



Full wwPDB X-ray Structure Validation Report ⓘ

May 13, 2020 – 06:40 pm BST

PDB ID : 4V9D
Title : Structures of the bacterial ribosome in classical and hybrid states of tRNA binding
Authors : Dunkle, J.A.; Wang, L.; Feldman, M.B.; Pulk, A.; Chen, V.B.; Kapral, G.J.; Noeske, J.; Richardson, J.S.; Blanchard, S.C.; Cate, J.H.D.
Deposited on : 2012-07-31
Resolution : 3.00 Å(reported)

This is a Full wwPDB X-ray Structure Validation Report for a publicly released PDB entry.

We welcome your comments at validation@mail.wwpdb.org

A user guide is available at

<https://www.wwpdb.org/validation/2017/XrayValidationReportHelp>

with specific help available everywhere you see the ⓘ symbol.

The following versions of software and data (see [references ⓘ](#)) were used in the production of this report:

MolProbity	:	4.02b-467
Xtriage (Phenix)	:	1.13
EDS	:	2.11
Percentile statistics	:	20191225.v01 (using entries in the PDB archive December 25th 2019)
Refmac	:	5.8.0158
CCP4	:	7.0.044 (Gargrove)
Ideal geometry (proteins)	:	Engh & Huber (2001)
Ideal geometry (DNA, RNA)	:	Parkinson et al. (1996)
Validation Pipeline (wwPDB-VP)	:	2.11

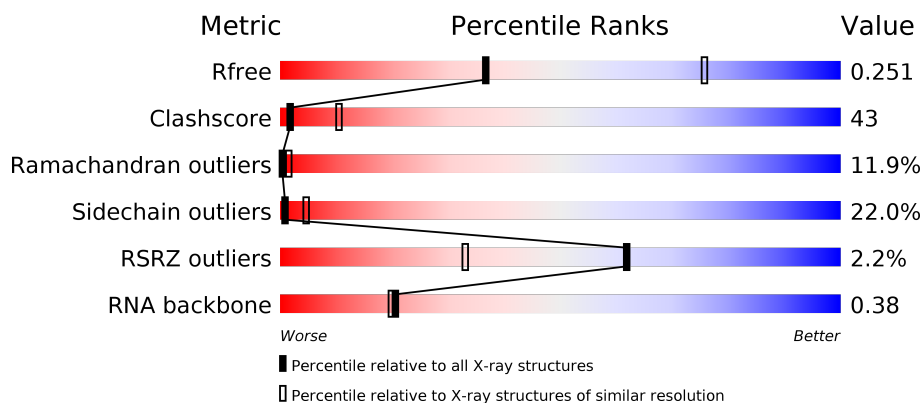
1 Overall quality at a glance

The following experimental techniques were used to determine the structure:

X-RAY DIFFRACTION


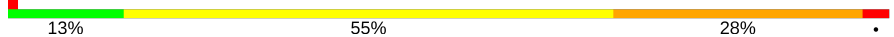


The reported resolution of this entry is 3.00 Å.

Percentile scores (ranging between 0-100) for global validation metrics of the entry are shown in the following graphic. The table shows the number of entries on which the scores are based.



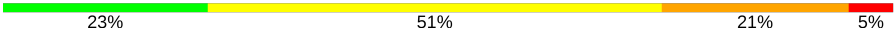



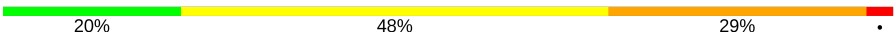






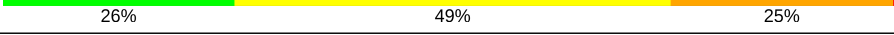


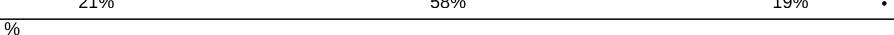

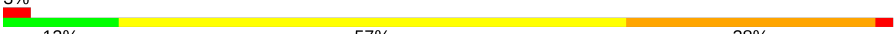





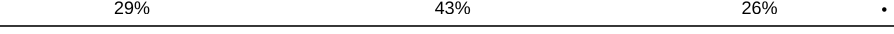
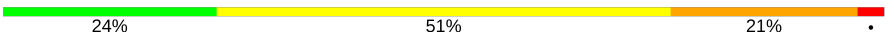

Metric	Whole archive (#Entries)	Similar resolution (#Entries, resolution range(Å))
R_{free}	130704	2092 (3.00-3.00)
Clashscore	141614	2416 (3.00-3.00)
Ramachandran outliers	138981	2333 (3.00-3.00)
Sidechain outliers	138945	2336 (3.00-3.00)
RSRZ outliers	127900	1990 (3.00-3.00)
RNA backbone	3102	1173 (3.30-2.70)

The table below summarises the geometric issues observed across the polymeric chains and their fit to the electron density. The red, orange, yellow and green segments on the lower bar indicate the fraction of residues that contain outliers for ≥ 3 , 2, 1 and 0 types of geometric quality criteria respectively. A grey segment represents the fraction of residues that are not modelled. The numeric value for each fraction is indicated below the corresponding segment, with a dot representing fractions $\leq 5\%$. The upper red bar (where present) indicates the fraction of residues that have poor fit to the electron density. The numeric value is given above the bar.

Mol	Chain	Length	Quality of chain
1	AA	1539	
1	BA	1539	
2	AB	218	
2	BB	218	

Continued on next page...

Continued from previous page...

Mol	Chain	Length	Quality of chain
3	AC	206	
3	BC	206	
4	AD	205	
4	BD	205	
5	AE	150	
5	BE	150	
6	AF	100	
6	BF	100	
7	AG	151	
7	BG	151	
8	AH	129	
8	BH	129	
9	AI	127	
9	BI	127	
10	AJ	98	
10	BJ	98	
11	AK	117	
11	BK	117	
12	AL	123	
12	BL	123	
13	AM	114	
13	BM	114	
14	AN	100	
14	BN	100	
15	AO	88	

Continued on next page...

Continued from previous page...

Mol	Chain	Length	Quality of chain
15	BO	88	
16	AP	82	
16	BP	82	
17	AQ	80	
17	BQ	80	
18	AR	55	
18	BR	55	
19	AS	79	
19	BS	79	
20	AT	85	
20	BT	85	
21	AU	51	
21	BU	51	
22	AV	76	
22	BV	76	
23	AX	16	
23	BX	16	
24	AY	183	
25	CA	2903	
25	DA	2903	
26	CB	119	
27	CC	271	
27	DC	271	
28	CD	209	
28	DD	209	



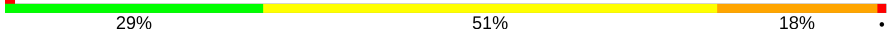


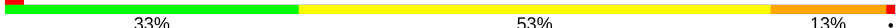
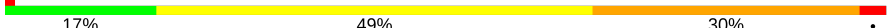


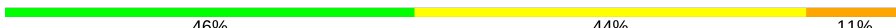
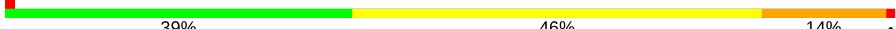














Continued on next page...

Continued from previous page...

Mol	Chain	Length	Quality of chain
29	CE	201	
29	DE	201	
30	CF	177	
30	DF	177	
31	CG	176	
31	DG	176	
32	CH	149	
32	DH	149	
33	CI	141	
33	DI	141	
34	CJ	142	
34	DJ	142	
35	CK	122	
35	DK	122	
36	CL	143	
36	DL	143	
37	CM	136	
37	DM	136	
38	CN	120	
38	DN	120	
39	CO	116	
39	DO	116	
40	CP	114	
40	DP	114	
41	CQ	117	

Continued on next page...

Continued from previous page...

Mol	Chain	Length	Quality of chain
41	DQ	117	
42	CR	103	
42	DR	103	
43	CS	110	
43	DS	110	
44	CT	93	
44	DT	93	
45	CU	102	
45	DU	102	
46	CV	94	
46	DV	94	
47	CW	76	
48	CX	77	
48	DX	77	
49	CY	63	
49	DY	63	
50	CZ	58	
50	DZ	58	
51	C0	56	
51	D0	56	
52	C1	50	
52	D1	50	
53	C2	46	
53	D2	46	
54	C3	64	

Continued on next page...

Continued from previous page...

Mol	Chain	Length	Quality of chain
54	D3	64	
55	C4	38	
55	D4	38	
56	DB	118	
57	DW	75	

The following table lists non-polymeric compounds, carbohydrate monomers and non-standard residues in protein, DNA, RNA chains that are outliers for geometric or electron-density-fit criteria:

Mol	Type	Chain	Res	Chirality	Geometry	Clashes	Electron density
58	MG	DA	3098	-	-	-	X

2 Entry composition

There are 60 unique types of molecules in this entry. The entry contains 292354 atoms, of which 0 are hydrogens and 0 are deuteriums.

In the tables below, the ZeroOcc column contains the number of atoms modelled with zero occupancy, the AltConf column contains the number of residues with at least one atom in alternate conformation and the Trace column contains the number of residues modelled with at most 2 atoms.

- Molecule 1 is a RNA chain called 16S rRNA.

Mol	Chain	Residues	Atoms					ZeroOcc	AltConf	Trace
1	AA	1538	Total	C	N	O	P	0	0	0
			32995	14716	6050	10691	1538			
1	BA	1539	Total	C	N	O	P	0	0	0
			33015	14725	6052	10699	1539			

- Molecule 2 is a protein called 30S ribosomal protein S2.

Mol	Chain	Residues	Atoms					ZeroOcc	AltConf	Trace
2	AB	218	Total	C	N	O	S	0	0	0
			1705	1081	305	312	7			
2	BB	218	Total	C	N	O	S	0	0	0
			1705	1081	305	312	7			

- Molecule 3 is a protein called 30S ribosomal protein S3.

Mol	Chain	Residues	Atoms					ZeroOcc	AltConf	Trace
3	AC	206	Total	C	N	O	S	0	0	0
			1625	1028	305	289	3			
3	BC	206	Total	C	N	O	S	0	0	0
			1625	1028	305	289	3			

- Molecule 4 is a protein called 30S ribosomal protein S4.

Mol	Chain	Residues	Atoms					ZeroOcc	AltConf	Trace
4	AD	205	Total	C	N	O	S	0	0	0
			1643	1026	315	298	4			
4	BD	205	Total	C	N	O	S	0	0	0
			1643	1026	315	298	4			

- Molecule 5 is a protein called 30S ribosomal protein S5.

Mol	Chain	Residues	Atoms					ZeroOcc	AltConf	Trace
5	AE	150	Total	C	N	O	S	0	0	0
			1106	687	211	202	6			
5	BE	150	Total	C	N	O	S	0	0	0
			1106	687	211	202	6			

- Molecule 6 is a protein called 30S ribosomal protein S6.

Mol	Chain	Residues	Atoms					ZeroOcc	AltConf	Trace
6	AF	100	Total	C	N	O	S	0	0	0
			818	515	148	149	6			
6	BF	100	Total	C	N	O	S	0	0	0
			818	515	148	149	6			

- Molecule 7 is a protein called 30S ribosomal protein S7.

Mol	Chain	Residues	Atoms					ZeroOcc	AltConf	Trace
7	AG	151	Total	C	N	O	S	0	0	0
			1182	735	227	216	4			
7	BG	151	Total	C	N	O	S	0	0	0
			1182	735	227	216	4			

- Molecule 8 is a protein called 30S ribosomal protein S8.

Mol	Chain	Residues	Atoms					ZeroOcc	AltConf	Trace
8	AH	129	Total	C	N	O	S	0	0	0
			979	616	173	184	6			
8	BH	129	Total	C	N	O	S	0	0	0
			979	616	173	184	6			

- Molecule 9 is a protein called 30S ribosomal protein S9.

Mol	Chain	Residues	Atoms					ZeroOcc	AltConf	Trace
9	AI	127	Total	C	N	O	S	0	0	0
			1022	634	206	179	3			
9	BI	127	Total	C	N	O	S	0	0	0
			1022	634	206	179	3			

- Molecule 10 is a protein called 30S ribosomal protein S10.

Mol	Chain	Residues	Atoms					ZeroOcc	AltConf	Trace
10	AJ	98	Total	C	N	O	S	0	0	0
			787	493	150	143	1			

Continued on next page...

Continued from previous page...

Mol	Chain	Residues	Atoms					ZeroOcc	AltConf	Trace
10	BJ	98	Total	C	N	O	S	0	0	0
			787	493	150	143	1			

- Molecule 11 is a protein called 30S ribosomal protein S11.

Mol	Chain	Residues	Atoms					ZeroOcc	AltConf	Trace
11	AK	117	Total	C	N	O	S	0	0	0
			877	540	174	160	3			
11	BK	117	Total	C	N	O	S	0	0	0
			877	540	174	160	3			

- Molecule 12 is a protein called 30S ribosomal protein S12.

Mol	Chain	Residues	Atoms					ZeroOcc	AltConf	Trace
12	AL	123	Total	C	N	O	S	0	0	0
			955	590	196	165	4			
12	BL	123	Total	C	N	O	S	0	0	0
			955	590	196	165	4			

- Molecule 13 is a protein called 30S ribosomal protein S13.

Mol	Chain	Residues	Atoms					ZeroOcc	AltConf	Trace
13	AM	114	Total	C	N	O	S	0	0	0
			884	546	178	157	3			
13	BM	114	Total	C	N	O	S	0	0	0
			884	546	178	157	3			

- Molecule 14 is a protein called 30S ribosomal protein S14.

Mol	Chain	Residues	Atoms					ZeroOcc	AltConf	Trace
14	AN	96	Total	C	N	O	S	0	0	0
			774	483	160	128	3			
14	BN	96	Total	C	N	O	S	0	0	0
			774	483	160	128	3			

- Molecule 15 is a protein called 30S ribosomal protein S15.

Mol	Chain	Residues	Atoms					ZeroOcc	AltConf	Trace
15	AO	88	Total	C	N	O	S	0	0	0
			714	439	144	130	1			
15	BO	88	Total	C	N	O	S	0	0	0
			714	439	144	130	1			

- Molecule 16 is a protein called 30S ribosomal protein S16.

Mol	Chain	Residues	Atoms					ZeroOcc	AltConf	Trace
16	AP	82	Total	C	N	O	S	0	0	0
			649	406	128	114	1			
16	BP	82	Total	C	N	O	S	0	0	0
			649	406	128	114	1			

- Molecule 17 is a protein called 30S ribosomal protein S17.

Mol	Chain	Residues	Atoms					ZeroOcc	AltConf	Trace
17	AQ	80	Total	C	N	O	S	0	0	0
			649	411	121	114	3			
17	BQ	80	Total	C	N	O	S	0	0	0
			649	411	121	114	3			

- Molecule 18 is a protein called 30S ribosomal protein S18.

Mol	Chain	Residues	Atoms				ZeroOcc	AltConf	Trace
18	AR	55	Total	C	N	O	0	0	0
			456	288	86	82			
18	BR	55	Total	C	N	O	0	0	0
			456	288	86	82			

- Molecule 19 is a protein called 30S ribosomal protein S19.

Mol	Chain	Residues	Atoms					ZeroOcc	AltConf	Trace
19	AS	79	Total	C	N	O	S	0	0	0
			638	408	120	108	2			
19	BS	79	Total	C	N	O	S	0	0	0
			638	408	120	108	2			

- Molecule 20 is a protein called 30S ribosomal protein S20.

Mol	Chain	Residues	Atoms					ZeroOcc	AltConf	Trace
20	AT	85	Total	C	N	O	S	0	0	0
			665	411	137	114	3			
20	BT	85	Total	C	N	O	S	0	0	0
			665	411	137	114	3			

- Molecule 21 is a protein called 30S ribosomal protein S21.

Mol	Chain	Residues	Atoms					ZeroOcc	AltConf	Trace
21	AU	51	Total	C	N	O	S	0	0	0
			426	265	86	74	1			
21	BU	51	Total	C	N	O	S	0	0	0
			426	265	86	74	1			

- Molecule 22 is a RNA chain called phenylalanine specific transfer RNA.

Mol	Chain	Residues	Atoms					ZeroOcc	AltConf	Trace
22	AV	76	Total	C	N	O	P	0	0	0
			1623	723	290	534	76			
22	BV	76	Total	C	N	O	P	0	0	0
			1623	723	290	534	76			

- Molecule 23 is a RNA chain called messenger RNA.

Mol	Chain	Residues	Atoms					ZeroOcc	AltConf	Trace
23	AX	15	Total	C	N	O	P	0	0	0
			324	145	61	103	15			
23	BX	16	Total	C	N	O	P	0	0	0
			346	155	66	109	16			

- Molecule 24 is a protein called ribosome recycling factor.

Mol	Chain	Residues	Atoms					ZeroOcc	AltConf	Trace
24	AY	183	Total	C	N	O	S	0	0	0
			1419	871	260	283	5			

There is a discrepancy between the modelled and reference sequences:

Chain	Residue	Modelled	Actual	Comment	Reference
AY	2	GLY	-	EXPRESSION TAG	UNP P0A805

- Molecule 25 is a RNA chain called 23S rRNA.

Mol	Chain	Residues	Atoms					ZeroOcc	AltConf	Trace
25	CA	2897	Total	C	N	O	P	0	0	0
			62195	27745	11446	20107	2897			
25	DA	2896	Total	C	N	O	P	0	0	0
			62173	27735	11441	20101	2896			

- Molecule 26 is a RNA chain called 5S rRNA.

Mol	Chain	Residues	Atoms					ZeroOcc	AltConf	Trace
26	CB	119	Total	C	N	O	P	0	0	0
			2548	1135	466	829	118			

- Molecule 27 is a protein called 50S ribosomal protein L2.

Mol	Chain	Residues	Atoms					ZeroOcc	AltConf	Trace
27	CC	271	Total	C	N	O	S	0	0	0
			2083	1288	423	365	7			
27	DC	271	Total	C	N	O	S	0	0	0
			2083	1288	423	365	7			

- Molecule 28 is a protein called 50S ribosomal protein L3.

Mol	Chain	Residues	Atoms					ZeroOcc	AltConf	Trace
28	CD	209	Total	C	N	O	S	0	0	0
			1565	979	288	294	4			
28	DD	209	Total	C	N	O	S	0	0	0
			1565	979	288	294	4			

- Molecule 29 is a protein called 50S ribosomal protein L4.

Mol	Chain	Residues	Atoms					ZeroOcc	AltConf	Trace
29	CE	201	Total	C	N	O	S	0	0	0
			1552	974	283	290	5			
29	DE	201	Total	C	N	O	S	0	0	0
			1552	974	283	290	5			

- Molecule 30 is a protein called 50S ribosomal protein L5.

Mol	Chain	Residues	Atoms					ZeroOcc	AltConf	Trace
30	CF	177	Total	C	N	O	S	0	0	0
			1411	899	249	257	6			
30	DF	177	Total	C	N	O	S	0	0	0
			1411	899	249	257	6			

- Molecule 31 is a protein called 50S ribosomal protein L6.

Mol	Chain	Residues	Atoms					ZeroOcc	AltConf	Trace
31	CG	176	Total	C	N	O	S	0	0	0
			1323	832	243	246	2			
31	DG	176	Total	C	N	O	S	0	0	0
			1323	832	243	246	2			

- Molecule 32 is a protein called 50S ribosomal protein L9.

Mol	Chain	Residues	Atoms					ZeroOcc	AltConf	Trace
32	CH	149	Total	C	N	O	S	0	0	0
			1110	699	197	213	1			
32	DH	149	Total	C	N	O	S	0	0	0
			1110	699	197	213	1			

- Molecule 33 is a protein called 50S ribosomal protein L11.

Mol	Chain	Residues	Atoms					ZeroOcc	AltConf	Trace
33	CI	141	Total	C	N	O	S	0	0	0
			1032	651	179	196	6			
33	DI	141	Total	C	N	O	S	0	0	0
			1032	651	179	196	6			

- Molecule 34 is a protein called 50S ribosomal protein L13.

Mol	Chain	Residues	Atoms					ZeroOcc	AltConf	Trace
34	CJ	142	Total	C	N	O	S	0	0	0
			1129	714	212	199	4			
34	DJ	142	Total	C	N	O	S	0	0	0
			1129	714	212	199	4			

- Molecule 35 is a protein called 50S ribosomal protein L14.

Mol	Chain	Residues	Atoms					ZeroOcc	AltConf	Trace
35	CK	122	Total	C	N	O	S	0	0	0
			939	587	180	166	6			
35	DK	122	Total	C	N	O	S	0	0	0
			939	587	180	166	6			

- Molecule 36 is a protein called 50S ribosomal protein L15.

Mol	Chain	Residues	Atoms					ZeroOcc	AltConf	Trace
36	CL	143	Total	C	N	O	S	0	0	0
			1045	649	206	189	1			
36	DL	143	Total	C	N	O	S	0	0	0
			1045	649	206	189	1			

- Molecule 37 is a protein called 50S ribosomal protein L16.

Mol	Chain	Residues	Atoms					ZeroOcc	AltConf	Trace
37	CM	136	Total	C	N	O	S	0	0	0
			1074	686	205	177	6			
37	DM	136	Total	C	N	O	S	0	0	0
			1074	686	205	177	6			

- Molecule 38 is a protein called 50S ribosomal protein L17.

Mol	Chain	Residues	Atoms					ZeroOcc	AltConf	Trace
38	CN	120	Total	C	N	O	S	0	0	0
			961	593	196	167	5			
38	DN	120	Total	C	N	O	S	0	0	0
			961	593	196	167	5			

- Molecule 39 is a protein called 50S ribosomal protein L18.

Mol	Chain	Residues	Atoms				ZeroOcc	AltConf	Trace
39	CO	116	Total	C	N	O	0	0	0
			892	552	178	162			
39	DO	116	Total	C	N	O	0	0	0
			892	552	178	162			

- Molecule 40 is a protein called 50S ribosomal protein L19.

Mol	Chain	Residues	Atoms					ZeroOcc	AltConf	Trace
40	CP	114	Total	C	N	O	S	0	0	0
			917	574	179	163	1			
40	DP	114	Total	C	N	O	S	0	0	0
			917	574	179	163	1			

- Molecule 41 is a protein called 50S ribosomal protein L20.

Mol	Chain	Residues	Atoms				ZeroOcc	AltConf	Trace
41	CQ	117	Total	C	N	O	0	0	0
			947	604	192	151			
41	DQ	117	Total	C	N	O	0	0	0
			947	604	192	151			

- Molecule 42 is a protein called 50S ribosomal protein L21.

Mol	Chain	Residues	Atoms					ZeroOcc	AltConf	Trace
42	CR	103	Total	C	N	O	S	0	0	0
			816	516	153	145	2			

Continued on next page...

Continued from previous page...

Mol	Chain	Residues	Atoms					ZeroOcc	AltConf	Trace
42	DR	103	Total	C	N	O	S	0	0	0
			816	516	153	145	2			

- Molecule 43 is a protein called 50S ribosomal protein L22.

Mol	Chain	Residues	Atoms					ZeroOcc	AltConf	Trace
43	CS	110	Total	C	N	O	S	0	0	0
			857	532	166	156	3			
43	DS	110	Total	C	N	O	S	0	0	0
			857	532	166	156	3			

- Molecule 44 is a protein called 50S ribosomal protein L23.

Mol	Chain	Residues	Atoms					ZeroOcc	AltConf	Trace
44	CT	93	Total	C	N	O	S	0	0	0
			739	466	139	132	2			
44	DT	93	Total	C	N	O	S	0	0	0
			739	466	139	132	2			

- Molecule 45 is a protein called 50S ribosomal protein L24.

Mol	Chain	Residues	Atoms					ZeroOcc	AltConf	Trace
45	CU	102	Total	C	N	O	S	0	0	0
			780	492	146	142				
45	DU	102	Total	C	N	O	S	0	0	0
			780	492	146	142				

- Molecule 46 is a protein called 50S ribosomal protein L25.

Mol	Chain	Residues	Atoms					ZeroOcc	AltConf	Trace
46	CV	94	Total	C	N	O	S	0	0	0
			753	479	137	134	3			
46	DV	94	Total	C	N	O	S	0	0	0
			753	479	137	134	3			

- Molecule 47 is a protein called 50S ribosomal protein L27.

Mol	Chain	Residues	Atoms					ZeroOcc	AltConf	Trace
47	CW	76	Total	C	N	O	S	0	0	0
			575	356	117	101	1			

- Molecule 48 is a protein called 50S ribosomal protein L28.

Mol	Chain	Residues	Atoms					ZeroOcc	AltConf	Trace
48	CX	77	Total	C	N	O	S	0	0	0
			625	388	129	106	2			
48	DX	77	Total	C	N	O	S	0	0	0
			625	388	129	106	2			

- Molecule 49 is a protein called 50S ribosomal protein L29.

Mol	Chain	Residues	Atoms					ZeroOcc	AltConf	Trace
49	CY	63	Total	C	N	O	S	0	0	0
			509	313	99	95	2			
49	DY	63	Total	C	N	O	S	0	0	0
			509	313	99	95	2			

- Molecule 50 is a protein called 50S ribosomal protein L30.

Mol	Chain	Residues	Atoms					ZeroOcc	AltConf	Trace
50	CZ	58	Total	C	N	O	S	0	0	0
			449	281	87	79	2			
50	DZ	58	Total	C	N	O	S	0	0	0
			449	281	87	79	2			

- Molecule 51 is a protein called 50S ribosomal protein L32.

Mol	Chain	Residues	Atoms					ZeroOcc	AltConf	Trace
51	C0	56	Total	C	N	O	S	0	0	0
			444	269	94	80	1			
51	D0	56	Total	C	N	O	S	0	0	0
			444	269	94	80	1			

- Molecule 52 is a protein called 50S ribosomal protein L33.

Mol	Chain	Residues	Atoms				ZeroOcc	AltConf	Trace
52	C1	50	Total	C	N	O	0	0	0
			410	263	75	72			
52	D1	50	Total	C	N	O	0	0	0
			410	263	75	72			

- Molecule 53 is a protein called 50S ribosomal protein L34.

Mol	Chain	Residues	Atoms					ZeroOcc	AltConf	Trace
53	C2	46	Total	C	N	O	S	0	0	0
			377	228	90	57	2			

Continued on next page...

Continued from previous page...

Mol	Chain	Residues	Atoms					ZeroOcc	AltConf	Trace
53	D2	46	Total	C	N	O	S	0	0	0
			377	228	90	57	2			

- Molecule 54 is a protein called 50S ribosomal protein L35.

Mol	Chain	Residues	Atoms					ZeroOcc	AltConf	Trace
54	C3	64	Total	C	N	O	S	0	0	0
			504	323	105	74	2			
54	D3	64	Total	C	N	O	S	0	0	0
			504	323	105	74	2			

- Molecule 55 is a protein called 50S ribosomal protein L36.

Mol	Chain	Residues	Atoms					ZeroOcc	AltConf	Trace
55	C4	38	Total	C	N	O	S	0	0	0
			302	185	65	48	4			
55	D4	38	Total	C	N	O	S	0	0	0
			302	185	65	48	4			

- Molecule 56 is a RNA chain called 5S rRNA.

Mol	Chain	Residues	Atoms					ZeroOcc	AltConf	Trace
56	DB	118	Total	C	N	O	P	0	0	0
			2529	1126	464	821	118			

- Molecule 57 is a protein called 50S ribosomal protein L27.

Mol	Chain	Residues	Atoms					ZeroOcc	AltConf	Trace
57	DW	75	Total	C	N	O	S	0	0	0
			564	350	113	100	1			

- Molecule 58 is MAGNESIUM ION (three-letter code: MG) (formula: Mg).

Mol	Chain	Residues	Atoms		ZeroOcc	AltConf
58	BA	56	Total	Mg	0	0
			56	56		
58	CA	194	Total	Mg	0	0
			194	194		
58	DQ	1	Total	Mg	0	0
			1	1		
58	CB	4	Total	Mg	0	0
			4	4		

Continued on next page...

Continued from previous page...

Mol	Chain	Residues	Atoms		ZeroOcc	AltConf
58	DL	1	Total 1	Mg 1	0	0
58	AA	72	Total 72	Mg 72	0	0
58	CQ	1	Total 1	Mg 1	0	0
58	DA	166	Total 166	Mg 166	0	0
58	DB	3	Total 3	Mg 3	0	0

- Molecule 59 is ZINC ION (three-letter code: ZN) (formula: Zn).

Mol	Chain	Residues	Atoms		ZeroOcc	AltConf
59	D4	1	Total 1	Zn 1	0	0
59	C4	1	Total 1	Zn 1	0	0

- Molecule 60 is water.

Mol	Chain	Residues	Atoms		ZeroOcc	AltConf
60	AA	197	Total 197	O 197	0	0
60	AN	4	Total 4	O 4	0	0
60	AT	1	Total 1	O 1	0	0
60	AU	1	Total 1	O 1	0	0
60	BA	190	Total 190	O 190	0	0
60	BL	1	Total 1	O 1	0	0
60	BN	5	Total 5	O 5	0	0
60	BT	1	Total 1	O 1	0	0
60	BU	1	Total 1	O 1	0	0
60	CA	625	Total 625	O 625	0	0

Continued on next page...

Continued from previous page...

Mol	Chain	Residues	Atoms		ZeroOcc	AltConf
60	CB	13	Total 13	O 13	0	0
60	CC	8	Total 8	O 8	0	0
60	CD	2	Total 2	O 2	0	0
60	CE	2	Total 2	O 2	0	0
60	CF	1	Total 1	O 1	0	0
60	CJ	1	Total 1	O 1	0	0
60	CL	6	Total 6	O 6	0	0
60	CN	4	Total 4	O 4	0	0
60	CS	1	Total 1	O 1	0	0
60	CV	1	Total 1	O 1	0	0
60	C2	1	Total 1	O 1	0	0
60	C3	1	Total 1	O 1	0	0
60	C4	2	Total 2	O 2	0	0
60	DA	622	Total 622	O 622	0	0
60	DB	14	Total 14	O 14	0	0
60	DC	4	Total 4	O 4	0	0
60	DD	5	Total 5	O 5	0	0
60	DE	2	Total 2	O 2	0	0
60	DJ	1	Total 1	O 1	0	0
60	DL	4	Total 4	O 4	0	0
60	DN	1	Total 1	O 1	0	0

Continued on next page...

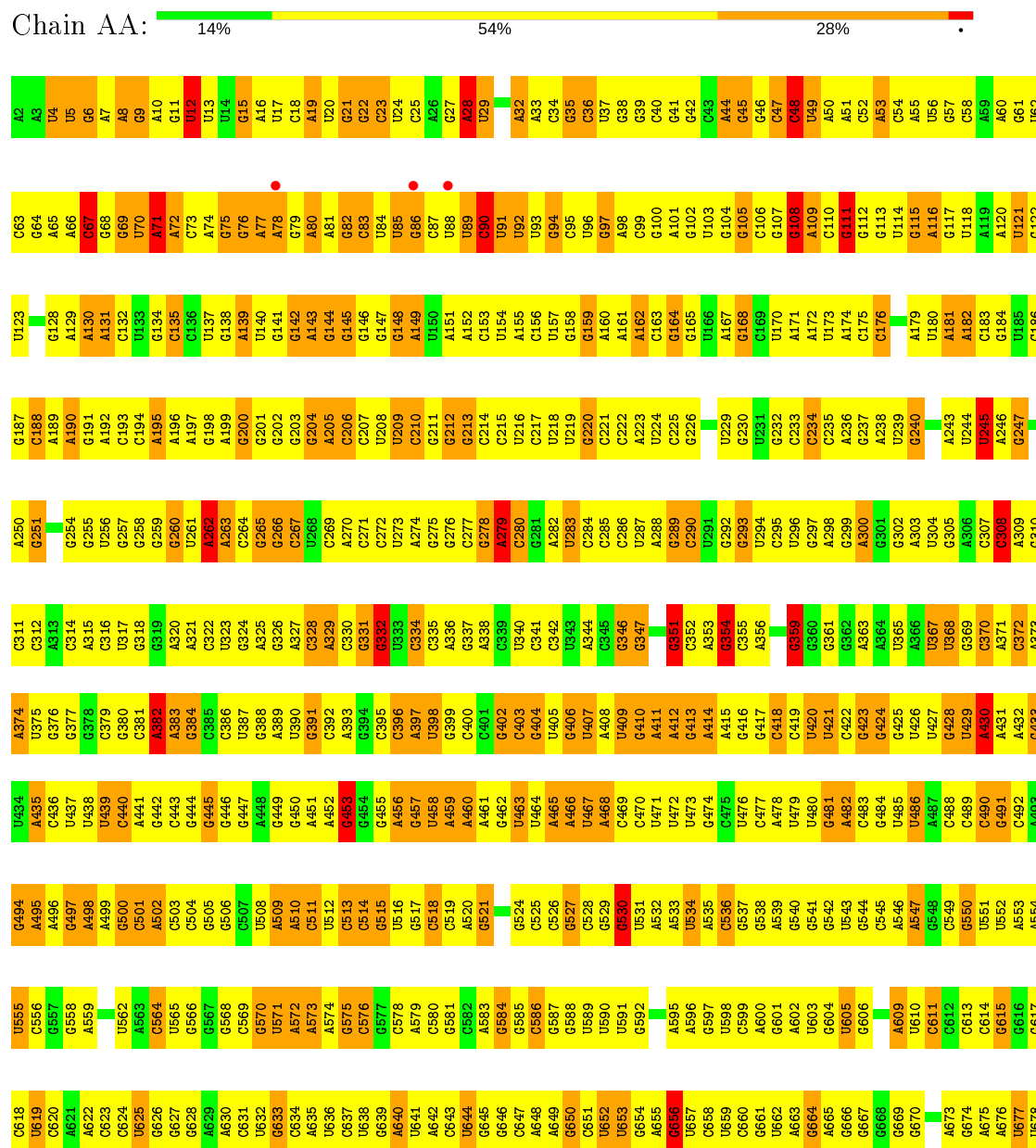
Continued from previous page...

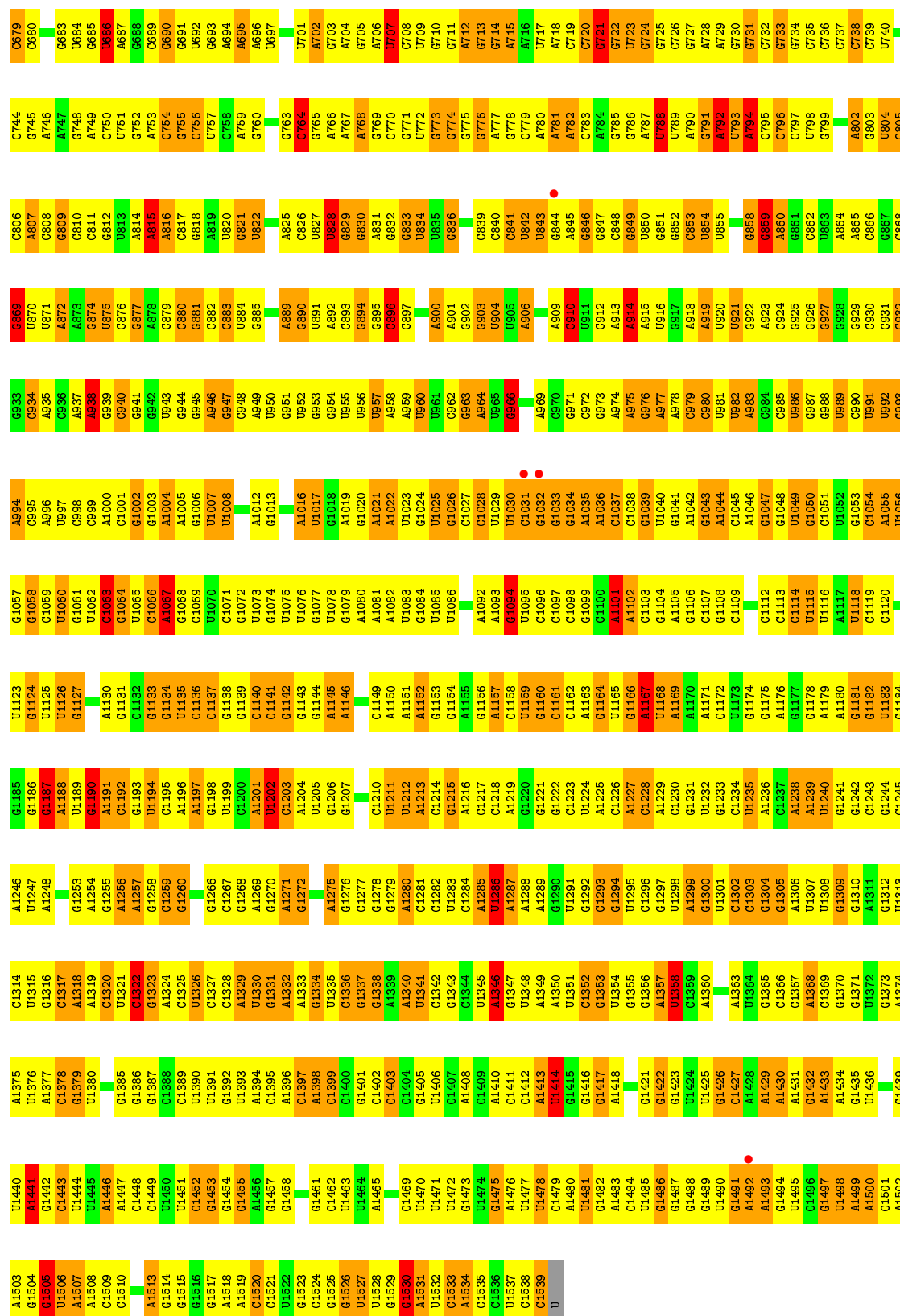
Mol	Chain	Residues	Atoms		ZeroOcc	AltConf
60	DR	1	Total 1	O 1	0	0
60	D2	1	Total 1	O 1	0	0
60	D3	2	Total 2	O 2	0	0
60	D4	1	Total 1	O 1	0	0

3 Residue-property plots

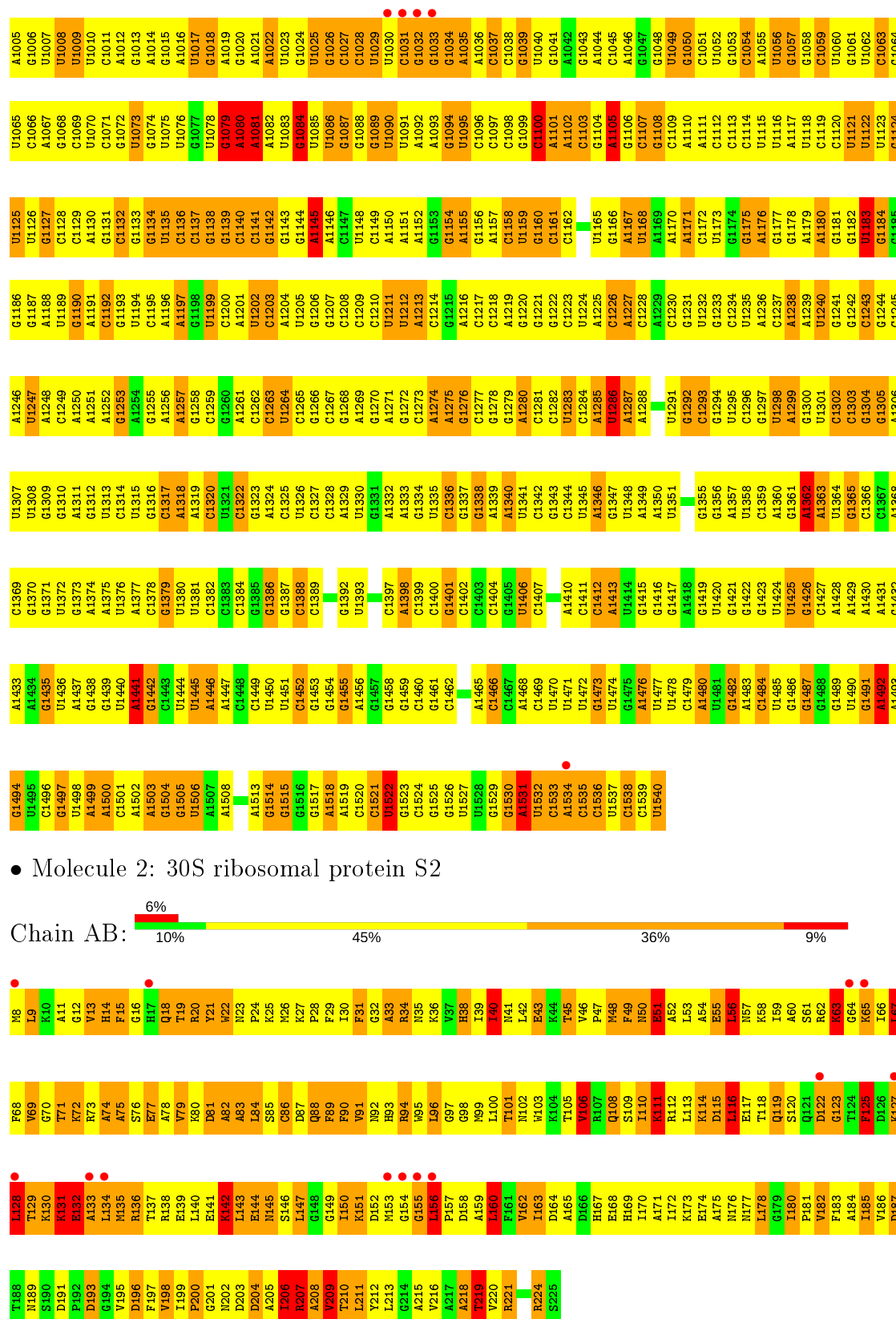
These plots are drawn for all protein, RNA and DNA chains in the entry. The first graphic for a chain summarises the proportions of the various outlier classes displayed in the second graphic. The second graphic shows the sequence view annotated by issues in geometry and electron density. Residues are color-coded according to the number of geometric quality criteria for which they contain at least one outlier: green = 0, yellow = 1, orange = 2 and red = 3 or more. A red dot above a residue indicates a poor fit to the electron density ($RSRZ > 2$). Stretches of 2 or more consecutive residues without any outlier are shown as a green connector. Residues present in the sample, but not in the model, are shown in grey.

• Molecule 1: 16S rRNA

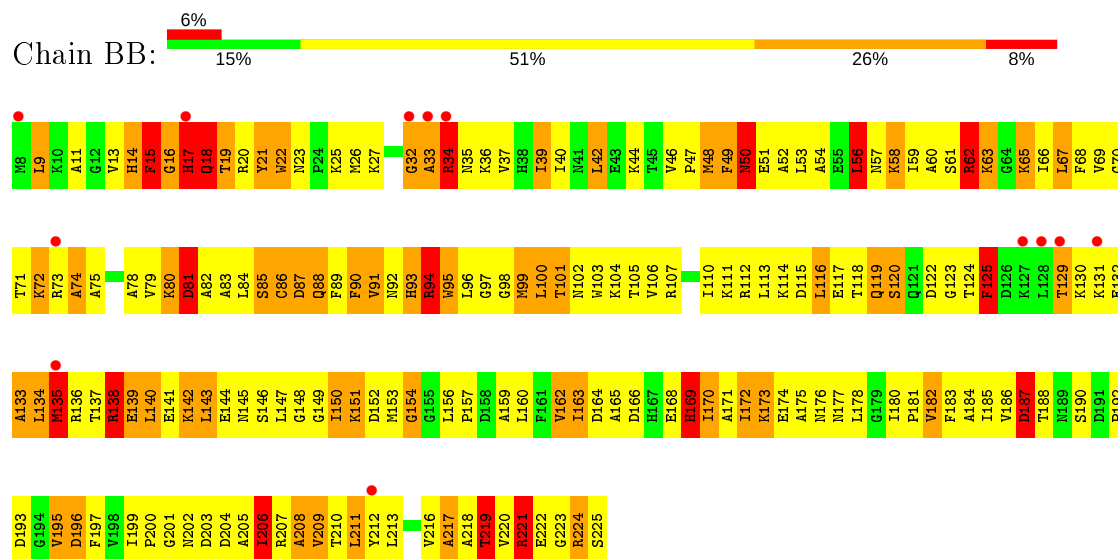




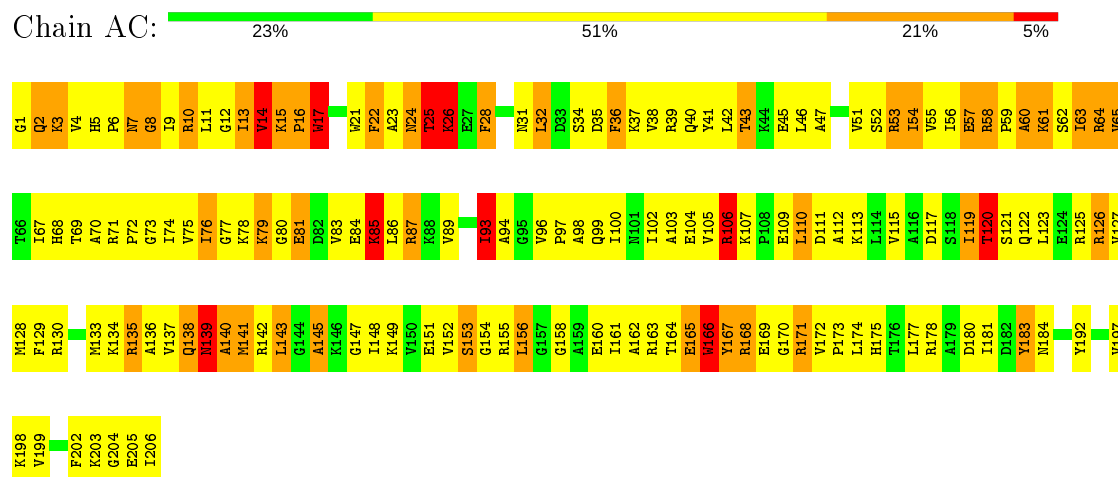




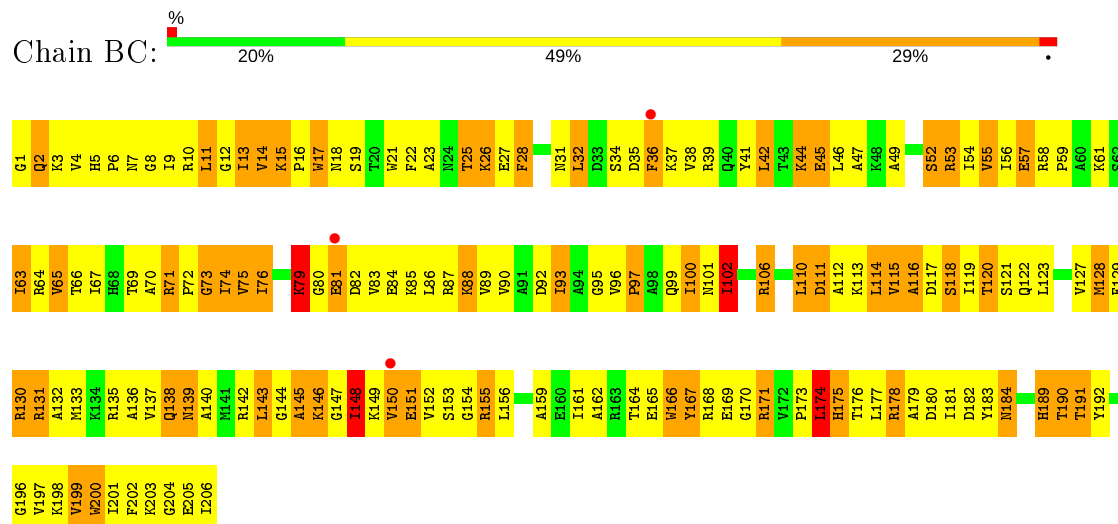
• Molecule 2: 30S ribosomal protein S2



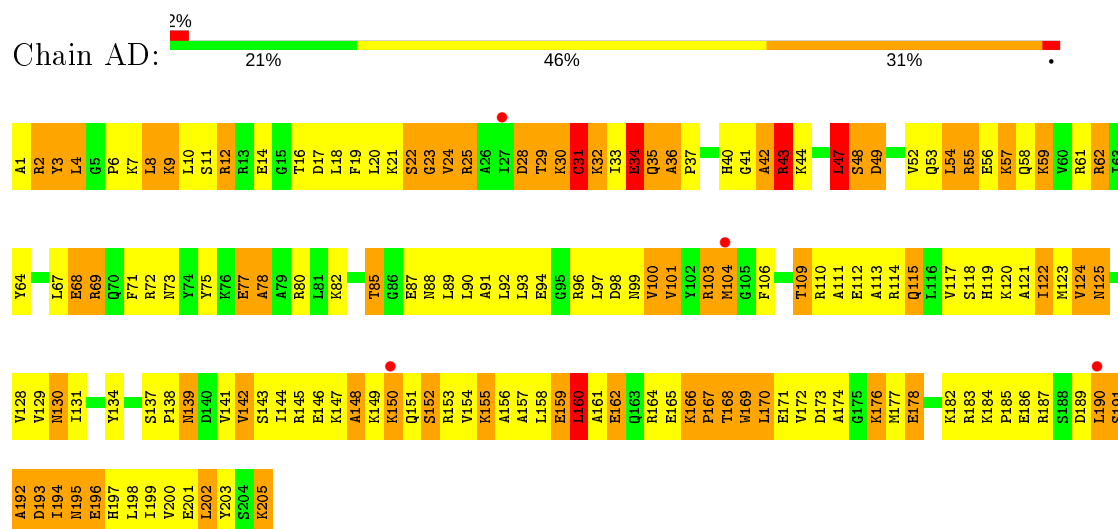
- Molecule 3: 30S ribosomal protein S3



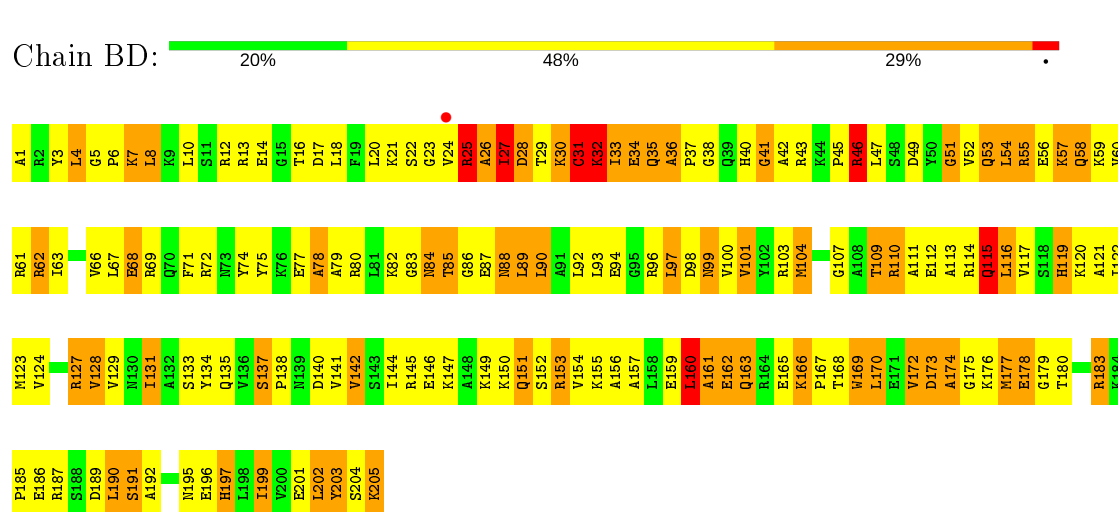
- Molecule 3: 30S ribosomal protein S3



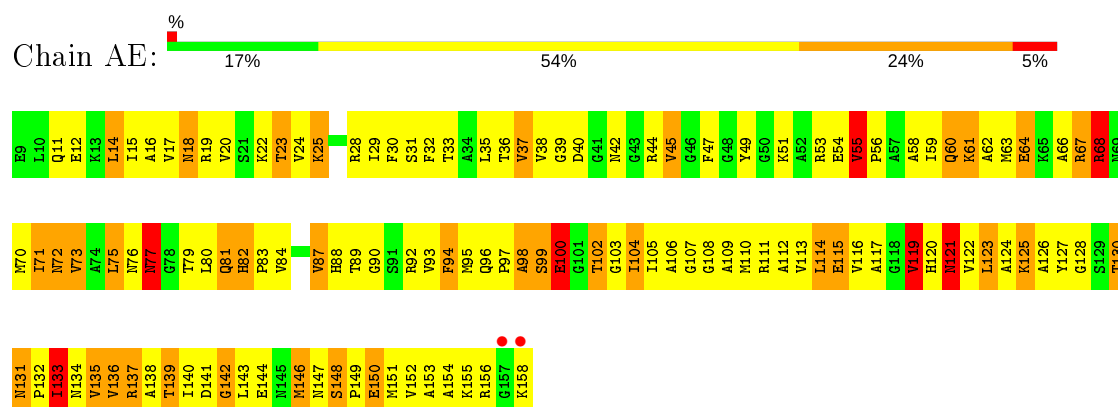
• Molecule 4: 30S ribosomal protein S4



• Molecule 4: 30S ribosomal protein S4

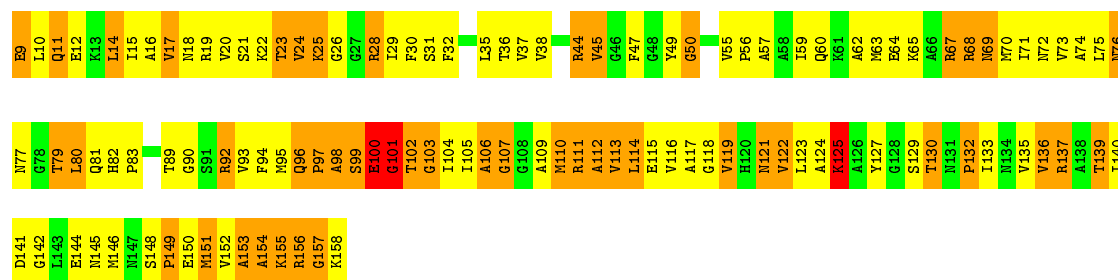


• Molecule 5: 30S ribosomal protein S5



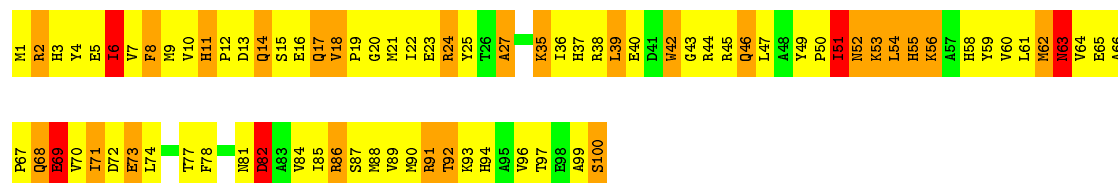
• Molecule 5: 30S ribosomal protein S5





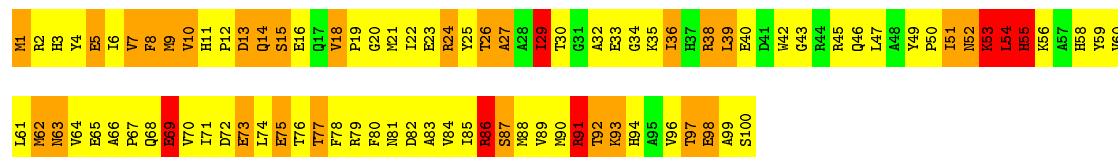
- Molecule 6: 30S ribosomal protein S6

Chain AF: 18% 52% 25% 5%



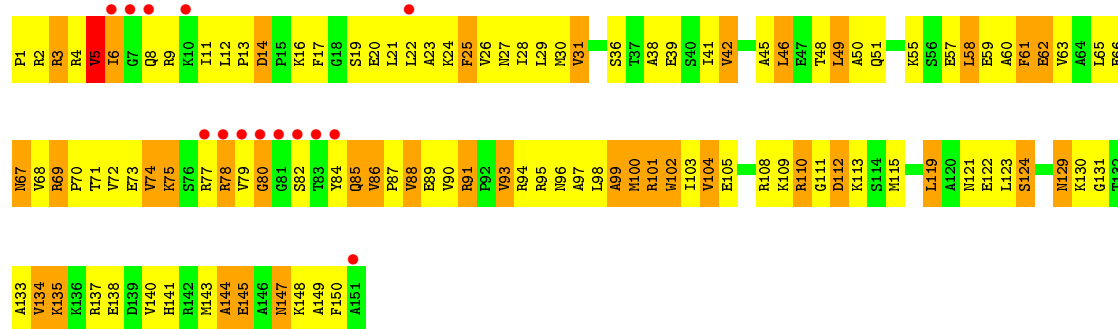
- Molecule 6: 30S ribosomal protein S6

Chain BF: 9% 56% 28% 7%



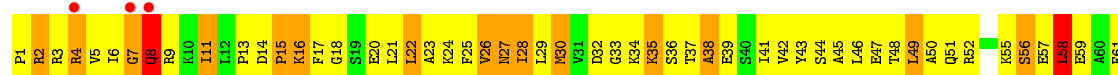
- Molecule 7: 30S ribosomal protein S7

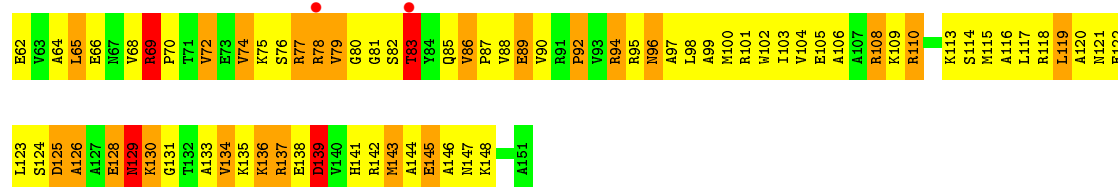
Chain AG: 9% 26% 49% 25%



- Molecule 7: 30S ribosomal protein S7

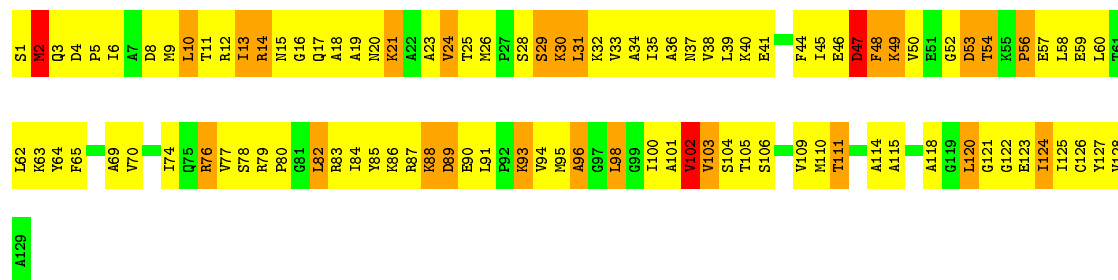
Chain BG: 3% 16% 55% 25%





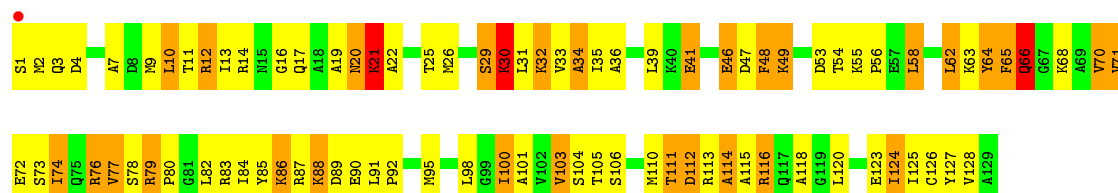
• Molecule 8: 30S ribosomal protein S8

Chain AH: 21% 58% 19%



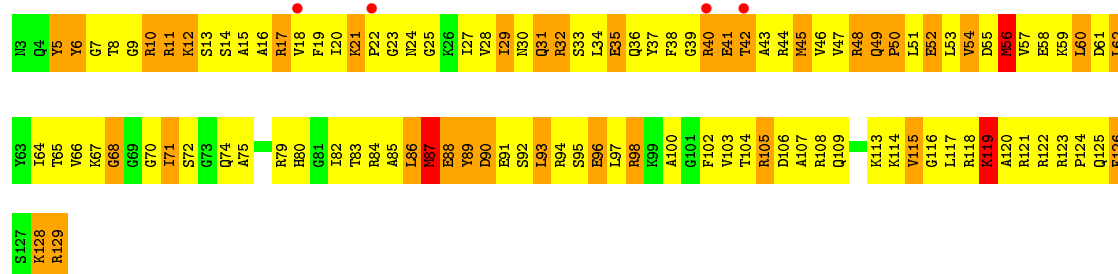
• Molecule 8: 30S ribosomal protein S8

Chain BH: 32% 43% 22%



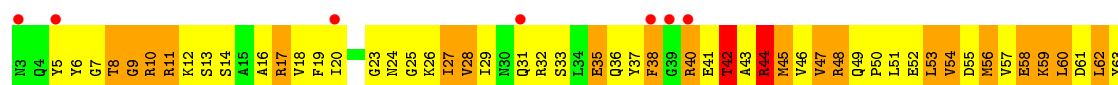
• Molecule 9: 30S ribosomal protein S9

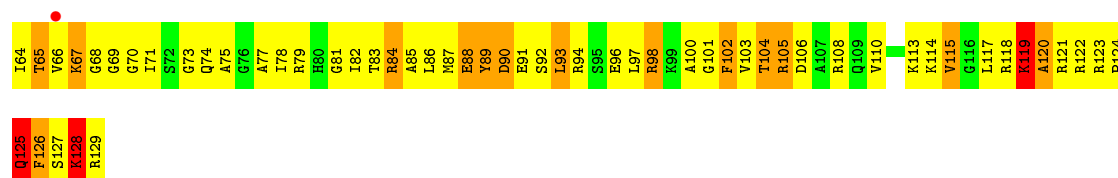
Chain AI: 3% 13% 57% 28%



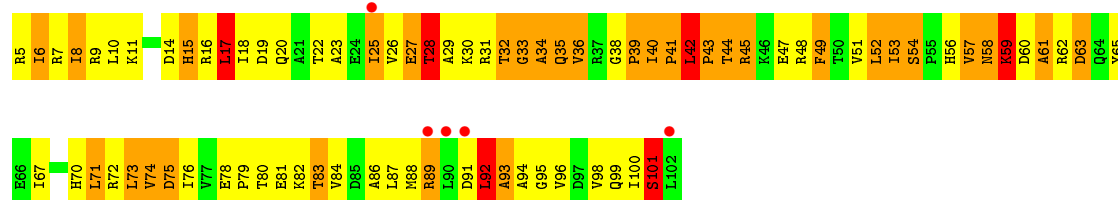
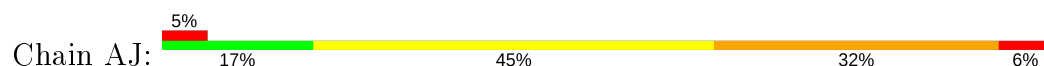
• Molecule 9: 30S ribosomal protein S9

Chain BI: 6% 14% 55% 27%

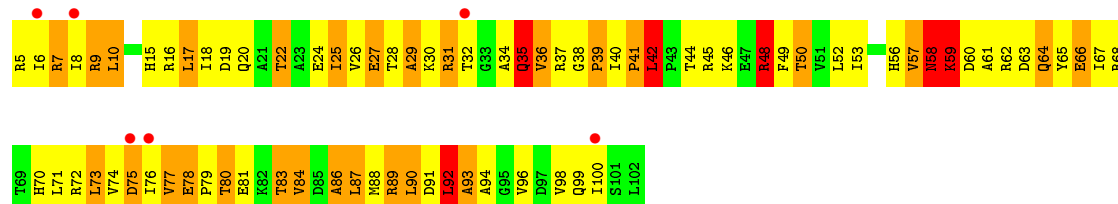
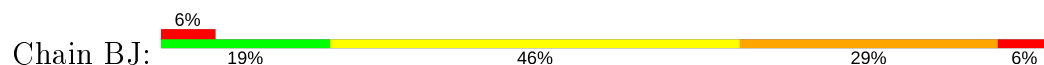




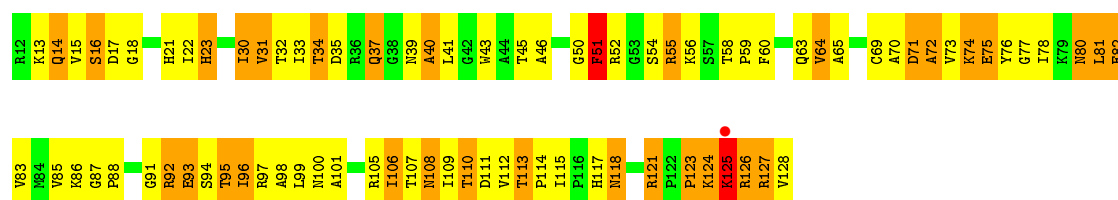
- Molecule 10: 30S ribosomal protein S10



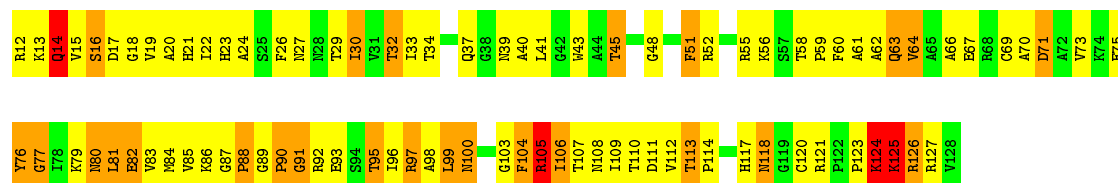
- Molecule 10: 30S ribosomal protein S10



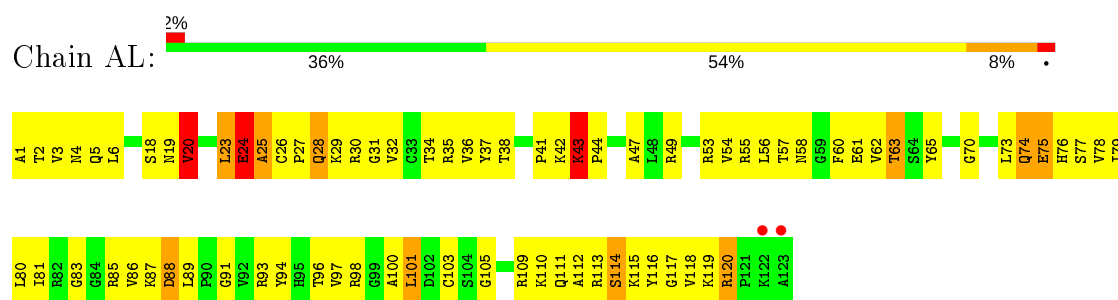
- Molecule 11: 30S ribosomal protein S11



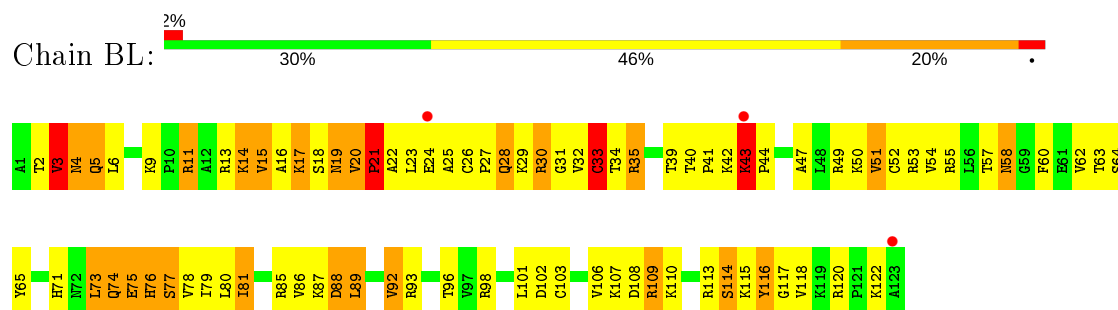
- Molecule 11: 30S ribosomal protein S11



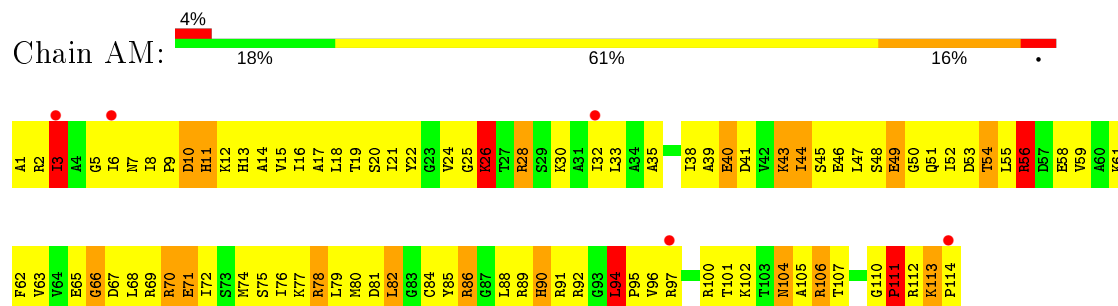
- Molecule 12: 30S ribosomal protein S12



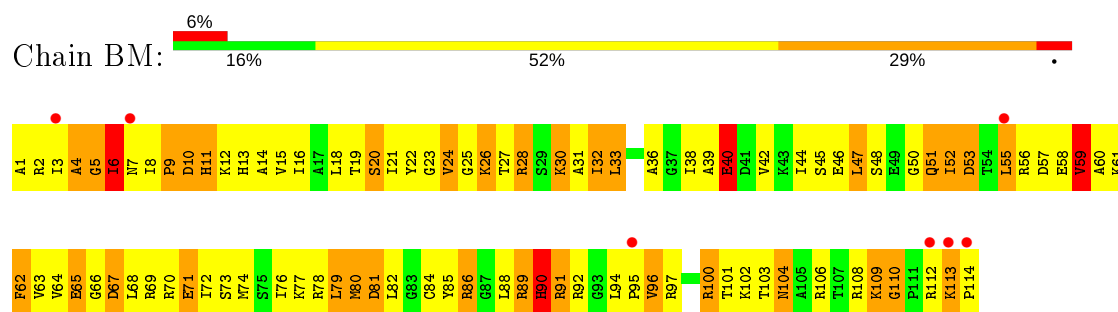
- Molecule 12: 30S ribosomal protein S12



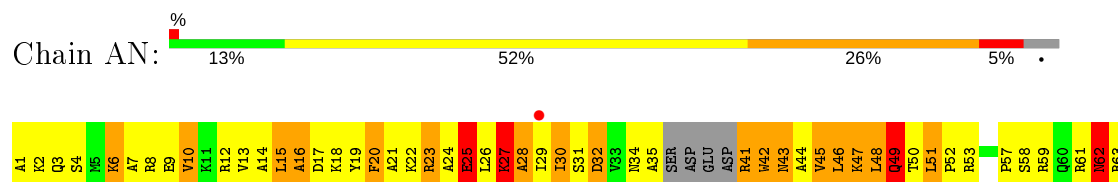
- Molecule 13: 30S ribosomal protein S13

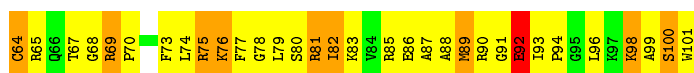


- Molecule 13: 30S ribosomal protein S13


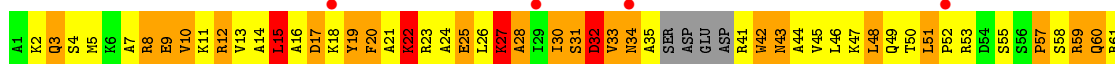
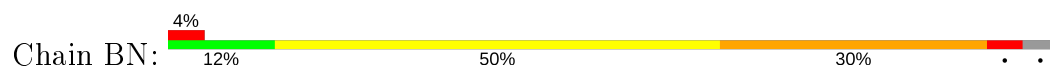


- Molecule 14: 30S ribosomal protein S14

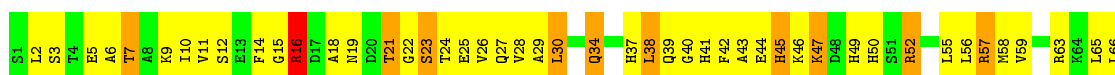




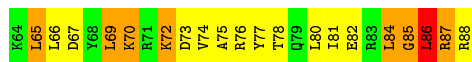
- Molecule 14: 30S ribosomal protein S14




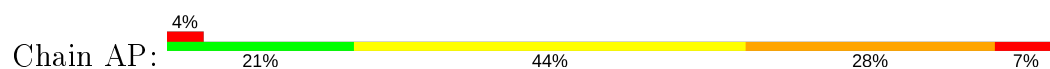
- Molecule 15: 30S ribosomal protein S15



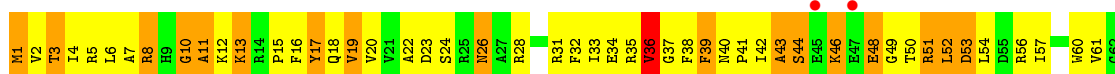
- Molecule 15: 30S ribosomal protein S15




- Molecule 16: 30S ribosomal protein S16



- Molecule 16: 30S ribosomal protein S16

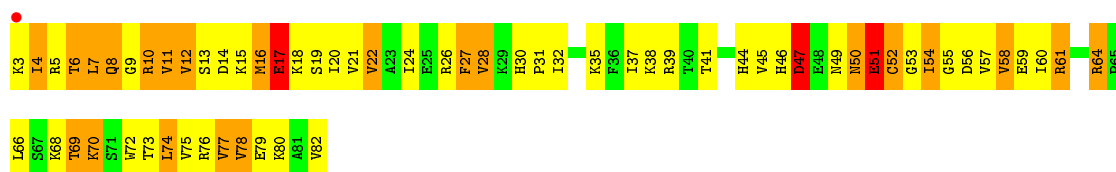
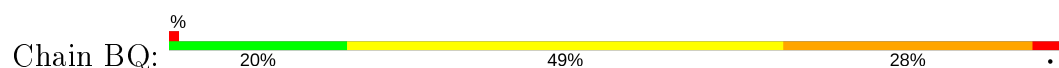




- Molecule 17: 30S ribosomal protein S17



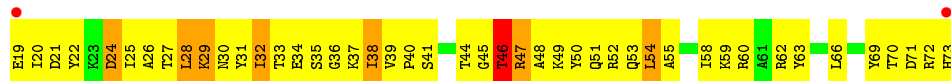
- Molecule 17: 30S ribosomal protein S17



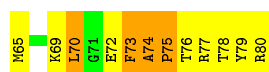
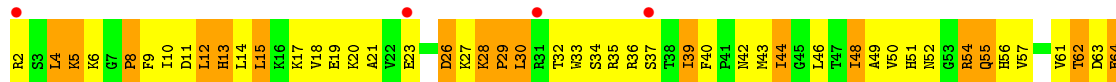
- Molecule 18: 30S ribosomal protein S18



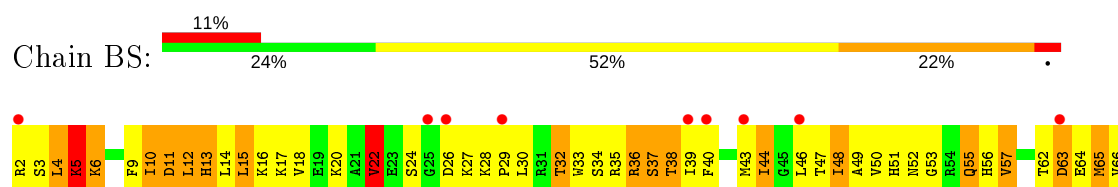
- Molecule 18: 30S ribosomal protein S18



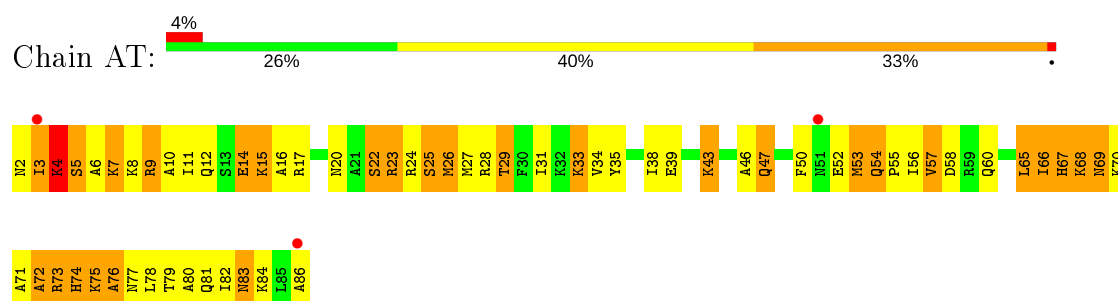
- Molecule 19: 30S ribosomal protein S19



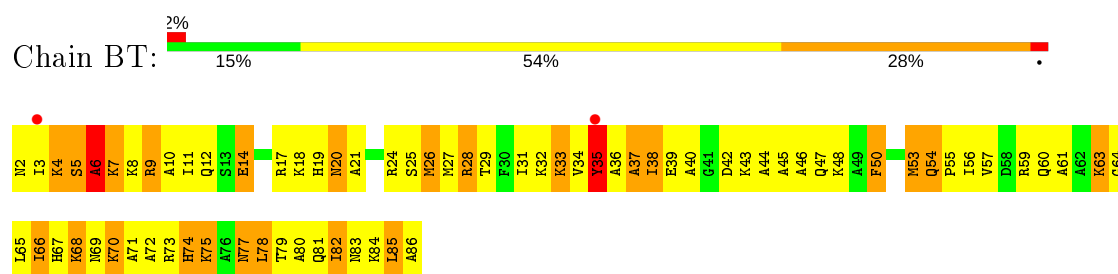
- Molecule 19: 30S ribosomal protein S19



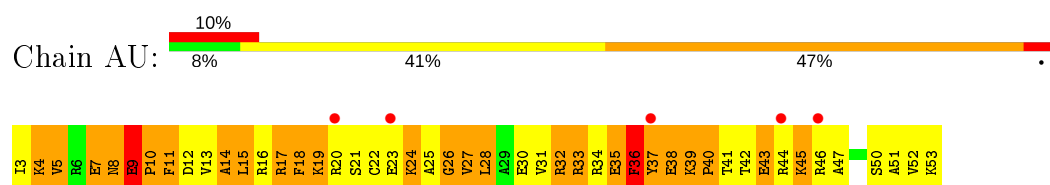
- Molecule 20: 30S ribosomal protein S20



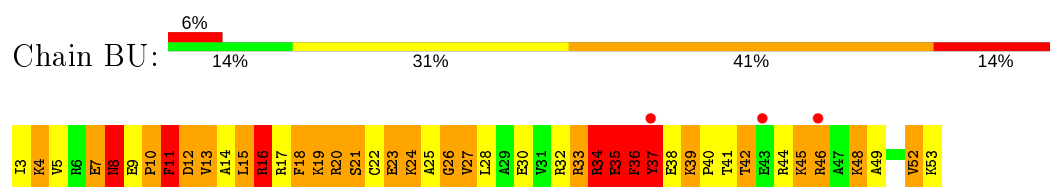
- Molecule 20: 30S ribosomal protein S20



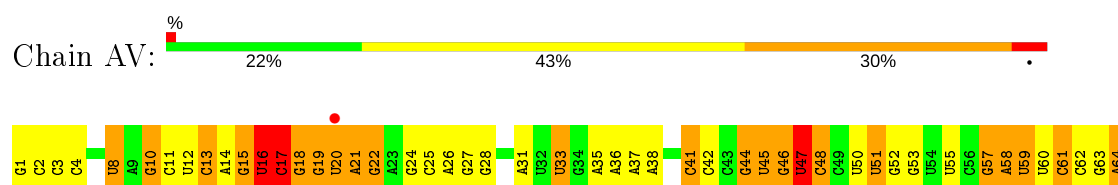
- Molecule 21: 30S ribosomal protein S21



- Molecule 21: 30S ribosomal protein S21



- Molecule 22: phenylalanine specific transfer RNA





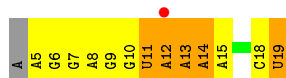
- Molecule 22: phenylalanine specific transfer RNA

Chain BV: 28% 54% 14%



- Molecule 23: messenger RNA

Chain AX: 6% 13% 50% 31% 6%



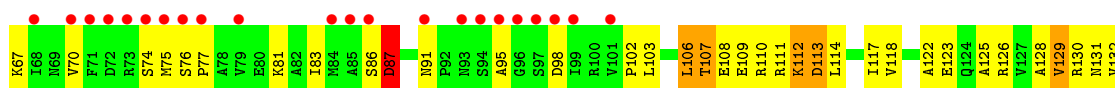
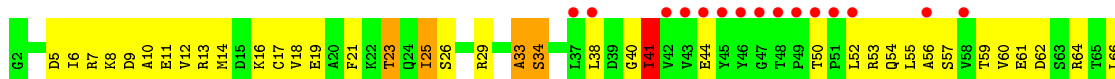
- Molecule 23: messenger RNA

Chain BX: 6% 6% 69% 25%



- Molecule 24: ribosome recycling factor

Chain AY: 21% 44% 45% 9%



- Molecule 25: 23S rRNA

Chain CA: 18% 44% 30% 7%



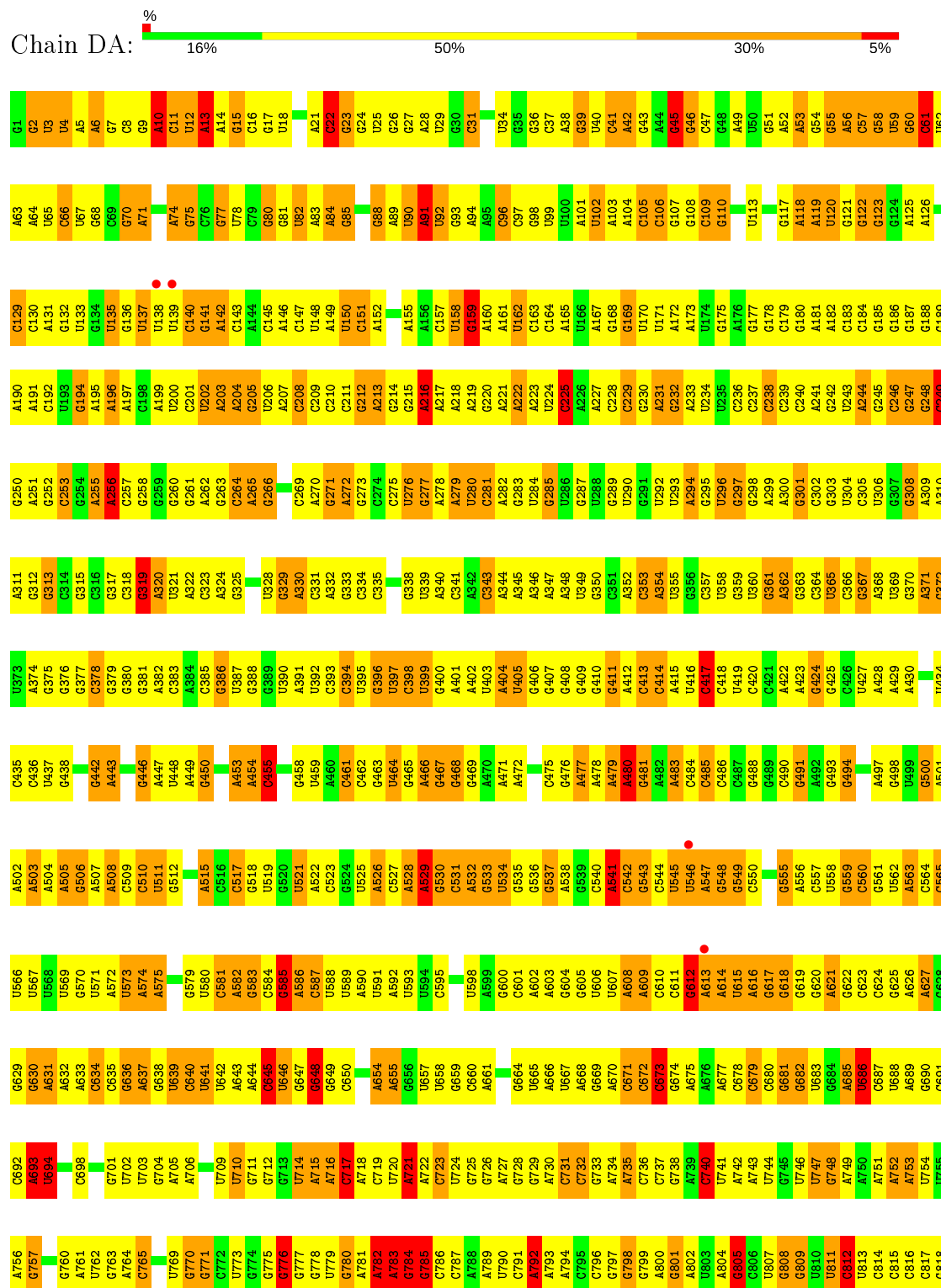




U2786	C2715	U2650	U2585	C2523	A2461	G2400	A2383	U2210	G2148	U2086	C2025	A1960
C2787	C2716	C2651	U2586	G2524	C2462	G2401	U2334	A2211	U2149	G2087	U2026	C1961
C2788	C2717	C2652	A2587	G2525	C2463	U2401	A2336	A2212	U2150	C2088	G2027	
C2789	C2718	U2653	G2588	G2526	C2464	U2402	A2337	U2213	U2151	C2089	U2028	C1965
U2790	C2719	A2654	A2589	C2527		C2403	C2338	C2214	C2152	C2090	G2029	A1966
U2791	U2720	G2655	U2590	U2528	A2468	U2404	C2339	C2215	C2153	C2091	A2030	C1967
A2792	A2721	U2656	C2591	G2529	A2469	G2405	A2340	G2216	U2154	U2092	A2031	G1968
A2793	C2722	A2657	C2592	A2530	G2470	A2406	C2341	G2217	U2155	C2093	G2032	A1969
C2794	C2723	C2658	U2593	A2531	U2407	G2279	G2342	G2218	G2156	A2094	A2033	A1970
	U2724	G2659	C2594	G2532	U2472	U2408	U2343	U2220	G2157	A2095	U2034	U1971
	A2725	G2660	U2595	U2533	U2473	G2409	U2344	U2221	A2158	C2096	G2035	G1972
U2798	A2726	G2661	A2594	A2534	U2474	G2410	U2345	G2222	G2159	A2097	C2036	
A2800	A2727	A2662	A2595	G2535	C2475	A2411	U2346	C2223	C2160	A2037	U2037	G1975
G2801	U2728	G2663			A2476	A2412	A2346	G2224	C2161	G2038	G2038	U1976
G2802	G2729	G2664	C2538	C2538	U2477	G2413	U2347	A2225	G2162	U2039	U2039	U1977
G2803	C2730	A2665	C2539	G2539	A2478	G2414	U2348	A2226	A2163	G2102	G2040	A1978
U2804	C2731	C2666	U2603	C2540	U2479	G2415	G2349	G2227	C2164	C2103	U2041	U1979
G2805	G2732	C2667	U2604	A2541	C2480	G2416	C2350	A2227	U2105	G2104	A2042	G1980
C2806	A2733	G2668	U2605	A2542	G2481	C2417	G2351	G2228	U2106	U2105	C2043	A1981
U2807	G2734	G2669		G2543	A2482	U2418	A2352	U2229	U2167	G2107	C2044	U1982
G2808	A2735	A2670	G2608	G2544	C2483	A2419	G2353	G2230	C2168	A2108	C2045	G1983
		G2671	U2609	G2545	G2484	G2420	C2354	U2231	A2169	G2109	G2046	G1984
	U2743		C2610	U2546	G2485	G2421	G2355	G2232	A2170	G2110	C2047	C1985
G2811	G2744	A2674	C2611	A2547	G2486	C2422	U2356	U2233	U2172	U2111	G2048	G1988
A2812	C2745	A2675	U2612	U2548	G2487	U2423	G2357	G2234	U2171	G2112	C2049	G1989
A2814	U2746	C2676	U2613	G2549	G2488	C2424	A2358	G2235	A2173	U2113	C2050	
C2815	G2747	G2677	A2614	C2550	U2489	G2425	C2359	U2236	C2174	A2114	A2051	C1990
		C2678	G2615	C2551	G2490	A2426	G2360	G2237	C2175	G2115	A2052	C1991
U2818	A2749	A2679	C2616	U2552	U2491	G2427	U2361	G2238	G2116	G2116	G2053	G1992
G2819	U2750	U2680	U2617	G2553	U2492	G2428	C2362	G2239	C2117	A2054	A2054	U1993
A2820	C2751	C2681	G2618	U2554	U2493	G2429	C2363	U2240	U2118	G2065	C2065	C1994
A2821	G2752	A2682	C2619	U2555	C2494	A2430	G2365	A2241	C2179	G2119	G2066	
G2822	C2753	C2683	C2620	C2556	G2495	U2431	G2367	G2242	U2180	G2120	G2067	C1997
A2823		U2684	G2621	G2557	A2496	A2432		U2243	U2181	G2121	A2058	A1998
		G2685			A2497	A2433		U2244	U2182	U2122	A2059	C1999
G2824	A2757	G2686	G2625		C2498	A2434	G2371	G2245	A2183	G2123	A2060	C2000
G2825	A2758	G2687	G2626	A2560	C2499	A2435	U2372	A2246	A2184	G2124	A2062	G2001
A2826	G2759	U2687	U2561	U2562	U2500	G2436		A2247	U2185	G2125	A2063	G2002
C2827	C2760	G2688	C2627	U2563		G2437		A2248	G2186	A2126	C2063	A2003
G2828	A2761	U2689	C2628	U2564	G2502	U2438	G2375	C2249	U2187	G2127	C2064	G2004
A2829	C2762	U2690	U2629	A2565	A2503	A2439	A2377	G2250	U2188	G2128	C2065	A2005
C2830	G2763	C2691	G2630	A2566	U2504	C2440	G2378	G2251	U2189	C2129	C2066	G2006
G2831	A2764	G2692	G2631	U2567	G2505	U2441	C2380	G2252	G2190	U2130	U2007	
U2832	A2765		A2632	G2567	G2506	C2442	A2381	G2253	G2191	U2131	U2068	C2008
U2833	A2766	U2696	C2633	U2568	U2507	G2443	A2382	C2254	U2192	U2132	G2069	A2009
G2834	C2767	G2697	A2634	G2569	G2508	G2444	G2383	G2255	U2193	G2133	A2070	G2010
A2835	U2768	U2698	U2635	G2570	G2509	G2445	G2384	G2256	U2194	A2134	A2071	G2011
U2836	C2769	C2699	C2636	U2571	C2510	G2446	U2384	U2257	U2195	C2135	C2072	G2012
A2837	G2770		U2637	A2572	U2511	G2447	G2385	C2258	C2196	G2136	A2013	A2013
G2838	C2771		G2638	C2573	C2512	A2448		U2259	U2197	U2137	U2075	
G2839	C2772	C2704	A2639	G2574		U2449		C2260	A2198	G2138	U2076	A2015
C2840	C2773	A2705	G2640	C2575	A2513	U2450	A2388	C2261		U2139	A2077	U2016
	U2774	U2706	G2641	G2576	C2514	A2451	G2389		U2202	U2140	U2078	U2017
	G2775	U2707	C2642	A2577	C2515	G2452	U2390	C2264	U2203	G2141	C2079	U2018
U2845		G2708	G2643	G2578	A2516	A2453	G2391	U2265	A2142	A2142	A2080	A2019
G2846	A2778	G2709	C2644	C2579	C2517		A2392	U2266	A2050	G2143	U2081	A2020
U2847		C2710	G2645	U2580	A2518	U2457	U2393	A2267	C2066	G2144	A2082	C2021
G2848		A2711	C2646	G2581	U2519	G2458	C2394	A2268	C2207	C2145	G2083	U2022
U2849	G2782	C2712	U2647	G2582	C2520	A2459	C2395	A2269	C2208	C2146	C2084	C2023
G2850	U2783		G2648	U2583	C2521	A2459	G2396		G2209	A2147	U2085	G2024
A2851	C2785	G2714	C2649	U2584	U2522	U2460	G2397					

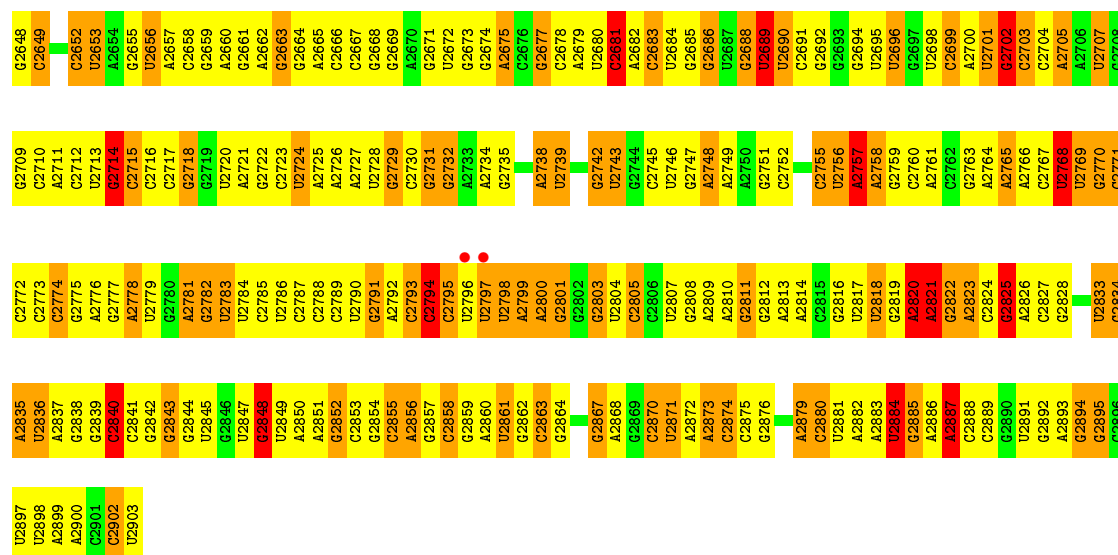


• Molecule 25: 23S rRNA

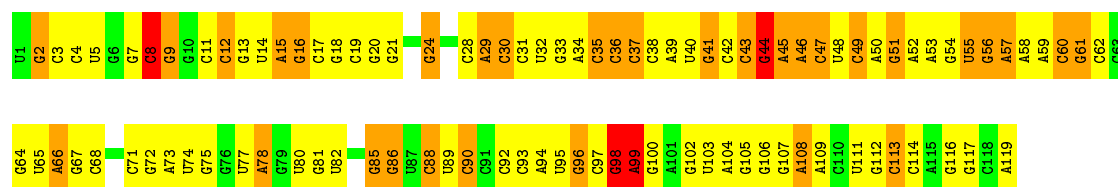
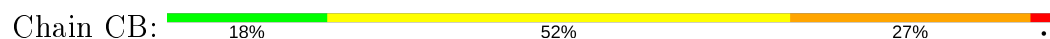


G1696	A1630	G1567	U1506	C1446	C1386	U1326	C1257	A1194	A1133	A1073	G1011	C946	A819
G1697	G1631	G1568	C1507	C1447	A1357	A1327	U1288	G1195	A1134	G1074	U1012	A947	A820
A1700	A1692	A1569	A1508	G1448	G1388	G1328	G1289	C1196	G1135	G1075	C1013	G948	A821
A1701	G1633	A1570	A1509	G1449	G1389	G1329	A1260	G1197	G1136	C1076	A1014	G949	G822
G1702	A1634	A1571	G1510	G1450	U1390	G1330	C1261	U1198	G1137	U1078	U1015	G950	C823
G1703	A1635	A1572	C1511	G1451	U1391	G1331	A1262	U1199	G1138	U1079	G1016	U824	U824
G1704	C1636	G1573	C1512	G1452	A1392	G1332	U1263	C1200	G1139	C1079	G1017	G854	A825
A1705	A1637	C1574	U1513	A1453	A1393	G1333	A1264	U1203	G1140	A1080	U1018	U855	U826
G1706	C1638	C1575	G1514	A1454	G1394	G1334	A1265	A1204	U1141	U1081	U1019	G956	U827
G1707	C1639	U1576	A1515	G1455	A1395	C1335	G1266	A1205	A1142	U1082	C1020	C957	U828
G1708	U1577	C1577	G1516	G1456	A1396	A1336	U1267	A1206	A1143	U1083	A1021	C958	A829
G1709	G1643	U1578	U1517	U1457	U1397	G1337	A1268	G1207	A1144	A1084	G1022	C961	G830
G1710	G1644	G1579	G1518	U1458	C1398	G1338	A1269	C1208	C1145	A1085	U1023	G862	G831
G1711	G1645	A1580	G1519	G1459	C1399	G1339	C1270	U1209	C1146	A1086	G1024	G863	U832
U1712	U1646	C1581	U1520	G1461	U1400	U1340	G1271	U1210	G1149	G1088	G1025	U864	A833
U1713	U1647	C1582	G1521	C1462	U1401	G1341	A1272	U1211	G1150	A1089	G1026	U865	G834
U1714	A1583	U1583	A1523	C1463	A1402	G1342	U1273	U1212	G1151	A1090	A1027	C897	C835
U1715	G1649	U1584	G1524	G1464	A1403	G1343	A1275	A1213	C1152	A1091	A1028	U967	C838
G1716	A1650	C1585	A1525	G1465	C1404	U1344	A1276	G1215	C1153	C1092	A1029	G968	U839
A1717	G1651	A1586	G1526	U1466	U1405	G1345	G1277	G1216	G1154	C1093	G1031	G969	C840
G1718	U1652	G1587	C1527	U1467	A1406	C1346	C1278	U1217	G1155	U1094	U1033	U970	G841
G1719	G1653	U1588	A1528	U1468	G1407	A1347	G1281	G1218	A1156	A1095	U1034	A973	G843
U1720	A1654	G1589	G1529	A1469	G1408	G1348	U1282	U1219	G1157	A1096	U1035	A974	G844
G1721	G1655	A1590	G1530	A1470	U1409	C1349	U1283	G1220	C1158	U1097	U1036	A975	A845
A1722	C1656	A1591	G1531	G1471	G1410	C1350	G1283	U1221	U1159	A1098	G1037	G976	U846
U1723	U1657	C1592	C1531	G1472	U1411	C1351	U1284	U1222	G1160	G1099	G1038	G977	U847
G1724	C1658	A1593	A1532	C1473	U1412	U1352	A1286	G1223	C1161	U1101	U1039	G978	C848
G1725	G1659	U1594	C1533	U1474	A1413	A1353	A1287	U1224	G1162	G1102	G1042	A979	C849
U1726	U1660	A1595	A1534	U1475	C1414	A1354	G1288	G1225	G1163	A1103	C1043	A980	C846
U1727	G1661	C1596	G1535	G1476	U1415	G1355	C1289	A1226	C1164	C1104	C1044	A981	A849
U1728	G1663	A1597	A1536	U1477	G1416	C1356	G1291	G1227	A1165	U1105	C1045	C882	C850
U1729	G1666	U1598	G1537	A1478	G1417	G1357	G1292	G1228	G1166	C1106	C1046	C983	U852
U1730	G1667	C1600	U1539	G1479	A1418	G1358	C1293	U1230	G1167	G1107	A1046	C984	C853
G1731	A1668	G1601	G1540	C1480	A1420	G1360	U1294	U1231	G1168	U1108	G1047	C985	C854
G1732	A1669	U1602	C1541	U1481	G1421	G1361	C1295	G1232	A1169	C1109	A1048	C986	G916
G1733	C1670	A1603	U1542	G1482	G1422	C1362	G1296	G1233	C1170	U1109	C1049	C987	G855
G1734	U1671	C1604	G1543	G1483	C1423	C1363	U1298	U1234	G1171	G1110	A1050	A988	G856
A1735	A1672	C1605	A1544	U1484	G1424	G1364	G1299	G1235	C1172	G1111	A1051	A989	G857
U1736	G1673	U1606	A1545	U1485	G1425	A1365	G1300	G1236	U1173	G1112	G1052	A990	G858
G1737	G1674	C1607	G1546	U1486	G1426	A1366	A1301	U1237	U1174	U1113	C1053	C991	G859
G1738	C1675	A1608	C1547	U1487	A1427	A1367	A1302	G1238	A1175	C1114	A1054	C992	U860
A1739	A1676	U1609	A1548	G1488	G1428	G1368	G1303	U1239	U1176	G1115	G1055	G993	A861
G1740	A1677	G1610	U1549	C1489	G1429	G1369	G1304	U1240	G1177	G1116	G1056	C994	G862
C1741	A1678	C1611	A1551	A1490	G1430	C1370	G1310	A1241	C1178	C1117	G1057	C995	A863
U1742	A1679	G1612	A1552	G1491	A1431	G1371	G1311	U1242	G1179	C1118	U1058	A996	G864
G1743	U1680	G1613	A1553	G1492	G1432	U1372	U1312	C1243	G1180	G1119	G1059	G997	C865
A1744	G1681	A1614	U1554	A1493	A1433	A1373	C1313	A1244	U1181	G1120	U1060	C998	U866
A1745	G1682	C1615	G1555	A1494	A1434	G1374	C1314	G1245	G1182	C1121	U1061	U999	A867
A1746	U1683	A1616	C1556	A1495	G1435	U1375	C1315	U1246	U1183	G1122	G1062	A1000	G869
U1747	G1684	C1617	C1557	A1496	G1436	C1376	U1316	A1247	U1184	C1123	G1063	A1001	U870
U1748	C1685	A1618	U1558	U1497	G1437	G1377	G1317	G1248	G1185	G1125	C1064	G1002	U871
A1749	U1686	U1621	U1559	C1498	U1438	A1378	U1318	U1249	G1186	A1126	U1065	G1003	U872
G1750	G1687	G1622	G1560	G1499	A1439	U1379	C1319	G1250	G1187	G1127	U1066	U1004	G874
U1751	U1688	G1623	C1561	G1500	U1440	G1380	C1320	C1251	U1188	A1129	G1067	C1005	G940
G1752	U1689	U1624	U1562	G1501	G1441	G1381	A1321	G1252	U1189	G1128	A1068	C1006	C876
G1753	U1692	A1626	U1563	A1502	U1442	G1382	A1322	A1253	G1190	A1129	A1069	C1007	A877
A1754	C1693	U1627	C1564	A1503	U1443	A1383	G1323	A1254	G1191	U1130	G1070	A1008	A878
A1755	G1694	U1628	U1565	A1504	G1444	A1384	G1324	U1255	G1192	G1131	A1071	C944	G879
G1756	U1695	U1629	A1566	A1505	G1445	A1385	U1325	G1256	G1193	U1132	C1072	A1010	G880

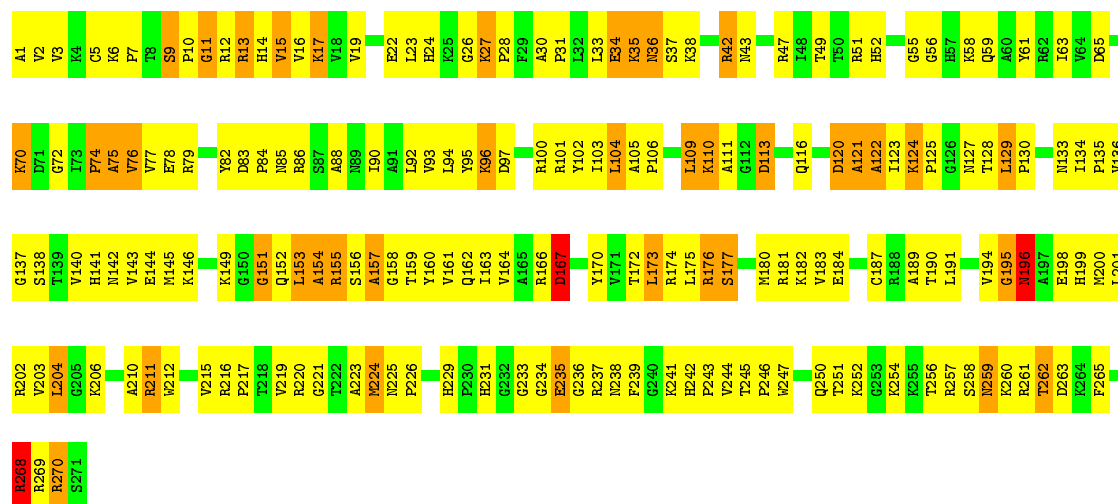
C2579	A1757	A1821	U1886	G1948	A2015	U2076	C2145	C2206	G2271	C2332	U2393	U2457	A2518	C2579
U2580	U1758	C1822	C1887	G1949	U2016	A2077	C2146	C2207	U2272	A2333	C2394	U2457	U2519	U2580
G2581	A1759	G1823	G1888	G1950	G2017	C2078	A2147	C2208	A2273	A2334	C2395	G2458	U2520	G2581
G2582	U1951	G1824	U1951	U1951	G2018	U2079	C2148	G2209	G2018	A2335	G2396	G2458	C2521	G2582
U2583	C1761	U1825	U1825	A1952	A2019	A2080	U2149	U2210	U2210	G2336	U2397	A2461	G2522	U2583
G2584	A1762	G1826	G1826	A1953	A2020	U2081	U2150	U2211	U2211	G2337	U2400	C2462	G2523	G2584
U2585	G1763	U1827	U1827	C1893	C2021	U2085	U2151	U2212	U2212	C2338	U2401	C2463	G2524	U2585
U2586	C1764	G1828	G1828	C1894	U2022	U2085	U2152	U2213	U2213	C2339	U2402	G2464	G2525	U2586
A2587		A1829	C1895	U1956	C2023	U2086	C2153	C2214	U2214	C2340	U2403	C2465		A2587
G2588	C1768	C1830	G1896	G1957	G2024	U2087	A2154	C2215	C2215	C2341	U2404	C2466	U2528	G2588
A2589	U1769	G1831	G1897	C1958	G2025	G2087	U2155	C2216	G2216	G2342	U2405	C2467	U2529	A2589
A2590	G1770	C1832	U1898	C1958	C2026		U2156	G2217	G2217	U2343	G2406	A2468	A2530	A2590
C2591	C1771	C1833	U1899		U2027	U2092	G2157	G2218	U2218	U2344	A2406	A2469	A2531	C2591
G2592	A1772	U1834	A1900		G2027	G2093		U2219	U2219	G2345	A2407	G2470	G2532	G2592
U2593	C1773	G1835	A1901	U1963	C2029	A2094	A2158	U2220	G2286	A2346	U2408	A2471	U2533	U2593
G2594	A1774	C1836	A1902	U1964	A2030	A2095	C2160	G2221	G2287	C2347	G2409	A2472	A2534	G2594
G2595	U1775	C1837	G1903	C1965	A2031	C2096	U2161	C2222	A2288	U2348	G2410	U2473	G2535	G2595
U2596	G1776	C1838	G1904	A1966	G2032	A2097	G2162	G2223	G2289	U2349	A2411	U2474	G2536	U2596
					A2033	U2098	A2163	G2224	A2289	C2350	A2412	C2475	U2537	
G2599	U1777		C1905	G1968	U2034	U2099	C2164	A2225	U2291	G2351	G2413	A2476	C2538	G2599
A2600	U1778	G1842	G1906	G1969	U2035	G2100	C2165	C2226	U2292	G2352	G2414	A2477	C2539	A2600
C2601	U1779	C1843	G1907	A1969	G2036	A2101	U2166	A2227	U2293	G2353	G2415	A2478	C2540	C2601
A2602	U1781	C1844	C1908	A1970	C2037	G2102	U2167	G2228	G2294	C2354	C2416	U2479	A2541	A2602
G2603	G1845	G1845	C1909	U1971	A2038	C2103	G2168	G2229	G2295	G2355	C2417		A2542	G2603
G2604	U1782	G1846	G1910	G1972	G2038	C2104	A2169	G2230	U2296	G2356	A2418	A2482	G2543	G2604
U2605	A		U1911	G1973	U2039	C2105	A2170	G2231	A2297	G2357	U2419	C2483	G2544	U2605
	A1783		A1912	C1974	G2040	U2106	A2171	C2232	U2298	A2358				
	A1784		A1913	G1975		G2107	A2172	U2233	U2299	G2359	C2420	G2484	G2545	C2606
	A1785		C1914		U2041	G2107	A2173	U2234	U2300	G2360	C2421	G2485	G2546	C2607
	A1853		A1915	G1980	C2043	A2108	C2177	G2235	G2301	G2361	C2422	G2486	A2547	G2608
	A1854		U1916	A1981	C2044	U2109	C2178	G2236	G2302	G2362	U2423	G2487	A2548	G2609
	A1855		U1917	U1982	C2045	G2110	U2180	U2236	U2302	G2363	C2424	G2488	G2549	C2610
	C1788		U1917	U1983	G2046	G2111	U2181	G2237	G2303	G2364	A2425	U2489	G2550	U2613
	A1789		A1918	G1984	C2047	G2112	U2182	U2242	G2304	G2365	A2426	G2490	C2551	U2614
	C1790		A1919	C1985	G2048	U2113	U2183	G2238	U2305	G2366	C2427	U2491	U2552	A2615
	A1791		C1920	C1986	G2049	A2114	U2184	G2239	C2306	G2367	C2428	U2492	G2553	U2616
	G1792		U1923	A1987	C2050	G2115	U2185			G2368	G2429	U2493	U2554	C2617
	A1794		C1924			G2116	U2186	G2243	G2307	A2369	C2430	G2494	U2555	U2618
	C1795		G1924			A2117	U2187	U2244	A2309	C2370	U2431	G2495	C2556	G2619
	U1796		G1925			U2118	U2188	G2245	A2310	G2371	A2432	G2496	C2557	
	U1797		U1926			A2119	U2189	U2246	G2311	U2372	A2433	A2497	C2558	
	U1798		A1927			G2120	U2190	G2247	U2312	G2373	A2434	C2498	C2559	C2626
	G1799		A1928			G2121	U2191	A2248	U2313	C2374	A2435	C2499	U2560	G2627
	C1800		G1929				U2192	C2249	G2314	C2375	G2436	U2500	C2501	G2628
	A1801		U1995			G2125	U2193	G2250	G2315	A2376	U2437	G2507	C2502	U2629
	A1802		U1931			A2126	U2194	G2251	G2316	A2377	U2438	A2503	A2503	G2630
			A1932			G2127	U2195	G2252	G2317	G2378	A2439	U2504	U2504	A2631
			G1933			G2128	U2196		G2318	G2379	C2440	G2505	G2505	A2632
			G1935				U2197		G2319	C2380	U2441	G2506	G2506	G2633
			A1936			U2131	U2198	G2253	U2320	A2381	C2442	U2507	U2507	A2634
			A1937			A2132	U2199	G2254	U2321	G2382	G2443	C2507	C2507	A2635
			A1938			G2133	U2200	G2255	A2322	G2383	G2444	G2508	G2508	G2636
			A1939			A2134	U2201	G2256	G2323	U2384	G2445	G2509	G2509	U2637
			U1939			A2135	U2202	G2257	G2324	C2385	U2446	G2510	G2510	G2638
			G1940			G2136	U2203	G2258	U2325	C2386	G2447	U2511	U2511	A2639
			C1941			U2137	U2204	G2259	G2326	U2387	A2448	C2512	C2512	G2640
			G1942			G2138	G2201	G2260	G2327	C2388	U2449	A2513	A2513	G2641
			U1943				U2202	A2267	A2328	G2389	A2450	U2514	U2514	G2642
			U1944			G2142	U2203	A2268	U2329	U2390	A2451	C2515	C2515	C2643
			G1945			C2143	U2204	G2269	G2330	G2391	A2452	U2516	U2516	C2644
			U1946			G2144	A2205	A2270	G2331	A2392	A2453	C2517	C2517	U2647



- Molecule 26: 5S rRNA

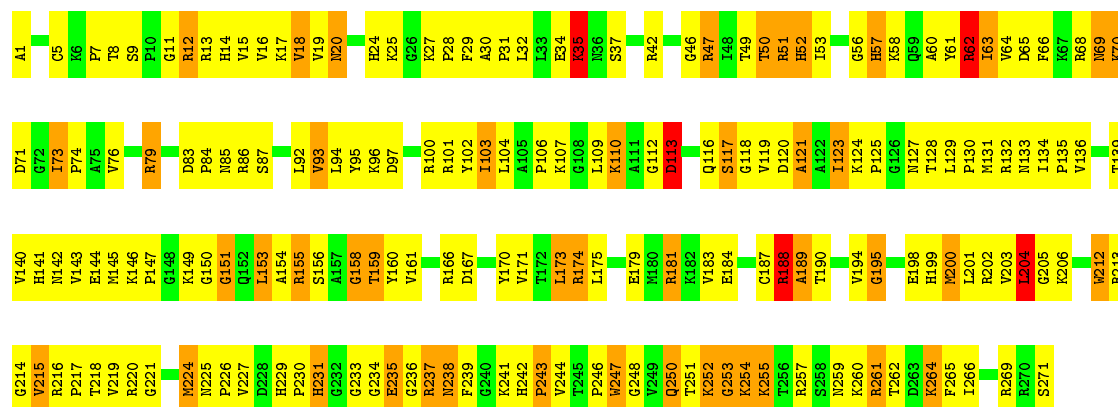


- Molecule 27: 50S ribosomal protein L2

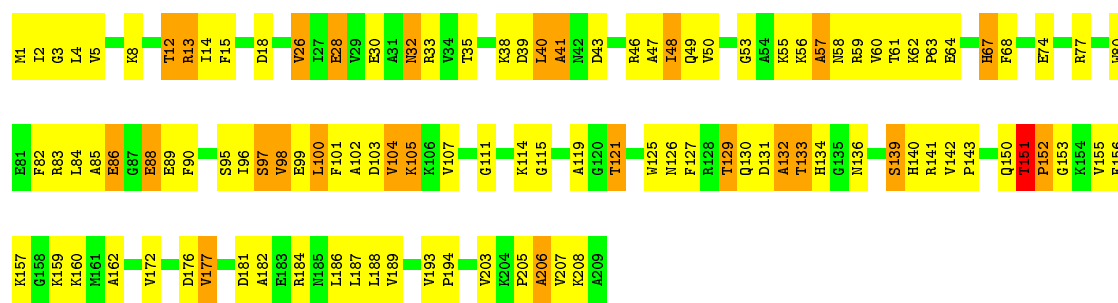


- Molecule 27: 50S ribosomal protein L2

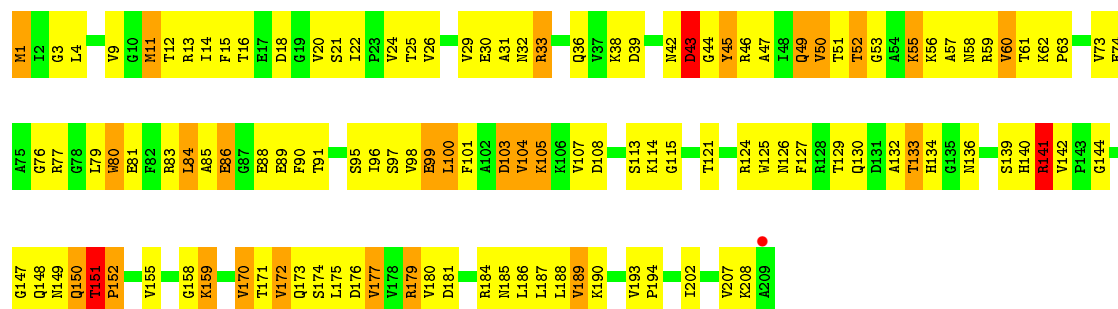




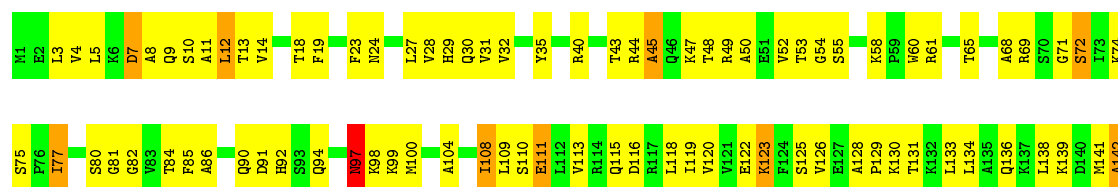
• Molecule 28: 50S ribosomal protein L3



• Molecule 28: 50S ribosomal protein L3

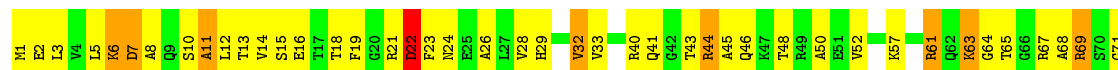


• Molecule 29: 50S ribosomal protein L4

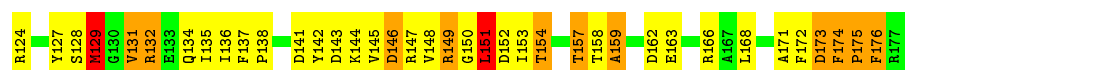
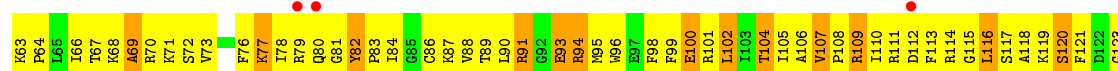
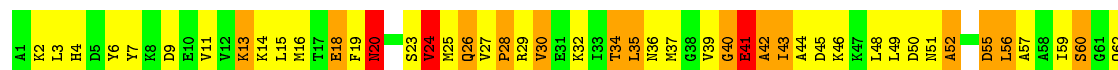




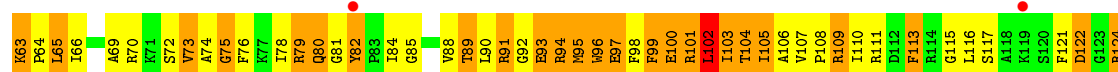

- Molecule 29: 50S ribosomal protein L4



- Molecule 30: 50S ribosomal protein L5




- Molecule 30: 50S ribosomal protein L5

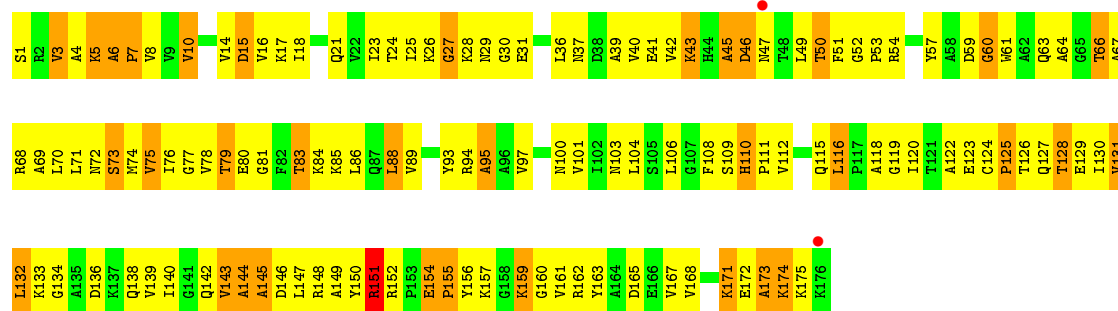


- Molecule 31: 50S ribosomal protein L6

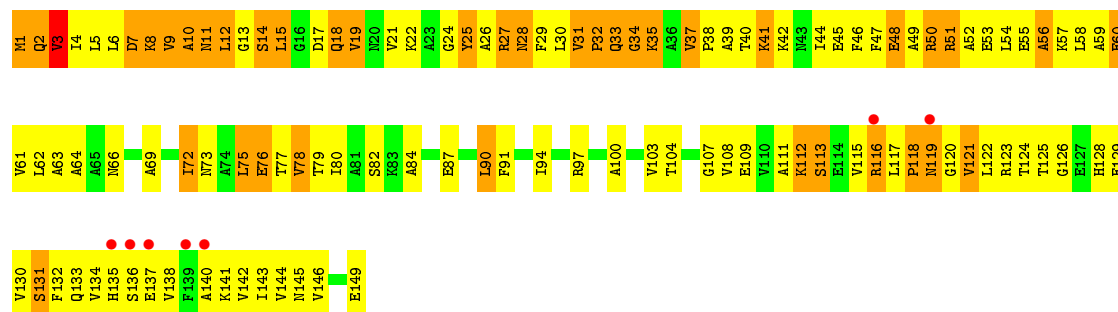




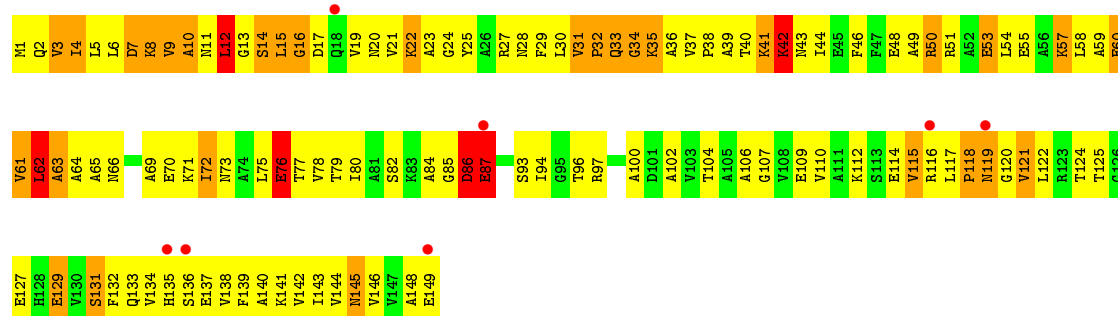
• Molecule 31: 50S ribosomal protein L6



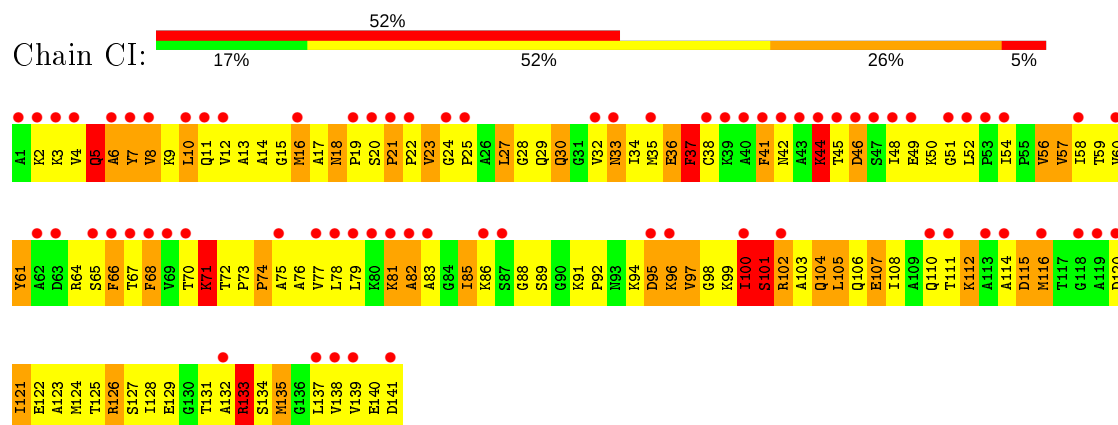
• Molecule 32: 50S ribosomal protein L9



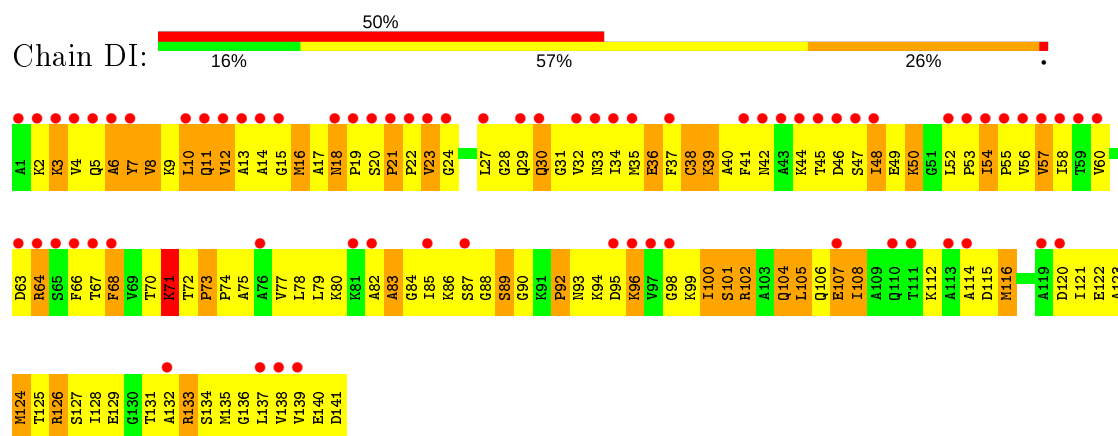
• Molecule 32: 50S ribosomal protein L9



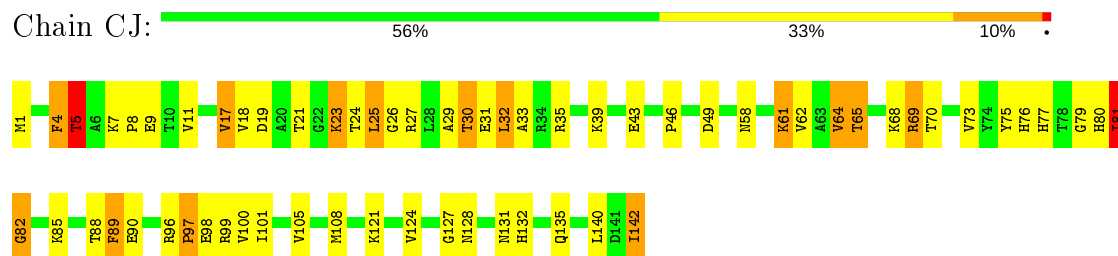
• Molecule 33: 50S ribosomal protein L11



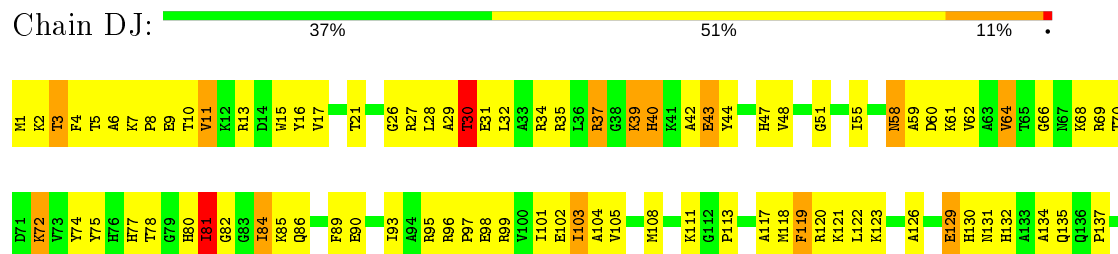
• Molecule 33: 50S ribosomal protein L11



• Molecule 34: 50S ribosomal protein L13



• Molecule 34: 50S ribosomal protein L13





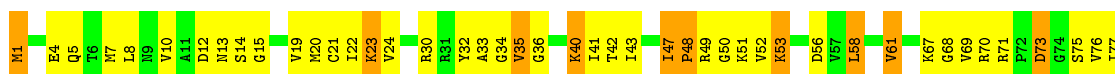
- Molecule 35: 50S ribosomal protein L14

Chain CK: 43% 40% 16%



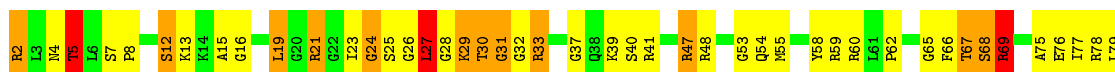
- Molecule 35: 50S ribosomal protein L14

Chain DK: 40% 43% 17%



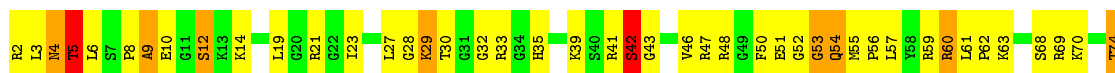
- Molecule 36: 50S ribosomal protein L15

Chain CL: 34% 46% 17%



- Molecule 36: 50S ribosomal protein L15

Chain DL: 2% 27% 55% 14%




- Molecule 37: 50S ribosomal protein L16

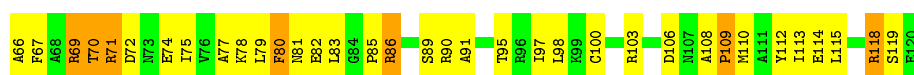

Chain CM: 42% 40% 16%




- Molecule 37: 50S ribosomal protein L16




- Molecule 38: 50S ribosomal protein L17



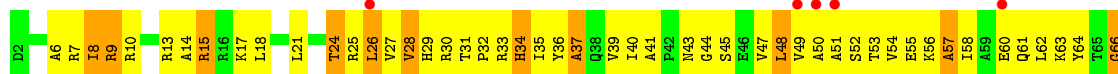
- Molecule 38: 50S ribosomal protein L17




- Molecule 39: 50S ribosomal protein L18



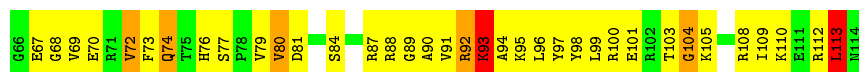
- Molecule 39: 50S ribosomal protein L18



- Molecule 40: 50S ribosomal protein L19



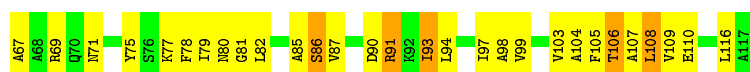
- Molecule 40: 50S ribosomal protein L19



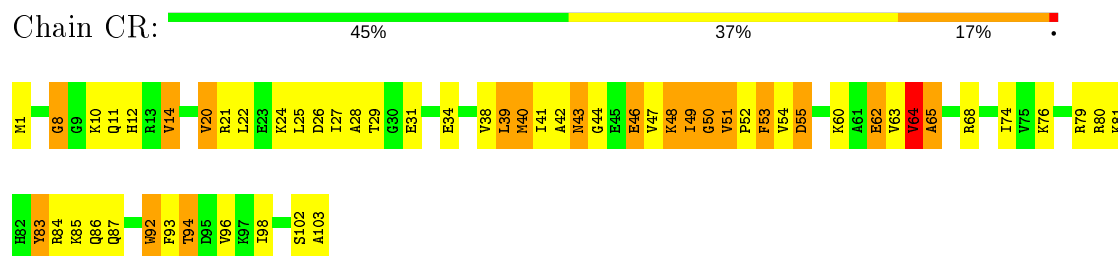
- Molecule 41: 50S ribosomal protein L20



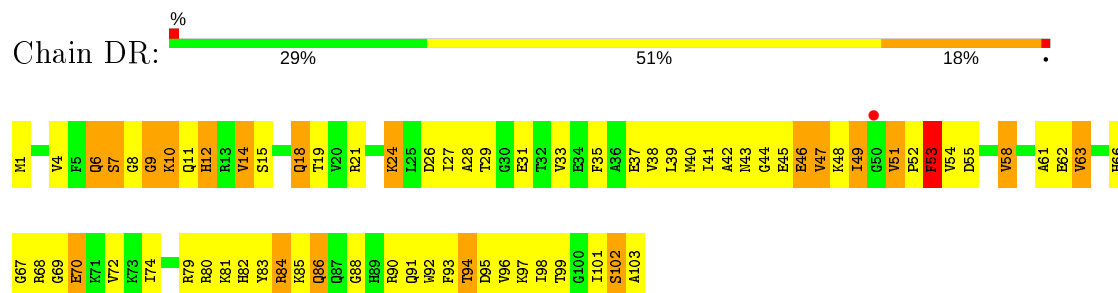
- Molecule 41: 50S ribosomal protein L20



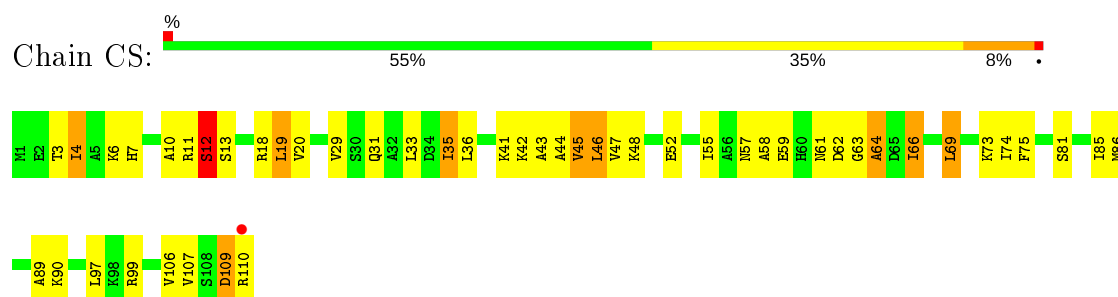
- Molecule 42: 50S ribosomal protein L21



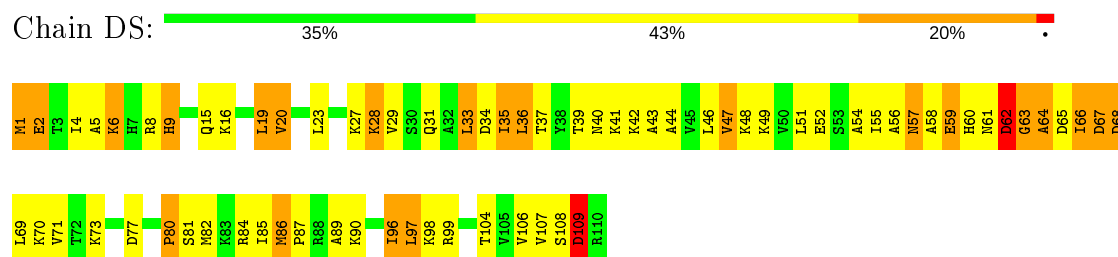
- Molecule 42: 50S ribosomal protein L21



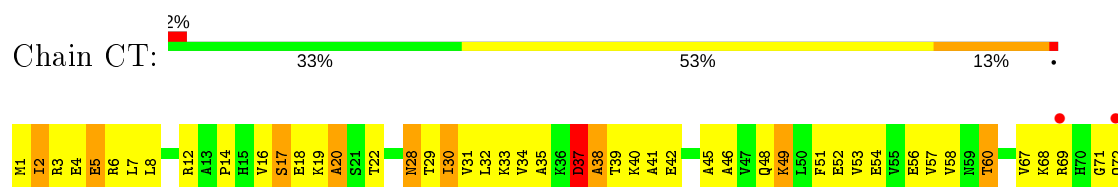
- Molecule 43: 50S ribosomal protein L22



- Molecule 43: 50S ribosomal protein L22

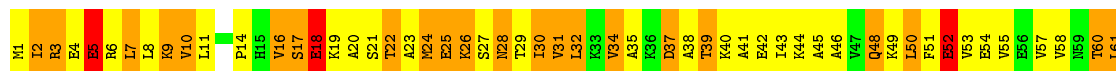
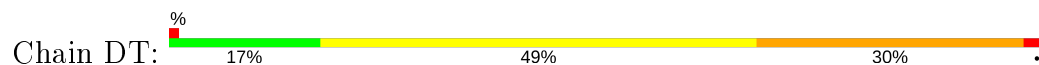


- Molecule 44: 50S ribosomal protein L23

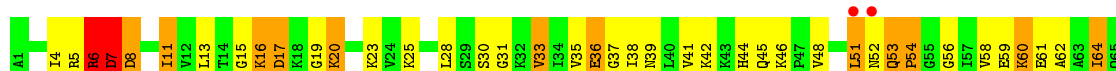





- Molecule 44: 50S ribosomal protein L23



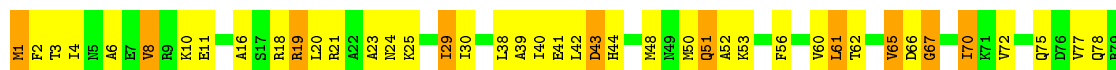
- Molecule 45: 50S ribosomal protein L24



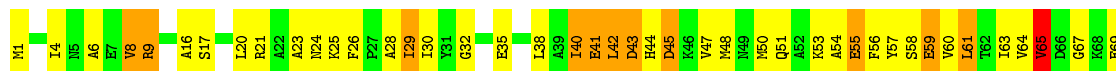
- Molecule 45: 50S ribosomal protein L24

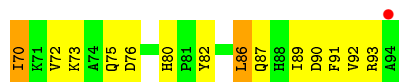


- Molecule 46: 50S ribosomal protein L25

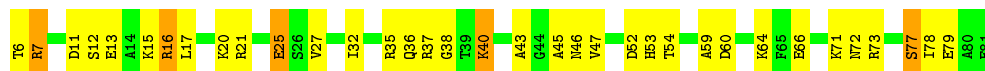


- Molecule 46: 50S ribosomal protein L25

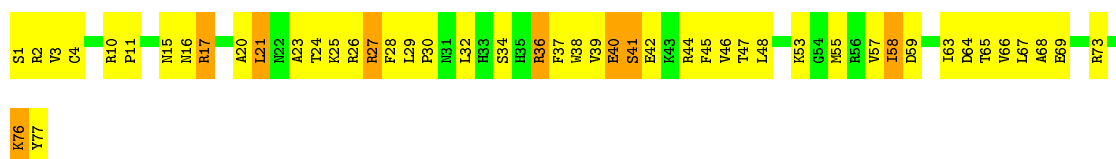




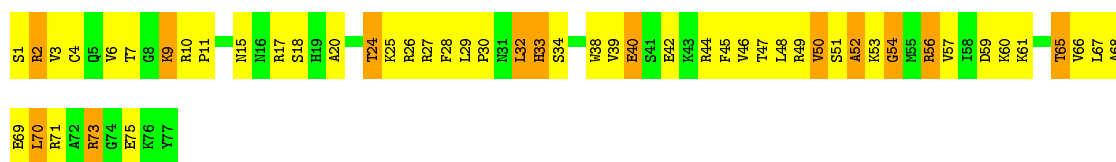
- Molecule 47: 50S ribosomal protein L27



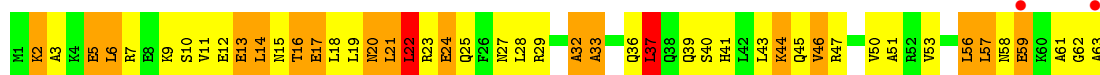
- Molecule 48: 50S ribosomal protein L28




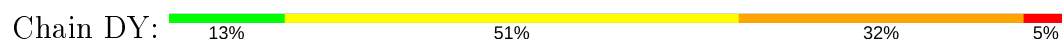
- Molecule 48: 50S ribosomal protein L28



- Molecule 49: 50S ribosomal protein L29

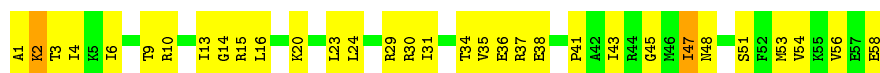


- Molecule 49: 50S ribosomal protein L29

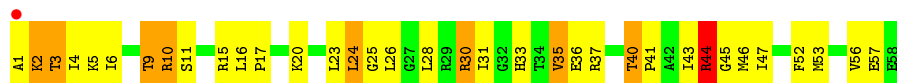


- Molecule 50: 50S ribosomal protein L30

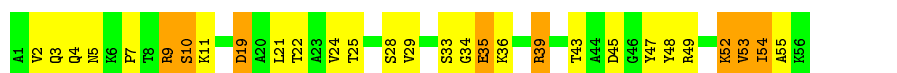




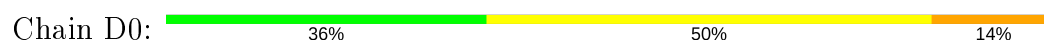
- Molecule 50: 50S ribosomal protein L30



- Molecule 51: 50S ribosomal protein L32



- Molecule 51: 50S ribosomal protein L32



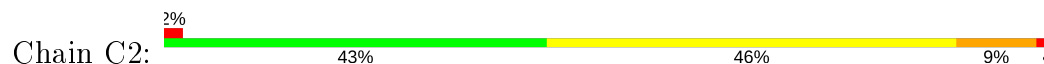
- Molecule 52: 50S ribosomal protein L33



- Molecule 52: 50S ribosomal protein L33



- Molecule 53: 50S ribosomal protein L34



- Molecule 53: 50S ribosomal protein L34





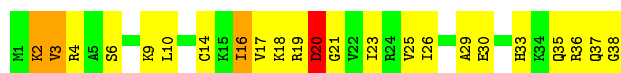
- Molecule 54: 50S ribosomal protein L35



- Molecule 54: 50S ribosomal protein L35



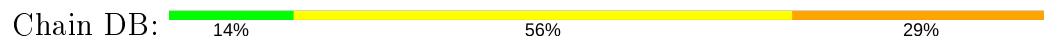
- Molecule 55: 50S ribosomal protein L36



- Molecule 55: 50S ribosomal protein L36



- Molecule 56: 5S rRNA



- Molecule 57: 50S ribosomal protein L27



4 Data and refinement statistics

Property	Value	Source
Space group	P 21 21 21	Depositor
Cell constants a, b, c, α , β , γ	211.67Å 438.07Å 613.42Å 90.00° 90.00° 90.00°	Depositor
Resolution (Å)	40.00 – 3.00 69.21 – 3.00	Depositor EDS
% Data completeness (in resolution range)	(Not available) (40.00-3.00) 83.5 (69.21-3.00)	Depositor EDS
R_{merge}	0.19	Depositor
R_{sym}	(Not available)	Depositor
$\langle I/\sigma(I) \rangle$ ¹	1.58 (at 3.01Å)	Xtriage
Refinement program	PHENIX	Depositor
R, R_{free}	0.202 , 0.260 0.196 , 0.251	Depositor DCC
R_{free} test set	19022 reflections (2.03%)	wwPDB-VP
Wilson B-factor (Å ²)	44.7	Xtriage
Anisotropy	0.180	Xtriage
Bulk solvent k_{sol} (e/Å ³), B_{sol} (Å ²)	0.24 , 22.4	EDS
L-test for twinning ²	$\langle L \rangle = 0.46$, $\langle L^2 \rangle = 0.28$	Xtriage
Estimated twinning fraction	No twinning to report.	Xtriage
F_o, F_c correlation	0.92	EDS
Total number of atoms	292354	wwPDB-VP
Average B, all atoms (Å ²)	29.0	wwPDB-VP

Xtriage's analysis on translational NCS is as follows: *The largest off-origin peak in the Patterson function is 1.44% of the height of the origin peak. No significant pseudotranslation is detected.*

¹Intensities estimated from amplitudes.

²Theoretical values of $\langle |L| \rangle$, $\langle L^2 \rangle$ for acentric reflections are 0.5, 0.333 respectively for untwinned datasets, and 0.375, 0.2 for perfectly twinned datasets.

5 Model quality ⓘ

5.1 Standard geometry ⓘ

Bond lengths and bond angles in the following residue types are not validated in this section: ZN, MG

The Z score for a bond length (or angle) is the number of standard deviations the observed value is removed from the expected value. A bond length (or angle) with $|Z| > 5$ is considered an outlier worth inspection. RMSZ is the root-mean-square of all Z scores of the bond lengths (or angles).

Mol	Chain	Bond lengths		Bond angles	
		RMSZ	$\# Z > 5$	RMSZ	$\# Z > 5$
1	AA	0.87	8/36944 (0.0%)	1.28	318/57632 (0.6%)
1	BA	0.86	8/36966 (0.0%)	1.30	335/57666 (0.6%)
2	AB	0.60	0/1736	0.79	0/2338
2	BB	0.54	0/1736	0.72	0/2338
3	AC	0.56	0/1652	0.72	0/2225
3	BC	0.51	0/1652	0.72	1/2225 (0.0%)
4	AD	0.59	0/1665	0.74	1/2227 (0.0%)
4	BD	0.65	0/1665	0.80	1/2227 (0.0%)
5	AE	0.62	0/1119	0.85	0/1504
5	BE	0.62	0/1119	0.85	0/1504
6	AF	0.65	0/836	0.82	1/1128 (0.1%)
6	BF	0.55	0/836	0.80	1/1128 (0.1%)
7	AG	0.50	0/1196	0.67	0/1602
7	BG	0.48	0/1196	0.67	0/1602
8	AH	0.60	0/989	0.77	0/1326
8	BH	0.58	0/989	0.74	0/1326
9	AI	0.48	0/1034	0.71	0/1375
9	BI	0.53	0/1034	0.75	0/1375
10	AJ	0.57	0/797	0.74	0/1077
10	BJ	0.52	0/797	0.76	1/1077 (0.1%)
11	AK	0.67	0/893	0.82	0/1205
11	BK	0.59	0/893	0.75	0/1205
12	AL	0.61	0/969	0.81	0/1300
12	BL	0.72	0/969	0.92	0/1300
13	AM	0.52	0/893	0.74	0/1193
13	BM	0.50	0/893	0.71	0/1193
14	AN	0.55	0/785	0.76	0/1043
14	BN	0.51	0/785	0.65	0/1043
15	AO	0.55	0/722	0.73	0/964
15	BO	0.53	0/722	0.73	0/964
16	AP	0.54	0/659	0.82	1/884 (0.1%)
16	BP	0.61	0/659	0.79	1/884 (0.1%)

Mol	Chain	Bond lengths		Bond angles	
		RMSZ	# Z >5	RMSZ	# Z >5
17	AQ	0.57	0/658	0.74	0/881
17	BQ	0.62	0/658	0.76	0/881
18	AR	0.61	0/463	0.69	0/621
18	BR	0.54	0/463	0.68	0/621
19	AS	0.48	0/653	0.73	0/877
19	BS	0.55	0/653	0.67	0/877
20	AT	0.54	0/671	0.69	0/888
20	BT	0.57	0/671	0.73	0/888
21	AU	0.93	0/431	0.96	0/570
21	BU	0.78	0/431	0.85	0/570
22	AV	0.76	1/1813 (0.1%)	1.22	14/2823 (0.5%)
22	BV	0.74	1/1813 (0.1%)	1.22	10/2823 (0.4%)
23	AX	0.86	0/363	1.11	0/564
23	BX	0.73	0/388	1.09	0/603
24	AY	0.65	0/1430	0.74	0/1924
25	CA	1.60	600/69659 (0.9%)	1.67	2062/108672 (1.9%)
25	DA	1.07	82/69633 (0.1%)	1.48	1284/108629 (1.2%)
26	CB	1.33	5/2847 (0.2%)	1.58	77/4440 (1.7%)
27	CC	0.80	0/2122	0.90	1/2852 (0.0%)
27	DC	0.68	1/2122 (0.0%)	0.86	1/2852 (0.0%)
28	CD	0.96	0/1586	0.92	1/2134 (0.0%)
28	DD	0.70	0/1586	0.87	2/2134 (0.1%)
29	CE	0.91	0/1571	0.89	1/2113 (0.0%)
29	DE	0.67	0/1571	0.81	0/2113
30	CF	0.64	0/1435	0.74	0/1926
30	DF	0.51	0/1435	0.67	0/1926
31	CG	0.75	0/1343	0.85	1/1816 (0.1%)
31	DG	0.51	0/1343	0.69	0/1816
32	CH	0.68	1/1121 (0.1%)	0.77	0/1515
32	DH	0.66	1/1121 (0.1%)	0.80	1/1515 (0.1%)
33	CI	0.72	0/1046	0.74	0/1410
33	DI	0.67	0/1046	0.72	0/1410
34	CJ	1.01	0/1152	0.84	1/1551 (0.1%)
34	DJ	0.77	0/1152	0.82	0/1551
35	CK	0.91	3/948 (0.3%)	0.94	1/1268 (0.1%)
35	DK	0.68	0/948	0.84	0/1268
36	CL	0.94	0/1054	1.01	0/1403
36	DL	0.65	0/1054	0.85	0/1403
37	CM	0.94	0/1093	0.96	0/1460
37	DM	0.64	0/1093	0.80	0/1460
38	CN	0.91	0/974	0.96	1/1301 (0.1%)
38	DN	0.67	0/974	0.82	0/1301
39	CO	0.76	0/902	0.87	1/1209 (0.1%)

Mol	Chain	Bond lengths		Bond angles	
		RMSZ	# Z >5	RMSZ	# Z >5
39	DO	0.50	0/902	0.66	0/1209
40	CP	0.89	0/929	0.88	1/1242 (0.1%)
40	DP	0.71	0/929	0.82	0/1242
41	CQ	1.14	0/960	0.96	1/1278 (0.1%)
41	DQ	0.80	0/960	0.79	0/1278
42	CR	1.01	1/829 (0.1%)	0.98	0/1107
42	DR	0.79	0/829	0.90	1/1107 (0.1%)
43	CS	1.08	1/864 (0.1%)	0.97	1/1156 (0.1%)
43	DS	0.71	0/864	0.89	1/1156 (0.1%)
44	CT	0.82	0/745	0.86	0/994
44	DT	0.59	0/745	0.74	0/994
45	CU	0.91	0/788	0.90	0/1051
45	DU	0.66	0/788	0.76	0/1051
46	CV	0.79	0/766	0.81	0/1025
46	DV	0.53	0/766	0.69	0/1025
47	CW	1.02	0/582	0.97	0/769
48	CX	0.78	0/635	0.84	0/848
48	DX	0.61	0/635	0.77	0/848
49	CY	0.76	0/510	0.96	1/677 (0.1%)
49	DY	0.56	0/510	0.77	0/677
50	CZ	1.04	0/453	0.94	0/605
50	DZ	0.58	0/453	0.78	0/605
51	C0	0.95	0/450	0.98	2/599 (0.3%)
51	D0	0.71	0/450	0.89	1/599 (0.2%)
52	C1	0.74	0/417	0.76	0/554
52	D1	0.50	0/417	0.66	0/554
53	C2	1.03	0/380	0.99	2/498 (0.4%)
53	D2	0.70	0/380	0.84	0/498
54	C3	0.94	0/513	0.85	0/676
54	D3	0.60	0/513	0.78	1/676 (0.1%)
55	C4	0.92	0/303	0.99	0/397
55	D4	0.68	0/303	0.76	0/397
56	DB	0.75	0/2828	1.23	18/4410 (0.4%)
57	DW	0.60	0/571	0.72	0/755
All	All	1.08	713/315257 (0.2%)	1.34	4150/471496 (0.9%)

Chiral center outliers are detected by calculating the chiral volume of a chiral center and verifying if the center is modelled as a planar moiety or with the opposite hand. A planarity outlier is detected by checking planarity of atoms in a peptide group, atoms in a mainchain group or atoms of a sidechain that are expected to be planar.

Mol	Chain	#Chirality outliers	#Planarity outliers
4	AD	0	1

Continued on next page...

Continued from previous page...

Mol	Chain	#Chirality outliers	#Planarity outliers
4	BD	0	1
5	AE	0	1
5	BE	0	2
6	BF	0	1
9	AI	0	1
11	AK	0	1
11	BK	0	2
12	BL	0	2
13	AM	0	1
14	AN	0	1
20	BT	0	1
21	AU	0	2
21	BU	0	1
27	CC	0	1
27	DC	0	1
28	CD	0	2
28	DD	0	1
32	DH	0	2
33	CI	0	1
34	DJ	0	1
39	DO	0	1
42	CR	0	1
45	CU	0	1
50	CZ	0	1
All	All	0	31

All (713) bond length outliers are listed below:

Mol	Chain	Res	Type	Atoms	Z	Observed(Å)	Ideal(Å)
25	CA	1142	A	N9-C4	-18.22	1.26	1.37
25	CA	984	A	N9-C4	-13.29	1.29	1.37
25	DA	984	A	N9-C4	-10.51	1.31	1.37
25	CA	984	A	C5-C6	-10.44	1.31	1.41
25	CA	528	A	N7-C5	-10.29	1.33	1.39
25	CA	2250	G	N9-C4	-10.25	1.29	1.38
22	AV	1	G	OP3-P	-9.85	1.49	1.61
25	CA	672	C	N1-C6	-9.61	1.31	1.37
25	DA	528	A	N9-C4	-9.48	1.32	1.37
25	CA	1452	G	N9-C4	-9.46	1.30	1.38
22	BV	1	G	OP3-P	-9.45	1.49	1.61
25	DA	783	A	N9-C4	-9.41	1.32	1.37
25	CA	783	A	N9-C4	-8.99	1.32	1.37

Continued on next page...

Continued from previous page...

Mol	Chain	Res	Type	Atoms	Z	Observed(Å)	Ideal(Å)
25	CA	1999	C	N1-C6	-8.99	1.31	1.37
25	CA	1322	A	N9-C4	-8.76	1.32	1.37
25	CA	1779	U	N3-C4	-8.62	1.30	1.38
25	CA	814	C	N1-C6	-8.54	1.32	1.37
25	CA	974	G	N9-C8	8.52	1.43	1.37
25	CA	2711	A	N9-C4	-8.49	1.32	1.37
25	CA	752	A	N7-C5	-8.46	1.34	1.39
25	CA	1779	U	C2-N3	-8.38	1.31	1.37
25	CA	473	G	C6-N1	-8.36	1.33	1.39
25	CA	1452	G	N3-C4	-8.34	1.29	1.35
25	CA	1677	A	N9-C4	-8.23	1.32	1.37
25	CA	1452	G	C5-C6	-8.20	1.34	1.42
25	CA	1322	A	N3-C4	-8.19	1.29	1.34
25	CA	2286	G	N9-C4	-8.18	1.31	1.38
25	CA	668	A	N7-C5	-8.09	1.34	1.39
25	CA	2241	A	N9-C4	-8.05	1.33	1.37
25	CA	64	A	N3-C4	-8.04	1.30	1.34
25	CA	690	G	C5-C4	-7.98	1.32	1.38
25	CA	2071	A	N9-C4	-7.94	1.33	1.37
25	CA	1646	C	N1-C6	-7.93	1.32	1.37
25	CA	1307	A	N3-C4	-7.93	1.30	1.34
25	CA	2725	A	N9-C4	-7.89	1.33	1.37
25	CA	16	C	N1-C6	-7.83	1.32	1.37
25	CA	371	A	N9-C4	-7.83	1.33	1.37
25	CA	940	G	N7-C5	-7.82	1.34	1.39
25	CA	752	A	C5-C6	-7.81	1.34	1.41
25	CA	668	A	N9-C4	-7.76	1.33	1.37
25	DA	735	A	N3-C4	-7.75	1.30	1.34
25	DA	1142	A	N9-C4	-7.73	1.33	1.37
25	CA	690	G	N9-C4	-7.73	1.31	1.38
32	DH	149	GLU	CD-OE2	7.69	1.34	1.25
25	CA	1936	A	N9-C4	-7.68	1.33	1.37
25	CA	1999	C	N1-C2	-7.68	1.32	1.40
25	CA	2270	A	N3-C4	-7.63	1.30	1.34
25	CA	513	A	N7-C5	-7.62	1.34	1.39
25	CA	2426	A	N7-C5	-7.62	1.34	1.39
25	CA	221	A	N9-C4	-7.53	1.33	1.37
25	CA	21	A	N9-C4	-7.46	1.33	1.37
25	CA	1242	U	N1-C2	-7.40	1.31	1.38
25	CA	206	U	C2-N3	-7.39	1.32	1.37
25	DA	1936	A	N9-C4	-7.31	1.33	1.37
25	CA	1294	U	C2-N3	-7.30	1.32	1.37

Continued on next page...

Continued from previous page...

Mol	Chain	Res	Type	Atoms	Z	Observed(Å)	Ideal(Å)
25	CA	856	G	N3-C4	-7.29	1.30	1.35
25	CA	2267	A	N3-C4	-7.29	1.30	1.34
25	DA	526	A	N3-C4	-7.29	1.30	1.34
25	CA	1226	A	C5-C4	-7.28	1.33	1.38
25	CA	492	A	N3-C4	-7.26	1.30	1.34
25	CA	2616	C	N1-C6	-7.25	1.32	1.37
25	CA	819	A	N9-C4	-7.25	1.33	1.37
25	CA	1936	A	N3-C4	-7.25	1.30	1.34
32	CH	149	GLU	CD-OE2	7.24	1.33	1.25
25	CA	204	A	C6-N1	-7.21	1.30	1.35
25	CA	241	A	N9-C4	-7.21	1.33	1.37
25	CA	1657	U	N1-C2	-7.20	1.32	1.38
25	CA	974	G	N9-C4	-7.19	1.32	1.38
25	CA	1231	U	N1-C2	-7.16	1.32	1.38
25	CA	2388	A	C5-C4	-7.15	1.33	1.38
25	CA	1142	A	N3-C4	-7.13	1.30	1.34
25	CA	439	A	N9-C4	-7.05	1.33	1.37
25	CA	813	U	N1-C2	-7.03	1.32	1.38
25	CA	1029	A	N7-C5	-7.03	1.35	1.39
25	DA	480	A	N9-C4	-7.00	1.33	1.37
25	CA	1393	A	N3-C4	-7.00	1.30	1.34
25	CA	614	A	N9-C4	-7.00	1.33	1.37
25	DA	1247	A	N9-C4	-6.94	1.33	1.37
25	CA	1396	U	C2-N3	-6.91	1.32	1.37
25	CA	802	A	N7-C5	-6.91	1.35	1.39
25	CA	478	A	N9-C4	-6.90	1.33	1.37
25	CA	832	U	N1-C2	-6.90	1.32	1.38
25	CA	668	A	N3-C4	-6.89	1.30	1.34
25	CA	960	A	N3-C4	-6.89	1.30	1.34
25	CA	1311	G	N9-C4	-6.88	1.32	1.38
25	CA	1270	C	N1-C6	-6.88	1.33	1.37
25	CA	2017	U	C2-N3	-6.87	1.32	1.37
25	DA	1971	U	N3-C4	6.87	1.44	1.38
25	CA	218	A	N9-C4	-6.87	1.33	1.37
25	CA	1278	C	N1-C6	-6.86	1.33	1.37
25	CA	964	C	N1-C6	-6.80	1.33	1.37
25	CA	832	U	C2-N3	-6.80	1.32	1.37
25	CA	2009	A	C6-N1	-6.80	1.30	1.35
25	CA	1242	U	C2-O2	-6.79	1.16	1.22
25	CA	1255	U	C4-C5	-6.78	1.37	1.43
25	CA	477	A	N3-C4	-6.78	1.30	1.34
25	DA	782	A	N9-C4	-6.77	1.33	1.37

Continued on next page...

Continued from previous page...

Mol	Chain	Res	Type	Atoms	Z	Observed(Å)	Ideal(Å)
25	CA	204	A	N3-C4	-6.77	1.30	1.34
25	CA	800	A	N7-C5	-6.76	1.35	1.39
25	CA	323	C	N1-C6	-6.75	1.33	1.37
25	CA	580	U	N1-C2	-6.74	1.32	1.38
25	CA	1572	A	N3-C4	-6.73	1.30	1.34
25	CA	1833	C	N1-C6	-6.69	1.33	1.37
25	CA	536	G	C5-C4	-6.68	1.33	1.38
25	CA	786	C	N1-C6	-6.68	1.33	1.37
25	CA	2679	A	N9-C4	-6.66	1.33	1.37
25	CA	16	C	N3-C4	-6.65	1.29	1.33
25	CA	1278	C	N1-C2	-6.64	1.33	1.40
25	CA	974	G	C5-C6	-6.64	1.35	1.42
25	CA	1269	A	N3-C4	-6.63	1.30	1.34
25	CA	829	A	N9-C4	-6.63	1.33	1.37
25	CA	856	G	C5-C4	-6.61	1.33	1.38
25	CA	1674	G	N7-C5	-6.60	1.35	1.39
25	DA	822	G	N9-C4	-6.60	1.32	1.38
25	CA	2240	U	C2-N3	-6.56	1.33	1.37
25	CA	1354	A	N9-C4	-6.56	1.33	1.37
25	CA	2725	A	N3-C4	-6.55	1.30	1.34
25	CA	1031	G	C5-C4	-6.55	1.33	1.38
25	CA	478	A	N3-C4	-6.54	1.30	1.34
25	DA	574	A	N9-C4	-6.54	1.33	1.37
25	CA	1638	C	N1-C6	-6.53	1.33	1.37
25	CA	2721	A	N7-C5	-6.53	1.35	1.39
25	CA	2625	G	N7-C5	-6.53	1.35	1.39
25	DA	1946	U	C2-N3	-6.52	1.33	1.37
25	CA	2732	G	N3-C4	-6.50	1.30	1.35
1	AA	1413	A	N9-C4	-6.50	1.33	1.37
25	CA	526	A	N3-C4	-6.50	1.30	1.34
25	CA	1901	A	N9-C4	-6.49	1.33	1.37
25	CA	2068	U	N1-C2	-6.48	1.32	1.38
25	CA	2595	G	C6-N1	-6.48	1.35	1.39
25	CA	533	G	N7-C5	-6.47	1.35	1.39
25	CA	1133	A	N3-C4	-6.47	1.30	1.34
25	CA	735	A	N9-C4	-6.45	1.33	1.37
25	CA	2388	A	N3-C4	-6.43	1.30	1.34
25	CA	744	U	C2-N3	-6.42	1.33	1.37
25	CA	585	G	N7-C5	-6.41	1.35	1.39
25	CA	2067	G	C5-C6	-6.40	1.35	1.42
25	DA	1302	A	N7-C5	-6.38	1.35	1.39
1	AA	1499	A	N9-C4	-6.37	1.34	1.37

Continued on next page...

Continued from previous page...

Mol	Chain	Res	Type	Atoms	Z	Observed(Å)	Ideal(Å)
25	CA	1246	A	N9-C4	-6.37	1.34	1.37
25	CA	2059	A	C5-C6	-6.36	1.35	1.41
25	DA	735	A	N9-C4	-6.36	1.34	1.37
25	CA	824	U	N1-C2	-6.36	1.32	1.38
25	DA	2069	G	N9-C4	-6.35	1.32	1.38
25	CA	526	A	C6-N1	-6.35	1.31	1.35
25	CA	1667	G	C6-N1	-6.34	1.35	1.39
25	CA	2498	C	N3-C4	-6.34	1.29	1.33
25	CA	2388	A	N9-C4	-6.33	1.34	1.37
25	CA	657	U	C2-N3	-6.33	1.33	1.37
25	CA	204	A	C5-C6	-6.32	1.35	1.41
25	CA	1395	A	N9-C4	-6.32	1.34	1.37
25	CA	2749	A	N9-C4	-6.31	1.34	1.37
25	DA	454	A	N9-C4	-6.31	1.34	1.37
25	CA	235	U	C2-N3	-6.31	1.33	1.37
25	CA	2838	G	N9-C8	-6.29	1.33	1.37
25	CA	757	G	N9-C4	-6.28	1.32	1.38
25	CA	690	G	N9-C8	-6.28	1.33	1.37
25	CA	1008	A	N3-C4	-6.27	1.31	1.34
25	CA	2376	A	N3-C4	-6.27	1.31	1.34
25	CA	817	C	N1-C2	-6.26	1.33	1.40
25	CA	1255	U	C4-O4	-6.26	1.18	1.23
25	CA	2725	A	P-O5'	-6.25	1.53	1.59
25	DA	2699	C	N1-C6	-6.24	1.33	1.37
25	CA	13	A	N3-C4	-6.24	1.31	1.34
25	CA	1638	C	N1-C2	-6.24	1.33	1.40
25	CA	1640	A	N7-C5	-6.23	1.35	1.39
25	CA	1687	G	C6-N1	-6.23	1.35	1.39
25	CA	14	A	N3-C4	-6.22	1.31	1.34
25	CA	922	C	N1-C6	-6.22	1.33	1.37
25	CA	802	A	N3-C4	-6.22	1.31	1.34
25	DA	825	A	N9-C4	-6.21	1.34	1.37
25	DA	783	A	C5-C6	-6.21	1.35	1.41
25	CA	2364	C	N1-C6	-6.21	1.33	1.37
25	CA	2689	U	C2-N3	-6.21	1.33	1.37
25	CA	1013	C	N1-C6	-6.20	1.33	1.37
25	CA	1282	U	N1-C2	-6.20	1.32	1.38
25	CA	1528	A	N3-C4	-6.20	1.31	1.34
25	CA	523	C	N1-C6	-6.19	1.33	1.37
25	CA	1133	A	N9-C4	-6.19	1.34	1.37
25	CA	1677	A	N3-C4	-6.18	1.31	1.34
25	DA	1452	G	N9-C4	-6.18	1.33	1.38

Continued on next page...

Continued from previous page...

Mol	Chain	Res	Type	Atoms	Z	Observed(Å)	Ideal(Å)
25	CA	568	U	C2-N3	-6.18	1.33	1.37
25	CA	2250	G	N3-C4	-6.17	1.31	1.35
25	CA	2377	A	N9-C4	-6.17	1.34	1.37
25	CA	575	A	C6-N1	-6.17	1.31	1.35
25	CA	575	A	N7-C5	-6.16	1.35	1.39
25	CA	752	A	N3-C4	-6.16	1.31	1.34
25	CA	1960	A	N9-C4	-6.16	1.34	1.37
25	CA	975	A	N3-C4	-6.15	1.31	1.34
25	CA	2820	A	N3-C4	6.14	1.38	1.34
25	CA	423	A	N9-C4	-6.14	1.34	1.37
25	CA	823	C	N1-C6	-6.14	1.33	1.37
25	CA	1126	A	N7-C5	-6.13	1.35	1.39
25	CA	1977	A	N9-C4	-6.13	1.34	1.37
25	CA	745	G	N1-C2	-6.12	1.32	1.37
25	CA	2686	G	N7-C5	-6.12	1.35	1.39
25	CA	2620	C	N3-C4	-6.12	1.29	1.33
25	CA	693	A	N3-C4	-6.12	1.31	1.34
25	CA	943	A	N7-C5	-6.10	1.35	1.39
25	CA	1951	U	N1-C2	-6.10	1.33	1.38
25	CA	2053	G	N7-C5	-6.10	1.35	1.39
25	CA	528	A	N9-C4	-6.09	1.34	1.37
25	CA	663	G	N9-C8	-6.09	1.33	1.37
25	CA	2286	G	N3-C4	-6.09	1.31	1.35
25	DA	1779	U	C2-N3	-6.09	1.33	1.37
25	DA	483	A	N9-C4	-6.08	1.34	1.37
25	DA	1787	A	N9-C4	-6.08	1.34	1.37
25	CA	470	A	N9-C4	-6.07	1.34	1.37
25	CA	2576	G	N3-C4	-6.06	1.31	1.35
25	CA	564	C	N3-C4	-6.06	1.29	1.33
25	CA	394	C	N1-C6	-6.06	1.33	1.37
25	CA	910	A	C6-N1	-6.05	1.31	1.35
25	CA	2389	G	N9-C4	-6.04	1.33	1.38
25	CA	2626	C	N1-C6	-6.04	1.33	1.37
25	CA	2551	C	N1-C6	-6.03	1.33	1.37
1	AA	1346	A	N9-C4	-6.02	1.34	1.37
25	CA	1608	A	N9-C4	-6.02	1.34	1.37
25	CA	814	C	N3-C4	-6.02	1.29	1.33
25	DA	2014	A	N7-C5	-6.02	1.35	1.39
25	CA	819	A	N3-C4	-6.01	1.31	1.34
25	CA	2542	A	N9-C4	-6.01	1.34	1.37
25	CA	1345	C	N1-C6	-6.00	1.33	1.37
25	CA	752	A	N9-C4	-5.99	1.34	1.37

Continued on next page...

Continued from previous page...

Mol	Chain	Res	Type	Atoms	Z	Observed(Å)	Ideal(Å)
25	CA	2792	A	N7-C5	-5.99	1.35	1.39
25	CA	2496	C	N1-C6	-5.98	1.33	1.37
43	CS	73	LYS	CD-CE	5.98	1.66	1.51
25	CA	667	U	C2-N3	-5.98	1.33	1.37
25	CA	2348	U	C2-N3	-5.98	1.33	1.37
25	CA	1011	G	N3-C4	-5.98	1.31	1.35
25	CA	598	U	N1-C2	-5.97	1.33	1.38
25	CA	1143	A	N7-C5	-5.97	1.35	1.39
25	CA	706	A	N3-C4	-5.96	1.31	1.34
1	BA	283	U	C2-N3	5.96	1.42	1.37
25	CA	1028	A	N3-C4	-5.96	1.31	1.34
25	CA	1769	U	N1-C2	-5.95	1.33	1.38
25	DA	783	A	N7-C5	-5.95	1.35	1.39
25	CA	1791	A	N3-C4	-5.94	1.31	1.34
25	CA	384	A	N9-C4	-5.94	1.34	1.37
25	DA	1387	A	N9-C4	-5.94	1.34	1.37
25	CA	451	U	C2-N3	-5.94	1.33	1.37
25	DA	1802	A	N3-C4	-5.94	1.31	1.34
25	DA	2821	A	N3-C4	-5.93	1.31	1.34
25	CA	461	C	N3-C4	-5.93	1.29	1.33
25	CA	474	G	C5-C4	-5.93	1.34	1.38
25	CA	525	U	N1-C2	-5.93	1.33	1.38
1	BA	816	A	N9-C4	-5.93	1.34	1.37
25	CA	2250	G	C5-C6	-5.92	1.36	1.42
25	CA	2270	A	N9-C4	-5.92	1.34	1.37
25	DA	2049	G	N1-C2	-5.92	1.33	1.37
25	DA	2821	A	N9-C4	-5.91	1.34	1.37
25	DA	753	A	N9-C4	-5.91	1.34	1.37
25	CA	2083	G	N9-C4	-5.91	1.33	1.38
25	CA	2005	A	N9-C4	-5.91	1.34	1.37
25	CA	821	A	N9-C4	-5.90	1.34	1.37
25	CA	977	G	N9-C8	-5.90	1.33	1.37
25	CA	2061	G	N7-C5	-5.90	1.35	1.39
25	CA	2004	G	C6-N1	-5.90	1.35	1.39
25	CA	1353	A	C6-N1	-5.89	1.31	1.35
25	CA	2002	G	C5-C4	-5.89	1.34	1.38
25	CA	984	A	N3-C4	-5.89	1.31	1.34
25	CA	674	G	N9-C8	-5.88	1.33	1.37
25	CA	768	G	C5-C4	-5.87	1.34	1.38
25	CA	2515	C	N1-C6	-5.87	1.33	1.37
25	CA	964	C	N3-C4	-5.86	1.29	1.33
25	CA	2511	U	N1-C2	-5.86	1.33	1.38

Continued on next page...

Continued from previous page...

Mol	Chain	Res	Type	Atoms	Z	Observed(Å)	Ideal(Å)
25	CA	17	G	N9-C8	-5.85	1.33	1.37
25	CA	2418	A	N7-C5	-5.85	1.35	1.39
25	CA	683	U	N1-C2	-5.85	1.33	1.38
25	CA	1993	U	C2-N3	-5.85	1.33	1.37
25	DA	1192	G	N9-C8	-5.85	1.33	1.37
25	CA	120	U	C2-N3	-5.84	1.33	1.37
25	CA	2389	G	N9-C8	-5.84	1.33	1.37
25	DA	794	A	N9-C4	-5.84	1.34	1.37
25	CA	1251	C	N1-C6	-5.84	1.33	1.37
25	CA	2275	C	N3-C4	-5.84	1.29	1.33
25	CA	2259	U	N1-C6	-5.83	1.32	1.38
25	CA	2562	U	C2-N3	-5.83	1.33	1.37
25	CA	1994	C	N1-C6	-5.82	1.33	1.37
25	CA	2898	U	C2-N3	-5.82	1.33	1.37
25	CA	754	U	N3-C4	-5.82	1.33	1.38
25	DA	13	A	N3-C4	-5.81	1.31	1.34
25	DA	2047	C	N1-C6	-5.81	1.33	1.37
25	DA	693	A	N7-C5	-5.81	1.35	1.39
25	CA	1602	U	C2-N3	-5.80	1.33	1.37
25	CA	1309	G	N1-C2	-5.80	1.33	1.37
25	CA	1002	G	N1-C2	-5.79	1.33	1.37
25	CA	1046	A	N7-C5	-5.79	1.35	1.39
25	CA	2067	G	C5-C4	-5.79	1.34	1.38
25	CA	527	C	N1-C6	-5.79	1.33	1.37
25	CA	2358	A	N9-C4	-5.79	1.34	1.37
25	CA	513	A	C5-C6	-5.78	1.35	1.41
25	CA	2510	C	C2-N3	-5.78	1.31	1.35
25	CA	2691	C	N1-C6	-5.78	1.33	1.37
25	CA	1971	U	N3-C4	5.78	1.43	1.38
25	CA	1282	U	C2-N3	-5.78	1.33	1.37
25	CA	2051	A	N3-C4	-5.78	1.31	1.34
25	CA	2615	U	C2-N3	-5.78	1.33	1.37
25	CA	533	G	N9-C8	-5.77	1.33	1.37
25	CA	346	A	N3-C4	-5.77	1.31	1.34
25	CA	2067	G	N7-C5	-5.76	1.35	1.39
25	CA	993	G	C6-N1	-5.76	1.35	1.39
25	CA	1311	G	N1-C2	5.76	1.42	1.37
1	BA	397	A	N3-C4	-5.75	1.31	1.34
25	CA	1452	G	N7-C5	-5.75	1.35	1.39
25	CA	2614	A	N3-C4	-5.74	1.31	1.34
25	DA	753	A	N3-C4	-5.73	1.31	1.34
25	CA	970	U	N1-C2	-5.73	1.33	1.38

Continued on next page...

Continued from previous page...

Mol	Chain	Res	Type	Atoms	Z	Observed(Å)	Ideal(Å)
1	AA	781	A	N3-C4	-5.73	1.31	1.34
25	DA	529	A	N9-C4	-5.73	1.34	1.37
25	CA	528	A	C5-C6	-5.72	1.35	1.41
25	CA	946	C	C4-N4	-5.72	1.28	1.33
25	CA	2894	G	N9-C8	-5.72	1.33	1.37
25	CA	1290	C	N1-C6	-5.72	1.33	1.37
1	BA	1514	G	C5-C4	-5.71	1.34	1.38
25	CA	443	A	N9-C4	-5.71	1.34	1.37
25	CA	1528	A	N9-C4	-5.71	1.34	1.37
25	CA	1254	A	N3-C4	-5.71	1.31	1.34
25	CA	1393	A	N9-C4	-5.71	1.34	1.37
25	CA	999	U	N1-C2	-5.71	1.33	1.38
25	CA	1245	G	C6-N1	-5.71	1.35	1.39
25	CA	2567	G	C5-C4	-5.70	1.34	1.38
25	CA	516	C	N3-C4	-5.70	1.29	1.33
25	CA	1218	G	N7-C5	-5.70	1.35	1.39
25	CA	589	U	C2-N3	-5.69	1.33	1.37
25	DA	2066	C	N1-C6	-5.69	1.33	1.37
25	CA	111	A	N9-C4	-5.69	1.34	1.37
25	CA	832	U	C2-O2	-5.69	1.17	1.22
25	CA	1123	C	N3-C4	-5.69	1.29	1.33
25	CA	2749	A	N3-C4	-5.69	1.31	1.34
25	DA	974	G	N9-C8	5.68	1.41	1.37
25	DA	2392	A	N9-C4	-5.68	1.34	1.37
25	DA	2811	G	N9-C4	-5.68	1.33	1.38
35	CK	92	GLU	CG-CD	5.68	1.60	1.51
25	CA	572	A	C6-N1	-5.67	1.31	1.35
25	CA	14	A	N9-C4	-5.67	1.34	1.37
25	CA	2523	G	N7-C5	-5.67	1.35	1.39
25	CA	2681	C	N1-C6	-5.67	1.33	1.37
25	CA	2579	C	N3-C4	-5.67	1.29	1.33
25	CA	1219	U	C2-N3	-5.66	1.33	1.37
25	CA	2591	C	N1-C6	-5.65	1.33	1.37
25	DA	910	A	N9-C4	-5.65	1.34	1.37
25	CA	1614	A	N9-C4	-5.65	1.34	1.37
25	CA	1396	U	N3-C4	-5.65	1.33	1.38
26	CB	78	A	N9-C4	-5.65	1.34	1.37
25	CA	1766	G	C5-C4	-5.64	1.34	1.38
25	CA	2264	C	N3-C4	-5.63	1.30	1.33
25	CA	2066	C	N1-C6	-5.63	1.33	1.37
25	CA	2478	A	N9-C4	-5.63	1.34	1.37
25	CA	2625	G	N9-C8	-5.62	1.33	1.37

Continued on next page...

Continued from previous page...

Mol	Chain	Res	Type	Atoms	Z	Observed(Å)	Ideal(Å)
42	CR	92	TRP	CB-CG	-5.62	1.40	1.50
25	CA	1286	A	N7-C5	-5.62	1.35	1.39
25	CA	863	A	N3-C4	-5.61	1.31	1.34
25	CA	2628	C	N3-C4	-5.61	1.30	1.33
25	CA	2060	A	N3-C4	-5.61	1.31	1.34
25	DA	203	A	N7-C5	-5.61	1.35	1.39
25	CA	204	A	N9-C4	-5.61	1.34	1.37
25	CA	946	C	N3-C4	-5.61	1.30	1.33
25	CA	1249	U	P-O5'	-5.60	1.54	1.59
25	CA	819	A	N7-C5	-5.60	1.35	1.39
25	CA	2628	C	N1-C6	-5.60	1.33	1.37
25	CA	735	A	N3-C4	-5.60	1.31	1.34
25	CA	1672	A	N7-C5	-5.60	1.35	1.39
25	CA	1009	A	N9-C4	-5.60	1.34	1.37
25	CA	554	U	N1-C2	-5.59	1.33	1.38
25	CA	2691	C	C2-N3	-5.59	1.31	1.35
25	CA	2724	U	C2-N3	-5.59	1.33	1.37
25	CA	1936	A	N9-C8	-5.58	1.42	1.37
25	CA	2012	G	N9-C8	-5.58	1.33	1.37
25	CA	830	G	C6-N1	-5.58	1.35	1.39
25	CA	2053	G	C8-N7	-5.58	1.27	1.30
25	CA	1250	G	N9-C8	-5.57	1.33	1.37
25	CA	2049	G	C6-N1	-5.57	1.35	1.39
25	CA	1677	A	C6-N1	-5.57	1.31	1.35
25	CA	1470	A	N3-C4	-5.56	1.31	1.34
25	DA	2881	U	N1-C2	-5.56	1.33	1.38
25	CA	536	G	N9-C4	-5.56	1.33	1.38
25	CA	670	A	N9-C4	-5.56	1.34	1.37
25	CA	776	G	C8-N7	-5.56	1.27	1.30
25	CA	1250	G	N7-C5	-5.55	1.35	1.39
25	CA	2351	G	N7-C5	-5.55	1.35	1.39
25	CA	750	A	N9-C4	-5.55	1.34	1.37
25	CA	2052	A	N3-C4	-5.55	1.31	1.34
25	CA	579	G	N9-C8	-5.55	1.33	1.37
25	CA	656	G	N9-C4	-5.55	1.33	1.38
25	CA	1658	C	N1-C6	-5.55	1.33	1.37
25	CA	1929	G	P-O5'	-5.54	1.54	1.59
25	CA	384	A	C6-N1	-5.54	1.31	1.35
25	CA	2510	C	N1-C6	-5.54	1.33	1.37
25	CA	2728	U	C2-N3	-5.54	1.33	1.37
25	CA	1265	A	C6-N1	-5.54	1.31	1.35
25	CA	2866	U	C2-N3	-5.53	1.33	1.37

Continued on next page...

Continued from previous page...

Mol	Chain	Res	Type	Atoms	Z	Observed(Å)	Ideal(Å)
25	DA	2498	C	N1-C6	-5.53	1.33	1.37
25	CA	2753	A	N9-C4	-5.53	1.34	1.37
25	CA	908	C	N1-C6	-5.52	1.33	1.37
25	CA	1247	A	N9-C4	-5.52	1.34	1.37
25	CA	1319	C	N1-C2	-5.52	1.34	1.40
25	CA	2245	U	C2-N3	-5.52	1.33	1.37
1	AA	1408	A	N9-C4	-5.52	1.34	1.37
25	CA	2225	A	C5-C6	-5.52	1.36	1.41
25	CA	1196	C	N3-C4	-5.52	1.30	1.33
25	CA	1316	U	C2-N3	-5.51	1.33	1.37
25	CA	1620	G	N3-C4	-5.51	1.31	1.35
25	CA	1993	U	N1-C2	-5.51	1.33	1.38
25	CA	1667	G	N1-C2	-5.51	1.33	1.37
25	CA	2330	G	N3-C4	-5.51	1.31	1.35
25	DA	2497	A	N7-C5	-5.51	1.35	1.39
25	CA	1766	G	N9-C4	-5.51	1.33	1.38
25	CA	824	U	C2-N3	-5.50	1.33	1.37
25	CA	1216	G	C6-N1	-5.50	1.35	1.39
25	CA	518	G	N9-C8	-5.50	1.34	1.37
25	DA	1785	A	N9-C4	-5.50	1.34	1.37
25	CA	1125	G	N7-C5	-5.50	1.35	1.39
25	CA	1360	G	C6-N1	-5.49	1.35	1.39
25	CA	2012	G	C5-C4	-5.49	1.34	1.38
25	CA	1354	A	N3-C4	-5.49	1.31	1.34
25	CA	2435	A	N9-C4	-5.49	1.34	1.37
25	CA	980	A	N3-C4	-5.49	1.31	1.34
25	CA	555	G	C8-N7	-5.48	1.27	1.30
25	CA	536	G	C2-N3	-5.48	1.28	1.32
25	CA	1818	U	C2-N3	-5.48	1.33	1.37
25	CA	2633	G	N3-C4	-5.48	1.31	1.35
25	CA	1658	C	N3-C4	-5.48	1.30	1.33
25	DA	1129	A	N7-C5	-5.48	1.35	1.39
25	CA	2394	C	N1-C2	-5.48	1.34	1.40
25	CA	17	G	C5-C4	-5.47	1.34	1.38
25	CA	768	G	N7-C5	-5.47	1.35	1.39
25	DA	975	A	N3-C4	-5.47	1.31	1.34
25	CA	1284	A	N9-C4	-5.47	1.34	1.37
25	CA	672	C	N1-C2	-5.47	1.34	1.40
25	CA	474	G	N7-C5	-5.47	1.35	1.39
25	CA	1641	A	N7-C5	-5.47	1.35	1.39
25	CA	1654	A	N9-C4	-5.47	1.34	1.37
25	CA	2351	G	C5-C6	-5.47	1.36	1.42

Continued on next page...

Continued from previous page...

Mol	Chain	Res	Type	Atoms	Z	Observed(Å)	Ideal(Å)
25	DA	2485	G	N9-C4	-5.47	1.33	1.38
26	CB	78	A	N7-C5	-5.46	1.35	1.39
25	CA	985	C	C2-N3	-5.46	1.31	1.35
25	CA	620	G	N9-C4	-5.45	1.33	1.38
25	CA	2616	C	N1-C2	-5.45	1.34	1.40
25	DA	2614	A	N9-C4	-5.45	1.34	1.37
25	CA	188	G	C6-N1	-5.45	1.35	1.39
25	CA	453	A	N7-C5	-5.45	1.35	1.39
25	CA	482	A	N9-C4	-5.45	1.34	1.37
25	CA	567	U	N1-C2	-5.45	1.33	1.38
25	CA	760	G	C5-C4	-5.45	1.34	1.38
25	CA	2711	A	N3-C4	-5.44	1.31	1.34
25	CA	2485	G	C2-N3	-5.44	1.28	1.32
25	DA	975	A	N7-C5	-5.44	1.35	1.39
25	DA	2257	U	C2-N3	-5.44	1.33	1.37
25	CA	1187	G	N7-C5	-5.43	1.35	1.39
25	CA	501	A	C6-N1	-5.43	1.31	1.35
25	CA	2496	C	N3-C4	-5.43	1.30	1.33
25	CA	675	A	C6-N1	-5.43	1.31	1.35
25	CA	997	G	N9-C4	-5.43	1.33	1.38
25	CA	13	A	C6-N1	-5.42	1.31	1.35
25	CA	959	A	N3-C4	-5.42	1.31	1.34
25	CA	2012	G	N3-C4	-5.42	1.31	1.35
25	CA	2616	C	N3-C4	-5.42	1.30	1.33
25	CA	515	A	N7-C5	-5.41	1.36	1.39
25	CA	852	U	N1-C2	-5.41	1.33	1.38
25	CA	1787	A	N3-C4	-5.41	1.31	1.34
25	CA	586	A	C6-N1	-5.41	1.31	1.35
25	DA	2518	A	N7-C5	-5.41	1.36	1.39
25	CA	1312	U	C2-N3	-5.40	1.33	1.37
25	CA	1999	C	N3-C4	-5.40	1.30	1.33
25	CA	1656	C	C2-N3	-5.40	1.31	1.35
25	CA	1255	U	N1-C2	-5.40	1.33	1.38
25	CA	2005	A	N7-C5	-5.40	1.36	1.39
25	CA	2364	C	C2-N3	-5.40	1.31	1.35
25	CA	450	G	N9-C8	-5.39	1.34	1.37
25	DA	1971	U	C2-N3	5.39	1.41	1.37
25	CA	2500	U	N1-C2	-5.39	1.33	1.38
25	CA	2057	G	N1-C2	-5.38	1.33	1.37
25	CA	997	G	N3-C4	-5.38	1.31	1.35
25	CA	1790	C	N1-C6	-5.38	1.33	1.37
25	DA	2564	A	N7-C5	-5.38	1.36	1.39

Continued on next page...

Continued from previous page...

Mol	Chain	Res	Type	Atoms	Z	Observed(Å)	Ideal(Å)
25	CA	528	A	N3-C4	-5.38	1.31	1.34
25	CA	2046	G	C5-C6	-5.38	1.36	1.42
25	CA	1155	A	C5-C4	-5.37	1.34	1.38
25	CA	2685	G	P-O5'	-5.37	1.54	1.59
25	CA	1997	C	N1-C6	-5.37	1.33	1.37
25	DA	948	C	C2-O2	-5.37	1.19	1.24
25	CA	733	G	C5-C6	-5.37	1.36	1.42
25	CA	2376	A	C6-N1	-5.37	1.31	1.35
25	CA	817	C	C2-O2	-5.36	1.19	1.24
25	CA	1654	A	N7-C5	-5.36	1.36	1.39
25	CA	2788	C	N3-C4	-5.36	1.30	1.33
25	DA	2273	A	N9-C4	-5.36	1.34	1.37
25	CA	777	G	N9-C8	-5.36	1.34	1.37
25	CA	956	G	N9-C8	-5.36	1.34	1.37
25	CA	2020	A	N3-C4	-5.36	1.31	1.34
25	CA	2728	U	N3-C4	-5.36	1.33	1.38
25	CA	825	A	N9-C8	-5.36	1.33	1.37
25	CA	971	G	C5-C4	-5.35	1.34	1.38
26	CB	99	A	N7-C5	-5.35	1.36	1.39
25	CA	2590	A	N3-C4	-5.35	1.31	1.34
25	CA	1791	A	C5-C6	-5.34	1.36	1.41
25	CA	1301	A	N9-C4	-5.34	1.34	1.37
25	CA	2841	C	N1-C6	-5.34	1.33	1.37
25	CA	959	A	C6-N1	-5.34	1.31	1.35
25	CA	2579	C	C2-N3	-5.34	1.31	1.35
25	CA	1198	U	N1-C2	-5.34	1.33	1.38
25	CA	1226	A	N9-C8	-5.34	1.33	1.37
25	DA	2689	U	C2-N3	-5.34	1.34	1.37
25	CA	384	A	C5-C6	-5.33	1.36	1.41
25	CA	472	A	N9-C8	-5.33	1.33	1.37
25	CA	825	A	N9-C4	-5.33	1.34	1.37
25	DA	2013	A	N9-C4	-5.33	1.34	1.37
25	CA	2003	A	N7-C5	-5.33	1.36	1.39
25	CA	2349	G	C6-N1	-5.33	1.35	1.39
1	AA	1500	A	N9-C4	-5.33	1.34	1.37
25	CA	1641	A	N3-C4	-5.33	1.31	1.34
1	BA	1514	G	C5-C6	-5.33	1.37	1.42
25	DA	2508	G	N9-C8	-5.33	1.34	1.37
25	CA	1260	A	N9-C4	-5.32	1.34	1.37
25	CA	1672	A	P-O5'	-5.32	1.54	1.59
25	CA	1148	U	C2-N3	-5.32	1.34	1.37
25	CA	32	C	N1-C6	-5.32	1.33	1.37

Continued on next page...

Continued from previous page...

Mol	Chain	Res	Type	Atoms	Z	Observed(Å)	Ideal(Å)
25	CA	1661	G	C6-N1	-5.32	1.35	1.39
25	CA	1826	G	N9-C8	-5.32	1.34	1.37
25	CA	1656	C	C2-O2	-5.31	1.19	1.24
25	CA	2008	C	N1-C6	-5.31	1.33	1.37
25	CA	952	G	N9-C8	-5.31	1.34	1.37
25	CA	2277	G	C6-N1	-5.30	1.35	1.39
25	CA	2010	G	C5-C4	-5.30	1.34	1.38
25	DA	1131	G	N3-C4	-5.30	1.31	1.35
25	CA	2722	G	N9-C4	-5.30	1.33	1.38
25	CA	971	G	N9-C8	-5.30	1.34	1.37
26	CB	50	A	N9-C4	-5.29	1.34	1.37
25	CA	1774	C	C4-C5	-5.28	1.38	1.43
25	CA	961	C	N1-C6	-5.28	1.33	1.37
25	CA	618	G	C2-N3	-5.28	1.28	1.32
25	CA	856	G	C2-N3	-5.28	1.28	1.32
1	AA	896	C	N1-C6	-5.27	1.33	1.37
25	CA	1278	C	C4-C5	-5.27	1.38	1.43
25	CA	945	A	C5-C4	-5.27	1.35	1.38
25	CA	78	U	C2-N3	-5.26	1.34	1.37
25	CA	482	A	C5-C6	-5.26	1.36	1.41
25	CA	1163	G	N3-C4	-5.26	1.31	1.35
25	DA	1244	A	N9-C4	-5.26	1.34	1.37
25	CA	770	G	N3-C4	-5.25	1.31	1.35
25	CA	2790	U	N1-C2	5.25	1.43	1.38
25	CA	2397	G	C5-C4	-5.24	1.34	1.38
25	CA	2211	A	N9-C4	5.24	1.41	1.37
25	CA	2271	G	N1-C2	-5.24	1.33	1.37
25	DA	1928	A	N3-C4	5.24	1.38	1.34
25	CA	2560	A	N3-C4	-5.23	1.31	1.34
25	CA	640	C	N1-C6	-5.22	1.34	1.37
25	CA	2482	A	N9-C4	-5.22	1.34	1.37
25	CA	2716	C	N3-C4	-5.22	1.30	1.33
25	CA	95	A	N3-C4	-5.22	1.31	1.34
25	CA	384	A	C6-N6	-5.22	1.29	1.33
25	CA	1944	U	C2-N3	-5.22	1.34	1.37
25	CA	2453	A	N3-C4	-5.22	1.31	1.34
25	DA	1802	A	N9-C4	-5.22	1.34	1.37
25	CA	2286	G	C5-C6	-5.22	1.37	1.42
25	CA	482	A	N7-C5	-5.21	1.36	1.39
25	CA	2497	A	C8-N7	-5.21	1.27	1.31
25	CA	2751	G	N3-C4	-5.21	1.31	1.35
25	CA	754	U	C2-N3	-5.21	1.34	1.37

Continued on next page...

Continued from previous page...

Mol	Chain	Res	Type	Atoms	Z	Observed(Å)	Ideal(Å)
25	CA	960	A	C5-C4	-5.21	1.35	1.38
25	CA	749	A	N9-C4	-5.21	1.34	1.37
25	CA	89	A	C6-N1	-5.21	1.31	1.35
25	CA	2815	C	N3-C4	-5.21	1.30	1.33
25	CA	1332	G	C5-C4	-5.20	1.34	1.38
25	CA	2457	U	P-O5'	-5.20	1.54	1.59
25	CA	825	A	N3-C4	-5.20	1.31	1.34
25	CA	2277	G	N1-C2	-5.20	1.33	1.37
25	CA	522	A	N9-C8	-5.20	1.33	1.37
25	CA	1288	G	N9-C8	-5.20	1.34	1.37
25	CA	2709	G	C6-N1	-5.20	1.35	1.39
25	CA	1192	G	N7-C5	-5.19	1.36	1.39
25	CA	590	A	N9-C4	-5.19	1.34	1.37
25	CA	111	A	C5-C6	-5.19	1.36	1.41
25	CA	1950	G	C5-C4	-5.19	1.34	1.38
25	CA	533	G	C6-N1	-5.19	1.35	1.39
25	CA	1630	A	N3-C4	-5.19	1.31	1.34
25	CA	2010	G	N3-C4	-5.19	1.31	1.35
25	CA	1809	A	N9-C4	-5.19	1.34	1.37
25	CA	2508	G	C6-N1	-5.19	1.35	1.39
25	CA	2311	A	N9-C4	5.18	1.41	1.37
25	CA	1980	G	C6-N1	-5.18	1.35	1.39
25	CA	2071	A	N3-C4	-5.18	1.31	1.34
25	DA	1905	C	N1-C6	-5.18	1.34	1.37
25	CA	236	C	N1-C6	-5.18	1.34	1.37
25	CA	2589	A	C5-C6	-5.18	1.36	1.41
25	CA	679	C	N3-C4	-5.17	1.30	1.33
25	CA	1332	G	C6-N1	-5.17	1.35	1.39
25	CA	1791	A	N9-C4	-5.17	1.34	1.37
25	CA	1257	C	N1-C6	-5.16	1.34	1.37
25	CA	806	C	N3-C4	-5.16	1.30	1.33
25	CA	2056	G	C5-C4	-5.16	1.34	1.38
25	CA	2503	A	N7-C5	-5.16	1.36	1.39
25	CA	1570	A	N3-C4	-5.15	1.31	1.34
25	CA	827	U	N1-C2	-5.15	1.33	1.38
25	CA	2592	G	C6-N1	-5.15	1.35	1.39
25	CA	2851	A	N9-C4	5.15	1.41	1.37
25	CA	2823	A	N3-C4	-5.15	1.31	1.34
25	CA	1769	U	C2-N3	-5.15	1.34	1.37
25	CA	735	A	N9-C8	-5.14	1.33	1.37
25	CA	814	C	C4-C5	-5.14	1.38	1.43
25	DA	1217	U	C2-N3	-5.14	1.34	1.37

Continued on next page...

Continued from previous page...

Mol	Chain	Res	Type	Atoms	Z	Observed(Å)	Ideal(Å)
25	CA	971	G	C8-N7	-5.14	1.27	1.30
25	CA	1213	A	N3-C4	-5.14	1.31	1.34
25	CA	1980	G	C6-O6	-5.14	1.19	1.24
25	CA	743	A	N3-C4	-5.14	1.31	1.34
25	CA	1624	U	C2-N3	-5.14	1.34	1.37
25	CA	2822	G	N3-C4	-5.14	1.31	1.35
25	CA	245	G	C6-N1	-5.14	1.35	1.39
25	CA	2495	G	C6-N1	-5.14	1.35	1.39
25	CA	993	G	N1-C2	-5.13	1.33	1.37
25	CA	1315	C	N1-C6	-5.13	1.34	1.37
25	CA	21	A	N3-C4	-5.13	1.31	1.34
25	CA	1336	A	N9-C8	-5.13	1.33	1.37
25	CA	1265	A	C5-C4	-5.13	1.35	1.38
25	CA	598	U	C2-N3	-5.12	1.34	1.37
25	CA	1167	C	N3-C4	-5.12	1.30	1.33
25	CA	1278	C	N3-C4	-5.12	1.30	1.33
25	DA	534	U	C2-N3	-5.12	1.34	1.37
25	DA	1648	U	N1-C2	-5.12	1.33	1.38
25	CA	564	C	N1-C6	-5.12	1.34	1.37
25	CA	2802	G	N3-C4	-5.12	1.31	1.35
35	CK	122	VAL	CA-CB	5.12	1.65	1.54
25	DA	2066	C	N3-C4	-5.12	1.30	1.33
25	CA	856	G	N9-C4	-5.12	1.33	1.38
25	CA	1245	G	N1-C2	-5.12	1.33	1.37
1	AA	1101	A	N9-C4	5.11	1.41	1.37
25	CA	2060	A	N9-C4	-5.11	1.34	1.37
25	CA	2510	C	N3-C4	-5.11	1.30	1.33
25	DA	13	A	N7-C5	-5.11	1.36	1.39
25	CA	974	G	N3-C4	-5.11	1.31	1.35
25	CA	1331	G	N9-C4	-5.11	1.33	1.38
25	CA	1795	C	N1-C6	-5.11	1.34	1.37
25	CA	680	C	N1-C6	-5.11	1.34	1.37
25	CA	1677	A	C5-C4	-5.11	1.35	1.38
25	CA	2241	A	N3-C4	-5.11	1.31	1.34
25	CA	1271	G	N9-C8	-5.10	1.34	1.37
25	DA	2407	A	N3-C4	5.10	1.38	1.34
25	CA	825	A	C5-C4	-5.10	1.35	1.38
25	CA	978	G	N9-C8	-5.10	1.34	1.37
25	CA	1142	A	C5-C6	-5.10	1.36	1.41
27	DC	247	TRP	CB-CG	-5.09	1.41	1.50
25	CA	1125	G	C6-N1	-5.09	1.35	1.39
25	CA	2722	G	C6-N1	-5.09	1.35	1.39

Continued on next page...

Continued from previous page...

Mol	Chain	Res	Type	Atoms	Z	Observed(Å)	Ideal(Å)
25	CA	590	A	N3-C4	-5.09	1.31	1.34
25	CA	745	G	C6-N1	-5.09	1.35	1.39
25	CA	1767	G	C2-N3	-5.09	1.28	1.32
25	DA	2048	G	N1-C2	-5.09	1.33	1.37
25	CA	1318	U	C2-N3	-5.08	1.34	1.37
25	CA	2047	C	N1-C6	-5.08	1.34	1.37
25	CA	689	A	C6-N1	-5.08	1.31	1.35
25	CA	1301	A	N7-C5	-5.08	1.36	1.39
25	CA	704	G	N9-C8	-5.08	1.34	1.37
25	DA	2442	C	N1-C2	-5.08	1.35	1.40
25	CA	2571	U	N1-C2	-5.08	1.33	1.38
25	CA	2598	A	N9-C4	-5.08	1.34	1.37
25	CA	1399	C	N1-C6	-5.08	1.34	1.37
25	CA	1784	A	C5-C6	-5.07	1.36	1.41
25	CA	751	A	N7-C5	-5.07	1.36	1.39
1	BA	116	A	N9-C4	-5.07	1.34	1.37
25	CA	735	A	C6-N1	-5.07	1.32	1.35
25	CA	122	G	C5-C4	-5.06	1.34	1.38
25	CA	1009	A	N7-C5	-5.06	1.36	1.39
25	CA	409	G	N3-C4	-5.06	1.31	1.35
25	CA	2864	G	N1-C2	-5.06	1.33	1.37
26	CB	82	U	N1-C2	-5.06	1.33	1.38
25	DA	509	C	N1-C6	-5.06	1.34	1.37
25	CA	1770	G	N9-C8	-5.06	1.34	1.37
25	CA	2595	G	N3-C4	-5.06	1.31	1.35
25	CA	17	G	N9-C4	-5.05	1.33	1.38
25	CA	575	A	C5-C4	-5.05	1.35	1.38
25	CA	222	A	N3-C4	-5.05	1.31	1.34
25	CA	1031	G	N1-C2	-5.05	1.33	1.37
25	CA	2723	C	N3-C4	-5.05	1.30	1.33
25	CA	552	U	N1-C2	-5.05	1.34	1.38
25	CA	2838	G	N9-C4	-5.05	1.33	1.38
25	CA	1226	A	N3-C4	-5.04	1.31	1.34
25	CA	2254	C	N1-C2	-5.04	1.35	1.40
25	CA	2599	G	N7-C5	-5.04	1.36	1.39
25	CA	2364	C	N1-C2	-5.04	1.35	1.40
1	BA	1105	A	N9-C4	5.04	1.40	1.37
25	CA	1661	G	N1-C2	-5.04	1.33	1.37
25	CA	2021	C	P-O5'	-5.04	1.54	1.59
25	CA	777	G	N7-C5	-5.04	1.36	1.39
25	CA	2045	C	C2-N3	-5.04	1.31	1.35
25	CA	1188	U	N1-C2	-5.03	1.34	1.38

Continued on next page...

Continued from previous page...

Mol	Chain	Res	Type	Atoms	Z	Observed(Å)	Ideal(Å)
25	CA	17	G	C2-N3	-5.03	1.28	1.32
25	CA	1163	G	C5-C4	-5.03	1.34	1.38
25	DA	2053	G	C6-N1	-5.03	1.36	1.39
25	CA	591	U	C2-N3	-5.03	1.34	1.37
25	CA	1294	U	N1-C6	-5.03	1.33	1.38
25	CA	666	A	C6-N1	-5.03	1.32	1.35
25	CA	2802	G	N9-C4	-5.02	1.33	1.38
1	BA	1514	G	C6-N1	-5.02	1.36	1.39
25	CA	2598	A	N3-C4	-5.02	1.31	1.34
25	CA	675	A	N3-C4	-5.02	1.31	1.34
25	CA	2894	G	N9-C4	-5.02	1.33	1.38
25	CA	2523	G	C5-C6	-5.01	1.37	1.42
25	CA	784	G	P-O5'	-5.01	1.54	1.59
25	CA	409	G	C6-N1	-5.01	1.36	1.39
25	CA	917	A	N7-C5	-5.01	1.36	1.39
25	DA	2250	G	N9-C8	5.01	1.41	1.37
25	CA	739	A	N3-C4	-5.01	1.31	1.34
35	CK	92	GLU	CB-CG	5.01	1.61	1.52
25	DA	975	A	N9-C4	-5.01	1.34	1.37
25	CA	2047	C	C2-O2	-5.01	1.20	1.24
25	CA	382	A	C5-C6	-5.00	1.36	1.41
25	CA	575	A	C6-N6	-5.00	1.29	1.33
25	CA	690	G	N3-C4	-5.00	1.31	1.35
25	CA	2530	A	C5-C6	-5.00	1.36	1.41
25	CA	784	G	N7-C5	-5.00	1.36	1.39
25	CA	792	A	N7-C5	-5.00	1.36	1.39
25	CA	2498	C	N1-C6	-5.00	1.34	1.37
25	DA	1214	A	N9-C4	-5.00	1.34	1.37

All (4150) bond angle outliers are listed below:

Mol	Chain	Res	Type	Atoms	Z	Observed(°)	Ideal(°)
25	CA	984	A	C2-N3-C4	-18.86	101.17	110.60
25	CA	2250	G	N3-C4-C5	17.23	137.22	128.60
25	CA	1638	C	N1-C2-O2	-16.64	108.92	118.90
25	CA	1142	A	C2-N3-C4	-16.61	102.29	110.60
25	CA	1142	A	N3-C4-C5	16.11	138.07	126.80
25	CA	984	A	N1-C6-N6	15.63	127.98	118.60
25	CA	1452	G	C4-C5-N7	15.46	116.98	110.80
25	DA	974	G	C4-C5-N7	15.43	116.97	110.80
25	CA	974	G	C5-N7-C8	-15.28	96.66	104.30
25	CA	1452	G	N1-C6-O6	15.19	129.01	119.90

Continued on next page...

Continued from previous page...

Mol	Chain	Res	Type	Atoms	Z	Observed(°)	Ideal(°)
25	CA	2250	G	C2-N3-C4	-15.17	104.31	111.90
25	CA	752	A	C6-C5-N7	-15.15	121.70	132.30
25	CA	974	G	C4-C5-N7	15.10	116.84	110.80
25	CA	984	A	N3-C4-C5	14.97	137.28	126.80
25	CA	752	A	N1-C6-N6	14.67	127.40	118.60
25	CA	1142	A	N3-C4-N9	-14.48	115.81	127.40
25	DA	974	G	C5-N7-C8	-13.99	97.30	104.30
25	DA	1164	C	N1-C2-O2	-13.99	110.50	118.90
25	CA	974	G	N3-C4-C5	13.68	135.44	128.60
1	BA	245	U	C2-N1-C1'	-13.58	101.40	117.70
25	CA	1452	G	C5-N7-C8	-13.48	97.56	104.30
25	CA	1452	G	C6-C5-N7	-13.44	122.34	130.40
25	DA	984	A	C2-N3-C4	-13.34	103.93	110.60
25	CA	1452	G	C2-N3-C4	-13.22	105.29	111.90
25	CA	2250	G	N3-C4-N9	-13.20	118.08	126.00
25	DA	783	A	C5-N7-C8	-13.04	97.38	103.90
25	CA	752	A	C5-N7-C8	-12.86	97.47	103.90
25	CA	2250	G	C5-N7-C8	-12.78	97.91	104.30
28	CD	151	THR	C-N-CD	-12.63	92.82	120.60
25	CA	528	A	C6-C5-N7	-12.45	123.58	132.30
25	DA	974	G	N7-C8-N9	12.38	119.29	113.10
25	DA	1142	A	C2-N3-C4	-12.33	104.43	110.60
25	CA	752	A	C4-C5-N7	12.31	116.85	110.70
25	DA	783	A	C4-C5-N7	12.30	116.85	110.70
25	CA	783	A	C5-N7-C8	-12.28	97.76	103.90
25	CA	1779	U	C5-C4-O4	12.02	133.11	125.90
25	CA	2250	G	C4-C5-N7	11.98	115.59	110.80
25	CA	528	A	N7-C8-N9	11.88	119.74	113.80
25	CA	337	C	C6-N1-C2	11.86	125.04	120.30
25	CA	783	A	C4-C5-N7	11.75	116.57	110.70
25	DA	974	G	C6-C5-N7	-11.69	123.39	130.40
25	CA	1396	U	N3-C4-O4	-11.67	111.23	119.40
25	DA	660	C	C6-N1-C2	11.67	124.97	120.30
25	CA	2830	C	N1-C2-O2	-11.56	111.97	118.90
25	CA	1452	G	N3-C4-C5	11.49	134.34	128.60
25	CA	1547	C	N1-C2-O2	-11.48	112.01	118.90
25	DA	783	A	N1-C6-N6	11.30	125.38	118.60
25	DA	2594	C	N1-C2-O2	-11.30	112.12	118.90
25	DA	1936	A	C2-N3-C4	-11.25	104.97	110.60
25	CA	1319	C	C6-N1-C2	11.21	124.79	120.30
25	DA	253	C	N1-C2-O2	-11.18	112.19	118.90
25	CA	528	A	N1-C6-N6	11.16	125.30	118.60

Continued on next page...

Continued from previous page...

Mol	Chain	Res	Type	Atoms	Z	Observed(°)	Ideal(°)
26	CB	19	C	C6-N1-C2	11.15	124.76	120.30
25	CA	2364	C	C6-N1-C2	11.09	124.73	120.30
25	CA	528	A	C8-N9-C4	-11.01	101.39	105.80
25	CA	974	G	N3-C4-N9	-10.93	119.44	126.00
25	CA	1989	G	C5-C6-O6	-10.86	122.08	128.60
25	CA	1779	U	N3-C4-O4	-10.86	111.80	119.40
25	CA	1936	A	C2-N3-C4	-10.82	105.19	110.60
25	DA	2689	U	C5-C4-O4	10.80	132.38	125.90
25	CA	783	A	N1-C6-N6	10.76	125.06	118.60
25	CA	1547	C	N3-C2-O2	10.73	129.41	121.90
25	CA	2866	U	N3-C2-O2	-10.72	114.69	122.20
1	AA	1499	A	C8-N9-C4	10.69	110.08	105.80
25	DA	974	G	N1-C6-O6	10.60	126.26	119.90
25	CA	2286	G	C4-C5-N7	10.58	115.03	110.80
25	CA	342	A	N1-C6-N6	10.57	124.94	118.60
1	AA	245	U	C2-N1-C1'	-10.57	105.02	117.70
25	DA	2689	U	N3-C4-O4	-10.57	112.00	119.40
25	CA	528	A	C5-N7-C8	-10.53	98.64	103.90
25	CA	984	A	C5-C6-N1	-10.52	112.44	117.70
25	CA	974	G	N7-C8-N9	10.49	118.35	113.10
25	CA	984	A	C4-C5-N7	10.49	115.95	110.70
25	CA	1936	A	C5-N7-C8	-10.48	98.66	103.90
25	CA	444	C	N1-C2-O2	-10.46	112.62	118.90
25	DA	984	A	N3-C4-C5	10.43	134.10	126.80
25	CA	1142	A	C5-N7-C8	-10.42	98.69	103.90
25	CA	1311	G	N3-C4-C5	10.40	133.80	128.60
25	CA	1463	C	N1-C2-O2	-10.39	112.67	118.90
25	CA	752	A	C5-C6-N6	-10.36	115.41	123.70
25	CA	672	C	N3-C4-C5	-10.35	117.76	121.90
25	CA	2689	U	N3-C2-O2	-10.35	114.96	122.20
25	CA	332	A	N1-C6-N6	-10.34	112.39	118.60
1	BA	283	U	C2-N1-C1'	10.34	130.10	117.70
1	AA	1524	C	N1-C2-O2	-10.32	112.71	118.90
25	DA	129	C	C6-N1-C2	10.30	124.42	120.30
1	BA	245	U	C6-N1-C1'	10.30	135.62	121.20
25	CA	752	A	N7-C8-N9	10.29	118.94	113.80
25	CA	1779	U	N1-C2-N3	10.27	121.06	114.90
25	CA	914	G	N3-C4-C5	10.24	133.72	128.60
25	CA	528	A	C4-C5-C6	10.21	122.11	117.00
1	BA	677	U	N3-C2-O2	-10.19	115.07	122.20
25	CA	2286	G	C2-N3-C4	-10.19	106.81	111.90
25	CA	2286	G	N3-C4-C5	10.17	133.69	128.60

Continued on next page...

Continued from previous page...

Mol	Chain	Res	Type	Atoms	Z	Observed(°)	Ideal(°)
25	DA	1325	U	C2-N1-C1'	-10.11	105.56	117.70
25	CA	984	A	C5-N7-C8	-10.11	98.84	103.90
25	CA	2286	G	C5-N7-C8	-10.10	99.25	104.30
25	CA	2275	C	C6-N1-C2	-10.09	116.26	120.30
25	CA	2820	A	C8-N9-C4	10.08	109.83	105.80
25	CA	984	A	N3-C4-N9	-10.07	119.34	127.40
25	CA	446	G	C5-C6-O6	-10.06	122.56	128.60
25	CA	1351	C	N1-C2-O2	-10.06	112.87	118.90
25	CA	1212	G	C8-N9-C4	10.02	110.41	106.40
1	BA	713	G	N1-C6-O6	-10.01	113.89	119.90
25	CA	528	A	N1-C2-N3	10.01	134.30	129.30
25	CA	2232	C	N1-C2-O2	-9.98	112.91	118.90
25	CA	1990	C	C6-N1-C2	-9.98	116.31	120.30
26	CB	114	C	C6-N1-C2	9.96	124.28	120.30
25	CA	483	A	C8-N9-C4	9.95	109.78	105.80
25	CA	993	G	N1-C6-O6	-9.93	113.94	119.90
25	CA	752	A	C4-N9-C1'	9.91	144.15	126.30
25	CA	1756	G	C5-C6-O6	-9.88	122.67	128.60
25	CA	1971	U	C5-C4-O4	-9.87	119.98	125.90
25	CA	550	C	C2-N1-C1'	9.85	129.63	118.80
28	DD	151	THR	C-N-CD	-9.82	98.99	120.60
25	DA	528	A	C2-N3-C4	-9.80	105.70	110.60
25	CA	979	A	N1-C6-N6	9.78	124.47	118.60
25	CA	784	G	C4-N9-C1'	9.71	139.13	126.50
25	CA	2031	A	C8-N9-C4	-9.71	101.92	105.80
25	CA	784	G	C8-N9-C1'	-9.69	114.40	127.00
25	CA	2840	C	N3-C4-C5	9.69	125.78	121.90
25	CA	1301	A	N1-C6-N6	9.67	124.40	118.60
25	DA	2286	G	N3-C4-C5	9.66	133.43	128.60
25	CA	555	G	C8-N9-C1'	-9.64	114.47	127.00
25	CA	1289	C	N3-C4-C5	9.62	125.75	121.90
25	DA	2532	G	N1-C6-O6	9.61	125.67	119.90
25	DA	2884	U	N1-C2-O2	-9.61	116.08	122.80
25	DA	2226	C	C2-N3-C4	-9.60	115.10	119.90
25	CA	2254	C	N1-C2-O2	-9.57	113.16	118.90
25	CA	817	C	N1-C2-O2	-9.57	113.16	118.90
25	CA	1988	G	N1-C6-O6	9.56	125.64	119.90
25	DA	979	A	N1-C6-N6	-9.56	112.86	118.60
25	CA	906	U	C2-N1-C1'	-9.54	106.25	117.70
25	CA	726	G	C6-C5-N7	-9.52	124.69	130.40
25	CA	974	G	C2-N3-C4	-9.50	107.15	111.90
25	CA	1220	G	C5-C6-O6	9.49	134.29	128.60

Continued on next page...

Continued from previous page...

Mol	Chain	Res	Type	Atoms	Z	Observed(°)	Ideal(°)
25	CA	690	G	C8-N9-C4	9.48	110.19	106.40
25	DA	2226	C	N3-C4-C5	9.48	125.69	121.90
25	DA	2564	A	C8-N9-C4	-9.47	102.01	105.80
25	DA	528	A	C5-N7-C8	-9.46	99.17	103.90
25	DA	2686	G	C8-N9-C4	-9.44	102.62	106.40
25	CA	1311	G	C5-N7-C8	-9.40	99.60	104.30
25	DA	822	G	N3-C4-C5	9.37	133.29	128.60
25	DA	2841	C	C6-N1-C2	9.36	124.04	120.30
1	AA	283	U	C2-N1-C1'	9.35	128.92	117.70
25	CA	2820	A	N9-C4-C5	-9.32	102.07	105.80
1	BA	136	C	C6-N1-C2	9.31	124.02	120.30
1	AA	794	A	N1-C6-N6	-9.29	113.03	118.60
1	BA	691	G	N1-C6-O6	-9.29	114.33	119.90
1	BA	335	C	C6-N1-C2	-9.27	116.59	120.30
25	DA	1452	G	C2-N3-C4	-9.27	107.27	111.90
1	AA	1513	A	C8-N9-C4	9.26	109.50	105.80
25	DA	1653	G	C6-C5-N7	-9.24	124.86	130.40
25	CA	2762	C	C6-N1-C2	9.23	123.99	120.30
25	CA	733	G	C5-C6-O6	-9.21	123.07	128.60
25	CA	482	A	N1-C6-N6	9.21	124.13	118.60
25	DA	1278	C	C6-N1-C2	9.21	123.98	120.30
25	DA	1452	G	N3-C4-C5	9.20	133.20	128.60
25	CA	2771	C	N1-C2-O2	-9.19	113.39	118.90
25	CA	2689	U	N3-C4-O4	-9.17	112.98	119.40
1	AA	332	G	C8-N9-C4	9.17	110.07	106.40
1	BA	677	U	C2-N1-C1'	9.13	128.66	117.70
25	CA	528	A	C2-N3-C4	-9.12	106.04	110.60
1	BA	910	C	C6-N1-C2	-9.12	116.65	120.30
25	CA	2820	A	N1-C6-N6	9.10	124.06	118.60
25	CA	1249	U	N1-C2-O2	-9.09	116.44	122.80
25	DA	809	G	N9-C4-C5	9.09	109.04	105.40
22	AV	31	A	C8-N9-C4	9.09	109.43	105.80
25	CA	2295	C	N1-C2-O2	-9.05	113.47	118.90
25	DA	394	C	C6-N1-C2	9.05	123.92	120.30
25	CA	1315	C	N1-C2-O2	-9.01	113.50	118.90
25	CA	1779	U	C5-C6-N1	-9.01	118.20	122.70
25	CA	1572	A	N9-C4-C5	9.00	109.40	105.80
25	CA	2838	G	C8-N9-C4	9.00	110.00	106.40
1	BA	322	C	N3-C4-C5	8.98	125.49	121.90
25	CA	567	U	N1-C2-O2	-8.98	116.52	122.80
25	DA	424	G	N3-C4-C5	8.98	133.09	128.60
25	CA	1837	C	N1-C2-O2	-8.97	113.52	118.90

Continued on next page...

Continued from previous page...

Mol	Chain	Res	Type	Atoms	Z	Observed(°)	Ideal(°)
1	BA	677	U	C6-N1-C2	-8.97	115.62	121.00
25	CA	1936	A	C5-C6-N1	-8.96	113.22	117.70
25	DA	2811	G	N3-C4-C5	8.95	133.07	128.60
25	CA	598	U	C2-N1-C1'	-8.94	106.98	117.70
25	DA	488	G	N3-C4-N9	8.93	131.36	126.00
25	DA	2354	C	N1-C2-O2	-8.92	113.55	118.90
25	CA	1224	U	C2-N1-C1'	-8.91	107.00	117.70
25	DA	974	G	C8-N9-C4	-8.91	102.84	106.40
25	CA	1612	C	N1-C2-O2	-8.90	113.56	118.90
25	CA	752	A	C4-C5-C6	8.89	121.45	117.00
25	CA	992	C	N1-C2-O2	-8.89	113.56	118.90
25	DA	1142	A	C5-C6-N1	-8.89	113.25	117.70
25	CA	1638	C	N3-C2-O2	8.89	128.12	121.90
25	DA	1796	U	C6-N1-C2	8.89	126.33	121.00
25	CA	1756	G	N1-C6-O6	8.87	125.22	119.90
25	CA	1452	G	C5-C6-O6	-8.87	123.28	128.60
25	CA	332	A	N9-C4-C5	8.86	109.34	105.80
25	DA	1761	C	N1-C2-O2	-8.86	113.58	118.90
25	CA	237	C	N1-C2-O2	-8.85	113.59	118.90
25	CA	821	A	C8-N9-C4	8.84	109.34	105.80
25	DA	1939	U	C5-C4-O4	-8.84	120.60	125.90
25	CA	456	C	N1-C2-O2	-8.83	113.60	118.90
25	CA	1396	U	C5-C4-O4	8.83	131.20	125.90
25	DA	526	A	N9-C4-C5	8.83	109.33	105.80
25	DA	1423	G	C8-N9-C4	8.82	109.93	106.40
25	CA	2621	G	N9-C4-C5	8.82	108.93	105.40
1	AA	1457	G	C8-N9-C4	8.81	109.92	106.40
25	DA	826	U	N1-C2-O2	-8.80	116.64	122.80
25	DA	2521	C	N1-C2-O2	-8.80	113.62	118.90
25	CA	1936	A	N1-C6-N6	8.79	123.88	118.60
25	DA	787	C	N1-C2-O2	-8.79	113.62	118.90
25	DA	22	C	N3-C2-O2	-8.79	115.75	121.90
25	CA	1311	G	N1-C6-O6	8.78	125.17	119.90
25	CA	1319	C	N3-C2-O2	8.78	128.05	121.90
25	CA	807	U	C5-C4-O4	-8.78	120.63	125.90
25	CA	1573	G	N1-C6-O6	8.78	125.17	119.90
25	CA	63	A	N1-C6-N6	-8.76	113.34	118.60
25	CA	1985	C	N1-C2-O2	-8.76	113.64	118.90
25	DA	210	C	C6-N1-C2	8.75	123.80	120.30
25	CA	1612	C	N3-C2-O2	8.74	128.02	121.90
25	CA	675	A	C8-N9-C4	-8.74	102.31	105.80
25	CA	555	G	N3-C4-N9	8.73	131.24	126.00

Continued on next page...

Continued from previous page...

Mol	Chain	Res	Type	Atoms	Z	Observed(°)	Ideal(°)
1	AA	713	G	N1-C6-O6	-8.73	114.66	119.90
25	CA	2067	G	C5-C6-O6	-8.72	123.37	128.60
25	DA	376	G	N1-C6-O6	8.71	125.13	119.90
25	CA	1804	C	N3-C4-C5	8.71	125.38	121.90
25	DA	2448	A	N1-C6-N6	8.68	123.81	118.60
25	CA	1793	C	C6-N1-C2	8.67	123.77	120.30
25	CA	2462	C	N1-C2-O2	-8.67	113.70	118.90
25	DA	2626	C	C6-N1-C2	8.67	123.77	120.30
25	CA	812	C	N1-C2-O2	-8.66	113.70	118.90
25	CA	2293	G	N1-C6-O6	-8.65	114.71	119.90
1	BA	176	C	C6-N1-C2	8.65	123.76	120.30
25	DA	16	C	N1-C2-O2	-8.64	113.72	118.90
25	CA	1660	G	C4-C5-N7	-8.62	107.35	110.80
25	DA	1325	U	N3-C2-O2	8.62	128.24	122.20
25	DA	2709	G	N3-C4-C5	8.61	132.91	128.60
25	CA	2090	A	N1-C6-N6	-8.61	113.43	118.60
25	CA	1808	A	N1-C6-N6	8.61	123.76	118.60
25	DA	2049	G	N3-C4-N9	8.60	131.16	126.00
25	DA	417	C	C6-N1-C2	-8.59	116.86	120.30
26	CB	8	C	C6-N1-C2	8.59	123.74	120.30
1	AA	796	C	N1-C2-O2	8.56	124.03	118.90
25	DA	2445	G	C5-C6-O6	-8.55	123.47	128.60
25	CA	2351	G	C6-C5-N7	-8.53	125.28	130.40
1	BA	846	G	N3-C4-C5	-8.52	124.34	128.60
25	DA	2261	C	N1-C2-O2	-8.52	113.79	118.90
25	DA	329	G	N1-C6-O6	-8.52	114.79	119.90
25	CA	2551	C	N1-C2-O2	-8.51	113.80	118.90
25	CA	221	A	C2-N3-C4	-8.51	106.35	110.60
1	BA	1484	C	C6-N1-C2	8.50	123.70	120.30
25	DA	528	A	N1-C6-N6	8.50	123.70	118.60
25	DA	2677	G	N9-C4-C5	8.50	108.80	105.40
25	CA	555	G	N9-C4-C5	-8.49	102.00	105.40
25	DA	2046	G	C8-N9-C4	8.49	109.80	106.40
25	CA	1335	C	N1-C2-O2	-8.48	113.81	118.90
25	CA	1556	C	N1-C2-O2	-8.46	113.82	118.90
25	CA	2598	A	N9-C4-C5	8.46	109.18	105.80
25	CA	1122	G	C5-C6-O6	8.46	133.67	128.60
25	CA	974	G	C8-N9-C4	-8.46	103.02	106.40
25	CA	208	C	C6-N1-C2	8.45	123.68	120.30
25	DA	2049	G	N3-C4-C5	-8.45	124.38	128.60
25	CA	2059	A	N1-C6-N6	8.44	123.67	118.60
26	CB	61	G	C8-N9-C4	8.44	109.78	106.40

Continued on next page...

Continued from previous page...

Mol	Chain	Res	Type	Atoms	Z	Observed(°)	Ideal(°)
25	CA	501	A	C2-N3-C4	-8.44	106.38	110.60
25	DA	974	G	C5-C6-O6	-8.44	123.54	128.60
25	CA	1779	U	N3-C2-O2	-8.43	116.30	122.20
25	CA	1936	A	C8-N9-C4	-8.42	102.43	105.80
25	DA	984	A	N1-C6-N6	8.42	123.65	118.60
25	CA	1311	G	C4-C5-N7	8.39	114.16	110.80
25	CA	2553	G	N3-C4-N9	8.38	131.03	126.00
25	CA	1936	A	N7-C8-N9	8.37	117.98	113.80
25	CA	1564	C	N1-C2-O2	-8.37	113.88	118.90
25	CA	1311	G	C2-N3-C4	-8.36	107.72	111.90
25	CA	2277	G	N1-C6-O6	-8.36	114.88	119.90
25	CA	425	G	C5-C6-O6	-8.36	123.58	128.60
25	CA	2416	C	C6-N1-C2	-8.34	116.96	120.30
25	CA	1142	A	C5-C6-N1	-8.33	113.53	117.70
25	DA	783	A	N7-C8-N9	8.31	117.96	113.80
25	CA	446	G	N1-C6-O6	8.31	124.89	119.90
25	DA	22	C	C6-N1-C2	-8.31	116.98	120.30
25	CA	1378	A	N1-C6-N6	-8.31	113.62	118.60
25	CA	1437	C	N1-C2-O2	-8.31	113.92	118.90
25	DA	1646	C	C2-N1-C1'	-8.30	109.67	118.80
25	CA	1685	C	C6-N1-C2	8.28	123.61	120.30
25	DA	1676	A	C8-N9-C4	8.28	109.11	105.80
25	CA	2820	A	C2-N3-C4	-8.26	106.47	110.60
25	CA	1617	C	C6-N1-C2	8.25	123.60	120.30
25	CA	2147	A	N1-C6-N6	8.23	123.54	118.60
25	CA	752	A	C8-N9-C1'	-8.22	112.90	127.70
25	CA	2081	U	N1-C2-O2	-8.22	117.04	122.80
25	DA	871	U	C2-N1-C1'	-8.22	107.83	117.70
25	CA	2745	C	C6-N1-C2	8.22	123.59	120.30
25	DA	1936	A	C4-C5-N7	8.21	114.81	110.70
25	DA	2226	C	C5-C6-N1	-8.21	116.90	121.00
25	DA	814	C	C6-N1-C2	-8.20	117.02	120.30
1	BA	109	A	C2-N3-C4	-8.20	106.50	110.60
25	CA	90	U	N3-C2-O2	-8.20	116.46	122.20
25	DA	2885	G	C5-C6-O6	8.18	133.51	128.60
25	CA	1340	U	C5-C4-O4	8.18	130.81	125.90
25	CA	8	C	N1-C2-O2	-8.17	114.00	118.90
25	DA	2848	G	C4-C5-N7	-8.17	107.53	110.80
25	DA	1764	C	N1-C2-O2	-8.14	114.02	118.90
25	DA	732	C	N1-C2-O2	-8.14	114.02	118.90
25	DA	2226	C	N3-C4-N4	-8.13	112.31	118.00
25	CA	2745	C	N3-C4-C5	8.12	125.15	121.90

Continued on next page...

Continued from previous page...

Mol	Chain	Res	Type	Atoms	Z	Observed(°)	Ideal(°)
25	CA	647	G	C8-N9-C4	8.12	109.65	106.40
25	DA	528	A	C5-C6-N1	-8.11	113.64	117.70
25	DA	574	A	C8-N9-C4	8.11	109.04	105.80
25	CA	1357	C	N3-C4-C5	8.10	125.14	121.90
25	DA	2250	G	C5-N7-C8	-8.10	100.25	104.30
25	CA	508	A	C8-N9-C4	8.10	109.04	105.80
25	DA	2434	A	N1-C6-N6	8.10	123.46	118.60
25	CA	516	C	N1-C2-O2	-8.09	114.05	118.90
25	CA	2512	C	N1-C2-O2	-8.08	114.05	118.90
25	DA	2876	G	C8-N9-C4	8.07	109.63	106.40
25	CA	935	C	N1-C2-O2	-8.07	114.06	118.90
25	CA	552	U	N1-C2-O2	-8.06	117.16	122.80
25	CA	1595	C	C6-N1-C2	8.06	123.52	120.30
25	CA	223	A	N9-C4-C5	8.06	109.02	105.80
25	CA	371	A	C8-N9-C4	8.05	109.02	105.80
25	CA	2177	C	N3-C2-O2	-8.05	116.27	121.90
25	CA	908	C	N1-C2-O2	-8.05	114.07	118.90
25	DA	22	C	C2-N1-C1'	8.04	127.64	118.80
25	DA	1941	C	N1-C2-O2	-8.04	114.08	118.90
25	CA	239	C	C6-N1-C2	8.04	123.52	120.30
1	BA	365	U	C5-C6-N1	-8.04	118.68	122.70
25	CA	919	U	N1-C2-O2	8.04	128.43	122.80
25	CA	2177	C	N1-C2-O2	8.04	123.72	118.90
25	CA	748	G	C4-C5-N7	-8.02	107.59	110.80
1	AA	1484	C	N1-C2-O2	-8.02	114.09	118.90
25	CA	2699	C	C6-N1-C2	8.02	123.51	120.30
25	CA	2523	G	N9-C4-C5	-8.01	102.20	105.40
25	DA	2885	G	N3-C4-C5	-8.01	124.60	128.60
25	CA	676	A	N1-C6-N6	-8.00	113.80	118.60
25	CA	2031	A	N9-C4-C5	8.00	109.00	105.80
25	CA	1437	C	N3-C2-O2	8.00	127.50	121.90
25	CA	2069	G	N3-C4-C5	8.00	132.60	128.60
25	CA	2896	C	N3-C2-O2	-7.99	116.31	121.90
25	DA	1298	C	C6-N1-C2	7.98	123.49	120.30
25	CA	2278	A	N1-C6-N6	7.97	123.38	118.60
25	DA	1142	A	N1-C6-N6	7.96	123.38	118.60
25	CA	1892	C	N1-C2-O2	-7.96	114.13	118.90
26	CB	15	A	C2-N3-C4	-7.96	106.62	110.60
25	CA	997	G	N3-C4-N9	-7.95	121.23	126.00
25	CA	2621	G	C5-C6-O6	7.95	133.37	128.60
25	CA	2032	G	C8-N9-C4	7.95	109.58	106.40
1	AA	71	A	N1-C6-N6	7.94	123.37	118.60

Continued on next page...

Continued from previous page...

Mol	Chain	Res	Type	Atoms	Z	Observed(°)	Ideal(°)
1	BA	691	G	C5-C6-O6	7.94	133.37	128.60
25	DA	984	A	N3-C4-N9	-7.94	121.05	127.40
25	CA	1519	G	C4-C5-N7	-7.94	107.62	110.80
25	CA	2067	G	C4-C5-N7	7.94	113.97	110.80
25	CA	1325	U	C5-C4-O4	7.93	130.66	125.90
25	DA	2503	A	N1-C6-N6	7.93	123.36	118.60
1	BA	1482	G	N3-C4-N9	7.93	130.76	126.00
25	CA	930	G	C4-C5-N7	-7.93	107.63	110.80
25	CA	2447	G	N9-C4-C5	-7.92	102.23	105.40
25	CA	1220	G	N1-C6-O6	-7.92	115.15	119.90
25	DA	826	U	N3-C2-O2	7.91	127.74	122.20
25	CA	2616	C	C6-N1-C2	7.90	123.46	120.30
25	DA	238	C	N1-C2-O2	-7.90	114.16	118.90
25	DA	15	G	C2-N3-C4	-7.90	107.95	111.90
25	CA	942	G	C5-C6-O6	7.89	133.34	128.60
25	CA	2896	C	C2-N1-C1'	7.89	127.48	118.80
25	CA	1804	C	C6-N1-C2	7.89	123.45	120.30
25	CA	2422	C	N1-C2-O2	-7.89	114.17	118.90
26	CB	47	C	N1-C2-O2	-7.89	114.17	118.90
25	DA	2282	G	N1-C6-O6	-7.89	115.17	119.90
25	CA	1013	C	N1-C2-O2	-7.88	114.17	118.90
25	CA	1389	G	C5-C6-O6	-7.88	123.88	128.60
25	DA	823	C	C5-C4-N4	-7.88	114.69	120.20
1	BA	926	G	C5-C6-O6	7.87	133.32	128.60
25	CA	2691	C	N3-C4-C5	7.87	125.05	121.90
25	CA	1022	G	N3-C4-N9	-7.87	121.28	126.00
25	CA	2320	U	C5-C4-O4	7.86	130.61	125.90
25	CA	1212	G	N9-C4-C5	-7.85	102.26	105.40
25	DA	2677	G	C6-C5-N7	7.85	135.11	130.40
22	AV	4	C	N1-C2-O2	-7.84	114.19	118.90
25	CA	1660	G	N9-C4-C5	7.84	108.54	105.40
25	CA	984	A	C6-N1-C2	7.84	123.30	118.60
25	CA	1265	A	C6-N1-C2	-7.84	113.90	118.60
25	CA	988	A	C5-C6-N1	-7.83	113.78	117.70
25	CA	2699	C	C2-N1-C1'	-7.83	110.19	118.80
25	CA	2286	G	C6-C5-N7	-7.83	125.70	130.40
25	CA	2289	G	C5-C6-O6	7.82	133.29	128.60
25	CA	801	G	N9-C4-C5	7.81	108.53	105.40
25	CA	205	G	N1-C6-O6	-7.81	115.21	119.90
26	CB	75	G	N1-C6-O6	-7.81	115.22	119.90
25	CA	1328	A	C2-N3-C4	-7.80	106.70	110.60
25	DA	1030	C	N3-C4-C5	7.80	125.02	121.90

Continued on next page...

Continued from previous page...

Mol	Chain	Res	Type	Atoms	Z	Observed(°)	Ideal(°)
25	DA	984	A	C5-C6-N1	-7.80	113.80	117.70
25	CA	2289	G	N1-C6-O6	-7.80	115.22	119.90
25	DA	2885	G	C4-C5-N7	-7.79	107.68	110.80
25	CA	2067	G	C6-C5-N7	-7.79	125.73	130.40
25	CA	2760	C	C2-N1-C1'	-7.78	110.24	118.80
25	CA	754	U	C5-C4-O4	7.78	130.57	125.90
25	CA	2571	U	N1-C2-O2	-7.78	117.36	122.80
25	CA	1989	G	N1-C6-O6	7.77	124.56	119.90
25	CA	783	A	N7-C8-N9	7.77	117.68	113.80
26	CB	47	C	N3-C2-O2	7.77	127.34	121.90
25	DA	1904	G	C8-N9-C4	-7.76	103.29	106.40
25	DA	2226	C	C6-N1-C2	7.75	123.40	120.30
1	BA	297	G	N1-C6-O6	7.75	124.55	119.90
25	CA	626	A	N1-C6-N6	7.75	123.25	118.60
25	DA	974	G	C4-N9-C1'	7.75	136.58	126.50
25	CA	726	G	N1-C6-O6	7.75	124.55	119.90
25	DA	424	G	N3-C4-N9	-7.75	121.35	126.00
25	CA	11	C	N1-C2-O2	-7.75	114.25	118.90
25	CA	634	C	C5-C4-N4	-7.75	114.78	120.20
25	CA	2331	G	N3-C4-N9	7.75	130.65	126.00
25	CA	2468	A	N1-C6-N6	7.74	123.25	118.60
25	CA	1936	A	N3-C4-N9	-7.74	121.21	127.40
25	CA	2688	G	N3-C4-N9	-7.74	121.36	126.00
25	DA	1936	A	N1-C2-N3	7.73	133.16	129.30
25	CA	2853	C	N1-C2-O2	-7.73	114.26	118.90
25	CA	1133	A	C2-N3-C4	-7.72	106.74	110.60
25	CA	2447	G	N1-C6-O6	7.72	124.53	119.90
25	CA	1231	U	N3-C2-O2	7.72	127.60	122.20
25	CA	223	A	N1-C6-N6	-7.71	113.97	118.60
25	CA	341	C	C6-N1-C2	7.71	123.39	120.30
25	CA	1325	U	N3-C4-O4	-7.71	114.00	119.40
25	CA	1711	A	N1-C6-N6	-7.71	113.97	118.60
25	DA	1780	A	N1-C6-N6	7.71	123.22	118.60
25	CA	1519	G	N1-C6-O6	-7.70	115.28	119.90
25	DA	450	G	C5-C6-O6	7.70	133.22	128.60
16	AP	51	ARG	NE-CZ-NH1	7.70	124.15	120.30
25	CA	1436	G	N1-C6-O6	-7.70	115.28	119.90
25	CA	2840	C	C6-N1-C2	7.70	123.38	120.30
25	DA	862	G	N1-C6-O6	7.69	124.51	119.90
25	CA	1913	A	N1-C6-N6	7.68	123.21	118.60
25	CA	2682	A	N1-C6-N6	7.68	123.21	118.60
25	DA	1822	C	N1-C2-O2	-7.68	114.29	118.90

Continued on next page...

Continued from previous page...

Mol	Chain	Res	Type	Atoms	Z	Observed(°)	Ideal(°)
25	DA	1158	C	N1-C2-O2	-7.68	114.29	118.90
25	DA	1936	A	N9-C4-C5	-7.68	102.73	105.80
25	DA	1936	A	C5-N7-C8	-7.67	100.06	103.90
1	AA	1422	G	C6-C5-N7	-7.67	125.80	130.40
25	DA	2502	G	N1-C6-O6	-7.67	115.30	119.90
25	CA	2121	G	N3-C4-C5	-7.67	124.77	128.60
25	CA	2721	A	C5-C6-N6	-7.67	117.57	123.70
25	DA	2250	G	N3-C4-N9	-7.67	121.40	126.00
25	CA	2500	U	N1-C2-O2	-7.67	117.44	122.80
1	AA	1063	C	N1-C2-O2	-7.66	114.30	118.90
25	CA	1663	G	C8-N9-C4	7.66	109.47	106.40
25	DA	1653	G	N3-C4-N9	7.66	130.59	126.00
1	BA	642	A	C8-N9-C4	7.66	108.86	105.80
25	CA	2523	G	C6-C5-N7	-7.65	125.81	130.40
1	AA	880	C	N1-C2-O2	-7.65	114.31	118.90
25	CA	336	C	N3-C2-O2	7.64	127.25	121.90
25	CA	311	A	N9-C4-C5	-7.64	102.74	105.80
1	BA	397	A	N1-C2-N3	7.64	133.12	129.30
25	CA	2799	A	N1-C6-N6	7.63	123.18	118.60
25	CA	1780	A	N1-C6-N6	7.63	123.18	118.60
25	CA	1757	A	C8-N9-C4	7.63	108.85	105.80
25	CA	2658	C	C2-N1-C1'	-7.63	110.41	118.80
25	DA	783	A	C6-C5-N7	-7.63	126.96	132.30
25	CA	1336	A	N1-C6-N6	-7.62	114.03	118.60
25	DA	378	C	C6-N1-C2	7.62	123.35	120.30
25	CA	1792	G	C8-N9-C4	7.62	109.45	106.40
25	CA	1064	C	C6-N1-C2	-7.61	117.25	120.30
25	CA	2762	C	C5-C6-N1	-7.61	117.20	121.00
25	CA	1394	U	N1-C2-N3	7.60	119.46	114.90
25	CA	93	G	C4-C5-N7	-7.60	107.76	110.80
25	DA	1838	C	C2-N1-C1'	-7.60	110.44	118.80
25	DA	2689	U	C2-N1-C1'	-7.60	108.58	117.70
25	DA	1164	C	N3-C2-O2	7.59	127.22	121.90
25	CA	783	A	C5-C6-N6	-7.59	117.62	123.70
25	DA	1954	G	C5-C6-O6	-7.59	124.05	128.60
25	DA	2461	A	C5-C6-N1	-7.59	113.91	117.70
25	DA	1311	G	C4-C5-N7	7.59	113.83	110.80
25	CA	1452	G	C5-C6-N1	-7.59	107.71	111.50
25	DA	801	G	C4-C5-N7	-7.58	107.77	110.80
25	CA	315	G	N1-C6-O6	7.58	124.45	119.90
25	DA	757	G	N3-C4-C5	7.57	132.39	128.60
25	CA	2271	G	N3-C4-N9	7.56	130.54	126.00

Continued on next page...

Continued from previous page...

Mol	Chain	Res	Type	Atoms	Z	Observed(°)	Ideal(°)
25	CA	208	C	C2-N1-C1'	-7.55	110.49	118.80
25	CA	348	A	C8-N9-C4	7.55	108.82	105.80
25	DA	475	C	C6-N1-C2	-7.55	117.28	120.30
25	DA	784	G	N9-C4-C5	-7.55	102.38	105.40
1	BA	297	G	C2-N3-C4	-7.54	108.13	111.90
25	DA	660	C	C5-C6-N1	-7.54	117.23	121.00
25	CA	624	C	N1-C2-O2	-7.54	114.38	118.90
25	CA	2626	C	N1-C2-O2	-7.54	114.38	118.90
25	DA	2347	C	C2-N1-C1'	-7.54	110.51	118.80
1	BA	283	U	C6-N1-C2	-7.54	116.48	121.00
25	CA	1683	U	N1-C2-O2	-7.54	117.52	122.80
25	DA	1649	G	C5-C6-O6	7.54	133.12	128.60
25	DA	671	C	N1-C2-O2	-7.53	114.38	118.90
25	CA	1142	A	C6-N1-C2	7.53	123.12	118.60
25	DA	822	G	N1-C6-O6	7.52	124.41	119.90
25	DA	2540	C	C2-N1-C1'	-7.52	110.53	118.80
25	CA	2071	A	C2-N3-C4	-7.52	106.84	110.60
25	CA	311	A	N1-C6-N6	7.52	123.11	118.60
25	DA	757	G	C4-N9-C1'	-7.52	116.73	126.50
25	DA	2848	G	N9-C4-C5	7.52	108.41	105.40
25	CA	2447	G	C8-N9-C4	7.51	109.41	106.40
25	DA	765	C	N3-C4-C5	7.51	124.91	121.90
25	CA	1779	U	C2-N1-C1'	-7.51	108.69	117.70
25	CA	1780	A	C5-C6-N6	-7.51	117.69	123.70
25	CA	2866	U	C5-C4-O4	7.51	130.41	125.90
25	DA	1828	G	C5-C6-O6	7.51	133.11	128.60
1	BA	551	U	N1-C2-O2	-7.51	117.55	122.80
25	DA	1135	C	C6-N1-C2	7.50	123.30	120.30
25	DA	1340	U	C2-N1-C1'	7.50	126.70	117.70
25	CA	1563	U	C2-N1-C1'	-7.50	108.70	117.70
25	CA	1426	G	C6-C5-N7	-7.50	125.90	130.40
25	CA	1876	A	N1-C6-N6	-7.50	114.10	118.60
25	CA	124	G	C8-N9-C4	7.49	109.40	106.40
25	CA	210	C	C6-N1-C2	7.49	123.30	120.30
25	CA	1362	C	N1-C2-O2	-7.49	114.41	118.90
25	CA	2022	U	C5-C4-O4	-7.49	121.41	125.90
25	CA	2893	A	N1-C2-N3	7.49	133.04	129.30
25	DA	1649	G	N9-C4-C5	7.49	108.40	105.40
25	CA	458	G	N1-C6-O6	-7.49	115.41	119.90
1	AA	679	C	N1-C2-O2	7.48	123.39	118.90
25	CA	1045	C	N1-C2-O2	-7.48	114.41	118.90
25	CA	334	C	N1-C2-O2	-7.48	114.41	118.90

Continued on next page...

Continued from previous page...

Mol	Chain	Res	Type	Atoms	Z	Observed(°)	Ideal(°)
1	BA	503	C	N1-C2-O2	-7.48	114.41	118.90
25	CA	2678	C	C6-N1-C2	7.47	123.29	120.30
25	DA	1351	C	C6-N1-C2	7.47	123.29	120.30
1	BA	1226	C	C6-N1-C2	-7.47	117.31	120.30
1	AA	971	G	N3-C4-N9	-7.47	121.52	126.00
25	CA	97	C	N1-C2-O2	-7.47	114.42	118.90
1	BA	677	U	N1-C2-O2	7.46	128.02	122.80
25	CA	2803	G	N1-C6-O6	-7.46	115.42	119.90
25	DA	1950	G	C4-C5-N7	-7.46	107.82	110.80
25	CA	584	C	C6-N1-C2	7.46	123.28	120.30
25	CA	2884	U	C5-C4-O4	7.46	130.38	125.90
25	DA	2226	C	C2-N1-C1'	-7.46	110.60	118.80
25	DA	66	C	N1-C2-O2	-7.46	114.43	118.90
25	DA	682	G	C8-N9-C4	7.45	109.38	106.40
1	AA	1475	G	N1-C6-O6	7.45	124.37	119.90
25	CA	1426	G	C5-C6-O6	-7.45	124.13	128.60
1	BA	1482	G	N3-C4-C5	-7.45	124.88	128.60
25	CA	2227	A	N1-C6-N6	-7.45	114.13	118.60
25	DA	672	C	N1-C2-O2	-7.44	114.43	118.90
25	CA	208	C	N1-C2-O2	-7.44	114.44	118.90
1	BA	705	G	C5-C6-O6	7.44	133.06	128.60
25	DA	1970	A	C8-N9-C4	-7.44	102.83	105.80
25	CA	1209	U	N1-C2-O2	-7.43	117.59	122.80
25	CA	1315	C	C2-N3-C4	-7.43	116.18	119.90
25	CA	111	A	C2-N3-C4	-7.43	106.88	110.60
25	DA	1964	G	N3-C4-C5	-7.43	124.89	128.60
25	CA	2426	A	C8-N9-C4	-7.42	102.83	105.80
25	CA	1108	U	N1-C2-O2	-7.42	117.61	122.80
25	CA	2541	A	C8-N9-C4	7.41	108.77	105.80
25	DA	1649	G	C8-N9-C4	-7.41	103.44	106.40
25	CA	2155	U	N3-C2-O2	-7.41	117.02	122.20
25	CA	2591	C	N1-C2-O2	-7.40	114.46	118.90
25	CA	2067	G	N1-C6-O6	7.40	124.34	119.90
25	CA	2534	A	N9-C4-C5	-7.39	102.84	105.80
25	CA	1989	G	N9-C4-C5	-7.39	102.44	105.40
25	DA	442	G	N1-C6-O6	-7.39	115.47	119.90
25	CA	1640	A	C8-N9-C4	-7.39	102.84	105.80
25	CA	1727	C	C6-N1-C2	-7.39	117.34	120.30
1	BA	823	C	N1-C2-O2	-7.38	114.47	118.90
25	CA	1758	U	N1-C2-N3	7.37	119.33	114.90
25	CA	974	G	C6-C5-N7	-7.37	125.98	130.40
25	CA	2375	G	C5-C6-O6	-7.36	124.18	128.60

Continued on next page...

Continued from previous page...

Mol	Chain	Res	Type	Atoms	Z	Observed(°)	Ideal(°)
25	CA	2067	G	N9-C4-C5	-7.36	102.45	105.40
25	CA	555	G	C4-N9-C1'	7.36	136.06	126.50
25	DA	1163	G	C5-C6-O6	-7.35	124.19	128.60
25	CA	2534	A	N1-C6-N6	7.35	123.01	118.60
25	DA	967	U	C5-C4-O4	7.35	130.31	125.90
25	CA	971	G	C2-N3-C4	7.35	115.57	111.90
25	DA	308	G	N3-C4-N9	7.35	130.41	126.00
25	CA	1950	G	C5-C6-O6	-7.34	124.19	128.60
25	CA	2068	U	N1-C2-O2	-7.34	117.66	122.80
25	DA	1239	G	N1-C6-O6	-7.34	115.49	119.90
25	DA	1681	G	N9-C4-C5	-7.34	102.46	105.40
25	CA	2351	G	N1-C6-O6	7.33	124.30	119.90
25	DA	801	G	N1-C6-O6	-7.33	115.50	119.90
25	CA	1043	C	C6-N1-C2	7.32	123.23	120.30
25	DA	2885	G	N1-C6-O6	-7.32	115.51	119.90
25	DA	394	C	N3-C2-O2	7.32	127.02	121.90
25	CA	901	C	C6-N1-C2	7.32	123.23	120.30
25	CA	555	G	N3-C2-N2	7.32	125.02	119.90
25	DA	1192	G	C8-N9-C4	7.31	109.33	106.40
25	DA	823	C	N3-C4-N4	7.31	123.12	118.00
25	CA	425	G	N1-C6-O6	7.31	124.28	119.90
25	CA	2896	C	C6-N1-C2	-7.31	117.38	120.30
25	CA	213	A	C8-N9-C4	7.30	108.72	105.80
25	CA	2813	A	C8-N9-C4	7.30	108.72	105.80
1	AA	1067	A	N1-C6-N6	-7.29	114.22	118.60
25	DA	1311	G	C5-C6-O6	-7.29	124.23	128.60
25	DA	1833	C	N1-C2-O2	-7.29	114.53	118.90
25	DA	243	U	C2-N1-C1'	-7.29	108.95	117.70
25	DA	379	G	N1-C6-O6	7.29	124.27	119.90
25	DA	801	G	C6-C5-N7	7.28	134.77	130.40
25	DA	809	G	C4-C5-N7	-7.28	107.89	110.80
25	CA	2375	G	C8-N9-C1'	7.28	136.46	127.00
25	CA	1595	C	N1-C2-O2	-7.28	114.53	118.90
25	CA	470	A	C2-N3-C4	-7.27	106.96	110.60
25	DA	1770	G	N1-C6-O6	7.27	124.26	119.90
1	BA	876	C	C6-N1-C2	7.27	123.21	120.30
25	CA	1779	U	C6-N1-C1'	7.27	131.38	121.20
25	DA	2518	A	C8-N9-C4	-7.27	102.89	105.80
25	CA	1835	G	C5-C6-O6	-7.27	124.24	128.60
25	DA	786	C	C6-N1-C2	7.27	123.21	120.30
1	AA	971	G	C8-N9-C1'	7.26	136.44	127.00
25	CA	1608	A	N1-C6-N6	7.26	122.96	118.60

Continued on next page...

Continued from previous page...

Mol	Chain	Res	Type	Atoms	Z	Observed(°)	Ideal(°)
25	CA	1691	C	N1-C2-O2	-7.26	114.54	118.90
25	CA	2688	G	N9-C4-C5	7.26	108.31	105.40
25	CA	2347	C	C2-N1-C1'	-7.26	110.81	118.80
25	DA	396	G	C8-N9-C4	7.26	109.30	106.40
25	CA	2598	A	N1-C6-N6	-7.26	114.25	118.60
1	AA	245	U	C6-N1-C1'	7.25	131.35	121.20
1	AA	1422	G	C4-C5-N7	7.25	113.70	110.80
25	DA	645	C	C6-N1-C2	-7.25	117.40	120.30
1	AA	677	U	N3-C2-O2	-7.25	117.13	122.20
25	CA	1623	G	C4-C5-N7	7.25	113.70	110.80
25	CA	1833	C	N1-C2-O2	-7.25	114.55	118.90
25	DA	1786	A	N9-C4-C5	7.25	108.70	105.80
25	DA	1672	A	C4-C5-C6	7.25	120.62	117.00
25	CA	1704	C	C6-N1-C2	7.24	123.20	120.30
1	BA	488	C	C6-N1-C2	-7.24	117.40	120.30
25	CA	72	U	C2-N1-C1'	-7.24	109.01	117.70
25	DA	243	U	C5-C6-N1	-7.24	119.08	122.70
25	DA	2794	C	C6-N1-C2	-7.24	117.40	120.30
25	DA	467	G	C2-N3-C4	-7.24	108.28	111.90
25	CA	979	A	C5-C6-N6	-7.24	117.91	123.70
25	DA	2478	A	C8-N9-C4	7.24	108.69	105.80
25	DA	2518	A	C4-C5-C6	7.23	120.62	117.00
1	AA	90	C	N3-C2-O2	-7.23	116.84	121.90
25	CA	1117	C	C6-N1-C2	7.23	123.19	120.30
25	DA	467	G	C8-N9-C4	7.22	109.29	106.40
25	CA	473	G	N1-C6-O6	-7.22	115.57	119.90
25	CA	1142	A	C4-C5-C6	-7.22	113.39	117.00
1	AA	792	A	C8-N9-C4	7.22	108.69	105.80
25	CA	528	A	C4-C5-N7	7.22	114.31	110.70
25	DA	528	A	N7-C8-N9	7.22	117.41	113.80
25	DA	579	G	C4-C5-N7	-7.22	107.91	110.80
25	CA	2439	A	C8-N9-C4	7.22	108.69	105.80
25	DA	2442	C	N1-C2-O2	-7.21	114.57	118.90
25	CA	264	C	N1-C2-O2	7.21	123.23	118.90
25	CA	2551	C	N3-C2-O2	7.21	126.95	121.90
1	AA	90	C	N1-C2-O2	7.20	123.22	118.90
25	CA	1835	G	C2-N3-C4	7.20	115.50	111.90
25	CA	371	A	N1-C6-N6	-7.20	114.28	118.60
25	DA	822	G	N3-C4-N9	-7.20	121.68	126.00
1	BA	322	C	C6-N1-C2	7.19	123.18	120.30
25	CA	1904	G	N1-C6-O6	-7.19	115.58	119.90
25	DA	1333	G	C5-C6-O6	-7.19	124.28	128.60

Continued on next page...

Continued from previous page...

Mol	Chain	Res	Type	Atoms	Z	Observed(°)	Ideal(°)
25	DA	2250	G	N7-C8-N9	7.19	116.70	113.10
25	CA	1955	U	C2-N1-C1'	-7.19	109.07	117.70
25	DA	2619	C	C6-N1-C2	7.19	123.17	120.30
1	AA	713	G	C6-C5-N7	7.19	134.71	130.40
1	AA	297	G	N3-C4-N9	-7.18	121.69	126.00
1	BA	1520	C	N1-C2-O2	-7.18	114.59	118.90
25	CA	914	G	C8-N9-C4	7.18	109.27	106.40
51	C0	19	ASP	CB-CG-OD2	7.18	124.76	118.30
25	DA	2461	A	C2-N3-C4	-7.18	107.01	110.60
1	BA	209	U	C2-N1-C1'	7.18	126.31	117.70
1	BA	322	C	C2-N3-C4	-7.17	116.31	119.90
25	DA	562	U	N1-C2-O2	-7.17	117.78	122.80
1	BA	1504	G	C8-N9-C4	7.17	109.27	106.40
25	CA	382	A	N1-C6-N6	7.17	122.90	118.60
25	CA	1158	C	C6-N1-C2	-7.17	117.43	120.30
25	CA	2866	U	N1-C2-O2	7.17	127.81	122.80
25	CA	1977	A	C2-N3-C4	-7.16	107.02	110.60
25	CA	1007	C	N3-C2-O2	7.16	126.91	121.90
26	CB	96	G	N1-C6-O6	-7.16	115.60	119.90
1	AA	555	U	N1-C2-O2	-7.16	117.79	122.80
25	CA	129	C	N1-C2-O2	-7.16	114.61	118.90
25	CA	315	G	N9-C4-C5	-7.16	102.54	105.40
25	CA	2506	U	N3-C2-O2	-7.16	117.19	122.20
25	DA	2342	C	C6-N1-C2	-7.16	117.44	120.30
25	CA	2375	G	C4-N9-C1'	-7.15	117.21	126.50
25	DA	2636	C	C6-N1-C2	-7.15	117.44	120.30
1	AA	1481	U	C5-C4-O4	7.15	130.19	125.90
25	CA	2351	G	C4-C5-N7	7.15	113.66	110.80
25	DA	783	A	N9-C4-C5	-7.14	102.94	105.80
25	CA	2367	G	C6-C5-N7	7.14	134.68	130.40
56	DB	91	C	C6-N1-C2	7.14	123.16	120.30
26	CB	8	C	N1-C2-O2	-7.14	114.62	118.90
25	CA	1351	C	C2-N1-C1'	-7.13	110.95	118.80
25	DA	1234	U	C5-C4-O4	7.13	130.18	125.90
25	DA	2532	G	C5-C6-O6	-7.13	124.32	128.60
25	CA	624	C	C2-N1-C1'	-7.13	110.96	118.80
25	CA	1017	G	C8-N9-C4	-7.12	103.55	106.40
25	CA	1405	U	N3-C2-O2	-7.12	117.22	122.20
25	DA	636	G	N3-C4-C5	-7.11	125.04	128.60
25	CA	752	A	C8-N9-C4	-7.11	102.95	105.80
25	CA	2359	C	N1-C2-O2	-7.11	114.63	118.90
25	DA	2055	C	N1-C2-O2	-7.11	114.63	118.90

Continued on next page...

Continued from previous page...

Mol	Chain	Res	Type	Atoms	Z	Observed(°)	Ideal(°)
22	AV	16	U	N1-C2-O2	7.11	127.78	122.80
25	CA	1360	G	C5-C6-O6	7.11	132.87	128.60
25	CA	1245	G	N1-C6-O6	-7.10	115.64	119.90
26	CB	15	A	N1-C6-N6	7.10	122.86	118.60
1	AA	48	C	C6-N1-C2	7.10	123.14	120.30
25	DA	2638	G	C5-C6-O6	7.10	132.86	128.60
25	CA	1226	A	C2-N3-C4	7.10	114.15	110.60
25	DA	585	G	N9-C4-C5	7.10	108.24	105.40
25	CA	783	A	N9-C4-C5	-7.10	102.96	105.80
25	DA	789	A	C8-N9-C4	7.10	108.64	105.80
25	CA	758	C	C6-N1-C2	-7.10	117.46	120.30
1	AA	760	G	N1-C2-N2	-7.09	109.81	116.20
25	CA	74	A	C8-N9-C4	-7.09	102.96	105.80
25	CA	801	G	C4-C5-N7	-7.09	107.96	110.80
25	CA	389	G	C8-N9-C4	7.09	109.24	106.40
25	CA	409	G	C2-N3-C4	-7.09	108.36	111.90
25	CA	1971	U	N3-C4-O4	7.09	124.36	119.40
1	BA	530	G	C4-C5-N7	7.09	113.64	110.80
25	CA	982	C	C2-N3-C4	-7.08	116.36	119.90
25	DA	1163	G	C4-N9-C1'	-7.08	117.29	126.50
25	CA	1762	A	N1-C6-N6	7.08	122.85	118.60
25	CA	1231	U	C6-N1-C2	7.08	125.25	121.00
25	DA	955	U	C6-N1-C2	-7.08	116.75	121.00
25	DA	1261	C	N1-C2-O2	-7.08	114.66	118.90
25	CA	942	G	N1-C6-O6	-7.07	115.66	119.90
25	CA	1340	U	C2-N1-C1'	-7.07	109.21	117.70
25	CA	509	C	C2-N3-C4	-7.07	116.36	119.90
25	CA	2055	C	C6-N1-C2	7.07	123.13	120.30
26	CB	71	C	N1-C2-O2	-7.07	114.66	118.90
1	BA	882	C	C6-N1-C2	7.07	123.13	120.30
25	CA	428	A	C8-N9-C4	7.07	108.63	105.80
1	AA	71	A	C5-C6-N6	-7.06	118.05	123.70
25	CA	2721	A	N1-C6-N6	7.06	122.84	118.60
25	DA	1036	G	N3-C4-C5	7.06	132.13	128.60
25	CA	208	C	C5-C6-N1	-7.06	117.47	121.00
25	CA	1600	C	C6-N1-C2	7.06	123.12	120.30
25	CA	1780	A	C4-C5-N7	7.06	114.23	110.70
25	CA	1040	A	C8-N9-C4	7.06	108.62	105.80
26	CB	19	C	C5-C6-N1	-7.06	117.47	121.00
25	DA	525	U	C5-C4-O4	7.06	130.13	125.90
1	AA	1414	U	N1-C2-O2	7.05	127.74	122.80
25	CA	1819	A	N1-C6-N6	-7.05	114.37	118.60

Continued on next page...

Continued from previous page...

Mol	Chain	Res	Type	Atoms	Z	Observed(°)	Ideal(°)
1	AA	1527	U	N1-C2-N3	7.05	119.13	114.90
25	CA	1519	G	N9-C4-C5	7.05	108.22	105.40
25	CA	1205	A	N1-C6-N6	7.05	122.83	118.60
25	DA	2677	G	N1-C6-O6	-7.05	115.67	119.90
25	DA	1904	G	N3-C4-C5	-7.05	125.08	128.60
1	AA	734	G	C6-C5-N7	-7.05	126.17	130.40
25	CA	152	A	C8-N9-C4	7.05	108.62	105.80
25	CA	264	C	N3-C2-O2	-7.05	116.97	121.90
25	CA	2286	G	N1-C6-O6	7.04	124.13	119.90
25	DA	2069	G	N3-C4-C5	7.04	132.12	128.60
25	CA	2720	U	C6-N1-C2	-7.04	116.78	121.00
25	DA	1037	G	N3-C4-C5	7.04	132.12	128.60
25	CA	2266	A	C8-N9-C4	-7.04	102.98	105.80
25	CA	564	C	N3-C2-O2	-7.04	116.97	121.90
25	CA	2021	C	N1-C2-O2	-7.04	114.68	118.90
25	CA	2820	A	N3-C4-C5	7.04	131.72	126.80
25	CA	1936	A	N3-C4-C5	7.03	131.72	126.80
25	CA	2141	G	N3-C4-C5	-7.03	125.08	128.60
25	CA	2135	A	N1-C6-N6	7.03	122.82	118.60
1	AA	1408	A	C2-N3-C4	-7.03	107.09	110.60
25	DA	2519	U	C5-C4-O4	-7.02	121.69	125.90
25	CA	854	C	C5-C4-N4	-7.02	115.29	120.20
25	CA	1018	U	N3-C2-O2	7.02	127.11	122.20
25	DA	1360	G	N3-C4-N9	-7.02	121.79	126.00
25	DA	1947	C	C6-N1-C2	7.02	123.11	120.30
25	CA	116	C	N1-C2-O2	-7.02	114.69	118.90
25	CA	655	A	N9-C4-C5	7.02	108.61	105.80
25	CA	2745	C	C2-N3-C4	-7.02	116.39	119.90
25	DA	950	G	N1-C6-O6	7.02	124.11	119.90
25	DA	2503	A	N3-C4-N9	7.02	133.01	127.40
25	DA	587	C	N1-C2-O2	-7.02	114.69	118.90
25	DA	1005	C	C6-N1-C2	7.02	123.11	120.30
25	CA	2275	C	N1-C2-N3	7.01	124.11	119.20
25	CA	2831	G	N3-C4-C5	-7.01	125.09	128.60
25	CA	2689	U	C2-N3-C4	-7.01	122.79	127.00
1	AA	108	G	C8-N9-C4	-7.01	103.60	106.40
1	BA	741	G	N1-C6-O6	7.01	124.10	119.90
26	CB	51	G	C4-C5-N7	7.01	113.60	110.80
25	DA	208	C	C6-N1-C2	7.01	123.10	120.30
25	DA	911	A	N1-C6-N6	7.01	122.80	118.60
25	CA	1393	A	N9-C4-C5	7.00	108.60	105.80
25	CA	1793	C	C5-C6-N1	-7.00	117.50	121.00

Continued on next page...

Continued from previous page...

Mol	Chain	Res	Type	Atoms	Z	Observed(°)	Ideal(°)
25	CA	786	C	C2-N1-C1'	-7.00	111.10	118.80
25	CA	2629	U	C5-C4-O4	-7.00	121.70	125.90
25	CA	583	G	C8-N9-C4	7.00	109.20	106.40
25	DA	2874	C	C2-N1-C1'	-7.00	111.10	118.80
25	DA	979	A	C5-C6-N6	7.00	129.30	123.70
25	DA	1681	G	C5-C6-O6	-6.99	124.40	128.60
1	AA	334	C	C6-N1-C2	6.99	123.10	120.30
25	CA	2448	A	N1-C6-N6	6.99	122.80	118.60
1	BA	926	G	C4-C5-N7	-6.99	108.00	110.80
25	CA	1465	G	N1-C6-O6	-6.99	115.71	119.90
25	DA	488	G	N9-C4-C5	-6.99	102.60	105.40
25	CA	922	C	N1-C2-O2	-6.99	114.71	118.90
25	DA	679	C	C6-N1-C2	-6.98	117.51	120.30
25	DA	783	A	N3-C4-C5	6.98	131.69	126.80
1	AA	283	U	N3-C2-O2	-6.98	117.31	122.20
25	CA	1475	G	N3-C4-N9	-6.98	121.81	126.00
25	CA	2394	C	N1-C2-O2	-6.98	114.71	118.90
25	CA	332	A	C5-C6-N6	6.98	129.28	123.70
25	CA	2204	G	C6-C5-N7	-6.97	126.22	130.40
25	CA	2803	G	C4-C5-N7	-6.97	108.01	110.80
25	CA	567	U	N1-C2-N3	6.97	119.08	114.90
25	CA	2872	A	N9-C4-C5	6.97	108.59	105.80
1	AA	807	A	N1-C6-N6	-6.97	114.42	118.60
25	CA	2069	G	N3-C4-N9	-6.97	121.82	126.00
25	CA	1521	G	N3-C4-N9	6.96	130.18	126.00
25	CA	2068	U	N3-C2-O2	6.96	127.07	122.20
1	BA	713	G	C5-C6-O6	6.96	132.78	128.60
25	DA	216	A	N1-C6-N6	-6.96	114.42	118.60
25	CA	974	G	N1-C6-O6	6.96	124.08	119.90
25	DA	1799	G	C5-C6-O6	6.96	132.78	128.60
1	BA	1515	G	N1-C6-O6	6.96	124.07	119.90
25	DA	2286	G	N3-C4-N9	-6.96	121.83	126.00
25	CA	806	C	N1-C2-O2	6.96	123.07	118.90
25	DA	1569	A	C8-N9-C4	6.95	108.58	105.80
25	CA	813	U	N1-C2-O2	-6.95	117.93	122.80
25	DA	2686	G	N9-C4-C5	6.95	108.18	105.40
25	CA	1344	U	N3-C2-O2	-6.95	117.34	122.20
25	DA	1997	C	C5-C6-N1	-6.95	117.53	121.00
25	CA	2471	A	C8-N9-C4	6.94	108.58	105.80
25	DA	1019	U	N3-C2-O2	-6.94	117.34	122.20
25	CA	2347	C	C6-N1-C1'	6.94	129.12	120.80
25	CA	2760	C	C5-C6-N1	-6.94	117.53	121.00

Continued on next page...

Continued from previous page...

Mol	Chain	Res	Type	Atoms	Z	Observed(°)	Ideal(°)
25	CA	13	A	C4-C5-C6	6.93	120.47	117.00
25	CA	1661	G	N1-C6-O6	-6.93	115.74	119.90
25	CA	2320	U	C2-N1-C1'	-6.93	109.38	117.70
25	CA	550	C	C6-N1-C1'	-6.93	112.48	120.80
25	CA	1971	U	N3-C2-O2	6.93	127.05	122.20
25	CA	2385	C	C5-C4-N4	-6.93	115.35	120.20
1	AA	453	G	N3-C4-N9	6.93	130.16	126.00
1	BA	971	G	N3-C4-N9	6.93	130.16	126.00
25	DA	908	C	N1-C2-O2	-6.93	114.74	118.90
25	DA	1666	G	N3-C4-N9	-6.93	121.84	126.00
25	DA	324	A	C8-N9-C4	6.92	108.57	105.80
1	BA	1525	G	C8-N9-C4	6.92	109.17	106.40
25	CA	315	G	C4-C5-N7	6.92	113.57	110.80
25	CA	2084	C	C2-N3-C4	-6.92	116.44	119.90
25	CA	1577	C	N1-C2-O2	-6.91	114.75	118.90
25	DA	661	A	C6-N1-C2	-6.91	114.45	118.60
25	DA	2514	U	N1-C2-N3	6.91	119.05	114.90
25	CA	2658	C	C6-N1-C2	6.91	123.06	120.30
25	CA	1340	U	N1-C2-O2	-6.91	117.96	122.80
25	CA	923	G	C2-N3-C4	-6.91	108.45	111.90
25	DA	1788	C	N1-C2-O2	-6.91	114.76	118.90
25	DA	2046	G	N9-C4-C5	-6.90	102.64	105.40
25	CA	393	C	C6-N1-C2	-6.90	117.54	120.30
25	DA	213	A	C8-N9-C4	6.90	108.56	105.80
25	DA	1164	C	C6-N1-C1'	6.90	129.08	120.80
25	CA	790	U	N1-C2-O2	-6.90	117.97	122.80
25	CA	2551	C	C6-N1-C2	6.90	123.06	120.30
25	DA	2809	A	N1-C6-N6	6.90	122.74	118.60
25	CA	2458	G	C8-N9-C4	-6.89	103.64	106.40
25	DA	2250	G	C8-N9-C4	-6.89	103.64	106.40
25	DA	1779	U	C5-C6-N1	-6.89	119.25	122.70
25	DA	2782	G	C5-C6-O6	-6.89	124.46	128.60
25	CA	2725	A	C2-N3-C4	-6.89	107.16	110.60
25	DA	2540	C	C6-N1-C1'	6.88	129.06	120.80
1	BA	297	G	C8-N9-C4	6.88	109.15	106.40
1	BA	771	G	N9-C4-C5	6.88	108.15	105.40
25	CA	993	G	C5-C6-N1	6.88	114.94	111.50
25	DA	2503	A	C5-C6-N6	-6.88	118.20	123.70
25	DA	2046	G	C5-C6-O6	-6.87	124.48	128.60
25	CA	1819	A	N9-C4-C5	6.87	108.55	105.80
25	CA	2320	U	N3-C4-O4	-6.87	114.59	119.40
1	AA	707	U	C5-C4-O4	-6.87	121.78	125.90

Continued on next page...

Continued from previous page...

Mol	Chain	Res	Type	Atoms	Z	Observed(°)	Ideal(°)
25	CA	1252	G	N3-C2-N2	-6.87	115.09	119.90
25	DA	1681	G	C6-C5-N7	-6.87	126.28	130.40
1	AA	713	G	C4-C5-N7	-6.86	108.05	110.80
25	CA	578	G	C8-N9-C4	6.86	109.14	106.40
25	CA	1988	G	C6-C5-N7	-6.86	126.28	130.40
1	AA	869	G	N1-C6-O6	6.86	124.02	119.90
1	BA	586	C	N1-C2-O2	-6.86	114.78	118.90
25	CA	1989	G	N3-C4-N9	6.86	130.12	126.00
25	DA	2049	G	C4-N9-C1'	6.86	135.42	126.50
25	CA	2037	A	N1-C6-N6	-6.86	114.48	118.60
25	CA	2711	A	C8-N9-C4	6.86	108.54	105.80
25	CA	2265	U	N1-C2-O2	-6.86	118.00	122.80
25	DA	1967	C	N1-C2-O2	-6.86	114.79	118.90
25	CA	2553	G	N3-C2-N2	6.86	124.70	119.90
25	DA	22	C	N1-C2-O2	6.86	123.01	118.90
25	CA	2505	G	N3-C4-N9	-6.85	121.89	126.00
25	CA	578	G	C5-C6-N1	6.85	114.92	111.50
25	CA	830	G	N1-C6-O6	-6.85	115.79	119.90
25	CA	2790	U	N3-C2-O2	-6.85	117.41	122.20
25	CA	483	A	N7-C8-N9	-6.84	110.38	113.80
25	CA	1892	C	N3-C2-O2	6.84	126.69	121.90
25	DA	2323	G	N3-C4-C5	-6.84	125.18	128.60
25	CA	226	A	N1-C6-N6	6.84	122.70	118.60
25	CA	1501	G	N3-C4-C5	6.84	132.02	128.60
1	AA	1469	C	C6-N1-C2	6.84	123.03	120.30
25	CA	1521	G	C8-N9-C1'	-6.84	118.11	127.00
1	BA	771	G	N1-C6-O6	-6.83	115.80	119.90
25	CA	829	A	C8-N9-C4	6.83	108.53	105.80
25	CA	1001	A	C8-N9-C4	6.83	108.53	105.80
25	DA	1135	C	N1-C2-O2	-6.83	114.80	118.90
1	BA	963	G	N1-C6-O6	-6.83	115.80	119.90
25	CA	1587	G	N3-C4-C5	-6.83	125.19	128.60
25	CA	960	A	N9-C4-C5	6.83	108.53	105.80
1	AA	1422	G	N1-C6-O6	6.82	123.99	119.90
25	CA	784	G	N3-C4-C5	-6.82	125.19	128.60
25	DA	1002	G	N3-C2-N2	-6.82	115.13	119.90
25	CA	210	C	N1-C2-O2	-6.82	114.81	118.90
25	CA	2888	C	C2-N1-C1'	6.82	126.30	118.80
25	CA	2087	G	C5-C6-O6	-6.81	124.51	128.60
25	CA	77	G	N9-C4-C5	6.81	108.12	105.40
25	CA	1051	G	C4-N9-C1'	6.81	135.35	126.50
25	CA	2121	G	N3-C4-N9	6.81	130.09	126.00

Continued on next page...

Continued from previous page...

Mol	Chain	Res	Type	Atoms	Z	Observed(°)	Ideal(°)
25	CA	1030	C	C6-N1-C2	6.81	123.02	120.30
25	DA	2626	C	C5-C6-N1	-6.81	117.60	121.00
25	CA	1378	A	C5-C6-N6	6.81	129.15	123.70
25	CA	1764	C	N1-C2-O2	-6.80	114.82	118.90
25	CA	2649	C	N1-C2-O2	-6.80	114.82	118.90
25	CA	1064	C	C2-N1-C1'	6.80	126.28	118.80
25	DA	443	A	C8-N9-C4	-6.80	103.08	105.80
1	AA	575	G	C4-C5-N7	-6.80	108.08	110.80
25	CA	2462	C	N3-C2-O2	6.80	126.66	121.90
25	CA	1301	A	C5-C6-N6	-6.80	118.26	123.70
25	CA	2251	G	C5-C6-O6	-6.80	124.52	128.60
25	CA	2642	G	N1-C6-O6	-6.80	115.82	119.90
1	BA	677	U	C5-C6-N1	6.79	126.10	122.70
25	CA	2733	A	N9-C4-C5	6.79	108.52	105.80
25	CA	1209	U	C2-N1-C1'	-6.79	109.55	117.70
25	CA	1425	G	C8-N9-C4	6.79	109.12	106.40
1	AA	859	G	N3-C4-N9	6.79	130.07	126.00
1	AA	940	C	N3-C4-N4	6.79	122.75	118.00
25	DA	380	G	C5-C6-O6	-6.79	124.53	128.60
25	DA	831	G	N3-C2-N2	6.79	124.65	119.90
25	CA	1758	U	C5-C6-N1	-6.79	119.31	122.70
25	CA	823	C	N1-C2-O2	-6.79	114.83	118.90
25	CA	1817	G	N1-C6-O6	-6.79	115.83	119.90
25	CA	2706	A	C5-C6-N1	-6.79	114.31	117.70
6	BF	86	ARG	NE-CZ-NH1	6.79	123.69	120.30
25	DA	1119	U	C6-N1-C2	6.79	125.07	121.00
25	DA	2006	C	N3-C4-N4	6.79	122.75	118.00
25	CA	315	G	C6-C5-N7	-6.78	126.33	130.40
25	CA	473	G	C5-C6-O6	6.78	132.67	128.60
25	CA	1404	C	C6-N1-C2	6.78	123.01	120.30
25	CA	2367	G	N1-C6-O6	-6.78	115.83	119.90
25	CA	1797	G	C2-N3-C4	-6.78	108.51	111.90
25	DA	2246	G	C5-C6-O6	-6.78	124.53	128.60
25	CA	774	G	N1-C6-O6	-6.78	115.83	119.90
25	DA	2070	A	C2-N3-C4	-6.78	107.21	110.60
1	AA	90	C	C6-N1-C2	-6.77	117.59	120.30
1	AA	686	U	C2-N1-C1'	-6.77	109.57	117.70
1	BA	117	G	N3-C4-C5	-6.77	125.22	128.60
25	CA	1769	U	C2-N1-C1'	-6.77	109.58	117.70
25	CA	2059	A	N9-C4-C5	-6.77	103.09	105.80
25	CA	1463	C	N3-C2-O2	6.77	126.64	121.90
25	DA	1646	C	C6-N1-C1'	6.77	128.92	120.80

Continued on next page...

Continued from previous page...

Mol	Chain	Res	Type	Atoms	Z	Observed(°)	Ideal(°)
25	CA	1136	G	C8-N9-C4	6.77	109.11	106.40
1	BA	359	G	C5-C6-O6	-6.76	124.54	128.60
25	DA	2012	G	N9-C4-C5	-6.76	102.69	105.40
25	CA	2847	U	C5-C4-O4	6.76	129.96	125.90
25	CA	2751	G	N9-C4-C5	6.76	108.10	105.40
25	DA	985	C	C2-N1-C1'	6.76	126.23	118.80
25	CA	2090	A	C2-N3-C4	6.75	113.98	110.60
25	CA	1307	A	C8-N9-C4	-6.75	103.10	105.80
25	CA	1572	A	C8-N9-C4	-6.75	103.10	105.80
25	DA	243	U	N3-C4-O4	-6.75	114.67	119.40
25	DA	2588	G	C2-N3-C4	-6.75	108.52	111.90
25	DA	2848	G	C5-C6-O6	6.75	132.65	128.60
22	BV	74	C	C2-N1-C1'	6.75	126.23	118.80
25	DA	1666	G	N3-C4-C5	6.75	131.98	128.60
25	CA	1051	G	C8-N9-C1'	-6.75	118.22	127.00
25	DA	685	A	N1-C6-N6	6.75	122.65	118.60
25	DA	1666	G	C4-N9-C1'	-6.75	117.73	126.50
25	CA	1767	G	C8-N9-C4	6.74	109.10	106.40
25	CA	2225	A	N1-C6-N6	6.74	122.65	118.60
1	BA	705	G	N1-C6-O6	-6.74	115.86	119.90
25	CA	550	C	C5-C6-N1	6.74	124.37	121.00
25	CA	1650	A	N1-C6-N6	6.74	122.64	118.60
25	DA	2610	C	N1-C2-N3	6.74	123.92	119.20
25	DA	2811	G	C8-N9-C4	6.74	109.10	106.40
1	AA	351	G	N7-C8-N9	6.74	116.47	113.10
25	CA	205	G	N9-C4-C5	6.74	108.10	105.40
25	CA	818	G	C6-C5-N7	-6.74	126.36	130.40
25	CA	2523	G	N1-C6-O6	6.74	123.94	119.90
25	DA	1263	U	C6-N1-C2	-6.74	116.96	121.00
25	DA	2018	G	C8-N9-C4	6.74	109.09	106.40
25	CA	1404	C	C2-N1-C1'	-6.73	111.39	118.80
1	BA	428	G	C4-N9-C1'	-6.73	117.75	126.50
25	CA	2598	A	N3-C4-N9	-6.73	122.01	127.40
25	DA	180	G	C6-C5-N7	6.73	134.44	130.40
25	DA	967	U	C6-N1-C1'	6.73	130.62	121.20
25	DA	2619	C	N1-C2-O2	-6.73	114.86	118.90
1	AA	1499	A	N7-C8-N9	-6.72	110.44	113.80
25	CA	1006	C	N1-C2-O2	-6.72	114.87	118.90
25	DA	2532	G	C6-C5-N7	-6.72	126.37	130.40
25	DA	1452	G	C4-C5-N7	6.72	113.49	110.80
25	DA	2640	G	C8-N9-C4	6.72	109.09	106.40
25	CA	194	G	C8-N9-C4	6.72	109.09	106.40

Continued on next page...

Continued from previous page...

Mol	Chain	Res	Type	Atoms	Z	Observed(°)	Ideal(°)
25	CA	1295	C	N1-C2-O2	-6.72	114.87	118.90
25	DA	2811	G	N3-C4-N9	-6.71	121.97	126.00
25	DA	2046	G	N1-C6-O6	6.71	123.93	119.90
25	CA	273	G	C4-N9-C1'	-6.71	117.77	126.50
25	CA	1307	A	N9-C4-C5	6.71	108.48	105.80
25	DA	1792	G	N3-C4-N9	-6.71	121.97	126.00
56	DB	76	G	C4-C5-N7	-6.71	108.11	110.80
25	DA	2012	G	C8-N9-C4	6.71	109.08	106.40
1	BA	378	G	N3-C2-N2	6.71	124.60	119.90
1	BA	1127	G	N3-C4-N9	6.71	130.03	126.00
1	BA	563	A	C5-N7-C8	-6.71	100.55	103.90
25	DA	1952	A	C5-C6-N1	6.71	121.05	117.70
25	CA	782	A	N1-C6-N6	6.71	122.62	118.60
25	CA	2091	C	N1-C2-O2	-6.70	114.88	118.90
25	DA	453	A	C8-N9-C4	6.70	108.48	105.80
25	CA	2155	U	N1-C2-O2	6.70	127.49	122.80
25	DA	2049	G	C5-C6-O6	-6.70	124.58	128.60
25	CA	90	U	C5-C4-O4	6.70	129.92	125.90
25	DA	2466	C	N3-C2-O2	6.70	126.59	121.90
56	DB	74	U	N3-C4-O4	-6.70	114.71	119.40
25	DA	1142	A	N3-C4-C5	6.69	131.49	126.80
25	CA	2232	C	N3-C2-O2	6.69	126.58	121.90
25	CA	2534	A	C8-N9-C4	6.69	108.48	105.80
1	BA	357	G	C8-N9-C4	6.69	109.08	106.40
25	CA	1158	C	N1-C2-N3	6.69	123.88	119.20
1	AA	12	U	N1-C2-N3	6.69	118.91	114.90
1	AA	686	U	C6-N1-C1'	6.69	130.56	121.20
25	CA	2523	G	C4-C5-N7	6.69	113.47	110.80
25	CA	2553	G	N3-C4-C5	-6.69	125.26	128.60
25	DA	375	G	C8-N9-C4	6.69	109.08	106.40
25	CA	666	A	N1-C6-N6	-6.69	114.59	118.60
25	CA	2785	C	N1-C2-O2	-6.69	114.89	118.90
25	CA	2511	U	N1-C2-O2	-6.68	118.12	122.80
26	CB	92	C	N1-C2-O2	-6.68	114.89	118.90
25	DA	2250	G	N3-C4-C5	6.68	131.94	128.60
25	DA	2636	C	N3-C2-O2	-6.68	117.22	121.90
22	AV	16	U	N3-C2-O2	-6.68	117.53	122.20
1	AA	1530	G	C5-C6-N1	6.67	114.84	111.50
25	DA	1770	G	C5-C6-O6	-6.67	124.59	128.60
1	AA	351	G	C5-N7-C8	-6.67	100.96	104.30
25	CA	978	G	C8-N9-C4	6.67	109.07	106.40
25	CA	175	G	C8-N9-C4	6.67	109.07	106.40

Continued on next page...

Continued from previous page...

Mol	Chain	Res	Type	Atoms	Z	Observed(°)	Ideal(°)
25	DA	1278	C	C5-C6-N1	-6.67	117.66	121.00
25	DA	1770	G	C6-C5-N7	-6.67	126.40	130.40
25	DA	2606	C	C6-N1-C2	6.67	122.97	120.30
25	CA	1273	U	N1-C2-N3	6.67	118.90	114.90
25	DA	585	G	C8-N9-C4	-6.67	103.73	106.40
25	DA	2705	A	N9-C4-C5	-6.67	103.13	105.80
25	CA	1475	G	C4-N9-C1'	-6.67	117.83	126.50
1	AA	768	A	C8-N9-C4	6.67	108.47	105.80
1	BA	431	A	C8-N9-C4	6.67	108.47	105.80
56	DB	76	G	C5-C6-O6	6.67	132.60	128.60
1	BA	1482	G	C8-N9-C1'	-6.66	118.34	127.00
25	DA	1681	G	N3-C4-N9	6.66	130.00	126.00
1	BA	480	U	C6-N1-C2	6.66	125.00	121.00
1	BA	804	U	N3-C2-O2	-6.66	117.54	122.20
25	CA	2222	C	N1-C2-O2	-6.66	114.90	118.90
25	CA	1278	C	N1-C2-O2	-6.66	114.90	118.90
25	CA	1249	U	N3-C2-O2	6.66	126.86	122.20
25	DA	1002	G	N1-C2-N2	6.66	122.19	116.20
25	DA	2036	C	C6-N1-C2	-6.66	117.64	120.30
25	DA	2782	G	N1-C6-O6	6.66	123.90	119.90
1	BA	110	C	C6-N1-C1'	6.66	128.79	120.80
25	CA	2225	A	C2-N3-C4	-6.66	107.27	110.60
25	DA	488	G	C8-N9-C1'	-6.65	118.35	127.00
25	DA	1779	U	N3-C4-O4	-6.65	114.74	119.40
25	DA	2827	C	C6-N1-C2	6.65	122.96	120.30
25	DA	1838	C	C6-N1-C2	6.65	122.96	120.30
25	CA	1323	C	C6-N1-C2	6.65	122.96	120.30
25	CA	497	A	N1-C6-N6	6.64	122.59	118.60
25	CA	1125	G	N3-C4-C5	-6.64	125.28	128.60
25	CA	1319	C	N1-C2-O2	-6.64	114.91	118.90
1	BA	1480	A	N1-C6-N6	6.64	122.58	118.60
25	CA	1122	G	C4-C5-N7	-6.64	108.14	110.80
25	CA	176	A	C8-N9-C4	6.64	108.46	105.80
25	DA	1325	U	C6-N1-C2	6.64	124.98	121.00
25	DA	1270	C	C6-N1-C2	6.64	122.95	120.30
25	CA	27	G	C5-C6-N1	6.64	114.82	111.50
25	CA	1475	G	N3-C4-C5	6.64	131.92	128.60
25	DA	1164	C	C2-N1-C1'	-6.64	111.50	118.80
25	DA	1908	C	N1-C2-O2	-6.64	114.92	118.90
25	DA	1997	C	N1-C2-O2	-6.63	114.92	118.90
25	DA	10	A	C8-N9-C4	6.63	108.45	105.80
1	BA	106	C	N1-C2-O2	-6.63	114.92	118.90

Continued on next page...

Continued from previous page...

Mol	Chain	Res	Type	Atoms	Z	Observed(°)	Ideal(°)
1	AA	690	G	C4-C5-N7	6.63	113.45	110.80
25	CA	2760	C	C6-N1-C2	6.63	122.95	120.30
25	CA	51	G	N1-C6-O6	-6.63	115.92	119.90
25	CA	982	C	N3-C4-C5	6.63	124.55	121.90
25	DA	1606	C	C6-N1-C2	-6.63	117.65	120.30
25	CA	1985	C	N1-C2-N3	6.63	123.84	119.20
25	DA	528	A	N3-C4-C5	6.63	131.44	126.80
1	BA	1482	G	C4-N9-C1'	6.62	135.11	126.50
25	CA	2715	C	N3-C4-C5	-6.62	119.25	121.90
25	DA	1236	G	C6-C5-N7	-6.62	126.42	130.40
25	DA	1975	G	C4-C5-N7	6.62	113.45	110.80
25	DA	2587	A	C8-N9-C4	6.62	108.45	105.80
25	CA	758	C	N1-C2-N3	6.62	123.83	119.20
25	CA	930	G	C6-C5-N7	6.62	134.37	130.40
25	DA	1325	U	N1-C2-O2	-6.62	118.17	122.80
25	CA	655	A	N1-C6-N6	-6.62	114.63	118.60
25	CA	2379	G	C8-N9-C4	6.62	109.05	106.40
25	CA	1382	G	N1-C6-O6	-6.62	115.93	119.90
25	CA	1842	G	C6-C5-N7	-6.62	126.43	130.40
25	CA	804	A	C8-N9-C4	-6.61	103.16	105.80
25	DA	992	C	C6-N1-C2	6.61	122.94	120.30
25	DA	1236	G	N1-C6-O6	6.61	123.87	119.90
25	CA	1452	G	N7-C8-N9	6.61	116.40	113.10
25	CA	184	C	N3-C4-C5	-6.61	119.26	121.90
25	CA	514	A	C8-N9-C4	6.61	108.44	105.80
25	DA	2609	U	N3-C2-O2	6.61	126.82	122.20
25	CA	83	A	C4-C5-N7	-6.60	107.40	110.70
25	CA	74	A	N9-C4-C5	6.60	108.44	105.80
25	CA	690	G	N7-C8-N9	-6.60	109.80	113.10
25	CA	2682	A	C5-C6-N6	-6.60	118.42	123.70
56	DB	78	A	C8-N9-C4	6.60	108.44	105.80
25	DA	2444	G	N1-C6-O6	-6.60	115.94	119.90
25	DA	2874	C	N1-C2-O2	-6.60	114.94	118.90
25	CA	1793	C	C2-N3-C4	-6.60	116.60	119.90
25	DA	752	A	C5-N7-C8	-6.60	100.60	103.90
25	CA	705	A	C8-N9-C4	-6.60	103.16	105.80
25	CA	2621	G	C4-C5-N7	-6.60	108.16	110.80
25	CA	249	C	N3-C2-O2	6.59	126.52	121.90
25	CA	223	A	C5-C6-N6	6.59	128.97	123.70
25	DA	519	U	N3-C2-O2	-6.59	117.58	122.20
1	BA	530	G	C6-C5-N7	-6.59	126.44	130.40
25	CA	754	U	N3-C2-O2	-6.59	117.59	122.20

Continued on next page...

Continued from previous page...

Mol	Chain	Res	Type	Atoms	Z	Observed(°)	Ideal(°)
25	DA	2338	C	N1-C2-O2	-6.59	114.94	118.90
25	CA	1519	G	C6-C5-N7	6.59	134.35	130.40
25	CA	2770	G	C8-N9-C4	6.59	109.04	106.40
25	DA	1323	C	C6-N1-C2	-6.59	117.66	120.30
25	CA	332	A	C6-C5-N7	6.59	136.91	132.30
25	CA	1046	A	N1-C6-N6	6.59	122.55	118.60
25	CA	2824	C	N3-C4-N4	6.59	122.61	118.00
25	DA	1616	A	N9-C4-C5	6.59	108.43	105.80
25	CA	2621	G	C8-N9-C4	-6.58	103.77	106.40
25	CA	1808	A	N9-C4-C5	-6.58	103.17	105.80
25	DA	2801	G	C8-N9-C4	-6.58	103.77	106.40
25	DA	784	G	C8-N9-C1'	-6.58	118.44	127.00
25	CA	429	A	N1-C6-N6	6.58	122.55	118.60
1	AA	1417	G	N3-C2-N2	6.58	124.50	119.90
1	BA	46	G	N3-C4-C5	6.58	131.89	128.60
25	CA	439	A	C8-N9-C4	6.58	108.43	105.80
25	CA	1277	G	N1-C6-O6	-6.58	115.95	119.90
1	AA	788	U	N1-C2-O2	-6.58	118.20	122.80
25	CA	1426	G	N3-C4-N9	6.58	129.94	126.00
25	DA	330	A	N1-C6-N6	6.57	122.54	118.60
25	CA	446	G	C4-C5-N7	6.57	113.43	110.80
1	BA	378	G	N3-C4-N9	6.57	129.94	126.00
1	BA	924	C	C6-N1-C2	6.57	122.93	120.30
25	CA	667	U	N3-C4-C5	6.57	118.54	114.60
25	CA	2696	U	N1-C2-O2	6.57	127.40	122.80
25	DA	2432	A	C4-C5-C6	6.57	120.28	117.00
25	CA	2139	U	N1-C2-O2	6.57	127.40	122.80
1	AA	90	C	C2-N1-C1'	6.56	126.02	118.80
1	BA	1406	U	C2-N1-C1'	-6.56	109.82	117.70
25	CA	784	G	C6-C5-N7	-6.56	126.46	130.40
25	CA	2841	C	C6-N1-C2	-6.56	117.67	120.30
25	DA	1155	A	N9-C4-C5	6.56	108.42	105.80
25	DA	2439	A	N1-C6-N6	6.56	122.54	118.60
25	CA	431	U	C6-N1-C2	6.56	124.94	121.00
25	CA	1256	G	C8-N9-C4	6.56	109.02	106.40
25	DA	2559	C	N3-C4-N4	-6.56	113.41	118.00
25	CA	37	C	C6-N1-C2	6.56	122.92	120.30
25	CA	1351	C	N3-C2-O2	6.56	126.49	121.90
25	DA	1435	G	N1-C6-O6	-6.56	115.97	119.90
25	DA	2426	A	N1-C6-N6	-6.56	114.67	118.60
1	BA	812	G	N1-C6-O6	6.56	123.83	119.90
25	CA	470	A	C5-N7-C8	-6.56	100.62	103.90

Continued on next page...

Continued from previous page...

Mol	Chain	Res	Type	Atoms	Z	Observed(°)	Ideal(°)
25	CA	930	G	C4-N9-C1'	-6.56	117.98	126.50
1	AA	859	G	C8-N9-C1'	-6.55	118.48	127.00
25	CA	1852	U	N3-C2-O2	-6.55	117.61	122.20
25	CA	235	U	N3-C4-O4	-6.55	114.81	119.40
25	DA	1997	C	C2-N1-C1'	-6.55	111.59	118.80
25	CA	1219	U	N3-C4-O4	-6.55	114.82	119.40
25	DA	394	C	N1-C2-O2	-6.55	114.97	118.90
25	CA	1985	C	C6-N1-C1'	6.55	128.66	120.80
1	BA	110	C	C2-N1-C1'	-6.55	111.60	118.80
1	BA	896	C	C2-N3-C4	-6.55	116.63	119.90
25	CA	990	A	N1-C6-N6	-6.55	114.67	118.60
25	CA	997	G	N9-C4-C5	6.54	108.02	105.40
25	DA	2446	G	N1-C6-O6	6.54	123.83	119.90
25	CA	305	C	C6-N1-C2	6.54	122.92	120.30
1	AA	1094	G	N1-C6-O6	6.54	123.82	119.90
25	CA	975	A	N1-C6-N6	-6.54	114.68	118.60
1	AA	297	G	N3-C4-C5	6.54	131.87	128.60
25	CA	456	C	C2-N3-C4	-6.54	116.63	119.90
25	CA	807	U	N3-C4-O4	6.54	123.97	119.40
25	CA	1002	G	N1-C6-O6	-6.54	115.98	119.90
25	CA	1526	C	C6-N1-C2	6.54	122.91	120.30
25	CA	2547	A	C8-N9-C4	6.54	108.41	105.80
25	CA	997	G	N3-C2-N2	-6.53	115.33	119.90
25	CA	2824	C	N3-C4-C5	-6.53	119.29	121.90
25	CA	1612	C	N3-C4-N4	6.53	122.57	118.00
25	CA	210	C	N3-C2-O2	6.53	126.47	121.90
25	CA	2430	A	C8-N9-C4	6.53	108.41	105.80
25	DA	2606	C	N1-C2-O2	-6.53	114.98	118.90
25	DA	961	C	N1-C2-O2	-6.53	114.98	118.90
1	AA	1520	C	C5-C4-N4	-6.53	115.63	120.20
25	DA	117	G	C8-N9-C4	-6.53	103.79	106.40
1	BA	406	G	N3-C4-N9	6.52	129.91	126.00
25	CA	2469	A	C8-N9-C4	6.52	108.41	105.80
25	DA	830	G	C5-C6-N1	6.52	114.76	111.50
25	CA	1663	G	C2-N3-C4	-6.52	108.64	111.90
1	BA	1531	A	C8-N9-C4	6.52	108.41	105.80
25	CA	1889	A	N1-C6-N6	-6.52	114.69	118.60
1	AA	8	A	C8-N9-C4	6.51	108.41	105.80
25	CA	315	G	C8-N9-C4	6.51	109.01	106.40
25	DA	2282	G	N3-C4-C5	-6.51	125.34	128.60
25	CA	622	G	C5-C6-O6	-6.51	124.69	128.60
25	CA	2331	G	C6-C5-N7	-6.51	126.49	130.40

Continued on next page...

Continued from previous page...

Mol	Chain	Res	Type	Atoms	Z	Observed(°)	Ideal(°)
25	CA	2371	G	N9-C4-C5	6.51	108.00	105.40
1	BA	246	A	N1-C6-N6	6.51	122.50	118.60
25	CA	2633	G	N3-C4-N9	-6.51	122.09	126.00
25	CA	2295	C	N3-C2-O2	6.51	126.45	121.90
1	AA	330	C	N1-C2-O2	6.50	122.80	118.90
25	CA	1220	G	N1-C2-N2	-6.50	110.34	116.20
25	CA	994	C	N1-C2-O2	-6.50	115.00	118.90
25	CA	1026	G	N3-C4-C5	-6.50	125.35	128.60
25	CA	1602	U	N3-C4-C5	6.50	118.50	114.60
25	CA	2320	U	C6-N1-C1'	6.50	130.31	121.20
25	DA	2627	G	N1-C6-O6	-6.50	116.00	119.90
25	DA	2564	A	C4-C5-C6	6.50	120.25	117.00
26	CB	8	C	C5-C6-N1	-6.50	117.75	121.00
25	DA	1974	C	C6-N1-C2	6.50	122.90	120.30
25	CA	1946	U	C5-C4-O4	6.50	129.80	125.90
1	AA	111	G	C4-N9-C1'	-6.49	118.06	126.50
25	CA	461	C	C6-N1-C2	-6.49	117.70	120.30
25	DA	782	A	C5-C6-N6	6.49	128.89	123.70
25	DA	1311	G	N1-C6-O6	6.49	123.80	119.90
25	DA	1997	C	C6-N1-C2	6.49	122.90	120.30
25	DA	808	G	N1-C6-O6	6.49	123.79	119.90
25	DA	2825	G	C8-N9-C1'	-6.49	118.57	127.00
25	CA	2691	C	C6-N1-C2	6.49	122.89	120.30
25	DA	378	C	C2-N1-C1'	-6.48	111.67	118.80
25	DA	1655	A	C2-N3-C4	-6.48	107.36	110.60
25	DA	1903	G	N1-C6-O6	-6.48	116.01	119.90
25	DA	671	C	N3-C2-O2	6.48	126.44	121.90
25	DA	2556	C	N1-C2-O2	-6.48	115.01	118.90
1	AA	734	G	C4-C5-N7	6.48	113.39	110.80
25	CA	1662	U	N3-C4-O4	-6.48	114.87	119.40
25	DA	1125	G	C8-N9-C4	6.48	108.99	106.40
1	AA	1101	A	N3-C4-C5	-6.48	122.27	126.80
25	CA	192	C	C6-N1-C2	-6.48	117.71	120.30
25	DA	1964	G	N3-C4-N9	6.48	129.89	126.00
25	CA	129	C	N3-C2-O2	6.47	126.43	121.90
25	CA	1989	G	C6-C5-N7	-6.47	126.52	130.40
25	DA	2434	A	C5-C6-N6	-6.47	118.52	123.70
1	BA	359	G	N1-C6-O6	6.47	123.78	119.90
25	CA	919	U	N3-C2-O2	-6.47	117.67	122.20
1	BA	615	G	N3-C4-C5	-6.47	125.37	128.60
25	CA	783	A	N3-C4-C5	6.47	131.33	126.80
25	CA	1679	A	C8-N9-C4	6.47	108.39	105.80

Continued on next page...

Continued from previous page...

Mol	Chain	Res	Type	Atoms	Z	Observed(°)	Ideal(°)
25	CA	2069	G	C4-C5-C6	-6.47	114.92	118.80
25	DA	2677	G	C4-C5-N7	-6.47	108.21	110.80
25	DA	2709	G	C5-C6-O6	-6.46	124.72	128.60
25	DA	2049	G	C6-C5-N7	-6.46	126.52	130.40
1	BA	278	G	N3-C4-N9	-6.46	122.12	126.00
25	CA	1770	G	N3-C4-C5	-6.46	125.37	128.60
26	CB	13	G	C8-N9-C4	6.46	108.98	106.40
25	CA	154	U	N1-C2-O2	6.46	127.32	122.80
1	BA	1063	C	C6-N1-C2	6.46	122.88	120.30
25	CA	380	G	N3-C2-N2	-6.46	115.38	119.90
25	CA	62	U	N1-C2-O2	-6.45	118.28	122.80
25	CA	1555	G	N1-C2-N3	6.45	127.77	123.90
25	CA	2503	A	N1-C6-N6	6.45	122.47	118.60
25	CA	754	U	N3-C4-O4	-6.45	114.88	119.40
25	CA	1142	A	C4-C5-N7	6.45	113.92	110.70
25	CA	1242	U	N1-C2-N3	6.45	118.77	114.90
25	CA	1521	G	C6-C5-N7	-6.45	126.53	130.40
1	AA	760	G	N3-C2-N2	6.45	124.41	119.90
25	CA	1958	C	C6-N1-C2	-6.45	117.72	120.30
1	BA	61	G	N3-C4-N9	6.44	129.87	126.00
25	CA	302	C	C2-N1-C1'	-6.44	111.71	118.80
25	CA	2692	G	C8-N9-C4	6.44	108.98	106.40
1	AA	1478	U	C5-C4-O4	6.44	129.76	125.90
25	CA	792	A	C8-N9-C4	-6.44	103.22	105.80
25	CA	2820	A	C6-N1-C2	6.44	122.46	118.60
22	BV	49	C	N1-C2-O2	-6.43	115.04	118.90
1	BA	1484	C	N3-C2-O2	6.43	126.40	121.90
25	DA	783	A	C5-C6-N6	-6.43	118.55	123.70
25	DA	798	G	C5-C6-O6	6.43	132.46	128.60
25	DA	2841	C	N3-C4-C5	6.43	124.47	121.90
25	CA	1168	G	C4-C5-N7	6.43	113.37	110.80
1	BA	615	G	N1-C6-O6	-6.43	116.04	119.90
25	DA	1213	A	C5-C6-N1	-6.42	114.49	117.70
25	CA	598	U	C6-N1-C2	6.42	124.85	121.00
25	CA	2677	G	N1-C6-O6	6.42	123.75	119.90
25	CA	2010	G	N1-C6-O6	-6.42	116.05	119.90
25	CA	2428	G	C5-C6-O6	-6.42	124.75	128.60
25	DA	1298	C	N3-C2-O2	6.42	126.39	121.90
25	DA	2564	A	N7-C8-N9	6.42	117.01	113.80
25	DA	2532	G	C4-C5-N7	6.42	113.37	110.80
25	DA	1786	A	C4-C5-N7	-6.42	107.49	110.70
1	AA	351	G	C8-N9-C4	-6.41	103.83	106.40

Continued on next page...

Continued from previous page...

Mol	Chain	Res	Type	Atoms	Z	Observed(°)	Ideal(°)
25	CA	735	A	C8-N9-C4	6.41	108.37	105.80
25	CA	1769	U	N1-C2-O2	-6.41	118.31	122.80
25	CA	2375	G	N3-C2-N2	-6.41	115.41	119.90
25	CA	2890	G	C6-C5-N7	-6.41	126.55	130.40
25	DA	477	A	C5-C6-N6	-6.41	118.57	123.70
1	BA	1530	G	N3-C4-C5	6.41	131.80	128.60
25	CA	1977	A	C8-N9-C4	6.41	108.36	105.80
25	CA	2278	A	C5-C6-N6	-6.41	118.58	123.70
1	BA	1492	A	C8-N9-C4	-6.40	103.24	105.80
25	CA	518	G	N3-C2-N2	-6.40	115.42	119.90
25	CA	1499	C	N1-C2-O2	-6.40	115.06	118.90
25	CA	2699	C	N3-C4-C5	6.40	124.46	121.90
25	DA	85	G	N1-C6-O6	6.40	123.74	119.90
25	CA	513	A	C6-C5-N7	-6.40	127.82	132.30
25	CA	995	C	C6-N1-C2	-6.40	117.74	120.30
25	CA	1521	G	C4-N9-C1'	6.40	134.82	126.50
1	BA	728	A	C8-N9-C4	-6.40	103.24	105.80
25	CA	1443	U	N3-C2-O2	-6.40	117.72	122.20
25	CA	2716	C	N1-C2-O2	-6.40	115.06	118.90
25	DA	2029	G	N1-C2-N2	-6.40	110.44	116.20
26	CB	71	C	N3-C2-O2	6.40	126.38	121.90
25	DA	308	G	N3-C4-C5	-6.40	125.40	128.60
25	CA	1757	A	N9-C4-C5	-6.40	103.24	105.80
25	DA	1826	G	C8-N9-C4	6.40	108.96	106.40
1	AA	738	C	N1-C2-O2	-6.39	115.06	118.90
1	BA	1521	C	C6-N1-C2	6.39	122.86	120.30
25	DA	1648	U	N3-C2-O2	6.39	126.68	122.20
1	AA	1064	G	N1-C6-O6	-6.39	116.06	119.90
25	DA	1796	U	N3-C4-C5	6.39	118.44	114.60
25	DA	2487	G	C8-N9-C4	6.39	108.95	106.40
25	CA	942	G	N9-C4-C5	6.38	107.95	105.40
25	CA	1646	C	N1-C2-O2	-6.38	115.07	118.90
25	DA	1302	A	N1-C6-N6	6.38	122.43	118.60
1	AA	1520	C	N3-C4-C5	6.38	124.45	121.90
25	DA	1163	G	N3-C4-C5	6.38	131.79	128.60
25	DA	1970	A	N3-C4-C5	-6.38	122.33	126.80
25	DA	1225	G	C8-N9-C4	6.38	108.95	106.40
1	AA	914	A	C8-N9-C4	-6.38	103.25	105.80
1	BA	322	C	C5-C6-N1	-6.38	117.81	121.00
25	CA	1325	U	C2-N1-C1'	-6.38	110.05	117.70
25	DA	2811	G	C4-N9-C1'	-6.38	118.21	126.50
25	CA	743	A	N1-C6-N6	6.38	122.43	118.60

Continued on next page...

Continued from previous page...

Mol	Chain	Res	Type	Atoms	Z	Observed(°)	Ideal(°)
25	CA	2829	A	C2-N3-C4	-6.38	107.41	110.60
25	CA	2724	U	N3-C4-O4	-6.38	114.94	119.40
56	DB	83	G	N3-C4-N9	-6.38	122.17	126.00
25	CA	316	C	C6-N1-C2	6.37	122.85	120.30
25	CA	1835	G	C5-C6-N1	6.37	114.69	111.50
25	CA	2250	G	N7-C8-N9	6.37	116.28	113.10
29	CE	146	VAL	CB-CA-C	-6.37	99.30	111.40
25	CA	2331	G	C4-N9-C1'	6.37	134.78	126.50
25	CA	1357	C	N1-C2-O2	-6.37	115.08	118.90
25	DA	1842	G	N3-C4-C5	6.37	131.78	128.60
25	CA	1543	G	C4-C5-N7	-6.37	108.25	110.80
1	AA	881	G	C8-N9-C4	6.36	108.94	106.40
25	DA	477	A	N1-C6-N6	6.36	122.42	118.60
25	DA	582	A	N1-C6-N6	6.36	122.42	118.60
25	DA	39	G	N3-C4-N9	-6.36	122.18	126.00
25	DA	443	A	N9-C4-C5	6.36	108.34	105.80
25	CA	101	A	C4-C5-C6	6.36	120.18	117.00
25	CA	2253	G	N3-C2-N2	-6.36	115.45	119.90
25	CA	2717	C	N1-C2-N3	6.36	123.65	119.20
25	DA	967	U	C2-N1-C1'	-6.36	110.07	117.70
25	CA	2688	G	N1-C6-O6	-6.36	116.09	119.90
25	DA	1422	G	C8-N9-C4	6.36	108.94	106.40
25	CA	1007	C	N1-C2-O2	-6.36	115.09	118.90
25	CA	1757	A	N1-C6-N6	6.36	122.41	118.60
1	AA	914	A	N9-C4-C5	6.35	108.34	105.80
1	BA	530	G	N7-C8-N9	6.35	116.28	113.10
25	DA	1985	C	C2-N1-C1'	-6.35	111.81	118.80
25	CA	2426	A	N7-C8-N9	6.35	116.98	113.80
25	CA	2469	A	N7-C8-N9	-6.35	110.62	113.80
25	DA	1971	U	C5-C4-O4	-6.35	122.09	125.90
25	CA	324	A	C8-N9-C4	6.35	108.34	105.80
25	CA	1902	C	C6-N1-C2	6.35	122.84	120.30
25	CA	1138	G	N1-C6-O6	6.34	123.71	119.90
25	CA	1595	C	C2-N1-C1'	-6.34	111.82	118.80
25	CA	1602	U	C6-N1-C2	6.34	124.81	121.00
1	AA	342	C	C6-N1-C2	6.34	122.84	120.30
1	AA	351	G	C6-C5-N7	-6.34	126.59	130.40
25	CA	382	A	C4-C5-N7	6.34	113.87	110.70
25	CA	1466	U	C6-N1-C2	6.34	124.81	121.00
25	DA	784	G	N3-C4-N9	6.34	129.81	126.00
1	AA	555	U	N3-C2-O2	6.34	126.64	122.20
25	CA	221	A	N3-C4-C5	6.34	131.24	126.80

Continued on next page...

Continued from previous page...

Mol	Chain	Res	Type	Atoms	Z	Observed(°)	Ideal(°)
25	CA	2031	A	C2-N3-C4	6.34	113.77	110.60
25	CA	538	A	N9-C4-C5	6.34	108.33	105.80
25	CA	342	A	C5-C6-N6	-6.34	118.63	123.70
25	CA	1256	G	N9-C4-C5	-6.34	102.86	105.40
25	CA	2030	A	C5-C6-N6	6.34	128.77	123.70
1	BA	452	A	C2-N3-C4	-6.33	107.43	110.60
25	CA	2260	C	N3-C4-C5	6.33	124.43	121.90
25	DA	2503	A	N9-C4-C5	-6.33	103.27	105.80
1	AA	1060	U	N1-C2-O2	-6.33	118.37	122.80
25	CA	2530	A	N1-C6-N6	6.33	122.40	118.60
25	DA	752	A	C2-N3-C4	-6.33	107.44	110.60
1	BA	188	C	C6-N1-C2	-6.33	117.77	120.30
25	DA	1666	G	C8-N9-C1'	6.33	135.23	127.00
25	CA	772	C	N1-C2-O2	-6.33	115.10	118.90
25	CA	1164	C	N1-C2-O2	-6.33	115.10	118.90
25	CA	1759	A	C8-N9-C4	-6.33	103.27	105.80
25	CA	25	U	N3-C4-O4	6.33	123.83	119.40
25	DA	783	A	C2-N3-C4	-6.33	107.44	110.60
1	BA	278	G	C8-N9-C1'	6.33	135.22	127.00
25	CA	74	A	N1-C6-N6	-6.33	114.80	118.60
25	DA	462	C	C6-N1-C2	6.33	122.83	120.30
25	CA	1674	G	C4-N9-C1'	6.32	134.72	126.50
25	DA	13	A	C4-C5-C6	6.32	120.16	117.00
25	DA	2158	A	N1-C6-N6	6.32	122.39	118.60
25	DA	2447	G	C4-N9-C1'	-6.32	118.28	126.50
25	CA	2802	G	N1-C2-N3	6.32	127.69	123.90
25	DA	757	G	N3-C4-N9	-6.32	122.21	126.00
25	DA	1653	G	C8-N9-C1'	-6.32	118.78	127.00
25	CA	1679	A	N1-C6-N6	6.32	122.39	118.60
25	CA	2271	G	C4-N9-C1'	6.32	134.72	126.50
25	DA	1758	U	N3-C4-O4	-6.32	114.98	119.40
25	CA	626	A	C6-C5-N7	-6.32	127.88	132.30
32	DH	62	LEU	CB-CG-CD1	6.32	121.74	111.00
10	BJ	48	ARG	NE-CZ-NH1	6.31	123.46	120.30
25	CA	1232	G	N1-C6-O6	-6.31	116.11	119.90
25	DA	2631	G	N3-C4-N9	-6.31	122.21	126.00
25	CA	787	C	C6-N1-C2	-6.31	117.78	120.30
26	CB	55	U	C6-N1-C2	-6.31	117.22	121.00
1	BA	278	G	C4-N9-C1'	-6.31	118.30	126.50
1	BA	428	G	C8-N9-C1'	6.31	135.20	127.00
1	AA	1505	G	N1-C6-O6	6.30	123.68	119.90
25	CA	727	A	N1-C6-N6	6.30	122.38	118.60

Continued on next page...

Continued from previous page...

Mol	Chain	Res	Type	Atoms	Z	Observed(°)	Ideal(°)
22	BV	76	A	C8-N9-C4	6.30	108.32	105.80
25	DA	782	A	N1-C6-N6	-6.30	114.82	118.60
25	CA	187	G	C5-C6-O6	-6.30	124.82	128.60
25	CA	2492	U	C5-C4-O4	6.30	129.68	125.90
25	DA	424	G	C4-N9-C1'	-6.30	118.31	126.50
25	CA	2271	G	C4-C5-N7	6.30	113.32	110.80
25	CA	2354	C	C2-N3-C4	-6.30	116.75	119.90
25	DA	1653	G	N1-C6-O6	6.30	123.68	119.90
25	CA	2782	G	C8-N9-C4	6.29	108.92	106.40
25	CA	2598	A	C8-N9-C4	-6.29	103.28	105.80
25	DA	1836	C	N1-C2-O2	-6.29	115.13	118.90
25	CA	942	G	C4-C5-N7	-6.29	108.28	110.80
25	CA	832	U	N1-C2-O2	-6.29	118.40	122.80
25	CA	1341	G	C5-C6-O6	-6.29	124.83	128.60
25	CA	1672	A	C6-C5-N7	-6.29	127.90	132.30
26	CB	58	A	C5-C6-N1	6.29	120.84	117.70
25	DA	1659	G	N3-C4-N9	-6.29	122.23	126.00
25	DA	2502	G	C5-C6-N1	6.29	114.64	111.50
25	CA	1766	G	C8-N9-C4	6.29	108.92	106.40
1	BA	1466	C	C6-N1-C2	6.29	122.81	120.30
25	DA	77	G	N3-C4-C5	6.29	131.74	128.60
25	CA	459	U	N3-C4-C5	6.28	118.37	114.60
25	CA	1816	C	N3-C2-O2	6.28	126.30	121.90
25	CA	2009	A	N1-C6-N6	-6.28	114.83	118.60
25	CA	939	G	C5-C6-O6	-6.28	124.83	128.60
25	DA	249	C	C2-N1-C1'	-6.28	111.89	118.80
25	CA	821	A	N3-C4-C5	6.28	131.19	126.80
25	CA	1500	G	C5-C6-O6	-6.28	124.83	128.60
25	CA	2289	G	N3-C4-N9	-6.28	122.23	126.00
25	DA	955	U	C5-C6-N1	6.28	125.84	122.70
25	DA	985	C	C6-N1-C2	-6.28	117.79	120.30
25	DA	2884	U	N3-C2-O2	6.28	126.59	122.20
1	AA	35	G	N1-C6-O6	-6.27	116.14	119.90
1	AA	351	G	N1-C6-O6	6.27	123.66	119.90
25	CA	2147	A	C5-C6-N6	-6.27	118.68	123.70
27	CC	268	ARG	NE-CZ-NH1	6.27	123.44	120.30
25	CA	46	G	N9-C4-C5	6.27	107.91	105.40
25	CA	2626	C	N3-C2-O2	6.27	126.29	121.90
25	CA	2890	G	N1-C6-O6	6.27	123.66	119.90
25	DA	2030	A	C5-C6-N1	-6.27	114.56	117.70
25	DA	862	G	C5-C6-O6	-6.27	124.84	128.60
25	CA	171	U	C5-C4-O4	6.26	129.66	125.90

Continued on next page...

Continued from previous page...

Mol	Chain	Res	Type	Atoms	Z	Observed(°)	Ideal(°)
25	CA	2830	C	N3-C2-O2	6.26	126.28	121.90
25	DA	225	C	C6-N1-C2	-6.26	117.79	120.30
1	BA	400	C	N1-C2-O2	-6.26	115.14	118.90
25	CA	1897	G	C4-N9-C1'	6.26	134.64	126.50
25	CA	1989	G	C4-C5-N7	6.26	113.31	110.80
25	CA	2000	C	N3-C4-C5	6.26	124.41	121.90
25	CA	2400	G	C5-C6-N1	6.26	114.63	111.50
25	CA	2538	C	N3-C4-C5	6.26	124.40	121.90
25	CA	2802	G	C2-N3-C4	-6.26	108.77	111.90
26	CB	12	C	C2-N3-C4	-6.26	116.77	119.90
25	DA	2491	U	N1-C2-N3	-6.26	111.14	114.90
25	CA	471	A	N1-C6-N6	6.26	122.35	118.60
25	CA	2436	G	N1-C2-N3	6.26	127.65	123.90
25	CA	534	U	N3-C2-O2	6.25	126.58	122.20
25	DA	528	A	C4-C5-N7	6.25	113.83	110.70
25	DA	1125	G	C8-N9-C1'	-6.25	118.87	127.00
25	DA	1265	A	C4-C5-C6	6.25	120.12	117.00
25	CA	1574	C	C5-C4-N4	-6.25	115.83	120.20
25	DA	1198	U	C6-N1-C2	-6.25	117.25	121.00
1	AA	536	C	C6-N1-C2	6.25	122.80	120.30
25	CA	1819	A	C5-C6-N6	6.25	128.70	123.70
25	CA	2045	C	N3-C4-C5	6.25	124.40	121.90
1	AA	153	C	C6-N1-C2	6.25	122.80	120.30
25	CA	1138	G	C5-C6-O6	-6.25	124.85	128.60
25	DA	2705	A	N1-C6-N6	6.25	122.35	118.60
25	CA	1108	U	N3-C2-O2	6.24	126.57	122.20
25	CA	1336	A	C4-C5-N7	-6.24	107.58	110.70
25	DA	1845	G	C4-C5-N7	-6.24	108.30	110.80
25	CA	1573	G	C5-C6-O6	-6.24	124.86	128.60
25	CA	453	A	C5-C6-N1	-6.24	114.58	117.70
25	CA	683	U	N1-C2-O2	-6.23	118.44	122.80
25	CA	481	G	N1-C6-O6	6.23	123.64	119.90
25	CA	1519	G	C5-C6-O6	6.23	132.34	128.60
1	BA	106	C	C6-N1-C2	6.23	122.79	120.30
25	CA	618	G	C5-C6-O6	6.23	132.34	128.60
25	CA	1378	A	N9-C4-C5	6.23	108.29	105.80
25	CA	208	C	C2-N3-C4	-6.23	116.79	119.90
25	CA	618	G	C4-C5-N7	-6.23	108.31	110.80
25	CA	1695	G	C6-C5-N7	-6.23	126.66	130.40
25	CA	812	C	N3-C2-O2	6.23	126.26	121.90
25	DA	1648	U	N1-C2-O2	-6.23	118.44	122.80
25	CA	2621	G	N3-C4-N9	-6.22	122.27	126.00

Continued on next page...

Continued from previous page...

Mol	Chain	Res	Type	Atoms	Z	Observed(°)	Ideal(°)
25	CA	23	G	C8-N9-C4	6.22	108.89	106.40
26	CB	8	C	N3-C2-O2	6.22	126.25	121.90
1	AA	877	G	N1-C6-O6	-6.22	116.17	119.90
25	CA	222	A	N1-C2-N3	6.22	132.41	129.30
25	CA	640	C	N3-C2-O2	6.22	126.25	121.90
25	CA	2726	A	C2-N3-C4	6.22	113.71	110.60
25	DA	939	G	C4-N9-C1'	-6.22	118.41	126.50
25	DA	1135	C	C5-C4-N4	-6.22	115.85	120.20
25	DA	1681	G	C4-C5-N7	6.22	113.29	110.80
25	DA	2532	G	N9-C4-C5	-6.22	102.91	105.40
25	DA	979	A	N9-C4-C5	6.21	108.29	105.80
1	AA	904	U	N3-C2-O2	6.21	126.55	122.20
25	CA	2683	C	N3-C2-O2	-6.21	117.55	121.90
1	AA	404	G	N3-C2-N2	6.21	124.25	119.90
1	BA	1112	C	C6-N1-C2	-6.21	117.81	120.30
25	DA	2050	C	N1-C2-O2	-6.21	115.17	118.90
25	DA	2884	U	C5-C4-O4	6.21	129.63	125.90
25	CA	2583	G	N3-C2-N2	-6.21	115.55	119.90
25	DA	511	U	N3-C4-C5	6.21	118.33	114.60
25	CA	489	G	N3-C2-N2	-6.21	115.55	119.90
25	CA	2696	U	N3-C2-O2	-6.21	117.85	122.20
25	DA	1135	C	N3-C2-O2	6.21	126.25	121.90
25	DA	1340	U	N3-C2-O2	-6.21	117.85	122.20
25	CA	1402	U	C5-C6-N1	-6.21	119.60	122.70
25	CA	1936	A	C4-C5-N7	6.21	113.80	110.70
25	CA	727	A	N9-C4-C5	-6.21	103.32	105.80
25	CA	2855	C	N1-C2-O2	-6.20	115.18	118.90
25	DA	2208	C	C2-N1-C1'	6.20	125.62	118.80
25	DA	1930	G	C8-N9-C4	6.20	108.88	106.40
25	CA	2877	G	N1-C6-O6	6.20	123.62	119.90
1	BA	530	G	C5-N7-C8	-6.20	101.20	104.30
25	CA	122	G	N1-C6-O6	6.20	123.62	119.90
26	CB	43	C	C6-N1-C2	-6.20	117.82	120.30
1	AA	36	C	N3-C4-C5	-6.19	119.42	121.90
25	CA	1939	U	N3-C2-O2	6.19	126.53	122.20
25	DA	1447	C	C6-N1-C2	-6.19	117.82	120.30
25	CA	2331	G	C4-C5-N7	6.19	113.28	110.80
1	AA	1094	G	N9-C4-C5	-6.19	102.92	105.40
25	CA	1165	A	C2-N3-C4	-6.19	107.50	110.60
25	DA	2022	U	C5-C4-O4	-6.19	122.19	125.90
1	BA	735	C	C6-N1-C2	-6.19	117.83	120.30
25	DA	1791	A	N1-C6-N6	6.19	122.31	118.60

Continued on next page...

Continued from previous page...

Mol	Chain	Res	Type	Atoms	Z	Observed(°)	Ideal(°)
25	CA	1005	C	N1-C2-O2	-6.18	115.19	118.90
25	CA	2838	G	N7-C8-N9	-6.18	110.01	113.10
25	DA	238	C	N3-C2-O2	6.18	126.23	121.90
25	CA	859	G	N1-C6-O6	-6.18	116.19	119.90
25	DA	1377	G	C8-N9-C4	-6.18	103.93	106.40
25	DA	2619	C	C2-N1-C1'	-6.18	112.00	118.80
25	CA	2282	G	N3-C4-C5	-6.18	125.51	128.60
25	DA	1187	G	C4-N9-C1'	6.18	134.53	126.50
25	CA	488	G	N3-C4-C5	-6.18	125.51	128.60
25	CA	1311	G	C5-C6-O6	-6.18	124.89	128.60
25	CA	1394	U	C6-N1-C1'	6.18	129.85	121.20
25	DA	1327	A	C5-C6-N1	-6.18	114.61	117.70
25	DA	2601	C	C6-N1-C2	-6.18	117.83	120.30
25	CA	2689	U	N1-C2-O2	6.18	127.12	122.80
1	BA	283	U	C5-C6-N1	6.18	125.79	122.70
25	CA	1808	A	C8-N9-C4	6.18	108.27	105.80
25	CA	1981	A	N1-C6-N6	-6.18	114.89	118.60
25	DA	1303	G	C8-N9-C4	-6.18	103.93	106.40
1	AA	1481	U	C6-N1-C1'	6.17	129.84	121.20
25	CA	17	G	C8-N9-C4	6.17	108.87	106.40
25	CA	331	C	N1-C2-O2	-6.17	115.19	118.90
25	CA	1920	C	C6-N1-C2	-6.17	117.83	120.30
25	CA	2364	C	N1-C2-O2	-6.17	115.19	118.90
25	CA	550	C	C6-N1-C2	-6.17	117.83	120.30
26	CB	61	G	N3-C4-C5	6.17	131.69	128.60
1	AA	365	U	N3-C4-O4	-6.17	115.08	119.40
1	BA	871	U	N1-C2-O2	6.17	127.12	122.80
25	CA	398	C	C2-N1-C1'	-6.17	112.01	118.80
25	CA	748	G	C5-N7-C8	6.17	107.39	104.30
25	CA	2364	C	C5-C6-N1	-6.17	117.91	121.00
25	CA	2782	G	C5-C6-N1	6.17	114.59	111.50
25	CA	1680	U	N3-C2-O2	-6.17	117.88	122.20
1	AA	351	G	C4-C5-N7	6.17	113.27	110.80
1	BA	378	G	N9-C4-C5	-6.17	102.93	105.40
25	CA	83	A	C6-N1-C2	-6.17	114.90	118.60
25	DA	1163	G	C8-N9-C1'	6.17	135.02	127.00
1	AA	971	G	N9-C4-C5	6.17	107.87	105.40
25	CA	371	A	N7-C8-N9	-6.17	110.72	113.80
25	CA	708	G	C4-N9-C1'	-6.17	118.48	126.50
25	CA	51	G	C8-N9-C4	-6.16	103.94	106.40
25	DA	792	A	N9-C4-C5	6.16	108.27	105.80
25	CA	417	C	C6-N1-C2	-6.16	117.83	120.30

Continued on next page...

Continued from previous page...

Mol	Chain	Res	Type	Atoms	Z	Observed(°)	Ideal(°)
25	CA	984	A	N9-C4-C5	-6.16	103.33	105.80
25	DA	1970	A	C2-N3-C4	6.16	113.68	110.60
25	CA	171	U	N3-C4-O4	-6.16	115.09	119.40
25	CA	2808	G	N3-C2-N2	6.16	124.21	119.90
25	DA	2594	C	N3-C2-O2	6.16	126.21	121.90
25	CA	748	G	N9-C4-C5	6.16	107.86	105.40
25	CA	1446	C	N1-C2-O2	-6.16	115.20	118.90
25	DA	1681	G	N1-C6-O6	6.16	123.59	119.90
25	CA	1500	G	N1-C6-O6	6.15	123.59	119.90
25	CA	2688	G	C5-C6-O6	6.15	132.29	128.60
1	AA	664	G	C5-C6-O6	6.15	132.29	128.60
25	CA	66	C	C4-C5-C6	6.15	120.48	117.40
25	CA	1791	A	C2-N3-C4	-6.15	107.52	110.60
25	CA	2269	G	C8-N9-C4	-6.15	103.94	106.40
25	CA	2540	C	N1-C2-O2	-6.15	115.21	118.90
56	DB	100	G	C8-N9-C4	6.15	108.86	106.40
1	AA	822	U	N3-C2-O2	6.15	126.50	122.20
25	CA	215	G	N9-C4-C5	-6.15	102.94	105.40
25	CA	2271	G	N3-C2-N2	6.15	124.20	119.90
25	CA	2307	G	N3-C2-N2	-6.15	115.60	119.90
25	CA	2647	U	C5-C6-N1	-6.15	119.63	122.70
25	CA	91	A	C8-N9-C4	6.15	108.26	105.80
25	CA	642	U	N1-C2-O2	-6.15	118.50	122.80
25	CA	1456	G	N3-C4-C5	6.14	131.67	128.60
25	CA	1554	U	C5-C6-N1	-6.14	119.63	122.70
25	CA	2360	G	N1-C6-O6	6.14	123.59	119.90
25	DA	2709	G	N1-C6-O6	6.14	123.59	119.90
25	CA	335	C	N1-C2-O2	-6.14	115.22	118.90
25	CA	509	C	C5-C6-N1	-6.14	117.93	121.00
25	CA	1784	A	N1-C6-N6	6.14	122.28	118.60
25	CA	555	G	C6-C5-N7	-6.14	126.72	130.40
25	CA	2209	G	N1-C6-O6	6.14	123.58	119.90
25	CA	473	G	N9-C4-C5	6.14	107.86	105.40
25	DA	510	C	C5-C4-N4	-6.14	115.90	120.20
25	DA	661	A	C8-N9-C4	6.14	108.26	105.80
25	DA	1786	A	N1-C6-N6	-6.14	114.92	118.60
25	DA	2870	C	C2-N1-C1'	-6.14	112.05	118.80
25	DA	2503	A	C8-N9-C4	6.14	108.25	105.80
1	AA	279	A	N1-C6-N6	6.13	122.28	118.60
25	CA	2468	A	C6-C5-N7	-6.13	128.00	132.30
25	CA	11	C	N3-C2-O2	6.13	126.19	121.90
25	CA	2677	G	C5-C6-O6	-6.13	124.92	128.60

Continued on next page...

Continued from previous page...

Mol	Chain	Res	Type	Atoms	Z	Observed(°)	Ideal(°)
25	DA	325	G	C8-N9-C4	6.13	108.85	106.40
25	DA	968	C	N1-C2-O2	-6.13	115.22	118.90
25	DA	2019	A	C8-N9-C4	6.13	108.25	105.80
25	CA	585	G	C8-N9-C4	-6.13	103.95	106.40
25	CA	1955	U	C5-C4-O4	6.13	129.58	125.90
1	AA	677	U	C2-N1-C1'	6.13	125.05	117.70
25	CA	616	A	C2-N3-C4	-6.13	107.54	110.60
25	CA	748	G	C5-C6-O6	6.13	132.28	128.60
25	CA	1255	U	N3-C2-O2	6.13	126.49	122.20
25	CA	1939	U	C4-C5-C6	-6.13	116.02	119.70
25	CA	2689	U	C5-C6-N1	-6.13	119.64	122.70
25	DA	2884	U	C2-N1-C1'	-6.13	110.35	117.70
25	CA	116	C	C2-N1-C1'	-6.12	112.06	118.80
25	CA	1127	A	C2-N3-C4	6.12	113.66	110.60
25	CA	2502	G	C8-N9-C4	-6.12	103.95	106.40
25	CA	2720	U	N3-C2-O2	-6.12	117.91	122.20
25	DA	2445	G	N1-C6-O6	6.12	123.57	119.90
25	CA	1758	U	C5-C4-O4	6.12	129.57	125.90
25	CA	1817	G	C5-C6-O6	6.12	132.27	128.60
25	CA	2897	U	C2-N3-C4	-6.12	123.33	127.00
25	DA	450	G	C4-C5-N7	-6.12	108.35	110.80
25	CA	2354	C	C5-C6-N1	-6.12	117.94	121.00
25	CA	840	C	N1-C2-O2	6.12	122.57	118.90
25	CA	2271	G	C6-C5-N7	-6.12	126.73	130.40
25	CA	1827	U	N1-C2-N3	6.12	118.57	114.90
25	CA	1770	G	N3-C4-N9	6.11	129.67	126.00
25	CA	2056	G	N1-C6-O6	6.11	123.57	119.90
25	DA	815	C	N3-C4-N4	6.11	122.28	118.00
1	AA	791	G	C5-C6-O6	-6.11	124.93	128.60
25	CA	1842	G	N1-C6-O6	6.11	123.56	119.90
25	DA	1997	C	C2-N3-C4	-6.11	116.85	119.90
25	DA	180	G	C4-N9-C1'	-6.11	118.56	126.50
25	CA	1842	G	N3-C4-N9	6.11	129.66	126.00
25	DA	561	G	C4-C5-N7	6.11	113.24	110.80
25	DA	2884	U	C6-N1-C1'	6.11	129.75	121.20
1	BA	538	G	N1-C6-O6	-6.10	116.24	119.90
25	CA	2226	C	C2-N3-C4	-6.10	116.85	119.90
25	DA	962	G	C2-N3-C4	-6.10	108.85	111.90
25	DA	1002	G	N3-C4-N9	-6.10	122.34	126.00
25	DA	2278	A	N1-C6-N6	6.10	122.26	118.60
25	DA	2870	C	C6-N1-C2	6.10	122.74	120.30
1	BA	326	G	C5-C6-O6	6.10	132.26	128.60

Continued on next page...

Continued from previous page...

Mol	Chain	Res	Type	Atoms	Z	Observed(°)	Ideal(°)
25	CA	25	U	C5-C4-O4	-6.10	122.24	125.90
25	CA	268	C	C6-N1-C2	6.10	122.74	120.30
25	CA	827	U	N3-C2-O2	6.10	126.47	122.20
25	CA	1024	G	C4-C5-N7	6.10	113.24	110.80
25	CA	1436	G	C5-C6-O6	6.10	132.26	128.60
25	CA	2447	G	C5-C6-O6	-6.10	124.94	128.60
25	DA	562	U	N3-C4-O4	-6.10	115.13	119.40
25	DA	1074	G	N9-C4-C5	6.10	107.84	105.40
25	DA	2887	A	N1-C6-N6	6.10	122.26	118.60
25	CA	555	G	C4-C5-N7	6.10	113.24	110.80
25	CA	1572	A	N1-C6-N6	-6.10	114.94	118.60
1	AA	1524	C	N3-C2-O2	6.09	126.17	121.90
25	CA	1125	G	N1-C6-O6	-6.09	116.24	119.90
25	CA	1614	A	C8-N9-C4	6.09	108.24	105.80
25	DA	1573	G	C6-C5-N7	6.09	134.06	130.40
1	AA	53	A	N1-C6-N6	6.09	122.26	118.60
25	CA	2313	C	C6-N1-C2	-6.09	117.86	120.30
25	DA	2596	U	N3-C2-O2	-6.09	117.94	122.20
1	BA	1480	A	C5-C6-N1	-6.09	114.65	117.70
25	CA	1961	C	N3-C4-C5	6.09	124.34	121.90
25	DA	853	C	C6-N1-C2	6.09	122.74	120.30
25	DA	984	A	C4-N9-C1'	-6.09	115.34	126.30
25	DA	1845	G	N9-C4-C5	6.09	107.84	105.40
25	CA	175	G	C4-N9-C1'	-6.09	118.58	126.50
25	DA	2539	C	N1-C2-O2	-6.09	115.25	118.90
25	CA	2535	G	C8-N9-C4	6.09	108.83	106.40
25	CA	2553	G	N1-C2-N2	-6.09	110.72	116.20
25	DA	2433	A	C8-N9-C4	6.09	108.23	105.80
25	CA	404	A	N1-C6-N6	6.08	122.25	118.60
25	DA	757	G	C8-N9-C1'	6.08	134.91	127.00
25	CA	840	C	N3-C4-C5	6.08	124.33	121.90
25	CA	1336	A	N9-C4-C5	6.08	108.23	105.80
26	CB	58	A	C6-N1-C2	-6.08	114.95	118.60
25	DA	1001	A	C8-N9-C4	6.08	108.23	105.80
1	BA	823	C	N3-C2-O2	6.08	126.16	121.90
25	DA	1971	U	N3-C4-O4	6.08	123.66	119.40
1	AA	329	A	C8-N9-C4	6.08	108.23	105.80
25	CA	2490	G	C8-N9-C4	6.08	108.83	106.40
25	CA	2204	G	N1-C6-O6	6.08	123.55	119.90
25	CA	2289	G	N3-C4-C5	6.08	131.64	128.60
25	CA	2396	G	N1-C6-O6	-6.08	116.25	119.90
25	CA	2223	G	N1-C6-O6	6.08	123.55	119.90

Continued on next page...

Continued from previous page...

Mol	Chain	Res	Type	Atoms	Z	Observed(°)	Ideal(°)
25	CA	1389	G	N1-C6-O6	6.08	123.55	119.90
25	DA	2783	U	N3-C4-O4	-6.08	115.15	119.40
25	CA	533	G	C8-N9-C1'	-6.07	119.11	127.00
1	AA	859	G	N9-C4-C5	-6.07	102.97	105.40
25	CA	1513	U	C2-N1-C1'	-6.07	110.42	117.70
25	CA	2893	A	C4-C5-C6	6.07	120.03	117.00
25	DA	1006	C	N3-C2-O2	6.07	126.15	121.90
25	DA	1192	G	N7-C8-N9	-6.07	110.06	113.10
25	DA	1711	A	C8-N9-C4	-6.07	103.37	105.80
25	DA	1605	C	N1-C2-O2	-6.07	115.26	118.90
25	DA	1236	G	C4-C5-N7	6.07	113.23	110.80
56	DB	91	C	C2-N1-C1'	-6.07	112.12	118.80
26	CB	51	G	C5-C6-O6	-6.07	124.96	128.60
25	CA	1294	U	C5-C6-N1	-6.06	119.67	122.70
25	DA	109	C	N1-C2-O2	-6.06	115.26	118.90
1	AA	734	G	N3-C4-N9	6.06	129.64	126.00
25	CA	1623	G	N1-C6-O6	6.06	123.54	119.90
25	CA	2045	C	C2-N3-C4	-6.06	116.87	119.90
25	CA	2884	U	N3-C4-O4	-6.06	115.16	119.40
25	DA	517	C	N3-C4-N4	6.06	122.24	118.00
25	DA	2383	G	N1-C6-O6	6.06	123.54	119.90
25	CA	499	U	N1-C2-N3	6.06	118.54	114.90
25	CA	1512	C	N1-C2-O2	-6.06	115.26	118.90
25	DA	526	A	C4-C5-N7	-6.06	107.67	110.70
25	DA	2388	A	N1-C6-N6	-6.06	114.96	118.60
1	AA	530	G	C6-C5-N7	-6.06	126.76	130.40
25	CA	1764	C	N3-C2-O2	6.06	126.14	121.90
25	CA	1766	G	N3-C4-C5	6.06	131.63	128.60
25	CA	2056	G	N1-C2-N2	6.06	121.65	116.20
25	CA	2155	U	C2-N1-C1'	6.06	124.97	117.70
1	AA	1457	G	N3-C4-C5	6.06	131.63	128.60
25	CA	979	A	C6-C5-N7	-6.06	128.06	132.30
25	CA	1827	U	C6-N1-C2	-6.06	117.36	121.00
25	CA	1452	G	N3-C4-N9	-6.06	122.37	126.00
26	CB	90	C	N1-C2-O2	-6.05	115.27	118.90
25	DA	424	G	C6-C5-N7	6.05	134.03	130.40
25	CA	1426	G	N1-C6-O6	6.05	123.53	119.90
25	CA	1695	G	N1-C6-O6	6.05	123.53	119.90
25	DA	746	U	N3-C2-O2	-6.05	117.96	122.20
1	AA	521	G	C8-N9-C4	6.05	108.82	106.40
25	DA	2355	G	N1-C6-O6	6.05	123.53	119.90
25	DA	2517	C	N1-C2-O2	-6.05	115.27	118.90

Continued on next page...

Continued from previous page...

Mol	Chain	Res	Type	Atoms	Z	Observed(°)	Ideal(°)
25	DA	205	G	N3-C4-C5	-6.05	125.58	128.60
25	CA	1022	G	N3-C4-C5	6.05	131.62	128.60
25	DA	2445	G	N1-C2-N2	6.05	121.64	116.20
25	CA	1225	G	C4-C5-N7	6.04	113.22	110.80
25	CA	1587	G	C4-N9-C1'	6.04	134.36	126.50
25	DA	2647	U	C5-C6-N1	-6.04	119.68	122.70
25	CA	252	G	N3-C4-C5	6.04	131.62	128.60
25	CA	1450	G	C4-N9-C1'	-6.04	118.65	126.50
25	CA	1528	A	C2-N3-C4	-6.04	107.58	110.60
25	CA	1639	C	C6-N1-C2	-6.04	117.88	120.30
25	CA	2084	C	N1-C2-O2	-6.04	115.28	118.90
22	AV	41	C	N1-C2-O2	-6.04	115.28	118.90
25	CA	2011	U	C6-N1-C2	6.04	124.62	121.00
25	DA	29	U	N3-C2-O2	-6.04	117.97	122.20
25	DA	2843	G	N1-C6-O6	6.04	123.52	119.90
25	CA	1341	G	C8-N9-C4	6.04	108.81	106.40
25	CA	1617	C	C5-C6-N1	-6.04	117.98	121.00
1	BA	397	A	C6-N1-C2	-6.04	114.98	118.60
1	AA	1441	A	N1-C6-N6	-6.04	114.98	118.60
25	DA	1887	C	N1-C2-O2	6.04	122.52	118.90
1	BA	1080	A	C8-N9-C4	-6.03	103.39	105.80
25	DA	488	G	C8-N9-C4	6.03	108.81	106.40
25	DA	808	G	C8-N9-C1'	-6.03	119.16	127.00
1	AA	1174	G	C4-N9-C1'	-6.03	118.66	126.50
25	CA	2603	G	C2-N3-C4	-6.03	108.88	111.90
25	DA	1796	U	C2-N1-C1'	-6.03	110.46	117.70
1	AA	715	A	N1-C6-N6	6.03	122.22	118.60
25	CA	2053	G	C6-C5-N7	-6.03	126.78	130.40
25	CA	121	G	N1-C6-O6	6.03	123.52	119.90
25	CA	292	U	C5-C6-N1	-6.03	119.69	122.70
25	CA	1587	G	C8-N9-C4	-6.03	103.99	106.40
25	CA	1980	G	C5-C6-N1	6.03	114.52	111.50
26	CB	113	C	C5-C4-N4	-6.03	115.98	120.20
25	DA	122	G	N1-C6-O6	6.03	123.52	119.90
25	CA	946	C	N1-C2-O2	-6.03	115.28	118.90
25	DA	1757	A	C4-C5-C6	6.03	120.01	117.00
1	AA	190	A	N1-C6-N6	6.03	122.22	118.60
1	AA	308	C	C5-C6-N1	-6.03	117.99	121.00
25	CA	349	U	C6-N1-C2	6.03	124.61	121.00
25	DA	636	G	C4-N9-C1'	6.03	134.33	126.50
25	CA	2031	A	N3-C4-C5	-6.02	122.58	126.80
25	CA	2226	C	N1-C2-N3	6.02	123.42	119.20

Continued on next page...

Continued from previous page...

Mol	Chain	Res	Type	Atoms	Z	Observed(°)	Ideal(°)
25	DA	1223	G	N3-C4-C5	6.02	131.61	128.60
26	CB	86	G	C8-N9-C4	6.02	108.81	106.40
25	CA	2711	A	C2-N3-C4	-6.02	107.59	110.60
25	CA	2762	C	C2-N3-C4	-6.02	116.89	119.90
25	DA	122	G	C5-C6-O6	-6.02	124.99	128.60
25	DA	1030	C	C6-N1-C2	6.02	122.71	120.30
25	DA	2432	A	N1-C6-N6	6.02	122.21	118.60
22	BV	29	G	N3-C4-C5	6.02	131.61	128.60
25	CA	1122	G	N9-C4-C5	6.02	107.81	105.40
25	CA	1187	G	C8-N9-C4	-6.02	103.99	106.40
25	CA	1357	C	C2-N3-C4	-6.01	116.89	119.90
1	AA	1481	U	C2-N1-C1'	-6.01	110.49	117.70
25	DA	129	C	C5-C6-N1	-6.01	117.99	121.00
25	DA	1931	U	N1-C2-O2	6.01	127.01	122.80
1	AA	12	U	C5-C4-O4	6.01	129.51	125.90
25	CA	1646	C	C2-N3-C4	-6.01	116.90	119.90
25	CA	2331	G	C8-N9-C1'	-6.01	119.19	127.00
25	CA	441	U	N3-C2-O2	-6.01	117.99	122.20
25	CA	1410	G	C8-N9-C4	6.01	108.80	106.40
25	CA	2888	C	C6-N1-C1'	-6.01	113.59	120.80
1	BA	987	G	N3-C4-C5	-6.01	125.60	128.60
25	DA	595	C	C6-N1-C2	6.01	122.70	120.30
25	DA	805	G	C2-N3-C4	-6.00	108.90	111.90
25	CA	1470	A	N9-C4-C5	6.00	108.20	105.80
25	CA	1988	G	C5-C6-N1	-6.00	108.50	111.50
25	CA	2619	C	N3-C4-C5	6.00	124.30	121.90
25	DA	1143	A	C8-N9-C4	6.00	108.20	105.80
25	DA	1932	A	N1-C6-N6	6.00	122.20	118.60
25	CA	60	G	C5-C6-O6	-6.00	125.00	128.60
25	CA	1200	C	N1-C2-O2	-6.00	115.30	118.90
25	DA	1653	G	C4-N9-C1'	6.00	134.30	126.50
25	DA	380	G	N1-C6-O6	6.00	123.50	119.90
25	DA	1161	C	N3-C4-C5	6.00	124.30	121.90
25	DA	242	G	N1-C6-O6	-6.00	116.30	119.90
25	DA	275	C	C6-N1-C2	-6.00	117.90	120.30
25	DA	1360	G	N9-C4-C5	6.00	107.80	105.40
25	CA	990	A	C2-N3-C4	-6.00	107.60	110.60
25	CA	1767	G	N3-C4-C5	6.00	131.60	128.60
25	CA	2347	C	N1-C2-O2	-6.00	115.30	118.90
1	BA	1286	U	C2-N1-C1'	5.99	124.89	117.70
25	CA	793	A	C5-C6-N6	5.99	128.49	123.70
25	CA	914	G	C4-N9-C1'	-5.99	118.71	126.50

Continued on next page...

Continued from previous page...

Mol	Chain	Res	Type	Atoms	Z	Observed(°)	Ideal(°)
25	CA	1301	A	C4-C5-N7	5.99	113.70	110.70
25	DA	2677	G	C2-N3-C4	5.99	114.90	111.90
25	CA	2609	U	C6-N1-C2	5.99	124.59	121.00
25	CA	129	C	C6-N1-C2	5.99	122.70	120.30
25	CA	984	A	C4-N9-C1'	-5.99	115.52	126.30
25	CA	2032	G	N7-C8-N9	-5.99	110.11	113.10
25	DA	908	C	N3-C2-O2	5.99	126.09	121.90
25	CA	560	C	C6-N1-C2	-5.99	117.91	120.30
25	DA	29	U	C5-C4-O4	5.99	129.49	125.90
25	CA	1801	A	C2-N3-C4	-5.99	107.61	110.60
26	CB	80	U	N1-C2-O2	-5.98	118.61	122.80
25	DA	2396	G	N3-C4-C5	5.98	131.59	128.60
1	AA	67	C	C6-N1-C2	-5.98	117.91	120.30
1	BA	858	G	C5-C6-O6	5.98	132.19	128.60
25	CA	1999	C	N1-C2-O2	-5.98	115.31	118.90
25	DA	500	G	C8-N9-C4	5.98	108.79	106.40
25	CA	580	U	N1-C2-O2	-5.98	118.61	122.80
25	CA	2642	G	C5-C6-N1	5.98	114.49	111.50
56	DB	83	G	N9-C4-C5	5.98	107.79	105.40
25	DA	509	C	C2-N3-C4	-5.98	116.91	119.90
25	CA	1795	C	N1-C2-O2	-5.97	115.32	118.90
25	CA	2024	G	N3-C4-C5	-5.97	125.61	128.60
1	BA	713	G	C4-C5-N7	-5.97	108.41	110.80
25	CA	1073	A	C8-N9-C4	-5.97	103.41	105.80
25	DA	673	C	N3-C4-C5	5.97	124.29	121.90
25	CA	1660	G	N3-C2-N2	-5.97	115.72	119.90
25	DA	1910	G	C4-C5-N7	-5.97	108.41	110.80
1	BA	788	U	N3-C2-O2	5.97	126.38	122.20
25	CA	2621	G	C5-C6-N1	-5.97	108.52	111.50
25	DA	565	C	N3-C4-N4	5.97	122.18	118.00
25	DA	2006	C	N1-C2-O2	-5.97	115.32	118.90
25	CA	1208	C	C5-C6-N1	-5.97	118.02	121.00
25	DA	801	G	C5-C6-O6	5.97	132.18	128.60
25	DA	2061	G	N3-C4-C5	-5.97	125.62	128.60
25	DA	1753	G	N1-C6-O6	-5.97	116.32	119.90
1	AA	816	A	C8-N9-C4	5.96	108.19	105.80
25	CA	1674	G	N3-C4-C5	-5.96	125.62	128.60
25	CA	2435	A	C5-C6-N6	-5.96	118.93	123.70
25	DA	987	C	N1-C2-N3	5.96	123.37	119.20
1	AA	859	G	C4-N9-C1'	5.96	134.25	126.50
25	CA	315	G	C5-C6-O6	-5.96	125.02	128.60
25	DA	2018	G	N3-C4-C5	5.96	131.58	128.60

Continued on next page...

Continued from previous page...

Mol	Chain	Res	Type	Atoms	Z	Observed(°)	Ideal(°)
25	DA	2731	G	C2-N3-C4	5.96	114.88	111.90
25	DA	308	G	C4-N9-C1'	5.96	134.25	126.50
25	CA	634	C	N3-C4-C5	5.96	124.28	121.90
25	CA	2495	G	C5-C6-O6	5.96	132.17	128.60
25	DA	159	G	C4-C5-N7	-5.96	108.42	110.80
25	CA	1351	C	C6-N1-C1'	5.96	127.95	120.80
25	CA	2059	A	C8-N9-C4	5.96	108.18	105.80
25	CA	2232	C	C2-N1-C1'	-5.95	112.25	118.80
25	CA	1311	G	N3-C4-N9	-5.95	122.43	126.00
25	CA	1660	G	N1-C6-O6	-5.95	116.33	119.90
25	CA	1743	G	N3-C4-N9	5.95	129.57	126.00
25	DA	1451	C	N1-C2-O2	-5.95	115.33	118.90
25	DA	2532	G	C2-N3-C4	-5.95	108.92	111.90
1	AA	365	U	C2-N1-C1'	-5.95	110.56	117.70
25	CA	1842	G	N9-C4-C5	-5.95	103.02	105.40
25	DA	424	G	C4-C5-C6	-5.95	115.23	118.80
1	AA	1322	C	N1-C2-O2	-5.95	115.33	118.90
25	CA	450	G	N3-C4-C5	-5.95	125.63	128.60
25	DA	1004	U	N3-C2-O2	5.95	126.36	122.20
25	DA	1404	C	C6-N1-C2	-5.95	117.92	120.30
25	CA	795	C	N1-C2-O2	-5.95	115.33	118.90
25	CA	866	A	N1-C6-N6	5.95	122.17	118.60
25	CA	2834	G	N3-C2-N2	5.95	124.06	119.90
1	AA	1417	G	N3-C4-N9	5.94	129.57	126.00
1	AA	664	G	C4-C5-N7	-5.94	108.42	110.80
1	AA	903	G	N1-C6-O6	-5.94	116.33	119.90
1	AA	1417	G	C4-C5-N7	5.94	113.18	110.80
25	CA	311	A	C8-N9-C4	5.94	108.18	105.80
25	CA	1036	G	C5-C6-N1	5.94	114.47	111.50
25	DA	752	A	C4-C5-N7	5.94	113.67	110.70
25	DA	1036	G	C4-N9-C1'	-5.94	118.78	126.50
25	CA	1301	A	C6-C5-N7	-5.94	128.14	132.30
25	CA	2385	C	N3-C4-C5	5.94	124.28	121.90
25	CA	2799	A	C5-C6-N6	-5.94	118.95	123.70
25	CA	554	U	N1-C2-O2	-5.93	118.65	122.80
25	CA	746	U	N1-C2-O2	-5.93	118.65	122.80
25	CA	813	U	N1-C2-N3	5.93	118.46	114.90
25	CA	1661	G	N3-C4-C5	-5.93	125.63	128.60
1	BA	890	G	C8-N9-C4	5.93	108.77	106.40
25	CA	600	G	C5-C6-N1	-5.93	108.53	111.50
25	DA	2509	G	C5-C6-O6	-5.93	125.04	128.60
25	DA	731	C	C6-N1-C2	5.93	122.67	120.30

Continued on next page...

Continued from previous page...

Mol	Chain	Res	Type	Atoms	Z	Observed(°)	Ideal(°)
1	AA	734	G	N9-C4-C5	-5.93	103.03	105.40
25	CA	2546	U	C2-N1-C1'	-5.93	110.59	117.70
25	DA	1423	G	N7-C8-N9	-5.93	110.14	113.10
1	BA	365	U	C2-N1-C1'	-5.92	110.59	117.70
25	CA	1456	G	C2-N3-C4	-5.92	108.94	111.90
25	CA	1779	U	C2-N3-C4	-5.92	123.45	127.00
25	CA	2332	C	C5-C6-N1	-5.92	118.04	121.00
25	DA	242	G	C4-N9-C1'	-5.92	118.80	126.50
1	BA	1433	A	C4-C5-C6	5.92	119.96	117.00
25	CA	489	G	N3-C4-N9	-5.92	122.45	126.00
25	CA	1604	C	C2-N3-C4	-5.92	116.94	119.90
25	DA	2462	C	C4-C5-C6	5.92	120.36	117.40
25	DA	1897	G	C5-C6-O6	-5.92	125.05	128.60
25	CA	48	G	C5-C6-O6	-5.92	125.05	128.60
25	CA	786	C	C6-N1-C2	5.92	122.67	120.30
25	CA	1340	U	N3-C4-O4	-5.92	115.26	119.40
25	DA	1895	C	C6-N1-C2	5.92	122.67	120.30
25	CA	342	A	C2-N3-C4	-5.92	107.64	110.60
25	CA	1089	A	N1-C6-N6	-5.92	115.05	118.60
1	BA	286	C	C6-N1-C2	5.92	122.67	120.30
25	DA	1197	G	N1-C6-O6	5.92	123.45	119.90
25	CA	2251	G	C6-N1-C2	-5.91	121.55	125.10
25	DA	308	G	C8-N9-C1'	-5.91	119.31	127.00
25	CA	691	C	N1-C2-O2	-5.91	115.35	118.90
25	CA	1158	C	N1-C2-O2	-5.91	115.35	118.90
25	CA	1811	G	C5-C6-O6	-5.91	125.05	128.60
25	CA	2351	G	C5-C6-O6	-5.91	125.05	128.60
25	DA	2011	U	N1-C2-O2	-5.91	118.66	122.80
1	BA	134	G	C8-N9-C4	5.91	108.76	106.40
25	CA	398	C	N1-C2-O2	-5.91	115.36	118.90
25	CA	901	C	C5-C6-N1	-5.91	118.05	121.00
25	CA	2807	U	C2-N1-C1'	-5.91	110.61	117.70
25	DA	1756	G	N1-C6-O6	5.91	123.44	119.90
56	DB	76	G	N1-C6-O6	-5.91	116.35	119.90
26	CB	4	C	C6-N1-C2	5.91	122.66	120.30
1	AA	283	U	N1-C2-O2	5.91	126.93	122.80
25	CA	476	G	N1-C6-O6	-5.91	116.36	119.90
25	CA	827	U	N1-C2-O2	-5.91	118.67	122.80
25	DA	1290	C	C2-N1-C1'	-5.91	112.30	118.80
1	BA	498	A	C8-N9-C4	5.90	108.16	105.80
25	CA	242	G	N1-C6-O6	-5.90	116.36	119.90
25	CA	725	G	C4-N9-C1'	5.90	134.17	126.50

Continued on next page...

Continued from previous page...

Mol	Chain	Res	Type	Atoms	Z	Observed(°)	Ideal(°)
25	CA	783	A	C6-C5-N7	-5.90	128.17	132.30
25	CA	784	G	C5-C6-O6	-5.90	125.06	128.60
25	DA	376	G	C5-C6-O6	-5.90	125.06	128.60
1	AA	297	G	C2-N3-C4	-5.90	108.95	111.90
25	CA	526	A	N9-C4-C5	5.90	108.16	105.80
25	CA	764	A	N9-C4-C5	5.90	108.16	105.80
25	CA	1423	G	N9-C4-C5	5.90	107.76	105.40
25	CA	2271	G	N1-C2-N2	-5.90	110.89	116.20
25	DA	526	A	N1-C6-N6	-5.90	115.06	118.60
25	CA	814	C	C2-N3-C4	-5.90	116.95	119.90
25	CA	1038	G	N3-C4-N9	5.90	129.54	126.00
25	CA	2553	G	C8-N9-C1'	-5.90	119.33	127.00
25	DA	2452	C	C6-N1-C2	-5.90	117.94	120.30
25	CA	555	G	N1-C2-N2	-5.90	110.89	116.20
25	CA	906	U	C5-C4-O4	5.90	129.44	125.90
25	CA	1721	G	N3-C4-C5	-5.89	125.65	128.60
25	DA	2021	C	N1-C2-O2	-5.89	115.36	118.90
25	CA	1277	G	C5-C6-O6	5.89	132.14	128.60
25	CA	1855	U	N3-C4-O4	5.89	123.53	119.40
25	DA	1125	G	N9-C4-C5	-5.89	103.04	105.40
25	DA	1757	A	N3-C4-C5	-5.89	122.68	126.80
25	CA	1981	A	N9-C4-C5	5.89	108.16	105.80
25	DA	1998	A	N1-C2-N3	5.89	132.25	129.30
25	DA	2848	G	N1-C6-O6	-5.89	116.36	119.90
25	CA	2239	G	C8-N9-C4	5.89	108.76	106.40
25	CA	2251	G	C5-C6-N1	5.89	114.44	111.50
25	DA	998	C	C6-N1-C2	-5.89	117.94	120.30
1	AA	53	A	C5-C6-N6	-5.89	118.99	123.70
1	BA	429	U	N3-C2-O2	-5.89	118.08	122.20
25	CA	989	G	C5-C6-O6	-5.89	125.07	128.60
25	CA	1216	G	C5-C6-N1	5.89	114.44	111.50
25	CA	2254	C	N3-C2-O2	5.89	126.02	121.90
25	DA	1719	G	N3-C4-N9	-5.89	122.47	126.00
1	AA	1101	A	C4-C5-C6	5.88	119.94	117.00
1	BA	1531	A	N9-C4-C5	-5.88	103.45	105.80
25	CA	310	A	C4-N9-C1'	-5.88	115.71	126.30
25	DA	1435	G	C6-C5-N7	5.88	133.93	130.40
25	DA	1904	G	N9-C4-C5	5.88	107.75	105.40
25	DA	2510	C	N3-C2-O2	5.88	126.02	121.90
1	AA	794	A	C5-C6-N6	5.88	128.41	123.70
1	AA	1524	C	C2-N1-C1'	-5.88	112.33	118.80
25	CA	2774	C	N3-C2-O2	5.88	126.02	121.90

Continued on next page...

Continued from previous page...

Mol	Chain	Res	Type	Atoms	Z	Observed(°)	Ideal(°)
25	CA	2805	C	N1-C2-O2	-5.88	115.37	118.90
25	DA	786	C	N3-C4-C5	5.88	124.25	121.90
25	DA	509	C	N3-C4-C5	5.88	124.25	121.90
25	DA	1135	C	C2-N3-C4	-5.88	116.96	119.90
1	BA	26	A	C6-N1-C2	-5.88	115.07	118.60
25	CA	533	G	C2-N3-C4	-5.88	108.96	111.90
26	CB	93	C	N1-C2-O2	-5.88	115.37	118.90
25	DA	2633	G	C6-C5-N7	5.88	133.93	130.40
22	BV	13	C	C6-N1-C2	5.88	122.65	120.30
25	CA	444	C	N3-C2-O2	5.88	126.01	121.90
25	CA	2425	A	P-O3'-C3'	5.88	126.75	119.70
25	CA	2825	G	C8-N9-C1'	-5.88	119.36	127.00
25	CA	2832	U	N1-C2-O2	-5.88	118.69	122.80
25	CA	486	C	N3-C2-O2	5.88	126.01	121.90
25	CA	2069	G	C4-C5-N7	5.88	113.15	110.80
25	CA	2820	A	C5-C6-N1	-5.88	114.76	117.70
25	DA	1136	G	C4-C5-N7	5.88	113.15	110.80
25	CA	971	G	C5-C6-N1	5.87	114.44	111.50
25	CA	2553	G	C4-N9-C1'	5.87	134.14	126.50
25	CA	2557	G	N1-C6-O6	5.87	123.42	119.90
1	AA	105	G	C5-C6-O6	5.87	132.12	128.60
25	CA	1024	G	C6-C5-N7	-5.87	126.88	130.40
25	CA	2025	C	N3-C2-O2	-5.87	117.79	121.90
25	DA	770	G	N3-C4-C5	5.87	131.53	128.60
25	DA	862	G	N9-C4-C5	-5.87	103.05	105.40
25	DA	2825	G	N9-C4-C5	-5.87	103.05	105.40
1	AA	584	G	C8-N9-C4	5.87	108.75	106.40
1	BA	26	A	C5-C6-N1	5.87	120.64	117.70
25	DA	2520	C	C6-N1-C2	5.87	122.65	120.30
1	AA	853	C	N1-C2-O2	-5.87	115.38	118.90
25	CA	1228	G	N3-C4-N9	-5.87	122.48	126.00
25	DA	2049	G	C4-C5-N7	5.87	113.15	110.80
25	CA	2475	C	C6-N1-C2	5.87	122.65	120.30
25	CA	818	G	C4-N9-C1'	5.87	134.12	126.50
25	DA	1972	G	C8-N9-C4	-5.87	104.05	106.40
25	CA	1596	A	C8-N9-C4	5.86	108.15	105.80
25	CA	1761	C	N3-C4-N4	5.86	122.10	118.00
25	CA	2751	G	C8-N9-C4	-5.86	104.06	106.40
25	DA	2556	C	C6-N1-C2	-5.86	117.95	120.30
1	BA	1175	G	C4-N9-C1'	-5.86	118.88	126.50
25	CA	125	A	N9-C4-C5	5.86	108.14	105.80
25	CA	1255	U	N1-C2-O2	-5.86	118.70	122.80

Continued on next page...

Continued from previous page...

Mol	Chain	Res	Type	Atoms	Z	Observed(°)	Ideal(°)
25	DA	529	A	N1-C6-N6	-5.86	115.08	118.60
25	CA	1209	U	N3-C2-O2	5.86	126.30	122.20
25	CA	1402	U	C6-N1-C2	5.86	124.51	121.00
25	CA	1623	G	C2-N3-C4	-5.86	108.97	111.90
25	CA	2632	A	C8-N9-C4	-5.86	103.46	105.80
25	CA	1155	A	N7-C8-N9	-5.85	110.87	113.80
25	DA	319	G	C2-N3-C4	-5.85	108.97	111.90
1	BA	1079	G	N3-C4-C5	-5.85	125.67	128.60
25	CA	9	G	C6-C5-N7	-5.85	126.89	130.40
25	CA	1277	G	C4-C5-N7	-5.85	108.46	110.80
1	AA	938	A	N1-C6-N6	-5.85	115.09	118.60
1	BA	669	G	C8-N9-C4	-5.85	104.06	106.40
25	CA	1403	A	N1-C6-N6	5.85	122.11	118.60
25	CA	2271	G	C8-N9-C1'	-5.85	119.40	127.00
25	CA	2901	C	C6-N1-C2	-5.85	117.96	120.30
25	DA	468	G	C5-C6-N1	5.85	114.42	111.50
1	BA	297	G	N9-C4-C5	-5.85	103.06	105.40
25	CA	468	G	N3-C4-C5	-5.85	125.68	128.60
25	CA	906	U	C6-N1-C1'	5.85	129.39	121.20
25	CA	2793	C	C6-N1-C2	5.85	122.64	120.30
25	CA	1256	G	C8-N9-C1'	-5.85	119.40	127.00
25	CA	1966	A	N1-C6-N6	5.84	122.11	118.60
25	CA	2391	G	O4'-C1'-N9	5.84	112.87	108.20
25	DA	1395	A	C8-N9-C4	5.84	108.14	105.80
25	DA	45	G	C4-C5-N7	-5.84	108.46	110.80
1	AA	275	G	N3-C4-N9	5.84	129.50	126.00
1	BA	457	G	N3-C4-C5	-5.84	125.68	128.60
25	CA	1981	A	C4-C5-N7	-5.84	107.78	110.70
1	AA	881	G	N1-C6-O6	5.84	123.40	119.90
1	AA	1513	A	N7-C8-N9	-5.84	110.88	113.80
25	CA	2004	G	N1-C2-N3	5.84	127.40	123.90
25	CA	2520	C	N3-C4-N4	5.84	122.08	118.00
1	BA	823	C	C6-N1-C2	5.83	122.63	120.30
25	CA	2254	C	N3-C4-N4	5.83	122.08	118.00
25	DA	1000	A	N1-C6-N6	-5.83	115.10	118.60
25	CA	1315	C	N1-C2-N3	5.83	123.28	119.20
25	DA	1681	G	C8-N9-C1'	-5.83	119.42	127.00
1	AA	957	U	C6-N1-C2	-5.83	117.50	121.00
1	AA	971	G	C4-N9-C1'	-5.83	118.92	126.50
25	CA	310	A	C8-N9-C1'	5.83	138.20	127.70
25	CA	757	G	N3-C4-C5	5.83	131.52	128.60
25	DA	506	G	N3-C4-C5	-5.83	125.68	128.60

Continued on next page...

Continued from previous page...

Mol	Chain	Res	Type	Atoms	Z	Observed(°)	Ideal(°)
25	DA	2452	C	C2-N1-C1'	5.83	125.22	118.80
22	BV	40	C	N1-C2-O2	5.83	122.40	118.90
25	CA	1624	U	C6-N1-C2	5.83	124.50	121.00
25	CA	1769	U	C2-N3-C4	-5.83	123.50	127.00
1	BA	241	G	C8-N9-C4	-5.83	104.07	106.40
25	CA	1343	G	N3-C4-N9	5.83	129.50	126.00
25	CA	1816	C	C2-N1-C1'	-5.83	112.39	118.80
1	BA	897	C	C6-N1-C2	5.82	122.63	120.30
25	CA	342	A	N9-C4-C5	-5.82	103.47	105.80
25	CA	558	U	N1-C2-O2	-5.82	118.72	122.80
25	CA	861	A	N9-C4-C5	5.82	108.13	105.80
25	CA	1134	A	C2-N3-C4	-5.82	107.69	110.60
25	CA	1381	G	C5-C6-O6	5.82	132.09	128.60
25	DA	1934	C	C2-N3-C4	-5.82	116.99	119.90
25	CA	1359	A	C6-N1-C2	-5.82	115.11	118.60
1	BA	68	G	C8-N9-C4	-5.82	104.07	106.40
25	CA	291	G	N1-C6-O6	5.82	123.39	119.90
25	CA	302	C	N3-C4-C5	5.82	124.23	121.90
25	CA	2286	G	N3-C4-N9	-5.82	122.51	126.00
25	CA	2688	G	C8-N9-C4	-5.82	104.07	106.40
1	BA	858	G	N1-C6-O6	-5.82	116.41	119.90
25	CA	424	G	C8-N9-C4	5.82	108.73	106.40
25	CA	1816	C	N1-C2-O2	-5.82	115.41	118.90
25	CA	2346	A	N1-C6-N6	-5.82	115.11	118.60
25	CA	2365	G	C6-C5-N7	-5.82	126.91	130.40
25	CA	2840	C	C5-C4-N4	-5.82	116.13	120.20
25	DA	822	G	C5-N7-C8	-5.82	101.39	104.30
25	CA	1623	G	C5-N7-C8	-5.82	101.39	104.30
25	DA	515	A	N1-C6-N6	-5.81	115.11	118.60
1	BA	64	G	N1-C6-O6	5.81	123.39	119.90
1	BA	806	C	C6-N1-C2	-5.81	117.97	120.30
25	CA	371	A	C2-N3-C4	-5.81	107.69	110.60
25	CA	628	G	N1-C6-O6	-5.81	116.41	119.90
25	CA	2803	G	C5-C6-O6	5.81	132.09	128.60
25	CA	2894	G	C8-N9-C4	5.81	108.72	106.40
25	DA	242	G	C5-C6-N1	5.81	114.41	111.50
1	AA	337	G	C5-C6-N1	5.81	114.41	111.50
1	AA	1286	U	C2-N1-C1'	5.81	124.67	117.70
25	CA	793	A	N9-C4-C5	5.81	108.12	105.80
25	CA	2230	G	C4-C5-N7	-5.81	108.48	110.80
25	DA	694	U	N3-C2-O2	-5.81	118.13	122.20
25	DA	2012	G	N1-C6-O6	5.81	123.39	119.90

Continued on next page...

Continued from previous page...

Mol	Chain	Res	Type	Atoms	Z	Observed(°)	Ideal(°)
25	DA	2707	U	C2-N1-C1'	-5.81	110.73	117.70
1	BA	308	C	C6-N1-C2	-5.81	117.98	120.30
25	CA	476	G	C4-C5-N7	-5.81	108.48	110.80
25	CA	726	G	C4-C5-N7	5.81	113.12	110.80
25	CA	2689	U	C5-C4-O4	5.81	129.38	125.90
25	CA	2859	G	N9-C4-C5	5.81	107.72	105.40
25	DA	2681	C	N1-C2-O2	5.81	122.38	118.90
1	AA	1478	U	N3-C4-O4	-5.81	115.34	119.40
4	BD	160	LEU	CA-CB-CG	5.80	128.65	115.30
25	CA	77	G	N3-C2-N2	-5.80	115.84	119.90
25	DA	562	U	C2-N1-C1'	-5.80	110.73	117.70
25	DA	1234	U	N3-C4-O4	-5.80	115.34	119.40
25	DA	2518	A	C6-C5-N7	-5.80	128.24	132.30
25	CA	1289	C	C6-N1-C2	5.80	122.62	120.30
25	CA	2475	C	N3-C2-O2	5.80	125.96	121.90
42	DR	9	GLY	N-CA-C	-5.80	98.59	113.10
25	CA	656	G	N3-C4-C5	5.80	131.50	128.60
25	CA	2092	U	N3-C2-O2	-5.80	118.14	122.20
25	DA	556	A	C8-N9-C4	5.80	108.12	105.80
25	DA	1813	G	C8-N9-C4	5.80	108.72	106.40
25	DA	2006	C	C5-C4-N4	-5.80	116.14	120.20
25	CA	2409	G	C2-N3-C4	-5.80	109.00	111.90
25	CA	2733	A	N1-C6-N6	-5.80	115.12	118.60
25	DA	1653	G	N9-C4-C5	-5.80	103.08	105.40
25	DA	809	G	N3-C2-N2	-5.80	115.84	119.90
25	DA	1518	C	C6-N1-C2	5.80	122.62	120.30
25	CA	1150	C	C2-N3-C4	-5.79	117.00	119.90
25	CA	2745	C	C5-C4-N4	-5.79	116.14	120.20
25	DA	527	C	C6-N1-C1'	5.79	127.75	120.80
25	DA	559	G	C8-N9-C4	5.79	108.72	106.40
25	DA	2689	U	C6-N1-C1'	5.79	129.31	121.20
6	AF	86	ARG	NE-CZ-NH1	5.79	123.20	120.30
25	CA	1620	G	C5-C6-O6	5.79	132.08	128.60
25	DA	177	G	N3-C4-N9	5.79	129.48	126.00
25	DA	2709	G	C4-C5-N7	5.79	113.12	110.80
25	CA	317	G	C5-C6-O6	-5.79	125.12	128.60
25	DA	2609	U	C6-N1-C2	5.79	124.47	121.00
1	AA	188	C	C2-N1-C1'	5.79	125.17	118.80
1	AA	1484	C	N3-C2-O2	5.79	125.95	121.90
25	CA	1010	A	C5-C6-N1	5.79	120.59	117.70
25	CA	1913	A	N9-C4-C5	-5.79	103.48	105.80
25	DA	2568	U	C5-C6-N1	-5.79	119.81	122.70

Continued on next page...

Continued from previous page...

Mol	Chain	Res	Type	Atoms	Z	Observed(°)	Ideal(°)
1	BA	1362	A	C8-N9-C4	5.79	108.12	105.80
25	CA	735	A	N1-C2-N3	5.79	132.19	129.30
25	CA	2422	C	N3-C2-O2	5.79	125.95	121.90
25	DA	822	G	C5-C6-O6	-5.79	125.13	128.60
25	DA	1954	G	N1-C6-O6	5.79	123.37	119.90
25	DA	2827	C	N3-C4-C5	5.79	124.22	121.90
43	DS	20	VAL	CB-CA-C	-5.79	100.40	111.40
25	CA	1902	C	C5-C6-N1	-5.79	118.11	121.00
25	CA	194	G	N9-C4-C5	-5.79	103.09	105.40
25	CA	1470	A	N1-C6-N6	-5.79	115.13	118.60
25	DA	984	A	C8-N9-C4	5.79	108.11	105.80
25	DA	1217	U	N3-C4-C5	5.79	118.07	114.60
25	CA	1443	U	C2-N1-C1'	5.78	124.64	117.70
25	CA	2876	G	N1-C6-O6	-5.78	116.43	119.90
25	DA	1300	G	N9-C4-C5	-5.78	103.09	105.40
25	DA	2048	G	N1-C6-O6	-5.78	116.43	119.90
1	BA	299	G	N1-C6-O6	-5.78	116.43	119.90
25	CA	1685	C	N3-C2-O2	5.78	125.94	121.90
25	DA	1643	G	C8-N9-C4	5.78	108.71	106.40
25	CA	2640	G	N1-C6-O6	-5.78	116.43	119.90
1	AA	212	G	N3-C4-C5	-5.78	125.71	128.60
1	BA	400	C	C6-N1-C2	5.78	122.61	120.30
25	CA	584	C	N3-C4-C5	5.78	124.21	121.90
25	CA	2426	A	C6-C5-N7	-5.78	128.26	132.30
25	DA	1928	A	N1-C6-N6	5.78	122.07	118.60
25	CA	1426	G	C4-N9-C1'	5.77	134.00	126.50
25	DA	675	A	N1-C6-N6	5.77	122.06	118.60
25	CA	46	G	C8-N9-C4	-5.77	104.09	106.40
25	CA	497	A	C5-C6-N6	-5.77	119.08	123.70
25	CA	624	C	C6-N1-C1'	5.77	127.72	120.80
25	CA	1327	A	C2-N3-C4	-5.77	107.72	110.60
25	DA	1149	G	C8-N9-C4	5.77	108.71	106.40
25	CA	993	G	N3-C4-C5	-5.77	125.72	128.60
25	CA	1289	C	C2-N3-C4	-5.77	117.02	119.90
25	CA	1692	U	N1-C2-O2	-5.77	118.76	122.80
1	AA	145	G	C5-C6-O6	5.76	132.06	128.60
25	CA	1327	A	C5-C6-N1	-5.76	114.82	117.70
25	DA	1957	C	N1-C2-O2	-5.76	115.44	118.90
25	DA	1985	C	C6-N1-C1'	5.76	127.72	120.80
25	CA	1426	G	C8-N9-C1'	-5.76	119.51	127.00
25	CA	1657	U	N1-C2-O2	-5.76	118.77	122.80
25	DA	1653	G	C4-C5-N7	5.76	113.10	110.80

Continued on next page...

Continued from previous page...

Mol	Chain	Res	Type	Atoms	Z	Observed(°)	Ideal(°)
1	AA	721	G	N9-C4-C5	5.76	107.70	105.40
25	CA	2538	C	C5-C4-N4	-5.76	116.17	120.20
25	CA	2710	C	C4-C5-C6	5.76	120.28	117.40
25	CA	1130	U	N1-C2-O2	5.76	126.83	122.80
25	CA	2076	U	N1-C2-N3	5.76	118.36	114.90
25	CA	2598	A	C5-C6-N6	5.76	128.31	123.70
25	DA	2870	C	C5-C6-N1	-5.76	118.12	121.00
1	AA	1498	U	C6-N1-C2	-5.76	117.55	121.00
25	CA	1050	A	C8-N9-C4	5.76	108.10	105.80
25	CA	1126	A	C5-C6-N6	-5.76	119.09	123.70
25	CA	1555	G	C4-N9-C1'	5.76	133.98	126.50
25	CA	2831	G	N3-C4-N9	5.76	129.45	126.00
25	DA	1155	A	N1-C6-N6	-5.76	115.15	118.60
25	DA	1950	G	C5-C6-O6	5.76	132.05	128.60
25	CA	1287	A	N1-C2-N3	5.75	132.18	129.30
25	DA	468	G	C5-C6-O6	-5.75	125.15	128.60
25	CA	961	C	N3-C4-C5	-5.75	119.60	121.90
25	CA	1971	U	C6-N1-C2	5.75	124.45	121.00
25	DA	442	G	N9-C4-C5	5.75	107.70	105.40
25	CA	184	C	C6-N1-C2	-5.75	118.00	120.30
25	CA	686	U	C2-N1-C1'	-5.75	110.80	117.70
26	CB	71	C	C6-N1-C2	5.75	122.60	120.30
25	DA	661	A	C5-C6-N1	5.75	120.58	117.70
25	DA	1251	C	C6-N1-C2	-5.75	118.00	120.30
25	DA	2461	A	C4-C5-C6	5.75	119.88	117.00
25	CA	624	C	N3-C2-O2	5.75	125.92	121.90
25	DA	209	C	C6-N1-C2	5.75	122.60	120.30
25	DA	791	C	C6-N1-C2	5.75	122.60	120.30
1	AA	633	G	C8-N9-C4	-5.75	104.10	106.40
25	CA	446	G	N9-C4-C5	-5.75	103.10	105.40
1	AA	21	G	N3-C4-C5	-5.75	125.73	128.60
1	BA	713	G	C6-C5-N7	5.75	133.85	130.40
1	BA	1029	U	C2-N1-C1'	5.75	124.60	117.70
25	CA	463	G	C5-C6-O6	5.75	132.05	128.60
25	CA	821	A	N7-C8-N9	-5.75	110.93	113.80
25	CA	1183	U	N1-C2-N3	5.75	118.35	114.90
25	CA	1552	A	N9-C4-C5	5.75	108.10	105.80
25	CA	1988	G	C2-N3-C4	-5.75	109.03	111.90
25	DA	2426	A	N9-C4-C5	5.75	108.10	105.80
25	CA	2396	G	C5-C6-O6	5.75	132.05	128.60
25	DA	1720	U	N3-C4-O4	-5.74	115.38	119.40
25	CA	1817	G	C8-N9-C4	5.74	108.70	106.40

Continued on next page...

Continued from previous page...

Mol	Chain	Res	Type	Atoms	Z	Observed(°)	Ideal(°)
25	DA	1277	G	C4-N9-C1'	-5.74	119.03	126.50
25	DA	2444	G	C5-C6-O6	5.74	132.04	128.60
1	AA	283	U	C6-N1-C1'	-5.74	113.16	121.20
26	CB	47	C	C6-N1-C2	5.74	122.60	120.30
25	CA	342	A	C4-C5-N7	5.74	113.57	110.70
25	CA	2433	A	C8-N9-C4	5.74	108.09	105.80
25	DA	2616	C	C6-N1-C2	5.74	122.59	120.30
25	DA	2840	C	C6-N1-C1'	5.74	127.69	120.80
1	AA	1458	G	C8-N9-C4	5.74	108.69	106.40
25	CA	147	C	N1-C2-O2	-5.74	115.46	118.90
25	CA	832	U	N1-C2-N3	5.74	118.34	114.90
1	BA	615	G	N3-C2-N2	5.74	123.92	119.90
25	CA	582	A	C4-C5-C6	5.74	119.87	117.00
25	CA	1040	A	N1-C6-N6	5.74	122.04	118.60
1	AA	312	C	C2-N3-C4	-5.73	117.03	119.90
25	CA	489	G	N9-C4-C5	5.73	107.69	105.40
25	CA	1612	C	C5-C4-N4	-5.73	116.19	120.20
25	CA	1764	C	C6-N1-C2	5.73	122.59	120.30
1	AA	1408	A	N3-C4-C5	5.73	130.81	126.80
25	CA	101	A	C6-C5-N7	-5.73	128.29	132.30
26	CB	24	G	N3-C4-C5	-5.73	125.73	128.60
25	DA	2419	U	C5-C6-N1	-5.73	119.83	122.70
25	CA	979	A	N9-C4-C5	-5.73	103.51	105.80
25	CA	1893	C	N1-C2-O2	-5.73	115.46	118.90
25	DA	2	G	C8-N9-C4	5.73	108.69	106.40
25	CA	1360	G	N1-C6-O6	-5.73	116.46	119.90
25	CA	2424	C	N3-C4-C5	-5.73	119.61	121.90
25	DA	325	G	N7-C8-N9	-5.73	110.24	113.10
25	CA	482	A	C6-C5-N7	-5.73	128.29	132.30
25	CA	2056	G	C5-C6-O6	-5.73	125.16	128.60
25	DA	780	G	N3-C2-N2	5.73	123.91	119.90
1	BA	357	G	N1-C6-O6	5.72	123.33	119.90
25	CA	1224	U	C6-N1-C1'	5.72	129.22	121.20
1	BA	106	C	N3-C2-O2	5.72	125.91	121.90
25	CA	522	A	C8-N9-C4	5.72	108.09	105.80
25	CA	536	G	N3-C4-C5	5.72	131.46	128.60
25	CA	1195	G	N1-C6-O6	-5.72	116.47	119.90
25	CA	2082	A	C4-C5-C6	5.72	119.86	117.00
25	CA	2248	C	C2-N3-C4	-5.72	117.04	119.90
25	CA	2448	A	C5-C6-N1	-5.72	114.84	117.70
25	CA	2571	U	N1-C2-N3	5.72	118.33	114.90
25	CA	2880	C	C6-N1-C2	-5.72	118.01	120.30

Continued on next page...

Continued from previous page...

Mol	Chain	Res	Type	Atoms	Z	Observed(°)	Ideal(°)
25	DA	782	A	N3-C4-N9	-5.72	122.82	127.40
25	DA	1142	A	C6-C5-N7	-5.72	128.29	132.30
25	DA	2427	C	N1-C2-O2	-5.72	115.47	118.90
1	BA	1081	A	N1-C6-N6	5.72	122.03	118.60
25	CA	640	C	N1-C2-O2	-5.72	115.47	118.90
25	DA	1818	U	C6-N1-C2	5.72	124.43	121.00
25	CA	1303	G	C8-N9-C4	5.72	108.69	106.40
25	DA	488	G	N3-C2-N2	5.72	123.90	119.90
1	BA	846	G	N1-C6-O6	-5.72	116.47	119.90
1	BA	1402	C	N1-C2-O2	-5.72	115.47	118.90
25	CA	2306	C	C6-N1-C2	-5.72	118.01	120.30
25	DA	592	A	C2-N3-C4	5.72	113.46	110.60
25	CA	411	G	N1-C2-N3	5.71	127.33	123.90
25	CA	482	A	C5-C6-N6	-5.71	119.13	123.70
25	CA	1223	G	C8-N9-C4	5.71	108.69	106.40
25	DA	1562	U	N3-C2-O2	-5.71	118.20	122.20
25	DA	1668	A	C6-N1-C2	-5.71	115.17	118.60
25	CA	2555	U	N1-C2-O2	-5.71	118.80	122.80
25	DA	442	G	C2-N3-C4	5.71	114.76	111.90
1	AA	869	G	C5-C6-O6	-5.71	125.17	128.60
25	CA	1061	U	C2-N1-C1'	5.71	124.55	117.70
25	CA	1113	U	N3-C2-O2	5.71	126.20	122.20
25	CA	1232	G	N3-C2-N2	5.71	123.90	119.90
25	CA	1608	A	C2-N3-C4	-5.71	107.74	110.60
25	DA	455	C	C5-C4-N4	-5.71	116.20	120.20
25	DA	943	A	C5-C6-N1	-5.71	114.84	117.70
25	CA	757	G	C8-N9-C4	5.71	108.68	106.40
1	AA	836	G	N1-C6-O6	5.71	123.33	119.90
1	BA	546	A	N1-C6-N6	-5.71	115.17	118.60
25	CA	733	G	C4-C5-N7	5.71	113.08	110.80
25	CA	2866	U	N3-C4-O4	-5.71	115.41	119.40
26	CB	117	G	N3-C4-C5	5.71	131.45	128.60
25	CA	1767	G	C5-C6-N1	-5.71	108.65	111.50
1	BA	283	U	C6-N1-C1'	-5.71	113.21	121.20
1	AA	530	G	C4-C5-N7	5.70	113.08	110.80
1	AA	872	A	C8-N9-C4	-5.70	103.52	105.80
1	BA	109	A	N3-C4-C5	5.70	130.79	126.80
25	CA	944	C	N1-C2-O2	-5.70	115.48	118.90
25	CA	989	G	N3-C2-N2	-5.70	115.91	119.90
25	CA	2605	U	C2-N3-C4	5.70	130.42	127.00
25	DA	1300	G	N3-C2-N2	5.70	123.89	119.90
25	DA	2573	C	N1-C2-O2	-5.70	115.48	118.90

Continued on next page...

Continued from previous page...

Mol	Chain	Res	Type	Atoms	Z	Observed(°)	Ideal(°)
26	CB	46	A	N9-C4-C5	5.70	108.08	105.80
1	AA	921	U	C5-C4-O4	-5.70	122.48	125.90
25	CA	926	G	C2-N3-C4	-5.70	109.05	111.90
25	CA	1340	U	C6-N1-C1'	5.70	129.18	121.20
25	DA	2133	G	C4-N9-C1'	5.70	133.91	126.50
1	BA	768	A	N1-C6-N6	5.70	122.02	118.60
25	CA	1396	U	C2-N1-C1'	-5.70	110.86	117.70
25	CA	1595	C	N3-C2-O2	5.70	125.89	121.90
25	CA	1977	A	N3-C4-C5	5.70	130.79	126.80
26	CB	55	U	N1-C2-N3	5.70	118.32	114.90
25	CA	141	G	N3-C4-C5	-5.70	125.75	128.60
25	CA	1318	U	N3-C4-O4	-5.70	115.41	119.40
25	DA	2041	U	N1-C2-O2	-5.70	118.81	122.80
25	CA	241	A	C2-N3-C4	-5.70	107.75	110.60
25	CA	656	G	C2-N3-C4	-5.70	109.05	111.90
25	CA	1952	A	N1-C6-N6	-5.70	115.18	118.60
25	DA	1912	A	C8-N9-C4	5.70	108.08	105.80
25	CA	93	G	C5-N7-C8	5.69	107.15	104.30
25	CA	1842	G	C5-C6-O6	-5.69	125.18	128.60
25	DA	2595	G	C8-N9-C4	5.69	108.68	106.40
25	CA	1842	G	C8-N9-C1'	-5.69	119.60	127.00
25	DA	838	C	C5-C6-N1	-5.69	118.16	121.00
25	DA	1556	C	C6-N1-C2	5.69	122.58	120.30
25	DA	397	U	C6-N1-C2	5.69	124.41	121.00
25	DA	822	G	C2-N3-C4	-5.69	109.06	111.90
1	AA	690	G	N9-C4-C5	-5.69	103.12	105.40
1	BA	971	G	N3-C4-C5	-5.69	125.76	128.60
25	CA	60	G	P-O3'-C3'	5.69	126.53	119.70
25	CA	2676	C	C5-C4-N4	-5.69	116.22	120.20
25	DA	493	G	C8-N9-C1'	5.69	134.39	127.00
1	AA	957	U	N3-C2-O2	-5.68	118.22	122.20
1	AA	1174	G	C8-N9-C1'	5.68	134.39	127.00
1	BA	145	G	N3-C4-N9	-5.68	122.59	126.00
1	BA	1530	G	N3-C4-N9	-5.68	122.59	126.00
25	CA	1466	U	N3-C2-O2	5.68	126.18	122.20
25	CA	2485	G	N1-C6-O6	5.68	123.31	119.90
1	AA	822	U	N1-C2-O2	-5.68	118.82	122.80
1	BA	384	G	N1-C6-O6	-5.68	116.49	119.90
25	CA	1166	G	N1-C6-O6	5.68	123.31	119.90
25	CA	2395	C	N3-C4-N4	5.68	121.98	118.00
25	DA	2631	G	N3-C2-N2	-5.68	115.92	119.90
25	DA	621	A	C8-N9-C4	-5.68	103.53	105.80

Continued on next page...

Continued from previous page...

Mol	Chain	Res	Type	Atoms	Z	Observed(°)	Ideal(°)
1	BA	209	U	C6-N1-C1'	-5.68	113.25	121.20
25	CA	786	C	N1-C2-O2	-5.68	115.49	118.90
25	CA	1024	G	C5-N7-C8	-5.68	101.46	104.30
25	CA	1961	C	N1-C2-O2	5.68	122.31	118.90
25	CA	2030	A	C4-C5-N7	-5.68	107.86	110.70
25	CA	2085	U	C5-C6-N1	-5.68	119.86	122.70
25	DA	862	G	C6-C5-N7	-5.68	126.99	130.40
25	DA	1574	C	N1-C2-O2	-5.68	115.49	118.90
25	DA	2396	G	C4-N9-C1'	-5.68	119.12	126.50
1	AA	785	G	C5-C6-O6	-5.68	125.19	128.60
25	CA	1759	A	N1-C6-N6	-5.68	115.19	118.60
25	CA	2014	A	C8-N9-C4	-5.68	103.53	105.80
25	CA	1171	G	C8-N9-C4	-5.68	104.13	106.40
25	CA	1396	U	N3-C2-O2	-5.68	118.23	122.20
25	CA	2834	G	N3-C4-N9	5.68	129.41	126.00
25	DA	967	U	N1-C2-N3	5.68	118.31	114.90
1	BA	1081	A	C4-C5-C6	5.67	119.84	117.00
25	CA	1318	U	C5-C4-O4	5.67	129.30	125.90
25	DA	2367	G	C8-N9-C4	5.67	108.67	106.40
25	CA	1405	U	C2-N3-C4	-5.67	123.60	127.00
25	CA	914	G	N3-C4-N9	-5.67	122.60	126.00
25	DA	1161	C	C6-N1-C2	5.67	122.57	120.30
1	BA	771	G	C8-N9-C4	-5.67	104.13	106.40
25	CA	926	G	C5-C6-O6	5.67	132.00	128.60
25	DA	2165	C	C6-N1-C2	-5.67	118.03	120.30
1	AA	314	C	C6-N1-C2	5.67	122.57	120.30
1	AA	359	G	C8-N9-C4	5.67	108.67	106.40
25	CA	382	A	C5-N7-C8	-5.67	101.07	103.90
25	CA	497	A	C8-N9-C4	5.67	108.07	105.80
25	CA	1335	C	N1-C2-N3	5.67	123.17	119.20
25	CA	1552	A	N1-C6-N6	-5.67	115.20	118.60
25	CA	2802	G	C5-C6-O6	5.67	132.00	128.60
25	DA	2631	G	N3-C4-C5	5.67	131.43	128.60
1	BA	795	C	C2-N3-C4	-5.67	117.07	119.90
1	BA	1100	C	C6-N1-C2	-5.67	118.03	120.30
1	BA	1108	G	C5-C6-O6	5.67	132.00	128.60
25	DA	1254	A	C2-N3-C4	5.67	113.43	110.60
25	DA	748	G	N1-C6-O6	-5.66	116.50	119.90
25	DA	1786	A	C8-N9-C4	-5.66	103.53	105.80
25	DA	1827	U	N1-C2-N3	5.66	118.30	114.90
1	AA	506	G	C8-N9-C4	5.66	108.67	106.40
25	CA	1145	C	C2-N3-C4	-5.66	117.07	119.90

Continued on next page...

Continued from previous page...

Mol	Chain	Res	Type	Atoms	Z	Observed(°)	Ideal(°)
1	BA	404	G	N3-C2-N2	5.66	123.86	119.90
25	DA	527	C	N1-C2-N3	5.66	123.16	119.20
25	DA	851	C	N1-C2-O2	-5.66	115.50	118.90
25	DA	1325	U	N3-C4-C5	5.66	118.00	114.60
25	DA	1452	G	C5-N7-C8	-5.66	101.47	104.30
1	BA	563	A	N7-C8-N9	5.66	116.63	113.80
25	CA	2468	A	C5-C6-N6	-5.66	119.17	123.70
25	CA	2691	C	C5-C4-N4	-5.66	116.24	120.20
25	CA	2867	G	C5-C6-N1	5.66	114.33	111.50
25	DA	203	A	C5-C6-N1	-5.66	114.87	117.70
25	DA	2357	G	C8-N9-C4	5.66	108.66	106.40
1	AA	292	G	N3-C4-C5	-5.66	125.77	128.60
1	AA	903	G	C5-C6-O6	5.66	131.99	128.60
25	CA	2803	G	C6-C5-N7	5.66	133.79	130.40
25	DA	2049	G	C8-N9-C1'	-5.65	119.65	127.00
1	AA	798	U	C5-C4-O4	-5.65	122.51	125.90
1	AA	1515	G	C5-C6-O6	-5.65	125.21	128.60
25	DA	208	C	N1-C2-O2	-5.65	115.51	118.90
25	DA	1265	A	N9-C4-C5	5.65	108.06	105.80
25	DA	399	U	C2-N1-C1'	-5.65	110.92	117.70
25	DA	686	U	C2-N1-C1'	-5.65	110.92	117.70
25	DA	822	G	C4-C5-N7	5.65	113.06	110.80
25	CA	733	G	C6-C5-N7	-5.65	127.01	130.40
25	CA	1299	G	N1-C6-O6	-5.65	116.51	119.90
25	CA	1897	G	C8-N9-C1'	-5.65	119.66	127.00
25	CA	1161	C	C6-N1-C2	5.65	122.56	120.30
25	CA	342	A	C6-C5-N7	-5.64	128.35	132.30
25	CA	784	G	N3-C4-N9	5.64	129.39	126.00
25	CA	809	G	N1-C6-O6	-5.64	116.51	119.90
25	CA	1525	A	C2-N3-C4	-5.64	107.78	110.60
25	CA	164	C	C2-N1-C1'	-5.64	112.59	118.80
25	CA	440	C	N1-C2-O2	-5.64	115.52	118.90
25	CA	1299	G	C5-C6-O6	5.64	131.99	128.60
25	CA	2520	C	N1-C2-O2	-5.64	115.52	118.90
25	CA	873	C	N1-C2-O2	-5.64	115.52	118.90
1	BA	1476	A	C8-N9-C4	5.64	108.06	105.80
25	CA	301	G	C3'-C2'-C1'	-5.64	96.99	101.50
25	CA	471	A	C5-C6-N6	-5.64	119.19	123.70
25	CA	1296	G	N1-C6-O6	5.64	123.28	119.90
25	CA	1971	U	N1-C2-N3	-5.64	111.52	114.90
25	CA	2271	G	N3-C4-C5	-5.64	125.78	128.60
25	CA	2375	G	N1-C2-N2	5.64	121.28	116.20

Continued on next page...

Continued from previous page...

Mol	Chain	Res	Type	Atoms	Z	Observed(°)	Ideal(°)
26	CB	85	G	C4-C5-N7	-5.64	108.54	110.80
25	DA	91	A	N1-C6-N6	5.64	121.98	118.60
25	DA	494	G	N1-C6-O6	5.64	123.28	119.90
25	CA	726	G	C4-C5-C6	5.64	122.18	118.80
25	CA	2442	C	N1-C2-O2	-5.64	115.52	118.90
25	CA	2805	C	C2-N1-C1'	-5.64	112.60	118.80
25	DA	11	C	N1-C2-O2	-5.64	115.52	118.90
25	DA	1009	A	C5-C6-N1	5.64	120.52	117.70
25	DA	1779	U	C6-N1-C2	5.64	124.38	121.00
25	DA	2239	G	C8-N9-C4	5.64	108.65	106.40
1	BA	779	C	N3-C2-O2	5.63	125.84	121.90
25	CA	187	G	N1-C6-O6	5.63	123.28	119.90
25	CA	516	C	N3-C2-O2	5.63	125.84	121.90
25	DA	519	U	N3-C4-O4	-5.63	115.46	119.40
1	AA	4	U	N3-C2-O2	-5.63	118.26	122.20
1	BA	211	G	N3-C2-N2	5.63	123.84	119.90
25	CA	1220	G	N3-C2-N2	5.63	123.84	119.90
25	CA	2897	U	N3-C4-C5	5.63	117.98	114.60
25	DA	808	G	C6-C5-N7	-5.63	127.02	130.40
25	DA	1567	G	C5-C6-O6	-5.63	125.22	128.60
25	CA	392	U	C5-C4-O4	-5.63	122.52	125.90
25	CA	992	C	C5-C6-N1	-5.63	118.19	121.00
25	DA	1719	G	C4-N9-C1'	-5.63	119.18	126.50
25	DA	1314	C	N1-C2-O2	5.63	122.28	118.90
25	DA	2809	A	C5-C6-N6	-5.63	119.20	123.70
25	DA	1300	G	C4-C5-N7	5.62	113.05	110.80
1	BA	898	G	N3-C2-N2	-5.62	115.96	119.90
1	BA	926	G	N9-C4-C5	5.62	107.65	105.40
25	CA	463	G	N3-C4-N9	-5.62	122.63	126.00
25	CA	930	G	C8-N9-C1'	5.62	134.31	127.00
25	CA	1954	G	N1-C6-O6	5.62	123.27	119.90
25	CA	304	U	N3-C2-O2	5.62	126.13	122.20
25	CA	1762	A	N9-C4-C5	-5.62	103.55	105.80
25	CA	450	G	C2-N3-C4	5.62	114.71	111.90
25	DA	1761	C	N3-C2-O2	5.62	125.83	121.90
1	BA	377	G	C4-N9-C1'	5.62	133.81	126.50
25	CA	1265	A	N1-C2-N3	5.62	132.11	129.30
25	CA	2376	A	N1-C6-N6	-5.62	115.23	118.60
25	DA	1562	U	C6-N1-C2	-5.62	117.63	121.00
25	DA	2521	C	N1-C2-N3	5.62	123.13	119.20
1	AA	872	A	N7-C8-N9	5.62	116.61	113.80
1	AA	894	G	C2-N3-C4	-5.62	109.09	111.90

Continued on next page...

Continued from previous page...

Mol	Chain	Res	Type	Atoms	Z	Observed(°)	Ideal(°)
25	CA	1341	G	N9-C4-C5	-5.62	103.15	105.40
25	CA	589	U	N3-C4-O4	-5.62	115.47	119.40
25	CA	733	G	N1-C6-O6	5.62	123.27	119.90
25	CA	1608	A	C5-N7-C8	-5.62	101.09	103.90
25	DA	249	C	C6-N1-C2	5.62	122.55	120.30
25	DA	2294	G	C8-N9-C1'	5.62	134.30	127.00
25	CA	404	A	C6-C5-N7	-5.61	128.37	132.30
25	DA	2282	G	N9-C4-C5	5.61	107.65	105.40
25	CA	476	G	C5-C6-O6	5.61	131.97	128.60
25	CA	1563	U	C6-N1-C1'	5.61	129.06	121.20
25	DA	194	G	N1-C2-N3	5.61	127.27	123.90
25	CA	154	U	N3-C2-O2	-5.61	118.27	122.20
1	BA	497	G	C5-C6-N1	5.61	114.30	111.50
1	BA	713	G	N9-C4-C5	5.61	107.64	105.40
25	DA	592	A	C5-C6-N1	5.61	120.50	117.70
25	DA	1573	G	C4-N9-C1'	-5.61	119.21	126.50
25	DA	1846	G	C8-N9-C4	5.61	108.64	106.40
25	DA	2347	C	C5-C6-N1	-5.61	118.20	121.00
25	CA	634	C	N3-C2-O2	5.61	125.82	121.90
25	CA	790	U	C6-N1-C1'	5.61	129.05	121.20
25	CA	906	U	C5-C6-N1	-5.61	119.90	122.70
25	CA	2524	G	C5-C6-N1	5.61	114.30	111.50
1	BA	846	G	C8-N9-C4	-5.60	104.16	106.40
25	CA	276	U	N1-C2-O2	5.60	126.72	122.80
25	CA	439	A	C2-N3-C4	-5.60	107.80	110.60
25	CA	984	A	C6-C5-N7	-5.60	128.38	132.30
25	CA	1047	G	N1-C6-O6	5.60	123.26	119.90
40	CP	102	ARG	NE-CZ-NH1	5.60	123.10	120.30
25	DA	1796	U	N3-C2-O2	5.60	126.12	122.20
25	DA	2029	G	N3-C2-N2	5.60	123.82	119.90
25	DA	2396	G	N3-C4-N9	-5.60	122.64	126.00
1	AA	372	C	C6-N1-C2	5.60	122.54	120.30
25	DA	1708	C	C5-C6-N1	-5.60	118.20	121.00
25	CA	1040	A	N9-C4-C5	-5.60	103.56	105.80
25	CA	1590	A	N1-C6-N6	5.60	121.96	118.60
25	CA	1770	G	C5-C6-O6	-5.60	125.24	128.60
25	DA	39	G	C8-N9-C1'	5.60	134.28	127.00
25	DA	1759	A	N1-C6-N6	5.60	121.96	118.60
25	CA	1699	G	C4-C5-N7	-5.60	108.56	110.80
25	CA	2724	U	C5-C4-O4	5.60	129.26	125.90
25	CA	2878	U	N1-C2-O2	-5.60	118.88	122.80
1	AA	78	A	C6-N1-C2	-5.59	115.24	118.60

Continued on next page...

Continued from previous page...

Mol	Chain	Res	Type	Atoms	Z	Observed(°)	Ideal(°)
1	AA	337	G	C6-C5-N7	5.59	133.76	130.40
1	BA	274	A	C2-N3-C4	5.59	113.40	110.60
1	BA	615	G	N3-C4-N9	5.59	129.36	126.00
1	AA	135	C	C6-N1-C2	5.59	122.54	120.30
25	CA	528	A	C5-C6-N6	-5.59	119.22	123.70
25	CA	1266	G	C5-C6-N1	5.59	114.30	111.50
25	CA	2248	C	C6-N1-C2	-5.59	118.06	120.30
1	AA	734	G	C8-N9-C1'	-5.59	119.73	127.00
25	CA	336	C	C4-C5-C6	-5.59	114.60	117.40
25	DA	560	C	C6-N1-C2	5.59	122.54	120.30
25	DA	1407	G	C4-N9-C1'	-5.59	119.23	126.50
1	BA	110	C	N3-C4-C5	-5.59	119.66	121.90
1	BA	685	G	C2-N3-C4	-5.59	109.11	111.90
1	BA	863	U	C5-C4-O4	-5.59	122.55	125.90
1	BA	1226	C	N3-C4-C5	-5.59	119.66	121.90
25	CA	1273	U	N1-C2-O2	-5.59	118.89	122.80
25	CA	2307	G	C6-C5-N7	5.59	133.75	130.40
25	CA	2711	A	N3-C4-C5	5.59	130.71	126.80
25	DA	2250	G	C2-N3-C4	-5.59	109.11	111.90
1	BA	312	C	N1-C2-O2	-5.59	115.55	118.90
51	C0	19	ASP	CB-CG-OD1	-5.59	113.27	118.30
1	AA	947	G	C8-N9-C4	5.59	108.63	106.40
25	CA	958	U	C2-N1-C1'	-5.59	111.00	117.70
25	DA	1038	G	N3-C4-C5	5.59	131.39	128.60
25	DA	2437	G	C5-C6-O6	-5.59	125.25	128.60
25	CA	389	G	N9-C4-C5	-5.58	103.17	105.40
25	DA	1668	A	C5-C6-N1	5.58	120.49	117.70
1	BA	516	U	N3-C2-O2	-5.58	118.29	122.20
25	CA	793	A	N1-C6-N6	-5.58	115.25	118.60
25	CA	2030	A	N9-C4-C5	5.58	108.03	105.80
25	CA	2710	C	N1-C2-O2	-5.58	115.55	118.90
25	DA	2466	C	N1-C2-O2	-5.58	115.55	118.90
1	AA	738	C	N3-C2-O2	5.58	125.81	121.90
1	AA	875	U	N3-C2-O2	-5.58	118.29	122.20
25	CA	2893	A	C6-N1-C2	-5.58	115.25	118.60
1	AA	834	U	N3-C2-O2	-5.58	118.29	122.20
1	AA	809	G	C8-N9-C4	5.58	108.63	106.40
1	AA	828	U	N3-C2-O2	5.58	126.11	122.20
25	CA	1110	G	N9-C4-C5	-5.58	103.17	105.40
25	CA	1125	G	N3-C4-N9	5.58	129.35	126.00
25	CA	2621	G	N3-C2-N2	-5.58	115.99	119.90
25	CA	2732	G	N3-C4-N9	-5.58	122.65	126.00

Continued on next page...

Continued from previous page...

Mol	Chain	Res	Type	Atoms	Z	Observed(°)	Ideal(°)
25	DA	579	G	C6-C5-N7	5.58	133.75	130.40
25	DA	2354	C	N3-C2-O2	5.58	125.81	121.90
25	CA	1811	G	N3-C2-N2	-5.58	116.00	119.90
26	CB	24	G	N1-C6-O6	-5.58	116.55	119.90
25	CA	640	C	C6-N1-C2	5.58	122.53	120.30
25	CA	2760	C	C2-N3-C4	-5.58	117.11	119.90
25	DA	205	G	C5-C6-N1	5.58	114.29	111.50
25	DA	703	U	N3-C2-O2	5.58	126.10	122.20
25	DA	2696	U	N1-C2-O2	-5.58	118.90	122.80
1	AA	712	A	C6-N1-C2	-5.57	115.26	118.60
1	AA	1413	A	C5-N7-C8	-5.57	101.11	103.90
25	CA	116	C	C6-N1-C1'	5.57	127.49	120.80
25	CA	273	G	C8-N9-C1'	5.57	134.25	127.00
25	CA	2250	G	C5-C6-N1	-5.57	108.71	111.50
1	AA	814	A	C6-N1-C2	-5.57	115.26	118.60
25	CA	1427	A	C5-C6-N1	5.57	120.49	117.70
25	CA	2410	G	N3-C4-N9	5.57	129.34	126.00
25	DA	2252	G	C2-N3-C4	-5.57	109.11	111.90
25	CA	687	C	N1-C2-O2	-5.57	115.56	118.90
25	CA	2380	C	C2-N3-C4	-5.57	117.11	119.90
25	DA	10	A	N7-C8-N9	-5.57	111.02	113.80
1	AA	679	C	C2-N1-C1'	5.57	124.93	118.80
25	DA	1584	U	C2-N1-C1'	5.57	124.38	117.70
25	DA	1843	C	C5-C4-N4	-5.57	116.30	120.20
1	BA	136	C	N3-C2-O2	5.57	125.80	121.90
25	CA	1022	G	C2-N3-C4	-5.57	109.12	111.90
26	CB	113	C	N1-C2-O2	-5.57	115.56	118.90
25	DA	194	G	C2-N3-C4	-5.57	109.12	111.90
25	DA	726	G	N3-C4-C5	5.57	131.38	128.60
1	AA	874	G	N3-C4-C5	-5.57	125.82	128.60
25	CA	1393	A	N1-C6-N6	-5.57	115.26	118.60
25	DA	110	G	C4-N9-C1'	-5.57	119.26	126.50
25	DA	175	G	N3-C4-N9	-5.57	122.66	126.00
25	DA	1903	G	C5-C6-N1	5.57	114.28	111.50
25	CA	534	U	N1-C2-O2	-5.56	118.91	122.80
25	CA	2749	A	C2-N3-C4	-5.56	107.82	110.60
1	BA	357	G	N9-C4-C5	-5.56	103.17	105.40
25	CA	48	G	N3-C4-N9	5.56	129.34	126.00
25	CA	2135	A	C5-C6-N6	-5.56	119.25	123.70
25	DA	519	U	C5-C4-O4	5.56	129.24	125.90
25	DA	1403	A	C8-N9-C4	-5.56	103.58	105.80
1	BA	770	C	N3-C2-O2	-5.56	118.01	121.90

Continued on next page...

Continued from previous page...

Mol	Chain	Res	Type	Atoms	Z	Observed(°)	Ideal(°)
25	DA	2485	G	C8-N9-C4	5.56	108.62	106.40
1	AA	555	U	C2-N1-C1'	-5.56	111.03	117.70
25	DA	88	G	N3-C2-N2	-5.56	116.01	119.90
1	BA	234	C	N3-C2-O2	5.56	125.79	121.90
25	CA	1023	U	C2-N1-C1'	-5.56	111.03	117.70
25	CA	2008	C	C6-N1-C2	5.56	122.52	120.30
25	DA	1695	G	N3-C2-N2	5.56	123.79	119.90
1	BA	1433	A	C8-N9-C4	-5.56	103.58	105.80
25	DA	2794	C	C2-N1-C1'	5.56	124.91	118.80
16	BP	52	LEU	CA-CB-CG	5.55	128.07	115.30
25	CA	1955	U	C5-C6-N1	-5.55	119.92	122.70
25	DA	511	U	N1-C2-O2	5.55	126.69	122.80
25	DA	2228	G	N1-C6-O6	5.55	123.23	119.90
25	CA	302	C	C2-N3-C4	-5.55	117.12	119.90
25	CA	1208	C	C2-N3-C4	-5.55	117.12	119.90
25	CA	2717	C	N1-C2-O2	-5.55	115.57	118.90
22	AV	31	A	N9-C4-C5	-5.55	103.58	105.80
25	CA	509	C	N3-C4-N4	-5.55	114.11	118.00
25	CA	2382	G	C8-N9-C4	-5.55	104.18	106.40
25	CA	1388	G	C2-N3-C4	-5.55	109.12	111.90
25	CA	1608	A	C4-C5-N7	5.55	113.47	110.70
25	CA	2089	C	N1-C2-N3	5.55	123.08	119.20
25	CA	2632	A	N1-C6-N6	-5.55	115.27	118.60
25	CA	2851	A	C4-C5-C6	5.55	119.77	117.00
1	BA	357	G	C5-C6-O6	-5.55	125.27	128.60
25	CA	302	C	C5-C6-N1	-5.55	118.23	121.00
25	CA	1662	U	C5-C4-O4	5.55	129.23	125.90
25	CA	2783	U	C5-C4-O4	5.55	129.23	125.90
53	C2	10	LEU	CA-CB-CG	-5.55	102.54	115.30
25	DA	2771	C	C6-N1-C2	5.55	122.52	120.30
25	DA	1037	G	N3-C4-N9	-5.54	122.67	126.00
25	CA	708	G	C8-N9-C1'	5.54	134.21	127.00
25	DA	442	G	N3-C4-C5	-5.54	125.83	128.60
25	CA	462	C	N3-C4-C5	-5.54	119.68	121.90
25	CA	979	A	N3-C4-N9	5.54	131.83	127.40
25	CA	1936	A	C6-C5-N7	-5.54	128.42	132.30
25	DA	1277	G	C8-N9-C4	5.54	108.62	106.40
25	CA	2495	G	N1-C6-O6	-5.54	116.58	119.90
25	DA	869	G	C8-N9-C4	-5.54	104.18	106.40
1	AA	862	C	C6-N1-C2	-5.54	118.08	120.30
25	CA	395	U	N1-C2-O2	5.54	126.68	122.80
25	DA	3	U	N3-C4-C5	5.54	117.92	114.60

Continued on next page...

Continued from previous page...

Mol	Chain	Res	Type	Atoms	Z	Observed(°)	Ideal(°)
1	BA	1406	U	C5-C6-N1	-5.54	119.93	122.70
25	CA	949	G	C5-C6-O6	5.54	131.92	128.60
25	DA	828	U	N3-C2-O2	-5.54	118.32	122.20
1	BA	875	U	C5-C4-O4	5.54	129.22	125.90
25	DA	61	C	C2-N1-C1'	5.54	124.89	118.80
25	DA	211	C	N3-C4-N4	-5.54	114.12	118.00
25	CA	2592	G	C5-C6-O6	5.53	131.92	128.60
25	DA	805	G	N3-C4-C5	5.53	131.37	128.60
25	CA	482	A	C4-C5-N7	5.53	113.47	110.70
25	CA	2269	G	C6-N1-C2	-5.53	121.78	125.10
25	CA	2692	G	N9-C4-C5	-5.53	103.19	105.40
25	DA	211	C	C5-C4-N4	5.53	124.07	120.20
25	DA	2252	G	C4-N9-C1'	-5.53	119.31	126.50
25	CA	2280	G	N1-C6-O6	-5.53	116.58	119.90
25	DA	2709	G	C4-N9-C1'	-5.53	119.31	126.50
1	AA	21	G	N3-C4-N9	5.53	129.32	126.00
25	CA	738	G	C8-N9-C4	-5.53	104.19	106.40
25	CA	774	G	C5-C6-N1	5.53	114.26	111.50
25	DA	723	C	C6-N1-C2	5.53	122.51	120.30
25	DA	1833	C	C5-C4-N4	-5.53	116.33	120.20
1	BA	380	G	C5-C6-O6	-5.53	125.28	128.60
25	CA	501	A	N1-C2-N3	5.53	132.06	129.30
25	CA	598	U	N3-C2-O2	5.53	126.07	122.20
25	CA	1049	C	N1-C2-O2	-5.53	115.58	118.90
25	DA	541	A	C2-N3-C4	5.53	113.36	110.60
25	DA	1414	C	C6-N1-C2	-5.53	118.09	120.30
25	CA	205	G	C5-C6-O6	5.52	131.91	128.60
25	DA	619	G	N1-C6-O6	-5.52	116.58	119.90
25	DA	1659	G	C4-N9-C1'	-5.52	119.32	126.50
25	CA	121	G	C4-C5-N7	5.52	113.01	110.80
25	DA	1567	G	N1-C6-O6	5.52	123.21	119.90
25	DA	2048	G	N3-C2-N2	5.52	123.77	119.90
25	DA	2828	G	C8-N9-C4	5.52	108.61	106.40
1	BA	984	C	C6-N1-C2	5.52	122.51	120.30
26	CB	5	U	N1-C2-O2	5.52	126.67	122.80
25	DA	1843	C	N3-C4-N4	5.52	121.86	118.00
1	BA	1480	A	C2-N3-C4	-5.52	107.84	110.60
25	CA	801	G	N3-C4-N9	-5.52	122.69	126.00
25	CA	922	C	N3-C4-N4	5.52	121.86	118.00
25	DA	2445	G	C2-N3-C4	5.52	114.66	111.90
1	AA	818	G	C4-N9-C1'	-5.52	119.33	126.50
25	CA	2331	G	N3-C4-C5	-5.52	125.84	128.60

Continued on next page...

Continued from previous page...

Mol	Chain	Res	Type	Atoms	Z	Observed(°)	Ideal(°)
25	DA	979	A	C4-C5-N7	-5.52	107.94	110.70
25	DA	1325	U	C6-N1-C1'	5.52	128.92	121.20
26	CB	98	G	C5-C6-O6	-5.52	125.29	128.60
25	DA	967	U	N1-C2-O2	-5.52	118.94	122.80
25	CA	856	G	C8-N9-C4	5.51	108.61	106.40
25	CA	941	A	C4-C5-N7	5.51	113.46	110.70
25	CA	2089	C	C2-N3-C4	-5.51	117.14	119.90
25	CA	2533	U	N3-C4-O4	-5.51	115.54	119.40
25	DA	727	A	C8-N9-C4	5.51	108.01	105.80
25	DA	2283	C	N1-C2-O2	-5.51	115.59	118.90
25	CA	2514	U	C6-N1-C2	5.51	124.31	121.00
1	BA	117	G	C8-N9-C4	-5.51	104.19	106.40
25	CA	1410	G	N7-C8-N9	-5.51	110.34	113.10
25	CA	1985	C	C2-N1-C1'	-5.51	112.74	118.80
25	DA	1298	C	N1-C2-O2	-5.51	115.59	118.90
25	DA	1649	G	N1-C6-O6	-5.51	116.59	119.90
25	DA	1930	G	C4-N9-C1'	-5.51	119.33	126.50
25	DA	2364	C	C2-N3-C4	-5.51	117.14	119.90
1	AA	686	U	N1-C2-O2	-5.51	118.94	122.80
25	CA	221	A	C8-N9-C4	5.51	108.00	105.80
25	DA	1427	A	N1-C6-N6	-5.51	115.29	118.60
1	BA	963	G	C4-C5-N7	-5.51	108.60	110.80
25	DA	398	C	N1-C2-O2	-5.51	115.59	118.90
25	DA	985	C	C5-C6-N1	5.51	123.75	121.00
25	DA	1905	C	C5-C6-N1	-5.51	118.25	121.00
1	BA	911	U	C5-C4-O4	5.51	129.20	125.90
25	DA	1213	A	N1-C6-N6	5.51	121.90	118.60
25	DA	253	C	N3-C4-C5	-5.50	119.70	121.90
56	DB	74	U	C5-C6-N1	-5.50	119.95	122.70
25	CA	1151	A	C5-N7-C8	-5.50	101.15	103.90
1	AA	308	C	C6-N1-C2	5.50	122.50	120.30
1	BA	778	G	C5-C6-O6	5.50	131.90	128.60
1	BA	1515	G	C5-C6-N1	-5.50	108.75	111.50
25	CA	446	G	C6-C5-N7	-5.50	127.10	130.40
25	CA	2205	A	C5-C6-N1	-5.50	114.95	117.70
25	DA	1074	G	C8-N9-C1'	5.50	134.15	127.00
25	DA	2347	C	C6-N1-C1'	5.50	127.40	120.80
35	CK	118	LEU	N-CA-C	-5.50	96.15	111.00
25	DA	1152	C	C5-C4-N4	-5.50	116.35	120.20
25	CA	119	A	C5-C6-N1	5.50	120.45	117.70
25	CA	1125	G	C5-C6-N1	5.50	114.25	111.50
25	CA	2285	C	C6-N1-C2	5.50	122.50	120.30

Continued on next page...

Continued from previous page...

Mol	Chain	Res	Type	Atoms	Z	Observed(°)	Ideal(°)
25	DA	2642	G	N3-C4-N9	-5.50	122.70	126.00
25	CA	1223	G	N3-C4-C5	5.50	131.35	128.60
26	CB	43	C	N1-C2-N3	5.50	123.05	119.20
25	DA	648	G	C5-C6-O6	5.50	131.90	128.60
56	DB	98	G	C5-C6-O6	5.50	131.90	128.60
25	CA	906	U	C6-N1-C2	5.49	124.30	121.00
25	CA	2626	C	N3-C4-N4	5.49	121.84	118.00
25	DA	400	G	N3-C4-N9	5.49	129.30	126.00
25	DA	1996	C	C6-N1-C2	5.49	122.50	120.30
27	DC	62	ARG	NE-CZ-NH2	5.49	123.05	120.30
1	AA	1190	G	C5-C6-O6	-5.49	125.31	128.60
1	BA	779	C	N1-C2-O2	-5.49	115.61	118.90
25	CA	1563	U	C5-C4-O4	5.49	129.19	125.90
25	CA	2827	C	C6-N1-C2	5.49	122.50	120.30
25	DA	1970	A	C4-N9-C1'	5.49	136.18	126.30
25	DA	2070	A	C8-N9-C4	5.49	108.00	105.80
25	DA	2638	G	N1-C6-O6	-5.49	116.61	119.90
1	BA	1108	G	N1-C6-O6	-5.49	116.61	119.90
25	CA	229	C	N1-C2-O2	-5.49	115.61	118.90
25	CA	1369	G	N1-C6-O6	-5.49	116.61	119.90
25	CA	1372	U	C5-C4-O4	-5.49	122.61	125.90
25	CA	1405	U	N1-C2-N3	5.49	118.19	114.90
25	CA	2771	C	N3-C2-O2	5.49	125.74	121.90
25	CA	725	G	C8-N9-C1'	-5.49	119.87	127.00
25	CA	873	C	C6-N1-C2	5.49	122.49	120.30
25	CA	1122	G	N1-C6-O6	-5.49	116.61	119.90
25	DA	91	A	C5-C6-N6	-5.49	119.31	123.70
25	DA	1670	C	N3-C4-C5	-5.49	119.71	121.90
25	DA	2085	U	N3-C2-O2	-5.49	118.36	122.20
1	AA	858	G	N3-C2-N2	5.48	123.74	119.90
1	BA	326	G	N1-C6-O6	-5.48	116.61	119.90
25	CA	2523	G	C5-C6-O6	-5.48	125.31	128.60
25	CA	2682	A	C4-C5-C6	5.48	119.74	117.00
1	AA	19	A	N1-C6-N6	5.48	121.89	118.60
25	CA	606	U	N3-C4-O4	-5.48	115.56	119.40
25	CA	1525	A	N1-C6-N6	5.48	121.89	118.60
25	CA	2283	C	N1-C2-O2	-5.48	115.61	118.90
25	CA	2480	C	C6-N1-C2	-5.48	118.11	120.30
1	AA	283	U	C6-N1-C2	-5.48	117.71	121.00
25	CA	12	U	N3-C2-O2	-5.48	118.36	122.20
25	CA	919	U	C2-N1-C1'	5.48	124.28	117.70
25	CA	2897	U	C5-C6-N1	-5.48	119.96	122.70

Continued on next page...

Continued from previous page...

Mol	Chain	Res	Type	Atoms	Z	Observed(°)	Ideal(°)
25	DA	1288	G	N3-C4-N9	5.48	129.29	126.00
25	DA	1936	A	C8-N9-C4	5.48	107.99	105.80
1	BA	108	G	N3-C4-N9	-5.48	122.71	126.00
25	CA	2678	C	N3-C4-C5	5.48	124.09	121.90
25	CA	974	G	C3'-C2'-C1'	-5.48	97.12	101.50
25	CA	1024	G	N7-C8-N9	5.48	115.84	113.10
25	DA	770	G	N3-C4-N9	-5.48	122.71	126.00
25	DA	2508	G	N3-C2-N2	5.48	123.73	119.90
1	BA	1145	A	N1-C6-N6	5.48	121.89	118.60
1	AA	796	C	N3-C2-O2	-5.47	118.07	121.90
1	AA	1174	G	C6-C5-N7	5.47	133.69	130.40
22	BV	56	C	C6-N1-C2	-5.47	118.11	120.30
25	CA	563	A	C5-N7-C8	-5.47	101.16	103.90
25	CA	923	G	N3-C4-N9	-5.47	122.72	126.00
25	DA	2386	A	C8-N9-C4	5.47	107.99	105.80
25	DA	2702	G	N3-C4-C5	-5.47	125.86	128.60
1	BA	824	G	N3-C4-C5	5.47	131.34	128.60
25	CA	210	C	C2-N1-C1'	-5.47	112.78	118.80
25	CA	2859	G	N1-C2-N3	5.47	127.18	123.90
26	CB	11	C	C6-N1-C2	-5.47	118.11	120.30
25	DA	2705	A	C2-N3-C4	-5.47	107.86	110.60
25	DA	2755	C	N1-C2-O2	5.47	122.18	118.90
1	AA	111	G	C8-N9-C1'	5.47	134.11	127.00
25	CA	1038	G	N3-C4-C5	-5.47	125.86	128.60
25	DA	792	A	C8-N9-C4	-5.47	103.61	105.80
25	DA	1844	C	N1-C2-O2	-5.47	115.62	118.90
25	CA	489	G	N1-C2-N2	5.47	121.12	116.20
25	CA	1447	C	C4-C5-C6	5.47	120.14	117.40
25	CA	2265	U	N1-C2-N3	5.47	118.18	114.90
25	DA	1207	C	N1-C2-O2	-5.47	115.62	118.90
25	DA	2803	G	C4-N9-C1'	-5.47	119.39	126.50
1	AA	768	A	N1-C6-N6	5.47	121.88	118.60
25	CA	2289	G	C2-N3-C4	-5.47	109.17	111.90
25	CA	1427	A	C2-N3-C4	5.47	113.33	110.60
25	CA	2365	G	C2-N3-C4	-5.47	109.17	111.90
25	DA	75	G	N3-C4-N9	-5.47	122.72	126.00
25	DA	308	G	N3-C2-N2	5.47	123.73	119.90
25	DA	1785	A	C2-N3-C4	-5.47	107.87	110.60
25	DA	2045	C	C6-N1-C2	5.47	122.49	120.30
25	DA	2064	C	N3-C4-N4	5.47	121.83	118.00
25	CA	318	C	N1-C2-O2	-5.46	115.62	118.90
25	CA	781	A	C4-C5-C6	5.46	119.73	117.00

Continued on next page...

Continued from previous page...

Mol	Chain	Res	Type	Atoms	Z	Observed(°)	Ideal(°)
25	CA	2220	U	C2-N1-C1'	-5.46	111.14	117.70
25	CA	2330	G	N1-C2-N3	5.46	127.18	123.90
25	CA	2416	C	N1-C2-N3	5.46	123.03	119.20
25	DA	2539	C	C6-N1-C2	5.46	122.48	120.30
1	AA	234	C	C6-N1-C2	-5.46	118.12	120.30
25	CA	1243	C	N1-C2-O2	-5.46	115.62	118.90
25	CA	2054	A	N1-C6-N6	5.46	121.88	118.60
25	DA	598	U	N1-C2-O2	5.46	126.62	122.80
25	DA	740	C	N1-C2-O2	-5.46	115.62	118.90
25	DA	1265	A	C4-C5-N7	-5.46	107.97	110.70
25	DA	2688	G	N3-C4-C5	5.46	131.33	128.60
1	AA	1403	C	C2-N3-C4	-5.46	117.17	119.90
22	AV	70	G	C5-C6-O6	5.46	131.88	128.60
1	BA	109	A	C5-C6-N1	-5.46	114.97	117.70
25	CA	862	G	N1-C6-O6	-5.46	116.62	119.90
25	CA	2833	U	N3-C2-O2	-5.46	118.38	122.20
1	BA	653	U	N3-C2-O2	5.46	126.02	122.20
26	CB	16	G	N9-C4-C5	5.46	107.58	105.40
26	CB	72	G	C2-N3-C4	-5.46	109.17	111.90
25	DA	1797	G	C8-N9-C4	5.46	108.58	106.40
1	AA	245	U	C2-N3-C4	-5.46	123.73	127.00
1	AA	921	U	N3-C4-O4	5.46	123.22	119.40
1	BA	380	G	C8-N9-C4	5.46	108.58	106.40
1	BA	388	G	N1-C6-O6	-5.46	116.63	119.90
25	CA	92	U	N3-C2-O2	5.46	126.02	122.20
25	CA	856	G	N7-C8-N9	-5.46	110.37	113.10
25	DA	679	C	N3-C4-C5	-5.46	119.72	121.90
25	DA	1122	G	C4-N9-C1'	-5.46	119.41	126.50
25	DA	1614	A	C8-N9-C4	5.46	107.98	105.80
25	DA	2874	C	C6-N1-C1'	5.46	127.35	120.80
25	CA	960	A	C2-N3-C4	5.45	113.33	110.60
25	DA	781	A	C2-N3-C4	5.45	113.33	110.60
25	DA	1773	A	N9-C4-C5	5.45	107.98	105.80
1	AA	145	G	C8-N9-C4	-5.45	104.22	106.40
25	CA	1265	A	N3-C4-C5	-5.45	122.98	126.80
25	CA	1972	G	N3-C4-C5	-5.45	125.87	128.60
25	DA	2559	C	N3-C4-C5	5.45	124.08	121.90
25	CA	276	U	C2-N1-C1'	5.45	124.24	117.70
25	CA	2409	G	C8-N9-C4	5.45	108.58	106.40
25	DA	1369	G	C8-N9-C4	-5.45	104.22	106.40
25	CA	383	C	C2-N1-C1'	-5.45	112.81	118.80
25	CA	1958	C	N1-C2-N3	5.45	123.01	119.20

Continued on next page...

Continued from previous page...

Mol	Chain	Res	Type	Atoms	Z	Observed(°)	Ideal(°)
25	CA	2371	G	C8-N9-C4	-5.45	104.22	106.40
25	DA	528	A	C6-C5-N7	-5.45	128.49	132.30
1	AA	897	C	C6-N1-C2	5.45	122.48	120.30
1	BA	1494	G	N3-C2-N2	-5.45	116.09	119.90
1	BA	1522	U	N1-C2-O2	-5.45	118.99	122.80
25	CA	226	A	C6-C5-N7	-5.45	128.49	132.30
25	CA	240	C	N1-C2-O2	-5.45	115.63	118.90
25	CA	581	C	C6-N1-C2	-5.45	118.12	120.30
25	CA	758	C	N1-C2-O2	-5.45	115.63	118.90
25	DA	939	G	C6-C5-N7	5.45	133.67	130.40
25	DA	2030	A	C5-C6-N6	5.45	128.06	123.70
25	CA	2396	G	N9-C4-C5	5.45	107.58	105.40
25	DA	1002	G	C8-N9-C1'	5.45	134.08	127.00
1	BA	26	A	C2-N3-C4	5.44	113.32	110.60
25	DA	782	A	C2-N3-C4	-5.44	107.88	110.60
25	CA	38	A	C5-C6-N1	5.44	120.42	117.70
25	CA	475	C	N1-C2-O2	-5.44	115.64	118.90
25	CA	1384	A	N1-C6-N6	-5.44	115.34	118.60
25	DA	212	G	C5-C6-O6	-5.44	125.33	128.60
25	DA	562	U	C6-N1-C1'	5.44	128.82	121.20
25	DA	642	U	C5-C4-O4	5.44	129.16	125.90
25	DA	2002	G	N3-C4-N9	-5.44	122.74	126.00
25	CA	2562	U	N3-C4-O4	-5.44	115.59	119.40
25	CA	2682	A	C6-C5-N7	-5.44	128.49	132.30
1	AA	734	G	C4-N9-C1'	5.44	133.57	126.50
25	CA	454	A	C5-C6-N6	-5.44	119.35	123.70
25	CA	765	C	N3-C4-C5	-5.44	119.72	121.90
25	CA	2067	G	C8-N9-C4	5.44	108.58	106.40
25	DA	2715	C	C2-N3-C4	-5.44	117.18	119.90
1	BA	896	C	N1-C2-O2	-5.44	115.64	118.90
25	CA	1130	U	N3-C2-O2	-5.44	118.39	122.20
25	CA	2534	A	C5-C6-N6	-5.44	119.35	123.70
25	CA	2770	G	N9-C4-C5	-5.44	103.23	105.40
1	BA	447	G	N3-C4-N9	5.43	129.26	126.00
25	CA	817	C	N3-C2-O2	5.43	125.70	121.90
25	CA	1394	U	C5-C4-O4	5.43	129.16	125.90
25	CA	2679	A	N1-C6-N6	5.43	121.86	118.60
25	CA	2762	C	N1-C2-O2	-5.43	115.64	118.90
25	DA	911	A	N9-C4-C5	-5.43	103.63	105.80
25	CA	821	A	C4-C5-C6	-5.43	114.28	117.00
25	CA	2330	G	C2-N3-C4	-5.43	109.18	111.90
1	BA	642	A	N9-C4-C5	-5.43	103.63	105.80

Continued on next page...

Continued from previous page...

Mol	Chain	Res	Type	Atoms	Z	Observed(°)	Ideal(°)
25	DA	780	G	N1-C6-O6	-5.43	116.64	119.90
25	DA	1142	A	C5-N7-C8	-5.43	101.19	103.90
1	BA	776	G	N1-C6-O6	-5.43	116.64	119.90
25	CA	746	U	C6-N1-C2	-5.43	117.74	121.00
25	CA	2803	G	C5-N7-C8	5.43	107.02	104.30
26	CB	61	G	C2-N3-C4	-5.43	109.19	111.90
25	DA	1792	G	N3-C4-C5	5.43	131.31	128.60
25	DA	1831	G	C5-N7-C8	-5.43	101.59	104.30
25	DA	2470	G	N1-C6-O6	-5.43	116.64	119.90
25	DA	2781	A	C8-N9-C4	5.43	107.97	105.80
25	CA	680	C	C2-N1-C1'	5.43	124.77	118.80
1	BA	400	C	N3-C2-O2	5.43	125.70	121.90
25	CA	2794	C	C6-N1-C2	-5.43	118.13	120.30
25	DA	461	C	C6-N1-C2	5.43	122.47	120.30
25	DA	780	G	N3-C4-C5	-5.43	125.89	128.60
25	DA	1037	G	C4-N9-C1'	-5.43	119.45	126.50
25	DA	2263	C	C6-N1-C2	-5.43	118.13	120.30
1	AA	897	C	C2-N3-C4	-5.42	117.19	119.90
22	AV	31	A	N7-C8-N9	-5.42	111.09	113.80
1	BA	902	G	N1-C2-N2	-5.42	111.32	116.20
25	CA	47	C	N1-C2-O2	-5.42	115.64	118.90
25	CA	784	G	C6-N1-C2	-5.42	121.84	125.10
25	DA	1786	A	C4-C5-C6	5.42	119.71	117.00
1	AA	721	G	N3-C4-N9	-5.42	122.75	126.00
25	DA	579	G	N3-C2-N2	-5.42	116.10	119.90
25	DA	2070	A	C4-N9-C1'	-5.42	116.54	126.30
25	DA	2582	G	C4-C5-N7	-5.42	108.63	110.80
25	CA	404	A	N7-C8-N9	5.42	116.51	113.80
25	CA	1835	G	N1-C2-N2	5.42	121.08	116.20
25	DA	1617	C	N1-C2-O2	-5.42	115.65	118.90
1	BA	766	A	C8-N9-C4	5.42	107.97	105.80
25	CA	2426	A	C4-C5-C6	5.42	119.71	117.00
25	DA	1828	G	C8-N9-C4	-5.42	104.23	106.40
49	CY	56	LEU	N-CA-C	-5.42	96.38	111.00
1	BA	1199	U	C2-N1-C1'	-5.42	111.20	117.70
25	CA	921	C	N3-C4-N4	5.42	121.79	118.00
26	CB	9	G	C5-C6-N1	5.42	114.21	111.50
25	DA	1441	G	N9-C4-C5	-5.42	103.23	105.40
25	DA	2503	A	C2-N3-C4	5.42	113.31	110.60
1	BA	781	A	C8-N9-C4	5.41	107.97	105.80
25	CA	2158	A	C5-C6-N6	-5.41	119.37	123.70
25	CA	2609	U	N1-C2-N3	-5.41	111.65	114.90

Continued on next page...

Continued from previous page...

Mol	Chain	Res	Type	Atoms	Z	Observed(°)	Ideal(°)
26	CB	88	C	N3-C4-C5	-5.41	119.73	121.90
25	DA	1648	U	C5-C4-O4	-5.41	122.65	125.90
25	DA	2279	G	C8-N9-C4	5.41	108.56	106.40
1	BA	108	G	N1-C6-O6	-5.41	116.65	119.90
25	CA	1016	G	N1-C2-N2	5.41	121.07	116.20
25	CA	2333	A	C6-N1-C2	-5.41	115.35	118.60
25	DA	1846	G	N1-C6-O6	5.41	123.15	119.90
25	DA	2075	U	N3-C4-O4	-5.41	115.61	119.40
25	DA	2470	G	N9-C4-C5	5.41	107.56	105.40
1	BA	406	G	N3-C4-C5	-5.41	125.89	128.60
25	CA	1038	G	N1-C2-N2	-5.41	111.33	116.20
25	CA	1966	A	C5-C6-N6	-5.41	119.37	123.70
25	CA	2523	G	C8-N9-C1'	-5.41	119.97	127.00
25	DA	948	C	N1-C2-N3	5.41	122.99	119.20
1	BA	28	A	N1-C6-N6	5.41	121.84	118.60
1	BA	714	G	C4-C5-N7	5.41	112.96	110.80
25	CA	547	A	C8-N9-C4	-5.41	103.64	105.80
25	DA	1711	A	C2-N3-C4	5.41	113.30	110.60
25	DA	2044	C	C6-N1-C2	5.41	122.46	120.30
25	CA	733	G	N3-C4-N9	5.41	129.24	126.00
25	CA	2435	A	C8-N9-C4	5.41	107.96	105.80
25	CA	2444	G	N3-C2-N2	-5.41	116.11	119.90
25	DA	555	G	N1-C6-O6	5.41	123.14	119.90
25	DA	2502	G	N9-C4-C5	5.41	107.56	105.40
1	AA	1187	G	C4-N9-C1'	-5.41	119.47	126.50
1	AA	1360	A	C8-N9-C4	5.41	107.96	105.80
1	BA	822	U	C6-N1-C2	5.41	124.24	121.00
25	CA	32	C	C6-N1-C2	5.41	122.46	120.30
25	CA	332	A	C4-C5-N7	-5.41	108.00	110.70
25	CA	1841	U	N1-C2-O2	-5.41	119.02	122.80
25	CA	2250	G	C6-N1-C2	5.41	128.34	125.10
25	CA	2574	G	N1-C6-O6	5.40	123.14	119.90
25	DA	2053	G	C2-N3-C4	-5.40	109.20	111.90
25	DA	2852	G	C8-N9-C4	5.40	108.56	106.40
3	BC	174	LEU	CA-CB-CG	5.40	127.72	115.30
25	CA	1897	G	N3-C4-N9	5.40	129.24	126.00
25	CA	2535	G	N9-C4-C5	-5.40	103.24	105.40
25	DA	1939	U	N3-C4-C5	5.40	117.84	114.60
25	DA	2208	C	C6-N1-C2	-5.40	118.14	120.30
25	DA	2885	G	C8-N9-C4	-5.40	104.24	106.40
25	CA	1189	A	C5-C6-N1	5.40	120.40	117.70
25	DA	1653	G	C4-C5-C6	5.40	122.04	118.80

Continued on next page...

Continued from previous page...

Mol	Chain	Res	Type	Atoms	Z	Observed(°)	Ideal(°)
1	AA	633	G	N9-C4-C5	5.40	107.56	105.40
1	BA	354	G	C4-N9-C1'	5.40	133.52	126.50
25	CA	239	C	N3-C2-O2	5.40	125.68	121.90
25	CA	516	C	C2-N1-C1'	-5.40	112.86	118.80
25	DA	209	C	N3-C4-N4	-5.40	114.22	118.00
25	DA	771	G	C5-C6-O6	-5.40	125.36	128.60
25	DA	2017	U	C5-C4-O4	5.40	129.14	125.90
1	AA	586	C	C6-N1-C2	5.40	122.46	120.30
26	CB	96	G	C4-C5-N7	-5.40	108.64	110.80
25	DA	2055	C	C2-N1-C1'	-5.40	112.86	118.80
25	CA	35	G	C2-N3-C4	-5.39	109.20	111.90
25	CA	2790	U	N1-C2-O2	5.39	126.58	122.80
41	CQ	10	ARG	NE-CZ-NH1	-5.39	117.60	120.30
25	CA	235	U	N3-C2-O2	-5.39	118.42	122.20
25	CA	982	C	N3-C4-N4	-5.39	114.23	118.00
25	CA	1035	U	C6-N1-C2	5.39	124.23	121.00
1	BA	1190	G	C8-N9-C4	5.39	108.56	106.40
25	DA	6	A	C2-N3-C4	-5.39	107.91	110.60
25	CA	984	A	C8-N9-C4	5.39	107.96	105.80
25	CA	1128	G	C2-N3-C4	-5.39	109.21	111.90
25	CA	1750	G	C8-N9-C4	-5.39	104.24	106.40
25	CA	1767	G	C2-N3-C4	-5.39	109.20	111.90
25	CA	2523	G	C2-N3-C4	-5.39	109.20	111.90
25	CA	990	A	C5-C6-N6	5.39	128.01	123.70
25	CA	2056	G	C2-N3-C4	5.39	114.59	111.90
1	AA	1483	A	N1-C6-N6	5.39	121.83	118.60
1	BA	332	G	C5-C6-O6	-5.39	125.37	128.60
25	CA	1743	G	N9-C4-C5	-5.39	103.25	105.40
25	CA	2141	G	N3-C4-N9	5.39	129.23	126.00
25	DA	395	U	C2-N1-C1'	-5.39	111.24	117.70
25	DA	1130	U	N1-C2-O2	5.39	126.57	122.80
25	DA	1676	A	N7-C8-N9	-5.39	111.11	113.80
25	DA	2702	G	C4-N9-C1'	5.39	133.50	126.50
1	BA	241	G	C5-C6-O6	5.38	131.83	128.60
1	BA	611	C	C2-N3-C4	-5.38	117.21	119.90
25	CA	821	A	C2-N3-C4	-5.38	107.91	110.60
25	CA	1407	G	N1-C6-O6	5.38	123.13	119.90
25	DA	906	U	C2-N1-C1'	-5.38	111.24	117.70
25	DA	2783	U	C2-N1-C1'	-5.38	111.24	117.70
1	BA	220	G	N3-C4-N9	-5.38	122.77	126.00
25	CA	1475	G	C8-N9-C1'	5.38	134.00	127.00
25	DA	2677	G	C8-N9-C1'	5.38	134.00	127.00

Continued on next page...

Continued from previous page...

Mol	Chain	Res	Type	Atoms	Z	Observed(°)	Ideal(°)
25	CA	796	C	N1-C2-O2	-5.38	115.67	118.90
25	CA	1169	A	C8-N9-C4	5.38	107.95	105.80
1	AA	1499	A	N9-C4-C5	-5.38	103.65	105.80
25	CA	1783	A	N1-C6-N6	5.38	121.83	118.60
25	DA	1952	A	C2-N3-C4	5.38	113.29	110.60
25	DA	2371	G	N3-C2-N2	-5.38	116.13	119.90
1	AA	206	C	C6-N1-C2	-5.38	118.15	120.30
1	BA	563	A	C4-C5-N7	5.38	113.39	110.70
25	CA	218	A	N1-C6-N6	5.38	121.83	118.60
25	CA	249	C	N3-C4-N4	5.38	121.77	118.00
25	CA	2093	G	C5-C6-N1	-5.38	108.81	111.50
25	DA	2070	A	N1-C2-N3	5.38	131.99	129.30
25	DA	2652	C	C2-N1-C1'	-5.38	112.88	118.80
25	DA	400	G	N3-C4-C5	-5.38	125.91	128.60
25	DA	681	G	N1-C6-O6	5.38	123.13	119.90
25	DA	912	C	C6-N1-C2	-5.38	118.15	120.30
25	DA	1473	G	C8-N9-C4	5.38	108.55	106.40
25	DA	2518	A	N7-C8-N9	5.38	116.49	113.80
25	DA	2618	G	C8-N9-C4	5.38	108.55	106.40
1	AA	656	G	N3-C4-C5	-5.38	125.91	128.60
1	BA	35	G	N3-C4-C5	-5.38	125.91	128.60
1	BA	457	G	N3-C4-N9	5.38	129.22	126.00
25	CA	22	C	C2-N3-C4	-5.38	117.21	119.90
25	CA	1020	A	N3-C4-C5	5.38	130.56	126.80
25	CA	2679	A	C4-C5-N7	5.38	113.39	110.70
25	CA	2862	G	N3-C2-N2	-5.38	116.14	119.90
1	BA	358	U	N3-C2-O2	5.37	125.96	122.20
25	CA	620	G	N3-C2-N2	-5.37	116.14	119.90
25	CA	1997	C	C2-N1-C1'	-5.37	112.89	118.80
25	DA	246	C	N3-C2-O2	5.37	125.66	121.90
25	DA	297	G	C8-N9-C4	5.37	108.55	106.40
25	DA	1827	U	N1-C2-O2	-5.37	119.04	122.80
1	AA	29	U	C5-C4-O4	5.37	129.12	125.90
25	CA	169	G	N3-C4-N9	-5.37	122.78	126.00
25	CA	1652	A	N1-C6-N6	-5.37	115.38	118.60
26	CB	13	G	N9-C4-C5	-5.37	103.25	105.40
25	DA	1290	C	N1-C2-O2	-5.37	115.68	118.90
25	CA	946	C	N3-C4-C5	5.37	124.05	121.90
25	DA	1780	A	C5-C6-N6	-5.37	119.40	123.70
1	AA	212	G	N3-C4-N9	5.37	129.22	126.00
1	AA	293	G	C8-N9-C4	5.37	108.55	106.40
25	CA	760	G	N3-C2-N2	-5.37	116.14	119.90

Continued on next page...

Continued from previous page...

Mol	Chain	Res	Type	Atoms	Z	Observed(°)	Ideal(°)
25	DA	1137	G	C5-C6-O6	-5.37	125.38	128.60
25	DA	528	A	N3-C4-N9	-5.37	123.11	127.40
1	AA	859	G	N1-C2-N2	-5.37	111.37	116.20
1	AA	980	C	C6-N1-C2	5.37	122.45	120.30
25	CA	915	C	N1-C2-O2	-5.37	115.68	118.90
25	CA	1155	A	C5-N7-C8	5.37	106.58	103.90
25	CA	1157	G	C4-N9-C1'	5.37	133.48	126.50
25	CA	2293	G	C5-C6-N1	5.37	114.18	111.50
25	DA	77	G	N3-C4-N9	-5.37	122.78	126.00
25	DA	672	C	N3-C2-O2	5.37	125.66	121.90
25	DA	871	U	C6-N1-C1'	5.37	128.71	121.20
25	DA	2649	C	N1-C2-O2	-5.37	115.68	118.90
25	CA	1245	G	C5-C6-O6	5.36	131.82	128.60
25	CA	2728	U	N3-C4-O4	-5.36	115.64	119.40
25	DA	129	C	N3-C4-C5	5.36	124.05	121.90
25	DA	413	C	C6-N1-C2	5.36	122.45	120.30
25	DA	453	A	N9-C4-C5	-5.36	103.66	105.80
22	AV	17	C	C3'-C2'-C1'	-5.36	97.21	101.50
25	CA	1378	A	N3-C4-N9	-5.36	123.11	127.40
25	CA	2081	U	N1-C2-N3	5.36	118.12	114.90
25	DA	61	C	N3-C4-N4	5.36	121.75	118.00
1	AA	292	G	N1-C6-O6	-5.36	116.68	119.90
1	AA	1510	C	C6-N1-C2	5.36	122.44	120.30
1	BA	278	G	N3-C4-C5	5.36	131.28	128.60
25	CA	249	C	C5-C4-N4	-5.36	116.45	120.20
26	CB	51	G	C5-N7-C8	-5.36	101.62	104.30
22	AV	15	G	N3-C4-C5	5.36	131.28	128.60
25	CA	2416	C	N3-C2-O2	-5.36	118.15	121.90
25	CA	1939	U	N3-C4-C5	5.36	117.81	114.60
25	CA	2364	C	C2-N1-C1'	-5.36	112.91	118.80
25	CA	2488	G	C5-C6-O6	-5.36	125.39	128.60
25	CA	2499	C	N3-C2-O2	5.36	125.65	121.90
25	DA	229	C	C6-N1-C2	5.36	122.44	120.30
25	DA	2803	G	C8-N9-C4	5.36	108.54	106.40
25	DA	2834	G	N3-C4-N9	5.36	129.22	126.00
1	BA	566	G	N3-C4-N9	5.36	129.21	126.00
25	CA	2085	U	C6-N1-C2	5.36	124.21	121.00
25	CA	2688	G	C8-N9-C1'	5.36	133.96	127.00
25	DA	243	U	C5-C4-O4	5.36	129.11	125.90
25	DA	2355	G	C2-N3-C4	-5.36	109.22	111.90
25	CA	2298	A	N1-C6-N6	-5.35	115.39	118.60
25	DA	950	G	C8-N9-C4	5.35	108.54	106.40

Continued on next page...

Continued from previous page...

Mol	Chain	Res	Type	Atoms	Z	Observed(°)	Ideal(°)
1	BA	795	C	N1-C2-O2	-5.35	115.69	118.90
1	BA	896	C	N1-C2-N3	5.35	122.95	119.20
25	CA	1646	C	C6-N1-C2	5.35	122.44	120.30
25	CA	1981	A	C5-C6-N6	5.35	127.98	123.70
25	DA	450	G	N1-C6-O6	-5.35	116.69	119.90
25	DA	527	C	C5-C4-N4	5.35	123.95	120.20
25	DA	1842	G	N3-C4-N9	-5.35	122.79	126.00
25	DA	2691	C	N3-C4-N4	5.35	121.75	118.00
25	CA	337	C	N3-C4-C5	5.35	124.04	121.90
25	CA	997	G	C4-C5-N7	-5.35	108.66	110.80
25	CA	1395	A	N3-C4-N9	-5.35	123.12	127.40
25	DA	1617	C	C2-N3-C4	-5.35	117.22	119.90
25	DA	2432	A	C6-C5-N7	-5.35	128.55	132.30
25	CA	85	G	C5-C6-N1	5.35	114.17	111.50
25	CA	576	U	N1-C2-O2	5.35	126.54	122.80
25	CA	1638	C	N1-C2-N3	5.35	122.94	119.20
25	CA	1970	A	C5-N7-C8	-5.35	101.22	103.90
26	CB	15	A	C5-C6-N1	-5.35	115.03	117.70
25	DA	1686	C	N1-C2-O2	-5.35	115.69	118.90
25	DA	2267	A	C6-C5-N7	-5.35	128.56	132.30
25	DA	2434	A	C6-C5-N7	-5.35	128.56	132.30
22	BV	62	C	N1-C2-O2	-5.35	115.69	118.90
26	CB	81	G	C5-C6-N1	5.35	114.17	111.50
25	DA	1300	G	N3-C4-N9	5.35	129.21	126.00
25	CA	873	C	N3-C2-O2	5.35	125.64	121.90
25	CA	2503	A	C5-C6-N6	-5.35	119.42	123.70
25	DA	721	A	C8-N9-C4	5.35	107.94	105.80
25	DA	1340	U	C6-N1-C1'	-5.35	113.72	121.20
1	BA	365	U	N3-C4-O4	-5.34	115.66	119.40
26	CB	80	U	N3-C2-O2	5.34	125.94	122.20
25	DA	855	G	C8-N9-C4	-5.34	104.26	106.40
25	DA	1647	U	N3-C4-C5	-5.34	111.39	114.60
25	CA	290	U	C5-C4-O4	5.34	129.11	125.90
25	CA	636	G	C5-C6-O6	5.34	131.81	128.60
25	CA	2059	A	C2-N3-C4	-5.34	107.93	110.60
25	DA	85	G	N3-C4-C5	5.34	131.27	128.60
25	DA	1119	U	C5-C6-N1	-5.34	120.03	122.70
1	AA	396	C	C6-N1-C2	5.34	122.44	120.30
25	DA	981	A	C5-N7-C8	-5.34	101.23	103.90
25	CA	301	G	C4-N9-C1'	-5.34	119.56	126.50
25	CA	2590	A	C8-N9-C4	5.34	107.94	105.80
25	CA	187	G	N3-C4-N9	5.34	129.20	126.00

Continued on next page...

Continued from previous page...

Mol	Chain	Res	Type	Atoms	Z	Observed(°)	Ideal(°)
25	CA	647	G	N7-C8-N9	-5.34	110.43	113.10
25	CA	2867	G	N3-C4-N9	5.34	129.20	126.00
1	AA	502	A	N1-C6-N6	-5.34	115.40	118.60
1	AA	754	C	N3-C4-C5	-5.34	119.77	121.90
25	CA	310	A	C2-N3-C4	-5.34	107.93	110.60
25	CA	2071	A	N1-C2-N3	5.34	131.97	129.30
25	CA	2726	A	N9-C4-C5	5.34	107.94	105.80
25	DA	29	U	N3-C4-O4	-5.34	115.67	119.40
25	DA	2282	G	C5-C6-N1	5.34	114.17	111.50
25	DA	2425	A	P-O3'-C3'	5.34	126.10	119.70
25	DA	2564	A	C6-C5-N7	-5.34	128.56	132.30
4	AD	49	ASP	CB-CG-OD2	5.33	123.10	118.30
25	CA	1522	A	C4-C5-C6	5.33	119.67	117.00
25	DA	2823	A	N9-C4-C5	-5.33	103.67	105.80
28	DD	141	ARG	NE-CZ-NH1	5.33	122.97	120.30
1	AA	764	C	C6-N1-C2	-5.33	118.17	120.30
1	BA	823	C	C2-N1-C1'	-5.33	112.93	118.80
25	CA	533	G	C4-N9-C1'	5.33	133.43	126.50
25	DA	4	U	C5-C6-N1	-5.33	120.03	122.70
25	DA	1634	A	C8-N9-C4	5.33	107.93	105.80
25	CA	598	U	C5-C6-N1	-5.33	120.03	122.70
25	CA	1738	G	N3-C4-C5	-5.33	125.93	128.60
25	CA	2352	A	C5-N7-C8	5.33	106.57	103.90
26	CB	117	G	N3-C4-N9	-5.33	122.80	126.00
25	DA	785	G	C5-C6-N1	-5.33	108.83	111.50
25	DA	2029	G	C2-N3-C4	-5.33	109.23	111.90
25	DA	961	C	N3-C2-O2	5.33	125.63	121.90
1	AA	1309	G	C8-N9-C4	5.33	108.53	106.40
25	CA	223	A	N3-C4-N9	-5.33	123.14	127.40
25	DA	1157	G	C4-C5-N7	5.33	112.93	110.80
25	DA	1764	C	N1-C2-N3	5.33	122.93	119.20
1	BA	142	G	C4-N9-C1'	5.33	133.43	126.50
25	CA	488	G	N3-C4-N9	5.33	129.20	126.00
25	DA	1187	G	C8-N9-C1'	-5.33	120.08	127.00
1	BA	37	U	C6-N1-C2	5.33	124.20	121.00
1	BA	1433	A	C6-C5-N7	-5.33	128.57	132.30
25	CA	1892	C	C6-N1-C2	5.33	122.43	120.30
25	DA	211	C	C2-N1-C1'	-5.33	112.94	118.80
25	DA	1833	C	N3-C2-O2	5.33	125.63	121.90
1	BA	813	U	C5-C4-O4	-5.32	122.71	125.90
25	CA	1556	C	N3-C2-O2	5.32	125.63	121.90
25	CA	2177	C	C2-N1-C1'	5.32	124.66	118.80

Continued on next page...

Continued from previous page...

Mol	Chain	Res	Type	Atoms	Z	Observed(°)	Ideal(°)
25	CA	2388	A	N7-C8-N9	-5.32	111.14	113.80
25	DA	395	U	C5-C6-N1	-5.32	120.04	122.70
25	DA	2019	A	C5-C6-N6	-5.32	119.44	123.70
1	AA	798	U	N1-C2-O2	-5.32	119.08	122.80
1	AA	1457	G	N7-C8-N9	-5.32	110.44	113.10
25	CA	458	G	C6-C5-N7	5.32	133.59	130.40
25	CA	2763	G	N1-C6-O6	5.32	123.09	119.90
25	DA	122	G	N9-C4-C5	-5.32	103.27	105.40
25	DA	2019	A	N1-C6-N6	5.32	121.79	118.60
25	CA	991	C	N1-C2-O2	-5.32	115.71	118.90
25	DA	527	C	N3-C2-O2	-5.32	118.17	121.90
25	DA	2783	U	C5-C4-O4	5.32	129.09	125.90
1	AA	311	C	C6-N1-C2	-5.32	118.17	120.30
1	BA	686	U	C2-N1-C1'	-5.32	111.32	117.70
25	CA	90	U	N1-C2-O2	5.32	126.52	122.80
25	CA	2427	C	N1-C2-O2	-5.32	115.71	118.90
25	DA	583	G	C2-N3-C4	-5.32	109.24	111.90
25	DA	2842	G	C8-N9-C4	5.32	108.53	106.40
1	AA	938	A	C5-C6-N6	5.32	127.95	123.70
25	CA	431	U	N1-C2-N3	-5.32	111.71	114.90
25	CA	1064	C	C5-C6-N1	5.32	123.66	121.00
25	CA	2000	C	C2-N3-C4	-5.32	117.24	119.90
25	CA	2458	G	N9-C4-C5	5.32	107.53	105.40
25	DA	838	C	C6-N1-C2	5.32	122.43	120.30
25	DA	2705	A	C4-C5-N7	5.32	113.36	110.70
1	AA	368	U	N3-C2-O2	-5.32	118.48	122.20
1	BA	563	A	C6-C5-N7	-5.32	128.58	132.30
25	CA	1110	G	C8-N9-C4	5.32	108.53	106.40
25	CA	2076	U	C5-C4-O4	5.32	129.09	125.90
1	AA	245	U	N3-C4-C5	5.31	117.79	114.60
25	CA	517	C	N3-C2-O2	5.31	125.62	121.90
25	CA	2717	C	C6-N1-C2	-5.31	118.17	120.30
25	DA	1771	C	C2-N3-C4	-5.31	117.24	119.90
1	BA	987	G	C8-N9-C4	-5.31	104.28	106.40
25	DA	634	C	N3-C4-N4	5.31	121.72	118.00
1	AA	869	G	C4-C5-N7	5.31	112.92	110.80
25	CA	2055	C	N3-C4-C5	5.31	124.02	121.90
25	CA	2612	C	N1-C2-O2	-5.31	115.72	118.90
25	CA	2646	C	C5-C4-N4	-5.31	116.48	120.20
25	DA	1684	G	C8-N9-C4	5.31	108.52	106.40
1	AA	1194	U	C5-C6-N1	-5.31	120.05	122.70
25	CA	195	A	C5-C6-N1	5.31	120.35	117.70

Continued on next page...

Continued from previous page...

Mol	Chain	Res	Type	Atoms	Z	Observed(°)	Ideal(°)
25	CA	543	G	C8-N9-C1'	-5.31	120.10	127.00
25	CA	2277	G	C5-C6-N1	5.31	114.15	111.50
25	DA	122	G	C8-N9-C4	5.31	108.52	106.40
25	CA	1661	G	N3-C4-N9	5.31	129.18	126.00
25	CA	2030	A	C5-C6-N1	-5.31	115.05	117.70
25	DA	466	A	N1-C6-N6	-5.31	115.42	118.60
25	DA	634	C	C5-C4-N4	-5.31	116.48	120.20
1	BA	115	G	C5-C6-N1	5.30	114.15	111.50
1	BA	1441	A	C8-N9-C4	-5.30	103.68	105.80
22	BV	74	C	C6-N1-C1'	-5.30	114.44	120.80
25	CA	942	G	C6-C5-N7	5.30	133.58	130.40
25	DA	538	A	N1-C2-N3	5.30	131.95	129.30
25	DA	1951	U	N3-C4-C5	-5.30	111.42	114.60
25	DA	2069	G	N3-C4-N9	-5.30	122.82	126.00
56	DB	74	U	C5-C4-O4	5.30	129.08	125.90
56	DB	113	C	C6-N1-C2	-5.30	118.18	120.30
25	CA	1519	G	C5-N7-C8	5.30	106.95	104.30
25	CA	2158	A	N1-C6-N6	5.30	121.78	118.60
25	DA	1972	G	N3-C4-C5	-5.30	125.95	128.60
1	AA	332	G	N7-C8-N9	-5.30	110.45	113.10
25	CA	1228	G	C6-C5-N7	5.30	133.58	130.40
25	CA	2452	C	N1-C2-O2	-5.30	115.72	118.90
25	CA	2539	C	N1-C2-O2	-5.30	115.72	118.90
25	DA	746	U	N1-C2-O2	5.30	126.51	122.80
25	DA	2549	G	C4-N9-C1'	5.30	133.39	126.50
25	DA	2568	U	C6-N1-C2	5.30	124.18	121.00
25	DA	1651	G	C8-N9-C4	-5.30	104.28	106.40
25	DA	2364	C	N1-C2-O2	-5.30	115.72	118.90
1	AA	1524	C	C6-N1-C1'	5.30	127.16	120.80
25	DA	582	A	C5-C6-N6	-5.30	119.46	123.70
25	DA	1006	C	C5-C4-N4	-5.30	116.49	120.20
56	DB	76	G	N9-C4-C5	5.30	107.52	105.40
25	CA	221	A	C4-N9-C1'	-5.30	116.77	126.30
25	CA	542	C	N1-C2-O2	-5.30	115.72	118.90
25	CA	618	G	C6-C5-N7	5.30	133.58	130.40
25	CA	809	G	C5-C6-O6	5.30	131.78	128.60
25	CA	1190	G	C4-C5-N7	-5.30	108.68	110.80
25	CA	1595	C	C5-C6-N1	-5.30	118.35	121.00
25	CA	2031	A	N7-C8-N9	5.30	116.45	113.80
25	CA	2435	A	C6-N1-C2	-5.30	115.42	118.60
25	DA	1897	G	N9-C4-C5	-5.30	103.28	105.40
25	DA	2252	G	C8-N9-C4	5.30	108.52	106.40

Continued on next page...

Continued from previous page...

Mol	Chain	Res	Type	Atoms	Z	Observed(°)	Ideal(°)
25	DA	2757	A	C2-N3-C4	5.30	113.25	110.60
25	DA	2795	C	C6-N1-C2	-5.30	118.18	120.30
25	CA	2642	G	N3-C2-N2	5.29	123.61	119.90
1	AA	818	G	C8-N9-C1'	5.29	133.88	127.00
1	AA	1475	G	C6-C5-N7	-5.29	127.22	130.40
1	BA	987	G	C4-N9-C1'	5.29	133.38	126.50
25	DA	815	C	N3-C4-C5	-5.29	119.78	121.90
25	DA	964	C	C2-N1-C1'	-5.29	112.98	118.80
25	DA	2267	A	C4-C5-C6	5.29	119.65	117.00
25	DA	2436	G	C2-N3-C4	-5.29	109.25	111.90
25	DA	2675	A	C6-N1-C2	-5.29	115.42	118.60
1	AA	337	G	C4-N9-C1'	-5.29	119.62	126.50
1	AA	914	A	C6-N1-C2	-5.29	115.42	118.60
25	CA	317	G	N1-C6-O6	5.29	123.08	119.90
25	CA	971	G	N3-C4-N9	5.29	129.18	126.00
25	CA	2726	A	C5-C6-N1	5.29	120.35	117.70
25	CA	2802	G	N3-C4-N9	-5.29	122.83	126.00
25	CA	2877	G	C8-N9-C4	5.29	108.52	106.40
25	DA	794	A	C8-N9-C4	5.29	107.92	105.80
1	AA	1051	C	N1-C2-O2	-5.29	115.73	118.90
25	CA	215	G	C8-N9-C4	5.29	108.52	106.40
25	CA	1450	G	N3-C4-C5	5.29	131.25	128.60
1	AA	796	C	C2-N1-C1'	5.29	124.62	118.80
25	DA	480	A	C4-N9-C1'	-5.29	116.78	126.30
25	DA	1633	G	N9-C4-C5	-5.29	103.28	105.40
25	DA	2049	G	C5-C6-N1	5.29	114.14	111.50
25	CA	486	C	N3-C4-N4	5.29	121.70	118.00
25	CA	1512	C	N3-C2-O2	5.29	125.60	121.90
25	DA	461	C	C5-C6-N1	-5.29	118.36	121.00
25	DA	701	G	C8-N9-C4	5.29	108.51	106.40
25	DA	1006	C	C6-N1-C2	5.29	122.41	120.30
25	DA	1499	C	C2-N1-C1'	-5.29	112.99	118.80
25	DA	1547	C	C6-N1-C2	5.29	122.41	120.30
25	DA	2739	U	N3-C2-O2	5.29	125.90	122.20
22	AV	47	U	C2-N1-C1'	5.28	124.04	117.70
25	CA	1224	U	C5-C6-N1	-5.28	120.06	122.70
25	CA	2046	G	C4-C5-N7	5.28	112.91	110.80
25	CA	2570	G	N3-C4-C5	5.28	131.24	128.60
25	CA	2590	A	C4-C5-C6	5.28	119.64	117.00
25	CA	2763	G	C4-C5-C6	5.28	121.97	118.80
25	DA	561	G	N9-C4-C5	-5.28	103.29	105.40
26	CB	16	G	N3-C2-N2	-5.28	116.20	119.90

Continued on next page...

Continued from previous page...

Mol	Chain	Res	Type	Atoms	Z	Observed(°)	Ideal(°)
25	DA	1119	U	C2-N1-C1'	-5.28	111.36	117.70
54	D3	57	VAL	CB-CA-C	-5.28	101.36	111.40
25	CA	835	C	N3-C4-C5	-5.28	119.79	121.90
25	CA	859	G	C5-C6-O6	5.28	131.77	128.60
25	CA	2275	C	N3-C2-O2	-5.28	118.20	121.90
25	DA	2502	G	C8-N9-C4	-5.28	104.29	106.40
25	CA	528	A	C4-N9-C1'	5.28	135.80	126.30
1	BA	1504	G	C4-C5-C6	-5.28	115.63	118.80
25	CA	69	C	N1-C2-O2	-5.28	115.73	118.90
25	CA	1452	G	N9-C4-C5	-5.28	103.29	105.40
25	DA	698	C	C6-N1-C2	5.28	122.41	120.30
25	DA	2559	C	C2-N1-C1'	-5.28	113.00	118.80
1	AA	262	A	C8-N9-C4	5.28	107.91	105.80
1	AA	1167	A	N1-C6-N6	-5.28	115.44	118.60
25	CA	275	C	C6-N1-C2	-5.28	118.19	120.30
26	CB	19	C	C2-N1-C1'	-5.28	113.00	118.80
31	CG	97	VAL	CB-CA-C	-5.28	101.38	111.40
25	DA	1659	G	C8-N9-C1'	5.28	133.86	127.00
25	DA	2453	A	N1-C6-N6	5.28	121.77	118.60
1	BA	249	U	N3-C2-O2	-5.27	118.51	122.20
25	CA	813	U	C6-N1-C2	-5.27	117.84	121.00
25	DA	1234	U	C2-N1-C1'	-5.27	111.37	117.70
1	BA	281	G	N1-C6-O6	-5.27	116.74	119.90
1	BA	310	G	N1-C6-O6	5.27	123.06	119.90
25	CA	121	G	C5-N7-C8	-5.27	101.66	104.30
25	CA	324	A	C2-N3-C4	-5.27	107.96	110.60
25	CA	1660	G	C6-C5-N7	5.27	133.56	130.40
25	CA	1954	G	C5-C6-O6	-5.27	125.44	128.60
25	CA	2436	G	C2-N3-C4	-5.27	109.26	111.90
25	CA	2464	G	C8-N9-C1'	5.27	133.85	127.00
25	DA	2834	G	N3-C2-N2	5.27	123.59	119.90
1	AA	722	G	N1-C6-O6	5.27	123.06	119.90
1	BA	310	G	C5-C6-O6	-5.27	125.44	128.60
25	CA	1543	G	N3-C2-N2	-5.27	116.21	119.90
25	DA	1028	A	C2-N3-C4	-5.27	107.97	110.60
25	DA	2427	C	C6-N1-C2	-5.27	118.19	120.30
1	AA	265	G	C4-N9-C1'	-5.27	119.65	126.50
1	BA	404	G	C5-C6-N1	5.27	114.13	111.50
25	DA	192	C	N3-C4-C5	-5.27	119.79	121.90
25	CA	1954	G	N3-C2-N2	-5.27	116.21	119.90
26	CB	99	A	C8-N9-C4	-5.27	103.69	105.80
39	CO	9	ARG	NE-CZ-NH2	-5.27	117.67	120.30

Continued on next page...

Continued from previous page...

Mol	Chain	Res	Type	Atoms	Z	Observed(°)	Ideal(°)
25	DA	948	C	C6-N1-C2	-5.27	118.19	120.30
25	DA	1569	A	N7-C8-N9	-5.27	111.17	113.80
56	DB	78	A	N7-C8-N9	-5.27	111.17	113.80
25	CA	2337	G	N1-C6-O6	5.27	123.06	119.90
1	BA	1186	G	C8-N9-C4	5.26	108.51	106.40
25	CA	2060	A	C2-N3-C4	-5.26	107.97	110.60
25	CA	2089	C	N1-C2-O2	-5.26	115.74	118.90
25	CA	2510	C	C2-N1-C1'	-5.26	113.01	118.80
25	CA	2720	U	N1-C2-N3	5.26	118.06	114.90
25	DA	2782	G	N9-C4-C5	-5.26	103.30	105.40
1	AA	108	G	N9-C4-C5	5.26	107.50	105.40
25	CA	825	A	N1-C6-N6	-5.26	115.44	118.60
25	CA	1769	U	C5-C6-N1	-5.26	120.07	122.70
25	DA	203	A	C2-N3-C4	-5.26	107.97	110.60
25	DA	313	G	C8-N9-C4	5.26	108.50	106.40
22	BV	30	G	N3-C4-C5	-5.26	125.97	128.60
25	CA	692	C	N1-C2-O2	-5.26	115.74	118.90
25	CA	945	A	C6-N1-C2	-5.26	115.44	118.60
25	CA	2235	G	C6-N1-C2	-5.26	121.94	125.10
25	CA	2488	G	N1-C6-O6	5.26	123.06	119.90
25	CA	2718	G	C4-C5-N7	5.26	112.90	110.80
25	DA	2286	G	C2-N3-C4	-5.26	109.27	111.90
25	DA	2508	G	C8-N9-C4	5.26	108.50	106.40
25	CA	1330	C	N3-C4-C5	5.26	124.00	121.90
25	CA	1492	G	N1-C2-N3	5.26	127.06	123.90
25	CA	1501	G	N1-C6-O6	5.26	123.06	119.90
25	CA	2157	G	N3-C4-C5	5.26	131.23	128.60
25	CA	2260	C	C2-N3-C4	-5.26	117.27	119.90
1	BA	142	G	N3-C4-N9	5.26	129.16	126.00
25	CA	2321	U	N3-C4-O4	-5.26	115.72	119.40
25	CA	83	A	C5-N7-C8	5.26	106.53	103.90
25	CA	428	A	N7-C8-N9	-5.26	111.17	113.80
25	CA	542	C	N3-C2-O2	5.26	125.58	121.90
25	CA	1339	G	N3-C2-N2	5.26	123.58	119.90
25	CA	1659	G	C4-N9-C1'	-5.26	119.67	126.50
1	BA	897	C	N3-C4-C5	5.25	124.00	121.90
25	CA	499	U	N1-C2-O2	-5.25	119.12	122.80
25	CA	2759	G	N1-C6-O6	-5.25	116.75	119.90
25	DA	13	A	C4-N9-C1'	5.25	135.76	126.30
1	BA	501	C	C6-N1-C2	5.25	122.40	120.30
25	CA	784	G	C8-N9-C4	-5.25	104.30	106.40
25	CA	1045	C	N3-C2-O2	5.25	125.58	121.90

Continued on next page...

Continued from previous page...

Mol	Chain	Res	Type	Atoms	Z	Observed(°)	Ideal(°)
25	CA	1587	G	N3-C4-N9	5.25	129.15	126.00
25	CA	1638	C	C6-N1-C1'	5.25	127.11	120.80
26	CB	24	G	C5-C6-N1	5.25	114.13	111.50
25	DA	1653	G	C5-C6-O6	-5.25	125.45	128.60
25	CA	93	G	N7-C8-N9	-5.25	110.47	113.10
25	CA	1604	C	N3-C2-O2	-5.25	118.22	121.90
25	CA	1884	G	N9-C4-C5	-5.25	103.30	105.40
25	CA	1965	C	N1-C2-O2	-5.25	115.75	118.90
25	CA	2898	U	N1-C2-O2	5.25	126.48	122.80
25	DA	694	U	N1-C2-O2	5.25	126.48	122.80
25	DA	1217	U	N3-C4-O4	-5.25	115.72	119.40
25	DA	2321	U	N3-C2-O2	5.25	125.88	122.20
1	AA	453	G	C8-N9-C1'	-5.25	120.17	127.00
25	CA	680	C	N3-C2-O2	-5.25	118.22	121.90
25	CA	2002	G	C4-C5-N7	5.25	112.90	110.80
25	DA	2601	C	N3-C4-C5	-5.25	119.80	121.90
25	CA	778	G	C8-N9-C4	-5.25	104.30	106.40
25	CA	1272	A	N1-C6-N6	5.25	121.75	118.60
25	DA	831	G	C5-C6-O6	5.25	131.75	128.60
25	CA	93	G	N3-C2-N2	-5.25	116.23	119.90
25	CA	667	U	C4-C5-C6	-5.25	116.55	119.70
25	CA	1357	C	C2-N1-C1'	-5.25	113.03	118.80
25	CA	2765	A	N9-C4-C5	-5.25	103.70	105.80
26	CB	15	A	C5-N7-C8	-5.25	101.28	103.90
25	DA	2323	G	N3-C2-N2	5.25	123.57	119.90
25	DA	1802	A	C2-N3-C4	-5.25	107.98	110.60
25	DA	2286	G	C4-N9-C1'	-5.25	119.68	126.50
1	AA	759	A	C8-N9-C4	5.24	107.90	105.80
25	CA	962	G	N9-C4-C5	-5.24	103.30	105.40
25	CA	2375	G	N3-C4-N9	-5.24	122.85	126.00
25	CA	2477	U	C2-N1-C1'	-5.24	111.41	117.70
25	CA	2872	A	C4-C5-N7	-5.24	108.08	110.70
25	DA	2828	G	N7-C8-N9	-5.24	110.48	113.10
25	CA	2047	C	C2-N1-C1'	5.24	124.57	118.80
25	DA	527	C	C6-N1-C2	-5.24	118.20	120.30
1	BA	900	A	C5-C6-N6	5.24	127.89	123.70
25	CA	371	A	C5-C6-N6	5.24	127.89	123.70
25	CA	477	A	C6-N1-C2	-5.24	115.46	118.60
25	CA	1319	C	C5-C4-N4	-5.24	116.53	120.20
25	DA	2323	G	N1-C6-O6	-5.24	116.76	119.90
25	CA	832	U	C2-N1-C1'	-5.24	111.41	117.70
25	CA	1555	G	C8-N9-C1'	-5.24	120.19	127.00

Continued on next page...

Continued from previous page...

Mol	Chain	Res	Type	Atoms	Z	Observed(°)	Ideal(°)
25	CA	1790	C	C5-C4-N4	-5.24	116.53	120.20
25	DA	581	C	C6-N1-C2	-5.24	118.20	120.30
25	DA	1987	A	C8-N9-C4	5.24	107.90	105.80
25	CA	818	G	C8-N9-C1'	-5.24	120.19	127.00
25	CA	323	C	N1-C2-O2	-5.24	115.76	118.90
25	CA	835	C	C6-N1-C2	-5.24	118.21	120.30
25	CA	1234	U	N3-C2-O2	-5.24	118.54	122.20
25	CA	1743	G	C8-N9-C1'	-5.24	120.19	127.00
25	CA	2326	C	C6-N1-C1'	-5.24	114.52	120.80
25	CA	2360	G	C5-C6-O6	-5.24	125.46	128.60
25	CA	2485	G	N3-C2-N2	-5.24	116.23	119.90
25	DA	682	G	N7-C8-N9	-5.24	110.48	113.10
25	DA	771	G	N1-C6-O6	5.24	123.04	119.90
25	DA	1474	U	N3-C2-O2	-5.24	118.53	122.20
25	CA	2540	C	C2-N1-C1'	-5.23	113.04	118.80
25	DA	220	G	C6-C5-N7	-5.23	127.26	130.40
25	DA	1435	G	C4-N9-C1'	-5.23	119.70	126.50
1	BA	1525	G	N9-C4-C5	-5.23	103.31	105.40
25	CA	2512	C	C2-N1-C1'	-5.23	113.04	118.80
25	CA	2547	A	N9-C4-C5	-5.23	103.71	105.80
1	AA	752	G	N1-C6-O6	-5.23	116.76	119.90
25	CA	782	A	C5-C6-N6	-5.23	119.52	123.70
25	CA	1219	U	C2-N1-C1'	-5.23	111.42	117.70
25	CA	1240	U	C5-C4-O4	-5.23	122.76	125.90
25	DA	967	U	N3-C4-C5	-5.23	111.46	114.60
25	DA	1252	G	C8-N9-C4	5.23	108.49	106.40
25	DA	2258	C	C2-N3-C4	-5.23	117.28	119.90
25	DA	2590	A	N1-C6-N6	5.23	121.74	118.60
25	CA	2278	A	C6-C5-N7	-5.23	128.64	132.30
1	AA	1358	U	N3-C4-O4	-5.23	115.74	119.40
25	CA	191	A	N1-C6-N6	-5.23	115.46	118.60
25	CA	2107	G	C5-C6-O6	5.23	131.74	128.60
25	CA	2236	U	C5-C4-O4	5.23	129.04	125.90
25	DA	2590	A	C2-N3-C4	-5.23	107.99	110.60
25	DA	2834	G	N9-C4-C5	-5.23	103.31	105.40
25	CA	530	G	C6-C5-N7	-5.23	127.26	130.40
25	CA	2367	G	C4-C5-C6	-5.23	115.67	118.80
25	DA	525	U	C2-N1-C1'	-5.23	111.43	117.70
1	BA	570	G	C8-N9-C4	-5.22	104.31	106.40
25	CA	215	G	C2-N3-C4	-5.22	109.29	111.90
25	CA	509	C	N1-C2-N3	5.22	122.86	119.20
25	CA	946	C	C2-N3-C4	-5.22	117.29	119.90

Continued on next page...

Continued from previous page...

Mol	Chain	Res	Type	Atoms	Z	Observed(°)	Ideal(°)
25	CA	1343	G	N1-C2-N2	-5.22	111.50	116.20
25	CA	2067	G	C8-N9-C1'	-5.22	120.21	127.00
25	CA	2412	A	N1-C6-N6	5.22	121.73	118.60
25	CA	2831	G	C4-N9-C1'	5.22	133.29	126.50
25	DA	256	A	N1-C6-N6	-5.22	115.47	118.60
25	DA	1265	A	N1-C2-N3	5.22	131.91	129.30
25	DA	1764	C	C6-N1-C2	-5.22	118.21	120.30
25	DA	2049	G	C6-N1-C2	-5.22	121.97	125.10
25	CA	1407	G	C5-C6-O6	-5.22	125.47	128.60
25	CA	2447	G	C6-C5-N7	-5.22	127.27	130.40
25	CA	2678	C	N1-C2-O2	-5.22	115.77	118.90
25	DA	2649	C	N3-C2-O2	5.22	125.56	121.90
1	BA	1504	G	N9-C4-C5	-5.22	103.31	105.40
25	DA	612	G	N3-C4-C5	-5.22	125.99	128.60
25	DA	1258	U	N3-C2-O2	-5.22	118.55	122.20
25	DA	1326	U	C6-N1-C2	5.22	124.13	121.00
25	DA	2677	G	C5-C6-N1	5.22	114.11	111.50
25	CA	1343	G	N3-C2-N2	5.22	123.55	119.90
25	DA	13	A	C6-C5-N7	-5.22	128.65	132.30
25	DA	605	G	C5-C6-O6	-5.22	125.47	128.60
25	CA	125	A	N1-C6-N6	-5.22	115.47	118.60
25	DA	1006	C	N3-C4-N4	5.22	121.65	118.00
25	DA	2774	C	N1-C2-O2	-5.22	115.77	118.90
25	CA	533	G	C6-C5-N7	-5.22	127.27	130.40
25	CA	1037	G	N9-C4-C5	5.22	107.49	105.40
25	CA	1143	A	C8-N9-C4	-5.22	103.71	105.80
25	CA	1377	G	C8-N9-C4	5.22	108.49	106.40
25	CA	2710	C	N1-C2-N3	5.22	122.85	119.20
1	BA	480	U	N3-C2-O2	5.21	125.85	122.20
1	BA	898	G	N3-C4-C5	5.21	131.21	128.60
25	CA	1213	A	C5-N7-C8	5.21	106.51	103.90
25	CA	1955	U	C6-N1-C1'	5.21	128.50	121.20
25	CA	2367	G	C4-N9-C1'	-5.21	119.72	126.50
25	CA	2371	G	N3-C4-N9	-5.21	122.87	126.00
1	AA	1060	U	N3-C2-O2	5.21	125.85	122.20
1	BA	1084	G	C5-C6-O6	-5.21	125.47	128.60
1	BA	1515	G	C6-C5-N7	-5.21	127.27	130.40
25	CA	380	G	N3-C4-N9	-5.21	122.87	126.00
25	CA	786	C	N3-C2-O2	5.21	125.55	121.90
25	CA	992	C	C6-N1-C2	5.21	122.38	120.30
25	CA	2646	C	N3-C4-N4	5.21	121.65	118.00
25	CA	2717	C	C2-N3-C4	-5.21	117.30	119.90

Continued on next page...

Continued from previous page...

Mol	Chain	Res	Type	Atoms	Z	Observed(°)	Ideal(°)
26	CB	12	C	C6-N1-C2	5.21	122.38	120.30
25	DA	2267	A	C4-N9-C1'	5.21	135.68	126.30
1	BA	241	G	N9-C4-C5	5.21	107.48	105.40
1	BA	246	A	C5-C6-N6	-5.21	119.53	123.70
1	BA	894	G	C2-N3-C4	-5.21	109.30	111.90
1	BA	1504	G	N3-C4-C5	5.21	131.20	128.60
25	CA	378	C	C6-N1-C2	5.21	122.38	120.30
25	CA	461	C	N1-C2-N3	5.21	122.85	119.20
25	CA	2504	U	N1-C2-O2	5.21	126.45	122.80
25	DA	2530	A	N1-C6-N6	5.21	121.73	118.60
1	AA	1202	U	N3-C4-O4	-5.21	115.76	119.40
1	AA	1408	A	C8-N9-C4	5.21	107.88	105.80
1	BA	354	G	C6-C5-N7	-5.21	127.28	130.40
25	CA	481	G	N3-C2-N2	-5.21	116.25	119.90
25	CA	620	G	N3-C4-N9	-5.21	122.88	126.00
25	CA	1623	G	N3-C4-C5	5.21	131.20	128.60
25	CA	1817	G	N7-C8-N9	-5.21	110.50	113.10
25	CA	2321	U	C2-N1-C1'	-5.21	111.45	117.70
25	DA	2596	U	N1-C2-O2	5.21	126.44	122.80
25	CA	1043	C	N3-C4-C5	5.21	123.98	121.90
25	CA	2679	A	C5-C6-N6	-5.21	119.54	123.70
26	CB	114	C	N3-C2-O2	5.21	125.54	121.90
25	CA	321	U	N3-C2-O2	-5.20	118.56	122.20
25	CA	2890	G	C4-C5-N7	5.20	112.88	110.80
25	CA	2898	U	N3-C2-O2	-5.20	118.56	122.20
25	DA	790	U	N3-C4-O4	-5.20	115.76	119.40
25	DA	830	G	N1-C6-O6	-5.20	116.78	119.90
25	DA	2323	G	N3-C4-N9	5.20	129.12	126.00
25	CA	1228	G	N9-C4-C5	5.20	107.48	105.40
25	DA	2518	A	C4-N9-C1'	5.20	135.66	126.30
1	BA	1303	C	C6-N1-C2	-5.20	118.22	120.30
25	CA	1415	U	N3-C2-O2	-5.20	118.56	122.20
25	CA	2396	G	C4-C5-N7	-5.20	108.72	110.80
25	CA	2722	G	N1-C6-O6	-5.20	116.78	119.90
25	DA	518	G	N3-C2-N2	-5.20	116.26	119.90
25	DA	726	G	N3-C4-N9	-5.20	122.88	126.00
25	DA	2232	C	N3-C4-N4	5.20	121.64	118.00
25	DA	2609	U	C2-N1-C1'	-5.20	111.46	117.70
25	DA	2827	C	N3-C4-N4	-5.20	114.36	118.00
1	AA	796	C	C6-N1-C1'	-5.20	114.56	120.80
25	CA	2390	U	C6-N1-C2	5.20	124.12	121.00
25	CA	672	C	C4-C5-C6	5.20	120.00	117.40

Continued on next page...

Continued from previous page...

Mol	Chain	Res	Type	Atoms	Z	Observed(°)	Ideal(°)
25	CA	1521	G	C4-C5-C6	5.20	121.92	118.80
25	CA	1572	A	C5-C6-N6	5.20	127.86	123.70
25	CA	2514	U	C5-C6-N1	-5.20	120.10	122.70
25	DA	205	G	C2-N3-C4	5.20	114.50	111.90
25	DA	256	A	C4-C5-N7	-5.20	108.10	110.70
25	DA	728	G	C8-N9-C4	5.20	108.48	106.40
1	BA	926	G	N1-C6-O6	-5.20	116.78	119.90
25	CA	815	C	N3-C2-O2	5.20	125.54	121.90
25	CA	905	A	C8-N9-C4	5.20	107.88	105.80
25	CA	2371	G	N3-C2-N2	-5.20	116.26	119.90
1	BA	1482	G	C4-C5-C6	5.19	121.92	118.80
25	DA	1610	A	N1-C6-N6	5.19	121.72	118.60
25	CA	1050	A	C5-C6-N6	-5.19	119.55	123.70
1	AA	836	G	C5-C6-O6	-5.19	125.49	128.60
25	CA	9	G	C4-C5-C6	5.19	121.92	118.80
25	DA	808	G	C4-N9-C1'	5.19	133.25	126.50
25	DA	1633	G	N3-C4-N9	5.19	129.11	126.00
25	DA	2070	A	N7-C8-N9	-5.19	111.20	113.80
25	DA	2277	G	N9-C4-C5	5.19	107.48	105.40
1	BA	117	G	N3-C4-N9	5.19	129.11	126.00
1	BA	803	G	C4-C5-N7	-5.19	108.72	110.80
1	BA	898	G	C4-N9-C1'	-5.19	119.76	126.50
25	CA	1761	C	C5-C4-N4	-5.19	116.57	120.20
1	BA	1515	G	C4-C5-C6	5.18	121.91	118.80
25	CA	517	C	C5-C4-N4	-5.18	116.57	120.20
25	CA	1213	A	N7-C8-N9	-5.18	111.21	113.80
25	CA	2523	G	N3-C4-N9	5.18	129.11	126.00
26	CB	75	G	C5-C6-O6	5.18	131.71	128.60
25	CA	873	C	N3-C4-C5	5.18	123.97	121.90
25	CA	1492	G	C2-N3-C4	-5.18	109.31	111.90
25	CA	1721	G	N3-C4-N9	5.18	129.11	126.00
25	DA	581	C	C4-C5-C6	5.18	119.99	117.40
56	DB	87	U	C2-N1-C1'	5.18	123.92	117.70
1	AA	430	A	N1-C6-N6	5.18	121.71	118.60
25	DA	2069	G	C8-N9-C4	5.18	108.47	106.40
25	CA	175	G	N3-C4-C5	5.18	131.19	128.60
25	CA	260	G	N3-C2-N2	-5.18	116.27	119.90
25	CA	971	G	N3-C4-C5	-5.18	126.01	128.60
25	DA	2501	C	C6-N1-C2	-5.18	118.23	120.30
25	DA	2705	A	C8-N9-C4	5.18	107.87	105.80
25	CA	2108	A	C8-N9-C4	-5.18	103.73	105.80
25	DA	636	G	N3-C4-N9	5.18	129.11	126.00

Continued on next page...

Continued from previous page...

Mol	Chain	Res	Type	Atoms	Z	Observed(°)	Ideal(°)
25	DA	1288	G	N3-C2-N2	5.18	123.53	119.90
1	AA	859	G	C6-C5-N7	-5.18	127.30	130.40
1	BA	211	G	N3-C4-N9	5.18	129.11	126.00
25	CA	1809	A	N1-C6-N6	-5.18	115.49	118.60
25	DA	574	A	C2-N3-C4	-5.18	108.01	110.60
25	CA	9	G	C4-N9-C1'	5.17	133.23	126.50
25	CA	1212	G	N7-C8-N9	-5.17	110.51	113.10
25	DA	123	G	N3-C4-C5	5.17	131.19	128.60
25	DA	467	G	N1-C6-O6	5.17	123.00	119.90
25	DA	831	G	N1-C6-O6	-5.17	116.80	119.90
25	DA	1311	G	C6-C5-N7	-5.17	127.30	130.40
25	DA	2294	G	C4-N9-C1'	-5.17	119.77	126.50
1	BA	566	G	N3-C4-C5	-5.17	126.01	128.60
1	BA	1081	A	C6-C5-N7	-5.17	128.68	132.30
25	CA	2590	A	N1-C2-N3	5.17	131.89	129.30
25	CA	240	C	C6-N1-C2	-5.17	118.23	120.30
25	CA	645	C	N3-C2-O2	5.17	125.52	121.90
25	CA	686	U	N1-C2-O2	-5.17	119.18	122.80
25	CA	2724	U	C2-N1-C1'	-5.17	111.49	117.70
25	CA	2808	G	C6-C5-N7	-5.17	127.30	130.40
25	DA	2738	A	N1-C6-N6	-5.17	115.50	118.60
25	CA	109	C	C6-N1-C2	5.17	122.37	120.30
25	CA	1022	G	C5-C6-N1	-5.17	108.92	111.50
25	CA	1265	A	C4-C5-C6	5.17	119.58	117.00
25	CA	2276	G	N1-C2-N3	5.17	127.00	123.90
25	CA	873	C	C2-N1-C1'	-5.17	113.11	118.80
25	CA	991	C	N3-C2-O2	5.17	125.52	121.90
25	CA	1404	C	N3-C2-O2	5.17	125.52	121.90
25	DA	85	G	N3-C2-N2	-5.17	116.28	119.90
25	DA	784	G	C6-C5-N7	-5.17	127.30	130.40
25	DA	812	C	C6-N1-C2	-5.17	118.23	120.30
25	DA	1163	G	N1-C6-O6	5.17	123.00	119.90
25	DA	1967	C	N3-C2-O2	5.17	125.52	121.90
25	DA	2046	G	C4-C5-N7	5.17	112.87	110.80
1	AA	46	G	N3-C4-C5	5.17	131.18	128.60
1	BA	771	G	C5-C6-O6	5.17	131.70	128.60
25	CA	1271	G	C8-N9-C4	5.17	108.47	106.40
25	CA	1844	C	N1-C2-O2	-5.17	115.80	118.90
25	CA	2439	A	N9-C4-C5	-5.17	103.73	105.80
25	CA	2569	G	N9-C4-C5	5.17	107.47	105.40
25	CA	2733	A	C8-N9-C4	-5.17	103.73	105.80
34	CJ	5	THR	CB-CA-C	-5.17	97.65	111.60

Continued on next page...

Continued from previous page...

Mol	Chain	Res	Type	Atoms	Z	Observed(°)	Ideal(°)
25	DA	974	G	C3'-C2'-C1'	-5.17	97.37	101.50
1	AA	679	C	C6-N1-C1'	-5.16	114.60	120.80
25	CA	2066	C	N3-C2-O2	-5.16	118.28	121.90
25	DA	1327	A	N1-C6-N6	5.16	121.70	118.60
25	DA	1415	U	N1-C2-O2	5.16	126.41	122.80
25	DA	1621	U	N1-C2-O2	-5.16	119.19	122.80
1	BA	380	G	N9-C4-C5	-5.16	103.33	105.40
25	DA	253	C	C6-N1-C1'	5.16	126.99	120.80
1	AA	1417	G	C6-C5-N7	-5.16	127.30	130.40
25	CA	675	A	N9-C4-C5	5.16	107.86	105.80
25	CA	1142	A	C5-C6-N6	5.16	127.83	123.70
25	CA	1574	C	N3-C4-C5	5.16	123.96	121.90
25	DA	1415	U	C2-N1-C1'	5.16	123.89	117.70
25	DA	2076	U	N1-C2-N3	5.16	118.00	114.90
25	DA	2823	A	N1-C6-N6	5.16	121.70	118.60
25	CA	975	A	N9-C4-C5	5.16	107.86	105.80
25	CA	1783	A	C5-C6-N6	-5.16	119.57	123.70
25	CA	1972	G	C5-C6-N1	5.16	114.08	111.50
26	CB	74	U	N1-C2-N3	5.16	118.00	114.90
25	DA	2539	C	C5-C6-N1	-5.16	118.42	121.00
1	BA	533	A	N1-C6-N6	5.16	121.69	118.60
25	CA	1011	G	N3-C2-N2	-5.16	116.29	119.90
25	CA	2059	A	C6-C5-N7	-5.16	128.69	132.30
25	DA	571	U	N1-C2-O2	-5.16	119.19	122.80
25	DA	1709	U	N1-C2-O2	-5.16	119.19	122.80
25	DA	1941	C	N3-C2-O2	5.16	125.51	121.90
25	DA	2738	A	N3-C4-N9	-5.16	123.28	127.40
25	CA	1711	A	C6-C5-N7	5.15	135.91	132.30
25	CA	2057	G	N1-C2-N2	-5.15	111.56	116.20
25	CA	2884	U	N3-C2-O2	-5.15	118.59	122.20
51	D0	27	LEU	CA-CB-CG	5.15	127.15	115.30
1	BA	60	A	N1-C6-N6	-5.15	115.51	118.60
25	CA	725	G	C4-C5-C6	5.15	121.89	118.80
25	CA	783	A	C2-N3-C4	-5.15	108.02	110.60
25	CA	790	U	N3-C2-O2	5.15	125.81	122.20
25	CA	984	A	C5-C6-N6	-5.15	119.58	123.70
25	CA	1426	G	C4-C5-N7	5.15	112.86	110.80
25	CA	2831	G	C6-C5-N7	-5.15	127.31	130.40
25	DA	2714	G	N3-C4-C5	-5.15	126.02	128.60
1	AA	802	A	N1-C6-N6	5.15	121.69	118.60
1	BA	1090	U	N3-C4-O4	-5.15	115.79	119.40
25	CA	239	C	C5-C4-N4	-5.15	116.59	120.20

Continued on next page...

Continued from previous page...

Mol	Chain	Res	Type	Atoms	Z	Observed(°)	Ideal(°)
1	BA	1514	G	C5-C6-O6	-5.15	125.51	128.60
25	CA	293	U	C5-C6-N1	-5.15	120.13	122.70
25	DA	488	G	N3-C4-C5	-5.15	126.03	128.60
22	AV	70	G	N1-C6-O6	-5.15	116.81	119.90
25	CA	2355	G	C8-N9-C4	5.15	108.46	106.40
25	CA	2477	U	N3-C4-O4	-5.15	115.80	119.40
25	CA	2553	G	C6-C5-N7	-5.15	127.31	130.40
25	CA	2813	A	N9-C4-C5	-5.15	103.74	105.80
25	DA	1239	G	C5-C6-O6	5.15	131.69	128.60
25	DA	1331	G	N3-C4-C5	-5.15	126.03	128.60
25	DA	1435	G	C8-N9-C1'	5.15	133.69	127.00
25	DA	1818	U	C2-N1-C1'	-5.15	111.52	117.70
25	DA	2840	C	C2-N1-C1'	-5.15	113.14	118.80
25	CA	1430	G	C8-N9-C4	5.15	108.46	106.40
25	DA	2158	A	N9-C4-C5	-5.15	103.74	105.80
25	CA	1673	G	N3-C4-C5	5.14	131.17	128.60
25	CA	2305	U	C2-N1-C1'	-5.14	111.53	117.70
25	DA	23	G	C5-C6-O6	5.14	131.69	128.60
25	DA	2328	A	N1-C6-N6	-5.14	115.51	118.60
1	AA	609	A	N1-C6-N6	5.14	121.69	118.60
1	BA	804	U	C6-N1-C2	-5.14	117.91	121.00
1	BA	318	G	C4-C5-N7	-5.14	108.74	110.80
1	BA	819	A	C8-N9-C4	-5.14	103.74	105.80
1	BA	1183	U	N3-C2-O2	-5.14	118.60	122.20
25	CA	526	A	C5-C6-N6	5.14	127.81	123.70
25	CA	690	G	N3-C4-C5	5.14	131.17	128.60
25	CA	827	U	C5-C4-O4	-5.14	122.82	125.90
25	CA	1322	A	C2-N3-C4	-5.14	108.03	110.60
25	CA	2632	A	N9-C4-C5	5.14	107.86	105.80
25	CA	2748	A	N1-C6-N6	-5.14	115.52	118.60
25	DA	96	C	N1-C2-O2	-5.14	115.82	118.90
25	DA	517	C	N1-C2-O2	-5.14	115.82	118.90
25	DA	2246	G	N1-C6-O6	5.14	122.98	119.90
1	AA	90	C	N3-C4-N4	-5.14	114.40	118.00
1	AA	875	U	N1-C2-O2	5.14	126.40	122.80
1	AA	897	C	N1-C2-O2	-5.14	115.82	118.90
25	CA	551	G	C8-N9-C4	5.14	108.45	106.40
25	DA	1910	G	N9-C4-C5	5.14	107.45	105.40
25	CA	2723	C	N3-C2-O2	-5.14	118.31	121.90
25	DA	2002	G	C4-N9-C1'	-5.14	119.82	126.50
25	DA	2864	G	N1-C6-O6	-5.14	116.82	119.90
1	BA	1175	G	C8-N9-C1'	5.13	133.68	127.00

Continued on next page...

Continued from previous page...

Mol	Chain	Res	Type	Atoms	Z	Observed(°)	Ideal(°)
25	DA	315	G	N1-C6-O6	-5.13	116.82	119.90
25	DA	2688	G	C2-N3-C4	-5.13	109.33	111.90
25	CA	992	C	N3-C2-O2	5.13	125.49	121.90
25	CA	2468	A	C4-C5-C6	5.13	119.57	117.00
1	AA	251	G	N1-C6-O6	5.13	122.98	119.90
25	CA	131	A	N1-C6-N6	5.13	121.68	118.60
25	CA	1158	C	C2-N3-C4	-5.13	117.33	119.90
26	CB	66	A	C2-N3-C4	-5.13	108.03	110.60
25	DA	1278	C	C2-N1-C1'	-5.13	113.16	118.80
25	DA	2437	G	N1-C6-O6	5.13	122.98	119.90
25	CA	240	C	N3-C4-N4	5.13	121.59	118.00
25	CA	914	G	C4-C5-C6	-5.13	115.72	118.80
25	DA	2742	G	N3-C4-N9	-5.13	122.92	126.00
1	AA	894	G	N1-C6-O6	5.13	122.98	119.90
1	AA	1486	G	C5-C6-O6	-5.13	125.52	128.60
25	CA	989	G	N1-C2-N2	5.13	120.82	116.20
25	CA	2750	A	N9-C4-C5	5.13	107.85	105.80
25	DA	1936	A	N1-C6-N6	5.13	121.68	118.60
1	AA	331	G	N3-C4-C5	5.13	131.16	128.60
1	AA	782	A	C2-N3-C4	-5.13	108.04	110.60
1	BA	1522	U	C2-N1-C1'	-5.13	111.55	117.70
25	CA	642	U	N3-C2-O2	5.13	125.79	122.20
25	CA	1181	U	N1-C2-O2	-5.13	119.21	122.80
25	CA	1470	A	C4-C5-N7	-5.13	108.14	110.70
25	CA	2546	U	N3-C2-O2	5.13	125.79	122.20
25	DA	464	U	N1-C2-N3	5.13	117.98	114.90
25	DA	517	C	C6-N1-C2	-5.13	118.25	120.30
25	DA	752	A	C6-C5-N7	-5.13	128.71	132.30
25	DA	2252	G	N3-C4-C5	5.13	131.16	128.60
25	DA	493	G	C4-N9-C1'	-5.12	119.84	126.50
25	DA	681	G	C5-C6-O6	-5.12	125.53	128.60
25	DA	741	U	N3-C2-O2	5.12	125.79	122.20
25	DA	982	C	N3-C2-O2	-5.12	118.31	121.90
25	CA	1386	C	N1-C2-O2	-5.12	115.83	118.90
25	CA	1898	U	C2-N1-C1'	-5.12	111.55	117.70
25	CA	2699	C	C2-N3-C4	-5.12	117.34	119.90
25	DA	776	G	C8-N9-C1'	-5.12	120.34	127.00
1	AA	906	A	C4-C5-C6	5.12	119.56	117.00
1	BA	795	C	N1-C2-N3	5.12	122.78	119.20
25	CA	1331	G	C8-N9-C4	5.12	108.45	106.40
25	CA	1336	A	C5-C6-N6	5.12	127.80	123.70
25	DA	2446	G	C2-N3-C4	-5.12	109.34	111.90

Continued on next page...

Continued from previous page...

Mol	Chain	Res	Type	Atoms	Z	Observed(°)	Ideal(°)
25	CA	1901	A	N1-C6-N6	-5.12	115.53	118.60
1	AA	1406	U	C5-C6-N1	-5.12	120.14	122.70
1	AA	1499	A	N3-C4-C5	5.12	130.38	126.80
25	CA	382	A	C5-C6-N6	-5.12	119.61	123.70
25	CA	602	A	N1-C6-N6	5.12	121.67	118.60
25	CA	752	A	N9-C4-C5	-5.12	103.75	105.80
25	CA	808	G	N1-C6-O6	5.12	122.97	119.90
25	CA	1016	G	N1-C2-N3	-5.12	120.83	123.90
25	CA	1395	A	C4-N9-C1'	-5.12	117.08	126.30
26	CB	51	G	C6-C5-N7	-5.12	127.33	130.40
25	DA	1621	U	N3-C2-O2	5.12	125.78	122.20
25	CA	470	A	N7-C8-N9	5.12	116.36	113.80
22	AV	72	C	C6-N1-C2	5.12	122.35	120.30
25	CA	724	U	C5-C4-O4	-5.12	122.83	125.90
25	DA	2610	C	C6-N1-C2	-5.12	118.25	120.30
25	DA	2834	G	C8-N9-C4	5.12	108.45	106.40
1	AA	1331	G	C4-N9-C1'	-5.11	119.85	126.50
1	BA	159	G	C4-N9-C1'	5.11	133.15	126.50
25	CA	58	G	N1-C6-O6	-5.11	116.83	119.90
25	CA	517	C	C6-N1-C2	5.11	122.34	120.30
25	CA	1189	A	C6-N1-C2	-5.11	115.53	118.60
25	DA	129	C	C2-N3-C4	-5.11	117.34	119.90
25	DA	689	A	N1-C6-N6	5.11	121.67	118.60
25	DA	1637	A	C8-N9-C4	5.11	107.85	105.80
25	DA	2677	G	N3-C2-N2	-5.11	116.32	119.90
1	AA	732	C	N1-C2-O2	-5.11	115.83	118.90
1	BA	1455	G	C8-N9-C1'	5.11	133.65	127.00
25	CA	1856	U	C5-C4-O4	5.11	128.97	125.90
25	CA	2679	A	N9-C4-C5	-5.11	103.75	105.80
25	DA	1435	G	N3-C4-N9	-5.11	122.93	126.00
25	DA	2771	C	N1-C2-O2	-5.11	115.83	118.90
25	CA	39	G	C2-N3-C4	5.11	114.46	111.90
25	CA	121	G	C2-N3-C4	-5.11	109.34	111.90
25	CA	423	A	C8-N9-C4	5.11	107.84	105.80
26	CB	15	A	C4-C5-N7	5.11	113.25	110.70
25	CA	1526	C	N3-C4-C5	5.11	123.94	121.90
25	DA	110	G	C8-N9-C4	5.11	108.44	106.40
25	DA	1675	C	N3-C4-C5	-5.11	119.86	121.90
25	CA	1114	C	N1-C2-O2	5.11	121.96	118.90
25	CA	1684	G	C5-C6-O6	-5.11	125.53	128.60
25	CA	2248	C	N1-C2-N3	5.11	122.78	119.20
25	DA	151	C	N1-C2-O2	-5.11	115.83	118.90

Continued on next page...

Continued from previous page...

Mol	Chain	Res	Type	Atoms	Z	Observed(°)	Ideal(°)
25	DA	1786	A	N3-C4-C5	-5.11	123.22	126.80
25	DA	1788	C	N1-C2-N3	5.11	122.78	119.20
25	DA	2278	A	N9-C4-C5	-5.11	103.76	105.80
1	AA	331	G	C2-N3-C4	-5.11	109.35	111.90
25	CA	322	A	N1-C6-N6	-5.11	115.54	118.60
25	CA	522	A	C5-N7-C8	5.11	106.45	103.90
25	CA	1638	C	C2-N1-C1'	-5.11	113.19	118.80
25	DA	454	A	N1-C6-N6	5.11	121.66	118.60
25	DA	798	G	C8-N9-C4	-5.11	104.36	106.40
25	CA	787	C	N1-C2-N3	5.10	122.77	119.20
25	CA	987	C	N1-C2-O2	-5.10	115.84	118.90
25	CA	1238	G	N3-C4-C5	-5.10	126.05	128.60
25	CA	2841	C	N1-C2-N3	5.10	122.77	119.20
25	DA	1247	A	C2-N3-C4	-5.10	108.05	110.60
1	AA	815	A	N9-C4-C5	5.10	107.84	105.80
1	AA	966	G	C8-N9-C4	5.10	108.44	106.40
25	CA	841	G	C8-N9-C4	5.10	108.44	106.40
25	DA	177	G	N1-C2-N2	-5.10	111.61	116.20
25	DA	1403	A	N9-C4-C5	5.10	107.84	105.80
25	DA	2307	G	N3-C4-C5	-5.10	126.05	128.60
25	CA	2053	G	N9-C4-C5	-5.10	103.36	105.40
25	CA	130	C	C4-C5-C6	5.10	119.95	117.40
25	CA	190	A	N1-C6-N6	-5.10	115.54	118.60
25	CA	211	C	N3-C2-O2	-5.10	118.33	121.90
25	CA	411	G	C8-N9-C4	-5.10	104.36	106.40
25	DA	96	C	C6-N1-C2	5.10	122.34	120.30
25	DA	2437	G	C8-N9-C4	5.10	108.44	106.40
1	AA	904	U	C2-N1-C1'	-5.10	111.58	117.70
25	CA	59	U	C5-C4-O4	5.10	128.96	125.90
25	CA	1454	C	C6-N1-C2	5.10	122.34	120.30
25	DA	2874	C	N3-C2-O2	5.10	125.47	121.90
25	CA	1008	A	C6-N1-C2	-5.09	115.54	118.60
25	CA	2337	G	C5-C6-O6	-5.09	125.54	128.60
25	CA	2859	G	C8-N9-C4	-5.09	104.36	106.40
25	CA	2875	C	C2-N3-C4	-5.09	117.35	119.90
25	DA	1975	G	N3-C2-N2	5.09	123.47	119.90
25	DA	2582	G	C5-C6-O6	5.09	131.66	128.60
25	DA	1360	G	C4-C5-N7	-5.09	108.76	110.80
1	BA	705	G	C4-C5-N7	-5.09	108.76	110.80
25	CA	218	A	C5-N7-C8	-5.09	101.35	103.90
25	CA	245	G	N9-C4-C5	5.09	107.44	105.40
25	DA	789	A	N7-C8-N9	-5.09	111.25	113.80

Continued on next page...

Continued from previous page...

Mol	Chain	Res	Type	Atoms	Z	Observed(°)	Ideal(°)
25	DA	2144	G	C8-N9-C4	-5.09	104.36	106.40
25	DA	2549	G	N3-C4-C5	-5.09	126.05	128.60
1	AA	78	A	N3-C4-N9	5.09	131.47	127.40
22	AV	72	C	C5-C6-N1	-5.09	118.45	121.00
25	DA	246	C	N3-C4-N4	5.09	121.56	118.00
25	DA	2440	C	C2-N3-C4	5.09	122.44	119.90
25	CA	2633	G	N9-C4-C5	5.09	107.44	105.40
25	DA	1786	A	C5-N7-C8	5.09	106.44	103.90
1	BA	219	U	C2-N1-C1'	-5.09	111.60	117.70
25	CA	518	G	C8-N9-C4	5.09	108.44	106.40
25	CA	737	C	C5-C4-N4	-5.09	116.64	120.20
25	DA	518	G	C5-C6-O6	-5.09	125.55	128.60
25	DA	1928	A	C5-C6-N6	-5.09	119.63	123.70
25	DA	2885	G	N9-C4-C5	5.09	107.44	105.40
1	AA	1047	G	N3-C4-N9	-5.08	122.95	126.00
25	CA	54	G	C5-C6-N1	5.08	114.04	111.50
25	CA	424	G	N3-C4-C5	5.08	131.14	128.60
25	CA	476	G	C6-C5-N7	5.08	133.45	130.40
25	CA	1617	C	C2-N3-C4	-5.08	117.36	119.90
26	CB	51	G	C8-N9-C4	-5.08	104.37	106.40
53	C2	12	ARG	NE-CZ-NH2	5.08	122.84	120.30
25	DA	210	C	C5-C6-N1	-5.08	118.46	121.00
25	CA	218	A	C4-C5-N7	5.08	113.24	110.70
25	CA	638	G	N1-C6-O6	-5.08	116.85	119.90
25	CA	830	G	C5-C6-N1	5.08	114.04	111.50
25	CA	922	C	N3-C2-O2	5.08	125.46	121.90
25	CA	2729	G	C8-N9-C1'	-5.08	120.39	127.00
25	DA	324	A	N9-C4-C5	-5.08	103.77	105.80
25	DA	1954	G	C6-C5-N7	-5.08	127.35	130.40
25	DA	2575	C	C6-N1-C1'	5.08	126.90	120.80
25	DA	2820	A	C8-N9-C4	5.08	107.83	105.80
25	CA	304	U	N1-C2-O2	-5.08	119.24	122.80
25	CA	668	A	C2-N3-C4	-5.08	108.06	110.60
25	CA	735	A	C2-N3-C4	-5.08	108.06	110.60
1	BA	428	G	N1-C2-N3	-5.08	120.85	123.90
25	CA	74	A	C6-N1-C2	-5.08	115.55	118.60
25	CA	392	U	N1-C2-O2	-5.08	119.24	122.80
25	CA	2726	A	N1-C6-N6	-5.08	115.55	118.60
1	AA	876	C	C2-N3-C4	-5.08	117.36	119.90
1	BA	545	C	N3-C4-C5	5.08	123.93	121.90
1	BA	741	G	C8-N9-C4	5.08	108.43	106.40
25	CA	336	C	N1-C2-O2	-5.08	115.85	118.90

Continued on next page...

Continued from previous page...

Mol	Chain	Res	Type	Atoms	Z	Observed(°)	Ideal(°)
25	CA	540	C	N1-C2-O2	-5.08	115.85	118.90
25	CA	738	G	N7-C8-N9	5.08	115.64	113.10
25	CA	2039	U	N1-C2-N3	5.08	117.95	114.90
1	BA	1518	A	C4-C5-C6	5.08	119.54	117.00
25	DA	675	A	N9-C4-C5	-5.08	103.77	105.80
1	BA	1482	G	C6-C5-N7	-5.08	127.35	130.40
25	CA	598	U	N1-C2-O2	-5.08	119.25	122.80
25	CA	2331	G	C5-C6-O6	-5.08	125.56	128.60
25	DA	717	C	C6-N1-C2	5.08	122.33	120.30
25	DA	2446	G	N3-C2-N2	-5.08	116.35	119.90
1	BA	284	C	C6-N1-C2	5.07	122.33	120.30
25	CA	453	A	C4-C5-C6	5.07	119.54	117.00
25	CA	752	A	C1'-O4'-C4'	-5.07	105.84	109.90
25	CA	774	G	N1-C2-N2	-5.07	111.63	116.20
25	DA	374	A	C5-C6-N6	-5.07	119.64	123.70
25	DA	379	G	C5-C6-O6	-5.07	125.56	128.60
25	DA	533	G	N1-C6-O6	5.07	122.94	119.90
1	AA	23	C	N1-C2-O2	-5.07	115.86	118.90
1	BA	821	G	C8-N9-C4	5.07	108.43	106.40
25	CA	572	A	C5-N7-C8	-5.07	101.36	103.90
25	CA	1646	C	C5-C6-N1	-5.07	118.47	121.00
25	CA	1766	G	N7-C8-N9	-5.07	110.56	113.10
43	CS	73	LYS	CD-CE-NZ	5.07	123.36	111.70
25	DA	1009	A	C4-C5-C6	-5.07	114.46	117.00
1	AA	1331	G	N3-C4-N9	-5.07	122.96	126.00
25	CA	470	A	C6-C5-N7	-5.07	128.75	132.30
25	CA	2743	U	C5-C6-N1	-5.07	120.17	122.70
25	DA	585	G	C4-C5-N7	-5.07	108.77	110.80
25	DA	1820	U	N3-C4-O4	-5.07	115.85	119.40
25	DA	2900	A	N1-C6-N6	-5.07	115.56	118.60
1	AA	571	U	N3-C2-O2	5.07	125.75	122.20
25	CA	1240	U	N3-C2-O2	5.07	125.75	122.20
25	DA	398	C	N3-C2-O2	5.07	125.45	121.90
25	DA	2002	G	N3-C4-C5	5.07	131.13	128.60
1	AA	714	G	C5-C6-N1	5.07	114.03	111.50
25	CA	101	A	C5-C6-N1	-5.07	115.17	117.70
25	CA	379	G	N1-C6-O6	5.07	122.94	119.90
25	CA	963	U	N1-C2-O2	-5.07	119.25	122.80
25	CA	1232	G	C5-C6-O6	5.07	131.64	128.60
25	CA	1836	C	N3-C4-C5	5.07	123.93	121.90
25	CA	2034	U	C6-N1-C2	5.07	124.04	121.00
25	DA	2050	C	C6-N1-C2	-5.07	118.27	120.30

Continued on next page...

Continued from previous page...

Mol	Chain	Res	Type	Atoms	Z	Observed(°)	Ideal(°)
25	CA	575	A	N9-C4-C5	5.06	107.83	105.80
25	CA	322	A	C5-C6-N6	5.06	127.75	123.70
25	CA	1878	G	N1-C6-O6	5.06	122.94	119.90
25	DA	210	C	N3-C2-O2	5.06	125.44	121.90
25	DA	1678	A	N1-C2-N3	5.06	131.83	129.30
25	DA	1903	G	C4-N9-C1'	-5.06	119.92	126.50
25	DA	2064	C	N3-C4-C5	-5.06	119.88	121.90
25	DA	2626	C	C2-N3-C4	-5.06	117.37	119.90
25	CA	803	U	C2-N1-C1'	5.06	123.77	117.70
25	DA	946	C	N1-C2-O2	-5.06	115.86	118.90
1	AA	910	C	N1-C2-O2	-5.06	115.87	118.90
1	BA	347	G	C4-N9-C1'	-5.06	119.92	126.50
25	CA	151	C	N1-C2-O2	-5.06	115.86	118.90
25	CA	598	U	N3-C4-O4	-5.06	115.86	119.40
25	CA	2689	U	N3-C4-C5	5.06	117.64	114.60
25	DA	1759	A	C5-C6-N6	-5.06	119.65	123.70
25	DA	2822	G	C8-N9-C4	5.06	108.42	106.40
1	AA	586	C	N3-C4-C5	5.06	123.92	121.90
38	CN	86	ARG	NE-CZ-NH2	-5.06	117.77	120.30
1	BA	245	U	C5-C6-N1	-5.05	120.17	122.70
25	CA	626	A	C5-C6-N1	-5.05	115.17	117.70
25	CA	713	G	N9-C4-C5	-5.05	103.38	105.40
25	CA	1640	A	N9-C4-C5	5.05	107.82	105.80
25	CA	2504	U	N3-C4-C5	5.05	117.63	114.60
25	DA	954	G	C5-C6-O6	5.05	131.63	128.60
25	DA	1256	G	C4-N9-C1'	5.05	133.07	126.50
1	BA	60	A	C5-C6-N6	5.05	127.74	123.70
25	CA	235	U	C5-C6-N1	-5.05	120.17	122.70
1	AA	957	U	C2-N1-C1'	5.05	123.76	117.70
1	BA	1035	A	N1-C6-N6	5.05	121.63	118.60
25	CA	565	C	C2-N3-C4	-5.05	117.37	119.90
25	CA	2382	G	N3-C4-C5	-5.05	126.07	128.60
26	CB	108	A	N1-C6-N6	-5.05	115.57	118.60
25	DA	1768	C	C6-N1-C2	-5.05	118.28	120.30
25	DA	2811	G	C2-N3-C4	-5.05	109.38	111.90
1	BA	365	U	C5-C4-O4	5.05	128.93	125.90
1	BA	807	A	C2-N3-C4	5.05	113.12	110.60
1	BA	898	G	N3-C4-N9	-5.05	122.97	126.00
25	CA	1325	U	C6-N1-C1'	5.05	128.27	121.20
25	CA	1639	C	N1-C2-O2	-5.05	115.87	118.90
25	DA	1299	G	N3-C2-N2	5.05	123.44	119.90
1	AA	1417	G	N1-C2-N2	-5.05	111.66	116.20

Continued on next page...

Continued from previous page...

Mol	Chain	Res	Type	Atoms	Z	Observed(°)	Ideal(°)
25	CA	664	G	N9-C4-C5	5.05	107.42	105.40
25	DA	39	G	C4-N9-C1'	-5.05	119.94	126.50
1	AA	265	G	C8-N9-C1'	5.05	133.56	127.00
25	DA	1270	C	N3-C2-O2	5.05	125.43	121.90
25	CA	1191	G	C8-N9-C4	5.04	108.42	106.40
25	CA	2069	G	C5-N7-C8	-5.04	101.78	104.30
25	CA	2481	G	C8-N9-C4	-5.04	104.38	106.40
25	DA	2232	C	N3-C4-C5	-5.04	119.88	121.90
25	DA	2707	U	N3-C4-O4	-5.04	115.87	119.40
1	AA	4	U	C2-N1-C1'	5.04	123.75	117.70
1	AA	874	G	N3-C4-N9	5.04	129.03	126.00
1	BA	207	C	C2-N1-C1'	5.04	124.35	118.80
1	BA	1480	A	C6-C5-N7	-5.04	128.77	132.30
25	CA	2621	G	N1-C2-N3	5.04	126.93	123.90
25	DA	466	A	C5-N7-C8	5.04	106.42	103.90
25	DA	1657	U	N1-C2-N3	5.04	117.93	114.90
25	DA	2448	A	C4-C5-N7	5.04	113.22	110.70
25	DA	2825	G	C4-N9-C1'	5.04	133.06	126.50
1	BA	1386	G	C4-N9-C1'	-5.04	119.95	126.50
25	CA	486	C	C5-C4-N4	-5.04	116.67	120.20
25	CA	681	G	C8-N9-C1'	-5.04	120.45	127.00
25	DA	374	A	N1-C6-N6	5.04	121.62	118.60
25	DA	2555	U	N3-C4-C5	5.04	117.62	114.60
1	BA	377	G	N7-C8-N9	5.04	115.62	113.10
1	AA	35	G	N1-C2-N2	-5.04	111.67	116.20
1	AA	575	G	N9-C4-C5	5.04	107.42	105.40
1	AA	870	U	N3-C2-O2	5.04	125.73	122.20
25	CA	602	A	C5-C6-N6	-5.04	119.67	123.70
25	DA	325	G	C6-C5-N7	5.04	133.42	130.40
25	DA	2282	G	C4-C5-N7	-5.04	108.78	110.80
25	DA	2357	G	C5-C6-O6	-5.04	125.58	128.60
25	CA	123	G	N1-C6-O6	-5.04	116.88	119.90
25	DA	1303	G	N1-C6-O6	-5.04	116.88	119.90
25	DA	2447	G	C8-N9-C1'	5.04	133.55	127.00
1	BA	1494	G	N9-C4-C5	5.04	107.42	105.40
25	CA	385	C	N1-C2-O2	-5.04	115.88	118.90
25	DA	958	U	C2-N1-C1'	-5.04	111.66	117.70
1	AA	28	A	N1-C6-N6	5.03	121.62	118.60
25	CA	1844	C	C6-N1-C2	5.03	122.31	120.30
26	CB	14	U	N3-C2-O2	-5.03	118.68	122.20
25	DA	247	G	C2-N3-C4	5.03	114.42	111.90
25	DA	809	G	C8-N9-C4	-5.03	104.39	106.40

Continued on next page...

Continued from previous page...

Mol	Chain	Res	Type	Atoms	Z	Observed(°)	Ideal(°)
25	DA	1458	U	C2-N1-C1'	-5.03	111.66	117.70
25	CA	1901	A	N9-C4-C5	5.03	107.81	105.80
25	CA	2053	G	N3-C4-N9	5.03	129.02	126.00
25	CA	2266	A	N9-C4-C5	5.03	107.81	105.80
25	DA	2133	G	N3-C4-C5	-5.03	126.08	128.60
1	AA	453	G	N9-C4-C5	-5.03	103.39	105.40
25	CA	468	G	C8-N9-C4	-5.03	104.39	106.40
25	CA	2087	G	C4-C5-N7	5.03	112.81	110.80
25	DA	2583	G	C5-C6-N1	5.03	114.02	111.50
25	CA	1126	A	C6-N1-C2	-5.03	115.58	118.60
25	CA	1694	C	C6-N1-C2	5.03	122.31	120.30
25	CA	2133	G	N3-C4-N9	5.03	129.02	126.00
25	DA	375	G	N9-C4-C5	-5.03	103.39	105.40
25	DA	2610	C	C4-C5-C6	5.03	119.92	117.40
1	BA	846	G	C4-C5-N7	-5.03	108.79	110.80
25	CA	1482	G	N3-C4-C5	5.03	131.11	128.60
25	DA	1895	C	N1-C2-O2	-5.03	115.88	118.90
56	DB	89	U	N3-C2-O2	-5.03	118.68	122.20
1	BA	380	G	N1-C6-O6	5.03	122.92	119.90
25	CA	774	G	N3-C2-N2	5.03	123.42	119.90
26	CB	44	G	C6-C5-N7	-5.03	127.38	130.40
25	DA	1659	G	N3-C4-C5	5.03	131.11	128.60
25	DA	1897	G	C4-C5-N7	5.03	112.81	110.80
25	CA	775	G	C4-C5-C6	-5.02	115.79	118.80
25	CA	1631	G	C5-C6-O6	-5.02	125.58	128.60
25	CA	2377	A	C8-N9-C4	5.02	107.81	105.80
25	DA	1074	G	C4-C5-N7	-5.02	108.79	110.80
25	DA	2087	G	N3-C4-N9	-5.02	122.99	126.00
1	BA	1274	A	C8-N9-C4	-5.02	103.79	105.80
25	CA	238	C	N3-C2-O2	-5.02	118.38	121.90
25	CA	1168	G	N9-C4-C5	-5.02	103.39	105.40
25	CA	2067	G	N3-C4-N9	5.02	129.01	126.00
25	CA	2395	C	C5-C4-N4	-5.02	116.68	120.20
25	DA	329	G	C5-C6-O6	5.02	131.61	128.60
25	DA	579	G	N9-C4-C5	5.02	107.41	105.40
25	DA	787	C	N3-C2-O2	5.02	125.42	121.90
25	DA	1006	C	N1-C2-O2	-5.02	115.89	118.90
25	DA	1939	U	C4-C5-C6	-5.02	116.69	119.70
25	DA	1971	U	C5-C6-N1	5.02	125.21	122.70
1	AA	354	G	N1-C6-O6	5.02	122.91	119.90
25	CA	13	A	C6-C5-N7	-5.02	128.79	132.30
25	DA	1842	G	N1-C6-O6	5.02	122.91	119.90

Continued on next page...

Continued from previous page...

Mol	Chain	Res	Type	Atoms	Z	Observed(°)	Ideal(°)
1	AA	382	A	C8-N9-C4	5.02	107.81	105.80
1	BA	813	U	N1-C2-O2	-5.02	119.29	122.80
25	CA	1721	G	C4-N9-C1'	5.02	133.03	126.50
25	CA	2790	U	C2-N1-C1'	5.02	123.72	117.70
25	DA	177	G	C8-N9-C1'	-5.02	120.47	127.00
25	DA	1954	G	N3-C4-C5	-5.02	126.09	128.60
1	BA	615	G	C2-N3-C4	5.02	114.41	111.90
25	CA	1086	A	N1-C6-N6	5.02	121.61	118.60
25	CA	1439	A	N7-C8-N9	-5.02	111.29	113.80
25	CA	1837	C	N3-C2-O2	5.02	125.41	121.90
25	CA	2139	U	C2-N1-C1'	5.02	123.72	117.70
25	CA	2807	U	N3-C2-O2	5.02	125.71	122.20
25	DA	2548	U	N3-C4-O4	5.02	122.91	119.40
1	BA	656	G	C2-N3-C4	5.02	114.41	111.90
25	CA	1554	U	C5-C4-O4	5.02	128.91	125.90
1	BA	108	G	N9-C4-C5	5.01	107.41	105.40
25	CA	781	A	N1-C6-N6	5.01	121.61	118.60
25	CA	980	A	N1-C6-N6	5.01	121.61	118.60
25	CA	2762	C	C2-N1-C1'	-5.01	113.28	118.80
1	BA	447	G	N3-C4-C5	-5.01	126.09	128.60
1	AA	830	G	C5-C6-O6	-5.01	125.59	128.60
25	CA	1216	G	N3-C4-N9	5.01	129.01	126.00
25	CA	1680	U	N1-C2-O2	5.01	126.31	122.80
1	AA	934	C	C6-N1-C2	-5.01	118.30	120.30
1	BA	109	A	C6-N1-C2	5.01	121.61	118.60
1	BA	538	G	N3-C4-C5	-5.01	126.09	128.60
25	CA	715	A	C8-N9-C4	5.01	107.80	105.80
25	CA	729	G	N1-C2-N2	5.01	120.71	116.20
26	CB	29	A	N1-C6-N6	5.01	121.61	118.60
26	CB	61	G	N7-C8-N9	-5.01	110.59	113.10
25	DA	561	G	C5-C6-O6	-5.01	125.59	128.60
25	DA	1954	G	N3-C4-N9	5.01	129.01	126.00
25	DA	2006	C	N3-C2-O2	5.01	125.41	121.90
25	DA	2768	U	N3-C2-O2	-5.01	118.69	122.20
1	BA	1484	C	N1-C2-O2	-5.01	115.89	118.90
26	CB	55	U	N1-C2-O2	-5.01	119.29	122.80
25	DA	1421	G	C4-N9-C1'	5.01	133.01	126.50
25	CA	1876	A	N9-C4-C5	5.01	107.80	105.80
25	CA	2447	G	C4-C5-N7	5.01	112.80	110.80
25	CA	2486	C	C2-N1-C1'	5.01	124.31	118.80
25	DA	15	G	N3-C4-C5	5.01	131.10	128.60
1	AA	397	A	C4-N9-C1'	5.00	135.31	126.30

Continued on next page...

Continued from previous page...

Mol	Chain	Res	Type	Atoms	Z	Observed(°)	Ideal(°)
25	CA	835	C	N1-C2-O2	-5.00	115.90	118.90
25	CA	2564	A	C8-N9-C4	-5.00	103.80	105.80
25	DA	1980	G	C2-N3-C4	-5.00	109.40	111.90
25	DA	2015	A	C4-C5-N7	-5.00	108.20	110.70
1	AA	586	C	C2-N1-C1'	-5.00	113.30	118.80
1	AA	1358	U	C5-C4-O4	5.00	128.90	125.90
1	BA	1121	U	C5-C6-N1	5.00	125.20	122.70
25	CA	561	G	N9-C4-C5	-5.00	103.40	105.40
25	CA	675	A	N7-C8-N9	5.00	116.30	113.80
25	CA	941	A	C5-N7-C8	-5.00	101.40	103.90
25	CA	2088	A	N1-C6-N6	-5.00	115.60	118.60
25	CA	2575	C	N1-C2-N3	5.00	122.70	119.20
25	CA	2854	G	C5-C6-O6	5.00	131.60	128.60
25	DA	974	G	C8-N9-C1'	-5.00	120.50	127.00
25	DA	1136	G	N9-C4-C5	-5.00	103.40	105.40
25	DA	2462	C	N1-C2-O2	-5.00	115.90	118.90
25	CA	262	A	C8-N9-C4	5.00	107.80	105.80
25	CA	1913	A	C8-N9-C4	5.00	107.80	105.80
25	CA	2210	U	N3-C4-O4	5.00	122.90	119.40
25	CA	2750	A	N1-C6-N6	-5.00	115.60	118.60
26	CB	30	C	N1-C2-O2	5.00	121.90	118.90
25	DA	169	G	C4-N9-C1'	-5.00	120.00	126.50
25	DA	555	G	C5-C6-O6	-5.00	125.60	128.60
25	DA	1567	G	C4-C5-N7	5.00	112.80	110.80

There are no chirality outliers.

All (31) planarity outliers are listed below:

Mol	Chain	Res	Type	Group
4	AD	47	LEU	Peptide
5	AE	100	GLU	Peptide
9	AI	5	TYR	Peptide
11	AK	125	LYS	Peptide
13	AM	111	PRO	Peptide
14	AN	25	GLU	Peptide
21	AU	38	GLU	Peptide
21	AU	7	GLU	Peptide
4	BD	25	ARG	Peptide
5	BE	101	GLY	Peptide
5	BE	103	GLY	Peptide
6	BF	54	LEU	Peptide
11	BK	124	LYS	Peptide

Continued on next page...

Continued from previous page...

Mol	Chain	Res	Type	Group
11	BK	125	LYS	Peptide
12	BL	22	ALA	Peptide
12	BL	33	CYS	Peptide
20	BT	6	ALA	Peptide
21	BU	34	ARG	Peptide
27	CC	231	HIS	Peptide
28	CD	132	ALA	Peptide
28	CD	151	THR	Peptide
33	CI	37	PHE	Peptide
42	CR	8	GLY	Peptide
45	CU	52	ASN	Peptide
50	CZ	14	GLY	Peptide
27	DC	195	GLY	Peptide
28	DD	151	THR	Peptide
32	DH	4	ILE	Peptide
32	DH	63	ALA	Peptide
34	DJ	129	GLU	Peptide
39	DO	94	ARG	Peptide

5.2 Too-close contacts

In the following table, the Non-H and H(model) columns list the number of non-hydrogen atoms and hydrogen atoms in the chain respectively. The H(added) column lists the number of hydrogen atoms added and optimized by MolProbity. The Clashes column lists the number of clashes within the asymmetric unit, whereas Symm-Clashes lists symmetry related clashes.

Mol	Chain	Non-H	H(model)	H(added)	Clashes	Symm-Clashes
1	AA	32995	0	16607	2052	0
1	BA	33015	0	16617	2194	0
2	AB	1705	0	1732	374	0
2	BB	1705	0	1732	298	0
3	AC	1625	0	1699	235	0
3	BC	1625	0	1699	237	0
4	AD	1643	0	1710	291	0
4	BD	1643	0	1710	228	0
5	AE	1106	0	1148	214	0
5	BE	1106	0	1148	211	0
6	AF	818	0	808	116	0
6	BF	818	0	808	156	0
7	AG	1182	0	1240	116	0
7	BG	1182	0	1240	166	0
8	AH	979	0	1034	161	0

Continued on next page...

Continued from previous page...

Mol	Chain	Non-H	H(model)	H(added)	Clashes	Symm-Clashes
8	BH	979	0	1034	119	0
9	AI	1022	0	1070	189	0
9	BI	1022	0	1070	186	0
10	AJ	787	0	828	178	0
10	BJ	787	0	828	142	0
11	AK	877	0	887	160	0
11	BK	877	0	887	136	0
12	AL	955	0	1019	94	0
12	BL	955	0	1019	118	0
13	AM	884	0	944	163	0
13	BM	884	0	944	144	0
14	AN	774	0	827	130	0
14	BN	774	0	827	131	0
15	AO	714	0	737	61	0
15	BO	714	0	737	87	0
16	AP	649	0	666	106	0
16	BP	649	0	666	87	0
17	AQ	649	0	691	118	0
17	BQ	649	0	691	103	0
18	AR	456	0	478	46	0
18	BR	456	0	478	57	0
19	AS	638	0	665	88	0
19	BS	638	0	665	96	0
20	AT	665	0	714	84	0
20	BT	665	0	714	129	0
21	AU	426	0	449	139	0
21	BU	426	0	449	119	0
22	AV	1623	0	821	88	0
22	BV	1623	0	821	47	0
23	AX	324	0	162	19	0
23	BX	346	0	173	24	0
24	AY	1419	0	1467	97	0
25	CA	62195	0	31271	2445	0
25	DA	62173	0	31270	3398	0
26	CB	2548	0	1292	98	0
27	CC	2083	0	2157	227	0
27	DC	2083	0	2157	213	0
28	CD	1565	0	1616	129	0
28	DD	1565	0	1616	114	0
29	CE	1552	0	1619	143	0
29	DE	1552	0	1619	163	0
30	CF	1411	0	1447	202	0

Continued on next page...

Continued from previous page...

Mol	Chain	Non-H	H(model)	H(added)	Clashes	Symm-Clashes
30	DF	1411	0	1447	197	0
31	CG	1323	0	1374	146	0
31	DG	1323	0	1374	177	0
32	CH	1110	0	1148	145	0
32	DH	1110	0	1148	210	0
33	CI	1032	0	1088	246	0
33	DI	1032	0	1088	180	0
34	CJ	1129	0	1162	57	0
34	DJ	1129	0	1162	96	0
35	CK	939	0	1012	75	0
35	DK	939	0	1012	79	0
36	CL	1045	0	1117	130	0
36	DL	1045	0	1117	168	0
37	CM	1074	0	1157	96	0
37	DM	1074	0	1157	127	0
38	CN	961	0	1000	94	0
38	DN	961	0	1000	124	0
39	CO	892	0	923	84	0
39	DO	892	0	923	141	0
40	CP	917	0	965	93	0
40	DP	917	0	965	107	0
41	CQ	947	0	1022	63	0
41	DQ	947	0	1022	83	0
42	CR	816	0	839	84	0
42	DR	816	0	839	99	0
43	CS	857	0	922	42	0
43	DS	857	0	922	82	0
44	CT	739	0	807	71	0
44	DT	739	0	807	114	0
45	CU	780	0	834	66	0
45	DU	780	0	834	111	0
46	CV	753	0	780	59	0
46	DV	753	0	780	71	0
47	CW	575	0	589	27	0
48	CX	625	0	655	41	0
48	DX	625	0	655	58	0
49	CY	509	0	543	88	0
49	DY	509	0	543	109	0
50	CZ	449	0	491	26	0
50	DZ	449	0	491	47	0
51	C0	444	0	461	35	0
51	D0	444	0	461	41	0

Continued on next page...

Continued from previous page...

Mol	Chain	Non-H	H(model)	H(added)	Clashes	Symm-Clashes
52	C1	410	0	440	37	0
52	D1	410	0	440	45	0
53	C2	377	0	418	26	0
53	D2	377	0	418	18	0
54	C3	504	0	574	40	0
54	D3	504	0	574	42	0
55	C4	302	0	340	23	0
55	D4	302	0	340	34	0
56	DB	2529	0	1281	163	0
57	DW	564	0	576	36	0
58	AA	72	0	0	0	0
58	BA	56	0	0	0	0
58	CA	194	0	0	0	0
58	CB	4	0	0	0	0
58	CQ	1	0	0	0	0
58	DA	166	0	0	0	0
58	DB	3	0	0	0	0
58	DL	1	0	0	0	0
58	DQ	1	0	0	0	0
59	C4	1	0	0	0	0
59	D4	1	0	0	0	0
60	AA	197	0	0	11	0
60	AN	4	0	0	0	0
60	AT	1	0	0	0	0
60	AU	1	0	0	0	0
60	BA	190	0	0	12	0
60	BL	1	0	0	0	0
60	BN	5	0	0	1	0
60	BT	1	0	0	0	0
60	BU	1	0	0	0	0
60	C2	1	0	0	0	0
60	C3	1	0	0	0	0
60	C4	2	0	0	0	0
60	CA	625	0	0	62	0
60	CB	13	0	0	0	0
60	CC	8	0	0	0	0
60	CD	2	0	0	0	0
60	CE	2	0	0	0	0
60	CF	1	0	0	0	0
60	CJ	1	0	0	0	0
60	CL	6	0	0	2	0
60	CN	4	0	0	0	0

Continued on next page...

Continued from previous page...

Mol	Chain	Non-H	H(model)	H(added)	Clashes	Symm-Clashes
60	CS	1	0	0	0	0
60	CV	1	0	0	0	0
60	D2	1	0	0	0	0
60	D3	2	0	0	0	0
60	D4	1	0	0	0	0
60	DA	622	0	0	70	0
60	DB	14	0	0	0	0
60	DC	4	0	0	0	0
60	DD	5	0	0	2	0
60	DE	2	0	0	0	0
60	DJ	1	0	0	0	0
60	DL	4	0	0	1	0
60	DN	1	0	0	0	0
60	DR	1	0	0	0	0
All	All	292354	0	195461	20868	0

The all-atom clashscore is defined as the number of clashes found per 1000 atoms (including hydrogen atoms). The all-atom clashscore for this structure is 43.

All (20868) close contacts within the same asymmetric unit are listed below, sorted by their clash magnitude.

Atom-1	Atom-2	Interatomic distance (Å)	Clash overlap (Å)
32:DH:93:SER:OG	32:DH:121:VAL:HG12	1.46	1.15
1:BA:1053:G:H4'	1:BA:1054:C:H5'	1.29	1.11
32:DH:93:SER:OG	32:DH:121:VAL:CG1	2.03	1.06
25:DA:1153:C:OP2	60:DA:3363:HOH:O	1.78	1.01
12:BL:33:CYS:HA	12:BL:54:VAL:HA	1.44	0.99
1:BA:1362:A:H4'	1:BA:1362:A:OP1	1.61	0.98
25:CA:2127:G:H4'	25:CA:2128:G:OP1	1.63	0.98
33:DI:38:CYS:HA	33:DI:41:PHE:HB3	1.46	0.98
25:DA:1060:U:H4'	25:DA:1061:U:H5'	1.41	0.98
25:CA:416:U:C5	25:CA:417:C:C5	2.52	0.97
25:DA:731:C:OP2	60:DA:3697:HOH:O	1.81	0.97
1:BA:1053:G:C4'	1:BA:1054:C:H5'	1.94	0.96
25:CA:2127:G:H2'	25:CA:2128:G:C8	2.00	0.95
25:CA:761:A:OP1	60:CA:3700:HOH:O	1.84	0.95
25:CA:2553:G:H5''	25:CA:2554:U:OP2	1.65	0.95
4:BD:25:ARG:HG3	4:BD:26:ALA:N	1.80	0.95
42:CR:42:ALA:HA	42:CR:46:GLU:HB2	1.45	0.95
25:CA:1779:U:H5	25:CA:1784:A:N7	1.63	0.94
32:CH:31:VAL:HB	32:CH:32:PRO:HD2	1.45	0.94

Continued on next page...

Continued from previous page...

Atom-1	Atom-2	Interatomic distance (Å)	Clash overlap (Å)
25:CA:783:A:OP2	60:CA:3314:HOH:O	1.84	0.94
25:CA:999:U:OP2	60:CA:3360:HOH:O	1.82	0.94
1:AA:1142:G:C2	1:AA:1143:G:H1'	2.03	0.94
25:DA:1314:C:OP1	60:DA:3770:HOH:O	1.84	0.94
1:BA:1234:C:HO2'	1:BA:1364:U:H6	0.99	0.94
21:AU:19:LYS:CE	21:AU:19:LYS:HA	1.98	0.94
33:CI:21:PRO:HB2	33:CI:22:PRO:HD3	1.49	0.94
2:AB:49:PHE:HA	2:AB:52:ALA:HB3	1.49	0.93
1:AA:1313:U:OP2	19:AS:5:LYS:HB3	1.68	0.93
1:AA:255:G:O6	1:AA:266:G:O6	1.85	0.93
25:CA:1131:G:OP1	34:CJ:82:GLY:HA2	1.68	0.93
17:AQ:14:ASP:C	17:AQ:16:MET:SD	2.46	0.93
25:DA:219:A:N7	60:DA:3223:HOH:O	2.01	0.93
1:BA:1273:C:H2'	1:BA:1274:A:O4'	1.69	0.93
1:BA:1275:A:C2'	1:BA:1276:G:H5'	1.98	0.92
37:CM:57:VAL:O	37:CM:60:GLN:HG3	1.65	0.92
1:AA:1124:G:H3'	1:AA:1145:A:N6	1.83	0.92
17:AQ:7:LEU:HD22	17:AQ:72:TRP:CZ3	2.04	0.92
1:BA:1062:U:H2'	1:BA:1063:C:C6	2.04	0.92
1:BA:1151:A:C2	1:BA:1152:A:C5	2.57	0.92
25:DA:1746:A:H2'	25:DA:1747:U:C6	2.04	0.92
42:DR:39:LEU:HA	42:DR:49:ILE:HG21	1.50	0.92
25:DA:161:A:H3'	25:DA:162:U:H5''	1.50	0.92
1:AA:598:U:H4'	8:AH:85:TYR:CD1	2.05	0.92
25:CA:933:A:H5'	25:CA:934:U:OP2	1.70	0.92
1:AA:1074:G:O2'	2:AB:101:THR:HG21	1.70	0.92
25:CA:2473:U:C5	25:CA:2474:U:C5	2.57	0.92
13:BM:53:ASP:HA	13:BM:56:ARG:HB3	1.50	0.92
25:DA:2335:A:N7	25:DA:2337:G:C5	2.38	0.91
29:DE:108:ILE:HD11	29:DE:180:LEU:HB3	1.49	0.91
25:CA:1179:G:C5	25:CA:1180:U:H1'	2.04	0.91
25:CA:981:A:OP1	60:CA:3598:HOH:O	1.85	0.91
32:DH:31:VAL:HB	32:DH:32:PRO:HD2	1.53	0.91
25:CA:2346:A:H3'	25:CA:2347:C:C5'	1.99	0.91
31:CG:8:VAL:CG1	31:CG:49:LEU:HB2	1.99	0.91
2:AB:82:ALA:HA	2:AB:85:SER:OG	1.68	0.91
1:BA:484:G:H4'	1:BA:485:U:O5'	1.68	0.91
4:AD:169:TRP:NE1	4:AD:185:PRO:HG3	1.86	0.91
25:DA:958:U:H2'	56:DB:89:U:C6	2.04	0.90
25:CA:1287:A:H5'	38:CN:103:ARG:HD2	1.50	0.90
2:BB:209:VAL:O	2:BB:213:LEU:HB2	1.72	0.90

Continued on next page...

Continued from previous page...

Atom-1	Atom-2	Interatomic distance (Å)	Clash overlap (Å)
32:DH:59:ALA:O	32:DH:62:LEU:HD12	1.70	0.90
1:AA:1101:A:H4'	1:AA:1102:A:O5'	1.69	0.90
52:D1:12:SER:HB2	52:D1:48:TYR:CE1	2.06	0.90
25:CA:1085:A:H2'	25:CA:1086:A:C2	2.07	0.89
25:DA:1993:U:H4'	28:DD:133:THR:HG21	1.52	0.89
1:AA:1123:U:H4'	10:AJ:39:PRO:HD2	1.54	0.89
34:CJ:80:HIS:HB3	34:CJ:81:ILE:HG22	1.54	0.89
35:DK:76:VAL:HG12	40:DP:72:VAL:CG2	2.03	0.89
1:AA:1539:C:H5''	21:AU:17:ARG:HG3	1.55	0.89
25:DA:860:U:C1'	25:DA:2268:A:H5'	2.02	0.89
25:DA:1315:C:OP2	60:DA:3770:HOH:O	1.91	0.89
1:AA:1538:C:C2'	1:AA:1539:C:H5'	2.03	0.88
16:BP:72:ALA:HA	16:BP:75:ILE:HD12	1.55	0.88
25:DA:1494:A:C2	25:DA:1495:A:C4	2.62	0.88
1:BA:1522:U:O2'	1:BA:1523:G:H5'	1.74	0.88
3:BC:149:LYS:HG3	3:BC:200:TRP:CE3	2.09	0.88
32:DH:94:ILE:HB	32:DH:122:LEU:HB2	1.56	0.88
1:BA:1001:C:H2'	1:BA:1002:G:C8	2.08	0.88
1:BA:518:C:H2'	1:BA:530:G:C8	2.08	0.88
25:CA:999:U:P	60:CA:3360:HOH:O	2.29	0.88
25:DA:2286:G:H4'	25:DA:2287:A:O5'	1.72	0.88
2:AB:207:ARG:C	2:AB:211:LEU:HD13	1.94	0.88
17:BQ:13:SER:HB3	17:BQ:21:VAL:CG1	2.02	0.88
50:DZ:23:LEU:HD11	50:DZ:53:MET:HE1	1.56	0.88
42:CR:49:ILE:HG22	42:CR:53:PHE:N	1.87	0.88
5:BE:148:SER:HB2	5:BE:151:MET:CG	2.04	0.87
25:CA:404:A:H1'	25:CA:405:U:OP2	1.74	0.87
40:CP:92:ARG:O	40:CP:93:LYS:HB2	1.71	0.87
43:CS:43:ALA:O	43:CS:47:VAL:HG12	1.74	0.87
1:BA:131:A:H2'	1:BA:132:C:C6	2.10	0.87
25:DA:988:A:O5'	50:DZ:11:SER:HB2	1.73	0.87
1:BA:1277:C:O2'	1:BA:1279:G:H1'	1.74	0.87
25:DA:1590:A:H2'	25:DA:1591:A:C8	2.09	0.87
25:CA:790:U:O2'	25:CA:791:C:OP2	1.93	0.87
3:BC:129:PHE:CE2	3:BC:130:ARG:HD3	2.10	0.87
25:CA:1187:G:H5''	42:CR:83:TYR:CE2	2.10	0.87
34:DJ:31:GLU:HG3	34:DJ:142:ILE:HD11	1.56	0.87
11:AK:51:PHE:CB	11:AK:55:ARG:HB3	2.03	0.86
25:CA:721:A:H2'	25:CA:722:A:C8	2.09	0.86
11:AK:69:CYS:O	11:AK:72:ALA:HB3	1.73	0.86
6:AF:5:GLU:HG2	6:AF:90:MET:HE1	1.58	0.86

Continued on next page...

Continued from previous page...

Atom-1	Atom-2	Interatomic distance (Å)	Clash overlap (Å)
33:CI:107:GLU:HA	33:CI:110:GLN:HB3	1.58	0.86
33:DI:16:MET:SD	33:DI:19:PRO:HB3	2.15	0.86
8:AH:74:ILE:CD1	8:AH:128:VAL:HG22	2.04	0.86
1:BA:1166:G:C6	1:BA:1168:U:H5''	2.10	0.86
25:CA:2711:A:P	60:CA:3551:HOH:O	2.33	0.86
25:DA:2491:U:H5''	25:DA:2570:G:H5''	1.57	0.86
4:AD:36:ALA:HA	4:AD:41:GLY:HA3	1.57	0.86
15:AO:27:GLN:O	15:AO:30:LEU:HD12	1.76	0.86
12:BL:24:GLU:O	12:BL:25:ALA:C	2.14	0.86
46:CV:2:PHE:HD1	46:CV:50:MET:HE3	1.39	0.86
36:DL:91:ASP:HB3	36:DL:94:THR:HB	1.56	0.86
38:DN:77:ALA:O	38:DN:79:LEU:O	1.93	0.86
16:BP:61:VAL:CG2	16:BP:67:ILE:HD11	2.06	0.86
25:CA:2498:C:OP2	60:CA:3692:HOH:O	1.94	0.86
32:DH:62:LEU:HD13	32:DH:63:ALA:N	1.88	0.86
25:CA:1730:C:OP1	25:CA:1730:C:H4'	1.75	0.85
2:AB:105:THR:O	2:AB:106:VAL:HB	1.75	0.85
1:BA:1062:U:H2'	1:BA:1063:C:C5	2.10	0.85
25:DA:265:A:H4'	25:DA:266:G:OP1	1.75	0.85
32:CH:117:LEU:HD21	32:CH:121:VAL:HA	1.58	0.85
25:DA:2223:G:H2'	25:DA:2224:G:H5'	1.56	0.85
34:CJ:81:ILE:HG12	34:CJ:82:GLY:N	1.91	0.85
25:DA:2352:A:H2'	25:DA:2353:G:O4'	1.77	0.85
1:AA:142:G:C4	1:AA:143:A:C8	2.63	0.85
1:BA:1221:G:H4'	19:BS:76:THR:CG2	2.06	0.85
25:CA:1854:A:H2'	25:CA:1855:U:H5'	1.57	0.85
25:CA:278:A:C2	25:CA:362:A:C8	2.63	0.85
25:DA:2783:U:H2'	25:DA:2784:U:C6	2.12	0.85
4:BD:190:LEU:O	4:BD:191:SER:HB3	1.74	0.85
1:AA:1181:G:O2'	1:AA:1182:G:C8	2.29	0.85
11:AK:16:SER:HA	11:AK:78:ILE:HA	1.58	0.85
1:BA:8:A:C6	4:BD:205:LYS:HB3	2.12	0.85
11:AK:80:ASN:HB3	11:AK:105:ARG:HB3	1.58	0.85
25:CA:1060:U:C4'	25:CA:1062:G:H5'	2.07	0.85
25:DA:2335:A:OP1	39:DO:13:ARG:HD2	1.77	0.85
1:BA:1275:A:H2'	1:BA:1276:G:H5'	1.58	0.84
25:CA:2786:U:O2'	25:CA:2787:C:H5'	1.76	0.84
25:DA:214:G:H1'	25:DA:217:A:H5'	1.59	0.84
25:DA:2407:A:C4	25:DA:2408:U:C5	2.65	0.84
1:BA:308:C:H2'	1:BA:309:A:H8	1.41	0.84
25:DA:2164:C:H2'	25:DA:2165:C:C6	2.11	0.84

Continued on next page...

Continued from previous page...

Atom-1	Atom-2	Interatomic distance (Å)	Clash overlap (Å)
13:AM:19:THR:HA	13:AM:24:VAL:HG23	1.59	0.84
25:CA:1073:A:H3'	25:CA:1074:G:C5'	2.07	0.84
25:DA:1468:U:O2	25:DA:1525:A:C2	2.30	0.84
25:DA:947:A:O2'	25:DA:984:A:H2	1.61	0.84
1:AA:554:A:H5'	12:AL:25:ALA:HB1	1.58	0.84
25:CA:2307:G:N2	25:CA:2311:A:H2'	1.93	0.84
42:DR:68:ARG:HD3	42:DR:92:TRP:CE2	2.13	0.84
1:AA:554:A:H5'	12:AL:25:ALA:CB	2.07	0.84
4:AD:169:TRP:CE2	4:AD:185:PRO:HG3	2.11	0.84
1:AA:657:U:O2	15:AO:21:THR:HG23	1.78	0.84
25:DA:528:A:H8	25:DA:528:A:H3'	1.43	0.84
10:AJ:29:ALA:HA	10:AJ:32:THR:HG22	1.58	0.84
8:AH:52:GLY:HA3	8:AH:56:PRO:HA	1.57	0.84
37:DM:21:ALA:HB1	37:DM:100:LYS:HG2	1.57	0.84
43:DS:84:ARG:HB2	43:DS:96:ILE:CG1	2.08	0.84
21:AU:13:VAL:HG13	21:AU:15:LEU:CD2	2.08	0.84
52:C1:18:HIS:CD2	52:C1:40:PRO:HD2	2.13	0.84
42:CR:39:LEU:HA	42:CR:49:ILE:CG2	2.06	0.84
25:CA:2757:A:N1	31:CG:66:THR:HG21	1.92	0.84
32:CH:27:ARG:O	32:CH:28:ASN:HB2	1.76	0.84
36:DL:85:VAL:O	36:DL:86:GLU:HB3	1.78	0.84
25:CA:2602:A:H4'	25:CA:2603:G:OP2	1.78	0.83
32:CH:61:VAL:O	32:CH:64:ALA:HB3	1.77	0.83
25:DA:1435:G:C2'	25:DA:1436:G:H5'	2.08	0.83
1:AA:1031:C:H4'	1:AA:1032:G:H5''	1.58	0.83
25:DA:2711:A:OP2	60:DA:3554:HOH:O	1.96	0.83
3:AC:52:SER:O	3:AC:53:ARG:HB2	1.76	0.83
1:BA:1040:U:H2'	1:BA:1041:G:C8	2.12	0.83
25:DA:1458:U:H4'	25:DA:1459:G:O5'	1.78	0.83
39:DO:33:ARG:HG2	39:DO:34:HIS:CD2	2.12	0.83
25:CA:1167:C:H2'	25:CA:1168:G:H5''	1.60	0.83
25:DA:1605:C:H2'	25:DA:1606:C:H5'	1.58	0.83
1:AA:459:A:H2'	1:AA:460:A:C1'	2.08	0.83
25:DA:1069:A:N1	25:DA:1073:A:N7	2.26	0.83
25:CA:372:G:O2'	48:CX:53:LYS:HE2	1.78	0.83
25:DA:1602:U:O4	60:DA:3719:HOH:O	1.97	0.83
1:AA:459:A:H2'	1:AA:460:A:O4'	1.78	0.83
11:AK:22:ILE:HD11	11:AK:85:VAL:HG13	1.58	0.83
30:CF:24:VAL:O	30:CF:27:VAL:HG12	1.78	0.83
1:BA:1124:G:C2	1:BA:1127:G:N2	2.46	0.83
1:BA:765:G:H5''	1:BA:766:A:OP1	1.79	0.83

Continued on next page...

Continued from previous page...

Atom-1	Atom-2	Interatomic distance (Å)	Clash overlap (Å)
42:DR:39:LEU:HA	42:DR:49:ILE:CG2	2.08	0.83
25:CA:2211:A:H1'	25:CA:2212:A:OP1	1.79	0.83
5:BE:68:ARG:O	5:BE:69:ASN:HB2	1.78	0.82
42:CR:49:ILE:HB	42:CR:52:PRO:HA	1.60	0.82
12:AL:23:LEU:O	12:AL:25:ALA:N	2.12	0.82
1:AA:624:C:H4'	16:AP:11:ALA:HB2	1.59	0.82
25:DA:1124:G:H1'	55:D4:38:GLY:OXT	1.80	0.82
3:AC:139:ASN:HA	3:AC:142:ARG:CB	2.10	0.82
28:DD:104:VAL:O	28:DD:105:LYS:CB	2.26	0.82
51:C0:54:ILE:HG22	51:C0:55:ALA:N	1.91	0.82
25:DA:1943:U:H4'	25:DA:1944:U:OP1	1.79	0.82
25:DA:2127:G:H4'	25:DA:2128:G:OP1	1.79	0.82
36:DL:119:PRO:HB3	36:DL:139:GLY:HA3	1.59	0.82
1:AA:410:G:C5'	1:AA:411:A:OP1	2.28	0.82
5:BE:14:LEU:CB	5:BE:36:THR:HG22	2.09	0.82
33:CI:79:LEU:HD13	33:CI:135:MET:SD	2.19	0.82
39:DO:51:ALA:HB3	39:DO:78:VAL:HG22	1.61	0.82
1:AA:1083:U:H5	1:AA:1084:G:C5	1.98	0.82
13:AM:21:ILE:HB	13:AM:24:VAL:CG2	2.08	0.82
21:AU:36:PHE:HA	21:AU:39:LYS:CE	2.10	0.82
5:BE:100:GLU:O	5:BE:102:THR:N	2.13	0.82
25:DA:319:G:C2'	25:DA:320:A:O5'	2.28	0.82
1:BA:86:G:H1'	1:BA:87:C:O4'	1.80	0.82
41:CQ:23:TYR:O	41:CQ:24:TYR:CB	2.28	0.82
25:DA:2792:A:C2	25:DA:2793:C:C5	2.66	0.82
1:BA:1261:A:C2	1:BA:1262:C:C5	2.68	0.82
25:DA:1013:C:OP2	60:DA:3608:HOH:O	1.98	0.82
25:DA:2879:A:H4'	25:DA:2880:C:OP1	1.77	0.82
1:AA:511:C:C2	1:AA:512:U:C5	2.68	0.81
1:BA:188:C:H2'	1:BA:188:C:O2	1.80	0.81
1:BA:783:C:H2'	1:BA:784:A:H5'	1.62	0.81
30:CF:118:ALA:HB1	30:CF:166:ARG:HD2	1.60	0.81
25:DA:1779:U:C5	25:DA:1784:A:N7	2.48	0.81
1:AA:1397:C:O2'	1:AA:1398:A:OP1	1.96	0.81
5:AE:136:VAL:O	5:AE:137:ARG:CB	2.27	0.81
1:BA:1108:G:H5''	3:BC:175:HIS:CD2	2.15	0.81
25:CA:1838:C:C2	25:CA:1898:U:C5	2.68	0.81
41:CQ:78:PHE:CZ	41:CQ:82:LEU:HD11	2.15	0.81
22:AV:52:G:C2	22:AV:53:G:C8	2.68	0.81
25:DA:2585:U:O2'	25:DA:2586:U:H5'	1.80	0.81
42:DR:49:ILE:HD12	42:DR:52:PRO:HA	1.62	0.81

Continued on next page...

Continued from previous page...

Atom-1	Atom-2	Interatomic distance (Å)	Clash overlap (Å)
25:CA:2551:C:OP1	60:CA:3434:HOH:O	1.97	0.81
25:CA:804:A:H5''	25:CA:805:G:OP1	1.80	0.81
55:D4:17:VAL:HB	55:D4:26:ILE:HD11	1.62	0.81
25:DA:1551:A:H2'	25:DA:1552:A:H5'	1.61	0.81
33:CI:75:ALA:HB1	33:CI:128:ILE:CG2	2.11	0.81
25:DA:528:A:C8	25:DA:528:A:H3'	2.16	0.81
1:AA:79:G:H1	1:AA:90:C:H42	1.28	0.81
1:BA:71:A:C2	1:BA:100:G:C8	2.67	0.81
3:BC:22:PHE:CD2	3:BC:23:ALA:N	2.49	0.81
28:CD:181:ASP:OD2	28:CD:184:ARG:HD3	1.80	0.81
25:CA:1462:C:H2'	25:CA:1463:C:H5'	1.63	0.81
25:DA:1539:U:O2	25:DA:1540:G:C8	2.34	0.81
25:DA:2326:C:H1'	25:DA:2327:A:OP1	1.80	0.81
25:DA:2666:C:C5	25:DA:2667:C:C5	2.68	0.81
25:CA:2007:U:C2'	25:CA:2008:C:H5'	2.10	0.81
33:DI:124:MET:HA	33:DI:127:SER:HB3	1.61	0.81
14:AN:41:ARG:HB2	14:AN:42:TRP:CZ3	2.16	0.81
1:BA:1053:G:N7	1:BA:1199:U:H3'	1.93	0.81
32:DH:9:VAL:HG22	32:DH:35:LYS:HE2	1.63	0.81
1:BA:965:U:O2'	1:BA:966:G:OP2	1.97	0.81
10:BJ:57:VAL:O	10:BJ:58:ASN:HB2	1.80	0.81
25:DA:2143:C:H2'	25:DA:2144:G:O4'	1.79	0.81
25:DA:319:G:H2'	25:DA:320:A:O5'	1.81	0.81
1:BA:1348:U:H4'	9:BI:121:ARG:HG3	1.63	0.81
25:DA:1333:G:C2	25:DA:1334:G:C8	2.69	0.81
25:DA:1866:A:C2	25:DA:1876:A:C5	2.68	0.81
11:BK:51:PHE:CZ	11:BK:61:ALA:HA	2.16	0.80
17:BQ:45:VAL:HG21	17:BQ:60:ILE:HD11	1.63	0.80
25:CA:1603:A:OP1	60:CA:3414:HOH:O	1.99	0.80
5:AE:89:THR:HG22	5:AE:90:GLY:N	1.96	0.80
1:BA:1239:A:H4'	1:BA:1240:U:OP1	1.81	0.80
5:BE:148:SER:HB2	5:BE:151:MET:HG3	1.62	0.80
25:CA:1993:U:H4'	28:CD:133:THR:HG21	1.63	0.80
25:CA:2346:A:H3'	25:CA:2347:C:H5'	1.64	0.80
25:DA:685:A:H4'	25:DA:686:U:O5'	1.79	0.80
1:AA:181:A:N6	1:AA:195:A:C8	2.49	0.80
5:BE:101:GLY:O	5:BE:103:GLY:N	2.14	0.80
25:CA:1269:A:OP2	60:CA:3382:HOH:O	1.99	0.80
37:CM:16:ARG:HG2	37:CM:16:ARG:HH11	1.46	0.80
1:AA:204:G:H3'	1:AA:205:A:C5'	2.10	0.80
11:BK:14:GLN:HA	11:BK:76:TYR:HA	1.63	0.80

Continued on next page...

Continued from previous page...

Atom-1	Atom-2	Interatomic distance (Å)	Clash overlap (Å)
27:CC:164:VAL:HG22	27:CC:172:THR:O	1.81	0.80
2:AB:212:TYR:O	2:AB:216:VAL:HG23	1.80	0.80
8:AH:58:LEU:HD13	8:AH:59:GLU:N	1.97	0.80
1:BA:532:A:N6	1:BA:1206:G:O2'	2.15	0.80
5:BE:95:MET:CE	5:BE:114:LEU:HD21	2.11	0.80
31:DG:53:PRO:HG3	31:DG:61:TRP:CE2	2.15	0.80
1:AA:277:C:H2'	1:AA:278:G:O5'	1.82	0.80
32:CH:125:THR:HA	32:CH:146:VAL:HB	1.63	0.80
3:AC:26:LYS:H	3:AC:26:LYS:HD2	1.47	0.80
1:BA:1225:A:H2'	1:BA:1226:C:C5	2.17	0.80
1:BA:738:C:H2'	1:BA:739:C:H6	1.47	0.80
20:BT:35:TYR:CE1	20:BT:39:GLU:HB2	2.17	0.80
31:CG:37:ASN:O	31:CG:38:ASP:CB	2.30	0.80
25:DA:1401:G:C5	25:DA:1402:U:C5	2.70	0.80
25:DA:2340:A:H2'	25:DA:2341:G:C8	2.17	0.80
2:AB:162:VAL:HG11	2:AB:182:VAL:HG13	1.63	0.80
3:AC:76:ILE:HA	3:AC:83:VAL:HG23	1.64	0.80
13:AM:28:ARG:CZ	13:AM:62:PHE:HB2	2.12	0.80
27:DC:242:HIS:O	27:DC:244:VAL:HG13	1.82	0.80
32:DH:53:GLU:O	32:DH:57:LYS:HB3	1.82	0.80
25:DA:1131:G:OP1	34:DJ:82:GLY:HA2	1.82	0.80
1:AA:17:U:H2'	1:AA:18:C:C6	2.17	0.80
1:AA:513:C:C2'	1:AA:514:C:O5'	2.30	0.80
2:AB:146:SER:O	2:AB:147:LEU:HG	1.80	0.80
2:AB:98:GLY:O	2:AB:102:ASN:HB2	1.81	0.80
3:BC:71:ARG:HB3	3:BC:74:ILE:HG22	1.64	0.80
25:CA:2427:C:H5''	25:CA:2428:G:OP1	1.82	0.80
25:DA:1444:G:H2'	25:DA:1445:G:C8	2.17	0.80
25:DA:2262:U:O2'	25:DA:2263:C:H5'	1.82	0.80
1:BA:1181:G:O2'	1:BA:1182:G:C8	2.35	0.79
1:BA:1181:G:O2'	1:BA:1182:G:N7	2.15	0.79
42:DR:51:VAL:HB	42:DR:52:PRO:HD2	1.64	0.79
1:AA:481:G:H5''	1:AA:481:G:C8	2.17	0.79
1:AA:573:A:OP2	60:AA:1737:HOH:O	2.00	0.79
1:AA:587:G:H4'	8:AH:3:GLN:HA	1.65	0.79
2:AB:46:VAL:HB	2:AB:47:PRO:HD3	1.64	0.79
1:BA:154:U:C2	1:BA:168:G:N2	2.50	0.79
37:CM:16:ARG:CG	37:CM:16:ARG:HH11	1.95	0.79
25:DA:2022:U:OP1	60:DA:3668:HOH:O	2.00	0.79
31:DG:112:VAL:HG11	31:DG:150:TYR:CE2	2.17	0.79
32:DH:117:LEU:HD21	32:DH:121:VAL:HA	1.62	0.79

Continued on next page...

Continued from previous page...

Atom-1	Atom-2	Interatomic distance (Å)	Clash overlap (Å)
1:AA:91:U:H2'	1:AA:92:U:O4'	1.82	0.79
10:AJ:10:LEU:HB2	10:AJ:72:ARG:HB2	1.63	0.79
4:BD:160:LEU:HD22	4:BD:161:ALA:N	1.97	0.79
1:BA:1540:U:O3'	21:BU:17:ARG:CZ	2.31	0.79
26:CB:57:A:H4'	30:CF:26:GLN:NE2	1.96	0.79
49:DY:26:PHE:CE2	49:DY:30:MET:HG2	2.17	0.79
1:AA:206:C:H2'	1:AA:207:C:O4'	1.80	0.79
2:AB:216:VAL:O	2:AB:219:THR:HG23	1.82	0.79
2:AB:50:ASN:O	2:AB:51:GLU:HB2	1.80	0.79
1:BA:869:G:O6	60:BA:1819:HOH:O	1.99	0.79
12:BL:33:CYS:HB3	12:BL:54:VAL:HG22	1.63	0.79
25:CA:1410:G:N7	60:CA:3628:HOH:O	2.14	0.79
25:DA:2783:U:H2'	25:DA:2784:U:H6	1.47	0.79
1:BA:841:C:H3'	1:BA:843:U:H5''	1.64	0.79
33:CI:15:GLY:HA2	33:CI:50:LYS:HB3	1.64	0.79
25:DA:984:A:H5''	25:DA:985:C:OP2	1.82	0.79
36:DL:81:ASP:HA	36:DL:84:LYS:HG3	1.63	0.79
8:AH:9:MET:HE1	8:AH:32:LYS:HA	1.65	0.79
22:AV:18:G:H2'	22:AV:58:A:C2	2.18	0.79
9:BI:49:GLN:HA	9:BI:52:GLU:CD	2.02	0.79
25:CA:2305:U:N3	30:CF:150:GLY:HA3	1.98	0.79
25:CA:2800:A:H3'	25:CA:2801:G:C5'	2.13	0.79
33:CI:96:LYS:HG3	33:CI:138:VAL:HG22	1.65	0.79
25:DA:1587:G:C5	25:DA:1588:G:N7	2.50	0.79
25:DA:1799:G:OP1	27:DC:257:ARG:HD2	1.81	0.79
1:AA:1425:U:O2'	1:AA:1426:G:H5'	1.81	0.79
1:AA:143:A:N3	1:AA:143:A:H2'	1.97	0.79
4:AD:169:TRP:HB3	4:AD:183:ARG:NH1	1.97	0.79
20:AT:24:ARG:O	20:AT:28:ARG:HG3	1.82	0.79
5:BE:103:GLY:HA3	5:BE:121:ASN:HA	1.63	0.79
25:CA:1179:G:N7	25:CA:1180:U:C1'	2.45	0.79
25:CA:960:A:H5''	25:CA:961:C:OP2	1.82	0.79
25:CA:323:C:H2'	29:CE:163:ASN:ND2	1.97	0.79
29:CE:189:THR:HG22	29:CE:192:ALA:H	1.46	0.79
25:DA:1084:A:H2'	25:DA:1085:A:C8	2.18	0.79
32:DH:59:ALA:O	32:DH:62:LEU:CD1	2.30	0.79
37:DM:108:VAL:HG12	37:DM:109:PRO:HD2	1.65	0.79
43:DS:20:VAL:HG21	43:DS:43:ALA:CB	2.13	0.79
1:AA:1538:C:H2'	1:AA:1539:C:H5'	1.63	0.79
2:AB:103:TRP:CZ3	2:AB:157:PRO:HD3	2.17	0.79
2:AB:65:LYS:N	2:AB:65:LYS:HD3	1.96	0.79

Continued on next page...

Continued from previous page...

Atom-1	Atom-2	Interatomic distance (Å)	Clash overlap (Å)
4:AD:16:THR:HG22	4:AD:17:ASP:N	1.97	0.79
4:BD:79:ALA:HA	4:BD:85:THR:OG1	1.82	0.79
25:DA:1342:A:OP2	60:DA:3719:HOH:O	2.00	0.79
1:AA:1285:A:H4'	1:AA:1286:U:N3	1.97	0.79
1:AA:1330:U:H2'	1:AA:1331:G:H5'	1.62	0.79
2:AB:63:LYS:HE2	2:AB:63:LYS:HA	1.64	0.79
21:AU:35:GLU:O	21:AU:36:PHE:HB2	1.83	0.79
1:BA:463:U:H5'	1:BA:464:U:OP2	1.82	0.79
2:BB:98:GLY:HA2	2:BB:101:THR:HG23	1.63	0.79
56:DB:33:G:O2'	56:DB:34:A:O5'	2.00	0.79
32:DH:40:THR:O	32:DH:42:LYS:N	2.15	0.79
42:DR:68:ARG:HD3	42:DR:92:TRP:CZ2	2.18	0.79
1:AA:4:U:OP1	1:AA:5:U:O4	2.01	0.79
4:AD:31:CYS:O	4:AD:32:LYS:HB2	1.83	0.79
5:AE:102:THR:HG22	5:AE:103:GLY:N	1.97	0.79
1:BA:922:G:H4'	5:BE:24:VAL:HA	1.65	0.79
25:CA:2152:G:C5	25:CA:2153:C:C5	2.70	0.79
35:CK:118:LEU:O	35:CK:119:ALA:HB3	1.81	0.79
27:DC:65:ASP:OD2	27:DC:101:ARG:HD3	1.83	0.79
35:DK:118:LEU:O	35:DK:119:ALA:CB	2.31	0.79
2:AB:150:ILE:HG23	2:AB:151:LYS:H	1.47	0.78
25:CA:1179:G:N7	25:CA:1180:U:H1'	1.99	0.78
32:CH:116:ARG:HD2	32:CH:133:GLN:HG2	1.64	0.78
31:DG:29:ASN:HB3	31:DG:78:VAL:HA	1.65	0.78
1:AA:1159:U:O2	1:AA:1182:G:C2	2.35	0.78
10:AJ:51:VAL:O	10:AJ:62:ARG:HA	1.84	0.78
25:CA:1854:A:C2'	25:CA:1855:U:H5'	2.11	0.78
25:CA:752:A:N6	25:CA:2609:U:H3	1.80	0.78
25:DA:2162:G:H4'	25:DA:2163:A:OP1	1.83	0.78
25:DA:2793:C:H2'	25:DA:2794:C:C6	2.18	0.78
36:DL:79:LEU:H	36:DL:113:ALA:HB3	1.47	0.78
16:BP:18:GLN:HG3	16:BP:35:ARG:HD2	1.66	0.78
11:AK:51:PHE:HB3	11:AK:55:ARG:HB3	1.65	0.78
2:BB:98:GLY:O	2:BB:100:LEU:N	2.17	0.78
12:BL:109:ARG:NH2	12:BL:116:TYR:CE2	2.51	0.78
25:CA:1084:A:H3'	25:CA:1085:A:C8	2.18	0.78
25:CA:1203:U:O4	25:CA:1204:A:C6	2.36	0.78
40:CP:14:GLN:O	40:CP:15:ASP:HB3	1.82	0.78
25:DA:1720:U:H2'	25:DA:1721:G:O4'	1.82	0.78
25:DA:2135:A:C2	25:DA:2136:G:H1'	2.18	0.78
1:AA:1113:C:H2'	1:AA:1114:C:H6	1.48	0.78

Continued on next page...

Continued from previous page...

Atom-1	Atom-2	Interatomic distance (Å)	Clash overlap (Å)
1:AA:376:G:N3	1:AA:389:A:C2	2.52	0.78
4:AD:61:ARG:HG2	4:AD:71:PHE:CD2	2.18	0.78
1:BA:1302:C:C5	13:BM:16:ILE:HD13	2.18	0.78
2:BB:112:ARG:CZ	2:BB:116:LEU:HD11	2.13	0.78
25:CA:2498:C:P	60:CA:3692:HOH:O	2.40	0.78
42:CR:86:GLN:HG3	42:CR:87:GLN:N	1.97	0.78
25:DA:1277:G:H5'	38:DN:20:MET:CE	2.12	0.78
25:DA:761:A:OP1	60:DA:3697:HOH:O	2.00	0.78
31:DG:42:VAL:HG23	31:DG:50:THR:O	1.83	0.78
32:DH:31:VAL:O	32:DH:32:PRO:C	2.21	0.78
38:CN:49:GLU:OE2	38:CN:95:THR:HG22	1.83	0.78
25:DA:2531:A:H4'	31:DG:156:TYR:CE1	2.18	0.78
2:AB:34:ARG:NE	2:AB:34:ARG:HA	1.98	0.78
10:BJ:6:ILE:HD12	10:BJ:76:ILE:HB	1.66	0.78
25:CA:1779:U:C5	25:CA:1784:A:N7	2.51	0.78
25:CA:790:U:O2'	25:CA:791:C:P	2.42	0.78
25:DA:1070:A:H2'	25:DA:1097:U:OP1	1.84	0.78
5:AE:114:LEU:HG	5:AE:119:VAL:HG21	1.64	0.78
1:BA:738:C:H2'	1:BA:739:C:C6	2.19	0.78
9:BI:29:ILE:HA	9:BI:64:ILE:O	1.82	0.78
25:DA:2125:G:H5'	25:DA:2126:A:OP2	1.84	0.78
27:DC:140:VAL:HG12	27:DC:190:THR:O	1.84	0.78
24:AY:76:SER:HB3	24:AY:77:PRO:HD3	1.65	0.78
1:BA:501:C:H1'	1:BA:549:C:H1'	1.66	0.78
25:CA:1567:G:C8	27:CC:82:TYR:CE1	2.72	0.78
25:CA:219:A:N7	60:CA:3224:HOH:O	2.17	0.78
25:DA:1097:U:C5	25:DA:1098:A:H1'	2.19	0.78
33:DI:68:PHE:HD1	33:DI:68:PHE:N	1.82	0.78
2:AB:81:ASP:O	2:AB:84:LEU:N	2.17	0.78
9:AI:29:ILE:HD11	9:AI:37:TYR:CG	2.19	0.78
25:CA:1474:U:C4	25:CA:1475:G:N2	2.52	0.78
25:CA:587:C:OP2	36:CL:21:ARG:NH1	2.17	0.78
25:CA:946:C:OP2	60:CA:3348:HOH:O	2.01	0.78
25:DA:1866:A:N1	25:DA:1876:A:C8	2.52	0.78
8:BH:77:VAL:HG11	8:BH:124:ILE:HD11	1.65	0.77
25:CA:1417:C:H2'	25:CA:1418:G:O4'	1.84	0.77
25:CA:2790:U:H5'	25:CA:2893:A:N7	1.99	0.77
32:CH:82:SER:HB2	32:CH:94:ILE:HD11	1.66	0.77
41:DQ:35:PHE:CZ	41:DQ:39:ILE:HD11	2.20	0.77
1:AA:1271:A:H5'	1:AA:1314:C:H5'	1.66	0.77
1:AA:1493:A:H8	1:AA:1493:A:OP2	1.67	0.77

Continued on next page...

Continued from previous page...

Atom-1	Atom-2	Interatomic distance (Å)	Clash overlap (Å)
6:BF:47:LEU:HB2	6:BF:55:HIS:HA	1.66	0.77
40:CP:92:ARG:O	40:CP:93:LYS:CB	2.30	0.77
25:DA:228:C:H4'	25:DA:229:C:H5''	1.65	0.77
25:DA:277:G:H1'	25:DA:361:G:O6	1.84	0.77
45:DU:11:ILE:HG21	45:DU:79:ALA:HB2	1.64	0.77
1:AA:1060:U:H4'	10:AJ:53:ILE:HG22	1.64	0.77
11:AK:30:ILE:HB	11:AK:45:THR:HG22	1.65	0.77
16:AP:75:ILE:O	16:AP:78:VAL:HG12	1.83	0.77
17:AQ:47:ASP:OD1	17:AQ:50:ASN:HA	1.84	0.77
1:BA:1006:G:H2'	1:BA:1007:U:C6	2.19	0.77
5:BE:152:VAL:HG23	5:BE:156:ARG:CB	2.13	0.77
11:BK:126:ARG:H	21:BU:33:ARG:NH2	1.81	0.77
42:CR:46:GLU:OE1	42:CR:46:GLU:O	2.01	0.77
25:DA:1450:G:C6	25:DA:1451:C:N4	2.52	0.77
25:DA:1588:G:C6	25:DA:1589:U:O4	2.37	0.77
25:DA:2822:G:O6	38:DN:2:ARG:HG2	1.84	0.77
25:DA:585:G:N7	41:DQ:5:ARG:NH1	2.32	0.77
27:DC:140:VAL:CG1	27:DC:190:THR:O	2.32	0.77
28:DD:172:VAL:CG2	28:DD:194:PRO:HD3	2.14	0.77
40:DP:45:VAL:O	40:DP:60:VAL:HA	1.83	0.77
48:DX:53:LYS:O	48:DX:56:ARG:HB2	1.84	0.77
4:AD:36:ALA:HA	4:AD:41:GLY:CA	2.13	0.77
25:CA:1869:G:H3'	25:CA:1870:C:H5'	1.65	0.77
25:CA:2142:A:H2'	25:CA:2143:C:C6	2.18	0.77
25:CA:2152:G:C6	25:CA:2153:C:C4	2.73	0.77
27:CC:42:ARG:HH11	27:CC:42:ARG:CG	1.97	0.77
1:AA:1412:C:C2	1:AA:1489:G:N2	2.53	0.77
2:AB:22:TRP:CZ3	2:AB:24:PRO:HA	2.19	0.77
1:BA:1073:U:O2	1:BA:1073:U:H2'	1.81	0.77
2:BB:162:VAL:HG23	2:BB:184:ALA:HB2	1.67	0.77
2:BB:89:PHE:HB3	2:BB:149:GLY:O	1.83	0.77
5:BE:136:VAL:O	5:BE:137:ARG:HB2	1.83	0.77
52:C1:16:THR:HG21	52:C1:41:VAL:HB	1.64	0.77
25:CA:1074:G:H2'	25:CA:1075:C:H5'	1.65	0.77
42:DR:49:ILE:CD1	42:DR:52:PRO:HA	2.15	0.77
3:AC:21:TRP:CB	3:AC:58:ARG:HG2	2.15	0.77
1:BA:1129:C:O2'	1:BA:1139:G:N7	2.18	0.77
1:BA:978:A:P	1:BA:1362:A:N6	2.58	0.77
53:C2:43:THR:O	53:C2:44:VAL:HB	1.83	0.77
25:CA:1604:C:OP1	60:CA:3408:HOH:O	2.03	0.77
25:CA:2007:U:H2'	25:CA:2008:C:H5'	1.65	0.77

Continued on next page...

Continued from previous page...

Atom-1	Atom-2	Interatomic distance (Å)	Clash overlap (Å)
25:DA:1179:G:C5	25:DA:1180:U:H1'	2.19	0.77
25:DA:1711:A:O2'	25:DA:1712:U:H5'	1.84	0.77
32:DH:72:ILE:HG22	32:DH:73:ASN:N	1.99	0.77
36:DL:30:THR:O	36:DL:33:ARG:HG2	1.83	0.77
1:AA:71:A:H3'	1:AA:71:A:OP2	1.85	0.77
8:AH:74:ILE:HD12	8:AH:127:TYR:O	1.85	0.77
2:BB:162:VAL:O	2:BB:184:ALA:HA	1.84	0.77
25:CA:2283:C:H5''	25:CA:2389:G:O2'	1.83	0.77
25:CA:359:G:C6	25:CA:360:U:C5	2.73	0.77
36:CL:110:VAL:O	36:CL:111:ILE:O	2.02	0.77
25:DA:2230:G:H2'	25:DA:2231:U:H6	1.50	0.77
30:DF:41:GLU:HB2	30:DF:48:LEU:CD2	2.15	0.77
13:AM:44:ILE:HG13	13:AM:47:LEU:HD13	1.67	0.77
16:AP:19:VAL:CG2	16:AP:36:VAL:O	2.33	0.77
1:BA:1244:G:C2	1:BA:1294:G:C2	2.73	0.77
27:CC:216:ARG:HB3	27:CC:217:PRO:CD	2.15	0.77
50:CZ:1:ALA:HB1	50:CZ:2:LYS:HE3	1.66	0.77
9:AI:56:MET:SD	9:AI:57:VAL:N	2.57	0.77
1:BA:332:G:H2'	1:BA:333:U:H5'	1.67	0.77
1:BA:934:C:C5	1:BA:1344:C:C6	2.73	0.77
3:BC:149:LYS:HB3	3:BC:168:ARG:HG2	1.66	0.77
3:BC:41:TYR:CZ	3:BC:45:GLU:HG2	2.19	0.77
25:CA:278:A:H2	25:CA:362:A:C8	2.02	0.77
37:CM:111:GLU:C	37:CM:111:GLU:CD	2.43	0.77
45:CU:6:ARG:O	45:CU:7:ASP:O	2.03	0.77
27:DC:16:VAL:N	27:DC:203:VAL:HG22	1.99	0.77
1:AA:1439:G:C5	1:AA:1440:U:C5	2.73	0.77
1:AA:1490:U:C2'	1:AA:1491:G:H5'	2.15	0.77
1:AA:205:A:OP1	1:AA:205:A:H4'	1.84	0.77
22:AV:59:U:C5	22:AV:60:U:C4	2.73	0.77
25:CA:1922:G:C5	25:CA:1923:U:C5	2.72	0.77
27:CC:234:GLY:O	27:CC:235:GLU:HB2	1.85	0.77
27:CC:35:LYS:O	27:CC:36:ASN:CB	2.31	0.77
10:AJ:80:THR:HB	10:AJ:83:THR:HB	1.66	0.76
17:AQ:15:LYS:N	17:AQ:16:MET:SD	2.58	0.76
1:BA:308:C:H2'	1:BA:309:A:C8	2.20	0.76
1:BA:385:C:C5	1:BA:386:C:C5	2.73	0.76
1:BA:982:U:H4'	1:BA:983:A:H5'	1.67	0.76
3:BC:17:TRP:CZ2	14:BN:95:GLY:HA2	2.20	0.76
12:BL:89:LEU:HB2	12:BL:92:VAL:HG21	1.66	0.76
25:DA:1084:A:C6	25:DA:1085:A:C6	2.73	0.76

Continued on next page...

Continued from previous page...

Atom-1	Atom-2	Interatomic distance (Å)	Clash overlap (Å)
1:BA:1492:A:N3	25:DA:1913:A:N6	2.33	0.76
21:AU:36:PHE:HA	21:AU:39:LYS:HE3	1.65	0.76
5:BE:154:ALA:HB3	5:BE:155:LYS:HE3	1.66	0.76
25:CA:2151:U:H2'	25:CA:2152:G:C8	2.20	0.76
25:CA:197:A:N6	25:CA:2430:A:H2'	2.00	0.76
25:DA:1906:G:H2'	25:DA:1907:G:H5''	1.67	0.76
25:DA:2112:G:N3	25:DA:2112:G:H2'	1.98	0.76
3:BC:171:ARG:O	3:BC:173:PRO:HD3	1.84	0.76
6:BF:39:LEU:HD12	6:BF:40:GLU:N	2.00	0.76
25:CA:1059:G:OP2	25:CA:1060:U:O2'	2.02	0.76
25:DA:722:A:H2'	25:DA:723:C:O4'	1.85	0.76
43:DS:59:GLU:HG3	43:DS:66:ILE:HD11	1.65	0.76
2:AB:215:ALA:O	2:AB:219:THR:HG22	1.86	0.76
16:AP:19:VAL:HG13	16:AP:38:PHE:HA	1.64	0.76
25:CA:1869:G:C3'	25:CA:1870:C:H5'	2.15	0.76
25:CA:195:A:N7	60:CA:3767:HOH:O	2.18	0.76
25:CA:2103:C:C2'	25:CA:2104:C:H5'	2.16	0.76
49:CY:56:LEU:O	49:CY:57:LEU:CB	2.32	0.76
25:DA:1045:C:C3'	25:DA:1046:A:H5'	2.16	0.76
25:DA:2346:A:H3'	25:DA:2347:C:H5'	1.66	0.76
28:DD:181:ASP:HB3	28:DD:186:LEU:HB2	1.67	0.76
2:AB:49:PHE:HA	2:AB:212:TYR:OH	1.85	0.76
3:AC:71:ARG:O	3:AC:74:ILE:HG22	1.86	0.76
1:BA:1333:A:H2'	1:BA:1334:G:O4'	1.86	0.76
3:BC:110:LEU:HD13	3:BC:145:ALA:HB2	1.68	0.76
25:CA:1494:A:C2'	25:CA:1495:A:O5'	2.34	0.76
25:DA:1063:G:O2'	33:DI:88:GLY:HA3	1.84	0.76
25:DA:1746:A:H2'	25:DA:1747:U:H6	1.47	0.76
38:DN:55:ALA:HA	38:DN:80:PHE:CE1	2.21	0.76
43:DS:73:LYS:HB2	43:DS:106:VAL:HB	1.67	0.76
1:AA:209:U:C5'	1:AA:210:C:OP2	2.34	0.76
3:AC:24:ASN:O	3:AC:26:LYS:HG2	1.86	0.76
5:AE:23:THR:HA	5:AE:28:ARG:HA	1.66	0.76
8:AH:100:ILE:HD11	8:AH:128:VAL:CG2	2.16	0.76
9:BI:56:MET:HB3	9:BI:60:LEU:HD23	1.67	0.76
25:CA:1528:A:H5''	25:CA:1529:G:OP2	1.85	0.76
32:CH:59:ALA:O	32:CH:62:LEU:HG	1.86	0.76
25:DA:1045:C:H1'	25:DA:1047:G:C6	2.20	0.76
25:DA:1777:U:O2'	25:DA:1778:U:H5'	1.86	0.76
29:DE:149:ILE:HG23	29:DE:188:MET:HG2	1.67	0.76
1:AA:1032:G:C2	1:AA:1033:G:H1'	2.20	0.76

Continued on next page...

Continued from previous page...

Atom-1	Atom-2	Interatomic distance (Å)	Clash overlap (Å)
1:BA:374:A:H5''	1:BA:452:A:C2	2.20	0.76
25:CA:1736:U:H2'	25:CA:1737:G:O4'	1.85	0.76
25:CA:761:A:P	60:CA:3700:HOH:O	2.42	0.76
29:DE:148:ILE:HD13	29:DE:187:VAL:HG12	1.68	0.76
22:AV:21:A:N6	22:AV:46:G:C4	2.54	0.76
25:CA:1462:C:C2'	25:CA:1463:C:H5'	2.15	0.76
32:CH:79:THR:HA	32:CH:145:ASN:HB2	1.68	0.76
25:DA:1556:C:O2'	25:DA:1557:C:H5'	1.84	0.76
25:DA:1827:U:H5'	25:DA:1971:U:H5'	1.67	0.76
32:DH:116:ARG:HG3	32:DH:133:GLN:HG3	1.68	0.76
1:AA:1348:U:C5	1:AA:1373:G:N2	2.53	0.76
4:AD:190:LEU:O	4:AD:191:SER:HB2	1.86	0.76
16:AP:68:SER:HB2	16:AP:71:VAL:HB	1.67	0.76
1:BA:1538:C:H2'	1:BA:1539:C:C6	2.21	0.76
19:BS:14:LEU:HA	19:BS:17:LYS:HD2	1.66	0.76
1:BA:261:U:OP2	20:BT:70:LYS:HD2	1.86	0.76
25:CA:1046:A:H4'	25:CA:1046:A:OP2	1.86	0.76
25:CA:2277:G:H2'	25:CA:2278:A:O5'	1.85	0.76
25:CA:999:U:OP2	60:CA:3358:HOH:O	2.03	0.76
46:CV:80:HIS:CE1	46:CV:81:PRO:HD2	2.20	0.76
25:DA:1725:U:H2'	25:DA:1726:C:O4'	1.86	0.76
28:DD:140:HIS:CD2	60:DD:303:HOH:O	2.37	0.76
32:DH:2:GLN:O	32:DH:3:VAL:O	2.04	0.76
1:AA:1032:G:H5'	1:AA:1033:G:OP2	1.85	0.76
1:AA:620:C:H1'	4:AD:131:ILE:CD1	2.16	0.76
10:AJ:44:THR:HG22	10:AJ:70:HIS:HA	1.67	0.76
1:BA:381:C:H2'	1:BA:382:A:O4'	1.86	0.76
37:CM:15:GLY:O	37:CM:16:ARG:HD2	1.85	0.76
51:D0:54:ILE:HG22	51:D0:55:ALA:N	2.00	0.76
25:DA:1788:C:O2'	25:DA:1789:A:H5'	1.86	0.76
25:DA:2340:A:H2'	25:DA:2341:G:H8	1.50	0.76
10:AJ:27:GLU:HA	10:AJ:30:LYS:HE2	1.68	0.75
13:AM:21:ILE:HB	13:AM:24:VAL:HG21	1.66	0.75
15:AO:66:LEU:HD13	15:AO:87:ARG:NH2	2.01	0.75
1:BA:1412:C:H2'	1:BA:1413:A:C8	2.21	0.75
21:BU:9:GLU:CG	21:BU:10:PRO:HD3	2.15	0.75
25:CA:2681:C:OP2	28:CD:114:LYS:HE3	1.85	0.75
33:CI:124:MET:HA	33:CI:127:SER:HB3	1.68	0.75
1:AA:204:G:H2'	1:AA:205:A:O4'	1.87	0.75
9:AI:113:LYS:HG2	9:AI:119:LYS:HA	1.68	0.75
11:AK:91:GLY:O	11:AK:95:THR:HG22	1.86	0.75

Continued on next page...

Continued from previous page...

Atom-1	Atom-2	Interatomic distance (Å)	Clash overlap (Å)
1:BA:595:A:C2	1:BA:641:U:N3	2.54	0.75
2:BB:67:LEU:HD22	2:BB:69:VAL:CG2	2.16	0.75
20:BT:42:ASP:CB	20:BT:45:ALA:HB3	2.16	0.75
25:CA:2071:A:H2'	25:CA:2072:C:C6	2.21	0.75
25:DA:1779:U:H5	25:DA:1784:A:N7	1.84	0.75
25:DA:860:U:H1'	25:DA:2268:A:H5'	1.68	0.75
32:DH:24:GLY:O	32:DH:28:ASN:HB2	1.87	0.75
34:DJ:5:THR:HG22	34:DJ:6:ALA:O	1.86	0.75
38:DN:85:PRO:HA	38:DN:88:ALA:HB2	1.68	0.75
42:DR:46:GLU:C	42:DR:46:GLU:CD	2.44	0.75
10:AJ:27:GLU:HA	10:AJ:30:LYS:CE	2.17	0.75
5:BE:136:VAL:O	5:BE:137:ARG:CB	2.34	0.75
25:CA:1509:A:O2'	25:CA:1510:G:OP2	2.03	0.75
45:CU:11:ILE:HG21	45:CU:79:ALA:HB2	1.68	0.75
25:DA:45:G:H5''	25:DA:46:G:H5'	1.67	0.75
21:AU:9:GLU:CD	21:AU:10:PRO:HD3	2.06	0.75
1:BA:1313:U:OP2	19:BS:5:LYS:HA	1.86	0.75
2:BB:116:LEU:HB3	2:BB:140:LEU:HD11	1.68	0.75
25:CA:547:A:N7	25:CA:548:G:H1'	2.01	0.75
37:CM:36:VAL:HG23	37:CM:129:THR:HG22	1.68	0.75
25:DA:1122:G:H2'	25:DA:1122:G:N3	2.02	0.75
56:DB:62:C:H2'	56:DB:63:C:H6	1.50	0.75
32:DH:57:LYS:HG3	32:DH:58:LEU:HD23	1.67	0.75
1:AA:131:A:H2'	1:AA:132:C:C6	2.20	0.75
21:AU:40:PRO:HA	21:AU:44:ARG:NH1	2.01	0.75
12:BL:106:VAL:HG21	12:BL:116:TYR:HB3	1.69	0.75
14:BN:64:CYS:HB2	14:BN:80:SER:OG	1.87	0.75
8:AH:1:SER:C	8:AH:3:GLN:N	2.39	0.75
2:BB:51:GLU:HG2	2:BB:197:PHE:CE1	2.21	0.75
2:BB:52:ALA:O	2:BB:56:LEU:HB2	1.85	0.75
25:CA:1053:C:N3	25:CA:1054:A:C8	2.54	0.75
25:CA:1585:C:H2'	25:CA:1586:A:O5'	1.87	0.75
25:CA:1585:C:O2'	25:CA:1586:A:H5'	1.85	0.75
25:CA:2800:A:H3'	25:CA:2801:G:H5'	1.69	0.75
27:CC:72:GLY:HA2	27:CC:116:GLN:NE2	2.01	0.75
30:CF:42:ALA:HB1	30:CF:45:ASP:O	1.86	0.75
40:CP:102:ARG:CG	40:CP:102:ARG:HH11	1.98	0.75
25:DA:346:A:C5	25:DA:347:A:C8	2.74	0.75
25:DA:419:U:H2'	25:DA:420:C:C6	2.22	0.75
27:DC:158:GLY:HA2	27:DC:194:VAL:O	1.86	0.75
31:DG:3:VAL:HG12	31:DG:68:ARG:HG2	1.68	0.75

Continued on next page...

Continued from previous page...

Atom-1	Atom-2	Interatomic distance (Å)	Clash overlap (Å)
1:AA:1539:C:OP1	21:AU:17:ARG:CZ	2.35	0.75
2:BB:80:LYS:HG2	2:BB:84:LEU:HD23	1.67	0.75
25:CA:1071:G:H1'	25:CA:1089:A:C8	2.21	0.75
25:DA:2585:U:O2'	25:DA:2586:U:C5'	2.35	0.75
1:AA:170:U:O2'	1:AA:171:A:H5'	1.86	0.75
1:AA:428:G:O4'	1:AA:430:A:C8	2.40	0.75
3:AC:96:VAL:HB	3:AC:97:PRO:CD	2.16	0.75
25:CA:1455:G:OP2	60:CA:3418:HOH:O	2.04	0.75
38:CN:2:ARG:O	38:CN:2:ARG:HD3	1.87	0.75
44:CT:2:ILE:N	44:CT:3:ARG:HB2	2.00	0.75
25:DA:120:U:OP2	25:DA:120:U:H3'	1.86	0.75
25:DA:1866:A:C2	25:DA:1876:A:C8	2.75	0.75
44:DT:30:ILE:HD11	44:DT:32:LEU:CD2	2.17	0.75
3:AC:41:TYR:CE2	3:AC:45:GLU:HG3	2.22	0.75
5:AE:81:GLN:N	5:AE:146:MET:CE	2.50	0.75
11:AK:41:LEU:HB3	11:AK:76:TYR:CE2	2.21	0.75
15:AO:72:LYS:HA	15:AO:72:LYS:HE2	1.66	0.75
19:AS:14:LEU:HD13	19:AS:32:THR:HG21	1.68	0.75
1:BA:1314:C:H2'	1:BA:1315:U:C6	2.22	0.75
25:CA:2553:G:C5'	25:CA:2554:U:OP2	2.33	0.75
24:AY:155:ARG:NH1	25:CA:2602:A:C2	2.55	0.75
42:CR:24:LYS:HA	42:CR:94:THR:HG23	1.68	0.75
25:DA:1105:U:O2	25:DA:1106:G:C8	2.40	0.75
25:DA:1372:U:O2'	25:DA:1373:A:H5'	1.86	0.75
56:DB:116:G:H4'	39:DO:54:VAL:O	1.86	0.75
1:AA:462:G:H3'	1:AA:463:U:H6	1.51	0.74
5:AE:44:ARG:HG2	5:AE:72:ASN:HB3	1.69	0.74
1:BA:1182:G:H4'	1:BA:1183:U:C5'	2.16	0.74
13:BM:84:CYS:HA	19:BS:72:GLU:O	1.87	0.74
25:CA:1530:G:O6	25:CA:1541:C:N3	2.20	0.74
25:CA:2075:U:H2'	25:CA:2077:A:OP2	1.87	0.74
38:CN:24:MET:HG2	38:CN:44:LEU:HD22	1.69	0.74
25:DA:1141:U:H4'	25:DA:1142:A:O4'	1.86	0.74
2:AB:60:ALA:HA	2:AB:64:GLY:CA	2.17	0.74
11:BK:70:ALA:O	11:BK:73:VAL:HG22	1.86	0.74
14:BN:15:LEU:HB3	14:BN:55:SER:HA	1.69	0.74
25:DA:1242:U:H2'	25:DA:1243:C:C6	2.22	0.74
25:DA:1786:A:H1'	25:DA:1938:A:N6	2.03	0.74
25:DA:2114:A:H5'	25:DA:2115:G:OP2	1.87	0.74
1:AA:109:A:H2'	1:AA:326:G:N2	2.01	0.74
1:BA:1326:U:H2'	1:BA:1327:C:C6	2.23	0.74

Continued on next page...

Continued from previous page...

Atom-1	Atom-2	Interatomic distance (Å)	Clash overlap (Å)
1:BA:1386:G:C2	1:BA:1387:G:C8	2.75	0.74
1:BA:203:G:N2	1:BA:215:C:C2	2.55	0.74
2:BB:67:LEU:HB3	2:BB:160:LEU:CD1	2.16	0.74
25:DA:96:C:H4'	49:DY:41:HIS:CE1	2.22	0.74
1:AA:447:G:N2	1:AA:486:U:C5	2.55	0.74
4:AD:190:LEU:O	4:AD:191:SER:CB	2.34	0.74
10:AJ:10:LEU:HD23	10:AJ:96:VAL:HG11	1.68	0.74
10:AJ:57:VAL:O	10:AJ:58:ASN:HB2	1.86	0.74
1:BA:100:G:N7	1:BA:101:A:N7	2.36	0.74
1:BA:686:U:C2	1:BA:687:A:N7	2.56	0.74
32:CH:112:LYS:HA	32:CH:115:VAL:HG23	1.69	0.74
34:CJ:30:THR:HG22	34:CJ:31:GLU:N	2.00	0.74
44:CT:88:LYS:O	44:CT:89:GLU:HG2	1.88	0.74
25:DA:1178:C:H2'	25:DA:1179:G:C8	2.22	0.74
25:DA:60:G:C8	25:DA:62:U:C6	2.74	0.74
1:AA:1161:C:H2'	1:AA:1162:C:C6	2.23	0.74
17:AQ:59:GLU:HB3	17:AQ:75:VAL:HG23	1.68	0.74
1:BA:684:U:C2'	1:BA:685:G:H5'	2.17	0.74
3:BC:71:ARG:HB3	3:BC:74:ILE:CG2	2.17	0.74
4:BD:36:ALA:H	4:BD:37:PRO:HD3	1.52	0.74
37:CM:51:ARG:O	37:CM:55:ARG:HB2	1.85	0.74
25:DA:1385:A:H1'	25:DA:1386:C:C6	2.23	0.74
6:AF:18:VAL:HB	6:AF:19:PRO:CD	2.18	0.74
21:AU:19:LYS:NZ	21:AU:19:LYS:HA	2.01	0.74
25:DA:632:A:H2'	25:DA:633:A:C8	2.22	0.74
56:DB:116:G:H5'	39:DO:55:GLU:HG3	1.70	0.74
1:AA:711:G:O2'	1:AA:712:A:H5'	1.86	0.74
1:BA:1345:U:C4	1:BA:1377:A:C2	2.75	0.74
1:BA:66:A:H4'	1:BA:173:U:C5	2.22	0.74
15:BO:3:SER:HB2	15:BO:6:ALA:HB3	1.70	0.74
25:CA:1929:G:N3	25:CA:1929:G:C5'	2.51	0.74
25:DA:2323:G:H2'	25:DA:2324:U:O4'	1.86	0.74
35:DK:118:LEU:O	35:DK:119:ALA:HB3	1.88	0.74
40:DP:32:VAL:HG12	40:DP:32:VAL:O	1.87	0.74
1:AA:1108:G:H2'	1:AA:1108:G:N3	2.02	0.74
1:AA:1138:G:H5''	1:AA:1138:G:N3	2.03	0.74
8:AH:1:SER:O	8:AH:3:GLN:N	2.21	0.74
18:AR:42:ARG:HG2	18:AR:43:ILE:HD13	1.70	0.74
22:AV:65:G:N2	22:AV:66:U:C2	2.56	0.74
1:BA:783:C:C2'	1:BA:784:A:H5'	2.18	0.74
1:BA:859:G:H2'	1:BA:860:A:C8	2.22	0.74

Continued on next page...

Continued from previous page...

Atom-1	Atom-2	Interatomic distance (Å)	Clash overlap (Å)
21:BU:25:ALA:HB3	23:BX:8:A:C5'	2.17	0.74
25:CA:1494:A:H2'	25:CA:1495:A:O5'	1.86	0.74
27:CC:110:LYS:HE2	27:CC:113:ASP:OD1	1.87	0.74
29:CE:18:THR:HG22	29:CE:19:PHE:CD2	2.23	0.74
25:DA:309:A:H5'	45:DU:16:LYS:HG2	1.69	0.74
1:AA:1502:A:N7	1:AA:1504:G:C2	2.56	0.74
1:AA:536:C:OP1	60:AA:1887:HOH:O	2.06	0.74
9:AI:10:ARG:HB2	9:AI:14:SER:O	1.88	0.74
3:BC:54:ILE:CD1	3:BC:56:ILE:HD13	2.18	0.74
9:BI:19:PHE:HB2	9:BI:63:TYR:HB3	1.68	0.74
14:BN:15:LEU:HD22	14:BN:55:SER:HB3	1.70	0.74
23:BX:13:A:O2'	23:BX:14:A:OP2	2.06	0.74
25:CA:1070:A:C2	25:CA:1097:U:H4'	2.22	0.74
25:CA:1179:G:OP2	25:CA:1180:U:H5''	1.88	0.74
25:CA:139:U:C4	44:CT:2:ILE:HD13	2.22	0.74
25:CA:78:U:OP2	49:CY:2:LYS:HD3	1.87	0.74
26:CB:33:G:O2'	26:CB:34:A:H5'	1.88	0.74
28:CD:151:THR:HG22	28:CD:152:PRO:HD2	1.70	0.74
25:DA:931:U:H4'	25:DA:932:U:OP2	1.88	0.74
56:DB:77:U:H2'	56:DB:78:A:H5'	1.68	0.74
1:AA:496:A:C2	1:AA:497:G:C5	2.76	0.74
1:AA:946:A:C2	1:AA:1236:A:C2	2.76	0.74
4:AD:16:THR:CG2	4:AD:17:ASP:N	2.50	0.74
5:AE:81:GLN:H	5:AE:146:MET:CE	2.01	0.74
19:AS:50:VAL:HG22	19:AS:70:LEU:CD1	2.18	0.74
1:BA:1298:U:O2	1:BA:1298:U:H2'	1.88	0.74
1:BA:673:A:H2'	1:BA:674:G:C8	2.23	0.74
1:BA:929:G:H2'	1:BA:930:C:O5'	1.88	0.74
4:BD:135:GLN:OE1	4:BD:135:GLN:HA	1.88	0.74
31:CG:23:ILE:O	31:CG:33:THR:HA	1.87	0.74
33:CI:20:SER:HA	33:CI:24:GLY:CA	2.18	0.74
34:CJ:17:VAL:HG12	34:CJ:17:VAL:O	1.86	0.74
42:CR:49:ILE:HB	42:CR:52:PRO:CA	2.17	0.74
25:DA:1385:A:N3	25:DA:1386:C:C5	2.55	0.74
25:DA:14:A:OP2	60:DA:3555:HOH:O	2.04	0.74
25:DA:2755:C:O2'	25:DA:2756:U:H2'	1.88	0.74
25:DA:929:U:H4'	50:DZ:37:ARG:NH2	2.03	0.74
30:DF:35:LEU:HD12	30:DF:153:ILE:HD12	1.69	0.74
33:DI:68:PHE:N	33:DI:68:PHE:CD1	2.55	0.74
49:DY:9:LYS:O	49:DY:12:GLU:HB2	1.88	0.74
10:AJ:65:TYR:HB3	14:AN:96:LEU:HD11	1.69	0.73

Continued on next page...

Continued from previous page...

Atom-1	Atom-2	Interatomic distance (Å)	Clash overlap (Å)
20:BT:35:TYR:CD2	20:BT:36:ALA:N	2.56	0.73
32:CH:76:GLU:HG2	32:CH:76:GLU:O	1.86	0.73
25:DA:1269:A:OP2	60:DA:3386:HOH:O	2.06	0.73
25:DA:65:U:H2'	25:DA:66:C:H6	1.53	0.73
27:DC:14:HIS:O	27:DC:203:VAL:HG21	1.87	0.73
28:DD:129:THR:HG22	28:DD:130:GLN:O	1.87	0.73
30:DF:41:GLU:HB2	30:DF:48:LEU:HD23	1.70	0.73
32:DH:66:ASN:O	32:DH:69:ALA:HB3	1.88	0.73
9:AI:95:SER:HA	9:AI:98:ARG:HB2	1.69	0.73
11:AK:75:GLU:N	11:AK:75:GLU:CD	2.41	0.73
25:CA:1082:U:OP1	33:CI:123:ALA:HB1	1.87	0.73
27:CC:268:ARG:HG2	27:CC:268:ARG:HH11	1.53	0.73
33:CI:18:ASN:HB2	33:CI:37:PHE:HB3	1.70	0.73
25:DA:1063:G:H2'	25:DA:1064:C:O4'	1.87	0.73
25:DA:2131:U:H5'	25:DA:2132:U:H5''	1.70	0.73
28:DD:90:PHE:CE2	28:DD:96:ILE:HD11	2.23	0.73
39:DO:26:LEU:HD13	39:DO:39:VAL:CG2	2.18	0.73
1:BA:844:G:OP2	1:BA:844:G:C8	2.41	0.73
1:BA:716:A:N3	11:BK:118:ASN:O	2.20	0.73
25:CA:2055:C:N3	60:CA:3533:HOH:O	2.20	0.73
25:CA:2127:G:N1	25:CA:2161:C:C2	2.56	0.73
25:CA:662:G:C2'	25:CA:663:G:H5'	2.18	0.73
36:CL:27:LEU:HD23	36:CL:27:LEU:H	1.51	0.73
25:DA:1021:A:H5''	25:DA:1022:G:OP2	1.88	0.73
25:DA:1195:G:O2'	25:DA:1196:C:H5'	1.88	0.73
25:DA:2652:C:C2'	25:DA:2653:U:H5'	2.17	0.73
25:DA:512:G:N7	60:DA:3778:HOH:O	2.21	0.73
31:DG:154:GLU:HG2	31:DG:155:PRO:HD2	1.70	0.73
14:AN:31:SER:O	14:AN:32:ASP:HB2	1.88	0.73
21:AU:13:VAL:HG13	21:AU:15:LEU:HD21	1.69	0.73
25:CA:1073:A:OP1	25:CA:1073:A:C8	2.40	0.73
25:CA:416:U:C6	25:CA:417:C:C5	2.76	0.73
25:DA:2747:G:O2'	31:DG:66:THR:HG22	1.89	0.73
25:DA:2852:G:H2'	25:DA:2853:C:O4'	1.87	0.73
25:DA:51:G:H4'	25:DA:52:A:H5'	1.70	0.73
25:DA:616:A:H2'	25:DA:617:G:O5'	1.89	0.73
43:DS:84:ARG:HB2	43:DS:96:ILE:HG12	1.69	0.73
45:DU:27:VAL:HA	45:DU:33:VAL:HG12	1.70	0.73
1:AA:1502:A:C8	1:AA:1504:G:C4	2.76	0.73
21:AU:25:ALA:CB	23:AX:9:G:H5''	2.17	0.73
1:BA:674:G:H4'	18:BR:69:TYR:CD1	2.23	0.73

Continued on next page...

Continued from previous page...

Atom-1	Atom-2	Interatomic distance (Å)	Clash overlap (Å)
25:DA:2346:A:H3'	25:DA:2347:C:C5'	2.18	0.73
25:DA:692:C:C2'	25:DA:693:A:O5'	2.36	0.73
28:DD:121:THR:HB	28:DD:127:PHE:CD1	2.24	0.73
1:AA:1452:C:H4'	1:AA:1453:G:H5''	1.70	0.73
5:BE:44:ARG:HA	5:BE:71:ILE:O	1.88	0.73
25:CA:1062:G:OP1	25:CA:1070:A:H4'	1.89	0.73
25:CA:2275:C:O2	37:CM:84:LYS:HD3	1.88	0.73
28:CD:1:MET:SD	28:CD:100:LEU:HD11	2.29	0.73
29:CE:118:LEU:HD12	29:CE:119:ILE:N	2.03	0.73
25:CA:2469:A:H4'	37:CM:55:ARG:HH12	1.51	0.73
42:CR:25:LEU:H	42:CR:94:THR:CG2	2.01	0.73
44:CT:58:VAL:HG22	44:CT:85:VAL:HG22	1.71	0.73
25:DA:1025:G:H4'	25:DA:1026:G:OP2	1.89	0.73
25:DA:1385:A:N3	25:DA:1386:C:C6	2.57	0.73
25:DA:2760:C:O2'	25:DA:2761:A:H5'	1.88	0.73
42:DR:24:LYS:HA	42:DR:94:THR:OG1	1.88	0.73
10:AJ:5:ARG:HG2	10:AJ:79:PRO:HB3	1.69	0.73
12:AL:20:VAL:HG23	12:AL:94:TYR:CE1	2.23	0.73
24:AY:41:ILE:HD11	24:AY:83:ILE:HA	1.71	0.73
25:CA:1519:G:C5	25:CA:1520:U:C5	2.77	0.73
25:CA:2297:A:N1	25:CA:2321:U:C5	2.57	0.73
25:CA:2711:A:OP1	60:CA:3551:HOH:O	2.05	0.73
41:CQ:40:LYS:HA	41:CQ:43:GLN:HG3	1.70	0.73
25:DA:691:C:O2'	25:DA:692:C:H5'	1.89	0.73
1:AA:114:U:H2'	1:AA:115:G:C8	2.23	0.73
1:AA:1226:C:H4'	1:AA:1227:A:OP1	1.89	0.73
1:AA:1366:C:O2'	1:AA:1367:C:H5'	1.89	0.73
1:AA:913:A:H4'	1:AA:914:A:OP1	1.89	0.73
2:AB:45:THR:HG23	2:AB:200:PRO:HB2	1.69	0.73
2:AB:20:ARG:O	2:AB:22:TRP:N	2.21	0.73
5:AE:152:VAL:HG11	8:AH:98:LEU:HD13	1.68	0.73
1:BA:330:C:O2	1:BA:330:C:H2'	1.87	0.73
55:C4:18:LYS:HG3	55:C4:23:ILE:HD13	1.68	0.73
25:DA:1187:G:OP1	42:DR:85:LYS:HE3	1.89	0.73
30:DF:28:PRO:HB2	30:DF:168:LEU:HD22	1.68	0.73
3:AC:180:ASP:OD2	3:AC:203:LYS:HB2	1.89	0.73
1:BA:61:G:H2'	1:BA:62:U:O4'	1.88	0.73
5:BE:14:LEU:HA	5:BE:36:THR:HG22	1.70	0.73
25:DA:2272:U:H5''	25:DA:2273:A:OP1	1.87	0.73
27:DC:62:ARG:HG2	27:DC:62:ARG:HH21	1.54	0.73
49:DY:18:LEU:HD21	49:DY:22:LEU:HD22	1.70	0.73

Continued on next page...

Continued from previous page...

Atom-1	Atom-2	Interatomic distance (Å)	Clash overlap (Å)
1:AA:1323:G:H2'	1:AA:1324:A:C8	2.24	0.73
9:AI:46:VAL:HG21	9:AI:75:ALA:HB1	1.71	0.73
11:AK:51:PHE:HZ	11:AK:64:VAL:HG11	1.54	0.73
1:BA:1000:A:C2	1:BA:1041:G:C2	2.76	0.73
25:CA:614:A:O2'	25:CA:615:U:OP2	2.07	0.73
27:CC:16:VAL:HB	27:CC:203:VAL:HG22	1.71	0.73
25:DA:1469:A:H2'	25:DA:1470:A:C8	2.23	0.73
25:DA:2579:C:C2'	25:DA:2580:U:H5'	2.19	0.73
50:DZ:4:ILE:HD11	50:DZ:56:VAL:HG21	1.71	0.73
1:AA:142:G:H3'	1:AA:143:A:H8	1.53	0.72
1:AA:208:U:C5	1:AA:210:C:C4	2.77	0.72
1:BA:1122:U:N3	1:BA:1123:U:C5	2.57	0.72
11:BK:24:ALA:HA	11:BK:29:THR:HG22	1.71	0.72
27:CC:226:PRO:HD3	27:CC:233:GLY:HA3	1.69	0.72
33:CI:33:ASN:HB2	33:CI:36:GLU:HG3	1.68	0.72
32:DH:7:ASP:HB2	32:DH:35:LYS:HE3	1.71	0.72
1:AA:1043:G:H2'	1:AA:1044:A:H5''	1.69	0.72
1:AA:239:U:H5''	1:AA:240:G:OP2	1.88	0.72
4:AD:176:LYS:N	4:AD:176:LYS:HD3	2.04	0.72
4:AD:57:LYS:HB3	4:AD:199:ILE:HB	1.70	0.72
2:BB:131:LYS:O	2:BB:135:MET:HB2	1.88	0.72
12:BL:115:LYS:O	12:BL:116:TYR:CD2	2.42	0.72
1:BA:1048:G:H5''	14:BN:2:LYS:HG3	1.70	0.72
52:C1:16:THR:HG22	52:C1:41:VAL:HG11	1.72	0.72
25:CA:1092:C:H2'	25:CA:1093:G:O4'	1.89	0.72
25:CA:2820:A:H4'	38:CN:3:HIS:CD2	2.25	0.72
36:CL:111:ILE:N	36:CL:111:ILE:HD12	2.03	0.72
25:DA:2172:U:H4'	25:DA:2173:A:H5'	1.71	0.72
25:DA:2407:A:N3	25:DA:2408:U:C6	2.56	0.72
25:DA:547:A:H3'	25:DA:548:G:H5'	1.70	0.72
56:DB:33:G:C2'	56:DB:34:A:O5'	2.36	0.72
1:AA:1053:G:C4'	1:AA:1054:C:H5'	2.20	0.72
1:BA:114:U:O2'	1:BA:115:G:H5'	1.89	0.72
1:BA:68:G:C5	1:BA:69:G:H1'	2.24	0.72
2:BB:209:VAL:O	2:BB:213:LEU:CB	2.36	0.72
7:BG:39:GLU:HB2	7:BG:43:TYR:CE2	2.24	0.72
1:BA:1048:G:H4'	14:BN:2:LYS:CE	2.19	0.72
21:BU:10:PRO:O	21:BU:11:PHE:CG	2.43	0.72
25:CA:2230:G:H5''	48:CX:29:LEU:HD12	1.70	0.72
25:CA:4:U:O2'	25:CA:5:A:H5'	1.90	0.72
25:DA:1881:C:H2'	25:DA:1882:U:O4'	1.89	0.72

Continued on next page...

Continued from previous page...

Atom-1	Atom-2	Interatomic distance (Å)	Clash overlap (Å)
2:AB:84:LEU:HG	2:AB:85:SER:N	2.01	0.72
11:AK:22:ILE:HG12	11:AK:85:VAL:HG22	1.72	0.72
13:AM:71:GLU:O	13:AM:74:MET:HB3	1.90	0.72
1:BA:1151:A:C2	1:BA:1152:A:N7	2.56	0.72
2:BB:67:LEU:O	2:BB:160:LEU:HD12	1.88	0.72
12:BL:115:LYS:O	12:BL:116:TYR:CG	2.42	0.72
25:DA:1329:U:O2'	25:DA:1330:C:H5'	1.90	0.72
27:DC:229:HIS:O	27:DC:231:HIS:O	2.06	0.72
44:DT:14:PRO:HD2	49:DY:33:ALA:HB1	1.71	0.72
21:AU:25:ALA:HA	21:AU:28:LEU:HB3	1.71	0.72
1:BA:109:A:H2'	1:BA:326:G:N2	2.04	0.72
1:BA:463:U:H2'	1:BA:463:U:O2	1.88	0.72
25:CA:1073:A:H3'	25:CA:1074:G:H5''	1.69	0.72
25:CA:271:G:H4'	25:CA:272:A:OP1	1.89	0.72
25:CA:981:A:C5'	60:CA:3598:HOH:O	2.36	0.72
28:CD:98:VAL:O	28:CD:98:VAL:HG22	1.89	0.72
25:DA:480:A:H5''	45:DU:43:LYS:HD2	1.72	0.72
48:DX:32:LEU:O	48:DX:33:HIS:CG	2.42	0.72
1:AA:277:C:C2'	1:AA:278:G:O5'	2.38	0.72
1:AA:844:G:C5	1:AA:846:G:O2'	2.43	0.72
2:AB:65:LYS:HB2	2:AB:158:ASP:OD2	1.88	0.72
6:AF:53:LYS:O	6:AF:54:LEU:HB3	1.90	0.72
1:BA:980:C:OP2	60:BA:1862:HOH:O	2.06	0.72
6:BF:18:VAL:HB	6:BF:19:PRO:HD3	1.72	0.72
25:CA:1104:C:C2	25:CA:1105:U:C5	2.78	0.72
25:CA:479:A:N3	25:CA:481:G:H5''	2.04	0.72
31:CG:25:ILE:O	31:CG:78:VAL:HG11	1.89	0.72
46:CV:6:ALA:HB1	46:CV:40:ILE:HG23	1.70	0.72
25:DA:1195:G:C2'	25:DA:1196:C:H5'	2.19	0.72
25:DA:2498:C:P	60:DA:3689:HOH:O	2.47	0.72
39:DO:26:LEU:HD13	39:DO:39:VAL:HG22	1.71	0.72
1:AA:138:G:C2'	1:AA:139:A:H5'	2.18	0.72
1:AA:279:A:H4'	1:AA:280:C:O5'	1.90	0.72
1:AA:63:C:H2'	1:AA:64:G:H5'	1.72	0.72
1:BA:1361:G:N1	1:BA:1362:A:N7	2.37	0.72
1:BA:147:G:N2	1:BA:176:C:C2	2.58	0.72
17:BQ:15:LYS:C	17:BQ:16:MET:SD	2.68	0.72
25:CA:1309:G:OP1	53:C2:9:VAL:HG23	1.89	0.72
25:CA:1085:A:C6	25:CA:1086:A:N6	2.57	0.72
25:CA:1925:C:H4'	25:CA:1926:U:C5	2.25	0.72
25:CA:528:A:H2	25:CA:2043:C:C5'	2.03	0.72

Continued on next page...

Continued from previous page...

Atom-1	Atom-2	Interatomic distance (Å)	Clash overlap (Å)
27:DC:106:PRO:HB3	27:DC:141:HIS:CE1	2.24	0.72
32:DH:69:ALA:HB2	32:DH:138:VAL:CG1	2.20	0.72
1:AA:1168:U:H2'	1:AA:1168:U:O2	1.88	0.72
1:AA:649:A:H2'	1:AA:650:G:O4'	1.90	0.72
2:AB:70:GLY:HA2	2:AB:163:ILE:HG22	1.72	0.72
12:AL:24:GLU:O	12:AL:25:ALA:C	2.28	0.72
12:AL:62:VAL:HG22	12:AL:63:THR:H	1.54	0.72
1:BA:1288:A:N1	1:BA:1371:G:H1'	2.04	0.72
3:BC:76:ILE:HA	3:BC:83:VAL:HG23	1.70	0.72
6:BF:4:TYR:O	6:BF:63:ASN:HA	1.89	0.72
13:BM:113:LYS:HB2	13:BM:114:PRO:HD3	1.70	0.72
25:CA:1179:G:H3'	25:CA:1180:U:H4'	1.69	0.72
25:CA:2648:G:H2'	25:CA:2649:C:C6	2.24	0.72
30:CF:48:LEU:HD12	30:CF:51:ASN:ND2	2.05	0.72
31:CG:172:GLU:HA	31:CG:172:GLU:OE1	1.88	0.72
33:CI:6:ALA:HB2	33:CI:60:VAL:HB	1.71	0.72
25:CA:2845:U:H5''	40:CP:51:ASN:O	1.89	0.72
48:CX:40:GLU:HG3	48:CX:41:SER:N	2.04	0.72
25:DA:118:A:C8	25:DA:119:A:C8	2.78	0.72
25:DA:1385:A:C4	25:DA:1386:C:C5	2.78	0.72
56:DB:44:G:N2	56:DB:48:U:C2	2.58	0.72
34:DJ:47:HIS:ND1	34:DJ:48:VAL:HG23	2.05	0.72
35:DK:20:MET:CE	35:DK:22:ILE:HG22	2.20	0.72
36:DL:109:LYS:HG2	36:DL:126:ARG:HB3	1.72	0.72
1:AA:613:C:O2'	1:AA:614:C:H5'	1.90	0.72
11:AK:22:ILE:HG13	11:AK:85:VAL:HA	1.72	0.72
1:BA:1361:G:C2	1:BA:1362:A:N7	2.58	0.72
5:BE:150:GLU:HG3	5:BE:151:MET:SD	2.29	0.72
9:BI:28:VAL:O	9:BI:64:ILE:HG13	1.89	0.72
25:CA:2748:A:H1'	31:CG:66:THR:HG22	1.69	0.72
54:D3:14:LYS:HD3	54:D3:22:LYS:HE2	1.72	0.72
25:DA:1091:G:N3	25:DA:1092:C:C5	2.58	0.72
25:DA:1562:U:C2	25:DA:1563:U:C6	2.77	0.72
25:DA:161:A:C3'	25:DA:162:U:H5''	2.18	0.72
30:DF:7:TYR:HA	30:DF:11:VAL:HB	1.72	0.72
40:DP:57:ALA:HB1	40:DP:73:PHE:O	1.90	0.72
43:DS:20:VAL:HG21	43:DS:43:ALA:HB3	1.71	0.72
1:AA:513:C:H2'	1:AA:514:C:H6	1.54	0.72
3:AC:21:TRP:HB3	3:AC:58:ARG:HG2	1.72	0.72
9:AI:62:LEU:N	9:AI:62:LEU:HD22	2.05	0.72
13:AM:76:ILE:CG2	13:AM:80:MET:HE1	2.19	0.72

Continued on next page...

Continued from previous page...

Atom-1	Atom-2	Interatomic distance (Å)	Clash overlap (Å)
20:AT:28:ARG:HA	20:AT:31:ILE:HD12	1.72	0.72
1:BA:1491:G:H2'	1:BA:1492:A:C8	2.23	0.72
2:BB:181:PRO:HA	2:BB:196:ASP:OD1	1.90	0.72
6:BF:9:MET:HG3	6:BF:86:ARG:HB2	1.71	0.72
7:BG:26:VAL:HG12	7:BG:42:VAL:HG21	1.71	0.72
48:CX:65:THR:O	48:CX:68:ALA:HB3	1.89	0.72
25:DA:346:A:C4	25:DA:347:A:C8	2.77	0.72
25:DA:616:A:H2'	25:DA:617:G:C5'	2.20	0.72
56:DB:45:A:C2	56:DB:46:A:C4	2.78	0.72
32:DH:31:VAL:CB	32:DH:32:PRO:HD2	2.20	0.72
25:DA:1454:C:C6	38:DN:63:ARG:HG2	2.25	0.72
40:DP:20:ARG:HB3	40:DP:21:PRO:HD2	1.71	0.72
1:AA:1031:C:O2'	1:AA:1032:G:OP2	2.08	0.71
1:AA:1303:C:H2'	1:AA:1304:G:O5'	1.90	0.71
1:AA:590:U:O2'	1:AA:591:U:H5'	1.90	0.71
1:AA:997:U:H2'	1:AA:998:C:H5'	1.72	0.71
2:AB:163:ILE:HG23	2:AB:164:ASP:H	1.55	0.71
2:AB:56:LEU:HD22	2:AB:56:LEU:C	2.10	0.71
11:AK:15:VAL:HG12	11:AK:76:TYR:HB3	1.71	0.71
12:AL:24:GLU:O	12:AL:26:CYS:N	2.23	0.71
20:AT:27:MET:HG2	20:AT:31:ILE:HD11	1.71	0.71
21:AU:13:VAL:O	21:AU:15:LEU:HG	1.89	0.71
3:BC:76:ILE:HA	3:BC:83:VAL:CG2	2.20	0.71
5:BE:148:SER:O	5:BE:152:VAL:N	2.23	0.71
25:CA:1063:G:C2	33:CI:135:MET:HA	2.25	0.71
25:DA:2223:G:C2'	25:DA:2224:G:H5'	2.19	0.71
25:DA:348:A:H2'	25:DA:349:U:O4'	1.90	0.71
25:DA:804:A:H5''	25:DA:805:G:OP1	1.89	0.71
27:DC:251:THR:HG22	27:DC:252:LYS:N	2.04	0.71
29:DE:126:VAL:CG2	29:DE:133:LEU:HB3	2.20	0.71
32:DH:93:SER:HG	32:DH:121:VAL:HG12	1.51	0.71
1:AA:1216:A:C6	1:AA:1217:C:N4	2.58	0.71
1:AA:622:A:C8	1:AA:623:C:C6	2.78	0.71
1:AA:684:U:H1'	11:AK:39:ASN:O	1.90	0.71
1:AA:978:A:C5	1:AA:1319:A:C2	2.77	0.71
8:AH:110:MET:HE2	8:AH:115:ALA:N	2.04	0.71
10:BJ:48:ARG:HH11	10:BJ:48:ARG:CG	2.02	0.71
12:BL:64:SER:HB2	12:BL:81:ILE:HD11	1.71	0.71
18:BR:41:SER:HB3	18:BR:51:GLN:HE21	1.51	0.71
42:CR:25:LEU:H	42:CR:94:THR:HG21	1.55	0.71
25:DA:2199:A:C4	25:DA:2225:A:C2	2.78	0.71

Continued on next page...

Continued from previous page...

Atom-1	Atom-2	Interatomic distance (Å)	Clash overlap (Å)
25:DA:60:G:N3	25:DA:74:A:C2	2.58	0.71
32:DH:50:ARG:HA	32:DH:50:ARG:CZ	2.20	0.71
32:DH:86:ASP:O	32:DH:87:GLU:HB2	1.89	0.71
36:DL:81:ASP:O	36:DL:82:LEU:HB3	1.90	0.71
1:AA:1216:A:C4	1:AA:1217:C:C5	2.78	0.71
4:AD:58:GLN:O	4:AD:62:ARG:HG2	1.90	0.71
1:BA:1534:A:C5'	1:BA:1535:C:OP1	2.38	0.71
1:BA:171:A:O2'	1:BA:172:A:H5'	1.90	0.71
1:BA:243:A:C2	1:BA:246:A:C8	2.78	0.71
2:BB:20:ARG:O	2:BB:22:TRP:N	2.22	0.71
13:BM:28:ARG:CZ	13:BM:62:PHE:HB2	2.21	0.71
20:BT:66:ILE:HD11	20:BT:70:LYS:HD3	1.72	0.71
25:CA:998:C:P	60:CA:3361:HOH:O	2.48	0.71
26:CB:33:G:C2'	26:CB:34:A:H5'	2.19	0.71
42:CR:49:ILE:CG2	42:CR:53:PHE:N	2.53	0.71
51:D0:24:VAL:O	51:D0:25:THR:OG1	2.08	0.71
25:DA:2701:U:H5''	25:DA:2702:G:H5''	1.71	0.71
25:DA:443:A:C8	29:DE:40:ARG:HD3	2.24	0.71
49:DY:56:LEU:O	49:DY:57:LEU:CB	2.38	0.71
1:AA:889:A:H4'	1:AA:890:G:OP1	1.91	0.71
2:AB:22:TRP:CH2	2:AB:24:PRO:HA	2.25	0.71
1:BA:1452:C:H4'	1:BA:1453:G:O5'	1.90	0.71
1:BA:978:A:OP2	1:BA:1362:A:N6	2.22	0.71
19:BS:10:ILE:HG13	19:BS:11:ASP:N	2.04	0.71
1:BA:1032:G:H1'	25:CA:2138:G:OP1	1.90	0.71
25:CA:893:C:H2'	25:CA:894:U:O4'	1.89	0.71
33:CI:105:LEU:HA	33:CI:108:ILE:HB	1.70	0.71
33:CI:96:LYS:HB3	33:CI:138:VAL:CG2	2.20	0.71
35:CK:118:LEU:O	35:CK:119:ALA:CB	2.38	0.71
25:CA:58:G:OP1	44:CT:78:SER:HB3	1.90	0.71
47:CW:37:ARG:HH11	47:CW:37:ARG:HG3	1.56	0.71
25:DA:729:G:H4'	25:DA:763:G:H5'	1.72	0.71
56:DB:89:U:H4'	56:DB:89:U:OP2	1.88	0.71
31:DG:8:VAL:HG23	31:DG:68:ARG:HD2	1.71	0.71
42:DR:49:ILE:CG1	42:DR:49:ILE:O	2.37	0.71
45:DU:98:ASN:O	45:DU:100:GLU:N	2.23	0.71
1:AA:245:U:H3	1:AA:283:U:H3	1.37	0.71
1:AA:380:G:N2	1:AA:384:G:C6	2.59	0.71
11:AK:41:LEU:HD22	11:AK:76:TYR:CE2	2.26	0.71
1:AA:950:U:H3'	13:AM:100:ARG:HH22	1.55	0.71
1:BA:1138:G:C2	1:BA:1140:C:C5	2.79	0.71

Continued on next page...

Continued from previous page...

Atom-1	Atom-2	Interatomic distance (Å)	Clash overlap (Å)
1:BA:1269:A:N7	1:BA:1270:G:H1'	2.06	0.71
12:BL:20:VAL:N	12:BL:21:PRO:CD	2.53	0.71
12:BL:28:GLN:HB2	12:BL:81:ILE:O	1.90	0.71
13:BM:28:ARG:NH1	13:BM:62:PHE:HB2	2.05	0.71
19:BS:62:THR:HB	19:BS:65:MET:HG3	1.72	0.71
25:CA:1846:G:N2	25:CA:1895:C:C2	2.58	0.71
25:CA:2886:A:C5	25:CA:2887:A:C8	2.78	0.71
25:CA:45:G:H4'	25:CA:46:G:H5'	1.72	0.71
43:CS:59:GLU:HA	43:CS:64:ALA:HA	1.70	0.71
25:DA:2286:G:OP1	52:D1:29:LYS:HE3	1.90	0.71
25:DA:88:G:O2'	25:DA:89:A:H5'	1.90	0.71
37:DM:27:SER:O	37:DM:28:PHE:CG	2.43	0.71
4:AD:167:PRO:HG2	4:AD:170:LEU:HD11	1.71	0.71
13:AM:14:ALA:O	13:AM:18:LEU:HD23	1.90	0.71
17:AQ:44:HIS:HB2	17:AQ:69:THR:O	1.91	0.71
24:AY:9:ASP:HB3	24:AY:13:ARG:NH2	2.05	0.71
1:BA:1535:C:O2'	1:BA:1536:C:OP2	2.08	0.71
25:CA:1161:C:H1'	42:CR:8:GLY:O	1.91	0.71
25:CA:1908:C:H5''	25:CA:1909:C:OP2	1.90	0.71
25:CA:2506:U:H2'	25:CA:2507:C:H5'	1.72	0.71
25:CA:997:G:OP1	41:CQ:91:ARG:HG2	1.91	0.71
27:CC:34:GLU:O	27:CC:35:LYS:O	2.08	0.71
31:CG:24:THR:O	31:CG:25:ILE:HD13	1.90	0.71
45:CU:15:GLY:O	45:CU:17:ASP:N	2.23	0.71
25:DA:1670:C:C5	25:DA:1671:U:C4	2.79	0.71
25:DA:535:G:O2'	25:DA:536:G:H5'	1.90	0.71
25:DA:826:U:O2'	36:DL:53:GLY:HA3	1.90	0.71
27:DC:73:ILE:N	27:DC:73:ILE:HD12	2.05	0.71
39:DO:34:HIS:HA	39:DO:53:THR:OG1	1.90	0.71
1:BA:827:U:C4	1:BA:870:U:C2	2.79	0.71
11:BK:126:ARG:N	21:BU:33:ARG:NH2	2.38	0.71
25:CA:2128:G:H2'	25:CA:2129:C:O4'	1.91	0.71
25:CA:321:U:OP2	29:CE:130:LYS:HD3	1.90	0.71
25:CA:675:A:OP1	29:CE:58:LYS:HE2	1.90	0.71
25:DA:1096:A:H2'	25:DA:1097:U:C4'	2.20	0.71
25:DA:2749:A:H5''	31:DG:1:SER:HB2	1.73	0.71
25:DA:2884:U:O2	25:DA:2884:U:O4'	1.99	0.71
38:DN:103:ARG:HB2	38:DN:110:MET:CE	2.20	0.71
45:DU:85:ARG:HG2	45:DU:94:PHE:CD2	2.25	0.71
50:DZ:40:THR:HG23	50:DZ:43:ILE:HG12	1.72	0.71
1:AA:1118:U:H5'	9:AI:105:ARG:HG3	1.72	0.71

Continued on next page...

Continued from previous page...

Atom-1	Atom-2	Interatomic distance (Å)	Clash overlap (Å)
1:AA:1330:U:C2'	1:AA:1331:G:H5'	2.20	0.71
1:AA:1476:A:H2'	1:AA:1477:U:O4'	1.91	0.71
1:AA:414:A:H2'	1:AA:415:A:C8	2.26	0.71
1:AA:950:U:C5	13:AM:100:ARG:NH1	2.58	0.71
25:CA:2172:U:H4'	25:CA:2173:A:H5'	1.70	0.71
28:CD:4:LEU:HD21	28:CD:100:LEU:HD23	1.73	0.71
39:CO:4:LYS:HG3	39:CO:5:SER:N	2.03	0.71
49:CY:46:VAL:O	49:CY:50:VAL:HG23	1.90	0.71
25:DA:977:G:N7	60:DA:3592:HOH:O	2.22	0.71
42:DR:49:ILE:CG1	42:DR:52:PRO:HA	2.21	0.71
45:DU:40:LEU:N	45:DU:40:LEU:HD23	2.06	0.71
1:AA:1053:G:H4'	1:AA:1054:C:H5'	1.72	0.71
1:AA:205:A:H2'	1:AA:205:A:N3	2.05	0.71
1:AA:409:U:OP1	4:AD:23:GLY:HA3	1.91	0.71
1:AA:659:U:O2	1:AA:660:C:C6	2.44	0.71
24:AY:145:LYS:H	24:AY:145:LYS:CE	2.04	0.71
1:BA:978:A:H4'	1:BA:1322:C:C5	2.26	0.71
9:BI:89:TYR:C	9:BI:93:LEU:HD11	2.09	0.71
25:CA:1086:A:O2'	25:CA:1087:G:N7	2.24	0.71
25:CA:2582:G:OP2	60:CA:3715:HOH:O	2.09	0.71
25:CA:31:C:O2'	25:CA:1238:G:H5'	1.91	0.71
46:CV:2:PHE:CD1	46:CV:50:MET:HE3	2.25	0.71
25:DA:317:G:C5	25:DA:318:C:C5	2.79	0.71
25:DA:346:A:C5	25:DA:347:A:N7	2.59	0.71
33:DI:44:LYS:HA	33:DI:47:SER:HB3	1.73	0.71
2:AB:110:ILE:HD11	2:AB:147:LEU:HD22	1.71	0.71
1:BA:757:U:O2'	1:BA:879:C:H1'	1.90	0.71
20:BT:61:ALA:HA	20:BT:67:HIS:H	1.56	0.71
25:CA:1372:U:H2'	25:CA:1373:A:O5'	1.91	0.71
25:CA:2305:U:O2'	30:CF:132:ARG:NE	2.24	0.71
25:CA:416:U:C5	25:CA:417:C:C4	2.79	0.71
25:CA:842:U:O4	60:CA:3590:HOH:O	2.08	0.71
27:CC:104:LEU:N	27:CC:104:LEU:CD1	2.53	0.71
25:DA:1096:A:H2'	25:DA:1097:U:C5'	2.21	0.71
25:DA:2467:C:N4	25:DA:2468:A:C6	2.59	0.71
32:DH:53:GLU:O	32:DH:57:LYS:CB	2.39	0.71
32:DH:76:GLU:HG2	32:DH:143:ILE:HD13	1.73	0.71
42:DR:49:ILE:HB	42:DR:53:PHE:N	2.06	0.71
25:DA:2011:U:OP1	43:DS:42:LYS:HE2	1.90	0.71
1:AA:1043:G:C2'	1:AA:1044:A:H5''	2.21	0.70
1:AA:542:G:C2	1:AA:543:U:C5	2.79	0.70

Continued on next page...

Continued from previous page...

Atom-1	Atom-2	Interatomic distance (Å)	Clash overlap (Å)
1:AA:8:A:C5	4:AD:205:LYS:HB3	2.25	0.70
4:AD:61:ARG:CG	4:AD:71:PHE:CD2	2.74	0.70
5:AE:33:THR:HG22	5:AE:51:LYS:HB3	1.73	0.70
2:BB:22:TRP:O	2:BB:22:TRP:CG	2.43	0.70
21:BU:10:PRO:C	21:BU:11:PHE:CG	2.60	0.70
25:CA:1171:G:C2	25:CA:1172:C:C2	2.78	0.70
25:CA:2309:A:C6	25:CA:2310:C:N4	2.59	0.70
25:CA:544:C:H2'	25:CA:545:U:O4'	1.91	0.70
25:DA:1378:A:N3	25:DA:1380:G:C8	2.59	0.70
25:DA:2072:C:H5''	25:DA:2072:C:H6	1.54	0.70
25:DA:2793:C:H2'	25:DA:2794:C:H6	1.53	0.70
56:DB:43:C:H1'	30:DF:89:THR:CG2	2.21	0.70
37:DM:46:ILE:O	37:DM:103:TYR:OH	2.08	0.70
38:DN:24:MET:HE3	38:DN:44:LEU:HD13	1.72	0.70
1:AA:464:U:N3	1:AA:466:A:H5''	2.05	0.70
1:AA:872:A:C8	1:AA:874:G:C8	2.79	0.70
4:AD:122:ILE:N	4:AD:122:ILE:HD13	2.06	0.70
14:AN:19:TYR:O	14:AN:20:PHE:O	2.09	0.70
17:AQ:11:VAL:HG12	17:AQ:12:VAL:N	2.06	0.70
22:AV:55:U:O2'	22:AV:57:G:N7	2.21	0.70
1:BA:246:A:H4'	1:BA:247:G:OP1	1.91	0.70
1:BA:245:U:H3	1:BA:283:U:H3	1.36	0.70
25:CA:2210:U:H4'	25:CA:2211:A:H5'	1.72	0.70
25:DA:1084:A:N6	25:DA:1085:A:N6	2.39	0.70
25:DA:1096:A:N1	25:DA:1097:U:C5	2.59	0.70
25:DA:2110:G:C6	25:DA:2120:G:C8	2.79	0.70
25:DA:2209:G:N2	25:DA:2216:G:C2	2.58	0.70
25:DA:528:A:C2	25:DA:2043:C:H4'	2.26	0.70
36:DL:82:LEU:O	36:DL:85:VAL:HG22	1.90	0.70
39:DO:31:THR:HG23	39:DO:32:PRO:HD2	1.72	0.70
50:DZ:9:THR:HG22	50:DZ:53:MET:HA	1.71	0.70
1:AA:1179:A:H2'	1:AA:1180:A:O4'	1.91	0.70
1:AA:147:G:H2'	1:AA:148:G:C8	2.26	0.70
1:AA:763:G:H2'	1:AA:764:C:H6	1.56	0.70
16:AP:39:PHE:CD2	16:AP:74:LEU:HD11	2.27	0.70
19:AS:28:LYS:HB2	19:AS:29:PRO:HD2	1.73	0.70
21:AU:39:LYS:N	21:AU:40:PRO:CD	2.55	0.70
1:BA:158:G:H2'	1:BA:159:G:H5''	1.72	0.70
4:BD:56:GLU:OE2	4:BD:195:ASN:HB2	1.91	0.70
5:BE:113:VAL:HG22	5:BE:114:LEU:N	2.06	0.70
7:BG:11:ILE:HD12	7:BG:23:ALA:HB1	1.73	0.70

Continued on next page...

Continued from previous page...

Atom-1	Atom-2	Interatomic distance (Å)	Clash overlap (Å)
25:CA:1171:G:C5	25:CA:1172:C:C4	2.80	0.70
33:CI:132:ALA:O	33:CI:133:ARG:HB2	1.90	0.70
42:CR:26:ASP:O	42:CR:27:ILE:HD13	1.91	0.70
44:CT:71:GLY:O	44:CT:73:ARG:N	2.25	0.70
25:DA:2165:C:H2'	25:DA:2165:C:O2	1.90	0.70
25:DA:2278:A:OP1	37:DM:10:ARG:HD3	1.92	0.70
25:DA:227:A:C2	25:DA:2407:A:H1'	2.26	0.70
25:DA:1205:A:N1	29:DE:165:HIS:HB2	2.05	0.70
45:DU:11:ILE:CG2	45:DU:79:ALA:HB2	2.20	0.70
1:AA:499:A:H4'	1:AA:500:G:OP1	1.91	0.70
7:AG:94:ARG:NH2	7:AG:98:LEU:HD21	2.06	0.70
19:AS:39:ILE:HG12	19:AS:70:LEU:HD23	1.72	0.70
1:BA:1234:C:H1'	1:BA:1364:U:C6	2.27	0.70
1:BA:1261:A:C2	1:BA:1262:C:C4	2.79	0.70
1:BA:1377:A:N3	7:BG:1:PRO:HG3	2.05	0.70
12:BL:2:THR:HB	12:BL:5:GLN:HG2	1.74	0.70
25:CA:2075:U:O4	60:CA:3506:HOH:O	2.08	0.70
27:CC:129:LEU:N	27:CC:129:LEU:HD23	2.07	0.70
25:CA:1097:U:H1'	33:CI:8:VAL:HG12	1.71	0.70
38:DN:112:TYR:CD1	51:D0:54:ILE:HD11	2.27	0.70
51:D0:55:ALA:O	51:D0:56:LYS:HB2	1.92	0.70
25:DA:2091:C:H3'	25:DA:2092:U:H5''	1.73	0.70
25:DA:58:G:H2'	25:DA:59:U:H5'	1.73	0.70
29:DE:155:GLU:HG3	29:DE:159:LEU:CD1	2.21	0.70
35:DK:103:VAL:O	35:DK:122:VAL:HB	1.90	0.70
1:AA:1446:A:O2'	1:AA:1447:A:H5'	1.90	0.70
3:AC:96:VAL:HB	3:AC:97:PRO:HD2	1.72	0.70
4:AD:168:THR:HB	4:AD:183:ARG:HH22	1.55	0.70
12:AL:20:VAL:HG22	12:AL:20:VAL:O	1.92	0.70
7:BG:79:VAL:HG12	7:BG:80:GLY:N	2.06	0.70
11:BK:20:ALA:HA	11:BK:33:ILE:HD13	1.73	0.70
15:BO:7:THR:O	15:BO:11:VAL:HG23	1.92	0.70
25:CA:2406:A:H2'	25:CA:2406:A:OP2	1.92	0.70
25:CA:674:G:H1'	29:CE:69:ARG:HD3	1.72	0.70
33:CI:17:ALA:O	33:CI:18:ASN:CB	2.38	0.70
25:DA:55:G:O2'	25:DA:56:A:H5'	1.92	0.70
25:DA:693:A:C2'	25:DA:694:U:O5'	2.40	0.70
32:DH:62:LEU:HD13	32:DH:63:ALA:H	1.55	0.70
25:DA:1154:G:OP2	41:DQ:57:ARG:NH1	2.25	0.70
42:DR:39:LEU:O	42:DR:49:ILE:HG23	1.90	0.70
1:AA:439:U:C5	1:AA:440:C:C5	2.78	0.70

Continued on next page...

Continued from previous page...

Atom-1	Atom-2	Interatomic distance (Å)	Clash overlap (Å)
16:AP:39:PHE:CD1	16:AP:39:PHE:C	2.64	0.70
2:BB:58:LYS:O	2:BB:62:ARG:N	2.24	0.70
5:BE:149:PRO:O	5:BE:152:VAL:HG22	1.91	0.70
25:CA:242:G:O5'	54:C3:2:LYS:HE2	1.90	0.70
25:CA:1897:G:C2	25:CA:1898:U:O2	2.44	0.70
25:CA:2152:G:C2'	25:CA:2153:C:H5'	2.20	0.70
29:CE:111:GLU:OE1	29:CE:111:GLU:HA	1.89	0.70
32:CH:53:GLU:O	32:CH:57:LYS:HB3	1.90	0.70
25:DA:1383:A:C2	25:DA:1384:A:C2	2.80	0.70
25:DA:186:G:O2'	25:DA:187:G:H5'	1.90	0.70
36:DL:28:GLY:O	36:DL:29:LYS:O	2.09	0.70
1:AA:673:A:H2'	1:AA:674:G:C8	2.27	0.70
7:AG:26:VAL:HG12	7:AG:42:VAL:HG21	1.74	0.70
9:AI:48:ARG:C	9:AI:48:ARG:HD3	2.11	0.70
10:AJ:9:ARG:HB2	10:AJ:99:GLN:HB2	1.74	0.70
21:AU:19:LYS:CA	21:AU:19:LYS:CE	2.69	0.70
1:BA:1061:G:H5''	10:BJ:61:ALA:HB2	1.72	0.70
14:BN:66:GLN:HG3	14:BN:79:LEU:HD21	1.72	0.70
55:C4:36:ARG:HG2	55:C4:37:GLN:H	1.56	0.70
25:CA:287:G:H2'	25:CA:288:U:C6	2.26	0.70
37:CM:31:PHE:CZ	37:CM:110:GLU:HA	2.27	0.70
38:CN:103:ARG:HD3	38:CN:110:MET:CE	2.22	0.70
49:CY:18:LEU:HD21	49:CY:22:LEU:HD22	1.74	0.70
25:DA:832:U:H2'	25:DA:833:A:C8	2.25	0.70
27:DC:144:GLU:HA	27:DC:151:GLY:HA2	1.72	0.70
27:DC:1:ALA:HA	27:DC:198:GLU:OE2	1.92	0.70
32:DH:5:LEU:C	32:DH:6:LEU:HD12	2.12	0.70
44:DT:69:ARG:HG3	44:DT:74:ILE:HG22	1.73	0.70
1:AA:1305:G:H2'	1:AA:1331:G:H22	1.56	0.70
1:AA:923:A:O4'	1:AA:1398:A:C2	2.45	0.70
1:AA:142:G:C5	1:AA:143:A:N7	2.59	0.70
11:AK:124:LYS:CG	11:AK:125:LYS:N	2.53	0.70
20:AT:66:ILE:HG23	20:AT:66:ILE:O	1.91	0.70
1:BA:1106:G:H2'	1:BA:1107:C:H6	1.57	0.70
1:BA:1211:U:O2'	1:BA:1212:U:P	2.50	0.70
1:BA:983:A:H2'	1:BA:983:A:N3	2.05	0.70
25:CA:1026:G:H2'	25:CA:1027:A:C8	2.27	0.70
25:CA:1452:G:O2'	25:CA:1453:A:P	2.49	0.70
25:CA:2258:C:H4'	25:CA:2259:U:OP2	1.92	0.70
25:CA:1799:G:OP2	27:CC:269:ARG:NH2	2.25	0.70
37:CM:15:GLY:C	37:CM:16:ARG:HD3	2.10	0.70

Continued on next page...

Continued from previous page...

Atom-1	Atom-2	Interatomic distance (Å)	Clash overlap (Å)
25:CA:2334:U:C4	39:CO:16:ARG:HD3	2.26	0.70
40:CP:30:TRP:CE2	40:CP:39:LEU:HD11	2.27	0.70
46:CV:41:GLU:O	46:CV:41:GLU:HG3	1.92	0.70
25:DA:1063:G:H3'	25:DA:1064:C:C6	2.26	0.70
25:DA:1866:A:C2	25:DA:1876:A:N7	2.60	0.70
25:DA:2188:U:H2'	25:DA:2189:U:O4'	1.91	0.70
25:DA:547:A:H3'	25:DA:548:G:C5'	2.22	0.70
33:DI:71:LYS:O	33:DI:72:THR:HG23	1.92	0.70
36:DL:107:PHE:CD2	36:DL:107:PHE:N	2.59	0.70
36:DL:57:LEU:HD12	36:DL:60:ARG:HD2	1.73	0.70
4:AD:57:LYS:HB3	4:AD:199:ILE:CG2	2.21	0.70
1:AA:1279:G:N2	10:AJ:45:ARG:HE	1.89	0.70
10:AJ:65:TYR:CB	14:AN:96:LEU:HD11	2.22	0.70
16:AP:71:VAL:O	16:AP:75:ILE:HG13	1.92	0.70
19:AS:9:PHE:CD1	19:AS:10:ILE:N	2.60	0.70
21:AU:25:ALA:HB3	23:AX:9:G:C5'	2.22	0.70
1:BA:1284:C:C6	1:BA:1285:A:C8	2.80	0.70
6:BF:86:ARG:CG	6:BF:86:ARG:HH11	2.05	0.70
16:BP:61:VAL:HG22	16:BP:67:ILE:HD11	1.73	0.70
25:CA:2114:A:N3	25:CA:2114:A:H2'	2.06	0.70
34:CJ:81:ILE:CG1	34:CJ:82:GLY:N	2.48	0.70
45:DU:65:GLN:OE1	45:DU:65:GLN:HA	1.91	0.70
1:AA:435:A:C6	1:AA:436:C:C4	2.80	0.70
1:AA:657:U:O2	15:AO:21:THR:CG2	2.39	0.70
16:AP:75:ILE:HG22	16:AP:80:LYS:HE2	1.73	0.70
1:BA:279:A:H5''	1:BA:281:G:O4'	1.92	0.70
2:BB:63:LYS:C	2:BB:63:LYS:HD3	2.13	0.70
5:BE:153:ALA:HA	5:BE:157:GLY:N	2.06	0.70
9:BI:17:ARG:O	9:BI:64:ILE:HA	1.91	0.70
12:BL:76:HIS:O	12:BL:77:SER:HB2	1.92	0.70
1:BA:1221:G:H4'	19:BS:76:THR:HG21	1.74	0.70
25:CA:1056:G:H4'	25:CA:1086:A:C8	2.26	0.70
25:CA:2404:U:H2'	25:CA:2405:G:O5'	1.92	0.70
29:CE:12:LEU:HD23	29:CE:13:THR:N	2.07	0.70
25:DA:459:U:H5''	53:D2:40:ALA:HB2	1.74	0.70
25:DA:1060:U:C4'	25:DA:1061:U:H5'	2.21	0.70
25:DA:1379:U:C6	25:DA:1379:U:OP1	2.45	0.70
25:DA:1435:G:O2'	25:DA:1436:G:H5'	1.91	0.70
25:DA:2326:C:C1'	25:DA:2327:A:OP1	2.40	0.70
25:DA:512:G:C8	60:DA:3778:HOH:O	2.44	0.70
28:DD:104:VAL:O	28:DD:105:LYS:HB3	1.90	0.70

Continued on next page...

Continued from previous page...

Atom-1	Atom-2	Interatomic distance (Å)	Clash overlap (Å)
1:AA:792:A:H4'	1:AA:793:U:O5'	1.92	0.69
2:AB:136:ARG:O	2:AB:139:GLU:HB3	1.92	0.69
2:AB:81:ASP:O	2:AB:83:ALA:N	2.23	0.69
1:BA:560:A:N7	1:BA:566:G:C4	2.60	0.69
3:BC:21:TRP:CD1	3:BC:56:ILE:HG22	2.27	0.69
6:BF:19:PRO:HA	6:BF:22:ILE:CD1	2.22	0.69
25:CA:1178:C:H2'	25:CA:1179:G:N7	2.06	0.69
33:CI:100:ILE:O	33:CI:140:GLU:HB2	1.91	0.69
38:CN:75:ILE:O	38:CN:79:LEU:HD12	1.91	0.69
29:DE:126:VAL:HG22	29:DE:133:LEU:HD13	1.73	0.69
25:DA:910:A:C5	37:DM:13:HIS:CD2	2.80	0.69
3:AC:166:TRP:N	3:AC:166:TRP:CE3	2.60	0.69
5:AE:135:VAL:O	5:AE:138:ALA:HB3	1.92	0.69
24:AY:33:ALA:HB1	24:AY:66:LEU:HD21	1.74	0.69
1:BA:1072:G:C5	1:BA:1073:U:C5	2.79	0.69
1:BA:471:U:H2'	1:BA:472:U:O4'	1.91	0.69
1:BA:852:G:C5	1:BA:853:C:C5	2.81	0.69
3:BC:174:LEU:HD12	3:BC:174:LEU:O	1.92	0.69
6:BF:5:GLU:C	6:BF:6:ILE:HD12	2.12	0.69
14:BN:22:LYS:HG3	14:BN:23:ARG:HG3	1.74	0.69
25:CA:2120:G:O2'	25:CA:2121:G:H5'	1.91	0.69
25:CA:2852:G:H2'	25:CA:2853:C:H6	1.57	0.69
25:CA:528:A:C2	25:CA:2043:C:H4'	2.28	0.69
25:CA:811:U:C4	36:CL:21:ARG:NH2	2.60	0.69
29:CE:28:VAL:O	29:CE:32:VAL:HG22	1.92	0.69
30:CF:123:GLY:HA2	30:CF:162:ASP:OD1	1.92	0.69
25:DA:1416:G:O2'	25:DA:1417:C:OP2	2.05	0.69
25:DA:2209:G:C2	25:DA:2216:G:C2	2.79	0.69
25:DA:2492:U:C2'	25:DA:2493:U:H5'	2.22	0.69
25:DA:2637:U:H2'	25:DA:2638:G:H5'	1.74	0.69
25:DA:2711:A:OP2	60:DA:3551:HOH:O	2.09	0.69
25:DA:2893:A:C4'	25:DA:2894:G:H5'	2.22	0.69
29:DE:76:PRO:HA	29:DE:82:GLY:HA3	1.75	0.69
30:DF:39:VAL:HG11	30:DF:42:ALA:HB2	1.74	0.69
1:AA:10:A:O2'	1:AA:11:G:H5'	1.92	0.69
1:AA:513:C:H2'	1:AA:514:C:C6	2.27	0.69
2:AB:195:VAL:HG11	2:AB:198:VAL:HA	1.73	0.69
2:AB:95:TRP:CZ2	2:AB:99:MET:HG2	2.27	0.69
5:AE:140:ILE:HG22	5:AE:141:ASP:N	2.05	0.69
13:AM:40:GLU:HG3	13:AM:41:ASP:N	2.08	0.69
21:AU:13:VAL:CG1	21:AU:15:LEU:HD21	2.22	0.69

Continued on next page...

Continued from previous page...

Atom-1	Atom-2	Interatomic distance (Å)	Clash overlap (Å)
1:BA:114:U:C2'	1:BA:115:G:H5'	2.22	0.69
4:BD:25:ARG:HG3	4:BD:26:ALA:CA	2.22	0.69
32:CH:72:ILE:HG22	32:CH:73:ASN:N	2.06	0.69
33:DI:98:GLY:HA3	33:DI:137:LEU:HD23	1.74	0.69
1:AA:1303:C:OP1	60:AA:1796:HOH:O	2.09	0.69
21:AU:38:GLU:CA	21:AU:40:PRO:HD2	2.23	0.69
1:BA:1222:G:O6	60:BA:1862:HOH:O	2.09	0.69
1:BA:200:G:H2'	1:BA:201:G:H5'	1.73	0.69
3:BC:88:LYS:HD3	3:BC:89:VAL:HG13	1.74	0.69
5:BE:155:LYS:HA	5:BE:158:LYS:NZ	2.07	0.69
7:BG:78:ARG:HG2	7:BG:83:THR:HA	1.74	0.69
1:BA:254:G:OP1	17:BQ:68:LYS:O	2.10	0.69
21:BU:8:ASN:N	21:BU:11:PHE:HE2	1.90	0.69
25:CA:1784:A:P	60:CA:3703:HOH:O	2.50	0.69
25:CA:1929:G:N3	25:CA:1929:G:H5'	2.07	0.69
25:CA:2131:U:H5'	25:CA:2132:U:H5''	1.74	0.69
27:CC:35:LYS:O	27:CC:36:ASN:HB3	1.89	0.69
29:CE:104:ALA:O	29:CE:108:ILE:HG22	1.91	0.69
29:CE:189:THR:HG22	29:CE:192:ALA:N	2.07	0.69
25:DA:1587:G:C4	25:DA:1588:G:C8	2.81	0.69
56:DB:10:G:C8	56:DB:11:C:C5	2.81	0.69
56:DB:48:U:H4'	39:DO:100:HIS:CD2	2.28	0.69
39:DO:37:ALA:HB2	39:DO:106:LEU:HD11	1.73	0.69
49:DY:11:VAL:HA	49:DY:14:LEU:HB2	1.73	0.69
8:AH:46:GLU:CB	8:AH:63:LYS:HG2	2.22	0.69
18:AR:60:ARG:O	18:AR:63:TYR:HB3	1.93	0.69
7:BG:64:ALA:HB1	7:BG:126:ALA:CB	2.23	0.69
12:BL:24:GLU:CB	12:BL:26:CYS:SG	2.80	0.69
25:CA:1073:A:N7	25:CA:1074:G:H8	1.90	0.69
25:CA:2547:A:H4'	35:CK:29:HIS:CE1	2.28	0.69
32:CH:13:GLY:O	32:CH:14:SER:HB3	1.92	0.69
25:DA:1776:G:N7	60:DA:3452:HOH:O	2.23	0.69
25:DA:1784:A:H4'	25:DA:1785:A:O5'	1.93	0.69
25:DA:194:G:N7	60:DA:3767:HOH:O	2.24	0.69
25:DA:2305:U:H2'	25:DA:2306:C:C6	2.27	0.69
25:DA:2511:U:O4	25:DA:2575:C:N3	2.24	0.69
27:DC:123:ILE:HD11	27:DC:135:PRO:HD3	1.74	0.69
33:DI:49:GLU:OE1	33:DI:52:LEU:HD13	1.91	0.69
33:DI:31:GLY:HA3	33:DI:60:VAL:HG11	1.73	0.69
56:DB:49:C:OP1	39:DO:101:GLY:HA3	1.92	0.69
1:AA:1126:U:O4'	1:AA:1281:C:O2	2.11	0.69

Continued on next page...

Continued from previous page...

Atom-1	Atom-2	Interatomic distance (Å)	Clash overlap (Å)
1:AA:768:A:C2'	1:AA:769:G:H5'	2.22	0.69
3:AC:10:ARG:HE	3:AC:177:LEU:HA	1.58	0.69
14:AN:61:ARG:O	14:AN:62:ASN:HB2	1.91	0.69
21:AU:25:ALA:HB1	23:AX:9:G:H5''	1.74	0.69
1:BA:451:A:N6	1:BA:481:G:H5'	2.07	0.69
1:BA:965:U:HO2'	1:BA:966:G:P	2.16	0.69
4:BD:43:ARG:HA	4:BD:43:ARG:NE	2.08	0.69
1:BA:1048:G:H4'	14:BN:2:LYS:HE3	1.74	0.69
25:CA:1073:A:C3'	25:CA:1074:G:H5''	2.23	0.69
25:CA:1372:U:O2'	25:CA:1373:A:H5'	1.93	0.69
25:CA:1462:C:O2'	25:CA:1463:C:H5''	1.92	0.69
25:CA:1486:U:O2'	25:CA:1487:U:H5'	1.92	0.69
27:CC:51:ARG:HH22	27:CC:246:PRO:HG3	1.57	0.69
31:CG:39:ALA:HA	31:CG:57:TYR:CD1	2.28	0.69
36:CL:109:LYS:HE2	36:CL:128:THR:HG22	1.74	0.69
25:DA:1071:G:C2'	25:DA:1072:C:H5''	2.22	0.69
25:DA:1444:G:H2'	25:DA:1445:G:H8	1.56	0.69
25:DA:204:A:O4'	25:DA:206:U:C6	2.46	0.69
25:DA:2498:C:OP2	60:DA:3689:HOH:O	2.10	0.69
25:DA:2499:C:N3	60:DA:3536:HOH:O	2.25	0.69
25:DA:2731:G:C6	25:DA:2732:G:O6	2.44	0.69
25:DA:611:C:C2'	25:DA:612:G:H5'	2.22	0.69
32:DH:76:GLU:HG2	32:DH:76:GLU:O	1.92	0.69
32:DH:76:GLU:O	32:DH:143:ILE:HB	1.93	0.69
36:DL:106:GLU:C	36:DL:107:PHE:CD2	2.66	0.69
3:AC:139:ASN:HA	3:AC:142:ARG:HB2	1.74	0.69
3:AC:137:VAL:HA	3:AC:148:ILE:HD13	1.74	0.69
5:AE:14:LEU:HB3	5:AE:36:THR:HG22	1.73	0.69
14:AN:47:LYS:HB3	19:AS:12:LEU:HD21	1.75	0.69
17:AQ:7:LEU:HB2	17:AQ:60:ILE:HG22	1.73	0.69
1:BA:632:U:O2	1:BA:632:U:H2'	1.92	0.69
1:BA:929:G:C5	1:BA:930:C:C5	2.81	0.69
5:BE:37:VAL:HG11	5:BE:113:VAL:HA	1.72	0.69
15:BO:62:ARG:O	15:BO:66:LEU:HD12	1.93	0.69
25:CA:2881:U:O2'	25:CA:2882:A:H5'	1.93	0.69
27:CC:16:VAL:CB	27:CC:203:VAL:HG22	2.23	0.69
27:CC:242:HIS:O	27:CC:243:PRO:C	2.30	0.69
31:CG:148:ARG:CG	31:CG:148:ARG:HH11	2.06	0.69
27:DC:140:VAL:HG11	27:DC:189:ALA:HB1	1.73	0.69
32:DH:3:VAL:HG12	32:DH:38:PRO:HA	1.73	0.69
1:AA:613:C:C2'	1:AA:614:C:H5'	2.22	0.69

Continued on next page...

Continued from previous page...

Atom-1	Atom-2	Interatomic distance (Å)	Clash overlap (Å)
1:AA:663:A:O2'	1:AA:664:G:H5'	1.93	0.69
2:AB:131:LYS:O	2:AB:135:MET:SD	2.51	0.69
13:AM:113:LYS:CB	13:AM:114:PRO:HD3	2.23	0.69
4:BD:150:LYS:HB2	4:BD:155:LYS:HE3	1.74	0.69
4:BD:90:LEU:HA	4:BD:93:LEU:HD12	1.73	0.69
14:BN:43:ASN:CG	14:BN:43:ASN:O	2.30	0.69
21:BU:25:ALA:HB3	23:BX:8:A:H5''	1.74	0.69
30:CF:7:TYR:HA	30:CF:11:VAL:CG2	2.22	0.69
25:DA:1412:U:H2'	25:DA:1413:A:C8	2.27	0.69
25:DA:2531:A:C4	25:DA:2532:G:C8	2.80	0.69
25:DA:2547:A:H2'	25:DA:2548:U:C6	2.27	0.69
25:DA:1250:G:OP2	36:DL:21:ARG:NH2	2.26	0.69
1:AA:108:G:C5	20:AT:9:ARG:HG2	2.28	0.69
1:AA:111:G:H5''	1:AA:112:G:OP2	1.93	0.69
3:AC:142:ARG:HG3	3:AC:143:LEU:HD13	1.74	0.69
5:AE:136:VAL:O	5:AE:137:ARG:HB2	1.93	0.69
9:AI:25:GLY:N	9:AI:58:GLU:HA	2.08	0.69
13:AM:74:MET:SD	30:CF:111:ARG:CB	2.81	0.69
1:BA:801:U:H2'	1:BA:802:A:H8	1.58	0.69
1:BA:832:G:H2'	1:BA:833:G:H5'	1.74	0.69
2:BB:143:LEU:HD23	2:BB:143:LEU:H	1.57	0.69
5:BE:82:HIS:CG	8:BH:95:MET:HE2	2.27	0.69
21:BU:13:VAL:HG12	21:BU:15:LEU:CD2	2.22	0.69
25:CA:1067:A:H2'	25:CA:1067:A:N3	2.06	0.69
25:CA:265:A:H4'	25:CA:266:G:OP1	1.91	0.69
25:CA:662:G:H2'	25:CA:663:G:H5'	1.75	0.69
25:DA:135:U:H2'	25:DA:136:G:C8	2.27	0.69
25:DA:1592:C:H2'	25:DA:1593:A:C8	2.28	0.69
25:DA:223:A:C8	25:DA:422:A:H1'	2.28	0.69
25:DA:2768:U:H2'	25:DA:2769:U:O5'	1.93	0.69
31:DG:3:VAL:HG12	31:DG:68:ARG:CG	2.22	0.69
1:AA:1032:G:H3'	1:AA:1033:G:O4'	1.93	0.69
1:AA:1049:U:H4'	1:AA:1050:G:OP2	1.92	0.69
1:AA:436:C:H4'	4:AD:152:SER:CB	2.23	0.69
8:AH:63:LYS:HB2	8:AH:70:VAL:HG21	1.73	0.69
9:AI:43:ALA:HA	9:AI:45:MET:SD	2.33	0.69
13:AM:1:ALA:O	13:AM:9:PRO:HD2	1.93	0.69
21:AU:13:VAL:O	21:AU:15:LEU:CD1	2.41	0.69
22:AV:18:G:C2'	22:AV:58:A:C2	2.75	0.69
1:BA:1000:A:C4	1:BA:1041:G:N2	2.61	0.69
13:BM:14:ALA:O	13:BM:18:LEU:HD23	1.93	0.69

Continued on next page...

Continued from previous page...

Atom-1	Atom-2	Interatomic distance (Å)	Clash overlap (Å)
25:CA:2291:U:H2'	25:CA:2292:U:C6	2.28	0.69
40:CP:1:SER:O	40:CP:5:LYS:HG2	1.92	0.69
46:CV:80:HIS:CG	46:CV:81:PRO:CD	2.76	0.69
49:CY:5:GLU:HG3	49:CY:56:LEU:CD1	2.21	0.69
50:CZ:1:ALA:HB1	50:CZ:2:LYS:CE	2.22	0.69
25:DA:1356:G:C4	25:DA:1357:C:C6	2.81	0.69
25:DA:2403:C:C2	25:DA:2404:U:C5	2.81	0.69
45:DU:7:ASP:O	45:DU:8:ASP:HB2	1.92	0.69
49:DY:48:ARG:O	49:DY:51:ALA:HB3	1.93	0.69
1:AA:1187:G:H5'	9:AI:114:LYS:HE3	1.74	0.69
2:AB:218:ALA:O	2:AB:219:THR:HG22	1.92	0.69
4:AD:146:GLU:O	4:AD:149:LYS:HB2	1.93	0.69
8:AH:98:LEU:N	8:AH:98:LEU:HD23	2.08	0.69
11:AK:51:PHE:CZ	11:AK:64:VAL:HG11	2.28	0.69
13:AM:28:ARG:HD2	13:AM:62:PHE:CD2	2.28	0.69
1:BA:595:A:C2	1:BA:641:U:C2	2.81	0.69
8:BH:79:ARG:HB2	8:BH:80:PRO:CD	2.23	0.69
15:BO:85:GLY:O	15:BO:86:LEU:HB3	1.91	0.69
25:CA:1056:G:N2	25:CA:1104:C:N4	2.40	0.69
31:CG:11:PRO:HD2	31:CG:14:VAL:HG21	1.72	0.69
33:CI:4:VAL:O	33:CI:5:GLN:CB	2.40	0.69
40:CP:71:ARG:HD3	40:CP:73:PHE:CZ	2.28	0.69
25:DA:1739:A:H2'	25:DA:1740:G:O5'	1.92	0.69
25:DA:2637:U:C2'	25:DA:2638:G:H5'	2.23	0.69
25:DA:548:G:H4'	25:DA:549:G:C2	2.28	0.69
25:DA:692:C:H2'	25:DA:693:A:O5'	1.93	0.69
31:DG:70:LEU:O	31:DG:74:MET:HG3	1.92	0.69
1:AA:104:G:O2'	1:AA:105:G:H5'	1.93	0.68
1:AA:1351:U:H2'	1:AA:1352:C:C6	2.29	0.68
6:AF:64:VAL:CG1	6:AF:65:GLU:N	2.56	0.68
14:AN:10:VAL:O	14:AN:13:VAL:HG12	1.93	0.68
16:AP:77:GLU:C	16:AP:79:ASN:H	1.96	0.68
1:BA:299:G:H2'	1:BA:300:A:C8	2.28	0.68
1:BA:71:A:H5'	1:BA:71:A:H8	1.57	0.68
1:BA:832:G:C2'	1:BA:833:G:H5'	2.23	0.68
1:BA:983:A:C2'	1:BA:983:A:N3	2.56	0.68
3:BC:101:ASN:C	3:BC:102:ILE:HG13	2.14	0.68
12:BL:24:GLU:HB3	12:BL:26:CYS:SG	2.33	0.68
14:BN:24:ALA:O	14:BN:27:LYS:HG3	1.92	0.68
25:CA:1866:A:C2	25:CA:1876:A:C4	2.81	0.68
25:CA:2473:U:C5	25:CA:2474:U:H5	2.10	0.68

Continued on next page...

Continued from previous page...

Atom-1	Atom-2	Interatomic distance (Å)	Clash overlap (Å)
25:CA:630:G:H5''	25:CA:631:A:OP2	1.94	0.68
25:CA:978:G:C2'	25:CA:979:A:H5'	2.22	0.68
25:DA:137:U:OP2	25:DA:137:U:C5	2.46	0.68
25:DA:1605:C:C2'	25:DA:1606:C:H5'	2.23	0.68
25:DA:2800:A:C2	25:DA:2895:G:H1'	2.28	0.68
27:DC:16:VAL:HB	27:DC:203:VAL:HG13	1.74	0.68
57:DW:41:PHE:O	57:DW:55:LEU:HD11	1.93	0.68
1:AA:1038:C:C2'	1:AA:1039:G:H5'	2.23	0.68
1:AA:223:A:H2'	1:AA:224:U:C6	2.28	0.68
2:AB:193:ASP:C	2:AB:193:ASP:OD1	2.32	0.68
8:AH:10:LEU:HD23	8:AH:10:LEU:H	1.58	0.68
1:AA:1118:U:C5'	9:AI:105:ARG:HG3	2.24	0.68
1:BA:1072:G:H3'	1:BA:1073:U:H6	1.58	0.68
1:BA:1142:G:C5	1:BA:1143:G:H1'	2.28	0.68
1:BA:370:C:O2'	1:BA:371:A:H5'	1.93	0.68
1:BA:613:C:O2'	1:BA:614:C:H5'	1.94	0.68
6:BF:6:ILE:HA	6:BF:88:MET:O	1.92	0.68
6:BF:98:GLU:HG3	6:BF:99:ALA:N	2.07	0.68
12:BL:27:PRO:HB2	12:BL:28:GLN:OE1	1.92	0.68
12:BL:78:VAL:N	12:BL:102:ASP:OD2	2.25	0.68
21:BU:25:ALA:CB	23:BX:8:A:H5''	2.23	0.68
35:CK:113:MET:O	35:CK:114:LYS:C	2.30	0.68
37:CM:15:GLY:O	37:CM:16:ARG:CD	2.41	0.68
28:CD:12:THR:HG23	40:CP:8:GLU:OE2	1.94	0.68
25:DA:1031:G:H4'	55:D4:6:SER:HB2	1.75	0.68
25:DA:1351:C:O2'	25:DA:1571:A:H1'	1.93	0.68
25:DA:783:A:C8	25:DA:784:G:H4'	2.28	0.68
28:DD:25:THR:HG21	28:DD:193:VAL:CG2	2.24	0.68
37:DM:124:LEU:HD23	37:DM:124:LEU:N	2.09	0.68
25:DA:1187:G:H5''	42:DR:83:TYR:CE2	2.28	0.68
46:DV:51:GLN:HB3	46:DV:56:PHE:CD2	2.28	0.68
49:DY:8:GLU:HA	49:DY:12:GLU:HG3	1.75	0.68
1:AA:11:G:C2'	1:AA:12:U:O5'	2.42	0.68
1:AA:468:A:C2	1:AA:469:C:C4	2.82	0.68
1:AA:513:C:H2'	1:AA:514:C:O5'	1.93	0.68
1:AA:659:U:O2	1:AA:659:U:H2'	1.93	0.68
9:AI:43:ALA:CA	9:AI:45:MET:SD	2.81	0.68
11:AK:124:LYS:HG2	11:AK:125:LYS:N	2.08	0.68
1:BA:383:A:H2'	1:BA:384:G:H5'	1.75	0.68
25:CA:12:U:H2'	25:CA:12:U:O2	1.92	0.68
25:CA:2106:U:H5''	25:CA:2107:G:OP2	1.93	0.68

Continued on next page...

Continued from previous page...

Atom-1	Atom-2	Interatomic distance (Å)	Clash overlap (Å)
25:CA:2785:C:O2'	28:CD:67:HIS:HD2	1.76	0.68
30:CF:150:GLY:O	30:CF:151:LEU:HB2	1.92	0.68
33:CI:100:ILE:HG21	33:CI:105:LEU:HD12	1.73	0.68
25:DA:1788:C:C2'	25:DA:1789:A:H5'	2.23	0.68
25:DA:1936:A:H2	25:DA:1943:U:H3	1.40	0.68
25:DA:2310:C:H2'	25:DA:2311:A:O5'	1.93	0.68
25:DA:548:G:O2'	25:DA:549:G:C5	2.45	0.68
25:DA:585:G:H5''	25:DA:586:A:OP1	1.94	0.68
29:DE:155:GLU:HG3	29:DE:159:LEU:HD12	1.73	0.68
56:DB:41:G:H8	30:DF:65:LEU:HD11	1.59	0.68
35:DK:7:MET:C	35:DK:8:LEU:HD12	2.13	0.68
1:AA:414:A:H2'	1:AA:415:A:H8	1.58	0.68
1:AA:718:A:H2'	1:AA:719:C:H5'	1.75	0.68
3:AC:139:ASN:HA	3:AC:142:ARG:HB3	1.74	0.68
21:AU:3:ILE:N	21:AU:19:LYS:HE3	2.09	0.68
1:BA:628:G:H2'	1:BA:629:A:C8	2.29	0.68
8:BH:115:ALA:HA	8:BH:118:ALA:HB3	1.75	0.68
9:BI:98:ARG:HA	9:BI:103:VAL:HG21	1.75	0.68
17:BQ:13:SER:OG	17:BQ:16:MET:HE1	1.93	0.68
25:CA:585:G:O2'	29:CE:77:ILE:HG22	1.93	0.68
30:CF:157:THR:CG2	30:CF:159:ALA:HB3	2.23	0.68
28:DD:151:THR:HG22	28:DD:152:PRO:CD	2.22	0.68
29:DE:149:ILE:CG2	29:DE:188:MET:HG2	2.23	0.68
32:DH:4:ILE:HG23	32:DH:17:ASP:O	1.93	0.68
1:AA:937:A:C2	1:AA:1379:G:O6	2.47	0.68
1:AA:804:U:H5''	1:AA:805:C:OP2	1.94	0.68
9:AI:6:TYR:HB2	9:AI:19:PHE:HA	1.76	0.68
9:AI:83:THR:HB	9:AI:97:LEU:HD21	1.74	0.68
12:AL:2:THR:HB	12:AL:5:GLN:HG3	1.76	0.68
19:AS:4:LEU:O	19:AS:5:LYS:HG3	1.94	0.68
1:BA:994:A:C2	1:BA:995:C:C6	2.81	0.68
2:BB:182:VAL:N	2:BB:196:ASP:OD1	2.27	0.68
2:BB:205:ALA:O	2:BB:207:ARG:N	2.26	0.68
21:BU:36:PHE:HA	21:BU:39:LYS:HE3	1.76	0.68
25:CA:1172:C:C4	25:CA:1173:U:C6	2.82	0.68
29:CE:149:ILE:HD12	29:CE:150:THR:N	2.08	0.68
29:CE:18:THR:HG21	29:CE:19:PHE:CE2	2.28	0.68
45:CU:48:VAL:O	45:CU:53:GLN:CB	2.42	0.68
25:DA:2652:C:H2'	25:DA:2653:U:H5'	1.75	0.68
25:DA:2730:C:O2'	25:DA:2731:G:H5'	1.93	0.68
27:DC:173:LEU:HD22	27:DC:183:VAL:HG23	1.75	0.68

Continued on next page...

Continued from previous page...

Atom-1	Atom-2	Interatomic distance (Å)	Clash overlap (Å)
27:DC:261:ARG:HG2	27:DC:262:THR:HG23	1.73	0.68
32:DH:9:VAL:CG2	32:DH:35:LYS:HE2	2.23	0.68
40:DP:9:GLN:HA	40:DP:12:MET:SD	2.34	0.68
49:DY:45:GLN:O	49:DY:48:ARG:N	2.26	0.68
1:AA:260:G:H2'	1:AA:261:U:C6	2.29	0.68
2:BB:46:VAL:HB	2:BB:47:PRO:HD3	1.76	0.68
7:BG:50:ALA:HB1	7:BG:56:SER:O	1.94	0.68
25:CA:1505:A:H2'	25:CA:1506:U:O4'	1.92	0.68
25:CA:2133:G:HO2'	25:CA:2158:A:N6	1.92	0.68
29:CE:146:VAL:CG2	29:CE:167:VAL:HG22	2.24	0.68
25:DA:1551:A:H2'	25:DA:1552:A:C5'	2.23	0.68
25:DA:1570:A:H2'	25:DA:1571:A:C8	2.29	0.68
28:DD:148:GLN:HB2	28:DD:152:PRO:HG2	1.75	0.68
42:DR:49:ILE:HG13	42:DR:49:ILE:O	1.94	0.68
4:AD:25:ARG:HD2	4:AD:30:LYS:HE2	1.75	0.68
4:AD:57:LYS:HB3	4:AD:199:ILE:CB	2.24	0.68
8:AH:5:PRO:O	8:AH:8:ASP:HB3	1.94	0.68
10:AJ:52:LEU:HB3	14:AN:81:ARG:HE	1.58	0.68
15:AO:6:ALA:O	15:AO:10:ILE:HD12	1.92	0.68
3:BC:54:ILE:HD13	3:BC:56:ILE:CD1	2.24	0.68
6:BF:16:GLU:O	6:BF:19:PRO:HD2	1.92	0.68
25:CA:1494:A:C2	25:CA:1495:A:C4	2.82	0.68
26:CB:7:G:H2'	26:CB:8:C:H5'	1.75	0.68
25:DA:1429:G:C2	25:DA:1430:G:C5	2.82	0.68
25:DA:1566:A:O2'	25:DA:1567:G:H5'	1.94	0.68
25:DA:340:A:H2'	25:DA:341:C:O4'	1.94	0.68
27:DC:66:PHE:HB3	27:DC:150:GLY:O	1.94	0.68
1:AA:204:G:H3'	1:AA:205:A:H5''	1.76	0.68
17:AQ:44:HIS:ND1	17:AQ:69:THR:CG2	2.56	0.68
1:BA:87:C:H2'	1:BA:88:U:C6	2.29	0.68
3:BC:133:MET:CE	3:BC:167:TYR:HB2	2.24	0.68
17:BQ:12:VAL:HG12	17:BQ:21:VAL:O	1.92	0.68
25:CA:1509:A:N3	25:CA:1510:G:C8	2.62	0.68
25:CA:1734:G:H2'	25:CA:1735:A:H8	1.59	0.68
25:CA:1860:G:C2'	25:CA:1861:G:H5'	2.24	0.68
25:CA:978:G:N7	60:CA:3592:HOH:O	2.26	0.68
49:CY:14:LEU:C	49:CY:17:GLU:HB3	2.14	0.68
25:DA:1551:A:C2'	25:DA:1552:A:H5'	2.24	0.68
25:DA:1593:A:H2'	25:DA:1594:U:O4'	1.93	0.68
25:DA:2528:U:O2'	25:DA:2529:G:H3'	1.94	0.68
25:DA:481:G:C4	25:DA:507:A:C2	2.82	0.68

Continued on next page...

Continued from previous page...

Atom-1	Atom-2	Interatomic distance (Å)	Clash overlap (Å)
35:DK:8:LEU:HD12	35:DK:8:LEU:N	2.08	0.68
1:AA:1314:C:H2'	1:AA:1314:C:O2	1.92	0.68
1:AA:1413:A:C5	1:AA:1414:U:C5	2.82	0.68
1:AA:376:G:C2	1:AA:389:A:C2	2.81	0.68
9:AI:117:LEU:HA	9:AI:124:PRO:HD3	1.76	0.68
21:AU:19:LYS:HE2	21:AU:19:LYS:N	2.09	0.68
21:AU:38:GLU:N	21:AU:40:PRO:CD	2.57	0.68
1:BA:1256:A:C8	1:BA:1258:G:C2	2.82	0.68
2:BB:125:PHE:HD2	2:BB:125:PHE:N	1.92	0.68
3:BC:21:TRP:CZ3	3:BC:31:ASN:ND2	2.62	0.68
4:BD:25:ARG:CG	4:BD:26:ALA:N	2.49	0.68
5:BE:109:ALA:O	5:BE:110:MET:HB2	1.94	0.68
31:CG:71:LEU:HD12	31:CG:71:LEU:N	2.09	0.68
25:DA:1005:C:N3	25:DA:1143:A:C2	2.62	0.68
25:DA:1588:G:C4	25:DA:1589:U:C5	2.82	0.68
25:DA:2893:A:C3'	25:DA:2894:G:H5'	2.23	0.68
27:DC:173:LEU:HD22	27:DC:183:VAL:CG2	2.24	0.68
29:DE:178:VAL:CG1	29:DE:179:SER:N	2.57	0.68
31:DG:59:ASP:OD2	31:DG:63:GLN:HG3	1.92	0.68
25:DA:2882:A:OP1	38:DN:96:ARG:HD3	1.93	0.68
35:DK:76:VAL:CG1	40:DP:72:VAL:CG2	2.72	0.68
1:AA:158:G:H2'	1:AA:159:G:H5''	1.75	0.68
9:AI:33:SER:HB3	9:AI:36:GLN:HG3	1.74	0.68
12:AL:113:ARG:HD2	12:AL:118:VAL:HG12	1.76	0.68
14:AN:26:LEU:O	14:AN:27:LYS:HB3	1.93	0.68
22:AV:55:U:C2	22:AV:57:G:OP2	2.47	0.68
1:BA:484:G:N7	1:BA:486:U:H1'	2.09	0.68
4:BD:16:THR:HG22	4:BD:17:ASP:O	1.94	0.68
6:BF:19:PRO:HA	6:BF:22:ILE:HD12	1.75	0.68
6:BF:85:ILE:O	6:BF:86:ARG:O	2.11	0.68
16:BP:19:VAL:HG22	16:BP:36:VAL:HG12	1.76	0.68
25:CA:1060:U:O4'	25:CA:1062:G:H5'	1.94	0.68
25:CA:247:G:C8	25:CA:249:C:C6	2.82	0.68
27:CC:120:ASP:O	27:CC:121:ALA:O	2.12	0.68
36:CL:58:TYR:O	54:C3:12:ARG:NE	2.26	0.68
25:DA:2062:A:OP1	60:DA:3501:HOH:O	2.10	0.68
25:DA:2219:U:H2'	25:DA:2220:U:O5'	1.93	0.68
25:DA:2792:A:N3	25:DA:2792:A:H2'	2.09	0.68
37:DM:20:LEU:HD22	37:DM:20:LEU:N	2.09	0.68
1:AA:1060:U:C4	3:AC:1:GLY:N	2.57	0.67
1:AA:1126:U:C6	1:AA:1281:C:N3	2.62	0.67

Continued on next page...

Continued from previous page...

Atom-1	Atom-2	Interatomic distance (Å)	Clash overlap (Å)
1:AA:1333:A:H2'	1:AA:1334:G:O5'	1.94	0.67
1:AA:207:C:H2'	1:AA:208:U:C2	2.29	0.67
1:BA:1211:U:H1'	1:BA:1213:A:C2	2.27	0.67
1:BA:1316:G:C5	1:BA:1318:A:OP2	2.46	0.67
1:BA:453:G:H2'	1:BA:454:G:C8	2.29	0.67
1:BA:920:U:H2'	1:BA:921:U:C6	2.29	0.67
3:BC:152:VAL:HB	3:BC:197:VAL:HG22	1.75	0.67
5:BE:155:LYS:N	5:BE:155:LYS:HE3	2.09	0.67
23:BX:13:A:N3	23:BX:14:A:C8	2.62	0.67
25:CA:137:U:H2'	25:CA:140:C:C2	2.29	0.67
25:CA:1519:G:C4	25:CA:1520:U:C6	2.83	0.67
35:CK:8:LEU:N	35:CK:8:LEU:HD12	2.10	0.67
42:CR:21:ARG:NH1	42:CR:93:PHE:CE1	2.62	0.67
25:DA:1411:U:H2'	25:DA:1412:U:O4'	1.94	0.67
25:DA:2162:G:H1'	25:DA:2163:A:O5'	1.92	0.67
25:DA:2223:G:H2'	25:DA:2224:G:C5'	2.24	0.67
25:DA:479:A:H4'	25:DA:480:A:OP1	1.94	0.67
56:DB:21:G:C5	56:DB:22:U:C5	2.82	0.67
33:DI:9:LYS:CB	33:DI:55:PRO:HB2	2.25	0.67
1:AA:1348:U:H4'	9:AI:121:ARG:HG3	1.77	0.67
9:AI:51:LEU:HA	9:AI:54:VAL:HG23	1.76	0.67
11:AK:33:ILE:HB	11:AK:73:VAL:HG11	1.76	0.67
13:AM:33:LEU:HD22	13:AM:40:GLU:HA	1.76	0.67
1:BA:1338:G:H2'	1:BA:1339:A:C8	2.29	0.67
1:BA:211:G:O2'	1:BA:212:G:C4'	2.42	0.67
1:BA:69:G:C4	1:BA:70:U:C5	2.81	0.67
20:BT:59:ARG:O	20:BT:63:LYS:HB2	1.95	0.67
20:BT:43:LYS:CG	20:BT:86:ALA:HA	2.24	0.67
51:C0:43:THR:HG23	51:C0:47:TYR:O	1.94	0.67
25:CA:1171:G:C6	25:CA:1172:C:N3	2.62	0.67
25:CA:1589:U:H2'	25:CA:1589:U:O2	1.93	0.67
25:CA:2110:G:H2'	25:CA:2120:G:OP2	1.94	0.67
25:CA:2297:A:N1	25:CA:2321:U:H5	1.91	0.67
25:CA:2665:A:C2	25:CA:2666:C:C6	2.82	0.67
25:CA:457:A:H5'	25:CA:459:U:H1'	1.75	0.67
31:CG:100:ASN:HD22	31:CG:100:ASN:H	1.40	0.67
32:CH:10:ALA:O	32:CH:12:LEU:HD23	1.93	0.67
37:CM:111:GLU:OE1	37:CM:111:GLU:C	2.33	0.67
25:DA:1448:G:C2	25:DA:1449:G:C4	2.83	0.67
25:DA:1971:U:H6	25:DA:1971:U:H3'	1.59	0.67
36:DL:126:ARG:O	36:DL:127:VAL:HG23	1.94	0.67

Continued on next page...

Continued from previous page...

Atom-1	Atom-2	Interatomic distance (Å)	Clash overlap (Å)
1:AA:1303:C:C2'	1:AA:1304:G:O5'	2.42	0.67
1:AA:152:A:N6	1:AA:170:U:C2	2.63	0.67
1:AA:232:G:H1'	1:AA:262:A:N1	2.08	0.67
2:AB:206:ILE:O	2:AB:209:VAL:HG23	1.94	0.67
12:AL:88:ASP:HB3	12:AL:89:LEU:HD12	1.77	0.67
17:AQ:3:LYS:HG3	17:AQ:6:THR:HG22	1.76	0.67
17:AQ:67:SER:O	17:AQ:68:LYS:C	2.33	0.67
1:BA:101:A:H2'	1:BA:102:G:O5'	1.94	0.67
1:BA:1189:U:H5''	1:BA:1190:G:OP2	1.93	0.67
1:BA:143:A:H5'	1:BA:144:G:H5'	1.75	0.67
1:BA:192:A:C2'	1:BA:193:C:H5'	2.24	0.67
6:BF:11:HIS:CG	6:BF:12:PRO:HD2	2.30	0.67
8:BH:95:MET:HB2	8:BH:98:LEU:O	1.94	0.67
11:BK:124:LYS:C	11:BK:124:LYS:HE3	2.14	0.67
25:CA:2146:C:H5''	25:CA:2147:A:OP1	1.95	0.67
26:CB:53:A:H2'	26:CB:54:G:H5'	1.76	0.67
25:CA:2748:A:H1'	31:CG:66:THR:CG2	2.25	0.67
25:DA:2491:U:C5'	25:DA:2570:G:H5''	2.24	0.67
25:DA:2591:C:C2'	25:DA:2592:G:H5'	2.24	0.67
25:DA:301:G:H1'	25:DA:302:C:C6	2.30	0.67
32:DH:62:LEU:HD13	32:DH:63:ALA:CB	2.24	0.67
33:DI:17:ALA:HB1	33:DI:42:ASN:HD21	1.60	0.67
38:DN:87:PHE:O	38:DN:89:SER:N	2.27	0.67
42:DR:53:PHE:CD1	42:DR:53:PHE:N	2.60	0.67
1:AA:1275:A:H2'	1:AA:1276:G:O4'	1.93	0.67
1:AA:141:G:C4	1:AA:142:G:C8	2.82	0.67
1:AA:35:G:H2'	1:AA:36:C:H6	1.59	0.67
1:AA:459:A:C2	1:AA:460:A:C4	2.83	0.67
7:AG:59:GLU:HA	7:AG:62:GLU:HB2	1.76	0.67
3:BC:6:PRO:O	3:BC:9:ILE:HG22	1.94	0.67
5:BE:154:ALA:CB	5:BE:155:LYS:HE3	2.23	0.67
25:CA:2425:A:H4'	25:CA:2426:A:O5'	1.94	0.67
25:CA:995:C:H5'	25:CA:995:C:C6	2.30	0.67
29:CE:44:ARG:O	29:CE:45:ALA:HB2	1.93	0.67
31:CG:140:ILE:HD12	31:CG:141:GLY:N	2.10	0.67
25:DA:1350:C:C2	25:DA:1382:G:N2	2.63	0.67
25:DA:2195:U:C2	25:DA:2196:C:C6	2.83	0.67
27:DC:141:HIS:CB	27:DC:194:VAL:HG12	2.24	0.67
29:DE:149:ILE:HD11	29:DE:172:ALA:HA	1.75	0.67
1:AA:1057:G:H2'	1:AA:1058:G:O5'	1.95	0.67
1:AA:1490:U:O2'	1:AA:1491:G:H5'	1.94	0.67

Continued on next page...

Continued from previous page...

Atom-1	Atom-2	Interatomic distance (Å)	Clash overlap (Å)
1:AA:991:U:C5	1:AA:1212:U:H1'	2.29	0.67
2:AB:53:LEU:HD12	2:AB:219:THR:HG21	1.76	0.67
5:AE:93:VAL:HG21	5:AE:110:MET:SD	2.34	0.67
9:AI:18:VAL:HG11	9:AI:82:ILE:HA	1.75	0.67
17:BQ:7:LEU:HB3	17:BQ:24:ILE:HD13	1.76	0.67
19:BS:57:VAL:HG11	19:BS:74:ALA:HA	1.76	0.67
25:CA:1084:A:C3'	25:CA:1085:A:C8	2.77	0.67
25:CA:1313:U:P	60:CA:3390:HOH:O	2.52	0.67
27:CC:161:VAL:HG22	27:CC:175:LEU:HA	1.76	0.67
33:CI:27:LEU:HD12	33:CI:27:LEU:O	1.94	0.67
26:CB:116:G:H4'	39:CO:54:VAL:HG22	1.76	0.67
41:CQ:88:GLU:H	42:CR:49:ILE:HD12	1.60	0.67
49:CY:6:LEU:HD13	49:CY:56:LEU:HD22	1.77	0.67
51:D0:33:SER:OG	51:D0:35:GLU:HG2	1.94	0.67
25:DA:149:A:N3	25:DA:150:U:C6	2.63	0.67
32:DH:1:MET:O	32:DH:20:ASN:HA	1.95	0.67
33:DI:100:ILE:O	33:DI:101:SER:HB3	1.95	0.67
33:DI:60:VAL:HG22	33:DI:66:PHE:HB3	1.76	0.67
1:AA:1204:A:C5	1:AA:1205:U:C5	2.82	0.67
3:AC:111:ASP:O	3:AC:115:VAL:HG23	1.95	0.67
7:AG:145:GLU:HA	7:AG:148:LYS:HB2	1.77	0.67
8:AH:46:GLU:CA	8:AH:63:LYS:HG2	2.25	0.67
9:AI:24:ASN:HB3	9:AI:58:GLU:CD	2.15	0.67
10:AJ:40:ILE:HG22	10:AJ:73:LEU:HB2	1.77	0.67
11:AK:127:ARG:HG2	11:AK:127:ARG:HH11	1.60	0.67
21:AU:18:PHE:O	21:AU:21:SER:CB	2.42	0.67
24:AY:19:GLU:O	24:AY:23:THR:HG23	1.95	0.67
1:BA:1029:U:O2	1:BA:1029:U:H2'	1.94	0.67
1:BA:1078:U:C2'	1:BA:1079:G:H5'	2.25	0.67
1:BA:1231:G:H4'	9:BI:127:SER:HB2	1.76	0.67
3:BC:166:TRP:HE3	3:BC:166:TRP:C	1.97	0.67
4:BD:170:LEU:N	4:BD:170:LEU:HD12	2.09	0.67
4:BD:172:VAL:HG13	4:BD:173:ASP:H	1.59	0.67
5:BE:106:ALA:HA	5:BE:124:ALA:HB3	1.76	0.67
15:BO:72:LYS:HA	15:BO:72:LYS:HE2	1.75	0.67
25:CA:1055:G:H5''	25:CA:1056:G:OP2	1.95	0.67
25:CA:1180:U:H2'	25:CA:1181:U:H5'	1.75	0.67
25:CA:1567:G:C8	27:CC:82:TYR:HE1	2.11	0.67
25:CA:2305:U:H1'	30:CF:132:ARG:HG2	1.75	0.67
25:CA:2308:G:C5	30:CF:76:PHE:CZ	2.83	0.67
42:CR:49:ILE:HB	42:CR:52:PRO:C	2.15	0.67

Continued on next page...

Continued from previous page...

Atom-1	Atom-2	Interatomic distance (Å)	Clash overlap (Å)
25:CA:381:G:OP1	48:CX:17:ARG:NH2	2.27	0.67
25:DA:1096:A:H2'	25:DA:1097:U:H5''	1.77	0.67
25:DA:1181:U:H5''	25:DA:1182:G:P	2.35	0.67
25:DA:1354:A:C8	25:DA:1355:G:C8	2.83	0.67
25:DA:1383:A:C2	25:DA:1384:A:C4	2.82	0.67
25:DA:1439:A:C2	25:DA:1553:A:C5	2.83	0.67
30:DF:19:PHE:HB2	30:DF:21:TYR:CE2	2.28	0.67
42:DR:51:VAL:HB	42:DR:52:PRO:CD	2.24	0.67
1:AA:198:G:C5	1:AA:220:G:C2	2.83	0.67
1:AA:481:G:O2'	1:AA:482:A:C8	2.48	0.67
4:AD:202:LEU:HD23	4:AD:203:TYR:CE2	2.30	0.67
4:AD:28:ASP:C	4:AD:29:THR:O	2.31	0.67
10:AJ:56:HIS:O	10:AJ:57:VAL:HG12	1.95	0.67
1:BA:247:G:OP1	1:BA:247:G:H4'	1.92	0.67
10:BJ:66:GLU:HG3	14:BN:99:ALA:HB2	1.77	0.67
20:BT:53:MET:HG3	20:BT:54:GLN:N	2.09	0.67
1:BA:1540:U:H4'	21:BU:17:ARG:HG2	1.76	0.67
25:CA:1060:U:H5'	25:CA:1062:G:C5'	2.25	0.67
25:CA:1854:A:C3'	25:CA:1855:U:H5'	2.25	0.67
26:CB:7:G:C2'	26:CB:8:C:H5'	2.24	0.67
30:CF:157:THR:HG23	30:CF:159:ALA:H	1.59	0.67
32:CH:7:ASP:HA	32:CH:15:LEU:HD22	1.77	0.67
25:DA:1165:A:H2'	25:DA:1166:G:H8	1.60	0.67
25:DA:2492:U:H2'	25:DA:2493:U:H5'	1.75	0.67
25:DA:295:G:C2	25:DA:296:U:C5	2.83	0.67
27:DC:226:PRO:HD3	27:DC:233:GLY:HA2	1.75	0.67
40:DP:74:GLN:HB2	40:DP:77:SER:HB2	1.76	0.67
44:DT:69:ARG:HG3	44:DT:74:ILE:CG2	2.25	0.67
49:DY:9:LYS:N	49:DY:12:GLU:CG	2.57	0.67
1:AA:143:A:H5'	1:AA:144:G:H5'	1.75	0.67
5:AE:81:GLN:H	5:AE:146:MET:HE1	1.59	0.67
9:AI:24:ASN:HB3	9:AI:58:GLU:OE1	1.95	0.67
1:BA:1053:G:C5'	1:BA:1054:C:H5'	2.24	0.67
1:BA:189:A:H2'	1:BA:190:A:O5'	1.93	0.67
11:BK:64:VAL:HA	11:BK:67:GLU:HG3	1.76	0.67
14:BN:43:ASN:HA	14:BN:45:VAL:HG22	1.76	0.67
25:CA:1180:U:H2'	25:CA:1181:U:C5'	2.24	0.67
25:CA:1565:C:H3'	27:CC:17:LYS:NZ	2.10	0.67
25:CA:2155:U:H2'	25:CA:2156:G:O4'	1.95	0.67
26:CB:20:G:O2'	26:CB:21:G:H5'	1.95	0.67
33:CI:121:ILE:HA	33:CI:124:MET:SD	2.34	0.67

Continued on next page...

Continued from previous page...

Atom-1	Atom-2	Interatomic distance (Å)	Clash overlap (Å)
25:DA:1179:G:N7	25:DA:1180:U:C6	2.62	0.67
25:DA:1446:C:H2'	25:DA:1447:C:H6	1.60	0.67
25:DA:1525:A:C5	25:DA:1526:C:C5	2.83	0.67
25:DA:1738:G:O2'	25:DA:1739:A:P	2.53	0.67
25:DA:740:C:H5'	25:DA:1784:A:H3'	1.75	0.67
25:DA:2127:G:H2'	25:DA:2128:G:C8	2.29	0.67
25:DA:748:G:C8	43:DS:89:ALA:HB1	2.30	0.67
32:DH:63:ALA:O	32:DH:66:ASN:HB2	1.95	0.67
1:AA:1378:C:H2'	1:AA:1379:G:O5'	1.95	0.67
1:AA:1402:C:O2	1:AA:1500:A:N1	2.27	0.67
5:AE:18:ASN:O	5:AE:32:PHE:HA	1.95	0.67
17:AQ:14:ASP:CA	17:AQ:16:MET:SD	2.83	0.67
1:BA:1249:C:O2'	9:BI:70:GLY:HA2	1.94	0.67
1:BA:206:C:H2'	1:BA:207:C:C4'	2.25	0.67
1:BA:497:G:O2'	1:BA:498:A:H5'	1.94	0.67
3:BC:28:PHE:HZ	14:BN:94:PRO:HD2	1.59	0.67
4:BD:25:ARG:O	4:BD:26:ALA:HB2	1.94	0.67
12:BL:58:ASN:HD22	12:BL:58:ASN:H	1.43	0.67
25:CA:1613:G:C2'	60:CA:3313:HOH:O	2.43	0.67
27:CC:38:LYS:HE2	27:CC:55:GLY:O	1.94	0.67
25:DA:1812:U:O2	25:DA:1812:U:H2'	1.93	0.67
25:DA:2209:G:C5	25:DA:2210:U:C4	2.82	0.67
25:DA:232:G:H4'	25:DA:233:A:OP1	1.94	0.67
25:DA:58:G:N2	25:DA:70:G:C4	2.63	0.67
35:DK:118:LEU:N	35:DK:118:LEU:HD23	2.09	0.67
56:DB:8:C:H5''	39:DO:27:VAL:HG11	1.77	0.67
2:AB:34:ARG:HE	2:AB:34:ARG:HA	1.59	0.67
4:AD:96:ARG:O	4:AD:100:VAL:HG23	1.95	0.67
21:AU:13:VAL:HG13	21:AU:15:LEU:CG	2.25	0.67
1:BA:1441:A:H3'	1:BA:1441:A:C8	2.29	0.67
1:BA:269:C:H2'	1:BA:270:A:C8	2.30	0.67
1:BA:499:A:H4'	1:BA:500:G:OP1	1.95	0.67
1:BA:88:U:C4	1:BA:89:U:C4	2.83	0.67
10:BJ:80:THR:HB	10:BJ:83:THR:H	1.60	0.67
25:CA:1387:A:H2'	25:CA:1388:G:O4'	1.95	0.67
25:CA:1687:G:O2'	25:CA:1688:U:H5'	1.95	0.67
25:CA:322:A:H5'	25:CA:340:A:H1'	1.76	0.67
33:CI:6:ALA:HB3	33:CI:60:VAL:H	1.60	0.67
25:DA:1380:G:OP2	60:DA:3759:HOH:O	2.12	0.67
25:DA:2005:A:H5''	60:DA:3384:HOH:O	1.94	0.67
25:DA:2133:G:C2	25:DA:2158:A:N6	2.63	0.67

Continued on next page...

Continued from previous page...

Atom-1	Atom-2	Interatomic distance (Å)	Clash overlap (Å)
42:DR:49:ILE:HG21	42:DR:53:PHE:H	1.58	0.67
1:AA:1134:G:C4	1:AA:1141:C:N4	2.63	0.66
2:AB:90:PHE:H	2:AB:149:GLY:HA3	1.60	0.66
3:AC:6:PRO:HG2	3:AC:183:TYR:CG	2.30	0.66
3:AC:24:ASN:O	3:AC:26:LYS:N	2.27	0.66
4:AD:31:CYS:SG	4:AD:32:LYS:N	2.68	0.66
8:AH:103:VAL:O	8:AH:103:VAL:HG22	1.94	0.66
18:AR:24:ASP:HB3	18:AR:27:THR:HB	1.77	0.66
3:BC:154:GLY:HA2	3:BC:162:ALA:HB1	1.75	0.66
3:BC:41:TYR:CE2	3:BC:45:GLU:HG2	2.30	0.66
5:BE:104:ILE:N	5:BE:121:ASN:O	2.27	0.66
9:BI:53:LEU:O	9:BI:54:VAL:HG22	1.95	0.66
25:CA:1530:G:H2'	25:CA:1530:G:N3	2.09	0.66
25:CA:1585:C:C2'	25:CA:1586:A:O5'	2.43	0.66
25:CA:2105:U:H2'	25:CA:2106:U:O4'	1.96	0.66
28:CD:85:ALA:HB3	28:CD:88:GLU:HG3	1.76	0.66
30:CF:11:VAL:HG13	30:CF:171:ALA:HB1	1.76	0.66
33:CI:74:PRO:HB2	33:CI:77:VAL:HG13	1.77	0.66
42:CR:42:ALA:HA	42:CR:46:GLU:CB	2.22	0.66
55:D4:23:ILE:HB	55:D4:38:GLY:HA3	1.76	0.66
25:DA:1315:C:H2'	25:DA:1316:U:H6	1.61	0.66
25:DA:1526:C:N4	25:DA:1527:G:C6	2.63	0.66
25:DA:168:G:H2'	25:DA:168:G:N3	2.10	0.66
25:DA:2615:U:H1'	51:D0:3:GLN:HB3	1.75	0.66
30:DF:34:THR:HG23	30:DF:89:THR:HA	1.77	0.66
34:DJ:99:ARG:O	34:DJ:103:ILE:HD12	1.96	0.66
45:DU:15:GLY:O	45:DU:16:LYS:HB2	1.95	0.66
1:AA:1397:C:HO2'	1:AA:1398:A:P	2.17	0.66
1:AA:510:A:H5''	1:AA:511:C:OP2	1.95	0.66
13:AM:3:ILE:HD11	13:AM:9:PRO:CG	2.25	0.66
18:AR:54:LEU:CD1	18:AR:58:ILE:HD11	2.25	0.66
5:BE:24:VAL:HG23	5:BE:26:GLY:H	1.59	0.66
6:BF:47:LEU:CD1	6:BF:51:ILE:CG2	2.73	0.66
10:BJ:10:LEU:N	10:BJ:10:LEU:HD12	2.10	0.66
1:BA:1308:U:H5''	13:BM:96:VAL:CG2	2.25	0.66
17:BQ:44:HIS:ND1	17:BQ:69:THR:HG21	2.10	0.66
25:CA:1179:G:N7	25:CA:1180:U:O4'	2.28	0.66
33:CI:83:ALA:HB2	33:CI:105:LEU:HD11	1.76	0.66
35:CK:34:GLY:O	35:CK:35:VAL:C	2.33	0.66
49:CY:9:LYS:HE2	49:CY:11:VAL:CG2	2.25	0.66
25:DA:2196:C:C2'	25:DA:2197:U:H5'	2.25	0.66

Continued on next page...

Continued from previous page...

Atom-1	Atom-2	Interatomic distance (Å)	Clash overlap (Å)
25:DA:2415:G:C4	25:DA:2416:C:C5	2.83	0.66
25:DA:323:C:N3	25:DA:333:G:C8	2.64	0.66
25:DA:422:A:OP2	60:DA:3567:HOH:O	2.12	0.66
31:DG:36:LEU:HD13	31:DG:40:VAL:HG11	1.78	0.66
1:AA:1031:C:C2'	1:AA:1032:G:OP2	2.43	0.66
1:AA:1083:U:H5	1:AA:1084:G:C6	2.12	0.66
1:AA:518:C:H2'	1:AA:530:G:C8	2.30	0.66
19:AS:28:LYS:CB	19:AS:29:PRO:HD2	2.25	0.66
24:AY:149:ILE:HG23	24:AY:153:ASP:CB	2.25	0.66
2:BB:130:LYS:HA	2:BB:133:ALA:HB3	1.76	0.66
4:BD:123:MET:HE3	4:BD:145:ARG:HB3	1.77	0.66
9:BI:43:ALA:HB1	9:BI:46:VAL:HG21	1.75	0.66
16:BP:10:GLY:HA3	16:BP:15:PRO:HA	1.76	0.66
19:BS:3:SER:O	19:BS:4:LEU:HB2	1.93	0.66
20:BT:69:ASN:O	20:BT:70:LYS:C	2.34	0.66
1:BA:723:U:C5	21:BU:49:ALA:HA	2.31	0.66
25:CA:2133:G:C2'	25:CA:2158:A:N6	2.59	0.66
25:CA:2172:U:OP1	25:CA:2174:C:C5	2.48	0.66
25:CA:2550:G:C2'	25:CA:2551:C:H5'	2.24	0.66
25:CA:2887:A:H2'	25:CA:2887:A:N3	2.09	0.66
43:CS:45:VAL:O	43:CS:46:LEU:C	2.33	0.66
45:CU:48:VAL:O	45:CU:53:GLN:HB2	1.95	0.66
25:DA:1062:G:H2'	25:DA:1063:G:C4	2.30	0.66
25:DA:1351:C:O2	25:DA:1381:G:C2	2.48	0.66
25:DA:82:U:H5'	25:DA:296:U:H5''	1.76	0.66
30:DF:33:ILE:HG12	30:DF:155:ILE:HA	1.77	0.66
31:DG:112:VAL:HG21	31:DG:150:TYR:CD2	2.31	0.66
32:DH:134:VAL:HG12	32:DH:138:VAL:O	1.94	0.66
1:AA:1530:G:O2'	1:AA:1531:A:OP2	2.13	0.66
10:AJ:49:PHE:N	10:AJ:49:PHE:CD1	2.63	0.66
1:BA:423:G:N2	1:BA:424:G:C8	2.64	0.66
1:BA:469:C:H5	1:BA:470:C:C4	2.14	0.66
4:BD:151:GLN:O	4:BD:154:VAL:HG12	1.96	0.66
5:BE:133:ILE:HD12	5:BE:133:ILE:H	1.59	0.66
10:BJ:87:LEU:HD13	10:BJ:88:MET:HG2	1.78	0.66
25:CA:1180:U:O3'	25:CA:1180:U:OP1	2.14	0.66
25:CA:1789:A:OP2	27:CC:220:ARG:NH1	2.28	0.66
25:CA:10:A:H2	25:CA:2800:A:HO2'	1.43	0.66
33:CI:54:ILE:HG12	33:CI:73:PRO:CA	2.25	0.66
25:DA:2146:C:H5''	25:DA:2147:A:OP1	1.95	0.66
25:DA:2248:C:C2'	25:DA:2249:U:H5'	2.24	0.66

Continued on next page...

Continued from previous page...

Atom-1	Atom-2	Interatomic distance (Å)	Clash overlap (Å)
27:DC:20:ASN:OD1	27:DC:20:ASN:C	2.33	0.66
36:DL:4:ASN:C	36:DL:5:THR:HG22	2.15	0.66
45:DU:98:ASN:C	45:DU:98:ASN:OD1	2.34	0.66
1:AA:959:A:C2	1:AA:1222:G:O4'	2.48	0.66
1:AA:1278:G:H4'	1:AA:1279:G:C8	2.31	0.66
18:AR:35:SER:HA	18:AR:71:ASP:OD2	1.96	0.66
1:BA:1262:C:C6	1:BA:1263:C:C5	2.83	0.66
1:BA:562:U:H4'	1:BA:563:A:H5'	1.78	0.66
1:BA:590:U:H2'	1:BA:591:U:C6	2.30	0.66
6:BF:18:VAL:HA	6:BF:21:MET:CE	2.26	0.66
37:CM:57:VAL:O	37:CM:60:GLN:CG	2.42	0.66
45:CU:17:ASP:HB3	45:CU:20:LYS:HD3	1.76	0.66
25:DA:1001:A:OP2	60:DA:3742:HOH:O	2.13	0.66
25:DA:1517:G:N2	25:DA:1732:C:C4	2.63	0.66
25:DA:2134:A:H62	25:DA:2157:G:H1'	1.61	0.66
25:DA:744:U:OP1	60:DA:3658:HOH:O	2.13	0.66
42:DR:39:LEU:C	42:DR:49:ILE:HG23	2.16	0.66
1:AA:918:A:H2'	1:AA:919:A:C8	2.30	0.66
2:AB:212:TYR:HA	2:AB:215:ALA:HB3	1.78	0.66
11:AK:121:ARG:CZ	21:AU:35:GLU:HG3	2.26	0.66
21:AU:7:GLU:HB3	21:AU:11:PHE:HZ	1.60	0.66
21:AU:36:PHE:CD1	21:AU:39:LYS:HE3	2.31	0.66
1:BA:1211:U:O2'	1:BA:1212:U:OP2	2.14	0.66
1:BA:540:G:H2'	1:BA:541:G:O4'	1.95	0.66
2:BB:98:GLY:HA2	2:BB:101:THR:CG2	2.24	0.66
5:BE:121:ASN:O	5:BE:122:VAL:O	2.13	0.66
9:BI:83:THR:HG21	9:BI:102:PHE:HB3	1.76	0.66
20:BT:64:GLY:HA2	20:BT:67:HIS:CE1	2.31	0.66
25:CA:1474:U:H2'	25:CA:1475:G:H5'	1.76	0.66
25:CA:2203:U:H5''	25:CA:2204:G:OP1	1.95	0.66
32:CH:117:LEU:HD21	32:CH:121:VAL:CA	2.24	0.66
40:CP:29:VAL:HG13	40:CP:79:VAL:HG12	1.77	0.66
44:CT:1:MET:C	44:CT:3:ARG:HB2	2.16	0.66
47:CW:20:LYS:O	47:CW:21:ARG:HD3	1.94	0.66
25:DA:2297:A:C2	25:DA:2298:A:C8	2.83	0.66
25:DA:2666:C:C5	25:DA:2667:C:C4	2.83	0.66
25:DA:2893:A:H4'	25:DA:2894:G:H5'	1.77	0.66
25:DA:540:C:C2'	25:DA:541:A:H5'	2.25	0.66
27:DC:79:ARG:HD3	27:DC:92:LEU:HB3	1.76	0.66
35:DK:76:VAL:HG12	40:DP:72:VAL:HG23	1.78	0.66
35:DK:99:ILE:HD13	35:DK:118:LEU:HD12	1.77	0.66

Continued on next page...

Continued from previous page...

Atom-1	Atom-2	Interatomic distance (Å)	Clash overlap (Å)
36:DL:90:VAL:HG12	36:DL:90:VAL:O	1.94	0.66
42:DR:61:ALA:HB1	42:DR:97:LYS:O	1.95	0.66
1:AA:1138:G:C8	1:AA:1140:C:H5'	2.30	0.66
7:AG:119:LEU:CD2	7:AG:123:LEU:CD2	2.73	0.66
1:BA:1323:G:H2'	1:BA:1324:A:C8	2.30	0.66
1:BA:328:C:H2'	1:BA:328:C:O2	1.93	0.66
3:BC:5:HIS:HD2	14:BN:89:MET:HB3	1.60	0.66
8:BH:54:THR:C	8:BH:56:PRO:HD3	2.16	0.66
11:BK:62:ALA:CB	11:BK:91:GLY:HA2	2.26	0.66
18:BR:38:ILE:CD1	18:BR:55:ALA:HA	2.26	0.66
55:C4:36:ARG:HG2	55:C4:37:GLN:N	2.11	0.66
25:CA:1080:A:C2	25:CA:1081:U:C5	2.83	0.66
25:CA:2334:U:O4	39:CO:16:ARG:NH2	2.29	0.66
25:CA:246:C:H2'	25:CA:247:G:H5'	1.78	0.66
30:CF:121:PHE:HB3	30:CF:162:ASP:OD2	1.95	0.66
34:CJ:64:VAL:HG13	34:CJ:68:LYS:HB2	1.78	0.66
25:DA:687:C:H2'	25:DA:688:U:O4'	1.96	0.66
25:DA:900:A:C2	25:DA:901:C:C1'	2.78	0.66
33:DI:46:ASP:HA	33:DI:50:LYS:HD2	1.76	0.66
1:AA:64:G:C2	1:AA:67:C:N4	2.64	0.66
4:AD:131:ILE:HD12	4:AD:134:TYR:N	2.11	0.66
1:BA:374:A:H5''	1:BA:452:A:H2	1.60	0.66
1:BA:451:A:H61	1:BA:481:G:H5'	1.61	0.66
1:BA:642:A:N3	8:BH:104:SER:OG	2.28	0.66
17:BQ:61:ARG:C	17:BQ:72:TRP:CE3	2.69	0.66
32:CH:31:VAL:CB	32:CH:32:PRO:HD2	2.24	0.66
42:CR:41:ILE:O	42:CR:46:GLU:HB2	1.95	0.66
49:CY:9:LYS:HE2	49:CY:11:VAL:HG21	1.77	0.66
25:DA:1087:G:C4	25:DA:1089:A:H1'	2.31	0.66
25:DA:1477:A:C2	25:DA:1515:A:C4	2.82	0.66
25:DA:2133:G:N3	25:DA:2158:A:C6	2.64	0.66
25:DA:465:G:H2'	25:DA:466:A:C8	2.31	0.66
30:DF:103:ILE:HG22	30:DF:174:PHE:HA	1.78	0.66
32:DH:72:ILE:CG2	32:DH:73:ASN:N	2.59	0.66
33:DI:38:CYS:CA	33:DI:41:PHE:HB3	2.22	0.66
40:DP:92:ARG:O	40:DP:93:LYS:HB2	1.95	0.66
41:DQ:85:ALA:HB3	41:DQ:87:VAL:HG23	1.77	0.66
42:DR:49:ILE:HB	42:DR:51:VAL:O	1.96	0.66
1:AA:1133:G:N1	1:AA:1142:G:C6	2.64	0.66
1:AA:204:G:C8	1:AA:205:A:H5''	2.31	0.66
3:AC:87:ARG:HG2	3:AC:98:ALA:O	1.96	0.66

Continued on next page...

Continued from previous page...

Atom-1	Atom-2	Interatomic distance (Å)	Clash overlap (Å)
8:AH:95:MET:HB2	8:AH:98:LEU:O	1.96	0.66
12:AL:43:LYS:HB2	12:AL:44:PRO:CD	2.26	0.66
21:AU:9:GLU:CG	21:AU:10:PRO:HD3	2.26	0.66
1:BA:1005:A:N7	1:BA:1006:G:C4	2.64	0.66
1:BA:1239:A:H2'	1:BA:1298:U:O4	1.94	0.66
1:BA:940:C:H2'	1:BA:941:G:C8	2.30	0.66
4:BD:169:TRP:CD1	4:BD:185:PRO:HG3	2.31	0.66
25:CA:2221:G:O2'	25:CA:2222:C:H5'	1.95	0.66
27:CC:51:ARG:NH2	27:CC:246:PRO:HG3	2.11	0.66
33:CI:71:LYS:CD	33:CI:71:LYS:N	2.58	0.66
51:D0:12:ARG:O	51:D0:16:ARG:HG3	1.96	0.66
25:DA:250:G:OP2	54:D3:12:ARG:NH1	2.29	0.66
25:DA:1025:G:O2'	60:DA:3714:HOH:O	2.04	0.66
25:DA:194:G:C8	60:DA:3767:HOH:O	2.49	0.66
25:DA:2115:G:O2'	25:DA:2117:A:N6	2.29	0.66
25:DA:2148:G:H2'	25:DA:2149:U:C6	2.31	0.66
25:DA:2345:G:C5	25:DA:2381:A:C2	2.84	0.66
25:DA:78:U:OP1	49:DY:2:LYS:HD2	1.96	0.66
56:DB:102:G:H8	56:DB:102:G:O5'	1.78	0.66
28:DD:124:ARG:HD3	28:DD:125:TRP:NE1	2.11	0.66
33:DI:89:SER:HB3	33:DI:92:PRO:HG3	1.77	0.66
38:DN:32:GLU:HA	38:DN:115:LEU:HG	1.78	0.66
49:DY:9:LYS:HG2	49:DY:10:SER:N	2.10	0.66
1:AA:1124:G:H3'	1:AA:1145:A:H61	1.59	0.66
1:AA:66:A:C2	1:AA:67:C:C6	2.84	0.66
12:AL:89:LEU:HD12	12:AL:89:LEU:N	2.10	0.66
1:BA:4:U:C5'	1:BA:5:U:OP1	2.44	0.66
2:BB:49:PHE:CD1	2:BB:49:PHE:C	2.69	0.66
2:BB:56:LEU:O	2:BB:59:ILE:HG13	1.96	0.66
2:BB:95:TRP:CZ3	2:BB:174:GLU:OE2	2.48	0.66
5:BE:156:ARG:O	5:BE:158:LYS:N	2.29	0.66
6:BF:50:PRO:HD3	18:BR:73:HIS:HB3	1.77	0.66
7:BG:131:GLY:H	7:BG:134:VAL:CG1	2.08	0.66
8:BH:82:LEU:HD13	8:BH:82:LEU:O	1.95	0.66
17:BQ:7:LEU:HD22	17:BQ:72:TRP:CH2	2.31	0.66
53:C2:43:THR:O	53:C2:44:VAL:CB	2.44	0.66
25:CA:1058:U:H1'	25:CA:1081:U:O2	1.96	0.66
25:CA:408:G:C2	25:CA:420:C:O2	2.49	0.66
25:CA:981:A:OP1	60:CA:3601:HOH:O	2.14	0.66
44:CT:35:ALA:O	44:CT:38:ALA:HB3	1.96	0.66
25:DA:1506:U:H2'	25:DA:1507:C:C6	2.30	0.66

Continued on next page...

Continued from previous page...

Atom-1	Atom-2	Interatomic distance (Å)	Clash overlap (Å)
25:DA:2206:C:O2'	25:DA:2207:C:H5'	1.95	0.66
25:DA:2338:C:C2	25:DA:2339:C:C5	2.84	0.66
25:DA:418:C:H2'	25:DA:419:U:O4'	1.95	0.66
25:DA:860:U:O4'	25:DA:2268:A:H5'	1.96	0.66
36:DL:10:GLU:HA	36:DL:10:GLU:OE1	1.96	0.66
46:DV:42:LEU:HD12	46:DV:47:VAL:HG21	1.78	0.66
9:AI:10:ARG:HB3	9:AI:15:ALA:HA	1.76	0.65
1:BA:414:A:C2	1:BA:415:A:H1'	2.31	0.65
2:BB:17:HIS:O	2:BB:18:GLN:HB2	1.95	0.65
1:BA:1078:U:O2	5:BE:89:THR:HG21	1.96	0.65
25:CA:2061:G:OP2	60:CA:3498:HOH:O	2.14	0.65
25:CA:2202:U:H5''	25:CA:2203:U:OP1	1.96	0.65
27:CC:17:LYS:HA	27:CC:17:LYS:HE3	1.78	0.65
33:CI:57:VAL:HG23	33:CI:71:LYS:NZ	2.11	0.65
25:DA:1177:G:H2'	25:DA:1178:C:O4'	1.96	0.65
25:DA:1429:G:O2'	25:DA:1430:G:H5'	1.96	0.65
25:DA:1590:A:H2'	25:DA:1591:A:H8	1.60	0.65
25:DA:1638:C:H4'	25:DA:2710:C:O2	1.96	0.65
25:DA:2039:U:H2'	25:DA:2040:G:C8	2.30	0.65
25:DA:2133:G:N3	25:DA:2158:A:N6	2.43	0.65
30:DF:103:ILE:CG2	30:DF:174:PHE:HA	2.26	0.65
1:AA:505:G:H4'	1:AA:534:U:C5	2.31	0.65
1:AA:993:G:N3	1:AA:993:G:H2'	2.11	0.65
6:AF:7:VAL:O	6:AF:7:VAL:HG13	1.96	0.65
8:AH:48:PHE:HD1	8:AH:48:PHE:H	1.42	0.65
9:AI:66:VAL:HG22	9:AI:74:GLN:HG2	1.76	0.65
13:AM:21:ILE:HB	13:AM:24:VAL:HG22	1.76	0.65
14:AN:35:ALA:CB	14:AN:41:ARG:HB3	2.25	0.65
3:AC:36:PHE:CZ	14:AN:92:GLU:OE2	2.49	0.65
16:AP:77:GLU:C	16:AP:79:ASN:N	2.48	0.65
21:AU:28:LEU:O	21:AU:28:LEU:HD23	1.96	0.65
1:BA:1113:C:C2	1:BA:1114:C:C5	2.85	0.65
1:BA:1142:G:C6	1:BA:1143:G:H1'	2.31	0.65
1:BA:500:G:C6	1:BA:501:C:N4	2.64	0.65
2:BB:134:LEU:HA	2:BB:137:THR:OG1	1.95	0.65
9:BI:27:ILE:HG23	9:BI:62:LEU:CD1	2.25	0.65
20:BT:64:GLY:C	20:BT:67:HIS:CE1	2.69	0.65
22:BV:20:U:OP1	22:BV:20:U:O4'	2.15	0.65
25:CA:1060:U:H4'	25:CA:1061:U:H3'	1.78	0.65
25:CA:2114:A:C4	25:CA:2167:U:H5'	2.30	0.65
25:CA:215:G:H4'	25:CA:216:A:H4'	1.78	0.65

Continued on next page...

Continued from previous page...

Atom-1	Atom-2	Interatomic distance (Å)	Clash overlap (Å)
25:CA:2318:G:C6	25:CA:2319:G:N1	2.65	0.65
32:CH:31:VAL:O	32:CH:32:PRO:C	2.31	0.65
33:CI:66:PHE:CE1	33:CI:68:PHE:CE1	2.84	0.65
38:CN:13:ASN:C	38:CN:13:ASN:HD22	2.00	0.65
25:DA:137:U:C6	25:DA:137:U:OP2	2.50	0.65
25:DA:1542:U:O2'	25:DA:1543:G:H5'	1.95	0.65
25:DA:2216:G:H2'	25:DA:2217:G:C8	2.31	0.65
25:DA:2727:A:C6	25:DA:2728:U:O4	2.50	0.65
25:DA:2885:G:N7	51:D0:39:ARG:NH2	2.44	0.65
30:DF:99:PHE:O	30:DF:102:LEU:HB3	1.96	0.65
33:DI:116:MET:SD	33:DI:128:ILE:HD11	2.36	0.65
34:DJ:140:LEU:HD12	34:DJ:141:ASP:N	2.10	0.65
1:AA:701:U:H4'	1:AA:702:A:H5''	1.79	0.65
1:AA:744:C:H2'	1:AA:745:G:C8	2.31	0.65
1:AA:805:C:O2'	1:AA:806:C:H5'	1.96	0.65
2:AB:119:GLN:N	2:AB:122:ASP:HB2	2.12	0.65
1:BA:175:C:O2'	1:BA:176:C:H5'	1.96	0.65
1:BA:236:A:H2'	1:BA:237:G:C8	2.32	0.65
3:BC:102:ILE:N	3:BC:102:ILE:HD12	2.10	0.65
8:BH:74:ILE:HD13	8:BH:128:VAL:HG22	1.78	0.65
20:BT:64:GLY:CA	20:BT:67:HIS:CE1	2.79	0.65
25:CA:2055:C:H5'	25:CA:2056:G:H5''	1.77	0.65
25:CA:981:A:H5''	60:CA:3598:HOH:O	1.93	0.65
33:CI:38:CYS:HB3	33:CI:42:ASN:ND2	2.11	0.65
33:CI:42:ASN:OD1	33:CI:45:THR:HB	1.97	0.65
40:CP:112:ARG:O	40:CP:113:LEU:HG	1.97	0.65
25:DA:1475:G:O2'	25:DA:1476:U:P	2.54	0.65
25:DA:2164:C:H2'	25:DA:2165:C:H6	1.60	0.65
25:DA:443:A:N7	29:DE:40:ARG:HD3	2.10	0.65
25:DA:665:U:O2	25:DA:665:U:H2'	1.96	0.65
56:DB:43:C:H5''	56:DB:44:G:OP2	1.96	0.65
35:DK:1:MET:HG2	35:DK:32:TYR:CD1	2.31	0.65
40:DP:93:LYS:HG2	40:DP:95:LYS:O	1.97	0.65
1:AA:37:U:O2'	1:AA:500:G:H4'	1.97	0.65
1:AA:542:G:N3	1:AA:543:U:C5	2.64	0.65
2:AB:102:ASN:HB3	2:AB:105:THR:HB	1.77	0.65
2:AB:88:GLN:CG	2:AB:220:VAL:HG11	2.26	0.65
5:AE:131:ASN:HD22	5:AE:131:ASN:C	1.99	0.65
10:AJ:63:ASP:OD1	14:AN:85:ARG:HD2	1.97	0.65
1:BA:1476:A:H2'	1:BA:1477:U:C6	2.31	0.65
1:BA:802:A:H5''	1:BA:803:G:OP2	1.96	0.65

Continued on next page...

Continued from previous page...

Atom-1	Atom-2	Interatomic distance (Å)	Clash overlap (Å)
11:BK:87:GLY:H	11:BK:113:THR:CG2	2.08	0.65
12:BL:29:LYS:HE3	12:BL:29:LYS:HA	1.79	0.65
21:BU:23:GLU:HA	21:BU:27:VAL:HG22	1.77	0.65
52:C1:7:LYS:HA	52:C1:23:THR:HG22	1.79	0.65
54:C3:30:HIS:O	54:C3:31:ILE:C	2.33	0.65
25:CA:2119:A:C2	25:CA:2169:A:C2	2.85	0.65
25:CA:544:C:C5	25:CA:545:U:C5	2.85	0.65
27:CC:161:VAL:CG1	27:CC:173:LEU:HB3	2.27	0.65
45:CU:45:GLN:OE1	45:CU:58:VAL:HG21	1.95	0.65
25:DA:1301:A:H4'	25:DA:1302:A:OP1	1.96	0.65
25:DA:2038:G:H2'	25:DA:2039:U:O4'	1.96	0.65
25:DA:479:A:N3	25:DA:481:G:H5''	2.11	0.65
32:DH:4:ILE:HG22	32:DH:5:LEU:H	1.61	0.65
33:DI:56:VAL:HB	33:DI:70:THR:HB	1.79	0.65
44:DT:22:THR:HA	44:DT:25:GLU:CG	2.26	0.65
44:DT:7:LEU:HD21	44:DT:46:ALA:CA	2.26	0.65
1:AA:1314:C:O2	1:AA:1315:U:C6	2.49	0.65
1:AA:403:C:H2'	1:AA:404:G:O4'	1.96	0.65
3:AC:59:PRO:HB3	10:AJ:94:ALA:HB1	1.78	0.65
5:AE:59:ILE:HG13	5:AE:60:GLN:N	2.10	0.65
8:AH:9:MET:HG3	8:AH:26:MET:SD	2.36	0.65
1:AA:1279:G:H5''	10:AJ:9:ARG:NH2	2.12	0.65
1:BA:1007:U:H2'	1:BA:1008:U:H5''	1.78	0.65
1:BA:1160:G:HO2'	1:BA:1161:C:H6	1.42	0.65
1:BA:692:U:H2'	1:BA:694:A:OP2	1.97	0.65
2:BB:156:LEU:HD23	2:BB:156:LEU:O	1.96	0.65
6:BF:77:THR:O	6:BF:80:PHE:HB3	1.96	0.65
25:CA:1098:A:C6	25:CA:1099:G:N1	2.65	0.65
25:CA:1169:A:C2	25:CA:1181:U:O2	2.49	0.65
25:CA:2141:G:H2'	25:CA:2142:A:H5'	1.78	0.65
25:CA:760:G:C2'	25:CA:761:A:H5'	2.27	0.65
60:CA:3660:HOH:O	28:CD:140:HIS:NE2	2.29	0.65
25:CA:2304:G:H1'	30:CF:128:SER:HB3	1.78	0.65
30:CF:141:ASP:O	30:CF:145:VAL:HG13	1.96	0.65
32:CH:2:GLN:O	32:CH:3:VAL:HG22	1.96	0.65
32:CH:31:VAL:HB	32:CH:32:PRO:CD	2.25	0.65
42:CR:49:ILE:HG22	42:CR:53:PHE:H	1.60	0.65
25:DA:1233:C:H2'	25:DA:1234:U:O5'	1.95	0.65
25:DA:2407:A:N3	25:DA:2408:U:C5	2.65	0.65
56:DB:103:U:H2'	56:DB:104:A:H5'	1.78	0.65
27:DC:132:ARG:HG3	27:DC:133:ASN:OD1	1.96	0.65

Continued on next page...

Continued from previous page...

Atom-1	Atom-2	Interatomic distance (Å)	Clash overlap (Å)
33:DI:20:SER:HB3	33:DI:21:PRO:HD3	1.78	0.65
36:DL:127:VAL:HG12	36:DL:131:ALA:HB3	1.78	0.65
36:DL:82:LEU:HD23	36:DL:83:ALA:N	2.10	0.65
3:AC:21:TRP:CG	3:AC:58:ARG:HG2	2.31	0.65
7:AG:38:ALA:O	7:AG:41:ILE:HB	1.97	0.65
14:AN:43:ASN:OD1	14:AN:47:LYS:HE2	1.97	0.65
17:AQ:15:LYS:C	17:AQ:16:MET:SD	2.75	0.65
22:AV:60:U:H5''	22:AV:61:C:H5	1.62	0.65
2:BB:56:LEU:HD13	2:BB:57:ASN:N	2.12	0.65
14:BN:17:ASP:HA	14:BN:20:PHE:O	1.96	0.65
20:BT:69:ASN:O	20:BT:71:ALA:N	2.30	0.65
33:CI:83:ALA:CB	33:CI:105:LEU:HD11	2.27	0.65
25:CA:870:U:OP1	37:CM:6:ARG:HD3	1.97	0.65
38:CN:103:ARG:NE	38:CN:110:MET:HE2	2.11	0.65
25:DA:64:A:H2'	25:DA:65:U:C6	2.32	0.65
34:DJ:37:ARG:HG2	34:DJ:39:LYS:HG2	1.78	0.65
34:DJ:80:HIS:HB3	34:DJ:81:ILE:HG22	1.77	0.65
37:DM:21:ALA:CB	37:DM:100:LYS:HG2	2.27	0.65
44:DT:39:THR:HG22	44:DT:42:GLU:HB2	1.77	0.65
49:DY:23:ARG:O	49:DY:24:GLU:C	2.35	0.65
1:AA:198:G:C4	1:AA:199:A:C8	2.84	0.65
1:AA:972:C:H4'	10:AJ:59:LYS:CE	2.27	0.65
2:AB:16:GLY:HA3	2:AB:39:ILE:HA	1.77	0.65
3:AC:181:ILE:HD13	3:AC:202:PHE:HA	1.79	0.65
4:AD:3:TYR:O	4:AD:4:LEU:HB2	1.97	0.65
10:AJ:48:ARG:C	10:AJ:49:PHE:CD1	2.70	0.65
11:AK:13:LYS:O	11:AK:14:GLN:CB	2.45	0.65
11:AK:13:LYS:O	11:AK:14:GLN:HB2	1.97	0.65
1:BA:1093:A:C2	1:BA:1095:U:C4'	2.79	0.65
1:BA:463:U:C2'	1:BA:463:U:O2	2.45	0.65
1:BA:64:G:C8	1:BA:99:C:N4	2.65	0.65
2:BB:99:MET:CA	2:BB:106:VAL:HG21	2.27	0.65
7:BG:85:GLN:NE2	7:BG:85:GLN:HA	2.11	0.65
18:BR:41:SER:CB	18:BR:51:GLN:HE21	2.09	0.65
25:CA:2161:C:O2	25:CA:2161:C:H2'	1.97	0.65
25:CA:2404:U:C2'	25:CA:2405:G:O5'	2.44	0.65
25:CA:743:A:O3'	60:CA:3659:HOH:O	2.14	0.65
33:CI:57:VAL:HG12	33:CI:58:ILE:N	2.12	0.65
34:CJ:76:HIS:CE1	34:CJ:85:LYS:HB2	2.31	0.65
36:CL:90:VAL:HG23	36:CL:120:VAL:HG21	1.78	0.65
36:CL:92:LEU:H	36:CL:92:LEU:HD12	1.62	0.65

Continued on next page...

Continued from previous page...

Atom-1	Atom-2	Interatomic distance (Å)	Clash overlap (Å)
25:DA:1091:G:C4	25:DA:1092:C:C5	2.85	0.65
25:DA:149:A:C4	25:DA:150:U:C6	2.85	0.65
25:DA:1589:U:H2'	25:DA:1590:A:C8	2.31	0.65
25:DA:1873:G:H2'	25:DA:1874:C:H6	1.60	0.65
25:DA:2287:A:C8	25:DA:2289:G:C8	2.85	0.65
25:DA:623:C:H2'	25:DA:624:C:H6	1.61	0.65
34:DJ:31:GLU:O	34:DJ:34:ARG:HB3	1.96	0.65
35:DK:104:THR:HG22	35:DK:122:VAL:HG11	1.77	0.65
41:DQ:78:PHE:CZ	41:DQ:82:LEU:HD11	2.31	0.65
43:DS:59:GLU:CG	43:DS:66:ILE:HD11	2.27	0.65
44:DT:2:ILE:HG12	44:DT:7:LEU:HD12	1.78	0.65
1:AA:1145:A:H2'	1:AA:1146:A:OP2	1.97	0.65
1:AA:144:G:C5	1:AA:179:A:C2	2.84	0.65
1:AA:737:C:O2'	1:AA:738:C:H5'	1.97	0.65
2:AB:40:ILE:HG21	2:AB:201:GLY:HA2	1.79	0.65
11:AK:41:LEU:HD22	11:AK:76:TYR:CD2	2.31	0.65
13:AM:80:MET:HG2	13:AM:91:ARG:CZ	2.27	0.65
18:AR:56:ARG:HE	18:AR:60:ARG:NH1	1.95	0.65
1:BA:82:G:O6	1:BA:87:C:N3	2.29	0.65
2:BB:67:LEU:HD23	2:BB:90:PHE:HA	1.78	0.65
1:BA:750:C:O2	15:BO:22:GLY:HA3	1.97	0.65
15:BO:80:LEU:HD11	15:BO:84:LEU:HD22	1.78	0.65
17:BQ:16:MET:HG2	17:BQ:19:SER:HB3	1.78	0.65
25:CA:1714:U:H5''	25:CA:1715:G:C5'	2.26	0.65
25:CA:34:U:O2'	25:CA:35:G:OP1	2.15	0.65
25:CA:973:A:OP2	42:CR:81:LYS:HE3	1.95	0.65
33:CI:61:TYR:HH	33:CI:67:THR:HG1	1.42	0.65
33:CI:56:VAL:HA	33:CI:71:LYS:HE2	1.79	0.65
39:CO:31:THR:HG22	39:CO:33:ARG:H	1.61	0.65
25:DA:973:A:O4'	25:DA:1188:U:C6	2.49	0.65
25:DA:1586:A:C8	25:DA:1587:G:C8	2.85	0.65
25:DA:2338:C:O2	25:DA:2339:C:C5	2.49	0.65
25:DA:362:A:N3	25:DA:362:A:H2'	2.10	0.65
1:AA:35:G:H2'	1:AA:36:C:C6	2.31	0.65
1:AA:541:G:C4	1:AA:542:G:C8	2.85	0.65
2:AB:55:GLU:HA	2:AB:58:LYS:CB	2.27	0.65
1:AA:421:U:C2	3:AC:126:ARG:NH2	2.65	0.65
4:AD:144:ILE:HG22	4:AD:145:ARG:O	1.97	0.65
8:AH:63:LYS:HB2	8:AH:70:VAL:CG2	2.27	0.65
11:AK:95:THR:O	11:AK:99:LEU:CD2	2.45	0.65
12:AL:58:ASN:ND2	12:AL:60:PHE:CD1	2.64	0.65

Continued on next page...

Continued from previous page...

Atom-1	Atom-2	Interatomic distance (Å)	Clash overlap (Å)
13:AM:63:VAL:O	13:AM:68:LEU:HB2	1.97	0.65
17:AQ:12:VAL:CG1	17:AQ:21:VAL:HG13	2.26	0.65
6:AF:7:VAL:HG11	18:AR:64:LEU:HD11	1.78	0.65
1:BA:1126:U:C5	1:BA:1281:C:N4	2.65	0.65
1:BA:938:A:C2	1:BA:1345:U:O4	2.50	0.65
1:BA:1492:A:C2	25:DA:1913:A:N6	2.65	0.65
1:BA:240:G:OP1	1:BA:240:G:H4'	1.96	0.65
2:BB:104:LYS:HG2	2:BB:104:LYS:O	1.97	0.65
4:BD:47:LEU:HD23	4:BD:52:VAL:CG1	2.27	0.65
4:BD:97:LEU:HD12	4:BD:97:LEU:C	2.17	0.65
10:BJ:9:ARG:CZ	10:BJ:9:ARG:HB3	2.25	0.65
13:BM:85:TYR:CE2	13:BM:89:ARG:HG3	2.32	0.65
25:CA:1746:A:C2	25:CA:1747:U:C2	2.85	0.65
26:CB:65:U:H2'	26:CB:108:A:N6	2.12	0.65
34:CJ:49:ASP:OD1	34:CJ:121:LYS:HE3	1.96	0.65
36:CL:126:ARG:H	36:CL:126:ARG:HD3	1.62	0.65
25:DA:1538:G:O4'	25:DA:1538:G:OP2	2.15	0.65
25:DA:2197:U:C6	25:DA:2224:G:N1	2.65	0.65
56:DB:62:C:H2'	56:DB:63:C:C6	2.31	0.65
30:DF:28:PRO:CB	30:DF:168:LEU:HD22	2.26	0.65
31:DG:154:GLU:HG2	31:DG:155:PRO:CD	2.26	0.65
32:DH:31:VAL:HG12	32:DH:32:PRO:CD	2.27	0.65
32:DH:69:ALA:HB2	32:DH:138:VAL:HG12	1.78	0.65
35:DK:79:PHE:HB3	40:DP:67:GLU:OE2	1.97	0.65
36:DL:9:ALA:HB3	36:DL:12:SER:OG	1.97	0.65
1:AA:1402:C:H2'	1:AA:1403:C:O4'	1.97	0.65
1:AA:1478:U:H2'	1:AA:1479:C:H6	1.62	0.65
4:AD:90:LEU:HD21	4:AD:194:ILE:HD11	1.79	0.65
7:AG:105:GLU:O	7:AG:109:LYS:HG2	1.97	0.65
14:AN:20:PHE:C	14:AN:22:LYS:H	1.99	0.65
1:BA:121:U:O4'	1:BA:121:U:OP2	2.15	0.65
1:BA:1234:C:C2'	1:BA:1235:U:H5'	2.26	0.65
1:BA:469:C:C5	1:BA:470:C:C4	2.84	0.65
1:BA:684:U:H2'	1:BA:685:G:H5'	1.78	0.65
1:BA:840:C:N3	1:BA:842:U:H4'	2.11	0.65
2:BB:101:THR:HG22	2:BB:174:GLU:OE1	1.97	0.65
6:BF:36:ILE:HB	6:BF:64:VAL:HG22	1.78	0.65
25:CA:1840:G:C5	25:CA:1841:U:C5	2.85	0.65
25:CA:2152:G:H2'	25:CA:2153:C:H5'	1.79	0.65
25:CA:594:U:H2'	25:CA:595:C:C6	2.32	0.65
29:CE:18:THR:CG2	29:CE:19:PHE:CD2	2.80	0.65

Continued on next page...

Continued from previous page...

Atom-1	Atom-2	Interatomic distance (Å)	Clash overlap (Å)
44:CT:89:GLU:O	44:CT:91:GLN:HG2	1.97	0.65
25:DA:1338:G:O2'	25:DA:1339:G:H5'	1.96	0.65
25:DA:1414:C:C4	25:DA:1415:U:H5	2.14	0.65
25:DA:1429:G:N2	25:DA:1430:G:C4	2.65	0.65
25:DA:1439:A:C2	25:DA:1553:A:C4	2.84	0.65
25:DA:1589:U:C2	25:DA:1590:A:N7	2.65	0.65
25:DA:2591:C:O2'	25:DA:2592:G:H5'	1.97	0.65
25:DA:2749:A:OP1	31:DG:1:SER:HB3	1.97	0.65
33:DI:32:VAL:HG13	33:DI:66:PHE:CE2	2.32	0.65
36:DL:70:LYS:O	36:DL:74:THR:HG23	1.97	0.65
1:AA:410:G:H5''	4:AD:25:ARG:NH2	2.12	0.64
1:AA:811:C:O2'	1:AA:901:A:N1	2.29	0.64
6:AF:42:TRP:CD1	6:AF:42:TRP:N	2.63	0.64
7:AG:71:THR:HG23	7:AG:72:VAL:HG13	1.79	0.64
10:AJ:52:LEU:HD11	10:AJ:59:LYS:HA	1.78	0.64
11:AK:39:ASN:O	11:AK:40:ALA:HB3	1.97	0.64
16:AP:20:VAL:CG2	16:AP:35:ARG:HA	2.27	0.64
1:AA:1318:A:H1'	19:AS:36:ARG:NH1	2.13	0.64
1:BA:1039:G:C6	1:BA:1040:U:C4	2.84	0.64
1:BA:1078:U:O2'	1:BA:1079:G:H5'	1.96	0.64
1:BA:986:U:H2'	1:BA:987:G:O4'	1.97	0.64
4:BD:4:LEU:HD13	4:BD:4:LEU:N	2.12	0.64
20:BT:53:MET:CE	20:BT:57:VAL:HG21	2.27	0.64
20:BT:43:LYS:CE	20:BT:85:LEU:O	2.44	0.64
52:C1:33:LEU:H	52:C1:51:ALA:HB3	1.62	0.64
25:CA:1086:A:H5''	25:CA:1087:G:OP1	1.97	0.64
25:CA:1313:U:H2'	25:CA:1610:A:C2	2.31	0.64
25:CA:192:C:H2'	25:CA:193:U:H5'	1.79	0.64
25:CA:2103:C:H2'	25:CA:2104:C:H5'	1.78	0.64
25:CA:2223:G:H2'	25:CA:2224:G:H5'	1.79	0.64
33:CI:92:PRO:HA	33:CI:97:VAL:HG21	1.79	0.64
25:DA:1469:A:C2	25:DA:1470:A:C5	2.85	0.64
25:DA:2219:U:C2'	25:DA:2220:U:O5'	2.45	0.64
25:DA:529:A:H4'	25:DA:530:G:OP1	1.96	0.64
25:DA:811:U:C2	25:DA:1251:C:C5	2.84	0.64
30:DF:33:ILE:HD13	30:DF:155:ILE:HG12	1.79	0.64
32:DH:76:GLU:HG2	32:DH:143:ILE:CD1	2.27	0.64
35:DK:4:GLU:O	35:DK:5:GLN:HB2	1.96	0.64
1:AA:1446:A:C2'	1:AA:1447:A:H5'	2.27	0.64
6:AF:3:HIS:HB2	6:AF:92:THR:HA	1.79	0.64
19:AS:49:ALA:HA	19:AS:57:VAL:O	1.97	0.64

Continued on next page...

Continued from previous page...

Atom-1	Atom-2	Interatomic distance (Å)	Clash overlap (Å)
21:AU:38:GLU:N	21:AU:40:PRO:HD2	2.11	0.64
24:AY:118:VAL:HG12	24:AY:176:LEU:CD1	2.27	0.64
1:BA:1292:G:H2'	1:BA:1293:C:C6	2.32	0.64
6:AF:16:GLU:OE2	4:BD:190:LEU:O	2.14	0.64
5:BE:56:PRO:O	5:BE:59:ILE:HG13	1.96	0.64
9:BI:53:LEU:O	9:BI:54:VAL:HG13	1.98	0.64
25:CA:1045:C:H3'	25:CA:1046:A:H5'	1.78	0.64
25:CA:1142:A:C2	25:CA:1144:A:C8	2.85	0.64
25:CA:1998:A:OP2	28:CD:141:ARG:NH2	2.30	0.64
25:CA:2311:A:N7	30:CF:76:PHE:CD2	2.66	0.64
25:CA:26:G:C6	25:CA:27:G:N1	2.65	0.64
25:CA:2731:G:C6	25:CA:2732:G:O6	2.50	0.64
27:CC:161:VAL:HG11	27:CC:173:LEU:HG	1.78	0.64
31:CG:123:GLU:OE1	31:CG:123:GLU:HA	1.97	0.64
25:CA:1070:A:C2	33:CI:9:LYS:HG3	2.32	0.64
25:DA:517:C:OP2	51:D0:9:ARG:NH2	2.30	0.64
29:DE:148:ILE:HD12	29:DE:187:VAL:HG11	1.79	0.64
29:DE:61:ARG:HD2	29:DE:63:LYS:O	1.96	0.64
30:DF:100:GLU:O	30:DF:101:ARG:C	2.36	0.64
34:DJ:117:ALA:O	34:DJ:119:PHE:N	2.30	0.64
39:DO:37:ALA:O	39:DO:78:VAL:HG21	1.97	0.64
1:AA:1033:G:N3	1:AA:1033:G:H2'	2.10	0.64
1:AA:151:A:H2'	1:AA:152:A:O4'	1.98	0.64
1:AA:376:G:H2'	1:AA:377:G:H8	1.62	0.64
9:AI:96:GLU:N	9:AI:96:GLU:OE2	2.30	0.64
10:AJ:59:LYS:HE3	10:AJ:59:LYS:H	1.63	0.64
17:AQ:68:LYS:O	17:AQ:69:THR:HB	1.97	0.64
19:AS:28:LYS:CB	19:AS:29:PRO:CD	2.74	0.64
1:BA:71:A:H5'	1:BA:71:A:C8	2.31	0.64
1:BA:852:G:C6	1:BA:853:C:C4	2.85	0.64
1:BA:72:A:N6	1:BA:99:C:H1'	2.11	0.64
2:BB:221:ARG:HE	2:BB:222:GLU:H	1.44	0.64
3:BC:84:GLU:HG3	3:BC:85:LYS:N	2.12	0.64
5:BE:152:VAL:O	5:BE:153:ALA:C	2.35	0.64
5:BE:14:LEU:CA	5:BE:36:THR:HG22	2.27	0.64
20:BT:42:ASP:HB3	20:BT:45:ALA:HB3	1.78	0.64
22:BV:26:A:C2'	22:BV:27:G:H5'	2.28	0.64
25:CA:2852:G:H2'	25:CA:2853:C:C6	2.33	0.64
27:CC:110:LYS:CE	27:CC:113:ASP:OD1	2.44	0.64
35:CK:58:LEU:HD22	35:CK:58:LEU:N	2.13	0.64
25:DA:469:G:O6	53:D2:37:LYS:HE2	1.97	0.64

Continued on next page...

Continued from previous page...

Atom-1	Atom-2	Interatomic distance (Å)	Clash overlap (Å)
25:DA:1442:U:C2'	25:DA:1443:U:O5'	2.45	0.64
25:DA:1454:C:C5	38:DN:63:ARG:HG2	2.33	0.64
25:DA:1621:U:H5''	25:DA:1622:G:OP1	1.97	0.64
25:DA:2296:U:C2	25:DA:2333:A:C2	2.86	0.64
56:DB:63:C:C2'	56:DB:64:G:O5'	2.45	0.64
34:DJ:142:ILE:HG23	34:DJ:142:ILE:OXT	1.97	0.64
56:DB:52:A:C5	39:DO:33:ARG:NH2	2.66	0.64
49:DY:10:SER:O	49:DY:14:LEU:HD12	1.97	0.64
1:AA:1478:U:H2'	1:AA:1479:C:C6	2.32	0.64
1:AA:419:C:H2'	1:AA:420:U:O5'	1.97	0.64
1:AA:844:G:C6	1:AA:846:G:O2'	2.49	0.64
1:AA:874:G:C5	1:AA:875:U:C5	2.84	0.64
2:AB:116:LEU:HA	2:AB:119:GLN:OE1	1.98	0.64
12:AL:23:LEU:O	12:AL:24:GLU:C	2.34	0.64
17:AQ:56:ASP:O	17:AQ:58:VAL:HG12	1.97	0.64
1:BA:485:U:OP2	1:BA:485:U:H4'	1.96	0.64
1:BA:929:G:C2'	1:BA:930:C:O5'	2.44	0.64
2:BB:125:PHE:N	2:BB:125:PHE:CD2	2.62	0.64
7:BG:68:VAL:O	7:BG:70:PRO:N	2.30	0.64
10:BJ:22:THR:HA	10:BJ:25:ILE:CG2	2.28	0.64
21:BU:11:PHE:N	21:BU:11:PHE:CD1	2.63	0.64
25:CA:55:G:O2'	25:CA:127:A:N1	2.26	0.64
25:CA:1414:C:C4	25:CA:1415:U:C5	2.86	0.64
25:CA:557:C:H2'	25:CA:558:U:H6	1.62	0.64
32:CH:3:VAL:HB	32:CH:37:VAL:O	1.97	0.64
33:CI:79:LEU:HD11	33:CI:132:ALA:HB2	1.79	0.64
46:CV:80:HIS:CG	46:CV:81:PRO:HD2	2.32	0.64
25:DA:1445:G:N2	25:DA:1547:C:C2	2.65	0.64
28:DD:50:VAL:HG23	28:DD:51:THR:N	2.12	0.64
33:DI:9:LYS:HB2	33:DI:55:PRO:CB	2.26	0.64
1:AA:1028:C:H2'	1:AA:1028:C:O2	1.97	0.64
1:AA:1083:U:C5	1:AA:1084:G:C4	2.86	0.64
1:AA:271:C:H2'	1:AA:272:C:H6	1.63	0.64
1:AA:832:G:C2'	1:AA:833:G:H5'	2.26	0.64
2:AB:40:ILE:HD13	2:AB:40:ILE:C	2.17	0.64
3:AC:147:GLY:HA3	3:AC:171:ARG:O	1.97	0.64
3:AC:71:ARG:N	3:AC:72:PRO:HD3	2.13	0.64
5:AE:81:GLN:HG2	5:AE:149:PRO:HB3	1.79	0.64
5:AE:73:VAL:HG11	5:AE:143:LEU:HB3	1.80	0.64
9:AI:39:GLY:O	9:AI:40:ARG:HB2	1.96	0.64
10:AJ:52:LEU:HD13	10:AJ:61:ALA:HB3	1.80	0.64

Continued on next page...

Continued from previous page...

Atom-1	Atom-2	Interatomic distance (Å)	Clash overlap (Å)
1:AA:254:G:OP1	17:AQ:69:THR:HB	1.96	0.64
24:AY:149:ILE:HG23	24:AY:153:ASP:HB3	1.80	0.64
1:BA:430:A:OP2	4:BD:7:LYS:HD2	1.97	0.64
8:BH:46:GLU:O	8:BH:47:ASP:HB2	1.98	0.64
1:BA:1130:A:H4'	9:BI:19:PHE:CE1	2.31	0.64
13:BM:9:PRO:O	13:BM:10:ASP:HB2	1.96	0.64
18:BR:24:ASP:O	18:BR:26:ALA:N	2.30	0.64
1:BA:1527:U:OP2	21:BU:38:GLU:HG3	1.98	0.64
25:CA:1234:U:H2'	25:CA:1235:G:O5'	1.97	0.64
30:CF:128:SER:O	30:CF:129:MET:HB3	1.98	0.64
33:CI:6:ALA:CB	33:CI:60:VAL:H	2.10	0.64
37:CM:108:VAL:HG12	37:CM:109:PRO:HD2	1.78	0.64
38:CN:35:LYS:HB2	38:CN:112:TYR:CE1	2.33	0.64
38:CN:10:LEU:O	38:CN:12:ARG:N	2.30	0.64
44:CT:16:VAL:O	44:CT:16:VAL:HG23	1.96	0.64
25:DA:1871:A:O2'	25:DA:1872:A:N7	2.30	0.64
25:DA:2414:G:C6	25:DA:2415:G:N7	2.65	0.64
28:DD:9:VAL:HG23	28:DD:26:VAL:O	1.98	0.64
29:DE:176:ASP:OD2	29:DE:178:VAL:HG12	1.97	0.64
30:DF:104:THR:O	30:DF:108:PRO:HG2	1.97	0.64
1:AA:1213:A:C8	1:AA:1215:G:C5	2.86	0.64
1:AA:1304:G:OP2	60:AA:1795:HOH:O	2.14	0.64
1:AA:1356:G:O2'	1:AA:1357:A:H5'	1.98	0.64
1:AA:666:G:H5'	1:AA:726:C:H1'	1.80	0.64
2:AB:162:VAL:HG13	2:AB:184:ALA:HB2	1.78	0.64
3:AC:166:TRP:O	3:AC:167:TYR:CD1	2.51	0.64
1:BA:1126:U:C6	1:BA:1281:C:C4	2.86	0.64
1:BA:1386:G:C2	1:BA:1387:G:N7	2.65	0.64
1:BA:518:C:H2'	1:BA:530:G:H8	1.62	0.64
1:BA:69:G:H2'	1:BA:70:U:C6	2.32	0.64
2:BB:99:MET:O	2:BB:103:TRP:HA	1.97	0.64
4:BD:55:ARG:HH12	4:BD:58:GLN:HG2	1.62	0.64
10:BJ:5:ARG:HG3	10:BJ:6:ILE:HG12	1.80	0.64
10:BJ:53:ILE:HG22	10:BJ:61:ALA:O	1.98	0.64
17:BQ:5:ARG:NH1	17:BQ:5:ARG:HB2	2.12	0.64
17:BQ:7:LEU:H	17:BQ:60:ILE:HG22	1.62	0.64
19:BS:14:LEU:HD23	19:BS:37:SER:OG	1.96	0.64
21:BU:38:GLU:OE2	21:BU:41:THR:HG21	1.97	0.64
25:CA:141:G:H3'	25:CA:142:A:C8	2.32	0.64
25:CA:18:U:OP1	41:CQ:29:ARG:NH2	2.31	0.64
30:CF:7:TYR:HA	30:CF:11:VAL:HG23	1.78	0.64

Continued on next page...

Continued from previous page...

Atom-1	Atom-2	Interatomic distance (Å)	Clash overlap (Å)
30:CF:154:THR:HG22	30:CF:154:THR:O	1.98	0.64
38:CN:57:THR:O	38:CN:57:THR:HG22	1.95	0.64
49:CY:14:LEU:O	49:CY:17:GLU:HB3	1.96	0.64
49:CY:19:LEU:HA	49:CY:22:LEU:HB3	1.79	0.64
25:DA:1047:G:H4'	25:DA:1048:A:H5'	1.79	0.64
25:DA:157:C:H2'	25:DA:158:U:O4'	1.98	0.64
25:DA:1916:A:H2'	25:DA:1917:U:O4'	1.98	0.64
25:DA:2230:G:H2'	25:DA:2231:U:C6	2.31	0.64
25:DA:2291:U:H2'	25:DA:2292:U:C6	2.32	0.64
56:DB:22:U:H2'	56:DB:22:U:O2	1.96	0.64
56:DB:35:C:H2'	56:DB:36:C:O5'	1.97	0.64
30:DF:3:LEU:HD21	30:DF:100:GLU:HB2	1.80	0.64
32:DH:133:GLN:HA	32:DH:139:PHE:CD1	2.32	0.64
49:DY:53:VAL:O	49:DY:56:LEU:O	2.15	0.64
49:DY:57:LEU:O	49:DY:61:ALA:HB3	1.96	0.64
1:AA:1083:U:C5	1:AA:1084:G:C5	2.84	0.64
1:AA:205:A:C2	1:AA:206:C:O4'	2.50	0.64
1:AA:768:A:H2'	1:AA:769:G:H5'	1.78	0.64
3:AC:41:TYR:OH	3:AC:89:VAL:HG21	1.98	0.64
4:AD:2:ARG:NH2	4:AD:114:ARG:HD3	2.13	0.64
1:AA:718:A:H5'	11:AK:118:ASN:HB2	1.79	0.64
1:BA:1252:A:H2'	1:BA:1253:G:O4'	1.97	0.64
1:BA:1521:C:C2'	1:BA:1522:U:O5'	2.46	0.64
1:BA:220:G:C2	1:BA:221:C:C6	2.86	0.64
1:BA:847:G:H2'	1:BA:848:C:O4'	1.97	0.64
6:BF:9:MET:HB2	6:BF:85:ILE:HG13	1.79	0.64
25:CA:1076:C:N3	25:CA:1077:A:C6	2.66	0.64
25:CA:1467:U:C4	25:CA:1546:G:C2	2.85	0.64
25:CA:2277:G:C2'	25:CA:2278:A:O5'	2.43	0.64
25:CA:2318:G:O2'	25:CA:2319:G:H5'	1.98	0.64
25:CA:395:U:O2'	25:CA:396:G:N7	2.24	0.64
25:CA:907:G:C2'	25:CA:908:C:H5'	2.27	0.64
27:CC:120:ASP:O	27:CC:121:ALA:C	2.36	0.64
29:CE:146:VAL:HG22	29:CE:167:VAL:HG22	1.79	0.64
36:CL:76:GLU:C	36:CL:77:ILE:HD13	2.17	0.64
25:DA:1486:U:C2	25:DA:1504:A:C2	2.85	0.64
25:DA:1538:G:OP2	25:DA:1538:G:H8	1.80	0.64
25:DA:1926:U:H1'	25:DA:1929:G:C6	2.33	0.64
25:DA:2096:C:H2'	25:DA:2097:A:C8	2.33	0.64
25:DA:310:A:H5''	45:DU:14:THR:HG22	1.79	0.64
25:DA:484:C:H2'	25:DA:485:C:H6	1.62	0.64

Continued on next page...

Continued from previous page...

Atom-1	Atom-2	Interatomic distance (Å)	Clash overlap (Å)
25:DA:615:U:H3'	25:DA:616:A:H5'	1.80	0.64
25:DA:876:C:N4	25:DA:877:A:C6	2.65	0.64
32:DH:3:VAL:O	32:DH:19:VAL:HG22	1.97	0.64
39:DO:49:VAL:HG12	39:DO:50:ALA:H	1.63	0.64
25:DA:78:U:P	49:DY:2:LYS:HD2	2.38	0.64
1:AA:1101:A:C4'	1:AA:1102:A:O5'	2.45	0.64
1:AA:1202:U:H1'	14:AN:69:ARG:HD2	1.78	0.64
1:AA:575:G:O2'	1:AA:821:G:H5'	1.97	0.64
1:AA:802:A:H2'	1:AA:803:G:H5'	1.78	0.64
2:AB:64:GLY:C	2:AB:65:LYS:HD3	2.17	0.64
1:AA:717:U:H4'	11:AK:118:ASN:HD22	1.63	0.64
1:AA:1313:U:OP2	19:AS:5:LYS:CB	2.45	0.64
20:AT:81:GLN:O	20:AT:84:LYS:HB2	1.98	0.64
25:CA:164:C:H2'	25:CA:165:A:H5'	1.79	0.64
26:CB:54:G:H2'	26:CB:55:U:H6	1.63	0.64
42:CR:51:VAL:HB	42:CR:52:PRO:CD	2.28	0.64
25:DA:1091:G:O6	25:DA:1101:U:O4	2.16	0.64
25:DA:1248:G:OP1	41:DQ:1:ALA:HB3	1.98	0.64
25:DA:1385:A:H1'	25:DA:1386:C:H6	1.63	0.64
25:DA:2794:C:H2'	25:DA:2795:C:O4'	1.98	0.64
25:DA:616:A:C2'	25:DA:617:G:O5'	2.46	0.64
25:DA:866:A:O4'	25:DA:914:G:N2	2.30	0.64
28:DD:180:VAL:O	28:DD:180:VAL:HG12	1.98	0.64
28:DD:51:THR:OG1	28:DD:76:GLY:HA3	1.97	0.64
33:DI:70:THR:C	33:DI:71:LYS:HD3	2.18	0.64
42:DR:47:VAL:HG12	42:DR:47:VAL:O	1.97	0.64
1:AA:1480:A:C2	1:AA:1481:U:C2	2.86	0.64
1:AA:1492:A:H3'	1:AA:1493:A:C8	2.33	0.64
1:AA:190:A:C8	1:AA:191:G:C8	2.86	0.64
1:AA:395:C:H2'	1:AA:396:C:C6	2.33	0.64
1:AA:536:C:P	60:AA:1887:HOH:O	2.56	0.64
1:AA:945:G:C2	1:AA:946:A:C8	2.86	0.64
2:AB:105:THR:O	2:AB:106:VAL:CB	2.46	0.64
3:AC:57:GLU:HG3	3:AC:64:ARG:HB3	1.80	0.64
11:AK:60:PHE:O	11:AK:64:VAL:HG12	1.98	0.64
12:AL:23:LEU:HB2	12:AL:58:ASN:HD22	1.63	0.64
1:BA:1060:U:O2'	1:BA:1061:G:H5'	1.98	0.64
1:BA:332:G:C2'	1:BA:333:U:H5'	2.27	0.64
1:BA:436:C:H2'	1:BA:437:U:C6	2.32	0.64
4:BD:38:GLY:H	4:BD:41:GLY:HA3	1.62	0.64
8:BH:12:ARG:HD3	8:BH:26:MET:HE2	1.80	0.64

Continued on next page...

Continued from previous page...

Atom-1	Atom-2	Interatomic distance (Å)	Clash overlap (Å)
12:BL:29:LYS:CE	12:BL:29:LYS:HA	2.28	0.64
12:BL:34:THR:HG22	12:BL:35:ARG:HG2	1.80	0.64
22:BV:40:C:H2'	22:BV:41:C:H6	1.63	0.64
25:CA:580:U:H2'	25:CA:581:C:H6	1.62	0.64
25:CA:994:C:O3'	25:CA:995:C:H3'	1.98	0.64
26:CB:53:A:C2'	26:CB:54:G:H5'	2.28	0.64
28:CD:1:MET:HG3	28:CD:205:PRO:HG2	1.79	0.64
25:DA:1540:G:C5	25:DA:1541:C:C5	2.86	0.64
56:DB:48:U:P	39:DO:30:ARG:HH22	2.21	0.64
32:DH:34:GLY:O	32:DH:35:LYS:HG3	1.97	0.64
1:AA:1004:A:C4	1:AA:1026:G:C5	2.87	0.64
1:AA:1246:A:H2'	1:AA:1247:U:C6	2.33	0.64
1:AA:542:G:N3	1:AA:543:U:C6	2.65	0.64
1:AA:679:C:H2'	1:AA:680:C:O4'	1.97	0.64
1:AA:951:G:C6	1:AA:1231:G:C6	2.86	0.64
2:AB:49:PHE:HA	2:AB:52:ALA:CB	2.26	0.64
4:AD:189:ASP:O	4:AD:190:LEU:HG	1.97	0.64
6:AF:18:VAL:HB	6:AF:19:PRO:HD3	1.81	0.64
21:AU:13:VAL:HG13	21:AU:15:LEU:HG	1.79	0.64
1:BA:1086:U:OP1	1:BA:1086:U:H4'	1.98	0.64
27:CC:78:GLU:HB2	27:CC:92:LEU:O	1.98	0.64
28:CD:151:THR:HG22	28:CD:152:PRO:CD	2.27	0.64
30:CF:154:THR:CG2	30:CF:154:THR:O	2.46	0.64
31:CG:79:THR:HG22	31:CG:80:GLU:N	2.12	0.64
31:CG:88:LEU:N	31:CG:88:LEU:HD12	2.13	0.64
36:CL:91:ASP:HB3	36:CL:93:ASN:O	1.98	0.64
42:CR:49:ILE:CG2	42:CR:53:PHE:H	2.11	0.64
25:DA:1087:G:H2'	25:DA:1088:A:H5'	1.78	0.64
25:DA:164:C:H2'	25:DA:165:A:H5'	1.80	0.64
25:DA:2250:G:O5'	25:DA:2250:G:H8	1.81	0.64
33:DI:46:ASP:CA	33:DI:50:LYS:HD2	2.28	0.64
36:DL:91:ASP:CB	36:DL:94:THR:HB	2.26	0.64
38:DN:33:ILE:HG23	38:DN:33:ILE:O	1.98	0.64
40:DP:38:ARG:HG3	40:DP:39:LEU:H	1.62	0.64
1:AA:214:C:H2'	1:AA:215:C:H6	1.64	0.63
2:AB:88:GLN:C	2:AB:89:PHE:CD2	2.72	0.63
3:AC:166:TRP:HE3	3:AC:166:TRP:C	2.00	0.63
7:AG:46:LEU:HG	7:AG:57:GLU:HG3	1.80	0.63
20:AT:53:MET:O	20:AT:56:ILE:CG2	2.46	0.63
20:AT:80:ALA:O	20:AT:84:LYS:HG2	1.97	0.63
1:BA:1522:U:H2'	1:BA:1523:G:O5'	1.98	0.63

Continued on next page...

Continued from previous page...

Atom-1	Atom-2	Interatomic distance (Å)	Clash overlap (Å)
1:BA:1521:C:H2'	1:BA:1522:U:O5'	1.97	0.63
1:BA:1540:U:O3'	21:BU:17:ARG:NE	2.30	0.63
1:BA:40:C:C2	1:BA:41:G:C8	2.86	0.63
1:BA:572:A:H5'	1:BA:573:A:OP2	1.98	0.63
1:BA:722:G:H4'	21:BU:48:LYS:HE2	1.80	0.63
6:BF:46:GLN:HA	6:BF:56:LYS:HG3	1.80	0.63
11:BK:124:LYS:O	21:BU:34:ARG:HB2	1.98	0.63
14:BN:73:PHE:CE2	14:BN:78:GLY:HA2	2.33	0.63
17:BQ:60:ILE:HG23	17:BQ:61:ARG:N	2.12	0.63
25:CA:1269:A:OP2	60:CA:3384:HOH:O	2.15	0.63
25:CA:1426:G:H1'	25:CA:1572:A:N6	2.13	0.63
25:CA:1665:A:N3	35:CK:1:MET:HE2	2.13	0.63
25:CA:2211:A:O2'	25:CA:2212:A:OP1	2.15	0.63
25:CA:2328:A:H2'	25:CA:2329:U:C6	2.33	0.63
25:CA:2332:C:H5''	25:CA:2333:A:OP1	1.99	0.63
25:CA:2637:U:C2'	25:CA:2638:G:H5'	2.27	0.63
25:CA:846:U:O2'	25:CA:847:U:C5	2.50	0.63
26:CB:112:G:H2'	26:CB:113:C:C6	2.33	0.63
28:CD:56:LYS:O	28:CD:57:ALA:C	2.36	0.63
33:CI:101:SER:HA	33:CI:140:GLU:C	2.18	0.63
33:CI:101:SER:HB3	33:CI:104:GLN:NE2	2.13	0.63
46:CV:50:MET:O	46:CV:52:ALA:N	2.30	0.63
25:DA:1176:U:C5	25:DA:1177:G:C6	2.87	0.63
25:DA:1385:A:C2	25:DA:1386:C:C4	2.86	0.63
25:DA:2415:G:H2'	25:DA:2416:C:H6	1.63	0.63
25:DA:2746:U:C4	25:DA:2747:G:N7	2.66	0.63
25:DA:53:A:C8	25:DA:54:G:C8	2.87	0.63
34:DJ:17:VAL:HG23	34:DJ:137:PRO:CB	2.28	0.63
41:DQ:105:PHE:HA	41:DQ:108:LEU:HD12	1.79	0.63
25:DA:1156:A:C8	41:DQ:50:ARG:HG2	2.32	0.63
1:AA:144:G:C4	1:AA:179:A:C2	2.86	0.63
1:AA:646:G:O6	60:AA:1745:HOH:O	2.11	0.63
2:AB:147:LEU:HD22	2:AB:150:ILE:HG21	1.78	0.63
4:AD:34:GLU:O	4:AD:37:PRO:HD3	1.98	0.63
14:AN:12:ARG:O	14:AN:16:ALA:HB2	1.98	0.63
1:BA:1004:A:H2'	1:BA:1005:A:O4'	1.98	0.63
3:BC:5:HIS:CD2	14:BN:89:MET:HB3	2.33	0.63
6:BF:29:ILE:HG22	6:BF:34:GLY:O	1.98	0.63
14:BN:22:LYS:HG3	14:BN:23:ARG:N	2.11	0.63
15:BO:73:ASP:CG	15:BO:76:ARG:HG3	2.18	0.63
25:CA:102:U:C4	49:CY:2:LYS:HD2	2.32	0.63

Continued on next page...

Continued from previous page...

Atom-1	Atom-2	Interatomic distance (Å)	Clash overlap (Å)
25:CA:1038:G:O2'	25:CA:1039:A:H5'	1.97	0.63
25:CA:1080:A:H2'	25:CA:1080:A:N3	2.11	0.63
25:CA:179:C:H2'	25:CA:180:G:O5'	1.97	0.63
25:CA:2221:G:C2'	25:CA:2222:C:H5'	2.28	0.63
25:CA:615:U:C5	29:CE:35:TYR:CZ	2.86	0.63
25:DA:1356:G:N2	25:DA:1357:C:H1'	2.13	0.63
25:DA:1442:U:H2'	25:DA:1443:U:O5'	1.98	0.63
25:DA:1467:U:H2'	25:DA:1468:U:O5'	1.97	0.63
25:DA:2303:G:C2'	25:DA:2304:G:H5'	2.29	0.63
25:DA:2636:C:H2'	25:DA:2637:U:C6	2.34	0.63
33:DI:18:ASN:HB2	33:DI:38:CYS:HB3	1.79	0.63
33:DI:54:ILE:HA	33:DI:73:PRO:HA	1.78	0.63
36:DL:107:PHE:HD2	36:DL:107:PHE:N	1.94	0.63
1:AA:1194:U:H2'	1:AA:1195:C:C6	2.34	0.63
1:AA:328:C:O2	1:AA:328:C:H2'	1.98	0.63
1:AA:452:A:C8	1:AA:452:A:H3'	2.33	0.63
2:AB:98:GLY:HA2	2:AB:101:THR:HB	1.80	0.63
7:AG:68:VAL:HG11	7:AG:133:ALA:HB3	1.78	0.63
8:AH:21:LYS:HE2	8:AH:21:LYS:HA	1.79	0.63
16:AP:80:LYS:HE3	16:AP:80:LYS:HA	1.81	0.63
1:BA:1489:G:H2'	1:BA:1490:U:H6	1.63	0.63
1:BA:1499:A:H2'	1:BA:1500:A:O5'	1.98	0.63
1:BA:462:G:H5''	1:BA:463:U:OP2	1.98	0.63
1:BA:736:C:H2'	1:BA:737:C:H6	1.62	0.63
1:BA:841:C:C6	1:BA:843:U:H5'	2.34	0.63
2:BB:156:LEU:HG	2:BB:157:PRO:O	1.98	0.63
3:BC:153:SER:HA	3:BC:164:THR:HA	1.79	0.63
10:BJ:48:ARG:O	10:BJ:49:PHE:CD2	2.51	0.63
1:BA:132:C:H5''	20:BT:68:LYS:CD	2.28	0.63
25:CA:1078:U:H1'	25:CA:1088:A:C2	2.33	0.63
25:CA:1722:A:N1	25:CA:1723:G:C2	2.66	0.63
25:CA:2888:C:H2'	25:CA:2889:C:C6	2.34	0.63
25:CA:374:A:C2	25:CA:401:A:C4	2.85	0.63
25:CA:47:C:H2'	25:CA:48:G:H5'	1.81	0.63
25:CA:1490:A:O2'	27:CC:97:ASP:OD2	2.16	0.63
25:DA:1323:C:H2'	25:DA:1324:G:O5'	1.98	0.63
25:DA:1857:G:C4	25:DA:1884:G:N2	2.66	0.63
25:DA:2096:C:H2'	25:DA:2097:A:H8	1.62	0.63
25:DA:858:G:O2'	25:DA:2268:A:H1'	1.98	0.63
25:DA:412:A:H2'	25:DA:413:C:H5'	1.79	0.63
25:DA:929:U:H1'	50:DZ:25:GLY:O	1.98	0.63

Continued on next page...

Continued from previous page...

Atom-1	Atom-2	Interatomic distance (Å)	Clash overlap (Å)
34:DJ:16:TYR:HB3	34:DJ:140:LEU:HB2	1.80	0.63
34:DJ:59:ALA:O	34:DJ:62:VAL:HG12	1.98	0.63
44:DT:40:LYS:HG3	44:DT:60:THR:CG2	2.29	0.63
49:DY:16:THR:HG22	49:DY:17:GLU:N	2.14	0.63
25:DA:102:U:C2	49:DY:2:LYS:HE2	2.34	0.63
1:AA:1037:C:C2	1:AA:1038:C:C5	2.87	0.63
1:AA:626:G:C2'	1:AA:627:G:H5'	2.28	0.63
2:AB:53:LEU:HD12	2:AB:219:THR:CG2	2.29	0.63
8:AH:85:TYR:CE2	8:AH:123:GLU:HB2	2.34	0.63
8:AH:1:SER:C	8:AH:3:GLN:H	2.01	0.63
1:BA:1079:G:H2'	1:BA:1080:A:C8	2.34	0.63
1:BA:91:U:C4	1:BA:92:U:C5	2.86	0.63
2:BB:140:LEU:O	2:BB:144:GLU:N	2.32	0.63
4:BD:14:GLU:HA	4:BD:14:GLU:OE1	1.97	0.63
7:BG:34:LYS:CB	7:BG:37:THR:HG22	2.28	0.63
15:BO:80:LEU:HD11	15:BO:84:LEU:CD2	2.29	0.63
25:CA:60:G:O2'	25:CA:61:C:O5'	2.17	0.63
25:CA:707:G:O6	25:CA:724:U:O2	2.16	0.63
36:CL:93:ASN:O	36:CL:94:THR:CB	2.46	0.63
36:CL:93:ASN:O	36:CL:94:THR:HB	1.98	0.63
25:DA:1022:G:N2	25:DA:1142:A:C2	2.67	0.63
25:DA:1654:A:OP2	38:DN:1:MET:HA	1.98	0.63
25:DA:1735:A:C2	25:DA:1736:U:H1'	2.33	0.63
25:DA:2299:U:H2'	25:DA:2300:C:C6	2.33	0.63
25:DA:2567:G:H2'	25:DA:2568:U:C6	2.33	0.63
25:DA:406:G:H2'	25:DA:407:G:O4'	1.99	0.63
25:DA:714:U:H2'	25:DA:716:A:C8	2.34	0.63
25:DA:773:U:O2'	27:DC:47:ARG:HD3	1.99	0.63
56:DB:57:A:H1'	30:DF:26:GLN:HA	1.79	0.63
39:DO:100:HIS:CD2	39:DO:101:GLY:N	2.67	0.63
1:AA:11:G:H2'	1:AA:12:U:O5'	1.98	0.63
1:AA:636:U:H2'	1:AA:637:C:C6	2.33	0.63
3:AC:152:VAL:HG23	3:AC:156:LEU:HD21	1.81	0.63
3:AC:41:TYR:CE2	3:AC:45:GLU:CG	2.81	0.63
6:AF:47:LEU:HD13	6:AF:51:ILE:HG23	1.81	0.63
13:AM:19:THR:HA	13:AM:24:VAL:CG2	2.28	0.63
13:AM:5:GLY:C	13:AM:7:ASN:N	2.51	0.63
1:BA:135:C:H2'	1:BA:136:C:H5'	1.79	0.63
1:BA:1489:G:C5	1:BA:1490:U:C5	2.86	0.63
1:BA:459:A:H2'	1:BA:460:A:O4'	1.99	0.63
3:BC:6:PRO:O	3:BC:10:ARG:HG2	1.98	0.63

Continued on next page...

Continued from previous page...

Atom-1	Atom-2	Interatomic distance (Å)	Clash overlap (Å)
3:BC:85:LYS:O	3:BC:88:LYS:HB3	1.98	0.63
9:BI:118:ARG:O	9:BI:119:LYS:HB3	1.98	0.63
15:BO:34:GLN:NE2	15:BO:38:LEU:HD22	2.14	0.63
17:BQ:14:ASP:N	17:BQ:16:MET:HE1	2.13	0.63
17:BQ:45:VAL:HG13	17:BQ:72:TRP:C	2.19	0.63
1:BA:132:C:H5''	20:BT:68:LYS:HD3	1.80	0.63
25:CA:1546:G:H5''	25:CA:1547:C:H5''	1.81	0.63
25:CA:2592:G:C2'	25:CA:2593:U:H5'	2.29	0.63
29:CE:131:THR:HG22	29:CE:160:ALA:HA	1.80	0.63
30:CF:56:LEU:HD13	30:CF:88:VAL:HG23	1.80	0.63
33:CI:20:SER:HA	33:CI:24:GLY:HA2	1.79	0.63
38:CN:103:ARG:NH1	38:CN:110:MET:CE	2.62	0.63
25:DA:1406:U:C2	25:DA:1407:G:C8	2.86	0.63
25:DA:2093:G:C6	25:DA:2225:A:C8	2.87	0.63
25:DA:582:A:C2	25:DA:1259:G:C2	2.87	0.63
25:DA:58:G:P	44:DT:78:SER:HG	2.22	0.63
31:DG:51:PHE:CE2	31:DG:68:ARG:HA	2.33	0.63
1:AA:1378:C:C2'	1:AA:1379:G:O5'	2.46	0.63
1:AA:148:G:H2'	1:AA:149:A:O5'	1.99	0.63
5:AE:45:VAL:O	5:AE:70:MET:HG3	1.99	0.63
7:AG:3:ARG:HG3	7:AG:4:ARG:N	2.13	0.63
13:AM:53:ASP:HA	13:AM:56:ARG:HB2	1.80	0.63
19:AS:12:LEU:O	19:AS:15:LEU:N	2.32	0.63
1:BA:1491:G:H2'	1:BA:1492:A:O4'	1.99	0.63
1:BA:686:U:O2	1:BA:687:A:C8	2.52	0.63
1:BA:687:A:C5	1:BA:701:U:H5	2.17	0.63
1:BA:991:U:H4'	1:BA:992:U:OP1	1.99	0.63
4:BD:47:LEU:HD23	4:BD:52:VAL:HG12	1.80	0.63
5:BE:14:LEU:HB3	5:BE:36:THR:HG22	1.80	0.63
9:BI:45:MET:HB2	9:BI:48:ARG:HB3	1.81	0.63
13:BM:3:ILE:O	13:BM:3:ILE:HG13	1.98	0.63
19:BS:62:THR:CB	19:BS:65:MET:HG3	2.27	0.63
20:BT:43:LYS:HD3	20:BT:86:ALA:HA	1.79	0.63
25:CA:819:A:C4	25:CA:1189:A:C2	2.87	0.63
31:CG:163:TYR:HB2	31:CG:166:GLU:HB2	1.79	0.63
25:DA:1457:U:H5''	25:DA:1458:U:OP1	1.99	0.63
25:DA:1520:U:H2'	25:DA:1521:G:H5'	1.80	0.63
25:DA:1526:C:N3	25:DA:1527:G:C4	2.66	0.63
25:DA:269:C:H2'	25:DA:270:A:H5'	1.81	0.63
56:DB:21:G:C4	56:DB:22:U:C6	2.86	0.63
31:DG:88:LEU:HD13	31:DG:88:LEU:N	2.14	0.63

Continued on next page...

Continued from previous page...

Atom-1	Atom-2	Interatomic distance (Å)	Clash overlap (Å)
44:DT:72:GLN:O	44:DT:74:ILE:HG23	1.98	0.63
1:AA:1181:G:N1	1:AA:1182:G:N2	2.47	0.63
1:AA:976:G:C8	1:AA:1358:U:O2	2.51	0.63
1:AA:413:G:C6	4:AD:32:LYS:HD2	2.33	0.63
1:AA:632:U:H3'	1:AA:632:U:H6	1.63	0.63
13:AM:44:ILE:HA	13:AM:47:LEU:HB2	1.81	0.63
22:AV:21:A:C4	22:AV:48:C:C5	2.86	0.63
1:BA:146:G:C2	1:BA:177:G:N7	2.67	0.63
1:BA:585:G:N3	1:BA:879:C:H4'	2.13	0.63
1:BA:715:A:O2'	1:BA:716:A:H5'	1.98	0.63
1:BA:952:U:H2'	1:BA:953:G:C8	2.33	0.63
7:BG:78:ARG:HA	7:BG:82:SER:O	1.99	0.63
5:BE:155:LYS:HG2	8:BH:65:PHE:HB2	1.80	0.63
9:BI:9:GLY:N	9:BI:84:ARG:HD3	2.12	0.63
10:BJ:71:LEU:O	10:BJ:72:ARG:HG2	1.99	0.63
23:BX:11:U:H3'	23:BX:12:A:C5'	2.28	0.63
25:CA:1288:G:C4	25:CA:1327:A:C2	2.87	0.63
25:CA:1594:U:H2'	25:CA:1595:C:C6	2.34	0.63
25:CA:1621:U:H5''	25:CA:1622:G:OP1	1.99	0.63
25:CA:2174:C:O2'	25:CA:2175:C:H5'	1.98	0.63
25:CA:570:G:O6	60:CA:3694:HOH:O	2.14	0.63
1:AA:773:G:H4'	27:CC:201:LEU:HD21	1.78	0.63
34:CJ:80:HIS:O	34:CJ:82:GLY:N	2.31	0.63
35:CK:71:ARG:HB2	35:CK:75:SER:HB2	1.80	0.63
36:CL:2:ARG:O	36:CL:2:ARG:HG2	1.97	0.63
36:CL:4:ASN:O	36:CL:4:ASN:ND2	2.31	0.63
44:CT:38:ALA:HA	44:CT:42:GLU:OE1	1.98	0.63
25:DA:1474:U:H2'	25:DA:1475:G:H5'	1.81	0.63
25:DA:1873:G:H2'	25:DA:1874:C:C6	2.34	0.63
25:DA:1965:C:OP1	25:DA:1966:A:H2'	1.98	0.63
25:DA:2209:G:N2	25:DA:2216:G:C4	2.67	0.63
36:DL:119:PRO:HA	36:DL:138:ALA:O	1.99	0.63
37:DM:7:THR:HG21	37:DM:92:TRP:CH2	2.33	0.63
49:DY:21:LEU:HA	49:DY:25:GLN:HB3	1.79	0.63
1:AA:143:A:H5'	1:AA:144:G:C5'	2.28	0.63
1:AA:601:G:H2'	1:AA:602:A:C8	2.33	0.63
1:AA:609:A:H2'	1:AA:610:U:H5'	1.81	0.63
1:AA:960:U:C5	1:AA:1225:A:C8	2.86	0.63
3:AC:152:VAL:HG12	3:AC:197:VAL:HG22	1.81	0.63
4:AD:173:ASP:OD1	4:AD:176:LYS:HE2	1.98	0.63
4:AD:176:LYS:O	4:AD:177:MET:HB2	1.99	0.63

Continued on next page...

Continued from previous page...

Atom-1	Atom-2	Interatomic distance (Å)	Clash overlap (Å)
1:AA:598:U:H4'	8:AH:85:TYR:HD1	1.58	0.63
8:AH:85:TYR:HD2	8:AH:123:GLU:HA	1.63	0.63
1:BA:1083:U:H5	1:BA:1084:G:C6	2.17	0.63
1:BA:1191:A:OP1	3:BC:3:LYS:HE3	1.97	0.63
1:BA:409:U:H2'	1:BA:410:G:O4'	1.99	0.63
1:BA:4:U:C4'	1:BA:5:U:OP1	2.46	0.63
2:BB:75:ALA:O	2:BB:79:VAL:HG23	1.98	0.63
3:BC:99:GLN:O	3:BC:100:ILE:HB	1.99	0.63
20:BT:82:ILE:HD12	20:BT:83:ASN:N	2.14	0.63
25:CA:1452:G:H2'	25:CA:1457:U:O4	1.99	0.63
25:CA:2133:G:O2'	25:CA:2158:A:N6	2.30	0.63
25:CA:276:U:H2'	25:CA:276:U:O2	1.97	0.63
27:CC:78:GLU:OE1	27:CC:100:ARG:NE	2.32	0.63
28:CD:150:GLN:O	28:CD:153:GLY:N	2.32	0.63
43:CS:29:VAL:O	43:CS:33:LEU:HD12	1.99	0.63
25:DA:1078:U:H4'	25:DA:1079:C:H5''	1.81	0.63
25:DA:1612:C:H2'	25:DA:1613:G:O5'	1.99	0.63
25:DA:2099:U:O2	25:DA:2100:G:C8	2.52	0.63
25:DA:2193:G:N3	25:DA:2194:U:C5	2.66	0.63
25:DA:2230:G:C4	25:DA:2231:U:C5	2.87	0.63
25:DA:2292:U:H2'	25:DA:2293:G:H8	1.63	0.63
25:DA:2514:U:H2'	25:DA:2515:C:C6	2.33	0.63
25:DA:612:G:O2'	25:DA:613:A:C8	2.51	0.63
29:DE:187:VAL:HG13	29:DE:187:VAL:O	1.98	0.63
32:DH:62:LEU:O	32:DH:65:ALA:HB3	1.99	0.63
1:AA:1444:U:O2	1:AA:1444:U:H2'	1.98	0.63
1:AA:481:G:OP1	1:AA:481:G:H4'	1.98	0.63
4:AD:78:ALA:HB1	4:AD:85:THR:O	1.98	0.63
9:AI:113:LYS:HE2	9:AI:117:LEU:O	1.98	0.63
1:BA:1275:A:C4	1:BA:1276:G:C8	2.87	0.63
1:BA:1438:G:O2'	1:BA:1439:G:H5'	1.99	0.63
1:BA:358:U:H2'	1:BA:359:G:C8	2.34	0.63
4:BD:58:GLN:O	4:BD:62:ARG:CG	2.47	0.63
5:BE:81:GLN:NE2	5:BE:149:PRO:HD3	2.14	0.63
7:BG:144:ALA:O	7:BG:145:GLU:HB2	1.99	0.63
12:BL:115:LYS:O	12:BL:116:TYR:CB	2.47	0.63
12:BL:51:VAL:CG2	12:BL:52:CYS:N	2.61	0.63
25:CA:1669:A:OP2	60:CA:3731:HOH:O	2.15	0.63
25:CA:179:C:C2'	25:CA:180:G:O5'	2.47	0.63
25:CA:271:G:C4'	25:CA:272:A:OP1	2.47	0.63
25:CA:947:A:O2'	25:CA:984:A:C2	2.51	0.63

Continued on next page...

Continued from previous page...

Atom-1	Atom-2	Interatomic distance (Å)	Clash overlap (Å)
27:CC:42:ARG:HA	27:CC:47:ARG:O	1.99	0.63
31:CG:95:ALA:HB2	31:CG:104:LEU:HD23	1.81	0.63
32:CH:27:ARG:O	32:CH:28:ASN:CB	2.46	0.63
25:DA:1356:G:N3	25:DA:1357:C:C6	2.67	0.63
25:DA:2290:G:H4'	25:DA:2381:A:O2'	1.98	0.63
25:DA:600:G:H2'	25:DA:601:C:C6	2.34	0.63
30:DF:30:VAL:HG22	30:DF:95:MET:SD	2.39	0.63
37:DM:31:PHE:CE2	37:DM:110:GLU:HG3	2.34	0.63
37:DM:36:VAL:HG23	37:DM:128:THR:CA	2.29	0.63
38:DN:86:ARG:CD	38:DN:117:ASP:OD2	2.47	0.63
44:DT:57:VAL:HG22	44:DT:58:VAL:H	1.64	0.63
1:AA:209:U:C4'	1:AA:210:C:OP2	2.47	0.62
1:AA:399:G:H2'	1:AA:400:C:C6	2.34	0.62
1:AA:595:A:C6	1:AA:641:U:C6	2.87	0.62
1:AA:842:U:H2'	1:AA:842:U:O2	1.99	0.62
1:AA:880:C:OP2	12:AL:2:THR:HG21	1.99	0.62
4:AD:117:VAL:HA	4:AD:122:ILE:CD1	2.28	0.62
8:AH:64:TYR:HD2	8:AH:69:ALA:HA	1.63	0.62
5:AE:82:HIS:CD2	8:AH:95:MET:SD	2.92	0.62
1:BA:384:G:O2'	1:BA:385:C:H5'	1.99	0.62
1:BA:872:A:C4	1:BA:874:G:N7	2.67	0.62
1:BA:986:U:H1'	19:BS:53:GLY:O	1.99	0.62
3:BC:39:ARG:CZ	3:BC:54:ILE:HD11	2.29	0.62
3:BC:5:HIS:HB3	14:BN:89:MET:SD	2.39	0.62
4:BD:35:GLN:O	4:BD:36:ALA:HB2	1.99	0.62
6:BF:72:ASP:O	6:BF:76:THR:HG23	1.99	0.62
10:BJ:27:GLU:O	10:BJ:31:ARG:HB3	1.99	0.62
12:BL:24:GLU:HB2	12:BL:26:CYS:SG	2.39	0.62
13:BM:80:MET:O	13:BM:82:LEU:N	2.32	0.62
25:CA:246:C:C2'	25:CA:247:G:H5'	2.29	0.62
25:CA:535:G:C2'	25:CA:536:G:H5'	2.28	0.62
25:CA:846:U:O2	25:CA:846:U:H2'	1.98	0.62
25:CA:914:G:H5'	25:CA:915:C:OP2	1.99	0.62
26:CB:42:C:C5	26:CB:43:C:C5	2.87	0.62
29:CE:189:THR:CG2	29:CE:190:ALA:N	2.62	0.62
30:CF:120:SER:HB2	30:CF:127:TYR:CE1	2.34	0.62
33:CI:33:ASN:CB	33:CI:36:GLU:CG	2.76	0.62
25:DA:167:A:C2	25:DA:168:G:H1'	2.33	0.62
25:DA:172:A:H2'	25:DA:173:A:C8	2.33	0.62
25:DA:184:C:O2	25:DA:213:A:C2	2.52	0.62
25:DA:2201:G:C2	25:DA:2202:U:C2	2.87	0.62

Continued on next page...

Continued from previous page...

Atom-1	Atom-2	Interatomic distance (Å)	Clash overlap (Å)
25:DA:2328:A:H2'	25:DA:2329:U:C6	2.34	0.62
25:DA:370:G:O2'	25:DA:423:A:H3'	1.99	0.62
25:DA:910:A:N3	25:DA:2264:C:O2'	2.31	0.62
56:DB:54:G:N2	56:DB:55:U:H1'	2.14	0.62
56:DB:64:G:H2'	56:DB:65:U:C6	2.33	0.62
33:DI:9:LYS:HB3	33:DI:55:PRO:HB2	1.80	0.62
34:DJ:64:VAL:CG2	34:DJ:68:LYS:HB2	2.29	0.62
1:AA:407:U:C2	1:AA:408:A:C8	2.87	0.62
2:AB:14:HIS:HB2	2:AB:208:ALA:HB2	1.81	0.62
2:AB:48:MET:O	2:AB:52:ALA:HB2	1.98	0.62
6:AF:92:THR:O	6:AF:93:LYS:HG2	1.99	0.62
5:AE:82:HIS:HD2	8:AH:95:MET:SD	2.23	0.62
9:AI:5:TYR:HB3	9:AI:88:GLU:HG2	1.81	0.62
10:AJ:59:LYS:HD2	10:AJ:59:LYS:C	2.19	0.62
1:AA:501:C:OP1	12:AL:113:ARG:NH2	2.32	0.62
1:BA:1151:A:N3	1:BA:1152:A:C8	2.67	0.62
1:BA:978:A:P	1:BA:1362:A:H62	2.22	0.62
1:BA:1522:U:O2'	1:BA:1523:G:C5'	2.47	0.62
2:BB:89:PHE:CE1	2:BB:153:MET:HA	2.34	0.62
9:BI:79:ARG:NH2	9:BI:102:PHE:HA	2.14	0.62
19:BS:28:LYS:CB	19:BS:29:PRO:HD2	2.29	0.62
20:BT:35:TYR:CG	20:BT:36:ALA:N	2.62	0.62
25:CA:1179:G:C8	25:CA:1180:U:O4'	2.52	0.62
26:CB:48:U:O2'	26:CB:49:C:H5'	1.98	0.62
27:CC:268:ARG:HH11	27:CC:268:ARG:CG	2.11	0.62
32:CH:4:ILE:HG22	32:CH:5:LEU:N	2.13	0.62
33:CI:56:VAL:CG2	33:CI:70:THR:HA	2.29	0.62
33:CI:76:ALA:HA	33:CI:79:LEU:HD12	1.81	0.62
36:CL:19:LEU:HD22	36:CL:31:GLY:O	1.98	0.62
38:CN:103:ARG:HD3	38:CN:110:MET:HE2	1.79	0.62
42:CR:50:GLY:C	42:CR:51:VAL:O	2.34	0.62
25:DA:142:A:H2'	25:DA:143:C:C6	2.34	0.62
25:DA:1588:G:C2	25:DA:1589:U:C4	2.87	0.62
25:DA:2098:U:N3	25:DA:2099:U:C6	2.66	0.62
25:DA:22:C:H2'	25:DA:23:G:O5'	1.99	0.62
25:DA:2579:C:O5'	25:DA:2579:C:H6	1.83	0.62
25:DA:2700:A:H2'	25:DA:2701:U:C6	2.34	0.62
25:DA:2758:A:C5	25:DA:2759:G:C8	2.87	0.62
30:DF:13:LYS:O	30:DF:16:MET:HB2	1.99	0.62
57:DW:47:VAL:HG21	57:DW:76:ILE:O	1.99	0.62
1:AA:100:G:N7	1:AA:101:A:N7	2.47	0.62

Continued on next page...

Continued from previous page...

Atom-1	Atom-2	Interatomic distance (Å)	Clash overlap (Å)
1:AA:224:U:H2'	1:AA:225:C:H6	1.65	0.62
1:AA:595:A:C6	1:AA:641:U:C5	2.87	0.62
1:AA:737:C:H2'	1:AA:738:C:H6	1.63	0.62
10:AJ:44:THR:CG2	10:AJ:70:HIS:HA	2.28	0.62
13:AM:76:ILE:CG2	13:AM:80:MET:CE	2.77	0.62
21:AU:36:PHE:HA	21:AU:39:LYS:HE2	1.80	0.62
1:BA:1265:C:N3	1:BA:1271:A:C2	2.67	0.62
1:BA:1277:C:H2'	1:BA:1277:C:O2	1.98	0.62
1:BA:769:G:H4'	1:BA:1513:A:H4'	1.79	0.62
1:BA:386:C:C2'	1:BA:387:U:H5'	2.28	0.62
1:BA:603:U:O2'	1:BA:604:G:H5'	1.99	0.62
1:BA:77:A:H2'	1:BA:78:A:O4'	1.99	0.62
2:BB:90:PHE:HD2	2:BB:149:GLY:HA3	1.63	0.62
3:BC:5:HIS:CE1	3:BC:183:TYR:CE2	2.87	0.62
10:BJ:35:GLN:HB2	10:BJ:78:GLU:HB3	1.81	0.62
25:CA:1420:A:N1	25:CA:2211:A:C2	2.67	0.62
25:CA:460:A:OP1	53:C2:41:ARG:NH1	2.32	0.62
25:CA:471:A:H8	25:CA:471:A:O5'	1.83	0.62
25:CA:602:A:C2	25:CA:656:G:C6	2.87	0.62
25:CA:649:G:H2'	25:CA:650:C:C6	2.34	0.62
27:CC:251:THR:HG22	27:CC:252:LYS:H	1.65	0.62
28:CD:4:LEU:HD23	28:CD:101:PHE:CE1	2.34	0.62
32:CH:2:GLN:C	32:CH:3:VAL:HG13	2.17	0.62
36:CL:96:LYS:HE2	36:CL:103:ILE:O	1.99	0.62
39:CO:54:VAL:O	39:CO:54:VAL:HG22	1.98	0.62
40:CP:13:LYS:HE3	40:CP:75:THR:O	1.99	0.62
25:DA:146:A:H2'	25:DA:147:C:C6	2.34	0.62
25:DA:2209:G:C6	25:DA:2210:U:C4	2.87	0.62
25:DA:347:A:C2	25:DA:348:A:C4	2.87	0.62
56:DB:35:C:C2'	56:DB:36:C:O5'	2.47	0.62
38:DN:58:ASP:O	38:DN:59:SER:HB3	1.99	0.62
1:AA:1041:G:H2'	1:AA:1042:A:C8	2.35	0.62
1:AA:1102:A:C2'	1:AA:1103:C:H5'	2.30	0.62
1:AA:1211:U:C2'	1:AA:1212:U:OP2	2.46	0.62
1:AA:1442:G:C2'	1:AA:1443:C:O5'	2.46	0.62
1:AA:1539:C:H5''	21:AU:17:ARG:CG	2.28	0.62
1:AA:189:A:N7	1:AA:190:A:C6	2.67	0.62
1:AA:412:A:H1'	1:AA:413:G:H5''	1.82	0.62
2:AB:118:THR:O	2:AB:119:GLN:CB	2.47	0.62
2:AB:133:ALA:O	2:AB:137:THR:HG23	1.99	0.62
2:AB:53:LEU:N	2:AB:53:LEU:HD22	2.14	0.62

Continued on next page...

Continued from previous page...

Atom-1	Atom-2	Interatomic distance (Å)	Clash overlap (Å)
4:AD:49:ASP:O	4:AD:53:GLN:HB2	1.98	0.62
11:AK:126:ARG:N	21:AU:33:ARG:CZ	2.62	0.62
20:AT:4:LYS:O	20:AT:6:ALA:N	2.32	0.62
1:BA:1313:U:P	19:BS:5:LYS:HB3	2.39	0.62
1:BA:209:U:OP2	1:BA:210:C:C4	2.53	0.62
1:BA:721:G:H4'	1:BA:722:G:O4'	1.99	0.62
1:BA:840:C:C2	1:BA:842:U:H4'	2.34	0.62
1:BA:920:U:O4'	1:BA:1080:A:C2	2.53	0.62
1:BA:977:A:H2'	1:BA:977:A:N3	2.12	0.62
2:BB:212:TYR:O	2:BB:216:VAL:HG23	1.99	0.62
7:BG:144:ALA:O	7:BG:145:GLU:CB	2.47	0.62
1:BA:1227:A:OP2	13:BM:109:LYS:HE3	2.00	0.62
17:BQ:49:ASN:O	17:BQ:51:GLU:N	2.33	0.62
25:CA:1085:A:H2'	25:CA:1086:A:N3	2.13	0.62
25:CA:1142:A:N3	25:CA:1144:A:C8	2.67	0.62
25:CA:1435:G:O2'	25:CA:1436:G:H5'	1.99	0.62
25:CA:1482:G:N2	25:CA:1483:G:C4	2.67	0.62
25:CA:2110:G:O2'	25:CA:2120:G:H5'	1.99	0.62
25:CA:819:A:OP2	25:CA:1187:G:N2	2.32	0.62
27:CC:170:TYR:CE2	27:CC:184:GLU:HB3	2.34	0.62
32:CH:6:LEU:HD13	32:CH:37:VAL:HG12	1.81	0.62
33:CI:19:PRO:O	33:CI:23:VAL:HG23	1.99	0.62
50:CZ:2:LYS:H	50:CZ:2:LYS:CD	2.11	0.62
25:DA:1152:C:H3'	60:DA:3363:HOH:O	1.99	0.62
25:DA:140:C:H4'	25:DA:141:G:N2	2.14	0.62
25:DA:1456:G:C5	25:DA:1457:U:C5	2.87	0.62
25:DA:1871:A:O2'	25:DA:1872:A:C8	2.53	0.62
25:DA:2166:U:C5	25:DA:2167:U:C5	2.86	0.62
25:DA:2213:U:H4'	25:DA:2214:C:OP2	1.98	0.62
25:DA:2377:A:C2'	25:DA:2378:A:H5'	2.28	0.62
25:DA:2782:G:N2	25:DA:2783:U:C2	2.68	0.62
25:DA:541:A:H2'	25:DA:542:C:O4'	1.99	0.62
25:DA:56:A:H2'	25:DA:57:C:O5'	1.98	0.62
28:DD:85:ALA:O	28:DD:86:GLU:HB3	2.00	0.62
1:AA:214:C:O2'	1:AA:215:C:H5'	1.99	0.62
1:AA:25:C:C5	1:AA:558:G:N2	2.68	0.62
2:AB:63:LYS:HD3	2:AB:64:GLY:N	2.14	0.62
5:AE:132:PRO:O	5:AE:134:ASN:N	2.33	0.62
13:AM:9:PRO:O	13:AM:10:ASP:CB	2.48	0.62
22:AV:17:C:C6	22:AV:17:C:H3'	2.35	0.62
1:BA:977:A:C2	1:BA:1224:U:C4	2.87	0.62

Continued on next page...

Continued from previous page...

Atom-1	Atom-2	Interatomic distance (Å)	Clash overlap (Å)
1:BA:214:C:H2'	1:BA:215:C:C6	2.34	0.62
1:BA:572:A:H5'	1:BA:573:A:P	2.39	0.62
2:BB:17:HIS:CD2	2:BB:202:ASN:ND2	2.68	0.62
3:BC:35:ASP:O	3:BC:38:VAL:HG22	1.98	0.62
25:CA:1061:U:C2	33:CI:9:LYS:HB2	2.34	0.62
25:CA:1501:G:O2'	25:CA:1502:A:H5'	1.98	0.62
25:CA:1536:C:H4'	25:CA:1537:G:H5''	1.80	0.62
25:CA:574:A:H4'	25:CA:575:A:O5'	1.99	0.62
30:CF:113:PHE:CZ	30:CF:115:GLY:HA2	2.33	0.62
32:CH:37:VAL:HG23	32:CH:38:PRO:HD2	1.80	0.62
44:CT:2:ILE:CA	44:CT:3:ARG:HB2	2.30	0.62
25:DA:160:A:C8	25:DA:167:A:C6	2.87	0.62
25:DA:1746:A:C4	25:DA:1747:U:C5	2.88	0.62
25:DA:2109:U:H5''	25:DA:2110:G:OP2	1.99	0.62
25:DA:223:A:C4	25:DA:422:A:C8	2.87	0.62
25:DA:2403:C:H2'	25:DA:2404:U:H6	1.64	0.62
27:DC:16:VAL:N	27:DC:203:VAL:CG2	2.62	0.62
33:DI:28:GLY:HA2	33:DI:32:VAL:HB	1.81	0.62
44:DT:89:GLU:O	44:DT:91:GLN:NE2	2.32	0.62
1:AA:1210:C:O4'	1:AA:1214:C:C5	2.53	0.62
1:AA:973:G:H1'	10:AJ:56:HIS:HD2	1.64	0.62
8:AH:6:ILE:O	8:AH:10:LEU:HD23	1.99	0.62
10:AJ:57:VAL:HG22	10:AJ:58:ASN:H	1.65	0.62
21:AU:24:LYS:CD	21:AU:25:ALA:N	2.63	0.62
1:BA:1165:U:H2'	1:BA:1166:G:O4'	1.98	0.62
1:BA:1476:A:H2'	1:BA:1477:U:H6	1.65	0.62
1:BA:4:U:H4'	1:BA:5:U:OP1	2.00	0.62
1:BA:525:C:C2'	1:BA:526:C:H5'	2.30	0.62
2:BB:141:GLU:HA	2:BB:144:GLU:HB2	1.80	0.62
3:BC:41:TYR:CZ	3:BC:45:GLU:CG	2.83	0.62
1:BA:1347:G:H8	9:BI:108:ARG:HB3	1.64	0.62
16:BP:38:PHE:CZ	16:BP:51:ARG:HB2	2.35	0.62
17:BQ:44:HIS:CG	17:BQ:69:THR:HG21	2.35	0.62
25:CA:1059:G:H5''	25:CA:1060:U:H3'	1.81	0.62
28:CD:103:ASP:C	28:CD:103:ASP:OD1	2.38	0.62
25:CA:1997:C:OP2	28:CD:129:THR:HB	2.00	0.62
30:CF:4:HIS:O	30:CF:7:TYR:HB3	1.99	0.62
30:CF:73:VAL:HG22	30:CF:78:ILE:HD11	1.81	0.62
33:CI:46:ASP:HA	33:CI:50:LYS:HD2	1.80	0.62
34:CJ:77:HIS:CD2	34:CJ:79:GLY:H	2.16	0.62
36:CL:87:GLY:O	36:CL:89:VAL:HG12	2.00	0.62

Continued on next page...

Continued from previous page...

Atom-1	Atom-2	Interatomic distance (Å)	Clash overlap (Å)
42:CR:39:LEU:HA	42:CR:49:ILE:HG23	1.81	0.62
45:CU:6:ARG:O	45:CU:7:ASP:C	2.38	0.62
48:CX:10:ARG:HB2	48:CX:11:PRO:CD	2.29	0.62
49:CY:17:GLU:O	49:CY:18:LEU:C	2.35	0.62
25:DA:1417:C:N3	25:DA:1581:G:O6	2.33	0.62
25:DA:1712:U:C4	25:DA:1713:A:C5	2.87	0.62
25:DA:2768:U:C2'	25:DA:2769:U:O5'	2.47	0.62
27:DC:73:ILE:O	27:DC:116:GLN:HG3	2.00	0.62
28:DD:25:THR:HG21	28:DD:193:VAL:HG22	1.82	0.62
31:DG:173:ALA:O	31:DG:174:LYS:O	2.16	0.62
32:DH:116:ARG:HD2	32:DH:133:GLN:HG2	1.79	0.62
33:DI:56:VAL:HG22	33:DI:57:VAL:N	2.15	0.62
39:DO:49:VAL:HG21	39:DO:82:ALA:HA	1.82	0.62
44:DT:69:ARG:HB3	44:DT:69:ARG:NH1	2.14	0.62
45:DU:94:PHE:HA	45:DU:102:ILE:HD12	1.81	0.62
1:AA:1034:G:H2'	1:AA:1035:A:O4'	2.00	0.62
1:AA:1125:U:C5	1:AA:1127:G:C6	2.88	0.62
1:AA:997:U:C2'	1:AA:998:C:H5'	2.29	0.62
3:AC:120:THR:HG22	3:AC:121:SER:N	2.14	0.62
4:AD:62:ARG:HE	4:AD:62:ARG:HA	1.65	0.62
6:AF:17:GLN:O	6:AF:18:VAL:C	2.38	0.62
24:AY:7:ARG:HD3	24:AY:160:ASP:OD2	2.00	0.62
1:BA:70:U:C2	1:BA:94:G:N7	2.68	0.62
1:BA:940:C:H2'	1:BA:941:G:H8	1.64	0.62
3:BC:54:ILE:CD1	3:BC:56:ILE:CD1	2.78	0.62
17:BQ:11:VAL:HG12	17:BQ:12:VAL:N	2.14	0.62
25:CA:1482:G:C2	25:CA:1483:G:C8	2.87	0.62
25:CA:2681:C:OP2	28:CD:114:LYS:CE	2.47	0.62
33:CI:17:ALA:O	33:CI:18:ASN:HB2	1.98	0.62
34:CJ:81:ILE:HG12	34:CJ:82:GLY:CA	2.29	0.62
36:CL:2:ARG:HA	36:CL:5:THR:HG21	1.82	0.62
37:CM:135:VAL:O	37:CM:136:MET:O	2.17	0.62
25:DA:215:G:H4'	25:DA:216:A:H4'	1.82	0.62
25:DA:2294:G:N2	25:DA:2295:C:H1'	2.15	0.62
25:DA:2517:C:C6	25:DA:2542:A:N7	2.67	0.62
25:DA:2849:U:H4'	25:DA:2868:A:C2	2.34	0.62
56:DB:60:C:C2'	56:DB:61:G:H5'	2.30	0.62
56:DB:77:U:H2'	56:DB:78:A:C5'	2.29	0.62
27:DC:16:VAL:HB	27:DC:203:VAL:HG22	1.81	0.62
32:DH:4:ILE:HG23	32:DH:17:ASP:C	2.20	0.62
35:DK:35:VAL:HG22	35:DK:69:VAL:HG12	1.82	0.62

Continued on next page...

Continued from previous page...

Atom-1	Atom-2	Interatomic distance (Å)	Clash overlap (Å)
44:DT:32:LEU:O	44:DT:34:VAL:HG13	1.99	0.62
44:DT:7:LEU:CD2	44:DT:46:ALA:HB2	2.29	0.62
48:DX:53:LYS:HG2	48:DX:54:GLY:N	2.14	0.62
1:AA:1057:G:C2'	1:AA:1058:G:O5'	2.48	0.62
1:AA:1060:U:H5''	10:AJ:53:ILE:CG2	2.30	0.62
4:AD:54:LEU:HD23	4:AD:55:ARG:N	2.15	0.62
9:AI:14:SER:HA	9:AI:68:GLY:O	1.99	0.62
16:AP:51:ARG:CG	16:AP:51:ARG:HH11	2.13	0.62
20:AT:70:LYS:HG3	20:AT:74:HIS:CD2	2.35	0.62
24:AY:110:ARG:O	24:AY:111:ARG:C	2.37	0.62
1:BA:105:G:H2'	1:BA:106:C:C6	2.35	0.62
1:BA:1234:C:H2'	1:BA:1235:U:H5'	1.82	0.62
1:BA:1469:C:H2'	1:BA:1470:U:O4'	2.00	0.62
1:BA:1522:U:C2'	1:BA:1523:G:O5'	2.47	0.62
1:BA:211:G:H21	1:BA:212:G:H1'	1.63	0.62
1:BA:612:C:H2'	1:BA:613:C:H6	1.64	0.62
2:BB:99:MET:HA	2:BB:106:VAL:HG21	1.82	0.62
11:BK:22:ILE:O	11:BK:22:ILE:HG13	2.00	0.62
14:BN:35:ALA:CB	14:BN:41:ARG:HG3	2.30	0.62
25:CA:880:G:C6	25:CA:881:G:N7	2.67	0.62
27:CC:42:ARG:HH11	27:CC:42:ARG:HG3	1.63	0.62
31:CG:37:ASN:O	31:CG:38:ASP:HB2	1.99	0.62
33:CI:33:ASN:HB3	33:CI:36:GLU:H	1.63	0.62
33:CI:5:GLN:O	33:CI:6:ALA:HB3	2.00	0.62
41:CQ:20:ALA:HB2	41:CQ:38:VAL:CG2	2.29	0.62
41:CQ:57:ARG:HA	41:CQ:60:TRP:CE3	2.34	0.62
25:DA:1018:U:N3	25:DA:1019:U:C5	2.67	0.62
25:DA:1023:U:H2'	25:DA:1024:G:H5'	1.80	0.62
25:DA:1085:A:C5	25:DA:1086:A:N6	2.68	0.62
25:DA:1435:G:H2'	25:DA:1436:G:H5'	1.81	0.62
25:DA:1883:U:C2'	25:DA:1884:G:O5'	2.48	0.62
25:DA:2063:C:O2	25:DA:2450:A:N1	2.32	0.62
25:DA:260:G:C5	25:DA:261:G:C8	2.88	0.62
25:DA:693:A:H2'	25:DA:694:U:O5'	1.99	0.62
25:DA:2305:U:C4	30:DF:151:LEU:HA	2.35	0.62
32:DH:50:ARG:HA	32:DH:50:ARG:NH1	2.15	0.62
44:DT:49:LYS:HB2	44:DT:50:LEU:CD1	2.29	0.62
50:DZ:3:THR:HG21	50:DZ:36:GLU:OE1	2.00	0.62
1:AA:1305:G:O2'	1:AA:1306:A:C8	2.53	0.62
1:AA:274:A:H5'	17:AQ:15:LYS:CE	2.30	0.62
1:AA:451:A:O4'	1:AA:452:A:C2	2.53	0.62

Continued on next page...

Continued from previous page...

Atom-1	Atom-2	Interatomic distance (Å)	Clash overlap (Å)
1:AA:841:C:H5'	1:AA:843:U:OP2	1.99	0.62
1:AA:999:C:H2'	1:AA:1000:A:C8	2.35	0.62
5:AE:89:THR:HG22	5:AE:90:GLY:H	1.65	0.62
6:AF:8:PHE:CE1	6:AF:60:VAL:HB	2.35	0.62
8:AH:82:LEU:HD13	8:AH:84:ILE:HD11	1.82	0.62
9:AI:105:ARG:NH1	9:AI:107:ALA:HA	2.15	0.62
11:AK:34:THR:HA	11:AK:40:ALA:HA	1.81	0.62
11:AK:85:VAL:HG12	11:AK:92:ARG:NH1	2.15	0.62
14:AN:41:ARG:HG3	14:AN:42:TRP:CD2	2.34	0.62
20:AT:54:GLN:HB3	20:AT:55:PRO:CD	2.29	0.62
22:AV:62:C:C2	22:AV:63:G:C8	2.88	0.62
24:AY:146:ASP:O	24:AY:148:GLU:N	2.32	0.62
1:BA:102:G:H2'	1:BA:103:U:H6	1.64	0.62
1:BA:1053:G:H4'	1:BA:1054:C:C5'	2.17	0.62
1:BA:1182:G:H4'	1:BA:1183:U:H5''	1.82	0.62
1:BA:1263:C:H2'	1:BA:1264:U:C6	2.35	0.62
1:BA:1342:C:H2'	1:BA:1343:G:C8	2.34	0.62
1:BA:1534:A:H4'	1:BA:1535:C:H2'	1.82	0.62
1:BA:488:C:H2'	1:BA:489:C:H6	1.65	0.62
1:BA:501:C:H2'	1:BA:502:A:H8	1.65	0.62
4:BD:72:ARG:HD3	4:BD:203:TYR:CE2	2.35	0.62
6:BF:18:VAL:HA	6:BF:21:MET:HE2	1.81	0.62
7:BG:8:GLN:HG3	7:BG:8:GLN:O	1.98	0.62
8:BH:1:SER:HB2	8:BH:3:GLN:HE21	1.64	0.62
9:BI:18:VAL:HG12	9:BI:85:ALA:HB2	1.82	0.62
13:BM:18:LEU:HG	13:BM:33:LEU:HD21	1.80	0.62
53:C2:12:ARG:HD2	53:C2:44:VAL:HG11	1.80	0.62
25:CA:274:C:H2'	25:CA:275:C:O4'	2.00	0.62
25:CA:362:A:N3	25:CA:362:A:H2'	2.15	0.62
25:CA:878:A:H5'	25:CA:879:G:OP2	2.00	0.62
31:CG:114:HIS:CD2	31:CG:147:LEU:HD21	2.35	0.62
31:CG:173:ALA:O	31:CG:174:LYS:HB3	1.99	0.62
49:CY:56:LEU:O	49:CY:57:LEU:HB3	2.00	0.62
52:D1:8:ILE:HD12	52:D1:10:LEU:HD21	1.81	0.62
25:DA:1018:U:O2'	25:DA:1019:U:H5'	2.00	0.62
25:DA:1824:G:C2'	25:DA:1825:U:H5'	2.30	0.62
25:DA:528:A:C3'	25:DA:528:A:C8	2.82	0.62
27:DC:124:LYS:HB2	27:DC:125:PRO:HD2	1.82	0.62
31:DG:5:LYS:O	31:DG:6:ALA:HB2	1.99	0.62
32:DH:2:GLN:HB2	32:DH:39:ALA:HB3	1.81	0.62
42:DR:27:ILE:HG21	42:DR:33:VAL:CG1	2.29	0.62

Continued on next page...

Continued from previous page...

Atom-1	Atom-2	Interatomic distance (Å)	Clash overlap (Å)
1:AA:40:C:H2'	1:AA:41:G:O4'	2.00	0.62
1:AA:459:A:C2'	1:AA:460:A:O4'	2.46	0.62
1:AA:943:U:H2'	1:AA:944:G:H5'	1.81	0.62
2:AB:215:ALA:O	2:AB:219:THR:CG2	2.47	0.62
2:AB:60:ALA:HA	2:AB:64:GLY:N	2.14	0.62
4:AD:124:VAL:HG23	4:AD:125:ASN:N	2.15	0.62
4:AD:24:VAL:HG12	4:AD:25:ARG:N	2.15	0.62
5:AE:155:LYS:HA	8:AH:65:PHE:CD2	2.35	0.62
7:AG:39:GLU:HA	7:AG:42:VAL:HG22	1.82	0.62
12:AL:49:ARG:CB	12:AL:89:LEU:HD21	2.29	0.62
19:AS:50:VAL:HG12	19:AS:51:HIS:O	2.00	0.62
1:BA:1028:C:H2'	1:BA:1028:C:O2	1.98	0.62
1:BA:1034:G:H2'	1:BA:1035:A:C8	2.35	0.62
1:BA:1298:U:H4'	1:BA:1299:A:C4	2.34	0.62
1:BA:1505:G:H4'	1:BA:1506:U:H5''	1.82	0.62
1:BA:785:G:H2'	1:BA:786:G:H5'	1.81	0.62
2:BB:101:THR:HA	2:BB:178:LEU:HD21	1.82	0.62
5:BE:80:LEU:HA	5:BE:146:MET:HE1	1.82	0.62
6:BF:7:VAL:HA	6:BF:60:VAL:O	2.00	0.62
7:BG:44:SER:O	7:BG:48:THR:HG23	2.00	0.62
1:BA:237:G:OP1	17:BQ:41:THR:HG23	2.00	0.62
21:BU:10:PRO:O	21:BU:11:PHE:CD2	2.53	0.62
25:CA:108:G:C2'	25:CA:109:C:H5'	2.30	0.62
25:CA:947:A:O2'	25:CA:984:A:H2	1.82	0.62
28:CD:26:VAL:HG12	28:CD:186:LEU:HD13	1.82	0.62
32:CH:34:GLY:O	32:CH:35:LYS:HG3	2.00	0.62
36:CL:90:VAL:HG23	36:CL:120:VAL:CG2	2.30	0.62
40:CP:102:ARG:HG2	40:CP:102:ARG:HH11	1.64	0.62
42:CR:28:ALA:HB3	42:CR:31:GLU:HG3	1.80	0.62
45:CU:98:ASN:O	45:CU:100:GLU:N	2.32	0.62
25:DA:1060:U:O4'	25:DA:1062:G:H5'	1.99	0.62
25:DA:1433:A:H5''	25:DA:1434:A:OP2	1.99	0.62
25:DA:2235:G:H2'	25:DA:2236:U:O4'	1.99	0.62
25:DA:729:G:H4'	25:DA:763:G:C5'	2.30	0.62
32:DH:145:ASN:N	32:DH:145:ASN:OD1	2.31	0.62
34:DJ:17:VAL:HG23	34:DJ:137:PRO:HB2	1.80	0.62
49:DY:24:GLU:O	49:DY:25:GLN:C	2.39	0.62
1:AA:1023:U:H2'	1:AA:1024:G:O4'	2.00	0.61
1:AA:164:G:H2'	1:AA:165:G:H5'	1.81	0.61
1:AA:868:C:C2'	1:AA:869:G:H5'	2.30	0.61
4:AD:2:ARG:CZ	4:AD:114:ARG:HD3	2.30	0.61

Continued on next page...

Continued from previous page...

Atom-1	Atom-2	Interatomic distance (Å)	Clash overlap (Å)
4:AD:156:ALA:O	4:AD:159:GLU:HB3	2.00	0.61
10:AJ:80:THR:O	10:AJ:83:THR:HG22	2.00	0.61
19:AS:12:LEU:O	19:AS:14:LEU:N	2.32	0.61
1:BA:100:G:C8	1:BA:101:A:N7	2.68	0.61
1:BA:934:C:C6	1:BA:1344:C:C5	2.88	0.61
1:BA:471:U:O2'	1:BA:472:U:H5'	2.00	0.61
2:BB:58:LYS:HA	2:BB:61:SER:HB2	1.82	0.61
4:BD:77:GLU:OE1	4:BD:77:GLU:HA	1.99	0.61
9:BI:49:GLN:N	9:BI:50:PRO:HD2	2.15	0.61
9:BI:56:MET:SD	9:BI:56:MET:N	2.73	0.61
9:BI:5:TYR:HB2	9:BI:20:ILE:HB	1.81	0.61
14:BN:24:ALA:O	14:BN:27:LYS:CG	2.47	0.61
16:BP:41:PRO:O	16:BP:42:ILE:HD13	2.00	0.61
25:CA:1410:G:H2'	25:CA:1411:U:C6	2.35	0.61
25:CA:2173:A:H2'	25:CA:2174:C:C6	2.35	0.61
25:CA:798:G:O6	60:CA:3322:HOH:O	2.14	0.61
25:CA:978:G:H2'	25:CA:979:A:H5'	1.80	0.61
32:CH:72:ILE:HG21	32:CH:140:ALA:HB1	1.82	0.61
33:CI:66:PHE:CD2	33:CI:66:PHE:N	2.68	0.61
36:CL:75:ALA:HB2	36:CL:105:ILE:HD12	1.82	0.61
37:CM:31:PHE:CZ	37:CM:110:GLU:HB2	2.35	0.61
48:CX:17:ARG:CZ	48:CX:23:ALA:HB2	2.30	0.61
25:DA:1301:A:N3	25:DA:1301:A:H2'	2.15	0.61
25:DA:1356:G:C2	25:DA:1357:C:N1	2.68	0.61
25:DA:2897:U:H2'	25:DA:2898:U:C6	2.35	0.61
25:DA:627:A:C6	25:DA:637:A:C8	2.88	0.61
30:DF:116:LEU:HD23	30:DF:175:PRO:HB2	1.81	0.61
30:DF:21:TYR:CD1	30:DF:26:GLN:HG2	2.35	0.61
25:DA:1095:A:N1	33:DI:29:GLN:HG2	2.15	0.61
39:DO:33:ARG:O	39:DO:34:HIS:HB2	2.00	0.61
45:DU:98:ASN:OD1	45:DU:98:ASN:O	2.17	0.61
1:AA:1233:G:C6	1:AA:1234:C:C4	2.88	0.61
1:AA:258:G:N2	1:AA:259:G:H1'	2.14	0.61
1:AA:511:C:H1'	1:AA:512:U:H6	1.65	0.61
1:AA:595:A:C5	1:AA:641:U:C5	2.88	0.61
4:AD:115:GLN:NE2	4:AD:119:HIS:CE1	2.68	0.61
6:AF:46:GLN:HB2	6:AF:56:LYS:HE3	1.82	0.61
6:AF:86:ARG:CG	6:AF:86:ARG:HH11	2.13	0.61
9:AI:29:ILE:HD11	9:AI:37:TYR:CD2	2.35	0.61
11:AK:52:ARG:NH2	11:AK:56:LYS:HE2	2.14	0.61
19:AS:8:PRO:HB2	19:AS:40:PHE:HZ	1.65	0.61

Continued on next page...

Continued from previous page...

Atom-1	Atom-2	Interatomic distance (Å)	Clash overlap (Å)
1:BA:436:C:C2	1:BA:437:U:C5	2.88	0.61
1:BA:78:A:C6	1:BA:79:G:C6	2.87	0.61
2:BB:67:LEU:HB3	2:BB:160:LEU:HD12	1.82	0.61
4:BD:55:ARG:NH1	4:BD:55:ARG:HA	2.14	0.61
8:BH:65:PHE:CD1	8:BH:65:PHE:C	2.72	0.61
12:BL:86:VAL:HG11	12:BL:89:LEU:HD22	1.82	0.61
13:BM:9:PRO:O	13:BM:10:ASP:CB	2.48	0.61
21:BU:9:GLU:HG2	21:BU:10:PRO:HD3	1.82	0.61
25:CA:1731:G:C6	25:CA:1733:G:C5	2.88	0.61
25:CA:1784:A:H4'	25:CA:1785:A:O5'	2.00	0.61
24:AY:133:ARG:NH2	25:CA:1942:C:O4'	2.33	0.61
25:CA:2056:G:H2'	25:CA:2056:G:N3	2.14	0.61
25:CA:2902:C:C4	25:CA:2903:U:O4	2.53	0.61
27:CC:229:HIS:CD2	27:CC:246:PRO:HB3	2.35	0.61
34:CJ:69:ARG:O	34:CJ:90:GLU:HB3	1.99	0.61
38:CN:103:ARG:CD	38:CN:110:MET:HE2	2.31	0.61
39:CO:117:PHE:C	39:CO:117:PHE:CD1	2.73	0.61
51:D0:52:LYS:CE	51:D0:55:ALA:HA	2.31	0.61
51:D0:52:LYS:HE3	51:D0:55:ALA:HA	1.81	0.61
51:D0:52:LYS:NZ	51:D0:55:ALA:HA	2.15	0.61
25:DA:2195:U:H2'	25:DA:2196:C:H6	1.64	0.61
25:DA:833:A:OP1	36:DL:39:LYS:HE2	2.01	0.61
27:DC:93:VAL:HG11	27:DC:103:ILE:HD11	1.81	0.61
30:DF:7:TYR:HA	30:DF:11:VAL:CG2	2.30	0.61
32:DH:62:LEU:HD23	32:DH:135:HIS:CE1	2.36	0.61
33:DI:121:ILE:HA	33:DI:124:MET:SD	2.40	0.61
33:DI:72:THR:HB	33:DI:73:PRO:HD2	1.81	0.61
38:DN:24:MET:HB3	38:DN:44:LEU:HD13	1.81	0.61
39:DO:56:LYS:CG	39:DO:57:ALA:N	2.63	0.61
40:DP:38:ARG:CG	40:DP:39:LEU:H	2.13	0.61
44:DT:1:MET:O	44:DT:2:ILE:HG13	2.00	0.61
44:DT:44:LYS:HG3	44:DT:55:VAL:HG11	1.81	0.61
45:DU:40:LEU:CD2	45:DU:61:GLU:HG3	2.30	0.61
46:DV:9:ARG:HG2	46:DV:41:GLU:HB3	1.82	0.61
1:AA:1527:U:H2'	1:AA:1528:U:C6	2.35	0.61
3:AC:155:ARG:H	3:AC:162:ALA:HA	1.65	0.61
7:AG:21:LEU:HD11	7:AG:61:PHE:CZ	2.36	0.61
11:AK:87:GLY:H	11:AK:113:THR:HG22	1.66	0.61
13:AM:74:MET:SD	30:CF:111:ARG:HB3	2.40	0.61
13:AM:76:ILE:HG23	13:AM:80:MET:HE1	1.80	0.61
1:BA:1067:A:H4'	1:BA:1068:G:O5'	1.99	0.61

Continued on next page...

Continued from previous page...

Atom-1	Atom-2	Interatomic distance (Å)	Clash overlap (Å)
1:BA:412:A:C2	1:BA:414:A:H1'	2.34	0.61
4:BD:160:LEU:HD22	4:BD:161:ALA:H	1.63	0.61
6:BF:1:MET:HE1	6:BF:67:PRO:HB3	1.83	0.61
6:BF:24:ARG:O	6:BF:27:ALA:HB3	2.00	0.61
6:BF:3:HIS:H	6:BF:92:THR:HG23	1.64	0.61
1:BA:644:U:H5'	8:BH:83:ARG:HH12	1.64	0.61
11:BK:21:HIS:CE1	11:BK:34:THR:HG21	2.34	0.61
12:BL:89:LEU:HB2	12:BL:92:VAL:CG2	2.29	0.61
51:C0:22:THR:O	51:C0:22:THR:HG23	2.01	0.61
25:CA:1547:C:C5'	25:CA:1547:C:H6	2.12	0.61
25:CA:1658:C:P	60:CA:3660:HOH:O	2.56	0.61
28:CD:33:ARG:NH2	28:CD:74:GLU:O	2.33	0.61
33:CI:38:CYS:HB3	33:CI:42:ASN:HD22	1.64	0.61
35:CK:13:ASN:HD22	35:CK:98:ARG:HB2	1.65	0.61
45:CU:39:ASN:HB3	45:CU:62:ALA:HB3	1.81	0.61
25:DA:1412:U:H2'	25:DA:1413:A:H8	1.63	0.61
25:DA:1651:G:H5'	38:DN:39:PRO:HG2	1.81	0.61
25:DA:2790:U:H4'	25:DA:2791:G:OP1	1.99	0.61
28:DD:140:HIS:NE2	60:DD:303:HOH:O	2.30	0.61
30:DF:33:ILE:HD11	30:DF:155:ILE:HG23	1.83	0.61
30:DF:33:ILE:O	30:DF:90:LEU:HB2	2.00	0.61
32:DH:4:ILE:HG23	32:DH:17:ASP:N	2.16	0.61
25:DA:335:C:H5''	45:DU:81:ARG:HD3	1.82	0.61
57:DW:10:ARG:O	57:DW:11:ASP:HB2	1.98	0.61
1:AA:1213:A:C5	1:AA:1215:G:C4	2.87	0.61
1:AA:429:U:H3'	4:AD:8:LEU:HD23	1.82	0.61
1:AA:8:A:C6	4:AD:205:LYS:HB3	2.35	0.61
4:AD:190:LEU:HD12	4:AD:190:LEU:O	2.00	0.61
4:AD:3:TYR:C	4:AD:3:TYR:CD1	2.71	0.61
6:AF:5:GLU:HB3	6:AF:90:MET:HB2	1.83	0.61
15:AO:41:HIS:CD2	15:AO:42:PHE:CE2	2.88	0.61
17:AQ:13:SER:CB	17:AQ:21:VAL:CG1	2.79	0.61
17:AQ:45:VAL:HG11	17:AQ:60:ILE:HG13	1.83	0.61
1:BA:1298:U:H4'	1:BA:1299:A:N9	2.16	0.61
1:BA:1486:G:H2'	1:BA:1487:G:O4'	1.99	0.61
1:BA:1410:A:C2	1:BA:1491:G:C2	2.88	0.61
1:BA:1493:A:H8	1:BA:1493:A:OP2	1.84	0.61
1:BA:1534:A:C4'	1:BA:1535:C:OP1	2.47	0.61
1:BA:861:G:C5	1:BA:862:C:C5	2.87	0.61
7:BG:39:GLU:HB2	7:BG:43:TYR:HE2	1.64	0.61
8:BH:64:TYR:CD1	8:BH:64:TYR:N	2.69	0.61

Continued on next page...

Continued from previous page...

Atom-1	Atom-2	Interatomic distance (Å)	Clash overlap (Å)
8:BH:65:PHE:O	8:BH:66:GLN:O	2.19	0.61
20:BT:63:LYS:HA	20:BT:63:LYS:HE3	1.82	0.61
25:CA:1372:U:C2'	25:CA:1373:A:O5'	2.48	0.61
25:CA:1494:A:N1	25:CA:1495:A:C2	2.68	0.61
25:CA:2492:U:C2'	25:CA:2493:U:H5'	2.30	0.61
25:CA:280:U:H2'	25:CA:281:C:O4'	2.01	0.61
25:CA:404:A:C1'	25:CA:405:U:OP2	2.47	0.61
25:CA:417:C:H2'	25:CA:418:C:O5'	2.00	0.61
27:CC:159:THR:H	27:CC:194:VAL:CG1	2.13	0.61
35:CK:91:SER:O	35:CK:93:GLN:HG2	2.00	0.61
40:CP:62:LYS:HE3	40:CP:64:SER:HB2	1.82	0.61
54:D3:15:LYS:HE2	54:D3:19:GLY:HA2	1.80	0.61
25:DA:1059:G:N1	25:DA:1080:A:C2	2.68	0.61
25:DA:1056:G:H4'	25:DA:1086:A:C8	2.35	0.61
25:DA:1094:U:H2'	25:DA:1096:A:OP2	2.01	0.61
25:DA:2209:G:N2	25:DA:2216:G:N3	2.48	0.61
25:DA:2207:C:C2	25:DA:2218:G:C2	2.88	0.61
25:DA:277:G:N3	25:DA:277:G:H3'	2.16	0.61
25:DA:2862:G:H2'	25:DA:2863:C:H6	1.66	0.61
25:DA:2690:U:C5	25:DA:2873:A:N1	2.68	0.61
25:DA:301:G:H5'	25:DA:317:G:N2	2.15	0.61
27:DC:265:PHE:N	27:DC:265:PHE:CD1	2.68	0.61
27:DC:60:ALA:O	27:DC:62:ARG:NH2	2.33	0.61
30:DF:34:THR:HA	30:DF:88:VAL:O	2.00	0.61
30:DF:39:VAL:CG1	30:DF:42:ALA:HB2	2.29	0.61
31:DG:86:LEU:HD11	31:DG:163:TYR:CD1	2.36	0.61
38:DN:51:LEU:N	38:DN:51:LEU:HD23	2.15	0.61
49:DY:21:LEU:O	49:DY:23:ARG:O	2.19	0.61
1:AA:121:U:OP2	1:AA:121:U:H4'	2.00	0.61
1:AA:64:G:C8	1:AA:99:C:N4	2.68	0.61
1:AA:757:U:O2'	1:AA:879:C:H1'	2.00	0.61
1:AA:853:C:H2'	1:AA:854:U:H6	1.66	0.61
1:AA:91:U:C2	1:AA:92:U:H1'	2.35	0.61
2:AB:118:THR:O	2:AB:119:GLN:HB2	2.01	0.61
4:AD:131:ILE:HD12	4:AD:134:TYR:H	1.64	0.61
5:AE:59:ILE:O	5:AE:62:ALA:HB3	2.01	0.61
5:AE:72:ASN:H	5:AE:72:ASN:HD22	1.48	0.61
11:AK:124:LYS:HG2	11:AK:125:LYS:H	1.64	0.61
1:AA:1313:U:P	19:AS:5:LYS:HB3	2.41	0.61
1:BA:1122:U:C2	1:BA:1123:U:C6	2.88	0.61
1:BA:1126:U:N1	1:BA:1281:C:C5	2.69	0.61

Continued on next page...

Continued from previous page...

Atom-1	Atom-2	Interatomic distance (Å)	Clash overlap (Å)
1:BA:1471:U:O2'	1:BA:1472:U:H5'	2.01	0.61
1:BA:600:A:C4	1:BA:639:G:N2	2.68	0.61
5:BE:124:ALA:O	5:BE:125:LYS:CB	2.49	0.61
7:BG:34:LYS:HB3	7:BG:37:THR:HG22	1.82	0.61
9:BI:75:ALA:HA	9:BI:78:ILE:HD12	1.81	0.61
13:BM:28:ARG:HG3	13:BM:62:PHE:CE2	2.36	0.61
15:BO:69:LEU:HD13	15:BO:77:TYR:HB2	1.81	0.61
19:BS:40:PHE:HA	19:BS:66:VAL:HG13	1.83	0.61
20:BT:56:ILE:O	20:BT:60:GLN:HG2	2.00	0.61
25:CA:1300:G:H4'	25:CA:1301:A:H5'	1.82	0.61
25:CA:1415:U:O2	25:CA:1415:U:H3'	2.01	0.61
25:CA:1420:A:C6	25:CA:2211:A:C2	2.87	0.61
25:CA:417:C:H2'	25:CA:418:C:H6	1.65	0.61
26:CB:102:G:C2'	26:CB:103:U:H5'	2.31	0.61
27:CC:167:ASP:OD2	27:CC:167:ASP:C	2.38	0.61
33:CI:126:ARG:HA	33:CI:129:GLU:HG3	1.82	0.61
33:CI:54:ILE:CG1	33:CI:73:PRO:HB3	2.30	0.61
33:CI:4:VAL:O	33:CI:5:GLN:HB3	1.98	0.61
44:CT:34:VAL:HG22	44:CT:81:LYS:HB3	1.83	0.61
44:CT:69:ARG:HB2	44:CT:74:ILE:HG22	1.81	0.61
49:CY:37:LEU:C	49:CY:37:LEU:HD12	2.21	0.61
49:CY:45:GLN:O	49:CY:46:VAL:HB	2.00	0.61
25:DA:1866:A:N1	25:DA:1876:A:N7	2.49	0.61
25:DA:900:A:C2	25:DA:901:C:H1'	2.35	0.61
28:DD:100:LEU:C	28:DD:100:LEU:HD12	2.20	0.61
32:DH:1:MET:HE2	32:DH:23:ALA:HA	1.82	0.61
36:DL:135:ILE:HG22	36:DL:140:GLY:HA2	1.83	0.61
45:DU:85:ARG:HG2	45:DU:94:PHE:HD2	1.65	0.61
46:DV:63:ILE:HG22	46:DV:65:VAL:HG12	1.83	0.61
1:AA:468:A:H5'	1:AA:469:C:OP2	2.01	0.61
1:AA:542:G:C4	1:AA:543:U:C5	2.88	0.61
2:AB:63:LYS:O	2:AB:65:LYS:HE2	2.00	0.61
16:AP:51:ARG:HH11	16:AP:51:ARG:HG2	1.64	0.61
16:AP:73:ALA:O	16:AP:77:GLU:CB	2.48	0.61
1:BA:1356:G:H2'	1:BA:1357:A:C8	2.35	0.61
4:BD:3:TYR:O	4:BD:4:LEU:HB2	2.00	0.61
12:BL:2:THR:HB	12:BL:5:GLN:CG	2.31	0.61
14:BN:90:ARG:HB2	14:BN:92:GLU:HG3	1.83	0.61
18:BR:31:TYR:O	18:BR:39:VAL:HG23	2.00	0.61
21:BU:26:GLY:O	21:BU:30:GLU:HB2	2.01	0.61
25:CA:1073:A:C3'	25:CA:1074:G:C5'	2.79	0.61

Continued on next page...

Continued from previous page...

Atom-1	Atom-2	Interatomic distance (Å)	Clash overlap (Å)
37:CM:54:THR:O	37:CM:56:ALA:N	2.33	0.61
42:CR:74:ILE:N	42:CR:74:ILE:HD12	2.15	0.61
25:DA:1057:A:N7	25:DA:1086:A:H2'	2.16	0.61
25:DA:1383:A:C2	25:DA:1384:A:N3	2.69	0.61
25:DA:1540:G:C6	25:DA:1541:C:C4	2.89	0.61
25:DA:1790:C:C5	25:DA:1828:G:C2	2.89	0.61
25:DA:1789:A:O2'	25:DA:1790:C:H5'	2.01	0.61
25:DA:2184:A:H2'	25:DA:2185:U:C6	2.36	0.61
25:DA:404:A:C1'	25:DA:405:U:OP2	2.48	0.61
27:DC:264:LYS:HB3	27:DC:265:PHE:CE1	2.35	0.61
34:DJ:117:ALA:HA	34:DJ:120:ARG:HD2	1.83	0.61
34:DJ:129:GLU:OE1	34:DJ:129:GLU:N	2.34	0.61
37:DM:62:LYS:HD3	37:DM:64:TRP:CH2	2.34	0.61
41:DQ:93:ILE:HD13	42:DR:11:GLN:HB2	1.83	0.61
45:DU:15:GLY:O	45:DU:16:LYS:CB	2.48	0.61
49:DY:13:GLU:O	49:DY:16:THR:N	2.33	0.61
1:AA:983:A:C2'	1:AA:983:A:N3	2.62	0.61
2:AB:168:GLU:OE1	2:AB:168:GLU:HA	2.00	0.61
2:AB:71:THR:O	2:AB:72:LYS:HB3	2.01	0.61
3:AC:122:GLN:O	3:AC:127:VAL:HG22	2.00	0.61
4:AD:21:LYS:O	4:AD:23:GLY:N	2.33	0.61
1:AA:545:C:OP1	4:AD:68:GLU:HG3	2.01	0.61
9:AI:33:SER:CB	9:AI:36:GLN:HG3	2.30	0.61
10:AJ:14:ASP:HB3	10:AJ:17:LEU:HD22	1.81	0.61
10:AJ:28:THR:O	10:AJ:32:THR:HG22	2.01	0.61
15:AO:18:ALA:O	15:AO:19:ASN:CB	2.49	0.61
1:BA:1536:C:H5''	1:BA:1537:U:OP2	2.01	0.61
1:BA:723:U:H5'	1:BA:724:G:OP1	2.01	0.61
2:BB:49:PHE:CD1	2:BB:49:PHE:O	2.53	0.61
4:BD:34:GLU:O	4:BD:36:ALA:N	2.32	0.61
5:BE:17:VAL:HG13	5:BE:18:ASN:N	2.14	0.61
7:BG:41:ILE:HG23	7:BG:116:ALA:HB2	1.82	0.61
10:BJ:53:ILE:HG22	10:BJ:61:ALA:C	2.21	0.61
16:BP:42:ILE:O	16:BP:44:SER:N	2.34	0.61
25:CA:1372:U:H2'	25:CA:1373:A:C5'	2.30	0.61
25:CA:2304:G:H2'	25:CA:2305:U:C5'	2.31	0.61
25:CA:454:A:H4'	25:CA:455:C:OP2	2.00	0.61
27:CC:104:LEU:N	27:CC:104:LEU:HD12	2.15	0.61
31:CG:41:GLU:HG3	31:CG:54:ARG:HH21	1.66	0.61
32:CH:11:ASN:O	32:CH:12:LEU:HB3	2.01	0.61
43:CS:59:GLU:HG3	43:CS:66:ILE:CD1	2.31	0.61

Continued on next page...

Continued from previous page...

Atom-1	Atom-2	Interatomic distance (Å)	Clash overlap (Å)
50:CZ:48:ASN:O	50:CZ:51:SER:HB3	2.00	0.61
25:DA:404:A:H1'	25:DA:405:U:OP2	2.01	0.61
25:DA:572:A:H5''	25:DA:573:U:OP2	2.00	0.61
28:DD:176:ASP:O	28:DD:189:VAL:HG12	2.00	0.61
30:DF:142:TYR:O	30:DF:145:VAL:HG22	2.01	0.61
46:DV:38:LEU:HB3	46:DV:40:ILE:HD11	1.83	0.61
50:DZ:35:VAL:HG21	50:DZ:37:ARG:NH2	2.15	0.61
1:AA:61:G:C4	1:AA:107:G:N2	2.68	0.61
1:AA:943:U:C2'	1:AA:944:G:H5'	2.30	0.61
2:AB:88:GLN:HG2	2:AB:220:VAL:HG11	1.83	0.61
4:AD:9:LYS:HA	4:AD:12:ARG:HG3	1.83	0.61
5:AE:80:LEU:HD21	5:AE:122:VAL:HG12	1.82	0.61
6:AF:7:VAL:O	6:AF:7:VAL:HG22	1.99	0.61
7:AG:119:LEU:HD22	7:AG:123:LEU:HD23	1.82	0.61
7:AG:14:ASP:H	7:AG:23:ALA:HB2	1.66	0.61
11:AK:125:LYS:C	21:AU:33:ARG:CZ	2.69	0.61
1:BA:1021:A:H2'	1:BA:1022:A:H5''	1.83	0.61
1:BA:1028:C:C6	1:BA:1034:G:N2	2.68	0.61
1:BA:1219:A:H2'	1:BA:1220:G:C8	2.35	0.61
1:BA:1265:C:C2	1:BA:1271:A:C2	2.88	0.61
1:BA:1377:A:N3	7:BG:1:PRO:CG	2.64	0.61
2:BB:61:SER:HA	2:BB:223:GLY:HA2	1.83	0.61
3:BC:101:ASN:C	3:BC:102:ILE:CG1	2.69	0.61
11:BK:75:GLU:HB2	11:BK:76:TYR:CD1	2.35	0.61
25:CA:211:C:OP1	53:C2:25:LYS:NZ	2.33	0.61
25:CA:1081:U:O2	25:CA:1081:U:H2'	2.00	0.61
25:CA:1416:G:HO2'	25:CA:1417:C:H6	1.47	0.61
25:CA:1462:C:O2'	25:CA:1463:C:C5'	2.48	0.61
25:CA:1673:G:C2'	25:CA:1674:G:H5'	2.30	0.61
25:CA:1740:G:O2'	25:CA:1741:C:H5'	2.00	0.61
25:CA:2127:G:C4'	25:CA:2128:G:OP1	2.45	0.61
25:CA:2657:A:H1'	25:CA:2665:A:N6	2.16	0.61
30:CF:40:GLY:HA2	30:CF:84:ILE:CD1	2.31	0.61
31:CG:108:PHE:HE2	31:CG:151:ARG:CZ	2.13	0.61
33:CI:100:ILE:CG1	33:CI:137:LEU:HD13	2.31	0.61
33:CI:46:ASP:HA	33:CI:50:LYS:CD	2.30	0.61
36:CL:81:ASP:O	36:CL:83:ALA:N	2.33	0.61
42:CR:24:LYS:HA	42:CR:94:THR:CG2	2.30	0.61
25:DA:1526:C:H2'	25:DA:1527:G:O4'	2.01	0.61
25:DA:2489:U:C4	25:DA:2490:G:C6	2.88	0.61
56:DB:95:U:C2	56:DB:96:G:C8	2.89	0.61

Continued on next page...

Continued from previous page...

Atom-1	Atom-2	Interatomic distance (Å)	Clash overlap (Å)
27:DC:123:ILE:CD1	27:DC:135:PRO:HD3	2.30	0.61
27:DC:144:GLU:HG2	27:DC:151:GLY:H	1.66	0.61
30:DF:98:PHE:O	30:DF:99:PHE:C	2.39	0.61
37:DM:17:ASN:O	37:DM:38:ARG:NH1	2.33	0.61
38:DN:24:MET:CE	38:DN:44:LEU:HD13	2.30	0.61
1:AA:1392:G:O2'	1:AA:1393:U:H5'	2.00	0.61
1:AA:429:U:H1'	1:AA:430:A:H5''	1.81	0.61
1:AA:495:A:C2	1:AA:496:A:N6	2.69	0.61
6:AF:92:THR:HG22	6:AF:93:LYS:N	2.14	0.61
16:AP:79:ASN:HB2	16:AP:82:ALA:O	2.00	0.61
21:AU:10:PRO:HD2	21:AU:11:PHE:CD2	2.36	0.61
3:BC:114:LEU:O	3:BC:115:VAL:C	2.39	0.61
4:BD:172:VAL:O	4:BD:173:ASP:CB	2.49	0.61
6:BF:55:HIS:O	6:BF:56:LYS:HB2	2.01	0.61
6:BF:43:GLY:O	6:BF:58:HIS:HA	2.01	0.61
8:BH:77:VAL:HG11	8:BH:124:ILE:CD1	2.30	0.61
9:BI:12:LYS:O	9:BI:13:SER:HB3	2.00	0.61
12:BL:42:LYS:HG2	12:BL:43:LYS:HD3	1.81	0.61
17:BQ:14:ASP:OD2	17:BQ:53:GLY:HA2	2.01	0.61
19:BS:28:LYS:HB3	19:BS:29:PRO:HD2	1.83	0.61
25:CA:1069:A:H4'	25:CA:1070:A:H8	1.66	0.61
25:CA:1844:C:C2	25:CA:1897:G:N2	2.69	0.61
25:CA:323:C:H2'	29:CE:163:ASN:HD21	1.64	0.61
30:CF:104:THR:HG23	30:CF:105:ILE:HG23	1.81	0.61
39:CO:83:LEU:HD22	39:CO:88:LYS:HB3	1.83	0.61
46:CV:29:ILE:HD13	46:CV:30:ILE:H	1.64	0.61
25:CA:96:C:H4'	49:CY:41:HIS:CD2	2.36	0.61
50:CZ:29:ARG:O	50:CZ:30:ARG:HB3	2.00	0.61
25:DA:1314:C:P	60:DA:3770:HOH:O	2.52	0.61
25:DA:1392:A:C6	25:DA:1393:A:N6	2.69	0.61
25:DA:1410:G:C2	25:DA:1593:A:C6	2.89	0.61
25:DA:2386:A:H2'	25:DA:2387:U:C6	2.36	0.61
25:DA:244:A:H2'	25:DA:245:G:O4'	1.99	0.61
56:DB:103:U:C2'	56:DB:104:A:H5'	2.31	0.61
27:DC:71:ASP:HA	27:DC:117:SER:O	2.01	0.61
27:DC:120:ASP:O	27:DC:121:ALA:O	2.19	0.61
29:DE:130:LYS:O	29:DE:132:LYS:N	2.34	0.61
33:DI:11:GLN:HE22	33:DI:53:PRO:HA	1.66	0.61
35:DK:24:VAL:HG13	35:DK:33:ALA:HB2	1.82	0.61
36:DL:111:ILE:HD12	36:DL:111:ILE:N	2.16	0.61
42:DR:49:ILE:HG13	42:DR:52:PRO:HA	1.83	0.61

Continued on next page...

Continued from previous page...

Atom-1	Atom-2	Interatomic distance (Å)	Clash overlap (Å)
43:DS:59:GLU:HA	43:DS:64:ALA:CB	2.31	0.61
46:DV:63:ILE:HD12	46:DV:72:VAL:HG21	1.81	0.61
25:DA:78:U:OP2	49:DY:2:LYS:CD	2.49	0.61
1:AA:1342:C:O2'	1:AA:1343:G:H5'	2.00	0.61
1:AA:462:G:H3'	1:AA:463:U:C6	2.35	0.61
1:AA:202:G:O2'	1:AA:468:A:C8	2.48	0.61
13:AM:113:LYS:CB	13:AM:114:PRO:CD	2.78	0.61
13:AM:18:LEU:CD1	13:AM:32:ILE:HG21	2.31	0.61
13:AM:45:SER:O	13:AM:46:GLU:HB3	2.01	0.61
13:AM:44:ILE:HA	13:AM:47:LEU:CB	2.31	0.61
15:AO:34:GLN:HB3	15:AO:58:MET:CE	2.30	0.61
1:BA:1113:C:N3	1:BA:1114:C:C5	2.68	0.61
1:BA:154:U:O2	1:BA:154:U:H2'	2.01	0.61
1:BA:765:G:H3'	1:BA:812:G:H22	1.65	0.61
3:BC:153:SER:CB	3:BC:164:THR:HG22	2.31	0.61
12:BL:18:SER:O	12:BL:21:PRO:HD3	2.01	0.61
14:BN:35:ALA:HB2	14:BN:42:TRP:CH2	2.36	0.61
17:BQ:12:VAL:CG1	17:BQ:21:VAL:HG22	2.30	0.61
25:CA:1060:U:C5'	25:CA:1062:G:H5'	2.30	0.61
25:CA:1475:G:O2'	25:CA:1476:U:P	2.58	0.61
25:CA:1509:A:O2'	25:CA:1510:G:P	2.58	0.61
25:CA:1526:C:H2'	25:CA:1527:G:O5'	2.00	0.61
25:CA:1714:U:H5''	25:CA:1715:G:H5'	1.82	0.61
25:CA:304:U:O2'	25:CA:305:C:H5'	2.01	0.61
25:CA:460:A:H2'	25:CA:461:C:O4'	2.01	0.61
27:CC:170:TYR:CD2	27:CC:184:GLU:HA	2.36	0.61
36:CL:85:VAL:HG11	36:CL:94:THR:HG22	1.83	0.61
25:CA:2469:A:H4'	37:CM:55:ARG:NH1	2.15	0.61
54:D3:26:ALA:O	54:D3:27:ASN:HB2	1.99	0.61
25:DA:1515:A:H5'	25:DA:1516:G:OP2	2.00	0.61
25:DA:2204:G:N3	25:DA:2205:A:C8	2.69	0.61
25:DA:714:U:C5'	25:DA:715:A:OP2	2.49	0.61
30:DF:32:LYS:O	30:DF:33:ILE:CG1	2.49	0.61
31:DG:97:VAL:HG21	31:DG:123:GLU:HA	1.82	0.61
37:DM:31:PHE:CZ	37:DM:110:GLU:HA	2.36	0.61
37:DM:36:VAL:HG23	37:DM:128:THR:HA	1.83	0.61
39:DO:75:GLY:CA	39:DO:106:LEU:HD23	2.31	0.61
40:DP:105:LYS:O	40:DP:108:ARG:HD3	2.01	0.61
1:AA:1032:G:C5'	1:AA:1033:G:OP2	2.47	0.60
1:AA:190:A:N7	1:AA:191:G:C8	2.69	0.60
1:AA:294:U:H2'	1:AA:295:C:C6	2.36	0.60

Continued on next page...

Continued from previous page...

Atom-1	Atom-2	Interatomic distance (Å)	Clash overlap (Å)
1:AA:983:A:H2'	1:AA:983:A:N3	2.16	0.60
2:AB:110:ILE:CG1	2:AB:150:ILE:HG12	2.30	0.60
4:AD:168:THR:HB	4:AD:183:ARG:NH2	2.15	0.60
5:AE:39:GLY:HA3	5:AE:116:VAL:O	2.01	0.60
5:AE:81:GLN:OE1	5:AE:147:ASN:O	2.18	0.60
10:AJ:26:VAL:O	10:AJ:30:LYS:HD3	2.01	0.60
1:AA:1228:C:OP2	13:AM:106:ARG:NH2	2.34	0.60
15:AO:34:GLN:HB3	15:AO:58:MET:HE1	1.82	0.60
17:AQ:54:ILE:C	17:AQ:54:ILE:HD13	2.21	0.60
24:AY:10:ALA:O	24:AY:11:GLU:C	2.38	0.60
1:BA:1308:U:H5''	13:BM:96:VAL:HG23	1.82	0.60
1:BA:135:C:C2	16:BP:1:MET:HB2	2.36	0.60
1:BA:1493:A:OP2	1:BA:1493:A:C8	2.54	0.60
1:BA:459:A:C2	1:BA:460:A:C4	2.89	0.60
11:BK:90:PRO:O	11:BK:91:GLY:C	2.37	0.60
13:BM:68:LEU:O	13:BM:71:GLU:HB2	2.01	0.60
19:BS:55:GLN:CD	19:BS:56:HIS:H	2.04	0.60
54:C3:26:ALA:O	54:C3:27:ASN:HB2	2.01	0.60
25:CA:1243:C:H2'	25:CA:1244:A:O5'	2.01	0.60
25:CA:1988:G:C2'	25:CA:1989:G:H5'	2.29	0.60
25:CA:2051:A:OP2	25:CA:2051:A:H8	1.84	0.60
25:CA:2314:A:H2'	25:CA:2315:G:H8	1.66	0.60
28:CD:1:MET:SD	28:CD:100:LEU:CD1	2.88	0.60
29:CE:48:THR:HG22	29:CE:86:ALA:HB3	1.82	0.60
38:CN:63:ARG:HG3	38:CN:80:PHE:CZ	2.35	0.60
40:CP:80:VAL:O	40:CP:80:VAL:HG12	1.99	0.60
41:CQ:87:VAL:HG13	42:CR:49:ILE:HD11	1.82	0.60
25:DA:1360:G:OP2	60:DA:3623:HOH:O	2.16	0.60
25:DA:1363:C:O2'	25:DA:1364:G:H5'	2.00	0.60
25:DA:1477:A:C2	25:DA:1515:A:C5	2.89	0.60
25:DA:1486:U:N3	25:DA:1504:A:C2	2.69	0.60
25:DA:1588:G:C6	25:DA:1589:U:C4	2.88	0.60
25:DA:735:A:H3'	25:DA:736:C:C6	2.36	0.60
29:DE:158:PHE:CD1	29:DE:158:PHE:C	2.73	0.60
31:DG:84:LYS:HG3	31:DG:140:ILE:HD12	1.82	0.60
33:DI:75:ALA:HA	33:DI:78:LEU:HB2	1.81	0.60
35:DK:87:LEU:O	35:DK:88:ASN:C	2.39	0.60
36:DL:93:ASN:OD1	36:DL:94:THR:N	2.34	0.60
46:DV:29:ILE:HG12	46:DV:38:LEU:O	2.02	0.60
1:AA:1356:G:N2	1:AA:1357:A:N3	2.48	0.60
1:AA:340:U:H2'	1:AA:341:C:H6	1.65	0.60

Continued on next page...

Continued from previous page...

Atom-1	Atom-2	Interatomic distance (Å)	Clash overlap (Å)
3:AC:51:VAL:HG21	3:AC:67:ILE:CG2	2.31	0.60
4:AD:121:ALA:N	4:AD:122:ILE:CD1	2.64	0.60
5:AE:80:LEU:CD2	5:AE:122:VAL:HG12	2.31	0.60
6:AF:10:VAL:CG1	6:AF:11:HIS:N	2.64	0.60
8:AH:78:SER:HA	8:AH:84:ILE:HG12	1.83	0.60
13:AM:19:THR:CA	13:AM:24:VAL:HG23	2.30	0.60
20:AT:33:LYS:CE	20:AT:33:LYS:HA	2.29	0.60
1:BA:101:A:C2'	1:BA:102:G:O5'	2.49	0.60
1:BA:1221:G:C4'	19:BS:76:THR:HG21	2.31	0.60
1:BA:1420:U:H2'	1:BA:1421:G:O4'	2.00	0.60
1:BA:60:A:N1	1:BA:107:G:O2'	2.31	0.60
1:BA:678:U:H2'	1:BA:679:C:C6	2.37	0.60
2:BB:99:MET:O	2:BB:103:TRP:CA	2.49	0.60
7:BG:4:ARG:NE	7:BG:4:ARG:HA	2.15	0.60
13:BM:15:VAL:HG13	13:BM:33:LEU:HD12	1.83	0.60
51:C0:52:LYS:O	51:C0:52:LYS:CG	2.49	0.60
52:C1:47:ILE:H	52:C1:47:ILE:HD12	1.66	0.60
25:CA:1508:A:OP1	25:CA:1508:A:H4'	2.01	0.60
25:CA:1893:C:H2'	25:CA:1894:C:H5'	1.82	0.60
25:CA:2522:U:H2'	25:CA:2523:G:H5'	1.81	0.60
25:CA:2709:G:O2'	25:CA:2710:C:H5'	2.01	0.60
32:CH:116:ARG:HG3	32:CH:133:GLN:CD	2.21	0.60
36:CL:48:ARG:HD2	54:C3:59:ALA:O	2.01	0.60
40:CP:80:VAL:HG11	40:CP:83:ILE:HD11	1.83	0.60
44:CT:1:MET:HB2	44:CT:2:ILE:HD12	1.84	0.60
25:DA:1113:U:H2'	25:DA:1114:C:C6	2.36	0.60
25:DA:1319:C:O2'	25:DA:1320:C:H5'	2.01	0.60
25:DA:1372:U:C2'	25:DA:1373:A:H5'	2.31	0.60
25:DA:1489:C:C2	25:DA:1501:G:N2	2.69	0.60
25:DA:1410:G:N3	25:DA:1593:A:C2	2.68	0.60
25:DA:2335:A:OP1	39:DO:13:ARG:CD	2.48	0.60
25:DA:323:C:O4'	25:DA:323:C:O2	2.17	0.60
27:DC:236:GLY:O	27:DC:237:ARG:CB	2.49	0.60
29:DE:108:ILE:HD11	29:DE:180:LEU:CB	2.28	0.60
36:DL:93:ASN:O	36:DL:94:THR:HG22	2.01	0.60
43:DS:20:VAL:CG2	43:DS:43:ALA:HB3	2.30	0.60
45:DU:85:ARG:O	45:DU:92:VAL:CG2	2.49	0.60
1:AA:1286:U:C5'	1:AA:1287:A:OP2	2.50	0.60
1:AA:1506:U:H4'	11:AK:128:VAL:OXT	2.00	0.60
1:AA:1533:C:H5'	1:AA:1534:A:OP1	2.01	0.60
1:AA:175:C:O2'	1:AA:176:C:H5'	2.01	0.60

Continued on next page...

Continued from previous page...

Atom-1	Atom-2	Interatomic distance (Å)	Clash overlap (Å)
3:AC:61:LYS:HA	3:AC:61:LYS:CE	2.30	0.60
5:AE:102:THR:CG2	5:AE:103:GLY:N	2.65	0.60
6:AF:46:GLN:HB2	6:AF:56:LYS:CE	2.32	0.60
9:AI:25:GLY:HA3	9:AI:57:VAL:O	2.00	0.60
17:AQ:14:ASP:OD1	17:AQ:54:ILE:HB	2.01	0.60
21:AU:35:GLU:O	21:AU:36:PHE:CB	2.50	0.60
1:BA:1141:C:O2'	1:BA:1142:G:P	2.59	0.60
1:BA:978:A:C5	1:BA:1318:A:N6	2.69	0.60
1:BA:1381:U:C5	1:BA:1382:C:C5	2.88	0.60
1:BA:1423:G:H2'	1:BA:1424:U:H6	1.67	0.60
1:BA:767:A:O2'	1:BA:1524:C:O2	2.17	0.60
1:BA:317:U:C2	1:BA:318:G:C8	2.89	0.60
1:BA:714:G:H2'	1:BA:715:A:C8	2.36	0.60
1:BA:87:C:H2'	1:BA:88:U:N1	2.16	0.60
1:BA:938:A:N6	1:BA:939:G:C6	2.70	0.60
2:BB:159:ALA:HA	2:BB:181:PRO:HD2	1.83	0.60
5:BE:154:ALA:HB3	5:BE:155:LYS:CE	2.31	0.60
8:BH:33:VAL:HG12	8:BH:34:ALA:N	2.16	0.60
10:BJ:26:VAL:HG22	10:BJ:36:VAL:HG11	1.81	0.60
15:BO:72:LYS:HA	15:BO:72:LYS:CE	2.30	0.60
17:BQ:14:ASP:HA	17:BQ:20:ILE:CD1	2.31	0.60
25:CA:138:U:H4'	25:CA:139:U:C5'	2.31	0.60
25:CA:1591:A:H2'	25:CA:1592:C:C6	2.36	0.60
25:CA:1856:U:C2'	25:CA:1857:G:H5'	2.31	0.60
25:CA:533:G:OP1	41:CQ:23:TYR:O	2.19	0.60
38:CN:103:ARG:CZ	38:CN:110:MET:CE	2.79	0.60
42:CR:39:LEU:CA	42:CR:49:ILE:HG23	2.31	0.60
44:CT:4:GLU:HA	44:CT:7:LEU:HD12	1.81	0.60
51:D0:31:LYS:HG2	51:D0:32:THR:N	2.15	0.60
25:DA:1172:C:H2'	25:DA:1173:U:C6	2.36	0.60
25:DA:1179:G:C5	25:DA:1180:U:C1'	2.85	0.60
25:DA:1335:C:O2'	25:DA:1336:A:H5'	2.01	0.60
25:DA:1358:G:C8	25:DA:1371:G:O6	2.54	0.60
25:DA:1794:A:H2'	25:DA:1795:C:H6	1.65	0.60
25:DA:2794:C:C6	25:DA:2794:C:OP2	2.54	0.60
25:DA:301:G:C2	25:DA:302:C:C2	2.89	0.60
25:DA:309:A:H4'	45:DU:15:GLY:HA2	1.84	0.60
25:DA:769:U:C4	25:DA:770:G:N7	2.70	0.60
27:DC:69:ASN:O	27:DC:71:ASP:N	2.35	0.60
36:DL:77:ILE:O	36:DL:110:VAL:O	2.19	0.60
36:DL:126:ARG:O	36:DL:127:VAL:CG2	2.49	0.60

Continued on next page...

Continued from previous page...

Atom-1	Atom-2	Interatomic distance (Å)	Clash overlap (Å)
38:DN:103:ARG:HB2	38:DN:110:MET:HE3	1.82	0.60
44:DT:21:SER:O	44:DT:24:MET:N	2.34	0.60
44:DT:49:LYS:HB2	44:DT:50:LEU:HD13	1.83	0.60
25:DA:2279:G:N7	57:DW:10:ARG:NH2	2.49	0.60
1:AA:1317:C:H2'	1:AA:1318:A:C5'	2.32	0.60
1:AA:425:G:H2'	1:AA:426:U:O4'	2.02	0.60
1:AA:972:C:H4'	10:AJ:59:LYS:HE2	1.83	0.60
3:AC:54:ILE:HD12	3:AC:54:ILE:O	2.01	0.60
9:AI:25:GLY:CA	9:AI:58:GLU:HA	2.30	0.60
15:AO:72:LYS:CE	15:AO:72:LYS:HA	2.30	0.60
16:AP:19:VAL:HG22	16:AP:36:VAL:O	2.00	0.60
16:AP:48:GLU:HG3	16:AP:49:GLY:N	2.16	0.60
1:AA:274:A:C5'	17:AQ:15:LYS:HE2	2.32	0.60
1:BA:1010:U:H2'	1:BA:1011:C:C6	2.36	0.60
1:BA:344:A:H4'	1:BA:345:C:OP2	2.01	0.60
1:BA:357:G:OP1	1:BA:367:U:H2'	2.02	0.60
5:BE:37:VAL:CG1	5:BE:116:VAL:HG21	2.31	0.60
15:BO:3:SER:O	15:BO:7:THR:HG23	2.00	0.60
25:CA:2420:C:OP2	54:C3:32:LEU:HB2	2.00	0.60
25:CA:1344:U:H4'	25:CA:1345:C:OP2	2.02	0.60
25:CA:897:C:O5'	25:CA:897:C:H6	1.83	0.60
27:CC:143:VAL:HB	27:CC:153:LEU:HD12	1.82	0.60
33:CI:66:PHE:CD1	33:CI:68:PHE:CD1	2.89	0.60
36:CL:2:ARG:HA	36:CL:5:THR:CG2	2.31	0.60
39:CO:59:ALA:HA	39:CO:62:LEU:HD12	1.83	0.60
43:CS:4:ILE:HD12	43:CS:4:ILE:N	2.17	0.60
25:DA:1179:G:C6	25:DA:1180:U:H1'	2.37	0.60
25:DA:2354:C:H5''	25:DA:2354:C:H6	1.67	0.60
25:DA:2755:C:O2'	25:DA:2756:U:H6	1.85	0.60
25:DA:332:A:C2	25:DA:335:C:C5	2.90	0.60
25:DA:948:C:O2	25:DA:984:A:O2'	2.18	0.60
56:DB:30:C:H2'	56:DB:31:C:C5'	2.31	0.60
27:DC:141:HIS:HB2	27:DC:194:VAL:HG12	1.83	0.60
27:DC:50:THR:HG21	27:DC:53:ILE:HD11	1.83	0.60
31:DG:45:ALA:O	31:DG:46:ASP:HB2	2.02	0.60
32:DH:57:LYS:HG3	32:DH:58:LEU:CD2	2.31	0.60
39:DO:13:ARG:O	39:DO:17:LYS:HG2	2.01	0.60
50:DZ:9:THR:HG22	50:DZ:53:MET:C	2.22	0.60
1:AA:437:U:C2'	1:AA:438:U:H5'	2.31	0.60
1:AA:802:A:H2'	1:AA:803:G:C5'	2.32	0.60
1:AA:930:C:C4	1:AA:931:C:C5	2.89	0.60

Continued on next page...

Continued from previous page...

Atom-1	Atom-2	Interatomic distance (Å)	Clash overlap (Å)
8:AH:57:GLU:HA	8:AH:57:GLU:OE2	2.01	0.60
14:AN:20:PHE:HA	14:AN:24:ALA:HB3	1.82	0.60
16:AP:73:ALA:O	16:AP:77:GLU:HB3	2.01	0.60
1:BA:1157:A:H4'	1:BA:1158:C:O5'	2.01	0.60
1:BA:954:G:N2	1:BA:1228:C:N3	2.48	0.60
1:BA:934:C:C5	1:BA:1344:C:C5	2.88	0.60
1:BA:149:A:C2	1:BA:150:U:N1	2.69	0.60
1:BA:207:C:H2'	1:BA:207:C:O2	2.01	0.60
1:BA:435:A:H2'	1:BA:436:C:O5'	2.02	0.60
1:BA:50:A:N6	1:BA:361:G:C4'	2.64	0.60
2:BB:163:ILE:HA	2:BB:185:ILE:HG22	1.83	0.60
4:BD:4:LEU:CD1	4:BD:4:LEU:N	2.64	0.60
5:BE:89:THR:HG22	5:BE:90:GLY:N	2.17	0.60
7:BG:50:ALA:HB2	7:BG:57:GLU:OE2	2.01	0.60
7:BG:66:GLU:O	7:BG:66:GLU:HG2	2.01	0.60
10:BJ:18:ILE:CG2	10:BJ:19:ASP:N	2.63	0.60
11:BK:30:ILE:HG12	11:BK:30:ILE:O	2.01	0.60
17:BQ:13:SER:HB3	17:BQ:21:VAL:HG13	1.83	0.60
18:BR:38:ILE:HD11	18:BR:55:ALA:HA	1.83	0.60
21:BU:33:ARG:NE	21:BU:34:ARG:HB2	2.16	0.60
22:BV:14:A:C2	22:BV:15:G:H1'	2.37	0.60
25:CA:1007:C:OP1	34:CJ:39:LYS:HE2	2.02	0.60
25:CA:1609:A:H5''	60:CA:3651:HOH:O	2.01	0.60
25:CA:1929:G:N3	25:CA:1929:G:H5''	2.15	0.60
25:CA:1992:G:N7	60:CA:3428:HOH:O	2.32	0.60
25:CA:2055:C:H5'	25:CA:2056:G:OP1	2.02	0.60
25:CA:2542:A:H5''	25:CA:2766:A:O2'	2.02	0.60
25:CA:8:C:O2'	25:CA:9:G:H5'	2.02	0.60
27:CC:142:ASN:OD1	27:CC:151:GLY:HA3	2.02	0.60
25:CA:2312:U:OP1	30:CF:70:ARG:HB2	2.02	0.60
36:CL:100:ILE:HG13	36:CL:101:ILE:HG23	1.84	0.60
46:CV:80:HIS:ND1	46:CV:81:PRO:HD2	2.16	0.60
25:DA:1096:A:H2'	25:DA:1097:U:O4'	2.01	0.60
25:DA:1350:C:C2	25:DA:1382:G:C2	2.90	0.60
25:DA:1503:A:N6	25:DA:1504:A:C6	2.70	0.60
25:DA:1739:A:C2'	25:DA:1740:G:O5'	2.47	0.60
25:DA:2198:A:H4'	25:DA:2199:A:OP1	2.01	0.60
25:DA:2218:G:O2'	25:DA:2219:U:H5'	2.01	0.60
25:DA:2301:C:H2'	25:DA:2302:U:C6	2.35	0.60
25:DA:2461:A:H1'	25:DA:2492:U:C2	2.37	0.60
25:DA:2572:A:OP1	25:DA:2574:G:H4'	2.01	0.60

Continued on next page...

Continued from previous page...

Atom-1	Atom-2	Interatomic distance (Å)	Clash overlap (Å)
25:DA:876:C:N4	25:DA:877:A:N6	2.50	0.60
29:DE:148:ILE:HD13	29:DE:187:VAL:CG1	2.31	0.60
33:DI:45:THR:O	33:DI:50:LYS:HD3	2.02	0.60
33:DI:56:VAL:CG2	33:DI:70:THR:HB	2.32	0.60
46:DV:55:GLU:H	46:DV:55:GLU:CD	2.04	0.60
44:DT:8:LEU:HD13	49:DY:21:LEU:HB3	1.82	0.60
1:AA:1216:A:H2'	1:AA:1217:C:H6	1.66	0.60
1:AA:1231:G:C5	1:AA:1232:U:C5	2.89	0.60
1:AA:1320:C:H2'	1:AA:1321:U:O4'	2.00	0.60
1:AA:1502:A:C8	1:AA:1504:G:C5	2.89	0.60
1:AA:58:C:O2'	1:AA:388:G:N7	2.17	0.60
1:AA:402:G:C2'	1:AA:403:C:H5'	2.31	0.60
1:AA:533:A:C2	1:AA:536:C:C6	2.89	0.60
3:AC:142:ARG:CG	3:AC:143:LEU:HD13	2.30	0.60
3:AC:205:GLU:O	3:AC:206:ILE:O	2.20	0.60
6:AF:86:ARG:HH11	6:AF:86:ARG:HG2	1.67	0.60
10:AJ:5:ARG:HG2	10:AJ:79:PRO:CB	2.32	0.60
10:AJ:63:ASP:OD1	14:AN:85:ARG:CD	2.50	0.60
18:AR:19:GLU:N	18:AR:27:THR:HG21	2.17	0.60
20:AT:67:HIS:HB3	20:AT:68:LYS:HE3	1.84	0.60
1:BA:1217:C:H2'	1:BA:1218:C:H6	1.66	0.60
1:BA:785:G:C2'	1:BA:786:G:H5'	2.32	0.60
7:BG:70:PRO:HG3	7:BG:102:TRP:CH2	2.36	0.60
13:BM:15:VAL:CG1	13:BM:33:LEU:HD12	2.31	0.60
15:BO:9:LYS:O	15:BO:13:GLU:HG3	2.02	0.60
1:BA:1221:G:H4'	19:BS:76:THR:HG22	1.83	0.60
21:BU:13:VAL:O	21:BU:15:LEU:HD11	2.02	0.60
25:CA:1403:A:C2	25:CA:1404:C:C2	2.89	0.60
25:CA:1434:A:HO2'	25:CA:1435:G:H8	1.42	0.60
25:CA:2075:U:C2'	25:CA:2077:A:OP2	2.49	0.60
25:CA:2152:G:C5	25:CA:2153:C:C4	2.90	0.60
25:CA:2211:A:C1'	25:CA:2212:A:OP1	2.49	0.60
25:CA:2813:A:C2'	25:CA:2814:A:H5'	2.31	0.60
25:CA:725:G:C6	25:CA:726:G:N1	2.69	0.60
28:CD:130:GLN:O	28:CD:131:ASP:C	2.39	0.60
25:DA:1153:C:OP1	41:DQ:91:ARG:NH1	2.35	0.60
25:DA:1404:C:O2'	25:DA:1405:U:H5'	2.01	0.60
25:DA:1857:G:C4	25:DA:1884:G:C2	2.90	0.60
25:DA:2193:G:C4	25:DA:2194:U:C5	2.90	0.60
25:DA:2331:G:O2'	25:DA:2336:A:N1	2.26	0.60
25:DA:26:G:C6	25:DA:27:G:N1	2.70	0.60

Continued on next page...

Continued from previous page...

Atom-1	Atom-2	Interatomic distance (Å)	Clash overlap (Å)
25:DA:2792:A:N1	25:DA:2793:C:C4	2.70	0.60
25:DA:682:G:H2'	25:DA:682:G:N3	2.16	0.60
56:DB:51:G:H5''	39:DO:64:TYR:CD2	2.36	0.60
40:DP:7:LEU:HD23	40:DP:7:LEU:O	2.02	0.60
44:DT:16:VAL:O	44:DT:17:SER:HB3	2.00	0.60
45:DU:85:ARG:O	45:DU:92:VAL:HG23	2.02	0.60
49:DY:56:LEU:O	49:DY:57:LEU:HB3	2.01	0.60
1:AA:1134:G:C5	1:AA:1141:C:N4	2.69	0.60
1:AA:1491:G:H2'	1:AA:1492:A:C8	2.36	0.60
1:AA:502:A:O2'	1:AA:503:C:H5'	2.02	0.60
1:AA:694:A:OP1	11:AK:54:SER:HB3	2.01	0.60
1:AA:889:A:H5'	1:AA:891:U:O4'	2.02	0.60
1:AA:909:A:C8	1:AA:910:C:C5	2.90	0.60
2:AB:160:LEU:O	2:AB:162:VAL:HG12	2.02	0.60
3:AC:86:LEU:O	3:AC:87:ARG:C	2.40	0.60
10:AJ:7:ARG:HB2	10:AJ:75:ASP:OD1	2.02	0.60
14:AN:25:GLU:HB2	14:AN:28:ALA:HB2	1.83	0.60
20:AT:43:LYS:HB3	20:AT:86:ALA:HB1	1.83	0.60
24:AY:41:ILE:HG22	24:AY:52:LEU:HB3	1.82	0.60
1:BA:120:A:H4'	1:BA:121:U:OP1	2.02	0.60
1:BA:802:A:C2	1:BA:803:G:H1'	2.37	0.60
2:BB:66:ILE:HG22	2:BB:67:LEU:N	2.15	0.60
4:BD:47:LEU:CD2	4:BD:52:VAL:HG12	2.32	0.60
5:BE:73:VAL:O	5:BE:75:LEU:HD12	2.02	0.60
1:BA:1342:C:H1'	9:BI:125:GLN:HG3	1.83	0.60
9:BI:56:MET:HB3	9:BI:60:LEU:CD2	2.32	0.60
11:BK:14:GLN:HG3	11:BK:14:GLN:O	2.01	0.60
25:CA:2110:G:O2'	25:CA:2120:G:C5'	2.50	0.60
25:CA:2186:G:H2'	25:CA:2187:U:C6	2.37	0.60
32:CH:72:ILE:CG2	32:CH:73:ASN:N	2.65	0.60
33:CI:20:SER:HA	33:CI:24:GLY:HA3	1.82	0.60
39:CO:28:VAL:HG11	39:CO:92:PHE:CZ	2.36	0.60
25:CA:2683:C:OP1	40:CP:50:ARG:NH2	2.34	0.60
46:CV:48:MET:O	46:CV:51:GLN:HG3	2.01	0.60
25:DA:2615:U:C2	51:D0:3:GLN:HA	2.36	0.60
52:D1:18:HIS:CG	52:D1:19:PHE:N	2.70	0.60
25:DA:1575:C:C4	25:DA:1576:U:C5	2.90	0.60
25:DA:2803:G:H2'	25:DA:2804:U:H6	1.67	0.60
25:DA:300:A:H1'	25:DA:319:G:O4'	2.01	0.60
25:DA:484:C:O5'	25:DA:484:C:H6	1.85	0.60
25:DA:56:A:C2	25:DA:57:C:C2	2.89	0.60

Continued on next page...

Continued from previous page...

Atom-1	Atom-2	Interatomic distance (Å)	Clash overlap (Å)
56:DB:89:U:H3'	56:DB:90:C:O4'	2.02	0.60
34:DJ:119:PHE:C	34:DJ:119:PHE:CD1	2.74	0.60
36:DL:103:ILE:O	36:DL:105:ILE:N	2.35	0.60
41:DQ:93:ILE:CD1	42:DR:11:GLN:HB2	2.32	0.60
1:AA:1216:A:C2	1:AA:1217:C:C5	2.89	0.60
1:AA:1238:A:C2	1:AA:1241:G:N3	2.69	0.60
1:AA:447:G:N2	1:AA:486:U:C4	2.70	0.60
1:AA:952:U:H2'	1:AA:953:G:C8	2.37	0.60
2:AB:32:GLY:HA3	2:AB:39:ILE:N	2.17	0.60
2:AB:63:LYS:HA	2:AB:63:LYS:CE	2.27	0.60
7:AG:39:GLU:HA	7:AG:42:VAL:CG2	2.32	0.60
1:AA:1060:U:H4'	10:AJ:53:ILE:CG2	2.30	0.60
13:AM:71:GLU:O	13:AM:74:MET:CB	2.50	0.60
19:AS:43:MET:HA	19:AS:46:LEU:HD12	1.84	0.60
11:AK:109:ILE:CG2	21:AU:16:ARG:HE	2.14	0.60
21:AU:33:ARG:NH2	21:AU:34:ARG:HD2	2.16	0.60
22:AV:69:G:C2'	22:AV:70:G:H5'	2.32	0.60
1:BA:1204:A:O5'	1:BA:1204:A:H8	1.85	0.60
1:BA:1218:C:H2'	1:BA:1219:A:C8	2.37	0.60
1:BA:1490:U:C2'	1:BA:1491:G:H5'	2.32	0.60
1:BA:17:U:H2'	1:BA:18:C:C6	2.36	0.60
1:BA:646:G:H2'	1:BA:647:C:O4'	2.02	0.60
1:BA:1060:U:C5	3:BC:1:GLY:HA3	2.36	0.60
4:BD:190:LEU:H	4:BD:190:LEU:HD12	1.67	0.60
6:BF:6:ILE:HG22	6:BF:7:VAL:N	2.17	0.60
9:BI:28:VAL:HB	9:BI:63:TYR:HD2	1.67	0.60
10:BJ:78:GLU:O	10:BJ:78:GLU:HG3	2.02	0.60
13:BM:25:GLY:O	13:BM:27:THR:N	2.35	0.60
16:BP:23:ASP:O	16:BP:26:ASN:ND2	2.34	0.60
20:BT:53:MET:HE1	20:BT:57:VAL:HG21	1.82	0.60
20:BT:82:ILE:HD12	20:BT:86:ALA:HB3	1.84	0.60
25:CA:117:G:C6	25:CA:119:A:N6	2.70	0.60
25:CA:2207:C:H2'	25:CA:2208:C:C6	2.37	0.60
25:CA:2436:G:N3	25:CA:2598:A:H2	1.99	0.60
25:CA:998:C:H3'	60:CA:3360:HOH:O	2.00	0.60
13:AM:69:ARG:HD2	30:CF:143:ASP:OD1	2.02	0.60
25:DA:1455:G:OP2	60:DA:3417:HOH:O	2.17	0.60
25:DA:158:U:H2'	25:DA:159:G:H5'	1.82	0.60
25:DA:2333:A:H5'	25:DA:2335:A:H1'	1.83	0.60
25:DA:295:G:C2	25:DA:296:U:C6	2.90	0.60
25:DA:45:G:H5''	25:DA:46:G:OP1	2.00	0.60

Continued on next page...

Continued from previous page...

Atom-1	Atom-2	Interatomic distance (Å)	Clash overlap (Å)
25:DA:55:G:C2'	25:DA:56:A:H5'	2.32	0.60
25:DA:934:U:H2'	25:DA:935:C:C6	2.36	0.60
56:DB:110:C:H2'	56:DB:111:U:C6	2.37	0.60
39:DO:56:LYS:HG3	39:DO:57:ALA:N	2.16	0.60
44:DT:22:THR:HA	44:DT:25:GLU:HG2	1.83	0.60
1:AA:1306:A:N7	1:AA:1307:U:C5	2.70	0.60
1:AA:1320:C:OP1	19:AS:69:LYS:HG3	2.01	0.60
1:AA:1443:C:C4	1:AA:1444:U:C5	2.89	0.60
1:AA:380:G:N2	1:AA:384:G:C5	2.70	0.60
1:AA:451:A:C2	1:AA:480:U:C4	2.90	0.60
1:AA:632:U:H2'	1:AA:633:G:OP1	2.02	0.60
14:AN:43:ASN:HA	14:AN:45:VAL:HG22	1.82	0.60
14:AN:51:LEU:N	14:AN:51:LEU:HD23	2.17	0.60
20:AT:53:MET:O	20:AT:56:ILE:HG22	2.02	0.60
1:BA:1422:G:C2	1:BA:1423:G:C8	2.90	0.60
1:BA:465:A:C6	1:BA:466:A:C6	2.90	0.60
1:BA:484:G:C5	1:BA:486:U:H1'	2.36	0.60
2:BB:99:MET:O	2:BB:103:TRP:HB2	2.02	0.60
4:BD:18:LEU:HD22	4:BD:63:ILE:HG13	1.84	0.60
9:BI:119:LYS:O	9:BI:120:ALA:HB3	2.02	0.60
10:BJ:52:LEU:HB2	14:BN:81:ARG:HD2	1.82	0.60
17:BQ:11:VAL:HA	17:BQ:22:VAL:HG13	1.84	0.60
21:BU:3:ILE:N	21:BU:18:PHE:CE1	2.70	0.60
22:BV:26:A:H2'	22:BV:27:G:H5'	1.82	0.60
25:CA:1502:A:H2'	25:CA:1503:A:O4'	2.01	0.60
25:CA:157:C:H2'	25:CA:158:U:O4'	2.02	0.60
28:CD:55:LYS:HG2	28:CD:56:LYS:N	2.16	0.60
32:CH:27:ARG:HG2	32:CH:27:ARG:O	2.02	0.60
35:CK:70:ARG:HD3	35:CK:76:VAL:HG22	1.84	0.60
41:CQ:23:TYR:O	41:CQ:24:TYR:HB2	2.01	0.60
42:CR:64:VAL:O	42:CR:65:ALA:HB2	2.02	0.60
25:DA:1083:U:O2	25:DA:1086:A:N1	2.35	0.60
25:DA:483:A:O3'	45:DU:47:PRO:HD3	2.01	0.60
25:DA:1190:G:OP1	36:DL:32:GLY:HA2	2.01	0.60
37:DM:47:GLU:O	37:DM:50:ARG:HB3	2.02	0.60
40:DP:21:PRO:HA	40:DP:46:VAL:CG1	2.32	0.60
43:DS:20:VAL:HG21	43:DS:43:ALA:HB1	1.84	0.60
44:DT:2:ILE:HA	44:DT:3:ARG:HB2	1.83	0.60
44:DT:39:THR:HG23	44:DT:41:ALA:H	1.66	0.60
57:DW:10:ARG:HG3	57:DW:10:ARG:HH11	1.67	0.60
1:AA:1138:G:N7	1:AA:1140:C:O4'	2.35	0.60

Continued on next page...

Continued from previous page...

Atom-1	Atom-2	Interatomic distance (Å)	Clash overlap (Å)
1:AA:1158:C:N4	1:AA:1160:G:C4	2.70	0.60
1:AA:713:G:H2'	1:AA:714:G:C8	2.37	0.60
1:AA:955:U:C4	1:AA:956:U:C4	2.90	0.60
3:AC:152:VAL:HG23	3:AC:156:LEU:CD2	2.31	0.60
6:AF:3:HIS:O	6:AF:4:TYR:CG	2.54	0.60
10:AJ:26:VAL:HG12	10:AJ:30:LYS:HD3	1.84	0.60
17:AQ:62:GLU:HB2	17:AQ:72:TRP:CH2	2.37	0.60
1:AA:1539:C:C5'	21:AU:17:ARG:HG3	2.30	0.60
1:BA:934:C:C6	1:BA:1344:C:C6	2.90	0.60
1:BA:1534:A:H4'	1:BA:1535:C:OP1	2.02	0.60
1:BA:229:U:H2'	1:BA:230:G:O4'	2.02	0.60
2:BB:53:LEU:HD12	2:BB:219:THR:HG21	1.84	0.60
7:BG:34:LYS:HB2	7:BG:37:THR:CG2	2.32	0.60
10:BJ:67:ILE:HG23	14:BN:95:GLY:O	2.01	0.60
10:BJ:84:VAL:O	10:BJ:88:MET:HG2	2.01	0.60
25:CA:1055:G:N3	25:CA:1055:G:H2'	2.17	0.60
25:CA:2516:A:N6	25:CA:2517:C:N4	2.50	0.60
28:CD:189:VAL:O	28:CD:189:VAL:HG23	2.02	0.60
30:CF:129:MET:HG3	30:CF:129:MET:O	2.02	0.60
38:CN:103:ARG:NH1	38:CN:110:MET:HE1	2.17	0.60
40:CP:21:PRO:HD3	40:CP:49:ILE:HD12	1.82	0.60
25:DA:1494:A:N3	25:DA:1495:A:C8	2.69	0.60
25:DA:1524:G:H8	25:DA:1524:G:O5'	1.84	0.60
25:DA:2216:G:H2'	25:DA:2217:G:H8	1.67	0.60
25:DA:2703:C:N3	25:DA:2704:C:C5	2.70	0.60
25:DA:247:G:H4'	25:DA:386:G:C5	2.37	0.60
25:DA:419:U:OP1	60:DA:3232:HOH:O	2.16	0.60
25:DA:484:C:H2'	25:DA:485:C:C6	2.37	0.60
25:DA:634:C:H2'	25:DA:635:C:C6	2.37	0.60
27:DC:1:ALA:HA	27:DC:198:GLU:CD	2.23	0.60
30:DF:39:VAL:HG12	30:DF:84:ILE:C	2.22	0.60
30:DF:30:VAL:CG2	30:DF:95:MET:SD	2.90	0.60
31:DG:119:GLY:O	31:DG:120:ILE:HD13	2.02	0.60
38:DN:112:TYR:CG	51:D0:54:ILE:HD11	2.37	0.60
35:DK:79:PHE:CD2	40:DP:69:VAL:HG13	2.37	0.60
44:DT:14:PRO:HA	44:DT:32:LEU:HB3	1.84	0.60
46:DV:41:GLU:C	46:DV:42:LEU:HD23	2.23	0.60
48:DX:53:LYS:O	48:DX:56:ARG:N	2.35	0.60
1:AA:1053:G:N7	1:AA:1199:U:H3'	2.17	0.59
1:AA:1213:A:N7	1:AA:1215:G:C5	2.70	0.59
1:AA:1285:A:H5'	1:AA:1286:U:O4	2.01	0.59

Continued on next page...

Continued from previous page...

Atom-1	Atom-2	Interatomic distance (Å)	Clash overlap (Å)
1:AA:243:A:C2	1:AA:246:A:C8	2.90	0.59
1:AA:270:A:N7	1:AA:271:C:C4	2.70	0.59
1:AA:418:C:O2'	1:AA:419:C:H5'	2.02	0.59
1:AA:624:C:H2'	1:AA:625:U:O5'	2.02	0.59
3:AC:71:ARG:N	3:AC:72:PRO:CD	2.65	0.59
4:AD:54:LEU:C	4:AD:54:LEU:HD23	2.22	0.59
6:AF:53:LYS:O	6:AF:54:LEU:CB	2.47	0.59
11:AK:80:ASN:HB3	11:AK:105:ARG:CB	2.31	0.59
17:AQ:11:VAL:O	17:AQ:12:VAL:HG12	2.02	0.59
17:AQ:49:ASN:O	17:AQ:51:GLU:N	2.35	0.59
22:AV:17:C:O3'	22:AV:18:G:C4'	2.50	0.59
1:BA:1092:A:N6	1:BA:1093:A:C6	2.70	0.59
1:BA:1101:A:H1'	1:BA:1102:A:O4'	2.02	0.59
1:BA:1250:A:C8	1:BA:1287:A:N7	2.70	0.59
1:BA:1444:U:C2'	1:BA:1445:U:O5'	2.50	0.59
1:BA:341:C:O2	1:BA:349:A:C2	2.55	0.59
3:BC:166:TRP:CE3	3:BC:166:TRP:C	2.75	0.59
10:BJ:67:ILE:HG12	14:BN:96:LEU:HA	1.83	0.59
17:BQ:11:VAL:HG23	17:BQ:56:ASP:O	2.01	0.59
21:BU:13:VAL:O	21:BU:15:LEU:CD1	2.50	0.59
25:CA:1306:C:O2	25:CA:1306:C:H2'	2.01	0.59
25:CA:2343:U:H2'	25:CA:2344:U:C6	2.37	0.59
25:CA:2346:A:H3'	25:CA:2347:C:H5''	1.84	0.59
25:CA:2480:C:C2'	25:CA:2481:G:H5'	2.32	0.59
25:CA:2506:U:C2'	25:CA:2507:C:H5'	2.32	0.59
25:CA:2550:G:H2'	25:CA:2551:C:H5'	1.84	0.59
25:CA:2549:G:N2	25:CA:2560:A:C4	2.69	0.59
27:CC:16:VAL:N	27:CC:203:VAL:HG22	2.16	0.59
30:CF:107:VAL:HG12	30:CF:108:PRO:HD3	1.83	0.59
30:CF:116:LEU:HD23	30:CF:175:PRO:HB2	1.82	0.59
32:CH:117:LEU:HD12	32:CH:118:PRO:HD2	1.83	0.59
33:CI:125:THR:HG22	33:CI:126:ARG:N	2.15	0.59
36:CL:85:VAL:HG11	36:CL:95:LEU:HD23	1.84	0.59
25:DA:1178:C:C3'	25:DA:1179:G:C8	2.85	0.59
25:DA:1178:C:C2'	25:DA:1179:G:C8	2.85	0.59
25:DA:141:G:H3'	25:DA:142:A:C8	2.36	0.59
25:DA:1588:G:N1	25:DA:1589:U:C4	2.70	0.59
25:DA:686:U:OP2	60:DA:3726:HOH:O	2.16	0.59
25:DA:878:A:N6	25:DA:900:A:C8	2.69	0.59
30:DF:3:LEU:H	30:DF:3:LEU:HD23	1.67	0.59
41:DQ:67:ALA:HB2	41:DQ:98:ALA:HB1	1.83	0.59

Continued on next page...

Continued from previous page...

Atom-1	Atom-2	Interatomic distance (Å)	Clash overlap (Å)
45:DU:6:ARG:O	45:DU:24:VAL:HB	2.02	0.59
1:AA:208:U:H5	1:AA:210:C:C5	2.21	0.59
1:AA:721:G:C6	1:AA:733:G:C2	2.90	0.59
2:AB:14:HIS:CB	2:AB:208:ALA:HB2	2.32	0.59
5:AE:150:GLU:O	5:AE:153:ALA:HB3	2.02	0.59
6:AF:70:VAL:HA	6:AF:73:GLU:CG	2.32	0.59
6:AF:70:VAL:HA	6:AF:73:GLU:HG3	1.84	0.59
12:AL:2:THR:HG22	12:AL:4:ASN:CB	2.32	0.59
13:AM:3:ILE:HD11	13:AM:9:PRO:HG3	1.83	0.59
1:BA:376:G:C4	1:BA:377:G:C8	2.89	0.59
1:BA:678:U:O2'	1:BA:679:C:H5'	2.03	0.59
1:BA:78:A:N6	1:BA:79:G:C6	2.70	0.59
2:BB:118:THR:O	2:BB:119:GLN:CB	2.49	0.59
3:BC:76:ILE:CA	3:BC:83:VAL:HG23	2.32	0.59
6:BF:19:PRO:HA	6:BF:22:ILE:CG1	2.32	0.59
16:BP:79:ASN:ND2	16:BP:82:ALA:HB3	2.17	0.59
20:BT:32:LYS:O	20:BT:33:LYS:C	2.40	0.59
21:BU:13:VAL:HG12	21:BU:15:LEU:HD23	1.82	0.59
25:CA:1064:C:H2'	25:CA:1064:C:O2	2.02	0.59
25:CA:1606:C:O2'	25:CA:1607:C:H5'	2.02	0.59
27:CC:156:SER:O	27:CC:194:VAL:HG11	2.02	0.59
28:CD:39:ASP:OD2	28:CD:40:LEU:HB2	2.01	0.59
32:CH:119:ASN:N	32:CH:120:GLY:CA	2.65	0.59
39:CO:76:LYS:HE3	39:CO:80:GLU:OE2	2.02	0.59
49:CY:13:GLU:C	49:CY:15:ASN:H	2.05	0.59
25:DA:1374:G:C2	25:DA:1375:U:C2	2.90	0.59
25:DA:1754:A:C6	25:DA:1755:A:C6	2.90	0.59
25:DA:570:G:H2'	25:DA:2030:A:N7	2.16	0.59
25:DA:2119:A:N6	25:DA:2167:U:H1'	2.17	0.59
25:DA:564:C:O4'	41:DQ:36:GLN:NE2	2.34	0.59
28:DD:104:VAL:HG23	28:DD:105:LYS:H	1.66	0.59
32:DH:9:VAL:O	32:DH:10:ALA:C	2.39	0.59
34:DJ:117:ALA:C	34:DJ:119:PHE:H	2.05	0.59
36:DL:4:ASN:C	36:DL:5:THR:CG2	2.71	0.59
38:DN:103:ARG:HB2	38:DN:110:MET:HE2	1.82	0.59
40:DP:31:VAL:CG2	40:DP:32:VAL:N	2.65	0.59
1:AA:1202:U:C2'	1:AA:1203:C:H5'	2.32	0.59
1:AA:170:U:O2'	1:AA:171:A:C5'	2.50	0.59
1:AA:196:A:N3	1:AA:222:C:H1'	2.17	0.59
1:AA:373:A:C2	1:AA:482:A:C6	2.91	0.59
1:AA:982:U:H4'	1:AA:983:A:O5'	2.02	0.59

Continued on next page...

Continued from previous page...

Atom-1	Atom-2	Interatomic distance (Å)	Clash overlap (Å)
2:AB:106:VAL:H	2:AB:108:GLN:HG2	1.67	0.59
2:AB:15:PHE:O	2:AB:40:ILE:HD12	2.01	0.59
4:AD:28:ASP:O	4:AD:30:LYS:HD3	2.02	0.59
12:AL:2:THR:CG2	12:AL:4:ASN:HB2	2.31	0.59
17:AQ:51:GLU:H	17:AQ:51:GLU:CD	2.06	0.59
21:AU:24:LYS:CD	21:AU:25:ALA:H	2.15	0.59
22:AV:21:A:C5	22:AV:48:C:C5	2.91	0.59
1:BA:110:C:C4	1:BA:111:G:C5	2.90	0.59
1:BA:1358:U:OP1	14:BN:75:ARG:HB2	2.02	0.59
1:BA:181:A:N6	1:BA:194:C:H2'	2.16	0.59
1:BA:98:A:H2'	1:BA:99:C:O4'	2.03	0.59
2:BB:90:PHE:CD2	2:BB:90:PHE:O	2.55	0.59
3:BC:52:SER:O	3:BC:53:ARG:CB	2.50	0.59
4:BD:137:SER:O	4:BD:140:ASP:HB2	2.02	0.59
4:BD:172:VAL:O	4:BD:173:ASP:HB3	2.01	0.59
4:BD:86:GLY:HA3	4:BD:196:GLU:HB3	1.84	0.59
6:BF:71:ILE:CG2	6:BF:72:ASP:N	2.66	0.59
11:BK:61:ALA:O	11:BK:64:VAL:HG13	2.02	0.59
20:BT:43:LYS:HE2	20:BT:85:LEU:O	2.02	0.59
25:CA:1203:U:C4	25:CA:1204:A:C5	2.90	0.59
25:CA:1392:A:H61	44:CT:18:GLU:CD	2.06	0.59
25:CA:1742:U:H2'	25:CA:1743:G:O5'	2.01	0.59
25:CA:870:U:C2'	25:CA:871:U:H5'	2.33	0.59
26:CB:73:A:C4	26:CB:104:A:C2	2.90	0.59
29:CE:18:THR:CG2	29:CE:19:PHE:CE2	2.85	0.59
33:CI:74:PRO:HG2	33:CI:77:VAL:CG1	2.32	0.59
25:CA:2674:G:H4'	35:CK:30:ARG:HD2	1.83	0.59
25:DA:1096:A:C6	25:DA:1097:U:C5	2.90	0.59
25:DA:1609:A:O2'	25:DA:1610:A:H5'	2.03	0.59
25:DA:1310:G:H1'	25:DA:1611:C:H5'	1.84	0.59
25:DA:1883:U:H2'	25:DA:1884:G:O5'	2.01	0.59
25:DA:2337:G:C5	25:DA:2338:C:C5	2.89	0.59
25:DA:2345:G:C6	25:DA:2381:A:C6	2.91	0.59
30:DF:56:LEU:HD21	30:DF:151:LEU:HD22	1.85	0.59
31:DG:42:VAL:HA	31:DG:43:LYS:HE2	1.83	0.59
36:DL:57:LEU:HA	36:DL:60:ARG:HD2	1.84	0.59
44:DT:58:VAL:HG22	44:DT:85:VAL:HG22	1.84	0.59
49:DY:45:GLN:O	49:DY:46:VAL:C	2.38	0.59
1:AA:482:A:C2	1:AA:483:C:H1'	2.38	0.59
1:AA:657:U:O2	1:AA:657:U:H2'	2.02	0.59
1:AA:749:A:C2	1:AA:750:C:C2	2.91	0.59

Continued on next page...

Continued from previous page...

Atom-1	Atom-2	Interatomic distance (Å)	Clash overlap (Å)
2:AB:18:GLN:HG2	2:AB:189:ASN:HD22	1.68	0.59
6:AF:51:ILE:O	6:AF:51:ILE:HG12	2.02	0.59
8:AH:35:ILE:HD11	8:AH:125:ILE:HG21	1.82	0.59
13:AM:21:ILE:CB	13:AM:24:VAL:HG22	2.33	0.59
13:AM:25:GLY:O	13:AM:26:LYS:C	2.40	0.59
1:BA:1060:U:C4	3:BC:1:GLY:N	2.61	0.59
1:BA:1368:A:H2'	1:BA:1369:C:H6	1.66	0.59
1:BA:820:U:H4'	1:BA:821:G:OP2	2.02	0.59
1:BA:979:C:C5	1:BA:980:C:C5	2.90	0.59
1:BA:1057:G:O3'	3:BC:196:GLY:HA3	2.02	0.59
8:BH:29:SER:O	8:BH:30:LYS:C	2.41	0.59
11:BK:19:VAL:HG13	11:BK:82:GLU:O	2.02	0.59
17:BQ:47:ASP:OD2	17:BQ:47:ASP:N	2.35	0.59
25:CA:1141:U:H4'	25:CA:1142:A:O4'	2.03	0.59
25:CA:2133:G:C2'	25:CA:2158:A:H61	2.14	0.59
25:CA:2171:A:O2'	25:CA:2172:U:H5'	2.02	0.59
25:CA:2799:A:O2'	25:CA:2800:A:H5'	2.01	0.59
25:CA:771:G:C2'	25:CA:772:C:H5'	2.33	0.59
30:CF:90:LEU:HB3	30:CF:95:MET:HA	1.85	0.59
25:CA:626:A:H2'	36:CL:78:ARG:NH1	2.17	0.59
36:CL:85:VAL:CG1	36:CL:94:THR:HG22	2.31	0.59
42:CR:51:VAL:HG23	42:CR:52:PRO:HD2	1.83	0.59
49:CY:23:ARG:O	49:CY:24:GLU:O	2.20	0.59
25:DA:1105:U:H2'	25:DA:1106:G:C8	2.37	0.59
25:DA:1199:U:H2'	25:DA:1200:C:C6	2.38	0.59
25:DA:1483:G:C4	25:DA:1484:U:C5	2.90	0.59
25:DA:1856:U:O2'	25:DA:1857:G:H5'	2.02	0.59
25:DA:22:C:C2'	25:DA:23:G:O5'	2.50	0.59
25:DA:897:C:H2'	25:DA:898:C:C6	2.37	0.59
25:DA:664:G:H4'	25:DA:941:A:OP1	2.01	0.59
25:DA:976:G:OP2	60:DA:3594:HOH:O	2.17	0.59
28:DD:158:GLY:O	28:DD:159:LYS:C	2.41	0.59
29:DE:200:LEU:N	29:DE:200:LEU:HD13	2.18	0.59
43:DS:43:ALA:O	43:DS:47:VAL:HG12	2.02	0.59
25:DA:328:U:O3'	45:DU:65:GLN:HG3	2.02	0.59
50:DZ:9:THR:HG22	50:DZ:53:MET:CA	2.32	0.59
1:AA:1286:U:H5'	1:AA:1287:A:OP2	2.02	0.59
1:AA:1293:C:H5'	1:AA:1294:G:OP2	2.03	0.59
1:AA:513:C:O2'	1:AA:514:C:O5'	2.21	0.59
2:AB:151:LYS:HG3	2:AB:152:ASP:O	2.02	0.59
2:AB:185:ILE:HG13	2:AB:185:ILE:O	2.02	0.59

Continued on next page...

Continued from previous page...

Atom-1	Atom-2	Interatomic distance (Å)	Clash overlap (Å)
10:AJ:52:LEU:HD22	10:AJ:62:ARG:HG2	1.83	0.59
12:AL:43:LYS:CB	12:AL:44:PRO:CD	2.80	0.59
10:AJ:52:LEU:HB3	14:AN:81:ARG:NE	2.18	0.59
15:AO:86:LEU:N	15:AO:86:LEU:CD2	2.65	0.59
22:AV:47:U:H2'	22:AV:47:U:O2	2.01	0.59
1:BA:1262:C:C5	1:BA:1263:C:C5	2.90	0.59
1:BA:1471:U:C2'	1:BA:1472:U:H5'	2.32	0.59
1:BA:1503:A:C8	1:BA:1531:A:H1'	2.38	0.59
1:BA:557:G:H3'	1:BA:558:G:C8	2.38	0.59
1:BA:73:C:H1'	1:BA:74:A:H5'	1.85	0.59
2:BB:99:MET:HB3	2:BB:106:VAL:HG21	1.84	0.59
2:BB:205:ALA:C	2:BB:207:ARG:N	2.55	0.59
2:BB:84:LEU:HG	2:BB:84:LEU:O	2.03	0.59
4:BD:173:ASP:O	4:BD:174:ALA:HB3	2.03	0.59
4:BD:202:LEU:C	4:BD:202:LEU:HD12	2.23	0.59
5:BE:149:PRO:HB3	8:BH:98:LEU:HD21	1.85	0.59
8:BH:31:LEU:O	8:BH:31:LEU:HD12	2.01	0.59
10:BJ:22:THR:HA	10:BJ:25:ILE:HG21	1.84	0.59
10:BJ:58:ASN:O	10:BJ:60:ASP:N	2.34	0.59
20:BT:31:ILE:HG12	20:BT:53:MET:HE3	1.84	0.59
20:BT:5:SER:OG	20:BT:6:ALA:N	2.33	0.59
25:CA:125:A:OP2	53:C2:19:ARG:HD3	2.02	0.59
25:CA:102:U:C5	49:CY:2:LYS:HD2	2.38	0.59
25:CA:1060:U:OP1	25:CA:1062:G:H4'	2.03	0.59
25:CA:1585:C:H2'	25:CA:1586:A:C5'	2.32	0.59
25:CA:2102:G:N2	25:CA:2188:U:H1'	2.16	0.59
28:CD:99:GLU:HA	28:CD:99:GLU:OE1	2.01	0.59
32:CH:32:PRO:O	32:CH:33:GLN:HB2	2.02	0.59
33:CI:37:PHE:CD1	33:CI:41:PHE:HB2	2.36	0.59
25:DA:1436:G:C2	25:DA:1557:C:O2	2.56	0.59
25:DA:1483:G:C5	25:DA:1484:U:C5	2.90	0.59
25:DA:1556:C:C2'	25:DA:1557:C:H5'	2.32	0.59
25:DA:1712:U:C6	25:DA:1713:A:C8	2.90	0.59
25:DA:1867:G:C2'	25:DA:1868:C:H5'	2.32	0.59
25:DA:1971:U:C6	25:DA:1971:U:H3'	2.38	0.59
25:DA:2262:U:OP1	57:DW:37:ARG:NH2	2.36	0.59
25:DA:2383:G:H2'	25:DA:2384:U:C6	2.37	0.59
25:DA:2478:A:N3	25:DA:2529:G:H2'	2.17	0.59
25:DA:537:G:N1	25:DA:555:G:C2	2.70	0.59
25:DA:637:A:H4'	25:DA:638:G:O5'	2.02	0.59
32:DH:2:GLN:CB	32:DH:39:ALA:HB3	2.33	0.59

Continued on next page...

Continued from previous page...

Atom-1	Atom-2	Interatomic distance (Å)	Clash overlap (Å)
39:DO:79:ALA:HB1	39:DO:113:ALA:CB	2.32	0.59
1:AA:115:G:H4'	1:AA:116:A:O5'	2.01	0.59
1:AA:1268:G:C6	1:AA:1269:A:N6	2.71	0.59
1:AA:159:G:C5'	1:AA:159:G:H8	2.16	0.59
1:AA:198:G:C6	1:AA:220:G:C2	2.91	0.59
1:AA:481:G:H2'	1:AA:483:C:N4	2.18	0.59
1:AA:572:A:H5'	1:AA:573:A:OP2	2.03	0.59
2:AB:70:GLY:HA2	2:AB:163:ILE:CG2	2.32	0.59
2:AB:20:ARG:O	2:AB:22:TRP:HD1	1.84	0.59
3:AC:154:GLY:HA2	3:AC:163:ARG:H	1.68	0.59
6:AF:60:VAL:HG12	6:AF:60:VAL:O	2.02	0.59
7:AG:145:GLU:O	7:AG:148:LYS:HB3	2.02	0.59
10:AJ:80:THR:HG22	10:AJ:82:LYS:H	1.67	0.59
14:AN:49:GLN:OE1	14:AN:49:GLN:HA	2.01	0.59
17:AQ:3:LYS:O	17:AQ:3:LYS:HD2	2.03	0.59
19:AS:50:VAL:HG22	19:AS:70:LEU:HD12	1.84	0.59
24:AY:33:ALA:O	24:AY:34:SER:CB	2.50	0.59
1:BA:1355:G:C4	1:BA:1368:A:C2	2.91	0.59
1:BA:1499:A:C2'	1:BA:1500:A:O5'	2.49	0.59
1:BA:152:A:N6	1:BA:170:U:C2	2.71	0.59
1:BA:206:C:H2'	1:BA:207:C:H4'	1.84	0.59
1:BA:92:U:H5'	1:BA:93:U:OP2	2.03	0.59
1:BA:969:A:C5	1:BA:970:C:C5	2.91	0.59
2:BB:169:HIS:HA	2:BB:172:ILE:HD12	1.84	0.59
4:BD:178:GLU:HG2	4:BD:179:GLY:N	2.17	0.59
20:BT:66:ILE:C	20:BT:67:HIS:CD2	2.76	0.59
22:BV:38:A:H2'	22:BV:39:U:O5'	2.03	0.59
25:CA:2256:G:C2'	25:CA:2257:U:O5'	2.50	0.59
25:CA:2286:G:H5'	25:CA:2286:G:C8	2.38	0.59
25:CA:47:C:C2'	25:CA:48:G:H5'	2.32	0.59
25:CA:624:C:O2'	25:CA:657:U:OP1	2.19	0.59
25:CA:735:A:C8	25:CA:736:C:C5	2.91	0.59
25:CA:841:G:H2'	25:CA:842:U:C6	2.38	0.59
25:CA:971:G:OP1	25:CA:974:G:O2'	2.17	0.59
37:CM:31:PHE:CE2	37:CM:110:GLU:HB2	2.38	0.59
38:CN:21:PHE:CE2	38:CN:24:MET:CE	2.85	0.59
25:DA:1219:U:O2'	25:DA:1220:G:H5'	2.02	0.59
25:DA:2793:C:O2	25:DA:2794:C:C5	2.56	0.59
25:DA:383:C:N3	25:DA:391:A:N6	2.49	0.59
25:DA:540:C:O2'	25:DA:541:A:H5'	2.02	0.59
25:DA:56:A:C2'	25:DA:57:C:O5'	2.50	0.59

Continued on next page...

Continued from previous page...

Atom-1	Atom-2	Interatomic distance (Å)	Clash overlap (Å)
25:DA:659:G:H4'	29:DE:95:LYS:HB3	1.84	0.59
25:DA:920:A:H2'	25:DA:921:C:H6	1.66	0.59
25:DA:947:A:HO2'	25:DA:984:A:H2	0.77	0.59
27:DC:175:LEU:HD12	27:DC:179:GLU:HB3	1.83	0.59
25:DA:673:C:H5''	29:DE:76:PRO:HD2	1.85	0.59
32:DH:1:MET:HG3	32:DH:2:GLN:N	2.18	0.59
36:DL:82:LEU:HD23	36:DL:82:LEU:C	2.22	0.59
40:DP:57:ALA:CB	40:DP:73:PHE:O	2.51	0.59
45:DU:72:PHE:CE2	45:DU:74:ALA:HA	2.37	0.59
1:AA:1040:U:H2'	1:AA:1041:G:C8	2.38	0.59
1:AA:1141:C:C2	1:AA:1142:G:C8	2.91	0.59
1:AA:390:U:C2'	1:AA:391:G:O5'	2.51	0.59
1:AA:463:U:H2'	1:AA:463:U:O2	2.01	0.59
1:AA:723:U:H5'	1:AA:724:G:O5'	2.02	0.59
2:AB:125:PHE:N	2:AB:125:PHE:CD2	2.70	0.59
4:AD:138:PRO:O	4:AD:139:ASN:HB2	2.01	0.59
4:AD:150:LYS:HA	4:AD:177:MET:HE1	1.85	0.59
11:AK:52:ARG:O	11:AK:55:ARG:CG	2.51	0.59
24:AY:145:LYS:HE2	24:AY:145:LYS:H	1.68	0.59
1:BA:1113:C:O2	1:BA:1114:C:C6	2.56	0.59
1:BA:25:C:C4	1:BA:558:G:N2	2.71	0.59
1:BA:693:G:C2	23:BX:13:A:N6	2.71	0.59
1:BA:738:C:C2	1:BA:739:C:C5	2.91	0.59
2:BB:49:PHE:HD1	2:BB:53:LEU:HD23	1.68	0.59
4:BD:145:ARG:CZ	4:BD:147:LYS:HE3	2.33	0.59
13:BM:79:LEU:CD2	13:BM:84:CYS:SG	2.91	0.59
15:BO:63:ARG:NH1	15:BO:87:ARG:NH2	2.50	0.59
22:BV:45:U:H5''	22:BV:46:G:OP2	2.03	0.59
25:CA:1055:G:H3'	25:CA:1056:G:C8	2.38	0.59
25:CA:1059:G:C6	25:CA:1080:A:C2	2.90	0.59
25:CA:528:A:H2	25:CA:2043:C:H5'	1.66	0.59
25:CA:2112:G:H2'	25:CA:2112:G:N3	2.17	0.59
25:CA:580:U:H2'	25:CA:581:C:C6	2.38	0.59
29:CE:152:GLU:HA	29:CE:152:GLU:OE1	2.02	0.59
31:CG:126:THR:HG22	31:CG:127:GLN:N	2.18	0.59
36:CL:110:VAL:N	36:CL:111:ILE:HD12	2.17	0.59
40:CP:20:ARG:HB2	40:CP:21:PRO:HD2	1.83	0.59
25:DA:1018:U:C4	25:DA:1019:U:C5	2.91	0.59
25:DA:145:C:C4	25:DA:146:A:N7	2.71	0.59
25:DA:1473:G:N2	25:DA:1519:G:C4	2.70	0.59
25:DA:1529:G:C6	25:DA:1543:G:N2	2.71	0.59

Continued on next page...

Continued from previous page...

Atom-1	Atom-2	Interatomic distance (Å)	Clash overlap (Å)
25:DA:1998:A:H2'	25:DA:1999:C:C6	2.36	0.59
25:DA:2425:A:H5''	25:DA:2427:C:O4'	2.03	0.59
25:DA:278:A:C2	25:DA:362:A:H1'	2.37	0.59
25:DA:284:U:O2	25:DA:284:U:H2'	2.03	0.59
25:DA:2861:U:O2'	25:DA:2862:G:H5'	2.02	0.59
28:DD:56:LYS:HB2	28:DD:59:ARG:HB2	1.85	0.59
28:DD:62:LYS:HB2	28:DD:63:PRO:HD3	1.84	0.59
30:DF:110:ILE:HB	30:DF:113:PHE:HB2	1.83	0.59
30:DF:116:LEU:O	30:DF:117:SER:C	2.41	0.59
41:DQ:97:ILE:HG22	41:DQ:105:PHE:HB2	1.84	0.59
1:AA:149:A:H1'	1:AA:1446:A:C2	2.37	0.59
1:AA:222:C:O2	1:AA:222:C:H2'	2.02	0.59
1:AA:256:U:H2'	1:AA:257:G:C8	2.37	0.59
2:AB:69:VAL:HG22	2:AB:91:VAL:HB	1.85	0.59
3:AC:166:TRP:CE3	3:AC:166:TRP:C	2.76	0.59
3:AC:6:PRO:HD2	3:AC:183:TYR:CD2	2.38	0.59
5:AE:108:GLY:HA2	5:AE:111:ARG:CB	2.33	0.59
7:AG:121:ASN:O	7:AG:124:SER:HB3	2.02	0.59
9:AI:62:LEU:N	9:AI:62:LEU:CD2	2.65	0.59
12:AL:98:ARG:HA	12:AL:103:CYS:SG	2.42	0.59
14:AN:4:SER:O	14:AN:8:ARG:HG3	2.03	0.59
17:AQ:21:VAL:HG22	17:AQ:22:VAL:N	2.18	0.59
19:AS:4:LEU:O	19:AS:5:LYS:CG	2.51	0.59
24:AY:141:LYS:O	24:AY:145:LYS:CE	2.51	0.59
1:BA:1268:G:O2'	1:BA:1269:A:H5'	2.02	0.59
1:BA:1323:G:H2'	1:BA:1324:A:H8	1.68	0.59
1:BA:1345:U:C2	1:BA:1377:A:C6	2.90	0.59
1:BA:1356:G:O2'	1:BA:1357:A:H5'	2.03	0.59
1:BA:594:U:C2	1:BA:595:A:C8	2.91	0.59
1:BA:620:C:H1'	4:BD:131:ILE:HD13	1.84	0.59
1:BA:688:G:O2'	1:BA:704:A:N1	2.26	0.59
5:BE:152:VAL:HG23	5:BE:156:ARG:HB3	1.85	0.59
7:BG:11:ILE:HD13	7:BG:27:ASN:HD21	1.68	0.59
8:BH:16:GLY:O	8:BH:19:ALA:N	2.36	0.59
10:BJ:7:ARG:HD3	10:BJ:75:ASP:OD1	2.02	0.59
54:C3:8:GLY:O	54:C3:12:ARG:HG3	2.02	0.59
25:CA:2019:A:H2'	25:CA:2020:A:O5'	2.03	0.59
25:CA:2637:U:H2'	25:CA:2638:G:H5'	1.84	0.59
25:CA:995:C:H5'	25:CA:995:C:H6	1.66	0.59
27:CC:158:GLY:N	27:CC:194:VAL:HG13	2.18	0.59
29:CE:178:VAL:HG13	29:CE:179:SER:N	2.17	0.59

Continued on next page...

Continued from previous page...

Atom-1	Atom-2	Interatomic distance (Å)	Clash overlap (Å)
36:CL:101:ILE:O	36:CL:105:ILE:HG13	2.03	0.59
37:CM:27:SER:O	37:CM:28:PHE:CD2	2.56	0.59
25:CA:58:G:OP1	44:CT:78:SER:CB	2.51	0.59
25:DA:121:G:H2'	25:DA:122:G:C8	2.38	0.59
25:DA:1404:C:O2	25:DA:1405:U:C6	2.56	0.59
25:DA:1520:U:C2'	25:DA:1521:G:H5'	2.32	0.59
25:DA:1738:G:HO2'	25:DA:1739:A:P	2.24	0.59
25:DA:1268:A:C2	25:DA:2013:A:C4	2.91	0.59
25:DA:2163:A:OP1	25:DA:2171:A:C8	2.56	0.59
31:DG:45:ALA:O	31:DG:46:ASP:CB	2.51	0.59
33:DI:74:PRO:HG2	33:DI:77:VAL:HG21	1.85	0.59
38:DN:49:GLU:N	38:DN:50:PRO:HD2	2.18	0.59
44:DT:2:ILE:HG23	44:DT:3:ARG:C	2.22	0.59
1:AA:1145:A:C2'	1:AA:1146:A:OP2	2.49	0.59
1:AA:1333:A:C2'	1:AA:1334:G:O5'	2.50	0.59
1:AA:882:C:C2'	1:AA:883:C:O5'	2.50	0.59
1:AA:922:G:N1	1:AA:923:A:C2	2.71	0.59
2:AB:135:MET:N	2:AB:135:MET:SD	2.75	0.59
2:AB:110:ILE:HD11	2:AB:150:ILE:HG12	1.85	0.59
13:AM:74:MET:SD	30:CF:111:ARG:HD3	2.43	0.59
14:AN:73:PHE:CD1	14:AN:74:LEU:N	2.71	0.59
22:AV:33:U:H2'	22:AV:35:A:OP2	2.03	0.59
1:BA:1122:U:C2	1:BA:1123:U:C5	2.91	0.59
1:BA:951:G:C2	1:BA:1231:G:C2	2.91	0.59
1:BA:1267:C:H2'	1:BA:1268:G:H5'	1.84	0.59
1:BA:283:U:H2'	1:BA:284:C:C6	2.38	0.59
1:BA:386:C:H2'	1:BA:387:U:H5'	1.83	0.59
1:BA:978:A:HO2'	1:BA:1322:C:H5	1.49	0.59
3:BC:153:SER:HB2	3:BC:164:THR:HG22	1.84	0.59
1:BA:1206:G:H4'	3:BC:191:THR:O	2.02	0.59
4:BD:57:LYS:HB2	4:BD:199:ILE:HD12	1.84	0.59
5:BE:21:SER:HB2	5:BE:30:PHE:CD2	2.38	0.59
7:BG:115:MET:O	7:BG:119:LEU:HB2	2.02	0.59
11:BK:80:ASN:HB3	11:BK:105:ARG:HG2	1.84	0.59
11:BK:124:LYS:CE	11:BK:125:LYS:HA	2.32	0.59
13:BM:38:ILE:HG13	13:BM:55:LEU:HD11	1.83	0.59
54:C3:44:ARG:N	54:C3:45:PRO:HD2	2.18	0.59
25:CA:1182:G:H2'	25:CA:1183:U:O4'	2.01	0.59
25:CA:1251:C:OP2	41:CQ:5:ARG:HD2	2.02	0.59
25:CA:2307:G:C2	25:CA:2311:A:H2'	2.37	0.59
25:CA:946:C:P	60:CA:3348:HOH:O	2.57	0.59

Continued on next page...

Continued from previous page...

Atom-1	Atom-2	Interatomic distance (Å)	Clash overlap (Å)
28:CD:103:ASP:O	28:CD:105:LYS:N	2.36	0.59
32:CH:10:ALA:O	32:CH:12:LEU:N	2.35	0.59
33:CI:28:GLY:O	33:CI:34:ILE:HD11	2.03	0.59
36:CL:127:VAL:HG11	36:CL:132:ARG:HB2	1.84	0.59
25:DA:1063:G:N3	33:DI:89:SER:OG	2.35	0.59
25:DA:2703:C:C4	25:DA:2704:C:C5	2.91	0.59
25:DA:2742:G:C2'	25:DA:2743:U:H5'	2.33	0.59
28:DD:104:VAL:O	28:DD:105:LYS:HB2	2.01	0.59
32:DH:116:ARG:CG	32:DH:133:GLN:HG3	2.31	0.59
32:DH:116:ARG:HD2	32:DH:133:GLN:CG	2.32	0.59
33:DI:9:LYS:HB2	33:DI:55:PRO:HB3	1.83	0.59
39:DO:47:VAL:HG23	39:DO:48:LEU:N	2.17	0.59
42:DR:39:LEU:CD1	42:DR:39:LEU:N	2.65	0.59
43:DS:51:LEU:O	43:DS:55:ILE:HG13	2.02	0.59
1:AA:1180:A:OP1	9:AI:104:THR:HG23	2.03	0.59
1:AA:708:C:H2'	1:AA:709:U:H6	1.68	0.59
1:AA:718:A:C2'	1:AA:719:C:H5'	2.33	0.59
1:AA:79:G:N2	1:AA:91:U:C4	2.71	0.59
5:AE:108:GLY:O	5:AE:109:ALA:HB3	2.03	0.59
7:AG:119:LEU:CD2	7:AG:123:LEU:HD23	2.32	0.59
8:AH:13:ILE:O	8:AH:15:ASN:N	2.36	0.59
14:AN:15:LEU:O	14:AN:17:ASP:N	2.35	0.59
17:AQ:12:VAL:HG13	17:AQ:21:VAL:HG13	1.84	0.59
18:AR:39:VAL:HG13	18:AR:40:PRO:HD2	1.83	0.59
11:AK:126:ARG:HB2	21:AU:33:ARG:HD2	1.84	0.59
1:BA:1122:U:C4	1:BA:1123:U:C5	2.91	0.59
1:BA:1514:G:O2'	1:BA:1515:G:H5'	2.03	0.59
1:BA:211:G:N3	1:BA:212:G:H1'	2.17	0.59
1:BA:735:C:H2'	1:BA:736:C:H6	1.68	0.59
1:BA:825:A:O2'	1:BA:826:C:H5'	2.03	0.59
2:BB:79:VAL:HA	2:BB:213:LEU:HD21	1.84	0.59
6:BF:49:TYR:HB2	6:BF:50:PRO:CD	2.33	0.59
18:BR:24:ASP:HB2	18:BR:27:THR:HB	1.84	0.59
20:BT:66:ILE:HG23	20:BT:67:HIS:N	2.18	0.59
1:BA:107:G:O6	20:BT:9:ARG:HD3	2.03	0.59
21:BU:9:GLU:HG3	21:BU:10:PRO:HD3	1.84	0.59
54:C3:3:ILE:O	54:C3:63:TYR:HE2	1.86	0.59
25:CA:1046:A:C4'	25:CA:1046:A:OP2	2.50	0.59
25:CA:366:C:H2'	25:CA:367:G:O4'	2.03	0.59
25:CA:582:A:C2	25:CA:1259:G:C2	2.90	0.59
29:CE:111:GLU:OE1	29:CE:111:GLU:CA	2.50	0.59

Continued on next page...

Continued from previous page...

Atom-1	Atom-2	Interatomic distance (Å)	Clash overlap (Å)
32:CH:41:LYS:HA	32:CH:44:ILE:HG12	1.85	0.59
35:CK:122:VAL:OXT	35:CK:122:VAL:HG12	2.03	0.59
36:CL:110:VAL:O	36:CL:111:ILE:C	2.42	0.59
36:CL:67:THR:O	36:CL:67:THR:HG22	2.02	0.59
25:CA:1287:A:C5'	38:CN:103:ARG:HD2	2.27	0.59
39:CO:106:LEU:C	39:CO:106:LEU:HD23	2.23	0.59
49:CY:13:GLU:C	49:CY:15:ASN:N	2.55	0.59
25:DA:1057:A:C2	25:DA:1058:U:C5	2.90	0.59
25:DA:1415:U:O2	25:DA:1415:U:H2'	2.03	0.59
25:DA:2211:A:H1'	25:DA:2212:A:OP1	2.03	0.59
25:DA:2803:G:H2'	25:DA:2804:U:C6	2.38	0.59
25:DA:606:U:H4'	25:DA:658:U:H4'	1.83	0.59
56:DB:89:U:H5''	56:DB:89:U:O2	2.03	0.59
30:DF:151:LEU:HD12	30:DF:152:ASP:N	2.17	0.59
32:DH:62:LEU:HD23	32:DH:135:HIS:NE2	2.17	0.59
36:DL:68:SER:O	36:DL:69:ARG:HB2	2.03	0.59
25:DA:626:A:H2'	36:DL:78:ARG:NH1	2.18	0.59
37:DM:2:LEU:HB3	37:DM:68:PHE:CE1	2.38	0.59
43:DS:20:VAL:CG2	43:DS:43:ALA:CB	2.81	0.59
43:DS:69:LEU:C	43:DS:70:LYS:HD2	2.23	0.59
46:DV:76:ASP:HB3	46:DV:90:ASP:HB2	1.84	0.59
46:DV:9:ARG:CG	46:DV:41:GLU:HB3	2.33	0.59
1:AA:1271:A:H5'	1:AA:1314:C:C5'	2.31	0.58
1:AA:194:C:C2'	1:AA:195:A:H5'	2.33	0.58
1:AA:208:U:C5	1:AA:210:C:C5	2.91	0.58
1:AA:36:C:OP1	12:AL:119:LYS:HE3	2.03	0.58
1:AA:386:C:C2'	1:AA:387:U:H5'	2.33	0.58
1:AA:634:C:H2'	1:AA:635:A:O4'	2.03	0.58
1:AA:833:G:C5	1:AA:834:U:C5	2.91	0.58
1:AA:882:C:H2'	1:AA:883:C:O5'	2.04	0.58
1:AA:1367:C:H5''	10:AJ:62:ARG:NH1	2.18	0.58
11:AK:81:LEU:CD2	11:AK:81:LEU:N	2.65	0.58
1:BA:109:A:H4'	1:BA:110:C:OP2	2.03	0.58
1:BA:1295:U:H2'	1:BA:1296:C:C6	2.38	0.58
1:BA:1431:A:C6	1:BA:1432:G:C6	2.91	0.58
1:BA:192:A:H2'	1:BA:193:C:H5'	1.85	0.58
1:BA:290:C:O2'	1:BA:291:U:H5'	2.02	0.58
1:BA:594:U:H3'	1:BA:595:A:H8	1.67	0.58
1:BA:66:A:C4'	1:BA:173:U:C5	2.86	0.58
1:BA:577:G:C8	1:BA:816:A:C6	2.91	0.58
2:BB:90:PHE:O	2:BB:149:GLY:HA3	2.03	0.58

Continued on next page...

Continued from previous page...

Atom-1	Atom-2	Interatomic distance (Å)	Clash overlap (Å)
3:BC:114:LEU:O	3:BC:117:ASP:N	2.36	0.58
5:BE:105:ILE:HD11	5:BE:123:LEU:CD2	2.32	0.58
10:BJ:66:GLU:CG	14:BN:99:ALA:HB2	2.32	0.58
12:BL:76:HIS:O	12:BL:77:SER:CB	2.50	0.58
13:BM:7:ASN:ND2	13:BM:9:PRO:HG3	2.17	0.58
17:BQ:13:SER:O	17:BQ:20:ILE:HD12	2.02	0.58
25:CA:1120:G:C2'	25:CA:1121:C:H5'	2.33	0.58
25:CA:197:A:H62	25:CA:2430:A:H2'	1.67	0.58
25:CA:998:C:H2'	25:CA:999:U:O5'	2.03	0.58
37:CM:113:ALA:O	37:CM:114:ARG:C	2.41	0.58
41:CQ:23:TYR:O	41:CQ:24:TYR:HB3	2.03	0.58
42:CR:53:PHE:CD1	42:CR:53:PHE:N	2.69	0.58
47:CW:37:ARG:HG3	47:CW:37:ARG:NH1	2.18	0.58
48:CX:20:ALA:O	48:CX:21:LEU:HB2	2.02	0.58
25:DA:1371:G:O2'	25:DA:1372:U:H5'	2.03	0.58
25:DA:1709:U:O2'	25:DA:1710:G:H5'	2.03	0.58
25:DA:1794:A:H2'	25:DA:1795:C:C6	2.38	0.58
25:DA:2547:A:H2'	25:DA:2548:U:H6	1.66	0.58
25:DA:2738:A:N3	25:DA:2738:A:H2'	2.17	0.58
25:DA:992:C:O2'	25:DA:993:G:H5'	2.03	0.58
56:DB:77:U:C2'	56:DB:78:A:H5'	2.33	0.58
30:DF:12:VAL:O	30:DF:16:MET:HG2	2.02	0.58
34:DJ:130:HIS:ND1	34:DJ:130:HIS:O	2.36	0.58
42:DR:67:GLY:HA3	42:DR:93:PHE:CE2	2.39	0.58
43:DS:43:ALA:O	43:DS:44:ALA:C	2.39	0.58
43:DS:59:GLU:HG3	43:DS:66:ILE:CD1	2.33	0.58
44:DT:9:LYS:O	44:DT:11:LEU:N	2.35	0.58
1:AA:622:A:H2'	1:AA:623:C:H5'	1.83	0.58
4:AD:125:ASN:HA	4:AD:141:VAL:CG2	2.32	0.58
5:AE:68:ARG:HH11	5:AE:68:ARG:HG3	1.68	0.58
17:AQ:13:SER:HB2	17:AQ:21:VAL:HG11	1.84	0.58
1:BA:436:C:H2'	1:BA:437:U:H6	1.67	0.58
1:BA:466:A:H2'	1:BA:468:A:H2	1.67	0.58
2:BB:57:ASN:HA	2:BB:60:ALA:HB3	1.85	0.58
8:BH:110:MET:HB3	8:BH:114:ALA:HB1	1.84	0.58
9:BI:49:GLN:HA	9:BI:52:GLU:OE2	2.01	0.58
10:BJ:36:VAL:HA	10:BJ:76:ILE:HA	1.84	0.58
12:BL:23:LEU:HG	12:BL:24:GLU:N	2.17	0.58
12:BL:42:LYS:HE3	12:BL:43:LYS:HD3	1.83	0.58
12:BL:43:LYS:CB	12:BL:44:PRO:HD3	2.33	0.58
17:BQ:13:SER:C	17:BQ:16:MET:HE1	2.24	0.58

Continued on next page...

Continued from previous page...

Atom-1	Atom-2	Interatomic distance (Å)	Clash overlap (Å)
20:BT:34:VAL:HG11	20:BT:78:LEU:CD1	2.32	0.58
20:BT:35:TYR:CE2	20:BT:36:ALA:HB2	2.38	0.58
25:CA:1073:A:C2'	25:CA:1074:G:H5''	2.34	0.58
25:CA:1281:G:N2	25:CA:1290:C:C2	2.71	0.58
30:CF:62:GLN:NE2	30:CF:94:ARG:HD3	2.18	0.58
33:CI:5:GLN:O	33:CI:6:ALA:CB	2.51	0.58
37:CM:46:ILE:HD12	37:CM:69:PRO:HD3	1.85	0.58
25:DA:1165:A:H2'	25:DA:1166:G:C8	2.38	0.58
25:DA:1167:C:C2'	25:DA:1168:G:H5''	2.33	0.58
25:DA:1711:A:C2'	25:DA:1712:U:H5'	2.33	0.58
25:DA:1738:G:O2'	25:DA:1739:A:O5'	2.21	0.58
25:DA:2306:C:H3'	25:DA:2307:G:H5''	1.84	0.58
25:DA:2648:G:H2'	25:DA:2649:C:C6	2.38	0.58
25:DA:2887:A:H5'	25:DA:2888:C:OP2	2.03	0.58
25:DA:480:A:OP2	45:DU:43:LYS:HE2	2.02	0.58
25:DA:500:G:N2	25:DA:502:A:H3'	2.18	0.58
25:DA:973:A:OP2	42:DR:81:LYS:NZ	2.36	0.58
56:DB:61:G:C6	56:DB:62:C:N3	2.71	0.58
33:DI:19:PRO:HB2	33:DI:22:PRO:HD2	1.84	0.58
36:DL:106:GLU:C	36:DL:107:PHE:HD2	2.06	0.58
44:DT:30:ILE:HD11	44:DT:32:LEU:HD21	1.85	0.58
45:DU:12:VAL:HG12	45:DU:18:LYS:HA	1.84	0.58
1:AA:1532:U:C4	1:AA:1533:C:N4	2.71	0.58
1:AA:327:A:O3'	1:AA:328:C:H4'	2.02	0.58
2:AB:165:ALA:HB2	2:AB:186:VAL:HG12	1.85	0.58
4:AD:122:ILE:N	4:AD:122:ILE:CD1	2.66	0.58
9:AI:119:LYS:O	9:AI:120:ALA:HB3	2.03	0.58
9:AI:20:ILE:HD13	9:AI:86:LEU:HD12	1.85	0.58
11:AK:95:THR:O	11:AK:99:LEU:HD22	2.03	0.58
12:AL:80:LEU:HB2	12:AL:101:LEU:HD22	1.84	0.58
12:AL:93:ARG:C	12:AL:94:TYR:CD2	2.77	0.58
14:AN:46:LEU:O	14:AN:48:LEU:N	2.36	0.58
16:AP:16:PHE:C	16:AP:16:PHE:CD1	2.75	0.58
21:AU:24:LYS:HD3	21:AU:25:ALA:N	2.18	0.58
22:AV:21:A:C6	22:AV:46:G:C4	2.91	0.58
22:AV:50:U:C2	22:AV:51:U:C5	2.92	0.58
1:BA:1388:C:H2'	1:BA:1389:C:C6	2.38	0.58
1:BA:164:G:H2'	1:BA:165:G:H5'	1.85	0.58
1:BA:867:G:H2'	1:BA:868:C:H6	1.69	0.58
2:BB:17:HIS:O	2:BB:188:THR:HG23	2.03	0.58
2:BB:53:LEU:CD1	2:BB:219:THR:HG21	2.32	0.58

Continued on next page...

Continued from previous page...

Atom-1	Atom-2	Interatomic distance (Å)	Clash overlap (Å)
2:BB:95:TRP:CZ3	2:BB:96:LEU:O	2.56	0.58
5:BE:121:ASN:CG	5:BE:122:VAL:N	2.56	0.58
6:BF:19:PRO:HA	6:BF:22:ILE:HG13	1.85	0.58
25:CA:1288:G:C5	25:CA:1327:A:C2	2.91	0.58
25:CA:1919:A:H2'	25:CA:1919:A:N3	2.18	0.58
25:CA:2720:U:OP1	40:CP:52:ARG:NH2	2.37	0.58
25:CA:440:C:O2'	25:CA:441:U:H5'	2.02	0.58
25:CA:656:G:C2'	25:CA:657:U:O5'	2.52	0.58
25:CA:928:A:O2'	25:CA:929:U:H5'	2.02	0.58
26:CB:48:U:P	39:CO:30:ARG:HH22	2.26	0.58
27:CC:161:VAL:CG1	27:CC:162:GLN:N	2.66	0.58
25:CA:1902:C:H4'	27:CC:241:LYS:O	2.03	0.58
33:CI:70:THR:C	33:CI:71:LYS:HD2	2.24	0.58
25:DA:1018:U:C2	25:DA:1019:U:C6	2.91	0.58
25:DA:1323:C:C2'	25:DA:1324:G:O5'	2.51	0.58
25:DA:1392:A:C6	25:DA:1393:A:C6	2.91	0.58
25:DA:1538:G:C2	25:DA:1539:U:C6	2.91	0.58
25:DA:1719:G:N2	25:DA:1742:U:H1'	2.18	0.58
25:DA:1866:A:N3	25:DA:1876:A:C5	2.71	0.58
25:DA:2199:A:H1'	32:DH:28:ASN:HD21	1.67	0.58
25:DA:2258:C:H4'	25:DA:2259:U:OP2	2.04	0.58
25:DA:2341:G:H2'	25:DA:2342:C:C6	2.38	0.58
25:DA:247:G:H4'	25:DA:386:G:C4	2.37	0.58
25:DA:368:A:C2'	25:DA:369:U:H5'	2.33	0.58
29:DE:23:PHE:CG	29:DE:111:GLU:HG3	2.39	0.58
29:DE:176:ASP:OD1	29:DE:179:SER:HB3	2.03	0.58
32:DH:59:ALA:O	32:DH:62:LEU:HB3	2.02	0.58
35:DK:58:LEU:N	35:DK:58:LEU:HD23	2.18	0.58
37:DM:70:ASP:OD1	37:DM:70:ASP:C	2.42	0.58
40:DP:21:PRO:HA	40:DP:46:VAL:HG12	1.84	0.58
1:AA:1292:G:H2'	1:AA:1293:C:O4'	2.03	0.58
1:AA:209:U:H5''	1:AA:210:C:OP2	2.02	0.58
1:AA:259:G:C6	1:AA:260:G:C5	2.90	0.58
1:AA:271:C:H2'	1:AA:272:C:C6	2.38	0.58
1:AA:277:C:O2'	1:AA:278:G:H5'	2.02	0.58
1:AA:412:A:C1'	1:AA:413:G:H5''	2.34	0.58
1:AA:602:A:O2'	1:AA:603:U:H5'	2.03	0.58
1:AA:739:C:C4	1:AA:740:U:C5	2.91	0.58
1:AA:93:U:H2'	1:AA:94:G:H5'	1.83	0.58
2:AB:158:ASP:O	2:AB:181:PRO:HD2	2.04	0.58
2:AB:56:LEU:HD21	2:AB:220:VAL:HG22	1.86	0.58

Continued on next page...

Continued from previous page...

Atom-1	Atom-2	Interatomic distance (Å)	Clash overlap (Å)
3:AC:96:VAL:CB	3:AC:97:PRO:CD	2.81	0.58
4:AD:158:LEU:O	4:AD:161:ALA:HB3	2.03	0.58
9:AI:96:GLU:N	9:AI:96:GLU:CD	2.57	0.58
16:AP:19:VAL:HG13	16:AP:38:PHE:CA	2.31	0.58
16:AP:3:THR:HG22	16:AP:4:ILE:N	2.19	0.58
16:AP:6:LEU:HD13	16:AP:71:VAL:HG23	1.85	0.58
17:AQ:11:VAL:O	17:AQ:12:VAL:CB	2.51	0.58
21:AU:11:PHE:N	21:AU:11:PHE:HD2	2.01	0.58
21:AU:36:PHE:HB3	21:AU:40:PRO:HG3	1.85	0.58
1:BA:1022:A:C6	1:BA:1023:U:C4	2.91	0.58
1:BA:1062:U:C2'	1:BA:1063:C:C6	2.83	0.58
1:BA:1142:G:C4	1:BA:1143:G:H1'	2.38	0.58
1:BA:448:A:C8	1:BA:487:A:C6	2.92	0.58
1:BA:459:A:H2'	1:BA:460:A:C8	2.39	0.58
2:BB:165:ALA:HB2	2:BB:186:VAL:HG12	1.86	0.58
20:BT:24:ARG:O	20:BT:28:ARG:HG2	2.02	0.58
25:CA:1075:C:H2'	25:CA:1076:C:C6	2.39	0.58
25:CA:1979:U:O2'	25:CA:1980:G:H5'	2.03	0.58
25:CA:2782:G:C2'	25:CA:2783:U:H5'	2.32	0.58
25:CA:417:C:C2'	25:CA:418:C:O5'	2.50	0.58
26:CB:20:G:N2	26:CB:64:G:C4	2.72	0.58
27:CC:259:ASN:CG	27:CC:262:THR:HG23	2.24	0.58
37:CM:43:ALA:O	37:CM:46:ILE:N	2.36	0.58
38:CN:2:ARG:O	38:CN:3:HIS:C	2.42	0.58
42:CR:102:SER:O	42:CR:103:ALA:O	2.22	0.58
49:CY:13:GLU:O	49:CY:15:ASN:N	2.36	0.58
49:CY:21:LEU:O	49:CY:22:LEU:O	2.21	0.58
25:DA:1538:G:C8	25:DA:1538:G:OP2	2.56	0.58
25:DA:1748:C:C2'	25:DA:1749:A:O5'	2.51	0.58
25:DA:2114:A:C5	25:DA:2167:U:H4'	2.38	0.58
30:DF:24:VAL:O	30:DF:27:VAL:HG12	2.04	0.58
39:DO:33:ARG:O	39:DO:34:HIS:CB	2.51	0.58
44:DT:54:GLU:HB3	44:DT:88:LYS:HG3	1.85	0.58
1:AA:1005:A:H2'	1:AA:1006:G:O4'	2.04	0.58
1:AA:1259:C:H5''	1:AA:1260:G:OP2	2.03	0.58
1:AA:142:G:N3	1:AA:142:G:H2'	2.18	0.58
1:AA:925:G:O4'	1:AA:1502:A:C2	2.57	0.58
1:AA:502:A:H2'	1:AA:503:C:C6	2.39	0.58
1:AA:505:G:H4'	1:AA:534:U:C4	2.38	0.58
2:AB:66:ILE:HB	2:AB:88:GLN:HB3	1.85	0.58
3:AC:52:SER:O	3:AC:53:ARG:CB	2.49	0.58

Continued on next page...

Continued from previous page...

Atom-1	Atom-2	Interatomic distance (Å)	Clash overlap (Å)
17:AQ:11:VAL:O	17:AQ:12:VAL:HB	2.04	0.58
17:AQ:54:ILE:HD13	17:AQ:55:GLY:N	2.18	0.58
19:AS:61:VAL:HA	19:AS:65:MET:SD	2.44	0.58
21:AU:11:PHE:CD2	21:AU:11:PHE:N	2.71	0.58
1:BA:1003:G:N2	1:BA:1004:A:O2'	2.37	0.58
1:BA:112:G:H2'	1:BA:113:G:H5'	1.84	0.58
1:BA:435:A:C2'	1:BA:436:C:O5'	2.51	0.58
2:BB:32:GLY:O	2:BB:33:ALA:HB2	2.02	0.58
5:BE:148:SER:CB	5:BE:151:MET:HG3	2.31	0.58
6:BF:47:LEU:CD1	6:BF:51:ILE:HG23	2.32	0.58
8:BH:88:LYS:HG3	8:BH:89:ASP:N	2.18	0.58
1:BA:718:A:H5'	11:BK:118:ASN:ND2	2.19	0.58
14:BN:41:ARG:NH1	14:BN:45:VAL:HG11	2.19	0.58
14:BN:64:CYS:SG	14:BN:83:LYS:HG3	2.44	0.58
15:BO:34:GLN:HE22	15:BO:38:LEU:HD22	1.69	0.58
15:BO:44:GLU:HG2	15:BO:45:HIS:N	2.18	0.58
20:BT:53:MET:O	20:BT:56:ILE:HG22	2.02	0.58
1:BA:1527:U:OP2	21:BU:38:GLU:CG	2.51	0.58
22:BV:7:A:H3'	22:BV:8:U:H5'	1.86	0.58
25:CA:1405:U:H2'	25:CA:1406:U:O4'	2.03	0.58
25:CA:1835:G:N7	60:CA:3473:HOH:O	2.31	0.58
25:CA:2499:C:OP2	60:CA:3692:HOH:O	2.17	0.58
25:CA:2592:G:H2'	25:CA:2593:U:H5'	1.85	0.58
25:CA:277:G:H1'	25:CA:361:G:O6	2.03	0.58
30:CF:40:GLY:O	30:CF:43:ILE:HD13	2.02	0.58
31:CG:148:ARG:HH21	31:CG:166:GLU:CD	2.07	0.58
35:CK:113:MET:HA	35:CK:116:ILE:HG13	1.86	0.58
38:CN:48:VAL:HG12	38:CN:49:GLU:N	2.18	0.58
43:CS:63:GLY:O	43:CS:64:ALA:HB3	2.04	0.58
49:CY:28:LEU:HD23	49:CY:37:LEU:CD2	2.33	0.58
25:DA:1063:G:H3'	25:DA:1064:C:C5	2.39	0.58
25:DA:1350:C:N4	25:DA:1351:C:N4	2.52	0.58
25:DA:2097:A:H2'	25:DA:2098:U:H6	1.69	0.58
25:DA:2193:G:C2	25:DA:2194:U:C4	2.91	0.58
25:DA:2690:U:C4	25:DA:2873:A:N1	2.72	0.58
25:DA:388:G:N7	25:DA:390:U:H2'	2.18	0.58
29:DE:1:MET:HG3	29:DE:14:VAL:HG23	1.85	0.58
31:DG:148:ARG:HA	31:DG:161:VAL:CG1	2.33	0.58
32:DH:34:GLY:O	32:DH:35:LYS:CB	2.50	0.58
34:DJ:81:ILE:HG12	34:DJ:82:GLY:N	2.19	0.58
37:DM:125:PRO:HG2	37:DM:126:ILE:HG23	1.86	0.58

Continued on next page...

Continued from previous page...

Atom-1	Atom-2	Interatomic distance (Å)	Clash overlap (Å)
40:DP:18:SER:O	40:DP:19:PHE:HB3	2.02	0.58
57:DW:17:LEU:HD22	57:DW:35:ARG:HB3	1.86	0.58
1:AA:1114:C:O2	1:AA:1114:C:H2'	2.03	0.58
1:AA:1356:G:N2	1:AA:1357:A:C2	2.72	0.58
1:AA:1487:G:N2	1:AA:1488:G:H1'	2.19	0.58
1:AA:299:G:C6	1:AA:300:A:N1	2.71	0.58
1:AA:411:A:P	4:AD:25:ARG:HH22	2.26	0.58
1:AA:44:A:C2'	1:AA:45:G:H5'	2.33	0.58
1:AA:463:U:H5'	1:AA:464:U:OP2	2.03	0.58
2:AB:131:LYS:O	2:AB:133:ALA:N	2.37	0.58
4:AD:57:LYS:HB3	4:AD:199:ILE:HG22	1.86	0.58
6:AF:24:ARG:HG2	6:AF:24:ARG:HH11	1.69	0.58
8:AH:74:ILE:HD11	8:AH:128:VAL:HG22	1.83	0.58
10:AJ:40:ILE:CG2	10:AJ:73:LEU:HB2	2.33	0.58
11:AK:125:LYS:HD3	11:AK:125:LYS:N	2.18	0.58
1:AA:553:A:O4'	12:AL:27:PRO:HA	2.04	0.58
14:AN:15:LEU:O	14:AN:16:ALA:C	2.42	0.58
1:BA:50:A:N6	1:BA:361:G:H4'	2.18	0.58
1:BA:579:A:C2'	1:BA:580:C:H5'	2.33	0.58
1:BA:71:A:C2	1:BA:100:G:N9	2.72	0.58
8:BH:17:GLN:HG2	8:BH:62:LEU:HD13	1.85	0.58
9:BI:98:ARG:HA	9:BI:103:VAL:HG11	1.85	0.58
15:BO:73:ASP:CB	15:BO:76:ARG:HG3	2.34	0.58
18:BR:41:SER:HB3	18:BR:51:GLN:NE2	2.19	0.58
55:C4:25:VAL:HB	55:C4:35:GLN:HB2	1.85	0.58
25:CA:1508:A:O2'	25:CA:1509:A:O4'	2.22	0.58
29:CE:196:VAL:HA	29:CE:199:MET:HB2	1.85	0.58
32:CH:84:ALA:HB2	32:CH:90:LEU:HD12	1.86	0.58
25:CA:1063:G:N3	33:CI:135:MET:HA	2.18	0.58
33:CI:33:ASN:HB2	33:CI:36:GLU:CG	2.33	0.58
36:CL:76:GLU:HG3	36:CL:111:ILE:HG12	1.86	0.58
38:CN:103:ARG:CZ	38:CN:110:MET:HE2	2.34	0.58
45:CU:71:ILE:HD13	45:CU:82:VAL:HG23	1.86	0.58
25:DA:1351:C:C2	25:DA:1381:G:C2	2.91	0.58
25:DA:1350:C:N3	25:DA:1382:G:C2	2.71	0.58
25:DA:1394:U:H2'	25:DA:1395:A:O5'	2.04	0.58
25:DA:2170:A:H1'	25:DA:2171:A:C8	2.38	0.58
25:DA:905:A:H2'	25:DA:906:U:H5'	1.85	0.58
56:DB:41:G:C8	30:DF:65:LEU:HD11	2.37	0.58
33:DI:21:PRO:HB2	33:DI:22:PRO:HD3	1.85	0.58
1:AA:1061:G:C5	1:AA:1197:A:C2	2.92	0.58

Continued on next page...

Continued from previous page...

Atom-1	Atom-2	Interatomic distance (Å)	Clash overlap (Å)
1:AA:1253:G:N2	1:AA:1254:A:C4	2.72	0.58
1:AA:1309:G:OP1	13:AM:90:HIS:HE1	1.87	0.58
1:AA:27:G:C2'	1:AA:28:A:O5'	2.51	0.58
1:AA:601:G:H2'	1:AA:602:A:H8	1.67	0.58
3:AC:64:ARG:O	3:AC:99:GLN:O	2.22	0.58
5:AE:81:GLN:CG	5:AE:149:PRO:HB3	2.33	0.58
7:AG:49:LEU:HD11	7:AG:60:ALA:HB1	1.86	0.58
8:AH:31:LEU:CD1	8:AH:31:LEU:C	2.72	0.58
11:AK:21:HIS:CD2	11:AK:34:THR:CG2	2.86	0.58
16:AP:51:ARG:HB3	16:AP:51:ARG:NH1	2.19	0.58
22:AV:61:C:H2'	22:AV:62:C:C6	2.38	0.58
1:BA:1000:A:N3	1:BA:1041:G:N2	2.50	0.58
1:BA:279:A:H5''	1:BA:281:G:C5'	2.34	0.58
1:BA:707:U:H2'	1:BA:708:C:C6	2.38	0.58
1:BA:22:G:H4'	1:BA:885:G:C8	2.39	0.58
2:BB:182:VAL:O	2:BB:195:VAL:HG12	2.03	0.58
14:BN:61:ARG:O	14:BN:62:ASN:HB2	2.04	0.58
17:BQ:11:VAL:O	17:BQ:12:VAL:HB	2.02	0.58
21:BU:25:ALA:O	21:BU:26:GLY:C	2.42	0.58
21:BU:45:LYS:HG2	21:BU:45:LYS:O	2.03	0.58
25:CA:1589:U:H2'	25:CA:1590:A:H5'	1.85	0.58
25:CA:1988:G:O2'	25:CA:1989:G:H5'	2.04	0.58
25:CA:2183:A:H2'	25:CA:2184:A:C8	2.38	0.58
26:CB:45:A:C4	26:CB:46:A:C8	2.91	0.58
26:CB:73:A:N3	26:CB:73:A:H2'	2.18	0.58
29:CE:176:ASP:OD1	29:CE:176:ASP:C	2.42	0.58
30:CF:107:VAL:N	30:CF:108:PRO:CD	2.67	0.58
25:DA:1066:U:H1'	25:DA:1074:G:N2	2.18	0.58
25:DA:1257:C:H5'	29:DE:78:TRP:CZ3	2.39	0.58
25:DA:1269:A:H2'	25:DA:1270:C:C6	2.39	0.58
25:DA:1542:U:H2'	25:DA:1543:G:O5'	2.04	0.58
25:DA:188:G:H2'	25:DA:189:G:H5'	1.86	0.58
25:DA:2114:A:OP2	25:DA:2115:G:N7	2.37	0.58
25:DA:2335:A:C8	25:DA:2337:G:C5	2.92	0.58
25:DA:2666:C:C6	25:DA:2667:C:C5	2.92	0.58
25:DA:2707:U:H2'	25:DA:2707:U:O2	2.03	0.58
25:DA:545:U:C6	25:DA:547:A:O3'	2.57	0.58
27:DC:13:ARG:HG2	27:DC:14:HIS:ND1	2.18	0.58
27:DC:50:THR:CG2	27:DC:53:ILE:HD11	2.32	0.58
29:DE:48:THR:OG1	29:DE:50:ALA:HB3	2.04	0.58
30:DF:105:ILE:HD11	30:DF:138:PRO:HG2	1.84	0.58

Continued on next page...

Continued from previous page...

Atom-1	Atom-2	Interatomic distance (Å)	Clash overlap (Å)
32:DH:114:GLU:OE2	32:DH:134:VAL:HA	2.04	0.58
33:DI:50:LYS:HD3	33:DI:50:LYS:N	2.19	0.58
35:DK:105:ARG:O	35:DK:108:ARG:HB3	2.03	0.58
35:DK:21:CYS:HA	35:DK:41:ILE:HG22	1.85	0.58
37:DM:49:ALA:CB	37:DM:124:LEU:HD21	2.34	0.58
37:DM:114:ARG:HG2	37:DM:130:PHE:CE1	2.39	0.58
40:DP:58:PHE:O	40:DP:72:VAL:HA	2.03	0.58
45:DU:8:ASP:O	45:DU:23:LYS:HA	2.03	0.58
49:DY:1:MET:HG2	49:DY:5:GLU:OE2	2.04	0.58
1:AA:1338:G:H1'	22:AV:41:C:O2'	2.03	0.58
1:AA:514:C:H2'	1:AA:515:G:O5'	2.04	0.58
1:AA:595:A:C4	1:AA:641:U:C4	2.91	0.58
1:AA:706:A:C2'	1:AA:707:U:H5'	2.34	0.58
1:AA:723:U:H5'	1:AA:724:G:P	2.44	0.58
2:AB:49:PHE:CD1	2:AB:49:PHE:C	2.76	0.58
2:AB:60:ALA:HA	2:AB:64:GLY:HA3	1.85	0.58
1:AA:620:C:H1'	4:AD:131:ILE:HD11	1.85	0.58
4:AD:31:CYS:SG	4:AD:33:ILE:N	2.77	0.58
7:AG:14:ASP:HB2	7:AG:19:SER:HB3	1.86	0.58
12:AL:75:GLU:O	12:AL:76:HIS:HB2	2.02	0.58
19:AS:8:PRO:HB2	19:AS:40:PHE:CZ	2.38	0.58
19:AS:73:PHE:CD1	19:AS:73:PHE:N	2.72	0.58
1:AA:108:G:C6	20:AT:9:ARG:HG2	2.39	0.58
11:AK:124:LYS:C	21:AU:33:ARG:HH21	2.06	0.58
1:BA:1176:A:H2'	1:BA:1177:G:O4'	2.04	0.58
1:BA:1272:G:C6	1:BA:1273:C:C4	2.92	0.58
1:BA:543:U:C2'	1:BA:544:G:H5'	2.34	0.58
1:BA:846:G:O2'	1:BA:847:G:H5'	2.04	0.58
2:BB:156:LEU:HD12	2:BB:180:ILE:HD11	1.85	0.58
2:BB:71:THR:HG22	2:BB:94:ARG:NH1	2.19	0.58
3:BC:21:TRP:HD1	3:BC:56:ILE:HG22	1.66	0.58
3:BC:66:THR:HG22	3:BC:67:ILE:N	2.19	0.58
5:BE:45:VAL:CG2	5:BE:117:ALA:HB2	2.33	0.58
5:BE:81:GLN:H	5:BE:146:MET:HE3	1.68	0.58
10:BJ:91:ASP:O	10:BJ:92:LEU:O	2.22	0.58
17:BQ:51:GLU:HG2	17:BQ:52:CYS:N	2.19	0.58
19:BS:6:LYS:CA	19:BS:6:LYS:HE2	2.33	0.58
25:CA:1054:A:H2'	25:CA:1054:A:N3	2.18	0.58
25:CA:1097:U:O2'	33:CI:8:VAL:HA	2.04	0.58
25:CA:1314:C:H2'	25:CA:1314:C:O2	2.02	0.58
25:CA:1313:U:H5''	25:CA:1314:C:OP2	2.04	0.58

Continued on next page...

Continued from previous page...

Atom-1	Atom-2	Interatomic distance (Å)	Clash overlap (Å)
25:CA:1490:A:N3	25:CA:1490:A:H2'	2.18	0.58
25:CA:1547:C:H2'	25:CA:1548:A:O4'	2.03	0.58
25:CA:1716:U:O2'	25:CA:1717:A:H5'	2.04	0.58
25:CA:1794:A:H2'	25:CA:1795:C:H6	1.68	0.58
25:CA:1873:G:H2'	25:CA:1874:C:H6	1.69	0.58
25:CA:2698:U:H2'	25:CA:2699:C:C6	2.39	0.58
25:CA:2801:G:H2'	25:CA:2802:G:H8	1.68	0.58
25:CA:1567:G:N7	27:CC:82:TYR:CE1	2.72	0.58
33:CI:44:LYS:O	33:CI:48:ILE:HG12	2.03	0.58
33:CI:74:PRO:HG2	33:CI:77:VAL:HG11	1.86	0.58
39:CO:75:GLY:O	39:CO:78:VAL:HG23	2.02	0.58
40:CP:24:THR:HG22	40:CP:25:VAL:N	2.18	0.58
44:CT:42:GLU:O	44:CT:45:ALA:HB3	2.04	0.58
25:CA:2091:C:O3'	48:CX:55:MET:HE1	2.03	0.58
25:DA:1178:C:H2'	25:DA:1179:G:N7	2.19	0.58
25:DA:1187:G:OP1	42:DR:85:LYS:CE	2.51	0.58
25:DA:1494:A:C2	25:DA:1495:A:N9	2.72	0.58
25:DA:230:G:N3	25:DA:231:A:C8	2.72	0.58
25:DA:2746:U:N3	25:DA:2747:G:C8	2.71	0.58
25:DA:317:G:C4	25:DA:318:C:C6	2.92	0.58
25:DA:981:A:C5'	60:DA:3598:HOH:O	2.51	0.58
28:DD:151:THR:HG22	28:DD:152:PRO:HD2	1.84	0.58
41:DQ:57:ARG:HA	41:DQ:60:TRP:CE3	2.39	0.58
1:AA:89:U:O2'	1:AA:90:C:H5''	2.04	0.58
2:AB:88:GLN:HE21	2:AB:220:VAL:HB	1.68	0.58
10:AJ:73:LEU:O	10:AJ:74:VAL:HB	2.04	0.58
13:AM:32:ILE:HD13	13:AM:58:GLU:CG	2.34	0.58
1:BA:1237:C:C6	1:BA:1336:C:N4	2.71	0.58
1:BA:978:A:C5	1:BA:1318:A:C6	2.92	0.58
1:BA:420:U:C2'	1:BA:421:U:H5''	2.34	0.58
2:BB:67:LEU:HD22	2:BB:69:VAL:HG23	1.85	0.58
4:BD:109:THR:O	4:BD:111:ALA:N	2.37	0.58
4:BD:28:ASP:O	4:BD:29:THR:HB	2.04	0.58
5:BE:109:ALA:O	5:BE:110:MET:CB	2.52	0.58
5:BE:124:ALA:O	5:BE:125:LYS:HB3	2.03	0.58
5:BE:94:PHE:CZ	5:BE:96:GLN:HG2	2.38	0.58
1:BA:642:A:C2	8:BH:104:SER:O	2.57	0.58
13:BM:89:ARG:HD2	13:BM:95:PRO:O	2.04	0.58
16:BP:3:THR:HG22	16:BP:66:THR:OG1	2.03	0.58
16:BP:79:ASN:O	16:BP:80:LYS:HB2	2.02	0.58
19:BS:43:MET:HA	19:BS:46:LEU:HD12	1.86	0.58

Continued on next page...

Continued from previous page...

Atom-1	Atom-2	Interatomic distance (Å)	Clash overlap (Å)
19:BS:68:HIS:HB3	19:BS:72:GLU:OE2	2.03	0.58
20:BT:54:GLN:HB3	20:BT:55:PRO:CD	2.34	0.58
52:C1:28:THR:C	52:C1:29:LYS:HG2	2.24	0.58
25:CA:1526:C:C2'	25:CA:1527:G:O5'	2.52	0.58
25:CA:1968:G:H5''	60:CA:3468:HOH:O	2.02	0.58
25:CA:2128:G:O2'	25:CA:2129:C:H5'	2.04	0.58
25:CA:279:A:H2'	25:CA:280:U:H5'	1.84	0.58
25:CA:409:G:O2'	25:CA:410:G:H5'	2.04	0.58
33:CI:91:LYS:HB3	33:CI:94:LYS:CG	2.33	0.58
35:CK:113:MET:SD	35:CK:116:ILE:HD11	2.44	0.58
36:CL:116:VAL:O	36:CL:116:VAL:HG13	2.02	0.58
25:CA:2880:C:H1'	38:CN:91:ALA:O	2.04	0.58
45:CU:42:LYS:HG2	45:CU:59:GLU:HB2	1.85	0.58
54:D3:14:LYS:HB3	54:D3:22:LYS:HE2	1.84	0.58
25:DA:1448:G:C6	25:DA:1449:G:C5	2.92	0.58
25:DA:1526:C:C4	25:DA:1527:G:C5	2.92	0.58
25:DA:158:U:C2'	25:DA:159:G:H5'	2.33	0.58
25:DA:2125:G:N1	25:DA:2171:A:OP1	2.36	0.58
25:DA:261:G:N3	25:DA:261:G:H2'	2.18	0.58
27:DC:140:VAL:HG13	27:DC:190:THR:O	2.03	0.58
30:DF:37:MET:HE3	30:DF:151:LEU:HB3	1.84	0.58
30:DF:170:ALA:C	30:DF:172:PHE:H	2.07	0.58
31:DG:101:VAL:HG22	31:DG:115:GLN:OE1	2.03	0.58
32:DH:96:THR:HG22	32:DH:115:VAL:CG1	2.34	0.58
43:DS:63:GLY:O	43:DS:64:ALA:HB3	2.03	0.58
43:DS:66:ILE:N	43:DS:66:ILE:HD13	2.19	0.58
45:DU:5:ARG:O	45:DU:6:ARG:O	2.21	0.58
49:DY:28:LEU:CD1	49:DY:46:VAL:HG21	2.33	0.58
1:AA:956:U:H2'	1:AA:957:U:O4'	2.04	0.58
3:AC:86:LEU:O	3:AC:89:VAL:HG22	2.03	0.58
8:AH:48:PHE:O	8:AH:49:LYS:CB	2.51	0.58
9:AI:49:GLN:NE2	9:AI:79:ARG:NH1	2.52	0.58
22:AV:18:G:H4'	22:AV:19:G:OP1	2.03	0.58
1:BA:1162:C:H1'	1:BA:1175:G:N2	2.19	0.58
1:BA:1210:C:O4'	1:BA:1214:C:C4	2.57	0.58
1:BA:209:U:O2	1:BA:209:U:H2'	2.04	0.58
1:BA:328:C:H4'	1:BA:329:A:H5''	1.85	0.58
1:BA:466:A:H2'	1:BA:468:A:C2	2.38	0.58
1:BA:674:G:H4'	18:BR:69:TYR:CE1	2.38	0.58
7:BG:64:ALA:HB1	7:BG:126:ALA:HB1	1.85	0.58
7:BG:94:ARG:HA	7:BG:97:ALA:HB3	1.86	0.58

Continued on next page...

Continued from previous page...

Atom-1	Atom-2	Interatomic distance (Å)	Clash overlap (Å)
20:BT:4:LYS:O	20:BT:6:ALA:N	2.36	0.58
21:BU:24:LYS:CG	21:BU:25:ALA:N	2.66	0.58
25:CA:117:G:C6	25:CA:119:A:C6	2.92	0.58
25:CA:2590:A:O2'	25:CA:2591:C:H5'	2.04	0.58
25:CA:61:C:C2	25:CA:94:A:C2	2.91	0.58
25:CA:846:U:H1'	25:CA:847:U:H5	1.69	0.58
27:CC:157:ALA:HB1	27:CC:196:ASN:O	2.04	0.58
30:CF:118:ALA:HA	30:CF:176:PHE:CE2	2.38	0.58
30:CF:57:ALA:HB2	30:CF:64:PRO:HD3	1.86	0.58
32:CH:3:VAL:HG12	32:CH:38:PRO:HA	1.86	0.58
36:CL:68:SER:O	36:CL:69:ARG:CB	2.52	0.58
40:CP:52:ARG:HH11	40:CP:52:ARG:HG2	1.69	0.58
41:CQ:90:ASP:O	41:CQ:94:LEU:HD12	2.03	0.58
43:CS:4:ILE:H	43:CS:4:ILE:HD12	1.68	0.58
44:CT:48:GLN:OE1	44:CT:54:GLU:HA	2.04	0.58
25:DA:1194:A:H2'	25:DA:1195:G:O5'	2.04	0.58
25:DA:1787:A:O4'	25:DA:2589:A:H4'	2.04	0.58
25:DA:2294:G:C2	25:DA:2295:C:C2	2.92	0.58
25:DA:2409:G:C6	25:DA:2410:G:C5	2.92	0.58
25:DA:402:A:H2'	25:DA:403:U:H5'	1.85	0.58
29:DE:148:ILE:CD1	29:DE:187:VAL:CG1	2.82	0.58
33:DI:126:ARG:HD3	33:DI:126:ARG:H	1.69	0.58
36:DL:91:ASP:HB3	36:DL:94:THR:CB	2.30	0.58
40:DP:52:ARG:H	40:DP:56:SER:HB3	1.68	0.58
45:DU:72:PHE:CZ	45:DU:77:GLY:HA2	2.39	0.58
50:DZ:6:ILE:HD11	50:DZ:47:ILE:HD11	1.85	0.58
1:AA:1162:C:C2	1:AA:1175:G:C2	2.92	0.57
1:AA:1309:G:C6	1:AA:1329:A:C6	2.92	0.57
1:AA:511:C:H1'	1:AA:512:U:C6	2.37	0.57
1:AA:87:C:C2'	1:AA:88:U:H5'	2.34	0.57
1:AA:91:U:C4	1:AA:92:U:C2	2.92	0.57
4:AD:52:VAL:CG2	4:AD:53:GLN:N	2.67	0.57
10:AJ:36:VAL:HA	10:AJ:75:ASP:O	2.04	0.57
12:AL:115:LYS:O	12:AL:116:TYR:HB2	2.03	0.57
17:AQ:57:VAL:HG12	17:AQ:78:VAL:HB	1.86	0.57
1:BA:1092:A:C6	1:BA:1093:A:C6	2.92	0.57
1:BA:1276:G:C5	1:BA:1277:C:C5	2.92	0.57
1:BA:145:G:C2'	1:BA:146:G:O5'	2.52	0.57
1:BA:1489:G:C4	1:BA:1490:U:C6	2.92	0.57
1:BA:112:G:C6	1:BA:330:C:C5	2.92	0.57
1:BA:993:G:H2'	1:BA:993:G:N3	2.19	0.57

Continued on next page...

Continued from previous page...

Atom-1	Atom-2	Interatomic distance (Å)	Clash overlap (Å)
4:BD:160:LEU:CD2	4:BD:161:ALA:N	2.66	0.57
7:BG:41:ILE:HD13	7:BG:115:MET:HB3	1.85	0.57
8:BH:111:THR:O	8:BH:114:ALA:HB3	2.03	0.57
8:BH:20:ASN:HA	8:BH:64:TYR:CE2	2.39	0.57
14:BN:80:SER:O	14:BN:84:VAL:HG23	2.04	0.57
25:CA:1061:U:O4	33:CI:10:LEU:HA	2.04	0.57
25:CA:1072:C:OP2	25:CA:1075:C:N4	2.37	0.57
25:CA:108:G:H2'	25:CA:109:C:H5'	1.85	0.57
25:CA:1185:G:H5''	25:CA:1186:G:OP1	2.03	0.57
25:CA:1439:A:H2'	25:CA:1440:U:H5'	1.85	0.57
25:CA:187:G:H2'	25:CA:188:G:H5''	1.84	0.57
25:CA:2040:G:H2'	25:CA:2041:U:O4'	2.04	0.57
25:CA:225:C:C2	25:CA:231:A:C2	2.92	0.57
25:CA:2502:G:H5'	25:CA:2503:A:H5''	1.85	0.57
25:CA:790:U:O5'	25:CA:790:U:H2'	2.03	0.57
29:CE:122:GLU:O	29:CE:123:LYS:HD3	2.04	0.57
31:CG:53:PRO:HD3	31:CG:61:TRP:CH2	2.39	0.57
31:CG:97:VAL:HG12	31:CG:97:VAL:O	2.02	0.57
32:CH:40:THR:O	32:CH:42:LYS:N	2.37	0.57
36:CL:23:ILE:O	36:CL:25:SER:N	2.37	0.57
42:CR:29:THR:HG22	42:CR:29:THR:O	2.02	0.57
25:DA:1121:C:N3	25:DA:1122:G:C8	2.72	0.57
25:DA:1229:C:H2'	25:DA:1230:A:C8	2.39	0.57
25:DA:2094:A:C2	25:DA:2196:C:C2	2.91	0.57
25:DA:2295:C:C2'	25:DA:2296:U:O5'	2.52	0.57
25:DA:2819:G:H5''	60:DA:3816:HOH:O	2.03	0.57
25:DA:363:G:H2'	25:DA:364:C:C6	2.39	0.57
25:DA:618:G:N3	25:DA:618:G:H2'	2.18	0.57
25:DA:773:U:C5'	27:DC:46:GLY:HA3	2.34	0.57
25:DA:2591:C:OP2	27:DC:236:GLY:O	2.21	0.57
32:DH:59:ALA:O	32:DH:62:LEU:CB	2.51	0.57
33:DI:27:LEU:HD13	33:DI:37:PHE:CD2	2.38	0.57
36:DL:110:VAL:O	36:DL:111:ILE:O	2.22	0.57
36:DL:79:LEU:O	36:DL:81:ASP:O	2.22	0.57
43:DS:59:GLU:HA	43:DS:64:ALA:HB2	1.86	0.57
1:AA:1298:U:H4'	1:AA:1299:A:O5'	2.03	0.57
1:AA:294:U:C2	1:AA:295:C:C5	2.91	0.57
1:AA:995:C:N3	1:AA:1046:A:O2'	2.29	0.57
2:AB:114:LYS:O	2:AB:116:LEU:N	2.37	0.57
2:AB:53:LEU:CD1	2:AB:216:VAL:HA	2.34	0.57
4:AD:147:LYS:H	4:AD:147:LYS:CD	2.17	0.57

Continued on next page...

Continued from previous page...

Atom-1	Atom-2	Interatomic distance (Å)	Clash overlap (Å)
5:AE:120:HIS:O	5:AE:121:ASN:HB3	2.04	0.57
5:AE:81:GLN:N	5:AE:146:MET:HE1	2.18	0.57
11:AK:41:LEU:HB3	11:AK:76:TYR:HE2	1.67	0.57
14:AN:35:ALA:HA	14:AN:41:ARG:HB3	1.86	0.57
16:AP:78:VAL:O	16:AP:80:LYS:N	2.37	0.57
17:AQ:57:VAL:C	17:AQ:58:VAL:HG12	2.25	0.57
17:AQ:80:LYS:N	17:AQ:80:LYS:HD3	2.19	0.57
20:AT:53:MET:HE3	20:AT:54:GLN:HA	1.86	0.57
1:BA:1009:U:H2'	1:BA:1010:U:H5'	1.86	0.57
1:BA:1010:U:H2'	1:BA:1011:C:H6	1.69	0.57
1:BA:149:A:C2	1:BA:150:U:C2	2.92	0.57
1:BA:423:G:H2'	1:BA:424:G:O4'	2.04	0.57
1:BA:736:C:H2'	1:BA:737:C:C6	2.38	0.57
2:BB:90:PHE:HE2	2:BB:148:GLY:O	1.87	0.57
2:BB:90:PHE:H	2:BB:149:GLY:HA3	1.68	0.57
3:BC:83:VAL:O	3:BC:86:LEU:HB2	2.03	0.57
8:BH:82:LEU:CD1	8:BH:84:ILE:HD11	2.34	0.57
11:BK:89:GLY:O	11:BK:90:PRO:O	2.22	0.57
25:CA:1059:G:OP2	25:CA:1060:U:C2'	2.52	0.57
25:CA:1475:G:N3	25:CA:1475:G:O4'	2.34	0.57
25:CA:1589:U:C2'	25:CA:1590:A:H5'	2.33	0.57
25:CA:1794:A:H2'	25:CA:1795:C:C6	2.39	0.57
25:CA:1869:G:O2'	25:CA:1872:A:N6	2.38	0.57
25:CA:2064:C:H2'	25:CA:2065:C:C6	2.40	0.57
25:CA:215:G:C4'	25:CA:216:A:H4'	2.34	0.57
25:CA:2327:A:H2'	25:CA:2328:A:C8	2.39	0.57
25:CA:2415:G:H4'	36:CL:66:PHE:HB3	1.86	0.57
25:CA:2480:C:H2'	25:CA:2481:G:H5'	1.86	0.57
27:CC:96:LYS:N	27:CC:96:LYS:HD2	2.18	0.57
30:CF:71:LYS:HD3	30:CF:72:SER:N	2.20	0.57
33:CI:115:ASP:O	33:CI:116:MET:HG2	2.05	0.57
33:CI:139:VAL:HG23	33:CI:141:ASP:HB2	1.86	0.57
36:CL:85:VAL:O	36:CL:86:GLU:O	2.22	0.57
40:CP:30:TRP:CD2	40:CP:39:LEU:CD1	2.87	0.57
42:CR:39:LEU:C	42:CR:49:ILE:HG23	2.25	0.57
25:DA:1043:C:C4	25:DA:1044:C:C4	2.92	0.57
25:DA:1312:U:H4'	25:DA:1313:U:O5'	2.05	0.57
25:DA:1356:G:C5	25:DA:1357:C:C5	2.92	0.57
25:DA:2344:U:H4'	25:DA:2345:G:OP1	2.04	0.57
25:DA:2383:G:H2'	25:DA:2384:U:H6	1.69	0.57
25:DA:2834:G:H2'	25:DA:2879:A:H61	1.69	0.57

Continued on next page...

Continued from previous page...

Atom-1	Atom-2	Interatomic distance (Å)	Clash overlap (Å)
25:DA:53:A:H2'	25:DA:54:G:H5'	1.86	0.57
25:DA:630:G:H5''	25:DA:631:A:OP2	2.04	0.57
25:DA:819:A:H2'	25:DA:820:A:O5'	2.04	0.57
30:DF:151:LEU:HD11	30:DF:153:ILE:HD11	1.86	0.57
31:DG:43:LYS:CE	31:DG:43:LYS:N	2.67	0.57
33:DI:40:ALA:HB3	33:DI:68:PHE:CZ	2.39	0.57
39:DO:25:ARG:HG3	39:DO:27:VAL:HG23	1.85	0.57
1:AA:1031:C:C4'	1:AA:1032:G:H5''	2.31	0.57
1:AA:1074:G:H4'	2:AB:101:THR:HG23	1.86	0.57
1:AA:1479:C:C2	1:AA:1480:A:C8	2.93	0.57
1:AA:201:G:C2	1:AA:217:C:O2	2.58	0.57
1:AA:83:C:H4'	1:AA:83:C:OP1	2.04	0.57
5:AE:88:HIS:ND1	5:AE:137:ARG:HD3	2.18	0.57
8:AH:10:LEU:HD23	8:AH:10:LEU:N	2.19	0.57
9:AI:20:ILE:HD13	9:AI:86:LEU:CD1	2.33	0.57
10:AJ:9:ARG:O	10:AJ:98:VAL:HA	2.04	0.57
13:AM:16:ILE:O	13:AM:17:ALA:C	2.42	0.57
17:AQ:68:LYS:O	17:AQ:69:THR:CB	2.52	0.57
1:BA:1073:U:C2	1:BA:1074:G:C8	2.91	0.57
1:BA:1120:C:H2'	1:BA:1121:U:H6	1.69	0.57
1:BA:1130:A:C2'	1:BA:1131:G:H5'	2.35	0.57
1:BA:1273:C:C6	1:BA:1274:A:C8	2.92	0.57
1:BA:290:C:C2'	1:BA:291:U:H5'	2.34	0.57
1:BA:889:A:H4'	1:BA:890:G:OP1	2.05	0.57
4:BD:153:ARG:O	4:BD:157:ALA:HB2	2.05	0.57
11:BK:87:GLY:H	11:BK:113:THR:HG22	1.67	0.57
12:BL:2:THR:HG22	12:BL:4:ASN:H	1.69	0.57
20:BT:43:LYS:CD	20:BT:86:ALA:HA	2.33	0.57
22:BV:5:G:C2	22:BV:69:G:C2	2.92	0.57
52:C1:34:GLU:HG2	52:C1:49:LYS:HG3	1.84	0.57
25:CA:1045:C:H3'	25:CA:1046:A:C5'	2.33	0.57
25:CA:1587:G:C5	25:CA:1588:G:C8	2.92	0.57
31:CG:158:GLY:O	31:CG:159:LYS:C	2.43	0.57
31:CG:80:GLU:O	31:CG:81:GLY:O	2.23	0.57
32:CH:61:VAL:O	32:CH:64:ALA:CB	2.50	0.57
46:CV:70:ILE:HG22	46:CV:72:VAL:CG1	2.34	0.57
54:D3:44:ARG:N	54:D3:45:PRO:HD2	2.19	0.57
25:DA:1058:U:H2'	25:DA:1059:G:C8	2.39	0.57
25:DA:819:A:C4	25:DA:1189:A:C2	2.91	0.57
25:DA:1853:A:N1	25:DA:2087:G:H1'	2.19	0.57
25:DA:2323:G:O2'	25:DA:2324:U:H5'	2.04	0.57

Continued on next page...

Continued from previous page...

Atom-1	Atom-2	Interatomic distance (Å)	Clash overlap (Å)
25:DA:2746:U:O4	25:DA:2747:G:C5	2.57	0.57
25:DA:665:U:C2	25:DA:666:A:C8	2.92	0.57
31:DG:39:ALA:HB2	31:DG:57:TYR:HB3	1.87	0.57
31:DG:8:VAL:CG2	31:DG:68:ARG:HD2	2.33	0.57
34:DJ:31:GLU:HB3	34:DJ:142:ILE:HG12	1.87	0.57
38:DN:33:ILE:HG13	38:DN:114:GLU:HB3	1.86	0.57
42:DR:49:ILE:CB	42:DR:53:PHE:N	2.68	0.57
1:AA:1287:A:N6	1:AA:1288:A:N6	2.52	0.57
1:AA:299:G:C6	1:AA:300:A:C2	2.92	0.57
1:AA:514:C:C2'	1:AA:515:G:O5'	2.52	0.57
1:AA:543:U:O2'	1:AA:544:G:H5'	2.04	0.57
1:AA:883:C:O2'	1:AA:884:U:H5'	2.04	0.57
2:AB:207:ARG:O	2:AB:209:VAL:N	2.37	0.57
2:AB:81:ASP:H	2:AB:84:LEU:HB3	1.69	0.57
1:AA:413:G:C2	4:AD:32:LYS:HD3	2.39	0.57
5:AE:114:LEU:O	5:AE:119:VAL:HG22	2.05	0.57
5:AE:152:VAL:O	5:AE:155:LYS:HB2	2.05	0.57
5:AE:158:LYS:O	8:AH:63:LYS:HE3	2.04	0.57
9:AI:11:ARG:HG2	9:AI:11:ARG:HH11	1.70	0.57
14:AN:29:ILE:O	14:AN:30:ILE:C	2.41	0.57
17:AQ:59:GLU:HG2	17:AQ:75:VAL:HG21	1.85	0.57
21:AU:38:GLU:N	21:AU:40:PRO:HD3	2.19	0.57
22:AV:21:A:C6	22:AV:48:C:C6	2.92	0.57
1:BA:1450:U:H2'	1:BA:1452:C:C5	2.39	0.57
1:BA:150:U:C4	1:BA:170:U:C5	2.93	0.57
1:BA:264:C:H2'	1:BA:265:G:O4'	2.05	0.57
1:BA:660:C:H2'	1:BA:661:G:O4'	2.04	0.57
4:BD:101:VAL:HG12	4:BD:113:ALA:HB1	1.85	0.57
14:BN:45:VAL:HG23	14:BN:46:LEU:H	1.67	0.57
14:BN:5:MET:HB3	14:BN:63:ARG:NH2	2.18	0.57
21:BU:46:ARG:HA	21:BU:49:ALA:HB3	1.86	0.57
25:CA:1066:U:O2	25:CA:1069:A:N7	2.38	0.57
25:CA:1071:G:C1'	25:CA:1089:A:N7	2.68	0.57
25:CA:2403:C:O2'	25:CA:2404:U:H5'	2.05	0.57
25:CA:2719:G:O2'	25:CA:2720:U:H5'	2.04	0.57
25:CA:2870:C:C4	25:CA:2871:U:C5	2.92	0.57
27:CC:259:ASN:O	27:CC:260:LYS:CB	2.52	0.57
29:CE:104:ALA:O	29:CE:108:ILE:CG2	2.52	0.57
13:AM:74:MET:SD	30:CF:111:ARG:HB2	2.45	0.57
30:CF:142:TYR:C	30:CF:145:VAL:HG22	2.24	0.57
38:CN:38:LEU:HB3	38:CN:39:PRO:CD	2.34	0.57

Continued on next page...

Continued from previous page...

Atom-1	Atom-2	Interatomic distance (Å)	Clash overlap (Å)
42:CR:40:MET:CE	42:CR:48:LYS:HE2	2.34	0.57
45:CU:96:LYS:O	45:CU:97:SER:CB	2.51	0.57
54:D3:62:PRO:HG2	54:D3:63:TYR:CD2	2.39	0.57
25:DA:1029:A:C8	25:DA:1030:C:C6	2.92	0.57
25:DA:1097:U:H3'	25:DA:1098:A:O4'	2.03	0.57
25:DA:119:A:H4'	25:DA:120:U:O5'	2.04	0.57
25:DA:1401:G:N7	25:DA:1402:U:C5	2.73	0.57
25:DA:1869:G:N2	25:DA:1873:G:C6	2.72	0.57
25:DA:2125:G:C5'	25:DA:2126:A:OP2	2.53	0.57
25:DA:2291:U:O2'	25:DA:2292:U:H5'	2.03	0.57
25:DA:2315:G:H2'	25:DA:2316:G:O4'	2.04	0.57
25:DA:230:G:C2	25:DA:231:A:C8	2.93	0.57
25:DA:434:U:H4'	25:DA:435:C:OP1	2.03	0.57
25:DA:560:C:O2	41:DQ:47:ARG:NH1	2.36	0.57
25:DA:749:A:N1	25:DA:753:A:O2'	2.32	0.57
31:DG:29:ASN:CB	31:DG:78:VAL:HA	2.35	0.57
31:DG:71:LEU:HA	31:DG:74:MET:SD	2.44	0.57
43:DS:1:MET:HB3	43:DS:109:ASP:OD2	2.04	0.57
43:DS:67:ASP:N	43:DS:67:ASP:OD1	2.36	0.57
1:AA:104:G:C2'	1:AA:105:G:H5'	2.34	0.57
1:AA:1183:U:O4'	1:AA:1183:U:OP2	2.22	0.57
1:AA:1211:U:O2'	1:AA:1212:U:P	2.61	0.57
1:AA:244:U:H4'	1:AA:245:U:C5'	2.34	0.57
1:AA:244:U:H4'	1:AA:245:U:H5'	1.86	0.57
1:AA:624:C:C2'	1:AA:625:U:O5'	2.52	0.57
2:AB:143:LEU:H	2:AB:143:LEU:HD23	1.69	0.57
4:AD:176:LYS:HD3	4:AD:176:LYS:H	1.67	0.57
5:AE:93:VAL:HG21	5:AE:110:MET:CE	2.34	0.57
8:AH:82:LEU:HD22	8:AH:83:ARG:O	2.05	0.57
14:AN:20:PHE:CD2	14:AN:24:ALA:CB	2.87	0.57
14:AN:6:LYS:N	14:AN:6:LYS:HD3	2.20	0.57
16:AP:72:ALA:HA	16:AP:75:ILE:CD1	2.35	0.57
1:BA:1032:G:N3	1:BA:1032:G:H3'	2.19	0.57
1:BA:1049:U:H4'	1:BA:1050:G:OP2	2.05	0.57
1:BA:1073:U:H5'	1:BA:1074:G:OP2	2.05	0.57
1:BA:1245:C:O2'	1:BA:1246:A:H5'	2.04	0.57
1:BA:1345:U:H2'	60:BA:1831:HOH:O	2.05	0.57
1:BA:145:G:H2'	1:BA:146:G:O5'	2.04	0.57
1:BA:244:U:H4'	1:BA:245:U:C5'	2.35	0.57
1:BA:72:A:C6	1:BA:73:C:N4	2.72	0.57
1:BA:730:G:O2'	1:BA:766:A:H5'	2.03	0.57

Continued on next page...

Continued from previous page...

Atom-1	Atom-2	Interatomic distance (Å)	Clash overlap (Å)
2:BB:185:ILE:HA	2:BB:199:ILE:HB	1.85	0.57
9:BI:128:LYS:CD	9:BI:129:ARG:H	2.18	0.57
9:BI:89:TYR:O	9:BI:93:LEU:HD21	2.04	0.57
10:BJ:18:ILE:HG23	10:BJ:19:ASP:N	2.18	0.57
12:BL:6:LEU:HD22	12:BL:11:ARG:HD2	1.85	0.57
13:BM:66:GLY:HA2	13:BM:69:ARG:CD	2.35	0.57
20:BT:66:ILE:HD11	20:BT:70:LYS:CD	2.33	0.57
53:C2:27:GLY:O	53:C2:30:VAL:HB	2.04	0.57
25:CA:1178:C:O3'	25:CA:1179:G:C8	2.58	0.57
25:CA:1414:C:C5	25:CA:1415:U:C5	2.93	0.57
25:CA:1420:A:O2'	25:CA:1421:G:H5'	2.03	0.57
25:CA:1873:G:O2'	25:CA:1874:C:H5'	2.04	0.57
25:CA:535:G:O2'	25:CA:536:G:H5'	2.04	0.57
28:CD:150:GLN:O	28:CD:153:GLY:CA	2.52	0.57
30:CF:134:GLN:O	30:CF:134:GLN:HG2	2.03	0.57
32:CH:34:GLY:O	32:CH:35:LYS:CB	2.53	0.57
35:CK:77:ILE:N	35:CK:77:ILE:CD1	2.67	0.57
42:CR:39:LEU:CA	42:CR:49:ILE:CG2	2.82	0.57
25:DA:1014:A:C2	25:DA:1149:G:C2	2.92	0.57
25:DA:1356:G:C2	25:DA:1357:C:C6	2.92	0.57
25:DA:1413:A:C2	25:DA:1414:C:C2	2.93	0.57
25:DA:146:A:H2'	25:DA:147:C:H6	1.70	0.57
25:DA:729:G:N3	25:DA:729:G:H2'	2.18	0.57
25:DA:969:G:H2'	25:DA:970:U:C6	2.40	0.57
28:DD:187:LEU:O	28:DD:188:LEU:HD23	2.04	0.57
29:DE:189:THR:HG22	29:DE:192:ALA:H	1.70	0.57
31:DG:112:VAL:CG1	31:DG:150:TYR:CE2	2.88	0.57
32:DH:43:ASN:O	32:DH:46:PHE:HB3	2.04	0.57
36:DL:90:VAL:HG11	36:DL:122:VAL:HG13	1.86	0.57
39:DO:14:ALA:O	39:DO:18:LEU:HD23	2.04	0.57
46:DV:28:ALA:HB3	46:DV:42:LEU:HD21	1.86	0.57
1:AA:1366:C:H2'	1:AA:1367:C:C6	2.39	0.57
1:AA:419:C:C2'	1:AA:420:U:O5'	2.52	0.57
1:AA:435:A:C5	1:AA:436:C:C5	2.92	0.57
1:AA:439:U:C6	1:AA:440:C:C5	2.93	0.57
1:AA:625:U:O2'	1:AA:626:G:H5'	2.03	0.57
1:AA:883:C:C2'	1:AA:884:U:H5'	2.33	0.57
2:AB:115:ASP:O	2:AB:116:LEU:HB2	2.05	0.57
2:AB:202:ASN:OD1	2:AB:203:ASP:N	2.38	0.57
3:AC:141:MET:HE1	3:AC:147:GLY:HA2	1.86	0.57
3:AC:16:PRO:O	3:AC:17:TRP:HB2	2.04	0.57

Continued on next page...

Continued from previous page...

Atom-1	Atom-2	Interatomic distance (Å)	Clash overlap (Å)
4:AD:147:LYS:HD3	4:AD:147:LYS:H	1.69	0.57
5:AE:96:GLN:HB2	5:AE:123:LEU:CD1	2.35	0.57
8:AH:53:ASP:CG	8:AH:54:THR:N	2.58	0.57
8:AH:58:LEU:HD13	8:AH:58:LEU:C	2.24	0.57
10:AJ:33:GLY:HA3	10:AJ:83:THR:HB	1.87	0.57
11:AK:123:PRO:O	11:AK:124:LYS:O	2.22	0.57
14:AN:30:ILE:HG22	14:AN:31:SER:N	2.20	0.57
21:AU:13:VAL:O	21:AU:15:LEU:CG	2.53	0.57
21:AU:28:LEU:C	21:AU:28:LEU:CD2	2.73	0.57
1:BA:1387:G:C6	1:BA:1388:C:C4	2.92	0.57
1:BA:189:A:C2'	1:BA:190:A:O5'	2.52	0.57
1:BA:211:G:O2'	1:BA:212:G:O4'	2.22	0.57
1:BA:735:C:H2'	1:BA:736:C:C6	2.39	0.57
1:BA:842:U:C2	1:BA:845:A:OP1	2.57	0.57
2:BB:49:PHE:HB2	2:BB:212:TYR:OH	2.05	0.57
2:BB:219:THR:H	2:BB:221:ARG:HD3	1.69	0.57
1:BA:430:A:H4'	4:BD:6:PRO:HG3	1.87	0.57
5:BE:95:MET:HE2	5:BE:114:LEU:HD21	1.84	0.57
5:BE:100:GLU:HA	5:BE:121:ASN:CB	2.34	0.57
6:BF:10:VAL:HG11	6:BF:18:VAL:CG2	2.34	0.57
6:BF:86:ARG:HG2	6:BF:86:ARG:HH11	1.69	0.57
9:BI:98:ARG:HA	9:BI:103:VAL:CG2	2.34	0.57
11:BK:100:ASN:C	11:BK:100:ASN:OD1	2.41	0.57
15:BO:20:ASP:OD2	15:BO:23:SER:HB2	2.05	0.57
15:BO:69:LEU:HD22	15:BO:77:TYR:HB2	1.87	0.57
20:BT:6:ALA:HB1	20:BT:9:ARG:HB2	1.86	0.57
7:BG:80:GLY:HA3	23:BX:11:U:H5''	1.86	0.57
25:CA:1071:G:C1'	25:CA:1089:A:C8	2.88	0.57
25:CA:1483:G:C5	25:CA:1484:U:C5	2.92	0.57
25:CA:686:U:H2'	25:CA:788:A:N1	2.19	0.57
31:CG:148:ARG:HG3	31:CG:148:ARG:HH11	1.70	0.57
33:CI:83:ALA:HB1	33:CI:100:ILE:HD12	1.85	0.57
38:CN:2:ARG:O	38:CN:2:ARG:CD	2.52	0.57
25:CA:751:A:H5'	43:CS:90:LYS:HA	1.86	0.57
49:CY:36:GLN:O	49:CY:37:LEU:HB3	2.05	0.57
25:DA:189:G:P	48:DX:25:LYS:HE2	2.44	0.57
25:DA:2098:U:C4	25:DA:2099:U:C5	2.93	0.57
25:DA:2134:A:N6	25:DA:2157:G:O2'	2.37	0.57
25:DA:2193:G:H2'	25:DA:2194:U:C6	2.38	0.57
25:DA:2333:A:N7	25:DA:2335:A:C2	2.73	0.57
25:DA:2335:A:N7	25:DA:2337:G:C6	2.73	0.57

Continued on next page...

Continued from previous page...

Atom-1	Atom-2	Interatomic distance (Å)	Clash overlap (Å)
25:DA:2343:U:H2'	25:DA:2344:U:C6	2.40	0.57
25:DA:2642:G:C2	25:DA:2773:C:C2	2.92	0.57
25:DA:2884:U:O2	25:DA:2884:U:C4'	2.51	0.57
25:DA:580:U:O3'	41:DQ:30:VAL:HG13	2.04	0.57
25:DA:60:G:O2'	25:DA:61:C:O5'	2.23	0.57
56:DB:45:A:C2	56:DB:46:A:N9	2.73	0.57
31:DG:120:ILE:HD12	31:DG:140:ILE:CG2	2.35	0.57
31:DG:21:GLN:OE1	31:DG:21:GLN:HA	2.04	0.57
40:DP:90:ALA:HB2	40:DP:112:ARG:HA	1.86	0.57
1:AA:104:G:N2	1:AA:105:G:C4	2.72	0.57
1:AA:1211:U:O2'	1:AA:1212:U:OP2	2.22	0.57
1:AA:1475:G:O2'	1:AA:1476:A:H5'	2.05	0.57
1:AA:22:G:C6	1:AA:23:C:N3	2.73	0.57
1:AA:410:G:H5'	1:AA:411:A:OP1	2.03	0.57
1:AA:676:A:O2'	1:AA:677:U:H5'	2.05	0.57
2:AB:40:ILE:HG21	2:AB:201:GLY:CA	2.35	0.57
3:AC:51:VAL:HG21	3:AC:67:ILE:HG23	1.87	0.57
4:AD:94:GLU:OE2	4:AD:103:ARG:NH1	2.37	0.57
9:AI:39:GLY:O	9:AI:40:ARG:CB	2.52	0.57
9:AI:89:TYR:O	9:AI:90:ASP:CG	2.43	0.57
10:AJ:33:GLY:O	10:AJ:34:ALA:HB2	2.05	0.57
13:AM:10:ASP:O	13:AM:11:HIS:HB2	2.04	0.57
13:AM:76:ILE:HG22	13:AM:80:MET:CE	2.34	0.57
17:AQ:71:SER:C	17:AQ:72:TRP:CD1	2.78	0.57
21:AU:19:LYS:HE2	21:AU:19:LYS:CA	2.33	0.57
1:BA:1050:G:H2'	1:BA:1051:C:C6	2.40	0.57
1:BA:1217:C:H2'	1:BA:1218:C:C6	2.38	0.57
1:BA:502:A:H2'	1:BA:503:C:H6	1.70	0.57
1:BA:74:A:C2	1:BA:97:G:C4	2.93	0.57
1:BA:920:U:H2'	1:BA:921:U:H6	1.69	0.57
2:BB:218:ALA:O	2:BB:219:THR:HB	2.05	0.57
2:BB:71:THR:O	2:BB:72:LYS:CG	2.52	0.57
3:BC:46:LEU:HB3	3:BC:49:ALA:HB3	1.86	0.57
7:BG:74:VAL:HG21	7:BG:143:MET:HG3	1.87	0.57
8:BH:82:LEU:HD13	8:BH:82:LEU:C	2.25	0.57
9:BI:8:THR:HB	9:BI:84:ARG:HH11	1.68	0.57
10:BJ:9:ARG:O	10:BJ:98:VAL:HA	2.05	0.57
13:BM:78:ARG:O	13:BM:82:LEU:HD23	2.04	0.57
17:BQ:60:ILE:O	17:BQ:61:ARG:HB3	2.04	0.57
18:BR:26:ALA:HA	18:BR:29:LYS:HG2	1.86	0.57
25:CA:1169:A:H2'	25:CA:1170:C:O4'	2.04	0.57

Continued on next page...

Continued from previous page...

Atom-1	Atom-2	Interatomic distance (Å)	Clash overlap (Å)
25:CA:1181:U:H2'	25:CA:1182:G:C8	2.39	0.57
25:CA:2473:U:C6	25:CA:2474:U:H5	2.21	0.57
25:CA:528:A:H3'	25:CA:528:A:H8	1.70	0.57
32:CH:69:ALA:CB	32:CH:138:VAL:HG12	2.34	0.57
34:CJ:7:LYS:O	34:CJ:11:VAL:HG23	2.04	0.57
35:CK:114:LYS:O	35:CK:118:LEU:HG	2.04	0.57
25:DA:1090:A:N1	25:DA:1102:C:O2	2.37	0.57
25:DA:1458:U:H5'	25:DA:1459:G:C2	2.40	0.57
25:DA:1465:G:C6	25:DA:1466:U:C4	2.92	0.57
25:DA:2018:G:O2'	25:DA:2019:A:H5'	2.04	0.57
25:DA:630:G:C3'	25:DA:631:A:H5''	2.34	0.57
56:DB:47:C:H6	56:DB:47:C:O5'	1.88	0.57
27:DC:106:PRO:CB	27:DC:141:HIS:CE1	2.86	0.57
30:DF:63:LYS:HG2	30:DF:63:LYS:O	2.03	0.57
30:DF:96:TRP:O	30:DF:97:GLU:C	2.42	0.57
32:DH:117:LEU:HD12	32:DH:118:PRO:HD2	1.85	0.57
32:DH:6:LEU:HD13	32:DH:35:LYS:H	1.70	0.57
25:DA:558:U:OP1	34:DJ:113:PRO:HD2	2.04	0.57
37:DM:66:ARG:HG3	37:DM:66:ARG:NH1	2.19	0.57
40:DP:13:LYS:HE3	40:DP:76:HIS:HA	1.87	0.57
1:AA:110:C:H2'	1:AA:111:G:O4'	2.04	0.57
1:AA:1183:U:C4'	1:AA:1183:U:OP2	2.52	0.57
1:AA:1312:G:N2	1:AA:1326:U:C2	2.73	0.57
1:AA:1442:G:H2'	1:AA:1443:C:O5'	2.04	0.57
1:AA:769:G:O2'	1:AA:770:C:H5'	2.05	0.57
20:AT:53:MET:CE	20:AT:54:GLN:HA	2.35	0.57
21:AU:25:ALA:CB	23:AX:9:G:C5'	2.83	0.57
1:BA:1088:G:C2	1:BA:1089:G:C4	2.93	0.57
1:BA:1130:A:C1'	1:BA:1146:A:C2	2.88	0.57
1:BA:1250:A:N7	1:BA:1287:A:N7	2.53	0.57
1:BA:1257:A:H4'	1:BA:1258:G:OP2	2.05	0.57
1:BA:1534:A:H4'	1:BA:1535:C:H6	1.69	0.57
1:BA:158:G:C4	1:BA:159:G:C8	2.93	0.57
1:BA:705:G:H21	11:BK:30:ILE:HD12	1.69	0.57
1:BA:833:G:O2'	1:BA:834:U:H5'	2.05	0.57
1:BA:920:U:C2	1:BA:921:U:C5	2.93	0.57
1:BA:994:A:C8	1:BA:1216:A:H4'	2.40	0.57
2:BB:61:SER:C	2:BB:63:LYS:N	2.58	0.57
3:BC:5:HIS:CE1	3:BC:183:TYR:CD2	2.93	0.57
4:BD:83:GLY:O	4:BD:84:ASN:C	2.42	0.57
8:BH:77:VAL:HG12	8:BH:78:SER:N	2.18	0.57

Continued on next page...

Continued from previous page...

Atom-1	Atom-2	Interatomic distance (Å)	Clash overlap (Å)
11:BK:125:LYS:HA	21:BU:33:ARG:HH21	1.69	0.57
1:BA:974:A:C8	14:BN:71:HIS:CD2	2.92	0.57
25:CA:1416:G:O2'	25:CA:1417:C:H6	1.86	0.57
25:CA:1501:G:H4'	27:CC:94:LEU:HD21	1.86	0.57
25:CA:185:G:C4	25:CA:186:G:C8	2.93	0.57
25:CA:2801:G:H2'	25:CA:2802:G:C8	2.40	0.57
28:CD:40:LEU:O	28:CD:41:ALA:C	2.43	0.57
30:CF:43:ILE:HG22	30:CF:82:TYR:CZ	2.39	0.57
30:CF:66:ILE:HD12	30:CF:66:ILE:O	2.04	0.57
32:CH:31:VAL:CB	32:CH:32:PRO:CD	2.83	0.57
46:CV:23:ALA:O	46:CV:24:ASN:C	2.39	0.57
46:CV:25:LYS:HE2	46:CV:43:ASP:HA	1.87	0.57
48:CX:58:ILE:HG13	48:CX:66:VAL:HG21	1.86	0.57
25:DA:1021:A:N3	25:DA:1021:A:H3'	2.19	0.57
25:DA:1176:U:C4	25:DA:1177:G:C6	2.92	0.57
25:DA:1348:C:H5''	25:DA:1349:C:OP2	2.05	0.57
25:DA:1837:C:O2'	25:DA:1927:A:N3	2.30	0.57
25:DA:2209:G:C8	25:DA:2210:U:C6	2.93	0.57
25:DA:282:A:H2'	25:DA:283:G:C8	2.39	0.57
25:DA:720:U:H2'	25:DA:721:A:C8	2.40	0.57
29:DE:126:VAL:HG21	29:DE:133:LEU:HB3	1.85	0.57
30:DF:104:THR:HG22	30:DF:105:ILE:HG22	1.87	0.57
56:DB:43:C:H1'	30:DF:89:THR:HG22	1.85	0.57
37:DM:66:ARG:HG3	37:DM:66:ARG:HH11	1.70	0.57
57:DW:17:LEU:HA	57:DW:35:ARG:HB2	1.87	0.57
1:AA:131:A:C6	1:AA:132:C:N4	2.73	0.57
1:AA:1493:A:C8	1:AA:1493:A:OP2	2.55	0.57
1:AA:164:G:C2'	1:AA:165:G:H5'	2.34	0.57
1:AA:376:G:C4	1:AA:389:A:C2	2.93	0.57
1:AA:519:C:H2'	1:AA:520:A:C8	2.40	0.57
2:AB:150:ILE:HG13	2:AB:151:LYS:N	2.20	0.57
8:AH:74:ILE:HD13	8:AH:128:VAL:HG13	1.87	0.57
9:AI:98:ARG:CD	9:AI:103:VAL:HG21	2.35	0.57
9:AI:28:VAL:HG11	9:AI:31:GLN:HA	1.87	0.57
9:AI:5:TYR:HB3	9:AI:88:GLU:CG	2.35	0.57
13:AM:40:GLU:CG	13:AM:41:ASP:N	2.68	0.57
19:AS:48:ILE:H	19:AS:48:ILE:HD12	1.68	0.57
1:BA:1151:A:N3	1:BA:1152:A:N7	2.52	0.57
1:BA:115:G:H4'	1:BA:116:A:O5'	2.04	0.57
1:BA:1269:A:N1	1:BA:1312:G:O2'	2.33	0.57
1:BA:1310:G:C6	1:BA:1311:A:C5	2.93	0.57

Continued on next page...

Continued from previous page...

Atom-1	Atom-2	Interatomic distance (Å)	Clash overlap (Å)
1:BA:462:G:C5'	1:BA:463:U:OP2	2.52	0.57
2:BB:118:THR:O	2:BB:119:GLN:HB3	2.05	0.57
3:BC:99:GLN:O	3:BC:100:ILE:CB	2.53	0.57
3:BC:5:HIS:HE1	3:BC:183:TYR:CD2	2.23	0.57
7:BG:30:MET:O	7:BG:30:MET:HG2	2.04	0.57
8:BH:101:ALA:HB3	8:BH:112:ASP:HB3	1.86	0.57
9:BI:60:LEU:N	9:BI:60:LEU:HD23	2.20	0.57
12:BL:87:LYS:HG3	12:BL:87:LYS:O	2.04	0.57
13:BM:10:ASP:O	13:BM:11:HIS:HB2	2.03	0.57
19:BS:29:PRO:HA	19:BS:47:THR:O	2.04	0.57
20:BT:77:ASN:O	20:BT:81:GLN:HG2	2.05	0.57
53:C2:30:VAL:HG12	53:C2:31:LEU:N	2.19	0.57
25:CA:1171:G:C5	25:CA:1172:C:N3	2.73	0.57
25:CA:183:C:H2'	25:CA:184:C:H5'	1.87	0.57
25:CA:2314:A:H2'	25:CA:2315:G:C8	2.40	0.57
25:CA:2722:G:H4'	38:CN:4:ARG:HB2	1.87	0.57
25:CA:281:C:H2'	25:CA:282:A:C8	2.40	0.57
25:CA:834:G:N3	25:CA:2358:A:H1'	2.19	0.57
27:CC:257:ARG:NH1	27:CC:263:ASP:OD2	2.38	0.57
28:CD:96:ILE:HG22	28:CD:97:SER:N	2.19	0.57
30:CF:48:LEU:HD12	30:CF:51:ASN:HD21	1.68	0.57
31:CG:15:ASP:HB2	31:CG:26:LYS:HG3	1.86	0.57
35:CK:121:GLU:O	35:CK:122:VAL:O	2.23	0.57
37:CM:90:GLU:O	37:CM:91:TYR:HB3	2.02	0.57
41:CQ:86:SER:CB	42:CR:51:VAL:HA	2.35	0.57
45:CU:53:GLN:N	45:CU:54:PRO:CD	2.67	0.57
49:CY:56:LEU:O	49:CY:57:LEU:HB2	2.05	0.57
25:DA:1073:A:H2'	25:DA:1074:G:H5'	1.85	0.57
25:DA:1412:U:O2	25:DA:1591:A:C2	2.57	0.57
25:DA:1414:C:C4	25:DA:1415:U:C5	2.93	0.57
25:DA:2799:A:O2'	25:DA:2800:A:C5'	2.53	0.57
29:DE:119:ILE:O	29:DE:187:VAL:HA	2.04	0.57
29:DE:2:GLU:OE2	29:DE:13:THR:HG23	2.04	0.57
30:DF:92:GLY:O	30:DF:95:MET:HB3	2.05	0.57
1:AA:1096:C:O2'	1:AA:1097:C:H5'	2.05	0.57
1:AA:1216:A:C2	1:AA:1217:C:C4	2.93	0.57
1:AA:1340:A:H2'	1:AA:1341:U:O4'	2.05	0.57
1:AA:437:U:C4	1:AA:438:U:C5	2.93	0.57
1:AA:470:C:C2	1:AA:471:U:C5	2.93	0.57
2:AB:138:ARG:HG3	2:AB:139:GLU:N	2.19	0.57
2:AB:66:ILE:HG21	2:AB:68:PHE:CE2	2.40	0.57

Continued on next page...

Continued from previous page...

Atom-1	Atom-2	Interatomic distance (Å)	Clash overlap (Å)
2:AB:79:VAL:O	2:AB:83:ALA:HB3	2.05	0.57
4:AD:77:GLU:HA	4:AD:77:GLU:OE1	2.03	0.57
5:AE:15:ILE:N	5:AE:15:ILE:HD12	2.20	0.57
13:AM:32:ILE:HG22	13:AM:33:LEU:N	2.18	0.57
17:AQ:13:SER:HB3	17:AQ:21:VAL:HG12	1.85	0.57
20:AT:35:TYR:HA	20:AT:38:ILE:HD12	1.87	0.57
21:AU:18:PHE:O	21:AU:21:SER:HB3	2.05	0.57
22:AV:64:A:C2	22:AV:65:G:C8	2.93	0.57
24:AY:107:THR:HG23	24:AY:110:ARG:HG2	1.87	0.57
1:BA:1256:A:N7	1:BA:1258:G:N2	2.52	0.57
1:BA:1490:U:O2'	1:BA:1491:G:H5'	2.05	0.57
1:BA:180:U:H2'	1:BA:181:A:O5'	2.05	0.57
1:BA:234:C:H2'	1:BA:235:C:C6	2.40	0.57
1:BA:62:U:O2'	1:BA:379:C:H1'	2.05	0.57
1:BA:649:A:H2'	1:BA:650:G:O4'	2.04	0.57
1:BA:677:U:H1'	11:BK:120:CYS:SG	2.44	0.57
4:BD:165:GLU:O	4:BD:166:LYS:O	2.23	0.57
4:BD:195:ASN:HB3	4:BD:197:HIS:HD2	1.69	0.57
6:BF:6:ILE:N	6:BF:6:ILE:HD12	2.19	0.57
8:BH:46:GLU:N	8:BH:63:LYS:HG3	2.19	0.57
9:BI:18:VAL:HA	9:BI:64:ILE:HG22	1.87	0.57
11:BK:83:VAL:HG11	11:BK:96:ILE:HG22	1.87	0.57
13:BM:86:ARG:HG2	13:BM:96:VAL:HG12	1.87	0.57
25:CA:1070:A:O2'	25:CA:1097:U:OP1	2.22	0.57
25:CA:1495:A:C2'	25:CA:1496:A:O5'	2.53	0.57
25:CA:2102:G:H5'	25:CA:2103:C:OP2	2.04	0.57
26:CB:102:G:H2'	26:CB:103:U:H5'	1.87	0.57
29:CE:115:GLN:O	29:CE:116:ASP:HB2	2.04	0.57
29:CE:149:ILE:HD12	29:CE:149:ILE:C	2.25	0.57
31:CG:148:ARG:CG	31:CG:148:ARG:NH1	2.67	0.57
36:CL:30:THR:O	36:CL:33:ARG:HG2	2.05	0.57
38:CN:78:LYS:C	38:CN:79:LEU:O	2.40	0.57
40:CP:72:VAL:CG2	40:CP:72:VAL:O	2.53	0.57
45:CU:53:GLN:N	45:CU:54:PRO:HD3	2.19	0.57
25:DA:1068:G:H2'	25:DA:1068:G:N3	2.19	0.57
25:DA:1084:A:C5	25:DA:1085:A:C5	2.93	0.57
25:DA:1339:G:H21	25:DA:1603:A:H1'	1.70	0.57
25:DA:1455:G:P	60:DA:3417:HOH:O	2.63	0.57
25:DA:1786:A:C4	25:DA:1938:A:C6	2.93	0.57
25:DA:2303:G:O2'	25:DA:2304:G:H5'	2.04	0.57
25:DA:2415:G:H2'	25:DA:2416:C:C6	2.39	0.57

Continued on next page...

Continued from previous page...

Atom-1	Atom-2	Interatomic distance (Å)	Clash overlap (Å)
25:DA:2663:G:C4	25:DA:2664:G:C8	2.93	0.57
25:DA:2847:U:H2'	25:DA:2848:G:O5'	2.05	0.57
25:DA:2898:U:H2'	25:DA:2899:A:H8	1.70	0.57
25:DA:88:G:C2'	25:DA:89:A:H5'	2.34	0.57
32:DH:50:ARG:CZ	32:DH:50:ARG:CA	2.83	0.57
32:DH:9:VAL:CG1	32:DH:12:LEU:HG	2.35	0.57
36:DL:19:LEU:HD12	36:DL:19:LEU:N	2.20	0.57
39:DO:92:PHE:HB2	39:DO:117:PHE:CD1	2.40	0.57
40:DP:113:LEU:O	40:DP:113:LEU:HG	2.04	0.57
40:DP:11:GLN:HB2	40:DP:54:LEU:HD21	1.87	0.57
43:DS:43:ALA:HA	43:DS:46:LEU:HD12	1.86	0.57
44:DT:35:ALA:HB3	44:DT:38:ALA:HB2	1.86	0.57
46:DV:63:ILE:HD11	46:DV:91:PHE:CE1	2.40	0.57
1:AA:1049:U:C4'	1:AA:1050:G:OP2	2.53	0.56
1:AA:1299:A:O2'	1:AA:1300:G:H4'	2.05	0.56
1:AA:274:A:H5''	17:AQ:15:LYS:HE2	1.87	0.56
1:AA:65:A:C2	1:AA:381:C:C6	2.93	0.56
1:AA:412:A:H4'	1:AA:413:G:OP1	2.04	0.56
5:AE:108:GLY:HA2	5:AE:111:ARG:HB3	1.87	0.56
7:AG:87:PRO:HD3	7:AG:147:ASN:HB2	1.86	0.56
7:AG:14:ASP:CB	7:AG:19:SER:HB3	2.35	0.56
5:AE:154:ALA:HB1	8:AH:65:PHE:CZ	2.40	0.56
13:AM:10:ASP:OD1	13:AM:11:HIS:N	2.38	0.56
13:AM:89:ARG:HD3	13:AM:95:PRO:O	2.05	0.56
20:AT:50:PHE:O	20:AT:53:MET:HG3	2.05	0.56
21:AU:40:PRO:HA	21:AU:44:ARG:HH11	1.68	0.56
22:AV:75:C:O4'	25:CA:2432:A:H1'	2.05	0.56
24:AY:107:THR:CG2	24:AY:110:ARG:HG2	2.35	0.56
24:AY:59:THR:HG22	24:AY:60:VAL:N	2.20	0.56
1:BA:1397:C:O2	1:BA:1397:C:O4'	2.21	0.56
1:BA:1444:U:H2'	1:BA:1445:U:O5'	2.05	0.56
1:BA:1492:A:H3'	1:BA:1493:A:C8	2.40	0.56
1:BA:158:G:C2'	1:BA:159:G:H5''	2.35	0.56
1:BA:565:U:OP2	1:BA:566:G:O2'	2.23	0.56
1:BA:631:C:H5''	1:BA:632:U:H5'	1.86	0.56
1:BA:645:G:C6	1:BA:646:G:N7	2.73	0.56
1:BA:918:A:H2'	1:BA:919:A:C8	2.40	0.56
6:BF:14:GLN:C	6:BF:16:GLU:H	2.06	0.56
7:BG:135:LYS:O	7:BG:136:LYS:C	2.43	0.56
11:BK:104:PHE:O	11:BK:106:ILE:N	2.38	0.56
13:BM:23:GLY:HA2	13:BM:68:LEU:CD2	2.34	0.56

Continued on next page...

Continued from previous page...

Atom-1	Atom-2	Interatomic distance (Å)	Clash overlap (Å)
16:BP:17:TYR:N	16:BP:17:TYR:CD1	2.73	0.56
16:BP:19:VAL:HG13	16:BP:38:PHE:N	2.19	0.56
17:BQ:60:ILE:HA	17:BQ:74:LEU:HA	1.87	0.56
25:CA:1060:U:H5'	25:CA:1062:G:H5'	1.85	0.56
25:CA:1474:U:C2'	25:CA:1475:G:H5'	2.34	0.56
25:CA:1731:G:N1	25:CA:1733:G:C4	2.73	0.56
25:CA:1838:C:C5	25:CA:1899:A:C5	2.93	0.56
25:CA:2331:G:N2	25:CA:2385:C:C6	2.73	0.56
25:CA:2491:U:H5''	25:CA:2570:G:H5''	1.87	0.56
25:CA:2579:C:H6	25:CA:2579:C:O5'	1.88	0.56
55:D4:7:VAL:C	55:D4:8:LYS:HG3	2.24	0.56
25:DA:71:A:OP2	25:DA:113:U:H5'	2.04	0.56
25:DA:1440:U:C4	25:DA:1552:A:H2	2.23	0.56
25:DA:149:A:H2'	25:DA:150:U:H6	1.70	0.56
25:DA:1670:C:C5	25:DA:1671:U:N3	2.73	0.56
25:DA:1682:G:H2'	25:DA:1683:U:C6	2.40	0.56
25:DA:2098:U:C2'	25:DA:2099:U:H5'	2.35	0.56
25:DA:2531:A:N3	25:DA:2658:C:O2'	2.29	0.56
56:DB:49:C:O3'	39:DO:68:LYS:HE2	2.05	0.56
25:DA:1567:G:O2'	27:DC:84:PRO:HG3	2.05	0.56
31:DG:145:ALA:O	31:DG:148:ARG:N	2.37	0.56
34:DJ:7:LYS:O	34:DJ:11:VAL:HG22	2.04	0.56
36:DL:50:PHE:CZ	36:DL:52:GLY:O	2.57	0.56
39:DO:93:ASP:OD2	39:DO:95:SER:CA	2.52	0.56
44:DT:80:TRP:CZ3	44:DT:82:LYS:HB2	2.39	0.56
45:DU:52:ASN:C	45:DU:54:PRO:HD3	2.25	0.56
1:AA:1066:C:C5'	1:AA:1067:A:OP2	2.52	0.56
1:AA:304:U:O2'	1:AA:305:G:H5'	2.05	0.56
1:AA:376:G:H5''	16:AP:5:ARG:HB3	1.86	0.56
1:AA:693:G:C6	1:AA:694:A:C5	2.93	0.56
1:AA:775:G:C2'	1:AA:776:G:H5'	2.35	0.56
5:AE:45:VAL:HG13	5:AE:117:ALA:HB2	1.87	0.56
11:AK:22:ILE:CG1	11:AK:85:VAL:HG22	2.35	0.56
14:AN:61:ARG:O	14:AN:62:ASN:CB	2.54	0.56
14:AN:91:GLY:O	14:AN:93:ILE:N	2.37	0.56
17:AQ:74:LEU:HD12	17:AQ:74:LEU:O	2.04	0.56
22:AV:12:U:H2'	22:AV:13:C:O5'	2.05	0.56
1:BA:1009:U:C2'	1:BA:1010:U:H5'	2.35	0.56
1:BA:1061:G:C5'	10:BJ:61:ALA:HB2	2.35	0.56
1:BA:1275:A:H2'	1:BA:1276:G:O4'	2.05	0.56
1:BA:1298:U:C2'	1:BA:1298:U:O2	2.52	0.56

Continued on next page...

Continued from previous page...

Atom-1	Atom-2	Interatomic distance (Å)	Clash overlap (Å)
1:BA:979:C:C6	1:BA:1318:A:N1	2.72	0.56
1:BA:210:C:H5''	1:BA:211:G:OP1	2.05	0.56
1:BA:22:G:H2'	1:BA:23:C:C6	2.40	0.56
1:BA:502:A:H2'	1:BA:503:C:C6	2.40	0.56
1:BA:98:A:H2'	1:BA:99:C:C6	2.40	0.56
3:BC:144:GLY:O	3:BC:145:ALA:O	2.23	0.56
5:BE:99:SER:O	5:BE:101:GLY:N	2.37	0.56
5:BE:47:PHE:C	5:BE:47:PHE:CD2	2.78	0.56
10:BJ:5:ARG:HG3	10:BJ:6:ILE:CG1	2.35	0.56
10:BJ:87:LEU:C	10:BJ:87:LEU:HD22	2.25	0.56
15:BO:26:VAL:O	15:BO:27:GLN:C	2.43	0.56
15:BO:1:SER:O	15:BO:2:LEU:HB2	2.05	0.56
18:BR:66:LEU:HD23	18:BR:66:LEU:N	2.20	0.56
25:CA:1533:C:H2'	25:CA:1533:C:O2	2.04	0.56
25:CA:1907:G:C6	25:CA:1908:C:C4	2.93	0.56
25:CA:2577:A:H5''	25:CA:2578:G:H5'	1.86	0.56
25:CA:273:G:N2	25:CA:365:U:O2	2.38	0.56
28:CD:103:ASP:OD1	28:CD:104:VAL:N	2.38	0.56
30:CF:151:LEU:HD12	30:CF:152:ASP:H	1.71	0.56
32:CH:4:ILE:HD11	32:CH:44:ILE:HA	1.87	0.56
36:CL:107:PHE:CD2	36:CL:107:PHE:N	2.72	0.56
37:CM:43:ALA:O	37:CM:45:GLN:N	2.37	0.56
48:CX:63:ILE:HD11	48:CX:67:LEU:HG	1.86	0.56
25:DA:1252:G:N3	41:DQ:32:ARG:HG2	2.18	0.56
25:DA:1362:C:C2'	25:DA:1363:C:H5'	2.35	0.56
25:DA:143:C:O2	44:DT:1:MET:N	2.36	0.56
25:DA:1710:G:C4	25:DA:1749:A:C2	2.94	0.56
25:DA:1866:A:C2	25:DA:1876:A:C4	2.93	0.56
25:DA:230:G:C4	25:DA:231:A:C8	2.94	0.56
25:DA:2473:U:O2	25:DA:2473:U:H2'	2.05	0.56
25:DA:260:G:C6	25:DA:261:G:N7	2.72	0.56
25:DA:27:G:N2	25:DA:512:G:HI'	2.19	0.56
35:DK:22:ILE:CG2	35:DK:42:THR:HG22	2.35	0.56
25:DA:2674:G:H4'	35:DK:30:ARG:HD2	1.86	0.56
37:DM:21:ALA:N	37:DM:97:GLN:HB2	2.20	0.56
56:DB:116:G:OP1	39:DO:55:GLU:HG2	2.04	0.56
40:DP:24:THR:HB	40:DP:87:ARG:HB3	1.86	0.56
1:AA:1030:U:H5'	1:AA:1031:C:O2	2.05	0.56
1:AA:1410:A:H2'	1:AA:1411:C:C6	2.40	0.56
1:AA:541:G:H2'	1:AA:542:G:O4'	2.06	0.56
2:AB:23:ASN:ND2	2:AB:191:ASP:HA	2.21	0.56

Continued on next page...

Continued from previous page...

Atom-1	Atom-2	Interatomic distance (Å)	Clash overlap (Å)
3:AC:171:ARG:O	3:AC:172:VAL:HG22	2.04	0.56
9:AI:11:ARG:HH11	9:AI:11:ARG:CG	2.19	0.56
9:AI:24:ASN:C	9:AI:58:GLU:HA	2.25	0.56
12:AL:2:THR:HG22	12:AL:4:ASN:N	2.20	0.56
1:BA:107:G:H2'	1:BA:108:G:H5''	1.86	0.56
1:BA:1124:G:N2	1:BA:1127:G:C2	2.74	0.56
1:BA:853:C:O2'	1:BA:854:U:H5'	2.06	0.56
1:BA:996:A:C2	1:BA:1046:A:H4'	2.41	0.56
2:BB:133:ALA:O	2:BB:137:THR:HG23	2.05	0.56
3:BC:149:LYS:HG3	3:BC:200:TRP:CZ3	2.40	0.56
5:BE:149:PRO:C	5:BE:151:MET:H	2.08	0.56
7:BG:58:LEU:HG	7:BG:59:GLU:H	1.70	0.56
9:BI:45:MET:HA	9:BI:47:VAL:HG23	1.86	0.56
52:C1:28:THR:O	52:C1:29:LYS:HG2	2.05	0.56
25:CA:1061:U:O2	33:CI:9:LYS:HB2	2.06	0.56
25:CA:1234:U:C2'	25:CA:1235:G:O5'	2.53	0.56
25:CA:1327:A:H2'	25:CA:1328:A:O4'	2.06	0.56
25:CA:1694:C:H4'	25:CA:1695:G:O5'	2.05	0.56
25:CA:2078:C:O2'	25:CA:2079:U:H5'	2.06	0.56
25:CA:207:A:H2'	25:CA:208:C:O4'	2.06	0.56
25:CA:2153:C:H2'	25:CA:2154:A:O4'	2.05	0.56
25:CA:557:C:H2'	25:CA:558:U:C6	2.39	0.56
25:CA:851:C:H2'	25:CA:852:U:H6	1.71	0.56
30:CF:11:VAL:HG13	30:CF:171:ALA:CB	2.35	0.56
31:CG:124:CYS:HA	31:CG:129:GLU:O	2.04	0.56
32:CH:72:ILE:CG2	32:CH:140:ALA:HB1	2.35	0.56
35:CK:77:ILE:HG22	35:CK:78:ARG:N	2.21	0.56
36:CL:87:GLY:O	36:CL:89:VAL:N	2.37	0.56
52:D1:24:LYS:HG3	52:D1:25:ASN:N	2.20	0.56
52:D1:49:LYS:O	52:D1:50:GLU:HB3	2.05	0.56
25:DA:1197:G:H2'	25:DA:1198:U:H6	1.69	0.56
25:DA:1356:G:H21	25:DA:1357:C:H1'	1.70	0.56
25:DA:1353:A:C2	25:DA:1378:A:C2	2.93	0.56
25:DA:1670:C:C4	25:DA:1671:U:N3	2.73	0.56
25:DA:2204:G:C2	25:DA:2205:A:C8	2.93	0.56
25:DA:535:G:C2'	25:DA:536:G:H5'	2.36	0.56
56:DB:28:C:N3	56:DB:56:G:O6	2.37	0.56
31:DG:120:ILE:HD12	31:DG:140:ILE:HG23	1.86	0.56
34:DJ:30:THR:HG22	34:DJ:31:GLU:N	2.19	0.56
36:DL:10:GLU:CA	36:DL:10:GLU:OE1	2.53	0.56
1:AA:1114:C:C2	1:AA:1115:U:C6	2.93	0.56

Continued on next page...

Continued from previous page...

Atom-1	Atom-2	Interatomic distance (Å)	Clash overlap (Å)
1:AA:1142:G:N2	1:AA:1143:G:H1'	2.20	0.56
1:AA:1234:C:H2'	1:AA:1235:U:H6	1.68	0.56
2:AB:185:ILE:HA	2:AB:199:ILE:HB	1.86	0.56
2:AB:53:LEU:HD21	2:AB:212:TYR:CE2	2.40	0.56
2:AB:55:GLU:HA	2:AB:58:LYS:HB2	1.88	0.56
1:AA:1525:G:OP1	11:AK:121:ARG:NH2	2.37	0.56
15:AO:86:LEU:N	15:AO:86:LEU:HD23	2.20	0.56
22:AV:69:G:O2'	22:AV:70:G:H5'	2.05	0.56
1:BA:1346:A:N1	1:BA:1374:A:H5''	2.20	0.56
1:BA:164:G:C2'	1:BA:165:G:H5'	2.35	0.56
1:BA:4:U:OP1	1:BA:5:U:O4	2.21	0.56
1:BA:689:C:OP2	11:BK:52:ARG:NH2	2.39	0.56
1:BA:919:A:C2	1:BA:920:U:C5	2.93	0.56
1:BA:969:A:C4	1:BA:970:C:C6	2.93	0.56
2:BB:99:MET:O	2:BB:103:TRP:CB	2.54	0.56
3:BC:56:ILE:HG13	3:BC:65:VAL:HG22	1.88	0.56
5:BE:45:VAL:HG22	5:BE:117:ALA:HB2	1.87	0.56
1:BA:1379:G:N7	7:BG:1:PRO:HB2	2.20	0.56
8:BH:87:ARG:O	8:BH:88:LYS:HB3	2.06	0.56
9:BI:25:GLY:O	9:BI:62:LEU:HD21	2.06	0.56
10:BJ:5:ARG:HG2	10:BJ:79:PRO:HD3	1.86	0.56
14:BN:49:GLN:HA	14:BN:49:GLN:OE1	2.06	0.56
14:BN:48:LEU:O	14:BN:51:LEU:HD21	2.05	0.56
17:BQ:44:HIS:HB2	17:BQ:69:THR:HG22	1.87	0.56
22:BV:20:U:P	22:BV:20:U:O4'	2.64	0.56
25:CA:1414:C:C4	25:CA:1415:U:H5	2.22	0.56
25:CA:528:A:C2	25:CA:2043:C:C5'	2.86	0.56
25:CA:2091:C:O2'	48:CX:55:MET:CE	2.54	0.56
25:CA:2205:A:H2'	25:CA:2206:C:C6	2.40	0.56
25:CA:277:G:C1'	25:CA:361:G:O6	2.54	0.56
25:CA:359:G:C5	25:CA:360:U:C5	2.93	0.56
25:CA:528:A:C2	25:CA:2042:A:H2'	2.40	0.56
25:CA:2304:G:C1'	30:CF:128:SER:HB3	2.34	0.56
30:CF:13:LYS:HG3	30:CF:14:LYS:N	2.20	0.56
40:CP:30:TRP:CE3	40:CP:39:LEU:CD1	2.88	0.56
41:CQ:68:ALA:HB1	41:CQ:73:ILE:O	2.05	0.56
42:CR:49:ILE:C	42:CR:51:VAL:O	2.43	0.56
46:CV:61:LEU:N	46:CV:61:LEU:HD13	2.21	0.56
25:DA:1002:G:C5	25:DA:1003:G:C8	2.94	0.56
25:DA:1091:G:N3	25:DA:1092:C:C6	2.73	0.56
25:DA:1486:U:C2	25:DA:1504:A:H2	2.23	0.56

Continued on next page...

Continued from previous page...

Atom-1	Atom-2	Interatomic distance (Å)	Clash overlap (Å)
25:DA:1672:A:C2	25:DA:1673:G:C4	2.93	0.56
25:DA:1778:U:H2'	25:DA:1784:A:N6	2.20	0.56
25:DA:2039:U:H2'	25:DA:2040:G:H8	1.71	0.56
25:DA:2308:G:O6	30:DF:76:PHE:HE2	1.89	0.56
25:DA:2493:U:H2'	25:DA:2494:G:O5'	2.05	0.56
25:DA:2847:U:C2'	25:DA:2848:G:O5'	2.54	0.56
25:DA:454:A:H4'	25:DA:455:C:OP2	2.05	0.56
25:DA:90:U:H3'	25:DA:91:A:H8	1.71	0.56
28:DD:100:LEU:O	28:DD:100:LEU:HD12	2.05	0.56
31:DG:106:LEU:HD13	31:DG:150:TYR:HB3	1.87	0.56
31:DG:10:VAL:HG23	31:DG:14:VAL:HB	1.86	0.56
32:DH:32:PRO:O	32:DH:33:GLN:CB	2.52	0.56
33:DI:35:MET:O	33:DI:37:PHE:N	2.39	0.56
25:DA:1064:C:H4'	33:DI:90:GLY:H	1.70	0.56
34:DJ:101:ILE:O	34:DJ:105:VAL:HG23	2.05	0.56
44:DT:30:ILE:HD13	44:DT:30:ILE:C	2.25	0.56
46:DV:75:GLN:HB2	46:DV:92:VAL:HG23	1.88	0.56
1:AA:1054:C:H4'	1:AA:1055:A:OP1	2.04	0.56
1:AA:1161:C:H2'	1:AA:1162:C:H6	1.67	0.56
1:AA:1502:A:N7	1:AA:1504:G:C4	2.73	0.56
1:AA:198:G:C5	1:AA:199:A:N7	2.74	0.56
1:AA:500:G:C6	1:AA:546:A:C2	2.93	0.56
1:AA:714:G:H2'	1:AA:715:A:C8	2.41	0.56
2:AB:39:ILE:N	2:AB:39:ILE:HD13	2.20	0.56
5:AE:119:VAL:HG21	5:AE:122:VAL:HG11	1.87	0.56
9:AI:43:ALA:N	9:AI:45:MET:SD	2.78	0.56
11:AK:15:VAL:O	11:AK:16:SER:CB	2.54	0.56
12:AL:113:ARG:NH2	12:AL:120:ARG:HG2	2.20	0.56
17:AQ:16:MET:HG2	17:AQ:19:SER:CB	2.36	0.56
1:BA:1182:G:C5'	1:BA:1184:G:H5''	2.36	0.56
1:BA:1250:A:O2'	1:BA:1251:A:H5'	2.06	0.56
1:BA:558:G:H8	1:BA:558:G:O5'	1.88	0.56
1:BA:601:G:O2'	1:BA:602:A:H5'	2.06	0.56
1:BA:939:G:C6	1:BA:940:C:C4	2.94	0.56
9:BI:106:ASP:OD2	9:BI:108:ARG:HG3	2.06	0.56
1:BA:1347:G:C8	9:BI:108:ARG:HB3	2.40	0.56
25:CA:1536:C:O4'	25:CA:1537:G:C2	2.58	0.56
25:CA:1734:G:C4	25:CA:1735:A:C8	2.93	0.56
25:CA:2164:C:H3'	25:CA:2165:C:C6	2.40	0.56
25:CA:2786:U:C2'	25:CA:2787:C:H5'	2.34	0.56
25:CA:2886:A:C2	25:CA:2887:A:H1'	2.40	0.56

Continued on next page...

Continued from previous page...

Atom-1	Atom-2	Interatomic distance (Å)	Clash overlap (Å)
25:CA:2897:U:H2'	25:CA:2898:U:C6	2.41	0.56
25:CA:363:G:H2'	25:CA:364:C:C6	2.40	0.56
27:CC:161:VAL:HG22	27:CC:175:LEU:HD23	1.87	0.56
30:CF:56:LEU:CD1	30:CF:64:PRO:HB3	2.34	0.56
33:CI:18:ASN:ND2	33:CI:27:LEU:HD21	2.20	0.56
25:CA:2360:G:H1'	36:CL:60:ARG:HD3	1.87	0.56
36:CL:79:LEU:O	36:CL:82:LEU:HD22	2.05	0.56
25:CA:2009:A:OP1	43:CS:41:LYS:HE2	2.06	0.56
25:DA:1105:U:H2'	25:DA:1106:G:H8	1.70	0.56
25:DA:2105:U:C5	25:DA:2106:U:C5	2.93	0.56
25:DA:2204:G:C4	25:DA:2205:A:C8	2.93	0.56
25:DA:480:A:OP2	45:DU:43:LYS:CE	2.53	0.56
25:DA:60:G:C4	25:DA:74:A:N1	2.74	0.56
27:DC:159:THR:H	27:DC:194:VAL:HG13	1.70	0.56
38:DN:86:ARG:HD3	38:DN:117:ASP:OD2	2.06	0.56
1:AA:1134:G:C2	1:AA:1135:U:H1'	2.40	0.56
1:AA:1181:G:O2'	1:AA:1182:G:N7	2.38	0.56
1:AA:1299:A:N3	1:AA:1299:A:H2'	2.19	0.56
1:AA:1299:A:C2	1:AA:1301:U:N3	2.74	0.56
1:AA:482:A:H2'	1:AA:483:C:O4'	2.05	0.56
1:AA:53:A:H2'	1:AA:54:C:O4'	2.04	0.56
1:AA:55:A:C4	1:AA:56:U:C6	2.94	0.56
1:AA:707:U:H2'	1:AA:708:C:C6	2.40	0.56
1:AA:769:G:H4'	1:AA:1513:A:H4'	1.88	0.56
4:AD:7:LYS:NZ	4:AD:21:LYS:HG3	2.20	0.56
4:AD:48:SER:O	4:AD:52:VAL:HG13	2.05	0.56
9:AI:18:VAL:HA	9:AI:64:ILE:HG22	1.88	0.56
10:AJ:32:THR:HG23	10:AJ:33:GLY:N	2.21	0.56
19:AS:10:ILE:HG21	19:AS:40:PHE:CE2	2.41	0.56
21:AU:33:ARG:CZ	21:AU:34:ARG:HB2	2.35	0.56
22:AV:52:G:C6	22:AV:63:G:C6	2.94	0.56
1:BA:1061:G:N7	1:BA:1062:U:C5	2.74	0.56
1:BA:1364:U:H2'	1:BA:1364:U:O2	2.04	0.56
1:BA:1537:U:H3'	1:BA:1538:C:C6	2.40	0.56
1:BA:188:C:C2'	1:BA:188:C:O2	2.52	0.56
1:BA:374:A:O2'	1:BA:375:U:H5'	2.05	0.56
1:BA:622:A:H3'	1:BA:623:C:H6	1.70	0.56
1:BA:71:A:C2'	1:BA:72:A:O5'	2.54	0.56
2:BB:59:ILE:HD12	2:BB:60:ALA:N	2.21	0.56
3:BC:110:LEU:N	3:BC:110:LEU:CD2	2.68	0.56
4:BD:58:GLN:O	4:BD:62:ARG:HG2	2.05	0.56

Continued on next page...

Continued from previous page...

Atom-1	Atom-2	Interatomic distance (Å)	Clash overlap (Å)
5:BE:121:ASN:CG	5:BE:122:VAL:H	2.09	0.56
5:BE:21:SER:HB2	5:BE:30:PHE:CE2	2.40	0.56
7:BG:70:PRO:HA	7:BG:137:ARG:HG3	1.87	0.56
7:BG:79:VAL:HG12	7:BG:80:GLY:H	1.70	0.56
7:BG:7:GLY:O	7:BG:8:GLN:HB3	2.04	0.56
1:BA:1348:U:O3'	9:BI:121:ARG:HB2	2.05	0.56
9:BI:7:GLY:CA	9:BI:84:ARG:HB3	2.36	0.56
17:BQ:77:VAL:C	17:BQ:78:VAL:HG22	2.26	0.56
25:CA:1494:A:C6	25:CA:1495:A:C6	2.93	0.56
25:CA:1470:A:N6	25:CA:1521:G:H1'	2.20	0.56
25:CA:1678:A:N7	60:CA:3441:HOH:O	2.33	0.56
25:CA:2223:G:C2'	25:CA:2224:G:H5'	2.35	0.56
25:CA:2256:G:H2'	25:CA:2257:U:O5'	2.05	0.56
25:CA:31:C:O3'	25:CA:1238:G:H5''	2.05	0.56
28:CD:100:LEU:HD12	28:CD:100:LEU:O	2.04	0.56
39:CO:71:ALA:HB1	39:CO:106:LEU:HB2	1.87	0.56
39:CO:31:THR:HG22	39:CO:33:ARG:N	2.21	0.56
39:CO:78:VAL:O	39:CO:79:ALA:C	2.43	0.56
46:CV:39:ALA:O	46:CV:40:ILE:HD13	2.05	0.56
25:DA:1167:C:H2'	25:DA:1168:G:H5''	1.88	0.56
25:DA:1429:G:C4	25:DA:1568:G:C2	2.94	0.56
25:DA:1473:G:O2'	25:DA:1474:U:H5'	2.05	0.56
25:DA:2755:C:HO2'	25:DA:2756:U:H6	1.53	0.56
25:DA:38:A:H2'	25:DA:39:G:O4'	2.05	0.56
25:DA:691:C:C2'	25:DA:692:C:H5'	2.36	0.56
33:DI:96:LYS:HG2	33:DI:138:VAL:HG22	1.87	0.56
36:DL:68:SER:O	36:DL:69:ARG:CB	2.53	0.56
46:DV:56:PHE:CE1	46:DV:61:LEU:CD2	2.89	0.56
57:DW:22:PHE:N	57:DW:22:PHE:CD2	2.72	0.56
48:DX:51:SER:O	48:DX:52:ALA:C	2.43	0.56
1:AA:1165:U:C2'	1:AA:1166:G:H5'	2.36	0.56
1:AA:1267:C:C5	1:AA:1268:G:C5	2.94	0.56
1:AA:1308:U:O2'	1:AA:1309:G:H5'	2.06	0.56
2:AB:125:PHE:HD2	2:AB:125:PHE:N	2.02	0.56
5:AE:81:GLN:NE2	5:AE:149:PRO:HD3	2.21	0.56
6:AF:8:PHE:CD1	6:AF:8:PHE:C	2.79	0.56
1:BA:1261:A:N3	1:BA:1262:C:C5	2.72	0.56
1:BA:1261:A:H1'	1:BA:1283:U:H5'	1.88	0.56
1:BA:1421:G:C2	1:BA:1422:G:C8	2.94	0.56
1:BA:143:A:C5'	1:BA:144:G:H5'	2.36	0.56
1:BA:166:U:O2'	1:BA:167:A:H5'	2.05	0.56

Continued on next page...

Continued from previous page...

Atom-1	Atom-2	Interatomic distance (Å)	Clash overlap (Å)
1:BA:459:A:H2'	1:BA:460:A:C1'	2.36	0.56
1:BA:543:U:O2'	1:BA:544:G:H5'	2.06	0.56
2:BB:134:LEU:O	2:BB:136:ARG:N	2.39	0.56
2:BB:53:LEU:HA	2:BB:56:LEU:HB3	1.87	0.56
2:BB:65:LYS:HD2	2:BB:65:LYS:N	2.20	0.56
5:BE:105:ILE:HD11	5:BE:123:LEU:HD23	1.87	0.56
5:BE:15:ILE:HD11	5:BE:112:ALA:CB	2.36	0.56
10:BJ:56:HIS:O	10:BJ:57:VAL:HG12	2.05	0.56
1:BA:718:A:H5'	11:BK:118:ASN:HD21	1.70	0.56
12:BL:49:ARG:NH1	12:BL:88:ASP:OD1	2.38	0.56
13:BM:22:TYR:O	13:BM:65:GLU:N	2.38	0.56
21:BU:9:GLU:HG3	21:BU:10:PRO:CD	2.36	0.56
25:CA:1860:G:O2'	25:CA:1861:G:H5'	2.06	0.56
25:CA:1894:C:H2'	25:CA:1895:C:C6	2.40	0.56
25:CA:1130:U:C2	25:CA:2025:C:H5'	2.41	0.56
25:CA:2196:C:O2'	25:CA:2197:U:H5'	2.05	0.56
25:CA:2211:A:C2'	25:CA:2212:A:OP1	2.54	0.56
25:CA:2473:U:C6	25:CA:2474:U:C5	2.94	0.56
25:CA:2851:A:N6	25:CA:2852:G:C6	2.73	0.56
25:CA:611:C:H2'	25:CA:612:G:H5'	1.87	0.56
27:CC:161:VAL:HG12	27:CC:162:GLN:N	2.20	0.56
25:CA:1791:A:H5''	27:CC:204:LEU:HD23	1.87	0.56
25:CA:660:C:OP1	29:CE:94:GLN:HB2	2.06	0.56
31:CG:173:ALA:O	31:CG:174:LYS:CB	2.52	0.56
36:CL:120:VAL:HG22	36:CL:121:THR:N	2.21	0.56
38:CN:72:ASP:OD2	38:CN:72:ASP:C	2.42	0.56
36:DL:61:LEU:O	54:D3:12:ARG:HD3	2.05	0.56
25:DA:1474:U:C4	25:DA:1475:G:N2	2.73	0.56
25:DA:1418:G:C2	25:DA:1579:A:N7	2.73	0.56
25:DA:1923:U:H2'	25:DA:1924:C:C6	2.41	0.56
25:DA:2201:G:C6	25:DA:2202:U:C4	2.93	0.56
25:DA:2294:G:N1	25:DA:2295:C:C2	2.74	0.56
25:DA:2444:G:OP2	29:DE:63:LYS:HE2	2.05	0.56
25:DA:2591:C:H2'	25:DA:2592:G:C8	2.40	0.56
27:DC:246:PRO:HG2	27:DC:247:TRP:CZ3	2.40	0.56
32:DH:5:LEU:O	32:DH:6:LEU:HD12	2.06	0.56
33:DI:104:GLN:O	33:DI:105:LEU:CB	2.53	0.56
34:DJ:35:ARG:HG2	34:DJ:40:HIS:HD2	1.71	0.56
37:DM:26:VAL:HG12	37:DM:104:GLU:OE2	2.06	0.56
39:DO:7:ARG:HG3	39:DO:96:GLY:O	2.05	0.56
41:DQ:30:VAL:O	41:DQ:31:TYR:C	2.44	0.56

Continued on next page...

Continued from previous page...

Atom-1	Atom-2	Interatomic distance (Å)	Clash overlap (Å)
44:DT:50:LEU:CD1	44:DT:50:LEU:N	2.68	0.56
1:AA:1004:A:C2	1:AA:1026:G:C2	2.94	0.56
1:AA:1322:C:O5'	1:AA:1322:C:O2	2.23	0.56
1:AA:408:A:C2'	1:AA:409:U:H5'	2.36	0.56
1:AA:691:G:O6	11:AK:52:ARG:NH2	2.39	0.56
8:AH:31:LEU:O	8:AH:32:LYS:C	2.43	0.56
1:BA:677:U:C2'	1:BA:678:U:H5'	2.36	0.56
2:BB:47:PRO:O	2:BB:50:ASN:HB2	2.06	0.56
3:BC:154:GLY:O	3:BC:156:LEU:N	2.39	0.56
5:BE:153:ALA:O	5:BE:156:ARG:N	2.39	0.56
6:BF:70:VAL:HG23	6:BF:71:ILE:N	2.20	0.56
1:BA:1377:A:C2'	7:BG:1:PRO:HG2	2.36	0.56
10:BJ:73:LEU:HD22	10:BJ:75:ASP:HB2	1.88	0.56
12:BL:64:SER:OG	12:BL:96:THR:HG23	2.06	0.56
11:BK:124:LYS:O	21:BU:33:ARG:NE	2.35	0.56
52:C1:33:LEU:N	52:C1:51:ALA:HB3	2.21	0.56
25:CA:1073:A:N7	25:CA:1074:G:C8	2.73	0.56
25:CA:1084:A:H5''	25:CA:1085:A:OP2	2.06	0.56
25:CA:1484:U:H2'	25:CA:1484:U:O2	2.04	0.56
25:CA:1613:G:H2'	60:CA:3313:HOH:O	2.02	0.56
25:CA:2146:C:H5'	25:CA:2147:A:C5	2.41	0.56
25:CA:2661:G:C6	25:CA:2662:A:C2	2.94	0.56
29:CE:4:VAL:HA	29:CE:11:ALA:HA	1.86	0.56
40:CP:27:VAL:HG22	40:CP:83:ILE:HG13	1.87	0.56
50:CZ:6:ILE:HD11	50:CZ:47:ILE:HD11	1.86	0.56
25:DA:1077:A:H2	25:DA:1088:A:C2	2.24	0.56
25:DA:2098:U:H2'	25:DA:2099:U:H5'	1.88	0.56
25:DA:2286:G:C4'	25:DA:2287:A:O5'	2.51	0.56
25:DA:237:C:O2'	25:DA:238:C:H5'	2.06	0.56
25:DA:2742:G:O2'	25:DA:2743:U:H5'	2.06	0.56
56:DB:34:A:H2'	56:DB:35:C:OP2	2.05	0.56
36:DL:77:ILE:HD11	36:DL:101:ILE:HG21	1.88	0.56
38:DN:10:LEU:O	38:DN:11:ASN:C	2.44	0.56
41:DQ:71:ASN:OD1	41:DQ:106:THR:HG23	2.04	0.56
48:DX:38:TRP:HB2	48:DX:45:PHE:HE2	1.71	0.56
50:DZ:26:LEU:HD21	50:DZ:46:MET:HB2	1.88	0.56
1:AA:108:G:N3	1:AA:108:G:C5'	2.69	0.56
1:AA:89:U:O2'	1:AA:90:C:C5'	2.54	0.56
3:AC:52:SER:HB2	3:AC:113:LYS:HB3	1.88	0.56
9:AI:98:ARG:HA	9:AI:103:VAL:CG2	2.36	0.56
16:AP:6:LEU:CD2	16:AP:70:ARG:HG3	2.35	0.56

Continued on next page...

Continued from previous page...

Atom-1	Atom-2	Interatomic distance (Å)	Clash overlap (Å)
17:AQ:10:ARG:HH21	17:AQ:55:GLY:HA2	1.71	0.56
22:AV:20:U:O2	22:AV:20:U:H2'	2.05	0.56
1:BA:110:C:N4	1:BA:111:G:C6	2.73	0.56
1:BA:112:G:C2'	1:BA:113:G:H5'	2.35	0.56
1:BA:1160:G:O2'	1:BA:1161:C:H6	1.89	0.56
1:BA:188:C:O2	1:BA:189:A:C8	2.58	0.56
1:BA:866:C:C4	1:BA:867:G:H1'	2.41	0.56
1:BA:867:G:H2'	1:BA:868:C:C6	2.40	0.56
3:BC:133:MET:O	3:BC:137:VAL:HG23	2.05	0.56
3:BC:64:ARG:O	3:BC:65:VAL:HB	2.05	0.56
4:BD:137:SER:HB2	4:BD:138:PRO:HD2	1.88	0.56
4:BD:150:LYS:O	4:BD:151:GLN:OE1	2.23	0.56
4:BD:54:LEU:C	4:BD:54:LEU:CD2	2.74	0.56
5:BE:67:ARG:O	5:BE:70:MET:HE3	2.06	0.56
8:BH:110:MET:HB3	8:BH:114:ALA:CB	2.36	0.56
1:BA:587:G:H4'	8:BH:3:GLN:CB	2.36	0.56
1:BA:587:G:H4'	8:BH:3:GLN:HB3	1.88	0.56
10:BJ:27:GLU:C	10:BJ:29:ALA:H	2.09	0.56
13:BM:76:ILE:O	13:BM:80:MET:HG3	2.05	0.56
19:BS:63:ASP:HB3	19:BS:64:GLU:CD	2.26	0.56
25:CA:150:U:H2'	25:CA:151:C:C6	2.40	0.56
25:CA:2182:U:H2'	25:CA:2183:A:C8	2.40	0.56
25:CA:2325:G:H5''	25:CA:2326:C:OP2	2.06	0.56
25:CA:2590:A:O3'	27:CC:237:ARG:NH1	2.39	0.56
25:CA:2732:G:C3'	25:CA:2733:A:H5'	2.36	0.56
25:CA:32:C:O2'	25:CA:33:C:H5'	2.05	0.56
30:CF:121:PHE:CZ	30:CF:127:TYR:HB2	2.41	0.56
31:CG:163:TYR:HB2	31:CG:166:GLU:CB	2.36	0.56
33:CI:132:ALA:HB1	33:CI:137:LEU:HD12	1.88	0.56
37:CM:15:GLY:C	37:CM:16:ARG:CD	2.73	0.56
43:CS:4:ILE:HG23	43:CS:106:VAL:HG22	1.88	0.56
50:CZ:34:THR:HG22	50:CZ:35:VAL:N	2.21	0.56
52:D1:31:GLU:O	52:D1:31:GLU:HG2	2.04	0.56
54:D3:31:ILE:O	54:D3:35:LYS:HD2	2.06	0.56
25:DA:1126:A:H4'	25:DA:1127:A:O5'	2.06	0.56
25:DA:1224:U:H4'	42:DR:88:GLY:O	2.05	0.56
25:DA:1292:G:O2'	25:DA:1293:C:H5'	2.06	0.56
25:DA:1494:A:C2	25:DA:1495:A:C5	2.93	0.56
25:DA:1562:U:O2	25:DA:1563:U:C6	2.58	0.56
25:DA:2223:G:C3'	25:DA:2224:G:H5'	2.35	0.56
25:DA:2556:C:H2'	25:DA:2557:G:O5'	2.06	0.56

Continued on next page...

Continued from previous page...

Atom-1	Atom-2	Interatomic distance (Å)	Clash overlap (Å)
25:DA:320:A:H4'	25:DA:322:A:N7	2.21	0.56
25:DA:511:U:C3'	25:DA:512:G:H5'	2.35	0.56
25:DA:545:U:H1'	25:DA:548:G:OP2	2.06	0.56
25:DA:65:U:C2	25:DA:66:C:C5	2.93	0.56
28:DD:101:PHE:O	28:DD:180:VAL:HG21	2.06	0.56
29:DE:143:LEU:HB3	29:DE:146:VAL:HG11	1.87	0.56
29:DE:48:THR:O	29:DE:52:VAL:HG23	2.06	0.56
30:DF:175:PRO:O	30:DF:176:PHE:HB2	2.05	0.56
30:DF:72:SER:HB2	30:DF:80:GLN:HB3	1.88	0.56
40:DP:12:MET:HB3	40:DP:76:HIS:CE1	2.41	0.56
40:DP:91:VAL:HG21	40:DP:96:LEU:HD21	1.87	0.56
42:DR:61:ALA:HB2	42:DR:98:ILE:HA	1.87	0.56
1:AA:1142:G:C2	1:AA:1143:G:C1'	2.84	0.56
1:AA:1277:C:H2'	1:AA:1279:G:H8	1.71	0.56
1:AA:270:A:C5	1:AA:271:C:C4	2.94	0.56
1:AA:542:G:C2	1:AA:543:U:C6	2.94	0.56
1:AA:647:C:O2'	1:AA:648:A:H5'	2.06	0.56
1:AA:696:A:O5'	1:AA:696:A:H8	1.88	0.56
9:AI:71:ILE:HG22	9:AI:72:SER:N	2.21	0.56
12:AL:43:LYS:HB2	12:AL:44:PRO:HD3	1.86	0.56
13:AM:113:LYS:HB3	13:AM:114:PRO:HD3	1.88	0.56
14:AN:100:SER:O	14:AN:101:TRP:HB3	2.05	0.56
14:AN:3:GLN:HA	14:AN:6:LYS:HE2	1.88	0.56
21:AU:13:VAL:CG1	21:AU:15:LEU:CD2	2.78	0.56
21:AU:9:GLU:OE1	21:AU:10:PRO:HG3	2.06	0.56
1:BA:1000:A:C2	1:BA:1041:G:N2	2.73	0.56
1:BA:1055:A:H5''	1:BA:1056:U:OP2	2.06	0.56
1:BA:1097:C:H2'	1:BA:1098:C:C6	2.41	0.56
1:BA:994:A:N7	1:BA:1216:A:H4'	2.21	0.56
1:BA:1292:G:C6	1:BA:1293:C:N4	2.74	0.56
1:BA:708:C:H2'	1:BA:709:U:C6	2.41	0.56
1:BA:96:U:O2'	1:BA:97:G:O5'	2.24	0.56
3:BC:154:GLY:O	3:BC:156:LEU:HD12	2.06	0.56
14:BN:73:PHE:CZ	14:BN:78:GLY:HA2	2.41	0.56
16:BP:48:GLU:CG	16:BP:49:GLY:H	2.19	0.56
25:CA:1419:A:O2'	25:CA:1420:A:H5''	2.06	0.56
25:CA:1925:C:H4'	25:CA:1926:U:C6	2.41	0.56
25:CA:2076:U:O2	25:CA:2076:U:O4'	2.24	0.56
25:CA:870:U:H2'	25:CA:871:U:H5'	1.86	0.56
26:CB:106:G:H2'	26:CB:107:G:O4'	2.06	0.56
26:CB:55:U:O2	26:CB:55:U:H2'	2.05	0.56

Continued on next page...

Continued from previous page...

Atom-1	Atom-2	Interatomic distance (Å)	Clash overlap (Å)
32:CH:59:ALA:HA	32:CH:62:LEU:CD2	2.35	0.56
36:CL:85:VAL:HB	36:CL:94:THR:HG23	1.87	0.56
25:CA:2376:A:N3	39:CO:111:ARG:NH1	2.53	0.56
44:CT:14:PRO:HD2	49:CY:33:ALA:HB1	1.88	0.56
25:DA:2345:G:OP2	52:D1:45:HIS:HE1	1.88	0.56
52:D1:3:GLY:O	52:D1:5:ARG:N	2.39	0.56
25:DA:1138:G:H2'	34:DJ:108:MET:HE2	1.88	0.56
25:DA:1494:A:N1	25:DA:1495:A:C5	2.74	0.56
25:DA:1551:A:N6	25:DA:1552:A:C2	2.74	0.56
25:DA:1867:G:H2'	25:DA:1868:C:H5'	1.88	0.56
25:DA:2473:U:H5''	25:DA:2474:U:OP2	2.05	0.56
25:DA:59:U:H6	25:DA:59:U:H3'	1.71	0.56
25:DA:920:A:H2'	25:DA:921:C:C6	2.40	0.56
28:DD:44:GLY:O	28:DD:45:TYR:HB3	2.06	0.56
30:DF:16:MET:O	30:DF:20:ASN:HA	2.06	0.56
33:DI:74:PRO:HG2	33:DI:77:VAL:CG2	2.34	0.56
35:DK:120:PRO:O	35:DK:121:GLU:HB2	2.06	0.56
36:DL:2:ARG:HA	36:DL:5:THR:HG23	1.88	0.56
1:AA:1101:A:H1'	1:AA:1102:A:O4'	2.05	0.56
1:AA:410:G:C4'	1:AA:411:A:OP1	2.53	0.56
1:AA:868:C:H2'	1:AA:869:G:H5'	1.86	0.56
1:AA:937:A:C2	1:AA:1379:G:C6	2.94	0.56
2:AB:86:CYS:HB2	2:AB:88:GLN:CD	2.26	0.56
3:AC:154:GLY:HA3	3:AC:162:ALA:HB1	1.88	0.56
4:AD:10:LEU:CD2	4:AD:62:ARG:HD3	2.36	0.56
4:AD:169:TRP:CD1	4:AD:185:PRO:HD3	2.41	0.56
4:AD:97:LEU:HD23	4:AD:117:VAL:HG11	1.88	0.56
8:AH:46:GLU:O	8:AH:47:ASP:CB	2.54	0.56
14:AN:15:LEU:HD23	14:AN:15:LEU:N	2.20	0.56
14:AN:20:PHE:CD2	14:AN:24:ALA:HB3	2.40	0.56
14:AN:35:ALA:HB2	14:AN:41:ARG:HB3	1.88	0.56
24:AY:112:LYS:O	24:AY:113:ASP:C	2.44	0.56
1:BA:1014:A:H2'	1:BA:1015:G:O4'	2.05	0.56
1:BA:108:G:N3	1:BA:108:G:O4'	2.39	0.56
1:BA:1166:G:H2'	1:BA:1168:U:OP2	2.06	0.56
1:BA:1325:C:O2'	1:BA:1326:U:H5'	2.06	0.56
1:BA:1451:U:O5'	1:BA:1452:C:H5	1.89	0.56
1:BA:188:C:O2	1:BA:189:A:C1'	2.54	0.56
2:BB:82:ALA:HA	2:BB:85:SER:HB3	1.88	0.56
3:BC:149:LYS:HB3	3:BC:168:ARG:CG	2.35	0.56
3:BC:89:VAL:HA	3:BC:92:ASP:OD1	2.06	0.56

Continued on next page...

Continued from previous page...

Atom-1	Atom-2	Interatomic distance (Å)	Clash overlap (Å)
8:BH:20:ASN:HA	8:BH:64:TYR:HE2	1.71	0.56
10:BJ:48:ARG:HH11	10:BJ:48:ARG:HG2	1.71	0.56
14:BN:15:LEU:O	14:BN:55:SER:HB2	2.06	0.56
19:BS:35:ARG:HH21	19:BS:74:ALA:HB3	1.70	0.56
21:BU:25:ALA:HB3	23:BX:8:A:H5'	1.88	0.56
52:C1:50:GLU:O	52:C1:51:ALA:HB2	2.05	0.56
25:CA:1183:U:H2'	25:CA:1184:U:C6	2.41	0.56
25:CA:1531:C:H2'	25:CA:1532:A:C8	2.41	0.56
25:CA:1742:U:C2'	25:CA:1743:G:O5'	2.54	0.56
25:CA:229:C:H2'	25:CA:230:G:O5'	2.05	0.56
25:CA:435:C:H2'	25:CA:436:C:H5'	1.88	0.56
25:CA:703:U:O4	25:CA:704:G:C6	2.59	0.56
34:CJ:64:VAL:CG1	34:CJ:68:LYS:HB2	2.35	0.56
48:CX:3:VAL:HG13	48:CX:10:ARG:HB3	1.86	0.56
25:DA:464:U:H5'	53:D2:5:PHE:CD2	2.41	0.56
25:DA:1111:A:H4'	25:DA:1112:G:OP1	2.05	0.56
25:DA:120:U:H5''	25:DA:122:G:OP2	2.06	0.56
25:DA:1356:G:H2'	25:DA:1357:C:H6	1.71	0.56
25:DA:1446:C:H2'	25:DA:1447:C:C6	2.40	0.56
25:DA:1525:A:N7	25:DA:1526:C:C5	2.74	0.56
25:DA:1648:U:H2'	25:DA:1649:G:O4'	2.07	0.56
25:DA:2800:A:H3'	25:DA:2801:G:H5'	1.87	0.56
25:DA:333:G:H2'	25:DA:334:C:H6	1.71	0.56
25:DA:536:G:H2'	25:DA:537:G:O5'	2.05	0.56
56:DB:74:U:O2	46:DV:29:ILE:CD1	2.54	0.56
29:DE:131:THR:O	29:DE:132:LYS:C	2.43	0.56
29:DE:5:LEU:O	29:DE:6:LYS:C	2.44	0.56
30:DF:57:ALA:O	30:DF:60:SER:O	2.24	0.56
32:DH:119:ASN:N	32:DH:120:GLY:CA	2.69	0.56
34:DJ:17:VAL:HG22	34:DJ:55:ILE:HB	1.86	0.56
36:DL:127:VAL:HG13	36:DL:131:ALA:HB1	1.88	0.56
42:DR:39:LEU:CA	42:DR:49:ILE:CG2	2.83	0.56
42:DR:83:TYR:C	42:DR:83:TYR:CD1	2.79	0.56
43:DS:29:VAL:HG11	43:DS:55:ILE:HD13	1.88	0.56
44:DT:3:ARG:HD2	44:DT:3:ARG:N	2.21	0.56
50:DZ:36:GLU:O	50:DZ:37:ARG:HD3	2.06	0.56
1:AA:1060:U:C1'	10:AJ:54:SER:HB2	2.36	0.55
1:AA:1279:G:H5''	10:AJ:9:ARG:HH22	1.71	0.55
1:AA:499:A:N6	1:AA:547:A:H5''	2.21	0.55
1:AA:573:A:P	60:AA:1737:HOH:O	2.64	0.55
1:AA:918:A:C6	1:AA:919:A:C6	2.94	0.55

Continued on next page...

Continued from previous page...

Atom-1	Atom-2	Interatomic distance (Å)	Clash overlap (Å)
2:AB:113:LEU:O	2:AB:117:GLU:HG2	2.05	0.55
2:AB:218:ALA:C	2:AB:219:THR:HG22	2.27	0.55
2:AB:19:THR:HB	2:AB:36:LYS:O	2.06	0.55
5:AE:120:HIS:O	5:AE:121:ASN:CB	2.54	0.55
5:AE:81:GLN:CD	5:AE:149:PRO:HB3	2.25	0.55
13:AM:113:LYS:HB2	13:AM:114:PRO:HD3	1.87	0.55
15:AO:10:ILE:O	15:AO:14:PHE:HD1	1.89	0.55
16:AP:52:LEU:O	16:AP:53:ASP:C	2.44	0.55
11:AK:93:GLU:OE2	21:AU:20:ARG:NH2	2.39	0.55
1:BA:100:G:C8	1:BA:101:A:C8	2.95	0.55
1:BA:114:U:H2'	1:BA:115:G:H5'	1.88	0.55
1:BA:1375:A:H2'	1:BA:1376:U:H5'	1.88	0.55
1:BA:924:C:O2'	1:BA:1502:A:N1	2.33	0.55
1:BA:511:C:H1'	1:BA:512:U:C6	2.41	0.55
1:BA:620:C:C1'	4:BD:131:ILE:HD13	2.36	0.55
2:BB:207:ARG:HB3	2:BB:211:LEU:HD13	1.87	0.55
2:BB:207:ARG:O	2:BB:209:VAL:N	2.38	0.55
3:BC:58:ARG:HA	3:BC:63:ILE:HA	1.87	0.55
4:BD:144:ILE:HG21	4:BD:149:LYS:HA	1.88	0.55
7:BG:105:GLU:HA	7:BG:108:ARG:HB2	1.87	0.55
16:BP:6:LEU:HD23	16:BP:17:TYR:CG	2.41	0.55
17:BQ:11:VAL:O	17:BQ:22:VAL:HA	2.06	0.55
19:BS:10:ILE:HG21	19:BS:40:PHE:CE2	2.42	0.55
54:C3:31:ILE:CG2	54:C3:34:LYS:HE3	2.36	0.55
25:CA:1340:U:O2	25:CA:1340:U:O4'	2.13	0.55
25:CA:1452:G:H5''	25:CA:1452:G:C8	2.41	0.55
25:CA:1871:A:C8	25:CA:1872:A:N1	2.74	0.55
25:CA:2144:G:O2'	25:CA:2147:A:N1	2.38	0.55
25:CA:2276:G:C2'	25:CA:2277:G:H5'	2.36	0.55
25:CA:358:U:H2'	25:CA:359:G:C8	2.41	0.55
25:CA:415:A:C2	25:CA:416:U:O2	2.58	0.55
25:CA:84:A:N3	25:CA:85:G:H1'	2.21	0.55
28:CD:12:THR:HG22	28:CD:13:ARG:H	1.71	0.55
30:CF:19:PHE:O	30:CF:20:ASN:C	2.44	0.55
32:CH:14:SER:OG	32:CH:17:ASP:HB2	2.06	0.55
33:CI:101:SER:HB3	33:CI:104:GLN:CG	2.37	0.55
33:CI:91:LYS:HB3	33:CI:94:LYS:HG3	1.87	0.55
41:CQ:26:ALA:HB1	41:CQ:33:VAL:HG21	1.89	0.55
41:CQ:75:TYR:CZ	41:CQ:79:ILE:HG13	2.41	0.55
49:CY:18:LEU:O	49:CY:22:LEU:N	2.39	0.55
54:D3:22:LYS:HA	54:D3:47:ALA:O	2.06	0.55

Continued on next page...

Continued from previous page...

Atom-1	Atom-2	Interatomic distance (Å)	Clash overlap (Å)
25:DA:1049:C:H2'	25:DA:1050:A:H5'	1.87	0.55
25:DA:1105:U:O2	25:DA:1106:G:N7	2.38	0.55
25:DA:1317:G:N2	25:DA:1336:A:C4	2.74	0.55
25:DA:1378:A:C2	25:DA:1380:G:C8	2.94	0.55
25:DA:2792:A:C2	25:DA:2793:C:C6	2.94	0.55
25:DA:391:A:C2	25:DA:411:G:C5	2.93	0.55
25:DA:621:A:OP2	25:DA:622:G:OP2	2.23	0.55
28:DD:16:THR:OG1	28:DD:20:VAL:HB	2.07	0.55
28:DD:55:LYS:HG3	28:DD:77:ARG:HA	1.88	0.55
31:DG:15:ASP:HB2	31:DG:26:LYS:HG2	1.88	0.55
33:DI:120:ASP:O	33:DI:123:ALA:HB3	2.06	0.55
25:DA:1277:G:H5'	38:DN:20:MET:HE1	1.88	0.55
43:DS:66:ILE:CD1	43:DS:66:ILE:N	2.69	0.55
1:AA:1243:C:H2'	1:AA:1244:G:C8	2.42	0.55
1:AA:1294:G:C6	1:AA:1295:U:C4	2.95	0.55
1:AA:138:G:H2'	1:AA:139:A:H5'	1.87	0.55
1:AA:299:G:N1	1:AA:300:A:C2	2.74	0.55
1:AA:404:G:N7	4:AD:1:ALA:N	2.54	0.55
1:AA:626:G:H2'	1:AA:627:G:H5'	1.88	0.55
1:AA:771:G:C2'	1:AA:772:U:H5'	2.36	0.55
1:AA:91:U:C6	1:AA:92:U:C6	2.94	0.55
2:AB:209:VAL:O	2:AB:211:LEU:N	2.40	0.55
2:AB:71:THR:O	2:AB:72:LYS:CB	2.55	0.55
2:AB:73:ARG:O	2:AB:74:ALA:HB2	2.06	0.55
5:AE:76:ASN:O	5:AE:77:ASN:CB	2.55	0.55
12:AL:101:LEU:HD13	12:AL:101:LEU:N	2.21	0.55
1:AA:1319:A:OP1	19:AS:4:LEU:HD21	2.06	0.55
19:AS:50:VAL:HG21	19:AS:70:LEU:O	2.06	0.55
1:BA:1314:C:H2'	1:BA:1315:U:H6	1.72	0.55
1:BA:525:C:H2'	1:BA:526:C:H5'	1.88	0.55
1:BA:687:A:C5	1:BA:701:U:C5	2.94	0.55
1:BA:981:U:H2'	1:BA:982:U:C5	2.41	0.55
1:BA:987:G:C2	1:BA:1219:A:C2	2.94	0.55
2:BB:124:THR:C	2:BB:125:PHE:CD2	2.80	0.55
2:BB:222:GLU:OE2	2:BB:225:SER:HA	2.05	0.55
12:BL:20:VAL:N	12:BL:21:PRO:HD2	2.21	0.55
13:BM:90:HIS:O	13:BM:92:ARG:N	2.40	0.55
18:BR:59:LYS:O	18:BR:62:ARG:HB2	2.05	0.55
25:CA:1078:U:H5''	25:CA:1079:C:OP1	2.07	0.55
25:CA:2144:G:C2'	25:CA:2147:A:H61	2.18	0.55
25:CA:2219:U:H2'	25:CA:2220:U:O5'	2.06	0.55

Continued on next page...

Continued from previous page...

Atom-1	Atom-2	Interatomic distance (Å)	Clash overlap (Å)
25:CA:2365:G:H2'	25:CA:2366:A:C8	2.42	0.55
25:CA:554:U:O2'	25:CA:555:G:H5'	2.06	0.55
25:CA:960:A:O3'	25:CA:961:C:H3'	2.06	0.55
27:CC:156:SER:O	27:CC:157:ALA:C	2.43	0.55
60:CA:3293:HOH:O	29:CE:98:LYS:HE2	2.07	0.55
30:CF:51:ASN:HB3	30:CF:146:ASP:CG	2.26	0.55
30:CF:43:ILE:HG22	30:CF:82:TYR:CE1	2.41	0.55
31:CG:154:GLU:OE2	31:CG:157:LYS:HB2	2.06	0.55
32:CH:129:GLU:HG2	32:CH:143:ILE:HG13	1.89	0.55
33:CI:24:GLY:O	33:CI:27:LEU:HD23	2.06	0.55
34:CJ:80:HIS:HB3	34:CJ:81:ILE:CG2	2.34	0.55
38:CN:103:ARG:HD3	38:CN:110:MET:HE3	1.88	0.55
39:CO:94:ARG:O	39:CO:96:GLY:N	2.39	0.55
49:CY:18:LEU:O	49:CY:22:LEU:CB	2.54	0.55
49:CY:5:GLU:C	49:CY:7:ARG:N	2.56	0.55
25:DA:1022:G:O6	34:DJ:68:LYS:HE2	2.05	0.55
25:DA:104:A:C5	25:DA:105:C:C5	2.94	0.55
25:DA:1181:U:H5''	25:DA:1182:G:OP2	2.06	0.55
25:DA:1773:A:N7	25:DA:1829:A:H1'	2.22	0.55
25:DA:2148:G:H2'	25:DA:2149:U:H6	1.71	0.55
25:DA:2311:A:C2	30:DF:84:ILE:HD11	2.41	0.55
25:DA:2441:U:OP1	25:DA:2441:U:H4'	2.05	0.55
25:DA:2748:A:C4	25:DA:2749:A:C8	2.94	0.55
25:DA:2813:A:H2'	25:DA:2814:A:C8	2.41	0.55
25:DA:503:A:H5'	25:DA:505:A:OP1	2.06	0.55
25:DA:7:G:H4'	34:DJ:15:TRP:CZ2	2.41	0.55
25:DA:962:G:H21	25:DA:2250:G:H1	1.54	0.55
25:DA:979:A:H2'	25:DA:982:C:H42	1.70	0.55
27:DC:231:HIS:NE2	27:DC:243:PRO:HA	2.20	0.55
25:DA:2250:G:OP1	37:DM:84:LYS:NZ	2.39	0.55
41:DQ:81:GLY:HA2	41:DQ:116:LEU:HD13	1.88	0.55
46:DV:63:ILE:O	46:DV:65:VAL:HG12	2.06	0.55
1:AA:1314:C:OP2	19:AS:5:LYS:NZ	2.38	0.55
1:AA:1322:C:O4'	1:AA:1322:C:O2	2.19	0.55
1:AA:113:G:C6	1:AA:315:A:N6	2.74	0.55
1:AA:52:C:O2'	1:AA:53:A:H5'	2.07	0.55
1:AA:589:U:H2'	1:AA:590:U:H6	1.71	0.55
2:AB:110:ILE:O	2:AB:111:LYS:C	2.43	0.55
2:AB:70:GLY:CA	2:AB:163:ILE:HG22	2.35	0.55
3:AC:5:HIS:CD2	3:AC:8:GLY:H	2.25	0.55
6:AF:64:VAL:HG12	6:AF:65:GLU:N	2.22	0.55

Continued on next page...

Continued from previous page...

Atom-1	Atom-2	Interatomic distance (Å)	Clash overlap (Å)
1:BA:100:G:C5	1:BA:101:A:C5	2.94	0.55
1:BA:978:A:N7	1:BA:1318:A:N6	2.54	0.55
1:BA:175:C:H2'	1:BA:176:C:C6	2.42	0.55
1:BA:211:G:C2'	1:BA:212:G:O4'	2.54	0.55
1:BA:279:A:H4'	1:BA:281:G:C8	2.42	0.55
1:BA:306:A:C2'	1:BA:307:C:H5'	2.36	0.55
1:BA:35:G:H2'	1:BA:36:C:C6	2.41	0.55
1:BA:417:G:C5	1:BA:418:C:C4	2.93	0.55
2:BB:172:ILE:HG22	2:BB:176:ASN:OD1	2.06	0.55
3:BC:129:PHE:CE2	3:BC:156:LEU:HD23	2.41	0.55
4:BD:86:GLY:CA	4:BD:196:GLU:HB3	2.37	0.55
7:BG:68:VAL:O	7:BG:70:PRO:HD3	2.06	0.55
9:BI:25:GLY:H	9:BI:58:GLU:CA	2.19	0.55
11:BK:13:LYS:CD	11:BK:13:LYS:C	2.75	0.55
1:BA:451:A:H5'	16:BP:70:ARG:HH12	1.71	0.55
25:CA:236:C:H2'	25:CA:237:C:H6	1.71	0.55
25:CA:611:C:C2'	25:CA:612:G:H5'	2.36	0.55
26:CB:41:G:C6	30:CF:68:LYS:HE2	2.42	0.55
26:CB:64:G:H2'	26:CB:65:U:C6	2.41	0.55
27:CC:182:LYS:O	27:CC:183:VAL:HG23	2.06	0.55
29:CE:12:LEU:C	29:CE:12:LEU:HD23	2.27	0.55
30:CF:142:TYR:HA	30:CF:145:VAL:HG13	1.87	0.55
31:CG:86:LEU:HD11	31:CG:132:LEU:HD12	1.88	0.55
33:CI:46:ASP:CA	33:CI:50:LYS:HD2	2.35	0.55
49:CY:18:LEU:CD2	49:CY:22:LEU:HD22	2.35	0.55
51:D0:54:ILE:CG2	51:D0:55:ALA:N	2.70	0.55
25:DA:1355:G:C2	25:DA:1356:G:C8	2.95	0.55
25:DA:1542:U:C2'	25:DA:1543:G:O5'	2.54	0.55
25:DA:1726:C:H2'	25:DA:1727:C:H6	1.70	0.55
25:DA:2025:C:P	60:DA:3477:HOH:O	2.64	0.55
25:DA:2221:G:C2'	25:DA:2222:C:H5'	2.36	0.55
25:DA:1783:A:N1	25:DA:2587:A:H2'	2.21	0.55
25:DA:2660:A:H2'	25:DA:2661:G:C8	2.41	0.55
25:DA:2730:C:C2'	25:DA:2731:G:O5'	2.54	0.55
25:DA:2884:U:O2	25:DA:2884:U:O5'	2.23	0.55
25:DA:680:C:H2'	25:DA:681:G:C8	2.40	0.55
25:DA:817:C:P	60:DA:3585:HOH:O	2.63	0.55
25:DA:863:A:C2'	25:DA:864:G:O5'	2.54	0.55
56:DB:60:C:H2'	56:DB:61:G:H5'	1.88	0.55
33:DI:3:LYS:HD2	33:DI:4:VAL:H	1.72	0.55
37:DM:2:LEU:HD12	37:DM:2:LEU:N	2.20	0.55

Continued on next page...

Continued from previous page...

Atom-1	Atom-2	Interatomic distance (Å)	Clash overlap (Å)
25:DA:1277:G:H4'	38:DN:20:MET:HE2	1.88	0.55
42:DR:66:HIS:CE1	42:DR:94:THR:CG2	2.88	0.55
44:DT:26:LYS:O	44:DT:26:LYS:HG2	2.06	0.55
46:DV:51:GLN:HB3	46:DV:56:PHE:CE2	2.42	0.55
48:DX:32:LEU:O	48:DX:33:HIS:CD2	2.60	0.55
25:DA:77:G:OP1	49:DY:52:ARG:HD3	2.06	0.55
1:AA:246:A:H4'	1:AA:247:G:OP1	2.07	0.55
1:AA:353:A:H2'	1:AA:354:G:OP2	2.05	0.55
4:AD:167:PRO:CG	4:AD:170:LEU:HD11	2.37	0.55
4:AD:169:TRP:NE1	4:AD:185:PRO:CG	2.66	0.55
4:AD:150:LYS:HA	4:AD:177:MET:CE	2.36	0.55
5:AE:132:PRO:C	5:AE:134:ASN:H	2.09	0.55
5:AE:152:VAL:HG22	5:AE:153:ALA:N	2.21	0.55
6:AF:86:ARG:NH1	6:AF:86:ARG:CG	2.69	0.55
8:AH:24:VAL:O	8:AH:24:VAL:HG13	2.07	0.55
10:AJ:100:ILE:HG13	10:AJ:101:SER:N	2.22	0.55
10:AJ:5:ARG:HE	10:AJ:79:PRO:HG3	1.71	0.55
11:AK:50:GLY:O	11:AK:51:PHE:CD2	2.58	0.55
13:AM:94:LEU:CB	13:AM:95:PRO:CD	2.83	0.55
16:AP:50:THR:O	16:AP:51:ARG:C	2.44	0.55
16:AP:75:ILE:O	16:AP:77:GLU:N	2.39	0.55
19:AS:40:PHE:O	19:AS:43:MET:HG3	2.06	0.55
11:AK:110:THR:HG23	21:AU:4:LYS:HB3	1.87	0.55
1:BA:1093:A:C2	1:BA:1095:U:H4'	2.41	0.55
1:BA:1273:C:C5	1:BA:1274:A:N7	2.74	0.55
1:BA:1379:G:O6	7:BG:1:PRO:HD2	2.06	0.55
1:BA:349:A:O2'	1:BA:350:G:H5'	2.06	0.55
1:BA:403:C:O2'	1:BA:404:G:H5'	2.07	0.55
1:BA:935:A:C2	1:BA:936:C:C2	2.94	0.55
2:BB:180:ILE:HG22	2:BB:181:PRO:O	2.07	0.55
4:BD:195:ASN:HB3	4:BD:197:HIS:CD2	2.41	0.55
4:BD:31:CYS:O	4:BD:32:LYS:CB	2.54	0.55
4:BD:3:TYR:CE1	4:BD:5:GLY:HA3	2.41	0.55
5:BE:150:GLU:CG	5:BE:151:MET:SD	2.95	0.55
7:BG:137:ARG:NH2	7:BG:138:GLU:HG2	2.21	0.55
15:BO:75:ALA:C	15:BO:77:TYR:N	2.56	0.55
15:BO:77:TYR:O	15:BO:80:LEU:N	2.39	0.55
17:BQ:15:LYS:O	17:BQ:16:MET:SD	2.65	0.55
18:BR:24:ASP:O	18:BR:27:THR:N	2.39	0.55
22:BV:54:U:O5'	22:BV:54:U:H6	1.90	0.55
22:BV:74:C:H5'	22:BV:75:C:OP2	2.07	0.55

Continued on next page...

Continued from previous page...

Atom-1	Atom-2	Interatomic distance (Å)	Clash overlap (Å)
54:C3:16:THR:HG23	54:C3:20:GLY:O	2.06	0.55
25:CA:100:U:C2	25:CA:101:A:N6	2.75	0.55
25:CA:1057:A:C5	25:CA:1086:A:H2'	2.41	0.55
25:CA:1707:G:O2'	25:CA:1708:C:H5'	2.07	0.55
25:CA:2519:U:C5	25:CA:2541:A:C6	2.94	0.55
25:CA:2571:U:O2'	28:CD:151:THR:HG22	2.06	0.55
25:CA:2846:G:H2'	25:CA:2847:U:O4'	2.07	0.55
25:CA:545:U:O2	25:CA:545:U:O5'	2.25	0.55
25:CA:806:C:O2	25:CA:2444:G:O2'	2.25	0.55
25:CA:851:C:H2'	25:CA:852:U:C6	2.40	0.55
29:CE:108:ILE:HD12	36:CL:2:ARG:HH12	1.71	0.55
25:CA:2305:U:H3	30:CF:150:GLY:HA3	1.67	0.55
31:CG:123:GLU:CD	31:CG:124:CYS:N	2.60	0.55
33:CI:102:ARG:N	33:CI:141:ASP:HA	2.21	0.55
33:CI:6:ALA:HB1	33:CI:60:VAL:HG23	1.88	0.55
45:CU:97:SER:O	45:CU:98:ASN:CB	2.54	0.55
46:CV:93:ARG:O	46:CV:94:ALA:HB2	2.05	0.55
25:DA:1184:U:O2'	25:DA:1185:G:H5'	2.06	0.55
25:DA:1497:U:H3'	25:DA:1498:C:H6	1.71	0.55
25:DA:1906:G:H5''	25:DA:1929:G:O2'	2.06	0.55
25:DA:2078:C:H2'	25:DA:2079:U:O4'	2.06	0.55
25:DA:2204:G:H2'	25:DA:2205:A:H8	1.72	0.55
25:DA:2554:U:C4	25:DA:2555:U:O4	2.59	0.55
25:DA:614:A:O2'	25:DA:615:U:OP2	2.24	0.55
25:DA:665:U:N3	25:DA:666:A:N7	2.55	0.55
25:DA:2032:G:C2	28:DD:150:GLN:HG2	2.42	0.55
33:DI:102:ARG:O	33:DI:106:GLN:HB2	2.07	0.55
36:DL:119:PRO:HG3	36:DL:138:ALA:O	2.06	0.55
1:AA:1102:A:O2'	1:AA:1103:C:H5'	2.07	0.55
1:AA:1222:G:C6	1:AA:1223:C:C4	2.95	0.55
1:AA:1313:U:P	19:AS:5:LYS:CB	2.94	0.55
1:AA:1253:G:H1'	1:AA:1355:G:O2'	2.07	0.55
1:AA:1462:C:H2'	1:AA:1463:U:C6	2.41	0.55
1:AA:504:C:O4'	1:AA:510:A:C2	2.59	0.55
1:AA:769:G:H2'	1:AA:770:C:O5'	2.07	0.55
2:AB:116:LEU:HG	2:AB:140:LEU:CD1	2.37	0.55
4:AD:3:TYR:CD1	4:AD:3:TYR:O	2.60	0.55
5:AE:132:PRO:HA	5:AE:135:VAL:CG1	2.36	0.55
5:AE:99:SER:O	5:AE:100:GLU:C	2.44	0.55
8:AH:33:VAL:HG12	8:AH:34:ALA:N	2.21	0.55
8:AH:4:ASP:HB2	8:AH:80:PRO:CG	2.36	0.55

Continued on next page...

Continued from previous page...

Atom-1	Atom-2	Interatomic distance (Å)	Clash overlap (Å)
10:AJ:33:GLY:HA3	10:AJ:83:THR:CB	2.37	0.55
11:AK:30:ILE:CB	11:AK:45:THR:HG22	2.37	0.55
11:AK:91:GLY:O	11:AK:95:THR:CG2	2.54	0.55
13:AM:21:ILE:HG22	13:AM:22:TYR:O	2.06	0.55
21:AU:35:GLU:OE2	21:AU:37:TYR:HD1	1.90	0.55
21:AU:39:LYS:N	21:AU:40:PRO:HD2	2.21	0.55
1:BA:1141:C:O2'	1:BA:1142:G:O5'	2.23	0.55
1:BA:1299:A:C6	1:BA:1301:U:O2	2.60	0.55
1:BA:1368:A:H2'	1:BA:1369:C:C6	2.40	0.55
1:BA:149:A:C2'	1:BA:150:U:H5'	2.36	0.55
1:BA:389:A:C6	1:BA:390:U:H1'	2.42	0.55
1:BA:687:A:C4	1:BA:701:U:H5	2.25	0.55
1:BA:791:G:C2'	1:BA:792:A:H5'	2.36	0.55
1:BA:76:G:N2	1:BA:95:C:C2	2.74	0.55
6:BF:18:VAL:HG12	6:BF:19:PRO:N	2.21	0.55
8:BH:7:ALA:HB2	8:BH:76:ARG:HD2	1.88	0.55
12:BL:43:LYS:HB2	12:BL:44:PRO:HD3	1.89	0.55
14:BN:83:LYS:HA	14:BN:83:LYS:HE2	1.87	0.55
16:BP:77:GLU:C	16:BP:79:ASN:H	2.08	0.55
18:BR:39:VAL:HG13	18:BR:40:PRO:HD2	1.88	0.55
25:CA:2392:A:H5'	54:C3:27:ASN:OD1	2.07	0.55
25:CA:1167:C:C2'	25:CA:1168:G:H5''	2.35	0.55
25:CA:1243:C:C2'	25:CA:1244:A:O5'	2.53	0.55
25:CA:1266:G:O6	43:CS:13:SER:HB3	2.06	0.55
25:CA:1458:U:H4'	25:CA:1459:G:O5'	2.06	0.55
25:CA:2751:G:C4	31:CG:2:ARG:CD	2.90	0.55
26:CB:30:C:H2'	26:CB:31:C:H5'	1.88	0.55
27:CC:123:ILE:O	27:CC:123:ILE:HG22	2.06	0.55
28:CD:2:ILE:HD13	28:CD:90:PHE:CE1	2.42	0.55
30:CF:107:VAL:HG12	30:CF:108:PRO:CD	2.36	0.55
30:CF:42:ALA:CB	30:CF:45:ASP:O	2.54	0.55
32:CH:14:SER:HB3	32:CH:17:ASP:OD2	2.05	0.55
32:CH:60:GLU:O	32:CH:63:ALA:HB3	2.06	0.55
34:CJ:29:ALA:HA	34:CJ:32:LEU:HB2	1.89	0.55
46:CV:4:ILE:HD11	46:CV:56:PHE:HE1	1.71	0.55
25:DA:1045:C:H4'	25:DA:1047:G:N7	2.21	0.55
25:DA:133:U:H3'	25:DA:133:U:C6	2.41	0.55
25:DA:182:A:C5	25:DA:183:C:C4	2.94	0.55
25:DA:2249:U:H4'	25:DA:2250:G:OP2	2.06	0.55
25:DA:2403:C:N3	25:DA:2404:U:C5	2.74	0.55
56:DB:62:C:C2	56:DB:63:C:C5	2.95	0.55

Continued on next page...

Continued from previous page...

Atom-1	Atom-2	Interatomic distance (Å)	Clash overlap (Å)
29:DE:193:VAL:O	29:DE:197:GLU:HB2	2.06	0.55
25:DA:674:G:H1'	29:DE:69:ARG:HD3	1.88	0.55
25:DA:659:G:H4'	29:DE:95:LYS:HD3	1.89	0.55
31:DG:148:ARG:HA	31:DG:161:VAL:HG11	1.89	0.55
32:DH:25:TYR:CZ	32:DH:30:LEU:HD11	2.42	0.55
32:DH:3:VAL:HA	32:DH:39:ALA:N	2.21	0.55
34:DJ:3:THR:HG23	34:DJ:4:PHE:N	2.22	0.55
36:DL:119:PRO:CA	36:DL:138:ALA:O	2.55	0.55
1:AA:1168:U:O2	1:AA:1168:U:C2'	2.53	0.55
1:AA:1217:C:H2'	1:AA:1218:C:H6	1.70	0.55
1:AA:1305:G:O2'	1:AA:1306:A:H8	1.87	0.55
1:AA:976:G:H5'	1:AA:977:A:OP1	2.07	0.55
3:AC:154:GLY:CA	3:AC:162:ALA:HB1	2.37	0.55
3:AC:164:THR:O	3:AC:165:GLU:HB2	2.06	0.55
6:AF:3:HIS:H	6:AF:92:THR:HG23	1.72	0.55
9:AI:51:LEU:HA	9:AI:54:VAL:CG2	2.36	0.55
9:AI:90:ASP:OD2	9:AI:93:LEU:HG	2.06	0.55
13:AM:106:ARG:HG2	13:AM:106:ARG:NH1	2.22	0.55
19:AS:50:VAL:CG2	19:AS:70:LEU:HD13	2.36	0.55
20:AT:7:LYS:O	20:AT:10:ALA:HB3	2.06	0.55
1:BA:1088:G:C4	1:BA:1089:G:C8	2.93	0.55
1:BA:1124:G:O2'	1:BA:1145:A:N6	2.39	0.55
1:BA:1148:U:C5	1:BA:1149:C:C4	2.95	0.55
1:BA:1148:U:H2'	1:BA:1149:C:O4'	2.05	0.55
1:BA:1518:A:C2	1:BA:1519:A:C2	2.95	0.55
1:BA:375:U:C4	1:BA:376:G:N7	2.74	0.55
3:BC:39:ARG:HG2	3:BC:54:ILE:HD11	1.87	0.55
4:BD:10:LEU:N	4:BD:10:LEU:HD23	2.21	0.55
6:BF:88:MET:CE	18:BR:63:TYR:CD2	2.90	0.55
7:BG:106:ALA:HB1	7:BG:122:GLU:HG3	1.88	0.55
7:BG:123:LEU:O	7:BG:126:ALA:HB3	2.07	0.55
9:BI:117:LEU:N	9:BI:117:LEU:CD1	2.70	0.55
15:BO:25:GLU:OE2	15:BO:76:ARG:HB3	2.07	0.55
20:BT:85:LEU:O	20:BT:85:LEU:HG	2.07	0.55
21:BU:24:LYS:HG2	21:BU:25:ALA:N	2.21	0.55
25:CA:1045:C:O5'	25:CA:1046:A:H5'	2.07	0.55
25:CA:1073:A:H3'	25:CA:1074:G:H5'	1.86	0.55
25:CA:1178:C:C2'	25:CA:1179:G:N7	2.69	0.55
25:CA:1495:A:O2'	25:CA:1496:A:H5'	2.07	0.55
25:CA:1830:C:O5'	25:CA:1830:C:H6	1.89	0.55
25:CA:213:A:C2	25:CA:214:G:C5	2.95	0.55

Continued on next page...

Continued from previous page...

Atom-1	Atom-2	Interatomic distance (Å)	Clash overlap (Å)
25:CA:2163:A:H3'	25:CA:2164:C:H4'	1.89	0.55
25:CA:2313:C:H6	25:CA:2313:C:H3'	1.71	0.55
25:CA:2375:G:O2'	25:CA:2377:A:N7	2.32	0.55
25:CA:2544:G:O2'	25:CA:2545:G:H5'	2.06	0.55
25:CA:2704:C:H3'	25:CA:2705:A:H8	1.71	0.55
25:CA:415:A:C2	25:CA:2409:G:C2	2.94	0.55
25:CA:45:G:C4'	25:CA:46:G:H5'	2.36	0.55
28:CD:101:PHE:CE2	28:CD:203:VAL:HG12	2.41	0.55
28:CD:39:ASP:OD1	28:CD:46:ARG:HD2	2.06	0.55
31:CG:37:ASN:O	31:CG:38:ASP:HB3	2.04	0.55
25:CA:2747:G:O2'	31:CG:66:THR:HG22	2.07	0.55
32:CH:129:GLU:HA	32:CH:142:VAL:O	2.06	0.55
32:CH:2:GLN:O	32:CH:19:VAL:O	2.24	0.55
40:CP:102:ARG:CD	40:CP:106:ALA:O	2.55	0.55
25:DA:108:G:O2'	25:DA:109:C:H5'	2.06	0.55
25:DA:1315:C:C2	25:DA:1338:G:N2	2.75	0.55
25:DA:1346:G:C2'	25:DA:1347:A:O5'	2.54	0.55
25:DA:1483:G:C2	25:DA:1484:U:C6	2.95	0.55
25:DA:1717:A:C2	25:DA:1718:G:H1'	2.42	0.55
25:DA:1748:C:H2'	25:DA:1749:A:O5'	2.07	0.55
25:DA:729:G:H2'	25:DA:1775:U:H1'	1.87	0.55
25:DA:1936:A:H2	25:DA:1943:U:N3	2.05	0.55
25:DA:2014:A:H2'	25:DA:2015:A:C8	2.42	0.55
25:DA:2747:G:O6	25:DA:2755:C:H5''	2.06	0.55
25:DA:363:G:H2'	25:DA:364:C:H6	1.71	0.55
25:DA:996:A:H4'	41:DQ:90:ASP:OD1	2.07	0.55
56:DB:20:G:C2'	56:DB:21:G:H5'	2.37	0.55
56:DB:51:G:C8	39:DO:64:TYR:HE2	2.24	0.55
29:DE:5:LEU:O	29:DE:7:ASP:N	2.39	0.55
32:DH:11:ASN:C	32:DH:12:LEU:HD23	2.26	0.55
33:DI:14:ALA:HB1	33:DI:45:THR:HG21	1.87	0.55
40:DP:81:ASP:O	40:DP:81:ASP:OD2	2.24	0.55
44:DT:32:LEU:O	44:DT:34:VAL:CG1	2.54	0.55
57:DW:46:ASN:HB3	57:DW:59:ALA:HB3	1.88	0.55
1:AA:1107:C:C5	1:AA:1108:G:C8	2.94	0.55
1:AA:1202:U:H2'	1:AA:1203:C:O4'	2.07	0.55
1:AA:1226:C:C5	13:AM:102:LYS:HB2	2.42	0.55
1:AA:377:G:OP1	16:AP:5:ARG:HD3	2.07	0.55
1:AA:373:A:C4	1:AA:482:A:N7	2.75	0.55
2:AB:147:LEU:CD2	2:AB:150:ILE:HG21	2.35	0.55
2:AB:206:ILE:HD13	2:AB:207:ARG:H	1.72	0.55

Continued on next page...

Continued from previous page...

Atom-1	Atom-2	Interatomic distance (Å)	Clash overlap (Å)
7:AG:134:VAL:CG2	7:AG:135:LYS:N	2.69	0.55
8:AH:28:SER:HB3	8:AH:56:PRO:HB3	1.89	0.55
15:AO:63:ARG:NH1	15:AO:87:ARG:NH2	2.55	0.55
16:AP:50:THR:HG22	16:AP:50:THR:O	2.06	0.55
1:BA:1007:U:H2'	1:BA:1008:U:C5'	2.36	0.55
1:BA:1124:G:N2	1:BA:1127:G:N2	2.55	0.55
1:BA:1160:G:C2	1:BA:1161:C:C2	2.95	0.55
1:BA:1172:C:H2'	1:BA:1173:U:C6	2.41	0.55
1:BA:1276:G:C4	1:BA:1277:C:C5	2.95	0.55
1:BA:1317:C:H2'	1:BA:1318:A:O4'	2.07	0.55
1:BA:1375:A:C2'	1:BA:1376:U:H5'	2.37	0.55
1:BA:307:C:H2'	1:BA:308:C:O5'	2.07	0.55
1:BA:84:U:O2'	1:BA:85:U:H5'	2.07	0.55
1:BA:928:G:O2'	1:BA:929:G:H5'	2.06	0.55
9:BI:26:LYS:O	9:BI:62:LEU:HD23	2.07	0.55
11:BK:121:ARG:NH1	21:BU:35:GLU:HG2	2.22	0.55
12:BL:89:LEU:CB	12:BL:92:VAL:HG21	2.34	0.55
14:BN:44:ALA:HA	14:BN:47:LYS:HG3	1.89	0.55
14:BN:91:GLY:O	14:BN:93:ILE:N	2.40	0.55
25:CA:1171:G:C2	25:CA:1172:C:O2	2.60	0.55
25:CA:1503:A:C2	25:CA:1504:A:C4	2.94	0.55
25:CA:1863:G:C2	25:CA:1880:U:O2	2.60	0.55
25:CA:2334:U:H4'	25:CA:2335:A:OP2	2.06	0.55
25:CA:2647:U:O2'	25:CA:2648:G:H5'	2.07	0.55
25:CA:280:U:H2'	25:CA:281:C:C6	2.42	0.55
25:CA:907:G:H2'	25:CA:908:C:H5'	1.89	0.55
27:CC:124:LYS:HB2	27:CC:125:PRO:HD2	1.89	0.55
27:CC:129:LEU:CD2	27:CC:129:LEU:N	2.70	0.55
27:CC:195:GLY:O	27:CC:196:ASN:O	2.25	0.55
29:CE:150:THR:HG22	29:CE:170:ARG:O	2.06	0.55
25:CA:1063:G:H4'	33:CI:76:ALA:CB	2.36	0.55
38:CN:49:GLU:N	38:CN:50:PRO:CD	2.70	0.55
39:CO:27:VAL:HG12	39:CO:93:ASP:HB3	1.87	0.55
40:CP:36:LYS:HE3	40:CP:38:ARG:HE	1.72	0.55
55:D4:25:VAL:HB	55:D4:35:GLN:HG3	1.88	0.55
25:DA:1241:A:C8	25:DA:1242:U:C5	2.94	0.55
25:DA:1392:A:C5	25:DA:1393:A:N6	2.75	0.55
25:DA:1436:G:C2'	25:DA:1437:C:O5'	2.55	0.55
25:DA:1606:C:H6	25:DA:1606:C:H3'	1.70	0.55
25:DA:2262:U:C2'	25:DA:2263:C:H5'	2.37	0.55
25:DA:2292:U:C2	25:DA:2293:G:C8	2.94	0.55

Continued on next page...

Continued from previous page...

Atom-1	Atom-2	Interatomic distance (Å)	Clash overlap (Å)
25:DA:2523:G:O2'	25:DA:2524:G:H5'	2.07	0.55
25:DA:402:A:C2'	25:DA:403:U:H5'	2.36	0.55
27:DC:158:GLY:N	27:DC:194:VAL:HG22	2.21	0.55
29:DE:109:LEU:HD13	29:DE:180:LEU:CD1	2.37	0.55
30:DF:121:PHE:HB3	30:DF:162:ASP:HB2	1.88	0.55
31:DG:26:LYS:O	31:DG:27:GLY:O	2.25	0.55
32:DH:40:THR:O	32:DH:41:LYS:C	2.44	0.55
33:DI:7:TYR:HB3	33:DI:58:ILE:O	2.06	0.55
36:DL:96:LYS:HE2	36:DL:103:ILE:O	2.06	0.55
40:DP:60:VAL:O	40:DP:70:GLU:HA	2.07	0.55
57:DW:32:ILE:HG23	57:DW:54:THR:HG23	1.88	0.55
1:AA:1153:G:C6	1:AA:1154:G:N7	2.74	0.55
1:AA:1355:G:H2'	1:AA:1356:G:H8	1.72	0.55
1:AA:5:U:OP1	1:AA:5:U:C2	2.60	0.55
1:AA:570:G:H1'	1:AA:820:U:C4	2.42	0.55
2:AB:138:ARG:HG3	2:AB:139:GLU:H	1.72	0.55
2:AB:55:GLU:HA	2:AB:58:LYS:HB3	1.87	0.55
5:AE:45:VAL:O	5:AE:70:MET:CG	2.54	0.55
6:AF:42:TRP:CZ2	6:AF:61:LEU:HB2	2.42	0.55
13:AM:28:ARG:CZ	13:AM:62:PHE:CB	2.85	0.55
11:AK:111:ASP:O	21:AU:3:ILE:CG2	2.55	0.55
24:AY:131:ASN:O	24:AY:135:ASP:OD2	2.24	0.55
1:BA:1012:A:C2	1:BA:1018:G:C2	2.95	0.55
1:BA:1192:C:C5	1:BA:1193:G:C8	2.95	0.55
1:BA:1211:U:C2'	1:BA:1212:U:OP2	2.54	0.55
1:BA:1262:C:C5	1:BA:1263:C:C4	2.95	0.55
1:BA:420:U:H2'	1:BA:421:U:H5''	1.88	0.55
1:BA:474:G:C5	1:BA:475:C:C5	2.95	0.55
1:BA:786:G:C2	1:BA:787:A:H1'	2.42	0.55
1:BA:972:C:H2'	10:BJ:57:VAL:HG23	1.89	0.55
2:BB:94:ARG:H	2:BB:94:ARG:NE	2.05	0.55
8:BH:7:ALA:CB	8:BH:76:ARG:HG3	2.37	0.55
8:BH:79:ARG:HB2	8:BH:80:PRO:HD3	1.87	0.55
9:BI:16:ALA:HB2	9:BI:66:VAL:HG23	1.88	0.55
10:BJ:34:ALA:HB3	10:BJ:78:GLU:HG2	1.89	0.55
13:BM:1:ALA:CB	13:BM:9:PRO:O	2.55	0.55
22:BV:75:C:H3'	22:BV:76:A:H3'	1.89	0.55
25:CA:1441:G:H2'	25:CA:1442:U:H6	1.72	0.55
25:CA:1762:A:H8	25:CA:1762:A:O5'	1.90	0.55
25:CA:2751:G:C4	31:CG:2:ARG:HD2	2.42	0.55
25:CA:282:A:H2'	25:CA:283:G:H8	1.72	0.55

Continued on next page...

Continued from previous page...

Atom-1	Atom-2	Interatomic distance (Å)	Clash overlap (Å)
31:CG:68:ARG:O	31:CG:68:ARG:HD3	2.06	0.55
31:CG:8:VAL:HG12	31:CG:49:LEU:O	2.06	0.55
32:CH:122:LEU:HD13	32:CH:128:HIS:CD2	2.42	0.55
25:DA:126:A:O5'	53:D2:19:ARG:HG3	2.06	0.55
25:DA:1063:G:H3'	25:DA:1064:C:H6	1.70	0.55
25:DA:1425:G:H2'	25:DA:1426:G:C8	2.41	0.55
25:DA:1436:G:H2'	25:DA:1437:C:O5'	2.07	0.55
25:DA:1459:G:O2'	25:DA:1460:U:H2'	2.06	0.55
25:DA:1946:U:C2'	25:DA:1947:C:H5'	2.37	0.55
25:DA:2193:G:C2	25:DA:2194:U:C5	2.95	0.55
25:DA:2207:C:N3	25:DA:2218:G:C2	2.75	0.55
25:DA:2271:G:H8	25:DA:2271:G:O5'	1.90	0.55
25:DA:2776:A:C6	25:DA:2778:A:C6	2.95	0.55
25:DA:90:U:H3'	25:DA:91:A:C8	2.42	0.55
27:DC:236:GLY:O	27:DC:237:ARG:HB2	2.07	0.55
27:DC:32:LEU:O	27:DC:63:ILE:HD12	2.06	0.55
30:DF:126:ASN:OD1	30:DF:156:THR:HA	2.07	0.55
30:DF:7:TYR:O	30:DF:12:VAL:HG23	2.06	0.55
32:DH:32:PRO:HG3	48:DX:38:TRP:HB3	1.88	0.55
32:DH:9:VAL:HG22	32:DH:35:LYS:CE	2.36	0.55
33:DI:93:ASN:HD21	33:DI:134:SER:HA	1.72	0.55
33:DI:57:VAL:HG12	33:DI:58:ILE:N	2.22	0.55
36:DL:77:ILE:HG22	36:DL:78:ARG:O	2.06	0.55
56:DB:9:G:OP1	39:DO:15:ARG:HD2	2.07	0.55
42:DR:39:LEU:N	42:DR:39:LEU:HD12	2.21	0.55
1:AA:1053:G:C3'	1:AA:1054:C:H5'	2.36	0.55
1:AA:1294:G:N3	1:AA:1294:G:H2'	2.21	0.55
1:AA:142:G:H5'	1:AA:143:A:OP2	2.07	0.55
1:AA:175:C:C2'	1:AA:176:C:H5'	2.37	0.55
1:AA:694:A:H2'	1:AA:695:A:O5'	2.07	0.55
2:AB:86:CYS:HB2	2:AB:88:GLN:OE1	2.05	0.55
3:AC:7:ASN:OD1	3:AC:7:ASN:C	2.46	0.55
5:AE:105:ILE:HD11	5:AE:123:LEU:HB3	1.89	0.55
9:AI:46:VAL:O	9:AI:49:GLN:HB2	2.06	0.55
13:AM:106:ARG:HG2	13:AM:106:ARG:HH11	1.71	0.55
13:AM:2:ARG:HG3	13:AM:3:ILE:N	2.19	0.55
14:AN:78:GLY:C	14:AN:79:LEU:HG	2.27	0.55
1:BA:1157:A:C6	1:BA:1180:A:C5	2.94	0.55
1:BA:1261:A:C4	1:BA:1262:C:C6	2.95	0.55
1:BA:486:U:H2'	1:BA:486:U:O2	2.07	0.55
1:BA:652:U:H1'	1:BA:653:U:C5	2.42	0.55

Continued on next page...

Continued from previous page...

Atom-1	Atom-2	Interatomic distance (Å)	Clash overlap (Å)
1:BA:82:G:C6	1:BA:83:C:C2	2.94	0.55
3:BC:96:VAL:HB	3:BC:97:PRO:HD2	1.88	0.55
6:BF:46:GLN:HA	6:BF:56:LYS:CG	2.37	0.55
11:BK:76:TYR:CD1	11:BK:76:TYR:N	2.75	0.55
20:BT:27:MET:O	20:BT:31:ILE:HG13	2.07	0.55
52:C1:16:THR:CG2	52:C1:41:VAL:HG11	2.36	0.55
25:CA:1071:G:H8	25:CA:1071:G:OP2	1.90	0.55
25:CA:1187:G:HO2'	25:CA:1188:U:H6	1.55	0.55
25:CA:1248:G:OP1	41:CQ:1:ALA:N	2.39	0.55
25:CA:188:G:H2'	25:CA:189:G:H5'	1.89	0.55
25:CA:1932:A:H2'	25:CA:1933:G:O4'	2.07	0.55
25:CA:2619:C:OP1	28:CD:157:LYS:HE2	2.06	0.55
30:CF:105:ILE:C	30:CF:108:PRO:HD2	2.27	0.55
31:CG:150:TYR:O	31:CG:151:ARG:HB2	2.07	0.55
31:CG:8:VAL:HG12	31:CG:49:LEU:HB2	1.88	0.55
33:CI:18:ASN:CB	33:CI:37:PHE:HB3	2.35	0.55
35:CK:90:ASN:O	35:CK:91:SER:HB3	2.06	0.55
39:CO:31:THR:O	39:CO:102:ARG:NH1	2.37	0.55
39:CO:24:THR:HG22	39:CO:42:PRO:CD	2.37	0.55
45:CU:35:VAL:O	45:CU:36:GLU:C	2.45	0.55
55:D4:26:ILE:N	55:D4:26:ILE:HD13	2.21	0.55
25:DA:1744:A:H3'	25:DA:1745:A:H8	1.71	0.55
25:DA:1794:A:O4'	25:DA:1900:A:C2	2.60	0.55
25:DA:666:A:C4	25:DA:667:U:C5	2.94	0.55
25:DA:753:A:H2'	25:DA:754:U:C6	2.42	0.55
25:DA:962:G:O2'	25:DA:963:U:H5'	2.06	0.55
56:DB:89:U:OP2	56:DB:89:U:C4'	2.55	0.55
29:DE:175:ILE:O	29:DE:175:ILE:HG13	2.06	0.55
30:DF:7:TYR:HA	30:DF:11:VAL:CB	2.35	0.55
31:DG:120:ILE:HG21	31:DG:140:ILE:HG22	1.89	0.55
39:DO:75:GLY:HA3	39:DO:106:LEU:HD23	1.89	0.55
45:DU:44:HIS:CD2	45:DU:57:ILE:HG12	2.41	0.55
49:DY:9:LYS:H	49:DY:12:GLU:CG	2.19	0.55
1:AA:188:C:O2	1:AA:188:C:H2'	2.05	0.55
1:AA:257:G:C2	1:AA:258:G:C5	2.95	0.55
1:AA:55:A:C2	1:AA:56:U:H1'	2.42	0.55
1:AA:985:C:C2	1:AA:1221:G:N2	2.75	0.55
2:AB:22:TRP:HA	2:AB:189:ASN:HA	1.89	0.55
2:AB:202:ASN:C	2:AB:202:ASN:OD1	2.45	0.55
2:AB:81:ASP:O	2:AB:82:ALA:C	2.45	0.55
1:AA:1080:A:OP1	5:AE:51:LYS:CE	2.55	0.55

Continued on next page...

Continued from previous page...

Atom-1	Atom-2	Interatomic distance (Å)	Clash overlap (Å)
5:AE:64:GLU:OE2	5:AE:68:ARG:NH2	2.40	0.55
9:AI:66:VAL:O	9:AI:66:VAL:HG13	2.06	0.55
17:AQ:58:VAL:HG22	17:AQ:60:ILE:HD13	1.89	0.55
1:BA:1103:C:C4	1:BA:1104:G:N7	2.75	0.55
1:BA:1255:G:N1	1:BA:1279:G:C8	2.75	0.55
1:BA:29:U:O2'	1:BA:30:U:H5'	2.06	0.55
1:BA:501:C:H2'	1:BA:502:A:C8	2.41	0.55
1:BA:690:G:H2'	1:BA:691:G:O4'	2.07	0.55
1:BA:764:C:H2'	1:BA:765:G:H8	1.72	0.55
3:BC:176:THR:HG22	3:BC:178:ARG:HG3	1.89	0.55
3:BC:178:ARG:O	3:BC:205:GLU:O	2.25	0.55
4:BD:25:ARG:HH11	4:BD:30:LYS:HE3	1.72	0.55
7:BG:87:PRO:HB3	7:BG:144:ALA:CB	2.37	0.55
8:BH:100:ILE:HG22	8:BH:112:ASP:OD1	2.07	0.55
9:BI:90:ASP:OD2	9:BI:93:LEU:HG	2.07	0.55
14:BN:10:VAL:O	14:BN:11:LYS:C	2.45	0.55
25:CA:1452:G:O2'	25:CA:1453:A:OP1	2.25	0.55
25:CA:1626:A:H8	25:CA:1626:A:OP2	1.90	0.55
25:CA:2139:U:H2'	25:CA:2140:G:H8	1.72	0.55
25:CA:2313:C:C6	25:CA:2313:C:H3'	2.42	0.55
25:CA:543:G:H1'	25:CA:551:G:N2	2.21	0.55
27:CC:24:HIS:CD2	27:CC:79:ARG:CZ	2.90	0.55
30:CF:48:LEU:O	30:CF:51:ASN:N	2.39	0.55
30:CF:62:GLN:HE22	30:CF:94:ARG:HD3	1.72	0.55
31:CG:26:LYS:HB3	31:CG:31:GLU:HG3	1.88	0.55
32:CH:9:VAL:O	32:CH:10:ALA:O	2.25	0.55
38:CN:2:ARG:C	38:CN:2:ARG:CD	2.75	0.55
52:D1:42:VAL:CG1	52:D1:44:GLN:HB2	2.36	0.55
25:DA:1414:C:C2	25:DA:1415:U:H5	2.25	0.55
25:DA:1973:G:C2'	25:DA:1974:C:H5'	2.37	0.55
25:DA:2007:U:H2'	25:DA:2008:C:O5'	2.07	0.55
25:DA:2138:G:C5	25:DA:2154:A:C2	2.95	0.55
25:DA:2188:U:H2'	25:DA:2189:U:C1'	2.37	0.55
25:DA:2585:U:O2'	25:DA:2586:U:O5'	2.24	0.55
25:DA:2722:G:H2'	25:DA:2723:C:C6	2.42	0.55
25:DA:2784:U:O2'	25:DA:2785:C:H5'	2.07	0.55
25:DA:404:A:H1'	25:DA:405:U:P	2.47	0.55
25:DA:415:A:C5	25:DA:416:U:C5	2.95	0.55
56:DB:15:A:C5	56:DB:109:A:C2	2.95	0.55
27:DC:32:LEU:O	27:DC:63:ILE:CD1	2.55	0.55
31:DG:10:VAL:HG23	31:DG:14:VAL:CG1	2.37	0.55

Continued on next page...

Continued from previous page...

Atom-1	Atom-2	Interatomic distance (Å)	Clash overlap (Å)
36:DL:136:GLU:HA	36:DL:140:GLY:HA3	1.89	0.55
37:DM:36:VAL:O	37:DM:98:PRO:HB3	2.07	0.55
40:DP:58:PHE:CD2	40:DP:58:PHE:N	2.75	0.55
45:DU:8:ASP:HB3	45:DU:24:VAL:HG23	1.88	0.55
32:DH:27:ARG:HE	48:DX:59:ASP:HA	1.72	0.55
49:DY:31:GLN:HG2	49:DY:37:LEU:HB2	1.88	0.55
1:AA:1205:U:H2'	1:AA:1205:U:O2	2.07	0.54
1:AA:160:A:H1'	1:AA:344:A:C5	2.42	0.54
1:AA:198:G:O2'	1:AA:199:A:H5'	2.06	0.54
1:AA:375:U:C4	1:AA:376:G:N7	2.75	0.54
1:AA:429:U:O2	1:AA:430:A:H5''	2.07	0.54
1:AA:987:G:O2'	1:AA:988:G:H5'	2.07	0.54
2:AB:103:TRP:CZ2	2:AB:153:MET:HG2	2.42	0.54
3:AC:21:TRP:CD1	3:AC:58:ARG:HD3	2.42	0.54
4:AD:61:ARG:HG3	4:AD:71:PHE:CD2	2.42	0.54
5:AE:80:LEU:HA	5:AE:146:MET:HE1	1.88	0.54
8:AH:124:ILE:O	8:AH:124:ILE:CG1	2.55	0.54
8:AH:62:LEU:HD22	8:AH:62:LEU:H	1.72	0.54
8:AH:93:LYS:HD3	8:AH:96:ALA:O	2.06	0.54
10:AJ:7:ARG:CB	10:AJ:75:ASP:OD1	2.54	0.54
1:AA:1308:U:OP2	13:AM:97:ARG:HG2	2.07	0.54
22:AV:60:U:H5''	22:AV:61:C:C5	2.41	0.54
1:BA:1269:A:C8	1:BA:1270:G:C1'	2.90	0.54
1:BA:1323:G:O2'	1:BA:1324:A:H5'	2.07	0.54
1:BA:1364:U:C2'	1:BA:1364:U:O2	2.54	0.54
1:BA:1458:G:OP1	20:BT:29:THR:HG21	2.07	0.54
1:BA:462:G:C6	1:BA:463:U:C5	2.95	0.54
1:BA:958:A:C6	1:BA:959:A:N1	2.75	0.54
7:BG:136:LYS:O	7:BG:139:ASP:HB2	2.07	0.54
11:BK:15:VAL:O	11:BK:16:SER:CB	2.55	0.54
11:BK:29:THR:HG21	11:BK:91:GLY:HA3	1.89	0.54
13:BM:77:LYS:HA	13:BM:80:MET:CE	2.36	0.54
17:BQ:11:VAL:O	17:BQ:12:VAL:CB	2.55	0.54
54:C3:15:LYS:HG3	54:C3:16:THR:N	2.21	0.54
25:CA:1096:A:H2'	25:CA:1097:U:O4'	2.07	0.54
25:CA:1416:G:O2'	25:CA:1417:C:C6	2.59	0.54
25:CA:1480:C:H2'	25:CA:1481:U:O4'	2.08	0.54
25:CA:1838:C:C2	25:CA:1898:U:H5	2.25	0.54
28:CD:26:VAL:CG1	28:CD:186:LEU:HD13	2.36	0.54
30:CF:96:TRP:O	30:CF:99:PHE:N	2.40	0.54
31:CG:10:VAL:O	31:CG:47:ASN:ND2	2.40	0.54

Continued on next page...

Continued from previous page...

Atom-1	Atom-2	Interatomic distance (Å)	Clash overlap (Å)
32:CH:46:PHE:C	32:CH:46:PHE:CD2	2.80	0.54
25:CA:587:C:O2	36:CL:33:ARG:NH2	2.40	0.54
37:CM:54:THR:O	37:CM:55:ARG:C	2.46	0.54
44:CT:35:ALA:O	44:CT:38:ALA:CB	2.55	0.54
49:CY:18:LEU:CD2	49:CY:22:LEU:CD2	2.85	0.54
50:CZ:9:THR:HG22	50:CZ:10:ARG:HG3	1.88	0.54
25:DA:1145:C:H2'	25:DA:1146:C:H6	1.72	0.54
25:DA:1227:G:C2'	25:DA:1228:G:H5'	2.37	0.54
25:DA:1475:G:HO2'	25:DA:1476:U:P	2.30	0.54
25:DA:1498:C:H2'	25:DA:1499:C:C6	2.42	0.54
25:DA:157:C:C5	25:DA:158:U:C5	2.95	0.54
25:DA:1734:G:H2'	25:DA:1735:A:H8	1.71	0.54
25:DA:2111:U:H5'	25:DA:2112:G:OP2	2.07	0.54
25:DA:2137:U:O4	25:DA:2154:A:N1	2.40	0.54
25:DA:2683:C:H2'	25:DA:2684:U:H6	1.71	0.54
25:DA:2729:G:O2'	25:DA:2730:C:H5'	2.07	0.54
25:DA:2834:G:H2'	25:DA:2879:A:N6	2.22	0.54
25:DA:41:C:H2'	25:DA:42:A:O5'	2.08	0.54
56:DB:43:C:H1'	30:DF:89:THR:HG21	1.88	0.54
33:DI:98:GLY:O	33:DI:137:LEU:HA	2.07	0.54
34:DJ:69:ARG:O	34:DJ:89:PHE:HB3	2.07	0.54
36:DL:93:ASN:C	36:DL:95:LEU:H	2.10	0.54
25:DA:2002:G:OP1	38:DN:17:ARG:NH1	2.40	0.54
38:DN:33:ILE:CG2	38:DN:33:ILE:O	2.54	0.54
40:DP:113:LEU:O	40:DP:113:LEU:CG	2.55	0.54
37:DM:136:MET:HE1	46:DV:57:TYR:CE2	2.42	0.54
1:AA:1038:C:H2'	1:AA:1039:G:H5'	1.89	0.54
1:AA:1130:A:H1'	1:AA:1146:A:C2	2.42	0.54
1:AA:20:U:C2'	1:AA:21:G:H5'	2.38	0.54
1:AA:417:G:C6	1:AA:418:C:C4	2.96	0.54
1:AA:93:U:H2'	1:AA:94:G:C5'	2.37	0.54
2:AB:110:ILE:HD11	2:AB:147:LEU:CD2	2.37	0.54
2:AB:93:HIS:ND1	2:AB:145:ASN:HB2	2.22	0.54
3:AC:15:LYS:HG3	3:AC:16:PRO:CD	2.37	0.54
3:AC:63:ILE:HG22	3:AC:96:VAL:CG2	2.37	0.54
4:AD:169:TRP:CD1	4:AD:185:PRO:HG3	2.41	0.54
4:AD:8:LEU:CD2	4:AD:21:LYS:HB2	2.36	0.54
4:AD:94:GLU:HG2	4:AD:185:PRO:HG2	1.89	0.54
5:AE:113:VAL:HG22	5:AE:114:LEU:N	2.22	0.54
13:AM:28:ARG:NH1	13:AM:62:PHE:HB3	2.22	0.54
14:AN:3:GLN:OE1	14:AN:6:LYS:HE3	2.07	0.54

Continued on next page...

Continued from previous page...

Atom-1	Atom-2	Interatomic distance (Å)	Clash overlap (Å)
16:AP:67:ILE:HG13	16:AP:71:VAL:CG1	2.37	0.54
18:AR:50:TYR:O	18:AR:54:LEU:HB2	2.05	0.54
20:AT:82:ILE:HG13	20:AT:83:ASN:H	1.73	0.54
11:AK:111:ASP:O	21:AU:3:ILE:HG22	2.07	0.54
22:AV:24:G:H2'	22:AV:25:C:O5'	2.06	0.54
22:AV:18:G:H1	22:AV:55:U:H1'	1.73	0.54
1:BA:954:G:C2	1:BA:1228:C:N3	2.75	0.54
1:BA:1386:G:N2	1:BA:1387:G:C4	2.75	0.54
1:BA:1489:G:C4	1:BA:1490:U:C5	2.95	0.54
1:BA:376:G:H5''	16:BP:5:ARG:HB2	1.89	0.54
1:BA:403:C:H5'	4:BD:131:ILE:HG23	1.88	0.54
1:BA:471:U:C2'	1:BA:472:U:H5'	2.37	0.54
1:BA:583:A:H2'	1:BA:584:G:O4'	2.07	0.54
1:BA:594:U:H2'	1:BA:595:A:C8	2.42	0.54
3:BC:119:ILE:HD11	3:BC:136:ALA:CB	2.38	0.54
1:BA:824:G:H1'	8:BH:1:SER:N	2.22	0.54
1:BA:1060:U:H5''	10:BJ:53:ILE:HG12	1.88	0.54
11:BK:13:LYS:HD2	11:BK:13:LYS:C	2.27	0.54
17:BQ:31:PRO:HB2	17:BQ:32:ILE:HD12	1.88	0.54
25:CA:1291:C:C2'	25:CA:1292:G:H5'	2.36	0.54
25:CA:1434:A:O2'	25:CA:1435:G:C8	2.56	0.54
25:CA:1538:G:OP2	25:CA:1538:G:H8	1.88	0.54
25:CA:1669:A:H5''	25:CA:1670:C:OP2	2.08	0.54
25:CA:368:A:N7	25:CA:369:U:C5	2.75	0.54
25:CA:581:C:OP1	41:CQ:32:ARG:HG3	2.07	0.54
27:CC:196:ASN:C	27:CC:196:ASN:OD1	2.45	0.54
25:CA:2571:U:O2'	28:CD:151:THR:CG2	2.55	0.54
32:CH:120:GLY:O	32:CH:121:VAL:C	2.46	0.54
25:DA:1474:U:H2'	25:DA:1475:G:C5'	2.37	0.54
25:DA:1588:G:H2'	25:DA:1589:U:C6	2.42	0.54
25:DA:1735:A:H2'	25:DA:1736:U:O4'	2.07	0.54
25:DA:2158:A:H4'	25:DA:2159:G:OP1	2.01	0.54
25:DA:2311:A:O2'	25:DA:2312:U:P	2.65	0.54
25:DA:2685:G:H2'	25:DA:2686:G:H8	1.73	0.54
25:DA:295:G:C5	25:DA:344:A:C2	2.94	0.54
31:DG:171:LYS:HG3	31:DG:172:GLU:N	2.22	0.54
32:DH:4:ILE:HG22	32:DH:5:LEU:N	2.22	0.54
32:DH:62:LEU:HB2	32:DH:135:HIS:CE1	2.43	0.54
35:DK:120:PRO:HG2	40:DP:65:ASN:ND2	2.22	0.54
35:DK:47:ILE:HB	35:DK:48:PRO:CD	2.37	0.54
37:DM:107:GLY:C	37:DM:108:VAL:HG22	2.28	0.54

Continued on next page...

Continued from previous page...

Atom-1	Atom-2	Interatomic distance (Å)	Clash overlap (Å)
37:DM:118:LYS:HA	37:DM:118:LYS:HE2	1.89	0.54
25:DA:956:G:OP2	37:DM:86:LYS:NZ	2.40	0.54
37:DM:7:THR:HG21	37:DM:92:TRP:HH2	1.72	0.54
42:DR:102:SER:O	42:DR:103:ALA:O	2.25	0.54
44:DT:29:THR:OG1	44:DT:86:THR:CG2	2.55	0.54
48:DX:32:LEU:HD23	48:DX:49:ARG:NE	2.22	0.54
1:AA:1160:G:O2'	1:AA:1161:C:O5'	2.23	0.54
1:AA:1305:G:HO2'	1:AA:1306:A:H8	1.49	0.54
1:AA:1411:C:O2'	1:AA:1412:C:H5'	2.08	0.54
1:AA:346:G:H8	40:CP:36:LYS:HE2	1.71	0.54
2:AB:132:GLU:O	2:AB:136:ARG:HB2	2.08	0.54
2:AB:159:ALA:HA	2:AB:181:PRO:HD2	1.89	0.54
3:AC:155:ARG:HD3	3:AC:192:TYR:O	2.06	0.54
3:AC:59:PRO:O	3:AC:60:ALA:HB3	2.06	0.54
4:AD:29:THR:C	4:AD:30:LYS:HD3	2.27	0.54
5:AE:17:VAL:HA	5:AE:33:THR:O	2.07	0.54
7:AG:91:ARG:HE	7:AG:93:VAL:CG2	2.21	0.54
8:AH:58:LEU:HD11	8:AH:60:LEU:HD21	1.88	0.54
9:AI:33:SER:HB3	9:AI:36:GLN:CG	2.37	0.54
10:AJ:27:GLU:O	10:AJ:30:LYS:HG2	2.07	0.54
11:AK:52:ARG:N	11:AK:55:ARG:HB2	2.22	0.54
15:AO:7:THR:O	15:AO:11:VAL:HG23	2.07	0.54
16:AP:42:ILE:O	16:AP:42:ILE:HG22	2.08	0.54
1:BA:1258:G:O2'	1:BA:1259:C:H5'	2.08	0.54
1:BA:71:A:H2'	1:BA:72:A:O5'	2.06	0.54
1:BA:791:G:C6	1:BA:792:A:N7	2.75	0.54
2:BB:220:VAL:O	2:BB:222:GLU:N	2.39	0.54
3:BC:152:VAL:O	3:BC:164:THR:O	2.25	0.54
3:BC:18:ASN:OD1	3:BC:53:ARG:NE	2.41	0.54
1:BA:8:A:N6	4:BD:205:LYS:HB3	2.21	0.54
10:BJ:27:GLU:HA	10:BJ:30:LYS:HG2	1.89	0.54
14:BN:46:LEU:O	14:BN:49:GLN:HB2	2.07	0.54
16:BP:46:LYS:HD3	16:BP:48:GLU:H	1.72	0.54
18:BR:44:THR:O	18:BR:46:THR:HG22	2.07	0.54
22:BV:36:A:C2	23:BX:17:U:C2	2.95	0.54
52:C1:31:GLU:O	52:C1:32:LYS:C	2.45	0.54
25:CA:1079:C:H2'	25:CA:1080:A:H8	1.73	0.54
25:CA:1420:A:HO2'	25:CA:1421:G:C5'	2.19	0.54
25:CA:158:U:O2	25:CA:158:U:H2'	2.07	0.54
25:CA:2086:U:H2'	25:CA:2087:G:C8	2.42	0.54
25:CA:449:A:H2'	25:CA:450:G:H5'	1.89	0.54

Continued on next page...

Continued from previous page...

Atom-1	Atom-2	Interatomic distance (Å)	Clash overlap (Å)
25:CA:877:A:C6	25:CA:899:A:C6	2.96	0.54
27:CC:149:LYS:HD3	27:CC:152:GLN:OE1	2.08	0.54
31:CG:41:GLU:HB2	31:CG:54:ARG:NH2	2.22	0.54
33:CI:17:ALA:HA	33:CI:41:PHE:CZ	2.43	0.54
33:CI:73:PRO:HB2	33:CI:77:VAL:HG21	1.89	0.54
37:CM:12:MET:HE3	37:CM:71:LYS:HA	1.89	0.54
38:CN:41:ALA:HB1	38:CN:97:ILE:HD13	1.89	0.54
41:CQ:9:ALA:O	41:CQ:10:ARG:C	2.45	0.54
43:CS:57:ASN:O	43:CS:61:ASN:HB2	2.07	0.54
25:DA:107:G:O2'	25:DA:108:G:H5'	2.07	0.54
25:DA:1203:U:O4	25:DA:1204:A:C6	2.60	0.54
25:DA:1313:U:H2'	25:DA:1610:A:C2	2.42	0.54
25:DA:1469:A:N3	25:DA:1469:A:H2'	2.21	0.54
25:DA:1502:A:C2	25:DA:1503:A:C4	2.95	0.54
25:DA:1578:U:H2'	25:DA:1579:A:O5'	2.07	0.54
25:DA:740:C:H5'	25:DA:1784:A:C3'	2.37	0.54
25:DA:752:A:H62	25:DA:2609:U:H3	1.55	0.54
27:DC:51:ARG:NH1	27:DC:246:PRO:HG3	2.22	0.54
28:DD:142:VAL:HG23	28:DD:144:GLY:H	1.72	0.54
29:DE:131:THR:O	29:DE:134:LEU:N	2.40	0.54
29:DE:148:ILE:CD1	29:DE:187:VAL:HG11	2.36	0.54
36:DL:128:THR:OG1	36:DL:131:ALA:HB2	2.08	0.54
39:DO:40:ILE:HG22	39:DO:41:ALA:N	2.23	0.54
42:DR:86:GLN:O	42:DR:86:GLN:HG3	2.07	0.54
44:DT:30:ILE:HD11	44:DT:32:LEU:HD23	1.88	0.54
49:DY:11:VAL:HG13	49:DY:15:ASN:OD1	2.07	0.54
1:AA:109:A:C6	1:AA:326:G:C6	2.95	0.54
1:AA:1234:C:C2'	1:AA:1235:U:H5'	2.38	0.54
1:AA:1271:A:OP1	1:AA:1314:C:H4'	2.08	0.54
1:AA:1314:C:OP2	19:AS:5:LYS:HD3	2.08	0.54
1:AA:240:G:C4'	1:AA:240:G:OP1	2.56	0.54
1:AA:955:U:C5	1:AA:956:U:C5	2.95	0.54
2:AB:137:THR:HA	2:AB:140:LEU:HB2	1.88	0.54
8:AH:82:LEU:HD22	8:AH:82:LEU:C	2.27	0.54
9:AI:20:ILE:HD11	9:AI:85:ALA:HB3	1.88	0.54
9:AI:46:VAL:CG2	9:AI:75:ALA:HB1	2.38	0.54
10:AJ:40:ILE:HG21	10:AJ:73:LEU:HD12	1.89	0.54
11:AK:114:PRO:O	11:AK:115:ILE:HD13	2.07	0.54
13:AM:80:MET:HG2	13:AM:91:ARG:NH2	2.22	0.54
18:AR:32:ILE:HA	18:AR:39:VAL:HG23	1.89	0.54
1:BA:1022:A:C5	1:BA:1023:U:C5	2.96	0.54

Continued on next page...

Continued from previous page...

Atom-1	Atom-2	Interatomic distance (Å)	Clash overlap (Å)
1:BA:1053:G:N2	1:BA:1056:U:C5	2.75	0.54
1:BA:1179:A:H4'	9:BI:104:THR:HA	1.90	0.54
1:BA:1251:A:O2'	1:BA:1252:A:H5'	2.06	0.54
1:BA:157:U:O2'	1:BA:158:G:H5'	2.08	0.54
1:BA:417:G:C6	1:BA:418:C:C4	2.95	0.54
1:BA:73:C:O2'	1:BA:74:A:O5'	2.25	0.54
1:BA:747:A:N6	1:BA:748:G:C6	2.76	0.54
1:BA:787:A:N1	1:BA:795:C:N4	2.54	0.54
2:BB:111:LYS:HD3	2:BB:111:LYS:C	2.28	0.54
5:BE:80:LEU:HD13	5:BE:80:LEU:N	2.22	0.54
1:BA:1291:U:H4'	9:BI:41:GLU:OE2	2.08	0.54
11:BK:96:ILE:HD12	11:BK:96:ILE:C	2.27	0.54
13:BM:70:ARG:O	13:BM:74:MET:HB2	2.08	0.54
16:BP:50:THR:HG22	16:BP:50:THR:O	2.06	0.54
19:BS:55:GLN:CD	19:BS:56:HIS:N	2.60	0.54
19:BS:62:THR:HB	19:BS:65:MET:CG	2.37	0.54
20:BT:66:ILE:HG23	20:BT:67:HIS:H	1.72	0.54
20:BT:79:THR:O	20:BT:80:ALA:C	2.44	0.54
21:BU:19:LYS:C	21:BU:21:SER:H	2.10	0.54
51:C0:54:ILE:CG2	51:C0:55:ALA:N	2.58	0.54
25:CA:1051:G:H5'	25:CA:1052:C:OP2	2.07	0.54
25:CA:1212:G:H1'	25:CA:1236:G:N2	2.23	0.54
25:CA:1486:U:O2	25:CA:1504:A:C2	2.60	0.54
25:CA:1507:C:N4	25:CA:1508:A:C2	2.75	0.54
25:CA:1588:G:C5	25:CA:1589:U:C5	2.95	0.54
25:CA:1936:A:H3'	25:CA:1937:A:H5'	1.89	0.54
25:CA:2534:A:H2'	25:CA:2535:G:O5'	2.07	0.54
25:CA:547:A:C8	25:CA:548:G:N3	2.75	0.54
25:CA:587:C:O2'	36:CL:19:LEU:HD11	2.07	0.54
27:CC:161:VAL:HG13	27:CC:173:LEU:HB3	1.88	0.54
28:CD:86:GLU:OE1	28:CD:86:GLU:CA	2.54	0.54
29:CE:19:PHE:CE1	29:CE:109:LEU:HD23	2.42	0.54
44:CT:7:LEU:HD22	44:CT:46:ALA:HA	1.88	0.54
46:CV:6:ALA:HB1	46:CV:40:ILE:CG2	2.38	0.54
25:DA:1433:A:H2'	25:DA:1434:A:C1'	2.37	0.54
25:DA:1468:U:C2	25:DA:1525:A:C2	2.95	0.54
25:DA:1703:G:H2'	25:DA:1704:C:C6	2.43	0.54
25:DA:2024:G:H2'	25:DA:2025:C:O4'	2.08	0.54
25:DA:2053:G:N2	25:DA:2054:A:H1'	2.22	0.54
25:DA:2144:G:N3	25:DA:2146:C:O2	2.41	0.54
25:DA:2177:C:N4	25:DA:2178:C:H41	2.05	0.54

Continued on next page...

Continued from previous page...

Atom-1	Atom-2	Interatomic distance (Å)	Clash overlap (Å)
25:DA:2221:G:C4	25:DA:2222:C:C5	2.96	0.54
25:DA:2364:C:C2'	25:DA:2365:G:H5'	2.38	0.54
25:DA:2660:A:C2	25:DA:2661:G:C4	2.96	0.54
25:DA:2808:G:N1	25:DA:2891:U:C5	2.75	0.54
28:DD:101:PHE:HD1	28:DD:104:VAL:HG11	1.73	0.54
29:DE:143:LEU:HB3	29:DE:146:VAL:CG1	2.37	0.54
29:DE:187:VAL:O	29:DE:187:VAL:CG1	2.55	0.54
31:DG:128:THR:O	31:DG:129:GLU:HG2	2.07	0.54
35:DK:114:LYS:HD2	35:DK:118:LEU:HD21	1.89	0.54
35:DK:4:GLU:O	35:DK:5:GLN:CB	2.55	0.54
39:DO:40:ILE:HG21	39:DO:44:GLY:HA2	1.90	0.54
1:AA:1161:C:O2	1:AA:1176:A:C2	2.60	0.54
1:AA:1215:G:H2'	1:AA:1216:A:H5'	1.90	0.54
1:AA:1245:C:H2'	1:AA:1246:A:O4'	2.08	0.54
1:AA:1504:G:H4'	1:AA:1505:G:C4	2.43	0.54
1:AA:257:G:N2	1:AA:258:G:C4	2.76	0.54
1:AA:293:G:C5	1:AA:294:U:C5	2.95	0.54
1:AA:303:A:H2'	1:AA:304:U:O4'	2.08	0.54
1:AA:376:G:H2'	1:AA:377:G:C8	2.41	0.54
1:AA:85:U:H4'	1:AA:86:G:OP1	2.06	0.54
1:AA:8:A:H5'	5:AE:124:ALA:O	2.07	0.54
5:AE:20:VAL:O	5:AE:20:VAL:CG2	2.55	0.54
6:AF:43:GLY:HA2	6:AF:58:HIS:NE2	2.22	0.54
6:AF:3:HIS:HB2	6:AF:92:THR:HG23	1.89	0.54
8:AH:100:ILE:HD11	8:AH:128:VAL:HG23	1.90	0.54
8:AH:29:SER:O	8:AH:30:LYS:C	2.46	0.54
1:BA:1070:U:H2'	1:BA:1071:C:H6	1.72	0.54
1:BA:949:A:C4	1:BA:1233:G:N2	2.75	0.54
1:BA:190:A:H2'	1:BA:191:G:O5'	2.07	0.54
1:BA:404:G:O2'	1:BA:405:U:H5'	2.08	0.54
1:BA:467:U:H3'	1:BA:468:A:C5'	2.38	0.54
1:BA:564:C:C4	1:BA:565:U:C4	2.96	0.54
1:BA:605:U:O2'	1:BA:606:G:H5'	2.08	0.54
1:BA:628:G:H2'	1:BA:629:A:H8	1.70	0.54
1:BA:775:G:H2'	1:BA:776:G:O4'	2.08	0.54
1:BA:846:G:C2'	1:BA:847:G:H5'	2.38	0.54
1:BA:905:U:H2'	1:BA:906:A:H5'	1.88	0.54
2:BB:72:LYS:O	2:BB:74:ALA:N	2.40	0.54
4:BD:25:ARG:O	4:BD:26:ALA:CB	2.55	0.54
10:BJ:26:VAL:HG21	10:BJ:39:PRO:HD3	1.90	0.54
12:BL:65:TYR:O	12:BL:96:THR:OG1	2.24	0.54

Continued on next page...

Continued from previous page...

Atom-1	Atom-2	Interatomic distance (Å)	Clash overlap (Å)
13:BM:94:LEU:HB3	13:BM:95:PRO:HD2	1.88	0.54
15:BO:75:ALA:O	15:BO:76:ARG:C	2.44	0.54
17:BQ:12:VAL:HG11	17:BQ:21:VAL:HG22	1.89	0.54
51:C0:47:TYR:CE2	51:C0:52:LYS:HB2	2.42	0.54
25:CA:1061:U:HO2'	25:CA:1062:G:P	2.28	0.54
25:CA:1277:G:H5'	38:CN:20:MET:CE	2.38	0.54
25:CA:1379:U:OP1	25:CA:1379:U:C6	2.61	0.54
25:CA:2006:C:O5'	25:CA:2006:C:H6	1.91	0.54
25:CA:2141:G:C2	25:CA:2142:A:H1'	2.43	0.54
25:CA:2331:G:O4'	47:CW:38:GLY:HA3	2.07	0.54
25:CA:2492:U:H2'	25:CA:2493:U:H5'	1.88	0.54
25:CA:2585:U:HO2'	25:CA:2586:U:P	2.30	0.54
25:CA:1783:A:H5'	25:CA:2608:G:H4'	1.89	0.54
25:CA:2870:C:C5	25:CA:2871:U:C5	2.96	0.54
25:CA:998:C:C2'	25:CA:999:U:O5'	2.56	0.54
34:CJ:97:PRO:O	34:CJ:98:GLU:C	2.46	0.54
40:CP:30:TRP:CZ3	40:CP:39:LEU:HD13	2.43	0.54
25:DA:1061:U:O2	25:DA:1061:U:H5''	2.08	0.54
25:DA:1010:A:H1'	25:DA:1153:C:H1'	1.88	0.54
25:DA:14:A:C6	25:DA:526:A:C2	2.96	0.54
25:DA:1538:G:O2'	25:DA:1539:U:H5'	2.08	0.54
25:DA:2019:A:H4'	41:DQ:33:VAL:HG21	1.90	0.54
25:DA:2072:C:H5''	25:DA:2072:C:C6	2.40	0.54
25:DA:230:G:N1	25:DA:231:A:C5	2.76	0.54
25:DA:2311:A:O2'	25:DA:2312:U:O4'	2.25	0.54
25:DA:2769:U:H2'	25:DA:2769:U:O2	2.07	0.54
25:DA:2692:G:H1'	25:DA:2847:U:H1'	1.89	0.54
25:DA:318:C:O2'	25:DA:319:G:H5'	2.07	0.54
25:DA:404:A:C4'	25:DA:405:U:OP2	2.54	0.54
25:DA:832:U:H2'	25:DA:833:A:H8	1.73	0.54
25:DA:995:C:OP2	41:DQ:52:ARG:NH1	2.40	0.54
29:DE:189:THR:O	29:DE:192:ALA:HB3	2.07	0.54
32:DH:4:ILE:CG2	32:DH:17:ASP:N	2.70	0.54
36:DL:110:VAL:HB	36:DL:127:VAL:HG13	1.89	0.54
36:DL:89:VAL:HG13	36:DL:89:VAL:O	2.08	0.54
49:DY:8:GLU:CA	49:DY:12:GLU:HG3	2.38	0.54
1:AA:1077:G:N2	1:AA:1080:A:OP2	2.41	0.54
1:AA:1299:A:C6	1:AA:1301:U:O2	2.60	0.54
1:AA:428:G:H4'	1:AA:429:U:OP1	2.07	0.54
1:AA:683:G:O2'	1:AA:684:U:H5'	2.07	0.54
1:AA:73:C:O2'	1:AA:74:A:H5''	2.08	0.54

Continued on next page...

Continued from previous page...

Atom-1	Atom-2	Interatomic distance (Å)	Clash overlap (Å)
1:AA:827:U:H5''	1:AA:828:U:OP2	2.08	0.54
2:AB:205:ALA:O	2:AB:207:ARG:N	2.41	0.54
2:AB:34:ARG:NE	2:AB:34:ARG:CA	2.71	0.54
2:AB:53:LEU:CD1	2:AB:56:LEU:HD12	2.38	0.54
2:AB:54:ALA:O	2:AB:58:LYS:HB2	2.07	0.54
2:AB:67:LEU:HB3	2:AB:160:LEU:HD23	1.90	0.54
7:AG:70:PRO:HG3	7:AG:102:TRP:CH2	2.43	0.54
8:AH:74:ILE:HD13	8:AH:128:VAL:HG22	1.86	0.54
14:AN:30:ILE:HG23	14:AN:45:VAL:HB	1.88	0.54
14:AN:41:ARG:HG3	14:AN:42:TRP:CE3	2.42	0.54
15:AO:23:SER:HB3	15:AO:26:VAL:CG2	2.37	0.54
17:AQ:16:MET:HG2	17:AQ:19:SER:HB3	1.88	0.54
11:AK:110:THR:HG23	21:AU:4:LYS:CB	2.38	0.54
23:AX:10:G:C5	23:AX:11:U:C4	2.96	0.54
1:BA:1244:G:N1	1:BA:1294:G:N1	2.56	0.54
1:BA:194:C:H3'	60:BA:1716:HOH:O	2.08	0.54
1:BA:660:C:C2	1:BA:661:G:C8	2.95	0.54
1:BA:929:G:C6	1:BA:930:C:C4	2.95	0.54
1:BA:977:A:N3	1:BA:977:A:C2'	2.71	0.54
3:BC:84:GLU:HG3	3:BC:85:LYS:H	1.72	0.54
4:BD:172:VAL:O	4:BD:178:GLU:O	2.26	0.54
4:BD:32:LYS:NZ	4:BD:32:LYS:HB2	2.22	0.54
4:BD:32:LYS:HG3	4:BD:32:LYS:O	2.07	0.54
5:BE:148:SER:HB2	5:BE:151:MET:HG2	1.89	0.54
9:BI:43:ALA:HB1	9:BI:46:VAL:CG2	2.36	0.54
10:BJ:36:VAL:HG22	10:BJ:76:ILE:HG12	1.90	0.54
10:BJ:59:LYS:O	10:BJ:62:ARG:HD2	2.08	0.54
11:BK:107:THR:HG22	11:BK:108:ASN:ND2	2.22	0.54
11:BK:22:ILE:HD11	11:BK:85:VAL:HG13	1.89	0.54
12:BL:86:VAL:HG11	12:BL:89:LEU:CD2	2.37	0.54
13:BM:22:TYR:HB3	13:BM:65:GLU:HA	1.90	0.54
20:BT:68:LYS:HB3	20:BT:69:ASN:OD1	2.07	0.54
25:CA:1851:U:H2'	25:CA:1852:U:O5'	2.07	0.54
25:CA:1908:C:C5'	25:CA:1909:C:OP2	2.55	0.54
25:CA:1926:U:O2	25:CA:1926:U:H2'	2.06	0.54
25:CA:2127:G:N2	25:CA:2161:C:O2	2.40	0.54
25:CA:2170:A:C8	25:CA:2170:A:OP2	2.61	0.54
25:CA:2318:G:C6	25:CA:2319:G:C6	2.95	0.54
25:CA:2346:A:C3'	25:CA:2347:C:C5'	2.81	0.54
25:CA:2602:A:C4'	25:CA:2603:G:OP2	2.53	0.54
25:CA:301:G:C4	25:CA:302:C:C5	2.96	0.54

Continued on next page...

Continued from previous page...

Atom-1	Atom-2	Interatomic distance (Å)	Clash overlap (Å)
25:CA:90:U:H2'	25:CA:91:A:C8	2.41	0.54
25:CA:981:A:P	60:CA:3598:HOH:O	2.58	0.54
27:CC:265:PHE:CD1	27:CC:265:PHE:N	2.75	0.54
27:CC:270:ARG:HH11	27:CC:270:ARG:HG2	1.71	0.54
32:CH:62:LEU:C	32:CH:62:LEU:HD12	2.28	0.54
33:CI:57:VAL:CG1	33:CI:58:ILE:N	2.71	0.54
33:CI:59:THR:HG22	33:CI:61:TYR:CZ	2.43	0.54
34:CJ:65:THR:O	34:CJ:68:LYS:HG3	2.07	0.54
39:CO:24:THR:HG22	39:CO:42:PRO:HG3	1.89	0.54
44:CT:67:VAL:HG22	44:CT:76:ARG:HG3	1.90	0.54
25:DA:1090:A:C2	25:DA:1102:C:O2	2.60	0.54
25:DA:1324:G:C2	25:DA:1328:A:N1	2.76	0.54
25:DA:1607:C:H4'	25:DA:1608:A:O5'	2.08	0.54
25:DA:528:A:C2	25:DA:2043:C:H5'	2.42	0.54
25:DA:2104:C:C2	25:DA:2186:G:N2	2.75	0.54
25:DA:2196:C:O2'	25:DA:2197:U:H5'	2.08	0.54
25:DA:2291:U:H2'	25:DA:2292:U:C5	2.43	0.54
25:DA:9:G:C6	25:DA:2629:U:C5	2.96	0.54
25:DA:298:G:O5'	25:DA:298:G:H8	1.91	0.54
25:DA:623:C:H2'	25:DA:624:C:C6	2.42	0.54
25:DA:82:U:H2'	25:DA:83:A:C8	2.42	0.54
27:DC:251:THR:CG2	27:DC:252:LYS:N	2.69	0.54
31:DG:83:THR:OG1	31:DG:133:LYS:HG2	2.08	0.54
39:DO:31:THR:HG23	39:DO:32:PRO:CD	2.36	0.54
43:DS:9:HIS:CD2	43:DS:9:HIS:N	2.76	0.54
49:DY:10:SER:C	49:DY:14:LEU:HD12	2.28	0.54
49:DY:32:ALA:O	49:DY:35:GLY:HA2	2.07	0.54
49:DY:35:GLY:C	49:DY:36:GLN:CG	2.76	0.54
1:AA:1244:G:O2'	1:AA:1245:C:H5'	2.07	0.54
1:AA:1247:U:O2'	1:AA:1248:A:H5'	2.08	0.54
1:AA:128:G:O2'	1:AA:129:A:H5'	2.07	0.54
1:AA:209:U:H4'	1:AA:210:C:OP2	2.06	0.54
1:AA:338:A:N1	1:AA:351:G:O6	2.41	0.54
1:AA:81:A:H2'	1:AA:82:G:H5'	1.90	0.54
1:AA:832:G:H2'	1:AA:833:G:H5'	1.88	0.54
1:AA:86:G:O4'	1:AA:86:G:N3	2.40	0.54
3:AC:59:PRO:CB	10:AJ:94:ALA:HB1	2.38	0.54
4:AD:112:GLU:O	4:AD:113:ALA:C	2.44	0.54
4:AD:144:ILE:HD13	4:AD:177:MET:HB3	1.90	0.54
4:AD:57:LYS:HG2	4:AD:202:LEU:HD22	1.90	0.54
5:AE:136:VAL:O	5:AE:137:ARG:HB3	2.06	0.54

Continued on next page...

Continued from previous page...

Atom-1	Atom-2	Interatomic distance (Å)	Clash overlap (Å)
6:AF:10:VAL:HG13	6:AF:11:HIS:N	2.23	0.54
9:AI:95:SER:CA	9:AI:98:ARG:HB2	2.35	0.54
10:AJ:18:ILE:HG12	10:AJ:72:ARG:HG3	1.90	0.54
1:BA:1237:C:H2'	1:BA:1336:C:C5	2.42	0.54
1:BA:1363:A:C5	1:BA:1365:G:C6	2.96	0.54
1:BA:1460:C:H2'	1:BA:1461:G:O5'	2.07	0.54
1:BA:175:C:C2'	1:BA:176:C:H5'	2.38	0.54
1:BA:363:A:C6	1:BA:364:A:C6	2.96	0.54
1:BA:394:G:H2'	1:BA:395:C:H6	1.72	0.54
1:BA:666:G:H5'	1:BA:726:C:H1'	1.90	0.54
3:BC:164:THR:O	3:BC:165:GLU:HB3	2.08	0.54
3:BC:133:MET:HE3	3:BC:167:TYR:HB2	1.90	0.54
4:BD:33:ILE:O	4:BD:34:GLU:CB	2.54	0.54
7:BG:115:MET:HA	7:BG:118:ARG:HD3	1.90	0.54
7:BG:135:LYS:HE2	7:BG:139:ASP:OD1	2.08	0.54
8:BH:19:ALA:C	8:BH:21:LYS:H	2.11	0.54
9:BI:97:LEU:O	9:BI:103:VAL:HG13	2.07	0.54
12:BL:73:LEU:CD1	12:BL:79:ILE:HG21	2.37	0.54
13:BM:85:TYR:C	13:BM:85:TYR:CD2	2.80	0.54
25:CA:1246:A:H2'	25:CA:1247:A:O5'	2.08	0.54
25:CA:1371:G:O2'	25:CA:1372:U:H5'	2.07	0.54
25:CA:2019:A:C2'	25:CA:2020:A:O5'	2.56	0.54
25:CA:1889:A:H1'	25:CA:2086:U:O2'	2.08	0.54
25:CA:2458:G:C2	25:CA:2490:G:N2	2.76	0.54
25:CA:277:G:H4'	25:CA:278:A:N6	2.22	0.54
26:CB:43:C:H5''	26:CB:44:G:OP2	2.07	0.54
40:CP:111:GLU:HG3	40:CP:112:ARG:N	2.23	0.54
42:CR:51:VAL:C	42:CR:52:PRO:O	2.43	0.54
25:DA:1062:G:C5	25:DA:1088:A:H2'	2.43	0.54
25:DA:120:U:O4'	25:DA:149:A:C8	2.61	0.54
25:DA:1998:A:H2'	25:DA:1999:C:H6	1.73	0.54
25:DA:2179:C:C2	25:DA:2180:U:C6	2.96	0.54
25:DA:2221:G:C5	25:DA:2222:C:C5	2.96	0.54
25:DA:2248:C:H2'	25:DA:2249:U:H5'	1.90	0.54
25:DA:2392:A:C2	25:DA:2393:U:C2	2.96	0.54
25:DA:279:A:C5	25:DA:280:U:C5	2.95	0.54
25:DA:792:A:C3'	25:DA:793:A:H5'	2.37	0.54
30:DF:103:ILE:O	30:DF:108:PRO:HD3	2.07	0.54
33:DI:27:LEU:HD12	33:DI:27:LEU:C	2.27	0.54
40:DP:74:GLN:O	40:DP:77:SER:CB	2.56	0.54
44:DT:2:ILE:HG23	44:DT:3:ARG:O	2.07	0.54

Continued on next page...

Continued from previous page...

Atom-1	Atom-2	Interatomic distance (Å)	Clash overlap (Å)
44:DT:14:PRO:CD	49:DY:33:ALA:HB1	2.38	0.54
1:AA:1451:U:H5''	1:AA:1452:C:C5	2.42	0.54
1:AA:424:G:O2'	1:AA:425:G:H5'	2.08	0.54
1:AA:980:C:C5	1:AA:981:U:C4	2.95	0.54
3:AC:13:ILE:C	3:AC:14:VAL:HG13	2.27	0.54
4:AD:75:TYR:CG	4:AD:203:TYR:HD1	2.26	0.54
5:AE:33:THR:HB	5:AE:49:TYR:CE2	2.42	0.54
9:AI:44:ARG:N	9:AI:45:MET:SD	2.80	0.54
11:AK:15:VAL:O	11:AK:16:SER:OG	2.21	0.54
12:AL:2:THR:CG2	12:AL:4:ASN:CB	2.86	0.54
14:AN:87:ALA:HA	14:AN:90:ARG:HH12	1.72	0.54
16:AP:5:ARG:HA	16:AP:68:SER:OG	2.08	0.54
19:AS:39:ILE:CD1	19:AS:70:LEU:HD22	2.38	0.54
21:AU:3:ILE:HD13	21:AU:19:LYS:HE3	1.90	0.54
24:AY:14:MET:O	24:AY:17:CYS:HB2	2.07	0.54
1:BA:1219:A:H2'	1:BA:1220:G:H8	1.73	0.54
1:BA:146:G:C2'	1:BA:147:G:H5'	2.38	0.54
1:BA:220:G:O2'	1:BA:221:C:H5'	2.07	0.54
2:BB:207:ARG:O	2:BB:210:THR:N	2.41	0.54
2:BB:53:LEU:HA	2:BB:56:LEU:CB	2.38	0.54
4:BD:167:PRO:HG2	4:BD:170:LEU:HD11	1.90	0.54
4:BD:178:GLU:CG	4:BD:179:GLY:N	2.70	0.54
5:BE:106:ALA:HB1	5:BE:124:ALA:CB	2.38	0.54
6:BF:25:TYR:C	6:BF:27:ALA:N	2.60	0.54
10:BJ:78:GLU:O	10:BJ:78:GLU:CG	2.56	0.54
11:BK:123:PRO:O	11:BK:125:LYS:N	2.41	0.54
14:BN:26:LEU:O	14:BN:27:LYS:HB3	2.08	0.54
10:BJ:67:ILE:HG12	14:BN:96:LEU:CA	2.37	0.54
15:BO:8:ALA:O	15:BO:9:LYS:C	2.45	0.54
16:BP:74:LEU:O	16:BP:75:ILE:C	2.46	0.54
23:BX:10:G:O2'	23:BX:11:U:H5'	2.07	0.54
25:CA:1100:C:H2'	25:CA:1101:U:C6	2.43	0.54
25:CA:1645:G:H5''	25:CA:1646:C:H5'	1.90	0.54
25:CA:2145:C:H6	25:CA:2145:C:H3'	1.73	0.54
25:CA:2218:G:C6	25:CA:2219:U:C4	2.96	0.54
25:CA:2748:A:C2	25:CA:2757:A:C4	2.96	0.54
25:CA:717:C:H2'	25:CA:718:A:H5'	1.89	0.54
26:CB:33:G:H2'	26:CB:34:A:H5'	1.89	0.54
29:CE:108:ILE:HD12	29:CE:108:ILE:O	2.08	0.54
31:CG:130:ILE:HG22	31:CG:131:VAL:H	1.73	0.54
32:CH:135:HIS:HD2	32:CH:138:VAL:HG23	1.73	0.54

Continued on next page...

Continued from previous page...

Atom-1	Atom-2	Interatomic distance (Å)	Clash overlap (Å)
35:CK:9:ASN:O	35:CK:83:ALA:HA	2.08	0.54
37:CM:55:ARG:CG	37:CM:55:ARG:HH21	2.20	0.54
53:D2:44:VAL:O	53:D2:44:VAL:HG12	2.08	0.54
25:DA:1047:G:C4'	25:DA:1048:A:H5'	2.37	0.54
25:DA:1494:A:H2'	25:DA:1495:A:C8	2.43	0.54
25:DA:1563:U:O2'	25:DA:1564:C:H5'	2.07	0.54
25:DA:2217:G:C2'	25:DA:2218:G:H5'	2.38	0.54
25:DA:2309:A:C5	25:DA:2310:C:C4	2.96	0.54
25:DA:2673:G:C2	25:DA:2674:G:C8	2.96	0.54
25:DA:1629:U:O2	25:DA:2698:U:H5''	2.08	0.54
25:DA:2730:C:O2'	25:DA:2731:G:C5'	2.55	0.54
25:DA:591:U:H1'	54:D3:1:PRO:N	2.23	0.54
25:DA:630:G:H3'	25:DA:631:A:C5'	2.37	0.54
25:DA:792:A:C4'	25:DA:793:A:H5'	2.38	0.54
56:DB:65:U:C4	56:DB:108:A:C4	2.96	0.54
27:DC:16:VAL:H	27:DC:203:VAL:HG22	1.71	0.54
33:DI:6:ALA:O	33:DI:58:ILE:HB	2.08	0.54
37:DM:41:LEU:HD21	37:DM:124:LEU:HD13	1.90	0.54
37:DM:57:VAL:O	37:DM:58:LYS:HB2	2.08	0.54
38:DN:51:LEU:CD1	38:DN:70:THR:HG22	2.38	0.54
39:DO:33:ARG:O	39:DO:34:HIS:CD2	2.61	0.54
44:DT:10:VAL:HG12	44:DT:11:LEU:HD23	1.89	0.54
48:DX:32:LEU:HD23	48:DX:49:ARG:CZ	2.36	0.54
1:AA:1323:G:C2	1:AA:1324:A:C4	2.95	0.54
1:AA:451:A:OP2	16:AP:70:ARG:NH2	2.41	0.54
1:AA:452:A:N6	1:AA:480:U:H3	2.05	0.54
4:AD:146:GLU:HA	4:AD:149:LYS:HD2	1.89	0.54
5:AE:106:ALA:O	5:AE:111:ARG:NH2	2.41	0.54
6:AF:20:GLY:O	6:AF:23:GLU:HB3	2.07	0.54
6:AF:71:ILE:HG13	6:AF:72:ASP:N	2.23	0.54
8:AH:76:ARG:NE	8:AH:78:SER:O	2.41	0.54
10:AJ:28:THR:O	10:AJ:32:THR:CG2	2.55	0.54
1:AA:1060:U:H5''	10:AJ:53:ILE:HG23	1.89	0.54
12:AL:87:LYS:O	12:AL:87:LYS:HG3	2.07	0.54
13:AM:94:LEU:HB3	13:AM:95:PRO:CD	2.38	0.54
1:BA:1002:G:C2	1:BA:1039:G:C2	2.96	0.54
1:BA:1207:G:H2'	1:BA:1208:C:O4'	2.07	0.54
1:BA:1269:A:C8	1:BA:1270:G:H1'	2.42	0.54
1:BA:1324:A:C6	1:BA:1325:C:C4	2.96	0.54
1:BA:16:A:C2	1:BA:17:U:C6	2.95	0.54
1:BA:209:U:C4'	1:BA:210:C:OP2	2.56	0.54

Continued on next page...

Continued from previous page...

Atom-1	Atom-2	Interatomic distance (Å)	Clash overlap (Å)
1:BA:261:U:C5	20:BT:73:ARG:CZ	2.91	0.54
1:BA:270:A:C6	1:BA:271:C:C4	2.96	0.54
1:BA:49:U:O2	1:BA:362:G:H1'	2.08	0.54
1:BA:620:C:C2	4:BD:131:ILE:HG12	2.43	0.54
2:BB:96:LEU:O	2:BB:99:MET:HG2	2.07	0.54
4:BD:71:PHE:CE1	4:BD:199:ILE:HD11	2.42	0.54
7:BG:99:ALA:O	7:BG:103:ILE:HG13	2.08	0.54
9:BI:27:ILE:HG23	9:BI:62:LEU:HG	1.89	0.54
12:BL:19:ASN:ND2	12:BL:19:ASN:H	2.05	0.54
52:C1:16:THR:HG21	52:C1:41:VAL:CB	2.35	0.54
25:CA:1085:A:C5	25:CA:1086:A:N1	2.76	0.54
25:CA:2615:U:C2	51:C0:3:GLN:HA	2.43	0.54
28:CD:13:ARG:O	28:CD:14:ILE:HD13	2.08	0.54
29:CE:118:LEU:HD11	29:CE:188:MET:HG3	1.88	0.54
29:CE:118:LEU:C	29:CE:119:ILE:HD13	2.29	0.54
29:CE:128:ALA:HB1	29:CE:129:PRO:CD	2.38	0.54
31:CG:29:ASN:O	31:CG:29:ASN:CG	2.46	0.54
33:CI:57:VAL:O	33:CI:58:ILE:HD13	2.07	0.54
33:CI:32:VAL:HG21	33:CI:58:ILE:HG23	1.90	0.54
36:CL:104:GLN:OE1	36:CL:104:GLN:HA	2.08	0.54
41:CQ:88:GLU:H	42:CR:49:ILE:CD1	2.21	0.54
47:CW:37:ARG:O	47:CW:53:HIS:ND1	2.41	0.54
52:D1:46:VAL:CG1	52:D1:47:ILE:N	2.70	0.54
25:DA:1077:A:C2	25:DA:1088:A:C2	2.96	0.54
25:DA:1233:C:C2'	25:DA:1234:U:O5'	2.56	0.54
25:DA:1276:A:H5''	25:DA:1276:A:C8	2.43	0.54
25:DA:1276:A:H5''	25:DA:1276:A:H8	1.73	0.54
25:DA:1494:A:C4	25:DA:1495:A:C8	2.96	0.54
25:DA:1693:U:H4'	25:DA:1694:C:OP2	2.07	0.54
25:DA:1704:C:H2'	25:DA:1705:A:C8	2.43	0.54
25:DA:1758:U:C5	25:DA:2696:U:H5'	2.43	0.54
25:DA:1870:C:C3'	25:DA:1871:A:H5'	2.38	0.54
25:DA:197:A:N6	25:DA:2430:A:H2'	2.23	0.54
25:DA:2020:A:C2	25:DA:2022:U:O4'	2.61	0.54
25:DA:2097:A:C5	25:DA:2098:U:C5	2.95	0.54
25:DA:2233:U:H2'	25:DA:2234:G:C8	2.43	0.54
25:DA:200:U:C4	25:DA:248:G:C2	2.96	0.54
25:DA:2816:G:O3'	38:DN:99:LYS:HE2	2.08	0.54
25:DA:715:A:H8	25:DA:715:A:OP1	1.91	0.54
25:DA:845:A:H3'	25:DA:845:A:N3	2.23	0.54
25:DA:871:U:H4'	37:DM:68:PHE:CD2	2.43	0.54

Continued on next page...

Continued from previous page...

Atom-1	Atom-2	Interatomic distance (Å)	Clash overlap (Å)
28:DD:101:PHE:HA	28:DD:104:VAL:CG1	2.38	0.54
29:DE:109:LEU:HD13	29:DE:180:LEU:HD13	1.89	0.54
30:DF:131:VAL:O	30:DF:131:VAL:HG23	2.08	0.54
25:DA:2531:A:H4'	31:DG:156:TYR:CD1	2.42	0.54
31:DG:37:ASN:HB3	31:DG:40:VAL:HG23	1.90	0.54
33:DI:79:LEU:HD13	33:DI:135:MET:SD	2.48	0.54
33:DI:74:PRO:O	33:DI:78:LEU:HD12	2.07	0.54
35:DK:108:ARG:O	35:DK:109:SER:HB3	2.08	0.54
36:DL:123:ARG:HG3	36:DL:143:GLU:HG3	1.90	0.54
36:DL:126:ARG:C	36:DL:127:VAL:HG23	2.28	0.54
36:DL:76:GLU:O	36:DL:76:GLU:CG	2.56	0.54
36:DL:81:ASP:O	36:DL:82:LEU:CB	2.54	0.54
38:DN:86:ARG:HD2	38:DN:117:ASP:OD2	2.07	0.54
40:DP:51:ASN:O	40:DP:52:ARG:HD3	2.08	0.54
40:DP:53:GLY:O	40:DP:56:SER:OG	2.26	0.54
41:DQ:61:ILE:HG23	41:DQ:75:TYR:CE1	2.43	0.54
49:DY:28:LEU:HD13	49:DY:46:VAL:HG21	1.89	0.54
1:AA:1007:U:H2'	1:AA:1008:U:H5'	1.89	0.54
1:AA:9:G:O2'	1:AA:10:A:H5'	2.08	0.54
1:AA:1201:A:H1'	1:AA:1202:U:OP2	2.07	0.54
1:AA:1305:G:H2'	1:AA:1331:G:N2	2.23	0.54
1:AA:1366:C:H2'	1:AA:1367:C:H6	1.73	0.54
1:AA:374:A:O4'	1:AA:481:G:N2	2.41	0.54
1:AA:464:U:N3	1:AA:466:A:C5'	2.71	0.54
1:AA:510:A:H5''	1:AA:511:C:P	2.48	0.54
1:AA:549:C:H2'	1:AA:550:G:O5'	2.08	0.54
1:AA:791:G:C6	1:AA:792:A:N7	2.76	0.54
1:AA:850:U:H2'	1:AA:851:G:H5''	1.90	0.54
1:AA:943:U:H2'	1:AA:944:G:C5'	2.37	0.54
2:AB:130:LYS:HA	2:AB:130:LYS:HE2	1.90	0.54
3:AC:57:GLU:HG3	3:AC:64:ARG:CB	2.38	0.54
5:AE:96:GLN:HB2	5:AE:123:LEU:HD11	1.89	0.54
5:AE:71:ILE:HG21	5:AE:144:GLU:HB2	1.90	0.54
8:AH:13:ILE:HG22	8:AH:14:ARG:N	2.22	0.54
10:AJ:34:ALA:O	10:AJ:35:GLN:HB2	2.08	0.54
12:AL:2:THR:HG22	12:AL:4:ASN:HB2	1.90	0.54
17:AQ:40:THR:HG22	17:AQ:41:THR:N	2.23	0.54
19:AS:80:ARG:HE	19:AS:80:ARG:HA	1.73	0.54
24:AY:25:ILE:HG22	24:AY:26:SER:N	2.22	0.54
1:BA:1050:G:N2	1:BA:1209:C:O2	2.41	0.54
1:BA:960:U:H2'	1:BA:1225:A:H62	1.73	0.54

Continued on next page...

Continued from previous page...

Atom-1	Atom-2	Interatomic distance (Å)	Clash overlap (Å)
1:BA:1253:G:C2	1:BA:1285:A:N6	2.76	0.54
1:BA:1302:C:OP1	13:BM:12:LYS:HE2	2.08	0.54
1:BA:557:G:H5''	1:BA:558:G:OP2	2.08	0.54
1:BA:699:C:C2'	1:BA:700:G:H5'	2.37	0.54
1:BA:96:U:O2'	1:BA:97:G:C5'	2.56	0.54
1:BA:979:C:C6	1:BA:980:C:C5	2.96	0.54
3:BC:117:ASP:O	3:BC:120:THR:HG22	2.07	0.54
3:BC:18:ASN:HA	3:BC:55:VAL:HG13	1.89	0.54
4:BD:168:THR:CG2	4:BD:183:ARG:HH21	2.20	0.54
4:BD:187:ARG:O	4:BD:190:LEU:HD12	2.08	0.54
5:BE:149:PRO:C	5:BE:151:MET:N	2.61	0.54
5:BE:14:LEU:O	5:BE:14:LEU:HD12	2.08	0.54
6:BF:38:ARG:NH1	6:BF:61:LEU:HD21	2.23	0.54
9:BI:26:LYS:O	9:BI:62:LEU:CD2	2.56	0.54
9:BI:16:ALA:HB1	9:BI:65:THR:O	2.08	0.54
12:BL:33:CYS:CA	12:BL:54:VAL:HA	2.29	0.54
13:BM:15:VAL:O	13:BM:18:LEU:HB2	2.08	0.54
21:BU:3:ILE:HG23	21:BU:19:LYS:HE3	1.90	0.54
25:CA:1744:A:H3'	25:CA:1745:A:H8	1.72	0.54
25:CA:1867:G:O2'	25:CA:1868:C:H5'	2.07	0.54
25:CA:1838:C:N1	25:CA:1898:U:H5	2.05	0.54
25:CA:213:A:C2	25:CA:214:G:C4	2.96	0.54
25:CA:2287:A:C8	25:CA:2289:G:C8	2.96	0.54
25:CA:285:G:C6	25:CA:286:U:C4	2.96	0.54
25:CA:2870:C:C2'	25:CA:2871:U:H5'	2.38	0.54
25:CA:31:C:C2'	25:CA:32:C:H5'	2.38	0.54
25:CA:559:G:C2'	25:CA:560:C:H5'	2.38	0.54
25:CA:64:A:H2'	25:CA:65:U:C6	2.43	0.54
25:CA:864:G:O2'	25:CA:865:C:H5'	2.08	0.54
25:CA:995:C:O2'	25:CA:996:A:P	2.66	0.54
26:CB:64:G:C5	26:CB:65:U:C4	2.96	0.54
32:CH:117:LEU:HD21	32:CH:121:VAL:N	2.22	0.54
32:CH:59:ALA:HA	32:CH:62:LEU:HD23	1.89	0.54
33:CI:121:ILE:HG23	33:CI:124:MET:SD	2.48	0.54
54:D3:35:LYS:O	54:D3:40:LYS:HE2	2.08	0.54
25:DA:1096:A:C2'	25:DA:1097:U:H5''	2.38	0.54
25:DA:2642:G:N2	25:DA:2773:C:C2	2.76	0.54
25:DA:2757:A:H2'	25:DA:2757:A:N3	2.23	0.54
25:DA:45:G:C5'	25:DA:46:G:H5'	2.37	0.54
25:DA:893:C:H2'	25:DA:894:U:O4'	2.08	0.54
25:DA:954:G:C5	25:DA:955:U:C5	2.95	0.54

Continued on next page...

Continued from previous page...

Atom-1	Atom-2	Interatomic distance (Å)	Clash overlap (Å)
56:DB:104:A:H2'	56:DB:105:G:O4'	2.08	0.54
56:DB:74:U:H2'	56:DB:75:G:O4'	2.08	0.54
27:DC:181:ARG:HG2	27:DC:181:ARG:O	2.08	0.54
27:DC:73:ILE:HG22	27:DC:74:PRO:O	2.08	0.54
25:DA:39:G:H1'	29:DE:43:THR:HG21	1.90	0.54
29:DE:83:VAL:CG1	29:DE:86:ALA:HA	2.38	0.54
30:DF:52:ALA:HB2	30:DF:149:ARG:HD2	1.90	0.54
31:DG:18:ILE:O	31:DG:18:ILE:HG22	2.08	0.54
25:DA:7:G:H5"	34:DJ:123:LYS:NZ	2.23	0.54
25:DA:1153:C:H5"	41:DQ:61:ILE:HD13	1.89	0.54
41:DQ:98:ALA:HB2	41:DQ:105:PHE:CE2	2.42	0.54
45:DU:73:ASN:HA	45:DU:95:PHE:CE2	2.43	0.54
1:AA:1497:G:C2'	1:AA:1498:U:H5'	2.38	0.53
1:AA:324:G:N2	1:AA:326:G:H3'	2.22	0.53
1:AA:622:A:C8	1:AA:623:C:C5	2.96	0.53
1:AA:988:G:C6	1:AA:989:U:N3	2.76	0.53
2:AB:110:ILE:HD12	2:AB:147:LEU:HD13	1.90	0.53
3:AC:174:LEU:HD12	3:AC:174:LEU:O	2.08	0.53
4:AD:24:VAL:O	4:AD:25:ARG:O	2.25	0.53
7:AG:55:LYS:O	7:AG:60:ALA:HB2	2.08	0.53
7:AG:93:VAL:O	7:AG:96:ASN:OD1	2.25	0.53
1:AA:1060:U:C5'	10:AJ:53:ILE:HG23	2.37	0.53
10:AJ:65:TYR:HA	14:AN:98:LYS:HA	1.91	0.53
10:AJ:6:ILE:HD12	10:AJ:76:ILE:O	2.08	0.53
11:AK:124:LYS:O	21:AU:33:ARG:NE	2.40	0.53
1:BA:1073:U:C2'	1:BA:1073:U:O2	2.53	0.53
1:BA:1128:C:H4'	1:BA:1148:U:O2	2.07	0.53
1:BA:1285:A:H4'	1:BA:1286:U:N3	2.22	0.53
1:BA:1386:G:N3	1:BA:1387:G:C8	2.76	0.53
1:BA:1424:U:C4	1:BA:1425:U:C4	2.96	0.53
1:BA:244:U:H4'	1:BA:245:U:H5"	1.89	0.53
1:BA:417:G:C6	1:BA:418:C:N3	2.76	0.53
1:BA:446:G:H2'	1:BA:447:G:O5'	2.07	0.53
1:BA:83:C:OP1	1:BA:83:C:H4'	2.08	0.53
3:BC:83:VAL:HA	3:BC:86:LEU:HD12	1.89	0.53
4:BD:43:ARG:HA	4:BD:43:ARG:CZ	2.38	0.53
5:BE:82:HIS:NE2	5:BE:146:MET:HG3	2.23	0.53
6:BF:96:VAL:O	6:BF:97:THR:HG23	2.07	0.53
7:BG:34:LYS:CB	7:BG:37:THR:CG2	2.86	0.53
10:BJ:53:ILE:O	10:BJ:53:ILE:HG12	2.07	0.53
1:BA:1302:C:C5	13:BM:16:ILE:CD1	2.91	0.53

Continued on next page...

Continued from previous page...

Atom-1	Atom-2	Interatomic distance (Å)	Clash overlap (Å)
14:BN:35:ALA:CB	14:BN:41:ARG:CG	2.85	0.53
16:BP:39:PHE:O	16:BP:41:PRO:HD3	2.08	0.53
11:BK:109:ILE:HG22	21:BU:16:ARG:CZ	2.38	0.53
21:BU:3:ILE:N	21:BU:18:PHE:CD1	2.77	0.53
52:C1:10:LEU:HA	52:C1:49:LYS:O	2.08	0.53
25:CA:1084:A:H2'	25:CA:1085:A:C8	2.43	0.53
25:CA:1409:U:H2'	25:CA:1410:G:O4'	2.08	0.53
25:CA:1799:G:H4'	25:CA:1800:C:O5'	2.07	0.53
25:CA:1838:C:N4	25:CA:1899:A:C4	2.76	0.53
25:CA:1954:G:O2'	25:CA:1956:U:O4	2.19	0.53
25:CA:2128:G:C2'	25:CA:2129:C:H5'	2.38	0.53
25:CA:2156:G:H3'	25:CA:2157:G:C8	2.43	0.53
25:CA:2303:G:C5	25:CA:2304:G:N7	2.77	0.53
25:CA:2383:G:O2'	25:CA:2384:U:H5'	2.08	0.53
25:CA:2592:G:C6	25:CA:2593:U:C4	2.96	0.53
29:CE:23:PHE:HB2	29:CE:111:GLU:HG2	1.90	0.53
30:CF:69:ALA:HB2	30:CF:82:TYR:O	2.08	0.53
32:CH:48:GLU:C	32:CH:48:GLU:CD	2.66	0.53
33:CI:101:SER:HB3	33:CI:104:GLN:CD	2.28	0.53
33:CI:18:ASN:ND2	33:CI:27:LEU:CD2	2.71	0.53
44:CT:17:SER:O	44:CT:18:GLU:C	2.46	0.53
49:CY:18:LEU:HG	49:CY:22:LEU:HB2	1.90	0.53
25:DA:1056:G:C2	25:DA:1102:C:C5	2.95	0.53
25:DA:1140:C:H5'	34:DJ:26:GLY:HA3	1.90	0.53
25:DA:1463:C:H2'	25:DA:1464:G:O4'	2.09	0.53
25:DA:1467:U:C2'	25:DA:1468:U:O5'	2.56	0.53
25:DA:1495:A:H1'	25:DA:1579:A:H5'	1.90	0.53
25:DA:1708:C:H2'	25:DA:1709:U:C6	2.43	0.53
25:DA:1912:A:C8	25:DA:1918:A:C2	2.96	0.53
25:DA:2648:G:C5	25:DA:2649:C:C5	2.96	0.53
25:DA:2673:G:N3	25:DA:2674:G:C8	2.76	0.53
25:DA:2707:U:C2'	25:DA:2707:U:O2	2.54	0.53
25:DA:2833:U:H4'	25:DA:2834:G:OP2	2.08	0.53
25:DA:417:C:C2	25:DA:418:C:C5	2.96	0.53
25:DA:60:G:H1'	25:DA:61:C:OP1	2.07	0.53
25:DA:718:A:H2'	25:DA:719:C:H5'	1.90	0.53
25:DA:91:A:H4'	25:DA:92:U:O5'	2.09	0.53
33:DI:30:GLN:HG2	33:DI:31:GLY:H	1.73	0.53
33:DI:33:ASN:HB3	33:DI:36:GLU:HG2	1.89	0.53
34:DJ:95:ARG:HG2	34:DJ:96:ARG:N	2.22	0.53
39:DO:49:VAL:CG1	39:DO:81:ARG:HB3	2.37	0.53

Continued on next page...

Continued from previous page...

Atom-1	Atom-2	Interatomic distance (Å)	Clash overlap (Å)
49:DY:12:GLU:HA	49:DY:12:GLU:OE1	2.08	0.53
49:DY:13:GLU:C	49:DY:15:ASN:N	2.58	0.53
25:DA:78:U:OP2	49:DY:2:LYS:HD3	2.07	0.53
1:AA:1233:G:OP2	9:AI:125:GLN:HB2	2.06	0.53
1:AA:1323:G:H2'	1:AA:1324:A:H8	1.73	0.53
1:AA:1430:A:OP2	1:AA:1430:A:C8	2.61	0.53
1:AA:1502:A:N7	1:AA:1504:G:N3	2.57	0.53
1:AA:805:C:C2'	1:AA:806:C:H5'	2.38	0.53
2:AB:65:LYS:O	2:AB:158:ASP:HB2	2.08	0.53
3:AC:24:ASN:O	3:AC:25:THR:C	2.46	0.53
4:AD:2:ARG:NE	4:AD:114:ARG:HD3	2.23	0.53
4:AD:47:LEU:HD23	4:AD:47:LEU:O	2.08	0.53
7:AG:45:ALA:HB1	7:AG:119:LEU:HB3	1.90	0.53
10:AJ:61:ALA:O	10:AJ:62:ARG:HB2	2.07	0.53
11:AK:86:LYS:HG3	11:AK:113:THR:HA	1.90	0.53
13:AM:18:LEU:HD11	13:AM:32:ILE:HG21	1.89	0.53
19:AS:28:LYS:HB3	19:AS:29:PRO:CD	2.38	0.53
20:AT:81:GLN:HA	20:AT:84:LYS:HG2	1.89	0.53
22:AV:24:G:O2'	22:AV:25:C:H5'	2.08	0.53
1:BA:1113:C:C2	1:BA:1114:C:C6	2.97	0.53
1:BA:1318:A:O2'	19:BS:36:ARG:HD3	2.08	0.53
1:BA:189:A:H2'	1:BA:190:A:C5'	2.37	0.53
1:BA:210:C:H5'	1:BA:211:G:C4	2.43	0.53
1:BA:527:G:O2'	1:BA:535:A:N1	2.31	0.53
1:BA:731:G:H5'	1:BA:766:A:H4'	1.89	0.53
1:BA:830:G:O2'	1:BA:831:A:H5'	2.08	0.53
2:BB:114:LYS:O	2:BB:116:LEU:N	2.41	0.53
2:BB:163:ILE:CG1	2:BB:203:ASP:HB2	2.38	0.53
2:BB:53:LEU:HD21	2:BB:212:TYR:CE2	2.44	0.53
3:BC:5:HIS:CE1	3:BC:183:TYR:HE2	2.26	0.53
7:BG:62:GLU:C	7:BG:62:GLU:OE2	2.47	0.53
9:BI:11:ARG:NH1	9:BI:106:ASP:HB3	2.24	0.53
11:BK:17:ASP:HB2	11:BK:80:ASN:O	2.08	0.53
13:BM:18:LEU:CG	13:BM:33:LEU:HD21	2.38	0.53
14:BN:16:ALA:HA	14:BN:55:SER:O	2.09	0.53
14:BN:25:GLU:OE1	14:BN:26:LEU:HD23	2.08	0.53
14:BN:62:ASN:OD1	14:BN:73:PHE:CE1	2.62	0.53
1:BA:186:C:C4'	20:BT:75:LYS:HD2	2.39	0.53
22:BV:51:U:H2'	22:BV:52:G:C8	2.43	0.53
53:C2:24:THR:O	53:C2:25:LYS:C	2.47	0.53
25:CA:1090:A:C6	25:CA:1091:G:N7	2.76	0.53

Continued on next page...

Continued from previous page...

Atom-1	Atom-2	Interatomic distance (Å)	Clash overlap (Å)
25:CA:1462:C:C2'	25:CA:1463:C:C5'	2.86	0.53
25:CA:1478:G:H1	25:CA:1513:U:H3	1.56	0.53
25:CA:1881:C:C4	25:CA:1882:U:C5	2.95	0.53
25:CA:2723:C:H2'	25:CA:2724:U:O5'	2.08	0.53
28:CD:38:LYS:HB3	28:CD:43:ASP:CB	2.38	0.53
28:CD:96:ILE:CG2	28:CD:97:SER:N	2.71	0.53
30:CF:69:ALA:HA	30:CF:84:ILE:HG21	1.89	0.53
31:CG:1:SER:O	31:CG:2:ARG:C	2.46	0.53
39:CO:30:ARG:HG2	39:CO:31:THR:N	2.22	0.53
40:CP:96:LEU:N	40:CP:96:LEU:HD23	2.23	0.53
25:DA:1089:A:H5''	25:DA:1090:A:OP2	2.08	0.53
25:DA:2207:C:H2'	25:DA:2208:C:H6	1.73	0.53
25:DA:2293:G:C2'	25:DA:2294:G:H5'	2.38	0.53
25:DA:2579:C:O2'	25:DA:2580:U:H5'	2.08	0.53
25:DA:263:G:H1'	25:DA:430:A:N3	2.24	0.53
25:DA:277:G:H2'	25:DA:278:A:OP2	2.07	0.53
28:DD:133:THR:HG23	28:DD:134:HIS:CD2	2.43	0.53
33:DI:7:TYR:HA	33:DI:58:ILE:HB	1.91	0.53
25:DA:2485:G:H5''	37:DM:45:GLN:HE21	1.72	0.53
40:DP:77:SER:HB3	40:DP:80:VAL:HG12	1.90	0.53
40:DP:99:LEU:C	40:DP:101:GLU:H	2.10	0.53
44:DT:45:ALA:O	44:DT:48:GLN:HB2	2.08	0.53
57:DW:30:GLY:O	57:DW:31:SER:C	2.46	0.53
49:DY:11:VAL:CG1	49:DY:11:VAL:O	2.56	0.53
1:AA:1108:G:H5'	3:AC:175:HIS:CD2	2.44	0.53
1:AA:1167:A:N7	1:AA:1169:A:C6	2.76	0.53
1:AA:1211:U:H1'	1:AA:1213:A:C2	2.44	0.53
1:AA:38:G:C2	1:AA:397:A:C2	2.96	0.53
1:AA:437:U:H2'	1:AA:438:U:H5'	1.89	0.53
1:AA:533:A:C2	1:AA:536:C:C5	2.97	0.53
1:AA:64:G:N2	1:AA:67:C:C4	2.75	0.53
3:AC:168:ARG:NE	3:AC:168:ARG:O	2.41	0.53
3:AC:64:ARG:O	3:AC:65:VAL:HB	2.07	0.53
3:AC:84:GLU:HG3	3:AC:85:LYS:N	2.23	0.53
6:AF:6:ILE:HA	6:AF:89:VAL:HA	1.89	0.53
8:AH:100:ILE:CD1	8:AH:128:VAL:HG23	2.39	0.53
15:AO:18:ALA:O	15:AO:19:ASN:HB2	2.07	0.53
16:AP:38:PHE:C	16:AP:38:PHE:CD1	2.81	0.53
22:AV:27:G:O2'	22:AV:28:G:H5'	2.09	0.53
23:AX:14:A:N6	23:AX:15:A:N1	2.57	0.53
1:AA:1539:C:H1'	23:AX:7:G:N2	2.24	0.53

Continued on next page...

Continued from previous page...

Atom-1	Atom-2	Interatomic distance (Å)	Clash overlap (Å)
24:AY:53:ARG:HH22	24:AY:54:GLN:NE2	2.06	0.53
1:BA:1126:U:C1'	1:BA:1281:C:C6	2.91	0.53
1:BA:923:A:H8	1:BA:923:A:O5'	1.91	0.53
1:BA:931:C:H2'	1:BA:932:C:H6	1.74	0.53
1:BA:982:U:O2	1:BA:983:A:N1	2.41	0.53
4:BD:144:ILE:HG22	4:BD:145:ARG:O	2.08	0.53
5:BE:63:MET:O	5:BE:64:GLU:C	2.44	0.53
6:BF:70:VAL:HA	6:BF:73:GLU:OE1	2.09	0.53
8:BH:85:TYR:O	8:BH:86:LYS:HD2	2.09	0.53
10:BJ:40:ILE:HG23	10:BJ:41:PRO:HD2	1.91	0.53
10:BJ:71:LEU:O	10:BJ:72:ARG:HD3	2.08	0.53
12:BL:107:LYS:O	12:BL:108:ASP:HB2	2.09	0.53
12:BL:74:GLN:O	12:BL:76:HIS:N	2.41	0.53
13:BM:3:ILE:O	13:BM:5:GLY:N	2.42	0.53
13:BM:15:VAL:HG13	13:BM:40:GLU:HA	1.89	0.53
13:BM:6:ILE:HD12	13:BM:6:ILE:N	2.23	0.53
16:BP:6:LEU:HD12	16:BP:71:VAL:HG23	1.90	0.53
17:BQ:13:SER:O	17:BQ:20:ILE:CD1	2.56	0.53
17:BQ:30:HIS:CD2	17:BQ:31:PRO:HD2	2.43	0.53
20:BT:69:ASN:O	20:BT:72:ALA:N	2.41	0.53
22:BV:51:U:H2'	22:BV:52:G:H8	1.72	0.53
25:CA:1563:U:H2'	25:CA:1564:C:C6	2.43	0.53
25:CA:1784:A:OP2	60:CA:3703:HOH:O	2.18	0.53
25:CA:2522:U:C2'	25:CA:2523:G:H5'	2.38	0.53
27:CC:124:LYS:CB	27:CC:125:PRO:HD2	2.39	0.53
27:CC:22:GLU:O	27:CC:22:GLU:HG3	2.09	0.53
28:CD:86:GLU:OE1	28:CD:86:GLU:HA	2.08	0.53
32:CH:100:ALA:O	32:CH:104:THR:HG23	2.08	0.53
32:CH:7:ASP:CA	32:CH:15:LEU:HD22	2.38	0.53
32:CH:80:ILE:HD12	32:CH:144:VAL:CG1	2.39	0.53
36:CL:47:ARG:HG2	36:CL:47:ARG:NH2	2.23	0.53
37:CM:113:ALA:O	37:CM:116:ALA:N	2.40	0.53
37:CM:72:PRO:HB3	37:CM:92:TRP:CZ3	2.43	0.53
45:CU:82:VAL:HG12	45:CU:83:GLY:N	2.22	0.53
25:DA:1171:G:N2	25:DA:1178:C:O2	2.41	0.53
25:DA:121:G:H2'	25:DA:122:G:H8	1.72	0.53
25:DA:149:A:C2	25:DA:150:U:C6	2.97	0.53
25:DA:2057:G:P	60:DA:3492:HOH:O	2.65	0.53
25:DA:2104:C:O2	25:DA:2186:G:N2	2.41	0.53
25:DA:2236:U:C2'	25:DA:2237:G:H5'	2.37	0.53
25:DA:2277:G:H2'	25:DA:2278:A:H5''	1.89	0.53

Continued on next page...

Continued from previous page...

Atom-1	Atom-2	Interatomic distance (Å)	Clash overlap (Å)
25:DA:543:G:C5'	25:DA:543:G:H8	2.22	0.53
56:DB:30:C:H1'	56:DB:57:A:H61	1.74	0.53
27:DC:76:VAL:HG23	27:DC:112:GLY:O	2.08	0.53
25:DA:1844:C:O3'	27:DC:255:LYS:HE3	2.08	0.53
28:DD:101:PHE:HA	28:DD:104:VAL:HG13	1.90	0.53
32:DH:3:VAL:O	32:DH:19:VAL:CG2	2.56	0.53
32:DH:9:VAL:CG2	32:DH:35:LYS:CE	2.86	0.53
33:DI:116:MET:CE	33:DI:128:ILE:HD11	2.39	0.53
34:DJ:117:ALA:C	34:DJ:119:PHE:N	2.62	0.53
36:DL:109:LYS:HB3	36:DL:111:ILE:CD1	2.39	0.53
1:AA:1013:G:N2	1:AA:1017:U:N3	2.56	0.53
1:AA:1266:G:N1	1:AA:1270:G:C6	2.76	0.53
1:AA:1429:A:OP2	1:AA:1429:A:H8	1.91	0.53
1:AA:437:U:N3	1:AA:438:U:C5	2.76	0.53
1:AA:458:U:H2'	1:AA:459:A:C8	2.43	0.53
1:AA:589:U:H2'	1:AA:590:U:C6	2.43	0.53
3:AC:72:PRO:HG3	3:AC:104:GLU:HB2	1.89	0.53
3:AC:109:GLU:HB2	3:AC:143:LEU:CD2	2.39	0.53
4:AD:117:VAL:HG12	4:AD:130:ASN:HA	1.91	0.53
6:AF:16:GLU:CD	4:BD:190:LEU:O	2.46	0.53
6:AF:47:LEU:HD12	6:AF:55:HIS:HA	1.90	0.53
8:AH:110:MET:HE1	8:AH:115:ALA:HA	1.91	0.53
8:AH:79:ARG:HB2	8:AH:80:PRO:CD	2.38	0.53
10:AJ:42:LEU:HB3	10:AJ:71:LEU:HB3	1.89	0.53
21:AU:24:LYS:O	21:AU:28:LEU:HB2	2.07	0.53
1:BA:1148:U:H5''	9:BI:8:THR:CG2	2.39	0.53
1:BA:1328:C:H5''	13:BM:27:THR:HG21	1.90	0.53
1:BA:1340:A:C2	1:BA:1341:U:C2	2.96	0.53
1:BA:1492:A:H3'	1:BA:1493:A:H8	1.72	0.53
1:BA:209:U:C5'	1:BA:210:C:OP2	2.56	0.53
1:BA:462:G:C5	1:BA:463:U:C6	2.96	0.53
1:BA:842:U:O2'	1:BA:846:G:C2	2.62	0.53
1:BA:844:G:OP1	1:BA:844:G:H3'	2.08	0.53
1:BA:847:G:O2'	1:BA:848:C:H5'	2.09	0.53
6:BF:99:ALA:O	6:BF:100:SER:HB3	2.09	0.53
12:BL:33:CYS:HA	12:BL:53:ARG:O	2.08	0.53
14:BN:46:LEU:HD12	14:BN:49:GLN:HB2	1.89	0.53
16:BP:12:LYS:O	16:BP:13:LYS:HB2	2.07	0.53
20:BT:54:GLN:HB3	20:BT:55:PRO:HD3	1.90	0.53
54:C3:31:ILE:O	54:C3:35:LYS:HE3	2.08	0.53
55:C4:37:GLN:HG2	55:C4:37:GLN:O	2.08	0.53

Continued on next page...

Continued from previous page...

Atom-1	Atom-2	Interatomic distance (Å)	Clash overlap (Å)
25:CA:2298:A:C2'	25:CA:2299:U:H5'	2.38	0.53
25:CA:752:A:H62	25:CA:2609:U:H3	1.55	0.53
25:CA:2660:A:N1	25:CA:2661:G:C4	2.76	0.53
25:CA:2708:G:O2'	25:CA:2709:G:H5'	2.09	0.53
27:CC:140:VAL:HG11	27:CC:189:ALA:HB1	1.89	0.53
29:CE:131:THR:HG22	29:CE:160:ALA:CA	2.39	0.53
30:CF:91:ARG:HA	30:CF:95:MET:HE2	1.90	0.53
33:CI:17:ALA:HB1	33:CI:41:PHE:CE2	2.44	0.53
37:CM:113:ALA:O	37:CM:115:GLU:N	2.40	0.53
25:DA:1456:G:C6	25:DA:1457:U:C4	2.96	0.53
25:DA:1363:C:O2'	25:DA:1809:A:H1'	2.07	0.53
25:DA:2102:G:C2'	25:DA:2103:C:H5'	2.39	0.53
25:DA:2155:U:H2'	25:DA:2156:G:O4'	2.08	0.53
25:DA:2134:A:N6	25:DA:2157:G:H1'	2.23	0.53
25:DA:21:A:C2'	25:DA:22:C:H5'	2.39	0.53
25:DA:328:U:H4'	45:DU:65:GLN:HG3	1.89	0.53
56:DB:109:A:H2'	56:DB:110:C:O4'	2.08	0.53
56:DB:30:C:H2'	56:DB:31:C:H5'	1.89	0.53
27:DC:136:VAL:HG22	27:DC:166:ARG:HB2	1.90	0.53
29:DE:115:GLN:HA	29:DE:115:GLN:OE1	2.09	0.53
29:DE:44:ARG:O	29:DE:45:ALA:HB2	2.07	0.53
32:DH:72:ILE:HG21	32:DH:140:ALA:HB1	1.90	0.53
34:DJ:29:ALA:HA	34:DJ:32:LEU:HD12	1.89	0.53
38:DN:87:PHE:CE1	38:DN:94:TYR:HB3	2.43	0.53
25:DA:534:U:O2'	41:DQ:48:ASP:OD1	2.21	0.53
42:DR:49:ILE:CG2	42:DR:53:PHE:N	2.71	0.53
48:DX:38:TRP:HE3	48:DX:45:PHE:CD2	2.26	0.53
49:DY:60:LYS:O	49:DY:61:ALA:O	2.26	0.53
1:AA:1246:A:C2	1:AA:1247:U:C2	2.97	0.53
1:AA:204:G:H1'	1:AA:465:A:C2	2.43	0.53
1:AA:283:U:H2'	1:AA:284:C:H6	1.72	0.53
1:AA:382:A:H2'	1:AA:383:A:C8	2.43	0.53
1:AA:430:A:H2'	1:AA:430:A:N3	2.23	0.53
1:AA:587:G:H4'	8:AH:3:GLN:CA	2.34	0.53
1:AA:649:A:H2'	1:AA:650:G:H5''	1.89	0.53
3:AC:87:ARG:HG3	3:AC:100:ILE:HG22	1.91	0.53
5:AE:71:ILE:HG23	5:AE:72:ASN:N	2.22	0.53
6:AF:5:GLU:HG3	6:AF:5:GLU:O	2.08	0.53
6:AF:93:LYS:O	6:AF:94:HIS:HB2	2.07	0.53
8:AH:48:PHE:O	8:AH:49:LYS:HB2	2.07	0.53
9:AI:105:ARG:HD2	9:AI:105:ARG:O	2.09	0.53

Continued on next page...

Continued from previous page...

Atom-1	Atom-2	Interatomic distance (Å)	Clash overlap (Å)
11:AK:15:VAL:HG22	11:AK:16:SER:N	2.24	0.53
12:AL:19:ASN:C	12:AL:20:VAL:HG12	2.29	0.53
13:AM:44:ILE:N	13:AM:44:ILE:CD1	2.72	0.53
16:AP:20:VAL:HG22	16:AP:35:ARG:HA	1.90	0.53
16:AP:18:GLN:HG3	16:AP:35:ARG:HD2	1.90	0.53
16:AP:48:GLU:CG	16:AP:49:GLY:N	2.71	0.53
22:AV:61:C:H2'	22:AV:62:C:H6	1.73	0.53
1:BA:1073:U:N3	1:BA:1074:G:N7	2.57	0.53
1:BA:1239:A:C4'	1:BA:1240:U:OP1	2.56	0.53
1:BA:154:U:C2	1:BA:168:G:C2	2.96	0.53
1:BA:183:C:HO2'	1:BA:184:G:P	2.32	0.53
1:BA:209:U:H4'	1:BA:210:C:OP2	2.09	0.53
1:BA:255:G:C4	1:BA:256:U:C5	2.97	0.53
1:BA:40:C:H2'	1:BA:41:G:O4'	2.07	0.53
1:BA:872:A:C5	1:BA:874:G:C8	2.96	0.53
2:BB:99:MET:CB	2:BB:106:VAL:HG21	2.38	0.53
3:BC:110:LEU:CD1	3:BC:145:ALA:HB2	2.38	0.53
3:BC:150:VAL:HA	3:BC:198:LYS:O	2.09	0.53
7:BG:68:VAL:O	7:BG:70:PRO:CD	2.57	0.53
9:BI:47:VAL:HG12	9:BI:78:ILE:CG2	2.38	0.53
9:BI:46:VAL:HA	9:BI:49:GLN:HG3	1.90	0.53
14:BN:31:SER:O	14:BN:32:ASP:CB	2.57	0.53
14:BN:75:ARG:O	14:BN:76:LYS:C	2.46	0.53
16:BP:16:PHE:CD2	16:BP:40:ASN:HB2	2.43	0.53
21:BU:23:GLU:HA	21:BU:27:VAL:CG2	2.38	0.53
25:CA:2287:A:H2'	25:CA:2287:A:N3	2.24	0.53
25:CA:365:U:O2'	25:CA:366:C:H5'	2.07	0.53
25:CA:772:C:C2'	25:CA:773:U:O5'	2.56	0.53
27:CC:141:HIS:CE1	27:CC:190:THR:CG2	2.92	0.53
27:CC:72:GLY:HA2	27:CC:116:GLN:HE21	1.73	0.53
32:CH:116:ARG:HD2	32:CH:133:GLN:CG	2.37	0.53
32:CH:76:GLU:HG2	32:CH:143:ILE:HD12	1.90	0.53
33:CI:82:ALA:HB1	33:CI:108:ILE:HD13	1.91	0.53
37:CM:43:ALA:O	37:CM:44:ARG:C	2.45	0.53
39:CO:24:THR:HG22	39:CO:42:PRO:HD3	1.90	0.53
41:CQ:20:ALA:HB2	41:CQ:38:VAL:HG23	1.90	0.53
42:CR:42:ALA:CA	42:CR:46:GLU:HB2	2.31	0.53
46:CV:2:PHE:HB3	46:CV:50:MET:CE	2.39	0.53
51:D0:14:MET:O	51:D0:17:SER:HB2	2.09	0.53
25:DA:1074:G:O2'	25:DA:1075:C:H5'	2.08	0.53
25:DA:1324:G:C4	25:DA:1328:A:N6	2.77	0.53

Continued on next page...

Continued from previous page...

Atom-1	Atom-2	Interatomic distance (Å)	Clash overlap (Å)
25:DA:1439:A:C8	25:DA:1440:U:C6	2.97	0.53
25:DA:1681:G:N3	25:DA:1762:A:H2'	2.23	0.53
25:DA:2114:A:C2	25:DA:2166:U:H2'	2.43	0.53
25:DA:2703:C:C2	25:DA:2704:C:C5	2.96	0.53
25:DA:2774:C:H2'	25:DA:2775:G:O4'	2.09	0.53
32:DH:63:ALA:HA	32:DH:66:ASN:H	1.74	0.53
33:DI:56:VAL:HG21	33:DI:68:PHE:HB2	1.90	0.53
42:DR:29:THR:HG22	42:DR:29:THR:O	2.09	0.53
46:DV:30:ILE:HG13	46:DV:40:ILE:HG13	1.91	0.53
1:AA:1151:A:O2'	1:AA:1152:A:O5'	2.21	0.53
1:AA:142:G:C5	1:AA:143:A:C8	2.96	0.53
1:AA:369:G:C4	1:AA:370:C:C5	2.97	0.53
2:AB:53:LEU:HD11	2:AB:216:VAL:HA	1.90	0.53
2:AB:53:LEU:HD11	2:AB:216:VAL:HG22	1.90	0.53
2:AB:32:GLY:O	2:AB:33:ALA:HB2	2.09	0.53
3:AC:117:ASP:HA	3:AC:120:THR:HB	1.91	0.53
5:AE:75:LEU:HD21	5:AE:119:VAL:HG12	1.90	0.53
10:AJ:7:ARG:O	10:AJ:100:ILE:O	2.27	0.53
11:AK:22:ILE:HG22	11:AK:31:VAL:HG22	1.90	0.53
1:AA:538:G:H5''	12:AL:110:LYS:HB2	1.89	0.53
16:AP:20:VAL:HG23	16:AP:35:ARG:HA	1.90	0.53
17:AQ:45:VAL:HG11	17:AQ:60:ILE:CG1	2.38	0.53
18:AR:42:ARG:HG2	18:AR:43:ILE:CD1	2.39	0.53
19:AS:10:ILE:HG13	19:AS:37:SER:HB3	1.91	0.53
20:AT:14:GLU:O	20:AT:15:LYS:C	2.46	0.53
1:AA:193:C:O4'	20:AT:54:GLN:OE1	2.26	0.53
21:AU:4:LYS:C	21:AU:4:LYS:HD2	2.29	0.53
1:BA:1106:G:H2'	1:BA:1107:C:C6	2.42	0.53
1:BA:1250:A:N7	1:BA:1287:A:C8	2.76	0.53
1:BA:1410:A:H2'	1:BA:1411:C:C6	2.44	0.53
1:BA:1422:G:N2	1:BA:1423:G:C4	2.76	0.53
1:BA:220:G:C2	1:BA:221:C:C5	2.96	0.53
1:BA:254:G:C4	1:BA:255:G:C8	2.97	0.53
1:BA:559:A:H4'	1:BA:560:A:H3'	1.90	0.53
1:BA:728:A:N6	1:BA:729:A:N6	2.55	0.53
1:BA:872:A:C4	1:BA:874:G:C8	2.96	0.53
2:BB:34:ARG:O	2:BB:36:LYS:N	2.42	0.53
3:BC:22:PHE:O	3:BC:23:ALA:HB2	2.09	0.53
1:BA:404:G:N7	4:BD:1:ALA:N	2.56	0.53
4:BD:34:GLU:O	4:BD:37:PRO:HD3	2.08	0.53
5:BE:152:VAL:HG23	5:BE:156:ARG:HB2	1.90	0.53

Continued on next page...

Continued from previous page...

Atom-1	Atom-2	Interatomic distance (Å)	Clash overlap (Å)
7:BG:145:GLU:OE1	7:BG:148:LYS:HE2	2.09	0.53
9:BI:19:PHE:CB	9:BI:63:TYR:HB3	2.35	0.53
10:BJ:93:ALA:HB1	10:BJ:96:VAL:HB	1.91	0.53
1:BA:705:G:N2	11:BK:30:ILE:HD12	2.24	0.53
12:BL:28:GLN:CB	12:BL:81:ILE:O	2.57	0.53
13:BM:24:VAL:CG2	13:BM:25:GLY:N	2.72	0.53
17:BQ:7:LEU:HB3	17:BQ:24:ILE:CD1	2.39	0.53
21:BU:3:ILE:HA	21:BU:19:LYS:HZ1	1.74	0.53
25:CA:1246:A:C2'	25:CA:1247:A:O5'	2.57	0.53
25:CA:1483:G:C4	25:CA:1484:U:C5	2.96	0.53
25:CA:1499:C:C4	25:CA:1500:G:N7	2.77	0.53
25:CA:2147:A:H2'	25:CA:2148:G:O4'	2.08	0.53
25:CA:2185:U:H2'	25:CA:2185:U:O2	2.06	0.53
25:CA:964:C:O2'	25:CA:2273:A:N3	2.35	0.53
25:CA:2276:G:H2'	25:CA:2277:G:H5'	1.89	0.53
25:CA:2418:A:C5	25:CA:2419:U:C5	2.97	0.53
25:CA:2474:U:H5''	25:CA:2475:C:OP2	2.08	0.53
25:CA:2685:G:OP1	35:CK:78:ARG:NH2	2.41	0.53
25:CA:550:C:H2'	25:CA:550:C:O2	2.08	0.53
26:CB:30:C:C2'	26:CB:31:C:H5'	2.39	0.53
27:CC:173:LEU:N	27:CC:173:LEU:HD13	2.23	0.53
27:CC:216:ARG:HB3	27:CC:217:PRO:HD2	1.91	0.53
31:CG:51:PHE:CE2	31:CG:68:ARG:HA	2.44	0.53
33:CI:5:GLN:HG2	33:CI:5:GLN:O	2.07	0.53
33:CI:57:VAL:C	33:CI:68:PHE:HB2	2.29	0.53
33:CI:79:LEU:HD13	33:CI:135:MET:CE	2.39	0.53
34:CJ:64:VAL:HG13	34:CJ:65:THR:N	2.22	0.53
49:CY:32:ALA:O	49:CY:33:ALA:C	2.46	0.53
25:DA:1351:C:H2'	25:DA:1352:U:C1'	2.39	0.53
25:DA:1354:A:N7	25:DA:1355:G:N9	2.57	0.53
25:DA:1475:G:H1'	25:DA:1476:U:OP2	2.08	0.53
25:DA:1779:U:H2'	60:DA:3695:HOH:O	2.07	0.53
25:DA:2102:G:O2'	25:DA:2103:C:H5'	2.07	0.53
25:DA:2228:G:H2'	25:DA:2229:U:C6	2.43	0.53
25:DA:2690:U:C4	25:DA:2873:A:C2	2.97	0.53
25:DA:2742:G:OP1	55:D4:36:ARG:CD	2.56	0.53
25:DA:2792:A:C2	25:DA:2793:C:C4	2.96	0.53
25:DA:2796:U:C2'	25:DA:2797:U:H2'	2.39	0.53
25:DA:549:G:N3	25:DA:549:G:O4'	2.41	0.53
25:DA:665:U:O2	25:DA:665:U:C2'	2.54	0.53
28:DD:52:THR:HG23	28:DD:53:GLY:N	2.24	0.53

Continued on next page...

Continued from previous page...

Atom-1	Atom-2	Interatomic distance (Å)	Clash overlap (Å)
29:DE:198:GLU:HG3	29:DE:198:GLU:O	2.09	0.53
30:DF:41:GLU:CB	30:DF:48:LEU:CD2	2.85	0.53
31:DG:41:GLU:HB2	31:DG:54:ARG:HE	1.73	0.53
33:DI:104:GLN:O	33:DI:105:LEU:HB2	2.07	0.53
33:DI:21:PRO:HD2	33:DI:22:PRO:HD2	1.90	0.53
33:DI:45:THR:CG2	33:DI:50:LYS:HG3	2.39	0.53
34:DJ:96:ARG:HG2	34:DJ:96:ARG:HH21	1.72	0.53
37:DM:124:LEU:CD2	37:DM:124:LEU:N	2.71	0.53
37:DM:33:LEU:HD22	37:DM:117:PHE:CG	2.44	0.53
39:DO:34:HIS:HB3	39:DO:36:TYR:CE2	2.44	0.53
1:AA:1446:A:H2'	1:AA:1447:A:H5'	1.89	0.53
1:AA:395:C:H2'	1:AA:396:C:H6	1.74	0.53
1:AA:633:G:OP2	8:AH:87:ARG:NH2	2.42	0.53
1:AA:978:A:C2'	1:AA:979:C:H5'	2.39	0.53
1:AA:989:U:H2'	1:AA:990:C:H6	1.74	0.53
2:AB:110:ILE:HG22	2:AB:111:LYS:N	2.22	0.53
2:AB:80:LYS:HG3	2:AB:84:LEU:HD22	1.91	0.53
3:AC:56:ILE:HG12	3:AC:65:VAL:HG22	1.90	0.53
9:AI:56:MET:HA	9:AI:59:LYS:CB	2.38	0.53
1:BA:1149:C:HO2'	1:BA:1280:A:H2	1.55	0.53
1:BA:1267:C:C2'	1:BA:1268:G:H5'	2.38	0.53
1:BA:1452:C:H4'	1:BA:1453:G:C5'	2.38	0.53
1:BA:552:U:H2'	1:BA:553:A:C8	2.43	0.53
1:BA:567:G:H2'	1:BA:568:G:O4'	2.08	0.53
1:BA:840:C:C4	1:BA:842:U:C5'	2.91	0.53
1:BA:854:U:H3'	1:BA:871:U:H3	1.72	0.53
2:BB:57:ASN:O	2:BB:58:LYS:HB2	2.08	0.53
3:BC:146:LYS:HG3	3:BC:203:LYS:O	2.08	0.53
4:BD:32:LYS:O	4:BD:33:ILE:C	2.47	0.53
5:BE:104:ILE:HD11	5:BE:114:LEU:HB3	1.91	0.53
7:BG:136:LYS:O	7:BG:139:ASP:CB	2.57	0.53
7:BG:17:PHE:CZ	7:BG:57:GLU:HG2	2.44	0.53
14:BN:35:ALA:HB2	14:BN:41:ARG:HG3	1.88	0.53
14:BN:50:THR:C	14:BN:51:LEU:HD23	2.29	0.53
16:BP:6:LEU:N	16:BP:6:LEU:HD12	2.23	0.53
21:BU:4:LYS:HD2	21:BU:4:LYS:O	2.08	0.53
25:CA:1319:C:O2'	25:CA:1320:C:H5'	2.08	0.53
25:CA:1869:G:C6	25:CA:1871:A:OP2	2.61	0.53
25:CA:2143:C:H2'	25:CA:2144:G:C8	2.43	0.53
25:CA:247:G:C8	25:CA:249:C:C5	2.97	0.53
25:CA:2631:G:H2'	25:CA:2632:A:O5'	2.09	0.53

Continued on next page...

Continued from previous page...

Atom-1	Atom-2	Interatomic distance (Å)	Clash overlap (Å)
25:CA:2886:A:C4	25:CA:2887:A:C8	2.97	0.53
25:CA:649:G:H2'	25:CA:650:C:H6	1.73	0.53
25:CA:892:A:N3	25:CA:892:A:H2'	2.23	0.53
25:CA:1902:C:H5''	27:CC:239:PHE:CE1	2.44	0.53
31:CG:126:THR:CG2	31:CG:127:GLN:N	2.72	0.53
34:CJ:77:HIS:CD2	34:CJ:79:GLY:HA2	2.43	0.53
40:CP:25:VAL:HG23	40:CP:84:SER:O	2.07	0.53
45:CU:87:GLU:O	45:CU:88:ASP:HB3	2.08	0.53
25:DA:1196:C:O4'	25:DA:1226:A:C2	2.61	0.53
25:DA:1392:A:C5	25:DA:1393:A:C6	2.97	0.53
25:DA:1670:C:O2	25:DA:1993:U:H1'	2.09	0.53
25:DA:2148:G:H2'	25:DA:2149:U:C5	2.43	0.53
25:DA:2756:U:C4	25:DA:2759:G:O6	2.62	0.53
25:DA:362:A:OP2	25:DA:362:A:C8	2.62	0.53
25:DA:422:A:H2'	25:DA:422:A:N3	2.24	0.53
25:DA:531:C:C5	25:DA:2035:G:C2	2.97	0.53
25:DA:545:U:C6	25:DA:547:A:H4'	2.44	0.53
25:DA:515:A:H1'	25:DA:581:C:H1'	1.90	0.53
25:DA:817:C:OP1	60:DA:3585:HOH:O	2.19	0.53
25:DA:997:G:OP1	41:DQ:91:ARG:HG2	2.08	0.53
56:DB:58:A:H2'	56:DB:59:A:C8	2.44	0.53
27:DC:170:TYR:CD2	27:DC:184:GLU:HA	2.43	0.53
27:DC:253:GLY:O	27:DC:254:LYS:CB	2.57	0.53
28:DD:90:PHE:CE2	28:DD:96:ILE:CD1	2.90	0.53
32:DH:31:VAL:CB	32:DH:32:PRO:CD	2.87	0.53
38:DN:35:LYS:HD2	38:DN:100:CYS:SG	2.49	0.53
1:AA:1239:A:C2	1:AA:1241:G:N1	2.77	0.53
1:AA:1321:U:H3'	1:AA:1322:C:O2	2.09	0.53
1:AA:386:C:O2'	1:AA:387:U:H5'	2.09	0.53
3:AC:129:PHE:CZ	3:AC:130:ARG:HD2	2.44	0.53
4:AD:16:THR:HG22	4:AD:17:ASP:O	2.08	0.53
5:AE:132:PRO:C	5:AE:134:ASN:N	2.62	0.53
5:AE:148:SER:O	5:AE:152:VAL:HG12	2.08	0.53
6:AF:2:ARG:HG2	6:AF:92:THR:HG21	1.90	0.53
9:AI:20:ILE:HG21	9:AI:60:LEU:HD12	1.90	0.53
1:AA:1060:U:C5'	10:AJ:53:ILE:CG2	2.85	0.53
11:AK:54:SER:O	11:AK:55:ARG:C	2.48	0.53
11:AK:81:LEU:HD23	11:AK:81:LEU:N	2.24	0.53
12:AL:49:ARG:HB2	12:AL:89:LEU:HD21	1.91	0.53
13:AM:17:ALA:O	13:AM:20:SER:CB	2.57	0.53
16:AP:61:VAL:HA	16:AP:65:ALA:HB3	1.91	0.53

Continued on next page...

Continued from previous page...

Atom-1	Atom-2	Interatomic distance (Å)	Clash overlap (Å)
21:AU:34:ARG:O	21:AU:36:PHE:N	2.42	0.53
1:BA:1179:A:H2'	1:BA:1180:A:H5'	1.91	0.53
1:BA:1328:C:H5''	13:BM:27:THR:CG2	2.38	0.53
1:BA:1377:A:O2'	7:BG:1:PRO:HG2	2.08	0.53
1:BA:15:G:C2	1:BA:16:A:C4	2.97	0.53
1:BA:215:C:H2'	1:BA:216:U:O4'	2.09	0.53
1:BA:116:A:H61	1:BA:313:A:H1'	1.74	0.53
1:BA:455:G:C2'	1:BA:456:A:H5'	2.38	0.53
1:BA:646:G:H2'	1:BA:647:C:H6	1.74	0.53
2:BB:163:ILE:HG12	2:BB:164:ASP:N	2.23	0.53
2:BB:81:ASP:OD1	2:BB:83:ALA:HB3	2.08	0.53
4:BD:58:GLN:O	4:BD:62:ARG:HG3	2.07	0.53
5:BE:55:VAL:HB	5:BE:56:PRO:CD	2.39	0.53
6:BF:36:ILE:HA	6:BF:64:VAL:HG13	1.90	0.53
6:BF:38:ARG:HG3	6:BF:39:LEU:N	2.21	0.53
6:BF:90:MET:O	6:BF:91:ARG:O	2.26	0.53
6:BF:97:THR:O	6:BF:98:GLU:HG2	2.08	0.53
8:BH:9:MET:CE	8:BH:32:LYS:O	2.57	0.53
9:BI:23:GLY:HA3	9:BI:61:ASP:OD2	2.09	0.53
13:BM:113:LYS:CB	13:BM:114:PRO:HD3	2.38	0.53
13:BM:77:LYS:HA	13:BM:80:MET:HE2	1.91	0.53
15:BO:27:GLN:O	15:BO:31:LEU:HD12	2.08	0.53
17:BQ:44:HIS:CG	17:BQ:69:THR:CG2	2.92	0.53
23:BX:8:A:C6	23:BX:9:G:C5	2.97	0.53
25:CA:1120:G:H2'	25:CA:1121:C:H5'	1.91	0.53
25:CA:1485:U:N3	25:CA:1505:A:C2	2.77	0.53
25:CA:1558:C:H4'	25:CA:1559:U:O5'	2.08	0.53
25:CA:178:G:C2'	25:CA:179:C:H5'	2.39	0.53
25:CA:2849:U:H4'	25:CA:2868:A:C2	2.43	0.53
25:CA:585:G:N7	41:CQ:5:ARG:NH1	2.57	0.53
25:CA:606:U:OP2	29:CE:99:LYS:HE3	2.09	0.53
25:CA:664:G:C2'	25:CA:665:U:H5'	2.39	0.53
26:CB:39:A:C2	26:CB:44:G:C2	2.97	0.53
27:CC:136:VAL:CG1	27:CC:137:GLY:N	2.72	0.53
29:CE:190:ALA:C	29:CE:192:ALA:H	2.11	0.53
30:CF:100:GLU:OE2	30:CF:104:THR:HG21	2.08	0.53
30:CF:69:ALA:HA	30:CF:84:ILE:CG2	2.37	0.53
36:CL:26:GLY:O	36:CL:27:LEU:C	2.46	0.53
41:CQ:98:ALA:HB2	41:CQ:105:PHE:CD2	2.44	0.53
25:DA:2372:U:O4'	52:D1:45:HIS:CD2	2.62	0.53
25:DA:120:U:H1'	25:DA:149:A:N7	2.23	0.53

Continued on next page...

Continued from previous page...

Atom-1	Atom-2	Interatomic distance (Å)	Clash overlap (Å)
25:DA:122:G:C2'	25:DA:123:G:H5'	2.39	0.53
25:DA:1313:U:H5''	25:DA:1314:C:OP2	2.08	0.53
25:DA:1719:G:H22	25:DA:1742:U:H1'	1.74	0.53
25:DA:182:A:C6	25:DA:183:C:C4	2.96	0.53
25:DA:188:G:C2'	25:DA:189:G:H5'	2.39	0.53
25:DA:2114:A:C2	25:DA:2115:G:O4'	2.62	0.53
25:DA:2159:G:O2'	25:DA:2160:C:H5'	2.08	0.53
25:DA:2162:G:C4'	25:DA:2171:A:H2'	2.39	0.53
25:DA:2411:A:O2'	25:DA:2412:A:H5'	2.08	0.53
25:DA:2493:U:C2'	25:DA:2494:G:O5'	2.57	0.53
25:DA:2850:A:C4	25:DA:2851:A:C8	2.97	0.53
25:DA:368:A:H2'	25:DA:369:U:H5'	1.91	0.53
25:DA:582:A:N6	25:DA:583:G:O6	2.42	0.53
25:DA:585:G:H5''	25:DA:586:A:P	2.49	0.53
25:DA:640:C:C5	25:DA:641:U:C5	2.97	0.53
25:DA:657:U:H2'	25:DA:658:U:C6	2.44	0.53
25:DA:984:A:C5'	25:DA:985:C:OP2	2.54	0.53
27:DC:12:ARG:O	27:DC:13:ARG:C	2.46	0.53
27:DC:13:ARG:HG2	27:DC:14:HIS:CE1	2.44	0.53
27:DC:251:THR:HG22	27:DC:252:LYS:HG2	1.91	0.53
30:DF:135:ILE:HG23	30:DF:140:ILE:HG22	1.90	0.53
30:DF:35:LEU:HD12	30:DF:153:ILE:CD1	2.36	0.53
38:DN:76:VAL:CG1	38:DN:77:ALA:N	2.71	0.53
38:DN:81:ASN:O	38:DN:85:PRO:HD2	2.09	0.53
40:DP:38:ARG:HG3	40:DP:39:LEU:N	2.24	0.53
41:DQ:67:ALA:HB1	41:DQ:105:PHE:CE1	2.44	0.53
43:DS:20:VAL:O	43:DS:23:LEU:HB2	2.09	0.53
46:DV:32:GLY:O	46:DV:35:GLU:OE1	2.27	0.53
57:DW:64:LYS:HD3	57:DW:79:GLU:OE2	2.08	0.53
1:AA:978:A:C1'	1:AA:1322:C:H5	2.22	0.53
1:AA:274:A:C5'	17:AQ:15:LYS:CE	2.87	0.53
1:AA:118:U:O4	1:AA:288:A:H2'	2.09	0.53
1:AA:300:A:H1'	1:AA:565:U:O2	2.08	0.53
1:AA:322:C:O3'	20:AT:17:ARG:HG3	2.07	0.53
1:AA:446:G:H2'	1:AA:447:G:O4'	2.09	0.53
1:AA:689:C:H2'	1:AA:690:G:C8	2.44	0.53
2:AB:89:PHE:HB3	2:AB:149:GLY:O	2.08	0.53
3:AC:35:ASP:OD1	3:AC:58:ARG:NH1	2.42	0.53
7:AG:25:PHE:O	7:AG:26:VAL:C	2.47	0.53
10:AJ:29:ALA:CA	10:AJ:32:THR:HG22	2.33	0.53
14:AN:73:PHE:HE1	14:AN:75:ARG:HA	1.73	0.53

Continued on next page...

Continued from previous page...

Atom-1	Atom-2	Interatomic distance (Å)	Clash overlap (Å)
15:AO:23:SER:OG	15:AO:26:VAL:HG23	2.08	0.53
17:AQ:16:MET:CB	17:AQ:19:SER:HB3	2.39	0.53
17:AQ:51:GLU:N	17:AQ:51:GLU:OE1	2.42	0.53
1:BA:89:U:H2'	1:BA:90:C:C6	2.44	0.53
5:BE:97:PRO:O	5:BE:98:ALA:HB3	2.09	0.53
6:BF:87:SER:O	6:BF:88:MET:HB2	2.09	0.53
8:BH:58:LEU:C	8:BH:58:LEU:HD12	2.29	0.53
10:BJ:65:TYR:HB3	14:BN:96:LEU:HD11	1.90	0.53
12:BL:47:ALA:HB3	12:BL:49:ARG:HE	1.73	0.53
13:BM:2:ARG:HA	13:BM:8:ILE:HG12	1.91	0.53
19:BS:17:LYS:HA	19:BS:20:LYS:NZ	2.24	0.53
51:C0:35:GLU:OE2	51:C0:45:ASP:HB2	2.08	0.53
25:CA:1121:C:H3'	25:CA:1121:C:C6	2.44	0.53
25:CA:1392:A:N6	44:CT:18:GLU:HG2	2.24	0.53
25:CA:1445:G:H2'	25:CA:1446:C:C6	2.44	0.53
25:CA:347:A:H2'	25:CA:348:A:C8	2.43	0.53
25:CA:846:U:O2	25:CA:846:U:C2'	2.57	0.53
27:CC:28:PRO:HG2	27:CC:33:LEU:HD11	1.91	0.53
27:CC:83:ASP:OD1	27:CC:83:ASP:C	2.46	0.53
28:CD:28:GLU:OE2	28:CD:30:GLU:HG3	2.08	0.53
30:CF:7:TYR:HA	30:CF:11:VAL:HG21	1.91	0.53
32:CH:34:GLY:O	32:CH:35:LYS:CG	2.57	0.53
32:CH:46:PHE:HD2	32:CH:47:PHE:N	2.07	0.53
36:CL:77:ILE:HD11	36:CL:101:ILE:HG21	1.90	0.53
46:CV:80:HIS:CD2	46:CV:81:PRO:HD2	2.44	0.53
25:DA:1096:A:C8	25:DA:1096:A:H3'	2.44	0.53
25:DA:1300:G:H3'	60:DA:3655:HOH:O	2.08	0.53
25:DA:1315:C:C2	25:DA:1316:U:C5	2.97	0.53
25:DA:1540:G:C5	25:DA:1541:C:C4	2.97	0.53
25:DA:2742:G:OP1	55:D4:36:ARG:HD2	2.09	0.53
25:DA:41:C:C2'	25:DA:42:A:O5'	2.57	0.53
25:DA:588:U:H2'	25:DA:589:U:C6	2.44	0.53
27:DC:74:PRO:HB2	27:DC:96:LYS:CE	2.38	0.53
28:DD:61:THR:HB	28:DD:63:PRO:HD2	1.91	0.53
34:DJ:80:HIS:O	34:DJ:82:GLY:N	2.41	0.53
36:DL:4:ASN:O	36:DL:5:THR:HG22	2.09	0.53
37:DM:15:GLY:O	37:DM:16:ARG:HD3	2.08	0.53
38:DN:17:ARG:HH21	38:DN:17:ARG:HG3	1.73	0.53
25:DA:2817:U:OP1	38:DN:99:LYS:HE2	2.08	0.53
40:DP:51:ASN:HA	40:DP:56:SER:HB3	1.91	0.53
44:DT:69:ARG:CZ	44:DT:69:ARG:HB3	2.39	0.53

Continued on next page...

Continued from previous page...

Atom-1	Atom-2	Interatomic distance (Å)	Clash overlap (Å)
49:DY:24:GLU:O	49:DY:27:ASN:N	2.42	0.53
1:AA:1151:A:HO2'	1:AA:1152:A:C5'	2.20	0.53
1:AA:956:U:O2	1:AA:1225:A:C2	2.61	0.53
1:AA:1379:G:O2'	1:AA:1380:U:H5'	2.09	0.53
1:AA:160:A:H2'	1:AA:161:A:O4'	2.09	0.53
1:AA:477:C:H2'	1:AA:478:A:C8	2.43	0.53
1:AA:692:U:O2'	1:AA:694:A:N7	2.32	0.53
2:AB:112:ARG:O	2:AB:115:ASP:O	2.27	0.53
2:AB:89:PHE:N	2:AB:89:PHE:CD2	2.76	0.53
4:AD:159:GLU:O	4:AD:161:ALA:N	2.42	0.53
7:AG:21:LEU:C	7:AG:21:LEU:HD13	2.29	0.53
11:AK:75:GLU:N	11:AK:75:GLU:OE1	2.42	0.53
1:AA:363:A:OP1	12:AL:30:ARG:HB3	2.09	0.53
12:AL:32:VAL:HG12	12:AL:78:VAL:HG22	1.90	0.53
13:AM:70:ARG:HD2	13:AM:74:MET:HE3	1.91	0.53
19:AS:39:ILE:HG12	19:AS:70:LEU:CD2	2.38	0.53
1:BA:1009:U:O2	1:BA:1009:U:H2'	2.07	0.53
1:BA:107:G:H2'	1:BA:108:G:C5'	2.39	0.53
1:BA:1298:U:O4'	1:BA:1299:A:C5	2.62	0.53
1:BA:406:G:C2	1:BA:407:U:C6	2.97	0.53
1:BA:408:A:H2'	1:BA:409:U:O4'	2.08	0.53
1:BA:516:U:C2'	1:BA:517:G:H5'	2.39	0.53
1:BA:55:A:C4	1:BA:56:U:C6	2.97	0.53
1:BA:728:A:C6	1:BA:729:A:C6	2.97	0.53
1:BA:749:A:O2'	1:BA:750:C:H5'	2.08	0.53
1:BA:815:A:OP2	60:BA:1815:HOH:O	2.19	0.53
2:BB:98:GLY:O	2:BB:101:THR:N	2.41	0.53
3:BC:38:VAL:O	3:BC:42:LEU:HB2	2.09	0.53
5:BE:11:GLN:HA	5:BE:11:GLN:OE1	2.09	0.53
5:BE:155:LYS:H	5:BE:155:LYS:HE3	1.74	0.53
9:BI:110:VAL:HG23	9:BI:110:VAL:O	2.09	0.53
12:BL:74:GLN:O	12:BL:75:GLU:C	2.47	0.53
13:BM:47:LEU:HD22	13:BM:52:ILE:HG13	1.91	0.53
19:BS:17:LYS:HB3	19:BS:30:LEU:HD23	1.90	0.53
20:BT:66:ILE:O	20:BT:67:HIS:HB2	2.09	0.53
52:C1:42:VAL:HG22	52:C1:44:GLN:HB2	1.90	0.53
25:CA:1060:U:H5'	25:CA:1062:G:H4'	1.91	0.53
25:CA:1829:A:H2'	25:CA:1830:C:H5'	1.91	0.53
25:CA:2215:C:O2'	25:CA:2216:G:H5'	2.09	0.53
25:CA:2499:C:OP1	60:CA:3694:HOH:O	2.19	0.53
25:CA:2665:A:C2	25:CA:2666:C:C5	2.97	0.53

Continued on next page...

Continued from previous page...

Atom-1	Atom-2	Interatomic distance (Å)	Clash overlap (Å)
25:CA:2766:A:H2'	25:CA:2766:A:N3	2.24	0.53
25:CA:2888:C:H2'	25:CA:2889:C:H6	1.72	0.53
25:CA:910:A:C6	25:CA:911:A:C6	2.97	0.53
30:CF:56:LEU:HD12	30:CF:64:PRO:CB	2.39	0.53
31:CG:117:PRO:O	31:CG:118:ALA:C	2.47	0.53
31:CG:142:GLN:O	31:CG:145:ALA:HB3	2.10	0.53
33:CI:18:ASN:HD21	33:CI:27:LEU:HD11	1.72	0.53
33:CI:56:VAL:HG23	33:CI:70:THR:HA	1.90	0.53
34:CJ:27:ARG:HG2	34:CJ:27:ARG:HH11	1.74	0.53
38:CN:38:LEU:HB3	38:CN:39:PRO:HD3	1.90	0.53
41:CQ:86:SER:HB3	42:CR:51:VAL:HA	1.91	0.53
44:CT:30:ILE:HD11	44:CT:32:LEU:HD21	1.91	0.53
52:D1:44:GLN:NE2	52:D1:44:GLN:HA	2.23	0.53
25:DA:1053:C:C2	25:DA:1107:G:C2	2.97	0.53
25:DA:1539:U:C2	25:DA:1540:G:C8	2.97	0.53
25:DA:1832:C:N4	25:DA:1833:C:C4	2.77	0.53
25:DA:1934:C:H4'	25:DA:1974:C:O3'	2.09	0.53
25:DA:2207:C:C2	25:DA:2208:C:H5	2.27	0.53
25:DA:2210:U:H4'	25:DA:2211:A:H5'	1.90	0.53
25:DA:2211:A:N3	25:DA:2211:A:H5''	2.24	0.53
25:DA:2771:C:H2'	25:DA:2772:C:C6	2.44	0.53
25:DA:58:G:OP1	44:DT:78:SER:OG	2.26	0.53
56:DB:10:G:N7	56:DB:11:C:C5	2.76	0.53
56:DB:28:C:P	39:DO:31:THR:HG21	2.49	0.53
27:DC:16:VAL:CB	27:DC:203:VAL:HG22	2.39	0.53
29:DE:145:ASP:HB3	29:DE:184:ASP:HB2	1.91	0.53
31:DG:108:PHE:HE2	31:DG:151:ARG:CZ	2.22	0.53
33:DI:79:LEU:HD11	33:DI:132:ALA:CB	2.39	0.53
41:DQ:65:ASN:O	41:DQ:69:ARG:HG3	2.08	0.53
45:DU:101:THR:HG22	45:DU:102:ILE:N	2.24	0.53
25:DA:480:A:H5''	45:DU:43:LYS:CD	2.38	0.53
46:DV:20:LEU:CD2	46:DV:26:PHE:CA	2.87	0.53
46:DV:26:PHE:CD2	46:DV:44:HIS:HA	2.44	0.53
49:DY:13:GLU:O	49:DY:15:ASN:N	2.41	0.53
49:DY:32:ALA:O	49:DY:35:GLY:N	2.42	0.53
1:AA:1216:A:N3	1:AA:1217:C:C5	2.77	0.52
1:AA:1523:G:OP1	11:AK:124:LYS:HE2	2.10	0.52
1:AA:379:C:C2'	1:AA:380:G:H5'	2.39	0.52
1:AA:513:C:O2'	1:AA:514:C:C5'	2.58	0.52
1:AA:542:G:C2	1:AA:543:U:C4	2.96	0.52
1:AA:895:G:H2'	1:AA:896:C:C6	2.44	0.52

Continued on next page...

Continued from previous page...

Atom-1	Atom-2	Interatomic distance (Å)	Clash overlap (Å)
2:AB:206:ILE:HG12	2:AB:207:ARG:N	2.23	0.52
2:AB:66:ILE:O	2:AB:67:LEU:HB2	2.08	0.52
2:AB:86:CYS:HB2	2:AB:88:GLN:NE2	2.24	0.52
4:AD:40:HIS:HB3	4:AD:43:ARG:HG3	1.90	0.52
7:AG:122:GLU:O	7:AG:123:LEU:C	2.48	0.52
10:AJ:16:ARG:O	10:AJ:16:ARG:HG3	2.09	0.52
11:AK:51:PHE:CA	11:AK:55:ARG:HB3	2.39	0.52
11:AK:74:LYS:C	11:AK:75:GLU:OE1	2.47	0.52
12:AL:36:VAL:HG12	12:AL:36:VAL:O	2.09	0.52
12:AL:6:LEU:HB3	17:AQ:33:TYR:CE1	2.45	0.52
12:AL:49:ARG:NH1	12:AL:88:ASP:OD1	2.41	0.52
17:AQ:13:SER:CB	17:AQ:16:MET:HE2	2.39	0.52
1:AA:1312:G:N7	19:AS:2:ARG:N	2.57	0.52
20:AT:65:LEU:O	20:AT:65:LEU:HD12	2.09	0.52
1:BA:1028:C:C5	1:BA:1034:G:C2	2.97	0.52
1:BA:1160:G:O2'	1:BA:1161:C:O5'	2.27	0.52
1:BA:1170:A:H2'	1:BA:1171:A:O4'	2.09	0.52
1:BA:1431:A:C5	1:BA:1432:G:C6	2.97	0.52
1:BA:1472:U:C2'	1:BA:1473:G:O5'	2.57	0.52
1:BA:188:C:O2	1:BA:189:A:N9	2.41	0.52
1:BA:211:G:N2	1:BA:212:G:H1'	2.24	0.52
1:BA:438:U:H5'	4:BD:119:HIS:CD2	2.43	0.52
1:BA:466:A:H5''	1:BA:467:U:OP2	2.09	0.52
1:BA:593:U:H2'	1:BA:594:U:H6	1.74	0.52
2:BB:93:HIS:CG	2:BB:94:ARG:NH2	2.77	0.52
4:BD:3:TYR:C	4:BD:3:TYR:CD1	2.82	0.52
9:BI:28:VAL:CB	9:BI:63:TYR:HD2	2.22	0.52
11:BK:126:ARG:N	21:BU:33:ARG:CZ	2.72	0.52
14:BN:23:ARG:O	14:BN:26:LEU:HB2	2.09	0.52
16:BP:16:PHE:CE2	16:BP:40:ASN:HB2	2.44	0.52
18:BR:49:LYS:HA	18:BR:52:ARG:NH1	2.24	0.52
21:BU:10:PRO:C	21:BU:11:PHE:CD1	2.82	0.52
51:C0:54:ILE:O	51:C0:55:ALA:HB3	2.09	0.52
55:C4:16:ILE:HG22	55:C4:16:ILE:O	2.09	0.52
25:CA:1028:A:N6	25:CA:1125:G:H2'	2.24	0.52
25:CA:1180:U:H2'	25:CA:1181:U:O5'	2.08	0.52
25:CA:120:U:H5''	25:CA:122:G:OP2	2.08	0.52
25:CA:1775:U:P	60:CA:3450:HOH:O	2.67	0.52
25:CA:1820:U:OP1	27:CC:176:ARG:NH2	2.42	0.52
26:CB:102:G:O2'	26:CB:103:U:H5'	2.09	0.52
31:CG:8:VAL:HG13	31:CG:49:LEU:HB2	1.87	0.52

Continued on next page...

Continued from previous page...

Atom-1	Atom-2	Interatomic distance (Å)	Clash overlap (Å)
37:CM:55:ARG:CG	37:CM:55:ARG:NH2	2.66	0.52
38:CN:13:ASN:C	38:CN:13:ASN:ND2	2.61	0.52
42:CR:39:LEU:O	42:CR:40:MET:CB	2.56	0.52
42:CR:62:GLU:O	42:CR:62:GLU:HG2	2.08	0.52
44:CT:30:ILE:HG22	44:CT:85:VAL:O	2.09	0.52
54:D3:29:ARG:O	54:D3:30:HIS:HB3	2.09	0.52
55:D4:36:ARG:O	55:D4:37:GLN:O	2.25	0.52
25:DA:1167:C:H2'	25:DA:1168:G:C5'	2.39	0.52
25:DA:1503:A:C6	25:DA:1504:A:C5	2.96	0.52
25:DA:1701:A:C2'	25:DA:1702:G:H5'	2.39	0.52
25:DA:190:A:H2'	25:DA:191:A:O4'	2.08	0.52
25:DA:2303:G:H2'	25:DA:2304:G:H5'	1.90	0.52
25:DA:55:G:C2	25:DA:56:A:C8	2.98	0.52
56:DB:25:U:C5	56:DB:26:C:C5	2.97	0.52
27:DC:175:LEU:HD11	27:DC:181:ARG:HD2	1.91	0.52
29:DE:1:MET:HG3	29:DE:14:VAL:CG2	2.39	0.52
32:DH:15:LEU:HD22	32:DH:15:LEU:N	2.24	0.52
38:DN:79:LEU:HA	38:DN:83:LEU:HB2	1.90	0.52
40:DP:3:ILE:HD12	40:DP:3:ILE:H	1.74	0.52
41:DQ:104:ALA:O	41:DQ:107:ALA:HB3	2.09	0.52
43:DS:59:GLU:CD	43:DS:66:ILE:HD11	2.29	0.52
44:DT:44:LYS:HE3	44:DT:55:VAL:HG12	1.91	0.52
45:DU:36:GLU:HG3	45:DU:36:GLU:O	2.09	0.52
25:DA:484:C:OP1	45:DU:47:PRO:HG3	2.09	0.52
45:DU:4:ILE:HD13	45:DU:66:VAL:HG13	1.89	0.52
25:DA:381:G:OP1	48:DX:17:ARG:NH2	2.42	0.52
48:DX:73:ARG:O	48:DX:73:ARG:HG3	2.09	0.52
1:AA:1037:C:N3	1:AA:1038:C:C5	2.77	0.52
1:AA:11:G:C6	1:AA:12:U:C4	2.97	0.52
1:AA:1259:C:H6	1:AA:1259:C:O5'	1.91	0.52
1:AA:1308:U:O3'	13:AM:90:HIS:CE1	2.62	0.52
1:AA:16:A:H2'	1:AA:17:U:H5'	1.90	0.52
1:AA:452:A:C8	1:AA:452:A:C3'	2.89	0.52
1:AA:452:A:C8	1:AA:453:G:O4'	2.62	0.52
2:AB:185:ILE:CG1	2:AB:185:ILE:O	2.57	0.52
4:AD:154:VAL:O	4:AD:158:LEU:HG	2.08	0.52
4:AD:159:GLU:HG2	4:AD:160:LEU:N	2.24	0.52
4:AD:87:GLU:HG2	4:AD:187:ARG:HD3	1.89	0.52
4:AD:57:LYS:N	4:AD:199:ILE:HG22	2.24	0.52
5:AE:105:ILE:HG13	5:AE:105:ILE:O	2.08	0.52
5:AE:59:ILE:O	5:AE:63:MET:HG2	2.09	0.52

Continued on next page...

Continued from previous page...

Atom-1	Atom-2	Interatomic distance (Å)	Clash overlap (Å)
5:AE:93:VAL:HG12	5:AE:138:ALA:HB1	1.92	0.52
7:AG:49:LEU:HD11	7:AG:60:ALA:CB	2.38	0.52
8:AH:15:ASN:O	8:AH:18:ALA:N	2.42	0.52
5:AE:149:PRO:HA	8:AH:98:LEU:HD11	1.91	0.52
13:AM:2:ARG:HA	13:AM:8:ILE:HG12	1.91	0.52
19:AS:33:TRP:CZ2	19:AS:56:HIS:CE1	2.97	0.52
20:AT:27:MET:O	20:AT:31:ILE:HD12	2.10	0.52
21:AU:25:ALA:O	21:AU:26:GLY:O	2.28	0.52
22:AV:44:G:N3	22:AV:45:U:N3	2.56	0.52
22:AV:61:C:O2'	22:AV:62:C:H5'	2.08	0.52
1:BA:1084:G:C5	1:BA:1085:U:C4	2.97	0.52
1:BA:1101:A:H4'	1:BA:1102:A:O5'	2.10	0.52
1:BA:1102:A:H2'	1:BA:1103:C:C6	2.44	0.52
1:BA:951:G:N3	1:BA:1231:G:C2	2.77	0.52
1:BA:183:C:O2'	1:BA:184:G:O5'	2.19	0.52
1:BA:201:G:O2'	1:BA:202:G:H5'	2.09	0.52
1:BA:255:G:C6	1:BA:256:U:C4	2.98	0.52
1:BA:316:C:H2'	1:BA:317:U:H6	1.75	0.52
2:BB:120:SER:O	2:BB:125:PHE:HB3	2.10	0.52
2:BB:99:MET:HA	2:BB:106:VAL:CG2	2.39	0.52
3:BC:52:SER:HB2	3:BC:114:LEU:HG	1.90	0.52
1:BA:426:U:H5''	4:BD:36:ALA:HB1	1.91	0.52
4:BD:86:GLY:O	4:BD:89:LEU:HB3	2.09	0.52
5:BE:81:GLN:OE1	5:BE:148:SER:HA	2.08	0.52
6:BF:78:PHE:CD1	6:BF:87:SER:HB3	2.45	0.52
7:BG:50:ALA:CB	7:BG:57:GLU:OE2	2.57	0.52
7:BG:68:VAL:CG2	7:BG:99:ALA:HA	2.40	0.52
9:BI:127:SER:O	9:BI:128:LYS:C	2.47	0.52
13:BM:32:ILE:HD13	13:BM:58:GLU:CG	2.40	0.52
13:BM:80:MET:O	13:BM:81:ASP:C	2.48	0.52
14:BN:64:CYS:SG	14:BN:80:SER:HB2	2.49	0.52
15:BO:35:ILE:HD11	15:BO:59:VAL:N	2.25	0.52
17:BQ:16:MET:CG	17:BQ:19:SER:HB3	2.40	0.52
19:BS:10:ILE:HD11	19:BS:15:LEU:CA	2.39	0.52
20:BT:33:LYS:O	20:BT:36:ALA:HB3	2.08	0.52
25:CA:1893:C:C2'	25:CA:1894:C:H5'	2.38	0.52
25:CA:301:G:OP2	45:CU:81:ARG:NH1	2.41	0.52
25:CA:301:G:H1'	25:CA:302:C:C6	2.44	0.52
27:CC:219:VAL:O	27:CC:220:ARG:C	2.45	0.52
28:CD:57:ALA:O	28:CD:58:ASN:C	2.48	0.52
31:CG:86:LEU:HD11	31:CG:132:LEU:CD1	2.39	0.52

Continued on next page...

Continued from previous page...

Atom-1	Atom-2	Interatomic distance (Å)	Clash overlap (Å)
31:CG:75:VAL:O	31:CG:79:THR:HB	2.09	0.52
33:CI:59:THR:HG22	33:CI:61:TYR:OH	2.09	0.52
25:CA:1141:U:OP2	34:CJ:65:THR:HG21	2.09	0.52
25:CA:1244:A:H5'	36:CL:8:PRO:HD2	1.92	0.52
40:CP:74:GLN:HA	40:CP:74:GLN:HE21	1.75	0.52
41:CQ:73:ILE:HG23	41:CQ:73:ILE:O	2.09	0.52
44:CT:2:ILE:HG22	44:CT:2:ILE:O	2.10	0.52
25:CA:309:A:H4'	45:CU:15:GLY:HA2	1.91	0.52
46:CV:92:VAL:O	46:CV:93:ARG:C	2.47	0.52
25:DA:1430:G:H2'	25:DA:1431:A:O4'	2.08	0.52
25:DA:1448:G:C4	25:DA:1464:G:N2	2.78	0.52
25:DA:1562:U:O2	25:DA:1563:U:C1'	2.56	0.52
25:DA:1631:G:N2	25:DA:1634:A:OP2	2.40	0.52
25:DA:1748:C:O2'	25:DA:1749:A:H5'	2.09	0.52
25:DA:2327:A:H2'	25:DA:2328:A:C8	2.44	0.52
25:DA:2704:C:H3'	25:DA:2705:A:C8	2.44	0.52
25:DA:2738:A:C2	25:DA:2739:U:C1'	2.93	0.52
25:DA:2898:U:H2'	25:DA:2899:A:C8	2.44	0.52
25:DA:545:U:O2	25:DA:545:U:OP2	2.27	0.52
25:DA:58:G:C2'	25:DA:59:U:H5'	2.38	0.52
27:DC:9:SER:O	27:DC:12:ARG:HB3	2.08	0.52
27:DC:74:PRO:HB2	27:DC:96:LYS:CG	2.40	0.52
28:DD:101:PHE:CD1	28:DD:104:VAL:HG11	2.44	0.52
28:DD:11:MET:HG2	28:DD:24:VAL:O	2.08	0.52
29:DE:3:LEU:HD11	29:DE:14:VAL:HG21	1.90	0.52
32:DH:59:ALA:C	32:DH:62:LEU:HD12	2.30	0.52
33:DI:53:PRO:O	33:DI:74:PRO:CD	2.56	0.52
34:DJ:78:THR:HG21	34:DJ:85:LYS:HE2	1.91	0.52
25:DA:910:A:C5	37:DM:13:HIS:NE2	2.77	0.52
39:DO:27:VAL:HG21	39:DO:40:ILE:HD12	1.92	0.52
48:DX:39:VAL:HG22	48:DX:44:ARG:O	2.08	0.52
49:DY:5:GLU:HA	49:DY:8:GLU:OE1	2.09	0.52
50:DZ:3:THR:CG2	50:DZ:36:GLU:OE1	2.57	0.52
1:AA:1215:G:N2	1:AA:1216:A:C1'	2.72	0.52
1:AA:1225:A:H2'	1:AA:1226:C:C5	2.44	0.52
1:AA:949:A:C2	1:AA:1233:G:N3	2.78	0.52
1:AA:1425:U:C2'	1:AA:1426:G:H5'	2.38	0.52
1:AA:215:C:H2'	1:AA:216:U:O4'	2.09	0.52
1:AA:224:U:H2'	1:AA:225:C:C6	2.42	0.52
1:AA:259:G:N2	1:AA:260:G:H1'	2.23	0.52
1:AA:44:A:H2'	1:AA:45:G:H5'	1.91	0.52

Continued on next page...

Continued from previous page...

Atom-1	Atom-2	Interatomic distance (Å)	Clash overlap (Å)
1:AA:459:A:H2'	1:AA:460:A:H1'	1.91	0.52
1:AA:465:A:H2'	1:AA:466:A:C8	2.45	0.52
1:AA:455:G:N2	1:AA:478:A:C2	2.77	0.52
1:AA:71:A:O2'	1:AA:72:A:H5''	2.09	0.52
3:AC:156:LEU:HD12	3:AC:163:ARG:HB2	1.92	0.52
3:AC:141:MET:HE1	3:AC:170:GLY:HA3	1.92	0.52
3:AC:23:ALA:HB2	3:AC:31:ASN:ND2	2.24	0.52
4:AD:58:GLN:HA	4:AD:58:GLN:OE1	2.10	0.52
5:AE:104:ILE:HD12	5:AE:122:VAL:CG2	2.39	0.52
5:AE:152:VAL:CG2	5:AE:153:ALA:N	2.72	0.52
5:AE:154:ALA:O	5:AE:155:LYS:C	2.47	0.52
7:AG:21:LEU:HD11	7:AG:61:PHE:HZ	1.73	0.52
9:AI:34:LEU:HD21	9:AI:47:VAL:HG21	1.91	0.52
10:AJ:59:LYS:CE	10:AJ:59:LYS:N	2.72	0.52
12:AL:101:LEU:N	12:AL:101:LEU:CD1	2.73	0.52
13:AM:76:ILE:HG23	13:AM:80:MET:CE	2.39	0.52
15:AO:37:HIS:CD2	15:AO:37:HIS:C	2.83	0.52
16:AP:39:PHE:CG	16:AP:74:LEU:HD11	2.44	0.52
18:AR:20:ILE:HD12	18:AR:21:ASP:N	2.25	0.52
1:BA:1126:U:C6	1:BA:1281:C:C5	2.98	0.52
1:BA:1326:U:H2'	1:BA:1327:C:H6	1.74	0.52
1:BA:1238:A:OP1	1:BA:1336:C:H5	1.93	0.52
1:BA:1441:A:C8	1:BA:1442:G:C8	2.97	0.52
1:BA:211:G:O2'	1:BA:212:G:H4'	2.09	0.52
1:BA:261:U:OP2	20:BT:73:ARG:NH2	2.42	0.52
1:BA:489:C:O2	1:BA:490:C:C6	2.63	0.52
1:BA:600:A:N1	1:BA:601:G:C5	2.77	0.52
1:BA:931:C:H2'	1:BA:932:C:C6	2.44	0.52
1:BA:994:A:C6	1:BA:995:C:C5	2.97	0.52
2:BB:130:LYS:HA	2:BB:133:ALA:CB	2.38	0.52
3:BC:10:ARG:NH2	3:BC:181:ILE:HG13	2.25	0.52
3:BC:170:GLY:O	3:BC:171:ARG:HB2	2.10	0.52
3:BC:22:PHE:CG	3:BC:23:ALA:N	2.77	0.52
7:BG:131:GLY:H	7:BG:134:VAL:HG11	1.73	0.52
20:BT:36:ALA:O	20:BT:39:GLU:N	2.42	0.52
25:CA:1056:G:C2	25:CA:1102:C:C5	2.97	0.52
25:CA:1121:C:H2'	25:CA:1122:G:O5'	2.09	0.52
25:CA:1180:U:C2'	25:CA:1181:U:O5'	2.57	0.52
25:CA:1372:U:C2'	25:CA:1373:A:H5'	2.39	0.52
25:CA:1917:U:O4	25:CA:1918:A:C6	2.62	0.52
25:CA:2298:A:C4	25:CA:2321:U:C5	2.98	0.52

Continued on next page...

Continued from previous page...

Atom-1	Atom-2	Interatomic distance (Å)	Clash overlap (Å)
25:CA:2805:C:C4	25:CA:2806:C:C4	2.97	0.52
25:CA:880:G:C2	25:CA:881:G:C8	2.97	0.52
27:CC:166:ARG:CZ	27:CC:166:ARG:HB2	2.39	0.52
27:CC:3:VAL:HB	27:CC:17:LYS:HB2	1.90	0.52
28:CD:99:GLU:HG2	28:CD:182:ALA:HB2	1.91	0.52
33:CI:96:LYS:HE3	33:CI:96:LYS:HA	1.90	0.52
39:CO:66:GLY:CA	39:CO:102:ARG:NH2	2.73	0.52
44:CT:40:LYS:HE2	44:CT:60:THR:HG23	1.91	0.52
25:DA:1045:C:C4'	25:DA:1046:A:H5'	2.38	0.52
25:DA:104:A:C6	25:DA:105:C:C4	2.96	0.52
25:DA:1215:G:C2'	25:DA:1216:G:H5'	2.40	0.52
25:DA:1275:A:N1	25:DA:1295:C:O2'	2.33	0.52
25:DA:2230:G:C5	25:DA:2231:U:C5	2.98	0.52
25:DA:279:A:N7	25:DA:280:U:C5	2.78	0.52
25:DA:2862:G:H2'	25:DA:2863:C:C6	2.45	0.52
28:DD:133:THR:HG23	28:DD:134:HIS:N	2.25	0.52
29:DE:158:PHE:HD1	29:DE:159:LEU:N	2.07	0.52
31:DG:1:SER:C	31:DG:3:VAL:N	2.60	0.52
32:DH:3:VAL:N	32:DH:39:ALA:HB2	2.24	0.52
33:DI:80:LYS:HA	33:DI:85:ILE:O	2.09	0.52
46:DV:58:SER:O	46:DV:59:GLU:O	2.27	0.52
1:AA:1182:G:C4'	1:AA:1183:U:H5'	2.39	0.52
1:AA:138:G:O2'	1:AA:139:A:H5'	2.09	0.52
1:AA:1533:C:C5'	1:AA:1534:A:OP1	2.58	0.52
1:AA:182:A:C8	1:AA:184:G:C5	2.98	0.52
1:AA:198:G:N3	1:AA:199:A:C8	2.77	0.52
1:AA:410:G:H5''	1:AA:411:A:OP1	2.06	0.52
1:AA:652:U:O2'	1:AA:653:U:P	2.67	0.52
2:AB:26:MET:HE2	2:AB:29:PHE:CD2	2.45	0.52
4:AD:187:ARG:NH2	4:AD:191:SER:OG	2.43	0.52
4:AD:191:SER:OG	4:AD:192:ALA:N	2.42	0.52
5:AE:119:VAL:HG21	5:AE:122:VAL:CG1	2.40	0.52
10:AJ:56:HIS:O	10:AJ:57:VAL:O	2.27	0.52
13:AM:82:LEU:HD23	13:AM:82:LEU:N	2.25	0.52
1:BA:1118:U:H1'	1:BA:1179:A:C5	2.44	0.52
1:BA:1327:C:H2'	1:BA:1328:C:C6	2.45	0.52
1:BA:150:U:C5	1:BA:170:U:C5	2.97	0.52
1:BA:328:C:H4'	1:BA:329:A:C5'	2.39	0.52
1:BA:381:C:N4	1:BA:382:A:C6	2.77	0.52
1:BA:53:A:N1	1:BA:359:G:C6	2.78	0.52
2:BB:47:PRO:HA	2:BB:50:ASN:ND2	2.24	0.52

Continued on next page...

Continued from previous page...

Atom-1	Atom-2	Interatomic distance (Å)	Clash overlap (Å)
2:BB:66:ILE:HG21	2:BB:68:PHE:CE2	2.44	0.52
7:BG:11:ILE:CD1	7:BG:23:ALA:HB1	2.40	0.52
10:BJ:29:ALA:CB	10:BJ:76:ILE:HD13	2.38	0.52
10:BJ:48:ARG:HA	10:BJ:66:GLU:HB3	1.91	0.52
10:BJ:36:VAL:CG2	10:BJ:76:ILE:HG23	2.39	0.52
10:BJ:80:THR:OG1	10:BJ:83:THR:CG2	2.58	0.52
13:BM:90:HIS:HA	13:BM:108:ARG:NH2	2.24	0.52
16:BP:17:TYR:HE1	16:BP:41:PRO:HG3	1.75	0.52
17:BQ:20:ILE:HG23	17:BQ:22:VAL:HG22	1.91	0.52
20:BT:44:ALA:O	20:BT:47:GLN:N	2.42	0.52
21:BU:36:PHE:CG	21:BU:40:PRO:HG3	2.45	0.52
25:CA:1073:A:H2'	25:CA:1074:G:H5''	1.91	0.52
25:CA:1265:A:O4'	25:CA:1267:U:C6	2.63	0.52
25:CA:1660:G:N2	25:CA:2001:C:C2	2.78	0.52
25:CA:2183:A:H2'	25:CA:2184:A:O4'	2.09	0.52
25:CA:84:A:N1	25:CA:103:A:C5	2.78	0.52
26:CB:47:C:OP2	39:CO:3:LYS:HE3	2.08	0.52
35:CK:109:SER:O	35:CK:111:LYS:N	2.42	0.52
41:CQ:29:ARG:NE	51:C0:9:ARG:HH11	2.07	0.52
47:CW:45:ALA:O	47:CW:46:ASN:HB2	2.10	0.52
25:DA:1324:G:N2	25:DA:1331:G:C4	2.76	0.52
25:DA:1336:A:H2'	25:DA:1337:G:O5'	2.10	0.52
25:DA:1441:G:C2	25:DA:1551:A:C2	2.97	0.52
25:DA:1663:G:C6	25:DA:1992:G:N7	2.78	0.52
25:DA:1814:G:C6	25:DA:1815:A:C6	2.98	0.52
25:DA:2119:A:H61	25:DA:2167:U:H1'	1.75	0.52
25:DA:2334:U:H4'	25:DA:2335:A:OP2	2.10	0.52
25:DA:644:A:N1	25:DA:2369:A:H1'	2.25	0.52
25:DA:2373:G:O2'	25:DA:2374:C:H5'	2.08	0.52
25:DA:2378:A:H2'	25:DA:2379:G:O5'	2.10	0.52
25:DA:2820:A:C2'	25:DA:2821:A:OP1	2.56	0.52
25:DA:863:A:H2'	25:DA:864:G:O5'	2.09	0.52
25:DA:905:A:C2'	25:DA:906:U:H5'	2.39	0.52
32:DH:58:LEU:HA	32:DH:61:VAL:HG23	1.91	0.52
33:DI:89:SER:CB	33:DI:92:PRO:HG3	2.40	0.52
38:DN:32:GLU:HB3	38:DN:115:LEU:HD12	1.91	0.52
38:DN:118:ARG:O	38:DN:119:SER:CB	2.57	0.52
41:DQ:59:LEU:O	41:DQ:60:TRP:C	2.45	0.52
25:DA:300:A:OP2	45:DU:96:LYS:HD2	2.10	0.52
1:AA:103:U:C2	1:AA:104:G:C8	2.98	0.52
1:AA:1216:A:N1	1:AA:1217:C:C4	2.77	0.52

Continued on next page...

Continued from previous page...

Atom-1	Atom-2	Interatomic distance (Å)	Clash overlap (Å)
1:AA:1239:A:H62	1:AA:1299:A:N6	2.07	0.52
1:AA:145:G:N2	1:AA:146:G:C4	2.77	0.52
1:AA:1503:A:C2	1:AA:1531:A:H2	2.26	0.52
1:AA:237:G:H2'	1:AA:238:A:C8	2.44	0.52
1:AA:257:G:C2	1:AA:258:G:C8	2.98	0.52
1:AA:974:A:H4'	1:AA:975:A:H3'	1.92	0.52
2:AB:49:PHE:CA	2:AB:212:TYR:OH	2.56	0.52
3:AC:70:ALA:HB2	3:AC:105:VAL:HB	1.90	0.52
3:AC:41:TYR:CE1	3:AC:89:VAL:HG21	2.44	0.52
4:AD:12:ARG:HD2	4:AD:33:ILE:HA	1.92	0.52
4:AD:176:LYS:CB	4:AD:178:GLU:HG2	2.39	0.52
5:AE:49:TYR:CE2	5:AE:133:ILE:HD11	2.45	0.52
6:AF:3:HIS:N	6:AF:92:THR:HG23	2.25	0.52
7:AG:144:ALA:O	7:AG:145:GLU:CB	2.55	0.52
9:AI:56:MET:CE	9:AI:57:VAL:H	2.22	0.52
9:AI:6:TYR:HE2	9:AI:17:ARG:CB	2.23	0.52
10:AJ:8:ILE:CD1	10:AJ:74:VAL:HG11	2.40	0.52
11:AK:82:GLU:HG3	11:AK:108:ASN:ND2	2.24	0.52
1:BA:121:U:C4'	1:BA:121:U:OP2	2.57	0.52
1:BA:1355:G:C5	1:BA:1368:A:C2	2.97	0.52
1:BA:1526:G:P	21:BU:38:GLU:HB2	2.49	0.52
1:BA:158:G:C5	1:BA:164:G:C6	2.98	0.52
1:BA:42:G:H2'	1:BA:43:C:C6	2.45	0.52
1:BA:465:A:H2'	1:BA:466:A:C8	2.44	0.52
1:BA:58:C:O2'	1:BA:59:A:H5'	2.10	0.52
1:BA:699:C:H2'	1:BA:700:G:H5'	1.92	0.52
2:BB:32:GLY:HA2	2:BB:39:ILE:H	1.73	0.52
2:BB:67:LEU:HD21	2:BB:91:VAL:HG23	1.92	0.52
4:BD:172:VAL:HG13	4:BD:173:ASP:N	2.24	0.52
4:BD:75:TYR:C	4:BD:75:TYR:CD1	2.82	0.52
6:BF:30:THR:HA	6:BF:34:GLY:O	2.10	0.52
6:BF:3:HIS:HA	6:BF:65:GLU:HA	1.92	0.52
7:BG:119:LEU:O	7:BG:123:LEU:HG	2.10	0.52
7:BG:64:ALA:HB1	7:BG:126:ALA:HB3	1.89	0.52
7:BG:92:PRO:HA	7:BG:95:ARG:HB2	1.92	0.52
10:BJ:27:GLU:HB2	10:BJ:30:LYS:HE3	1.91	0.52
11:BK:96:ILE:O	11:BK:99:LEU:HB2	2.10	0.52
14:BN:34:ASN:O	14:BN:35:ALA:HB2	2.09	0.52
17:BQ:35:LYS:HG3	17:BQ:37:ILE:CD1	2.39	0.52
25:CA:1301:A:H2'	25:CA:1301:A:N3	2.25	0.52
25:CA:2851:A:C5	25:CA:2852:G:C5	2.98	0.52

Continued on next page...

Continued from previous page...

Atom-1	Atom-2	Interatomic distance (Å)	Clash overlap (Å)
25:CA:479:A:H4'	25:CA:480:A:OP1	2.09	0.52
25:CA:978:G:O2'	25:CA:979:A:H5'	2.08	0.52
27:CC:203:VAL:O	27:CC:203:VAL:HG23	2.09	0.52
27:CC:235:GLU:HA	27:CC:235:GLU:OE1	2.09	0.52
28:CD:187:LEU:C	28:CD:188:LEU:HD23	2.30	0.52
30:CF:132:ARG:HA	30:CF:150:GLY:HA2	1.91	0.52
38:CN:21:PHE:CD2	38:CN:24:MET:CE	2.93	0.52
39:CO:54:VAL:CG2	39:CO:54:VAL:O	2.58	0.52
43:CS:89:ALA:O	43:CS:90:LYS:HB2	2.09	0.52
25:DA:1079:C:C5	25:DA:1080:A:N7	2.77	0.52
25:DA:1084:A:H2'	25:DA:1085:A:O4'	2.09	0.52
25:DA:1176:U:C5	25:DA:1177:G:C5	2.98	0.52
25:DA:1220:G:C2'	25:DA:1221:C:O5'	2.58	0.52
25:DA:1554:U:H4'	25:DA:1555:G:OP2	2.09	0.52
25:DA:1571:A:O5'	25:DA:1571:A:H8	1.92	0.52
25:DA:1682:G:C8	25:DA:1757:A:C2	2.97	0.52
25:DA:1923:U:H2'	25:DA:1924:C:H6	1.73	0.52
25:DA:2080:A:H2'	25:DA:2081:U:C6	2.44	0.52
25:DA:2133:G:C2	25:DA:2158:A:C6	2.98	0.52
25:DA:2185:U:H2'	25:DA:2186:G:O4'	2.09	0.52
25:DA:2193:G:H2'	25:DA:2194:U:H6	1.72	0.52
25:DA:224:U:H2'	25:DA:225:C:O4'	2.09	0.52
25:DA:2557:G:H2'	25:DA:2558:C:C6	2.44	0.52
25:DA:1462:C:O2'	25:DA:2702:G:H1'	2.10	0.52
25:DA:582:A:C6	25:DA:583:G:C6	2.98	0.52
30:DF:32:LYS:O	30:DF:33:ILE:HG13	2.09	0.52
32:DH:72:ILE:HG21	32:DH:140:ALA:CB	2.39	0.52
33:DI:19:PRO:HG2	33:DI:23:VAL:CG2	2.40	0.52
33:DI:60:VAL:CG2	33:DI:66:PHE:HB3	2.39	0.52
34:DJ:28:LEU:HD12	34:DJ:28:LEU:O	2.08	0.52
39:DO:28:VAL:HG23	39:DO:36:TYR:O	2.09	0.52
1:AA:1041:G:C6	1:AA:1042:A:N6	2.77	0.52
1:AA:1081:A:C2	1:AA:1082:A:C4	2.97	0.52
1:AA:1330:U:H2'	1:AA:1331:G:C5'	2.37	0.52
1:AA:161:A:H2'	1:AA:162:A:C8	2.45	0.52
1:AA:437:U:C4	1:AA:438:U:H5	2.28	0.52
1:AA:505:G:H5'	1:AA:534:U:H2'	1.90	0.52
2:AB:14:HIS:HD2	2:AB:15:PHE:N	2.08	0.52
2:AB:221:ARG:HG2	2:AB:221:ARG:HH11	1.74	0.52
2:AB:75:ALA:O	2:AB:76:SER:C	2.48	0.52
4:AD:151:GLN:O	4:AD:152:SER:C	2.47	0.52

Continued on next page...

Continued from previous page...

Atom-1	Atom-2	Interatomic distance (Å)	Clash overlap (Å)
4:AD:193:ASP:C	4:AD:194:ILE:HG22	2.29	0.52
8:AH:48:PHE:CD1	8:AH:48:PHE:N	2.74	0.52
8:AH:87:ARG:O	8:AH:121:GLY:HA3	2.09	0.52
9:AI:126:PHE:C	9:AI:126:PHE:CD2	2.82	0.52
10:AJ:65:TYR:HA	14:AN:99:ALA:H	1.74	0.52
12:AL:42:LYS:O	12:AL:43:LYS:C	2.47	0.52
12:AL:23:LEU:HB2	12:AL:58:ASN:ND2	2.25	0.52
13:AM:49:GLU:O	13:AM:50:GLY:C	2.47	0.52
14:AN:6:LYS:H	14:AN:6:LYS:HD3	1.73	0.52
19:AS:39:ILE:HD11	19:AS:70:LEU:HD22	1.89	0.52
22:AV:59:U:C6	22:AV:60:U:C5	2.97	0.52
1:BA:942:G:C2	1:BA:1342:C:C2	2.97	0.52
1:BA:251:G:C6	1:BA:266:G:O6	2.63	0.52
1:BA:33:A:H2'	1:BA:34:C:C6	2.45	0.52
1:BA:786:G:C2'	1:BA:787:A:O5'	2.58	0.52
1:BA:96:U:H2'	1:BA:97:G:C8	2.45	0.52
2:BB:153:MET:HE2	2:BB:157:PRO:HG3	1.92	0.52
4:BD:99:ASN:HD22	4:BD:100:VAL:N	2.07	0.52
5:BE:140:ILE:HD12	5:BE:140:ILE:H	1.74	0.52
8:BH:63:LYS:HE2	8:BH:70:VAL:HG21	1.92	0.52
1:BA:1372:U:OP2	9:BI:12:LYS:NZ	2.42	0.52
9:BI:37:TYR:O	9:BI:38:PHE:HB3	2.10	0.52
9:BI:51:LEU:HD13	9:BI:56:MET:HG2	1.92	0.52
10:BJ:26:VAL:HG12	10:BJ:27:GLU:N	2.24	0.52
10:BJ:56:HIS:O	10:BJ:57:VAL:O	2.27	0.52
10:BJ:73:LEU:CD2	10:BJ:75:ASP:HB2	2.40	0.52
12:BL:73:LEU:H	12:BL:73:LEU:CD2	2.23	0.52
15:BO:18:ALA:O	15:BO:19:ASN:CB	2.57	0.52
18:BR:33:THR:CG2	18:BR:35:SER:HB2	2.39	0.52
25:CA:1901:A:N3	25:CA:1901:A:H2'	2.25	0.52
25:CA:2114:A:C2	25:CA:2166:U:H2'	2.45	0.52
25:CA:2174:C:O2	25:CA:2175:C:C6	2.63	0.52
25:CA:638:G:C5	25:CA:639:U:C5	2.98	0.52
25:CA:192:C:O2'	25:CA:802:A:N3	2.35	0.52
26:CB:34:A:O2'	26:CB:35:C:H5''	2.09	0.52
26:CB:36:C:C5'	26:CB:37:C:OP2	2.58	0.52
28:CD:13:ARG:HD2	28:CD:15:PHE:CZ	2.45	0.52
32:CH:72:ILE:HG23	32:CH:141:LYS:O	2.09	0.52
34:CJ:81:ILE:HG23	34:CJ:82:GLY:H	1.75	0.52
37:CM:55:ARG:HG3	37:CM:55:ARG:NH2	2.25	0.52
50:CZ:43:ILE:O	50:CZ:47:ILE:HD12	2.10	0.52

Continued on next page...

Continued from previous page...

Atom-1	Atom-2	Interatomic distance (Å)	Clash overlap (Å)
54:D3:10:ALA:O	54:D3:12:ARG:N	2.42	0.52
25:DA:1019:U:O2'	25:DA:1021:A:N7	2.43	0.52
25:DA:1097:U:C6	25:DA:1098:A:H1'	2.44	0.52
25:DA:1410:G:C2	25:DA:1593:A:N1	2.77	0.52
25:DA:1545:A:H2'	25:DA:1546:G:H5'	1.92	0.52
25:DA:1746:A:C2'	25:DA:1747:U:H6	2.20	0.52
1:BA:1494:G:N2	25:DA:1912:A:N3	2.58	0.52
25:DA:2079:U:O3'	48:DX:20:ALA:HB2	2.09	0.52
25:DA:2127:G:O2'	25:DA:2173:A:C2	2.61	0.52
25:DA:2321:U:H5''	25:DA:2322:A:OP2	2.10	0.52
25:DA:2414:G:C4	25:DA:2415:G:C8	2.97	0.52
25:DA:2419:U:H5	60:DA:3672:HOH:O	1.92	0.52
25:DA:246:C:C2'	25:DA:247:G:H5'	2.39	0.52
25:DA:2819:G:C6	25:DA:2821:A:C2	2.98	0.52
25:DA:2822:G:H2'	25:DA:2823:A:H5''	1.92	0.52
25:DA:322:A:C5	25:DA:340:A:C2	2.97	0.52
25:DA:396:G:C6	25:DA:397:U:C4	2.97	0.52
25:DA:60:G:C2	25:DA:74:A:C2	2.98	0.52
25:DA:947:A:O2'	25:DA:984:A:C2	2.47	0.52
27:DC:16:VAL:HG23	27:DC:203:VAL:HG21	1.91	0.52
29:DE:194:LYS:O	29:DE:197:GLU:N	2.43	0.52
30:DF:4:HIS:O	30:DF:8:LYS:HG3	2.09	0.52
35:DK:104:THR:HA	35:DK:122:VAL:HG12	1.92	0.52
44:DT:68:LYS:O	44:DT:74:ILE:HB	2.10	0.52
48:DX:10:ARG:HB3	48:DX:11:PRO:HD2	1.92	0.52
1:AA:1133:G:C5	1:AA:1134:G:N7	2.77	0.52
1:AA:1233:G:C5	1:AA:1234:C:C5	2.98	0.52
1:AA:439:U:H2'	1:AA:440:C:O5'	2.10	0.52
1:AA:634:C:O2'	1:AA:635:A:H5'	2.10	0.52
1:AA:63:C:C2'	1:AA:64:G:H5'	2.40	0.52
1:AA:722:G:H3'	1:AA:722:G:N3	2.24	0.52
3:AC:6:PRO:HB3	3:AC:174:LEU:HD13	1.91	0.52
7:AG:119:LEU:HD22	7:AG:123:LEU:CD2	2.38	0.52
8:AH:94:VAL:HG21	8:AH:100:ILE:O	2.10	0.52
11:AK:107:THR:CG2	11:AK:108:ASN:ND2	2.72	0.52
11:AK:109:ILE:HG21	21:AU:16:ARG:HE	1.74	0.52
11:AK:52:ARG:NE	11:AK:52:ARG:HA	2.25	0.52
12:AL:23:LEU:HG	12:AL:24:GLU:H	1.75	0.52
17:AQ:46:HIS:O	17:AQ:73:THR:HG23	2.08	0.52
1:AA:262:A:H4'	20:AT:68:LYS:HZ1	1.75	0.52
24:AY:155:ARG:O	24:AY:156:ARG:C	2.47	0.52

Continued on next page...

Continued from previous page...

Atom-1	Atom-2	Interatomic distance (Å)	Clash overlap (Å)
1:BA:1324:A:C5	1:BA:1325:C:C4	2.97	0.52
1:BA:143:A:H5'	1:BA:144:G:C5'	2.39	0.52
1:BA:1417:G:N2	1:BA:1484:C:C4	2.78	0.52
1:BA:268:U:H2'	1:BA:269:C:C6	2.45	0.52
1:BA:831:A:H2'	1:BA:832:G:O5'	2.09	0.52
3:BC:31:ASN:HD21	3:BC:58:ARG:HD3	1.74	0.52
4:BD:90:LEU:CD1	4:BD:196:GLU:HG3	2.39	0.52
5:BE:56:PRO:O	5:BE:59:ILE:CG1	2.57	0.52
6:BF:84:VAL:HG13	6:BF:84:VAL:O	2.10	0.52
1:BA:1351:U:H4'	7:BG:32:ASP:CG	2.30	0.52
17:BQ:6:THR:OG1	17:BQ:59:GLU:HG2	2.09	0.52
18:BR:21:ASP:OD1	18:BR:22:TYR:N	2.43	0.52
51:C0:53:VAL:O	51:C0:54:ILE:C	2.45	0.52
25:CA:250:G:OP2	54:C3:12:ARG:NH1	2.42	0.52
25:CA:1061:U:H3'	25:CA:1062:G:H5'	1.91	0.52
25:CA:1717:A:H2'	25:CA:1718:G:O5'	2.09	0.52
25:CA:172:A:H2'	25:CA:173:A:C8	2.45	0.52
25:CA:2096:C:H2'	25:CA:2096:C:O2	2.09	0.52
25:CA:2124:G:H2'	25:CA:2125:G:H5'	1.91	0.52
25:CA:2339:C:H2'	25:CA:2340:A:C8	2.44	0.52
25:CA:2626:C:O5'	25:CA:2626:C:H6	1.92	0.52
25:CA:65:U:H2'	25:CA:66:C:C6	2.45	0.52
25:CA:731:C:OP2	60:CA:3700:HOH:O	2.19	0.52
26:CB:54:G:C4	26:CB:55:U:C6	2.97	0.52
26:CB:20:G:C2	26:CB:64:G:C4	2.98	0.52
30:CF:100:GLU:O	30:CF:101:ARG:C	2.47	0.52
31:CG:153:PRO:HG3	31:CG:161:VAL:O	2.10	0.52
33:CI:100:ILE:HG21	33:CI:105:LEU:CD1	2.38	0.52
33:CI:46:ASP:CB	33:CI:50:LYS:HD2	2.40	0.52
33:CI:56:VAL:CG2	33:CI:57:VAL:N	2.73	0.52
43:CS:41:LYS:O	43:CS:42:LYS:C	2.46	0.52
44:CT:69:ARG:HA	44:CT:74:ILE:HA	1.91	0.52
25:CA:189:G:P	48:CX:25:LYS:HD2	2.50	0.52
48:CX:36:ARG:HG3	48:CX:47:THR:HB	1.92	0.52
25:DA:1168:G:H8	25:DA:1168:G:H5'	1.75	0.52
25:DA:1230:A:C2	25:DA:1231:U:C2	2.98	0.52
25:DA:1589:U:C2	25:DA:1590:A:C8	2.98	0.52
25:DA:195:A:C2'	25:DA:196:A:OP1	2.58	0.52
25:DA:2343:U:H2'	25:DA:2344:U:C5	2.44	0.52
29:DE:146:VAL:HG21	29:DE:148:ILE:HD11	1.90	0.52
30:DF:133:GLU:HG3	30:DF:135:ILE:HD12	1.91	0.52

Continued on next page...

Continued from previous page...

Atom-1	Atom-2	Interatomic distance (Å)	Clash overlap (Å)
30:DF:33:ILE:HA	30:DF:154:THR:O	2.09	0.52
25:DA:910:A:C6	37:DM:13:HIS:CD2	2.98	0.52
38:DN:69:ARG:C	38:DN:70:THR:HG23	2.30	0.52
44:DT:21:SER:O	44:DT:24:MET:HB2	2.09	0.52
45:DU:65:GLN:HB2	45:DU:68:ASN:ND2	2.25	0.52
1:AA:1142:G:H2'	1:AA:1143:G:O4'	2.09	0.52
1:AA:1337:G:H4'	1:AA:1338:G:OP1	2.09	0.52
1:AA:1371:G:O3'	9:AI:70:GLY:HA3	2.09	0.52
1:AA:1386:G:H2'	1:AA:1387:G:H8	1.73	0.52
1:AA:1410:A:H2'	1:AA:1411:C:H6	1.75	0.52
1:AA:142:G:H3'	1:AA:143:A:C8	2.41	0.52
1:AA:235:C:H2'	1:AA:236:A:C8	2.45	0.52
1:AA:374:A:C6	1:AA:375:U:C4	2.97	0.52
1:AA:38:G:N2	1:AA:397:A:C4	2.78	0.52
1:AA:452:A:N7	1:AA:453:G:N9	2.58	0.52
1:AA:464:U:C2	1:AA:466:A:H5''	2.45	0.52
1:AA:302:G:N3	1:AA:556:C:H4'	2.25	0.52
2:AB:122:ASP:O	2:AB:123:GLY:O	2.27	0.52
2:AB:146:SER:O	2:AB:147:LEU:CG	2.53	0.52
2:AB:20:ARG:O	2:AB:22:TRP:CD1	2.62	0.52
4:AD:89:LEU:HD12	4:AD:89:LEU:O	2.10	0.52
8:AH:46:GLU:N	8:AH:63:LYS:CG	2.72	0.52
9:AI:29:ILE:HA	9:AI:64:ILE:HG12	1.92	0.52
11:AK:33:ILE:HG12	11:AK:69:CYS:SG	2.49	0.52
13:AM:2:ARG:O	13:AM:3:ILE:O	2.28	0.52
15:AO:3:SER:HB2	15:AO:6:ALA:CB	2.39	0.52
19:AS:74:ALA:N	19:AS:75:PRO:CD	2.73	0.52
22:AV:75:C:H4'	22:AV:76:A:OP1	2.08	0.52
24:AY:107:THR:OG1	24:AY:108:GLU:N	2.43	0.52
1:BA:1306:A:H2'	1:BA:1307:U:O4'	2.10	0.52
1:BA:337:G:H2'	1:BA:338:A:C8	2.45	0.52
1:BA:562:U:OP2	12:BL:13:ARG:CZ	2.57	0.52
1:BA:692:U:H5	11:BK:27:ASN:ND2	2.08	0.52
2:BB:168:GLU:O	2:BB:169:HIS:C	2.48	0.52
2:BB:34:ARG:O	2:BB:37:VAL:HG12	2.10	0.52
6:BF:43:GLY:HA2	6:BF:58:HIS:NE2	2.25	0.52
7:BG:16:LYS:HE2	7:BG:17:PHE:CE1	2.44	0.52
8:BH:103:VAL:HG23	8:BH:123:GLU:O	2.10	0.52
8:BH:125:ILE:HG22	8:BH:126:CYS:SG	2.49	0.52
14:BN:25:GLU:HG3	14:BN:26:LEU:N	2.24	0.52
17:BQ:16:MET:HG2	17:BQ:19:SER:CB	2.39	0.52

Continued on next page...

Continued from previous page...

Atom-1	Atom-2	Interatomic distance (Å)	Clash overlap (Å)
21:BU:36:PHE:CA	21:BU:39:LYS:HE3	2.39	0.52
25:CA:1079:C:C4	25:CA:1088:A:C5	2.98	0.52
25:CA:11:C:H2'	25:CA:12:U:H5'	1.91	0.52
25:CA:2114:A:C5	25:CA:2167:U:H5'	2.44	0.52
25:CA:674:G:H5''	29:CE:71:GLY:N	2.24	0.52
29:CE:54:GLY:CA	29:CE:74:LYS:HE2	2.40	0.52
31:CG:54:ARG:CD	31:CG:57:TYR:HE1	2.23	0.52
32:CH:103:VAL:HG12	32:CH:108:VAL:O	2.10	0.52
32:CH:8:LYS:NZ	32:CH:14:SER:HA	2.25	0.52
33:CI:83:ALA:HB2	33:CI:105:LEU:HD21	1.92	0.52
37:CM:31:PHE:CZ	37:CM:110:GLU:CA	2.93	0.52
40:CP:52:ARG:HH11	40:CP:52:ARG:CG	2.23	0.52
25:DA:1115:G:HO2'	25:DA:1116:G:H8	1.57	0.52
25:DA:1268:A:C2	25:DA:2013:A:C5	2.98	0.52
25:DA:1283:G:H22	25:DA:1286:A:H5'	1.73	0.52
25:DA:1417:C:H2'	25:DA:1418:G:O4'	2.10	0.52
25:DA:1433:A:H2'	25:DA:1434:A:O4'	2.10	0.52
25:DA:2185:U:H2'	25:DA:2186:G:C8	2.45	0.52
25:DA:2295:C:H2'	25:DA:2296:U:O5'	2.10	0.52
25:DA:2430:A:H5'	25:DA:2431:U:OP2	2.10	0.52
25:DA:2668:G:C2	25:DA:2669:G:C8	2.98	0.52
25:DA:276:U:C2'	25:DA:277:G:O5'	2.58	0.52
25:DA:279:A:N6	25:DA:361:G:H1'	2.24	0.52
25:DA:2811:G:H2'	25:DA:2812:G:O4'	2.10	0.52
25:DA:320:A:H4'	25:DA:322:A:C8	2.45	0.52
25:DA:545:U:O2	25:DA:545:U:O5'	2.26	0.52
25:DA:55:G:H2'	25:DA:56:A:H5'	1.92	0.52
25:DA:910:A:C6	37:DM:13:HIS:NE2	2.78	0.52
27:DC:62:ARG:HG3	27:DC:83:ASP:OD1	2.10	0.52
32:DH:16:GLY:C	32:DH:17:ASP:OD1	2.48	0.52
33:DI:10:LEU:O	33:DI:10:LEU:HD13	2.09	0.52
33:DI:5:GLN:O	33:DI:6:ALA:HB2	2.09	0.52
35:DK:22:ILE:HG21	35:DK:42:THR:HG22	1.92	0.52
36:DL:127:VAL:CG1	36:DL:131:ALA:CB	2.87	0.52
38:DN:100:CYS:SG	38:DN:100:CYS:O	2.68	0.52
38:DN:72:ASP:OD1	38:DN:75:ILE:HG12	2.10	0.52
40:DP:31:VAL:O	40:DP:37:LYS:HA	2.09	0.52
41:DQ:8:ILE:HG13	41:DQ:9:ALA:N	2.25	0.52
42:DR:49:ILE:CG2	42:DR:53:PHE:H	2.22	0.52
50:DZ:43:ILE:O	50:DZ:45:GLY:N	2.42	0.52
1:AA:1202:U:H2'	1:AA:1203:C:H5'	1.91	0.52

Continued on next page...

Continued from previous page...

Atom-1	Atom-2	Interatomic distance (Å)	Clash overlap (Å)
1:AA:1285:A:H4'	1:AA:1286:U:C2	2.45	0.52
1:AA:1539:C:OP1	21:AU:17:ARG:NH1	2.43	0.52
1:AA:19:A:O2'	1:AA:20:U:H5'	2.10	0.52
1:AA:106:C:O2	1:AA:379:C:H4'	2.10	0.52
1:AA:979:C:OP1	1:AA:981:U:O4	2.27	0.52
2:AB:131:LYS:CG	2:AB:132:GLU:N	2.71	0.52
2:AB:139:GLU:HG2	2:AB:143:LEU:HD21	1.90	0.52
3:AC:105:VAL:HG12	3:AC:106:ARG:O	2.10	0.52
3:AC:172:VAL:N	3:AC:173:PRO:HD3	2.25	0.52
5:AE:110:MET:HE1	5:AE:124:ALA:HB1	1.92	0.52
5:AE:35:LEU:HD21	5:AE:136:VAL:HG11	1.92	0.52
5:AE:37:VAL:HG23	5:AE:47:PHE:CB	2.40	0.52
5:AE:55:VAL:HB	5:AE:56:PRO:CD	2.39	0.52
6:AF:9:MET:CE	18:AR:64:LEU:HD22	2.40	0.52
7:AG:82:SER:HB3	7:AG:84:TYR:CD2	2.45	0.52
8:AH:46:GLU:N	8:AH:63:LYS:HG3	2.25	0.52
9:AI:16:ALA:HB2	9:AI:66:VAL:HG23	1.92	0.52
10:AJ:5:ARG:HG2	10:AJ:79:PRO:HG3	1.90	0.52
1:AA:1226:C:H2'	13:AM:101:THR:HB	1.92	0.52
1:AA:1302:C:C5	13:AM:16:ILE:HD13	2.44	0.52
15:AO:7:THR:HA	15:AO:10:ILE:HD12	1.90	0.52
22:AV:18:G:C4	22:AV:58:A:C6	2.97	0.52
1:BA:1267:C:O2	1:BA:1267:C:H2'	2.10	0.52
1:BA:1277:C:H1'	1:BA:1282:C:H1'	1.92	0.52
1:BA:1294:G:C2	1:BA:1295:U:C2	2.98	0.52
1:BA:1323:G:O4'	1:BA:1362:A:H2	1.93	0.52
1:BA:1348:U:C2	1:BA:1349:A:C8	2.98	0.52
1:BA:207:C:HO2'	1:BA:213:G:N2	2.08	0.52
1:BA:207:C:C2'	1:BA:207:C:O2	2.57	0.52
1:BA:438:U:C4'	4:BD:119:HIS:CD2	2.92	0.52
2:BB:95:TRP:NE1	2:BB:171:ALA:HB2	2.24	0.52
3:BC:129:PHE:CE1	3:BC:156:LEU:HB3	2.45	0.52
3:BC:79:LYS:HE3	3:BC:79:LYS:HA	1.92	0.52
4:BD:21:LYS:O	4:BD:22:SER:C	2.48	0.52
5:BE:49:TYR:O	5:BE:62:ALA:HB2	2.08	0.52
6:BF:14:GLN:C	6:BF:16:GLU:N	2.64	0.52
7:BG:139:ASP:C	7:BG:141:HIS:N	2.64	0.52
12:BL:23:LEU:C	12:BL:25:ALA:N	2.62	0.52
14:BN:43:ASN:ND2	14:BN:43:ASN:O	2.43	0.52
14:BN:61:ARG:O	14:BN:62:ASN:CB	2.57	0.52
18:BR:31:TYR:O	18:BR:39:VAL:CG2	2.57	0.52

Continued on next page...

Continued from previous page...

Atom-1	Atom-2	Interatomic distance (Å)	Clash overlap (Å)
25:CA:1019:U:H3	25:CA:1142:A:H62	1.58	0.52
25:CA:1171:G:H2'	25:CA:1172:C:C6	2.44	0.52
25:CA:1267:U:H2'	25:CA:1267:U:O2	2.10	0.52
25:CA:2127:G:N1	25:CA:2161:C:O2	2.42	0.52
25:CA:2307:G:N2	25:CA:2311:A:C2'	2.69	0.52
25:CA:2713:U:H3'	25:CA:2714:G:H5''	1.92	0.52
25:CA:656:G:H2'	25:CA:657:U:O5'	2.09	0.52
28:CD:98:VAL:CG2	28:CD:98:VAL:O	2.57	0.52
30:CF:40:GLY:HA2	30:CF:84:ILE:HD11	1.91	0.52
31:CG:95:ALA:CB	31:CG:104:LEU:HD23	2.39	0.52
46:CV:8:VAL:HG12	46:CV:65:VAL:HG21	1.91	0.52
25:DA:1018:U:C4	25:DA:1019:U:H5	2.28	0.52
25:DA:1124:G:O2'	25:DA:1125:G:H5'	2.10	0.52
25:DA:1197:G:H2'	25:DA:1198:U:C6	2.45	0.52
25:DA:1404:C:C2	25:DA:1405:U:C5	2.98	0.52
25:DA:1444:G:C2	25:DA:1548:A:C2	2.97	0.52
25:DA:1998:A:OP2	28:DD:141:ARG:NH2	2.42	0.52
25:DA:2407:A:H2'	25:DA:2408:U:C6	2.45	0.52
25:DA:371:A:H61	25:DA:401:A:H3'	1.74	0.52
25:DA:843:G:C2	25:DA:936:A:C2	2.98	0.52
56:DB:61:G:C5	56:DB:62:C:C4	2.98	0.52
28:DD:149:ASN:OD1	28:DD:150:GLN:N	2.43	0.52
30:DF:51:ASN:O	30:DF:52:ALA:C	2.48	0.52
32:DH:72:ILE:HG22	32:DH:73:ASN:H	1.73	0.52
42:DR:49:ILE:HD12	42:DR:52:PRO:CA	2.35	0.52
45:DU:35:VAL:O	45:DU:35:VAL:HG12	2.08	0.52
45:DU:40:LEU:HD22	45:DU:61:GLU:HG3	1.90	0.52
45:DU:70:ALA:HB3	45:DU:79:ALA:HB1	1.91	0.52
46:DV:63:ILE:HG22	46:DV:65:VAL:CG1	2.39	0.52
1:AA:1182:G:H4'	1:AA:1183:U:H5'	1.92	0.52
1:AA:1285:A:H5'	1:AA:1286:U:C4	2.44	0.52
1:AA:1304:G:N7	1:AA:1305:G:C6	2.78	0.52
1:AA:1410:A:C4	1:AA:1491:G:N2	2.78	0.52
1:AA:188:C:O2	1:AA:188:C:C2'	2.57	0.52
1:AA:451:A:C8	1:AA:481:G:C6	2.97	0.52
1:AA:525:C:H2'	1:AA:526:C:C6	2.44	0.52
1:AA:763:G:C2'	1:AA:764:C:O5'	2.57	0.52
1:AA:802:A:C2'	1:AA:803:G:H5'	2.39	0.52
2:AB:48:MET:HG2	2:AB:198:VAL:O	2.10	0.52
2:AB:59:ILE:C	2:AB:59:ILE:HD12	2.30	0.52
3:AC:58:ARG:HA	3:AC:62:SER:O	2.09	0.52

Continued on next page...

Continued from previous page...

Atom-1	Atom-2	Interatomic distance (Å)	Clash overlap (Å)
5:AE:82:HIS:CE1	5:AE:146:MET:HG3	2.45	0.52
5:AE:94:PHE:C	5:AE:94:PHE:CD1	2.82	0.52
8:AH:50:VAL:O	8:AH:50:VAL:HG22	2.10	0.52
9:AI:42:THR:O	9:AI:43:ALA:HB3	2.09	0.52
12:AL:31:GLY:HA3	12:AL:54:VAL:CG1	2.40	0.52
14:AN:20:PHE:CG	14:AN:24:ALA:HB3	2.45	0.52
1:AA:1202:U:C2	14:AN:82:ILE:HG21	2.45	0.52
17:AQ:13:SER:HB2	17:AQ:21:VAL:CG1	2.39	0.52
20:AT:4:LYS:CA	20:AT:4:LYS:HE2	2.40	0.52
20:AT:77:ASN:O	20:AT:81:GLN:HG2	2.10	0.52
1:BA:1087:G:C2	1:BA:1088:G:C8	2.98	0.52
1:BA:1104:G:C2	1:BA:1105:A:C4	2.98	0.52
1:BA:1015:G:HO2'	1:BA:1218:C:HO2'	1.58	0.52
1:BA:1296:C:H4'	1:BA:1302:C:N4	2.25	0.52
1:BA:1362:A:C4'	1:BA:1362:A:OP1	2.46	0.52
1:BA:1532:U:H5''	1:BA:1533:C:OP2	2.10	0.52
1:BA:180:U:C2'	1:BA:181:A:O5'	2.58	0.52
1:BA:526:C:H2'	1:BA:527:G:C4'	2.39	0.52
1:BA:570:G:O6	1:BA:865:A:N6	2.42	0.52
1:BA:723:U:C5'	1:BA:724:G:OP1	2.58	0.52
1:BA:786:G:H2'	1:BA:787:A:O5'	2.10	0.52
4:BD:156:ALA:O	4:BD:159:GLU:HB3	2.10	0.52
5:BE:153:ALA:O	5:BE:155:LYS:N	2.43	0.52
6:BF:4:TYR:CD2	6:BF:71:ILE:CD1	2.93	0.52
9:BI:10:ARG:HA	9:BI:77:ALA:HB1	1.92	0.52
9:BI:83:THR:HA	9:BI:86:LEU:HD12	1.91	0.52
1:BA:972:C:C2'	10:BJ:57:VAL:HG23	2.40	0.52
11:BK:96:ILE:HD12	11:BK:97:ARG:N	2.24	0.52
12:BL:49:ARG:HB2	12:BL:89:LEU:HD11	1.92	0.52
12:BL:73:LEU:N	12:BL:73:LEU:CD2	2.73	0.52
18:BR:22:TYR:O	18:BR:22:TYR:CD1	2.63	0.52
18:BR:28:LEU:O	18:BR:31:TYR:N	2.43	0.52
20:BT:84:LYS:HA	20:BT:84:LYS:HE3	1.91	0.52
52:C1:25:ASN:OD1	52:C1:27:ARG:HB2	2.10	0.52
25:CA:2539:C:H5'	55:C4:3:VAL:HG21	1.92	0.52
25:CA:1090:A:H2'	25:CA:1091:G:O5'	2.10	0.52
25:CA:1372:U:C2'	25:CA:1373:A:C5'	2.88	0.52
25:CA:1468:U:H5'	25:CA:1469:A:OP1	2.10	0.52
25:CA:1673:G:H2'	25:CA:1674:G:H5'	1.90	0.52
25:CA:2473:U:C5	25:CA:2474:U:C4	2.98	0.52
25:CA:414:C:H2'	25:CA:415:A:C8	2.45	0.52

Continued on next page...

Continued from previous page...

Atom-1	Atom-2	Interatomic distance (Å)	Clash overlap (Å)
25:CA:547:A:C8	25:CA:548:G:O4'	2.63	0.52
25:CA:630:G:C3'	25:CA:631:A:H5''	2.41	0.52
26:CB:39:A:O2'	26:CB:40:U:H5'	2.10	0.52
27:CC:24:HIS:NE2	27:CC:79:ARG:NH2	2.58	0.52
29:CE:141:MET:O	29:CE:142:ALA:HB3	2.09	0.52
30:CF:142:TYR:O	30:CF:142:TYR:CG	2.63	0.52
32:CH:116:ARG:HG3	32:CH:133:GLN:CG	2.40	0.52
32:CH:72:ILE:HG22	32:CH:73:ASN:OD1	2.10	0.52
34:CJ:65:THR:HG23	34:CJ:68:LYS:HZ2	1.75	0.52
36:CL:125:LEU:N	36:CL:125:LEU:CD1	2.73	0.52
36:CL:81:ASP:C	36:CL:83:ALA:H	2.14	0.52
39:CO:35:ILE:HD11	39:CO:106:LEU:HD13	1.92	0.52
39:CO:7:ARG:HG3	39:CO:96:GLY:HA3	1.92	0.52
45:CU:6:ARG:HG3	45:CU:7:ASP:H	1.75	0.52
25:DA:1392:A:N6	25:DA:1393:A:H61	2.08	0.52
25:DA:1701:A:H2'	25:DA:1702:G:H5'	1.92	0.52
25:DA:1731:G:C5	25:DA:1733:G:C8	2.98	0.52
25:DA:2097:A:C4	25:DA:2098:U:C5	2.98	0.52
25:DA:2306:C:H3'	25:DA:2307:G:C5'	2.38	0.52
25:DA:2531:A:C5	25:DA:2532:G:N7	2.78	0.52
25:DA:2799:A:O2'	25:DA:2800:A:H5'	2.10	0.52
25:DA:392:U:H2'	25:DA:393:C:H6	1.75	0.52
25:DA:545:U:H6	25:DA:547:A:O3'	1.93	0.52
25:DA:724:U:H2'	25:DA:725:G:O4'	2.10	0.52
56:DB:37:C:C5	56:DB:38:C:C4	2.98	0.52
56:DB:49:C:H2'	56:DB:50:A:O5'	2.10	0.52
29:DE:61:ARG:CD	29:DE:63:LYS:O	2.58	0.52
30:DF:3:LEU:HD21	30:DF:100:GLU:OE1	2.10	0.52
32:DH:14:SER:HA	32:DH:15:LEU:HD22	1.90	0.52
35:DK:87:LEU:HD22	35:DK:92:GLU:HA	1.92	0.52
37:DM:2:LEU:O	37:DM:3:GLN:CB	2.57	0.52
44:DT:51:PHE:O	44:DT:52:GLU:C	2.49	0.52
46:DV:65:VAL:O	46:DV:65:VAL:HG22	2.10	0.52
1:AA:1066:C:O2	1:AA:1066:C:H2'	2.10	0.51
1:AA:1136:C:O4'	1:AA:1136:C:O2	2.29	0.51
1:AA:490:C:H2'	1:AA:491:G:O4'	2.10	0.51
1:AA:684:U:H2'	1:AA:685:G:O4'	2.10	0.51
1:AA:781:A:C4	1:AA:802:A:C2	2.98	0.51
1:AA:79:G:H1	1:AA:90:C:N4	2.01	0.51
1:AA:97:G:H2'	1:AA:98:A:O5'	2.10	0.51
2:AB:116:LEU:CG	2:AB:140:LEU:HD11	2.39	0.51

Continued on next page...

Continued from previous page...

Atom-1	Atom-2	Interatomic distance (Å)	Clash overlap (Å)
3:AC:106:ARG:N	3:AC:106:ARG:HD3	2.25	0.51
3:AC:109:GLU:HB2	3:AC:143:LEU:HD23	1.93	0.51
4:AD:10:LEU:HD21	4:AD:62:ARG:HD3	1.90	0.51
5:AE:154:ALA:HB1	8:AH:65:PHE:CE2	2.45	0.51
7:AG:86:VAL:O	7:AG:86:VAL:HG12	2.09	0.51
8:AH:111:THR:O	8:AH:114:ALA:HB3	2.09	0.51
9:AI:18:VAL:HG11	9:AI:82:ILE:HG12	1.92	0.51
9:AI:83:THR:HB	9:AI:97:LEU:CD2	2.38	0.51
10:AJ:27:GLU:O	10:AJ:29:ALA:N	2.44	0.51
10:AJ:32:THR:CG2	10:AJ:83:THR:HA	2.39	0.51
16:AP:50:THR:O	16:AP:51:ARG:O	2.28	0.51
20:AT:16:ALA:O	20:AT:20:ASN:ND2	2.44	0.51
1:BA:1242:G:H2'	1:BA:1243:C:O4'	2.09	0.51
1:BA:1345:U:C2	1:BA:1377:A:N1	2.78	0.51
1:BA:1472:U:H2'	1:BA:1473:G:O5'	2.10	0.51
1:BA:15:G:C6	1:BA:16:A:C5	2.98	0.51
1:BA:474:G:C4	1:BA:475:C:C6	2.97	0.51
1:BA:671:G:C5	1:BA:672:U:C5	2.98	0.51
1:BA:694:A:H2'	1:BA:695:A:O5'	2.10	0.51
1:BA:711:G:O2'	1:BA:712:A:H5'	2.10	0.51
1:BA:908:A:H2'	1:BA:909:A:C8	2.45	0.51
3:BC:66:THR:HG22	3:BC:67:ILE:H	1.73	0.51
4:BD:145:ARG:HB2	4:BD:147:LYS:HE2	1.90	0.51
5:BE:104:ILE:H	5:BE:121:ASN:CA	2.22	0.51
5:BE:152:VAL:O	5:BE:155:LYS:NZ	2.33	0.51
5:BE:153:ALA:HA	5:BE:156:ARG:C	2.30	0.51
1:BA:1298:U:O2	7:BG:113:LYS:HE2	2.09	0.51
7:BG:106:ALA:HB1	7:BG:122:GLU:OE2	2.10	0.51
12:BL:18:SER:OG	12:BL:20:VAL:HG23	2.10	0.51
16:BP:19:VAL:CG1	16:BP:38:PHE:N	2.73	0.51
17:BQ:46:HIS:CG	17:BQ:47:ASP:H	2.28	0.51
1:BA:186:C:O4'	20:BT:75:LYS:HD2	2.10	0.51
54:C3:44:ARG:HH11	54:C3:44:ARG:HG3	1.74	0.51
25:CA:1094:U:O2	25:CA:1096:A:N7	2.43	0.51
25:CA:1744:A:C2	25:CA:1745:A:H1'	2.45	0.51
25:CA:2093:G:C6	25:CA:2225:A:C8	2.98	0.51
25:CA:277:G:C8	25:CA:361:G:O6	2.63	0.51
25:CA:473:G:H2'	25:CA:474:G:O5'	2.10	0.51
27:CC:216:ARG:HB3	27:CC:217:PRO:HD3	1.92	0.51
30:CF:56:LEU:HD13	30:CF:64:PRO:HB3	1.91	0.51
31:CG:130:ILE:HG22	31:CG:131:VAL:N	2.24	0.51

Continued on next page...

Continued from previous page...

Atom-1	Atom-2	Interatomic distance (Å)	Clash overlap (Å)
33:CI:14:ALA:HB1	33:CI:45:THR:HG23	1.92	0.51
41:CQ:13:HIS:O	41:CQ:14:LYS:C	2.48	0.51
43:CS:48:LYS:HE3	43:CS:52:GLU:OE2	2.10	0.51
44:CT:19:LYS:O	44:CT:20:ALA:C	2.49	0.51
50:CZ:6:ILE:CD1	50:CZ:47:ILE:HD11	2.40	0.51
25:DA:1096:A:C2	25:DA:1097:U:C5	2.98	0.51
25:DA:1394:U:C6	25:DA:1394:U:H3'	2.44	0.51
25:DA:1746:A:N3	25:DA:1747:U:C5	2.77	0.51
25:DA:1760:C:H2'	25:DA:1761:C:O4'	2.11	0.51
25:DA:1867:G:O2'	25:DA:1868:C:H5'	2.09	0.51
25:DA:215:G:C4'	25:DA:216:A:H4'	2.40	0.51
25:DA:2403:C:C4	25:DA:2415:G:N1	2.78	0.51
25:DA:604:G:C5	25:DA:625:G:C2	2.98	0.51
25:DA:742:A:H2'	25:DA:743:A:C8	2.45	0.51
56:DB:50:A:OP1	39:DO:68:LYS:HG3	2.10	0.51
27:DC:83:ASP:HB3	27:DC:86:ARG:HG2	1.92	0.51
29:DE:147:LEU:HB3	29:DE:186:VAL:HG22	1.91	0.51
29:DE:178:VAL:HG13	29:DE:179:SER:N	2.24	0.51
25:DA:1255:U:C5	29:DE:68:ALA:HA	2.45	0.51
31:DG:97:VAL:CG2	31:DG:124:CYS:SG	2.99	0.51
31:DG:42:VAL:HG22	31:DG:43:LYS:N	2.25	0.51
36:DL:123:ARG:HG3	36:DL:143:GLU:CG	2.39	0.51
25:DA:2392:A:O2'	36:DL:60:ARG:O	2.28	0.51
25:DA:2469:A:O2'	37:DM:55:ARG:NH2	2.43	0.51
38:DN:50:PRO:HB2	38:DN:51:LEU:HD23	1.90	0.51
40:DP:100:ARG:C	40:DP:101:GLU:HG2	2.31	0.51
43:DS:36:LEU:CD1	43:DS:48:LYS:HB2	2.41	0.51
44:DT:87:LEU:O	44:DT:88:LYS:O	2.27	0.51
45:DU:94:PHE:CA	45:DU:102:ILE:HD12	2.40	0.51
49:DY:16:THR:O	49:DY:19:LEU:N	2.44	0.51
1:AA:1472:U:O2'	1:AA:1473:G:H5'	2.09	0.51
1:AA:148:G:C2'	1:AA:149:A:O5'	2.59	0.51
1:AA:432:A:H2'	1:AA:433:G:O5'	2.11	0.51
1:AA:853:C:H2'	1:AA:854:U:C6	2.45	0.51
1:AA:891:U:C5	1:AA:906:A:C2	2.98	0.51
2:AB:8:MET:HB2	2:AB:43:GLU:OE2	2.09	0.51
3:AC:135:ARG:O	3:AC:136:ALA:C	2.48	0.51
3:AC:41:TYR:CZ	3:AC:89:VAL:HG21	2.45	0.51
4:AD:112:GLU:O	4:AD:115:GLN:HB3	2.10	0.51
4:AD:117:VAL:HA	4:AD:122:ILE:HD12	1.91	0.51
5:AE:81:GLN:HE22	5:AE:148:SER:HA	1.75	0.51

Continued on next page...

Continued from previous page...

Atom-1	Atom-2	Interatomic distance (Å)	Clash overlap (Å)
7:AG:144:ALA:O	7:AG:145:GLU:HB2	2.09	0.51
9:AI:98:ARG:HA	9:AI:103:VAL:HG21	1.92	0.51
11:AK:30:ILE:HD12	11:AK:31:VAL:N	2.24	0.51
11:AK:39:ASN:O	11:AK:40:ALA:CB	2.59	0.51
13:AM:28:ARG:NH1	13:AM:62:PHE:CB	2.73	0.51
1:BA:1171:A:H2'	1:BA:1172:C:H6	1.75	0.51
1:BA:1308:U:H5''	13:BM:96:VAL:HG21	1.91	0.51
1:BA:1424:U:C4	1:BA:1425:U:C5	2.98	0.51
1:BA:261:U:H5	20:BT:73:ARG:CZ	2.23	0.51
1:BA:782:A:C2'	1:BA:783:C:H5'	2.40	0.51
1:BA:840:C:C6	1:BA:842:U:H5''	2.44	0.51
1:BA:844:G:N3	1:BA:844:G:H2'	2.24	0.51
2:BB:63:LYS:C	2:BB:63:LYS:CD	2.78	0.51
2:BB:86:CYS:C	2:BB:88:GLN:H	2.14	0.51
2:BB:69:VAL:HG22	2:BB:91:VAL:HG23	1.92	0.51
3:BC:161:ILE:HD12	3:BC:161:ILE:O	2.10	0.51
4:BD:53:GLN:HG2	4:BD:202:LEU:HB2	1.93	0.51
4:BD:98:ASP:OD1	4:BD:99:ASN:N	2.42	0.51
5:BE:82:HIS:HB2	5:BE:83:PRO:HD2	1.91	0.51
7:BG:41:ILE:HG23	7:BG:116:ALA:CA	2.40	0.51
8:BH:80:PRO:HA	8:BH:83:ARG:HE	1.76	0.51
13:BM:59:VAL:HG22	13:BM:60:ALA:N	2.24	0.51
14:BN:41:ARG:HH22	14:BN:45:VAL:HG21	1.74	0.51
16:BP:51:ARG:HH11	16:BP:51:ARG:HB3	1.74	0.51
20:BT:14:GLU:HA	20:BT:14:GLU:OE2	2.10	0.51
25:CA:1074:G:C2'	25:CA:1075:C:H5'	2.35	0.51
25:CA:1495:A:H2'	25:CA:1496:A:O5'	2.10	0.51
25:CA:1681:G:O2'	25:CA:1762:A:H1'	2.10	0.51
25:CA:1766:G:H2'	25:CA:1767:G:H8	1.74	0.51
25:CA:1860:G:C6	25:CA:1883:U:O2	2.63	0.51
25:CA:1917:U:C4	25:CA:1918:A:C5	2.99	0.51
25:CA:2784:U:H2'	25:CA:2785:C:C6	2.43	0.51
25:CA:356:G:O2'	25:CA:357:C:H5'	2.10	0.51
25:CA:666:A:H2'	25:CA:667:U:C6	2.45	0.51
30:CF:110:ILE:HG12	30:CF:136:ILE:HG21	1.92	0.51
30:CF:24:VAL:CG2	30:CF:24:VAL:O	2.58	0.51
33:CI:79:LEU:CD2	33:CI:100:ILE:HD11	2.41	0.51
34:CJ:88:THR:O	34:CJ:89:PHE:C	2.47	0.51
38:CN:74:GLU:HG2	38:CN:75:ILE:HD12	1.91	0.51
44:CT:2:ILE:HG23	44:CT:7:LEU:HD12	1.93	0.51
44:CT:28:ASN:HD21	44:CT:91:GLN:HB3	1.75	0.51

Continued on next page...

Continued from previous page...

Atom-1	Atom-2	Interatomic distance (Å)	Clash overlap (Å)
49:CY:28:LEU:CD2	49:CY:37:LEU:HD21	2.40	0.51
49:CY:9:LYS:HB3	49:CY:12:GLU:H	1.76	0.51
52:D1:46:VAL:HG12	52:D1:47:ILE:N	2.25	0.51
25:DA:1505:A:H2'	25:DA:1506:U:C6	2.44	0.51
25:DA:1746:A:C2	25:DA:1747:U:C4	2.99	0.51
25:DA:2119:A:H3'	25:DA:2120:G:C5'	2.40	0.51
25:DA:2298:A:H2'	25:DA:2299:U:C6	2.45	0.51
25:DA:2299:U:H2'	25:DA:2300:C:H6	1.76	0.51
25:DA:2314:A:C2	25:DA:2315:G:C5	2.99	0.51
25:DA:2415:G:N3	25:DA:2416:C:C6	2.78	0.51
25:DA:354:A:C6	25:DA:355:U:C4	2.98	0.51
25:DA:359:G:H2'	25:DA:360:U:H5'	1.92	0.51
25:DA:630:G:H3'	25:DA:631:A:H5''	1.92	0.51
25:DA:716:A:H3'	25:DA:717:C:H5''	1.93	0.51
25:DA:847:U:O2	25:DA:847:U:H2'	2.11	0.51
28:DD:4:LEU:HD23	28:DD:29:VAL:HG11	1.91	0.51
29:DE:46:GLN:HB3	29:DE:83:VAL:HG21	1.92	0.51
31:DG:26:LYS:HB3	31:DG:31:GLU:OE2	2.10	0.51
32:DH:129:GLU:OE2	32:DH:141:LYS:HB3	2.11	0.51
33:DI:120:ASP:OD2	33:DI:122:GLU:HB3	2.10	0.51
33:DI:45:THR:HG22	33:DI:50:LYS:HG3	1.93	0.51
37:DM:136:MET:HE3	37:DM:136:MET:O	2.10	0.51
37:DM:41:LEU:HD12	37:DM:96:ILE:CD1	2.40	0.51
41:DQ:31:TYR:C	41:DQ:31:TYR:CD2	2.84	0.51
42:DR:14:VAL:HA	42:DR:18:GLN:NE2	2.25	0.51
49:DY:11:VAL:HG12	49:DY:11:VAL:O	2.08	0.51
1:AA:1140:C:O2'	1:AA:1141:C:P	2.68	0.51
1:AA:1293:C:C4	1:AA:1294:G:N7	2.78	0.51
1:AA:284:C:H2'	1:AA:285:C:C6	2.46	0.51
1:AA:383:A:H2'	1:AA:384:G:O4'	2.11	0.51
1:AA:541:G:C2	1:AA:542:G:C4	2.98	0.51
2:AB:116:LEU:HB3	2:AB:140:LEU:HD11	1.93	0.51
3:AC:204:GLY:O	3:AC:205:GLU:HG2	2.10	0.51
4:AD:120:LYS:C	4:AD:122:ILE:HD13	2.31	0.51
4:AD:33:ILE:HG12	4:AD:34:GLU:HB2	1.91	0.51
5:AE:131:ASN:HD22	5:AE:132:PRO:N	2.09	0.51
6:AF:21:MET:HA	6:AF:24:ARG:NH2	2.25	0.51
6:AF:43:GLY:HA2	6:AF:58:HIS:CD2	2.45	0.51
8:AH:77:VAL:HG11	8:AH:124:ILE:HD11	1.91	0.51
9:AI:18:VAL:HG11	9:AI:82:ILE:CG1	2.40	0.51
9:AI:27:ILE:HG23	9:AI:62:LEU:HD23	1.92	0.51

Continued on next page...

Continued from previous page...

Atom-1	Atom-2	Interatomic distance (Å)	Clash overlap (Å)
12:AL:55:ARG:HH21	12:AL:55:ARG:HG3	1.75	0.51
13:AM:5:GLY:C	13:AM:7:ASN:H	2.13	0.51
14:AN:35:ALA:CA	14:AN:41:ARG:HB3	2.40	0.51
14:AN:41:ARG:HB2	14:AN:42:TRP:CE3	2.44	0.51
16:AP:10:GLY:HA3	16:AP:15:PRO:HA	1.92	0.51
20:AT:35:TYR:HA	20:AT:38:ILE:CD1	2.40	0.51
1:BA:1145:A:H4'	1:BA:1145:A:OP1	2.08	0.51
1:BA:1266:G:N1	1:BA:1270:G:C6	2.78	0.51
1:BA:1358:U:H2'	1:BA:1359:C:O4'	2.10	0.51
1:BA:359:G:H2'	1:BA:360:G:O4'	2.11	0.51
1:BA:588:G:C6	1:BA:589:U:N3	2.79	0.51
1:BA:680:C:O2'	1:BA:681:A:H5'	2.10	0.51
1:BA:70:U:H1'	1:BA:71:A:N7	2.26	0.51
1:BA:857:C:C2'	1:BA:858:G:O5'	2.58	0.51
1:BA:980:C:H2'	1:BA:981:U:H5'	1.91	0.51
2:BB:70:GLY:HA3	2:BB:163:ILE:CG2	2.40	0.51
4:BD:74:TYR:O	4:BD:78:ALA:N	2.43	0.51
7:BG:98:LEU:HD22	7:BG:102:TRP:CZ2	2.45	0.51
8:BH:9:MET:HE1	8:BH:32:LYS:O	2.10	0.51
10:BJ:28:THR:HG21	10:BJ:90:LEU:HD12	1.92	0.51
11:BK:32:THR:OG1	11:BK:43:TRP:HB3	2.09	0.51
1:BA:1223:C:P	19:BS:77:ARG:HH12	2.33	0.51
21:BU:35:GLU:HA	21:BU:35:GLU:OE1	2.10	0.51
21:BU:52:VAL:HG13	21:BU:53:LYS:H	1.74	0.51
25:CA:1106:G:H2'	25:CA:1106:G:N3	2.26	0.51
25:CA:1463:C:H5'	25:CA:1463:C:H6	1.74	0.51
25:CA:1534:U:H5'	25:CA:1535:A:OP2	2.09	0.51
25:CA:18:U:O3'	41:CQ:22:GLY:HA2	2.11	0.51
25:CA:2108:A:C6	25:CA:2109:U:C2	2.98	0.51
25:CA:720:U:O2	25:CA:720:U:H2'	2.10	0.51
25:CA:89:A:O2'	25:CA:90:U:H5'	2.10	0.51
25:CA:2748:A:C1'	31:CG:66:THR:HG22	2.39	0.51
32:CH:126:GLY:O	32:CH:145:ASN:HA	2.10	0.51
35:CK:87:LEU:HD23	35:CK:94:PRO:HA	1.92	0.51
38:CN:51:LEU:O	38:CN:54:LEU:HB3	2.10	0.51
39:CO:31:THR:HB	39:CO:34:HIS:H	1.75	0.51
47:CW:13:GLU:O	47:CW:15:LYS:HE2	2.09	0.51
51:D0:54:ILE:O	51:D0:55:ALA:HB3	2.11	0.51
25:DA:1386:C:H2'	25:DA:1387:A:C8	2.45	0.51
25:DA:1578:U:C2'	25:DA:1579:A:O5'	2.57	0.51
25:DA:1340:U:C5	25:DA:1603:A:C8	2.98	0.51

Continued on next page...

Continued from previous page...

Atom-1	Atom-2	Interatomic distance (Å)	Clash overlap (Å)
25:DA:1812:U:O2	25:DA:1812:U:C2'	2.54	0.51
25:DA:1966:A:N3	25:DA:2592:G:O2'	2.32	0.51
25:DA:2059:A:O3'	29:DE:64:GLY:HA2	2.10	0.51
25:DA:223:A:C8	25:DA:422:A:C1'	2.94	0.51
25:DA:2338:C:C2	25:DA:2339:C:H5	2.28	0.51
25:DA:272:A:C6	25:DA:273:G:C6	2.98	0.51
25:DA:583:G:C5	25:DA:584:C:C5	2.98	0.51
25:DA:7:G:C6	25:DA:8:C:C4	2.99	0.51
25:DA:801:G:H4'	25:DA:802:A:OP2	2.10	0.51
25:DA:970:U:O5'	25:DA:970:U:H6	1.93	0.51
28:DD:139:SER:HA	28:DD:142:VAL:HG13	1.91	0.51
25:DA:2720:U:OP1	40:DP:52:ARG:NH2	2.44	0.51
40:DP:7:LEU:CD2	40:DP:7:LEU:O	2.58	0.51
41:DQ:71:ASN:HB3	41:DQ:109:VAL:HG11	1.91	0.51
1:AA:108:G:N3	1:AA:108:G:H5'	2.25	0.51
1:AA:1112:C:O2	3:AC:178:ARG:HG3	2.10	0.51
1:AA:1286:U:OP1	1:AA:1286:U:C6	2.63	0.51
1:AA:1332:A:H2'	1:AA:1333:A:O5'	2.10	0.51
1:AA:491:G:N3	1:AA:491:G:H2'	2.23	0.51
1:AA:874:G:C4	1:AA:875:U:C5	2.98	0.51
1:AA:994:A:C8	1:AA:1216:A:H4'	2.46	0.51
4:AD:125:ASN:HA	4:AD:141:VAL:HG22	1.93	0.51
4:AD:131:ILE:O	4:AD:131:ILE:HD12	2.10	0.51
7:AG:134:VAL:O	7:AG:138:GLU:HG2	2.10	0.51
10:AJ:56:HIS:O	10:AJ:57:VAL:CG1	2.59	0.51
11:AK:85:VAL:CG1	11:AK:92:ARG:NH1	2.73	0.51
15:AO:78:THR:O	15:AO:82:GLU:OE1	2.29	0.51
9:AI:129:ARG:NH1	22:AV:35:A:OP1	2.44	0.51
1:BA:111:G:O6	1:BA:330:C:N4	2.43	0.51
1:BA:1149:C:H6	1:BA:1149:C:O5'	1.94	0.51
1:BA:1236:A:H4'	1:BA:1304:G:H5'	1.91	0.51
1:BA:1441:A:C8	1:BA:1441:A:C3'	2.93	0.51
1:BA:512:U:H2'	1:BA:513:C:C6	2.46	0.51
1:BA:626:G:C2'	1:BA:627:G:O5'	2.59	0.51
1:BA:969:A:H2'	1:BA:970:C:H6	1.74	0.51
3:BC:37:LYS:HG3	3:BC:37:LYS:O	2.11	0.51
3:BC:73:GLY:O	3:BC:75:VAL:N	2.44	0.51
4:BD:168:THR:CG2	4:BD:183:ARG:NH2	2.74	0.51
4:BD:55:ARG:HH11	4:BD:55:ARG:HA	1.75	0.51
7:BG:41:ILE:HG23	7:BG:116:ALA:CB	2.41	0.51
12:BL:49:ARG:CG	12:BL:89:LEU:HD11	2.40	0.51

Continued on next page...

Continued from previous page...

Atom-1	Atom-2	Interatomic distance (Å)	Clash overlap (Å)
13:BM:26:LYS:HD3	13:BM:26:LYS:O	2.10	0.51
17:BQ:37:ILE:HG22	17:BQ:38:LYS:O	2.10	0.51
25:CA:1056:G:HO2'	25:CA:1086:A:H8	1.53	0.51
25:CA:1439:A:C2'	25:CA:1440:U:H5'	2.41	0.51
25:CA:1533:C:H5'	25:CA:1534:U:OP2	2.10	0.51
25:CA:181:A:C2	25:CA:182:A:C4	2.99	0.51
25:CA:1851:U:C2'	25:CA:1852:U:O5'	2.58	0.51
25:CA:324:A:H2'	25:CA:325:G:O5'	2.10	0.51
25:CA:878:A:N7	25:CA:899:A:H2	2.09	0.51
29:CE:53:THR:O	29:CE:53:THR:HG22	2.09	0.51
30:CF:76:PHE:C	30:CF:77:LYS:HG3	2.30	0.51
33:CI:45:THR:HG22	33:CI:50:LYS:HG3	1.92	0.51
35:CK:51:LYS:HD3	35:CK:95:ILE:HG22	1.92	0.51
44:CT:2:ILE:HG12	44:CT:7:LEU:HD11	1.92	0.51
46:CV:16:ALA:N	46:CV:19:ARG:HH21	2.09	0.51
47:CW:6:THR:O	47:CW:7:ARG:CB	2.58	0.51
49:CY:28:LEU:O	49:CY:29:ARG:C	2.49	0.51
52:D1:42:VAL:O	52:D1:43:ARG:HB2	2.11	0.51
55:D4:17:VAL:CB	55:D4:26:ILE:HD11	2.38	0.51
25:DA:1073:A:H3'	25:DA:1074:G:C5'	2.40	0.51
25:DA:1195:G:H2'	25:DA:1196:C:H5'	1.91	0.51
25:DA:1358:G:H2'	25:DA:1359:A:OP2	2.10	0.51
25:DA:136:G:H2'	25:DA:137:U:C5	2.45	0.51
25:DA:1441:G:C2	25:DA:1442:U:C4	2.98	0.51
25:DA:149:A:C4	25:DA:150:U:C5	2.99	0.51
25:DA:1777:U:C2'	25:DA:1778:U:H5'	2.41	0.51
25:DA:2207:C:C2	25:DA:2208:C:C5	2.98	0.51
25:DA:239:C:C4	25:DA:240:C:N3	2.78	0.51
25:DA:2573:C:P	60:DA:3716:HOH:O	2.68	0.51
25:DA:2579:C:H2'	25:DA:2580:U:H5'	1.92	0.51
25:DA:2584:U:H2'	25:DA:2585:U:H5'	1.92	0.51
25:DA:2660:A:H2'	25:DA:2661:G:O4'	2.11	0.51
25:DA:2804:U:H2'	25:DA:2805:C:C6	2.45	0.51
25:DA:2818:U:O2'	25:DA:2837:A:H5'	2.09	0.51
25:DA:323:C:N4	25:DA:333:G:N7	2.59	0.51
25:DA:359:G:C6	25:DA:360:U:O2	2.63	0.51
25:DA:536:G:C2'	25:DA:537:G:O5'	2.59	0.51
25:DA:664:G:C5	25:DA:665:U:C5	2.99	0.51
31:DG:122:ALA:HB2	31:DG:132:LEU:HB3	1.92	0.51
34:DJ:43:GLU:H	34:DJ:43:GLU:CD	2.13	0.51
39:DO:55:GLU:O	39:DO:56:LYS:C	2.49	0.51

Continued on next page...

Continued from previous page...

Atom-1	Atom-2	Interatomic distance (Å)	Clash overlap (Å)
40:DP:32:VAL:CG1	40:DP:32:VAL:O	2.58	0.51
40:DP:63:ILE:HA	40:DP:68:GLY:HA2	1.91	0.51
44:DT:40:LYS:HG2	44:DT:58:VAL:O	2.10	0.51
45:DU:94:PHE:HA	45:DU:102:ILE:CD1	2.41	0.51
46:DV:26:PHE:CE2	46:DV:44:HIS:HA	2.45	0.51
57:DW:11:ASP:OD2	57:DW:12:SER:N	2.43	0.51
1:AA:1008:U:C2	1:AA:1022:A:C2	2.99	0.51
1:AA:1082:A:C2	1:AA:1083:U:O2	2.64	0.51
1:AA:1269:A:C2	1:AA:1313:U:H1'	2.46	0.51
1:AA:1391:U:H2'	1:AA:1392:G:C8	2.46	0.51
1:AA:1411:C:H2'	1:AA:1412:C:H6	1.76	0.51
1:AA:449:G:O2'	1:AA:450:G:H5'	2.10	0.51
1:AA:663:A:H5'	1:AA:836:G:OP1	2.10	0.51
1:AA:87:C:H2'	1:AA:88:U:H5'	1.92	0.51
1:AA:893:C:H2'	1:AA:894:G:H8	1.75	0.51
1:AA:866:C:H4'	1:AA:919:A:H5'	1.92	0.51
2:AB:151:LYS:HG3	2:AB:152:ASP:N	2.25	0.51
2:AB:90:PHE:N	2:AB:149:GLY:HA3	2.23	0.51
3:AC:16:PRO:O	3:AC:17:TRP:CB	2.59	0.51
4:AD:121:ALA:N	4:AD:122:ILE:HD13	2.24	0.51
4:AD:129:VAL:HG11	4:AD:134:TYR:CD1	2.45	0.51
4:AD:173:ASP:CB	4:AD:176:LYS:HB2	2.41	0.51
5:AE:37:VAL:HG23	5:AE:47:PHE:CA	2.40	0.51
6:AF:81:ASN:O	6:AF:84:VAL:HG12	2.11	0.51
7:AG:59:GLU:O	7:AG:63:VAL:HG23	2.10	0.51
7:AG:91:ARG:HE	7:AG:93:VAL:HG23	1.74	0.51
9:AI:46:VAL:HA	9:AI:49:GLN:HG3	1.91	0.51
9:AI:87:MET:CG	9:AI:88:GLU:N	2.72	0.51
13:AM:18:LEU:HG	13:AM:33:LEU:CD1	2.41	0.51
13:AM:85:TYR:HA	13:AM:88:LEU:HD12	1.91	0.51
16:AP:76:LYS:O	16:AP:77:GLU:HB2	2.09	0.51
21:AU:4:LYS:O	21:AU:4:LYS:HD2	2.09	0.51
24:AY:149:ILE:HG23	24:AY:153:ASP:HB2	1.92	0.51
1:BA:1087:G:C2	1:BA:1088:G:N7	2.78	0.51
1:BA:1113:C:H2'	1:BA:1114:C:H6	1.74	0.51
1:BA:1317:C:H2'	1:BA:1318:A:O5'	2.11	0.51
1:BA:1361:G:C6	1:BA:1362:A:N7	2.79	0.51
1:BA:1381:U:C6	1:BA:1382:C:C5	2.98	0.51
1:BA:1538:C:H2'	1:BA:1539:C:C5	2.45	0.51
1:BA:16:A:C6	1:BA:17:U:C5	2.98	0.51
1:BA:427:U:H2'	1:BA:428:G:C8	2.46	0.51

Continued on next page...

Continued from previous page...

Atom-1	Atom-2	Interatomic distance (Å)	Clash overlap (Å)
1:BA:451:A:H4'	1:BA:452:A:O4'	2.10	0.51
1:BA:723:U:C4	21:BU:49:ALA:HA	2.46	0.51
8:BH:31:LEU:O	8:BH:32:LYS:C	2.48	0.51
5:BE:82:HIS:CE1	8:BH:95:MET:HE3	2.45	0.51
9:BI:50:PRO:HD3	9:BI:79:ARG:HG2	1.93	0.51
11:BK:123:PRO:O	11:BK:124:LYS:C	2.49	0.51
11:BK:21:HIS:ND1	11:BK:34:THR:HG21	2.26	0.51
20:BT:34:VAL:O	20:BT:35:TYR:C	2.49	0.51
22:BV:23:A:H2'	22:BV:24:G:C8	2.44	0.51
54:C3:54:LEU:O	54:C3:58:ILE:HD12	2.10	0.51
25:CA:1059:G:H3'	25:CA:1060:U:H6	1.76	0.51
25:CA:1816:C:C5	27:CC:61:TYR:CE1	2.99	0.51
25:CA:1922:G:C4	25:CA:1923:U:C6	2.98	0.51
25:CA:2179:C:C4	25:CA:2180:U:C5	2.98	0.51
25:CA:2881:U:C2'	25:CA:2882:A:O5'	2.59	0.51
31:CG:19:ASN:C	31:CG:22:VAL:HG23	2.31	0.51
33:CI:71:LYS:HD3	33:CI:71:LYS:N	2.25	0.51
34:CJ:18:VAL:HG12	34:CJ:19:ASP:N	2.25	0.51
25:CA:2469:A:C4'	37:CM:55:ARG:HH22	2.22	0.51
25:CA:2230:G:H4'	48:CX:29:LEU:HB2	1.92	0.51
52:D1:6:GLU:OE2	52:D1:26:LYS:HB2	2.11	0.51
25:DA:1269:A:H2'	25:DA:1270:C:H6	1.73	0.51
25:DA:1313:U:H4'	25:DA:1332:G:H4'	1.91	0.51
25:DA:1447:C:H1'	25:DA:1545:A:H1'	1.92	0.51
25:DA:1485:U:H2'	25:DA:1486:U:C6	2.45	0.51
25:DA:1495:A:H2'	25:DA:1496:A:C8	2.45	0.51
25:DA:1532:A:C6	25:DA:1533:C:N3	2.78	0.51
25:DA:1779:U:C4	25:DA:1784:A:N7	2.78	0.51
25:DA:1883:U:C4	25:DA:1884:G:C6	2.98	0.51
25:DA:2324:U:H6	25:DA:2324:U:OP2	1.93	0.51
25:DA:2337:G:C4	25:DA:2338:C:C5	2.99	0.51
25:DA:2376:A:N3	39:DO:99:TYR:CE2	2.78	0.51
25:DA:237:C:C2'	25:DA:238:C:H5'	2.41	0.51
25:DA:246:C:H2'	25:DA:247:G:H5'	1.93	0.51
25:DA:276:U:H2'	25:DA:277:G:O5'	2.09	0.51
25:DA:2822:G:O6	38:DN:2:ARG:CG	2.57	0.51
25:DA:783:A:H8	25:DA:784:G:H4'	1.74	0.51
27:DC:231:HIS:HA	27:DC:241:LYS:HE3	1.92	0.51
27:DC:29:PHE:CE2	27:DC:31:PRO:HG2	2.45	0.51
31:DG:100:ASN:O	31:DG:116:LEU:HB2	2.10	0.51
31:DG:88:LEU:HB3	31:DG:93:TYR:HB3	1.92	0.51

Continued on next page...

Continued from previous page...

Atom-1	Atom-2	Interatomic distance (Å)	Clash overlap (Å)
34:DJ:35:ARG:HG2	34:DJ:40:HIS:CD2	2.46	0.51
44:DT:7:LEU:HD21	44:DT:46:ALA:N	2.25	0.51
44:DT:69:ARG:HB2	44:DT:74:ILE:CG2	2.40	0.51
44:DT:7:LEU:HD21	44:DT:46:ALA:HB2	1.93	0.51
45:DU:8:ASP:HB3	45:DU:24:VAL:CG2	2.40	0.51
1:AA:1103:C:H2'	1:AA:1104:G:O5'	2.10	0.51
1:AA:112:G:C2'	1:AA:113:G:H5'	2.40	0.51
1:AA:29:U:H5'	1:AA:296:U:OP1	2.11	0.51
1:AA:830:G:O2'	1:AA:831:A:H5'	2.11	0.51
1:AA:864:A:H3'	1:AA:865:A:C8	2.45	0.51
1:AA:880:C:O2'	1:AA:881:G:H5'	2.10	0.51
2:AB:81:ASP:N	2:AB:84:LEU:HB3	2.26	0.51
6:AF:91:ARG:O	6:AF:92:THR:OG1	2.26	0.51
1:AA:1380:U:N3	7:AG:2:ARG:HD3	2.26	0.51
9:AI:85:ALA:C	9:AI:87:MET:N	2.64	0.51
1:BA:1055:A:C6	1:BA:1206:G:C5	2.99	0.51
1:BA:1182:G:H5'	1:BA:1184:G:H5''	1.91	0.51
1:BA:1231:G:C2	1:BA:1232:U:O2	2.63	0.51
1:BA:1251:A:H1'	1:BA:1369:C:O2'	2.10	0.51
1:BA:163:C:H2'	1:BA:163:C:O2	2.11	0.51
1:BA:468:A:H2'	1:BA:469:C:O5'	2.11	0.51
1:BA:489:C:C2	1:BA:490:C:C5	2.99	0.51
1:BA:560:A:C5	5:BE:127:TYR:CE2	2.99	0.51
1:BA:633:G:O2'	1:BA:634:C:H5'	2.11	0.51
1:BA:69:G:C6	1:BA:70:U:O4	2.64	0.51
2:BB:67:LEU:HD13	2:BB:160:LEU:CD1	2.41	0.51
4:BD:186:GLU:HB2	4:BD:189:ASP:OD1	2.10	0.51
5:BE:106:ALA:CB	5:BE:124:ALA:CB	2.88	0.51
5:BE:96:GLN:HE21	5:BE:97:PRO:HD2	1.76	0.51
7:BG:102:TRP:HZ3	7:BG:137:ARG:HB2	1.75	0.51
7:BG:145:GLU:HA	7:BG:148:LYS:HB2	1.93	0.51
7:BG:26:VAL:HG23	7:BG:27:ASN:H	1.75	0.51
8:BH:76:ARG:O	8:BH:77:VAL:HG23	2.10	0.51
9:BI:18:VAL:HG21	9:BI:82:ILE:N	2.25	0.51
10:BJ:29:ALA:HB1	10:BJ:76:ILE:HD13	1.92	0.51
11:BK:79:LYS:O	11:BK:105:ARG:HB3	2.10	0.51
11:BK:13:LYS:HD2	11:BK:14:GLN:O	2.11	0.51
14:BN:51:LEU:O	14:BN:53:ARG:N	2.44	0.51
51:C0:52:LYS:HE2	51:C0:55:ALA:HA	1.92	0.51
25:CA:1176:U:H2'	25:CA:1177:G:C8	2.46	0.51
25:CA:1712:U:C4	25:CA:1713:A:C5	2.99	0.51

Continued on next page...

Continued from previous page...

Atom-1	Atom-2	Interatomic distance (Å)	Clash overlap (Å)
25:CA:17:G:H2'	25:CA:18:U:C6	2.45	0.51
25:CA:2312:U:H6	25:CA:2312:U:H3'	1.74	0.51
25:CA:282:A:H2'	25:CA:283:G:C8	2.46	0.51
25:CA:782:A:H4'	25:CA:783:A:O5'	2.11	0.51
27:CC:259:ASN:O	27:CC:261:ARG:N	2.43	0.51
28:CD:104:VAL:O	28:CD:105:LYS:HB2	2.11	0.51
28:CD:119:ALA:O	28:CD:162:ALA:HB1	2.10	0.51
28:CD:39:ASP:OD2	28:CD:40:LEU:N	2.44	0.51
32:CH:116:ARG:HG3	32:CH:133:GLN:OE1	2.11	0.51
32:CH:37:VAL:HG23	32:CH:38:PRO:CD	2.41	0.51
33:CI:10:LEU:HD12	33:CI:23:VAL:HG12	1.91	0.51
33:CI:99:LYS:HB3	33:CI:138:VAL:HB	1.92	0.51
33:CI:57:VAL:O	33:CI:68:PHE:HB2	2.11	0.51
44:CT:1:MET:CB	44:CT:2:ILE:HD12	2.41	0.51
49:CY:45:GLN:O	49:CY:46:VAL:CB	2.58	0.51
36:DL:51:GLU:OE1	54:D3:56:LEU:HD13	2.10	0.51
25:DA:1277:G:C5'	38:DN:20:MET:CE	2.87	0.51
25:DA:1874:C:H3'	25:DA:1875:G:H8	1.76	0.51
25:DA:1982:U:O2	25:DA:1982:U:H2'	2.09	0.51
25:DA:2142:A:C2	25:DA:2150:C:N3	2.79	0.51
25:DA:2195:U:N3	25:DA:2196:C:C5	2.79	0.51
25:DA:712:G:N3	25:DA:712:G:H2'	2.26	0.51
25:DA:898:C:H2'	25:DA:899:A:H5'	1.92	0.51
56:DB:59:A:C6	56:DB:60:C:C4	2.98	0.51
56:DB:63:C:O2'	56:DB:64:G:O5'	2.24	0.51
35:DK:69:VAL:O	35:DK:69:VAL:HG23	2.10	0.51
36:DL:56:PRO:O	36:DL:60:ARG:HB3	2.11	0.51
37:DM:111:GLU:C	37:DM:111:GLU:CD	2.70	0.51
44:DT:69:ARG:CG	44:DT:74:ILE:HG22	2.40	0.51
50:DZ:6:ILE:CG2	50:DZ:28:LEU:HD11	2.41	0.51
1:AA:1310:G:O6	1:AA:1327:C:N4	2.44	0.51
1:AA:1376:U:H2'	1:AA:1377:A:C8	2.46	0.51
1:AA:495:A:O4'	1:AA:496:A:C8	2.64	0.51
1:AA:646:G:C6	1:AA:647:C:N4	2.79	0.51
1:AA:66:A:H2'	1:AA:67:C:H5'	1.91	0.51
1:AA:892:A:C6	1:AA:893:C:C4	2.98	0.51
2:AB:224:ARG:O	2:AB:224:ARG:HG2	2.10	0.51
2:AB:63:LYS:NZ	2:AB:87:ASP:OD1	2.44	0.51
2:AB:70:GLY:CA	2:AB:163:ILE:CG2	2.89	0.51
2:AB:95:TRP:CH2	2:AB:99:MET:HG2	2.45	0.51
3:AC:140:ALA:O	3:AC:145:ALA:HB3	2.10	0.51

Continued on next page...

Continued from previous page...

Atom-1	Atom-2	Interatomic distance (Å)	Clash overlap (Å)
3:AC:39:ARG:O	3:AC:40:GLN:C	2.49	0.51
4:AD:147:LYS:O	4:AD:148:ALA:C	2.49	0.51
4:AD:54:LEU:CD2	4:AD:55:ARG:N	2.74	0.51
5:AE:132:PRO:HA	5:AE:135:VAL:HG13	1.92	0.51
8:AH:123:GLU:HG2	8:AH:125:ILE:HD12	1.92	0.51
8:AH:82:LEU:HD23	17:AQ:35:LYS:HA	1.92	0.51
10:AJ:29:ALA:HA	10:AJ:32:THR:CG2	2.34	0.51
11:AK:15:VAL:HG13	11:AK:16:SER:H	1.74	0.51
11:AK:58:THR:HB	11:AK:59:PRO:HD2	1.92	0.51
13:AM:13:HIS:CD2	13:AM:41:ASP:HB2	2.46	0.51
14:AN:43:ASN:OD1	14:AN:47:LYS:CE	2.59	0.51
20:AT:47:GLN:O	20:AT:47:GLN:NE2	2.43	0.51
22:AV:17:C:C6	22:AV:17:C:C3'	2.94	0.51
1:BA:108:G:N3	1:BA:108:G:C5'	2.74	0.51
1:BA:1177:G:O6	1:BA:1178:G:C2	2.63	0.51
1:BA:1177:G:C6	1:BA:1178:G:C4	2.98	0.51
1:BA:1240:U:H3'	1:BA:1241:G:H5'	1.91	0.51
1:BA:338:A:H2'	1:BA:339:C:H6	1.75	0.51
1:BA:399:G:H2'	1:BA:400:C:C6	2.45	0.51
1:BA:622:A:H3'	1:BA:623:C:C6	2.45	0.51
9:BI:25:GLY:H	9:BI:58:GLU:HA	1.75	0.51
13:BM:53:ASP:HA	13:BM:56:ARG:CB	2.33	0.51
15:BO:80:LEU:CD1	15:BO:84:LEU:HD22	2.41	0.51
19:BS:38:THR:HG23	19:BS:69:LYS:HD3	1.93	0.51
22:BV:63:G:H2'	22:BV:64:A:C8	2.45	0.51
25:CA:1045:C:C3'	25:CA:1046:A:H5'	2.40	0.51
25:CA:1078:U:H1'	25:CA:1088:A:N1	2.24	0.51
25:CA:1138:G:H5''	25:CA:1139:G:OP2	2.10	0.51
25:CA:246:C:H2'	25:CA:247:G:C5'	2.41	0.51
25:CA:2582:G:C2	25:CA:2583:G:C8	2.98	0.51
25:CA:31:C:H2'	25:CA:32:C:H5'	1.92	0.51
25:CA:674:G:OP2	60:CA:3333:HOH:O	2.19	0.51
25:CA:709:U:H2'	25:CA:710:U:C6	2.46	0.51
27:CC:226:PRO:HD3	27:CC:233:GLY:CA	2.37	0.51
32:CH:24:GLY:O	32:CH:27:ARG:O	2.29	0.51
32:CH:33:GLN:O	32:CH:34:GLY:O	2.29	0.51
33:CI:98:GLY:O	33:CI:138:VAL:HG23	2.11	0.51
39:CO:24:THR:CG2	39:CO:42:PRO:HG3	2.40	0.51
25:CA:84:A:H5''	45:CU:5:ARG:HD3	1.91	0.51
25:CA:2330:G:O3'	47:CW:40:LYS:HE3	2.10	0.51
47:CW:71:LYS:O	47:CW:72:ASN:HB2	2.11	0.51

Continued on next page...

Continued from previous page...

Atom-1	Atom-2	Interatomic distance (Å)	Clash overlap (Å)
50:CZ:23:LEU:HD11	50:CZ:53:MET:CE	2.41	0.51
25:DA:1028:A:N3	25:DA:2486:C:O2'	2.38	0.51
25:DA:1117:C:O2	25:DA:1117:C:H2'	2.10	0.51
25:DA:1220:G:H2'	25:DA:1221:C:O5'	2.10	0.51
25:DA:1361:G:C6	25:DA:1371:G:N2	2.79	0.51
25:DA:1469:A:N1	25:DA:1470:A:C6	2.78	0.51
25:DA:1483:G:N3	25:DA:1484:U:C6	2.79	0.51
25:DA:1429:G:N3	25:DA:1568:G:C2	2.79	0.51
25:DA:1581:G:C2'	25:DA:1582:C:O5'	2.59	0.51
25:DA:1635:A:C2	25:DA:1636:U:H1'	2.46	0.51
25:DA:184:C:H2'	25:DA:185:G:C8	2.45	0.51
25:DA:2209:G:C5	25:DA:2210:U:C5	2.99	0.51
25:DA:2197:U:C5	25:DA:2224:G:C6	2.99	0.51
25:DA:686:U:H1'	53:D2:6:GLN:O	2.11	0.51
27:DC:198:GLU:O	27:DC:199:HIS:C	2.48	0.51
28:DD:57:ALA:O	28:DD:60:VAL:HG12	2.10	0.51
30:DF:33:ILE:N	30:DF:90:LEU:O	2.43	0.51
31:DG:61:TRP:O	31:DG:64:ALA:HB3	2.11	0.51
32:DH:32:PRO:O	32:DH:33:GLN:HB2	2.09	0.51
35:DK:115:ILE:O	35:DK:118:LEU:O	2.29	0.51
36:DL:111:ILE:CD1	36:DL:111:ILE:N	2.74	0.51
37:DM:22:GLN:O	37:DM:24:THR:N	2.44	0.51
56:DB:29:A:OP2	39:DO:31:THR:HG23	2.11	0.51
44:DT:40:LYS:HG3	44:DT:60:THR:HG23	1.91	0.51
1:AA:1539:C:O3'	21:AU:17:ARG:HG2	2.10	0.51
1:AA:497:G:H2'	1:AA:498:A:C8	2.45	0.51
2:AB:16:GLY:HA2	2:AB:40:ILE:HG23	1.91	0.51
2:AB:209:VAL:HG23	2:AB:210:THR:H	1.74	0.51
4:AD:169:TRP:HB2	4:AD:183:ARG:HG3	1.92	0.51
4:AD:35:GLN:O	4:AD:36:ALA:HB2	2.11	0.51
5:AE:15:ILE:O	5:AE:16:ALA:HB2	2.10	0.51
6:AF:37:HIS:N	6:AF:37:HIS:CD2	2.79	0.51
6:AF:62:MET:O	6:AF:63:ASN:HB2	2.10	0.51
8:AH:35:ILE:CD1	8:AH:125:ILE:HG21	2.41	0.51
8:AH:13:ILE:O	8:AH:14:ARG:C	2.48	0.51
9:AI:40:ARG:H	9:AI:44:ARG:CB	2.24	0.51
15:AO:3:SER:HB2	15:AO:6:ALA:HB2	1.92	0.51
1:BA:1228:C:OP1	13:BM:112:ARG:HA	2.10	0.51
1:BA:1361:G:C5	1:BA:1362:A:C8	2.99	0.51
1:BA:172:A:C5	1:BA:174:A:N7	2.79	0.51
1:BA:862:C:H1'	1:BA:874:G:H5''	1.91	0.51

Continued on next page...

Continued from previous page...

Atom-1	Atom-2	Interatomic distance (Å)	Clash overlap (Å)
2:BB:70:GLY:CA	2:BB:163:ILE:CG2	2.89	0.51
2:BB:70:GLY:HA3	2:BB:163:ILE:HG21	1.93	0.51
5:BE:140:ILE:C	5:BE:142:GLY:H	2.12	0.51
5:BE:15:ILE:HD11	5:BE:112:ALA:HB1	1.92	0.51
5:BE:23:THR:HA	5:BE:28:ARG:HA	1.91	0.51
6:BF:32:ALA:O	6:BF:34:GLY:N	2.43	0.51
6:BF:61:LEU:HD12	6:BF:62:MET:N	2.26	0.51
10:BJ:26:VAL:O	10:BJ:29:ALA:HB3	2.10	0.51
11:BK:63:GLN:O	11:BK:67:GLU:HG3	2.11	0.51
17:BQ:59:GLU:OE2	17:BQ:76:ARG:HD3	2.10	0.51
25:CA:1559:U:C3'	25:CA:1560:G:H5'	2.41	0.51
25:CA:1564:C:O2'	25:CA:1565:C:H5'	2.11	0.51
25:CA:1838:C:C4	25:CA:1899:A:C4	2.98	0.51
25:CA:2294:G:H2'	25:CA:2295:C:H6	1.75	0.51
25:CA:2334:U:O4	39:CO:16:ARG:CZ	2.59	0.51
25:CA:2642:G:N2	25:CA:2773:C:C2	2.78	0.51
25:CA:528:A:C8	25:CA:528:A:H3'	2.46	0.51
25:CA:627:A:C6	25:CA:637:A:C8	2.99	0.51
25:CA:196:A:H2'	25:CA:805:G:O6	2.10	0.51
29:CE:189:THR:HG23	29:CE:190:ALA:N	2.25	0.51
30:CF:157:THR:CG2	30:CF:159:ALA:CB	2.88	0.51
30:CF:51:ASN:HD22	30:CF:146:ASP:CB	2.24	0.51
31:CG:123:GLU:OE2	31:CG:124:CYS:HB2	2.11	0.51
33:CI:114:ALA:O	33:CI:115:ASP:HB2	2.11	0.51
33:CI:75:ALA:CB	33:CI:128:ILE:CG2	2.87	0.51
34:CJ:31:GLU:OE2	34:CJ:35:ARG:HD2	2.10	0.51
45:CU:38:ILE:HG22	45:CU:39:ASN:N	2.25	0.51
46:CV:2:PHE:CD1	46:CV:50:MET:CE	2.93	0.51
25:DA:1362:C:O2'	25:DA:1363:C:H5'	2.11	0.51
25:DA:1414:C:H3'	25:DA:1414:C:C6	2.46	0.51
25:DA:1503:A:N6	25:DA:1504:A:N6	2.59	0.51
25:DA:1783:A:N7	60:DA:3695:HOH:O	2.34	0.51
25:DA:2278:A:H2'	25:DA:2279:G:O5'	2.10	0.51
25:DA:2681:C:C4	25:DA:2724:U:C5	2.99	0.51
25:DA:2852:G:C2'	25:DA:2853:C:O4'	2.58	0.51
25:DA:586:A:N1	25:DA:809:G:O2'	2.34	0.51
25:DA:611:C:H2'	25:DA:612:G:H5'	1.92	0.51
25:DA:630:G:C5'	25:DA:631:A:OP2	2.59	0.51
25:DA:68:G:N2	25:DA:74:A:O4'	2.44	0.51
25:DA:751:A:H5'	43:DS:90:LYS:HA	1.92	0.51
36:DL:91:ASP:HB3	36:DL:93:ASN:O	2.11	0.51

Continued on next page...

Continued from previous page...

Atom-1	Atom-2	Interatomic distance (Å)	Clash overlap (Å)
39:DO:32:PRO:HA	39:DO:102:ARG:HH12	1.76	0.51
39:DO:75:GLY:HA2	39:DO:106:LEU:CD2	2.41	0.51
39:DO:7:ARG:HD2	39:DO:97:PHE:CZ	2.46	0.51
41:DQ:86:SER:HB3	42:DR:51:VAL:HA	1.91	0.51
44:DT:29:THR:OG1	44:DT:86:THR:HG22	2.11	0.51
44:DT:74:ILE:HD12	44:DT:74:ILE:C	2.31	0.51
1:AA:1356:G:H2'	1:AA:1357:A:C8	2.45	0.51
1:AA:1533:C:C6	1:AA:1533:C:OP2	2.64	0.51
1:AA:570:G:H5''	1:AA:571:U:OP2	2.10	0.51
1:AA:842:U:H3'	1:AA:843:U:C5'	2.41	0.51
2:AB:18:GLN:HG2	2:AB:189:ASN:ND2	2.24	0.51
3:AC:166:TRP:O	3:AC:167:TYR:HD1	1.94	0.51
3:AC:41:TYR:CD1	3:AC:42:LEU:CD1	2.94	0.51
4:AD:131:ILE:CD1	4:AD:134:TYR:N	2.73	0.51
4:AD:16:THR:HG22	4:AD:17:ASP:C	2.30	0.51
4:AD:195:ASN:O	4:AD:198:LEU:HB2	2.11	0.51
4:AD:49:ASP:O	4:AD:53:GLN:CB	2.58	0.51
4:AD:61:ARG:HG2	4:AD:71:PHE:HD2	1.71	0.51
7:AG:110:ARG:HD2	7:AG:122:GLU:HG2	1.92	0.51
8:AH:46:GLU:O	8:AH:47:ASP:HB2	2.11	0.51
13:AM:9:PRO:O	13:AM:10:ASP:HB2	2.11	0.51
19:AS:70:LEU:O	19:AS:70:LEU:HD13	2.11	0.51
1:BA:1242:G:C2'	1:BA:1243:C:H5'	2.39	0.51
1:BA:1275:A:C5	1:BA:1276:G:C5	2.99	0.51
1:BA:1275:A:C5	1:BA:1276:G:C8	2.98	0.51
2:BB:14:HIS:O	2:BB:16:GLY:N	2.44	0.51
2:BB:150:ILE:O	2:BB:151:LYS:C	2.49	0.51
2:BB:166:ASP:OD2	2:BB:190:SER:HA	2.11	0.51
2:BB:207:ARG:O	2:BB:211:LEU:N	2.44	0.51
4:BD:170:LEU:HD12	4:BD:170:LEU:H	1.75	0.51
4:BD:45:PRO:O	4:BD:46:ARG:C	2.50	0.51
8:BH:21:LYS:HA	8:BH:21:LYS:HE2	1.91	0.51
9:BI:88:GLU:HG3	9:BI:89:TYR:H	1.75	0.51
10:BJ:17:LEU:HA	10:BJ:20:GLN:HG3	1.93	0.51
10:BJ:71:LEU:O	10:BJ:72:ARG:CG	2.59	0.51
12:BL:13:ARG:C	12:BL:14:LYS:O	2.47	0.51
12:BL:49:ARG:HG3	12:BL:89:LEU:HD11	1.93	0.51
15:BO:38:LEU:HD12	15:BO:41:HIS:HB2	1.92	0.51
20:BT:28:ARG:HA	20:BT:31:ILE:HD12	1.93	0.51
25:CA:1809:A:H2'	25:CA:1810:A:C8	2.45	0.51
25:CA:2578:G:OP2	25:CA:2578:G:H4'	2.10	0.51

Continued on next page...

Continued from previous page...

Atom-1	Atom-2	Interatomic distance (Å)	Clash overlap (Å)
25:CA:2851:A:N7	25:CA:2852:G:N7	2.58	0.51
25:CA:2895:G:H2'	25:CA:2896:C:C6	2.46	0.51
27:CC:120:ASP:OD1	27:CC:120:ASP:N	2.44	0.51
30:CF:105:ILE:HG13	30:CF:106:ALA:N	2.25	0.51
30:CF:29:ARG:O	30:CF:158:THR:HG23	2.11	0.51
30:CF:48:LEU:HA	30:CF:51:ASN:CG	2.31	0.51
31:CG:127:GLN:HE21	31:CG:127:GLN:HA	1.76	0.51
33:CI:105:LEU:HD23	33:CI:108:ILE:HG21	1.93	0.51
33:CI:57:VAL:HG11	33:CI:59:THR:OG1	2.11	0.51
34:CJ:21:THR:HA	34:CJ:61:LYS:HB3	1.92	0.51
34:CJ:4:PHE:CD1	34:CJ:4:PHE:C	2.84	0.51
37:CM:21:ALA:HB1	37:CM:100:LYS:HG2	1.93	0.51
54:D3:10:ALA:C	54:D3:12:ARG:H	2.15	0.51
54:D3:37:THR:HA	54:D3:40:LYS:HE3	1.92	0.51
25:DA:1760:C:C2'	25:DA:1761:C:H5'	2.40	0.51
25:DA:2042:A:H2'	25:DA:2043:C:H5'	1.93	0.51
25:DA:2074:U:H2'	25:DA:2075:U:C6	2.46	0.51
25:DA:2196:C:H2'	25:DA:2196:C:O2	2.11	0.51
25:DA:2204:G:C4	25:DA:2205:A:N7	2.79	0.51
25:DA:2204:G:C5	25:DA:2205:A:N7	2.79	0.51
25:DA:2422:C:C4	25:DA:2424:C:C4	2.99	0.51
25:DA:2602:A:H4'	25:DA:2603:G:O5'	2.11	0.51
25:DA:269:C:H2'	25:DA:270:A:C5'	2.40	0.51
25:DA:2769:U:C2'	25:DA:2770:G:H5'	2.41	0.51
25:DA:292:U:C4	25:DA:293:U:C5	2.99	0.51
25:DA:581:C:OP1	41:DQ:32:ARG:HB2	2.10	0.51
25:DA:999:U:P	60:DA:3362:HOH:O	2.69	0.51
27:DC:141:HIS:HB3	27:DC:194:VAL:HG12	1.92	0.51
29:DE:130:LYS:O	29:DE:131:THR:C	2.49	0.51
29:DE:15:SER:HB2	29:DE:18:THR:HB	1.91	0.51
30:DF:106:ALA:HB1	30:DF:136:ILE:O	2.11	0.51
31:DG:88:LEU:N	31:DG:88:LEU:CD1	2.74	0.51
32:DH:60:GLU:HA	32:DH:60:GLU:OE2	2.11	0.51
33:DI:12:VAL:CG2	33:DI:16:MET:HB2	2.41	0.51
33:DI:98:GLY:C	33:DI:137:LEU:HA	2.31	0.51
33:DI:14:ALA:HB3	33:DI:50:LYS:HA	1.92	0.51
34:DJ:3:THR:CG2	34:DJ:4:PHE:N	2.73	0.51
34:DJ:58:ASN:HA	34:DJ:126:ALA:O	2.10	0.51
37:DM:49:ALA:CB	37:DM:124:LEU:CD2	2.89	0.51
50:DZ:1:ALA:HA	50:DZ:2:LYS:HE2	1.93	0.51
1:AA:1057:G:O2'	1:AA:1058:G:H5'	2.10	0.51

Continued on next page...

Continued from previous page...

Atom-1	Atom-2	Interatomic distance (Å)	Clash overlap (Å)
1:AA:1255:G:O2'	1:AA:1258:G:H1'	2.11	0.51
1:AA:1439:G:C6	1:AA:1440:U:C4	2.99	0.51
1:AA:1444:U:O2	1:AA:1444:U:C2'	2.59	0.51
1:AA:109:A:C8	1:AA:326:G:H2'	2.46	0.51
1:AA:33:A:H2'	1:AA:34:C:C6	2.46	0.51
1:AA:353:A:C2'	1:AA:354:G:OP2	2.59	0.51
1:AA:429:U:OP2	4:AD:31:CYS:O	2.29	0.51
1:AA:41:G:O2'	1:AA:42:G:H5'	2.11	0.51
1:AA:441:A:H2'	1:AA:442:G:H5'	1.93	0.51
1:AA:470:C:N3	1:AA:471:U:C5	2.79	0.51
1:AA:451:A:H61	1:AA:481:G:C5'	2.23	0.51
1:AA:446:G:C2	1:AA:489:C:C2	2.98	0.51
1:AA:809:G:H2'	1:AA:810:C:O5'	2.11	0.51
2:AB:127:LYS:HG3	2:AB:128:LEU:N	2.26	0.51
2:AB:141:GLU:O	2:AB:145:ASN:OD1	2.29	0.51
7:AG:20:GLU:HA	7:AG:20:GLU:OE2	2.11	0.51
8:AH:6:ILE:HG23	8:AH:10:LEU:HD21	1.93	0.51
10:AJ:87:LEU:HD13	10:AJ:87:LEU:C	2.32	0.51
11:AK:95:THR:O	11:AK:99:LEU:HD23	2.11	0.51
13:AM:33:LEU:HD23	13:AM:38:ILE:HB	1.93	0.51
14:AN:3:GLN:HA	14:AN:6:LYS:CE	2.40	0.51
22:AV:59:U:H2'	22:AV:60:U:C6	2.46	0.51
1:BA:1130:A:H1'	1:BA:1146:A:C2	2.45	0.51
1:BA:1411:C:H2'	1:BA:1412:C:H6	1.76	0.51
1:BA:1540:U:O2'	21:BU:17:ARG:HG2	2.11	0.51
1:BA:328:C:C2'	1:BA:328:C:O2	2.54	0.51
1:BA:443:C:O2'	1:BA:444:G:H5'	2.11	0.51
1:BA:5:U:C5	1:BA:5:U:OP1	2.64	0.51
1:BA:655:A:O2'	1:BA:755:G:H5'	2.11	0.51
1:BA:806:C:H2'	1:BA:807:A:C8	2.46	0.51
1:BA:919:A:O2'	1:BA:920:U:H5'	2.11	0.51
1:BA:96:U:O2'	1:BA:97:G:H5'	2.11	0.51
3:BC:114:LEU:O	3:BC:116:ALA:N	2.44	0.51
3:BC:149:LYS:O	3:BC:200:TRP:HE3	1.94	0.51
5:BE:45:VAL:HG13	5:BE:116:VAL:HG23	1.93	0.51
5:BE:96:GLN:O	5:BE:122:VAL:HA	2.11	0.51
6:BF:11:HIS:ND1	6:BF:12:PRO:HD2	2.25	0.51
7:BG:87:PRO:HB3	7:BG:144:ALA:HB1	1.93	0.51
1:BA:130:A:OP1	17:BQ:64:ARG:HD2	2.11	0.51
25:CA:1277:G:H5'	38:CN:20:MET:HE2	1.93	0.51
25:CA:1318:U:H2'	25:CA:1319:C:C6	2.46	0.51

Continued on next page...

Continued from previous page...

Atom-1	Atom-2	Interatomic distance (Å)	Clash overlap (Å)
25:CA:1483:G:C2	25:CA:1507:C:C2	2.99	0.51
25:CA:151:C:OP1	25:CA:1359:A:O2'	2.28	0.51
25:CA:1547:C:C6	25:CA:1547:C:H3'	2.46	0.51
25:CA:1678:A:H2'	25:CA:1679:A:O4'	2.10	0.51
25:CA:1735:A:N3	25:CA:1736:U:C6	2.78	0.51
25:CA:1753:G:OP1	40:CP:92:ARG:HD3	2.10	0.51
25:CA:1826:G:C5	25:CA:1827:U:C5	2.99	0.51
25:CA:2027:G:C5	25:CA:2028:U:C5	2.99	0.51
25:CA:2139:U:O2'	25:CA:2140:G:H5'	2.11	0.51
25:CA:2248:C:H5''	25:CA:2249:U:OP2	2.11	0.51
25:CA:435:C:C2'	25:CA:436:C:H5'	2.41	0.51
25:CA:871:U:H2'	25:CA:872:U:C6	2.45	0.51
26:CB:111:U:H2'	26:CB:112:G:C8	2.46	0.51
26:CB:20:G:H2'	26:CB:21:G:C5'	2.41	0.51
27:CC:244:VAL:HG12	27:CC:250:GLN:HA	1.93	0.51
27:CC:259:ASN:O	27:CC:260:LYS:HB2	2.10	0.51
28:CD:172:VAL:HG21	28:CD:194:PRO:HD3	1.92	0.51
33:CI:66:PHE:HD2	33:CI:66:PHE:N	2.08	0.51
36:CL:127:VAL:CG1	36:CL:132:ARG:HB2	2.41	0.51
37:CM:28:PHE:HB3	37:CM:64:TRP:CE2	2.46	0.51
42:CR:64:VAL:HG22	42:CR:96:VAL:HA	1.93	0.51
49:CY:23:ARG:HA	49:CY:27:ASN:ND2	2.26	0.51
25:DA:1095:A:C2	33:DI:29:GLN:HG2	2.46	0.51
25:DA:1335:C:C2'	25:DA:1336:A:H5'	2.42	0.51
25:DA:1446:C:O2'	25:DA:1447:C:H5'	2.10	0.51
25:DA:1394:U:H4'	25:DA:1603:A:H4'	1.93	0.51
25:DA:2194:U:C2	25:DA:2195:U:C6	2.99	0.51
25:DA:2511:U:C5	25:DA:2512:C:C5	2.99	0.51
25:DA:2663:G:C2'	25:DA:2664:G:H5'	2.40	0.51
25:DA:269:C:C2'	25:DA:270:A:H5'	2.41	0.51
25:DA:2794:C:H2'	25:DA:2794:C:O2	2.09	0.51
25:DA:343:C:C2'	25:DA:344:A:H5'	2.41	0.51
25:DA:622:G:H2'	25:DA:623:C:C6	2.45	0.51
27:DC:123:ILE:CD1	27:DC:135:PRO:CD	2.89	0.51
31:DG:94:ARG:O	31:DG:95:ALA:HB2	2.11	0.51
36:DL:110:VAL:CG2	36:DL:127:VAL:HG22	2.40	0.51
42:DR:82:HIS:O	42:DR:82:HIS:CG	2.62	0.51
44:DT:3:ARG:HB3	44:DT:6:ARG:HB3	1.93	0.51
45:DU:82:VAL:HG12	45:DU:83:GLY:N	2.25	0.51
1:AA:1215:G:C2'	1:AA:1216:A:H5'	2.41	0.50
1:AA:1226:C:N4	13:AM:102:LYS:HG3	2.26	0.50

Continued on next page...

Continued from previous page...

Atom-1	Atom-2	Interatomic distance (Å)	Clash overlap (Å)
1:AA:1461:G:H2'	1:AA:1462:C:O4'	2.11	0.50
1:AA:233:C:H2'	1:AA:234:C:H6	1.75	0.50
1:AA:240:G:H4'	1:AA:240:G:OP1	2.11	0.50
1:AA:298:A:N6	1:AA:299:G:N1	2.58	0.50
1:AA:35:G:C4	1:AA:36:C:C5	2.98	0.50
1:AA:398:U:O2'	1:AA:399:G:H5'	2.11	0.50
1:AA:98:A:H2'	1:AA:99:C:C6	2.46	0.50
1:AA:413:G:N1	4:AD:32:LYS:CD	2.74	0.50
5:AE:80:LEU:HD12	5:AE:146:MET:SD	2.51	0.50
6:AF:18:VAL:CB	6:AF:19:PRO:CD	2.87	0.50
10:AJ:49:PHE:HD1	10:AJ:49:PHE:N	2.09	0.50
10:AJ:6:ILE:CD1	10:AJ:76:ILE:HB	2.41	0.50
13:AM:10:ASP:CG	13:AM:11:HIS:N	2.65	0.50
18:AR:54:LEU:HD11	18:AR:58:ILE:HD11	1.93	0.50
6:AF:88:MET:HB2	18:AR:63:TYR:HE2	1.75	0.50
21:AU:27:VAL:HG12	21:AU:30:GLU:OE1	2.11	0.50
1:BA:1075:U:H2'	1:BA:1076:U:H6	1.76	0.50
1:BA:1099:G:C5	1:BA:1100:C:C5	2.99	0.50
1:BA:1171:A:H2'	1:BA:1172:C:C6	2.45	0.50
1:BA:1237:C:H2'	1:BA:1238:A:OP1	2.11	0.50
1:BA:198:G:C4	1:BA:199:A:C8	2.98	0.50
1:BA:258:G:H2'	1:BA:259:G:O4'	2.12	0.50
1:BA:465:A:C6	1:BA:466:A:C5	2.99	0.50
1:BA:673:A:H2'	1:BA:674:G:O4'	2.11	0.50
1:BA:934:C:H5''	60:BA:1828:HOH:O	2.11	0.50
2:BB:21:TYR:O	2:BB:22:TRP:C	2.48	0.50
2:BB:95:TRP:CE3	2:BB:96:LEU:C	2.85	0.50
3:BC:66:THR:HG23	3:BC:101:ASN:HB2	1.93	0.50
4:BD:77:GLU:OE1	4:BD:77:GLU:CA	2.60	0.50
5:BE:80:LEU:HA	5:BE:146:MET:CE	2.41	0.50
6:BF:45:ARG:O	6:BF:56:LYS:HA	2.11	0.50
8:BH:19:ALA:O	8:BH:21:LYS:N	2.44	0.50
11:BK:107:THR:HG22	11:BK:108:ASN:CG	2.32	0.50
12:BL:73:LEU:HD21	12:BL:103:CYS:SG	2.51	0.50
13:BM:28:ARG:HG3	13:BM:62:PHE:HE2	1.75	0.50
14:BN:35:ALA:CB	14:BN:41:ARG:HB2	2.41	0.50
3:BC:19:SER:O	14:BN:94:PRO:HB3	2.11	0.50
19:BS:13:HIS:CD2	19:BS:13:HIS:H	2.29	0.50
21:BU:40:PRO:O	21:BU:44:ARG:HB2	2.11	0.50
23:BX:8:A:N6	23:BX:9:G:C6	2.79	0.50
55:C4:10:LEU:N	55:C4:10:LEU:HD23	2.24	0.50

Continued on next page...

Continued from previous page...

Atom-1	Atom-2	Interatomic distance (Å)	Clash overlap (Å)
25:CA:1088:A:N3	25:CA:1088:A:H3'	2.26	0.50
25:CA:1106:G:C6	25:CA:1107:G:C5	3.00	0.50
25:CA:137:U:O2'	25:CA:138:U:P	2.70	0.50
25:CA:1734:G:C4	25:CA:1735:A:N7	2.79	0.50
25:CA:2120:G:C2'	25:CA:2121:G:H5'	2.41	0.50
25:CA:2371:G:O2'	52:C1:45:HIS:HD2	1.93	0.50
25:CA:2581:G:C4	25:CA:2610:C:C5	2.99	0.50
25:CA:2656:U:H2'	25:CA:2656:U:O2	2.10	0.50
25:CA:298:G:H5''	25:CA:299:A:OP1	2.11	0.50
27:CC:42:ARG:HG2	27:CC:42:ARG:HH11	1.73	0.50
29:CE:118:LEU:CD1	29:CE:188:MET:HG3	2.41	0.50
35:CK:43:ILE:HD12	35:CK:56:ASP:HB2	1.93	0.50
35:CK:13:ASN:ND2	35:CK:98:ARG:HG3	2.26	0.50
39:CO:56:LYS:O	39:CO:58:ILE:N	2.43	0.50
25:DA:1122:G:C2'	25:DA:1122:G:N3	2.70	0.50
25:DA:1227:G:O2'	25:DA:1228:G:H5'	2.11	0.50
25:DA:122:G:H2'	25:DA:123:G:H5'	1.92	0.50
25:DA:1336:A:C2'	25:DA:1337:G:O5'	2.59	0.50
25:DA:1600:C:O2'	25:DA:1601:G:H5'	2.10	0.50
25:DA:1809:A:H2'	25:DA:1810:A:C8	2.44	0.50
25:DA:1833:C:H2'	25:DA:1834:U:H6	1.76	0.50
25:DA:1878:G:O2'	25:DA:1879:C:H5'	2.11	0.50
25:DA:2126:A:C5	25:DA:2162:G:C6	2.98	0.50
25:DA:2403:C:C2	25:DA:2404:U:C6	2.99	0.50
25:DA:2714:G:C2'	25:DA:2715:C:H5'	2.41	0.50
25:DA:323:C:C4	25:DA:333:G:C8	2.99	0.50
25:DA:645:C:O2'	25:DA:646:U:O5'	2.29	0.50
25:DA:849:A:C4	25:DA:930:G:N2	2.79	0.50
13:BM:6:ILE:HG12	30:DF:111:ARG:HD3	1.93	0.50
30:DF:65:LEU:HD12	30:DF:66:ILE:N	2.26	0.50
31:DG:144:ALA:O	31:DG:145:ALA:C	2.49	0.50
31:DG:162:ARG:NH2	31:DG:168:VAL:HG21	2.25	0.50
34:DJ:140:LEU:C	34:DJ:140:LEU:HD12	2.32	0.50
37:DM:107:GLY:O	37:DM:108:VAL:HG22	2.11	0.50
38:DN:52:ILE:HG21	38:DN:94:TYR:CD2	2.46	0.50
39:DO:9:ARG:HG3	39:DO:10:ARG:N	2.26	0.50
39:DO:98:GLN:O	39:DO:100:HIS:N	2.44	0.50
40:DP:105:LYS:HA	40:DP:108:ARG:CD	2.42	0.50
43:DS:59:GLU:HA	43:DS:64:ALA:HA	1.92	0.50
44:DT:61:LEU:C	44:DT:61:LEU:HD12	2.31	0.50
57:DW:53:HIS:N	57:DW:53:HIS:CD2	2.77	0.50

Continued on next page...

Continued from previous page...

Atom-1	Atom-2	Interatomic distance (Å)	Clash overlap (Å)
49:DY:18:LEU:HD21	49:DY:22:LEU:CD2	2.41	0.50
1:AA:1123:U:O3'	10:AJ:38:GLY:HA3	2.10	0.50
1:AA:1241:G:C4	1:AA:1242:G:C8	2.99	0.50
1:AA:1287:A:C6	1:AA:1288:A:C6	2.98	0.50
1:AA:1302:C:C6	13:AM:16:ILE:HD13	2.46	0.50
1:AA:1306:A:C8	1:AA:1307:U:C5	2.99	0.50
1:AA:155:A:C2	1:AA:167:A:C2	2.99	0.50
1:AA:22:G:H2'	1:AA:23:C:O4'	2.11	0.50
1:AA:537:G:OP1	12:AL:109:ARG:NH2	2.45	0.50
1:AA:763:G:C5	1:AA:764:C:C5	3.00	0.50
1:AA:77:A:H2'	1:AA:78:A:N7	2.26	0.50
1:AA:830:G:C2'	1:AA:831:A:H5'	2.41	0.50
2:AB:147:LEU:C	2:AB:150:ILE:HG22	2.32	0.50
3:AC:77:GLY:O	3:AC:79:LYS:N	2.44	0.50
4:AD:24:VAL:C	4:AD:25:ARG:O	2.49	0.50
4:AD:57:LYS:HD2	4:AD:57:LYS:C	2.32	0.50
5:AE:102:THR:HG22	5:AE:103:GLY:H	1.73	0.50
5:AE:14:LEU:O	5:AE:14:LEU:HD12	2.11	0.50
1:AA:1380:U:C4	7:AG:2:ARG:HD3	2.47	0.50
10:AJ:52:LEU:HD21	10:AJ:59:LYS:HA	1.93	0.50
14:AN:13:VAL:O	14:AN:16:ALA:HB3	2.11	0.50
20:AT:54:GLN:HB3	20:AT:55:PRO:HD3	1.94	0.50
22:AV:52:G:N3	22:AV:52:G:H2'	2.26	0.50
1:BA:1126:U:H1'	1:BA:1281:C:C6	2.46	0.50
1:BA:1309:G:C6	1:BA:1329:A:N1	2.79	0.50
1:BA:248:C:C4	1:BA:249:U:C5	2.99	0.50
1:BA:594:U:C2'	1:BA:595:A:H8	2.25	0.50
1:BA:890:G:OP1	1:BA:890:G:H4'	2.11	0.50
2:BB:146:SER:OG	2:BB:147:LEU:HG	2.11	0.50
5:BE:104:ILE:H	5:BE:121:ASN:HA	1.76	0.50
5:BE:19:ARG:HG2	5:BE:20:VAL:N	2.26	0.50
7:BG:27:ASN:O	7:BG:30:MET:HB3	2.11	0.50
1:BA:1350:A:OP2	9:BI:119:LYS:HD3	2.10	0.50
9:BI:126:PHE:CD2	9:BI:126:PHE:C	2.81	0.50
10:BJ:36:VAL:HG22	10:BJ:76:ILE:HG23	1.93	0.50
13:BM:56:ARG:O	13:BM:59:VAL:HG13	2.11	0.50
16:BP:43:ALA:O	16:BP:44:SER:CB	2.58	0.50
18:BR:35:SER:CB	18:BR:37:LYS:HD2	2.41	0.50
20:BT:69:ASN:C	20:BT:71:ALA:N	2.62	0.50
1:BA:108:G:C6	20:BT:9:ARG:HG2	2.45	0.50
52:C1:3:GLY:O	52:C1:4:ILE:HB	2.10	0.50

Continued on next page...

Continued from previous page...

Atom-1	Atom-2	Interatomic distance (Å)	Clash overlap (Å)
25:CA:1060:U:O4'	25:CA:1062:G:C5'	2.59	0.50
25:CA:1584:U:H3'	25:CA:1584:U:O2	2.11	0.50
25:CA:1869:G:C2'	25:CA:1870:C:H5'	2.41	0.50
25:CA:21:A:H2'	25:CA:22:C:O5'	2.11	0.50
25:CA:2304:G:H2'	25:CA:2305:U:H5''	1.92	0.50
25:CA:305:C:H6	25:CA:305:C:O5'	1.95	0.50
25:CA:658:U:C2'	25:CA:659:G:O5'	2.60	0.50
29:CE:126:VAL:HG21	29:CE:133:LEU:HB2	1.93	0.50
29:CE:5:LEU:N	29:CE:5:LEU:HD12	2.25	0.50
38:CN:67:PHE:O	38:CN:71:ARG:HA	2.10	0.50
45:CU:41:VAL:O	45:CU:59:GLU:HA	2.11	0.50
25:DA:1194:A:C2'	25:DA:1195:G:O5'	2.59	0.50
25:DA:1541:C:O2'	25:DA:1542:U:H5'	2.11	0.50
25:DA:2055:C:H5'	25:DA:2056:G:H5''	1.93	0.50
25:DA:2210:U:O2	25:DA:2212:A:C8	2.65	0.50
25:DA:2457:U:C4	25:DA:2458:G:C6	2.99	0.50
25:DA:2678:C:O5'	25:DA:2678:C:H6	1.93	0.50
25:DA:278:A:H2'	25:DA:278:A:N3	2.25	0.50
28:DD:103:ASP:OD2	28:DD:104:VAL:N	2.45	0.50
29:DE:2:GLU:OE1	29:DE:13:THR:HA	2.10	0.50
29:DE:145:ASP:O	29:DE:184:ASP:HB2	2.11	0.50
31:DG:26:LYS:HB3	31:DG:31:GLU:HG3	1.91	0.50
32:DH:4:ILE:O	32:DH:36:ALA:HA	2.11	0.50
34:DJ:117:ALA:O	34:DJ:120:ARG:N	2.44	0.50
41:DQ:51:GLN:O	41:DQ:52:ARG:C	2.46	0.50
44:DT:34:VAL:HG22	44:DT:81:LYS:HB3	1.94	0.50
1:AA:1151:A:O2'	1:AA:1152:A:P	2.69	0.50
1:AA:1304:G:C5	1:AA:1305:G:N1	2.80	0.50
1:AA:1385:G:C6	1:AA:1386:G:C5	2.99	0.50
1:AA:1513:A:H2'	1:AA:1514:G:C8	2.46	0.50
1:AA:257:G:C2	1:AA:270:A:C2	3.00	0.50
1:AA:451:A:O4'	1:AA:452:A:N3	2.44	0.50
1:AA:590:U:H2'	1:AA:591:U:C6	2.46	0.50
2:AB:147:LEU:C	2:AB:150:ILE:CG2	2.79	0.50
2:AB:32:GLY:HA3	2:AB:38:HIS:CB	2.42	0.50
6:AF:21:MET:O	6:AF:22:ILE:C	2.47	0.50
8:AH:52:GLY:HA3	8:AH:56:PRO:CA	2.35	0.50
16:AP:12:LYS:HG2	16:AP:13:LYS:HG2	1.92	0.50
16:AP:22:ALA:HA	16:AP:33:ILE:HG13	1.93	0.50
17:AQ:21:VAL:CG2	17:AQ:22:VAL:N	2.74	0.50
20:AT:46:ALA:O	20:AT:47:GLN:C	2.48	0.50

Continued on next page...

Continued from previous page...

Atom-1	Atom-2	Interatomic distance (Å)	Clash overlap (Å)
21:AU:16:ARG:NH1	21:AU:19:LYS:CG	2.74	0.50
22:AV:58:A:C2	22:AV:61:C:C6	2.99	0.50
1:BA:1073:U:C4	1:BA:1074:G:N7	2.80	0.50
1:BA:110:C:O2	1:BA:110:C:C2'	2.58	0.50
1:BA:1372:U:H2'	1:BA:1373:G:O4'	2.11	0.50
1:BA:158:G:C2	1:BA:159:G:C8	3.00	0.50
1:BA:158:G:N3	1:BA:159:G:C8	2.80	0.50
1:BA:433:G:C5	1:BA:434:U:C5	2.99	0.50
1:BA:439:U:C5	1:BA:440:C:C5	2.99	0.50
1:BA:5:U:OP1	1:BA:5:U:C6	2.64	0.50
1:BA:663:A:H2'	1:BA:664:G:O4'	2.12	0.50
1:BA:73:C:O2'	1:BA:74:A:P	2.70	0.50
2:BB:199:ILE:HD12	2:BB:199:ILE:N	2.26	0.50
2:BB:70:GLY:O	2:BB:92:ASN:HA	2.12	0.50
5:BE:113:VAL:CG2	5:BE:114:LEU:N	2.72	0.50
10:BJ:48:ARG:HG3	10:BJ:48:ARG:HH11	1.74	0.50
15:BO:72:LYS:CA	15:BO:72:LYS:HE2	2.38	0.50
20:BT:32:LYS:O	20:BT:34:VAL:N	2.44	0.50
21:BU:44:ARG:O	21:BU:45:LYS:HB2	2.10	0.50
25:CA:592:A:O2'	54:C3:2:LYS:HA	2.12	0.50
25:CA:1076:C:H2'	25:CA:1077:A:N9	2.26	0.50
25:CA:1414:C:C5	25:CA:1415:U:C4	2.99	0.50
25:CA:1589:U:C2'	25:CA:1589:U:O2	2.60	0.50
25:CA:2502:G:C5'	25:CA:2503:A:H5''	2.41	0.50
25:CA:2691:C:O3'	25:CA:2871:U:H4'	2.11	0.50
25:CA:71:A:H5''	25:CA:72:U:H2'	1.91	0.50
25:CA:851:C:O2'	25:CA:852:U:H5'	2.12	0.50
27:CC:199:HIS:O	27:CC:202:ARG:HD3	2.12	0.50
29:CE:109:LEU:O	29:CE:110:SER:C	2.47	0.50
29:CE:48:THR:C	29:CE:50:ALA:H	2.15	0.50
32:CH:128:HIS:O	32:CH:144:VAL:N	2.44	0.50
33:CI:3:LYS:CD	33:CI:4:VAL:H	2.24	0.50
38:CN:45:ARG:HG2	38:CN:95:THR:HG21	1.93	0.50
52:D1:42:VAL:HG12	52:D1:44:GLN:N	2.26	0.50
25:DA:1023:U:C2'	25:DA:1024:G:H5'	2.42	0.50
25:DA:1109:C:O2	25:DA:1109:C:H2'	2.11	0.50
25:DA:1429:G:C2'	25:DA:1430:G:O5'	2.60	0.50
25:DA:1467:U:N3	25:DA:1546:G:N2	2.59	0.50
25:DA:1562:U:O2	25:DA:1563:U:N1	2.44	0.50
25:DA:1902:C:H4'	27:DC:241:LYS:O	2.11	0.50
25:DA:2111:U:N3	25:DA:2147:A:H2	2.09	0.50

Continued on next page...

Continued from previous page...

Atom-1	Atom-2	Interatomic distance (Å)	Clash overlap (Å)
25:DA:2121:G:N2	25:DA:2178:C:C2	2.79	0.50
25:DA:2298:A:OP1	30:DF:70:ARG:HD2	2.11	0.50
25:DA:2371:G:C2	25:DA:2372:U:C6	3.00	0.50
25:DA:2695:U:O5'	25:DA:2695:U:H6	1.94	0.50
25:DA:2796:U:H2'	25:DA:2797:U:H2'	1.93	0.50
25:DA:359:G:H2'	25:DA:360:U:C5'	2.42	0.50
25:DA:447:A:C2	25:DA:454:A:C8	3.00	0.50
25:DA:61:C:H6	25:DA:61:C:O5'	1.93	0.50
25:DA:636:G:O2'	25:DA:638:G:H4'	2.11	0.50
56:DB:95:U:N3	56:DB:96:G:N7	2.60	0.50
25:DA:1997:C:OP2	28:DD:129:THR:HB	2.12	0.50
28:DD:172:VAL:HG21	28:DD:194:PRO:HD3	1.93	0.50
31:DG:120:ILE:HD12	31:DG:134:GLY:HA3	1.93	0.50
32:DH:84:ALA:HB3	32:DH:148:ALA:HB2	1.92	0.50
34:DJ:70:THR:HG22	34:DJ:90:GLU:OE1	2.12	0.50
37:DM:21:ALA:CB	37:DM:100:LYS:N	2.74	0.50
40:DP:51:ASN:H	40:DP:51:ASN:HD22	1.59	0.50
41:DQ:57:ARG:HH21	41:DQ:91:ARG:CZ	2.23	0.50
41:DQ:85:ALA:CB	41:DQ:87:VAL:HG23	2.42	0.50
43:DS:34:ASP:O	43:DS:37:THR:N	2.44	0.50
43:DS:28:LYS:HA	43:DS:70:LYS:HG3	1.91	0.50
46:DV:51:GLN:CB	46:DV:56:PHE:CD2	2.94	0.50
1:AA:1470:U:O2'	1:AA:1471:U:H5'	2.11	0.50
1:AA:257:G:N3	1:AA:258:G:C8	2.79	0.50
1:AA:439:U:C6	1:AA:440:C:H5	2.28	0.50
1:AA:540:G:C2'	1:AA:541:G:H5'	2.41	0.50
1:AA:622:A:C2'	1:AA:623:C:H5'	2.41	0.50
2:AB:30:ILE:CD1	2:AB:38:HIS:CG	2.95	0.50
3:AC:129:PHE:CE1	3:AC:130:ARG:HD2	2.47	0.50
8:AH:104:SER:HA	8:AH:109:VAL:HA	1.94	0.50
1:AA:1279:G:H22	10:AJ:45:ARG:HE	1.60	0.50
10:AJ:57:VAL:HG22	10:AJ:58:ASN:N	2.26	0.50
1:AA:667:G:H4'	15:AO:50:HIS:ND1	2.26	0.50
16:AP:73:ALA:O	16:AP:77:GLU:HB2	2.11	0.50
19:AS:19:GLU:C	19:AS:21:ALA:H	2.14	0.50
1:BA:1014:A:C4	19:BS:33:TRP:CZ3	2.99	0.50
1:BA:1058:G:C2'	1:BA:1059:C:O5'	2.60	0.50
1:BA:208:U:C5	1:BA:210:C:H6	2.29	0.50
1:BA:280:C:H4'	1:BA:281:G:OP2	2.11	0.50
1:BA:476:U:H2'	1:BA:477:C:C6	2.46	0.50
1:BA:595:A:N1	1:BA:641:U:C2	2.79	0.50

Continued on next page...

Continued from previous page...

Atom-1	Atom-2	Interatomic distance (Å)	Clash overlap (Å)
1:BA:981:U:C6	1:BA:982:U:C6	3.00	0.50
2:BB:129:THR:O	2:BB:130:LYS:HE2	2.11	0.50
2:BB:83:ALA:O	2:BB:88:GLN:NE2	2.44	0.50
4:BD:172:VAL:O	4:BD:179:GLY:HA2	2.11	0.50
4:BD:69:ARG:O	4:BD:72:ARG:HB2	2.11	0.50
5:BE:37:VAL:HG12	5:BE:116:VAL:HG21	1.93	0.50
6:BF:25:TYR:O	6:BF:26:THR:C	2.49	0.50
6:BF:81:ASN:HB3	6:BF:84:VAL:CG1	2.41	0.50
10:BJ:15:HIS:CG	10:BJ:16:ARG:N	2.79	0.50
1:BA:675:A:H1'	11:BK:117:HIS:CG	2.47	0.50
11:BK:86:LYS:HA	11:BK:113:THR:HG22	1.94	0.50
12:BL:31:GLY:HA3	12:BL:54:VAL:CG1	2.41	0.50
14:BN:2:LYS:N	60:BN:205:HOH:O	2.44	0.50
15:BO:3:SER:CB	15:BO:6:ALA:HB3	2.38	0.50
15:BO:69:LEU:C	15:BO:69:LEU:CD2	2.80	0.50
15:BO:87:ARG:O	15:BO:87:ARG:CD	2.60	0.50
16:BP:80:LYS:HB2	16:BP:80:LYS:NZ	2.26	0.50
22:BV:1:G:C6	22:BV:73:A:C2	2.99	0.50
25:CA:1106:G:N2	25:CA:1107:G:H1'	2.26	0.50
25:CA:1470:A:H2'	25:CA:1471:G:O4'	2.12	0.50
25:CA:1535:A:C5'	25:CA:1536:C:H5	2.25	0.50
25:CA:1585:C:C2'	25:CA:1586:A:C5'	2.89	0.50
25:CA:1873:G:H2'	25:CA:1874:C:C6	2.47	0.50
25:CA:2714:G:C2'	25:CA:2715:C:H5'	2.42	0.50
25:CA:622:G:H2'	25:CA:623:C:H6	1.77	0.50
25:CA:74:A:H4'	25:CA:75:G:OP2	2.10	0.50
25:CA:763:G:C4	25:CA:765:C:C6	3.00	0.50
25:CA:784:G:H5'	60:CA:3316:HOH:O	2.10	0.50
25:CA:898:C:C4	25:CA:899:A:N7	2.79	0.50
25:CA:920:A:C2	25:CA:921:C:C2	2.99	0.50
25:CA:923:G:H4'	47:CW:25:GLU:HG3	1.93	0.50
26:CB:47:C:OP2	39:CO:3:LYS:CE	2.59	0.50
27:CC:128:THR:C	27:CC:129:LEU:CD2	2.79	0.50
27:CC:43:ASN:HB3	27:CC:49:THR:HG21	1.93	0.50
29:CE:176:ASP:OD1	29:CE:178:VAL:N	2.44	0.50
31:CG:154:GLU:HG2	31:CG:155:PRO:N	2.27	0.50
31:CG:148:ARG:NH2	31:CG:166:GLU:OE2	2.44	0.50
31:CG:8:VAL:CG1	31:CG:49:LEU:CB	2.83	0.50
35:CK:48:PRO:O	35:CK:49:ARG:HG3	2.11	0.50
25:CA:2392:A:C2	36:CL:55:MET:HE3	2.46	0.50
39:CO:12:THR:O	39:CO:13:ARG:C	2.46	0.50

Continued on next page...

Continued from previous page...

Atom-1	Atom-2	Interatomic distance (Å)	Clash overlap (Å)
40:CP:17:PRO:HG3	40:CP:83:ILE:O	2.11	0.50
43:CS:66:ILE:CG2	43:CS:66:ILE:O	2.59	0.50
45:CU:101:THR:HG22	45:CU:102:ILE:N	2.26	0.50
47:CW:6:THR:O	47:CW:7:ARG:HB2	2.12	0.50
55:D4:18:LYS:HG3	55:D4:23:ILE:HD13	1.93	0.50
25:DA:1080:A:C2	25:DA:1081:U:C6	3.00	0.50
25:DA:1142:A:H4'	34:DJ:27:ARG:NH2	2.27	0.50
25:DA:1266:G:OP1	51:D0:15:ARG:NE	2.44	0.50
25:DA:1423:G:OP1	25:DA:1492:G:O2'	2.27	0.50
25:DA:1731:G:H2'	25:DA:1732:C:O5'	2.11	0.50
25:DA:1810:A:H2'	25:DA:1811:G:O4'	2.11	0.50
25:DA:1853:A:N3	25:DA:2233:U:O2'	2.43	0.50
25:DA:2131:U:H5'	25:DA:2132:U:C5'	2.40	0.50
25:DA:223:A:C5	25:DA:422:A:C8	2.98	0.50
25:DA:2469:A:H4'	37:DM:55:ARG:HD3	1.94	0.50
25:DA:2531:A:H3'	25:DA:2532:G:H8	1.76	0.50
25:DA:2729:G:H2'	25:DA:2730:C:H6	1.77	0.50
25:DA:2861:U:C2	25:DA:2862:G:C8	3.00	0.50
25:DA:2849:U:N3	25:DA:2867:G:O4'	2.44	0.50
25:DA:559:G:H2'	25:DA:560:C:O4'	2.12	0.50
25:DA:5:A:H2'	25:DA:6:A:C8	2.46	0.50
25:DA:88:G:C6	25:DA:89:A:N7	2.80	0.50
27:DC:250:GLN:HE21	27:DC:250:GLN:HA	1.77	0.50
28:DD:148:GLN:HB2	28:DD:152:PRO:CG	2.41	0.50
28:DD:57:ALA:O	28:DD:60:VAL:CG1	2.59	0.50
29:DE:12:LEU:HD23	29:DE:13:THR:N	2.27	0.50
33:DI:72:THR:HG23	33:DI:115:ASP:HB3	1.92	0.50
35:DK:86:LEU:HD23	35:DK:86:LEU:N	2.26	0.50
36:DL:96:LYS:HD3	36:DL:103:ILE:HA	1.93	0.50
37:DM:31:PHE:HD2	37:DM:132:THR:HG23	1.76	0.50
39:DO:72:ALA:HA	39:DO:109:ALA:CB	2.41	0.50
39:DO:28:VAL:O	39:DO:95:SER:HB3	2.11	0.50
56:DB:27:C:OP1	39:DO:34:HIS:NE2	2.45	0.50
25:DA:998:C:P	41:DQ:91:ARG:HH22	2.34	0.50
42:DR:29:THR:CG2	42:DR:29:THR:O	2.59	0.50
50:DZ:35:VAL:CG2	50:DZ:37:ARG:CZ	2.90	0.50
1:AA:1075:U:O2'	1:AA:1076:U:H5'	2.11	0.50
1:AA:1300:G:C6	1:AA:1334:G:C5	3.00	0.50
1:AA:1492:A:H3'	1:AA:1493:A:H8	1.75	0.50
1:AA:201:G:N1	1:AA:217:C:C2	2.80	0.50
1:AA:262:A:N6	1:AA:263:A:N6	2.60	0.50

Continued on next page...

Continued from previous page...

Atom-1	Atom-2	Interatomic distance (Å)	Clash overlap (Å)
1:AA:390:U:H2'	1:AA:391:G:H8	1.75	0.50
1:AA:390:U:H2'	1:AA:391:G:O5'	2.11	0.50
1:AA:960:U:O2'	1:AA:1223:C:H4'	2.11	0.50
5:AE:37:VAL:HG23	5:AE:47:PHE:HA	1.92	0.50
8:AH:110:MET:CE	8:AH:115:ALA:N	2.74	0.50
11:AK:87:GLY:O	11:AK:92:ARG:HD2	2.10	0.50
14:AN:43:ASN:CA	14:AN:45:VAL:HG22	2.41	0.50
19:AS:52:ASN:OD1	19:AS:55:GLN:O	2.30	0.50
21:AU:24:LYS:HD2	21:AU:25:ALA:H	1.75	0.50
24:AY:64:ARG:HA	24:AY:103:LEU:HB2	1.92	0.50
1:BA:1083:U:C5	1:BA:1084:G:C6	2.97	0.50
1:BA:1203:C:C5'	14:BN:67:THR:HB	2.41	0.50
1:BA:461:A:H8	1:BA:461:A:OP2	1.95	0.50
1:BA:815:A:H4'	1:BA:817:C:C4	2.46	0.50
1:BA:908:A:H2'	1:BA:909:A:H8	1.76	0.50
2:BB:103:TRP:HZ3	2:BB:107:ARG:CZ	2.23	0.50
4:BD:12:ARG:HB3	4:BD:37:PRO:HG3	1.91	0.50
6:BF:26:THR:O	6:BF:27:ALA:O	2.29	0.50
6:BF:81:ASN:HB3	6:BF:84:VAL:HG12	1.92	0.50
7:BG:105:GLU:O	7:BG:109:LYS:HG2	2.11	0.50
8:BH:33:VAL:O	8:BH:36:ALA:N	2.45	0.50
9:BI:37:TYR:CD2	9:BI:38:PHE:CE2	3.00	0.50
12:BL:42:LYS:HE3	12:BL:43:LYS:CE	2.42	0.50
13:BM:32:ILE:CD1	13:BM:58:GLU:HB3	2.42	0.50
14:BN:64:CYS:O	14:BN:66:GLN:N	2.44	0.50
15:BO:24:THR:O	15:BO:25:GLU:C	2.50	0.50
16:BP:38:PHE:C	16:BP:38:PHE:CD1	2.84	0.50
54:C3:54:LEU:O	54:C3:58:ILE:CD1	2.60	0.50
25:CA:1124:G:H1'	55:C4:38:GLY:OXT	2.11	0.50
25:CA:1368:G:O2'	25:CA:1369:G:H5'	2.12	0.50
25:CA:1547:C:C3'	25:CA:1547:C:C6	2.95	0.50
25:CA:1805:A:N3	27:CC:49:THR:HB	2.26	0.50
25:CA:2194:U:H2'	25:CA:2194:U:O2	2.12	0.50
25:CA:2216:G:H2'	25:CA:2217:G:C8	2.46	0.50
25:CA:2798:U:H6	25:CA:2798:U:H5'	1.77	0.50
25:CA:284:U:H2'	25:CA:285:G:H8	1.76	0.50
26:CB:103:U:O2'	26:CB:104:A:H5'	2.12	0.50
26:CB:20:G:C2'	26:CB:21:G:H5'	2.42	0.50
25:CA:2311:A:C8	30:CF:76:PHE:CG	2.99	0.50
31:CG:49:LEU:HD12	31:CG:71:LEU:HD23	1.94	0.50
33:CI:21:PRO:HB2	33:CI:22:PRO:CD	2.30	0.50

Continued on next page...

Continued from previous page...

Atom-1	Atom-2	Interatomic distance (Å)	Clash overlap (Å)
33:CI:79:LEU:HA	33:CI:83:ALA:HB3	1.94	0.50
39:CO:110:ALA:HB1	39:CO:115:LEU:HD22	1.94	0.50
40:CP:80:VAL:HG11	40:CP:83:ILE:CD1	2.41	0.50
25:DA:1360:G:H3'	25:DA:1361:G:H8	1.77	0.50
25:DA:1401:G:C4	25:DA:1402:U:C6	3.00	0.50
25:DA:1537:G:N3	25:DA:1537:G:H3'	2.27	0.50
25:DA:2103:C:H2'	25:DA:2104:C:C6	2.45	0.50
25:DA:2207:C:H2'	25:DA:2208:C:C6	2.46	0.50
25:DA:1782:U:H2'	25:DA:2608:G:O2'	2.11	0.50
25:DA:2757:A:C2	25:DA:2758:A:C8	3.00	0.50
25:DA:2835:A:C2	25:DA:2879:A:N7	2.80	0.50
25:DA:290:U:O5'	25:DA:290:U:H6	1.95	0.50
25:DA:415:A:H2'	25:DA:416:U:H6	1.76	0.50
25:DA:590:A:H2'	25:DA:591:U:C6	2.46	0.50
25:DA:622:G:O2'	25:DA:623:C:H5'	2.11	0.50
25:DA:668:A:H2'	25:DA:670:A:H62	1.77	0.50
25:DA:678:C:H2'	25:DA:679:C:C6	2.46	0.50
27:DC:150:GLY:O	27:DC:151:GLY:O	2.29	0.50
27:DC:173:LEU:CD2	27:DC:183:VAL:HG21	2.42	0.50
30:DF:135:ILE:C	30:DF:137:PHE:N	2.64	0.50
30:DF:28:PRO:O	30:DF:29:ARG:HB3	2.10	0.50
30:DF:45:ASP:HB3	30:DF:48:LEU:CB	2.41	0.50
31:DG:108:PHE:CE2	31:DG:151:ARG:CZ	2.94	0.50
31:DG:67:ALA:O	31:DG:68:ARG:C	2.50	0.50
32:DH:14:SER:C	32:DH:15:LEU:CD2	2.79	0.50
32:DH:31:VAL:HG12	32:DH:32:PRO:HD3	1.92	0.50
32:DH:84:ALA:HB3	32:DH:148:ALA:CB	2.42	0.50
34:DJ:15:TRP:CZ2	34:DJ:135:GLN:HG2	2.46	0.50
34:DJ:31:GLU:CG	34:DJ:142:ILE:HD11	2.36	0.50
35:DK:51:LYS:O	35:DK:52:VAL:HG13	2.12	0.50
42:DR:6:GLN:HB3	42:DR:37:GLU:HB3	1.93	0.50
43:DS:84:ARG:HB2	43:DS:96:ILE:HG13	1.90	0.50
1:AA:1462:C:H2'	1:AA:1463:U:H6	1.75	0.50
1:AA:234:C:H2'	1:AA:235:C:C6	2.47	0.50
1:AA:45:G:N2	1:AA:398:U:C4	2.80	0.50
1:AA:412:A:H1'	1:AA:413:G:C5'	2.41	0.50
1:AA:609:A:H2'	1:AA:610:U:C5'	2.40	0.50
1:AA:955:U:C5	1:AA:956:U:C4	3.00	0.50
2:AB:116:LEU:HG	2:AB:140:LEU:HD11	1.93	0.50
3:AC:93:ILE:HG22	3:AC:94:ALA:N	2.26	0.50
4:AD:53:GLN:NE2	4:AD:202:LEU:N	2.60	0.50

Continued on next page...

Continued from previous page...

Atom-1	Atom-2	Interatomic distance (Å)	Clash overlap (Å)
7:AG:101:ARG:O	7:AG:104:VAL:N	2.45	0.50
7:AG:66:GLU:HG3	7:AG:69:ARG:NH2	2.25	0.50
10:AJ:28:THR:HG22	10:AJ:86:ALA:HB1	1.94	0.50
10:AJ:57:VAL:O	10:AJ:58:ASN:CB	2.56	0.50
16:AP:51:ARG:CB	16:AP:51:ARG:HH11	2.24	0.50
17:AQ:37:ILE:H	17:AQ:37:ILE:HD12	1.77	0.50
18:AR:32:ILE:O	18:AR:32:ILE:CG1	2.59	0.50
11:AK:109:ILE:HG22	21:AU:16:ARG:NE	2.27	0.50
1:BA:1062:U:O4	3:BC:2:GLN:HG2	2.12	0.50
1:BA:141:G:C2	1:BA:142:G:H1'	2.47	0.50
1:BA:1450:U:O2'	1:BA:1451:U:H2'	2.12	0.50
1:BA:1505:G:H2'	23:BX:15:A:OP2	2.12	0.50
1:BA:202:G:O2'	1:BA:468:A:C8	2.59	0.50
1:BA:519:C:O2	1:BA:519:C:H2'	2.12	0.50
1:BA:731:G:OP1	1:BA:766:A:H1'	2.12	0.50
1:BA:951:G:OP2	13:BM:100:ARG:NH2	2.45	0.50
2:BB:139:GLU:C	2:BB:143:LEU:CD2	2.80	0.50
4:BD:168:THR:HB	4:BD:183:ARG:NH2	2.27	0.50
4:BD:96:ARG:HB3	4:BD:98:ASP:OD1	2.12	0.50
5:BE:100:GLU:O	5:BE:100:GLU:CD	2.49	0.50
6:BF:97:THR:O	6:BF:98:GLU:CB	2.59	0.50
9:BI:35:GLU:H	9:BI:35:GLU:CD	2.13	0.50
9:BI:33:SER:HB3	9:BI:36:GLN:CD	2.31	0.50
1:BA:972:C:H4'	10:BJ:59:LYS:CG	2.42	0.50
11:BK:84:MET:HA	11:BK:110:THR:O	2.11	0.50
13:BM:21:ILE:HG22	13:BM:22:TYR:N	2.26	0.50
15:BO:63:ARG:NH1	15:BO:67:ASP:OD2	2.45	0.50
20:BT:17:ARG:O	20:BT:21:ALA:HB2	2.11	0.50
21:BU:17:ARG:O	21:BU:20:ARG:N	2.45	0.50
52:C1:34:GLU:CG	52:C1:49:LYS:HG3	2.42	0.50
25:CA:1535:A:H5''	25:CA:1536:C:H5	1.76	0.50
25:CA:1686:C:C2'	25:CA:1687:G:H5'	2.42	0.50
25:CA:1856:U:O2'	25:CA:1857:G:H5'	2.11	0.50
25:CA:2024:G:P	60:CA:3476:HOH:O	2.69	0.50
25:CA:2155:U:H2'	25:CA:2156:G:C4'	2.41	0.50
25:CA:2593:U:H2'	25:CA:2594:C:H6	1.76	0.50
25:CA:434:U:H4'	25:CA:435:C:OP1	2.11	0.50
29:CE:189:THR:HG22	29:CE:191:ASP:N	2.27	0.50
29:CE:190:ALA:C	29:CE:192:ALA:N	2.63	0.50
30:CF:105:ILE:CG1	30:CF:106:ALA:N	2.74	0.50
33:CI:7:TYR:HA	33:CI:58:ILE:HG12	1.94	0.50

Continued on next page...

Continued from previous page...

Atom-1	Atom-2	Interatomic distance (Å)	Clash overlap (Å)
33:CI:56:VAL:HG22	33:CI:68:PHE:HD2	1.77	0.50
35:CK:66:LYS:HD2	35:CK:79:PHE:O	2.11	0.50
50:CZ:3:THR:HG22	50:CZ:4:ILE:N	2.26	0.50
25:DA:1060:U:O4'	25:DA:1062:G:C5'	2.60	0.50
25:DA:1233:C:C4	25:DA:1234:U:C5	2.99	0.50
25:DA:31:C:O3'	25:DA:1238:G:H5''	2.12	0.50
25:DA:1344:U:O2'	25:DA:1345:C:P	2.69	0.50
25:DA:1383:A:N1	25:DA:1384:A:C2	2.80	0.50
25:DA:1678:A:C2'	25:DA:1679:A:H5'	2.42	0.50
25:DA:1885:A:C4	25:DA:1886:U:C6	3.00	0.50
25:DA:2107:G:C2	25:DA:2108:A:H1'	2.47	0.50
25:DA:2209:G:C4	25:DA:2210:U:C5	2.99	0.50
25:DA:2311:A:H2	30:DF:84:ILE:HD11	1.75	0.50
25:DA:2326:C:O2'	25:DA:2327:A:O5'	2.26	0.50
25:DA:2348:U:O4	25:DA:2382:G:C6	2.64	0.50
25:DA:2465:C:H2'	25:DA:2466:C:H6	1.76	0.50
25:DA:2674:G:H2'	25:DA:2675:A:O4'	2.12	0.50
25:DA:2839:G:C5	25:DA:2840:C:C5	2.99	0.50
25:DA:464:U:H5'	53:D2:5:PHE:CE2	2.47	0.50
25:DA:60:G:C2	25:DA:74:A:C6	2.99	0.50
25:DA:802:A:OP1	60:DA:3330:HOH:O	2.19	0.50
56:DB:49:C:C2'	56:DB:50:A:O5'	2.60	0.50
28:DD:4:LEU:HG	28:DD:32:ASN:OD1	2.11	0.50
29:DE:115:GLN:O	29:DE:116:ASP:HB2	2.12	0.50
30:DF:35:LEU:HD21	30:DF:90:LEU:CD1	2.42	0.50
35:DK:71:ARG:CZ	35:DK:77:ILE:HD11	2.41	0.50
46:DV:75:GLN:HB2	46:DV:92:VAL:CG2	2.42	0.50
49:DY:16:THR:HG22	49:DY:17:GLU:H	1.75	0.50
1:AA:1501:C:C2	1:AA:1504:G:C6	3.00	0.50
1:AA:218:U:O2'	1:AA:219:U:H5'	2.11	0.50
1:AA:234:C:H2'	1:AA:235:C:H6	1.77	0.50
1:AA:356:A:H2	1:AA:368:U:O2	1.94	0.50
1:AA:373:A:C2'	1:AA:374:A:O5'	2.60	0.50
1:AA:455:G:C2	1:AA:478:A:C2	3.00	0.50
1:AA:438:U:C2	1:AA:494:G:C6	2.99	0.50
1:AA:542:G:H2'	1:AA:543:U:H6	1.75	0.50
1:AA:796:C:O2'	1:AA:797:C:H5'	2.11	0.50
1:AA:852:G:C5	1:AA:853:C:C5	2.99	0.50
1:AA:974:A:H4'	1:AA:975:A:O5'	2.10	0.50
3:AC:54:ILE:HD12	3:AC:54:ILE:C	2.32	0.50
5:AE:114:LEU:HG	5:AE:122:VAL:HG11	1.94	0.50

Continued on next page...

Continued from previous page...

Atom-1	Atom-2	Interatomic distance (Å)	Clash overlap (Å)
1:AA:643:C:C5'	8:AH:31:LEU:HD23	2.42	0.50
8:AH:59:GLU:OE2	8:AH:59:GLU:C	2.49	0.50
14:AN:49:GLN:OE1	14:AN:49:GLN:CA	2.58	0.50
1:AA:625:U:H4'	16:AP:16:PHE:CE2	2.46	0.50
17:AQ:15:LYS:N	17:AQ:16:MET:HE1	2.27	0.50
1:BA:1068:G:C2	1:BA:1069:C:C6	2.99	0.50
1:BA:1291:U:H2'	1:BA:1292:G:C8	2.47	0.50
1:BA:1239:A:C2	1:BA:1297:G:C2	2.99	0.50
1:BA:160:A:H2'	1:BA:161:A:O4'	2.11	0.50
1:BA:349:A:C2'	1:BA:350:G:H5'	2.42	0.50
1:BA:383:A:C2'	1:BA:384:G:H5'	2.41	0.50
1:BA:378:G:C2	1:BA:386:C:C2	3.00	0.50
1:BA:722:G:C8	1:BA:724:G:H1'	2.47	0.50
1:BA:833:G:C5	1:BA:834:U:C5	2.99	0.50
1:BA:841:C:N1	1:BA:843:U:H5'	2.27	0.50
1:BA:893:C:H2'	1:BA:894:G:H8	1.76	0.50
2:BB:162:VAL:O	2:BB:184:ALA:CA	2.57	0.50
2:BB:71:THR:HA	2:BB:92:ASN:O	2.11	0.50
3:BC:14:VAL:HG11	3:BC:206:ILE:OXT	2.11	0.50
4:BD:202:LEU:HD12	4:BD:202:LEU:O	2.12	0.50
5:BE:106:ALA:CA	5:BE:124:ALA:HB3	2.41	0.50
10:BJ:86:ALA:O	10:BJ:90:LEU:HD12	2.11	0.50
17:BQ:46:HIS:HA	17:BQ:70:LYS:CE	2.42	0.50
19:BS:57:VAL:HG11	19:BS:74:ALA:CA	2.42	0.50
22:BV:38:A:C2'	22:BV:39:U:O5'	2.59	0.50
22:BV:8:U:H5''	22:BV:49:C:OP2	2.11	0.50
25:CA:1060:U:O4'	25:CA:1062:G:C4'	2.60	0.50
25:CA:1414:C:N3	25:CA:1415:U:H5	2.09	0.50
25:CA:1415:U:O2	25:CA:1415:U:C2'	2.59	0.50
25:CA:1478:G:H2'	25:CA:1479:G:C8	2.47	0.50
25:CA:2095:A:N1	25:CA:2194:U:O4	2.45	0.50
25:CA:229:C:C2'	25:CA:230:G:O5'	2.60	0.50
28:CD:12:THR:HG21	40:CP:8:GLU:HG2	1.92	0.50
29:CE:131:THR:HG22	29:CE:160:ALA:C	2.30	0.50
30:CF:90:LEU:C	30:CF:95:MET:HB2	2.32	0.50
31:CG:108:PHE:CE2	31:CG:151:ARG:CZ	2.94	0.50
33:CI:85:ILE:CG1	33:CI:88:GLY:HA2	2.42	0.50
29:CE:181:ILE:HG23	36:CL:2:ARG:HD3	1.94	0.50
39:CO:56:LYS:O	39:CO:57:ALA:C	2.51	0.50
42:CR:39:LEU:O	42:CR:49:ILE:HG23	2.11	0.50
42:CR:74:ILE:N	42:CR:74:ILE:CD1	2.74	0.50

Continued on next page...

Continued from previous page...

Atom-1	Atom-2	Interatomic distance (Å)	Clash overlap (Å)
42:CR:21:ARG:CZ	42:CR:93:PHE:CE1	2.94	0.50
44:CT:49:LYS:HE3	44:CT:49:LYS:CA	2.42	0.50
49:CY:22:LEU:O	49:CY:23:ARG:C	2.48	0.50
25:DA:1105:U:O2'	25:DA:1106:G:O5'	2.30	0.50
25:DA:133:U:H3'	25:DA:133:U:H6	1.76	0.50
25:DA:1406:U:H2'	25:DA:1407:G:C8	2.46	0.50
25:DA:1737:G:C6	25:DA:1738:G:N1	2.80	0.50
25:DA:2555:U:C5	25:DA:2556:C:C2	3.00	0.50
25:DA:2698:U:H2'	25:DA:2699:C:C6	2.47	0.50
25:DA:453:A:H5''	60:DA:3241:HOH:O	2.12	0.50
25:DA:471:A:H2'	25:DA:472:A:O4'	2.12	0.50
25:DA:569:U:C4	25:DA:570:G:C6	3.00	0.50
25:DA:993:G:O2'	25:DA:994:C:H5'	2.11	0.50
27:DC:124:LYS:CB	27:DC:125:PRO:HD2	2.42	0.50
27:DC:1:ALA:HA	27:DC:198:GLU:OE1	2.12	0.50
27:DC:237:ARG:O	27:DC:238:ASN:O	2.30	0.50
25:DA:2313:C:O4'	30:DF:36:ASN:HB2	2.12	0.50
31:DG:106:LEU:CD1	31:DG:150:TYR:HB3	2.41	0.50
31:DG:79:THR:HG22	31:DG:80:GLU:N	2.27	0.50
32:DH:100:ALA:O	32:DH:104:THR:HG23	2.11	0.50
38:DN:106:ASP:C	38:DN:106:ASP:OD1	2.50	0.50
50:DZ:30:ARG:HG2	50:DZ:33:HIS:HB2	1.92	0.50
1:AA:100:G:C5	1:AA:101:A:N7	2.80	0.50
1:AA:369:G:C6	1:AA:370:C:N4	2.80	0.50
1:AA:605:U:C2'	1:AA:606:G:H5'	2.42	0.50
1:AA:646:G:N1	1:AA:647:C:C4	2.80	0.50
1:AA:694:A:C2'	1:AA:695:A:O5'	2.60	0.50
1:AA:687:A:C2	1:AA:704:A:C5	2.99	0.50
1:AA:987:G:C2	1:AA:1219:A:C2	2.99	0.50
2:AB:193:ASP:C	2:AB:195:VAL:H	2.14	0.50
3:AC:12:GLY:C	3:AC:13:ILE:HG23	2.33	0.50
3:AC:166:TRP:N	3:AC:166:TRP:CD2	2.74	0.50
5:AE:14:LEU:O	5:AE:14:LEU:CD1	2.60	0.50
6:AF:38:ARG:CG	6:AF:39:LEU:N	2.75	0.50
7:AG:130:LYS:N	7:AG:134:VAL:HG11	2.27	0.50
8:AH:52:GLY:O	8:AH:53:ASP:HB3	2.11	0.50
10:AJ:11:LYS:HA	10:AJ:70:HIS:O	2.11	0.50
12:AL:65:TYR:O	12:AL:96:THR:N	2.44	0.50
13:AM:44:ILE:N	13:AM:44:ILE:HD12	2.27	0.50
13:AM:89:ARG:NH2	13:AM:94:LEU:HD12	2.26	0.50
15:AO:42:PHE:O	15:AO:46:LYS:HG2	2.11	0.50

Continued on next page...

Continued from previous page...

Atom-1	Atom-2	Interatomic distance (Å)	Clash overlap (Å)
13:AM:84:CYS:HA	19:AS:72:GLU:O	2.12	0.50
1:BA:1072:G:C8	1:BA:1073:U:C5	3.00	0.50
1:BA:1078:U:C2	5:BE:89:THR:HG21	2.47	0.50
1:BA:1179:A:C2'	1:BA:1180:A:H5'	2.41	0.50
1:BA:1240:U:C5	7:BG:115:MET:HG2	2.47	0.50
1:BA:1287:A:C6	1:BA:1288:A:C6	2.99	0.50
1:BA:1292:G:C6	1:BA:1293:C:C4	3.00	0.50
1:BA:384:G:O2'	1:BA:385:C:C5'	2.60	0.50
1:BA:448:A:H2'	1:BA:448:A:N3	2.26	0.50
1:BA:751:U:C2'	1:BA:752:G:H5'	2.41	0.50
4:BD:160:LEU:O	4:BD:162:GLU:N	2.45	0.50
5:BE:152:VAL:O	5:BE:154:ALA:N	2.45	0.50
5:BE:79:THR:HG23	5:BE:80:LEU:O	2.11	0.50
9:BI:118:ARG:HH22	9:BI:122:ARG:NH2	2.10	0.50
10:BJ:87:LEU:C	10:BJ:87:LEU:CD2	2.80	0.50
11:BK:19:VAL:HG22	11:BK:82:GLU:HG2	1.93	0.50
13:BM:30:LYS:NZ	13:BM:40:GLU:HB3	2.27	0.50
15:BO:66:LEU:HD12	15:BO:66:LEU:H	1.76	0.50
21:BU:45:LYS:O	21:BU:49:ALA:HB2	2.11	0.50
25:CA:2178:C:H6	25:CA:2178:C:H3'	1.77	0.50
25:CA:2283:C:H2'	25:CA:2284:A:O5'	2.12	0.50
25:CA:247:G:N7	25:CA:249:C:C2	2.79	0.50
25:CA:1128:G:O6	25:CA:2491:U:H5	1.94	0.50
25:CA:2619:C:H5'	28:CD:155:VAL:O	2.12	0.50
25:CA:643:A:H1'	52:C1:43:ARG:NH2	2.27	0.50
27:CC:161:VAL:HG11	27:CC:173:LEU:HB3	1.94	0.50
28:CD:3:GLY:HA3	28:CD:203:VAL:O	2.12	0.50
29:CE:146:VAL:O	29:CE:146:VAL:HG23	2.12	0.50
29:CE:7:ASP:C	29:CE:9:GLN:N	2.65	0.50
25:CA:2308:G:C5	30:CF:76:PHE:HZ	2.29	0.50
30:CF:80:GLN:CD	30:CF:81:GLY:N	2.65	0.50
33:CI:121:ILE:HG12	33:CI:124:MET:SD	2.51	0.50
33:CI:33:ASN:HB3	33:CI:36:GLU:CG	2.42	0.50
34:CJ:140:LEU:HD11	34:CJ:142:ILE:HD13	1.93	0.50
36:CL:67:THR:O	36:CL:68:SER:O	2.29	0.50
36:CL:77:ILE:HG23	36:CL:100:ILE:HD11	1.94	0.50
37:CM:24:THR:O	37:CM:24:THR:CG2	2.60	0.50
37:CM:28:PHE:HB2	37:CM:104:GLU:OE2	2.12	0.50
38:CN:1:MET:O	38:CN:2:ARG:CB	2.59	0.50
46:CV:25:LYS:HE2	46:CV:43:ASP:CA	2.42	0.50
48:CX:37:PHE:CE1	48:CX:58:ILE:HG21	2.46	0.50

Continued on next page...

Continued from previous page...

Atom-1	Atom-2	Interatomic distance (Å)	Clash overlap (Å)
55:D4:7:VAL:O	55:D4:8:LYS:CG	2.60	0.50
25:DA:1355:G:N3	25:DA:1356:G:C8	2.80	0.50
25:DA:1358:G:O6	25:DA:1371:G:C8	2.65	0.50
25:DA:1485:U:O2'	25:DA:1486:U:H5'	2.12	0.50
25:DA:1300:G:C2	25:DA:1626:A:C6	2.99	0.50
25:DA:1870:C:H5''	25:DA:1871:A:C5	2.47	0.50
25:DA:2357:G:H5'	25:DA:2358:A:OP2	2.12	0.50
25:DA:2532:G:C6	25:DA:2533:U:C4	2.99	0.50
25:DA:2746:U:C4'	31:DG:138:GLN:HA	2.40	0.50
25:DA:2785:C:H2'	25:DA:2786:U:C6	2.46	0.50
25:DA:753:A:H2'	25:DA:754:U:H6	1.77	0.50
25:DA:871:U:H5''	37:DM:68:PHE:CE2	2.47	0.50
27:DC:117:SER:HB3	27:DC:128:THR:HB	1.94	0.50
31:DG:146:ASP:O	31:DG:149:ALA:HB3	2.12	0.50
32:DH:78:VAL:HG11	32:DH:102:ALA:O	2.12	0.50
34:DJ:84:ILE:HG23	34:DJ:84:ILE:O	2.11	0.50
34:DJ:93:ILE:HA	34:DJ:97:PRO:HB3	1.94	0.50
35:DK:120:PRO:O	35:DK:121:GLU:CB	2.58	0.50
25:DA:2561:U:O3'	35:DK:40:LYS:HD3	2.12	0.50
37:DM:42:THR:HA	37:DM:93:VAL:HG12	1.94	0.50
40:DP:88:ARG:HD2	40:DP:112:ARG:NH2	2.26	0.50
41:DQ:23:TYR:O	41:DQ:28:SER:HB3	2.12	0.50
44:DT:69:ARG:HG2	44:DT:70:HIS:N	2.27	0.50
44:DT:29:THR:HG23	44:DT:86:THR:HA	1.94	0.50
46:DV:29:ILE:O	46:DV:91:PHE:HB2	2.12	0.50
49:DY:1:MET:O	49:DY:2:LYS:C	2.50	0.50
1:AA:1114:C:C2'	1:AA:1114:C:O2	2.58	0.50
1:AA:1294:G:C5	1:AA:1295:U:C5	3.00	0.50
1:AA:1296:C:H4'	1:AA:1302:C:N4	2.27	0.50
1:AA:1304:G:C5	1:AA:1305:G:C2	2.99	0.50
1:AA:1358:U:OP1	14:AN:75:ARG:HG3	2.12	0.50
1:AA:198:G:C2	1:AA:199:A:C8	2.99	0.50
1:AA:725:G:C2'	1:AA:726:C:H5'	2.42	0.50
1:AA:737:C:H2'	1:AA:738:C:C6	2.44	0.50
1:AA:774:G:N2	1:AA:806:C:C6	2.80	0.50
1:AA:947:G:H2'	1:AA:948:C:O4'	2.12	0.50
2:AB:67:LEU:CD2	2:AB:69:VAL:HG23	2.41	0.50
4:AD:36:ALA:CA	4:AD:41:GLY:HA3	2.37	0.50
5:AE:95:MET:HB3	5:AE:124:ALA:HB2	1.93	0.50
8:AH:46:GLU:HB2	8:AH:63:LYS:HG2	1.93	0.50
8:AH:48:PHE:O	8:AH:49:LYS:HG3	2.10	0.50

Continued on next page...

Continued from previous page...

Atom-1	Atom-2	Interatomic distance (Å)	Clash overlap (Å)
9:AI:56:MET:HA	9:AI:59:LYS:HB2	1.92	0.50
16:AP:10:GLY:O	16:AP:11:ALA:HB2	2.12	0.50
17:AQ:16:MET:SD	17:AQ:16:MET:N	2.85	0.50
22:AV:48:C:O2	22:AV:59:U:H1'	2.12	0.50
1:BA:1014:A:C4	19:BS:33:TRP:CE3	3.00	0.50
1:BA:1072:G:N7	1:BA:1073:U:C5	2.80	0.50
1:BA:1106:G:C4	1:BA:1107:C:C5	3.00	0.50
1:BA:1212:U:H5'	1:BA:1213:A:C5	2.47	0.50
1:BA:1272:G:C2	1:BA:1273:C:N1	2.80	0.50
1:BA:1441:A:N7	1:BA:1442:G:C8	2.80	0.50
1:BA:1538:C:C6	1:BA:1538:C:OP2	2.65	0.50
1:BA:215:C:C2'	1:BA:216:U:H5'	2.42	0.50
1:BA:853:C:C2'	1:BA:854:U:H5'	2.41	0.50
1:BA:88:U:C4	1:BA:89:U:C5	2.99	0.50
1:BA:930:C:O2'	1:BA:931:C:H5'	2.12	0.50
2:BB:112:ARG:O	2:BB:113:LEU:C	2.51	0.50
2:BB:116:LEU:HB3	2:BB:140:LEU:CD1	2.39	0.50
2:BB:139:GLU:HB3	2:BB:143:LEU:HD21	1.94	0.50
3:BC:35:ASP:O	3:BC:38:VAL:CG2	2.59	0.50
4:BD:13:ARG:HG3	4:BD:55:ARG:HE	1.77	0.50
4:BD:97:LEU:HD12	4:BD:97:LEU:O	2.12	0.50
5:BE:9:GLU:HG3	5:BE:10:LEU:N	2.27	0.50
5:BE:76:ASN:OD1	5:BE:81:GLN:HG2	2.11	0.50
7:BG:88:VAL:HG22	7:BG:89:GLU:N	2.27	0.50
9:BI:5:TYR:HB2	9:BI:20:ILE:CB	2.40	0.50
10:BJ:35:GLN:HG2	10:BJ:77:VAL:HG23	1.93	0.50
16:BP:19:VAL:HG13	16:BP:37:GLY:C	2.32	0.50
16:BP:39:PHE:C	16:BP:39:PHE:CD1	2.84	0.50
25:CA:1172:C:N3	25:CA:1173:U:H1'	2.26	0.50
25:CA:1922:G:C6	25:CA:1923:U:C4	3.00	0.50
25:CA:2163:A:H3'	25:CA:2164:C:C4'	2.42	0.50
25:CA:2307:G:H22	25:CA:2311:A:C2'	2.25	0.50
25:CA:2318:G:C2'	25:CA:2319:G:H5'	2.41	0.50
25:CA:2639:A:C2	25:CA:2778:A:C8	3.00	0.50
27:CC:200:MET:HG3	27:CC:201:LEU:HD12	1.94	0.50
27:CC:246:PRO:HG2	27:CC:247:TRP:CZ3	2.47	0.50
27:CC:93:VAL:HG11	27:CC:103:ILE:HD11	1.92	0.50
29:CE:7:ASP:O	29:CE:9:GLN:N	2.44	0.50
31:CG:93:TYR:CD2	31:CG:106:LEU:HA	2.47	0.50
25:CA:587:C:C2'	36:CL:19:LEU:HD11	2.42	0.50
55:D4:33:HIS:O	55:D4:35:GLN:HG2	2.12	0.50

Continued on next page...

Continued from previous page...

Atom-1	Atom-2	Interatomic distance (Å)	Clash overlap (Å)
25:DA:1045:C:H4'	25:DA:1047:G:C8	2.47	0.50
25:DA:1366:A:H2'	25:DA:1367:A:O4'	2.12	0.50
25:DA:1459:G:C2'	25:DA:1460:U:O5'	2.60	0.50
25:DA:1637:A:H5'	25:DA:1760:C:O2'	2.12	0.50
25:DA:2223:G:C2'	25:DA:2224:G:C5'	2.86	0.50
25:DA:2291:U:C2	25:DA:2292:U:C5	3.00	0.50
25:DA:2427:C:H5''	25:DA:2428:G:OP1	2.11	0.50
25:DA:2765:A:N3	25:DA:2765:A:H3'	2.26	0.50
25:DA:2793:C:H2'	25:DA:2794:C:C5	2.47	0.50
25:DA:2838:G:C6	25:DA:2839:G:C5	3.00	0.50
25:DA:2850:A:H2'	25:DA:2851:A:O4'	2.12	0.50
25:DA:308:G:O2'	45:DU:16:LYS:HE2	2.12	0.50
25:DA:654:A:N3	25:DA:654:A:H3'	2.27	0.50
27:DC:129:LEU:O	27:DC:134:ILE:HD11	2.12	0.50
27:DC:56:GLY:O	27:DC:57:HIS:O	2.30	0.50
27:DC:73:ILE:N	27:DC:73:ILE:CD1	2.72	0.50
30:DF:102:LEU:HG	30:DF:107:VAL:CG2	2.42	0.50
30:DF:102:LEU:HG	30:DF:107:VAL:HG21	1.94	0.50
30:DF:57:ALA:CB	30:DF:62:GLN:O	2.60	0.50
31:DG:124:CYS:HB3	31:DG:129:GLU:O	2.11	0.50
33:DI:10:LEU:O	33:DI:10:LEU:CD1	2.59	0.50
33:DI:56:VAL:CB	33:DI:70:THR:HB	2.41	0.50
33:DI:9:LYS:HB2	33:DI:55:PRO:HB2	1.89	0.50
37:DM:57:VAL:CG2	37:DM:58:LYS:O	2.60	0.50
39:DO:117:PHE:CD1	39:DO:117:PHE:C	2.85	0.50
43:DS:63:GLY:O	43:DS:64:ALA:CB	2.59	0.50
45:DU:33:VAL:HG13	45:DU:66:VAL:CG2	2.42	0.50
46:DV:51:GLN:CD	46:DV:51:GLN:C	2.70	0.50
49:DY:18:LEU:HG	49:DY:22:LEU:HB2	1.93	0.50
25:DA:988:A:C5'	50:DZ:11:SER:HB2	2.42	0.50
1:AA:101:A:C6	1:AA:102:G:N7	2.80	0.49
1:AA:1399:C:O2	1:AA:1401:G:C5	2.65	0.49
1:AA:1497:G:O2'	1:AA:1498:U:H5'	2.12	0.49
1:AA:123:U:H4'	1:AA:290:C:O2	2.12	0.49
1:AA:443:C:H2'	1:AA:444:G:O4'	2.11	0.49
1:AA:541:G:N3	1:AA:542:G:C8	2.80	0.49
1:AA:656:G:C5	1:AA:657:U:C5	2.99	0.49
1:AA:675:A:O4'	11:AK:117:HIS:CD2	2.65	0.49
2:AB:127:LYS:CG	2:AB:128:LEU:N	2.75	0.49
3:AC:109:GLU:CD	3:AC:109:GLU:H	2.15	0.49
4:AD:173:ASP:OD1	4:AD:176:LYS:CE	2.60	0.49

Continued on next page...

Continued from previous page...

Atom-1	Atom-2	Interatomic distance (Å)	Clash overlap (Å)
4:AD:77:GLU:OE1	4:AD:77:GLU:CA	2.59	0.49
7:AG:84:TYR:CE1	7:AG:150:PHE:HE2	2.30	0.49
9:AI:7:GLY:HA3	9:AI:84:ARG:HB3	1.94	0.49
18:AR:26:ALA:O	18:AR:29:LYS:HE3	2.12	0.49
19:AS:80:ARG:NE	19:AS:80:ARG:HA	2.27	0.49
21:AU:11:PHE:H	21:AU:11:PHE:HD2	1.59	0.49
21:AU:14:ALA:O	21:AU:15:LEU:HD12	2.12	0.49
21:AU:34:ARG:O	21:AU:35:GLU:C	2.51	0.49
21:AU:44:ARG:HD2	21:AU:44:ARG:N	2.27	0.49
22:AV:48:C:H2'	22:AV:59:U:O4'	2.12	0.49
24:AY:41:ILE:HG22	24:AY:52:LEU:CB	2.42	0.49
1:BA:1073:U:N3	1:BA:1074:G:C8	2.79	0.49
1:BA:1187:G:H2'	1:BA:1188:A:C8	2.47	0.49
1:BA:1317:C:N3	14:BN:53:ARG:HD3	2.27	0.49
1:BA:132:C:H4'	20:BT:68:LYS:HE2	1.94	0.49
1:BA:1388:C:H2'	1:BA:1389:C:H6	1.76	0.49
1:BA:200:G:C2'	1:BA:201:G:H5'	2.42	0.49
4:BD:107:GLY:HA3	4:BD:113:ALA:HB2	1.94	0.49
9:BI:27:ILE:HG12	9:BI:62:LEU:HD11	1.94	0.49
16:BP:73:ALA:O	16:BP:77:GLU:HB2	2.12	0.49
22:BV:1:G:H2'	22:BV:2:C:H6	1.76	0.49
25:CA:1053:C:C4	25:CA:1054:A:C8	3.00	0.49
25:CA:1178:C:C5'	25:CA:1179:G:OP1	2.60	0.49
25:CA:1:G:C2	25:CA:2:G:C8	3.00	0.49
25:CA:2119:A:H61	25:CA:2167:U:H1'	1.77	0.49
25:CA:1420:A:C6	25:CA:2211:A:N1	2.79	0.49
25:CA:2209:G:C2	25:CA:2216:G:C2	3.00	0.49
25:CA:2272:U:H5''	25:CA:2273:A:OP1	2.12	0.49
25:CA:383:C:N3	25:CA:391:A:N6	2.60	0.49
26:CB:59:A:H2'	26:CB:60:C:O5'	2.12	0.49
30:CF:173:ASP:O	30:CF:174:PHE:C	2.51	0.49
30:CF:55:ASP:N	30:CF:55:ASP:OD2	2.44	0.49
31:CG:126:THR:HG22	31:CG:128:THR:H	1.76	0.49
39:CO:18:LEU:HD11	39:CO:91:SER:HB3	1.94	0.49
43:CS:59:GLU:HG3	43:CS:66:ILE:HD11	1.94	0.49
25:CA:989:G:C8	50:CZ:13:ILE:HD11	2.47	0.49
50:CZ:15:ARG:N	50:CZ:15:ARG:HD3	2.26	0.49
25:DA:1071:G:H2'	25:DA:1072:C:H5''	1.92	0.49
25:DA:1714:U:H2'	25:DA:1714:U:O2	2.11	0.49
25:DA:2190:G:O2'	25:DA:2191:A:H5'	2.11	0.49
25:DA:2328:A:H2'	25:DA:2329:U:H6	1.74	0.49

Continued on next page...

Continued from previous page...

Atom-1	Atom-2	Interatomic distance (Å)	Clash overlap (Å)
25:DA:2580:U:C5	25:DA:2581:G:C6	3.00	0.49
30:DF:129:MET:HE2	30:DF:130:GLY:O	2.12	0.49
30:DF:34:THR:CG2	30:DF:89:THR:HA	2.42	0.49
32:DH:135:HIS:CD2	32:DH:137:GLU:HG2	2.47	0.49
32:DH:34:GLY:O	32:DH:35:LYS:HB2	2.11	0.49
32:DH:66:ASN:HA	32:DH:138:VAL:HG11	1.94	0.49
32:DH:7:ASP:HB2	32:DH:35:LYS:CE	2.41	0.49
33:DI:53:PRO:O	33:DI:73:PRO:CB	2.60	0.49
34:DJ:130:HIS:O	34:DJ:130:HIS:CG	2.65	0.49
36:DL:2:ARG:CA	36:DL:5:THR:HG23	2.42	0.49
36:DL:77:ILE:HD12	36:DL:77:ILE:N	2.26	0.49
25:DA:998:C:P	41:DQ:91:ARG:NH2	2.84	0.49
42:DR:68:ARG:HA	42:DR:91:GLN:O	2.12	0.49
49:DY:42:LEU:O	49:DY:46:VAL:HG23	2.12	0.49
49:DY:9:LYS:N	49:DY:12:GLU:HB2	2.27	0.49
49:DY:9:LYS:N	49:DY:12:GLU:HG3	2.25	0.49
1:AA:1167:A:H5''	1:AA:1168:U:OP2	2.12	0.49
1:AA:1171:A:C2	1:AA:1172:C:C2	3.00	0.49
1:AA:1413:A:C4	1:AA:1414:U:C6	3.00	0.49
1:AA:318:G:C4	1:AA:336:A:C2	3.00	0.49
1:AA:390:U:H2'	1:AA:391:G:C8	2.47	0.49
1:AA:414:A:C6	1:AA:431:A:C2	3.00	0.49
1:AA:437:U:H4'	4:AD:153:ARG:NH2	2.27	0.49
1:AA:721:G:C6	1:AA:733:G:N2	2.80	0.49
1:AA:570:G:H1'	1:AA:820:U:N3	2.27	0.49
1:AA:977:A:H1'	1:AA:982:U:O4	2.11	0.49
2:AB:62:ARG:O	2:AB:63:LYS:CB	2.60	0.49
4:AD:57:LYS:CB	4:AD:199:ILE:HB	2.40	0.49
5:AE:113:VAL:CG2	5:AE:114:LEU:N	2.75	0.49
5:AE:104:ILE:HA	5:AE:122:VAL:HG23	1.94	0.49
5:AE:148:SER:HB2	5:AE:151:MET:HB2	1.93	0.49
5:AE:19:ARG:NH1	5:AE:30:PHE:CD2	2.79	0.49
6:AF:38:ARG:HG3	6:AF:39:LEU:H	1.77	0.49
7:AG:67:ASN:O	7:AG:137:ARG:NH1	2.45	0.49
8:AH:104:SER:H	8:AH:125:ILE:HD13	1.76	0.49
11:AK:111:ASP:OD1	11:AK:113:THR:HG23	2.12	0.49
11:AK:71:ASP:O	11:AK:72:ALA:HB2	2.12	0.49
17:AQ:13:SER:HB3	17:AQ:21:VAL:CG1	2.42	0.49
20:AT:28:ARG:CA	20:AT:31:ILE:HD12	2.41	0.49
20:AT:53:MET:O	20:AT:56:ILE:HG23	2.11	0.49
24:AY:76:SER:HB3	24:AY:77:PRO:CD	2.39	0.49

Continued on next page...

Continued from previous page...

Atom-1	Atom-2	Interatomic distance (Å)	Clash overlap (Å)
1:BA:1004:A:C2	1:BA:1026:G:N3	2.80	0.49
1:BA:1085:U:H5'	1:BA:1094:G:N2	2.27	0.49
1:BA:108:G:N3	1:BA:108:G:H5'	2.27	0.49
1:BA:1234:C:O2'	1:BA:1235:U:H5'	2.12	0.49
1:BA:1245:C:C5	1:BA:1246:A:N7	2.80	0.49
1:BA:187:G:H5''	1:BA:188:C:OP2	2.12	0.49
1:BA:457:G:C5	1:BA:458:U:C5	2.99	0.49
1:BA:549:C:C2'	1:BA:550:G:O5'	2.60	0.49
1:BA:91:U:C2	1:BA:92:U:C6	3.00	0.49
1:BA:9:G:OP1	5:BE:107:GLY:CA	2.60	0.49
2:BB:119:GLN:HA	2:BB:122:ASP:HB2	1.93	0.49
2:BB:40:ILE:HG21	2:BB:201:GLY:HA2	1.94	0.49
3:BC:178:ARG:HG2	3:BC:178:ARG:HH11	1.76	0.49
4:BD:196:GLU:H	4:BD:196:GLU:CD	2.14	0.49
4:BD:32:LYS:CG	4:BD:32:LYS:O	2.59	0.49
5:BE:104:ILE:CD1	5:BE:114:LEU:HB3	2.43	0.49
7:BG:125:ASP:O	7:BG:129:ASN:HA	2.12	0.49
9:BI:16:ALA:HB2	9:BI:66:VAL:HB	1.94	0.49
12:BL:32:VAL:HG23	12:BL:55:ARG:O	2.12	0.49
12:BL:71:HIS:ND1	12:BL:71:HIS:C	2.65	0.49
13:BM:22:TYR:CD2	13:BM:68:LEU:HD23	2.47	0.49
16:BP:60:TRP:O	16:BP:63:GLN:N	2.44	0.49
25:CA:1081:U:H6	25:CA:1081:U:OP2	1.95	0.49
25:CA:1767:G:O2'	25:CA:1768:C:H5'	2.12	0.49
25:CA:1800:C:H3'	27:CC:145:MET:HE1	1.95	0.49
25:CA:1856:U:H2'	25:CA:1857:G:H5'	1.93	0.49
25:CA:1924:C:H3'	25:CA:1925:C:H5'	1.93	0.49
25:CA:1:G:N3	25:CA:2:G:C8	2.80	0.49
25:CA:593:U:H2'	25:CA:594:U:C6	2.47	0.49
26:CB:77:U:C2'	26:CB:78:A:H5'	2.41	0.49
28:CD:142:VAL:HB	28:CD:143:PRO:CD	2.42	0.49
30:CF:118:ALA:HB1	30:CF:166:ARG:CD	2.36	0.49
46:CV:40:ILE:HG21	46:CV:42:LEU:HD21	1.93	0.49
25:DA:1229:C:H2'	25:DA:1230:A:H8	1.76	0.49
25:DA:1557:C:C5	25:DA:1558:C:C2	3.00	0.49
25:DA:170:U:O2'	25:DA:171:U:H5'	2.13	0.49
25:DA:1789:A:H2'	25:DA:1790:C:C6	2.47	0.49
25:DA:1926:U:H1'	25:DA:1929:G:O6	2.12	0.49
25:DA:2135:A:N1	25:DA:2136:G:H1'	2.27	0.49
25:DA:2162:G:C5'	25:DA:2171:A:H2'	2.42	0.49
25:DA:2407:A:H2'	25:DA:2408:U:H6	1.76	0.49

Continued on next page...

Continued from previous page...

Atom-1	Atom-2	Interatomic distance (Å)	Clash overlap (Å)
25:DA:2648:G:H2'	25:DA:2649:C:O4'	2.12	0.49
25:DA:2817:U:P	38:DN:99:LYS:HE2	2.53	0.49
25:DA:446:G:OP1	41:DQ:2:ARG:HD2	2.12	0.49
25:DA:569:U:H1'	25:DA:947:A:O4'	2.11	0.49
56:DB:21:G:C5	56:DB:22:U:C6	3.00	0.49
27:DC:259:ASN:O	27:DC:260:LYS:HB2	2.12	0.49
30:DF:2:LYS:HG2	30:DF:3:LEU:N	2.27	0.49
25:DA:2311:A:N7	30:DF:76:PHE:CE2	2.80	0.49
31:DG:26:LYS:O	31:DG:26:LYS:HG3	2.11	0.49
31:DG:67:ALA:O	31:DG:70:LEU:N	2.46	0.49
32:DH:34:GLY:O	32:DH:35:LYS:CG	2.59	0.49
34:DJ:55:ILE:HD11	34:DJ:132:HIS:HB2	1.94	0.49
34:DJ:42:ALA:O	41:DQ:63:ARG:HD3	2.12	0.49
37:DM:21:ALA:HB3	37:DM:100:LYS:N	2.27	0.49
37:DM:49:ALA:HB1	37:DM:124:LEU:HD21	1.94	0.49
40:DP:31:VAL:HG23	40:DP:32:VAL:N	2.27	0.49
25:DA:508:A:N6	43:DS:9:HIS:CE1	2.80	0.49
1:AA:1085:U:C6	1:AA:1094:G:N1	2.80	0.49
1:AA:1181:G:C2	1:AA:1182:G:N2	2.80	0.49
1:AA:1314:C:N3	1:AA:1315:U:C5	2.80	0.49
1:AA:233:C:C2	1:AA:234:C:C5	3.01	0.49
1:AA:256:U:H2'	1:AA:257:G:H8	1.76	0.49
1:AA:406:G:C4	1:AA:407:U:C5	3.01	0.49
1:AA:429:U:H1'	1:AA:430:A:C5'	2.41	0.49
1:AA:439:U:C2'	1:AA:440:C:O5'	2.60	0.49
1:AA:451:A:H5'	1:AA:452:A:N3	2.27	0.49
1:AA:828:U:H2'	1:AA:829:G:O5'	2.12	0.49
1:AA:64:G:N7	1:AA:99:C:C4	2.80	0.49
2:AB:150:ILE:O	2:AB:151:LYS:O	2.30	0.49
2:AB:66:ILE:O	2:AB:67:LEU:CB	2.59	0.49
2:AB:81:ASP:OD1	2:AB:83:ALA:HB3	2.13	0.49
3:AC:15:LYS:HG3	3:AC:16:PRO:HD2	1.93	0.49
6:AF:46:GLN:HA	6:AF:56:LYS:HG2	1.95	0.49
8:AH:11:THR:HA	8:AH:14:ARG:NH1	2.27	0.49
10:AJ:67:ILE:HG13	14:AN:96:LEU:HD13	1.94	0.49
11:AK:34:THR:OG1	11:AK:35:ASP:N	2.45	0.49
17:AQ:11:VAL:O	17:AQ:12:VAL:CG1	2.60	0.49
17:AQ:15:LYS:HD2	17:AQ:15:LYS:C	2.33	0.49
24:AY:44:GLU:HA	24:AY:44:GLU:OE1	2.12	0.49
1:BA:104:G:O2'	1:BA:105:G:H5'	2.12	0.49
1:BA:1110:A:H2'	1:BA:1111:A:C8	2.48	0.49

Continued on next page...

Continued from previous page...

Atom-1	Atom-2	Interatomic distance (Å)	Clash overlap (Å)
1:BA:1124:G:H5'	10:BJ:37:ARG:O	2.11	0.49
1:BA:1261:A:C5'	1:BA:1262:C:OP2	2.60	0.49
1:BA:468:A:N7	1:BA:469:C:O2	2.45	0.49
2:BB:169:HIS:CD2	2:BB:170:ILE:H	2.30	0.49
2:BB:54:ALA:O	2:BB:57:ASN:O	2.29	0.49
8:BH:77:VAL:HG11	8:BH:124:ILE:CG1	2.41	0.49
9:BI:98:ARG:HA	9:BI:103:VAL:CG1	2.41	0.49
9:BI:11:ARG:HG3	9:BI:11:ARG:O	2.11	0.49
11:BK:14:GLN:C	11:BK:14:GLN:HE21	2.15	0.49
11:BK:51:PHE:CE2	11:BK:61:ALA:HA	2.47	0.49
13:BM:16:ILE:O	13:BM:20:SER:OG	2.30	0.49
1:BA:995:C:H5'	14:BN:7:ALA:HB1	1.95	0.49
16:BP:11:ALA:O	16:BP:12:LYS:C	2.50	0.49
16:BP:78:VAL:O	16:BP:78:VAL:HG22	2.11	0.49
17:BQ:14:ASP:HA	17:BQ:20:ILE:HD11	1.92	0.49
20:BT:34:VAL:O	20:BT:38:ILE:HG13	2.12	0.49
22:BV:49:C:N3	22:BV:50:U:C5	2.79	0.49
25:CA:1026:G:H2'	25:CA:1027:A:H8	1.74	0.49
25:CA:1417:C:C2'	25:CA:1418:G:H5'	2.43	0.49
25:CA:1690:A:H2'	25:CA:1691:C:O4'	2.12	0.49
25:CA:1734:G:N3	25:CA:1735:A:C8	2.80	0.49
25:CA:1783:A:C2	25:CA:2588:G:O4'	2.65	0.49
25:CA:2221:G:H2'	25:CA:2222:C:C5'	2.42	0.49
25:CA:2485:G:H5''	37:CM:45:GLN:HE21	1.77	0.49
25:CA:353:C:H2'	25:CA:353:C:O2	2.12	0.49
25:CA:897:C:C6	25:CA:897:C:O5'	2.64	0.49
25:CA:905:A:C6	25:CA:906:U:C5	3.01	0.49
25:CA:996:A:C2	25:CA:997:G:C8	3.00	0.49
27:CC:176:ARG:HH21	27:CC:176:ARG:CG	2.24	0.49
29:CE:120:VAL:HA	29:CE:188:MET:O	2.12	0.49
30:CF:48:LEU:O	30:CF:51:ASN:HB2	2.11	0.49
33:CI:56:VAL:HG22	33:CI:68:PHE:CD2	2.47	0.49
41:CQ:60:TRP:O	41:CQ:61:ILE:C	2.51	0.49
43:CS:29:VAL:CG1	43:CS:55:ILE:HD11	2.43	0.49
47:CW:32:ILE:HG23	47:CW:54:THR:HG23	1.94	0.49
25:DA:1178:C:H2'	25:DA:1179:G:C5	2.47	0.49
25:DA:1347:A:C6	25:DA:1348:C:C2	3.00	0.49
25:DA:1414:C:C2	25:DA:1415:U:C5	3.00	0.49
25:DA:1586:A:H2'	25:DA:1587:G:O4'	2.12	0.49
25:DA:1708:C:H2'	25:DA:1709:U:H6	1.78	0.49
25:DA:1971:U:C6	25:DA:1971:U:C3'	2.95	0.49

Continued on next page...

Continued from previous page...

Atom-1	Atom-2	Interatomic distance (Å)	Clash overlap (Å)
25:DA:2154:A:H2'	25:DA:2155:U:C6	2.47	0.49
25:DA:2390:U:OP2	54:D3:34:LYS:HE2	2.12	0.49
25:DA:2472:G:N2	25:DA:2529:G:C6	2.80	0.49
31:DG:75:VAL:C	31:DG:77:GLY:N	2.64	0.49
32:DH:40:THR:O	32:DH:40:THR:OG1	2.31	0.49
36:DL:91:ASP:HB2	36:DL:94:THR:HG21	1.93	0.49
40:DP:26:GLU:HB2	40:DP:43:GLU:HG3	1.93	0.49
43:DS:29:VAL:O	43:DS:33:LEU:HB2	2.12	0.49
45:DU:93:ARG:C	45:DU:102:ILE:HD12	2.32	0.49
49:DY:24:GLU:O	49:DY:27:ASN:HB2	2.12	0.49
1:AA:1323:G:C6	1:AA:1324:A:C6	3.00	0.49
1:AA:632:U:C6	1:AA:632:U:H3'	2.47	0.49
1:AA:794:A:H2'	1:AA:795:C:C6	2.48	0.49
1:AA:809:G:C2'	1:AA:810:C:O5'	2.60	0.49
1:AA:874:G:C4	1:AA:875:U:C6	3.00	0.49
2:AB:63:LYS:HB3	2:AB:65:LYS:HE2	1.95	0.49
3:AC:148:ILE:O	3:AC:169:GLU:O	2.30	0.49
3:AC:51:VAL:HA	3:AC:69:THR:HA	1.95	0.49
3:AC:86:LEU:HA	3:AC:89:VAL:HG22	1.94	0.49
5:AE:103:GLY:O	5:AE:104:ILE:HG22	2.12	0.49
5:AE:45:VAL:HG22	5:AE:117:ALA:CB	2.42	0.49
6:AF:84:VAL:HG13	6:AF:84:VAL:O	2.11	0.49
7:AG:45:ALA:CB	7:AG:119:LEU:HB3	2.42	0.49
8:AH:4:ASP:HB2	8:AH:80:PRO:HG2	1.93	0.49
16:AP:79:ASN:O	16:AP:80:LYS:HB2	2.12	0.49
18:AR:67:LEU:HD23	18:AR:68:PRO:HD3	1.95	0.49
20:AT:54:GLN:HG3	20:AT:75:LYS:NZ	2.27	0.49
20:AT:34:VAL:CG1	20:AT:78:LEU:HD22	2.42	0.49
21:AU:25:ALA:O	21:AU:26:GLY:C	2.50	0.49
22:AV:18:G:N3	22:AV:18:G:H2'	2.27	0.49
1:BA:1061:G:H2'	1:BA:1062:U:C5'	2.42	0.49
1:BA:1083:U:C5	1:BA:1084:G:C5	3.01	0.49
1:BA:1195:C:N3	1:BA:1197:A:C8	2.81	0.49
1:BA:1342:C:H5''	9:BI:126:PHE:HE2	1.77	0.49
1:BA:1478:U:O2'	1:BA:1479:C:H5'	2.13	0.49
1:BA:211:G:H2'	1:BA:212:G:O4'	2.11	0.49
1:BA:327:A:O3'	1:BA:328:C:H4'	2.13	0.49
1:BA:631:C:C5'	1:BA:632:U:H5'	2.41	0.49
1:BA:596:A:N1	1:BA:645:G:C4	2.79	0.49
1:BA:681:A:H2'	1:BA:682:G:O4'	2.11	0.49
1:BA:98:A:H2'	1:BA:99:C:H6	1.77	0.49

Continued on next page...

Continued from previous page...

Atom-1	Atom-2	Interatomic distance (Å)	Clash overlap (Å)
5:BE:25:LYS:HA	5:BE:25:LYS:HE2	1.94	0.49
6:BF:61:LEU:CG	6:BF:62:MET:H	2.25	0.49
8:BH:85:TYR:C	8:BH:86:LYS:HD2	2.33	0.49
9:BI:27:ILE:HG13	9:BI:62:LEU:HD21	1.94	0.49
13:BM:45:SER:O	13:BM:46:GLU:HB3	2.13	0.49
14:BN:7:ALA:O	14:BN:8:ARG:C	2.51	0.49
1:BA:624:C:H4'	16:BP:10:GLY:O	2.11	0.49
16:BP:53:ASP:OD2	16:BP:56:ARG:HG2	2.11	0.49
1:BA:1223:C:P	19:BS:77:ARG:NH1	2.85	0.49
25:CA:1327:A:N6	25:CA:1328:A:C2	2.80	0.49
25:CA:1424:G:H2'	25:CA:1425:G:O4'	2.12	0.49
25:CA:1530:G:H5'	25:CA:1531:C:OP2	2.12	0.49
25:CA:1599:U:P	44:CT:40:LYS:HG3	2.53	0.49
25:CA:2181:U:O2'	25:CA:2182:U:H5'	2.12	0.49
25:CA:2309:A:N6	25:CA:2310:C:N4	2.60	0.49
25:CA:2875:C:H2'	25:CA:2876:G:O5'	2.12	0.49
25:CA:2884:U:O2	25:CA:2884:U:O4'	2.30	0.49
25:CA:898:C:H2'	25:CA:899:A:O4'	2.13	0.49
28:CD:55:LYS:HD2	28:CD:60:VAL:HG22	1.93	0.49
29:CE:149:ILE:HD11	29:CE:172:ALA:N	2.27	0.49
32:CH:31:VAL:HG12	32:CH:32:PRO:CD	2.42	0.49
32:CH:3:VAL:HA	32:CH:39:ALA:N	2.28	0.49
33:CI:18:ASN:HD21	33:CI:27:LEU:HD21	1.78	0.49
33:CI:71:LYS:HD2	33:CI:71:LYS:N	2.27	0.49
37:CM:74:THR:O	37:CM:75:GLU:HG3	2.13	0.49
38:CN:79:LEU:HD12	38:CN:79:LEU:H	1.76	0.49
25:CA:580:U:O3'	41:CQ:30:VAL:HG13	2.13	0.49
49:CY:17:GLU:HA	49:CY:17:GLU:OE2	2.13	0.49
51:D0:35:GLU:OE2	51:D0:45:ASP:HB2	2.13	0.49
25:DA:1169:A:C2	25:DA:1181:U:O2	2.66	0.49
25:DA:1448:G:C4	25:DA:1449:G:C8	3.01	0.49
25:DA:2127:G:C4'	25:DA:2128:G:OP1	2.57	0.49
25:DA:2199:A:C5	25:DA:2225:A:C2	3.00	0.49
25:DA:2292:U:H2'	25:DA:2293:G:C8	2.46	0.49
25:DA:2335:A:C8	25:DA:2337:G:N7	2.80	0.49
25:DA:2345:G:C5	25:DA:2381:A:N1	2.81	0.49
25:DA:2839:G:H2'	25:DA:2840:C:H6	1.78	0.49
25:DA:223:A:N7	25:DA:422:A:H1'	2.27	0.49
25:DA:53:A:N7	25:DA:54:G:C8	2.81	0.49
25:DA:881:G:C2	25:DA:897:C:O2	2.66	0.49
25:DA:942:G:H2'	25:DA:943:A:O4'	2.12	0.49

Continued on next page...

Continued from previous page...

Atom-1	Atom-2	Interatomic distance (Å)	Clash overlap (Å)
25:DA:1816:C:C5	27:DC:61:TYR:CD1	3.00	0.49
27:DC:94:LEU:HG	27:DC:95:TYR:O	2.12	0.49
29:DE:129:PRO:HG3	29:DE:156:ASN:OD1	2.11	0.49
29:DE:18:THR:HG22	29:DE:19:PHE:CD2	2.47	0.49
29:DE:83:VAL:HG11	29:DE:86:ALA:HA	1.94	0.49
30:DF:133:GLU:HB3	30:DF:136:ILE:HG23	1.95	0.49
25:DA:2531:A:H5'	31:DG:156:TYR:CZ	2.48	0.49
31:DG:43:LYS:HE3	31:DG:43:LYS:N	2.28	0.49
32:DH:31:VAL:CG1	32:DH:32:PRO:CD	2.91	0.49
33:DI:116:MET:HE3	33:DI:128:ILE:HD11	1.95	0.49
33:DI:19:PRO:HG2	33:DI:23:VAL:HG22	1.93	0.49
36:DL:135:ILE:O	36:DL:140:GLY:HA3	2.12	0.49
38:DN:73:ASN:OD1	38:DN:76:VAL:HG11	2.12	0.49
39:DO:104:GLN:O	39:DO:107:ALA:HB3	2.11	0.49
39:DO:93:ASP:OD2	39:DO:95:SER:HA	2.12	0.49
43:DS:29:VAL:HG11	43:DS:55:ILE:CD1	2.42	0.49
44:DT:7:LEU:CD2	44:DT:46:ALA:HA	2.42	0.49
25:DA:83:A:H5''	45:DU:1:ALA:N	2.28	0.49
57:DW:62:LYS:O	57:DW:78:ILE:HG23	2.12	0.49
1:AA:996:A:C2	1:AA:1046:A:H5'	2.47	0.49
1:AA:1435:G:H2'	1:AA:1436:U:C6	2.46	0.49
1:AA:609:A:O5'	1:AA:609:A:C8	2.66	0.49
1:AA:66:A:C2'	1:AA:67:C:H5'	2.42	0.49
1:AA:858:G:O2'	1:AA:859:G:H5'	2.13	0.49
2:AB:103:TRP:HZ2	2:AB:153:MET:HG2	1.77	0.49
2:AB:30:ILE:HG12	2:AB:38:HIS:HB2	1.95	0.49
5:AE:55:VAL:O	5:AE:58:ALA:HB3	2.13	0.49
7:AG:145:GLU:HG3	7:AG:148:LYS:HE2	1.94	0.49
8:AH:88:LYS:HG3	8:AH:89:ASP:N	2.27	0.49
19:AS:12:LEU:O	19:AS:13:HIS:C	2.51	0.49
23:AX:10:G:C6	23:AX:11:U:N3	2.81	0.49
24:AY:140:VAL:O	24:AY:142:ALA:N	2.45	0.49
1:BA:1004:A:C2	1:BA:1026:G:C4	3.01	0.49
1:BA:1272:G:N2	1:BA:1273:C:H1'	2.27	0.49
1:BA:270:A:H2'	1:BA:271:C:O4'	2.13	0.49
1:BA:321:A:C2	1:BA:333:U:O2	2.65	0.49
1:BA:921:U:H2'	1:BA:922:G:O4'	2.12	0.49
1:BA:64:G:C8	1:BA:99:C:C4	3.01	0.49
2:BB:14:HIS:ND1	2:BB:14:HIS:C	2.65	0.49
4:BD:149:LYS:NZ	4:BD:177:MET:HB3	2.26	0.49
5:BE:100:GLU:O	5:BE:100:GLU:OE2	2.30	0.49

Continued on next page...

Continued from previous page...

Atom-1	Atom-2	Interatomic distance (Å)	Clash overlap (Å)
6:BF:47:LEU:HG	6:BF:56:LYS:N	2.27	0.49
7:BG:14:ASP:OD2	7:BG:16:LYS:N	2.45	0.49
7:BG:68:VAL:HG21	7:BG:103:ILE:HD11	1.93	0.49
15:BO:50:HIS:O	15:BO:53:ARG:HB3	2.13	0.49
19:BS:28:LYS:HB3	19:BS:29:PRO:CD	2.43	0.49
19:BS:44:ILE:CD1	19:BS:63:ASP:HA	2.42	0.49
20:BT:73:ARG:O	20:BT:74:HIS:C	2.51	0.49
20:BT:83:ASN:HA	20:BT:86:ALA:H	1.78	0.49
53:C2:12:ARG:CG	53:C2:13:ASN:N	2.75	0.49
25:CA:1039:A:H2'	25:CA:1040:A:O5'	2.13	0.49
25:CA:1595:C:O2	25:CA:1595:C:H2'	2.12	0.49
25:CA:1872:A:H2'	25:CA:1873:G:O4'	2.13	0.49
25:CA:1936:A:H2	25:CA:1943:U:H3	1.56	0.49
25:CA:2247:A:H2'	25:CA:2248:C:H6	1.77	0.49
25:CA:2748:A:C2	25:CA:2757:A:C5	3.01	0.49
25:CA:535:G:H2'	25:CA:536:G:H5'	1.94	0.49
25:CA:630:G:N2	25:CA:634:C:C4	2.79	0.49
25:CA:627:A:C5	25:CA:637:A:N7	2.80	0.49
26:CB:53:A:H2'	26:CB:54:G:C5'	2.43	0.49
27:CC:161:VAL:CG2	27:CC:175:LEU:HD23	2.42	0.49
28:CD:32:ASN:N	28:CD:32:ASN:HD22	2.09	0.49
30:CF:153:ILE:HD13	30:CF:153:ILE:N	2.27	0.49
32:CH:53:GLU:HG2	32:CH:57:LYS:HD3	1.93	0.49
33:CI:115:ASP:O	33:CI:116:MET:CB	2.60	0.49
33:CI:54:ILE:HG13	33:CI:73:PRO:HB3	1.94	0.49
35:CK:70:ARG:CD	35:CK:76:VAL:HG22	2.43	0.49
36:CL:78:ARG:CZ	36:CL:113:ALA:HB1	2.42	0.49
39:CO:93:ASP:C	39:CO:95:SER:H	2.16	0.49
40:CP:50:ARG:O	40:CP:56:SER:HA	2.13	0.49
55:D4:10:LEU:HD12	55:D4:33:HIS:HA	1.94	0.49
25:DA:149:A:H2'	25:DA:150:U:O5'	2.11	0.49
25:DA:1544:A:N6	25:DA:1545:A:N1	2.60	0.49
25:DA:1788:C:H2'	25:DA:1789:A:H5'	1.95	0.49
25:DA:2293:G:C6	25:DA:2340:A:N1	2.80	0.49
25:DA:2377:A:H2'	25:DA:2378:A:H5'	1.94	0.49
25:DA:2473:U:C4	25:DA:2474:U:C5	3.00	0.49
25:DA:643:A:N3	25:DA:643:A:H2'	2.26	0.49
25:DA:870:U:C4	25:DA:871:U:C5	3.00	0.49
56:DB:46:A:C5	56:DB:47:C:C4	3.01	0.49
27:DC:170:TYR:HD2	27:DC:184:GLU:HA	1.77	0.49
27:DC:66:PHE:CE2	27:DC:155:ARG:NH2	2.80	0.49

Continued on next page...

Continued from previous page...

Atom-1	Atom-2	Interatomic distance (Å)	Clash overlap (Å)
29:DE:149:ILE:HD12	29:DE:150:THR:N	2.26	0.49
25:DA:2316:G:H4'	30:DF:124:ARG:HD3	1.95	0.49
31:DG:8:VAL:HG23	31:DG:68:ARG:CD	2.41	0.49
32:DH:112:LYS:HA	32:DH:115:VAL:HG23	1.95	0.49
32:DH:41:LYS:O	32:DH:44:ILE:HG12	2.12	0.49
35:DK:47:ILE:HB	35:DK:48:PRO:HD3	1.93	0.49
36:DL:2:ARG:HA	36:DL:5:THR:CG2	2.41	0.49
36:DL:91:ASP:CB	36:DL:94:THR:CG2	2.91	0.49
37:DM:107:GLY:C	37:DM:108:VAL:CG2	2.81	0.49
41:DQ:51:GLN:HA	41:DQ:54:ARG:HG3	1.95	0.49
41:DQ:8:ILE:O	41:DQ:12:ARG:HG3	2.11	0.49
44:DT:29:THR:HG23	44:DT:86:THR:CA	2.42	0.49
48:DX:26:ARG:HG3	48:DX:27:ARG:N	2.23	0.49
1:AA:1061:G:C5'	1:AA:1062:U:OP2	2.60	0.49
1:AA:1300:G:C5	1:AA:1334:G:C6	3.01	0.49
1:AA:11:G:C2	1:AA:24:U:O2	2.65	0.49
1:AA:407:U:O2'	4:AD:112:GLU:HG3	2.13	0.49
1:AA:429:U:O2	1:AA:430:A:C8	2.65	0.49
1:AA:445:G:C2'	1:AA:446:G:H5'	2.43	0.49
1:AA:496:A:H2'	1:AA:496:A:N3	2.26	0.49
1:AA:646:G:C6	1:AA:647:C:C4	3.00	0.49
1:AA:658:C:C4	1:AA:659:U:H5	2.29	0.49
1:AA:929:G:C6	1:AA:930:C:C4	3.00	0.49
2:AB:112:ARG:O	2:AB:116:LEU:HB2	2.12	0.49
2:AB:127:LYS:O	2:AB:128:LEU:O	2.30	0.49
2:AB:136:ARG:O	2:AB:139:GLU:CB	2.60	0.49
3:AC:54:ILE:CG1	3:AC:54:ILE:O	2.60	0.49
3:AC:39:ARG:HG2	3:AC:54:ILE:HG12	1.93	0.49
3:AC:86:LEU:O	3:AC:89:VAL:CG2	2.61	0.49
4:AD:156:ALA:HA	4:AD:159:GLU:HB3	1.94	0.49
4:AD:3:TYR:O	4:AD:4:LEU:CB	2.60	0.49
7:AG:22:LEU:CD2	7:AG:61:PHE:CZ	2.94	0.49
10:AJ:59:LYS:HE3	10:AJ:59:LYS:N	2.26	0.49
10:AJ:91:ASP:C	10:AJ:92:LEU:HG	2.33	0.49
12:AL:43:LYS:CB	12:AL:44:PRO:HD3	2.43	0.49
13:AM:106:ARG:CG	13:AM:106:ARG:HH11	2.25	0.49
16:AP:48:GLU:OE2	16:AP:51:ARG:HG3	2.11	0.49
17:AQ:16:MET:HB2	17:AQ:19:SER:HB3	1.95	0.49
19:AS:5:LYS:HD2	19:AS:6:LYS:HG2	1.94	0.49
21:AU:16:ARG:C	21:AU:18:PHE:H	2.15	0.49
1:BA:1061:G:H2'	1:BA:1062:U:O5'	2.13	0.49

Continued on next page...

Continued from previous page...

Atom-1	Atom-2	Interatomic distance (Å)	Clash overlap (Å)
1:BA:1244:G:N2	1:BA:1294:G:C4	2.81	0.49
1:BA:1306:A:H2'	1:BA:1307:U:C6	2.48	0.49
1:BA:1317:C:C4	14:BN:53:ARG:CD	2.96	0.49
1:BA:978:A:C4'	1:BA:1322:C:C5	2.94	0.49
1:BA:976:G:N2	1:BA:1362:A:O2'	2.46	0.49
1:BA:338:A:H2'	1:BA:339:C:C6	2.48	0.49
1:BA:396:C:H2'	1:BA:397:A:H5''	1.95	0.49
1:BA:87:C:H2'	1:BA:88:U:C1'	2.43	0.49
1:BA:919:A:C4	1:BA:920:U:C5	3.01	0.49
5:BE:106:ALA:HB1	5:BE:124:ALA:HB2	1.93	0.49
5:BE:24:VAL:HG23	5:BE:25:LYS:N	2.27	0.49
6:BF:13:ASP:C	6:BF:15:SER:H	2.16	0.49
6:BF:68:GLN:HA	6:BF:71:ILE:CG2	2.43	0.49
8:BH:113:ARG:O	8:BH:116:ARG:HB3	2.12	0.49
9:BI:79:ARG:NH1	9:BI:102:PHE:CD1	2.81	0.49
10:BJ:34:ALA:N	10:BJ:78:GLU:HG2	2.27	0.49
11:BK:110:THR:HA	21:BU:4:LYS:HA	1.94	0.49
15:BO:86:LEU:C	15:BO:88:ARG:H	2.14	0.49
1:BA:1221:G:H5''	19:BS:76:THR:HG21	1.93	0.49
21:BU:25:ALA:HA	21:BU:28:LEU:HB3	1.95	0.49
52:C1:33:LEU:H	52:C1:51:ALA:CB	2.25	0.49
25:CA:1591:A:H2'	25:CA:1592:C:O4'	2.13	0.49
25:CA:228:C:H4'	25:CA:229:C:H5''	1.94	0.49
25:CA:2514:U:H2'	25:CA:2515:C:C6	2.48	0.49
25:CA:277:G:O2'	25:CA:361:G:C6	2.59	0.49
25:CA:547:A:N7	25:CA:548:G:C1'	2.71	0.49
27:CC:96:LYS:HA	27:CC:96:LYS:HE2	1.95	0.49
28:CD:47:ALA:HA	28:CD:84:LEU:HG	1.94	0.49
28:CD:47:ALA:HB1	28:CD:82:PHE:O	2.13	0.49
29:CE:3:LEU:O	29:CE:11:ALA:HA	2.12	0.49
29:CE:177:PRO:O	29:CE:178:VAL:C	2.51	0.49
29:CE:27:LEU:CD1	29:CE:100:MET:HE3	2.42	0.49
30:CF:168:LEU:O	30:CF:168:LEU:HG	2.13	0.49
31:CG:16:VAL:HG22	31:CG:25:ILE:CD1	2.43	0.49
33:CI:52:LEU:HD11	33:CI:81:LYS:HE2	1.95	0.49
33:CI:78:LEU:HD23	33:CI:81:LYS:HZ1	1.77	0.49
35:CK:55:GLY:O	35:CK:56:ASP:C	2.50	0.49
36:CL:110:VAL:HB	36:CL:127:VAL:HG22	1.95	0.49
36:CL:28:GLY:C	36:CL:29:LYS:O	2.51	0.49
37:CM:125:PRO:C	37:CM:126:ILE:HG23	2.33	0.49
25:CA:994:C:H1'	42:CR:10:LYS:HE3	1.95	0.49

Continued on next page...

Continued from previous page...

Atom-1	Atom-2	Interatomic distance (Å)	Clash overlap (Å)
44:CT:28:ASN:ND2	44:CT:91:GLN:HB3	2.28	0.49
45:CU:4:ILE:HG22	45:CU:5:ARG:N	2.27	0.49
51:D0:33:SER:HB3	51:D0:47:TYR:CD1	2.48	0.49
25:DA:1054:A:N6	25:DA:1055:G:C6	2.81	0.49
25:DA:1241:A:N7	25:DA:1242:U:C5	2.81	0.49
25:DA:1391:U:O2	25:DA:1394:U:C4	2.65	0.49
25:DA:1345:C:H5'	25:DA:1396:U:H5	1.77	0.49
25:DA:1491:G:C6	25:DA:1500:G:C2	3.00	0.49
25:DA:1410:G:N3	25:DA:1593:A:N1	2.60	0.49
25:DA:2296:U:H4'	25:DA:2297:A:OP1	2.12	0.49
25:DA:2372:U:C4'	52:D1:45:HIS:CD2	2.96	0.49
25:DA:861:A:C2	25:DA:917:A:C4	3.00	0.49
25:DA:945:A:H4'	25:DA:946:C:OP2	2.11	0.49
28:DD:13:ARG:HD3	28:DD:21:SER:OG	2.12	0.49
28:DD:85:ALA:O	28:DD:86:GLU:CB	2.61	0.49
30:DF:37:MET:HB2	30:DF:56:LEU:HD11	1.94	0.49
30:DF:69:ALA:HB3	30:DF:81:GLY:H	1.78	0.49
32:DH:120:GLY:O	32:DH:121:VAL:C	2.50	0.49
33:DI:4:VAL:HA	33:DI:7:TYR:CE1	2.48	0.49
35:DK:104:THR:O	35:DK:106:GLU:N	2.45	0.49
60:DA:3254:HOH:O	36:DL:35:HIS:HD2	1.95	0.49
39:DO:108:ASP:O	39:DO:112:GLU:HG3	2.12	0.49
43:DS:5:ALA:CB	43:DS:54:ALA:HB2	2.42	0.49
25:DA:483:A:H4'	45:DU:46:LYS:HA	1.92	0.49
45:DU:85:ARG:HD3	45:DU:87:GLU:HG3	1.94	0.49
49:DY:21:LEU:O	49:DY:22:LEU:C	2.51	0.49
1:AA:1044:A:C5	1:AA:1045:C:H1'	2.47	0.49
1:AA:1485:U:H2'	1:AA:1486:G:C8	2.48	0.49
1:AA:1537:U:H6	1:AA:1537:U:O5'	1.95	0.49
1:AA:472:U:C5	1:AA:473:U:C5	3.00	0.49
1:AA:600:A:C4	1:AA:639:G:N2	2.80	0.49
1:AA:5:U:H4'	1:AA:6:G:C4	2.47	0.49
1:AA:803:G:C6	1:AA:804:U:N3	2.81	0.49
8:AH:1:SER:O	8:AH:4:ASP:N	2.44	0.49
9:AI:87:MET:HG2	9:AI:88:GLU:N	2.27	0.49
11:AK:82:GLU:HG3	11:AK:108:ASN:HD22	1.77	0.49
14:AN:42:TRP:HE3	14:AN:42:TRP:H	1.60	0.49
15:AO:41:HIS:HD2	15:AO:42:PHE:CE2	2.29	0.49
17:AQ:62:GLU:N	17:AQ:72:TRP:CE3	2.81	0.49
1:BA:1058:G:H2'	1:BA:1059:C:O5'	2.12	0.49
1:BA:1222:G:H5''	19:BS:77:ARG:NH1	2.28	0.49

Continued on next page...

Continued from previous page...

Atom-1	Atom-2	Interatomic distance (Å)	Clash overlap (Å)
1:BA:1284:C:H2'	1:BA:1285:A:C8	2.48	0.49
1:BA:1345:U:C5	1:BA:1377:A:C2	3.00	0.49
1:BA:363:A:H2'	1:BA:364:A:C8	2.47	0.49
1:BA:623:C:C2	1:BA:624:C:C6	3.01	0.49
1:BA:71:A:C8	1:BA:71:A:C3'	2.96	0.49
1:BA:577:G:H1'	1:BA:816:A:N3	2.28	0.49
1:BA:972:C:H4'	10:BJ:59:LYS:HE3	1.95	0.49
2:BB:183:PHE:CD1	2:BB:197:PHE:HB2	2.46	0.49
2:BB:224:ARG:O	2:BB:225:SER:CB	2.60	0.49
3:BC:178:ARG:HG2	3:BC:178:ARG:NH1	2.28	0.49
3:BC:57:GLU:HG3	3:BC:64:ARG:HB3	1.94	0.49
4:BD:94:GLU:OE2	4:BD:103:ARG:NH1	2.46	0.49
6:BF:61:LEU:HG	6:BF:62:MET:H	1.78	0.49
16:BP:44:SER:OG	16:BP:46:LYS:CG	2.60	0.49
22:BV:56:C:H2'	22:BV:56:C:O2	2.11	0.49
25:CA:1565:C:H3'	27:CC:17:LYS:HZ3	1.76	0.49
25:CA:1599:U:H2'	25:CA:1600:C:C6	2.48	0.49
25:CA:2152:G:C4	25:CA:2153:C:C6	3.00	0.49
25:CA:2167:U:H2'	25:CA:2169:A:OP2	2.13	0.49
25:CA:2183:A:H2'	25:CA:2184:A:H8	1.77	0.49
25:CA:2204:G:OP2	27:CC:146:LYS:HE3	2.13	0.49
25:CA:1:G:H2'	25:CA:2:G:H8	1.78	0.49
25:CA:894:U:H2'	25:CA:895:U:C6	2.47	0.49
27:CC:194:VAL:HG22	27:CC:195:GLY:N	2.27	0.49
29:CE:134:LEU:HD23	29:CE:160:ALA:O	2.12	0.49
30:CF:20:ASN:O	30:CF:20:ASN:ND2	2.45	0.49
31:CG:9:VAL:HG12	31:CG:9:VAL:O	2.13	0.49
33:CI:32:VAL:HG21	33:CI:58:ILE:CG2	2.42	0.49
34:CJ:31:GLU:O	34:CJ:35:ARG:HG3	2.13	0.49
35:CK:28:SER:C	35:CK:30:ARG:H	2.15	0.49
25:CA:1223:G:P	42:CR:68:ARG:HH12	2.35	0.49
46:CV:80:HIS:CD2	46:CV:81:PRO:CD	2.95	0.49
51:D0:31:LYS:CG	51:D0:32:THR:N	2.75	0.49
52:D1:50:GLU:O	52:D1:51:ALA:HB2	2.13	0.49
25:DA:1030:C:O2	25:DA:1030:C:H2'	2.12	0.49
25:DA:1050:A:C4	25:DA:2751:G:C2	3.01	0.49
25:DA:1073:A:C3'	25:DA:1074:G:H5'	2.42	0.49
25:DA:1179:G:N7	25:DA:1180:U:C1'	2.76	0.49
25:DA:1180:U:H5'	25:DA:1181:U:OP2	2.13	0.49
25:DA:1342:A:N7	25:DA:1397:U:C2	2.81	0.49
25:DA:1448:G:C6	25:DA:1449:G:C6	3.01	0.49

Continued on next page...

Continued from previous page...

Atom-1	Atom-2	Interatomic distance (Å)	Clash overlap (Å)
25:DA:1465:G:C2	25:DA:1466:U:C2	3.00	0.49
25:DA:2006:C:H6	25:DA:2006:C:O5'	1.95	0.49
25:DA:2177:C:N4	25:DA:2178:C:N4	2.60	0.49
25:DA:258:G:H1'	36:DL:104:GLN:NE2	2.27	0.49
25:DA:333:G:C4	25:DA:334:C:C5	3.01	0.49
25:DA:830:G:H1'	25:DA:2448:A:N1	2.28	0.49
25:DA:919:U:C4	25:DA:920:A:C5	3.00	0.49
56:DB:43:C:O2'	30:DF:91:ARG:HG3	2.13	0.49
56:DB:55:U:H2'	56:DB:56:G:O4'	2.12	0.49
29:DE:161:ALA:HB1	29:DE:167:VAL:HG12	1.95	0.49
30:DF:121:PHE:CE1	30:DF:127:TYR:HB2	2.48	0.49
32:DH:14:SER:HA	32:DH:15:LEU:CD2	2.42	0.49
32:DH:21:VAL:O	32:DH:22:LYS:C	2.51	0.49
35:DK:99:ILE:N	35:DK:99:ILE:CD1	2.75	0.49
36:DL:92:LEU:CD2	36:DL:124:GLY:HA3	2.42	0.49
36:DL:59:ARG:CZ	36:DL:59:ARG:HB3	2.41	0.49
38:DN:1:MET:O	38:DN:3:HIS:N	2.46	0.49
40:DP:47:ILE:O	40:DP:48:ALA:HB2	2.12	0.49
43:DS:46:LEU:O	43:DS:49:LYS:HB2	2.12	0.49
45:DU:44:HIS:HB3	45:DU:56:GLY:O	2.11	0.49
46:DV:89:ILE:HG21	46:DV:91:PHE:CE2	2.48	0.49
1:AA:1006:G:C2	1:AA:1007:U:C2	3.01	0.49
1:AA:1060:U:H2'	1:AA:1061:G:H8	1.78	0.49
1:AA:1118:U:H5''	9:AI:105:ARG:HG3	1.95	0.49
1:AA:149:A:C1'	1:AA:1446:A:C2	2.96	0.49
2:AB:129:THR:HB	2:AB:131:LYS:HB3	1.95	0.49
3:AC:105:VAL:C	3:AC:106:ARG:O	2.51	0.49
3:AC:59:PRO:HD2	3:AC:62:SER:O	2.12	0.49
4:AD:168:THR:CG2	4:AD:183:ARG:NH2	2.75	0.49
5:AE:100:GLU:HG3	5:AE:100:GLU:O	2.12	0.49
5:AE:100:GLU:OE2	5:AE:102:THR:HA	2.12	0.49
5:AE:22:LYS:HB3	5:AE:29:ILE:HG23	1.94	0.49
5:AE:40:ASP:C	5:AE:40:ASP:OD1	2.51	0.49
5:AE:39:GLY:HA2	5:AE:44:ARG:O	2.13	0.49
6:AF:17:GLN:HA	6:AF:17:GLN:HE21	1.78	0.49
7:AG:82:SER:CB	7:AG:84:TYR:CD2	2.96	0.49
8:AH:65:PHE:CD1	8:AH:65:PHE:C	2.82	0.49
10:AJ:33:GLY:HA3	10:AJ:83:THR:OG1	2.11	0.49
13:AM:22:TYR:CD2	13:AM:68:LEU:HD23	2.48	0.49
13:AM:70:ARG:HD2	13:AM:74:MET:CE	2.43	0.49
14:AN:87:ALA:HB3	14:AN:93:ILE:HD11	1.94	0.49

Continued on next page...

Continued from previous page...

Atom-1	Atom-2	Interatomic distance (Å)	Clash overlap (Å)
15:AO:80:LEU:O	15:AO:84:LEU:HB2	2.13	0.49
15:AO:85:GLY:O	15:AO:86:LEU:HB3	2.13	0.49
17:AQ:60:ILE:HG23	17:AQ:72:TRP:HE3	1.78	0.49
21:AU:14:ALA:O	21:AU:15:LEU:CB	2.60	0.49
22:AV:17:C:O3'	22:AV:18:G:H4'	2.12	0.49
24:AY:59:THR:O	24:AY:66:LEU:HD22	2.13	0.49
24:AY:59:THR:HG22	24:AY:60:VAL:C	2.33	0.49
24:AY:77:PRO:O	24:AY:81:LYS:HG2	2.13	0.49
1:BA:1052:U:H5''	1:BA:1053:G:OP2	2.12	0.49
1:BA:1315:U:O4	1:BA:1316:G:C6	2.66	0.49
1:BA:1315:U:O4	1:BA:1316:G:N1	2.45	0.49
1:BA:19:A:C4	1:BA:917:G:N2	2.81	0.49
1:BA:204:G:C2'	1:BA:205:A:O5'	2.61	0.49
1:BA:207:C:O2'	1:BA:213:G:N2	2.46	0.49
1:BA:659:U:C2'	1:BA:660:C:O5'	2.61	0.49
1:BA:677:U:H3	1:BA:713:G:H1	1.59	0.49
1:BA:715:A:H1'	1:BA:777:A:N1	2.28	0.49
1:BA:811:C:H4'	1:BA:900:A:N6	2.28	0.49
1:BA:942:G:H2'	1:BA:942:G:N3	2.28	0.49
1:BA:9:G:OP1	5:BE:107:GLY:HA3	2.13	0.49
2:BB:52:ALA:C	2:BB:53:LEU:HD22	2.32	0.49
2:BB:71:THR:HG22	2:BB:72:LYS:H	1.78	0.49
3:BC:18:ASN:HA	3:BC:55:VAL:CG1	2.42	0.49
4:BD:57:LYS:HE2	4:BD:68:GLU:OE1	2.13	0.49
5:BE:94:PHE:CZ	5:BE:96:GLN:CG	2.96	0.49
7:BG:3:ARG:HG3	7:BG:4:ARG:N	2.28	0.49
9:BI:28:VAL:O	9:BI:64:ILE:CG1	2.61	0.49
1:BA:1250:A:H4'	9:BI:69:GLY:O	2.12	0.49
10:BJ:10:LEU:HB2	10:BJ:18:ILE:HD11	1.94	0.49
1:BA:1151:A:H5'	10:BJ:44:THR:H	1.78	0.49
11:BK:37:GLN:OE1	11:BK:37:GLN:HA	2.11	0.49
17:BQ:51:GLU:CG	17:BQ:52:CYS:N	2.76	0.49
17:BQ:44:HIS:CE1	17:BQ:69:THR:HG21	2.47	0.49
17:BQ:8:GLN:HE21	17:BQ:8:GLN:HA	1.77	0.49
25:CA:1495:A:O2'	25:CA:1496:A:C5'	2.60	0.49
25:CA:1838:C:H4'	25:CA:1839:G:H8	1.77	0.49
25:CA:2520:C:C6	25:CA:2567:G:H1'	2.48	0.49
27:CC:210:ALA:O	27:CC:215:VAL:HB	2.12	0.49
28:CD:97:SER:O	28:CD:99:GLU:N	2.46	0.49
33:CI:70:THR:HA	33:CI:71:LYS:HD2	1.95	0.49
36:CL:68:SER:O	36:CL:69:ARG:HB2	2.13	0.49

Continued on next page...

Continued from previous page...

Atom-1	Atom-2	Interatomic distance (Å)	Clash overlap (Å)
39:CO:49:VAL:HG12	39:CO:49:VAL:O	2.11	0.49
44:CT:69:ARG:CG	44:CT:69:ARG:O	2.60	0.49
49:CY:22:LEU:HG	49:CY:23:ARG:H	1.78	0.49
53:D2:44:VAL:CG1	53:D2:44:VAL:O	2.61	0.49
25:DA:1062:G:C2	25:DA:1063:G:N1	2.81	0.49
25:DA:1064:C:H4'	33:DI:90:GLY:N	2.28	0.49
25:DA:1066:U:O2	25:DA:1066:U:H2'	2.13	0.49
25:DA:1220:G:N2	25:DA:1230:A:C4	2.81	0.49
25:DA:1494:A:H2'	25:DA:1494:A:N3	2.27	0.49
25:DA:1584:U:H3'	25:DA:1584:U:O2	2.13	0.49
25:DA:2112:G:H5'	25:DA:2113:U:C5	2.47	0.49
25:DA:1420:A:C5	25:DA:2211:A:C6	3.00	0.49
25:DA:2370:G:C6	25:DA:2371:G:C5	3.00	0.49
25:DA:2537:U:H2'	25:DA:2538:C:C6	2.48	0.49
25:DA:2692:G:C6	25:DA:2718:G:C6	3.01	0.49
25:DA:333:G:H2'	25:DA:334:C:C6	2.47	0.49
25:DA:616:A:H2'	25:DA:617:G:H5'	1.95	0.49
25:DA:60:G:N7	25:DA:62:U:C6	2.80	0.49
56:DB:33:G:C4	56:DB:50:A:C2	3.01	0.49
28:DD:181:ASP:OD2	28:DD:184:ARG:HD2	2.12	0.49
31:DG:42:VAL:CA	31:DG:43:LYS:HE2	2.42	0.49
32:DH:32:PRO:HB3	48:DX:38:TRP:CB	2.42	0.49
33:DI:40:ALA:HB3	33:DI:68:PHE:HZ	1.77	0.49
34:DJ:13:ARG:HG2	34:DJ:51:GLY:O	2.13	0.49
36:DL:28:GLY:C	36:DL:29:LYS:O	2.50	0.49
25:DA:857:G:H5'	57:DW:65:PHE:CD1	2.48	0.49
1:AA:1300:G:C4	1:AA:1334:G:C6	3.01	0.49
1:AA:423:G:H3'	1:AA:423:G:N3	2.28	0.49
1:AA:516:U:C4	1:AA:517:G:C6	3.00	0.49
1:AA:564:C:H2'	1:AA:565:U:O4'	2.12	0.49
1:AA:735:C:O2'	1:AA:736:C:H5'	2.13	0.49
4:AD:53:GLN:HE21	4:AD:202:LEU:N	2.10	0.49
15:AO:86:LEU:O	15:AO:87:ARG:HB3	2.13	0.49
20:AT:66:ILE:CG2	20:AT:66:ILE:O	2.60	0.49
21:AU:28:LEU:C	21:AU:28:LEU:HD23	2.33	0.49
22:AV:46:G:H4'	22:AV:47:U:OP1	2.13	0.49
22:AV:63:G:H2'	22:AV:64:A:C8	2.47	0.49
24:AY:152:ASP:O	24:AY:153:ASP:C	2.49	0.49
1:BA:1032:G:N2	1:BA:1033:G:C8	2.81	0.49
1:BA:1211:U:C1'	1:BA:1213:A:C2	2.95	0.49
1:BA:1216:A:H2'	1:BA:1217:C:C6	2.47	0.49

Continued on next page...

Continued from previous page...

Atom-1	Atom-2	Interatomic distance (Å)	Clash overlap (Å)
1:BA:29:U:H5'	1:BA:296:U:OP1	2.12	0.49
1:BA:338:A:H2'	1:BA:339:C:O4'	2.13	0.49
1:BA:658:C:C1'	15:BO:21:THR:HG21	2.43	0.49
1:BA:692:U:O2'	1:BA:694:A:N7	2.37	0.49
1:BA:913:A:H4'	1:BA:914:A:OP1	2.12	0.49
1:BA:91:U:N3	1:BA:92:U:C5	2.81	0.49
1:BA:938:A:C6	1:BA:939:G:C5	3.01	0.49
2:BB:137:THR:O	2:BB:139:GLU:N	2.45	0.49
3:BC:32:LEU:O	3:BC:32:LEU:HD12	2.12	0.49
4:BD:61:ARG:NH1	4:BD:68:GLU:HG2	2.27	0.49
5:BE:104:ILE:HD11	5:BE:114:LEU:CB	2.43	0.49
5:BE:55:VAL:HB	5:BE:56:PRO:HD2	1.95	0.49
6:BF:66:ALA:HB1	6:BF:67:PRO:HD2	1.95	0.49
7:BG:104:VAL:O	7:BG:108:ARG:N	2.45	0.49
8:BH:29:SER:O	8:BH:32:LYS:HB2	2.13	0.49
9:BI:117:LEU:HD12	9:BI:117:LEU:N	2.28	0.49
9:BI:53:LEU:C	9:BI:54:VAL:HG22	2.33	0.49
9:BI:16:ALA:HB2	9:BI:66:VAL:CG2	2.43	0.49
9:BI:88:GLU:CG	9:BI:89:TYR:N	2.76	0.49
11:BK:117:HIS:O	11:BK:118:ASN:HB2	2.12	0.49
12:BL:54:VAL:HG21	12:BL:79:ILE:HD11	1.94	0.49
13:BM:28:ARG:NH1	13:BM:32:ILE:HD11	2.28	0.49
20:BT:78:LEU:O	20:BT:81:GLN:HB2	2.12	0.49
1:BA:1540:U:HO3'	21:BU:17:ARG:CZ	2.25	0.49
22:BV:5:G:N3	22:BV:69:G:C2	2.81	0.49
51:C0:52:LYS:HE2	51:C0:55:ALA:CA	2.43	0.49
54:C3:16:THR:HG23	54:C3:20:GLY:C	2.33	0.49
25:CA:1056:G:C4'	25:CA:1086:A:C8	2.96	0.49
25:CA:122:G:H2'	25:CA:123:G:O4'	2.12	0.49
25:CA:1561:C:H2'	25:CA:1562:U:C6	2.48	0.49
25:CA:186:G:C2	25:CA:187:G:N7	2.81	0.49
25:CA:1875:G:C2'	25:CA:1876:A:OP2	2.60	0.49
25:CA:20:C:O2'	25:CA:21:A:H5'	2.12	0.49
25:CA:2293:G:H2'	25:CA:2294:G:O4'	2.12	0.49
25:CA:687:C:H1'	53:C2:4:THR:HG22	1.95	0.49
27:CC:140:VAL:CG1	27:CC:189:ALA:HB1	2.42	0.49
27:CC:76:VAL:HA	27:CC:113:ASP:O	2.12	0.49
30:CF:59:ILE:HG23	30:CF:137:PHE:CD1	2.48	0.49
31:CG:154:GLU:HG2	31:CG:155:PRO:HD2	1.93	0.49
36:CL:111:ILE:CD1	36:CL:111:ILE:N	2.73	0.49
38:CN:66:ALA:O	38:CN:69:ARG:O	2.30	0.49

Continued on next page...

Continued from previous page...

Atom-1	Atom-2	Interatomic distance (Å)	Clash overlap (Å)
39:CO:7:ARG:HA	39:CO:10:ARG:NH2	2.28	0.49
45:CU:101:THR:CG2	45:CU:102:ILE:N	2.75	0.49
25:DA:118:A:N3	25:DA:178:G:H1'	2.27	0.49
25:DA:1382:G:H5''	25:DA:1383:A:OP2	2.13	0.49
25:DA:1391:U:C2	25:DA:1394:U:O4	2.66	0.49
25:DA:1495:A:OP2	25:DA:1495:A:C8	2.65	0.49
25:DA:1612:C:C2'	25:DA:1613:G:O5'	2.57	0.49
25:DA:1878:G:C5	25:DA:1879:C:C5	3.01	0.49
25:DA:2111:U:O2	25:DA:2118:U:H1'	2.12	0.49
25:DA:2127:G:O3'	25:DA:2128:G:H8	1.96	0.49
25:DA:229:C:H2'	25:DA:230:G:O5'	2.12	0.49
25:DA:2311:A:P	25:DA:2311:A:H3'	2.53	0.49
25:DA:2730:C:H4'	28:DD:175:LEU:HD23	1.94	0.49
25:DA:607:U:H2'	25:DA:608:A:H5'	1.94	0.49
25:DA:611:C:H2'	25:DA:612:G:O4'	2.13	0.49
30:DF:39:VAL:HG13	30:DF:40:GLY:N	2.28	0.49
31:DG:36:LEU:HD13	31:DG:40:VAL:CG1	2.40	0.49
31:DG:39:ALA:CB	31:DG:57:TYR:CB	2.91	0.49
33:DI:56:VAL:CG2	33:DI:57:VAL:N	2.76	0.49
33:DI:53:PRO:O	33:DI:74:PRO:HD3	2.13	0.49
37:DM:118:LYS:CA	37:DM:118:LYS:HE2	2.41	0.49
25:DA:2376:A:C2	39:DO:99:TYR:CE2	3.01	0.49
43:DS:84:ARG:CB	43:DS:96:ILE:HD11	2.43	0.49
57:DW:10:ARG:HG3	57:DW:10:ARG:NH1	2.27	0.49
48:DX:6:VAL:HG12	48:DX:7:THR:N	2.28	0.49
1:AA:1059:C:H2'	1:AA:1060:U:H6	1.78	0.49
1:AA:1233:G:C4	1:AA:1234:C:C5	3.01	0.49
1:AA:1241:G:H2'	1:AA:1242:G:H8	1.78	0.49
1:AA:1538:C:O5'	1:AA:1538:C:H6	1.96	0.49
1:AA:402:G:H2'	1:AA:403:C:H5'	1.94	0.49
1:AA:35:G:C4	1:AA:550:G:N2	2.80	0.49
1:AA:575:G:HO2'	1:AA:821:G:H5'	1.76	0.49
2:AB:106:VAL:HA	2:AB:109:SER:OG	2.12	0.49
2:AB:193:ASP:C	2:AB:195:VAL:N	2.66	0.49
2:AB:56:LEU:HD13	2:AB:57:ASN:N	2.28	0.49
2:AB:63:LYS:C	2:AB:65:LYS:HE2	2.33	0.49
3:AC:41:TYR:CD1	3:AC:42:LEU:HD12	2.48	0.49
4:AD:122:ILE:H	4:AD:122:ILE:HD13	1.78	0.49
4:AD:57:LYS:H	4:AD:199:ILE:HG22	1.76	0.49
5:AE:104:ILE:O	5:AE:104:ILE:HG23	2.13	0.49
5:AE:105:ILE:CG1	5:AE:123:LEU:HB3	2.42	0.49

Continued on next page...

Continued from previous page...

Atom-1	Atom-2	Interatomic distance (Å)	Clash overlap (Å)
6:AF:46:GLN:HA	6:AF:56:LYS:HA	1.94	0.49
6:AF:3:HIS:CB	6:AF:92:THR:HG23	2.43	0.49
7:AG:115:MET:O	7:AG:119:LEU:HB2	2.12	0.49
7:AG:80:GLY:HA3	23:AX:12:A:H4'	1.95	0.49
8:AH:44:PHE:HA	8:AH:70:VAL:HG11	1.95	0.49
9:AI:20:ILE:CD1	9:AI:86:LEU:CD1	2.91	0.49
10:AJ:18:ILE:CG2	10:AJ:19:ASP:N	2.75	0.49
11:AK:30:ILE:HB	11:AK:45:THR:CG2	2.41	0.49
14:AN:25:GLU:C	14:AN:28:ALA:H	2.15	0.49
16:AP:18:GLN:HE21	16:AP:35:ARG:NE	2.10	0.49
17:AQ:71:SER:O	17:AQ:72:TRP:CD1	2.65	0.49
22:AV:65:G:N1	22:AV:66:U:C4	2.81	0.49
1:BA:1265:C:C2	1:BA:1271:A:H2	2.31	0.49
1:BA:976:G:C2	1:BA:1362:A:H2'	2.48	0.49
1:BA:374:A:OP1	1:BA:452:A:C2	2.66	0.49
1:BA:452:A:H62	1:BA:480:U:H3	1.60	0.49
1:BA:76:G:C2	1:BA:95:C:N3	2.81	0.49
2:BB:90:PHE:HD2	2:BB:149:GLY:CA	2.25	0.49
4:BD:31:CYS:O	4:BD:32:LYS:HB3	2.12	0.49
4:BD:99:ASN:OD1	4:BD:110:ARG:NH1	2.46	0.49
5:BE:105:ILE:O	5:BE:105:ILE:HD12	2.13	0.49
6:BF:4:TYR:CD2	6:BF:71:ILE:HD13	2.48	0.49
6:BF:10:VAL:HG12	6:BF:58:HIS:CB	2.43	0.49
7:BG:96:ASN:O	7:BG:99:ALA:HB3	2.12	0.49
9:BI:81:GLY:O	9:BI:84:ARG:CB	2.60	0.49
14:BN:27:LYS:H	14:BN:30:ILE:HD13	1.78	0.49
16:BP:43:ALA:O	16:BP:46:LYS:HG2	2.13	0.49
18:BR:26:ALA:O	18:BR:29:LYS:HG2	2.12	0.49
18:BR:31:TYR:O	18:BR:39:VAL:HB	2.12	0.49
6:BF:88:MET:HE3	18:BR:63:TYR:HD2	1.77	0.49
21:BU:19:LYS:N	21:BU:19:LYS:HZ3	2.11	0.49
25:CA:1103:A:C8	25:CA:1104:C:C5	3.01	0.49
25:CA:1122:G:C2	25:CA:1123:C:C6	3.01	0.49
25:CA:1292:G:H2'	25:CA:1293:C:O5'	2.13	0.49
25:CA:1361:G:C6	25:CA:1362:C:N4	2.81	0.49
25:CA:1737:G:C6	25:CA:1738:G:C2	3.01	0.49
25:CA:186:G:N2	25:CA:187:G:C4	2.81	0.49
25:CA:2207:C:H2'	25:CA:2208:C:H6	1.78	0.49
25:CA:2305:U:H2'	25:CA:2306:C:C6	2.47	0.49
25:CA:2644:G:O2'	25:CA:2645:G:H5'	2.12	0.49
25:CA:2745:C:C4	25:CA:2746:U:C4	3.00	0.49

Continued on next page...

Continued from previous page...

Atom-1	Atom-2	Interatomic distance (Å)	Clash overlap (Å)
25:CA:275:C:C4	25:CA:276:U:H6	2.31	0.49
25:CA:284:U:H2'	25:CA:285:G:C8	2.48	0.49
25:CA:49:A:C8	25:CA:51:G:C2	3.01	0.49
25:CA:657:U:H2'	25:CA:658:U:C6	2.48	0.49
25:CA:734:A:C5	25:CA:735:A:C8	3.01	0.49
25:CA:790:U:O2	25:CA:790:U:O4'	2.26	0.49
25:CA:864:G:C6	25:CA:865:C:N4	2.81	0.49
26:CB:24:G:N2	26:CB:28:C:C2	2.80	0.49
27:CC:16:VAL:HG23	27:CC:203:VAL:CG2	2.43	0.49
27:CC:70:LYS:HE3	27:CC:95:TYR:CD2	2.47	0.49
29:CE:171:ASP:OD1	29:CE:171:ASP:O	2.30	0.49
29:CE:178:VAL:CG1	29:CE:179:SER:N	2.75	0.49
29:CE:44:ARG:O	29:CE:45:ALA:CB	2.59	0.49
31:CG:53:PRO:HD3	31:CG:61:TRP:CZ2	2.48	0.49
33:CI:56:VAL:HG21	33:CI:70:THR:CB	2.43	0.49
35:CK:109:SER:O	35:CK:112:PHE:N	2.46	0.49
38:CN:98:LEU:HD13	51:C0:54:ILE:HD11	1.94	0.49
44:CT:56:GLU:HB2	44:CT:88:LYS:H	1.77	0.49
48:CX:10:ARG:HB2	48:CX:11:PRO:HD2	1.95	0.49
25:DA:1073:A:H3'	25:DA:1074:G:H5'	1.93	0.49
25:DA:1027:A:C6	25:DA:1126:A:N3	2.81	0.49
25:DA:1448:G:H2'	25:DA:1449:G:C8	2.48	0.49
25:DA:1482:G:H1'	25:DA:1509:A:N6	2.28	0.49
25:DA:1685:C:O2'	25:DA:1686:C:H5'	2.12	0.49
25:DA:1796:U:H2'	25:DA:1797:G:C8	2.47	0.49
25:DA:2058:A:H8	25:DA:2058:A:O5'	1.94	0.49
25:DA:2716:C:H2'	25:DA:2717:C:H6	1.77	0.49
25:DA:282:A:H2'	25:DA:283:G:H8	1.78	0.49
25:DA:49:A:H4'	25:DA:51:G:C8	2.48	0.49
25:DA:875:G:N2	25:DA:903:C:C2	2.80	0.49
25:DA:981:A:H5''	60:DA:3598:HOH:O	2.12	0.49
56:DB:74:U:O2	46:DV:29:ILE:HD12	2.13	0.49
27:DC:156:SER:O	27:DC:159:THR:OG1	2.30	0.49
27:DC:213:ARG:HH11	27:DC:213:ARG:HG3	1.77	0.49
29:DE:148:ILE:HA	29:DE:187:VAL:HG12	1.95	0.49
29:DE:24:ASN:O	29:DE:28:VAL:HG23	2.12	0.49
31:DG:30:GLY:C	31:DG:78:VAL:CG1	2.81	0.49
31:DG:7:PRO:HG3	31:DG:50:THR:HG22	1.95	0.49
33:DI:38:CYS:HA	33:DI:41:PHE:CB	2.31	0.49
36:DL:117:THR:HG22	36:DL:118:THR:H	1.78	0.49
36:DL:109:LYS:CG	36:DL:126:ARG:HB3	2.42	0.49

Continued on next page...

Continued from previous page...

Atom-1	Atom-2	Interatomic distance (Å)	Clash overlap (Å)
37:DM:41:LEU:HD12	37:DM:96:ILE:HD11	1.95	0.49
38:DN:116:VAL:HG13	38:DN:116:VAL:O	2.12	0.49
39:DO:6:ALA:O	39:DO:9:ARG:HG2	2.12	0.49
40:DP:27:VAL:HG12	40:DP:29:VAL:HG23	1.95	0.49
40:DP:32:VAL:C	40:DP:34:GLY:H	2.16	0.49
1:AA:1108:G:C2'	1:AA:1108:G:N3	2.74	0.48
1:AA:1213:A:C2	1:AA:1215:G:H1'	2.47	0.48
1:AA:1215:G:N2	1:AA:1216:A:H1'	2.28	0.48
1:AA:1494:G:C2	1:AA:1495:U:C6	3.01	0.48
1:AA:174:A:C6	1:AA:175:C:C4	3.01	0.48
1:AA:270:A:C6	1:AA:271:C:N3	2.81	0.48
1:AA:417:G:C6	1:AA:418:C:N4	2.81	0.48
1:AA:714:G:H5'	1:AA:776:G:H5''	1.95	0.48
2:AB:24:PRO:C	2:AB:26:MET:H	2.16	0.48
3:AC:28:PHE:HE2	3:AC:32:LEU:HD23	1.77	0.48
3:AC:54:ILE:O	3:AC:54:ILE:CD1	2.61	0.48
4:AD:121:ALA:N	4:AD:122:ILE:HD12	2.28	0.48
4:AD:33:ILE:HG13	4:AD:34:GLU:N	2.28	0.48
4:AD:89:LEU:O	4:AD:93:LEU:HD12	2.13	0.48
7:AG:103:ILE:O	7:AG:104:VAL:C	2.51	0.48
10:AJ:36:VAL:HG22	10:AJ:76:ILE:HG12	1.94	0.48
13:AM:2:ARG:CG	13:AM:3:ILE:N	2.75	0.48
17:AQ:12:VAL:HG13	17:AQ:21:VAL:CG1	2.42	0.48
17:AQ:46:HIS:O	17:AQ:73:THR:CG2	2.61	0.48
21:AU:40:PRO:O	21:AU:44:ARG:HD3	2.13	0.48
1:BA:1294:G:H2'	1:BA:1295:U:C6	2.47	0.48
1:BA:1329:A:H5''	13:BM:24:VAL:HA	1.94	0.48
1:BA:487:A:H5''	1:BA:488:C:OP2	2.12	0.48
1:BA:646:G:C4	1:BA:647:C:C6	3.01	0.48
1:BA:765:G:H3'	1:BA:812:G:N2	2.27	0.48
2:BB:151:LYS:HG3	2:BB:152:ASP:N	2.28	0.48
2:BB:20:ARG:NE	2:BB:20:ARG:HA	2.28	0.48
2:BB:67:LEU:HD22	2:BB:69:VAL:HG22	1.93	0.48
3:BC:181:ILE:HG22	3:BC:181:ILE:O	2.12	0.48
3:BC:63:ILE:CG1	3:BC:65:VAL:CG2	2.91	0.48
4:BD:131:ILE:HG22	4:BD:133:SER:H	1.77	0.48
4:BD:144:ILE:N	4:BD:144:ILE:HD12	2.28	0.48
4:BD:202:LEU:C	4:BD:202:LEU:CD1	2.81	0.48
6:BF:38:ARG:NH2	6:BF:96:VAL:HG23	2.28	0.48
9:BI:40:ARG:O	9:BI:44:ARG:NH1	2.45	0.48
11:BK:80:ASN:HB3	11:BK:105:ARG:CG	2.42	0.48

Continued on next page...

Continued from previous page...

Atom-1	Atom-2	Interatomic distance (Å)	Clash overlap (Å)
15:BO:63:ARG:HD3	15:BO:87:ARG:HH22	1.78	0.48
17:BQ:30:HIS:HD2	17:BQ:32:ILE:H	1.61	0.48
17:BQ:32:ILE:HD12	17:BQ:32:ILE:N	2.28	0.48
17:BQ:46:HIS:HB2	17:BQ:66:LEU:CD1	2.43	0.48
20:BT:37:ALA:CB	20:BT:46:ALA:HA	2.43	0.48
25:CA:1069:A:O2'	25:CA:1070:A:H5''	2.12	0.48
25:CA:1348:C:H2'	25:CA:1349:C:H5'	1.95	0.48
25:CA:1730:C:H1'	25:CA:1731:G:C6	2.48	0.48
25:CA:2170:A:C2	25:CA:2171:A:C5	3.01	0.48
25:CA:2491:U:H5'	25:CA:2570:G:H5'	1.95	0.48
25:CA:2590:A:OP2	27:CC:236:GLY:HA2	2.13	0.48
25:CA:361:G:HO2'	25:CA:362:A:P	2.35	0.48
25:CA:368:A:H2'	25:CA:369:U:O5'	2.12	0.48
25:CA:892:A:C2	25:CA:893:C:C6	3.01	0.48
25:CA:967:U:H2'	25:CA:968:C:C6	2.48	0.48
28:CD:125:TRP:CD2	28:CD:160:LYS:HD2	2.48	0.48
29:CE:131:THR:HA	29:CE:160:ALA:HB1	1.93	0.48
29:CE:144:GLU:OE2	29:CE:166:LYS:HD3	2.13	0.48
29:CE:23:PHE:CE1	29:CE:28:VAL:HG21	2.47	0.48
30:CF:142:TYR:HD1	30:CF:145:VAL:HG11	1.78	0.48
30:CF:16:MET:O	30:CF:20:ASN:HA	2.13	0.48
25:CA:2531:A:H4'	31:CG:156:TYR:CD1	2.48	0.48
33:CI:33:ASN:C	33:CI:35:MET:H	2.16	0.48
35:CK:108:ARG:HH12	40:CP:34:GLY:N	2.10	0.48
43:CS:19:LEU:HB3	51:C0:21:LEU:CD1	2.42	0.48
48:CX:69:GLU:O	48:CX:73:ARG:HG2	2.13	0.48
51:D0:36:LYS:O	51:D0:37:HIS:HB3	2.12	0.48
25:DA:643:A:H1'	52:D1:43:ARG:NH2	2.27	0.48
25:DA:1084:A:C6	25:DA:1085:A:N6	2.81	0.48
25:DA:1556:C:H2'	25:DA:1557:C:C5'	2.43	0.48
25:DA:168:G:N2	25:DA:169:G:C1'	2.76	0.48
1:BA:1492:A:O2'	25:DA:1913:A:N1	2.42	0.48
25:DA:2112:G:C2'	25:DA:2112:G:N3	2.73	0.48
25:DA:2110:G:C6	25:DA:2120:G:N7	2.80	0.48
25:DA:2172:U:H4'	25:DA:2173:A:C5'	2.43	0.48
25:DA:2309:A:H2'	25:DA:2310:C:C6	2.48	0.48
25:DA:2402:U:H2'	25:DA:2403:C:OP2	2.13	0.48
25:DA:2545:G:H2'	25:DA:2546:U:O4'	2.13	0.48
25:DA:2721:A:H2'	25:DA:2722:G:O4'	2.13	0.48
25:DA:2723:C:O5'	25:DA:2723:C:H6	1.95	0.48
25:DA:2839:G:C4	25:DA:2840:C:C6	3.01	0.48

Continued on next page...

Continued from previous page...

Atom-1	Atom-2	Interatomic distance (Å)	Clash overlap (Å)
25:DA:278:A:N1	25:DA:362:A:C8	2.81	0.48
25:DA:419:U:C4	25:DA:420:C:N4	2.80	0.48
25:DA:448:U:H4'	25:DA:449:A:OP2	2.13	0.48
25:DA:476:G:O4'	25:DA:505:A:C2	2.66	0.48
25:DA:547:A:C8	25:DA:548:G:N3	2.81	0.48
25:DA:861:A:H3'	25:DA:862:G:H8	1.78	0.48
25:DA:984:A:C4'	25:DA:985:C:OP2	2.60	0.48
28:DD:101:PHE:HB3	28:DD:104:VAL:HG21	1.95	0.48
28:DD:80:TRP:CE3	28:DD:80:TRP:N	2.81	0.48
29:DE:71:GLY:O	29:DE:72:SER:HB2	2.13	0.48
35:DK:99:ILE:HG12	35:DK:115:ILE:HG23	1.94	0.48
29:DE:26:ALA:HB1	36:DL:9:ALA:HB2	1.94	0.48
37:DM:33:LEU:HD22	37:DM:117:PHE:CB	2.43	0.48
39:DO:51:ALA:HB1	39:DO:77:ALA:HB1	1.94	0.48
40:DP:99:LEU:C	40:DP:101:GLU:N	2.67	0.48
40:DP:77:SER:HB3	40:DP:80:VAL:CG1	2.42	0.48
43:DS:36:LEU:HD12	43:DS:48:LYS:HA	1.95	0.48
44:DT:5:GLU:O	44:DT:8:LEU:HB2	2.13	0.48
46:DV:20:LEU:HD22	46:DV:26:PHE:HA	1.95	0.48
25:DA:372:G:OP2	48:DX:60:LYS:HD3	2.13	0.48
1:AA:1061:G:C4	1:AA:1197:A:C2	3.01	0.48
1:AA:564:C:O2'	1:AA:565:U:H5'	2.13	0.48
1:AA:591:U:H2'	1:AA:592:G:C8	2.48	0.48
1:AA:595:A:C2	1:AA:641:U:C2	3.01	0.48
1:AA:656:G:N3	1:AA:657:U:C6	2.81	0.48
1:AA:769:G:C2'	1:AA:770:C:O5'	2.62	0.48
2:AB:95:TRP:CZ3	2:AB:174:GLU:OE2	2.66	0.48
3:AC:28:PHE:C	3:AC:28:PHE:CD2	2.87	0.48
5:AE:125:LYS:HG3	5:AE:126:ALA:N	2.28	0.48
5:AE:150:GLU:O	5:AE:153:ALA:CB	2.60	0.48
6:AF:17:GLN:O	6:AF:17:GLN:NE2	2.45	0.48
6:AF:7:VAL:HG11	18:AR:64:LEU:CD1	2.41	0.48
6:AF:9:MET:HE1	18:AR:64:LEU:HD22	1.95	0.48
20:AT:8:LYS:O	20:AT:9:ARG:C	2.50	0.48
1:AA:1539:C:C5'	21:AU:17:ARG:CG	2.90	0.48
24:AY:123:GLU:HA	24:AY:126:ARG:HG3	1.95	0.48
1:BA:1045:C:C2	1:BA:1046:A:C8	3.01	0.48
1:BA:1149:C:N4	1:BA:1150:A:N6	2.61	0.48
1:BA:1363:A:C8	1:BA:1365:G:C5	3.01	0.48
1:BA:1450:U:H2'	1:BA:1452:C:C4	2.48	0.48
1:BA:146:G:O2'	1:BA:147:G:H5'	2.13	0.48

Continued on next page...

Continued from previous page...

Atom-1	Atom-2	Interatomic distance (Å)	Clash overlap (Å)
1:BA:1491:G:H2'	1:BA:1492:A:H8	1.74	0.48
1:BA:270:A:C5	1:BA:271:C:C5	3.01	0.48
1:BA:341:C:H2'	1:BA:342:C:H6	1.78	0.48
1:BA:465:A:N6	1:BA:466:A:C6	2.81	0.48
1:BA:92:U:H2'	1:BA:92:U:O2	2.12	0.48
1:BA:949:A:N3	1:BA:1233:G:N2	2.61	0.48
2:BB:49:PHE:HA	2:BB:52:ALA:HB3	1.94	0.48
3:BC:13:ILE:N	3:BC:13:ILE:HD13	2.27	0.48
4:BD:128:VAL:HG23	4:BD:145:ARG:HD3	1.95	0.48
4:BD:190:LEU:N	4:BD:190:LEU:HD12	2.26	0.48
5:BE:106:ALA:CB	5:BE:124:ALA:HB2	2.43	0.48
6:BF:10:VAL:HG12	6:BF:58:HIS:HB2	1.95	0.48
6:BF:74:LEU:O	6:BF:75:GLU:C	2.52	0.48
6:BF:51:ILE:HD13	6:BF:85:ILE:HD12	1.95	0.48
9:BI:45:MET:HB2	9:BI:48:ARG:CB	2.43	0.48
10:BJ:59:LYS:HD2	10:BJ:60:ASP:H	1.78	0.48
12:BL:43:LYS:CB	12:BL:44:PRO:CD	2.91	0.48
13:BM:108:ARG:O	13:BM:108:ARG:HG3	2.13	0.48
14:BN:77:PHE:N	14:BN:77:PHE:CD1	2.81	0.48
15:BO:62:ARG:O	15:BO:65:LEU:HB2	2.12	0.48
25:CA:1020:A:C2	25:CA:1141:U:C2	3.01	0.48
25:CA:116:C:C2'	25:CA:116:C:O2	2.57	0.48
25:CA:1520:U:H2'	25:CA:1520:U:O2	2.13	0.48
25:CA:1838:C:H4'	25:CA:1839:G:C8	2.48	0.48
25:CA:2139:U:C2	25:CA:2140:G:C8	3.01	0.48
25:CA:2298:A:H2'	25:CA:2299:U:H5'	1.95	0.48
25:CA:348:A:H2'	25:CA:349:U:C6	2.48	0.48
25:CA:473:G:C2'	25:CA:474:G:O5'	2.61	0.48
25:CA:329:G:O4'	25:CA:477:A:H1'	2.13	0.48
25:CA:679:C:C2'	25:CA:680:C:H5'	2.43	0.48
25:CA:686:U:O4	53:C2:12:ARG:HB2	2.13	0.48
25:CA:721:A:H2'	25:CA:722:A:H8	1.73	0.48
28:CD:85:ALA:O	28:CD:86:GLU:O	2.31	0.48
30:CF:131:VAL:HG21	30:CF:136:ILE:HD11	1.94	0.48
30:CF:147:ARG:CG	30:CF:148:VAL:N	2.76	0.48
30:CF:48:LEU:HA	30:CF:51:ASN:ND2	2.28	0.48
25:CA:2531:A:H4'	31:CG:156:TYR:CE1	2.48	0.48
33:CI:79:LEU:HD11	33:CI:132:ALA:CB	2.41	0.48
37:CM:108:VAL:HG12	37:CM:109:PRO:CD	2.43	0.48
49:CY:5:GLU:C	49:CY:7:ARG:H	2.16	0.48
55:D4:24:ARG:NH2	55:D4:36:ARG:HG3	2.28	0.48

Continued on next page...

Continued from previous page...

Atom-1	Atom-2	Interatomic distance (Å)	Clash overlap (Å)
25:DA:1096:A:H3'	25:DA:1096:A:H8	1.78	0.48
25:DA:1317:G:H2'	25:DA:1318:U:O4'	2.12	0.48
25:DA:1413:A:C6	25:DA:1590:A:N1	2.81	0.48
25:DA:2293:G:H5''	39:DO:94:ARG:NH1	2.28	0.48
25:DA:2517:C:C2	25:DA:2542:A:N6	2.80	0.48
25:DA:2874:C:H2'	25:DA:2874:C:O2	2.12	0.48
25:DA:418:C:C2	25:DA:419:U:C6	3.01	0.48
56:DB:116:G:H5'	39:DO:55:GLU:CG	2.41	0.48
27:DC:11:GLY:O	27:DC:12:ARG:HB2	2.13	0.48
29:DE:197:GLU:O	29:DE:201:ALA:HB2	2.12	0.48
30:DF:125:GLY:HA2	30:DF:162:ASP:HA	1.94	0.48
31:DG:86:LEU:HD12	31:DG:163:TYR:HA	1.96	0.48
32:DH:117:LEU:HD21	32:DH:121:VAL:CA	2.38	0.48
34:DJ:29:ALA:O	34:DJ:30:THR:C	2.52	0.48
36:DL:103:ILE:H	36:DL:103:ILE:HD13	1.78	0.48
37:DM:21:ALA:CB	37:DM:100:LYS:CA	2.92	0.48
37:DM:130:PHE:CD2	37:DM:130:PHE:C	2.87	0.48
41:DQ:16:ILE:HG22	41:DQ:17:LEU:N	2.28	0.48
42:DR:49:ILE:HG21	42:DR:53:PHE:N	2.25	0.48
46:DV:56:PHE:CD1	46:DV:61:LEU:HD21	2.48	0.48
1:AA:1213:A:N1	1:AA:1215:G:H1'	2.27	0.48
1:AA:1296:C:H4'	1:AA:1302:C:H41	1.78	0.48
1:AA:399:G:H2'	1:AA:400:C:H6	1.77	0.48
1:AA:414:A:C5	1:AA:431:A:C2	3.01	0.48
1:AA:466:A:H5'	1:AA:467:U:OP2	2.13	0.48
2:AB:93:HIS:O	2:AB:94:ARG:C	2.52	0.48
5:AE:100:GLU:HB2	5:AE:121:ASN:HB3	1.95	0.48
5:AE:14:LEU:C	5:AE:14:LEU:CD1	2.81	0.48
5:AE:158:LYS:OXT	8:AH:46:GLU:OE2	2.31	0.48
11:AK:22:ILE:HG22	11:AK:31:VAL:CG2	2.43	0.48
11:AK:70:ALA:O	11:AK:72:ALA:N	2.46	0.48
11:AK:96:ILE:HG13	11:AK:97:ARG:N	2.27	0.48
13:AM:80:MET:CB	13:AM:91:ARG:HH22	2.26	0.48
15:AO:15:GLY:O	15:AO:16:ARG:C	2.51	0.48
21:AU:16:ARG:NH1	21:AU:19:LYS:HG2	2.28	0.48
1:BA:1032:G:C2	1:BA:1033:G:O4'	2.66	0.48
1:BA:1256:A:O4'	1:BA:1258:G:C4	2.66	0.48
1:BA:1261:A:N1	1:BA:1262:C:C4	2.81	0.48
1:BA:1298:U:H4'	1:BA:1299:A:C8	2.48	0.48
1:BA:1379:G:O2'	1:BA:1380:U:H5'	2.14	0.48
1:BA:211:G:C2	1:BA:212:G:H1'	2.49	0.48

Continued on next page...

Continued from previous page...

Atom-1	Atom-2	Interatomic distance (Å)	Clash overlap (Å)
1:BA:307:C:C2'	1:BA:308:C:O5'	2.60	0.48
1:BA:113:G:O4'	1:BA:354:G:H4'	2.13	0.48
1:BA:428:G:H8	1:BA:428:G:OP1	1.96	0.48
1:BA:499:A:C6	1:BA:547:A:C8	3.01	0.48
1:BA:53:A:H2'	1:BA:54:C:O4'	2.12	0.48
1:BA:552:U:H2'	1:BA:553:A:H8	1.78	0.48
1:BA:562:U:H4'	1:BA:563:A:C5'	2.44	0.48
1:BA:607:A:C2	1:BA:608:A:C4	3.00	0.48
1:BA:634:C:H2'	1:BA:635:A:O5'	2.13	0.48
1:BA:74:A:C2	1:BA:97:G:C2	3.01	0.48
1:BA:890:G:HO2'	1:BA:891:U:P	2.36	0.48
1:BA:970:C:O2	1:BA:970:C:H2'	2.12	0.48
2:BB:131:LYS:HA	2:BB:135:MET:SD	2.53	0.48
2:BB:16:GLY:HA3	2:BB:40:ILE:H	1.78	0.48
3:BC:119:ILE:HD11	3:BC:136:ALA:HB1	1.95	0.48
3:BC:139:ASN:HA	3:BC:142:ARG:HB3	1.95	0.48
4:BD:97:LEU:HG	4:BD:117:VAL:HG21	1.96	0.48
9:BI:50:PRO:HG3	9:BI:82:ILE:HD12	1.95	0.48
10:BJ:15:HIS:HB3	10:BJ:70:HIS:CD2	2.48	0.48
10:BJ:6:ILE:HG13	10:BJ:76:ILE:O	2.13	0.48
13:BM:72:ILE:O	13:BM:73:SER:C	2.51	0.48
15:BO:66:LEU:O	15:BO:67:ASP:C	2.49	0.48
15:BO:81:ILE:CG1	15:BO:82:GLU:N	2.75	0.48
1:BA:625:U:H5''	16:BP:16:PHE:CD1	2.48	0.48
17:BQ:68:LYS:O	17:BQ:69:THR:CB	2.61	0.48
25:CA:79:C:O2	25:CA:108:G:C2	2.66	0.48
25:CA:1124:G:H2'	25:CA:1125:G:C5'	2.42	0.48
25:CA:1518:C:O5'	25:CA:1518:C:H6	1.95	0.48
25:CA:208:C:O2	25:CA:208:C:C2'	2.54	0.48
25:CA:2298:A:C5	25:CA:2321:U:C5	3.02	0.48
25:CA:2728:U:O2'	25:CA:2729:G:P	2.70	0.48
25:CA:2801:G:C2	25:CA:2802:G:C4	3.01	0.48
32:CH:69:ALA:CB	32:CH:138:VAL:CG1	2.91	0.48
37:CM:97:GLN:O	37:CM:98:PRO:C	2.50	0.48
40:CP:3:ILE:N	40:CP:3:ILE:HD12	2.29	0.48
49:CY:20:ASN:O	49:CY:21:LEU:C	2.52	0.48
25:CA:96:C:H4'	49:CY:41:HIS:CG	2.49	0.48
54:D3:60:CYS:C	54:D3:61:LEU:HD23	2.34	0.48
54:D3:60:CYS:O	54:D3:62:PRO:HD3	2.13	0.48
25:DA:1050:A:C1'	25:DA:2751:G:N2	2.76	0.48
25:DA:1054:A:C6	25:DA:1055:G:C5	3.01	0.48

Continued on next page...

Continued from previous page...

Atom-1	Atom-2	Interatomic distance (Å)	Clash overlap (Å)
25:DA:1429:G:H2'	25:DA:1430:G:O5'	2.13	0.48
25:DA:1559:U:H3'	25:DA:1560:G:H5'	1.94	0.48
25:DA:1476:U:H1'	25:DA:1732:C:C2	2.48	0.48
25:DA:2027:G:C6	25:DA:2028:U:C4	3.02	0.48
25:DA:244:A:C2	25:DA:255:A:C4	3.02	0.48
25:DA:542:C:C3'	25:DA:543:G:H5''	2.44	0.48
25:DA:714:U:H5''	25:DA:715:A:OP2	2.14	0.48
56:DB:25:U:C4	56:DB:26:C:C5	3.01	0.48
27:DC:1:ALA:CB	27:DC:198:GLU:OE2	2.61	0.48
27:DC:251:THR:O	27:DC:252:LYS:HB2	2.13	0.48
30:DF:32:LYS:HA	30:DF:90:LEU:O	2.12	0.48
31:DG:120:ILE:CD1	31:DG:134:GLY:HA3	2.43	0.48
31:DG:43:LYS:H	31:DG:43:LYS:HE3	1.77	0.48
32:DH:127:GLU:HA	32:DH:144:VAL:O	2.13	0.48
37:DM:108:VAL:CG1	37:DM:109:PRO:HD2	2.39	0.48
38:DN:49:GLU:N	38:DN:50:PRO:CD	2.77	0.48
40:DP:113:LEU:O	40:DP:113:LEU:HD23	2.13	0.48
42:DR:9:GLY:C	42:DR:10:LYS:HG2	2.33	0.48
45:DU:12:VAL:HG11	45:DU:17:ASP:C	2.33	0.48
45:DU:4:ILE:C	45:DU:5:ARG:HG2	2.34	0.48
45:DU:5:ARG:O	45:DU:8:ASP:HB3	2.12	0.48
50:DZ:5:LYS:HB2	50:DZ:57:GLU:HG3	1.95	0.48
1:AA:1068:G:N7	1:AA:1094:G:H2'	2.28	0.48
1:AA:1235:U:H2'	1:AA:1236:A:O5'	2.13	0.48
1:AA:189:A:C6	1:AA:190:A:C2	3.02	0.48
1:AA:198:G:H2'	1:AA:199:A:H8	1.79	0.48
1:AA:446:G:C2'	1:AA:447:G:H5'	2.43	0.48
1:AA:462:G:C8	1:AA:463:U:C5	3.01	0.48
1:AA:488:C:H6	1:AA:488:C:O5'	1.96	0.48
1:AA:636:U:H2'	1:AA:637:C:H6	1.77	0.48
1:AA:821:G:H2'	1:AA:822:U:C6	2.48	0.48
2:AB:160:LEU:HB3	2:AB:182:VAL:HA	1.94	0.48
4:AD:2:ARG:CZ	4:AD:114:ARG:CD	2.92	0.48
4:AD:117:VAL:O	4:AD:130:ASN:HB2	2.14	0.48
7:AG:22:LEU:HD21	7:AG:61:PHE:CZ	2.47	0.48
22:AV:24:G:C2'	22:AV:25:C:O5'	2.61	0.48
24:AY:86:SER:O	24:AY:87:ASP:C	2.51	0.48
1:BA:1036:A:N3	1:BA:1036:A:H2'	2.28	0.48
1:BA:1166:G:N1	1:BA:1168:U:H5''	2.28	0.48
1:BA:1256:A:H5'	1:BA:1258:G:C1'	2.43	0.48
1:BA:369:G:C2'	1:BA:370:C:O5'	2.61	0.48

Continued on next page...

Continued from previous page...

Atom-1	Atom-2	Interatomic distance (Å)	Clash overlap (Å)
1:BA:475:C:O2	1:BA:475:C:H2'	2.12	0.48
1:BA:88:U:O4	1:BA:89:U:C4	2.67	0.48
1:BA:979:C:H3'	1:BA:980:C:H6	1.79	0.48
3:BC:147:GLY:HA2	3:BC:170:GLY:HA3	1.95	0.48
6:BF:61:LEU:HD12	6:BF:62:MET:H	1.79	0.48
1:BA:523:A:N6	12:BL:49:ARG:HH12	2.12	0.48
13:BM:92:ARG:HG2	13:BM:92:ARG:HH11	1.77	0.48
15:BO:75:ALA:O	15:BO:77:TYR:N	2.46	0.48
17:BQ:45:VAL:HG22	17:BQ:72:TRP:HB2	1.95	0.48
18:BR:24:ASP:C	18:BR:26:ALA:N	2.65	0.48
21:BU:11:PHE:O	21:BU:12:ASP:HB2	2.14	0.48
21:BU:52:VAL:HG13	21:BU:53:LYS:N	2.28	0.48
22:BV:63:G:H2'	22:BV:64:A:O4'	2.14	0.48
25:CA:1081:U:OP2	25:CA:1081:U:C6	2.66	0.48
25:CA:1348:C:C5	25:CA:1349:C:C5	3.02	0.48
25:CA:1450:G:C6	25:CA:1451:C:N4	2.81	0.48
25:CA:1559:U:H3'	25:CA:1560:G:H5'	1.95	0.48
25:CA:1613:G:C2	25:CA:1619:G:C5	3.01	0.48
25:CA:1707:G:H2'	25:CA:1708:C:O4'	2.14	0.48
25:CA:2149:U:H2'	25:CA:2150:C:C6	2.49	0.48
25:CA:2287:A:C4	25:CA:2289:G:N7	2.82	0.48
25:CA:2305:U:H4'	25:CA:2305:U:OP1	2.14	0.48
25:CA:2813:A:H2'	25:CA:2814:A:H5'	1.94	0.48
25:CA:35:G:C2'	25:CA:36:G:O5'	2.60	0.48
25:CA:572:A:H3'	25:CA:573:U:O4'	2.14	0.48
25:CA:691:C:O2'	25:CA:692:C:H5'	2.14	0.48
27:CC:158:GLY:H	27:CC:194:VAL:HG13	1.79	0.48
25:CA:1567:G:C5	27:CC:82:TYR:CD1	3.01	0.48
25:CA:2683:C:H4'	28:CD:13:ARG:NH1	2.28	0.48
25:CA:2032:G:H1'	28:CD:150:GLN:OE1	2.13	0.48
28:CD:4:LEU:HD11	28:CD:96:ILE:HG22	1.95	0.48
29:CE:175:ILE:HD13	29:CE:196:VAL:CG2	2.43	0.48
30:CF:121:PHE:CE2	30:CF:127:TYR:CD1	3.01	0.48
32:CH:5:LEU:O	32:CH:6:LEU:HD12	2.13	0.48
34:CJ:65:THR:HG23	34:CJ:68:LYS:NZ	2.28	0.48
36:CL:112:LEU:HG	36:CL:112:LEU:O	2.14	0.48
36:CL:77:ILE:HD12	36:CL:100:ILE:HD11	1.96	0.48
25:CA:1154:G:OP2	41:CQ:57:ARG:NH1	2.45	0.48
42:CR:51:VAL:HB	42:CR:52:PRO:HD3	1.94	0.48
42:CR:49:ILE:HG22	42:CR:53:PHE:CA	2.41	0.48
42:CR:62:GLU:O	42:CR:62:GLU:CG	2.61	0.48

Continued on next page...

Continued from previous page...

Atom-1	Atom-2	Interatomic distance (Å)	Clash overlap (Å)
44:CT:31:VAL:HA	44:CT:83:ALA:O	2.13	0.48
45:CU:42:LYS:HZ3	45:CU:42:LYS:HB2	1.79	0.48
46:CV:66:ASP:O	46:CV:67:GLY:C	2.52	0.48
25:DA:1073:A:C2'	25:DA:1074:G:H5'	2.43	0.48
25:DA:1104:C:C2	25:DA:1105:U:C5	3.01	0.48
25:DA:1179:G:O6	25:DA:1180:U:C2	2.66	0.48
25:DA:1338:G:C2'	25:DA:1339:G:H5'	2.43	0.48
25:DA:141:G:H5''	25:DA:142:A:C5	2.47	0.48
25:DA:1467:U:C5	25:DA:1468:U:C5	3.01	0.48
25:DA:1498:C:H2'	25:DA:1499:C:H6	1.78	0.48
25:DA:200:U:O4	25:DA:248:G:C2	2.66	0.48
25:DA:2131:U:H5'	25:DA:2132:U:OP1	2.13	0.48
25:DA:2514:U:H2'	25:DA:2515:C:H6	1.77	0.48
25:DA:2615:U:O2	25:DA:2615:U:H2'	2.12	0.48
25:DA:477:A:C6	25:DA:478:A:C6	3.01	0.48
25:DA:615:U:H3'	25:DA:616:A:C5'	2.43	0.48
25:DA:666:A:C5	25:DA:667:U:C5	3.01	0.48
25:DA:871:U:C5'	37:DM:68:PHE:CE2	2.97	0.48
56:DB:51:G:C2'	56:DB:52:A:O5'	2.61	0.48
27:DC:83:ASP:C	27:DC:85:ASN:H	2.17	0.48
25:DA:320:A:H2'	29:DE:131:THR:HG21	1.94	0.48
30:DF:100:GLU:O	30:DF:103:ILE:N	2.46	0.48
30:DF:30:VAL:HG22	30:DF:95:MET:HE3	1.96	0.48
35:DK:92:GLU:O	35:DK:93:GLN:HB2	2.12	0.48
36:DL:23:ILE:HD13	42:DR:84:ARG:CG	2.42	0.48
39:DO:37:ALA:CB	39:DO:106:LEU:HD11	2.40	0.48
42:DR:49:ILE:HG22	42:DR:54:VAL:N	2.28	0.48
45:DU:6:ARG:CG	45:DU:7:ASP:H	2.27	0.48
50:DZ:43:ILE:C	50:DZ:45:GLY:N	2.64	0.48
1:AA:1072:G:H2'	1:AA:1073:U:C6	2.48	0.48
1:AA:1312:G:C2	1:AA:1326:U:C2	3.01	0.48
1:AA:1326:U:H2'	1:AA:1327:C:C6	2.47	0.48
1:AA:1332:A:N3	1:AA:1332:A:H5'	2.29	0.48
1:AA:159:G:C5'	1:AA:159:G:C8	2.96	0.48
1:AA:194:C:H2'	1:AA:195:A:H5'	1.95	0.48
1:AA:276:G:C4	1:AA:277:C:C5	3.01	0.48
1:AA:409:U:C4	1:AA:410:G:C6	3.02	0.48
2:AB:88:GLN:HG3	2:AB:220:VAL:HG11	1.95	0.48
4:AD:169:TRP:HB3	4:AD:183:ARG:CZ	2.43	0.48
4:AD:196:GLU:CD	4:AD:196:GLU:N	2.66	0.48
5:AE:37:VAL:HA	5:AE:47:PHE:HA	1.94	0.48

Continued on next page...

Continued from previous page...

Atom-1	Atom-2	Interatomic distance (Å)	Clash overlap (Å)
5:AE:83:PRO:CA	5:AE:97:PRO:HD3	2.44	0.48
5:AE:94:PHE:CZ	5:AE:96:GLN:HG3	2.48	0.48
11:AK:37:GLN:CA	11:AK:37:GLN:OE1	2.61	0.48
11:AK:30:ILE:HA	11:AK:45:THR:HG22	1.96	0.48
13:AM:33:LEU:HD23	13:AM:38:ILE:CG2	2.43	0.48
15:AO:3:SER:O	15:AO:7:THR:HG23	2.12	0.48
18:AR:22:TYR:CD1	18:AR:22:TYR:C	2.86	0.48
22:AV:59:U:C4	22:AV:60:U:C4	3.00	0.48
1:BA:1048:G:H4'	14:BN:2:LYS:HE2	1.93	0.48
1:BA:1286:U:H3'	1:BA:1286:U:O2	2.13	0.48
1:BA:937:A:H1'	1:BA:1379:G:N2	2.29	0.48
1:BA:141:G:H2'	1:BA:142:G:O4'	2.12	0.48
1:BA:27:G:H2'	1:BA:28:A:O4'	2.12	0.48
1:BA:58:C:C2'	1:BA:59:A:H5'	2.43	0.48
1:BA:615:G:C6	1:BA:626:G:C6	3.01	0.48
1:BA:688:G:H5'	11:BK:48:GLY:HA2	1.95	0.48
1:BA:815:A:H4'	1:BA:817:C:C5	2.48	0.48
2:BB:101:THR:CA	2:BB:178:LEU:HD21	2.44	0.48
2:BB:181:PRO:C	2:BB:182:VAL:HG23	2.34	0.48
2:BB:206:ILE:N	2:BB:206:ILE:HD13	2.29	0.48
3:BC:111:ASP:O	3:BC:115:VAL:HG23	2.13	0.48
3:BC:66:THR:O	3:BC:67:ILE:HG13	2.13	0.48
3:BC:86:LEU:O	3:BC:90:VAL:HG23	2.13	0.48
4:BD:145:ARG:NH2	4:BD:147:LYS:HE3	2.28	0.48
1:BA:933:G:OP2	7:BG:2:ARG:HB3	2.14	0.48
8:BH:7:ALA:HA	8:BH:76:ARG:HG3	1.94	0.48
9:BI:128:LYS:HD3	9:BI:129:ARG:H	1.77	0.48
12:BL:106:VAL:CG2	12:BL:116:TYR:HB3	2.40	0.48
12:BL:63:THR:HG23	12:BL:92:VAL:HA	1.95	0.48
19:BS:50:VAL:O	19:BS:56:HIS:HA	2.13	0.48
19:BS:79:TYR:O	19:BS:80:ARG:CB	2.62	0.48
25:CA:1180:U:HO2'	25:CA:1181:U:P	2.37	0.48
25:CA:1359:A:N7	25:CA:1373:A:C2	2.81	0.48
25:CA:1359:A:C8	25:CA:1373:A:N1	2.81	0.48
25:CA:1592:C:H2'	25:CA:1593:A:C8	2.49	0.48
25:CA:1721:G:C6	25:CA:1738:G:C6	3.01	0.48
25:CA:1840:G:C4	25:CA:1841:U:C6	3.02	0.48
25:CA:184:C:H2'	25:CA:185:G:C8	2.48	0.48
25:CA:1989:G:H2'	25:CA:1990:C:O5'	2.13	0.48
25:CA:2545:G:H2'	25:CA:2546:U:O4'	2.14	0.48
25:CA:592:A:C2	25:CA:666:A:C4	3.01	0.48

Continued on next page...

Continued from previous page...

Atom-1	Atom-2	Interatomic distance (Å)	Clash overlap (Å)
25:CA:702:U:H2'	25:CA:703:U:O4'	2.13	0.48
25:CA:894:U:O2'	25:CA:895:U:H5'	2.14	0.48
27:CC:124:LYS:HD3	27:CC:127:ASN:ND2	2.29	0.48
29:CE:175:ILE:HD13	29:CE:196:VAL:HG21	1.94	0.48
31:CG:73:SER:HA	31:CG:76:ILE:HG12	1.95	0.48
38:CN:24:MET:HG2	38:CN:44:LEU:CD2	2.40	0.48
41:CQ:25:GLY:O	41:CQ:26:ALA:C	2.51	0.48
43:CS:11:ARG:O	43:CS:12:SER:CB	2.61	0.48
25:DA:1087:G:C2	25:DA:1089:A:N3	2.81	0.48
25:DA:1047:G:H1'	25:DA:1110:G:N1	2.28	0.48
25:DA:1873:G:C4	25:DA:1874:C:C5	3.02	0.48
25:DA:1932:A:C2	25:DA:1969:A:C6	3.02	0.48
25:DA:570:G:H2'	25:DA:2030:A:C8	2.47	0.48
25:DA:2137:U:C2	25:DA:2138:G:C8	3.02	0.48
25:DA:2126:A:C4	25:DA:2162:G:O6	2.66	0.48
25:DA:2477:U:H5''	25:DA:2479:U:O4	2.14	0.48
25:DA:349:U:H2'	25:DA:350:G:H8	1.77	0.48
25:DA:680:C:H2'	25:DA:681:G:H8	1.78	0.48
25:DA:861:A:H3'	25:DA:862:G:C8	2.48	0.48
25:DA:2204:G:O5'	27:DC:149:LYS:HE3	2.14	0.48
27:DC:188:ARG:HG3	27:DC:188:ARG:NH2	2.29	0.48
29:DE:149:ILE:HD12	29:DE:150:THR:H	1.78	0.48
29:DE:28:VAL:HG12	29:DE:32:VAL:HG22	1.95	0.48
31:DG:39:ALA:HB2	31:DG:57:TYR:CB	2.43	0.48
32:DH:112:LYS:O	32:DH:115:VAL:HB	2.14	0.48
32:DH:62:LEU:CD1	32:DH:63:ALA:N	2.69	0.48
36:DL:110:VAL:HB	36:DL:127:VAL:HG22	1.95	0.48
38:DN:79:LEU:O	38:DN:80:PHE:HB2	2.13	0.48
39:DO:56:LYS:O	39:DO:57:ALA:C	2.51	0.48
40:DP:20:ARG:HB3	40:DP:21:PRO:CD	2.43	0.48
1:AA:1158:C:N4	1:AA:1160:G:C5	2.81	0.48
1:AA:1245:C:H2'	1:AA:1246:A:C8	2.48	0.48
1:AA:1304:G:C6	1:AA:1305:G:C2	3.02	0.48
1:AA:1319:A:N7	1:AA:1323:G:C5	2.81	0.48
1:AA:941:G:C6	1:AA:1343:G:C6	3.01	0.48
1:AA:1505:G:H4'	1:AA:1506:U:H5''	1.96	0.48
1:AA:568:G:O2'	1:AA:574:A:N1	2.28	0.48
1:AA:575:G:H4'	1:AA:576:C:OP1	2.14	0.48
1:AA:634:C:C2	1:AA:635:A:C8	3.02	0.48
1:AA:83:C:H2'	1:AA:85:U:OP2	2.13	0.48
1:AA:859:G:H2'	1:AA:860:A:C8	2.49	0.48

Continued on next page...

Continued from previous page...

Atom-1	Atom-2	Interatomic distance (Å)	Clash overlap (Å)
2:AB:90:PHE:HD2	2:AB:90:PHE:H	1.60	0.48
3:AC:134:LYS:O	3:AC:138:GLN:HG3	2.13	0.48
3:AC:22:PHE:C	3:AC:22:PHE:CD2	2.85	0.48
4:AD:164:ARG:C	4:AD:166:LYS:N	2.66	0.48
5:AE:88:HIS:O	5:AE:89:THR:HB	2.13	0.48
6:AF:39:LEU:HD13	6:AF:40:GLU:N	2.29	0.48
6:AF:40:GLU:HB2	6:AF:42:TRP:HE1	1.78	0.48
7:AG:143:MET:C	7:AG:144:ALA:O	2.47	0.48
10:AJ:81:GLU:HA	10:AJ:84:VAL:HG12	1.94	0.48
11:AK:106:ILE:O	11:AK:106:ILE:HG23	2.13	0.48
12:AL:56:LEU:HB3	12:AL:58:ASN:OD1	2.14	0.48
13:AM:94:LEU:N	13:AM:94:LEU:HD23	2.28	0.48
16:AP:28:ARG:HG2	16:AP:29:ASN:OD1	2.14	0.48
16:AP:52:LEU:HD23	16:AP:78:VAL:HG11	1.95	0.48
17:AQ:16:MET:C	17:AQ:19:SER:HB3	2.33	0.48
19:AS:18:VAL:HG11	19:AS:42:ASN:OD1	2.13	0.48
22:AV:61:C:C2	22:AV:62:C:C5	3.01	0.48
1:BA:1098:C:H2'	1:BA:1099:G:O4'	2.13	0.48
1:BA:1124:G:C2	1:BA:1127:G:C2	3.01	0.48
1:BA:1275:A:H2'	1:BA:1276:G:C5'	2.39	0.48
1:BA:1256:A:C8	1:BA:1278:G:C8	3.02	0.48
1:BA:1473:G:O2'	1:BA:1474:U:H5'	2.14	0.48
1:BA:519:C:O2	1:BA:519:C:C2'	2.57	0.48
1:BA:72:A:C5	1:BA:73:C:N4	2.80	0.48
1:BA:790:A:C6	1:BA:791:G:C6	3.02	0.48
2:BB:134:LEU:CD1	2:BB:138:ARG:HB3	2.43	0.48
2:BB:224:ARG:O	2:BB:225:SER:HB2	2.13	0.48
2:BB:79:VAL:O	2:BB:79:VAL:HG12	2.13	0.48
2:BB:80:LYS:HG2	2:BB:84:LEU:CD2	2.39	0.48
3:BC:102:ILE:N	3:BC:102:ILE:CD1	2.75	0.48
3:BC:22:PHE:CD2	3:BC:22:PHE:C	2.86	0.48
4:BD:61:ARG:HG2	4:BD:71:PHE:CD2	2.49	0.48
5:BE:96:GLN:HB2	5:BE:123:LEU:HB2	1.95	0.48
1:BA:642:A:C5	8:BH:106:SER:HA	2.49	0.48
10:BJ:46:LYS:HE2	10:BJ:68:ARG:NE	2.29	0.48
13:BM:1:ALA:HB1	13:BM:9:PRO:HD2	1.95	0.48
14:BN:64:CYS:SG	14:BN:79:LEU:CD2	3.01	0.48
17:BQ:77:VAL:O	17:BQ:78:VAL:HG22	2.14	0.48
20:BT:35:TYR:CE2	20:BT:36:ALA:HA	2.49	0.48
25:CA:1747:U:H2'	25:CA:1748:C:C6	2.48	0.48
25:CA:1857:G:H1'	25:CA:1884:G:N2	2.29	0.48

Continued on next page...

Continued from previous page...

Atom-1	Atom-2	Interatomic distance (Å)	Clash overlap (Å)
25:CA:2127:G:C2'	25:CA:2128:G:C8	2.86	0.48
25:CA:2183:A:O2'	25:CA:2184:A:H5'	2.13	0.48
25:CA:2419:U:OP1	54:C3:40:LYS:HE2	2.13	0.48
25:CA:2438:U:O2'	25:CA:2439:A:H5''	2.13	0.48
25:CA:493:G:H2'	25:CA:494:G:O4'	2.13	0.48
25:CA:640:C:O2'	25:CA:641:U:H5'	2.13	0.48
28:CD:132:ALA:HA	28:CD:140:HIS:HD1	1.79	0.48
28:CD:33:ARG:NH1	28:CD:53:GLY:O	2.46	0.48
32:CH:24:GLY:O	32:CH:25:TYR:C	2.51	0.48
36:CL:117:THR:HG22	36:CL:117:THR:O	2.14	0.48
38:CN:28:LEU:O	38:CN:28:LEU:HD12	2.14	0.48
40:CP:102:ARG:HG3	40:CP:102:ARG:HH11	1.76	0.48
47:CW:17:LEU:HD23	47:CW:35:ARG:HB3	1.96	0.48
52:D1:18:HIS:CD2	52:D1:48:TYR:OH	2.67	0.48
52:D1:9:LYS:O	52:D1:50:GLU:HG2	2.12	0.48
55:D4:16:ILE:HD13	55:D4:25:VAL:CG2	2.44	0.48
25:DA:1057:A:C2	25:DA:1058:U:C6	3.02	0.48
25:DA:1090:A:N1	25:DA:1102:C:C2	2.82	0.48
25:DA:118:A:H1'	25:DA:178:G:O4'	2.14	0.48
25:DA:1347:A:N1	25:DA:1348:C:O2	2.46	0.48
25:DA:1354:A:N7	25:DA:1355:G:C8	2.82	0.48
25:DA:146:A:C2	25:DA:147:C:C2	3.01	0.48
25:DA:1710:G:C2	25:DA:1711:A:C4	3.01	0.48
25:DA:2311:A:C5	30:DF:76:PHE:CD2	3.02	0.48
25:DA:2800:A:C3'	25:DA:2801:G:H5'	2.43	0.48
25:DA:2874:C:C2'	25:DA:2874:C:O2	2.52	0.48
25:DA:629:G:H5''	25:DA:650:C:O2'	2.14	0.48
25:DA:776:G:H4'	25:DA:777:G:O5'	2.13	0.48
25:DA:994:C:H1'	42:DR:10:LYS:HE3	1.94	0.48
27:DC:216:ARG:HB3	27:DC:217:PRO:CD	2.44	0.48
28:DD:39:ASP:O	28:DD:43:ASP:HB2	2.13	0.48
29:DE:177:PRO:O	29:DE:178:VAL:C	2.52	0.48
29:DE:194:LYS:O	29:DE:195:GLN:C	2.52	0.48
32:DH:42:LYS:HD3	32:DH:43:ASN:N	2.28	0.48
32:DH:50:ARG:CA	32:DH:50:ARG:NE	2.76	0.48
35:DK:114:LYS:CE	35:DK:118:LEU:HD21	2.43	0.48
37:DM:135:VAL:O	37:DM:136:MET:O	2.32	0.48
46:DV:20:LEU:O	46:DV:25:LYS:HB2	2.14	0.48
1:AA:1140:C:O2	1:AA:1141:C:C5	2.66	0.48
1:AA:146:G:C2'	1:AA:147:G:H5'	2.44	0.48
1:AA:193:C:H2'	1:AA:194:C:H6	1.78	0.48

Continued on next page...

Continued from previous page...

Atom-1	Atom-2	Interatomic distance (Å)	Clash overlap (Å)
1:AA:520:A:N1	1:AA:536:C:H1'	2.28	0.48
1:AA:685:G:O2'	1:AA:686:U:H5'	2.14	0.48
2:AB:117:GLU:HA	2:AB:120:SER:HB2	1.96	0.48
2:AB:146:SER:O	2:AB:147:LEU:CB	2.61	0.48
2:AB:155:GLY:O	2:AB:156:LEU:O	2.31	0.48
2:AB:98:GLY:N	2:AB:174:GLU:OE2	2.46	0.48
2:AB:61:SER:C	2:AB:63:LYS:N	2.67	0.48
6:AF:38:ARG:HB3	6:AF:63:ASN:HB2	1.94	0.48
6:AF:89:VAL:HG23	6:AF:90:MET:N	2.28	0.48
9:AI:30:ASN:O	9:AI:32:ARG:N	2.46	0.48
11:AK:22:ILE:HG13	11:AK:22:ILE:O	2.14	0.48
12:AL:2:THR:HB	12:AL:5:GLN:CG	2.43	0.48
13:AM:40:GLU:HG3	13:AM:41:ASP:H	1.77	0.48
13:AM:53:ASP:HA	13:AM:56:ARG:HE	1.79	0.48
22:AV:59:U:C5	22:AV:60:U:O4	2.66	0.48
1:BA:1036:A:H5'	1:BA:1037:C:OP2	2.13	0.48
1:BA:1072:G:C3'	1:BA:1073:U:H6	2.26	0.48
1:BA:1225:A:C2'	1:BA:1226:C:C5	2.94	0.48
1:BA:1226:C:H4'	1:BA:1227:A:OP1	2.14	0.48
1:BA:1150:A:H1'	1:BA:1280:A:N6	2.28	0.48
1:BA:1304:G:O3'	1:BA:1305:G:O4'	2.31	0.48
1:BA:1387:G:C6	1:BA:1388:C:N4	2.82	0.48
1:BA:1423:G:H2'	1:BA:1424:U:C6	2.46	0.48
1:BA:1426:G:O2'	1:BA:1427:C:H5'	2.13	0.48
1:BA:1477:U:O2'	1:BA:1478:U:H5'	2.13	0.48
1:BA:272:C:H2'	1:BA:273:U:H6	1.78	0.48
1:BA:438:U:C2	1:BA:494:G:C6	3.02	0.48
1:BA:782:A:H2'	1:BA:783:C:H5'	1.95	0.48
1:BA:812:G:OP1	1:BA:903:G:H1'	2.13	0.48
5:BE:9:GLU:O	5:BE:10:LEU:C	2.51	0.48
7:BG:41:ILE:HG23	7:BG:116:ALA:HA	1.96	0.48
8:BH:112:ASP:CG	8:BH:113:ARG:H	2.17	0.48
16:BP:7:ALA:HA	16:BP:28:ARG:HG2	1.96	0.48
16:BP:56:ARG:HD2	16:BP:56:ARG:HA	1.64	0.48
19:BS:13:HIS:CD2	19:BS:13:HIS:N	2.81	0.48
1:BA:1458:G:H5'	20:BT:26:MET:HB3	1.96	0.48
20:BT:25:SER:O	20:BT:29:THR:HG23	2.14	0.48
21:BU:24:LYS:CG	21:BU:25:ALA:H	2.25	0.48
22:BV:60:U:H5''	22:BV:61:C:C5	2.49	0.48
25:CA:1090:A:C2'	25:CA:1091:G:O5'	2.62	0.48
25:CA:1385:A:O2'	25:CA:1396:U:O2	2.31	0.48

Continued on next page...

Continued from previous page...

Atom-1	Atom-2	Interatomic distance (Å)	Clash overlap (Å)
25:CA:35:G:H2'	25:CA:36:G:O5'	2.13	0.48
25:CA:634:C:H6	25:CA:634:C:O5'	1.96	0.48
25:CA:790:U:O5'	25:CA:790:U:C2'	2.62	0.48
26:CB:2:G:N3	26:CB:2:G:H2'	2.29	0.48
30:CF:135:ILE:HD12	30:CF:135:ILE:N	2.29	0.48
31:CG:89:VAL:HG21	31:CG:162:ARG:CZ	2.44	0.48
32:CH:76:GLU:O	32:CH:143:ILE:HB	2.14	0.48
33:CI:54:ILE:HG12	33:CI:73:PRO:HA	1.94	0.48
34:CJ:73:VAL:HG11	34:CJ:75:TYR:CZ	2.49	0.48
36:CL:106:GLU:HB3	36:CL:107:PHE:CE2	2.48	0.48
43:CS:20:VAL:HG11	43:CS:44:ALA:HA	1.96	0.48
25:CA:1392:A:N6	44:CT:18:GLU:CG	2.77	0.48
25:DA:1328:A:H2'	25:DA:1330:C:C5	2.49	0.48
25:DA:1336:A:C2	25:DA:1337:G:C4	3.02	0.48
25:DA:133:U:C6	25:DA:133:U:C3'	2.97	0.48
25:DA:1360:G:H2'	25:DA:1360:G:N3	2.28	0.48
25:DA:1717:A:H2'	25:DA:1718:G:O4'	2.13	0.48
25:DA:1862:G:C2	25:DA:1881:C:O2	2.67	0.48
25:DA:2048:G:H2'	25:DA:2049:G:O5'	2.13	0.48
25:DA:2080:A:C5	25:DA:2081:U:C5	3.01	0.48
25:DA:2293:G:N2	25:DA:2294:G:H1'	2.28	0.48
25:DA:2311:A:C8	25:DA:2311:A:H5'	2.49	0.48
25:DA:2619:C:H5'	28:DD:155:VAL:O	2.13	0.48
25:DA:52:A:C2'	25:DA:53:A:O5'	2.61	0.48
56:DB:25:U:H2'	56:DB:26:C:O4'	2.14	0.48
56:DB:91:C:H2'	56:DB:92:C:C6	2.48	0.48
25:DA:2599:G:N7	27:DC:234:GLY:O	2.47	0.48
29:DE:146:VAL:HG22	29:DE:167:VAL:HG22	1.96	0.48
29:DE:97:ASN:HB2	29:DE:100:MET:HB2	1.95	0.48
30:DF:6:TYR:CE1	30:DF:10:GLU:HB2	2.49	0.48
30:DF:62:GLN:NE2	30:DF:88:VAL:HG13	2.29	0.48
31:DG:162:ARG:CZ	31:DG:168:VAL:HG21	2.43	0.48
31:DG:67:ALA:HA	31:DG:70:LEU:HD12	1.96	0.48
33:DI:96:LYS:HA	33:DI:136:GLY:O	2.14	0.48
25:DA:871:U:H4'	37:DM:68:PHE:CE2	2.49	0.48
40:DP:98:TYR:CD2	40:DP:98:TYR:O	2.66	0.48
43:DS:29:VAL:HG13	43:DS:55:ILE:HD11	1.96	0.48
44:DT:21:SER:O	44:DT:23:ALA:N	2.47	0.48
45:DU:94:PHE:N	45:DU:102:ILE:HD12	2.29	0.48
46:DV:20:LEU:CD2	46:DV:26:PHE:N	2.77	0.48
46:DV:30:ILE:HG12	46:DV:91:PHE:CB	2.43	0.48

Continued on next page...

Continued from previous page...

Atom-1	Atom-2	Interatomic distance (Å)	Clash overlap (Å)
1:AA:1213:A:C8	1:AA:1215:G:N7	2.82	0.48
1:AA:1329:A:H2'	1:AA:1330:U:H5'	1.95	0.48
1:AA:1430:A:H8	1:AA:1430:A:OP2	1.95	0.48
1:AA:1503:A:C4	1:AA:1531:A:N3	2.82	0.48
1:AA:307:C:C5	1:AA:308:C:C5	3.02	0.48
1:AA:554:A:H2'	1:AA:555:U:C6	2.49	0.48
1:AA:708:C:H2'	1:AA:709:U:C6	2.47	0.48
1:AA:72:A:N6	1:AA:73:C:N4	2.62	0.48
1:AA:731:G:OP1	1:AA:766:A:H1'	2.13	0.48
1:AA:809:G:C6	1:AA:810:C:C5	3.01	0.48
1:AA:872:A:C4	1:AA:874:G:N7	2.82	0.48
4:AD:156:ALA:O	4:AD:160:LEU:HD13	2.14	0.48
4:AD:54:LEU:HD23	4:AD:55:ARG:HA	1.96	0.48
5:AE:32:PHE:N	5:AE:32:PHE:CD2	2.82	0.48
6:AF:38:ARG:HG3	6:AF:39:LEU:N	2.29	0.48
8:AH:124:ILE:O	8:AH:124:ILE:HG13	2.13	0.48
11:AK:30:ILE:C	11:AK:30:ILE:HD12	2.34	0.48
11:AK:95:THR:HG23	11:AK:96:ILE:H	1.79	0.48
12:AL:54:VAL:HG12	12:AL:56:LEU:HD23	1.96	0.48
10:AJ:65:TYR:OH	14:AN:85:ARG:CD	2.62	0.48
17:AQ:20:ILE:HD13	17:AQ:47:ASP:OD1	2.14	0.48
20:AT:4:LYS:C	20:AT:4:LYS:HE2	2.34	0.48
1:BA:1237:C:C2'	1:BA:1238:A:OP1	2.60	0.48
1:BA:1262:C:C4	1:BA:1263:C:C4	3.02	0.48
1:BA:1299:A:H2'	1:BA:1299:A:N3	2.28	0.48
1:BA:600:A:C2	1:BA:601:G:C5	3.02	0.48
1:BA:634:C:O2'	1:BA:635:A:H5'	2.13	0.48
1:BA:717:U:O2'	1:BA:734:G:O4'	2.27	0.48
3:BC:82:ASP:O	3:BC:85:LYS:HG3	2.13	0.48
12:BL:24:GLU:O	12:BL:25:ALA:O	2.31	0.48
14:BN:14:ALA:O	14:BN:16:ALA:N	2.47	0.48
15:BO:42:PHE:CE1	15:BO:55:LEU:HD22	2.48	0.48
15:BO:3:SER:HB3	15:BO:6:ALA:H	1.79	0.48
16:BP:77:GLU:C	16:BP:79:ASN:N	2.67	0.48
20:BT:35:TYR:C	20:BT:35:TYR:CD1	2.78	0.48
20:BT:72:ALA:O	20:BT:73:ARG:C	2.50	0.48
54:C3:54:LEU:O	54:C3:55:GLY:C	2.50	0.48
25:CA:1079:C:C4	25:CA:1088:A:C6	3.02	0.48
25:CA:1104:C:OP2	25:CA:1104:C:C6	2.67	0.48
25:CA:2191:A:N3	25:CA:2191:A:H2'	2.29	0.48
25:CA:2774:C:H2'	25:CA:2775:G:O4'	2.14	0.48

Continued on next page...

Continued from previous page...

Atom-1	Atom-2	Interatomic distance (Å)	Clash overlap (Å)
25:CA:361:G:O2'	25:CA:362:A:O5'	2.30	0.48
26:CB:65:U:O5'	26:CB:65:U:H6	1.97	0.48
27:CC:104:LEU:HD13	27:CC:104:LEU:N	2.28	0.48
27:CC:10:PRO:O	27:CC:11:GLY:O	2.32	0.48
28:CD:136:ASN:HD22	28:CD:140:HIS:CD2	2.31	0.48
29:CE:84:THR:HG22	29:CE:85:PHE:CG	2.48	0.48
30:CF:171:ALA:C	30:CF:173:ASP:H	2.16	0.48
30:CF:71:LYS:HD3	30:CF:72:SER:H	1.78	0.48
30:CF:94:ARG:HB3	30:CF:94:ARG:NH1	2.29	0.48
31:CG:5:LYS:O	31:CG:7:PRO:HD3	2.13	0.48
31:CG:87:GLN:C	31:CG:88:LEU:HD12	2.33	0.48
34:CJ:23:LYS:HE3	34:CJ:142:ILE:OXT	2.13	0.48
28:CD:157:LYS:HE3	34:CJ:79:GLY:O	2.14	0.48
36:CL:77:ILE:N	36:CL:77:ILE:HD13	2.27	0.48
44:CT:12:ARG:HH21	49:CY:29:ARG:NH2	2.12	0.48
49:CY:9:LYS:H	49:CY:12:GLU:HB2	1.78	0.48
25:DA:1097:U:C3'	25:DA:1098:A:H5'	2.44	0.48
25:DA:1354:A:N7	25:DA:1355:G:C4	2.82	0.48
25:DA:1421:G:C2	25:DA:1422:G:C8	3.02	0.48
25:DA:1528:A:H2'	25:DA:1529:G:O4'	2.13	0.48
25:DA:1779:U:O4	25:DA:1784:A:C8	2.66	0.48
25:DA:563:A:C4	25:DA:2018:G:C2	3.02	0.48
25:DA:2347:C:H2'	25:DA:2348:U:C6	2.48	0.48
25:DA:2414:G:C5	25:DA:2415:G:N7	2.82	0.48
25:DA:2555:U:H5	25:DA:2556:C:C2	2.31	0.48
25:DA:2648:G:H2'	25:DA:2649:C:H6	1.75	0.48
25:DA:404:A:C2	25:DA:406:G:N3	2.82	0.48
25:DA:67:U:C2	25:DA:68:G:C8	3.01	0.48
25:DA:833:A:P	36:DL:39:LYS:HE2	2.54	0.48
25:DA:898:C:C2'	25:DA:899:A:H5'	2.43	0.48
25:DA:967:U:H2'	25:DA:968:C:C6	2.49	0.48
32:DH:76:GLU:O	32:DH:76:GLU:CG	2.62	0.48
33:DI:11:GLN:NE2	33:DI:53:PRO:HA	2.29	0.48
40:DP:51:ASN:H	40:DP:51:ASN:ND2	2.12	0.48
42:DR:63:VAL:HA	42:DR:95:ASP:O	2.13	0.48
42:DR:61:ALA:CB	42:DR:97:LYS:O	2.59	0.48
45:DU:45:GLN:O	45:DU:45:GLN:HG2	2.13	0.48
49:DY:50:VAL:O	49:DY:54:LYS:HG3	2.13	0.48
49:DY:56:LEU:HD23	49:DY:59:GLU:OE1	2.13	0.48
50:DZ:5:LYS:O	50:DZ:56:VAL:HG23	2.14	0.48
1:AA:1238:A:N3	1:AA:1241:G:HI'	2.29	0.48

Continued on next page...

Continued from previous page...

Atom-1	Atom-2	Interatomic distance (Å)	Clash overlap (Å)
1:AA:1288:A:H2'	1:AA:1289:A:O4'	2.13	0.48
1:AA:201:G:H2'	1:AA:202:G:C8	2.49	0.48
1:AA:20:U:H2'	1:AA:21:G:H5'	1.95	0.48
1:AA:94:G:N1	1:AA:98:A:C2	2.82	0.48
2:AB:30:ILE:CD1	2:AB:38:HIS:HB2	2.44	0.48
2:AB:53:LEU:N	2:AB:53:LEU:CD2	2.77	0.48
4:AD:162:GLU:HA	4:AD:166:LYS:CD	2.44	0.48
4:AD:171:GLU:HG2	4:AD:182:LYS:NZ	2.29	0.48
5:AE:115:GLU:CD	5:AE:115:GLU:C	2.73	0.48
5:AE:137:ARG:O	5:AE:138:ALA:C	2.50	0.48
5:AE:150:GLU:O	5:AE:153:ALA:N	2.47	0.48
7:AG:99:ALA:O	7:AG:100:MET:C	2.51	0.48
8:AH:15:ASN:O	8:AH:16:GLY:C	2.52	0.48
9:AI:129:ARG:HB3	9:AI:129:ARG:CZ	2.44	0.48
9:AI:22:PRO:HA	9:AI:60:LEU:HB3	1.96	0.48
14:AN:22:LYS:O	14:AN:23:ARG:C	2.52	0.48
15:AO:45:HIS:C	15:AO:47:LYS:H	2.17	0.48
16:AP:42:ILE:O	16:AP:44:SER:N	2.46	0.48
19:AS:11:ASP:OD1	19:AS:36:ARG:HD2	2.13	0.48
24:AY:157:SER:O	24:AY:160:ASP:N	2.47	0.48
1:BA:1397:C:H3'	1:BA:1398:A:H5''	1.94	0.48
1:BA:184:G:O2'	1:BA:185:U:H5'	2.12	0.48
1:BA:211:G:H2'	1:BA:211:G:N3	2.28	0.48
4:BD:90:LEU:HD11	4:BD:196:GLU:HG3	1.96	0.48
9:BI:62:LEU:HD23	9:BI:62:LEU:H	1.78	0.48
9:BI:62:LEU:HD23	9:BI:62:LEU:N	2.29	0.48
10:BJ:8:ILE:HD13	10:BJ:25:ILE:HD11	1.96	0.48
1:BA:778:G:O2'	11:BK:120:CYS:HB3	2.14	0.48
15:BO:73:ASP:HB3	15:BO:76:ARG:HG3	1.94	0.48
15:BO:70:LYS:HD2	15:BO:77:TYR:CZ	2.49	0.48
16:BP:44:SER:HG	16:BP:46:LYS:HG2	1.79	0.48
18:BR:48:ALA:O	18:BR:51:GLN:HB3	2.13	0.48
21:BU:10:PRO:O	21:BU:11:PHE:CB	2.61	0.48
25:CA:1532:A:H3'	25:CA:1533:C:H6	1.79	0.48
25:CA:1665:A:N3	35:CK:1:MET:CE	2.76	0.48
25:CA:1716:U:C2'	25:CA:1717:A:H5'	2.44	0.48
25:CA:1734:G:C5	25:CA:1735:A:N7	2.82	0.48
25:CA:1925:C:C5'	25:CA:1926:U:C5	2.97	0.48
25:CA:2415:G:H2'	25:CA:2416:C:O5'	2.14	0.48
25:CA:2552:U:C2	25:CA:2554:U:H5'	2.49	0.48
27:CC:181:ARG:HG2	27:CC:181:ARG:HH21	1.79	0.48

Continued on next page...

Continued from previous page...

Atom-1	Atom-2	Interatomic distance (Å)	Clash overlap (Å)
29:CE:189:THR:HB	29:CE:192:ALA:HB2	1.94	0.48
38:CN:48:VAL:CG1	38:CN:49:GLU:N	2.74	0.48
40:CP:52:ARG:O	40:CP:53:GLY:C	2.50	0.48
42:CR:49:ILE:HB	42:CR:51:VAL:O	2.13	0.48
48:CX:40:GLU:O	48:CX:42:GLU:N	2.46	0.48
52:D1:24:LYS:CG	52:D1:25:ASN:N	2.75	0.48
25:DA:1240:U:HO2'	25:DA:1241:A:P	2.37	0.48
25:DA:1525:A:C4	25:DA:1526:C:C6	3.02	0.48
25:DA:1676:A:N1	25:DA:1677:A:N3	2.61	0.48
25:DA:1708:C:C2'	25:DA:1709:U:H5'	2.43	0.48
25:DA:1709:U:H2'	25:DA:1710:G:O5'	2.13	0.48
25:DA:1754:A:N6	25:DA:1755:A:N6	2.62	0.48
25:DA:1663:G:C6	25:DA:1992:G:C8	3.02	0.48
25:DA:2013:A:H2'	25:DA:2014:A:O5'	2.14	0.48
25:DA:205:G:O2'	25:DA:206:U:OP2	2.29	0.48
25:DA:2118:U:C4	25:DA:2149:U:H1'	2.48	0.48
25:DA:2162:G:H4'	25:DA:2171:A:H2'	1.95	0.48
25:DA:2422:C:C4	25:DA:2424:C:N4	2.81	0.48
25:DA:2662:A:H2'	25:DA:2663:G:O4'	2.14	0.48
25:DA:2730:C:H2'	25:DA:2731:G:O5'	2.14	0.48
25:DA:548:G:H4'	25:DA:549:G:N1	2.28	0.48
25:DA:71:A:N3	25:DA:71:A:H2'	2.29	0.48
25:DA:732:C:H2'	25:DA:733:G:H5'	1.96	0.48
25:DA:863:A:N7	60:DA:3733:HOH:O	2.35	0.48
25:DA:898:C:H2'	25:DA:899:A:C5'	2.44	0.48
25:DA:911:A:O5'	25:DA:911:A:H8	1.96	0.48
56:DB:63:C:H2'	56:DB:64:G:O5'	2.13	0.48
56:DB:78:A:H2'	56:DB:79:G:O4'	2.13	0.48
56:DB:81:G:C5	56:DB:82:U:C5	3.02	0.48
28:DD:14:ILE:HA	40:DP:11:GLN:HE22	1.77	0.48
28:DD:172:VAL:CG2	28:DD:194:PRO:CD	2.90	0.48
31:DG:140:ILE:HA	31:DG:143:VAL:HG23	1.96	0.48
31:DG:59:ASP:O	31:DG:60:GLY:C	2.52	0.48
33:DI:72:THR:HB	33:DI:73:PRO:CD	2.43	0.48
33:DI:73:PRO:HB2	33:DI:74:PRO:HD2	1.95	0.48
34:DJ:104:ALA:O	34:DJ:108:MET:HG3	2.14	0.48
36:DL:8:PRO:O	36:DL:9:ALA:O	2.32	0.48
38:DN:32:GLU:CB	38:DN:115:LEU:HD12	2.44	0.48
38:DN:51:LEU:HD11	38:DN:70:THR:HG22	1.94	0.48
42:DR:35:PHE:O	42:DR:58:VAL:HA	2.14	0.48
43:DS:34:ASP:O	43:DS:35:ILE:C	2.52	0.48

Continued on next page...

Continued from previous page...

Atom-1	Atom-2	Interatomic distance (Å)	Clash overlap (Å)
45:DU:4:ILE:HG22	45:DU:5:ARG:N	2.29	0.48
46:DV:38:LEU:HB3	46:DV:40:ILE:CD1	2.43	0.48
1:AA:108:G:H5'	1:AA:109:A:H2	1.78	0.48
1:AA:1160:G:O2'	1:AA:1161:C:P	2.72	0.48
1:AA:951:G:C5	1:AA:1231:G:C6	3.01	0.48
1:AA:949:A:C4	1:AA:1233:G:N2	2.82	0.48
1:AA:1304:G:C6	1:AA:1305:G:N2	2.82	0.48
1:AA:1413:A:C6	1:AA:1414:U:C5	3.02	0.48
1:AA:157:U:H1'	1:AA:165:G:N2	2.29	0.48
1:AA:258:G:C6	1:AA:259:G:C5	3.01	0.48
1:AA:55:A:H2'	1:AA:56:U:O4'	2.14	0.48
1:AA:572:A:C5'	1:AA:573:A:OP2	2.62	0.48
1:AA:643:C:C2'	1:AA:644:U:H5'	2.44	0.48
1:AA:706:A:H2'	1:AA:707:U:H5'	1.95	0.48
1:AA:949:A:C5	1:AA:950:U:C5	3.02	0.48
2:AB:206:ILE:O	2:AB:210:THR:HG23	2.14	0.48
2:AB:53:LEU:CD1	2:AB:216:VAL:HG13	2.43	0.48
3:AC:158:GLY:HA2	3:AC:192:TYR:CD1	2.49	0.48
4:AD:167:PRO:HB2	4:AD:170:LEU:HD11	1.95	0.48
4:AD:22:SER:O	4:AD:23:GLY:C	2.52	0.48
5:AE:110:MET:HA	5:AE:113:VAL:HG13	1.95	0.48
10:AJ:6:ILE:HD13	10:AJ:76:ILE:HB	1.96	0.48
14:AN:61:ARG:HG2	14:AN:70:PRO:HB3	1.95	0.48
15:AO:5:GLU:HG2	15:AO:6:ALA:N	2.29	0.48
16:AP:53:ASP:O	16:AP:57:ILE:HG13	2.14	0.48
21:AU:36:PHE:O	21:AU:37:TYR:CB	2.61	0.48
22:AV:64:A:C6	22:AV:65:G:N7	2.82	0.48
24:AY:122:ALA:O	24:AY:125:ALA:HB3	2.13	0.48
1:BA:1313:U:C2	1:BA:1314:C:C6	3.02	0.48
1:BA:1360:A:C1'	14:BN:58:SER:HG	2.27	0.48
1:BA:1534:A:H5''	1:BA:1535:C:OP1	2.12	0.48
1:BA:162:A:H5''	1:BA:163:C:OP2	2.12	0.48
1:BA:275:G:C2	1:BA:276:G:C8	3.02	0.48
1:BA:728:A:C6	1:BA:729:A:N6	2.82	0.48
2:BB:61:SER:O	2:BB:63:LYS:N	2.47	0.48
4:BD:173:ASP:HB3	4:BD:178:GLU:O	2.13	0.48
5:BE:115:GLU:O	5:BE:118:GLY:HA2	2.14	0.48
5:BE:122:VAL:HG23	5:BE:122:VAL:O	2.14	0.48
7:BG:105:GLU:O	7:BG:108:ARG:HB2	2.13	0.48
9:BI:33:SER:HB3	9:BI:36:GLN:HB2	1.95	0.48
11:BK:111:ASP:HB3	21:BU:3:ILE:CG2	2.44	0.48

Continued on next page...

Continued from previous page...

Atom-1	Atom-2	Interatomic distance (Å)	Clash overlap (Å)
11:BK:58:THR:HB	11:BK:59:PRO:HD2	1.96	0.48
11:BK:85:VAL:CG1	11:BK:92:ARG:NH1	2.77	0.48
13:BM:15:VAL:CG1	13:BM:40:GLU:HA	2.44	0.48
1:BA:980:C:H4'	14:BN:59:ARG:HH12	1.79	0.48
22:BV:65:G:H2'	22:BV:66:U:C6	2.49	0.48
31:CG:169:ARG:HH12	55:C4:29:ALA:HA	1.78	0.48
25:CA:1057:A:N6	25:CA:1086:A:O3'	2.47	0.48
25:CA:1319:C:C2'	25:CA:1320:C:H5'	2.44	0.48
25:CA:141:G:H5''	25:CA:142:A:N7	2.29	0.48
25:CA:183:C:C2'	25:CA:184:C:H5'	2.42	0.48
25:CA:1979:U:C2'	25:CA:1980:G:H5'	2.44	0.48
25:CA:1:G:H8	25:CA:1:G:OP2	1.97	0.48
25:CA:2105:U:O4	25:CA:2184:A:N1	2.47	0.48
25:CA:2161:C:O2	25:CA:2162:G:H8	1.96	0.48
25:CA:225:C:C2'	25:CA:226:A:H5'	2.44	0.48
25:CA:2547:A:H2'	25:CA:2548:U:C6	2.49	0.48
25:CA:2032:G:N1	25:CA:2572:A:C8	2.82	0.48
25:CA:2751:G:N3	25:CA:2751:G:H2'	2.29	0.48
25:CA:883:G:N2	25:CA:894:U:H1'	2.29	0.48
27:CC:121:ALA:O	27:CC:122:ALA:C	2.50	0.48
27:CC:170:TYR:CD2	27:CC:184:GLU:CA	2.96	0.48
27:CC:90:ILE:HD12	27:CC:102:TYR:CD1	2.49	0.48
29:CE:192:ALA:O	29:CE:193:VAL:C	2.52	0.48
30:CF:30:VAL:CG2	30:CF:30:VAL:O	2.62	0.48
30:CF:71:LYS:HE2	30:CF:71:LYS:HA	1.96	0.48
33:CI:57:VAL:HG23	33:CI:71:LYS:HZ3	1.78	0.48
38:CN:78:LYS:HG2	38:CN:78:LYS:O	2.13	0.48
39:CO:76:LYS:O	39:CO:77:ALA:C	2.52	0.48
45:CU:70:ALA:HB3	45:CU:79:ALA:HB1	1.95	0.48
54:D3:39:ARG:O	54:D3:43:LEU:HD12	2.14	0.48
25:DA:1372:U:H2'	25:DA:1373:A:C5'	2.44	0.48
25:DA:157:C:H3'	25:DA:157:C:H6	1.79	0.48
25:DA:217:A:H2'	25:DA:218:A:O4'	2.14	0.48
25:DA:2482:A:H2'	25:DA:2483:C:C6	2.48	0.48
25:DA:2712:C:OP1	25:DA:2714:G:H4'	2.14	0.48
25:DA:2729:G:H2'	25:DA:2730:C:C6	2.48	0.48
25:DA:528:A:N1	25:DA:2043:C:H5'	2.29	0.48
25:DA:587:C:OP2	36:DL:21:ARG:NH1	2.47	0.48
25:DA:631:A:N3	25:DA:2415:G:O2'	2.39	0.48
25:DA:778:G:C5	25:DA:779:U:C4	3.02	0.48
56:DB:102:G:C8	56:DB:102:G:O5'	2.64	0.48

Continued on next page...

Continued from previous page...

Atom-1	Atom-2	Interatomic distance (Å)	Clash overlap (Å)
30:DF:42:ALA:O	30:DF:46:LYS:HD2	2.14	0.48
31:DG:143:VAL:O	31:DG:144:ALA:C	2.53	0.48
33:DI:112:LYS:HE2	33:DI:116:MET:HE3	1.95	0.48
33:DI:79:LEU:O	33:DI:83:ALA:HB3	2.14	0.48
36:DL:23:ILE:HD13	42:DR:84:ARG:HG2	1.95	0.48
25:DA:446:G:OP1	41:DQ:2:ARG:CD	2.62	0.48
1:AA:1306:A:C5	1:AA:1307:U:C5	3.01	0.47
1:AA:16:A:C2'	1:AA:17:U:H5'	2.44	0.47
1:AA:413:G:N1	4:AD:32:LYS:HD2	2.29	0.47
1:AA:452:A:H3'	1:AA:452:A:H8	1.77	0.47
1:AA:503:C:H6	1:AA:503:C:O5'	1.97	0.47
1:AA:745:G:O2'	1:AA:746:A:H5'	2.14	0.47
1:AA:244:U:O2	1:AA:894:G:H1'	2.13	0.47
1:AA:921:U:H2'	1:AA:922:G:O4'	2.14	0.47
2:AB:110:ILE:CD1	2:AB:150:ILE:HG12	2.43	0.47
3:AC:10:ARG:O	3:AC:12:GLY:N	2.46	0.47
4:AD:160:LEU:N	4:AD:160:LEU:HD22	2.29	0.47
10:AJ:40:ILE:HB	10:AJ:73:LEU:CB	2.44	0.47
12:AL:105:GLY:HA3	12:AL:117:GLY:O	2.14	0.47
16:AP:72:ALA:HA	16:AP:75:ILE:HD11	1.95	0.47
1:BA:340:U:C2	1:BA:350:G:N2	2.82	0.47
1:BA:49:U:C4	1:BA:364:A:C6	3.02	0.47
1:BA:452:A:C8	1:BA:452:A:H3'	2.49	0.47
1:BA:681:A:C6	1:BA:710:G:C6	3.02	0.47
1:BA:81:A:H2'	1:BA:82:G:H8	1.79	0.47
1:BA:857:C:H2'	1:BA:858:G:O5'	2.14	0.47
2:BB:44:LYS:O	2:BB:48:MET:HB2	2.14	0.47
2:BB:86:CYS:H	2:BB:88:GLN:NE2	2.12	0.47
3:BC:76:ILE:HA	3:BC:83:VAL:HG21	1.96	0.47
5:BE:110:MET:O	5:BE:114:LEU:HB2	2.14	0.47
7:BG:131:GLY:CA	7:BG:134:VAL:HG13	2.44	0.47
8:BH:105:THR:HG21	8:BH:115:ALA:HB2	1.96	0.47
1:BA:684:U:O2'	11:BK:39:ASN:O	2.24	0.47
13:BM:33:LEU:HD23	13:BM:33:LEU:N	2.29	0.47
14:BN:35:ALA:HB3	14:BN:41:ARG:HD3	1.96	0.47
17:BQ:5:ARG:HB2	17:BQ:5:ARG:HH11	1.78	0.47
19:BS:32:THR:HB	19:BS:34:SER:H	1.78	0.47
53:C2:23:ALA:C	53:C2:24:THR:CG2	2.82	0.47
25:CA:1314:C:O2	25:CA:1314:C:C2'	2.61	0.47
25:CA:1871:A:N7	25:CA:1872:A:N1	2.61	0.47
25:CA:1894:C:H2'	25:CA:1895:C:H6	1.79	0.47

Continued on next page...

Continued from previous page...

Atom-1	Atom-2	Interatomic distance (Å)	Clash overlap (Å)
25:CA:2141:G:C2'	25:CA:2142:A:H5'	2.44	0.47
25:CA:2145:C:C6	25:CA:2145:C:H3'	2.49	0.47
25:CA:2136:G:H1	25:CA:2155:U:H3	1.61	0.47
25:CA:2196:C:C2'	25:CA:2197:U:H5'	2.43	0.47
25:CA:220:G:H1'	25:CA:234:U:H1'	1.95	0.47
25:CA:2472:G:H2'	25:CA:2475:C:H42	1.79	0.47
25:CA:359:G:C6	25:CA:360:U:C6	3.01	0.47
25:CA:565:C:H4'	25:CA:1253:A:N6	2.29	0.47
27:CC:100:ARG:NH1	27:CC:100:ARG:HG3	2.28	0.47
27:CC:159:THR:N	27:CC:194:VAL:CG1	2.77	0.47
32:CH:66:ASN:CG	32:CH:138:VAL:HG21	2.34	0.47
32:CH:80:ILE:CD1	32:CH:144:VAL:CG1	2.92	0.47
33:CI:41:PHE:CE2	33:CI:42:ASN:OD1	2.67	0.47
34:CJ:33:ALA:HB2	34:CJ:105:VAL:HG13	1.95	0.47
35:CK:47:ILE:HB	35:CK:48:PRO:HD3	1.96	0.47
25:CA:2469:A:H4'	37:CM:55:ARG:HH22	1.78	0.47
39:CO:16:ARG:O	39:CO:20:GLU:HG3	2.14	0.47
43:CS:66:ILE:HA	43:CS:69:LEU:CD2	2.44	0.47
45:CU:97:SER:O	45:CU:98:ASN:HB3	2.14	0.47
25:DA:2016:U:H1'	51:D0:2:VAL:HG21	1.95	0.47
25:DA:1161:C:H1'	42:DR:8:GLY:O	2.13	0.47
25:DA:1231:U:H2'	25:DA:1232:G:H8	1.79	0.47
25:DA:1268:A:H2'	25:DA:1269:A:O5'	2.14	0.47
25:DA:1475:G:O2'	25:DA:1476:U:OP1	2.25	0.47
25:DA:1527:G:H5''	25:DA:1528:A:OP1	2.14	0.47
25:DA:2091:C:C3'	25:DA:2092:U:H5''	2.43	0.47
25:DA:2472:G:N2	25:DA:2529:G:N1	2.61	0.47
25:DA:2746:U:C4	25:DA:2747:G:C8	3.01	0.47
25:DA:2857:G:N2	25:DA:2859:G:C8	2.82	0.47
25:DA:2870:C:C4	25:DA:2871:U:C5	3.02	0.47
25:DA:362:A:C2	25:DA:363:G:C8	3.02	0.47
25:DA:417:C:H2'	25:DA:418:C:H6	1.79	0.47
25:DA:447:A:C6	25:DA:454:A:C8	3.01	0.47
25:DA:548:G:O2'	25:DA:549:G:C6	2.61	0.47
25:DA:59:U:H2'	25:DA:60:G:O5'	2.14	0.47
25:DA:616:A:C2'	25:DA:617:G:C5'	2.91	0.47
25:DA:643:A:H3'	25:DA:644:A:H8	1.78	0.47
25:DA:66:C:H2'	25:DA:67:U:H6	1.80	0.47
56:DB:4:C:H2'	56:DB:5:U:H6	1.78	0.47
56:DB:91:C:H2'	56:DB:92:C:H6	1.79	0.47
25:DA:1789:A:OP2	27:DC:220:ARG:NH1	2.47	0.47

Continued on next page...

Continued from previous page...

Atom-1	Atom-2	Interatomic distance (Å)	Clash overlap (Å)
27:DC:236:GLY:O	27:DC:237:ARG:CG	2.62	0.47
30:DF:97:GLU:O	30:DF:100:GLU:HB3	2.14	0.47
33:DI:89:SER:HB3	33:DI:92:PRO:CG	2.44	0.47
35:DK:99:ILE:N	35:DK:99:ILE:HD12	2.29	0.47
37:DM:21:ALA:HA	37:DM:97:GLN:HE21	1.79	0.47
41:DQ:90:ASP:OD2	41:DQ:90:ASP:C	2.51	0.47
49:DY:12:GLU:CA	49:DY:12:GLU:OE1	2.61	0.47
50:DZ:20:LYS:O	50:DZ:23:LEU:HB2	2.14	0.47
1:AA:1007:U:C2'	1:AA:1008:U:H5'	2.45	0.47
1:AA:1215:G:C2	1:AA:1216:A:C8	3.02	0.47
1:AA:1259:C:N4	1:AA:1260:G:C4	2.82	0.47
1:AA:1519:A:C8	1:AA:1520:C:H1'	2.49	0.47
1:AA:212:G:H2'	1:AA:213:G:C8	2.48	0.47
1:AA:335:C:O2'	1:AA:336:A:H5'	2.14	0.47
1:AA:430:A:OP2	4:AD:7:LYS:HG2	2.15	0.47
1:AA:623:C:H2'	1:AA:624:C:H5'	1.96	0.47
1:AA:656:G:C4	1:AA:657:U:C6	3.01	0.47
1:AA:710:G:H5''	6:AF:53:LYS:NZ	2.29	0.47
1:AA:748:G:H2'	1:AA:749:A:H8	1.79	0.47
1:AA:806:C:O2	1:AA:807:A:C8	2.67	0.47
1:AA:872:A:N7	1:AA:874:G:C8	2.83	0.47
2:AB:145:ASN:O	2:AB:146:SER:CB	2.61	0.47
2:AB:14:HIS:O	2:AB:15:PHE:C	2.52	0.47
2:AB:183:PHE:CE2	2:AB:197:PHE:CD2	3.02	0.47
2:AB:68:PHE:HE2	2:AB:88:GLN:CB	2.27	0.47
3:AC:141:MET:HE3	3:AC:145:ALA:O	2.14	0.47
3:AC:166:TRP:O	3:AC:166:TRP:HE3	1.98	0.47
3:AC:171:ARG:C	3:AC:172:VAL:CG2	2.82	0.47
4:AD:167:PRO:CB	4:AD:170:LEU:HD11	2.44	0.47
4:AD:97:LEU:CD2	4:AD:117:VAL:HG11	2.44	0.47
5:AE:115:GLU:OE1	5:AE:116:VAL:HG12	2.15	0.47
5:AE:56:PRO:O	5:AE:60:GLN:HB2	2.14	0.47
5:AE:81:GLN:NE2	5:AE:149:PRO:CD	2.77	0.47
10:AJ:25:ILE:HG22	10:AJ:26:VAL:N	2.28	0.47
10:AJ:42:LEU:HD23	10:AJ:43:PRO:HD2	1.94	0.47
10:AJ:59:LYS:N	10:AJ:59:LYS:NZ	2.62	0.47
10:AJ:63:ASP:OD2	14:AN:98:LYS:HD2	2.14	0.47
18:AR:48:ALA:O	18:AR:49:LYS:C	2.52	0.47
11:AK:125:LYS:C	21:AU:33:ARG:NH2	2.67	0.47
23:AX:5:A:H5'	23:AX:6:G:OP2	2.15	0.47
1:BA:1014:A:N7	1:BA:1015:G:C5	2.82	0.47

Continued on next page...

Continued from previous page...

Atom-1	Atom-2	Interatomic distance (Å)	Clash overlap (Å)
1:BA:1036:A:H5'	1:BA:1037:C:P	2.54	0.47
1:BA:1237:C:C6	1:BA:1336:C:C4	3.03	0.47
1:BA:1477:U:H2'	1:BA:1478:U:C6	2.49	0.47
1:BA:166:U:C2'	1:BA:167:A:H5'	2.43	0.47
1:BA:342:C:C4	1:BA:348:G:N1	2.82	0.47
1:BA:957:U:O2	1:BA:959:A:H8	1.96	0.47
3:BC:10:ARG:HH21	3:BC:181:ILE:HG13	1.79	0.47
4:BD:152:SER:O	4:BD:153:ARG:C	2.53	0.47
4:BD:35:GLN:O	4:BD:36:ALA:CB	2.62	0.47
5:BE:99:SER:O	5:BE:100:GLU:C	2.52	0.47
6:BF:5:GLU:O	6:BF:89:VAL:HA	2.13	0.47
9:BI:67:LYS:HD3	9:BI:67:LYS:N	2.28	0.47
11:BK:15:VAL:HG12	11:BK:76:TYR:HB3	1.96	0.47
11:BK:76:TYR:O	11:BK:77:GLY:C	2.53	0.47
17:BQ:54:ILE:O	17:BQ:54:ILE:HD13	2.13	0.47
18:BR:28:LEU:O	18:BR:30:ASN:N	2.47	0.47
1:BA:186:C:H4'	20:BT:75:LYS:HG3	1.96	0.47
52:C1:44:GLN:HA	52:C1:44:GLN:OE1	2.15	0.47
25:CA:1098:A:C5	25:CA:1099:G:C6	3.02	0.47
25:CA:769:U:HO2'	25:CA:1379:U:H6	1.60	0.47
25:CA:152:A:C2	25:CA:175:G:C2	3.02	0.47
25:CA:1924:C:H3'	25:CA:1925:C:C5'	2.44	0.47
25:CA:2221:G:H2'	25:CA:2222:C:H5'	1.95	0.47
25:CA:2371:G:N2	25:CA:2372:U:H1'	2.28	0.47
25:CA:277:G:H2'	25:CA:278:A:OP2	2.14	0.47
27:CC:128:THR:C	27:CC:129:LEU:HD23	2.34	0.47
25:CA:1820:U:O2	27:CC:200:MET:HB3	2.14	0.47
30:CF:23:SER:O	30:CF:25:MET:N	2.47	0.47
32:CH:1:MET:SD	32:CH:3:VAL:CG1	3.02	0.47
33:CI:17:ALA:CB	33:CI:41:PHE:CE2	2.97	0.47
34:CJ:58:ASN:N	34:CJ:127:GLY:O	2.45	0.47
29:CE:29:HIS:CE1	36:CL:8:PRO:HD3	2.48	0.47
40:CP:102:ARG:HD2	40:CP:106:ALA:O	2.15	0.47
41:CQ:40:LYS:C	41:CQ:42:GLY:N	2.59	0.47
43:CS:35:ILE:O	43:CS:36:LEU:C	2.51	0.47
45:CU:37:GLY:O	45:CU:38:ILE:HD13	2.15	0.47
25:DA:1225:G:H2'	25:DA:1226:A:C8	2.49	0.47
25:DA:1414:C:N3	25:DA:1415:U:H5	2.12	0.47
25:DA:1458:U:H5'	25:DA:1459:G:N3	2.28	0.47
25:DA:1647:U:H3'	25:DA:1647:U:P	2.54	0.47
25:DA:1883:U:O4	25:DA:1884:G:C6	2.67	0.47

Continued on next page...

Continued from previous page...

Atom-1	Atom-2	Interatomic distance (Å)	Clash overlap (Å)
25:DA:1929:G:H4'	25:DA:1930:G:OP1	2.13	0.47
25:DA:2286:G:H5'	25:DA:2287:A:O4'	2.14	0.47
25:DA:2297:A:N3	25:DA:2298:A:C8	2.82	0.47
25:DA:2303:G:H2'	25:DA:2304:G:C5'	2.44	0.47
25:DA:280:U:H2'	25:DA:281:C:C6	2.50	0.47
25:DA:2891:U:O2'	25:DA:2892:G:H5'	2.14	0.47
25:DA:3:U:H2'	25:DA:4:U:O4'	2.14	0.47
56:DB:73:A:C4	56:DB:104:A:C2	3.03	0.47
27:DC:230:PRO:C	27:DC:231:HIS:O	2.49	0.47
27:DC:34:GLU:O	27:DC:35:LYS:C	2.53	0.47
29:DE:15:SER:N	29:DE:197:GLU:OE2	2.47	0.47
29:DE:45:ALA:HB1	29:DE:87:ALA:O	2.14	0.47
30:DF:39:VAL:CG1	30:DF:40:GLY:N	2.77	0.47
40:DP:88:ARG:CD	40:DP:112:ARG:NH2	2.77	0.47
40:DP:6:GLN:HE21	40:DP:6:GLN:C	2.18	0.47
1:AA:1103:C:C2'	1:AA:1104:G:O5'	2.62	0.47
1:AA:1124:G:C2	1:AA:1150:A:C2	3.03	0.47
1:AA:1285:A:H4'	1:AA:1286:U:C4	2.50	0.47
1:AA:1374:A:C2'	1:AA:1375:A:H5'	2.44	0.47
1:AA:143:A:H5'	1:AA:144:G:O5'	2.15	0.47
1:AA:173:U:C6	1:AA:197:A:C2	3.01	0.47
1:AA:277:C:H2'	1:AA:278:G:C5'	2.44	0.47
1:AA:160:A:H1'	1:AA:344:A:N7	2.29	0.47
1:AA:373:A:H2'	1:AA:374:A:H8	1.79	0.47
1:AA:427:U:H3'	1:AA:428:G:H2'	1.96	0.47
1:AA:656:G:C4	1:AA:657:U:C5	3.02	0.47
1:AA:735:C:H2'	1:AA:736:C:H6	1.78	0.47
1:AA:859:G:C2'	1:AA:860:A:O5'	2.62	0.47
1:AA:872:A:C5	1:AA:874:G:C8	3.03	0.47
1:AA:923:A:H2'	1:AA:924:C:O4'	2.15	0.47
2:AB:26:MET:CE	2:AB:29:PHE:CD2	2.97	0.47
2:AB:49:PHE:CB	2:AB:212:TYR:OH	2.62	0.47
2:AB:84:LEU:O	2:AB:88:GLN:O	2.33	0.47
3:AC:69:THR:O	3:AC:104:GLU:HA	2.14	0.47
4:AD:134:TYR:C	4:AD:134:TYR:CD2	2.88	0.47
6:AF:71:ILE:HG23	6:AF:72:ASP:H	1.79	0.47
10:AJ:59:LYS:CD	10:AJ:59:LYS:C	2.82	0.47
11:AK:52:ARG:O	11:AK:55:ARG:HB2	2.14	0.47
11:AK:46:ALA:HA	11:AK:65:ALA:HB2	1.96	0.47
13:AM:18:LEU:HD12	13:AM:32:ILE:HG21	1.96	0.47
13:AM:40:GLU:CG	13:AM:41:ASP:H	2.28	0.47

Continued on next page...

Continued from previous page...

Atom-1	Atom-2	Interatomic distance (Å)	Clash overlap (Å)
13:AM:44:ILE:HG22	13:AM:44:ILE:O	2.15	0.47
17:AQ:12:VAL:HG12	17:AQ:21:VAL:HG13	1.96	0.47
19:AS:39:ILE:CD1	19:AS:70:LEU:CD2	2.92	0.47
11:AK:109:ILE:HG22	21:AU:16:ARG:HE	1.79	0.47
22:AV:12:U:C2'	22:AV:13:C:O5'	2.63	0.47
1:BA:1049:U:C4'	1:BA:1050:G:OP2	2.62	0.47
1:BA:144:G:H2'	1:BA:145:G:O5'	2.14	0.47
1:BA:1501:C:OP1	1:BA:1508:A:H4'	2.13	0.47
1:BA:381:C:C4	1:BA:382:A:C5	3.03	0.47
1:BA:753:A:H4'	1:BA:754:C:O2	2.14	0.47
1:BA:82:G:N7	1:BA:83:C:C4	2.82	0.47
1:BA:840:C:O2	1:BA:847:G:C2	2.67	0.47
1:BA:985:C:H2'	1:BA:985:C:O2	2.13	0.47
3:BC:133:MET:HE1	3:BC:167:TYR:HB2	1.95	0.47
3:BC:49:ALA:O	3:BC:71:ARG:HB2	2.14	0.47
4:BD:123:MET:HE2	4:BD:145:ARG:HD2	1.96	0.47
4:BD:58:GLN:HA	4:BD:58:GLN:OE1	2.14	0.47
5:BE:95:MET:HE1	5:BE:114:LEU:HD21	1.93	0.47
5:BE:37:VAL:CG1	5:BE:38:VAL:N	2.77	0.47
6:BF:53:LYS:O	6:BF:54:LEU:HB2	2.15	0.47
8:BH:82:LEU:HD11	8:BH:84:ILE:HD11	1.95	0.47
12:BL:2:THR:N	12:BL:5:GLN:HG3	2.29	0.47
25:CA:1106:G:C4	25:CA:1107:G:C8	3.01	0.47
25:CA:1249:U:H4'	41:CQ:3:VAL:HG11	1.96	0.47
25:CA:1281:G:C2	25:CA:1290:C:C2	3.02	0.47
25:CA:1922:G:N7	25:CA:1923:U:C5	2.82	0.47
24:AY:130:ARG:HD3	25:CA:1942:C:O2	2.15	0.47
25:CA:2128:G:H2'	25:CA:2129:C:C6	2.49	0.47
25:CA:2211:A:O2'	25:CA:2212:A:P	2.72	0.47
25:CA:2516:A:C6	25:CA:2517:C:N4	2.82	0.47
25:CA:359:G:C5	25:CA:360:U:C6	3.02	0.47
26:CB:35:C:H2'	26:CB:36:C:O4'	2.14	0.47
28:CD:205:PRO:O	28:CD:206:ALA:C	2.52	0.47
29:CE:145:ASP:HA	29:CE:166:LYS:O	2.15	0.47
33:CI:115:ASP:O	33:CI:116:MET:CG	2.63	0.47
25:CA:587:C:N3	36:CL:33:ARG:NH2	2.61	0.47
41:CQ:107:ALA:HB1	42:CR:48:LYS:HZ2	1.78	0.47
42:CR:68:ARG:HG2	42:CR:92:TRP:CE3	2.49	0.47
25:DA:2344:U:P	52:D1:36:LYS:HD2	2.55	0.47
25:DA:1581:G:O2'	25:DA:1582:C:O5'	2.31	0.47
25:DA:1606:C:C2'	25:DA:1607:C:OP2	2.62	0.47

Continued on next page...

Continued from previous page...

Atom-1	Atom-2	Interatomic distance (Å)	Clash overlap (Å)
25:DA:1678:A:H2'	25:DA:1679:A:H5'	1.95	0.47
25:DA:207:A:H2'	25:DA:208:C:O4'	2.13	0.47
25:DA:2214:C:H2'	25:DA:2215:C:O4'	2.15	0.47
25:DA:2294:G:O2'	25:DA:2295:C:H5'	2.14	0.47
25:DA:2491:U:C5'	25:DA:2570:G:C5'	2.92	0.47
25:DA:2591:C:H2'	25:DA:2592:G:H8	1.79	0.47
25:DA:2748:A:C5	25:DA:2749:A:C8	3.02	0.47
25:DA:528:A:N1	25:DA:2043:C:C5'	2.77	0.47
25:DA:818:G:H2'	25:DA:819:A:H5''	1.95	0.47
29:DE:40:ARG:NH2	29:DE:92:HIS:CE1	2.82	0.47
31:DG:95:ALA:CB	31:DG:104:LEU:HD23	2.44	0.47
33:DI:32:VAL:HG11	33:DI:37:PHE:CE2	2.49	0.47
36:DL:112:LEU:HD13	36:DL:130:GLY:O	2.15	0.47
39:DO:67:ASN:C	39:DO:69:ASP:H	2.16	0.47
40:DP:28:LYS:HB3	40:DP:39:LEU:HD21	1.96	0.47
43:DS:36:LEU:CD1	43:DS:48:LYS:HA	2.43	0.47
48:DX:39:VAL:O	48:DX:39:VAL:HG23	2.14	0.47
49:DY:7:ARG:O	49:DY:7:ARG:HG3	2.14	0.47
1:AA:1020:G:H2'	1:AA:1020:G:N3	2.28	0.47
1:AA:1367:C:C2	1:AA:1368:A:C8	3.03	0.47
1:AA:1397:C:H3'	1:AA:1398:A:H5''	1.95	0.47
1:AA:66:A:H2'	1:AA:66:A:N3	2.30	0.47
1:AA:69:G:H2'	1:AA:70:U:C6	2.49	0.47
1:AA:744:C:H2'	1:AA:745:G:H8	1.76	0.47
1:AA:79:G:H2'	1:AA:80:A:O4'	2.15	0.47
2:AB:142:LYS:O	2:AB:145:ASN:OD1	2.32	0.47
3:AC:13:ILE:HG12	3:AC:13:ILE:O	2.14	0.47
3:AC:154:GLY:HA2	3:AC:163:ARG:N	2.29	0.47
4:AD:18:LEU:C	4:AD:19:PHE:CG	2.87	0.47
7:AG:149:ALA:CB	11:AK:55:ARG:HH22	2.28	0.47
5:AE:152:VAL:CG1	8:AH:98:LEU:HD13	2.43	0.47
10:AJ:5:ARG:HG2	10:AJ:79:PRO:CG	2.43	0.47
10:AJ:80:THR:HB	10:AJ:83:THR:CB	2.42	0.47
13:AM:65:GLU:O	13:AM:68:LEU:N	2.48	0.47
14:AN:20:PHE:C	14:AN:22:LYS:N	2.66	0.47
15:AO:45:HIS:O	15:AO:47:LYS:N	2.48	0.47
16:AP:6:LEU:HG	16:AP:17:TYR:CB	2.44	0.47
16:AP:44:SER:OG	16:AP:46:LYS:HG3	2.14	0.47
16:AP:72:ALA:HA	16:AP:75:ILE:HD12	1.97	0.47
20:AT:34:VAL:HG21	20:AT:53:MET:HG2	1.96	0.47
24:AY:29:ARG:HD3	24:AY:110:ARG:HH22	1.79	0.47

Continued on next page...

Continued from previous page...

Atom-1	Atom-2	Interatomic distance (Å)	Clash overlap (Å)
24:AY:155:ARG:NH2	25:CA:2602:A:O2'	2.48	0.47
1:BA:1093:A:C2	1:BA:1095:U:O4'	2.67	0.47
1:BA:1221:G:C5'	19:BS:76:THR:HG21	2.44	0.47
1:BA:247:G:C6	1:BA:278:G:C2	3.02	0.47
1:BA:558:G:H5''	1:BA:559:A:O5'	2.14	0.47
1:BA:652:U:H1'	1:BA:653:U:C6	2.50	0.47
1:BA:806:C:H2'	1:BA:807:A:H8	1.79	0.47
2:BB:66:ILE:HB	2:BB:88:GLN:HB3	1.96	0.47
3:BC:120:THR:CG2	3:BC:121:SER:N	2.78	0.47
3:BC:149:LYS:CB	3:BC:168:ARG:HA	2.44	0.47
3:BC:180:ASP:HB3	3:BC:204:GLY:H	1.79	0.47
3:BC:34:SER:HA	3:BC:37:LYS:HB3	1.97	0.47
4:BD:119:HIS:O	4:BD:120:LYS:HB2	2.14	0.47
4:BD:190:LEU:O	4:BD:191:SER:CB	2.52	0.47
5:BE:15:ILE:O	5:BE:16:ALA:HB2	2.15	0.47
5:BE:80:LEU:N	5:BE:80:LEU:CD1	2.76	0.47
6:BF:8:PHE:CE1	6:BF:60:VAL:HG21	2.49	0.47
6:BF:69:GLU:OE1	6:BF:69:GLU:CA	2.62	0.47
7:BG:106:ALA:CB	7:BG:122:GLU:HG3	2.45	0.47
7:BG:14:ASP:HB3	7:BG:18:GLY:N	2.28	0.47
9:BI:28:VAL:HB	9:BI:63:TYR:CD2	2.48	0.47
9:BI:42:THR:HA	9:BI:44:ARG:NH2	2.29	0.47
9:BI:7:GLY:HA2	9:BI:84:ARG:HB3	1.96	0.47
9:BI:90:ASP:OD2	9:BI:90:ASP:C	2.52	0.47
10:BJ:78:GLU:C	10:BJ:78:GLU:OE1	2.52	0.47
11:BK:76:TYR:HD1	11:BK:76:TYR:N	2.13	0.47
1:BA:554:A:H5'	12:BL:25:ALA:HB1	1.96	0.47
1:BA:1308:U:C5	13:BM:97:ARG:NH2	2.82	0.47
17:BQ:13:SER:OG	17:BQ:16:MET:CE	2.60	0.47
17:BQ:47:ASP:HB2	17:BQ:51:GLU:OE2	2.14	0.47
18:BR:44:THR:OG1	18:BR:46:THR:CG2	2.63	0.47
19:BS:57:VAL:CG1	19:BS:74:ALA:HB2	2.45	0.47
20:BT:34:VAL:CG1	20:BT:78:LEU:CD1	2.92	0.47
25:CA:1234:U:O5'	25:CA:1234:U:H6	1.97	0.47
25:CA:1519:G:C4	25:CA:1520:U:C5	3.02	0.47
25:CA:178:G:O2'	25:CA:179:C:H5'	2.14	0.47
25:CA:1880:U:H2'	25:CA:1881:C:C6	2.49	0.47
25:CA:2102:G:C5	25:CA:2103:C:C5	3.02	0.47
25:CA:417:C:H2'	25:CA:418:C:C6	2.48	0.47
25:CA:742:A:H2'	25:CA:743:A:C8	2.49	0.47
27:CC:17:LYS:CE	27:CC:17:LYS:HA	2.44	0.47

Continued on next page...

Continued from previous page...

Atom-1	Atom-2	Interatomic distance (Å)	Clash overlap (Å)
28:CD:55:LYS:HG2	28:CD:56:LYS:H	1.79	0.47
29:CE:4:VAL:C	29:CE:5:LEU:HD12	2.35	0.47
30:CF:105:ILE:CD1	30:CF:138:PRO:HG3	2.44	0.47
33:CI:18:ASN:H	33:CI:19:PRO:HD3	1.79	0.47
37:CM:111:GLU:O	37:CM:111:GLU:OE1	2.31	0.47
41:CQ:23:TYR:HB3	41:CQ:27:ARG:HB3	1.96	0.47
45:CU:15:GLY:O	45:CU:16:LYS:C	2.52	0.47
50:CZ:3:THR:CG2	50:CZ:36:GLU:HB3	2.45	0.47
25:DA:1057:A:N3	25:DA:1057:A:H2'	2.28	0.47
25:DA:1275:A:O2'	25:DA:1645:G:N3	2.47	0.47
25:DA:1477:A:N3	25:DA:1515:A:C6	2.83	0.47
25:DA:1681:G:O2'	25:DA:1762:A:H1'	2.14	0.47
25:DA:2059:A:C2	25:DA:2503:A:C6	3.02	0.47
25:DA:2523:G:C2'	25:DA:2524:G:H5'	2.44	0.47
25:DA:2673:G:H2'	25:DA:2674:G:H8	1.78	0.47
25:DA:2678:C:H2'	25:DA:2679:A:O4'	2.14	0.47
25:DA:2682:A:C2'	25:DA:2683:C:H5'	2.45	0.47
25:DA:2771:C:H2'	25:DA:2772:C:H6	1.79	0.47
25:DA:46:G:C6	25:DA:47:C:N4	2.82	0.47
25:DA:611:C:C5	25:DA:612:G:N7	2.82	0.47
25:DA:690:G:O2'	27:DC:42:ARG:NH2	2.43	0.47
25:DA:989:G:OP2	50:DZ:11:SER:OG	2.26	0.47
56:DB:50:A:OP2	39:DO:67:ASN:HA	2.14	0.47
28:DD:49:GLN:OE1	28:DD:79:LEU:HB3	2.14	0.47
25:DA:38:A:N3	29:DE:43:THR:HB	2.29	0.47
32:DH:21:VAL:HG23	32:DH:25:TYR:CD2	2.48	0.47
38:DN:38:LEU:HB3	38:DN:39:PRO:HD3	1.95	0.47
42:DR:54:VAL:O	42:DR:55:ASP:C	2.53	0.47
45:DU:11:ILE:CG1	45:DU:19:GLY:O	2.62	0.47
46:DV:28:ALA:CB	46:DV:42:LEU:HD21	2.44	0.47
48:DX:1:SER:O	48:DX:3:VAL:HG23	2.14	0.47
1:AA:103:U:O2'	1:AA:104:G:H5'	2.14	0.47
1:AA:1258:G:H2'	1:AA:1259:C:C6	2.50	0.47
1:AA:1322:C:OP1	19:AS:77:ARG:NH2	2.47	0.47
1:AA:147:G:H2'	1:AA:148:G:H8	1.77	0.47
1:AA:158:G:C2'	1:AA:159:G:H5''	2.43	0.47
1:AA:540:G:O2'	1:AA:541:G:H5'	2.14	0.47
1:AA:915:A:H2'	1:AA:916:U:H5'	1.96	0.47
1:AA:987:G:C2'	1:AA:988:G:H5'	2.45	0.47
2:AB:9:LEU:HG	2:AB:11:ALA:H	1.78	0.47
2:AB:134:LEU:HA	2:AB:137:THR:OG1	2.14	0.47

Continued on next page...

Continued from previous page...

Atom-1	Atom-2	Interatomic distance (Å)	Clash overlap (Å)
2:AB:220:VAL:O	2:AB:221:ARG:C	2.52	0.47
2:AB:63:LYS:HD3	2:AB:63:LYS:C	2.33	0.47
2:AB:84:LEU:HG	2:AB:85:SER:CA	2.44	0.47
3:AC:6:PRO:O	3:AC:10:ARG:HG3	2.14	0.47
4:AD:123:MET:HG3	4:AD:145:ARG:HG2	1.96	0.47
6:AF:82:ASP:N	6:AF:82:ASP:OD1	2.47	0.47
7:AG:145:GLU:HA	7:AG:148:LYS:HE2	1.96	0.47
8:AH:110:MET:CE	8:AH:115:ALA:HA	2.45	0.47
8:AH:11:THR:HG23	8:AH:14:ARG:HH12	1.78	0.47
9:AI:43:ALA:C	9:AI:45:MET:H	2.17	0.47
9:AI:48:ARG:O	9:AI:49:GLN:C	2.53	0.47
9:AI:60:LEU:N	9:AI:60:LEU:HD23	2.28	0.47
10:AJ:19:ASP:O	10:AJ:23:ALA:HB2	2.14	0.47
10:AJ:59:LYS:HZ2	10:AJ:60:ASP:H	1.61	0.47
13:AM:53:ASP:CB	13:AM:56:ARG:HE	2.27	0.47
14:AN:34:ASN:O	14:AN:41:ARG:HD3	2.14	0.47
24:AY:107:THR:HG23	24:AY:110:ARG:CG	2.44	0.47
1:BA:1251:A:O2'	1:BA:1252:A:C5'	2.62	0.47
1:BA:1275:A:C5	1:BA:1276:G:N7	2.82	0.47
1:BA:1539:C:C2'	1:BA:1540:U:H5'	2.45	0.47
1:BA:53:A:C2	1:BA:359:G:C2	3.03	0.47
1:BA:446:G:C2'	1:BA:447:G:O5'	2.63	0.47
1:BA:448:A:H3'	1:BA:449:G:H8	1.78	0.47
1:BA:468:A:H2'	1:BA:469:C:C5'	2.44	0.47
1:BA:468:A:N3	1:BA:468:A:O4'	2.46	0.47
1:BA:498:A:H8	1:BA:498:A:OP2	1.96	0.47
1:BA:560:A:H4'	1:BA:561:U:H5''	1.96	0.47
1:BA:686:U:C2	1:BA:687:A:C8	3.01	0.47
1:BA:833:G:C4	1:BA:834:U:C6	3.02	0.47
1:BA:94:G:H5'	1:BA:95:C:H5	1.79	0.47
2:BB:181:PRO:CA	2:BB:196:ASP:OD1	2.61	0.47
2:BB:202:ASN:OD1	2:BB:203:ASP:N	2.47	0.47
3:BC:65:VAL:HG12	3:BC:65:VAL:O	2.13	0.47
4:BD:169:TRP:CG	4:BD:185:PRO:HG3	2.49	0.47
1:BA:9:G:OP2	5:BE:125:LYS:HE2	2.14	0.47
6:BF:51:ILE:HD11	6:BF:85:ILE:HB	1.96	0.47
6:BF:86:ARG:NH1	6:BF:86:ARG:CG	2.70	0.47
7:BG:16:LYS:HD3	7:BG:17:PHE:CE1	2.50	0.47
7:BG:16:LYS:CE	7:BG:17:PHE:CE1	2.98	0.47
7:BG:7:GLY:O	7:BG:8:GLN:CB	2.63	0.47
10:BJ:19:ASP:O	10:BJ:22:THR:HG22	2.14	0.47

Continued on next page...

Continued from previous page...

Atom-1	Atom-2	Interatomic distance (Å)	Clash overlap (Å)
11:BK:81:LEU:N	11:BK:81:LEU:HD23	2.30	0.47
22:BV:32:U:C4	22:BV:33:U:C5	3.02	0.47
25:CA:1199:U:H5''	60:CA:3712:HOH:O	2.15	0.47
25:CA:1306:C:C2'	25:CA:1306:C:O2	2.62	0.47
25:CA:1408:G:C2'	25:CA:1409:U:H5'	2.44	0.47
25:CA:1434:A:O2'	25:CA:1435:G:H8	1.95	0.47
25:CA:1536:C:H4'	25:CA:1537:G:C5'	2.45	0.47
25:CA:1855:U:O2'	25:CA:1856:U:H5'	2.15	0.47
25:CA:1924:C:H2'	25:CA:1925:C:H5''	1.96	0.47
25:CA:371:A:H5''	25:CA:423:A:C2	2.48	0.47
25:CA:483:A:O2'	45:CU:56:GLY:HA2	2.15	0.47
25:CA:720:U:O2	25:CA:720:U:C2'	2.61	0.47
25:CA:892:A:C2	25:CA:893:C:C5	3.02	0.47
27:CC:16:VAL:CG2	27:CC:203:VAL:HG22	2.44	0.47
25:CA:2831:G:OP1	28:CD:56:LYS:HE2	2.15	0.47
30:CF:56:LEU:HD11	30:CF:86:CYS:O	2.14	0.47
30:CF:30:VAL:HG23	30:CF:95:MET:SD	2.55	0.47
32:CH:57:LYS:HG2	32:CH:58:LEU:HG	1.96	0.47
33:CI:105:LEU:HA	33:CI:108:ILE:CB	2.43	0.47
33:CI:56:VAL:O	33:CI:57:VAL:O	2.32	0.47
33:CI:6:ALA:CB	33:CI:60:VAL:N	2.78	0.47
34:CJ:73:VAL:HG12	34:CJ:75:TYR:CE2	2.49	0.47
40:CP:9:GLN:C	40:CP:11:GLN:H	2.16	0.47
44:CT:35:ALA:HB1	44:CT:37:ASP:OD1	2.15	0.47
54:D3:60:CYS:O	54:D3:61:LEU:HD23	2.14	0.47
25:DA:1043:C:H2'	25:DA:1044:C:O4'	2.14	0.47
25:DA:1123:C:O2'	25:DA:1124:G:H5'	2.14	0.47
25:DA:1168:G:H2'	25:DA:1169:A:O4'	2.14	0.47
25:DA:1269:A:H8	25:DA:1269:A:O5'	1.97	0.47
25:DA:1331:G:C5	25:DA:1333:G:C8	3.02	0.47
25:DA:1398:C:H2'	25:DA:1399:C:O5'	2.15	0.47
25:DA:1414:C:C5	25:DA:1415:U:H5	2.31	0.47
25:DA:1455:G:C5	25:DA:1456:G:C8	3.02	0.47
25:DA:1494:A:C6	25:DA:1495:A:C5	3.03	0.47
25:DA:149:A:C2'	25:DA:150:U:O5'	2.62	0.47
25:DA:1588:G:C3'	25:DA:1589:U:H6	2.27	0.47
25:DA:158:U:C3'	25:DA:159:G:H5'	2.44	0.47
25:DA:1893:C:H2'	25:DA:1894:C:H5'	1.97	0.47
25:DA:2259:U:H1'	25:DA:2427:C:C2	2.49	0.47
25:DA:2476:A:C2	25:DA:2477:U:C2	3.02	0.47
25:DA:2646:C:O5'	25:DA:2646:C:H6	1.98	0.47

Continued on next page...

Continued from previous page...

Atom-1	Atom-2	Interatomic distance (Å)	Clash overlap (Å)
25:DA:2656:U:C5	25:DA:2664:G:N2	2.82	0.47
25:DA:2660:A:C6	25:DA:2661:G:C6	3.02	0.47
25:DA:410:G:C6	25:DA:2407:A:N6	2.82	0.47
25:DA:585:G:C5'	25:DA:586:A:OP1	2.62	0.47
25:DA:59:U:C2'	25:DA:60:G:O5'	2.62	0.47
25:DA:625:G:H2'	25:DA:626:A:C8	2.50	0.47
25:DA:838:C:O2'	25:DA:839:U:H5'	2.15	0.47
25:DA:909:A:C6	25:DA:912:C:C2	3.02	0.47
25:DA:929:U:O2	50:DZ:25:GLY:HA2	2.14	0.47
56:DB:12:C:C2	57:DW:70:PRO:HA	2.50	0.47
56:DB:62:C:O5'	56:DB:62:C:H6	1.97	0.47
27:DC:112:GLY:O	27:DC:113:ASP:C	2.52	0.47
27:DC:123:ILE:O	27:DC:123:ILE:HG22	2.14	0.47
28:DD:56:LYS:O	28:DD:57:ALA:C	2.53	0.47
30:DF:32:LYS:O	30:DF:33:ILE:HG12	2.14	0.47
31:DG:67:ALA:O	31:DG:71:LEU:HD12	2.15	0.47
32:DH:9:VAL:HB	32:DH:13:GLY:HA3	1.96	0.47
33:DI:125:THR:HG22	33:DI:126:ARG:N	2.29	0.47
35:DK:19:VAL:HG11	35:DK:41:ILE:HD13	1.97	0.47
36:DL:59:ARG:NH1	36:DL:59:ARG:HB3	2.29	0.47
25:DA:1244:A:H5'	36:DL:8:PRO:HD2	1.97	0.47
37:DM:32:GLY:C	37:DM:117:PHE:CE2	2.87	0.47
37:DM:130:PHE:CD2	37:DM:131:VAL:N	2.82	0.47
39:DO:58:ILE:HG22	39:DO:62:LEU:HD11	1.96	0.47
41:DQ:24:TYR:CG	41:DQ:25:GLY:N	2.83	0.47
45:DU:35:VAL:CG1	45:DU:38:ILE:HG13	2.44	0.47
45:DU:8:ASP:O	45:DU:24:VAL:HG23	2.15	0.47
1:AA:1181:G:C6	1:AA:1182:G:N2	2.83	0.47
1:AA:1186:G:H2'	1:AA:1187:G:O5'	2.14	0.47
1:AA:140:U:H2'	1:AA:141:G:O5'	2.13	0.47
1:AA:198:G:C6	1:AA:199:A:N7	2.82	0.47
1:AA:456:A:N6	1:AA:457:G:C6	2.83	0.47
1:AA:591:U:H2'	1:AA:592:G:H8	1.79	0.47
1:AA:599:C:H4'	8:AH:121:GLY:C	2.35	0.47
3:AC:106:ARG:O	3:AC:107:LYS:C	2.51	0.47
3:AC:205:GLU:OE2	3:AC:205:GLU:HA	2.14	0.47
4:AD:21:LYS:O	4:AD:22:SER:C	2.53	0.47
11:AK:96:ILE:HD12	11:AK:96:ILE:C	2.35	0.47
13:AM:53:ASP:HB3	13:AM:56:ARG:HH21	1.79	0.47
13:AM:66:GLY:O	13:AM:70:ARG:HB3	2.15	0.47
13:AM:68:LEU:O	13:AM:72:ILE:HG13	2.14	0.47

Continued on next page...

Continued from previous page...

Atom-1	Atom-2	Interatomic distance (Å)	Clash overlap (Å)
10:AJ:65:TYR:HB2	14:AN:96:LEU:HD11	1.96	0.47
15:AO:49:HIS:O	15:AO:52:ARG:HB3	2.15	0.47
23:AX:18:C:H3'	23:AX:19:U:C5'	2.45	0.47
1:BA:1298:U:H5'	1:BA:1299:A:C8	2.50	0.47
1:BA:1350:A:C6	1:BA:1351:U:N3	2.83	0.47
1:BA:1424:U:C2	1:BA:1425:U:C6	3.03	0.47
1:BA:1505:G:H4'	1:BA:1506:U:C5'	2.45	0.47
1:BA:220:G:N3	1:BA:221:C:C6	2.83	0.47
1:BA:243:A:N1	1:BA:246:A:N7	2.62	0.47
1:BA:318:G:N1	1:BA:319:G:C5	2.82	0.47
1:BA:590:U:H2'	1:BA:591:U:H6	1.76	0.47
1:BA:594:U:C3'	1:BA:595:A:H8	2.26	0.47
1:BA:606:G:N2	1:BA:632:U:OP1	2.47	0.47
1:BA:791:G:H2'	1:BA:792:A:H5'	1.95	0.47
1:BA:842:U:O2	1:BA:845:A:OP1	2.33	0.47
1:BA:929:G:C6	1:BA:930:C:C5	3.02	0.47
4:BD:123:MET:CE	4:BD:145:ARG:HD2	2.44	0.47
6:BF:6:ILE:HB	6:BF:62:MET:CB	2.44	0.47
7:BG:114:SER:HB3	7:BG:117:LEU:HG	1.96	0.47
11:BK:18:GLY:O	11:BK:81:LEU:HB2	2.15	0.47
12:BL:20:VAL:N	12:BL:21:PRO:HD3	2.30	0.47
16:BP:44:SER:O	16:BP:46:LYS:HG3	2.14	0.47
16:BP:61:VAL:HG21	16:BP:67:ILE:HD11	1.90	0.47
52:C1:31:GLU:O	52:C1:31:GLU:HG2	2.15	0.47
25:CA:1069:A:N1	25:CA:1074:G:C5	2.82	0.47
25:CA:1075:C:H3'	25:CA:1075:C:C6	2.49	0.47
25:CA:1122:G:C6	25:CA:1123:C:C5	3.03	0.47
25:CA:1124:G:H2'	25:CA:1125:G:H5'	1.95	0.47
25:CA:1731:G:C2	25:CA:1733:G:C4	3.03	0.47
25:CA:1735:A:C2	25:CA:1736:U:C2	3.03	0.47
25:CA:1637:A:H5'	25:CA:1760:C:O2'	2.14	0.47
25:CA:1776:G:N3	25:CA:1776:G:H2'	2.29	0.47
25:CA:1878:G:H2'	25:CA:1879:C:O4'	2.15	0.47
25:CA:2140:G:O6	25:CA:2151:U:O2	2.32	0.47
25:CA:278:A:H2'	25:CA:278:A:N3	2.29	0.47
25:CA:528:A:C8	25:CA:528:A:C3'	2.97	0.47
25:CA:729:G:H2'	25:CA:1775:U:H1'	1.96	0.47
29:CE:27:LEU:HD13	29:CE:100:MET:HE3	1.96	0.47
29:CE:30:GLN:HG2	29:CE:30:GLN:O	2.14	0.47
30:CF:101:ARG:O	30:CF:102:LEU:C	2.53	0.47
30:CF:73:VAL:HG22	30:CF:78:ILE:CD1	2.44	0.47

Continued on next page...

Continued from previous page...

Atom-1	Atom-2	Interatomic distance (Å)	Clash overlap (Å)
32:CH:50:ARG:O	32:CH:51:ARG:C	2.53	0.47
33:CI:100:ILE:HG22	33:CI:104:GLN:HB2	1.95	0.47
25:CA:7:G:H5'	34:CJ:132:HIS:CE1	2.49	0.47
34:CJ:96:ARG:NH2	34:CJ:99:ARG:HD3	2.30	0.47
36:CL:2:ARG:O	36:CL:2:ARG:CG	2.62	0.47
39:CO:27:VAL:HG23	39:CO:38:GLN:HG3	1.97	0.47
44:CT:87:LEU:O	44:CT:89:GLU:N	2.46	0.47
45:CU:71:ILE:HG12	45:CU:71:ILE:O	2.14	0.47
46:CV:70:ILE:HG22	46:CV:72:VAL:HG13	1.96	0.47
25:DA:2418:A:OP1	54:D3:44:ARG:HD3	2.15	0.47
25:DA:1018:U:C2	25:DA:1019:U:C5	3.02	0.47
25:DA:140:C:O2	25:DA:140:C:O4'	2.33	0.47
25:DA:1464:G:H2'	25:DA:1465:G:C8	2.49	0.47
25:DA:1523:U:O2'	25:DA:1524:G:H5'	2.14	0.47
25:DA:1635:A:C6	25:DA:1636:U:C2	3.02	0.47
25:DA:1911:U:H2'	25:DA:1918:A:C2	2.49	0.47
25:DA:1918:A:HO2'	25:DA:1920:C:N4	2.13	0.47
25:DA:2137:U:N3	25:DA:2138:G:C8	2.83	0.47
25:DA:2293:G:H2'	25:DA:2294:G:O4'	2.14	0.47
25:DA:252:G:N2	25:DA:253:C:H1'	2.30	0.47
25:DA:2555:U:H2'	25:DA:2556:C:H5'	1.96	0.47
25:DA:2723:C:H2'	25:DA:2724:U:O5'	2.14	0.47
25:DA:2793:C:C2	25:DA:2794:C:C5	3.03	0.47
25:DA:615:U:C3'	25:DA:616:A:H5'	2.42	0.47
25:DA:915:C:H2'	25:DA:916:G:H5'	1.97	0.47
25:DA:947:A:H2'	25:DA:948:C:C6	2.49	0.47
27:DC:188:ARG:HH21	27:DC:188:ARG:HG3	1.80	0.47
31:DG:26:LYS:CB	31:DG:31:GLU:HG3	2.45	0.47
32:DH:135:HIS:HB3	32:DH:138:VAL:HB	1.96	0.47
33:DI:122:GLU:O	33:DI:125:THR:HB	2.14	0.47
33:DI:16:MET:SD	33:DI:22:PRO:HG2	2.55	0.47
33:DI:7:TYR:O	33:DI:8:VAL:HG13	2.15	0.47
36:DL:132:ARG:HG3	36:DL:142:ILE:HD12	1.95	0.47
38:DN:26:GLY:O	38:DN:29:VAL:N	2.47	0.47
44:DT:17:SER:O	44:DT:20:ALA:N	2.47	0.47
57:DW:15:LYS:O	57:DW:16:ARG:CB	2.63	0.47
1:AA:1230:C:H6	1:AA:1230:C:O5'	1.97	0.47
1:AA:1417:G:N2	1:AA:1482:G:H2'	2.29	0.47
1:AA:1507:A:C5	1:AA:1530:G:C6	3.02	0.47
1:AA:1508:A:H2'	1:AA:1509:C:C6	2.50	0.47
1:AA:714:G:O2'	1:AA:715:A:H5'	2.14	0.47

Continued on next page...

Continued from previous page...

Atom-1	Atom-2	Interatomic distance (Å)	Clash overlap (Å)
1:AA:71:A:O2'	1:AA:72:A:P	2.73	0.47
1:AA:864:A:OP1	1:AA:864:A:H8	1.98	0.47
2:AB:27:LYS:N	2:AB:28:PRO:HD3	2.30	0.47
2:AB:56:LEU:CD2	2:AB:56:LEU:C	2.80	0.47
3:AC:153:SER:HA	3:AC:164:THR:HA	1.95	0.47
4:AD:101:VAL:HA	4:AD:104:MET:HG3	1.96	0.47
5:AE:94:PHE:HZ	5:AE:96:GLN:HG3	1.79	0.47
7:AG:94:ARG:CZ	7:AG:98:LEU:HD21	2.44	0.47
11:AK:96:ILE:HA	11:AK:99:LEU:HD23	1.96	0.47
12:AL:115:LYS:O	12:AL:116:TYR:CB	2.63	0.47
13:AM:70:ARG:HD2	13:AM:70:ARG:O	2.15	0.47
17:AQ:17:GLU:O	17:AQ:18:LYS:HB2	2.15	0.47
1:AA:130:A:N7	17:AQ:64:ARG:HB2	2.29	0.47
18:AR:25:ILE:HA	18:AR:28:LEU:HB2	1.95	0.47
20:AT:2:ASN:O	20:AT:3:ILE:C	2.52	0.47
21:AU:38:GLU:HA	21:AU:40:PRO:HD2	1.96	0.47
1:BA:1155:A:O2'	1:BA:1156:G:H5'	2.15	0.47
1:BA:1381:U:H2'	1:BA:1382:C:H6	1.80	0.47
1:BA:1392:G:C2'	1:BA:1393:U:H5'	2.45	0.47
1:BA:1438:G:C2'	1:BA:1439:G:H5'	2.44	0.47
1:BA:1523:G:OP1	11:BK:124:LYS:HD3	2.15	0.47
1:BA:337:G:C6	1:BA:338:A:C6	3.02	0.47
1:BA:389:A:H2'	1:BA:390:U:H5'	1.97	0.47
1:BA:406:G:C2	1:BA:407:U:C5	3.03	0.47
1:BA:414:A:C2	1:BA:415:A:C1'	2.97	0.47
1:BA:467:U:H3'	1:BA:467:U:O2	2.15	0.47
1:BA:518:C:C2'	1:BA:530:G:C8	2.91	0.47
1:BA:560:A:C8	1:BA:566:G:N3	2.83	0.47
1:BA:709:U:H2'	1:BA:710:G:H8	1.79	0.47
1:BA:801:U:C2	1:BA:802:A:C8	3.03	0.47
2:BB:163:ILE:HG13	2:BB:203:ASP:HB2	1.96	0.47
2:BB:49:PHE:O	2:BB:52:ALA:HB3	2.15	0.47
2:BB:82:ALA:O	2:BB:85:SER:OG	2.30	0.47
2:BB:95:TRP:CH2	2:BB:99:MET:HG3	2.49	0.47
3:BC:151:GLU:HA	3:BC:166:TRP:HB3	1.96	0.47
3:BC:7:ASN:C	3:BC:9:ILE:H	2.18	0.47
4:BD:71:PHE:HE1	4:BD:199:ILE:HD11	1.79	0.47
6:BF:29:ILE:HG21	6:BF:36:ILE:HG22	1.97	0.47
8:BH:112:ASP:O	8:BH:113:ARG:C	2.53	0.47
17:BQ:69:THR:O	17:BQ:70:LYS:CB	2.63	0.47
20:BT:53:MET:HG3	20:BT:54:GLN:H	1.78	0.47

Continued on next page...

Continued from previous page...

Atom-1	Atom-2	Interatomic distance (Å)	Clash overlap (Å)
20:BT:66:ILE:O	20:BT:67:HIS:CB	2.62	0.47
11:BK:109:ILE:CG2	21:BU:16:ARG:NE	2.77	0.47
25:CA:1076:C:H2'	25:CA:1077:A:O4'	2.14	0.47
25:CA:1090:A:N1	25:CA:1091:G:N7	2.62	0.47
25:CA:1415:U:O2	25:CA:1415:U:C3'	2.63	0.47
25:CA:1433:A:H2'	25:CA:1434:A:O4'	2.15	0.47
25:CA:1441:G:H2'	25:CA:1442:U:C6	2.50	0.47
25:CA:1533:C:N4	25:CA:1534:U:C4	2.83	0.47
25:CA:1547:C:C2'	25:CA:1548:A:O5'	2.62	0.47
25:CA:1585:C:C2'	25:CA:1586:A:H5'	2.44	0.47
25:CA:158:U:H2'	25:CA:159:G:H5'	1.96	0.47
25:CA:1838:C:C4	25:CA:1899:A:C5	3.03	0.47
25:CA:2161:C:O2	25:CA:2162:G:C8	2.66	0.47
25:CA:2210:U:O3'	25:CA:2211:A:H4'	2.14	0.47
25:CA:2219:U:C2'	25:CA:2220:U:O5'	2.62	0.47
25:CA:2303:G:C4	25:CA:2304:G:C8	3.02	0.47
25:CA:2388:A:H5'	25:CA:2389:G:OP2	2.15	0.47
25:CA:2516:A:C2	25:CA:2569:G:N3	2.83	0.47
25:CA:460:A:P	53:C2:41:ARG:HH12	2.37	0.47
25:CA:662:G:O3'	36:CL:16:GLY:HA2	2.14	0.47
25:CA:894:U:H2'	25:CA:895:U:H6	1.77	0.47
32:CH:135:HIS:CD2	32:CH:137:GLU:HG2	2.49	0.47
33:CI:27:LEU:HD11	33:CI:34:ILE:HA	1.96	0.47
33:CI:42:ASN:HB3	33:CI:46:ASP:OD1	2.14	0.47
39:CO:64:TYR:HB3	39:CO:67:ASN:ND2	2.29	0.47
28:CD:12:THR:HG21	40:CP:8:GLU:CG	2.45	0.47
41:CQ:10:ARG:HA	41:CQ:10:ARG:HD2	1.63	0.47
43:CS:11:ARG:O	43:CS:12:SER:HB3	2.14	0.47
52:D1:25:ASN:O	52:D1:26:LYS:C	2.53	0.47
52:D1:42:VAL:HG12	52:D1:44:GLN:H	1.80	0.47
25:DA:1069:A:C2	25:DA:1073:A:N7	2.83	0.47
25:DA:1087:G:N1	25:DA:1089:A:C2	2.83	0.47
25:DA:1010:A:H1'	25:DA:1153:C:C1'	2.45	0.47
25:DA:1214:A:H4'	25:DA:1239:G:H4'	1.97	0.47
25:DA:1287:A:H5'	38:DN:103:ARG:HD2	1.96	0.47
25:DA:2162:G:HO2'	25:DA:2163:A:H8	1.60	0.47
25:DA:2292:U:H2'	25:DA:2293:G:O5'	2.15	0.47
25:DA:2293:G:C2	25:DA:2340:A:C2	3.03	0.47
25:DA:2378:A:C2'	25:DA:2379:G:O5'	2.62	0.47
25:DA:2556:C:C2'	25:DA:2557:G:O5'	2.63	0.47
25:DA:2850:A:C6	25:DA:2851:A:C5	3.02	0.47

Continued on next page...

Continued from previous page...

Atom-1	Atom-2	Interatomic distance (Å)	Clash overlap (Å)
25:DA:295:G:N1	25:DA:296:U:C5	2.83	0.47
25:DA:294:A:N7	25:DA:345:A:C6	2.82	0.47
25:DA:404:A:N1	25:DA:406:G:C2	2.82	0.47
25:DA:818:G:C2'	25:DA:819:A:H5''	2.44	0.47
56:DB:15:A:C8	56:DB:109:A:C6	3.03	0.47
25:DA:1799:G:O2'	27:DC:179:GLU:OE2	2.20	0.47
27:DC:1:ALA:CA	27:DC:198:GLU:OE2	2.62	0.47
33:DI:50:LYS:CD	33:DI:50:LYS:N	2.78	0.47
37:DM:54:THR:O	37:DM:55:ARG:C	2.53	0.47
56:DB:49:C:O3'	39:DO:68:LYS:HG3	2.14	0.47
43:DS:2:GLU:HA	43:DS:108:SER:HB3	1.97	0.47
44:DT:38:ALA:O	44:DT:39:THR:HB	2.15	0.47
44:DT:51:PHE:O	44:DT:53:VAL:HG13	2.15	0.47
57:DW:15:LYS:O	57:DW:16:ARG:HB2	2.14	0.47
1:AA:1286:U:H2'	1:AA:1286:U:O2	2.14	0.47
1:AA:1490:U:H2'	1:AA:1491:G:H5'	1.94	0.47
1:AA:1497:G:H2'	1:AA:1498:U:H5'	1.96	0.47
1:AA:154:U:O4	1:AA:167:A:N1	2.48	0.47
1:AA:258:G:C2	1:AA:269:C:O2	2.68	0.47
1:AA:299:G:O6	1:AA:300:A:N1	2.48	0.47
1:AA:340:U:H2'	1:AA:341:C:C6	2.47	0.47
1:AA:417:G:C2	1:AA:418:C:C2	3.02	0.47
1:AA:502:A:C2	1:AA:503:C:C2	3.03	0.47
1:AA:49:U:O2'	1:AA:50:A:H2'	2.14	0.47
1:AA:609:A:O5'	1:AA:609:A:H8	1.97	0.47
1:AA:599:C:O2	1:AA:640:A:C2	2.68	0.47
1:AA:763:G:H2'	1:AA:764:C:O5'	2.13	0.47
2:AB:40:ILE:HG21	2:AB:201:GLY:H	1.79	0.47
5:AE:108:GLY:O	5:AE:109:ALA:CB	2.62	0.47
6:AF:67:PRO:O	6:AF:69:GLU:N	2.48	0.47
7:AG:42:VAL:O	7:AG:46:LEU:N	2.47	0.47
16:AP:52:LEU:O	16:AP:54:LEU:N	2.48	0.47
20:AT:53:MET:HA	20:AT:56:ILE:CG2	2.44	0.47
21:AU:38:GLU:OE2	21:AU:41:THR:HG21	2.14	0.47
22:AV:21:A:O4'	22:AV:48:C:N4	2.48	0.47
22:AV:48:C:C2	22:AV:59:U:H1'	2.50	0.47
1:BA:1302:C:C4	13:BM:16:ILE:CD1	2.98	0.47
1:BA:1323:G:C1'	1:BA:1362:A:C2	2.97	0.47
1:BA:1422:G:C2'	1:BA:1423:G:H5'	2.44	0.47
1:BA:158:G:C5	1:BA:159:G:N7	2.82	0.47
1:BA:161:A:H2'	1:BA:162:A:C8	2.49	0.47

Continued on next page...

Continued from previous page...

Atom-1	Atom-2	Interatomic distance (Å)	Clash overlap (Å)
1:BA:15:G:C6	1:BA:16:A:C6	3.03	0.47
1:BA:179:A:H2'	1:BA:180:U:C6	2.50	0.47
1:BA:352:C:H42	1:BA:357:G:N2	2.11	0.47
1:BA:484:G:H4'	1:BA:485:U:C5'	2.44	0.47
1:BA:607:A:H2'	1:BA:608:A:C8	2.48	0.47
1:BA:401:C:O2'	1:BA:621:A:N3	2.38	0.47
2:BB:68:PHE:O	2:BB:90:PHE:HA	2.15	0.47
3:BC:130:ARG:HE	3:BC:130:ARG:H	1.62	0.47
1:BA:8:A:N6	4:BD:201:GLU:O	2.47	0.47
4:BD:36:ALA:O	4:BD:38:GLY:N	2.48	0.47
5:BE:92:ARG:CZ	5:BE:92:ARG:HB3	2.43	0.47
5:BE:93:VAL:CG1	5:BE:110:MET:HE3	2.44	0.47
6:BF:70:VAL:HG23	6:BF:71:ILE:H	1.80	0.47
7:BG:77:ARG:O	7:BG:78:ARG:C	2.52	0.47
5:BE:155:LYS:CG	8:BH:65:PHE:HB2	2.43	0.47
9:BI:19:PHE:O	9:BI:62:LEU:HA	2.14	0.47
9:BI:5:TYR:HB2	9:BI:20:ILE:CG2	2.44	0.47
9:BI:24:ASN:HB3	9:BI:58:GLU:CD	2.34	0.47
9:BI:66:VAL:HG13	9:BI:66:VAL:O	2.14	0.47
12:BL:50:LYS:CD	12:BL:50:LYS:N	2.78	0.47
13:BM:18:LEU:O	13:BM:20:SER:N	2.47	0.47
21:BU:14:ALA:C	21:BU:15:LEU:HG	2.34	0.47
21:BU:24:LYS:NZ	21:BU:25:ALA:HB2	2.30	0.47
25:CA:1079:C:N4	25:CA:1088:A:C4	2.83	0.47
25:CA:1196:C:O4'	25:CA:1226:A:C2	2.68	0.47
25:CA:1287:A:H3'	25:CA:1288:G:N2	2.30	0.47
25:CA:1534:U:H2'	25:CA:1534:U:O2	2.13	0.47
25:CA:1773:A:N7	25:CA:1829:A:H1'	2.30	0.47
25:CA:1840:G:C4	25:CA:1841:U:C5	3.02	0.47
25:CA:1869:G:H2'	25:CA:1870:C:H5'	1.97	0.47
25:CA:1888:G:H5''	25:CA:1889:A:OP1	2.15	0.47
25:CA:2063:C:O2	25:CA:2450:A:N1	2.48	0.47
25:CA:21:A:C2'	25:CA:22:C:O5'	2.63	0.47
25:CA:2317:A:N6	25:CA:2318:G:C2	2.83	0.47
25:CA:632:A:H2'	25:CA:633:A:C8	2.49	0.47
25:CA:684:G:C6	25:CA:774:G:C4	3.02	0.47
27:CC:156:SER:O	27:CC:194:VAL:CG1	2.62	0.47
25:CA:729:G:C6	27:CC:206:LYS:HB2	2.49	0.47
27:CC:96:LYS:HA	27:CC:96:LYS:CE	2.45	0.47
29:CE:7:ASP:C	29:CE:9:GLN:H	2.17	0.47
30:CF:57:ALA:O	30:CF:60:SER:O	2.33	0.47

Continued on next page...

Continued from previous page...

Atom-1	Atom-2	Interatomic distance (Å)	Clash overlap (Å)
31:CG:102:ILE:HD12	31:CG:147:LEU:HD11	1.96	0.47
41:CQ:26:ALA:O	41:CQ:28:SER:N	2.48	0.47
49:CY:24:GLU:O	49:CY:25:GLN:C	2.52	0.47
49:CY:9:LYS:HB3	49:CY:12:GLU:CG	2.45	0.47
50:CZ:36:GLU:O	50:CZ:37:ARG:HD3	2.14	0.47
25:DA:1165:A:C2	25:DA:1185:G:C2	3.03	0.47
25:DA:1441:G:C2'	25:DA:1442:U:O5'	2.63	0.47
25:DA:1490:A:O2'	27:DC:97:ASP:OD2	2.32	0.47
25:DA:1587:G:C5	25:DA:1588:G:C8	3.03	0.47
25:DA:1833:C:H2'	25:DA:1834:U:C6	2.50	0.47
25:DA:2180:U:C4	25:DA:2181:U:C4	3.03	0.47
25:DA:227:A:N6	25:DA:410:G:H1'	2.30	0.47
25:DA:2350:C:H2'	25:DA:2351:G:O5'	2.15	0.47
25:DA:2362:C:O5'	25:DA:2362:C:H6	1.97	0.47
25:DA:227:A:N3	25:DA:2407:A:H1'	2.29	0.47
25:DA:2420:C:OP1	54:D3:33:THR:HB	2.14	0.47
25:DA:282:A:H2'	25:DA:283:G:O4'	2.15	0.47
25:DA:511:U:C2'	25:DA:512:G:H5'	2.45	0.47
25:DA:609:A:C8	25:DA:610:C:C6	3.03	0.47
25:DA:640:C:H2'	25:DA:641:U:O4'	2.14	0.47
25:DA:709:U:H2'	25:DA:710:U:O4'	2.15	0.47
25:DA:845:A:C2	25:DA:847:U:C6	3.03	0.47
25:DA:7:G:C5	25:DA:8:C:C5	3.03	0.47
25:DA:948:C:H1'	25:DA:984:A:O2'	2.15	0.47
30:DF:101:ARG:O	30:DF:102:LEU:O	2.32	0.47
31:DG:8:VAL:HG21	31:DG:72:ASN:HB2	1.95	0.47
33:DI:30:GLN:HG2	33:DI:32:VAL:HG23	1.95	0.47
33:DI:8:VAL:O	33:DI:56:VAL:O	2.32	0.47
37:DM:30:SER:HB2	37:DM:31:PHE:CE1	2.50	0.47
37:DM:97:GLN:N	37:DM:97:GLN:CD	2.68	0.47
39:DO:49:VAL:HG11	39:DO:81:ARG:CB	2.44	0.47
41:DQ:26:ALA:HB1	41:DQ:30:VAL:CG2	2.44	0.47
44:DT:44:LYS:HG3	44:DT:55:VAL:CG1	2.43	0.47
25:DA:1340:U:O2'	44:DT:61:LEU:HD13	2.15	0.47
25:DA:396:G:H1'	48:DX:28:PHE:HB3	1.97	0.47
48:DX:29:LEU:HD23	48:DX:29:LEU:HA	1.77	0.47
48:DX:65:THR:O	48:DX:68:ALA:HB3	2.15	0.47
49:DY:26:PHE:CE2	49:DY:30:MET:CG	2.95	0.47
1:AA:1079:G:C6	1:AA:1080:A:N6	2.83	0.47
1:AA:1106:G:C6	1:AA:1107:C:N4	2.83	0.47
1:AA:1352:C:H2'	1:AA:1353:G:C8	2.49	0.47

Continued on next page...

Continued from previous page...

Atom-1	Atom-2	Interatomic distance (Å)	Clash overlap (Å)
1:AA:1480:A:C4	1:AA:1481:U:C6	3.02	0.47
1:AA:203:G:N2	1:AA:215:C:C2	2.83	0.47
1:AA:47:C:H4'	1:AA:48:C:O5'	2.15	0.47
1:AA:833:G:C4	1:AA:834:U:C6	3.03	0.47
1:AA:985:C:H2'	1:AA:986:U:C6	2.50	0.47
3:AC:84:GLU:C	3:AC:86:LEU:H	2.18	0.47
3:AC:7:ASN:O	3:AC:8:GLY:C	2.53	0.47
8:AH:24:VAL:CG1	8:AH:62:LEU:HD21	2.44	0.47
9:AI:27:ILE:CG1	9:AI:62:LEU:HD21	2.45	0.47
11:AK:23:HIS:C	11:AK:23:HIS:CD2	2.88	0.47
11:AK:87:GLY:H	11:AK:113:THR:CG2	2.27	0.47
13:AM:32:ILE:HD13	13:AM:58:GLU:HG3	1.97	0.47
16:AP:39:PHE:CB	16:AP:74:LEU:HD11	2.45	0.47
18:AR:22:TYR:CE1	18:AR:23:LYS:HG3	2.49	0.47
1:AA:1225:A:O4'	19:AS:77:ARG:HD3	2.15	0.47
24:AY:18:VAL:O	24:AY:21:PHE:HB3	2.14	0.47
1:BA:1242:G:O2'	1:BA:1243:C:H5'	2.15	0.47
1:BA:1361:G:C6	1:BA:1362:A:C8	3.03	0.47
1:BA:1397:C:C3'	1:BA:1398:A:H5''	2.44	0.47
1:BA:1458:G:H2'	1:BA:1459:G:H8	1.79	0.47
1:BA:173:U:H6	1:BA:198:G:HO2'	1.63	0.47
1:BA:409:U:OP1	4:BD:23:GLY:HA3	2.14	0.47
1:BA:443:C:H2'	1:BA:444:G:O4'	2.15	0.47
1:BA:489:C:H2'	1:BA:490:C:H6	1.80	0.47
1:BA:4:U:H5''	1:BA:5:U:OP1	2.14	0.47
1:BA:562:U:C4'	1:BA:563:A:H5'	2.43	0.47
1:BA:629:A:H2'	1:BA:630:A:O4'	2.15	0.47
1:BA:631:C:C3'	1:BA:632:U:H5'	2.44	0.47
1:BA:712:A:C2'	1:BA:713:G:O5'	2.62	0.47
1:BA:784:A:H2'	1:BA:785:G:O4'	2.15	0.47
1:BA:841:C:C3'	1:BA:843:U:H5''	2.38	0.47
5:BE:153:ALA:N	5:BE:156:ARG:HB3	2.30	0.47
6:BF:6:ILE:CG2	6:BF:7:VAL:N	2.77	0.47
12:BL:17:LYS:O	12:BL:17:LYS:HD2	2.15	0.47
12:BL:21:PRO:C	12:BL:23:LEU:H	2.18	0.47
12:BL:80:LEU:HD12	12:BL:81:ILE:H	1.80	0.47
13:BM:15:VAL:HG23	13:BM:16:ILE:HG13	1.97	0.47
13:BM:76:ILE:HG23	13:BM:90:HIS:CD2	2.49	0.47
21:BU:23:GLU:O	21:BU:24:LYS:C	2.52	0.47
25:CA:1121:C:C3'	25:CA:1121:C:C6	2.98	0.47
25:CA:134:G:H2'	25:CA:135:U:O5'	2.15	0.47

Continued on next page...

Continued from previous page...

Atom-1	Atom-2	Interatomic distance (Å)	Clash overlap (Å)
25:CA:2383:G:C2'	25:CA:2384:U:H5'	2.45	0.47
25:CA:2593:U:H2'	25:CA:2594:C:C6	2.50	0.47
25:CA:2660:A:C2	25:CA:2661:G:H1'	2.49	0.47
25:CA:2881:U:H2'	25:CA:2882:A:O5'	2.15	0.47
26:CB:36:C:H5''	26:CB:37:C:OP2	2.15	0.47
26:CB:45:A:H2'	26:CB:46:A:O4'	2.15	0.47
27:CC:51:ARG:O	27:CC:52:HIS:HB2	2.14	0.47
25:CA:2785:C:O2'	28:CD:67:HIS:CD2	2.62	0.47
29:CE:119:ILE:N	29:CE:119:ILE:HD13	2.30	0.47
29:CE:3:LEU:CD1	29:CE:14:VAL:HG21	2.44	0.47
29:CE:5:LEU:CD1	29:CE:5:LEU:N	2.77	0.47
30:CF:30:VAL:CG2	30:CF:95:MET:SD	3.03	0.47
31:CG:71:LEU:CD1	31:CG:71:LEU:N	2.78	0.47
31:CG:9:VAL:CG1	31:CG:9:VAL:O	2.63	0.47
32:CH:72:ILE:HD12	32:CH:140:ALA:HB3	1.97	0.47
35:CK:69:VAL:O	35:CK:76:VAL:HA	2.14	0.47
36:CL:106:GLU:CB	36:CL:107:PHE:CE2	2.98	0.47
37:CM:36:VAL:HG23	37:CM:129:THR:CG2	2.42	0.47
38:CN:77:ALA:O	38:CN:79:LEU:O	2.33	0.47
40:CP:21:PRO:HD3	40:CP:49:ILE:CD1	2.44	0.47
40:CP:30:TRP:CE3	40:CP:39:LEU:HD12	2.50	0.47
46:CV:18:ARG:HH11	46:CV:18:ARG:HG3	1.79	0.47
25:CA:396:G:H1'	48:CX:28:PHE:HB3	1.97	0.47
48:CX:76:LYS:HE3	48:CX:77:TYR:H	1.79	0.47
55:D4:7:VAL:C	55:D4:8:LYS:CG	2.83	0.47
25:DA:1066:U:H1'	25:DA:1074:G:H22	1.78	0.47
25:DA:1356:G:C2	25:DA:1376:C:O2	2.67	0.47
25:DA:1356:G:C2	25:DA:1357:C:C2	3.02	0.47
25:DA:1517:G:O2'	25:DA:1518:C:H5'	2.15	0.47
25:DA:1943:U:C4'	25:DA:1944:U:OP1	2.56	0.47
25:DA:1990:C:H5''	25:DA:1991:U:P	2.54	0.47
25:DA:2070:A:H2'	25:DA:2070:A:N3	2.30	0.47
25:DA:2278:A:C2'	25:DA:2279:G:O5'	2.62	0.47
25:DA:2424:C:H6	25:DA:2424:C:H5'	1.80	0.47
25:DA:2531:A:C6	25:DA:2532:G:C5	3.03	0.47
25:DA:2661:G:H2'	25:DA:2662:A:O5'	2.15	0.47
25:DA:2663:G:O2'	25:DA:2664:G:H5'	2.14	0.47
25:DA:2839:G:C4	25:DA:2840:C:C5	3.02	0.47
25:DA:511:U:H2'	25:DA:512:G:H5'	1.96	0.47
25:DA:545:U:P	25:DA:545:U:O2	2.73	0.47
25:DA:624:C:O2'	25:DA:657:U:H5''	2.15	0.47

Continued on next page...

Continued from previous page...

Atom-1	Atom-2	Interatomic distance (Å)	Clash overlap (Å)
25:DA:64:A:C6	25:DA:65:U:O4	2.68	0.47
25:DA:705:A:C2	25:DA:706:A:C4	3.03	0.47
25:DA:877:A:C2	25:DA:900:A:N7	2.82	0.47
56:DB:14:U:H4'	56:DB:15:A:OP2	2.14	0.47
27:DC:161:VAL:HG11	27:DC:173:LEU:HG	1.96	0.47
29:DE:23:PHE:CD1	29:DE:111:GLU:HG3	2.49	0.47
31:DG:126:THR:HG22	31:DG:127:GLN:N	2.29	0.47
31:DG:89:VAL:HG21	31:DG:162:ARG:HE	1.79	0.47
33:DI:101:SER:HB2	33:DI:140:GLU:O	2.15	0.47
33:DI:17:ALA:HB1	33:DI:41:PHE:CD2	2.50	0.47
37:DM:34:LYS:HE3	37:DM:131:VAL:HG11	1.96	0.47
38:DN:117:ASP:O	38:DN:118:ARG:HB2	2.14	0.47
38:DN:20:MET:CG	38:DN:21:PHE:N	2.78	0.47
39:DO:40:ILE:CG2	39:DO:44:GLY:HA2	2.45	0.47
25:DA:18:U:O3'	41:DQ:22:GLY:HA2	2.14	0.47
43:DS:19:LEU:HG	51:D0:21:LEU:HG	1.96	0.47
44:DT:29:THR:HG23	44:DT:86:THR:N	2.29	0.47
46:DV:54:ALA:C	46:DV:56:PHE:H	2.16	0.47
46:DV:69:GLU:O	46:DV:70:ILE:HG12	2.14	0.47
48:DX:10:ARG:HB3	48:DX:11:PRO:CD	2.45	0.47
48:DX:66:VAL:O	48:DX:69:GLU:HB2	2.15	0.47
49:DY:28:LEU:HD23	49:DY:37:LEU:HD11	1.97	0.47
1:AA:1149:C:H6	1:AA:1149:C:O5'	1.98	0.47
1:AA:1351:U:H2'	1:AA:1352:C:H6	1.80	0.47
1:AA:214:C:H2'	1:AA:215:C:C6	2.48	0.47
1:AA:478:A:H2'	1:AA:479:U:O5'	2.14	0.47
1:AA:853:C:C2	1:AA:854:U:C6	3.03	0.47
2:AB:112:ARG:O	2:AB:116:LEU:HD23	2.15	0.47
2:AB:30:ILE:HD13	2:AB:38:HIS:CG	2.50	0.47
2:AB:63:LYS:O	2:AB:65:LYS:CE	2.61	0.47
2:AB:9:LEU:HD11	2:AB:11:ALA:O	2.14	0.47
3:AC:141:MET:CE	3:AC:147:GLY:HA2	2.44	0.47
3:AC:41:TYR:CE1	3:AC:42:LEU:HD12	2.50	0.47
3:AC:46:LEU:HD21	3:AC:86:LEU:HD11	1.97	0.47
13:AM:88:LEU:O	13:AM:92:ARG:HG3	2.13	0.47
13:AM:94:LEU:CB	13:AM:95:PRO:HD2	2.45	0.47
14:AN:73:PHE:CZ	14:AN:78:GLY:HA2	2.49	0.47
1:BA:1031:C:H4'	1:BA:1032:G:C4	2.50	0.47
1:BA:1072:G:C4	1:BA:1073:U:C6	3.02	0.47
1:BA:1085:U:H5'	1:BA:1094:G:C2	2.50	0.47
1:BA:1269:A:H2	1:BA:1312:G:N3	2.13	0.47

Continued on next page...

Continued from previous page...

Atom-1	Atom-2	Interatomic distance (Å)	Clash overlap (Å)
1:BA:1374:A:C2'	1:BA:1375:A:H5'	2.45	0.47
1:BA:188:C:C2	1:BA:189:A:C8	3.02	0.47
1:BA:317:U:N3	1:BA:318:G:N7	2.63	0.47
1:BA:634:C:C2'	1:BA:635:A:O5'	2.63	0.47
1:BA:66:A:O4'	1:BA:173:U:C4	2.68	0.47
1:BA:664:G:H22	1:BA:741:G:H1	1.63	0.47
2:BB:117:GLU:N	2:BB:140:LEU:HD21	2.29	0.47
3:BC:153:SER:HB3	3:BC:164:THR:HB	1.96	0.47
3:BC:41:TYR:CE1	3:BC:89:VAL:HG21	2.50	0.47
5:BE:10:LEU:HD23	5:BE:11:GLN:H	1.80	0.47
5:BE:155:LYS:CE	5:BE:155:LYS:N	2.77	0.47
5:BE:93:VAL:CG1	5:BE:110:MET:CE	2.93	0.47
6:BF:10:VAL:HG11	6:BF:18:VAL:HG22	1.97	0.47
8:BH:48:PHE:C	8:BH:48:PHE:CD1	2.88	0.47
10:BJ:19:ASP:HB3	10:BJ:72:ARG:HH21	1.80	0.47
1:AA:1164:G:C5'	10:BJ:89:ARG:HD2	2.45	0.47
14:BN:17:ASP:O	14:BN:18:LYS:C	2.53	0.47
14:BN:19:TYR:CD1	14:BN:19:TYR:N	2.83	0.47
14:BN:42:TRP:CD1	14:BN:42:TRP:O	2.68	0.47
15:BO:16:ARG:O	15:BO:17:ASP:CB	2.63	0.47
16:BP:39:PHE:CZ	16:BP:41:PRO:HB3	2.50	0.47
25:CA:1063:G:N2	33:CI:89:SER:HG	2.12	0.47
25:CA:1079:C:C2	25:CA:1080:A:C8	3.03	0.47
25:CA:1139:G:O3'	34:CJ:26:GLY:CA	2.62	0.47
25:CA:1292:G:O2'	25:CA:1293:C:H5'	2.15	0.47
25:CA:1724:G:H1	25:CA:1737:G:H1'	1.80	0.47
25:CA:1907:G:C5	25:CA:1908:C:C5	3.03	0.47
25:CA:1919:A:H5''	25:CA:1920:C:OP2	2.15	0.47
24:AY:133:ARG:HH22	25:CA:1941:C:H2'	1.80	0.47
25:CA:2591:C:H2'	25:CA:2592:G:C8	2.49	0.47
25:CA:2732:G:O2'	25:CA:2733:A:H5'	2.14	0.47
25:CA:368:A:H8	25:CA:368:A:O5'	1.97	0.47
25:CA:551:G:H2'	25:CA:552:U:O4'	2.15	0.47
25:CA:601:C:O2	25:CA:605:G:H4'	2.14	0.47
27:CC:58:LYS:O	27:CC:59:GLN:HG3	2.15	0.47
29:CE:48:THR:C	29:CE:50:ALA:N	2.68	0.47
30:CF:129:MET:HB2	30:CF:129:MET:HE3	1.89	0.47
31:CG:16:VAL:HG22	31:CG:25:ILE:HD13	1.97	0.47
33:CI:12:VAL:O	33:CI:13:ALA:HB2	2.15	0.47
33:CI:100:ILE:HG12	33:CI:137:LEU:HD13	1.97	0.47
33:CI:18:ASN:ND2	33:CI:27:LEU:CD1	2.78	0.47

Continued on next page...

Continued from previous page...

Atom-1	Atom-2	Interatomic distance (Å)	Clash overlap (Å)
33:CI:24:GLY:O	33:CI:34:ILE:HG23	2.15	0.47
33:CI:33:ASN:CB	33:CI:36:GLU:HG2	2.45	0.47
35:CK:104:THR:HB	35:CK:106:GLU:OE1	2.15	0.47
36:CL:99:ASN:CG	60:CL:202:HOH:O	2.53	0.47
37:CM:42:THR:HG22	37:CM:93:VAL:HG12	1.97	0.47
40:CP:103:THR:O	40:CP:105:LYS:N	2.48	0.47
54:D3:30:HIS:ND1	54:D3:31:ILE:HG13	2.29	0.47
25:DA:1053:C:C2	25:DA:1107:G:N2	2.82	0.47
25:DA:1395:A:O2'	25:DA:1397:U:C6	2.68	0.47
25:DA:1387:A:C4'	25:DA:1469:A:H1'	2.44	0.47
25:DA:1482:G:H1'	25:DA:1509:A:H61	1.80	0.47
25:DA:1575:C:N3	25:DA:1576:U:C5	2.83	0.47
25:DA:2210:U:C2	25:DA:2212:A:N7	2.83	0.47
25:DA:2232:C:C4	25:DA:2233:U:C5	3.03	0.47
25:DA:858:G:C4	25:DA:2268:A:C2	3.02	0.47
25:DA:236:C:O2'	25:DA:237:C:H5'	2.15	0.47
25:DA:249:C:O2'	36:DL:63:LYS:HE2	2.15	0.47
25:DA:2677:G:C6	25:DA:2731:G:C6	3.03	0.47
25:DA:2704:C:H3'	25:DA:2705:A:H8	1.80	0.47
25:DA:447:A:N1	25:DA:454:A:C8	2.83	0.47
25:DA:480:A:OP2	45:DU:43:LYS:NZ	2.47	0.47
25:DA:979:A:C2'	25:DA:980:A:OP1	2.62	0.47
27:DC:118:GLY:O	27:DC:120:ASP:N	2.48	0.47
27:DC:118:GLY:O	27:DC:119:VAL:C	2.52	0.47
25:DA:782:A:C2	27:DC:224:MET:SD	3.08	0.47
29:DE:109:LEU:HA	29:DE:109:LEU:HD12	1.74	0.47
30:DF:142:TYR:O	30:DF:142:TYR:CG	2.68	0.47
30:DF:21:TYR:HD1	30:DF:26:GLN:HG2	1.80	0.47
32:DH:2:GLN:O	32:DH:19:VAL:HG23	2.15	0.47
32:DH:2:GLN:HA	32:DH:19:VAL:O	2.15	0.47
33:DI:27:LEU:O	33:DI:30:GLN:OE1	2.32	0.47
33:DI:7:TYR:HB2	33:DI:58:ILE:H	1.80	0.47
35:DK:22:ILE:O	35:DK:23:LYS:HB2	2.15	0.47
36:DL:117:THR:O	36:DL:118:THR:C	2.53	0.47
37:DM:51:ARG:O	37:DM:52:ALA:C	2.53	0.47
25:DA:1454:C:N4	38:DN:73:ASN:HD21	2.13	0.47
41:DQ:7:VAL:HG12	41:DQ:8:ILE:HG22	1.96	0.47
42:DR:81:LYS:O	42:DR:82:HIS:HB3	2.14	0.47
46:DV:20:LEU:CD2	46:DV:26:PHE:HA	2.44	0.47
1:AA:1004:A:C2	1:AA:1026:G:C4	3.03	0.47
1:AA:1126:U:H4'	1:AA:1127:G:OP2	2.15	0.47

Continued on next page...

Continued from previous page...

Atom-1	Atom-2	Interatomic distance (Å)	Clash overlap (Å)
1:AA:1164:G:H5''	10:BJ:89:ARG:HD2	1.97	0.47
1:AA:1175:G:O2'	1:AA:1176:A:H5'	2.14	0.47
1:AA:143:A:N3	1:AA:143:A:C2'	2.75	0.47
1:AA:323:U:O4	1:AA:324:G:C6	2.68	0.47
1:AA:458:U:H2'	1:AA:458:U:O2	2.14	0.47
1:AA:540:G:C4	1:AA:541:G:C8	3.03	0.47
1:AA:854:U:C6	1:AA:871:U:O4	2.68	0.47
1:AA:921:U:C5	1:AA:922:G:N7	2.83	0.47
3:AC:147:GLY:CA	3:AC:171:ARG:H	2.27	0.47
3:AC:183:TYR:HA	3:AC:199:VAL:O	2.14	0.47
3:AC:39:ARG:HG2	3:AC:54:ILE:CG1	2.45	0.47
3:AC:54:ILE:O	3:AC:54:ILE:HG13	2.15	0.47
4:AD:164:ARG:O	4:AD:166:LYS:N	2.47	0.47
5:AE:88:HIS:CE1	5:AE:137:ARG:HD3	2.50	0.47
7:AG:30:MET:CG	7:AG:31:VAL:N	2.78	0.47
8:AH:48:PHE:HB3	8:AH:60:LEU:HD23	1.97	0.47
9:AI:48:ARG:HD3	9:AI:49:GLN:N	2.30	0.47
9:AI:49:GLN:HE22	9:AI:79:ARG:NH1	2.12	0.47
10:AJ:27:GLU:C	10:AJ:29:ALA:H	2.17	0.47
13:AM:75:SER:O	13:AM:79:LEU:HD12	2.15	0.47
14:AN:31:SER:O	14:AN:32:ASP:CB	2.62	0.47
17:AQ:3:LYS:C	17:AQ:4:ILE:HD12	2.36	0.47
17:AQ:47:ASP:O	17:AQ:48:GLU:O	2.33	0.47
17:AQ:51:GLU:N	17:AQ:51:GLU:CD	2.67	0.47
21:AU:18:PHE:C	21:AU:19:LYS:HE2	2.35	0.47
11:AK:124:LYS:HA	21:AU:34:ARG:HG3	1.97	0.47
22:AV:21:A:N6	22:AV:46:G:N9	2.62	0.47
22:AV:63:G:N3	22:AV:63:G:H2'	2.30	0.47
22:AV:8:U:C2	22:AV:15:G:O6	2.67	0.47
1:BA:1303:C:N4	1:BA:1304:G:C6	2.82	0.47
1:BA:189:A:N6	1:BA:190:A:N1	2.63	0.47
1:BA:138:G:C4	1:BA:226:G:C2	3.03	0.47
1:BA:59:A:C5	1:BA:331:G:N2	2.83	0.47
1:BA:479:U:C2'	1:BA:480:U:H5'	2.45	0.47
1:BA:861:G:C4	1:BA:862:C:C6	3.03	0.47
2:BB:216:VAL:HA	2:BB:219:THR:CG2	2.45	0.47
5:BE:11:GLN:CA	5:BE:11:GLN:OE1	2.62	0.47
5:BE:55:VAL:N	5:BE:56:PRO:HD2	2.30	0.47
9:BI:42:THR:O	9:BI:43:ALA:C	2.52	0.47
10:BJ:98:VAL:O	10:BJ:99:GLN:HG2	2.15	0.47
12:BL:51:VAL:HG23	12:BL:52:CYS:N	2.28	0.47

Continued on next page...

Continued from previous page...

Atom-1	Atom-2	Interatomic distance (Å)	Clash overlap (Å)
13:BM:32:ILE:HD13	13:BM:58:GLU:HB3	1.97	0.47
14:BN:35:ALA:HB1	14:BN:41:ARG:HB2	1.96	0.47
15:BO:58:MET:O	15:BO:60:SER:N	2.48	0.47
16:BP:39:PHE:CD2	16:BP:74:LEU:HD11	2.49	0.47
16:BP:4:ILE:HD12	16:BP:66:THR:O	2.15	0.47
18:BR:33:THR:HG23	18:BR:36:GLY:H	1.79	0.47
19:BS:39:ILE:O	19:BS:66:VAL:O	2.32	0.47
19:BS:50:VAL:CG2	19:BS:70:LEU:HD13	2.44	0.47
20:BT:8:LYS:HG2	20:BT:12:GLN:OE1	2.13	0.47
54:C3:49:VAL:HG12	54:C3:53:ASP:HB2	1.96	0.47
55:C4:19:ARG:O	55:C4:21:GLY:N	2.48	0.47
25:CA:1023:U:H2'	25:CA:1024:G:H5'	1.96	0.47
25:CA:1088:A:N3	25:CA:1088:A:H5''	2.30	0.47
25:CA:1270:C:H6	25:CA:1270:C:O5'	1.98	0.47
25:CA:1270:C:H5''	25:CA:1271:G:O5'	2.15	0.47
25:CA:128:C:H2'	25:CA:129:C:H6	1.80	0.47
25:CA:1482:G:C2	25:CA:1483:G:C5	3.02	0.47
25:CA:1616:A:H4'	25:CA:1617:C:OP2	2.15	0.47
25:CA:2102:G:C5	25:CA:2103:C:C4	3.03	0.47
25:CA:2255:G:H2'	25:CA:2256:G:C5'	2.45	0.47
25:CA:2348:U:H2'	25:CA:2349:G:O4'	2.14	0.47
25:CA:2668:G:C2'	25:CA:2669:G:O5'	2.62	0.47
25:CA:416:U:H3'	25:CA:416:U:H6	1.80	0.47
25:CA:60:G:O2'	25:CA:61:C:P	2.73	0.47
25:CA:777:G:O2'	25:CA:778:G:H5'	2.15	0.47
26:CB:34:A:O2'	26:CB:35:C:C5'	2.63	0.47
29:CE:198:GLU:O	29:CE:199:MET:C	2.54	0.47
30:CF:148:VAL:HG23	30:CF:148:VAL:O	2.15	0.47
32:CH:135:HIS:HB3	32:CH:138:VAL:HB	1.96	0.47
38:CN:36:THR:HG23	38:CN:37:THR:N	2.29	0.47
38:CN:49:GLU:HB2	38:CN:50:PRO:HD3	1.96	0.47
40:CP:102:ARG:HD3	40:CP:106:ALA:O	2.15	0.47
44:CT:8:LEU:HD22	49:CY:22:LEU:HA	1.95	0.47
49:CY:36:GLN:O	49:CY:37:LEU:CB	2.63	0.47
25:DA:1024:G:OP2	25:DA:1025:G:H3'	2.15	0.47
25:DA:1050:A:H2'	25:DA:1051:G:O4'	2.14	0.47
25:DA:1060:U:H4'	25:DA:1061:U:H3'	1.97	0.47
25:DA:976:G:H5'	25:DA:1156:A:N6	2.30	0.47
25:DA:1292:G:C2'	25:DA:1293:C:H5'	2.45	0.47
25:DA:1389:G:C2	25:DA:1390:U:C2	3.03	0.47
25:DA:1513:U:C2	25:DA:1514:G:C8	3.03	0.47

Continued on next page...

Continued from previous page...

Atom-1	Atom-2	Interatomic distance (Å)	Clash overlap (Å)
25:DA:1476:U:C5	25:DA:1514:G:N2	2.83	0.47
25:DA:161:A:H2	25:DA:2218:G:O4'	1.97	0.47
25:DA:1633:G:C6	25:DA:1635:A:C4	3.03	0.47
25:DA:1864:U:C2'	25:DA:1865:U:H5'	2.44	0.47
25:DA:1915:U:H2'	25:DA:1916:A:O5'	2.14	0.47
25:DA:2127:G:C2'	25:DA:2128:G:C8	2.97	0.47
25:DA:2183:A:H2'	25:DA:2184:A:C8	2.50	0.47
25:DA:2199:A:H2'	25:DA:2200:C:H6	1.80	0.47
25:DA:2345:G:C4	25:DA:2347:C:C5	3.03	0.47
25:DA:2714:G:H2'	25:DA:2715:C:H5'	1.97	0.47
25:DA:2836:U:H2'	25:DA:2837:A:C8	2.50	0.47
25:DA:2839:G:H2'	25:DA:2840:C:O5'	2.15	0.47
25:DA:81:G:O4'	25:DA:294:A:C2	2.68	0.47
25:DA:540:C:H2'	25:DA:541:A:H5'	1.95	0.47
25:DA:65:U:O2'	25:DA:66:C:H5'	2.15	0.47
56:DB:21:G:H2'	56:DB:22:U:O4'	2.15	0.47
56:DB:45:A:N1	56:DB:46:A:C4	2.83	0.47
25:DA:1972:G:OP2	27:DC:237:ARG:NH1	2.47	0.47
28:DD:24:VAL:HA	28:DD:189:VAL:O	2.15	0.47
30:DF:63:LYS:H	30:DF:63:LYS:HE2	1.80	0.47
33:DI:30:GLN:HG2	33:DI:31:GLY:N	2.30	0.47
36:DL:113:ALA:O	36:DL:114:GLY:O	2.33	0.47
39:DO:49:VAL:HG11	39:DO:81:ARG:HB3	1.97	0.47
39:DO:93:ASP:OD2	39:DO:95:SER:N	2.48	0.47
46:DV:80:HIS:HE1	46:DV:82:TYR:CE2	2.33	0.47
57:DW:64:LYS:HE3	57:DW:66:GLU:OE1	2.15	0.47
50:DZ:52:PHE:CE2	50:DZ:53:MET:HG2	2.50	0.47
1:AA:1000:A:C2	1:AA:1041:G:C2	3.03	0.46
1:AA:1162:C:C2	1:AA:1175:G:N2	2.83	0.46
1:AA:1239:A:N3	1:AA:1241:G:N1	2.63	0.46
1:AA:1317:C:H2'	1:AA:1318:A:H5'	1.97	0.46
1:AA:1538:C:O2'	1:AA:1539:C:H5'	2.13	0.46
1:AA:22:G:C6	1:AA:23:C:C4	3.03	0.46
1:AA:374:A:C5	1:AA:375:U:C5	3.04	0.46
1:AA:455:G:C2	1:AA:478:A:N1	2.83	0.46
1:AA:499:A:H61	1:AA:547:A:C5'	2.28	0.46
1:AA:659:U:O2'	1:AA:660:C:H5'	2.15	0.46
1:AA:75:G:H5'	1:AA:76:G:OP2	2.15	0.46
1:AA:790:A:C6	1:AA:791:G:C6	3.03	0.46
1:AA:833:G:H2'	1:AA:834:U:O4'	2.15	0.46
1:AA:92:U:H2'	1:AA:93:U:C6	2.50	0.46

Continued on next page...

Continued from previous page...

Atom-1	Atom-2	Interatomic distance (Å)	Clash overlap (Å)
2:AB:69:VAL:O	2:AB:69:VAL:HG12	2.15	0.46
4:AD:197:HIS:O	4:AD:201:GLU:HG3	2.15	0.46
5:AE:19:ARG:HA	5:AE:31:SER:O	2.15	0.46
1:AA:932:C:N4	7:AG:2:ARG:NH2	2.63	0.46
8:AH:100:ILE:HD11	8:AH:128:VAL:HB	1.96	0.46
8:AH:82:LEU:HD22	8:AH:83:ARG:N	2.31	0.46
9:AI:98:ARG:HD3	9:AI:103:VAL:HG21	1.97	0.46
10:AJ:32:THR:HG23	10:AJ:83:THR:HA	1.97	0.46
11:AK:94:SER:O	11:AK:97:ARG:HB2	2.15	0.46
12:AL:37:TYR:O	12:AL:38:THR:CG2	2.63	0.46
12:AL:87:LYS:HB2	12:AL:87:LYS:HE3	1.78	0.46
13:AM:78:ARG:O	13:AM:82:LEU:HG	2.15	0.46
14:AN:22:LYS:HA	14:AN:25:GLU:OE2	2.15	0.46
14:AN:93:ILE:HA	14:AN:94:PRO:HD3	1.70	0.46
15:AO:66:LEU:HD13	15:AO:87:ARG:HH22	1.75	0.46
17:AQ:30:HIS:ND1	17:AQ:31:PRO:HD2	2.30	0.46
20:AT:67:HIS:HB3	20:AT:68:LYS:HG3	1.96	0.46
21:AU:32:ARG:HH11	21:AU:32:ARG:HG2	1.78	0.46
23:AX:13:A:O2'	23:AX:14:A:C8	2.68	0.46
1:BA:1309:G:C4	1:BA:1310:G:C8	3.03	0.46
1:BA:245:U:C2'	1:BA:245:U:O2	2.53	0.46
1:BA:472:U:H2'	1:BA:473:U:C6	2.50	0.46
1:BA:49:U:C2	1:BA:362:G:H1'	2.50	0.46
1:BA:580:C:C2'	1:BA:581:G:O5'	2.63	0.46
1:BA:72:A:N6	1:BA:73:C:N4	2.63	0.46
1:BA:895:G:C6	1:BA:896:C:C4	3.03	0.46
1:BA:981:U:H2'	1:BA:982:U:H5	1.79	0.46
3:BC:101:ASN:O	3:BC:102:ILE:HG13	2.15	0.46
3:BC:149:LYS:HB3	3:BC:168:ARG:HA	1.98	0.46
4:BD:30:LYS:HD3	4:BD:30:LYS:N	2.30	0.46
7:BG:148:LYS:CD	11:BK:60:PHE:CZ	2.99	0.46
7:BG:65:LEU:CD2	7:BG:69:ARG:CZ	2.94	0.46
9:BI:117:LEU:HD23	9:BI:120:ALA:C	2.35	0.46
10:BJ:48:ARG:NH1	10:BJ:48:ARG:HG2	2.30	0.46
12:BL:23:LEU:HG	12:BL:24:GLU:H	1.79	0.46
14:BN:20:PHE:HA	14:BN:24:ALA:HB2	1.97	0.46
53:C2:30:VAL:O	53:C2:31:LEU:C	2.52	0.46
25:CA:1140:C:H5'	34:CJ:26:GLY:HA3	1.97	0.46
25:CA:141:G:C2	44:CT:1:MET:HE3	2.50	0.46
25:CA:142:A:OP2	25:CA:142:A:C8	2.67	0.46
25:CA:1445:G:C2	25:CA:1446:C:C2	3.03	0.46

Continued on next page...

Continued from previous page...

Atom-1	Atom-2	Interatomic distance (Å)	Clash overlap (Å)
25:CA:158:U:C2'	25:CA:159:G:H5'	2.46	0.46
25:CA:1607:C:H4'	25:CA:1608:A:C8	2.50	0.46
25:CA:2162:G:O2'	25:CA:2163:A:N7	2.47	0.46
25:CA:2223:G:C3'	25:CA:2224:G:H5'	2.45	0.46
25:CA:2782:G:H2'	25:CA:2783:U:H5'	1.97	0.46
25:CA:31:C:H2'	25:CA:32:C:C5'	2.45	0.46
25:CA:371:A:N6	25:CA:402:A:OP2	2.48	0.46
25:CA:449:A:C2'	25:CA:450:G:H5'	2.45	0.46
25:CA:490:C:H4'	25:CA:491:G:OP2	2.15	0.46
25:CA:547:A:H8	25:CA:548:G:N3	2.13	0.46
25:CA:586:A:C2	25:CA:1254:A:C2	3.04	0.46
25:CA:84:A:H62	25:CA:101:A:H2	1.63	0.46
27:CC:10:PRO:O	27:CC:11:GLY:C	2.52	0.46
30:CF:26:GLN:O	30:CF:27:VAL:C	2.52	0.46
31:CG:117:PRO:HD2	31:CG:120:ILE:HB	1.97	0.46
33:CI:102:ARG:HA	33:CI:141:ASP:OD2	2.14	0.46
36:CL:143:GLU:O	36:CL:143:GLU:HG3	2.15	0.46
48:CX:26:ARG:HG3	48:CX:27:ARG:N	2.30	0.46
25:DA:2370:G:H4'	52:D1:43:ARG:NH1	2.31	0.46
53:D2:31:LEU:O	53:D2:34:ARG:N	2.48	0.46
25:DA:1071:G:O2'	25:DA:1072:C:H5''	2.15	0.46
25:DA:1342:A:C2	25:DA:1345:C:C5	3.04	0.46
25:DA:1455:G:C6	25:DA:1456:G:C8	3.03	0.46
25:DA:1474:U:C5	25:DA:1475:G:C2	3.03	0.46
25:DA:1514:G:H5''	25:DA:1515:A:OP1	2.15	0.46
25:DA:1556:C:C2'	25:DA:1557:C:C5'	2.94	0.46
25:DA:1565:C:C5	25:DA:1567:G:C6	3.02	0.46
25:DA:1688:U:H1'	25:DA:1701:A:C6	2.49	0.46
25:DA:2004:G:C6	25:DA:2005:A:C4	3.03	0.46
25:DA:2871:U:O2	25:DA:2871:U:H2'	2.13	0.46
25:DA:371:A:N6	25:DA:401:A:H3'	2.31	0.46
25:DA:404:A:C2	25:DA:406:G:C2	3.04	0.46
25:DA:417:C:C2	25:DA:418:C:C6	3.03	0.46
25:DA:709:U:O2'	25:DA:710:U:H5'	2.15	0.46
25:DA:980:A:N7	25:DA:1136:G:H5''	2.31	0.46
31:DG:108:PHE:CE2	31:DG:151:ARG:NH2	2.83	0.46
32:DH:69:ALA:HB2	32:DH:138:VAL:HG11	1.97	0.46
32:DH:142:VAL:HG12	32:DH:143:ILE:H	1.80	0.46
25:DA:1131:G:C4	34:DJ:77:HIS:CD2	3.02	0.46
42:DR:19:THR:HA	42:DR:96:VAL:O	2.14	0.46
45:DU:44:HIS:HD2	45:DU:57:ILE:HG12	1.79	0.46

Continued on next page...

Continued from previous page...

Atom-1	Atom-2	Interatomic distance (Å)	Clash overlap (Å)
48:DX:11:PRO:HB3	48:DX:29:LEU:CD2	2.46	0.46
48:DX:70:LEU:HB3	48:DX:75:GLU:HG3	1.97	0.46
1:AA:1213:A:C4	1:AA:1215:G:C8	3.02	0.46
1:AA:1356:G:N2	1:AA:1357:A:C4	2.83	0.46
1:AA:1370:G:O2'	1:AA:1371:G:H5'	2.15	0.46
1:AA:191:G:C2'	1:AA:192:A:H5'	2.45	0.46
1:AA:198:G:C6	1:AA:220:G:C4	3.03	0.46
1:AA:374:A:C4	1:AA:375:U:C5	3.03	0.46
1:AA:452:A:N7	1:AA:453:G:C8	2.83	0.46
1:AA:501:C:O2'	1:AA:502:A:H5'	2.15	0.46
1:AA:511:C:C2	1:AA:512:U:C6	3.04	0.46
1:AA:643:C:O5'	1:AA:643:C:H6	1.98	0.46
1:AA:841:C:C6	1:AA:843:U:OP2	2.69	0.46
3:AC:6:PRO:HA	3:AC:174:LEU:HD11	1.97	0.46
5:AE:40:ASP:OD1	5:AE:42:ASN:N	2.49	0.46
8:AH:105:THR:HG21	8:AH:120:LEU:CD1	2.45	0.46
8:AH:23:ALA:HA	8:AH:60:LEU:O	2.15	0.46
8:AH:40:LYS:N	8:AH:45:ILE:HG12	2.29	0.46
8:AH:46:GLU:HA	8:AH:63:LYS:HG2	1.98	0.46
14:AN:44:ALA:HA	14:AN:47:LYS:HG3	1.97	0.46
14:AN:57:PRO:C	14:AN:59:ARG:H	2.18	0.46
16:AP:79:ASN:CB	16:AP:82:ALA:O	2.63	0.46
18:AR:72:ARG:HG3	18:AR:72:ARG:HH11	1.80	0.46
19:AS:43:MET:CE	19:AS:48:ILE:HG12	2.45	0.46
1:AA:1539:C:H5''	21:AU:17:ARG:HE	1.79	0.46
21:AU:32:ARG:HH11	21:AU:32:ARG:CG	2.28	0.46
11:AK:124:LYS:HE3	21:AU:34:ARG:NH2	2.31	0.46
1:BA:1015:G:H2'	1:BA:1016:A:C8	2.50	0.46
1:BA:1267:C:H2'	1:BA:1268:G:C5'	2.46	0.46
1:BA:1275:A:C6	1:BA:1276:G:C5	3.03	0.46
1:BA:152:A:N1	1:BA:170:U:O2	2.48	0.46
1:BA:176:C:C2'	1:BA:177:G:O5'	2.63	0.46
1:BA:248:C:C4	1:BA:249:U:C4	3.03	0.46
1:BA:111:G:C6	1:BA:330:C:N4	2.84	0.46
1:BA:780:A:C2	1:BA:803:G:C6	3.03	0.46
2:BB:93:HIS:CD2	2:BB:145:ASN:HB2	2.50	0.46
2:BB:18:GLN:O	2:BB:37:VAL:HG22	2.15	0.46
2:BB:53:LEU:CD2	2:BB:212:TYR:OH	2.63	0.46
2:BB:67:LEU:HD21	2:BB:91:VAL:CG2	2.45	0.46
3:BC:64:ARG:O	3:BC:65:VAL:CB	2.63	0.46
4:BD:27:ILE:O	4:BD:28:ASP:C	2.54	0.46

Continued on next page...

Continued from previous page...

Atom-1	Atom-2	Interatomic distance (Å)	Clash overlap (Å)
4:BD:40:HIS:O	4:BD:42:ALA:N	2.48	0.46
7:BG:30:MET:SD	7:BG:33:GLY:HA2	2.54	0.46
7:BG:96:ASN:HA	7:BG:99:ALA:HB2	1.97	0.46
8:BH:82:LEU:CD1	8:BH:82:LEU:O	2.63	0.46
9:BI:119:LYS:O	9:BI:120:ALA:CB	2.63	0.46
11:BK:67:GLU:O	11:BK:70:ALA:HB3	2.15	0.46
12:BL:73:LEU:H	12:BL:73:LEU:HD23	1.80	0.46
20:BT:35:TYR:CD2	20:BT:36:ALA:CA	2.98	0.46
52:C1:33:LEU:HB3	52:C1:51:ALA:HB2	1.96	0.46
25:CA:1084:A:C5	25:CA:1085:A:N6	2.82	0.46
25:CA:1096:A:C5	25:CA:1097:U:C5	3.04	0.46
25:CA:1413:A:C2	25:CA:1414:C:O2	2.68	0.46
25:CA:1413:A:C2	25:CA:1590:A:C2	3.02	0.46
25:CA:1486:U:C2'	25:CA:1487:U:H5'	2.45	0.46
25:CA:1801:A:C8	25:CA:2203:U:H2'	2.50	0.46
25:CA:1871:A:C8	25:CA:1872:A:C2	3.03	0.46
25:CA:2046:G:C2'	25:CA:2047:C:H5'	2.45	0.46
25:CA:2849:U:C6	25:CA:2867:G:N2	2.83	0.46
25:CA:388:G:H5'	25:CA:389:G:OP2	2.15	0.46
25:CA:415:A:H8	25:CA:415:A:O5'	1.98	0.46
27:CC:195:GLY:O	27:CC:196:ASN:C	2.52	0.46
27:CC:77:VAL:HG12	27:CC:111:ALA:HA	1.97	0.46
30:CF:36:ASN:CG	30:CF:37:MET:N	2.68	0.46
30:CF:51:ASN:O	30:CF:52:ALA:C	2.53	0.46
30:CF:40:GLY:HA2	30:CF:84:ILE:HD12	1.97	0.46
33:CI:57:VAL:HB	33:CI:68:PHE:HB2	1.97	0.46
39:CO:14:ALA:O	39:CO:18:LEU:CD2	2.63	0.46
26:CB:29:A:OP2	39:CO:31:THR:HG23	2.14	0.46
42:CR:51:VAL:CB	42:CR:52:PRO:CD	2.92	0.46
43:CS:20:VAL:HG11	43:CS:47:VAL:HG11	1.97	0.46
46:CV:21:ARG:C	46:CV:23:ALA:H	2.18	0.46
25:CA:2333:A:P	47:CW:73:ARG:HH22	2.37	0.46
52:D1:37:LYS:HB2	52:D1:48:TYR:CD2	2.49	0.46
25:DA:1406:U:H2'	25:DA:1407:G:H8	1.79	0.46
25:DA:1504:A:H3'	25:DA:1505:A:H8	1.80	0.46
25:DA:164:C:H2'	25:DA:165:A:C5'	2.44	0.46
25:DA:2283:C:H2'	25:DA:2284:A:O4'	2.15	0.46
25:DA:237:C:H2'	25:DA:238:C:H6	1.80	0.46
25:DA:2482:A:H2'	25:DA:2483:C:H6	1.80	0.46
25:DA:2803:G:C2'	25:DA:2804:U:O5'	2.62	0.46
25:DA:2843:G:H2'	25:DA:2844:G:O4'	2.15	0.46

Continued on next page...

Continued from previous page...

Atom-1	Atom-2	Interatomic distance (Å)	Clash overlap (Å)
25:DA:2870:C:C4	25:DA:2871:U:C4	3.03	0.46
25:DA:648:G:H1'	25:DA:2351:G:OP1	2.15	0.46
25:DA:669:G:H2'	25:DA:670:A:N7	2.31	0.46
56:DB:54:G:H2'	56:DB:54:G:N3	2.30	0.46
28:DD:202:ILE:HG22	28:DD:202:ILE:O	2.16	0.46
29:DE:1:MET:HG2	29:DE:16:GLU:HA	1.96	0.46
30:DF:105:ILE:CG1	30:DF:106:ALA:N	2.78	0.46
30:DF:11:VAL:HG12	30:DF:15:LEU:HD11	1.96	0.46
30:DF:150:GLY:O	30:DF:151:LEU:HB3	2.15	0.46
31:DG:23:ILE:HD12	31:DG:71:LEU:HD21	1.96	0.46
33:DI:20:SER:O	33:DI:24:GLY:CA	2.64	0.46
36:DL:76:GLU:O	36:DL:76:GLU:HG3	2.14	0.46
37:DM:106:ASP:OD1	37:DM:107:GLY:N	2.48	0.46
38:DN:98:LEU:HD13	51:D0:53:VAL:HG21	1.96	0.46
39:DO:72:ALA:HA	39:DO:109:ALA:HB2	1.97	0.46
40:DP:51:ASN:N	40:DP:51:ASN:ND2	2.63	0.46
25:DA:2849:U:P	40:DP:92:ARG:HH21	2.38	0.46
41:DQ:16:ILE:O	41:DQ:19:GLN:HB2	2.15	0.46
44:DT:18:GLU:O	44:DT:19:LYS:C	2.52	0.46
46:DV:43:ASP:C	46:DV:43:ASP:OD1	2.53	0.46
56:DB:12:C:N3	57:DW:70:PRO:HB3	2.30	0.46
49:DY:8:GLU:HB3	49:DY:12:GLU:HB3	1.98	0.46
1:AA:1020:G:C2	1:AA:1021:A:C5	3.03	0.46
1:AA:1156:G:H5''	1:AA:1157:A:P	2.55	0.46
1:AA:1204:A:C4	1:AA:1205:U:C6	3.03	0.46
1:AA:1216:A:H2'	1:AA:1217:C:C6	2.50	0.46
1:AA:1238:A:H2	1:AA:1241:G:N3	2.11	0.46
1:AA:1291:U:O5'	1:AA:1291:U:H6	1.97	0.46
1:AA:1291:U:OP1	7:AG:36:SER:OG	2.30	0.46
1:AA:1313:U:C2	1:AA:1314:C:C5	3.02	0.46
1:AA:978:A:C6	1:AA:1319:A:C2	3.03	0.46
1:AA:1389:C:C2'	1:AA:1390:U:H5'	2.45	0.46
1:AA:294:U:H2'	1:AA:295:C:H6	1.78	0.46
1:AA:490:C:H2'	1:AA:491:G:C8	2.50	0.46
1:AA:579:A:H2'	1:AA:580:C:C6	2.50	0.46
1:AA:754:C:H3'	1:AA:754:C:O2	2.16	0.46
1:AA:791:G:C5	1:AA:792:A:N7	2.83	0.46
2:AB:32:GLY:HA3	2:AB:39:ILE:H	1.80	0.46
3:AC:68:HIS:HA	3:AC:103:ALA:O	2.15	0.46
3:AC:55:VAL:HG12	3:AC:56:ILE:N	2.30	0.46
3:AC:60:ALA:O	3:AC:62:SER:N	2.49	0.46

Continued on next page...

Continued from previous page...

Atom-1	Atom-2	Interatomic distance (Å)	Clash overlap (Å)
4:AD:146:GLU:HA	4:AD:149:LYS:CD	2.46	0.46
1:AA:413:G:N1	4:AD:32:LYS:HD3	2.31	0.46
4:AD:54:LEU:HD23	4:AD:55:ARG:CA	2.46	0.46
5:AE:116:VAL:HG23	5:AE:116:VAL:O	2.15	0.46
6:AF:99:ALA:O	6:AF:100:SER:CB	2.63	0.46
7:AG:85:GLN:HA	7:AG:85:GLN:OE1	2.15	0.46
9:AI:7:GLY:HA3	9:AI:84:ARG:O	2.16	0.46
12:AL:49:ARG:HG3	12:AL:89:LEU:HD11	1.96	0.46
16:AP:18:GLN:HE21	16:AP:35:ARG:HE	1.63	0.46
19:AS:13:HIS:O	19:AS:17:LYS:HG3	2.15	0.46
19:AS:43:MET:O	19:AS:44:ILE:C	2.54	0.46
1:BA:1012:A:C2	1:BA:1018:G:N1	2.83	0.46
1:BA:1130:A:H2'	1:BA:1131:G:H5'	1.97	0.46
1:BA:175:C:H2'	1:BA:176:C:H6	1.80	0.46
1:BA:782:A:H2'	1:BA:783:C:O4'	2.15	0.46
1:BA:844:G:N7	1:BA:844:G:OP2	2.49	0.46
1:BA:9:G:C4	1:BA:10:A:C8	3.04	0.46
2:BB:20:ARG:HA	2:BB:20:ARG:CZ	2.45	0.46
2:BB:209:VAL:CG2	2:BB:210:THR:N	2.79	0.46
2:BB:216:VAL:HA	2:BB:219:THR:HG21	1.97	0.46
3:BC:180:ASP:O	3:BC:202:PHE:HA	2.16	0.46
3:BC:179:ALA:HB1	3:BC:202:PHE:HE1	1.79	0.46
3:BC:63:ILE:HG22	3:BC:96:VAL:HG23	1.98	0.46
4:BD:191:SER:OG	4:BD:192:ALA:N	2.41	0.46
4:BD:3:TYR:C	4:BD:4:LEU:HD13	2.36	0.46
4:BD:45:PRO:O	4:BD:47:LEU:HB2	2.15	0.46
5:BE:114:LEU:O	5:BE:119:VAL:HG23	2.15	0.46
5:BE:153:ALA:O	5:BE:156:ARG:O	2.32	0.46
7:BG:145:GLU:C	7:BG:147:ASN:H	2.18	0.46
7:BG:68:VAL:HG23	7:BG:99:ALA:CB	2.45	0.46
9:BI:117:LEU:HD23	9:BI:120:ALA:O	2.15	0.46
9:BI:8:THR:HB	9:BI:84:ARG:NH1	2.31	0.46
15:BO:81:ILE:HG13	15:BO:82:GLU:N	2.30	0.46
1:BA:1312:G:N7	19:BS:2:ARG:N	2.63	0.46
20:BT:53:MET:CE	20:BT:57:VAL:CG2	2.93	0.46
1:BA:1540:U:H4'	21:BU:17:ARG:CG	2.43	0.46
21:BU:32:ARG:CG	21:BU:32:ARG:O	2.62	0.46
52:C1:50:GLU:OE2	52:C1:52:LYS:HD3	2.15	0.46
25:CA:1060:U:O4'	25:CA:1062:G:OP2	2.34	0.46
25:CA:1094:U:O4	25:CA:1097:U:OP2	2.34	0.46
25:CA:1217:U:O2	25:CA:1217:U:H2'	2.15	0.46

Continued on next page...

Continued from previous page...

Atom-1	Atom-2	Interatomic distance (Å)	Clash overlap (Å)
25:CA:1274:A:N1	25:CA:1644:C:O2'	2.44	0.46
25:CA:1917:U:C4	25:CA:1918:A:N7	2.83	0.46
25:CA:2174:C:H2'	25:CA:2175:C:H6	1.80	0.46
25:CA:2180:U:H3'	25:CA:2181:U:C6	2.51	0.46
25:CA:2887:A:H5'	25:CA:2888:C:OP2	2.15	0.46
27:CC:5:CYS:SG	27:CC:15:VAL:HG12	2.55	0.46
27:CC:250:GLN:HB3	27:CC:254:LYS:HB2	1.96	0.46
28:CD:207:VAL:HG13	28:CD:208:LYS:N	2.29	0.46
29:CE:84:THR:HG22	29:CE:85:PHE:CD2	2.50	0.46
30:CF:107:VAL:N	30:CF:108:PRO:HD2	2.30	0.46
30:CF:46:LYS:C	30:CF:48:LEU:H	2.18	0.46
33:CI:50:LYS:HD3	33:CI:50:LYS:N	2.31	0.46
35:CK:19:VAL:CG1	35:CK:41:ILE:HD13	2.45	0.46
35:CK:21:CYS:HA	35:CK:41:ILE:HG22	1.97	0.46
39:CO:87:ILE:HG22	39:CO:88:LYS:N	2.30	0.46
52:D1:50:GLU:HG3	52:D1:51:ALA:N	2.29	0.46
25:DA:1017:G:C2'	25:DA:1018:U:H5'	2.45	0.46
25:DA:1050:A:H2'	25:DA:1051:G:C8	2.50	0.46
25:DA:1097:U:H2'	25:DA:1098:A:H5'	1.97	0.46
25:DA:1271:G:H5''	25:DA:1272:A:OP1	2.14	0.46
25:DA:1315:C:N3	25:DA:1316:U:C5	2.84	0.46
25:DA:1362:C:H2'	25:DA:1363:C:H5'	1.97	0.46
25:DA:1412:U:O2	25:DA:1591:A:N1	2.49	0.46
25:DA:1816:C:C5	27:DC:61:TYR:CE1	3.03	0.46
25:DA:1866:A:C6	25:DA:1876:A:N7	2.83	0.46
25:DA:2310:C:C2'	25:DA:2311:A:O5'	2.51	0.46
25:DA:261:G:C2	25:DA:262:A:C8	3.04	0.46
25:DA:2738:A:N1	25:DA:2739:U:C2	2.83	0.46
25:DA:359:G:C2'	25:DA:360:U:H5'	2.46	0.46
25:DA:640:C:H2'	25:DA:641:U:C6	2.51	0.46
25:DA:748:G:O6	25:DA:751:A:H4'	2.14	0.46
27:DC:120:ASP:CG	27:DC:121:ALA:H	2.18	0.46
27:DC:124:LYS:HB2	27:DC:125:PRO:CD	2.45	0.46
28:DD:97:SER:O	28:DD:99:GLU:N	2.48	0.46
30:DF:19:PHE:N	30:DF:19:PHE:CD1	2.82	0.46
30:DF:69:ALA:HB3	30:DF:80:GLN:HA	1.97	0.46
32:DH:30:LEU:C	32:DH:31:VAL:O	2.53	0.46
32:DH:62:LEU:HD13	32:DH:63:ALA:CA	2.46	0.46
33:DI:45:THR:O	33:DI:49:GLU:N	2.49	0.46
34:DJ:105:VAL:HG11	34:DJ:122:LEU:HD23	1.97	0.46
34:DJ:66:GLY:C	34:DJ:68:LYS:H	2.19	0.46

Continued on next page...

Continued from previous page...

Atom-1	Atom-2	Interatomic distance (Å)	Clash overlap (Å)
34:DJ:80:HIS:C	34:DJ:81:ILE:CG2	2.84	0.46
36:DL:54:GLN:O	36:DL:55:MET:C	2.54	0.46
38:DN:87:PHE:CZ	38:DN:94:TYR:HB3	2.50	0.46
45:DU:17:ASP:O	45:DU:18:LYS:C	2.53	0.46
45:DU:35:VAL:O	45:DU:36:GLU:C	2.54	0.46
45:DU:7:ASP:O	45:DU:8:ASP:CB	2.63	0.46
57:DW:46:ASN:C	57:DW:58:LYS:HB2	2.36	0.46
1:AA:1141:C:O2	1:AA:1142:G:C8	2.68	0.46
1:AA:1451:U:C3'	1:AA:1452:C:H5'	2.46	0.46
1:AA:218:U:C2'	1:AA:219:U:H5'	2.46	0.46
1:AA:258:G:C2	1:AA:259:G:H1'	2.50	0.46
1:AA:276:G:C5	1:AA:277:C:C5	3.03	0.46
1:AA:610:U:H2'	1:AA:611:C:C6	2.51	0.46
1:AA:654:G:C2'	1:AA:655:A:H5'	2.46	0.46
1:AA:97:G:C2'	1:AA:98:A:O5'	2.63	0.46
3:AC:143:LEU:N	3:AC:143:LEU:HD13	2.31	0.46
4:AD:123:MET:HE2	4:AD:145:ARG:HD2	1.97	0.46
9:AI:23:GLY:H	9:AI:60:LEU:HA	1.81	0.46
11:AK:73:VAL:O	11:AK:75:GLU:N	2.48	0.46
12:AL:28:GLN:HB2	12:AL:81:ILE:O	2.14	0.46
13:AM:110:GLY:O	13:AM:111:PRO:C	2.54	0.46
13:AM:94:LEU:HB3	13:AM:95:PRO:HD2	1.97	0.46
1:AA:1219:A:OP1	14:AN:53:ARG:NH1	2.49	0.46
23:AX:7:G:O2'	23:AX:8:A:H5'	2.15	0.46
1:BA:1287:A:N6	1:BA:1288:A:N6	2.63	0.46
1:BA:1291:U:H2'	1:BA:1292:G:H8	1.80	0.46
1:BA:152:A:C6	1:BA:170:U:O2	2.68	0.46
1:BA:429:U:H4'	1:BA:430:A:OP1	2.14	0.46
1:BA:455:G:H2'	1:BA:456:A:H5'	1.97	0.46
1:BA:549:C:H2'	1:BA:550:G:O5'	2.15	0.46
1:BA:600:A:C4	1:BA:639:G:C2	3.04	0.46
1:BA:747:A:H2'	1:BA:748:G:O4'	2.15	0.46
2:BB:157:PRO:O	2:BB:180:ILE:HD12	2.15	0.46
3:BC:131:ARG:HD3	3:BC:135:ARG:HH21	1.80	0.46
5:BE:56:PRO:O	5:BE:59:ILE:HD11	2.15	0.46
5:BE:82:HIS:ND1	8:BH:95:MET:HE2	2.29	0.46
6:BF:20:GLY:O	6:BF:24:ARG:HB2	2.16	0.46
7:BG:26:VAL:HG23	7:BG:27:ASN:N	2.31	0.46
9:BI:16:ALA:HB2	9:BI:66:VAL:CB	2.44	0.46
10:BJ:7:ARG:HD2	10:BJ:73:LEU:HD11	1.96	0.46
14:BN:19:TYR:HD1	14:BN:19:TYR:N	2.13	0.46

Continued on next page...

Continued from previous page...

Atom-1	Atom-2	Interatomic distance (Å)	Clash overlap (Å)
20:BT:34:VAL:O	20:BT:36:ALA:N	2.48	0.46
20:BT:66:ILE:HG13	20:BT:70:LYS:HB3	1.97	0.46
20:BT:68:LYS:CB	20:BT:69:ASN:OD1	2.63	0.46
51:C0:29:VAL:HG12	51:C0:34:GLY:HA2	1.97	0.46
51:C0:52:LYS:HE2	51:C0:55:ALA:HB2	1.98	0.46
25:CA:1121:C:C2'	25:CA:1122:G:O5'	2.63	0.46
25:CA:1168:G:C5'	25:CA:1168:G:H8	2.29	0.46
25:CA:132:G:H2'	25:CA:133:U:C6	2.50	0.46
25:CA:1348:C:H2'	25:CA:1349:C:C5'	2.45	0.46
25:CA:1581:G:C2'	25:CA:1582:C:H5'	2.45	0.46
25:CA:1664:A:C2	25:CA:2726:A:C8	3.03	0.46
25:CA:1808:A:O2'	48:CX:2:ARG:NH1	2.49	0.46
25:CA:2258:C:O2'	25:CA:2426:A:H5''	2.16	0.46
25:CA:2414:G:C2'	25:CA:2415:G:H5'	2.46	0.46
25:CA:2544:G:H2'	25:CA:2545:G:O5'	2.15	0.46
25:CA:752:A:H61	25:CA:2609:U:H3	1.58	0.46
25:CA:547:A:C8	25:CA:548:G:C1'	2.99	0.46
25:CA:622:G:H2'	25:CA:623:C:C6	2.50	0.46
25:CA:666:A:H2'	25:CA:667:U:H6	1.79	0.46
25:CA:772:C:H2'	25:CA:773:U:H6	1.79	0.46
25:CA:823:C:C4	25:CA:824:U:C4	3.04	0.46
25:CA:927:A:H2'	25:CA:928:A:C8	2.49	0.46
27:CC:105:ALA:O	27:CC:195:GLY:CA	2.63	0.46
27:CC:7:PRO:HA	27:CC:13:ARG:HA	1.97	0.46
32:CH:29:PHE:CD2	32:CH:30:LEU:HD23	2.50	0.46
32:CH:72:ILE:HD11	32:CH:132:PHE:CD2	2.51	0.46
33:CI:101:SER:HB3	33:CI:104:GLN:HG3	1.96	0.46
33:CI:102:ARG:HB3	33:CI:141:ASP:O	2.15	0.46
34:CJ:4:PHE:CG	34:CJ:5:THR:N	2.83	0.46
34:CJ:77:HIS:HD2	34:CJ:79:GLY:HA2	1.80	0.46
37:CM:50:ARG:CG	37:CM:51:ARG:N	2.78	0.46
39:CO:56:LYS:HA	39:CO:59:ALA:HB3	1.97	0.46
41:CQ:105:PHE:CE1	41:CQ:109:VAL:CG2	2.98	0.46
41:CQ:90:ASP:OD1	42:CR:11:GLN:HG3	2.16	0.46
43:CS:109:ASP:O	43:CS:110:ARG:O	2.34	0.46
45:CU:86:PHE:CE1	45:CU:91:LYS:HB2	2.50	0.46
47:CW:43:ALA:HB1	47:CW:47:VAL:O	2.15	0.46
49:CY:22:LEU:CG	49:CY:23:ARG:H	2.28	0.46
51:D0:53:VAL:O	51:D0:54:ILE:HB	2.15	0.46
25:DA:1045:C:H3'	25:DA:1046:A:H5'	1.96	0.46
25:DA:1097:U:O2'	33:DI:8:VAL:HG11	2.16	0.46

Continued on next page...

Continued from previous page...

Atom-1	Atom-2	Interatomic distance (Å)	Clash overlap (Å)
25:DA:1160:G:C6	25:DA:1161:C:C4	3.04	0.46
25:DA:1343:G:N2	25:DA:1405:U:C4	2.83	0.46
25:DA:1799:G:OP1	27:DC:257:ARG:CD	2.59	0.46
25:DA:2026:U:C4	25:DA:2027:G:N7	2.83	0.46
25:DA:2121:G:C2	25:DA:2178:C:N3	2.83	0.46
25:DA:2165:C:C2'	25:DA:2165:C:O2	2.62	0.46
25:DA:2182:U:O2	25:DA:2182:U:H2'	2.14	0.46
25:DA:2287:A:N7	25:DA:2289:G:C8	2.84	0.46
25:DA:2371:G:C6	25:DA:2372:U:C5	3.03	0.46
25:DA:2392:A:O3'	54:D3:26:ALA:HB1	2.15	0.46
25:DA:2516:A:O2'	25:DA:2517:C:H5'	2.15	0.46
25:DA:301:G:H5'	25:DA:317:G:H22	1.78	0.46
25:DA:55:G:O2'	25:DA:56:A:C5'	2.62	0.46
25:DA:65:U:C2	25:DA:66:C:C6	3.04	0.46
25:DA:840:C:H2'	25:DA:841:G:O4'	2.16	0.46
56:DB:34:A:C2'	56:DB:35:C:OP2	2.64	0.46
31:DG:104:LEU:O	31:DG:111:PRO:HB3	2.16	0.46
31:DG:104:LEU:HB2	31:DG:112:VAL:HB	1.96	0.46
31:DG:84:LYS:HB2	31:DG:132:LEU:HD11	1.97	0.46
32:DH:104:THR:HG22	32:DH:109:GLU:HA	1.98	0.46
32:DH:63:ALA:HB1	32:DH:66:ASN:HD22	1.80	0.46
33:DI:135:MET:HG3	33:DI:137:LEU:HD11	1.97	0.46
33:DI:71:LYS:HG2	33:DI:115:ASP:OD2	2.16	0.46
36:DL:2:ARG:C	36:DL:5:THR:HG23	2.36	0.46
38:DN:52:ILE:O	38:DN:55:ALA:N	2.49	0.46
38:DN:52:ILE:O	38:DN:53:THR:C	2.54	0.46
42:DR:66:HIS:CE1	42:DR:94:THR:HG21	2.50	0.46
44:DT:2:ILE:CA	44:DT:3:ARG:HB2	2.45	0.46
49:DY:56:LEU:O	49:DY:57:LEU:HB2	2.14	0.46
1:AA:1066:C:H5'	1:AA:1067:A:OP2	2.16	0.46
1:AA:1271:A:C5'	1:AA:1314:C:C5'	2.93	0.46
1:AA:4:U:O2	1:AA:4:U:H3'	2.15	0.46
1:AA:739:C:HO2'	15:AO:41:HIS:HD1	1.63	0.46
1:AA:812:G:OP1	1:AA:903:G:H1'	2.15	0.46
1:AA:987:G:C2	1:AA:988:G:C4	3.04	0.46
2:AB:14:HIS:HB2	2:AB:202:ASN:HB3	1.97	0.46
3:AC:35:ASP:O	3:AC:38:VAL:HG22	2.16	0.46
3:AC:61:LYS:HA	3:AC:61:LYS:HE3	1.97	0.46
4:AD:149:LYS:O	4:AD:151:GLN:N	2.48	0.46
4:AD:154:VAL:O	4:AD:157:ALA:HB3	2.15	0.46
4:AD:53:GLN:HE21	4:AD:202:LEU:CA	2.28	0.46

Continued on next page...

Continued from previous page...

Atom-1	Atom-2	Interatomic distance (Å)	Clash overlap (Å)
4:AD:56:GLU:OE2	4:AD:194:ILE:HA	2.15	0.46
4:AD:54:LEU:CD2	4:AD:58:GLN:HB2	2.46	0.46
7:AG:65:LEU:C	7:AG:67:ASN:N	2.68	0.46
9:AI:29:ILE:HG22	9:AI:64:ILE:HD11	1.96	0.46
9:AI:9:GLY:HA3	9:AI:80:HIS:HB3	1.98	0.46
9:AI:93:LEU:HD12	9:AI:94:ARG:N	2.29	0.46
12:AL:89:LEU:CD1	12:AL:89:LEU:N	2.78	0.46
1:BA:1134:G:C2	1:BA:1141:C:N3	2.84	0.46
1:BA:1182:G:H5''	1:BA:1184:G:H5''	1.98	0.46
1:BA:1286:U:H5'	1:BA:1287:A:OP2	2.16	0.46
1:BA:1445:U:H2'	1:BA:1446:A:OP2	2.15	0.46
1:BA:1537:U:H2'	1:BA:1537:U:O2	2.14	0.46
1:BA:243:A:H4'	1:BA:244:U:H5''	1.97	0.46
1:BA:26:A:H61	1:BA:558:G:C2'	2.29	0.46
1:BA:404:G:C2	1:BA:405:U:C2	3.04	0.46
1:BA:543:U:C2	1:BA:544:G:C8	3.03	0.46
2:BB:202:ASN:HD22	2:BB:205:ALA:HB2	1.80	0.46
4:BD:47:LEU:HD21	4:BD:51:GLY:C	2.35	0.46
6:BF:43:GLY:O	6:BF:58:HIS:CD2	2.69	0.46
6:BF:61:LEU:CD1	6:BF:62:MET:H	2.29	0.46
6:BF:74:LEU:C	6:BF:76:THR:N	2.67	0.46
7:BG:103:ILE:O	7:BG:106:ALA:HB3	2.15	0.46
7:BG:36:SER:O	7:BG:39:GLU:HG2	2.15	0.46
8:BH:78:SER:HB3	8:BH:124:ILE:O	2.15	0.46
8:BH:88:LYS:HA	8:BH:91:LEU:HD12	1.97	0.46
1:BA:1126:U:O4	10:BJ:73:LEU:HD12	2.15	0.46
11:BK:13:LYS:HD3	11:BK:13:LYS:O	2.15	0.46
14:BN:19:TYR:O	14:BN:22:LYS:HB3	2.15	0.46
15:BO:87:ARG:O	15:BO:87:ARG:CG	2.63	0.46
16:BP:18:GLN:O	16:BP:20:VAL:HG12	2.15	0.46
16:BP:52:LEU:CD2	16:BP:54:LEU:CD2	2.94	0.46
16:BP:6:LEU:CD1	16:BP:71:VAL:HG23	2.46	0.46
17:BQ:7:LEU:HB2	17:BQ:60:ILE:CG2	2.45	0.46
17:BQ:46:HIS:HA	17:BQ:70:LYS:HE3	1.98	0.46
21:BU:23:GLU:CA	21:BU:27:VAL:HG22	2.46	0.46
25:CA:245:G:O6	54:C3:7:ARG:HD3	2.15	0.46
55:C4:2:LYS:HB2	55:C4:2:LYS:NZ	2.31	0.46
25:CA:1085:A:C2'	25:CA:1086:A:C2	2.91	0.46
25:CA:1484:U:O2	25:CA:1484:U:C2'	2.63	0.46
25:CA:164:C:C2'	25:CA:165:A:H5'	2.46	0.46
25:CA:1671:U:O5'	25:CA:1671:U:H6	1.98	0.46

Continued on next page...

Continued from previous page...

Atom-1	Atom-2	Interatomic distance (Å)	Clash overlap (Å)
25:CA:1710:G:H4'	25:CA:2858:C:O2	2.15	0.46
25:CA:1866:A:C2	25:CA:1876:A:C5	3.03	0.46
25:CA:2111:U:O2	25:CA:2118:U:O2	2.33	0.46
25:CA:2127:G:C2	25:CA:2161:C:O2	2.68	0.46
25:CA:2313:C:C6	25:CA:2313:C:C3'	2.98	0.46
25:CA:2648:G:H2'	25:CA:2649:C:H6	1.78	0.46
25:CA:2799:A:O2'	25:CA:2800:A:C5'	2.63	0.46
25:CA:368:A:C8	25:CA:368:A:H3'	2.51	0.46
25:CA:417:C:C2	25:CA:418:C:C5	3.03	0.46
25:CA:39:G:H1'	29:CE:43:THR:HG21	1.96	0.46
31:CG:64:ALA:O	31:CG:67:ALA:N	2.48	0.46
1:BA:368:U:N3	32:CH:91:PHE:HB3	2.30	0.46
33:CI:18:ASN:ND2	33:CI:27:LEU:HD11	2.30	0.46
25:CA:2278:A:OP1	37:CM:10:ARG:NH2	2.48	0.46
37:CM:16:ARG:N	37:CM:16:ARG:HD3	2.31	0.46
39:CO:31:THR:O	39:CO:32:PRO:C	2.52	0.46
40:CP:24:THR:HB	40:CP:87:ARG:HB3	1.97	0.46
44:CT:2:ILE:HA	44:CT:3:ARG:C	2.36	0.46
49:CY:17:GLU:HG3	49:CY:18:LEU:N	2.30	0.46
25:DA:1105:U:C2	25:DA:1106:G:N7	2.83	0.46
25:DA:1240:U:O2'	25:DA:1241:A:O5'	2.31	0.46
25:DA:1281:G:N2	25:DA:1290:C:C2	2.84	0.46
25:DA:1353:A:N6	25:DA:1354:A:N1	2.64	0.46
25:DA:1421:G:C8	25:DA:1421:G:O5'	2.69	0.46
25:DA:1838:C:N4	25:DA:1898:U:H2'	2.31	0.46
25:DA:2091:C:H1'	48:DX:33:HIS:CD2	2.50	0.46
25:DA:214:G:O5'	25:DA:214:G:H8	1.98	0.46
25:DA:2128:G:H22	25:DA:2161:C:H1'	1.80	0.46
25:DA:292:U:N3	25:DA:293:U:C5	2.84	0.46
25:DA:417:C:N3	25:DA:418:C:C5	2.84	0.46
25:DA:58:G:C2	25:DA:70:G:C2	3.03	0.46
25:DA:879:G:N1	25:DA:880:G:C6	2.84	0.46
25:DA:935:C:O2'	25:DA:936:A:H5'	2.16	0.46
56:DB:50:A:C5	56:DB:51:G:C8	3.03	0.46
56:DB:89:U:O4'	56:DB:89:U:O2	2.33	0.46
27:DC:100:ARG:HG3	27:DC:100:ARG:HH11	1.81	0.46
30:DF:73:VAL:HG23	30:DF:78:ILE:HD11	1.97	0.46
30:DF:74:ALA:O	30:DF:75:GLY:C	2.53	0.46
32:DH:3:VAL:HA	32:DH:37:VAL:O	2.15	0.46
25:DA:1064:C:O4'	33:DI:89:SER:HB2	2.15	0.46
25:DA:635:C:P	36:DL:126:ARG:HD2	2.56	0.46

Continued on next page...

Continued from previous page...

Atom-1	Atom-2	Interatomic distance (Å)	Clash overlap (Å)
38:DN:72:ASP:HB3	38:DN:75:ILE:HG12	1.98	0.46
42:DR:62:GLU:HG3	42:DR:62:GLU:O	2.16	0.46
45:DU:32:LYS:HB3	45:DU:63:ALA:HB1	1.97	0.46
45:DU:97:SER:O	45:DU:98:ASN:HB3	2.14	0.46
46:DV:44:HIS:O	46:DV:45:ASP:C	2.53	0.46
46:DV:61:LEU:N	46:DV:61:LEU:HD12	2.30	0.46
49:DY:11:VAL:O	49:DY:12:GLU:C	2.52	0.46
1:AA:102:G:C2	1:AA:103:U:C5	3.04	0.46
1:AA:1151:A:HO2'	1:AA:1152:A:P	2.39	0.46
1:AA:142:G:C6	1:AA:143:A:C5	3.03	0.46
1:AA:625:U:O2'	1:AA:626:G:C5'	2.64	0.46
1:AA:748:G:C4	1:AA:749:A:C8	3.03	0.46
1:AA:773:G:C2	1:AA:807:A:C2	3.03	0.46
2:AB:9:LEU:HG	2:AB:11:ALA:N	2.30	0.46
2:AB:216:VAL:O	2:AB:220:VAL:HG23	2.15	0.46
3:AC:71:ARG:HB3	3:AC:74:ILE:HG22	1.98	0.46
1:AA:1072:G:OP1	5:AE:61:LYS:NZ	2.49	0.46
7:AG:119:LEU:CD2	7:AG:123:LEU:HD21	2.45	0.46
7:AG:87:PRO:C	7:AG:88:VAL:HG12	2.35	0.46
8:AH:77:VAL:HG11	8:AH:124:ILE:CG1	2.46	0.46
11:AK:73:VAL:C	11:AK:75:GLU:H	2.18	0.46
12:AL:1:ALA:HB3	12:AL:5:GLN:OE1	2.16	0.46
17:AQ:15:LYS:H	17:AQ:16:MET:HE1	1.80	0.46
24:AY:150:SER:O	24:AY:153:ASP:HB2	2.16	0.46
1:BA:1141:C:C2	1:BA:1142:G:C8	3.03	0.46
1:BA:1170:A:H8	1:BA:1170:A:O5'	1.98	0.46
1:BA:1253:G:N2	1:BA:1285:A:H62	2.13	0.46
1:BA:1302:C:C4	13:BM:16:ILE:HD11	2.51	0.46
1:BA:1319:A:OP2	19:BS:4:LEU:HD21	2.16	0.46
1:BA:413:G:H22	1:BA:429:U:P	2.39	0.46
1:BA:473:U:H2'	1:BA:474:G:H8	1.81	0.46
1:BA:617:G:C6	1:BA:618:C:C5	3.04	0.46
1:BA:74:A:C2	1:BA:97:G:C5	3.04	0.46
3:BC:132:ALA:O	3:BC:136:ALA:CB	2.64	0.46
3:BC:132:ALA:O	3:BC:136:ALA:HB2	2.16	0.46
4:BD:116:LEU:HD23	4:BD:121:ALA:HB3	1.97	0.46
5:BE:45:VAL:HG22	5:BE:117:ALA:CB	2.46	0.46
5:BE:24:VAL:O	5:BE:25:LYS:C	2.53	0.46
6:BF:13:ASP:O	6:BF:15:SER:N	2.48	0.46
8:BH:35:ILE:HD11	8:BH:125:ILE:HG21	1.97	0.46
9:BI:41:GLU:O	9:BI:42:THR:O	2.33	0.46

Continued on next page...

Continued from previous page...

Atom-1	Atom-2	Interatomic distance (Å)	Clash overlap (Å)
10:BJ:5:ARG:CD	10:BJ:79:PRO:HG3	2.45	0.46
1:BA:1226:C:H2'	13:BM:101:THR:HB	1.97	0.46
13:BM:47:LEU:CD2	13:BM:52:ILE:HG13	2.46	0.46
15:BO:35:ILE:CD1	15:BO:62:ARG:NH1	2.78	0.46
18:BR:33:THR:HG23	18:BR:35:SER:HB2	1.97	0.46
18:BR:70:THR:HG23	18:BR:72:ARG:H	1.80	0.46
18:BR:34:GLU:HB2	21:BU:18:PHE:CE1	2.51	0.46
25:CA:1085:A:C5	25:CA:1086:A:C6	3.04	0.46
25:CA:1908:C:C4	25:CA:1909:C:C5	3.04	0.46
25:CA:1909:C:H5'	25:CA:1910:G:OP2	2.16	0.46
25:CA:2102:G:H3'	25:CA:2103:C:H6	1.80	0.46
25:CA:2157:G:O2'	25:CA:2158:A:O5'	2.24	0.46
25:CA:2516:A:C2	25:CA:2569:G:C2	3.03	0.46
25:CA:2656:U:C5	25:CA:2664:G:N2	2.83	0.46
28:CD:136:ASN:ND2	28:CD:140:HIS:CD2	2.83	0.46
30:CF:35:LEU:HD11	30:CF:98:PHE:CZ	2.49	0.46
30:CF:43:ILE:O	30:CF:82:TYR:OH	2.32	0.46
31:CG:71:LEU:HD12	31:CG:71:LEU:H	1.79	0.46
33:CI:122:GLU:C	33:CI:125:THR:HB	2.36	0.46
33:CI:122:GLU:O	33:CI:126:ARG:HD3	2.16	0.46
25:CA:2415:G:C4'	36:CL:66:PHE:HB3	2.46	0.46
37:CM:92:TRP:C	37:CM:93:VAL:HG13	2.35	0.46
42:CR:14:VAL:HG11	42:CR:98:ILE:CD1	2.45	0.46
45:CU:96:LYS:O	45:CU:97:SER:OG	2.34	0.46
46:CV:75:GLN:HB2	46:CV:92:VAL:HG23	1.97	0.46
52:D1:8:ILE:HB	52:D1:51:ALA:HA	1.97	0.46
36:DL:62:PRO:CG	54:D3:24:LYS:HD2	2.45	0.46
25:DA:1385:A:H4'	25:DA:1386:C:OP1	2.15	0.46
25:DA:1403:A:N3	25:DA:1404:C:C6	2.84	0.46
25:DA:1402:U:H2'	25:DA:1403:A:O5'	2.15	0.46
25:DA:1579:A:H2'	25:DA:1580:A:O4'	2.15	0.46
25:DA:1588:G:H3'	25:DA:1589:U:H6	1.81	0.46
25:DA:1738:G:C2'	25:DA:1739:A:OP2	2.63	0.46
25:DA:178:G:C2'	25:DA:179:C:H5'	2.46	0.46
25:DA:1824:G:O2'	25:DA:1825:U:H5'	2.16	0.46
25:DA:189:G:H2'	25:DA:205:G:H22	1.80	0.46
25:DA:2325:G:C6	25:DA:2326:C:N4	2.84	0.46
25:DA:2345:G:C4	25:DA:2381:A:C2	3.03	0.46
25:DA:511:U:C5	25:DA:512:G:C5	3.04	0.46
25:DA:566:U:H5''	36:DL:29:LYS:HE3	1.97	0.46
25:DA:569:U:O4	25:DA:570:G:C6	2.69	0.46

Continued on next page...

Continued from previous page...

Atom-1	Atom-2	Interatomic distance (Å)	Clash overlap (Å)
56:DB:3:C:O2'	56:DB:4:C:H5'	2.16	0.46
27:DC:17:LYS:C	27:DC:18:VAL:HG23	2.36	0.46
28:DD:47:ALA:HA	28:DD:84:LEU:HG	1.97	0.46
30:DF:31:GLU:OE1	30:DF:91:ARG:NH1	2.49	0.46
30:DF:92:GLY:O	30:DF:93:GLU:C	2.52	0.46
33:DI:82:ALA:O	33:DI:83:ALA:HB2	2.15	0.46
36:DL:78:ARG:HG3	36:DL:81:ASP:OD1	2.15	0.46
37:DM:30:SER:HB2	37:DM:31:PHE:CD1	2.50	0.46
39:DO:88:LYS:O	39:DO:88:LYS:HG3	2.14	0.46
39:DO:27:VAL:HA	39:DO:93:ASP:HB3	1.98	0.46
42:DR:47:VAL:O	42:DR:47:VAL:CG1	2.63	0.46
44:DT:63:VAL:O	44:DT:79:ASP:HA	2.15	0.46
44:DT:91:GLN:OE1	44:DT:91:GLN:O	2.33	0.46
46:DV:56:PHE:CD1	46:DV:61:LEU:CD2	2.99	0.46
1:AA:1002:G:C6	1:AA:1003:G:C5	3.03	0.46
1:AA:1053:G:H4'	1:AA:1054:C:C5'	2.43	0.46
1:AA:328:C:O2	1:AA:328:C:C2'	2.62	0.46
1:AA:470:C:N3	1:AA:471:U:C4	2.84	0.46
1:AA:610:U:H2'	1:AA:611:C:H6	1.79	0.46
1:AA:687:A:C8	1:AA:701:U:C4	3.04	0.46
1:AA:68:G:C5	1:AA:69:G:H1'	2.50	0.46
1:AA:763:G:C4	1:AA:764:C:C6	3.04	0.46
1:AA:922:G:C2	1:AA:1396:A:C6	3.04	0.46
2:AB:15:PHE:HB2	2:AB:39:ILE:HG23	1.97	0.46
2:AB:163:ILE:HG12	2:AB:164:ASP:N	2.30	0.46
2:AB:27:LYS:N	2:AB:28:PRO:CD	2.79	0.46
3:AC:45:GLU:C	3:AC:47:ALA:H	2.18	0.46
3:AC:72:PRO:O	3:AC:73:GLY:C	2.54	0.46
4:AD:112:GLU:O	4:AD:115:GLN:N	2.49	0.46
1:AA:619:U:H3	4:AD:130:ASN:ND2	2.14	0.46
4:AD:172:VAL:HG22	4:AD:173:ASP:N	2.31	0.46
4:AD:52:VAL:HG23	4:AD:53:GLN:N	2.30	0.46
5:AE:55:VAL:HB	5:AE:56:PRO:HD3	1.98	0.46
6:AF:35:LYS:HE3	6:AF:65:GLU:OE2	2.15	0.46
7:AG:73:GLU:HA	7:AG:140:VAL:CG1	2.46	0.46
9:AI:38:PHE:HA	9:AI:41:GLU:CD	2.36	0.46
9:AI:16:ALA:HA	9:AI:65:THR:O	2.15	0.46
11:AK:121:ARG:NE	21:AU:35:GLU:HG3	2.31	0.46
14:AN:7:ALA:HA	14:AN:10:VAL:CG2	2.46	0.46
16:AP:20:VAL:HG11	16:AP:32:PHE:CB	2.46	0.46
17:AQ:60:ILE:HA	17:AQ:73:THR:O	2.16	0.46

Continued on next page...

Continued from previous page...

Atom-1	Atom-2	Interatomic distance (Å)	Clash overlap (Å)
18:AR:33:THR:HG23	18:AR:36:GLY:H	1.81	0.46
20:AT:47:GLN:HE21	20:AT:47:GLN:C	2.19	0.46
24:AY:140:VAL:O	24:AY:141:LYS:C	2.53	0.46
1:BA:1057:G:C5	1:BA:1058:G:C5	3.04	0.46
1:BA:1090:U:H2'	1:BA:1090:U:O2	2.16	0.46
1:BA:1097:C:H5''	2:BB:138:ARG:NH2	2.31	0.46
1:BA:1151:A:O4'	10:BJ:41:PRO:HB2	2.15	0.46
1:BA:146:G:N2	1:BA:177:G:C8	2.84	0.46
1:BA:283:U:C4	1:BA:284:C:N4	2.84	0.46
1:BA:341:C:C2	1:BA:349:A:C2	3.04	0.46
1:BA:600:A:C2	1:BA:601:G:C4	3.03	0.46
1:BA:681:A:N1	1:BA:710:G:C6	2.84	0.46
1:BA:71:A:C8	1:BA:71:A:H3'	2.50	0.46
1:BA:721:G:H4'	1:BA:722:G:C5'	2.46	0.46
2:BB:216:VAL:O	2:BB:217:ALA:C	2.54	0.46
2:BB:53:LEU:C	2:BB:56:LEU:HB3	2.36	0.46
2:BB:67:LEU:O	2:BB:160:LEU:CD1	2.62	0.46
2:BB:86:CYS:HB2	2:BB:88:GLN:HG3	1.97	0.46
2:BB:97:GLY:HA2	2:BB:174:GLU:OE2	2.15	0.46
4:BD:109:THR:O	4:BD:112:GLU:N	2.49	0.46
5:BE:56:PRO:O	5:BE:59:ILE:CD1	2.64	0.46
7:BG:35:LYS:O	7:BG:38:ALA:HB3	2.15	0.46
7:BG:45:ALA:HB1	7:BG:120:ALA:HB2	1.98	0.46
7:BG:88:VAL:CG2	7:BG:89:GLU:N	2.79	0.46
8:BH:62:LEU:N	8:BH:62:LEU:HD23	2.31	0.46
9:BI:18:VAL:CG1	9:BI:85:ALA:HB2	2.45	0.46
15:BO:87:ARG:O	15:BO:88:ARG:OXT	2.34	0.46
16:BP:5:ARG:NH1	16:BP:24:SER:HA	2.30	0.46
18:BR:19:GLU:HG3	18:BR:54:LEU:HD13	1.98	0.46
20:BT:42:ASP:HB3	20:BT:45:ALA:CB	2.44	0.46
21:BU:34:ARG:O	21:BU:35:GLU:O	2.33	0.46
22:BV:33:U:O2	22:BV:35:A:C8	2.69	0.46
52:C1:11:VAL:O	52:C1:12:SER:C	2.53	0.46
25:CA:1291:C:O2'	25:CA:1292:G:H5'	2.15	0.46
25:CA:1482:G:N3	25:CA:1483:G:C8	2.83	0.46
25:CA:1853:A:C5	25:CA:1889:A:C6	3.03	0.46
22:AV:70:G:O2'	25:CA:1893:C:H1'	2.15	0.46
25:CA:1897:G:C6	25:CA:1898:U:N3	2.83	0.46
25:CA:2123:G:O2'	25:CA:2124:G:H5'	2.16	0.46
25:CA:2172:U:OP1	25:CA:2174:C:H5	1.98	0.46
25:CA:2534:A:C2'	25:CA:2535:G:O5'	2.64	0.46

Continued on next page...

Continued from previous page...

Atom-1	Atom-2	Interatomic distance (Å)	Clash overlap (Å)
25:CA:2585:U:O2'	25:CA:2586:U:H5'	2.16	0.46
25:CA:2592:G:C5	25:CA:2593:U:C4	3.03	0.46
25:CA:1782:U:H2'	25:CA:2608:G:O2'	2.16	0.46
25:CA:2661:G:C2'	25:CA:2662:A:O5'	2.63	0.46
25:CA:2852:G:C5	25:CA:2853:C:C5	3.04	0.46
26:CB:30:C:C3'	26:CB:31:C:H5'	2.46	0.46
26:CB:61:G:H2'	26:CB:62:C:C6	2.50	0.46
27:CC:221:GLY:O	27:CC:223:ALA:N	2.48	0.46
27:CC:63:ILE:O	27:CC:63:ILE:HG22	2.14	0.46
33:CI:33:ASN:HB3	33:CI:36:GLU:CB	2.45	0.46
36:CL:106:GLU:C	36:CL:107:PHE:CD2	2.89	0.46
39:CO:66:GLY:HA2	39:CO:102:ARG:NH2	2.30	0.46
49:CY:9:LYS:O	49:CY:13:GLU:HB2	2.15	0.46
49:CY:17:GLU:CA	49:CY:17:GLU:OE2	2.63	0.46
49:CY:18:LEU:HD23	49:CY:22:LEU:HD23	1.98	0.46
25:DA:1062:G:H2'	25:DA:1063:G:C5	2.50	0.46
25:DA:1063:G:C3'	25:DA:1064:C:H6	2.29	0.46
25:DA:1272:A:N7	25:DA:1618:A:H1'	2.30	0.46
25:DA:12:U:O2	25:DA:12:U:H2'	2.14	0.46
25:DA:1400:U:H2'	25:DA:1401:G:O5'	2.16	0.46
25:DA:1586:A:N7	25:DA:1587:G:C4	2.84	0.46
25:DA:2137:U:H2'	25:DA:2137:U:O2	2.16	0.46
25:DA:828:U:C5	25:DA:2247:A:H4'	2.51	0.46
25:DA:224:U:H2'	25:DA:225:C:O5'	2.15	0.46
25:DA:2290:G:C6	25:DA:2291:U:C4	3.04	0.46
25:DA:230:G:C2	25:DA:231:A:C4	3.04	0.46
25:DA:537:G:C2	25:DA:555:G:N2	2.83	0.46
25:DA:666:A:H2'	25:DA:667:U:C6	2.51	0.46
25:DA:80:G:C2'	25:DA:81:G:H5'	2.46	0.46
25:DA:845:A:N1	25:DA:847:U:C6	2.84	0.46
56:DB:42:C:O2'	30:DF:62:GLN:HB3	2.16	0.46
56:DB:70:C:O2	56:DB:70:C:H2'	2.16	0.46
28:DD:39:ASP:H	28:DD:43:ASP:HB2	1.81	0.46
29:DE:155:GLU:HA	29:DE:155:GLU:OE1	2.15	0.46
29:DE:191:ASP:O	29:DE:194:LYS:HB3	2.16	0.46
29:DE:76:PRO:HA	29:DE:82:GLY:CA	2.45	0.46
33:DI:120:ASP:CG	33:DI:122:GLU:HB3	2.36	0.46
33:DI:63:ASP:O	33:DI:64:ARG:CB	2.64	0.46
35:DK:14:SER:O	35:DK:52:VAL:HG22	2.15	0.46
36:DL:100:ILE:HG13	36:DL:100:ILE:O	2.15	0.46
36:DL:110:VAL:HG11	36:DL:135:ILE:HD11	1.98	0.46

Continued on next page...

Continued from previous page...

Atom-1	Atom-2	Interatomic distance (Å)	Clash overlap (Å)
36:DL:79:LEU:O	36:DL:80:SER:C	2.53	0.46
39:DO:47:VAL:C	39:DO:48:LEU:HD23	2.36	0.46
40:DP:21:PRO:HG3	40:DP:94:ALA:HA	1.98	0.46
41:DQ:81:GLY:CA	41:DQ:116:LEU:HD13	2.46	0.46
41:DQ:57:ARG:NH2	41:DQ:91:ARG:CZ	2.79	0.46
42:DR:45:GLU:HA	42:DR:45:GLU:OE2	2.16	0.46
43:DS:59:GLU:OE1	43:DS:66:ILE:HD11	2.16	0.46
44:DT:69:ARG:CB	44:DT:74:ILE:CG2	2.94	0.46
45:DU:71:ILE:CD1	45:DU:82:VAL:HG22	2.46	0.46
57:DW:30:GLY:O	57:DW:56:PHE:HB2	2.15	0.46
48:DX:66:VAL:O	48:DX:69:GLU:N	2.49	0.46
1:AA:426:U:H5''	4:AD:36:ALA:CB	2.46	0.46
1:AA:439:U:C4	1:AA:440:C:C5	3.04	0.46
1:AA:622:A:N7	1:AA:623:C:C6	2.84	0.46
1:AA:675:A:H2'	1:AA:676:A:O5'	2.15	0.46
1:AA:739:C:C5	1:AA:740:U:C5	3.03	0.46
2:AB:101:THR:N	2:AB:174:GLU:OE1	2.49	0.46
2:AB:52:ALA:CB	2:AB:212:TYR:OH	2.64	0.46
2:AB:32:GLY:HA3	2:AB:38:HIS:CA	2.46	0.46
2:AB:57:ASN:HA	2:AB:60:ALA:HB3	1.97	0.46
3:AC:166:TRP:CA	3:AC:166:TRP:CE3	2.99	0.46
5:AE:63:MET:O	5:AE:64:GLU:C	2.54	0.46
5:AE:45:VAL:C	5:AE:70:MET:HG3	2.37	0.46
7:AG:119:LEU:HD23	7:AG:123:LEU:CD2	2.46	0.46
9:AI:100:ALA:O	9:AI:102:PHE:CD1	2.69	0.46
9:AI:90:ASP:OD2	9:AI:90:ASP:C	2.54	0.46
1:AA:684:U:O2'	11:AK:39:ASN:O	2.33	0.46
13:AM:2:ARG:O	13:AM:7:ASN:O	2.34	0.46
1:AA:375:U:O2'	16:AP:6:LEU:O	2.33	0.46
18:AR:54:LEU:O	18:AR:58:ILE:HG13	2.15	0.46
20:AT:68:LYS:HB2	20:AT:69:ASN:H	1.60	0.46
20:AT:69:ASN:OD1	20:AT:69:ASN:N	2.49	0.46
22:AV:14:A:N6	22:AV:22:G:C5	2.83	0.46
1:BA:101:A:O2'	1:BA:102:G:H5'	2.16	0.46
1:BA:110:C:O2	1:BA:110:C:H2'	2.14	0.46
1:BA:1216:A:C6	1:BA:1217:C:N4	2.83	0.46
1:BA:1245:C:C4	1:BA:1246:A:N7	2.84	0.46
1:BA:1256:A:H5'	1:BA:1258:G:O4'	2.15	0.46
1:BA:1350:A:C2	1:BA:1351:U:C2	3.04	0.46
1:BA:158:G:C3'	1:BA:159:G:H5''	2.46	0.46
1:BA:19:A:C4	1:BA:917:G:C2	3.04	0.46

Continued on next page...

Continued from previous page...

Atom-1	Atom-2	Interatomic distance (Å)	Clash overlap (Å)
1:BA:251:G:C6	1:BA:266:G:C6	3.04	0.46
1:BA:318:G:C6	1:BA:319:G:N7	2.84	0.46
1:BA:69:G:H2'	1:BA:70:U:H6	1.79	0.46
1:BA:72:A:C8	1:BA:73:C:H5	2.34	0.46
1:BA:856:C:C2'	1:BA:857:C:H5'	2.46	0.46
1:BA:972:C:O2'	10:BJ:57:VAL:HG22	2.16	0.46
1:BA:72:A:C6	1:BA:99:C:H1'	2.51	0.46
2:BB:67:LEU:HD13	2:BB:160:LEU:HD11	1.97	0.46
1:BA:1103:C:H5''	2:BB:96:LEU:HD13	1.97	0.46
4:BD:122:ILE:CG2	4:BD:142:VAL:HG23	2.46	0.46
4:BD:31:CYS:SG	4:BD:32:LYS:N	2.88	0.46
5:BE:158:LYS:HG3	5:BE:158:LYS:O	2.16	0.46
7:BG:110:ARG:CZ	7:BG:121:ASN:HB3	2.46	0.46
7:BG:120:ALA:HA	7:BG:123:LEU:HB2	1.98	0.46
9:BI:11:ARG:O	9:BI:11:ARG:CG	2.63	0.46
1:BA:972:C:O2'	10:BJ:57:VAL:CG2	2.64	0.46
19:BS:17:LYS:HA	19:BS:20:LYS:HZ3	1.81	0.46
19:BS:57:VAL:CG1	19:BS:74:ALA:CB	2.94	0.46
21:BU:28:LEU:HD23	21:BU:28:LEU:O	2.15	0.46
22:BV:50:U:C2	22:BV:51:U:C5	3.04	0.46
22:BV:52:G:C6	22:BV:53:G:N7	2.83	0.46
25:CA:1372:U:H6	25:CA:1372:U:H5'	1.81	0.46
25:CA:1473:G:C6	25:CA:1474:U:N3	2.83	0.46
25:CA:1520:U:C2'	25:CA:1520:U:O2	2.62	0.46
25:CA:1830:C:H2'	25:CA:1831:G:H8	1.80	0.46
25:CA:2016:U:H1'	51:C0:2:VAL:CG2	2.46	0.46
25:CA:2091:C:O2'	48:CX:55:MET:HE3	2.16	0.46
25:CA:2111:U:H5'	25:CA:2112:G:P	2.55	0.46
25:CA:2124:G:H2'	25:CA:2125:G:C5'	2.45	0.46
25:CA:2189:U:H2'	25:CA:2190:G:H8	1.80	0.46
25:CA:2229:U:H2'	25:CA:2230:G:C8	2.51	0.46
25:CA:263:G:H2'	25:CA:264:C:O4'	2.16	0.46
25:CA:277:G:C2'	25:CA:361:G:O6	2.64	0.46
25:CA:31:C:O3'	25:CA:1238:G:C5'	2.64	0.46
25:CA:354:A:C5	25:CA:355:U:C5	3.03	0.46
25:CA:1693:U:O2'	27:CC:13:ARG:NH2	2.49	0.46
27:CC:259:ASN:OD1	27:CC:262:THR:HG23	2.15	0.46
28:CD:99:GLU:O	28:CD:102:ALA:N	2.49	0.46
29:CE:138:LEU:CD1	29:CE:167:VAL:HG21	2.46	0.46
30:CF:32:LYS:HD3	30:CF:91:ARG:NH1	2.30	0.46
31:CG:154:GLU:HG2	31:CG:155:PRO:CD	2.45	0.46

Continued on next page...

Continued from previous page...

Atom-1	Atom-2	Interatomic distance (Å)	Clash overlap (Å)
33:CI:110:GLN:O	33:CI:110:GLN:HG2	2.16	0.46
33:CI:100:ILE:HD11	33:CI:137:LEU:HD13	1.97	0.46
33:CI:20:SER:N	33:CI:21:PRO:CD	2.79	0.46
37:CM:69:PRO:O	37:CM:70:ASP:OD2	2.33	0.46
38:CN:75:ILE:O	38:CN:79:LEU:CD1	2.61	0.46
40:CP:32:VAL:HG13	40:CP:36:LYS:O	2.16	0.46
40:CP:80:VAL:CG1	40:CP:83:ILE:CD1	2.94	0.46
45:CU:4:ILE:CG2	45:CU:5:ARG:N	2.79	0.46
25:DA:106:C:H5''	25:DA:107:G:OP2	2.16	0.46
25:DA:1172:C:H3'	25:DA:1173:U:C5	2.51	0.46
25:DA:1237:A:O5'	25:DA:1237:A:H2'	2.15	0.46
25:DA:1519:G:C6	25:DA:1520:U:N3	2.84	0.46
25:DA:1676:A:N7	60:DA:3775:HOH:O	2.36	0.46
25:DA:1710:G:C5	25:DA:1749:A:N1	2.83	0.46
25:DA:1874:C:H3'	25:DA:1875:G:C8	2.50	0.46
25:DA:1893:C:C5	25:DA:1894:C:C5	3.03	0.46
25:DA:2060:A:H3'	29:DE:63:LYS:HZ1	1.81	0.46
25:DA:222:A:C5	25:DA:224:U:C2	3.04	0.46
25:DA:2492:U:O2'	25:DA:2493:U:H5'	2.16	0.46
25:DA:1953:A:H2	25:DA:2549:G:N3	2.13	0.46
25:DA:2648:G:C6	25:DA:2649:C:C4	3.04	0.46
25:DA:305:C:H1'	25:DA:313:G:N2	2.30	0.46
25:DA:584:C:OP1	41:DQ:5:ARG:HG2	2.16	0.46
25:DA:59:U:C3'	25:DA:59:U:C6	2.98	0.46
56:DB:2:G:N3	56:DB:2:G:H2'	2.31	0.46
31:DG:30:GLY:CA	31:DG:78:VAL:HG12	2.45	0.46
34:DJ:34:ARG:HG3	34:DJ:34:ARG:HH11	1.81	0.46
34:DJ:72:LYS:HD3	34:DJ:74:TYR:CE1	2.51	0.46
35:DK:19:VAL:HG12	35:DK:43:ILE:HG12	1.96	0.46
36:DL:90:VAL:HB	36:DL:122:VAL:HG22	1.98	0.46
40:DP:32:VAL:O	40:DP:34:GLY:N	2.49	0.46
42:DR:47:VAL:HG13	42:DR:54:VAL:HG22	1.97	0.46
43:DS:15:GLN:HG3	51:D0:16:ARG:HH12	1.80	0.46
44:DT:7:LEU:CD2	44:DT:46:ALA:CA	2.93	0.46
45:DU:62:ALA:O	45:DU:63:ALA:O	2.33	0.46
46:DV:56:PHE:CE1	46:DV:61:LEU:HD22	2.51	0.46
46:DV:64:VAL:HG13	46:DV:67:GLY:HA2	1.97	0.46
49:DY:9:LYS:HB3	49:DY:12:GLU:HG2	1.97	0.46
50:DZ:41:PRO:O	50:DZ:44:ARG:HB2	2.16	0.46
1:AA:100:G:C6	1:AA:101:A:C5	3.04	0.46
1:AA:1057:G:H2'	1:AA:1058:G:C5'	2.46	0.46

Continued on next page...

Continued from previous page...

Atom-1	Atom-2	Interatomic distance (Å)	Clash overlap (Å)
1:AA:1152:A:H5'	10:AJ:15:HIS:CD2	2.50	0.46
1:AA:1203:C:N4	1:AA:1204:A:N6	2.64	0.46
1:AA:1519:A:N7	1:AA:1520:C:H1'	2.31	0.46
1:AA:189:A:C5	1:AA:190:A:C2	3.04	0.46
1:AA:421:U:O2	3:AC:126:ARG:NH2	2.49	0.46
1:AA:564:C:C4	1:AA:565:U:C4	3.04	0.46
1:AA:726:C:O2'	1:AA:727:G:H5'	2.16	0.46
2:AB:15:PHE:HD1	2:AB:16:GLY:H	1.64	0.46
2:AB:207:ARG:O	2:AB:211:LEU:HD13	2.14	0.46
2:AB:62:ARG:O	2:AB:63:LYS:HB2	2.16	0.46
4:AD:97:LEU:HD23	4:AD:117:VAL:CG1	2.45	0.46
5:AE:125:LYS:HD3	5:AE:127:TYR:CE2	2.50	0.46
6:AF:70:VAL:HA	6:AF:73:GLU:HG2	1.98	0.46
8:AH:38:VAL:CG1	8:AH:111:THR:HG22	2.46	0.46
9:AI:27:ILE:HG12	9:AI:62:LEU:HD21	1.97	0.46
9:AI:38:PHE:CE1	9:AI:75:ALA:HB2	2.50	0.46
10:AJ:58:ASN:O	10:AJ:60:ASP:N	2.49	0.46
10:AJ:6:ILE:H	10:AJ:6:ILE:HD12	1.81	0.46
1:AA:1309:G:P	13:AM:90:HIS:HE1	2.38	0.46
16:AP:67:ILE:O	16:AP:67:ILE:CG2	2.63	0.46
17:AQ:13:SER:CB	17:AQ:21:VAL:HG11	2.46	0.46
17:AQ:34:GLY:O	17:AQ:35:LYS:C	2.53	0.46
19:AS:10:ILE:HG21	19:AS:40:PHE:HE2	1.81	0.46
11:AK:88:PRO:HD3	21:AU:28:LEU:HD11	1.97	0.46
1:BA:1070:U:H2'	1:BA:1071:C:C6	2.50	0.46
1:BA:1349:A:H2'	1:BA:1350:A:O4'	2.16	0.46
1:BA:1423:G:C5	1:BA:1424:U:C5	3.04	0.46
1:BA:220:G:H2'	1:BA:221:C:O5'	2.16	0.46
1:BA:402:G:C6	1:BA:403:C:C4	3.03	0.46
1:BA:489:C:H2'	1:BA:490:C:C6	2.51	0.46
1:BA:500:G:C6	1:BA:501:C:C4	3.04	0.46
1:BA:775:G:C2'	1:BA:776:G:H5'	2.45	0.46
1:BA:799:G:C2'	1:BA:800:G:H5'	2.46	0.46
1:BA:932:C:C4	7:BG:2:ARG:NH2	2.83	0.46
2:BB:100:LEU:N	2:BB:100:LEU:CD2	2.79	0.46
2:BB:169:HIS:O	2:BB:170:ILE:C	2.53	0.46
4:BD:27:ILE:O	4:BD:28:ASP:O	2.34	0.46
6:BF:21:MET:HB3	6:BF:25:TYR:CZ	2.50	0.46
6:BF:69:GLU:HA	6:BF:69:GLU:OE1	2.16	0.46
7:BG:96:ASN:HA	7:BG:99:ALA:CB	2.45	0.46
8:BH:88:LYS:C	8:BH:90:GLU:H	2.18	0.46

Continued on next page...

Continued from previous page...

Atom-1	Atom-2	Interatomic distance (Å)	Clash overlap (Å)
1:BA:706:A:C1'	11:BK:30:ILE:HD11	2.45	0.46
12:BL:2:THR:O	12:BL:3:VAL:C	2.54	0.46
13:BM:4:ALA:O	13:BM:6:ILE:N	2.49	0.46
14:BN:27:LYS:O	14:BN:28:ALA:O	2.34	0.46
16:BP:6:LEU:HD23	16:BP:17:TYR:CB	2.45	0.46
16:BP:71:VAL:HG12	16:BP:75:ILE:HD11	1.98	0.46
11:BK:109:ILE:O	21:BU:5:VAL:HG22	2.16	0.46
25:CA:1004:U:C2'	25:CA:1005:C:OP2	2.63	0.46
25:CA:1061:U:HO2'	25:CA:1062:G:C5'	2.26	0.46
25:CA:1098:A:C6	25:CA:1099:G:C6	3.04	0.46
25:CA:1142:A:C4	25:CA:1144:A:C8	3.04	0.46
25:CA:1446:C:H2'	25:CA:1447:C:C6	2.50	0.46
25:CA:1501:G:C2'	25:CA:1502:A:O5'	2.64	0.46
25:CA:1714:U:C5'	25:CA:1715:G:H5'	2.46	0.46
25:CA:1748:C:H2'	25:CA:1749:A:O4'	2.16	0.46
25:CA:1904:G:H1'	25:CA:1927:A:N1	2.31	0.46
25:CA:1966:A:N3	25:CA:2592:G:O2'	2.41	0.46
25:CA:570:G:H2'	25:CA:2030:A:N7	2.31	0.46
25:CA:2110:G:O2'	25:CA:2120:G:H5''	2.16	0.46
25:CA:2182:U:C2	25:CA:2183:A:N7	2.83	0.46
25:CA:2355:G:O2'	47:CW:35:ARG:HD2	2.16	0.46
25:CA:2526:G:H2'	25:CA:2527:C:O5'	2.16	0.46
25:CA:2567:G:H2'	25:CA:2568:U:C6	2.51	0.46
25:CA:2760:C:O2	25:CA:2760:C:C2'	2.60	0.46
25:CA:277:G:H4'	25:CA:278:A:C6	2.50	0.46
25:CA:2820:A:C2'	25:CA:2821:A:OP1	2.64	0.46
25:CA:362:A:OP2	25:CA:362:A:C8	2.69	0.46
25:CA:392:U:H2'	25:CA:393:C:H6	1.81	0.46
25:CA:708:G:O6	25:CA:723:C:N3	2.49	0.46
27:CC:16:VAL:HB	27:CC:203:VAL:HG13	1.98	0.46
29:CE:48:THR:CG2	29:CE:86:ALA:HB3	2.46	0.46
30:CF:117:SER:C	30:CF:119:LYS:H	2.20	0.46
32:CH:24:GLY:O	32:CH:28:ASN:HB2	2.16	0.46
33:CI:126:ARG:HA	33:CI:129:GLU:CG	2.45	0.46
33:CI:57:VAL:O	33:CI:68:PHE:CB	2.64	0.46
36:CL:29:LYS:HG2	36:CL:30:THR:HG23	1.97	0.46
36:CL:4:ASN:O	36:CL:4:ASN:CG	2.54	0.46
36:CL:76:GLU:O	36:CL:77:ILE:HD13	2.15	0.46
40:CP:64:SER:OG	40:CP:65:ASN:ND2	2.49	0.46
41:CQ:67:ALA:O	41:CQ:68:ALA:C	2.54	0.46
42:CR:54:VAL:O	42:CR:55:ASP:O	2.33	0.46

Continued on next page...

Continued from previous page...

Atom-1	Atom-2	Interatomic distance (Å)	Clash overlap (Å)
47:CW:27:VAL:HG21	47:CW:78:ILE:HD11	1.98	0.46
49:CY:9:LYS:N	49:CY:12:GLU:HB2	2.31	0.46
25:DA:1031:G:C4'	55:D4:6:SER:HB2	2.45	0.46
25:DA:996:A:N6	25:DA:1160:G:C6	2.83	0.46
25:DA:1359:A:C8	25:DA:1373:A:C2	3.03	0.46
25:DA:137:U:C2	25:DA:140:C:H1'	2.51	0.46
25:DA:1394:U:C2'	25:DA:1395:A:O5'	2.62	0.46
25:DA:1401:G:C6	25:DA:1402:U:C4	3.04	0.46
25:DA:1553:A:C6	25:DA:1555:G:H1'	2.51	0.46
25:DA:1709:U:C2	25:DA:1710:G:C8	3.04	0.46
25:DA:155:A:C2	25:DA:172:A:C2	3.03	0.46
25:DA:2114:A:N1	25:DA:2115:G:H1'	2.31	0.46
25:DA:2292:U:C2'	25:DA:2293:G:O5'	2.64	0.46
25:DA:227:A:C4	25:DA:2407:A:H1'	2.51	0.46
25:DA:747:U:C4	25:DA:2613:U:C5	3.03	0.46
25:DA:2671:G:C2	25:DA:2672:U:C2	3.04	0.46
25:DA:412:A:N6	25:DA:2412:A:O4'	2.49	0.46
25:DA:590:A:O2'	25:DA:591:U:H5'	2.16	0.46
25:DA:640:C:C6	25:DA:641:U:C5	3.04	0.46
25:DA:681:G:H2'	25:DA:682:G:O4'	2.15	0.46
25:DA:846:U:H1'	25:DA:847:U:H5	1.80	0.46
25:DA:84:A:N3	25:DA:85:G:H1'	2.31	0.46
25:DA:979:A:H2'	25:DA:980:A:OP1	2.15	0.46
30:DF:45:ASP:HB3	30:DF:48:LEU:HB3	1.97	0.46
32:DH:142:VAL:HG12	32:DH:143:ILE:N	2.30	0.46
32:DH:42:LYS:HE2	32:DH:42:LYS:C	2.35	0.46
32:DH:62:LEU:CD1	32:DH:63:ALA:HB2	2.45	0.46
32:DH:9:VAL:HG11	32:DH:12:LEU:HD11	1.96	0.46
33:DI:10:LEU:HD13	33:DI:23:VAL:HG11	1.98	0.46
33:DI:46:ASP:CG	33:DI:50:LYS:HD2	2.37	0.46
36:DL:127:VAL:HG13	36:DL:131:ALA:CB	2.46	0.46
37:DM:97:GLN:H	37:DM:97:GLN:NE2	2.14	0.46
38:DN:77:ALA:O	38:DN:78:LYS:C	2.54	0.46
39:DO:105:ALA:O	39:DO:106:LEU:C	2.54	0.46
39:DO:35:ILE:HG23	39:DO:74:VAL:HG11	1.97	0.46
35:DK:105:ARG:NH1	40:DP:33:GLU:HG3	2.31	0.46
42:DR:39:LEU:HB3	42:DR:49:ILE:HD13	1.97	0.46
25:DA:1614:A:C6	43:DS:87:PRO:HB3	2.51	0.46
44:DT:57:VAL:HG22	44:DT:58:VAL:N	2.30	0.46
44:DT:61:LEU:O	44:DT:61:LEU:HG	2.15	0.46
45:DU:25:LYS:HE3	45:DU:25:LYS:HA	1.98	0.46

Continued on next page...

Continued from previous page...

Atom-1	Atom-2	Interatomic distance (Å)	Clash overlap (Å)
50:DZ:9:THR:CG2	50:DZ:53:MET:HA	2.42	0.46
1:AA:1020:G:C2	1:AA:1021:A:N7	2.84	0.46
1:AA:101:A:C5	1:AA:102:G:N7	2.83	0.46
1:AA:1061:G:C6	1:AA:1197:A:C2	3.03	0.46
1:AA:142:G:N3	1:AA:143:A:C8	2.83	0.46
1:AA:1439:G:N7	1:AA:1440:U:C5	2.84	0.46
1:AA:255:G:H5'	17:AQ:17:GLU:O	2.16	0.46
1:AA:276:G:C5	1:AA:277:C:H5	2.33	0.46
1:AA:322:C:O2	1:AA:332:G:N2	2.49	0.46
1:AA:451:A:C8	1:AA:481:G:N1	2.84	0.46
1:AA:456:A:C6	1:AA:457:G:C5	3.04	0.46
1:AA:503:C:O2'	1:AA:504:C:H5'	2.16	0.46
1:AA:550:G:C6	1:AA:551:U:C4	3.04	0.46
1:AA:646:G:C4	1:AA:647:C:C5	3.04	0.46
1:AA:71:A:N1	1:AA:99:C:O2'	2.48	0.46
1:AA:757:U:C5'	1:AA:822:U:O2	2.64	0.46
1:AA:794:A:C6	1:AA:795:C:N4	2.84	0.46
1:AA:91:U:H2'	1:AA:92:U:C1'	2.45	0.46
2:AB:134:LEU:HG	2:AB:137:THR:OG1	2.16	0.46
3:AC:72:PRO:HG2	3:AC:104:GLU:HG3	1.98	0.46
3:AC:2:GLN:C	3:AC:3:LYS:HG2	2.35	0.46
3:AC:84:GLU:O	3:AC:86:LEU:N	2.49	0.46
4:AD:162:GLU:HA	4:AD:166:LYS:HD3	1.97	0.46
4:AD:167:PRO:HB2	4:AD:170:LEU:CD1	2.46	0.46
5:AE:152:VAL:HG22	5:AE:153:ALA:H	1.80	0.46
7:AG:82:SER:CB	7:AG:84:TYR:CE2	2.99	0.46
8:AH:82:LEU:C	8:AH:82:LEU:CD2	2.84	0.46
10:AJ:52:LEU:CD1	10:AJ:61:ALA:HB3	2.46	0.46
11:AK:32:THR:OG1	11:AK:43:TRP:HB3	2.16	0.46
15:AO:3:SER:HB3	15:AO:6:ALA:H	1.81	0.46
1:AA:276:G:OP1	17:AQ:16:MET:HE2	2.16	0.46
1:BA:1086:U:O2'	1:BA:1087:G:H5'	2.15	0.46
1:BA:1107:C:C2	1:BA:1108:G:C8	3.04	0.46
1:BA:1239:A:H62	1:BA:1299:A:N6	2.14	0.46
1:BA:1514:G:H2'	1:BA:1515:G:O4'	2.16	0.46
1:BA:457:G:C5	1:BA:458:U:C4	3.03	0.46
1:BA:459:A:C2	1:BA:460:A:C5	3.04	0.46
1:BA:630:A:C2	1:BA:631:C:C2	3.03	0.46
2:BB:9:LEU:HA	2:BB:42:LEU:HD13	1.98	0.46
3:BC:153:SER:HB3	3:BC:164:THR:HG22	1.98	0.46
8:BH:31:LEU:O	8:BH:33:VAL:N	2.49	0.46

Continued on next page...

Continued from previous page...

Atom-1	Atom-2	Interatomic distance (Å)	Clash overlap (Å)
9:BI:113:LYS:HG3	9:BI:119:LYS:HA	1.97	0.46
9:BI:12:LYS:H	9:BI:105:ARG:HH12	1.63	0.46
10:BJ:81:GLU:OE2	10:BJ:81:GLU:HA	2.17	0.46
11:BK:19:VAL:HB	11:BK:34:THR:CG2	2.46	0.46
11:BK:80:ASN:HA	11:BK:105:ARG:O	2.16	0.46
11:BK:85:VAL:HG11	11:BK:92:ARG:NH1	2.31	0.46
12:BL:106:VAL:HG23	12:BL:116:TYR:O	2.15	0.46
12:BL:33:CYS:HB3	12:BL:54:VAL:CG2	2.42	0.46
15:BO:17:ASP:OD1	15:BO:20:ASP:HB2	2.16	0.46
15:BO:26:VAL:HG12	15:BO:30:LEU:CD1	2.45	0.46
16:BP:74:LEU:HD23	16:BP:74:LEU:N	2.31	0.46
20:BT:81:GLN:O	20:BT:84:LYS:HB2	2.16	0.46
52:C1:10:LEU:N	52:C1:10:LEU:HD23	2.30	0.46
25:CA:1268:A:C2	25:CA:2013:A:C4	3.04	0.46
25:CA:1417:C:O2'	25:CA:1587:G:C2'	2.64	0.46
25:CA:1449:G:C2'	25:CA:1450:G:O5'	2.64	0.46
25:CA:1456:G:N3	25:CA:1456:G:H2'	2.31	0.46
25:CA:1482:G:C6	25:CA:1508:A:N1	2.84	0.46
25:CA:1595:C:O2	25:CA:1595:C:C2'	2.53	0.46
25:CA:1601:G:C2'	25:CA:1602:U:H5'	2.46	0.46
25:CA:1838:C:C5	25:CA:1899:A:C6	3.04	0.46
25:CA:185:G:C5	25:CA:186:G:N7	2.84	0.46
1:AA:1494:G:C8	25:CA:1913:A:C2	3.04	0.46
25:CA:1983:G:C2'	25:CA:1984:G:H5'	2.46	0.46
25:CA:208:C:O2	25:CA:208:C:H2'	2.14	0.46
25:CA:2186:G:H2'	25:CA:2187:U:H6	1.78	0.46
25:CA:2250:G:H8	25:CA:2250:G:O5'	1.99	0.46
25:CA:734:A:C4	25:CA:735:A:C8	3.04	0.46
25:CA:785:G:H2'	25:CA:786:C:C6	2.51	0.46
26:CB:38:C:C6	26:CB:38:C:H3'	2.51	0.46
26:CB:54:G:C5	26:CB:55:U:C5	3.03	0.46
28:CD:8:LYS:HE3	28:CD:193:VAL:O	2.15	0.46
30:CF:28:PRO:O	30:CF:29:ARG:HG2	2.16	0.46
25:CA:2313:C:H5''	30:CF:87:LYS:HD3	1.97	0.46
31:CG:72:ASN:ND2	31:CG:76:ILE:HD11	2.31	0.46
33:CI:15:GLY:CA	33:CI:50:LYS:HB3	2.41	0.46
35:CK:104:THR:O	35:CK:107:LEU:HD12	2.16	0.46
36:CL:110:VAL:O	36:CL:110:VAL:CG1	2.64	0.46
37:CM:42:THR:O	37:CM:46:ILE:HG13	2.16	0.46
38:CN:55:ALA:HB1	38:CN:80:PHE:H	1.81	0.46
42:CR:54:VAL:O	42:CR:55:ASP:C	2.54	0.46

Continued on next page...

Continued from previous page...

Atom-1	Atom-2	Interatomic distance (Å)	Clash overlap (Å)
45:CU:82:VAL:CG1	45:CU:83:GLY:N	2.79	0.46
46:CV:4:ILE:HG12	46:CV:50:MET:SD	2.55	0.46
55:D4:16:ILE:HD13	55:D4:25:VAL:HG22	1.98	0.46
25:DA:104:A:C5	25:DA:105:C:C4	3.03	0.46
25:DA:1078:U:H5''	25:DA:1079:C:OP1	2.16	0.46
25:DA:1092:C:H3'	25:DA:1093:G:H8	1.81	0.46
25:DA:1164:C:O2'	25:DA:1165:A:H5'	2.15	0.46
25:DA:1407:G:C2	25:DA:1596:A:C2	3.03	0.46
25:DA:1930:G:N2	25:DA:1968:G:H2'	2.31	0.46
25:DA:2148:G:C2	25:DA:2149:U:C4	3.04	0.46
25:DA:2197:U:C6	25:DA:2224:G:C6	3.03	0.46
25:DA:2720:U:H4'	25:DA:2845:U:O2'	2.16	0.46
25:DA:2738:A:C2'	25:DA:2738:A:N3	2.76	0.46
25:DA:31:C:O3'	25:DA:1238:G:C5'	2.64	0.46
25:DA:391:A:H1'	25:DA:411:G:O4'	2.16	0.46
25:DA:55:G:C2'	25:DA:56:A:C5'	2.94	0.46
25:DA:55:G:HO2'	25:DA:56:A:H5'	1.81	0.46
25:DA:65:U:N3	25:DA:66:C:C5	2.83	0.46
25:DA:833:A:H2'	25:DA:834:G:C8	2.51	0.46
27:DC:188:ARG:HH21	27:DC:188:ARG:CG	2.29	0.46
27:DC:16:VAL:CB	27:DC:203:VAL:HG13	2.45	0.46
25:DA:2681:C:OP2	28:DD:114:LYS:CE	2.64	0.46
28:DD:12:THR:HG22	40:DP:8:GLU:OE2	2.15	0.46
28:DD:22:ILE:HG23	28:DD:190:LYS:HD2	1.98	0.46
30:DF:100:GLU:HG3	30:DF:104:THR:OG1	2.15	0.46
30:DF:55:ASP:O	30:DF:59:ILE:HG13	2.16	0.46
31:DG:147:LEU:HA	31:DG:150:TYR:CD1	2.51	0.46
33:DI:14:ALA:CB	33:DI:45:THR:HG21	2.45	0.46
33:DI:58:ILE:HG23	33:DI:66:PHE:CD1	2.51	0.46
35:DK:20:MET:HE2	35:DK:22:ILE:HG22	1.97	0.46
36:DL:95:LEU:C	36:DL:97:ALA:N	2.68	0.46
36:DL:99:ASN:ND2	60:DL:302:HOH:O	2.48	0.46
38:DN:113:ILE:HG23	38:DN:113:ILE:O	2.16	0.46
39:DO:105:ALA:O	39:DO:107:ALA:N	2.49	0.46
41:DQ:93:ILE:HD13	42:DR:11:GLN:CB	2.46	0.46
25:DA:24:G:H1'	43:DS:77:ASP:HB3	1.98	0.46
44:DT:23:ALA:O	44:DT:27:SER:HB3	2.16	0.46
48:DX:34:SER:HA	48:DX:49:ARG:HA	1.96	0.46
49:DY:16:THR:CG2	49:DY:17:GLU:N	2.79	0.46
1:AA:1013:G:H3'	1:AA:1013:G:C8	2.51	0.45
1:AA:1076:U:N3	1:AA:1082:A:C2	2.84	0.45

Continued on next page...

Continued from previous page...

Atom-1	Atom-2	Interatomic distance (Å)	Clash overlap (Å)
1:AA:1216:A:C5	1:AA:1217:C:C5	3.04	0.45
1:AA:1271:A:H5''	1:AA:1314:C:H5''	1.98	0.45
1:AA:945:G:N1	1:AA:1337:G:C2	2.84	0.45
1:AA:1378:C:C3'	1:AA:1378:C:C6	2.99	0.45
1:AA:1386:G:H2'	1:AA:1387:G:C8	2.51	0.45
1:AA:1441:A:H62	1:AA:1461:G:H21	1.65	0.45
1:AA:159:G:H5''	1:AA:159:G:H8	1.80	0.45
1:AA:293:G:C6	1:AA:294:U:C4	3.04	0.45
1:AA:299:G:C6	1:AA:300:A:C6	3.04	0.45
1:AA:410:G:H5''	1:AA:411:A:P	2.56	0.45
1:AA:418:C:H2'	1:AA:419:C:C6	2.52	0.45
1:AA:435:A:C6	1:AA:436:C:C5	3.04	0.45
1:AA:451:A:N7	1:AA:481:G:C6	2.83	0.45
1:AA:373:A:C2	1:AA:482:A:N6	2.84	0.45
1:AA:525:C:C4	1:AA:526:C:N4	2.84	0.45
1:AA:54:C:O2	1:AA:54:C:H2'	2.16	0.45
1:AA:614:C:H2'	1:AA:615:G:O4'	2.16	0.45
1:AA:71:A:H61	1:AA:99:C:C2'	2.29	0.45
3:AC:100:ILE:O	3:AC:100:ILE:HG23	2.16	0.45
3:AC:110:LEU:HD13	3:AC:203:LYS:HE3	1.98	0.45
4:AD:186:GLU:HA	4:AD:186:GLU:OE1	2.15	0.45
4:AD:91:ALA:O	4:AD:94:GLU:N	2.48	0.45
5:AE:150:GLU:CG	5:AE:151:MET:N	2.80	0.45
5:AE:55:VAL:CB	5:AE:56:PRO:CD	2.94	0.45
1:AA:1379:G:N7	7:AG:1:PRO:HB2	2.30	0.45
8:AH:30:LYS:O	8:AH:31:LEU:C	2.55	0.45
9:AI:123:ARG:CG	9:AI:124:PRO:HD2	2.46	0.45
9:AI:40:ARG:H	9:AI:44:ARG:HB3	1.82	0.45
9:AI:66:VAL:HG21	9:AI:74:GLN:HB3	1.98	0.45
9:AI:91:GLU:C	9:AI:93:LEU:H	2.19	0.45
12:AL:54:VAL:HG21	12:AL:79:ILE:HD11	1.98	0.45
15:AO:87:ARG:O	15:AO:88:ARG:HB2	2.15	0.45
16:AP:51:ARG:HB3	16:AP:51:ARG:HH11	1.81	0.45
20:AT:76:ALA:O	20:AT:79:THR:HB	2.16	0.45
21:AU:28:LEU:O	21:AU:28:LEU:CD2	2.63	0.45
1:BA:1114:C:H2'	1:BA:1114:C:O2	2.16	0.45
1:BA:1202:U:H2'	1:BA:1202:U:O2	2.15	0.45
1:BA:1230:C:O2'	1:BA:1231:G:H5'	2.16	0.45
1:BA:758:C:H2'	1:BA:759:A:OP2	2.17	0.45
1:BA:853:C:C2	1:BA:854:U:C6	3.03	0.45
1:BA:869:G:H4'	1:BA:872:A:C8	2.51	0.45

Continued on next page...

Continued from previous page...

Atom-1	Atom-2	Interatomic distance (Å)	Clash overlap (Å)
2:BB:15:PHE:CE1	2:BB:17:HIS:CE1	3.04	0.45
2:BB:182:VAL:HG12	2:BB:195:VAL:HG13	1.99	0.45
2:BB:205:ALA:C	2:BB:207:ARG:H	2.19	0.45
3:BC:106:ARG:HD3	3:BC:106:ARG:H	1.81	0.45
3:BC:70:ALA:O	3:BC:72:PRO:HD3	2.16	0.45
5:BE:136:VAL:HA	5:BE:139:THR:OG1	2.16	0.45
6:BF:18:VAL:CB	6:BF:19:PRO:HD3	2.45	0.45
6:BF:25:TYR:O	6:BF:27:ALA:N	2.49	0.45
7:BG:145:GLU:OE1	7:BG:148:LYS:CE	2.65	0.45
7:BG:34:LYS:HB2	7:BG:37:THR:HG22	1.95	0.45
7:BG:94:ARG:HG3	7:BG:98:LEU:HG	1.97	0.45
8:BH:100:ILE:HD12	8:BH:100:ILE:H	1.81	0.45
1:BA:1349:A:OP2	9:BI:119:LYS:HE2	2.16	0.45
9:BI:37:TYR:CD2	9:BI:38:PHE:CD2	3.04	0.45
9:BI:47:VAL:HG12	9:BI:78:ILE:HG22	1.98	0.45
9:BI:52:GLU:O	9:BI:54:VAL:O	2.34	0.45
10:BJ:80:THR:O	10:BJ:84:VAL:HB	2.16	0.45
13:BM:51:GLN:O	13:BM:55:LEU:HD12	2.16	0.45
20:BT:43:LYS:NZ	20:BT:85:LEU:O	2.48	0.45
1:BA:1540:U:O3'	21:BU:17:ARG:NH2	2.50	0.45
55:C4:3:VAL:CG1	55:C4:36:ARG:HB3	2.45	0.45
25:CA:1519:G:H2'	25:CA:1520:U:O4'	2.16	0.45
25:CA:1525:A:C2'	25:CA:1526:C:H5'	2.46	0.45
25:CA:1724:G:C5	25:CA:1725:U:C5	3.04	0.45
25:CA:1735:A:C4	25:CA:1736:U:C5	3.04	0.45
25:CA:184:C:H2'	25:CA:185:G:H8	1.81	0.45
25:CA:1928:A:C3'	25:CA:1929:G:H5''	2.46	0.45
25:CA:198:C:H6	25:CA:198:C:O5'	2.00	0.45
25:CA:2039:U:H2'	25:CA:2040:G:C8	2.51	0.45
25:CA:2313:C:H2'	25:CA:2314:A:H5'	1.97	0.45
25:CA:242:G:H5''	54:C3:63:TYR:CZ	2.50	0.45
25:CA:653:U:H2'	25:CA:654:A:OP1	2.16	0.45
25:CA:771:G:C6	25:CA:772:C:C4	3.04	0.45
25:CA:896:A:H5'	25:CA:897:C:OP2	2.16	0.45
25:CA:847:U:O2	25:CA:934:U:H1'	2.16	0.45
29:CE:138:LEU:HD22	29:CE:143:LEU:HB2	1.98	0.45
30:CF:41:GLU:O	30:CF:43:ILE:HG12	2.16	0.45
31:CG:120:ILE:O	31:CG:121:THR:HG23	2.16	0.45
25:CA:2094:A:OP1	32:CH:22:LYS:HD2	2.16	0.45
32:CH:41:LYS:H	32:CH:44:ILE:HG23	1.80	0.45
33:CI:37:PHE:CE1	33:CI:41:PHE:HD1	2.35	0.45

Continued on next page...

Continued from previous page...

Atom-1	Atom-2	Interatomic distance (Å)	Clash overlap (Å)
33:CI:83:ALA:HB1	33:CI:100:ILE:CD1	2.46	0.45
38:CN:9:GLN:O	38:CN:10:LEU:C	2.55	0.45
44:CT:2:ILE:HG23	44:CT:7:LEU:CD1	2.46	0.45
44:CT:5:GLU:O	44:CT:6:ARG:C	2.54	0.45
25:DA:1347:A:H2'	25:DA:1348:C:O5'	2.16	0.45
25:DA:1429:G:H2'	25:DA:1430:G:H8	1.81	0.45
25:DA:1708:C:O2'	25:DA:1709:U:H5'	2.16	0.45
25:DA:1824:G:H2'	25:DA:1825:U:H5'	1.98	0.45
25:DA:2199:A:C2'	25:DA:2200:C:H5'	2.46	0.45
25:DA:2331:G:C2'	25:DA:2336:A:N1	2.79	0.45
25:DA:2472:G:H3'	25:DA:2473:U:C5'	2.46	0.45
25:DA:2504:U:H5''	25:DA:2505:G:OP2	2.16	0.45
25:DA:260:G:C6	25:DA:261:G:C8	3.04	0.45
25:DA:2640:G:O5'	25:DA:2640:G:H8	1.99	0.45
25:DA:2738:A:C2	25:DA:2739:U:H1'	2.51	0.45
25:DA:2767:C:C2'	25:DA:2768:U:H5'	2.45	0.45
25:DA:2857:G:N2	25:DA:2859:G:H3'	2.31	0.45
25:DA:709:U:C2'	25:DA:710:U:H5'	2.46	0.45
25:DA:78:U:P	49:DY:2:LYS:CD	3.02	0.45
56:DB:24:G:C6	56:DB:56:G:C4	3.04	0.45
56:DB:53:A:H2'	56:DB:53:A:N3	2.30	0.45
27:DC:73:ILE:H	27:DC:73:ILE:HD12	1.78	0.45
28:DD:113:SER:HB3	28:DD:170:VAL:HG21	1.97	0.45
31:DG:30:GLY:N	31:DG:78:VAL:HG12	2.30	0.45
31:DG:7:PRO:HB3	31:DG:49:LEU:O	2.16	0.45
32:DH:143:ILE:CG2	32:DH:144:VAL:N	2.79	0.45
32:DH:2:GLN:HA	32:DH:2:GLN:OE1	2.15	0.45
32:DH:53:GLU:O	32:DH:57:LYS:HB2	2.15	0.45
36:DL:79:LEU:N	36:DL:113:ALA:HB3	2.25	0.45
37:DM:35:ALA:O	37:DM:98:PRO:HA	2.16	0.45
25:DA:1248:G:P	41:DQ:1:ALA:HB3	2.56	0.45
43:DS:59:GLU:HA	43:DS:64:ALA:CA	2.46	0.45
49:DY:31:GLN:HA	49:DY:34:SER:HG	1.82	0.45
1:AA:1032:G:C2	1:AA:1033:G:C1'	2.95	0.45
1:AA:1435:G:O6	1:AA:1465:A:N6	2.49	0.45
1:AA:379:C:H2'	1:AA:380:G:H5'	1.97	0.45
1:AA:414:A:C4	1:AA:415:A:C8	3.04	0.45
1:AA:457:G:C5	1:AA:458:U:C5	3.04	0.45
1:AA:600:A:C4	1:AA:639:G:C2	3.04	0.45
1:AA:794:A:C6	1:AA:795:C:C4	3.04	0.45
1:AA:952:U:H4'	1:AA:964:A:H61	1.82	0.45

Continued on next page...

Continued from previous page...

Atom-1	Atom-2	Interatomic distance (Å)	Clash overlap (Å)
2:AB:139:GLU:O	2:AB:143:LEU:CD2	2.64	0.45
2:AB:209:VAL:O	2:AB:210:THR:C	2.54	0.45
3:AC:89:VAL:O	3:AC:93:ILE:HB	2.16	0.45
6:AF:74:LEU:HD23	6:AF:78:PHE:CZ	2.51	0.45
7:AG:21:LEU:CD1	7:AG:22:LEU:HD23	2.47	0.45
1:AA:1180:A:P	9:AI:104:THR:HG23	2.56	0.45
9:AI:123:ARG:HG3	9:AI:124:PRO:HD2	1.99	0.45
10:AJ:92:LEU:O	10:AJ:93:ALA:HB3	2.15	0.45
13:AM:76:ILE:HG22	13:AM:77:LYS:N	2.31	0.45
13:AM:79:LEU:HD23	13:AM:86:ARG:HD3	1.97	0.45
14:AN:86:GLU:HB3	14:AN:90:ARG:NH2	2.31	0.45
16:AP:70:ARG:HB2	16:AP:70:ARG:HH11	1.81	0.45
19:AS:4:LEU:C	19:AS:5:LYS:HG3	2.36	0.45
20:AT:22:SER:O	20:AT:25:SER:HB3	2.15	0.45
23:AX:5:A:C5'	23:AX:6:G:OP2	2.65	0.45
24:AY:150:SER:C	24:AY:152:ASP:N	2.69	0.45
24:AY:133:ARG:HG2	24:AY:165:THR:OG1	2.17	0.45
1:BA:1137:C:H1'	1:BA:1138:G:N2	2.31	0.45
1:BA:1256:A:N7	1:BA:1258:G:C2	2.84	0.45
1:BA:1266:G:N2	1:BA:1269:A:OP2	2.48	0.45
1:BA:1276:G:H2'	1:BA:1277:C:H6	1.81	0.45
1:BA:1381:U:C5	1:BA:1382:C:H5	2.34	0.45
1:BA:16:A:C5	1:BA:17:U:C5	3.04	0.45
1:BA:2:A:N3	1:BA:613:C:O2'	2.48	0.45
1:BA:516:U:H2'	1:BA:517:G:H5'	1.98	0.45
1:BA:636:U:H2'	1:BA:637:C:C6	2.52	0.45
1:BA:936:C:C2'	1:BA:937:A:H5'	2.46	0.45
1:BA:939:G:C6	1:BA:940:C:N4	2.84	0.45
2:BB:48:MET:C	2:BB:50:ASN:N	2.70	0.45
4:BD:22:SER:O	4:BD:26:ALA:HB2	2.16	0.45
5:BE:14:LEU:CD1	5:BE:14:LEU:C	2.84	0.45
7:BG:22:LEU:O	7:BG:26:VAL:HG22	2.16	0.45
7:BG:55:LYS:O	7:BG:56:SER:O	2.35	0.45
5:BE:154:ALA:HB1	8:BH:65:PHE:CD2	2.51	0.45
9:BI:19:PHE:HB2	9:BI:63:TYR:O	2.17	0.45
9:BI:59:LYS:O	9:BI:59:LYS:HD2	2.17	0.45
10:BJ:57:VAL:HG22	10:BJ:58:ASN:H	1.81	0.45
13:BM:21:ILE:CG2	13:BM:22:TYR:N	2.79	0.45
13:BM:36:ALA:HB3	13:BM:38:ILE:HG12	1.98	0.45
19:BS:35:ARG:O	19:BS:36:ARG:C	2.54	0.45
25:CA:1075:C:C6	25:CA:1075:C:C3'	2.99	0.45

Continued on next page...

Continued from previous page...

Atom-1	Atom-2	Interatomic distance (Å)	Clash overlap (Å)
25:CA:1292:G:C2'	25:CA:1293:C:O5'	2.65	0.45
25:CA:1301:A:C2	25:CA:1303:G:C6	3.03	0.45
25:CA:1681:G:N3	25:CA:1762:A:H2'	2.31	0.45
25:CA:1766:G:O2'	25:CA:1767:G:H5'	2.16	0.45
25:CA:2171:A:H3'	25:CA:2173:A:C8	2.51	0.45
25:CA:2228:G:H2'	25:CA:2229:U:C6	2.50	0.45
25:CA:2332:C:H2'	25:CA:2335:A:N3	2.31	0.45
25:CA:2393:U:O3'	36:CL:62:PRO:HA	2.15	0.45
25:CA:411:G:OP2	25:CA:2406:A:O2'	2.31	0.45
30:CF:56:LEU:HD12	30:CF:64:PRO:HB2	1.97	0.45
31:CG:34:ARG:HG2	31:CG:35:THR:H	1.81	0.45
31:CG:51:PHE:CD2	31:CG:51:PHE:N	2.84	0.45
33:CI:100:ILE:HG22	33:CI:104:GLN:CB	2.45	0.45
35:CK:122:VAL:OXT	35:CK:122:VAL:CG1	2.64	0.45
36:CL:81:ASP:CG	36:CL:100:ILE:HD13	2.37	0.45
37:CM:57:VAL:O	37:CM:57:VAL:HG23	2.15	0.45
40:CP:8:GLU:HB3	40:CP:54:LEU:HB2	1.99	0.45
41:CQ:91:ARG:H	41:CQ:91:ARG:HG2	1.62	0.45
49:CY:28:LEU:HD23	49:CY:37:LEU:HD21	1.98	0.45
50:CZ:41:PRO:O	50:CZ:45:GLY:N	2.49	0.45
52:D1:8:ILE:HD11	52:D1:22:THR:CG2	2.46	0.45
25:DA:1124:G:C2'	25:DA:1125:G:H5'	2.47	0.45
25:DA:1179:G:C8	25:DA:1180:U:O4'	2.70	0.45
25:DA:1359:A:N6	25:DA:1360:G:C2	2.84	0.45
25:DA:1416:G:C4	25:DA:1417:C:C5	3.03	0.45
25:DA:1576:U:O2'	25:DA:1577:C:H5'	2.16	0.45
25:DA:1775:U:P	60:DA:3454:HOH:O	2.74	0.45
25:DA:2114:A:N3	25:DA:2114:A:H2'	2.30	0.45
25:DA:2221:G:H2'	25:DA:2222:C:H5'	1.97	0.45
25:DA:2248:C:H6	25:DA:2248:C:O5'	1.99	0.45
25:DA:2347:C:C2	25:DA:2348:U:C5	3.04	0.45
25:DA:2377:A:O2'	25:DA:2378:A:H5'	2.16	0.45
25:DA:258:G:H8	25:DA:258:G:O5'	1.99	0.45
25:DA:2785:C:H2'	25:DA:2786:U:H6	1.81	0.45
25:DA:40:U:H2'	25:DA:41:C:C6	2.51	0.45
25:DA:447:A:C5	25:DA:454:A:N7	2.84	0.45
25:DA:490:C:H4'	25:DA:491:G:OP2	2.16	0.45
25:DA:88:G:H2'	25:DA:89:A:C5'	2.46	0.45
28:DD:15:PHE:HA	28:DD:20:VAL:O	2.17	0.45
29:DE:28:VAL:O	29:DE:32:VAL:HG23	2.16	0.45
33:DI:99:LYS:HA	33:DI:138:VAL:H	1.81	0.45

Continued on next page...

Continued from previous page...

Atom-1	Atom-2	Interatomic distance (Å)	Clash overlap (Å)
33:DI:9:LYS:CB	33:DI:55:PRO:CB	2.88	0.45
36:DL:132:ARG:HG3	36:DL:142:ILE:CD1	2.46	0.45
37:DM:65:ILE:O	37:DM:65:ILE:HG22	2.16	0.45
38:DN:76:VAL:O	38:DN:79:LEU:HD12	2.15	0.45
25:DA:997:G:H5''	41:DQ:91:ARG:HH21	1.80	0.45
45:DU:39:ASN:CB	45:DU:62:ALA:O	2.64	0.45
48:DX:70:LEU:HB2	48:DX:75:GLU:HB2	1.97	0.45
1:AA:1071:C:N3	1:AA:1105:A:C2	2.83	0.45
1:AA:1285:A:C5'	1:AA:1286:U:C4	2.98	0.45
1:AA:1293:C:H2'	1:AA:1293:C:O2	2.16	0.45
1:AA:1304:G:C6	1:AA:1305:G:N1	2.84	0.45
1:AA:1317:C:H2'	1:AA:1318:A:O5'	2.16	0.45
1:AA:1348:U:O4	1:AA:1374:A:C8	2.70	0.45
1:AA:1505:G:H4'	1:AA:1506:U:C5'	2.46	0.45
1:AA:375:U:N3	1:AA:376:G:C8	2.85	0.45
1:AA:438:U:O2'	1:AA:439:U:P	2.75	0.45
1:AA:632:U:C6	1:AA:632:U:C3'	2.99	0.45
1:AA:632:U:C2'	1:AA:633:G:OP1	2.64	0.45
1:AA:79:G:H2'	1:AA:80:A:C8	2.51	0.45
1:AA:865:A:H2	1:AA:918:A:H4'	1.81	0.45
2:AB:80:LYS:CG	2:AB:84:LEU:HD22	2.47	0.45
5:AE:131:ASN:ND2	5:AE:131:ASN:C	2.68	0.45
5:AE:76:ASN:O	5:AE:77:ASN:HB2	2.16	0.45
5:AE:90:GLY:O	5:AE:128:GLY:HA3	2.15	0.45
6:AF:25:TYR:N	6:AF:25:TYR:CD2	2.84	0.45
7:AG:22:LEU:O	7:AG:25:PHE:HB3	2.17	0.45
9:AI:7:GLY:HA3	9:AI:84:ARG:C	2.36	0.45
16:AP:72:ALA:O	16:AP:75:ILE:HD12	2.15	0.45
17:AQ:15:LYS:N	17:AQ:16:MET:CE	2.80	0.45
19:AS:74:ALA:N	19:AS:75:PRO:HD2	2.32	0.45
20:AT:20:ASN:HB3	20:AT:65:LEU:HD22	1.99	0.45
24:AY:177:ALA:O	24:AY:178:ASP:C	2.53	0.45
24:AY:74:SER:O	24:AY:77:PRO:HD2	2.16	0.45
1:BA:1000:A:C2	1:BA:1001:C:C2	3.05	0.45
1:BA:1086:U:O2'	1:BA:1087:G:C5'	2.64	0.45
1:BA:1095:U:H5'	1:BA:1109:C:O2	2.16	0.45
1:BA:1435:G:H2'	1:BA:1436:U:C6	2.51	0.45
1:BA:294:U:H2'	1:BA:295:C:C6	2.52	0.45
1:BA:369:G:H2'	1:BA:370:C:O5'	2.16	0.45
1:BA:522:C:H2'	1:BA:523:A:O4'	2.16	0.45
1:BA:613:C:H2'	1:BA:614:C:C6	2.52	0.45

Continued on next page...

Continued from previous page...

Atom-1	Atom-2	Interatomic distance (Å)	Clash overlap (Å)
2:BB:150:ILE:C	2:BB:152:ASP:N	2.68	0.45
2:BB:172:ILE:O	2:BB:173:LYS:C	2.55	0.45
3:BC:46:LEU:HB3	3:BC:49:ALA:CB	2.45	0.45
3:BC:54:ILE:HD13	3:BC:56:ILE:HD11	1.97	0.45
3:BC:6:PRO:C	3:BC:9:ILE:HG22	2.37	0.45
4:BD:5:GLY:O	4:BD:6:PRO:C	2.53	0.45
6:BF:74:LEU:O	6:BF:76:THR:N	2.49	0.45
1:BA:1151:A:C5'	10:BJ:44:THR:H	2.29	0.45
13:BM:57:ASP:O	13:BM:60:ALA:N	2.49	0.45
18:BR:24:ASP:CB	18:BR:27:THR:HB	2.46	0.45
20:BT:7:LYS:H	20:BT:7:LYS:HG2	1.55	0.45
11:BK:109:ILE:CG2	21:BU:16:ARG:CZ	2.93	0.45
22:BV:76:A:N6	25:DA:2450:A:O2'	2.49	0.45
25:CA:1059:G:O2'	33:CI:128:ILE:HA	2.16	0.45
25:CA:1080:A:N3	25:CA:1080:A:C2'	2.79	0.45
25:CA:1169:A:O5'	25:CA:1169:A:H8	1.99	0.45
25:CA:1461:C:H2'	25:CA:1462:C:O5'	2.16	0.45
25:CA:1534:U:H5'	25:CA:1535:A:P	2.56	0.45
25:CA:1641:A:H2'	25:CA:1642:G:O4'	2.16	0.45
25:CA:1712:U:C4	25:CA:1713:A:C6	3.05	0.45
25:CA:1870:C:H5''	25:CA:1871:A:C8	2.51	0.45
25:CA:1889:A:C2'	25:CA:1890:A:O5'	2.63	0.45
25:CA:2070:A:C2	25:CA:2442:C:C2	3.05	0.45
25:CA:2218:G:O2'	25:CA:2219:U:H5'	2.17	0.45
25:CA:2298:A:H2'	25:CA:2298:A:N3	2.31	0.45
25:CA:807:U:H1'	25:CA:2445:G:OP1	2.16	0.45
25:CA:536:G:H2'	25:CA:537:G:O5'	2.16	0.45
25:CA:545:U:H6	25:CA:548:G:P	2.39	0.45
25:CA:813:U:H2'	25:CA:814:C:C6	2.51	0.45
27:CC:74:PRO:HB2	27:CC:96:LYS:HD3	1.97	0.45
28:CD:136:ASN:HD21	28:CD:139:SER:C	2.20	0.45
29:CE:154:ASP:C	29:CE:154:ASP:OD2	2.55	0.45
30:CF:135:ILE:O	30:CF:135:ILE:HG22	2.15	0.45
31:CG:145:ALA:O	31:CG:148:ARG:HB3	2.16	0.45
31:CG:82:PHE:N	31:CG:82:PHE:CD2	2.83	0.45
33:CI:85:ILE:HG12	33:CI:88:GLY:HA2	1.97	0.45
36:CL:127:VAL:HG13	36:CL:131:ALA:HB3	1.97	0.45
37:CM:53:MET:HE2	37:CM:53:MET:HB3	1.89	0.45
25:CA:2469:A:C4'	37:CM:55:ARG:HH12	2.23	0.45
38:CN:20:MET:HG2	38:CN:21:PHE:N	2.31	0.45
39:CO:89:ASP:HA	39:CO:116:GLN:HB3	1.96	0.45

Continued on next page...

Continued from previous page...

Atom-1	Atom-2	Interatomic distance (Å)	Clash overlap (Å)
40:CP:103:THR:O	40:CP:104:GLY:C	2.54	0.45
41:CQ:56:PHE:O	41:CQ:57:ARG:C	2.52	0.45
46:CV:21:ARG:HA	46:CV:25:LYS:O	2.17	0.45
50:CZ:53:MET:O	50:CZ:54:VAL:CG1	2.65	0.45
25:DA:1146:C:H2'	25:DA:1146:C:O2	2.16	0.45
25:DA:1188:U:H2'	25:DA:1189:A:O5'	2.17	0.45
25:DA:1356:G:O2'	25:DA:1357:C:H5'	2.17	0.45
25:DA:1509:A:O2'	25:DA:1510:G:P	2.74	0.45
25:DA:1718:G:N2	25:DA:1719:G:H1'	2.31	0.45
25:DA:2211:A:C1'	25:DA:2212:A:OP1	2.64	0.45
25:DA:2316:G:N2	25:DA:2317:A:H1'	2.30	0.45
25:DA:410:G:O3'	25:DA:2407:A:OP2	2.34	0.45
25:DA:2604:U:C2'	25:DA:2605:U:O5'	2.65	0.45
25:DA:2803:G:O2'	25:DA:2804:U:O5'	2.34	0.45
25:DA:280:U:N3	25:DA:281:C:C4	2.85	0.45
25:DA:2888:C:H2'	25:DA:2888:C:O2	2.16	0.45
25:DA:714:U:H5'	25:DA:715:A:OP2	2.17	0.45
25:DA:870:U:C4	25:DA:871:U:H5	2.34	0.45
25:DA:878:A:C6	25:DA:900:A:C8	3.05	0.45
25:DA:930:G:C1'	50:DZ:24:LEU:HD21	2.47	0.45
25:DA:843:G:C6	25:DA:936:A:N1	2.85	0.45
28:DD:1:MET:HE3	28:DD:1:MET:H3	1.81	0.45
31:DG:109:SER:O	31:DG:110:HIS:HB3	2.17	0.45
31:DG:26:LYS:CB	31:DG:31:GLU:CG	2.94	0.45
31:DG:61:TRP:O	31:DG:64:ALA:N	2.49	0.45
32:DH:40:THR:O	32:DH:42:LYS:HB3	2.16	0.45
35:DK:114:LYS:O	35:DK:114:LYS:HD2	2.16	0.45
35:DK:58:LEU:N	35:DK:58:LEU:CD2	2.79	0.45
37:DM:26:VAL:CG1	37:DM:104:GLU:OE2	2.64	0.45
38:DN:24:MET:CE	38:DN:44:LEU:HB2	2.45	0.45
38:DN:29:VAL:HG12	38:DN:30:ARG:N	2.31	0.45
39:DO:116:GLN:N	39:DO:116:GLN:OE1	2.50	0.45
39:DO:66:GLY:HA2	39:DO:102:ARG:NH2	2.32	0.45
39:DO:7:ARG:HG2	39:DO:7:ARG:O	2.16	0.45
40:DP:45:VAL:HG12	40:DP:46:VAL:N	2.31	0.45
41:DQ:81:GLY:O	41:DQ:82:LEU:C	2.55	0.45
1:AA:1206:G:H2'	1:AA:1207:G:O4'	2.17	0.45
1:AA:1277:C:H1'	1:AA:1282:C:H1'	1.99	0.45
1:AA:1270:G:O3'	1:AA:1314:C:H5'	2.15	0.45
1:AA:1422:G:N2	1:AA:1423:G:C4	2.85	0.45
1:AA:1475:G:C2'	1:AA:1476:A:H5'	2.46	0.45

Continued on next page...

Continued from previous page...

Atom-1	Atom-2	Interatomic distance (Å)	Clash overlap (Å)
1:AA:1492:A:N3	25:CA:1913:A:N6	2.65	0.45
1:AA:261:U:C5	20:AT:73:ARG:NH1	2.85	0.45
1:AA:403:C:O2'	1:AA:404:G:H5'	2.16	0.45
1:AA:451:A:H5'	16:AP:70:ARG:HH22	1.81	0.45
1:AA:939:G:C6	1:AA:940:C:N4	2.84	0.45
2:AB:14:HIS:C	2:AB:14:HIS:CD2	2.89	0.45
2:AB:53:LEU:HD13	2:AB:56:LEU:HD12	1.98	0.45
2:AB:95:TRP:CZ3	2:AB:97:GLY:HA2	2.51	0.45
3:AC:6:PRO:HG2	3:AC:183:TYR:CD1	2.52	0.45
3:AC:52:SER:OG	3:AC:52:SER:O	2.32	0.45
4:AD:77:GLU:O	4:AD:80:ARG:N	2.49	0.45
10:AJ:53:ILE:HG22	10:AJ:54:SER:N	2.31	0.45
13:AM:38:ILE:N	13:AM:38:ILE:HD13	2.32	0.45
17:AQ:44:HIS:ND1	17:AQ:69:THR:HG21	2.30	0.45
21:AU:7:GLU:CB	21:AU:11:PHE:HZ	2.26	0.45
23:AX:7:G:H2'	23:AX:8:A:O4'	2.17	0.45
1:BA:1096:C:N4	1:BA:1097:C:N4	2.65	0.45
1:BA:1154:G:C2	1:BA:1155:A:C8	3.04	0.45
1:BA:1187:G:H2'	1:BA:1188:A:H8	1.81	0.45
1:BA:149:A:H2'	1:BA:149:A:N3	2.32	0.45
1:BA:1506:U:H2'	60:BA:1884:HOH:O	2.17	0.45
1:BA:253:A:C2	1:BA:254:G:C4	3.04	0.45
1:BA:983:A:O2'	1:BA:984:C:O5'	2.33	0.45
2:BB:153:MET:O	2:BB:154:GLY:O	2.35	0.45
5:BE:57:ALA:O	5:BE:60:GLN:HB3	2.16	0.45
6:BF:6:ILE:HB	6:BF:62:MET:HB3	1.98	0.45
7:BG:72:VAL:HG12	7:BG:89:GLU:HA	1.98	0.45
8:BH:74:ILE:HA	8:BH:127:TYR:O	2.16	0.45
9:BI:47:VAL:O	9:BI:50:PRO:HD2	2.16	0.45
10:BJ:6:ILE:O	10:BJ:8:ILE:N	2.50	0.45
11:BK:63:GLN:O	11:BK:66:ALA:HB3	2.16	0.45
13:BM:63:VAL:O	13:BM:68:LEU:HD13	2.16	0.45
17:BQ:35:LYS:CG	17:BQ:37:ILE:HD11	2.47	0.45
19:BS:9:PHE:CD1	19:BS:9:PHE:C	2.90	0.45
21:BU:8:ASN:OD1	21:BU:8:ASN:N	2.49	0.45
22:BV:5:G:C4	22:BV:69:G:N2	2.84	0.45
25:CA:245:G:O6	54:C3:7:ARG:CD	2.64	0.45
25:CA:1056:G:H4'	25:CA:1086:A:H8	1.77	0.45
25:CA:1173:U:H2'	25:CA:1173:U:O2	2.17	0.45
25:CA:1735:A:H2'	25:CA:1736:U:H6	1.82	0.45
25:CA:2157:G:H8	25:CA:2157:G:OP2	2.00	0.45

Continued on next page...

Continued from previous page...

Atom-1	Atom-2	Interatomic distance (Å)	Clash overlap (Å)
25:CA:866:A:C5	25:CA:867:C:C5	3.05	0.45
27:CC:202:ARG:O	27:CC:202:ARG:HG2	2.15	0.45
33:CI:75:ALA:HB1	33:CI:128:ILE:HG23	1.98	0.45
37:CM:14:LYS:HE3	37:CM:14:LYS:HB2	1.80	0.45
37:CM:24:THR:HG22	37:CM:25:ASP:OD1	2.15	0.45
38:CN:63:ARG:HG3	38:CN:80:PHE:CE1	2.51	0.45
40:CP:30:TRP:CE2	40:CP:39:LEU:CD1	2.99	0.45
41:CQ:86:SER:HB2	42:CR:51:VAL:HA	1.98	0.45
46:CV:48:MET:HA	46:CV:51:GLN:HG2	1.98	0.45
55:D4:22:VAL:HG11	55:D4:36:ARG:HG2	1.99	0.45
25:DA:1361:G:C5	25:DA:1371:G:N2	2.85	0.45
25:DA:1556:C:H2'	25:DA:1557:C:O5'	2.16	0.45
25:DA:181:A:C4	25:DA:435:C:C6	3.04	0.45
25:DA:186:G:C2'	25:DA:187:G:H5'	2.45	0.45
25:DA:2007:U:O5'	25:DA:2007:U:H6	1.99	0.45
25:DA:2756:U:C4'	25:DA:2757:A:O5'	2.65	0.45
25:DA:282:A:C2	25:DA:283:G:C5	3.04	0.45
25:DA:319:G:O2'	25:DA:320:A:O5'	2.34	0.45
25:DA:322:A:H5'	25:DA:340:A:H1'	1.98	0.45
25:DA:359:G:C6	25:DA:360:U:C2	3.04	0.45
25:DA:398:C:OP1	48:DX:52:ALA:CB	2.64	0.45
25:DA:64:A:C6	25:DA:65:U:C4	3.04	0.45
25:DA:840:C:O2	25:DA:939:G:C6	2.69	0.45
27:DC:144:GLU:HG2	27:DC:151:GLY:N	2.29	0.45
28:DD:85:ALA:HB3	28:DD:88:GLU:HG3	1.97	0.45
56:DB:43:C:O2	30:DF:89:THR:HG21	2.16	0.45
30:DF:5:ASP:HA	30:DF:8:LYS:HD2	1.98	0.45
33:DI:53:PRO:O	33:DI:74:PRO:HD2	2.15	0.45
37:DM:130:PHE:HD2	37:DM:131:VAL:N	2.14	0.45
25:DA:2293:G:H5''	39:DO:94:ARG:HH12	1.82	0.45
40:DP:74:GLN:O	40:DP:77:SER:HB3	2.16	0.45
42:DR:79:ARG:HG3	42:DR:79:ARG:O	2.17	0.45
45:DU:52:ASN:OD1	45:DU:52:ASN:N	2.50	0.45
45:DU:6:ARG:O	45:DU:8:ASP:HB3	2.16	0.45
57:DW:33:ILE:HG21	57:DW:76:ILE:HG21	1.97	0.45
1:AA:1021:A:H2'	1:AA:1022:A:O4'	2.15	0.45
1:AA:1048:G:OP1	14:AN:2:LYS:HA	2.16	0.45
1:AA:1098:C:C4	1:AA:1099:G:N7	2.85	0.45
1:AA:1217:C:C2	1:AA:1218:C:C5	3.03	0.45
1:AA:1241:G:N3	1:AA:1242:G:C8	2.84	0.45
1:AA:67:C:H4'	1:AA:172:A:O4'	2.17	0.45

Continued on next page...

Continued from previous page...

Atom-1	Atom-2	Interatomic distance (Å)	Clash overlap (Å)
1:AA:264:C:N4	1:AA:265:G:C6	2.85	0.45
1:AA:539:A:H2'	1:AA:540:G:C8	2.50	0.45
1:AA:549:C:C2'	1:AA:550:G:O5'	2.64	0.45
1:AA:71:A:C3'	1:AA:71:A:OP2	2.62	0.45
1:AA:781:A:C5	1:AA:802:A:C2	3.04	0.45
1:AA:918:A:C2'	1:AA:919:A:O5'	2.64	0.45
1:AA:93:U:C2'	1:AA:94:G:H5"	2.47	0.45
1:AA:69:G:O6	1:AA:98:A:N6	2.50	0.45
2:AB:196:ASP:N	2:AB:196:ASP:OD1	2.49	0.45
2:AB:216:VAL:HA	2:AB:219:THR:CG2	2.46	0.45
3:AC:135:ARG:O	3:AC:138:GLN:HB2	2.16	0.45
4:AD:115:GLN:HE21	4:AD:115:GLN:HA	1.82	0.45
4:AD:176:LYS:HB3	4:AD:178:GLU:HG2	1.98	0.45
5:AE:33:THR:HG22	5:AE:51:LYS:CB	2.45	0.45
5:AE:79:THR:HG23	5:AE:80:LEU:O	2.16	0.45
6:AF:1:MET:HG3	6:AF:66:ALA:C	2.37	0.45
7:AG:24:LYS:HB3	7:AG:100:MET:HE1	1.99	0.45
7:AG:61:PHE:CD1	7:AG:62:GLU:N	2.85	0.45
7:AG:70:PRO:O	7:AG:95:ARG:HD3	2.15	0.45
14:AN:42:TRP:N	14:AN:42:TRP:CE3	2.84	0.45
19:AS:19:GLU:C	19:AS:21:ALA:N	2.69	0.45
21:AU:33:ARG:HH22	21:AU:34:ARG:HD2	1.81	0.45
1:BA:1204:A:H2'	1:BA:1205:U:O4'	2.17	0.45
1:BA:1350:A:H2'	1:BA:1351:U:O4'	2.17	0.45
1:BA:1355:G:C2	1:BA:1356:G:C4	3.05	0.45
1:BA:190:A:C2'	1:BA:191:G:O5'	2.64	0.45
1:BA:428:G:O4'	1:BA:430:A:C8	2.70	0.45
1:BA:623:C:N3	1:BA:624:C:C5	2.84	0.45
1:BA:791:G:C5	1:BA:792:A:N7	2.84	0.45
1:BA:577:G:C8	1:BA:816:A:N1	2.85	0.45
1:BA:827:U:O4	1:BA:870:U:C2	2.69	0.45
1:BA:952:U:H2'	1:BA:953:G:H8	1.81	0.45
2:BB:165:ALA:CB	2:BB:186:VAL:HG12	2.44	0.45
2:BB:187:ASP:OD2	2:BB:202:ASN:HA	2.16	0.45
3:BC:137:VAL:O	3:BC:138:GLN:C	2.55	0.45
3:BC:182:ASP:HB2	3:BC:203:LYS:HE3	1.97	0.45
4:BD:129:VAL:HG11	4:BD:134:TYR:CD1	2.51	0.45
5:BE:130:THR:O	5:BE:130:THR:HG23	2.17	0.45
5:BE:80:LEU:HB3	5:BE:146:MET:HE3	1.99	0.45
7:BG:145:GLU:C	7:BG:147:ASN:N	2.69	0.45
8:BH:41:GLU:CD	8:BH:41:GLU:O	2.54	0.45

Continued on next page...

Continued from previous page...

Atom-1	Atom-2	Interatomic distance (Å)	Clash overlap (Å)
10:BJ:24:GLU:C	10:BJ:26:VAL:N	2.69	0.45
11:BK:87:GLY:N	11:BK:113:THR:HG22	2.31	0.45
12:BL:17:LYS:C	12:BL:17:LYS:HD2	2.36	0.45
1:BA:1328:C:H5''	13:BM:27:THR:HB	1.99	0.45
16:BP:20:VAL:CG2	16:BP:32:PHE:HB2	2.46	0.45
16:BP:52:LEU:CD2	16:BP:54:LEU:HD21	2.46	0.45
20:BT:28:ARG:O	20:BT:32:LYS:HG2	2.16	0.45
20:BT:42:ASP:HB2	20:BT:45:ALA:HB3	1.93	0.45
1:BA:1341:U:H5'	22:BV:32:U:H5''	1.98	0.45
55:C4:3:VAL:O	55:C4:4:ARG:HB3	2.16	0.45
25:CA:1098:A:H5'	25:CA:1099:G:OP2	2.17	0.45
25:CA:138:U:OP2	25:CA:139:U:H5''	2.16	0.45
25:CA:1413:A:N1	25:CA:1590:A:C2	2.84	0.45
25:CA:196:A:N3	25:CA:196:A:H2'	2.31	0.45
25:CA:205:G:O2'	25:CA:206:U:P	2.74	0.45
25:CA:2154:A:C2	25:CA:2155:U:C4	3.05	0.45
25:CA:21:A:O2'	25:CA:22:C:H5'	2.17	0.45
25:CA:2204:G:O5'	27:CC:149:LYS:CE	2.65	0.45
28:CD:56:LYS:O	28:CD:57:ALA:O	2.35	0.45
30:CF:110:ILE:HB	30:CF:113:PHE:HB2	1.98	0.45
32:CH:104:THR:HG22	32:CH:109:GLU:HA	1.98	0.45
33:CI:33:ASN:CB	33:CI:36:GLU:HG3	2.38	0.45
36:CL:132:ARG:NH1	36:CL:142:ILE:HG21	2.31	0.45
38:CN:32:GLU:CD	38:CN:86:ARG:HH22	2.19	0.45
46:CV:25:LYS:HE2	46:CV:43:ASP:HB2	1.98	0.45
50:CZ:34:THR:HG22	50:CZ:35:VAL:H	1.82	0.45
25:DA:1026:G:OP1	25:DA:1134:A:H1'	2.16	0.45
25:DA:71:A:OP2	25:DA:113:U:C5'	2.64	0.45
25:DA:1315:C:C2'	25:DA:1316:U:O5'	2.64	0.45
25:DA:1589:U:H2'	25:DA:1590:A:H8	1.78	0.45
25:DA:1738:G:O2'	25:DA:1739:A:OP2	2.34	0.45
25:DA:2478:A:C2	25:DA:2529:G:H2'	2.52	0.45
25:DA:2648:G:C5	25:DA:2649:C:C4	3.04	0.45
25:DA:2679:A:O2'	25:DA:2680:U:H5'	2.16	0.45
25:DA:2854:G:H2'	25:DA:2855:C:O5'	2.17	0.45
25:DA:558:U:O5'	25:DA:558:U:H6	1.99	0.45
56:DB:28:C:H2'	56:DB:29:A:C8	2.51	0.45
27:DC:106:PRO:HD2	27:DC:109:LEU:HD22	1.99	0.45
27:DC:119:VAL:HG13	27:DC:132:ARG:HH11	1.81	0.45
27:DC:69:ASN:O	27:DC:70:LYS:C	2.54	0.45
28:DD:105:LYS:O	28:DD:177:VAL:HG12	2.17	0.45

Continued on next page...

Continued from previous page...

Atom-1	Atom-2	Interatomic distance (Å)	Clash overlap (Å)
31:DG:83:THR:HG23	31:DG:133:LYS:HG3	1.97	0.45
32:DH:9:VAL:HG12	32:DH:12:LEU:HG	1.99	0.45
32:DH:9:VAL:HA	32:DH:35:LYS:HE2	1.98	0.45
33:DI:17:ALA:O	33:DI:18:ASN:CB	2.64	0.45
36:DL:96:LYS:CE	36:DL:103:ILE:O	2.65	0.45
38:DN:103:ARG:NE	38:DN:110:MET:CE	2.79	0.45
38:DN:37:THR:OG1	38:DN:40:LYS:HB2	2.17	0.45
38:DN:86:ARG:O	38:DN:86:ARG:HG2	2.17	0.45
39:DO:47:VAL:O	39:DO:48:LEU:CD2	2.65	0.45
40:DP:5:LYS:O	40:DP:9:GLN:HG2	2.17	0.45
43:DS:89:ALA:O	43:DS:90:LYS:HB2	2.16	0.45
45:DU:55:GLY:O	45:DU:56:GLY:O	2.35	0.45
46:DV:75:GLN:CB	46:DV:92:VAL:HG23	2.47	0.45
1:AA:1004:A:C2	1:AA:1026:G:N3	2.85	0.45
1:AA:1319:A:C8	1:AA:1323:G:C5	3.04	0.45
1:AA:144:G:N2	1:AA:145:G:H1'	2.31	0.45
1:AA:737:C:C2'	1:AA:738:C:O5'	2.64	0.45
1:AA:900:A:H2'	1:AA:901:A:C8	2.52	0.45
1:AA:953:G:C2	1:AA:1229:A:C2	3.04	0.45
1:AA:957:U:H1'	1:AA:960:U:N3	2.31	0.45
1:AA:992:U:H4'	1:AA:993:G:O5'	2.17	0.45
4:AD:56:GLU:OE2	4:AD:59:LYS:HE3	2.16	0.45
6:AF:4:TYR:OH	6:AF:68:GLN:HB3	2.17	0.45
6:AF:92:THR:CG2	6:AF:93:LYS:N	2.74	0.45
7:AG:91:ARG:O	7:AG:95:ARG:HB2	2.17	0.45
9:AI:18:VAL:HG11	9:AI:82:ILE:CA	2.46	0.45
9:AI:20:ILE:CD1	9:AI:86:LEU:HD12	2.47	0.45
10:AJ:40:ILE:CB	10:AJ:73:LEU:HB2	2.46	0.45
10:AJ:35:GLN:HG2	10:AJ:78:GLU:N	2.31	0.45
11:AK:75:GLU:CA	11:AK:75:GLU:OE1	2.65	0.45
17:AQ:13:SER:CB	17:AQ:21:VAL:HG12	2.46	0.45
17:AQ:4:ILE:HG22	17:AQ:5:ARG:HG3	1.99	0.45
20:AT:22:SER:O	20:AT:23:ARG:C	2.55	0.45
1:AA:176:C:H5''	20:AT:23:ARG:NH1	2.31	0.45
1:BA:1079:G:C6	1:BA:1080:A:N6	2.84	0.45
1:BA:1151:A:C2	1:BA:1152:A:C8	3.04	0.45
1:BA:1050:G:N2	1:BA:1209:C:C2	2.85	0.45
1:BA:1211:U:H1'	1:BA:1213:A:N1	2.31	0.45
1:BA:1374:A:H2'	1:BA:1375:A:H5'	1.99	0.45
1:BA:1386:G:C2	1:BA:1387:G:C5	3.05	0.45
1:BA:1422:G:N3	1:BA:1423:G:C8	2.84	0.45

Continued on next page...

Continued from previous page...

Atom-1	Atom-2	Interatomic distance (Å)	Clash overlap (Å)
1:BA:220:G:C2'	1:BA:221:C:O5'	2.64	0.45
1:BA:273:U:N3	1:BA:274:A:N7	2.64	0.45
1:BA:415:A:H2'	1:BA:416:G:O4'	2.16	0.45
1:BA:476:U:O2	1:BA:476:U:H2'	2.16	0.45
1:BA:587:G:C2	1:BA:755:G:C5	3.04	0.45
1:BA:688:G:C5	1:BA:700:G:C2	3.05	0.45
1:BA:715:A:H2'	1:BA:716:A:C8	2.52	0.45
2:BB:174:GLU:O	2:BB:178:LEU:CD2	2.65	0.45
2:BB:183:PHE:HB3	2:BB:199:ILE:HD11	1.99	0.45
3:BC:106:ARG:HD3	3:BC:106:ARG:N	2.31	0.45
3:BC:123:LEU:HD21	3:BC:129:PHE:HB3	1.98	0.45
3:BC:133:MET:HE3	3:BC:167:TYR:CB	2.47	0.45
3:BC:71:ARG:HB3	3:BC:74:ILE:HG21	1.96	0.45
4:BD:191:SER:O	4:BD:192:ALA:HB3	2.17	0.45
1:BA:28:A:OP1	4:BD:72:ARG:NH2	2.50	0.45
5:BE:104:ILE:H	5:BE:121:ASN:C	2.20	0.45
6:BF:40:GLU:HB3	6:BF:42:TRP:HE1	1.81	0.45
6:BF:82:ASP:N	6:BF:82:ASP:OD2	2.49	0.45
6:BF:97:THR:O	6:BF:98:GLU:CG	2.64	0.45
6:BF:97:THR:O	6:BF:98:GLU:HB3	2.16	0.45
1:BA:1240:U:C4	7:BG:115:MET:HG2	2.52	0.45
8:BH:30:LYS:HE3	8:BH:30:LYS:HA	1.98	0.45
8:BH:85:TYR:O	8:BH:86:LYS:CE	2.65	0.45
9:BI:89:TYR:CB	9:BI:93:LEU:HD11	2.47	0.45
10:BJ:36:VAL:HG12	10:BJ:38:GLY:H	1.82	0.45
1:BA:972:C:H4'	10:BJ:59:LYS:HG3	1.99	0.45
10:BJ:80:THR:OG1	10:BJ:83:THR:HB	2.16	0.45
11:BK:37:GLN:HB2	11:BK:39:ASN:ND2	2.32	0.45
12:BL:3:VAL:HG13	12:BL:4:ASN:N	2.32	0.45
13:BM:4:ALA:HB2	13:BM:56:ARG:CG	2.46	0.45
14:BN:27:LYS:HG3	14:BN:28:ALA:N	2.31	0.45
14:BN:15:LEU:O	14:BN:55:SER:CB	2.65	0.45
16:BP:6:LEU:HB3	16:BP:17:TYR:CD2	2.52	0.45
52:C1:16:THR:CG2	52:C1:41:VAL:CG1	2.95	0.45
25:CA:1076:C:H2'	25:CA:1077:A:C1'	2.46	0.45
25:CA:1174:U:O4'	25:CA:1174:U:O2	2.35	0.45
25:CA:1180:U:C2'	25:CA:1181:U:H5'	2.42	0.45
25:CA:1293:C:H2'	25:CA:1294:U:O5'	2.16	0.45
25:CA:1358:G:C2'	25:CA:1359:A:OP2	2.64	0.45
25:CA:1392:A:N6	25:CA:1393:A:N6	2.64	0.45
25:CA:1833:C:C4	25:CA:1834:U:C4	3.05	0.45

Continued on next page...

Continued from previous page...

Atom-1	Atom-2	Interatomic distance (Å)	Clash overlap (Å)
25:CA:1869:G:C5	25:CA:1871:A:OP2	2.70	0.45
25:CA:188:G:H2'	25:CA:189:G:C5'	2.46	0.45
25:CA:2103:C:O2'	25:CA:2104:C:H5'	2.17	0.45
25:CA:225:C:H2'	25:CA:226:A:H5'	1.98	0.45
25:CA:2723:C:C2'	25:CA:2724:U:O5'	2.65	0.45
25:CA:2820:A:H4'	38:CN:3:HIS:HD2	1.74	0.45
25:CA:60:G:HO2'	25:CA:61:C:P	2.39	0.45
25:CA:823:C:C2'	25:CA:824:U:H5'	2.47	0.45
25:CA:960:A:C5'	25:CA:961:C:OP2	2.58	0.45
26:CB:39:A:C2	26:CB:44:G:N3	2.84	0.45
27:CC:251:THR:O	27:CC:252:LYS:C	2.54	0.45
27:CC:9:SER:O	27:CC:10:PRO:C	2.53	0.45
30:CF:34:THR:HA	30:CF:88:VAL:O	2.17	0.45
32:CH:132:PHE:CE2	32:CH:142:VAL:HG23	2.52	0.45
32:CH:54:LEU:HD22	32:CH:54:LEU:HA	1.80	0.45
33:CI:103:ALA:O	33:CI:105:LEU:N	2.50	0.45
36:CL:110:VAL:HG12	36:CL:110:VAL:O	2.17	0.45
36:CL:37:GLY:O	36:CL:41:ARG:HG3	2.16	0.45
38:CN:10:LEU:O	38:CN:11:ASN:C	2.53	0.45
40:CP:9:GLN:HA	40:CP:12:MET:HG3	1.99	0.45
40:CP:15:ASP:O	40:CP:16:VAL:C	2.55	0.45
41:CQ:35:PHE:C	41:CQ:37:ALA:N	2.70	0.45
41:CQ:80:ASN:O	41:CQ:83:LYS:HB3	2.15	0.45
48:CX:16:ASN:OD1	48:CX:26:ARG:HD2	2.15	0.45
49:CY:23:ARG:O	49:CY:24:GLU:C	2.55	0.45
55:D4:34:LYS:C	55:D4:35:GLN:HG2	2.37	0.45
25:DA:1019:U:OP1	25:DA:1035:U:O2'	2.26	0.45
25:DA:1358:G:C2'	25:DA:1359:A:OP2	2.64	0.45
25:DA:1394:U:C3'	25:DA:1394:U:C6	3.00	0.45
25:DA:1485:U:H2'	25:DA:1486:U:H6	1.80	0.45
25:DA:1585:C:H2'	25:DA:1586:A:H5'	1.97	0.45
25:DA:2049:G:C2'	25:DA:2050:C:H5'	2.47	0.45
25:DA:2467:C:H41	25:DA:2468:A:N6	2.15	0.45
25:DA:2748:A:C5	25:DA:2749:A:N7	2.85	0.45
25:DA:2788:C:H2'	25:DA:2789:C:C6	2.51	0.45
25:DA:461:C:O5'	25:DA:461:C:H6	1.99	0.45
25:DA:497:A:C2'	25:DA:498:G:H5'	2.46	0.45
25:DA:693:A:O2'	25:DA:694:U:O5'	2.34	0.45
25:DA:769:U:C2	25:DA:770:G:C8	3.04	0.45
56:DB:51:G:C2	56:DB:52:A:N7	2.84	0.45
56:DB:53:A:C2	56:DB:54:G:C8	3.04	0.45

Continued on next page...

Continued from previous page...

Atom-1	Atom-2	Interatomic distance (Å)	Clash overlap (Å)
27:DC:203:VAL:O	27:DC:204:LEU:HB2	2.16	0.45
31:DG:112:VAL:HG21	31:DG:150:TYR:HD2	1.81	0.45
32:DH:9:VAL:HG11	32:DH:12:LEU:CG	2.47	0.45
33:DI:46:ASP:HA	33:DI:50:LYS:CD	2.45	0.45
33:DI:73:PRO:HB2	33:DI:74:PRO:CD	2.46	0.45
37:DM:4:PRO:HB2	37:DM:7:THR:CG2	2.46	0.45
38:DN:46:ARG:O	38:DN:50:PRO:HG2	2.16	0.45
40:DP:54:LEU:CD1	40:DP:76:HIS:HB2	2.46	0.45
45:DU:71:ILE:HD11	45:DU:82:VAL:CG2	2.46	0.45
46:DV:25:LYS:O	46:DV:26:PHE:HB3	2.17	0.45
49:DY:6:LEU:HD13	49:DY:56:LEU:HD22	1.99	0.45
50:DZ:35:VAL:HG22	50:DZ:37:ARG:CZ	2.46	0.45
50:DZ:43:ILE:C	50:DZ:45:GLY:H	2.19	0.45
1:AA:1032:G:N3	1:AA:1032:G:C5'	2.80	0.45
1:AA:1397:C:O4'	1:AA:1397:C:O2	2.33	0.45
1:AA:1399:C:O2	1:AA:1401:G:C6	2.70	0.45
1:AA:1485:U:H2'	1:AA:1486:G:H8	1.80	0.45
1:AA:202:G:N2	1:AA:216:U:O2	2.49	0.45
1:AA:27:G:H2'	1:AA:28:A:O5'	2.17	0.45
1:AA:439:U:C5	1:AA:440:C:H5	2.32	0.45
1:AA:457:G:C6	1:AA:458:U:C4	3.04	0.45
1:AA:459:A:C2	1:AA:460:A:C5	3.05	0.45
1:AA:489:C:C2'	1:AA:490:C:O5'	2.65	0.45
1:AA:61:G:C5	1:AA:107:G:C2	3.04	0.45
1:AA:650:G:C5	1:AA:651:C:C5	3.05	0.45
1:AA:654:G:C6	1:AA:753:A:N7	2.85	0.45
1:AA:922:G:N2	1:AA:1396:A:C5	2.85	0.45
1:AA:946:A:H2'	1:AA:947:G:C8	2.52	0.45
1:AA:954:G:N1	1:AA:955:U:O2	2.49	0.45
2:AB:206:ILE:CG1	2:AB:207:ARG:N	2.78	0.45
2:AB:19:THR:O	2:AB:20:ARG:CZ	2.65	0.45
2:AB:34:ARG:HE	2:AB:34:ARG:CA	2.27	0.45
3:AC:70:ALA:C	3:AC:72:PRO:HD3	2.36	0.45
3:AC:96:VAL:CB	3:AC:97:PRO:HD2	2.41	0.45
4:AD:103:ARG:NH1	4:AD:110:ARG:HH22	2.14	0.45
4:AD:12:ARG:HH11	4:AD:12:ARG:HB3	1.81	0.45
4:AD:53:GLN:NE2	4:AD:202:LEU:HA	2.32	0.45
5:AE:56:PRO:HA	5:AE:59:ILE:HG12	1.97	0.45
1:AA:1346:A:H5''	9:AI:121:ARG:HH12	1.82	0.45
9:AI:29:ILE:CD1	9:AI:38:PHE:HE2	2.30	0.45
9:AI:93:LEU:HA	9:AI:96:GLU:OE1	2.16	0.45

Continued on next page...

Continued from previous page...

Atom-1	Atom-2	Interatomic distance (Å)	Clash overlap (Å)
1:AA:1151:A:H5''	10:AJ:44:THR:OG1	2.16	0.45
10:AJ:67:ILE:O	10:AJ:67:ILE:HG22	2.17	0.45
14:AN:1:ALA:O	14:AN:2:LYS:HB3	2.16	0.45
20:AT:4:LYS:O	20:AT:5:SER:C	2.54	0.45
22:AV:13:C:O2'	22:AV:14:A:H5'	2.16	0.45
1:BA:1013:G:N2	1:BA:1017:U:H1'	2.32	0.45
1:BA:1446:A:H2'	1:BA:1446:A:N3	2.32	0.45
1:BA:1485:U:O2'	1:BA:1486:G:H5'	2.17	0.45
1:BA:1492:A:OP2	1:BA:1492:A:H8	1.99	0.45
1:BA:1504:G:H4'	1:BA:1505:G:C4	2.52	0.45
1:BA:342:C:C2'	1:BA:343:U:H5'	2.47	0.45
1:BA:35:G:C6	1:BA:36:C:N4	2.85	0.45
1:BA:960:U:O2'	1:BA:1223:C:H4'	2.17	0.45
1:BA:994:A:C5	1:BA:1216:A:H4'	2.52	0.45
2:BB:101:THR:N	2:BB:178:LEU:HD21	2.32	0.45
2:BB:183:PHE:HA	2:BB:197:PHE:O	2.17	0.45
2:BB:49:PHE:HA	2:BB:212:TYR:OH	2.16	0.45
10:BJ:53:ILE:HG13	14:BN:85:ARG:HD2	1.97	0.45
12:BL:115:LYS:O	12:BL:116:TYR:HB2	2.16	0.45
14:BN:46:LEU:HD11	14:BN:49:GLN:HG2	1.97	0.45
14:BN:93:ILE:HG21	14:BN:96:LEU:HB2	1.99	0.45
17:BQ:46:HIS:CG	17:BQ:47:ASP:N	2.85	0.45
20:BT:4:LYS:O	20:BT:5:SER:C	2.54	0.45
20:BT:43:LYS:HG2	20:BT:86:ALA:HA	1.96	0.45
11:BK:92:ARG:HH22	21:BU:19:LYS:HD2	1.82	0.45
11:BK:88:PRO:HD3	21:BU:28:LEU:HD11	1.97	0.45
22:BV:72:C:N4	22:BV:73:A:N6	2.65	0.45
25:CA:1172:C:C5	25:CA:1173:U:C6	3.04	0.45
25:CA:1979:U:H2'	25:CA:1980:G:O5'	2.16	0.45
25:CA:2461:A:H1'	25:CA:2492:U:C2	2.52	0.45
25:CA:2727:A:C2'	25:CA:2728:U:H5'	2.47	0.45
25:CA:760:G:H2'	25:CA:761:A:H5'	1.96	0.45
25:CA:771:G:H2'	25:CA:772:C:H5'	1.99	0.45
25:CA:829:A:H5''	25:CA:831:G:N7	2.32	0.45
26:CB:43:C:C4	26:CB:45:A:C6	3.05	0.45
26:CB:61:G:H2'	26:CB:62:C:H6	1.82	0.45
27:CC:16:VAL:HG23	27:CC:203:VAL:HG22	1.97	0.45
30:CF:46:LYS:NZ	30:CF:83:PRO:HG2	2.32	0.45
32:CH:46:PHE:O	32:CH:49:ALA:HB3	2.16	0.45
32:CH:7:ASP:C	32:CH:15:LEU:HD22	2.38	0.45
35:CK:99:ILE:HG21	35:CK:119:ALA:HB2	1.99	0.45

Continued on next page...

Continued from previous page...

Atom-1	Atom-2	Interatomic distance (Å)	Clash overlap (Å)
36:CL:53:GLY:O	36:CL:54:GLN:C	2.55	0.45
37:CM:57:VAL:O	37:CM:58:LYS:C	2.53	0.45
35:CK:108:ARG:NH1	40:CP:34:GLY:CA	2.80	0.45
41:CQ:90:ASP:C	41:CQ:90:ASP:OD2	2.55	0.45
42:CR:14:VAL:HG11	42:CR:98:ILE:HD12	1.99	0.45
42:CR:79:ARG:O	42:CR:80:ARG:HB3	2.16	0.45
48:CX:30:PRO:HB2	48:CX:32:LEU:HG	1.98	0.45
55:D4:36:ARG:O	55:D4:37:GLN:C	2.55	0.45
25:DA:1051:G:H2'	25:DA:1051:G:N3	2.32	0.45
25:DA:1063:G:C8	25:DA:1064:C:C6	3.05	0.45
25:DA:1078:U:H4'	25:DA:1079:C:C5'	2.45	0.45
25:DA:1153:C:N4	25:DA:1154:G:C6	2.85	0.45
25:DA:120:U:C1'	25:DA:149:A:N7	2.79	0.45
25:DA:1479:G:H2'	25:DA:1480:C:O4'	2.17	0.45
25:DA:1509:A:N3	25:DA:1510:G:C8	2.85	0.45
25:DA:1540:G:C4	25:DA:1541:C:C6	3.04	0.45
25:DA:2103:C:C2	25:DA:2104:C:C5	3.04	0.45
25:DA:2205:A:C2	25:DA:2206:C:N3	2.85	0.45
25:DA:2093:G:C5	25:DA:2225:A:N7	2.85	0.45
25:DA:2591:C:H2'	25:DA:2592:G:H5'	1.97	0.45
25:DA:264:C:H2'	25:DA:264:C:O2	2.16	0.45
25:DA:2852:G:H2'	25:DA:2853:C:C6	2.52	0.45
25:DA:346:A:C6	25:DA:347:A:C5	3.05	0.45
25:DA:776:G:C8	25:DA:793:A:C2	3.05	0.45
25:DA:88:G:H2'	25:DA:89:A:H5'	1.98	0.45
25:DA:909:A:O2'	25:DA:910:A:H5'	2.16	0.45
25:DA:929:U:O2'	25:DA:930:G:H5'	2.16	0.45
56:DB:63:C:HO2'	56:DB:64:G:C5'	2.28	0.45
27:DC:226:PRO:HD3	27:DC:233:GLY:CA	2.43	0.45
25:DA:1256:G:C2'	29:DE:77:ILE:HD11	2.46	0.45
30:DF:102:LEU:C	30:DF:107:VAL:HG23	2.37	0.45
30:DF:173:ASP:O	30:DF:174:PHE:HB3	2.17	0.45
31:DG:76:ILE:HD13	31:DG:76:ILE:N	2.32	0.45
32:DH:125:THR:HA	32:DH:146:VAL:HB	1.97	0.45
32:DH:62:LEU:HD13	32:DH:63:ALA:HB2	1.98	0.45
32:DH:96:THR:HG22	32:DH:115:VAL:HG11	1.97	0.45
33:DI:37:PHE:C	33:DI:41:PHE:HB2	2.37	0.45
33:DI:56:VAL:HG23	33:DI:70:THR:N	2.32	0.45
36:DL:85:VAL:CG1	36:DL:95:LEU:HD23	2.47	0.45
40:DP:105:LYS:HA	40:DP:108:ARG:HD2	1.98	0.45
43:DS:97:LEU:HD23	43:DS:99:ARG:HH12	1.80	0.45

Continued on next page...

Continued from previous page...

Atom-1	Atom-2	Interatomic distance (Å)	Clash overlap (Å)
44:DT:7:LEU:CD2	44:DT:46:ALA:CB	2.94	0.45
46:DV:17:SER:O	46:DV:20:LEU:HB3	2.16	0.45
57:DW:45:ALA:H	57:DW:77:SER:HB3	1.80	0.45
1:AA:1036:A:N3	1:AA:1036:A:H2'	2.32	0.45
1:AA:1038:C:O2'	1:AA:1039:G:H5'	2.17	0.45
1:AA:1061:G:H5'	1:AA:1062:U:OP2	2.17	0.45
1:AA:1096:C:H2'	1:AA:1097:C:C6	2.52	0.45
1:AA:1106:G:C6	1:AA:1107:C:C4	3.05	0.45
1:AA:1142:G:C2'	1:AA:1143:G:H5'	2.47	0.45
1:AA:1216:A:N1	1:AA:1217:C:N4	2.65	0.45
1:AA:1299:A:C2	1:AA:1301:U:C2	3.05	0.45
1:AA:1366:C:C2'	1:AA:1367:C:H5'	2.46	0.45
1:AA:1539:C:H1'	23:AX:7:G:C2	2.52	0.45
1:AA:205:A:N3	1:AA:205:A:C2'	2.78	0.45
1:AA:355:C:C4	1:AA:356:A:N7	2.84	0.45
1:AA:513:C:O2'	1:AA:514:C:H5'	2.16	0.45
1:AA:549:C:H2'	1:AA:550:G:O4'	2.16	0.45
1:AA:620:C:H1'	4:AD:131:ILE:HD13	1.98	0.45
1:AA:64:G:C2	1:AA:67:C:C4	3.05	0.45
1:AA:723:U:C5'	1:AA:724:G:O5'	2.65	0.45
1:AA:662:U:O2'	1:AA:836:G:O5'	2.35	0.45
1:AA:22:G:O2'	1:AA:913:A:N1	2.39	0.45
2:AB:133:ALA:C	2:AB:135:MET:H	2.20	0.45
2:AB:80:LYS:HB2	2:AB:90:PHE:HE1	1.81	0.45
4:AD:57:LYS:N	4:AD:199:ILE:CG2	2.80	0.45
5:AE:72:ASN:H	5:AE:72:ASN:ND2	2.14	0.45
7:AG:11:ILE:HD11	7:AG:23:ALA:HB3	1.98	0.45
9:AI:6:TYR:HE2	9:AI:17:ARG:CA	2.30	0.45
10:AJ:17:LEU:C	10:AJ:17:LEU:HD23	2.37	0.45
10:AJ:73:LEU:O	10:AJ:74:VAL:CB	2.65	0.45
11:AK:18:GLY:O	11:AK:81:LEU:HA	2.17	0.45
12:AL:63:THR:CG2	12:AL:91:GLY:O	2.65	0.45
10:AJ:67:ILE:HD11	14:AN:96:LEU:HB2	1.97	0.45
15:AO:38:LEU:HA	15:AO:38:LEU:HD12	1.81	0.45
16:AP:12:LYS:O	16:AP:13:LYS:HB2	2.17	0.45
16:AP:1:MET:HB3	16:AP:1:MET:HE2	1.88	0.45
22:AV:69:G:H2'	22:AV:70:G:H5'	1.99	0.45
1:BA:1053:G:H5''	1:BA:1055:A:OP1	2.17	0.45
1:BA:1126:U:O2'	1:BA:1127:G:H5'	2.17	0.45
1:BA:1227:A:N1	1:BA:1228:C:O2	2.50	0.45
1:BA:128:G:C6	1:BA:129:A:N6	2.85	0.45

Continued on next page...

Continued from previous page...

Atom-1	Atom-2	Interatomic distance (Å)	Clash overlap (Å)
1:BA:1422:G:N1	1:BA:1423:G:C5	2.85	0.45
1:BA:147:G:C2	1:BA:176:C:C2	3.05	0.45
1:BA:185:U:O2'	1:BA:186:C:H5'	2.17	0.45
1:BA:283:U:H2'	1:BA:284:C:H6	1.78	0.45
1:BA:424:G:N2	1:BA:425:G:C4	2.85	0.45
1:BA:457:G:C6	1:BA:458:U:C4	3.04	0.45
1:BA:720:C:N4	1:BA:721:G:C2	2.85	0.45
1:BA:767:A:H2'	1:BA:768:A:O4'	2.16	0.45
1:BA:935:A:H2'	1:BA:935:A:N3	2.31	0.45
1:BA:957:U:O2	1:BA:959:A:C8	2.70	0.45
1:BA:96:U:H2'	1:BA:97:G:H8	1.80	0.45
2:BB:93:HIS:HB2	2:BB:145:ASN:O	2.17	0.45
3:BC:5:HIS:HE1	3:BC:183:TYR:HD2	1.63	0.45
4:BD:202:LEU:C	4:BD:204:SER:H	2.20	0.45
6:BF:73:GLU:O	6:BF:73:GLU:HG2	2.17	0.45
7:BG:75:LYS:O	7:BG:86:VAL:HG23	2.17	0.45
8:BH:29:SER:O	8:BH:32:LYS:N	2.50	0.45
8:BH:10:LEU:HD13	8:BH:74:ILE:HG13	1.99	0.45
9:BI:27:ILE:HG23	9:BI:62:LEU:CG	2.45	0.45
9:BI:24:ASN:HB3	9:BI:58:GLU:OE1	2.17	0.45
13:BM:109:LYS:O	13:BM:110:GLY:O	2.35	0.45
14:BN:53:ARG:O	14:BN:59:ARG:HD2	2.17	0.45
15:BO:69:LEU:O	15:BO:70:LYS:C	2.55	0.45
19:BS:48:ILE:O	19:BS:48:ILE:HD12	2.17	0.45
21:BU:11:PHE:O	21:BU:12:ASP:CB	2.65	0.45
41:CQ:29:ARG:HE	51:C0:9:ARG:HH11	1.63	0.45
25:CA:1069:A:H4'	25:CA:1070:A:C8	2.50	0.45
25:CA:1421:G:H2'	25:CA:1422:G:O5'	2.17	0.45
25:CA:1726:C:O2'	25:CA:1727:C:H5'	2.17	0.45
25:CA:2107:G:N2	25:CA:2108:A:H1'	2.32	0.45
25:CA:2139:U:C2'	25:CA:2140:G:H5'	2.47	0.45
25:CA:2172:U:OP2	25:CA:2173:A:H5''	2.16	0.45
25:CA:2331:G:N2	25:CA:2385:C:C5	2.85	0.45
25:CA:2415:G:C2'	25:CA:2416:C:O5'	2.65	0.45
25:CA:2651:C:O2'	25:CA:2652:C:H5'	2.17	0.45
25:CA:2800:A:C3'	25:CA:2801:G:C5'	2.91	0.45
25:CA:637:A:H4'	25:CA:638:G:O5'	2.17	0.45
25:CA:703:U:C2'	25:CA:704:G:H5'	2.46	0.45
25:CA:717:C:C2'	25:CA:718:A:H5'	2.46	0.45
25:CA:924:G:O2'	25:CA:925:A:H5'	2.17	0.45
26:CB:112:G:H2'	26:CB:113:C:H6	1.80	0.45

Continued on next page...

Continued from previous page...

Atom-1	Atom-2	Interatomic distance (Å)	Clash overlap (Å)
27:CC:234:GLY:HA2	27:CC:238:ASN:HB2	1.98	0.45
25:CA:1901:A:OP2	27:CC:252:LYS:HD2	2.17	0.45
27:CC:83:ASP:OD1	27:CC:84:PRO:N	2.49	0.45
28:CD:172:VAL:CG2	28:CD:194:PRO:HD3	2.47	0.45
29:CE:54:GLY:N	29:CE:74:LYS:HE2	2.32	0.45
29:CE:60:TRP:O	29:CE:61:ARG:O	2.35	0.45
30:CF:147:ARG:HG2	30:CF:148:VAL:N	2.32	0.45
30:CF:56:LEU:CD1	30:CF:86:CYS:O	2.65	0.45
33:CI:107:GLU:CA	33:CI:110:GLN:HB3	2.40	0.45
35:CK:13:ASN:HD22	35:CK:98:ARG:CB	2.30	0.45
37:CM:50:ARG:HG2	37:CM:51:ARG:N	2.31	0.45
46:CV:43:ASP:OD1	46:CV:43:ASP:C	2.54	0.45
46:CV:78:GLN:O	46:CV:87:GLN:HB2	2.17	0.45
52:D1:39:ASP:HA	52:D1:48:TYR:OH	2.16	0.45
55:D4:16:ILE:HG22	55:D4:16:ILE:O	2.17	0.45
25:DA:1011:G:C2	25:DA:1013:C:O2	2.70	0.45
25:DA:1071:G:N7	25:DA:1089:A:C6	2.85	0.45
25:DA:1277:G:C4'	38:DN:20:MET:HE2	2.46	0.45
25:DA:1606:C:H3'	25:DA:1606:C:C6	2.51	0.45
25:DA:1717:A:H2'	25:DA:1718:G:H5'	1.98	0.45
25:DA:1993:U:H4'	28:DD:133:THR:CG2	2.37	0.45
25:DA:2007:U:C2'	25:DA:2008:C:O5'	2.65	0.45
25:DA:2476:A:C2'	25:DA:2477:U:H5'	2.47	0.45
25:DA:2702:G:H2'	25:DA:2703:C:C6	2.52	0.45
25:DA:2043:C:N3	25:DA:2777:G:C2	2.85	0.45
25:DA:2884:U:O2	25:DA:2884:U:C3'	2.65	0.45
25:DA:303:G:H2'	25:DA:304:U:C6	2.51	0.45
25:DA:404:A:C1'	25:DA:405:U:P	3.04	0.45
25:DA:54:G:H2'	25:DA:55:G:O5'	2.17	0.45
56:DB:34:A:O4'	56:DB:35:C:H5	2.00	0.45
56:DB:4:C:H2'	56:DB:5:U:C6	2.51	0.45
27:DC:116:GLN:HG2	27:DC:117:SER:N	2.32	0.45
27:DC:236:GLY:O	27:DC:237:ARG:HG3	2.17	0.45
30:DF:27:VAL:O	30:DF:28:PRO:O	2.34	0.45
30:DF:89:THR:O	30:DF:90:LEU:HD23	2.17	0.45
31:DG:109:SER:O	31:DG:110:HIS:CB	2.65	0.45
37:DM:53:MET:CE	37:DM:103:TYR:CG	2.99	0.45
37:DM:105:MET:HG2	37:DM:106:ASP:N	2.32	0.45
37:DM:34:LYS:HD3	37:DM:99:GLY:HA2	1.99	0.45
39:DO:34:HIS:HB3	39:DO:36:TYR:HE2	1.81	0.45
39:DO:51:ALA:HB1	39:DO:77:ALA:CB	2.47	0.45

Continued on next page...

Continued from previous page...

Atom-1	Atom-2	Interatomic distance (Å)	Clash overlap (Å)
57:DW:32:ILE:HG23	57:DW:54:THR:CG2	2.47	0.45
50:DZ:35:VAL:CG2	50:DZ:37:ARG:NH2	2.79	0.45
1:AA:1210:C:O4'	1:AA:1214:C:H5	2.00	0.45
1:AA:1414:U:H2'	1:AA:1414:U:O2	2.16	0.45
1:AA:189:A:O2'	1:AA:190:A:H5'	2.16	0.45
1:AA:375:U:C2	1:AA:376:G:C8	3.05	0.45
1:AA:462:G:N7	1:AA:463:U:C5	2.84	0.45
1:AA:550:G:C5	1:AA:551:U:C5	3.05	0.45
1:AA:623:C:C2'	1:AA:624:C:H5'	2.46	0.45
1:AA:657:U:C2'	1:AA:657:U:O2	2.62	0.45
1:AA:854:U:H2'	1:AA:855:U:H6	1.82	0.45
1:AA:858:G:O2'	1:AA:859:G:C5'	2.65	0.45
1:AA:938:A:N6	1:AA:939:G:C6	2.85	0.45
1:AA:981:U:C2	1:AA:982:U:C5	3.04	0.45
1:AA:979:C:P	1:AA:981:U:O4	2.75	0.45
3:AC:119:ILE:O	3:AC:121:SER:N	2.50	0.45
3:AC:39:ARG:C	3:AC:41:TYR:N	2.70	0.45
4:AD:101:VAL:CG1	4:AD:113:ALA:HB1	2.46	0.45
6:AF:24:ARG:O	6:AF:27:ALA:HB3	2.17	0.45
7:AG:73:GLU:HA	7:AG:140:VAL:HG12	1.98	0.45
8:AH:40:LYS:NZ	8:AH:47:ASP:OD2	2.49	0.45
9:AI:35:GLU:HA	9:AI:39:GLY:CA	2.47	0.45
11:AK:41:LEU:CB	11:AK:76:TYR:HE2	2.29	0.45
13:AM:35:ALA:HB3	13:AM:58:GLU:OE1	2.17	0.45
13:AM:55:LEU:O	13:AM:58:GLU:N	2.50	0.45
14:AN:7:ALA:HA	14:AN:10:VAL:HG23	1.99	0.45
14:AN:43:ASN:OD1	14:AN:47:LYS:NZ	2.47	0.45
14:AN:50:THR:H	14:AN:51:LEU:HD23	1.81	0.45
14:AN:90:ARG:HB3	14:AN:92:GLU:CG	2.47	0.45
15:AO:6:ALA:O	15:AO:10:ILE:CD1	2.64	0.45
24:AY:5:ASP:O	24:AY:8:LYS:HB2	2.17	0.45
1:BA:1060:U:O2'	1:BA:1061:G:C5'	2.64	0.45
1:BA:1117:A:H4'	9:BI:105:ARG:NE	2.32	0.45
1:BA:1202:U:H1'	14:BN:69:ARG:HD2	1.98	0.45
1:BA:135:C:O2	16:BP:1:MET:HB2	2.16	0.45
1:BA:631:C:H3'	1:BA:632:U:H5'	1.99	0.45
1:BA:684:U:C3'	1:BA:685:G:H5'	2.46	0.45
1:BA:686:U:O2	1:BA:687:A:N7	2.50	0.45
1:BA:694:A:C2'	1:BA:695:A:O5'	2.65	0.45
1:BA:763:G:C2'	1:BA:764:C:O5'	2.65	0.45
1:BA:916:U:C2'	1:BA:917:G:H5'	2.47	0.45

Continued on next page...

Continued from previous page...

Atom-1	Atom-2	Interatomic distance (Å)	Clash overlap (Å)
2:BB:141:GLU:H	2:BB:141:GLU:CD	2.21	0.45
2:BB:143:LEU:HB2	2:BB:147:LEU:HD12	1.99	0.45
2:BB:175:ALA:HB1	2:BB:180:ILE:HB	1.97	0.45
2:BB:183:PHE:CD2	2:BB:183:PHE:N	2.85	0.45
3:BC:120:THR:HG22	3:BC:121:SER:N	2.32	0.45
3:BC:82:ASP:O	3:BC:85:LYS:CG	2.65	0.45
4:BD:113:ALA:O	4:BD:116:LEU:HB2	2.17	0.45
4:BD:3:TYR:CZ	4:BD:5:GLY:HA3	2.51	0.45
5:BE:103:GLY:CA	5:BE:121:ASN:HA	2.41	0.45
6:BF:47:LEU:H	6:BF:56:LYS:H	1.64	0.45
9:BI:5:TYR:HD1	9:BI:20:ILE:O	2.00	0.45
9:BI:91:GLU:HA	9:BI:94:ARG:HB2	1.99	0.45
10:BJ:27:GLU:HA	10:BJ:30:LYS:CG	2.45	0.45
14:BN:101:TRP:N	14:BN:101:TRP:CE3	2.85	0.45
15:BO:69:LEU:HD13	15:BO:77:TYR:CB	2.47	0.45
19:BS:12:LEU:CD2	19:BS:16:LYS:HE3	2.46	0.45
25:CA:1107:G:C5	25:CA:1108:U:C5	3.05	0.45
25:CA:1378:A:H4'	25:CA:1379:U:OP1	2.16	0.45
25:CA:137:U:H2'	25:CA:140:C:N1	2.32	0.45
25:CA:1494:A:N1	25:CA:1495:A:C4	2.85	0.45
25:CA:1494:A:N1	25:CA:1495:A:N3	2.65	0.45
25:CA:1407:G:C2	25:CA:1596:A:C2	3.05	0.45
25:CA:1807:G:H2'	25:CA:1809:A:N7	2.32	0.45
25:CA:1931:U:H5'	25:CA:1931:U:H6	1.81	0.45
25:CA:2023:C:O2'	25:CA:2024:G:H5'	2.16	0.45
25:CA:2144:G:O2'	25:CA:2145:C:H5	2.00	0.45
25:CA:2146:C:C5'	25:CA:2147:A:OP1	2.62	0.45
25:CA:2732:G:H3'	25:CA:2733:A:C5'	2.47	0.45
25:CA:27:G:C4	25:CA:512:G:N2	2.85	0.45
25:CA:825:A:H2'	25:CA:826:U:O4'	2.17	0.45
25:CA:911:A:C5	37:CM:9:PHE:CD2	3.05	0.45
26:CB:99:A:C6	26:CB:100:G:C4	3.05	0.45
27:CC:123:ILE:CD1	27:CC:129:LEU:HD11	2.47	0.45
27:CC:7:PRO:CB	27:CC:13:ARG:HB2	2.47	0.45
30:CF:129:MET:HG3	30:CF:153:ILE:HB	1.98	0.45
31:CG:114:HIS:CD2	31:CG:147:LEU:CD2	2.99	0.45
31:CG:122:ALA:HB2	31:CG:132:LEU:HA	1.99	0.45
31:CG:59:ASP:HB2	31:CG:62:ALA:HB3	1.98	0.45
32:CH:69:ALA:HB2	32:CH:134:VAL:HG11	1.99	0.45
32:CH:72:ILE:CD1	32:CH:140:ALA:O	2.65	0.45
33:CI:102:ARG:HG2	33:CI:103:ALA:N	2.32	0.45

Continued on next page...

Continued from previous page...

Atom-1	Atom-2	Interatomic distance (Å)	Clash overlap (Å)
33:CI:72:THR:HB	33:CI:73:PRO:HD2	1.98	0.45
36:CL:19:LEU:CD2	36:CL:31:GLY:O	2.64	0.45
36:CL:30:THR:O	36:CL:32:GLY:N	2.50	0.45
37:CM:92:TRP:C	37:CM:93:VAL:CG1	2.85	0.45
44:CT:12:ARG:N	44:CT:12:ARG:HD2	2.32	0.45
44:CT:30:ILE:HG23	44:CT:85:VAL:HB	1.98	0.45
45:CU:84:PHE:O	45:CU:85:ARG:HB3	2.16	0.45
46:CV:40:ILE:HD13	46:CV:40:ILE:HA	1.71	0.45
49:CY:24:GLU:OE1	49:CY:24:GLU:HA	2.17	0.45
49:CY:9:LYS:C	49:CY:11:VAL:H	2.20	0.45
54:D3:15:LYS:HD2	54:D3:20:GLY:O	2.17	0.45
54:D3:30:HIS:ND1	54:D3:30:HIS:C	2.70	0.45
25:DA:1052:C:H6	25:DA:1052:C:O5'	1.99	0.45
25:DA:1069:A:O2'	25:DA:1070:A:H5''	2.16	0.45
25:DA:1095:A:C5	25:DA:1096:A:C2	3.05	0.45
25:DA:1097:U:C2'	25:DA:1098:A:H5'	2.47	0.45
25:DA:1183:U:H2'	25:DA:1184:U:C6	2.51	0.45
25:DA:1441:G:C4	25:DA:1442:U:C5	3.05	0.45
25:DA:1492:G:H2'	25:DA:1493:C:OP1	2.16	0.45
25:DA:1429:G:C2	25:DA:1568:G:N2	2.84	0.45
25:DA:1588:G:H3'	25:DA:1589:U:C6	2.51	0.45
25:DA:1747:U:C2	25:DA:1748:C:C5	3.05	0.45
25:DA:182:A:C6	25:DA:183:C:N3	2.85	0.45
25:DA:2020:A:H5'	51:D0:8:THR:CG2	2.47	0.45
25:DA:2098:U:C2	25:DA:2099:U:C6	3.05	0.45
25:DA:2118:U:H5'	25:DA:2119:A:OP1	2.16	0.45
25:DA:2161:C:O2	25:DA:2161:C:H2'	2.17	0.45
25:DA:2259:U:H2'	25:DA:2260:C:H6	1.82	0.45
25:DA:230:G:C2	25:DA:231:A:C5	3.05	0.45
25:DA:233:A:H2'	25:DA:234:U:O4'	2.17	0.45
25:DA:2756:U:H4'	25:DA:2757:A:O5'	2.16	0.45
25:DA:2766:A:N3	25:DA:2766:A:H2'	2.31	0.45
25:DA:415:A:C2	25:DA:2409:G:C2	3.05	0.45
25:DA:60:G:C4	25:DA:74:A:C2	3.05	0.45
25:DA:934:U:H2'	25:DA:935:C:H6	1.81	0.45
56:DB:54:G:H21	56:DB:55:U:H1'	1.82	0.45
27:DC:29:PHE:O	27:DC:30:ALA:C	2.56	0.45
28:DD:13:ARG:O	28:DD:14:ILE:HD13	2.17	0.45
30:DF:116:LEU:O	30:DF:176:PHE:HA	2.17	0.45
30:DF:130:GLY:HA2	30:DF:152:ASP:HB3	1.99	0.45
31:DG:112:VAL:HG21	31:DG:150:TYR:CE2	2.52	0.45

Continued on next page...

Continued from previous page...

Atom-1	Atom-2	Interatomic distance (Å)	Clash overlap (Å)
32:DH:135:HIS:CD2	32:DH:138:VAL:HG23	2.52	0.45
32:DH:38:PRO:O	32:DH:40:THR:HG23	2.16	0.45
32:DH:63:ALA:HB1	32:DH:66:ASN:HB2	1.99	0.45
36:DL:85:VAL:HG12	36:DL:95:LEU:HD23	1.99	0.45
36:DL:95:LEU:O	36:DL:96:LYS:C	2.55	0.45
37:DM:42:THR:O	37:DM:45:GLN:HB2	2.16	0.45
40:DP:50:ARG:HG2	40:DP:50:ARG:O	2.17	0.45
43:DS:60:HIS:ND1	43:DS:61:ASN:N	2.65	0.45
44:DT:51:PHE:HB3	44:DT:53:VAL:HG22	1.99	0.45
44:DT:67:VAL:HG22	44:DT:76:ARG:HD2	1.98	0.45
45:DU:73:ASN:OD1	45:DU:76:THR:HG23	2.17	0.45
45:DU:82:VAL:CG1	45:DU:83:GLY:N	2.79	0.45
1:AA:1025:U:OP2	1:AA:1025:U:C6	2.70	0.45
1:AA:1163:A:H2'	1:AA:1164:G:C8	2.52	0.45
1:AA:1188:A:H2'	1:AA:1189:U:O4'	2.17	0.45
1:AA:1335:U:H5''	1:AA:1336:C:H5'	1.99	0.45
1:AA:1504:G:OP2	1:AA:1507:A:O2'	2.28	0.45
1:AA:213:G:H2'	1:AA:214:C:H5'	1.99	0.45
1:AA:233:C:H2'	1:AA:234:C:C6	2.52	0.45
1:AA:508:U:H4'	1:AA:509:A:OP1	2.17	0.45
1:AA:696:A:H2'	1:AA:697:U:H6	1.82	0.45
1:AA:757:U:H5''	1:AA:822:U:O2	2.17	0.45
2:AB:65:LYS:HE3	2:AB:158:ASP:OD2	2.18	0.45
2:AB:81:ASP:C	2:AB:83:ALA:N	2.70	0.45
3:AC:119:ILE:O	3:AC:120:THR:C	2.55	0.45
3:AC:84:GLU:HA	3:AC:87:ARG:NH2	2.31	0.45
4:AD:157:ALA:O	4:AD:160:LEU:HD22	2.17	0.45
5:AE:140:ILE:O	5:AE:143:LEU:HB2	2.16	0.45
5:AE:40:ASP:O	5:AE:42:ASN:HB2	2.17	0.45
6:AF:39:LEU:CD1	6:AF:39:LEU:C	2.85	0.45
1:AA:710:G:H5''	6:AF:53:LYS:HZ1	1.82	0.45
8:AH:31:LEU:C	8:AH:31:LEU:HD13	2.37	0.45
8:AH:88:LYS:HG3	8:AH:89:ASP:H	1.82	0.45
9:AI:114:LYS:O	9:AI:115:VAL:C	2.55	0.45
10:AJ:56:HIS:C	10:AJ:57:VAL:O	2.54	0.45
1:AA:553:A:O2'	12:AL:25:ALA:HB1	2.17	0.45
13:AM:19:THR:C	13:AM:24:VAL:HG23	2.38	0.45
13:AM:39:ALA:O	13:AM:41:ASP:N	2.50	0.45
24:AY:108:GLU:O	24:AY:109:GLU:C	2.55	0.45
24:AY:25:ILE:HG23	24:AY:179:LYS:NZ	2.31	0.45
1:BA:1110:A:P	60:BA:1857:HOH:O	2.75	0.45

Continued on next page...

Continued from previous page...

Atom-1	Atom-2	Interatomic distance (Å)	Clash overlap (Å)
1:BA:1251:A:C2'	1:BA:1252:A:O5'	2.65	0.45
1:BA:1342:C:H1'	9:BI:125:GLN:CG	2.47	0.45
1:BA:189:A:N1	1:BA:190:A:N3	2.65	0.45
1:BA:307:C:H6	1:BA:307:C:O5'	2.00	0.45
1:BA:462:G:C5	1:BA:463:U:C5	3.05	0.45
1:BA:484:G:C4'	1:BA:485:U:O5'	2.48	0.45
1:BA:554:A:H2'	1:BA:555:U:C6	2.51	0.45
1:BA:55:A:H2'	1:BA:56:U:H6	1.81	0.45
1:BA:673:A:C2'	1:BA:674:G:O4'	2.65	0.45
1:BA:740:U:O2'	1:BA:741:G:H5'	2.16	0.45
1:BA:818:G:O2'	1:BA:819:A:H5'	2.16	0.45
3:BC:63:ILE:HG12	3:BC:65:VAL:CG2	2.46	0.45
3:BC:63:ILE:HG12	3:BC:65:VAL:HG23	1.98	0.45
5:BE:75:LEU:HD23	5:BE:119:VAL:HG13	1.99	0.45
6:BF:21:MET:HA	6:BF:24:ARG:HB2	2.00	0.45
9:BI:118:ARG:O	9:BI:119:LYS:CB	2.62	0.45
1:BA:502:A:OP1	12:BL:114:SER:HB2	2.17	0.45
12:BL:89:LEU:CB	12:BL:92:VAL:CG2	2.94	0.45
13:BM:42:VAL:O	13:BM:42:VAL:HG23	2.16	0.45
19:BS:10:ILE:HD11	19:BS:15:LEU:CB	2.46	0.45
19:BS:63:ASP:HB3	19:BS:64:GLU:OE1	2.17	0.45
20:BT:2:ASN:O	20:BT:4:LYS:N	2.49	0.45
51:C0:24:VAL:HG13	51:C0:25:THR:N	2.31	0.45
54:C3:36:ALA:O	54:C3:40:LYS:HG3	2.16	0.45
25:CA:1425:G:O2'	25:CA:1426:G:H5'	2.17	0.45
25:CA:1339:G:N2	25:CA:1603:A:N3	2.64	0.45
25:CA:2337:G:N3	25:CA:2337:G:H2'	2.32	0.45
25:CA:2571:U:C2'	25:CA:2572:A:OP1	2.64	0.45
25:CA:2658:C:O2	25:CA:2658:C:C2'	2.59	0.45
25:CA:707:G:O6	25:CA:724:U:C2	2.70	0.45
25:CA:1818:U:H2'	27:CC:155:ARG:HD2	1.99	0.45
27:CC:211:ARG:HA	27:CC:211:ARG:HD2	1.55	0.45
27:CC:30:ALA:HB3	27:CC:31:PRO:HD3	1.98	0.45
28:CD:62:LYS:N	28:CD:63:PRO:CD	2.79	0.45
32:CH:135:HIS:CG	32:CH:136:SER:N	2.85	0.45
32:CH:6:LEU:CD1	32:CH:37:VAL:HG12	2.46	0.45
34:CJ:24:THR:O	34:CJ:25:LEU:C	2.55	0.45
36:CL:4:ASN:C	36:CL:5:THR:HG22	2.36	0.45
37:CM:97:GLN:N	37:CM:97:GLN:CD	2.70	0.45
39:CO:74:VAL:O	39:CO:78:VAL:CG2	2.65	0.45
42:CR:40:MET:HA	42:CR:54:VAL:HG21	1.99	0.45

Continued on next page...

Continued from previous page...

Atom-1	Atom-2	Interatomic distance (Å)	Clash overlap (Å)
44:CT:30:ILE:HG12	44:CT:31:VAL:N	2.31	0.45
45:CU:80:ASP:OD1	45:CU:95:PHE:HD2	2.00	0.45
45:CU:82:VAL:HG13	45:CU:93:ARG:HB3	1.99	0.45
49:CY:3:ALA:C	49:CY:5:GLU:H	2.20	0.45
53:D2:34:ARG:HB2	53:D2:42:LEU:CD1	2.47	0.45
54:D3:14:LYS:HB3	54:D3:22:LYS:CE	2.47	0.45
25:DA:1012:U:O4	34:DJ:30:THR:HG21	2.17	0.45
25:DA:1132:U:O2'	25:DA:1133:A:H5'	2.17	0.45
25:DA:1340:U:H4'	25:DA:1341:G:OP2	2.17	0.45
25:DA:1346:G:H2'	25:DA:1347:A:O5'	2.16	0.45
25:DA:1354:A:C8	25:DA:1354:A:H3'	2.52	0.45
25:DA:1388:G:C2'	25:DA:1389:G:H5'	2.47	0.45
25:DA:1440:U:H2'	25:DA:1441:G:C8	2.52	0.45
25:DA:1586:A:N7	25:DA:1587:G:C8	2.85	0.45
25:DA:1825:U:H2'	25:DA:1826:G:C8	2.52	0.45
25:DA:1918:A:O2'	25:DA:1920:C:C4	2.70	0.45
25:DA:2208:C:H2'	25:DA:2208:C:O2	2.16	0.45
25:DA:230:G:O2'	25:DA:231:A:H5'	2.17	0.45
25:DA:2796:U:O2'	25:DA:2797:U:H2'	2.17	0.45
25:DA:2838:G:H1'	38:DN:45:ARG:NH1	2.32	0.45
25:DA:558:U:P	34:DJ:113:PRO:HD2	2.56	0.45
25:DA:565:C:H2'	25:DA:566:U:O4'	2.17	0.45
25:DA:65:U:H2'	25:DA:66:C:C6	2.43	0.45
25:DA:854:C:O2'	25:DA:855:G:H5'	2.17	0.45
25:DA:900:A:C2	25:DA:901:C:N1	2.84	0.45
56:DB:28:C:O2'	56:DB:29:A:H5'	2.17	0.45
56:DB:97:C:H2'	56:DB:98:G:O5'	2.17	0.45
25:DA:729:G:C5	27:DC:206:LYS:HB2	2.52	0.45
27:DC:251:THR:HG22	27:DC:252:LYS:H	1.80	0.45
28:DD:125:TRP:O	28:DD:126:ASN:HB2	2.17	0.45
25:DA:588:U:H1'	29:DE:85:PHE:CD1	2.52	0.45
30:DF:135:ILE:HG22	30:DF:135:ILE:O	2.17	0.45
30:DF:19:PHE:O	30:DF:20:ASN:ND2	2.50	0.45
31:DG:167:VAL:HG13	31:DG:167:VAL:O	2.16	0.45
31:DG:66:THR:O	31:DG:69:ALA:HB3	2.17	0.45
33:DI:5:GLN:O	33:DI:6:ALA:CB	2.65	0.45
33:DI:96:LYS:HD2	33:DI:96:LYS:N	2.31	0.45
38:DN:51:LEU:CD1	38:DN:70:THR:CG2	2.95	0.45
42:DR:43:ASN:HB3	42:DR:44:GLY:H	1.62	0.45
46:DV:4:ILE:HB	46:DV:63:ILE:HG12	1.99	0.45
46:DV:60:VAL:CG1	46:DV:61:LEU:N	2.79	0.45

Continued on next page...

Continued from previous page...

Atom-1	Atom-2	Interatomic distance (Å)	Clash overlap (Å)
1:AA:1039:G:C2'	1:AA:1040:U:O5'	2.65	0.44
1:AA:1047:G:H2'	1:AA:1048:G:H5'	1.98	0.44
1:AA:1377:A:C2	7:AG:6:ILE:HD11	2.52	0.44
1:AA:211:G:H3'	1:AA:211:G:N3	2.32	0.44
1:AA:315:A:OP1	60:AA:1709:HOH:O	2.21	0.44
1:AA:588:G:C6	1:AA:589:U:N3	2.84	0.44
1:AA:588:G:C6	1:AA:589:U:C2	3.05	0.44
1:AA:675:A:C2'	1:AA:676:A:O5'	2.65	0.44
1:AA:767:A:H2'	1:AA:768:A:O4'	2.16	0.44
2:AB:135:MET:CA	2:AB:138:ARG:HG2	2.47	0.44
3:AC:147:GLY:HA3	3:AC:171:ARG:H	1.82	0.44
3:AC:71:ARG:HB3	3:AC:74:ILE:CG2	2.47	0.44
3:AC:84:GLU:C	3:AC:86:LEU:N	2.70	0.44
6:AF:51:ILE:CG1	6:AF:52:ASN:HB2	2.47	0.44
8:AH:39:LEU:HD23	8:AH:39:LEU:HA	1.79	0.44
10:AJ:17:LEU:HA	10:AJ:20:GLN:HB2	1.99	0.44
10:AJ:40:ILE:HG13	10:AJ:41:PRO:HD2	1.98	0.44
14:AN:14:ALA:O	14:AN:18:LYS:HG3	2.17	0.44
14:AN:13:VAL:HA	14:AN:16:ALA:HB2	1.98	0.44
17:AQ:11:VAL:HG12	17:AQ:12:VAL:H	1.80	0.44
17:AQ:59:GLU:HG2	17:AQ:75:VAL:CG2	2.47	0.44
20:AT:23:ARG:O	20:AT:24:ARG:C	2.55	0.44
24:AY:156:ARG:HH21	24:AY:159:ASP:HB3	1.82	0.44
24:AY:157:SER:C	24:AY:159:ASP:N	2.69	0.44
1:BA:1115:U:H5'	10:BJ:68:ARG:HH22	1.81	0.44
1:BA:1399:C:N3	1:BA:1401:G:C2	2.85	0.44
1:BA:159:G:C5'	1:BA:159:G:C8	3.00	0.44
1:BA:181:A:N1	1:BA:195:A:C5	2.85	0.44
1:BA:247:G:C5	1:BA:278:G:N2	2.85	0.44
1:BA:337:G:C6	1:BA:338:A:N6	2.85	0.44
1:BA:424:G:C2	1:BA:425:G:C4	3.05	0.44
1:BA:462:G:C5	1:BA:463:U:H6	2.34	0.44
1:BA:592:G:C6	1:BA:593:U:N3	2.84	0.44
1:BA:676:A:C2	1:BA:677:U:C2	3.05	0.44
1:BA:71:A:N3	1:BA:100:G:C4	2.86	0.44
1:BA:923:A:H2'	1:BA:924:C:O4'	2.17	0.44
1:BA:941:G:C6	1:BA:1343:G:N1	2.85	0.44
1:BA:954:G:C2	1:BA:955:U:C2	3.05	0.44
3:BC:11:LEU:O	3:BC:13:ILE:N	2.50	0.44
3:BC:149:LYS:HB3	3:BC:168:ARG:CB	2.47	0.44
3:BC:152:VAL:HA	3:BC:197:VAL:HG22	1.99	0.44

Continued on next page...

Continued from previous page...

Atom-1	Atom-2	Interatomic distance (Å)	Clash overlap (Å)
4:BD:144:ILE:H	4:BD:144:ILE:HD12	1.81	0.44
4:BD:173:ASP:O	4:BD:174:ALA:CB	2.64	0.44
4:BD:30:LYS:CD	4:BD:30:LYS:N	2.81	0.44
6:BF:39:LEU:HD12	6:BF:40:GLU:C	2.37	0.44
9:BI:101:GLY:O	9:BI:103:VAL:N	2.49	0.44
10:BJ:19:ASP:HA	10:BJ:22:THR:CG2	2.48	0.44
12:BL:113:ARG:HB3	12:BL:118:VAL:HB	1.99	0.44
1:BA:728:A:C8	15:BO:53:ARG:CZ	3.00	0.44
19:BS:43:MET:O	19:BS:44:ILE:C	2.56	0.44
20:BT:54:GLN:N	20:BT:55:PRO:HD2	2.31	0.44
22:BV:61:C:H2'	22:BV:62:C:H6	1.82	0.44
25:CA:1373:A:H2'	25:CA:1374:G:O4'	2.16	0.44
25:CA:1408:G:O2'	25:CA:1409:U:H5'	2.16	0.44
25:CA:1724:G:C6	25:CA:1725:U:C4	3.05	0.44
25:CA:1875:G:H2'	25:CA:1876:A:OP2	2.17	0.44
25:CA:1889:A:H2'	25:CA:1890:A:O5'	2.17	0.44
25:CA:2124:G:H2'	25:CA:2125:G:O4'	2.17	0.44
25:CA:2142:A:H2'	25:CA:2143:C:H6	1.79	0.44
25:CA:2186:G:C4	25:CA:2187:U:C5	3.05	0.44
25:CA:2408:U:H2'	25:CA:2409:G:C8	2.52	0.44
25:CA:2550:G:O2'	25:CA:2551:C:H5'	2.16	0.44
25:CA:2703:C:C2	25:CA:2704:C:C5	3.05	0.44
25:CA:634:C:H2'	25:CA:635:C:O4'	2.17	0.44
25:CA:704:G:H1'	25:CA:726:G:N2	2.32	0.44
25:CA:707:G:N2	25:CA:708:G:H1'	2.32	0.44
25:CA:892:A:H2	25:CA:893:C:C6	2.34	0.44
25:CA:978:G:H2'	25:CA:979:A:C5'	2.46	0.44
26:CB:28:C:H2'	26:CB:29:A:O4'	2.17	0.44
26:CB:43:C:O2'	30:CF:91:ARG:HG3	2.17	0.44
26:CB:78:A:H61	26:CB:98:G:C2'	2.30	0.44
28:CD:49:GLN:OE1	28:CD:67:HIS:HE1	1.99	0.44
30:CF:69:ALA:CB	30:CF:82:TYR:O	2.65	0.44
32:CH:50:ARG:NH1	32:CH:50:ARG:HA	2.33	0.44
33:CI:104:GLN:O	33:CI:105:LEU:HB2	2.17	0.44
35:CK:77:ILE:N	35:CK:77:ILE:HD13	2.31	0.44
25:CA:2392:A:C2	36:CL:55:MET:CE	2.99	0.44
36:CL:99:ASN:ND2	36:CL:99:ASN:O	2.50	0.44
38:CN:23:ASN:O	38:CN:24:MET:C	2.54	0.44
38:CN:8:ARG:HD2	38:CN:43:GLU:CG	2.47	0.44
25:DA:126:A:C5	53:D2:18:PHE:CD2	3.05	0.44
25:DA:1071:G:C5	25:DA:1089:A:C6	3.05	0.44

Continued on next page...

Continued from previous page...

Atom-1	Atom-2	Interatomic distance (Å)	Clash overlap (Å)
25:DA:1203:U:C4	25:DA:1204:A:C5	3.05	0.44
25:DA:1334:G:C6	25:DA:1335:C:C4	3.05	0.44
25:DA:1372:U:C2'	25:DA:1373:A:C5'	2.95	0.44
25:DA:1432:G:N2	25:DA:1433:A:N3	2.66	0.44
25:DA:1458:U:C4'	25:DA:1459:G:O5'	2.57	0.44
25:DA:1490:A:H2'	25:DA:1490:A:N3	2.31	0.44
25:DA:1588:G:C2	25:DA:1589:U:N3	2.85	0.44
25:DA:1630:A:H2'	25:DA:1631:G:H5'	1.98	0.44
25:DA:1712:U:H2'	25:DA:1713:A:C8	2.51	0.44
25:DA:2133:G:N3	25:DA:2158:A:N1	2.64	0.44
25:DA:229:C:C2'	25:DA:230:G:O5'	2.65	0.44
25:DA:575:A:H4'	25:DA:2500:U:H5''	2.00	0.44
25:DA:2562:U:O2	25:DA:2562:U:H2'	2.17	0.44
25:DA:9:G:C6	25:DA:2629:U:C6	3.06	0.44
25:DA:2817:U:OP1	38:DN:99:LYS:CE	2.64	0.44
25:DA:181:A:C2	25:DA:435:C:C5	3.04	0.44
25:DA:443:A:N1	25:DA:1245:G:O2'	2.45	0.44
25:DA:648:G:H8	25:DA:648:G:O5'	2.01	0.44
27:DC:129:LEU:HD12	27:DC:133:ASN:HB2	1.98	0.44
27:DC:215:VAL:O	27:DC:215:VAL:CG1	2.65	0.44
29:DE:1:MET:HE2	29:DE:19:PHE:C	2.37	0.44
13:BM:6:ILE:HD11	30:DF:111:ARG:HD3	1.98	0.44
30:DF:7:TYR:CA	30:DF:11:VAL:HB	2.44	0.44
31:DG:106:LEU:HD21	31:DG:161:VAL:HG23	1.99	0.44
31:DG:139:VAL:O	31:DG:142:GLN:HB3	2.17	0.44
31:DG:51:PHE:CD2	31:DG:68:ARG:HA	2.52	0.44
32:DH:143:ILE:HG22	32:DH:144:VAL:N	2.31	0.44
34:DJ:105:VAL:HG11	34:DJ:122:LEU:CD2	2.47	0.44
35:DK:90:ASN:ND2	35:DK:90:ASN:H	2.14	0.44
37:DM:57:VAL:HG11	37:DM:105:MET:HE2	2.00	0.44
37:DM:74:THR:HA	37:DM:88:ASN:O	2.17	0.44
38:DN:22:ARG:HG2	38:DN:23:ASN:N	2.33	0.44
40:DP:97:TYR:CD2	40:DP:100:ARG:NH2	2.84	0.44
44:DT:30:ILE:HD13	44:DT:31:VAL:N	2.33	0.44
45:DU:6:ARG:HG3	45:DU:7:ASP:H	1.82	0.44
45:DU:94:PHE:CD1	45:DU:94:PHE:C	2.91	0.44
1:AA:1193:G:C2'	1:AA:1194:U:H5'	2.48	0.44
1:AA:1416:G:C2	1:AA:1485:U:O2	2.70	0.44
1:AA:721:G:H4'	1:AA:722:G:O4'	2.17	0.44
1:AA:918:A:H2'	1:AA:919:A:H8	1.78	0.44
1:AA:923:A:O5'	1:AA:923:A:H8	2.00	0.44

Continued on next page...

Continued from previous page...

Atom-1	Atom-2	Interatomic distance (Å)	Clash overlap (Å)
2:AB:170:ILE:O	2:AB:171:ALA:C	2.55	0.44
2:AB:162:VAL:O	2:AB:184:ALA:HA	2.17	0.44
2:AB:184:ALA:HB3	2:AB:195:VAL:HG22	1.98	0.44
2:AB:53:LEU:HD12	2:AB:56:LEU:HD12	1.98	0.44
2:AB:57:ASN:HB2	2:AB:219:THR:O	2.18	0.44
3:AC:140:ALA:H	3:AC:142:ARG:HB3	1.82	0.44
3:AC:79:LYS:O	3:AC:81:GLU:N	2.51	0.44
4:AD:96:ARG:HB3	4:AD:98:ASP:OD1	2.16	0.44
5:AE:98:ALA:O	5:AE:100:GLU:N	2.50	0.44
6:AF:64:VAL:HG13	6:AF:65:GLU:N	2.31	0.44
6:AF:90:MET:O	6:AF:91:ARG:O	2.34	0.44
7:AG:65:LEU:O	7:AG:67:ASN:N	2.49	0.44
9:AI:25:GLY:N	9:AI:58:GLU:HG2	2.31	0.44
10:AJ:53:ILE:HD11	10:AJ:63:ASP:CG	2.38	0.44
1:AA:676:A:H5''	11:AK:114:PRO:HB3	2.00	0.44
13:AM:6:ILE:HG21	30:CF:144:LYS:HE3	2.00	0.44
17:AQ:10:ARG:HG3	17:AQ:10:ARG:HH11	1.83	0.44
1:AA:636:U:H5''	17:AQ:5:ARG:HG2	1.99	0.44
18:AR:71:ASP:OD1	18:AR:72:ARG:HG2	2.17	0.44
19:AS:63:ASP:HB3	30:CF:114:ARG:NH2	2.33	0.44
24:AY:56:ALA:CB	24:AY:70:VAL:HA	2.46	0.44
1:BA:1032:G:N2	1:BA:1033:G:O4'	2.50	0.44
1:BA:1097:C:H5''	2:BB:138:ARG:HH21	1.81	0.44
1:BA:1120:C:H2'	1:BA:1121:U:C6	2.50	0.44
1:BA:1165:U:C2'	1:BA:1166:G:H5'	2.46	0.44
1:BA:1261:A:H5'	1:BA:1262:C:OP2	2.17	0.44
1:BA:1317:C:O2'	1:BA:1318:A:OP1	2.34	0.44
1:BA:1491:G:C2'	1:BA:1492:A:O5'	2.65	0.44
1:BA:16:A:O2'	1:BA:17:U:H5'	2.18	0.44
1:BA:503:C:O2	1:BA:510:A:H2	2.01	0.44
1:BA:560:A:N7	1:BA:566:G:C5	2.84	0.44
1:BA:85:U:H4'	1:BA:86:G:H5'	1.99	0.44
1:BA:943:U:H2'	1:BA:944:G:H5'	1.99	0.44
2:BB:110:ILE:HD11	2:BB:147:LEU:HD22	2.00	0.44
2:BB:71:THR:O	2:BB:72:LYS:HG3	2.17	0.44
3:BC:17:TRP:CZ2	14:BN:95:GLY:CA	2.97	0.44
4:BD:160:LEU:O	4:BD:163:GLN:N	2.49	0.44
5:BE:100:GLU:O	5:BE:102:THR:CA	2.64	0.44
6:BF:88:MET:HG2	6:BF:90:MET:HG2	1.98	0.44
8:BH:48:PHE:O	8:BH:49:LYS:HB2	2.16	0.44
9:BI:5:TYR:HB2	9:BI:20:ILE:HG22	2.00	0.44

Continued on next page...

Continued from previous page...

Atom-1	Atom-2	Interatomic distance (Å)	Clash overlap (Å)
10:BJ:35:GLN:HG2	10:BJ:77:VAL:CB	2.47	0.44
11:BK:69:CYS:O	11:BK:73:VAL:CG1	2.65	0.44
17:BQ:10:ARG:NH2	17:BQ:12:VAL:N	2.65	0.44
25:CA:1084:A:C2'	25:CA:1085:A:C8	3.00	0.44
25:CA:120:U:H4'	25:CA:121:G:H5''	1.99	0.44
25:CA:1386:C:H2'	25:CA:1387:A:C8	2.52	0.44
25:CA:2146:C:H4'	25:CA:2147:A:C8	2.51	0.44
25:CA:2216:G:H2'	25:CA:2217:G:H8	1.82	0.44
25:CA:2343:U:H2'	25:CA:2344:U:C5	2.51	0.44
25:CA:2644:G:C2'	25:CA:2645:G:H5'	2.47	0.44
25:CA:2658:C:H2'	25:CA:2658:C:O2	2.16	0.44
25:CA:2768:U:H2'	25:CA:2769:U:O5'	2.17	0.44
25:CA:634:C:H2'	25:CA:635:C:C6	2.52	0.44
28:CD:4:LEU:HD23	28:CD:101:PHE:HE1	1.82	0.44
29:CE:136:GLN:HE22	29:CE:139:LYS:NZ	2.15	0.44
30:CF:107:VAL:HG12	30:CF:108:PRO:N	2.31	0.44
31:CG:71:LEU:O	31:CG:72:ASN:C	2.55	0.44
33:CI:57:VAL:HG23	33:CI:71:LYS:HZ1	1.79	0.44
33:CI:58:ILE:HA	33:CI:68:PHE:HB3	1.99	0.44
34:CJ:98:GLU:HB3	34:CJ:124:VAL:HG22	1.98	0.44
35:CK:77:ILE:HD12	40:CP:71:ARG:HG3	2.00	0.44
36:CL:124:GLY:C	36:CL:125:LEU:HD12	2.38	0.44
36:CL:23:ILE:O	36:CL:24:GLY:C	2.55	0.44
37:CM:16:ARG:HG2	37:CM:16:ARG:NH1	2.23	0.44
38:CN:12:ARG:NH1	38:CN:20:MET:HE1	2.32	0.44
39:CO:55:GLU:HG3	39:CO:58:ILE:HG13	1.99	0.44
40:CP:32:VAL:HG12	40:CP:34:GLY:O	2.17	0.44
42:CR:51:VAL:CG2	42:CR:52:PRO:HD2	2.46	0.44
44:CT:18:GLU:O	44:CT:22:THR:HG23	2.17	0.44
44:CT:67:VAL:HG12	44:CT:68:LYS:N	2.32	0.44
25:DA:1043:C:C4	25:DA:1044:C:C5	3.05	0.44
25:DA:1383:A:N1	25:DA:1384:A:N1	2.65	0.44
25:DA:1403:A:H2'	25:DA:1404:C:H6	1.82	0.44
25:DA:1448:G:N1	25:DA:1449:G:C5	2.85	0.44
25:DA:1489:C:N3	25:DA:1501:G:C2	2.84	0.44
25:DA:1526:C:N3	25:DA:1527:G:C5	2.86	0.44
25:DA:1669:A:H2'	25:DA:1669:A:N3	2.32	0.44
25:DA:1676:A:N1	25:DA:1677:A:C2	2.85	0.44
25:DA:1750:G:C2'	25:DA:1751:U:O5'	2.65	0.44
25:DA:2093:G:C5	25:DA:2225:A:C8	3.05	0.44
25:DA:2110:G:C5	25:DA:2120:G:C8	3.05	0.44

Continued on next page...

Continued from previous page...

Atom-1	Atom-2	Interatomic distance (Å)	Clash overlap (Å)
25:DA:2111:U:H1'	25:DA:2118:U:O4'	2.17	0.44
25:DA:2407:A:C2	25:DA:2408:U:C5	3.05	0.44
25:DA:2702:G:C6	25:DA:2703:C:N4	2.85	0.44
25:DA:2685:G:C2	25:DA:2725:A:C2	3.05	0.44
25:DA:501:A:N6	25:DA:502:A:C6	2.85	0.44
25:DA:54:G:C2'	25:DA:55:G:O5'	2.66	0.44
25:DA:609:A:C8	25:DA:610:C:C5	3.05	0.44
25:DA:920:A:C2'	25:DA:921:C:O5'	2.65	0.44
25:DA:945:A:C4'	25:DA:946:C:OP2	2.66	0.44
56:DB:42:C:C6	30:DF:65:LEU:HD22	2.52	0.44
27:DC:119:VAL:HG13	27:DC:133:ASN:HD21	1.82	0.44
13:BM:6:ILE:CG1	30:DF:111:ARG:HD3	2.46	0.44
30:DF:16:MET:HE3	30:DF:16:MET:HA	1.99	0.44
33:DI:116:MET:HE3	33:DI:128:ILE:CD1	2.47	0.44
34:DJ:58:ASN:ND2	34:DJ:61:LYS:HD3	2.33	0.44
35:DK:105:ARG:O	35:DK:108:ARG:CB	2.66	0.44
35:DK:13:ASN:OD1	35:DK:13:ASN:O	2.35	0.44
25:DA:636:G:OP2	36:DL:128:THR:HG22	2.17	0.44
36:DL:127:VAL:CG1	36:DL:131:ALA:HB3	2.42	0.44
37:DM:21:ALA:HB1	37:DM:100:LYS:CG	2.39	0.44
38:DN:27:SER:O	38:DN:31:HIS:HB2	2.17	0.44
39:DO:51:ALA:HB3	39:DO:78:VAL:CG2	2.41	0.44
41:DQ:103:VAL:O	41:DQ:104:ALA:C	2.56	0.44
41:DQ:48:ASP:O	41:DQ:49:ARG:C	2.54	0.44
42:DR:42:ALA:HA	42:DR:46:GLU:CB	2.47	0.44
44:DT:27:SER:O	44:DT:28:ASN:HB2	2.17	0.44
44:DT:55:VAL:HG12	44:DT:55:VAL:O	2.17	0.44
45:DU:85:ARG:HG3	45:DU:92:VAL:HG23	1.97	0.44
46:DV:26:PHE:HD2	46:DV:44:HIS:HB2	1.81	0.44
1:AA:1218:C:O2'	1:AA:1219:A:H5'	2.17	0.44
1:AA:1253:G:C2	1:AA:1254:A:C5	3.06	0.44
1:AA:1499:A:O2'	1:AA:1500:A:H5'	2.17	0.44
1:AA:287:U:H2'	1:AA:288:A:C8	2.53	0.44
1:AA:496:A:C2	1:AA:497:G:N7	2.85	0.44
1:AA:749:A:N1	1:AA:750:C:N3	2.66	0.44
2:AB:130:LYS:HA	2:AB:130:LYS:CE	2.43	0.44
2:AB:134:LEU:HA	2:AB:137:THR:HG23	2.00	0.44
3:AC:22:PHE:C	3:AC:22:PHE:HD2	2.20	0.44
4:AD:55:ARG:NH2	4:AD:58:GLN:HG2	2.33	0.44
4:AD:54:LEU:HD23	4:AD:58:GLN:HB2	1.99	0.44
5:AE:100:GLU:CB	5:AE:121:ASN:CB	2.95	0.44

Continued on next page...

Continued from previous page...

Atom-1	Atom-2	Interatomic distance (Å)	Clash overlap (Å)
6:AF:12:PRO:O	6:AF:13:ASP:C	2.56	0.44
11:AK:22:ILE:CG1	11:AK:22:ILE:O	2.65	0.44
14:AN:1:ALA:HB3	14:AN:68:GLY:HA3	1.99	0.44
14:AN:64:CYS:HB2	14:AN:80:SER:CB	2.48	0.44
15:AO:88:ARG:NH1	25:CA:716:A:OP1	2.50	0.44
1:AA:452:A:H1'	16:AP:70:ARG:NH1	2.32	0.44
1:BA:1027:C:N4	1:BA:1034:G:O6	2.50	0.44
1:BA:1072:G:C4	1:BA:1073:U:C5	3.04	0.44
1:BA:1227:A:N1	1:BA:1228:C:C2	2.86	0.44
1:BA:1244:G:N1	1:BA:1294:G:C6	2.86	0.44
1:BA:1239:A:N6	1:BA:1299:A:H62	2.16	0.44
1:BA:1360:A:C8	14:BN:58:SER:HB3	2.52	0.44
1:BA:1429:A:C4	1:BA:1430:A:C8	3.06	0.44
1:BA:149:A:N1	1:BA:150:U:C2	2.86	0.44
1:BA:174:A:H2'	1:BA:175:C:C5'	2.48	0.44
1:BA:22:G:H2'	1:BA:23:C:H6	1.82	0.44
1:BA:232:G:C5	1:BA:233:C:C5	3.05	0.44
1:BA:802:A:H2'	1:BA:802:A:N3	2.32	0.44
1:BA:953:G:O6	1:BA:1228:C:N4	2.50	0.44
1:BA:982:U:C4'	1:BA:983:A:H5'	2.44	0.44
2:BB:40:ILE:O	2:BB:40:ILE:HD12	2.17	0.44
2:BB:58:LYS:H	2:BB:60:ALA:H	1.65	0.44
2:BB:58:LYS:O	2:BB:62:ARG:HB2	2.18	0.44
3:BC:27:GLU:HG2	3:BC:27:GLU:O	2.16	0.44
3:BC:36:PHE:HA	3:BC:39:ARG:HD2	1.99	0.44
5:BE:12:GLU:HB2	5:BE:63:MET:HE1	1.99	0.44
5:BE:95:MET:HB3	5:BE:95:MET:HE3	1.81	0.44
6:BF:16:GLU:O	6:BF:19:PRO:CD	2.62	0.44
6:BF:18:VAL:CA	6:BF:21:MET:HE2	2.47	0.44
5:BE:82:HIS:CG	8:BH:95:MET:CE	2.97	0.44
9:BI:42:THR:HA	9:BI:44:ARG:HH21	1.82	0.44
11:BK:58:THR:HB	11:BK:59:PRO:CD	2.48	0.44
11:BK:81:LEU:N	11:BK:81:LEU:CD2	2.81	0.44
11:BK:84:MET:CE	11:BK:112:VAL:HG11	2.47	0.44
1:BA:551:U:H5'	12:BL:115:LYS:HE2	2.00	0.44
12:BL:23:LEU:C	12:BL:25:ALA:H	2.20	0.44
14:BN:35:ALA:CB	14:BN:42:TRP:CH2	2.99	0.44
21:BU:36:PHE:HB3	21:BU:37:TYR:H	1.59	0.44
22:BV:60:U:H5''	22:BV:61:C:H5	1.83	0.44
23:BX:6:G:O2'	23:BX:7:G:H5'	2.16	0.44
25:CA:1078:U:O2	25:CA:1088:A:C2	2.71	0.44

Continued on next page...

Continued from previous page...

Atom-1	Atom-2	Interatomic distance (Å)	Clash overlap (Å)
25:CA:1315:C:C2'	25:CA:1316:U:O5'	2.65	0.44
25:CA:1420:A:O2'	25:CA:1421:G:C5'	2.64	0.44
25:CA:2120:G:HO2'	25:CA:2121:G:H5'	1.82	0.44
25:CA:2124:G:C2'	25:CA:2125:G:H5'	2.46	0.44
25:CA:2145:C:C5	25:CA:2147:A:C2	3.05	0.44
25:CA:2291:U:H5''	25:CA:2380:C:O2'	2.16	0.44
25:CA:2419:U:H2'	25:CA:2420:C:C6	2.53	0.44
25:CA:401:A:H2'	25:CA:402:A:O4'	2.16	0.44
25:CA:545:U:H2'	25:CA:546:U:O3'	2.16	0.44
25:CA:90:U:H2'	25:CA:91:A:N7	2.32	0.44
26:CB:20:G:C2	26:CB:64:G:N3	2.86	0.44
26:CB:33:G:H2'	26:CB:34:A:C5'	2.46	0.44
26:CB:85:G:H2'	26:CB:86:G:O5'	2.18	0.44
27:CC:86:ARG:HG3	27:CC:88:ALA:H	1.82	0.44
28:CD:4:LEU:CD2	28:CD:101:PHE:HE1	2.31	0.44
25:CA:2094:A:P	32:CH:22:LYS:HD2	2.57	0.44
35:CK:58:LEU:CD2	35:CK:58:LEU:N	2.81	0.44
35:CK:98:ARG:O	35:CK:99:ILE:HD13	2.18	0.44
25:CA:1244:A:OP1	36:CL:7:SER:HB2	2.16	0.44
39:CO:29:HIS:CD2	39:CO:30:ARG:H	2.36	0.44
41:CQ:40:LYS:O	41:CQ:41:ALA:C	2.54	0.44
44:CT:3:ARG:O	44:CT:6:ARG:HB3	2.18	0.44
25:CA:72:U:O2	49:CY:51:ALA:HB1	2.17	0.44
50:CZ:23:LEU:HD11	50:CZ:53:MET:HE2	1.99	0.44
50:CZ:2:LYS:H	50:CZ:2:LYS:HD3	1.82	0.44
25:DA:1063:G:C8	25:DA:1064:C:C5	3.05	0.44
25:DA:1142:A:C5	25:DA:1144:A:C5	3.05	0.44
25:DA:1157:G:H2'	25:DA:1158:C:H6	1.81	0.44
25:DA:1190:G:P	36:DL:32:GLY:HA2	2.57	0.44
25:DA:1396:U:O4'	25:DA:1396:U:O2	2.31	0.44
25:DA:1399:C:O2'	25:DA:1400:U:H5'	2.17	0.44
25:DA:2080:A:O5'	48:DX:18:SER:CB	2.64	0.44
25:DA:2148:G:C2'	25:DA:2149:U:H6	2.30	0.44
25:DA:2162:G:H21	25:DA:2163:A:H1'	1.81	0.44
25:DA:2324:U:C2'	25:DA:2325:G:OP1	2.65	0.44
25:DA:2661:G:C2'	25:DA:2662:A:O5'	2.66	0.44
25:DA:2688:G:H2'	25:DA:2689:U:OP2	2.17	0.44
25:DA:528:A:C2	25:DA:2043:C:C4'	3.00	0.44
25:DA:532:A:HO2'	25:DA:2021:C:H5	1.58	0.44
25:DA:549:G:N3	25:DA:549:G:H5'	2.31	0.44
25:DA:621:A:H2'	25:DA:622:G:O4'	2.18	0.44

Continued on next page...

Continued from previous page...

Atom-1	Atom-2	Interatomic distance (Å)	Clash overlap (Å)
25:DA:640:C:H2'	25:DA:641:U:H6	1.82	0.44
25:DA:715:A:C6	25:DA:716:A:C6	3.05	0.44
25:DA:729:G:C2'	25:DA:729:G:N3	2.80	0.44
25:DA:60:G:N1	25:DA:74:A:C6	2.85	0.44
25:DA:797:G:C6	25:DA:798:G:C5	3.06	0.44
25:DA:858:G:H3'	25:DA:859:G:C8	2.52	0.44
25:DA:994:C:O2'	25:DA:996:A:OP1	2.32	0.44
56:DB:27:C:H2'	56:DB:28:C:O5'	2.18	0.44
27:DC:15:VAL:HG22	27:DC:205:GLY:HA3	1.99	0.44
29:DE:164:LEU:HB2	29:DE:167:VAL:HB	1.99	0.44
29:DE:200:LEU:CD1	29:DE:200:LEU:N	2.80	0.44
30:DF:105:ILE:C	30:DF:108:PRO:HD2	2.38	0.44
30:DF:36:ASN:ND2	30:DF:37:MET:N	2.65	0.44
31:DG:126:THR:HG22	31:DG:127:GLN:H	1.82	0.44
31:DG:152:ARG:HH21	31:DG:152:ARG:HB2	1.81	0.44
31:DG:39:ALA:O	31:DG:54:ARG:HB3	2.18	0.44
31:DG:30:GLY:C	31:DG:78:VAL:HG12	2.37	0.44
32:DH:2:GLN:HB3	32:DH:39:ALA:CB	2.48	0.44
35:DK:76:VAL:HG22	35:DK:77:ILE:N	2.32	0.44
37:DM:27:SER:O	37:DM:28:PHE:CD2	2.70	0.44
40:DP:32:VAL:HA	40:DP:36:LYS:O	2.18	0.44
45:DU:87:GLU:HB2	45:DU:92:VAL:HG21	1.99	0.44
45:DU:87:GLU:O	45:DU:88:ASP:CB	2.65	0.44
37:DM:136:MET:CE	46:DV:57:TYR:CD2	3.00	0.44
46:DV:60:VAL:HG22	46:DV:73:LYS:HG3	1.98	0.44
46:DV:6:ALA:HB1	46:DV:41:GLU:O	2.18	0.44
49:DY:56:LEU:CD2	49:DY:59:GLU:OE1	2.66	0.44
25:DA:988:A:P	50:DZ:11:SER:HB2	2.57	0.44
1:AA:1032:G:N3	1:AA:1032:G:H3'	2.32	0.44
1:AA:1118:U:H1'	1:AA:1179:A:C4	2.52	0.44
1:AA:1135:U:O4'	1:AA:1135:U:OP2	2.36	0.44
1:AA:1193:G:O2'	1:AA:1194:U:H5'	2.18	0.44
1:AA:15:G:H4'	5:AE:28:ARG:NH1	2.32	0.44
1:AA:380:G:C4	1:AA:382:A:OP2	2.71	0.44
1:AA:463:U:C2'	1:AA:463:U:O2	2.65	0.44
1:AA:788:U:C2'	1:AA:789:U:H5'	2.47	0.44
1:AA:865:A:C2	1:AA:918:A:H4'	2.53	0.44
1:AA:918:A:H2'	1:AA:919:A:O5'	2.16	0.44
1:AA:943:U:O2'	1:AA:944:G:H5'	2.18	0.44
2:AB:195:VAL:HG12	2:AB:197:PHE:C	2.37	0.44
3:AC:129:PHE:O	3:AC:130:ARG:C	2.55	0.44

Continued on next page...

Continued from previous page...

Atom-1	Atom-2	Interatomic distance (Å)	Clash overlap (Å)
3:AC:171:ARG:O	3:AC:172:VAL:CG2	2.66	0.44
9:AI:38:PHE:HA	9:AI:41:GLU:OE1	2.17	0.44
10:AJ:53:ILE:HB	10:AJ:61:ALA:HB1	1.97	0.44
12:AL:34:THR:O	12:AL:35:ARG:HG3	2.17	0.44
12:AL:41:PRO:HD3	12:AL:47:ALA:O	2.17	0.44
16:AP:53:ASP:C	16:AP:53:ASP:OD1	2.55	0.44
18:AR:44:THR:OG1	18:AR:46:THR:HB	2.17	0.44
21:AU:13:VAL:O	21:AU:15:LEU:HD11	2.17	0.44
1:BA:1018:G:O6	1:BA:1019:A:N6	2.51	0.44
1:BA:1074:G:H4'	2:BB:102:ASN:HB3	2.00	0.44
1:BA:110:C:H2'	1:BA:111:G:O4'	2.17	0.44
1:BA:1533:C:H4'	1:BA:1534:A:OP1	2.16	0.44
1:BA:306:A:H2'	1:BA:307:C:H5'	1.99	0.44
1:BA:39:G:O2'	1:BA:40:C:H5'	2.17	0.44
1:BA:647:C:H2'	1:BA:647:C:O2	2.17	0.44
1:BA:782:A:H4'	1:BA:1514:G:O2'	2.16	0.44
1:BA:840:C:C3'	1:BA:841:C:C5'	2.96	0.44
3:BC:130:ARG:H	3:BC:130:ARG:NE	2.15	0.44
4:BD:47:LEU:HD23	4:BD:52:VAL:HG13	1.98	0.44
4:BD:87:GLU:O	4:BD:89:LEU:N	2.50	0.44
6:BF:76:THR:O	6:BF:79:ARG:HB2	2.18	0.44
8:BH:19:ALA:C	8:BH:21:LYS:N	2.71	0.44
14:BN:18:LYS:HB3	14:BN:19:TYR:HD1	1.83	0.44
14:BN:43:ASN:C	14:BN:45:VAL:H	2.19	0.44
15:BO:36:ASN:C	15:BO:38:LEU:N	2.70	0.44
17:BQ:13:SER:HB3	17:BQ:21:VAL:HG11	1.92	0.44
18:BR:32:ILE:HA	18:BR:39:VAL:HG23	1.98	0.44
1:BA:1014:A:O3'	19:BS:13:HIS:CE1	2.70	0.44
1:BA:1314:C:C5	19:BS:5:LYS:HE2	2.53	0.44
20:BT:42:ASP:O	20:BT:43:LYS:C	2.53	0.44
25:CA:100:U:N3	25:CA:101:A:N6	2.65	0.44
25:CA:1021:A:N3	25:CA:1021:A:H3'	2.32	0.44
25:CA:1072:C:P	25:CA:1075:C:N4	2.91	0.44
25:CA:1104:C:H2'	25:CA:1105:U:C6	2.52	0.44
25:CA:1483:G:C6	25:CA:1484:U:C4	3.05	0.44
25:CA:1509:A:H1'	25:CA:1510:G:H5'	1.99	0.44
25:CA:1586:A:H3'	25:CA:1586:A:C8	2.53	0.44
25:CA:1410:G:C2	25:CA:1593:A:C2	3.06	0.44
25:CA:1827:U:H2'	25:CA:1828:G:O5'	2.18	0.44
25:CA:2075:U:O2'	25:CA:2077:A:OP2	2.33	0.44
25:CA:2146:C:H5'	25:CA:2147:A:N7	2.32	0.44

Continued on next page...

Continued from previous page...

Atom-1	Atom-2	Interatomic distance (Å)	Clash overlap (Å)
25:CA:361:G:O2'	25:CA:362:A:P	2.75	0.44
25:CA:272:A:C2	25:CA:366:C:O2	2.70	0.44
25:CA:812:C:H5''	25:CA:1250:G:O2'	2.17	0.44
25:CA:846:U:O2'	25:CA:847:U:C6	2.66	0.44
25:CA:838:C:C2	25:CA:941:A:C2	3.05	0.44
26:CB:94:A:C5	26:CB:95:U:C5	3.06	0.44
27:CC:24:HIS:CD2	27:CC:79:ARG:NH2	2.85	0.44
28:CD:84:LEU:HD23	28:CD:84:LEU:HA	1.73	0.44
29:CE:180:LEU:HD23	29:CE:180:LEU:HA	1.77	0.44
29:CE:189:THR:CG2	29:CE:191:ASP:N	2.80	0.44
30:CF:151:LEU:HD13	30:CF:151:LEU:HA	1.91	0.44
31:CG:54:ARG:O	31:CG:55:ASP:C	2.56	0.44
36:CL:47:ARG:HH21	36:CL:47:ARG:HG2	1.81	0.44
37:CM:2:LEU:HB2	37:CM:69:PRO:HG2	1.98	0.44
42:CR:49:ILE:O	42:CR:50:GLY:O	2.35	0.44
45:CU:60:LYS:HG3	45:CU:61:GLU:H	1.82	0.44
45:CU:71:ILE:CD1	45:CU:82:VAL:CG2	2.95	0.44
49:CY:5:GLU:HG3	49:CY:56:LEU:HD11	1.98	0.44
51:D0:16:ARG:O	51:D0:17:SER:C	2.55	0.44
51:D0:2:VAL:HG22	51:D0:3:GLN:N	2.33	0.44
25:DA:1043:C:N4	25:DA:1044:C:N4	2.65	0.44
25:DA:1078:U:H5''	25:DA:1079:C:P	2.57	0.44
25:DA:1105:U:HO2'	25:DA:1106:G:C5'	2.31	0.44
25:DA:1429:G:C2	25:DA:1430:G:C4	3.06	0.44
25:DA:1486:U:O5'	25:DA:1486:U:H6	2.01	0.44
25:DA:1794:A:H1'	25:DA:1900:A:N3	2.33	0.44
25:DA:2118:U:C5	25:DA:2149:U:H1'	2.53	0.44
25:DA:2291:U:H2'	25:DA:2292:U:H6	1.77	0.44
25:DA:2441:U:C2'	25:DA:2442:C:H5'	2.47	0.44
25:DA:2672:U:H2'	25:DA:2673:G:O5'	2.18	0.44
25:DA:2782:G:N2	25:DA:2783:U:N1	2.66	0.44
25:DA:404:A:O4'	25:DA:405:U:OP2	2.34	0.44
25:DA:669:G:N3	25:DA:669:G:C2'	2.80	0.44
25:DA:920:A:H2'	25:DA:921:C:O5'	2.18	0.44
56:DB:93:C:H2'	56:DB:94:A:C8	2.53	0.44
28:DD:3:GLY:O	28:DD:4:LEU:CD1	2.66	0.44
30:DF:3:LEU:O	30:DF:4:HIS:C	2.55	0.44
25:DA:2746:U:H4'	31:DG:138:GLN:HA	1.98	0.44
33:DI:72:THR:HG22	33:DI:112:LYS:HG2	1.99	0.44
37:DM:110:GLU:O	37:DM:110:GLU:HG2	2.17	0.44
40:DP:64:SER:N	40:DP:67:GLU:O	2.51	0.44

Continued on next page...

Continued from previous page...

Atom-1	Atom-2	Interatomic distance (Å)	Clash overlap (Å)
40:DP:58:PHE:CE2	40:DP:73:PHE:HB2	2.51	0.44
43:DS:36:LEU:CD1	43:DS:48:LYS:CA	2.95	0.44
57:DW:22:PHE:O	57:DW:23:GLY:C	2.56	0.44
48:DX:4:CYS:SG	48:DX:51:SER:HB3	2.58	0.44
49:DY:24:GLU:C	49:DY:28:LEU:HD12	2.38	0.44
49:DY:32:ALA:O	49:DY:35:GLY:CA	2.65	0.44
50:DZ:9:THR:HG23	50:DZ:10:ARG:HG2	2.00	0.44
1:AA:103:U:H2'	1:AA:104:G:H8	1.82	0.44
1:AA:1000:A:N3	1:AA:1041:G:N2	2.66	0.44
1:AA:1060:U:O2'	10:AJ:54:SER:HB2	2.16	0.44
1:AA:1271:A:H2'	1:AA:1272:G:C8	2.52	0.44
1:AA:1286:U:O2	1:AA:1286:U:C2'	2.65	0.44
1:AA:1481:U:C2'	1:AA:1481:U:O2	2.62	0.44
1:AA:204:G:N3	1:AA:465:A:C2	2.84	0.44
1:AA:203:G:C2	1:AA:215:C:C2	3.06	0.44
1:AA:496:A:N3	1:AA:497:G:N7	2.65	0.44
2:AB:172:ILE:O	2:AB:175:ALA:HB3	2.17	0.44
2:AB:23:ASN:O	2:AB:26:MET:HB2	2.18	0.44
3:AC:16:PRO:O	3:AC:17:TRP:CE3	2.71	0.44
3:AC:59:PRO:O	3:AC:60:ALA:CB	2.65	0.44
4:AD:94:GLU:CG	4:AD:185:PRO:HG2	2.47	0.44
4:AD:62:ARG:HE	4:AD:62:ARG:CA	2.30	0.44
5:AE:141:ASP:O	5:AE:143:LEU:N	2.50	0.44
5:AE:158:LYS:O	8:AH:63:LYS:CE	2.65	0.44
1:AA:1280:A:H5''	10:AJ:42:LEU:HD21	1.98	0.44
13:AM:11:HIS:C	13:AM:43:LYS:HE3	2.38	0.44
13:AM:8:ILE:O	13:AM:8:ILE:HG22	2.18	0.44
1:AA:1308:U:O3'	13:AM:90:HIS:HE1	2.00	0.44
16:AP:60:TRP:HB3	16:AP:65:ALA:HB2	2.00	0.44
20:AT:27:MET:CG	20:AT:31:ILE:HD11	2.45	0.44
20:AT:73:ARG:O	20:AT:76:ALA:HB3	2.17	0.44
21:AU:9:GLU:OE2	21:AU:10:PRO:HD3	2.17	0.44
22:AV:50:U:N3	22:AV:51:U:C5	2.85	0.44
1:BA:1014:A:H4'	19:BS:13:HIS:CE1	2.52	0.44
1:BA:1061:G:C8	1:BA:1062:U:C5	3.06	0.44
1:BA:1113:C:O2'	3:BC:13:ILE:HD11	2.17	0.44
1:BA:1212:U:OP1	1:BA:1212:U:C6	2.70	0.44
1:BA:1441:A:H3'	1:BA:1441:A:H8	1.77	0.44
1:BA:1451:U:C5'	1:BA:1452:C:H5	2.30	0.44
1:BA:358:U:H2'	1:BA:359:G:H8	1.79	0.44
1:BA:445:G:H2'	1:BA:445:G:N3	2.32	0.44

Continued on next page...

Continued from previous page...

Atom-1	Atom-2	Interatomic distance (Å)	Clash overlap (Å)
1:BA:68:G:C6	1:BA:69:G:H1'	2.51	0.44
1:BA:734:G:O2'	1:BA:735:C:H5'	2.18	0.44
1:BA:942:G:N2	1:BA:943:U:C2	2.86	0.44
2:BB:17:HIS:O	2:BB:188:THR:CG2	2.65	0.44
3:BC:80:GLY:O	3:BC:84:GLU:HG2	2.18	0.44
4:BD:36:ALA:H	4:BD:37:PRO:CD	2.27	0.44
5:BE:153:ALA:HA	5:BE:156:ARG:HB3	1.99	0.44
5:BE:65:LYS:O	5:BE:69:ASN:HB2	2.18	0.44
6:BF:20:GLY:O	6:BF:24:ARG:HD3	2.17	0.44
6:BF:29:ILE:HG22	6:BF:30:THR:N	2.31	0.44
8:BH:29:SER:N	8:BH:32:LYS:HB2	2.32	0.44
9:BI:9:GLY:H	9:BI:84:ARG:HD3	1.79	0.44
11:BK:22:ILE:O	11:BK:22:ILE:CG1	2.65	0.44
11:BK:64:VAL:C	11:BK:66:ALA:N	2.67	0.44
13:BM:73:SER:O	13:BM:77:LYS:HG3	2.17	0.44
15:BO:42:PHE:HE1	15:BO:55:LEU:HD22	1.82	0.44
16:BP:38:PHE:CE2	16:BP:51:ARG:CB	3.01	0.44
18:BR:45:GLY:O	18:BR:46:THR:HG23	2.18	0.44
19:BS:52:ASN:HB3	19:BS:74:ALA:O	2.17	0.44
21:BU:44:ARG:O	21:BU:45:LYS:CB	2.66	0.44
25:CA:108:G:H2'	25:CA:109:C:C5'	2.48	0.44
25:CA:1217:U:C2'	25:CA:1217:U:O2	2.62	0.44
25:CA:1278:C:O2'	25:CA:1279:G:H5'	2.17	0.44
25:CA:1418:G:O6	25:CA:1578:U:H3'	2.18	0.44
25:CA:141:G:H5''	25:CA:142:A:C5	2.52	0.44
25:CA:1840:G:C6	25:CA:1841:U:C4	3.05	0.44
25:CA:186:G:C2	25:CA:187:G:C5	3.06	0.44
25:CA:1956:U:H2'	25:CA:1956:U:O2	2.17	0.44
25:CA:2058:A:H8	25:CA:2058:A:O5'	2.00	0.44
25:CA:2147:A:C8	25:CA:2147:A:H3'	2.52	0.44
25:CA:2884:U:C5	51:C0:39:ARG:NH2	2.86	0.44
25:CA:319:G:H2'	25:CA:320:A:O4'	2.18	0.44
25:CA:588:U:H2'	25:CA:589:U:C6	2.52	0.44
25:CA:833:A:OP1	36:CL:39:LYS:HD3	2.18	0.44
25:CA:901:C:O2	25:CA:901:C:C2'	2.65	0.44
27:CC:110:LYS:H	27:CC:110:LYS:HE2	1.83	0.44
27:CC:83:ASP:OD1	27:CC:84:PRO:CD	2.66	0.44
29:CE:60:TRP:O	29:CE:61:ARG:C	2.56	0.44
31:CG:164:ALA:C	31:CG:166:GLU:H	2.21	0.44
36:CL:81:ASP:OD2	36:CL:100:ILE:HD13	2.17	0.44
38:CN:21:PHE:CE2	38:CN:24:MET:HE3	2.52	0.44

Continued on next page...

Continued from previous page...

Atom-1	Atom-2	Interatomic distance (Å)	Clash overlap (Å)
40:CP:64:SER:O	40:CP:66:GLY:N	2.50	0.44
25:DA:1076:C:H2'	25:DA:1077:A:O5'	2.18	0.44
25:DA:1333:G:N2	25:DA:1334:G:N9	2.65	0.44
25:DA:1534:U:O2'	25:DA:1537:G:O6	2.35	0.44
25:DA:1635:A:C8	25:DA:1636:U:C5	3.06	0.44
25:DA:164:C:C2'	25:DA:165:A:H5'	2.46	0.44
25:DA:1872:A:H2'	25:DA:1873:G:O4'	2.18	0.44
25:DA:2146:C:H4'	25:DA:2147:A:OP1	2.17	0.44
25:DA:2296:U:O2	25:DA:2333:A:N1	2.50	0.44
25:DA:2417:C:H2'	25:DA:2417:C:O2	2.17	0.44
25:DA:2259:U:C5	25:DA:2427:C:N4	2.86	0.44
25:DA:2475:C:H2'	25:DA:2476:A:H5'	1.99	0.44
25:DA:2516:A:C2'	25:DA:2517:C:H5'	2.47	0.44
25:DA:2602:A:H4'	25:DA:2603:G:C5'	2.47	0.44
25:DA:2716:C:C2	25:DA:2717:C:C5	3.06	0.44
25:DA:770:G:C4	25:DA:771:G:C8	3.06	0.44
25:DA:845:A:H5'	25:DA:846:U:OP2	2.18	0.44
28:DD:62:LYS:N	28:DD:63:PRO:HD2	2.33	0.44
30:DF:98:PHE:O	30:DF:100:GLU:N	2.50	0.44
30:DF:98:PHE:HA	30:DF:101:ARG:NH2	2.33	0.44
31:DG:83:THR:CG2	31:DG:133:LYS:HG3	2.47	0.44
31:DG:89:VAL:HG23	31:DG:160:GLY:O	2.17	0.44
32:DH:3:VAL:N	32:DH:39:ALA:CB	2.81	0.44
25:DA:1070:A:H61	33:DI:10:LEU:HB3	1.82	0.44
33:DI:79:LEU:HD23	33:DI:83:ALA:HB2	2.00	0.44
38:DN:32:GLU:O	38:DN:114:GLU:HA	2.18	0.44
39:DO:14:ALA:O	39:DO:18:LEU:CD2	2.65	0.44
43:DS:36:LEU:HD13	43:DS:48:LYS:HB2	1.98	0.44
43:DS:70:LYS:O	43:DS:107:VAL:HA	2.16	0.44
45:DU:5:ARG:O	45:DU:8:ASP:CB	2.65	0.44
48:DX:29:LEU:HD22	48:DX:30:PRO:HD2	1.98	0.44
49:DY:57:LEU:HD12	49:DY:57:LEU:O	2.17	0.44
1:AA:1012:A:N6	1:AA:1013:G:C6	2.85	0.44
1:AA:1022:A:C6	1:AA:1023:U:C4	3.06	0.44
1:AA:1167:A:H5''	1:AA:1168:U:P	2.57	0.44
1:AA:1278:G:C4'	1:AA:1279:G:C8	3.01	0.44
1:AA:1320:C:O2	19:AS:35:ARG:NH1	2.50	0.44
1:AA:1378:C:H3'	1:AA:1378:C:C6	2.53	0.44
1:AA:259:G:C4	1:AA:260:G:C8	3.04	0.44
1:AA:429:U:H4'	1:AA:430:A:OP1	2.18	0.44
1:AA:583:A:H2'	1:AA:584:G:H5'	1.99	0.44

Continued on next page...

Continued from previous page...

Atom-1	Atom-2	Interatomic distance (Å)	Clash overlap (Å)
1:AA:626:G:H2'	1:AA:627:G:C5'	2.46	0.44
1:AA:689:C:H2'	1:AA:690:G:O4'	2.18	0.44
1:AA:848:C:H2'	1:AA:849:G:O5'	2.17	0.44
1:AA:874:G:C6	1:AA:875:U:C4	3.05	0.44
4:AD:143:SER:HB2	4:AD:178:GLU:HA	1.99	0.44
4:AD:184:LYS:HA	4:AD:185:PRO:HD2	1.86	0.44
6:AF:50:PRO:O	6:AF:51:ILE:C	2.56	0.44
8:AH:48:PHE:O	8:AH:49:LYS:CG	2.65	0.44
8:AH:79:ARG:HB2	8:AH:80:PRO:HD2	2.00	0.44
9:AI:12:LYS:O	9:AI:12:LYS:HG2	2.17	0.44
9:AI:49:GLN:O	9:AI:51:LEU:N	2.51	0.44
10:AJ:15:HIS:CG	10:AJ:16:ARG:N	2.86	0.44
10:AJ:42:LEU:O	10:AJ:43:PRO:O	2.36	0.44
17:AQ:7:LEU:CB	17:AQ:60:ILE:HG22	2.46	0.44
24:AY:144:LEU:HA	24:AY:144:LEU:HD23	1.70	0.44
24:AY:50:THR:OG1	24:AY:55:LEU:HD21	2.17	0.44
1:BA:107:G:C2'	1:BA:108:G:H5''	2.47	0.44
1:BA:1142:G:C2	1:BA:1143:G:H1'	2.51	0.44
1:BA:1275:A:O2'	1:BA:1276:G:H5'	2.16	0.44
1:BA:154:U:O4	1:BA:167:A:N1	2.50	0.44
1:BA:59:A:C6	1:BA:331:G:N3	2.86	0.44
1:BA:376:G:H2'	1:BA:377:G:H8	1.83	0.44
1:BA:470:C:C6	1:BA:470:C:H3'	2.52	0.44
1:BA:663:A:N1	1:BA:743:A:C2	2.85	0.44
1:BA:883:C:C2'	1:BA:884:U:H5'	2.48	0.44
1:BA:892:A:C5	1:BA:893:C:C4	3.06	0.44
1:BA:74:A:N1	1:BA:97:G:C6	2.86	0.44
2:BB:206:ILE:N	2:BB:206:ILE:CD1	2.81	0.44
3:BC:153:SER:HB3	3:BC:164:THR:CB	2.47	0.44
3:BC:4:VAL:HG22	3:BC:5:HIS:N	2.33	0.44
3:BC:89:VAL:O	3:BC:93:ILE:HG13	2.18	0.44
4:BD:87:GLU:O	4:BD:88:ASN:C	2.54	0.44
5:BE:141:ASP:O	5:BE:145:ASN:ND2	2.51	0.44
7:BG:14:ASP:OD2	7:BG:14:ASP:C	2.56	0.44
21:BU:13:VAL:O	21:BU:15:LEU:CG	2.66	0.44
21:BU:17:ARG:O	21:BU:18:PHE:C	2.55	0.44
23:BX:14:A:N6	23:BX:15:A:N1	2.65	0.44
25:CA:1059:G:N2	25:CA:1080:A:H1'	2.33	0.44
25:CA:1079:C:C5	25:CA:1088:A:C2	3.05	0.44
25:CA:1355:G:C2'	25:CA:1356:G:O5'	2.66	0.44
25:CA:1535:A:C5'	25:CA:1536:C:C5	3.00	0.44

Continued on next page...

Continued from previous page...

Atom-1	Atom-2	Interatomic distance (Å)	Clash overlap (Å)
25:CA:1676:A:H2'	25:CA:1677:A:O5'	2.18	0.44
25:CA:1875:G:O2'	25:CA:1876:A:P	2.75	0.44
25:CA:2108:A:C6	25:CA:2109:U:O2	2.70	0.44
25:CA:2152:G:N7	25:CA:2153:C:C5	2.85	0.44
25:CA:2181:U:C2	25:CA:2182:U:C6	3.05	0.44
25:CA:2190:G:H3'	25:CA:2191:A:H8	1.82	0.44
25:CA:2297:A:C6	25:CA:2298:A:N7	2.85	0.44
25:CA:2757:A:N1	31:CG:66:THR:CG2	2.74	0.44
25:CA:2870:C:H2'	25:CA:2871:U:H5'	1.98	0.44
25:CA:2874:C:C2'	25:CA:2875:C:H5'	2.47	0.44
25:CA:382:A:C2'	25:CA:383:C:O5'	2.65	0.44
25:CA:825:A:C2	25:CA:833:A:C2	3.05	0.44
26:CB:51:G:C6	26:CB:52:A:N6	2.86	0.44
27:CC:176:ARG:HG2	27:CC:176:ARG:HH21	1.83	0.44
28:CD:187:LEU:O	28:CD:188:LEU:HD23	2.17	0.44
29:CE:145:ASP:HB3	29:CE:184:ASP:HB2	2.00	0.44
29:CE:52:VAL:CG1	29:CE:53:THR:N	2.81	0.44
29:CE:52:VAL:HG12	29:CE:53:THR:N	2.32	0.44
30:CF:105:ILE:HD12	30:CF:138:PRO:HG3	1.99	0.44
30:CF:51:ASN:HD22	30:CF:146:ASP:HB3	1.83	0.44
32:CH:41:LYS:O	32:CH:42:LYS:C	2.55	0.44
33:CI:16:MET:HA	33:CI:16:MET:CE	2.47	0.44
33:CI:17:ALA:O	33:CI:18:ASN:HB3	2.17	0.44
33:CI:37:PHE:CZ	33:CI:41:PHE:HD1	2.35	0.44
25:CA:1138:G:N3	34:CJ:108:MET:HE2	2.33	0.44
35:CK:91:SER:O	35:CK:92:GLU:C	2.56	0.44
40:CP:30:TRP:CD2	40:CP:39:LEU:HD11	2.52	0.44
44:CT:69:ARG:O	44:CT:69:ARG:HG3	2.18	0.44
44:CT:33:LYS:HG3	44:CT:80:TRP:CE3	2.52	0.44
49:CY:15:ASN:O	49:CY:19:LEU:HG	2.18	0.44
49:CY:43:LEU:HA	49:CY:43:LEU:HD23	1.76	0.44
55:D4:29:ALA:O	55:D4:31:PRO:HD3	2.18	0.44
25:DA:1125:G:C6	25:DA:1126:A:N6	2.86	0.44
25:DA:1127:A:C2'	25:DA:1128:G:H5'	2.48	0.44
25:DA:1208:C:C2	25:DA:1239:G:N2	2.86	0.44
25:DA:1268:A:H2'	25:DA:1269:A:O4'	2.18	0.44
25:DA:1421:G:H8	25:DA:1421:G:O5'	2.01	0.44
25:DA:1448:G:H2'	25:DA:1449:G:H8	1.83	0.44
25:DA:1452:G:H2'	25:DA:1457:U:O4	2.18	0.44
25:DA:1516:G:C2'	25:DA:1517:G:H5'	2.48	0.44
25:DA:1644:C:O2	25:DA:1644:C:H2'	2.17	0.44

Continued on next page...

Continued from previous page...

Atom-1	Atom-2	Interatomic distance (Å)	Clash overlap (Å)
25:DA:1731:G:O2'	25:DA:1732:C:H2'	2.18	0.44
25:DA:1995:U:OP1	60:DA:3819:HOH:O	2.21	0.44
25:DA:2100:G:C5	25:DA:2190:G:C6	3.06	0.44
25:DA:2110:G:O2'	25:DA:2120:G:H5'	2.17	0.44
25:DA:2196:C:H2'	25:DA:2197:U:H5'	1.99	0.44
25:DA:2201:G:C5	25:DA:2223:G:C2	3.06	0.44
25:DA:22:C:C3'	25:DA:22:C:C6	3.01	0.44
25:DA:230:G:H2'	25:DA:231:A:H8	1.82	0.44
25:DA:2462:C:H2'	25:DA:2463:C:C6	2.53	0.44
25:DA:2511:U:H2'	25:DA:2512:C:H6	1.83	0.44
25:DA:283:G:H2'	25:DA:284:U:O4'	2.17	0.44
25:DA:295:G:C4	25:DA:344:A:C2	3.06	0.44
25:DA:381:G:C6	25:DA:382:A:C8	3.05	0.44
25:DA:391:A:H2'	25:DA:392:U:H5'	2.00	0.44
25:DA:734:A:C5	25:DA:735:A:C8	3.06	0.44
25:DA:869:G:C2'	25:DA:870:U:H5'	2.48	0.44
56:DB:57:A:C2'	56:DB:58:A:H5'	2.48	0.44
29:DE:170:ARG:NH2	29:DE:170:ARG:HG2	2.33	0.44
29:DE:28:VAL:HG12	29:DE:32:VAL:CG2	2.48	0.44
30:DF:131:VAL:O	30:DF:131:VAL:CG2	2.66	0.44
30:DF:16:MET:CE	30:DF:21:TYR:HB2	2.47	0.44
30:DF:72:SER:OG	30:DF:79:ARG:HA	2.17	0.44
31:DG:147:LEU:O	31:DG:150:TYR:HB2	2.18	0.44
36:DL:117:THR:HG22	36:DL:118:THR:N	2.32	0.44
37:DM:57:VAL:HG23	37:DM:58:LYS:O	2.18	0.44
38:DN:116:VAL:O	38:DN:116:VAL:CG1	2.61	0.44
39:DO:8:ILE:HG22	39:DO:9:ARG:N	2.32	0.44
41:DQ:105:PHE:C	41:DQ:107:ALA:N	2.71	0.44
43:DS:56:ALA:O	43:DS:57:ASN:C	2.56	0.44
45:DU:101:THR:CG2	45:DU:102:ILE:N	2.80	0.44
48:DX:70:LEU:O	48:DX:71:ARG:C	2.53	0.44
1:AA:1055:A:C6	1:AA:1056:U:C6	3.05	0.44
1:AA:1322:C:P	19:AS:77:ARG:HH21	2.41	0.44
1:AA:140:U:C2'	1:AA:141:G:O5'	2.66	0.44
1:AA:200:G:C2	1:AA:218:U:O2	2.71	0.44
1:AA:309:A:C2	1:AA:310:G:C8	3.05	0.44
1:AA:320:A:C2	1:AA:334:C:N3	2.86	0.44
1:AA:367:U:O2'	1:AA:368:U:H4'	2.18	0.44
1:AA:438:U:N3	1:AA:494:G:C6	2.86	0.44
1:AA:451:A:C8	1:AA:452:A:C2	3.06	0.44
1:AA:642:A:C6	1:AA:643:C:N3	2.85	0.44

Continued on next page...

Continued from previous page...

Atom-1	Atom-2	Interatomic distance (Å)	Clash overlap (Å)
1:AA:646:G:C2	1:AA:647:C:C5	3.05	0.44
1:AA:980:C:C5	1:AA:981:U:N3	2.86	0.44
2:AB:132:GLU:O	2:AB:136:ARG:N	2.51	0.44
2:AB:199:ILE:O	2:AB:200:PRO:O	2.35	0.44
2:AB:34:ARG:HE	2:AB:35:ASN:N	2.16	0.44
5:AE:12:GLU:CB	5:AE:38:VAL:HG12	2.48	0.44
1:AA:1240:U:C2	7:AG:31:VAL:CG1	3.01	0.44
7:AG:91:ARG:NE	7:AG:93:VAL:HG21	2.32	0.44
8:AH:21:LYS:HE2	8:AH:21:LYS:CA	2.46	0.44
11:AK:37:GLN:N	11:AK:37:GLN:OE1	2.50	0.44
11:AK:52:ARG:O	11:AK:55:ARG:HG3	2.18	0.44
1:AA:552:U:H4'	12:AL:83:GLY:O	2.16	0.44
13:AM:52:ILE:HG22	13:AM:56:ARG:NH2	2.33	0.44
13:AM:65:GLU:O	13:AM:67:ASP:N	2.50	0.44
13:AM:80:MET:O	13:AM:81:ASP:C	2.56	0.44
19:AS:4:LEU:O	19:AS:5:LYS:CD	2.66	0.44
20:AT:72:ALA:O	20:AT:73:ARG:C	2.56	0.44
22:AV:65:G:H2'	22:AV:66:U:C6	2.52	0.44
24:AY:128:ALA:O	24:AY:129:VAL:C	2.56	0.44
24:AY:18:VAL:HG22	24:AY:172:ILE:CG1	2.48	0.44
1:BA:1275:A:C3'	1:BA:1276:G:H5'	2.43	0.44
1:BA:1310:G:C5	1:BA:1311:A:N7	2.86	0.44
1:BA:1350:A:C2	1:BA:1351:U:O2	2.71	0.44
1:BA:1381:U:C6	1:BA:1382:C:H5	2.36	0.44
1:BA:1428:A:C2	1:BA:1473:G:C2	3.06	0.44
1:BA:1458:G:H2'	1:BA:1459:G:C8	2.53	0.44
1:BA:247:G:C5	1:BA:278:G:C2	3.06	0.44
1:BA:338:A:O5'	1:BA:338:A:H8	2.00	0.44
1:BA:393:A:H5'	1:BA:483:C:O2'	2.17	0.44
1:BA:764:C:H2'	1:BA:765:G:C8	2.50	0.44
1:BA:878:A:OP1	8:BH:80:PRO:HD2	2.18	0.44
2:BB:205:ALA:O	2:BB:206:ILE:C	2.56	0.44
3:BC:79:LYS:N	3:BC:79:LYS:HD2	2.32	0.44
4:BD:7:LYS:HB2	4:BD:20:LEU:HD13	1.98	0.44
5:BE:22:LYS:O	5:BE:23:THR:CB	2.64	0.44
6:BF:62:MET:HG3	6:BF:64:VAL:HG23	2.00	0.44
9:BI:38:PHE:CE1	9:BI:75:ALA:HB2	2.52	0.44
9:BI:56:MET:HA	9:BI:59:LYS:CB	2.48	0.44
10:BJ:92:LEU:N	10:BJ:92:LEU:HD23	2.32	0.44
1:BA:1329:A:H4'	13:BM:23:GLY:O	2.17	0.44
17:BQ:16:MET:CB	17:BQ:19:SER:HB3	2.48	0.44

Continued on next page...

Continued from previous page...

Atom-1	Atom-2	Interatomic distance (Å)	Clash overlap (Å)
17:BQ:10:ARG:CZ	17:BQ:55:GLY:HA2	2.47	0.44
17:BQ:77:VAL:C	17:BQ:78:VAL:CG2	2.86	0.44
20:BT:66:ILE:CG2	20:BT:67:HIS:H	2.31	0.44
21:BU:24:LYS:HD3	21:BU:25:ALA:H	1.83	0.44
25:CA:1269:A:O5'	25:CA:1269:A:H8	2.01	0.44
25:CA:1291:C:H2'	25:CA:1292:G:H5'	1.98	0.44
25:CA:1684:G:H2'	25:CA:1685:C:C6	2.53	0.44
25:CA:1737:G:C6	25:CA:1738:G:N2	2.86	0.44
25:CA:1818:U:OP2	27:CC:155:ARG:NH1	2.51	0.44
25:CA:2349:G:O6	25:CA:2350:C:C4	2.70	0.44
25:CA:2486:C:H2'	25:CA:2487:G:O4'	2.18	0.44
25:CA:2544:G:C2'	25:CA:2545:G:O5'	2.65	0.44
25:CA:2571:U:H2'	25:CA:2572:A:OP1	2.17	0.44
25:CA:2631:G:C2'	25:CA:2632:A:O5'	2.65	0.44
25:CA:272:A:H2'	25:CA:273:G:O4'	2.17	0.44
25:CA:2800:A:H3'	25:CA:2801:G:H5''	1.96	0.44
25:CA:2849:U:N3	25:CA:2867:G:O4'	2.51	0.44
25:CA:416:U:C5	25:CA:417:C:N4	2.85	0.44
25:CA:503:A:H5'	25:CA:504:A:H3'	1.99	0.44
25:CA:892:A:H2	25:CA:893:C:C2	2.36	0.44
26:CB:78:A:C2	26:CB:99:A:C4	3.05	0.44
28:CD:105:LYS:NZ	28:CD:105:LYS:HB3	2.33	0.44
29:CE:97:ASN:HB3	29:CE:100:MET:HG3	1.98	0.44
30:CF:42:ALA:HB1	30:CF:45:ASP:C	2.38	0.44
31:CG:97:VAL:O	31:CG:97:VAL:CG1	2.62	0.44
32:CH:18:GLN:O	32:CH:19:VAL:HG13	2.18	0.44
32:CH:46:PHE:CD2	32:CH:47:PHE:N	2.85	0.44
33:CI:29:GLN:HG2	33:CI:29:GLN:O	2.17	0.44
33:CI:34:ILE:HD13	33:CI:34:ILE:N	2.32	0.44
35:CK:113:MET:O	35:CK:116:ILE:N	2.50	0.44
35:CK:41:ILE:HD12	35:CK:41:ILE:C	2.38	0.44
36:CL:91:ASP:OD1	36:CL:92:LEU:HD12	2.18	0.44
37:CM:50:ARG:O	37:CM:51:ARG:C	2.56	0.44
37:CM:57:VAL:C	37:CM:58:LYS:HG2	2.38	0.44
39:CO:2:ASP:O	39:CO:4:LYS:N	2.51	0.44
40:CP:36:LYS:HE3	40:CP:38:ARG:NE	2.33	0.44
40:CP:30:TRP:CZ3	40:CP:39:LEU:CD1	3.00	0.44
40:CP:55:HIS:O	40:CP:56:SER:C	2.56	0.44
42:CR:76:LYS:O	42:CR:84:ARG:HA	2.17	0.44
51:D0:29:VAL:HG13	51:D0:34:GLY:C	2.38	0.44
54:D3:30:HIS:CE1	54:D3:31:ILE:CD1	3.01	0.44

Continued on next page...

Continued from previous page...

Atom-1	Atom-2	Interatomic distance (Å)	Clash overlap (Å)
25:DA:1005:C:C4	25:DA:1143:A:N3	2.86	0.44
25:DA:1080:A:C2	25:DA:1081:U:C2	3.06	0.44
25:DA:1330:C:H2'	25:DA:1331:G:O5'	2.17	0.44
25:DA:1358:G:O2'	25:DA:1359:A:H5'	2.17	0.44
25:DA:1441:G:C2	25:DA:1442:U:C5	3.05	0.44
25:DA:1477:A:C2	25:DA:1515:A:C2	3.05	0.44
25:DA:1670:C:C4	25:DA:1671:U:C2	3.05	0.44
25:DA:1967:C:O2	25:DA:1967:C:H2'	2.17	0.44
25:DA:2148:G:N3	25:DA:2149:U:C5	2.86	0.44
25:DA:442:G:O4'	29:DE:41:GLN:OE1	2.36	0.44
25:DA:463:G:N1	25:DA:467:G:C6	2.85	0.44
25:DA:528:A:H2'	25:DA:529:A:O5'	2.17	0.44
25:DA:59:U:O2'	25:DA:60:G:C5'	2.65	0.44
56:DB:72:G:N2	56:DB:103:U:C5	2.86	0.44
27:DC:144:GLU:CA	27:DC:151:GLY:HA2	2.43	0.44
27:DC:184:GLU:O	27:DC:187:CYS:SG	2.74	0.44
25:DA:773:U:H4'	27:DC:46:GLY:HA3	1.99	0.44
29:DE:182:ALA:HB2	36:DL:3:LEU:HD22	2.00	0.44
29:DE:21:ARG:O	29:DE:22:ASP:C	2.56	0.44
30:DF:7:TYR:O	30:DF:11:VAL:HB	2.18	0.44
31:DG:43:LYS:HE2	31:DG:43:LYS:N	2.32	0.44
31:DG:75:VAL:O	31:DG:76:ILE:C	2.56	0.44
32:DH:59:ALA:O	32:DH:62:LEU:CG	2.66	0.44
37:DM:20:LEU:N	37:DM:20:LEU:CD2	2.80	0.44
38:DN:28:LEU:O	38:DN:28:LEU:HD12	2.18	0.44
38:DN:83:LEU:HD21	38:DN:115:LEU:HD13	2.00	0.44
39:DO:67:ASN:O	39:DO:69:ASP:N	2.50	0.44
43:DS:29:VAL:CG1	43:DS:55:ILE:HD11	2.48	0.44
44:DT:17:SER:O	44:DT:18:GLU:C	2.56	0.44
45:DU:40:LEU:HD21	45:DU:61:GLU:HG3	1.99	0.44
1:AA:1212:U:O2	1:AA:1212:U:H2'	2.18	0.44
1:AA:135:C:O2	16:AP:1:MET:N	2.34	0.44
1:AA:190:A:C8	1:AA:190:A:H3'	2.53	0.44
1:AA:197:A:O2'	1:AA:221:C:H1'	2.18	0.44
1:AA:229:U:O2'	1:AA:230:G:H5'	2.17	0.44
1:AA:469:C:O5'	1:AA:469:C:H6	2.00	0.44
1:AA:510:A:N7	60:AA:1723:HOH:O	2.37	0.44
1:AA:569:C:H5''	1:AA:570:G:OP1	2.17	0.44
1:AA:836:G:C5	1:AA:851:G:C6	3.06	0.44
2:AB:95:TRP:CH2	2:AB:174:GLU:CD	2.91	0.44
3:AC:142:ARG:HH11	3:AC:142:ARG:HG3	1.83	0.44

Continued on next page...

Continued from previous page...

Atom-1	Atom-2	Interatomic distance (Å)	Clash overlap (Å)
6:AF:21:MET:HE2	6:AF:21:MET:HB3	1.79	0.44
7:AG:46:LEU:HD12	7:AG:46:LEU:HA	1.85	0.44
9:AI:117:LEU:N	9:AI:117:LEU:HD12	2.33	0.44
1:AA:966:G:O2'	9:AI:128:LYS:O	2.36	0.44
9:AI:24:ASN:O	9:AI:60:LEU:N	2.50	0.44
13:AM:48:SER:O	13:AM:49:GLU:C	2.55	0.44
1:AA:376:G:O3'	16:AP:5:ARG:HD2	2.18	0.44
17:AQ:13:SER:HB3	17:AQ:16:MET:HE2	2.00	0.44
17:AQ:54:ILE:C	17:AQ:54:ILE:CD1	2.86	0.44
1:AA:1313:U:P	19:AS:5:LYS:HB2	2.58	0.44
19:AS:35:ARG:NH2	19:AS:76:THR:HG23	2.32	0.44
21:AU:16:ARG:HH11	21:AU:19:LYS:HG2	1.83	0.44
1:BA:1144:G:H3'	1:BA:1145:A:O4'	2.17	0.44
1:BA:1149:C:N4	1:BA:1150:A:C6	2.86	0.44
1:BA:1330:U:OP1	13:BM:24:VAL:O	2.35	0.44
1:BA:1399:C:H4'	1:BA:1400:C:O5'	2.17	0.44
1:BA:321:A:H2	1:BA:333:U:O2	2.00	0.44
1:BA:615:G:C2	1:BA:616:G:C8	3.06	0.44
1:BA:639:G:C4	1:BA:640:A:C8	3.06	0.44
1:BA:724:G:N2	1:BA:725:G:H1'	2.33	0.44
2:BB:134:LEU:HD11	2:BB:138:ARG:HB3	1.99	0.44
3:BC:61:LYS:HA	3:BC:61:LYS:HE3	2.00	0.44
4:BD:7:LYS:NZ	4:BD:21:LYS:HD2	2.33	0.44
5:BE:158:LYS:CG	5:BE:158:LYS:O	2.65	0.44
5:BE:45:VAL:O	5:BE:70:MET:HG3	2.17	0.44
5:BE:64:GLU:OE2	5:BE:68:ARG:NH1	2.51	0.44
6:BF:49:TYR:HB2	6:BF:50:PRO:HD3	1.98	0.44
7:BG:78:ARG:CG	7:BG:83:THR:HG23	2.48	0.44
9:BI:118:ARG:O	9:BI:118:ARG:HG2	2.18	0.44
12:BL:49:ARG:CB	12:BL:89:LEU:HD11	2.48	0.44
13:BM:24:VAL:HG22	13:BM:25:GLY:N	2.32	0.44
13:BM:32:ILE:HG23	13:BM:58:GLU:HB3	1.99	0.44
15:BO:55:LEU:O	15:BO:59:VAL:HG23	2.18	0.44
16:BP:79:ASN:ND2	16:BP:82:ALA:CB	2.81	0.44
16:BP:80:LYS:HB2	16:BP:80:LYS:HZ3	1.82	0.44
7:BG:80:GLY:CA	23:BX:11:U:H5''	2.48	0.44
25:CA:1063:G:H4'	33:CI:76:ALA:HB3	2.00	0.44
25:CA:1091:G:HO2'	25:CA:1092:C:H5	1.64	0.44
25:CA:1310:G:H1'	25:CA:1611:C:H5'	1.99	0.44
25:CA:1439:A:N7	25:CA:1552:A:H2	2.15	0.44
25:CA:1606:C:H6	25:CA:1606:C:H3'	1.82	0.44

Continued on next page...

Continued from previous page...

Atom-1	Atom-2	Interatomic distance (Å)	Clash overlap (Å)
25:CA:1726:C:C2'	25:CA:1727:C:H5'	2.48	0.44
25:CA:2008:C:H2'	25:CA:2009:A:O5'	2.18	0.44
25:CA:2247:A:H2'	25:CA:2248:C:C6	2.52	0.44
25:CA:2298:A:C6	25:CA:2321:U:C4	3.06	0.44
25:CA:2403:C:C2'	25:CA:2404:U:H5'	2.48	0.44
25:CA:306:U:O4	25:CA:307:G:C6	2.70	0.44
25:CA:643:A:H2'	25:CA:644:A:C8	2.53	0.44
26:CB:102:G:H2'	26:CB:103:U:C5'	2.48	0.44
27:CC:74:PRO:O	27:CC:75:ALA:HB2	2.18	0.44
29:CE:27:LEU:CD1	29:CE:100:MET:CE	2.96	0.44
30:CF:7:TYR:CA	30:CF:11:VAL:HG23	2.48	0.44
25:CA:2311:A:C8	30:CF:76:PHE:CD2	3.06	0.44
30:CF:79:ARG:HG2	30:CF:80:GLN:H	1.83	0.44
30:CF:93:GLU:O	30:CF:94:ARG:C	2.56	0.44
32:CH:128:HIS:O	32:CH:144:VAL:HG23	2.18	0.44
32:CH:25:TYR:HE1	32:CH:29:PHE:CD2	2.35	0.44
33:CI:10:LEU:O	33:CI:23:VAL:HG11	2.18	0.44
35:CK:105:ARG:O	35:CK:106:GLU:C	2.57	0.44
37:CM:111:GLU:OE1	37:CM:112:LEU:HA	2.17	0.44
39:CO:102:ARG:O	39:CO:105:ALA:HB3	2.17	0.44
45:CU:5:ARG:C	45:CU:6:ARG:O	2.54	0.44
46:CV:40:ILE:HG22	46:CV:42:LEU:HD23	2.00	0.44
50:CZ:53:MET:C	50:CZ:54:VAL:HG13	2.37	0.44
25:DA:1178:C:C5'	25:DA:1179:G:OP1	2.66	0.44
25:DA:1221:C:C4	25:DA:1222:U:C5	3.06	0.44
25:DA:1354:A:H5''	25:DA:1355:G:OP2	2.17	0.44
25:DA:1512:C:O5'	25:DA:1512:C:H6	2.00	0.44
25:DA:1717:A:H2'	25:DA:1718:G:C5'	2.48	0.44
25:DA:1731:G:C6	25:DA:1733:G:C5	3.05	0.44
25:DA:1741:C:H2'	25:DA:1742:U:H6	1.82	0.44
25:DA:1870:C:H3'	25:DA:1871:A:H5'	2.00	0.44
25:DA:1878:G:C2'	25:DA:1879:C:H5'	2.48	0.44
25:DA:2029:G:H2'	25:DA:2031:A:OP1	2.18	0.44
25:DA:2179:C:H2'	25:DA:2180:U:H6	1.82	0.44
25:DA:945:A:C4	25:DA:2448:A:C2	3.06	0.44
25:DA:2854:G:C2'	25:DA:2855:C:O5'	2.66	0.44
25:DA:78:U:OP2	49:DY:2:LYS:HD2	2.18	0.44
25:DA:901:C:C4	25:DA:902:C:C2	3.05	0.44
27:DC:110:LYS:O	27:DC:113:ASP:OD2	2.36	0.44
27:DC:136:VAL:HG22	27:DC:166:ARG:CB	2.47	0.44
27:DC:252:LYS:O	27:DC:253:GLY:O	2.35	0.44

Continued on next page...

Continued from previous page...

Atom-1	Atom-2	Interatomic distance (Å)	Clash overlap (Å)
29:DE:151:GLY:O	29:DE:195:GLN:NE2	2.51	0.44
30:DF:101:ARG:HA	30:DF:105:ILE:HG23	1.99	0.44
30:DF:104:THR:O	30:DF:108:PRO:CG	2.63	0.44
30:DF:99:PHE:O	30:DF:103:ILE:HG12	2.18	0.44
31:DG:95:ALA:HB2	31:DG:104:LEU:HD23	2.00	0.44
31:DG:130:ILE:HG22	31:DG:131:VAL:N	2.33	0.44
31:DG:142:GLN:O	31:DG:143:VAL:C	2.56	0.44
31:DG:39:ALA:CB	31:DG:57:TYR:HB3	2.47	0.44
32:DH:102:ALA:O	32:DH:106:ALA:HB2	2.17	0.44
33:DI:27:LEU:HD11	33:DI:34:ILE:CD1	2.48	0.44
25:DA:636:G:H3'	36:DL:128:THR:HG21	1.99	0.44
37:DM:33:LEU:HD22	37:DM:117:PHE:HB3	2.00	0.44
38:DN:8:ARG:HE	38:DN:43:GLU:CG	2.31	0.44
39:DO:53:THR:HG22	39:DO:74:VAL:HG21	2.00	0.44
44:DT:2:ILE:HA	44:DT:3:ARG:CB	2.46	0.44
46:DV:48:MET:HA	46:DV:86:LEU:HD11	1.99	0.44
1:AA:1004:A:C5	1:AA:1026:G:C8	3.06	0.44
1:AA:1076:U:C2	1:AA:1082:A:C2	3.06	0.44
1:AA:1135:U:OP2	1:AA:1135:U:H6	2.01	0.44
1:AA:1310:G:N2	1:AA:1328:C:C2	2.86	0.44
1:AA:316:C:C2	1:AA:317:U:C5	3.06	0.44
1:AA:663:A:C2'	1:AA:664:G:H5'	2.48	0.44
2:AB:147:LEU:HD23	2:AB:147:LEU:HA	1.89	0.44
2:AB:164:ASP:O	2:AB:168:GLU:HG2	2.17	0.44
2:AB:20:ARG:HD3	2:AB:20:ARG:HA	1.79	0.44
2:AB:47:PRO:HA	2:AB:50:ASN:ND2	2.33	0.44
5:AE:135:VAL:HG22	5:AE:136:VAL:N	2.32	0.44
9:AI:6:TYR:CE2	9:AI:17:ARG:CB	3.01	0.44
10:AJ:42:LEU:HA	10:AJ:43:PRO:HD2	1.85	0.44
1:AA:568:G:O6	12:AL:1:ALA:HB2	2.18	0.44
12:AL:42:LYS:O	12:AL:44:PRO:N	2.50	0.44
13:AM:106:ARG:HH21	13:AM:112:ARG:HB3	1.82	0.44
14:AN:15:LEU:C	14:AN:17:ASP:N	2.71	0.44
15:AO:55:LEU:O	15:AO:58:MET:HB2	2.18	0.44
17:AQ:69:THR:CG2	17:AQ:69:THR:O	2.66	0.44
1:AA:663:A:H5''	18:AR:49:LYS:HD2	2.00	0.44
19:AS:43:MET:O	19:AS:46:LEU:HG	2.18	0.44
20:AT:34:VAL:HG12	20:AT:38:ILE:HD11	1.99	0.44
21:AU:32:ARG:NH1	21:AU:32:ARG:HG2	2.32	0.44
21:AU:3:ILE:HD13	21:AU:3:ILE:N	2.33	0.44
1:BA:1097:C:OP1	2:BB:138:ARG:NH2	2.51	0.44

Continued on next page...

Continued from previous page...

Atom-1	Atom-2	Interatomic distance (Å)	Clash overlap (Å)
1:BA:1157:A:N6	1:BA:1180:A:C5	2.85	0.44
1:BA:1262:C:H3'	1:BA:1263:C:H6	1.83	0.44
1:BA:1426:G:H2'	1:BA:1427:C:C6	2.53	0.44
1:BA:145:G:N2	1:BA:178:C:N3	2.66	0.44
1:BA:1526:G:H2'	1:BA:1527:U:C6	2.53	0.44
1:BA:425:G:H2'	1:BA:426:U:O4'	2.18	0.44
1:BA:459:A:C4	1:BA:460:A:C8	3.06	0.44
1:BA:550:G:H2'	1:BA:551:U:C6	2.53	0.44
1:BA:567:G:H2'	1:BA:568:G:O5'	2.18	0.44
1:BA:57:G:C5	1:BA:58:C:C4	3.06	0.44
1:BA:831:A:C2'	1:BA:832:G:O5'	2.66	0.44
1:BA:861:G:H2'	1:BA:862:C:H6	1.82	0.44
1:BA:864:A:C6	1:BA:865:A:C2	3.06	0.44
1:BA:72:A:N1	1:BA:99:C:H4'	2.33	0.44
2:BB:174:GLU:O	2:BB:178:LEU:HD23	2.18	0.44
3:BC:113:LYS:HD2	3:BC:113:LYS:O	2.17	0.44
3:BC:152:VAL:CG2	3:BC:156:LEU:HD21	2.47	0.44
3:BC:156:LEU:O	3:BC:159:ALA:HB2	2.17	0.44
4:BD:133:SER:O	4:BD:134:TYR:C	2.57	0.44
9:BI:20:ILE:HG22	9:BI:20:ILE:O	2.17	0.44
11:BK:24:ALA:HA	11:BK:29:THR:CG2	2.46	0.44
11:BK:39:ASN:O	11:BK:40:ALA:HB3	2.17	0.44
14:BN:9:GLU:O	14:BN:12:ARG:N	2.51	0.44
15:BO:16:ARG:HD3	15:BO:16:ARG:H	1.83	0.44
15:BO:22:GLY:O	15:BO:23:SER:C	2.54	0.44
18:BR:31:TYR:O	18:BR:39:VAL:CB	2.65	0.44
19:BS:14:LEU:O	19:BS:14:LEU:HD12	2.17	0.44
20:BT:29:THR:O	20:BT:32:LYS:N	2.51	0.44
20:BT:35:TYR:CE2	20:BT:36:ALA:CA	3.01	0.44
20:BT:60:GLN:O	20:BT:63:LYS:N	2.51	0.44
25:CA:2016:U:H1'	51:C0:2:VAL:HG21	1.99	0.44
52:C1:21:THR:HG23	54:C3:33:THR:HG23	2.00	0.44
55:C4:30:GLU:O	55:C4:33:HIS:N	2.51	0.44
25:CA:1060:U:OP2	33:CI:75:ALA:N	2.50	0.44
25:CA:1078:U:H1'	25:CA:1088:A:H2	1.83	0.44
25:CA:1082:U:H6	25:CA:1082:U:H3'	1.83	0.44
25:CA:1365:A:H2'	25:CA:1365:A:N3	2.33	0.44
25:CA:137:U:HO2'	25:CA:138:U:P	2.39	0.44
25:CA:1461:C:C2'	25:CA:1462:C:O5'	2.65	0.44
25:CA:1519:G:C6	25:CA:1520:U:C4	3.06	0.44
25:CA:1744:A:H5''	25:CA:1745:A:OP2	2.18	0.44

Continued on next page...

Continued from previous page...

Atom-1	Atom-2	Interatomic distance (Å)	Clash overlap (Å)
25:CA:2585:U:O2'	25:CA:2586:U:C5'	2.66	0.44
25:CA:2822:G:H8	25:CA:2822:G:O5'	2.01	0.44
25:CA:327:G:H2'	25:CA:328:U:O4'	2.18	0.44
25:CA:974:G:C2'	25:CA:974:G:N3	2.81	0.44
26:CB:17:C:H2'	26:CB:18:G:O5'	2.17	0.44
27:CC:83:ASP:OD1	27:CC:85:ASN:N	2.51	0.44
30:CF:7:TYR:CD2	30:CF:11:VAL:HB	2.53	0.44
30:CF:109:ARG:HH12	30:CF:138:PRO:HA	1.83	0.44
46:CV:20:LEU:O	46:CV:23:ALA:N	2.51	0.44
46:CV:80:HIS:CE1	46:CV:83:LYS:CE	3.01	0.44
52:D1:8:ILE:HG21	52:D1:24:LYS:HD2	2.00	0.44
52:D1:8:ILE:CG1	52:D1:22:THR:HG23	2.48	0.44
25:DA:2419:U:H3'	54:D3:32:LEU:HD12	2.00	0.44
54:D3:9:ALA:HB3	54:D3:61:LEU:HD21	2.00	0.44
25:DA:1002:G:H2'	25:DA:1003:G:O5'	2.18	0.44
25:DA:1104:C:N4	25:DA:1105:U:O4	2.51	0.44
25:DA:122:G:O2'	25:DA:123:G:H5'	2.17	0.44
25:DA:1356:G:C4	25:DA:1357:C:C5	3.06	0.44
25:DA:1477:A:C2	25:DA:1515:A:C6	3.06	0.44
25:DA:1589:U:O2	25:DA:1589:U:H2'	2.18	0.44
25:DA:1963:U:H3'	25:DA:1963:U:C6	2.53	0.44
25:DA:2093:G:C6	25:DA:2225:A:N7	2.86	0.44
25:DA:2365:G:N7	54:D3:38:LYS:NZ	2.64	0.44
25:DA:2391:G:H1'	25:DA:2424:C:N4	2.33	0.44
25:DA:2657:A:H2'	25:DA:2657:A:N3	2.33	0.44
25:DA:289:G:C6	25:DA:290:U:N3	2.86	0.44
25:DA:521:U:H2'	25:DA:522:A:C8	2.53	0.44
29:DE:132:LYS:O	29:DE:135:ALA:HB3	2.17	0.44
29:DE:48:THR:C	29:DE:50:ALA:N	2.71	0.44
31:DG:10:VAL:HG23	31:DG:14:VAL:CB	2.48	0.44
31:DG:145:ALA:O	31:DG:146:ASP:C	2.56	0.44
31:DG:84:LYS:HB2	31:DG:132:LEU:CD1	2.48	0.44
32:DH:104:THR:HG22	32:DH:110:VAL:H	1.83	0.44
33:DI:11:GLN:NE2	33:DI:54:ILE:H	2.16	0.44
34:DJ:119:PHE:HD1	34:DJ:119:PHE:C	2.20	0.44
34:DJ:55:ILE:HA	34:DJ:123:LYS:O	2.18	0.44
25:DA:258:G:H1'	36:DL:104:GLN:HE21	1.83	0.44
36:DL:127:VAL:CG1	36:DL:131:ALA:HB1	2.47	0.44
38:DN:55:ALA:CB	38:DN:79:LEU:HB2	2.48	0.44
39:DO:29:HIS:CD2	39:DO:30:ARG:N	2.86	0.44
41:DQ:79:ILE:HA	41:DQ:79:ILE:HD13	1.73	0.44

Continued on next page...

Continued from previous page...

Atom-1	Atom-2	Interatomic distance (Å)	Clash overlap (Å)
45:DU:71:ILE:CD1	45:DU:82:VAL:CG2	2.96	0.44
57:DW:64:LYS:CE	57:DW:66:GLU:OE1	2.66	0.44
1:AA:1124:G:C3'	1:AA:1145:A:N6	2.69	0.43
1:AA:1144:G:C5'	1:AA:1145:A:OP2	2.66	0.43
1:AA:1211:U:H2'	1:AA:1212:U:OP2	2.17	0.43
1:AA:243:A:H4'	1:AA:244:U:H5''	1.99	0.43
1:AA:412:A:H4'	1:AA:412:A:OP1	2.18	0.43
1:AA:669:G:O2'	1:AA:670:G:H5'	2.18	0.43
2:AB:73:ARG:O	2:AB:74:ALA:CB	2.65	0.43
5:AE:93:VAL:CG2	5:AE:110:MET:CE	2.96	0.43
5:AE:93:VAL:CG2	5:AE:110:MET:SD	3.06	0.43
5:AE:35:LEU:HD22	5:AE:133:ILE:HA	1.99	0.43
5:AE:33:THR:HB	5:AE:49:TYR:CZ	2.53	0.43
6:AF:39:LEU:CD1	6:AF:40:GLU:N	2.81	0.43
7:AG:111:GLY:O	7:AG:112:ASP:O	2.35	0.43
7:AG:25:PHE:O	7:AG:27:ASN:N	2.51	0.43
8:AH:46:GLU:CA	8:AH:63:LYS:CG	2.96	0.43
8:AH:9:MET:HE1	8:AH:32:LYS:CA	2.43	0.43
1:AA:1116:U:O2'	9:AI:109:GLN:HG3	2.18	0.43
9:AI:113:LYS:HD3	9:AI:114:LYS:N	2.33	0.43
9:AI:117:LEU:HD23	9:AI:121:ARG:C	2.38	0.43
9:AI:122:ARG:NH1	9:AI:123:ARG:O	2.51	0.43
9:AI:30:ASN:O	9:AI:32:ARG:HB2	2.18	0.43
11:AK:110:THR:HG23	21:AU:4:LYS:HA	2.00	0.43
11:AK:41:LEU:HB2	11:AK:73:VAL:CG1	2.48	0.43
12:AL:113:ARG:O	12:AL:115:LYS:O	2.36	0.43
12:AL:74:GLN:O	12:AL:75:GLU:C	2.55	0.43
13:AM:21:ILE:CG2	13:AM:22:TYR:O	2.65	0.43
14:AN:64:CYS:HB2	14:AN:80:SER:HB2	2.00	0.43
15:AO:52:ARG:O	15:AO:55:LEU:HB3	2.18	0.43
15:AO:69:LEU:O	15:AO:70:LYS:C	2.54	0.43
17:AQ:54:ILE:HG23	17:AQ:54:ILE:O	2.18	0.43
20:AT:78:LEU:O	20:AT:81:GLN:HB2	2.17	0.43
21:AU:18:PHE:O	21:AU:21:SER:N	2.51	0.43
11:AK:109:ILE:HB	21:AU:5:VAL:HG22	2.00	0.43
24:AY:141:LYS:O	24:AY:145:LYS:HE3	2.18	0.43
24:AY:146:ASP:O	24:AY:147:LYS:C	2.56	0.43
1:BA:1036:A:H3'	1:BA:1037:C:C6	2.53	0.43
1:BA:1049:U:H5	1:BA:1203:C:OP1	2.00	0.43
1:BA:1092:A:C6	1:BA:1093:A:C5	3.06	0.43
1:BA:1114:C:C2	1:BA:1115:U:C6	3.06	0.43

Continued on next page...

Continued from previous page...

Atom-1	Atom-2	Interatomic distance (Å)	Clash overlap (Å)
1:BA:1144:G:C3'	1:BA:1145:A:O4'	2.66	0.43
1:BA:1170:A:H2'	1:BA:1171:A:O5'	2.17	0.43
1:BA:1265:C:N3	1:BA:1271:A:N1	2.65	0.43
1:BA:1323:G:O4'	1:BA:1362:A:C2	2.71	0.43
1:BA:1349:A:C2	1:BA:1350:A:H1'	2.54	0.43
1:BA:375:U:N3	1:BA:376:G:C8	2.86	0.43
1:BA:49:U:O2	1:BA:362:G:C1'	2.66	0.43
1:BA:558:G:H5''	1:BA:559:A:H3'	2.00	0.43
1:BA:625:U:O2'	1:BA:626:G:H5'	2.17	0.43
1:BA:852:G:C6	1:BA:853:C:C5	3.06	0.43
1:BA:864:A:C6	1:BA:865:A:N1	2.85	0.43
1:BA:976:G:C2	1:BA:1363:A:C2	3.06	0.43
1:BA:977:A:H1'	1:BA:982:U:O4	2.17	0.43
2:BB:49:PHE:CA	2:BB:52:ALA:HB3	2.48	0.43
3:BC:99:GLN:C	3:BC:100:ILE:HG22	2.37	0.43
3:BC:10:ARG:HH21	3:BC:181:ILE:CG1	2.31	0.43
4:BD:137:SER:CB	4:BD:138:PRO:HD2	2.47	0.43
4:BD:167:PRO:HG2	4:BD:170:LEU:CD1	2.47	0.43
4:BD:75:TYR:CE2	4:BD:203:TYR:HB2	2.52	0.43
5:BE:111:ARG:O	5:BE:112:ALA:C	2.57	0.43
6:BF:86:ARG:HG3	6:BF:86:ARG:HH11	1.81	0.43
1:BA:824:G:H1'	8:BH:1:SER:H2	1.82	0.43
10:BJ:67:ILE:CG1	14:BN:96:LEU:HA	2.47	0.43
13:BM:90:HIS:O	13:BM:91:ARG:C	2.57	0.43
15:BO:35:ILE:HD12	15:BO:62:ARG:HH11	1.83	0.43
16:BP:6:LEU:HD23	16:BP:17:TYR:HB2	2.00	0.43
17:BQ:10:ARG:HA	17:BQ:57:VAL:HA	1.99	0.43
17:BQ:57:VAL:HG12	17:BQ:58:VAL:N	2.33	0.43
23:BX:4:A:H2'	23:BX:5:A:C8	2.53	0.43
53:C2:33:ARG:O	53:C2:36:ALA:HB3	2.18	0.43
25:CA:1071:G:N9	25:CA:1089:A:N7	2.66	0.43
25:CA:1179:G:C6	25:CA:1180:U:H1'	2.52	0.43
25:CA:1502:A:C4	25:CA:1503:A:C8	3.06	0.43
25:CA:1687:G:HO2'	25:CA:1688:U:H5'	1.81	0.43
25:CA:1689:A:C6	25:CA:1700:A:C2	3.06	0.43
25:CA:1772:A:OP1	60:CA:3459:HOH:O	2.21	0.43
25:CA:2107:G:C2	25:CA:2108:A:C8	3.05	0.43
25:CA:2218:G:C2'	25:CA:2219:U:H5'	2.48	0.43
25:CA:2259:U:C4	25:CA:2427:C:N4	2.86	0.43
25:CA:2547:A:C5'	35:CK:29:HIS:NE2	2.81	0.43
25:CA:2591:C:OP2	27:CC:236:GLY:O	2.35	0.43

Continued on next page...

Continued from previous page...

Atom-1	Atom-2	Interatomic distance (Å)	Clash overlap (Å)
25:CA:2592:G:O5'	25:CA:2592:G:H8	2.01	0.43
25:CA:2670:A:H2'	25:CA:2671:G:O5'	2.18	0.43
25:CA:2733:A:H2'	25:CA:2734:A:H8	1.83	0.43
25:CA:479:A:HO2'	25:CA:481:G:H8	1.65	0.43
25:CA:551:G:H2'	25:CA:552:U:C5'	2.48	0.43
25:CA:818:G:H2'	25:CA:819:A:OP2	2.18	0.43
25:CA:969:G:H2'	25:CA:970:U:C6	2.53	0.43
25:CA:974:G:H2'	25:CA:974:G:N3	2.32	0.43
27:CC:135:PRO:O	27:CC:136:VAL:C	2.57	0.43
29:CE:183:PHE:N	29:CE:183:PHE:CD1	2.85	0.43
30:CF:142:TYR:HA	30:CF:145:VAL:CG1	2.48	0.43
31:CG:25:ILE:O	31:CG:78:VAL:CG1	2.62	0.43
32:CH:119:ASN:N	32:CH:120:GLY:HA3	2.31	0.43
32:CH:2:GLN:O	32:CH:3:VAL:HG13	2.18	0.43
25:CA:1062:G:H21	33:CI:134:SER:HB3	1.83	0.43
33:CI:57:VAL:H	33:CI:71:LYS:HE2	1.83	0.43
33:CI:92:PRO:HB3	33:CI:135:MET:O	2.18	0.43
33:CI:96:LYS:HG3	33:CI:138:VAL:CG2	2.42	0.43
34:CJ:58:ASN:HD21	34:CJ:128:ASN:HB2	1.82	0.43
40:CP:30:TRP:CZ2	40:CP:39:LEU:HD11	2.52	0.43
40:CP:60:VAL:HG12	40:CP:61:ARG:N	2.33	0.43
25:DA:1051:G:OP2	25:DA:1051:G:H8	2.01	0.43
25:DA:1366:A:C2	25:DA:1367:A:H1'	2.52	0.43
25:DA:1403:A:C6	25:DA:1404:C:C4	3.06	0.43
25:DA:1429:G:H2'	25:DA:1430:G:C8	2.53	0.43
25:DA:1441:G:N3	25:DA:1442:U:C5	2.86	0.43
25:DA:1428:C:N4	25:DA:1570:A:OP2	2.47	0.43
25:DA:1598:A:C6	25:DA:1599:U:N3	2.86	0.43
25:DA:1731:G:C2'	25:DA:1732:C:O5'	2.65	0.43
25:DA:1795:C:C4	25:DA:1796:U:C5	3.06	0.43
25:DA:1868:C:H2'	25:DA:1869:G:O4'	2.18	0.43
25:DA:1667:G:O2'	25:DA:1991:U:O4	2.19	0.43
25:DA:2333:A:O4'	25:DA:2335:A:H1'	2.18	0.43
25:DA:2678:C:O2'	25:DA:2679:A:H5'	2.18	0.43
25:DA:279:A:C5	25:DA:280:U:C6	3.06	0.43
25:DA:2838:G:C2'	25:DA:2839:G:H5'	2.48	0.43
25:DA:39:G:H2'	25:DA:39:G:N3	2.33	0.43
25:DA:60:G:P	25:DA:60:G:H3'	2.58	0.43
56:DB:116:G:O2'	56:DB:117:G:H5'	2.18	0.43
29:DE:178:VAL:HG12	29:DE:179:SER:N	2.32	0.43
25:DA:659:G:O5'	29:DE:95:LYS:CD	2.66	0.43

Continued on next page...

Continued from previous page...

Atom-1	Atom-2	Interatomic distance (Å)	Clash overlap (Å)
30:DF:57:ALA:HB1	30:DF:62:GLN:O	2.18	0.43
31:DG:5:LYS:O	31:DG:6:ALA:CB	2.63	0.43
32:DH:135:HIS:CD2	32:DH:137:GLU:H	2.35	0.43
32:DH:8:LYS:O	32:DH:9:VAL:HB	2.17	0.43
25:DA:1070:A:N6	33:DI:10:LEU:HB3	2.32	0.43
33:DI:17:ALA:CB	33:DI:41:PHE:CE2	3.00	0.43
33:DI:79:LEU:HD23	33:DI:83:ALA:CB	2.48	0.43
34:DJ:9:GLU:O	34:DJ:10:THR:HG22	2.18	0.43
36:DL:91:ASP:HB3	36:DL:94:THR:CG2	2.48	0.43
38:DN:43:GLU:O	38:DN:44:LEU:C	2.56	0.43
40:DP:100:ARG:O	40:DP:101:GLU:HG2	2.17	0.43
40:DP:32:VAL:C	40:DP:34:GLY:N	2.70	0.43
42:DR:47:VAL:CG1	42:DR:54:VAL:CG2	2.96	0.43
43:DS:84:ARG:HB3	43:DS:96:ILE:HD11	2.00	0.43
45:DU:85:ARG:O	45:DU:92:VAL:HG22	2.16	0.43
48:DX:53:LYS:O	48:DX:54:GLY:C	2.57	0.43
49:DY:8:GLU:HB3	49:DY:13:GLU:HG3	2.00	0.43
1:AA:1032:G:N2	1:AA:1033:G:C8	2.86	0.43
1:AA:1029:U:O2	1:AA:1033:G:C4	2.71	0.43
1:AA:1033:G:N1	1:AA:1034:G:C8	2.86	0.43
1:AA:1357:A:C5	1:AA:1358:U:C5	3.06	0.43
1:AA:1426:G:H2'	1:AA:1427:C:O5'	2.18	0.43
1:AA:155:A:H2'	1:AA:156:C:C6	2.54	0.43
1:AA:194:C:O2'	1:AA:195:A:H5'	2.18	0.43
1:AA:290:C:C6	1:AA:290:C:H3'	2.53	0.43
1:AA:460:A:H5''	1:AA:461:A:OP2	2.18	0.43
1:AA:654:G:C6	1:AA:753:A:C8	3.06	0.43
1:AA:763:G:C4	1:AA:764:C:C5	3.06	0.43
2:AB:181:PRO:O	2:AB:182:VAL:C	2.56	0.43
4:AD:198:LEU:C	4:AD:200:VAL:H	2.20	0.43
5:AE:114:LEU:HD12	5:AE:114:LEU:HA	1.74	0.43
6:AF:4:TYR:CE2	6:AF:71:ILE:HG21	2.53	0.43
10:AJ:35:GLN:OE1	10:AJ:78:GLU:CB	2.66	0.43
10:AJ:49:PHE:CD2	14:AN:77:PHE:CE1	3.06	0.43
11:AK:113:THR:HA	11:AK:114:PRO:HD3	1.86	0.43
13:AM:18:LEU:O	13:AM:24:VAL:HG21	2.18	0.43
13:AM:59:VAL:C	13:AM:61:LYS:H	2.21	0.43
14:AN:64:CYS:CB	14:AN:80:SER:H	2.31	0.43
1:AA:1203:C:H4'	14:AN:67:THR:HG22	2.00	0.43
10:AJ:49:PHE:CE2	14:AN:77:PHE:CZ	3.05	0.43
19:AS:46:LEU:O	19:AS:61:VAL:HG23	2.18	0.43

Continued on next page...

Continued from previous page...

Atom-1	Atom-2	Interatomic distance (Å)	Clash overlap (Å)
21:AU:18:PHE:O	21:AU:18:PHE:HD2	2.00	0.43
1:BA:1014:A:C5	1:BA:1015:G:C6	3.06	0.43
1:BA:1064:G:N2	1:BA:1190:G:HI'	2.33	0.43
1:BA:1090:U:N3	1:BA:1091:U:C4	2.85	0.43
1:BA:110:C:N4	1:BA:111:G:N1	2.66	0.43
1:BA:1125:U:C2	1:BA:1127:G:C8	3.06	0.43
1:BA:1161:C:N3	1:BA:1175:G:O6	2.51	0.43
1:BA:253:A:C2	1:BA:254:G:C5	3.06	0.43
1:BA:273:U:C4	1:BA:274:A:N7	2.86	0.43
1:BA:505:G:C6	1:BA:535:A:C2	3.06	0.43
1:BA:538:G:H5''	12:BL:110:LYS:HB2	1.99	0.43
1:BA:557:G:H3'	1:BA:558:G:H8	1.83	0.43
1:BA:560:A:C6	1:BA:566:G:O4'	2.71	0.43
1:BA:621:A:H2'	1:BA:622:A:C8	2.52	0.43
1:BA:933:G:C4	1:BA:935:A:C8	3.06	0.43
8:BH:58:LEU:C	8:BH:58:LEU:CD1	2.86	0.43
1:BA:135:C:N3	16:BP:1:MET:HB2	2.32	0.43
17:BQ:30:HIS:HA	17:BQ:31:PRO:HD3	1.87	0.43
1:BA:108:G:C5	20:BT:9:ARG:HG2	2.53	0.43
25:CA:1239:G:H2'	25:CA:1240:U:O4'	2.18	0.43
25:CA:1351:C:H2'	25:CA:1352:U:O4'	2.18	0.43
25:CA:1881:C:H2'	25:CA:1882:U:O4'	2.18	0.43
25:CA:2146:C:H4'	25:CA:2147:A:N7	2.33	0.43
25:CA:2152:G:C6	25:CA:2153:C:N3	2.85	0.43
25:CA:2193:G:C6	25:CA:2194:U:C5	3.06	0.43
25:CA:2238:G:N3	25:CA:2238:G:H2'	2.32	0.43
25:CA:2531:A:C2	25:CA:2532:G:N9	2.86	0.43
25:CA:2681:C:C2	25:CA:2724:U:O4	2.71	0.43
25:CA:277:G:H8	25:CA:361:G:O6	2.00	0.43
25:CA:528:A:C2	25:CA:2043:C:O5'	2.71	0.43
27:CC:121:ALA:O	27:CC:122:ALA:O	2.37	0.43
27:CC:1:ALA:HB3	27:CC:19:VAL:O	2.18	0.43
29:CE:10:SER:O	29:CE:11:ALA:C	2.55	0.43
25:CA:2305:U:O2'	30:CF:132:ARG:CZ	2.67	0.43
30:CF:39:VAL:O	30:CF:41:GLU:N	2.51	0.43
31:CG:136:ASP:O	31:CG:137:LYS:C	2.57	0.43
33:CI:28:GLY:O	33:CI:34:ILE:CD1	2.66	0.43
35:CK:75:SER:O	35:CK:76:VAL:HG23	2.18	0.43
36:CL:109:LYS:HE2	36:CL:128:THR:CG2	2.45	0.43
38:CN:23:ASN:O	38:CN:26:GLY:N	2.52	0.43
39:CO:19:GLN:C	39:CO:21:LEU:H	2.20	0.43

Continued on next page...

Continued from previous page...

Atom-1	Atom-2	Interatomic distance (Å)	Clash overlap (Å)
39:CO:24:THR:HG22	39:CO:42:PRO:CG	2.47	0.43
39:CO:66:GLY:HA2	39:CO:102:ARG:HH22	1.83	0.43
43:CS:43:ALA:O	43:CS:47:VAL:CG1	2.57	0.43
43:CS:85:ILE:CG2	43:CS:86:MET:N	2.81	0.43
25:CA:142:A:C2	44:CT:1:MET:HE3	2.53	0.43
48:CX:57:VAL:HG12	48:CX:58:ILE:N	2.32	0.43
25:CA:72:U:H1'	49:CY:51:ALA:CB	2.48	0.43
50:CZ:9:THR:HG22	50:CZ:10:ARG:CG	2.48	0.43
52:D1:8:ILE:HG12	52:D1:22:THR:HG23	1.99	0.43
25:DA:1248:G:OP1	29:DE:44:ARG:NH1	2.52	0.43
25:DA:1268:A:C2'	25:DA:1269:A:O5'	2.67	0.43
25:DA:1408:G:H2'	25:DA:1409:U:C6	2.53	0.43
25:DA:1414:C:N3	25:DA:1415:U:C5	2.87	0.43
25:DA:1773:A:C2'	25:DA:1774:C:H5'	2.48	0.43
25:DA:1936:A:H2	25:DA:1943:U:O4	2.00	0.43
25:DA:2047:C:N4	60:DA:3680:HOH:O	2.51	0.43
25:DA:2148:G:H2'	25:DA:2149:U:OP2	2.18	0.43
25:DA:2370:G:O6	25:DA:2371:G:C6	2.71	0.43
25:DA:2531:A:C5	25:DA:2532:G:C8	3.06	0.43
25:DA:2648:G:C4	25:DA:2649:C:C6	3.05	0.43
25:DA:2803:G:C4	25:DA:2804:U:C5	3.05	0.43
25:DA:2839:G:C2'	25:DA:2840:C:O5'	2.67	0.43
25:DA:282:A:N1	25:DA:283:G:C6	2.86	0.43
25:DA:357:C:N4	25:DA:358:U:O4	2.51	0.43
25:DA:54:G:C6	25:DA:55:G:N7	2.86	0.43
25:DA:822:G:H2'	25:DA:823:C:H6	1.83	0.43
25:DA:846:U:O2'	25:DA:847:U:P	2.77	0.43
27:DC:171:VAL:HG23	27:DC:173:LEU:HD13	2.00	0.43
27:DC:147:PRO:CD	27:DC:184:GLU:OE2	2.66	0.43
27:DC:35:LYS:NZ	27:DC:37:SER:HB3	2.33	0.43
30:DF:89:THR:O	30:DF:89:THR:HG22	2.18	0.43
32:DH:29:PHE:CD2	32:DH:30:LEU:HD23	2.53	0.43
33:DI:36:GLU:HB2	33:DI:66:PHE:HE2	1.83	0.43
25:DA:2562:U:P	35:DK:40:LYS:HD3	2.58	0.43
35:DK:92:GLU:CA	35:DK:92:GLU:OE2	2.65	0.43
25:DA:811:U:H2'	36:DL:21:ARG:HA	1.98	0.43
37:DM:136:MET:HE2	46:DV:57:TYR:CD2	2.53	0.43
37:DM:66:ARG:HH11	37:DM:66:ARG:CG	2.30	0.43
38:DN:32:GLU:CG	38:DN:115:LEU:HD12	2.48	0.43
38:DN:55:ALA:HB1	38:DN:80:PHE:N	2.33	0.43
39:DO:106:LEU:CD2	39:DO:106:LEU:O	2.66	0.43

Continued on next page...

Continued from previous page...

Atom-1	Atom-2	Interatomic distance (Å)	Clash overlap (Å)
42:DR:49:ILE:CG2	42:DR:53:PHE:CA	2.96	0.43
42:DR:68:ARG:HB3	42:DR:90:ARG:HD3	1.99	0.43
44:DT:7:LEU:HD21	44:DT:46:ALA:CB	2.47	0.43
48:DX:48:LEU:O	48:DX:50:VAL:HG13	2.17	0.43
1:AA:1004:A:H2'	1:AA:1005:A:C5'	2.49	0.43
1:AA:1188:A:C2'	1:AA:1189:U:H5'	2.48	0.43
1:AA:1201:A:H4'	1:AA:1202:U:O5'	2.18	0.43
1:AA:285:C:C2	1:AA:286:C:C5	3.06	0.43
1:AA:525:C:N4	1:AA:526:C:N4	2.65	0.43
1:AA:771:G:H2'	1:AA:772:U:H5'	2.00	0.43
1:AA:944:G:O6	1:AA:1337:G:H3'	2.18	0.43
2:AB:180:ILE:HA	2:AB:181:PRO:HD3	1.69	0.43
2:AB:195:VAL:CG1	2:AB:197:PHE:O	2.66	0.43
2:AB:53:LEU:HD12	2:AB:216:VAL:HA	2.00	0.43
3:AC:21:TRP:CD1	3:AC:58:ARG:CD	3.01	0.43
4:AD:14:GLU:HA	4:AD:14:GLU:OE1	2.17	0.43
4:AD:152:SER:OG	4:AD:153:ARG:N	2.50	0.43
4:AD:168:THR:CB	4:AD:183:ARG:HH22	2.27	0.43
9:AI:83:THR:HG21	9:AI:102:PHE:CB	2.48	0.43
9:AI:129:ARG:HB3	9:AI:129:ARG:NH1	2.33	0.43
9:AI:56:MET:SD	9:AI:56:MET:N	2.91	0.43
10:AJ:65:TYR:HB3	14:AN:96:LEU:CD1	2.45	0.43
13:AM:3:ILE:O	13:AM:3:ILE:HG12	2.18	0.43
13:AM:74:MET:SD	30:CF:111:ARG:CD	3.06	0.43
14:AN:82:ILE:HG22	14:AN:83:LYS:N	2.33	0.43
19:AS:44:ILE:CD1	19:AS:63:ASP:HA	2.47	0.43
20:AT:34:VAL:O	20:AT:35:TYR:C	2.56	0.43
24:AY:106:LEU:HD13	24:AY:106:LEU:HA	1.76	0.43
1:BA:1236:A:H4'	1:BA:1304:G:H4'	1.99	0.43
1:BA:1291:U:C2	1:BA:1292:G:N7	2.85	0.43
1:BA:128:G:N1	1:BA:129:A:C6	2.87	0.43
1:BA:1360:A:N6	1:BA:1361:G:N2	2.66	0.43
1:BA:1422:G:C2	1:BA:1423:G:C4	3.06	0.43
1:BA:1423:G:C4	1:BA:1424:U:C6	3.06	0.43
1:BA:1538:C:H3'	1:BA:1538:C:H6	1.83	0.43
1:BA:318:G:C6	1:BA:319:G:C5	3.07	0.43
1:BA:390:U:H2'	1:BA:391:G:C8	2.53	0.43
1:BA:303:A:O2'	1:BA:555:U:H4'	2.18	0.43
2:BB:180:ILE:HG22	2:BB:181:PRO:N	2.33	0.43
2:BB:19:THR:O	2:BB:20:ARG:CZ	2.67	0.43
2:BB:78:ALA:O	2:BB:81:ASP:OD2	2.35	0.43

Continued on next page...

Continued from previous page...

Atom-1	Atom-2	Interatomic distance (Å)	Clash overlap (Å)
3:BC:57:GLU:OE1	10:BJ:94:ALA:HB1	2.18	0.43
3:BC:63:ILE:CG1	3:BC:65:VAL:HG23	2.47	0.43
4:BD:84:ASN:OD1	4:BD:87:GLU:HG3	2.19	0.43
6:BF:53:LYS:O	6:BF:54:LEU:CB	2.65	0.43
6:BF:63:ASN:ND2	6:BF:96:VAL:HG22	2.32	0.43
7:BG:100:MET:O	7:BG:101:ARG:C	2.55	0.43
9:BI:11:ARG:CZ	9:BI:106:ASP:OD1	2.66	0.43
9:BI:123:ARG:HG3	9:BI:124:PRO:N	2.33	0.43
10:BJ:46:LYS:HG2	10:BJ:68:ARG:HG2	2.00	0.43
12:BL:23:LEU:HD23	12:BL:24:GLU:HG3	2.01	0.43
12:BL:42:LYS:HE3	12:BL:43:LYS:CD	2.46	0.43
13:BM:58:GLU:O	13:BM:61:LYS:HB2	2.19	0.43
15:BO:86:LEU:O	15:BO:88:ARG:N	2.52	0.43
18:BR:72:ARG:HB2	18:BR:73:HIS:HD2	1.82	0.43
22:BV:18:G:N2	22:BV:57:G:H2'	2.34	0.43
51:C0:11:LYS:HA	51:C0:11:LYS:HD2	1.92	0.43
55:C4:9:LYS:C	55:C4:10:LEU:HD23	2.39	0.43
25:CA:1085:A:N6	25:CA:1086:A:H61	2.17	0.43
25:CA:1095:A:C6	25:CA:1096:A:N6	2.86	0.43
25:CA:1249:U:H4'	41:CQ:3:VAL:CG1	2.48	0.43
25:CA:1414:C:C6	25:CA:1415:U:C5	3.06	0.43
25:CA:1806:C:H2'	25:CA:1807:G:O5'	2.19	0.43
25:CA:1915:U:H3'	25:CA:1916:A:H8	1.83	0.43
25:CA:2120:G:C8	25:CA:2120:G:H3'	2.52	0.43
25:CA:2650:U:H2'	25:CA:2651:C:C6	2.53	0.43
25:CA:2723:C:N4	25:CA:2724:U:C4	2.85	0.43
25:CA:275:C:C4	25:CA:276:U:C6	3.07	0.43
25:CA:404:A:C8	25:CA:406:G:C6	3.07	0.43
25:CA:527:C:H4'	25:CA:528:A:O5'	2.18	0.43
25:CA:71:A:C5'	25:CA:72:U:H3'	2.47	0.43
25:CA:96:C:O2'	25:CA:97:C:H5'	2.17	0.43
26:CB:20:G:C2'	26:CB:21:G:C5'	2.96	0.43
28:CD:132:ALA:HA	28:CD:140:HIS:ND1	2.33	0.43
29:CE:155:GLU:HG3	29:CE:159:LEU:HD22	2.00	0.43
30:CF:27:VAL:O	30:CF:27:VAL:HG13	2.18	0.43
30:CF:94:ARG:HH11	30:CF:94:ARG:HB3	1.84	0.43
33:CI:121:ILE:HG22	33:CI:121:ILE:O	2.19	0.43
33:CI:79:LEU:HD22	33:CI:137:LEU:HD11	2.00	0.43
33:CI:57:VAL:CG1	33:CI:59:THR:OG1	2.67	0.43
25:CA:626:A:C2	36:CL:78:ARG:HD3	2.53	0.43
37:CM:125:PRO:C	37:CM:126:ILE:CG2	2.86	0.43

Continued on next page...

Continued from previous page...

Atom-1	Atom-2	Interatomic distance (Å)	Clash overlap (Å)
42:CR:34:GLU:CD	42:CR:60:LYS:HE2	2.38	0.43
46:CV:50:MET:C	46:CV:52:ALA:H	2.20	0.43
49:CY:9:LYS:HG2	49:CY:11:VAL:H	1.82	0.43
25:CA:929:U:H4'	50:CZ:37:ARG:NH2	2.33	0.43
51:D0:29:VAL:HG12	51:D0:30:ASP:N	2.33	0.43
52:D1:6:GLU:CD	52:D1:26:LYS:HB2	2.38	0.43
54:D3:38:LYS:O	54:D3:38:LYS:HG3	2.18	0.43
25:DA:1064:C:N3	25:DA:1074:G:N2	2.65	0.43
25:DA:1136:G:C2'	25:DA:1137:G:H5'	2.47	0.43
25:DA:1341:G:OP2	25:DA:1394:U:H1'	2.19	0.43
25:DA:1471:G:H2'	25:DA:1471:G:N3	2.33	0.43
25:DA:1517:G:N2	25:DA:1732:C:N3	2.66	0.43
25:DA:1410:G:N2	25:DA:1593:A:C5	2.86	0.43
25:DA:1594:U:O5'	25:DA:1594:U:H6	2.01	0.43
25:DA:1724:G:C6	25:DA:1725:U:C4	3.06	0.43
25:DA:1857:G:H1'	25:DA:1884:G:N2	2.32	0.43
25:DA:1885:A:C2'	25:DA:1886:U:H5'	2.49	0.43
25:DA:1914:C:O4'	25:DA:1914:C:O2	2.34	0.43
25:DA:200:U:H2'	25:DA:201:C:H5'	2.00	0.43
25:DA:1133:A:C8	25:DA:2026:U:H4'	2.53	0.43
25:DA:2080:A:C5'	48:DX:18:SER:HB3	2.49	0.43
25:DA:2304:G:O2'	30:DF:152:ASP:HB2	2.19	0.43
25:DA:2399:G:H2'	25:DA:2400:G:O4'	2.17	0.43
25:DA:250:G:C6	25:DA:251:A:C6	3.06	0.43
25:DA:2618:G:C6	25:DA:2619:C:C4	3.07	0.43
25:DA:264:C:C2'	25:DA:264:C:O2	2.64	0.43
25:DA:2746:U:C4	25:DA:2747:G:C5	3.05	0.43
25:DA:2745:C:C2	25:DA:2746:U:C6	3.06	0.43
25:DA:2769:U:H2'	25:DA:2770:G:O4'	2.17	0.43
25:DA:353:C:N4	25:DA:354:A:N6	2.66	0.43
25:DA:370:G:OP2	60:DA:3567:HOH:O	2.21	0.43
25:DA:262:A:C2	25:DA:430:A:N3	2.86	0.43
25:DA:88:G:C2	25:DA:89:A:C8	3.05	0.43
25:DA:861:A:C2	25:DA:917:A:N3	2.86	0.43
25:DA:935:C:C2'	25:DA:936:A:H5'	2.49	0.43
25:DA:948:C:H2'	25:DA:949:G:C8	2.54	0.43
27:DC:124:LYS:HG2	27:DC:127:ASN:ND2	2.33	0.43
28:DD:1:MET:N	28:DD:1:MET:CE	2.82	0.43
35:DK:76:VAL:HG12	40:DP:72:VAL:HG21	1.94	0.43
36:DL:119:PRO:CG	36:DL:138:ALA:O	2.65	0.43
37:DM:49:ALA:HB2	37:DM:124:LEU:CD2	2.48	0.43

Continued on next page...

Continued from previous page...

Atom-1	Atom-2	Interatomic distance (Å)	Clash overlap (Å)
37:DM:42:THR:O	37:DM:43:ALA:C	2.55	0.43
40:DP:1:SER:H2	40:DP:3:ILE:H	1.66	0.43
41:DQ:75:TYR:CZ	41:DQ:79:ILE:HG13	2.54	0.43
42:DR:37:GLU:OE2	42:DR:53:PHE:CE2	2.72	0.43
46:DV:21:ARG:HA	46:DV:25:LYS:O	2.17	0.43
1:AA:100:G:C5	1:AA:101:A:C5	3.06	0.43
1:AA:1031:C:O2'	1:AA:1032:G:P	2.76	0.43
1:AA:10:A:OP2	5:AE:130:THR:OG1	2.32	0.43
1:AA:1124:G:O4'	10:AJ:40:ILE:HD11	2.18	0.43
1:AA:1150:A:O2'	10:AJ:43:PRO:HD3	2.19	0.43
1:AA:1257:A:H4'	1:AA:1258:G:OP2	2.18	0.43
1:AA:1347:G:C8	9:AI:108:ARG:CB	3.01	0.43
1:AA:1494:G:C2	1:AA:1495:U:C5	3.06	0.43
1:AA:212:G:C2	1:AA:213:G:C5	3.06	0.43
1:AA:445:G:H2'	1:AA:446:G:O4'	2.18	0.43
1:AA:499:A:H61	1:AA:547:A:H5''	1.83	0.43
1:AA:674:G:C2'	1:AA:675:A:O5'	2.66	0.43
1:AA:833:G:C6	1:AA:834:U:C4	3.06	0.43
1:AA:879:C:C6	1:AA:879:C:H3'	2.54	0.43
2:AB:116:LEU:CB	2:AB:140:LEU:HD11	2.48	0.43
2:AB:40:ILE:HG12	2:AB:41:ASN:N	2.32	0.43
2:AB:63:LYS:CB	2:AB:65:LYS:HE2	2.48	0.43
2:AB:69:VAL:O	2:AB:162:VAL:HA	2.18	0.43
2:AB:71:THR:HG22	2:AB:92:ASN:O	2.18	0.43
3:AC:13:ILE:HG13	3:AC:14:VAL:HG13	2.00	0.43
4:AD:104:MET:SD	4:AD:106:PHE:CE2	3.12	0.43
4:AD:159:GLU:O	4:AD:162:GLU:OE1	2.37	0.43
4:AD:189:ASP:O	4:AD:190:LEU:CG	2.66	0.43
8:AH:122:GLY:O	8:AH:123:GLU:C	2.56	0.43
14:AN:7:ALA:O	14:AN:10:VAL:HB	2.18	0.43
3:AC:5:HIS:CB	14:AN:89:MET:HG3	2.49	0.43
15:AO:29:ALA:HA	15:AO:84:LEU:HD21	2.01	0.43
17:AQ:56:ASP:N	17:AQ:56:ASP:OD2	2.51	0.43
17:AQ:76:ARG:HH21	17:AQ:78:VAL:HG22	1.84	0.43
19:AS:33:TRP:CZ2	19:AS:56:HIS:HE1	2.37	0.43
1:AA:1321:U:O3'	19:AS:77:ARG:NH2	2.52	0.43
20:AT:71:ALA:O	20:AT:74:HIS:HB2	2.18	0.43
20:AT:34:VAL:HG11	20:AT:78:LEU:HD22	2.01	0.43
21:AU:14:ALA:O	21:AU:15:LEU:HB2	2.18	0.43
24:AY:110:ARG:HE	24:AY:114:LEU:HD11	1.84	0.43
24:AY:140:VAL:HG12	24:AY:154:ASP:OD2	2.17	0.43

Continued on next page...

Continued from previous page...

Atom-1	Atom-2	Interatomic distance (Å)	Clash overlap (Å)
1:BA:1018:G:C6	1:BA:1019:A:C6	3.06	0.43
1:BA:102:G:C4	1:BA:103:U:C5	3.07	0.43
1:BA:1275:A:C6	1:BA:1276:G:C4	3.06	0.43
1:BA:1387:G:C2'	1:BA:1388:C:H5'	2.48	0.43
1:BA:1538:C:OP2	1:BA:1538:C:C5	2.72	0.43
1:BA:69:G:C4	1:BA:70:U:H5	2.36	0.43
2:BB:183:PHE:CE1	2:BB:197:PHE:CD2	3.06	0.43
3:BC:150:VAL:CG1	3:BC:199:VAL:HB	2.48	0.43
5:BE:111:ARG:CZ	5:BE:111:ARG:HB2	2.48	0.43
5:BE:9:GLU:O	5:BE:11:GLN:HB3	2.19	0.43
5:BE:81:GLN:CD	5:BE:149:PRO:HD3	2.38	0.43
6:BF:38:ARG:NH1	6:BF:63:ASN:HB2	2.33	0.43
9:BI:114:LYS:HB2	9:BI:117:LEU:HD22	1.99	0.43
9:BI:18:VAL:CG1	9:BI:85:ALA:CB	2.96	0.43
10:BJ:35:GLN:CD	10:BJ:77:VAL:HB	2.38	0.43
11:BK:69:CYS:O	11:BK:73:VAL:HG11	2.18	0.43
12:BL:98:ARG:HB2	12:BL:116:TYR:HA	2.00	0.43
14:BN:32:ASP:OD2	14:BN:32:ASP:C	2.56	0.43
14:BN:43:ASN:O	14:BN:47:LYS:CG	2.66	0.43
15:BO:69:LEU:HD13	15:BO:77:TYR:HA	2.00	0.43
16:BP:10:GLY:HA3	16:BP:15:PRO:CA	2.45	0.43
19:BS:49:ALA:HB1	19:BS:56:HIS:HB3	2.00	0.43
21:BU:36:PHE:CD1	21:BU:40:PRO:HG3	2.54	0.43
52:C1:9:LYS:O	52:C1:50:GLU:HG3	2.19	0.43
25:CA:100:U:H4'	25:CA:101:A:O5'	2.16	0.43
25:CA:1452:G:C8	25:CA:1457:U:N3	2.86	0.43
25:CA:1484:U:C2	25:CA:1485:U:C5	3.06	0.43
25:CA:1683:U:H6	25:CA:1683:U:O5'	2.01	0.43
25:CA:1693:U:O4	25:CA:1977:A:C5	2.71	0.43
25:CA:2008:C:C2'	25:CA:2009:A:O5'	2.66	0.43
25:CA:2078:C:C2'	25:CA:2079:U:H5'	2.48	0.43
25:CA:2172:U:P	25:CA:2174:C:H5	2.41	0.43
25:CA:2190:G:N3	25:CA:2190:G:H2'	2.33	0.43
25:CA:2452:C:C4	25:CA:2453:A:C6	3.07	0.43
25:CA:677:A:O3'	25:CA:2071:A:H5''	2.19	0.43
25:CA:919:U:C2	25:CA:920:A:C8	3.06	0.43
28:CD:107:VAL:HA	28:CD:206:ALA:H	1.83	0.43
32:CH:45:GLU:O	32:CH:48:GLU:HB3	2.18	0.43
25:CA:538:A:O2'	34:CJ:8:PRO:HD2	2.18	0.43
35:CK:109:SER:O	35:CK:110:GLU:C	2.57	0.43
35:CK:74:GLY:O	35:CK:75:SER:O	2.36	0.43

Continued on next page...

Continued from previous page...

Atom-1	Atom-2	Interatomic distance (Å)	Clash overlap (Å)
36:CL:85:VAL:CG1	36:CL:94:THR:CG2	2.95	0.43
44:CT:12:ARG:O	49:CY:29:ARG:HD2	2.18	0.43
45:CU:88:ASP:CG	45:CU:89:GLY:H	2.22	0.43
46:CV:24:ASN:OD1	46:CV:44:HIS:HB3	2.18	0.43
37:CM:136:MET:SD	46:CV:75:GLN:O	2.76	0.43
25:CA:2356:U:O3'	47:CW:16:ARG:HD3	2.19	0.43
49:CY:61:ALA:O	49:CY:63:ALA:N	2.51	0.43
49:CY:9:LYS:C	49:CY:11:VAL:N	2.72	0.43
51:D0:14:MET:O	51:D0:17:SER:CB	2.65	0.43
54:D3:6:VAL:HB	54:D3:60:CYS:HB3	2.00	0.43
25:DA:1045:C:O2	25:DA:1047:G:N1	2.51	0.43
25:DA:136:G:H1	25:DA:143:C:H42	1.66	0.43
25:DA:1373:A:C5	25:DA:1374:G:H1'	2.53	0.43
25:DA:1401:G:C8	25:DA:1402:U:C5	3.06	0.43
25:DA:1579:A:O2'	25:DA:1580:A:H5'	2.18	0.43
25:DA:1582:C:C5	25:DA:1583:A:C2	3.06	0.43
25:DA:1599:U:OP2	44:DT:40:LYS:HD2	2.18	0.43
25:DA:1856:U:C5	25:DA:1857:G:C5	3.07	0.43
25:DA:1878:G:H2'	25:DA:1879:C:H6	1.82	0.43
25:DA:2048:G:C2'	25:DA:2049:G:O5'	2.67	0.43
25:DA:2176:A:H2'	25:DA:2177:C:C6	2.53	0.43
25:DA:224:U:C4	25:DA:225:C:C5	3.06	0.43
25:DA:231:A:C6	25:DA:232:G:N1	2.86	0.43
25:DA:2354:C:O2'	57:DW:32:ILE:N	2.51	0.43
25:DA:2449:U:H4'	25:DA:2450:A:OP1	2.18	0.43
25:DA:2722:G:O2'	25:DA:2723:C:H5'	2.17	0.43
25:DA:2742:G:OP1	55:D4:36:ARG:HD3	2.19	0.43
25:DA:2758:A:C6	25:DA:2759:G:C8	3.07	0.43
25:DA:2808:G:C2	25:DA:2891:U:C5	3.07	0.43
25:DA:318:C:C2'	25:DA:319:G:O5'	2.66	0.43
25:DA:783:A:H3'	25:DA:783:A:C8	2.54	0.43
25:DA:7:G:H4'	34:DJ:15:TRP:CH2	2.53	0.43
56:DB:17:C:C2'	56:DB:18:G:H5'	2.48	0.43
56:DB:48:U:H4'	39:DO:100:HIS:NE2	2.33	0.43
27:DC:216:ARG:HB3	27:DC:217:PRO:HD2	1.98	0.43
25:DA:1789:A:OP1	27:DC:219:VAL:HA	2.19	0.43
28:DD:38:LYS:HD2	28:DD:45:TYR:OH	2.18	0.43
29:DE:21:ARG:O	29:DE:22:ASP:O	2.37	0.43
31:DG:123:GLU:O	31:DG:125:PRO:HD2	2.18	0.43
32:DH:21:VAL:CG2	32:DH:25:TYR:CD2	3.02	0.43
32:DH:32:PRO:HB3	48:DX:38:TRP:HB3	2.01	0.43

Continued on next page...

Continued from previous page...

Atom-1	Atom-2	Interatomic distance (Å)	Clash overlap (Å)
38:DN:55:ALA:HB2	38:DN:79:LEU:HB2	1.99	0.43
39:DO:74:VAL:O	39:DO:77:ALA:HB3	2.19	0.43
40:DP:11:GLN:HB2	40:DP:54:LEU:CD2	2.48	0.43
42:DR:42:ALA:HA	42:DR:46:GLU:HB2	2.00	0.43
49:DY:8:GLU:CG	49:DY:12:GLU:HB3	2.49	0.43
1:AA:61:G:C5	1:AA:107:G:N2	2.87	0.43
1:AA:1125:U:HO2'	1:AA:1126:U:P	2.42	0.43
1:AA:1191:A:C2'	1:AA:1192:C:H5'	2.47	0.43
1:AA:1253:G:C2	1:AA:1254:A:C4	3.06	0.43
1:AA:1299:A:C5	1:AA:1301:U:O2	2.72	0.43
1:AA:1306:A:C5	1:AA:1307:U:C6	3.06	0.43
1:AA:1337:G:C4'	1:AA:1338:G:OP1	2.66	0.43
1:AA:1337:G:H5'	1:AA:1338:G:OP1	2.18	0.43
1:AA:1520:C:H2'	1:AA:1521:C:H6	1.83	0.43
1:AA:346:G:N2	1:AA:347:G:C8	2.86	0.43
1:AA:849:G:H2'	1:AA:850:U:O5'	2.17	0.43
1:AA:893:C:H2'	1:AA:894:G:C8	2.53	0.43
1:AA:915:A:C2'	1:AA:916:U:H5'	2.48	0.43
2:AB:29:PHE:O	2:AB:41:ASN:N	2.51	0.43
5:AE:24:VAL:O	5:AE:25:LYS:C	2.57	0.43
6:AF:14:GLN:OE1	6:AF:17:GLN:HB2	2.18	0.43
12:AL:49:ARG:HB3	12:AL:89:LEU:HD21	1.99	0.43
13:AM:17:ALA:O	13:AM:20:SER:HB2	2.19	0.43
13:AM:65:GLU:O	13:AM:68:LEU:HB3	2.18	0.43
16:AP:36:VAL:O	16:AP:36:VAL:HG13	2.18	0.43
16:AP:45:GLU:HG2	16:AP:45:GLU:O	2.19	0.43
16:AP:51:ARG:CG	16:AP:51:ARG:NH1	2.79	0.43
18:AR:40:PRO:O	18:AR:44:THR:HG23	2.18	0.43
22:AV:11:C:H6	22:AV:11:C:O5'	2.01	0.43
22:AV:41:C:O5'	22:AV:41:C:H6	2.01	0.43
22:AV:62:C:N3	22:AV:63:G:N7	2.67	0.43
1:BA:100:G:O6	1:BA:101:A:C6	2.72	0.43
1:BA:1095:U:C4	1:BA:1096:C:C4	3.06	0.43
1:BA:1275:A:N7	1:BA:1276:G:N7	2.66	0.43
1:BA:16:A:N1	1:BA:919:A:H2	2.14	0.43
1:BA:363:A:OP1	12:BL:30:ARG:HB3	2.18	0.43
1:BA:459:A:C2'	1:BA:460:A:O4'	2.65	0.43
1:BA:471:U:C4	1:BA:472:U:C4	3.06	0.43
1:BA:49:U:C4	1:BA:364:A:C5	3.06	0.43
1:BA:596:A:C6	1:BA:645:G:C2	3.06	0.43
1:BA:663:A:C2	1:BA:743:A:C2	3.06	0.43

Continued on next page...

Continued from previous page...

Atom-1	Atom-2	Interatomic distance (Å)	Clash overlap (Å)
1:BA:942:G:C2	1:BA:1342:C:O2	2.72	0.43
1:BA:949:A:H2'	1:BA:950:U:O4'	2.18	0.43
1:BA:956:U:C4	1:BA:957:U:C5	3.07	0.43
1:BA:72:A:H61	1:BA:99:C:H1'	1.83	0.43
2:BB:32:GLY:O	2:BB:33:ALA:CB	2.66	0.43
3:BC:129:PHE:CD2	3:BC:156:LEU:HD23	2.54	0.43
4:BD:168:THR:HB	4:BD:183:ARG:HH21	1.84	0.43
4:BD:60:VAL:O	4:BD:63:ILE:N	2.51	0.43
6:BF:19:PRO:CA	6:BF:22:ILE:HD12	2.44	0.43
6:BF:74:LEU:HA	6:BF:74:LEU:HD12	1.78	0.43
10:BJ:77:VAL:O	10:BJ:79:PRO:HD3	2.19	0.43
13:BM:47:LEU:HD13	13:BM:52:ILE:CG1	2.48	0.43
14:BN:27:LYS:CA	14:BN:30:ILE:HB	2.48	0.43
21:BU:13:VAL:O	21:BU:15:LEU:HG	2.18	0.43
52:C1:38:PHE:CE2	52:C1:40:PRO:HA	2.53	0.43
25:CA:1070:A:C6	33:CI:9:LYS:O	2.71	0.43
25:CA:1102:C:H2'	25:CA:1103:A:C8	2.53	0.43
25:CA:1142:A:C2	25:CA:1144:A:N9	2.86	0.43
25:CA:1406:U:H2'	25:CA:1407:G:C8	2.53	0.43
25:CA:1464:G:O2'	25:CA:1465:G:H5'	2.18	0.43
25:CA:178:G:H8	25:CA:178:G:O5'	2.02	0.43
25:CA:1872:A:H8	25:CA:1873:G:C1'	2.32	0.43
25:CA:1883:U:H2'	25:CA:1884:G:O4'	2.18	0.43
25:CA:2093:G:O2'	25:CA:2094:A:H5'	2.18	0.43
25:CA:2145:C:C6	25:CA:2145:C:C3'	3.02	0.43
25:CA:2133:G:H2'	25:CA:2158:A:N6	2.32	0.43
25:CA:2281:A:O2'	25:CA:2282:G:H5'	2.18	0.43
25:CA:2474:U:C5'	25:CA:2475:C:OP2	2.67	0.43
25:CA:2703:C:N4	25:CA:2704:C:H41	2.16	0.43
25:CA:5:A:C2	25:CA:2899:A:C2	3.07	0.43
25:CA:328:U:H2'	25:CA:329:G:OP1	2.18	0.43
25:CA:586:A:H8	25:CA:586:A:H5''	1.83	0.43
25:CA:919:U:C2'	25:CA:920:A:H5'	2.49	0.43
26:CB:42:C:P	30:CF:63:LYS:HE3	2.58	0.43
26:CB:51:G:O2'	26:CB:52:A:H5'	2.18	0.43
27:CC:17:LYS:CE	27:CC:17:LYS:CA	2.95	0.43
27:CC:56:GLY:HA2	27:CC:212:TRP:HA	2.00	0.43
33:CI:33:ASN:HB3	33:CI:36:GLU:HB2	2.01	0.43
36:CL:130:GLY:O	36:CL:131:ALA:C	2.57	0.43
39:CO:2:ASP:O	39:CO:3:LYS:C	2.57	0.43
39:CO:66:GLY:CA	39:CO:102:ARG:HH22	2.31	0.43

Continued on next page...

Continued from previous page...

Atom-1	Atom-2	Interatomic distance (Å)	Clash overlap (Å)
39:CO:74:VAL:O	39:CO:78:VAL:HG22	2.19	0.43
39:CO:88:LYS:O	39:CO:89:ASP:HB2	2.18	0.43
43:CS:3:THR:HG21	43:CS:58:ALA:N	2.34	0.43
45:CU:46:LYS:HB3	45:CU:46:LYS:HE2	1.85	0.43
45:CU:5:ARG:O	45:CU:6:ARG:O	2.35	0.43
46:CV:50:MET:C	46:CV:52:ALA:N	2.68	0.43
49:CY:37:LEU:C	49:CY:37:LEU:CD1	2.87	0.43
25:DA:1096:A:C6	25:DA:1097:U:H5	2.35	0.43
25:DA:1252:G:C2	41:DQ:32:ARG:HG2	2.54	0.43
25:DA:1424:G:C2	25:DA:1425:G:H1'	2.53	0.43
25:DA:1459:G:H2'	25:DA:1460:U:O5'	2.18	0.43
25:DA:1519:G:N1	25:DA:1520:U:C2	2.86	0.43
25:DA:1556:C:H2'	25:DA:1557:C:H5'	1.98	0.43
25:DA:1675:C:C2'	25:DA:1676:A:H5'	2.49	0.43
25:DA:2364:C:H2'	25:DA:2365:G:H5'	2.00	0.43
25:DA:2402:U:C2'	25:DA:2403:C:OP2	2.67	0.43
25:DA:277:G:O2'	25:DA:361:G:N1	2.52	0.43
25:DA:412:A:C2'	25:DA:413:C:H5'	2.47	0.43
25:DA:480:A:H2'	25:DA:480:A:N3	2.33	0.43
25:DA:543:G:C5'	25:DA:543:G:C8	3.02	0.43
25:DA:756:A:H2'	25:DA:757:G:O4'	2.18	0.43
27:DC:215:VAL:HG12	27:DC:215:VAL:O	2.18	0.43
31:DG:3:VAL:O	31:DG:4:ALA:C	2.55	0.43
32:DH:3:VAL:CA	32:DH:39:ALA:HB2	2.49	0.43
33:DI:100:ILE:O	33:DI:101:SER:CB	2.64	0.43
34:DJ:55:ILE:CD1	34:DJ:132:HIS:HB2	2.48	0.43
36:DL:4:ASN:HD22	36:DL:4:ASN:N	2.17	0.43
36:DL:98:ALA:O	36:DL:100:ILE:HG22	2.19	0.43
37:DM:64:TRP:HZ3	37:DM:106:ASP:HB3	1.82	0.43
38:DN:81:ASN:OD1	38:DN:81:ASN:N	2.50	0.43
40:DP:69:VAL:C	40:DP:70:GLU:HG3	2.39	0.43
42:DR:6:GLN:O	42:DR:7:SER:HB2	2.18	0.43
44:DT:39:THR:HG23	44:DT:41:ALA:N	2.32	0.43
46:DV:30:ILE:HG12	46:DV:91:PHE:HB2	1.99	0.43
46:DV:8:VAL:O	46:DV:9:ARG:C	2.56	0.43
49:DY:45:GLN:O	49:DY:48:ARG:HB2	2.19	0.43
1:AA:1258:G:C2	1:AA:1259:C:C2	3.06	0.43
1:AA:1285:A:C5'	1:AA:1286:U:O4	2.67	0.43
1:AA:1449:C:H1'	1:AA:1455:G:N2	2.34	0.43
1:AA:1508:A:H2'	1:AA:1509:C:O4'	2.18	0.43
1:AA:250:A:N3	1:AA:250:A:H5'	2.33	0.43

Continued on next page...

Continued from previous page...

Atom-1	Atom-2	Interatomic distance (Å)	Clash overlap (Å)
1:AA:257:G:C2	1:AA:258:G:N7	2.87	0.43
1:AA:33:A:O2'	1:AA:363:A:H1'	2.18	0.43
1:AA:380:G:H3'	1:AA:380:G:C8	2.53	0.43
1:AA:650:G:C2'	1:AA:651:C:H5'	2.49	0.43
1:AA:815:A:O2'	1:AA:816:A:OP1	2.26	0.43
1:AA:89:U:O2'	1:AA:90:C:H5'	2.18	0.43
1:AA:949:A:C6	1:AA:950:U:C4	3.07	0.43
2:AB:159:ALA:O	2:AB:160:LEU:HB2	2.18	0.43
2:AB:53:LEU:HA	2:AB:56:LEU:HB3	2.01	0.43
1:AA:426:U:H5''	4:AD:36:ALA:HB1	2.00	0.43
4:AD:73:ASN:O	4:AD:77:GLU:HB2	2.18	0.43
5:AE:149:PRO:HA	8:AH:98:LEU:CD1	2.48	0.43
6:AF:11:HIS:HA	6:AF:12:PRO:HD2	1.77	0.43
6:AF:62:MET:O	6:AF:63:ASN:CB	2.66	0.43
6:AF:69:GLU:O	6:AF:72:ASP:HB3	2.18	0.43
6:AF:92:THR:CG2	6:AF:93:LYS:H	2.31	0.43
7:AG:148:LYS:C	7:AG:150:PHE:N	2.69	0.43
9:AI:49:GLN:C	9:AI:51:LEU:H	2.22	0.43
9:AI:53:LEU:HD12	9:AI:53:LEU:N	2.34	0.43
11:AK:107:THR:HG22	11:AK:108:ASN:ND2	2.33	0.43
12:AL:93:ARG:O	12:AL:94:TYR:CG	2.72	0.43
14:AN:48:LEU:HD23	14:AN:51:LEU:HD21	1.99	0.43
19:AS:50:VAL:CG2	19:AS:70:LEU:CD1	2.90	0.43
20:AT:57:VAL:HG12	20:AT:58:ASP:N	2.33	0.43
20:AT:5:SER:OG	20:AT:6:ALA:N	2.52	0.43
24:AY:9:ASP:HB3	24:AY:13:ARG:HH22	1.78	0.43
24:AY:12:VAL:HG12	24:AY:13:ARG:N	2.32	0.43
1:BA:1136:C:H4'	1:BA:1137:C:OP2	2.19	0.43
1:BA:1285:A:H5'	1:BA:1286:U:O4	2.18	0.43
1:BA:1347:G:C8	9:BI:108:ARG:CB	3.02	0.43
1:BA:148:G:H2'	1:BA:149:A:O5'	2.18	0.43
1:BA:1491:G:C8	1:BA:1492:A:N7	2.86	0.43
1:BA:392:C:O2'	1:BA:483:C:H1'	2.18	0.43
1:BA:620:C:O2	4:BD:131:ILE:HG21	2.18	0.43
1:BA:81:A:H2'	1:BA:82:G:C8	2.54	0.43
1:BA:901:A:C5	1:BA:902:G:H1'	2.53	0.43
2:BB:141:GLU:HG2	2:BB:142:LYS:H	1.83	0.43
2:BB:67:LEU:HA	2:BB:89:PHE:O	2.19	0.43
3:BC:71:ARG:CB	3:BC:74:ILE:CG2	2.94	0.43
5:BE:29:ILE:O	5:BE:29:ILE:HG23	2.18	0.43
6:BF:29:ILE:CD1	6:BF:29:ILE:N	2.82	0.43

Continued on next page...

Continued from previous page...

Atom-1	Atom-2	Interatomic distance (Å)	Clash overlap (Å)
6:BF:47:LEU:HD13	6:BF:51:ILE:CG2	2.48	0.43
6:BF:82:ASP:C	6:BF:84:VAL:H	2.22	0.43
6:BF:88:MET:HG2	6:BF:90:MET:CG	2.49	0.43
7:BG:137:ARG:NH2	7:BG:138:GLU:CG	2.81	0.43
9:BI:41:GLU:O	9:BI:42:THR:C	2.56	0.43
9:BI:6:TYR:HA	9:BI:18:VAL:O	2.19	0.43
10:BJ:35:GLN:NE2	10:BJ:77:VAL:HB	2.33	0.43
10:BJ:36:VAL:HG12	10:BJ:38:GLY:HA2	2.01	0.43
11:BK:62:ALA:HB3	11:BK:91:GLY:HA2	1.99	0.43
14:BN:20:PHE:CA	14:BN:24:ALA:HB2	2.49	0.43
14:BN:33:VAL:O	14:BN:33:VAL:HG12	2.18	0.43
15:BO:30:LEU:O	15:BO:34:GLN:HB2	2.18	0.43
15:BO:48:ASP:CG	15:BO:51:SER:HB2	2.39	0.43
17:BQ:46:HIS:HB2	17:BQ:70:LYS:HE2	2.01	0.43
19:BS:10:ILE:HG12	19:BS:15:LEU:HD22	2.01	0.43
19:BS:17:LYS:HA	19:BS:20:LYS:HB3	2.01	0.43
20:BT:66:ILE:CG2	20:BT:67:HIS:N	2.80	0.43
25:CA:1058:U:O2	25:CA:1058:U:H2'	2.18	0.43
25:CA:1059:G:C4	25:CA:1060:U:C5	3.07	0.43
25:CA:1071:G:C4	25:CA:1089:A:C5	3.07	0.43
25:CA:1180:U:C2'	25:CA:1181:U:C5'	2.95	0.43
25:CA:1483:G:C2	25:CA:1507:C:O2	2.71	0.43
25:CA:1559:U:H4'	25:CA:1560:G:OP2	2.19	0.43
25:CA:2114:A:N3	25:CA:2114:A:C2'	2.79	0.43
25:CA:2161:C:C2'	25:CA:2161:C:O2	2.62	0.43
25:CA:2304:G:C2'	25:CA:2305:U:H5''	2.47	0.43
25:CA:2516:A:C6	25:CA:2517:C:C4	3.06	0.43
25:CA:2552:U:H2'	25:CA:2554:U:H5''	2.00	0.43
25:CA:2051:A:H5'	25:CA:2578:G:O4'	2.19	0.43
25:CA:2636:C:H2'	25:CA:2636:C:O2	2.18	0.43
25:CA:2831:G:H1'	25:CA:2883:A:H2'	2.01	0.43
25:CA:306:U:C4	25:CA:307:G:C5	3.07	0.43
25:CA:323:C:O2	25:CA:323:C:O4'	2.31	0.43
25:CA:570:G:OP1	25:CA:972:A:O2'	2.27	0.43
25:CA:811:U:O4	36:CL:21:ARG:NH2	2.51	0.43
25:CA:848:C:H2'	25:CA:849:A:C8	2.53	0.43
25:CA:852:U:H2'	25:CA:853:C:C6	2.53	0.43
25:CA:86:G:C2	25:CA:87:U:C4	3.06	0.43
25:CA:67:U:O2	25:CA:88:G:C2	2.71	0.43
27:CC:92:LEU:HD11	27:CC:100:ARG:HD3	2.00	0.43
27:CC:35:LYS:O	27:CC:36:ASN:HB2	2.14	0.43

Continued on next page...

Continued from previous page...

Atom-1	Atom-2	Interatomic distance (Å)	Clash overlap (Å)
28:CD:2:ILE:HG23	28:CD:88:GLU:OE2	2.18	0.43
28:CD:61:THR:OG1	28:CD:64:GLU:HG3	2.19	0.43
30:CF:127:TYR:CE2	30:CF:129:MET:HG2	2.53	0.43
31:CG:25:ILE:HG21	31:CG:74:MET:O	2.19	0.43
31:CG:42:VAL:HB	31:CG:51:PHE:CD1	2.53	0.43
32:CH:142:VAL:HG12	32:CH:143:ILE:H	1.83	0.43
33:CI:107:GLU:HA	33:CI:110:GLN:OE1	2.18	0.43
25:CA:1063:G:H4'	33:CI:76:ALA:HB1	2.00	0.43
35:CK:103:VAL:O	35:CK:122:VAL:HB	2.17	0.43
38:CN:32:GLU:OE1	38:CN:118:ARG:HA	2.18	0.43
39:CO:59:ALA:O	39:CO:60:GLU:C	2.56	0.43
42:CR:40:MET:HE2	42:CR:48:LYS:HE2	1.99	0.43
42:CR:48:LYS:HE3	42:CR:48:LYS:HB3	1.52	0.43
41:CQ:87:VAL:CG1	42:CR:49:ILE:HD11	2.48	0.43
42:CR:49:ILE:O	42:CR:51:VAL:O	2.37	0.43
45:CU:68:ASN:C	45:CU:69:VAL:HG13	2.38	0.43
46:CV:60:VAL:C	46:CV:61:LEU:HD13	2.39	0.43
52:D1:16:THR:HG21	52:D1:39:ASP:OD1	2.18	0.43
55:D4:10:LEU:N	55:D4:14:CYS:SG	2.92	0.43
55:D4:1:MET:SD	55:D4:36:ARG:HB2	2.59	0.43
25:DA:1221:C:H2'	25:DA:1222:U:O4'	2.19	0.43
25:DA:1301:A:N3	25:DA:1301:A:C2'	2.82	0.43
25:DA:1398:C:C2'	25:DA:1399:C:O5'	2.65	0.43
25:DA:1402:U:H2'	25:DA:1402:U:O2	2.17	0.43
25:DA:1487:U:N3	25:DA:1503:A:C2	2.86	0.43
25:DA:1681:G:C8	25:DA:1762:A:C2	3.06	0.43
25:DA:2111:U:C4	25:DA:2147:A:H2	2.37	0.43
25:DA:2114:A:C2'	25:DA:2114:A:N3	2.80	0.43
25:DA:2407:A:C2	25:DA:2408:U:C6	3.06	0.43
25:DA:2511:U:H2'	25:DA:2512:C:O4'	2.17	0.43
25:DA:2540:C:C2'	25:DA:2541:A:H5'	2.49	0.43
25:DA:2588:G:C6	25:DA:2607:G:C2	3.06	0.43
25:DA:2751:G:H2'	25:DA:2751:G:N3	2.34	0.43
25:DA:2794:C:O2	25:DA:2795:C:N1	2.52	0.43
25:DA:42:A:N3	25:DA:438:G:C2	2.87	0.43
25:DA:784:G:P	60:DA:3317:HOH:O	2.76	0.43
25:DA:796:C:OP1	29:DE:57:LYS:NZ	2.47	0.43
25:DA:80:G:H2'	25:DA:81:G:H5'	2.00	0.43
25:DA:864:G:O2'	25:DA:865:C:H5'	2.19	0.43
27:DC:243:PRO:C	27:DC:244:VAL:HG13	2.38	0.43
28:DD:62:LYS:N	28:DD:63:PRO:CD	2.81	0.43

Continued on next page...

Continued from previous page...

Atom-1	Atom-2	Interatomic distance (Å)	Clash overlap (Å)
29:DE:114:ARG:HE	29:DE:114:ARG:HB2	1.61	0.43
25:DA:659:G:O5'	29:DE:95:LYS:HD3	2.18	0.43
30:DF:41:GLU:O	30:DF:45:ASP:OD1	2.36	0.43
31:DG:136:ASP:HB3	31:DG:139:VAL:HG23	2.01	0.43
31:DG:53:PRO:HG3	31:DG:61:TRP:CD2	2.53	0.43
34:DJ:98:GLU:O	34:DJ:102:GLU:HG3	2.19	0.43
34:DJ:122:LEU:HD12	34:DJ:123:LYS:N	2.33	0.43
34:DJ:39:LYS:NZ	34:DJ:44:TYR:CZ	2.86	0.43
34:DJ:80:HIS:HB3	34:DJ:81:ILE:CG2	2.46	0.43
39:DO:36:TYR:N	39:DO:36:TYR:CD2	2.83	0.43
39:DO:26:LEU:CD1	39:DO:39:VAL:CG2	2.92	0.43
44:DT:34:VAL:HG21	44:DT:43:ILE:HD11	2.00	0.43
45:DU:23:LYS:HB3	45:DU:36:GLU:CD	2.39	0.43
46:DV:80:HIS:HE1	46:DV:82:TYR:CD2	2.36	0.43
49:DY:9:LYS:H	49:DY:12:GLU:HG3	1.81	0.43
1:AA:108:G:N2	1:AA:109:A:N1	2.66	0.43
1:AA:1140:C:HO2'	1:AA:1141:C:P	2.40	0.43
1:AA:1374:A:O2'	1:AA:1375:A:H5'	2.19	0.43
1:AA:182:A:N7	1:AA:184:G:C5	2.87	0.43
1:AA:199:A:C2	1:AA:200:G:C5	3.06	0.43
1:AA:283:U:H2'	1:AA:284:C:C6	2.53	0.43
1:AA:518:C:H5''	1:AA:519:C:C6	2.54	0.43
1:AA:66:A:O4'	1:AA:173:U:C4	2.71	0.43
2:AB:110:ILE:CD1	2:AB:147:LEU:HD13	2.49	0.43
4:AD:106:PHE:CG	4:AD:144:ILE:HD11	2.53	0.43
4:AD:123:MET:O	4:AD:142:VAL:HA	2.18	0.43
4:AD:194:ILE:HG13	4:AD:196:GLU:OE2	2.18	0.43
9:AI:24:ASN:C	9:AI:58:GLU:CA	2.87	0.43
9:AI:35:GLU:OE2	9:AI:39:GLY:HA3	2.18	0.43
9:AI:49:GLN:N	9:AI:50:PRO:HD2	2.34	0.43
10:AJ:83:THR:CG2	10:AJ:84:VAL:N	2.82	0.43
14:AN:20:PHE:O	14:AN:21:ALA:HB3	2.19	0.43
14:AN:41:ARG:CB	14:AN:42:TRP:CE3	3.01	0.43
16:AP:15:PRO:O	16:AP:16:PHE:HB2	2.19	0.43
16:AP:3:THR:HG22	16:AP:4:ILE:H	1.82	0.43
19:AS:54:ARG:HG3	19:AS:54:ARG:H	1.69	0.43
20:AT:23:ARG:O	20:AT:26:MET:N	2.51	0.43
1:AA:1539:C:P	21:AU:17:ARG:CZ	3.07	0.43
1:BA:1000:A:C6	1:BA:1001:C:N3	2.87	0.43
1:BA:1148:U:C4	1:BA:1149:C:N3	2.86	0.43
1:BA:1151:A:C2	1:BA:1152:A:C6	3.06	0.43

Continued on next page...

Continued from previous page...

Atom-1	Atom-2	Interatomic distance (Å)	Clash overlap (Å)
1:BA:1233:G:C6	1:BA:1234:C:C4	3.07	0.43
1:BA:1276:G:H2'	1:BA:1277:C:C6	2.54	0.43
1:BA:1317:C:H2'	1:BA:1318:A:C5'	2.49	0.43
1:BA:1317:C:C2'	1:BA:1318:A:O5'	2.66	0.43
1:BA:1486:G:N1	1:BA:1487:G:C2	2.86	0.43
1:BA:926:G:C6	1:BA:1505:G:C6	3.07	0.43
1:BA:174:A:C5	1:BA:175:C:C5	3.07	0.43
1:BA:762:U:H2'	1:BA:763:G:C8	2.53	0.43
1:BA:782:A:C6	1:BA:801:U:C2	3.07	0.43
1:BA:807:A:H2'	1:BA:808:C:C6	2.54	0.43
1:BA:905:U:C2'	1:BA:906:A:H5'	2.48	0.43
1:BA:98:A:O2'	1:BA:99:C:H5'	2.19	0.43
2:BB:117:GLU:HA	2:BB:120:SER:HB2	2.00	0.43
2:BB:130:LYS:O	2:BB:134:LEU:N	2.51	0.43
2:BB:18:GLN:O	2:BB:37:VAL:CG2	2.67	0.43
2:BB:9:LEU:HB2	2:BB:42:LEU:HD22	2.00	0.43
2:BB:71:THR:O	2:BB:72:LYS:HG2	2.19	0.43
4:BD:30:LYS:HE2	4:BD:30:LYS:H	1.84	0.43
6:BF:40:GLU:OE1	6:BF:100:SER:CB	2.66	0.43
7:BG:13:PRO:HA	7:BG:20:GLU:HG3	1.99	0.43
7:BG:23:ALA:O	7:BG:26:VAL:CG2	2.66	0.43
10:BJ:10:LEU:N	10:BJ:10:LEU:CD1	2.77	0.43
10:BJ:35:GLN:HG2	10:BJ:77:VAL:HB	2.00	0.43
10:BJ:84:VAL:O	10:BJ:88:MET:CG	2.67	0.43
12:BL:54:VAL:CG2	12:BL:79:ILE:HD11	2.48	0.43
13:BM:14:ALA:HA	13:BM:44:ILE:HD11	2.01	0.43
19:BS:39:ILE:HG22	19:BS:66:VAL:HA	2.00	0.43
20:BT:35:TYR:HE1	20:BT:39:GLU:OE2	2.01	0.43
25:CA:1039:A:C2'	25:CA:1040:A:O5'	2.66	0.43
25:CA:130:C:H2'	25:CA:131:A:O5'	2.19	0.43
25:CA:1414:C:H6	25:CA:1414:C:H3'	1.83	0.43
25:CA:1434:A:O2'	25:CA:1435:G:O4'	2.37	0.43
25:CA:1583:A:O4'	25:CA:1583:A:N3	2.50	0.43
25:CA:1870:C:H2'	25:CA:1871:A:N3	2.33	0.43
25:CA:1875:G:HO2'	25:CA:1876:A:P	2.41	0.43
25:CA:1826:G:O2'	25:CA:1971:U:OP2	2.36	0.43
25:CA:2221:G:C2'	25:CA:2222:C:C5'	2.96	0.43
25:CA:2655:G:HO2'	25:CA:2656:U:P	2.40	0.43
25:CA:671:C:H2'	25:CA:672:C:C6	2.54	0.43
25:CA:684:G:C2	25:CA:794:A:C2	3.07	0.43
25:CA:877:A:C2	25:CA:899:A:C2	3.07	0.43

Continued on next page...

Continued from previous page...

Atom-1	Atom-2	Interatomic distance (Å)	Clash overlap (Å)
25:CA:928:A:C2'	25:CA:929:U:H5'	2.48	0.43
27:CC:134:ILE:HG23	27:CC:135:PRO:CD	2.49	0.43
29:CE:109:LEU:O	29:CE:111:GLU:N	2.52	0.43
30:CF:116:LEU:HD22	30:CF:116:LEU:N	2.33	0.43
30:CF:63:LYS:HA	30:CF:64:PRO:HD3	1.87	0.43
32:CH:4:ILE:CG2	32:CH:5:LEU:N	2.80	0.43
33:CI:106:GLN:O	33:CI:110:GLN:N	2.52	0.43
33:CI:57:VAL:CG1	33:CI:68:PHE:HA	2.49	0.43
35:CK:108:ARG:NH1	40:CP:34:GLY:HA2	2.34	0.43
35:CK:66:LYS:HD2	35:CK:66:LYS:HA	1.79	0.43
35:CK:13:ASN:HD21	35:CK:98:ARG:HG3	1.83	0.43
36:CL:126:ARG:HD3	36:CL:126:ARG:N	2.32	0.43
39:CO:110:ALA:O	39:CO:115:LEU:HB2	2.18	0.43
40:CP:14:GLN:O	40:CP:15:ASP:CB	2.59	0.43
40:CP:3:ILE:CD1	40:CP:3:ILE:N	2.82	0.43
25:DA:241:A:O2'	54:D3:2:LYS:NZ	2.52	0.43
55:D4:9:LYS:HG2	55:D4:14:CYS:CB	2.48	0.43
25:DA:1117:C:O2	25:DA:1117:C:C2'	2.65	0.43
25:DA:1178:C:H5'	25:DA:1179:G:OP1	2.18	0.43
25:DA:1353:A:C6	25:DA:1354:A:C2	3.07	0.43
25:DA:1370:C:H2'	25:DA:1371:G:O4'	2.18	0.43
25:DA:1344:U:H1'	25:DA:1384:A:H2'	2.01	0.43
25:DA:1386:C:H2'	25:DA:1387:A:H8	1.83	0.43
25:DA:1414:C:C3'	25:DA:1414:C:C6	3.01	0.43
25:DA:1559:U:H3'	25:DA:1560:G:C5'	2.49	0.43
25:DA:1722:A:C2	25:DA:1739:A:N3	2.86	0.43
25:DA:1856:U:O4	25:DA:1857:G:C6	2.71	0.43
25:DA:202:U:H2'	25:DA:203:A:C8	2.52	0.43
25:DA:205:G:HO2'	25:DA:206:U:P	2.41	0.43
25:DA:2080:A:C5	25:DA:2081:U:C4	3.07	0.43
25:DA:2150:C:C4	25:DA:2151:U:C5	3.07	0.43
25:DA:2603:G:C6	25:DA:2604:U:C4	3.07	0.43
25:DA:2772:C:H2'	25:DA:2773:C:C6	2.53	0.43
25:DA:2808:G:N2	25:DA:2891:U:C6	2.86	0.43
25:DA:537:G:C2	25:DA:555:G:C2	3.07	0.43
25:DA:616:A:O2'	25:DA:617:G:H5'	2.18	0.43
25:DA:67:U:H2'	25:DA:68:G:O4'	2.18	0.43
25:DA:973:A:H5'	25:DA:1188:U:H1'	2.01	0.43
56:DB:33:G:H2'	56:DB:34:A:C8	2.53	0.43
27:DC:70:LYS:HG2	27:DC:101:ARG:NH1	2.33	0.43
29:DE:157:LEU:HD23	29:DE:169:VAL:HG11	2.01	0.43

Continued on next page...

Continued from previous page...

Atom-1	Atom-2	Interatomic distance (Å)	Clash overlap (Å)
29:DE:168:ASP:HB2	29:DE:183:PHE:CZ	2.53	0.43
30:DF:109:ARG:NH1	30:DF:138:PRO:HG3	2.34	0.43
31:DG:131:VAL:O	31:DG:131:VAL:HG12	2.18	0.43
31:DG:26:LYS:HB3	31:DG:31:GLU:CD	2.39	0.43
32:DH:61:VAL:O	32:DH:64:ALA:HB3	2.18	0.43
33:DI:12:VAL:HG23	33:DI:16:MET:HB2	2.00	0.43
33:DI:102:ARG:H	33:DI:141:ASP:HB2	1.84	0.43
38:DN:103:ARG:NE	38:DN:110:MET:HE3	2.33	0.43
39:DO:35:ILE:HG23	39:DO:35:ILE:O	2.19	0.43
40:DP:112:ARG:O	40:DP:113:LEU:HD23	2.18	0.43
42:DR:47:VAL:CG1	42:DR:54:VAL:HG22	2.48	0.43
43:DS:35:ILE:O	43:DS:36:LEU:C	2.53	0.43
43:DS:85:ILE:N	43:DS:96:ILE:HD11	2.33	0.43
48:DX:29:LEU:HD22	48:DX:30:PRO:CD	2.49	0.43
1:AA:1004:A:O2'	1:AA:1005:A:H5'	2.18	0.43
1:AA:1135:U:C2	1:AA:1137:C:N3	2.87	0.43
1:AA:1271:A:C5'	1:AA:1314:C:H5''	2.49	0.43
1:AA:1324:A:C2	1:AA:1325:C:C2	3.06	0.43
1:AA:1346:A:O2'	7:AG:9:ARG:NH1	2.51	0.43
1:AA:927:G:C2	1:AA:1391:U:O2	2.71	0.43
1:AA:145:G:C2'	1:AA:146:G:O5'	2.67	0.43
1:AA:1405:G:H1'	1:AA:1518:A:O2'	2.19	0.43
1:AA:295:C:H2'	1:AA:296:U:H6	1.84	0.43
1:AA:377:G:C2	1:AA:387:U:O2	2.71	0.43
1:AA:541:G:H2'	1:AA:542:G:H8	1.83	0.43
1:AA:645:G:C5	1:AA:646:G:N7	2.87	0.43
1:AA:677:U:H3	1:AA:713:G:H1	1.66	0.43
2:AB:101:THR:HB	2:AB:174:GLU:OE1	2.19	0.43
3:AC:35:ASP:HA	3:AC:38:VAL:HG22	2.01	0.43
4:AD:109:THR:HG1	4:AD:111:ALA:HB3	1.84	0.43
4:AD:11:SER:O	4:AD:12:ARG:C	2.57	0.43
4:AD:149:LYS:O	4:AD:150:LYS:C	2.56	0.43
4:AD:156:ALA:O	4:AD:160:LEU:HD22	2.19	0.43
4:AD:11:SER:OG	4:AD:18:LEU:HG	2.19	0.43
4:AD:193:ASP:OD2	4:AD:193:ASP:N	2.50	0.43
5:AE:45:VAL:HG22	5:AE:117:ALA:HB1	2.01	0.43
5:AE:104:ILE:HD12	5:AE:122:VAL:HG23	2.01	0.43
1:AA:1298:U:O4	7:AG:113:LYS:O	2.37	0.43
7:AG:13:PRO:O	7:AG:14:ASP:O	2.37	0.43
7:AG:65:LEU:C	7:AG:67:ASN:H	2.22	0.43
10:AJ:16:ARG:O	10:AJ:17:LEU:CB	2.67	0.43

Continued on next page...

Continued from previous page...

Atom-1	Atom-2	Interatomic distance (Å)	Clash overlap (Å)
12:AL:42:LYS:O	12:AL:44:PRO:HD2	2.19	0.43
12:AL:56:LEU:CB	12:AL:58:ASN:OD1	2.67	0.43
13:AM:21:ILE:O	13:AM:24:VAL:HG22	2.19	0.43
15:AO:65:LEU:HD23	15:AO:65:LEU:HA	1.75	0.43
15:AO:78:THR:C	15:AO:82:GLU:OE1	2.57	0.43
22:AV:55:U:C2'	22:AV:57:G:N7	2.81	0.43
23:AX:14:A:N6	23:AX:15:A:C6	2.86	0.43
1:BA:1088:G:N1	1:BA:1089:G:C5	2.87	0.43
1:BA:1137:C:O4'	1:BA:1137:C:O2	2.36	0.43
1:BA:154:U:O2	1:BA:168:G:N2	2.52	0.43
1:BA:357:G:C2'	1:BA:358:U:O5'	2.67	0.43
1:BA:462:G:C6	1:BA:463:U:C6	3.07	0.43
1:BA:559:A:H4'	1:BA:560:A:H5''	1.99	0.43
1:BA:560:A:C8	1:BA:566:G:C2	3.06	0.43
1:BA:81:A:C2	1:BA:89:U:C2	3.07	0.43
1:BA:971:G:H1'	1:BA:1365:G:O2'	2.19	0.43
2:BB:102:ASN:O	2:BB:103:TRP:C	2.57	0.43
3:BC:178:ARG:CD	3:BC:178:ARG:O	2.67	0.43
6:BF:1:MET:SD	6:BF:67:PRO:HD3	2.59	0.43
6:BF:68:GLN:HA	6:BF:71:ILE:HG22	2.00	0.43
6:BF:9:MET:SD	6:BF:59:TYR:CE1	3.12	0.43
7:BG:131:GLY:H	7:BG:134:VAL:CG2	2.30	0.43
8:BH:36:ALA:O	8:BH:39:LEU:N	2.52	0.43
12:BL:41:PRO:HB3	12:BL:88:ASP:OD1	2.18	0.43
14:BN:19:TYR:O	14:BN:20:PHE:O	2.36	0.43
16:BP:35:ARG:HG2	16:BP:36:VAL:H	1.83	0.43
17:BQ:16:MET:SD	17:BQ:16:MET:N	2.92	0.43
17:BQ:31:PRO:HB2	17:BQ:32:ILE:CD1	2.48	0.43
20:BT:80:ALA:O	20:BT:81:GLN:C	2.57	0.43
21:BU:14:ALA:C	21:BU:16:ARG:H	2.22	0.43
25:CA:1069:A:C4'	25:CA:1070:A:H8	2.32	0.43
25:CA:1416:G:O2'	25:CA:1417:C:OP2	2.37	0.43
25:CA:163:C:H2'	25:CA:164:C:O4'	2.19	0.43
25:CA:2078:C:H2'	25:CA:2079:U:O4'	2.19	0.43
25:CA:2156:G:N7	25:CA:2157:G:C6	2.87	0.43
25:CA:858:G:O2'	25:CA:2268:A:H1'	2.19	0.43
25:CA:2555:U:C3'	25:CA:2556:C:H5'	2.49	0.43
25:CA:2568:U:H2'	25:CA:2569:G:O4'	2.18	0.43
25:CA:2734:A:H2'	25:CA:2735:G:O4'	2.18	0.43
25:CA:2853:C:C2	25:CA:2854:G:C8	3.06	0.43
25:CA:2808:G:C2	25:CA:2891:U:C6	3.07	0.43

Continued on next page...

Continued from previous page...

Atom-1	Atom-2	Interatomic distance (Å)	Clash overlap (Å)
25:CA:319:G:H2'	25:CA:320:A:O5'	2.18	0.43
25:CA:408:G:O6	25:CA:409:G:C6	2.72	0.43
25:CA:545:U:O2	25:CA:545:U:P	2.77	0.43
25:CA:811:U:C2	25:CA:1251:C:C5	3.06	0.43
25:CA:915:C:H2'	25:CA:916:G:O5'	2.18	0.43
28:CD:39:ASP:OD2	28:CD:40:LEU:CB	2.67	0.43
30:CF:36:ASN:ND2	30:CF:37:MET:H	2.17	0.43
30:CF:43:ILE:HA	30:CF:82:TYR:OH	2.19	0.43
31:CG:148:ARG:HG2	31:CG:148:ARG:NH1	2.34	0.43
32:CH:97:ARG:HE	32:CH:112:LYS:NZ	2.16	0.43
32:CH:135:HIS:CD2	32:CH:138:VAL:HG23	2.54	0.43
32:CH:21:VAL:HG22	32:CH:25:TYR:HB3	2.00	0.43
33:CI:32:VAL:CG1	33:CI:33:ASN:N	2.81	0.43
33:CI:79:LEU:HD11	33:CI:132:ALA:CA	2.49	0.43
35:CK:10:VAL:HB	35:CK:16:ALA:O	2.18	0.43
37:CM:4:PRO:HG3	37:CM:70:ASP:HA	2.01	0.43
38:CN:33:ILE:O	38:CN:33:ILE:HG23	2.19	0.43
43:CS:4:ILE:CD1	43:CS:4:ILE:N	2.80	0.43
47:CW:52:ASP:N	47:CW:52:ASP:OD1	2.52	0.43
49:CY:18:LEU:O	49:CY:22:LEU:HB2	2.18	0.43
25:DA:1092:C:H3'	25:DA:1093:G:C8	2.54	0.43
25:DA:1324:G:H1'	25:DA:1616:A:N6	2.33	0.43
25:DA:1406:U:N3	25:DA:1407:G:N7	2.66	0.43
25:DA:1540:G:H2'	25:DA:1541:C:H6	1.83	0.43
25:DA:1544:A:N6	25:DA:1545:A:C6	2.86	0.43
25:DA:1856:U:C4	25:DA:1857:G:C6	3.07	0.43
25:DA:2131:U:C5'	25:DA:2132:U:H5''	2.45	0.43
25:DA:2168:G:C6	25:DA:2169:A:C6	3.07	0.43
25:DA:2339:C:O2'	25:DA:2340:A:H5'	2.19	0.43
25:DA:2406:A:H2'	25:DA:2406:A:OP2	2.18	0.43
25:DA:1956:U:H1'	25:DA:2552:U:OP1	2.18	0.43
25:DA:2818:U:H4'	25:DA:2837:A:O4'	2.19	0.43
25:DA:546:U:O2	25:DA:546:U:H3'	2.19	0.43
25:DA:970:U:H1'	25:DA:985:C:OP1	2.18	0.43
27:DC:146:LYS:HB2	27:DC:149:LYS:HD2	1.99	0.43
27:DC:212:TRP:C	27:DC:214:GLY:H	2.22	0.43
28:DD:39:ASP:O	28:DD:43:ASP:CB	2.67	0.43
29:DE:10:SER:O	29:DE:11:ALA:O	2.37	0.43
30:DF:57:ALA:HB2	30:DF:64:PRO:HD3	2.01	0.43
30:DF:95:MET:O	30:DF:96:TRP:C	2.57	0.43
32:DH:8:LYS:O	32:DH:9:VAL:CB	2.67	0.43

Continued on next page...

Continued from previous page...

Atom-1	Atom-2	Interatomic distance (Å)	Clash overlap (Å)
33:DI:133:ARG:CZ	33:DI:139:VAL:HB	2.49	0.43
33:DI:35:MET:SD	33:DI:39:LYS:HB2	2.58	0.43
33:DI:58:ILE:CD1	33:DI:66:PHE:CE1	3.02	0.43
35:DK:35:VAL:HG12	35:DK:36:GLY:N	2.33	0.43
35:DK:61:VAL:O	35:DK:61:VAL:HG13	2.19	0.43
25:DA:250:G:O5'	36:DL:59:ARG:HD2	2.19	0.43
25:DA:910:A:N7	37:DM:13:HIS:CD2	2.87	0.43
37:DM:78:LEU:HD23	37:DM:79:ALA:N	2.33	0.43
38:DN:48:VAL:O	38:DN:49:GLU:C	2.56	0.43
39:DO:40:ILE:CG2	39:DO:41:ALA:N	2.82	0.43
40:DP:100:ARG:C	40:DP:101:GLU:CG	2.85	0.43
40:DP:89:GLY:O	40:DP:112:ARG:HD3	2.19	0.43
40:DP:8:GLU:O	40:DP:54:LEU:CD2	2.67	0.43
41:DQ:13:HIS:O	41:DQ:14:LYS:C	2.57	0.43
42:DR:95:ASP:C	42:DR:96:VAL:HG13	2.38	0.43
45:DU:17:ASP:OD1	45:DU:38:ILE:O	2.37	0.43
48:DX:66:VAL:HG12	48:DX:67:LEU:N	2.34	0.43
49:DY:20:ASN:O	49:DY:21:LEU:O	2.37	0.43
49:DY:24:GLU:HB3	49:DY:28:LEU:HD11	2.00	0.43
1:AA:1178:G:H2'	1:AA:1180:A:OP2	2.18	0.43
1:AA:1190:G:OP1	3:AC:4:VAL:HG12	2.18	0.43
1:AA:1267:C:H2'	1:AA:1268:G:O4'	2.19	0.43
1:AA:1332:A:C2'	1:AA:1333:A:O5'	2.67	0.43
1:AA:1338:G:O5'	1:AA:1338:G:H8	2.02	0.43
1:AA:134:G:H1'	1:AA:325:A:C5	2.54	0.43
1:AA:141:G:C5	1:AA:142:G:N7	2.87	0.43
1:AA:257:G:H2'	1:AA:258:G:H8	1.84	0.43
1:AA:427:U:C4	1:AA:428:G:C6	3.07	0.43
1:AA:45:G:C2	1:AA:398:U:N3	2.87	0.43
1:AA:687:A:C5	1:AA:701:U:C5	3.07	0.43
1:AA:687:A:C8	1:AA:701:U:O4	2.72	0.43
1:AA:839:C:H6	1:AA:839:C:O5'	2.00	0.43
2:AB:145:ASN:OD1	2:AB:145:ASN:N	2.52	0.43
2:AB:163:ILE:HG23	2:AB:164:ASP:N	2.28	0.43
2:AB:175:ALA:CB	2:AB:182:VAL:CG2	2.96	0.43
2:AB:21:TYR:N	2:AB:21:TYR:CD1	2.87	0.43
3:AC:69:THR:HG21	3:AC:75:VAL:HG21	2.00	0.43
4:AD:25:ARG:HD2	4:AD:30:LYS:CE	2.45	0.43
4:AD:8:LEU:O	4:AD:10:LEU:N	2.52	0.43
1:AA:9:G:H5'	5:AE:107:GLY:HA3	2.00	0.43
5:AE:33:THR:HG21	5:AE:49:TYR:OH	2.17	0.43

Continued on next page...

Continued from previous page...

Atom-1	Atom-2	Interatomic distance (Å)	Clash overlap (Å)
6:AF:18:VAL:O	6:AF:21:MET:N	2.51	0.43
7:AG:68:VAL:HG12	7:AG:134:VAL:HG12	2.01	0.43
9:AI:100:ALA:HB1	9:AI:102:PHE:CZ	2.54	0.43
9:AI:25:GLY:HA3	9:AI:58:GLU:HA	2.01	0.43
9:AI:90:ASP:OD2	9:AI:92:SER:N	2.52	0.43
10:AJ:40:ILE:HB	10:AJ:73:LEU:HB2	2.00	0.43
14:AN:87:ALA:HA	14:AN:90:ARG:NH1	2.33	0.43
17:AQ:47:ASP:O	17:AQ:48:GLU:C	2.56	0.43
22:AV:48:C:C2	22:AV:59:U:C1'	3.02	0.43
22:AV:59:U:H3'	22:AV:60:U:C5	2.53	0.43
22:AV:65:G:C2	22:AV:66:U:C4	3.06	0.43
24:AY:145:LYS:H	24:AY:145:LYS:CD	2.31	0.43
1:BA:1038:C:H2'	1:BA:1039:G:C8	2.53	0.43
1:BA:1134:G:C5	1:BA:1135:U:C5	3.07	0.43
1:BA:1155:A:C2'	1:BA:1156:G:O5'	2.66	0.43
1:BA:1159:U:C4	1:BA:1182:G:C5	3.07	0.43
1:BA:1216:A:C2	1:BA:1217:C:C4	3.07	0.43
1:BA:1277:C:H2'	1:BA:1278:G:H5''	2.01	0.43
1:BA:1312:G:C2	1:BA:1326:U:C2	3.07	0.43
1:BA:1338:G:H2'	1:BA:1339:A:H8	1.80	0.43
1:BA:1359:C:O2'	1:BA:1361:G:N7	2.51	0.43
1:BA:1406:U:H2'	1:BA:1407:C:O4'	2.19	0.43
1:BA:1416:G:C6	1:BA:1417:G:C4	3.06	0.43
1:BA:1461:G:H8	1:BA:1461:G:O5'	2.01	0.43
1:BA:1460:C:C2'	1:BA:1461:G:O5'	2.66	0.43
1:BA:1535:C:HO2'	1:BA:1536:C:P	2.36	0.43
1:BA:174:A:C4	1:BA:175:C:C6	3.07	0.43
1:BA:433:G:C6	1:BA:434:U:C4	3.06	0.43
1:BA:457:G:N7	1:BA:458:U:C5	2.87	0.43
1:BA:603:U:H2'	1:BA:604:G:O5'	2.18	0.43
1:BA:675:A:C4	1:BA:676:A:C8	3.07	0.43
1:BA:979:C:H2'	1:BA:979:C:O2	2.19	0.43
3:BC:178:ARG:HD2	3:BC:178:ARG:O	2.19	0.43
4:BD:117:VAL:HG22	4:BD:122:ILE:HG13	2.01	0.43
4:BD:165:GLU:O	4:BD:166:LYS:C	2.57	0.43
5:BE:106:ALA:CB	5:BE:124:ALA:HB3	2.48	0.43
5:BE:74:ALA:HB1	5:BE:81:GLN:NE2	2.34	0.43
6:BF:71:ILE:HG22	6:BF:72:ASP:N	2.34	0.43
6:BF:80:PHE:CD2	6:BF:81:ASN:N	2.86	0.43
7:BG:106:ALA:HB2	7:BG:133:ALA:HB2	2.00	0.43
14:BN:46:LEU:CD1	14:BN:49:GLN:HG2	2.49	0.43

Continued on next page...

Continued from previous page...

Atom-1	Atom-2	Interatomic distance (Å)	Clash overlap (Å)
15:BO:34:GLN:O	15:BO:35:ILE:C	2.56	0.43
16:BP:40:ASN:OD1	16:BP:42:ILE:HB	2.18	0.43
6:BF:88:MET:CE	18:BR:63:TYR:HD2	2.29	0.43
1:BA:1220:G:H21	19:BS:53:GLY:HA2	1.83	0.43
21:BU:13:VAL:HG12	21:BU:15:LEU:HG	2.01	0.43
22:BV:6:G:O2'	22:BV:7:A:H5'	2.19	0.43
54:C3:54:LEU:HD23	54:C3:54:LEU:HA	1.79	0.43
25:CA:1059:G:OP2	25:CA:1060:U:C3'	2.67	0.43
25:CA:1078:U:C5'	25:CA:1079:C:OP1	2.67	0.43
25:CA:1280:G:H2'	25:CA:1281:G:O5'	2.18	0.43
25:CA:1370:C:O2'	25:CA:1811:G:O2'	2.37	0.43
25:CA:1467:U:C4	25:CA:1546:G:N2	2.87	0.43
25:CA:1684:G:C6	25:CA:1685:C:N4	2.87	0.43
25:CA:182:A:C5	25:CA:183:C:C4	3.07	0.43
25:CA:192:C:C2'	25:CA:193:U:H5'	2.47	0.43
25:CA:2183:A:C2	25:CA:2184:A:C5	3.07	0.43
25:CA:2458:G:O2'	25:CA:2460:U:O4	2.32	0.43
25:CA:357:C:H2'	25:CA:358:U:C6	2.54	0.43
25:CA:668:A:H2'	25:CA:670:A:H62	1.84	0.43
25:CA:834:G:H5'	54:C3:56:LEU:HD11	2.00	0.43
28:CD:142:VAL:CB	28:CD:143:PRO:CD	2.97	0.43
28:CD:177:VAL:O	28:CD:177:VAL:HG22	2.19	0.43
28:CD:38:LYS:O	28:CD:46:ARG:HA	2.19	0.43
28:CD:4:LEU:HD11	28:CD:96:ILE:CG2	2.49	0.43
29:CE:125:SER:OG	29:CE:126:VAL:N	2.52	0.43
33:CI:68:PHE:CG	33:CI:68:PHE:O	2.72	0.43
39:CO:77:ALA:O	39:CO:81:ARG:HG3	2.19	0.43
41:CQ:26:ALA:HB1	41:CQ:33:VAL:CG2	2.48	0.43
42:CR:21:ARG:NH1	42:CR:93:PHE:CZ	2.86	0.43
43:CS:74:ILE:O	43:CS:75:PHE:HB3	2.19	0.43
44:CT:51:PHE:N	44:CT:51:PHE:CD1	2.86	0.43
46:CV:24:ASN:O	46:CV:25:LYS:HG2	2.18	0.43
47:CW:64:LYS:HD3	47:CW:79:GLU:OE2	2.19	0.43
51:D0:28:SER:O	51:D0:37:HIS:CD2	2.71	0.43
51:D0:53:VAL:O	51:D0:55:ALA:N	2.52	0.43
25:DA:1091:G:C2	25:DA:1092:C:C4	3.07	0.43
25:DA:1139:G:H2'	25:DA:1140:C:O5'	2.19	0.43
25:DA:1174:U:H5'	25:DA:1175:A:OP2	2.18	0.43
25:DA:1206:G:C5	25:DA:1207:C:C5	3.07	0.43
25:DA:1347:A:C6	25:DA:1348:C:N3	2.86	0.43
25:DA:1419:A:C8	25:DA:1421:G:C6	3.07	0.43

Continued on next page...

Continued from previous page...

Atom-1	Atom-2	Interatomic distance (Å)	Clash overlap (Å)
25:DA:1483:G:C6	25:DA:1484:U:C5	3.07	0.43
25:DA:1494:A:C2	25:DA:1495:A:C8	3.06	0.43
25:DA:2280:G:C2'	25:DA:2281:A:H5'	2.49	0.43
25:DA:2323:G:C2'	25:DA:2324:U:H5'	2.49	0.43
25:DA:2577:A:H5''	25:DA:2578:G:H5'	1.99	0.43
25:DA:2672:U:C2'	25:DA:2673:G:O5'	2.66	0.43
25:DA:2705:A:H2	38:DN:64:ARG:NH1	2.16	0.43
25:DA:2784:U:H6	25:DA:2784:U:O5'	2.02	0.43
25:DA:303:G:H2'	25:DA:304:U:O4'	2.19	0.43
25:DA:61:C:OP2	49:DY:44:LYS:HB2	2.19	0.43
25:DA:645:C:O2	25:DA:645:C:C2'	2.65	0.43
25:DA:602:A:O2'	25:DA:655:A:N1	2.45	0.43
28:DD:105:LYS:C	28:DD:177:VAL:HG12	2.39	0.43
29:DE:104:ALA:O	29:DE:108:ILE:HG23	2.19	0.43
29:DE:96:VAL:HG12	29:DE:97:ASN:O	2.19	0.43
30:DF:64:PRO:HB3	30:DF:88:VAL:CG2	2.48	0.43
30:DF:94:ARG:HE	30:DF:94:ARG:HB2	1.63	0.43
32:DH:133:GLN:HA	32:DH:139:PHE:CE1	2.53	0.43
33:DI:3:LYS:CD	33:DI:4:VAL:H	2.32	0.43
36:DL:95:LEU:O	36:DL:98:ALA:N	2.52	0.43
38:DN:43:GLU:C	38:DN:45:ARG:N	2.71	0.43
39:DO:47:VAL:O	39:DO:48:LEU:HD23	2.18	0.43
39:DO:28:VAL:O	39:DO:95:SER:CB	2.67	0.43
43:DS:36:LEU:O	43:DS:37:THR:C	2.57	0.43
44:DT:1:MET:C	44:DT:2:ILE:HD12	2.39	0.43
48:DX:30:PRO:HB2	48:DX:32:LEU:HD13	2.00	0.43
50:DZ:9:THR:CG2	50:DZ:10:ARG:N	2.81	0.43
1:AA:1034:G:H2'	1:AA:1035:A:C8	2.54	0.43
1:AA:1161:C:H2'	1:AA:1162:C:C5	2.52	0.43
1:AA:1234:C:H2'	1:AA:1235:U:C6	2.52	0.43
1:AA:1235:U:C2'	1:AA:1236:A:O5'	2.66	0.43
1:AA:1426:G:C2'	1:AA:1427:C:O5'	2.66	0.43
1:AA:145:G:C2	1:AA:146:G:C8	3.07	0.43
1:AA:1537:U:H2'	1:AA:1538:C:O4'	2.19	0.43
1:AA:219:U:C2	1:AA:220:G:C8	3.07	0.43
1:AA:246:A:N3	1:AA:279:A:N6	2.67	0.43
1:AA:27:G:O2'	1:AA:28:A:O5'	2.34	0.43
1:AA:404:G:H2'	1:AA:405:U:O4'	2.18	0.43
1:AA:408:A:H2'	1:AA:409:U:H5'	1.99	0.43
1:AA:429:U:C4'	1:AA:430:A:O5'	2.67	0.43
1:AA:432:A:C2'	1:AA:433:G:O5'	2.67	0.43

Continued on next page...

Continued from previous page...

Atom-1	Atom-2	Interatomic distance (Å)	Clash overlap (Å)
1:AA:57:G:H2'	1:AA:58:C:O4'	2.18	0.43
1:AA:623:C:N4	1:AA:624:C:N4	2.67	0.43
1:AA:662:U:H2'	1:AA:663:A:C8	2.54	0.43
1:AA:711:G:C2'	1:AA:712:A:H5'	2.49	0.43
1:AA:737:C:H2'	1:AA:738:C:O5'	2.19	0.43
2:AB:47:PRO:O	2:AB:50:ASN:HB2	2.19	0.43
3:AC:133:MET:O	3:AC:137:VAL:HG23	2.19	0.43
3:AC:140:ALA:HB1	3:AC:148:ILE:HD12	2.00	0.43
3:AC:26:LYS:CD	3:AC:26:LYS:H	2.15	0.43
4:AD:97:LEU:HD23	4:AD:117:VAL:HG21	2.01	0.43
5:AE:105:ILE:CD1	5:AE:123:LEU:HB3	2.49	0.43
6:AF:35:LYS:CE	6:AF:65:GLU:OE2	2.67	0.43
8:AH:31:LEU:HD13	8:AH:31:LEU:O	2.18	0.43
11:AK:83:VAL:O	11:AK:83:VAL:HG12	2.18	0.43
16:AP:40:ASN:HA	16:AP:41:PRO:HD2	1.91	0.43
16:AP:7:ALA:O	16:AP:9:HIS:N	2.51	0.43
18:AR:40:PRO:HG2	18:AR:43:ILE:HG12	2.00	0.43
21:AU:18:PHE:O	21:AU:21:SER:HB2	2.18	0.43
24:AY:18:VAL:HG22	24:AY:172:ILE:HG13	2.00	0.43
1:BA:1015:G:H2'	1:BA:1016:A:O4'	2.18	0.43
1:BA:1103:C:N3	1:BA:1104:G:C8	2.87	0.43
1:BA:1103:C:C2	1:BA:1104:G:C8	3.07	0.43
1:BA:1160:G:N2	1:BA:1161:C:C2	2.87	0.43
1:BA:1192:C:N4	1:BA:1193:G:C5	2.87	0.43
1:BA:1194:U:H2'	1:BA:1195:C:C6	2.53	0.43
1:BA:1232:U:OP1	9:BI:125:GLN:NE2	2.52	0.43
1:BA:1241:G:H8	1:BA:1241:G:O5'	2.01	0.43
1:BA:1255:G:C6	1:BA:1279:G:C5	3.06	0.43
1:BA:1363:A:C5	1:BA:1365:G:N1	2.87	0.43
1:BA:1365:G:C5	1:BA:1366:C:C5	3.07	0.43
1:BA:1501:C:C6	1:BA:1504:G:C8	3.07	0.43
1:BA:171:A:C2	1:BA:172:A:C4	3.07	0.43
1:BA:495:A:C2	1:BA:496:A:C6	3.06	0.43
2:BB:69:VAL:HB	2:BB:162:VAL:CG1	2.49	0.43
3:BC:189:HIS:O	3:BC:190:THR:O	2.36	0.43
4:BD:141:VAL:HG12	4:BD:180:THR:OG1	2.19	0.43
6:BF:88:MET:HE3	18:BR:63:TYR:CD2	2.50	0.43
7:BG:124:SER:C	7:BG:126:ALA:N	2.70	0.43
8:BH:20:ASN:O	8:BH:22:ALA:N	2.52	0.43
8:BH:55:LYS:N	8:BH:56:PRO:HD3	2.34	0.43
1:BA:1343:G:O2'	9:BI:122:ARG:HD2	2.19	0.43

Continued on next page...

Continued from previous page...

Atom-1	Atom-2	Interatomic distance (Å)	Clash overlap (Å)
12:BL:24:GLU:C	12:BL:26:CYS:N	2.65	0.43
13:BM:100:ARG:HD2	13:BM:103:THR:OG1	2.19	0.43
13:BM:46:GLU:HG3	13:BM:46:GLU:O	2.19	0.43
13:BM:50:GLY:C	13:BM:52:ILE:H	2.21	0.43
15:BO:58:MET:O	15:BO:59:VAL:C	2.56	0.43
17:BQ:16:MET:O	17:BQ:17:GLU:CB	2.66	0.43
19:BS:18:VAL:CG2	19:BS:43:MET:HG2	2.49	0.43
19:BS:30:LEU:HB2	19:BS:48:ILE:HG22	2.00	0.43
19:BS:38:THR:HG22	19:BS:68:HIS:O	2.19	0.43
21:BU:10:PRO:O	21:BU:10:PRO:HD2	2.19	0.43
21:BU:8:ASN:N	21:BU:11:PHE:CE2	2.80	0.43
43:CS:19:LEU:HB3	51:C0:21:LEU:HD12	2.00	0.43
25:CA:124:G:H3'	53:C2:19:ARG:HH21	1.84	0.43
54:C3:3:ILE:HG21	54:C3:62:PRO:HG3	2.00	0.43
25:CA:1069:A:O2'	25:CA:1070:A:H2'	2.19	0.43
25:CA:1301:A:C4	25:CA:1303:G:N7	2.86	0.43
25:CA:1586:A:O5'	25:CA:1586:A:H8	2.02	0.43
25:CA:1799:G:O6	27:CC:177:SER:HB3	2.18	0.43
25:CA:186:G:N2	25:CA:187:G:C5	2.87	0.43
25:CA:188:G:H8	25:CA:188:G:H5''	1.83	0.43
25:CA:1981:A:O5'	25:CA:1982:U:OP2	2.37	0.43
25:CA:185:G:H4'	25:CA:218:A:H4'	1.99	0.43
25:CA:740:C:O2	25:CA:740:C:H2'	2.18	0.43
30:CF:146:ASP:HB2	30:CF:149:ARG:NH2	2.34	0.43
33:CI:41:PHE:CD2	33:CI:42:ASN:OD1	2.72	0.43
33:CI:54:ILE:HG21	33:CI:71:LYS:O	2.19	0.43
33:CI:56:VAL:HG21	33:CI:70:THR:HA	2.01	0.43
36:CL:29:LYS:O	36:CL:31:GLY:N	2.51	0.43
36:CL:85:VAL:HB	36:CL:94:THR:CG2	2.48	0.43
38:CN:13:ASN:ND2	38:CN:16:HIS:H	2.17	0.43
41:CQ:39:ILE:HG22	41:CQ:40:LYS:N	2.34	0.43
44:CT:87:LEU:HD23	44:CT:87:LEU:HA	1.78	0.43
45:CU:71:ILE:HD13	45:CU:82:VAL:CG2	2.49	0.43
45:CU:98:ASN:C	45:CU:100:GLU:N	2.70	0.43
48:CX:34:SER:HA	48:CX:48:LEU:O	2.19	0.43
51:D0:52:LYS:HE3	51:D0:55:ALA:CA	2.49	0.43
25:DA:1142:A:N3	25:DA:1144:A:C8	2.87	0.43
25:DA:1650:A:H2'	25:DA:1651:G:O4'	2.19	0.43
25:DA:1713:A:C2	25:DA:1716:U:C6	3.07	0.43
25:DA:1747:U:O2'	25:DA:1748:C:H5'	2.19	0.43
25:DA:1788:C:O5'	25:DA:1788:C:H6	2.02	0.43

Continued on next page...

Continued from previous page...

Atom-1	Atom-2	Interatomic distance (Å)	Clash overlap (Å)
25:DA:1794:A:C1'	25:DA:1900:A:C2	3.02	0.43
25:DA:1810:A:H8	25:DA:1810:A:O5'	2.01	0.43
25:DA:2052:A:O4'	28:DD:147:GLY:HA3	2.19	0.43
25:DA:2146:C:C4'	25:DA:2147:A:OP1	2.67	0.43
25:DA:2335:A:N7	25:DA:2337:G:C4	2.84	0.43
25:DA:2383:G:C4	25:DA:2384:U:C5	3.07	0.43
25:DA:2400:G:N1	25:DA:2401:U:O2	2.52	0.43
25:DA:2533:U:OP1	25:DA:2665:A:O2'	2.35	0.43
25:DA:265:A:H2	25:DA:427:U:O2	2.02	0.43
25:DA:2782:G:C2	25:DA:2783:U:C6	3.07	0.43
25:DA:2798:U:O5'	25:DA:2798:U:H6	2.02	0.43
25:DA:300:A:H5''	25:DA:301:G:OP2	2.19	0.43
25:DA:365:U:N3	25:DA:366:C:C4	2.87	0.43
25:DA:381:G:C6	25:DA:382:A:N7	2.87	0.43
25:DA:464:U:C4	25:DA:465:G:C6	3.07	0.43
25:DA:574:A:C8	60:DA:3579:HOH:O	2.71	0.43
25:DA:59:U:C6	25:DA:59:U:H3'	2.52	0.43
25:DA:807:U:C2'	25:DA:808:G:H5'	2.49	0.43
25:DA:872:U:H2'	25:DA:873:C:C6	2.54	0.43
25:DA:900:A:C5	25:DA:901:C:C6	3.07	0.43
25:DA:973:A:H5'	25:DA:1188:U:C1'	2.49	0.43
56:DB:9:G:N2	56:DB:10:G:H1'	2.34	0.43
29:DE:188:MET:HE3	29:DE:192:ALA:HB1	2.00	0.43
30:DF:51:ASN:O	30:DF:53:ALA:N	2.52	0.43
31:DG:128:THR:O	31:DG:129:GLU:CG	2.65	0.43
31:DG:88:LEU:HB2	31:DG:128:THR:HG22	2.01	0.43
33:DI:123:ALA:C	33:DI:125:THR:H	2.23	0.43
35:DK:35:VAL:CG1	35:DK:106:GLU:HG2	2.49	0.43
36:DL:135:ILE:O	36:DL:140:GLY:CA	2.67	0.43
36:DL:41:ARG:O	36:DL:42:SER:C	2.57	0.43
37:DM:56:ALA:C	37:DM:58:LYS:N	2.72	0.43
38:DN:48:VAL:C	38:DN:50:PRO:HD2	2.39	0.43
39:DO:36:TYR:O	39:DO:37:ALA:HB2	2.17	0.43
40:DP:96:LEU:O	40:DP:98:TYR:N	2.52	0.43
50:DZ:16:LEU:HB3	50:DZ:17:PRO:CD	2.49	0.43
1:AA:1154:G:H2'	1:AA:1154:G:N3	2.32	0.42
1:AA:1260:G:H4'	1:AA:1283:U:O2'	2.19	0.42
1:AA:212:G:H2'	1:AA:213:G:H8	1.84	0.42
1:AA:240:G:C2	1:AA:287:U:O2	2.70	0.42
1:AA:290:C:C6	1:AA:290:C:C3'	3.02	0.42
1:AA:439:U:HO2'	1:AA:440:C:P	2.41	0.42

Continued on next page...

Continued from previous page...

Atom-1	Atom-2	Interatomic distance (Å)	Clash overlap (Å)
1:AA:441:A:C2'	1:AA:442:G:H5'	2.49	0.42
1:AA:456:A:C5	1:AA:457:G:N7	2.87	0.42
1:AA:459:A:C8	1:AA:459:A:OP2	2.72	0.42
1:AA:495:A:C2	1:AA:496:A:C6	3.07	0.42
1:AA:603:U:O2'	1:AA:604:G:H5'	2.18	0.42
1:AA:736:C:H2'	1:AA:736:C:O2	2.19	0.42
1:AA:825:A:C6	1:AA:826:C:C4	3.07	0.42
1:AA:938:A:H8	1:AA:938:A:OP2	2.02	0.42
3:AC:10:ARG:O	3:AC:13:ILE:HG12	2.19	0.42
4:AD:158:LEU:O	4:AD:159:GLU:O	2.37	0.42
6:AF:10:VAL:HG13	6:AF:11:HIS:H	1.82	0.42
8:AH:1:SER:HB3	8:AH:2:MET:HG3	2.00	0.42
10:AJ:17:LEU:HD23	10:AJ:18:ILE:N	2.33	0.42
10:AJ:88:MET:O	10:AJ:89:ARG:CB	2.67	0.42
12:AL:57:THR:CG2	12:AL:58:ASN:N	2.82	0.42
13:AM:89:ARG:HB3	13:AM:96:VAL:HG22	2.01	0.42
17:AQ:16:MET:HB2	17:AQ:19:SER:CB	2.49	0.42
17:AQ:69:THR:O	17:AQ:69:THR:HG22	2.19	0.42
18:AR:33:THR:HG22	18:AR:37:LYS:N	2.34	0.42
1:AA:1314:C:P	19:AS:5:LYS:HZ3	2.41	0.42
20:AT:26:MET:HG3	20:AT:27:MET:N	2.33	0.42
22:AV:65:G:C2	22:AV:66:U:C2	3.07	0.42
1:BA:1050:G:H2'	1:BA:1051:C:H6	1.81	0.42
1:BA:1158:C:N3	1:BA:1160:G:N7	2.67	0.42
1:BA:1161:C:O2'	1:BA:1162:C:H5'	2.18	0.42
1:BA:1313:U:OP2	19:BS:5:LYS:CA	2.62	0.42
1:BA:142:G:C6	1:BA:143:A:C5	3.07	0.42
1:BA:149:A:C2	1:BA:150:U:C1'	3.02	0.42
1:BA:523:A:H61	12:BL:49:ARG:HH12	1.67	0.42
1:BA:853:C:H2'	1:BA:854:U:O4'	2.19	0.42
1:BA:979:C:C5	1:BA:980:C:C4	3.06	0.42
2:BB:170:ILE:O	2:BB:174:GLU:HG3	2.18	0.42
2:BB:49:PHE:C	2:BB:52:ALA:HB3	2.39	0.42
2:BB:56:LEU:HD13	2:BB:57:ASN:H	1.83	0.42
3:BC:25:THR:HG22	3:BC:26:LYS:CD	2.49	0.42
3:BC:80:GLY:O	3:BC:81:GLU:C	2.57	0.42
3:BC:95:GLY:O	3:BC:96:VAL:CG1	2.67	0.42
4:BD:169:TRP:CZ3	4:BD:189:ASP:HB3	2.54	0.42
6:BF:47:LEU:HD11	6:BF:51:ILE:HG23	2.00	0.42
6:BF:67:PRO:C	6:BF:69:GLU:N	2.70	0.42
7:BG:27:ASN:O	7:BG:28:ILE:C	2.56	0.42

Continued on next page...

Continued from previous page...

Atom-1	Atom-2	Interatomic distance (Å)	Clash overlap (Å)
8:BH:65:PHE:CG	8:BH:66:GLN:N	2.86	0.42
10:BJ:26:VAL:CG1	10:BJ:27:GLU:N	2.82	0.42
11:BK:13:LYS:O	11:BK:13:LYS:CD	2.67	0.42
13:BM:73:SER:HB3	13:BM:77:LYS:HZ1	1.84	0.42
14:BN:23:ARG:HG2	14:BN:26:LEU:HD12	2.00	0.42
16:BP:35:ARG:HG2	16:BP:36:VAL:N	2.34	0.42
17:BQ:12:VAL:HG13	17:BQ:21:VAL:HG13	1.99	0.42
20:BT:19:HIS:HD2	20:BT:20:ASN:ND2	2.17	0.42
20:BT:53:MET:O	20:BT:54:GLN:C	2.58	0.42
51:C0:10:SER:O	51:C0:11:LYS:C	2.56	0.42
25:CA:1421:G:C2'	25:CA:1422:G:O5'	2.67	0.42
25:CA:2126:A:C8	25:CA:2162:G:C2	3.07	0.42
25:CA:2218:G:C4	25:CA:2219:U:C5	3.07	0.42
25:CA:2303:G:C4	25:CA:2304:G:N7	2.86	0.42
25:CA:324:A:C2'	25:CA:325:G:O5'	2.67	0.42
25:CA:409:G:H2'	25:CA:410:G:C8	2.54	0.42
25:CA:457:A:O4'	25:CA:459:U:C6	2.72	0.42
25:CA:514:A:H2'	25:CA:515:A:O4'	2.19	0.42
25:CA:697:G:C2	25:CA:766:U:O2	2.72	0.42
26:CB:77:U:O2'	26:CB:78:A:H5'	2.19	0.42
27:CC:159:THR:O	27:CC:194:VAL:HG12	2.19	0.42
27:CC:6:LYS:HA	27:CC:7:PRO:HD3	1.91	0.42
28:CD:97:SER:C	28:CD:99:GLU:H	2.22	0.42
29:CE:171:ASP:O	29:CE:172:ALA:C	2.58	0.42
31:CG:102:ILE:HG22	31:CG:103:ASN:N	2.34	0.42
31:CG:75:VAL:C	31:CG:77:GLY:N	2.67	0.42
33:CI:5:GLN:HG2	33:CI:60:VAL:O	2.19	0.42
33:CI:97:VAL:HG12	33:CI:98:GLY:N	2.34	0.42
35:CK:113:MET:C	35:CK:115:ILE:N	2.68	0.42
36:CL:59:ARG:NH1	60:CL:206:HOH:O	2.51	0.42
37:CM:47:GLU:O	37:CM:48:ALA:C	2.56	0.42
35:CK:108:ARG:HH12	40:CP:34:GLY:CA	2.32	0.42
40:CP:32:VAL:CG1	40:CP:34:GLY:O	2.68	0.42
41:CQ:35:PHE:C	41:CQ:37:ALA:H	2.22	0.42
43:CS:85:ILE:HG22	43:CS:86:MET:N	2.32	0.42
44:CT:30:ILE:CD1	44:CT:32:LEU:HD21	2.48	0.42
49:CY:39:GLN:HB2	49:CY:41:HIS:ND1	2.33	0.42
49:CY:28:LEU:HB3	49:CY:43:LEU:HD21	2.01	0.42
25:DA:1063:G:P	25:DA:1063:G:H8	2.42	0.42
25:DA:1168:G:N2	25:DA:1182:G:H1'	2.33	0.42
25:DA:130:C:H2'	25:DA:131:A:O5'	2.19	0.42

Continued on next page...

Continued from previous page...

Atom-1	Atom-2	Interatomic distance (Å)	Clash overlap (Å)
25:DA:1338:G:H2'	25:DA:1339:G:C5'	2.49	0.42
25:DA:1341:G:C6	44:DT:84:TYR:CE2	3.07	0.42
25:DA:1400:U:O2'	25:DA:1401:G:H5'	2.19	0.42
25:DA:1429:G:N3	25:DA:1568:G:N2	2.66	0.42
25:DA:1483:G:C6	25:DA:1484:U:C4	3.07	0.42
25:DA:1476:U:C4	25:DA:1514:G:N2	2.87	0.42
25:DA:1557:C:H2'	25:DA:1558:C:C6	2.54	0.42
25:DA:1299:G:O6	25:DA:1639:C:H5''	2.19	0.42
25:DA:1874:C:H2'	25:DA:1875:G:O4'	2.19	0.42
25:DA:185:G:C6	25:DA:212:G:N1	2.87	0.42
25:DA:962:G:N2	25:DA:2250:G:H1	2.17	0.42
25:DA:22:C:H3'	25:DA:22:C:C6	2.54	0.42
25:DA:2491:U:H5'	25:DA:2570:G:H5'	2.01	0.42
25:DA:2495:G:C2'	25:DA:2496:C:H5'	2.49	0.42
25:DA:352:A:H2'	25:DA:353:C:O4'	2.18	0.42
25:DA:396:G:C5	25:DA:397:U:C5	3.07	0.42
25:DA:447:A:C6	25:DA:454:A:C5	3.07	0.42
27:DC:100:ARG:NH1	27:DC:100:ARG:HG3	2.34	0.42
29:DE:105:LEU:HA	29:DE:108:ILE:HG23	2.01	0.42
25:DA:2305:U:C5	30:DF:151:LEU:HA	2.54	0.42
31:DG:69:ALA:O	31:DG:73:SER:HB3	2.19	0.42
32:DH:17:ASP:N	32:DH:17:ASP:OD1	2.51	0.42
33:DI:23:VAL:CG2	33:DI:27:LEU:HD23	2.49	0.42
35:DK:122:VAL:OXT	35:DK:122:VAL:HG12	2.19	0.42
35:DK:53:LYS:HG2	35:DK:56:ASP:OD1	2.19	0.42
36:DL:125:LEU:N	36:DL:125:LEU:HD12	2.34	0.42
39:DO:67:ASN:H	39:DO:70:ALA:HB3	1.84	0.42
39:DO:80:GLU:HA	39:DO:83:LEU:HD12	2.01	0.42
40:DP:47:ILE:HA	40:DP:96:LEU:HB2	2.01	0.42
41:DQ:98:ALA:HB2	41:DQ:105:PHE:CD2	2.54	0.42
43:DS:15:GLN:HG3	51:D0:16:ARG:NH1	2.34	0.42
44:DT:1:MET:O	44:DT:2:ILE:CG1	2.64	0.42
1:AA:108:G:N3	1:AA:108:G:O4'	2.52	0.42
1:AA:1133:G:C4	1:AA:1134:G:C8	3.06	0.42
1:AA:1431:A:C6	1:AA:1432:G:O6	2.72	0.42
1:AA:1454:G:C2	1:AA:1455:G:C8	3.06	0.42
1:AA:36:C:H2'	1:AA:37:U:O4'	2.19	0.42
1:AA:446:G:N2	1:AA:489:C:C2	2.88	0.42
1:AA:50:A:N6	1:AA:361:G:H4'	2.34	0.42
1:AA:73:C:C2	1:AA:74:A:C8	3.07	0.42
1:AA:972:C:H4'	10:AJ:59:LYS:HE3	2.01	0.42

Continued on next page...

Continued from previous page...

Atom-1	Atom-2	Interatomic distance (Å)	Clash overlap (Å)
2:AB:106:VAL:O	2:AB:110:ILE:HD13	2.19	0.42
2:AB:110:ILE:CG1	2:AB:150:ILE:CG1	2.97	0.42
1:AA:831:A:OP1	2:AB:20:ARG:HG3	2.19	0.42
2:AB:94:ARG:HH12	2:AB:96:LEU:HA	1.84	0.42
3:AC:72:PRO:CG	3:AC:104:GLU:HG3	2.48	0.42
3:AC:140:ALA:N	3:AC:142:ARG:HB3	2.34	0.42
3:AC:151:GLU:HG2	3:AC:198:LYS:HB2	2.02	0.42
3:AC:81:GLU:O	3:AC:84:GLU:HB3	2.19	0.42
4:AD:117:VAL:O	4:AD:130:ASN:HA	2.19	0.42
4:AD:152:SER:O	4:AD:155:LYS:HB2	2.20	0.42
4:AD:14:GLU:HB3	4:AD:59:LYS:HG3	2.01	0.42
5:AE:100:GLU:CG	5:AE:100:GLU:O	2.67	0.42
5:AE:113:VAL:O	5:AE:115:GLU:N	2.52	0.42
5:AE:84:VAL:HG21	5:AE:142:GLY:O	2.19	0.42
6:AF:17:GLN:OE1	6:AF:21:MET:HG3	2.19	0.42
1:AA:674:G:OP1	6:AF:86:ARG:NH2	2.52	0.42
8:AH:6:ILE:O	8:AH:10:LEU:CD2	2.65	0.42
9:AI:18:VAL:HG22	9:AI:64:ILE:CG2	2.49	0.42
10:AJ:84:VAL:O	10:AJ:88:MET:HG2	2.18	0.42
14:AN:17:ASP:C	14:AN:19:TYR:N	2.71	0.42
14:AN:68:GLY:O	14:AN:69:ARG:O	2.37	0.42
20:AT:84:LYS:HD2	20:AT:84:LYS:HA	1.84	0.42
22:AV:65:G:H2'	22:AV:66:U:H6	1.84	0.42
1:BA:1007:U:C2'	1:BA:1008:U:H5''	2.46	0.42
1:BA:1099:G:C4	1:BA:1100:C:C6	3.07	0.42
1:BA:1101:A:N3	1:BA:1102:A:H1'	2.34	0.42
1:BA:1159:U:N3	1:BA:1182:G:C4	2.87	0.42
1:BA:1297:G:H4'	1:BA:1298:U:O5'	2.19	0.42
1:BA:1404:C:O5'	1:BA:1404:C:H6	2.02	0.42
1:BA:26:A:H61	1:BA:558:G:H2'	1.85	0.42
1:BA:247:G:C6	1:BA:278:G:N1	2.87	0.42
1:BA:340:U:H2'	1:BA:340:U:O2	2.18	0.42
1:BA:414:A:C2	1:BA:415:A:C4	3.08	0.42
1:BA:491:G:O2'	1:BA:492:C:H5'	2.19	0.42
1:BA:511:C:N1	1:BA:512:U:C5	2.86	0.42
1:BA:939:G:C2	1:BA:940:C:C2	3.07	0.42
1:BA:97:G:H2'	1:BA:98:A:O5'	2.18	0.42
2:BB:98:GLY:CA	2:BB:101:THR:CG2	2.97	0.42
2:BB:181:PRO:O	2:BB:182:VAL:HG23	2.19	0.42
2:BB:53:LEU:HD12	2:BB:219:THR:CG2	2.49	0.42
3:BC:150:VAL:HG13	3:BC:199:VAL:HB	2.00	0.42

Continued on next page...

Continued from previous page...

Atom-1	Atom-2	Interatomic distance (Å)	Clash overlap (Å)
5:BE:81:GLN:HE22	5:BE:148:SER:HA	1.84	0.42
6:BF:74:LEU:O	6:BF:77:THR:N	2.52	0.42
7:BG:119:LEU:O	7:BG:123:LEU:CG	2.68	0.42
8:BH:31:LEU:HD11	8:BH:35:ILE:HG13	2.01	0.42
9:BI:14:SER:HB3	9:BI:74:GLN:HA	2.00	0.42
12:BL:40:THR:HA	12:BL:41:PRO:HD3	1.75	0.42
16:BP:71:VAL:O	16:BP:75:ILE:HG13	2.19	0.42
1:BA:1320:C:N3	19:BS:35:ARG:NH1	2.66	0.42
25:CA:1098:A:N6	25:CA:1099:G:H1	2.16	0.42
25:CA:118:A:N3	25:CA:178:G:H1'	2.33	0.42
25:CA:1297:C:O2'	25:CA:1302:A:N1	2.46	0.42
25:CA:1394:U:C4	25:CA:1395:A:C6	3.08	0.42
25:CA:1717:A:C2'	25:CA:1718:G:O5'	2.67	0.42
25:CA:1738:G:HO2'	25:CA:1739:A:H8	1.65	0.42
25:CA:1936:A:H2	25:CA:1943:U:N3	2.17	0.42
25:CA:196:A:C4	25:CA:805:G:C6	3.07	0.42
25:CA:1979:U:H2'	25:CA:1980:G:C5'	2.48	0.42
25:CA:2300:C:N3	25:CA:2317:A:C2	2.87	0.42
25:CA:1956:U:H1'	25:CA:2552:U:OP1	2.20	0.42
27:CC:15:VAL:HG13	27:CC:16:VAL:N	2.34	0.42
28:CD:127:PHE:HZ	28:CD:160:LYS:HB2	1.84	0.42
28:CD:67:HIS:O	28:CD:68:PHE:C	2.57	0.42
29:CE:148:ILE:HB	29:CE:169:VAL:HG22	2.01	0.42
30:CF:157:THR:HG21	30:CF:159:ALA:HB3	1.98	0.42
35:CK:113:MET:O	35:CK:115:ILE:N	2.52	0.42
35:CK:95:ILE:O	35:CK:95:ILE:HG22	2.19	0.42
46:CV:29:ILE:HD13	46:CV:38:LEU:O	2.19	0.42
48:CX:63:ILE:CD1	48:CX:67:LEU:HG	2.50	0.42
49:CY:53:VAL:CG1	49:CY:53:VAL:O	2.67	0.42
52:D1:45:HIS:O	52:D1:46:VAL:HG23	2.18	0.42
25:DA:1049:C:C2'	25:DA:1050:A:H5'	2.48	0.42
25:DA:1118:C:N4	25:DA:1119:U:C4	2.87	0.42
25:DA:1137:G:C2'	25:DA:1138:G:O5'	2.68	0.42
25:DA:1142:A:C4	25:DA:1144:A:C8	3.07	0.42
25:DA:1190:G:OP1	36:DL:32:GLY:CA	2.66	0.42
25:DA:1315:C:H2'	25:DA:1316:U:O5'	2.19	0.42
25:DA:1378:A:O2'	25:DA:1380:G:N7	2.42	0.42
25:DA:1403:A:C4	25:DA:1404:C:C5	3.07	0.42
25:DA:1760:C:H2'	25:DA:1761:C:H5'	2.01	0.42
25:DA:1817:G:H2'	25:DA:1817:G:N3	2.34	0.42
25:DA:1855:U:H2'	25:DA:1856:U:H5'	2.02	0.42

Continued on next page...

Continued from previous page...

Atom-1	Atom-2	Interatomic distance (Å)	Clash overlap (Å)
25:DA:1994:C:OP1	28:DD:132:ALA:CB	2.68	0.42
25:DA:2126:A:C4	25:DA:2162:G:C6	3.07	0.42
25:DA:2209:G:C2	25:DA:2216:G:N1	2.87	0.42
25:DA:2438:U:O3'	25:DA:2439:A:H3'	2.19	0.42
25:DA:2707:U:O2	38:DN:71:ARG:NH1	2.53	0.42
25:DA:930:G:H1'	50:DZ:24:LEU:CD2	2.49	0.42
27:DC:134:ILE:HG22	27:DC:135:PRO:HD2	2.01	0.42
27:DC:220:ARG:O	27:DC:221:GLY:C	2.57	0.42
27:DC:244:VAL:CG2	27:DC:248:GLY:HA2	2.49	0.42
28:DD:108:ASP:OD1	28:DD:207:VAL:HG12	2.19	0.42
29:DE:131:THR:O	29:DE:133:LEU:N	2.52	0.42
29:DE:88:ARG:HB3	29:DE:89:PRO:HD2	2.00	0.42
32:DH:131:SER:C	32:DH:132:PHE:CD2	2.92	0.42
33:DI:39:LYS:HD3	33:DI:39:LYS:HA	1.84	0.42
29:DE:26:ALA:CB	36:DL:9:ALA:HB2	2.49	0.42
37:DM:108:VAL:HG11	37:DM:112:LEU:HD23	2.01	0.42
37:DM:53:MET:HE3	37:DM:103:TYR:CG	2.54	0.42
39:DO:69:ASP:C	39:DO:71:ALA:N	2.73	0.42
42:DR:21:ARG:HB2	42:DR:21:ARG:HE	1.75	0.42
50:DZ:2:LYS:N	50:DZ:2:LYS:CD	2.82	0.42
1:AA:1182:G:H5''	1:AA:1183:U:H5'	2.01	0.42
1:AA:1215:G:C2	1:AA:1216:A:N9	2.88	0.42
1:AA:1246:A:C5	1:AA:1247:U:C4	3.07	0.42
1:AA:946:A:O2'	1:AA:1333:A:N3	2.47	0.42
1:AA:1368:A:C2	1:AA:1369:C:C6	3.06	0.42
1:AA:1531:A:C2'	1:AA:1532:U:H5'	2.50	0.42
1:AA:499:A:C4'	1:AA:500:G:OP1	2.65	0.42
1:AA:300:A:H2	1:AA:566:G:O6	2.03	0.42
1:AA:610:U:C2'	1:AA:611:C:O5'	2.68	0.42
1:AA:779:C:O2'	1:AA:780:A:H5'	2.18	0.42
1:AA:805:C:H2'	1:AA:806:C:H5'	2.01	0.42
1:AA:844:G:C4	1:AA:846:G:O2'	2.72	0.42
1:AA:850:U:H2'	1:AA:851:G:C5'	2.48	0.42
1:AA:877:G:H21	8:AH:1:SER:N	2.17	0.42
1:AA:894:G:C2	1:AA:895:G:C8	3.07	0.42
1:AA:979:C:O5'	1:AA:980:C:OP2	2.37	0.42
1:AA:977:A:O2'	1:AA:979:C:OP2	2.32	0.42
4:AD:2:ARG:HH21	4:AD:114:ARG:HD3	1.84	0.42
4:AD:186:GLU:O	4:AD:187:ARG:C	2.56	0.42
4:AD:18:LEU:HD12	4:AD:20:LEU:HD11	2.02	0.42
4:AD:57:LYS:HG3	4:AD:58:GLN:N	2.33	0.42

Continued on next page...

Continued from previous page...

Atom-1	Atom-2	Interatomic distance (Å)	Clash overlap (Å)
5:AE:82:HIS:CE1	5:AE:146:MET:CG	3.02	0.42
8:AH:6:ILE:N	8:AH:6:ILE:HD12	2.33	0.42
9:AI:46:VAL:HG23	9:AI:47:VAL:N	2.34	0.42
9:AI:9:GLY:CA	9:AI:80:HIS:HB3	2.49	0.42
10:AJ:47:GLU:HB2	10:AJ:49:PHE:CE1	2.54	0.42
10:AJ:63:ASP:OD2	14:AN:98:LYS:CD	2.67	0.42
11:AK:127:ARG:CG	11:AK:127:ARG:HH11	2.30	0.42
12:AL:85:ARG:CZ	12:AL:87:LYS:HB3	2.49	0.42
13:AM:38:ILE:HG22	13:AM:39:ALA:N	2.34	0.42
16:AP:67:ILE:HG13	16:AP:71:VAL:HG11	2.01	0.42
24:AY:61:GLU:O	24:AY:61:GLU:CG	2.68	0.42
1:BA:1143:G:C6	1:BA:1144:G:C6	3.07	0.42
1:BA:1191:A:C8	1:BA:1191:A:O5'	2.72	0.42
1:BA:1233:G:H2'	1:BA:1234:C:C6	2.54	0.42
1:BA:1314:C:OP2	19:BS:5:LYS:HG2	2.19	0.42
1:BA:1317:C:N3	14:BN:53:ARG:CD	2.83	0.42
1:BA:15:G:C4	1:BA:16:A:C8	3.08	0.42
1:BA:346:G:H3'	1:BA:346:G:N3	2.33	0.42
1:BA:390:U:H2'	1:BA:391:G:H8	1.84	0.42
1:BA:394:G:C5	1:BA:395:C:C5	3.08	0.42
1:BA:679:C:O2	1:BA:712:A:C2	2.73	0.42
1:BA:960:U:C5	1:BA:1225:A:C8	3.07	0.42
4:BD:104:MET:SD	4:BD:142:VAL:HG13	2.59	0.42
1:BA:1240:U:OP2	7:BG:115:MET:HB3	2.19	0.42
7:BG:14:ASP:OD2	7:BG:15:PRO:N	2.52	0.42
7:BG:41:ILE:HA	7:BG:44:SER:HB3	2.01	0.42
9:BI:11:ARG:HB3	9:BI:77:ALA:HB2	2.01	0.42
9:BI:20:ILE:HD12	9:BI:85:ALA:CB	2.50	0.42
10:BJ:87:LEU:HD22	10:BJ:88:MET:N	2.34	0.42
11:BK:106:ILE:HD13	11:BK:107:THR:N	2.33	0.42
11:BK:30:ILE:CG1	11:BK:30:ILE:O	2.60	0.42
11:BK:19:VAL:HB	11:BK:34:THR:HG23	2.01	0.42
13:BM:101:THR:C	13:BM:103:THR:N	2.73	0.42
15:BO:44:GLU:HG2	15:BO:45:HIS:H	1.85	0.42
16:BP:79:ASN:O	16:BP:80:LYS:NZ	2.52	0.42
17:BQ:7:LEU:HB2	17:BQ:60:ILE:HG21	2.01	0.42
17:BQ:60:ILE:HG12	17:BQ:61:ARG:H	1.84	0.42
18:BR:70:THR:HG23	18:BR:71:ASP:N	2.33	0.42
1:BA:957:U:H4'	19:BS:78:THR:O	2.19	0.42
21:BU:25:ALA:O	21:BU:27:VAL:N	2.51	0.42
25:CA:1045:C:C3'	25:CA:1046:A:C5'	2.96	0.42

Continued on next page...

Continued from previous page...

Atom-1	Atom-2	Interatomic distance (Å)	Clash overlap (Å)
25:CA:1443:U:H2'	25:CA:1444:G:O4'	2.19	0.42
25:CA:1730:C:O2'	25:CA:1731:G:C4	2.59	0.42
25:CA:212:G:H2'	25:CA:213:A:O4'	2.20	0.42
25:CA:2144:G:HO2'	25:CA:2147:A:H61	1.67	0.42
25:CA:2668:G:H2'	25:CA:2669:G:O5'	2.19	0.42
26:CB:33:G:C2'	26:CB:34:A:C5'	2.94	0.42
26:CB:96:G:C2'	26:CB:97:C:H5'	2.49	0.42
27:CC:176:ARG:NH2	27:CC:176:ARG:CG	2.81	0.42
27:CC:221:GLY:HA2	27:CC:224:MET:HG3	2.00	0.42
27:CC:257:ARG:HG3	27:CC:258:SER:N	2.33	0.42
27:CC:265:PHE:HD1	27:CC:265:PHE:N	2.16	0.42
28:CD:142:VAL:HB	28:CD:143:PRO:HD2	2.02	0.42
28:CD:2:ILE:CD1	28:CD:90:PHE:CZ	3.02	0.42
31:CG:146:ASP:O	31:CG:149:ALA:HB3	2.19	0.42
31:CG:25:ILE:O	31:CG:25:ILE:HG22	2.19	0.42
25:CA:2751:G:C5	31:CG:2:ARG:HD3	2.54	0.42
33:CI:56:VAL:HG21	33:CI:70:THR:CA	2.49	0.42
36:CL:109:LYS:CE	36:CL:128:THR:HG22	2.46	0.42
36:CL:127:VAL:CG1	36:CL:128:THR:N	2.80	0.42
37:CM:110:GLU:HG3	37:CM:110:GLU:O	2.18	0.42
25:CA:1279:G:O4'	38:CN:31:HIS:CE1	2.73	0.42
38:CN:52:ILE:O	38:CN:53:THR:C	2.57	0.42
39:CO:66:GLY:C	39:CO:102:ARG:NH2	2.72	0.42
39:CO:88:LYS:O	39:CO:89:ASP:CB	2.67	0.42
42:CR:12:HIS:CE1	42:CR:22:LEU:CD2	3.02	0.42
44:CT:56:GLU:HB2	44:CT:88:LYS:HA	2.01	0.42
48:CX:63:ILE:HD12	48:CX:63:ILE:O	2.19	0.42
25:DA:1097:U:C3'	25:DA:1098:A:C5'	2.97	0.42
25:DA:1331:G:C5	25:DA:1333:G:N7	2.88	0.42
25:DA:1392:A:N6	25:DA:1393:A:N6	2.67	0.42
25:DA:150:U:H2'	25:DA:151:C:C6	2.55	0.42
25:DA:1526:C:C2	25:DA:1527:G:C8	3.07	0.42
25:DA:1339:G:N2	25:DA:1603:A:H1'	2.34	0.42
25:DA:1655:A:H3'	25:DA:1656:C:C6	2.54	0.42
25:DA:1657:U:H2'	25:DA:1658:C:C6	2.54	0.42
25:DA:1657:U:H2'	25:DA:1658:C:H6	1.84	0.42
25:DA:1717:A:C2'	25:DA:1718:G:H5'	2.50	0.42
25:DA:1927:A:C6	25:DA:1928:A:C6	3.08	0.42
25:DA:2049:G:H2'	25:DA:2050:C:H5'	2.01	0.42
25:DA:189:G:H2'	25:DA:205:G:N2	2.33	0.42
25:DA:2109:U:H4'	25:DA:2110:G:OP2	2.19	0.42

Continued on next page...

Continued from previous page...

Atom-1	Atom-2	Interatomic distance (Å)	Clash overlap (Å)
25:DA:2201:G:C6	25:DA:2223:G:N1	2.87	0.42
25:DA:2221:G:C6	25:DA:2222:C:C4	3.07	0.42
25:DA:2221:G:O2'	25:DA:2222:C:H5'	2.19	0.42
25:DA:2369:A:H2'	25:DA:2370:G:O4'	2.19	0.42
25:DA:2414:G:C2	25:DA:2415:G:C8	3.07	0.42
25:DA:2507:C:O5'	25:DA:2507:C:H6	2.02	0.42
25:DA:2517:C:C6	25:DA:2542:A:C8	3.08	0.42
25:DA:1050:A:H1'	25:DA:2751:G:H21	1.84	0.42
25:DA:377:G:H2'	25:DA:378:C:O4'	2.18	0.42
25:DA:386:G:H4'	25:DA:387:U:OP2	2.19	0.42
25:DA:471:A:O5'	25:DA:471:A:H8	2.02	0.42
25:DA:480:A:C2'	25:DA:480:A:N3	2.79	0.42
25:DA:481:G:H1'	25:DA:507:A:N1	2.33	0.42
25:DA:96:C:H2'	25:DA:97:C:H6	1.84	0.42
56:DB:25:U:O5'	56:DB:25:U:H6	2.03	0.42
27:DC:234:GLY:O	27:DC:235:GLU:HB2	2.20	0.42
27:DC:93:VAL:O	27:DC:93:VAL:CG2	2.67	0.42
28:DD:20:VAL:HG12	28:DD:21:SER:N	2.33	0.42
30:DF:35:LEU:HD21	30:DF:90:LEU:HD11	2.01	0.42
25:DA:2299:U:OP2	30:DF:70:ARG:NH2	2.52	0.42
31:DG:24:THR:O	31:DG:25:ILE:HG13	2.18	0.42
31:DG:59:ASP:OD2	31:DG:63:GLN:CG	2.62	0.42
35:DK:15:GLY:HA2	35:DK:47:ILE:HD11	2.00	0.42
37:DM:83:GLY:O	37:DM:84:LYS:HB2	2.19	0.42
38:DN:70:THR:OG1	38:DN:71:ARG:N	2.52	0.42
39:DO:48:LEU:HD12	39:DO:87:ILE:HD11	2.01	0.42
41:DQ:7:VAL:HG12	41:DQ:8:ILE:N	2.34	0.42
42:DR:39:LEU:O	42:DR:40:MET:HB2	2.18	0.42
42:DR:40:MET:C	42:DR:41:ILE:HG13	2.39	0.42
43:DS:66:ILE:O	43:DS:69:LEU:HB3	2.20	0.42
57:DW:14:ALA:HB3	57:DW:16:ARG:HH21	1.84	0.42
48:DX:1:SER:C	48:DX:3:VAL:HG23	2.40	0.42
49:DY:16:THR:HG23	49:DY:20:ASN:HD21	1.84	0.42
1:AA:1268:G:N1	1:AA:1269:A:C6	2.87	0.42
1:AA:1293:C:N3	1:AA:1294:G:C8	2.88	0.42
1:AA:1296:C:C4'	1:AA:1302:C:N4	2.83	0.42
1:AA:1314:C:OP2	19:AS:5:LYS:CD	2.67	0.42
1:AA:1310:G:C2	1:AA:1328:C:C2	3.07	0.42
1:AA:1329:A:H2'	1:AA:1329:A:N3	2.34	0.42
1:AA:259:G:N1	1:AA:260:G:C4	2.87	0.42
1:AA:399:G:O2'	1:AA:400:C:H5'	2.19	0.42

Continued on next page...

Continued from previous page...

Atom-1	Atom-2	Interatomic distance (Å)	Clash overlap (Å)
1:AA:451:A:N6	1:AA:481:G:C5'	2.83	0.42
1:AA:528:C:H5'	1:AA:529:G:OP2	2.19	0.42
1:AA:542:G:N1	1:AA:543:U:C4	2.88	0.42
1:AA:57:G:H2'	1:AA:58:C:C6	2.55	0.42
1:AA:77:A:H8	1:AA:77:A:OP2	2.03	0.42
1:AA:782:A:H2'	1:AA:783:C:O4'	2.19	0.42
1:AA:849:G:C2'	1:AA:850:U:O5'	2.68	0.42
1:AA:923:A:H2	1:AA:1395:C:C2	2.37	0.42
1:AA:999:C:H2'	1:AA:1000:A:H8	1.84	0.42
2:AB:143:LEU:O	2:AB:147:LEU:HB2	2.20	0.42
2:AB:40:ILE:HG21	2:AB:201:GLY:N	2.34	0.42
2:AB:187:ASP:OD2	2:AB:202:ASN:HA	2.19	0.42
2:AB:205:ALA:C	2:AB:206:ILE:HD13	2.39	0.42
2:AB:56:LEU:HB2	2:AB:183:PHE:CE1	2.54	0.42
2:AB:77:GLU:HG3	2:AB:78:ALA:N	2.35	0.42
3:AC:119:ILE:HG22	3:AC:123:LEU:HD12	2.01	0.42
4:AD:16:THR:CG2	4:AD:17:ASP:H	2.30	0.42
4:AD:88:ASN:O	4:AD:92:LEU:HD23	2.20	0.42
6:AF:20:GLY:O	6:AF:21:MET:C	2.58	0.42
7:AG:11:ILE:CD1	7:AG:23:ALA:HB3	2.49	0.42
1:AA:1367:C:P	9:AI:113:LYS:HZ1	2.42	0.42
9:AI:20:ILE:CG2	9:AI:60:LEU:HD12	2.49	0.42
11:AK:112:VAL:O	11:AK:113:THR:C	2.54	0.42
11:AK:34:THR:HB	11:AK:40:ALA:HA	2.01	0.42
13:AM:113:LYS:HB3	13:AM:114:PRO:CD	2.46	0.42
14:AN:92:GLU:H	14:AN:92:GLU:HG2	1.77	0.42
20:AT:68:LYS:HB2	20:AT:69:ASN:OD1	2.19	0.42
23:AX:8:A:H2'	23:AX:9:G:O4'	2.19	0.42
24:AY:52:LEU:O	24:AY:52:LEU:HD12	2.20	0.42
24:AY:67:LYS:O	24:AY:67:LYS:HG2	2.18	0.42
1:BA:1048:G:H2'	1:BA:1050:G:C8	2.54	0.42
1:BA:1162:C:O2	1:BA:1175:G:C2	2.72	0.42
1:BA:1269:A:C8	1:BA:1270:G:O4'	2.73	0.42
1:BA:1461:G:O2'	1:BA:1462:C:H5'	2.20	0.42
1:BA:181:A:C2	1:BA:195:A:C5	3.07	0.42
1:BA:980:C:C2'	1:BA:981:U:H5'	2.49	0.42
4:BD:30:LYS:H	4:BD:30:LYS:CD	2.32	0.42
5:BE:93:VAL:HG11	5:BE:110:MET:HE3	2.01	0.42
5:BE:36:THR:O	5:BE:47:PHE:HA	2.18	0.42
6:BF:11:HIS:ND1	6:BF:12:PRO:CD	2.83	0.42
6:BF:70:VAL:O	6:BF:71:ILE:C	2.57	0.42

Continued on next page...

Continued from previous page...

Atom-1	Atom-2	Interatomic distance (Å)	Clash overlap (Å)
7:BG:117:LEU:O	7:BG:121:ASN:N	2.52	0.42
7:BG:16:LYS:HD3	7:BG:17:PHE:CD1	2.54	0.42
9:BI:81:GLY:O	9:BI:82:ILE:C	2.58	0.42
14:BN:88:ALA:N	14:BN:93:ILE:HD13	2.35	0.42
3:BC:9:ILE:HD12	14:BN:98:LYS:HG3	2.01	0.42
15:BO:35:ILE:HD12	15:BO:62:ARG:NH1	2.34	0.42
19:BS:51:HIS:ND1	19:BS:55:GLN:O	2.52	0.42
21:BU:35:GLU:HB3	21:BU:36:PHE:H	1.71	0.42
22:BV:61:C:H2'	22:BV:62:C:C6	2.54	0.42
25:CA:1467:U:C4	25:CA:1546:G:N3	2.87	0.42
25:CA:1735:A:C2	25:CA:1736:U:N1	2.87	0.42
25:CA:1770:G:C6	25:CA:1983:G:C5	3.08	0.42
25:CA:2140:G:C2	25:CA:2141:G:C8	3.08	0.42
25:CA:2144:G:HO2'	25:CA:2147:A:N6	2.18	0.42
25:CA:2179:C:C2'	25:CA:2180:U:H5'	2.49	0.42
25:CA:2430:A:H5'	25:CA:2431:U:OP2	2.19	0.42
25:CA:2636:C:C2'	25:CA:2636:C:O2	2.63	0.42
25:CA:1050:A:C2	25:CA:2751:G:C4	3.07	0.42
25:CA:2784:U:H2'	25:CA:2785:C:H6	1.83	0.42
25:CA:380:G:H2'	25:CA:381:G:O4'	2.19	0.42
25:CA:528:A:C2	25:CA:2043:C:C4'	3.00	0.42
27:CC:156:SER:O	27:CC:159:THR:HG23	2.18	0.42
29:CE:176:ASP:OD1	29:CE:177:PRO:N	2.53	0.42
29:CE:65:THR:HG23	29:CE:65:THR:O	2.19	0.42
30:CF:111:ARG:HG2	30:CF:112:ASP:HB2	2.01	0.42
30:CF:24:VAL:HG22	30:CF:24:VAL:O	2.20	0.42
31:CG:164:ALA:C	31:CG:166:GLU:N	2.69	0.42
31:CG:24:THR:C	31:CG:25:ILE:HG12	2.39	0.42
33:CI:111:THR:O	33:CI:112:LYS:C	2.57	0.42
33:CI:5:GLN:CG	33:CI:5:GLN:O	2.67	0.42
38:CN:45:ARG:HB2	38:CN:45:ARG:HE	1.60	0.42
26:CB:51:G:O6	39:CO:32:PRO:HB3	2.19	0.42
40:CP:29:VAL:HG13	40:CP:79:VAL:CG1	2.48	0.42
41:CQ:26:ALA:O	41:CQ:27:ARG:C	2.56	0.42
45:CU:31:GLY:O	45:CU:66:VAL:HG12	2.20	0.42
47:CW:45:ALA:H	47:CW:77:SER:HB3	1.84	0.42
25:CA:102:U:C6	49:CY:2:LYS:HD2	2.54	0.42
25:DA:1215:G:H5''	41:DQ:7:VAL:HG21	2.01	0.42
25:DA:136:G:C6	25:DA:137:U:O4	2.71	0.42
25:DA:1374:G:C6	25:DA:1375:U:N3	2.88	0.42
25:DA:1408:G:O6	25:DA:1594:U:O2	2.36	0.42

Continued on next page...

Continued from previous page...

Atom-1	Atom-2	Interatomic distance (Å)	Clash overlap (Å)
25:DA:1520:U:O4	25:DA:1521:G:C6	2.72	0.42
25:DA:1675:C:H2'	25:DA:1676:A:H5'	2.01	0.42
25:DA:1738:G:O2'	25:DA:1739:A:H8	2.03	0.42
25:DA:1748:C:O2'	25:DA:1749:A:C5'	2.67	0.42
25:DA:2199:A:H2'	25:DA:2200:C:C6	2.53	0.42
25:DA:2204:G:C6	25:DA:2205:A:C5	3.07	0.42
25:DA:2309:A:C2'	25:DA:2310:C:O5'	2.68	0.42
25:DA:2338:C:N3	25:DA:2339:C:C5	2.87	0.42
25:DA:2416:C:N3	25:DA:2417:C:C5	2.88	0.42
25:DA:2850:A:C2	25:DA:2851:A:C4	3.08	0.42
25:DA:318:C:H2'	25:DA:319:G:O5'	2.18	0.42
25:DA:638:G:C5	25:DA:639:U:C4	3.07	0.42
56:DB:69:G:C2	56:DB:70:C:H1'	2.53	0.42
27:DC:131:MET:HA	27:DC:134:ILE:HD12	2.02	0.42
27:DC:153:LEU:O	27:DC:154:ALA:HB3	2.19	0.42
28:DD:179:ARG:NH1	40:DP:7:LEU:HD21	2.34	0.42
29:DE:134:LEU:O	29:DE:134:LEU:HD12	2.19	0.42
31:DG:119:GLY:C	31:DG:120:ILE:HD13	2.38	0.42
32:DH:1:MET:HE2	32:DH:23:ALA:CB	2.49	0.42
32:DH:70:GLU:O	32:DH:72:ILE:N	2.52	0.42
35:DK:68:GLY:C	35:DK:69:VAL:HG13	2.40	0.42
36:DL:133:ALA:O	36:DL:136:GLU:HB2	2.19	0.42
36:DL:95:LEU:HB2	36:DL:101:ILE:HG12	2.01	0.42
37:DM:3:GLN:O	37:DM:3:GLN:HG2	2.19	0.42
37:DM:54:THR:HA	37:DM:57:VAL:HG22	2.00	0.42
38:DN:49:GLU:O	38:DN:50:PRO:C	2.58	0.42
39:DO:79:ALA:HB1	39:DO:113:ALA:HB3	2.02	0.42
39:DO:76:LYS:O	39:DO:79:ALA:HB3	2.20	0.42
43:DS:86:MET:HA	43:DS:87:PRO:HD3	1.86	0.42
44:DT:8:LEU:O	44:DT:9:LYS:C	2.57	0.42
45:DU:38:ILE:HG22	45:DU:39:ASN:N	2.35	0.42
1:AA:1056:U:O2	1:AA:1057:G:C8	2.73	0.42
1:AA:1102:A:H2'	1:AA:1103:C:H5'	1.99	0.42
1:AA:1434:A:O5'	1:AA:1434:A:H8	2.02	0.42
1:AA:298:A:N6	1:AA:299:G:C2	2.88	0.42
1:AA:626:G:H2'	1:AA:627:G:O4'	2.20	0.42
1:AA:903:G:H2'	1:AA:904:U:C6	2.53	0.42
2:AB:110:ILE:HG12	2:AB:150:ILE:CG1	2.49	0.42
2:AB:14:HIS:HB3	2:AB:208:ALA:HB2	2.01	0.42
2:AB:30:ILE:HD11	2:AB:38:HIS:CG	2.55	0.42
4:AD:120:LYS:HB2	4:AD:128:VAL:HG21	2.02	0.42

Continued on next page...

Continued from previous page...

Atom-1	Atom-2	Interatomic distance (Å)	Clash overlap (Å)
5:AE:110:MET:O	5:AE:114:LEU:HB2	2.20	0.42
7:AG:28:ILE:HD12	7:AG:100:MET:CE	2.50	0.42
8:AH:5:PRO:O	8:AH:8:ASP:CB	2.64	0.42
5:AE:154:ALA:CB	8:AH:65:PHE:CE2	3.03	0.42
8:AH:78:SER:HA	8:AH:84:ILE:CG1	2.50	0.42
8:AH:87:ARG:H	8:AH:90:GLU:HB2	1.83	0.42
14:AN:81:ARG:O	14:AN:82:ILE:C	2.58	0.42
16:AP:44:SER:OG	16:AP:46:LYS:HD2	2.20	0.42
18:AR:40:PRO:HG2	18:AR:43:ILE:CG1	2.50	0.42
18:AR:22:TYR:HB2	18:AR:57:ALA:O	2.20	0.42
19:AS:30:LEU:HD12	19:AS:30:LEU:HA	1.86	0.42
1:AA:1539:C:P	21:AU:17:ARG:NE	2.92	0.42
21:AU:25:ALA:HB3	23:AX:9:G:H4'	2.01	0.42
21:AU:44:ARG:O	21:AU:45:LYS:C	2.58	0.42
24:AY:157:SER:O	24:AY:159:ASP:N	2.53	0.42
1:BA:1219:A:N6	1:BA:1220:G:O6	2.53	0.42
1:BA:1304:G:H2'	1:BA:1305:G:C1'	2.49	0.42
1:BA:1346:A:C8	1:BA:1348:U:C2	3.07	0.42
1:BA:1436:U:H2'	1:BA:1437:A:C8	2.54	0.42
1:BA:1465:A:H2'	1:BA:1466:C:C6	2.54	0.42
1:BA:1496:C:H2'	1:BA:1497:G:O4'	2.19	0.42
1:BA:1537:U:H5''	1:BA:1538:C:P	2.58	0.42
1:BA:429:U:H3'	4:BD:8:LEU:CD2	2.49	0.42
1:BA:596:A:C2	1:BA:645:G:N3	2.86	0.42
1:BA:648:A:C2	1:BA:649:A:C4	3.07	0.42
1:BA:803:G:OP1	60:BA:1802:HOH:O	2.21	0.42
1:BA:841:C:H2'	1:BA:843:U:C5'	2.49	0.42
1:BA:883:C:O2'	1:BA:884:U:H5'	2.20	0.42
2:BB:223:GLY:O	2:BB:225:SER:N	2.52	0.42
1:BA:1055:A:H2'	3:BC:155:ARG:HE	1.84	0.42
3:BC:26:LYS:NZ	3:BC:26:LYS:HB3	2.34	0.42
5:BE:100:GLU:HA	5:BE:121:ASN:HB3	2.02	0.42
5:BE:68:ARG:H	5:BE:68:ARG:HE	1.66	0.42
6:BF:45:ARG:HD2	6:BF:59:TYR:CE2	2.55	0.42
7:BG:124:SER:O	7:BG:126:ALA:N	2.53	0.42
7:BG:26:VAL:O	7:BG:27:ASN:C	2.57	0.42
8:BH:33:VAL:O	8:BH:35:ILE:N	2.53	0.42
9:BI:24:ASN:HA	9:BI:58:GLU:O	2.18	0.42
9:BI:88:GLU:OE2	9:BI:88:GLU:C	2.58	0.42
10:BJ:42:LEU:CD1	10:BJ:73:LEU:HB2	2.49	0.42
11:BK:84:MET:HE2	11:BK:112:VAL:HG11	2.02	0.42

Continued on next page...

Continued from previous page...

Atom-1	Atom-2	Interatomic distance (Å)	Clash overlap (Å)
13:BM:13:HIS:H	13:BM:16:ILE:HD12	1.83	0.42
13:BM:92:ARG:HH11	13:BM:92:ARG:CG	2.32	0.42
16:BP:22:ALA:HA	16:BP:33:ILE:HD12	2.02	0.42
17:BQ:30:HIS:NE2	17:BQ:32:ILE:HD13	2.33	0.42
17:BQ:35:LYS:CG	17:BQ:37:ILE:CD1	2.98	0.42
18:BR:24:ASP:HB3	18:BR:27:THR:OG1	2.19	0.42
21:BU:19:LYS:C	21:BU:21:SER:N	2.73	0.42
25:CA:1084:A:C6	25:CA:1085:A:N6	2.88	0.42
25:CA:11:C:H2'	25:CA:12:U:C5'	2.49	0.42
25:CA:1392:A:C6	25:CA:1393:A:C6	3.07	0.42
25:CA:1419:A:N7	25:CA:1421:G:C6	2.87	0.42
25:CA:1445:G:C5	25:CA:1446:C:C4	3.08	0.42
25:CA:1483:G:N2	25:CA:1507:C:C2	2.87	0.42
25:CA:1590:A:H2'	25:CA:1591:A:C8	2.55	0.42
25:CA:1599:U:OP2	44:CT:40:LYS:HG3	2.19	0.42
25:CA:1751:U:H2'	25:CA:1752:C:C6	2.55	0.42
25:CA:1827:U:C2'	25:CA:1828:G:O5'	2.68	0.42
25:CA:1979:U:HO2'	25:CA:1980:G:H5'	1.82	0.42
25:CA:2130:U:O2	25:CA:2158:A:H2	2.02	0.42
25:CA:2164:C:H3'	25:CA:2165:C:C5	2.55	0.42
25:CA:2170:A:N3	25:CA:2171:A:N7	2.67	0.42
25:CA:2243:U:O2'	25:CA:2244:U:H5'	2.20	0.42
25:CA:2294:G:C5	25:CA:2295:C:C5	3.07	0.42
25:CA:2339:C:H2'	25:CA:2340:A:H8	1.84	0.42
25:CA:2379:G:H2'	25:CA:2380:C:C6	2.54	0.42
25:CA:2585:U:O2'	25:CA:2586:U:O5'	2.33	0.42
25:CA:31:C:O2'	25:CA:32:C:H5'	2.19	0.42
25:CA:566:U:H2'	25:CA:567:U:O4'	2.19	0.42
25:CA:924:G:H2'	25:CA:925:A:O4'	2.19	0.42
28:CD:101:PHE:HE2	28:CD:203:VAL:HG12	1.81	0.42
36:CL:75:ALA:HB3	36:CL:108:ALA:HB2	2.01	0.42
38:CN:108:ALA:HA	38:CN:109:PRO:HD3	1.91	0.42
40:CP:22:GLY:O	40:CP:109:ILE:HD11	2.18	0.42
25:CA:812:C:H4'	41:CQ:12:ARG:HH22	1.85	0.42
42:CR:20:VAL:HG13	42:CR:21:ARG:N	2.32	0.42
42:CR:39:LEU:CD1	42:CR:39:LEU:N	2.83	0.42
44:CT:8:LEU:CD2	49:CY:22:LEU:HA	2.50	0.42
48:CX:17:ARG:HD2	48:CX:17:ARG:HA	1.76	0.42
49:CY:16:THR:HA	49:CY:19:LEU:HD12	2.02	0.42
49:CY:39:GLN:O	49:CY:40:SER:C	2.55	0.42
25:DA:1003:G:N2	25:DA:1004:U:C2	2.87	0.42

Continued on next page...

Continued from previous page...

Atom-1	Atom-2	Interatomic distance (Å)	Clash overlap (Å)
25:DA:1020:A:C2	25:DA:1141:U:C2	3.08	0.42
25:DA:1115:G:C2	25:DA:1116:G:C5	3.07	0.42
25:DA:1176:U:C6	25:DA:1177:G:C5	3.07	0.42
25:DA:157:C:C6	25:DA:157:C:H3'	2.54	0.42
25:DA:1579:A:N1	25:DA:1580:A:C2	2.87	0.42
25:DA:1596:A:O2'	25:DA:1597:A:H5'	2.19	0.42
25:DA:2016:U:H1'	51:D0:2:VAL:CG2	2.50	0.42
25:DA:2093:G:H2'	25:DA:2094:A:O5'	2.19	0.42
25:DA:2094:A:N1	25:DA:2196:C:C2	2.88	0.42
25:DA:2249:U:C4'	25:DA:2250:G:OP2	2.68	0.42
25:DA:2413:G:H2'	25:DA:2414:G:O5'	2.18	0.42
25:DA:2484:G:OP1	37:DM:44:ARG:HD3	2.19	0.42
25:DA:2555:U:C2'	25:DA:2556:C:H5'	2.49	0.42
25:DA:2677:G:O2'	25:DA:2678:C:H5'	2.19	0.42
25:DA:36:G:C5	25:DA:37:C:C5	3.07	0.42
25:DA:411:G:P	25:DA:2407:A:OP2	2.77	0.42
25:DA:478:A:C6	25:DA:480:A:C6	3.08	0.42
25:DA:639:U:H2'	25:DA:640:C:C6	2.53	0.42
25:DA:747:U:C5	25:DA:2613:U:C5	3.07	0.42
25:DA:780:G:H21	25:DA:783:A:H62	1.68	0.42
25:DA:783:A:C4	25:DA:785:G:H1'	2.54	0.42
25:DA:800:A:OP1	25:DA:800:A:H8	2.02	0.42
25:DA:928:A:H2	50:DZ:46:MET:HE1	1.85	0.42
56:DB:111:U:O2	56:DB:112:G:N7	2.53	0.42
56:DB:39:A:C2	56:DB:44:G:C4	3.08	0.42
27:DC:66:PHE:CD2	27:DC:155:ARG:NH2	2.88	0.42
30:DF:24:VAL:HG13	30:DF:25:MET:N	2.34	0.42
31:DG:39:ALA:HB2	31:DG:57:TYR:CG	2.55	0.42
32:DH:96:THR:O	32:DH:97:ARG:C	2.57	0.42
34:DJ:119:PHE:O	34:DJ:119:PHE:CD1	2.72	0.42
36:DL:41:ARG:O	36:DL:43:GLY:N	2.53	0.42
38:DN:24:MET:O	38:DN:25:ALA:C	2.58	0.42
39:DO:9:ARG:CG	39:DO:10:ARG:N	2.82	0.42
39:DO:92:PHE:HB2	39:DO:117:PHE:CE1	2.54	0.42
40:DP:12:MET:HG3	40:DP:54:LEU:HD22	2.02	0.42
42:DR:15:SER:O	42:DR:18:GLN:HB2	2.19	0.42
25:DA:480:A:P	45:DU:43:LYS:HZ3	2.42	0.42
46:DV:9:ARG:HG3	46:DV:40:ILE:O	2.19	0.42
57:DW:34:VAL:HG21	57:DW:76:ILE:CD1	2.50	0.42
48:DX:15:ASN:HA	48:DX:24:THR:O	2.19	0.42
49:DY:14:LEU:O	49:DY:17:GLU:HB3	2.19	0.42

Continued on next page...

Continued from previous page...

Atom-1	Atom-2	Interatomic distance (Å)	Clash overlap (Å)
1:AA:1114:C:O2	1:AA:1115:U:C6	2.72	0.42
1:AA:1255:G:H5''	1:AA:1256:A:OP1	2.19	0.42
1:AA:1325:C:O2'	1:AA:1326:U:H5'	2.18	0.42
1:AA:1367:C:N3	1:AA:1368:A:C8	2.87	0.42
1:AA:1416:G:C6	1:AA:1417:G:C5	3.08	0.42
1:AA:164:G:N2	1:AA:165:G:H1'	2.34	0.42
1:AA:195:A:H1'	1:AA:222:C:O2'	2.20	0.42
1:AA:406:G:C8	1:AA:495:A:C4	3.07	0.42
1:AA:64:G:C8	1:AA:99:C:C4	3.08	0.42
1:AA:93:U:C2'	1:AA:94:G:C5'	2.97	0.42
1:AA:976:G:C8	1:AA:1358:U:C2	3.07	0.42
1:AA:978:A:C6	1:AA:1318:A:C6	3.08	0.42
2:AB:159:ALA:O	2:AB:160:LEU:CB	2.68	0.42
2:AB:167:HIS:ND1	2:AB:167:HIS:O	2.52	0.42
2:AB:175:ALA:C	2:AB:177:ASN:N	2.73	0.42
2:AB:95:TRP:O	2:AB:97:GLY:N	2.52	0.42
3:AC:152:VAL:CG2	3:AC:156:LEU:CD2	2.96	0.42
8:AH:36:ALA:O	8:AH:45:ILE:HD11	2.20	0.42
9:AI:6:TYR:CE2	9:AI:17:ARG:HB2	2.55	0.42
10:AJ:10:LEU:HB2	10:AJ:72:ARG:CB	2.41	0.42
10:AJ:53:ILE:HB	10:AJ:62:ARG:N	2.33	0.42
10:AJ:59:LYS:HD2	10:AJ:60:ASP:N	2.35	0.42
11:AK:125:LYS:CD	11:AK:125:LYS:N	2.82	0.42
15:AO:24:THR:O	15:AO:25:GLU:C	2.58	0.42
15:AO:59:VAL:HG11	25:CA:715:A:C8	2.55	0.42
18:AR:41:SER:N	18:AR:51:GLN:NE2	2.66	0.42
24:AY:140:VAL:O	24:AY:143:LEU:N	2.53	0.42
24:AY:59:THR:CG2	24:AY:60:VAL:N	2.81	0.42
1:BA:1085:U:O4'	1:BA:1094:G:C6	2.73	0.42
1:BA:1225:A:H2'	1:BA:1226:C:C4	2.53	0.42
1:BA:1239:A:H2	1:BA:1297:G:C2	2.37	0.42
1:BA:1310:G:C6	1:BA:1311:A:N7	2.88	0.42
1:BA:1483:A:H1'	25:DA:1948:G:H1'	2.02	0.42
1:BA:1538:C:H3'	1:BA:1538:C:C6	2.54	0.42
1:BA:16:A:C4	1:BA:17:U:C6	3.08	0.42
1:BA:59:A:C4	1:BA:331:G:N2	2.87	0.42
1:BA:59:A:C5	1:BA:354:G:C6	3.07	0.42
1:BA:394:G:H2'	1:BA:395:C:C6	2.53	0.42
1:BA:457:G:C6	1:BA:458:U:N3	2.87	0.42
1:BA:626:G:H2'	1:BA:627:G:O5'	2.19	0.42
1:BA:737:C:O2'	1:BA:738:C:H5'	2.20	0.42

Continued on next page...

Continued from previous page...

Atom-1	Atom-2	Interatomic distance (Å)	Clash overlap (Å)
1:BA:837:U:O5'	1:BA:837:U:H6	2.03	0.42
1:BA:840:C:C4	1:BA:842:U:H5'	2.55	0.42
1:BA:842:U:O2'	1:BA:846:G:N1	2.52	0.42
3:BC:41:TYR:OH	3:BC:45:GLU:CG	2.67	0.42
4:BD:150:LYS:O	4:BD:150:LYS:HG3	2.19	0.42
7:BG:109:LYS:O	7:BG:110:ARG:C	2.57	0.42
8:BH:10:LEU:HD22	8:BH:10:LEU:HA	1.85	0.42
8:BH:41:GLU:CD	8:BH:41:GLU:C	2.77	0.42
8:BH:92:PRO:HG3	8:BH:124:ILE:HD12	2.01	0.42
9:BI:29:ILE:O	9:BI:29:ILE:HG23	2.20	0.42
11:BK:113:THR:HA	11:BK:114:PRO:HD3	1.83	0.42
11:BK:20:ALA:CB	11:BK:33:ILE:CD1	2.98	0.42
11:BK:27:ASN:HB3	11:BK:56:LYS:HE3	2.02	0.42
6:BF:86:ARG:HD3	18:BR:63:TYR:CE1	2.54	0.42
19:BS:44:ILE:HD11	19:BS:63:ASP:HA	2.01	0.42
20:BT:50:PHE:O	20:BT:53:MET:N	2.52	0.42
21:BU:8:ASN:C	21:BU:11:PHE:CE2	2.93	0.42
23:BX:5:A:H2'	23:BX:6:G:H5'	2.01	0.42
54:C3:53:ASP:O	54:C3:54:LEU:C	2.57	0.42
25:CA:1056:G:O2'	25:CA:1086:A:H8	2.02	0.42
25:CA:1085:A:C4	25:CA:1086:A:N1	2.88	0.42
25:CA:1090:A:N1	25:CA:1091:G:C5	2.87	0.42
25:CA:1104:C:O2	25:CA:1105:U:C5	2.72	0.42
25:CA:1117:C:C2'	25:CA:1118:C:H5'	2.50	0.42
25:CA:114:U:H2'	25:CA:115:C:C6	2.55	0.42
25:CA:2111:U:C4	25:CA:2145:C:O2	2.73	0.42
25:CA:2839:G:C6	25:CA:2840:C:C4	3.07	0.42
25:CA:2852:G:C4	25:CA:2853:C:C5	3.07	0.42
25:CA:2875:C:C2'	25:CA:2876:G:O5'	2.68	0.42
25:CA:273:G:C2	25:CA:365:U:O2	2.73	0.42
25:CA:587:C:C2	36:CL:33:ARG:NH2	2.87	0.42
25:CA:779:U:H2'	25:CA:780:G:O5'	2.19	0.42
25:CA:751:A:C6	25:CA:789:A:C5	3.07	0.42
25:CA:846:U:C2'	25:CA:847:U:OP2	2.67	0.42
26:CB:8:C:H2'	26:CB:9:G:O4'	2.20	0.42
28:CD:48:ILE:HG13	28:CD:50:VAL:HG13	2.02	0.42
30:CF:56:LEU:HD12	30:CF:64:PRO:HB3	2.00	0.42
31:CG:8:VAL:HG12	31:CG:49:LEU:CB	2.48	0.42
32:CH:66:ASN:HA	32:CH:138:VAL:HG11	2.02	0.42
29:CE:108:ILE:CD1	36:CL:2:ARG:HH12	2.32	0.42
37:CM:62:LYS:O	37:CM:105:MET:HA	2.20	0.42

Continued on next page...

Continued from previous page...

Atom-1	Atom-2	Interatomic distance (Å)	Clash overlap (Å)
39:CO:72:ALA:HA	39:CO:109:ALA:HB2	2.01	0.42
40:CP:21:PRO:HA	40:CP:46:VAL:HG12	2.01	0.42
40:CP:52:ARG:CG	40:CP:52:ARG:NH1	2.80	0.42
41:CQ:63:ARG:O	41:CQ:64:ILE:C	2.58	0.42
49:CY:9:LYS:H	49:CY:12:GLU:HG3	1.83	0.42
52:D1:18:HIS:HE2	52:D1:20:TYR:HE2	1.68	0.42
55:D4:9:LYS:HG2	55:D4:14:CYS:HB3	2.01	0.42
25:DA:1050:A:H1'	25:DA:2751:G:N2	2.35	0.42
25:DA:1188:U:C2'	25:DA:1189:A:O5'	2.67	0.42
25:DA:1421:G:H2'	25:DA:1422:G:H5'	2.01	0.42
25:DA:145:C:H3'	25:DA:145:C:C6	2.54	0.42
25:DA:149:A:C5	25:DA:150:U:C5	3.08	0.42
25:DA:1675:C:OP2	60:DA:3772:HOH:O	2.21	0.42
25:DA:1692:U:O2	25:DA:1696:G:C2	2.73	0.42
25:DA:1866:A:N3	25:DA:1876:A:C6	2.88	0.42
25:DA:1885:A:H2'	25:DA:1886:U:H5'	2.00	0.42
25:DA:1891:G:C5	25:DA:1892:C:C4	3.07	0.42
25:DA:1936:A:H2	25:DA:1943:U:C4	2.36	0.42
25:DA:2146:C:C5'	25:DA:2147:A:OP1	2.66	0.42
25:DA:2162:G:P	25:DA:2162:G:H3'	2.59	0.42
25:DA:2179:C:C2	25:DA:2180:U:C5	3.07	0.42
25:DA:1955:U:H2'	25:DA:2551:C:O2'	2.19	0.42
25:DA:2491:U:H5'	25:DA:2570:G:C5'	2.50	0.42
25:DA:2746:U:H2'	25:DA:2747:G:H5'	2.00	0.42
25:DA:2844:G:C2'	25:DA:2845:U:H5'	2.50	0.42
25:DA:458:G:H22	25:DA:469:G:H2'	1.85	0.42
25:DA:52:A:H2'	25:DA:53:A:O5'	2.18	0.42
25:DA:56:A:H2'	25:DA:57:C:O4'	2.20	0.42
25:DA:714:U:H2'	25:DA:716:A:N7	2.34	0.42
25:DA:817:C:H2'	25:DA:818:G:O4'	2.19	0.42
27:DC:68:ARG:NH1	27:DC:128:THR:OG1	2.52	0.42
27:DC:161:VAL:HG13	27:DC:174:ARG:O	2.19	0.42
27:DC:83:ASP:OD1	27:DC:84:PRO:HD2	2.19	0.42
28:DD:124:ARG:HD3	28:DD:125:TRP:HE1	1.84	0.42
25:DA:2730:C:H5'	28:DD:175:LEU:CD2	2.50	0.42
28:DD:33:ARG:NH2	28:DD:74:GLU:O	2.53	0.42
29:DE:67:ARG:HE	29:DE:67:ARG:HB3	1.65	0.42
30:DF:43:ILE:HA	30:DF:82:TYR:CE1	2.54	0.42
31:DG:147:LEU:HA	31:DG:150:TYR:HD1	1.85	0.42
32:DH:80:ILE:CD1	32:DH:144:VAL:CG1	2.97	0.42
33:DI:75:ALA:HB3	33:DI:131:THR:HG21	2.02	0.42

Continued on next page...

Continued from previous page...

Atom-1	Atom-2	Interatomic distance (Å)	Clash overlap (Å)
34:DJ:21:THR:HG23	34:DJ:61:LYS:HB3	2.00	0.42
35:DK:113:MET:O	35:DK:116:ILE:HG13	2.20	0.42
35:DK:92:GLU:N	35:DK:92:GLU:OE2	2.53	0.42
36:DL:19:LEU:CD1	36:DL:19:LEU:N	2.82	0.42
39:DO:101:GLY:O	39:DO:102:ARG:C	2.58	0.42
39:DO:70:ALA:O	39:DO:74:VAL:HB	2.19	0.42
45:DU:12:VAL:HB	45:DU:17:ASP:O	2.20	0.42
48:DX:39:VAL:O	48:DX:40:GLU:C	2.57	0.42
48:DX:56:ARG:O	48:DX:59:ASP:HB2	2.19	0.42
49:DY:13:GLU:C	49:DY:15:ASN:H	2.22	0.42
49:DY:8:GLU:C	49:DY:12:GLU:HB2	2.39	0.42
50:DZ:4:ILE:HG22	50:DZ:37:ARG:O	2.19	0.42
1:AA:1008:U:N3	1:AA:1022:A:C2	2.87	0.42
1:AA:1053:G:O5'	1:AA:1054:C:H5'	2.19	0.42
1:AA:1068:G:C2'	1:AA:1069:C:H5'	2.50	0.42
1:AA:1119:C:H2'	1:AA:1120:C:C6	2.54	0.42
1:AA:1160:G:HO2'	1:AA:1161:C:P	2.43	0.42
1:AA:1410:A:O2'	1:AA:1411:C:H5'	2.20	0.42
1:AA:171:A:C6	1:AA:172:A:C6	3.07	0.42
1:AA:262:A:C6	1:AA:263:A:C6	3.07	0.42
1:AA:293:G:C4	1:AA:294:U:C5	3.08	0.42
1:AA:511:C:N1	1:AA:512:U:C5	2.87	0.42
1:AA:540:G:C5	1:AA:541:G:C8	3.08	0.42
1:AA:721:G:O4'	1:AA:722:G:C5	2.73	0.42
1:AA:986:U:O2'	1:AA:987:G:H5'	2.20	0.42
2:AB:137:THR:O	2:AB:141:GLU:HG3	2.19	0.42
3:AC:135:ARG:O	3:AC:138:GLN:N	2.53	0.42
3:AC:28:PHE:HD2	3:AC:28:PHE:C	2.23	0.42
4:AD:162:GLU:HA	4:AD:166:LYS:HE2	2.00	0.42
4:AD:64:TYR:HE2	4:AD:99:ASN:OD1	2.02	0.42
5:AE:108:GLY:HA2	5:AE:111:ARG:HB2	2.01	0.42
5:AE:131:ASN:HA	5:AE:132:PRO:HD3	1.94	0.42
5:AE:148:SER:O	5:AE:152:VAL:CG1	2.67	0.42
6:AF:4:TYR:HA	6:AF:90:MET:O	2.19	0.42
7:AG:69:ARG:O	7:AG:137:ARG:HD3	2.20	0.42
8:AH:21:LYS:N	8:AH:64:TYR:OH	2.52	0.42
10:AJ:28:THR:CG2	10:AJ:86:ALA:HB1	2.49	0.42
10:AJ:27:GLU:C	10:AJ:29:ALA:N	2.73	0.42
10:AJ:44:THR:O	10:AJ:45:ARG:C	2.57	0.42
10:AJ:59:LYS:CE	10:AJ:59:LYS:H	2.29	0.42
10:AJ:42:LEU:HB3	10:AJ:71:LEU:CB	2.49	0.42

Continued on next page...

Continued from previous page...

Atom-1	Atom-2	Interatomic distance (Å)	Clash overlap (Å)
11:AK:23:HIS:CD2	11:AK:23:HIS:O	2.73	0.42
11:AK:52:ARG:N	11:AK:55:ARG:CB	2.83	0.42
12:AL:37:TYR:CD2	12:AL:37:TYR:N	2.87	0.42
13:AM:78:ARG:O	13:AM:81:ASP:HB2	2.19	0.42
17:AQ:80:LYS:CD	17:AQ:80:LYS:N	2.82	0.42
22:AV:59:U:H3'	22:AV:60:U:C6	2.54	0.42
24:AY:130:ARG:O	24:AY:133:ARG:HB2	2.19	0.42
1:BA:100:G:C5	1:BA:101:A:N7	2.87	0.42
1:BA:1096:C:C4	1:BA:1097:C:N4	2.88	0.42
1:BA:1155:A:H2'	1:BA:1156:G:O5'	2.19	0.42
1:BA:1057:G:C6	1:BA:1204:A:C2	3.08	0.42
1:BA:1272:G:C2	1:BA:1273:C:C2	3.07	0.42
1:BA:1304:G:H2'	1:BA:1305:G:H1'	2.02	0.42
1:BA:1360:A:C8	14:BN:58:SER:CB	3.03	0.42
1:BA:1361:G:C8	1:BA:1362:A:H5''	2.55	0.42
1:BA:1323:G:H1'	1:BA:1362:A:C2	2.55	0.42
1:BA:1478:U:H2'	1:BA:1479:C:C6	2.55	0.42
1:BA:164:G:O2'	1:BA:165:G:H5'	2.19	0.42
1:BA:188:C:N3	1:BA:189:A:C5	2.87	0.42
1:BA:253:A:N1	1:BA:254:G:C5	2.88	0.42
1:BA:794:A:H2'	1:BA:795:C:C6	2.54	0.42
1:BA:927:G:H4'	1:BA:1503:A:N7	2.34	0.42
1:BA:943:U:C2'	1:BA:944:G:H5'	2.50	0.42
3:BC:129:PHE:CD2	3:BC:130:ARG:HD3	2.54	0.42
3:BC:179:ALA:HB1	3:BC:202:PHE:CE1	2.55	0.42
3:BC:22:PHE:CD2	3:BC:23:ALA:CA	3.01	0.42
3:BC:88:LYS:HG2	3:BC:89:VAL:N	2.35	0.42
5:BE:115:GLU:O	5:BE:118:GLY:N	2.52	0.42
5:BE:152:VAL:HG23	5:BE:153:ALA:N	2.34	0.42
6:BF:6:ILE:C	6:BF:7:VAL:HG12	2.40	0.42
7:BG:59:GLU:HA	7:BG:62:GLU:HB3	2.00	0.42
7:BG:78:ARG:HG2	7:BG:83:THR:HG23	2.02	0.42
8:BH:85:TYR:O	8:BH:86:LYS:CD	2.67	0.42
9:BI:60:LEU:CD2	9:BI:60:LEU:N	2.82	0.42
9:BI:115:VAL:HG21	10:BJ:62:ARG:HB2	2.02	0.42
11:BK:12:ARG:CZ	11:BK:76:TYR:OH	2.68	0.42
13:BM:47:LEU:HD13	13:BM:52:ILE:HG13	2.02	0.42
13:BM:88:LEU:C	13:BM:90:HIS:N	2.72	0.42
15:BO:44:GLU:O	15:BO:45:HIS:HB2	2.19	0.42
17:BQ:17:GLU:O	17:BQ:18:LYS:HB2	2.19	0.42
17:BQ:31:PRO:CB	17:BQ:32:ILE:HD12	2.49	0.42

Continued on next page...

Continued from previous page...

Atom-1	Atom-2	Interatomic distance (Å)	Clash overlap (Å)
17:BQ:64:ARG:HD3	17:BQ:64:ARG:H	1.85	0.42
20:BT:35:TYR:CD1	20:BT:35:TYR:O	2.73	0.42
21:BU:25:ALA:HB1	23:BX:8:A:H5"	2.00	0.42
25:CA:1058:U:H1'	25:CA:1081:U:C2	2.55	0.42
25:CA:1076:C:C2'	25:CA:1077:A:O4'	2.68	0.42
25:CA:1446:C:H2'	25:CA:1447:C:H6	1.84	0.42
25:CA:1485:U:C2	25:CA:1505:A:C2	3.08	0.42
25:CA:1547:C:C4'	25:CA:1547:C:C6	3.02	0.42
25:CA:1585:C:O2'	25:CA:1586:A:C5'	2.62	0.42
25:CA:1588:G:C4	25:CA:1589:U:C5	3.08	0.42
25:CA:186:G:C2	25:CA:187:G:C8	3.07	0.42
25:CA:2162:G:OP2	25:CA:2164:C:N4	2.52	0.42
25:CA:2181:U:H2'	25:CA:2182:U:H6	1.83	0.42
25:CA:2301:C:C2'	25:CA:2302:U:H5'	2.50	0.42
25:CA:2328:A:H2'	25:CA:2329:U:H6	1.80	0.42
25:CA:2469:A:N6	25:CA:2481:G:H1'	2.35	0.42
25:CA:2555:U:C5	25:CA:2556:C:C2	3.08	0.42
25:CA:2555:U:C2'	25:CA:2556:C:H5'	2.50	0.42
25:CA:2800:A:C2	25:CA:2895:G:H1'	2.55	0.42
25:CA:623:C:H2'	25:CA:624:C:C6	2.54	0.42
25:CA:665:U:H2'	25:CA:666:A:H8	1.85	0.42
25:CA:740:C:O2	25:CA:740:C:C2'	2.66	0.42
25:CA:908:C:H2'	25:CA:909:A:O5'	2.19	0.42
25:CA:936:A:H2'	25:CA:937:C:C6	2.55	0.42
27:CC:163:ILE:HA	27:CC:173:LEU:HD12	2.01	0.42
28:CD:111:GLY:HA3	28:CD:194:PRO:HB2	2.01	0.42
29:CE:118:LEU:HD12	29:CE:119:ILE:H	1.81	0.42
29:CE:24:ASN:OD1	29:CE:27:LEU:CB	2.68	0.42
30:CF:51:ASN:OD1	30:CF:51:ASN:N	2.51	0.42
30:CF:68:LYS:O	30:CF:69:ALA:C	2.58	0.42
30:CF:6:TYR:CE2	30:CF:11:VAL:HG22	2.54	0.42
30:CF:88:VAL:CG1	30:CF:89:THR:N	2.83	0.42
31:CG:100:ASN:H	31:CG:100:ASN:ND2	2.13	0.42
32:CH:78:VAL:O	32:CH:145:ASN:N	2.53	0.42
33:CI:95:ASP:CG	33:CI:97:VAL:H	2.23	0.42
35:CK:114:LYS:HD2	35:CK:114:LYS:HA	1.82	0.42
37:CM:50:ARG:O	37:CM:53:MET:HG2	2.19	0.42
38:CN:1:MET:O	38:CN:2:ARG:HB3	2.20	0.42
40:CP:59:THR:HG23	40:CP:72:VAL:HG12	2.00	0.42
41:CQ:96:ASP:OD1	41:CQ:100:PHE:CD1	2.73	0.42
48:CX:1:SER:O	48:CX:3:VAL:N	2.52	0.42

Continued on next page...

Continued from previous page...

Atom-1	Atom-2	Interatomic distance (Å)	Clash overlap (Å)
55:D4:12:ARG:HB2	55:D4:12:ARG:NH1	2.34	0.42
25:DA:1062:G:H2'	25:DA:1063:G:N9	2.34	0.42
25:DA:1356:G:C6	25:DA:1357:C:C4	3.08	0.42
25:DA:1668:A:C2	25:DA:1670:C:N3	2.88	0.42
25:DA:1717:A:C5	25:DA:1718:G:C8	3.08	0.42
25:DA:1795:C:C2	25:DA:1796:U:C6	3.08	0.42
25:DA:2093:G:O2'	25:DA:2094:A:H5'	2.19	0.42
25:DA:2181:U:H2'	25:DA:2182:U:H6	1.85	0.42
25:DA:2298:A:H2'	25:DA:2299:U:H6	1.81	0.42
25:DA:2311:A:O2'	25:DA:2312:U:O5'	2.37	0.42
25:DA:2473:U:C2	25:DA:2474:U:C6	3.07	0.42
25:DA:24:G:H2'	25:DA:25:U:O4'	2.20	0.42
25:DA:2531:A:H2'	25:DA:2531:A:N3	2.34	0.42
25:DA:1637:A:H4'	25:DA:2711:A:O2'	2.20	0.42
25:DA:2769:U:C2	25:DA:2770:G:C8	3.08	0.42
25:DA:294:A:C5	25:DA:345:A:C2	3.07	0.42
25:DA:413:C:C2'	25:DA:414:C:O5'	2.68	0.42
25:DA:65:U:H4'	44:DT:73:ARG:HH11	1.85	0.42
25:DA:846:U:C2'	25:DA:847:U:OP2	2.68	0.42
25:DA:93:G:O2'	25:DA:94:A:H5'	2.19	0.42
56:DB:52:A:H2'	56:DB:52:A:OP2	2.20	0.42
27:DC:118:GLY:C	27:DC:120:ASP:N	2.71	0.42
27:DC:134:ILE:HA	27:DC:135:PRO:HD3	1.81	0.42
27:DC:139:THR:C	27:DC:140:VAL:CG2	2.88	0.42
29:DE:167:VAL:O	29:DE:167:VAL:HG12	2.20	0.42
25:DA:443:A:C5	29:DE:40:ARG:HD3	2.54	0.42
32:DH:51:ARG:O	32:DH:55:GLU:HB2	2.20	0.42
32:DH:86:ASP:O	32:DH:87:GLU:CB	2.61	0.42
56:DB:49:C:H4'	39:DO:68:LYS:HE2	2.01	0.42
41:DQ:40:LYS:C	41:DQ:42:GLY:N	2.73	0.42
43:DS:29:VAL:CG1	43:DS:55:ILE:CD1	2.98	0.42
45:DU:94:PHE:CA	45:DU:102:ILE:CD1	2.97	0.42
49:DY:8:GLU:CB	49:DY:12:GLU:HB3	2.50	0.42
1:AA:1062:U:H5''	1:AA:1063:C:OP1	2.20	0.42
1:AA:113:G:C1'	1:AA:354:G:H5'	2.50	0.42
1:AA:1141:C:O2'	1:AA:1142:G:P	2.78	0.42
1:AA:1164:G:C2	1:AA:1165:U:C6	3.08	0.42
1:AA:208:U:O4	1:AA:210:C:N3	2.53	0.42
1:AA:258:G:C2	1:AA:259:G:C1'	3.01	0.42
1:AA:617:G:N1	1:AA:618:C:C4	2.88	0.42
1:AA:646:G:C5	1:AA:647:C:C5	3.08	0.42

Continued on next page...

Continued from previous page...

Atom-1	Atom-2	Interatomic distance (Å)	Clash overlap (Å)
1:AA:66:A:C6	1:AA:67:C:C5	3.08	0.42
1:AA:71:A:H3'	1:AA:71:A:P	2.60	0.42
1:AA:807:A:H2'	1:AA:808:C:O4'	2.19	0.42
1:AA:980:C:H5	1:AA:981:U:C4	2.37	0.42
2:AB:174:GLU:O	2:AB:177:ASN:HB3	2.19	0.42
2:AB:216:VAL:O	2:AB:219:THR:CG2	2.63	0.42
2:AB:46:VAL:HB	2:AB:47:PRO:CD	2.42	0.42
3:AC:125:ARG:O	3:AC:126:ARG:CB	2.66	0.42
3:AC:134:LYS:O	3:AC:135:ARG:C	2.57	0.42
5:AE:82:HIS:HE1	5:AE:146:MET:CG	2.33	0.42
1:AA:673:A:H5''	6:AF:86:ARG:NH1	2.35	0.42
7:AG:39:GLU:C	7:AG:41:ILE:N	2.71	0.42
8:AH:100:ILE:HD12	8:AH:100:ILE:C	2.40	0.42
8:AH:100:ILE:HD11	8:AH:128:VAL:CB	2.49	0.42
8:AH:2:MET:O	8:AH:5:PRO:HD3	2.19	0.42
1:AA:1179:A:O3'	9:AI:104:THR:HG23	2.19	0.42
10:AJ:56:HIS:C	10:AJ:57:VAL:HG12	2.40	0.42
11:AK:106:ILE:HD13	11:AK:106:ILE:C	2.40	0.42
11:AK:52:ARG:CZ	11:AK:56:LYS:HE2	2.50	0.42
1:AA:502:A:OP1	12:AL:114:SER:HB3	2.20	0.42
12:AL:27:PRO:O	12:AL:28:GLN:HB3	2.20	0.42
13:AM:106:ARG:HA	13:AM:106:ARG:HD3	1.77	0.42
13:AM:53:ASP:O	13:AM:56:ARG:CB	2.68	0.42
14:AN:43:ASN:C	14:AN:45:VAL:N	2.73	0.42
15:AO:86:LEU:O	15:AO:87:ARG:CB	2.68	0.42
16:AP:70:ARG:HD3	16:AP:70:ARG:HA	1.79	0.42
17:AQ:27:PHE:CE1	17:AQ:36:PHE:HB3	2.54	0.42
21:AU:9:GLU:CD	21:AU:10:PRO:HG3	2.40	0.42
22:AV:45:U:H2'	22:AV:45:U:O2	2.18	0.42
24:AY:132:VAL:HA	24:AY:135:ASP:OD2	2.20	0.42
24:AY:144:LEU:O	24:AY:147:LYS:HA	2.20	0.42
24:AY:162:GLN:NE2	24:AY:162:GLN:HA	2.33	0.42
1:BA:1255:G:C6	1:BA:1279:G:N7	2.88	0.42
1:BA:1371:G:OP2	9:BI:12:LYS:HD3	2.20	0.42
1:BA:1386:G:H2'	1:BA:1387:G:H8	1.84	0.42
1:BA:1492:A:OP1	12:BL:43:LYS:HA	2.20	0.42
1:BA:594:U:H2'	1:BA:595:A:H8	1.81	0.42
1:BA:615:G:C4	1:BA:616:G:C8	3.08	0.42
1:BA:659:U:H2'	1:BA:660:C:C6	2.55	0.42
2:BB:112:ARG:HH22	2:BB:136:ARG:HD3	1.85	0.42
3:BC:118:SER:O	3:BC:121:SER:HB2	2.18	0.42

Continued on next page...

Continued from previous page...

Atom-1	Atom-2	Interatomic distance (Å)	Clash overlap (Å)
3:BC:127:VAL:HG23	3:BC:128:MET:N	2.34	0.42
3:BC:154:GLY:C	3:BC:156:LEU:HD12	2.40	0.42
3:BC:70:ALA:C	3:BC:72:PRO:HD3	2.39	0.42
4:BD:123:MET:O	4:BD:142:VAL:HA	2.20	0.42
5:BE:115:GLU:CG	5:BE:116:VAL:N	2.82	0.42
5:BE:22:LYS:O	5:BE:23:THR:HB	2.19	0.42
8:BH:79:ARG:O	8:BH:83:ARG:HD3	2.19	0.42
9:BI:125:GLN:C	9:BI:125:GLN:HE21	2.23	0.42
10:BJ:27:GLU:C	10:BJ:29:ALA:N	2.73	0.42
1:BA:684:U:C2'	11:BK:39:ASN:O	2.67	0.42
11:BK:93:GLU:O	11:BK:96:ILE:HG13	2.20	0.42
12:BL:73:LEU:O	12:BL:74:GLN:HB3	2.19	0.42
18:BR:58:ILE:HG22	18:BR:62:ARG:HD2	2.01	0.42
51:C0:53:VAL:O	51:C0:55:ALA:N	2.53	0.42
25:CA:1056:G:H4'	25:CA:1086:A:N7	2.34	0.42
25:CA:1178:C:H5'	25:CA:1179:G:OP1	2.20	0.42
25:CA:1315:C:H2'	25:CA:1316:U:O5'	2.19	0.42
25:CA:1359:A:C8	25:CA:1373:A:C2	3.08	0.42
25:CA:1407:G:C2'	25:CA:1408:G:H5'	2.49	0.42
25:CA:1474:U:C5	25:CA:1475:G:N2	2.87	0.42
25:CA:1524:G:H2'	25:CA:1525:A:O4'	2.20	0.42
25:CA:1535:A:H5''	25:CA:1536:C:C5	2.54	0.42
25:CA:1925:C:H5''	25:CA:1926:U:C5	2.54	0.42
25:CA:2312:U:OP2	25:CA:2312:U:C5	2.73	0.42
25:CA:270:A:OP1	25:CA:271:G:H2'	2.20	0.42
25:CA:2727:A:H2'	25:CA:2728:U:H5'	2.01	0.42
25:CA:556:A:H2'	25:CA:557:C:O5'	2.19	0.42
25:CA:631:A:H1'	36:CL:65:GLY:HA2	2.02	0.42
25:CA:682:G:H5'	53:C2:26:ASN:CG	2.40	0.42
25:CA:713:G:O5'	25:CA:713:G:H8	2.03	0.42
25:CA:927:A:H2'	25:CA:928:A:O5'	2.20	0.42
26:CB:111:U:H2'	26:CB:112:G:H8	1.83	0.42
27:CC:134:ILE:HG23	27:CC:135:PRO:HD2	2.00	0.42
30:CF:114:ARG:HD3	30:CF:114:ARG:HA	1.90	0.42
32:CH:116:ARG:HB2	32:CH:131:SER:O	2.19	0.42
33:CI:102:ARG:HE	33:CI:103:ALA:H	1.68	0.42
33:CI:56:VAL:HG21	33:CI:70:THR:HB	2.02	0.42
38:CN:103:ARG:CD	38:CN:110:MET:CE	2.93	0.42
42:CR:63:VAL:HA	42:CR:96:VAL:HG12	2.01	0.42
45:CU:6:ARG:HG3	45:CU:7:ASP:N	2.35	0.42
45:CU:85:ARG:HH12	45:CU:99:SER:CB	2.33	0.42

Continued on next page...

Continued from previous page...

Atom-1	Atom-2	Interatomic distance (Å)	Clash overlap (Å)
47:CW:11:ASP:OD2	47:CW:12:SER:N	2.52	0.42
47:CW:52:ASP:O	47:CW:53:HIS:HB2	2.20	0.42
25:DA:1076:C:C2'	25:DA:1077:A:O5'	2.68	0.42
25:DA:110:G:H2'	25:DA:110:G:N3	2.34	0.42
25:DA:1257:C:H5'	29:DE:78:TRP:CH2	2.54	0.42
25:DA:1362:C:H2'	25:DA:1363:C:C5'	2.49	0.42
25:DA:140:C:O2	25:DA:140:C:OP2	2.38	0.42
25:DA:1411:U:C6	25:DA:1411:U:H3'	2.54	0.42
25:DA:1446:C:O5'	25:DA:1446:C:H6	2.02	0.42
25:DA:1700:A:H5'	25:DA:1701:A:OP2	2.19	0.42
25:DA:1682:G:C8	25:DA:1757:A:N3	2.87	0.42
25:DA:184:C:O2'	25:DA:217:A:H1'	2.20	0.42
25:DA:1826:G:O2'	25:DA:1971:U:OP2	2.37	0.42
25:DA:1994:C:OP1	28:DD:132:ALA:HB2	2.20	0.42
25:DA:2111:U:O4	25:DA:2145:C:H3'	2.19	0.42
25:DA:2259:U:H2'	25:DA:2260:C:C6	2.54	0.42
25:DA:2445:G:C2'	25:DA:2446:G:H5'	2.50	0.42
25:DA:24:G:C2	25:DA:517:C:C2	3.07	0.42
25:DA:271:G:C6	25:DA:367:G:C6	3.08	0.42
25:DA:2902:C:H6	25:DA:2902:C:OP2	2.03	0.42
25:DA:406:G:O2'	25:DA:407:G:H5'	2.19	0.42
25:DA:690:G:H2'	25:DA:691:C:O4'	2.20	0.42
25:DA:692:C:O2'	25:DA:693:A:O5'	2.37	0.42
25:DA:769:U:HO2'	25:DA:1379:U:H6	1.65	0.42
25:DA:779:U:H6	25:DA:779:U:O5'	2.02	0.42
25:DA:830:G:C4	25:DA:2448:A:C5	3.08	0.42
56:DB:27:C:C2'	56:DB:28:C:O5'	2.67	0.42
29:DE:127:GLU:OE1	29:DE:127:GLU:HA	2.19	0.42
30:DF:170:ALA:C	30:DF:172:PHE:N	2.72	0.42
35:DK:53:LYS:HG3	35:DK:56:ASP:OD2	2.20	0.42
36:DL:29:LYS:HG2	36:DL:30:THR:HG23	2.02	0.42
37:DM:111:GLU:OE1	37:DM:115:GLU:HG2	2.18	0.42
38:DN:72:ASP:HB3	38:DN:75:ILE:CG1	2.49	0.42
41:DQ:77:LYS:O	41:DQ:80:ASN:HB3	2.19	0.42
42:DR:67:GLY:CA	42:DR:93:PHE:CE2	3.03	0.42
43:DS:27:LYS:O	43:DS:71:VAL:HG23	2.19	0.42
44:DT:39:THR:HG22	44:DT:42:GLU:H	1.85	0.42
49:DY:16:THR:O	49:DY:17:GLU:C	2.57	0.42
44:DT:8:LEU:HD11	49:DY:22:LEU:HA	2.02	0.42
25:DA:78:U:OP1	49:DY:2:LYS:HB2	2.20	0.42
49:DY:36:GLN:O	49:DY:37:LEU:C	2.58	0.42

Continued on next page...

Continued from previous page...

Atom-1	Atom-2	Interatomic distance (Å)	Clash overlap (Å)
25:DA:930:G:C1'	50:DZ:24:LEU:CD2	2.98	0.42
1:AA:100:G:C5	1:AA:101:A:C8	3.07	0.42
1:AA:1038:C:C2	1:AA:1039:G:C8	3.08	0.42
1:AA:1214:C:H4'	1:AA:1215:G:OP2	2.19	0.42
1:AA:1446:A:H2'	1:AA:1447:A:C5'	2.49	0.42
1:AA:304:U:C2'	1:AA:305:G:H5'	2.49	0.42
1:AA:538:G:OP2	12:AL:111:GLN:HG3	2.19	0.42
1:AA:859:G:H2'	1:AA:860:A:H8	1.83	0.42
1:AA:885:G:O2'	1:AA:914:A:N1	2.27	0.42
2:AB:177:ASN:OD1	2:AB:178:LEU:HD23	2.19	0.42
2:AB:52:ALA:HB3	2:AB:212:TYR:OH	2.19	0.42
2:AB:93:HIS:ND1	2:AB:145:ASN:CB	2.83	0.42
3:AC:122:GLN:O	3:AC:125:ARG:HB2	2.20	0.42
3:AC:16:PRO:CG	3:AC:53:ARG:NH2	2.83	0.42
4:AD:109:THR:OG1	4:AD:111:ALA:HB3	2.20	0.42
4:AD:121:ALA:O	4:AD:122:ILE:HG23	2.20	0.42
4:AD:193:ASP:O	4:AD:194:ILE:HG22	2.20	0.42
5:AE:104:ILE:HD12	5:AE:104:ILE:HA	1.79	0.42
5:AE:66:ALA:O	5:AE:67:ARG:C	2.58	0.42
5:AE:64:GLU:OE2	5:AE:68:ARG:CZ	2.68	0.42
9:AI:119:LYS:O	9:AI:120:ALA:CB	2.68	0.42
12:AL:56:LEU:HA	12:AL:56:LEU:HD23	1.87	0.42
12:AL:81:ILE:HA	12:AL:97:VAL:HG23	2.02	0.42
14:AN:27:LYS:CA	14:AN:30:ILE:HB	2.50	0.42
16:AP:19:VAL:CG2	16:AP:19:VAL:O	2.67	0.42
16:AP:4:ILE:HA	16:AP:20:VAL:O	2.20	0.42
16:AP:39:PHE:CD1	16:AP:40:ASN:N	2.87	0.42
17:AQ:47:ASP:O	17:AQ:47:ASP:CG	2.57	0.42
17:AQ:48:GLU:O	17:AQ:49:ASN:C	2.58	0.42
20:AT:56:ILE:O	20:AT:56:ILE:HD12	2.20	0.42
12:AL:35:ARG:NH2	24:AY:110:ARG:HD2	2.35	0.42
1:BA:1074:G:H2'	1:BA:1075:U:O4'	2.20	0.42
1:BA:1134:G:C6	1:BA:1135:U:C4	3.08	0.42
1:BA:1211:U:O2'	1:BA:1212:U:O5'	2.37	0.42
1:BA:1251:A:C2	1:BA:1252:A:C4	3.08	0.42
1:BA:1337:G:H5''	1:BA:1338:G:OP1	2.19	0.42
1:BA:361:G:C2'	1:BA:362:G:H5'	2.50	0.42
1:BA:474:G:C6	1:BA:475:C:C4	3.08	0.42
1:BA:687:A:N3	1:BA:688:G:H1'	2.35	0.42
1:BA:737:C:C2	1:BA:738:C:C5	3.08	0.42
1:BA:811:C:O2'	1:BA:901:A:N1	2.46	0.42

Continued on next page...

Continued from previous page...

Atom-1	Atom-2	Interatomic distance (Å)	Clash overlap (Å)
1:BA:919:A:H2'	1:BA:920:U:H6	1.83	0.42
3:BC:113:LYS:HB2	3:BC:184:ASN:ND2	2.34	0.42
3:BC:115:VAL:O	3:BC:118:SER:HB3	2.20	0.42
3:BC:116:ALA:O	3:BC:119:ILE:N	2.52	0.42
3:BC:148:ILE:HA	3:BC:200:TRP:O	2.20	0.42
3:BC:34:SER:O	3:BC:38:VAL:HG13	2.20	0.42
4:BD:134:TYR:C	4:BD:134:TYR:CD2	2.93	0.42
4:BD:201:GLU:O	4:BD:204:SER:HB2	2.20	0.42
5:BE:155:LYS:CE	5:BE:155:LYS:H	2.31	0.42
1:BA:6:G:C6	5:BE:98:ALA:HB1	2.55	0.42
7:BG:74:VAL:HG21	7:BG:143:MET:CG	2.47	0.42
9:BI:89:TYR:CA	9:BI:93:LEU:HD11	2.49	0.42
10:BJ:22:THR:O	10:BJ:22:THR:HG23	2.19	0.42
10:BJ:58:ASN:O	10:BJ:59:LYS:C	2.58	0.42
10:BJ:80:THR:CB	10:BJ:83:THR:HG22	2.49	0.42
12:BL:43:LYS:HB2	12:BL:44:PRO:CD	2.50	0.42
13:BM:18:LEU:C	13:BM:20:SER:N	2.73	0.42
18:BR:26:ALA:O	18:BR:27:THR:C	2.58	0.42
18:BR:28:LEU:N	18:BR:28:LEU:CD1	2.83	0.42
19:BS:14:LEU:HD23	19:BS:37:SER:CB	2.50	0.42
19:BS:39:ILE:O	19:BS:66:VAL:HG13	2.19	0.42
19:BS:57:VAL:HG11	19:BS:74:ALA:CB	2.50	0.42
20:BT:7:LYS:O	20:BT:10:ALA:HB3	2.20	0.42
21:BU:18:PHE:HA	21:BU:21:SER:HB3	2.01	0.42
51:C0:28:SER:O	51:C0:36:LYS:HA	2.20	0.42
54:C3:16:THR:CG2	54:C3:20:GLY:O	2.68	0.42
54:C3:6:VAL:HG21	54:C3:60:CYS:SG	2.60	0.42
25:CA:123:G:H4'	25:CA:1376:C:O5'	2.20	0.42
25:CA:1444:G:C4	25:CA:1445:G:C8	3.07	0.42
25:CA:1712:U:H2'	25:CA:1713:A:C8	2.55	0.42
25:CA:1726:C:C4	25:CA:1727:C:C5	3.07	0.42
25:CA:1914:C:C5	25:CA:1915:U:C5	3.08	0.42
25:CA:2174:C:C2	25:CA:2175:C:C5	3.08	0.42
25:CA:2179:C:N3	25:CA:2180:U:C5	2.87	0.42
25:CA:2415:G:H2'	25:CA:2416:C:H6	1.85	0.42
25:CA:2732:G:C3'	25:CA:2733:A:C5'	2.98	0.42
25:CA:368:A:C8	25:CA:368:A:C3'	3.03	0.42
25:CA:45:G:H5'	25:CA:46:G:H5'	2.01	0.42
25:CA:559:G:H2'	25:CA:560:C:H5'	2.02	0.42
25:CA:594:U:H2'	25:CA:595:C:H6	1.80	0.42
25:CA:4:U:C2'	25:CA:5:A:H5'	2.49	0.42

Continued on next page...

Continued from previous page...

Atom-1	Atom-2	Interatomic distance (Å)	Clash overlap (Å)
26:CB:78:A:H61	26:CB:98:G:H2'	1.83	0.42
27:CC:221:GLY:C	27:CC:223:ALA:N	2.72	0.42
27:CC:23:LEU:HD12	27:CC:23:LEU:HA	1.82	0.42
29:CE:193:VAL:O	29:CE:197:GLU:HB2	2.19	0.42
32:CH:130:VAL:HG21	32:CH:144:VAL:HG21	2.01	0.42
1:BA:55:A:C2	32:CH:91:PHE:CD2	3.07	0.42
35:CK:44:LYS:HA	35:CK:44:LYS:HD3	1.91	0.42
36:CL:120:VAL:CG2	36:CL:121:THR:N	2.83	0.42
37:CM:29:GLY:CA	37:CM:106:ASP:HB2	2.50	0.42
38:CN:58:ASP:OD2	38:CN:58:ASP:C	2.58	0.42
39:CO:14:ALA:O	39:CO:18:LEU:HD22	2.19	0.42
40:CP:30:TRP:CD2	40:CP:39:LEU:HD12	2.55	0.42
42:CR:43:ASN:HD22	42:CR:43:ASN:HA	1.63	0.42
47:CW:17:LEU:HD23	47:CW:35:ARG:CB	2.50	0.42
50:CZ:2:LYS:N	50:CZ:2:LYS:HD3	2.35	0.42
53:D2:21:ARG:O	53:D2:27:GLY:HA3	2.20	0.42
55:D4:19:ARG:O	55:D4:20:ASP:HB2	2.20	0.42
25:DA:1045:C:H4'	25:DA:1046:A:H5'	2.02	0.42
25:DA:107:G:H2'	25:DA:108:G:H8	1.85	0.42
25:DA:129:C:C2'	25:DA:130:C:H5'	2.50	0.42
25:DA:1327:A:C2'	25:DA:1328:A:H5'	2.50	0.42
25:DA:1286:A:C6	25:DA:1329:U:C2	3.08	0.42
25:DA:1367:A:C5	25:DA:1368:G:H1'	2.54	0.42
25:DA:1378:A:C2	25:DA:1380:G:N9	2.87	0.42
25:DA:1443:U:H2'	25:DA:1444:G:C8	2.54	0.42
25:DA:1448:G:N1	25:DA:1449:G:C4	2.88	0.42
25:DA:1562:U:H2'	25:DA:1563:U:O4'	2.20	0.42
25:DA:1579:A:C2	25:DA:1580:A:C2	3.07	0.42
25:DA:1712:U:C2	25:DA:1713:A:N7	2.88	0.42
25:DA:1885:A:C5	25:DA:1886:U:C5	3.08	0.42
25:DA:2119:A:C2	25:DA:2169:A:H2'	2.55	0.42
25:DA:2338:C:O2	25:DA:2339:C:C6	2.73	0.42
25:DA:2350:C:C2'	25:DA:2351:G:O5'	2.68	0.42
25:DA:2433:A:H5''	25:DA:2434:A:OP1	2.19	0.42
25:DA:255:A:H2'	25:DA:256:A:O4'	2.20	0.42
25:DA:2721:A:H2'	25:DA:2722:G:C8	2.54	0.42
25:DA:2731:G:O2'	25:DA:2732:G:O5'	2.38	0.42
25:DA:2784:U:C2	25:DA:2785:C:C5	3.08	0.42
25:DA:2794:C:O2	25:DA:2795:C:C2	2.73	0.42
25:DA:317:G:C4	25:DA:318:C:C5	3.08	0.42
25:DA:321:U:C2	29:DE:159:LEU:CD2	3.03	0.42

Continued on next page...

Continued from previous page...

Atom-1	Atom-2	Interatomic distance (Å)	Clash overlap (Å)
25:DA:494:G:H4'	43:DS:6:LYS:HG3	2.01	0.42
25:DA:511:U:O4	25:DA:512:G:N1	2.53	0.42
25:DA:53:A:C2'	25:DA:54:G:H5'	2.49	0.42
56:DB:82:U:C2	56:DB:83:G:C8	3.08	0.42
27:DC:225:ASN:O	27:DC:226:PRO:C	2.57	0.42
27:DC:74:PRO:O	27:DC:96:LYS:HG2	2.20	0.42
25:DA:616:A:N3	29:DE:173:THR:HG21	2.34	0.42
30:DF:128:SER:OG	30:DF:154:THR:HG23	2.19	0.42
30:DF:132:ARG:CG	30:DF:132:ARG:HH21	2.33	0.42
31:DG:26:LYS:CB	31:DG:31:GLU:CD	2.87	0.42
31:DG:26:LYS:HB3	31:DG:31:GLU:CG	2.48	0.42
31:DG:39:ALA:HB2	31:DG:57:TYR:CD2	2.55	0.42
31:DG:3:VAL:O	31:DG:6:ALA:HB3	2.20	0.42
31:DG:8:VAL:CG2	31:DG:72:ASN:HB2	2.49	0.42
33:DI:72:THR:CG2	33:DI:112:LYS:HG2	2.50	0.42
33:DI:7:TYR:O	33:DI:7:TYR:CD1	2.72	0.42
34:DJ:62:VAL:O	34:DJ:62:VAL:HG13	2.18	0.42
36:DL:10:GLU:HG3	36:DL:10:GLU:O	2.20	0.42
37:DM:111:GLU:OE1	37:DM:112:LEU:HA	2.20	0.42
37:DM:32:GLY:C	37:DM:117:PHE:HE2	2.23	0.42
44:DT:7:LEU:O	44:DT:7:LEU:CD2	2.68	0.42
45:DU:17:ASP:O	45:DU:19:GLY:N	2.53	0.42
50:DZ:26:LEU:HD21	50:DZ:46:MET:CB	2.49	0.42
1:AA:1001:C:H3'	1:AA:1001:C:H6	1.85	0.42
1:AA:1066:C:H3'	1:AA:1067:A:C8	2.55	0.42
1:AA:1178:G:H3'	1:AA:1178:G:C8	2.55	0.42
1:AA:1345:U:C4	1:AA:1377:A:C2	3.08	0.42
1:AA:1446:A:C2'	1:AA:1447:A:C5'	2.97	0.42
1:AA:1394:A:C5	1:AA:1501:C:H4'	2.54	0.42
1:AA:1405:G:O4'	1:AA:1519:A:H4'	2.20	0.42
1:AA:233:C:N3	1:AA:234:C:C5	2.87	0.42
1:AA:386:C:H2'	1:AA:387:U:C5'	2.50	0.42
1:AA:451:A:C2	1:AA:480:U:N3	2.88	0.42
1:AA:490:C:C2	1:AA:491:G:C8	3.08	0.42
1:AA:508:U:H1'	1:AA:509:A:N7	2.35	0.42
1:AA:585:G:C6	1:AA:586:C:C4	3.08	0.42
1:AA:613:C:C2	1:AA:628:G:N2	2.87	0.42
1:AA:96:U:O2'	1:AA:97:G:P	2.77	0.42
2:AB:31:PHE:CD2	2:AB:31:PHE:O	2.73	0.42
3:AC:28:PHE:CE2	3:AC:32:LEU:HD23	2.55	0.42
3:AC:51:VAL:CG2	3:AC:67:ILE:CG2	2.98	0.42

Continued on next page...

Continued from previous page...

Atom-1	Atom-2	Interatomic distance (Å)	Clash overlap (Å)
4:AD:106:PHE:HD1	4:AD:158:LEU:CD2	2.32	0.42
4:AD:151:GLN:O	4:AD:154:VAL:HG12	2.19	0.42
6:AF:51:ILE:HG13	6:AF:52:ASN:HB2	2.02	0.42
7:AG:91:ARG:HB2	7:AG:94:ARG:HG2	2.02	0.42
8:AH:102:VAL:HG21	8:AH:126:CYS:SG	2.60	0.42
8:AH:85:TYR:CD2	8:AH:123:GLU:HA	2.48	0.42
9:AI:89:TYR:HB3	9:AI:93:LEU:HD21	2.01	0.42
10:AJ:72:ARG:HA	10:AJ:72:ARG:HD3	1.94	0.42
14:AN:25:GLU:O	14:AN:28:ALA:HB3	2.20	0.42
1:AA:108:G:N7	20:AT:9:ARG:HG2	2.34	0.42
1:BA:1023:U:H2'	1:BA:1024:G:O4'	2.19	0.42
1:BA:1088:G:N3	1:BA:1089:G:C8	2.88	0.42
1:BA:1117:A:H4'	9:BI:105:ARG:CD	2.50	0.42
1:BA:1134:G:N1	1:BA:1141:C:N4	2.67	0.42
1:BA:1240:U:H3'	1:BA:1241:G:C5'	2.49	0.42
1:BA:1308:U:C6	13:BM:97:ARG:NH2	2.87	0.42
1:BA:1446:A:N6	1:BA:1447:A:N6	2.68	0.42
1:BA:1533:C:H4'	1:BA:1533:C:OP1	2.20	0.42
1:BA:318:G:C4	1:BA:319:G:C8	3.08	0.42
1:BA:385:C:H6	1:BA:385:C:H3'	1.85	0.42
1:BA:488:C:C2	1:BA:489:C:C5	3.08	0.42
1:BA:506:G:C5	1:BA:507:C:C4	3.07	0.42
1:BA:645:G:C5	1:BA:646:G:N7	2.88	0.42
1:BA:82:G:C5	1:BA:83:C:C2	3.08	0.42
1:BA:840:C:C5	1:BA:842:U:H5''	2.55	0.42
2:BB:186:VAL:HG23	2:BB:186:VAL:O	2.20	0.42
2:BB:59:ILE:O	2:BB:63:LYS:HA	2.20	0.42
3:BC:129:PHE:CE2	3:BC:156:LEU:CD2	3.03	0.42
7:BG:65:LEU:HD21	7:BG:69:ARG:CZ	2.50	0.42
8:BH:11:THR:HA	8:BH:14:ARG:NH1	2.35	0.42
9:BI:53:LEU:O	9:BI:54:VAL:CG2	2.67	0.42
10:BJ:17:LEU:N	10:BJ:20:GLN:HG2	2.35	0.42
16:BP:23:ASP:OD1	16:BP:23:ASP:C	2.57	0.42
23:BX:18:C:H3'	23:BX:19:U:C5'	2.49	0.42
25:CA:1079:C:C5	25:CA:1088:A:N1	2.88	0.42
25:CA:1197:G:H2'	25:CA:1198:U:C6	2.55	0.42
25:CA:1255:U:C5	29:CE:68:ALA:HA	2.55	0.42
25:CA:1575:C:H2'	25:CA:1576:U:O5'	2.20	0.42
25:CA:699:A:H4'	25:CA:1634:A:N7	2.35	0.42
25:CA:1637:A:H5'	25:CA:1760:C:HO2'	1.85	0.42
25:CA:1911:U:C2	25:CA:1918:A:C2	3.08	0.42

Continued on next page...

Continued from previous page...

Atom-1	Atom-2	Interatomic distance (Å)	Clash overlap (Å)
25:CA:2038:G:H2'	25:CA:2039:U:O4'	2.20	0.42
25:CA:2141:G:C2	25:CA:2142:A:C1'	3.02	0.42
25:CA:2314:A:C4	25:CA:2315:G:C8	3.07	0.42
25:CA:2331:G:C5'	25:CA:2331:G:H8	2.32	0.42
25:CA:2482:A:H2'	25:CA:2483:C:O4'	2.20	0.42
25:CA:623:C:H2'	25:CA:624:C:H6	1.84	0.42
26:CB:59:A:C2'	26:CB:60:C:O5'	2.67	0.42
26:CB:68:C:C6	26:CB:68:C:H3'	2.55	0.42
27:CC:174:ARG:O	27:CC:174:ARG:HG2	2.20	0.42
27:CC:190:THR:HG22	27:CC:191:LEU:O	2.20	0.42
28:CD:121:THR:HG22	28:CD:125:TRP:HD1	1.85	0.42
28:CD:205:PRO:O	28:CD:206:ALA:O	2.38	0.42
29:CE:48:THR:O	29:CE:50:ALA:N	2.53	0.42
31:CG:8:VAL:O	31:CG:8:VAL:HG13	2.19	0.42
33:CI:18:ASN:H	33:CI:19:PRO:CD	2.33	0.42
33:CI:75:ALA:HB1	33:CI:128:ILE:HG22	1.98	0.42
35:CK:53:LYS:O	35:CK:56:ASP:HB2	2.20	0.42
38:CN:79:LEU:HG	38:CN:83:LEU:HD12	2.02	0.42
42:CR:25:LEU:N	42:CR:94:THR:CG2	2.77	0.42
25:CA:1262:A:OP2	43:CS:99:ARG:NH2	2.52	0.42
44:CT:51:PHE:O	44:CT:53:VAL:HG13	2.20	0.42
48:CX:67:LEU:HD23	48:CX:67:LEU:HA	1.89	0.42
49:CY:59:GLU:O	49:CY:63:ALA:CB	2.68	0.42
25:DA:1121:C:H2'	25:DA:1122:G:O4'	2.20	0.42
25:DA:1168:G:C2'	25:DA:1169:A:O5'	2.68	0.42
25:DA:1178:C:C5	25:DA:1180:U:C4	3.08	0.42
25:DA:1469:A:C2'	25:DA:1470:A:C8	3.00	0.42
25:DA:1656:C:H6	25:DA:1656:C:O5'	2.01	0.42
25:DA:1709:U:C2'	25:DA:1710:G:O5'	2.68	0.42
25:DA:1856:U:C2'	25:DA:1857:G:H5'	2.49	0.42
25:DA:201:C:H2'	25:DA:202:U:O5'	2.18	0.42
25:DA:570:G:C4	25:DA:2030:A:N7	2.88	0.42
25:DA:2165:C:O2	25:DA:2166:U:C1'	2.67	0.42
25:DA:2177:C:C4	25:DA:2178:C:N4	2.88	0.42
25:DA:2192:U:H2'	25:DA:2193:G:C8	2.55	0.42
25:DA:2393:U:H2'	25:DA:2394:C:H6	1.84	0.42
25:DA:2462:C:H2'	25:DA:2463:C:H6	1.85	0.42
25:DA:2477:U:H4'	25:DA:2479:U:O4	2.19	0.42
25:DA:2585:U:HO2'	25:DA:2586:U:C5'	2.24	0.42
25:DA:2862:G:C4	25:DA:2863:C:C5	3.08	0.42
25:DA:2886:A:H3'	25:DA:2887:A:H8	1.85	0.42

Continued on next page...

Continued from previous page...

Atom-1	Atom-2	Interatomic distance (Å)	Clash overlap (Å)
25:DA:545:U:C5	25:DA:547:A:O3'	2.73	0.42
25:DA:54:G:C6	25:DA:55:G:C5	3.07	0.42
25:DA:900:A:C5	25:DA:901:C:C5	3.07	0.42
56:DB:112:G:H8	56:DB:112:G:O5'	2.02	0.42
28:DD:47:ALA:HB2	28:DD:83:ARG:HA	2.02	0.42
29:DE:137:LYS:O	29:DE:140:ASP:HB2	2.20	0.42
30:DF:169:LEU:HD13	30:DF:174:PHE:CE1	2.55	0.42
31:DG:10:VAL:O	31:DG:47:ASN:ND2	2.53	0.42
32:DH:118:PRO:O	32:DH:119:ASN:HB2	2.20	0.42
32:DH:21:VAL:HG13	32:DH:21:VAL:O	2.20	0.42
33:DI:58:ILE:HD13	33:DI:66:PHE:CD1	2.55	0.42
36:DL:92:LEU:HD23	36:DL:124:GLY:HA3	2.02	0.42
29:DE:181:ILE:HD13	36:DL:2:ARG:NH1	2.35	0.42
37:DM:26:VAL:HB	37:DM:133:LYS:HA	2.02	0.42
37:DM:66:ARG:HB2	37:DM:102:LEU:O	2.20	0.42
39:DO:31:THR:HG22	39:DO:33:ARG:O	2.20	0.42
44:DT:69:ARG:HB2	44:DT:74:ILE:HG21	2.02	0.42
44:DT:69:ARG:CB	44:DT:74:ILE:HG22	2.50	0.42
48:DX:1:SER:O	48:DX:3:VAL:N	2.53	0.42
48:DX:51:SER:O	48:DX:52:ALA:O	2.37	0.42
49:DY:60:LYS:HB2	49:DY:60:LYS:HE3	1.94	0.42
1:AA:1097:C:H2'	1:AA:1098:C:C6	2.54	0.41
1:AA:1165:U:H2'	1:AA:1166:G:H5'	2.02	0.41
1:AA:282:A:H5''	1:AA:283:U:OP2	2.20	0.41
1:AA:289:G:H5''	1:AA:289:G:H8	1.85	0.41
1:AA:299:G:C2'	1:AA:300:A:O5'	2.68	0.41
1:AA:386:C:H2'	1:AA:387:U:H5'	2.00	0.41
1:AA:430:A:OP2	4:AD:7:LYS:CG	2.68	0.41
1:AA:489:C:H2'	1:AA:490:C:O5'	2.18	0.41
1:AA:527:G:O2'	1:AA:535:A:N1	2.52	0.41
1:AA:957:U:C2	1:AA:959:A:OP2	2.73	0.41
2:AB:72:LYS:HE3	2:AB:204:ASP:HB2	2.02	0.41
2:AB:67:LEU:HA	2:AB:89:PHE:O	2.19	0.41
2:AB:68:PHE:CE2	2:AB:88:GLN:CB	3.03	0.41
4:AD:24:VAL:HG12	4:AD:25:ARG:H	1.83	0.41
4:AD:61:ARG:NH2	4:AD:67:LEU:HD13	2.35	0.41
6:AF:47:LEU:HD13	6:AF:51:ILE:CG2	2.49	0.41
7:AG:70:PRO:O	7:AG:95:ARG:CD	2.68	0.41
10:AJ:71:LEU:O	10:AJ:72:ARG:NE	2.53	0.41
10:AJ:5:ARG:CG	10:AJ:79:PRO:HG3	2.49	0.41
11:AK:13:LYS:HB3	11:AK:14:GLN:H	1.63	0.41

Continued on next page...

Continued from previous page...

Atom-1	Atom-2	Interatomic distance (Å)	Clash overlap (Å)
11:AK:63:GLN:O	11:AK:64:VAL:C	2.58	0.41
11:AK:88:PRO:HB3	21:AU:28:LEU:HD13	2.00	0.41
13:AM:2:ARG:C	13:AM:3:ILE:HD13	2.40	0.41
13:AM:22:TYR:CE2	13:AM:68:LEU:HD23	2.54	0.41
10:AJ:51:VAL:HB	14:AN:81:ARG:HB2	2.02	0.41
16:AP:20:VAL:HG11	16:AP:32:PHE:HB3	2.02	0.41
17:AQ:60:ILE:HG23	17:AQ:72:TRP:CE3	2.55	0.41
19:AS:44:ILE:HG23	19:AS:62:THR:HA	2.03	0.41
20:AT:34:VAL:HG11	20:AT:78:LEU:HD13	2.02	0.41
11:AK:92:ARG:NH2	21:AU:19:LYS:HG3	2.35	0.41
24:AY:6:ILE:HG12	24:AY:139:LYS:HD3	2.02	0.41
1:BA:1130:A:C4	1:BA:1146:A:C2	3.07	0.41
1:BA:1422:G:C2	1:BA:1423:G:C5	3.08	0.41
1:BA:293:G:C6	1:BA:305:G:C2	3.08	0.41
1:BA:437:U:C2'	4:BD:119:HIS:HD2	2.33	0.41
1:BA:439:U:H2'	1:BA:440:C:O5'	2.20	0.41
1:BA:464:U:C2	1:BA:466:A:OP2	2.74	0.41
1:BA:511:C:H1'	1:BA:512:U:H6	1.85	0.41
1:BA:734:G:H2'	1:BA:735:C:C6	2.54	0.41
1:BA:808:C:H2'	1:BA:809:G:O5'	2.20	0.41
1:BA:723:U:O2'	1:BA:855:U:H4'	2.20	0.41
1:BA:862:C:H2'	1:BA:862:C:O2	2.19	0.41
1:BA:585:G:N3	1:BA:879:C:C5'	2.83	0.41
1:BA:959:A:H5''	1:BA:960:U:OP2	2.20	0.41
2:BB:53:LEU:HD13	2:BB:56:LEU:HD12	2.00	0.41
3:BC:14:VAL:O	3:BC:15:LYS:HB2	2.19	0.41
4:BD:30:LYS:HD3	4:BD:30:LYS:H	1.85	0.41
4:BD:99:ASN:O	4:BD:100:VAL:C	2.57	0.41
7:BG:16:LYS:HD3	7:BG:43:TYR:CE1	2.54	0.41
8:BH:91:LEU:HD21	8:BH:103:VAL:HG11	2.01	0.41
9:BI:18:VAL:O	9:BI:18:VAL:HG12	2.19	0.41
12:BL:35:ARG:HD2	12:BL:53:ARG:NH2	2.35	0.41
13:BM:20:SER:C	13:BM:21:ILE:HD12	2.39	0.41
1:BA:1328:C:H5''	13:BM:27:THR:CB	2.50	0.41
14:BN:13:VAL:HA	14:BN:60:GLN:NE2	2.35	0.41
17:BQ:10:ARG:NH2	17:BQ:55:GLY:HA2	2.35	0.41
21:BU:18:PHE:CD2	21:BU:18:PHE:O	2.73	0.41
51:C0:48:TYR:O	51:C0:49:ARG:HB2	2.20	0.41
51:C0:5:ASN:O	51:C0:7:PRO:HD3	2.20	0.41
25:CA:2286:G:OP1	52:C1:29:LYS:HE3	2.20	0.41
54:C3:14:LYS:HD2	54:C3:22:LYS:HE2	2.02	0.41

Continued on next page...

Continued from previous page...

Atom-1	Atom-2	Interatomic distance (Å)	Clash overlap (Å)
55:C4:36:ARG:CG	55:C4:37:GLN:H	2.26	0.41
25:CA:1044:C:H1'	25:CA:1048:A:H1'	2.02	0.41
25:CA:1114:C:O2'	25:CA:1115:G:H5'	2.20	0.41
25:CA:1165:A:O2'	25:CA:1166:G:H5'	2.20	0.41
25:CA:1414:C:C2	25:CA:1415:U:C5	3.08	0.41
25:CA:1415:U:C6	25:CA:1588:G:N1	2.88	0.41
25:CA:1591:A:H2'	25:CA:1592:C:H6	1.84	0.41
25:CA:1606:C:O2'	25:CA:1607:C:C5'	2.67	0.41
25:CA:2031:A:C6	25:CA:2498:C:H1'	2.55	0.41
25:CA:2858:C:H6	25:CA:2858:C:O5'	2.02	0.41
25:CA:2863:C:H2'	25:CA:2863:C:O2	2.19	0.41
25:CA:322:A:H5'	25:CA:340:A:C1'	2.47	0.41
25:CA:416:U:C4	25:CA:417:C:C4	3.08	0.41
25:CA:93:G:C6	25:CA:94:A:C5	3.08	0.41
31:CG:123:GLU:OE1	31:CG:123:GLU:CA	2.66	0.41
32:CH:14:SER:O	32:CH:15:LEU:HB2	2.19	0.41
32:CH:45:GLU:O	32:CH:46:PHE:C	2.59	0.41
32:CH:75:LEU:O	32:CH:76:GLU:HB3	2.20	0.41
33:CI:75:ALA:CB	33:CI:128:ILE:HG23	2.50	0.41
34:CJ:23:LYS:CE	34:CJ:142:ILE:OXT	2.67	0.41
36:CL:101:ILE:O	36:CL:102:GLY:O	2.39	0.41
37:CM:110:GLU:O	37:CM:111:GLU:C	2.57	0.41
38:CN:2:ARG:C	38:CN:2:ARG:HD2	2.39	0.41
38:CN:70:THR:O	38:CN:71:ARG:C	2.58	0.41
45:CU:33:VAL:O	45:CU:64:ILE:HG22	2.19	0.41
49:CY:22:LEU:CG	49:CY:23:ARG:N	2.83	0.41
52:D1:8:ILE:HD11	52:D1:22:THR:HG23	2.01	0.41
25:DA:468:G:OP2	53:D2:37:LYS:NZ	2.53	0.41
25:DA:106:C:O2	25:DA:106:C:H2'	2.19	0.41
25:DA:1035:U:O2	25:DA:1120:G:C6	2.73	0.41
25:DA:1193:G:O2'	25:DA:1194:A:H5'	2.20	0.41
25:DA:1333:G:N2	25:DA:1334:G:C8	2.88	0.41
25:DA:1474:U:H2'	25:DA:1475:G:O5'	2.20	0.41
25:DA:1489:C:N3	25:DA:1501:G:N2	2.68	0.41
25:DA:168:G:N2	25:DA:169:G:H1'	2.34	0.41
25:DA:1750:G:O2'	25:DA:1751:U:H5'	2.20	0.41
25:DA:1796:U:H2'	25:DA:1797:G:H8	1.83	0.41
25:DA:1825:U:H2'	25:DA:1826:G:H8	1.84	0.41
25:DA:1828:G:OP1	60:DA:3460:HOH:O	2.22	0.41
25:DA:1857:G:N9	25:DA:1884:G:N2	2.68	0.41
25:DA:2407:A:H5''	25:DA:2408:U:OP2	2.19	0.41

Continued on next page...

Continued from previous page...

Atom-1	Atom-2	Interatomic distance (Å)	Clash overlap (Å)
25:DA:2422:C:C5	25:DA:2424:C:N4	2.88	0.41
25:DA:2428:G:H5''	25:DA:2429:G:P	2.60	0.41
25:DA:2702:G:H2'	25:DA:2703:C:H6	1.84	0.41
25:DA:542:C:H6	25:DA:542:C:OP2	2.03	0.41
25:DA:559:G:H2'	25:DA:560:C:H6	1.85	0.41
25:DA:995:C:OP2	41:DQ:53:LYS:HE3	2.19	0.41
56:DB:50:A:P	39:DO:68:LYS:HG3	2.60	0.41
27:DC:143:VAL:C	27:DC:151:GLY:HA2	2.40	0.41
27:DC:221:GLY:O	27:DC:224:MET:HG3	2.20	0.41
27:DC:47:ARG:O	27:DC:49:THR:HG23	2.19	0.41
27:DC:64:VAL:HB	27:DC:66:PHE:CE1	2.55	0.41
28:DD:173:GLN:OE1	28:DD:208:LYS:HE3	2.20	0.41
28:DD:180:VAL:O	28:DD:180:VAL:CG1	2.68	0.41
28:DD:3:GLY:O	28:DD:4:LEU:HD13	2.20	0.41
29:DE:158:PHE:CD1	29:DE:159:LEU:N	2.88	0.41
30:DF:3:LEU:CD2	30:DF:3:LEU:H	2.24	0.41
31:DG:8:VAL:HG11	31:DG:72:ASN:HA	2.01	0.41
31:DG:85:LYS:O	31:DG:86:LEU:HD12	2.20	0.41
25:DA:1063:G:C2	33:DI:89:SER:OG	2.72	0.41
36:DL:132:ARG:O	36:DL:133:ALA:C	2.58	0.41
37:DM:109:PRO:O	37:DM:112:LEU:N	2.53	0.41
42:DR:61:ALA:HB2	42:DR:98:ILE:HD13	2.02	0.41
43:DS:68:ASP:O	43:DS:109:ASP:HA	2.20	0.41
45:DU:3:LYS:HD3	45:DU:82:VAL:HB	2.01	0.41
1:AA:865:A:H5'	1:AA:1078:U:O4	2.19	0.41
1:AA:1094:G:O2'	60:AA:1863:HOH:O	2.14	0.41
1:AA:1130:A:C1'	1:AA:1146:A:C2	3.02	0.41
1:AA:1134:G:C6	1:AA:1141:C:N4	2.89	0.41
1:AA:1246:A:C6	1:AA:1292:G:C6	3.07	0.41
1:AA:255:G:H2'	1:AA:256:U:O4'	2.21	0.41
1:AA:623:C:N3	1:AA:624:C:C5	2.88	0.41
1:AA:73:C:HO2'	1:AA:74:A:H5''	1.85	0.41
1:AA:948:C:C5	13:AM:104:ASN:OD1	2.73	0.41
1:AA:96:U:C2	1:AA:97:G:C8	3.08	0.41
2:AB:12:GLY:HA3	2:AB:207:ARG:HH22	1.85	0.41
4:AD:115:GLN:HE21	4:AD:115:GLN:CA	2.33	0.41
4:AD:120:LYS:HA	4:AD:122:ILE:CD1	2.50	0.41
4:AD:159:GLU:OE1	4:AD:160:LEU:HD13	2.19	0.41
4:AD:57:LYS:CB	4:AD:199:ILE:CG2	2.95	0.41
4:AD:53:GLN:O	4:AD:202:LEU:HD13	2.20	0.41
5:AE:110:MET:HE3	5:AE:139:THR:HG21	2.02	0.41

Continued on next page...

Continued from previous page...

Atom-1	Atom-2	Interatomic distance (Å)	Clash overlap (Å)
5:AE:130:THR:O	5:AE:131:ASN:C	2.58	0.41
5:AE:20:VAL:O	5:AE:20:VAL:HG22	2.19	0.41
5:AE:37:VAL:HG23	5:AE:47:PHE:HB3	2.01	0.41
5:AE:81:GLN:HB2	5:AE:146:MET:HE2	2.02	0.41
9:AI:33:SER:HB3	9:AI:36:GLN:CB	2.50	0.41
9:AI:33:SER:HB3	9:AI:36:GLN:HB2	2.02	0.41
11:AK:41:LEU:HB2	11:AK:73:VAL:HG12	2.01	0.41
18:AR:51:GLN:HG3	18:AR:51:GLN:O	2.20	0.41
19:AS:39:ILE:HB	19:AS:65:MET:O	2.19	0.41
19:AS:79:TYR:CD2	19:AS:79:TYR:C	2.93	0.41
24:AY:140:VAL:C	24:AY:142:ALA:N	2.73	0.41
1:BA:1029:U:O2	1:BA:1029:U:C2'	2.66	0.41
1:BA:1072:G:C5	1:BA:1073:U:C4	3.07	0.41
1:BA:1130:A:N9	1:BA:1146:A:C2	2.88	0.41
1:BA:429:U:H1'	1:BA:430:A:H5''	2.02	0.41
1:BA:654:G:C2	1:BA:753:A:C4	3.08	0.41
1:BA:799:G:H2'	1:BA:800:G:O4'	2.19	0.41
1:BA:840:C:C2	1:BA:842:U:H5''	2.56	0.41
2:BB:69:VAL:O	2:BB:162:VAL:HA	2.20	0.41
2:BB:181:PRO:O	2:BB:182:VAL:CG2	2.68	0.41
2:BB:80:LYS:CG	2:BB:84:LEU:CD2	2.98	0.41
2:BB:94:ARG:N	2:BB:94:ARG:NE	2.68	0.41
4:BD:3:TYR:O	4:BD:4:LEU:CB	2.67	0.41
5:BE:76:ASN:O	5:BE:77:ASN:CB	2.68	0.41
5:BE:75:LEU:HB3	5:BE:77:ASN:O	2.20	0.41
7:BG:49:LEU:C	7:BG:51:GLN:N	2.72	0.41
8:BH:105:THR:HG21	8:BH:115:ALA:CB	2.49	0.41
9:BI:98:ARG:CA	9:BI:103:VAL:HG11	2.48	0.41
9:BI:11:ARG:HG2	9:BI:73:GLY:HA2	2.02	0.41
9:BI:88:GLU:HG3	9:BI:89:TYR:N	2.35	0.41
13:BM:7:ASN:O	13:BM:9:PRO:HD3	2.21	0.41
14:BN:83:LYS:HE2	14:BN:86:GLU:HG3	2.01	0.41
15:BO:23:SER:O	15:BO:26:VAL:HB	2.20	0.41
15:BO:55:LEU:O	15:BO:58:MET:N	2.53	0.41
6:BF:86:ARG:HD3	18:BR:63:TYR:CZ	2.55	0.41
19:BS:12:LEU:HD22	19:BS:16:LYS:HE3	2.03	0.41
13:BM:84:CYS:CA	19:BS:72:GLU:O	2.65	0.41
20:BT:34:VAL:C	20:BT:36:ALA:N	2.72	0.41
20:BT:53:MET:HE3	20:BT:53:MET:HB2	1.98	0.41
20:BT:66:ILE:HG12	20:BT:70:LYS:HG2	2.02	0.41
21:BU:40:PRO:C	21:BU:42:THR:H	2.22	0.41

Continued on next page...

Continued from previous page...

Atom-1	Atom-2	Interatomic distance (Å)	Clash overlap (Å)
22:BV:26:A:C4	22:BV:27:G:C8	3.08	0.41
52:C1:9:LYS:C	52:C1:10:LEU:HD23	2.41	0.41
25:CA:1088:A:N3	25:CA:1088:A:C5'	2.83	0.41
25:CA:1139:G:O3'	34:CJ:26:GLY:HA3	2.20	0.41
25:CA:1355:G:H2'	25:CA:1356:G:O5'	2.20	0.41
25:CA:1840:G:C2'	25:CA:1841:U:H5'	2.50	0.41
25:CA:189:G:OP1	48:CX:25:LYS:HD2	2.19	0.41
25:CA:2017:U:H4'	51:C0:4:GLN:O	2.19	0.41
25:CA:2170:A:H1'	25:CA:2171:A:C8	2.56	0.41
25:CA:2232:C:O2	25:CA:2232:C:C2'	2.64	0.41
25:CA:2255:G:H2'	25:CA:2256:G:H5'	2.03	0.41
25:CA:2309:A:C6	25:CA:2310:C:C4	3.08	0.41
25:CA:2508:G:HO2'	25:CA:2554:U:HO2'	1.67	0.41
25:CA:2758:A:H2'	25:CA:2759:G:H5'	2.02	0.41
25:CA:28:A:C2'	25:CA:29:U:H5'	2.50	0.41
25:CA:360:U:O2	25:CA:360:U:H2'	2.21	0.41
25:CA:196:A:C2'	25:CA:805:G:O6	2.69	0.41
26:CB:30:C:OP1	39:CO:3:LYS:NZ	2.52	0.41
27:CC:124:LYS:CB	27:CC:125:PRO:CD	2.98	0.41
27:CC:270:ARG:CG	27:CC:270:ARG:HH11	2.33	0.41
28:CD:62:LYS:N	28:CD:63:PRO:HD2	2.34	0.41
29:CE:130:LYS:HA	29:CE:130:LYS:HD3	1.89	0.41
29:CE:143:LEU:HB3	29:CE:146:VAL:HG11	2.01	0.41
29:CE:196:VAL:O	29:CE:200:LEU:HD23	2.20	0.41
30:CF:162:ASP:O	30:CF:163:GLU:C	2.58	0.41
30:CF:3:LEU:HG	30:CF:100:GLU:HG3	2.01	0.41
31:CG:10:VAL:O	31:CG:10:VAL:CG2	2.68	0.41
31:CG:59:ASP:O	31:CG:61:TRP:N	2.53	0.41
31:CG:76:ILE:HD13	31:CG:76:ILE:N	2.35	0.41
33:CI:66:PHE:CD1	33:CI:68:PHE:CE1	3.08	0.41
36:CL:110:VAL:CA	36:CL:111:ILE:HD12	2.51	0.41
37:CM:7:THR:O	37:CM:8:LYS:C	2.57	0.41
43:CS:31:GLN:O	43:CS:35:ILE:HG12	2.19	0.41
45:CU:39:ASN:CB	45:CU:62:ALA:O	2.68	0.41
51:D0:6:LYS:HA	51:D0:7:PRO:HD3	1.86	0.41
54:D3:21:PHE:O	54:D3:49:VAL:HG23	2.20	0.41
25:DA:1011:G:C2	25:DA:1151:A:N3	2.88	0.41
25:DA:1018:U:C2'	25:DA:1019:U:H5'	2.50	0.41
25:DA:1062:G:C3'	25:DA:1063:G:C8	3.03	0.41
25:DA:1135:C:C2'	25:DA:1136:G:OP1	2.68	0.41
25:DA:1157:G:H2'	25:DA:1158:C:C6	2.56	0.41

Continued on next page...

Continued from previous page...

Atom-1	Atom-2	Interatomic distance (Å)	Clash overlap (Å)
25:DA:1319:C:O2	25:DA:1334:G:C2	2.73	0.41
25:DA:1474:U:C2'	25:DA:1475:G:H5'	2.49	0.41
25:DA:1557:C:H2'	25:DA:1558:C:C5	2.55	0.41
25:DA:1606:C:C3'	25:DA:1606:C:C6	3.02	0.41
25:DA:1606:C:H2'	25:DA:1607:C:OP2	2.19	0.41
25:DA:1723:G:O2'	25:DA:1724:G:H5'	2.20	0.41
25:DA:1744:A:C8	25:DA:1745:A:N7	2.88	0.41
25:DA:1845:G:OP1	27:DC:255:LYS:HE3	2.20	0.41
25:DA:1946:U:O2'	25:DA:1947:C:H5'	2.19	0.41
25:DA:2195:U:C2	25:DA:2196:C:C5	3.08	0.41
25:DA:2306:C:C5	25:DA:2307:G:H2'	2.55	0.41
25:DA:2392:A:C8	25:DA:2429:G:C2	3.09	0.41
25:DA:2898:U:O2	34:DJ:134:ALA:HB1	2.20	0.41
25:DA:36:G:N3	25:DA:450:G:O2'	2.51	0.41
25:DA:616:A:H4'	29:DE:101:TYR:CE2	2.55	0.41
25:DA:826:U:H2'	25:DA:828:U:O4'	2.20	0.41
25:DA:864:G:N2	25:DA:913:U:C2	2.88	0.41
56:DB:71:C:H2'	56:DB:72:G:H5'	2.01	0.41
56:DB:7:G:H5'	39:DO:29:HIS:ND1	2.35	0.41
27:DC:70:LYS:HB3	27:DC:95:TYR:CE2	2.56	0.41
28:DD:45:TYR:CD1	28:DD:45:TYR:C	2.91	0.41
29:DE:127:GLU:OE1	29:DE:127:GLU:CA	2.68	0.41
29:DE:14:VAL:HB	29:DE:197:GLU:OE1	2.20	0.41
29:DE:5:LEU:N	29:DE:5:LEU:HD12	2.35	0.41
13:BM:6:ILE:CD1	30:DF:111:ARG:HD3	2.50	0.41
30:DF:39:VAL:H	30:DF:85:GLY:HA2	1.84	0.41
30:DF:92:GLY:O	30:DF:95:MET:N	2.53	0.41
25:DA:2093:G:H4'	32:DH:25:TYR:N	2.35	0.41
32:DH:59:ALA:O	32:DH:60:GLU:C	2.58	0.41
34:DJ:119:PHE:C	34:DJ:121:LYS:N	2.73	0.41
34:DJ:7:LYS:HA	34:DJ:8:PRO:HD3	1.88	0.41
39:DO:41:ALA:HB1	39:DO:43:ASN:ND2	2.35	0.41
39:DO:40:ILE:HA	39:DO:47:VAL:HA	2.01	0.41
41:DQ:65:ASN:O	41:DQ:66:ALA:C	2.57	0.41
42:DR:69:GLY:O	42:DR:70:GLU:C	2.59	0.41
44:DT:18:GLU:CD	44:DT:18:GLU:N	2.73	0.41
45:DU:62:ALA:O	45:DU:63:ALA:C	2.57	0.41
45:DU:73:ASN:O	45:DU:74:ALA:HB3	2.19	0.41
45:DU:73:ASN:OD1	45:DU:75:ALA:HB3	2.20	0.41
49:DY:35:GLY:O	49:DY:36:GLN:HG2	2.20	0.41
49:DY:6:LEU:HA	49:DY:56:LEU:HD13	2.02	0.41

Continued on next page...

Continued from previous page...

Atom-1	Atom-2	Interatomic distance (Å)	Clash overlap (Å)
50:DZ:2:LYS:O	50:DZ:3:THR:O	2.38	0.41
1:AA:1092:A:N6	1:AA:1093:A:N6	2.68	0.41
1:AA:1131:G:H22	1:AA:1144:G:H4'	1.85	0.41
1:AA:1233:G:H2'	1:AA:1234:C:H6	1.85	0.41
1:AA:190:A:H8	1:AA:190:A:H3'	1.85	0.41
1:AA:22:G:C5	1:AA:23:C:C4	3.08	0.41
1:AA:243:A:N1	1:AA:246:A:C8	2.89	0.41
1:AA:267:C:OP1	17:AQ:68:LYS:HB2	2.20	0.41
1:AA:375:U:OP1	16:AP:70:ARG:NH1	2.53	0.41
1:AA:416:G:C2'	1:AA:417:G:H5'	2.50	0.41
2:AB:110:ILE:O	2:AB:113:LEU:N	2.53	0.41
2:AB:129:THR:CG2	2:AB:131:LYS:HB3	2.50	0.41
2:AB:14:HIS:CD2	2:AB:15:PHE:N	2.87	0.41
3:AC:163:ARG:O	3:AC:164:THR:HG23	2.20	0.41
4:AD:8:LEU:C	4:AD:10:LEU:N	2.74	0.41
4:AD:8:LEU:HD22	4:AD:21:LYS:HB2	2.02	0.41
5:AE:31:SER:C	5:AE:32:PHE:CD2	2.94	0.41
6:AF:18:VAL:HG21	6:AF:58:HIS:CE1	2.55	0.41
7:AG:108:ARG:HE	7:AG:108:ARG:HA	1.84	0.41
7:AG:75:LYS:HB3	7:AG:88:VAL:HG11	2.01	0.41
9:AI:16:ALA:HB2	9:AI:66:VAL:CG2	2.50	0.41
9:AI:20:ILE:HG22	9:AI:21:LYS:N	2.35	0.41
9:AI:24:ASN:O	9:AI:60:LEU:C	2.58	0.41
9:AI:48:ARG:C	9:AI:50:PRO:HD2	2.40	0.41
10:AJ:33:GLY:O	10:AJ:34:ALA:CB	2.68	0.41
10:AJ:41:PRO:O	10:AJ:42:LEU:CB	2.68	0.41
11:AK:41:LEU:CB	11:AK:73:VAL:HG12	2.50	0.41
12:AL:116:TYR:N	12:AL:116:TYR:CD1	2.87	0.41
15:AO:44:GLU:O	15:AO:45:HIS:HB2	2.19	0.41
17:AQ:43:LEU:HA	17:AQ:43:LEU:HD23	1.82	0.41
1:BA:1004:A:H5'	1:BA:1025:U:O2	2.20	0.41
1:BA:1220:G:C4	1:BA:1221:G:C8	3.07	0.41
1:BA:1250:A:C5	1:BA:1287:A:C5	3.08	0.41
1:BA:1305:G:H21	1:BA:1332:A:H2	1.67	0.41
1:BA:1445:U:C2'	1:BA:1446:A:OP2	2.68	0.41
1:BA:1491:G:O2'	1:BA:1492:A:O5'	2.25	0.41
1:BA:174:A:H2'	1:BA:175:C:H5'	2.02	0.41
1:BA:17:U:N3	1:BA:18:C:C4	2.88	0.41
1:BA:17:U:H2'	1:BA:17:U:O2	2.18	0.41
1:BA:201:G:O6	1:BA:216:U:O2	2.37	0.41
1:BA:234:C:H2'	1:BA:235:C:H6	1.83	0.41

Continued on next page...

Continued from previous page...

Atom-1	Atom-2	Interatomic distance (Å)	Clash overlap (Å)
1:BA:376:G:N3	1:BA:377:G:C8	2.88	0.41
1:BA:468:A:N7	1:BA:469:C:C2	2.88	0.41
1:BA:575:G:C8	1:BA:881:G:N2	2.88	0.41
1:BA:671:G:C4	1:BA:672:U:C6	3.08	0.41
1:BA:827:U:H5''	1:BA:828:U:OP2	2.19	0.41
1:BA:976:G:H5'	1:BA:977:A:OP1	2.19	0.41
4:BD:58:GLN:O	4:BD:59:LYS:C	2.58	0.41
7:BG:115:MET:CA	7:BG:118:ARG:HD3	2.50	0.41
8:BH:25:THR:O	8:BH:26:MET:HB3	2.21	0.41
9:BI:29:ILE:HB	9:BI:64:ILE:HD11	2.02	0.41
13:BM:88:LEU:O	13:BM:89:ARG:C	2.58	0.41
19:BS:13:HIS:O	19:BS:17:LYS:CD	2.68	0.41
1:BA:1223:C:OP1	19:BS:77:ARG:NH1	2.53	0.41
20:BT:32:LYS:O	20:BT:35:TYR:HD2	2.04	0.41
20:BT:6:ALA:O	20:BT:9:ARG:HB2	2.20	0.41
21:BU:25:ALA:CB	23:BX:8:A:C5'	2.89	0.41
52:C1:34:GLU:HA	52:C1:48:TYR:O	2.20	0.41
53:C2:21:ARG:O	53:C2:27:GLY:HA3	2.20	0.41
25:CA:1056:G:H5''	25:CA:1057:A:H5'	2.02	0.41
25:CA:1056:G:C4'	25:CA:1086:A:H8	2.33	0.41
25:CA:1101:U:H2'	25:CA:1101:U:O2	2.20	0.41
25:CA:1103:A:N7	25:CA:1104:C:C5	2.89	0.41
25:CA:126:A:C5	53:C2:18:PHE:CD2	3.09	0.41
25:CA:1293:C:C4	25:CA:1294:U:C5	3.08	0.41
25:CA:1407:G:O2'	25:CA:1408:G:H5'	2.20	0.41
25:CA:1428:C:O2'	25:CA:1569:A:OP2	2.31	0.41
25:CA:1588:G:C6	25:CA:1589:U:C5	3.09	0.41
25:CA:1631:G:N2	25:CA:1633:G:H3'	2.34	0.41
25:CA:1748:C:C4	25:CA:1749:A:N7	2.88	0.41
25:CA:1754:A:C6	25:CA:1755:A:C6	3.08	0.41
25:CA:1909:C:O2	25:CA:1909:C:H2'	2.21	0.41
25:CA:2173:A:C3'	25:CA:2174:C:H6	2.33	0.41
25:CA:2317:A:C2'	25:CA:2318:G:H5'	2.51	0.41
25:CA:2332:C:H5''	25:CA:2333:A:P	2.60	0.41
25:CA:2469:A:H4'	37:CM:55:ARG:NH2	2.34	0.41
25:CA:747:U:C5	25:CA:2613:U:C5	3.08	0.41
25:CA:2663:G:H2'	25:CA:2664:G:O5'	2.21	0.41
25:CA:2882:A:H2'	25:CA:2883:A:O5'	2.19	0.41
25:CA:404:A:C2'	25:CA:405:U:OP2	2.69	0.41
25:CA:417:C:C2	25:CA:418:C:C6	3.09	0.41
25:CA:434:U:H1'	25:CA:435:C:H5	1.85	0.41

Continued on next page...

Continued from previous page...

Atom-1	Atom-2	Interatomic distance (Å)	Clash overlap (Å)
25:CA:883:G:H22	25:CA:894:U:H1'	1.85	0.41
26:CB:85:G:C2'	26:CB:86:G:O5'	2.68	0.41
28:CD:4:LEU:CD2	28:CD:100:LEU:HD23	2.47	0.41
29:CE:75:SER:O	29:CE:81:GLY:HA3	2.21	0.41
33:CI:58:ILE:HG22	33:CI:60:VAL:HG23	2.02	0.41
34:CJ:46:PRO:HD3	41:CQ:59:LEU:HD13	2.03	0.41
37:CM:123:LYS:N	37:CM:123:LYS:HD3	2.34	0.41
37:CM:124:LEU:HD23	37:CM:124:LEU:HA	1.84	0.41
38:CN:115:LEU:HA	38:CN:115:LEU:HD23	1.81	0.41
43:CS:48:LYS:CG	43:CS:48:LYS:O	2.68	0.41
44:CT:28:ASN:OD1	44:CT:91:GLN:HB3	2.19	0.41
45:CU:71:ILE:CD1	45:CU:82:VAL:HG23	2.49	0.41
46:CV:1:MET:HG3	46:CV:2:PHE:N	2.35	0.41
49:CY:22:LEU:HD12	49:CY:23:ARG:N	2.35	0.41
52:D1:34:GLU:O	52:D1:35:LEU:HG	2.20	0.41
25:DA:1025:G:C4	25:DA:1135:C:O4'	2.73	0.41
25:DA:1057:A:N1	25:DA:1058:U:C4	2.88	0.41
25:DA:1027:A:N1	25:DA:1126:A:C1'	2.84	0.41
25:DA:1173:U:C6	25:DA:1173:U:OP2	2.74	0.41
25:DA:1171:G:H1	25:DA:1177:G:H1	1.67	0.41
25:DA:1441:G:H2'	25:DA:1442:U:C6	2.55	0.41
25:DA:1508:A:C2'	25:DA:1509:A:O5'	2.68	0.41
25:DA:1590:A:C2'	25:DA:1591:A:H8	2.30	0.41
25:DA:1598:A:C6	25:DA:1599:U:C2	3.08	0.41
25:DA:1272:A:C5	25:DA:1618:A:H1'	2.54	0.41
25:DA:1744:A:H3'	25:DA:1745:A:C8	2.53	0.41
25:DA:1805:A:C2	25:DA:1813:G:C2	3.09	0.41
25:DA:2116:G:C5'	25:DA:2117:A:OP2	2.68	0.41
25:DA:239:C:N4	25:DA:240:C:N3	2.68	0.41
25:DA:2701:U:H5''	25:DA:2702:G:C5'	2.47	0.41
25:DA:2856:A:C2'	25:DA:2857:G:H5'	2.50	0.41
25:DA:297:G:H8	25:DA:297:G:O5'	2.03	0.41
25:DA:42:A:C2	25:DA:438:G:C2	3.09	0.41
25:DA:96:C:H4'	49:DY:41:HIS:ND1	2.35	0.41
30:DF:121:PHE:O	30:DF:122:ASP:C	2.58	0.41
30:DF:53:ALA:O	30:DF:55:ASP:N	2.54	0.41
30:DF:64:PRO:HB3	30:DF:88:VAL:HG23	2.01	0.41
31:DG:75:VAL:O	31:DG:77:GLY:N	2.54	0.41
32:DH:15:LEU:CD2	32:DH:15:LEU:N	2.84	0.41
32:DH:1:MET:HE2	32:DH:23:ALA:CA	2.50	0.41
33:DI:135:MET:HG3	33:DI:137:LEU:CD1	2.51	0.41

Continued on next page...

Continued from previous page...

Atom-1	Atom-2	Interatomic distance (Å)	Clash overlap (Å)
33:DI:44:LYS:O	33:DI:48:ILE:CG1	2.69	0.41
33:DI:44:LYS:O	33:DI:48:ILE:HG13	2.19	0.41
33:DI:56:VAL:HG23	33:DI:70:THR:CA	2.49	0.41
35:DK:73:ASP:OD1	35:DK:75:SER:HB2	2.20	0.41
38:DN:37:THR:OG1	38:DN:39:PRO:HD2	2.20	0.41
39:DO:21:LEU:HA	39:DO:21:LEU:HD23	1.85	0.41
42:DR:10:LYS:O	42:DR:12:HIS:CE1	2.73	0.41
44:DT:2:ILE:CG2	44:DT:4:GLU:HG2	2.50	0.41
45:DU:38:ILE:N	45:DU:40:LEU:HD21	2.34	0.41
45:DU:88:ASP:HB3	45:DU:90:LYS:HG2	2.01	0.41
1:AA:1072:G:C5	1:AA:1073:U:C4	3.08	0.41
1:AA:1137:C:H1'	1:AA:1138:G:N2	2.35	0.41
1:AA:956:U:C2	1:AA:1225:A:C2	3.08	0.41
1:AA:1294:G:C4	1:AA:1295:U:C5	3.08	0.41
1:AA:1309:G:C2	1:AA:1329:A:C4	3.09	0.41
1:AA:1253:G:O2'	1:AA:1356:G:H4'	2.20	0.41
1:AA:1480:A:C6	1:AA:1481:U:C4	3.08	0.41
1:AA:199:A:C2	1:AA:200:G:C8	3.09	0.41
1:AA:273:U:O4	1:AA:274:A:N6	2.53	0.41
1:AA:382:A:N1	1:AA:383:A:C6	2.88	0.41
1:AA:380:G:C2	1:AA:384:G:C6	3.07	0.41
1:AA:456:A:C2	1:AA:477:C:O2	2.73	0.41
1:AA:481:G:C5'	1:AA:481:G:C8	2.97	0.41
1:AA:696:A:H2'	1:AA:697:U:C6	2.55	0.41
1:AA:730:G:N2	1:AA:765:G:H5''	2.35	0.41
1:AA:87:C:H2'	1:AA:88:U:C4'	2.50	0.41
1:AA:962:C:H2'	1:AA:963:G:O4'	2.21	0.41
2:AB:142:LYS:C	2:AB:144:GLU:N	2.74	0.41
3:AC:112:ALA:O	3:AC:113:LYS:C	2.57	0.41
3:AC:199:VAL:O	3:AC:199:VAL:CG2	2.65	0.41
3:AC:41:TYR:CZ	3:AC:45:GLU:HG3	2.55	0.41
5:AE:122:VAL:HG23	5:AE:122:VAL:O	2.20	0.41
7:AG:68:VAL:HA	7:AG:137:ARG:NE	2.35	0.41
8:AH:20:ASN:HA	8:AH:64:TYR:OH	2.20	0.41
9:AI:29:ILE:CG2	9:AI:34:LEU:HD12	2.49	0.41
9:AI:30:ASN:HB2	9:AI:37:TYR:CE1	2.56	0.41
9:AI:43:ALA:O	9:AI:46:VAL:HG22	2.19	0.41
9:AI:48:ARG:NH2	9:AI:52:GLU:HA	2.35	0.41
11:AK:52:ARG:H	11:AK:55:ARG:HG3	1.86	0.41
13:AM:52:ILE:CG2	13:AM:56:ARG:NH2	2.84	0.41
14:AN:64:CYS:HB2	14:AN:80:SER:H	1.85	0.41

Continued on next page...

Continued from previous page...

Atom-1	Atom-2	Interatomic distance (Å)	Clash overlap (Å)
21:AU:33:ARG:NE	21:AU:34:ARG:HB2	2.34	0.41
21:AU:43:GLU:HB3	21:AU:44:ARG:NH1	2.35	0.41
22:AV:10:G:H2'	22:AV:11:C:C6	2.55	0.41
1:BA:1088:G:C2	1:BA:1089:G:C5	3.08	0.41
1:BA:108:G:N2	1:BA:109:A:C2	2.88	0.41
1:BA:1138:G:C4	1:BA:1140:C:C6	3.08	0.41
1:BA:1324:A:N6	1:BA:1325:C:N4	2.69	0.41
1:BA:35:G:H2'	1:BA:36:C:H6	1.85	0.41
1:BA:430:A:OP1	4:BD:8:LEU:HB2	2.20	0.41
1:BA:49:U:C5	1:BA:364:A:C6	3.08	0.41
1:BA:580:C:H2'	1:BA:581:G:O4'	2.20	0.41
1:BA:613:C:C2'	1:BA:614:C:H5'	2.50	0.41
1:BA:645:G:C2	1:BA:646:G:C8	3.08	0.41
1:BA:712:A:H2'	1:BA:713:G:O5'	2.19	0.41
1:BA:908:A:C2	1:BA:909:A:C4	3.08	0.41
1:BA:936:C:C5	1:BA:937:A:N7	2.87	0.41
2:BB:137:THR:C	2:BB:139:GLU:N	2.73	0.41
2:BB:139:GLU:O	2:BB:143:LEU:HD23	2.19	0.41
2:BB:53:LEU:CA	2:BB:56:LEU:HB3	2.48	0.41
4:BD:40:HIS:C	4:BD:42:ALA:N	2.72	0.41
5:BE:152:VAL:C	5:BE:154:ALA:N	2.73	0.41
6:BF:81:ASN:HD21	6:BF:83:ALA:HB3	1.85	0.41
7:BG:135:LYS:O	7:BG:139:ASP:HB2	2.20	0.41
7:BG:137:ARG:HG2	7:BG:137:ARG:O	2.21	0.41
9:BI:7:GLY:HA3	9:BI:84:ARG:HB3	2.01	0.41
11:BK:81:LEU:HD13	11:BK:104:PHE:CZ	2.55	0.41
12:BL:21:PRO:O	12:BL:23:LEU:N	2.54	0.41
12:BL:73:LEU:N	12:BL:73:LEU:HD22	2.36	0.41
15:BO:45:HIS:C	15:BO:47:LYS:H	2.23	0.41
15:BO:24:THR:HG23	15:BO:65:LEU:HD12	2.02	0.41
17:BQ:20:ILE:HA	17:BQ:20:ILE:HD12	1.82	0.41
17:BQ:27:PHE:C	17:BQ:28:VAL:HG12	2.40	0.41
18:BR:33:THR:HG23	18:BR:36:GLY:N	2.36	0.41
21:BU:39:LYS:HB3	21:BU:40:PRO:HD3	2.03	0.41
51:C0:33:SER:OG	51:C0:35:GLU:CG	2.68	0.41
53:C2:1:MET:HB2	53:C2:1:MET:HE2	1.94	0.41
55:C4:14:CYS:HA	55:C4:26:ILE:O	2.20	0.41
25:CA:108:G:O2'	25:CA:109:C:H5'	2.20	0.41
25:CA:1104:C:N3	25:CA:1105:U:C5	2.88	0.41
25:CA:1287:A:OP2	38:CN:103:ARG:HG3	2.20	0.41
25:CA:1427:A:C2	25:CA:1570:A:OP2	2.74	0.41

Continued on next page...

Continued from previous page...

Atom-1	Atom-2	Interatomic distance (Å)	Clash overlap (Å)
25:CA:1467:U:C5	25:CA:1546:G:N3	2.89	0.41
25:CA:1494:A:N6	25:CA:1495:A:N1	2.68	0.41
22:AV:71:G:H4'	25:CA:1892:C:O2	2.20	0.41
25:CA:1983:G:O2'	25:CA:1984:G:H5'	2.21	0.41
25:CA:2135:A:N6	25:CA:2156:G:O2'	2.54	0.41
25:CA:2141:G:N2	25:CA:2142:A:H1'	2.35	0.41
25:CA:2133:G:H1'	25:CA:2158:A:H61	1.85	0.41
25:CA:2193:G:C5	25:CA:2194:U:C5	3.08	0.41
25:CA:2329:U:H2'	25:CA:2330:G:O4'	2.20	0.41
25:CA:2634:A:H5''	25:CA:2634:A:H8	1.85	0.41
25:CA:2654:A:O4'	25:CA:2656:U:H1'	2.20	0.41
25:CA:2678:C:H2'	25:CA:2679:A:O4'	2.21	0.41
25:CA:2716:C:H6	25:CA:2716:C:H5''	1.85	0.41
25:CA:443:A:C2	25:CA:1245:G:N3	2.88	0.41
25:CA:545:U:O2	25:CA:545:U:OP2	2.38	0.41
25:CA:612:G:H2'	25:CA:614:A:C8	2.55	0.41
25:CA:837:C:H6	25:CA:837:C:O5'	2.03	0.41
25:CA:84:A:H4'	25:CA:85:G:O5'	2.20	0.41
25:CA:901:C:H2'	25:CA:901:C:O2	2.20	0.41
25:CA:1792:G:OP1	27:CC:204:LEU:HB2	2.20	0.41
25:CA:1824:G:O2'	27:CC:245:THR:HG22	2.20	0.41
28:CD:133:THR:HG23	28:CD:134:HIS:N	2.36	0.41
28:CD:46:ARG:HB3	28:CD:84:LEU:HB2	2.01	0.41
30:CF:105:ILE:O	30:CF:108:PRO:HD2	2.20	0.41
30:CF:6:TYR:C	30:CF:6:TYR:CD2	2.93	0.41
30:CF:46:LYS:HZ3	30:CF:83:PRO:HG2	1.86	0.41
31:CG:156:TYR:CE2	31:CG:171:LYS:HG3	2.55	0.41
31:CG:86:LEU:HD12	31:CG:86:LEU:H	1.86	0.41
33:CI:85:ILE:N	33:CI:85:ILE:HD12	2.35	0.41
34:CJ:61:LYS:O	34:CJ:62:VAL:C	2.58	0.41
35:CK:58:LEU:HD22	35:CK:58:LEU:H	1.84	0.41
35:CK:77:ILE:CG2	35:CK:78:ARG:N	2.83	0.41
25:CA:2485:G:H5''	37:CM:45:GLN:NE2	2.35	0.41
38:CN:103:ARG:HB3	38:CN:106:ASP:OD1	2.20	0.41
39:CO:67:ASN:HA	39:CO:102:ARG:HD3	2.02	0.41
40:CP:33:GLU:HB2	40:CP:36:LYS:HB2	2.01	0.41
40:CP:80:VAL:CG1	40:CP:83:ILE:HD11	2.47	0.41
45:CU:48:VAL:O	45:CU:48:VAL:HG13	2.20	0.41
52:D1:12:SER:HB2	52:D1:48:TYR:CZ	2.54	0.41
25:DA:1315:C:C2	25:DA:1316:U:C6	3.08	0.41
25:DA:1347:A:C2'	25:DA:1348:C:O5'	2.68	0.41

Continued on next page...

Continued from previous page...

Atom-1	Atom-2	Interatomic distance (Å)	Clash overlap (Å)
25:DA:1446:C:C2'	25:DA:1447:C:H5'	2.50	0.41
25:DA:1581:G:H2'	25:DA:1582:C:C6	2.55	0.41
25:DA:158:U:O2	25:DA:169:G:C2	2.73	0.41
25:DA:1652:A:OP1	38:DN:8:ARG:HD3	2.19	0.41
25:DA:1660:G:H8	25:DA:1660:G:H5''	1.86	0.41
25:DA:1790:C:C6	25:DA:1828:G:N2	2.89	0.41
25:DA:1895:C:O5'	25:DA:1895:C:H6	2.03	0.41
25:DA:191:A:H1'	25:DA:679:C:H1'	2.02	0.41
25:DA:1963:U:C3'	25:DA:1963:U:C6	3.03	0.41
25:DA:2111:U:H4'	25:DA:2112:G:OP1	2.19	0.41
25:DA:224:U:C2'	25:DA:225:C:O5'	2.69	0.41
25:DA:2395:C:H2'	25:DA:2396:G:O4'	2.20	0.41
25:DA:2784:U:C2'	25:DA:2785:C:H5'	2.51	0.41
25:DA:501:A:C6	25:DA:502:A:C6	3.08	0.41
25:DA:616:A:C2'	25:DA:617:G:H5'	2.49	0.41
25:DA:634:C:OP1	36:DL:70:LYS:HE2	2.20	0.41
25:DA:736:C:H2'	25:DA:737:C:C6	2.55	0.41
25:DA:760:G:H4'	25:DA:1776:G:OP1	2.20	0.41
25:DA:88:G:C2'	25:DA:89:A:C5'	2.98	0.41
56:DB:33:G:H2'	56:DB:34:A:O5'	2.15	0.41
28:DD:51:THR:OG1	28:DD:52:THR:N	2.52	0.41
31:DG:83:THR:HG23	31:DG:132:LEU:O	2.21	0.41
32:DH:12:LEU:HG	32:DH:13:GLY:N	2.35	0.41
32:DH:27:ARG:HA	32:DH:27:ARG:HD3	1.92	0.41
33:DI:79:LEU:HD13	33:DI:135:MET:CE	2.51	0.41
38:DN:52:ILE:CG2	38:DN:94:TYR:CD2	3.04	0.41
39:DO:32:PRO:HA	39:DO:102:ARG:NH1	2.34	0.41
39:DO:61:GLN:C	39:DO:62:LEU:HG	2.40	0.41
40:DP:90:ALA:HB2	40:DP:112:ARG:HG3	2.02	0.41
40:DP:4:ILE:O	40:DP:5:LYS:C	2.56	0.41
1:AA:1068:G:O2'	1:AA:1069:C:H5'	2.21	0.41
1:AA:1160:G:C6	1:AA:1181:G:O6	2.74	0.41
1:AA:1186:G:C2'	1:AA:1187:G:O5'	2.69	0.41
1:AA:1317:C:C2'	1:AA:1318:A:O5'	2.68	0.41
1:AA:1325:C:C2'	1:AA:1326:U:H5'	2.50	0.41
1:AA:131:A:C2	1:AA:132:C:C4	3.08	0.41
1:AA:1300:G:C4	1:AA:1334:G:O6	2.73	0.41
1:AA:1451:U:H3'	1:AA:1452:C:H6	1.86	0.41
1:AA:1495:U:O2	1:AA:1495:U:H2'	2.20	0.41
1:AA:164:G:H2'	1:AA:165:G:C5'	2.49	0.41
1:AA:410:G:C5'	1:AA:411:A:P	3.08	0.41

Continued on next page...

Continued from previous page...

Atom-1	Atom-2	Interatomic distance (Å)	Clash overlap (Å)
1:AA:542:G:H2'	1:AA:543:U:C6	2.53	0.41
1:AA:704:A:C2	1:AA:705:G:H1'	2.56	0.41
1:AA:958:A:C5	19:AS:54:ARG:HG2	2.55	0.41
2:AB:122:ASP:O	2:AB:123:GLY:C	2.59	0.41
3:AC:156:LEU:C	3:AC:158:GLY:H	2.24	0.41
7:AG:94:ARG:O	7:AG:97:ALA:N	2.54	0.41
8:AH:88:LYS:HA	8:AH:91:LEU:HG	2.01	0.41
1:AA:503:C:OP2	12:AL:112:ALA:HB2	2.20	0.41
17:AQ:62:GLU:HB2	17:AQ:72:TRP:CZ3	2.55	0.41
17:AQ:78:VAL:O	17:AQ:79:GLU:HB2	2.21	0.41
24:AY:114:LEU:N	24:AY:114:LEU:HD12	2.36	0.41
24:AY:114:LEU:O	24:AY:117:ILE:HB	2.20	0.41
24:AY:40:GLY:O	24:AY:41:ILE:C	2.57	0.41
1:BA:988:G:H1'	1:BA:1015:G:H22	1.86	0.41
1:BA:1053:G:N7	1:BA:1199:U:C3'	2.74	0.41
1:BA:1109:C:H2'	1:BA:1109:C:O2	2.20	0.41
1:BA:1135:U:O2	1:BA:1135:U:H2'	2.20	0.41
1:BA:1197:A:OP2	1:BA:1197:A:H3'	2.20	0.41
1:BA:1273:C:C2	1:BA:1274:A:C8	3.08	0.41
1:BA:1317:C:C4	14:BN:53:ARG:HD3	2.55	0.41
1:BA:1337:G:C5'	1:BA:1338:G:OP1	2.68	0.41
1:BA:144:G:C2'	1:BA:145:G:O5'	2.69	0.41
1:BA:560:A:H4'	1:BA:561:U:C5'	2.49	0.41
1:BA:892:A:O2'	1:BA:1415:G:H4'	2.21	0.41
1:BA:893:C:H2'	1:BA:894:G:C8	2.55	0.41
1:BA:963:G:O2'	1:BA:964:A:H5'	2.21	0.41
1:BA:980:C:H4'	14:BN:59:ARG:NH1	2.35	0.41
2:BB:102:ASN:O	2:BB:102:ASN:CG	2.59	0.41
2:BB:219:THR:N	2:BB:221:ARG:HD3	2.32	0.41
3:BC:119:ILE:HA	3:BC:122:GLN:HE21	1.86	0.41
3:BC:84:GLU:CG	3:BC:85:LYS:N	2.83	0.41
4:BD:152:SER:O	4:BD:154:VAL:N	2.54	0.41
4:BD:60:VAL:O	4:BD:61:ARG:C	2.59	0.41
5:BE:92:ARG:C	5:BE:93:VAL:HG23	2.40	0.41
7:BG:39:GLU:O	7:BG:43:TYR:CD2	2.73	0.41
7:BG:77:ARG:HG3	7:BG:86:VAL:HG21	2.02	0.41
8:BH:115:ALA:HA	8:BH:118:ALA:CB	2.48	0.41
9:BI:45:MET:O	9:BI:48:ARG:HB3	2.21	0.41
10:BJ:35:GLN:O	10:BJ:36:VAL:CB	2.68	0.41
12:BL:39:THR:HG22	12:BL:40:THR:O	2.21	0.41
12:BL:3:VAL:HG13	12:BL:4:ASN:H	1.86	0.41

Continued on next page...

Continued from previous page...

Atom-1	Atom-2	Interatomic distance (Å)	Clash overlap (Å)
13:BM:103:THR:O	13:BM:104:ASN:C	2.59	0.41
1:BA:1302:C:N4	13:BM:16:ILE:HD11	2.35	0.41
1:BA:1317:C:OP1	14:BN:57:PRO:HD2	2.20	0.41
14:BN:93:ILE:HG21	14:BN:96:LEU:CB	2.50	0.41
15:BO:44:GLU:CG	15:BO:45:HIS:N	2.83	0.41
16:BP:38:PHE:CE2	16:BP:51:ARG:HB3	2.56	0.41
16:BP:6:LEU:HB3	16:BP:17:TYR:HB3	2.00	0.41
20:BT:36:ALA:O	20:BT:37:ALA:C	2.57	0.41
20:BT:59:ARG:O	20:BT:59:ARG:HG2	2.20	0.41
22:BV:66:U:H2'	22:BV:67:C:O4'	2.20	0.41
51:C0:29:VAL:CG1	51:C0:34:GLY:HA2	2.51	0.41
25:CA:242:G:P	54:C3:2:LYS:HE2	2.60	0.41
25:CA:1350:C:C2	25:CA:1382:G:C2	3.09	0.41
25:CA:1533:C:C2'	25:CA:1533:C:O2	2.69	0.41
25:CA:1628:G:H2'	25:CA:1629:U:O5'	2.20	0.41
25:CA:1936:A:C2	25:CA:1943:U:N3	2.81	0.41
25:CA:2281:A:C2'	25:CA:2282:G:H5'	2.50	0.41
25:CA:2345:G:H5'	25:CA:2347:C:O4'	2.19	0.41
25:CA:1864:U:OP1	25:CA:2411:A:H5'	2.20	0.41
25:CA:2560:A:H2'	25:CA:2561:U:O4'	2.21	0.41
25:CA:340:A:H2'	25:CA:341:C:O4'	2.20	0.41
25:CA:498:G:HO2'	45:CU:44:HIS:CE1	2.37	0.41
25:CA:760:G:H2'	25:CA:761:A:O4'	2.20	0.41
25:CA:782:A:C2	27:CC:224:MET:SD	3.13	0.41
30:CF:147:ARG:CG	30:CF:148:VAL:H	2.33	0.41
30:CF:157:THR:HG22	30:CF:159:ALA:HB3	2.01	0.41
30:CF:157:THR:CG2	30:CF:159:ALA:H	2.29	0.41
33:CI:96:LYS:CG	33:CI:138:VAL:HG22	2.40	0.41
38:CN:21:PHE:CD2	38:CN:24:MET:HE2	2.55	0.41
40:CP:19:PHE:C	40:CP:19:PHE:CD1	2.93	0.41
40:CP:6:GLN:O	40:CP:6:GLN:HG2	2.20	0.41
40:CP:86:LYS:O	40:CP:87:ARG:HB2	2.20	0.41
45:CU:80:ASP:OD1	45:CU:80:ASP:C	2.59	0.41
46:CV:40:ILE:CG2	46:CV:42:LEU:CD2	2.98	0.41
46:CV:93:ARG:O	46:CV:94:ALA:CB	2.69	0.41
48:CX:40:GLU:O	48:CX:41:SER:C	2.58	0.41
25:DA:125:A:OP2	53:D2:19:ARG:NH2	2.44	0.41
25:DA:1314:C:OP1	25:DA:1332:G:H5''	2.20	0.41
25:DA:1440:U:C4	25:DA:1552:A:C2	3.08	0.41
25:DA:1515:A:H3'	25:DA:1516:G:H8	1.85	0.41
25:DA:2634:A:H2'	25:DA:2635:A:O4'	2.21	0.41

Continued on next page...

Continued from previous page...

Atom-1	Atom-2	Interatomic distance (Å)	Clash overlap (Å)
25:DA:2661:G:N1	25:DA:2662:A:C4	2.88	0.41
25:DA:2759:G:C6	25:DA:2760:C:C5	3.09	0.41
25:DA:2870:C:N4	25:DA:2871:U:C4	2.89	0.41
25:DA:393:C:H2'	25:DA:394:C:H6	1.85	0.41
25:DA:416:U:H2'	25:DA:417:C:C6	2.55	0.41
25:DA:60:G:C8	25:DA:62:U:C5	3.08	0.41
25:DA:664:G:C4	25:DA:665:U:C6	3.08	0.41
25:DA:671:C:H2'	25:DA:672:C:C6	2.56	0.41
25:DA:864:G:N2	25:DA:913:U:N3	2.69	0.41
25:DA:1829:A:O2'	27:DC:14:HIS:CD2	2.74	0.41
28:DD:46:ARG:NH2	28:DD:89:GLU:OE2	2.54	0.41
29:DE:28:VAL:O	29:DE:29:HIS:C	2.59	0.41
31:DG:52:GLY:HA2	31:DG:53:PRO:HD2	1.85	0.41
32:DH:9:VAL:HG11	32:DH:12:LEU:HG	2.01	0.41
32:DH:30:LEU:HB3	32:DH:36:ALA:HB2	2.03	0.41
32:DH:66:ASN:O	32:DH:69:ALA:CB	2.64	0.41
32:DH:7:ASP:HB3	32:DH:35:LYS:NZ	2.35	0.41
25:DA:636:G:P	36:DL:128:THR:HG22	2.61	0.41
36:DL:68:SER:C	36:DL:69:ARG:HG3	2.41	0.41
56:DB:29:A:OP2	39:DO:32:PRO:HD2	2.20	0.41
39:DO:75:GLY:CA	39:DO:106:LEU:CD2	2.97	0.41
41:DQ:75:TYR:C	41:DQ:75:TYR:CD2	2.93	0.41
42:DR:14:VAL:HA	42:DR:18:GLN:HE22	1.85	0.41
44:DT:34:VAL:HG11	44:DT:83:ALA:CB	2.51	0.41
44:DT:37:ASP:O	44:DT:38:ALA:HB3	2.21	0.41
46:DV:23:ALA:O	46:DV:24:ASN:HB3	2.21	0.41
25:DA:2271:G:OP1	57:DW:14:ALA:HB1	2.21	0.41
49:DY:37:LEU:HD23	49:DY:37:LEU:O	2.20	0.41
1:AA:1066:C:H5'	1:AA:1067:A:OP2	2.19	0.41
1:AA:1093:A:N3	1:AA:1109:C:O2'	2.33	0.41
1:AA:1277:C:C1'	1:AA:1282:C:H1'	2.51	0.41
1:AA:1306:A:C4	1:AA:1307:U:C6	3.08	0.41
1:AA:1346:A:C5'	9:AI:121:ARG:HH12	2.33	0.41
1:AA:201:G:H2'	1:AA:202:G:O4'	2.21	0.41
1:AA:597:G:N7	1:AA:598:U:C5	2.88	0.41
1:AA:728:A:C6	1:AA:729:A:C6	3.09	0.41
1:AA:794:A:C5	1:AA:795:C:C4	3.08	0.41
1:AA:79:G:N2	1:AA:91:U:O4	2.54	0.41
1:AA:826:C:H2'	1:AA:826:C:O2	2.20	0.41
2:AB:115:ASP:O	2:AB:116:LEU:CB	2.69	0.41
2:AB:135:MET:C	2:AB:138:ARG:HG2	2.41	0.41

Continued on next page...

Continued from previous page...

Atom-1	Atom-2	Interatomic distance (Å)	Clash overlap (Å)
2:AB:140:LEU:O	2:AB:144:GLU:HB2	2.20	0.41
2:AB:110:ILE:HG12	2:AB:150:ILE:HG12	2.00	0.41
2:AB:56:LEU:HD13	2:AB:57:ASN:H	1.85	0.41
2:AB:96:LEU:N	2:AB:99:MET:CE	2.84	0.41
3:AC:23:ALA:CB	3:AC:28:PHE:HA	2.51	0.41
3:AC:51:VAL:CG2	3:AC:67:ILE:HG22	2.51	0.41
4:AD:131:ILE:CD1	4:AD:134:TYR:HB2	2.51	0.41
4:AD:164:ARG:C	4:AD:166:LYS:H	2.24	0.41
5:AE:113:VAL:O	5:AE:114:LEU:C	2.58	0.41
5:AE:72:ASN:N	5:AE:72:ASN:HD22	2.13	0.41
6:AF:24:ARG:HH11	6:AF:24:ARG:CG	2.32	0.41
9:AI:28:VAL:CG1	9:AI:31:GLN:HA	2.51	0.41
9:AI:56:MET:HA	9:AI:59:LYS:HB3	2.01	0.41
9:AI:50:PRO:HB3	9:AI:83:THR:CG2	2.50	0.41
10:AJ:80:THR:HB	10:AJ:83:THR:H	1.85	0.41
13:AM:10:ASP:O	13:AM:11:HIS:CB	2.68	0.41
15:AO:23:SER:O	15:AO:27:GLN:HG3	2.19	0.41
16:AP:16:PHE:HD1	16:AP:16:PHE:C	2.23	0.41
16:AP:75:ILE:HA	16:AP:78:VAL:HG12	2.03	0.41
21:AU:9:GLU:CD	21:AU:10:PRO:CD	2.82	0.41
24:AY:56:ALA:HB2	24:AY:70:VAL:HA	2.02	0.41
24:AY:61:GLU:O	24:AY:62:ASP:HB3	2.20	0.41
1:BA:1160:G:O2'	1:BA:1161:C:C6	2.61	0.41
1:BA:1316:G:C6	1:BA:1318:A:OP2	2.73	0.41
1:BA:152:A:N6	1:BA:170:U:N3	2.69	0.41
1:BA:173:U:C2	1:BA:197:A:C6	3.08	0.41
1:BA:279:A:C5'	1:BA:281:G:O4'	2.64	0.41
1:BA:59:A:C4	1:BA:331:G:C2	3.08	0.41
1:BA:612:C:H2'	1:BA:613:C:C6	2.51	0.41
1:BA:621:A:H2'	1:BA:622:A:O4'	2.21	0.41
1:BA:64:G:N7	1:BA:99:C:C4	2.88	0.41
1:BA:71:A:C5'	1:BA:71:A:H8	2.29	0.41
1:BA:763:G:H2'	1:BA:764:C:O5'	2.20	0.41
1:BA:873:A:H4'	1:BA:874:G:OP2	2.19	0.41
1:BA:933:G:C2	1:BA:935:A:C8	3.08	0.41
1:BA:978:A:P	1:BA:1362:A:H61	2.41	0.41
1:BA:96:U:C2'	1:BA:97:G:O5'	2.69	0.41
2:BB:139:GLU:C	2:BB:143:LEU:HD23	2.41	0.41
2:BB:57:ASN:OD1	2:BB:60:ALA:HB3	2.20	0.41
2:BB:86:CYS:N	2:BB:88:GLN:NE2	2.68	0.41
4:BD:176:LYS:O	4:BD:177:MET:CB	2.68	0.41

Continued on next page...

Continued from previous page...

Atom-1	Atom-2	Interatomic distance (Å)	Clash overlap (Å)
4:BD:28:ASP:C	4:BD:30:LYS:N	2.74	0.41
4:BD:33:ILE:O	4:BD:33:ILE:HG23	2.21	0.41
5:BE:116:VAL:HG23	5:BE:117:ALA:N	2.35	0.41
5:BE:49:TYR:O	5:BE:50:GLY:O	2.38	0.41
7:BG:11:ILE:HD13	7:BG:27:ASN:ND2	2.34	0.41
7:BG:68:VAL:O	7:BG:69:ARG:C	2.59	0.41
8:BH:13:ILE:O	8:BH:14:ARG:C	2.59	0.41
8:BH:48:PHE:O	8:BH:49:LYS:CB	2.68	0.41
10:BJ:35:GLN:O	10:BJ:36:VAL:HG23	2.21	0.41
11:BK:15:VAL:O	11:BK:16:SER:HB3	2.20	0.41
13:BM:69:ARG:O	13:BM:73:SER:N	2.51	0.41
15:BO:38:LEU:HG	15:BO:42:PHE:CE1	2.55	0.41
19:BS:51:HIS:HA	19:BS:55:GLN:O	2.21	0.41
20:BT:43:LYS:HB3	20:BT:86:ALA:HB1	2.01	0.41
20:BT:65:LEU:C	20:BT:67:HIS:CD2	2.93	0.41
22:BV:37:A:H2'	22:BV:38:A:H5'	2.02	0.41
22:BV:52:G:C2	22:BV:63:G:C6	3.09	0.41
25:CA:1043:C:H2'	25:CA:1044:C:C6	2.56	0.41
25:CA:1079:C:H2'	25:CA:1080:A:C8	2.54	0.41
25:CA:124:G:H3'	53:C2:19:ARG:NH2	2.35	0.41
25:CA:1467:U:C4	25:CA:1468:U:C5	3.08	0.41
25:CA:1478:G:H2'	25:CA:1479:G:H8	1.85	0.41
25:CA:1519:G:H2'	25:CA:1520:U:H6	1.85	0.41
25:CA:13:A:N3	25:CA:15:G:C6	2.88	0.41
25:CA:2006:C:O5'	25:CA:2006:C:C6	2.73	0.41
25:CA:2116:G:C5'	25:CA:2117:A:OP2	2.68	0.41
25:CA:2419:U:H5	60:CA:3675:HOH:O	2.02	0.41
25:CA:2458:G:N3	25:CA:2490:G:N2	2.69	0.41
25:CA:279:A:H2'	25:CA:279:A:N3	2.36	0.41
25:CA:2839:G:C5	25:CA:2840:C:C4	3.09	0.41
25:CA:303:G:H2'	25:CA:304:U:H6	1.85	0.41
25:CA:487:C:O5'	25:CA:487:C:H6	2.03	0.41
25:CA:548:G:O2'	25:CA:549:G:N1	2.53	0.41
25:CA:772:C:H2'	25:CA:773:U:O5'	2.20	0.41
27:CC:130:PRO:HB2	27:CC:133:ASN:HD22	1.85	0.41
28:CD:57:ALA:O	28:CD:59:ARG:N	2.54	0.41
29:CE:143:LEU:HB3	29:CE:146:VAL:CG1	2.50	0.41
29:CE:23:PHE:HE1	29:CE:28:VAL:HG21	1.84	0.41
29:CE:31:VAL:HG21	29:CE:104:ALA:HB2	2.01	0.41
30:CF:172:PHE:O	30:CF:173:ASP:HB3	2.20	0.41
31:CG:124:CYS:C	31:CG:126:THR:N	2.74	0.41

Continued on next page...

Continued from previous page...

Atom-1	Atom-2	Interatomic distance (Å)	Clash overlap (Å)
31:CG:11:PRO:O	31:CG:14:VAL:HG23	2.21	0.41
31:CG:27:GLY:O	31:CG:29:ASN:N	2.53	0.41
31:CG:88:LEU:N	31:CG:88:LEU:CD1	2.80	0.41
32:CH:76:GLU:CG	32:CH:76:GLU:O	2.62	0.41
33:CI:114:ALA:O	33:CI:115:ASP:CB	2.67	0.41
33:CI:56:VAL:HG22	33:CI:57:VAL:N	2.36	0.41
33:CI:54:ILE:HG12	33:CI:73:PRO:CB	2.50	0.41
39:CO:106:LEU:O	39:CO:106:LEU:HD23	2.20	0.41
39:CO:94:ARG:O	39:CO:95:SER:C	2.59	0.41
39:CO:94:ARG:O	39:CO:97:PHE:N	2.48	0.41
1:AA:346:G:O5'	40:CP:33:GLU:HG2	2.20	0.41
48:CX:15:ASN:HA	48:CX:24:THR:O	2.21	0.41
25:DA:1073:A:C3'	25:DA:1074:G:C5'	2.99	0.41
25:DA:1084:A:N6	25:DA:1085:A:C6	2.86	0.41
25:DA:10:A:N3	25:DA:10:A:H2'	2.35	0.41
25:DA:1265:A:H61	25:DA:2013:A:H3'	1.85	0.41
25:DA:1401:G:H2'	25:DA:1402:U:H6	1.86	0.41
25:DA:1495:A:OP2	25:DA:1495:A:H8	2.04	0.41
25:DA:1471:G:O6	25:DA:1521:G:N2	2.54	0.41
25:DA:1551:A:N6	25:DA:1552:A:N1	2.69	0.41
25:DA:2131:U:C5'	25:DA:2132:U:C5'	2.98	0.41
25:DA:2427:C:P	60:DA:3703:HOH:O	2.79	0.41
25:DA:2537:U:H2'	25:DA:2538:C:H6	1.85	0.41
25:DA:2583:G:C5	25:DA:2584:U:C4	3.08	0.41
25:DA:2663:G:H2'	25:DA:2664:G:H8	1.85	0.41
25:DA:2756:U:C5	25:DA:2759:G:O6	2.73	0.41
25:DA:547:A:C3'	25:DA:548:G:H5'	2.45	0.41
25:DA:574:A:N7	60:DA:3579:HOH:O	2.37	0.41
25:DA:612:G:H2'	25:DA:614:A:C8	2.56	0.41
25:DA:945:A:C2	25:DA:2448:A:C4	3.09	0.41
56:DB:99:A:C5	56:DB:100:G:C5	3.09	0.41
56:DB:33:G:HO2'	56:DB:34:A:C5'	2.33	0.41
27:DC:204:LEU:HA	27:DC:204:LEU:HD12	1.72	0.41
27:DC:244:VAL:HG21	27:DC:248:GLY:HA2	2.01	0.41
27:DC:64:VAL:HG22	27:DC:102:TYR:HB3	2.03	0.41
28:DD:171:THR:HG22	28:DD:171:THR:O	2.19	0.41
29:DE:143:LEU:O	29:DE:144:GLU:HB2	2.21	0.41
31:DG:128:THR:C	31:DG:129:GLU:CG	2.89	0.41
31:DG:150:TYR:O	31:DG:151:ARG:HB2	2.21	0.41
31:DG:17:LYS:HB2	31:DG:24:THR:HB	2.01	0.41
32:DH:124:THR:O	32:DH:146:VAL:HG11	2.20	0.41

Continued on next page...

Continued from previous page...

Atom-1	Atom-2	Interatomic distance (Å)	Clash overlap (Å)
32:DH:134:VAL:CG1	32:DH:138:VAL:HB	2.51	0.41
25:DA:2199:A:C1'	32:DH:28:ASN:HD21	2.33	0.41
33:DI:101:SER:CB	33:DI:140:GLU:O	2.68	0.41
33:DI:35:MET:C	33:DI:37:PHE:N	2.74	0.41
34:DJ:96:ARG:CG	34:DJ:96:ARG:HH21	2.33	0.41
37:DM:57:VAL:HG23	37:DM:60:GLN:O	2.20	0.41
42:DR:1:MET:HE1	42:DR:101:ILE:HB	2.03	0.41
49:DY:9:LYS:N	49:DY:12:GLU:HG2	2.35	0.41
1:AA:104:G:C2	1:AA:105:G:C5	3.09	0.41
1:AA:1063:C:H3'	1:AA:1064:G:H2'	2.02	0.41
1:AA:1239:A:N3	1:AA:1241:G:C6	2.89	0.41
1:AA:1310:G:C2	1:AA:1328:C:O2	2.74	0.41
1:AA:1526:G:H2'	1:AA:1527:U:C6	2.55	0.41
1:AA:435:A:N6	1:AA:436:C:C4	2.88	0.41
1:AA:439:U:H4'	4:AD:120:LYS:HE3	2.03	0.41
1:AA:52:C:H2'	1:AA:53:A:C8	2.55	0.41
1:AA:585:G:C5	1:AA:586:C:C5	3.09	0.41
1:AA:693:G:C6	1:AA:694:A:C6	3.09	0.41
1:AA:806:C:O2	1:AA:806:C:H2'	2.20	0.41
1:AA:977:A:C2'	1:AA:978:A:H5''	2.51	0.41
1:AA:990:C:O2'	1:AA:991:U:H5'	2.21	0.41
2:AB:50:ASN:O	2:AB:51:GLU:CB	2.62	0.41
3:AC:142:ARG:NH1	3:AC:142:ARG:HG3	2.36	0.41
3:AC:140:ALA:O	3:AC:145:ALA:CB	2.68	0.41
3:AC:13:ILE:C	3:AC:15:LYS:H	2.24	0.41
3:AC:13:ILE:O	3:AC:15:LYS:N	2.54	0.41
3:AC:39:ARG:O	3:AC:41:TYR:N	2.53	0.41
3:AC:6:PRO:O	3:AC:9:ILE:HG22	2.21	0.41
4:AD:156:ALA:C	4:AD:159:GLU:HB3	2.41	0.41
4:AD:42:ALA:O	4:AD:43:ARG:C	2.59	0.41
1:AA:1377:A:C2	7:AG:6:ILE:CD1	3.03	0.41
11:AK:93:GLU:O	11:AK:94:SER:C	2.57	0.41
13:AM:51:GLN:O	13:AM:54:THR:HG23	2.21	0.41
14:AN:26:LEU:O	14:AN:27:LYS:CB	2.65	0.41
18:AR:24:ASP:C	18:AR:26:ALA:N	2.72	0.41
20:AT:68:LYS:HB2	20:AT:68:LYS:NZ	2.36	0.41
22:AV:2:C:H2'	22:AV:3:C:C6	2.55	0.41
1:BA:1014:A:N7	1:BA:1015:G:C6	2.89	0.41
1:BA:1053:G:N2	1:BA:1056:U:C4	2.89	0.41
1:BA:1256:A:C4	1:BA:1278:G:C5	3.08	0.41
1:BA:126:G:N2	1:BA:127:G:H1'	2.35	0.41

Continued on next page...

Continued from previous page...

Atom-1	Atom-2	Interatomic distance (Å)	Clash overlap (Å)
1:BA:1277:C:HO2'	1:BA:1279:G:H1'	1.83	0.41
1:BA:1323:G:C4'	1:BA:1362:A:H2	2.33	0.41
1:BA:1537:U:H5''	1:BA:1538:C:OP2	2.21	0.41
1:BA:209:U:OP2	1:BA:210:C:C5	2.74	0.41
1:BA:392:C:OP1	16:BP:8:ARG:NH2	2.53	0.41
1:BA:401:C:H2'	1:BA:402:G:C8	2.56	0.41
1:BA:579:A:H2'	1:BA:580:C:H5'	2.02	0.41
1:BA:827:U:C4	1:BA:870:U:O2	2.73	0.41
1:BA:841:C:H2'	1:BA:843:U:O4'	2.20	0.41
1:BA:846:G:H2'	1:BA:847:G:H5'	2.02	0.41
1:BA:891:U:P	60:BA:1825:HOH:O	2.78	0.41
2:BB:216:VAL:O	2:BB:219:THR:HG22	2.21	0.41
3:BC:110:LEU:N	3:BC:110:LEU:HD23	2.36	0.41
5:BE:110:MET:HA	5:BE:113:VAL:HG13	2.02	0.41
5:BE:80:LEU:CD1	5:BE:119:VAL:HG11	2.51	0.41
1:BA:560:A:C4	5:BE:127:TYR:CE2	3.09	0.41
5:BE:153:ALA:CA	5:BE:156:ARG:HB3	2.50	0.41
7:BG:44:SER:OG	7:BG:116:ALA:HB1	2.20	0.41
7:BG:125:ASP:HA	7:BG:128:GLU:OE1	2.21	0.41
7:BG:142:ARG:O	7:BG:146:ALA:CB	2.69	0.41
8:BH:4:ASP:CG	8:BH:7:ALA:CB	2.89	0.41
11:BK:109:ILE:HG21	21:BU:16:ARG:NE	2.36	0.41
12:BL:24:GLU:O	12:BL:26:CYS:N	2.53	0.41
13:BM:24:VAL:HG23	13:BM:28:ARG:HB3	2.03	0.41
17:BQ:11:VAL:HG12	17:BQ:12:VAL:H	1.83	0.41
22:BV:56:C:O2	22:BV:56:C:C2'	2.69	0.41
23:BX:8:A:C6	23:BX:9:G:C6	3.09	0.41
52:C1:18:HIS:NE2	52:C1:40:PRO:HD2	2.36	0.41
54:C3:16:THR:CG2	54:C3:20:GLY:C	2.89	0.41
25:CA:1027:A:H5''	25:CA:1028:A:OP1	2.21	0.41
25:CA:1066:U:H2'	25:CA:1066:U:O2	2.19	0.41
25:CA:1408:G:H2'	25:CA:1409:U:C5'	2.51	0.41
25:CA:1606:C:C6	25:CA:1606:C:H3'	2.55	0.41
25:CA:1721:G:O6	25:CA:1738:G:O6	2.39	0.41
25:CA:182:A:C6	25:CA:183:C:C4	3.08	0.41
25:CA:1880:U:H2'	25:CA:1881:C:H6	1.86	0.41
25:CA:2120:G:H2'	25:CA:2121:G:H8	1.85	0.41
25:CA:2206:C:C2'	25:CA:2206:C:O2	2.66	0.41
25:CA:2415:G:H2'	25:CA:2416:C:C6	2.56	0.41
25:CA:242:G:H5''	54:C3:63:TYR:CE2	2.56	0.41
25:CA:2626:C:H2'	25:CA:2627:G:O4'	2.21	0.41

Continued on next page...

Continued from previous page...

Atom-1	Atom-2	Interatomic distance (Å)	Clash overlap (Å)
25:CA:2840:C:H2'	25:CA:2841:C:C6	2.55	0.41
25:CA:2855:C:O2	25:CA:2855:C:H2'	2.20	0.41
25:CA:303:G:H2'	25:CA:304:U:C6	2.56	0.41
25:CA:358:U:H2'	25:CA:359:G:H8	1.84	0.41
25:CA:362:A:C2	25:CA:363:G:C4	3.08	0.41
25:CA:388:G:N7	25:CA:390:U:H2'	2.36	0.41
25:CA:412:A:H8	25:CA:412:A:O5'	2.04	0.41
25:CA:483:A:C8	25:CA:484:C:C5	3.08	0.41
25:CA:70:G:H4'	25:CA:71:A:OP1	2.21	0.41
25:CA:902:C:H6	25:CA:902:C:O5'	2.04	0.41
26:CB:104:A:H2'	26:CB:105:G:O4'	2.21	0.41
26:CB:32:U:O2'	26:CB:33:G:H5'	2.21	0.41
27:CC:166:ARG:NH2	27:CC:166:ARG:HB2	2.35	0.41
27:CC:144:GLU:HB2	27:CC:187:CYS:HB3	2.02	0.41
29:CE:145:ASP:HB3	29:CE:184:ASP:CG	2.40	0.41
29:CE:146:VAL:HA	29:CE:185:LYS:O	2.20	0.41
26:CB:56:G:OP1	30:CF:23:SER:HB2	2.21	0.41
32:CH:129:GLU:HA	32:CH:143:ILE:HA	2.01	0.41
32:CH:76:GLU:HG2	32:CH:143:ILE:CD1	2.49	0.41
33:CI:4:VAL:O	33:CI:5:GLN:HB2	2.19	0.41
34:CJ:77:HIS:CD2	34:CJ:79:GLY:N	2.85	0.41
35:CK:23:LYS:HA	35:CK:23:LYS:HD3	1.93	0.41
38:CN:79:LEU:O	38:CN:81:ASN:N	2.54	0.41
40:CP:87:ARG:NH2	40:CP:111:GLU:HB2	2.35	0.41
43:CS:58:ALA:O	43:CS:62:ASP:HB2	2.20	0.41
45:CU:19:GLY:O	45:CU:20:LYS:C	2.59	0.41
46:CV:1:MET:SD	46:CV:1:MET:C	2.99	0.41
47:CW:36:GLN:OE1	47:CW:40:LYS:N	2.54	0.41
52:D1:42:VAL:HG12	52:D1:44:GLN:HB2	2.03	0.41
52:D1:47:ILE:H	52:D1:47:ILE:HD12	1.86	0.41
53:D2:24:THR:HG23	53:D2:27:GLY:H	1.85	0.41
54:D3:54:LEU:O	54:D3:58:ILE:HG13	2.21	0.41
55:D4:10:LEU:HB2	55:D4:33:HIS:ND1	2.36	0.41
25:DA:987:C:O2'	25:DA:1000:A:N3	2.40	0.41
25:DA:1045:C:H41	25:DA:1111:A:H2'	1.86	0.41
25:DA:1096:A:C8	25:DA:1096:A:C3'	3.04	0.41
25:DA:1022:G:C6	25:DA:1140:C:C5	3.09	0.41
25:DA:1356:G:C6	25:DA:1357:C:C5	3.08	0.41
25:DA:1359:A:C8	25:DA:1360:G:C8	3.09	0.41
25:DA:1378:A:C4	25:DA:1380:G:N7	2.89	0.41
25:DA:1382:G:C5'	25:DA:1383:A:OP2	2.69	0.41

Continued on next page...

Continued from previous page...

Atom-1	Atom-2	Interatomic distance (Å)	Clash overlap (Å)
25:DA:1531:C:H2'	25:DA:1532:A:O4'	2.20	0.41
25:DA:1567:G:O5'	25:DA:1567:G:H2'	2.21	0.41
25:DA:1589:U:N3	25:DA:1590:A:N7	2.68	0.41
25:DA:167:A:C5	25:DA:168:G:C8	3.09	0.41
25:DA:1685:C:H2'	25:DA:1686:C:C6	2.55	0.41
25:DA:1696:G:C6	25:DA:1697:G:C4	3.08	0.41
25:DA:1744:A:H2'	25:DA:1745:A:O4'	2.21	0.41
25:DA:1786:A:H1'	25:DA:1938:A:H61	1.82	0.41
25:DA:2080:A:H2'	25:DA:2081:U:H6	1.83	0.41
25:DA:2165:C:O2	25:DA:2166:U:O4'	2.38	0.41
25:DA:2218:G:C2'	25:DA:2219:U:H5'	2.51	0.41
25:DA:2317:A:N6	25:DA:2318:G:C2	2.89	0.41
25:DA:2420:C:O2'	25:DA:2421:G:H5'	2.21	0.41
25:DA:2543:G:H2'	25:DA:2544:G:O4'	2.20	0.41
25:DA:2677:G:H2'	25:DA:2678:C:C6	2.55	0.41
25:DA:2694:G:H2'	25:DA:2695:U:C6	2.56	0.41
25:DA:2702:G:C6	25:DA:2703:C:C4	3.09	0.41
25:DA:2728:U:O2'	25:DA:2729:G:C5'	2.69	0.41
25:DA:2734:A:C5	25:DA:2735:G:C8	3.09	0.41
25:DA:338:G:N2	25:DA:339:U:H1'	2.36	0.41
25:DA:408:G:C6	25:DA:409:G:C5	3.08	0.41
25:DA:522:A:H2'	25:DA:523:C:C6	2.56	0.41
25:DA:557:C:H6	25:DA:557:C:O5'	2.04	0.41
25:DA:593:U:O2	25:DA:593:U:H2'	2.19	0.41
25:DA:60:G:C2	25:DA:74:A:N1	2.88	0.41
25:DA:627:A:C5	25:DA:637:A:N7	2.89	0.41
25:DA:876:C:H41	25:DA:877:A:N6	2.19	0.41
56:DB:17:C:H2'	56:DB:18:G:H5'	2.03	0.41
56:DB:51:G:H21	56:DB:53:A:H62	1.67	0.41
56:DB:71:C:H2'	56:DB:71:C:O2	2.21	0.41
27:DC:203:VAL:O	27:DC:204:LEU:CB	2.68	0.41
29:DE:164:LEU:N	29:DE:164:LEU:HD13	2.35	0.41
29:DE:46:GLN:HB2	29:DE:83:VAL:HG11	2.02	0.41
30:DF:29:ARG:O	30:DF:29:ARG:HG3	2.20	0.41
31:DG:143:VAL:O	31:DG:144:ALA:O	2.37	0.41
32:DH:5:LEU:HA	32:DH:35:LYS:O	2.20	0.41
33:DI:99:LYS:O	33:DI:100:ILE:HD13	2.21	0.41
34:DJ:4:PHE:CG	34:DJ:5:THR:N	2.89	0.41
25:DA:1131:G:H4'	34:DJ:84:ILE:HD13	2.02	0.41
36:DL:91:ASP:O	36:DL:93:ASN:O	2.39	0.41
37:DM:130:PHE:HD2	37:DM:130:PHE:C	2.23	0.41

Continued on next page...

Continued from previous page...

Atom-1	Atom-2	Interatomic distance (Å)	Clash overlap (Å)
38:DN:101:GLY:C	38:DN:102:PHE:CD2	2.94	0.41
38:DN:49:GLU:HB2	38:DN:50:PRO:HD3	2.03	0.41
39:DO:24:THR:HG22	39:DO:40:ILE:O	2.20	0.41
39:DO:75:GLY:C	39:DO:77:ALA:N	2.72	0.41
39:DO:7:ARG:CG	39:DO:96:GLY:HA3	2.51	0.41
42:DR:4:VAL:HA	42:DR:12:HIS:O	2.20	0.41
25:DA:2011:U:OP2	43:DS:16:LYS:HE2	2.20	0.41
43:DS:33:LEU:HD21	43:DS:52:GLU:CG	2.50	0.41
44:DT:31:VAL:HG13	44:DT:84:TYR:HA	2.02	0.41
44:DT:61:LEU:HD12	44:DT:62:VAL:N	2.36	0.41
48:DX:44:ARG:HH21	48:DX:46:VAL:HG22	1.86	0.41
49:DY:3:ALA:O	49:DY:4:LYS:C	2.58	0.41
1:AA:1033:G:C2	1:AA:1034:G:C8	3.09	0.41
1:AA:1113:C:C2	1:AA:1114:C:C5	3.09	0.41
1:AA:1152:A:N6	1:AA:1153:G:C6	2.88	0.41
1:AA:1210:C:C4'	1:AA:1214:C:H5	2.33	0.41
1:AA:1277:C:C2'	1:AA:1279:G:H8	2.33	0.41
1:AA:1505:G:H4'	1:AA:1506:U:O5'	2.21	0.41
1:AA:184:G:O4'	1:AA:224:U:H4'	2.21	0.41
1:AA:293:G:C4	1:AA:294:U:C6	3.08	0.41
1:AA:581:G:O5'	1:AA:581:G:H8	2.04	0.41
1:AA:642:A:C5	1:AA:643:C:C4	3.08	0.41
1:AA:792:A:H4'	1:AA:793:U:C5'	2.50	0.41
2:AB:27:LYS:HB2	2:AB:27:LYS:HE3	1.94	0.41
3:AC:23:ALA:HB2	3:AC:31:ASN:HD22	1.85	0.41
4:AD:149:LYS:HE2	4:AD:176:LYS:O	2.20	0.41
8:AH:28:SER:HB3	8:AH:56:PRO:CB	2.50	0.41
1:AA:1347:G:C8	9:AI:108:ARG:HB2	2.56	0.41
9:AI:118:ARG:O	9:AI:119:LYS:CB	2.69	0.41
9:AI:24:ASN:HB2	9:AI:61:ASP:OD2	2.21	0.41
9:AI:49:GLN:CB	9:AI:50:PRO:CD	2.98	0.41
9:AI:79:ARG:O	9:AI:83:THR:HG23	2.20	0.41
10:AJ:19:ASP:HA	10:AJ:22:THR:HB	2.03	0.41
10:AJ:27:GLU:HA	10:AJ:30:LYS:CD	2.51	0.41
10:AJ:65:TYR:CE2	14:AN:98:LYS:HG2	2.56	0.41
11:AK:52:ARG:O	11:AK:55:ARG:CB	2.69	0.41
11:AK:69:CYS:O	11:AK:70:ALA:C	2.59	0.41
13:AM:70:ARG:HA	30:CF:142:TYR:CE2	2.56	0.41
14:AN:13:VAL:HA	14:AN:16:ALA:CB	2.50	0.41
14:AN:43:ASN:C	14:AN:45:VAL:HG22	2.41	0.41
14:AN:88:ALA:CA	14:AN:93:ILE:HD12	2.50	0.41

Continued on next page...

Continued from previous page...

Atom-1	Atom-2	Interatomic distance (Å)	Clash overlap (Å)
15:AO:23:SER:HB3	15:AO:26:VAL:HG21	2.03	0.41
16:AP:12:LYS:C	16:AP:14:ARG:H	2.24	0.41
16:AP:46:LYS:HD3	16:AP:47:GLU:N	2.35	0.41
19:AS:19:GLU:HA	19:AS:19:GLU:OE2	2.21	0.41
20:AT:57:VAL:CG1	20:AT:71:ALA:CB	2.99	0.41
22:AV:48:C:H2'	22:AV:59:U:C4'	2.51	0.41
1:BA:1026:G:C6	1:BA:1027:C:N4	2.89	0.41
1:BA:1142:G:N1	1:BA:1143:G:H1'	2.35	0.41
1:BA:1068:G:O2'	1:BA:1191:A:N1	2.45	0.41
1:BA:1315:U:C4	1:BA:1316:G:C6	3.09	0.41
1:BA:1386:G:N2	1:BA:1387:G:C8	2.88	0.41
1:BA:1473:G:H2'	1:BA:1474:U:O4'	2.20	0.41
1:BA:1478:U:H2'	1:BA:1479:C:H6	1.85	0.41
1:BA:15:G:H4'	5:BE:28:ARG:NH1	2.36	0.41
1:BA:49:U:O4	1:BA:365:U:C5	2.73	0.41
1:BA:469:C:C5	1:BA:470:C:C5	3.08	0.41
1:BA:574:A:P	60:BA:1785:HOH:O	2.79	0.41
1:BA:676:A:N1	1:BA:677:U:C4	2.89	0.41
1:BA:745:G:H1'	1:BA:836:G:O2'	2.21	0.41
1:BA:575:G:O2'	1:BA:821:G:OP2	2.26	0.41
2:BB:84:LEU:O	2:BB:85:SER:HB3	2.21	0.41
3:BC:8:GLY:HA2	3:BC:11:LEU:HG	2.02	0.41
6:AF:16:GLU:OE1	4:BD:190:LEU:O	2.39	0.41
9:BI:74:GLN:O	9:BI:78:ILE:HG13	2.19	0.41
10:BJ:50:THR:OG1	10:BJ:64:GLN:CG	2.69	0.41
13:BM:70:ARG:HA	13:BM:73:SER:HB2	2.02	0.41
13:BM:67:ASP:HA	13:BM:70:ARG:HG2	2.02	0.41
14:BN:41:ARG:NH2	14:BN:45:VAL:HG21	2.36	0.41
14:BN:5:MET:HB3	14:BN:63:ARG:CZ	2.51	0.41
15:BO:86:LEU:C	15:BO:88:ARG:N	2.74	0.41
19:BS:10:ILE:CD1	19:BS:15:LEU:HD22	2.50	0.41
21:BU:33:ARG:CD	21:BU:34:ARG:HB2	2.51	0.41
11:BK:124:LYS:O	21:BU:34:ARG:HD2	2.21	0.41
25:CA:1038:G:C2'	25:CA:1039:A:H5'	2.51	0.41
25:CA:1056:G:O2'	25:CA:1086:A:C8	2.70	0.41
25:CA:1116:G:C6	25:CA:1117:C:C4	3.08	0.41
25:CA:1269:A:H2'	25:CA:1270:C:C6	2.55	0.41
25:CA:2055:C:C5'	25:CA:2056:G:OP1	2.67	0.41
25:CA:2092:U:H4'	25:CA:2093:G:O5'	2.20	0.41
25:CA:2448:A:H4'	25:CA:2449:U:OP2	2.21	0.41
25:CA:2703:C:O5'	25:CA:2703:C:H6	2.04	0.41

Continued on next page...

Continued from previous page...

Atom-1	Atom-2	Interatomic distance (Å)	Clash overlap (Å)
25:CA:2692:G:H4'	25:CA:2870:C:O2	2.21	0.41
25:CA:319:G:C2'	25:CA:320:A:O5'	2.69	0.41
25:CA:437:U:C2'	25:CA:438:G:O5'	2.69	0.41
25:CA:64:A:H2'	25:CA:65:U:H6	1.86	0.41
25:CA:703:U:H2'	25:CA:704:G:H5'	2.02	0.41
25:CA:71:A:H5''	25:CA:72:U:C2'	2.51	0.41
25:CA:723:C:H2'	25:CA:724:U:O4'	2.21	0.41
25:CA:787:C:P	60:CA:3765:HOH:O	2.79	0.41
25:CA:2599:G:N7	27:CC:235:GLU:HB2	2.35	0.41
31:CG:163:TYR:O	31:CG:166:GLU:HB3	2.20	0.41
31:CG:171:LYS:HG3	31:CG:172:GLU:O	2.21	0.41
32:CH:111:ALA:C	32:CH:113:SER:H	2.22	0.41
36:CL:135:ILE:HD12	36:CL:142:ILE:HD11	2.03	0.41
37:CM:33:LEU:HD12	37:CM:33:LEU:HA	1.83	0.41
37:CM:5:LYS:O	37:CM:6:ARG:HB2	2.20	0.41
38:CN:113:ILE:HG23	38:CN:113:ILE:O	2.21	0.41
38:CN:49:GLU:N	38:CN:50:PRO:HD2	2.36	0.41
40:CP:89:GLY:HA3	40:CP:109:ILE:HD11	2.03	0.41
43:CS:18:ARG:O	43:CS:19:LEU:C	2.58	0.41
48:CX:37:PHE:O	48:CX:45:PHE:HA	2.21	0.41
48:CX:76:LYS:HA	48:CX:76:LYS:HD2	1.75	0.41
49:CY:44:LYS:O	49:CY:47:ARG:HB3	2.20	0.41
53:D2:41:ARG:HH21	53:D2:41:ARG:HB2	1.84	0.41
54:D3:31:ILE:O	54:D3:35:LYS:CD	2.68	0.41
25:DA:1021:A:C6	25:DA:1023:U:C5	3.08	0.41
25:DA:1173:U:O2'	25:DA:1176:U:O2	2.28	0.41
25:DA:1364:G:H2'	25:DA:1365:A:C5'	2.51	0.41
25:DA:1386:C:C2'	25:DA:1386:C:O2	2.65	0.41
25:DA:1403:A:C2	25:DA:1404:C:C6	3.09	0.41
25:DA:1455:G:C6	25:DA:1456:G:C5	3.09	0.41
25:DA:1476:U:C5	25:DA:1514:G:C2	3.08	0.41
25:DA:168:G:C2'	25:DA:168:G:N3	2.80	0.41
25:DA:1746:A:C2	25:DA:1747:U:C5	3.08	0.41
25:DA:1754:A:C2	25:DA:1755:A:C4	3.09	0.41
25:DA:1915:U:C2'	25:DA:1916:A:O5'	2.68	0.41
25:DA:2273:A:H2'	25:DA:2274:A:C8	2.55	0.41
25:DA:2291:U:H4'	25:DA:2380:C:O2	2.21	0.41
25:DA:2428:G:H5''	25:DA:2429:G:O5'	2.20	0.41
25:DA:2573:C:H3'	60:DA:3716:HOH:O	2.20	0.41
25:DA:2584:U:C2'	25:DA:2585:U:H5'	2.50	0.41
25:DA:260:G:C4	25:DA:261:G:C8	3.08	0.41

Continued on next page...

Continued from previous page...

Atom-1	Atom-2	Interatomic distance (Å)	Clash overlap (Å)
25:DA:2723:C:C2'	25:DA:2724:U:O5'	2.68	0.41
25:DA:2816:G:H2'	25:DA:2817:U:O5'	2.20	0.41
25:DA:797:G:C4	25:DA:798:G:C8	3.08	0.41
25:DA:857:G:C6	25:DA:858:G:C6	3.09	0.41
25:DA:908:C:O2'	25:DA:909:A:H5'	2.20	0.41
27:DC:153:LEU:N	27:DC:153:LEU:HD23	2.36	0.41
28:DD:30:GLU:O	28:DD:31:ALA:C	2.59	0.41
28:DD:58:ASN:ND2	28:DD:59:ARG:N	2.68	0.41
30:DF:29:ARG:CG	30:DF:29:ARG:O	2.69	0.41
30:DF:48:LEU:HG	30:DF:48:LEU:O	2.21	0.41
30:DF:6:TYR:CD1	30:DF:6:TYR:C	2.91	0.41
32:DH:31:VAL:CG1	32:DH:32:PRO:HD2	2.49	0.41
32:DH:40:THR:O	32:DH:43:ASN:N	2.53	0.41
36:DL:119:PRO:CB	36:DL:138:ALA:O	2.69	0.41
25:DA:2822:G:O6	38:DN:2:ARG:CB	2.69	0.41
56:DB:49:C:O2'	39:DO:68:LYS:HE2	2.21	0.41
41:DQ:86:SER:OG	42:DR:51:VAL:HG12	2.20	0.41
43:DS:96:ILE:HD13	43:DS:96:ILE:N	2.36	0.41
43:DS:97:LEU:HD12	43:DS:97:LEU:HA	1.97	0.41
57:DW:32:ILE:HG22	57:DW:33:ILE:N	2.36	0.41
32:DH:32:PRO:CG	48:DX:38:TRP:HB3	2.51	0.41
49:DY:9:LYS:N	49:DY:12:GLU:CB	2.84	0.41
1:AA:1031:C:C3'	1:AA:1032:G:H5''	2.50	0.41
1:AA:116:A:OP2	1:AA:116:A:C8	2.73	0.41
1:AA:1349:A:C2	1:AA:1350:A:H1'	2.56	0.41
1:AA:176:C:O4'	1:AA:1447:A:C2	2.74	0.41
1:AA:179:A:C2'	1:AA:180:U:H5'	2.51	0.41
1:AA:207:C:H2'	1:AA:208:U:O2	2.19	0.41
1:AA:274:A:H5'	17:AQ:15:LYS:HE3	2.03	0.41
1:AA:436:C:H4'	4:AD:152:SER:HB2	2.00	0.41
1:AA:637:C:N3	1:AA:638:U:C5	2.89	0.41
1:AA:66:A:C2	1:AA:67:C:N1	2.89	0.41
1:AA:725:G:H2'	1:AA:726:C:H5'	2.02	0.41
1:AA:847:G:C6	1:AA:848:C:C4	3.08	0.41
1:AA:882:C:O2'	1:AA:883:C:H5'	2.20	0.41
1:AA:91:U:C5	1:AA:92:U:C6	3.09	0.41
1:AA:993:G:C2'	1:AA:993:G:N3	2.82	0.41
2:AB:68:PHE:HE2	2:AB:88:GLN:HB3	1.86	0.41
3:AC:120:THR:CG2	3:AC:121:SER:N	2.80	0.41
3:AC:43:THR:O	3:AC:47:ALA:HA	2.21	0.41
3:AC:57:GLU:O	3:AC:63:ILE:HA	2.20	0.41

Continued on next page...

Continued from previous page...

Atom-1	Atom-2	Interatomic distance (Å)	Clash overlap (Å)
3:AC:87:ARG:HG3	3:AC:100:ILE:CG2	2.51	0.41
4:AD:173:ASP:HB3	4:AD:176:LYS:HB2	2.03	0.41
5:AE:131:ASN:ND2	5:AE:133:ILE:HG22	2.35	0.41
7:AG:102:TRP:CH2	7:AG:140:VAL:HG21	2.56	0.41
9:AI:116:GLY:O	9:AI:124:PRO:CG	2.69	0.41
9:AI:30:ASN:C	9:AI:32:ARG:N	2.73	0.41
9:AI:53:LEU:HD12	9:AI:53:LEU:H	1.85	0.41
12:AL:100:ALA:O	12:AL:101:LEU:C	2.58	0.41
13:AM:105:ALA:O	13:AM:106:ARG:C	2.59	0.41
13:AM:35:ALA:CB	13:AM:58:GLU:OE1	2.69	0.41
13:AM:65:GLU:OE1	13:AM:65:GLU:HA	2.19	0.41
13:AM:22:TYR:CE2	13:AM:69:ARG:HG2	2.55	0.41
1:AA:1317:C:C4	14:AN:53:ARG:HD2	2.56	0.41
1:AA:1202:U:N3	14:AN:82:ILE:HG21	2.35	0.41
17:AQ:21:VAL:C	17:AQ:22:VAL:CG2	2.89	0.41
18:AR:54:LEU:O	18:AR:54:LEU:HD13	2.21	0.41
19:AS:12:LEU:C	19:AS:14:LEU:N	2.72	0.41
1:AA:1322:C:P	19:AS:77:ARG:NH2	2.94	0.41
20:AT:47:GLN:C	20:AT:47:GLN:NE2	2.74	0.41
20:AT:4:LYS:HA	20:AT:4:LYS:HE2	2.03	0.41
21:AU:11:PHE:C	21:AU:12:ASP:OD2	2.58	0.41
21:AU:31:VAL:O	21:AU:31:VAL:CG1	2.69	0.41
11:AK:124:LYS:HE3	21:AU:34:ARG:CZ	2.50	0.41
21:AU:43:GLU:OE2	21:AU:44:ARG:NH1	2.54	0.41
22:AV:41:C:H2'	22:AV:42:C:C6	2.56	0.41
24:AY:144:LEU:C	24:AY:145:LYS:O	2.58	0.41
1:BA:1247:U:O2'	1:BA:1248:A:H5'	2.21	0.41
1:BA:1424:U:H2'	1:BA:1425:U:O4'	2.21	0.41
1:BA:1501:C:C5	1:BA:1504:G:C4	3.09	0.41
1:BA:168:G:H5''	1:BA:168:G:H8	1.85	0.41
1:BA:246:A:N1	1:BA:278:G:O2'	2.50	0.41
1:BA:375:U:N3	1:BA:376:G:N7	2.69	0.41
1:BA:402:G:C5	1:BA:403:C:C5	3.08	0.41
1:BA:570:G:H2'	1:BA:571:U:C6	2.56	0.41
1:BA:969:A:H2'	1:BA:970:C:O5'	2.20	0.41
1:BA:94:G:N2	1:BA:96:U:C4	2.89	0.41
2:BB:175:ALA:C	2:BB:177:ASN:N	2.70	0.41
2:BB:95:TRP:CE3	2:BB:96:LEU:O	2.74	0.41
3:BC:131:ARG:HD3	3:BC:135:ARG:NH2	2.36	0.41
3:BC:142:ARG:HG2	3:BC:143:LEU:HD13	2.02	0.41
4:BD:123:MET:HA	4:BD:127:ARG:O	2.20	0.41

Continued on next page...

Continued from previous page...

Atom-1	Atom-2	Interatomic distance (Å)	Clash overlap (Å)
4:BD:28:ASP:C	4:BD:30:LYS:H	2.24	0.41
4:BD:67:LEU:HA	4:BD:67:LEU:HD23	1.83	0.41
1:BA:429:U:H3'	4:BD:8:LEU:HD22	2.03	0.41
5:BE:31:SER:OG	5:BE:32:PHE:N	2.54	0.41
7:BG:115:MET:N	7:BG:118:ARG:HD3	2.36	0.41
11:BK:124:LYS:O	11:BK:124:LYS:HE3	2.21	0.41
13:BM:79:LEU:HD11	13:BM:86:ARG:HB3	2.03	0.41
14:BN:99:ALA:O	14:BN:100:SER:HB3	2.21	0.41
16:BP:56:ARG:O	16:BP:57:ILE:C	2.59	0.41
17:BQ:37:ILE:HD12	17:BQ:37:ILE:N	2.36	0.41
11:BK:125:LYS:C	21:BU:33:ARG:CZ	2.89	0.41
1:BA:1526:G:OP1	21:BU:38:GLU:HB2	2.21	0.41
52:C1:30:PRO:HD2	52:C1:31:GLU:OE2	2.20	0.41
55:C4:3:VAL:HG12	55:C4:36:ARG:HB3	2.02	0.41
25:CA:1055:G:H3'	25:CA:1056:G:H8	1.85	0.41
25:CA:1244:A:OP1	36:CL:7:SER:CB	2.69	0.41
25:CA:1405:U:O2'	25:CA:1406:U:H5'	2.20	0.41
25:CA:1484:U:N3	25:CA:1485:U:C5	2.89	0.41
25:CA:2516:A:C5	25:CA:2517:C:C4	3.09	0.41
25:CA:2617:U:C2'	25:CA:2618:G:H5'	2.51	0.41
25:CA:2731:G:C6	25:CA:2732:G:C6	3.09	0.41
25:CA:283:G:C2'	25:CA:284:U:O5'	2.69	0.41
25:CA:1:G:C4	25:CA:2:G:C8	3.09	0.41
25:CA:495:G:H2'	25:CA:496:G:O5'	2.21	0.41
25:CA:653:U:C2'	25:CA:654:A:OP1	2.69	0.41
25:CA:679:C:O2'	25:CA:680:C:H5'	2.21	0.41
25:CA:693:A:O2'	25:CA:694:U:H5'	2.21	0.41
25:CA:783:A:H8	25:CA:784:G:H4'	1.86	0.41
25:CA:799:G:N1	25:CA:800:A:N6	2.68	0.41
25:CA:923:G:H4'	47:CW:25:GLU:CG	2.51	0.41
26:CB:78:A:N6	26:CB:98:G:H2'	2.36	0.41
25:CA:1818:U:H2'	27:CC:155:ARG:CD	2.51	0.41
27:CC:211:ARG:HH21	27:CC:211:ARG:CG	2.33	0.41
29:CE:49:ARG:HA	29:CE:82:GLY:HA3	2.03	0.41
29:CE:49:ARG:HH11	29:CE:72:SER:HB2	1.86	0.41
31:CG:130:ILE:C	31:CG:131:VAL:HG23	2.40	0.41
31:CG:152:ARG:HA	31:CG:153:PRO:HD3	1.88	0.41
31:CG:77:GLY:C	31:CG:79:THR:H	2.24	0.41
32:CH:28:ASN:H	32:CH:32:PRO:HG2	1.85	0.41
33:CI:38:CYS:HA	33:CI:41:PHE:HB3	2.03	0.41
33:CI:54:ILE:HG12	33:CI:73:PRO:HB3	2.03	0.41

Continued on next page...

Continued from previous page...

Atom-1	Atom-2	Interatomic distance (Å)	Clash overlap (Å)
36:CL:8:PRO:HB2	36:CL:12:SER:HB2	2.03	0.41
38:CN:28:LEU:O	38:CN:32:GLU:N	2.53	0.41
40:CP:112:ARG:O	40:CP:113:LEU:CG	2.65	0.41
46:CV:61:LEU:CD1	46:CV:61:LEU:N	2.84	0.41
25:DA:1006:C:O2'	25:DA:1007:C:H5'	2.20	0.41
25:DA:1059:G:C6	25:DA:1080:A:N1	2.89	0.41
25:DA:1062:G:O3'	25:DA:1063:G:C8	2.74	0.41
25:DA:1414:C:H6	25:DA:1414:C:H3'	1.84	0.41
25:DA:1422:G:C2	25:DA:1423:G:C4	3.09	0.41
25:DA:1447:C:C2	25:DA:1448:G:C8	3.09	0.41
25:DA:1486:U:C2	25:DA:1487:U:C5	3.08	0.41
25:DA:147:C:H2'	25:DA:148:U:O5'	2.19	0.41
25:DA:1343:G:O4'	25:DA:1597:A:H2'	2.21	0.41
25:DA:2097:A:C4	25:DA:2098:U:C6	3.08	0.41
25:DA:2111:U:O4'	25:DA:2118:U:H1'	2.21	0.41
25:DA:2632:A:O2'	25:DA:2633:G:H5'	2.21	0.41
25:DA:278:A:C2'	25:DA:278:A:N3	2.84	0.41
25:DA:2837:A:H5''	60:DA:3816:HOH:O	2.20	0.41
25:DA:2840:C:H5''	38:DN:53:THR:CG2	2.51	0.41
25:DA:2858:C:O5'	25:DA:2858:C:H6	2.04	0.41
25:DA:306:U:C6	25:DA:306:U:H3'	2.56	0.41
25:DA:346:A:C6	25:DA:347:A:C8	3.09	0.41
25:DA:503:A:C5	25:DA:506:G:C6	3.08	0.41
25:DA:52:A:H2	25:DA:179:C:O4'	2.02	0.41
25:DA:975:A:H1'	25:DA:990:A:C2	2.56	0.41
25:DA:982:C:H5''	25:DA:983:A:P	2.61	0.41
56:DB:51:G:O2'	56:DB:52:A:O5'	2.39	0.41
56:DB:61:G:C6	56:DB:62:C:C4	3.08	0.41
27:DC:124:LYS:CB	27:DC:125:PRO:CD	2.98	0.41
27:DC:52:HIS:NE2	27:DC:218:THR:HG23	2.36	0.41
25:DA:1798:U:H5''	27:DC:257:ARG:HB2	2.02	0.41
29:DE:173:THR:O	29:DE:175:ILE:N	2.54	0.41
30:DF:101:ARG:O	30:DF:102:LEU:C	2.59	0.41
31:DG:43:LYS:HE3	31:DG:50:THR:OG1	2.21	0.41
31:DG:72:ASN:O	31:DG:75:VAL:HB	2.21	0.41
31:DG:89:VAL:HG21	31:DG:162:ARG:NE	2.36	0.41
35:DK:76:VAL:CG1	40:DP:72:VAL:HG22	2.47	0.41
36:DL:75:ALA:O	36:DL:108:ALA:HA	2.21	0.41
36:DL:79:LEU:O	36:DL:82:LEU:HD22	2.21	0.41
36:DL:95:LEU:HD12	36:DL:101:ILE:HD13	2.03	0.41
37:DM:53:MET:HE1	37:DM:103:TYR:CB	2.51	0.41

Continued on next page...

Continued from previous page...

Atom-1	Atom-2	Interatomic distance (Å)	Clash overlap (Å)
37:DM:31:PHE:CE2	37:DM:110:GLU:HB2	2.56	0.41
37:DM:62:LYS:HD3	37:DM:64:TRP:CZ2	2.56	0.41
38:DN:65:LEU:HG	38:DN:69:ARG:NH2	2.36	0.41
39:DO:117:PHE:OXT	39:DO:117:PHE:CD1	2.73	0.41
39:DO:49:VAL:HG12	39:DO:50:ALA:N	2.34	0.41
42:DR:46:GLU:OE1	42:DR:47:VAL:N	2.53	0.41
25:DA:572:A:OP2	42:DR:80:ARG:NH2	2.53	0.41
43:DS:64:ALA:O	43:DS:65:ASP:HB3	2.21	0.41
50:DZ:35:VAL:HG21	50:DZ:37:ARG:CZ	2.49	0.41
1:AA:1432:G:HO2'	1:AA:1433:A:P	2.43	0.41
1:AA:168:G:H8	1:AA:168:G:C5'	2.34	0.41
1:AA:237:G:H2'	1:AA:238:A:H8	1.86	0.41
1:AA:439:U:C6	4:AD:119:HIS:CD2	3.09	0.41
1:AA:68:G:C6	1:AA:69:G:H1'	2.55	0.41
1:AA:588:G:C4	1:AA:753:A:C2	3.09	0.41
1:AA:75:G:H5'	1:AA:76:G:P	2.61	0.41
1:AA:864:A:H2'	1:AA:865:A:C8	2.56	0.41
2:AB:218:ALA:HB1	2:AB:221:ARG:HH21	1.85	0.41
3:AC:156:LEU:CD1	3:AC:163:ARG:CB	2.99	0.41
4:AD:151:GLN:O	4:AD:152:SER:O	2.39	0.41
4:AD:68:GLU:O	4:AD:72:ARG:HG2	2.21	0.41
5:AE:104:ILE:CD1	5:AE:122:VAL:CG2	2.98	0.41
5:AE:143:LEU:O	5:AE:144:GLU:C	2.59	0.41
1:AA:643:C:H5'	8:AH:31:LEU:CD2	2.51	0.41
10:AJ:17:LEU:N	10:AJ:20:GLN:HG3	2.35	0.41
13:AM:80:MET:CA	13:AM:91:ARG:HH22	2.34	0.41
14:AN:25:GLU:CB	14:AN:28:ALA:HB2	2.49	0.41
14:AN:35:ALA:HB2	14:AN:41:ARG:NE	2.36	0.41
15:AO:63:ARG:HA	15:AO:63:ARG:HD2	1.89	0.41
17:AQ:16:MET:CG	17:AQ:19:SER:HB3	2.50	0.41
20:AT:14:GLU:C	20:AT:16:ALA:N	2.75	0.41
20:AT:47:GLN:CA	20:AT:47:GLN:NE2	2.84	0.41
20:AT:67:HIS:C	20:AT:68:LYS:HG3	2.42	0.41
11:AK:126:ARG:N	21:AU:33:ARG:NH1	2.68	0.41
11:AK:110:THR:HG23	21:AU:4:LYS:CA	2.51	0.41
24:AY:9:ASP:CB	24:AY:13:ARG:NH2	2.81	0.41
1:BA:1151:A:N1	1:BA:1152:A:C6	2.89	0.41
1:BA:1298:U:C4'	1:BA:1299:A:C4	3.02	0.41
1:BA:1399:C:H4'	1:BA:1400:C:C5'	2.51	0.41
1:BA:1449:C:H2'	1:BA:1450:U:H5'	2.02	0.41
1:BA:254:G:H2'	1:BA:255:G:O4'	2.20	0.41

Continued on next page...

Continued from previous page...

Atom-1	Atom-2	Interatomic distance (Å)	Clash overlap (Å)
1:BA:292:G:N2	1:BA:309:A:C4	2.89	0.41
1:BA:325:A:H2'	1:BA:326:G:O4'	2.21	0.41
1:BA:341:C:H2'	1:BA:342:C:C6	2.55	0.41
1:BA:46:G:H2'	1:BA:366:A:N7	2.36	0.41
1:BA:511:C:C6	1:BA:512:U:C5	3.09	0.41
1:BA:526:C:H2'	1:BA:527:G:H4'	2.03	0.41
1:BA:608:A:H2'	1:BA:609:A:O4'	2.20	0.41
1:BA:719:C:C5	1:BA:720:C:C4	3.09	0.41
1:BA:856:C:H2'	1:BA:857:C:H5'	2.02	0.41
3:BC:112:ALA:O	3:BC:114:LEU:N	2.54	0.41
3:BC:166:TRP:HE3	3:BC:167:TYR:N	2.19	0.41
3:BC:28:PHE:O	3:BC:28:PHE:HD2	2.04	0.41
3:BC:36:PHE:HZ	14:BN:90:ARG:NH1	2.19	0.41
6:BF:59:TYR:HE2	18:BR:66:LEU:CD2	2.34	0.41
6:BF:67:PRO:O	6:BF:69:GLU:N	2.54	0.41
6:BF:91:ARG:CG	6:BF:92:THR:H	2.33	0.41
9:BI:128:LYS:CD	9:BI:129:ARG:N	2.83	0.41
10:BJ:35:GLN:HG2	10:BJ:77:VAL:CG2	2.50	0.41
11:BK:92:ARG:HG3	11:BK:92:ARG:HH11	1.85	0.41
13:BM:5:GLY:O	13:BM:7:ASN:N	2.54	0.41
14:BN:2:LYS:O	14:BN:4:SER:N	2.54	0.41
16:BP:38:PHE:CE2	16:BP:51:ARG:HB2	2.55	0.41
16:BP:53:ASP:OD1	16:BP:53:ASP:C	2.59	0.41
18:BR:24:ASP:C	18:BR:26:ALA:H	2.23	0.41
18:BR:50:TYR:HA	18:BR:53:GLN:NE2	2.36	0.41
19:BS:18:VAL:O	19:BS:22:VAL:HG23	2.21	0.41
19:BS:46:LEU:C	19:BS:47:THR:HG23	2.41	0.41
20:BT:19:HIS:HD2	20:BT:20:ASN:HD22	1.67	0.41
53:C2:28:ARG:C	53:C2:30:VAL:N	2.75	0.41
25:CA:1053:C:N4	25:CA:1054:A:N7	2.69	0.41
25:CA:1056:G:O2'	25:CA:1086:A:H1'	2.21	0.41
25:CA:1091:G:O2'	25:CA:1092:C:C5	2.73	0.41
25:CA:1104:C:H2'	25:CA:1105:U:H6	1.85	0.41
25:CA:980:A:N7	25:CA:1136:G:H5''	2.36	0.41
25:CA:1179:G:O5'	25:CA:1180:U:O5'	2.39	0.41
25:CA:1417:C:O2'	25:CA:1587:G:O2'	2.27	0.41
25:CA:1550:C:O2'	25:CA:1551:A:H5'	2.21	0.41
25:CA:1627:G:C2	25:CA:1628:G:C8	3.09	0.41
25:CA:1731:G:C2	25:CA:1733:G:H1'	2.55	0.41
25:CA:1924:C:H2'	25:CA:1925:C:C5'	2.51	0.41
25:CA:2289:G:N3	25:CA:2289:G:H2'	2.36	0.41

Continued on next page...

Continued from previous page...

Atom-1	Atom-2	Interatomic distance (Å)	Clash overlap (Å)
25:CA:2313:C:C2'	25:CA:2314:A:H5'	2.51	0.41
25:CA:2675:A:H2'	25:CA:2676:C:O5'	2.21	0.41
25:CA:2757:A:OP1	55:C4:20:ASP:N	2.54	0.41
25:CA:2886:A:C5	25:CA:2887:A:N7	2.88	0.41
25:CA:587:C:O2'	36:CL:19:LEU:CD1	2.68	0.41
27:CC:35:LYS:CG	27:CC:36:ASN:N	2.84	0.41
27:CC:51:ARG:HE	27:CC:52:HIS:CE1	2.38	0.41
29:CE:12:LEU:HD23	29:CE:13:THR:O	2.21	0.41
30:CF:15:LEU:HA	30:CF:18:GLU:HB2	2.03	0.41
33:CI:57:VAL:HB	33:CI:68:PHE:CA	2.50	0.41
34:CJ:27:ARG:NH1	34:CJ:27:ARG:HG2	2.36	0.41
35:CK:112:PHE:O	35:CK:115:ILE:HB	2.21	0.41
25:CA:2547:A:H5'	35:CK:29:HIS:NE2	2.36	0.41
37:CM:31:PHE:CZ	37:CM:110:GLU:CB	3.03	0.41
38:CN:100:CYS:SG	38:CN:100:CYS:O	2.79	0.41
38:CN:82:GLU:O	38:CN:85:PRO:HG2	2.21	0.41
39:CO:19:GLN:C	39:CO:21:LEU:N	2.73	0.41
40:CP:25:VAL:HG13	40:CP:25:VAL:O	2.21	0.41
41:CQ:107:ALA:CB	42:CR:48:LYS:HZ2	2.34	0.41
42:CR:43:ASN:HB3	42:CR:44:GLY:H	1.51	0.41
46:CV:70:ILE:HG22	46:CV:72:VAL:HG12	2.03	0.41
53:D2:43:THR:O	53:D2:44:VAL:CB	2.67	0.41
55:D4:30:GLU:HB3	55:D4:33:HIS:CG	2.56	0.41
25:DA:1235:G:C6	25:DA:1236:G:N1	2.89	0.41
25:DA:1258:U:H2'	25:DA:1259:G:C8	2.56	0.41
25:DA:1391:U:H6	25:DA:1391:U:H3'	1.85	0.41
25:DA:1469:A:N3	25:DA:1469:A:C2'	2.84	0.41
25:DA:1484:U:C2	25:DA:1485:U:C5	3.09	0.41
25:DA:1744:A:C8	25:DA:1745:A:C8	3.09	0.41
25:DA:1750:G:H2'	25:DA:1751:U:O5'	2.21	0.41
25:DA:2258:C:O2'	25:DA:2426:A:H5''	2.20	0.41
25:DA:2311:A:H8	25:DA:2311:A:H5'	1.85	0.41
25:DA:2317:A:H2'	25:DA:2318:G:C5'	2.50	0.41
25:DA:2317:A:H2'	25:DA:2318:G:H5'	2.01	0.41
25:DA:2339:C:O2'	25:DA:2340:A:C5'	2.69	0.41
25:DA:2476:A:N3	25:DA:2476:A:H2'	2.35	0.41
25:DA:2655:G:N3	25:DA:2664:G:C6	2.89	0.41
25:DA:2808:G:C2	25:DA:2891:U:C6	3.09	0.41
25:DA:27:G:O2'	25:DA:28:A:OP2	2.35	0.41
25:DA:298:G:H5''	25:DA:299:A:OP1	2.21	0.41
25:DA:46:G:N1	25:DA:47:C:C4	2.89	0.41

Continued on next page...

Continued from previous page...

Atom-1	Atom-2	Interatomic distance (Å)	Clash overlap (Å)
25:DA:528:A:C2	25:DA:2043:C:C5'	3.03	0.41
25:DA:52:A:H8	25:DA:52:A:O5'	2.04	0.41
25:DA:668:A:H2'	25:DA:670:A:N6	2.36	0.41
25:DA:749:A:H4'	25:DA:1271:G:N3	2.36	0.41
25:DA:915:C:C2'	25:DA:916:G:H5'	2.51	0.41
25:DA:932:U:O4'	25:DA:933:A:C2	2.73	0.41
56:DB:24:G:N1	56:DB:56:G:C2	2.89	0.41
27:DC:227:VAL:O	27:DC:227:VAL:HG22	2.20	0.41
27:DC:264:LYS:HB3	27:DC:265:PHE:CD1	2.56	0.41
27:DC:79:ARG:NH2	27:DC:79:ARG:HG3	2.36	0.41
30:DF:47:LYS:O	30:DF:50:ASP:HB2	2.21	0.41
30:DF:45:ASP:CB	30:DF:48:LEU:HB3	2.51	0.41
30:DF:50:ASP:O	30:DF:53:ALA:HB3	2.21	0.41
30:DF:62:GLN:OE1	30:DF:90:LEU:HD23	2.20	0.41
31:DG:42:VAL:CG2	31:DG:43:LYS:N	2.84	0.41
32:DH:119:ASN:N	32:DH:120:GLY:HA3	2.33	0.41
36:DL:86:GLU:HG2	36:DL:86:GLU:O	2.21	0.41
38:DN:81:ASN:O	38:DN:85:PRO:CD	2.69	0.41
39:DO:28:VAL:CG2	39:DO:36:TYR:O	2.68	0.41
39:DO:80:GLU:O	39:DO:84:GLU:HG3	2.21	0.41
40:DP:103:THR:O	40:DP:104:GLY:C	2.59	0.41
40:DP:8:GLU:O	40:DP:54:LEU:HD22	2.21	0.41
45:DU:6:ARG:HA	45:DU:6:ARG:HD3	1.74	0.41
46:DV:69:GLU:C	46:DV:70:ILE:HG12	2.42	0.41
46:DV:80:HIS:C	46:DV:80:HIS:ND1	2.74	0.41
48:DX:57:VAL:O	48:DX:60:LYS:N	2.53	0.41
49:DY:9:LYS:CB	49:DY:12:GLU:HG2	2.51	0.41
1:AA:1013:G:O5'	1:AA:1013:G:H8	2.04	0.41
1:AA:112:G:H2'	1:AA:113:G:H5'	2.02	0.41
1:AA:1197:A:OP1	1:AA:1198:G:OP2	2.38	0.41
1:AA:1421:G:C6	1:AA:1422:G:N7	2.89	0.41
1:AA:246:A:C4	1:AA:279:A:N6	2.89	0.41
1:AA:264:C:O2	17:AQ:65:PRO:HG2	2.21	0.41
1:AA:322:C:C2	1:AA:332:G:N2	2.89	0.41
1:AA:392:C:H2'	1:AA:393:A:C8	2.56	0.41
1:AA:524:G:H2'	1:AA:525:C:C6	2.56	0.41
1:AA:66:A:N1	1:AA:67:C:C6	2.89	0.41
1:AA:75:G:N3	1:AA:75:G:H2'	2.35	0.41
2:AB:65:LYS:CB	2:AB:158:ASP:OD2	2.66	0.41
2:AB:187:ASP:HB2	2:AB:203:ASP:OD1	2.21	0.41
3:AC:199:VAL:O	3:AC:199:VAL:HG22	2.21	0.41

Continued on next page...

Continued from previous page...

Atom-1	Atom-2	Interatomic distance (Å)	Clash overlap (Å)
3:AC:35:ASP:C	3:AC:37:LYS:H	2.24	0.41
5:AE:22:LYS:HB3	5:AE:29:ILE:CG2	2.51	0.41
7:AG:4:ARG:O	7:AG:5:VAL:C	2.59	0.41
7:AG:61:PHE:HD2	7:AG:123:LEU:HD11	1.86	0.41
7:AG:72:VAL:O	7:AG:140:VAL:HG12	2.21	0.41
8:AH:17:GLN:CD	8:AH:69:ALA:HB1	2.41	0.41
8:AH:98:LEU:HD23	8:AH:98:LEU:H	1.82	0.41
13:AM:52:ILE:O	13:AM:55:LEU:HB2	2.21	0.41
14:AN:85:ARG:O	14:AN:86:GLU:C	2.60	0.41
16:AP:80:LYS:CA	16:AP:80:LYS:HE3	2.43	0.41
18:AR:24:ASP:O	18:AR:26:ALA:N	2.53	0.41
20:AT:56:ILE:CD1	20:AT:60:GLN:HG2	2.51	0.41
1:AA:1526:G:P	21:AU:38:GLU:HB3	2.61	0.41
22:AV:16:U:H2'	22:AV:17:C:H5'	2.03	0.41
22:AV:18:G:C4	22:AV:58:A:N1	2.89	0.41
1:BA:1021:A:C2'	1:BA:1022:A:H5''	2.50	0.41
1:BA:1118:U:H2'	1:BA:1119:C:C6	2.55	0.41
1:BA:1129:C:C2'	1:BA:1139:G:N7	2.84	0.41
1:BA:274:A:H4'	1:BA:275:G:OP1	2.18	0.41
1:BA:376:G:C5	1:BA:377:G:N7	2.89	0.41
1:BA:452:A:C3'	1:BA:452:A:C8	3.03	0.41
1:BA:585:G:OP1	17:BQ:38:LYS:HE3	2.21	0.41
1:BA:603:U:C2'	1:BA:604:G:O5'	2.69	0.41
1:BA:710:G:N2	1:BA:711:G:H1'	2.36	0.41
1:BA:840:C:O2	1:BA:847:G:N2	2.54	0.41
1:BA:585:G:H1'	1:BA:879:C:H5''	2.03	0.41
1:BA:87:C:O3'	1:BA:88:U:O4'	2.38	0.41
1:BA:939:G:N1	1:BA:940:C:N3	2.69	0.41
2:BB:25:LYS:CE	2:BB:193:ASP:OD2	2.69	0.41
2:BB:19:THR:O	2:BB:20:ARG:NH2	2.53	0.41
3:BC:32:LEU:O	3:BC:35:ASP:HB2	2.20	0.41
4:BD:187:ARG:HH12	4:BD:191:SER:CB	2.34	0.41
4:BD:7:LYS:HZ3	4:BD:21:LYS:HD2	1.86	0.41
1:BA:10:A:OP2	5:BE:130:THR:HG21	2.21	0.41
5:BE:136:VAL:HG23	5:BE:140:ILE:HD11	2.02	0.41
1:BA:1373:G:C5'	7:BG:35:LYS:HB2	2.51	0.41
8:BH:17:GLN:HE21	8:BH:71:VAL:HG23	1.86	0.41
11:BK:23:HIS:O	11:BK:29:THR:HA	2.20	0.41
11:BK:45:THR:O	11:BK:48:GLY:N	2.54	0.41
11:BK:89:GLY:O	11:BK:90:PRO:C	2.59	0.41
13:BM:10:ASP:OD1	13:BM:11:HIS:N	2.53	0.41

Continued on next page...

Continued from previous page...

Atom-1	Atom-2	Interatomic distance (Å)	Clash overlap (Å)
13:BM:39:ALA:HB3	13:BM:42:VAL:HG13	2.02	0.41
13:BM:51:GLN:O	13:BM:55:LEU:CD1	2.68	0.41
15:BO:2:LEU:HD12	15:BO:2:LEU:HA	1.87	0.41
17:BQ:51:GLU:O	17:BQ:52:CYS:O	2.38	0.41
1:BA:1320:C:N4	19:BS:35:ARG:HB2	2.36	0.41
20:BT:29:THR:HA	20:BT:32:LYS:HG2	2.04	0.41
21:BU:33:ARG:HD3	21:BU:34:ARG:CB	2.50	0.41
22:BV:5:G:N3	22:BV:69:G:N2	2.68	0.41
25:CA:125:A:C6	53:C2:10:LEU:HD13	2.56	0.41
25:CA:1450:G:H21	25:CA:1452:G:H1	1.68	0.41
25:CA:153:U:H6	25:CA:153:U:O5'	2.04	0.41
25:CA:1628:G:C2'	25:CA:1629:U:O5'	2.69	0.41
25:CA:1744:A:N3	25:CA:1744:A:H2'	2.35	0.41
25:CA:1805:A:H1'	27:CC:49:THR:O	2.21	0.41
25:CA:1843:C:H2'	25:CA:1844:C:C6	2.56	0.41
25:CA:1947:C:N3	25:CA:1960:A:C2	2.89	0.41
25:CA:1982:U:H2'	25:CA:1982:U:O2	2.21	0.41
25:CA:2002:G:OP1	38:CN:13:ASN:HA	2.21	0.41
25:CA:2070:A:H2'	25:CA:2071:A:O4'	2.21	0.41
25:CA:2072:C:H5''	25:CA:2072:C:H6	1.86	0.41
25:CA:2191:A:C2	25:CA:2192:U:C6	3.09	0.41
25:CA:2278:A:H8	25:CA:2278:A:H5''	1.86	0.41
25:CA:2297:A:C6	25:CA:2298:A:C8	3.09	0.41
25:CA:2687:U:H2'	25:CA:2688:G:O4'	2.20	0.41
25:CA:513:A:C2	25:CA:514:A:C4	3.09	0.41
25:CA:557:C:C2	25:CA:558:U:C5	3.09	0.41
25:CA:614:A:H8	25:CA:614:A:H5'	1.86	0.41
25:CA:706:A:H2'	25:CA:707:G:O4'	2.21	0.41
25:CA:828:U:O2'	25:CA:829:A:H5'	2.21	0.41
25:CA:842:U:C2'	25:CA:843:G:H5'	2.51	0.41
26:CB:73:A:C5	26:CB:104:A:C2	3.09	0.41
26:CB:55:U:C2'	26:CB:55:U:O2	2.60	0.41
27:CC:13:ARG:HG2	27:CC:14:HIS:CD2	2.56	0.41
27:CC:142:ASN:H	27:CC:154:ALA:HB3	1.85	0.41
29:CE:138:LEU:O	29:CE:139:LYS:C	2.59	0.41
30:CF:91:ARG:O	30:CF:94:ARG:HG3	2.21	0.41
32:CH:69:ALA:HB1	32:CH:138:VAL:HG12	2.04	0.41
32:CH:52:ALA:O	32:CH:56:ALA:HB3	2.21	0.41
33:CI:24:GLY:HA3	33:CI:25:PRO:HD3	1.99	0.41
39:CO:87:ILE:C	39:CO:88:LYS:O	2.59	0.41
40:CP:90:ALA:HB2	40:CP:112:ARG:HA	2.02	0.41

Continued on next page...

Continued from previous page...

Atom-1	Atom-2	Interatomic distance (Å)	Clash overlap (Å)
45:CU:13:LEU:HA	45:CU:13:LEU:HD23	1.89	0.41
46:CV:83:LYS:HE3	46:CV:83:LYS:HB2	1.94	0.41
54:D3:42:HIS:O	54:D3:45:PRO:HG2	2.20	0.41
25:DA:1113:U:H2'	25:DA:1114:C:H6	1.84	0.41
25:DA:1257:C:H4'	29:DE:78:TRP:CD2	2.56	0.41
25:DA:1300:G:N3	25:DA:1626:A:C6	2.88	0.41
25:DA:1668:A:H4'	25:DA:1669:A:O5'	2.21	0.41
25:DA:1782:U:C4	25:DA:2587:A:C2	3.09	0.41
25:DA:2035:G:H4'	25:DA:2036:C:OP2	2.21	0.41
25:DA:2043:C:H2'	25:DA:2044:C:C6	2.56	0.41
25:DA:2070:A:C2'	25:DA:2070:A:N3	2.82	0.41
25:DA:2201:G:O6	25:DA:2223:G:C6	2.74	0.41
25:DA:2217:G:O2'	25:DA:2218:G:H5'	2.21	0.41
25:DA:2259:U:C6	25:DA:2427:C:C4	3.09	0.41
25:DA:2468:A:H2'	25:DA:2476:A:C6	2.56	0.41
25:DA:2769:U:C4	25:DA:2770:G:C5	3.09	0.41
25:DA:2816:G:C2'	25:DA:2817:U:O5'	2.69	0.41
25:DA:476:G:H4'	25:DA:502:A:N1	2.36	0.41
25:DA:617:G:H2'	25:DA:618:G:O5'	2.21	0.41
56:DB:36:C:H5''	56:DB:37:C:OP2	2.20	0.41
27:DC:261:ARG:HG2	27:DC:262:THR:CG2	2.48	0.41
27:DC:64:VAL:CG1	27:DC:65:ASP:N	2.83	0.41
32:DH:40:THR:O	32:DH:42:LYS:CA	2.69	0.41
32:DH:46:PHE:O	32:DH:49:ALA:HB3	2.21	0.41
34:DJ:59:ALA:H	34:DJ:126:ALA:HA	1.86	0.41
37:DM:1:MET:HE3	37:DM:43:ALA:HB1	2.03	0.41
43:DS:82:MET:HB2	43:DS:98:LYS:HB2	2.03	0.41
1:AA:1035:A:OP2	1:AA:1035:A:C8	2.74	0.40
1:AA:1236:A:O2'	1:AA:1304:G:H4'	2.21	0.40
1:AA:1394:A:N6	1:AA:1501:C:H5'	2.36	0.40
1:AA:1492:A:C8	1:AA:1492:A:OP2	2.74	0.40
1:AA:495:A:H4'	1:AA:496:A:O4'	2.20	0.40
1:AA:614:C:C4	1:AA:615:G:N7	2.89	0.40
1:AA:749:A:C6	1:AA:750:C:C4	3.09	0.40
1:AA:755:G:H2'	1:AA:756:C:H6	1.87	0.40
1:AA:840:C:H6	1:AA:840:C:O5'	2.04	0.40
1:AA:840:C:N3	1:AA:846:G:O6	2.54	0.40
1:AA:977:A:H3'	1:AA:977:A:N3	2.37	0.40
2:AB:131:LYS:O	2:AB:132:GLU:C	2.60	0.40
2:AB:206:ILE:N	2:AB:206:ILE:HD13	2.36	0.40
2:AB:211:LEU:C	2:AB:213:LEU:H	2.25	0.40

Continued on next page...

Continued from previous page...

Atom-1	Atom-2	Interatomic distance (Å)	Clash overlap (Å)
4:AD:141:VAL:O	4:AD:141:VAL:HG23	2.20	0.40
4:AD:147:LYS:HD3	4:AD:147:LYS:N	2.33	0.40
5:AE:131:ASN:O	5:AE:135:VAL:HG12	2.22	0.40
5:AE:150:GLU:C	5:AE:152:VAL:H	2.25	0.40
6:AF:45:ARG:HB3	6:AF:59:TYR:CD1	2.55	0.40
9:AI:102:PHE:N	9:AI:102:PHE:CD1	2.87	0.40
9:AI:19:PHE:O	9:AI:62:LEU:HA	2.21	0.40
9:AI:20:ILE:CD1	9:AI:85:ALA:CB	2.99	0.40
12:AL:27:PRO:HG2	12:AL:28:GLN:OE1	2.21	0.40
12:AL:93:ARG:C	12:AL:94:TYR:CG	2.95	0.40
14:AN:53:ARG:HH11	14:AN:53:ARG:HG2	1.86	0.40
17:AQ:57:VAL:C	17:AQ:58:VAL:CG1	2.89	0.40
17:AQ:47:ASP:HB2	17:AQ:74:LEU:HD21	2.02	0.40
19:AS:54:ARG:HH21	19:AS:55:GLN:CB	2.34	0.40
20:AT:71:ALA:O	20:AT:72:ALA:C	2.59	0.40
21:AU:8:ASN:N	21:AU:8:ASN:OD1	2.53	0.40
24:AY:75:MET:O	24:AY:76:SER:C	2.59	0.40
1:BA:1013:G:N2	1:BA:1017:U:C2	2.90	0.40
1:BA:1089:G:N2	1:BA:1090:U:H1'	2.35	0.40
1:BA:1167:A:O2'	1:BA:1168:U:C4	2.74	0.40
1:BA:1239:A:N6	1:BA:1299:A:N6	2.70	0.40
1:BA:1486:G:C2	1:BA:1487:G:N3	2.89	0.40
1:BA:1524:C:H6	1:BA:1524:C:O5'	2.03	0.40
1:BA:156:C:C4	1:BA:157:U:C4	3.09	0.40
1:BA:189:A:H2'	1:BA:190:A:H5'	2.04	0.40
1:BA:202:G:H2'	1:BA:203:G:O4'	2.21	0.40
1:BA:322:C:O3'	20:BT:17:ARG:CG	2.69	0.40
1:BA:542:G:C2	1:BA:543:U:C5	3.10	0.40
1:BA:657:U:O2	15:BO:21:THR:CG2	2.68	0.40
1:BA:738:C:H2'	1:BA:739:C:C5	2.54	0.40
1:BA:844:G:OP2	1:BA:844:G:C5	2.74	0.40
2:BB:110:ILE:O	2:BB:111:LYS:C	2.60	0.40
4:BD:173:ASP:CG	4:BD:176:LYS:HE2	2.42	0.40
5:BE:38:VAL:CG2	5:BE:70:MET:CE	2.99	0.40
6:BF:40:GLU:CB	6:BF:42:TRP:HE1	2.34	0.40
6:BF:52:ASN:O	6:BF:53:LYS:HB2	2.21	0.40
7:BG:87:PRO:HB3	7:BG:144:ALA:HB2	2.03	0.40
9:BI:33:SER:HB3	9:BI:36:GLN:NE2	2.37	0.40
9:BI:46:VAL:O	9:BI:49:GLN:HB2	2.21	0.40
9:BI:13:SER:O	9:BI:68:GLY:HA3	2.21	0.40
12:BL:62:VAL:HG23	12:BL:63:THR:N	2.36	0.40

Continued on next page...

Continued from previous page...

Atom-1	Atom-2	Interatomic distance (Å)	Clash overlap (Å)
14:BN:14:ALA:C	14:BN:16:ALA:N	2.74	0.40
17:BQ:31:PRO:C	17:BQ:32:ILE:HD12	2.41	0.40
19:BS:9:PHE:CD1	19:BS:10:ILE:N	2.90	0.40
1:BA:1319:A:H5'	19:BS:4:LEU:HD13	2.03	0.40
21:BU:13:VAL:C	21:BU:15:LEU:HG	2.42	0.40
51:C0:52:LYS:CE	51:C0:55:ALA:HB2	2.51	0.40
51:C0:52:LYS:HE2	51:C0:55:ALA:CB	2.50	0.40
55:C4:2:LYS:HZ2	55:C4:2:LYS:HB2	1.85	0.40
25:CA:1091:G:O2'	25:CA:1092:C:H5	2.04	0.40
25:CA:1234:U:H3'	25:CA:1234:U:C6	2.56	0.40
25:CA:135:U:O5'	25:CA:135:U:H6	2.04	0.40
25:CA:1446:C:O5'	25:CA:1446:C:H6	2.04	0.40
25:CA:1490:A:O2'	25:CA:1491:G:H5'	2.21	0.40
25:CA:1478:G:C6	25:CA:1514:G:C2	3.09	0.40
25:CA:1569:A:C6	25:CA:1570:A:C6	3.09	0.40
25:CA:1613:G:N2	25:CA:1619:G:C4	2.89	0.40
25:CA:1724:G:H2'	25:CA:1725:U:H5'	2.02	0.40
25:CA:2056:G:C2'	25:CA:2056:G:N3	2.84	0.40
25:CA:2163:A:H5'	25:CA:2170:A:O2'	2.21	0.40
25:CA:2189:U:H2'	25:CA:2190:G:C8	2.56	0.40
25:CA:2207:C:C2'	25:CA:2208:C:O5'	2.68	0.40
25:CA:162:U:O4	25:CA:2218:G:H4'	2.20	0.40
25:CA:2312:U:C3'	25:CA:2312:U:C6	3.03	0.40
25:CA:2401:U:H6	25:CA:2401:U:O5'	2.03	0.40
25:CA:2443:C:O2'	25:CA:2444:G:H5'	2.21	0.40
25:CA:2722:G:C2'	25:CA:2723:C:H5'	2.51	0.40
25:CA:2760:C:O2	25:CA:2760:C:H2'	2.21	0.40
25:CA:2807:U:C2'	25:CA:2808:G:H5'	2.51	0.40
25:CA:838:C:O2'	25:CA:839:U:H5'	2.21	0.40
27:CC:146:LYS:O	27:CC:149:LYS:HB3	2.21	0.40
25:CA:729:G:C5	27:CC:206:LYS:HB2	2.56	0.40
27:CC:75:ALA:HB2	27:CC:95:TYR:HA	2.03	0.40
27:CC:97:ASP:OD1	27:CC:97:ASP:C	2.59	0.40
25:CA:2619:C:H4'	28:CD:156:PHE:O	2.21	0.40
28:CD:63:PRO:O	28:CD:64:GLU:C	2.60	0.40
25:CA:1059:G:C2'	33:CI:131:THR:OG1	2.69	0.40
37:CM:57:VAL:C	37:CM:60:GLN:HE21	2.24	0.40
38:CN:23:ASN:O	38:CN:25:ALA:N	2.54	0.40
38:CN:3:HIS:O	38:CN:4:ARG:HB2	2.21	0.40
39:CO:41:ALA:HB1	39:CO:42:PRO:CD	2.51	0.40
43:CS:7:HIS:CD2	43:CS:7:HIS:C	2.94	0.40

Continued on next page...

Continued from previous page...

Atom-1	Atom-2	Interatomic distance (Å)	Clash overlap (Å)
45:CU:42:LYS:NZ	45:CU:42:LYS:HB2	2.35	0.40
45:CU:53:GLN:H	45:CU:54:PRO:HD3	1.83	0.40
45:CU:39:ASN:HD22	45:CU:62:ALA:HB3	1.86	0.40
51:D0:30:ASP:O	51:D0:31:LYS:C	2.60	0.40
25:DA:1069:A:O3'	25:DA:1070:A:H8	2.04	0.40
25:DA:1095:A:C6	25:DA:1096:A:C2	3.09	0.40
25:DA:1010:A:N3	25:DA:1153:C:H1'	2.36	0.40
25:DA:1542:U:O2'	25:DA:1543:G:C5'	2.68	0.40
25:DA:1644:C:O2	25:DA:1644:C:C2'	2.66	0.40
25:DA:1734:G:C5	25:DA:1735:A:N7	2.89	0.40
25:DA:1756:G:C8	25:DA:1756:G:H3'	2.56	0.40
25:DA:1760:C:C5	25:DA:1761:C:C4	3.10	0.40
25:DA:1792:G:O2'	25:DA:1793:C:H5'	2.20	0.40
25:DA:1867:G:C5	25:DA:1868:C:C5	3.09	0.40
25:DA:1862:G:C2	25:DA:1881:C:C2	3.09	0.40
25:DA:1996:C:H5	35:DK:32:TYR:OH	2.04	0.40
25:DA:2100:G:C6	25:DA:2190:G:C6	3.08	0.40
25:DA:2215:C:O2'	25:DA:2216:G:H5'	2.21	0.40
25:DA:2334:U:O3'	39:DO:13:ARG:HB2	2.21	0.40
25:DA:2545:G:C2'	25:DA:2546:U:H5'	2.51	0.40
25:DA:2661:G:N1	25:DA:2662:A:N3	2.69	0.40
25:DA:2683:C:C6	25:DA:2684:U:H5	2.39	0.40
25:DA:371:A:N3	48:DX:60:LYS:NZ	2.69	0.40
25:DA:419:U:H5''	60:DA:3232:HOH:O	2.21	0.40
25:DA:511:U:H5''	25:DA:512:G:OP2	2.21	0.40
25:DA:84:A:H4'	25:DA:85:G:O5'	2.21	0.40
56:DB:49:C:OP1	39:DO:102:ARG:N	2.53	0.40
27:DC:194:VAL:HG23	27:DC:195:GLY:N	2.35	0.40
29:DE:18:THR:HG22	29:DE:19:PHE:CE2	2.56	0.40
29:DE:48:THR:C	29:DE:50:ALA:H	2.23	0.40
25:DA:659:G:C4'	29:DE:95:LYS:HD3	2.51	0.40
30:DF:147:ARG:HG3	30:DF:149:ARG:H	1.86	0.40
30:DF:21:TYR:HH	30:DF:164:GLU:CD	2.24	0.40
31:DG:174:LYS:HG2	31:DG:175:LYS:N	2.36	0.40
32:DH:75:LEU:HA	32:DH:75:LEU:HD23	1.75	0.40
32:DH:85:GLY:O	32:DH:86:ASP:C	2.60	0.40
33:DI:30:GLN:OE1	33:DI:32:VAL:HB	2.21	0.40
34:DJ:103:ILE:HG22	34:DJ:104:ALA:N	2.35	0.40
36:DL:92:LEU:HD21	36:DL:124:GLY:HA3	2.03	0.40
38:DN:29:VAL:HG11	38:DN:75:ILE:HG23	2.01	0.40
38:DN:9:GLN:O	38:DN:17:ARG:NH2	2.54	0.40

Continued on next page...

Continued from previous page...

Atom-1	Atom-2	Interatomic distance (Å)	Clash overlap (Å)
40:DP:61:ARG:HG3	40:DP:61:ARG:HH21	1.87	0.40
42:DR:51:VAL:CB	42:DR:52:PRO:CD	2.94	0.40
43:DS:28:LYS:HD3	43:DS:31:GLN:OE1	2.22	0.40
48:DX:7:THR:OG1	48:DX:9:LYS:HD2	2.21	0.40
1:AA:1118:U:O3'	9:AI:84:ARG:NH2	2.54	0.40
1:AA:1165:U:H2'	1:AA:1166:G:O4'	2.22	0.40
1:AA:1216:A:C4	1:AA:1217:C:H5	2.36	0.40
1:AA:1216:A:C6	1:AA:1217:C:C4	3.09	0.40
1:AA:1312:G:C2	1:AA:1326:U:N3	2.89	0.40
1:AA:186:C:H2'	1:AA:187:G:O4'	2.20	0.40
1:AA:32:A:H2'	1:AA:33:A:C8	2.56	0.40
1:AA:389:A:C3'	1:AA:390:U:H5'	2.51	0.40
1:AA:60:A:C2	1:AA:107:G:N3	2.88	0.40
1:AA:720:C:H3'	1:AA:721:G:C8	2.56	0.40
1:AA:16:A:C2	1:AA:920:U:O2	2.74	0.40
4:AD:154:VAL:HA	4:AD:157:ALA:HB3	2.03	0.40
4:AD:170:LEU:HD12	4:AD:170:LEU:H	1.87	0.40
4:AD:196:GLU:C	4:AD:198:LEU:N	2.74	0.40
5:AE:15:ILE:HD11	5:AE:37:VAL:HB	2.03	0.40
5:AE:81:GLN:N	5:AE:146:MET:HE3	2.34	0.40
6:AF:49:TYR:HA	6:AF:50:PRO:HD3	1.82	0.40
7:AG:49:LEU:CD1	7:AG:60:ALA:CB	2.99	0.40
8:AH:19:ALA:O	8:AH:20:ASN:HB2	2.21	0.40
8:AH:5:PRO:O	8:AH:8:ASP:N	2.55	0.40
9:AI:18:VAL:HG12	9:AI:18:VAL:O	2.21	0.40
11:AK:98:ALA:O	11:AK:101:ALA:HB3	2.21	0.40
11:AK:111:ASP:CG	11:AK:113:THR:HG23	2.42	0.40
11:AK:96:ILE:O	11:AK:99:LEU:N	2.53	0.40
12:AL:86:VAL:O	12:AL:88:ASP:N	2.54	0.40
16:AP:46:LYS:HE2	16:AP:47:GLU:H	1.86	0.40
18:AR:62:ARG:HB3	18:AR:69:TYR:CZ	2.56	0.40
1:BA:1074:G:C2	1:BA:1102:A:C4	3.09	0.40
1:BA:1131:G:N7	1:BA:1132:C:C5	2.90	0.40
1:BA:1505:G:C2'	23:BX:15:A:OP2	2.69	0.40
1:BA:255:G:H2'	1:BA:256:U:C6	2.56	0.40
1:BA:293:G:C6	1:BA:305:G:N1	2.90	0.40
1:BA:457:G:N2	1:BA:476:U:C2	2.89	0.40
1:BA:734:G:H2'	1:BA:735:C:H6	1.87	0.40
1:BA:736:C:OP1	18:BR:60:ARG:NH1	2.54	0.40
1:BA:740:U:O2'	1:BA:741:G:C5'	2.69	0.40
1:BA:977:A:C1'	1:BA:982:U:O4	2.69	0.40

Continued on next page...

Continued from previous page...

Atom-1	Atom-2	Interatomic distance (Å)	Clash overlap (Å)
1:BA:984:C:H2'	1:BA:985:C:H6	1.86	0.40
2:BB:136:ARG:O	2:BB:139:GLU:CG	2.69	0.40
2:BB:170:ILE:O	2:BB:171:ALA:C	2.59	0.40
3:BC:11:LEU:HD13	3:BC:17:TRP:CE2	2.56	0.40
3:BC:150:VAL:O	3:BC:166:TRP:HA	2.21	0.40
3:BC:6:PRO:HB3	3:BC:181:ILE:HG21	2.04	0.40
4:BD:114:ARG:O	4:BD:116:LEU:N	2.55	0.40
4:BD:186:GLU:CB	4:BD:189:ASP:OD1	2.69	0.40
5:BE:35:LEU:HD12	5:BE:35:LEU:HA	1.73	0.40
7:BG:45:ALA:CA	7:BG:120:ALA:HB2	2.50	0.40
8:BH:4:ASP:CG	8:BH:7:ALA:HB2	2.41	0.40
10:BJ:89:ARG:O	10:BJ:90:LEU:HG	2.20	0.40
15:BO:44:GLU:HB3	15:BO:45:HIS:CD2	2.56	0.40
17:BQ:11:VAL:O	17:BQ:12:VAL:HG12	2.20	0.40
17:BQ:51:GLU:N	17:BQ:51:GLU:CD	2.75	0.40
20:BT:79:THR:O	20:BT:82:ILE:N	2.55	0.40
21:BU:24:LYS:HZ3	21:BU:25:ALA:HB2	1.86	0.40
25:CA:1166:G:N2	25:CA:1184:U:H1'	2.35	0.40
25:CA:1261:C:C2'	25:CA:1262:A:O5'	2.70	0.40
25:CA:1373:A:H2'	25:CA:1374:G:O5'	2.20	0.40
25:CA:1432:G:O2'	25:CA:1433:A:H5'	2.22	0.40
25:CA:1584:U:C2'	25:CA:1584:U:O2	2.68	0.40
25:CA:170:U:H2'	25:CA:171:U:H6	1.86	0.40
25:CA:1735:A:C2	25:CA:1736:U:C6	3.09	0.40
25:CA:1748:C:C2	25:CA:1749:A:C8	3.09	0.40
25:CA:1875:G:O2'	25:CA:1876:A:O5'	2.36	0.40
25:CA:528:A:N1	25:CA:2043:C:O5'	2.54	0.40
25:CA:2142:A:C2	25:CA:2150:C:N3	2.89	0.40
25:CA:359:G:C2'	25:CA:360:U:H5'	2.50	0.40
25:CA:666:A:C4	25:CA:667:U:C5	3.09	0.40
25:CA:842:U:O2'	25:CA:843:G:H5'	2.21	0.40
26:CB:86:G:N7	26:CB:88:C:C4	2.89	0.40
27:CC:110:LYS:HE2	27:CC:113:ASP:CG	2.40	0.40
25:CA:2204:G:O5'	27:CC:149:LYS:HE3	2.21	0.40
28:CD:103:ASP:C	28:CD:104:VAL:CG2	2.89	0.40
30:CF:16:MET:HB3	30:CF:16:MET:HE2	1.95	0.40
31:CG:86:LEU:N	31:CG:86:LEU:HD12	2.36	0.40
32:CH:31:VAL:HG12	32:CH:32:PRO:N	2.37	0.40
32:CH:72:ILE:HD12	32:CH:140:ALA:CB	2.51	0.40
33:CI:101:SER:OG	33:CI:102:ARG:N	2.55	0.40
37:CM:109:PRO:O	37:CM:112:LEU:N	2.54	0.40

Continued on next page...

Continued from previous page...

Atom-1	Atom-2	Interatomic distance (Å)	Clash overlap (Å)
37:CM:2:LEU:H	37:CM:2:LEU:HD22	1.86	0.40
37:CM:54:THR:C	37:CM:56:ALA:N	2.75	0.40
37:CM:59:ARG:O	37:CM:60:GLN:HG2	2.21	0.40
41:CQ:78:PHE:CE2	41:CQ:82:LEU:HD11	2.55	0.40
48:CX:38:TRP:HE3	48:CX:45:PHE:CD2	2.40	0.40
25:DA:1011:G:C2	25:DA:1151:A:C2	3.10	0.40
25:DA:1081:U:C5'	25:DA:1082:U:OP2	2.69	0.40
25:DA:1176:U:C4	25:DA:1177:G:O6	2.74	0.40
25:DA:1195:G:N3	25:DA:1226:A:H2	2.19	0.40
25:DA:1373:A:H2'	25:DA:1374:G:O4'	2.22	0.40
25:DA:1465:G:N1	25:DA:1466:U:N3	2.69	0.40
25:DA:1486:U:H2'	25:DA:1487:U:C6	2.56	0.40
25:DA:1629:U:O2	25:DA:2698:U:C5'	2.69	0.40
25:DA:1790:C:H6	25:DA:1790:C:O5'	2.04	0.40
25:DA:1964:G:H4'	25:DA:1965:C:OP2	2.21	0.40
25:DA:2110:G:H5'	25:DA:2118:U:O2	2.20	0.40
25:DA:2195:U:O2	25:DA:2196:C:C6	2.74	0.40
25:DA:2286:G:OP1	52:D1:29:LYS:CE	2.63	0.40
25:DA:2329:U:H2'	25:DA:2330:G:O4'	2.21	0.40
25:DA:2331:G:H2'	25:DA:2336:A:N1	2.36	0.40
25:DA:2382:G:N2	54:D3:41:ARG:NH2	2.70	0.40
25:DA:2765:A:C2'	25:DA:2765:A:N3	2.85	0.40
25:DA:2779:U:O4'	25:DA:2781:A:C5	2.74	0.40
25:DA:2810:A:H2'	25:DA:2811:G:O4'	2.21	0.40
25:DA:2824:C:C4	25:DA:2825:G:C5	3.08	0.40
25:DA:282:A:C4	25:DA:283:G:C8	3.08	0.40
25:DA:2860:A:C8	25:DA:2861:U:C6	3.09	0.40
25:DA:294:A:N6	25:DA:345:A:C4	2.89	0.40
25:DA:428:A:H2'	25:DA:429:A:O4'	2.21	0.40
25:DA:528:A:C2'	25:DA:529:A:O5'	2.69	0.40
25:DA:645:C:O2'	25:DA:646:U:C5'	2.69	0.40
25:DA:648:G:H2'	25:DA:649:G:H8	1.86	0.40
25:DA:812:C:N3	25:DA:813:U:C5	2.89	0.40
25:DA:819:A:C2'	25:DA:820:A:O5'	2.65	0.40
25:DA:860:U:C6	25:DA:2268:A:O4'	2.74	0.40
25:DA:900:A:C4	25:DA:901:C:C6	3.09	0.40
27:DC:160:TYR:CD1	27:DC:160:TYR:C	2.95	0.40
27:DC:199:HIS:O	27:DC:202:ARG:HG2	2.22	0.40
28:DD:49:GLN:HA	28:DD:81:GLU:HA	2.04	0.40
29:DE:171:ASP:OD1	29:DE:172:ALA:N	2.55	0.40
30:DF:37:MET:CG	30:DF:56:LEU:HD11	2.51	0.40

Continued on next page...

Continued from previous page...

Atom-1	Atom-2	Interatomic distance (Å)	Clash overlap (Å)
33:DI:13:ALA:C	33:DI:15:GLY:N	2.75	0.40
34:DJ:99:ARG:C	34:DJ:103:ILE:HD12	2.42	0.40
35:DK:10:VAL:HG12	35:DK:12:ASP:OD1	2.22	0.40
35:DK:34:GLY:O	35:DK:36:GLY:N	2.54	0.40
36:DL:103:ILE:HD13	36:DL:103:ILE:N	2.35	0.40
38:DN:51:LEU:O	38:DN:54:LEU:HB3	2.21	0.40
39:DO:109:ALA:HA	39:DO:112:GLU:HB2	2.04	0.40
41:DQ:85:ALA:O	41:DQ:86:SER:CB	2.69	0.40
45:DU:51:LEU:O	45:DU:52:ASN:C	2.60	0.40
49:DY:9:LYS:HG2	49:DY:11:VAL:H	1.86	0.40
50:DZ:44:ARG:HD2	50:DZ:44:ARG:HA	1.74	0.40
1:AA:1023:U:C2'	1:AA:1024:G:O4'	2.68	0.40
1:AA:1033:G:N2	1:AA:1034:G:O4'	2.54	0.40
1:AA:1000:A:C2	1:AA:1041:G:N2	2.89	0.40
1:AA:1048:G:P	60:AA:1783:HOH:O	2.79	0.40
1:AA:1144:G:N1	1:AA:1145:A:H2	2.19	0.40
1:AA:1315:U:C4	1:AA:1316:G:C6	3.09	0.40
1:AA:295:C:C2	1:AA:296:U:C6	3.09	0.40
1:AA:369:G:H2'	1:AA:370:C:H6	1.86	0.40
1:AA:430:A:OP1	4:AD:8:LEU:HB2	2.21	0.40
1:AA:78:A:N6	1:AA:79:G:C2	2.89	0.40
1:AA:987:G:N3	1:AA:1219:A:C2	2.89	0.40
2:AB:117:GLU:O	2:AB:120:SER:HB3	2.21	0.40
2:AB:142:LYS:O	2:AB:144:GLU:N	2.54	0.40
2:AB:211:LEU:C	2:AB:213:LEU:N	2.75	0.40
3:AC:113:LYS:O	3:AC:117:ASP:OD2	2.39	0.40
4:AD:128:VAL:HG13	4:AD:128:VAL:O	2.22	0.40
5:AE:67:ARG:O	5:AE:68:ARG:O	2.40	0.40
5:AE:96:GLN:HB2	5:AE:123:LEU:HD12	2.04	0.40
7:AG:96:ASN:O	7:AG:100:MET:HG3	2.21	0.40
7:AG:67:ASN:OD1	7:AG:129:ASN:HB3	2.21	0.40
8:AH:101:ALA:O	8:AH:102:VAL:C	2.59	0.40
9:AI:41:GLU:O	9:AI:44:ARG:NH1	2.52	0.40
11:AK:124:LYS:HZ2	21:AU:34:ARG:NH2	2.19	0.40
13:AM:19:THR:HB	13:AM:25:GLY:HA2	2.02	0.40
13:AM:30:LYS:HB3	13:AM:30:LYS:HE3	1.88	0.40
1:AA:720:C:H1'	18:AR:38:ILE:HG21	2.03	0.40
18:AR:71:ASP:O	18:AR:73:HIS:N	2.54	0.40
21:AU:33:ARG:HH21	21:AU:34:ARG:HG3	1.85	0.40
1:BA:1061:G:O5'	1:BA:1061:G:H8	2.05	0.40
1:BA:1061:G:C5	1:BA:1062:U:C5	3.09	0.40

Continued on next page...

Continued from previous page...

Atom-1	Atom-2	Interatomic distance (Å)	Clash overlap (Å)
1:BA:1081:A:C2	1:BA:1082:A:C4	3.10	0.40
1:BA:109:A:C6	1:BA:326:G:C6	3.10	0.40
1:BA:1129:C:C2	1:BA:1139:G:C6	3.09	0.40
1:BA:1244:G:N2	1:BA:1294:G:N3	2.70	0.40
1:BA:1415:G:C2	1:BA:1486:G:C4	3.08	0.40
1:BA:64:G:H2'	1:BA:64:G:O5'	2.21	0.40
1:BA:708:C:H2'	1:BA:709:U:H6	1.84	0.40
1:BA:739:C:H2'	1:BA:740:U:O5'	2.21	0.40
1:BA:781:A:N6	1:BA:802:A:H1'	2.35	0.40
2:BB:9:LEU:CD2	2:BB:11:ALA:HB3	2.51	0.40
2:BB:134:LEU:HD23	2:BB:135:MET:SD	2.61	0.40
4:BD:168:THR:HG21	4:BD:183:ARG:NH2	2.36	0.40
5:BE:132:PRO:HA	5:BE:135:VAL:CG1	2.51	0.40
5:BE:73:VAL:O	5:BE:75:LEU:CD1	2.69	0.40
6:BF:55:HIS:ND1	6:BF:55:HIS:N	2.66	0.40
7:BG:125:ASP:HB3	7:BG:130:LYS:CG	2.52	0.40
8:BH:88:LYS:C	8:BH:90:GLU:N	2.74	0.40
10:BJ:22:THR:C	10:BJ:25:ILE:HG22	2.42	0.40
10:BJ:25:ILE:HG21	10:BJ:74:VAL:HG21	2.04	0.40
11:BK:125:LYS:O	11:BK:126:ARG:HG3	2.21	0.40
11:BK:14:GLN:HE21	11:BK:15:VAL:N	2.19	0.40
11:BK:51:PHE:HB2	11:BK:55:ARG:HB2	2.03	0.40
12:BL:60:PHE:CD1	12:BL:60:PHE:N	2.90	0.40
14:BN:15:LEU:HB3	14:BN:55:SER:CA	2.47	0.40
20:BT:27:MET:SD	20:BT:60:GLN:HG3	2.61	0.40
11:BK:109:ILE:CG2	21:BU:16:ARG:CD	2.99	0.40
54:C3:56:LEU:O	54:C3:59:ALA:HB3	2.21	0.40
25:CA:1415:U:C4	25:CA:1587:G:O6	2.74	0.40
25:CA:1701:A:H2'	25:CA:1702:G:H5'	2.02	0.40
25:CA:1827:U:O2'	25:CA:1828:G:H5'	2.21	0.40
25:CA:2095:A:H5'	25:CA:2096:C:OP2	2.21	0.40
25:CA:2392:A:C2	25:CA:2393:U:C2	3.09	0.40
25:CA:2667:C:N3	31:CG:109:SER:OG	2.49	0.40
25:CA:1752:C:H5'	25:CA:2861:U:O3'	2.21	0.40
25:CA:443:A:H2	25:CA:1245:G:N3	2.19	0.40
25:CA:544:C:C5	25:CA:545:U:C6	3.09	0.40
25:CA:664:G:H2'	25:CA:665:U:H5'	2.03	0.40
25:CA:677:A:O2'	25:CA:2071:A:H5'	2.21	0.40
25:CA:710:U:O5'	25:CA:710:U:H6	2.05	0.40
25:CA:771:G:C6	25:CA:772:C:N4	2.89	0.40
25:CA:686:U:H2'	25:CA:788:A:C2	2.56	0.40

Continued on next page...

Continued from previous page...

Atom-1	Atom-2	Interatomic distance (Å)	Clash overlap (Å)
26:CB:73:A:C8	26:CB:104:A:C6	3.09	0.40
26:CB:38:C:C6	26:CB:38:C:C3'	3.04	0.40
27:CC:100:ARG:HG3	27:CC:100:ARG:HH11	1.87	0.40
27:CC:106:PRO:HD2	27:CC:109:LEU:HD22	2.02	0.40
27:CC:35:LYS:HG2	27:CC:36:ASN:N	2.36	0.40
28:CD:99:GLU:CG	28:CD:182:ALA:HB2	2.52	0.40
28:CD:40:LEU:HG	28:CD:40:LEU:H	1.72	0.40
30:CF:121:PHE:CE2	30:CF:127:TYR:HD1	2.39	0.40
30:CF:48:LEU:O	30:CF:51:ASN:CB	2.69	0.40
31:CG:140:ILE:HD12	31:CG:140:ILE:C	2.40	0.40
31:CG:1:SER:C	31:CG:3:VAL:N	2.70	0.40
31:CG:25:ILE:O	31:CG:78:VAL:HG21	2.22	0.40
32:CH:51:ARG:HB2	32:CH:52:ALA:H	1.77	0.40
33:CI:56:VAL:HA	33:CI:71:LYS:CE	2.49	0.40
33:CI:57:VAL:C	33:CI:68:PHE:CB	2.90	0.40
36:CL:58:TYR:O	54:C3:12:ARG:CD	2.70	0.40
39:CO:9:ARG:O	39:CO:10:ARG:C	2.58	0.40
49:CY:18:LEU:O	49:CY:22:LEU:HB3	2.21	0.40
49:CY:23:ARG:CA	49:CY:27:ASN:ND2	2.84	0.40
53:D2:43:THR:O	53:D2:44:VAL:HB	2.21	0.40
25:DA:1030:C:O2	25:DA:1030:C:C2'	2.65	0.40
25:DA:1059:G:C6	25:DA:1080:A:C2	3.08	0.40
25:DA:1084:A:H2'	25:DA:1085:A:C1'	2.51	0.40
25:DA:1087:G:N9	25:DA:1089:A:H1'	2.37	0.40
25:DA:1146:C:O2	25:DA:1146:C:C2'	2.65	0.40
25:DA:10:A:C5	25:DA:11:C:C5	3.10	0.40
25:DA:1364:G:H2'	25:DA:1365:A:H5'	2.02	0.40
25:DA:13:A:H4'	25:DA:14:A:OP1	2.20	0.40
25:DA:151:C:H2'	25:DA:152:A:C8	2.57	0.40
25:DA:1796:U:H4'	27:DC:253:GLY:N	2.37	0.40
25:DA:1870:C:H5''	25:DA:1871:A:C4	2.56	0.40
25:DA:186:G:HO2'	25:DA:187:G:H5'	1.85	0.40
25:DA:2019:A:H2'	25:DA:2020:A:O5'	2.21	0.40
25:DA:2019:A:C2'	25:DA:2020:A:O5'	2.69	0.40
25:DA:2470:G:O2'	25:DA:2471:A:H5'	2.20	0.40
25:DA:2531:A:C5	25:DA:2532:G:C5	3.10	0.40
25:DA:2660:A:C6	25:DA:2661:G:C5	3.09	0.40
25:DA:2751:G:H3'	25:DA:2752:C:C6	2.56	0.40
25:DA:2787:C:O2'	25:DA:2788:C:H5'	2.21	0.40
25:DA:277:G:C2'	25:DA:278:A:OP2	2.69	0.40
25:DA:280:U:C2	25:DA:281:C:C5	3.09	0.40

Continued on next page...

Continued from previous page...

Atom-1	Atom-2	Interatomic distance (Å)	Clash overlap (Å)
25:DA:391:A:C5	25:DA:392:U:C5	3.09	0.40
25:DA:402:A:O5'	25:DA:402:A:H8	2.04	0.40
25:DA:55:G:C2	25:DA:56:A:N7	2.90	0.40
25:DA:600:G:C5	25:DA:601:C:C4	3.09	0.40
27:DC:145:MET:HG3	27:DC:153:LEU:HD21	2.03	0.40
27:DC:7:PRO:HB3	27:DC:13:ARG:HA	2.01	0.40
28:DD:185:ASN:O	28:DD:186:LEU:HD23	2.21	0.40
29:DE:83:VAL:HG12	29:DE:86:ALA:HA	2.03	0.40
30:DF:109:ARG:HH21	30:DF:109:ARG:HG2	1.85	0.40
30:DF:168:LEU:O	30:DF:172:PHE:CE1	2.75	0.40
32:DH:9:VAL:HG11	32:DH:12:LEU:CD1	2.52	0.40
32:DH:63:ALA:CA	32:DH:66:ASN:HB2	2.51	0.40
33:DI:107:GLU:C	33:DI:108:ILE:HG13	2.42	0.40
35:DK:69:VAL:O	35:DK:69:VAL:CG2	2.69	0.40
25:DA:2840:C:H5''	38:DN:53:THR:HG21	2.03	0.40
38:DN:79:LEU:O	38:DN:80:PHE:CB	2.69	0.40
38:DN:49:GLU:OE2	38:DN:95:THR:HG21	2.22	0.40
40:DP:105:LYS:HA	40:DP:108:ARG:HD3	2.03	0.40
40:DP:23:ASP:OD2	40:DP:112:ARG:NH1	2.55	0.40
40:DP:20:ARG:CB	40:DP:21:PRO:HD2	2.47	0.40
42:DR:49:ILE:HB	42:DR:52:PRO:C	2.42	0.40
42:DR:74:ILE:N	42:DR:74:ILE:HD12	2.37	0.40
43:DS:62:ASP:O	43:DS:63:GLY:C	2.59	0.40
25:DA:494:G:OP1	43:DS:8:ARG:HD3	2.21	0.40
46:DV:55:GLU:O	46:DV:59:GLU:HB2	2.21	0.40
49:DY:45:GLN:HG3	49:DY:46:VAL:H	1.85	0.40
1:AA:1016:A:H3'	1:AA:1017:U:O4'	2.21	0.40
1:AA:1025:U:C5'	1:AA:1026:G:O5'	2.69	0.40
1:AA:1056:U:O2'	1:AA:1057:G:H5'	2.21	0.40
1:AA:1471:U:C2'	1:AA:1472:U:O5'	2.70	0.40
1:AA:181:A:C2	1:AA:194:C:N3	2.90	0.40
1:AA:476:U:H2'	1:AA:476:U:O2	2.20	0.40
1:AA:614:C:H2'	1:AA:615:G:O5'	2.21	0.40
1:AA:678:U:O2'	1:AA:679:C:H5'	2.21	0.40
1:AA:69:G:H2'	1:AA:69:G:N3	2.35	0.40
1:AA:80:A:H2'	1:AA:80:A:N3	2.36	0.40
1:AA:932:C:N4	7:AG:2:ARG:HH22	2.20	0.40
1:AA:952:U:H2'	1:AA:953:G:H8	1.85	0.40
1:AA:958:A:C6	1:AA:959:A:N1	2.89	0.40
2:AB:87:ASP:HB2	2:AB:220:VAL:HG12	2.03	0.40
3:AC:106:ARG:NH1	3:AC:107:LYS:O	2.54	0.40

Continued on next page...

Continued from previous page...

Atom-1	Atom-2	Interatomic distance (Å)	Clash overlap (Å)
4:AD:155:LYS:HA	4:AD:155:LYS:HD3	1.92	0.40
4:AD:168:THR:CB	4:AD:183:ARG:NH2	2.84	0.40
4:AD:8:LEU:HD13	4:AD:8:LEU:HA	1.86	0.40
6:AF:17:GLN:CA	6:AF:17:GLN:HE21	2.35	0.40
8:AH:39:LEU:C	8:AH:45:ILE:HG12	2.42	0.40
10:AJ:36:VAL:HG23	10:AJ:76:ILE:HG23	2.03	0.40
1:AA:1060:U:H1'	10:AJ:54:SER:HB2	2.02	0.40
11:AK:111:ASP:OD2	11:AK:113:THR:HG23	2.21	0.40
13:AM:44:ILE:HG13	13:AM:47:LEU:CD1	2.46	0.40
13:AM:76:ILE:HG22	13:AM:80:MET:HE3	2.04	0.40
14:AN:2:LYS:C	14:AN:6:LYS:HE2	2.42	0.40
16:AP:3:THR:CG2	16:AP:4:ILE:N	2.85	0.40
16:AP:79:ASN:O	16:AP:80:LYS:HE3	2.21	0.40
22:AV:65:G:N3	22:AV:66:U:C6	2.89	0.40
24:AY:91:ASN:O	24:AY:102:PRO:HD2	2.21	0.40
24:AY:25:ILE:HG23	24:AY:179:LYS:HE2	2.04	0.40
1:BA:1028:C:C5	1:BA:1034:G:N2	2.89	0.40
1:BA:1158:C:C2'	1:BA:1158:C:O2	2.67	0.40
1:BA:1313:U:N3	1:BA:1314:C:C5	2.89	0.40
1:BA:1324:A:C5	1:BA:1325:C:C5	3.09	0.40
1:BA:1417:G:C6	1:BA:1482:G:C6	3.10	0.40
1:BA:230:G:H2'	1:BA:231:U:O4'	2.22	0.40
1:BA:386:C:H2'	1:BA:387:U:C5'	2.52	0.40
1:BA:560:A:C8	1:BA:566:G:C4	3.09	0.40
1:BA:724:G:C2	1:BA:725:G:C8	3.10	0.40
1:BA:766:A:H2'	1:BA:767:A:O4'	2.21	0.40
1:BA:801:U:C2'	1:BA:802:A:O5'	2.69	0.40
2:BB:124:THR:O	2:BB:125:PHE:HB3	2.21	0.40
2:BB:93:HIS:CG	2:BB:94:ARG:HH21	2.40	0.40
3:BC:11:LEU:HD23	3:BC:11:LEU:HA	1.84	0.40
3:BC:46:LEU:O	3:BC:49:ALA:HB3	2.22	0.40
3:BC:7:ASN:C	3:BC:9:ILE:N	2.73	0.40
4:BD:114:ARG:O	4:BD:115:GLN:C	2.59	0.40
5:BE:104:ILE:HD12	5:BE:104:ILE:HA	1.96	0.40
1:BA:644:U:C5'	8:BH:83:ARG:HH12	2.31	0.40
9:BI:128:LYS:CD	9:BI:129:ARG:OXT	2.70	0.40
9:BI:29:ILE:CD1	9:BI:37:TYR:CD2	3.05	0.40
10:BJ:35:GLN:OE1	10:BJ:78:GLU:HB2	2.22	0.40
11:BK:15:VAL:HG13	11:BK:16:SER:N	2.36	0.40
12:BL:113:ARG:HD2	12:BL:118:VAL:HG12	2.04	0.40
12:BL:21:PRO:C	12:BL:23:LEU:N	2.74	0.40

Continued on next page...

Continued from previous page...

Atom-1	Atom-2	Interatomic distance (Å)	Clash overlap (Å)
12:BL:2:THR:C	12:BL:4:ASN:N	2.75	0.40
1:BA:952:U:O4	13:BM:102:LYS:HG2	2.22	0.40
16:BP:32:PHE:O	16:BP:32:PHE:CD1	2.74	0.40
25:CA:771:G:OP2	53:C2:11:LYS:HD3	2.21	0.40
25:CA:1448:G:C2'	25:CA:1449:G:H5'	2.51	0.40
25:CA:1450:G:C2	25:CA:1462:C:C2	3.09	0.40
25:CA:1580:A:H2'	25:CA:1581:G:C5'	2.52	0.40
25:CA:1726:C:C2	25:CA:1727:C:C6	3.08	0.40
25:CA:1958:C:O2'	25:CA:1959:G:H5'	2.21	0.40
25:CA:2111:U:O4	25:CA:2145:C:O2	2.39	0.40
25:CA:2463:C:O5'	25:CA:2463:C:H6	2.05	0.40
25:CA:2649:C:O5'	25:CA:2649:C:H6	2.04	0.40
25:CA:328:U:C2'	25:CA:329:G:OP1	2.69	0.40
25:CA:757:G:N3	25:CA:757:G:H2'	2.35	0.40
25:CA:772:C:C2	25:CA:773:U:C5	3.10	0.40
25:CA:80:G:N3	25:CA:294:A:C2	2.90	0.40
25:CA:819:A:N3	25:CA:1189:A:C2	2.90	0.40
25:CA:869:G:C6	25:CA:870:U:C4	3.10	0.40
25:CA:912:C:C4	25:CA:913:U:O4	2.74	0.40
27:CC:26:GLY:O	27:CC:27:LYS:C	2.60	0.40
28:CD:2:ILE:HD13	28:CD:90:PHE:CZ	2.57	0.40
29:CE:171:ASP:OD1	29:CE:171:ASP:C	2.60	0.40
30:CF:175:PRO:O	30:CF:176:PHE:HB2	2.20	0.40
30:CF:51:ASN:ND2	30:CF:146:ASP:HB3	2.36	0.40
31:CG:8:VAL:HG21	31:CG:72:ASN:HA	2.04	0.40
33:CI:56:VAL:CA	33:CI:71:LYS:HE2	2.50	0.40
37:CM:83:GLY:C	37:CM:84:LYS:HG2	2.39	0.40
39:CO:50:ALA:O	39:CO:51:ALA:HB2	2.21	0.40
43:CS:35:ILE:HB	43:CS:36:LEU:H	1.78	0.40
43:CS:63:GLY:O	43:CS:64:ALA:CB	2.69	0.40
44:CT:69:ARG:CB	44:CT:74:ILE:HG22	2.48	0.40
46:CV:80:HIS:CE1	46:CV:83:LYS:HE2	2.56	0.40
48:CX:44:ARG:CG	48:CX:45:PHE:N	2.84	0.40
50:CZ:16:LEU:HD23	50:CZ:16:LEU:HA	1.90	0.40
25:DA:1142:A:C4	25:DA:1144:A:N7	2.90	0.40
25:DA:1384:A:H1'	25:DA:1405:U:H1'	2.03	0.40
25:DA:1401:G:C5	25:DA:1402:U:C4	3.09	0.40
25:DA:1545:A:C8	25:DA:1546:G:C8	3.09	0.40
25:DA:1587:G:C6	25:DA:1588:G:N7	2.89	0.40
25:DA:1600:C:N4	60:DA:3720:HOH:O	2.54	0.40
25:DA:1821:A:H8	25:DA:1821:A:O5'	2.04	0.40

Continued on next page...

Continued from previous page...

Atom-1	Atom-2	Interatomic distance (Å)	Clash overlap (Å)
25:DA:1982:U:O2	25:DA:1982:U:C2'	2.69	0.40
25:DA:2184:A:OP2	25:DA:2184:A:H8	2.04	0.40
25:DA:2207:C:C4	25:DA:2218:G:N1	2.89	0.40
25:DA:2230:G:H8	25:DA:2230:G:O5'	2.05	0.40
25:DA:222:A:C8	25:DA:224:U:C6	3.09	0.40
25:DA:2284:A:H1'	25:DA:2325:G:C2	2.57	0.40
25:DA:2259:U:C4	25:DA:2427:C:N4	2.89	0.40
25:DA:2648:G:C4	25:DA:2649:C:C5	3.09	0.40
25:DA:2683:C:H2'	25:DA:2684:U:C6	2.52	0.40
25:DA:2742:G:N2	25:DA:2763:G:H1'	2.37	0.40
25:DA:541:A:C8	25:DA:541:A:H3'	2.56	0.40
25:DA:734:A:C4	25:DA:735:A:C8	3.10	0.40
25:DA:835:C:O5'	25:DA:835:C:H6	2.04	0.40
25:DA:873:C:N3	25:DA:905:A:C2	2.89	0.40
25:DA:2821:A:OP2	28:DD:115:GLY:CA	2.69	0.40
29:DE:124:PHE:CD1	29:DE:124:PHE:C	2.95	0.40
30:DF:103:ILE:CG2	30:DF:174:PHE:CD2	3.04	0.40
32:DH:41:LYS:HA	32:DH:44:ILE:HG23	2.03	0.40
33:DI:135:MET:HB2	33:DI:137:LEU:HG	2.04	0.40
33:DI:7:TYR:CB	33:DI:58:ILE:H	2.34	0.40
34:DJ:58:ASN:HD22	34:DJ:61:LYS:HD3	1.86	0.40
34:DJ:7:LYS:O	34:DJ:11:VAL:CG2	2.68	0.40
35:DK:8:LEU:CD1	35:DK:8:LEU:N	2.78	0.40
36:DL:111:ILE:HD12	36:DL:111:ILE:H	1.84	0.40
36:DL:77:ILE:HG23	36:DL:81:ASP:OD2	2.22	0.40
37:DM:53:MET:C	37:DM:57:VAL:HG13	2.41	0.40
41:DQ:31:TYR:O	41:DQ:32:ARG:C	2.56	0.40
41:DQ:48:ASP:HA	41:DQ:51:GLN:HB2	2.04	0.40
41:DQ:94:LEU:HD23	41:DQ:94:LEU:HA	1.90	0.40
42:DR:39:LEU:CB	42:DR:49:ILE:HD13	2.52	0.40
45:DU:90:LYS:HD3	45:DU:90:LYS:HA	1.83	0.40
57:DW:43:ALA:CB	57:DW:47:VAL:HG12	2.51	0.40
1:AA:9:G:C2'	1:AA:10:A:H5'	2.51	0.40
1:AA:1296:C:H5'	13:AM:13:HIS:CE1	2.56	0.40
1:AA:1398:A:H8	1:AA:1398:A:H5''	1.86	0.40
1:AA:191:G:H2'	1:AA:192:A:H5'	2.02	0.40
1:AA:217:C:O2'	1:AA:218:U:H5'	2.22	0.40
1:AA:53:A:N1	1:AA:359:G:C6	2.89	0.40
1:AA:408:A:N1	1:AA:409:U:C2	2.90	0.40
1:AA:513:C:O5'	1:AA:513:C:H6	2.05	0.40
1:AA:54:C:O2	1:AA:54:C:C2'	2.67	0.40

Continued on next page...

Continued from previous page...

Atom-1	Atom-2	Interatomic distance (Å)	Clash overlap (Å)
1:AA:751:U:H1'	15:AO:22:GLY:O	2.21	0.40
1:AA:803:G:H8	1:AA:803:G:O5'	2.04	0.40
1:AA:841:C:O2	1:AA:843:U:C4	2.75	0.40
2:AB:135:MET:HA	2:AB:138:ARG:HG2	2.03	0.40
2:AB:53:LEU:CD1	2:AB:219:THR:HG21	2.49	0.40
2:AB:34:ARG:HE	2:AB:35:ASN:H	1.69	0.40
2:AB:51:GLU:HA	2:AB:54:ALA:HB3	2.04	0.40
2:AB:74:ALA:O	2:AB:75:ALA:HB2	2.21	0.40
2:AB:75:ALA:O	2:AB:78:ALA:N	2.55	0.40
3:AC:21:TRP:CH2	3:AC:31:ASN:CB	3.05	0.40
4:AD:131:ILE:HD11	4:AD:134:TYR:CA	2.52	0.40
4:AD:29:THR:O	4:AD:30:LYS:C	2.58	0.40
4:AD:25:ARG:CD	4:AD:30:LYS:CE	3.00	0.40
4:AD:30:LYS:HB2	4:AD:30:LYS:HE2	1.93	0.40
5:AE:105:ILE:HG13	5:AE:123:LEU:HB3	2.04	0.40
6:AF:16:GLU:OE1	4:BD:187:ARG:NH1	2.55	0.40
8:AH:11:THR:O	8:AH:14:ARG:HB3	2.21	0.40
8:AH:58:LEU:C	8:AH:58:LEU:CD1	2.90	0.40
9:AI:52:GLU:HB3	9:AI:53:LEU:HD12	2.04	0.40
10:AJ:84:VAL:O	10:AJ:84:VAL:HG22	2.22	0.40
12:AL:55:ARG:NH2	12:AL:55:ARG:HG3	2.35	0.40
14:AN:64:CYS:HA	14:AN:79:LEU:HA	2.03	0.40
15:AO:28:VAL:O	15:AO:28:VAL:HG12	2.21	0.40
15:AO:40:GLY:O	15:AO:43:ALA:HB3	2.21	0.40
15:AO:69:LEU:O	15:AO:69:LEU:HD23	2.21	0.40
15:AO:77:TYR:O	15:AO:81:ILE:HG23	2.22	0.40
1:AA:719:C:O2'	18:AR:38:ILE:O	2.29	0.40
18:AR:54:LEU:C	18:AR:54:LEU:HD13	2.42	0.40
19:AS:26:ASP:OD2	19:AS:27:LYS:O	2.40	0.40
19:AS:48:ILE:N	19:AS:48:ILE:HD12	2.36	0.40
1:BA:1037:C:OP2	1:BA:1037:C:H6	2.03	0.40
1:BA:1226:C:P	13:BM:89:ARG:HH22	2.44	0.40
1:BA:1234:C:H2'	1:BA:1235:U:C5'	2.49	0.40
1:BA:1473:G:C2'	1:BA:1474:U:H5'	2.52	0.40
1:BA:235:C:H2'	1:BA:236:A:C8	2.56	0.40
1:BA:401:C:H2'	1:BA:402:G:H8	1.86	0.40
1:BA:474:G:C4	1:BA:475:C:C5	3.09	0.40
1:BA:491:G:H2'	1:BA:492:C:H6	1.86	0.40
1:BA:692:U:H5	11:BK:27:ASN:HD22	1.68	0.40
1:BA:69:G:N3	1:BA:70:U:C5	2.90	0.40
2:BB:14:HIS:HD2	2:BB:208:ALA:HB2	1.86	0.40

Continued on next page...

Continued from previous page...

Atom-1	Atom-2	Interatomic distance (Å)	Clash overlap (Å)
3:BC:166:TRP:O	3:BC:166:TRP:HE3	2.04	0.40
3:BC:61:LYS:CA	3:BC:61:LYS:HE3	2.52	0.40
3:BC:86:LEU:O	3:BC:87:ARG:C	2.60	0.40
5:BE:12:GLU:OE2	5:BE:63:MET:HE3	2.21	0.40
7:BG:24:LYS:HB3	7:BG:100:MET:HE3	2.03	0.40
8:BH:11:THR:HG23	8:BH:14:ARG:HH12	1.87	0.40
8:BH:68:LYS:HE2	8:BH:72:GLU:OE2	2.20	0.40
9:BI:5:TYR:CD1	9:BI:20:ILE:HG22	2.56	0.40
9:BI:50:PRO:HB3	9:BI:83:THR:HG23	2.03	0.40
10:BJ:35:GLN:C	10:BJ:36:VAL:HG23	2.42	0.40
10:BJ:71:LEU:HA	10:BJ:71:LEU:HD13	1.90	0.40
1:BA:707:U:OP1	11:BK:86:LYS:CE	2.70	0.40
11:BK:22:ILE:HG21	11:BK:95:THR:CG2	2.51	0.40
13:BM:106:ARG:HD2	13:BM:112:ARG:CZ	2.52	0.40
13:BM:32:ILE:HD13	13:BM:58:GLU:CB	2.51	0.40
13:BM:47:LEU:HD23	13:BM:48:SER:N	2.36	0.40
13:BM:6:ILE:O	13:BM:7:ASN:C	2.59	0.40
13:BM:79:LEU:O	13:BM:80:MET:O	2.38	0.40
14:BN:43:ASN:O	14:BN:47:LYS:HG3	2.22	0.40
18:BR:47:ARG:HD2	18:BR:47:ARG:N	2.36	0.40
19:BS:9:PHE:O	19:BS:38:THR:OG1	2.39	0.40
20:BT:5:SER:O	20:BT:7:LYS:HG2	2.22	0.40
20:BT:79:THR:HG22	20:BT:80:ALA:N	2.36	0.40
21:BU:7:GLU:C	21:BU:11:PHE:HE2	2.24	0.40
11:BK:109:ILE:HG22	21:BU:16:ARG:NH1	2.37	0.40
25:CA:2056:G:H4'	51:C0:4:GLN:NE2	2.37	0.40
55:C4:30:GLU:HB3	55:C4:33:HIS:CG	2.56	0.40
55:C4:36:ARG:CG	55:C4:37:GLN:N	2.77	0.40
25:CA:1057:A:C5	25:CA:1058:U:C5	3.10	0.40
25:CA:1080:A:C2	25:CA:1081:U:C6	3.10	0.40
25:CA:1087:G:N2	25:CA:1090:A:C8	2.90	0.40
25:CA:109:C:O5'	25:CA:109:C:H6	2.03	0.40
25:CA:1203:U:C4	25:CA:1204:A:C6	3.10	0.40
25:CA:1441:G:C4	25:CA:1442:U:C5	3.10	0.40
25:CA:1463:C:O2'	25:CA:1464:G:H5'	2.22	0.40
25:CA:1723:G:H3'	25:CA:1723:G:H8	1.87	0.40
25:CA:1989:G:C2'	25:CA:1990:C:O5'	2.68	0.40
25:CA:228:C:H4'	25:CA:229:C:C5'	2.51	0.40
25:CA:2307:G:H4'	25:CA:2308:G:O5'	2.21	0.40
25:CA:2655:G:O2'	25:CA:2656:U:P	2.80	0.40
25:CA:2681:C:C4	25:CA:2724:U:C5	3.10	0.40

Continued on next page...

Continued from previous page...

Atom-1	Atom-2	Interatomic distance (Å)	Clash overlap (Å)
25:CA:329:G:H1	45:CU:16:LYS:HG2	1.86	0.40
25:CA:356:G:C2'	25:CA:357:C:H5'	2.52	0.40
25:CA:545:U:H1'	25:CA:548:G:OP2	2.21	0.40
25:CA:669:G:H2'	25:CA:670:A:N7	2.36	0.40
25:CA:712:G:O6	25:CA:719:C:N3	2.54	0.40
26:CB:20:G:H2'	26:CB:21:G:O5'	2.21	0.40
27:CC:173:LEU:O	27:CC:180:MET:HA	2.22	0.40
28:CD:125:TRP:O	28:CD:126:ASN:HB2	2.21	0.40
28:CD:131:ASP:C	28:CD:133:THR:H	2.25	0.40
28:CD:5:VAL:HG21	28:CD:80:TRP:CD2	2.57	0.40
29:CE:134:LEU:CD2	29:CE:160:ALA:O	2.69	0.40
29:CE:91:ASP:OD1	29:CE:92:HIS:N	2.55	0.40
30:CF:174:PHE:HA	30:CF:175:PRO:HD2	1.74	0.40
30:CF:66:ILE:O	30:CF:66:ILE:CG1	2.69	0.40
31:CG:23:ILE:HG23	31:CG:25:ILE:HD11	2.03	0.40
32:CH:31:VAL:CG1	32:CH:32:PRO:CD	2.99	0.40
36:CL:127:VAL:HG11	36:CL:132:ARG:CA	2.51	0.40
28:CD:115:GLY:O	38:CN:3:HIS:CE1	2.75	0.40
38:CN:46:ARG:O	38:CN:50:PRO:HG2	2.21	0.40
39:CO:67:ASN:O	39:CO:68:LYS:C	2.57	0.40
28:CD:12:THR:CG2	40:CP:8:GLU:HG2	2.52	0.40
44:CT:29:THR:HG22	44:CT:30:ILE:N	2.36	0.40
46:CV:30:ILE:HA	46:CV:91:PHE:O	2.21	0.40
49:CY:18:LEU:HD21	49:CY:22:LEU:CD2	2.45	0.40
25:DA:1178:C:N3	25:DA:1179:G:O6	2.54	0.40
25:DA:1194:A:C2	25:DA:1195:G:C4	3.10	0.40
25:DA:132:G:C2	25:DA:133:U:C2	3.09	0.40
25:DA:1351:C:H2'	25:DA:1352:U:N1	2.36	0.40
25:DA:137:U:H5''	25:DA:140:C:C5	2.57	0.40
25:DA:1441:G:N2	25:DA:1442:U:C2	2.89	0.40
25:DA:1525:A:C8	25:DA:1526:C:C5	3.09	0.40
25:DA:1562:U:N3	25:DA:1563:U:C5	2.89	0.40
25:DA:1860:G:C2'	25:DA:1861:G:H5'	2.52	0.40
25:DA:1854:A:O4'	25:DA:2233:U:H4'	2.21	0.40
25:DA:2304:G:H4'	30:DF:128:SER:C	2.42	0.40
25:DA:2060:A:O4'	25:DA:2502:G:H1'	2.22	0.40
25:DA:2659:G:OP1	31:DG:157:LYS:HD2	2.21	0.40
25:DA:284:U:H5'	25:DA:285:G:OP2	2.22	0.40
25:DA:362:A:C4	25:DA:363:G:C8	3.10	0.40
25:DA:478:A:N1	25:DA:500:G:H4'	2.36	0.40
25:DA:857:G:H2'	25:DA:858:G:O4'	2.21	0.40

Continued on next page...

Continued from previous page...

Atom-1	Atom-2	Interatomic distance (Å)	Clash overlap (Å)
56:DB:24:G:C2	56:DB:56:G:C6	3.09	0.40
56:DB:96:G:O2'	56:DB:97:C:H5'	2.21	0.40
27:DC:24:HIS:CE1	27:DC:25:LYS:O	2.75	0.40
29:DE:124:PHE:O	29:DE:125:SER:HB3	2.21	0.40
29:DE:28:VAL:O	29:DE:32:VAL:CG2	2.69	0.40
32:DH:25:TYR:CE1	32:DH:30:LEU:HD11	2.56	0.40
32:DH:41:LYS:HA	32:DH:44:ILE:HG12	2.04	0.40
32:DH:62:LEU:C	32:DH:62:LEU:HD22	2.42	0.40
33:DI:3:LYS:CD	33:DI:4:VAL:HG23	2.51	0.40
34:DJ:3:THR:HG23	34:DJ:4:PHE:H	1.86	0.40
34:DJ:60:ASP:OD1	34:DJ:61:LYS:N	2.54	0.40
36:DL:117:THR:CG2	36:DL:118:THR:H	2.34	0.40
37:DM:74:THR:O	37:DM:75:GLU:HB2	2.20	0.40
38:DN:52:ILE:O	38:DN:54:LEU:N	2.54	0.40
38:DN:66:ALA:O	38:DN:69:ARG:O	2.40	0.40
25:DA:494:G:H21	43:DS:57:ASN:HD21	1.69	0.40
44:DT:44:LYS:O	44:DT:45:ALA:C	2.59	0.40
46:DV:64:VAL:C	46:DV:65:VAL:HG12	2.41	0.40
49:DY:31:GLN:HA	49:DY:34:SER:OG	2.22	0.40
49:DY:35:GLY:C	49:DY:36:GLN:HG2	2.42	0.40
49:DY:33:ALA:C	49:DY:35:GLY:N	2.75	0.40

There are no symmetry-related clashes.

5.3 Torsion angles [\(i\)](#)

5.3.1 Protein backbone [\(i\)](#)

In the following table, the Percentiles column shows the percent Ramachandran outliers of the chain as a percentile score with respect to all X-ray entries followed by that with respect to entries of similar resolution.

The Analysed column shows the number of residues for which the backbone conformation was analysed, and the total number of residues.

Mol	Chain	Analysed	Favoured	Allowed	Outliers	Percentiles	
2	AB	216/218 (99%)	109 (50%)	49 (23%)	58 (27%)	0	0
2	BB	216/218 (99%)	112 (52%)	49 (23%)	55 (26%)	0	0
3	AC	204/206 (99%)	125 (61%)	49 (24%)	30 (15%)	0	1
3	BC	204/206 (99%)	126 (62%)	47 (23%)	31 (15%)	0	1

Continued on next page...

Continued from previous page...

Mol	Chain	Analysed	Favoured	Allowed	Outliers	Percentiles	
4	AD	203/205 (99%)	123 (61%)	41 (20%)	39 (19%)	0	0
4	BD	203/205 (99%)	136 (67%)	36 (18%)	31 (15%)	0	1
5	AE	148/150 (99%)	87 (59%)	38 (26%)	23 (16%)	0	1
5	BE	148/150 (99%)	90 (61%)	31 (21%)	27 (18%)	0	0
6	AF	98/100 (98%)	62 (63%)	21 (21%)	15 (15%)	0	1
6	BF	98/100 (98%)	54 (55%)	23 (24%)	21 (21%)	0	0
7	AG	149/151 (99%)	86 (58%)	41 (28%)	22 (15%)	0	1
7	BG	149/151 (99%)	79 (53%)	46 (31%)	24 (16%)	0	1
8	AH	127/129 (98%)	79 (62%)	37 (29%)	11 (9%)	1	3
8	BH	127/129 (98%)	82 (65%)	32 (25%)	13 (10%)	0	2
9	AI	125/127 (98%)	76 (61%)	34 (27%)	15 (12%)	0	1
9	BI	125/127 (98%)	77 (62%)	33 (26%)	15 (12%)	0	1
10	AJ	96/98 (98%)	60 (62%)	14 (15%)	22 (23%)	0	0
10	BJ	96/98 (98%)	64 (67%)	14 (15%)	18 (19%)	0	0
11	AK	115/117 (98%)	84 (73%)	17 (15%)	14 (12%)	0	1
11	BK	115/117 (98%)	81 (70%)	19 (16%)	15 (13%)	0	1
12	AL	121/123 (98%)	85 (70%)	29 (24%)	7 (6%)	1	10
12	BL	121/123 (98%)	91 (75%)	16 (13%)	14 (12%)	0	1
13	AM	112/114 (98%)	78 (70%)	22 (20%)	12 (11%)	0	2
13	BM	112/114 (98%)	65 (58%)	24 (21%)	23 (20%)	0	0
14	AN	92/100 (92%)	47 (51%)	27 (29%)	18 (20%)	0	0
14	BN	92/100 (92%)	39 (42%)	30 (33%)	23 (25%)	0	0
15	AO	86/88 (98%)	57 (66%)	22 (26%)	7 (8%)	1	4
15	BO	86/88 (98%)	52 (60%)	17 (20%)	17 (20%)	0	0
16	AP	80/82 (98%)	48 (60%)	11 (14%)	21 (26%)	0	0
16	BP	80/82 (98%)	47 (59%)	22 (28%)	11 (14%)	0	1
17	AQ	78/80 (98%)	47 (60%)	18 (23%)	13 (17%)	0	0
17	BQ	78/80 (98%)	48 (62%)	18 (23%)	12 (15%)	0	1
18	AR	53/55 (96%)	34 (64%)	13 (24%)	6 (11%)	0	2
18	BR	53/55 (96%)	31 (58%)	19 (36%)	3 (6%)	1	10
19	AS	77/79 (98%)	36 (47%)	29 (38%)	12 (16%)	0	1

Continued on next page...

Continued from previous page...

Mol	Chain	Analysed	Favoured	Allowed	Outliers	Percentiles	
19	BS	77/79 (98%)	56 (73%)	14 (18%)	7 (9%)	1	3
20	AT	83/85 (98%)	37 (45%)	31 (37%)	15 (18%)	0	0
20	BT	83/85 (98%)	46 (55%)	23 (28%)	14 (17%)	0	0
21	AU	49/51 (96%)	20 (41%)	15 (31%)	14 (29%)	0	0
21	BU	49/51 (96%)	22 (45%)	10 (20%)	17 (35%)	0	0
24	AY	181/183 (99%)	135 (75%)	35 (19%)	11 (6%)	1	8
27	CC	269/271 (99%)	216 (80%)	32 (12%)	21 (8%)	1	4
27	DC	269/271 (99%)	198 (74%)	43 (16%)	28 (10%)	0	2
28	CD	207/209 (99%)	166 (80%)	30 (14%)	11 (5%)	2	11
28	DD	207/209 (99%)	162 (78%)	35 (17%)	10 (5%)	2	13
29	CE	199/201 (99%)	158 (79%)	32 (16%)	9 (4%)	2	14
29	DE	199/201 (99%)	142 (71%)	38 (19%)	19 (10%)	0	3
30	CF	175/177 (99%)	118 (67%)	38 (22%)	19 (11%)	0	2
30	DF	175/177 (99%)	113 (65%)	34 (19%)	28 (16%)	0	1
31	CG	174/176 (99%)	129 (74%)	30 (17%)	15 (9%)	1	3
31	DG	174/176 (99%)	106 (61%)	43 (25%)	25 (14%)	0	1
32	CH	147/149 (99%)	95 (65%)	29 (20%)	23 (16%)	0	1
32	DH	147/149 (99%)	95 (65%)	27 (18%)	25 (17%)	0	0
33	CI	139/141 (99%)	65 (47%)	47 (34%)	27 (19%)	0	0
33	DI	139/141 (99%)	71 (51%)	46 (33%)	22 (16%)	0	1
34	CJ	140/142 (99%)	123 (88%)	11 (8%)	6 (4%)	2	15
34	DJ	140/142 (99%)	112 (80%)	24 (17%)	4 (3%)	4	24
35	CK	120/122 (98%)	88 (73%)	24 (20%)	8 (7%)	1	6
35	DK	120/122 (98%)	87 (72%)	21 (18%)	12 (10%)	0	2
36	CL	141/143 (99%)	99 (70%)	21 (15%)	21 (15%)	0	1
36	DL	141/143 (99%)	88 (62%)	36 (26%)	17 (12%)	0	1
37	CM	134/136 (98%)	110 (82%)	15 (11%)	9 (7%)	1	6
37	DM	134/136 (98%)	97 (72%)	23 (17%)	14 (10%)	0	2
38	CN	118/120 (98%)	91 (77%)	21 (18%)	6 (5%)	2	12
38	DN	118/120 (98%)	82 (70%)	28 (24%)	8 (7%)	1	6
39	CO	114/116 (98%)	83 (73%)	17 (15%)	14 (12%)	0	1

Continued on next page...

Continued from previous page...

Mol	Chain	Analysed	Favoured	Allowed	Outliers	Percentiles	
39	DO	114/116 (98%)	77 (68%)	25 (22%)	12 (10%)	0	2
40	CP	112/114 (98%)	96 (86%)	12 (11%)	4 (4%)	3	19
40	DP	112/114 (98%)	86 (77%)	19 (17%)	7 (6%)	1	7
41	CQ	115/117 (98%)	100 (87%)	13 (11%)	2 (2%)	9	39
41	DQ	115/117 (98%)	95 (83%)	18 (16%)	2 (2%)	9	39
42	CR	101/103 (98%)	84 (83%)	9 (9%)	8 (8%)	1	4
42	DR	101/103 (98%)	78 (77%)	14 (14%)	9 (9%)	1	3
43	CS	108/110 (98%)	90 (83%)	12 (11%)	6 (6%)	2	10
43	DS	108/110 (98%)	78 (72%)	19 (18%)	11 (10%)	0	2
44	CT	91/93 (98%)	67 (74%)	13 (14%)	11 (12%)	0	1
44	DT	91/93 (98%)	59 (65%)	20 (22%)	12 (13%)	0	1
45	CU	100/102 (98%)	74 (74%)	14 (14%)	12 (12%)	0	1
45	DU	100/102 (98%)	73 (73%)	14 (14%)	13 (13%)	0	1
46	CV	92/94 (98%)	78 (85%)	12 (13%)	2 (2%)	6	31
46	DV	92/94 (98%)	71 (77%)	15 (16%)	6 (6%)	1	7
47	CW	74/76 (97%)	68 (92%)	4 (5%)	2 (3%)	5	26
48	CX	75/77 (97%)	64 (85%)	9 (12%)	2 (3%)	5	26
48	DX	75/77 (97%)	54 (72%)	15 (20%)	6 (8%)	1	4
49	CY	61/63 (97%)	34 (56%)	13 (21%)	14 (23%)	0	0
49	DY	61/63 (97%)	28 (46%)	16 (26%)	17 (28%)	0	0
50	CZ	56/58 (97%)	50 (89%)	6 (11%)	0	100	100
50	DZ	56/58 (97%)	50 (89%)	4 (7%)	2 (4%)	3	19
51	C0	54/56 (96%)	44 (82%)	8 (15%)	2 (4%)	3	19
51	D0	54/56 (96%)	39 (72%)	10 (18%)	5 (9%)	0	3
52	C1	48/50 (96%)	32 (67%)	12 (25%)	4 (8%)	1	4
52	D1	48/50 (96%)	36 (75%)	10 (21%)	2 (4%)	3	16
53	C2	44/46 (96%)	37 (84%)	6 (14%)	1 (2%)	6	30
53	D2	44/46 (96%)	31 (70%)	8 (18%)	5 (11%)	0	2
54	C3	62/64 (97%)	56 (90%)	6 (10%)	0	100	100
54	D3	62/64 (97%)	49 (79%)	11 (18%)	2 (3%)	4	22
55	C4	36/38 (95%)	31 (86%)	4 (11%)	1 (3%)	5	25

Continued on next page...

Continued from previous page...

Mol	Chain	Analysed	Favoured	Allowed	Outliers	Percentiles	
55	D4	36/38 (95%)	31 (86%)	4 (11%)	1 (3%)	5	25
57	DW	73/75 (97%)	57 (78%)	12 (16%)	4 (6%)	2	10
All	All	11416/11626 (98%)	7804 (68%)	2248 (20%)	1364 (12%)	0	1

All (1364) Ramachandran outliers are listed below:

Mol	Chain	Res	Type
2	AB	15	PHE
2	AB	21	TYR
2	AB	33	ALA
2	AB	63	LYS
2	AB	67	LEU
2	AB	72	LYS
2	AB	74	ALA
2	AB	82	ALA
2	AB	86	CYS
2	AB	91	VAL
2	AB	94	ARG
2	AB	106	VAL
2	AB	114	LYS
2	AB	115	ASP
2	AB	116	LEU
2	AB	119	GLN
2	AB	128	LEU
2	AB	131	LYS
2	AB	132	GLU
2	AB	133	ALA
2	AB	144	GLU
2	AB	147	LEU
2	AB	151	LYS
2	AB	156	LEU
2	AB	160	LEU
2	AB	163	ILE
2	AB	182	VAL
2	AB	200	PRO
2	AB	206	ILE
2	AB	208	ALA
2	AB	211	LEU
2	AB	219	THR
2	AB	221	ARG
3	AC	11	LEU

Continued on next page...

Continued from previous page...

Mol	Chain	Res	Type
3	AC	14	VAL
3	AC	16	PRO
3	AC	17	TRP
3	AC	25	THR
3	AC	53	ARG
3	AC	78	LYS
3	AC	79	LYS
3	AC	119	ILE
3	AC	120	THR
3	AC	138	GLN
3	AC	145	ALA
3	AC	167	TYR
4	AD	22	SER
4	AD	25	ARG
4	AD	28	ASP
4	AD	32	LYS
4	AD	34	GLU
4	AD	43	ARG
4	AD	48	SER
4	AD	150	LYS
4	AD	152	SER
4	AD	155	LYS
4	AD	159	GLU
4	AD	167	PRO
4	AD	190	LEU
4	AD	191	SER
4	AD	202	LEU
5	AE	11	GLN
5	AE	61	LYS
5	AE	68	ARG
5	AE	81	GLN
5	AE	99	SER
5	AE	104	ILE
5	AE	112	ALA
5	AE	121	ASN
5	AE	137	ARG
6	AF	6	ILE
6	AF	18	VAL
6	AF	36	ILE
6	AF	63	ASN
6	AF	82	ASP
6	AF	91	ARG

Continued on next page...

Continued from previous page...

Mol	Chain	Res	Type
6	AF	92	THR
7	AG	14	ASP
7	AG	49	LEU
7	AG	58	LEU
7	AG	93	VAL
7	AG	101	ARG
7	AG	112	ASP
7	AG	129	ASN
8	AH	2	MET
8	AH	13	ILE
8	AH	14	ARG
8	AH	49	LYS
8	AH	53	ASP
8	AH	56	PRO
8	AH	102	VAL
9	AI	40	ARG
9	AI	71	ILE
9	AI	87	MET
9	AI	90	ASP
9	AI	119	LYS
10	AJ	17	LEU
10	AJ	32	THR
10	AJ	33	GLY
10	AJ	34	ALA
10	AJ	43	PRO
10	AJ	57	VAL
10	AJ	61	ALA
10	AJ	101	SER
11	AK	14	GLN
11	AK	51	PHE
11	AK	71	ASP
11	AK	72	ALA
11	AK	74	LYS
11	AK	124	LYS
11	AK	125	LYS
12	AL	23	LEU
12	AL	24	GLU
12	AL	25	ALA
12	AL	43	LYS
13	AM	3	ILE
13	AM	10	ASP
13	AM	11	HIS

Continued on next page...

Continued from previous page...

Mol	Chain	Res	Type
13	AM	26	LYS
13	AM	40	GLU
13	AM	113	LYS
14	AN	20	PHE
14	AN	28	ALA
14	AN	30	ILE
14	AN	32	ASP
14	AN	47	LYS
14	AN	49	GLN
14	AN	52	PRO
14	AN	62	ASN
14	AN	92	GLU
15	AO	72	LYS
16	AP	11	ALA
16	AP	16	PHE
16	AP	43	ALA
16	AP	46	LYS
16	AP	51	ARG
16	AP	77	GLU
16	AP	79	ASN
17	AQ	12	VAL
17	AQ	50	ASN
19	AS	28	LYS
19	AS	64	GLU
19	AS	75	PRO
20	AT	4	LYS
20	AT	5	SER
20	AT	43	LYS
20	AT	72	ALA
20	AT	76	ALA
21	AU	10	PRO
21	AU	23	GLU
21	AU	35	GLU
21	AU	37	TYR
21	AU	39	LYS
24	AY	34	SER
24	AY	112	LYS
24	AY	113	ASP
24	AY	147	LYS
2	BB	9	LEU
2	BB	15	PHE
2	BB	21	TYR

Continued on next page...

Continued from previous page...

Mol	Chain	Res	Type
2	BB	35	ASN
2	BB	56	LEU
2	BB	58	LYS
2	BB	62	ARG
2	BB	73	ARG
2	BB	99	MET
2	BB	115	ASP
2	BB	120	SER
2	BB	125	PHE
2	BB	133	ALA
2	BB	139	GLU
2	BB	140	LEU
2	BB	150	ILE
2	BB	221	ARG
3	BC	11	LEU
3	BC	16	PRO
3	BC	53	ARG
3	BC	63	ILE
3	BC	81	GLU
3	BC	100	ILE
3	BC	102	ILE
3	BC	140	ALA
3	BC	145	ALA
3	BC	155	ARG
3	BC	171	ARG
3	BC	190	THR
4	BD	25	ARG
4	BD	26	ALA
4	BD	32	LYS
4	BD	34	GLU
4	BD	35	GLN
4	BD	36	ALA
4	BD	110	ARG
4	BD	163	GLN
4	BD	166	LYS
4	BD	173	ASP
4	BD	191	SER
5	BE	11	GLN
5	BE	50	GLY
5	BE	67	ARG
5	BE	97	PRO
5	BE	100	GLU

Continued on next page...

Continued from previous page...

Mol	Chain	Res	Type
5	BE	101	GLY
5	BE	102	THR
5	BE	122	VAL
5	BE	137	ARG
5	BE	154	ALA
6	BF	15	SER
6	BF	27	ALA
6	BF	33	GLU
6	BF	54	LEU
6	BF	55	HIS
6	BF	86	ARG
6	BF	91	ARG
6	BF	92	THR
6	BF	93	LYS
6	BF	98	GLU
7	BG	8	GLN
7	BG	56	SER
7	BG	69	ARG
7	BG	126	ALA
7	BG	129	ASN
8	BH	30	LYS
8	BH	49	LYS
8	BH	66	GLN
8	BH	77	VAL
8	BH	88	LYS
9	BI	38	PHE
9	BI	40	ARG
9	BI	42	THR
9	BI	44	ARG
9	BI	54	VAL
9	BI	119	LYS
9	BI	128	LYS
10	BJ	7	ARG
10	BJ	42	LEU
10	BJ	57	VAL
10	BJ	59	LYS
10	BJ	86	ALA
10	BJ	92	LEU
10	BJ	93	ALA
11	BK	51	PHE
11	BK	90	PRO
11	BK	124	LYS

Continued on next page...

Continued from previous page...

Mol	Chain	Res	Type
11	BK	126	ARG
12	BL	14	LYS
12	BL	43	LYS
12	BL	75	GLU
12	BL	116	TYR
13	BM	10	ASP
13	BM	26	LYS
13	BM	31	ALA
13	BM	65	GLU
13	BM	80	MET
13	BM	81	ASP
13	BM	113	LYS
14	BN	10	VAL
14	BN	20	PHE
14	BN	22	LYS
14	BN	28	ALA
14	BN	32	ASP
14	BN	52	PRO
14	BN	59	ARG
14	BN	62	ASN
15	BO	58	MET
15	BO	59	VAL
15	BO	74	VAL
15	BO	86	LEU
16	BP	43	ALA
16	BP	44	SER
16	BP	80	LYS
17	BQ	4	ILE
17	BQ	9	GLY
17	BQ	11	VAL
17	BQ	12	VAL
17	BQ	50	ASN
17	BQ	51	GLU
17	BQ	52	CYS
18	BR	46	THR
20	BT	3	ILE
20	BT	5	SER
20	BT	40	ALA
21	BU	8	ASN
21	BU	11	PHE
21	BU	16	ARG
21	BU	23	GLU

Continued on next page...

Continued from previous page...

Mol	Chain	Res	Type
21	BU	35	GLU
21	BU	36	PHE
21	BU	39	LYS
21	BU	45	LYS
27	CC	35	LYS
27	CC	36	ASN
27	CC	121	ALA
27	CC	122	ALA
27	CC	167	ASP
27	CC	196	ASN
27	CC	235	GLU
28	CD	41	ALA
28	CD	104	VAL
28	CD	152	PRO
30	CF	175	PRO
31	CG	81	GLY
31	CG	117	PRO
31	CG	118	ALA
32	CH	2	GLN
32	CH	10	ALA
32	CH	11	ASN
32	CH	12	LEU
32	CH	14	SER
32	CH	31	VAL
32	CH	32	PRO
32	CH	33	GLN
32	CH	56	ALA
33	CI	5	GLN
33	CI	6	ALA
33	CI	18	ASN
33	CI	30	GLN
33	CI	57	VAL
33	CI	64	ARG
33	CI	65	SER
33	CI	74	PRO
33	CI	104	GLN
33	CI	105	LEU
33	CI	115	ASP
33	CI	116	MET
33	CI	133	ARG
34	CJ	81	ILE
35	CK	35	VAL

Continued on next page...

Continued from previous page...

Mol	Chain	Res	Type
35	CK	75	SER
35	CK	91	SER
35	CK	110	GLU
36	CL	15	ALA
36	CL	29	LYS
36	CL	68	SER
36	CL	69	ARG
36	CL	86	GLU
36	CL	88	GLY
36	CL	94	THR
36	CL	111	ILE
36	CL	115	GLU
37	CM	44	ARG
37	CM	55	ARG
37	CM	69	PRO
37	CM	78	LEU
38	CN	11	ASN
39	CO	49	VAL
40	CP	15	ASP
40	CP	93	LYS
40	CP	104	GLY
41	CQ	24	TYR
41	CQ	86	SER
42	CR	40	MET
42	CR	51	VAL
42	CR	55	ASP
42	CR	65	ALA
44	CT	72	GLN
44	CT	89	GLU
45	CU	6	ARG
45	CU	7	ASP
45	CU	16	LYS
45	CU	97	SER
45	CU	98	ASN
45	CU	99	SER
49	CY	17	GLU
49	CY	22	LEU
49	CY	24	GLU
49	CY	33	ALA
52	C1	16	THR
52	C1	51	ALA
53	C2	44	VAL

Continued on next page...

Continued from previous page...

Mol	Chain	Res	Type
27	DC	12	ARG
27	DC	57	HIS
27	DC	70	LYS
27	DC	107	LYS
27	DC	121	ALA
27	DC	237	ARG
27	DC	238	ASN
27	DC	254	LYS
28	DD	98	VAL
28	DD	105	LYS
28	DD	152	PRO
29	DE	6	LYS
29	DE	7	ASP
29	DE	8	ALA
29	DE	11	ALA
29	DE	22	ASP
29	DE	72	SER
29	DE	131	THR
29	DE	144	GLU
30	DF	2	LYS
30	DF	28	PRO
30	DF	100	GLU
30	DF	102	LEU
30	DF	122	ASP
30	DF	149	ARG
30	DF	175	PRO
31	DG	6	ALA
31	DG	27	GLY
31	DG	46	ASP
31	DG	110	HIS
31	DG	118	ALA
31	DG	144	ALA
31	DG	173	ALA
31	DG	174	LYS
32	DH	3	VAL
32	DH	8	LYS
32	DH	9	VAL
32	DH	10	ALA
32	DH	31	VAL
32	DH	32	PRO
32	DH	33	GLN
32	DH	41	LYS

Continued on next page...

Continued from previous page...

Mol	Chain	Res	Type
32	DH	115	VAL
32	DH	119	ASN
33	DI	6	ALA
33	DI	18	ASN
33	DI	64	ARG
33	DI	89	SER
33	DI	92	PRO
33	DI	101	SER
33	DI	114	ALA
35	DK	109	SER
35	DK	119	ALA
36	DL	9	ALA
36	DL	29	LYS
36	DL	80	SER
36	DL	103	ILE
36	DL	104	GLN
36	DL	111	ILE
36	DL	133	ALA
37	DM	3	GLN
37	DM	43	ALA
37	DM	53	MET
37	DM	69	PRO
38	DN	2	ARG
38	DN	59	SER
38	DN	88	ALA
38	DN	119	SER
39	DO	99	TYR
40	DP	93	LYS
42	DR	7	SER
42	DR	24	LYS
43	DS	64	ALA
43	DS	109	ASP
44	DT	10	VAL
44	DT	17	SER
44	DT	18	GLU
44	DT	37	ASP
44	DT	48	GLN
44	DT	88	LYS
45	DU	6	ARG
45	DU	8	ASP
45	DU	52	ASN
45	DU	54	PRO

Continued on next page...

Continued from previous page...

Mol	Chain	Res	Type
45	DU	99	SER
46	DV	59	GLU
49	DY	17	GLU
49	DY	21	LEU
49	DY	24	GLU
49	DY	37	LEU
49	DY	57	LEU
49	DY	61	ALA
50	DZ	3	THR
52	D1	4	ILE
52	D1	51	ALA
53	D2	32	ALA
2	AB	13	VAL
2	AB	50	ASN
2	AB	51	GLU
2	AB	56	LEU
2	AB	75	ALA
2	AB	96	LEU
2	AB	122	ASP
2	AB	123	GLY
2	AB	127	LYS
2	AB	154	GLY
2	AB	176	ASN
2	AB	207	ARG
2	AB	209	VAL
2	AB	210	THR
3	AC	61	LYS
3	AC	80	GLY
3	AC	93	ILE
3	AC	106	ARG
3	AC	126	ARG
3	AC	140	ALA
4	AD	6	PRO
4	AD	9	LYS
4	AD	23	GLY
4	AD	31	CYS
4	AD	101	VAL
4	AD	124	VAL
4	AD	165	GLU
4	AD	174	ALA
5	AE	75	LEU
5	AE	77	ASN

Continued on next page...

Continued from previous page...

Mol	Chain	Res	Type
5	AE	87	VAL
5	AE	98	ALA
5	AE	119	VAL
5	AE	133	ILE
5	AE	146	MET
5	AE	156	ARG
6	AF	8	PHE
6	AF	51	ILE
7	AG	74	VAL
7	AG	86	VAL
7	AG	99	ALA
7	AG	102	TRP
7	AG	124	SER
7	AG	131	GLY
8	AH	24	VAL
8	AH	47	ASP
9	AI	31	GLN
9	AI	106	ASP
10	AJ	28	THR
10	AJ	35	GLN
10	AJ	41	PRO
10	AJ	59	LYS
10	AJ	74	VAL
10	AJ	93	ALA
11	AK	16	SER
11	AK	77	GLY
11	AK	118	ASN
12	AL	88	ASP
13	AM	66	GLY
14	AN	16	ALA
14	AN	27	LYS
14	AN	75	ARG
16	AP	10	GLY
16	AP	15	PRO
16	AP	36	VAL
16	AP	53	ASP
16	AP	76	LYS
16	AP	78	VAL
16	AP	80	LYS
17	AQ	8	GLN
17	AQ	11	VAL
17	AQ	48	GLU

Continued on next page...

Continued from previous page...

Mol	Chain	Res	Type
17	AQ	49	ASN
17	AQ	68	LYS
17	AQ	69	THR
18	AR	24	ASP
19	AS	8	PRO
19	AS	13	HIS
19	AS	29	PRO
20	AT	57	VAL
20	AT	73	ARG
21	AU	26	GLY
24	AY	87	ASP
24	AY	141	LYS
24	AY	153	ASP
2	BB	18	GLN
2	BB	22	TRP
2	BB	32	GLY
2	BB	33	ALA
2	BB	63	LYS
2	BB	72	LYS
2	BB	85	SER
2	BB	123	GLY
2	BB	138	ARG
2	BB	154	GLY
2	BB	170	ILE
2	BB	206	ILE
2	BB	208	ALA
2	BB	219	THR
2	BB	224	ARG
3	BC	12	GLY
3	BC	13	ILE
3	BC	76	ILE
3	BC	79	LYS
3	BC	88	LYS
3	BC	115	VAL
4	BD	31	CYS
4	BD	33	ILE
4	BD	46	ARG
4	BD	78	ALA
4	BD	161	ALA
4	BD	175	GLY
5	BE	99	SER
5	BE	110	MET

Continued on next page...

Continued from previous page...

Mol	Chain	Res	Type
5	BE	125	LYS
5	BE	129	SER
5	BE	153	ALA
5	BE	157	GLY
6	BF	14	GLN
6	BF	52	ASN
6	BF	75	GLU
7	BG	16	LYS
7	BG	28	ILE
7	BG	79	VAL
7	BG	139	ASP
8	BH	21	LYS
8	BH	114	ALA
9	BI	9	GLY
9	BI	90	ASP
9	BI	100	ALA
9	BI	102	PHE
10	BJ	17	LEU
10	BJ	35	GLN
10	BJ	36	VAL
10	BJ	100	ILE
11	BK	14	GLN
11	BK	16	SER
11	BK	91	GLY
11	BK	103	GLY
11	BK	105	ARG
12	BL	3	VAL
12	BL	16	ALA
12	BL	77	SER
12	BL	88	ASP
12	BL	117	GLY
13	BM	4	ALA
13	BM	5	GLY
13	BM	11	HIS
13	BM	19	THR
13	BM	40	GLU
13	BM	91	ARG
13	BM	104	ASN
13	BM	110	GLY
14	BN	3	GLN
14	BN	17	ASP
14	BN	27	LYS

Continued on next page...

Continued from previous page...

Mol	Chain	Res	Type
14	BN	30	ILE
14	BN	33	VAL
14	BN	42	TRP
14	BN	76	LYS
14	BN	92	GLU
14	BN	100	SER
15	BO	2	LEU
15	BO	17	ASP
15	BO	26	VAL
15	BO	27	GLN
15	BO	35	ILE
15	BO	85	GLY
16	BP	31	ARG
16	BP	53	ASP
16	BP	75	ILE
17	BQ	17	GLU
19	BS	4	LEU
19	BS	5	LYS
19	BS	37	SER
19	BS	63	ASP
21	BU	10	PRO
21	BU	12	ASP
21	BU	24	LYS
27	CC	11	GLY
27	CC	12	ARG
27	CC	70	LYS
27	CC	151	GLY
27	CC	177	SER
28	CD	86	GLU
28	CD	88	GLU
28	CD	206	ALA
29	CE	45	ALA
29	CE	151	GLY
29	CE	161	ALA
30	CF	20	ASN
30	CF	40	GLY
30	CF	41	GLU
30	CF	52	ALA
30	CF	69	ALA
30	CF	151	LEU
30	CF	159	ALA
31	CG	38	ASP

Continued on next page...

Continued from previous page...

Mol	Chain	Res	Type
31	CG	60	GLY
31	CG	151	ARG
32	CH	3	VAL
32	CH	28	ASN
32	CH	34	GLY
32	CH	35	LYS
32	CH	41	LYS
32	CH	118	PRO
32	CH	119	ASN
32	CH	121	VAL
33	CI	21	PRO
33	CI	23	VAL
33	CI	44	LYS
33	CI	71	LYS
33	CI	97	VAL
35	CK	109	SER
36	CL	24	GLY
36	CL	27	LEU
36	CL	30	THR
36	CL	31	GLY
36	CL	81	ASP
36	CL	102	GLY
36	CL	114	GLY
37	CM	54	THR
38	CN	2	ARG
38	CN	10	LEU
39	CO	3	LYS
39	CO	57	ALA
39	CO	77	ALA
39	CO	87	ILE
42	CR	49	ILE
42	CR	50	GLY
42	CR	53	PHE
44	CT	38	ALA
45	CU	8	ASP
45	CU	51	LEU
45	CU	101	THR
46	CV	51	GLN
48	CX	41	SER
49	CY	14	LEU
49	CY	32	ALA
49	CY	37	LEU

Continued on next page...

Continued from previous page...

Mol	Chain	Res	Type
49	CY	62	GLY
51	C0	54	ILE
27	DC	35	LYS
27	DC	151	GLY
27	DC	188	ARG
27	DC	239	PHE
27	DC	253	GLY
28	DD	104	VAL
29	DE	122	GLU
29	DE	127	GLU
29	DE	132	LYS
29	DE	163	ASN
29	DE	194	LYS
30	DF	20	ASN
30	DF	29	ARG
30	DF	53	ALA
30	DF	96	TRP
30	DF	104	THR
30	DF	115	GLY
30	DF	160	LYS
31	DG	5	LYS
31	DG	60	GLY
31	DG	81	GLY
31	DG	95	ALA
31	DG	151	ARG
32	DH	12	LEU
32	DH	22	LYS
32	DH	34	GLY
32	DH	35	LYS
32	DH	87	GLU
32	DH	118	PRO
32	DH	121	VAL
33	DI	8	VAL
33	DI	71	LYS
33	DI	83	ALA
33	DI	87	SER
33	DI	105	LEU
34	DJ	81	ILE
34	DJ	118	MET
35	DK	35	VAL
35	DK	101	GLY
35	DK	105	ARG

Continued on next page...

Continued from previous page...

Mol	Chain	Res	Type
36	DL	5	THR
36	DL	54	GLN
36	DL	102	GLY
36	DL	114	GLY
36	DL	115	GLU
37	DM	23	GLY
37	DM	111	GLU
39	DO	34	HIS
39	DO	37	ALA
39	DO	57	ALA
39	DO	63	LYS
39	DO	76	LYS
39	DO	103	VAL
39	DO	106	LEU
40	DP	19	PHE
40	DP	104	GLY
42	DR	102	SER
43	DS	33	LEU
43	DS	59	GLU
43	DS	63	GLY
43	DS	80	PRO
44	DT	9	LYS
44	DT	22	THR
44	DT	52	GLU
45	DU	20	LYS
45	DU	56	GLY
45	DU	63	ALA
46	DV	9	ARG
46	DV	65	VAL
46	DV	93	ARG
57	DW	23	GLY
48	DX	2	ARG
48	DX	56	ARG
49	DY	2	LYS
49	DY	9	LYS
49	DY	25	GLN
49	DY	33	ALA
49	DY	46	VAL
51	D0	17	SER
51	D0	31	LYS
53	D2	17	GLY
55	D4	37	GLN

Continued on next page...

Continued from previous page...

Mol	Chain	Res	Type
2	AB	25	LYS
2	AB	40	ILE
2	AB	125	PHE
3	AC	65	VAL
3	AC	87	ARG
3	AC	135	ARG
3	AC	139	ASN
4	AD	160	LEU
4	AD	166	LYS
4	AD	168	THR
4	AD	169	TRP
4	AD	192	ALA
5	AE	60	GLN
5	AE	67	ARG
5	AE	142	GLY
5	AE	150	GLU
6	AF	56	LYS
6	AF	68	GLN
6	AF	69	GLU
7	AG	50	ALA
7	AG	100	MET
8	AH	96	ALA
9	AI	8	THR
9	AI	52	GLU
9	AI	55	ASP
10	AJ	39	PRO
10	AJ	58	ASN
10	AJ	95	GLY
13	AM	56	ARG
13	AM	104	ASN
14	AN	42	TRP
14	AN	76	LYS
15	AO	57	ARG
16	AP	49	GLY
16	AP	65	ALA
17	AQ	16	MET
17	AQ	17	GLU
17	AQ	39	ARG
18	AR	48	ALA
19	AS	23	GLU
20	AT	3	ILE
20	AT	15	LYS

Continued on next page...

Continued from previous page...

Mol	Chain	Res	Type
21	AU	36	PHE
21	AU	47	ALA
2	BB	17	HIS
2	BB	50	ASN
2	BB	74	ALA
2	BB	86	CYS
2	BB	94	ARG
2	BB	101	THR
2	BB	169	HIS
2	BB	192	PRO
2	BB	204	ASP
2	BB	217	ALA
3	BC	116	ALA
3	BC	138	GLN
4	BD	84	ASN
4	BD	88	ASN
4	BD	104	MET
4	BD	172	VAL
5	BE	44	ARG
5	BE	69	ASN
5	BE	121	ASN
5	BE	144	GLU
6	BF	26	THR
6	BF	53	LYS
6	BF	69	GLU
7	BG	6	ILE
7	BG	9	ARG
7	BG	15	PRO
7	BG	38	ALA
7	BG	58	LEU
7	BG	81	GLY
7	BG	83	THR
8	BH	34	ALA
8	BH	70	VAL
8	BH	112	ASP
9	BI	120	ALA
10	BJ	58	ASN
10	BJ	75	ASP
11	BK	71	ASP
11	BK	97	ARG
11	BK	98	ALA
12	BL	33	CYS

Continued on next page...

Continued from previous page...

Mol	Chain	Res	Type
12	BL	122	LYS
13	BM	51	GLN
13	BM	90	HIS
13	BM	109	LYS
14	BN	8	ARG
14	BN	21	ALA
14	BN	64	CYS
15	BO	25	GLU
15	BO	65	LEU
15	BO	70	LYS
15	BO	72	LYS
16	BP	11	ALA
17	BQ	61	ARG
20	BT	33	LYS
20	BT	35	TYR
20	BT	68	LYS
20	BT	70	LYS
20	BT	74	HIS
21	BU	20	ARG
21	BU	34	ARG
27	CC	65	ASP
27	CC	74	PRO
27	CC	157	ALA
28	CD	40	LEU
29	CE	8	ALA
29	CE	142	ALA
29	CE	173	THR
30	CF	9	ASP
30	CF	24	VAL
30	CF	44	ALA
30	CF	109	ARG
30	CF	116	LEU
31	CG	28	LYS
31	CG	77	GLY
31	CG	150	TYR
32	CH	26	ALA
32	CH	107	GLY
33	CI	36	GLU
33	CI	41	PHE
33	CI	82	ALA
33	CI	100	ILE
33	CI	112	LYS

Continued on next page...

Continued from previous page...

Mol	Chain	Res	Type
34	CJ	32	LEU
35	CK	93	GLN
35	CK	119	ALA
36	CL	137	ALA
37	CM	6	ARG
37	CM	43	ALA
37	CM	113	ALA
38	CN	80	PHE
39	CO	60	GLU
39	CO	88	LYS
39	CO	89	ASP
39	CO	95	SER
40	CP	65	ASN
43	CS	12	SER
43	CS	46	LEU
43	CS	64	ALA
44	CT	20	ALA
44	CT	88	LYS
46	CV	67	GLY
49	CY	20	ASN
49	CY	57	LEU
52	C1	32	LYS
27	DC	18	VAL
27	DC	189	ALA
27	DC	204	LEU
27	DC	224	MET
28	DD	36	GLN
28	DD	43	ASP
28	DD	45	TYR
28	DD	159	LYS
28	DD	174	SER
29	DE	61	ARG
29	DE	83	VAL
30	DF	42	ALA
30	DF	51	ASN
30	DF	52	ALA
30	DF	95	MET
30	DF	97	GLU
30	DF	99	PHE
30	DF	101	ARG
31	DG	79	THR
31	DG	145	ALA

Continued on next page...

Continued from previous page...

Mol	Chain	Res	Type
33	DI	36	GLU
33	DI	38	CYS
35	DK	88	ASN
35	DK	108	ARG
36	DL	42	SER
36	DL	118	THR
38	DN	3	HIS
38	DN	53	THR
39	DO	68	LYS
39	DO	79	ALA
40	DP	33	GLU
42	DR	6	GLN
42	DR	28	ALA
42	DR	70	GLU
43	DS	58	ALA
44	DT	5	GLU
45	DU	36	GLU
45	DU	97	SER
57	DW	31	SER
48	DX	33	HIS
48	DX	52	ALA
48	DX	61	LYS
49	DY	14	LEU
49	DY	22	LEU
50	DZ	44	ARG
53	D2	45	SER
54	D3	27	ASN
2	AB	142	LYS
3	AC	8	GLY
3	AC	60	ALA
3	AC	85	LYS
4	AD	29	THR
4	AD	35	GLN
4	AD	42	ALA
4	AD	78	ALA
4	AD	125	ASN
4	AD	148	ALA
5	AE	23	THR
6	AF	53	LYS
7	AG	16	LYS
7	AG	144	ALA
8	AH	118	ALA

Continued on next page...

Continued from previous page...

Mol	Chain	Res	Type
9	AI	68	GLY
10	AJ	36	VAL
10	AJ	42	LEU
10	AJ	92	LEU
11	AK	40	ALA
11	AK	126	ARG
13	AM	111	PRO
14	AN	64	CYS
14	AN	69	ARG
15	AO	2	LEU
15	AO	9	LYS
15	AO	45	HIS
17	AQ	5	ARG
17	AQ	35	LYS
18	AR	26	ALA
18	AR	29	LYS
18	AR	60	ARG
19	AS	4	LEU
20	AT	23	ARG
20	AT	29	THR
20	AT	74	HIS
21	AU	9	GLU
2	BB	81	ASP
2	BB	134	LEU
2	BB	182	VAL
2	BB	187	ASP
3	BC	47	ALA
3	BC	65	VAL
3	BC	74	ILE
4	BD	41	GLY
4	BD	115	GLN
4	BD	153	ARG
4	BD	174	ALA
4	BD	203	TYR
5	BE	106	ALA
5	BE	112	ALA
5	BE	149	PRO
6	BF	13	ASP
6	BF	62	MET
7	BG	27	ASN
7	BG	130	LYS
7	BG	136	LYS

Continued on next page...

Continued from previous page...

Mol	Chain	Res	Type
10	BJ	29	ALA
11	BK	77	GLY
11	BK	88	PRO
11	BK	118	ASN
12	BL	21	PRO
13	BM	32	ILE
14	BN	15	LEU
14	BN	57	PRO
14	BN	65	ARG
15	BO	45	HIS
17	BQ	47	ASP
17	BQ	70	LYS
17	BQ	79	GLU
18	BR	29	LYS
20	BT	6	ALA
20	BT	50	PHE
27	CC	160	TYR
27	CC	204	LEU
28	CD	57	ALA
28	CD	67	HIS
28	CD	133	THR
30	CF	129	MET
30	CF	132	ARG
31	CG	131	VAL
32	CH	8	LYS
32	CH	9	VAL
32	CH	51	ARG
34	CJ	89	PHE
39	CO	51	ALA
39	CO	76	LYS
39	CO	94	ARG
44	CT	5	GLU
44	CT	41	ALA
44	CT	52	GLU
47	CW	7	ARG
47	CW	59	ALA
48	CX	59	ASP
49	CY	10	SER
49	CY	21	LEU
51	C0	53	VAL
52	C1	50	GLU
55	C4	20	ASP

Continued on next page...

Continued from previous page...

Mol	Chain	Res	Type
27	DC	113	ASP
27	DC	158	GLY
27	DC	200	MET
27	DC	231	HIS
27	DC	243	PRO
28	DD	133	THR
29	DE	200	LEU
30	DF	4	HIS
30	DF	26	GLN
30	DF	54	ALA
30	DF	171	ALA
31	DG	3	VAL
31	DG	7	PRO
31	DG	45	ALA
31	DG	159	LYS
32	DH	16	GLY
32	DH	42	LYS
32	DH	71	LYS
33	DI	21	PRO
33	DI	100	ILE
34	DJ	30	THR
35	DK	23	LYS
35	DK	110	GLU
36	DL	82	LEU
37	DM	17	ASN
37	DM	28	PHE
37	DM	54	THR
38	DN	84	GLY
39	DO	60	GLU
40	DP	110	LYS
41	DQ	66	ALA
42	DR	49	ILE
43	DS	36	LEU
45	DU	50	ALA
46	DV	16	ALA
46	DV	43	ASP
57	DW	11	ASP
49	DY	4	LYS
49	DY	34	SER
49	DY	60	LYS
51	D0	19	ASP
51	D0	37	HIS

Continued on next page...

Continued from previous page...

Mol	Chain	Res	Type
2	AB	42	LEU
2	AB	83	ALA
2	AB	111	LYS
2	AB	218	ALA
3	AC	26	LYS
3	AC	64	ARG
3	AC	76	ILE
3	AC	166	TRP
4	AD	69	ARG
4	AD	139	ASN
5	AE	55	VAL
6	AF	54	LEU
7	AG	78	ARG
9	AI	56	MET
10	AJ	31	ARG
11	AK	55	ARG
11	AK	123	PRO
12	AL	20	VAL
13	AM	49	GLU
16	AP	8	ARG
16	AP	50	THR
18	AR	59	LYS
19	AS	12	LEU
19	AS	30	LEU
19	AS	74	ALA
20	AT	39	GLU
21	AU	14	ALA
21	AU	22	CYS
21	AU	24	LYS
21	AU	51	ALA
24	AY	41	ILE
24	AY	95	ALA
2	BB	119	GLN
2	BB	135	MET
2	BB	151	LYS
2	BB	211	LEU
3	BC	44	LYS
3	BC	114	LEU
4	BD	49	ASP
4	BD	169	TRP
6	BF	18	VAL
6	BF	94	HIS

Continued on next page...

Continued from previous page...

Mol	Chain	Res	Type
7	BG	78	ARG
8	BH	20	ASN
8	BH	32	LYS
9	BI	125	GLN
10	BJ	31	ARG
10	BJ	90	LEU
12	BL	76	HIS
15	BO	28	VAL
16	BP	10	GLY
16	BP	13	LYS
16	BP	74	LEU
19	BS	22	VAL
19	BS	26	ASP
20	BT	37	ALA
20	BT	54	GLN
20	BT	85	LEU
21	BU	22	CYS
21	BU	52	VAL
27	CC	75	ALA
28	CD	98	VAL
29	CE	97	ASN
30	CF	42	ALA
31	CG	7	PRO
31	CG	78	VAL
31	CG	98	LYS
31	CG	155	PRO
32	CH	55	GLU
33	CI	120	ASP
34	CJ	25	LEU
35	CK	29	HIS
36	CL	5	THR
36	CL	84	LYS
36	CL	101	ILE
38	CN	118	ARG
39	CO	41	ALA
43	CS	10	ALA
44	CT	37	ASP
44	CT	90	GLY
49	CY	5	GLU
27	DC	142	ASN
29	DE	135	ALA
30	DF	109	ARG

Continued on next page...

Continued from previous page...

Mol	Chain	Res	Type
31	DG	66	THR
31	DG	155	PRO
33	DI	116	MET
36	DL	86	GLU
37	DM	116	ALA
40	DP	65	ASN
40	DP	113	LEU
42	DR	53	PHE
43	DS	57	ASN
43	DS	62	ASP
44	DT	24	MET
45	DU	67	SER
57	DW	16	ARG
48	DX	54	GLY
49	DY	23	ARG
53	D2	31	LEU
53	D2	44	VAL
4	AD	36	ALA
6	AF	27	ALA
7	AG	17	PHE
7	AG	104	VAL
9	AI	49	GLN
9	AI	50	PRO
10	AJ	45	ARG
15	AO	16	ARG
16	AP	28	ARG
16	AP	44	SER
20	AT	54	GLN
24	AY	33	ALA
2	BB	16	GLY
2	BB	34	ARG
2	BB	87	ASP
3	BC	73	GLY
5	BE	23	THR
5	BE	98	ALA
5	BE	132	PRO
7	BG	26	VAL
7	BG	30	MET
13	BM	9	PRO
15	BO	24	THR
21	BU	26	GLY
21	BU	37	TYR

Continued on next page...

Continued from previous page...

Mol	Chain	Res	Type
27	CC	154	ALA
29	CE	177	PRO
30	CF	102	LEU
30	CF	174	PHE
33	CI	51	GLY
33	CI	101	SER
36	CL	12	SER
37	CM	114	ARG
42	CR	64	VAL
43	CS	45	VAL
45	CU	36	GLU
27	DC	252	LYS
27	DC	269	ARG
29	DE	97	ASN
30	DF	93	GLU
32	DH	53	GLU
32	DH	57	LYS
32	DH	76	GLU
32	DH	86	ASP
33	DI	73	PRO
33	DI	108	ILE
37	DM	55	ARG
38	DN	52	ILE
41	DQ	106	THR
44	DT	2	ILE
45	DU	16	LYS
51	D0	54	ILE
4	AD	24	VAL
7	AG	5	VAL
9	AI	54	VAL
20	AT	66	ILE
21	AU	40	PRO
3	BC	71	ARG
3	BC	75	VAL
3	BC	148	ILE
4	BD	27	ILE
5	BE	107	GLY
10	BJ	39	PRO
19	BS	44	ILE
27	CC	27	LYS
29	CE	193	VAL
31	CG	11	PRO

Continued on next page...

Continued from previous page...

Mol	Chain	Res	Type
27	DC	28	PRO
29	DE	177	PRO
33	DI	84	GLY
35	DK	50	GLY
35	DK	93	GLN
37	DM	46	ILE
42	DR	63	VAL
2	AB	150	ILE
4	AD	100	VAL
7	AG	80	GLY
14	AN	10	VAL
15	AO	85	GLY
19	AS	44	ILE
24	AY	129	VAL
2	BB	172	ILE
4	BD	24	VAL
7	BG	7	GLY
9	BI	71	ILE
10	BJ	41	PRO
18	BR	25	ILE
38	CN	109	PRO
45	CU	54	PRO
35	DK	48	PRO
37	DM	87	GLY
2	AB	79	VAL
2	AB	155	GLY
12	AL	70	GLY
14	AN	45	VAL
16	AP	75	ILE
7	BG	92	PRO
9	BI	57	VAL
12	BL	15	VAL
13	BM	59	VAL
27	CC	195	GLY
33	CI	121	ILE
34	CJ	82	GLY
34	CJ	97	PRO
39	CO	101	GLY
43	CS	66	ILE
49	CY	46	VAL
31	DG	16	VAL
31	DG	125	PRO

Continued on next page...

Continued from previous page...

Mol	Chain	Res	Type
37	DM	4	PRO
43	DS	35	ILE
13	AM	94	LEU
3	BC	59	PRO
4	BD	51	GLY
20	BT	82	ILE
30	CF	28	PRO
27	DC	123	ILE
30	DF	75	GLY
31	DG	143	VAL
33	DI	12	VAL
33	DI	57	VAL
34	DJ	103	ILE
36	DL	53	GLY
39	DO	66	GLY
2	BB	200	PRO
3	BC	97	PRO
6	BF	29	ILE
8	BH	71	VAL
13	BM	6	ILE
13	BM	64	VAL
16	BP	36	VAL
44	CT	2	ILE
45	CU	53	GLN
27	DC	130	PRO
31	DG	75	VAL
32	DH	107	GLY
54	D3	17	GLY

5.3.2 Protein sidechains ⓘ

In the following table, the Percentiles column shows the percent sidechain outliers of the chain as a percentile score with respect to all X-ray entries followed by that with respect to entries of similar resolution.

The Analysed column shows the number of residues for which the sidechain conformation was analysed, and the total number of residues.

Mol	Chain	Analysed	Rotameric	Outliers	Percentiles	
2	AB	180/180 (100%)	114 (63%)	66 (37%)	0	1
2	BB	180/180 (100%)	131 (73%)	49 (27%)	0	2
3	AC	170/170 (100%)	127 (75%)	43 (25%)	0	3

Continued on next page...

Continued from previous page...

Mol	Chain	Analysed	Rotameric	Outliers	Percentiles	
3	BC	170/170 (100%)	123 (72%)	47 (28%)	0	2
4	AD	172/172 (100%)	132 (77%)	40 (23%)	1	4
4	BD	172/172 (100%)	123 (72%)	49 (28%)	0	2
5	AE	113/113 (100%)	80 (71%)	33 (29%)	0	2
5	BE	113/113 (100%)	87 (77%)	26 (23%)	1	4
6	AF	87/87 (100%)	60 (69%)	27 (31%)	0	1
6	BF	87/87 (100%)	61 (70%)	26 (30%)	0	1
7	AG	124/124 (100%)	90 (73%)	34 (27%)	0	2
7	BG	124/124 (100%)	85 (68%)	39 (32%)	0	1
8	AH	104/104 (100%)	78 (75%)	26 (25%)	0	3
8	BH	104/104 (100%)	78 (75%)	26 (25%)	0	3
9	AI	105/105 (100%)	74 (70%)	31 (30%)	0	1
9	BI	105/105 (100%)	67 (64%)	38 (36%)	0	1
10	AJ	86/86 (100%)	63 (73%)	23 (27%)	0	2
10	BJ	86/86 (100%)	61 (71%)	25 (29%)	0	2
11	AK	90/90 (100%)	66 (73%)	24 (27%)	0	2
11	BK	90/90 (100%)	67 (74%)	23 (26%)	0	3
12	AL	103/103 (100%)	86 (84%)	17 (16%)	2	11
12	BL	103/103 (100%)	75 (73%)	28 (27%)	0	2
13	AM	92/92 (100%)	73 (79%)	19 (21%)	1	6
13	BM	92/92 (100%)	71 (77%)	21 (23%)	1	4
14	AN	79/83 (95%)	56 (71%)	23 (29%)	0	2
14	BN	79/83 (95%)	60 (76%)	19 (24%)	0	3
15	AO	76/76 (100%)	61 (80%)	15 (20%)	1	7
15	BO	76/76 (100%)	60 (79%)	16 (21%)	1	5
16	AP	65/65 (100%)	45 (69%)	20 (31%)	0	1
16	BP	65/65 (100%)	48 (74%)	17 (26%)	0	2
17	AQ	74/74 (100%)	54 (73%)	20 (27%)	0	2
17	BQ	74/74 (100%)	47 (64%)	27 (36%)	0	1
18	AR	48/48 (100%)	40 (83%)	8 (17%)	2	11
18	BR	48/48 (100%)	40 (83%)	8 (17%)	2	11

Continued on next page...

Continued from previous page...

Mol	Chain	Analysed	Rotameric	Outliers	Percentiles	
19	AS	70/70 (100%)	56 (80%)	14 (20%)	1	7
19	BS	70/70 (100%)	53 (76%)	17 (24%)	0	3
20	AT	65/65 (100%)	45 (69%)	20 (31%)	0	1
20	BT	65/65 (100%)	47 (72%)	18 (28%)	0	2
21	AU	44/44 (100%)	23 (52%)	21 (48%)	0	0
21	BU	44/44 (100%)	26 (59%)	18 (41%)	0	0
24	AY	157/157 (100%)	139 (88%)	18 (12%)	5	24
27	CC	216/216 (100%)	182 (84%)	34 (16%)	2	13
27	DC	216/216 (100%)	173 (80%)	43 (20%)	1	7
28	CD	164/164 (100%)	143 (87%)	21 (13%)	4	19
28	DD	164/164 (100%)	135 (82%)	29 (18%)	2	9
29	CE	165/165 (100%)	143 (87%)	22 (13%)	4	17
29	DE	165/165 (100%)	126 (76%)	39 (24%)	1	3
30	CF	148/148 (100%)	112 (76%)	36 (24%)	0	3
30	DF	148/148 (100%)	114 (77%)	34 (23%)	1	4
31	CG	137/137 (100%)	114 (83%)	23 (17%)	2	11
31	DG	137/137 (100%)	119 (87%)	18 (13%)	4	18
32	CH	114/114 (100%)	89 (78%)	25 (22%)	1	5
32	DH	114/114 (100%)	92 (81%)	22 (19%)	1	8
33	CI	109/109 (100%)	78 (72%)	31 (28%)	0	2
33	DI	109/109 (100%)	83 (76%)	26 (24%)	0	3
34	CJ	116/116 (100%)	97 (84%)	19 (16%)	2	11
34	DJ	116/116 (100%)	95 (82%)	21 (18%)	1	9
35	CK	103/103 (100%)	85 (82%)	18 (18%)	2	10
35	DK	103/103 (100%)	85 (82%)	18 (18%)	2	10
36	CL	102/102 (100%)	81 (79%)	21 (21%)	1	6
36	DL	102/102 (100%)	81 (79%)	21 (21%)	1	6
37	CM	109/109 (100%)	87 (80%)	22 (20%)	1	6
37	DM	109/109 (100%)	87 (80%)	22 (20%)	1	6
38	CN	100/100 (100%)	83 (83%)	17 (17%)	2	10
38	DN	100/100 (100%)	80 (80%)	20 (20%)	1	7

Continued on next page...

Continued from previous page...

Mol	Chain	Analysed	Rotameric	Outliers	Percentiles	
39	CO	86/86 (100%)	68 (79%)	18 (21%)	1	5
39	DO	86/86 (100%)	66 (77%)	20 (23%)	1	4
40	CP	99/99 (100%)	78 (79%)	21 (21%)	1	5
40	DP	99/99 (100%)	76 (77%)	23 (23%)	1	4
41	CQ	89/89 (100%)	76 (85%)	13 (15%)	3	15
41	DQ	89/89 (100%)	74 (83%)	15 (17%)	2	11
42	CR	84/84 (100%)	70 (83%)	14 (17%)	2	11
42	DR	84/84 (100%)	66 (79%)	18 (21%)	1	5
43	CS	93/93 (100%)	83 (89%)	10 (11%)	6	26
43	DS	93/93 (100%)	71 (76%)	22 (24%)	1	3
44	CT	80/80 (100%)	69 (86%)	11 (14%)	3	17
44	DT	80/80 (100%)	57 (71%)	23 (29%)	0	2
45	CU	83/83 (100%)	64 (77%)	19 (23%)	1	4
45	DU	83/83 (100%)	63 (76%)	20 (24%)	0	3
46	CV	78/78 (100%)	63 (81%)	15 (19%)	1	8
46	DV	78/78 (100%)	63 (81%)	15 (19%)	1	8
47	CW	56/58 (97%)	50 (89%)	6 (11%)	6	26
48	CX	67/67 (100%)	56 (84%)	11 (16%)	2	11
48	DX	67/67 (100%)	56 (84%)	11 (16%)	2	11
49	CY	55/55 (100%)	46 (84%)	9 (16%)	2	11
49	DY	55/55 (100%)	43 (78%)	12 (22%)	1	5
50	CZ	48/48 (100%)	40 (83%)	8 (17%)	2	11
50	DZ	48/48 (100%)	38 (79%)	10 (21%)	1	5
51	C0	47/47 (100%)	41 (87%)	6 (13%)	4	19
51	D0	47/47 (100%)	41 (87%)	6 (13%)	4	19
52	C1	45/45 (100%)	38 (84%)	7 (16%)	2	13
52	D1	45/45 (100%)	37 (82%)	8 (18%)	2	9
53	C2	38/38 (100%)	32 (84%)	6 (16%)	2	12
53	D2	38/38 (100%)	33 (87%)	5 (13%)	4	18
54	C3	51/51 (100%)	48 (94%)	3 (6%)	19	54
54	D3	51/51 (100%)	48 (94%)	3 (6%)	19	54

Continued on next page...

Continued from previous page...

Mol	Chain	Analysed	Rotameric	Outliers	Percentiles	
55	C4	34/34 (100%)	28 (82%)	6 (18%)	2	10
55	D4	34/34 (100%)	27 (79%)	7 (21%)	1	6
57	DW	55/57 (96%)	47 (86%)	8 (14%)	3	15
All	All	9482/9494 (100%)	7392 (78%)	2090 (22%)	1	4

All (2090) residues with a non-rotameric sidechain are listed below:

Mol	Chain	Res	Type
2	AB	9	LEU
2	AB	13	VAL
2	AB	14	HIS
2	AB	18	GLN
2	AB	19	THR
2	AB	20	ARG
2	AB	22	TRP
2	AB	31	PHE
2	AB	34	ARG
2	AB	38	HIS
2	AB	40	ILE
2	AB	43	GLU
2	AB	45	THR
2	AB	48	MET
2	AB	49	PHE
2	AB	51	GLU
2	AB	55	GLU
2	AB	56	LEU
2	AB	63	LYS
2	AB	65	LYS
2	AB	67	LEU
2	AB	69	VAL
2	AB	71	THR
2	AB	77	GLU
2	AB	81	ASP
2	AB	84	LEU
2	AB	88	GLN
2	AB	89	PHE
2	AB	90	PHE
2	AB	100	LEU
2	AB	101	THR
2	AB	106	VAL
2	AB	108	GLN

Continued on next page...

Continued from previous page...

Mol	Chain	Res	Type
2	AB	110	ILE
2	AB	111	LYS
2	AB	116	LEU
2	AB	125	PHE
2	AB	128	LEU
2	AB	129	THR
2	AB	130	LYS
2	AB	131	LYS
2	AB	132	GLU
2	AB	134	LEU
2	AB	135	MET
2	AB	136	ARG
2	AB	142	LYS
2	AB	143	LEU
2	AB	145	ASN
2	AB	156	LEU
2	AB	160	LEU
2	AB	162	VAL
2	AB	169	HIS
2	AB	173	LYS
2	AB	178	LEU
2	AB	180	ILE
2	AB	185	ILE
2	AB	187	ASP
2	AB	193	ASP
2	AB	196	ASP
2	AB	198	VAL
2	AB	204	ASP
2	AB	206	ILE
2	AB	207	ARG
2	AB	209	VAL
2	AB	219	THR
2	AB	224	ARG
3	AC	2	GLN
3	AC	3	LYS
3	AC	7	ASN
3	AC	10	ARG
3	AC	13	ILE
3	AC	14	VAL
3	AC	15	LYS
3	AC	17	TRP
3	AC	22	PHE

Continued on next page...

Continued from previous page...

Mol	Chain	Res	Type
3	AC	24	ASN
3	AC	25	THR
3	AC	26	LYS
3	AC	28	PHE
3	AC	32	LEU
3	AC	34	SER
3	AC	36	PHE
3	AC	43	THR
3	AC	54	ILE
3	AC	57	GLU
3	AC	58	ARG
3	AC	63	ILE
3	AC	81	GLU
3	AC	85	LYS
3	AC	93	ILE
3	AC	102	ILE
3	AC	106	ARG
3	AC	110	LEU
3	AC	120	THR
3	AC	128	MET
3	AC	139	ASN
3	AC	141	MET
3	AC	143	LEU
3	AC	149	LYS
3	AC	153	SER
3	AC	156	LEU
3	AC	160	GLU
3	AC	161	ILE
3	AC	165	GLU
3	AC	166	TRP
3	AC	168	ARG
3	AC	171	ARG
3	AC	183	TYR
3	AC	184	ASN
4	AD	2	ARG
4	AD	3	TYR
4	AD	4	LEU
4	AD	8	LEU
4	AD	12	ARG
4	AD	30	LYS
4	AD	31	CYS
4	AD	34	GLU

Continued on next page...

Continued from previous page...

Mol	Chain	Res	Type
4	AD	43	ARG
4	AD	44	LYS
4	AD	47	LEU
4	AD	54	LEU
4	AD	55	ARG
4	AD	57	LYS
4	AD	59	LYS
4	AD	62	ARG
4	AD	68	GLU
4	AD	69	ARG
4	AD	77	GLU
4	AD	82	LYS
4	AD	85	THR
4	AD	103	ARG
4	AD	104	MET
4	AD	109	THR
4	AD	115	GLN
4	AD	118	SER
4	AD	122	ILE
4	AD	130	ASN
4	AD	137	SER
4	AD	142	VAL
4	AD	160	LEU
4	AD	162	GLU
4	AD	170	LEU
4	AD	176	LYS
4	AD	178	GLU
4	AD	193	ASP
4	AD	194	ILE
4	AD	195	ASN
4	AD	196	GLU
4	AD	205	LYS
5	AE	14	LEU
5	AE	18	ASN
5	AE	25	LYS
5	AE	37	VAL
5	AE	45	VAL
5	AE	53	ARG
5	AE	54	GLU
5	AE	55	VAL
5	AE	64	GLU
5	AE	68	ARG

Continued on next page...

Continued from previous page...

Mol	Chain	Res	Type
5	AE	71	ILE
5	AE	72	ASN
5	AE	73	VAL
5	AE	77	ASN
5	AE	82	HIS
5	AE	87	VAL
5	AE	92	ARG
5	AE	94	PHE
5	AE	100	GLU
5	AE	102	THR
5	AE	114	LEU
5	AE	115	GLU
5	AE	119	VAL
5	AE	121	ASN
5	AE	123	LEU
5	AE	125	LYS
5	AE	130	THR
5	AE	131	ASN
5	AE	133	ILE
5	AE	135	VAL
5	AE	136	VAL
5	AE	139	THR
5	AE	148	SER
6	AF	2	ARG
6	AF	6	ILE
6	AF	11	HIS
6	AF	14	GLN
6	AF	15	SER
6	AF	17	GLN
6	AF	24	ARG
6	AF	35	LYS
6	AF	39	LEU
6	AF	42	TRP
6	AF	44	ARG
6	AF	46	GLN
6	AF	51	ILE
6	AF	52	ASN
6	AF	55	HIS
6	AF	62	MET
6	AF	63	ASN
6	AF	69	GLU
6	AF	71	ILE

Continued on next page...

Continued from previous page...

Mol	Chain	Res	Type
6	AF	73	GLU
6	AF	77	THR
6	AF	82	ASP
6	AF	85	ILE
6	AF	87	SER
6	AF	96	VAL
6	AF	97	THR
6	AF	100	SER
7	AG	3	ARG
7	AG	5	VAL
7	AG	6	ILE
7	AG	8	GLN
7	AG	12	LEU
7	AG	25	PHE
7	AG	29	LEU
7	AG	31	VAL
7	AG	42	VAL
7	AG	46	LEU
7	AG	48	THR
7	AG	51	GLN
7	AG	58	LEU
7	AG	61	PHE
7	AG	62	GLU
7	AG	67	ASN
7	AG	69	ARG
7	AG	74	VAL
7	AG	75	LYS
7	AG	77	ARG
7	AG	78	ARG
7	AG	79	VAL
7	AG	85	GLN
7	AG	88	VAL
7	AG	89	GLU
7	AG	90	VAL
7	AG	91	ARG
7	AG	110	ARG
7	AG	119	LEU
7	AG	134	VAL
7	AG	135	LYS
7	AG	141	HIS
7	AG	145	GLU
7	AG	147	ASN

Continued on next page...

Continued from previous page...

Mol	Chain	Res	Type
8	AH	2	MET
8	AH	10	LEU
8	AH	12	ARG
8	AH	21	LYS
8	AH	25	THR
8	AH	29	SER
8	AH	30	LYS
8	AH	31	LEU
8	AH	37	ASN
8	AH	41	GLU
8	AH	47	ASP
8	AH	48	PHE
8	AH	54	THR
8	AH	76	ARG
8	AH	82	LEU
8	AH	86	LYS
8	AH	88	LYS
8	AH	89	ASP
8	AH	93	LYS
8	AH	98	LEU
8	AH	102	VAL
8	AH	103	VAL
8	AH	106	SER
8	AH	111	THR
8	AH	120	LEU
8	AH	124	ILE
9	AI	6	TYR
9	AI	10	ARG
9	AI	11	ARG
9	AI	12	LYS
9	AI	13	SER
9	AI	17	ARG
9	AI	21	LYS
9	AI	29	ILE
9	AI	32	ARG
9	AI	35	GLU
9	AI	41	GLU
9	AI	42	THR
9	AI	45	MET
9	AI	48	ARG
9	AI	56	MET
9	AI	60	LEU

Continued on next page...

Continued from previous page...

Mol	Chain	Res	Type
9	AI	62	LEU
9	AI	67	LYS
9	AI	86	LEU
9	AI	87	MET
9	AI	88	GLU
9	AI	89	TYR
9	AI	93	LEU
9	AI	96	GLU
9	AI	98	ARG
9	AI	105	ARG
9	AI	115	VAL
9	AI	119	LYS
9	AI	126	PHE
9	AI	128	LYS
9	AI	129	ARG
10	AJ	6	ILE
10	AJ	8	ILE
10	AJ	15	HIS
10	AJ	17	LEU
10	AJ	25	ILE
10	AJ	27	GLU
10	AJ	28	THR
10	AJ	40	ILE
10	AJ	42	LEU
10	AJ	44	THR
10	AJ	49	PHE
10	AJ	52	LEU
10	AJ	53	ILE
10	AJ	54	SER
10	AJ	59	LYS
10	AJ	63	ASP
10	AJ	71	LEU
10	AJ	73	LEU
10	AJ	75	ASP
10	AJ	83	THR
10	AJ	89	ARG
10	AJ	92	LEU
10	AJ	101	SER
11	AK	17	ASP
11	AK	23	HIS
11	AK	30	ILE
11	AK	31	VAL

Continued on next page...

Continued from previous page...

Mol	Chain	Res	Type
11	AK	34	THR
11	AK	37	GLN
11	AK	51	PHE
11	AK	64	VAL
11	AK	75	GLU
11	AK	80	ASN
11	AK	81	LEU
11	AK	82	GLU
11	AK	92	ARG
11	AK	93	GLU
11	AK	95	THR
11	AK	96	ILE
11	AK	100	ASN
11	AK	106	ILE
11	AK	108	ASN
11	AK	110	THR
11	AK	113	THR
11	AK	121	ARG
11	AK	125	LYS
11	AK	127	ARG
12	AL	3	VAL
12	AL	18	SER
12	AL	20	VAL
12	AL	24	GLU
12	AL	28	GLN
12	AL	29	LYS
12	AL	43	LYS
12	AL	53	ARG
12	AL	61	GLU
12	AL	63	THR
12	AL	73	LEU
12	AL	74	GLN
12	AL	75	GLU
12	AL	77	SER
12	AL	101	LEU
12	AL	114	SER
12	AL	120	ARG
13	AM	3	ILE
13	AM	12	LYS
13	AM	15	VAL
13	AM	26	LYS
13	AM	28	ARG

Continued on next page...

Continued from previous page...

Mol	Chain	Res	Type
13	AM	43	LYS
13	AM	44	ILE
13	AM	54	THR
13	AM	56	ARG
13	AM	70	ARG
13	AM	71	GLU
13	AM	78	ARG
13	AM	82	LEU
13	AM	86	ARG
13	AM	90	HIS
13	AM	94	LEU
13	AM	106	ARG
13	AM	107	THR
13	AM	111	PRO
14	AN	6	LYS
14	AN	9	GLU
14	AN	15	LEU
14	AN	23	ARG
14	AN	25	GLU
14	AN	27	LYS
14	AN	41	ARG
14	AN	43	ASN
14	AN	46	LEU
14	AN	48	LEU
14	AN	49	GLN
14	AN	51	LEU
14	AN	58	SER
14	AN	62	ASN
14	AN	63	ARG
14	AN	65	ARG
14	AN	76	LYS
14	AN	81	ARG
14	AN	82	ILE
14	AN	89	MET
14	AN	92	GLU
14	AN	98	LYS
14	AN	100	SER
15	AO	7	THR
15	AO	12	SER
15	AO	16	ARG
15	AO	21	THR
15	AO	23	SER

Continued on next page...

Continued from previous page...

Mol	Chain	Res	Type
15	AO	30	LEU
15	AO	34	GLN
15	AO	38	LEU
15	AO	39	GLN
15	AO	47	LYS
15	AO	52	ARG
15	AO	56	LEU
15	AO	57	ARG
15	AO	74	VAL
15	AO	86	LEU
16	AP	1	MET
16	AP	2	VAL
16	AP	6	LEU
16	AP	9	HIS
16	AP	16	PHE
16	AP	18	GLN
16	AP	19	VAL
16	AP	20	VAL
16	AP	31	ARG
16	AP	33	ILE
16	AP	34	GLU
16	AP	39	PHE
16	AP	46	LYS
16	AP	51	ARG
16	AP	67	ILE
16	AP	69	ASP
16	AP	70	ARG
16	AP	75	ILE
16	AP	76	LYS
16	AP	80	LYS
17	AQ	3	LYS
17	AQ	6	THR
17	AQ	10	ARG
17	AQ	13	SER
17	AQ	16	MET
17	AQ	20	ILE
17	AQ	22	VAL
17	AQ	27	PHE
17	AQ	28	VAL
17	AQ	37	ILE
17	AQ	50	ASN
17	AQ	51	GLU

Continued on next page...

Continued from previous page...

Mol	Chain	Res	Type
17	AQ	54	ILE
17	AQ	58	VAL
17	AQ	60	ILE
17	AQ	73	THR
17	AQ	75	VAL
17	AQ	76	ARG
17	AQ	80	LYS
17	AQ	82	VAL
18	AR	24	ASP
18	AR	29	LYS
18	AR	35	SER
18	AR	42	ARG
18	AR	47	ARG
18	AR	60	ARG
18	AR	70	THR
18	AR	71	ASP
19	AS	5	LYS
19	AS	15	LEU
19	AS	20	LYS
19	AS	26	ASP
19	AS	34	SER
19	AS	39	ILE
19	AS	48	ILE
19	AS	54	ARG
19	AS	55	GLN
19	AS	62	THR
19	AS	64	GLU
19	AS	70	LEU
19	AS	73	PHE
19	AS	78	THR
20	AT	4	LYS
20	AT	7	LYS
20	AT	9	ARG
20	AT	11	ILE
20	AT	12	GLN
20	AT	14	GLU
20	AT	22	SER
20	AT	25	SER
20	AT	26	MET
20	AT	29	THR
20	AT	33	LYS
20	AT	47	GLN

Continued on next page...

Continued from previous page...

Mol	Chain	Res	Type
20	AT	52	GLU
20	AT	53	MET
20	AT	65	LEU
20	AT	67	HIS
20	AT	68	LYS
20	AT	69	ASN
20	AT	75	LYS
20	AT	83	ASN
21	AU	4	LYS
21	AU	5	VAL
21	AU	8	ASN
21	AU	9	GLU
21	AU	11	PHE
21	AU	15	LEU
21	AU	17	ARG
21	AU	18	PHE
21	AU	19	LYS
21	AU	27	VAL
21	AU	28	LEU
21	AU	32	ARG
21	AU	33	ARG
21	AU	36	PHE
21	AU	42	THR
21	AU	43	GLU
21	AU	45	LYS
21	AU	46	ARG
21	AU	50	SER
21	AU	52	VAL
21	AU	53	LYS
24	AY	16	LYS
24	AY	23	THR
24	AY	25	ILE
24	AY	38	LEU
24	AY	41	ILE
24	AY	57	SER
24	AY	87	ASP
24	AY	98	ASP
24	AY	106	LEU
24	AY	107	THR
24	AY	133	ARG
24	AY	135	ASP
24	AY	145	LYS

Continued on next page...

Continued from previous page...

Mol	Chain	Res	Type
24	AY	147	LYS
24	AY	157	SER
24	AY	159	ASP
24	AY	163	LYS
24	AY	179	LYS
2	BB	13	VAL
2	BB	14	HIS
2	BB	15	PHE
2	BB	17	HIS
2	BB	18	GLN
2	BB	19	THR
2	BB	23	ASN
2	BB	26	MET
2	BB	27	LYS
2	BB	34	ARG
2	BB	39	ILE
2	BB	42	LEU
2	BB	48	MET
2	BB	49	PHE
2	BB	50	ASN
2	BB	56	LEU
2	BB	62	ARG
2	BB	65	LYS
2	BB	67	LEU
2	BB	80	LYS
2	BB	81	ASP
2	BB	87	ASP
2	BB	88	GLN
2	BB	90	PHE
2	BB	91	VAL
2	BB	93	HIS
2	BB	94	ARG
2	BB	95	TRP
2	BB	100	LEU
2	BB	105	THR
2	BB	116	LEU
2	BB	125	PHE
2	BB	129	THR
2	BB	132	GLU
2	BB	135	MET
2	BB	138	ARG
2	BB	142	LYS

Continued on next page...

Continued from previous page...

Mol	Chain	Res	Type
2	BB	143	LEU
2	BB	162	VAL
2	BB	163	ILE
2	BB	169	HIS
2	BB	173	LYS
2	BB	187	ASP
2	BB	195	VAL
2	BB	196	ASP
2	BB	206	ILE
2	BB	209	VAL
2	BB	219	THR
2	BB	221	ARG
3	BC	2	GLN
3	BC	14	VAL
3	BC	15	LYS
3	BC	17	TRP
3	BC	25	THR
3	BC	26	LYS
3	BC	28	PHE
3	BC	32	LEU
3	BC	36	PHE
3	BC	42	LEU
3	BC	44	LYS
3	BC	45	GLU
3	BC	52	SER
3	BC	55	VAL
3	BC	57	GLU
3	BC	69	THR
3	BC	79	LYS
3	BC	93	ILE
3	BC	102	ILE
3	BC	106	ARG
3	BC	110	LEU
3	BC	111	ASP
3	BC	118	SER
3	BC	120	THR
3	BC	128	MET
3	BC	130	ARG
3	BC	131	ARG
3	BC	139	ASN
3	BC	143	LEU
3	BC	146	LYS

Continued on next page...

Continued from previous page...

Mol	Chain	Res	Type
3	BC	148	ILE
3	BC	150	VAL
3	BC	151	GLU
3	BC	166	TRP
3	BC	167	TYR
3	BC	169	GLU
3	BC	174	LEU
3	BC	175	HIS
3	BC	177	LEU
3	BC	178	ARG
3	BC	184	ASN
3	BC	189	HIS
3	BC	191	THR
3	BC	192	TYR
3	BC	199	VAL
3	BC	200	TRP
3	BC	201	ILE
4	BD	4	LEU
4	BD	7	LYS
4	BD	8	LEU
4	BD	27	ILE
4	BD	28	ASP
4	BD	30	LYS
4	BD	31	CYS
4	BD	32	LYS
4	BD	46	ARG
4	BD	53	GLN
4	BD	54	LEU
4	BD	55	ARG
4	BD	57	LYS
4	BD	58	GLN
4	BD	62	ARG
4	BD	66	VAL
4	BD	68	GLU
4	BD	80	ARG
4	BD	82	LYS
4	BD	85	THR
4	BD	89	LEU
4	BD	90	LEU
4	BD	92	LEU
4	BD	97	LEU
4	BD	99	ASN

Continued on next page...

Continued from previous page...

Mol	Chain	Res	Type
4	BD	101	VAL
4	BD	109	THR
4	BD	115	GLN
4	BD	116	LEU
4	BD	119	HIS
4	BD	124	VAL
4	BD	127	ARG
4	BD	128	VAL
4	BD	131	ILE
4	BD	137	SER
4	BD	142	VAL
4	BD	146	GLU
4	BD	151	GLN
4	BD	160	LEU
4	BD	162	GLU
4	BD	170	LEU
4	BD	177	MET
4	BD	178	GLU
4	BD	183	ARG
4	BD	190	LEU
4	BD	197	HIS
4	BD	199	ILE
4	BD	202	LEU
4	BD	205	LYS
5	BE	9	GLU
5	BE	14	LEU
5	BE	17	VAL
5	BE	24	VAL
5	BE	25	LYS
5	BE	28	ARG
5	BE	45	VAL
5	BE	68	ARG
5	BE	72	ASN
5	BE	76	ASN
5	BE	79	THR
5	BE	80	LEU
5	BE	92	ARG
5	BE	96	GLN
5	BE	100	GLU
5	BE	111	ARG
5	BE	113	VAL
5	BE	114	LEU

Continued on next page...

Continued from previous page...

Mol	Chain	Res	Type
5	BE	119	VAL
5	BE	125	LYS
5	BE	130	THR
5	BE	136	VAL
5	BE	139	THR
5	BE	151	MET
5	BE	155	LYS
5	BE	156	ARG
6	BF	1	MET
6	BF	2	ARG
6	BF	5	GLU
6	BF	7	VAL
6	BF	8	PHE
6	BF	9	MET
6	BF	10	VAL
6	BF	23	GLU
6	BF	24	ARG
6	BF	29	ILE
6	BF	35	LYS
6	BF	36	ILE
6	BF	38	ARG
6	BF	39	LEU
6	BF	51	ILE
6	BF	53	LYS
6	BF	54	LEU
6	BF	55	HIS
6	BF	63	ASN
6	BF	69	GLU
6	BF	73	GLU
6	BF	77	THR
6	BF	87	SER
6	BF	91	ARG
6	BF	93	LYS
6	BF	97	THR
7	BG	2	ARG
7	BG	4	ARG
7	BG	5	VAL
7	BG	8	GLN
7	BG	11	ILE
7	BG	21	LEU
7	BG	22	LEU
7	BG	25	PHE

Continued on next page...

Continued from previous page...

Mol	Chain	Res	Type
7	BG	29	LEU
7	BG	35	LYS
7	BG	46	LEU
7	BG	47	GLU
7	BG	49	LEU
7	BG	52	ARG
7	BG	58	LEU
7	BG	61	PHE
7	BG	65	LEU
7	BG	69	ARG
7	BG	72	VAL
7	BG	74	VAL
7	BG	76	SER
7	BG	77	ARG
7	BG	83	THR
7	BG	86	VAL
7	BG	89	GLU
7	BG	90	VAL
7	BG	94	ARG
7	BG	96	ASN
7	BG	108	ARG
7	BG	110	ARG
7	BG	119	LEU
7	BG	125	ASP
7	BG	128	GLU
7	BG	129	ASN
7	BG	134	VAL
7	BG	137	ARG
7	BG	139	ASP
7	BG	143	MET
7	BG	145	GLU
8	BH	2	MET
8	BH	10	LEU
8	BH	12	ARG
8	BH	21	LYS
8	BH	29	SER
8	BH	30	LYS
8	BH	41	GLU
8	BH	46	GLU
8	BH	48	PHE
8	BH	53	ASP
8	BH	58	LEU

Continued on next page...

Continued from previous page...

Mol	Chain	Res	Type
8	BH	62	LEU
8	BH	64	TYR
8	BH	65	PHE
8	BH	66	GLN
8	BH	73	SER
8	BH	74	ILE
8	BH	76	ARG
8	BH	79	ARG
8	BH	86	LYS
8	BH	100	ILE
8	BH	103	VAL
8	BH	111	THR
8	BH	116	ARG
8	BH	120	LEU
8	BH	124	ILE
9	BI	8	THR
9	BI	10	ARG
9	BI	11	ARG
9	BI	17	ARG
9	BI	27	ILE
9	BI	28	VAL
9	BI	31	GLN
9	BI	32	ARG
9	BI	35	GLU
9	BI	42	THR
9	BI	44	ARG
9	BI	45	MET
9	BI	47	VAL
9	BI	48	ARG
9	BI	53	LEU
9	BI	55	ASP
9	BI	56	MET
9	BI	58	GLU
9	BI	59	LYS
9	BI	60	LEU
9	BI	62	LEU
9	BI	65	THR
9	BI	67	LYS
9	BI	84	ARG
9	BI	87	MET
9	BI	88	GLU
9	BI	89	TYR

Continued on next page...

Continued from previous page...

Mol	Chain	Res	Type
9	BI	92	SER
9	BI	93	LEU
9	BI	96	GLU
9	BI	98	ARG
9	BI	104	THR
9	BI	105	ARG
9	BI	115	VAL
9	BI	119	LYS
9	BI	125	GLN
9	BI	126	PHE
9	BI	128	LYS
10	BJ	9	ARG
10	BJ	10	LEU
10	BJ	22	THR
10	BJ	25	ILE
10	BJ	27	GLU
10	BJ	32	THR
10	BJ	35	GLN
10	BJ	42	LEU
10	BJ	45	ARG
10	BJ	48	ARG
10	BJ	50	THR
10	BJ	58	ASN
10	BJ	59	LYS
10	BJ	63	ASP
10	BJ	64	GLN
10	BJ	66	GLU
10	BJ	73	LEU
10	BJ	77	VAL
10	BJ	78	GLU
10	BJ	80	THR
10	BJ	83	THR
10	BJ	84	VAL
10	BJ	87	LEU
10	BJ	89	ARG
10	BJ	92	LEU
11	BK	14	GLN
11	BK	26	PHE
11	BK	30	ILE
11	BK	32	THR
11	BK	41	LEU
11	BK	45	THR

Continued on next page...

Continued from previous page...

Mol	Chain	Res	Type
11	BK	63	GLN
11	BK	64	VAL
11	BK	71	ASP
11	BK	76	TYR
11	BK	80	ASN
11	BK	81	LEU
11	BK	82	GLU
11	BK	95	THR
11	BK	99	LEU
11	BK	100	ASN
11	BK	104	PHE
11	BK	105	ARG
11	BK	106	ILE
11	BK	113	THR
11	BK	124	LYS
11	BK	125	LYS
11	BK	127	ARG
12	BL	3	VAL
12	BL	4	ASN
12	BL	5	GLN
12	BL	9	LYS
12	BL	11	ARG
12	BL	15	VAL
12	BL	17	LYS
12	BL	19	ASN
12	BL	20	VAL
12	BL	21	PRO
12	BL	28	GLN
12	BL	30	ARG
12	BL	35	ARG
12	BL	43	LYS
12	BL	51	VAL
12	BL	57	THR
12	BL	58	ASN
12	BL	73	LEU
12	BL	74	GLN
12	BL	81	ILE
12	BL	85	ARG
12	BL	89	LEU
12	BL	92	VAL
12	BL	93	ARG
12	BL	101	LEU

Continued on next page...

Continued from previous page...

Mol	Chain	Res	Type
12	BL	109	ARG
12	BL	114	SER
12	BL	120	ARG
13	BM	6	ILE
13	BM	20	SER
13	BM	24	VAL
13	BM	28	ARG
13	BM	30	LYS
13	BM	33	LEU
13	BM	40	GLU
13	BM	47	LEU
13	BM	52	ILE
13	BM	53	ASP
13	BM	55	LEU
13	BM	59	VAL
13	BM	62	PHE
13	BM	67	ASP
13	BM	71	GLU
13	BM	79	LEU
13	BM	86	ARG
13	BM	89	ARG
13	BM	90	HIS
13	BM	96	VAL
13	BM	100	ARG
14	BN	3	GLN
14	BN	9	GLU
14	BN	12	ARG
14	BN	15	LEU
14	BN	19	TYR
14	BN	22	LYS
14	BN	25	GLU
14	BN	27	LYS
14	BN	31	SER
14	BN	32	ASP
14	BN	34	ASN
14	BN	43	ASN
14	BN	48	LEU
14	BN	51	LEU
14	BN	60	GLN
14	BN	71	HIS
14	BN	77	PHE
14	BN	85	ARG

Continued on next page...

Continued from previous page...

Mol	Chain	Res	Type
14	BN	90	ARG
15	BO	3	SER
15	BO	5	GLU
15	BO	16	ARG
15	BO	21	THR
15	BO	25	GLU
15	BO	34	GLN
15	BO	38	LEU
15	BO	47	LYS
15	BO	61	GLN
15	BO	62	ARG
15	BO	63	ARG
15	BO	69	LEU
15	BO	78	THR
15	BO	84	LEU
15	BO	86	LEU
15	BO	87	ARG
16	BP	1	MET
16	BP	2	VAL
16	BP	3	THR
16	BP	8	ARG
16	BP	17	TYR
16	BP	19	VAL
16	BP	26	ASN
16	BP	34	GLU
16	BP	36	VAL
16	BP	39	PHE
16	BP	46	LYS
16	BP	48	GLU
16	BP	51	ARG
16	BP	63	GLN
16	BP	69	ASP
16	BP	74	LEU
16	BP	80	LYS
17	BQ	3	LYS
17	BQ	4	ILE
17	BQ	6	THR
17	BQ	7	LEU
17	BQ	8	GLN
17	BQ	10	ARG
17	BQ	16	MET
17	BQ	17	GLU

Continued on next page...

Continued from previous page...

Mol	Chain	Res	Type
17	BQ	22	VAL
17	BQ	26	ARG
17	BQ	27	PHE
17	BQ	28	VAL
17	BQ	39	ARG
17	BQ	47	ASP
17	BQ	50	ASN
17	BQ	51	GLU
17	BQ	54	ILE
17	BQ	58	VAL
17	BQ	64	ARG
17	BQ	69	THR
17	BQ	73	THR
17	BQ	74	LEU
17	BQ	75	VAL
17	BQ	77	VAL
17	BQ	78	VAL
17	BQ	80	LYS
17	BQ	82	VAL
18	BR	20	ILE
18	BR	24	ASP
18	BR	28	LEU
18	BR	32	ILE
18	BR	38	ILE
18	BR	46	THR
18	BR	47	ARG
18	BR	54	LEU
19	BS	5	LYS
19	BS	6	LYS
19	BS	10	ILE
19	BS	11	ASP
19	BS	12	LEU
19	BS	13	HIS
19	BS	15	LEU
19	BS	22	VAL
19	BS	24	SER
19	BS	27	LYS
19	BS	32	THR
19	BS	36	ARG
19	BS	38	THR
19	BS	48	ILE
19	BS	55	GLN

Continued on next page...

Continued from previous page...

Mol	Chain	Res	Type
19	BS	57	VAL
19	BS	65	MET
20	BT	4	LYS
20	BT	7	LYS
20	BT	9	ARG
20	BT	11	ILE
20	BT	14	GLU
20	BT	18	LYS
20	BT	20	ASN
20	BT	26	MET
20	BT	28	ARG
20	BT	35	TYR
20	BT	38	ILE
20	BT	48	LYS
20	BT	53	MET
20	BT	63	LYS
20	BT	66	ILE
20	BT	75	LYS
20	BT	77	ASN
20	BT	78	LEU
21	BU	4	LYS
21	BU	7	GLU
21	BU	8	ASN
21	BU	11	PHE
21	BU	13	VAL
21	BU	15	LEU
21	BU	16	ARG
21	BU	18	PHE
21	BU	19	LYS
21	BU	21	SER
21	BU	27	VAL
21	BU	33	ARG
21	BU	35	GLU
21	BU	36	PHE
21	BU	37	TYR
21	BU	42	THR
21	BU	46	ARG
21	BU	48	LYS
27	CC	2	VAL
27	CC	9	SER
27	CC	13	ARG
27	CC	15	VAL

Continued on next page...

Continued from previous page...

Mol	Chain	Res	Type
27	CC	17	LYS
27	CC	34	GLU
27	CC	37	SER
27	CC	42	ARG
27	CC	76	VAL
27	CC	96	LYS
27	CC	101	ARG
27	CC	104	LEU
27	CC	109	LEU
27	CC	110	LYS
27	CC	113	ASP
27	CC	120	ASP
27	CC	124	LYS
27	CC	129	LEU
27	CC	138	SER
27	CC	153	LEU
27	CC	155	ARG
27	CC	167	ASP
27	CC	173	LEU
27	CC	176	ARG
27	CC	196	ASN
27	CC	198	GLU
27	CC	211	ARG
27	CC	224	MET
27	CC	225	ASN
27	CC	256	THR
27	CC	259	ASN
27	CC	262	THR
27	CC	268	ARG
27	CC	270	ARG
28	CD	12	THR
28	CD	13	ARG
28	CD	18	ASP
28	CD	26	VAL
28	CD	28	GLU
28	CD	32	ASN
28	CD	35	THR
28	CD	48	ILE
28	CD	77	ARG
28	CD	83	ARG
28	CD	89	GLU
28	CD	95	SER

Continued on next page...

Continued from previous page...

Mol	Chain	Res	Type
28	CD	97	SER
28	CD	100	LEU
28	CD	105	LYS
28	CD	121	THR
28	CD	129	THR
28	CD	139	SER
28	CD	159	LYS
28	CD	176	ASP
28	CD	177	VAL
29	CE	7	ASP
29	CE	12	LEU
29	CE	40	ARG
29	CE	47	LYS
29	CE	55	SER
29	CE	72	SER
29	CE	77	ILE
29	CE	80	SER
29	CE	90	GLN
29	CE	97	ASN
29	CE	108	ILE
29	CE	111	GLU
29	CE	113	VAL
29	CE	123	LYS
29	CE	149	ILE
29	CE	150	THR
29	CE	159	LEU
29	CE	163	ASN
29	CE	164	LEU
29	CE	170	ARG
29	CE	176	ASP
29	CE	189	THR
30	CF	2	LYS
30	CF	13	LYS
30	CF	18	GLU
30	CF	20	ASN
30	CF	24	VAL
30	CF	26	GLN
30	CF	30	VAL
30	CF	34	THR
30	CF	35	LEU
30	CF	41	GLU
30	CF	43	ILE

Continued on next page...

Continued from previous page...

Mol	Chain	Res	Type
30	CF	49	LEU
30	CF	50	ASP
30	CF	55	ASP
30	CF	56	LEU
30	CF	60	SER
30	CF	67	THR
30	CF	77	LYS
30	CF	82	TYR
30	CF	91	ARG
30	CF	93	GLU
30	CF	94	ARG
30	CF	100	GLU
30	CF	104	THR
30	CF	107	VAL
30	CF	120	SER
30	CF	124	ARG
30	CF	129	MET
30	CF	131	VAL
30	CF	146	ASP
30	CF	149	ARG
30	CF	151	LEU
30	CF	154	THR
30	CF	157	THR
30	CF	173	ASP
30	CF	176	PHE
31	CG	5	LYS
31	CG	9	VAL
31	CG	14	VAL
31	CG	22	VAL
31	CG	31	GLU
31	CG	41	GLU
31	CG	42	VAL
31	CG	47	ASN
31	CG	49	LEU
31	CG	68	ARG
31	CG	76	ILE
31	CG	91	VAL
31	CG	100	ASN
31	CG	105	SER
31	CG	123	GLU
31	CG	148	ARG
31	CG	151	ARG

Continued on next page...

Continued from previous page...

Mol	Chain	Res	Type
31	CG	154	GLU
31	CG	155	PRO
31	CG	159	LYS
31	CG	165	ASP
31	CG	167	VAL
31	CG	170	THR
32	CH	1	MET
32	CH	3	VAL
32	CH	7	ASP
32	CH	15	LEU
32	CH	18	GLN
32	CH	19	VAL
32	CH	25	TYR
32	CH	27	ARG
32	CH	37	VAL
32	CH	48	GLU
32	CH	50	ARG
32	CH	60	GLU
32	CH	72	ILE
32	CH	75	LEU
32	CH	76	GLU
32	CH	77	THR
32	CH	78	VAL
32	CH	87	GLU
32	CH	90	LEU
32	CH	112	LYS
32	CH	113	SER
32	CH	116	ARG
32	CH	123	ARG
32	CH	124	THR
32	CH	131	SER
33	CI	2	LYS
33	CI	5	GLN
33	CI	7	TYR
33	CI	8	VAL
33	CI	10	LEU
33	CI	11	GLN
33	CI	16	MET
33	CI	27	LEU
33	CI	30	GLN
33	CI	33	ASN
33	CI	37	PHE

Continued on next page...

Continued from previous page...

Mol	Chain	Res	Type
33	CI	44	LYS
33	CI	46	ASP
33	CI	49	GLU
33	CI	56	VAL
33	CI	61	TYR
33	CI	66	PHE
33	CI	68	PHE
33	CI	71	LYS
33	CI	81	LYS
33	CI	85	ILE
33	CI	86	LYS
33	CI	95	ASP
33	CI	96	LYS
33	CI	100	ILE
33	CI	101	SER
33	CI	102	ARG
33	CI	107	GLU
33	CI	126	ARG
33	CI	133	ARG
33	CI	135	MET
34	CJ	1	MET
34	CJ	4	PHE
34	CJ	5	THR
34	CJ	9	GLU
34	CJ	17	VAL
34	CJ	23	LYS
34	CJ	30	THR
34	CJ	43	GLU
34	CJ	61	LYS
34	CJ	64	VAL
34	CJ	65	THR
34	CJ	69	ARG
34	CJ	70	THR
34	CJ	81	ILE
34	CJ	100	VAL
34	CJ	101	ILE
34	CJ	131	ASN
34	CJ	135	GLN
34	CJ	142	ILE
35	CK	8	LEU
35	CK	19	VAL
35	CK	20	MET

Continued on next page...

Continued from previous page...

Mol	Chain	Res	Type
35	CK	28	SER
35	CK	31	ARG
35	CK	32	TYR
35	CK	42	THR
35	CK	58	LEU
35	CK	66	LYS
35	CK	77	ILE
35	CK	80	ASP
35	CK	82	ASN
35	CK	88	ASN
35	CK	92	GLU
35	CK	103	VAL
35	CK	107	LEU
35	CK	108	ARG
35	CK	121	GLU
36	CL	2	ARG
36	CL	5	THR
36	CL	13	LYS
36	CL	19	LEU
36	CL	21	ARG
36	CL	27	LEU
36	CL	33	ARG
36	CL	40	SER
36	CL	47	ARG
36	CL	67	THR
36	CL	69	ARG
36	CL	82	LEU
36	CL	85	VAL
36	CL	86	GLU
36	CL	92	LEU
36	CL	93	ASN
36	CL	95	LEU
36	CL	100	ILE
36	CL	115	GLU
36	CL	125	LEU
36	CL	144	GLU
37	CM	7	THR
37	CM	12	MET
37	CM	16	ARG
37	CM	25	ASP
37	CM	30	SER
37	CM	40	ARG

Continued on next page...

Continued from previous page...

Mol	Chain	Res	Type
37	CM	47	GLU
37	CM	50	ARG
37	CM	55	ARG
37	CM	60	GLN
37	CM	69	PRO
37	CM	70	ASP
37	CM	74	THR
37	CM	100	LYS
37	CM	108	VAL
37	CM	110	GLU
37	CM	111	GLU
37	CM	115	GLU
37	CM	129	THR
37	CM	131	VAL
37	CM	134	THR
37	CM	135	VAL
38	CN	2	ARG
38	CN	6	SER
38	CN	13	ASN
38	CN	15	SER
38	CN	36	THR
38	CN	37	THR
38	CN	39	PRO
38	CN	48	VAL
38	CN	62	ASN
38	CN	65	LEU
38	CN	69	ARG
38	CN	70	THR
38	CN	71	ARG
38	CN	89	SER
38	CN	90	ARG
38	CN	114	GLU
38	CN	119	SER
39	CO	4	LYS
39	CO	9	ARG
39	CO	17	LYS
39	CO	25	ARG
39	CO	28	VAL
39	CO	38	GLN
39	CO	45	SER
39	CO	49	VAL
39	CO	62	LEU

Continued on next page...

Continued from previous page...

Mol	Chain	Res	Type
39	CO	63	LYS
39	CO	65	THR
39	CO	74	VAL
39	CO	78	VAL
39	CO	88	LYS
39	CO	89	ASP
39	CO	111	ARG
39	CO	112	GLU
39	CO	115	LEU
40	CP	2	ASN
40	CP	3	ILE
40	CP	6	GLN
40	CP	15	ASP
40	CP	18	SER
40	CP	26	GLU
40	CP	31	VAL
40	CP	62	LYS
40	CP	67	GLU
40	CP	72	VAL
40	CP	74	GLN
40	CP	92	ARG
40	CP	93	LYS
40	CP	95	LYS
40	CP	102	ARG
40	CP	108	ARG
40	CP	109	ILE
40	CP	110	LYS
40	CP	111	GLU
40	CP	113	LEU
40	CP	114	ASN
41	CQ	3	VAL
41	CQ	5	ARG
41	CQ	7	VAL
41	CQ	8	ILE
41	CQ	10	ARG
41	CQ	16	ILE
41	CQ	17	LEU
41	CQ	18	LYS
41	CQ	33	VAL
41	CQ	39	ILE
41	CQ	50	ARG
41	CQ	58	GLN

Continued on next page...

Continued from previous page...

Mol	Chain	Res	Type
41	CQ	91	ARG
42	CR	1	MET
42	CR	14	VAL
42	CR	20	VAL
42	CR	38	VAL
42	CR	39	LEU
42	CR	43	ASN
42	CR	46	GLU
42	CR	47	VAL
42	CR	48	LYS
42	CR	62	GLU
42	CR	64	VAL
42	CR	83	TYR
42	CR	85	LYS
42	CR	94	THR
43	CS	4	ILE
43	CS	6	LYS
43	CS	12	SER
43	CS	19	LEU
43	CS	35	ILE
43	CS	69	LEU
43	CS	81	SER
43	CS	97	LEU
43	CS	107	VAL
43	CS	109	ASP
44	CT	17	SER
44	CT	28	ASN
44	CT	30	ILE
44	CT	37	ASP
44	CT	39	THR
44	CT	49	LYS
44	CT	57	VAL
44	CT	60	THR
44	CT	77	ARG
44	CT	82	LYS
44	CT	91	GLN
45	CU	6	ARG
45	CU	7	ASP
45	CU	8	ASP
45	CU	11	ILE
45	CU	17	ASP
45	CU	20	LYS

Continued on next page...

Continued from previous page...

Mol	Chain	Res	Type
45	CU	23	LYS
45	CU	25	LYS
45	CU	28	LEU
45	CU	30	SER
45	CU	33	VAL
45	CU	51	LEU
45	CU	60	LYS
45	CU	64	ILE
45	CU	67	SER
45	CU	71	ILE
45	CU	73	ASN
45	CU	85	ARG
45	CU	99	SER
46	CV	1	MET
46	CV	3	THR
46	CV	8	VAL
46	CV	10	LYS
46	CV	11	GLU
46	CV	19	ARG
46	CV	29	ILE
46	CV	43	ASP
46	CV	53	LYS
46	CV	61	LEU
46	CV	62	THR
46	CV	65	VAL
46	CV	70	ILE
46	CV	77	VAL
46	CV	90	ASP
47	CW	16	ARG
47	CW	25	GLU
47	CW	40	LYS
47	CW	60	ASP
47	CW	66	GLU
47	CW	77	SER
48	CX	4	CYS
48	CX	17	ARG
48	CX	21	LEU
48	CX	27	ARG
48	CX	36	ARG
48	CX	39	VAL
48	CX	40	GLU
48	CX	46	VAL

Continued on next page...

Continued from previous page...

Mol	Chain	Res	Type
48	CX	58	ILE
48	CX	64	ASP
48	CX	76	LYS
49	CY	2	LYS
49	CY	6	LEU
49	CY	13	GLU
49	CY	16	THR
49	CY	22	LEU
49	CY	37	LEU
49	CY	44	LYS
49	CY	58	ASN
49	CY	59	GLU
50	CZ	2	LYS
50	CZ	20	LYS
50	CZ	24	LEU
50	CZ	31	ILE
50	CZ	38	GLU
50	CZ	47	ILE
50	CZ	56	VAL
50	CZ	58	GLU
51	C0	9	ARG
51	C0	10	SER
51	C0	19	ASP
51	C0	35	GLU
51	C0	39	ARG
51	C0	52	LYS
52	C1	5	ARG
52	C1	7	LYS
52	C1	9	LYS
52	C1	34	GLU
52	C1	42	VAL
52	C1	46	VAL
52	C1	50	GLU
53	C2	1	MET
53	C2	3	ARG
53	C2	12	ARG
53	C2	22	MET
53	C2	25	LYS
53	C2	42	LEU
54	C3	16	THR
54	C3	29	ARG
54	C3	30	HIS

Continued on next page...

Continued from previous page...

Mol	Chain	Res	Type
55	C4	2	LYS
55	C4	3	VAL
55	C4	6	SER
55	C4	16	ILE
55	C4	17	VAL
55	C4	20	ASP
27	DC	5	CYS
27	DC	8	THR
27	DC	19	VAL
27	DC	20	ASN
27	DC	27	LYS
27	DC	35	LYS
27	DC	47	ARG
27	DC	50	THR
27	DC	51	ARG
27	DC	52	HIS
27	DC	58	LYS
27	DC	62	ARG
27	DC	63	ILE
27	DC	69	ASN
27	DC	73	ILE
27	DC	79	ARG
27	DC	87	SER
27	DC	93	VAL
27	DC	103	ILE
27	DC	104	LEU
27	DC	110	LYS
27	DC	113	ASP
27	DC	117	SER
27	DC	153	LEU
27	DC	155	ARG
27	DC	159	THR
27	DC	167	ASP
27	DC	173	LEU
27	DC	174	ARG
27	DC	181	ARG
27	DC	188	ARG
27	DC	200	MET
27	DC	201	LEU
27	DC	204	LEU
27	DC	212	TRP
27	DC	215	VAL

Continued on next page...

Continued from previous page...

Mol	Chain	Res	Type
27	DC	235	GLU
27	DC	250	GLN
27	DC	255	LYS
27	DC	261	ARG
27	DC	264	LYS
27	DC	266	ILE
27	DC	271	SER
28	DD	1	MET
28	DD	11	MET
28	DD	18	ASP
28	DD	33	ARG
28	DD	42	ASN
28	DD	43	ASP
28	DD	49	GLN
28	DD	50	VAL
28	DD	52	THR
28	DD	55	LYS
28	DD	60	VAL
28	DD	73	VAL
28	DD	80	TRP
28	DD	84	LEU
28	DD	86	GLU
28	DD	91	THR
28	DD	95	SER
28	DD	99	GLU
28	DD	100	LEU
28	DD	103	ASP
28	DD	107	VAL
28	DD	136	ASN
28	DD	141	ARG
28	DD	150	GLN
28	DD	170	VAL
28	DD	172	VAL
28	DD	177	VAL
28	DD	179	ARG
28	DD	189	VAL
29	DE	22	ASP
29	DE	32	VAL
29	DE	33	VAL
29	DE	44	ARG
29	DE	63	LYS
29	DE	65	THR

Continued on next page...

Continued from previous page...

Mol	Chain	Res	Type
29	DE	69	ARG
29	DE	77	ILE
29	DE	78	TRP
29	DE	88	ARG
29	DE	90	GLN
29	DE	93	SER
29	DE	100	MET
29	DE	108	ILE
29	DE	109	LEU
29	DE	113	VAL
29	DE	118	LEU
29	DE	120	VAL
29	DE	124	PHE
29	DE	127	GLU
29	DE	130	LYS
29	DE	131	THR
29	DE	149	ILE
29	DE	154	ASP
29	DE	158	PHE
29	DE	159	LEU
29	DE	163	ASN
29	DE	164	LEU
29	DE	168	ASP
29	DE	170	ARG
29	DE	171	ASP
29	DE	173	THR
29	DE	178	VAL
29	DE	179	SER
29	DE	181	ILE
29	DE	184	ASP
29	DE	189	THR
29	DE	198	GLU
29	DE	200	LEU
30	DF	3	LEU
30	DF	6	TYR
30	DF	9	ASP
30	DF	13	LYS
30	DF	19	PHE
30	DF	20	ASN
30	DF	25	MET
30	DF	30	VAL
30	DF	34	THR

Continued on next page...

Continued from previous page...

Mol	Chain	Res	Type
30	DF	35	LEU
30	DF	43	ILE
30	DF	51	ASN
30	DF	63	LYS
30	DF	65	LEU
30	DF	73	VAL
30	DF	79	ARG
30	DF	80	GLN
30	DF	82	TYR
30	DF	89	THR
30	DF	91	ARG
30	DF	94	ARG
30	DF	102	LEU
30	DF	103	ILE
30	DF	105	ILE
30	DF	113	PHE
30	DF	124	ARG
30	DF	132	ARG
30	DF	140	ILE
30	DF	146	ASP
30	DF	148	VAL
30	DF	149	ARG
30	DF	156	THR
30	DF	173	ASP
30	DF	177	ARG
31	DG	10	VAL
31	DG	15	ASP
31	DG	28	LYS
31	DG	43	LYS
31	DG	50	THR
31	DG	73	SER
31	DG	83	THR
31	DG	88	LEU
31	DG	103	ASN
31	DG	116	LEU
31	DG	128	THR
31	DG	131	VAL
31	DG	132	LEU
31	DG	151	ARG
31	DG	154	GLU
31	DG	159	LYS
31	DG	165	ASP

Continued on next page...

Continued from previous page...

Mol	Chain	Res	Type
31	DG	171	LYS
32	DH	7	ASP
32	DH	12	LEU
32	DH	14	SER
32	DH	15	LEU
32	DH	42	LYS
32	DH	48	GLU
32	DH	50	ARG
32	DH	54	LEU
32	DH	60	GLU
32	DH	61	VAL
32	DH	62	LEU
32	DH	72	ILE
32	DH	76	GLU
32	DH	77	THR
32	DH	79	THR
32	DH	82	SER
32	DH	86	ASP
32	DH	87	GLU
32	DH	129	GLU
32	DH	131	SER
32	DH	136	SER
32	DH	145	ASN
33	DI	2	LYS
33	DI	3	LYS
33	DI	7	TYR
33	DI	10	LEU
33	DI	11	GLN
33	DI	16	MET
33	DI	23	VAL
33	DI	30	GLN
33	DI	39	LYS
33	DI	48	ILE
33	DI	50	LYS
33	DI	54	ILE
33	DI	67	THR
33	DI	68	PHE
33	DI	71	LYS
33	DI	86	LYS
33	DI	94	LYS
33	DI	95	ASP
33	DI	96	LYS

Continued on next page...

Continued from previous page...

Mol	Chain	Res	Type
33	DI	102	ARG
33	DI	104	GLN
33	DI	107	GLU
33	DI	124	MET
33	DI	126	ARG
33	DI	129	GLU
33	DI	133	ARG
34	DJ	1	MET
34	DJ	2	LYS
34	DJ	3	THR
34	DJ	11	VAL
34	DJ	30	THR
34	DJ	37	ARG
34	DJ	39	LYS
34	DJ	40	HIS
34	DJ	43	GLU
34	DJ	58	ASN
34	DJ	64	VAL
34	DJ	72	LYS
34	DJ	75	TYR
34	DJ	81	ILE
34	DJ	84	ILE
34	DJ	86	GLN
34	DJ	111	LYS
34	DJ	119	PHE
34	DJ	131	ASN
34	DJ	140	LEU
34	DJ	142	ILE
35	DK	1	MET
35	DK	40	LYS
35	DK	47	ILE
35	DK	49	ARG
35	DK	53	LYS
35	DK	58	LEU
35	DK	61	VAL
35	DK	67	LYS
35	DK	70	ARG
35	DK	73	ASP
35	DK	80	ASP
35	DK	90	ASN
35	DK	92	GLU
35	DK	95	ILE

Continued on next page...

Continued from previous page...

Mol	Chain	Res	Type
35	DK	97	THR
35	DK	104	THR
35	DK	116	ILE
35	DK	118	LEU
36	DL	4	ASN
36	DL	5	THR
36	DL	6	LEU
36	DL	12	SER
36	DL	14	LYS
36	DL	27	LEU
36	DL	42	SER
36	DL	46	VAL
36	DL	47	ARG
36	DL	48	ARG
36	DL	60	ARG
36	DL	74	THR
36	DL	82	LEU
36	DL	85	VAL
36	DL	94	THR
36	DL	95	LEU
36	DL	100	ILE
36	DL	103	ILE
36	DL	107	PHE
36	DL	118	THR
36	DL	126	ARG
37	DM	14	LYS
37	DM	20	LEU
37	DM	33	LEU
37	DM	46	ILE
37	DM	54	THR
37	DM	66	ARG
37	DM	69	PRO
37	DM	70	ASP
37	DM	74	THR
37	DM	100	LYS
37	DM	108	VAL
37	DM	111	GLU
37	DM	118	LYS
37	DM	124	LEU
37	DM	126	ILE
37	DM	127	LYS
37	DM	128	THR

Continued on next page...

Continued from previous page...

Mol	Chain	Res	Type
37	DM	129	THR
37	DM	130	PHE
37	DM	132	THR
37	DM	134	THR
37	DM	136	MET
38	DN	6	SER
38	DN	8	ARG
38	DN	14	SER
38	DN	20	MET
38	DN	22	ARG
38	DN	24	MET
38	DN	34	ILE
38	DN	51	LEU
38	DN	63	ARG
38	DN	69	ARG
38	DN	70	THR
38	DN	71	ARG
38	DN	74	GLU
38	DN	76	VAL
38	DN	79	LEU
38	DN	81	ASN
38	DN	82	GLU
38	DN	90	ARG
38	DN	95	THR
38	DN	116	VAL
39	DO	8	ILE
39	DO	9	ARG
39	DO	15	ARG
39	DO	24	THR
39	DO	26	LEU
39	DO	28	VAL
39	DO	45	SER
39	DO	48	LEU
39	DO	52	SER
39	DO	67	ASN
39	DO	78	VAL
39	DO	88	LYS
39	DO	89	ASP
39	DO	95	SER
39	DO	100	HIS
39	DO	102	ARG
39	DO	103	VAL

Continued on next page...

Continued from previous page...

Mol	Chain	Res	Type
39	DO	106	LEU
39	DO	116	GLN
39	DO	117	PHE
40	DP	1	SER
40	DP	6	GLN
40	DP	7	LEU
40	DP	18	SER
40	DP	25	VAL
40	DP	31	VAL
40	DP	33	GLU
40	DP	36	LYS
40	DP	50	ARG
40	DP	51	ASN
40	DP	54	LEU
40	DP	56	SER
40	DP	63	ILE
40	DP	65	ASN
40	DP	72	VAL
40	DP	74	GLN
40	DP	79	VAL
40	DP	80	VAL
40	DP	84	SER
40	DP	92	ARG
40	DP	93	LYS
40	DP	109	ILE
40	DP	113	LEU
41	DQ	2	ARG
41	DQ	7	VAL
41	DQ	8	ILE
41	DQ	10	ARG
41	DQ	21	LYS
41	DQ	32	ARG
41	DQ	40	LYS
41	DQ	50	ARG
41	DQ	52	ARG
41	DQ	86	SER
41	DQ	91	ARG
41	DQ	93	ILE
41	DQ	99	VAL
41	DQ	108	LEU
41	DQ	110	GLU
42	DR	10	LYS

Continued on next page...

Continued from previous page...

Mol	Chain	Res	Type
42	DR	12	HIS
42	DR	14	VAL
42	DR	18	GLN
42	DR	26	ASP
42	DR	31	GLU
42	DR	38	VAL
42	DR	46	GLU
42	DR	47	VAL
42	DR	48	LYS
42	DR	51	VAL
42	DR	53	PHE
42	DR	58	VAL
42	DR	72	VAL
42	DR	84	ARG
42	DR	86	GLN
42	DR	94	THR
42	DR	99	THR
43	DS	1	MET
43	DS	2	GLU
43	DS	4	ILE
43	DS	6	LYS
43	DS	9	HIS
43	DS	19	LEU
43	DS	28	LYS
43	DS	39	THR
43	DS	40	ASN
43	DS	41	LYS
43	DS	47	VAL
43	DS	62	ASP
43	DS	66	ILE
43	DS	67	ASP
43	DS	68	ASP
43	DS	80	PRO
43	DS	81	SER
43	DS	86	MET
43	DS	96	ILE
43	DS	97	LEU
43	DS	104	THR
43	DS	109	ASP
44	DT	3	ARG
44	DT	5	GLU
44	DT	7	LEU

Continued on next page...

Continued from previous page...

Mol	Chain	Res	Type
44	DT	16	VAL
44	DT	18	GLU
44	DT	25	GLU
44	DT	26	LYS
44	DT	28	ASN
44	DT	30	ILE
44	DT	31	VAL
44	DT	32	LEU
44	DT	34	VAL
44	DT	39	THR
44	DT	50	LEU
44	DT	52	GLU
44	DT	60	THR
44	DT	61	LEU
44	DT	70	HIS
44	DT	77	ARG
44	DT	82	LYS
44	DT	86	THR
44	DT	89	GLU
44	DT	91	GLN
45	DU	5	ARG
45	DU	6	ARG
45	DU	14	THR
45	DU	24	VAL
45	DU	25	LYS
45	DU	26	ASN
45	DU	27	VAL
45	DU	28	LEU
45	DU	30	SER
45	DU	39	ASN
45	DU	44	HIS
45	DU	45	GLN
45	DU	52	ASN
45	DU	53	GLN
45	DU	59	GLU
45	DU	67	SER
45	DU	71	ILE
45	DU	92	VAL
45	DU	98	ASN
45	DU	99	SER
46	DV	1	MET
46	DV	8	VAL

Continued on next page...

Continued from previous page...

Mol	Chain	Res	Type
46	DV	29	ILE
46	DV	40	ILE
46	DV	41	GLU
46	DV	42	LEU
46	DV	45	ASP
46	DV	50	MET
46	DV	53	LYS
46	DV	55	GLU
46	DV	61	LEU
46	DV	65	VAL
46	DV	70	ILE
46	DV	86	LEU
46	DV	87	GLN
57	DW	16	ARG
57	DW	25	GLU
57	DW	26	SER
57	DW	37	ARG
57	DW	66	GLU
57	DW	73	ARG
57	DW	77	SER
57	DW	79	GLU
48	DX	2	ARG
48	DX	9	LYS
48	DX	24	THR
48	DX	32	LEU
48	DX	40	GLU
48	DX	42	GLU
48	DX	47	THR
48	DX	50	VAL
48	DX	65	THR
48	DX	70	LEU
48	DX	73	ARG
49	DY	2	LYS
49	DY	6	LEU
49	DY	8	GLU
49	DY	12	GLU
49	DY	13	GLU
49	DY	15	ASN
49	DY	16	THR
49	DY	29	ARG
49	DY	37	LEU
49	DY	40	SER

Continued on next page...

Continued from previous page...

Mol	Chain	Res	Type
49	DY	55	THR
49	DY	57	LEU
50	DZ	2	LYS
50	DZ	9	THR
50	DZ	10	ARG
50	DZ	15	ARG
50	DZ	24	LEU
50	DZ	30	ARG
50	DZ	31	ILE
50	DZ	35	VAL
50	DZ	40	THR
50	DZ	44	ARG
51	D0	22	THR
51	D0	24	VAL
51	D0	27	LEU
51	D0	39	ARG
51	D0	45	ASP
51	D0	51	ARG
52	D1	4	ILE
52	D1	9	LYS
52	D1	24	LYS
52	D1	27	ARG
52	D1	34	GLU
52	D1	37	LYS
52	D1	42	VAL
52	D1	50	GLU
53	D2	1	MET
53	D2	4	THR
53	D2	24	THR
53	D2	41	ARG
53	D2	44	VAL
54	D3	13	PHE
54	D3	29	ARG
54	D3	30	HIS
55	D4	2	LYS
55	D4	3	VAL
55	D4	4	ARG
55	D4	12	ARG
55	D4	20	ASP
55	D4	26	ILE
55	D4	35	GLN

Some sidechains can be flipped to improve hydrogen bonding and reduce clashes. All (211) such

sidechains are listed below:

Mol	Chain	Res	Type
2	AB	14	HIS
2	AB	50	ASN
2	AB	189	ASN
3	AC	5	HIS
4	AD	53	GLN
4	AD	115	GLN
4	AD	119	HIS
4	AD	130	ASN
4	AD	163	GLN
4	AD	195	ASN
4	AD	197	HIS
5	AE	11	GLN
5	AE	72	ASN
5	AE	81	GLN
5	AE	82	HIS
5	AE	88	HIS
5	AE	121	ASN
5	AE	131	ASN
6	AF	3	HIS
7	AG	141	HIS
9	AI	3	ASN
9	AI	24	ASN
9	AI	49	GLN
10	AJ	56	HIS
11	AK	21	HIS
11	AK	23	HIS
11	AK	108	ASN
11	AK	118	ASN
13	AM	90	HIS
15	AO	37	HIS
15	AO	61	GLN
16	AP	18	GLN
17	AQ	8	GLN
18	AR	53	GLN
19	AS	51	HIS
19	AS	56	HIS
20	AT	20	ASN
20	AT	47	GLN
20	AT	51	ASN
20	AT	74	HIS
20	AT	83	ASN
24	AY	54	GLN

Continued on next page...

Continued from previous page...

Mol	Chain	Res	Type
2	BB	17	HIS
2	BB	38	HIS
2	BB	50	ASN
2	BB	93	HIS
2	BB	169	HIS
2	BB	202	ASN
3	BC	5	HIS
3	BC	122	GLN
3	BC	175	HIS
4	BD	119	HIS
4	BD	139	ASN
4	BD	197	HIS
5	BE	60	GLN
5	BE	96	GLN
6	BF	17	GLN
6	BF	52	ASN
6	BF	63	ASN
7	BG	67	ASN
7	BG	129	ASN
8	BH	17	GLN
8	BH	66	GLN
9	BI	24	ASN
9	BI	125	GLN
10	BJ	20	GLN
10	BJ	64	GLN
10	BJ	70	HIS
10	BJ	99	GLN
11	BK	14	GLN
11	BK	23	HIS
11	BK	27	ASN
11	BK	39	ASN
12	BL	4	ASN
12	BL	19	ASN
12	BL	58	ASN
12	BL	72	ASN
13	BM	90	HIS
14	BN	71	HIS
15	BO	34	GLN
15	BO	61	GLN
16	BP	26	ASN
16	BP	79	ASN
17	BQ	8	GLN

Continued on next page...

Continued from previous page...

Mol	Chain	Res	Type
17	BQ	30	HIS
17	BQ	46	HIS
18	BR	51	GLN
18	BR	53	GLN
19	BS	56	HIS
19	BS	68	HIS
20	BT	19	HIS
20	BT	20	ASN
20	BT	60	GLN
20	BT	67	HIS
27	CC	85	ASN
27	CC	116	GLN
27	CC	133	ASN
27	CC	141	HIS
28	CD	67	HIS
28	CD	136	ASN
29	CE	90	GLN
29	CE	136	GLN
29	CE	163	ASN
30	CF	4	HIS
30	CF	20	ASN
30	CF	36	ASN
30	CF	51	ASN
30	CF	62	GLN
31	CG	21	GLN
31	CG	72	ASN
31	CG	100	ASN
31	CG	114	HIS
31	CG	127	GLN
32	CH	43	ASN
32	CH	128	HIS
32	CH	135	HIS
33	CI	11	GLN
33	CI	18	ASN
34	CJ	58	ASN
34	CJ	77	HIS
34	CJ	80	HIS
34	CJ	138	GLN
35	CK	3	GLN
35	CK	5	GLN
35	CK	13	ASN
35	CK	90	ASN

Continued on next page...

Continued from previous page...

Mol	Chain	Res	Type
36	CL	35	HIS
37	CM	13	HIS
37	CM	60	GLN
38	CN	13	ASN
38	CN	31	HIS
38	CN	62	ASN
39	CO	29	HIS
40	CP	2	ASN
40	CP	11	GLN
40	CP	40	GLN
40	CP	65	ASN
42	CR	12	HIS
42	CR	43	ASN
42	CR	87	GLN
42	CR	89	HIS
43	CS	9	HIS
43	CS	57	ASN
45	CU	68	ASN
45	CU	73	ASN
48	CX	19	HIS
49	CY	25	GLN
49	CY	27	ASN
49	CY	58	ASN
51	C0	3	GLN
51	C0	41	HIS
52	C1	18	HIS
52	C1	45	HIS
54	C3	30	HIS
27	DC	24	HIS
27	DC	141	HIS
27	DC	250	GLN
28	DD	42	ASN
28	DD	58	ASN
28	DD	134	HIS
28	DD	136	ASN
28	DD	150	GLN
29	DE	90	GLN
29	DE	92	HIS
29	DE	156	ASN
29	DE	163	ASN
29	DE	195	GLN
30	DF	20	ASN

Continued on next page...

Continued from previous page...

Mol	Chain	Res	Type
30	DF	22	ASN
30	DF	36	ASN
30	DF	62	GLN
31	DG	29	ASN
31	DG	44	HIS
31	DG	72	ASN
31	DG	103	ASN
32	DH	128	HIS
32	DH	135	HIS
33	DI	11	GLN
33	DI	42	ASN
33	DI	93	ASN
34	DJ	58	ASN
34	DJ	86	GLN
35	DK	5	GLN
35	DK	90	ASN
36	DL	4	ASN
36	DL	35	HIS
37	DM	97	GLN
40	DP	51	ASN
40	DP	65	ASN
40	DP	74	GLN
41	DQ	36	GLN
42	DR	86	GLN
43	DS	9	HIS
43	DS	57	ASN
44	DT	91	GLN
45	DU	26	ASN
45	DU	53	GLN
46	DV	24	ASN
46	DV	75	GLN
46	DV	87	GLN
57	DW	53	HIS
48	DX	15	ASN
49	DY	20	ASN
49	DY	36	GLN
52	D1	18	HIS
52	D1	25	ASN
52	D1	45	HIS
53	D2	13	ASN
53	D2	26	ASN
53	D2	29	GLN

Continued on next page...

Continued from previous page...

Mol	Chain	Res	Type
55	D4	35	GLN

5.3.3 RNA ⓘ

Mol	Chain	Analysed	Backbone Outliers	Pucker Outliers
1	AA	1537/1539 (99%)	441 (28%)	28 (1%)
1	BA	1538/1539 (99%)	445 (28%)	20 (1%)
22	AV	75/76 (98%)	29 (38%)	1 (1%)
22	BV	75/76 (98%)	15 (20%)	1 (1%)
23	AX	14/16 (87%)	5 (35%)	0
23	BX	15/16 (93%)	4 (26%)	0
25	CA	2895/2903 (99%)	747 (25%)	53 (1%)
25	DA	2893/2903 (99%)	764 (26%)	48 (1%)
26	CB	118/119 (99%)	24 (20%)	1 (0%)
56	DB	117/118 (99%)	34 (29%)	3 (2%)
All	All	9277/9305 (99%)	2508 (27%)	155 (1%)

All (2508) RNA backbone outliers are listed below:

Mol	Chain	Res	Type
1	AA	5	U
1	AA	6	G
1	AA	7	A
1	AA	9	G
1	AA	12	U
1	AA	13	U
1	AA	15	G
1	AA	22	G
1	AA	28	A
1	AA	32	A
1	AA	39	G
1	AA	44	A
1	AA	45	G
1	AA	47	C
1	AA	48	C
1	AA	49	U
1	AA	51	A
1	AA	62	U
1	AA	67	C
1	AA	69	G
1	AA	70	U

Continued on next page...

Continued from previous page...

Mol	Chain	Res	Type
1	AA	71	A
1	AA	72	A
1	AA	75	G
1	AA	76	G
1	AA	77	A
1	AA	80	A
1	AA	82	G
1	AA	83	C
1	AA	84	U
1	AA	85	U
1	AA	86	G
1	AA	89	U
1	AA	90	C
1	AA	91	U
1	AA	92	U
1	AA	94	G
1	AA	95	C
1	AA	97	G
1	AA	108	G
1	AA	109	A
1	AA	111	G
1	AA	116	A
1	AA	117	G
1	AA	121	U
1	AA	122	G
1	AA	130	A
1	AA	131	A
1	AA	137	U
1	AA	139	A
1	AA	142	G
1	AA	143	A
1	AA	144	G
1	AA	149	A
1	AA	159	G
1	AA	162	A
1	AA	163	C
1	AA	164	G
1	AA	168	G
1	AA	176	C
1	AA	181	A
1	AA	182	A
1	AA	183	C

Continued on next page...

Continued from previous page...

Mol	Chain	Res	Type
1	AA	195	A
1	AA	200	G
1	AA	204	G
1	AA	205	A
1	AA	209	U
1	AA	210	C
1	AA	213	G
1	AA	220	G
1	AA	226	G
1	AA	240	G
1	AA	245	U
1	AA	247	G
1	AA	251	G
1	AA	260	G
1	AA	262	A
1	AA	263	A
1	AA	266	G
1	AA	267	C
1	AA	278	G
1	AA	279	A
1	AA	280	C
1	AA	289	G
1	AA	290	C
1	AA	300	A
1	AA	308	C
1	AA	321	A
1	AA	328	C
1	AA	329	A
1	AA	331	G
1	AA	332	G
1	AA	346	G
1	AA	347	G
1	AA	352	C
1	AA	354	G
1	AA	359	G
1	AA	367	U
1	AA	370	C
1	AA	371	A
1	AA	372	C
1	AA	374	A
1	AA	382	A
1	AA	383	A

Continued on next page...

Continued from previous page...

Mol	Chain	Res	Type
1	AA	384	G
1	AA	391	G
1	AA	398	U
1	AA	402	G
1	AA	403	C
1	AA	406	G
1	AA	407	U
1	AA	409	U
1	AA	410	G
1	AA	411	A
1	AA	412	A
1	AA	413	G
1	AA	414	A
1	AA	418	C
1	AA	420	U
1	AA	421	U
1	AA	422	C
1	AA	423	G
1	AA	424	G
1	AA	429	U
1	AA	430	A
1	AA	433	G
1	AA	435	A
1	AA	439	U
1	AA	440	C
1	AA	445	G
1	AA	453	G
1	AA	456	A
1	AA	457	G
1	AA	458	U
1	AA	459	A
1	AA	460	A
1	AA	463	U
1	AA	465	A
1	AA	466	A
1	AA	467	U
1	AA	468	A
1	AA	474	G
1	AA	481	G
1	AA	482	A
1	AA	484	G
1	AA	485	U

Continued on next page...

Continued from previous page...

Mol	Chain	Res	Type
1	AA	486	U
1	AA	490	C
1	AA	491	G
1	AA	492	C
1	AA	494	G
1	AA	495	A
1	AA	497	G
1	AA	498	A
1	AA	500	G
1	AA	501	C
1	AA	509	A
1	AA	511	C
1	AA	514	C
1	AA	515	G
1	AA	518	C
1	AA	521	G
1	AA	527	G
1	AA	530	G
1	AA	531	U
1	AA	532	A
1	AA	534	U
1	AA	547	A
1	AA	550	G
1	AA	559	A
1	AA	562	U
1	AA	564	C
1	AA	570	G
1	AA	572	A
1	AA	573	A
1	AA	576	C
1	AA	578	C
1	AA	596	A
1	AA	605	U
1	AA	611	C
1	AA	615	G
1	AA	619	U
1	AA	625	U
1	AA	630	A
1	AA	631	C
1	AA	640	A
1	AA	644	U
1	AA	650	G

Continued on next page...

Continued from previous page...

Mol	Chain	Res	Type
1	AA	652	U
1	AA	653	U
1	AA	656	G
1	AA	661	G
1	AA	665	A
1	AA	686	U
1	AA	695	A
1	AA	702	A
1	AA	703	G
1	AA	707	U
1	AA	720	C
1	AA	721	G
1	AA	723	U
1	AA	724	G
1	AA	731	G
1	AA	733	G
1	AA	755	G
1	AA	756	C
1	AA	764	C
1	AA	773	G
1	AA	774	G
1	AA	776	G
1	AA	777	A
1	AA	778	G
1	AA	786	G
1	AA	787	A
1	AA	788	U
1	AA	792	A
1	AA	793	U
1	AA	794	A
1	AA	799	G
1	AA	804	U
1	AA	805	C
1	AA	815	A
1	AA	817	C
1	AA	821	G
1	AA	828	U
1	AA	829	G
1	AA	833	G
1	AA	841	C
1	AA	842	U
1	AA	843	U

Continued on next page...

Continued from previous page...

Mol	Chain	Res	Type
1	AA	845	A
1	AA	846	G
1	AA	849	G
1	AA	854	U
1	AA	859	G
1	AA	860	A
1	AA	869	G
1	AA	883	C
1	AA	890	G
1	AA	896	C
1	AA	900	A
1	AA	902	G
1	AA	910	C
1	AA	912	C
1	AA	914	A
1	AA	919	A
1	AA	926	G
1	AA	927	G
1	AA	932	C
1	AA	934	C
1	AA	935	A
1	AA	938	A
1	AA	946	A
1	AA	960	U
1	AA	963	G
1	AA	964	A
1	AA	966	G
1	AA	969	A
1	AA	975	A
1	AA	976	G
1	AA	977	A
1	AA	979	C
1	AA	982	U
1	AA	983	A
1	AA	986	U
1	AA	989	U
1	AA	991	U
1	AA	992	U
1	AA	993	G
1	AA	994	A
1	AA	1002	G
1	AA	1004	A

Continued on next page...

Continued from previous page...

Mol	Chain	Res	Type
1	AA	1007	U
1	AA	1008	U
1	AA	1016	A
1	AA	1017	U
1	AA	1019	A
1	AA	1021	A
1	AA	1022	A
1	AA	1025	U
1	AA	1026	G
1	AA	1027	C
1	AA	1028	C
1	AA	1030	U
1	AA	1031	C
1	AA	1032	G
1	AA	1033	G
1	AA	1034	G
1	AA	1035	A
1	AA	1036	A
1	AA	1037	C
1	AA	1039	G
1	AA	1043	G
1	AA	1044	A
1	AA	1049	U
1	AA	1050	G
1	AA	1054	C
1	AA	1055	A
1	AA	1056	U
1	AA	1058	G
1	AA	1063	C
1	AA	1065	U
1	AA	1066	C
1	AA	1067	A
1	AA	1086	U
1	AA	1094	G
1	AA	1095	U
1	AA	1101	A
1	AA	1102	A
1	AA	1114	C
1	AA	1115	U
1	AA	1118	U
1	AA	1124	G
1	AA	1127	G

Continued on next page...

Continued from previous page...

Mol	Chain	Res	Type
1	AA	1133	G
1	AA	1134	G
1	AA	1135	U
1	AA	1136	C
1	AA	1137	C
1	AA	1139	G
1	AA	1140	C
1	AA	1141	C
1	AA	1142	G
1	AA	1145	A
1	AA	1146	A
1	AA	1152	A
1	AA	1157	A
1	AA	1159	U
1	AA	1160	G
1	AA	1161	C
1	AA	1164	G
1	AA	1166	G
1	AA	1167	A
1	AA	1168	U
1	AA	1169	A
1	AA	1181	G
1	AA	1182	G
1	AA	1183	U
1	AA	1184	G
1	AA	1187	G
1	AA	1188	A
1	AA	1190	G
1	AA	1191	A
1	AA	1192	C
1	AA	1196	A
1	AA	1197	A
1	AA	1201	A
1	AA	1202	U
1	AA	1203	C
1	AA	1212	U
1	AA	1213	A
1	AA	1215	G
1	AA	1224	U
1	AA	1227	A
1	AA	1228	C
1	AA	1235	U

Continued on next page...

Continued from previous page...

Mol	Chain	Res	Type
1	AA	1238	A
1	AA	1239	A
1	AA	1240	U
1	AA	1256	A
1	AA	1257	A
1	AA	1259	C
1	AA	1260	G
1	AA	1271	A
1	AA	1272	G
1	AA	1275	A
1	AA	1280	A
1	AA	1284	C
1	AA	1285	A
1	AA	1286	U
1	AA	1287	A
1	AA	1293	C
1	AA	1294	G
1	AA	1297	G
1	AA	1299	A
1	AA	1300	G
1	AA	1302	C
1	AA	1303	C
1	AA	1304	G
1	AA	1305	G
1	AA	1317	C
1	AA	1318	A
1	AA	1320	C
1	AA	1322	C
1	AA	1323	G
1	AA	1326	U
1	AA	1329	A
1	AA	1330	U
1	AA	1332	A
1	AA	1334	G
1	AA	1336	C
1	AA	1337	G
1	AA	1338	G
1	AA	1340	A
1	AA	1341	U
1	AA	1346	A
1	AA	1352	C
1	AA	1353	G

Continued on next page...

Continued from previous page...

Mol	Chain	Res	Type
1	AA	1354	U
1	AA	1357	A
1	AA	1358	U
1	AA	1363	A
1	AA	1365	G
1	AA	1368	A
1	AA	1378	C
1	AA	1379	G
1	AA	1397	C
1	AA	1398	A
1	AA	1399	C
1	AA	1414	U
1	AA	1418	A
1	AA	1426	G
1	AA	1427	C
1	AA	1429	A
1	AA	1430	A
1	AA	1432	G
1	AA	1433	A
1	AA	1441	A
1	AA	1443	C
1	AA	1446	A
1	AA	1448	C
1	AA	1452	C
1	AA	1453	G
1	AA	1455	G
1	AA	1491	G
1	AA	1492	A
1	AA	1493	A
1	AA	1497	G
1	AA	1505	G
1	AA	1506	U
1	AA	1507	A
1	AA	1517	G
1	AA	1526	G
1	AA	1529	G
1	AA	1530	G
1	AA	1531	A
1	AA	1533	C
1	AA	1534	A
1	AA	1535	C
1	AA	1539	C

Continued on next page...

Continued from previous page...

Mol	Chain	Res	Type
22	AV	8	U
22	AV	10	G
22	AV	13	C
22	AV	16	U
22	AV	17	C
22	AV	18	G
22	AV	19	G
22	AV	20	U
22	AV	21	A
22	AV	22	G
22	AV	26	A
22	AV	33	U
22	AV	36	A
22	AV	37	A
22	AV	38	A
22	AV	44	G
22	AV	45	U
22	AV	46	G
22	AV	47	U
22	AV	48	C
22	AV	51	U
22	AV	57	G
22	AV	58	A
22	AV	59	U
22	AV	61	C
22	AV	64	A
22	AV	67	C
22	AV	74	C
22	AV	76	A
23	AX	11	U
23	AX	12	A
23	AX	13	A
23	AX	14	A
23	AX	19	U
1	BA	4	U
1	BA	5	U
1	BA	6	G
1	BA	7	A
1	BA	8	A
1	BA	9	G
1	BA	19	A
1	BA	32	A

Continued on next page...

Continued from previous page...

Mol	Chain	Res	Type
1	BA	39	G
1	BA	47	C
1	BA	48	C
1	BA	51	A
1	BA	52	C
1	BA	62	U
1	BA	63	C
1	BA	68	G
1	BA	70	U
1	BA	71	A
1	BA	74	A
1	BA	78	A
1	BA	81	A
1	BA	83	C
1	BA	84	U
1	BA	85	U
1	BA	87	C
1	BA	88	U
1	BA	89	U
1	BA	91	U
1	BA	92	U
1	BA	97	G
1	BA	99	C
1	BA	102	G
1	BA	108	G
1	BA	116	A
1	BA	120	A
1	BA	121	U
1	BA	122	G
1	BA	127	G
1	BA	130	A
1	BA	131	A
1	BA	138	G
1	BA	142	G
1	BA	143	A
1	BA	144	G
1	BA	150	U
1	BA	151	A
1	BA	154	U
1	BA	155	A
1	BA	156	C
1	BA	157	U

Continued on next page...

Continued from previous page...

Mol	Chain	Res	Type
1	BA	159	G
1	BA	161	A
1	BA	163	C
1	BA	168	G
1	BA	176	C
1	BA	177	G
1	BA	179	A
1	BA	181	A
1	BA	182	A
1	BA	183	C
1	BA	184	G
1	BA	187	G
1	BA	189	A
1	BA	190	A
1	BA	193	C
1	BA	195	A
1	BA	197	A
1	BA	200	G
1	BA	201	G
1	BA	204	G
1	BA	205	A
1	BA	206	C
1	BA	207	C
1	BA	208	U
1	BA	209	U
1	BA	210	C
1	BA	211	G
1	BA	212	G
1	BA	213	G
1	BA	214	C
1	BA	223	A
1	BA	240	G
1	BA	244	U
1	BA	245	U
1	BA	247	G
1	BA	249	U
1	BA	251	G
1	BA	253	A
1	BA	266	G
1	BA	267	C
1	BA	269	C
1	BA	275	G

Continued on next page...

Continued from previous page...

Mol	Chain	Res	Type
1	BA	279	A
1	BA	289	G
1	BA	298	A
1	BA	308	C
1	BA	309	A
1	BA	317	U
1	BA	318	G
1	BA	320	A
1	BA	321	A
1	BA	328	C
1	BA	329	A
1	BA	330	C
1	BA	332	G
1	BA	333	U
1	BA	339	C
1	BA	341	C
1	BA	349	A
1	BA	352	C
1	BA	354	G
1	BA	367	U
1	BA	369	G
1	BA	370	C
1	BA	372	C
1	BA	373	A
1	BA	378	G
1	BA	383	A
1	BA	398	U
1	BA	406	G
1	BA	409	U
1	BA	411	A
1	BA	412	A
1	BA	413	G
1	BA	421	U
1	BA	422	C
1	BA	423	G
1	BA	429	U
1	BA	430	A
1	BA	436	C
1	BA	440	C
1	BA	456	A
1	BA	458	U
1	BA	461	A

Continued on next page...

Continued from previous page...

Mol	Chain	Res	Type
1	BA	462	G
1	BA	463	U
1	BA	464	U
1	BA	466	A
1	BA	467	U
1	BA	468	A
1	BA	469	C
1	BA	474	G
1	BA	477	C
1	BA	478	A
1	BA	481	G
1	BA	482	A
1	BA	484	G
1	BA	485	U
1	BA	486	U
1	BA	494	G
1	BA	495	A
1	BA	497	G
1	BA	498	A
1	BA	499	A
1	BA	500	G
1	BA	506	G
1	BA	511	C
1	BA	518	C
1	BA	519	C
1	BA	524	G
1	BA	526	C
1	BA	527	G
1	BA	530	G
1	BA	531	U
1	BA	532	A
1	BA	533	A
1	BA	537	G
1	BA	545	C
1	BA	547	A
1	BA	550	G
1	BA	557	G
1	BA	558	G
1	BA	559	A
1	BA	560	A
1	BA	562	U
1	BA	563	A

Continued on next page...

Continued from previous page...

Mol	Chain	Res	Type
1	BA	568	G
1	BA	572	A
1	BA	573	A
1	BA	576	C
1	BA	579	A
1	BA	580	C
1	BA	581	G
1	BA	582	C
1	BA	595	A
1	BA	614	C
1	BA	627	G
1	BA	628	G
1	BA	633	G
1	BA	638	U
1	BA	641	U
1	BA	650	G
1	BA	653	U
1	BA	660	C
1	BA	665	A
1	BA	674	G
1	BA	675	A
1	BA	683	G
1	BA	684	U
1	BA	685	G
1	BA	694	A
1	BA	695	A
1	BA	700	G
1	BA	702	A
1	BA	710	G
1	BA	713	G
1	BA	718	A
1	BA	719	C
1	BA	720	C
1	BA	721	G
1	BA	723	U
1	BA	724	G
1	BA	731	G
1	BA	733	G
1	BA	734	G
1	BA	745	G
1	BA	752	G
1	BA	755	G

Continued on next page...

Continued from previous page...

Mol	Chain	Res	Type
1	BA	764	C
1	BA	765	G
1	BA	766	A
1	BA	776	G
1	BA	777	A
1	BA	778	G
1	BA	784	A
1	BA	785	G
1	BA	792	A
1	BA	793	U
1	BA	794	A
1	BA	798	U
1	BA	802	A
1	BA	805	C
1	BA	809	G
1	BA	815	A
1	BA	817	C
1	BA	819	A
1	BA	820	U
1	BA	827	U
1	BA	828	U
1	BA	833	G
1	BA	841	C
1	BA	842	U
1	BA	843	U
1	BA	844	G
1	BA	845	A
1	BA	846	G
1	BA	847	G
1	BA	849	G
1	BA	858	G
1	BA	870	U
1	BA	872	A
1	BA	874	G
1	BA	876	C
1	BA	885	G
1	BA	914	A
1	BA	918	A
1	BA	921	U
1	BA	926	G
1	BA	927	G
1	BA	930	C

Continued on next page...

Continued from previous page...

Mol	Chain	Res	Type
1	BA	934	C
1	BA	935	A
1	BA	958	A
1	BA	960	U
1	BA	966	G
1	BA	968	A
1	BA	969	A
1	BA	970	C
1	BA	971	G
1	BA	972	C
1	BA	975	A
1	BA	976	G
1	BA	977	A
1	BA	983	A
1	BA	988	G
1	BA	989	U
1	BA	992	U
1	BA	993	G
1	BA	995	C
1	BA	996	A
1	BA	1003	G
1	BA	1004	A
1	BA	1008	U
1	BA	1009	U
1	BA	1017	U
1	BA	1018	G
1	BA	1020	G
1	BA	1022	A
1	BA	1025	U
1	BA	1026	G
1	BA	1027	C
1	BA	1028	C
1	BA	1030	U
1	BA	1031	C
1	BA	1032	G
1	BA	1033	G
1	BA	1034	G
1	BA	1037	C
1	BA	1039	G
1	BA	1043	G
1	BA	1044	A
1	BA	1049	U

Continued on next page...

Continued from previous page...

Mol	Chain	Res	Type
1	BA	1050	G
1	BA	1054	C
1	BA	1056	U
1	BA	1057	G
1	BA	1059	C
1	BA	1065	U
1	BA	1066	C
1	BA	1073	U
1	BA	1079	G
1	BA	1080	A
1	BA	1081	A
1	BA	1084	G
1	BA	1086	U
1	BA	1087	G
1	BA	1089	G
1	BA	1094	G
1	BA	1095	U
1	BA	1100	C
1	BA	1101	A
1	BA	1102	A
1	BA	1103	C
1	BA	1105	A
1	BA	1107	C
1	BA	1116	U
1	BA	1122	U
1	BA	1124	G
1	BA	1125	U
1	BA	1132	C
1	BA	1133	G
1	BA	1134	G
1	BA	1135	U
1	BA	1136	C
1	BA	1137	C
1	BA	1138	G
1	BA	1139	G
1	BA	1140	C
1	BA	1141	C
1	BA	1142	G
1	BA	1145	A
1	BA	1154	G
1	BA	1155	A
1	BA	1158	C

Continued on next page...

Continued from previous page...

Mol	Chain	Res	Type
1	BA	1159	U
1	BA	1160	G
1	BA	1161	C
1	BA	1167	A
1	BA	1171	A
1	BA	1176	A
1	BA	1180	A
1	BA	1183	U
1	BA	1184	G
1	BA	1192	C
1	BA	1196	A
1	BA	1197	A
1	BA	1200	C
1	BA	1201	A
1	BA	1202	U
1	BA	1203	C
1	BA	1212	U
1	BA	1213	A
1	BA	1227	A
1	BA	1238	A
1	BA	1240	U
1	BA	1243	C
1	BA	1247	U
1	BA	1253	G
1	BA	1257	A
1	BA	1263	C
1	BA	1264	U
1	BA	1275	A
1	BA	1276	G
1	BA	1280	A
1	BA	1283	U
1	BA	1285	A
1	BA	1286	U
1	BA	1287	A
1	BA	1292	G
1	BA	1293	C
1	BA	1298	U
1	BA	1299	A
1	BA	1300	G
1	BA	1302	C
1	BA	1304	G
1	BA	1305	G

Continued on next page...

Continued from previous page...

Mol	Chain	Res	Type
1	BA	1317	C
1	BA	1318	A
1	BA	1320	C
1	BA	1322	C
1	BA	1335	U
1	BA	1336	C
1	BA	1338	G
1	BA	1340	A
1	BA	1346	A
1	BA	1362	A
1	BA	1363	A
1	BA	1365	G
1	BA	1370	G
1	BA	1378	C
1	BA	1379	G
1	BA	1384	C
1	BA	1388	C
1	BA	1398	A
1	BA	1401	G
1	BA	1412	C
1	BA	1413	A
1	BA	1419	G
1	BA	1425	U
1	BA	1426	G
1	BA	1435	G
1	BA	1440	U
1	BA	1441	A
1	BA	1442	G
1	BA	1445	U
1	BA	1446	A
1	BA	1452	C
1	BA	1454	G
1	BA	1455	G
1	BA	1456	A
1	BA	1468	A
1	BA	1473	G
1	BA	1480	A
1	BA	1487	G
1	BA	1491	G
1	BA	1492	A
1	BA	1497	G
1	BA	1498	U

Continued on next page...

Continued from previous page...

Mol	Chain	Res	Type
1	BA	1499	A
1	BA	1500	A
1	BA	1503	A
1	BA	1505	G
1	BA	1506	U
1	BA	1517	G
1	BA	1522	U
1	BA	1529	G
1	BA	1530	G
1	BA	1531	A
1	BA	1532	U
1	BA	1533	C
1	BA	1534	A
1	BA	1535	C
1	BA	1536	C
1	BA	1538	C
1	BA	1540	U
22	BV	5	G
22	BV	8	U
22	BV	17	C
22	BV	18	G
22	BV	19	G
22	BV	20	U
22	BV	21	A
22	BV	37	A
22	BV	39	U
22	BV	45	U
22	BV	48	C
22	BV	56	C
22	BV	58	A
22	BV	74	C
22	BV	76	A
23	BX	5	A
23	BX	12	A
23	BX	14	A
23	BX	19	U
25	CA	10	A
25	CA	12	U
25	CA	13	A
25	CA	15	G
25	CA	34	U
25	CA	35	G

Continued on next page...

Continued from previous page...

Mol	Chain	Res	Type
25	CA	46	G
25	CA	61	C
25	CA	63	A
25	CA	71	A
25	CA	72	U
25	CA	74	A
25	CA	75	G
25	CA	84	A
25	CA	86	G
25	CA	87	U
25	CA	101	A
25	CA	103	A
25	CA	110	G
25	CA	118	A
25	CA	119	A
25	CA	120	U
25	CA	123	G
25	CA	128	C
25	CA	138	U
25	CA	139	U
25	CA	140	C
25	CA	141	G
25	CA	142	A
25	CA	143	C
25	CA	146	A
25	CA	147	C
25	CA	158	U
25	CA	180	G
25	CA	181	A
25	CA	188	G
25	CA	196	A
25	CA	208	C
25	CA	216	A
25	CA	221	A
25	CA	222	A
25	CA	227	A
25	CA	230	G
25	CA	245	G
25	CA	248	G
25	CA	249	C
25	CA	254	G
25	CA	255	A

Continued on next page...

Continued from previous page...

Mol	Chain	Res	Type
25	CA	265	A
25	CA	266	G
25	CA	271	G
25	CA	272	A
25	CA	273	G
25	CA	277	G
25	CA	278	A
25	CA	279	A
25	CA	282	A
25	CA	284	U
25	CA	285	G
25	CA	293	U
25	CA	302	C
25	CA	306	U
25	CA	310	A
25	CA	311	A
25	CA	325	G
25	CA	329	G
25	CA	330	A
25	CA	331	C
25	CA	340	A
25	CA	344	A
25	CA	351	C
25	CA	353	C
25	CA	359	G
25	CA	361	G
25	CA	362	A
25	CA	370	G
25	CA	371	A
25	CA	372	G
25	CA	386	G
25	CA	389	G
25	CA	396	G
25	CA	402	A
25	CA	404	A
25	CA	405	U
25	CA	406	G
25	CA	409	G
25	CA	411	G
25	CA	412	A
25	CA	414	C
25	CA	415	A

Continued on next page...

Continued from previous page...

Mol	Chain	Res	Type
25	CA	418	C
25	CA	420	C
25	CA	424	G
25	CA	425	G
25	CA	428	A
25	CA	429	A
25	CA	438	G
25	CA	442	G
25	CA	451	U
25	CA	455	C
25	CA	456	C
25	CA	457	A
25	CA	471	A
25	CA	474	G
25	CA	480	A
25	CA	481	G
25	CA	491	G
25	CA	503	A
25	CA	504	A
25	CA	505	A
25	CA	508	A
25	CA	509	C
25	CA	510	C
25	CA	528	A
25	CA	529	A
25	CA	531	C
25	CA	532	A
25	CA	533	G
25	CA	537	G
25	CA	538	A
25	CA	542	C
25	CA	543	G
25	CA	544	C
25	CA	545	U
25	CA	546	U
25	CA	547	A
25	CA	548	G
25	CA	549	G
25	CA	550	C
25	CA	551	G
25	CA	557	C
25	CA	563	A

Continued on next page...

Continued from previous page...

Mol	Chain	Res	Type
25	CA	572	A
25	CA	573	U
25	CA	575	A
25	CA	586	A
25	CA	603	A
25	CA	613	A
25	CA	614	A
25	CA	615	U
25	CA	627	A
25	CA	631	A
25	CA	634	C
25	CA	637	A
25	CA	645	C
25	CA	646	U
25	CA	647	G
25	CA	648	G
25	CA	654	A
25	CA	655	A
25	CA	657	U
25	CA	663	G
25	CA	669	G
25	CA	680	C
25	CA	686	U
25	CA	701	G
25	CA	702	U
25	CA	711	G
25	CA	722	A
25	CA	726	G
25	CA	730	A
25	CA	736	C
25	CA	738	G
25	CA	747	U
25	CA	751	A
25	CA	761	A
25	CA	762	U
25	CA	764	A
25	CA	765	C
25	CA	772	C
25	CA	773	U
25	CA	775	G
25	CA	776	G
25	CA	782	A

Continued on next page...

Continued from previous page...

Mol	Chain	Res	Type
25	CA	784	G
25	CA	785	G
25	CA	791	C
25	CA	792	A
25	CA	805	G
25	CA	812	C
25	CA	819	A
25	CA	824	U
25	CA	827	U
25	CA	828	U
25	CA	829	A
25	CA	830	G
25	CA	835	C
25	CA	845	A
25	CA	846	U
25	CA	847	U
25	CA	848	C
25	CA	858	G
25	CA	859	G
25	CA	868	U
25	CA	873	C
25	CA	878	A
25	CA	879	G
25	CA	884	U
25	CA	885	C
25	CA	894	U
25	CA	896	A
25	CA	901	C
25	CA	910	A
25	CA	914	G
25	CA	915	C
25	CA	916	G
25	CA	930	G
25	CA	931	U
25	CA	932	U
25	CA	941	A
25	CA	946	C
25	CA	957	C
25	CA	961	C
25	CA	971	G
25	CA	973	A
25	CA	974	G

Continued on next page...

Continued from previous page...

Mol	Chain	Res	Type
25	CA	983	A
25	CA	984	A
25	CA	985	C
25	CA	987	C
25	CA	989	G
25	CA	995	C
25	CA	996	A
25	CA	999	U
25	CA	1009	A
25	CA	1012	U
25	CA	1013	C
25	CA	1021	A
25	CA	1026	G
25	CA	1027	A
25	CA	1033	U
25	CA	1041	G
25	CA	1046	A
25	CA	1047	G
25	CA	1053	C
25	CA	1057	A
25	CA	1059	G
25	CA	1061	U
25	CA	1062	G
25	CA	1066	U
25	CA	1067	A
25	CA	1068	G
25	CA	1070	A
25	CA	1071	G
25	CA	1072	C
25	CA	1073	A
25	CA	1074	G
25	CA	1075	C
25	CA	1079	C
25	CA	1081	U
25	CA	1087	G
25	CA	1088	A
25	CA	1091	G
25	CA	1092	C
25	CA	1093	G
25	CA	1098	A
25	CA	1099	G
25	CA	1100	C

Continued on next page...

Continued from previous page...

Mol	Chain	Res	Type
25	CA	1101	U
25	CA	1104	C
25	CA	1106	G
25	CA	1112	G
25	CA	1119	U
25	CA	1121	C
25	CA	1126	A
25	CA	1130	U
25	CA	1131	G
25	CA	1132	U
25	CA	1133	A
25	CA	1135	C
25	CA	1136	G
25	CA	1138	G
25	CA	1139	G
25	CA	1141	U
25	CA	1142	A
25	CA	1155	A
25	CA	1168	G
25	CA	1170	C
25	CA	1171	G
25	CA	1172	C
25	CA	1173	U
25	CA	1174	U
25	CA	1175	A
25	CA	1176	U
25	CA	1178	C
25	CA	1179	G
25	CA	1180	U
25	CA	1181	U
25	CA	1182	G
25	CA	1214	A
25	CA	1222	U
25	CA	1235	G
25	CA	1238	G
25	CA	1239	G
25	CA	1249	U
25	CA	1253	A
25	CA	1256	G
25	CA	1258	U
25	CA	1266	G
25	CA	1271	G

Continued on next page...

Continued from previous page...

Mol	Chain	Res	Type
25	CA	1272	A
25	CA	1273	U
25	CA	1288	G
25	CA	1294	U
25	CA	1299	G
25	CA	1300	G
25	CA	1301	A
25	CA	1306	C
25	CA	1310	G
25	CA	1315	C
25	CA	1316	U
25	CA	1321	A
25	CA	1325	U
25	CA	1341	G
25	CA	1345	C
25	CA	1349	C
25	CA	1352	U
25	CA	1359	A
25	CA	1365	A
25	CA	1367	A
25	CA	1370	C
25	CA	1372	U
25	CA	1373	A
25	CA	1374	G
25	CA	1378	A
25	CA	1379	U
25	CA	1380	G
25	CA	1383	A
25	CA	1386	C
25	CA	1387	A
25	CA	1390	U
25	CA	1406	U
25	CA	1407	G
25	CA	1415	U
25	CA	1416	G
25	CA	1417	C
25	CA	1418	G
25	CA	1419	A
25	CA	1420	A
25	CA	1424	G
25	CA	1427	A
25	CA	1428	C

Continued on next page...

Continued from previous page...

Mol	Chain	Res	Type
25	CA	1450	G
25	CA	1451	C
25	CA	1452	G
25	CA	1453	A
25	CA	1460	U
25	CA	1461	C
25	CA	1462	C
25	CA	1463	C
25	CA	1472	C
25	CA	1482	G
25	CA	1485	U
25	CA	1491	G
25	CA	1493	C
25	CA	1494	A
25	CA	1495	A
25	CA	1504	A
25	CA	1505	A
25	CA	1508	A
25	CA	1509	A
25	CA	1510	G
25	CA	1515	A
25	CA	1523	U
25	CA	1526	C
25	CA	1527	G
25	CA	1528	A
25	CA	1530	G
25	CA	1532	A
25	CA	1533	C
25	CA	1534	U
25	CA	1535	A
25	CA	1536	C
25	CA	1538	G
25	CA	1547	C
25	CA	1554	U
25	CA	1555	G
25	CA	1556	C
25	CA	1560	G
25	CA	1568	G
25	CA	1569	A
25	CA	1576	U
25	CA	1578	U
25	CA	1582	C

Continued on next page...

Continued from previous page...

Mol	Chain	Res	Type
25	CA	1583	A
25	CA	1584	U
25	CA	1585	C
25	CA	1586	A
25	CA	1590	A
25	CA	1593	A
25	CA	1606	C
25	CA	1607	C
25	CA	1608	A
25	CA	1618	A
25	CA	1619	G
25	CA	1623	G
25	CA	1626	A
25	CA	1634	A
25	CA	1639	C
25	CA	1647	U
25	CA	1648	U
25	CA	1649	G
25	CA	1651	G
25	CA	1652	A
25	CA	1661	G
25	CA	1674	G
25	CA	1677	A
25	CA	1686	C
25	CA	1687	G
25	CA	1695	G
25	CA	1710	G
25	CA	1711	A
25	CA	1714	U
25	CA	1715	G
25	CA	1717	A
25	CA	1718	G
25	CA	1721	G
25	CA	1725	U
25	CA	1729	U
25	CA	1730	C
25	CA	1736	U
25	CA	1738	G
25	CA	1743	G
25	CA	1744	A
25	CA	1750	G
25	CA	1754	A

Continued on next page...

Continued from previous page...

Mol	Chain	Res	Type
25	CA	1757	A
25	CA	1758	U
25	CA	1764	C
25	CA	1771	C
25	CA	1773	A
25	CA	1782	U
25	CA	1791	A
25	CA	1800	C
25	CA	1801	A
25	CA	1802	A
25	CA	1808	A
25	CA	1809	A
25	CA	1811	G
25	CA	1816	C
25	CA	1828	G
25	CA	1829	A
25	CA	1833	C
25	CA	1835	G
25	CA	1839	G
25	CA	1841	U
25	CA	1845	G
25	CA	1848	A
25	CA	1854	A
25	CA	1855	U
25	CA	1858	A
25	CA	1861	G
25	CA	1862	G
25	CA	1866	A
25	CA	1870	C
25	CA	1871	A
25	CA	1872	A
25	CA	1873	G
25	CA	1876	A
25	CA	1884	G
25	CA	1885	A
25	CA	1889	A
25	CA	1890	A
25	CA	1902	C
25	CA	1908	C
25	CA	1909	C
25	CA	1913	A
25	CA	1914	C

Continued on next page...

Continued from previous page...

Mol	Chain	Res	Type
25	CA	1915	U
25	CA	1925	C
25	CA	1926	U
25	CA	1927	A
25	CA	1928	A
25	CA	1929	G
25	CA	1930	G
25	CA	1931	U
25	CA	1932	A
25	CA	1937	A
25	CA	1938	A
25	CA	1944	U
25	CA	1955	U
25	CA	1960	A
25	CA	1965	C
25	CA	1966	A
25	CA	1967	C
25	CA	1970	A
25	CA	1971	U
25	CA	1972	G
25	CA	1975	G
25	CA	1981	A
25	CA	1985	C
25	CA	1990	C
25	CA	1991	U
25	CA	1992	G
25	CA	1993	U
25	CA	1997	C
25	CA	2008	C
25	CA	2009	A
25	CA	2020	A
25	CA	2022	U
25	CA	2023	C
25	CA	2025	C
25	CA	2027	G
25	CA	2031	A
25	CA	2033	A
25	CA	2034	U
25	CA	2035	G
25	CA	2043	C
25	CA	2055	C
25	CA	2056	G

Continued on next page...

Continued from previous page...

Mol	Chain	Res	Type
25	CA	2060	A
25	CA	2061	G
25	CA	2062	A
25	CA	2066	C
25	CA	2069	G
25	CA	2071	A
25	CA	2072	C
25	CA	2077	A
25	CA	2078	C
25	CA	2083	G
25	CA	2096	C
25	CA	2097	A
25	CA	2101	A
25	CA	2102	G
25	CA	2104	C
25	CA	2107	G
25	CA	2109	U
25	CA	2110	G
25	CA	2111	U
25	CA	2112	G
25	CA	2113	U
25	CA	2115	G
25	CA	2116	G
25	CA	2117	A
25	CA	2118	U
25	CA	2119	A
25	CA	2120	G
25	CA	2122	U
25	CA	2123	G
25	CA	2126	A
25	CA	2128	G
25	CA	2129	C
25	CA	2130	U
25	CA	2132	U
25	CA	2133	G
25	CA	2135	A
25	CA	2136	G
25	CA	2145	C
25	CA	2146	C
25	CA	2147	A
25	CA	2152	G
25	CA	2153	C

Continued on next page...

Continued from previous page...

Mol	Chain	Res	Type
25	CA	2155	U
25	CA	2157	G
25	CA	2158	A
25	CA	2160	C
25	CA	2162	G
25	CA	2163	A
25	CA	2164	C
25	CA	2165	C
25	CA	2167	U
25	CA	2168	G
25	CA	2169	A
25	CA	2170	A
25	CA	2171	A
25	CA	2172	U
25	CA	2173	A
25	CA	2178	C
25	CA	2179	C
25	CA	2181	U
25	CA	2183	A
25	CA	2184	A
25	CA	2185	U
25	CA	2187	U
25	CA	2198	A
25	CA	2203	U
25	CA	2204	G
25	CA	2208	C
25	CA	2211	A
25	CA	2212	A
25	CA	2213	U
25	CA	2214	C
25	CA	2220	U
25	CA	2225	A
25	CA	2226	C
25	CA	2233	U
25	CA	2238	G
25	CA	2239	G
25	CA	2248	C
25	CA	2250	G
25	CA	2257	U
25	CA	2261	C
25	CA	2268	A
25	CA	2277	G

Continued on next page...

Continued from previous page...

Mol	Chain	Res	Type
25	CA	2278	A
25	CA	2280	G
25	CA	2283	C
25	CA	2284	A
25	CA	2286	G
25	CA	2287	A
25	CA	2288	A
25	CA	2296	U
25	CA	2302	U
25	CA	2303	G
25	CA	2305	U
25	CA	2308	G
25	CA	2309	A
25	CA	2311	A
25	CA	2312	U
25	CA	2325	G
25	CA	2326	C
25	CA	2327	A
25	CA	2329	U
25	CA	2331	G
25	CA	2332	C
25	CA	2333	A
25	CA	2335	A
25	CA	2340	A
25	CA	2341	G
25	CA	2347	C
25	CA	2348	U
25	CA	2350	C
25	CA	2354	C
25	CA	2358	A
25	CA	2361	G
25	CA	2366	A
25	CA	2372	U
25	CA	2376	A
25	CA	2383	G
25	CA	2384	U
25	CA	2385	C
25	CA	2396	G
25	CA	2402	U
25	CA	2405	G
25	CA	2406	A
25	CA	2410	G

Continued on next page...

Continued from previous page...

Mol	Chain	Res	Type
25	CA	2419	U
25	CA	2424	C
25	CA	2425	A
25	CA	2426	A
25	CA	2427	C
25	CA	2428	G
25	CA	2429	G
25	CA	2430	A
25	CA	2435	A
25	CA	2441	U
25	CA	2445	G
25	CA	2448	A
25	CA	2449	U
25	CA	2468	A
25	CA	2469	A
25	CA	2474	U
25	CA	2476	A
25	CA	2491	U
25	CA	2493	U
25	CA	2494	G
25	CA	2497	A
25	CA	2502	G
25	CA	2505	G
25	CA	2507	C
25	CA	2508	G
25	CA	2514	U
25	CA	2518	A
25	CA	2520	C
25	CA	2523	G
25	CA	2525	G
25	CA	2527	C
25	CA	2529	G
25	CA	2552	U
25	CA	2553	G
25	CA	2554	U
25	CA	2555	U
25	CA	2556	C
25	CA	2566	A
25	CA	2567	G
25	CA	2573	C
25	CA	2585	U
25	CA	2586	U

Continued on next page...

Continued from previous page...

Mol	Chain	Res	Type
25	CA	2602	A
25	CA	2603	G
25	CA	2604	U
25	CA	2609	U
25	CA	2610	C
25	CA	2613	U
25	CA	2629	U
25	CA	2632	A
25	CA	2634	A
25	CA	2646	C
25	CA	2662	A
25	CA	2664	G
25	CA	2669	G
25	CA	2676	C
25	CA	2681	C
25	CA	2682	A
25	CA	2689	U
25	CA	2690	U
25	CA	2704	C
25	CA	2711	A
25	CA	2714	G
25	CA	2716	C
25	CA	2720	U
25	CA	2721	A
25	CA	2724	U
25	CA	2726	A
25	CA	2729	G
25	CA	2744	G
25	CA	2745	C
25	CA	2748	A
25	CA	2760	C
25	CA	2767	C
25	CA	2778	A
25	CA	2783	U
25	CA	2784	U
25	CA	2791	G
25	CA	2792	A
25	CA	2798	U
25	CA	2799	A
25	CA	2800	A
25	CA	2811	G
25	CA	2813	A

Continued on next page...

Continued from previous page...

Mol	Chain	Res	Type
25	CA	2818	U
25	CA	2820	A
25	CA	2821	A
25	CA	2823	A
25	CA	2825	G
25	CA	2835	A
25	CA	2836	U
25	CA	2837	A
25	CA	2849	U
25	CA	2854	G
25	CA	2858	C
25	CA	2861	U
25	CA	2864	G
25	CA	2867	G
25	CA	2870	C
25	CA	2874	C
25	CA	2880	C
25	CA	2881	U
25	CA	2883	A
25	CA	2884	U
25	CA	2885	G
25	CA	2886	A
25	CA	2887	A
25	CA	2889	C
25	CA	2899	A
25	CA	2900	A
25	CA	2903	U
26	CB	2	G
26	CB	3	C
26	CB	8	C
26	CB	12	C
26	CB	15	A
26	CB	16	G
26	CB	35	C
26	CB	36	C
26	CB	37	C
26	CB	41	G
26	CB	44	G
26	CB	45	A
26	CB	49	C
26	CB	56	G
26	CB	57	A

Continued on next page...

Continued from previous page...

Mol	Chain	Res	Type
26	CB	60	C
26	CB	66	A
26	CB	67	G
26	CB	89	U
26	CB	90	C
26	CB	98	G
26	CB	99	A
26	CB	109	A
26	CB	119	A
25	DA	2	G
25	DA	10	A
25	DA	12	U
25	DA	13	A
25	DA	15	G
25	DA	17	G
25	DA	22	C
25	DA	31	C
25	DA	34	U
25	DA	41	C
25	DA	42	A
25	DA	43	G
25	DA	45	G
25	DA	46	G
25	DA	53	A
25	DA	55	G
25	DA	56	A
25	DA	57	C
25	DA	58	G
25	DA	59	U
25	DA	60	G
25	DA	61	C
25	DA	63	A
25	DA	70	G
25	DA	71	A
25	DA	74	A
25	DA	75	G
25	DA	80	G
25	DA	82	U
25	DA	84	A
25	DA	90	U
25	DA	91	A
25	DA	92	U

Continued on next page...

Continued from previous page...

Mol	Chain	Res	Type
25	DA	98	G
25	DA	99	U
25	DA	101	A
25	DA	102	U
25	DA	103	A
25	DA	105	C
25	DA	106	C
25	DA	118	A
25	DA	119	A
25	DA	120	U
25	DA	135	U
25	DA	137	U
25	DA	138	U
25	DA	139	U
25	DA	140	C
25	DA	141	G
25	DA	142	A
25	DA	150	U
25	DA	158	U
25	DA	159	G
25	DA	162	U
25	DA	163	C
25	DA	196	A
25	DA	199	A
25	DA	202	U
25	DA	204	A
25	DA	216	A
25	DA	221	A
25	DA	222	A
25	DA	225	C
25	DA	231	A
25	DA	232	G
25	DA	244	A
25	DA	248	G
25	DA	249	C
25	DA	255	A
25	DA	256	A
25	DA	257	C
25	DA	264	C
25	DA	265	A
25	DA	266	G
25	DA	272	A

Continued on next page...

Continued from previous page...

Mol	Chain	Res	Type
25	DA	276	U
25	DA	277	G
25	DA	279	A
25	DA	280	U
25	DA	281	C
25	DA	285	G
25	DA	287	G
25	DA	294	A
25	DA	296	U
25	DA	301	G
25	DA	311	A
25	DA	312	G
25	DA	320	A
25	DA	329	G
25	DA	330	A
25	DA	331	C
25	DA	343	C
25	DA	353	C
25	DA	354	A
25	DA	361	G
25	DA	362	A
25	DA	365	U
25	DA	367	G
25	DA	371	A
25	DA	372	G
25	DA	385	C
25	DA	386	G
25	DA	399	U
25	DA	405	U
25	DA	411	G
25	DA	414	C
25	DA	417	C
25	DA	424	G
25	DA	425	G
25	DA	436	C
25	DA	437	U
25	DA	446	G
25	DA	455	C
25	DA	480	A
25	DA	481	G
25	DA	485	C
25	DA	486	C

Continued on next page...

Continued from previous page...

Mol	Chain	Res	Type
25	DA	491	G
25	DA	504	A
25	DA	505	A
25	DA	508	A
25	DA	510	C
25	DA	521	U
25	DA	530	G
25	DA	531	C
25	DA	532	A
25	DA	533	G
25	DA	537	G
25	DA	541	A
25	DA	542	C
25	DA	543	G
25	DA	544	C
25	DA	545	U
25	DA	546	U
25	DA	547	A
25	DA	548	G
25	DA	549	G
25	DA	550	C
25	DA	563	A
25	DA	567	U
25	DA	573	U
25	DA	575	A
25	DA	585	G
25	DA	586	A
25	DA	603	A
25	DA	608	A
25	DA	609	A
25	DA	612	G
25	DA	613	A
25	DA	614	A
25	DA	615	U
25	DA	617	G
25	DA	618	G
25	DA	620	G
25	DA	627	A
25	DA	630	G
25	DA	631	A
25	DA	637	A
25	DA	639	U

Continued on next page...

Continued from previous page...

Mol	Chain	Res	Type
25	DA	640	C
25	DA	641	U
25	DA	645	C
25	DA	646	U
25	DA	647	G
25	DA	648	G
25	DA	654	A
25	DA	655	A
25	DA	673	C
25	DA	677	A
25	DA	683	U
25	DA	686	U
25	DA	693	A
25	DA	694	U
25	DA	702	U
25	DA	704	G
25	DA	710	U
25	DA	711	G
25	DA	714	U
25	DA	715	A
25	DA	716	A
25	DA	717	C
25	DA	721	A
25	DA	730	A
25	DA	738	G
25	DA	740	C
25	DA	747	U
25	DA	762	U
25	DA	764	A
25	DA	765	C
25	DA	775	G
25	DA	776	G
25	DA	782	A
25	DA	783	A
25	DA	784	G
25	DA	785	G
25	DA	792	A
25	DA	799	G
25	DA	805	G
25	DA	811	U
25	DA	812	C
25	DA	816	C

Continued on next page...

Continued from previous page...

Mol	Chain	Res	Type
25	DA	819	A
25	DA	820	A
25	DA	827	U
25	DA	828	U
25	DA	829	A
25	DA	830	G
25	DA	844	A
25	DA	845	A
25	DA	846	U
25	DA	847	U
25	DA	858	G
25	DA	859	G
25	DA	860	U
25	DA	863	A
25	DA	864	G
25	DA	865	C
25	DA	880	G
25	DA	881	G
25	DA	882	G
25	DA	885	C
25	DA	896	A
25	DA	897	C
25	DA	902	C
25	DA	904	G
25	DA	910	A
25	DA	914	G
25	DA	921	C
25	DA	927	A
25	DA	931	U
25	DA	932	U
25	DA	934	U
25	DA	941	A
25	DA	946	C
25	DA	961	C
25	DA	974	G
25	DA	982	C
25	DA	983	A
25	DA	985	C
25	DA	990	A
25	DA	995	C
25	DA	996	A
25	DA	997	G

Continued on next page...

Continued from previous page...

Mol	Chain	Res	Type
25	DA	1005	C
25	DA	1010	A
25	DA	1012	U
25	DA	1013	C
25	DA	1016	G
25	DA	1021	A
25	DA	1022	G
25	DA	1025	G
25	DA	1026	G
25	DA	1030	C
25	DA	1033	U
25	DA	1042	G
25	DA	1046	A
25	DA	1047	G
25	DA	1048	A
25	DA	1053	C
25	DA	1058	U
25	DA	1059	G
25	DA	1060	U
25	DA	1061	U
25	DA	1062	G
25	DA	1063	G
25	DA	1065	U
25	DA	1066	U
25	DA	1067	A
25	DA	1068	G
25	DA	1070	A
25	DA	1071	G
25	DA	1072	C
25	DA	1073	A
25	DA	1074	G
25	DA	1075	C
25	DA	1077	A
25	DA	1079	C
25	DA	1082	U
25	DA	1083	U
25	DA	1087	G
25	DA	1088	A
25	DA	1089	A
25	DA	1090	A
25	DA	1091	G
25	DA	1092	C

Continued on next page...

Continued from previous page...

Mol	Chain	Res	Type
25	DA	1094	U
25	DA	1097	U
25	DA	1100	C
25	DA	1104	C
25	DA	1110	G
25	DA	1111	A
25	DA	1112	G
25	DA	1115	G
25	DA	1122	G
25	DA	1128	G
25	DA	1132	U
25	DA	1133	A
25	DA	1135	C
25	DA	1136	G
25	DA	1137	G
25	DA	1138	G
25	DA	1141	U
25	DA	1142	A
25	DA	1143	A
25	DA	1156	A
25	DA	1158	C
25	DA	1168	G
25	DA	1169	A
25	DA	1171	G
25	DA	1173	U
25	DA	1174	U
25	DA	1175	A
25	DA	1176	U
25	DA	1178	C
25	DA	1179	G
25	DA	1180	U
25	DA	1181	U
25	DA	1182	G
25	DA	1186	G
25	DA	1189	A
25	DA	1198	U
25	DA	1208	C
25	DA	1212	G
25	DA	1221	C
25	DA	1227	G
25	DA	1234	U
25	DA	1238	G

Continued on next page...

Continued from previous page...

Mol	Chain	Res	Type
25	DA	1241	A
25	DA	1248	G
25	DA	1253	A
25	DA	1256	G
25	DA	1262	A
25	DA	1266	G
25	DA	1269	A
25	DA	1271	G
25	DA	1272	A
25	DA	1278	C
25	DA	1286	A
25	DA	1300	G
25	DA	1301	A
25	DA	1302	A
25	DA	1310	G
25	DA	1311	G
25	DA	1313	U
25	DA	1315	C
25	DA	1316	U
25	DA	1321	A
25	DA	1324	G
25	DA	1332	G
25	DA	1337	G
25	DA	1345	C
25	DA	1347	A
25	DA	1348	C
25	DA	1349	C
25	DA	1352	U
25	DA	1359	A
25	DA	1361	G
25	DA	1365	A
25	DA	1368	G
25	DA	1372	U
25	DA	1378	A
25	DA	1379	U
25	DA	1383	A
25	DA	1386	C
25	DA	1387	A
25	DA	1389	G
25	DA	1390	U
25	DA	1395	A
25	DA	1398	C

Continued on next page...

Continued from previous page...

Mol	Chain	Res	Type
25	DA	1412	U
25	DA	1413	A
25	DA	1414	C
25	DA	1416	G
25	DA	1417	C
25	DA	1418	G
25	DA	1419	A
25	DA	1420	A
25	DA	1423	G
25	DA	1427	A
25	DA	1428	C
25	DA	1429	G
25	DA	1433	A
25	DA	1434	A
25	DA	1436	G
25	DA	1442	U
25	DA	1443	U
25	DA	1450	G
25	DA	1452	G
25	DA	1453	A
25	DA	1454	C
25	DA	1455	G
25	DA	1456	G
25	DA	1458	U
25	DA	1467	U
25	DA	1471	G
25	DA	1475	G
25	DA	1476	U
25	DA	1478	G
25	DA	1480	C
25	DA	1482	G
25	DA	1484	U
25	DA	1493	C
25	DA	1495	A
25	DA	1499	C
25	DA	1504	A
25	DA	1509	A
25	DA	1510	G
25	DA	1515	A
25	DA	1516	G
25	DA	1523	U
25	DA	1528	A

Continued on next page...

Continued from previous page...

Mol	Chain	Res	Type
25	DA	1530	G
25	DA	1531	C
25	DA	1533	C
25	DA	1534	U
25	DA	1535	A
25	DA	1536	C
25	DA	1537	G
25	DA	1538	G
25	DA	1556	C
25	DA	1566	A
25	DA	1569	A
25	DA	1578	U
25	DA	1579	A
25	DA	1581	G
25	DA	1582	C
25	DA	1583	A
25	DA	1584	U
25	DA	1585	C
25	DA	1586	A
25	DA	1606	C
25	DA	1607	C
25	DA	1608	A
25	DA	1610	A
25	DA	1613	G
25	DA	1616	A
25	DA	1622	G
25	DA	1623	G
25	DA	1647	U
25	DA	1648	U
25	DA	1649	G
25	DA	1651	G
25	DA	1654	A
25	DA	1674	G
25	DA	1676	A
25	DA	1677	A
25	DA	1702	G
25	DA	1705	A
25	DA	1706	C
25	DA	1709	U
25	DA	1715	G
25	DA	1728	C
25	DA	1729	U

Continued on next page...

Continued from previous page...

Mol	Chain	Res	Type
25	DA	1730	C
25	DA	1731	G
25	DA	1735	A
25	DA	1738	G
25	DA	1739	A
25	DA	1740	G
25	DA	1744	A
25	DA	1754	A
25	DA	1756	G
25	DA	1762	A
25	DA	1764	C
25	DA	1773	A
25	DA	1774	C
25	DA	1776	G
25	DA	1782	U
25	DA	1800	C
25	DA	1801	A
25	DA	1808	A
25	DA	1811	G
25	DA	1816	C
25	DA	1823	G
25	DA	1825	U
25	DA	1827	U
25	DA	1828	G
25	DA	1829	A
25	DA	1846	G
25	DA	1858	A
25	DA	1859	U
25	DA	1869	G
25	DA	1870	C
25	DA	1871	A
25	DA	1872	A
25	DA	1874	C
25	DA	1884	G
25	DA	1888	G
25	DA	1903	G
25	DA	1905	C
25	DA	1906	G
25	DA	1907	G
25	DA	1913	A
25	DA	1914	C
25	DA	1916	A

Continued on next page...

Continued from previous page...

Mol	Chain	Res	Type
25	DA	1927	A
25	DA	1929	G
25	DA	1930	G
25	DA	1935	G
25	DA	1936	A
25	DA	1937	A
25	DA	1938	A
25	DA	1944	U
25	DA	1947	C
25	DA	1948	G
25	DA	1949	G
25	DA	1951	U
25	DA	1955	U
25	DA	1958	C
25	DA	1961	C
25	DA	1963	U
25	DA	1965	C
25	DA	1966	A
25	DA	1967	C
25	DA	1970	A
25	DA	1971	U
25	DA	1972	G
25	DA	1974	C
25	DA	1983	G
25	DA	1991	U
25	DA	1992	G
25	DA	1993	U
25	DA	1997	C
25	DA	2019	A
25	DA	2022	U
25	DA	2023	C
25	DA	2031	A
25	DA	2033	A
25	DA	2042	A
25	DA	2043	C
25	DA	2055	C
25	DA	2056	G
25	DA	2057	G
25	DA	2060	A
25	DA	2061	G
25	DA	2062	A
25	DA	2069	G

Continued on next page...

Continued from previous page...

Mol	Chain	Res	Type
25	DA	2072	C
25	DA	2076	U
25	DA	2092	U
25	DA	2093	G
25	DA	2096	C
25	DA	2102	G
25	DA	2103	C
25	DA	2107	G
25	DA	2108	A
25	DA	2109	U
25	DA	2110	G
25	DA	2111	U
25	DA	2112	G
25	DA	2113	U
25	DA	2115	G
25	DA	2116	G
25	DA	2117	A
25	DA	2118	U
25	DA	2119	A
25	DA	2125	G
25	DA	2126	A
25	DA	2127	G
25	DA	2128	G
25	DA	2131	U
25	DA	2132	U
25	DA	2133	G
25	DA	2135	A
25	DA	2136	G
25	DA	2137	U
25	DA	2145	C
25	DA	2146	C
25	DA	2147	A
25	DA	2148	G
25	DA	2149	U
25	DA	2150	C
25	DA	2151	U
25	DA	2152	G
25	DA	2158	A
25	DA	2159	G
25	DA	2162	G
25	DA	2163	A
25	DA	2164	C

Continued on next page...

Continued from previous page...

Mol	Chain	Res	Type
25	DA	2165	C
25	DA	2169	A
25	DA	2170	A
25	DA	2171	A
25	DA	2172	U
25	DA	2173	A
25	DA	2177	C
25	DA	2178	C
25	DA	2184	A
25	DA	2189	U
25	DA	2190	G
25	DA	2194	U
25	DA	2197	U
25	DA	2198	A
25	DA	2204	G
25	DA	2211	A
25	DA	2212	A
25	DA	2214	C
25	DA	2220	U
25	DA	2223	G
25	DA	2224	G
25	DA	2225	A
25	DA	2226	C
25	DA	2227	A
25	DA	2228	G
25	DA	2236	U
25	DA	2238	G
25	DA	2242	G
25	DA	2243	U
25	DA	2245	U
25	DA	2250	G
25	DA	2268	A
25	DA	2269	G
25	DA	2273	A
25	DA	2278	A
25	DA	2280	G
25	DA	2283	C
25	DA	2287	A
25	DA	2293	G
25	DA	2294	G
25	DA	2296	U
25	DA	2297	A

Continued on next page...

Continued from previous page...

Mol	Chain	Res	Type
25	DA	2305	U
25	DA	2307	G
25	DA	2309	A
25	DA	2310	C
25	DA	2311	A
25	DA	2312	U
25	DA	2320	U
25	DA	2321	U
25	DA	2322	A
25	DA	2324	U
25	DA	2325	G
25	DA	2327	A
25	DA	2333	A
25	DA	2335	A
25	DA	2336	A
25	DA	2344	U
25	DA	2347	C
25	DA	2354	C
25	DA	2356	U
25	DA	2357	G
25	DA	2358	A
25	DA	2361	G
25	DA	2378	A
25	DA	2379	G
25	DA	2383	G
25	DA	2385	C
25	DA	2402	U
25	DA	2403	C
25	DA	2406	A
25	DA	2407	A
25	DA	2414	G
25	DA	2423	U
25	DA	2424	C
25	DA	2425	A
25	DA	2426	A
25	DA	2429	G
25	DA	2430	A
25	DA	2431	U
25	DA	2434	A
25	DA	2435	A
25	DA	2441	U
25	DA	2446	G

Continued on next page...

Continued from previous page...

Mol	Chain	Res	Type
25	DA	2448	A
25	DA	2473	U
25	DA	2476	A
25	DA	2477	U
25	DA	2484	G
25	DA	2491	U
25	DA	2494	G
25	DA	2502	G
25	DA	2504	U
25	DA	2505	G
25	DA	2518	A
25	DA	2525	G
25	DA	2529	G
25	DA	2532	G
25	DA	2534	A
25	DA	2535	G
25	DA	2547	A
25	DA	2554	U
25	DA	2557	G
25	DA	2566	A
25	DA	2567	G
25	DA	2572	A
25	DA	2573	C
25	DA	2574	G
25	DA	2580	U
25	DA	2585	U
25	DA	2592	G
25	DA	2602	A
25	DA	2603	G
25	DA	2605	U
25	DA	2609	U
25	DA	2613	U
25	DA	2614	A
25	DA	2615	U
25	DA	2629	U
25	DA	2630	G
25	DA	2653	U
25	DA	2656	U
25	DA	2663	G
25	DA	2681	C
25	DA	2683	C
25	DA	2689	U

Continued on next page...

Continued from previous page...

Mol	Chain	Res	Type
25	DA	2690	U
25	DA	2701	U
25	DA	2702	G
25	DA	2703	C
25	DA	2713	U
25	DA	2714	G
25	DA	2718	G
25	DA	2724	U
25	DA	2726	A
25	DA	2729	G
25	DA	2732	G
25	DA	2743	U
25	DA	2748	A
25	DA	2757	A
25	DA	2758	A
25	DA	2764	A
25	DA	2765	A
25	DA	2768	U
25	DA	2769	U
25	DA	2770	G
25	DA	2778	A
25	DA	2791	G
25	DA	2793	C
25	DA	2794	C
25	DA	2798	U
25	DA	2799	A
25	DA	2800	A
25	DA	2805	C
25	DA	2807	U
25	DA	2818	U
25	DA	2820	A
25	DA	2821	A
25	DA	2825	G
25	DA	2826	A
25	DA	2833	U
25	DA	2835	A
25	DA	2836	U
25	DA	2840	C
25	DA	2848	G
25	DA	2855	C
25	DA	2856	A
25	DA	2858	C

Continued on next page...

Continued from previous page...

Mol	Chain	Res	Type
25	DA	2861	U
25	DA	2863	C
25	DA	2867	G
25	DA	2871	U
25	DA	2872	A
25	DA	2873	A
25	DA	2875	C
25	DA	2879	A
25	DA	2880	C
25	DA	2883	A
25	DA	2884	U
25	DA	2887	A
25	DA	2889	C
25	DA	2894	G
25	DA	2895	G
25	DA	2902	C
25	DA	2903	U
56	DB	8	C
56	DB	11	C
56	DB	13	G
56	DB	15	A
56	DB	16	G
56	DB	19	C
56	DB	21	G
56	DB	22	U
56	DB	24	G
56	DB	25	U
56	DB	32	U
56	DB	33	G
56	DB	34	A
56	DB	35	C
56	DB	36	C
56	DB	38	C
56	DB	39	A
56	DB	44	G
56	DB	45	A
56	DB	46	A
56	DB	52	A
56	DB	56	G
56	DB	58	A
56	DB	59	A
56	DB	61	G

Continued on next page...

Continued from previous page...

Mol	Chain	Res	Type
56	DB	64	G
56	DB	73	A
56	DB	88	C
56	DB	89	U
56	DB	90	C
56	DB	93	C
56	DB	99	A
56	DB	105	G
56	DB	109	A

All (155) RNA pucker outliers are listed below:

Mol	Chain	Res	Type
1	AA	115	G
1	AA	120	A
1	AA	148	G
1	AA	209	U
1	AA	329	A
1	AA	351	G
1	AA	410	G
1	AA	412	A
1	AA	428	G
1	AA	429	U
1	AA	439	U
1	AA	481	G
1	AA	510	A
1	AA	513	C
1	AA	653	U
1	AA	889	A
1	AA	1031	C
1	AA	1049	U
1	AA	1101	A
1	AA	1126	U
1	AA	1145	A
1	AA	1201	A
1	AA	1211	U
1	AA	1227	A
1	AA	1286	U
1	AA	1337	G
1	AA	1378	C
1	AA	1533	C
22	AV	18	G

Continued on next page...

Continued from previous page...

Mol	Chain	Res	Type
1	BA	4	U
1	BA	96	U
1	BA	115	G
1	BA	209	U
1	BA	274	A
1	BA	428	G
1	BA	429	U
1	BA	485	U
1	BA	653	U
1	BA	733	G
1	BA	926	G
1	BA	1049	U
1	BA	1101	A
1	BA	1168	U
1	BA	1201	A
1	BA	1211	U
1	BA	1299	A
1	BA	1317	C
1	BA	1491	G
1	BA	1534	A
22	BV	19	G
25	CA	60	G
25	CA	71	A
25	CA	74	A
25	CA	196	A
25	CA	221	A
25	CA	271	G
25	CA	301	G
25	CA	370	G
25	CA	404	A
25	CA	479	A
25	CA	503	A
25	CA	614	A
25	CA	620	G
25	CA	685	A
25	CA	764	A
25	CA	776	G
25	CA	790	U
25	CA	960	A
25	CA	984	A
25	CA	995	C
25	CA	1046	A

Continued on next page...

Continued from previous page...

Mol	Chain	Res	Type
25	CA	1086	A
25	CA	1133	A
25	CA	1180	U
25	CA	1212	G
25	CA	1234	U
25	CA	1253	A
25	CA	1286	A
25	CA	1301	A
25	CA	1344	U
25	CA	1373	A
25	CA	1378	A
25	CA	1494	A
25	CA	1606	C
25	CA	1647	U
25	CA	1674	G
25	CA	1800	C
25	CA	1875	G
25	CA	1900	A
25	CA	1929	G
25	CA	2060	A
25	CA	2127	G
25	CA	2157	G
25	CA	2211	A
25	CA	2286	G
25	CA	2326	C
25	CA	2406	A
25	CA	2422	C
25	CA	2425	A
25	CA	2602	A
25	CA	2681	C
25	CA	2848	G
25	CA	2873	A
26	CB	15	A
25	DA	60	G
25	DA	162	U
25	DA	199	A
25	DA	221	A
25	DA	271	G
25	DA	319	G
25	DA	404	A
25	DA	479	A
25	DA	503	A

Continued on next page...

Continued from previous page...

Mol	Chain	Res	Type
25	DA	529	A
25	DA	531	C
25	DA	614	A
25	DA	616	A
25	DA	764	A
25	DA	776	G
25	DA	945	A
25	DA	984	A
25	DA	1033	U
25	DA	1071	G
25	DA	1237	A
25	DA	1240	U
25	DA	1344	U
25	DA	1378	A
25	DA	1394	U
25	DA	1475	G
25	DA	1606	C
25	DA	1738	G
25	DA	1943	U
25	DA	2109	U
25	DA	2111	U
25	DA	2127	G
25	DA	2146	C
25	DA	2158	A
25	DA	2162	G
25	DA	2211	A
25	DA	2225	A
25	DA	2286	G
25	DA	2296	U
25	DA	2308	G
25	DA	2311	A
25	DA	2326	C
25	DA	2425	A
25	DA	2602	A
25	DA	2756	U
25	DA	2768	U
25	DA	2797	U
25	DA	2800	A
25	DA	2873	A
56	DB	33	G
56	DB	34	A
56	DB	89	U

5.4 Non-standard residues in protein, DNA, RNA chains [i](#)

There are no non-standard protein/DNA/RNA residues in this entry.

5.5 Carbohydrates [i](#)

There are no carbohydrates in this entry.

5.6 Ligand geometry [i](#)

Of 500 ligands modelled in this entry, 500 are monoatomic - leaving 0 for Mogul analysis.

There are no bond length outliers.

There are no bond angle outliers.

There are no chirality outliers.

There are no torsion outliers.

There are no ring outliers.

No monomer is involved in short contacts.

5.7 Other polymers [i](#)

There are no such residues in this entry.

5.8 Polymer linkage issues [i](#)

There are no chain breaks in this entry.

6 Fit of model and data ⓘ

6.1 Protein, DNA and RNA chains ⓘ

In the following table, the column labelled ‘#RSRZ> 2’ contains the number (and percentage) of RSRZ outliers, followed by percent RSRZ outliers for the chain as percentile scores relative to all X-ray entries and entries of similar resolution. The OWAB column contains the minimum, median, 95th percentile and maximum values of the occupancy-weighted average B-factor per residue. The column labelled ‘Q< 0.9’ lists the number of (and percentage) of residues with an average occupancy less than 0.9.

Mol	Chain	Analysed	<RSRZ>	#RSRZ>2	OWAB(Å ²)	Q<0.9
1	AA	1538/1539 (99%)	-0.64	7 (0%) 91 75	0, 31, 105, 170	0
1	BA	1539/1539 (100%)	-0.58	9 (0%) 89 72	0, 33, 101, 147	0
2	AB	218/218 (100%)	0.58	13 (5%) 21 7	12, 52, 84, 115	0
2	BB	218/218 (100%)	0.41	12 (5%) 25 9	19, 59, 88, 113	0
3	AC	206/206 (100%)	-0.32	0 100 100	0, 35, 69, 93	0
3	BC	206/206 (100%)	0.23	3 (1%) 73 46	9, 46, 75, 92	0
4	AD	205/205 (100%)	0.09	4 (1%) 65 36	14, 42, 73, 98	0
4	BD	205/205 (100%)	-0.26	1 (0%) 91 75	0, 24, 64, 82	0
5	AE	150/150 (100%)	-0.15	2 (1%) 77 51	0, 32, 68, 105	0
5	BE	150/150 (100%)	-0.38	0 100 100	0, 31, 68, 98	0
6	AF	100/100 (100%)	-0.37	0 100 100	0, 33, 68, 86	0
6	BF	100/100 (100%)	-0.01	0 100 100	17, 54, 80, 93	0
7	AG	151/151 (100%)	0.50	14 (9%) 8 3	12, 56, 86, 111	0
7	BG	151/151 (100%)	0.01	5 (3%) 46 20	20, 54, 81, 94	0
8	AH	129/129 (100%)	-0.48	0 100 100	0, 32, 60, 71	0
8	BH	129/129 (100%)	-0.25	1 (0%) 86 65	4, 34, 58, 82	0
9	AI	127/127 (100%)	0.18	4 (3%) 49 21	6, 54, 79, 108	0
9	BI	127/127 (100%)	0.36	8 (6%) 20 6	20, 55, 85, 117	0
10	AJ	98/98 (100%)	0.42	5 (5%) 28 10	8, 55, 89, 104	0
10	BJ	98/98 (100%)	0.38	6 (6%) 21 7	25, 58, 82, 113	0
11	AK	117/117 (100%)	-0.37	1 (0%) 84 63	0, 19, 50, 87	0
11	BK	117/117 (100%)	-0.24	0 100 100	0, 32, 66, 79	0
12	AL	123/123 (100%)	-0.32	2 (1%) 72 44	0, 22, 67, 93	0
12	BL	123/123 (100%)	-0.27	3 (2%) 59 30	0, 17, 58, 93	0

Continued on next page...

Continued from previous page...

Mol	Chain	Analysed	<RSRZ>	#RSRZ>2	OWAB(Å ²)	Q<0.9
13	AM	114/114 (100%)	0.08	5 (4%) 34 13	9, 53, 87, 100	0
13	BM	114/114 (100%)	0.73	7 (6%) 21 7	26, 63, 87, 97	0
14	AN	96/100 (96%)	-0.03	1 (1%) 82 59	12, 45, 84, 107	0
14	BN	96/100 (96%)	0.26	4 (4%) 36 14	10, 56, 84, 98	0
15	AO	88/88 (100%)	-0.40	1 (1%) 80 56	0, 28, 55, 93	0
15	BO	88/88 (100%)	-0.08	1 (1%) 80 56	1, 33, 66, 89	0
16	AP	82/82 (100%)	0.13	3 (3%) 41 17	5, 30, 73, 86	0
16	BP	82/82 (100%)	-0.12	4 (4%) 29 11	0, 24, 67, 91	0
17	AQ	80/80 (100%)	0.03	1 (1%) 77 51	8, 42, 75, 96	0
17	BQ	80/80 (100%)	-0.10	1 (1%) 77 51	7, 44, 79, 94	0
18	AR	55/55 (100%)	-0.37	1 (1%) 68 40	0, 25, 59, 93	0
18	BR	55/55 (100%)	-0.10	2 (3%) 42 17	5, 38, 80, 101	0
19	AS	79/79 (100%)	0.51	4 (5%) 28 10	21, 52, 83, 98	0
19	BS	79/79 (100%)	0.78	9 (11%) 5 1	37, 65, 83, 95	0
20	AT	85/85 (100%)	0.19	3 (3%) 44 18	7, 37, 67, 80	0
20	BT	85/85 (100%)	0.20	2 (2%) 59 30	8, 38, 69, 96	0
21	AU	51/51 (100%)	0.20	5 (9%) 7 2	7, 39, 74, 77	0
21	BU	51/51 (100%)	0.27	3 (5%) 22 7	8, 47, 74, 80	0
22	AV	76/76 (100%)	-0.23	1 (1%) 77 51	0, 70, 127, 154	0
22	BV	76/76 (100%)	-0.33	0 100 100	22, 43, 72, 119	0
23	AX	15/16 (93%)	0.40	1 (6%) 17 5	6, 76, 115, 133	0
23	BX	16/16 (100%)	0.19	1 (6%) 20 6	16, 77, 102, 124	0
24	AY	183/183 (100%)	0.71	38 (20%) 1 0	0, 50, 96, 117	0
25	CA	2897/2903 (99%)	-0.52	33 (1%) 80 56	0, 0, 103, 162	0
25	DA	2896/2903 (99%)	-0.60	25 (0%) 84 63	0, 15, 109, 162	0
26	CB	119/119 (100%)	-0.84	0 100 100	0, 7, 32, 85	0
27	CC	271/271 (100%)	-0.62	0 100 100	0, 1, 29, 56	0
27	DC	271/271 (100%)	-0.53	0 100 100	0, 19, 47, 77	0
28	CD	209/209 (100%)	-0.63	0 100 100	0, 0, 19, 61	0
28	DD	209/209 (100%)	-0.55	1 (0%) 91 75	0, 10, 52, 66	0
29	CE	201/201 (100%)	-0.53	0 100 100	0, 0, 39, 84	0

Continued on next page...

Continued from previous page...

Mol	Chain	Analysed	<RSRZ>	#RSRZ>2	OWAB(Å ²)	Q<0.9
29	DE	201/201 (100%)	-0.39	0 100 100	0, 21, 60, 89	0
30	CF	177/177 (100%)	0.06	3 (1%) 70 41	0, 35, 82, 91	0
30	DF	177/177 (100%)	0.41	8 (4%) 33 12	12, 58, 84, 95	0
31	CG	176/176 (100%)	-0.37	0 100 100	0, 15, 48, 88	0
31	DG	176/176 (100%)	0.19	2 (1%) 80 56	15, 48, 73, 93	0
32	CH	149/149 (100%)	0.10	7 (4%) 31 11	0, 52, 87, 100	0
32	DH	149/149 (100%)	0.60	7 (4%) 31 11	8, 58, 92, 107	0
33	CI	141/141 (100%)	2.32	73 (51%) 0 0	44, 79, 102, 124	0
33	DI	141/141 (100%)	2.45	71 (50%) 0 0	54, 82, 104, 118	0
34	CJ	142/142 (100%)	-0.61	0 100 100	0, 0, 21, 56	0
34	DJ	142/142 (100%)	-0.44	0 100 100	0, 8, 37, 65	0
35	CK	122/122 (100%)	-0.64	0 100 100	0, 0, 27, 73	0
35	DK	122/122 (100%)	-0.45	0 100 100	0, 15, 50, 71	0
36	CL	143/143 (100%)	-0.54	0 100 100	0, 0, 27, 68	0
36	DL	143/143 (100%)	-0.30	3 (2%) 63 34	0, 18, 56, 82	0
37	CM	136/136 (100%)	-0.61	0 100 100	0, 0, 21, 83	0
37	DM	136/136 (100%)	-0.17	1 (0%) 87 69	0, 21, 55, 88	0
38	CN	120/120 (100%)	-0.57	0 100 100	0, 0, 14, 68	0
38	DN	120/120 (100%)	-0.50	0 100 100	0, 12, 44, 78	0
39	CO	116/116 (100%)	-0.55	0 100 100	0, 11, 39, 49	0
39	DO	116/116 (100%)	0.33	8 (6%) 16 5	5, 49, 78, 98	0
40	CP	114/114 (100%)	-0.61	0 100 100	0, 0, 47, 70	0
40	DP	114/114 (100%)	-0.46	0 100 100	0, 21, 51, 81	0
41	CQ	117/117 (100%)	-0.60	0 100 100	0, 0, 7, 63	0
41	DQ	117/117 (100%)	-0.70	0 100 100	0, 2, 27, 45	0
42	CR	103/103 (100%)	-0.57	0 100 100	0, 0, 35, 57	0
42	DR	103/103 (100%)	-0.61	1 (0%) 82 59	0, 10, 46, 78	0
43	CS	110/110 (100%)	-0.46	1 (0%) 84 63	0, 0, 22, 98	0
43	DS	110/110 (100%)	-0.63	0 100 100	0, 8, 40, 77	0
44	CT	93/93 (100%)	-0.27	2 (2%) 62 33	0, 6, 68, 78	0
44	DT	93/93 (100%)	0.13	1 (1%) 80 56	0, 35, 71, 96	0

Continued on next page...

Continued from previous page...

Mol	Chain	Analysed	<RSRZ>	#RSRZ>2	OWAB(Å ²)	Q<0.9
45	CU	102/102 (100%)	-0.49	2 (1%) 65 36	0, 5, 42, 79	0
45	DU	102/102 (100%)	0.36	10 (9%) 7 2	0, 34, 74, 100	0
46	CV	94/94 (100%)	-0.55	0 100 100	0, 6, 42, 62	0
46	DV	94/94 (100%)	-0.10	1 (1%) 80 56	11, 43, 68, 82	0
47	CW	76/76 (100%)	-0.54	0 100 100	0, 1, 31, 69	0
48	CX	77/77 (100%)	-0.47	0 100 100	0, 1, 47, 74	0
48	DX	77/77 (100%)	-0.42	0 100 100	0, 23, 55, 67	0
49	CY	63/63 (100%)	-0.32	2 (3%) 47 20	0, 14, 56, 97	0
49	DY	63/63 (100%)	-0.18	0 100 100	8, 43, 70, 111	0
50	CZ	58/58 (100%)	-0.53	0 100 100	0, 0, 13, 50	0
50	DZ	58/58 (100%)	-0.39	1 (1%) 70 41	0, 20, 52, 72	0
51	C0	56/56 (100%)	-0.60	0 100 100	0, 0, 25, 69	0
51	D0	56/56 (100%)	-0.54	0 100 100	0, 10, 53, 94	0
52	C1	50/50 (100%)	-0.03	1 (2%) 65 36	0, 8, 51, 93	0
52	D1	50/50 (100%)	0.47	3 (6%) 21 7	21, 38, 70, 88	0
53	C2	46/46 (100%)	-0.50	1 (2%) 62 33	0, 0, 15, 101	0
53	D2	46/46 (100%)	-0.64	0 100 100	0, 10, 26, 94	0
54	C3	64/64 (100%)	-0.61	0 100 100	0, 0, 11, 38	0
54	D3	64/64 (100%)	-0.42	0 100 100	0, 15, 35, 52	0
55	C4	38/38 (100%)	-0.38	0 100 100	0, 1, 32, 72	0
55	D4	38/38 (100%)	-0.12	0 100 100	3, 26, 59, 65	0
56	DB	118/118 (100%)	-0.71	0 100 100	6, 58, 86, 106	0
57	DW	75/75 (100%)	-0.16	0 100 100	0, 27, 54, 94	0
All	All	20908/20931 (99%)	-0.31	466 (2%) 62 33	0, 23, 86, 170	0

All (466) RSRZ outliers are listed below:

Mol	Chain	Res	Type	RSRZ
33	CI	52	LEU	10.6
33	DI	2	LYS	9.5
33	DI	59	THR	9.0
33	DI	4	VAL	8.9
33	CI	48	ILE	8.7
33	DI	66	PHE	8.5

Continued on next page...

Continued from previous page...

Mol	Chain	Res	Type	RSRZ
33	DI	1	ALA	8.4
33	CI	47	SER	8.3
33	DI	3	LYS	8.0
2	AB	156	LEU	7.9
33	CI	2	LYS	7.6
7	AG	84	TYR	7.4
24	AY	46	TYR	6.9
24	AY	47	GLY	6.8
45	DU	48	VAL	6.7
33	DI	5	GLN	6.6
25	CA	2145	C	6.5
45	DU	52	ASN	6.5
33	CI	70	THR	6.4
33	CI	3	LYS	6.3
7	AG	7	GLY	6.3
13	BM	114	PRO	6.1
16	AP	81	ALA	6.0
33	DI	58	ILE	5.9
32	DH	119	ASN	5.9
33	CI	46	ASP	5.8
12	AL	123	ALA	5.8
33	DI	10	LEU	5.7
25	CA	2141	G	5.5
1	BA	1031	C	5.5
24	AY	44	GLU	5.4
33	CI	66	PHE	5.3
33	CI	1	ALA	5.3
2	AB	155	GLY	5.3
45	DU	46	LYS	5.3
25	CA	138	U	5.3
33	DI	18	ASN	5.3
49	CY	63	ALA	5.2
52	C1	52	LYS	5.2
33	DI	11	GLN	5.2
18	BR	19	GLU	5.2
33	CI	65	SER	5.1
33	DI	27	LEU	5.1
33	DI	67	THR	5.1
25	DA	138	U	5.1
25	CA	2140	G	5.0
33	DI	54	ILE	5.0
24	AY	43	VAL	5.0

Continued on next page...

Continued from previous page...

Mol	Chain	Res	Type	RSRZ
25	CA	2139	U	4.9
25	DA	1175	A	4.9
33	DI	7	TYR	4.9
24	AY	73	ARG	4.8
24	AY	74	SER	4.8
10	AJ	102	LEU	4.7
45	DU	50	ALA	4.7
1	BA	841	C	4.7
33	DI	47	SER	4.7
33	DI	12	VAL	4.6
33	CI	132	ALA	4.6
45	CU	52	ASN	4.6
2	BB	127	LYS	4.5
33	DI	52	LEU	4.5
24	AY	95	ALA	4.5
24	AY	45	TYR	4.5
24	AY	97	SER	4.4
19	AS	2	ARG	4.4
33	DI	139	VAL	4.4
2	AB	154	GLY	4.4
2	BB	73	ARG	4.4
17	AQ	82	VAL	4.4
33	CI	87	SER	4.3
19	BS	2	ARG	4.3
2	BB	131	LYS	4.3
33	DI	98	GLY	4.3
25	CA	2132	U	4.2
33	DI	65	SER	4.2
9	BI	39	GLY	4.2
25	CA	2146	C	4.2
25	DA	2132	U	4.2
33	CI	38	CYS	4.2
33	CI	86	LYS	4.1
32	CH	137	GLU	4.1
5	AE	158	LYS	4.1
19	BS	29	PRO	4.1
2	AB	64	GLY	4.1
33	CI	10	LEU	4.1
1	BA	1030	U	4.1
32	CH	136	SER	4.1
45	DU	53	GLN	4.1
20	AT	3	ILE	4.1

Continued on next page...

Continued from previous page...

Mol	Chain	Res	Type	RSRZ
33	CI	25	PRO	4.0
24	AY	96	GLY	4.0
33	CI	7	TYR	4.0
33	CI	19	PRO	4.0
33	CI	20	SER	4.0
33	DI	114	ALA	4.0
45	DU	45	GLN	4.0
25	CA	2153	C	4.0
24	AY	75	MET	4.0
33	DI	19	PRO	4.0
16	BP	81	ALA	4.0
33	DI	68	PHE	4.0
4	AD	27	ILE	3.9
25	CA	2154	A	3.9
1	AA	844	G	3.9
2	AB	17	HIS	3.9
33	DI	82	ALA	3.9
7	AG	79	VAL	3.9
25	CA	2172	U	3.9
25	DA	2172	U	3.9
2	BB	8	MET	3.9
25	CA	139	U	3.9
24	AY	98	ASP	3.9
53	C2	46	LYS	3.8
42	DR	50	GLY	3.8
33	CI	67	THR	3.8
33	CI	78	LEU	3.8
33	CI	113	ALA	3.8
7	AG	82	SER	3.8
25	DA	139	U	3.8
23	AX	12	A	3.8
19	BS	63	ASP	3.8
7	AG	78	ARG	3.7
7	AG	77	ARG	3.7
33	CI	54	ILE	3.7
33	DI	55	PRO	3.7
33	CI	114	ALA	3.7
45	DU	49	PRO	3.7
24	AY	94	SER	3.7
33	DI	111	THR	3.7
14	AN	29	ILE	3.7
25	DA	546	U	3.6

Continued on next page...

Continued from previous page...

Mol	Chain	Res	Type	RSRZ
16	AP	82	ALA	3.6
33	CI	4	VAL	3.6
33	DI	6	ALA	3.6
23	BX	12	A	3.6
7	AG	83	THR	3.6
25	DA	884	U	3.6
25	CA	2152	G	3.6
24	AY	49	PRO	3.6
4	BD	24	VAL	3.6
33	DI	23	VAL	3.6
25	DA	613	A	3.6
24	AY	42	VAL	3.6
25	CA	546	U	3.6
25	DA	2131	U	3.5
1	AA	1031	C	3.5
19	BS	25	GLY	3.5
30	DF	129	MET	3.5
45	DU	51	LEU	3.5
33	DI	43	ALA	3.5
7	AG	80	GLY	3.5
24	AY	72	ASP	3.5
30	CF	79	ARG	3.5
33	CI	62	ALA	3.5
2	BB	128	LEU	3.5
24	AY	85	ALA	3.4
33	DI	113	ALA	3.4
49	CY	59	GLU	3.4
5	AE	157	GLY	3.4
52	D1	52	LYS	3.4
45	DU	54	PRO	3.4
9	BI	40	ARG	3.4
25	CA	1065	U	3.4
7	BG	78	ARG	3.4
33	CI	53	PRO	3.4
50	DZ	1	ALA	3.4
24	AY	52	LEU	3.4
33	DI	14	ALA	3.4
25	DA	2402	U	3.4
25	CA	1171	G	3.4
25	CA	2402	U	3.3
33	CI	21	PRO	3.3
18	BR	73	HIS	3.3

Continued on next page...

Continued from previous page...

Mol	Chain	Res	Type	RSRZ
33	CI	51	GLY	3.3
33	CI	139	VAL	3.3
33	CI	138	VAL	3.3
25	CA	2144	G	3.2
20	BT	3	ILE	3.2
16	BP	47	GLU	3.2
33	CI	95	ASP	3.2
9	AI	40	ARG	3.2
24	AY	101	VAL	3.2
16	BP	45	GLU	3.2
25	DA	883	G	3.2
33	CI	119	ALA	3.2
33	DI	132	ALA	3.2
33	CI	79	LEU	3.2
39	DO	50	ALA	3.2
1	BA	1032	G	3.2
24	AY	37	LEU	3.1
21	AU	46	ARG	3.1
33	CI	11	GLN	3.1
9	AI	42	THR	3.1
25	CA	2163	A	3.1
25	DA	2126	A	3.1
21	BU	37	TYR	3.1
33	CI	58	ILE	3.1
33	DI	48	ILE	3.1
33	CI	120	ASP	3.1
33	DI	22	PRO	3.1
20	AT	51	ASN	3.1
25	CA	1172	C	3.1
33	DI	21	PRO	3.1
25	CA	2142	A	3.1
33	CI	80	LYS	3.1
33	DI	57	VAL	3.1
1	BA	843	U	3.1
8	BH	1	SER	3.1
25	CA	2133	G	3.1
25	CA	2138	G	3.0
33	DI	95	ASP	3.0
15	AO	88	ARG	3.0
39	DO	88	LYS	3.0
2	AB	134	LEU	3.0
33	DI	33	ASN	3.0

Continued on next page...

Continued from previous page...

Mol	Chain	Res	Type	RSRZ
32	DH	87	GLU	3.0
10	AJ	91	ASP	3.0
7	AG	8	GLN	3.0
39	DO	51	ALA	3.0
24	AY	38	LEU	3.0
1	AA	1032	G	3.0
22	AV	20	U	3.0
21	AU	23	GLU	2.9
33	DI	45	THR	2.9
13	AM	114	PRO	2.9
39	DO	26	LEU	2.9
2	AB	8	MET	2.9
30	DF	169	LEU	2.9
33	CI	35	MET	2.9
33	CI	137	LEU	2.9
32	CH	119	ASN	2.9
7	AG	10	LYS	2.9
25	CA	2143	C	2.9
33	CI	24	GLY	2.9
33	CI	77	VAL	2.9
52	D1	51	ALA	2.9
7	AG	22	LEU	2.9
1	AA	86	G	2.9
9	BI	31	GLN	2.9
33	CI	63	ASP	2.9
33	DI	85	ILE	2.9
33	DI	44	LYS	2.9
33	DI	81	LYS	2.8
7	BG	7	GLY	2.8
14	BN	29	ILE	2.8
33	CI	44	LYS	2.8
33	CI	42	ASN	2.8
1	AA	88	U	2.8
7	AG	6	ILE	2.8
25	DA	2168	G	2.8
33	CI	6	ALA	2.8
30	DF	45	ASP	2.8
21	AU	37	TYR	2.8
4	AD	150	LYS	2.8
13	BM	112	ARG	2.8
24	AY	56	ALA	2.7
24	AY	76	SER	2.7

Continued on next page...

Continued from previous page...

Mol	Chain	Res	Type	RSRZ
25	DA	882	G	2.7
33	DI	60	VAL	2.7
9	BI	20	ILE	2.7
10	BJ	76	ILE	2.7
33	CI	39	LYS	2.7
24	AY	48	THR	2.7
33	DI	46	ASP	2.7
1	BA	1033	G	2.7
16	AP	80	LYS	2.7
31	DG	47	ASN	2.7
11	AK	125	LYS	2.7
19	AS	37	SER	2.7
33	DI	20	SER	2.7
25	DA	1174	U	2.7
33	CI	12	VAL	2.7
33	DI	97	VAL	2.7
25	DA	881	G	2.7
33	DI	137	LEU	2.7
24	AY	51	PRO	2.7
32	DH	149	GLU	2.7
7	BG	8	GLN	2.7
25	CA	1179	G	2.7
33	CI	32	VAL	2.6
2	BB	129	THR	2.6
25	CA	2164	C	2.6
25	DA	2796	U	2.6
3	BC	36	PHE	2.6
33	DI	64	ARG	2.6
45	DU	47	PRO	2.6
25	CA	1078	U	2.6
28	DD	209	ALA	2.6
43	CS	110	ARG	2.6
1	AA	1492	A	2.6
24	AY	50	THR	2.6
10	AJ	25	ILE	2.6
33	DI	37	PHE	2.6
24	AY	93	ASN	2.6
14	BN	34	ASN	2.6
39	DO	114	GLY	2.6
24	AY	68	ILE	2.6
33	CI	83	ALA	2.6
46	DV	94	ALA	2.6

Continued on next page...

Continued from previous page...

Mol	Chain	Res	Type	RSRZ
37	DM	136	MET	2.6
21	AU	20	ARG	2.5
7	AG	81	GLY	2.5
1	BA	1534	A	2.5
10	AJ	90	LEU	2.5
2	BB	33	ALA	2.5
24	AY	71	PHE	2.5
33	CI	141	ASP	2.5
1	AA	78	A	2.5
13	BM	7	ASN	2.5
24	AY	79	VAL	2.5
2	BB	34	ARG	2.5
12	BL	24	GLU	2.5
33	CI	40	ALA	2.5
9	BI	3	ASN	2.5
33	CI	68	PHE	2.5
33	DI	34	ILE	2.5
33	DI	15	GLY	2.5
33	DI	110	GLN	2.5
13	AM	32	ILE	2.5
33	DI	24	GLY	2.5
44	CT	69	ARG	2.5
25	CA	2173	A	2.5
25	DA	2118	U	2.5
33	DI	56	VAL	2.5
2	BB	135	MET	2.5
2	AB	127	LYS	2.4
24	AY	70	VAL	2.4
25	DA	2797	U	2.4
25	CA	2147	A	2.4
32	DH	135	HIS	2.4
33	CI	43	ALA	2.4
25	CA	549	G	2.4
32	DH	18	GLN	2.4
7	BG	83	THR	2.4
25	DA	1171	G	2.4
9	BI	5	TYR	2.4
14	BN	18	LYS	2.4
36	DL	143	GLU	2.4
25	DA	1172	C	2.4
32	CH	135	HIS	2.4
3	BC	81	GLU	2.4

Continued on next page...

Continued from previous page...

Mol	Chain	Res	Type	RSRZ
33	CI	116	MET	2.4
2	BB	212	TYR	2.4
19	AS	31	ARG	2.4
33	CI	49	GLU	2.4
33	CI	96	LYS	2.4
14	BN	52	PRO	2.4
24	AY	77	PRO	2.4
2	AB	65	LYS	2.4
2	BB	32	GLY	2.4
2	BB	17	HIS	2.4
45	CU	51	LEU	2.4
12	BL	43	LYS	2.3
25	CA	2148	G	2.3
25	DA	885	C	2.3
33	DI	32	VAL	2.3
25	DA	2125	G	2.3
25	CA	2165	C	2.3
2	AB	153	MET	2.3
39	DO	60	GLU	2.3
33	CI	75	ALA	2.3
13	BM	95	PRO	2.3
25	DA	2158	A	2.3
30	DF	119	LYS	2.3
19	BS	46	LEU	2.3
44	CT	72	GLN	2.3
25	DA	1870	C	2.3
18	AR	19	GLU	2.3
9	AI	22	PRO	2.3
17	BQ	3	LYS	2.3
33	CI	118	GLY	2.3
30	CF	80	GLN	2.3
12	BL	123	ALA	2.3
20	BT	35	TYR	2.3
30	DF	82	TYR	2.3
32	DH	136	SER	2.3
33	DI	29	GLN	2.3
30	CF	112	ASP	2.2
19	AS	23	GLU	2.2
32	CH	116	ARG	2.2
9	BI	38	PHE	2.2
10	BJ	100	ILE	2.2
13	BM	3	ILE	2.2

Continued on next page...

Continued from previous page...

Mol	Chain	Res	Type	RSRZ
19	BS	40	PHE	2.2
33	CI	69	VAL	2.2
2	AB	122	ASP	2.2
33	DI	41	PHE	2.2
24	AY	58	VAL	2.2
30	DF	30	VAL	2.2
30	DF	147	ARG	2.2
24	AY	99	ILE	2.2
7	BG	4	ARG	2.2
33	DI	13	ALA	2.2
25	CA	613	A	2.2
16	BP	80	LYS	2.2
33	CI	100	ILE	2.2
33	DI	76	ALA	2.2
4	AD	190	LEU	2.2
25	CA	896	A	2.2
33	CI	45	THR	2.2
1	BA	842	U	2.2
15	BO	15	GLY	2.2
24	AY	86	SER	2.2
32	CH	140	ALA	2.2
33	CI	81	LYS	2.2
33	DI	30	GLN	2.2
33	CI	16	MET	2.2
33	CI	22	PRO	2.2
33	CI	8	VAL	2.2
31	DG	176	LYS	2.2
33	CI	82	ALA	2.2
21	BU	43	GLU	2.2
33	DI	42	ASN	2.2
2	AB	128	LEU	2.1
13	BM	55	LEU	2.1
33	CI	41	PHE	2.1
10	AJ	89	ARG	2.1
10	BJ	6	ILE	2.1
33	DI	120	ASP	2.1
21	BU	46	ARG	2.1
33	DI	53	PRO	2.1
36	DL	144	GLU	2.1
36	DL	92	LEU	2.1
2	AB	133	ALA	2.1
52	D1	8	ILE	2.1

Continued on next page...

Continued from previous page...

Mol	Chain	Res	Type	RSRZ
3	BC	150	VAL	2.1
33	DI	138	VAL	2.1
39	DO	49	VAL	2.1
20	AT	86	ALA	2.1
39	DO	87	ILE	2.1
19	BS	43	MET	2.1
30	DF	160	LYS	2.1
7	AG	151	ALA	2.1
10	BJ	8	ILE	2.1
33	DI	107	GLU	2.1
12	AL	122	LYS	2.1
33	DI	119	ALA	2.1
32	DH	116	ARG	2.1
24	AY	91	ASN	2.1
10	BJ	75	ASP	2.1
24	AY	84	MET	2.1
32	CH	139	PHE	2.1
33	CI	110	GLN	2.1
13	BM	113	LYS	2.1
33	CI	33	ASN	2.1
33	DI	87	SER	2.1
33	CI	102	ARG	2.0
9	AI	18	VAL	2.0
4	AD	104	MET	2.0
24	AY	146	ASP	2.0
9	BI	66	VAL	2.0
10	BJ	32	THR	2.0
19	BS	39	ILE	2.0
33	DI	96	LYS	2.0
44	DT	73	ARG	2.0
33	DI	63	ASP	2.0
13	AM	3	ILE	2.0
13	AM	97	ARG	2.0
19	BS	26	ASP	2.0
33	CI	60	VAL	2.0
13	AM	6	ILE	2.0
21	AU	44	ARG	2.0
33	DI	35	MET	2.0
1	BA	209	U	2.0
33	CI	111	THR	2.0

6.2 Non-standard residues in protein, DNA, RNA chains ⓘ

There are no non-standard protein/DNA/RNA residues in this entry.

6.3 Carbohydrates ⓘ

There are no carbohydrates in this entry.

6.4 Ligands ⓘ

In the following table, the Atoms column lists the number of modelled atoms in the group and the number defined in the chemical component dictionary. The B-factors column lists the minimum, median, 95th percentile and maximum values of B factors of atoms in the group. The column labelled 'Q< 0.9' lists the number of atoms with occupancy less than 0.9.

Mol	Type	Chain	Res	Atoms	RSCC	RSR	B-factors(\AA^2)	Q<0.9
58	MG	DA	3115	1/1	0.60	0.18	27,27,27,27	0
58	MG	DA	3083	1/1	0.64	0.22	31,31,31,31	0
58	MG	DA	3098	1/1	0.65	0.54	49,49,49,49	0
58	MG	DA	3055	1/1	0.71	0.13	28,28,28,28	0
58	MG	DA	3091	1/1	0.71	0.26	50,50,50,50	0
58	MG	DA	3088	1/1	0.74	0.11	12,12,12,12	0
58	MG	AA	1640	1/1	0.74	0.18	34,34,34,34	0
58	MG	BA	1631	1/1	0.78	0.13	35,35,35,35	0
58	MG	CA	3084	1/1	0.78	0.11	22,22,22,22	0
58	MG	CA	3015	1/1	0.79	0.25	36,36,36,36	0
58	MG	BA	1630	1/1	0.80	0.07	41,41,41,41	0
58	MG	CA	3062	1/1	0.80	0.46	46,46,46,46	0
58	MG	DA	3061	1/1	0.81	0.19	24,24,24,24	0
58	MG	BA	1602	1/1	0.82	0.08	21,21,21,21	0
58	MG	AA	1631	1/1	0.82	0.17	35,35,35,35	0
58	MG	AA	1601	1/1	0.82	0.10	44,44,44,44	0
58	MG	DA	3078	1/1	0.82	0.09	15,15,15,15	0
58	MG	AA	1620	1/1	0.83	0.07	10,10,10,10	0
58	MG	AA	1644	1/1	0.83	0.19	5,5,5,5	0
58	MG	DA	3116	1/1	0.84	0.14	13,13,13,13	0
58	MG	CA	3106	1/1	0.84	0.18	0,0,0,0	0
58	MG	CA	3105	1/1	0.84	0.16	0,0,0,0	0
58	MG	DA	3080	1/1	0.85	0.09	1,1,1,1	0
58	MG	DA	3136	1/1	0.85	0.11	28,28,28,28	0
58	MG	AA	1626	1/1	0.85	0.10	0,0,0,0	0
58	MG	AA	1603	1/1	0.85	0.08	28,28,28,28	0
58	MG	AA	1611	1/1	0.85	0.09	0,0,0,0	0

Continued on next page...

Continued from previous page...

Mol	Type	Chain	Res	Atoms	RSCC	RSR	B-factors(\AA^2)	Q<0.9
58	MG	DA	3090	1/1	0.86	0.08	15,15,15,15	0
58	MG	CA	3082	1/1	0.86	0.12	0,0,0,0	0
58	MG	BA	1636	1/1	0.86	0.10	42,42,42,42	0
58	MG	AA	1639	1/1	0.86	0.10	22,22,22,22	0
58	MG	DA	3005	1/1	0.87	0.11	25,25,25,25	0
58	MG	DA	3165	1/1	0.87	0.23	0,0,0,0	0
58	MG	DA	3101	1/1	0.87	0.12	0,0,0,0	0
58	MG	BA	1618	1/1	0.87	0.19	4,4,4,4	0
58	MG	AA	1623	1/1	0.87	0.07	24,24,24,24	0
58	MG	DA	3084	1/1	0.87	0.12	32,32,32,32	0
58	MG	AA	1658	1/1	0.87	0.19	16,16,16,16	0
58	MG	AA	1662	1/1	0.87	0.10	8,8,8,8	0
58	MG	DA	3015	1/1	0.87	0.18	23,23,23,23	0
58	MG	DB	203	1/1	0.88	0.06	16,16,16,16	0
58	MG	CA	3099	1/1	0.88	0.85	53,53,53,53	0
58	MG	DA	3064	1/1	0.88	0.10	0,0,0,0	0
58	MG	CA	3014	1/1	0.88	0.14	12,12,12,12	0
58	MG	BA	1641	1/1	0.88	0.09	20,20,20,20	0
58	MG	AA	1617	1/1	0.88	0.05	21,21,21,21	0
58	MG	DA	3025	1/1	0.88	0.20	16,16,16,16	0
58	MG	CA	3134	1/1	0.89	0.32	14,14,14,14	0
58	MG	DA	3050	1/1	0.89	0.06	0,0,0,0	0
58	MG	BA	1624	1/1	0.89	0.07	1,1,1,1	0
58	MG	DA	3057	1/1	0.89	0.14	14,14,14,14	0
58	MG	CA	3019	1/1	0.89	0.09	0,0,0,0	0
58	MG	AA	1645	1/1	0.89	0.24	8,8,8,8	0
58	MG	CA	3117	1/1	0.89	0.14	5,5,5,5	0
58	MG	AA	1634	1/1	0.90	0.05	2,2,2,2	0
58	MG	BA	1614	1/1	0.90	0.07	19,19,19,19	0
58	MG	DA	3036	1/1	0.90	0.08	21,21,21,21	0
58	MG	BA	1609	1/1	0.90	0.09	26,26,26,26	0
58	MG	DA	3131	1/1	0.90	0.59	55,55,55,55	0
58	MG	DA	3103	1/1	0.90	0.08	0,0,0,0	0
58	MG	BA	1627	1/1	0.90	0.12	35,35,35,35	0
58	MG	AA	1669	1/1	0.90	0.14	10,10,10,10	0
58	MG	DA	3087	1/1	0.90	0.05	20,20,20,20	0
58	MG	CA	3092	1/1	0.90	0.09	16,16,16,16	0
58	MG	CA	3089	1/1	0.90	0.08	19,19,19,19	0
58	MG	DA	3102	1/1	0.90	0.09	12,12,12,12	0
58	MG	AA	1666	1/1	0.90	0.16	13,13,13,13	0
58	MG	CA	3114	1/1	0.91	0.10	0,0,0,0	0
58	MG	AA	1637	1/1	0.91	0.09	1,1,1,1	0

Continued on next page...

Continued from previous page...

Mol	Type	Chain	Res	Atoms	RSCC	RSR	B-factors(\AA^2)	Q<0.9
58	MG	AA	1604	1/1	0.91	0.18	22,22,22,22	0
58	MG	CA	3026	1/1	0.91	0.33	30,30,30,30	0
58	MG	DA	3047	1/1	0.91	0.05	28,28,28,28	0
58	MG	AA	1660	1/1	0.91	0.12	15,15,15,15	0
58	MG	DA	3133	1/1	0.91	0.17	16,16,16,16	0
58	MG	AA	1635	1/1	0.91	0.09	18,18,18,18	0
58	MG	BA	1653	1/1	0.91	0.08	7,7,7,7	0
58	MG	AA	1606	1/1	0.91	0.06	6,6,6,6	0
58	MG	DA	3160	1/1	0.91	0.12	0,0,0,0	0
58	MG	BA	1655	1/1	0.91	0.11	9,9,9,9	0
58	MG	DA	3071	1/1	0.92	0.08	0,0,0,0	0
58	MG	BA	1629	1/1	0.92	0.06	17,17,17,17	0
58	MG	DA	3092	1/1	0.92	0.25	34,34,34,34	0
58	MG	CA	3102	1/1	0.92	0.15	0,0,0,0	0
58	MG	AA	1659	1/1	0.92	0.08	12,12,12,12	0
58	MG	DA	3095	1/1	0.92	0.11	10,10,10,10	0
58	MG	CA	3091	1/1	0.92	0.08	3,3,3,3	0
58	MG	AA	1655	1/1	0.92	0.15	0,0,0,0	0
58	MG	AA	1636	1/1	0.92	0.08	0,0,0,0	0
58	MG	AA	1613	1/1	0.92	0.06	2,2,2,2	0
58	MG	BA	1611	1/1	0.92	0.11	13,13,13,13	0
58	MG	BA	1605	1/1	0.92	0.06	21,21,21,21	0
58	MG	AA	1630	1/1	0.92	0.09	16,16,16,16	0
58	MG	CA	3164	1/1	0.92	0.24	0,0,0,0	0
58	MG	AA	1632	1/1	0.92	0.07	15,15,15,15	0
58	MG	DA	3030	1/1	0.92	0.12	0,0,0,0	0
58	MG	DA	3152	1/1	0.92	0.17	6,6,6,6	0
58	MG	CA	3138	1/1	0.92	0.43	0,0,0,0	0
58	MG	BA	1608	1/1	0.92	0.15	18,18,18,18	0
58	MG	DA	3070	1/1	0.92	0.08	0,0,0,0	0
58	MG	DA	3019	1/1	0.92	0.11	0,0,0,0	0
58	MG	BA	1635	1/1	0.92	0.08	21,21,21,21	0
58	MG	BA	1649	1/1	0.92	0.15	11,11,11,11	0
58	MG	DA	3079	1/1	0.92	0.08	27,27,27,27	0
58	MG	DA	3006	1/1	0.92	0.05	10,10,10,10	0
58	MG	AA	1667	1/1	0.92	0.26	13,13,13,13	0
58	MG	CA	3028	1/1	0.92	0.14	21,21,21,21	0
58	MG	DA	3138	1/1	0.92	0.45	0,0,0,0	0
58	MG	CA	3048	1/1	0.92	0.09	13,13,13,13	0
58	MG	AA	1670	1/1	0.92	0.27	11,11,11,11	0
58	MG	DA	3063	1/1	0.92	0.15	0,0,0,0	0
58	MG	CA	3154	1/1	0.93	0.29	0,0,0,0	0

Continued on next page...

Continued from previous page...

Mol	Type	Chain	Res	Atoms	RSCC	RSR	B-factors(\AA^2)	Q<0.9
58	MG	CA	3025	1/1	0.93	0.17	0,0,0,0	0
58	MG	DL	201	1/1	0.93	0.05	10,10,10,10	0
58	MG	CA	3112	1/1	0.93	0.10	4,4,4,4	0
58	MG	DA	3065	1/1	0.93	0.08	0,0,0,0	0
58	MG	AA	1641	1/1	0.93	0.09	0,0,0,0	0
58	MG	CA	3076	1/1	0.93	0.15	0,0,0,0	0
58	MG	CA	3129	1/1	0.93	0.12	0,0,0,0	0
58	MG	DA	3062	1/1	0.93	0.09	0,0,0,0	0
58	MG	CA	3080	1/1	0.93	0.07	1,1,1,1	0
58	MG	CA	3132	1/1	0.93	0.40	24,24,24,24	0
58	MG	BA	1634	1/1	0.93	0.05	10,10,10,10	0
58	MG	CA	3002	1/1	0.93	0.07	0,0,0,0	0
58	MG	DA	3038	1/1	0.93	0.12	0,0,0,0	0
58	MG	DA	3016	1/1	0.93	0.08	1,1,1,1	0
58	MG	CA	3024	1/1	0.93	0.11	0,0,0,0	0
58	MG	AA	1654	1/1	0.93	0.16	5,5,5,5	0
58	MG	CA	3116	1/1	0.93	0.22	10,10,10,10	0
58	MG	CA	3185	1/1	0.93	0.28	0,0,0,0	0
58	MG	BA	1625	1/1	0.93	0.06	0,0,0,0	0
58	MG	AA	1627	1/1	0.93	0.14	19,19,19,19	0
58	MG	DA	3075	1/1	0.93	0.12	8,8,8,8	0
58	MG	DA	3161	1/1	0.93	0.09	15,15,15,15	0
58	MG	CA	3187	1/1	0.93	0.16	0,0,0,0	0
58	MG	BA	1645	1/1	0.93	0.08	8,8,8,8	0
58	MG	DA	3014	1/1	0.93	0.11	12,12,12,12	0
58	MG	DA	3034	1/1	0.94	0.06	11,11,11,11	0
58	MG	BA	1615	1/1	0.94	0.18	9,9,9,9	0
58	MG	DA	3004	1/1	0.94	0.10	30,30,30,30	0
58	MG	CA	3160	1/1	0.94	0.32	0,0,0,0	0
58	MG	DA	3135	1/1	0.94	0.08	11,11,11,11	0
58	MG	CA	3191	1/1	0.94	0.20	0,0,0,0	0
58	MG	CA	3040	1/1	0.94	0.16	0,0,0,0	0
58	MG	DA	3009	1/1	0.94	0.09	4,4,4,4	0
58	MG	DA	3112	1/1	0.94	0.09	5,5,5,5	0
58	MG	DA	3124	1/1	0.94	0.05	0,0,0,0	0
58	MG	DA	3109	1/1	0.94	0.13	2,2,2,2	0
58	MG	DA	3126	1/1	0.94	0.14	0,0,0,0	0
58	MG	CA	3100	1/1	0.94	0.10	0,0,0,0	0
58	MG	CA	3178	1/1	0.94	0.13	0,0,0,0	0
58	MG	DA	3120	1/1	0.94	0.11	8,8,8,8	0
58	MG	BA	1617	1/1	0.94	0.06	13,13,13,13	0
58	MG	DA	3119	1/1	0.94	0.15	44,44,44,44	0

Continued on next page...

Continued from previous page...

Mol	Type	Chain	Res	Atoms	RSCC	RSR	B-factors(\AA^2)	Q<0.9
58	MG	DA	3162	1/1	0.94	0.20	4,4,4,4	0
58	MG	BA	1633	1/1	0.94	0.12	11,11,11,11	0
58	MG	AA	1625	1/1	0.94	0.07	6,6,6,6	0
58	MG	CB	201	1/1	0.94	0.05	0,0,0,0	0
58	MG	AA	1671	1/1	0.94	0.17	6,6,6,6	0
58	MG	AA	1607	1/1	0.94	0.08	10,10,10,10	0
58	MG	BA	1622	1/1	0.94	0.05	4,4,4,4	0
58	MG	DA	3059	1/1	0.94	0.11	6,6,6,6	0
58	MG	DA	3077	1/1	0.94	0.05	12,12,12,12	0
58	MG	AA	1616	1/1	0.94	0.09	11,11,11,11	0
58	MG	CA	3135	1/1	0.94	0.12	0,0,0,0	0
58	MG	CA	3030	1/1	0.94	0.11	0,0,0,0	0
58	MG	CA	3035	1/1	0.94	0.07	1,1,1,1	0
58	MG	AA	1619	1/1	0.94	0.16	32,32,32,32	0
58	MG	BA	1612	1/1	0.94	0.05	18,18,18,18	0
58	MG	DA	3156	1/1	0.94	0.23	3,3,3,3	0
58	MG	DA	3003	1/1	0.94	0.07	8,8,8,8	0
58	MG	BA	1626	1/1	0.94	0.06	14,14,14,14	0
58	MG	DA	3085	1/1	0.94	0.20	0,0,0,0	0
58	MG	DA	3033	1/1	0.94	0.12	0,0,0,0	0
58	MG	DA	3010	1/1	0.94	0.09	7,7,7,7	0
58	MG	DA	3026	1/1	0.94	0.09	0,0,0,0	0
58	MG	CA	3006	1/1	0.94	0.07	1,1,1,1	0
58	MG	DA	3044	1/1	0.94	0.05	11,11,11,11	0
58	MG	DA	3114	1/1	0.94	0.08	14,14,14,14	0
58	MG	DA	3110	1/1	0.94	0.05	18,18,18,18	0
58	MG	BA	1632	1/1	0.94	0.04	18,18,18,18	0
58	MG	CA	3194	1/1	0.94	0.19	0,0,0,0	0
58	MG	CA	3056	1/1	0.94	0.08	10,10,10,10	0
58	MG	BA	1603	1/1	0.94	0.09	13,13,13,13	0
58	MG	CA	3120	1/1	0.94	0.12	2,2,2,2	0
58	MG	BA	1613	1/1	0.95	0.13	0,0,0,0	0
58	MG	CA	3061	1/1	0.95	0.12	9,9,9,9	0
58	MG	CA	3041	1/1	0.95	0.16	0,0,0,0	0
58	MG	CA	3121	1/1	0.95	0.19	0,0,0,0	0
58	MG	DA	3096	1/1	0.95	0.06	13,13,13,13	0
58	MG	DA	3111	1/1	0.95	0.08	1,1,1,1	0
58	MG	CA	3180	1/1	0.95	0.19	6,6,6,6	0
58	MG	DA	3076	1/1	0.95	0.09	5,5,5,5	0
58	MG	AA	1653	1/1	0.95	0.15	1,1,1,1	0
58	MG	BA	1637	1/1	0.95	0.16	19,19,19,19	0
58	MG	CA	3169	1/1	0.95	0.22	7,7,7,7	0

Continued on next page...

Continued from previous page...

Mol	Type	Chain	Res	Atoms	RSCC	RSR	B-factors(\AA^2)	Q<0.9
58	MG	CA	3046	1/1	0.95	0.06	0,0,0,0	0
58	MG	DA	3045	1/1	0.95	0.09	0,0,0,0	0
58	MG	DA	3099	1/1	0.95	0.07	0,0,0,0	0
58	MG	AA	1665	1/1	0.95	0.08	0,0,0,0	0
58	MG	DA	3149	1/1	0.95	0.18	0,0,0,0	0
58	MG	DA	3021	1/1	0.95	0.08	3,3,3,3	0
58	MG	CA	3171	1/1	0.95	0.14	0,0,0,0	0
58	MG	DA	3027	1/1	0.95	0.10	14,14,14,14	0
58	MG	AA	1663	1/1	0.95	0.10	6,6,6,6	0
58	MG	CA	3051	1/1	0.95	0.09	3,3,3,3	0
58	MG	CA	3168	1/1	0.95	0.20	0,0,0,0	0
58	MG	CA	3027	1/1	0.95	0.14	0,0,0,0	0
58	MG	CA	3059	1/1	0.95	0.07	4,4,4,4	0
58	MG	CA	3173	1/1	0.95	0.25	0,0,0,0	0
58	MG	DA	3028	1/1	0.95	0.11	0,0,0,0	0
58	MG	CA	3085	1/1	0.95	0.21	12,12,12,12	0
58	MG	CA	3058	1/1	0.95	0.10	10,10,10,10	0
58	MG	CA	3032	1/1	0.95	0.07	0,0,0,0	0
58	MG	DA	3117	1/1	0.95	0.05	5,5,5,5	0
58	MG	CA	3044	1/1	0.95	0.06	0,0,0,0	0
58	MG	DA	3082	1/1	0.95	0.05	7,7,7,7	0
58	MG	CA	3081	1/1	0.95	0.07	0,0,0,0	0
58	MG	DA	3060	1/1	0.95	0.13	5,5,5,5	0
58	MG	CA	3175	1/1	0.95	0.17	0,0,0,0	0
58	MG	BA	1639	1/1	0.95	0.06	0,0,0,0	0
58	MG	CA	3045	1/1	0.95	0.10	0,0,0,0	0
58	MG	DA	3113	1/1	0.95	0.12	0,0,0,0	0
58	MG	BA	1616	1/1	0.95	0.11	0,0,0,0	0
58	MG	AA	1602	1/1	0.95	0.11	17,17,17,17	0
58	MG	CA	3001	1/1	0.95	0.10	0,0,0,0	0
58	MG	DA	3118	1/1	0.95	0.10	7,7,7,7	0
58	MG	CA	3063	1/1	0.95	0.12	0,0,0,0	0
58	MG	DA	3145	1/1	0.95	0.11	0,0,0,0	0
58	MG	DA	3037	1/1	0.95	0.18	0,0,0,0	0
58	MG	CA	3126	1/1	0.95	0.13	0,0,0,0	0
58	MG	AA	1608	1/1	0.95	0.20	0,0,0,0	0
58	MG	CA	3101	1/1	0.95	0.11	0,0,0,0	0
58	MG	CA	3109	1/1	0.95	0.15	0,0,0,0	0
58	MG	BA	1652	1/1	0.95	0.10	1,1,1,1	0
58	MG	DB	201	1/1	0.95	0.05	24,24,24,24	0
58	MG	BA	1646	1/1	0.95	0.14	10,10,10,10	0
58	MG	CA	3034	1/1	0.95	0.20	0,0,0,0	0

Continued on next page...

Continued from previous page...

Mol	Type	Chain	Res	Atoms	RSCC	RSR	B-factors(\AA^2)	Q<0.9
58	MG	DA	3122	1/1	0.95	0.15	0,0,0,0	0
58	MG	CA	3009	1/1	0.95	0.11	0,0,0,0	0
58	MG	CA	3098	1/1	0.95	0.14	0,0,0,0	0
58	MG	DA	3066	1/1	0.95	0.05	0,0,0,0	0
58	MG	CA	3127	1/1	0.95	0.11	0,0,0,0	0
58	MG	CA	3153	1/1	0.95	0.29	0,0,0,0	0
58	MG	CA	3124	1/1	0.96	0.09	0,0,0,0	0
58	MG	BA	1654	1/1	0.96	0.10	22,22,22,22	0
58	MG	AA	1649	1/1	0.96	0.23	0,0,0,0	0
58	MG	CA	3007	1/1	0.96	0.04	0,0,0,0	0
58	MG	CA	3071	1/1	0.96	0.07	0,0,0,0	0
58	MG	AA	1657	1/1	0.96	0.18	2,2,2,2	0
58	MG	DA	3139	1/1	0.96	0.28	0,0,0,0	0
58	MG	CA	3070	1/1	0.96	0.12	25,25,25,25	0
58	MG	CA	3137	1/1	0.96	0.09	4,4,4,4	0
58	MG	AA	1618	1/1	0.96	0.07	21,21,21,21	0
58	MG	CA	3150	1/1	0.96	0.10	0,0,0,0	0
58	MG	CA	3188	1/1	0.96	0.15	2,2,2,2	0
58	MG	CA	3179	1/1	0.96	0.15	0,0,0,0	0
58	MG	CA	3021	1/1	0.96	0.10	0,0,0,0	0
58	MG	CA	3125	1/1	0.96	0.08	0,0,0,0	0
58	MG	CA	3086	1/1	0.96	0.16	0,0,0,0	0
58	MG	DA	3073	1/1	0.96	0.11	6,6,6,6	0
58	MG	CA	3067	1/1	0.96	0.13	0,0,0,0	0
58	MG	DA	3154	1/1	0.96	0.17	0,0,0,0	0
58	MG	CA	3181	1/1	0.96	0.15	0,0,0,0	0
58	MG	BA	1620	1/1	0.96	0.07	19,19,19,19	0
58	MG	BA	1643	1/1	0.96	0.14	3,3,3,3	0
58	MG	DA	3150	1/1	0.96	0.15	0,0,0,0	0
58	MG	AA	1646	1/1	0.96	0.17	0,0,0,0	0
58	MG	DA	3001	1/1	0.96	0.05	0,0,0,0	0
58	MG	AA	1672	1/1	0.96	0.21	3,3,3,3	0
58	MG	BA	1642	1/1	0.96	0.23	6,6,6,6	0
58	MG	DA	3040	1/1	0.96	0.14	5,5,5,5	0
58	MG	CA	3193	1/1	0.96	0.25	0,0,0,0	0
58	MG	DA	3166	1/1	0.96	0.20	9,9,9,9	0
58	MG	CA	3075	1/1	0.96	0.07	0,0,0,0	0
58	MG	CA	3140	1/1	0.96	0.52	0,0,0,0	0
58	MG	DB	202	1/1	0.96	0.04	9,9,9,9	0
58	MG	DA	3105	1/1	0.96	0.11	0,0,0,0	0
58	MG	CA	3003	1/1	0.96	0.06	0,0,0,0	0
58	MG	CA	3172	1/1	0.96	0.17	0,0,0,0	0

Continued on next page...

Continued from previous page...

Mol	Type	Chain	Res	Atoms	RSCC	RSR	B-factors(\AA^2)	Q<0.9
58	MG	AA	1633	1/1	0.96	0.04	3,3,3,3	0
58	MG	BA	1656	1/1	0.96	0.19	9,9,9,9	0
58	MG	AA	1647	1/1	0.96	0.23	1,1,1,1	0
58	MG	AA	1612	1/1	0.96	0.05	0,0,0,0	0
58	MG	CA	3111	1/1	0.96	0.04	6,6,6,6	0
58	MG	CA	3177	1/1	0.96	0.13	0,0,0,0	0
58	MG	CA	3094	1/1	0.96	0.06	3,3,3,3	0
58	MG	CA	3165	1/1	0.96	0.20	0,0,0,0	0
58	MG	CA	3166	1/1	0.96	0.14	0,0,0,0	0
58	MG	DA	3094	1/1	0.96	0.08	43,43,43,43	0
58	MG	DA	3121	1/1	0.96	0.07	7,7,7,7	0
58	MG	DA	3132	1/1	0.96	0.05	6,6,6,6	0
58	MG	CA	3090	1/1	0.96	0.08	1,1,1,1	0
58	MG	AA	1656	1/1	0.96	0.13	14,14,14,14	0
58	MG	AA	1643	1/1	0.96	0.27	0,0,0,0	0
58	MG	DA	3013	1/1	0.96	0.14	0,0,0,0	0
58	MG	BA	1638	1/1	0.96	0.09	27,27,27,27	0
58	MG	AA	1622	1/1	0.96	0.17	0,0,0,0	0
58	MG	CA	3155	1/1	0.96	0.37	0,0,0,0	0
58	MG	DA	3093	1/1	0.96	0.08	2,2,2,2	0
58	MG	DA	3046	1/1	0.96	0.07	1,1,1,1	0
58	MG	CB	202	1/1	0.96	0.10	0,0,0,0	0
58	MG	DA	3100	1/1	0.96	0.06	4,4,4,4	0
58	MG	AA	1648	1/1	0.96	0.12	4,4,4,4	0
58	MG	AA	1614	1/1	0.96	0.05	12,12,12,12	0
58	MG	DA	3012	1/1	0.96	0.11	0,0,0,0	0
58	MG	DA	3002	1/1	0.96	0.06	1,1,1,1	0
58	MG	BA	1648	1/1	0.96	0.17	0,0,0,0	0
58	MG	DA	3042	1/1	0.96	0.06	5,5,5,5	0
58	MG	CA	3093	1/1	0.96	0.12	11,11,11,11	0
58	MG	DA	3018	1/1	0.96	0.07	6,6,6,6	0
58	MG	CA	3136	1/1	0.96	0.09	0,0,0,0	0
58	MG	AA	1651	1/1	0.96	0.24	0,0,0,0	0
58	MG	CA	3146	1/1	0.96	0.33	0,0,0,0	0
58	MG	CA	3049	1/1	0.97	0.07	0,0,0,0	0
58	MG	BA	1623	1/1	0.97	0.08	3,3,3,3	0
58	MG	DA	3056	1/1	0.97	0.05	5,5,5,5	0
58	MG	CA	3011	1/1	0.97	0.20	0,0,0,0	0
58	MG	BA	1610	1/1	0.97	0.03	0,0,0,0	0
58	MG	CQ	201	1/1	0.97	0.31	0,0,0,0	0
58	MG	DA	3023	1/1	0.97	0.06	0,0,0,0	0
58	MG	DA	3072	1/1	0.97	0.09	0,0,0,0	0

Continued on next page...

Continued from previous page...

Mol	Type	Chain	Res	Atoms	RSCC	RSR	B-factors(\AA^2)	Q<0.9
58	MG	CA	3104	1/1	0.97	0.06	0,0,0,0	0
58	MG	CA	3060	1/1	0.97	0.04	4,4,4,4	0
58	MG	CA	3184	1/1	0.97	0.22	0,0,0,0	0
58	MG	DA	3123	1/1	0.97	0.05	6,6,6,6	0
58	MG	CA	3170	1/1	0.97	0.07	0,0,0,0	0
58	MG	CA	3145	1/1	0.97	0.13	0,0,0,0	0
58	MG	CA	3108	1/1	0.97	0.10	0,0,0,0	0
58	MG	CA	3053	1/1	0.97	0.08	0,0,0,0	0
58	MG	CA	3037	1/1	0.97	0.06	11,11,11,11	0
58	MG	AA	1610	1/1	0.97	0.07	32,32,32,32	0
58	MG	CA	3052	1/1	0.97	0.12	0,0,0,0	0
58	MG	CA	3158	1/1	0.97	0.33	0,0,0,0	0
58	MG	CA	3103	1/1	0.97	0.09	0,0,0,0	0
58	MG	DQ	801	1/1	0.97	0.26	0,0,0,0	0
58	MG	AA	1621	1/1	0.97	0.03	10,10,10,10	0
58	MG	DA	3147	1/1	0.97	0.19	0,0,0,0	0
58	MG	CA	3079	1/1	0.97	0.05	3,3,3,3	0
58	MG	CA	3183	1/1	0.97	0.18	0,0,0,0	0
58	MG	DA	3164	1/1	0.97	0.15	0,0,0,0	0
58	MG	CA	3013	1/1	0.97	0.15	0,0,0,0	0
58	MG	DA	3128	1/1	0.97	0.11	0,0,0,0	0
58	MG	CA	3113	1/1	0.97	0.12	0,0,0,0	0
58	MG	CA	3023	1/1	0.97	0.13	0,0,0,0	0
58	MG	CA	3074	1/1	0.97	0.15	0,0,0,0	0
58	MG	DA	3146	1/1	0.97	0.18	0,0,0,0	0
58	MG	AA	1668	1/1	0.97	0.09	0,0,0,0	0
58	MG	CA	3004	1/1	0.97	0.05	11,11,11,11	0
58	MG	DA	3067	1/1	0.97	0.07	0,0,0,0	0
58	MG	CA	3031	1/1	0.97	0.22	0,0,0,0	0
58	MG	CA	3157	1/1	0.97	0.21	0,0,0,0	0
58	MG	CA	3008	1/1	0.97	0.09	0,0,0,0	0
58	MG	DA	3043	1/1	0.97	0.05	6,6,6,6	0
58	MG	AA	1650	1/1	0.97	0.11	0,0,0,0	0
58	MG	CA	3163	1/1	0.97	0.20	0,0,0,0	0
58	MG	CA	3167	1/1	0.97	0.30	0,0,0,0	0
58	MG	DA	3031	1/1	0.97	0.11	0,0,0,0	0
58	MG	DA	3144	1/1	0.97	0.07	0,0,0,0	0
58	MG	CA	3065	1/1	0.97	0.09	0,0,0,0	0
58	MG	CA	3115	1/1	0.97	0.06	0,0,0,0	0
58	MG	DA	3137	1/1	0.97	0.47	0,0,0,0	0
58	MG	CA	3110	1/1	0.97	0.17	0,0,0,0	0
58	MG	DA	3140	1/1	0.97	0.28	0,0,0,0	0

Continued on next page...

Continued from previous page...

Mol	Type	Chain	Res	Atoms	RSCC	RSR	B-factors(\AA^2)	Q<0.9
58	MG	DA	3104	1/1	0.97	0.09	0,0,0,0	0
58	MG	DA	3068	1/1	0.97	0.06	6,6,6,6	0
58	MG	AA	1624	1/1	0.97	0.06	10,10,10,10	0
58	MG	BA	1607	1/1	0.97	0.06	1,1,1,1	0
58	MG	DA	3069	1/1	0.97	0.09	41,41,41,41	0
58	MG	DA	3081	1/1	0.97	0.06	0,0,0,0	0
58	MG	DA	3157	1/1	0.97	0.22	0,0,0,0	0
58	MG	CA	3176	1/1	0.97	0.14	10,10,10,10	0
58	MG	AA	1661	1/1	0.97	0.15	15,15,15,15	0
58	MG	DA	3051	1/1	0.97	0.07	0,0,0,0	0
58	MG	CA	3042	1/1	0.97	0.10	0,0,0,0	0
58	MG	DA	3097	1/1	0.97	0.08	13,13,13,13	0
58	MG	AA	1615	1/1	0.97	0.08	9,9,9,9	0
58	MG	BA	1644	1/1	0.97	0.09	0,0,0,0	0
58	MG	BA	1604	1/1	0.97	0.07	13,13,13,13	0
58	MG	BA	1651	1/1	0.97	0.14	7,7,7,7	0
58	MG	BA	1606	1/1	0.97	0.12	24,24,24,24	0
58	MG	CA	3186	1/1	0.98	0.27	0,0,0,0	0
58	MG	DA	3159	1/1	0.98	0.26	3,3,3,3	0
58	MG	CA	3012	1/1	0.98	0.18	0,0,0,0	0
58	MG	CA	3152	1/1	0.98	0.17	0,0,0,0	0
58	MG	DA	3011	1/1	0.98	0.08	0,0,0,0	0
58	MG	DA	3032	1/1	0.98	0.08	0,0,0,0	0
58	MG	CA	3148	1/1	0.98	0.47	0,0,0,0	0
58	MG	CA	3118	1/1	0.98	0.08	0,0,0,0	0
58	MG	CA	3097	1/1	0.98	0.12	0,0,0,0	0
58	MG	DA	3048	1/1	0.98	0.06	0,0,0,0	0
58	MG	CA	3047	1/1	0.98	0.09	0,0,0,0	0
58	MG	CA	3162	1/1	0.98	0.28	0,0,0,0	0
58	MG	CA	3156	1/1	0.98	0.30	0,0,0,0	0
58	MG	CA	3073	1/1	0.98	0.12	0,0,0,0	0
58	MG	DA	3035	1/1	0.98	0.10	0,0,0,0	0
58	MG	CA	3020	1/1	0.98	0.12	0,0,0,0	0
58	MG	DA	3049	1/1	0.98	0.05	0,0,0,0	0
58	MG	DA	3041	1/1	0.98	0.04	6,6,6,6	0
58	MG	AA	1609	1/1	0.98	0.05	0,0,0,0	0
58	MG	CA	3131	1/1	0.98	0.15	0,0,0,0	0
58	MG	AA	1628	1/1	0.98	0.04	1,1,1,1	0
58	MG	CA	3149	1/1	0.98	0.32	0,0,0,0	0
58	MG	BA	1647	1/1	0.98	0.06	0,0,0,0	0
58	MG	DA	3125	1/1	0.98	0.07	0,0,0,0	0
58	MG	CA	3072	1/1	0.98	0.07	0,0,0,0	0

Continued on next page...

Continued from previous page...

Mol	Type	Chain	Res	Atoms	RSCC	RSR	B-factors(\AA^2)	Q<0.9
58	MG	BA	1640	1/1	0.98	0.14	0,0,0,0	0
58	MG	CB	204	1/1	0.98	0.39	0,0,0,0	0
58	MG	CA	3057	1/1	0.98	0.04	0,0,0,0	0
58	MG	CA	3043	1/1	0.98	0.07	0,0,0,0	0
58	MG	CA	3189	1/1	0.98	0.14	0,0,0,0	0
58	MG	CB	203	1/1	0.98	0.04	5,5,5,5	0
58	MG	CA	3141	1/1	0.98	0.27	0,0,0,0	0
58	MG	BA	1601	1/1	0.98	0.08	2,2,2,2	0
58	MG	CA	3095	1/1	0.98	0.16	17,17,17,17	0
58	MG	AA	1664	1/1	0.98	0.11	4,4,4,4	0
58	MG	DA	3127	1/1	0.98	0.05	0,0,0,0	0
58	MG	CA	3078	1/1	0.98	0.07	0,0,0,0	0
58	MG	DA	3039	1/1	0.98	0.09	3,3,3,3	0
58	MG	BA	1619	1/1	0.98	0.07	0,0,0,0	0
58	MG	CA	3107	1/1	0.98	0.17	0,0,0,0	0
58	MG	CA	3066	1/1	0.98	0.21	0,0,0,0	0
58	MG	DA	3142	1/1	0.98	0.16	0,0,0,0	0
58	MG	DA	3163	1/1	0.98	0.09	0,0,0,0	0
58	MG	CA	3161	1/1	0.98	0.19	0,0,0,0	0
58	MG	DA	3058	1/1	0.98	0.07	6,6,6,6	0
58	MG	DA	3020	1/1	0.98	0.06	0,0,0,0	0
58	MG	CA	3039	1/1	0.98	0.11	0,0,0,0	0
58	MG	CA	3192	1/1	0.98	0.11	0,0,0,0	0
58	MG	CA	3077	1/1	0.98	0.07	0,0,0,0	0
58	MG	CA	3174	1/1	0.98	0.31	0,0,0,0	0
58	MG	BA	1650	1/1	0.98	0.21	5,5,5,5	0
58	MG	DA	3106	1/1	0.98	0.17	0,0,0,0	0
58	MG	DA	3054	1/1	0.98	0.09	0,0,0,0	0
58	MG	DA	3086	1/1	0.98	0.15	0,0,0,0	0
58	MG	CA	3123	1/1	0.98	0.20	0,0,0,0	0
58	MG	CA	3036	1/1	0.98	0.16	0,0,0,0	0
58	MG	CA	3054	1/1	0.98	0.14	0,0,0,0	0
58	MG	CA	3128	1/1	0.98	0.14	0,0,0,0	0
58	MG	DA	3017	1/1	0.98	0.13	0,0,0,0	0
58	MG	CA	3088	1/1	0.98	0.10	0,0,0,0	0
58	MG	CA	3064	1/1	0.98	0.18	0,0,0,0	0
58	MG	CA	3029	1/1	0.98	0.13	0,0,0,0	0
58	MG	DA	3089	1/1	0.98	0.08	24,24,24,24	0
58	MG	DA	3143	1/1	0.98	0.21	0,0,0,0	0
58	MG	CA	3147	1/1	0.98	0.27	0,0,0,0	0
58	MG	CA	3159	1/1	0.98	0.26	0,0,0,0	0
58	MG	DA	3008	1/1	0.98	0.11	0,0,0,0	0

Continued on next page...

Continued from previous page...

Mol	Type	Chain	Res	Atoms	RSCC	RSR	B-factors(\AA^2)	Q<0.9
58	MG	AA	1642	1/1	0.98	0.06	1,1,1,1	0
58	MG	CA	3069	1/1	0.98	0.14	0,0,0,0	0
58	MG	AA	1652	1/1	0.98	0.12	13,13,13,13	0
58	MG	AA	1638	1/1	0.98	0.06	12,12,12,12	0
58	MG	CA	3033	1/1	0.98	0.14	0,0,0,0	0
58	MG	DA	3052	1/1	0.98	0.05	0,0,0,0	0
58	MG	DA	3022	1/1	0.98	0.07	0,0,0,0	0
58	MG	CA	3010	1/1	0.98	0.11	0,0,0,0	0
58	MG	CA	3083	1/1	0.98	0.04	10,10,10,10	0
58	MG	BA	1621	1/1	0.98	0.05	12,12,12,12	0
58	MG	DA	3107	1/1	0.98	0.09	9,9,9,9	0
58	MG	DA	3024	1/1	0.98	0.07	0,0,0,0	0
58	MG	CA	3017	1/1	0.98	0.16	0,0,0,0	0
58	MG	DA	3155	1/1	0.98	0.18	1,1,1,1	0
58	MG	CA	3096	1/1	0.98	0.07	0,0,0,0	0
58	MG	CA	3144	1/1	0.98	0.33	0,0,0,0	0
58	MG	CA	3055	1/1	0.98	0.10	6,6,6,6	0
58	MG	CA	3130	1/1	0.98	0.18	0,0,0,0	0
58	MG	DA	3153	1/1	0.99	0.10	11,11,11,11	0
58	MG	CA	3005	1/1	0.99	0.05	14,14,14,14	0
58	MG	DA	3158	1/1	0.99	0.14	0,0,0,0	0
58	MG	DA	3148	1/1	0.99	0.27	0,0,0,0	0
58	MG	BA	1628	1/1	0.99	0.08	25,25,25,25	0
58	MG	DA	3130	1/1	0.99	0.11	0,0,0,0	0
58	MG	CA	3068	1/1	0.99	0.12	0,0,0,0	0
58	MG	CA	3016	1/1	0.99	0.12	0,0,0,0	0
58	MG	DA	3074	1/1	0.99	0.13	0,0,0,0	0
58	MG	CA	3182	1/1	0.99	0.30	0,0,0,0	0
58	MG	DA	3007	1/1	0.99	0.19	26,26,26,26	0
58	MG	CA	3119	1/1	0.99	0.02	8,8,8,8	0
58	MG	CA	3190	1/1	0.99	0.23	0,0,0,0	0
59	ZN	C4	101	1/1	0.99	0.07	0,0,0,0	0
58	MG	DA	3108	1/1	0.99	0.17	0,0,0,0	0
58	MG	CA	3139	1/1	0.99	0.42	0,0,0,0	0
58	MG	CA	3151	1/1	0.99	0.32	0,0,0,0	0
58	MG	CA	3143	1/1	0.99	0.29	0,0,0,0	0
58	MG	CA	3022	1/1	0.99	0.14	0,0,0,0	0
58	MG	DA	3134	1/1	0.99	0.07	0,0,0,0	0
58	MG	DA	3029	1/1	0.99	0.05	0,0,0,0	0
59	ZN	D4	101	1/1	0.99	0.06	41,41,41,41	0
58	MG	CA	3018	1/1	0.99	0.18	0,0,0,0	0
58	MG	CA	3142	1/1	0.99	0.41	0,0,0,0	0

Continued on next page...

Continued from previous page...

Mol	Type	Chain	Res	Atoms	RSCC	RSR	B-factors(\AA^2)	Q<0.9
58	MG	DA	3129	1/1	0.99	0.08	0,0,0,0	0
58	MG	DA	3151	1/1	0.99	0.15	11,11,11,11	0
58	MG	CA	3133	1/1	0.99	0.05	0,0,0,0	0
58	MG	DA	3141	1/1	0.99	0.23	0,0,0,0	0
58	MG	AA	1629	1/1	0.99	0.07	0,0,0,0	0
58	MG	CA	3038	1/1	0.99	0.20	0,0,0,0	0
58	MG	DA	3053	1/1	0.99	0.06	0,0,0,0	0
58	MG	AA	1605	1/1	0.99	0.07	0,0,0,0	0
58	MG	CA	3087	1/1	0.99	0.13	0,0,0,0	0
58	MG	CA	3050	1/1	1.00	0.15	0,0,0,0	0
58	MG	CA	3122	1/1	1.00	0.11	0,0,0,0	0

6.5 Other polymers [i](#)

There are no such residues in this entry.