



Full wwPDB X-ray Structure Validation Report ⓘ

Aug 26, 2020 – 06:04 AM BST

PDB ID : 4V9K
Title : 70S ribosome translocation intermediate GDPNP-I containing elongation factor EFG/GDPNP, mRNA, and tRNA bound in the pe*/E state.
Authors : Zhou, J.; Lancaster, L.; Donohue, J.P.; Noller, H.F.
Deposited on : 2013-04-24
Resolution : 3.50 Å(reported)

This is a Full wwPDB X-ray Structure Validation Report for a publicly released PDB entry.

We welcome your comments at validation@mail.wwpdb.org

A user guide is available at

<https://www.wwpdb.org/validation/2017/XrayValidationReportHelp>

with specific help available everywhere you see the ⓘ symbol.

The following versions of software and data (see [references ⓘ](#)) were used in the production of this report:

MolProbity : 4.02b-467
Mogul : 1.8.5 (274361), CSD as541be (2020)
Xtriage (Phenix) : 1.13
EDS : 2.13
buster-report : 1.1.7 (2018)
Percentile statistics : 20191225.v01 (using entries in the PDB archive December 25th 2019)
Refmac : 5.8.0158
CCP4 : 7.0.044 (Gargrove)
Ideal geometry (proteins) : Engh & Huber (2001)
Ideal geometry (DNA, RNA) : Parkinson et al. (1996)
Validation Pipeline (wwPDB-VP) : 2.13

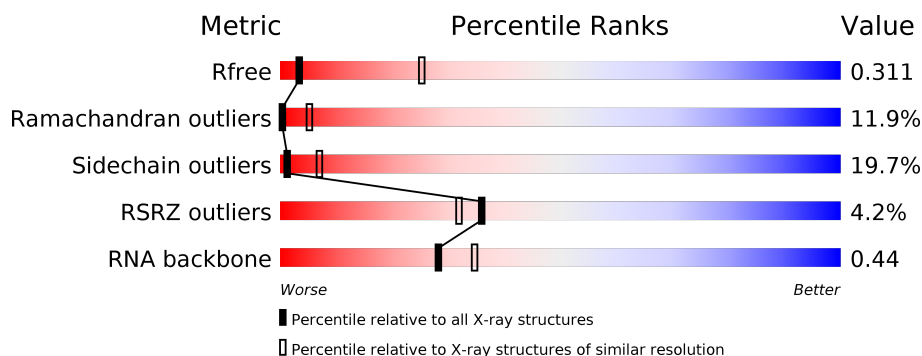
1 Overall quality at a glance

The following experimental techniques were used to determine the structure:

X-RAY DIFFRACTION

The reported resolution of this entry is 3.50 Å.

Percentile scores (ranging between 0-100) for global validation metrics of the entry are shown in the following graphic. The table shows the number of entries on which the scores are based.






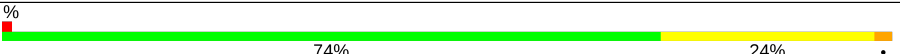
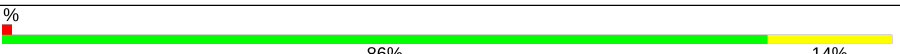
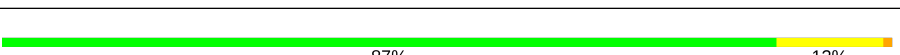
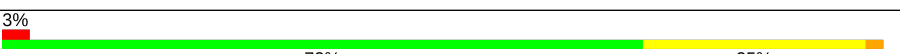
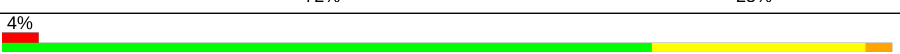

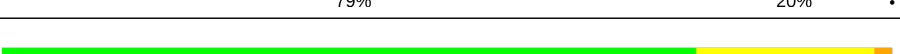















Metric	Whole archive (#Entries)	Similar resolution (#Entries, resolution range(Å))
R_{free}	130704	1659 (3.60-3.40)
Ramachandran outliers	138981	1005 (3.58-3.42)
Sidechain outliers	138945	1006 (3.58-3.42)
RSRZ outliers	127900	1559 (3.60-3.40)
RNA backbone	3102	1002 (4.00-3.00)

The table below summarises the geometric issues observed across the polymeric chains and their fit to the electron density. The red, orange, yellow and green segments on the lower bar indicate the fraction of residues that contain outliers for ≥ 3 , 2, 1 and 0 types of geometric quality criteria respectively. A grey segment represents the fraction of residues that are not modelled. The numeric value for each fraction is indicated below the corresponding segment, with a dot representing fractions $\leq 5\%$. The upper red bar (where present) indicates the fraction of residues that have poor fit to the electron density. The numeric value is given above the bar.

Mol	Chain	Length	Quality of chain
1	AB	235	<div> <div>3%</div> <div>76%</div> <div>21%</div> <div>.</div> </div>
1	CB	235	<div> <div>7%</div> <div>80%</div> <div>17%</div> <div>.</div> </div>
2	AC	207	<div> <div>7%</div> <div>73%</div> <div>25%</div> <div>.</div> </div>
2	CC	207	<div> <div>20%</div> <div>74%</div> <div>23%</div> <div>.</div> </div>
3	AD	208	<div> <div>76%</div> <div>22%</div> <div>.</div> </div>
3	CD	208	<div> <div>%</div> <div>78%</div> <div>21%</div> <div>.</div> </div>

Continued on next page...

Continued from previous page...

Mol	Chain	Length	Quality of chain
4	AE	151	
4	CE	151	
5	AF	101	
5	CF	101	
6	AG	155	
6	CG	155	
7	AH	138	
7	CH	138	
8	AI	127	
8	CI	127	
9	AJ	99	
9	CJ	99	
10	AK	119	
10	CK	119	
11	AL	125	
11	CL	125	
12	AM	125	
12	CM	125	
13	AN	60	
13	CN	60	
14	AO	88	
14	CO	88	
15	AP	84	
15	CP	84	
16	AQ	100	

Continued on next page...

Continued from previous page...

Mol	Chain	Length	Quality of chain
16	CQ	100	
17	AR	70	
17	CR	70	
18	AS	79	
18	CS	79	
19	AT	99	
19	CT	99	
20	AY	687	
20	CY	687	
21	AA	1511	
21	CA	1511	
22	AW	77	
22	CW	77	
23	AV	23	
23	CV	23	
24	AU	6	
24	CU	6	
25	BC	228	
25	DC	228	
26	BD	275	
26	DD	275	
27	BE	205	
27	DE	205	
28	BF	208	
28	DF	208	

Continued on next page...

Continued from previous page...

Mol	Chain	Length	Quality of chain
29	BG	181	
29	DG	181	
30	BH	167	
30	DH	167	
31	BJ	170	
31	DJ	170	
32	BK	140	
32	DK	140	
33	BN	138	
33	DN	138	
34	BO	122	
34	DO	122	
35	BP	146	
35	DP	146	
36	BQ	141	
36	DQ	141	
37	BR	117	
37	DR	117	
38	BS	99	
38	DS	99	
39	BT	138	
39	DT	138	
40	BU	117	
40	DU	117	
41	BV	101	

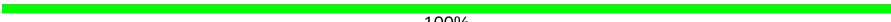
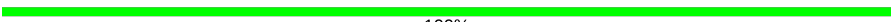







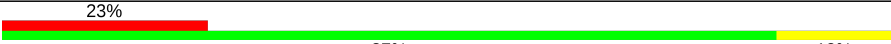
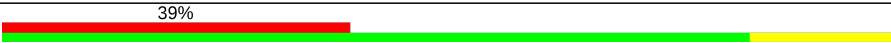


Continued on next page...

Continued from previous page...

Mol	Chain	Length	Quality of chain
41	DV	101	
42	BW	113	
42	DW	113	
43	BX	93	
43	DX	93	
44	BY	107	
44	DY	107	
45	BZ	185	
45	DZ	185	
46	B0	84	
46	D0	84	
47	B2	71	
47	D2	71	
48	B3	60	
48	D3	60	
49	B5	59	
49	D5	59	
50	B6	50	
50	D6	50	
51	B7	49	
51	D7	49	
52	B8	64	
52	D8	64	
53	B9	37	
53	D9	37	

Continued on next page...

Continued from previous page...

Mol	Chain	Length	Quality of chain
54	Bf	31	 100%
54	Bg	31	 100%
54	Df	31	 100%
54	Dg	31	 100%
55	Bh	30	 100%
55	Dh	30	 100%
56	B1	93	 5% 62% 32% . .
56	D1	93	 11% 63% 32% . .
57	B4	35	 23% 60% 34% 6%
57	D4	35	 29% 54% 37% 9%
58	Be	102	 23% 87% 13%
58	De	102	 39% 84% 16%
59	BA	2879	 76% 23% .
59	DA	2879	 77% 22% .
60	BB	119	 % 81% 19%
60	DB	119	 % 82% 18%

2 Entry composition

There are 62 unique types of molecules in this entry. The entry contains 308422 atoms, of which 0 are hydrogens and 0 are deuteriums.

In the tables below, the ZeroOcc column contains the number of atoms modelled with zero occupancy, the AltConf column contains the number of residues with at least one atom in alternate conformation and the Trace column contains the number of residues modelled with at most 2 atoms.

- Molecule 1 is a protein called 30S ribosomal protein S2.

Mol	Chain	Residues	Atoms					ZeroOcc	AltConf	Trace
1	AB	235	Total	C	N	O	S	0	0	0
			1910	1218	342	345	5			
1	CB	235	Total	C	N	O	S	0	0	0
			1910	1218	342	345	5			

- Molecule 2 is a protein called 30S ribosomal protein S3.

Mol	Chain	Residues	Atoms					ZeroOcc	AltConf	Trace
2	AC	207	Total	C	N	O	S	0	0	0
			1621	1022	315	283	1			
2	CC	207	Total	C	N	O	S	0	0	0
			1621	1022	315	283	1			

- Molecule 3 is a protein called 30S ribosomal protein S4.

Mol	Chain	Residues	Atoms					ZeroOcc	AltConf	Trace
3	AD	208	Total	C	N	O	S	0	0	0
			1703	1066	339	291	7			
3	CD	208	Total	C	N	O	S	0	0	0
			1703	1066	339	291	7			

- Molecule 4 is a protein called 30S ribosomal protein S5.

Mol	Chain	Residues	Atoms					ZeroOcc	AltConf	Trace
4	AE	151	Total	C	N	O	S	0	0	0
			1156	729	218	205	4			
4	CE	151	Total	C	N	O	S	0	0	0
			1156	729	218	205	4			

- Molecule 5 is a protein called 30S ribosomal protein S6.

Mol	Chain	Residues	Atoms					ZeroOcc	AltConf	Trace
5	AF	101	Total	C	N	O	S	0	0	0
			843	531	155	154	3			
5	CF	101	Total	C	N	O	S	0	0	0
			843	531	155	154	3			

- Molecule 6 is a protein called 30S ribosomal protein S7.

Mol	Chain	Residues	Atoms					ZeroOcc	AltConf	Trace
6	AG	155	Total	C	N	O	S	0	0	0
			1257	781	252	218	6			
6	CG	155	Total	C	N	O	S	0	0	0
			1257	781	252	218	6			

- Molecule 7 is a protein called 30S ribosomal protein S8.

Mol	Chain	Residues	Atoms					ZeroOcc	AltConf	Trace
7	AH	138	Total	C	N	O	S	0	0	0
			1116	705	215	193	3			
7	CH	138	Total	C	N	O	S	0	0	0
			1116	705	215	193	3			

- Molecule 8 is a protein called 30S ribosomal protein S9.

Mol	Chain	Residues	Atoms				ZeroOcc	AltConf	Trace
8	AI	127	Total	C	N	O	0	0	0
			1011	639	198	174			
8	CI	127	Total	C	N	O	0	0	0
			1011	639	198	174			

- Molecule 9 is a protein called 30S ribosomal protein S10.

Mol	Chain	Residues	Atoms					ZeroOcc	AltConf	Trace
9	AJ	99	Total	C	N	O	S	0	0	0
			802	504	157	140	1			
9	CJ	99	Total	C	N	O	S	0	0	0
			802	504	157	140	1			

- Molecule 10 is a protein called 30S ribosomal protein S11.

Mol	Chain	Residues	Atoms					ZeroOcc	AltConf	Trace
10	AK	119	Total	C	N	O	S	0	0	0
			885	549	168	165	3			

Continued on next page...

Continued from previous page...

Mol	Chain	Residues	Atoms					ZeroOcc	AltConf	Trace
10	CK	119	Total	C	N	O	S	0	0	0
			885	549	168	165	3			

- Molecule 11 is a protein called 30S ribosomal protein S12.

Mol	Chain	Residues	Atoms					ZeroOcc	AltConf	Trace
11	AL	125	Total	C	N	O	S	0	0	0
			976	614	196	165	1			
11	CL	125	Total	C	N	O	S	0	0	0
			976	614	196	165	1			

- Molecule 12 is a protein called 30S ribosomal protein S13.

Mol	Chain	Residues	Atoms					ZeroOcc	AltConf	Trace
12	AM	125	Total	C	N	O	S	0	0	0
			997	617	207	171	2			
12	CM	125	Total	C	N	O	S	0	0	0
			997	617	207	171	2			

- Molecule 13 is a protein called 30S ribosomal protein S14 type Z.

Mol	Chain	Residues	Atoms					ZeroOcc	AltConf	Trace
13	AN	60	Total	C	N	O	S	0	0	0
			492	312	104	72	4			
13	CN	60	Total	C	N	O	S	0	0	0
			492	312	104	72	4			

- Molecule 14 is a protein called 30S ribosomal protein S15.

Mol	Chain	Residues	Atoms					ZeroOcc	AltConf	Trace
14	AO	88	Total	C	N	O	S	0	0	0
			734	459	147	126	2			
14	CO	88	Total	C	N	O	S	0	0	0
			734	459	147	126	2			

- Molecule 15 is a protein called 30S ribosomal protein S16.

Mol	Chain	Residues	Atoms					ZeroOcc	AltConf	Trace
15	AP	84	Total	C	N	O	S	0	0	0
			706	446	140	119	1			
15	CP	84	Total	C	N	O	S	0	0	0
			706	446	140	119	1			

- Molecule 16 is a protein called 30S ribosomal protein S17.

Mol	Chain	Residues	Atoms					ZeroOcc	AltConf	Trace
16	AQ	100	Total	C	N	O	S	0	0	0
			835	534	156	143	2			
16	CQ	100	Total	C	N	O	S	0	0	0
			835	534	156	143	2			

- Molecule 17 is a protein called 30S ribosomal protein S18.

Mol	Chain	Residues	Atoms					ZeroOcc	AltConf	Trace
17	AR	70	Total	C	N	O		0	0	0
			574	367	112	95				
17	CR	70	Total	C	N	O		0	0	0
			574	367	112	95				

- Molecule 18 is a protein called 30S ribosomal protein S19.

Mol	Chain	Residues	Atoms					ZeroOcc	AltConf	Trace
18	AS	79	Total	C	N	O	S	0	0	0
			634	405	115	112	2			
18	CS	79	Total	C	N	O	S	0	0	0
			634	405	115	112	2			

- Molecule 19 is a protein called 30S ribosomal protein S20.

Mol	Chain	Residues	Atoms					ZeroOcc	AltConf	Trace
19	AT	99	Total	C	N	O	S	0	0	0
			762	469	162	129	2			
19	CT	99	Total	C	N	O	S	0	0	0
			762	469	162	129	2			

- Molecule 20 is a protein called Elongation factor G.

Mol	Chain	Residues	Atoms					ZeroOcc	AltConf	Trace
20	AY	687	Total	C	N	O	S	0	0	0
			5380	3414	922	1024	20			
20	CY	687	Total	C	N	O	S	0	0	0
			5380	3414	922	1024	20			

There are 4 discrepancies between the modelled and reference sequences:

Chain	Residue	Modelled	Actual	Comment	Reference
AY	129	LYS	HIS	CONFLICT	UNP Q72I01

Continued on next page...

Continued from previous page...

Chain	Residue	Modelled	Actual	Comment	Reference
AY	226	ASN	HIS	CONFLICT	UNP Q72I01
CY	129	LYS	HIS	CONFLICT	UNP Q72I01
CY	226	ASN	HIS	CONFLICT	UNP Q72I01

- Molecule 21 is a RNA chain called ribosomal RNA 16S.

Mol	Chain	Residues	Atoms					ZeroOcc	AltConf	Trace
21	AA	1511	Total	C	N	O	P	0	0	0
			32474	14455	6015	10494	1510			
21	CA	1511	Total	C	N	O	P	0	0	0
			32474	14455	6015	10494	1510			

- Molecule 22 is a RNA chain called transfer RNA.

Mol	Chain	Residues	Atoms					ZeroOcc	AltConf	Trace
22	AW	77	Total	C	N	O	P	0	0	0
			1635	732	291	536	76			
22	CW	77	Total	C	N	O	P	0	0	0
			1635	732	291	536	76			

- Molecule 23 is a RNA chain called messenger RNA.

Mol	Chain	Residues	Atoms					ZeroOcc	AltConf	Trace
23	AV	23	Total	C	N	O	P	0	0	0
			503	227	106	148	22			
23	CV	23	Total	C	N	O	P	0	0	0
			503	227	106	148	22			

- Molecule 24 is a protein called VIOMYCIN.

Mol	Chain	Residues	Atoms				ZeroOcc	AltConf	Trace
24	AU	6	Total	C	N	O	0	0	0
			48	25	13	10			
24	CU	6	Total	C	N	O	0	0	0
			48	25	13	10			

- Molecule 25 is a protein called 50S ribosomal protein L1.

Mol	Chain	Residues	Atoms					ZeroOcc	AltConf	Trace
25	BC	228	Total	C	N	O	S	0	0	0
			1742	1101	319	319	3			

Continued on next page...

Continued from previous page...

Mol	Chain	Residues	Atoms					ZeroOcc	AltConf	Trace
25	DC	228	Total	C	N	O	S	0	0	0
			1742	1101	319	319	3			

There are 4 discrepancies between the modelled and reference sequences:

Chain	Residue	Modelled	Actual	Comment	Reference
BC	20	VAL	ILE	CONFLICT	UNP Q72GV9
BC	28	ARG	HIS	CONFLICT	UNP Q72GV9
DC	20	VAL	ILE	CONFLICT	UNP Q72GV9
DC	28	ARG	HIS	CONFLICT	UNP Q72GV9

- Molecule 26 is a protein called 50S ribosomal protein L2.

Mol	Chain	Residues	Atoms					ZeroOcc	AltConf	Trace
26	BD	275	Total	C	N	O	S	0	0	0
			2145	1353	428	361	3			
26	DD	275	Total	C	N	O	S	0	0	0
			2145	1353	428	361	3			

- Molecule 27 is a protein called 50S ribosomal protein L3.

Mol	Chain	Residues	Atoms					ZeroOcc	AltConf	Trace
27	BE	205	Total	C	N	O	S	0	0	0
			1569	991	300	272	6			
27	DE	205	Total	C	N	O	S	0	0	0
			1569	991	300	272	6			

- Molecule 28 is a protein called 50S ribosomal protein L4.

Mol	Chain	Residues	Atoms					ZeroOcc	AltConf	Trace
28	BF	208	Total	C	N	O	S	0	0	0
			1628	1037	304	284	3			
28	DF	208	Total	C	N	O	S	0	0	0
			1628	1037	304	284	3			

There are 10 discrepancies between the modelled and reference sequences:

Chain	Residue	Modelled	Actual	Comment	Reference
BF	2	LYS	-	INSERTION	UNP Q72I05
BF	3	GLU	-	INSERTION	UNP Q72I05
BF	4	VAL	-	INSERTION	UNP Q72I05

Continued on next page...

Continued from previous page...

Chain	Residue	Modelled	Actual	Comment	Reference
BF	5	ALA	-	INSERTION	UNP Q72I05
BF	6	VAL	-	INSERTION	UNP Q72I05
DF	2	LYS	-	INSERTION	UNP Q72I05
DF	3	GLU	-	INSERTION	UNP Q72I05
DF	4	VAL	-	INSERTION	UNP Q72I05
DF	5	ALA	-	INSERTION	UNP Q72I05
DF	6	VAL	-	INSERTION	UNP Q72I05

- Molecule 29 is a protein called 50S ribosomal protein L5.

Mol	Chain	Residues	Atoms					ZeroOcc	AltConf	Trace
29	BG	181	Total	C	N	O	S	0	0	0
			1474	942	268	260	4			
29	DG	181	Total	C	N	O	S	0	0	0
			1474	942	268	260	4			

There are 2 discrepancies between the modelled and reference sequences:

Chain	Residue	Modelled	Actual	Comment	Reference
BG	5	VAL	LEU	CONFLICT	UNP Q72I16
DG	5	VAL	LEU	CONFLICT	UNP Q72I16

- Molecule 30 is a protein called 50S ribosomal protein L6.

Mol	Chain	Residues	Atoms					ZeroOcc	AltConf	Trace
30	BH	167	Total	C	N	O	S	0	0	0
			1274	806	238	229	1			
30	DH	167	Total	C	N	O	S	0	0	0
			1274	806	238	229	1			

- Molecule 31 is a protein called 50S RIBOSOMAL PROTEIN L10.

Mol	Chain	Residues	Atoms				ZeroOcc	AltConf	Trace
31	BJ	170	Total	C	N	O	0	0	0
			851	510	170	171			
31	DJ	170	Total	C	N	O	0	0	0
			851	510	170	171			

- Molecule 32 is a protein called 50S ribosomal protein L11.

Mol	Chain	Residues	Atoms					ZeroOcc	AltConf	Trace
32	BK	140	Total	C	N	O	S	0	0	0
			1035	659	183	188	5			
32	DK	140	Total	C	N	O	S	0	0	0
			1035	659	183	188	5			

- Molecule 33 is a protein called 50S ribosomal protein L13.

Mol	Chain	Residues	Atoms					ZeroOcc	AltConf	Trace
33	BN	138	Total	C	N	O	S	0	0	0
			1104	712	206	182	4			
33	DN	138	Total	C	N	O	S	0	0	0
			1104	712	206	182	4			

- Molecule 34 is a protein called 50S ribosomal protein L14.

Mol	Chain	Residues	Atoms					ZeroOcc	AltConf	Trace
34	BO	122	Total	C	N	O	S	0	0	0
			933	588	171	170	4			
34	DO	122	Total	C	N	O	S	0	0	0
			933	588	171	170	4			

There are 2 discrepancies between the modelled and reference sequences:

Chain	Residue	Modelled	Actual	Comment	Reference
BO	69	ILE	VAL	CONFLICT	UNP Q72I14
DO	69	ILE	VAL	CONFLICT	UNP Q72I14

- Molecule 35 is a protein called 50S ribosomal protein L15.

Mol	Chain	Residues	Atoms					ZeroOcc	AltConf	Trace
35	BP	146	Total	C	N	O	S	0	0	0
			1114	692	227	193	2			
35	DP	146	Total	C	N	O	S	0	0	0
			1114	692	227	193	2			

- Molecule 36 is a protein called 50S ribosomal protein L16.

Mol	Chain	Residues	Atoms					ZeroOcc	AltConf	Trace
36	BQ	141	Total	C	N	O	S	0	0	0
			1122	715	212	188	7			
36	DQ	141	Total	C	N	O	S	0	0	0
			1122	715	212	188	7			

There are 2 discrepancies between the modelled and reference sequences:

Chain	Residue	Modelled	Actual	Comment	Reference
BQ	32	TYR	PHE	CONFLICT	UNP Q72I11
DQ	32	TYR	PHE	CONFLICT	UNP Q72I11

- Molecule 37 is a protein called 50S ribosomal protein L17.

Mol	Chain	Residues	Atoms				ZeroOcc	AltConf	Trace
37	BR	117	Total	C	N	O	0	0	0
			960	599	202	159			
37	DR	117	Total	C	N	O	0	0	0
			960	599	202	159			

- Molecule 38 is a protein called 50S ribosomal protein L18.

Mol	Chain	Residues	Atoms				ZeroOcc	AltConf	Trace
38	BS	99	Total	C	N	O	0	0	0
			775	488	155	132			
38	DS	99	Total	C	N	O	0	0	0
			775	488	155	132			

- Molecule 39 is a protein called 50S ribosomal protein L19.

Mol	Chain	Residues	Atoms					ZeroOcc	AltConf	Trace
39	BT	138	Total	C	N	O	S	0	0	0
			1147	713	235	198	1			
39	DT	138	Total	C	N	O	S	0	0	0
			1147	713	235	198	1			

There are 4 discrepancies between the modelled and reference sequences:

Chain	Residue	Modelled	Actual	Comment	Reference
BT	123	GLN	LYS	CONFLICT	UNP Q72JU9
BT	135	ALA	VAL	CONFLICT	UNP Q72JU9
DT	123	GLN	LYS	CONFLICT	UNP Q72JU9
DT	135	ALA	VAL	CONFLICT	UNP Q72JU9

- Molecule 40 is a protein called 50S ribosomal protein L20.

Mol	Chain	Residues	Atoms					ZeroOcc	AltConf	Trace
40	BU	117	Total	C	N	O	S	0	0	0
			964	610	202	151	1			

Continued on next page...

Continued from previous page...

Mol	Chain	Residues	Atoms					ZeroOcc	AltConf	Trace
40	DU	117	Total	C	N	O	S	0	0	0
			964	610	202	151	1			

- Molecule 41 is a protein called 50S ribosomal protein L21.

Mol	Chain	Residues	Atoms					ZeroOcc	AltConf	Trace
41	BV	101	Total	C	N	O	S	0	0	0
			779	501	142	135	1			
41	DV	101	Total	C	N	O	S	0	0	0
			779	501	142	135	1			

- Molecule 42 is a protein called 50S ribosomal protein L22.

Mol	Chain	Residues	Atoms					ZeroOcc	AltConf	Trace
42	BW	113	Total	C	N	O	S	0	0	0
			900	566	177	155	2			
42	DW	113	Total	C	N	O	S	0	0	0
			900	566	177	155	2			

- Molecule 43 is a protein called 50S ribosomal protein L23.

Mol	Chain	Residues	Atoms				ZeroOcc	AltConf	Trace
43	BX	93	Total	C	N	O	0	0	0
			734	477	132	125			
43	DX	93	Total	C	N	O	0	0	0
			734	477	132	125			

- Molecule 44 is a protein called 50S ribosomal protein L24.

Mol	Chain	Residues	Atoms					ZeroOcc	AltConf	Trace
44	BY	107	Total	C	N	O	S	0	0	0
			818	524	155	134	5			
44	DY	107	Total	C	N	O	S	0	0	0
			818	524	155	134	5			

- Molecule 45 is a protein called 50S ribosomal protein L25.

Mol	Chain	Residues	Atoms					ZeroOcc	AltConf	Trace
45	BZ	185	Total	C	N	O	S	0	0	0
			1473	939	262	270	2			
45	DZ	185	Total	C	N	O	S	0	0	0
			1473	939	262	270	2			

- Molecule 46 is a protein called 50S ribosomal protein L27.

Mol	Chain	Residues	Atoms					ZeroOcc	AltConf	Trace
46	B0	84	Total	C	N	O	S	0	0	0
			662	410	140	111	1			
46	D0	84	Total	C	N	O	S	0	0	0
			662	410	140	111	1			

There are 2 discrepancies between the modelled and reference sequences:

Chain	Residue	Modelled	Actual	Comment	Reference
B0	11	ARG	LYS	CONFLICT	UNP Q72HR3
D0	11	ARG	LYS	CONFLICT	UNP Q72HR3

- Molecule 47 is a protein called 50S ribosomal protein L29.

Mol	Chain	Residues	Atoms					ZeroOcc	AltConf	Trace
47	B2	71	Total	C	N	O	S	0	0	0
			598	370	121	106	1			
47	D2	71	Total	C	N	O	S	0	0	0
			598	370	121	106	1			

- Molecule 48 is a protein called 50S ribosomal protein L30.

Mol	Chain	Residues	Atoms					ZeroOcc	AltConf	Trace
48	B3	60	Total	C	N	O	S	0	0	0
			477	303	91	82	1			
48	D3	60	Total	C	N	O	S	0	0	0
			477	303	91	82	1			

- Molecule 49 is a protein called 50S ribosomal protein L32.

Mol	Chain	Residues	Atoms					ZeroOcc	AltConf	Trace
49	B5	59	Total	C	N	O	S	0	0	0
			459	288	90	76	5			
49	D5	59	Total	C	N	O	S	0	0	0
			459	288	90	76	5			

There are 2 discrepancies between the modelled and reference sequences:

Chain	Residue	Modelled	Actual	Comment	Reference
B5	29	THR	ILE	CONFLICT	UNP P62652
D5	29	THR	ILE	CONFLICT	UNP P62652

- Molecule 50 is a protein called 50S ribosomal protein L33.

Mol	Chain	Residues	Atoms					ZeroOcc	AltConf	Trace
50	B6	50	Total	C	N	O	S	0	0	0
			433	270	88	71	4			
50	D6	50	Total	C	N	O	S	0	0	0
			433	270	88	71	4			

- Molecule 51 is a protein called 50S ribosomal protein L34.

Mol	Chain	Residues	Atoms					ZeroOcc	AltConf	Trace
51	B7	49	Total	C	N	O	S	0	0	0
			430	263	108	57	2			
51	D7	49	Total	C	N	O	S	0	0	0
			430	263	108	57	2			

- Molecule 52 is a protein called 50S ribosomal protein L35.

Mol	Chain	Residues	Atoms					ZeroOcc	AltConf	Trace
52	B8	64	Total	C	N	O	S	0	0	0
			517	331	102	82	2			
52	D8	64	Total	C	N	O	S	0	0	0
			517	331	102	82	2			

- Molecule 53 is a protein called 50S ribosomal protein L36.

Mol	Chain	Residues	Atoms					ZeroOcc	AltConf	Trace
53	B9	37	Total	C	N	O	S	0	0	0
			307	188	68	47	4			
53	D9	37	Total	C	N	O	S	0	0	0
			307	188	68	47	4			

- Molecule 54 is a protein called 50S RIBOSOMAL PROTEIN L7/L12.

Mol	Chain	Residues	Atoms				ZeroOcc	AltConf	Trace
54	Bf	31	Total	C	N	O	0	0	0
			156	93	31	32			
54	Bg	31	Total	C	N	O	0	0	0
			156	93	31	32			
54	Df	31	Total	C	N	O	0	0	0
			156	93	31	32			
54	Dg	31	Total	C	N	O	0	0	0
			156	93	31	32			

- Molecule 55 is a protein called 50S RIBOSOMAL PROTEIN L7/L12.

Mol	Chain	Residues	Atoms				ZeroOcc	AltConf	Trace
55	Bh	30	Total	C	N	O	0	0	0
			151	90	30	31			
55	Dh	30	Total	C	N	O	0	0	0
			151	90	30	31			

- Molecule 56 is a protein called 50S ribosomal protein L28.

Mol	Chain	Residues	Atoms					ZeroOcc	AltConf	Trace
56	B1	93	Total	C	N	O	S	0	0	0
			732	460	145	126	1			
56	D1	93	Total	C	N	O	S	0	0	0
			732	460	145	126	1			

There are 2 discrepancies between the modelled and reference sequences:

Chain	Residue	Modelled	Actual	Comment	Reference
B1	81	LYS	ARG	CONFLICT	UNP Q72G84
D1	81	LYS	ARG	CONFLICT	UNP Q72G84

- Molecule 57 is a protein called 50S ribosomal protein L31.

Mol	Chain	Residues	Atoms					ZeroOcc	AltConf	Trace
57	B4	35	Total	C	N	O	S	0	0	0
			271	174	44	50	3			
57	D4	35	Total	C	N	O	S	0	0	0
			271	174	44	50	3			

- Molecule 58 is a protein called 50S ribosomal protein L7/L12.

Mol	Chain	Residues	Atoms				ZeroOcc	AltConf	Trace
58	Be	102	Total	C	N	O	0	0	0
			686	430	119	137			
58	De	102	Total	C	N	O	0	0	0
			686	430	119	137			

- Molecule 59 is a RNA chain called 23S ribosomal RNA.

Mol	Chain	Residues	Atoms					ZeroOcc	AltConf	Trace
59	BA	2879	Total	C	N	O	P	0	0	0
			61997	27594	11582	19943	2878			

Continued on next page...

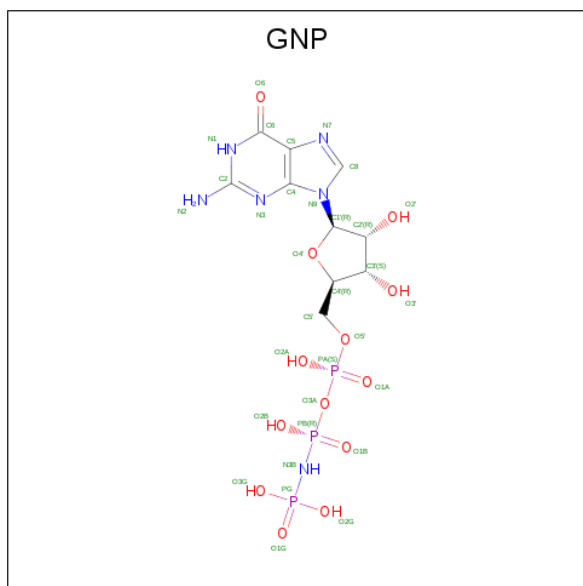
Continued from previous page...

Mol	Chain	Residues	Atoms					ZeroOcc	AltConf	Trace
59	DA	2879	Total	C	N	O	P	0	0	0
			61997	27594	11582	19943	2878			

- Molecule 60 is a RNA chain called 5S ribosomal RNA.

Mol	Chain	Residues	Atoms					ZeroOcc	AltConf	Trace
60	BB	119	Total	C	N	O	P	0	0	0
			2551	1136	471	826	118			
60	DB	119	Total	C	N	O	P	0	0	0
			2551	1136	471	826	118			

- Molecule 61 is PHOSPHOAMINOPHOSPHONIC ACID-GUANYLATE ESTER (three-letter code: GNP) (formula: $C_{10}H_{17}N_6O_{13}P_3$).



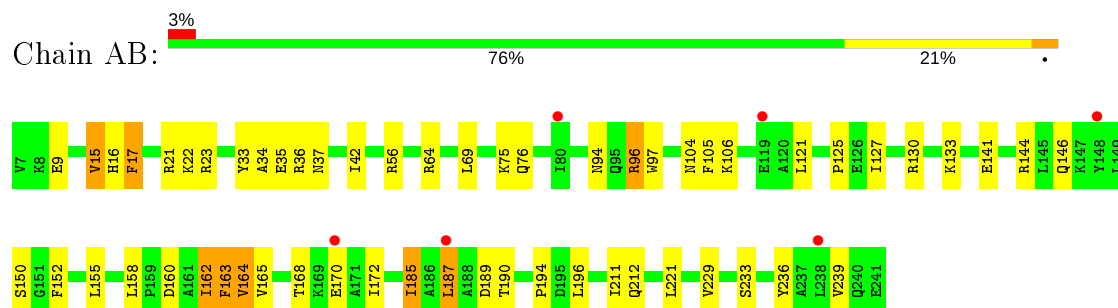
Continued from previous page...

Mol	Chain	Residues	Atoms		ZeroOcc	AltConf
62	CY	1	Total	Mg	0	0
			1	1		

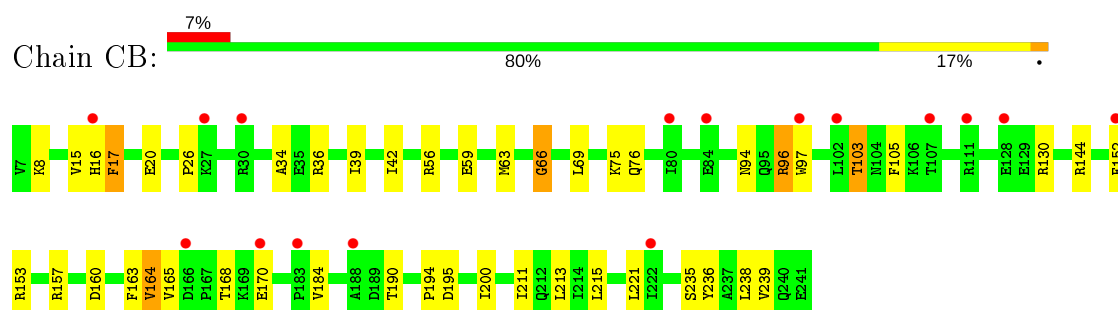
3 Residue-property plots [i](#)

These plots are drawn for all protein, RNA, DNA and oligosaccharide chains in the entry. The first graphic for a chain summarises the proportions of the various outlier classes displayed in the second graphic. The second graphic shows the sequence view annotated by issues in geometry and electron density. Residues are color-coded according to the number of geometric quality criteria for which they contain at least one outlier: green = 0, yellow = 1, orange = 2 and red = 3 or more. A red dot above a residue indicates a poor fit to the electron density ($RSRZ > 2$). Stretches of 2 or more consecutive residues without any outlier are shown as a green connector. Residues present in the sample, but not in the model, are shown in grey.

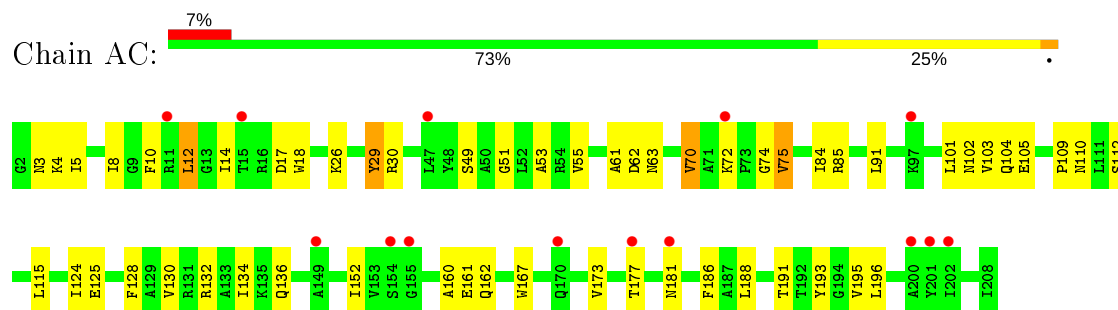
- Molecule 1: 30S ribosomal protein S2



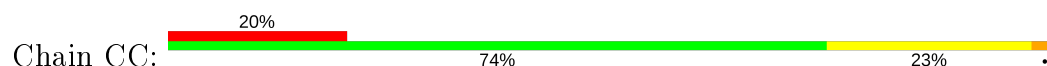
- Molecule 1: 30S ribosomal protein S2

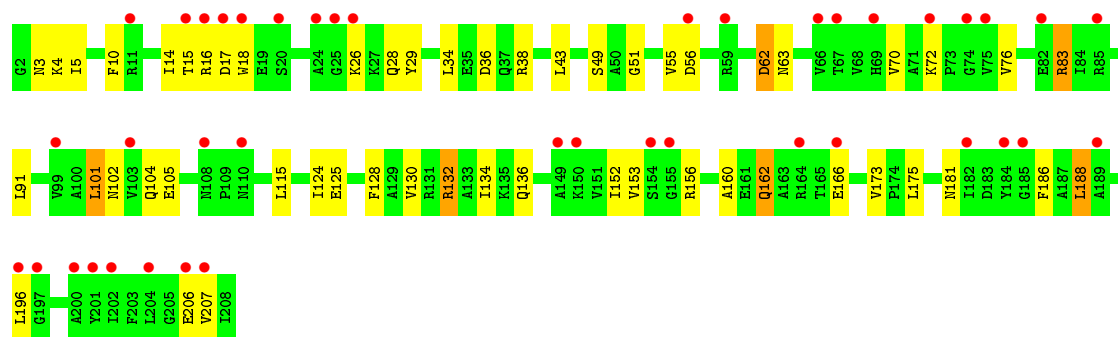


- Molecule 2: 30S ribosomal protein S3



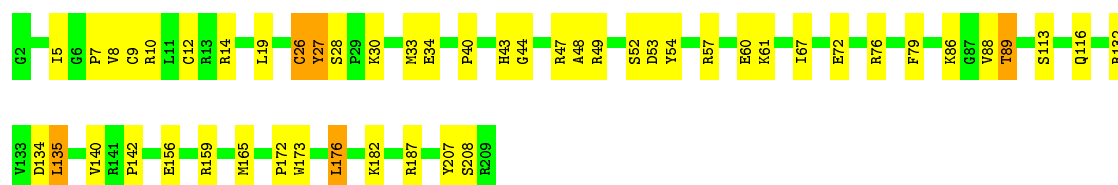
- Molecule 2: 30S ribosomal protein S3





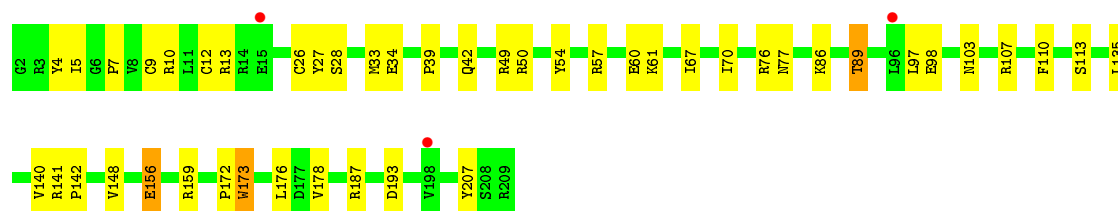
- Molecule 3: 30S ribosomal protein S4

Chain AD: 76% 22% .



- Molecule 3: 30S ribosomal protein S4

Chain CD: 78% 21% .



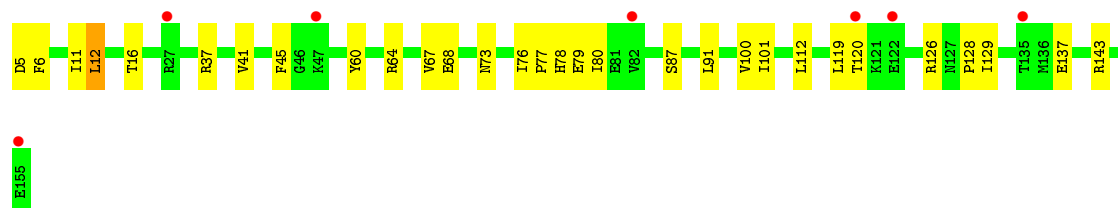
- Molecule 4: 30S ribosomal protein S5

Chain AE: 81% 18% ..

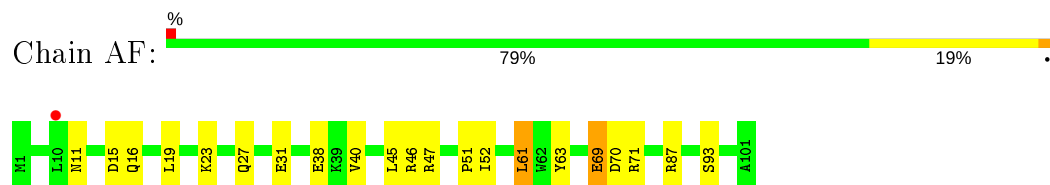


- Molecule 4: 30S ribosomal protein S5

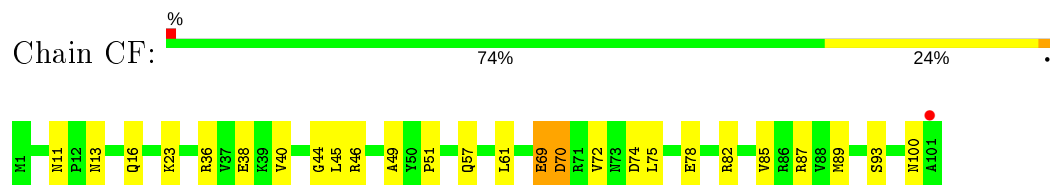
Chain CE: 80% 19% .



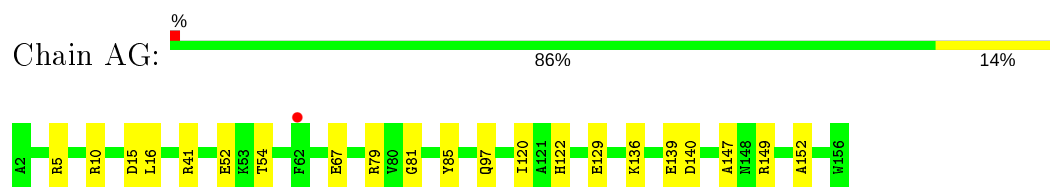
- Molecule 5: 30S ribosomal protein S6



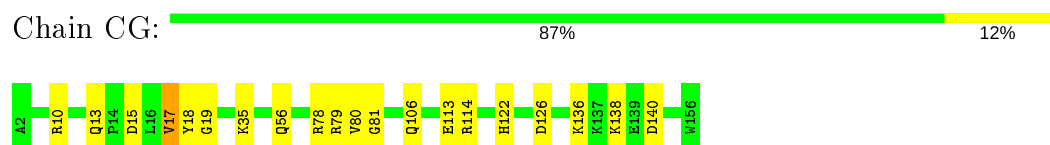
- Molecule 5: 30S ribosomal protein S6



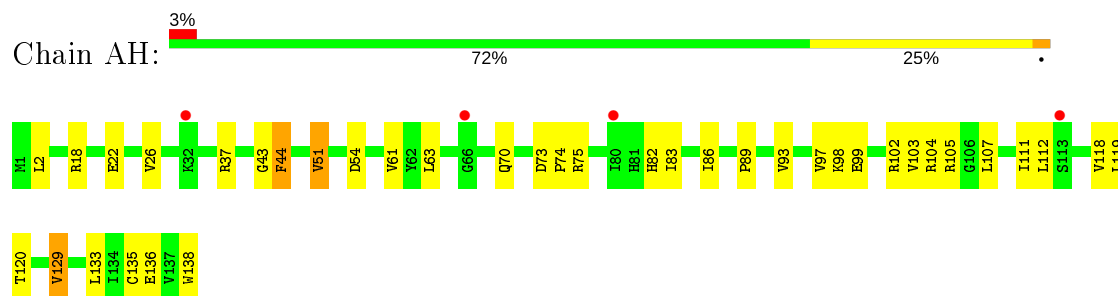
- Molecule 6: 30S ribosomal protein S7



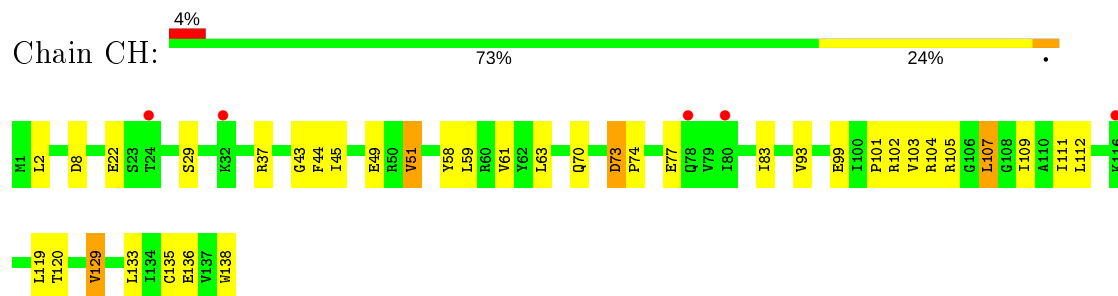
- Molecule 6: 30S ribosomal protein S7




- Molecule 7: 30S ribosomal protein S8



- Molecule 7: 30S ribosomal protein S8




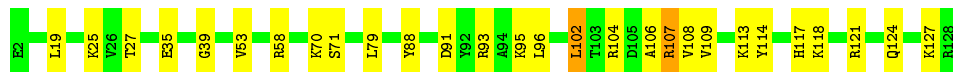
- Molecule 8: 30S ribosomal protein S9

Chain AI:  79% 20%




- Molecule 8: 30S ribosomal protein S9

Chain CI:  78% 20%



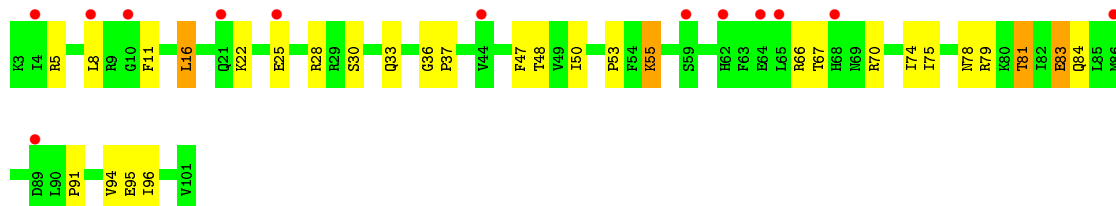
- Molecule 9: 30S ribosomal protein S10

Chain AJ:  6% 74% 24%




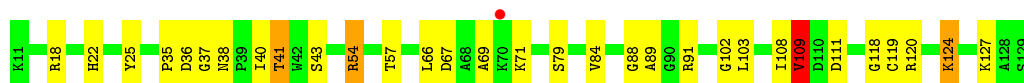
- Molecule 9: 30S ribosomal protein S10

Chain CJ:  13% 70% 26%




- Molecule 10: 30S ribosomal protein S11

Chain AK:  % 74% 23%



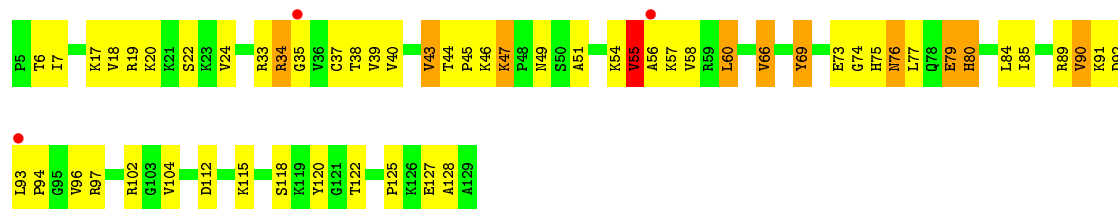
- Molecule 10: 30S ribosomal protein S11

Chain CK:  % 77% 19%

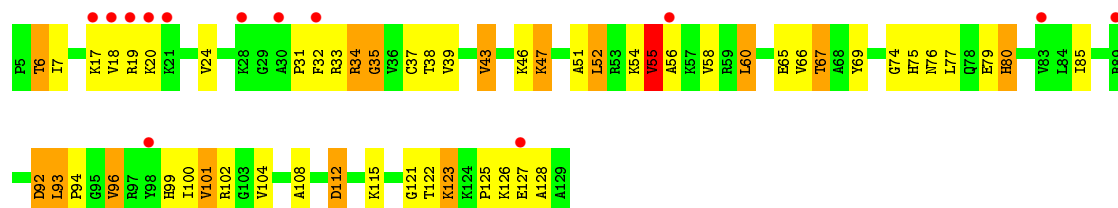


- Molecule 11: 30S ribosomal protein S12

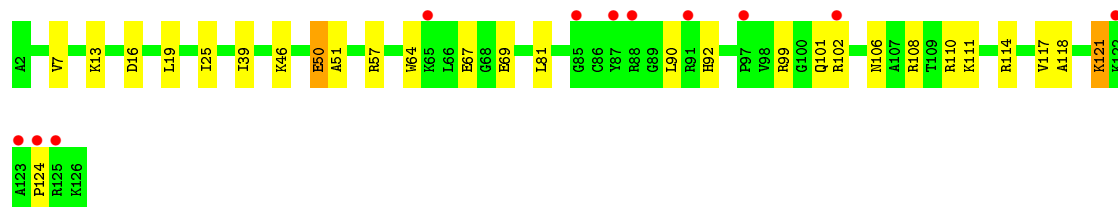
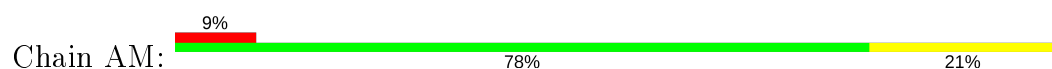
Chain AL:  2% 54% 37% 8%



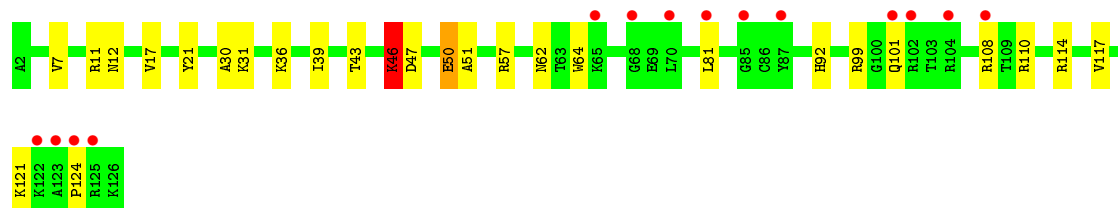
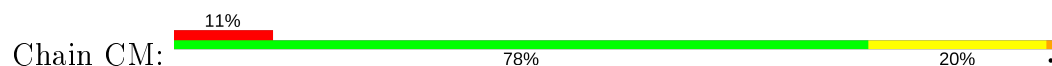
• Molecule 11: 30S ribosomal protein S12



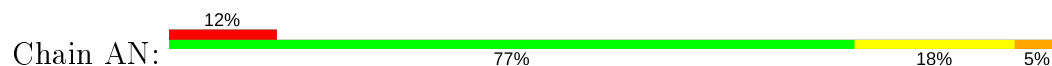
• Molecule 12: 30S ribosomal protein S13



• Molecule 13: 30S ribosomal protein S14 type Z

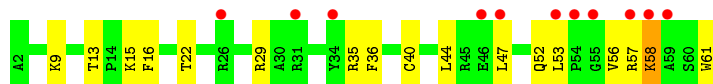


• Molecule 13: 30S ribosomal protein S14 type Z



• Molecule 13: 30S ribosomal protein S14 type Z

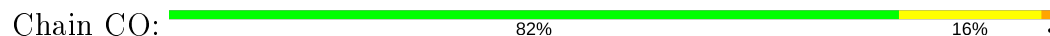




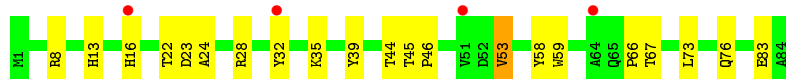
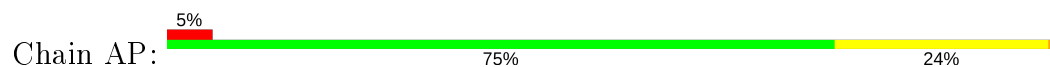
- Molecule 14: 30S ribosomal protein S15



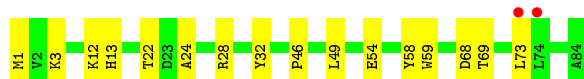
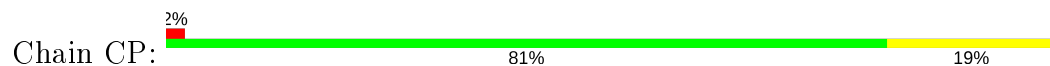
- Molecule 14: 30S ribosomal protein S15



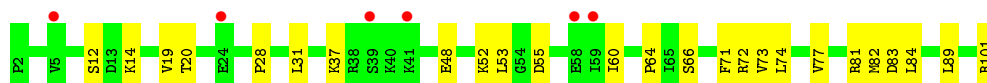
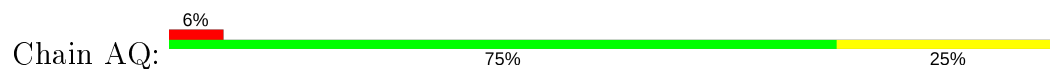
- Molecule 15: 30S ribosomal protein S16



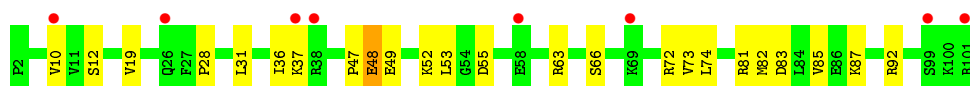
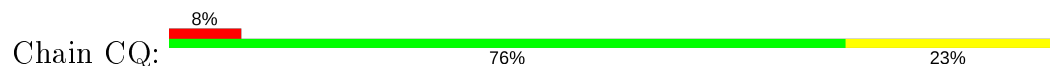
- Molecule 15: 30S ribosomal protein S16



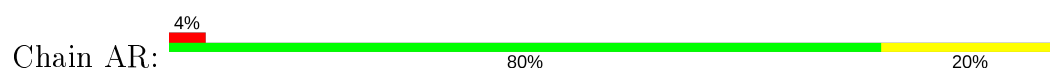
- Molecule 16: 30S ribosomal protein S17



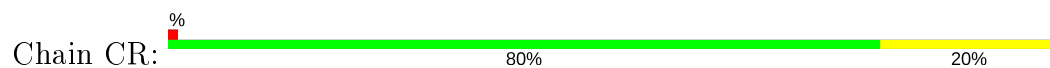
- Molecule 16: 30S ribosomal protein S17



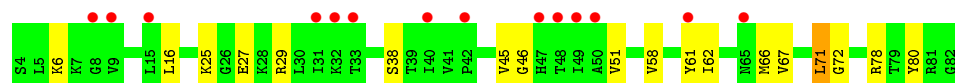
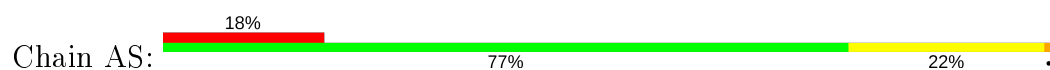
- Molecule 17: 30S ribosomal protein S18



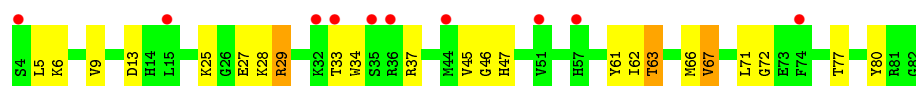
- Molecule 17: 30S ribosomal protein S18



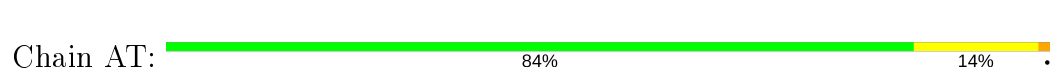
- Molecule 18: 30S ribosomal protein S19



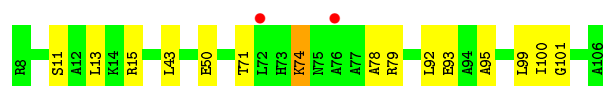
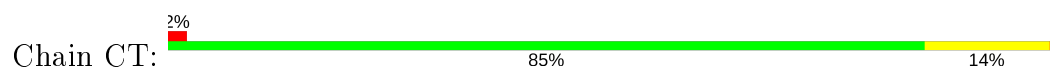
- Molecule 18: 30S ribosomal protein S19



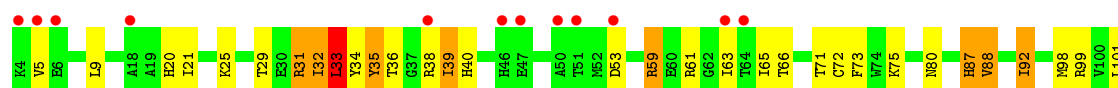
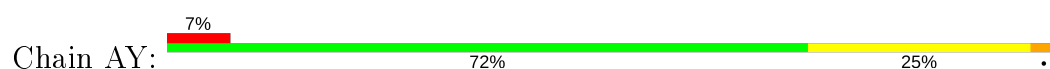
- Molecule 19: 30S ribosomal protein S20

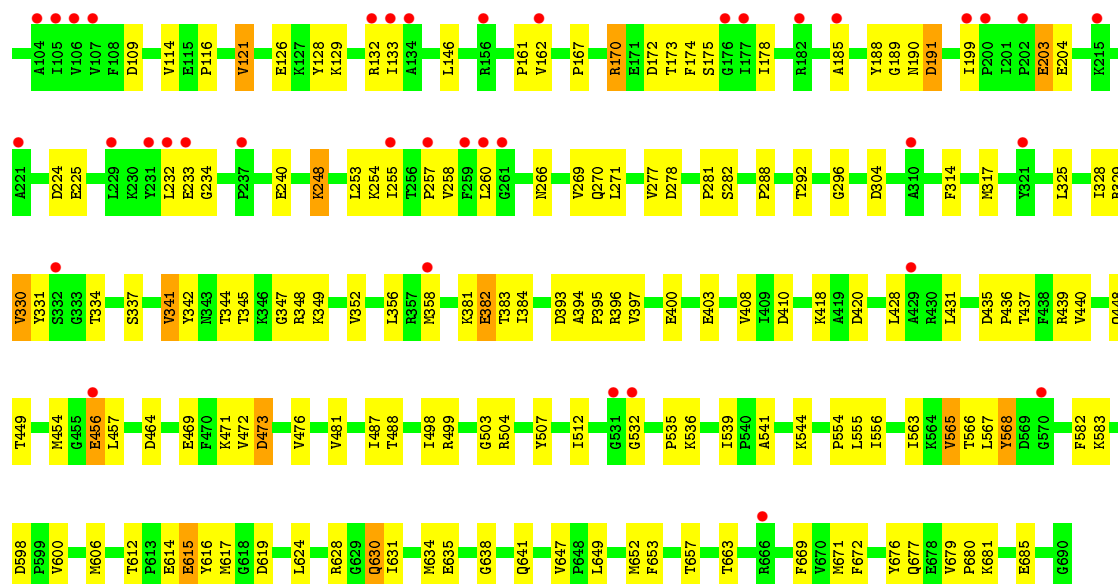


- Molecule 19: 30S ribosomal protein S20

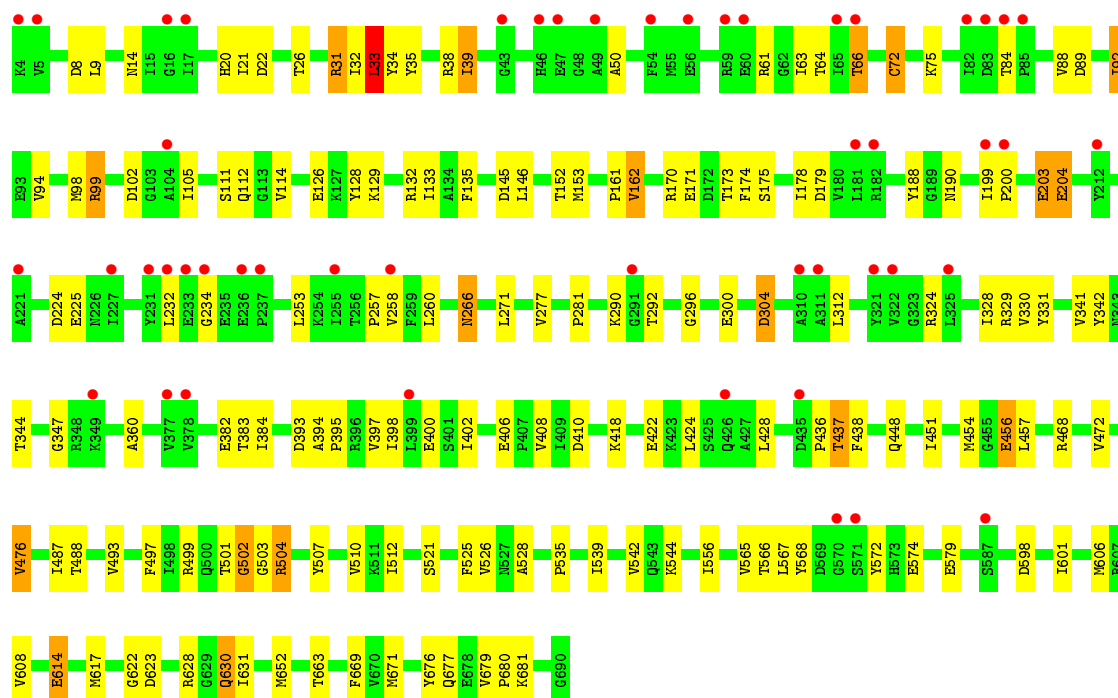
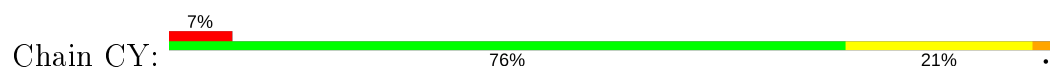


- Molecule 20: Elongation factor G

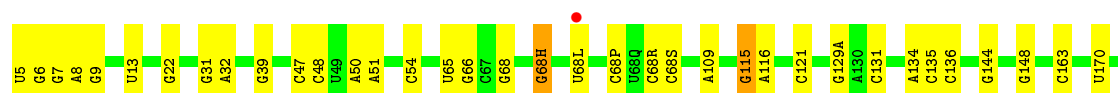
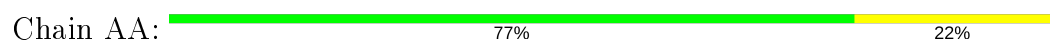





• Molecule 20: Elongation factor G



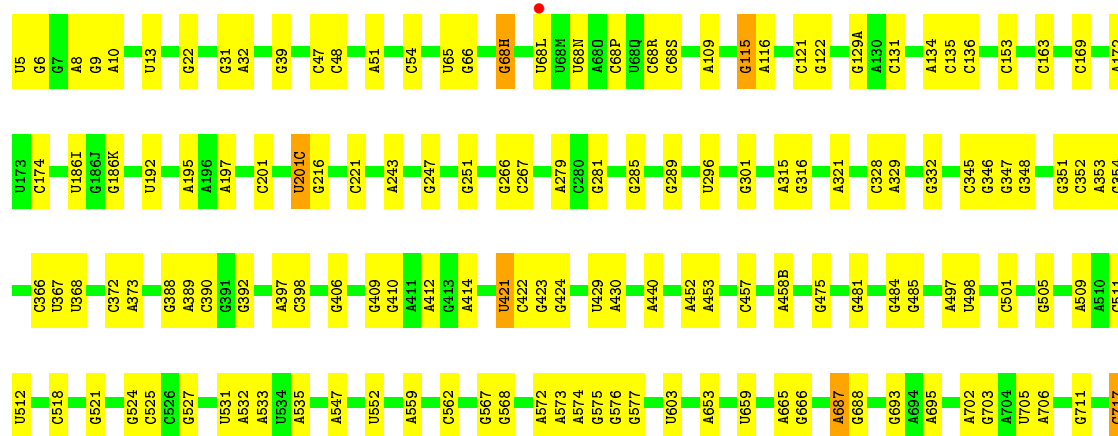
• Molecule 21: ribosomal RNA 16S

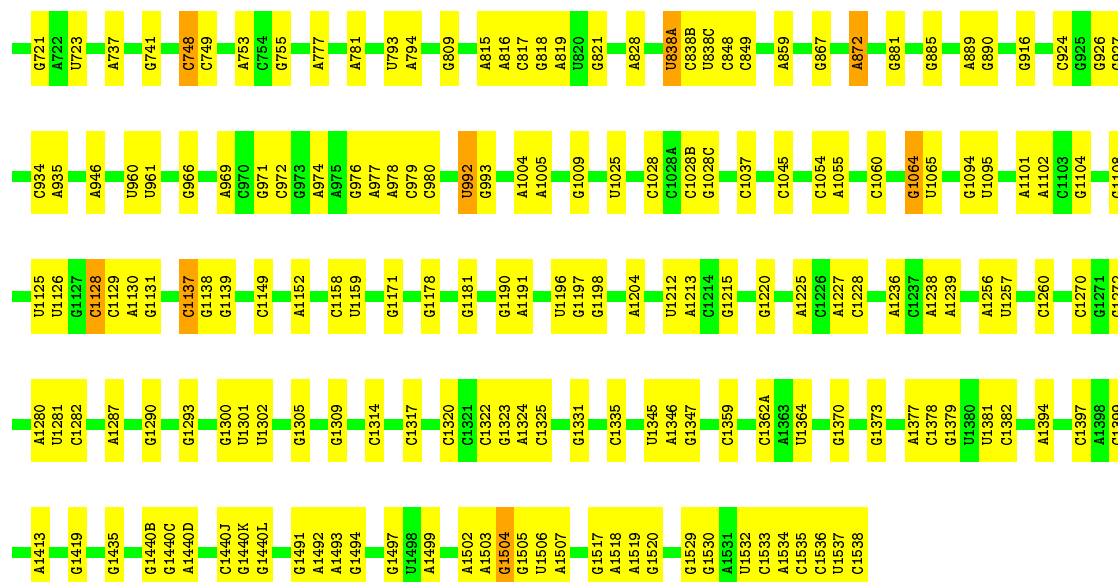




• Molecule 21: ribosomal RNA 16S

Chain CA: 78% 21%





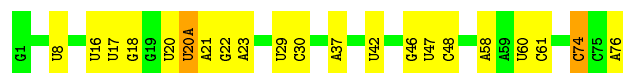
- Molecule 22: transfer RNA

Chain AW: 69% 27%



- Molecule 22: transfer RNA

Chain CW: 73% 25%



- Molecule 23: messenger RNA

Chain AV: 43% 39% 17%



- Molecule 23: messenger RNA

Chain CV: 4% 52% 30% 17%



- Molecule 24: VIOMYCIN

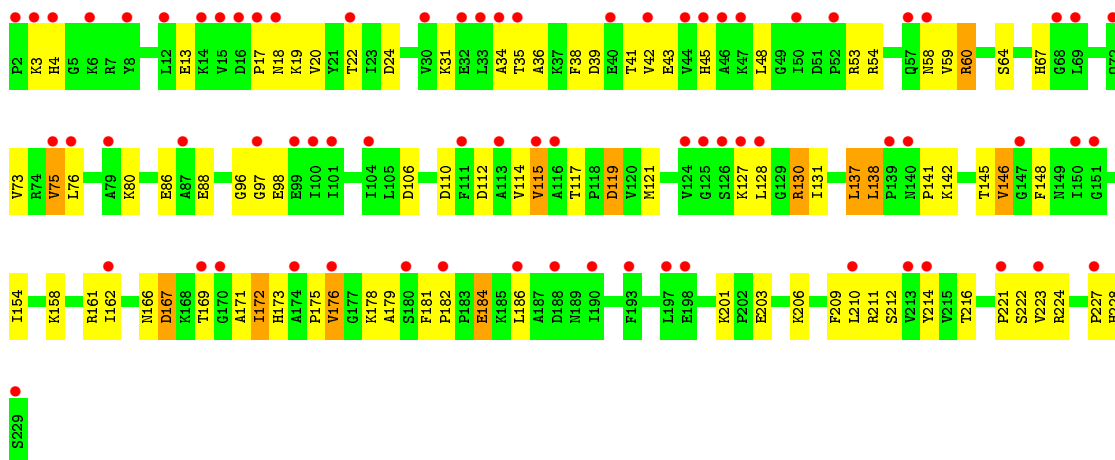
Chain AU: 67% 33%



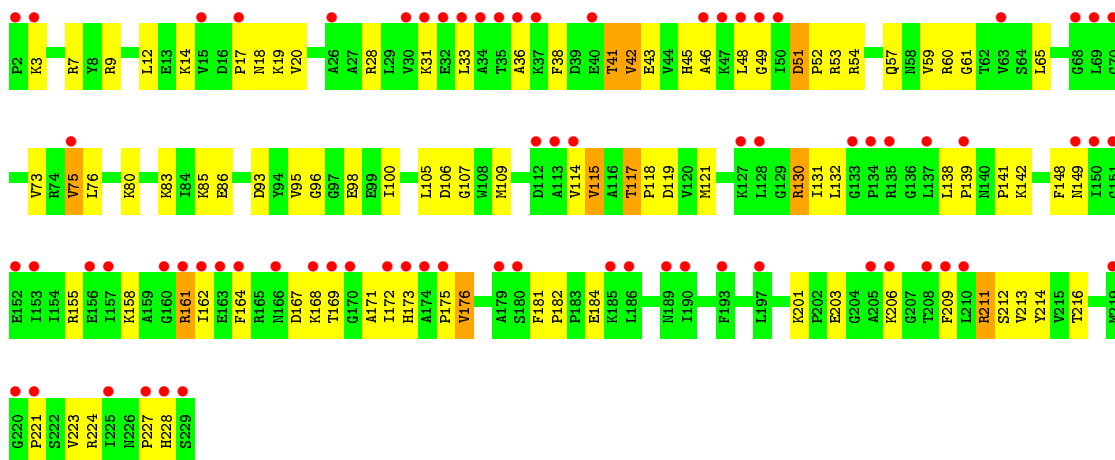
- Molecule 24: VIOMYCIN



- Molecule 25: 50S ribosomal protein L1

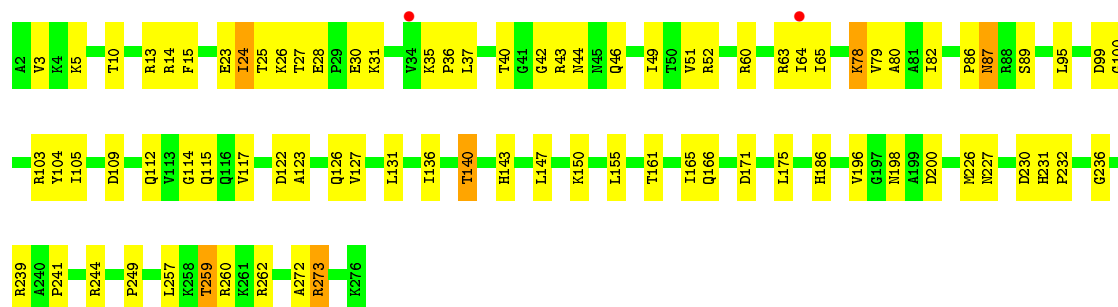


- Molecule 25: 50S ribosomal protein L1

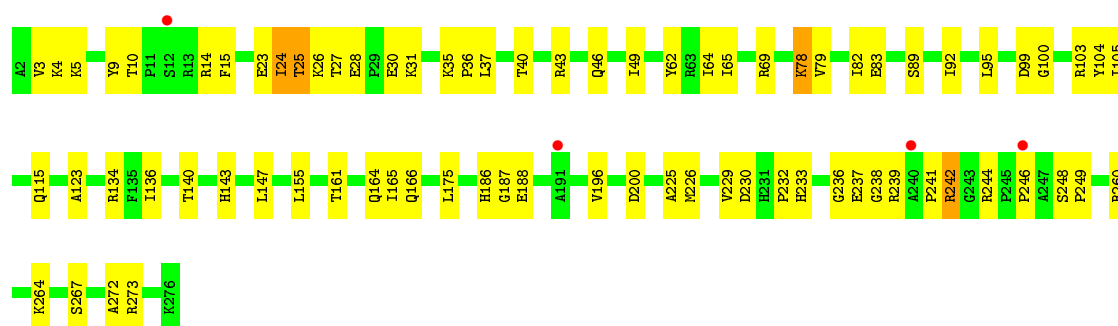
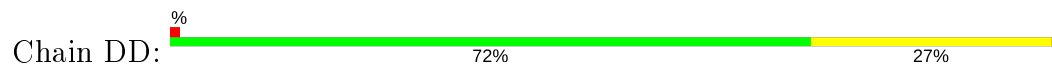


- Molecule 26: 50S ribosomal protein L2

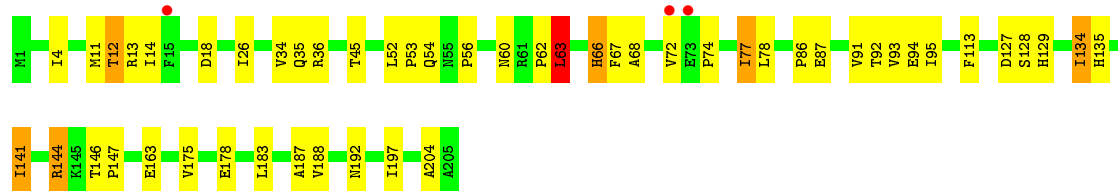
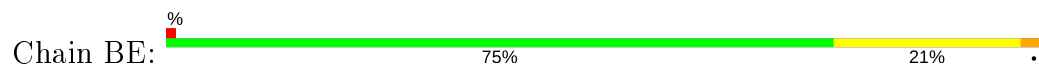




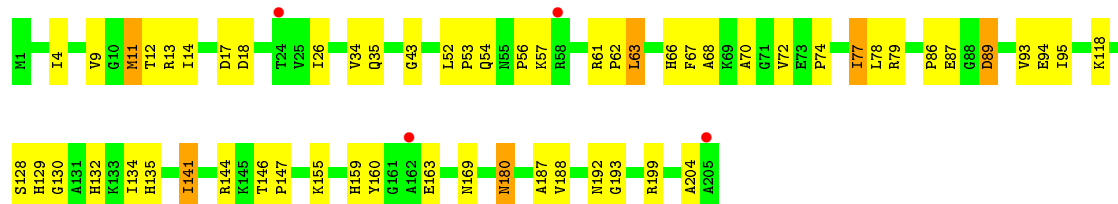
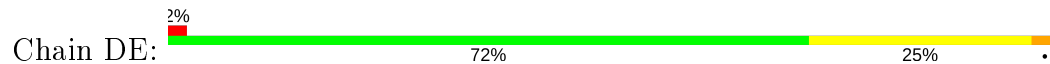
• Molecule 26: 50S ribosomal protein L2



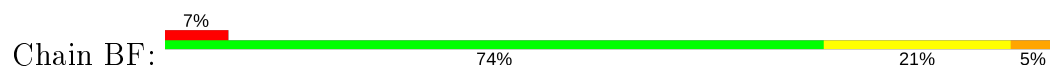
• Molecule 27: 50S ribosomal protein L3

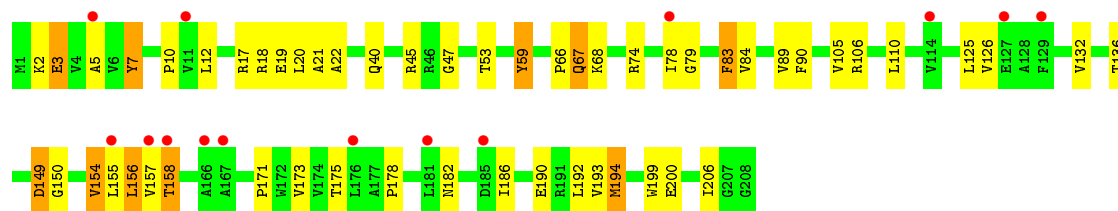


• Molecule 27: 50S ribosomal protein L3

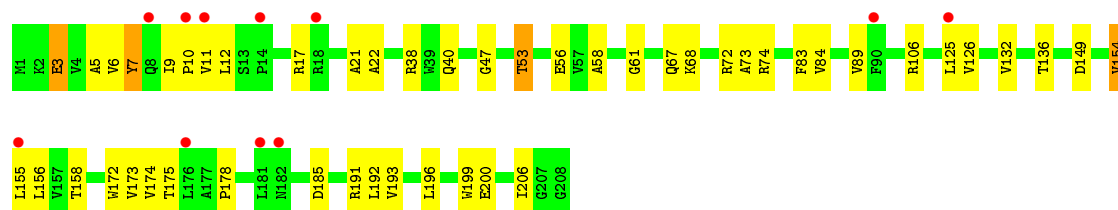
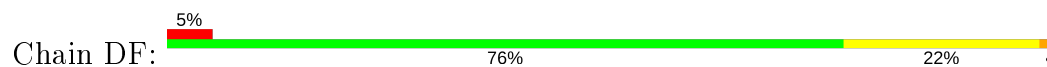


• Molecule 28: 50S ribosomal protein L4

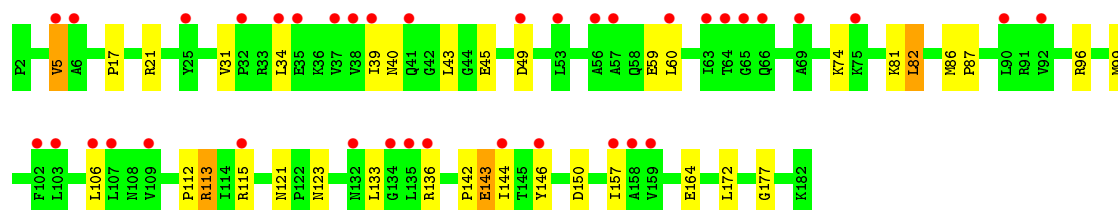
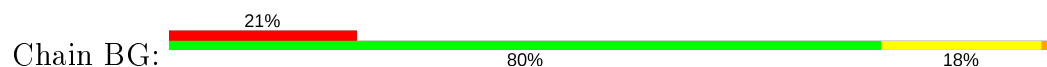




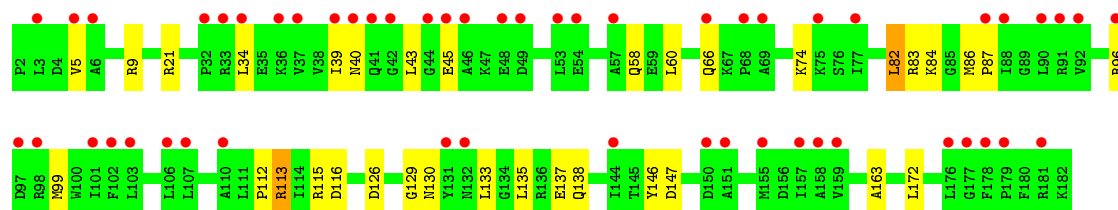
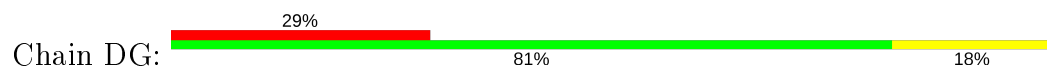
• Molecule 28: 50S ribosomal protein L4



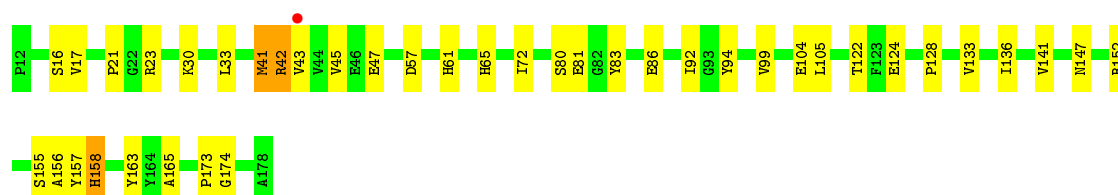
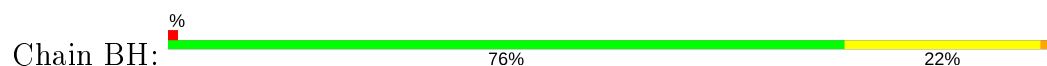
• Molecule 29: 50S ribosomal protein L5



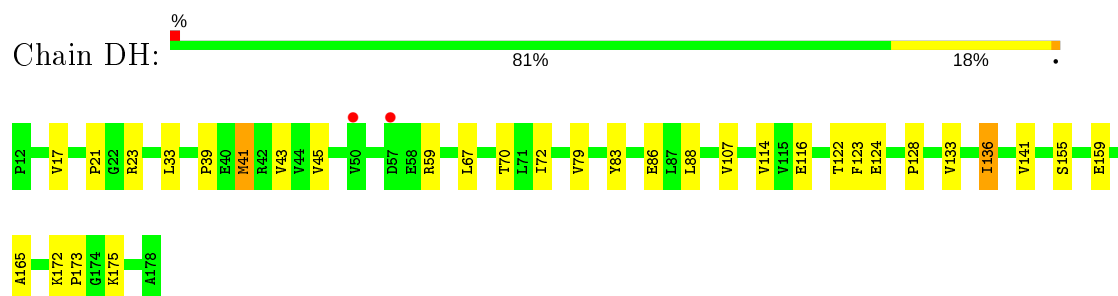
• Molecule 29: 50S ribosomal protein L5



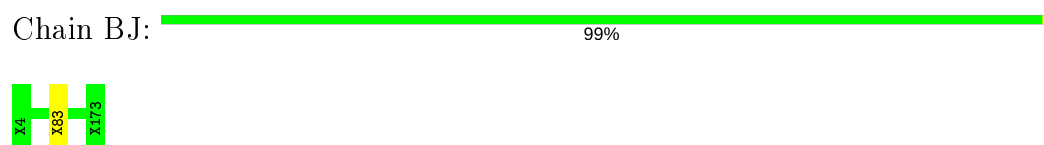
• Molecule 30: 50S ribosomal protein L6



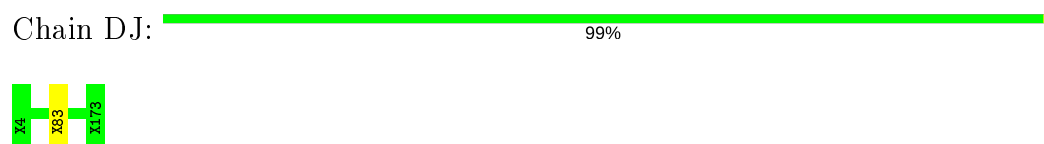
- Molecule 30: 50S ribosomal protein L6



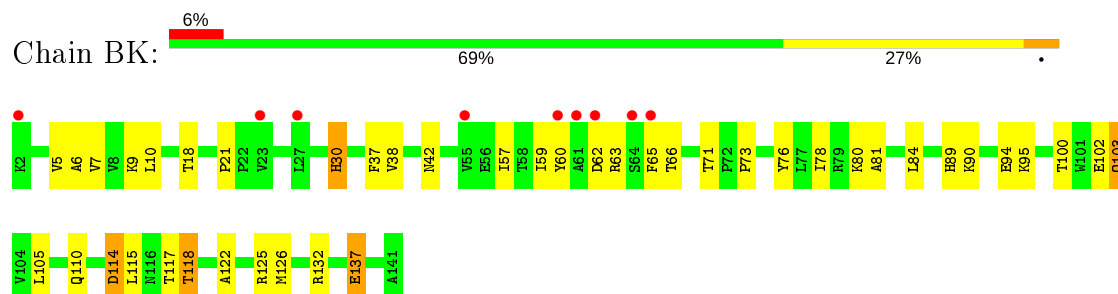
- Molecule 31: 50S RIBOSOMAL PROTEIN L10



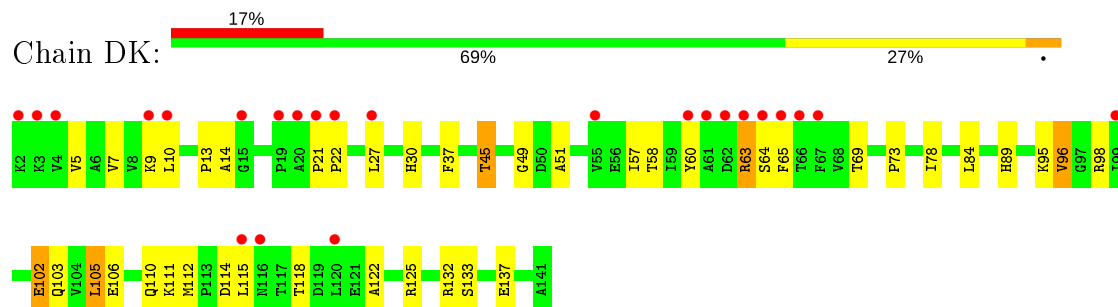
- Molecule 31: 50S RIBOSOMAL PROTEIN L10



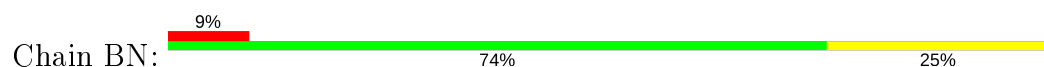
- Molecule 32: 50S ribosomal protein L11

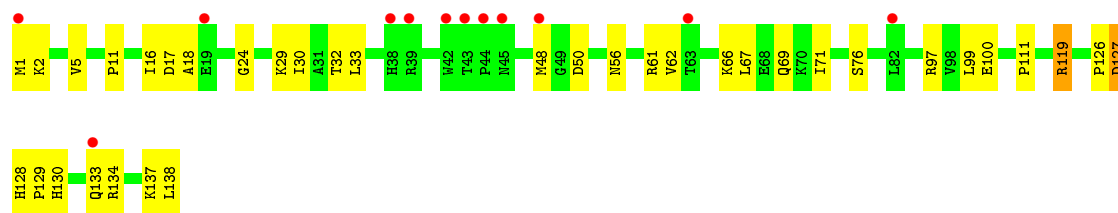


- Molecule 32: 50S ribosomal protein L11

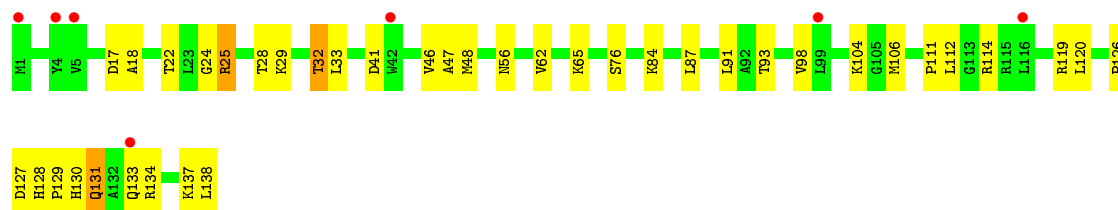
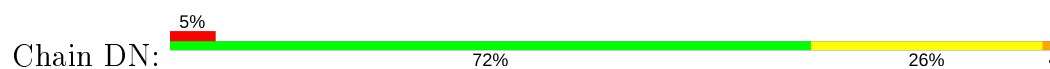


- Molecule 33: 50S ribosomal protein L13

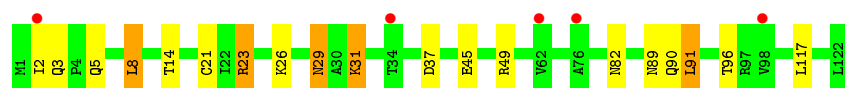
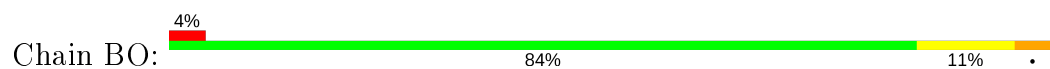




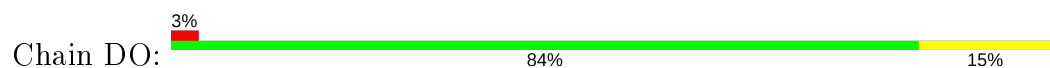
• Molecule 33: 50S ribosomal protein L13



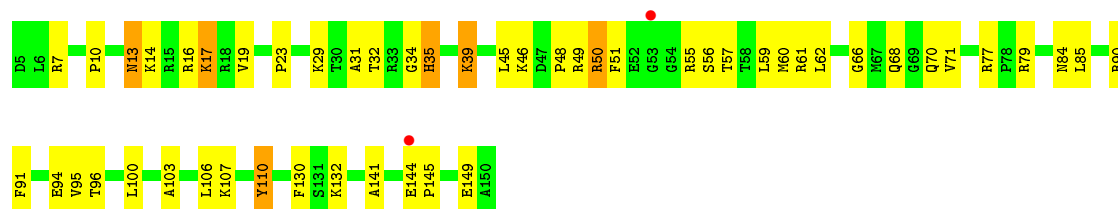
• Molecule 34: 50S ribosomal protein L14



• Molecule 34: 50S ribosomal protein L14



• Molecule 35: 50S ribosomal protein L15





• Molecule 35: 50S ribosomal protein L15





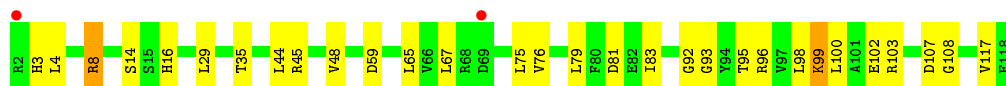
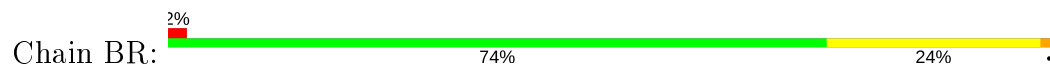
- Molecule 36: 50S ribosomal protein L16



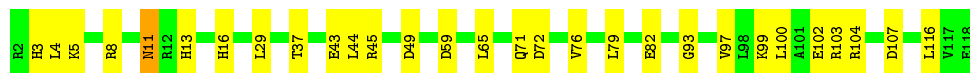
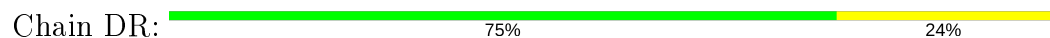
- Molecule 36: 50S ribosomal protein L16



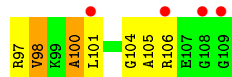
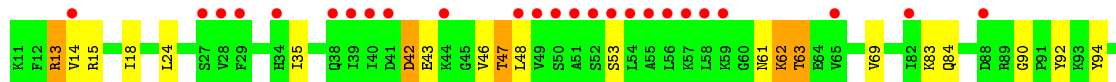
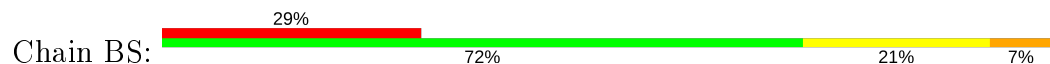
- Molecule 37: 50S ribosomal protein L17



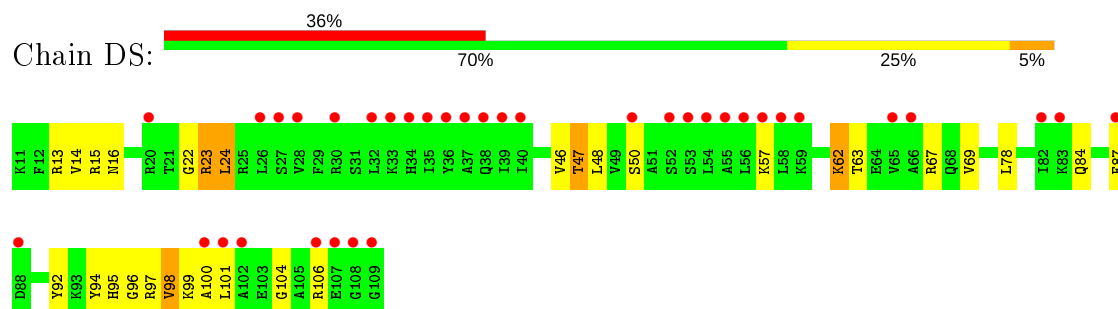
- Molecule 37: 50S ribosomal protein L17



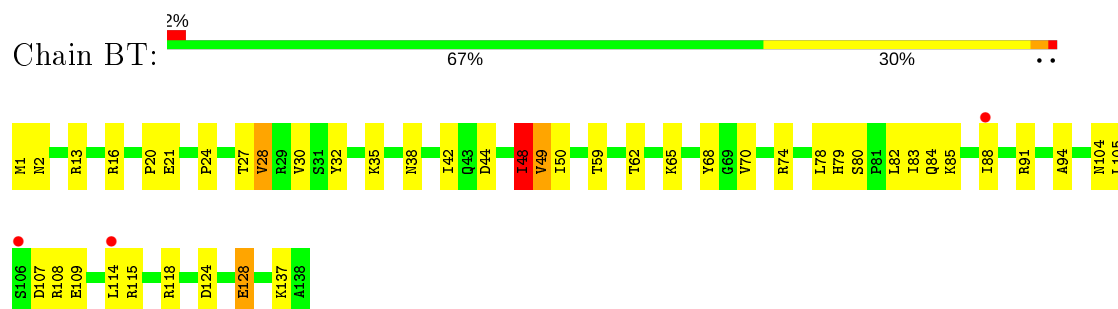
- Molecule 38: 50S ribosomal protein L18



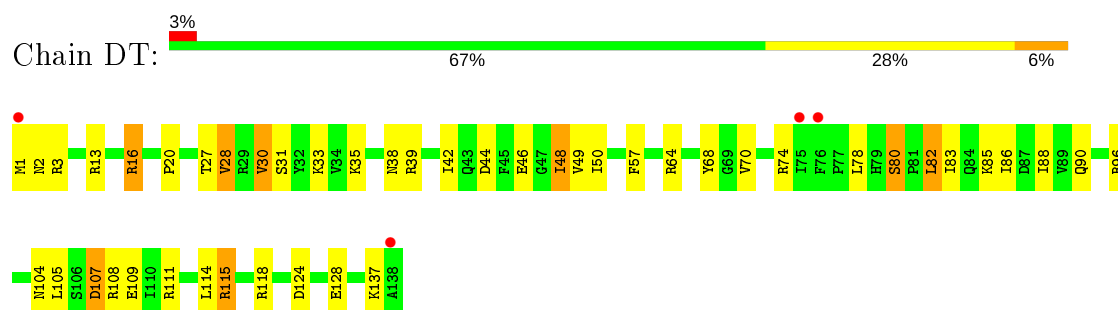
- Molecule 38: 50S ribosomal protein L18



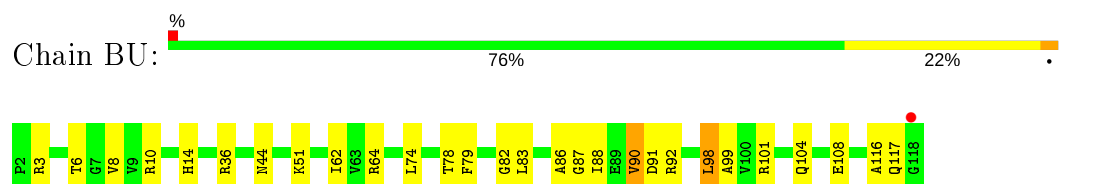
- Molecule 39: 50S ribosomal protein L19



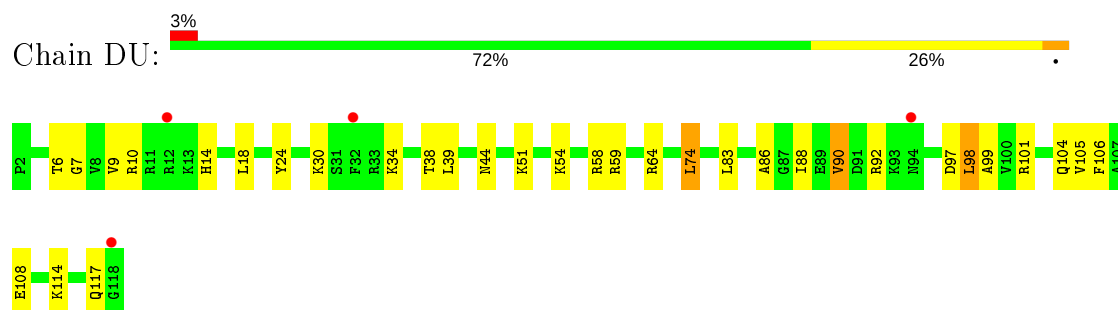
- Molecule 39: 50S ribosomal protein L19



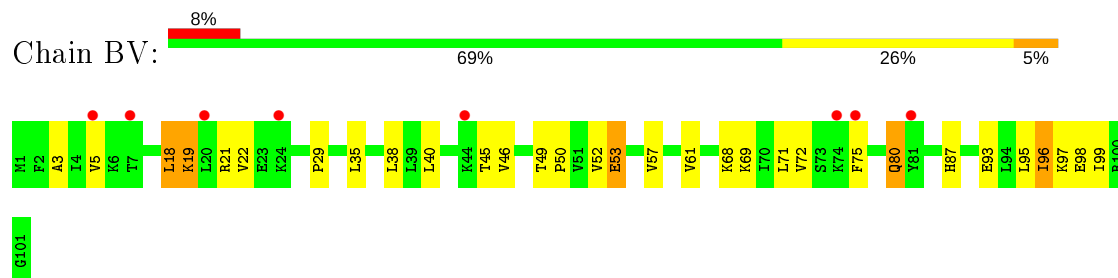
- Molecule 40: 50S ribosomal protein L20



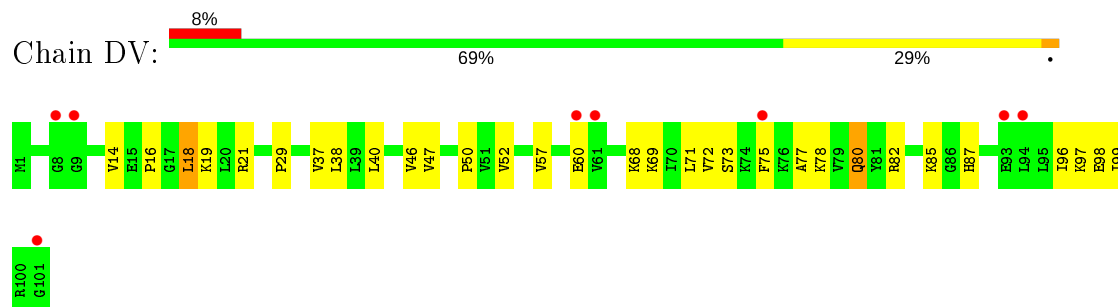
- Molecule 40: 50S ribosomal protein L20



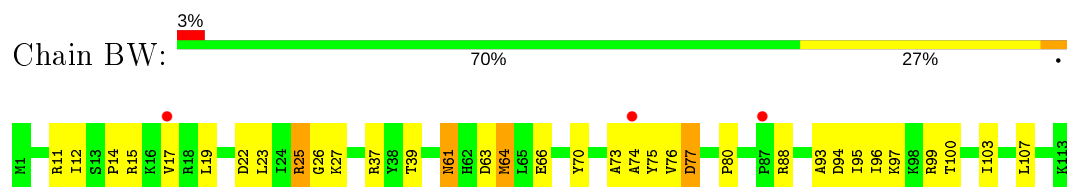
- Molecule 41: 50S ribosomal protein L21



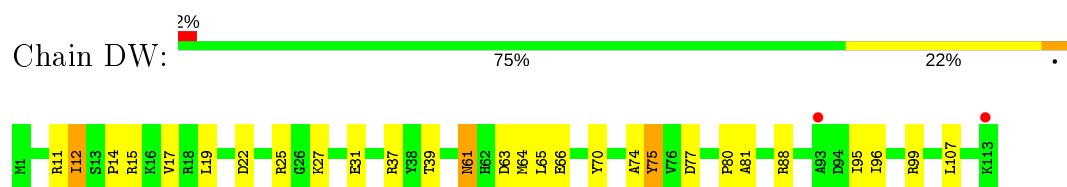
- Molecule 41: 50S ribosomal protein L21



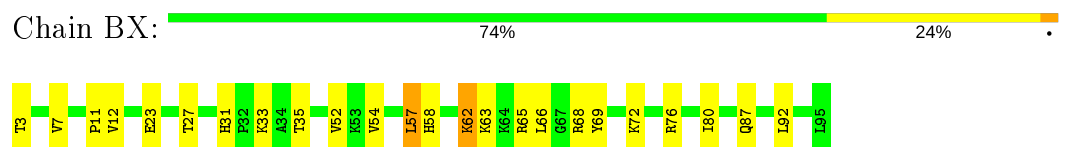
- Molecule 42: 50S ribosomal protein L22



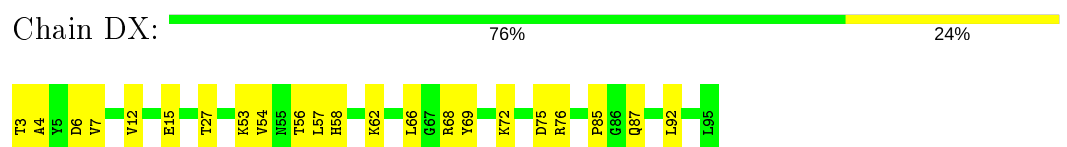
- Molecule 42: 50S ribosomal protein L22



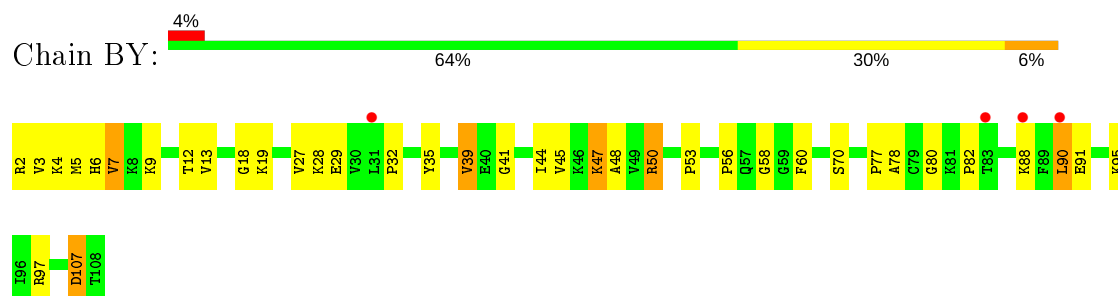
- Molecule 43: 50S ribosomal protein L23



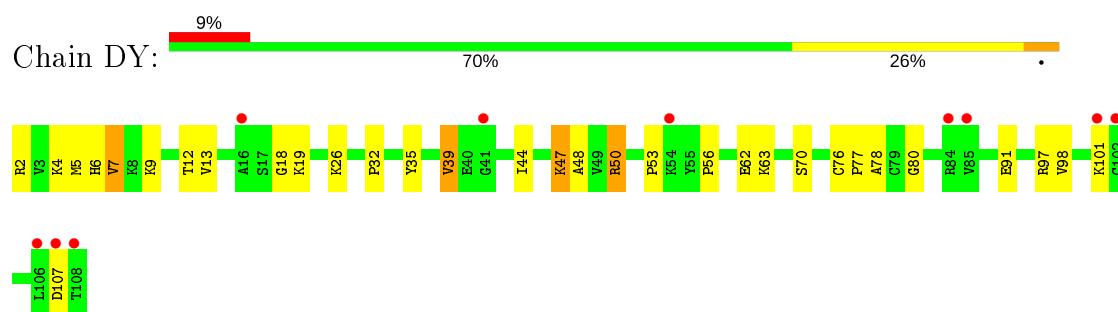
- Molecule 43: 50S ribosomal protein L23



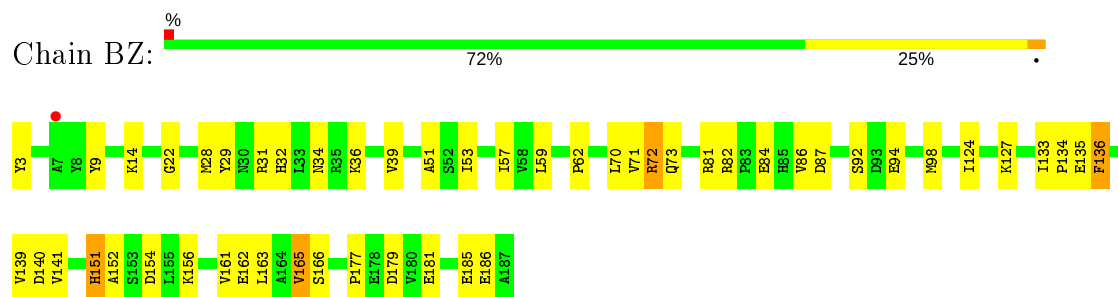
- Molecule 44: 50S ribosomal protein L24



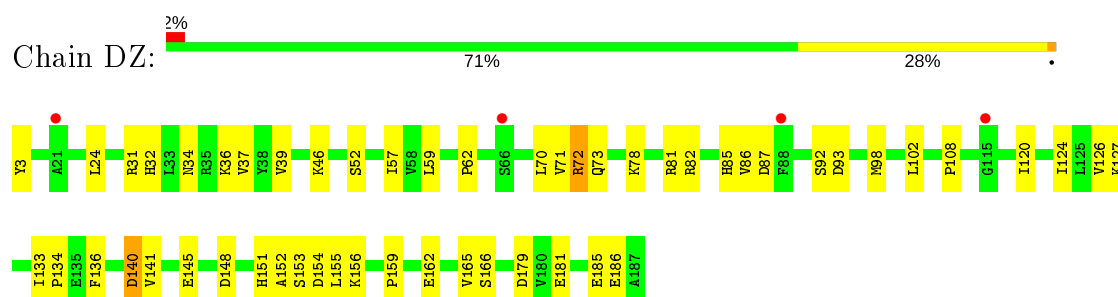
- Molecule 44: 50S ribosomal protein L24



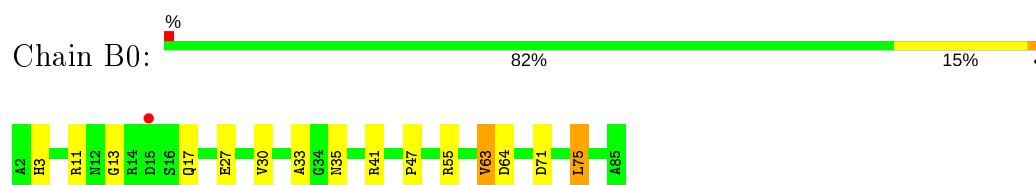
- Molecule 45: 50S ribosomal protein L25



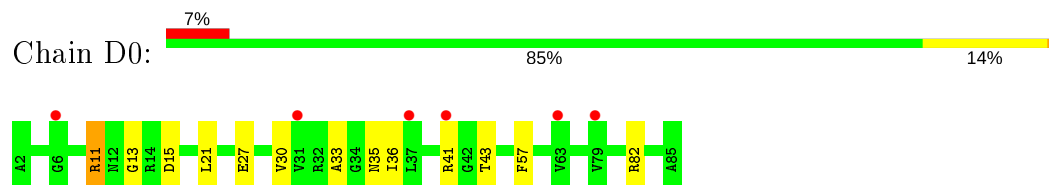
- Molecule 45: 50S ribosomal protein L25



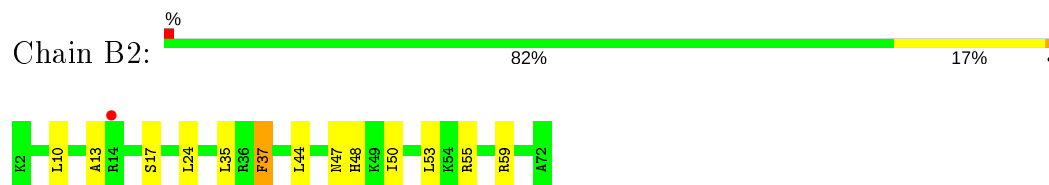
- Molecule 46: 50S ribosomal protein L27



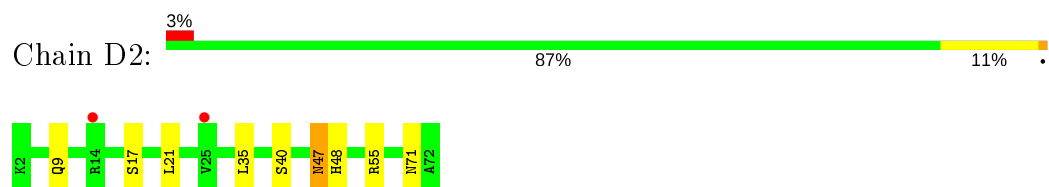
- Molecule 46: 50S ribosomal protein L27



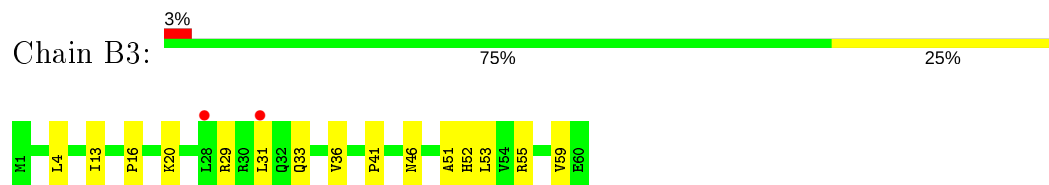
- Molecule 47: 50S ribosomal protein L29



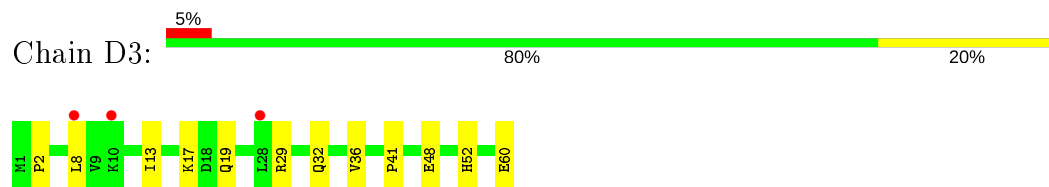
- Molecule 47: 50S ribosomal protein L29



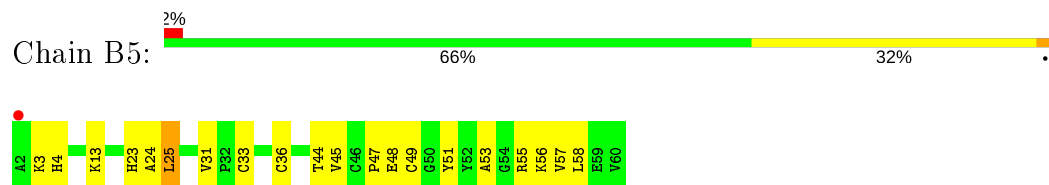
- Molecule 48: 50S ribosomal protein L30



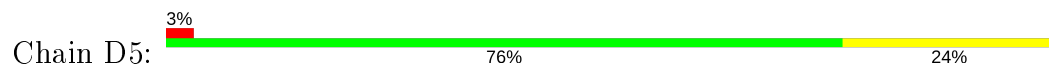
- Molecule 48: 50S ribosomal protein L30

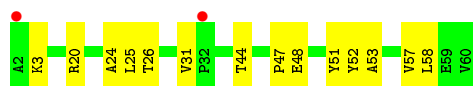


- Molecule 49: 50S ribosomal protein L32



- Molecule 49: 50S ribosomal protein L32

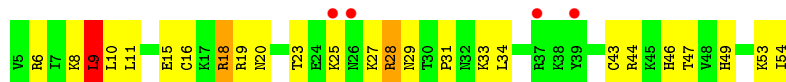




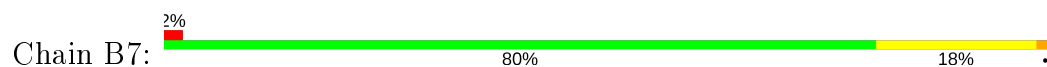
- Molecule 50: 50S ribosomal protein L33



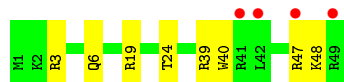
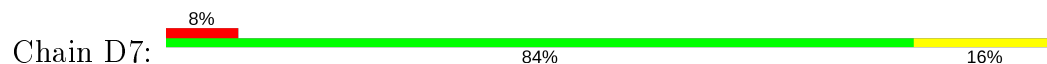
- Molecule 50: 50S ribosomal protein L33



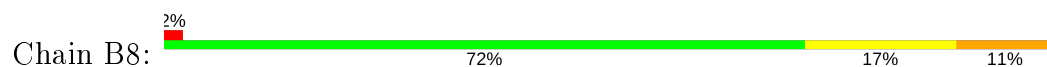
- Molecule 51: 50S ribosomal protein L34



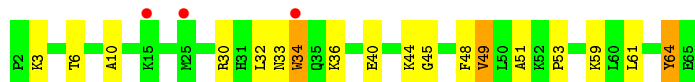
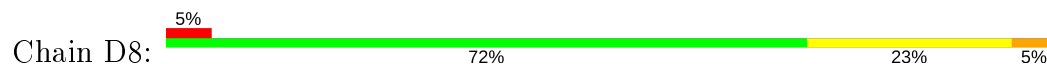
- Molecule 51: 50S ribosomal protein L34



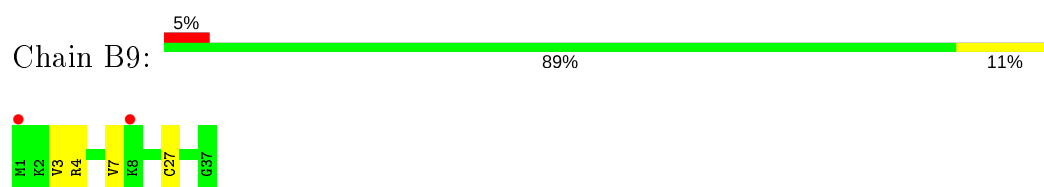
- Molecule 52: 50S ribosomal protein L35



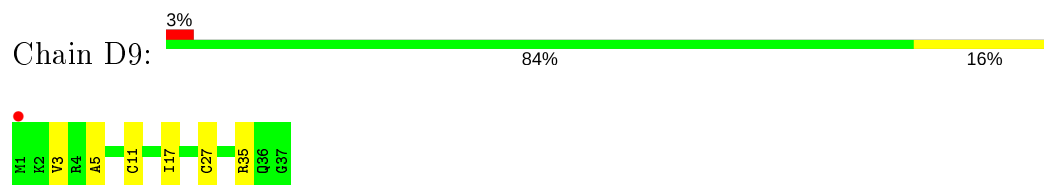
- Molecule 52: 50S ribosomal protein L35



- Molecule 53: 50S ribosomal protein L36



- Molecule 53: 50S ribosomal protein L36



- Molecule 54: 50S RIBOSOMAL PROTEIN L7/L12



There are no outlier residues recorded for this chain.

- Molecule 54: 50S RIBOSOMAL PROTEIN L7/L12



There are no outlier residues recorded for this chain.

- Molecule 54: 50S RIBOSOMAL PROTEIN L7/L12



There are no outlier residues recorded for this chain.

- Molecule 54: 50S RIBOSOMAL PROTEIN L7/L12



There are no outlier residues recorded for this chain.

- Molecule 55: 50S RIBOSOMAL PROTEIN L7/L12



There are no outlier residues recorded for this chain.

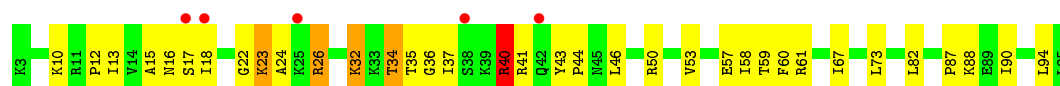
- Molecule 55: 50S RIBOSOMAL PROTEIN L7/L12



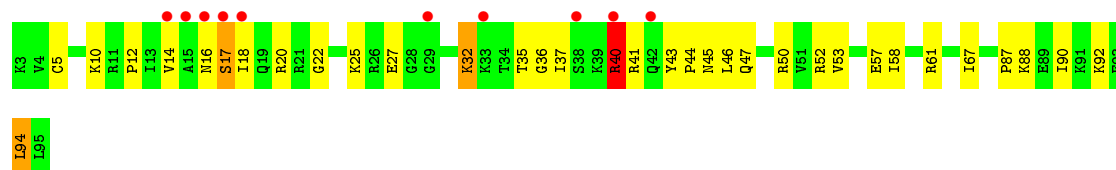
There are no outlier residues recorded for this chain.

- Molecule 56: 50S ribosomal protein L28





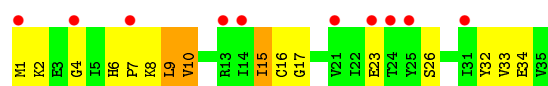
- Molecule 56: 50S ribosomal protein L28



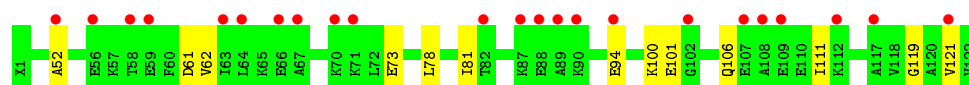
- Molecule 57: 50S ribosomal protein L31



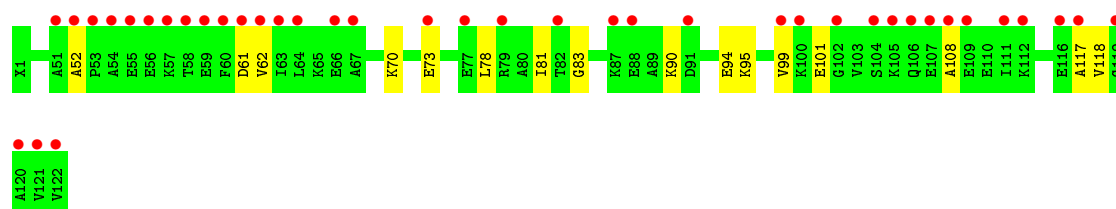
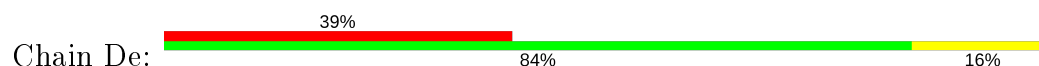
- Molecule 57: 50S ribosomal protein L31



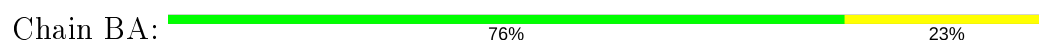
- Molecule 58: 50S ribosomal protein L7/L12



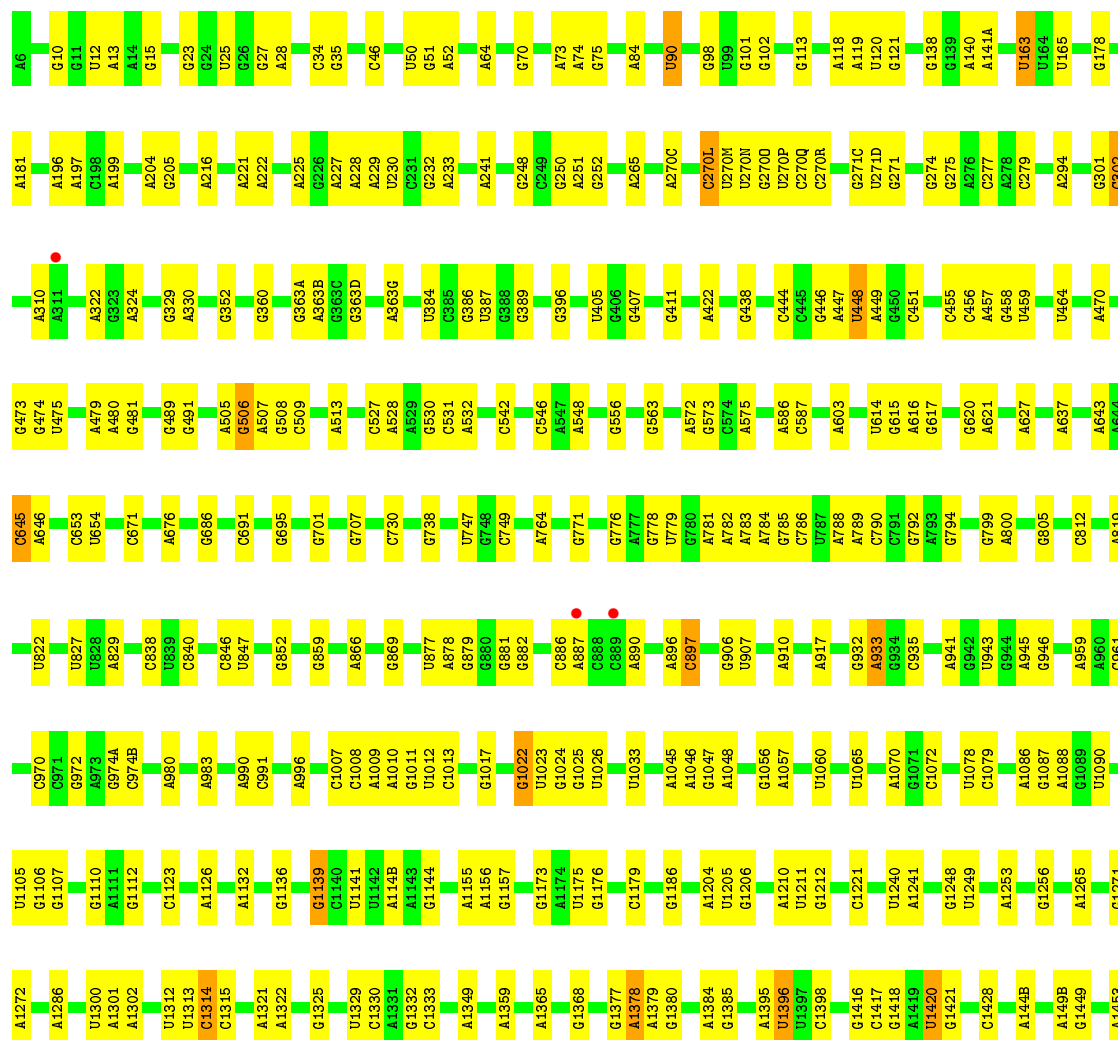
- Molecule 58: 50S ribosomal protein L7/L12




- Molecule 59: 23S ribosomal RNA

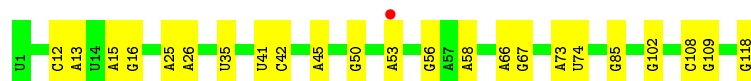
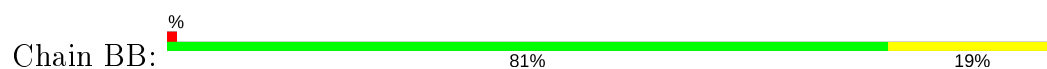


G2211	C2043	U1911	G1540	A1384	U1240	C1072	U943	G805	A627	U475	A322	A6
A2212	C2044	A1912	U1541	G1385	A1241	A1077	G946	C812	C634	G476	G323	U9
U2213	A2051	A1913	A1542	A1395	A1247	U1078	C951	C819	C637	A479	A324	U13
A2225	G2052	C1914	C1543	U1396	G1248	C1079	G952	A819	A637	G480	G325	A12
G2238	C2055	G1929	A1544	U1397	U1249	A1086	A953	A820	A645	G481	G329	U13
G2239	G2056	U1931	C1545	C1398	A1283	G1087	A821	A821	A646	A489	A330	G27
G2246	A2060	G1935	G1547	G1416	G1256	U1088	A959	U822	A655	G491	A331	G27
U2249	A2062	A1937	A1558	C1417	G823	U1090	A960	A824	C653	A492	G352	C34
G2252	G2069	U1939	G1559	U1419	A1265	U1096	C970	U827	U654	A505	G354	C47
A2269	U2092	U1940	A1566	G1421	G1271	U1097	C974	G831	C671	G508	G363A	G46
A2274	G2093	U1944	A1569	C1428	A1272	U1105	C974B	G832	A675	C509	A363B	A49
C2275	C2111	U1955	A1580	C1430	U1294	G1110	A980	C846	A675	A513	A363G	G51
G2279	G2112	G1963	C1582	A1448	U1300	A1111	A983	U847	G682	C527	A227	G61
G2280	U2113	G1964	A1583	A1498	A1301	A1112	C991	G852	G684	A528	A228	G68
C2281	G2116	C1967	C1585	G1449	A1302	C1123	A996	G859	G686	G530	U230	C69
G2282	A2117	A1970	U1602	A1453	G1309	A1128	G997	U860	C687	C531	G231	C69
C2283	U2118	A1971	A1603	U1454	G1310	A1129	C998	A861	G717	A532	G232	A71
A2287	G2120	A1972	A1608	G1455	U1312	U1130	U999	A866	G723	C544	A233	A73
G2289	A2126	C1979	A1616	C1458	U1313	G1136	C1008	G869	G730	G545	G248	A74
A2305	G2131	G1980	C1617	G1459	U1314	G1139	A1010	A870	A548	A547	G252	A84
C2306	U2132	A1981	A1618	A1460	A1321	U1140	G1011	U877	G738	G566	C264	U90
G2307	G2133	C1982	G1635	C1467	A1322	U1141	U1012	A878	U747	C560	A265	U90
G2308	A2134	G1992	U1639	G1478	G1325	A1142	C1013	G880	G748	A412	G266	C93
A2311	U2144	U1993	C1640	G1483	U1329	A1143	G1017	G881	A752	G563	G270L	G94
A2320	G2152	C1996	C1644	A1490	C1330	G1144	A1021	G882	C753	U568	U270M	G98
G2321	G2153	C2007	G1645	G1491	A1331	G1154	G1022	A887	C758	U569	G270Q	U99
A2322	G2154	C2007	C1646	C1492	C1333	A1155	G1024	C888	U779	A572	C270R	G101
G2325	G2159	A2013	G1647	C1493	U1341	U1175	G1025	C890	A764	G573	A103	G102
C2326	G2160	A2020	C1648	A1494	U1342	G1176	U1026	A890	G776	C574	G450	A104
A2327	C2161	C2021	A1654	A1495	G1343	C1179	A1027	U895	A777	A575	C451	G113
G2334	U2166	G2022	A1655	U1497	A1348	G1186	G1030	A896	C778	A586	A454	C116
A2335	G2167	G2023	C1656	C1498	A1349	U1199	U1033	C897	U779	C587	C455	G117
G2336	G2168	G2024	G1672	A1509	U1352	U1205	G1034	A910	A782	G599	C456	A118
G2345	A2171	G2027	U1673	A1510	U1359	A1204	G1047	C914	A784	A603	A457	A119
A2346	U2172	U2028	G1674	U1523	A1360	U1205	A1048	A917	G785	G604	U464	U120
C2347	C2174	A2030	C1691	A1528	A1365	A1210	U1060	G929	A788	U614	G465	C134
U2348	G2184	G2032	C1694	U1535	A1377	U1211	G1062	G932	A789	G616	A466	G138
G2362	G2188	U2034	A1729	A1536	A1378	G1212	G1063	A933	G792	A470	G301	G138
G2365	A2188	G2035	C1908	G1537	A1379	A1221	A1070	A941	A793	G620	G302	A149
A2377	A2199	C2036	C1909	G1538	A1379	C1221	A1070	G942	A800	G473	A310	U163
A2378	G2210		G1539	G1539			G1071			G474	U164	

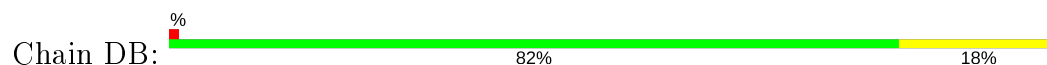




- Molecule 60: 5S ribosomal RNA



- Molecule 60: 5S ribosomal RNA



4 Data and refinement statistics

Property	Value	Source
Space group	C 1 2 1	Depositor
Cell constants a, b, c, α , β , γ	306.01Å 673.49Å 351.98Å 90.00° 92.69° 90.00°	Depositor
Resolution (Å)	40.00 – 3.50 131.34 – 3.50	Depositor EDS
% Data completeness (in resolution range)	(Not available) (40.00-3.50) 74.9 (131.34-3.50)	Depositor EDS
R_{merge}	(Not available)	Depositor
R_{sym}	(Not available)	Depositor
$\langle I/\sigma(I) \rangle$ ¹	1.30 (at 3.49Å)	Xtriage
Refinement program	CNS 1.2	Depositor
R, R_{free}	0.262 , 0.309 0.270 , 0.311	Depositor DCC
R_{free} test set	38188 reflections (4.99%)	wwPDB-VP
Wilson B-factor (Å ²)	80.5	Xtriage
Anisotropy	0.125	Xtriage
Bulk solvent k_{sol} (e/Å ³), B_{sol} (Å ²)	0.26 , 85.7	EDS
L-test for twinning ²	$\langle L \rangle = 0.26$, $\langle L^2 \rangle = 0.11$	Xtriage
Estimated twinning fraction	0.247 for h,-k,-l	Xtriage
F_o, F_c correlation	0.85	EDS
Total number of atoms	308422	wwPDB-VP
Average B, all atoms (Å ²)	76.0	wwPDB-VP

Xtriage's analysis on translational NCS is as follows: *The largest off-origin peak in the Patterson function is 4.50% of the height of the origin peak. No significant pseudotranslation is detected.*

¹Intensities estimated from amplitudes.

²Theoretical values of $\langle |L| \rangle$, $\langle L^2 \rangle$ for acentric reflections are 0.5, 0.333 respectively for untwinned datasets, and 0.375, 0.2 for perfectly twinned datasets.

5 Model quality ⓘ

5.1 Standard geometry ⓘ

Bond lengths and bond angles in the following residue types are not validated in this section: GNP, DPP, MG, KBE, UAL, 5OH

The Z score for a bond length (or angle) is the number of standard deviations the observed value is removed from the expected value. A bond length (or angle) with $|Z| > 5$ is considered an outlier worth inspection. RMSZ is the root-mean-square of all Z scores of the bond lengths (or angles).

Mol	Chain	Bond lengths		Bond angles	
		RMSZ	# $ Z > 5$	RMSZ	# $ Z > 5$
1	AB	0.42	0/1945	0.73	4/2621 (0.2%)
1	CB	0.40	0/1945	0.69	1/2621 (0.0%)
2	AC	0.35	0/1645	0.60	0/2216
2	CC	0.33	0/1645	0.58	1/2216 (0.0%)
3	AD	0.37	0/1733	0.60	0/2318
3	CD	0.34	0/1733	0.61	0/2318
4	AE	0.35	0/1172	0.63	1/1576 (0.1%)
4	CE	0.34	0/1172	0.63	1/1576 (0.1%)
5	AF	0.38	0/856	0.67	2/1154 (0.2%)
5	CF	0.35	0/856	0.64	1/1154 (0.1%)
6	AG	0.34	0/1276	0.58	0/1709
6	CG	0.35	0/1276	0.58	0/1709
7	AH	0.34	0/1136	0.58	0/1527
7	CH	0.33	0/1136	0.57	0/1527
8	AI	0.36	0/1029	0.63	1/1378 (0.1%)
8	CI	0.36	0/1029	0.61	1/1378 (0.1%)
9	AJ	0.37	0/815	0.64	1/1095 (0.1%)
9	CJ	0.33	0/815	0.65	1/1095 (0.1%)
10	AK	0.40	0/900	0.65	0/1213
10	CK	0.37	0/900	0.63	0/1213
11	AL	0.47	0/992	0.89	3/1327 (0.2%)
11	CL	0.47	0/992	0.88	4/1327 (0.3%)
12	AM	0.33	0/1008	0.61	0/1347
12	CM	0.32	0/1008	0.58	0/1347
13	AN	0.37	0/501	0.57	0/664
13	CN	0.35	0/501	0.57	0/664
14	AO	0.39	0/745	0.62	0/992
14	CO	0.35	0/745	0.59	0/992
15	AP	0.34	0/722	0.58	0/970
15	CP	0.33	0/722	0.56	0/970
16	AQ	0.45	0/848	0.75	0/1131
16	CQ	0.42	0/848	0.71	0/1131

Mol	Chain	Bond lengths		Bond angles	
		RMSZ	# Z >5	RMSZ	# Z >5
17	AR	0.33	0/579	0.59	0/768
17	CR	0.31	0/579	0.57	0/768
18	AS	0.32	0/647	0.59	0/870
18	CS	0.31	0/647	0.56	0/870
19	AT	0.36	0/764	0.57	0/1006
19	CT	0.37	0/764	0.62	0/1006
20	AY	0.47	6/5481 (0.1%)	0.72	5/7418 (0.1%)
20	CY	0.52	7/5481 (0.1%)	0.76	12/7418 (0.2%)
21	AA	0.39	0/36351	0.97	36/56736 (0.1%)
21	CA	0.38	0/36351	0.95	35/56736 (0.1%)
22	AW	0.40	0/1827	1.06	9/2845 (0.3%)
22	CW	0.41	1/1827 (0.1%)	1.06	9/2845 (0.3%)
23	AV	0.78	1/568 (0.2%)	1.49	16/886 (1.8%)
23	CV	0.95	3/568 (0.5%)	1.74	19/886 (2.1%)
24	AU	1.05	0/11	1.28	0/13
24	CU	1.06	0/11	1.28	0/13
25	BC	0.44	0/1774	0.74	1/2391 (0.0%)
25	DC	0.50	1/1774 (0.1%)	0.76	0/2391
26	BD	0.38	0/2195	0.65	0/2955
26	DD	0.38	0/2195	0.67	0/2955
27	BE	0.39	0/1602	0.69	1/2160 (0.0%)
27	DE	0.35	0/1602	0.67	1/2160 (0.0%)
28	BF	0.41	0/1663	0.80	5/2249 (0.2%)
28	DF	0.41	0/1663	0.79	4/2249 (0.2%)
29	BG	0.57	1/1499 (0.1%)	0.60	0/2016
29	DG	0.59	1/1499 (0.1%)	0.67	3/2016 (0.1%)
30	BH	0.34	0/1298	0.59	0/1751
30	DH	0.34	0/1298	0.62	0/1751
32	BK	0.34	0/1054	0.60	0/1427
32	DK	0.34	0/1054	0.56	1/1427 (0.1%)
33	BN	0.58	0/1131	0.85	0/1525
33	DN	0.54	0/1131	0.80	0/1525
34	BO	0.36	0/943	0.65	1/1269 (0.1%)
34	DO	0.36	0/943	0.64	1/1269 (0.1%)
35	BP	0.34	0/1131	0.71	0/1504
35	DP	0.34	0/1131	0.71	0/1504
36	BQ	0.37	0/1143	0.64	0/1527
36	DQ	0.36	0/1143	0.60	0/1527
37	BR	0.38	0/974	0.65	0/1302
37	DR	0.34	0/974	0.62	1/1302 (0.1%)
38	BS	0.40	0/783	0.76	0/1041
38	DS	0.40	0/783	0.75	0/1041
39	BT	0.39	0/1161	0.76	3/1549 (0.2%)

Mol	Chain	Bond lengths		Bond angles	
		RMSZ	# Z >5	RMSZ	# Z >5
39	DT	0.37	0/1161	0.67	0/1549
40	BU	0.39	0/982	0.67	1/1306 (0.1%)
40	DU	0.42	0/982	0.68	1/1306 (0.1%)
41	BV	0.37	0/790	0.66	0/1057
41	DV	0.38	0/790	0.71	0/1057
42	BW	0.38	0/911	0.65	0/1220
42	DW	0.37	0/911	0.65	0/1220
43	BX	0.35	0/748	0.59	1/1004 (0.1%)
43	DX	0.35	0/748	0.60	0/1004
44	BY	0.35	0/831	0.65	0/1108
44	DY	0.34	0/831	0.60	0/1108
45	BZ	0.33	0/1505	0.60	0/2042
45	DZ	0.32	0/1505	0.59	0/2042
46	B0	0.33	0/671	0.55	0/892
46	D0	0.31	0/671	0.56	0/892
47	B2	0.37	0/600	0.65	1/793 (0.1%)
47	D2	0.34	0/600	0.60	0/793
48	B3	0.34	0/482	0.63	0/646
48	D3	0.31	0/482	0.58	0/646
49	B5	0.33	0/473	0.58	0/639
49	D5	0.34	0/473	0.60	0/639
50	B6	0.38	0/440	0.81	0/586
50	D6	0.35	0/440	0.79	1/586 (0.2%)
51	B7	0.38	0/438	0.62	0/575
51	D7	0.48	0/438	0.69	0/575
52	B8	0.37	0/525	0.67	0/691
52	D8	0.36	0/525	0.64	0/691
53	B9	0.32	0/310	0.55	0/407
53	D9	0.29	0/310	0.55	0/407
56	B1	0.53	0/739	0.83	1/981 (0.1%)
56	D1	0.54	0/739	0.84	2/981 (0.2%)
57	B4	0.40	0/276	0.65	0/372
57	D4	0.45	0/276	0.66	0/372
58	Be	0.36	0/538	0.55	0/715
58	De	0.35	0/538	0.61	0/715
59	BA	0.41	2/69437 (0.0%)	0.99	82/108401 (0.1%)
59	DA	0.40	1/69437 (0.0%)	0.97	72/108401 (0.1%)
60	BB	0.34	0/2853	0.93	0/4451
60	DB	0.34	0/2853	0.90	1/4451 (0.0%)
All	All	0.40	24/330902 (0.0%)	0.90	348/492664 (0.1%)

Chiral center outliers are detected by calculating the chiral volume of a chiral center and verifying if the center is modelled as a planar moiety or with the opposite hand. A planarity outlier is detected

by checking planarity of atoms in a peptide group, atoms in a mainchain group or atoms of a sidechain that are expected to be planar.

Mol	Chain	#Chirality outliers	#Planarity outliers
1	AB	0	2
1	CB	0	1
10	AK	0	1
11	AL	0	1
11	CL	0	1
20	AY	0	3
20	CY	0	8
25	BC	0	3
25	DC	0	2
26	DD	0	1
28	BF	0	2
28	DF	0	2
29	BG	0	1
29	DG	0	1
31	BJ	0	1
31	DJ	0	1
38	BS	0	2
38	DS	0	2
39	BT	0	2
39	DT	0	1
42	DW	0	1
56	B1	0	2
56	D1	0	3
All	All	0	44

All (24) bond length outliers are listed below:

Mol	Chain	Res	Type	Atoms	Z	Observed(Å)	Ideal(Å)
20	CY	502	GLY	C-O	18.54	1.53	1.23
29	DG	112	PRO	CA-C	17.59	1.88	1.52
29	BG	112	PRO	CA-C	17.54	1.88	1.52
23	CV	16	A	O3'-P	-10.50	1.48	1.61
20	AY	499	ARG	C-N	9.84	1.56	1.34
20	CY	504	ARG	C-N	8.54	1.48	1.33
22	CW	37	A	O3'-P	-8.36	1.51	1.61
23	CV	15	A	N9-C4	-7.84	1.33	1.37
59	BA	2780	G	N7-C5	-6.61	1.35	1.39
20	CY	499	ARG	C-N	6.39	1.48	1.34
25	DC	46	ALA	CA-CB	6.31	1.65	1.52
23	AV	16	A	N9-C4	6.21	1.41	1.37
59	DA	2780	G	N7-C5	-6.19	1.35	1.39

Continued on next page...

Continued from previous page...

Mol	Chain	Res	Type	Atoms	Z	Observed(Å)	Ideal(Å)
23	CV	16	A	N9-C4	6.18	1.41	1.37
20	CY	31	ARG	C-O	6.18	1.35	1.23
20	AY	61	ARG	N-CA	6.13	1.58	1.46
20	AY	72	CYS	CB-SG	5.78	1.92	1.82
59	BA	2780	G	N9-C8	-5.77	1.33	1.37
20	AY	61	ARG	C-N	-5.72	1.22	1.33
20	CY	72	CYS	CA-CB	-5.62	1.41	1.53
20	AY	59	ARG	C-N	5.57	1.46	1.34
20	CY	33	LEU	CA-C	-5.30	1.39	1.52
20	CY	33	LEU	N-CA	5.27	1.56	1.46
20	AY	31	ARG	C-O	5.13	1.33	1.23

All (348) bond angle outliers are listed below:

Mol	Chain	Res	Type	Atoms	Z	Observed(°)	Ideal(°)
22	CW	37	A	P-O3'-C3'	19.49	143.09	119.70
23	CV	16	A	P-O3'-C3'	18.93	142.41	119.70
20	CY	502	GLY	O-C-N	-12.85	101.35	123.20
20	CY	502	GLY	CA-C-N	12.59	141.38	116.20
20	CY	502	GLY	C-N-CA	11.35	146.14	122.30
23	CV	15	A	N1-C6-N6	-10.80	112.12	118.60
23	CV	16	A	O3'-P-O5'	-10.76	83.56	104.00
29	DG	116	ASP	O-C-N	-10.28	106.25	122.70
28	DF	193	VAL	N-CA-C	-10.27	83.28	111.00
23	CV	18	G	C8-N9-C4	-9.98	102.41	106.40
59	DA	645	C	C2-N1-C1'	9.76	129.54	118.80
59	BA	645	C	C2-N1-C1'	9.30	129.03	118.80
23	CV	15	A	C8-N9-C4	9.20	109.48	105.80
22	CW	74	C	C2-N1-C1'	9.09	128.80	118.80
23	AV	15	A	N1-C6-N6	-9.09	113.15	118.60
23	AV	15	A	C2-N3-C4	9.02	115.11	110.60
21	CA	1137	C	C2-N1-C1'	8.93	128.62	118.80
59	BA	163	U	C2-N1-C1'	8.85	128.32	117.70
22	AW	74	C	N1-C2-O2	8.78	124.17	118.90
20	CY	503	GLY	O-C-N	-8.59	108.95	122.70
23	CV	18	G	C2'-C3'-O3'	8.53	128.28	109.50
23	CV	15	A	C4-C5-C6	-8.47	112.76	117.00
59	BA	1493	C	N1-C2-O2	8.39	123.93	118.90
23	CV	16	A	OP1-P-O3'	8.38	123.64	105.20
20	CY	33	LEU	CA-CB-CG	8.38	134.57	115.30
23	AV	15	A	C4-C5-C6	-8.30	112.85	117.00
59	DA	645	C	N1-C2-O2	8.29	123.88	118.90

Continued on next page...

Continued from previous page...

Mol	Chain	Res	Type	Atoms	Z	Observed(°)	Ideal(°)
22	AW	74	C	C2-N1-C1'	8.28	127.91	118.80
21	CA	723	U	C2-N1-C1'	8.20	127.54	117.70
59	BA	1493	C	C2-N1-C1'	8.19	127.81	118.80
23	AV	15	A	N1-C2-N3	-8.16	125.22	129.30
23	CV	15	A	C5-C6-N1	8.16	121.78	117.70
28	BF	193	VAL	N-CA-C	-8.14	89.03	111.00
20	CY	72	CYS	CB-CA-C	-8.07	94.26	110.40
21	CA	1158	C	C2-N1-C1'	7.97	127.57	118.80
21	AA	1158	C	C2-N1-C1'	7.95	127.54	118.80
21	CA	1137	C	N1-C2-O2	7.94	123.67	118.90
59	BA	2779	U	OP1-P-O3'	-7.89	87.85	105.20
20	AY	33	LEU	CA-CB-CG	7.82	133.28	115.30
59	BA	2780	G	O5'-P-OP1	-7.75	98.72	105.70
21	CA	201(C)	U	C2-N1-C1'	7.71	126.95	117.70
23	AV	18	G	C6-N1-C2	7.60	129.66	125.10
22	CW	74	C	N1-C2-O2	7.38	123.33	118.90
59	BA	527	C	C6-N1-C2	-7.35	117.36	120.30
23	CV	15	A	C6-C5-N7	7.32	137.42	132.30
59	DA	270(L)	C	N1-C2-O2	7.29	123.28	118.90
59	DA	645	C	C6-N1-C1'	-7.26	112.08	120.80
59	BA	2780	G	O4'-C1'-N9	7.24	114.00	108.20
21	AA	421	U	C2-N1-C1'	7.23	126.37	117.70
22	CW	37	A	OP1-P-O3'	7.18	121.01	105.20
59	DA	1022	G	N3-C4-C5	-7.15	125.02	128.60
59	BA	2593	U	C6-N1-C2	-7.14	116.72	121.00
21	AA	1137	C	C2-N1-C1'	7.08	126.59	118.80
59	BA	645	C	C6-N1-C2	-7.06	117.47	120.30
39	BT	48	ILE	CB-CA-C	-7.06	97.48	111.60
20	CY	72	CYS	CA-CB-SG	-7.05	101.30	114.00
21	AA	201(C)	U	C2-N1-C1'	7.05	126.16	117.70
59	DA	163	U	C2-N1-C1'	7.05	126.16	117.70
21	CA	1158	C	N1-C2-O2	7.05	123.13	118.90
23	AV	18	G	C2'-C3'-O3'	7.03	124.96	109.50
29	DG	116	ASP	CA-C-N	7.01	132.63	117.20
59	DA	1963	U	C2-N1-C1'	6.94	126.03	117.70
28	DF	155	LEU	N-CA-C	-6.90	92.38	111.00
23	AV	18	G	C4'-C3'-O3'	6.89	126.77	113.00
28	BF	155	LEU	N-CA-C	-6.86	92.48	111.00
21	CA	1137	C	C6-N1-C1'	-6.85	112.58	120.80
20	CY	72	CYS	N-CA-CB	-6.80	98.36	110.60
22	AW	74	C	N3-C2-O2	-6.80	117.14	121.90
59	DA	1963	U	N1-C2-O2	6.79	127.56	122.80

Continued on next page...

Continued from previous page...

Mol	Chain	Res	Type	Atoms	Z	Observed(°)	Ideal(°)
59	BA	2402	C	N1-C2-O2	6.78	122.97	118.90
59	BA	1396	U	C2-N1-C1'	6.77	125.82	117.70
59	BA	645	C	N1-C2-O2	6.74	122.95	118.90
59	BA	645	C	C5-C6-N1	6.74	124.37	121.00
23	CV	15	A	N7-C8-N9	-6.73	110.43	113.80
28	BF	156	LEU	CA-CB-CG	6.73	130.78	115.30
22	AW	73	A	C8-N9-C4	-6.72	103.11	105.80
23	AV	19	G	C4-N9-C1'	6.72	135.24	126.50
8	AI	58	ARG	NE-CZ-NH1	6.71	123.65	120.30
59	BA	2585	U	C2-N1-C1'	6.70	125.74	117.70
21	AA	1378	C	C2-N1-C1'	6.70	126.17	118.80
8	CI	58	ARG	NE-CZ-NH1	6.69	123.65	120.30
23	AV	15	A	C5-C6-N1	6.68	121.04	117.70
20	CY	503	GLY	C-N-CA	6.66	138.36	121.70
21	AA	962	C	C6-N1-C2	-6.65	117.64	120.30
59	BA	2780	G	C4-C5-C6	6.65	122.79	118.80
21	AA	1267	C	C6-N1-C2	-6.64	117.64	120.30
21	AA	1145	C	C6-N1-C2	-6.62	117.65	120.30
59	BA	2866	U	C2-N1-C1'	6.59	125.61	117.70
59	DA	2780	G	O5'-P-OP1	-6.55	99.80	105.70
59	DA	448	U	N1-C2-O2	6.55	127.38	122.80
59	BA	1314	C	C2-N1-C1'	6.54	126.00	118.80
23	CV	18	G	N7-C8-N9	6.54	116.37	113.10
59	BA	1139	G	O5'-P-OP2	-6.53	99.82	105.70
59	BA	1211	U	C2-N1-C1'	6.52	125.53	117.70
21	CA	748	C	P-O3'-C3'	6.52	127.53	119.70
59	DA	2780	G	C4-C5-C6	6.51	122.71	118.80
21	CA	924	C	C6-N1-C2	-6.46	117.72	120.30
59	BA	1963	U	C2-N1-C1'	6.46	125.45	117.70
59	DA	1396	U	C2-N1-C1'	6.44	125.43	117.70
1	AB	163	PHE	N-CA-C	-6.41	93.70	111.00
22	CW	74	C	C6-N1-C1'	-6.40	113.12	120.80
23	AV	17	U	N3-C4-O4	6.39	123.87	119.40
11	CL	55	VAL	CB-CA-C	-6.38	99.28	111.40
20	CY	72	CYS	N-CA-C	6.38	128.22	111.00
59	DA	2780	G	N1-C6-O6	6.35	123.71	119.90
40	DU	98	LEU	CA-CB-CG	6.35	129.90	115.30
23	AV	16	A	O5'-P-OP2	6.30	118.26	110.70
21	CA	1128	C	C2-N1-C1'	6.29	125.72	118.80
59	BA	270(L)	C	N1-C2-O2	6.29	122.67	118.90
21	CA	1158	C	C6-N1-C1'	-6.29	113.26	120.80
59	BA	1963	U	N1-C2-O2	6.27	127.19	122.80

Continued on next page...

Continued from previous page...

Mol	Chain	Res	Type	Atoms	Z	Observed(°)	Ideal(°)
59	BA	1979	C	C6-N1-C2	-6.26	117.79	120.30
59	DA	1420	U	C2-N1-C1'	6.21	125.15	117.70
59	DA	448	U	N3-C2-O2	-6.21	117.85	122.20
59	BA	2585	U	N1-C2-O2	6.21	127.14	122.80
59	BA	645	C	C6-N1-C1'	-6.20	113.36	120.80
59	DA	1314	C	C2-N1-C1'	6.20	125.62	118.80
4	CE	12	LEU	CA-CB-CG	6.19	129.54	115.30
4	AE	12	LEU	CA-CB-CG	6.19	129.53	115.30
23	CV	18	G	N3-C4-C5	-6.18	125.51	128.60
21	CA	881	G	C8-N9-C4	-6.17	103.93	106.40
11	CL	60	LEU	CA-CB-CG	6.17	129.50	115.30
21	AA	723	U	C2-N1-C1'	6.17	125.10	117.70
20	CY	503	GLY	CA-C-N	6.16	130.76	117.20
59	DA	676	A	O4'-C1'-N9	6.16	113.13	108.20
21	AA	1158	C	C6-N1-C1'	-6.14	113.43	120.80
59	BA	2690	C	C6-N1-C2	6.14	122.75	120.30
59	DA	1909	C	C2-N1-C1'	6.12	125.54	118.80
22	AW	74	C	C6-N1-C1'	-6.12	113.45	120.80
59	BA	2476	A	O4'-C1'-N9	6.11	113.09	108.20
22	CW	20(A)	U	P-O3'-C3'	6.11	127.03	119.70
59	DA	2585	U	C2-N1-C1'	6.11	125.03	117.70
59	DA	1313	U	C2-N1-C1'	6.09	125.00	117.70
59	BA	758	C	N3-C2-O2	-6.06	117.66	121.90
59	BA	1493	C	C6-N1-C1'	-6.02	113.58	120.80
22	CW	74	C	N3-C2-O2	-6.01	117.69	121.90
59	DA	270(L)	C	N3-C2-O2	-6.00	117.70	121.90
21	AA	421	U	N1-C2-O2	5.98	126.99	122.80
21	AA	543	C	C6-N1-C2	-5.97	117.91	120.30
1	AB	187	LEU	CA-CB-CG	5.97	129.02	115.30
23	CV	19	G	C4-N9-C1'	5.96	134.25	126.50
59	DA	2780	G	C6-C5-N7	-5.96	126.82	130.40
21	CA	872	A	O4'-C1'-N9	5.95	112.96	108.20
59	BA	687	C	N3-C2-O2	-5.94	117.74	121.90
39	BT	78	LEU	CA-CB-CG	5.93	128.95	115.30
56	B1	40	ARG	N-CA-C	5.92	126.98	111.00
59	BA	1313	U	C2-N1-C1'	5.91	124.79	117.70
40	BU	98	LEU	CA-CB-CG	5.89	128.85	115.30
11	AL	34	ARG	N-CA-C	5.87	126.85	111.00
59	DA	2780	G	N3-C4-N9	5.86	129.52	126.00
59	DA	645	C	N3-C2-O2	-5.86	117.80	121.90
59	BA	1396	U	N1-C2-O2	5.85	126.89	122.80
27	DE	63	LEU	CA-CB-CG	5.84	128.74	115.30

Continued on next page...

Continued from previous page...

Mol	Chain	Res	Type	Atoms	Z	Observed(°)	Ideal(°)
21	AA	1158	C	N1-C2-O2	5.84	122.40	118.90
20	AY	503	GLY	O-C-N	-5.83	113.38	122.70
59	BA	163	U	C5-C6-N1	5.82	125.61	122.70
59	DA	2585	U	N1-C2-O2	5.82	126.87	122.80
21	AA	1009	G	O4'-C1'-N9	5.81	112.84	108.20
59	BA	1248	G	P-O3'-C3'	5.80	126.66	119.70
59	BA	1396	U	N3-C2-O2	-5.80	118.14	122.20
59	DA	2779	U	OP2-P-O3'	5.77	117.89	105.20
59	BA	163	U	C6-N1-C1'	-5.76	113.13	121.20
50	D6	9	LEU	CA-CB-CG	5.76	128.56	115.30
21	AA	115	G	P-O3'-C3'	5.75	126.60	119.70
20	CY	33	LEU	CA-C-N	-5.75	104.55	117.20
21	AA	421	U	N3-C2-O2	-5.75	118.18	122.20
59	BA	466	A	O5'-P-OP1	-5.74	100.53	105.70
59	BA	1493	C	N3-C2-O2	-5.74	117.89	121.90
21	CA	723	U	C6-N1-C1'	-5.74	113.17	121.20
5	AF	19	LEU	CA-CB-CG	5.72	128.47	115.30
23	CV	16	A	C5'-C4'-C3'	5.72	125.16	116.00
59	BA	1314	C	C6-N1-C1'	-5.72	113.94	120.80
21	CA	1504	G	P-O3'-C3'	5.72	126.56	119.70
21	AA	201(C)	U	N1-C2-O2	5.71	126.80	122.80
59	BA	2306	C	C6-N1-C2	-5.70	118.02	120.30
21	CA	201(C)	U	C5-C6-N1	5.70	125.55	122.70
59	DA	2779	U	OP1-P-O3'	-5.68	92.70	105.20
59	DA	270(L)	C	C2-N1-C1'	5.68	125.04	118.80
23	CV	18	G	C4'-C3'-O3'	5.67	124.34	113.00
21	CA	1128	C	N1-C2-O2	5.66	122.30	118.90
23	AV	17	U	N3-C2-O2	5.66	126.16	122.20
59	BA	1417	C	C6-N1-C2	-5.64	118.04	120.30
21	CA	1137	C	N3-C2-O2	-5.64	117.95	121.90
59	DA	1315	C	N1-C2-O2	5.64	122.29	118.90
21	AA	1137	C	C6-N1-C2	-5.64	118.04	120.30
59	BA	1048	A	N1-C6-N6	5.64	121.98	118.60
59	BA	474	G	P-O3'-C3'	5.64	126.47	119.70
59	BA	1779	U	C2-N1-C1'	5.63	124.46	117.70
25	BC	138	LEU	CA-CB-CG	5.63	128.25	115.30
21	CA	723	U	N1-C2-O2	5.62	126.74	122.80
21	CA	201(C)	U	N1-C2-O2	5.62	126.73	122.80
56	D1	40	ARG	N-CA-C	5.62	126.17	111.00
21	AA	992	U	P-O3'-C3'	5.62	126.44	119.70
59	BA	1420	U	N1-C2-O2	5.62	126.73	122.80
47	B2	24	LEU	CA-CB-CG	5.61	128.20	115.30

Continued on next page...

Continued from previous page...

Mol	Chain	Res	Type	Atoms	Z	Observed(°)	Ideal(°)
59	DA	90	U	C2-N1-C1'	5.60	124.42	117.70
59	BA	2780	G	C4-C5-N7	-5.60	108.56	110.80
22	AW	20(A)	U	P-O3'-C3'	5.60	126.42	119.70
21	CA	992	U	P-O3'-C3'	5.59	126.41	119.70
59	DA	2895	U	C2-N1-C1'	5.59	124.41	117.70
21	AA	1129	C	N1-C2-O2	5.59	122.25	118.90
59	BA	163	U	N1-C2-O2	5.59	126.71	122.80
59	BA	2402	C	N3-C2-O2	-5.58	117.99	121.90
22	CW	74	C	C6-N1-C2	-5.58	118.07	120.30
22	AW	66	C	C6-N1-C2	-5.57	118.07	120.30
27	BE	63	LEU	CA-CB-CG	5.57	128.12	115.30
59	DA	1396	U	N1-C2-O2	5.57	126.70	122.80
5	AF	61	LEU	CA-CB-CG	5.56	128.09	115.30
59	BA	2021	C	C6-N1-C2	5.55	122.52	120.30
21	AA	1381	U	O4'-C1'-N1	5.54	112.64	108.20
23	AV	16	A	N9-C4-C5	-5.53	103.59	105.80
59	BA	2007	C	C6-N1-C2	-5.53	118.09	120.30
28	DF	156	LEU	CA-CB-CG	5.52	128.00	115.30
23	CV	16	A	N9-C4-C5	-5.52	103.59	105.80
59	DA	2111	C	C6-N1-C2	-5.51	118.09	120.30
20	AY	61	ARG	C-N-CA	-5.51	110.73	122.30
11	AL	55	VAL	CB-CA-C	-5.51	100.94	111.40
59	BA	2866	U	C5-C6-N1	5.50	125.45	122.70
59	BA	1022	G	P-O3'-C3'	5.50	126.30	119.70
23	CV	17	U	C6-N1-C2	-5.50	117.70	121.00
59	BA	1378	A	O4'-C1'-N9	5.49	112.59	108.20
59	DA	2710	C	C6-N1-C2	-5.48	118.11	120.30
21	AA	1137	C	N1-C2-O2	5.47	122.18	118.90
21	CA	421	U	C2-N1-C1'	5.47	124.26	117.70
59	BA	2780	G	N1-C2-N3	5.46	127.18	123.90
59	DA	645	C	C5-C6-N1	5.46	123.73	121.00
59	BA	758	C	N1-C2-O2	5.45	122.17	118.90
60	DB	31	C	C6-N1-C2	-5.45	118.12	120.30
21	AA	1126	U	C2-N1-C1'	5.44	124.23	117.70
59	BA	2092	U	N1-C2-O2	5.43	126.60	122.80
11	AL	60	LEU	CA-CB-CG	5.43	127.79	115.30
59	BA	113	G	C4-N9-C1'	5.43	133.55	126.50
1	AB	162	ILE	CB-CA-C	5.42	122.44	111.60
20	AY	32	ILE	CB-CA-C	5.41	122.41	111.60
59	DA	2804	C	C6-N1-C2	-5.41	118.14	120.30
59	DA	448	U	C2-N1-C1'	5.40	124.18	117.70
21	AA	1064	G	P-O3'-C3'	5.38	126.16	119.70

Continued on next page...

Continued from previous page...

Mol	Chain	Res	Type	Atoms	Z	Observed(°)	Ideal(°)
59	DA	1396	U	N3-C2-O2	-5.38	118.43	122.20
23	AV	19	G	C8-N9-C1'	-5.38	120.01	127.00
2	CC	188	LEU	CA-CB-CG	5.37	127.65	115.30
23	CV	19	G	C8-N9-C1'	-5.37	120.02	127.00
23	AV	18	G	N1-C2-N3	-5.37	120.68	123.90
59	DA	2033	A	N9-C4-C5	5.36	107.94	105.80
59	DA	2033	A	C8-N9-C4	-5.35	103.66	105.80
59	BA	687	C	N1-C2-O2	5.34	122.11	118.90
21	CA	68(H)	G	N1-C6-O6	-5.34	116.70	119.90
34	DO	8	LEU	CA-CB-CG	5.34	127.58	115.30
11	CL	35	GLY	N-CA-C	5.33	126.43	113.10
21	AA	365	U	C2-N1-C1'	5.32	124.08	117.70
28	DF	174	VAL	N-CA-C	-5.31	96.65	111.00
21	AA	1128	C	C2-N1-C1'	5.31	124.64	118.80
22	CW	30	C	C6-N1-C2	-5.31	118.18	120.30
59	BA	271(C)	G	P-O3'-C3'	5.31	126.07	119.70
59	DA	2118	U	C2-N1-C1'	5.31	124.07	117.70
21	CA	1064	G	P-O3'-C3'	5.30	126.06	119.70
21	CA	201(C)	U	N3-C2-O2	-5.30	118.49	122.20
59	BA	1420	U	C2-N1-C1'	5.30	124.06	117.70
9	CJ	16	LEU	CA-CB-CG	5.29	127.47	115.30
59	DA	1680	U	C2-N1-C1'	-5.29	111.35	117.70
21	CA	748	C	OP2-P-O3'	5.29	116.83	105.20
59	DA	1664	A	C8-N9-C4	-5.28	103.69	105.80
59	DA	933	A	O4'-C1'-N9	5.28	112.42	108.20
21	CA	838(A)	U	C2-N1-C1'	5.27	124.02	117.70
21	CA	421	U	N3-C2-O2	-5.26	118.52	122.20
21	AA	1378	C	N1-C2-O2	5.26	122.06	118.90
59	BA	1837	C	C2-N1-C1'	5.26	124.59	118.80
59	DA	165	U	O4'-C1'-N1	5.26	112.41	108.20
59	BA	2174	C	C6-N1-C2	-5.25	118.20	120.30
59	DA	935	C	C2-N1-C1'	5.25	124.57	118.80
59	BA	1420	U	N3-C2-O2	-5.23	118.54	122.20
59	DA	2032	G	C8-N9-C4	-5.23	104.31	106.40
21	AA	1086	U	C2-N1-C1'	5.23	123.98	117.70
59	DA	1963	U	N3-C2-O2	-5.23	118.54	122.20
59	DA	2598	A	N1-C6-N6	5.22	121.73	118.60
59	DA	1139	G	O5'-P-OP2	-5.22	101.00	105.70
21	CA	421	U	N1-C2-O2	5.22	126.45	122.80
59	BA	270(L)	C	N3-C2-O2	-5.21	118.25	121.90
59	DA	840	C	C6-N1-C2	-5.21	118.22	120.30
20	AY	503	GLY	C-N-CA	5.21	134.72	121.70

Continued on next page...

Continued from previous page...

Mol	Chain	Res	Type	Atoms	Z	Observed(°)	Ideal(°)
59	DA	1776	G	C6-C5-N7	-5.21	127.28	130.40
59	BA	2792	G	C8-N9-C4	-5.20	104.32	106.40
21	CA	351	G	N3-C4-C5	-5.20	126.00	128.60
59	DA	2730	C	C2-N1-C1'	5.20	124.52	118.80
59	BA	2092	U	N3-C2-O2	-5.20	118.56	122.20
21	CA	351	G	C8-N9-C4	-5.20	104.32	106.40
59	DA	2055	C	C6-N1-C2	-5.20	118.22	120.30
59	DA	165	U	C2-N1-C1'	5.19	123.93	117.70
59	BA	1673	U	O4'-C1'-N1	5.18	112.35	108.20
56	D1	17	SER	N-CA-C	-5.18	97.02	111.00
28	BF	156	LEU	C-N-CA	-5.17	108.77	121.70
59	BA	1078	U	C2-N1-C1'	5.17	123.91	117.70
1	CB	66	GLY	N-CA-C	5.17	126.03	113.10
59	DA	1909	C	C6-N1-C1'	-5.17	114.59	120.80
22	AW	73	A	N7-C8-N9	5.17	116.38	113.80
21	AA	962	C	C5-C6-N1	5.17	123.58	121.00
59	DA	1314	C	C6-N1-C2	-5.16	118.23	120.30
28	BF	157	VAL	CB-CA-C	5.16	121.20	111.40
59	BA	2866	U	N1-C2-O2	5.16	126.41	122.80
21	AA	235	C	C6-N1-C2	5.16	122.36	120.30
23	AV	17	U	N3-C4-C5	-5.15	111.51	114.60
5	CF	75	LEU	CA-CB-CG	5.15	127.15	115.30
37	DR	116	LEU	CA-CB-CG	5.15	127.15	115.30
59	DA	2780	G	C5-N7-C8	5.15	106.88	104.30
21	AA	1128	C	N1-C2-O2	5.13	121.98	118.90
43	BX	57	LEU	CA-CB-CG	5.13	127.10	115.30
59	BA	2422	A	OP1-P-O3'	5.13	116.48	105.20
22	AW	50	C	C2-N1-C1'	-5.12	113.16	118.80
59	DA	1776	G	C4-N9-C1'	5.11	133.15	126.50
34	BO	8	LEU	CA-CB-CG	5.11	127.05	115.30
32	DK	105	LEU	CA-CB-CG	5.10	127.04	115.30
21	AA	1083	U	O4'-C1'-N1	5.10	112.28	108.20
21	AA	1190	G	C4-N9-C1'	5.10	133.12	126.50
11	CL	34	ARG	N-CA-C	5.10	124.76	111.00
59	DA	1313	U	C5-C6-N1	5.09	125.25	122.70
39	BT	79	HIS	N-CA-C	5.09	124.74	111.00
21	AA	443	C	N1-C2-O2	5.08	121.95	118.90
59	BA	2581	G	N3-C4-N9	5.08	129.05	126.00
59	DA	270(L)	C	C6-N1-C2	-5.08	118.27	120.30
21	AA	1504	G	P-O3'-C3'	5.08	125.79	119.70
21	CA	1009	G	O4'-C1'-N9	5.08	112.26	108.20
59	BA	1872	A	N1-C6-N6	5.07	121.64	118.60

Continued on next page...

Continued from previous page...

Mol	Chain	Res	Type	Atoms	Z	Observed(°)	Ideal(°)
59	DA	1378	A	O4'-C1'-N9	5.07	112.25	108.20
59	DA	1776	G	C4-C5-N7	5.06	112.83	110.80
59	DA	1909	C	N1-C2-O2	5.06	121.94	118.90
59	DA	897	C	C2-N1-C1'	5.06	124.37	118.80
59	BA	1493	C	C5-C6-N1	5.06	123.53	121.00
59	BA	2712	U	N3-C2-O2	-5.05	118.66	122.20
21	AA	68(H)	G	O4'-C1'-N9	5.04	112.23	108.20
59	DA	691	C	C6-N1-C2	-5.04	118.28	120.30
59	BA	2118	U	C2-N1-C1'	5.03	123.74	117.70
59	DA	302	C	O4'-C1'-N1	5.03	112.23	108.20
9	AJ	16	LEU	CA-CB-CG	5.03	126.87	115.30
59	BA	1314	C	N1-C2-O2	5.03	121.92	118.90
59	DA	2389	G	N3-C4-N9	-5.03	122.98	126.00
21	CA	687	A	P-O3'-C3'	5.03	125.73	119.70
29	DG	116	ASP	C-N-CA	5.03	134.27	121.70
1	AB	185	ILE	O-C-N	5.03	130.74	122.70
59	DA	2473	U	C2-N1-C1'	5.03	123.73	117.70
59	BA	2585	U	N3-C2-O2	-5.02	118.69	122.20
59	DA	506	G	O4'-C1'-N9	5.02	112.22	108.20
59	DA	2422	A	P-O3'-C3'	5.02	125.72	119.70
21	CA	717	C	C2-N1-C1'	5.01	124.31	118.80
59	BA	2422	A	C8-N9-C4	-5.01	103.80	105.80
21	CA	115	G	P-O3'-C3'	5.01	125.71	119.70
59	BA	2056	G	C4-C5-N7	5.00	112.80	110.80
59	BA	476	G	C8-N9-C4	-5.00	104.40	106.40
59	BA	479	A	N1-C6-N6	-5.00	115.60	118.60
59	DA	935	C	C6-N1-C2	-5.00	118.30	120.30

There are no chirality outliers.

All (44) planarity outliers are listed below:

Mol	Chain	Res	Type	Group
1	AB	162	ILE	Peptide
1	AB	163	PHE	Peptide
10	AK	109	VAL	Peptide
11	AL	57	LYS	Peptide
20	AY	31	ARG	Peptide
20	AY	34	TYR	Peptide
20	AY	630	GLN	Peptide
56	B1	16	ASN	Peptide
56	B1	17	SER	Peptide
25	BC	171	ALA	Peptide

Continued on next page...

Continued from previous page...

Mol	Chain	Res	Type	Group
25	BC	60	ARG	Peptide
25	BC	88	GLU	Peptide
28	BF	154	VAL	Peptide
28	BF	173	VAL	Peptide
29	BG	113	ARG	Peptide
31	BJ	83	UNK	Peptide
38	BS	100	ALA	Peptide
38	BS	46	VAL	Peptide
39	BT	28	VAL	Peptide
39	BT	48	ILE	Peptide
1	CB	163	PHE	Peptide
11	CL	32	PHE	Peptide
20	CY	162	VAL	Peptide
20	CY	31	ARG	Peptide
20	CY	32	ILE	Peptide
20	CY	329	ARG	Peptide
20	CY	34	TYR	Peptide
20	CY	502	GLY	Mainchain,Peptide
20	CY	630	GLN	Peptide
56	D1	16	ASN	Peptide
56	D1	17	SER	Peptide
56	D1	18	ILE	Peptide
25	DC	171	ALA	Peptide
25	DC	211	ARG	Peptide
26	DD	78	LYS	Peptide
28	DF	154	VAL	Peptide
28	DF	173	VAL	Peptide
29	DG	113	ARG	Peptide
31	DJ	83	UNK	Peptide
38	DS	100	ALA	Peptide
38	DS	46	VAL	Peptide
39	DT	28	VAL	Peptide
42	DW	75	TYR	Peptide

5.2 Too-close contacts ⓘ

Due to software issues we are unable to calculate clashes - this section is therefore empty.

5.3 Torsion angles

5.3.1 Protein backbone

In the following table, the Percentiles column shows the percent Ramachandran outliers of the chain as a percentile score with respect to all X-ray entries followed by that with respect to entries of similar resolution.

The Analysed column shows the number of residues for which the backbone conformation was analysed, and the total number of residues.

Mol	Chain	Analysed	Favoured	Allowed	Outliers	Percentiles	
1	AB	233/235 (99%)	173 (74%)	40 (17%)	20 (9%)	1	9
1	CB	233/235 (99%)	174 (75%)	36 (16%)	23 (10%)	0	7
2	AC	205/207 (99%)	137 (67%)	44 (22%)	24 (12%)	0	5
2	CC	205/207 (99%)	152 (74%)	34 (17%)	19 (9%)	0	8
3	AD	206/208 (99%)	146 (71%)	42 (20%)	18 (9%)	1	9
3	CD	206/208 (99%)	149 (72%)	46 (22%)	11 (5%)	2	17
4	AE	149/151 (99%)	107 (72%)	31 (21%)	11 (7%)	1	11
4	CE	149/151 (99%)	116 (78%)	24 (16%)	9 (6%)	1	15
5	AF	99/101 (98%)	75 (76%)	17 (17%)	7 (7%)	1	12
5	CF	99/101 (98%)	81 (82%)	7 (7%)	11 (11%)	0	6
6	AG	153/155 (99%)	120 (78%)	27 (18%)	6 (4%)	3	25
6	CG	153/155 (99%)	119 (78%)	27 (18%)	7 (5%)	2	21
7	AH	136/138 (99%)	98 (72%)	22 (16%)	16 (12%)	0	5
7	CH	136/138 (99%)	102 (75%)	21 (15%)	13 (10%)	0	8
8	AI	125/127 (98%)	88 (70%)	26 (21%)	11 (9%)	1	8
8	CI	125/127 (98%)	92 (74%)	25 (20%)	8 (6%)	1	14
9	AJ	97/99 (98%)	71 (73%)	17 (18%)	9 (9%)	0	8
9	CJ	97/99 (98%)	71 (73%)	16 (16%)	10 (10%)	0	7
10	AK	117/119 (98%)	74 (63%)	25 (21%)	18 (15%)	0	3
10	CK	117/119 (98%)	78 (67%)	26 (22%)	13 (11%)	0	6
11	AL	123/125 (98%)	42 (34%)	46 (37%)	35 (28%)	0	0
11	CL	123/125 (98%)	39 (32%)	44 (36%)	40 (32%)	0	0
12	AM	123/125 (98%)	86 (70%)	24 (20%)	13 (11%)	0	7
12	CM	123/125 (98%)	91 (74%)	18 (15%)	14 (11%)	0	6
13	AN	58/60 (97%)	40 (69%)	11 (19%)	7 (12%)	0	5

Continued on next page...

Continued from previous page...

Mol	Chain	Analysed	Favoured	Allowed	Outliers	Percentiles	
13	CN	58/60 (97%)	40 (69%)	14 (24%)	4 (7%)	1	12
14	AO	86/88 (98%)	65 (76%)	14 (16%)	7 (8%)	1	9
14	CO	86/88 (98%)	66 (77%)	15 (17%)	5 (6%)	1	16
15	AP	82/84 (98%)	55 (67%)	18 (22%)	9 (11%)	0	6
15	CP	82/84 (98%)	59 (72%)	18 (22%)	5 (6%)	1	15
16	AQ	98/100 (98%)	68 (69%)	18 (18%)	12 (12%)	0	5
16	CQ	98/100 (98%)	68 (69%)	20 (20%)	10 (10%)	0	7
17	AR	68/70 (97%)	50 (74%)	12 (18%)	6 (9%)	1	8
17	CR	68/70 (97%)	52 (76%)	10 (15%)	6 (9%)	1	8
18	AS	77/79 (98%)	51 (66%)	18 (23%)	8 (10%)	0	7
18	CS	77/79 (98%)	56 (73%)	12 (16%)	9 (12%)	0	5
19	AT	97/99 (98%)	72 (74%)	17 (18%)	8 (8%)	1	9
19	CT	97/99 (98%)	75 (77%)	14 (14%)	8 (8%)	1	9
20	AY	685/687 (100%)	431 (63%)	168 (24%)	86 (13%)	0	5
20	CY	685/687 (100%)	457 (67%)	156 (23%)	72 (10%)	0	7
24	AU	2/6 (33%)	1 (50%)	1 (50%)	0	100	100
24	CU	2/6 (33%)	1 (50%)	1 (50%)	0	100	100
25	BC	226/228 (99%)	108 (48%)	70 (31%)	48 (21%)	0	1
25	DC	226/228 (99%)	105 (46%)	75 (33%)	46 (20%)	0	1
26	BD	273/275 (99%)	180 (66%)	54 (20%)	39 (14%)	0	3
26	DD	273/275 (99%)	188 (69%)	47 (17%)	38 (14%)	0	3
27	BE	203/205 (99%)	130 (64%)	43 (21%)	30 (15%)	0	3
27	DE	203/205 (99%)	133 (66%)	36 (18%)	34 (17%)	0	2
28	BF	206/208 (99%)	126 (61%)	54 (26%)	26 (13%)	0	5
28	DF	206/208 (99%)	137 (66%)	47 (23%)	22 (11%)	0	6
29	BG	179/181 (99%)	120 (67%)	46 (26%)	13 (7%)	1	11
29	DG	179/181 (99%)	127 (71%)	44 (25%)	8 (4%)	2	21
30	BH	165/167 (99%)	118 (72%)	29 (18%)	18 (11%)	0	6
30	DH	165/167 (99%)	118 (72%)	32 (19%)	15 (9%)	1	8
32	BK	138/140 (99%)	88 (64%)	33 (24%)	17 (12%)	0	5
32	DK	138/140 (99%)	86 (62%)	33 (24%)	19 (14%)	0	3

Continued on next page...

Continued from previous page...

Mol	Chain	Analysed	Favoured	Allowed	Outliers	Percentiles	
33	BN	136/138 (99%)	93 (68%)	24 (18%)	19 (14%)	0	3
33	DN	136/138 (99%)	91 (67%)	27 (20%)	18 (13%)	0	4
34	BO	120/122 (98%)	92 (77%)	20 (17%)	8 (7%)	1	13
34	DO	120/122 (98%)	95 (79%)	20 (17%)	5 (4%)	3	23
35	BP	144/146 (99%)	81 (56%)	36 (25%)	27 (19%)	0	2
35	DP	144/146 (99%)	76 (53%)	35 (24%)	33 (23%)	0	1
36	BQ	139/141 (99%)	87 (63%)	32 (23%)	20 (14%)	0	3
36	DQ	139/141 (99%)	91 (66%)	31 (22%)	17 (12%)	0	5
37	BR	115/117 (98%)	83 (72%)	21 (18%)	11 (10%)	0	8
37	DR	115/117 (98%)	91 (79%)	17 (15%)	7 (6%)	1	15
38	BS	97/99 (98%)	56 (58%)	25 (26%)	16 (16%)	0	2
38	DS	97/99 (98%)	57 (59%)	25 (26%)	15 (16%)	0	3
39	BT	136/138 (99%)	76 (56%)	41 (30%)	19 (14%)	0	3
39	DT	136/138 (99%)	82 (60%)	28 (21%)	26 (19%)	0	2
40	BU	115/117 (98%)	79 (69%)	25 (22%)	11 (10%)	0	8
40	DU	115/117 (98%)	80 (70%)	23 (20%)	12 (10%)	0	7
41	BV	99/101 (98%)	57 (58%)	28 (28%)	14 (14%)	0	3
41	DV	99/101 (98%)	64 (65%)	22 (22%)	13 (13%)	0	4
42	BW	111/113 (98%)	82 (74%)	14 (13%)	15 (14%)	0	4
42	DW	111/113 (98%)	81 (73%)	16 (14%)	14 (13%)	0	5
43	BX	91/93 (98%)	73 (80%)	12 (13%)	6 (7%)	1	13
43	DX	91/93 (98%)	70 (77%)	16 (18%)	5 (6%)	2	17
44	BY	105/107 (98%)	50 (48%)	30 (29%)	25 (24%)	0	0
44	DY	105/107 (98%)	50 (48%)	34 (32%)	21 (20%)	0	1
45	BZ	183/185 (99%)	116 (63%)	46 (25%)	21 (12%)	0	6
45	DZ	183/185 (99%)	121 (66%)	44 (24%)	18 (10%)	0	7
46	B0	82/84 (98%)	59 (72%)	16 (20%)	7 (8%)	1	9
46	D0	82/84 (98%)	65 (79%)	13 (16%)	4 (5%)	2	19
47	B2	69/71 (97%)	49 (71%)	14 (20%)	6 (9%)	1	9
47	D2	69/71 (97%)	50 (72%)	17 (25%)	2 (3%)	4	31
48	B3	58/60 (97%)	46 (79%)	7 (12%)	5 (9%)	1	9

Continued on next page...

Continued from previous page...

Mol	Chain	Analysed	Favoured	Allowed	Outliers	Percentiles	
48	D3	58/60 (97%)	44 (76%)	9 (16%)	5 (9%)	1	9
49	B5	57/59 (97%)	44 (77%)	4 (7%)	9 (16%)	0	2
49	D5	57/59 (97%)	42 (74%)	11 (19%)	4 (7%)	1	12
50	B6	48/50 (96%)	28 (58%)	9 (19%)	11 (23%)	0	1
50	D6	48/50 (96%)	27 (56%)	8 (17%)	13 (27%)	0	0
51	B7	47/49 (96%)	30 (64%)	13 (28%)	4 (8%)	1	9
51	D7	47/49 (96%)	34 (72%)	11 (23%)	2 (4%)	2	22
52	B8	62/64 (97%)	42 (68%)	7 (11%)	13 (21%)	0	1
52	D8	62/64 (97%)	40 (64%)	11 (18%)	11 (18%)	0	2
53	B9	35/37 (95%)	28 (80%)	5 (14%)	2 (6%)	1	16
53	D9	35/37 (95%)	29 (83%)	4 (11%)	2 (6%)	1	16
56	B1	91/93 (98%)	56 (62%)	17 (19%)	18 (20%)	0	1
56	D1	91/93 (98%)	59 (65%)	18 (20%)	14 (15%)	0	3
57	B4	33/35 (94%)	15 (46%)	11 (33%)	7 (21%)	0	1
57	D4	33/35 (94%)	15 (46%)	9 (27%)	9 (27%)	0	0
58	Be	70/102 (69%)	36 (51%)	29 (41%)	5 (7%)	1	12
58	De	70/102 (69%)	40 (57%)	22 (31%)	8 (11%)	0	6
All	All	13304/13576 (98%)	8904 (67%)	2822 (21%)	1578 (12%)	0	5

All (1578) Ramachandran outliers are listed below:

Mol	Chain	Res	Type
1	AB	17	PHE
1	AB	22	LYS
1	AB	35	GLU
1	AB	75	LYS
1	AB	76	GLN
1	AB	96	ARG
1	AB	160	ASP
2	AC	5	ILE
2	AC	10	PHE
2	AC	29	TYR
2	AC	49	SER
2	AC	161	GLU
3	AD	34	GLU
3	AD	89	THR

Continued on next page...

Continued from previous page...

Mol	Chain	Res	Type
3	AD	134	ASP
3	AD	172	PRO
3	AD	176	LEU
4	AE	6	PHE
4	AE	12	LEU
4	AE	77	PRO
4	AE	79	GLU
5	AF	69	GLU
5	AF	70	ASP
5	AF	93	SER
6	AG	15	ASP
6	AG	81	GLY
7	AH	22	GLU
8	AI	89	ASN
8	AI	107	ARG
8	AI	118	LYS
9	AJ	38	ILE
9	AJ	55	LYS
9	AJ	75	ILE
10	AK	36	ASP
10	AK	41	THR
10	AK	43	SER
10	AK	109	VAL
11	AL	7	ILE
11	AL	34	ARG
11	AL	39	VAL
11	AL	43	VAL
11	AL	46	LYS
11	AL	66	VAL
11	AL	80	HIS
11	AL	94	PRO
11	AL	122	THR
12	AM	50	GLU
12	AM	106	ASN
12	AM	118	ALA
13	AN	15	LYS
15	AP	35	LYS
16	AQ	12	SER
16	AQ	14	LYS
16	AQ	72	ARG
16	AQ	74	LEU
16	AQ	83	ASP

Continued on next page...

Continued from previous page...

Mol	Chain	Res	Type
18	AS	67	VAL
18	AS	72	GLY
19	AT	50	GLU
19	AT	74	LYS
19	AT	75	ASN
19	AT	76	ALA
19	AT	100	ILE
20	AY	33	LEU
20	AY	35	TYR
20	AY	36	THR
20	AY	39	ILE
20	AY	75	LYS
20	AY	88	VAL
20	AY	92	ILE
20	AY	203	GLU
20	AY	204	GLU
20	AY	266	ASN
20	AY	330	VAL
20	AY	331	TYR
20	AY	349	LYS
20	AY	393	ASP
20	AY	395	PRO
20	AY	400	GLU
20	AY	418	LYS
20	AY	456	GLU
20	AY	544	LYS
20	AY	555	LEU
20	AY	566	THR
20	AY	567	LEU
20	AY	615	GLU
20	AY	628	ARG
20	AY	631	ILE
20	AY	680	PRO
25	BC	3	LYS
25	BC	17	PRO
25	BC	35	THR
25	BC	41	THR
25	BC	60	ARG
25	BC	80	LYS
25	BC	114	VAL
25	BC	115	VAL
25	BC	119	ASP

Continued on next page...

Continued from previous page...

Mol	Chain	Res	Type
25	BC	141	PRO
25	BC	172	ILE
25	BC	182	PRO
25	BC	184	GLU
25	BC	211	ARG
25	BC	212	SER
25	BC	223	VAL
25	BC	227	PRO
25	BC	228	HIS
26	BD	49	ILE
26	BD	79	VAL
26	BD	87	ASN
26	BD	89	SER
26	BD	99	ASP
26	BD	127	VAL
26	BD	166	GLN
26	BD	231	HIS
26	BD	273	ARG
27	BE	11	MET
27	BE	12	THR
27	BE	14	ILE
27	BE	34	VAL
27	BE	54	GLN
27	BE	56	PRO
27	BE	60	ASN
27	BE	62	PRO
27	BE	63	LEU
27	BE	67	PHE
27	BE	68	ALA
27	BE	74	PRO
27	BE	77	ILE
27	BE	94	GLU
27	BE	128	SER
27	BE	144	ARG
27	BE	147	PRO
27	BE	188	VAL
27	BE	204	ALA
28	BF	7	TYR
28	BF	10	PRO
28	BF	22	ALA
28	BF	47	GLY
28	BF	59	TYR

Continued on next page...

Continued from previous page...

Mol	Chain	Res	Type
28	BF	67	GLN
28	BF	84	VAL
28	BF	89	VAL
28	BF	149	ASP
28	BF	192	LEU
29	BG	87	PRO
29	BG	96	ARG
30	BH	30	LYS
30	BH	41	MET
30	BH	94	TYR
30	BH	124	GLU
30	BH	155	SER
30	BH	158	HIS
30	BH	173	PRO
32	BK	5	VAL
32	BK	62	ASP
32	BK	102	GLU
32	BK	103	GLN
32	BK	114	ASP
32	BK	118	THR
33	BN	17	ASP
33	BN	18	ALA
33	BN	50	ASP
33	BN	56	ASN
33	BN	66	LYS
33	BN	111	PRO
33	BN	126	PRO
33	BN	128	HIS
33	BN	130	HIS
33	BN	133	GLN
34	BO	23	ARG
35	BP	14	LYS
35	BP	17	LYS
35	BP	39	LYS
35	BP	45	LEU
35	BP	57	THR
35	BP	71	VAL
35	BP	141	ALA
36	BQ	18	LYS
36	BQ	83	MET
36	BQ	85	LYS
36	BQ	91	GLU

Continued on next page...

Continued from previous page...

Mol	Chain	Res	Type
37	BR	14	SER
38	BS	47	THR
38	BS	48	LEU
38	BS	62	LYS
38	BS	63	THR
38	BS	98	VAL
38	BS	101	LEU
38	BS	104	GLY
38	BS	106	ARG
39	BT	30	VAL
39	BT	49	VAL
39	BT	50	ILE
39	BT	68	TYR
39	BT	94	ALA
39	BT	104	ASN
39	BT	128	GLU
40	BU	86	ALA
40	BU	88	ILE
40	BU	91	ASP
41	BV	46	VAL
41	BV	96	ILE
42	BW	12	ILE
42	BW	75	TYR
42	BW	76	VAL
43	BX	7	VAL
43	BX	12	VAL
44	BY	32	PRO
44	BY	53	PRO
44	BY	95	LYS
44	BY	107	ASP
45	BZ	71	VAL
45	BZ	72	ARG
45	BZ	73	GLN
45	BZ	134	PRO
45	BZ	140	ASP
45	BZ	152	ALA
48	B3	52	HIS
50	B6	9	LEU
50	B6	15	GLU
50	B6	20	ASN
52	B8	6	THR
52	B8	32	LEU

Continued on next page...

Continued from previous page...

Mol	Chain	Res	Type
52	B8	34	TRP
52	B8	49	VAL
56	B1	12	PRO
56	B1	26	ARG
56	B1	35	THR
56	B1	87	PRO
57	B4	16	CYS
58	Be	62	VAL
58	Be	121	VAL
1	CB	17	PHE
1	CB	66	GLY
1	CB	75	LYS
1	CB	76	GLN
1	CB	96	ARG
1	CB	160	ASP
1	CB	235	SER
1	CB	236	TYR
2	CC	3	ASN
2	CC	4	LYS
2	CC	5	ILE
2	CC	14	ILE
2	CC	62	ASP
2	CC	63	ASN
2	CC	207	VAL
3	CD	4	TYR
3	CD	7	PRO
4	CE	6	PHE
4	CE	79	GLU
5	CF	44	GLY
5	CF	69	GLU
5	CF	70	ASP
6	CG	15	ASP
6	CG	17	VAL
6	CG	35	LYS
7	CH	22	GLU
9	CJ	75	ILE
10	CK	41	THR
10	CK	43	SER
10	CK	109	VAL
10	CK	111	ASP
11	CL	6	THR
11	CL	7	ILE

Continued on next page...

Continued from previous page...

Mol	Chain	Res	Type
11	CL	34	ARG
11	CL	39	VAL
11	CL	43	VAL
11	CL	46	LYS
11	CL	51	ALA
11	CL	66	VAL
11	CL	67	THR
11	CL	80	HIS
11	CL	94	PRO
11	CL	100	ILE
11	CL	108	ALA
12	CM	7	VAL
12	CM	12	ASN
12	CM	50	GLU
12	CM	51	ALA
14	CO	47	LYS
15	CP	46	PRO
16	CQ	12	SER
16	CQ	72	ARG
16	CQ	74	LEU
17	CR	28	GLU
17	CR	37	VAL
18	CS	28	LYS
18	CS	67	VAL
19	CT	50	GLU
19	CT	95	ALA
19	CT	100	ILE
20	CY	39	ILE
20	CY	88	VAL
20	CY	92	ILE
20	CY	111	SER
20	CY	146	LEU
20	CY	161	PRO
20	CY	204	GLU
20	CY	257	PRO
20	CY	266	ASN
20	CY	330	VAL
20	CY	331	TYR
20	CY	400	GLU
20	CY	418	LYS
20	CY	476	VAL
20	CY	544	LYS

Continued on next page...

Continued from previous page...

Mol	Chain	Res	Type
20	CY	566	THR
20	CY	567	LEU
20	CY	631	ILE
20	CY	680	PRO
25	DC	17	PRO
25	DC	41	THR
25	DC	42	VAL
25	DC	43	GLU
25	DC	52	PRO
25	DC	80	LYS
25	DC	96	GLY
25	DC	115	VAL
25	DC	141	PRO
25	DC	142	LYS
25	DC	162	ILE
25	DC	176	VAL
25	DC	182	PRO
25	DC	184	GLU
25	DC	212	SER
25	DC	223	VAL
25	DC	227	PRO
25	DC	228	HIS
26	DD	3	VAL
26	DD	27	THR
26	DD	36	PRO
26	DD	46	GLN
26	DD	49	ILE
26	DD	79	VAL
26	DD	89	SER
26	DD	165	ILE
26	DD	166	GLN
26	DD	187	GLY
26	DD	200	ASP
26	DD	273	ARG
27	DE	11	MET
27	DE	12	THR
27	DE	13	ARG
27	DE	56	PRO
27	DE	62	PRO
27	DE	63	LEU
27	DE	67	PHE
27	DE	68	ALA

Continued on next page...

Continued from previous page...

Mol	Chain	Res	Type
27	DE	72	VAL
27	DE	77	ILE
27	DE	128	SER
27	DE	129	HIS
27	DE	144	ARG
27	DE	187	ALA
28	DF	3	GLU
28	DF	7	TYR
28	DF	10	PRO
28	DF	21	ALA
28	DF	84	VAL
28	DF	89	VAL
28	DF	192	LEU
29	DG	87	PRO
29	DG	130	ASN
29	DG	137	GLU
30	DH	124	GLU
30	DH	141	VAL
30	DH	155	SER
30	DH	165	ALA
30	DH	172	LYS
30	DH	173	PRO
32	DK	45	THR
32	DK	96	VAL
32	DK	137	GLU
33	DN	17	ASP
33	DN	18	ALA
33	DN	25	ARG
33	DN	126	PRO
33	DN	128	HIS
33	DN	130	HIS
33	DN	133	GLN
34	DO	14	THR
34	DO	23	ARG
35	DP	9	ASN
35	DP	22	GLY
35	DP	45	LEU
35	DP	57	THR
35	DP	71	VAL
35	DP	110	TYR
35	DP	120	ALA
35	DP	141	ALA

Continued on next page...

Continued from previous page...

Mol	Chain	Res	Type
35	DP	149	GLU
36	DQ	29	PHE
36	DQ	83	MET
36	DQ	85	LYS
36	DQ	92	GLY
36	DQ	133	ARG
36	DQ	136	ALA
37	DR	103	ARG
38	DS	22	GLY
38	DS	47	THR
38	DS	48	LEU
38	DS	62	LYS
38	DS	98	VAL
38	DS	101	LEU
38	DS	104	GLY
38	DS	106	ARG
39	DT	3	ARG
39	DT	30	VAL
39	DT	49	VAL
39	DT	80	SER
39	DT	86	ILE
39	DT	104	ASN
39	DT	137	LYS
40	DU	24	TYR
40	DU	88	ILE
40	DU	90	VAL
41	DV	29	PRO
41	DV	46	VAL
41	DV	50	PRO
41	DV	78	LYS
41	DV	96	ILE
41	DV	97	LYS
42	DW	12	ILE
42	DW	14	PRO
42	DW	15	ARG
42	DW	61	ASN
42	DW	74	ALA
42	DW	75	TYR
42	DW	77	ASP
42	DW	81	ALA
43	DX	7	VAL
43	DX	12	VAL

Continued on next page...

Continued from previous page...

Mol	Chain	Res	Type
44	DY	32	PRO
44	DY	39	VAL
44	DY	53	PRO
44	DY	56	PRO
44	DY	77	PRO
45	DZ	71	VAL
45	DZ	72	ARG
45	DZ	92	SER
45	DZ	140	ASP
45	DZ	152	ALA
46	D0	15	ASP
47	D2	47	ASN
47	D2	48	HIS
48	D3	41	PRO
50	D6	8	LYS
50	D6	9	LEU
50	D6	15	GLU
50	D6	20	ASN
50	D6	27	LYS
50	D6	29	ASN
52	D8	32	LEU
52	D8	49	VAL
56	D1	12	PRO
56	D1	35	THR
56	D1	87	PRO
56	D1	94	LEU
57	D4	16	CYS
58	De	52	ALA
1	AB	97	TRP
1	AB	164	VAL
1	AB	165	VAL
1	AB	236	TYR
2	AC	4	LYS
2	AC	51	GLY
2	AC	61	ALA
2	AC	74	GLY
2	AC	102	ASN
2	AC	110	ASN
2	AC	160	ALA
2	AC	181	ASN
3	AD	7	PRO
3	AD	27	TYR

Continued on next page...

Continued from previous page...

Mol	Chain	Res	Type
3	AD	44	GLY
3	AD	88	VAL
4	AE	67	VAL
5	AF	15	ASP
5	AF	38	GLU
7	AH	93	VAL
8	AI	35	GLU
8	AI	117	HIS
9	AJ	53	PRO
10	AK	69	ALA
10	AK	88	GLY
10	AK	89	ALA
10	AK	91	ARG
10	AK	111	ASP
10	AK	119	CYS
10	AK	120	ARG
11	AL	6	THR
11	AL	19	ARG
11	AL	35	GLY
11	AL	51	ALA
11	AL	56	ALA
11	AL	69	TYR
11	AL	76	ASN
11	AL	90	VAL
11	AL	96	VAL
11	AL	97	ARG
11	AL	104	VAL
12	AM	46	LYS
12	AM	51	ALA
12	AM	121	LYS
13	AN	13	THR
13	AN	56	VAL
14	AO	47	LYS
14	AO	73	GLU
14	AO	88	ARG
15	AP	24	ALA
15	AP	28	ARG
16	AQ	28	PRO
16	AQ	71	PHE
16	AQ	73	VAL
16	AQ	82	MET
17	AR	37	VAL

Continued on next page...

Continued from previous page...

Mol	Chain	Res	Type
17	AR	59	SER
19	AT	72	LEU
20	AY	21	ILE
20	AY	25	LYS
20	AY	32	ILE
20	AY	146	LEU
20	AY	161	PRO
20	AY	162	VAL
20	AY	224	ASP
20	AY	233	GLU
20	AY	257	PRO
20	AY	281	PRO
20	AY	347	GLY
20	AY	383	THR
20	AY	473	ASP
20	AY	498	ILE
20	AY	568	TYR
20	AY	600	VAL
25	BC	22	THR
25	BC	36	ALA
25	BC	43	GLU
25	BC	59	VAL
25	BC	75	VAL
25	BC	76	LEU
25	BC	96	GLY
25	BC	130	ARG
25	BC	162	ILE
25	BC	210	LEU
26	BD	36	PRO
26	BD	42	GLY
26	BD	43	ARG
26	BD	46	GLN
26	BD	78	LYS
26	BD	165	ILE
26	BD	200	ASP
26	BD	236	GLY
26	BD	239	ARG
27	BE	13	ARG
27	BE	86	PRO
27	BE	129	HIS
27	BE	187	ALA
28	BF	21	ALA

Continued on next page...

Continued from previous page...

Mol	Chain	Res	Type
28	BF	53	THR
28	BF	79	GLY
28	BF	158	THR
28	BF	194	MET
29	BG	123	ASN
29	BG	177	GLY
30	BH	45	VAL
30	BH	165	ALA
30	BH	174	GLY
32	BK	30	HIS
32	BK	63	ARG
33	BN	2	LYS
33	BN	67	LEU
33	BN	129	PRO
34	BO	5	GLN
34	BO	29	ASN
34	BO	31	LYS
34	BO	96	THR
35	BP	10	PRO
35	BP	13	ASN
35	BP	49	ARG
35	BP	50	ARG
35	BP	66	GLY
35	BP	106	LEU
35	BP	110	TYR
35	BP	149	GLU
36	BQ	4	PRO
36	BQ	6	ARG
36	BQ	30	GLY
36	BQ	92	GLY
36	BQ	134	ARG
36	BQ	139	GLU
37	BR	8	ARG
37	BR	103	ARG
38	BS	13	ARG
38	BS	14	VAL
38	BS	43	GLU
38	BS	105	ALA
39	BT	28	VAL
39	BT	59	THR
39	BT	80	SER
39	BT	83	ILE

Continued on next page...

Continued from previous page...

Mol	Chain	Res	Type
40	BU	99	ALA
40	BU	116	ALA
41	BV	50	PRO
41	BV	53	GLU
41	BV	68	LYS
41	BV	97	LYS
42	BW	25	ARG
42	BW	61	ASN
42	BW	74	ALA
42	BW	77	ASP
42	BW	80	PRO
42	BW	93	ALA
44	BY	29	GLU
44	BY	39	VAL
44	BY	41	GLY
44	BY	77	PRO
44	BY	78	ALA
45	BZ	92	SER
46	B0	13	GLY
47	B2	37	PHE
47	B2	48	HIS
49	B5	23	HIS
49	B5	25	LEU
49	B5	53	ALA
50	B6	8	LYS
50	B6	17	LYS
50	B6	27	LYS
50	B6	31	PRO
50	B6	49	HIS
51	B7	23	ARG
52	B8	18	ALA
52	B8	24	ALA
52	B8	30	ARG
52	B8	51	ALA
56	B1	22	GLY
56	B1	23	LYS
56	B1	32	LYS
56	B1	34	THR
56	B1	53	VAL
56	B1	94	LEU
57	B4	2	LYS
57	B4	4	GLY

Continued on next page...

Continued from previous page...

Mol	Chain	Res	Type
57	B4	33	VAL
58	Be	119	GLY
1	CB	34	ALA
1	CB	97	TRP
1	CB	103	THR
1	CB	164	VAL
1	CB	165	VAL
2	CC	10	PHE
2	CC	162	GLN
3	CD	5	ILE
3	CD	172	PRO
4	CE	11	ILE
4	CE	67	VAL
4	CE	77	PRO
5	CF	38	GLU
6	CG	10	ARG
6	CG	19	GLY
7	CH	43	GLY
7	CH	74	PRO
7	CH	93	VAL
7	CH	103	VAL
8	CI	109	VAL
9	CJ	81	THR
10	CK	69	ALA
10	CK	90	GLY
11	CL	58	VAL
11	CL	92	ASP
11	CL	96	VAL
11	CL	101	VAL
11	CL	104	VAL
11	CL	112	ASP
11	CL	121	GLY
11	CL	122	THR
11	CL	123	LYS
11	CL	126	LYS
12	CM	46	LYS
13	CN	15	LYS
13	CN	58	LYS
16	CQ	28	PRO
16	CQ	49	GLU
16	CQ	82	MET
18	CS	45	VAL

Continued on next page...

Continued from previous page...

Mol	Chain	Res	Type
18	CS	46	GLY
18	CS	72	GLY
19	CT	74	LYS
19	CT	79	ARG
20	CY	21	ILE
20	CY	64	THR
20	CY	102	ASP
20	CY	162	VAL
20	CY	281	PRO
20	CY	360	ALA
20	CY	384	ILE
20	CY	437	THR
20	CY	501	THR
20	CY	528	ALA
20	CY	565	VAL
20	CY	681	LYS
25	DC	3	LYS
25	DC	38	PHE
25	DC	59	VAL
25	DC	60	ARG
25	DC	61	GLY
25	DC	106	ASP
25	DC	114	VAL
25	DC	161	ARG
26	DD	43	ARG
26	DD	99	ASP
26	DD	236	GLY
26	DD	239	ARG
26	DD	249	PRO
27	DE	14	ILE
27	DE	74	PRO
27	DE	86	PRO
27	DE	130	GLY
27	DE	180	ASN
28	DF	47	GLY
28	DF	67	GLN
28	DF	158	THR
29	DG	82	LEU
29	DG	163	ALA
30	DH	41	MET
32	DK	5	VAL
32	DK	13	PRO

Continued on next page...

Continued from previous page...

Mol	Chain	Res	Type
32	DK	30	HIS
32	DK	102	GLU
32	DK	103	GLN
33	DN	24	GLY
33	DN	111	PRO
34	DO	26	LYS
34	DO	29	ASN
34	DO	96	THR
35	DP	13	ASN
35	DP	14	LYS
35	DP	17	LYS
35	DP	48	PRO
35	DP	50	ARG
35	DP	58	THR
35	DP	66	GLY
35	DP	89	ALA
35	DP	106	LEU
35	DP	107	LYS
35	DP	145	PRO
36	DQ	4	PRO
36	DQ	8	LYS
36	DQ	30	GLY
36	DQ	75	THR
38	DS	96	GLY
39	DT	2	ASN
39	DT	16	ARG
39	DT	28	VAL
39	DT	48	ILE
39	DT	50	ILE
39	DT	90	GLN
39	DT	128	GLU
40	DU	9	VAL
42	DW	25	ARG
42	DW	65	LEU
42	DW	80	PRO
43	DX	4	ALA
43	DX	62	LYS
44	DY	26	LYS
44	DY	78	ALA
44	DY	80	GLY
44	DY	97	ARG
44	DY	101	LYS

Continued on next page...

Continued from previous page...

Mol	Chain	Res	Type
44	DY	107	ASP
45	DZ	62	PRO
45	DZ	73	GLN
45	DZ	166	SER
46	D0	13	GLY
48	D3	52	HIS
49	D5	24	ALA
49	D5	53	ALA
50	D6	16	CYS
50	D6	28	ARG
50	D6	31	PRO
50	D6	49	HIS
52	D8	30	ARG
52	D8	45	GLY
52	D8	51	ALA
56	D1	32	LYS
56	D1	36	GLY
56	D1	53	VAL
57	D4	15	ILE
57	D4	33	VAL
58	De	81	ILE
1	AB	34	ALA
2	AC	75	VAL
2	AC	109	PRO
3	AD	26	CYS
3	AD	28	SER
3	AD	40	PRO
3	AD	47	ARG
3	AD	48	ALA
3	AD	142	PRO
4	AE	21	ALA
4	AE	49	PRO
6	AG	10	ARG
6	AG	129	GLU
6	AG	147	ALA
7	AH	2	LEU
7	AH	44	PHE
7	AH	54	ASP
7	AH	74	PRO
7	AH	103	VAL
7	AH	105	ARG
7	AH	107	LEU

Continued on next page...

Continued from previous page...

Mol	Chain	Res	Type
8	AI	31	GLN
8	AI	43	ALA
8	AI	104	ARG
8	AI	109	VAL
9	AJ	37	PRO
9	AJ	41	PRO
9	AJ	58	ASP
9	AJ	83	GLU
10	AK	37	GLY
10	AK	124	LYS
11	AL	22	SER
11	AL	47	LYS
11	AL	74	GLY
11	AL	89	ARG
11	AL	91	LYS
11	AL	115	LYS
11	AL	120	TYR
11	AL	125	PRO
12	AM	39	ILE
12	AM	124	PRO
13	AN	57	ARG
14	AO	23	GLY
15	AP	44	THR
15	AP	46	PRO
16	AQ	31	LEU
17	AR	28	GLU
17	AR	87	ARG
18	AS	45	VAL
18	AS	78	ARG
20	AY	53	ASP
20	AY	71	THR
20	AY	109	ASP
20	AY	170	ARG
20	AY	185	ALA
20	AY	188	TYR
20	AY	189	GLY
20	AY	191	ASP
20	AY	234	GLY
20	AY	403	GLU
20	AY	436	PRO
20	AY	535	PRO
20	AY	539	ILE

Continued on next page...

Continued from previous page...

Mol	Chain	Res	Type
20	AY	614	GLU
20	AY	638	GLY
25	BC	18	ASN
25	BC	34	ALA
25	BC	106	ASP
25	BC	112	ASP
25	BC	142	LYS
25	BC	214	TYR
25	BC	221	PRO
25	BC	224	ARG
26	BD	3	VAL
26	BD	24	ILE
26	BD	28	GLU
26	BD	86	PRO
26	BD	114	GLY
26	BD	241	PRO
26	BD	260	ARG
27	BE	53	PRO
27	BE	192	ASN
28	BF	18	ARG
28	BF	83	PHE
28	BF	171	PRO
29	BG	49	ASP
29	BG	81	LYS
29	BG	82	LEU
29	BG	142	PRO
30	BH	42	ARG
30	BH	141	VAL
30	BH	157	TYR
32	BK	7	VAL
32	BK	89	HIS
33	BN	24	GLY
33	BN	100	GLU
35	BP	31	ALA
35	BP	70	GLN
35	BP	107	LYS
36	BQ	28	ALA
36	BQ	31	ASP
36	BQ	133	ARG
36	BQ	135	ASP
37	BR	107	ASP
38	BS	94	TYR

Continued on next page...

Continued from previous page...

Mol	Chain	Res	Type
39	BT	2	ASN
39	BT	24	PRO
39	BT	35	LYS
39	BT	137	LYS
40	BU	78	THR
40	BU	90	VAL
40	BU	92	ARG
41	BV	80	GLN
41	BV	93	GLU
42	BW	14	PRO
42	BW	15	ARG
42	BW	26	GLY
44	BY	18	GLY
44	BY	28	LYS
44	BY	47	LYS
44	BY	48	ALA
44	BY	50	ARG
44	BY	56	PRO
44	BY	58	GLY
44	BY	60	PHE
44	BY	90	LEU
45	BZ	51	ALA
45	BZ	62	PRO
46	B0	33	ALA
46	B0	75	LEU
48	B3	41	PRO
49	B5	24	ALA
49	B5	49	CYS
50	B6	18	ARG
50	B6	44	ARG
50	B6	48	VAL
52	B8	3	LYS
52	B8	19	SER
52	B8	64	TYR
56	B1	15	ALA
56	B1	40	ARG
58	Be	52	ALA
1	CB	8	LYS
1	CB	105	PHE
1	CB	190	THR
2	CC	49	SER
2	CC	160	ALA

Continued on next page...

Continued from previous page...

Mol	Chain	Res	Type
2	CC	181	ASN
3	CD	28	SER
3	CD	34	GLU
3	CD	156	GLU
4	CE	129	ILE
5	CF	49	ALA
5	CF	93	SER
7	CH	105	ARG
7	CH	129	VAL
8	CI	35	GLU
8	CI	102	LEU
8	CI	104	ARG
8	CI	106	ALA
9	CJ	33	GLN
10	CK	36	ASP
10	CK	91	ARG
11	CL	17	LYS
11	CL	19	ARG
11	CL	47	LYS
11	CL	56	ALA
11	CL	102	ARG
11	CL	128	ALA
12	CM	21	TYR
12	CM	39	ILE
12	CM	62	ASN
12	CM	101	GLN
13	CN	52	GLN
14	CO	16	ALA
15	CP	28	ARG
15	CP	54	GLU
16	CQ	48	GLU
17	CR	43	PHE
17	CR	87	ARG
19	CT	78	ALA
19	CT	99	LEU
20	CY	22	ASP
20	CY	33	LEU
20	CY	66	THR
20	CY	72	CYS
20	CY	89	ASP
20	CY	99	ARG
20	CY	112	GLN

Continued on next page...

Continued from previous page...

Mol	Chain	Res	Type
20	CY	129	LYS
20	CY	175	SER
20	CY	188	TYR
20	CY	200	PRO
20	CY	253	LEU
20	CY	324	ARG
20	CY	347	GLY
20	CY	383	THR
20	CY	395	PRO
20	CY	521	SER
20	CY	539	ILE
20	CY	622	GLY
20	CY	652	MET
25	DC	18	ASN
25	DC	33	LEU
25	DC	167	ASP
25	DC	214	TYR
26	DD	147	LEU
26	DD	186	HIS
26	DD	188	GLU
26	DD	225	ALA
26	DD	232	PRO
26	DD	233	HIS
26	DD	241	PRO
26	DD	260	ARG
26	DD	272	ALA
27	DE	155	LYS
27	DE	169	ASN
27	DE	188	VAL
27	DE	204	ALA
28	DF	22	ALA
28	DF	58	ALA
28	DF	73	ALA
30	DH	123	PHE
30	DH	128	PRO
32	DK	51	ALA
32	DK	63	ARG
33	DN	56	ASN
33	DN	62	VAL
33	DN	91	LEU
33	DN	131	GLN
35	DP	35	HIS

Continued on next page...

Continued from previous page...

Mol	Chain	Res	Type
35	DP	53	GLY
35	DP	119	GLU
35	DP	123	LEU
36	DQ	6	ARG
36	DQ	62	GLY
38	DS	14	VAL
38	DS	57	LYS
39	DT	68	TYR
39	DT	78	LEU
39	DT	85	LYS
39	DT	107	ASP
40	DU	92	ARG
40	DU	99	ALA
40	DU	106	PHE
41	DV	68	LYS
41	DV	77	ALA
42	DW	22	ASP
44	DY	7	VAL
44	DY	12	THR
44	DY	48	ALA
44	DY	50	ARG
44	DY	63	LYS
44	DY	91	GLU
45	DZ	32	HIS
45	DZ	78	LYS
45	DZ	159	PRO
46	D0	11	ARG
46	D0	33	ALA
49	D5	47	PRO
50	D6	44	ARG
52	D8	3	LYS
52	D8	6	THR
52	D8	34	TRP
53	D9	5	ALA
56	D1	37	ILE
56	D1	40	ARG
56	D1	52	ARG
56	D1	92	LYS
57	D4	2	LYS
57	D4	9	LEU
1	AB	155	LEU
2	AC	53	ALA

Continued on next page...

Continued from previous page...

Mol	Chain	Res	Type
2	AC	112	SER
2	AC	162	GLN
3	AD	5	ILE
6	AG	152	ALA
9	AJ	42	THR
10	AK	35	PRO
10	AK	54	ARG
11	AL	128	ALA
12	AM	13	LYS
12	AM	101	GLN
13	AN	58	LYS
14	AO	25	THR
14	AO	87	ILE
17	AR	45	SER
18	AS	27	GLU
19	AT	46	GLU
19	AT	49	ALA
20	AY	253	LEU
20	AY	269	VAL
20	AY	296	GLY
20	AY	382	GLU
20	AY	396	ARG
20	AY	437	THR
20	AY	541	ALA
20	AY	565	VAL
20	AY	649	LEU
20	AY	652	MET
25	BC	86	GLU
25	BC	167	ASP
26	BD	30	GLU
26	BD	226	MET
26	BD	232	PRO
26	BD	259	THR
26	BD	272	ALA
27	BE	35	GLN
27	BE	72	VAL
28	BF	3	GLU
28	BF	19	GLU
28	BF	66	PRO
28	BF	105	VAL
29	BG	143	GLU
30	BH	21	PRO

Continued on next page...

Continued from previous page...

Mol	Chain	Res	Type
30	BH	81	GLU
30	BH	92	ILE
30	BH	156	ALA
32	BK	6	ALA
32	BK	73	PRO
32	BK	81	ALA
32	BK	122	ALA
33	BN	30	ILE
33	BN	119	ARG
34	BO	26	LYS
34	BO	91	LEU
35	BP	68	GLN
35	BP	103	ALA
36	BQ	29	PHE
36	BQ	78	PRO
37	BR	93	GLY
37	BR	102	GLU
38	BS	42	ASP
38	BS	100	ALA
39	BT	85	LYS
40	BU	87	GLY
41	BV	18	LEU
42	BW	73	ALA
44	BY	12	THR
44	BY	70	SER
44	BY	80	GLY
45	BZ	22	GLY
45	BZ	31	ARG
45	BZ	135	GLU
45	BZ	177	PRO
47	B2	13	ALA
48	B3	51	ALA
49	B5	47	PRO
49	B5	57	VAL
51	B7	3	ARG
52	B8	48	PHE
53	B9	27	CYS
56	B1	10	LYS
58	Be	81	ILE
1	CB	20	GLU
1	CB	157	ARG
1	CB	194	PRO

Continued on next page...

Continued from previous page...

Mol	Chain	Res	Type
1	CB	215	LEU
2	CC	51	GLY
2	CC	102	ASN
2	CC	132	ARG
2	CC	156	ARG
3	CD	89	THR
3	CD	173	TRP
4	CE	128	PRO
5	CF	51	PRO
7	CH	45	ILE
7	CH	51	VAL
7	CH	107	LEU
8	CI	39	GLY
8	CI	127	LYS
9	CJ	55	LYS
9	CJ	83	GLU
10	CK	54	ARG
10	CK	107	SER
11	CL	55	VAL
11	CL	74	GLY
11	CL	79	GLU
11	CL	93	LEU
12	CM	11	ARG
12	CM	30	ALA
12	CM	114	ARG
14	CO	23	GLY
14	CO	73	GLU
15	CP	68	ASP
16	CQ	31	LEU
17	CR	60	ALA
18	CS	63	THR
18	CS	80	TYR
20	CY	38	ARG
20	CY	50	ALA
20	CY	63	ILE
20	CY	203	GLU
20	CY	234	GLY
20	CY	397	VAL
20	CY	456	GLU
20	CY	614	GLU
20	CY	628	ARG
25	DC	51	ASP

Continued on next page...

Continued from previous page...

Mol	Chain	Res	Type
25	DC	117	THR
25	DC	130	ARG
26	DD	28	GLU
26	DD	40	THR
26	DD	164	GLN
26	DD	238	GLY
27	DE	17	ASP
27	DE	53	PRO
27	DE	70	ALA
27	DE	89	ASP
27	DE	147	PRO
28	DF	61	GLY
28	DF	68	LYS
28	DF	83	PHE
29	DG	74	LYS
30	DH	175	LYS
32	DK	89	HIS
33	DN	47	ALA
33	DN	129	PRO
35	DP	31	ALA
35	DP	68	GLN
35	DP	104	GLY
36	DQ	28	ALA
36	DQ	135	ASP
37	DR	5	LYS
37	DR	8	ARG
37	DR	11	ASN
37	DR	102	GLU
37	DR	104	ARG
38	DS	23	ARG
38	DS	94	TYR
39	DT	31	SER
39	DT	35	LYS
39	DT	39	ARG
39	DT	82	LEU
39	DT	83	ILE
39	DT	115	ARG
40	DU	30	LYS
40	DU	74	LEU
41	DV	18	LEU
41	DV	80	GLN
43	DX	85	PRO

Continued on next page...

Continued from previous page...

Mol	Chain	Res	Type
44	DY	47	LYS
45	DZ	93	ASP
51	D7	3	ARG
52	D8	48	PHE
56	D1	10	LYS
56	D1	44	PRO
57	D4	4	GLY
57	D4	10	VAL
58	De	62	VAL
58	De	108	ALA
1	AB	125	PRO
1	AB	150	SER
1	AB	194	PRO
2	AC	8	ILE
2	AC	30	ARG
2	AC	63	ASN
3	AD	132	ARG
3	AD	135	LEU
4	AE	11	ILE
5	AF	51	PRO
7	AH	43	GLY
7	AH	73	ASP
7	AH	129	VAL
8	AI	21	PRO
11	AL	40	VAL
11	AL	73	GLU
11	AL	79	GLU
12	AM	67	GLU
13	AN	27	CYS
14	AO	16	ALA
15	AP	16	HIS
15	AP	83	GLU
16	AQ	64	PRO
16	AQ	77	VAL
17	AR	43	PHE
18	AS	71	LEU
20	AY	337	SER
20	AY	345	THR
20	AY	384	ILE
20	AY	397	VAL
20	AY	598	ASP
20	AY	681	LYS

Continued on next page...

Continued from previous page...

Mol	Chain	Res	Type
25	BC	58	ASN
25	BC	97	GLY
25	BC	175	PRO
25	BC	176	VAL
25	BC	179	ALA
26	BD	40	THR
26	BD	52	ARG
26	BD	80	ALA
26	BD	140	THR
26	BD	244	ARG
27	BE	66	HIS
27	BE	141	ILE
28	BF	5	ALA
28	BF	68	LYS
29	BG	17	PRO
29	BG	74	LYS
32	BK	21	PRO
32	BK	90	LYS
32	BK	137	GLU
34	BO	49	ARG
35	BP	35	HIS
35	BP	56	SER
36	BQ	75	THR
37	BR	99	LYS
41	BV	19	LYS
42	BW	64	MET
43	BX	33	LYS
43	BX	62	LYS
44	BY	91	GLU
45	BZ	53	ILE
45	BZ	84	GLU
45	BZ	151	HIS
46	B0	3	HIS
46	B0	17	GLN
47	B2	10	LEU
49	B5	56	LYS
51	B7	13	ALA
56	B1	24	ALA
56	B1	36	GLY
56	B1	44	PRO
57	B4	7	PRO
57	B4	8	LYS

Continued on next page...

Continued from previous page...

Mol	Chain	Res	Type
1	CB	26	PRO
1	CB	153	ARG
2	CC	83	ARG
2	CC	101	LEU
4	CE	100	VAL
5	CF	40	VAL
5	CF	85	VAL
5	CF	100	ASN
8	CI	107	ARG
9	CJ	37	PRO
9	CJ	91	PRO
11	CL	115	LYS
12	CM	124	PRO
13	CN	13	THR
15	CP	24	ALA
16	CQ	73	VAL
18	CS	29	ARG
20	CY	75	LYS
20	CY	145	ASP
20	CY	296	GLY
20	CY	304	ASP
20	CY	393	ASP
20	CY	394	ALA
20	CY	535	PRO
25	DC	36	ALA
25	DC	49	GLY
25	DC	65	LEU
25	DC	107	GLY
25	DC	118	PRO
25	DC	221	PRO
25	DC	224	ARG
26	DD	24	ILE
26	DD	123	ALA
26	DD	226	MET
26	DD	244	ARG
26	DD	246	PRO
27	DE	34	VAL
27	DE	118	LYS
28	DF	5	ALA
28	DF	11	VAL
28	DF	172	TRP
28	DF	178	PRO

Continued on next page...

Continued from previous page...

Mol	Chain	Res	Type
29	DG	96	ARG
30	DH	45	VAL
30	DH	59	ARG
32	DK	14	ALA
32	DK	21	PRO
32	DK	73	PRO
32	DK	112	MET
32	DK	122	ALA
33	DN	32	THR
33	DN	104	LYS
35	DP	49	ARG
35	DP	52	GLU
35	DP	77	ARG
36	DQ	90	VAL
38	DS	24	LEU
38	DS	63	THR
40	DU	10	ARG
40	DU	86	ALA
41	DV	16	PRO
41	DV	52	VAL
42	DW	63	ASP
45	DZ	134	PRO
45	DZ	162	GLU
48	D3	13	ILE
48	D3	32	GLN
49	D5	57	VAL
50	D6	18	ARG
50	D6	33	LYS
52	D8	10	ALA
56	D1	22	GLY
57	D4	7	PRO
2	AC	12	LEU
4	AE	100	VAL
7	AH	89	PRO
7	AH	97	VAL
8	AI	119	ALA
18	AS	80	TYR
20	AY	5	VAL
20	AY	87	HIS
20	AY	129	LYS
20	AY	248	LYS
20	AY	341	VAL

Continued on next page...

Continued from previous page...

Mol	Chain	Res	Type
20	AY	554	PRO
25	BC	127	LYS
25	BC	137	LEU
26	BD	123	ALA
33	BN	127	ASP
35	BP	145	PRO
37	BR	117	VAL
39	BT	91	ARG
40	BU	79	PHE
41	BV	3	ALA
42	BW	63	ASP
43	BX	11	PRO
43	BX	52	VAL
45	BZ	136	PHE
45	BZ	166	SER
47	B2	35	LEU
51	B7	14	LYS
3	CD	39	PRO
6	CG	81	GLY
6	CG	138	LYS
7	CH	2	LEU
10	CK	121	PRO
11	CL	31	PRO
11	CL	52	LEU
11	CL	65	GLU
11	CL	99	HIS
14	CO	87	ILE
16	CQ	47	PRO
18	CS	77	THR
20	CY	258	VAL
20	CY	436	PRO
25	DC	20	VAL
25	DC	76	LEU
25	DC	139	PRO
25	DC	175	PRO
26	DD	25	THR
26	DD	242	ARG
27	DE	66	HIS
28	DF	9	ILE
28	DF	53	THR
39	DT	88	ILE
42	DW	31	GLU

Continued on next page...

Continued from previous page...

Mol	Chain	Res	Type
44	DY	70	SER
45	DZ	85	HIS
45	DZ	108	PRO
45	DZ	120	ILE
51	D7	48	LYS
52	D8	64	TYR
58	De	99	VAL
58	De	117	ALA
1	AB	233	SER
10	AK	118	GLY
11	AL	45	PRO
15	AP	53	VAL
15	AP	66	PRO
20	AY	121	VAL
20	AY	394	ALA
20	AY	532	GLY
29	BG	144	ILE
30	BH	128	PRO
35	BP	23	PRO
36	BQ	127	ILE
37	BR	92	GLY
39	BT	20	PRO
45	BZ	165	VAL
46	B0	47	PRO
56	B1	18	ILE
57	B4	10	VAL
1	CB	130	ARG
2	CC	130	VAL
7	CH	73	ASP
9	CJ	94	VAL
10	CK	113	PRO
11	CL	35	GLY
11	CL	125	PRO
12	CM	117	VAL
26	DD	100	GLY
27	DE	141	ILE
29	DG	129	GLY
30	DH	21	PRO
36	DQ	127	ILE
39	DT	20	PRO
40	DU	7	GLY
44	DY	18	GLY

Continued on next page...

Continued from previous page...

Mol	Chain	Res	Type
44	DY	98	VAL
1	AB	15	VAL
7	AH	86	ILE
12	AM	7	VAL
20	AY	258	VAL
26	BD	249	PRO
35	BP	77	ARG
36	BQ	52	VAL
38	BS	90	GLY
39	BT	88	ILE
41	BV	52	VAL
44	BY	7	VAL
45	BZ	141	VAL
47	B2	17	SER
52	B8	53	PRO
53	B9	3	VAL
9	CJ	36	GLY
20	CY	341	VAL
20	CY	402	ILE
25	DC	181	PHE
27	DE	193	GLY
30	DH	39	PRO
32	DK	7	VAL
32	DK	49	GLY
35	DP	34	GLY
35	DP	54	GLY
36	DQ	78	PRO
1	AB	127	ILE
1	AB	130	ARG
2	AC	70	VAL
2	AC	130	VAL
4	AE	22	GLY
5	AF	40	VAL
10	AK	102	GLY
11	AL	55	VAL
13	AN	14	PRO
18	AS	46	GLY
20	AY	167	PRO
20	AY	288	PRO
25	BC	20	VAL
25	BC	42	VAL
26	BD	51	VAL

Continued on next page...

Continued from previous page...

Mol	Chain	Res	Type
26	BD	100	GLY
27	BE	134	ILE
28	BF	150	GLY
35	BP	34	GLY
37	BR	83	ILE
37	BR	108	GLY
44	BY	27	VAL
44	BY	82	PRO
46	B0	63	VAL
49	B5	4	HIS
3	CD	142	PRO
4	CE	101	ILE
9	CJ	53	PRO
10	CK	39	PRO
20	CY	598	ASP
27	DE	43	GLY
35	DP	8	PRO
48	D3	2	PRO
53	D9	3	VAL
4	AE	103	GLY
7	AH	51	VAL
10	AK	108	ILE
11	AL	58	VAL
25	BC	146	VAL
28	BF	178	PRO
40	BU	82	GLY
45	BZ	161	VAL
48	B3	16	PRO
56	B1	37	ILE
5	CF	72	VAL
19	CT	101	GLY
25	DC	75	VAL
30	DH	136	ILE
33	DN	46	VAL
37	DR	93	GLY
41	DV	72	VAL
45	DZ	141	VAL
57	D4	17	GLY
58	De	83	GLY
12	AM	117	VAL
20	AY	116	PRO
29	BG	5	VAL

Continued on next page...

Continued from previous page...

Mol	Chain	Res	Type
33	BN	11	PRO
36	BQ	109	VAL
41	BV	22	VAL
41	BV	29	PRO
48	B3	13	ILE
7	CH	101	PRO
17	CR	77	GLY
58	De	118	VAL
32	DK	22	PRO
35	BP	48	PRO

5.3.2 Protein sidechains [i](#)

In the following table, the Percentiles column shows the percent sidechain outliers of the chain as a percentile score with respect to all X-ray entries followed by that with respect to entries of similar resolution.

The Analysed column shows the number of residues for which the sidechain conformation was analysed, and the total number of residues.

Mol	Chain	Analysed	Rotameric	Outliers	Percentiles	
1	AB	203/203 (100%)	164 (81%)	39 (19%)	1	7
1	CB	203/203 (100%)	177 (87%)	26 (13%)	4	22
2	AC	161/161 (100%)	125 (78%)	36 (22%)	1	4
2	CC	161/161 (100%)	122 (76%)	39 (24%)	0	4
3	AD	180/180 (100%)	143 (79%)	37 (21%)	1	6
3	CD	180/180 (100%)	142 (79%)	38 (21%)	1	5
4	AE	116/116 (100%)	96 (83%)	20 (17%)	2	11
4	CE	116/116 (100%)	95 (82%)	21 (18%)	1	9
5	AF	90/90 (100%)	76 (84%)	14 (16%)	2	16
5	CF	90/90 (100%)	74 (82%)	16 (18%)	2	10
6	AG	126/126 (100%)	111 (88%)	15 (12%)	5	25
6	CG	126/126 (100%)	112 (89%)	14 (11%)	6	28
7	AH	119/119 (100%)	94 (79%)	25 (21%)	1	5
7	CH	119/119 (100%)	91 (76%)	28 (24%)	1	4
8	AI	98/98 (100%)	82 (84%)	16 (16%)	2	13
8	CI	98/98 (100%)	77 (79%)	21 (21%)	1	5

Continued on next page...

Continued from previous page...

Mol	Chain	Analysed	Rotameric	Outliers	Percentiles	
9	AJ	89/89 (100%)	71 (80%)	18 (20%)	1	6
9	CJ	89/89 (100%)	66 (74%)	23 (26%)	0	3
10	AK	90/90 (100%)	73 (81%)	17 (19%)	1	8
10	CK	90/90 (100%)	72 (80%)	18 (20%)	1	7
11	AL	104/104 (100%)	74 (71%)	30 (29%)	0	2
11	CL	104/104 (100%)	77 (74%)	27 (26%)	0	3
12	AM	100/100 (100%)	83 (83%)	17 (17%)	2	12
12	CM	100/100 (100%)	86 (86%)	14 (14%)	3	19
13	AN	49/49 (100%)	39 (80%)	10 (20%)	1	6
13	CN	49/49 (100%)	35 (71%)	14 (29%)	0	3
14	AO	79/79 (100%)	70 (89%)	9 (11%)	5	26
14	CO	79/79 (100%)	66 (84%)	13 (16%)	2	13
15	AP	72/72 (100%)	59 (82%)	13 (18%)	1	9
15	CP	72/72 (100%)	61 (85%)	11 (15%)	2	17
16	AQ	95/95 (100%)	82 (86%)	13 (14%)	3	20
16	CQ	95/95 (100%)	80 (84%)	15 (16%)	2	15
17	AR	61/61 (100%)	53 (87%)	8 (13%)	4	21
17	CR	61/61 (100%)	53 (87%)	8 (13%)	4	21
18	AS	69/69 (100%)	58 (84%)	11 (16%)	2	14
18	CS	69/69 (100%)	52 (75%)	17 (25%)	0	4
19	AT	76/76 (100%)	66 (87%)	10 (13%)	4	21
19	CT	76/76 (100%)	68 (90%)	8 (10%)	7	31
20	AY	579/579 (100%)	459 (79%)	120 (21%)	1	6
20	CY	579/579 (100%)	483 (83%)	96 (17%)	2	13
24	AU	2/2 (100%)	2 (100%)	0	100	100
24	CU	2/2 (100%)	2 (100%)	0	100	100
25	BC	180/180 (100%)	132 (73%)	48 (27%)	0	3
25	DC	180/180 (100%)	128 (71%)	52 (29%)	0	2
26	BD	217/217 (100%)	167 (77%)	50 (23%)	1	4
26	DD	217/217 (100%)	175 (81%)	42 (19%)	1	7
27	BE	165/165 (100%)	137 (83%)	28 (17%)	2	12

Continued on next page...

Continued from previous page...

Mol	Chain	Analysed	Rotameric	Outliers	Percentiles	
27	DE	165/165 (100%)	136 (82%)	29 (18%)	2	10
28	BF	165/165 (100%)	133 (81%)	32 (19%)	1	7
28	DF	165/165 (100%)	140 (85%)	25 (15%)	3	17
29	BG	155/155 (100%)	130 (84%)	25 (16%)	2	14
29	DG	155/155 (100%)	130 (84%)	25 (16%)	2	14
30	BH	136/136 (100%)	111 (82%)	25 (18%)	1	8
30	DH	136/136 (100%)	117 (86%)	19 (14%)	3	19
32	BK	105/105 (100%)	74 (70%)	31 (30%)	0	2
32	DK	105/105 (100%)	77 (73%)	28 (27%)	0	3
33	BN	117/117 (100%)	98 (84%)	19 (16%)	2	14
33	DN	117/117 (100%)	93 (80%)	24 (20%)	1	6
34	BO	100/100 (100%)	85 (85%)	15 (15%)	3	17
34	DO	100/100 (100%)	86 (86%)	14 (14%)	3	19
35	BP	112/112 (100%)	82 (73%)	30 (27%)	0	3
35	DP	112/112 (100%)	85 (76%)	27 (24%)	0	4
36	BQ	111/111 (100%)	80 (72%)	31 (28%)	0	3
36	DQ	111/111 (100%)	84 (76%)	27 (24%)	0	4
37	BR	100/100 (100%)	79 (79%)	21 (21%)	1	5
37	DR	100/100 (100%)	78 (78%)	22 (22%)	1	5
38	BS	77/77 (100%)	60 (78%)	17 (22%)	1	5
38	DS	77/77 (100%)	59 (77%)	18 (23%)	1	4
39	BT	120/120 (100%)	94 (78%)	26 (22%)	1	5
39	DT	120/120 (100%)	93 (78%)	27 (22%)	1	4
40	BU	93/93 (100%)	75 (81%)	18 (19%)	1	7
40	DU	93/93 (100%)	70 (75%)	23 (25%)	0	4
41	BV	82/82 (100%)	60 (73%)	22 (27%)	0	3
41	DV	82/82 (100%)	62 (76%)	20 (24%)	0	4
42	BW	92/92 (100%)	69 (75%)	23 (25%)	0	4
42	DW	92/92 (100%)	76 (83%)	16 (17%)	2	11
43	BX	75/75 (100%)	56 (75%)	19 (25%)	0	3
43	DX	75/75 (100%)	58 (77%)	17 (23%)	1	4

Continued on next page...

Continued from previous page...

Mol	Chain	Analysed	Rotameric	Outliers	Percentiles	
44	BY	88/88 (100%)	69 (78%)	19 (22%)	1	5
44	DY	88/88 (100%)	73 (83%)	15 (17%)	2	12
45	BZ	162/162 (100%)	128 (79%)	34 (21%)	1	5
45	DZ	162/162 (100%)	125 (77%)	37 (23%)	1	4
46	B0	66/66 (100%)	56 (85%)	10 (15%)	3	17
46	D0	66/66 (100%)	56 (85%)	10 (15%)	3	17
47	B2	66/66 (100%)	59 (89%)	7 (11%)	6	30
47	D2	66/66 (100%)	58 (88%)	8 (12%)	5	24
48	B3	52/52 (100%)	42 (81%)	10 (19%)	1	7
48	D3	52/52 (100%)	45 (86%)	7 (14%)	4	21
49	B5	51/51 (100%)	39 (76%)	12 (24%)	1	4
49	D5	51/51 (100%)	41 (80%)	10 (20%)	1	7
50	B6	49/49 (100%)	37 (76%)	12 (24%)	0	4
50	D6	49/49 (100%)	34 (69%)	15 (31%)	0	2
51	B7	42/42 (100%)	35 (83%)	7 (17%)	2	12
51	D7	42/42 (100%)	36 (86%)	6 (14%)	3	19
52	B8	54/54 (100%)	42 (78%)	12 (22%)	1	5
52	D8	54/54 (100%)	44 (82%)	10 (18%)	1	8
53	B9	34/34 (100%)	32 (94%)	2 (6%)	19	53
53	D9	34/34 (100%)	30 (88%)	4 (12%)	5	25
56	B1	78/78 (100%)	58 (74%)	20 (26%)	0	3
56	D1	78/78 (100%)	58 (74%)	20 (26%)	0	3
57	B4	31/31 (100%)	22 (71%)	9 (29%)	0	3
57	D4	31/31 (100%)	21 (68%)	10 (32%)	0	2
58	Be	54/54 (100%)	46 (85%)	8 (15%)	3	17
58	De	54/54 (100%)	46 (85%)	8 (15%)	3	17
All	All	11174/11174 (100%)	8972 (80%)	2202 (20%)	1	7

All (2202) residues with a non-rotameric sidechain are listed below:

Mol	Chain	Res	Type
1	AB	9	GLU
1	AB	15	VAL

Continued on next page...

Continued from previous page...

Mol	Chain	Res	Type
1	AB	16	HIS
1	AB	17	PHE
1	AB	21	ARG
1	AB	23	ARG
1	AB	33	TYR
1	AB	36	ARG
1	AB	37	ASN
1	AB	42	ILE
1	AB	56	ARG
1	AB	64	ARG
1	AB	69	LEU
1	AB	94	ASN
1	AB	96	ARG
1	AB	104	ASN
1	AB	105	PHE
1	AB	106	LYS
1	AB	121	LEU
1	AB	133	LYS
1	AB	141	GLU
1	AB	144	ARG
1	AB	146	GLN
1	AB	152	PHE
1	AB	158	LEU
1	AB	164	VAL
1	AB	168	THR
1	AB	170	GLU
1	AB	172	ILE
1	AB	185	ILE
1	AB	187	LEU
1	AB	189	ASP
1	AB	190	THR
1	AB	196	LEU
1	AB	211	ILE
1	AB	212	GLN
1	AB	221	LEU
1	AB	229	VAL
1	AB	239	VAL
2	AC	3	ASN
2	AC	12	LEU
2	AC	14	ILE
2	AC	17	ASP
2	AC	18	TRP

Continued on next page...

Continued from previous page...

Mol	Chain	Res	Type
2	AC	26	LYS
2	AC	29	TYR
2	AC	55	VAL
2	AC	62	ASP
2	AC	70	VAL
2	AC	72	LYS
2	AC	75	VAL
2	AC	84	ILE
2	AC	85	ARG
2	AC	91	LEU
2	AC	101	LEU
2	AC	103	VAL
2	AC	104	GLN
2	AC	105	GLU
2	AC	115	LEU
2	AC	124	ILE
2	AC	125	GLU
2	AC	128	PHE
2	AC	132	ARG
2	AC	134	ILE
2	AC	136	GLN
2	AC	152	ILE
2	AC	167	TRP
2	AC	173	VAL
2	AC	177	THR
2	AC	186	PHE
2	AC	188	LEU
2	AC	191	THR
2	AC	193	TYR
2	AC	195	VAL
2	AC	196	LEU
3	AD	8	VAL
3	AD	9	CYS
3	AD	10	ARG
3	AD	12	CYS
3	AD	14	ARG
3	AD	19	LEU
3	AD	26	CYS
3	AD	27	TYR
3	AD	30	LYS
3	AD	33	MET
3	AD	43	HIS

Continued on next page...

Continued from previous page...

Mol	Chain	Res	Type
3	AD	49	ARG
3	AD	52	SER
3	AD	53	ASP
3	AD	54	TYR
3	AD	57	ARG
3	AD	60	GLU
3	AD	61	LYS
3	AD	67	ILE
3	AD	72	GLU
3	AD	76	ARG
3	AD	79	PHE
3	AD	86	LYS
3	AD	89	THR
3	AD	113	SER
3	AD	116	GLN
3	AD	135	LEU
3	AD	140	VAL
3	AD	156	GLU
3	AD	159	ARG
3	AD	165	MET
3	AD	173	TRP
3	AD	176	LEU
3	AD	182	LYS
3	AD	187	ARG
3	AD	207	TYR
3	AD	208	SER
4	AE	12	LEU
4	AE	16	THR
4	AE	37	ARG
4	AE	41	VAL
4	AE	47	LYS
4	AE	60	TYR
4	AE	64	ARG
4	AE	68	GLU
4	AE	73	ASN
4	AE	78	HIS
4	AE	80	ILE
4	AE	84	PHE
4	AE	100	VAL
4	AE	111	GLU
4	AE	120	THR
4	AE	137	GLU

Continued on next page...

Continued from previous page...

Mol	Chain	Res	Type
4	AE	141	GLN
4	AE	143	ARG
4	AE	147	ASP
4	AE	150	ARG
5	AF	11	ASN
5	AF	16	GLN
5	AF	23	LYS
5	AF	27	GLN
5	AF	31	GLU
5	AF	45	LEU
5	AF	46	ARG
5	AF	47	ARG
5	AF	52	ILE
5	AF	61	LEU
5	AF	63	TYR
5	AF	69	GLU
5	AF	71	ARG
5	AF	87	ARG
6	AG	5	ARG
6	AG	16	LEU
6	AG	41	ARG
6	AG	52	GLU
6	AG	54	THR
6	AG	67	GLU
6	AG	79	ARG
6	AG	85	TYR
6	AG	97	GLN
6	AG	120	ILE
6	AG	122	HIS
6	AG	136	LYS
6	AG	139	GLU
6	AG	140	ASP
6	AG	149	ARG
7	AH	18	ARG
7	AH	26	VAL
7	AH	37	ARG
7	AH	44	PHE
7	AH	51	VAL
7	AH	61	VAL
7	AH	63	LEU
7	AH	70	GLN
7	AH	75	ARG

Continued on next page...

Continued from previous page...

Mol	Chain	Res	Type
7	AH	82	HIS
7	AH	83	ILE
7	AH	98	LYS
7	AH	99	GLU
7	AH	102	ARG
7	AH	104	ARG
7	AH	111	ILE
7	AH	112	LEU
7	AH	118	VAL
7	AH	119	LEU
7	AH	120	THR
7	AH	129	VAL
7	AH	133	LEU
7	AH	135	CYS
7	AH	136	GLU
7	AH	138	TRP
8	AI	3	GLN
8	AI	4	TYR
8	AI	7	THR
8	AI	19	LEU
8	AI	25	LYS
8	AI	36	TYR
8	AI	40	LEU
8	AI	44	VAL
8	AI	79	LEU
8	AI	88	TYR
8	AI	93	ARG
8	AI	95	LYS
8	AI	96	LEU
8	AI	107	ARG
8	AI	108	VAL
8	AI	121	ARG
9	AJ	5	ARG
9	AJ	8	LEU
9	AJ	16	LEU
9	AJ	22	LYS
9	AJ	25	GLU
9	AJ	29	ARG
9	AJ	47	PHE
9	AJ	50	ILE
9	AJ	55	LYS
9	AJ	70	ARG

Continued on next page...

Continued from previous page...

Mol	Chain	Res	Type
9	AJ	74	ILE
9	AJ	78	ASN
9	AJ	79	ARG
9	AJ	84	GLN
9	AJ	94	VAL
9	AJ	96	ILE
9	AJ	99	LYS
9	AJ	101	VAL
10	AK	18	ARG
10	AK	22	HIS
10	AK	25	TYR
10	AK	38	ASN
10	AK	40	ILE
10	AK	41	THR
10	AK	54	ARG
10	AK	57	THR
10	AK	66	LEU
10	AK	67	ASP
10	AK	71	LYS
10	AK	79	SER
10	AK	84	VAL
10	AK	103	LEU
10	AK	109	VAL
10	AK	124	LYS
10	AK	127	LYS
11	AL	17	LYS
11	AL	18	VAL
11	AL	20	LYS
11	AL	24	VAL
11	AL	33	ARG
11	AL	37	CYS
11	AL	38	THR
11	AL	43	VAL
11	AL	44	THR
11	AL	47	LYS
11	AL	49	ASN
11	AL	54	LYS
11	AL	55	VAL
11	AL	60	LEU
11	AL	66	VAL
11	AL	69	TYR
11	AL	75	HIS

Continued on next page...

Continued from previous page...

Mol	Chain	Res	Type
11	AL	76	ASN
11	AL	77	LEU
11	AL	79	GLU
11	AL	80	HIS
11	AL	84	LEU
11	AL	85	ILE
11	AL	90	VAL
11	AL	92	ASP
11	AL	93	LEU
11	AL	102	ARG
11	AL	112	ASP
11	AL	118	SER
11	AL	127	GLU
12	AM	16	ASP
12	AM	19	LEU
12	AM	25	ILE
12	AM	50	GLU
12	AM	57	ARG
12	AM	64	TRP
12	AM	69	GLU
12	AM	81	LEU
12	AM	90	LEU
12	AM	92	HIS
12	AM	99	ARG
12	AM	102	ARG
12	AM	108	ARG
12	AM	110	ARG
12	AM	111	LYS
12	AM	114	ARG
12	AM	121	LYS
13	AN	22	THR
13	AN	29	ARG
13	AN	35	ARG
13	AN	44	LEU
13	AN	49	HIS
13	AN	53	LEU
13	AN	56	VAL
13	AN	57	ARG
13	AN	58	LYS
13	AN	61	TRP
14	AO	5	LYS
14	AO	10	LYS

Continued on next page...

Continued from previous page...

Mol	Chain	Res	Type
14	AO	25	THR
14	AO	26	GLU
14	AO	38	ARG
14	AO	63	ARG
14	AO	84	LYS
14	AO	87	ILE
14	AO	88	ARG
15	AP	8	ARG
15	AP	13	HIS
15	AP	22	THR
15	AP	23	ASP
15	AP	32	TYR
15	AP	39	TYR
15	AP	45	THR
15	AP	53	VAL
15	AP	58	TYR
15	AP	59	TRP
15	AP	67	THR
15	AP	73	LEU
15	AP	76	GLN
16	AQ	19	VAL
16	AQ	20	THR
16	AQ	37	LYS
16	AQ	48	GLU
16	AQ	52	LYS
16	AQ	53	LEU
16	AQ	55	ASP
16	AQ	60	ILE
16	AQ	66	SER
16	AQ	81	ARG
16	AQ	84	LEU
16	AQ	89	LEU
16	AQ	101	ARG
17	AR	19	LYS
17	AR	32	ARG
17	AR	38	GLU
17	AR	47	THR
17	AR	62	GLU
17	AR	79	LEU
17	AR	81	PHE
17	AR	83	GLU
18	AS	6	LYS

Continued on next page...

Continued from previous page...

Mol	Chain	Res	Type
18	AS	16	LEU
18	AS	25	LYS
18	AS	29	ARG
18	AS	38	SER
18	AS	51	VAL
18	AS	58	VAL
18	AS	61	TYR
18	AS	62	ILE
18	AS	66	MET
18	AS	71	LEU
19	AT	13	LEU
19	AT	22	ARG
19	AT	26	ASN
19	AT	56	MET
19	AT	57	ARG
19	AT	70	SER
19	AT	71	THR
19	AT	74	LYS
19	AT	75	ASN
19	AT	93	GLU
20	AY	9	LEU
20	AY	20	HIS
20	AY	29	THR
20	AY	33	LEU
20	AY	35	TYR
20	AY	38	ARG
20	AY	39	ILE
20	AY	40	HIS
20	AY	59	ARG
20	AY	63	ILE
20	AY	65	ILE
20	AY	66	THR
20	AY	73	PHE
20	AY	80	ASN
20	AY	87	HIS
20	AY	88	VAL
20	AY	92	ILE
20	AY	98	MET
20	AY	99	ARG
20	AY	101	LEU
20	AY	114	VAL
20	AY	121	VAL

Continued on next page...

Continued from previous page...

Mol	Chain	Res	Type
20	AY	126	GLU
20	AY	128	TYR
20	AY	132	ARG
20	AY	133	ILE
20	AY	170	ARG
20	AY	172	ASP
20	AY	173	THR
20	AY	174	PHE
20	AY	175	SER
20	AY	178	ILE
20	AY	190	ASN
20	AY	191	ASP
20	AY	199	ILE
20	AY	203	GLU
20	AY	225	GLU
20	AY	232	LEU
20	AY	240	GLU
20	AY	248	LYS
20	AY	254	LYS
20	AY	255	ILE
20	AY	260	LEU
20	AY	270	GLN
20	AY	271	LEU
20	AY	277	VAL
20	AY	278	ASP
20	AY	282	SER
20	AY	292	THR
20	AY	304	ASP
20	AY	314	PHE
20	AY	317	MET
20	AY	325	LEU
20	AY	328	ILE
20	AY	329	ARG
20	AY	330	VAL
20	AY	334	THR
20	AY	341	VAL
20	AY	342	TYR
20	AY	344	THR
20	AY	348	ARG
20	AY	352	VAL
20	AY	356	LEU
20	AY	358	MET

Continued on next page...

Continued from previous page...

Mol	Chain	Res	Type
20	AY	381	LYS
20	AY	382	GLU
20	AY	408	VAL
20	AY	410	ASP
20	AY	420	ASP
20	AY	428	LEU
20	AY	431	LEU
20	AY	435	ASP
20	AY	439	ARG
20	AY	440	VAL
20	AY	448	GLN
20	AY	449	THR
20	AY	454	MET
20	AY	456	GLU
20	AY	457	LEU
20	AY	464	ASP
20	AY	469	GLU
20	AY	471	LYS
20	AY	472	VAL
20	AY	473	ASP
20	AY	476	VAL
20	AY	481	VAL
20	AY	487	ILE
20	AY	488	THR
20	AY	504	ARG
20	AY	507	TYR
20	AY	512	ILE
20	AY	536	LYS
20	AY	556	ILE
20	AY	563	ILE
20	AY	565	VAL
20	AY	568	TYR
20	AY	582	PHE
20	AY	583	LYS
20	AY	606	MET
20	AY	612	THR
20	AY	615	GLU
20	AY	616	TYR
20	AY	617	MET
20	AY	619	ASP
20	AY	624	LEU
20	AY	630	GLN

Continued on next page...

Continued from previous page...

Mol	Chain	Res	Type
20	AY	634	MET
20	AY	635	GLU
20	AY	641	GLN
20	AY	647	VAL
20	AY	653	PHE
20	AY	657	THR
20	AY	663	THR
20	AY	669	PHE
20	AY	671	MET
20	AY	672	PHE
20	AY	676	TYR
20	AY	677	GLN
20	AY	679	VAL
20	AY	685	GLU
25	BC	4	HIS
25	BC	13	GLU
25	BC	19	LYS
25	BC	24	ASP
25	BC	31	LYS
25	BC	38	PHE
25	BC	39	ASP
25	BC	45	HIS
25	BC	48	LEU
25	BC	53	ARG
25	BC	54	ARG
25	BC	64	SER
25	BC	67	HIS
25	BC	73	VAL
25	BC	75	VAL
25	BC	98	GLU
25	BC	110	ASP
25	BC	115	VAL
25	BC	117	THR
25	BC	119	ASP
25	BC	121	MET
25	BC	128	LEU
25	BC	130	ARG
25	BC	131	ILE
25	BC	137	LEU
25	BC	138	LEU
25	BC	145	THR
25	BC	146	VAL

Continued on next page...

Continued from previous page...

Mol	Chain	Res	Type
25	BC	148	PHE
25	BC	154	ILE
25	BC	158	LYS
25	BC	161	ARG
25	BC	166	ASN
25	BC	167	ASP
25	BC	169	THR
25	BC	172	ILE
25	BC	173	HIS
25	BC	176	VAL
25	BC	178	LYS
25	BC	181	PHE
25	BC	184	GLU
25	BC	186	LEU
25	BC	201	LYS
25	BC	203	GLU
25	BC	206	LYS
25	BC	209	PHE
25	BC	216	THR
25	BC	222	SER
26	BD	5	LYS
26	BD	10	THR
26	BD	13	ARG
26	BD	14	ARG
26	BD	15	PHE
26	BD	23	GLU
26	BD	24	ILE
26	BD	25	THR
26	BD	26	LYS
26	BD	27	THR
26	BD	31	LYS
26	BD	35	LYS
26	BD	37	LEU
26	BD	44	ASN
26	BD	60	ARG
26	BD	63	ARG
26	BD	64	ILE
26	BD	65	ILE
26	BD	78	LYS
26	BD	82	ILE
26	BD	87	ASN
26	BD	95	LEU

Continued on next page...

Continued from previous page...

Mol	Chain	Res	Type
26	BD	103	ARG
26	BD	104	TYR
26	BD	105	ILE
26	BD	109	ASP
26	BD	112	GLN
26	BD	115	GLN
26	BD	117	VAL
26	BD	122	ASP
26	BD	126	GLN
26	BD	131	LEU
26	BD	136	ILE
26	BD	140	THR
26	BD	143	HIS
26	BD	147	LEU
26	BD	150	LYS
26	BD	155	LEU
26	BD	161	THR
26	BD	171	ASP
26	BD	175	LEU
26	BD	186	HIS
26	BD	196	VAL
26	BD	198	ASN
26	BD	227	ASN
26	BD	230	ASP
26	BD	257	LEU
26	BD	259	THR
26	BD	262	ARG
26	BD	273	ARG
27	BE	4	ILE
27	BE	12	THR
27	BE	18	ASP
27	BE	26	ILE
27	BE	36	ARG
27	BE	45	THR
27	BE	52	LEU
27	BE	63	LEU
27	BE	66	HIS
27	BE	77	ILE
27	BE	78	LEU
27	BE	87	GLU
27	BE	91	VAL
27	BE	92	THR

Continued on next page...

Continued from previous page...

Mol	Chain	Res	Type
27	BE	93	VAL
27	BE	95	ILE
27	BE	113	PHE
27	BE	127	ASP
27	BE	134	ILE
27	BE	135	HIS
27	BE	141	ILE
27	BE	144	ARG
27	BE	146	THR
27	BE	163	GLU
27	BE	175	VAL
27	BE	178	GLU
27	BE	183	LEU
27	BE	197	ILE
28	BF	2	LYS
28	BF	3	GLU
28	BF	7	TYR
28	BF	12	LEU
28	BF	17	ARG
28	BF	20	LEU
28	BF	40	GLN
28	BF	45	ARG
28	BF	59	TYR
28	BF	67	GLN
28	BF	74	ARG
28	BF	78	ILE
28	BF	83	PHE
28	BF	90	PHE
28	BF	106	ARG
28	BF	110	LEU
28	BF	125	LEU
28	BF	126	VAL
28	BF	132	VAL
28	BF	136	THR
28	BF	149	ASP
28	BF	154	VAL
28	BF	156	LEU
28	BF	158	THR
28	BF	175	THR
28	BF	182	ASN
28	BF	186	ILE
28	BF	190	GLU

Continued on next page...

Continued from previous page...

Mol	Chain	Res	Type
28	BF	194	MET
28	BF	199	TRP
28	BF	200	GLU
28	BF	206	ILE
29	BG	5	VAL
29	BG	21	ARG
29	BG	31	VAL
29	BG	34	LEU
29	BG	39	ILE
29	BG	40	ASN
29	BG	43	LEU
29	BG	45	GLU
29	BG	59	GLU
29	BG	60	LEU
29	BG	82	LEU
29	BG	86	MET
29	BG	99	MET
29	BG	106	LEU
29	BG	113	ARG
29	BG	115	ARG
29	BG	121	ASN
29	BG	133	LEU
29	BG	136	ARG
29	BG	143	GLU
29	BG	146	TYR
29	BG	150	ASP
29	BG	157	ILE
29	BG	164	GLU
29	BG	172	LEU
30	BH	16	SER
30	BH	17	VAL
30	BH	23	ARG
30	BH	33	LEU
30	BH	41	MET
30	BH	42	ARG
30	BH	43	VAL
30	BH	47	GLU
30	BH	57	ASP
30	BH	61	HIS
30	BH	65	HIS
30	BH	72	ILE
30	BH	80	SER

Continued on next page...

Continued from previous page...

Mol	Chain	Res	Type
30	BH	83	TYR
30	BH	86	GLU
30	BH	99	VAL
30	BH	104	GLU
30	BH	105	LEU
30	BH	122	THR
30	BH	133	VAL
30	BH	136	ILE
30	BH	147	ASN
30	BH	152	ARG
30	BH	158	HIS
30	BH	163	TYR
32	BK	9	LYS
32	BK	10	LEU
32	BK	18	THR
32	BK	30	HIS
32	BK	37	PHE
32	BK	38	VAL
32	BK	42	ASN
32	BK	57	ILE
32	BK	59	ILE
32	BK	60	TYR
32	BK	65	PHE
32	BK	66	THR
32	BK	71	THR
32	BK	76	TYR
32	BK	78	ILE
32	BK	80	LYS
32	BK	84	LEU
32	BK	94	GLU
32	BK	95	LYS
32	BK	100	THR
32	BK	103	GLN
32	BK	105	LEU
32	BK	110	GLN
32	BK	114	ASP
32	BK	115	LEU
32	BK	117	THR
32	BK	118	THR
32	BK	125	ARG
32	BK	126	MET
32	BK	132	ARG

Continued on next page...

Continued from previous page...

Mol	Chain	Res	Type
32	BK	137	GLU
33	BN	1	MET
33	BN	5	VAL
33	BN	16	ILE
33	BN	29	LYS
33	BN	32	THR
33	BN	33	LEU
33	BN	48	MET
33	BN	61	ARG
33	BN	62	VAL
33	BN	69	GLN
33	BN	71	ILE
33	BN	76	SER
33	BN	97	ARG
33	BN	99	LEU
33	BN	119	ARG
33	BN	127	ASP
33	BN	134	ARG
33	BN	137	LYS
33	BN	138	LEU
34	BO	2	ILE
34	BO	3	GLN
34	BO	8	LEU
34	BO	14	THR
34	BO	21	CYS
34	BO	23	ARG
34	BO	29	ASN
34	BO	31	LYS
34	BO	37	ASP
34	BO	45	GLU
34	BO	82	ASN
34	BO	89	ASN
34	BO	90	GLN
34	BO	91	LEU
34	BO	117	LEU
35	BP	7	ARG
35	BP	13	ASN
35	BP	16	ARG
35	BP	17	LYS
35	BP	19	VAL
35	BP	29	LYS
35	BP	32	THR

Continued on next page...

Continued from previous page...

Mol	Chain	Res	Type
35	BP	35	HIS
35	BP	39	LYS
35	BP	46	LYS
35	BP	50	ARG
35	BP	51	PHE
35	BP	55	ARG
35	BP	59	LEU
35	BP	60	MET
35	BP	61	ARG
35	BP	62	LEU
35	BP	79	ARG
35	BP	84	ASN
35	BP	85	LEU
35	BP	90	ARG
35	BP	91	PHE
35	BP	94	GLU
35	BP	95	VAL
35	BP	96	THR
35	BP	100	LEU
35	BP	110	TYR
35	BP	130	PHE
35	BP	132	LYS
35	BP	144	GLU
36	BQ	1	MET
36	BQ	3	MET
36	BQ	6	ARG
36	BQ	7	MET
36	BQ	9	TYR
36	BQ	13	GLN
36	BQ	14	ARG
36	BQ	16	ARG
36	BQ	25	ASP
36	BQ	37	LEU
36	BQ	43	THR
36	BQ	45	GLN
36	BQ	46	GLN
36	BQ	58	PHE
36	BQ	60	ARG
36	BQ	68	ILE
36	BQ	74	TYR
36	BQ	89	ASN
36	BQ	90	VAL

Continued on next page...

Continued from previous page...

Mol	Chain	Res	Type
36	BQ	91	GLU
36	BQ	96	VAL
36	BQ	97	VAL
36	BQ	104	PHE
36	BQ	105	GLU
36	BQ	106	VAL
36	BQ	109	VAL
36	BQ	128	LYS
36	BQ	131	ILE
36	BQ	132	VAL
36	BQ	137	TYR
36	BQ	139	GLU
37	BR	3	HIS
37	BR	4	LEU
37	BR	8	ARG
37	BR	16	HIS
37	BR	29	LEU
37	BR	35	THR
37	BR	44	LEU
37	BR	45	ARG
37	BR	48	VAL
37	BR	59	ASP
37	BR	65	LEU
37	BR	67	LEU
37	BR	75	LEU
37	BR	76	VAL
37	BR	79	LEU
37	BR	81	ASP
37	BR	95	THR
37	BR	96	ARG
37	BR	98	LEU
37	BR	99	LYS
37	BR	100	LEU
38	BS	13	ARG
38	BS	15	ARG
38	BS	18	ILE
38	BS	24	LEU
38	BS	35	ILE
38	BS	42	ASP
38	BS	47	THR
38	BS	53	SER
38	BS	61	ASN

Continued on next page...

Continued from previous page...

Mol	Chain	Res	Type
38	BS	62	LYS
38	BS	63	THR
38	BS	69	VAL
38	BS	83	LYS
38	BS	84	GLN
38	BS	92	TYR
38	BS	97	ARG
38	BS	98	VAL
39	BT	1	MET
39	BT	13	ARG
39	BT	16	ARG
39	BT	21	GLU
39	BT	27	THR
39	BT	32	TYR
39	BT	38	ASN
39	BT	42	ILE
39	BT	44	ASP
39	BT	48	ILE
39	BT	49	VAL
39	BT	62	THR
39	BT	65	LYS
39	BT	70	VAL
39	BT	74	ARG
39	BT	82	LEU
39	BT	84	GLN
39	BT	105	LEU
39	BT	107	ASP
39	BT	108	ARG
39	BT	109	GLU
39	BT	114	LEU
39	BT	115	ARG
39	BT	118	ARG
39	BT	124	ASP
39	BT	128	GLU
40	BU	3	ARG
40	BU	6	THR
40	BU	8	VAL
40	BU	10	ARG
40	BU	14	HIS
40	BU	36	ARG
40	BU	44	ASN
40	BU	51	LYS

Continued on next page...

Continued from previous page...

Mol	Chain	Res	Type
40	BU	62	ILE
40	BU	64	ARG
40	BU	74	LEU
40	BU	83	LEU
40	BU	90	VAL
40	BU	98	LEU
40	BU	101	ARG
40	BU	104	GLN
40	BU	108	GLU
40	BU	117	GLN
41	BV	5	VAL
41	BV	18	LEU
41	BV	19	LYS
41	BV	21	ARG
41	BV	35	LEU
41	BV	38	LEU
41	BV	40	LEU
41	BV	45	THR
41	BV	49	THR
41	BV	53	GLU
41	BV	57	VAL
41	BV	61	VAL
41	BV	69	LYS
41	BV	71	LEU
41	BV	72	VAL
41	BV	75	PHE
41	BV	80	GLN
41	BV	87	HIS
41	BV	95	LEU
41	BV	96	ILE
41	BV	98	GLU
41	BV	99	ILE
42	BW	11	ARG
42	BW	17	VAL
42	BW	19	LEU
42	BW	22	ASP
42	BW	23	LEU
42	BW	25	ARG
42	BW	27	LYS
42	BW	37	ARG
42	BW	39	THR
42	BW	61	ASN

Continued on next page...

Continued from previous page...

Mol	Chain	Res	Type
42	BW	64	MET
42	BW	66	GLU
42	BW	70	TYR
42	BW	77	ASP
42	BW	88	ARG
42	BW	94	ASP
42	BW	95	ILE
42	BW	96	ILE
42	BW	97	LYS
42	BW	99	ARG
42	BW	100	THR
42	BW	103	ILE
42	BW	107	LEU
43	BX	3	THR
43	BX	23	GLU
43	BX	27	THR
43	BX	31	HIS
43	BX	35	THR
43	BX	54	VAL
43	BX	57	LEU
43	BX	58	HIS
43	BX	62	LYS
43	BX	63	LYS
43	BX	65	ARG
43	BX	66	LEU
43	BX	68	ARG
43	BX	69	TYR
43	BX	72	LYS
43	BX	76	ARG
43	BX	80	ILE
43	BX	87	GLN
43	BX	92	LEU
44	BY	2	ARG
44	BY	3	VAL
44	BY	4	LYS
44	BY	5	MET
44	BY	6	HIS
44	BY	7	VAL
44	BY	9	LYS
44	BY	13	VAL
44	BY	19	LYS
44	BY	35	TYR

Continued on next page...

Continued from previous page...

Mol	Chain	Res	Type
44	BY	39	VAL
44	BY	44	ILE
44	BY	45	VAL
44	BY	47	LYS
44	BY	50	ARG
44	BY	88	LYS
44	BY	90	LEU
44	BY	97	ARG
44	BY	107	ASP
45	BZ	3	TYR
45	BZ	9	TYR
45	BZ	14	LYS
45	BZ	28	MET
45	BZ	29	TYR
45	BZ	32	HIS
45	BZ	34	ASN
45	BZ	36	LYS
45	BZ	39	VAL
45	BZ	57	ILE
45	BZ	59	LEU
45	BZ	70	LEU
45	BZ	72	ARG
45	BZ	81	ARG
45	BZ	82	ARG
45	BZ	86	VAL
45	BZ	87	ASP
45	BZ	94	GLU
45	BZ	98	MET
45	BZ	124	ILE
45	BZ	127	LYS
45	BZ	133	ILE
45	BZ	136	PHE
45	BZ	139	VAL
45	BZ	151	HIS
45	BZ	154	ASP
45	BZ	156	LYS
45	BZ	162	GLU
45	BZ	163	LEU
45	BZ	165	VAL
45	BZ	179	ASP
45	BZ	181	GLU
45	BZ	185	GLU

Continued on next page...

Continued from previous page...

Mol	Chain	Res	Type
45	BZ	186	GLU
46	B0	11	ARG
46	B0	27	GLU
46	B0	30	VAL
46	B0	35	ASN
46	B0	41	ARG
46	B0	55	ARG
46	B0	63	VAL
46	B0	64	ASP
46	B0	71	ASP
46	B0	75	LEU
47	B2	37	PHE
47	B2	44	LEU
47	B2	47	ASN
47	B2	50	ILE
47	B2	53	LEU
47	B2	55	ARG
47	B2	59	ARG
48	B3	4	LEU
48	B3	20	LYS
48	B3	29	ARG
48	B3	31	LEU
48	B3	33	GLN
48	B3	36	VAL
48	B3	46	ASN
48	B3	53	LEU
48	B3	55	ARG
48	B3	59	VAL
49	B5	3	LYS
49	B5	13	LYS
49	B5	25	LEU
49	B5	31	VAL
49	B5	33	CYS
49	B5	36	CYS
49	B5	44	THR
49	B5	45	VAL
49	B5	48	GLU
49	B5	51	TYR
49	B5	55	ARG
49	B5	58	LEU
50	B6	6	ARG
50	B6	9	LEU

Continued on next page...

Continued from previous page...

Mol	Chain	Res	Type
50	B6	10	LEU
50	B6	11	LEU
50	B6	18	ARG
50	B6	19	ARG
50	B6	23	THR
50	B6	25	LYS
50	B6	28	ARG
50	B6	43	CYS
50	B6	45	LYS
50	B6	48	VAL
51	B7	3	ARG
51	B7	6	GLN
51	B7	19	ARG
51	B7	24	THR
51	B7	30	VAL
51	B7	40	TRP
51	B7	42	LEU
52	B8	6	THR
52	B8	30	ARG
52	B8	32	LEU
52	B8	34	TRP
52	B8	36	LYS
52	B8	40	GLU
52	B8	49	VAL
52	B8	52	LYS
52	B8	53	PRO
52	B8	59	LYS
52	B8	60	LEU
52	B8	64	TYR
53	B9	4	ARG
53	B9	7	VAL
56	B1	13	ILE
56	B1	23	LYS
56	B1	26	ARG
56	B1	32	LYS
56	B1	34	THR
56	B1	40	ARG
56	B1	41	ARG
56	B1	43	TYR
56	B1	46	LEU
56	B1	50	ARG
56	B1	57	GLU

Continued on next page...

Continued from previous page...

Mol	Chain	Res	Type
56	B1	58	ILE
56	B1	59	THR
56	B1	60	PHE
56	B1	61	ARG
56	B1	67	ILE
56	B1	73	LEU
56	B1	82	LEU
56	B1	88	LYS
56	B1	90	ILE
57	B4	1	MET
57	B4	6	HIS
57	B4	8	LYS
57	B4	9	LEU
57	B4	10	VAL
57	B4	14	ILE
57	B4	27	THR
57	B4	30	GLU
57	B4	32	TYR
58	Be	61	ASP
58	Be	73	GLU
58	Be	78	LEU
58	Be	94	GLU
58	Be	100	LYS
58	Be	101	GLU
58	Be	106	GLN
58	Be	111	ILE
1	CB	15	VAL
1	CB	16	HIS
1	CB	17	PHE
1	CB	36	ARG
1	CB	39	ILE
1	CB	42	ILE
1	CB	56	ARG
1	CB	59	GLU
1	CB	63	MET
1	CB	69	LEU
1	CB	94	ASN
1	CB	96	ARG
1	CB	103	THR
1	CB	144	ARG
1	CB	152	PHE
1	CB	164	VAL

Continued on next page...

Continued from previous page...

Mol	Chain	Res	Type
1	CB	168	THR
1	CB	170	GLU
1	CB	184	VAL
1	CB	195	ASP
1	CB	200	ILE
1	CB	211	ILE
1	CB	213	LEU
1	CB	221	LEU
1	CB	238	LEU
1	CB	239	VAL
2	CC	15	THR
2	CC	16	ARG
2	CC	17	ASP
2	CC	18	TRP
2	CC	26	LYS
2	CC	28	GLN
2	CC	29	TYR
2	CC	34	LEU
2	CC	36	ASP
2	CC	38	ARG
2	CC	43	LEU
2	CC	55	VAL
2	CC	56	ASP
2	CC	62	ASP
2	CC	70	VAL
2	CC	72	LYS
2	CC	76	VAL
2	CC	83	ARG
2	CC	91	LEU
2	CC	101	LEU
2	CC	104	GLN
2	CC	105	GLU
2	CC	115	LEU
2	CC	124	ILE
2	CC	125	GLU
2	CC	128	PHE
2	CC	132	ARG
2	CC	134	ILE
2	CC	136	GLN
2	CC	152	ILE
2	CC	153	VAL
2	CC	162	GLN

Continued on next page...

Continued from previous page...

Mol	Chain	Res	Type
2	CC	166	GLU
2	CC	173	VAL
2	CC	175	LEU
2	CC	186	PHE
2	CC	188	LEU
2	CC	196	LEU
2	CC	206	GLU
3	CD	9	CYS
3	CD	10	ARG
3	CD	12	CYS
3	CD	13	ARG
3	CD	26	CYS
3	CD	27	TYR
3	CD	33	MET
3	CD	42	GLN
3	CD	49	ARG
3	CD	50	ARG
3	CD	54	TYR
3	CD	57	ARG
3	CD	60	GLU
3	CD	61	LYS
3	CD	67	ILE
3	CD	70	ILE
3	CD	76	ARG
3	CD	77	ASN
3	CD	86	LYS
3	CD	89	THR
3	CD	97	LEU
3	CD	98	GLU
3	CD	103	ASN
3	CD	107	ARG
3	CD	110	PHE
3	CD	113	SER
3	CD	135	LEU
3	CD	140	VAL
3	CD	141	ARG
3	CD	148	VAL
3	CD	156	GLU
3	CD	159	ARG
3	CD	173	TRP
3	CD	176	LEU
3	CD	178	VAL

Continued on next page...

Continued from previous page...

Mol	Chain	Res	Type
3	CD	187	ARG
3	CD	193	ASP
3	CD	207	TYR
4	CE	5	ASP
4	CE	12	LEU
4	CE	16	THR
4	CE	37	ARG
4	CE	41	VAL
4	CE	45	PHE
4	CE	60	TYR
4	CE	64	ARG
4	CE	68	GLU
4	CE	73	ASN
4	CE	76	ILE
4	CE	78	HIS
4	CE	80	ILE
4	CE	87	SER
4	CE	91	LEU
4	CE	112	LEU
4	CE	119	LEU
4	CE	120	THR
4	CE	126	ARG
4	CE	137	GLU
4	CE	143	ARG
5	CF	11	ASN
5	CF	13	ASN
5	CF	16	GLN
5	CF	23	LYS
5	CF	36	ARG
5	CF	45	LEU
5	CF	46	ARG
5	CF	57	GLN
5	CF	61	LEU
5	CF	69	GLU
5	CF	70	ASP
5	CF	74	ASP
5	CF	78	GLU
5	CF	82	ARG
5	CF	87	ARG
5	CF	89	MET
6	CG	13	GLN
6	CG	17	VAL

Continued on next page...

Continued from previous page...

Mol	Chain	Res	Type
6	CG	18	TYR
6	CG	56	GLN
6	CG	78	ARG
6	CG	79	ARG
6	CG	80	VAL
6	CG	106	GLN
6	CG	113	GLU
6	CG	114	ARG
6	CG	122	HIS
6	CG	126	ASP
6	CG	136	LYS
6	CG	140	ASP
7	CH	8	ASP
7	CH	29	SER
7	CH	37	ARG
7	CH	44	PHE
7	CH	49	GLU
7	CH	51	VAL
7	CH	58	TYR
7	CH	59	LEU
7	CH	61	VAL
7	CH	63	LEU
7	CH	70	GLN
7	CH	73	ASP
7	CH	77	GLU
7	CH	83	ILE
7	CH	99	GLU
7	CH	102	ARG
7	CH	104	ARG
7	CH	107	LEU
7	CH	109	ILE
7	CH	111	ILE
7	CH	112	LEU
7	CH	119	LEU
7	CH	120	THR
7	CH	129	VAL
7	CH	133	LEU
7	CH	135	CYS
7	CH	136	GLU
7	CH	138	TRP
8	CI	19	LEU
8	CI	25	LYS

Continued on next page...

Continued from previous page...

Mol	Chain	Res	Type
8	CI	27	THR
8	CI	53	VAL
8	CI	70	LYS
8	CI	71	SER
8	CI	79	LEU
8	CI	88	TYR
8	CI	91	ASP
8	CI	93	ARG
8	CI	95	LYS
8	CI	96	LEU
8	CI	102	LEU
8	CI	107	ARG
8	CI	108	VAL
8	CI	113	LYS
8	CI	114	TYR
8	CI	117	HIS
8	CI	118	LYS
8	CI	121	ARG
8	CI	124	GLN
9	CJ	5	ARG
9	CJ	8	LEU
9	CJ	11	PHE
9	CJ	16	LEU
9	CJ	22	LYS
9	CJ	25	GLU
9	CJ	28	ARG
9	CJ	30	SER
9	CJ	47	PHE
9	CJ	48	THR
9	CJ	50	ILE
9	CJ	55	LYS
9	CJ	66	ARG
9	CJ	67	THR
9	CJ	70	ARG
9	CJ	74	ILE
9	CJ	78	ASN
9	CJ	79	ARG
9	CJ	81	THR
9	CJ	83	GLU
9	CJ	84	GLN
9	CJ	95	GLU
9	CJ	96	ILE

Continued on next page...

Continued from previous page...

Mol	Chain	Res	Type
10	CK	18	ARG
10	CK	25	TYR
10	CK	29	ILE
10	CK	33	THR
10	CK	34	ASP
10	CK	36	ASP
10	CK	40	ILE
10	CK	41	THR
10	CK	48	ILE
10	CK	54	ARG
10	CK	57	THR
10	CK	75	TYR
10	CK	84	VAL
10	CK	101	SER
10	CK	103	LEU
10	CK	107	SER
10	CK	124	LYS
10	CK	127	LYS
11	CL	6	THR
11	CL	18	VAL
11	CL	20	LYS
11	CL	24	VAL
11	CL	33	ARG
11	CL	37	CYS
11	CL	38	THR
11	CL	43	VAL
11	CL	47	LYS
11	CL	52	LEU
11	CL	54	LYS
11	CL	55	VAL
11	CL	60	LEU
11	CL	67	THR
11	CL	69	TYR
11	CL	75	HIS
11	CL	76	ASN
11	CL	77	LEU
11	CL	80	HIS
11	CL	85	ILE
11	CL	92	ASP
11	CL	93	LEU
11	CL	96	VAL
11	CL	101	VAL

Continued on next page...

Continued from previous page...

Mol	Chain	Res	Type
11	CL	112	ASP
11	CL	123	LYS
11	CL	127	GLU
12	CM	17	VAL
12	CM	31	LYS
12	CM	36	LYS
12	CM	43	THR
12	CM	46	LYS
12	CM	50	GLU
12	CM	57	ARG
12	CM	64	TRP
12	CM	81	LEU
12	CM	92	HIS
12	CM	99	ARG
12	CM	108	ARG
12	CM	110	ARG
12	CM	121	LYS
13	CN	9	LYS
13	CN	16	PHE
13	CN	22	THR
13	CN	29	ARG
13	CN	35	ARG
13	CN	36	PHE
13	CN	40	CYS
13	CN	44	LEU
13	CN	47	LEU
13	CN	53	LEU
13	CN	56	VAL
13	CN	57	ARG
13	CN	58	LYS
13	CN	61	TRP
14	CO	17	ARG
14	CO	21	ASP
14	CO	25	THR
14	CO	26	GLU
14	CO	38	ARG
14	CO	39	LEU
14	CO	43	LEU
14	CO	47	LYS
14	CO	54	ARG
14	CO	63	ARG
14	CO	79	ARG

Continued on next page...

Continued from previous page...

Mol	Chain	Res	Type
14	CO	87	ILE
14	CO	88	ARG
15	CP	1	MET
15	CP	3	LYS
15	CP	12	LYS
15	CP	13	HIS
15	CP	22	THR
15	CP	32	TYR
15	CP	49	LEU
15	CP	58	TYR
15	CP	59	TRP
15	CP	69	THR
15	CP	73	LEU
16	CQ	10	VAL
16	CQ	19	VAL
16	CQ	36	ILE
16	CQ	37	LYS
16	CQ	48	GLU
16	CQ	52	LYS
16	CQ	53	LEU
16	CQ	55	ASP
16	CQ	63	ARG
16	CQ	66	SER
16	CQ	81	ARG
16	CQ	83	ASP
16	CQ	85	VAL
16	CQ	87	LYS
16	CQ	92	ARG
17	CR	19	LYS
17	CR	23	LYS
17	CR	34	TYR
17	CR	38	GLU
17	CR	47	THR
17	CR	53	ARG
17	CR	62	GLU
17	CR	81	PHE
18	CS	5	LEU
18	CS	6	LYS
18	CS	9	VAL
18	CS	13	ASP
18	CS	25	LYS
18	CS	27	GLU

Continued on next page...

Continued from previous page...

Mol	Chain	Res	Type
18	CS	29	ARG
18	CS	33	THR
18	CS	34	TRP
18	CS	37	ARG
18	CS	47	HIS
18	CS	61	TYR
18	CS	62	ILE
18	CS	63	THR
18	CS	66	MET
18	CS	67	VAL
18	CS	71	LEU
19	CT	11	SER
19	CT	13	LEU
19	CT	15	ARG
19	CT	43	LEU
19	CT	71	THR
19	CT	74	LYS
19	CT	92	LEU
19	CT	93	GLU
20	CY	8	ASP
20	CY	9	LEU
20	CY	14	ASN
20	CY	20	HIS
20	CY	26	THR
20	CY	33	LEU
20	CY	35	TYR
20	CY	39	ILE
20	CY	61	ARG
20	CY	66	THR
20	CY	84	THR
20	CY	92	ILE
20	CY	94	VAL
20	CY	98	MET
20	CY	99	ARG
20	CY	105	ILE
20	CY	114	VAL
20	CY	126	GLU
20	CY	128	TYR
20	CY	132	ARG
20	CY	133	ILE
20	CY	135	PHE
20	CY	152	THR

Continued on next page...

Continued from previous page...

Mol	Chain	Res	Type
20	CY	153	MET
20	CY	170	ARG
20	CY	171	GLU
20	CY	173	THR
20	CY	174	PHE
20	CY	178	ILE
20	CY	179	ASP
20	CY	190	ASN
20	CY	199	ILE
20	CY	203	GLU
20	CY	204	GLU
20	CY	224	ASP
20	CY	225	GLU
20	CY	232	LEU
20	CY	260	LEU
20	CY	266	ASN
20	CY	271	LEU
20	CY	277	VAL
20	CY	290	LYS
20	CY	292	THR
20	CY	300	GLU
20	CY	304	ASP
20	CY	312	LEU
20	CY	328	ILE
20	CY	342	TYR
20	CY	344	THR
20	CY	382	GLU
20	CY	398	ILE
20	CY	406	GLU
20	CY	408	VAL
20	CY	410	ASP
20	CY	422	GLU
20	CY	424	LEU
20	CY	428	LEU
20	CY	437	THR
20	CY	438	PHE
20	CY	448	GLN
20	CY	451	ILE
20	CY	454	MET
20	CY	456	GLU
20	CY	457	LEU
20	CY	468	ARG

Continued on next page...

Continued from previous page...

Mol	Chain	Res	Type
20	CY	472	VAL
20	CY	476	VAL
20	CY	487	ILE
20	CY	488	THR
20	CY	493	VAL
20	CY	497	PHE
20	CY	504	ARG
20	CY	507	TYR
20	CY	510	VAL
20	CY	512	ILE
20	CY	525	PHE
20	CY	526	VAL
20	CY	542	VAL
20	CY	556	ILE
20	CY	568	TYR
20	CY	572	TYR
20	CY	574	GLU
20	CY	579	GLU
20	CY	601	ILE
20	CY	606	MET
20	CY	608	VAL
20	CY	614	GLU
20	CY	617	MET
20	CY	623	ASP
20	CY	630	GLN
20	CY	663	THR
20	CY	669	PHE
20	CY	671	MET
20	CY	676	TYR
20	CY	677	GLN
20	CY	679	VAL
25	DC	7	ARG
25	DC	9	ARG
25	DC	12	LEU
25	DC	14	LYS
25	DC	19	LYS
25	DC	28	ARG
25	DC	31	LYS
25	DC	41	THR
25	DC	42	VAL
25	DC	45	HIS
25	DC	48	LEU

Continued on next page...

Continued from previous page...

Mol	Chain	Res	Type
25	DC	51	ASP
25	DC	53	ARG
25	DC	54	ARG
25	DC	57	GLN
25	DC	73	VAL
25	DC	75	VAL
25	DC	83	LYS
25	DC	85	LYS
25	DC	86	GLU
25	DC	93	ASP
25	DC	95	VAL
25	DC	98	GLU
25	DC	100	ILE
25	DC	105	LEU
25	DC	109	MET
25	DC	115	VAL
25	DC	117	THR
25	DC	119	ASP
25	DC	121	MET
25	DC	130	ARG
25	DC	131	ILE
25	DC	132	LEU
25	DC	138	LEU
25	DC	148	PHE
25	DC	149	ASN
25	DC	155	ARG
25	DC	158	LYS
25	DC	161	ARG
25	DC	164	PHE
25	DC	168	LYS
25	DC	169	THR
25	DC	172	ILE
25	DC	173	HIS
25	DC	176	VAL
25	DC	201	LYS
25	DC	203	GLU
25	DC	206	LYS
25	DC	209	PHE
25	DC	211	ARG
25	DC	213	VAL
25	DC	216	THR
26	DD	4	LYS

Continued on next page...

Continued from previous page...

Mol	Chain	Res	Type
26	DD	5	LYS
26	DD	9	TYR
26	DD	10	THR
26	DD	14	ARG
26	DD	15	PHE
26	DD	23	GLU
26	DD	24	ILE
26	DD	25	THR
26	DD	26	LYS
26	DD	30	GLU
26	DD	31	LYS
26	DD	35	LYS
26	DD	37	LEU
26	DD	62	TYR
26	DD	64	ILE
26	DD	65	ILE
26	DD	69	ARG
26	DD	78	LYS
26	DD	82	ILE
26	DD	83	GLU
26	DD	92	ILE
26	DD	95	LEU
26	DD	103	ARG
26	DD	104	TYR
26	DD	105	ILE
26	DD	115	GLN
26	DD	134	ARG
26	DD	136	ILE
26	DD	140	THR
26	DD	143	HIS
26	DD	155	LEU
26	DD	161	THR
26	DD	175	LEU
26	DD	196	VAL
26	DD	229	VAL
26	DD	230	ASP
26	DD	237	GLU
26	DD	242	ARG
26	DD	248	SER
26	DD	264	LYS
26	DD	267	SER
27	DE	4	ILE

Continued on next page...

Continued from previous page...

Mol	Chain	Res	Type
27	DE	9	VAL
27	DE	11	MET
27	DE	18	ASP
27	DE	26	ILE
27	DE	35	GLN
27	DE	52	LEU
27	DE	54	GLN
27	DE	57	LYS
27	DE	61	ARG
27	DE	77	ILE
27	DE	78	LEU
27	DE	79	ARG
27	DE	87	GLU
27	DE	89	ASP
27	DE	93	VAL
27	DE	94	GLU
27	DE	95	ILE
27	DE	132	HIS
27	DE	134	ILE
27	DE	135	HIS
27	DE	141	ILE
27	DE	146	THR
27	DE	159	HIS
27	DE	160	TYR
27	DE	163	GLU
27	DE	180	ASN
27	DE	192	ASN
27	DE	199	ARG
28	DF	3	GLU
28	DF	6	VAL
28	DF	7	TYR
28	DF	12	LEU
28	DF	17	ARG
28	DF	38	ARG
28	DF	40	GLN
28	DF	53	THR
28	DF	56	GLU
28	DF	72	ARG
28	DF	74	ARG
28	DF	106	ARG
28	DF	125	LEU
28	DF	126	VAL

Continued on next page...

Continued from previous page...

Mol	Chain	Res	Type
28	DF	132	VAL
28	DF	136	THR
28	DF	149	ASP
28	DF	154	VAL
28	DF	175	THR
28	DF	185	ASP
28	DF	191	ARG
28	DF	196	LEU
28	DF	199	TRP
28	DF	200	GLU
28	DF	206	ILE
29	DG	5	VAL
29	DG	9	ARG
29	DG	21	ARG
29	DG	34	LEU
29	DG	39	ILE
29	DG	40	ASN
29	DG	43	LEU
29	DG	45	GLU
29	DG	58	GLN
29	DG	60	LEU
29	DG	66	GLN
29	DG	82	LEU
29	DG	83	ARG
29	DG	84	LYS
29	DG	86	MET
29	DG	99	MET
29	DG	113	ARG
29	DG	115	ARG
29	DG	126	ASP
29	DG	133	LEU
29	DG	135	LEU
29	DG	138	GLN
29	DG	146	TYR
29	DG	147	ASP
29	DG	172	LEU
30	DH	17	VAL
30	DH	23	ARG
30	DH	33	LEU
30	DH	41	MET
30	DH	43	VAL
30	DH	67	LEU

Continued on next page...

Continued from previous page...

Mol	Chain	Res	Type
30	DH	70	THR
30	DH	72	ILE
30	DH	79	VAL
30	DH	83	TYR
30	DH	86	GLU
30	DH	88	LEU
30	DH	107	VAL
30	DH	114	VAL
30	DH	116	GLU
30	DH	122	THR
30	DH	133	VAL
30	DH	136	ILE
30	DH	159	GLU
32	DK	9	LYS
32	DK	10	LEU
32	DK	27	LEU
32	DK	37	PHE
32	DK	45	THR
32	DK	57	ILE
32	DK	58	THR
32	DK	60	TYR
32	DK	63	ARG
32	DK	64	SER
32	DK	65	PHE
32	DK	69	THR
32	DK	78	ILE
32	DK	84	LEU
32	DK	95	LYS
32	DK	96	VAL
32	DK	98	ARG
32	DK	102	GLU
32	DK	105	LEU
32	DK	106	GLU
32	DK	110	GLN
32	DK	111	LYS
32	DK	114	ASP
32	DK	115	LEU
32	DK	118	THR
32	DK	125	ARG
32	DK	132	ARG
32	DK	133	SER
33	DN	22	THR

Continued on next page...

Continued from previous page...

Mol	Chain	Res	Type
33	DN	25	ARG
33	DN	28	THR
33	DN	29	LYS
33	DN	32	THR
33	DN	33	LEU
33	DN	41	ASP
33	DN	48	MET
33	DN	65	LYS
33	DN	76	SER
33	DN	84	LYS
33	DN	87	LEU
33	DN	93	THR
33	DN	98	VAL
33	DN	106	MET
33	DN	112	LEU
33	DN	114	ARG
33	DN	119	ARG
33	DN	120	LEU
33	DN	127	ASP
33	DN	131	GLN
33	DN	134	ARG
33	DN	137	LYS
33	DN	138	LEU
34	DO	2	ILE
34	DO	8	LEU
34	DO	37	ASP
34	DO	42	SER
34	DO	45	GLU
34	DO	70	LYS
34	DO	78	ARG
34	DO	80	ASP
34	DO	82	ASN
34	DO	89	ASN
34	DO	91	LEU
34	DO	92	GLU
34	DO	94	ARG
34	DO	117	LEU
35	DP	7	ARG
35	DP	16	ARG
35	DP	19	VAL
35	DP	27	HIS
35	DP	29	LYS

Continued on next page...

Continued from previous page...

Mol	Chain	Res	Type
35	DP	32	THR
35	DP	35	HIS
35	DP	39	LYS
35	DP	46	LYS
35	DP	50	ARG
35	DP	51	PHE
35	DP	55	ARG
35	DP	60	MET
35	DP	61	ARG
35	DP	62	LEU
35	DP	65	ARG
35	DP	68	GLN
35	DP	71	VAL
35	DP	77	ARG
35	DP	79	ARG
35	DP	84	ASN
35	DP	91	PHE
35	DP	100	LEU
35	DP	101	VAL
35	DP	110	TYR
35	DP	123	LEU
35	DP	130	PHE
36	DQ	1	MET
36	DQ	3	MET
36	DQ	7	MET
36	DQ	14	ARG
36	DQ	16	ARG
36	DQ	17	LEU
36	DQ	25	ASP
36	DQ	35	VAL
36	DQ	37	LEU
36	DQ	43	THR
36	DQ	45	GLN
36	DQ	46	GLN
36	DQ	56	ARG
36	DQ	57	HIS
36	DQ	58	PHE
36	DQ	59	ARG
36	DQ	60	ARG
36	DQ	68	ILE
36	DQ	91	GLU
36	DQ	104	PHE

Continued on next page...

Continued from previous page...

Mol	Chain	Res	Type
36	DQ	105	GLU
36	DQ	106	VAL
36	DQ	112	GLU
36	DQ	128	LYS
36	DQ	131	ILE
36	DQ	132	VAL
36	DQ	137	TYR
37	DR	3	HIS
37	DR	4	LEU
37	DR	11	ASN
37	DR	13	HIS
37	DR	16	HIS
37	DR	29	LEU
37	DR	37	THR
37	DR	43	GLU
37	DR	44	LEU
37	DR	45	ARG
37	DR	49	ASP
37	DR	59	ASP
37	DR	65	LEU
37	DR	71	GLN
37	DR	72	ASP
37	DR	76	VAL
37	DR	79	LEU
37	DR	82	GLU
37	DR	97	VAL
37	DR	99	LYS
37	DR	100	LEU
37	DR	107	ASP
38	DS	13	ARG
38	DS	15	ARG
38	DS	16	ASN
38	DS	23	ARG
38	DS	24	LEU
38	DS	47	THR
38	DS	50	SER
38	DS	62	LYS
38	DS	67	ARG
38	DS	69	VAL
38	DS	78	LEU
38	DS	84	GLN
38	DS	87	PHE

Continued on next page...

Continued from previous page...

Mol	Chain	Res	Type
38	DS	92	TYR
38	DS	95	HIS
38	DS	97	ARG
38	DS	98	VAL
38	DS	99	LYS
39	DT	1	MET
39	DT	13	ARG
39	DT	16	ARG
39	DT	27	THR
39	DT	30	VAL
39	DT	33	LYS
39	DT	38	ASN
39	DT	42	ILE
39	DT	44	ASP
39	DT	46	GLU
39	DT	48	ILE
39	DT	57	PHE
39	DT	64	ARG
39	DT	70	VAL
39	DT	74	ARG
39	DT	80	SER
39	DT	82	LEU
39	DT	96	ARG
39	DT	105	LEU
39	DT	107	ASP
39	DT	108	ARG
39	DT	109	GLU
39	DT	111	ARG
39	DT	114	LEU
39	DT	115	ARG
39	DT	118	ARG
39	DT	124	ASP
40	DU	6	THR
40	DU	14	HIS
40	DU	18	LEU
40	DU	34	LYS
40	DU	38	THR
40	DU	39	LEU
40	DU	44	ASN
40	DU	51	LYS
40	DU	54	LYS
40	DU	58	ARG

Continued on next page...

Continued from previous page...

Mol	Chain	Res	Type
40	DU	59	ARG
40	DU	64	ARG
40	DU	74	LEU
40	DU	83	LEU
40	DU	90	VAL
40	DU	97	ASP
40	DU	98	LEU
40	DU	101	ARG
40	DU	104	GLN
40	DU	105	VAL
40	DU	108	GLU
40	DU	114	LYS
40	DU	117	GLN
41	DV	14	VAL
41	DV	18	LEU
41	DV	19	LYS
41	DV	21	ARG
41	DV	37	VAL
41	DV	38	LEU
41	DV	40	LEU
41	DV	47	VAL
41	DV	57	VAL
41	DV	60	GLU
41	DV	69	LYS
41	DV	71	LEU
41	DV	73	SER
41	DV	75	PHE
41	DV	80	GLN
41	DV	82	ARG
41	DV	85	LYS
41	DV	87	HIS
41	DV	98	GLU
41	DV	99	ILE
42	DW	11	ARG
42	DW	12	ILE
42	DW	17	VAL
42	DW	19	LEU
42	DW	27	LYS
42	DW	37	ARG
42	DW	39	THR
42	DW	61	ASN
42	DW	64	MET

Continued on next page...

Continued from previous page...

Mol	Chain	Res	Type
42	DW	66	GLU
42	DW	70	TYR
42	DW	88	ARG
42	DW	95	ILE
42	DW	96	ILE
42	DW	99	ARG
42	DW	107	LEU
43	DX	3	THR
43	DX	6	ASP
43	DX	15	GLU
43	DX	27	THR
43	DX	53	LYS
43	DX	54	VAL
43	DX	56	THR
43	DX	57	LEU
43	DX	58	HIS
43	DX	66	LEU
43	DX	68	ARG
43	DX	69	TYR
43	DX	72	LYS
43	DX	75	ASP
43	DX	76	ARG
43	DX	87	GLN
43	DX	92	LEU
44	DY	2	ARG
44	DY	4	LYS
44	DY	5	MET
44	DY	6	HIS
44	DY	7	VAL
44	DY	9	LYS
44	DY	13	VAL
44	DY	19	LYS
44	DY	35	TYR
44	DY	39	VAL
44	DY	44	ILE
44	DY	47	LYS
44	DY	50	ARG
44	DY	62	GLU
44	DY	76	CYS
45	DZ	3	TYR
45	DZ	24	LEU
45	DZ	31	ARG

Continued on next page...

Continued from previous page...

Mol	Chain	Res	Type
45	DZ	34	ASN
45	DZ	36	LYS
45	DZ	37	VAL
45	DZ	39	VAL
45	DZ	46	LYS
45	DZ	52	SER
45	DZ	57	ILE
45	DZ	59	LEU
45	DZ	70	LEU
45	DZ	72	ARG
45	DZ	81	ARG
45	DZ	82	ARG
45	DZ	86	VAL
45	DZ	87	ASP
45	DZ	98	MET
45	DZ	102	LEU
45	DZ	124	ILE
45	DZ	126	VAL
45	DZ	127	LYS
45	DZ	133	ILE
45	DZ	136	PHE
45	DZ	140	ASP
45	DZ	145	GLU
45	DZ	148	ASP
45	DZ	151	HIS
45	DZ	153	SER
45	DZ	154	ASP
45	DZ	155	LEU
45	DZ	156	LYS
45	DZ	165	VAL
45	DZ	179	ASP
45	DZ	181	GLU
45	DZ	185	GLU
45	DZ	186	GLU
46	D0	11	ARG
46	D0	21	LEU
46	D0	27	GLU
46	D0	30	VAL
46	D0	35	ASN
46	D0	36	ILE
46	D0	41	ARG
46	D0	43	THR

Continued on next page...

Continued from previous page...

Mol	Chain	Res	Type
46	D0	57	PHE
46	D0	82	ARG
47	D2	9	GLN
47	D2	17	SER
47	D2	21	LEU
47	D2	35	LEU
47	D2	40	SER
47	D2	47	ASN
47	D2	55	ARG
47	D2	71	ASN
48	D3	8	LEU
48	D3	17	LYS
48	D3	19	GLN
48	D3	29	ARG
48	D3	36	VAL
48	D3	48	GLU
48	D3	60	GLU
49	D5	3	LYS
49	D5	20	ARG
49	D5	25	LEU
49	D5	26	THR
49	D5	31	VAL
49	D5	44	THR
49	D5	48	GLU
49	D5	51	TYR
49	D5	52	TYR
49	D5	58	LEU
50	D6	6	ARG
50	D6	9	LEU
50	D6	10	LEU
50	D6	11	LEU
50	D6	18	ARG
50	D6	19	ARG
50	D6	23	THR
50	D6	25	LYS
50	D6	28	ARG
50	D6	34	LEU
50	D6	43	CYS
50	D6	46	HIS
50	D6	47	THR
50	D6	53	LYS
50	D6	54	ILE

Continued on next page...

Continued from previous page...

Mol	Chain	Res	Type
51	D7	6	GLN
51	D7	19	ARG
51	D7	24	THR
51	D7	39	ARG
51	D7	40	TRP
51	D7	47	ARG
52	D8	33	ASN
52	D8	34	TRP
52	D8	36	LYS
52	D8	40	GLU
52	D8	44	LYS
52	D8	49	VAL
52	D8	53	PRO
52	D8	59	LYS
52	D8	61	LEU
52	D8	64	TYR
53	D9	11	CYS
53	D9	17	ILE
53	D9	27	CYS
53	D9	35	ARG
56	D1	5	CYS
56	D1	14	VAL
56	D1	20	ARG
56	D1	25	LYS
56	D1	27	GLU
56	D1	32	LYS
56	D1	40	ARG
56	D1	41	ARG
56	D1	43	TYR
56	D1	45	ASN
56	D1	46	LEU
56	D1	47	GLN
56	D1	50	ARG
56	D1	57	GLU
56	D1	58	ILE
56	D1	61	ARG
56	D1	67	ILE
56	D1	88	LYS
56	D1	90	ILE
56	D1	94	LEU
57	D4	1	MET
57	D4	6	HIS

Continued on next page...

Continued from previous page...

Mol	Chain	Res	Type
57	D4	8	LYS
57	D4	9	LEU
57	D4	10	VAL
57	D4	15	ILE
57	D4	23	GLU
57	D4	26	SER
57	D4	32	TYR
57	D4	34	GLU
58	De	61	ASP
58	De	70	LYS
58	De	73	GLU
58	De	78	LEU
58	De	90	LYS
58	De	94	GLU
58	De	95	LYS
58	De	101	GLU

Some sidechains can be flipped to improve hydrogen bonding and reduce clashes. All (68) such sidechains are listed below:

Mol	Chain	Res	Type
1	AB	16	HIS
1	AB	104	ASN
2	AC	107	GLN
3	AD	161	ASN
6	AG	96	GLN
7	AH	78	GLN
10	AK	117	ASN
11	AL	99	HIS
14	AO	71	GLN
15	AP	65	GLN
20	AY	77	HIS
20	AY	137	ASN
20	AY	165	GLN
20	AY	595	GLN
20	AY	682	GLN
25	BC	18	ASN
25	BC	189	ASN
26	BD	164	GLN
27	BE	35	GLN
27	BE	159	HIS
28	BF	40	GLN
28	BF	169	ASN

Continued on next page...

Continued from previous page...

Mol	Chain	Res	Type
29	BG	138	GLN
32	BK	30	HIS
34	BO	90	GLN
35	BP	68	GLN
36	BQ	12	GLN
39	BT	123	GLN
45	BZ	75	ASN
49	B5	23	HIS
50	B6	32	ASN
3	CD	161	ASN
4	CE	78	HIS
5	CF	32	ASN
6	CG	148	ASN
10	CK	27	ASN
10	CK	116	HIS
12	CM	92	HIS
16	CQ	96	GLN
19	CT	18	GLN
20	CY	40	HIS
20	CY	80	ASN
20	CY	137	ASN
26	DD	87	ASN
26	DD	126	GLN
26	DD	231	HIS
27	DE	180	ASN
28	DF	40	GLN
28	DF	169	ASN
29	DG	27	ASN
32	DK	30	HIS
33	DN	131	GLN
35	DP	9	ASN
35	DP	68	GLN
36	DQ	12	GLN
36	DQ	89	ASN
36	DQ	123	HIS
37	DR	23	ASN
38	DS	34	HIS
38	DS	38	GLN
39	DT	84	GLN
41	DV	87	HIS
41	DV	89	GLN
43	DX	58	HIS

Continued on next page...

Continued from previous page...

Mol	Chain	Res	Type
43	DX	87	GLN
45	DZ	118	GLN
46	D0	80	HIS
50	D6	26	ASN

5.3.3 RNA ⓘ

Mol	Chain	Analysed	Backbone Outliers	Pucker Outliers
21	AA	1511/1511 (100%)	326 (21%)	19 (1%)
21	CA	1511/1511 (100%)	310 (20%)	16 (1%)
22	AW	76/77 (98%)	22 (28%)	1 (1%)
22	CW	76/77 (98%)	19 (25%)	1 (1%)
23	AV	22/23 (95%)	11 (50%)	2 (9%)
23	CV	22/23 (95%)	9 (40%)	3 (13%)
59	BA	2878/2879 (99%)	666 (23%)	21 (0%)
59	DA	2878/2879 (99%)	629 (21%)	17 (0%)
60	BB	118/119 (99%)	20 (16%)	4 (3%)
60	DB	118/119 (99%)	19 (16%)	3 (2%)
All	All	9210/9218 (99%)	2031 (22%)	87 (0%)

All (2031) RNA backbone outliers are listed below:

Mol	Chain	Res	Type
21	AA	6	G
21	AA	7	G
21	AA	8	A
21	AA	9	G
21	AA	13	U
21	AA	22	G
21	AA	31	G
21	AA	32	A
21	AA	39	G
21	AA	47	C
21	AA	48	C
21	AA	50	A
21	AA	51	A
21	AA	54	C
21	AA	65	U
21	AA	66	G
21	AA	68	G
21	AA	68(H)	G

Continued on next page...

Continued from previous page...

Mol	Chain	Res	Type
21	AA	68(L)	U
21	AA	68(P)	C
21	AA	68(R)	C
21	AA	68(S)	C
21	AA	109	A
21	AA	116	A
21	AA	121	C
21	AA	129(A)	G
21	AA	131	C
21	AA	134	A
21	AA	135	C
21	AA	136	C
21	AA	144	G
21	AA	148	G
21	AA	163	C
21	AA	170	U
21	AA	174	C
21	AA	186(H)	U
21	AA	191	G
21	AA	195	A
21	AA	197	A
21	AA	201	C
21	AA	201(A)	U
21	AA	201(C)	U
21	AA	216	G
21	AA	222	U
21	AA	233	C
21	AA	247	G
21	AA	251	G
21	AA	264	U
21	AA	267	C
21	AA	281	G
21	AA	283	C
21	AA	289	G
21	AA	290	C
21	AA	294	U
21	AA	306	G
21	AA	313	A
21	AA	315	A
21	AA	316	G
21	AA	321	A
21	AA	328	C

Continued on next page...

Continued from previous page...

Mol	Chain	Res	Type
21	AA	329	A
21	AA	332	G
21	AA	340	U
21	AA	345	C
21	AA	346	G
21	AA	347	G
21	AA	348	G
21	AA	352	C
21	AA	353	A
21	AA	354	G
21	AA	367	U
21	AA	372	C
21	AA	388	G
21	AA	389	A
21	AA	390	C
21	AA	392	G
21	AA	397	A
21	AA	398	C
21	AA	406	G
21	AA	410	G
21	AA	412	A
21	AA	413	G
21	AA	414	A
21	AA	422	C
21	AA	424	G
21	AA	429	U
21	AA	430	A
21	AA	432	A
21	AA	440	A
21	AA	444	C
21	AA	452	A
21	AA	453	A
21	AA	457	C
21	AA	458(B)	A
21	AA	475	G
21	AA	481	G
21	AA	482	A
21	AA	484	G
21	AA	485	G
21	AA	486	U
21	AA	497	A
21	AA	498	U

Continued on next page...

Continued from previous page...

Mol	Chain	Res	Type
21	AA	505	G
21	AA	509	A
21	AA	511	C
21	AA	518	C
21	AA	520	A
21	AA	521	G
21	AA	524	G
21	AA	527	G
21	AA	531	U
21	AA	532	A
21	AA	533	A
21	AA	535	A
21	AA	536	C
21	AA	547	A
21	AA	559	A
21	AA	561	U
21	AA	562	C
21	AA	564	C
21	AA	565	U
21	AA	568	G
21	AA	572	A
21	AA	573	A
21	AA	574	A
21	AA	576	G
21	AA	577	G
21	AA	596	C
21	AA	618	C
21	AA	653	A
21	AA	659	U
21	AA	665	A
21	AA	666	G
21	AA	678	U
21	AA	688	G
21	AA	693	G
21	AA	702	A
21	AA	703	G
21	AA	706	A
21	AA	717	C
21	AA	720	C
21	AA	721	G
21	AA	724	G
21	AA	733	A

Continued on next page...

Continued from previous page...

Mol	Chain	Res	Type
21	AA	734	G
21	AA	737	A
21	AA	749	C
21	AA	755	G
21	AA	777	A
21	AA	793	U
21	AA	794	A
21	AA	796	C
21	AA	816	A
21	AA	817	C
21	AA	818	G
21	AA	819	A
21	AA	828	A
21	AA	838(A)	U
21	AA	838(B)	C
21	AA	838(C)	U
21	AA	848	C
21	AA	852	G
21	AA	853	G
21	AA	855	G
21	AA	859	A
21	AA	889	A
21	AA	907	A
21	AA	916	G
21	AA	918	A
21	AA	923	A
21	AA	926	G
21	AA	927	G
21	AA	934	C
21	AA	935	A
21	AA	939	G
21	AA	960	U
21	AA	961	U
21	AA	968	A
21	AA	969	A
21	AA	971	G
21	AA	974	A
21	AA	976	G
21	AA	977	A
21	AA	978	A
21	AA	980	C
21	AA	983	A

Continued on next page...

Continued from previous page...

Mol	Chain	Res	Type
21	AA	992	U
21	AA	993	G
21	AA	1004	A
21	AA	1005	A
21	AA	1006	C
21	AA	1008	C
21	AA	1020	U
21	AA	1025	U
21	AA	1028(B)	C
21	AA	1028(C)	G
21	AA	1036	G
21	AA	1037	C
21	AA	1045	C
21	AA	1054	C
21	AA	1055	A
21	AA	1060	C
21	AA	1065	U
21	AA	1066	C
21	AA	1068	G
21	AA	1081	G
21	AA	1084	G
21	AA	1089	G
21	AA	1094	G
21	AA	1095	U
21	AA	1101	A
21	AA	1102	A
21	AA	1108	G
21	AA	1115	C
21	AA	1117	G
21	AA	1118	C
21	AA	1120	G
21	AA	1125	U
21	AA	1126	U
21	AA	1127	G
21	AA	1128	C
21	AA	1129	C
21	AA	1130	A
21	AA	1131	G
21	AA	1136	U
21	AA	1137	C
21	AA	1138	G
21	AA	1139	G

Continued on next page...

Continued from previous page...

Mol	Chain	Res	Type
21	AA	1146	A
21	AA	1150	U
21	AA	1152	A
21	AA	1158	C
21	AA	1159	U
21	AA	1160	G
21	AA	1171	G
21	AA	1181	G
21	AA	1182	G
21	AA	1190	G
21	AA	1191	A
21	AA	1193	G
21	AA	1196	U
21	AA	1197	G
21	AA	1210	C
21	AA	1211	U
21	AA	1212	U
21	AA	1213	A
21	AA	1220	G
21	AA	1222	G
21	AA	1225	A
21	AA	1226	C
21	AA	1228	C
21	AA	1236	A
21	AA	1238	A
21	AA	1239	A
21	AA	1240	U
21	AA	1249	C
21	AA	1256	A
21	AA	1257	U
21	AA	1260	C
21	AA	1270	C
21	AA	1280	A
21	AA	1281	U
21	AA	1287	A
21	AA	1300	G
21	AA	1301	U
21	AA	1302	U
21	AA	1303	C
21	AA	1305	G
21	AA	1311	G
21	AA	1317	C

Continued on next page...

Continued from previous page...

Mol	Chain	Res	Type
21	AA	1320	C
21	AA	1322	C
21	AA	1331	G
21	AA	1335	C
21	AA	1338	G
21	AA	1345	U
21	AA	1347	G
21	AA	1357	A
21	AA	1358	U
21	AA	1359	C
21	AA	1362(A)	C
21	AA	1363	A
21	AA	1364	U
21	AA	1365	G
21	AA	1370	G
21	AA	1377	A
21	AA	1378	C
21	AA	1379	G
21	AA	1381	U
21	AA	1394	A
21	AA	1397	C
21	AA	1413	A
21	AA	1419	G
21	AA	1440(B)	G
21	AA	1440(C)	G
21	AA	1440(D)	A
21	AA	1440(I)	A
21	AA	1440(J)	C
21	AA	1440(K)	G
21	AA	1440(L)	G
21	AA	1475	G
21	AA	1484	C
21	AA	1487	G
21	AA	1489	G
21	AA	1491	G
21	AA	1492	A
21	AA	1493	A
21	AA	1494	G
21	AA	1497	G
21	AA	1502	A
21	AA	1503	A
21	AA	1504	G

Continued on next page...

Continued from previous page...

Mol	Chain	Res	Type
21	AA	1505	G
21	AA	1506	U
21	AA	1507	A
21	AA	1517	G
21	AA	1520	G
21	AA	1525	G
21	AA	1529	G
21	AA	1530	G
21	AA	1532	U
21	AA	1533	C
21	AA	1534	A
21	AA	1535	C
21	AA	1536	C
21	AA	1538	C
22	AW	6	C
22	AW	8	U
22	AW	9	A
22	AW	16	U
22	AW	17	U
22	AW	18	G
22	AW	19	G
22	AW	20	U
22	AW	20(A)	U
22	AW	21	A
22	AW	22	G
22	AW	25	C
22	AW	29	U
22	AW	46	G
22	AW	47	U
22	AW	48	C
22	AW	50	C
22	AW	58	A
22	AW	60	U
22	AW	61	C
22	AW	66	C
22	AW	76	A
23	AV	5	A
23	AV	9	G
23	AV	10	G
23	AV	11	U
23	AV	12	A
23	AV	15	A

Continued on next page...

Continued from previous page...

Mol	Chain	Res	Type
23	AV	16	A
23	AV	18	G
23	AV	19	G
23	AV	22	A
23	AV	23	A
59	BA	9	U
59	BA	12	U
59	BA	13	A
59	BA	27	G
59	BA	34	C
59	BA	46	C
59	BA	47	C
59	BA	49	A
59	BA	50	U
59	BA	51	G
59	BA	61	G
59	BA	68	G
59	BA	70	G
59	BA	72	U
59	BA	73	A
59	BA	74	A
59	BA	75	G
59	BA	84	A
59	BA	90	U
59	BA	93	C
59	BA	94	G
59	BA	98	G
59	BA	101	G
59	BA	102	G
59	BA	104	U
59	BA	113	G
59	BA	116	C
59	BA	118	A
59	BA	119	A
59	BA	120	U
59	BA	121	G
59	BA	134	C
59	BA	138	G
59	BA	149	A
59	BA	163	U
59	BA	164	U
59	BA	181	A

Continued on next page...

Continued from previous page...

Mol	Chain	Res	Type
59	BA	196	A
59	BA	197	A
59	BA	199	A
59	BA	204	A
59	BA	205	G
59	BA	215	G
59	BA	216	A
59	BA	221	A
59	BA	222	A
59	BA	227	A
59	BA	228	A
59	BA	229	A
59	BA	230	U
59	BA	232	G
59	BA	233	A
59	BA	248	G
59	BA	252	G
59	BA	264	C
59	BA	265	A
59	BA	266	G
59	BA	270(L)	C
59	BA	270(M)	U
59	BA	270(N)	U
59	BA	270(O)	G
59	BA	270(Q)	C
59	BA	270(R)	C
59	BA	271(D)	U
59	BA	271	G
59	BA	274	G
59	BA	278	A
59	BA	279	C
59	BA	294	A
59	BA	295	G
59	BA	300	A
59	BA	302	C
59	BA	310	A
59	BA	322	A
59	BA	323	G
59	BA	325	G
59	BA	329	G
59	BA	330	A
59	BA	331	A

Continued on next page...

Continued from previous page...

Mol	Chain	Res	Type
59	BA	352	G
59	BA	354	G
59	BA	363(A)	G
59	BA	363(B)	A
59	BA	363(G)	A
59	BA	364	C
59	BA	372	G
59	BA	386	G
59	BA	387	U
59	BA	388	G
59	BA	389	G
59	BA	396	G
59	BA	405	U
59	BA	408	G
59	BA	411	G
59	BA	412	A
59	BA	425	G
59	BA	444	C
59	BA	447	A
59	BA	448	U
59	BA	449	A
59	BA	451	C
59	BA	454	A
59	BA	455	C
59	BA	456	C
59	BA	457	A
59	BA	458	G
59	BA	459	U
59	BA	464	U
59	BA	470	A
59	BA	473	G
59	BA	474	G
59	BA	475	U
59	BA	480	A
59	BA	481	G
59	BA	489	G
59	BA	492	A
59	BA	505	A
59	BA	508	G
59	BA	509	C
59	BA	513	A
59	BA	527	C

Continued on next page...

Continued from previous page...

Mol	Chain	Res	Type
59	BA	528	A
59	BA	530	G
59	BA	531	C
59	BA	532	A
59	BA	544	C
59	BA	546	C
59	BA	548	A
59	BA	556	G
59	BA	560	C
59	BA	563	G
59	BA	568	U
59	BA	569	U
59	BA	572	A
59	BA	573	G
59	BA	575	A
59	BA	586	A
59	BA	587	C
59	BA	599	G
59	BA	603	A
59	BA	604	G
59	BA	615	G
59	BA	616	A
59	BA	617	G
59	BA	620	G
59	BA	621	A
59	BA	627	A
59	BA	634	C
59	BA	637	A
59	BA	645	C
59	BA	646	A
59	BA	653	C
59	BA	654	U
59	BA	655	A
59	BA	671	C
59	BA	675	A
59	BA	682	G
59	BA	683	C
59	BA	685	A
59	BA	686	G
59	BA	717	G
59	BA	723	G
59	BA	730	C

Continued on next page...

Continued from previous page...

Mol	Chain	Res	Type
59	BA	738	G
59	BA	747	U
59	BA	748	G
59	BA	752	A
59	BA	753	C
59	BA	764	A
59	BA	776	G
59	BA	778	G
59	BA	779	U
59	BA	782	A
59	BA	784	A
59	BA	785	G
59	BA	788	A
59	BA	789	A
59	BA	792	G
59	BA	793	A
59	BA	800	A
59	BA	805	G
59	BA	812	C
59	BA	819	A
59	BA	821	A
59	BA	822	U
59	BA	824	A
59	BA	827	U
59	BA	831	G
59	BA	832	G
59	BA	846	C
59	BA	847	U
59	BA	852	G
59	BA	859	G
59	BA	860	U
59	BA	861	A
59	BA	866	A
59	BA	869	G
59	BA	870	A
59	BA	877	U
59	BA	879	G
59	BA	881	G
59	BA	882	G
59	BA	887	A
59	BA	890	A
59	BA	895	U

Continued on next page...

Continued from previous page...

Mol	Chain	Res	Type
59	BA	896	A
59	BA	897	C
59	BA	910	A
59	BA	914	C
59	BA	917	A
59	BA	929	G
59	BA	932	G
59	BA	933	A
59	BA	941	A
59	BA	943	U
59	BA	946	G
59	BA	951	C
59	BA	953	A
59	BA	959	A
59	BA	961	C
59	BA	970	C
59	BA	974(A)	G
59	BA	974(B)	C
59	BA	980	A
59	BA	983	A
59	BA	991	C
59	BA	996	A
59	BA	997	G
59	BA	999	U
59	BA	1008	C
59	BA	1009	A
59	BA	1011	G
59	BA	1012	U
59	BA	1013	C
59	BA	1017	G
59	BA	1021	A
59	BA	1022	G
59	BA	1023	U
59	BA	1024	G
59	BA	1025	G
59	BA	1026	U
59	BA	1027	A
59	BA	1030	G
59	BA	1033	U
59	BA	1034	G
59	BA	1047	G
59	BA	1048	A

Continued on next page...

Continued from previous page...

Mol	Chain	Res	Type
59	BA	1060	U
59	BA	1061	U
59	BA	1062	G
59	BA	1063	G
59	BA	1070	A
59	BA	1072	C
59	BA	1077	A
59	BA	1078	U
59	BA	1079	C
59	BA	1086	A
59	BA	1088	A
59	BA	1090	U
59	BA	1096	A
59	BA	1097	U
59	BA	1105	U
59	BA	1106	G
59	BA	1110	G
59	BA	1112	G
59	BA	1123	C
59	BA	1128	A
59	BA	1130	U
59	BA	1136	G
59	BA	1139	G
59	BA	1141	U
59	BA	114(B)	A
59	BA	1144	G
59	BA	1154	G
59	BA	1155	A
59	BA	1175	U
59	BA	1176	G
59	BA	1179	C
59	BA	1186	G
59	BA	1199	U
59	BA	1204	A
59	BA	1205	U
59	BA	1210	A
59	BA	1211	U
59	BA	1212	G
59	BA	1220	A
59	BA	1221	C
59	BA	1241	A
59	BA	1247	A

Continued on next page...

Continued from previous page...

Mol	Chain	Res	Type
59	BA	1248	G
59	BA	1249	U
59	BA	1253	A
59	BA	1256	G
59	BA	1265	A
59	BA	1271	G
59	BA	1272	A
59	BA	1286	A
59	BA	1294	U
59	BA	1300	U
59	BA	1301	A
59	BA	1302	A
59	BA	1309	G
59	BA	1311	G
59	BA	1312	U
59	BA	1313	U
59	BA	1314	C
59	BA	1321	A
59	BA	1322	A
59	BA	1325	G
59	BA	1329	U
59	BA	1330	C
59	BA	1331	A
59	BA	1332	G
59	BA	1333	C
59	BA	1341	U
59	BA	1343	G
59	BA	1348	G
59	BA	1349	A
59	BA	1352	U
59	BA	1359	A
59	BA	1360	A
59	BA	1365	A
59	BA	1378	A
59	BA	1379	A
59	BA	1384	A
59	BA	1385	G
59	BA	1395	A
59	BA	1396	U
59	BA	1398	C
59	BA	1416	G
59	BA	1417	C

Continued on next page...

Continued from previous page...

Mol	Chain	Res	Type
59	BA	1418	G
59	BA	1420	U
59	BA	1421	G
59	BA	1428	C
59	BA	1430	C
59	BA	144(B)	A
59	BA	149(B)	A
59	BA	1449	G
59	BA	1453	A
59	BA	1454	U
59	BA	1455	G
59	BA	1458	C
59	BA	1460	A
59	BA	1467	C
59	BA	1478	G
59	BA	1483	G
59	BA	1490	A
59	BA	1491	G
59	BA	1493	C
59	BA	1494	A
59	BA	1495	A
59	BA	1497	U
59	BA	1498	C
59	BA	1509	A
59	BA	1510	A
59	BA	1523	U
59	BA	1528	A
59	BA	1535	U
59	BA	1536	A
59	BA	1538	G
59	BA	1539	G
59	BA	1540	G
59	BA	1541	U
59	BA	1542	G
59	BA	1543	A
59	BA	1544	C
59	BA	1545	A
59	BA	154(B)	C
59	BA	1547	C
59	BA	1558	A
59	BA	1559	G
59	BA	1566	A

Continued on next page...

Continued from previous page...

Mol	Chain	Res	Type
59	BA	1569	A
59	BA	1580	A
59	BA	1581	G
59	BA	1583	A
59	BA	1585	C
59	BA	1602	U
59	BA	1603	A
59	BA	1608	A
59	BA	1609	A
59	BA	1616	A
59	BA	1617	C
59	BA	1618	A
59	BA	1635	G
59	BA	1639	U
59	BA	1640	C
59	BA	1644	C
59	BA	1646	C
59	BA	1648	C
59	BA	1654	A
59	BA	1656	C
59	BA	1672	C
59	BA	1674	G
59	BA	1691	C
59	BA	1694	C
59	BA	1729	A
59	BA	1732	A
59	BA	1735	U
59	BA	1755	A
59	BA	1757	U
59	BA	1762	A
59	BA	1763	G
59	BA	1764	G
59	BA	1769	G
59	BA	1773	A
59	BA	1781	C
59	BA	1783	A
59	BA	1784	A
59	BA	1787	A
59	BA	1791	A
59	BA	1800	C
59	BA	1801	G
59	BA	1809	A

Continued on next page...

Continued from previous page...

Mol	Chain	Res	Type
59	BA	1816	G
59	BA	1820	U
59	BA	1821	A
59	BA	1829	A
59	BA	1836	C
59	BA	1837	C
59	BA	1847	A
59	BA	1859	A
59	BA	1888	G
59	BA	1889	A
59	BA	1900	A
59	BA	1903	G
59	BA	1906	G
59	BA	1908	C
59	BA	1909	C
59	BA	1911	U
59	BA	1912	A
59	BA	1913	A
59	BA	1914	C
59	BA	1929	G
59	BA	1930	G
59	BA	1931	U
59	BA	1935	G
59	BA	1936	A
59	BA	1937	A
59	BA	1938	A
59	BA	1939	U
59	BA	1940	U
59	BA	1944	U
59	BA	1955	U
59	BA	1963	U
59	BA	1964	G
59	BA	1967	C
59	BA	1970	A
59	BA	1971	A
59	BA	1972	A
59	BA	1980	G
59	BA	1981	A
59	BA	1982	C
59	BA	1992	G
59	BA	1993	U
59	BA	1996	C

Continued on next page...

Continued from previous page...

Mol	Chain	Res	Type
59	BA	2013	A
59	BA	2020	A
59	BA	2023	G
59	BA	2024	G
59	BA	2027	G
59	BA	2028	U
59	BA	2030	A
59	BA	2031	A
59	BA	2032	G
59	BA	2033	A
59	BA	2034	U
59	BA	2036	C
59	BA	2043	C
59	BA	2044	C
59	BA	2051	A
59	BA	2052	G
59	BA	2055	C
59	BA	2056	G
59	BA	2060	A
59	BA	2061	G
59	BA	2062	A
59	BA	2069	G
59	BA	2093	G
59	BA	2111	C
59	BA	2113	U
59	BA	2117	A
59	BA	2118	U
59	BA	2120	G
59	BA	2126	A
59	BA	2131	G
59	BA	2133	G
59	BA	2134	A
59	BA	2144	U
59	BA	2154	G
59	BA	2159	G
59	BA	2161	C
59	BA	2166	G
59	BA	2168	G
59	BA	2171	A
59	BA	2173	A
59	BA	2174	C
59	BA	2184	G

Continued on next page...

Continued from previous page...

Mol	Chain	Res	Type
59	BA	2198	A
59	BA	2199	A
59	BA	2210	G
59	BA	2211	G
59	BA	2212	A
59	BA	2213	U
59	BA	2225	A
59	BA	2238	G
59	BA	2239	G
59	BA	2246	G
59	BA	2249	U
59	BA	2252	G
59	BA	2269	A
59	BA	2274	A
59	BA	2275	C
59	BA	2279	G
59	BA	2281	C
59	BA	2283	C
59	BA	2287	A
59	BA	2288	A
59	BA	2289	G
59	BA	2305	A
59	BA	2308	G
59	BA	2311	A
59	BA	2320	A
59	BA	2321	G
59	BA	2322	A
59	BA	2325	G
59	BA	2326	C
59	BA	2327	A
59	BA	2334	G
59	BA	2336	A
59	BA	2345	G
59	BA	2346	A
59	BA	2347	C
59	BA	2348	U
59	BA	2362	G
59	BA	2365	G
59	BA	2377	A
59	BA	2379	G
59	BA	2383	G
59	BA	2385	C

Continued on next page...

Continued from previous page...

Mol	Chain	Res	Type
59	BA	2391	G
59	BA	2392	A
59	BA	2402	C
59	BA	2406	U
59	BA	2423	U
59	BA	2425	A
59	BA	2426	A
59	BA	2427	C
59	BA	2429	G
59	BA	2430	A
59	BA	2431	U
59	BA	2435	A
59	BA	2437	U
59	BA	2439	A
59	BA	2441	C
59	BA	2448	A
59	BA	2469	A
59	BA	2470	G
59	BA	2476	A
59	BA	2477	C
59	BA	2480	C
59	BA	2481	G
59	BA	2482	G
59	BA	2491	U
59	BA	2497	A
59	BA	2500	U
59	BA	2502	G
59	BA	2503	A
59	BA	2504	U
59	BA	2505	G
59	BA	2514	U
59	BA	2518	A
59	BA	2520	C
59	BA	2525	G
59	BA	2529	G
59	BA	2530	A
59	BA	2532	G
59	BA	2535	G
59	BA	2539	C
59	BA	2542	A
59	BA	2543	G
59	BA	2552	U

Continued on next page...

Continued from previous page...

Mol	Chain	Res	Type
59	BA	2554	U
59	BA	2562	U
59	BA	2563	U
59	BA	2564	A
59	BA	2566	A
59	BA	2567	G
59	BA	2572	A
59	BA	2573	C
59	BA	2585	U
59	BA	2586	C
59	BA	2593	U
59	BA	2602	A
59	BA	2603	G
59	BA	2609	U
59	BA	2612	C
59	BA	2613	U
59	BA	2614	A
59	BA	2615	U
59	BA	2623	G
59	BA	2624	G
59	BA	2630	G
59	BA	2642	G
59	BA	2645	G
59	BA	2646	C
59	BA	2657	A
59	BA	2663	G
59	BA	2665	A
59	BA	2667	C
59	BA	2682	U
59	BA	2689	U
59	BA	2691	C
59	BA	2702	U
59	BA	2703	C
59	BA	2706	G
59	BA	2707	G
59	BA	2712	U
59	BA	712(B)	A
59	BA	2713	A
59	BA	2714	G
59	BA	2718	G
59	BA	2720	U
59	BA	2726	U

Continued on next page...

Continued from previous page...

Mol	Chain	Res	Type
59	BA	2732	G
59	BA	2733	A
59	BA	2748	A
59	BA	2758	A
59	BA	2760	C
59	BA	2764	A
59	BA	2765	A
59	BA	2766	G
59	BA	2770	G
59	BA	2778	A
59	BA	2779	U
59	BA	2780	G
59	BA	2781	A
59	BA	2782	G
59	BA	2786	U
59	BA	2790	A
59	BA	2791	C
59	BA	2792	G
59	BA	2797	U
59	BA	2798	C
59	BA	2811	G
59	BA	2818	G
59	BA	2820	A
59	BA	2821	A
59	BA	2823	A
59	BA	2833	G
59	BA	2834	G
59	BA	2835	A
59	BA	2849	U
59	BA	2851	A
59	BA	2853	C
59	BA	2866	U
59	BA	2871	C
59	BA	2872	G
59	BA	2876	G
59	BA	2879	C
59	BA	2880	C
59	BA	2886	G
59	BA	2892	A
59	BA	2894	G
59	BA	2895	U
60	BB	12	C

Continued on next page...

Continued from previous page...

Mol	Chain	Res	Type
60	BB	13	A
60	BB	15	A
60	BB	16	G
60	BB	25	A
60	BB	26	A
60	BB	35	U
60	BB	41	U
60	BB	42	C
60	BB	45	A
60	BB	50	G
60	BB	53	A
60	BB	58	A
60	BB	67	G
60	BB	73	A
60	BB	74	U
60	BB	85	G
60	BB	102	G
60	BB	109	G
60	BB	118	G
21	CA	6	G
21	CA	8	A
21	CA	9	G
21	CA	10	A
21	CA	13	U
21	CA	22	G
21	CA	31	G
21	CA	32	A
21	CA	39	G
21	CA	47	C
21	CA	48	C
21	CA	51	A
21	CA	54	C
21	CA	65	U
21	CA	66	G
21	CA	68(H)	G
21	CA	68(L)	U
21	CA	68(N)	U
21	CA	68(P)	C
21	CA	68(R)	C
21	CA	68(S)	C
21	CA	109	A
21	CA	116	A

Continued on next page...

Continued from previous page...

Mol	Chain	Res	Type
21	CA	121	C
21	CA	122	G
21	CA	129(A)	G
21	CA	131	C
21	CA	134	A
21	CA	135	C
21	CA	136	C
21	CA	153	C
21	CA	163	C
21	CA	169	C
21	CA	172	A
21	CA	174	C
21	CA	186(I)	U
21	CA	186(K)	G
21	CA	192	U
21	CA	195	A
21	CA	197	A
21	CA	201	C
21	CA	201(C)	U
21	CA	216	G
21	CA	221	C
21	CA	243	A
21	CA	247	G
21	CA	251	G
21	CA	267	C
21	CA	279	A
21	CA	281	G
21	CA	285	G
21	CA	289	G
21	CA	296	U
21	CA	301	G
21	CA	315	A
21	CA	316	G
21	CA	321	A
21	CA	328	C
21	CA	329	A
21	CA	332	G
21	CA	345	C
21	CA	346	G
21	CA	347	G
21	CA	348	G
21	CA	352	C

Continued on next page...

Continued from previous page...

Mol	Chain	Res	Type
21	CA	353	A
21	CA	354	G
21	CA	366	C
21	CA	367	U
21	CA	368	U
21	CA	372	C
21	CA	373	A
21	CA	388	G
21	CA	389	A
21	CA	390	C
21	CA	392	G
21	CA	397	A
21	CA	398	C
21	CA	406	G
21	CA	410	G
21	CA	412	A
21	CA	414	A
21	CA	421	U
21	CA	422	C
21	CA	423	G
21	CA	424	G
21	CA	429	U
21	CA	430	A
21	CA	440	A
21	CA	452	A
21	CA	453	A
21	CA	457	C
21	CA	458(B)	A
21	CA	475	G
21	CA	481	G
21	CA	484	G
21	CA	485	G
21	CA	497	A
21	CA	498	U
21	CA	501	C
21	CA	505	G
21	CA	509	A
21	CA	511	C
21	CA	512	U
21	CA	518	C
21	CA	521	G
21	CA	524	G

Continued on next page...

Continued from previous page...

Mol	Chain	Res	Type
21	CA	525	C
21	CA	527	G
21	CA	531	U
21	CA	532	A
21	CA	533	A
21	CA	535	A
21	CA	547	A
21	CA	552	U
21	CA	559	A
21	CA	562	C
21	CA	567	G
21	CA	568	G
21	CA	572	A
21	CA	573	A
21	CA	574	A
21	CA	575	G
21	CA	576	G
21	CA	577	G
21	CA	603	U
21	CA	653	A
21	CA	659	U
21	CA	665	A
21	CA	666	G
21	CA	688	G
21	CA	693	G
21	CA	695	A
21	CA	702	A
21	CA	703	G
21	CA	706	A
21	CA	711	G
21	CA	717	C
21	CA	721	G
21	CA	737	A
21	CA	741	G
21	CA	749	C
21	CA	753	A
21	CA	755	G
21	CA	777	A
21	CA	781	A
21	CA	793	U
21	CA	794	A
21	CA	809	G

Continued on next page...

Continued from previous page...

Mol	Chain	Res	Type
21	CA	815	A
21	CA	816	A
21	CA	817	C
21	CA	818	G
21	CA	819	A
21	CA	821	G
21	CA	828	A
21	CA	838(A)	U
21	CA	838(B)	C
21	CA	838(C)	U
21	CA	848	C
21	CA	849	C
21	CA	859	A
21	CA	867	G
21	CA	872	A
21	CA	885	G
21	CA	889	A
21	CA	890	G
21	CA	916	G
21	CA	926	G
21	CA	927	G
21	CA	934	C
21	CA	935	A
21	CA	946	A
21	CA	960	U
21	CA	961	U
21	CA	966	G
21	CA	969	A
21	CA	971	G
21	CA	972	C
21	CA	974	A
21	CA	976	G
21	CA	977	A
21	CA	978	A
21	CA	979	C
21	CA	980	C
21	CA	992	U
21	CA	993	G
21	CA	1004	A
21	CA	1005	A
21	CA	1025	U
21	CA	1028	C

Continued on next page...

Continued from previous page...

Mol	Chain	Res	Type
21	CA	1028(B)	C
21	CA	1028(C)	G
21	CA	1037	C
21	CA	1045	C
21	CA	1054	C
21	CA	1055	A
21	CA	1060	C
21	CA	1065	U
21	CA	1094	G
21	CA	1095	U
21	CA	1101	A
21	CA	1102	A
21	CA	1104	G
21	CA	1108	G
21	CA	1125	U
21	CA	1126	U
21	CA	1128	C
21	CA	1129	C
21	CA	1130	A
21	CA	1131	G
21	CA	1137	C
21	CA	1138	G
21	CA	1139	G
21	CA	1149	C
21	CA	1152	A
21	CA	1159	U
21	CA	1171	G
21	CA	1178	G
21	CA	1181	G
21	CA	1190	G
21	CA	1191	A
21	CA	1196	U
21	CA	1197	G
21	CA	1198	G
21	CA	1204	A
21	CA	1212	U
21	CA	1213	A
21	CA	1215	G
21	CA	1220	G
21	CA	1225	A
21	CA	1227	A
21	CA	1228	C

Continued on next page...

Continued from previous page...

Mol	Chain	Res	Type
21	CA	1236	A
21	CA	1238	A
21	CA	1239	A
21	CA	1256	A
21	CA	1257	U
21	CA	1260	C
21	CA	1270	C
21	CA	1272	G
21	CA	1280	A
21	CA	1281	U
21	CA	1282	C
21	CA	1287	A
21	CA	1290	G
21	CA	1293	G
21	CA	1300	G
21	CA	1301	U
21	CA	1302	U
21	CA	1305	G
21	CA	1309	G
21	CA	1314	C
21	CA	1317	C
21	CA	1320	C
21	CA	1322	C
21	CA	1323	G
21	CA	1325	C
21	CA	1331	G
21	CA	1335	C
21	CA	1345	U
21	CA	1346	A
21	CA	1347	G
21	CA	1359	C
21	CA	1362(A)	C
21	CA	1364	U
21	CA	1370	G
21	CA	1373	G
21	CA	1377	A
21	CA	1378	C
21	CA	1379	G
21	CA	1381	U
21	CA	1382	C
21	CA	1394	A
21	CA	1397	C

Continued on next page...

Continued from previous page...

Mol	Chain	Res	Type
21	CA	1399	C
21	CA	1413	A
21	CA	1419	G
21	CA	1435	G
21	CA	1440(B)	G
21	CA	1440(C)	G
21	CA	1440(D)	A
21	CA	1440(J)	C
21	CA	1440(K)	G
21	CA	1440(L)	G
21	CA	1491	G
21	CA	1492	A
21	CA	1493	A
21	CA	1494	G
21	CA	1497	G
21	CA	1499	A
21	CA	1502	A
21	CA	1503	A
21	CA	1504	G
21	CA	1505	G
21	CA	1506	U
21	CA	1507	A
21	CA	1517	G
21	CA	1518	A
21	CA	1519	A
21	CA	1520	G
21	CA	1529	G
21	CA	1530	G
21	CA	1532	U
21	CA	1533	C
21	CA	1534	A
21	CA	1535	C
21	CA	1536	C
21	CA	1537	U
21	CA	1538	C
22	CW	8	U
22	CW	16	U
22	CW	17	U
22	CW	18	G
22	CW	20	U
22	CW	20(A)	U
22	CW	21	A

Continued on next page...

Continued from previous page...

Mol	Chain	Res	Type
22	CW	22	G
22	CW	23	A
22	CW	29	U
22	CW	42	U
22	CW	46	G
22	CW	47	U
22	CW	48	C
22	CW	58	A
22	CW	60	U
22	CW	61	C
22	CW	74	C
22	CW	76	A
23	CV	5	A
23	CV	9	G
23	CV	11	U
23	CV	12	A
23	CV	15	A
23	CV	16	A
23	CV	18	G
23	CV	19	G
23	CV	23	A
59	DA	10	G
59	DA	12	U
59	DA	13	A
59	DA	15	G
59	DA	23	G
59	DA	25	U
59	DA	27	G
59	DA	28	A
59	DA	34	C
59	DA	35	G
59	DA	46	C
59	DA	50	U
59	DA	51	G
59	DA	52	A
59	DA	64	A
59	DA	70	G
59	DA	73	A
59	DA	74	A
59	DA	75	G
59	DA	84	A
59	DA	90	U

Continued on next page...

Continued from previous page...

Mol	Chain	Res	Type
59	DA	98	G
59	DA	101	G
59	DA	102	G
59	DA	113	G
59	DA	118	A
59	DA	119	A
59	DA	120	U
59	DA	121	G
59	DA	138	G
59	DA	140	A
59	DA	141(A)	A
59	DA	163	U
59	DA	178	G
59	DA	181	A
59	DA	196	A
59	DA	197	A
59	DA	199	A
59	DA	204	A
59	DA	205	G
59	DA	216	A
59	DA	221	A
59	DA	222	A
59	DA	225	A
59	DA	227	A
59	DA	228	A
59	DA	229	A
59	DA	230	U
59	DA	232	G
59	DA	233	A
59	DA	241	A
59	DA	248	G
59	DA	250	G
59	DA	251	A
59	DA	252	G
59	DA	265	A
59	DA	270(C)	A
59	DA	270(L)	C
59	DA	270(M)	U
59	DA	270(N)	U
59	DA	270(O)	G
59	DA	270(P)	U
59	DA	270(Q)	C

Continued on next page...

Continued from previous page...

Mol	Chain	Res	Type
59	DA	270(R)	C
59	DA	271(D)	U
59	DA	271	G
59	DA	274	G
59	DA	275	G
59	DA	277	C
59	DA	279	C
59	DA	294	A
59	DA	301	G
59	DA	302	C
59	DA	310	A
59	DA	322	A
59	DA	324	A
59	DA	329	G
59	DA	330	A
59	DA	352	G
59	DA	360	G
59	DA	363(A)	G
59	DA	363(B)	A
59	DA	363(D)	G
59	DA	363(G)	A
59	DA	384	U
59	DA	386	G
59	DA	387	U
59	DA	389	G
59	DA	396	G
59	DA	405	U
59	DA	407	G
59	DA	411	G
59	DA	422	A
59	DA	438	G
59	DA	444	C
59	DA	446	G
59	DA	447	A
59	DA	448	U
59	DA	449	A
59	DA	451	C
59	DA	455	C
59	DA	456	C
59	DA	457	A
59	DA	458	G
59	DA	459	U

Continued on next page...

Continued from previous page...

Mol	Chain	Res	Type
59	DA	464	U
59	DA	470	A
59	DA	473	G
59	DA	474	G
59	DA	475	U
59	DA	480	A
59	DA	481	G
59	DA	489	G
59	DA	491	G
59	DA	505	A
59	DA	506	G
59	DA	507	A
59	DA	508	G
59	DA	509	C
59	DA	513	A
59	DA	527	C
59	DA	528	A
59	DA	530	G
59	DA	531	C
59	DA	532	A
59	DA	542	C
59	DA	546	C
59	DA	548	A
59	DA	556	G
59	DA	563	G
59	DA	572	A
59	DA	573	G
59	DA	575	A
59	DA	586	A
59	DA	587	C
59	DA	603	A
59	DA	614	U
59	DA	615	G
59	DA	616	A
59	DA	617	G
59	DA	620	G
59	DA	621	A
59	DA	627	A
59	DA	637	A
59	DA	643	A
59	DA	645	C
59	DA	646	A

Continued on next page...

Continued from previous page...

Mol	Chain	Res	Type
59	DA	653	C
59	DA	654	U
59	DA	671	C
59	DA	686	G
59	DA	695	G
59	DA	701	G
59	DA	707	G
59	DA	730	C
59	DA	738	G
59	DA	747	U
59	DA	749	C
59	DA	764	A
59	DA	771	G
59	DA	776	G
59	DA	778	G
59	DA	779	U
59	DA	781	A
59	DA	782	A
59	DA	783	A
59	DA	784	A
59	DA	785	G
59	DA	786	C
59	DA	788	A
59	DA	789	A
59	DA	790	C
59	DA	792	G
59	DA	794	G
59	DA	799	G
59	DA	800	A
59	DA	805	G
59	DA	812	C
59	DA	819	A
59	DA	822	U
59	DA	827	U
59	DA	829	A
59	DA	838	C
59	DA	846	C
59	DA	847	U
59	DA	852	G
59	DA	859	G
59	DA	866	A
59	DA	869	G

Continued on next page...

Continued from previous page...

Mol	Chain	Res	Type
59	DA	877	U
59	DA	878	A
59	DA	879	G
59	DA	881	G
59	DA	882	G
59	DA	886	C
59	DA	887	A
59	DA	890	A
59	DA	896	A
59	DA	897	C
59	DA	906	G
59	DA	907	U
59	DA	910	A
59	DA	917	A
59	DA	932	G
59	DA	933	A
59	DA	941	A
59	DA	943	U
59	DA	945	A
59	DA	946	G
59	DA	959	A
59	DA	961	C
59	DA	970	C
59	DA	972	G
59	DA	974(A)	G
59	DA	974(B)	C
59	DA	980	A
59	DA	983	A
59	DA	990	A
59	DA	991	C
59	DA	996	A
59	DA	1007	C
59	DA	1008	C
59	DA	1009	A
59	DA	1010	A
59	DA	1011	G
59	DA	1012	U
59	DA	1013	C
59	DA	1017	G
59	DA	1022	G
59	DA	1023	U
59	DA	1024	G

Continued on next page...

Continued from previous page...

Mol	Chain	Res	Type
59	DA	1025	G
59	DA	1026	U
59	DA	1033	U
59	DA	1045	A
59	DA	1046	A
59	DA	1047	G
59	DA	1048	A
59	DA	1056	G
59	DA	1057	A
59	DA	1060	U
59	DA	1065	U
59	DA	1070	A
59	DA	1072	C
59	DA	1078	U
59	DA	1079	C
59	DA	1086	A
59	DA	1087	G
59	DA	1088	A
59	DA	1090	U
59	DA	1105	U
59	DA	1106	G
59	DA	1107	G
59	DA	1110	G
59	DA	1112	G
59	DA	1123	C
59	DA	1126	A
59	DA	1132	A
59	DA	1136	G
59	DA	1139	G
59	DA	1141	U
59	DA	114(B)	A
59	DA	1144	G
59	DA	1155	A
59	DA	1156	A
59	DA	1157	G
59	DA	1173	G
59	DA	1175	U
59	DA	1176	G
59	DA	1179	C
59	DA	1186	G
59	DA	1204	A
59	DA	1205	U

Continued on next page...

Continued from previous page...

Mol	Chain	Res	Type
59	DA	1206	G
59	DA	1210	A
59	DA	1211	U
59	DA	1212	G
59	DA	1221	C
59	DA	1241	A
59	DA	1248	G
59	DA	1249	U
59	DA	1253	A
59	DA	1256	G
59	DA	1265	A
59	DA	1271	G
59	DA	1272	A
59	DA	1286	A
59	DA	1300	U
59	DA	1301	A
59	DA	1302	A
59	DA	1312	U
59	DA	1314	C
59	DA	1321	A
59	DA	1322	A
59	DA	1325	G
59	DA	1329	U
59	DA	1330	C
59	DA	1332	G
59	DA	1333	C
59	DA	1349	A
59	DA	1359	A
59	DA	1365	A
59	DA	1368	G
59	DA	1378	A
59	DA	1379	A
59	DA	1380	G
59	DA	1384	A
59	DA	1385	G
59	DA	1395	A
59	DA	1396	U
59	DA	1398	C
59	DA	1416	G
59	DA	1417	C
59	DA	1418	G
59	DA	1420	U

Continued on next page...

Continued from previous page...

Mol	Chain	Res	Type
59	DA	1421	G
59	DA	1428	C
59	DA	144(B)	A
59	DA	149(B)	A
59	DA	1449	G
59	DA	1453	A
59	DA	1454	U
59	DA	1455	G
59	DA	1458	C
59	DA	1460	A
59	DA	1467	C
59	DA	1478	G
59	DA	1483	G
59	DA	1491	G
59	DA	1493	C
59	DA	1495	A
59	DA	1497	U
59	DA	1498	C
59	DA	1510	A
59	DA	1523	U
59	DA	1531	C
59	DA	1535	U
59	DA	1536	A
59	DA	1538	G
59	DA	1539	G
59	DA	1540	G
59	DA	1541	U
59	DA	1542	G
59	DA	1543	A
59	DA	1545	A
59	DA	1547	C
59	DA	1558	A
59	DA	1559	G
59	DA	1566	A
59	DA	1569	A
59	DA	1578	U
59	DA	1583	A
59	DA	1585	C
59	DA	1593	G
59	DA	1602	U
59	DA	1603	A
59	DA	1608	A

Continued on next page...

Continued from previous page...

Mol	Chain	Res	Type
59	DA	1609	A
59	DA	1615	C
59	DA	1616	A
59	DA	1617	C
59	DA	1618	A
59	DA	1619	G
59	DA	1631	A
59	DA	1640	C
59	DA	1641	A
59	DA	1644	C
59	DA	1646	C
59	DA	1648	C
59	DA	1665	A
59	DA	1674	G
59	DA	1677	A
59	DA	1678	G
59	DA	1694	C
59	DA	1695	G
59	DA	1696	G
59	DA	1729	A
59	DA	1732	A
59	DA	1755	A
59	DA	1757	U
59	DA	1762	A
59	DA	1763	G
59	DA	1764	G
59	DA	1773	A
59	DA	1781	C
59	DA	1782	C
59	DA	1784	A
59	DA	1785	A
59	DA	1786	A
59	DA	1787	A
59	DA	1800	C
59	DA	1802	A
59	DA	1815	A
59	DA	1816	G
59	DA	1820	U
59	DA	1821	A
59	DA	1829	A
59	DA	1833	U
59	DA	1837	C

Continued on next page...

Continued from previous page...

Mol	Chain	Res	Type
59	DA	1847	A
59	DA	1858	G
59	DA	1870	C
59	DA	1872	A
59	DA	1888	G
59	DA	1889	A
59	DA	1900	A
59	DA	1902	C
59	DA	1903	G
59	DA	1906	G
59	DA	1909	C
59	DA	1912	A
59	DA	1913	A
59	DA	1914	C
59	DA	1929	G
59	DA	1936	A
59	DA	1937	A
59	DA	1939	U
59	DA	1940	U
59	DA	1944	U
59	DA	1955	U
59	DA	1963	U
59	DA	1964	G
59	DA	1967	C
59	DA	1970	A
59	DA	1971	A
59	DA	1972	A
59	DA	1981	A
59	DA	1982	C
59	DA	1991	U
59	DA	1992	G
59	DA	1993	U
59	DA	2005	A
59	DA	2013	A
59	DA	2023	G
59	DA	2030	A
59	DA	2031	A
59	DA	2032	G
59	DA	2033	A
59	DA	2034	U
59	DA	2036	C
59	DA	2043	C

Continued on next page...

Continued from previous page...

Mol	Chain	Res	Type
59	DA	2051	A
59	DA	2052	G
59	DA	2055	C
59	DA	2056	G
59	DA	2060	A
59	DA	2061	G
59	DA	2062	A
59	DA	2065	C
59	DA	2069	G
59	DA	2078	C
59	DA	2093	G
59	DA	2108	C
59	DA	2110	G
59	DA	2112	G
59	DA	2113	U
59	DA	2116	G
59	DA	2117	A
59	DA	2118	U
59	DA	2126	A
59	DA	2131	G
59	DA	2133	G
59	DA	2134	A
59	DA	2144	U
59	DA	2159	G
59	DA	2165	G
59	DA	2167	U
59	DA	2168	G
59	DA	2171	A
59	DA	2173	A
59	DA	2184	G
59	DA	2190	G
59	DA	2199	A
59	DA	2210	G
59	DA	2211	G
59	DA	2212	A
59	DA	2213	U
59	DA	2225	A
59	DA	2239	G
59	DA	2246	G
59	DA	2266	A
59	DA	2267	A
59	DA	2268	A

Continued on next page...

Continued from previous page...

Mol	Chain	Res	Type
59	DA	2274	A
59	DA	2275	C
59	DA	2280	G
59	DA	2283	C
59	DA	2287	A
59	DA	2289	G
59	DA	2305	A
59	DA	2308	G
59	DA	2310	A
59	DA	2311	A
59	DA	2320	A
59	DA	2322	A
59	DA	2325	G
59	DA	2327	A
59	DA	2334	G
59	DA	2336	A
59	DA	2345	G
59	DA	2346	A
59	DA	2347	C
59	DA	2350	C
59	DA	2366	A
59	DA	2377	A
59	DA	2383	G
59	DA	2385	C
59	DA	2389	G
59	DA	2401	U
59	DA	2402	C
59	DA	2405	G
59	DA	2406	U
59	DA	2422	A
59	DA	2423	U
59	DA	2425	A
59	DA	2426	A
59	DA	2427	C
59	DA	2428	G
59	DA	2429	G
59	DA	2430	A
59	DA	2435	A
59	DA	2439	A
59	DA	2441	C
59	DA	2448	A
59	DA	2450	A

Continued on next page...

Continued from previous page...

Mol	Chain	Res	Type
59	DA	2469	A
59	DA	2470	G
59	DA	2474	C
59	DA	2476	A
59	DA	2477	C
59	DA	2478	A
59	DA	2480	C
59	DA	2482	G
59	DA	2497	A
59	DA	2502	G
59	DA	2503	A
59	DA	2505	G
59	DA	2513	G
59	DA	2514	U
59	DA	2518	A
59	DA	2520	C
59	DA	2526	G
59	DA	2529	G
59	DA	2530	A
59	DA	2532	G
59	DA	2533	A
59	DA	2542	A
59	DA	2543	G
59	DA	2546	U
59	DA	2554	U
59	DA	2563	U
59	DA	2564	A
59	DA	2566	A
59	DA	2567	G
59	DA	2572	A
59	DA	2573	C
59	DA	2578	G
59	DA	2586	C
59	DA	2593	U
59	DA	2602	A
59	DA	2603	G
59	DA	2609	U
59	DA	2610	C
59	DA	2612	C
59	DA	2615	U
59	DA	2623	G
59	DA	2630	G

Continued on next page...

Continued from previous page...

Mol	Chain	Res	Type
59	DA	2633	G
59	DA	2638	G
59	DA	2641	G
59	DA	2645	G
59	DA	2646	C
59	DA	2657	A
59	DA	2663	G
59	DA	2665	A
59	DA	2667	C
59	DA	2681	C
59	DA	2682	U
59	DA	2689	U
59	DA	2691	C
59	DA	2702	U
59	DA	2703	C
59	DA	2706	G
59	DA	2711	A
59	DA	2712	U
59	DA	712(B)	A
59	DA	2713	A
59	DA	2714	G
59	DA	2718	G
59	DA	2720	U
59	DA	2721	A
59	DA	2726	U
59	DA	2733	A
59	DA	2748	A
59	DA	2760	C
59	DA	2764	A
59	DA	2765	A
59	DA	2766	G
59	DA	2770	G
59	DA	2778	A
59	DA	2779	U
59	DA	2780	G
59	DA	2781	A
59	DA	2782	G
59	DA	2786	U
59	DA	2790	A
59	DA	2791	C
59	DA	2797	U
59	DA	2798	C

Continued on next page...

Continued from previous page...

Mol	Chain	Res	Type
59	DA	2811	G
59	DA	2820	A
59	DA	2821	A
59	DA	2823	A
59	DA	2825	U
59	DA	2832	U
59	DA	2833	G
59	DA	2834	G
59	DA	2835	A
59	DA	2849	U
59	DA	2866	U
59	DA	2871	C
59	DA	2872	G
59	DA	2876	G
59	DA	2879	C
59	DA	2880	C
59	DA	2892	A
59	DA	2893	G
59	DA	2894	G
59	DA	2895	U
60	DB	7	G
60	DB	13	A
60	DB	15	A
60	DB	16	G
60	DB	25	A
60	DB	35	U
60	DB	41	U
60	DB	42	C
60	DB	45	A
60	DB	47	C
60	DB	50	G
60	DB	53	A
60	DB	55	U
60	DB	65	C
60	DB	67	G
60	DB	73	A
60	DB	87	G
60	DB	109	G
60	DB	115	G

All (87) RNA pucker outliers are listed below:

Mol	Chain	Res	Type
21	AA	5	U
21	AA	115	G
21	AA	266	G
21	AA	282	A
21	AA	328	C
21	AA	409	G
21	AA	429	U
21	AA	687	A
21	AA	748	C
21	AA	992	U
21	AA	1064	G
21	AA	1067	A
21	AA	1101	A
21	AA	1136	U
21	AA	1145	C
21	AA	1493	A
21	AA	1496	C
21	AA	1504	G
21	AA	1537	U
22	AW	20(A)	U
23	AV	8	A
23	AV	18	G
59	BA	214	G
59	BA	221	A
59	BA	271(C)	G
59	BA	363(G)	A
59	BA	474	G
59	BA	479	A
59	BA	586	A
59	BA	614	U
59	BA	615	G
59	BA	1022	G
59	BA	1210	A
59	BA	1240	U
59	BA	1248	G
59	BA	1377	G
59	BA	1558	A
59	BA	1786	A
59	BA	1858	G
59	BA	2092	U
59	BA	2422	A
59	BA	2447	G
59	BA	2780	G

Continued on next page...

Continued from previous page...

Mol	Chain	Res	Type
60	BB	41	U
60	BB	56	G
60	BB	66	A
60	BB	108	C
21	CA	5	U
21	CA	115	G
21	CA	266	G
21	CA	328	C
21	CA	409	G
21	CA	429	U
21	CA	687	A
21	CA	705	U
21	CA	748	C
21	CA	992	U
21	CA	1064	G
21	CA	1101	A
21	CA	1324	A
21	CA	1493	A
21	CA	1504	G
21	CA	1537	U
22	CW	20(A)	U
23	CV	8	A
23	CV	16	A
23	CV	18	G
59	DA	221	A
59	DA	271(C)	G
59	DA	474	G
59	DA	479	A
59	DA	586	A
59	DA	1012	U
59	DA	1022	G
59	DA	1210	A
59	DA	1240	U
59	DA	1377	G
59	DA	1558	A
59	DA	1786	A
59	DA	1899	G
59	DA	2092	U
59	DA	2422	A
59	DA	2447	G
59	DA	2780	G
60	DB	41	U

Continued on next page...

Continued from previous page...

Mol	Chain	Res	Type
60	DB	66	A
60	DB	108	C

5.4 Non-standard residues in protein, DNA, RNA chains ⓘ

8 non-standard protein/DNA/RNA residues are modelled in this entry.

In the following table, the Counts columns list the number of bonds (or angles) for which Mogul statistics could be retrieved, the number of bonds (or angles) that are observed in the model and the number of bonds (or angles) that are defined in the Chemical Component Dictionary. The Link column lists molecule types, if any, to which the group is linked. The Z score for a bond length (or angle) is the number of standard deviations the observed value is removed from the expected value. A bond length (or angle) with $|Z| > 2$ is considered an outlier worth inspection. RMSZ is the root-mean-square of all Z scores of the bond lengths (or angles).

Mol	Type	Chain	Res	Link	Bond lengths			Bond angles		
					Counts	RMSZ	$\# Z > 2$	Counts	RMSZ	$\# Z > 2$
24	DPP	AU	2	24	3,5,6	0.33	0	1,5,7	0.99	0
24	5OH	AU	6	24	8,12,13	0.75	0	3,16,18	1.07	0
24	KBE	AU	1	24	8,8,9	0.65	0	7,8,10	1.44	1 (14%)
24	5OH	CU	6	24	8,12,13	0.76	0	3,16,18	1.07	0
24	UAL	AU	5	24	7,8,9	2.41	3 (42%)	5,9,11	1.44	1 (20%)
24	UAL	CU	5	24	7,8,9	2.41	3 (42%)	5,9,11	1.45	1 (20%)
24	DPP	CU	2	24	3,5,6	0.33	0	1,5,7	0.99	0
24	KBE	CU	1	24	8,8,9	0.64	0	7,8,10	1.45	1 (14%)

In the following table, the Chirals column lists the number of chiral outliers, the number of chiral centers analysed, the number of these observed in the model and the number defined in the Chemical Component Dictionary. Similar counts are reported in the Torsion and Rings columns. '-' means no outliers of that kind were identified.

Mol	Type	Chain	Res	Link	Chirals	Torsions	Rings
24	DPP	AU	2	24	-	0/2/4/6	-
24	5OH	AU	6	24	-	0/2/18/20	0/1/1/1
24	KBE	AU	1	24	-	1/7/7/8	-
24	5OH	CU	6	24	-	0/2/18/20	0/1/1/1
24	UAL	AU	5	24	-	0/3/7/9	-
24	UAL	CU	5	24	-	0/3/7/9	-
24	DPP	CU	2	24	-	0/2/4/6	-
24	KBE	CU	1	24	-	1/7/7/8	-

All (6) bond length outliers are listed below:

Mol	Chain	Res	Type	Atoms	Z	Observed(Å)	Ideal(Å)
24	CU	5	UAL	C-CA	4.72	1.52	1.45
24	AU	5	UAL	C-CA	4.71	1.52	1.45
24	AU	5	UAL	C1-N1	-3.32	1.35	1.40
24	CU	5	UAL	C1-N1	-3.30	1.35	1.40
24	AU	5	UAL	CB-N1	-2.14	1.30	1.35
24	CU	5	UAL	CB-N1	-2.14	1.30	1.35

All (4) bond angle outliers are listed below:

Mol	Chain	Res	Type	Atoms	Z	Observed(°)	Ideal(°)
24	CU	1	KBE	CB-CA-C	3.33	117.15	112.25
24	AU	1	KBE	CB-CA-C	3.30	117.11	112.25
24	AU	5	UAL	O-C-CA	-2.47	122.25	125.39
24	CU	5	UAL	O-C-CA	-2.47	122.25	125.39

There are no chirality outliers.

All (2) torsion outliers are listed below:

Mol	Chain	Res	Type	Atoms
24	AU	1	KBE	CG-CD-CE-NZ
24	CU	1	KBE	CG-CD-CE-NZ

There are no ring outliers.

No monomer is involved in short contacts.

5.5 Carbohydrates [i](#)

There are no monosaccharides in this entry.

5.6 Ligand geometry [i](#)

Of 4 ligands modelled in this entry, 2 are monoatomic - leaving 2 for Mogul analysis.

In the following table, the Counts columns list the number of bonds (or angles) for which Mogul statistics could be retrieved, the number of bonds (or angles) that are observed in the model and the number of bonds (or angles) that are defined in the Chemical Component Dictionary. The Link column lists molecule types, if any, to which the group is linked. The Z score for a bond length (or angle) is the number of standard deviations the observed value is removed from the expected value. A bond length (or angle) with $|Z| > 2$ is considered an outlier worth inspection. RMSZ is the root-mean-square of all Z scores of the bond lengths (or angles).

Mol	Type	Chain	Res	Link	Bond lengths			Bond angles		
					Counts	RMSZ	# Z > 2	Counts	RMSZ	# Z > 2
61	GNP	AY	701	62	28,34,34	2.74	8 (28%)	30,54,54	2.47	10 (33%)
61	GNP	CY	701	62	28,34,34	2.74	8 (28%)	30,54,54	2.47	10 (33%)

In the following table, the Chirals column lists the number of chiral outliers, the number of chiral centers analysed, the number of these observed in the model and the number defined in the Chemical Component Dictionary. Similar counts are reported in the Torsion and Rings columns. '-' means no outliers of that kind were identified.

Mol	Type	Chain	Res	Link	Chirals	Torsions	Rings
61	GNP	AY	701	62	-	10/17/38/38	0/3/3/3
61	GNP	CY	701	62	-	10/17/38/38	0/3/3/3

All (16) bond length outliers are listed below:

Mol	Chain	Res	Type	Atoms	Z	Observed(Å)	Ideal(Å)
61	AY	701	GNP	C5-C6	-8.20	1.38	1.52
61	CY	701	GNP	C5-C6	-8.17	1.38	1.52
61	AY	701	GNP	C4-N9	-8.13	1.36	1.47
61	CY	701	GNP	C4-N9	-8.12	1.36	1.47
61	AY	701	GNP	PG-O1G	4.78	1.53	1.46
61	CY	701	GNP	PG-O1G	4.75	1.53	1.46
61	CY	701	GNP	C6-N1	3.69	1.39	1.33
61	AY	701	GNP	C6-N1	3.68	1.39	1.33
61	AY	701	GNP	C5-C4	-2.53	1.37	1.53
61	CY	701	GNP	C5-C4	-2.53	1.37	1.53
61	AY	701	GNP	C8-N9	-2.40	1.37	1.45
61	CY	701	GNP	C8-N9	-2.40	1.37	1.45
61	AY	701	GNP	PB-O3A	-2.39	1.56	1.59
61	CY	701	GNP	PB-O3A	-2.37	1.56	1.59
61	AY	701	GNP	PA-O2A	-2.14	1.45	1.55
61	CY	701	GNP	PA-O2A	-2.14	1.45	1.55

All (20) bond angle outliers are listed below:

Mol	Chain	Res	Type	Atoms	Z	Observed(°)	Ideal(°)
61	CY	701	GNP	C4-C5-N7	7.67	112.63	102.46
61	AY	701	GNP	C4-C5-N7	7.64	112.59	102.46
61	AY	701	GNP	C5-C6-N1	-5.27	111.69	118.19
61	CY	701	GNP	C5-C6-N1	-5.25	111.72	118.19
61	CY	701	GNP	PA-O3A-PB	-4.72	115.98	132.62
61	AY	701	GNP	PA-O3A-PB	-4.72	116.00	132.62

Continued on next page...

Continued from previous page...

Mol	Chain	Res	Type	Atoms	Z	Observed(°)	Ideal(°)
61	CY	701	GNP	O2B-PB-O1B	3.49	117.23	109.92
61	AY	701	GNP	O2B-PB-O1B	3.48	117.22	109.92
61	AY	701	GNP	O3G-PG-O2G	3.31	116.46	107.64
61	CY	701	GNP	O3G-PG-O2G	3.30	116.43	107.64
61	AY	701	GNP	O3G-PG-O1G	-2.97	105.99	113.45
61	CY	701	GNP	O3G-PG-O1G	-2.97	106.00	113.45
61	AY	701	GNP	O6-C6-C5	2.96	125.91	119.86
61	CY	701	GNP	O6-C6-C5	2.95	125.89	119.86
61	CY	701	GNP	O1B-PB-N3B	2.81	115.91	111.77
61	AY	701	GNP	O1B-PB-N3B	2.81	115.91	111.77
61	AY	701	GNP	C5'-C4'-C3'	-2.23	106.81	115.18
61	CY	701	GNP	C5'-C4'-C3'	-2.22	106.84	115.18
61	AY	701	GNP	O1G-PG-N3B	-2.21	108.51	111.77
61	CY	701	GNP	O1G-PG-N3B	-2.20	108.54	111.77

There are no chirality outliers.

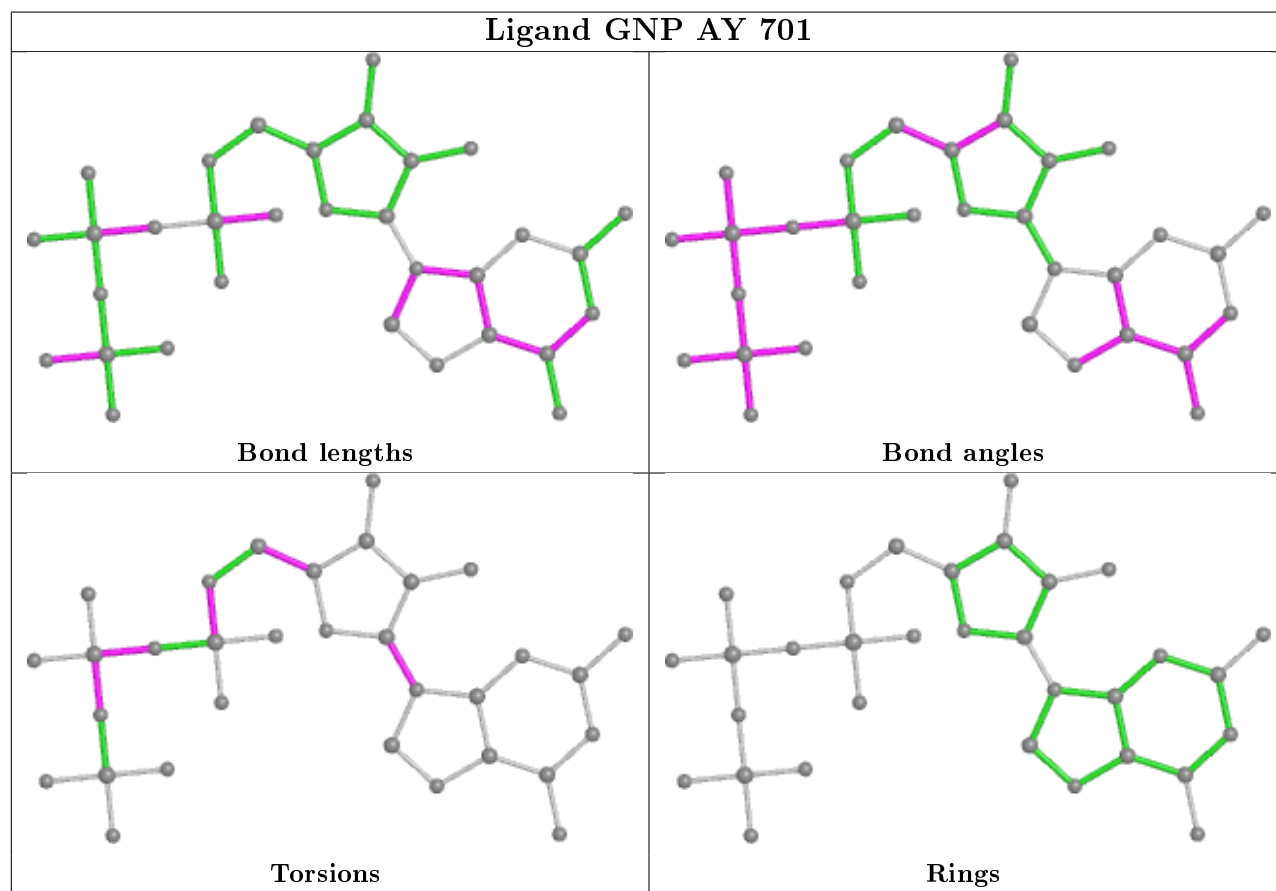
All (20) torsion outliers are listed below:

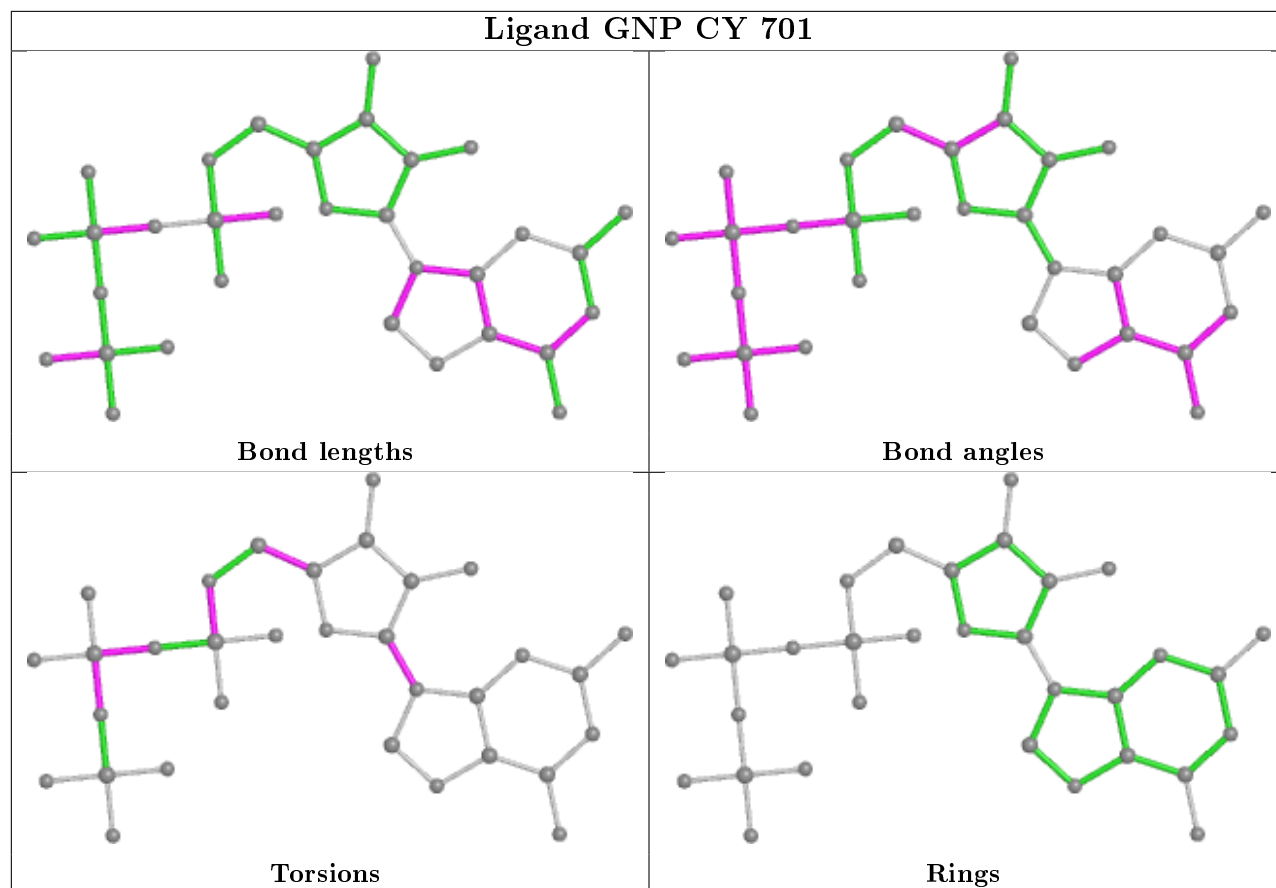
Mol	Chain	Res	Type	Atoms
61	AY	701	GNP	PG-N3B-PB-O1B
61	AY	701	GNP	PG-N3B-PB-O3A
61	AY	701	GNP	PA-O3A-PB-O1B
61	AY	701	GNP	PA-O3A-PB-O2B
61	AY	701	GNP	C5'-O5'-PA-O3A
61	AY	701	GNP	C5'-O5'-PA-O1A
61	AY	701	GNP	O4'-C1'-N9-C4
61	AY	701	GNP	C2'-C1'-N9-C8
61	AY	701	GNP	C2'-C1'-N9-C4
61	CY	701	GNP	PG-N3B-PB-O1B
61	CY	701	GNP	PG-N3B-PB-O3A
61	CY	701	GNP	PA-O3A-PB-O1B
61	CY	701	GNP	PA-O3A-PB-O2B
61	CY	701	GNP	C5'-O5'-PA-O3A
61	CY	701	GNP	C5'-O5'-PA-O1A
61	CY	701	GNP	O4'-C1'-N9-C4
61	CY	701	GNP	C2'-C1'-N9-C8
61	CY	701	GNP	C2'-C1'-N9-C4
61	AY	701	GNP	C3'-C4'-C5'-O5'
61	CY	701	GNP	C3'-C4'-C5'-O5'

There are no ring outliers.

No monomer is involved in short contacts.

The following is a two-dimensional graphical depiction of Mogul quality analysis of bond lengths, bond angles, torsion angles, and ring geometry for all instances of the Ligand of Interest. In addition, ligands with molecular weight > 250 and outliers as shown on the validation Tables will also be included. For torsion angles, if less than 5% of the Mogul distribution of torsion angles is within 10 degrees of the torsion angle in question, then that torsion angle is considered an outlier. Any bond that is central to one or more torsion angles identified as an outlier by Mogul will be highlighted in the graph. For rings, the root-mean-square deviation (RMSD) between the ring in question and similar rings identified by Mogul is calculated over all ring torsion angles. If the average RMSD is greater than 60 degrees and the minimal RMSD between the ring in question and any Mogul-identified rings is also greater than 60 degrees, then that ring is considered an outlier. The outliers are highlighted in purple. The color gray indicates Mogul did not find sufficient equivalents in the CSD to analyse the geometry.





5.7 Other polymers [i](#)

There are no such residues in this entry.

5.8 Polymer linkage issues [i](#)

The following chains have linkage breaks:

Mol	Chain	Number of breaks
58	Be	1
58	De	1

All chain breaks are listed below:

Model	Chain	Residue-1	Atom-1	Residue-2	Atom-2	Distance (Å)
1	De	30:UNK	C	51:ALA	N	36.11
1	Be	30:UNK	C	51:ALA	N	35.10

6 Fit of model and data ⓘ

6.1 Protein, DNA and RNA chains ⓘ

In the following table, the column labelled ‘#RSRZ> 2’ contains the number (and percentage) of RSRZ outliers, followed by percent RSRZ outliers for the chain as percentile scores relative to all X-ray entries and entries of similar resolution. The OWAB column contains the minimum, median, 95th percentile and maximum values of the occupancy-weighted average B-factor per residue. The column labelled ‘Q< 0.9’ lists the number of (and percentage) of residues with an average occupancy less than 0.9.

Mol	Chain	Analysed	<RSRZ>	#RSRZ>2	OWAB(Å ²)	Q<0.9
1	AB	235/235 (100%)	-0.08	6 (2%) 56 49	30, 75, 127, 171	0
1	CB	235/235 (100%)	0.41	16 (6%) 17 16	34, 86, 153, 201	0
2	AC	207/207 (100%)	0.28	14 (6%) 17 16	27, 59, 115, 156	0
2	CC	207/207 (100%)	1.01	41 (19%) 1 1	23, 75, 130, 190	0
3	AD	208/208 (100%)	-0.57	0 100 100	24, 72, 124, 159	0
3	CD	208/208 (100%)	-0.29	3 (1%) 75 69	23, 85, 142, 184	0
4	AE	151/151 (100%)	-0.41	0 100 100	17, 48, 101, 156	0
4	CE	151/151 (100%)	-0.02	7 (4%) 32 28	14, 58, 106, 151	0
5	AF	101/101 (100%)	-0.47	1 (0%) 82 77	15, 50, 100, 133	0
5	CF	101/101 (100%)	-0.62	1 (0%) 82 77	29, 61, 123, 148	0
6	AG	155/155 (100%)	-0.68	1 (0%) 89 86	30, 80, 139, 199	0
6	CG	155/155 (100%)	-0.80	0 100 100	38, 82, 137, 180	0
7	AH	138/138 (100%)	-0.16	4 (2%) 51 45	28, 59, 103, 142	0
7	CH	138/138 (100%)	0.15	5 (3%) 42 38	25, 75, 121, 155	0
8	AI	127/127 (100%)	-0.76	0 100 100	0, 71, 117, 134	0
8	CI	127/127 (100%)	-0.56	0 100 100	0, 84, 149, 220	0
9	AJ	99/99 (100%)	0.15	6 (6%) 21 19	25, 62, 116, 159	0
9	CJ	99/99 (100%)	0.90	13 (13%) 3 4	31, 75, 127, 166	0
10	AK	119/119 (100%)	-0.34	1 (0%) 86 81	31, 69, 116, 157	0
10	CK	119/119 (100%)	-0.57	1 (0%) 86 81	38, 72, 133, 151	0
11	AL	125/125 (100%)	-0.12	3 (2%) 59 53	10, 66, 120, 181	0
11	CL	125/125 (100%)	0.25	13 (10%) 6 7	29, 69, 136, 170	0
12	AM	125/125 (100%)	0.06	11 (8%) 10 10	49, 86, 144, 212	0
12	CM	125/125 (100%)	0.25	14 (11%) 5 6	53, 100, 158, 223	0

Continued on next page...

Continued from previous page...

Mol	Chain	Analysed	<RSRZ>	#RSRZ>2	OWAB(Å ²)	Q<0.9
13	AN	60/60 (100%)	0.40	7 (11%) 4 5	28, 52, 87, 120	0
13	CN	60/60 (100%)	0.93	11 (18%) 1 1	39, 69, 117, 135	0
14	AO	88/88 (100%)	-0.31	0 100 100	22, 60, 114, 139	0
14	CO	88/88 (100%)	-0.32	0 100 100	25, 68, 119, 170	0
15	AP	84/84 (100%)	0.05	4 (4%) 30 27	26, 66, 109, 117	0
15	CP	84/84 (100%)	0.05	2 (2%) 59 53	52, 81, 127, 153	0
16	AQ	100/100 (100%)	0.25	6 (6%) 21 19	0, 67, 117, 139	0
16	CQ	100/100 (100%)	0.41	8 (8%) 12 12	0, 68, 126, 150	0
17	AR	70/70 (100%)	-0.21	3 (4%) 35 31	14, 54, 120, 154	0
17	CR	70/70 (100%)	-0.29	1 (1%) 75 69	39, 63, 113, 155	0
18	AS	79/79 (100%)	0.90	14 (17%) 1 1	47, 92, 136, 169	0
18	CS	79/79 (100%)	0.62	10 (12%) 3 4	44, 99, 145, 189	0
19	AT	99/99 (100%)	-0.50	0 100 100	0, 77, 128, 159	0
19	CT	99/99 (100%)	-0.28	2 (2%) 65 60	0, 79, 131, 166	0
20	AY	687/687 (100%)	0.00	50 (7%) 15 15	23, 84, 139, 174	0
20	CY	687/687 (100%)	0.02	49 (7%) 16 15	40, 92, 149, 204	0
21	AA	1511/1511 (100%)	-0.60	3 (0%) 95 93	15, 67, 145, 258	0
21	CA	1511/1511 (100%)	-0.61	1 (0%) 95 95	18, 70, 157, 272	0
22	AW	77/77 (100%)	-0.73	0 100 100	32, 90, 174, 205	0
22	CW	77/77 (100%)	-0.74	0 100 100	39, 101, 193, 240	0
23	AV	23/23 (100%)	-0.70	0 100 100	41, 100, 156, 172	0
23	CV	23/23 (100%)	-0.27	1 (4%) 35 31	41, 118, 186, 216	0
24	AU	2/6 (33%)	-0.75	0 100 100	114, 114, 114, 114	0
24	CU	2/6 (33%)	-0.94	0 100 100	119, 119, 119, 119	0
25	BC	228/228 (100%)	1.42	73 (32%) 0 0	81, 124, 178, 222	0
25	DC	228/228 (100%)	1.57	74 (32%) 0 0	102, 162, 214, 247	0
26	BD	275/275 (100%)	-0.49	2 (0%) 87 83	11, 47, 102, 126	0
26	DD	275/275 (100%)	-0.45	4 (1%) 73 68	23, 54, 107, 147	0
27	BE	205/205 (100%)	-0.37	3 (1%) 73 68	19, 55, 101, 193	0
27	DE	205/205 (100%)	-0.20	4 (1%) 65 60	12, 60, 120, 175	0
28	BF	208/208 (100%)	-0.02	14 (6%) 17 16	16, 69, 131, 178	0

Continued on next page...

Continued from previous page...

Mol	Chain	Analysed	<RSRZ>	#RSRZ>2	OWAB(Å ²)	Q<0.9
28	DF	208/208 (100%)	-0.05	11 (5%) 26 24	34, 83, 176, 205	0
29	BG	181/181 (100%)	0.90	38 (20%) 1 1	41, 90, 132, 195	0
29	DG	181/181 (100%)	1.39	53 (29%) 0 0	44, 104, 159, 196	0
30	BH	167/167 (100%)	-0.46	1 (0%) 89 86	21, 68, 123, 159	0
30	DH	167/167 (100%)	-0.42	2 (1%) 79 73	36, 73, 140, 192	0
31	BJ	0/170	-	-	-	-
31	DJ	0/170	-	-	-	-
32	BK	140/140 (100%)	-0.06	9 (6%) 19 18	60, 114, 165, 206	0
32	DK	140/140 (100%)	0.43	24 (17%) 1 1	72, 142, 197, 229	0
33	BN	138/138 (100%)	0.36	12 (8%) 10 11	59, 83, 108, 111	0
33	DN	138/138 (100%)	0.25	7 (5%) 28 25	61, 89, 110, 118	0
34	BO	122/122 (100%)	-0.06	5 (4%) 37 33	23, 44, 90, 158	0
34	DO	122/122 (100%)	0.06	4 (3%) 46 41	26, 47, 96, 121	0
35	BP	146/146 (100%)	-0.45	2 (1%) 75 69	23, 71, 132, 167	0
35	DP	146/146 (100%)	-0.32	5 (3%) 45 40	19, 88, 140, 212	0
36	BQ	141/141 (100%)	-0.56	1 (0%) 87 83	32, 53, 103, 155	0
36	DQ	141/141 (100%)	-0.64	1 (0%) 87 83	34, 58, 126, 178	0
37	BR	117/117 (100%)	-0.14	2 (1%) 70 64	22, 57, 106, 123	0
37	DR	117/117 (100%)	-0.18	0 100 100	34, 67, 108, 138	0
38	BS	99/99 (100%)	1.23	29 (29%) 0 0	41, 104, 177, 190	0
38	DS	99/99 (100%)	1.66	36 (36%) 0 0	44, 114, 168, 203	0
39	BT	138/138 (100%)	-0.27	3 (2%) 62 56	23, 68, 126, 162	0
39	DT	138/138 (100%)	-0.28	4 (2%) 51 45	25, 71, 133, 177	0
40	BU	117/117 (100%)	-0.11	1 (0%) 84 79	20, 45, 102, 140	0
40	DU	117/117 (100%)	0.09	4 (3%) 45 40	29, 54, 89, 222	0
41	BV	101/101 (100%)	0.29	8 (7%) 12 13	22, 58, 105, 172	0
41	DV	101/101 (100%)	0.10	8 (7%) 12 13	28, 60, 114, 177	0
42	BW	113/113 (100%)	-0.19	3 (2%) 54 48	14, 43, 101, 135	0
42	DW	113/113 (100%)	0.02	2 (1%) 68 62	11, 60, 133, 215	0
43	BX	93/93 (100%)	-0.50	0 100 100	16, 55, 107, 137	0
43	DX	93/93 (100%)	-0.69	0 100 100	16, 66, 134, 180	0
44	BY	107/107 (100%)	-0.12	4 (3%) 41 37	38, 88, 141, 193	0

Continued on next page...

Continued from previous page...

Mol	Chain	Analysed	<RSRZ>	#RSRZ>2	OWAB(Å ²)	Q<0.9
44	DY	107/107 (100%)	0.19	10 (9%) 8 9	45, 96, 167, 200	0
45	BZ	185/185 (100%)	-0.57	1 (0%) 91 88	36, 70, 124, 167	0
45	DZ	185/185 (100%)	-0.58	4 (2%) 62 56	48, 82, 136, 193	0
46	B0	84/84 (100%)	-0.36	1 (1%) 79 73	24, 65, 112, 142	0
46	D0	84/84 (100%)	0.28	6 (7%) 16 15	47, 77, 140, 162	0
47	B2	71/71 (100%)	-0.30	1 (1%) 75 69	34, 64, 118, 140	0
47	D2	71/71 (100%)	-0.20	2 (2%) 53 47	33, 85, 127, 141	0
48	B3	60/60 (100%)	-0.03	2 (3%) 46 41	28, 61, 116, 135	0
48	D3	60/60 (100%)	0.07	3 (5%) 28 25	32, 73, 137, 160	0
49	B5	59/59 (100%)	-0.28	1 (1%) 70 64	22, 55, 125, 138	0
49	D5	59/59 (100%)	-0.08	2 (3%) 45 40	29, 75, 130, 161	0
50	B6	50/50 (100%)	-0.57	0 100 100	36, 74, 120, 139	0
50	D6	50/50 (100%)	0.15	4 (8%) 12 12	49, 81, 143, 164	0
51	B7	49/49 (100%)	-0.36	1 (2%) 65 60	43, 53, 102, 126	0
51	D7	49/49 (100%)	-0.30	4 (8%) 11 12	34, 61, 112, 165	0
52	B8	64/64 (100%)	-0.42	1 (1%) 72 66	22, 66, 108, 137	0
52	D8	64/64 (100%)	-0.14	3 (4%) 31 28	33, 70, 118, 139	0
53	B9	37/37 (100%)	-0.02	2 (5%) 25 23	39, 60, 122, 134	0
53	D9	37/37 (100%)	-0.42	1 (2%) 54 48	46, 60, 134, 159	0
54	Bf	0/31	-	-	-	-
54	Bg	0/31	-	-	-	-
54	Df	0/31	-	-	-	-
54	Dg	0/31	-	-	-	-
55	Bh	0/30	-	-	-	-
55	Dh	0/30	-	-	-	-
56	B1	93/93 (100%)	-0.16	5 (5%) 25 23	22, 78, 160, 236	0
56	D1	93/93 (100%)	0.18	10 (10%) 5 6	41, 89, 159, 194	0
57	B4	35/35 (100%)	1.25	8 (22%) 0 0	67, 116, 167, 189	0
57	D4	35/35 (100%)	1.54	10 (28%) 0 0	73, 136, 168, 196	0
58	Be	72/102 (70%)	1.53	23 (31%) 0 0	77, 113, 160, 174	0
58	De	72/102 (70%)	2.84	40 (55%) 0 0	87, 141, 192, 236	0
59	BA	2879/2879 (100%)	-0.59	11 (0%) 92 90	9, 59, 146, 260	0
59	DA	2879/2879 (100%)	-0.58	9 (0%) 94 91	5, 63, 160, 308	0

Continued on next page...

Continued from previous page...

Mol	Chain	Analysed	<RSRZ>	#RSRZ>2	OWAB(Å ²)	Q<0.9
60	BB	119/119 (100%)	-0.57	1 (0%) 86 81	36, 103, 157, 192	0
60	DB	119/119 (100%)	-0.44	1 (0%) 86 81	33, 108, 159, 193	0
All	All	22726/23318 (97%)	-0.23	953 (4%) 36 32	0, 72, 150, 308	0

All (953) RSRZ outliers are listed below:

Mol	Chain	Res	Type	RSRZ
58	De	59	GLU	13.9
32	DK	62	ASP	13.5
59	DA	2799	A	12.6
58	De	55	GLU	12.1
25	DC	2	PRO	11.2
32	BK	62	ASP	11.2
58	De	58	THR	10.1
25	BC	33	LEU	9.7
20	CY	4	LYS	9.5
12	AM	125	ARG	9.3
25	DC	69	LEU	9.2
44	DY	108	THR	8.8
25	DC	227	PRO	8.8
25	DC	221	PRO	8.5
40	DU	118	GLY	8.4
38	BS	52	SER	8.3
38	BS	53	SER	8.2
58	De	122	VAL	8.0
32	DK	61	ALA	7.8
38	BS	54	LEU	7.8
32	BK	61	ALA	7.7
25	DC	36	ALA	7.6
42	DW	113	LYS	7.3
58	Be	107	GLU	7.2
58	De	107	GLU	7.2
58	De	57	LYS	7.2
32	DK	2	LYS	7.1
25	BC	2	PRO	7.1
29	DG	132	ASN	6.9
44	DY	107	ASP	6.9
57	B4	1	MET	6.8
1	CB	128	GLU	6.8
25	DC	113	ALA	6.8
25	DC	162	ILE	6.8

Continued on next page...

Continued from previous page...

Mol	Chain	Res	Type	RSRZ
56	D1	15	ALA	6.8
1	AB	170	GLU	6.6
38	DS	109	GLY	6.6
25	BC	221	PRO	6.5
58	De	56	GLU	6.5
58	De	116	GLU	6.4
29	DG	90	LEU	6.4
25	BC	32	GLU	6.3
20	AY	46	HIS	6.3
3	CD	198	VAL	6.3
38	BS	82	ILE	6.1
57	B4	14	ILE	6.0
38	DS	57	LYS	5.9
20	AY	64	THR	5.9
58	De	88	GLU	5.9
57	D4	24	THR	5.9
25	DC	170	GLY	5.8
25	DC	48	LEU	5.8
2	CC	206	GLU	5.8
25	DC	228	HIS	5.7
20	AY	231	TYR	5.7
29	DG	97	ASP	5.7
20	CY	571	SER	5.7
20	AY	232	LEU	5.7
29	DG	41	GLN	5.6
25	DC	50	ILE	5.6
29	DG	6	ALA	5.6
25	DC	70	GLY	5.6
25	DC	17	PRO	5.6
32	DK	64	SER	5.6
18	AS	8	GLY	5.5
18	CS	33	THR	5.5
27	DE	58	ARG	5.5
25	DC	114	VAL	5.5
57	D4	1	MET	5.5
9	CJ	64	GLU	5.5
32	DK	63	ARG	5.4
25	DC	49	GLY	5.4
59	BA	2799	A	5.4
58	De	105	LYS	5.3
25	DC	34	ALA	5.3
25	DC	206	LYS	5.2

Continued on next page...

Continued from previous page...

Mol	Chain	Res	Type	RSRZ
58	De	106	GLN	5.2
25	DC	149	ASN	5.2
25	BC	15	VAL	5.1
38	DS	56	LEU	5.1
38	DS	32	LEU	5.1
58	De	60	PHE	5.1
29	BG	39	ILE	5.1
12	CM	102	ARG	5.0
38	DS	82	ILE	5.0
18	AS	47	HIS	5.0
15	AP	64	ALA	5.0
38	BS	28	VAL	5.0
25	BC	128	LEU	4.9
29	DG	44	GLY	4.9
20	AY	200	PRO	4.9
2	CC	26	LYS	4.9
58	Be	63	ILE	4.9
20	CY	43	GLY	4.9
9	AJ	8	LEU	4.9
29	DG	39	ILE	4.9
20	CY	54	PHE	4.8
25	DC	193	PHE	4.8
29	BG	90	LEU	4.8
38	DS	101	LEU	4.8
38	BS	27	SER	4.8
25	DC	153	ILE	4.8
29	DG	88	ILE	4.8
58	De	52	ALA	4.8
20	AY	63	ILE	4.8
38	DS	33	LYS	4.8
58	De	66	GLU	4.8
12	AM	124	PRO	4.8
38	DS	88	ASP	4.7
11	CL	20	LYS	4.7
38	DS	26	LEU	4.7
2	AC	149	ALA	4.7
29	BG	102	PHE	4.7
25	DC	134	PRO	4.6
58	De	100	LYS	4.6
56	D1	16	ASN	4.6
16	CQ	38	ARG	4.6
38	DS	27	SER	4.6

Continued on next page...

Continued from previous page...

Mol	Chain	Res	Type	RSRZ
58	De	61	ASP	4.6
9	CJ	25	GLU	4.6
25	DC	127	LYS	4.6
29	DG	42	GLY	4.6
38	DS	55	ALA	4.6
58	De	53	PRO	4.6
9	AJ	98	ILE	4.5
38	BS	34	HIS	4.5
12	CM	124	PRO	4.5
58	Be	64	LEU	4.5
29	DG	49	ASP	4.5
58	Be	66	GLU	4.5
20	AY	51	THR	4.5
38	DS	39	ILE	4.5
16	AQ	24	GLU	4.5
33	DN	1	MET	4.5
20	AY	257	PRO	4.5
25	DC	139	PRO	4.5
13	CN	57	ARG	4.5
12	CM	125	ARG	4.4
2	CC	207	VAL	4.4
1	CB	170	GLU	4.4
59	BA	2794	C	4.4
5	CF	101	ALA	4.4
11	CL	21	LYS	4.4
38	BS	101	LEU	4.4
20	CY	234	GLY	4.4
25	BC	50	ILE	4.4
25	BC	190	ILE	4.4
9	CJ	8	LEU	4.4
28	BF	11	VAL	4.4
38	DS	65	VAL	4.4
2	CC	99	VAL	4.3
28	BF	176	LEU	4.3
58	Be	56	GLU	4.3
25	BC	16	ASP	4.3
29	DG	177	GLY	4.3
29	BG	38	VAL	4.3
20	AY	321	TYR	4.3
32	DK	19	PRO	4.3
32	DK	66	THR	4.3
12	CM	123	ALA	4.3

Continued on next page...

Continued from previous page...

Mol	Chain	Res	Type	RSRZ
20	CY	181	LEU	4.3
29	BG	60	LEU	4.3
57	B4	23	GLU	4.3
25	DC	40	GLU	4.2
27	BE	73	GLU	4.2
18	AS	33	THR	4.2
38	BS	14	VAL	4.2
57	B4	13	ARG	4.2
13	CN	58	LYS	4.2
16	AQ	58	GLU	4.2
58	Be	58	THR	4.2
57	D4	25	TYR	4.2
17	AR	26	LEU	4.2
56	D1	38	SER	4.2
49	B5	2	ALA	4.1
2	CC	59	ARG	4.1
12	AM	85	GLY	4.1
25	BC	101	ILE	4.1
29	DG	98	ARG	4.1
29	BG	135	LEU	4.1
57	D4	4	GLY	4.1
32	DK	67	PHE	4.1
29	DG	150	ASP	4.1
25	BC	3	LYS	4.0
37	BR	2	ARG	4.0
41	BV	81	TYR	4.0
23	CV	26	A	4.0
28	DF	8	GLN	4.0
7	CH	24	THR	4.0
29	DG	179	PRO	4.0
45	DZ	66	SER	4.0
25	BC	79	ALA	4.0
58	Be	109	GLU	4.0
57	B4	4	GLY	4.0
25	DC	128	LEU	4.0
58	De	73	GLU	4.0
58	De	119	GLY	4.0
32	DK	55	VAL	4.0
1	CB	222	ILE	3.9
20	AY	104	ALA	3.9
59	BA	2894	G	3.9
59	BA	2132	U	3.9

Continued on next page...

Continued from previous page...

Mol	Chain	Res	Type	RSRZ
38	DS	87	PHE	3.9
18	AS	48	THR	3.9
26	BD	34	VAL	3.9
12	AM	123	ALA	3.9
39	DT	1	MET	3.9
1	CB	188	ALA	3.9
2	CC	69	HIS	3.9
58	Be	90	LYS	3.9
2	CC	20	SER	3.9
29	DG	131	TYR	3.9
38	BS	58	LEU	3.9
58	De	62	VAL	3.9
58	De	121	VAL	3.9
32	DK	9	LYS	3.9
25	DC	157	ILE	3.9
12	AM	122	LYS	3.9
2	CC	108	ASN	3.9
25	DC	180	SER	3.8
48	D3	28	LEU	3.8
25	BC	97	GLY	3.8
20	CY	200	PRO	3.8
58	De	117	ALA	3.8
33	BN	43	THR	3.8
25	BC	150	ILE	3.8
33	BN	42	TRP	3.8
32	BK	64	SER	3.8
58	Be	88	GLU	3.8
58	De	104	SER	3.8
25	DC	189	ASN	3.8
25	BC	125	GLY	3.7
25	BC	35	THR	3.7
12	AM	97	PRO	3.7
25	BC	30	VAL	3.7
29	BG	134	GLY	3.7
32	DK	20	ALA	3.7
20	AY	177	ILE	3.7
12	CM	85	GLY	3.7
38	BS	65	VAL	3.7
39	DT	76	PHE	3.7
25	DC	220	GLY	3.7
18	CS	35	SER	3.7
56	D1	42	GLN	3.7

Continued on next page...

Continued from previous page...

Mol	Chain	Res	Type	RSRZ
57	D4	14	ILE	3.7
20	AY	50	ALA	3.7
29	DG	87	PRO	3.7
59	DA	2798	C	3.6
29	DG	157	ILE	3.6
56	D1	18	ILE	3.6
58	De	63	ILE	3.6
25	BC	34	ALA	3.6
38	DS	108	GLY	3.6
28	DF	125	LEU	3.6
13	CN	46	GLU	3.6
12	CM	101	GLN	3.6
35	BP	53	GLY	3.6
29	BG	144	ILE	3.6
38	DS	106	ARG	3.6
25	BC	127	LYS	3.6
49	D5	2	ALA	3.6
18	CS	36	ARG	3.6
57	D4	23	GLU	3.6
28	DF	176	LEU	3.6
38	DS	54	LEU	3.6
58	Be	112	LYS	3.5
25	DC	205	ALA	3.5
38	BS	39	ILE	3.5
25	BC	69	LEU	3.5
28	DF	10	PRO	3.5
11	AL	35	GLY	3.5
25	DC	152	GLU	3.5
25	DC	3	LYS	3.5
38	BS	108	GLY	3.5
25	DC	161	ARG	3.5
25	BC	18	ASN	3.5
25	BC	111	PHE	3.5
25	DC	37	LYS	3.5
2	CC	11	ARG	3.5
9	CJ	44	VAL	3.5
38	BS	57	LYS	3.5
40	DU	12	ARG	3.5
58	Be	59	GLU	3.5
29	BG	106	LEU	3.5
56	B1	38	SER	3.5
20	CY	378	VAL	3.5

Continued on next page...

Continued from previous page...

Mol	Chain	Res	Type	RSRZ
2	CC	17	ASP	3.5
25	BC	126	SER	3.5
25	BC	17	PRO	3.4
32	BK	60	TYR	3.4
25	BC	42	VAL	3.4
38	BS	38	GLN	3.4
16	AQ	39	SER	3.4
11	CL	83	VAL	3.4
29	BG	35	GLU	3.4
25	DC	173	HIS	3.4
2	CC	25	GLY	3.4
20	CY	291	GLY	3.4
58	De	77	GLU	3.4
58	De	108	ALA	3.4
29	DG	48	GLU	3.4
7	AH	113	SER	3.4
12	AM	102	ARG	3.4
41	BV	75	PHE	3.4
38	DS	37	ALA	3.4
48	B3	28	LEU	3.4
1	CB	107	THR	3.4
25	DC	169	THR	3.4
29	BG	41	GLN	3.4
57	D4	7	PRO	3.4
38	DS	20	ARG	3.4
10	CK	41	THR	3.4
11	CL	30	ALA	3.4
20	CY	47	GLU	3.4
20	CY	5	VAL	3.4
15	CP	73	LEU	3.3
18	CS	15	LEU	3.3
25	BC	116	ALA	3.3
18	CS	44	MET	3.3
2	AC	97	LYS	3.3
20	AY	5	VAL	3.3
36	DQ	140	ALA	3.3
38	BS	55	ALA	3.3
41	BV	74	LYS	3.3
29	DG	53	LEU	3.3
25	DC	135	ARG	3.3
18	AS	9	VAL	3.3
38	DS	38	GLN	3.3

Continued on next page...

Continued from previous page...

Mol	Chain	Res	Type	RSRZ
29	BG	25	TYR	3.3
2	AC	47	LEU	3.3
25	BC	100	ILE	3.3
25	DC	197	LEU	3.3
11	CL	28	LYS	3.3
25	DC	190	ILE	3.3
29	BG	5	VAL	3.3
2	CC	197	GLY	3.2
29	BG	37	VAL	3.2
29	BG	109	VAL	3.2
38	DS	52	SER	3.2
28	DF	181	LEU	3.2
58	Be	121	VAL	3.2
25	DC	32	GLU	3.2
2	CC	189	ALA	3.2
30	DH	57	ASP	3.2
2	CC	200	ALA	3.2
29	DG	158	ALA	3.2
2	CC	75	VAL	3.2
20	CY	60	GLU	3.2
52	B8	63	PRO	3.2
25	DC	112	ASP	3.2
29	DG	176	LEU	3.2
38	DS	53	SER	3.2
9	CJ	62	HIS	3.2
18	CS	57	HIS	3.2
59	DA	2793	G	3.2
58	Be	117	ALA	3.2
58	De	54	ALA	3.2
25	DC	172	ILE	3.2
58	De	111	ILE	3.2
25	BC	87	ALA	3.2
9	CJ	68	HIS	3.2
57	B4	24	THR	3.2
38	DS	83	LYS	3.2
38	BS	49	VAL	3.2
18	AS	50	ALA	3.1
57	D4	31	ILE	3.1
9	AJ	44	VAL	3.1
29	BG	64	THR	3.1
11	CL	89	ARG	3.1
38	DS	36	TYR	3.1

Continued on next page...

Continued from previous page...

Mol	Chain	Res	Type	RSRZ
25	DC	160	GLY	3.1
20	CY	84	THR	3.1
25	BC	223	VAL	3.1
19	CT	72	LEU	3.1
2	CC	24	ALA	3.1
9	CJ	86	MET	3.1
20	AY	259	PHE	3.1
20	CY	59	ARG	3.1
2	CC	196	LEU	3.1
13	AN	53	LEU	3.1
25	BC	76	LEU	3.1
25	BC	197	LEU	3.1
29	BG	49	ASP	3.1
20	AY	199	ILE	3.1
44	DY	16	ALA	3.1
20	AY	570	GLY	3.1
25	DC	175	PRO	3.1
20	CY	587	SER	3.1
2	CC	67	THR	3.1
45	BZ	7	ALA	3.1
56	D1	14	VAL	3.1
20	CY	83	ASP	3.1
25	BC	213	VAL	3.1
1	CB	30	ARG	3.0
17	AR	23	LYS	3.0
29	DG	66	GLN	3.0
56	D1	33	LYS	3.0
58	De	82	THR	3.0
44	DY	106	LEU	3.0
20	CY	435	ASP	3.0
25	BC	8	TYR	3.0
29	DG	46	ALA	3.0
12	CM	104	ARG	3.0
39	DT	75	ILE	3.0
41	DV	61	VAL	3.0
29	DG	57	ALA	3.0
20	AY	666	ARG	3.0
1	CB	27	LYS	3.0
56	B1	25	LYS	3.0
29	DG	151	ALA	3.0
9	CJ	65	LEU	3.0
7	CH	116	LYS	3.0

Continued on next page...

Continued from previous page...

Mol	Chain	Res	Type	RSRZ
20	CY	233	GLU	3.0
28	DF	18	ARG	3.0
58	Be	89	ALA	3.0
2	CC	204	LEU	3.0
20	CY	49	ALA	3.0
25	DC	174	ALA	3.0
18	AS	49	ILE	3.0
20	AY	358	MET	3.0
20	CY	227	ILE	3.0
25	DC	186	LEU	3.0
2	AC	154	SER	2.9
38	BS	41	ASP	2.9
2	CC	74	GLY	2.9
11	CL	56	ALA	2.9
25	BC	12	LEU	2.9
29	DG	155	MET	2.9
25	BC	169	THR	2.9
20	AY	105	ILE	2.9
13	CN	54	PRO	2.9
38	BS	50	SER	2.9
12	CM	70	LEU	2.9
29	BG	53	LEU	2.9
20	CY	311	ALA	2.9
56	D1	17	SER	2.9
25	DC	35	THR	2.9
29	BG	65	GLY	2.9
16	CQ	26	GLN	2.9
20	CY	16	GLY	2.9
16	CQ	69	LYS	2.9
29	DG	159	VAL	2.9
58	De	112	LYS	2.9
27	DE	205	ALA	2.9
29	DG	40	ASN	2.9
3	CD	96	LEU	2.9
25	BC	46	ALA	2.9
28	BF	181	LEU	2.9
20	CY	310	ALA	2.9
25	BC	113	ALA	2.9
26	DD	240	ALA	2.9
28	DF	155	LEU	2.9
38	DS	34	HIS	2.9
58	De	102	GLY	2.9

Continued on next page...

Continued from previous page...

Mol	Chain	Res	Type	RSRZ
29	DG	45	GLU	2.9
38	DS	50	SER	2.9
25	DC	31	LYS	2.8
33	BN	38	HIS	2.8
34	DO	77	ILE	2.8
58	De	87	LYS	2.8
59	BA	2795	G	2.8
51	D7	49	ARG	2.8
20	CY	349	LYS	2.8
38	DS	40	ILE	2.8
29	BG	34	LEU	2.8
29	DG	32	PRO	2.8
9	CJ	10	GLY	2.8
25	BC	124	VAL	2.8
25	DC	26	ALA	2.8
38	DS	66	ALA	2.8
15	AP	16	HIS	2.8
18	AS	32	LYS	2.8
44	DY	102	CYS	2.8
13	CN	53	LEU	2.8
18	AS	31	ILE	2.8
25	DC	219	MET	2.8
29	DG	178	PHE	2.8
32	BK	65	PHE	2.8
16	AQ	41	LYS	2.8
7	CH	80	ILE	2.8
27	BE	15	PHE	2.8
12	AM	87	TYR	2.8
25	BC	75	VAL	2.8
20	CY	66	THR	2.8
25	DC	208	THR	2.8
25	DC	150	ILE	2.8
58	De	109	GLU	2.8
15	AP	51	VAL	2.8
18	AS	61	TYR	2.8
20	AY	531	GLY	2.8
21	CA	68(L)	U	2.8
15	CP	74	LEU	2.8
25	BC	44	VAL	2.8
59	BA	888	C	2.8
33	BN	82	LEU	2.8
2	CC	184	TYR	2.8

Continued on next page...

Continued from previous page...

Mol	Chain	Res	Type	RSRZ
4	CE	135	THR	2.8
2	CC	110	ASN	2.8
12	AM	91	ARG	2.7
25	DC	75	VAL	2.7
38	DS	107	GLU	2.7
35	DP	5	ASP	2.7
29	DG	106	LEU	2.7
29	BG	136	ARG	2.7
1	CB	102	LEU	2.7
2	CC	149	ALA	2.7
13	CN	59	ALA	2.7
10	AK	70	LYS	2.7
20	CY	65	ILE	2.7
25	DC	185	LYS	2.7
53	B9	1	MET	2.7
12	AM	65	LYS	2.7
46	B0	15	ASP	2.7
20	AY	133	ILE	2.7
35	BP	144	GLU	2.7
59	BA	2116	G	2.7
25	BC	6	LYS	2.7
20	CY	237	PRO	2.7
29	DG	37	VAL	2.7
58	De	99	VAL	2.7
11	CL	19	ARG	2.7
13	CN	55	GLY	2.7
28	BF	158	THR	2.7
32	DK	27	LEU	2.7
29	DG	92	VAL	2.7
33	BN	19	GLU	2.7
29	DG	96	ARG	2.7
44	DY	54	LYS	2.7
46	D0	37	LEU	2.7
2	CC	82	GLU	2.7
25	BC	140	ASN	2.7
29	BG	158	ALA	2.7
1	CB	111	ARG	2.7
20	AY	6	GLU	2.7
29	DG	33	ARG	2.7
12	CM	68	GLY	2.7
32	DK	15	GLY	2.7
2	CC	18	TRP	2.7

Continued on next page...

Continued from previous page...

Mol	Chain	Res	Type	RSRZ
13	CN	34	TYR	2.7
59	BA	2152	G	2.7
13	AN	55	GLY	2.7
38	DS	100	ALA	2.7
12	CM	81	LEU	2.7
25	DC	210	LEU	2.7
25	DC	225	ILE	2.7
1	AB	148	TYR	2.6
28	BF	127	GLU	2.6
25	BC	229	SER	2.6
11	CL	32	PHE	2.6
25	DC	68	GLY	2.6
42	DW	93	ALA	2.6
9	AJ	4	ILE	2.6
29	BG	107	LEU	2.6
38	DS	102	ALA	2.6
33	BN	133	GLN	2.6
3	CD	15	GLU	2.6
20	CY	85	PRO	2.6
20	AY	261	GLY	2.6
29	BG	132	ASN	2.6
38	DS	58	LEU	2.6
16	AQ	5	VAL	2.6
25	DC	229	SER	2.6
53	D9	1	MET	2.6
44	BY	90	LEU	2.6
25	BC	174	ALA	2.6
38	DS	28	VAL	2.6
20	AY	456	GLU	2.6
39	BT	114	LEU	2.6
46	D0	6	GLY	2.6
20	CY	255	ILE	2.6
1	CB	16	HIS	2.6
32	DK	10	LEU	2.6
11	CL	17	LYS	2.6
28	BF	114	VAL	2.6
1	CB	80	ILE	2.6
2	CC	201	TYR	2.6
9	CJ	59	SER	2.6
20	AY	4	LYS	2.6
25	DC	15	VAL	2.6
34	BO	76	ALA	2.6

Continued on next page...

Continued from previous page...

Mol	Chain	Res	Type	RSRZ
25	BC	198	GLU	2.6
33	DN	116	LEU	2.6
28	BF	185	ASP	2.6
29	BG	159	VAL	2.6
40	BU	118	GLY	2.6
2	CC	16	ARG	2.6
59	BA	890	A	2.6
29	BG	103	LEU	2.6
2	AC	170	GLN	2.6
33	BN	1	MET	2.6
58	Be	87	LYS	2.6
20	CY	321	TYR	2.5
21	AA	823	G	2.5
38	BS	56	LEU	2.5
52	D8	15	LYS	2.5
33	DN	133	GLN	2.5
35	DP	7	ARG	2.5
1	AB	238	LEU	2.5
32	DK	99	ILE	2.5
11	CL	18	VAL	2.5
29	BG	146	TYR	2.5
9	AJ	46	ARG	2.5
29	BG	32	PRO	2.5
6	AG	62	PHE	2.5
7	CH	32	LYS	2.5
38	BS	88	ASP	2.5
57	B4	31	ILE	2.5
20	CY	182	ARG	2.5
18	CS	32	LYS	2.5
29	BG	57	ALA	2.5
29	DG	75	LYS	2.5
20	AY	229	LEU	2.5
38	BS	40	ILE	2.5
16	CQ	58	GLU	2.5
25	BC	115	VAL	2.5
25	DC	156	GLU	2.5
26	DD	12	SER	2.5
20	CY	232	LEU	2.5
33	BN	44	PRO	2.5
25	BC	72	GLN	2.5
2	CC	72	LYS	2.5
60	BB	53	A	2.5

Continued on next page...

Continued from previous page...

Mol	Chain	Res	Type	RSRZ
36	BQ	34	LEU	2.5
25	DC	30	VAL	2.5
25	DC	163	GLU	2.5
25	BC	147	GLY	2.5
38	BS	109	GLY	2.5
38	DS	35	ILE	2.5
25	BC	193	PHE	2.5
38	BS	48	LEU	2.5
18	AS	40	ILE	2.5
2	CC	56	ASP	2.5
2	CC	185	GLY	2.5
25	BC	186	LEU	2.5
28	BF	166	ALA	2.5
2	AC	200	ALA	2.5
33	BN	39	ARG	2.5
59	DA	311	A	2.5
4	CE	47	LYS	2.5
20	AY	233	GLU	2.5
29	DG	107	LEU	2.5
44	BY	31	LEU	2.5
2	CC	182	ILE	2.5
1	CB	152	PHE	2.5
40	DU	32	PHE	2.5
28	BF	155	LEU	2.4
32	DK	115	LEU	2.4
20	AY	532	GLY	2.4
57	B4	5	ILE	2.4
1	CB	84	GLU	2.4
20	CY	56	GLU	2.4
42	BW	87	PRO	2.4
39	BT	88	ILE	2.4
58	Be	108	ALA	2.4
32	DK	116	ASN	2.4
28	BF	129	PHE	2.4
20	CY	322	VAL	2.4
29	BG	115	ARG	2.4
30	BH	43	VAL	2.4
47	B2	14	ARG	2.4
9	CJ	4	ILE	2.4
29	DG	110	ALA	2.4
41	DV	101	GLY	2.4
25	DC	168	LYS	2.4

Continued on next page...

Continued from previous page...

Mol	Chain	Res	Type	RSRZ
41	BV	5	VAL	2.4
58	De	79	ARG	2.4
29	BG	63	ILE	2.4
1	CB	166	ASP	2.4
2	CC	154	SER	2.4
25	BC	214	TYR	2.4
7	AH	66	GLY	2.4
25	BC	227	PRO	2.4
26	DD	191	ALA	2.4
25	DC	33	LEU	2.4
18	AS	65	ASN	2.4
38	BS	44	LYS	2.4
27	BE	72	VAL	2.4
37	BR	69	ASP	2.4
9	CJ	89	ASP	2.4
32	DK	60	TYR	2.4
20	CY	199	ILE	2.4
16	CQ	101	ARG	2.4
25	BC	40	GLU	2.4
28	BF	78	ILE	2.4
41	DV	60	GLU	2.4
7	CH	78	GLN	2.4
20	CY	258	VAL	2.4
25	BC	210	LEU	2.4
20	CY	426	GLN	2.4
44	BY	83	THR	2.4
58	De	91	ASP	2.4
59	DA	889	C	2.4
20	AY	237	PRO	2.4
52	D8	34	TRP	2.4
20	AY	215	LYS	2.4
25	BC	14	LYS	2.4
29	DG	103	LEU	2.4
29	DG	181	ARG	2.4
39	BT	106	SER	2.4
16	CQ	10	VAL	2.4
32	BK	23	VAL	2.4
41	BV	7	THR	2.4
58	De	64	LEU	2.4
2	CC	202	ILE	2.4
20	AY	185	ALA	2.4
20	CY	399	LEU	2.4

Continued on next page...

Continued from previous page...

Mol	Chain	Res	Type	RSRZ
29	DG	69	ALA	2.4
20	CY	82	ILE	2.4
2	AC	155	GLY	2.4
57	D4	13	ARG	2.4
2	CC	66	VAL	2.4
48	B3	31	LEU	2.4
29	BG	75	LYS	2.4
44	BY	88	LYS	2.4
48	D3	8	LEU	2.3
52	D8	25	MET	2.3
20	AY	255	ILE	2.3
20	AY	202	PRO	2.3
28	DF	182	ASN	2.3
38	BS	29	PHE	2.3
2	CC	85	ARG	2.3
20	AY	53	ASP	2.3
46	D0	79	VAL	2.3
16	CQ	37	LYS	2.3
29	DG	36	LYS	2.3
58	De	120	ALA	2.3
15	AP	32	TYR	2.3
20	CY	212	TYR	2.3
2	CC	166	GLU	2.3
2	CC	150	LYS	2.3
25	BC	170	GLY	2.3
35	DP	68	GLN	2.3
16	AQ	59	ILE	2.3
20	AY	106	VAL	2.3
20	AY	182	ARG	2.3
33	BN	63	THR	2.3
51	D7	41	ARG	2.3
20	CY	46	HIS	2.3
25	DC	47	LYS	2.3
41	BV	44	LYS	2.3
48	D3	10	LYS	2.3
25	DC	209	PHE	2.3
39	DT	138	ALA	2.3
42	BW	74	ALA	2.3
2	AC	15	THR	2.3
46	D0	31	VAL	2.3
57	D4	21	VAL	2.3
19	CT	76	ALA	2.3

Continued on next page...

Continued from previous page...

Mol	Chain	Res	Type	RSRZ
38	BS	106	ARG	2.3
41	DV	94	LEU	2.3
25	BC	22	THR	2.3
25	BC	182	PRO	2.3
47	D2	25	VAL	2.3
20	AY	18	ALA	2.3
20	CY	221	ALA	2.3
59	DA	2894	G	2.3
12	CM	122	LYS	2.3
1	CB	183	PRO	2.3
2	AC	11	ARG	2.3
2	CC	164	ARG	2.3
12	AM	88	ARG	2.3
20	CY	104	ALA	2.3
25	BC	188	ASP	2.3
28	BF	167	ALA	2.3
34	DO	34	THR	2.3
38	BS	59	LYS	2.3
45	DZ	115	GLY	2.3
13	AN	6	LEU	2.3
29	DG	77	ILE	2.3
29	BG	92	VAL	2.3
32	DK	65	PHE	2.3
29	BG	6	ALA	2.3
29	BG	69	ALA	2.3
38	DS	59	LYS	2.3
32	DK	4	VAL	2.3
34	BO	98	VAL	2.3
20	AY	47	GLU	2.2
44	DY	84	ARG	2.2
50	D6	37	ARG	2.2
7	AH	32	LYS	2.2
29	DG	34	LEU	2.2
12	CM	108	ARG	2.2
58	Be	82	THR	2.2
59	DA	887	A	2.2
25	BC	180	SER	2.2
29	BG	56	ALA	2.2
11	CL	98	TYR	2.2
29	DG	101	ILE	2.2
20	AY	156	ARG	2.2
9	AJ	6	ILE	2.2

Continued on next page...

Continued from previous page...

Mol	Chain	Res	Type	RSRZ
17	CR	22	VAL	2.2
33	BN	48	MET	2.2
34	DO	1	MET	2.2
35	DP	67	MET	2.2
20	CY	570	GLY	2.2
25	DC	151	GLY	2.2
25	BC	4	HIS	2.2
2	AC	72	LYS	2.2
25	BC	162	ILE	2.2
33	BN	45	ASN	2.2
27	DE	162	ALA	2.2
58	Be	67	ALA	2.2
28	DF	90	PHE	2.2
1	AB	187	LEU	2.2
20	AY	221	ALA	2.2
58	De	67	ALA	2.2
58	Be	70	LYS	2.2
4	CE	122	GLU	2.2
20	CY	377	VAL	2.2
41	BV	20	LEU	2.2
56	D1	29	GLY	2.2
58	Be	94	GLU	2.2
56	B1	18	ILE	2.2
9	CJ	21	GLN	2.2
25	DC	46	ALA	2.2
46	D0	41	ARG	2.2
18	AS	42	PRO	2.2
18	AS	15	LEU	2.2
34	BO	2	ILE	2.2
35	DP	70	GLN	2.2
56	B1	42	GLN	2.2
25	BC	58	ASN	2.2
29	DG	68	PRO	2.2
33	DN	4	TYR	2.2
11	CL	127	GLU	2.2
29	DG	144	ILE	2.2
32	BK	2	LYS	2.2
28	BF	157	VAL	2.2
38	DS	30	ARG	2.2
45	DZ	88	PHE	2.2
25	BC	104	ILE	2.2
11	AL	56	ALA	2.2

Continued on next page...

Continued from previous page...

Mol	Chain	Res	Type	RSRZ
16	CQ	99	SER	2.2
25	BC	47	LYS	2.2
50	D6	25	LYS	2.2
21	AA	1028(D)	C	2.2
58	Be	52	ALA	2.2
59	BA	2793	G	2.2
60	DB	43	C	2.2
2	AC	177	THR	2.2
50	D6	26	ASN	2.2
29	DG	5	VAL	2.2
4	CE	120	THR	2.1
34	BO	62	VAL	2.1
51	D7	42	LEU	2.1
1	AB	119	GLU	2.1
13	AN	52	GLN	2.1
34	DO	2	ILE	2.1
41	DV	8	GLY	2.1
13	AN	49	HIS	2.1
25	BC	52	PRO	2.1
18	CS	51	VAL	2.1
42	BW	17	VAL	2.1
25	DC	133	GLY	2.1
58	De	51	ALA	2.1
20	AY	107	VAL	2.1
25	BC	99	GLU	2.1
34	BO	34	THR	2.1
20	AY	310	ALA	2.1
26	DD	246	PRO	2.1
33	DN	42	TRP	2.1
59	DA	2110	G	2.1
44	DY	41	GLY	2.1
56	B1	17	SER	2.1
2	CC	103	VAL	2.1
13	CN	47	LEU	2.1
28	DF	14	PRO	2.1
49	D5	32	PRO	2.1
58	Be	71	LYS	2.1
4	CE	27	ARG	2.1
20	AY	132	ARG	2.1
59	BA	2798	C	2.1
45	DZ	21	ALA	2.1
12	CM	87	TYR	2.1

Continued on next page...

Continued from previous page...

Mol	Chain	Res	Type	RSRZ
50	D6	39	TYR	2.1
41	BV	24	LYS	2.1
44	DY	85	VAL	2.1
47	D2	14	ARG	2.1
51	D7	47	ARG	2.1
27	DE	24	THR	2.1
2	AC	202	ILE	2.1
53	B9	8	LYS	2.1
25	DC	137	LEU	2.1
2	AC	201	TYR	2.1
25	BC	45	HIS	2.1
25	DC	164	PHE	2.1
13	AN	29	ARG	2.1
29	DG	54	GLU	2.1
11	AL	93	LEU	2.1
32	BK	55	VAL	2.1
18	CS	74	PHE	2.1
25	DC	179	ALA	2.1
32	DK	120	LEU	2.1
2	CC	155	GLY	2.1
20	AY	162	VAL	2.1
20	CY	325	LEU	2.1
41	DV	75	PHE	2.1
29	BG	66	GLN	2.1
44	DY	101	LYS	2.1
2	CC	15	THR	2.1
20	AY	38	ARG	2.1
25	BC	151	GLY	2.1
25	BC	176	VAL	2.1
2	AC	181	ASN	2.1
12	CM	65	LYS	2.1
20	CY	17	ILE	2.1
20	CY	231	TYR	2.1
26	BD	64	ILE	2.1
13	CN	26	ARG	2.1
21	AA	68(L)	U	2.1
29	DG	102	PHE	2.1
51	B7	48	LYS	2.1
59	DA	2132	U	2.1
20	AY	260	LEU	2.1
20	CY	236	GLU	2.1
28	DF	11	VAL	2.1

Continued on next page...

Continued from previous page...

Mol	Chain	Res	Type	RSRZ
17	AR	88	LYS	2.1
29	BG	157	ILE	2.1
25	DC	166	ASN	2.1
25	BC	68	GLY	2.1
41	DV	9	GLY	2.1
1	AB	80	ILE	2.0
20	AY	429	ALA	2.0
25	BC	139	PRO	2.0
7	AH	80	ILE	2.0
28	BF	5	ALA	2.0
32	DK	22	PRO	2.0
13	AN	3	ARG	2.0
13	CN	31	ARG	2.0
5	AF	10	LEU	2.0
29	DG	3	LEU	2.0
32	DK	3	LYS	2.0
40	DU	94	ASN	2.0
4	CE	82	VAL	2.0
4	CE	155	GLU	2.0
20	AY	134	ALA	2.0
32	DK	21	PRO	2.0
41	DV	93	GLU	2.0
58	Be	102	GLY	2.0
56	D1	40	ARG	2.0
20	AY	332	SER	2.0
30	DH	50	VAL	2.0
32	BK	27	LEU	2.0
33	DN	99	LEU	2.0
38	BS	51	ALA	2.0
25	DC	63	VAL	2.0
20	AY	176	GLY	2.0
25	BC	57	GLN	2.0
1	CB	97	TRP	2.0
33	DN	5	VAL	2.0
46	D0	63	VAL	2.0
18	CS	4	SER	2.0
29	DG	91	ARG	2.0

6.2 Non-standard residues in protein, DNA, RNA chains ⓘ

In the following table, the Atoms column lists the number of modelled atoms in the group and the number defined in the chemical component dictionary. The B-factors column lists the minimum,

median, 95th percentile and maximum values of B factors of atoms in the group. The column labelled 'Q< 0.9' lists the number of atoms with occupancy less than 0.9.

Mol	Type	Chain	Res	Atoms	RSCC	RSR	B-factors(Å ²)	Q<0.9
24	KBE	CU	1	9/10	0.85	0.34	118,118,118,118	0
24	UAL	AU	5	9/10	0.88	0.16	114,114,114,114	0
24	UAL	CU	5	9/10	0.90	0.13	118,118,118,118	0
24	KBE	AU	1	9/10	0.90	0.32	114,114,114,114	0
24	DPP	CU	2	6/7	0.92	0.18	118,118,118,118	0
24	5OH	AU	6	12/13	0.93	0.29	99,101,102,102	0
24	5OH	CU	6	12/13	0.93	0.21	99,101,102,102	0
24	DPP	AU	2	6/7	0.97	0.23	114,114,114,114	0

6.3 Carbohydrates [i](#)

There are no monosaccharides in this entry.

6.4 Ligands [i](#)

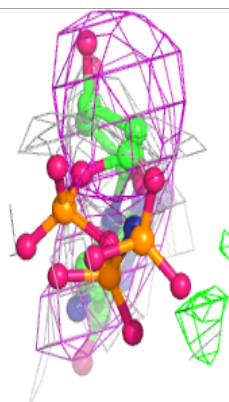
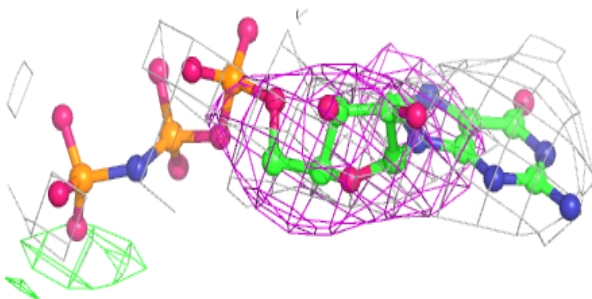
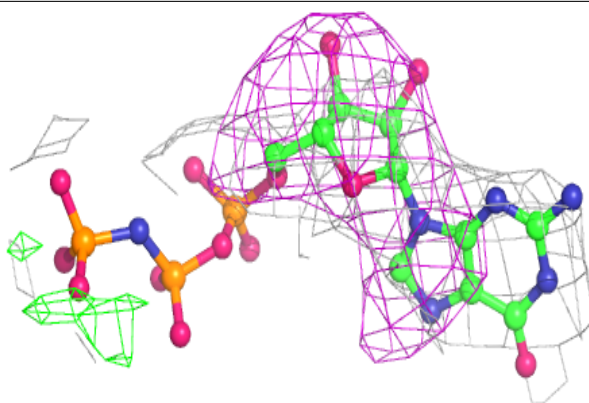
In the following table, the Atoms column lists the number of modelled atoms in the group and the number defined in the chemical component dictionary. The B-factors column lists the minimum, median, 95th percentile and maximum values of B factors of atoms in the group. The column labelled 'Q< 0.9' lists the number of atoms with occupancy less than 0.9.

Mol	Type	Chain	Res	Atoms	RSCC	RSR	B-factors(Å ²)	Q<0.9
61	GNP	CY	701	32/32	0.91	0.23	58,71,81,83	0
61	GNP	AY	701	32/32	0.92	0.22	58,71,81,83	0
62	MG	CY	702	1/1	0.97	0.11	135,135,135,135	0
62	MG	AY	702	1/1	0.98	0.11	88,88,88,88	0

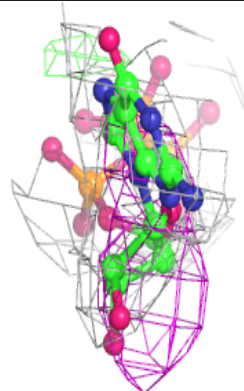
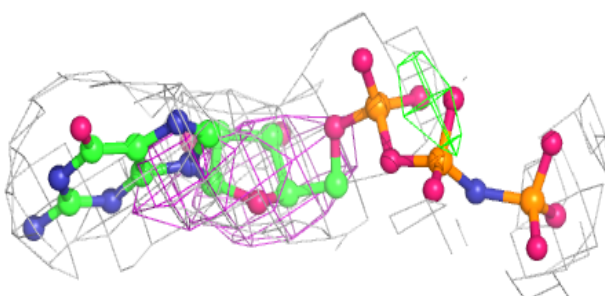
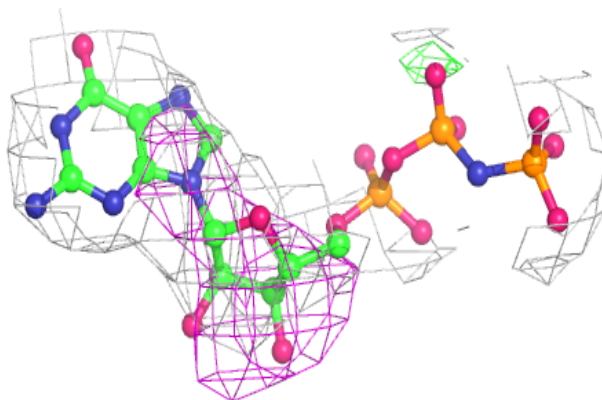
The following is a graphical depiction of the model fit to experimental electron density of all instances of the Ligand of Interest. In addition, ligands with molecular weight > 250 and outliers as shown on the geometry validation Tables will also be included. Each fit is shown from different orientation to approximate a three-dimensional view.

Electron density around GNP CY 701:

$2mF_o-DF_c$ (at 0.7 rmsd) in gray
 mF_o-DF_c (at 3 rmsd) in purple (negative)
and green (positive)

**Electron density around GNP AY 701:**

$2mF_o-DF_c$ (at 0.7 rmsd) in gray
 mF_o-DF_c (at 3 rmsd) in purple (negative)
and green (positive)



6.5 Other polymers [i](#)

There are no such residues in this entry.