



Full wwPDB X-ray Structure Validation Report ⓘ

May 13, 2020 – 02:44 pm BST

PDB ID : 4V9R
Title : Crystal structure of antibiotic DITYROMYCIN bound to 70S ribosome
Authors : Bulkley, D.P.; Brandi, L.; Polikanov, Y.S.; Fabbretti, A.; O'Connor, M.;
Gualerzi, C.O.; Steitz, T.A.
Deposited on : 2013-12-05
Resolution : 3.00 Å(reported)

This is a Full wwPDB X-ray Structure Validation Report for a publicly released PDB entry.

We welcome your comments at validation@mail.wwpdb.org

A user guide is available at

<https://www.wwpdb.org/validation/2017/XrayValidationReportHelp>

with specific help available everywhere you see the ⓘ symbol.

The following versions of software and data (see [references ⓘ](#)) were used in the production of this report:

MolProbity : 4.02b-467
Mogul : 1.8.5 (274361), CSD as541be (2020)
Xtriage (Phenix) : 1.13
EDS : 2.11
Percentile statistics : 20191225.v01 (using entries in the PDB archive December 25th 2019)
Refmac : 5.8.0158
CCP4 : 7.0.044 (Gargrove)
Ideal geometry (proteins) : Engh & Huber (2001)
Ideal geometry (DNA, RNA) : Parkinson et al. (1996)
Validation Pipeline (wwPDB-VP) : 2.11

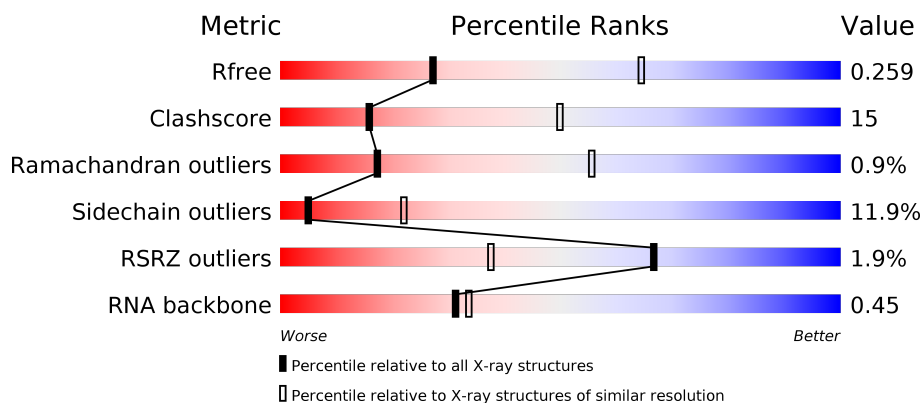
1 Overall quality at a glance

The following experimental techniques were used to determine the structure:

X-RAY DIFFRACTION

The reported resolution of this entry is 3.00 Å.

Percentile scores (ranging between 0-100) for global validation metrics of the entry are shown in the following graphic. The table shows the number of entries on which the scores are based.



Metric	Whole archive (#Entries)	Similar resolution (#Entries, resolution range(Å))
R_{free}	130704	2092 (3.00-3.00)
Clashscore	141614	2416 (3.00-3.00)
Ramachandran outliers	138981	2333 (3.00-3.00)
Sidechain outliers	138945	2336 (3.00-3.00)
RSRZ outliers	127900	1990 (3.00-3.00)
RNA backbone	3102	1173 (3.30-2.70)

The table below summarises the geometric issues observed across the polymeric chains and their fit to the electron density. The red, orange, yellow and green segments on the lower bar indicate the fraction of residues that contain outliers for ≥ 3 , 2, 1 and 0 types of geometric quality criteria respectively. A grey segment represents the fraction of residues that are not modelled. The numeric value for each fraction is indicated below the corresponding segment, with a dot representing fractions $\leq 5\%$. The upper red bar (where present) indicates the fraction of residues that have poor fit to the electron density. The numeric value is given above the bar.

Mol	Chain	Length	Quality of chain
1	AA	1522	 3% 29% 44% 20% 5%
1	CA	1522	 2% 32% 43% 20% 5%
2	AB	256	 2% 38% 41% 11% 10%
2	CB	256	 4% 36% 44% 10% 10%










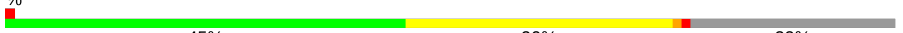




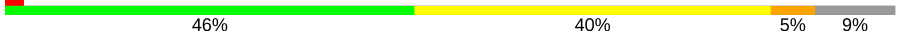










Continued on next page...

Continued from previous page...

Mol	Chain	Length	Quality of chain
3	AC	239	
3	CC	239	
4	AD	209	
4	CD	209	
5	AE	162	
5	CE	162	
6	AF	101	
6	CF	101	
7	AG	156	
7	CG	156	
8	AH	138	
8	CH	138	
9	AI	128	
9	CI	128	
10	AJ	105	
10	CJ	105	
11	AK	129	
11	CK	129	
12	AL	132	
12	CL	132	
13	AM	126	
13	CM	126	
14	AN	61	
14	CN	61	
15	AO	89	


























Continued on next page...

Continued from previous page...

Mol	Chain	Length	Quality of chain
15	CO	89	
16	AP	88	
16	CP	88	
17	AQ	105	
17	CQ	105	
18	AR	88	
18	CR	88	
19	AS	93	
19	CS	93	
20	AT	106	
20	CT	106	
21	AU	27	
21	CU	27	
22	AV	24	
22	CV	24	
23	AX	77	
23	CX	77	
24	AW	10	
24	CW	10	
25	BA	2915	
25	DA	2915	
26	BB	122	
26	DB	122	
27	BD	276	
27	DD	276	



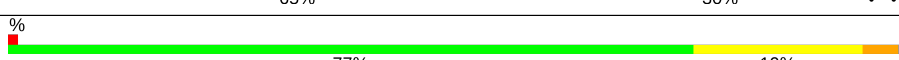
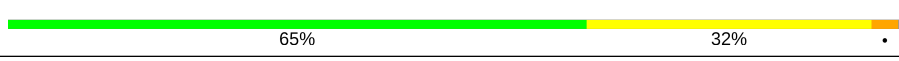
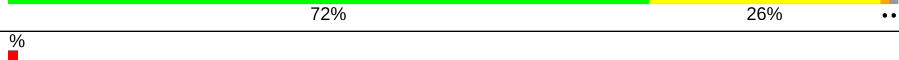
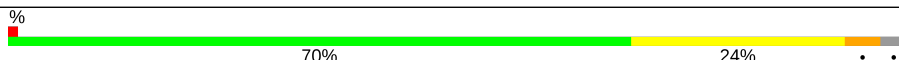



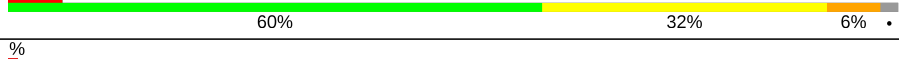




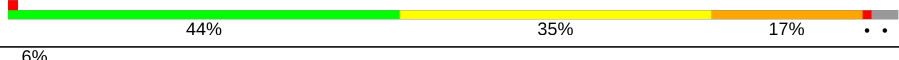
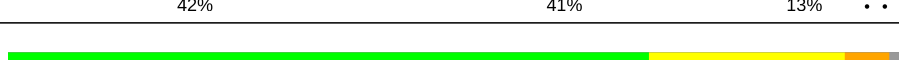





Continued on next page...

Continued from previous page...

Mol	Chain	Length	Quality of chain
28	BE	206	
28	DE	206	
29	BF	210	
29	DF	210	
30	BG	182	
30	DG	182	
31	BH	180	
31	DH	180	
32	BI	148	
32	DI	148	
33	BN	140	
33	DN	140	
34	BO	122	
34	DO	122	
35	BP	150	
35	DP	150	
36	BQ	141	
36	DQ	141	
37	BR	118	
37	DR	118	
38	BS	112	
38	DS	112	
39	BT	146	
39	DT	146	
40	BU	118	

Continued on next page...

Continued from previous page...

Mol	Chain	Length	Quality of chain
40	DU	118	
41	BV	101	
41	DV	101	
42	BW	113	
42	DW	113	
43	BX	96	
43	DX	96	
44	BY	110	
44	DY	110	
45	BZ	206	
45	DZ	206	
46	B0	85	
46	D0	85	
47	B1	98	
47	D1	98	
48	B2	72	
48	D2	72	
49	B3	60	
49	D3	60	
50	B4	71	
50	D4	71	
51	B5	60	
51	D5	60	
52	B6	54	
52	D6	54	

Continued on next page...

Continued from previous page...

Mol	Chain	Length	Quality of chain
53	B7	49	
53	D7	49	
54	B8	65	
54	D8	65	
55	B9	37	
55	D9	37	

The following table lists non-polymeric compounds, carbohydrate monomers and non-standard residues in protein, DNA, RNA chains that are outliers for geometric or electron-density-fit criteria:

Mol	Type	Chain	Res	Chirality	Geometry	Clashes	Electron density
56	MG	AA	3029	-	-	-	X
56	MG	AA	3030	-	-	-	X
56	MG	AA	3038	-	-	-	X
56	MG	AA	3079	-	-	-	X
56	MG	AA	3086	-	-	-	X
56	MG	AA	3147	-	-	-	X
56	MG	AA	3180	-	-	-	X
56	MG	AX	105	-	-	-	X
56	MG	BA	3139	-	-	-	X
56	MG	BA	3143	-	-	-	X
56	MG	BA	3154	-	-	-	X
56	MG	BA	3178	-	-	-	X
56	MG	BA	3230	-	-	-	X
56	MG	BA	3252	-	-	-	X
56	MG	BA	3296	-	-	-	X
56	MG	BA	3625	-	-	-	X
56	MG	BA	3740	-	-	-	X
56	MG	BD	311	-	-	-	X
56	MG	BF	306	-	-	-	X
56	MG	CA	3016	-	-	-	X
56	MG	CA	3039	-	-	-	X
56	MG	CA	3053	-	-	-	X
56	MG	CA	3054	-	-	-	X
56	MG	CA	3144	-	-	-	X
56	MG	DA	3024	-	-	-	X
56	MG	DA	3064	-	-	-	X
56	MG	DA	3113	-	-	-	X

Continued on next page...

Continued from previous page...

Mol	Type	Chain	Res	Chirality	Geometry	Clashes	Electron density
56	MG	DA	3356	-	-	-	X
56	MG	DA	3431	-	-	-	X
56	MG	DA	3568	-	-	-	X

2 Entry composition

There are 61 unique types of molecules in this entry. The entry contains 286321 atoms, of which 0 are hydrogens and 0 are deuteriums.

In the tables below, the ZeroOcc column contains the number of atoms modelled with zero occupancy, the AltConf column contains the number of residues with at least one atom in alternate conformation and the Trace column contains the number of residues modelled with at most 2 atoms.

- Molecule 1 is a RNA chain called 16S Ribosomal RNA.

Mol	Chain	Residues	Atoms					ZeroOcc	AltConf	Trace
1	AA	1498	Total	C	N	O	P	0	0	0
			32196	14328	5966	10404	1498			
1	CA	1503	Total	C	N	O	P	0	0	0
			32312	14381	5990	10438	1503			

- Molecule 2 is a protein called 30S Ribosomal Protein S2.

Mol	Chain	Residues	Atoms					ZeroOcc	AltConf	Trace
2	AB	231	Total	C	N	O	S	0	0	0
			1846	1179	331	331	5			
2	CB	231	Total	C	N	O	S	0	0	0
			1825	1167	326	327	5			

- Molecule 3 is a protein called 30S Ribosomal Protein S3.

Mol	Chain	Residues	Atoms					ZeroOcc	AltConf	Trace
3	AC	206	Total	C	N	O	S	0	0	0
			1552	976	302	273	1			
3	CC	206	Total	C	N	O	S	0	0	0
			1542	968	300	273	1			

- Molecule 4 is a protein called 30S Ribosomal Protein S4.

Mol	Chain	Residues	Atoms					ZeroOcc	AltConf	Trace
4	AD	208	Total	C	N	O	S	0	0	0
			1659	1040	326	286	7			
4	CD	208	Total	C	N	O	S	0	0	0
			1674	1050	333	284	7			

- Molecule 5 is a protein called 30S Ribosomal Protein S5.

Mol	Chain	Residues	Atoms					ZeroOcc	AltConf	Trace
5	AE	148	Total	C	N	O	S	0	0	0
			1129	714	213	198	4			
5	CE	148	Total	C	N	O	S	0	0	0
			1133	716	214	199	4			

- Molecule 6 is a protein called 30S Ribosomal Protein S6.

Mol	Chain	Residues	Atoms					ZeroOcc	AltConf	Trace
6	AF	100	Total	C	N	O	S	0	0	0
			806	511	143	149	3			
6	CF	100	Total	C	N	O	S	0	0	0
			816	516	146	151	3			

- Molecule 7 is a protein called 30S Ribosomal Protein S7.

Mol	Chain	Residues	Atoms					ZeroOcc	AltConf	Trace
7	AG	155	Total	C	N	O	S	0	0	0
			1231	766	243	216	6			
7	CG	155	Total	C	N	O	S	0	0	0
			1235	769	244	216	6			

- Molecule 8 is a protein called 30S Ribosomal Protein S8.

Mol	Chain	Residues	Atoms					ZeroOcc	AltConf	Trace
8	AH	137	Total	C	N	O	S	0	0	0
			1088	689	206	191	2			
8	CH	137	Total	C	N	O	S	0	0	0
			1088	689	206	191	2			

- Molecule 9 is a protein called 30S Ribosomal Protein S9.

Mol	Chain	Residues	Atoms					ZeroOcc	AltConf	Trace
9	AI	127	Total	C	N	O		0	0	0
			983	623	193	167				
9	CI	127	Total	C	N	O		0	0	0
			978	619	190	169				

- Molecule 10 is a protein called 30S Ribosomal Protein S10.

Mol	Chain	Residues	Atoms					ZeroOcc	AltConf	Trace
10	AJ	97	Total	C	N	O		0	0	0
			709	440	138	131				

Continued on next page...

Continued from previous page...

Mol	Chain	Residues	Atoms				ZeroOcc	AltConf	Trace
10	CJ	96	Total	C	N	O			
			714	445	138	131	0	0	0

- Molecule 11 is a protein called 30S Ribosomal Protein S11.

Mol	Chain	Residues	Atoms				ZeroOcc	AltConf	Trace
11	AK	114	Total	C	N	O	S		
			829	516	155	155	3	0	0
11	CK	114	Total	C	N	O	S		
			833	519	156	155	3	0	0

- Molecule 12 is a protein called 30S Ribosomal Protein S12.

Mol	Chain	Residues	Atoms				ZeroOcc	AltConf	Trace
12	AL	122	Total	C	N	O	S		
			930	585	185	159	1	0	0
12	CL	122	Total	C	N	O	S		
			930	585	185	159	1	0	0

- Molecule 13 is a protein called 30S Ribosomal Protein S13.

Mol	Chain	Residues	Atoms				ZeroOcc	AltConf	Trace
13	AM	123	Total	C	N	O	S		
			958	592	198	166	2	0	0
13	CM	122	Total	C	N	O	S		
			950	586	197	165	2	0	0

- Molecule 14 is a protein called 30S Ribosomal Protein S14.

Mol	Chain	Residues	Atoms				ZeroOcc	AltConf	Trace
14	AN	60	Total	C	N	O	S		
			492	312	104	72	4	0	0
14	CN	60	Total	C	N	O	S		
			492	312	104	72	4	0	0

- Molecule 15 is a protein called 30S Ribosomal Protein S15.

Mol	Chain	Residues	Atoms				ZeroOcc	AltConf	Trace
15	AO	88	Total	C	N	O	S		
			728	456	144	126	2	0	0
15	CO	88	Total	C	N	O	S		
			728	456	144	126	2	0	0

- Molecule 16 is a protein called 30S Ribosomal Protein S16.

Mol	Chain	Residues	Atoms					ZeroOcc	AltConf	Trace
16	AP	82	Total	C	N	O	S	0	0	0
			681	433	134	113	1			
16	CP	82	Total	C	N	O	S	0	0	0
			677	430	133	113	1			

- Molecule 17 is a protein called 30S Ribosomal Protein S17.

Mol	Chain	Residues	Atoms					ZeroOcc	AltConf	Trace
17	AQ	99	Total	C	N	O	S	0	0	0
			823	528	151	142	2			
17	CQ	99	Total	C	N	O	S	0	0	0
			823	528	151	142	2			

- Molecule 18 is a protein called 30S Ribosomal Protein S18.

Mol	Chain	Residues	Atoms				ZeroOcc	AltConf	Trace
18	AR	68	Total	C	N	O	0	0	0
			555	355	108	92			
18	CR	68	Total	C	N	O	0	0	0
			555	355	108	92			

- Molecule 19 is a protein called 30S Ribosomal Protein S19.

Mol	Chain	Residues	Atoms					ZeroOcc	AltConf	Trace
19	AS	83	Total	C	N	O	S	0	0	0
			652	417	120	113	2			
19	CS	83	Total	C	N	O	S	0	0	0
			646	412	119	113	2			

- Molecule 20 is a protein called 30S Ribosomal Protein S20.

Mol	Chain	Residues	Atoms					ZeroOcc	AltConf	Trace
20	AT	96	Total	C	N	O	S	0	0	0
			728	446	156	124	2			
20	CT	96	Total	C	N	O	S	0	0	0
			727	446	155	124	2			

- Molecule 21 is a protein called 30S Ribosomal Protein THX.

Mol	Chain	Residues	Atoms				ZeroOcc	AltConf	Trace
21	AU	23	Total	C	N	O	0	0	0
			199	122	48	29			
21	CU	23	Total	C	N	O	0	0	0
			199	122	48	29			

- Molecule 22 is a RNA chain called mRNA.

Mol	Chain	Residues	Atoms					ZeroOcc	AltConf	Trace
22	AV	7	Total	C	N	O	P	0	0	1
			114	49	22	37	6			
22	CV	6	Total	C	N	O	P	0	0	0
			113	49	22	36	6			

- Molecule 23 is a RNA chain called P-site tRNA.

Mol	Chain	Residues	Atoms					ZeroOcc	AltConf	Trace
23	AX	76	Total	C	N	O	P	0	0	0
			1623	723	294	530	76			
23	CX	76	Total	C	N	O	P	0	0	0
			1623	723	294	530	76			

- Molecule 24 is a protein called Dityromycin.

Mol	Chain	Residues	Atoms				ZeroOcc	AltConf	Trace
24	AW	10	Total	C	N	O	0	0	0
			93	67	10	16			
24	CW	10	Total	C	N	O	0	0	0
			93	67	10	16			

- Molecule 25 is a RNA chain called 23S Ribosomal RNA.

Mol	Chain	Residues	Atoms					ZeroOcc	AltConf	Trace
25	BA	2731	Total	C	N	O	P	0	0	0
			58834	26185	11020	18899	2730			
25	DA	2714	Total	C	N	O	P	0	0	0
			58458	26018	10942	18786	2712			

- Molecule 26 is a RNA chain called 5S Ribosomal RNA.

Mol	Chain	Residues	Atoms					ZeroOcc	AltConf	Trace
26	BB	120	Total	C	N	O	P	0	0	0
			2573	1146	476	832	119			

Continued on next page...

Continued from previous page...

Mol	Chain	Residues	Atoms					ZeroOcc	AltConf	Trace
26	DB	120	Total	C	N	O	P	0	0	0
			2573	1146	476	832	119			

- Molecule 27 is a protein called 50S Ribosomal Protein L2.

Mol	Chain	Residues	Atoms					ZeroOcc	AltConf	Trace
27	BD	275	Total	C	N	O	S	0	0	0
			2136	1349	423	361	3			
27	DD	275	Total	C	N	O	S	0	0	0
			2136	1349	423	361	3			

- Molecule 28 is a protein called 50S Ribosomal Protein L3.

Mol	Chain	Residues	Atoms					ZeroOcc	AltConf	Trace
28	BE	204	Total	C	N	O	S	0	0	0
			1559	985	298	270	6			
28	DE	204	Total	C	N	O	S	0	0	0
			1559	985	298	270	6			

- Molecule 29 is a protein called 50S Ribosomal Protein L4.

Mol	Chain	Residues	Atoms					ZeroOcc	AltConf	Trace
29	BF	203	Total	C	N	O	S	0	0	1
			1584	1009	298	275	2			
29	DF	203	Total	C	N	O	S	0	0	1
			1580	1007	297	274	2			

- Molecule 30 is a protein called 50S Ribosomal Protein L5.

Mol	Chain	Residues	Atoms					ZeroOcc	AltConf	Trace
30	BG	181	Total	C	N	O	S	0	0	0
			1425	914	256	251	4			
30	DG	181	Total	C	N	O	S	0	0	0
			1424	911	258	251	4			

- Molecule 31 is a protein called 50S Ribosomal Protein L6.

Mol	Chain	Residues	Atoms					ZeroOcc	AltConf	Trace
31	BH	174	Total	C	N	O	S	0	0	0
			1330	845	248	236	1			
31	DH	174	Total	C	N	O	S	0	0	0
			1330	845	248	236	1			

- Molecule 32 is a protein called 50S Ribosomal Protein L9.

Mol	Chain	Residues	Atoms					ZeroOcc	AltConf	Trace
32	BI	146	Total	C	N	O	S	0	0	0
			1085	693	189	202	1			
32	DI	146	Total	C	N	O	S	0	0	0
			1061	680	186	194	1			

- Molecule 33 is a protein called 50S Ribosomal Protein L13.

Mol	Chain	Residues	Atoms					ZeroOcc	AltConf	Trace
33	BN	140	Total	C	N	O	S	0	0	0
			1117	719	207	187	4			
33	DN	140	Total	C	N	O	S	0	0	0
			1117	719	207	187	4			

- Molecule 34 is a protein called 50S Ribosomal Protein L14.

Mol	Chain	Residues	Atoms					ZeroOcc	AltConf	Trace
34	BO	122	Total	C	N	O	S	0	0	0
			933	588	171	170	4			
34	DO	122	Total	C	N	O	S	0	0	0
			933	588	171	170	4			

- Molecule 35 is a protein called 50S Ribosomal Protein L15.

Mol	Chain	Residues	Atoms					ZeroOcc	AltConf	Trace
35	BP	149	Total	C	N	O	S	0	0	0
			1135	706	230	196	3			
35	DP	149	Total	C	N	O	S	0	0	0
			1135	706	230	196	3			

- Molecule 36 is a protein called 50S Ribosomal Protein L16.

Mol	Chain	Residues	Atoms					ZeroOcc	AltConf	Trace
36	BQ	141	Total	C	N	O	S	0	0	0
			1122	715	212	188	7			
36	DQ	141	Total	C	N	O	S	0	0	0
			1122	715	212	188	7			

- Molecule 37 is a protein called 50S Ribosomal Protein L17.

Mol	Chain	Residues	Atoms					ZeroOcc	AltConf	Trace
37	BR	118	Total	C	N	O	S	0	0	0
			968	604	203	160	1			
37	DR	118	Total	C	N	O	S	0	0	0
			968	604	203	160	1			

- Molecule 38 is a protein called 50S Ribosomal Protein L18.

Mol	Chain	Residues	Atoms					ZeroOcc	AltConf	Trace
38	BS	110	Total	C	N	O	S	0	0	0
			877	553	175	149				
38	DS	110	Total	C	N	O	S	0	0	0
			870	549	173	148				

- Molecule 39 is a protein called 50S Ribosomal Protein L19.

Mol	Chain	Residues	Atoms					ZeroOcc	AltConf	Trace
39	BT	131	Total	C	N	O	S	0	0	0
			1091	680	225	185	1			
39	DT	131	Total	C	N	O	S	0	0	0
			1083	675	224	183	1			

- Molecule 40 is a protein called 50S Ribosomal Protein L20.

Mol	Chain	Residues	Atoms					ZeroOcc	AltConf	Trace
40	BU	116	Total	C	N	O	S	0	0	0
			959	608	201	149	1			
40	DU	116	Total	C	N	O	S	0	0	0
			959	608	201	149	1			

- Molecule 41 is a protein called 50S Ribosomal Protein L21.

Mol	Chain	Residues	Atoms					ZeroOcc	AltConf	Trace
41	BV	101	Total	C	N	O	S	0	0	0
			771	495	140	135	1			
41	DV	101	Total	C	N	O	S	0	0	0
			771	495	140	135	1			

- Molecule 42 is a protein called 50S Ribosomal Protein L22.

Mol	Chain	Residues	Atoms					ZeroOcc	AltConf	Trace
42	BW	112	Total	C	N	O	S	0	0	0
			886	557	174	153	2			

Continued on next page...

Continued from previous page...

Mol	Chain	Residues	Atoms					ZeroOcc	AltConf	Trace
42	DW	112	Total	C	N	O	S	0	0	0
			886	557	174	153	2			

- Molecule 43 is a protein called 50S Ribosomal Protein L23.

Mol	Chain	Residues	Atoms					ZeroOcc	AltConf	Trace
43	BX	95	Total	C	N	O	S	0	0	0
			750	488	135	126	1			
43	DX	95	Total	C	N	O	S	0	0	0
			750	488	135	126	1			

- Molecule 44 is a protein called 50S Ribosomal Protein L24.

Mol	Chain	Residues	Atoms					ZeroOcc	AltConf	Trace
44	BY	107	Total	C	N	O	S	0	0	0
			806	517	152	131	6			
44	DY	107	Total	C	N	O	S	0	0	0
			806	517	152	131	6			

- Molecule 45 is a protein called 50S Ribosomal Protein L25.

Mol	Chain	Residues	Atoms					ZeroOcc	AltConf	Trace
45	BZ	171	Total	C	N	O	S	0	0	0
			1349	862	243	242	2			
45	DZ	174	Total	C	N	O	S	0	0	0
			1360	870	243	245	2			

- Molecule 46 is a protein called 50S Ribosomal Protein L27.

Mol	Chain	Residues	Atoms					ZeroOcc	AltConf	Trace
46	B0	83	Total	C	N	O	S	0	0	0
			653	404	139	109	1			
46	D0	83	Total	C	N	O	S	0	0	0
			653	404	139	109	1			

- Molecule 47 is a protein called 50S Ribosomal Protein L28.

Mol	Chain	Residues	Atoms					ZeroOcc	AltConf	Trace
47	B1	97	Total	C	N	O	S	0	0	0
			755	475	148	131	1			
47	D1	97	Total	C	N	O	S	0	0	0
			755	475	148	131	1			

- Molecule 48 is a protein called 50S Ribosomal Protein L29.

Mol	Chain	Residues	Atoms					ZeroOcc	AltConf	Trace
48	B2	70	Total	C	N	O	S	0	0	0
			588	365	118	103	2			
48	D2	70	Total	C	N	O	S	0	0	0
			588	365	118	103	2			

- Molecule 49 is a protein called 50S Ribosomal Protein L30.

Mol	Chain	Residues	Atoms				ZeroOcc	AltConf	Trace
49	B3	59	Total	C	N	O	0	0	0
			469	298	90	81			
49	D3	59	Total	C	N	O	0	0	0
			464	296	90	78			

- Molecule 50 is a protein called 50S Ribosomal Protein L31.

Mol	Chain	Residues	Atoms					ZeroOcc	AltConf	Trace
50	B4	69	Total	C	N	O	S	0	0	0
			551	348	99	99	5			
50	D4	69	Total	C	N	O	S	0	0	0
			531	338	97	91	5			

- Molecule 51 is a protein called 50S Ribosomal Protein L32.

Mol	Chain	Residues	Atoms					ZeroOcc	AltConf	Trace
51	B5	59	Total	C	N	O	S	0	0	0
			455	285	89	76	5			
51	D5	59	Total	C	N	O	S	0	0	0
			455	285	89	76	5			

- Molecule 52 is a protein called 50S Ribosomal Protein L33.

Mol	Chain	Residues	Atoms					ZeroOcc	AltConf	Trace
52	B6	53	Total	C	N	O	S	0	0	0
			453	281	91	77	4			
52	D6	53	Total	C	N	O	S	0	0	0
			449	279	91	75	4			

- Molecule 53 is a protein called 50S Ribosomal Protein L34.

Mol	Chain	Residues	Atoms					ZeroOcc	AltConf	Trace
53	B7	48	Total	C	N	O	S	0	0	0
			418	257	104	55	2			
53	D7	48	Total	C	N	O	S	0	0	0
			418	257	104	55	2			

- Molecule 54 is a protein called 50S Ribosomal Protein L35.

Mol	Chain	Residues	Atoms					ZeroOcc	AltConf	Trace
54	B8	64	Total	C	N	O	S	0	0	0
			511	328	99	82	2			
54	D8	64	Total	C	N	O	S	0	0	0
			517	331	102	82	2			

- Molecule 55 is a protein called 50S Ribosomal Protein L36.

Mol	Chain	Residues	Atoms					ZeroOcc	AltConf	Trace
55	B9	37	Total	C	N	O	S	0	0	0
			307	188	68	47	4			
55	D9	37	Total	C	N	O	S	0	0	0
			307	188	68	47	4			

- Molecule 56 is MAGNESIUM ION (three-letter code: MG) (formula: Mg).

Mol	Chain	Residues	Atoms		ZeroOcc	AltConf
56	BA	739	Total	Mg	0	0
			739	739		
56	AK	1	Total	Mg	0	0
			1	1		
56	DQ	4	Total	Mg	0	0
			4	4		
56	D3	1	Total	Mg	0	0
			1	1		
56	DF	5	Total	Mg	0	0
			5	5		
56	B8	2	Total	Mg	0	0
			2	2		
56	BE	9	Total	Mg	0	0
			9	9		
56	DU	2	Total	Mg	0	0
			2	2		
56	B1	2	Total	Mg	0	0
			2	2		

Continued on next page...

Continued from previous page...

Mol	Chain	Residues	Atoms		ZeroOcc	AltConf
56	AN	1	Total 1	Mg 1	0	0
56	BP	4	Total 4	Mg 4	0	0
56	AX	9	Total 9	Mg 9	0	0
56	CN	1	Total 1	Mg 1	0	0
56	DN	1	Total 1	Mg 1	0	0
56	AS	1	Total 1	Mg 1	0	0
56	CA	172	Total 172	Mg 172	0	0
56	B5	1	Total 1	Mg 1	0	0
56	BB	18	Total 18	Mg 18	0	0
56	D8	1	Total 1	Mg 1	0	0
56	DG	1	Total 1	Mg 1	0	0
56	CF	1	Total 1	Mg 1	0	0
56	B9	1	Total 1	Mg 1	0	0
56	BF	6	Total 6	Mg 6	0	0
56	AV	1	Total 1	Mg 1	0	0
56	BX	2	Total 2	Mg 2	0	0
56	B2	1	Total 1	Mg 1	0	0
56	AA	222	Total 222	Mg 222	0	0
56	BQ	4	Total 4	Mg 4	0	0
56	CX	3	Total 3	Mg 3	0	0
56	DV	3	Total 3	Mg 3	0	0

Continued on next page...

Continued from previous page...

Mol	Chain	Residues	Atoms		ZeroOcc	AltConf
56	AM	2	Total 2	Mg 2	0	0
56	BU	9	Total 9	Mg 9	0	0
56	DR	1	Total 1	Mg 1	0	0
56	AD	1	Total 1	Mg 1	0	0
56	BN	6	Total 6	Mg 6	0	0
56	CT	1	Total 1	Mg 1	0	0
56	BG	4	Total 4	Mg 4	0	0
56	DE	6	Total 6	Mg 6	0	0
56	B3	3	Total 3	Mg 3	0	0
56	BR	3	Total 3	Mg 3	0	0
56	DA	657	Total 657	Mg 657	0	0
56	DP	2	Total 2	Mg 2	0	0
56	DW	2	Total 2	Mg 2	0	0
56	B7	4	Total 4	Mg 4	0	0
56	AL	1	Total 1	Mg 1	0	0
56	BV	3	Total 3	Mg 3	0	0
56	DO	1	Total 1	Mg 1	0	0
56	BO	1	Total 1	Mg 1	0	0
56	BZ	1	Total 1	Mg 1	0	0
56	DY	1	Total 1	Mg 1	0	0
56	D5	2	Total 2	Mg 2	0	0

Continued on next page...

Continued from previous page...

Mol	Chain	Residues	Atoms		ZeroOcc	AltConf
56	BD	12	Total	Mg	0	0
			12	12		
56	B0	6	Total	Mg	0	0
			6	6		
56	CE	2	Total	Mg	0	0
			2	2		
56	BW	5	Total	Mg	0	0
			5	5		
56	DD	5	Total	Mg	0	0
			5	5		
56	AF	1	Total	Mg	0	0
			1	1		
56	DB	12	Total	Mg	0	0
			12	12		

- Molecule 57 is IRON/SULFUR CLUSTER (three-letter code: SF4) (formula: Fe₄S₄).

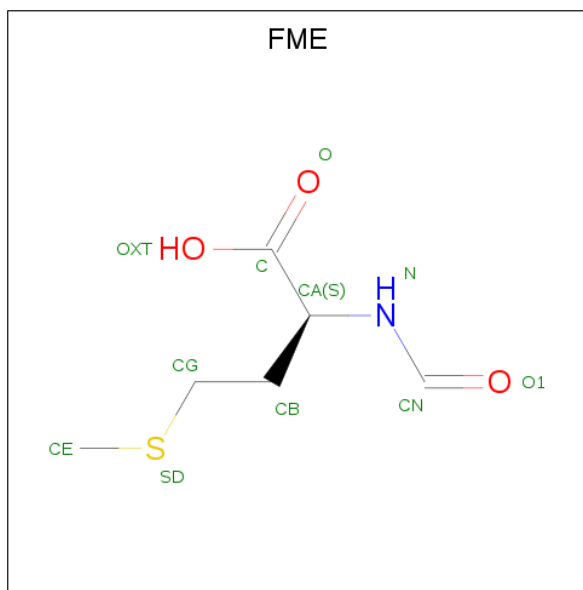


Mol	Chain	Residues	Atoms			ZeroOcc	AltConf
57	AD	1	Total	Fe	S	0	0
			8	4	4		
57	CD	1	Total	Fe	S	0	0
			8	4	4		

- Molecule 58 is ZINC ION (three-letter code: ZN) (formula: Zn).

Mol	Chain	Residues	Atoms	ZeroOcc	AltConf
58	B5	1	Total Zn 1 1	0	0
58	B4	1	Total Zn 1 1	0	0
58	CN	1	Total Zn 1 1	0	0
58	BY	1	Total Zn 1 1	0	0
58	B9	1	Total Zn 1 1	0	0
58	DY	1	Total Zn 1 1	0	0
58	D5	1	Total Zn 1 1	0	0
58	D4	1	Total Zn 1 1	0	0
58	AN	1	Total Zn 1 1	0	0
58	D6	1	Total Zn 1 1	0	0
58	D9	1	Total Zn 1 1	0	0
58	B6	1	Total Zn 1 1	0	0

- Molecule 59 is N-FORMYLMETHIONINE (three-letter code: FME) (formula: $C_6H_{11}NO_3S$).



Mol	Chain	Residues	Atoms					ZeroOcc	AltConf
59	AX	1	Total	C	N	O	S	0	0
			10	6	1	2	1		
59	CX	1	Total	C	N	O	S	0	0
			10	6	1	2	1		

- Molecule 60 is POTASSIUM ION (three-letter code: K) (formula: K).

Mol	Chain	Residues	Atoms		ZeroOcc	AltConf
60	BA	1	Total	K	0	0
			1	1		
60	DA	1	Total	K	0	0
			1	1		

- Molecule 61 is water.

Mol	Chain	Residues	Atoms		ZeroOcc	AltConf
61	AA	147	Total	O	0	0
			147	147		
61	AD	1	Total	O	0	0
			1	1		
61	AE	2	Total	O	0	0
			2	2		
61	AJ	1	Total	O	0	0
			1	1		
61	AL	2	Total	O	0	0
			2	2		
61	AO	2	Total	O	0	0
			2	2		
61	AU	1	Total	O	0	0
			1	1		
61	AV	2	Total	O	0	0
			2	2		
61	AX	1	Total	O	0	0
			1	1		
61	BA	1086	Total	O	0	0
			1086	1086		
61	BB	26	Total	O	0	0
			26	26		
61	BD	6	Total	O	0	0
			6	6		
61	BE	13	Total	O	0	0
			13	13		
61	BF	5	Total	O	0	0
			5	5		

Continued on next page...

Continued from previous page...

Mol	Chain	Residues	Atoms		ZeroOcc	AltConf
61	BG	1	Total 1	O 1	0	0
61	BN	3	Total 3	O 3	0	0
61	BO	2	Total 2	O 2	0	0
61	BP	15	Total 15	O 15	0	0
61	BQ	3	Total 3	O 3	0	0
61	BR	1	Total 1	O 1	0	0
61	BT	2	Total 2	O 2	0	0
61	BU	5	Total 5	O 5	0	0
61	BV	2	Total 2	O 2	0	0
61	BW	4	Total 4	O 4	0	0
61	BX	4	Total 4	O 4	0	0
61	B0	4	Total 4	O 4	0	0
61	B1	2	Total 2	O 2	0	0
61	B5	2	Total 2	O 2	0	0
61	B7	1	Total 1	O 1	0	0
61	B8	7	Total 7	O 7	0	0
61	CA	186	Total 186	O 186	0	0
61	CE	2	Total 2	O 2	0	0
61	CN	1	Total 1	O 1	0	0
61	CT	1	Total 1	O 1	0	0
61	CX	2	Total 2	O 2	0	0

Continued on next page...

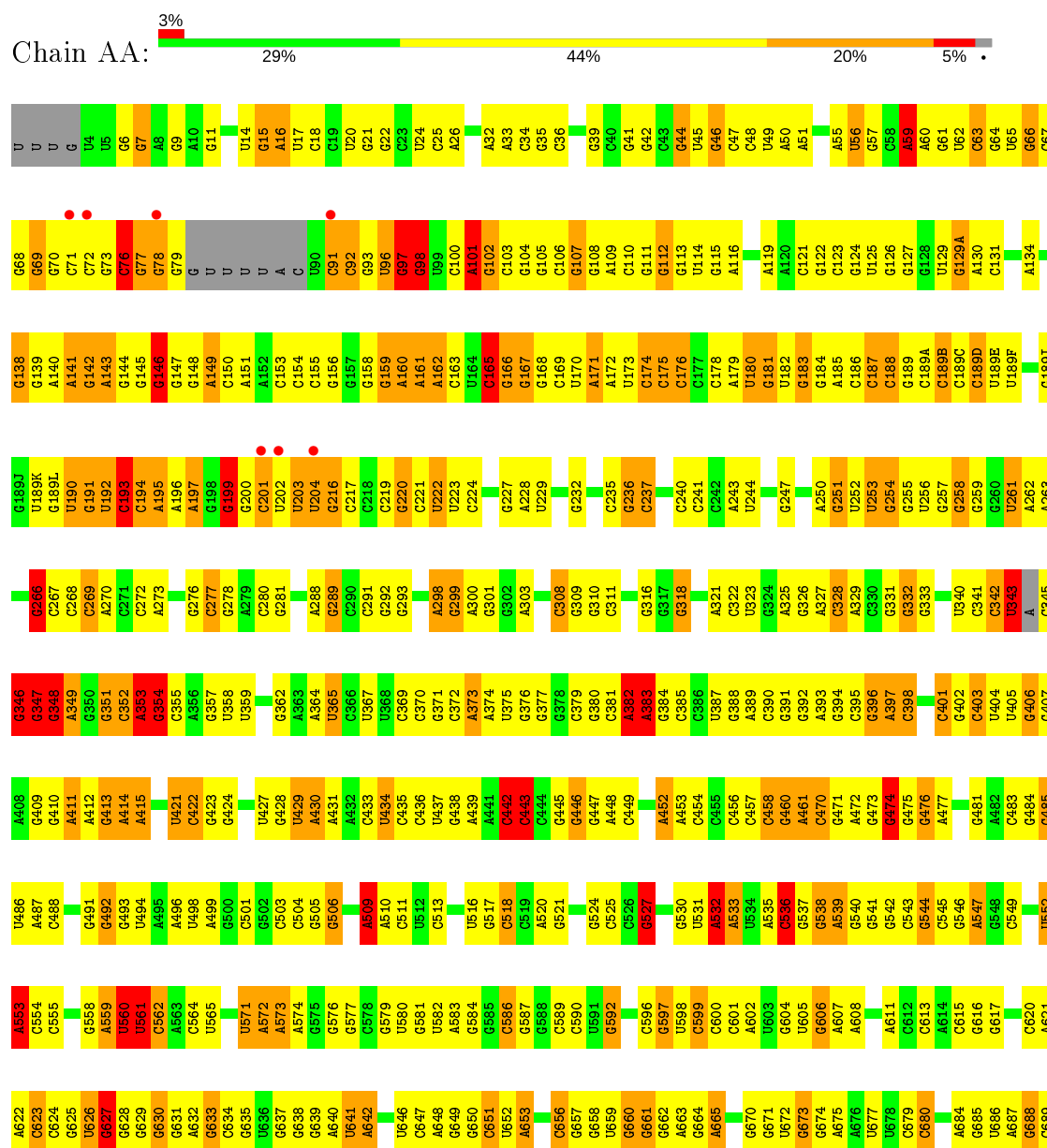
Continued from previous page...

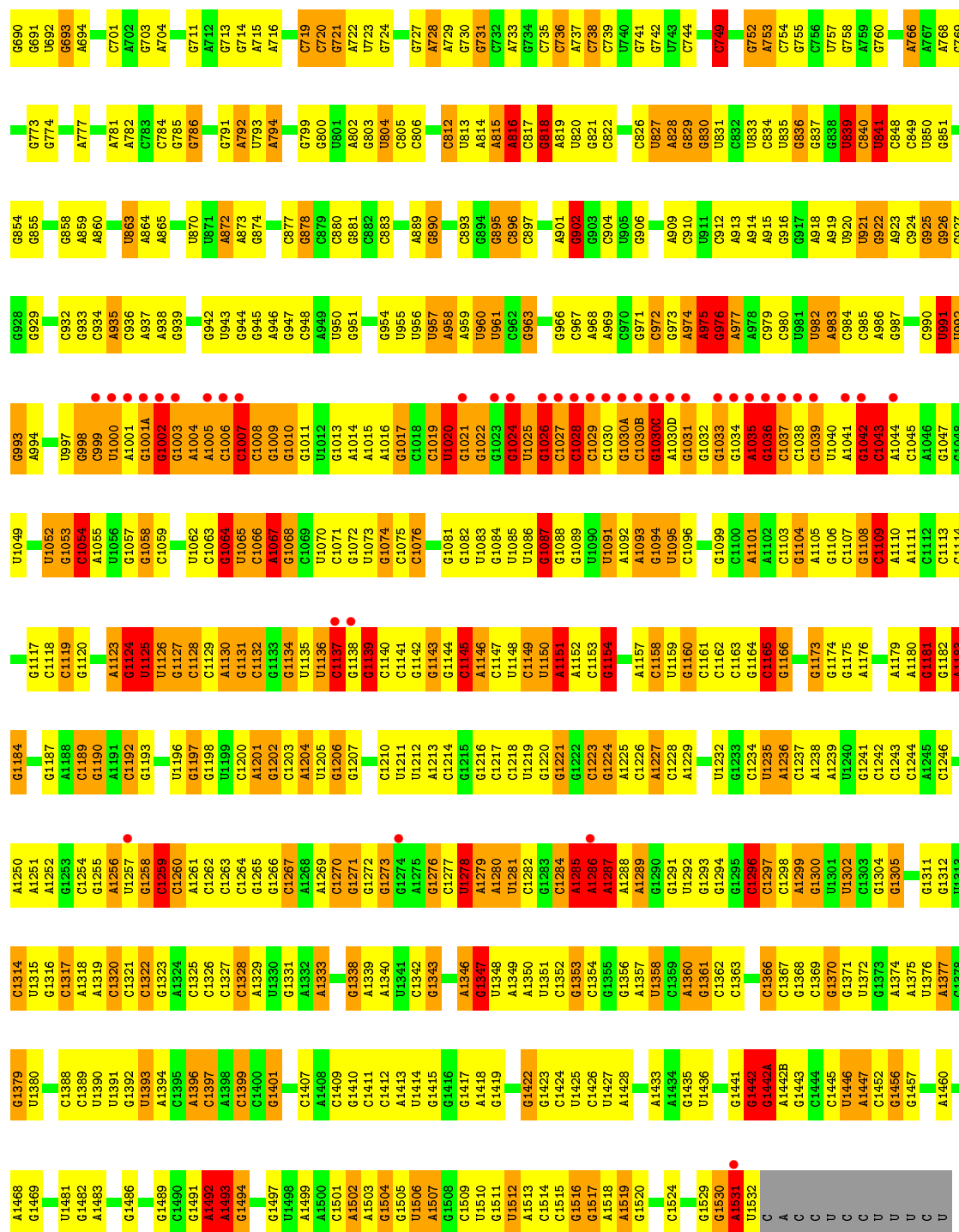
Mol	Chain	Residues	Atoms		ZeroOcc	AltConf
61	DA	906	Total 906	O 906	0	0
61	DB	7	Total 7	O 7	0	0
61	DD	10	Total 10	O 10	0	0
61	DE	11	Total 11	O 11	0	0
61	DF	4	Total 4	O 4	0	0
61	DO	1	Total 1	O 1	0	0
61	DP	14	Total 14	O 14	0	0
61	DQ	3	Total 3	O 3	0	0
61	DR	1	Total 1	O 1	0	0
61	DU	4	Total 4	O 4	0	0
61	DV	1	Total 1	O 1	0	0
61	DX	2	Total 2	O 2	0	0
61	DY	1	Total 1	O 1	0	0
61	D0	3	Total 3	O 3	0	0
61	D1	1	Total 1	O 1	0	0
61	D3	1	Total 1	O 1	0	0
61	D7	1	Total 1	O 1	0	0
61	D8	4	Total 4	O 4	0	0

3 Residue-property plots

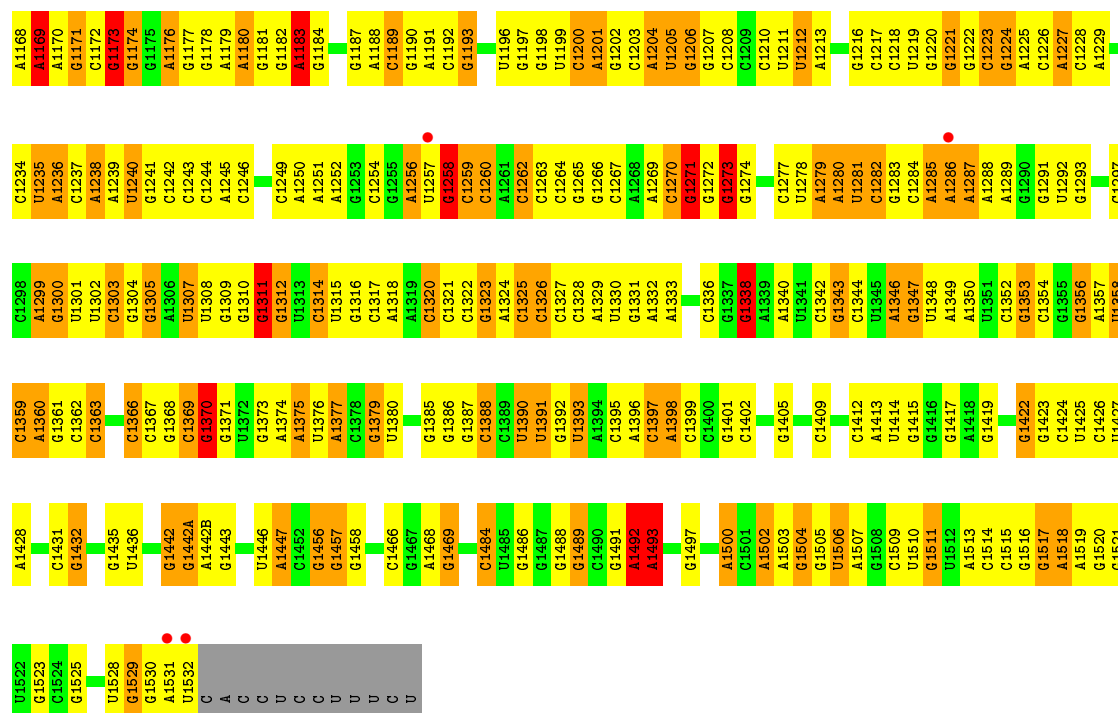
These plots are drawn for all protein, RNA and DNA chains in the entry. The first graphic for a chain summarises the proportions of the various outlier classes displayed in the second graphic. The second graphic shows the sequence view annotated by issues in geometry and electron density. Residues are color-coded according to the number of geometric quality criteria for which they contain at least one outlier: green = 0, yellow = 1, orange = 2 and red = 3 or more. A red dot above a residue indicates a poor fit to the electron density ($RSRZ > 2$). Stretches of 2 or more consecutive residues without any outlier are shown as a green connector. Residues present in the sample, but not in the model, are shown in grey.

• Molecule 1: 16S Ribosomal RNA

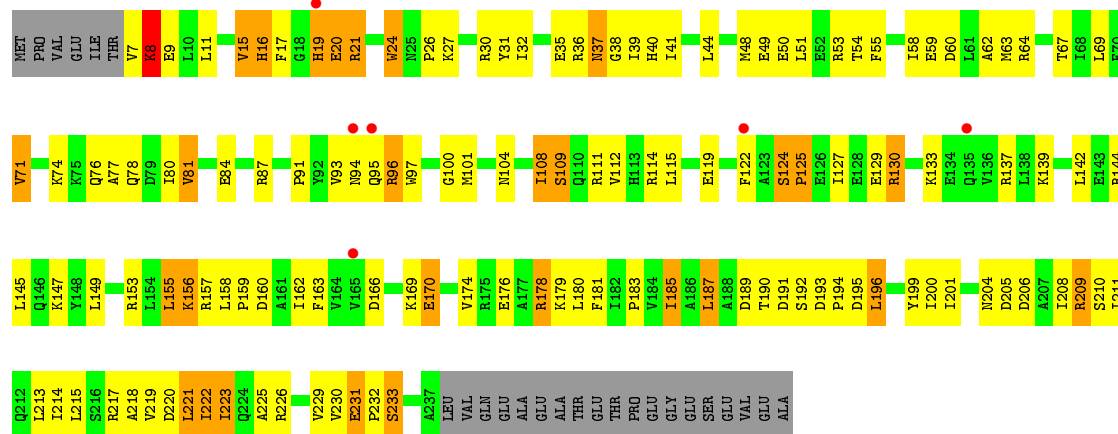




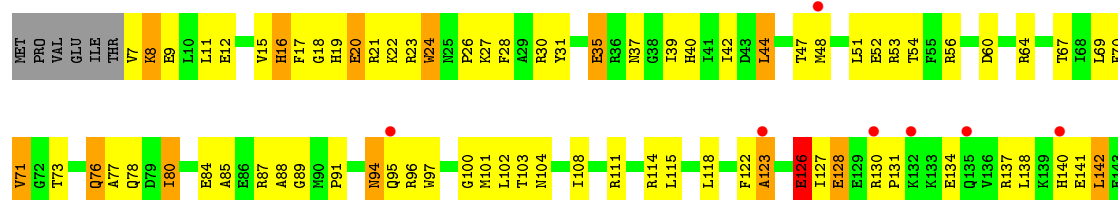


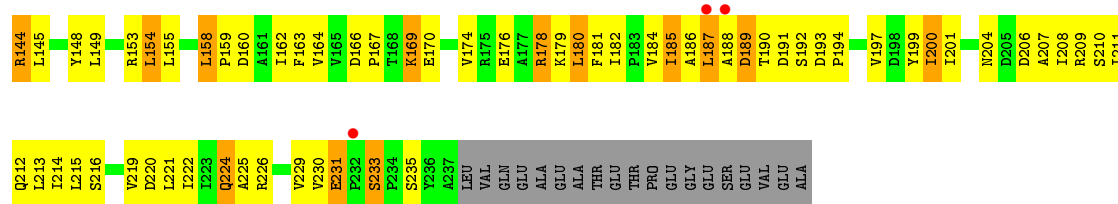


• Molecule 2: 30S Ribosomal Protein S2

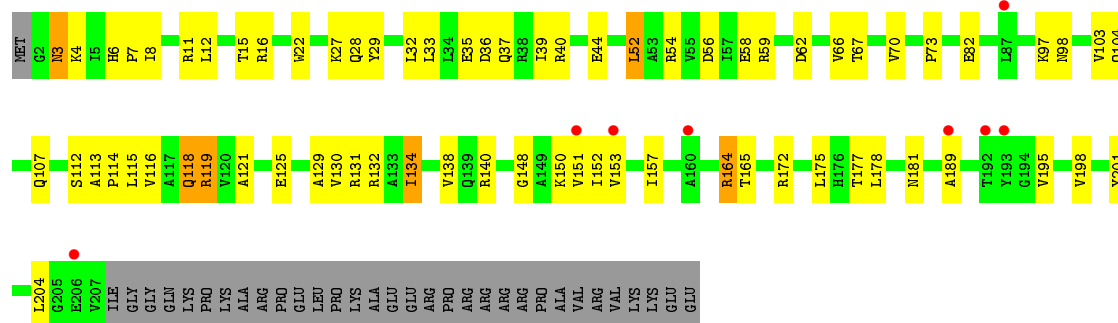


• Molecule 2: 30S Ribosomal Protein S2

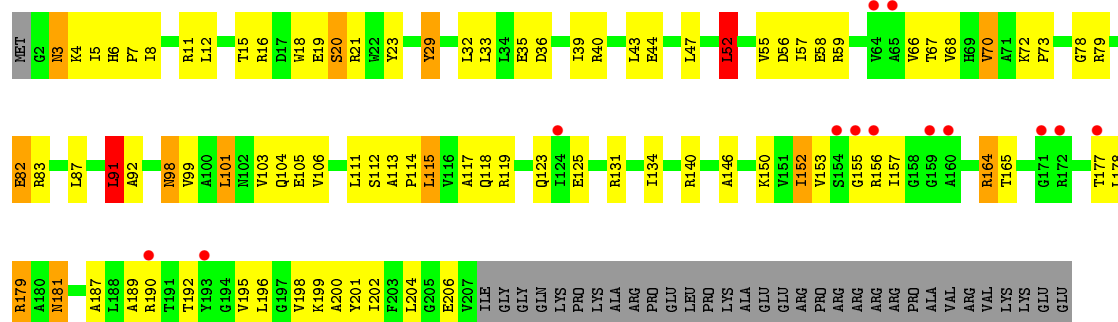




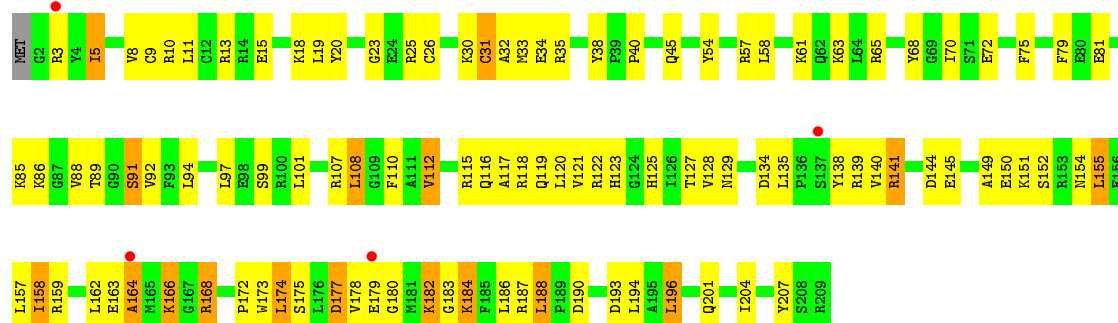
• Molecule 3: 30S Ribosomal Protein S3



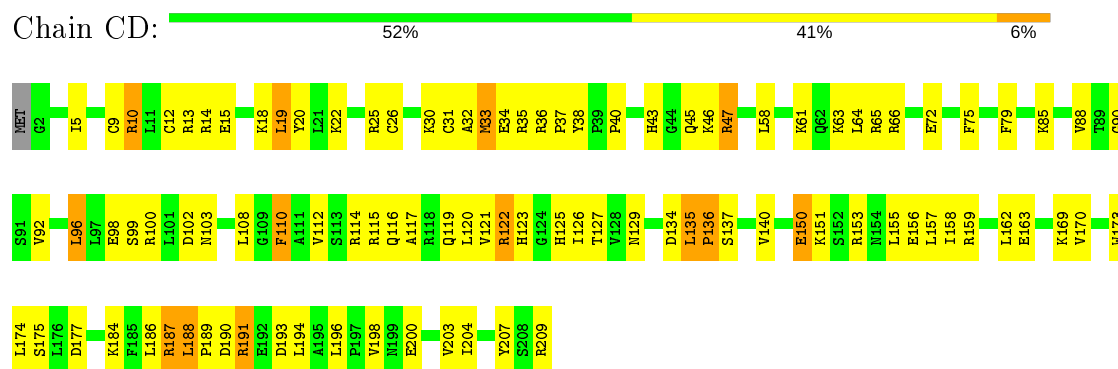
• Molecule 3: 30S Ribosomal Protein S3



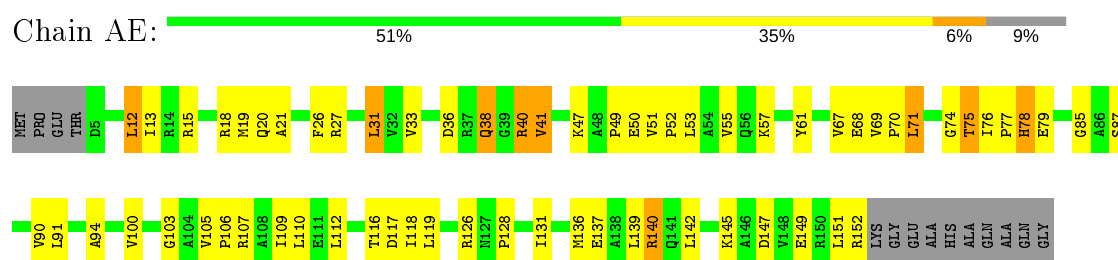
• Molecule 4: 30S Ribosomal Protein S4



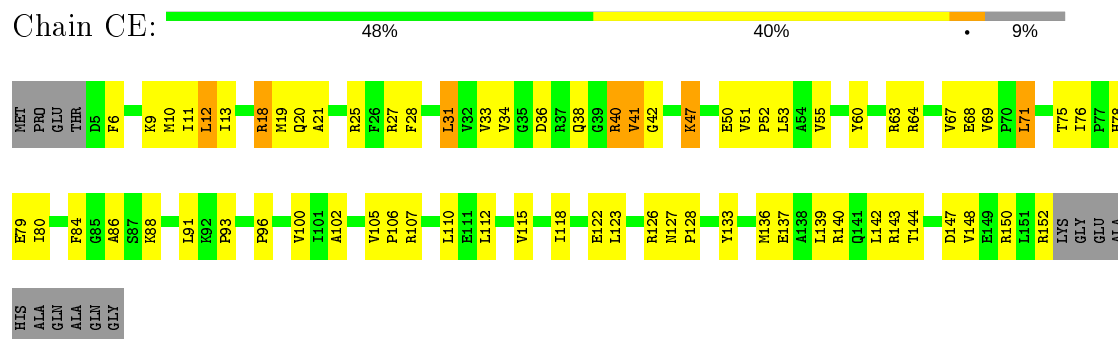
- Molecule 4: 30S Ribosomal Protein S4



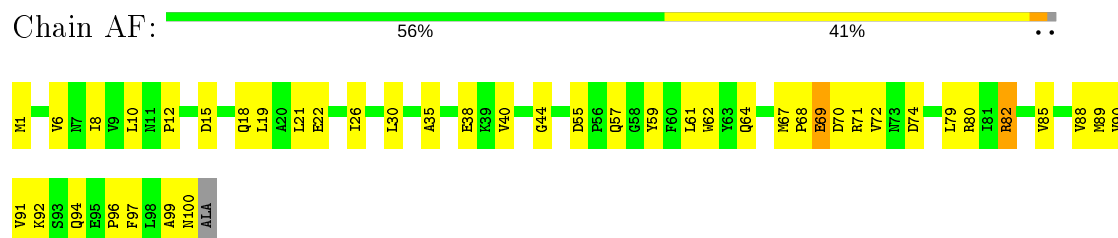
- Molecule 5: 30S Ribosomal Protein S5



- Molecule 5: 30S Ribosomal Protein S5



- Molecule 6: 30S Ribosomal Protein S6

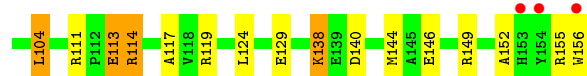


- Molecule 6: 30S Ribosomal Protein S6






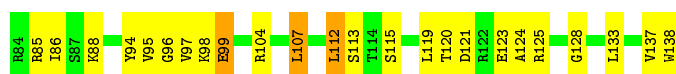
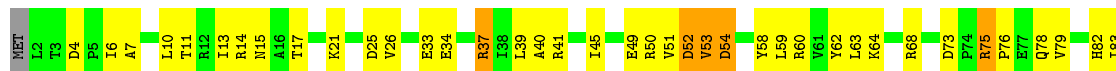
• Molecule 7: 30S Ribosomal Protein S7



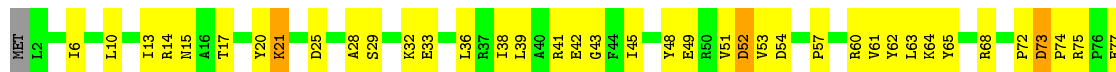
• Molecule 7: 30S Ribosomal Protein S7



• Molecule 8: 30S Ribosomal Protein S8

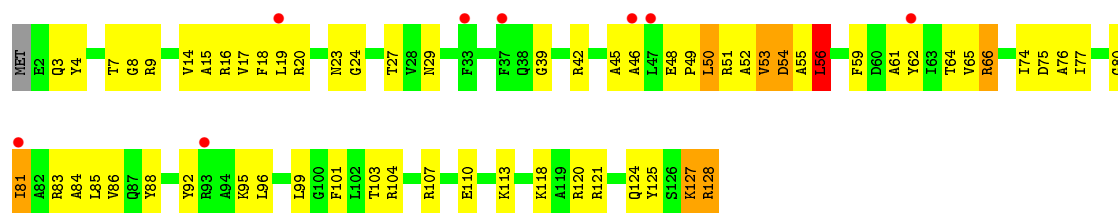


• Molecule 8: 30S Ribosomal Protein S8

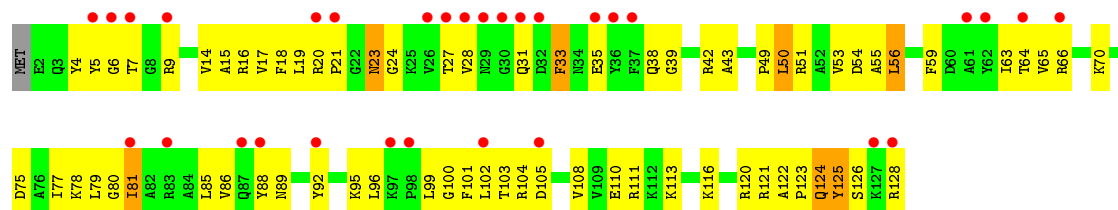


• Molecule 9: 30S Ribosomal Protein S9

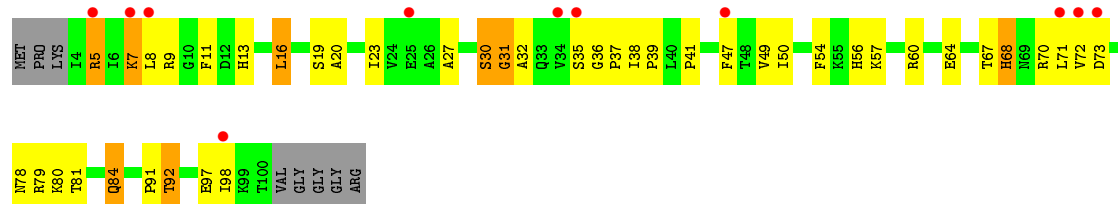




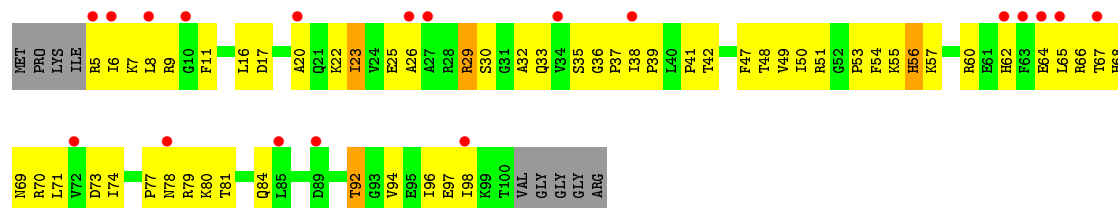
• Molecule 9: 30S Ribosomal Protein S9



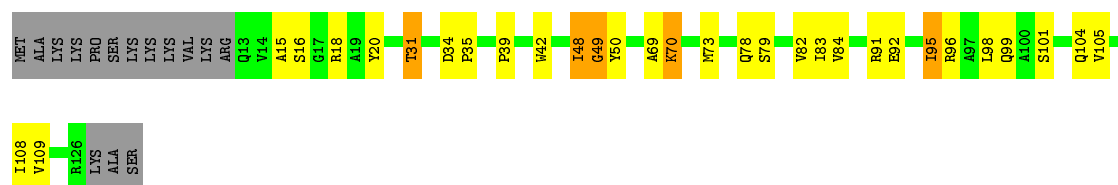
• Molecule 10: 30S Ribosomal Protein S10



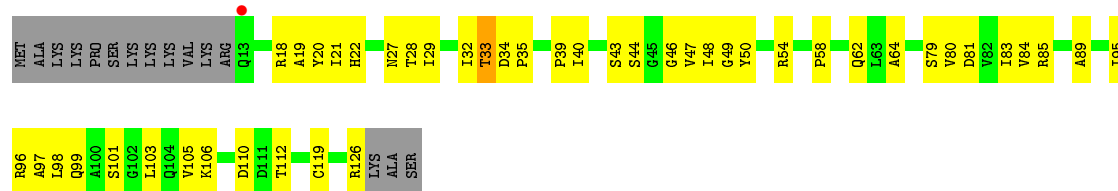
• Molecule 10: 30S Ribosomal Protein S10



• Molecule 11: 30S Ribosomal Protein S11



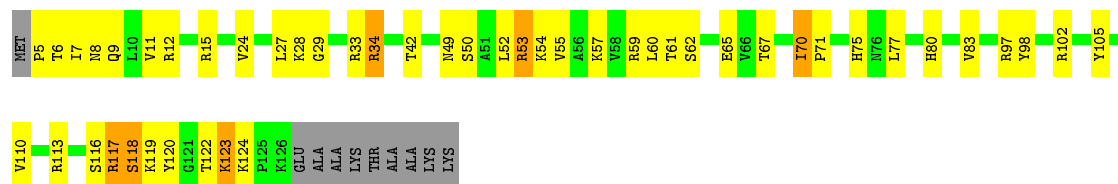
• Molecule 11: 30S Ribosomal Protein S11



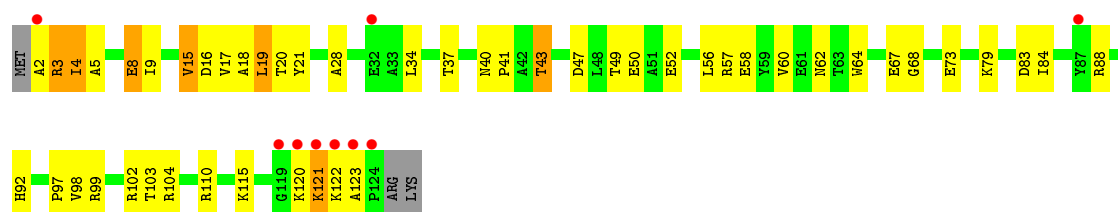
• Molecule 12: 30S Ribosomal Protein S12



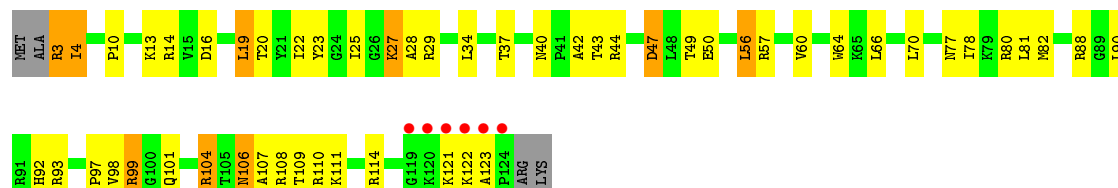
• Molecule 12: 30S Ribosomal Protein S12



• Molecule 13: 30S Ribosomal Protein S13



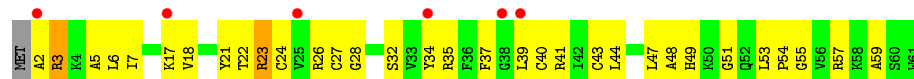
• Molecule 13: 30S Ribosomal Protein S13



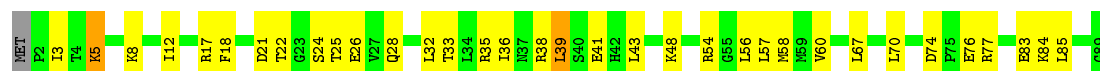
- Molecule 14: 30S Ribosomal Protein S14



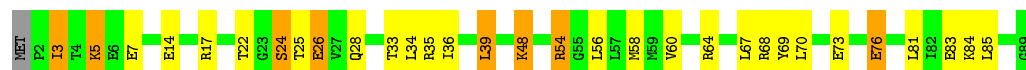
- Molecule 14: 30S Ribosomal Protein S14



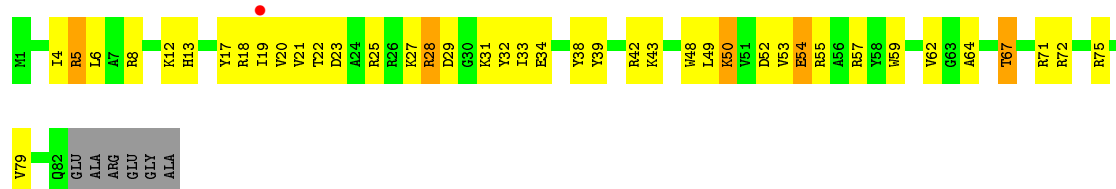
- Molecule 15: 30S Ribosomal Protein S15



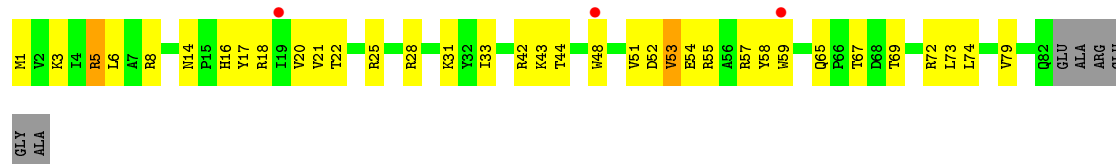
- Molecule 15: 30S Ribosomal Protein S15



- Molecule 16: 30S Ribosomal Protein S16

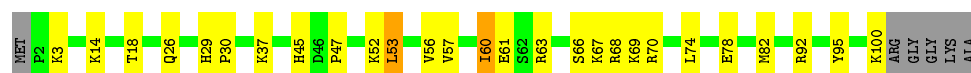


- Molecule 16: 30S Ribosomal Protein S16



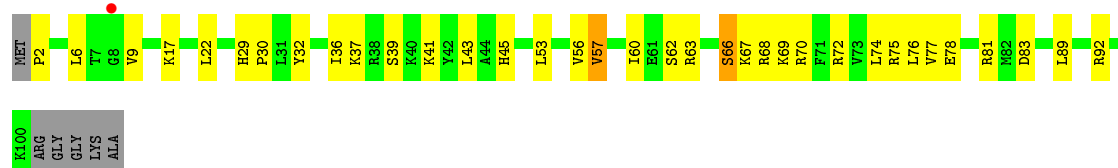
- Molecule 17: 30S Ribosomal Protein S17

Chain AQ:  69% 24% 6%



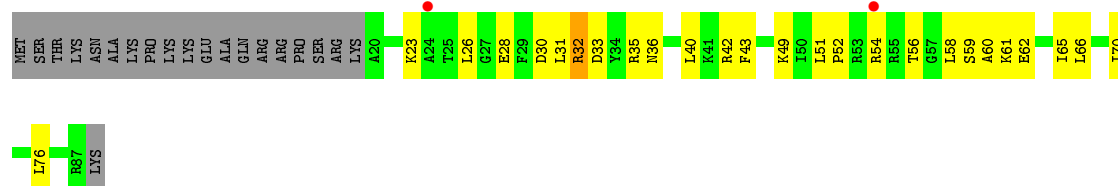
• Molecule 17: 30S Ribosomal Protein S17

Chain CQ:  61% 31% 6%



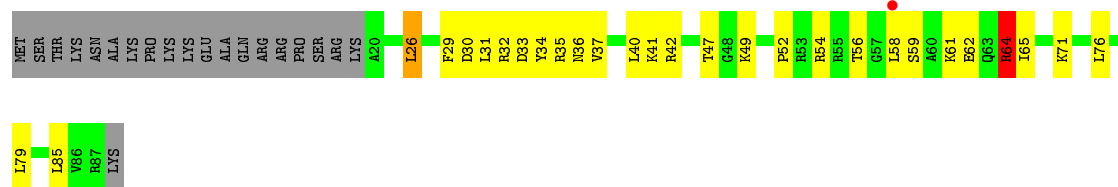
• Molecule 18: 30S Ribosomal Protein S18

Chain AR:  48% 28% 23%



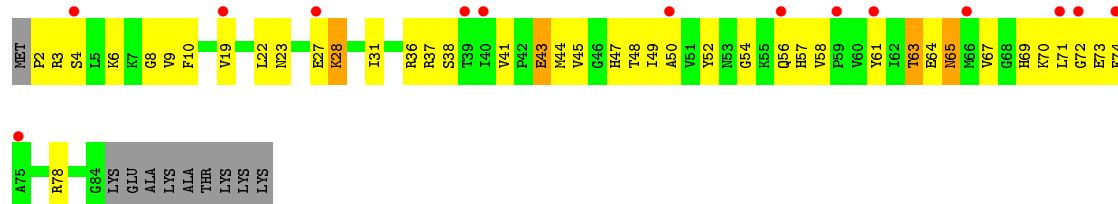
• Molecule 18: 30S Ribosomal Protein S18

Chain CR:  45% 30% 23%



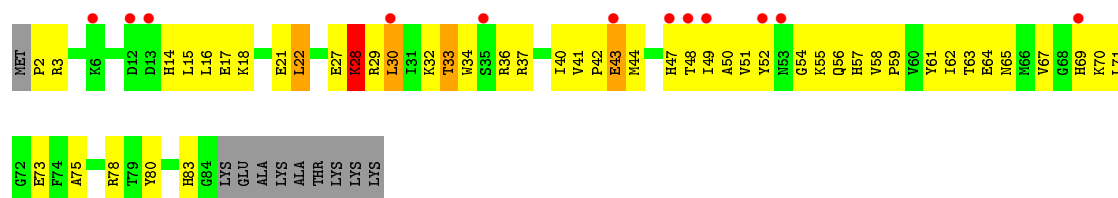
• Molecule 19: 30S Ribosomal Protein S19

Chain AS:  45% 40% 11%

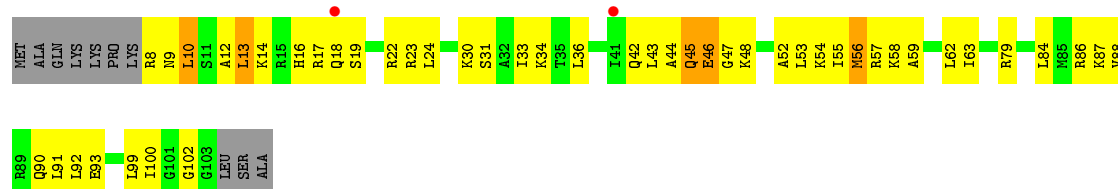


• Molecule 19: 30S Ribosomal Protein S19

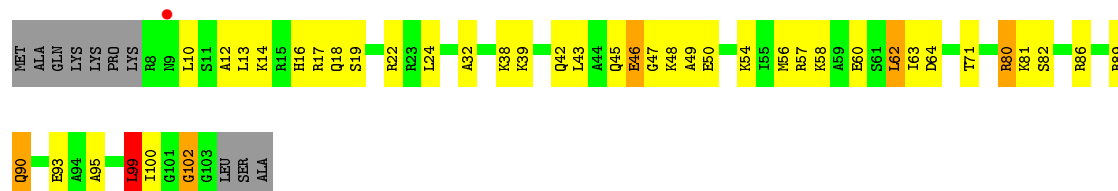
Chain CS:  37% 47% 11%



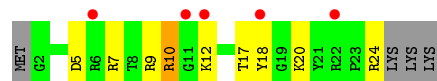
- Molecule 20: 30S Ribosomal Protein S20



- Molecule 20: 30S Ribosomal Protein S20




- Molecule 21: 30S Ribosomal Protein THX



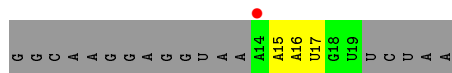
- Molecule 21: 30S Ribosomal Protein THX



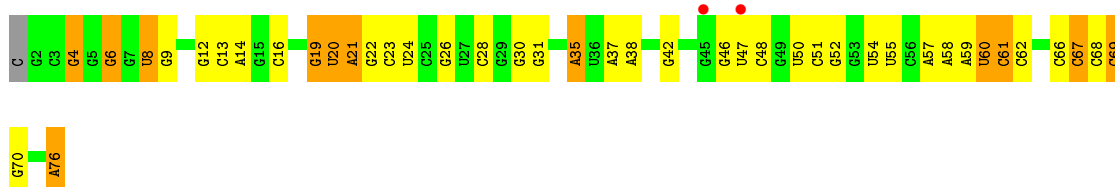
- Molecule 22: mRNA



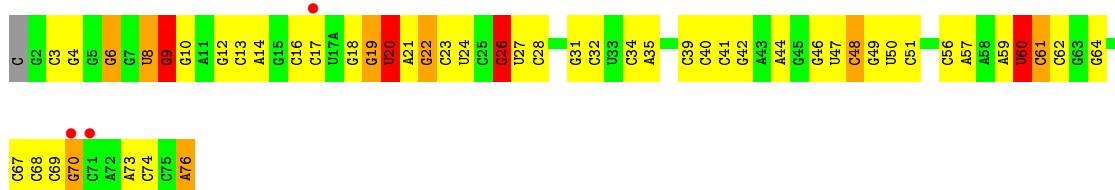
- Molecule 22: mRNA




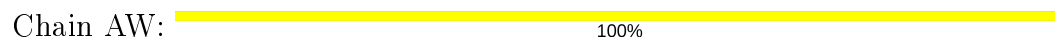
- Molecule 23: P-site tRNA



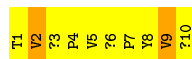
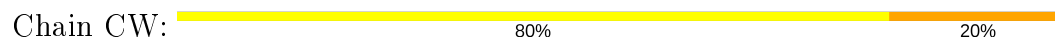
- Molecule 23: P-site tRNA



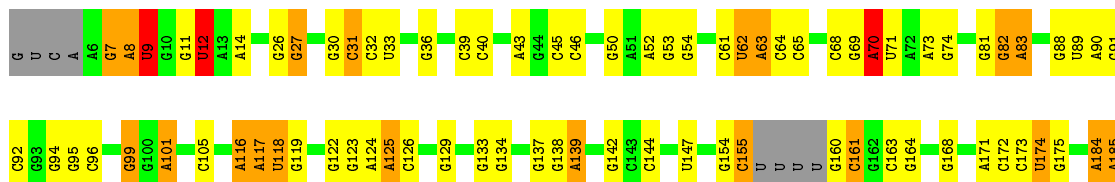
- Molecule 24: Dityromycin



- Molecule 24: Dityromycin

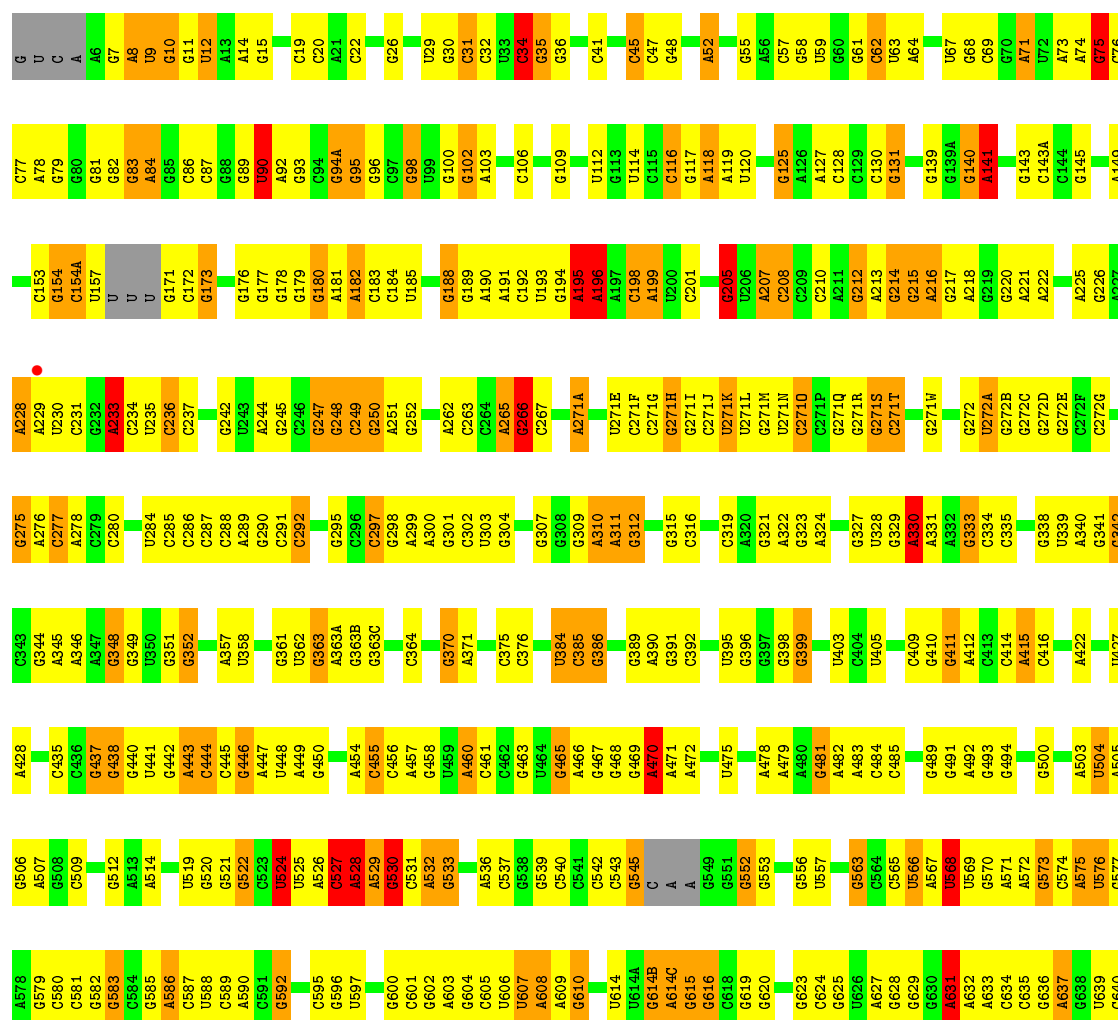


- Molecule 25: 23S Ribosomal RNA



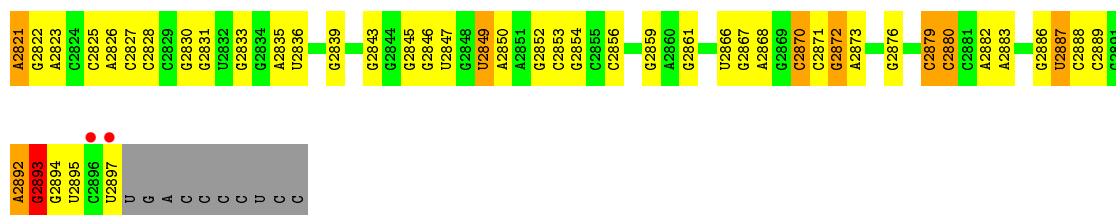


C2453	C2454	G2383	G2384	G2314	G2315	A2237	G	G2110	G2032	A1934	G1853	G1779	A1805	G1525	C1450	C1359
G2457	G2458	G2386	G2387	G2316	G2317	A2239	G	G2116	A2035	A1935	G1854	C1783	G1606	G1529	U1451	C1360
G2459	G2460	G2388	G2389	G2318	G2319	G2241	G	G2117	A2036	C1936	G1857	C1787	A1613	G1530	U1452	C1361
A2463	A2464	G2390	G2391	G2319	G2320	G2245	G	G2118	U2038	A1940	G1859	A1790	A1616	G1531	C1453	G1365
A2465	A2466	A2321	A2322	G2318	G2321	G2246	G	G2119	U2038	A1941	G1860	A1791	A1617	G1532	C1454	G1366
G2470	G2471	G2323	G2324	G2319	G2322	G2247	G	G2120	A2041	C1942	A1861	A1792	A1618	G1533	U1461	G1367
U2474	U2475	G2325	G2326	G2320	G2323	G2248	G	G2121	A2042	C1946	G1862	A1793	A1619	G1534	G1462	A1368
C2477	C2478	G2327	G2328	G2321	G2324	G2249	C	G2122	A2043	C1951	G1863	A1794	A1624	G1535	C1463	G1370
G2480	G2481	G2329	G2330	G2322	G2325	G2251	C	G2123	G2045	G1952	G1864	G1795	U1625	G1536	G1371	G1372
A2483	A2484	G2331	G2332	G2323	G2326	G2255	C	G2124	G2049	U1953	C1867	G1714	U1628	G1537	U1372	C1373
C2486	C2487	G2333	G2334	G2324	G2327	G2256	G	G2125	G2050	A1894	C1868	A1715	G1629	G1538	G1467	U1373
C2488	C2489	G2335	G2336	G2325	G2328	G2257	G	G2126	G2051	G1955	C1869	A1716	G1630	G1539	G1468	C1374
A2490	A2491	G2337	G2338	G2326	G2329	G2258	U	G2127	G2052	G1956	G1870	A1717	G1631	G1540	G1469	C1375
U2504	U2505	G2339	G2340	G2327	G2330	G2259	G	G2128	A2053	G1957	G1871	A1718	G1632	A1541	G1470	C1376
G2506	G2507	G2341	G2342	G2328	G2331	G2260	A	G2129	G2054	G1958	G1872	U1719	G1633	A1542	G1471	A1377
G2508	G2509	G2343	G2344	G2329	G2332	G2261	A	G2130	G2055	A1959	A1878	U1720	G1634	G1544	G1472	G1378
C2510	C2511	G2345	G2346	G2330	G2333	G2262	A	G2131	A2056	A1960	A1879	U1721	G1635	U1549	A1473	A1382
G2512	G2513	G2347	G2348	G2331	G2334	G2263	U	G2132	C2058	G1971	G1880	U1722	G1636	C1550	C1474	A1383
G2514	G2515	G2349	G2350	G2332	G2335	G2264	C	G2133	G2059	G1972	G1881	A1723	G1637	C1551	G1475	G1385
U2516	U2517	G2351	G2352	G2333	G2336	G2265	C	G2134	G2060	G1973	G1882	A1724	G1638	C1552	G1476	U1386
G2518	G2519	G2353	G2354	G2334	G2337	G2266	C	G2135	G2061	G1974	G1883	G1725	G1639	C1553	U1477	U1387
G2520	G2521	G2355	G2356	G2335	G2338	G2267	C	G2136	G2062	G1975	C1884	G1726	G1640	C1554	G1478	G1390
C2522	C2523	G2357	G2358	G2336	G2339	G2268	C	G2137	G2063	G1976	G1885	G1727	G1641	C1555	U1479	C1391
G2524	G2525	G2359	G2360	G2337	G2340	G2269	C	G2138	G2064	G1977	G1886	G1728	G1642	C1556	A1480	G1392
C2527	C2528	G2361	G2362	G2338	G2341	G2270	U2211	G2139	G2065	U1977	G1887	U1729	G1643	C1557	C1483	C1397
G2529	G2530	G2363	G2364	G2339	G2342	G2271	G2212	G2140	G2066	U1978	G1888	U1730	G1644	C1558	U1484	U1398
A2530	A2531	G2365	G2366	G2340	G2343	G2272	G2213	G2141	G2067	U1979	G1889	U1731	G1645	C1559	A1485	G1401
C2532	C2533	G2367	G2368	G2341	G2344	G2273	G2214	G2142	G2068	U1980	G1890	U1732	G1646	C1560	G1486	G1402
U2534	U2535	G2369	G2370	G2342	G2345	G2274	G2215	G2143	G2069	U1981	G1891	U1733	G1647	C1561	G1487	U1403
G2536	G2537	G2371	G2372	G2343	G2346	G2275	G2216	G2144	G2070	U1982	G1892	U1734	G1648	C1562	G1488	U1404
C2538	C2539	G2373	G2374	G2344	G2347	G2276	G2217	G2145	G2071	U1983	G1893	U1735	G1649	C1563	G1489	G1405
A2540	A2541	G2375	G2376	G2345	G2348	G2277	G2218	G2146	G2072	U1984	G1894	U1736	G1650	C1564	A1491	A1406
U2542	U2543	G2377	G2378	G2346	G2349	G2278	G2219	G2147	G2073	U1985	G1895	U1737	G1651	C1565	G1494	G1407
G2544	G2545	G2379	G2380	G2347	G2350	G2279	G2220	G2148	G2074	U1986	G1896	U1738	G1652	C1566	G1495	G1408
C2546	C2547	G2381	G2382	G2348	G2351	G2280	G2221	G2149	G2075	U1987	G1897	U1739	G1653	C1567	G1496	G1409
U2548	U2549	G2383	G2384	G2349	G2352	G2281	G2222	G2150	G2076	U1988	G1898	U1740	G1654	C1568	G1497	G1410
G2550	G2551	G2385	G2386	G2350	G2353	G2282	G2223	G2151	G2077	U1989	G1899	U1741	G1655	C1569	G1498	G1411
C2552	C2553	G2387	G2388	G2351	G2354	G2283	G2224	G2152	G2078	U1990	G1900	U1742	G1656	C1570	G1499	G1412
U2554	U2555	G2389	G2390	G2352	G2355	G2284	G2225	G2153	G2079	U1991	G1901	U1743	G1657	C1571	A1500	G1413
G2556	G2557	G2391	G2392	G2353	G2356	G2285	G2226	G2154	G2080	U1992	G1902	U1744	G1658	C1572	G1505	U1418
C2558	C2559	G2393	G2394	G2354	G2357	G2286	G2227	G2155	G2081	U1993	G1903	U1745	G1659	C1573	G1506	A1419
U2560	U2561	G2395	G2396	G2355	G2358	G2287	G2228	G2156	G2082	U1994	G1904	U1746	G1660	C1574	A1507	G1420
G2562	G2563	G2397	G2398	G2356	G2359	G2288	G2229	G2157	G2083	U1995	G1905	U1747	G1661	C1575	G1511	G1421
C2564	C2565	G2399	G2400	G2357	G2360	G2289	G2230	G2158	G2084	U1996	G1906	U1748	G1662	C1576	G1512	G1422
U2566	U2567	G2401	G2402	G2358	G2361	G2290	G2231	G2159	G2085	U1997	G1907	U1749	G1663	C1577	G1513	A1423
G2568	G2569	G2403	G2404	G2359	G2362	G2291	G2232	G2160	G2086	U1998	G1908	U1750	G1664	C1578	G1514	A1424
C2570	C2571	G2405	G2406	G2360	G2363	G2292	G2233	G2161	G2087	U1999	G1909	U1751	G1665	C1579	G1515	A1425
U2572	U2573	G2407	G2408	G2361	G2364	G2293	G2234	G2162	G2088	U2000	G1910	U1752	G1666	C1580	G1516	G1426
G2574	G2575	G2409	G2410	G2362	G2365	G2294	G2235	G2163	G2089	U2001	G1911	U1753	G1667	C1581	G1517	A1430
C2576	C2577	G2411	G2412	G2363	G2366	G2295	G2236	G2164	G2090	U2002	G1912	U1754	G1668	C1582	G1518	G1431
U2578	U2579	G2413	G2414	G2364	G2367	G2296	G2237	G2165	G2091	U2003	G1913	U1755	G1669	C1583	U1521	U1440
G2580	G2581	G2415	G2416	G2365	G2368	G2297	G2238	G2166	G2092	U2004	G1914	U1756	G1670	C1584	G1522	U1442
C2582	C2583	G2417	G2418	G2366	G2369	G2298	G2239	G2167	G2093	U2005	G1915	U1757	G1671	C1585	G1523	G1443
U2584	U2585	G2419	G2420	G2367	G2370	G2299	G2240	G2168	G2094	U2006	G1916	U1758	G1672	C1586	G1524	G1444
G2586	G2587	G2421	G2422	G2368	G2371	G2300	G2241	G2169	G2095	U2007	G1917	U1759	G1673	C1587	G1525	G1445
C2588	C2589	G2423	G2424	G2369	G2372	G2301	G2242	G2170	G2096	U2008	G1918	U1760	G1674	C1588	G1526	G1446
U2590	U2591	G2425	G2426	G2370	G2373	G2302	G2243	G2171	G2097	U2009	G1919	U1761	G1675	C1589	G1527	G1447
G2592	G2593	G2427	G2428	G2371	G2374	G2303	G2244	G2172	G2098	U2010	G1920	U1762	G1676	C1590	G1528	G1448
A2594	A2595	G2429	G2430	G2372	G2375	G2304	G2245	G2173	G2099	U2011	G1921	U1763	G1677	C1591	G1529	G1449
C2596	C2597	G2431	G2432	G2373	G2376	G2305	G2246	G2174	G2100	U2012	G1922	U1764	G1678	C1592	G1530	G1450
U2598	U2599	G2433	G2434	G2374	G2377	G2306	G2247	G2175	G2101	U2013	G1923	U1765	G1679	C1593	G1531	G1451
G2600	G2601	G2435	G2436	G2375	G2378	G2307	G2248	G2176	G2102	U2014	G1924	U1766	G1680	C1594	G1532	G1452
C2602	C2603	G2437	G2438	G2376	G2379	G2308	G2249	G2177	G2103	U2015	G1925	U1767	G1681	C1595	G1533	G1453
U2604	U2605	G2439	G2440	G2377	G2380	G2309	G2250	G2178	G2104	U2016	G1926	U1768	G1682	C1596	G1534	G1454
G2606	G2607	G2441	G2442	G2378	G2381	G2310	G2251	G2179	G2105	U2017	G1927	U1769	G1683	C1597	G1535	G1455
C2608	C2609	G2443	G2444	G2379	G2382	G2311	G2252	G2180	G2106	U2018	G1928	U1770	G1684	C1598	G1536	G1456
U2610	U2611	G2445	G2446	G2380	G2383	G2312	G2253	G2181	G2107	U2019	G1929	U1771	G1685	C1599	G1537	G1457
G2612	G2613	G2447	G2448	G2381	G2384	G2313	G2254	G2182	G2108	U2020	G1930	U1772	G1686	C1600	G1538	G1458
C2614	C2615	G2449	G2450	G2382	G2385	G2314	G2255	G2183	G2109	U2021	G1931	U1773	G1687	C1601	G1539	G1459
U2616	U2617	G2451	G2452	G2383	G2386	G2315	G2256	G2184	G2110	U2022	G1932	U1774	G1688	C1602	G1540	G1460
G2618	G2619	G2453	G2454	G2384	G2387	G2316	G2257	G2185	G2111	U2023	G1933	U1775	G1689	C1603	G1541	G1461
C2620	C2621	G2455	G2456	G2385	G2388	G2317	G2258	G2186	G2112	U2024	G1934	U1776	G1690	C1604	G1542	G1462
U2622	U2623	G2457	G2458	G2386	G2389	G2318	G2259	G2187	G2113	U2025	G1935	U1777	G1691	C1605	G1543	G1463
G2624	G2625	G2459	G2460	G2387	G2390	G2319	G2260	G2188	G2114	U2026	G1936	U1778	G1692	C1606	G1544	G1464
C2626	C2627	G2461	G2462	G2388	G2391	G2320	G2261	G2189	G2115	U2027	G1937	U1779	G1693	C1607	G1545	G1465
U2628	U2629	G2463	G2464	G2389	G2392	G2321	G2262	G2190	G2116	U2028	G1938	U1780	G1694	C1608	G1546	G1466
G2630	G2631	G2465	G2466	G2390	G2393	G2322	G2263	G2191	G2117	U2029	G1939	U1781	G1695	C1609	G1547	G1467
C2632	C2633	G2467	G2468	G2391	G2394	G2323	G2264	G2192	G211							



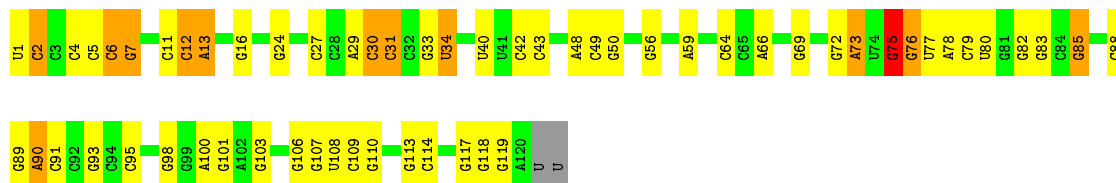
C1611	G1538	C1467	A1392	C1315	A1247	A	A981	C915	G854	G775	G686	C641
A1614	G1539	C1468	A1393	G1319	A1248	G	C982	G916	G855	G776	C687	G642
C1615	U1540	A1469	U1394	U1249	G1248	U	A983	A917	C856	A777	C688	A643
A1616	A1541	C1320	A	C	A	C	A984	A918	C857			A644
C1617	A1542	A1321	G	G	G	G	C985	G919	U858	A782	C692	C845
A1618	C1543	A1322	A	A	C1178	A	C986	G920	U859	A783	C693	A646
A1619	A1544	U1323	C	C	C1179	C	C987	G921	U860	A784	G647	G647
G1622	C1545	G1324	C	C	C1180	C		G922	A861	G785	C698	G648
G1630	C1546	A1253	A	A	A1181	A	A990	U923	G862			G649
C1631	A1554	A1182	G	G	A1183	G	C991	A926	A863	A788	A704	C650
A1632	U1557	G1186	G	G	G1187	A	C994	G927	A864	A789	G705	A652B
G1633	A1558	U1188	A	A	C1117	G	C995	G928	C865	C790	C708	G652C
A1634	G1559	U1189	G	G	C1119	G	A996		A866	C791	U709	C652D
G1635	G1563	C1120	U	U	G1121	U	G997	G932	C867	G792	G710	G652E
C1636	A1486	G1122	U	U	G1123	U	C998	G933	U868	A793		G
A1637	G1487	G1124	G	G	G1125	G	U999	A932	A870	G794		
C1638	C1665	G1126	G	G	A1000	G		C936	A871	C795	A718	C
U1639	A1566	A1265	C	C	G1197	C	C1005	U937	A872	C796	C719	C
C1640	A1490	U1267	U	U	U1198	U	C1006	G938	G873	C797	C720	G
G1643	C1493	U1268	U	U	U1199	U	C1007	G939	G874	G798		C
A1644	A1494	A1269	A	A	U1200	A	C1008	G940	C875	G799		C
G1645	A1495	C1201	G	G	G1130	G	A1009	A941	C876	A800	G723	A
G1646	A1496	C1202	G	G	U1131	G	A1010	G942	U877	G801	U724	C
U1647	G1427	A1204	A	A	A1132	A	A1011	G943	A878	A802	G725	G
C1648	U1497	U1272	C	C	A1133	C	G1012	G944	G879		G726	C
G1651	U1503	A1273	C	C	C1135	C	U1013	A945	G880	G805		G
U1578	C1504	A1274	G	G	G1136	G	C1014	G946	G881	C806		G
U1579	C1505	A1278	A	A	U1137	A	G1015	G947	G882	C807		C
A1580	G1506		G	G	G1138	G	G1016	C949	G883	G809		C
C1582	U1507	G1281	A	A	U1139	A	G1017	G950	C885		C652T	
A1583	A1508	U1282	U	U	C1210	U	U1018	C951	C886		G652U	
C1584	C1509	U1283	C	C	A1211	C	U1019	G952	A887	A735	C852V	
C1587	U1584	A1284	C	C	G1212	C	A1020	A953	C888	A736	A653	
A1588	A1509A	G1285	U	U	A1214	U	A1021	G954	C889	C737	A654	
U1589	A1433	U1286	U	U	A1142A	U	G1022	C955	C890	G738	A655	
C1589	A1434	A1287	U	U	G1143	U	U1023	G956	G891	G739	G656	
U1590	G1435	U1288	A	A	G1144	A	G1024	A957	G892	U740	U657	
C1591	C1436	C1221A	G	G	A1148	G	U1025	U958	C893	G741	C658	
U1514	A1445	G1222	A	A	C1150	A	U1026	A959	U895	G742	C659	
G1515	C1445A	G1223	G	G	U1153	G	A1027	A960	U896	G743	G660	
C1516	C1446	A1226	U	U	G1154	U	A1028	C961	C897	U747	C661	
G1517	G1447	G1227	G	G	U1159	G	A1029	C962	C898	G748	G663	
G1525	G1448	G1228	C	C	G1160	C	G1030	C963	A899	A752	C665	
C1526	A1449	G1229	U	U	U1161	U	A1032	C964	A900	C753	G666	
G1527	G1450	C1230	G	G	C1161	G	U1033	G965	A901	C754	U667	
A1528		G1235	U	U	G1162	U	U1034	C966	C902	C755	G668	
A1528A		G1236	A	A	U1163	A	G1035	C967	C903		G669	
G1529	G1459	G1237	G	G	G1164	G	U1036	C968	C904	G760	A670	
C1530	A1460	A1237	U	U	U1165	U	G1037	C969	U905	A761	C671	
A1531	G1461	G1238	A	A	C1166	A	C1038	C970	G906	U762		
C1532	C1462	G1239	G	G	U1167	G	U1039	C971	U907	A764	G674	
G1533	C1463	U1240	C	C	U1168	C	G1040	C972	A908	G765	C678	
U	C1464	A1241	U	U	G1169	U	C1041	C973	A909	G766	C679	
A	C1386	A1242	C	C	G1170	C	G1042	C974	A910	G848	C680	
C1536	C1387	G1243	A	A	G1171	A	C1043	C975	A911	A849	G880	
G1537		C1314	U	U	G	U	G	C976	C912	U773	C683	
							A		C914	A774		

A2749	U2687	G2455	G2382	G2314	C2248	U	G	C2032	G1959	U1851	C1781	A1689
A2750	U2688	G2461	G2383	G2315	U2249	G	C	A2033	A1960	C1852	C1782	U1692
G2751	G2689	U2462	G2384	G2316	G2250	A	U	U2034	U1963	G1857	A1783	U1693
G2752	U2609	U2463	G2385	G2317	G2251	A	U		G1964	G1858	A1784	
G2755	G2692	C2464	G2386	G2318	G2252	U	C	G2037	C1965	G1859	A1785	G1696
A2693	C2611	C2464	G2387	G2319	G2253	U	C	G2038	C1966	G1860	A1786	G1697
G2694	C2612	C2464	G2388	G2320	G2254	A	U	G2039	A1967	G1861	A1787	A1698
A2695	U2615	G2468	G2389	G2321	G2255	C	A	C2040	G1968	A1876	C1788	G1699
G2696	C2616	A2469	U2390	G2323	G2256	C	G	U2041	A1969	A1877	A1789	A1700
G2700	G2617	C2470	A2392	G2326	U2257	A	A	A2042	A1970	A1878	A1791	A1701
G2618	G2618	G2472	A2393	A2327	G2258	C	U	G2043	A1971	G1879		G1702
G2699	G2619	U2473	C2394	A2328	G2259	C	A	C2044	A1972	G1878		G1703
	G2625	C2474	G2395	G2329	U2261	U	G	C2045	G1973			
C2703	C2628	C2475	G2396	G2330	U2262	G	G	G2046	G1974	A1885	C1795	
C2704	G2629	A2476	G2397	G2331	U2265	G	U	U2047	G1975	C1886	C1797	G1708
A2705	G2630	C2477	U2398	A2332	U2267	C	U	G2048	G1976	A1889	U1798	U1709
	G2631	A2478	G2399	A2333	A2268	G	G	G2049	U1977	A1890	G1799	C1710
C2708	G2632	C2483	U2401	G2334	A2269	C	G	A2051		G1895	G1800	C1711
G2709	A2682	C2483	U2402	A2335	U2271	G	A	G2052	C1983		G1801	
C2710	C2635	G2487	G2403	A2336	G2272	C2188		C2055	G1984	G1899	A1802	G1717
A2711	U2632	A2488	G2404	G2337	U2273	U2189	C	G2056	G1985	A1803	A1803	G1718
A2712A	G2644	G2488	G2405	G2338	A2274	G2190	U		A1986	A1900	G1804	
G2714	G2645	G2489	U2406	G2339	A2275	G2191	G	A2059	G1991	G1903	U1805	G1721
C2715	G2646	C2496	G2407	C2342	C2276	G2192	U	A2060	G1992	G1904	G1806	U1739
G2716	C2647	C2498	U2408	C2343	G2277	G2193	G	A2061	U1993	G1905	G1807	G1740
G2717	C2648	C2499	G2410	U2344			A	A2062	G1996	G1906	A1810	A1741
G2718	U2649	U2500	G2411	A2345	G2280	U2197	C	C2063	G1997	A1913	G1811	C1745
G2719	U2650	G2501	G2412	A2346	G2281	U2198	C	G2069	G1998	G1914	A1812	C1745A
U2720	U2651	G2502	G2420	A2347	G2282	U2203	C	G2070	G1999	U1915	G1813	G1746
A2721	G2652	G2503	G2421	U2348	G2283	C2205	C	A2071	G2000	A1916	G1814	
G2722	G2653	U2504	A2422	C2352	C2285	G2206	C	G2072	G2003	U1917	G1815	
C2723	U2654	U2505	A2423	C2353	A2286	G2207	G	C2073	G2004	A1918	G1816	
G2724	G2655	G2506	A2424	C2354	A2287	U2218	C	U2074	A2005	A1919	U1818	A1749
A2725	G2656	G2507	A2425	U2355	A2288	G2219	U	U2075	G2006		A1819	A1755
U2726	G2657	U2508	A2426	U2356	G2289	G2220	C	A2077	G2009	U1926	G1822	G1756
G2727	G2658	G2509	G2427	C2358	G2290		C	G2078	G2010	A1927	G1823	U1757
G2728	G2659	G2510	G2428	C2359	U2291	G2224	C	U2079	G2011	A1928	G1824	G1758
C2730	A2660	G2511	G2429	A2361	C2292	A2225	G	G2080	U2012	G1929	A1825	A1760
G2731	G2661	C2512	A2430	G2362	C2293	G2226	U	C2081	G2013	G1930	G1826	C1761
G2732	A2662	C2513	A2431	C2363	C2294	A2227	U	A2082	A2014	U1931	C1827	A1762
A2733	G2663	U2514	A2432	G2364	G2295	G2228	G	G2083	A2015	A1932	G1828	G1763
G2734	G2664	U2515	A2433	A2365	U2296	G2229	G	C2084	U2016	G1933	A1829	G1764
U2735	G2665	A2516	A2434	A2366	C2297	G2235	G	G2085	U2017	U1936	U1833	G1765
G2736	G2666	U2517	A2435	A2367	A2298	G2236	G	U2086	G2018	A1937	U1834	U1766
G2737	C2667	G2518	A2436	A2368	G2299	C2237	G	U2096	A2019	A1938	G1835	U1768
A2738	G2671	C2519	C2441	G2370	G2300	G2238	G	C2097	G2020	U1939		G1769
U2739	G2672	C2520	C2442	G2371	G2301	G2239	A	U2098	C2021		C1838	
A2740	A2679	G2521	G2443	G2372	G2302	G2240	G	U2099	G2022	G1945	G1839	A1773
A2741	C2680	U2522	G2444	G2373	G2303	A2241	G	G2100	G2023	U1946	G1840	C1774
C2742	G2681	U2523	G2445	G2374	G2304	A2242	G	G2101	G2024		G1845	U1775
G2743	U2682	U2524	G2446	A2375	A2305	U2243	C	U			G1846	G1776
C2744	C2683	G2525	G2447	A2376	G2306	U2244	C	C	U2028	U1955	G1847	U1777
C2745	U2684	U2526	A2448	A2377	G2307	U2245	C	G	G2029	U1956	A1848	U1778
U2746	G2685	G2527	A2449	A2378	U2312	U2246	C	C	A2030	C1957	G1849	U1779
G2747	G2686	U2528	A2450	A2379	G2313	A2247	G	G	G2031	C1958	A1848	A1780
A2748		U2529	A2451	A2380	G2314							



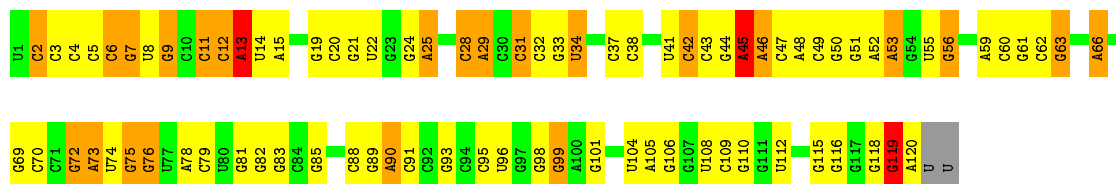
• Molecule 26: 5S Ribosomal RNA

Chain BB: 50% 38% 10% ..



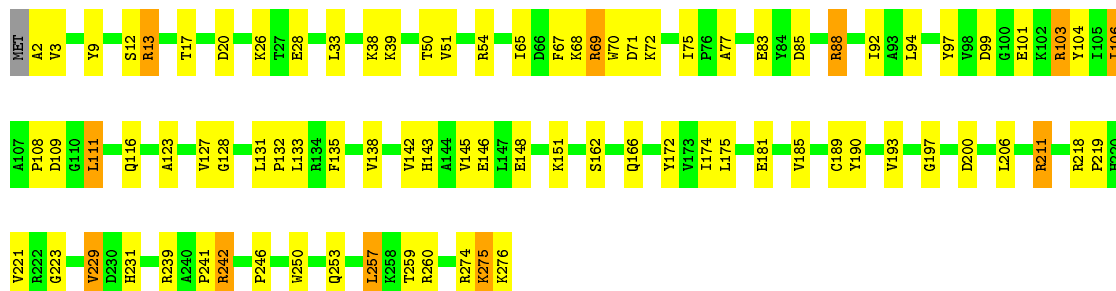
• Molecule 26: 5S Ribosomal RNA

Chain DB: 30% 47% 19% ..



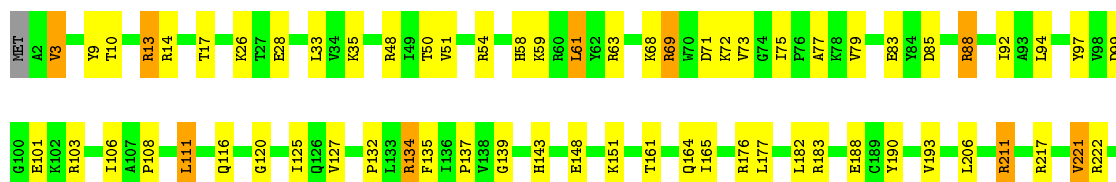
• Molecule 27: 50S Ribosomal Protein L2

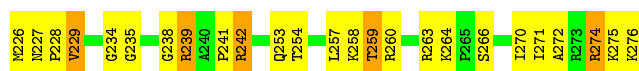
Chain BD: 69% 27% ..



• Molecule 27: 50S Ribosomal Protein L2

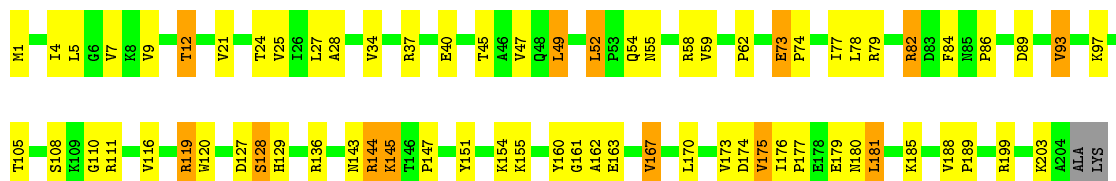
Chain DD: 67% 28% 5%





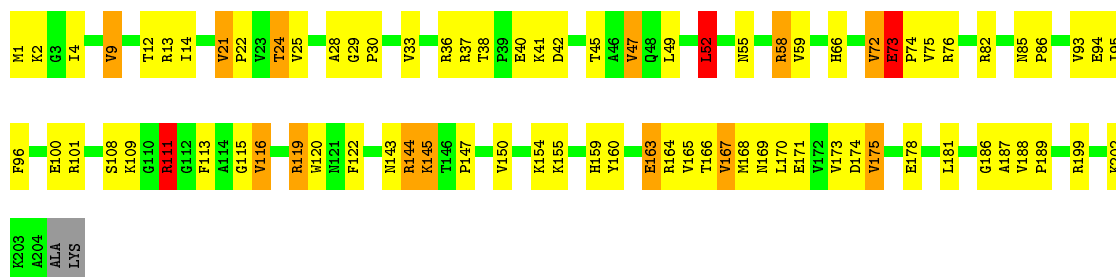
• Molecule 28: 50S Ribosomal Protein L3

Chain BE: 65% 28% 6% .



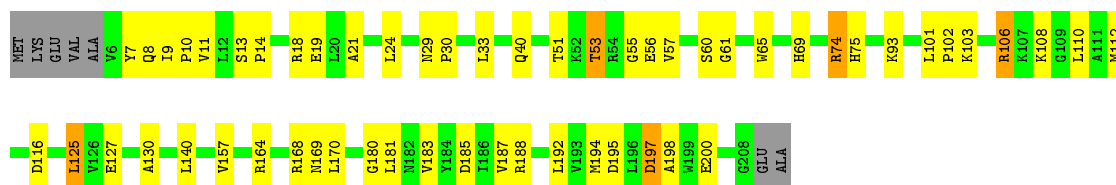
• Molecule 28: 50S Ribosomal Protein L3

Chain DE: 60% 32% 6% ..



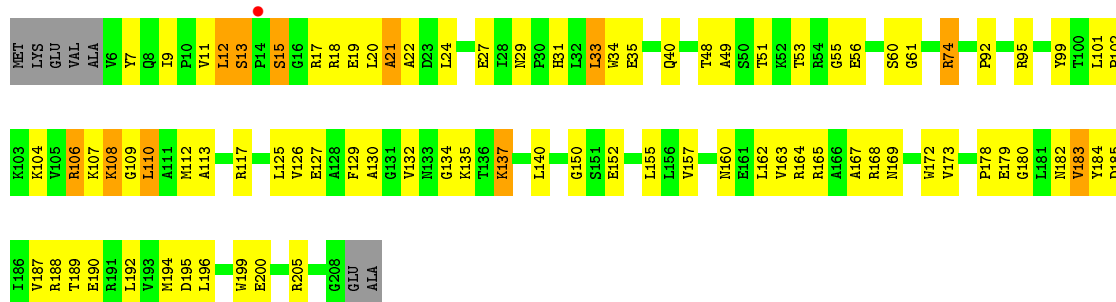
• Molecule 29: 50S Ribosomal Protein L4

Chain BF: 70% 24% . .

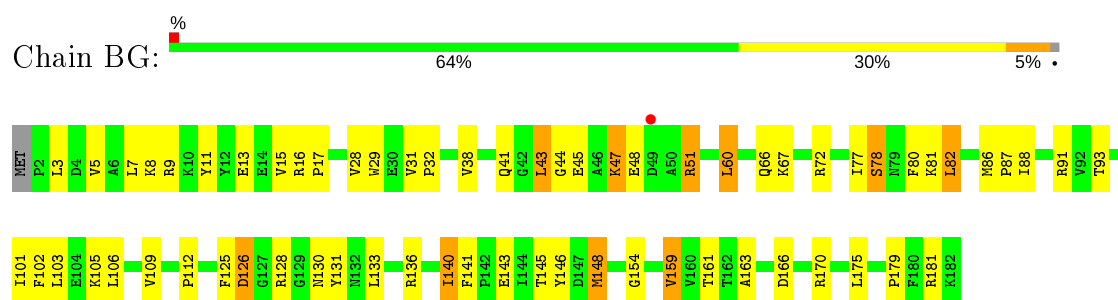


• Molecule 29: 50S Ribosomal Protein L4

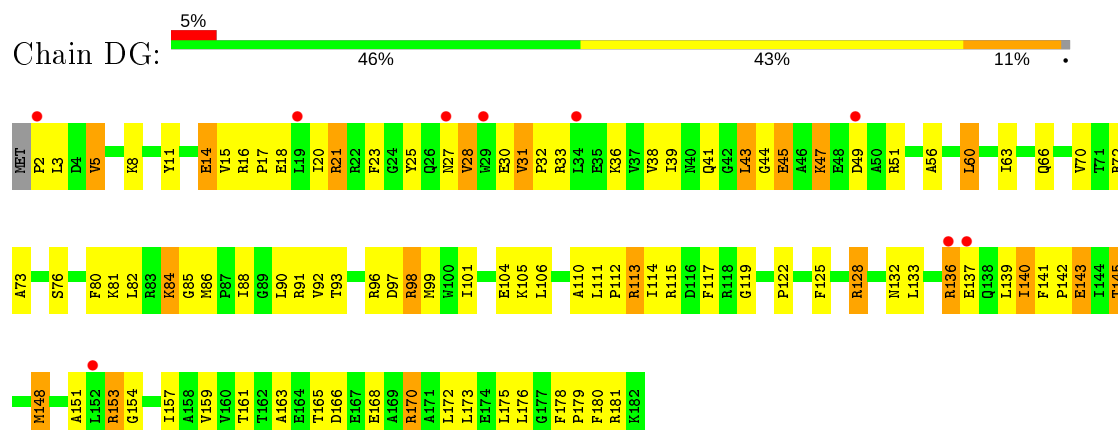
Chain DF: 56% 35% 5% .



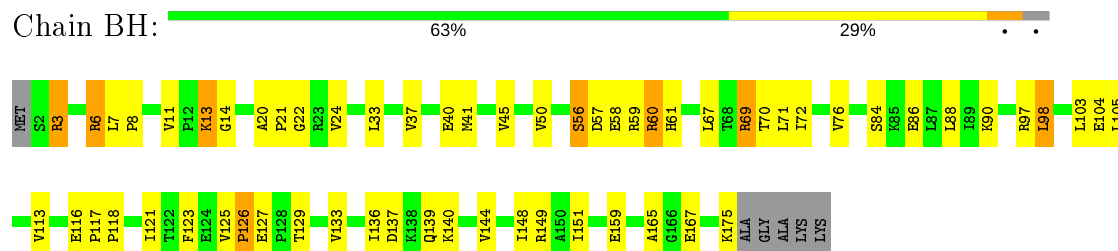
• Molecule 30: 50S Ribosomal Protein L5



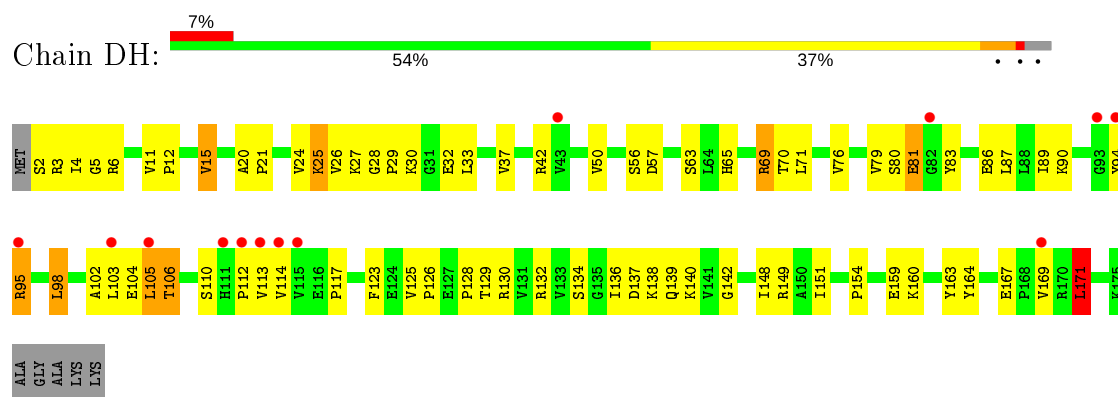
• Molecule 30: 50S Ribosomal Protein L5



• Molecule 31: 50S Ribosomal Protein L6

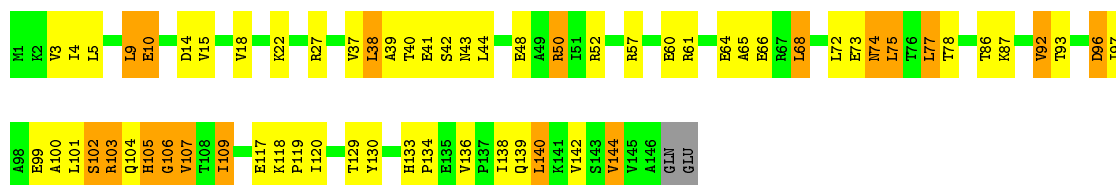


• Molecule 31: 50S Ribosomal Protein L6

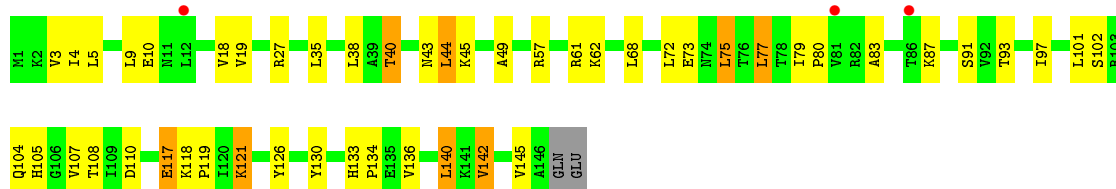


• Molecule 32: 50S Ribosomal Protein L9

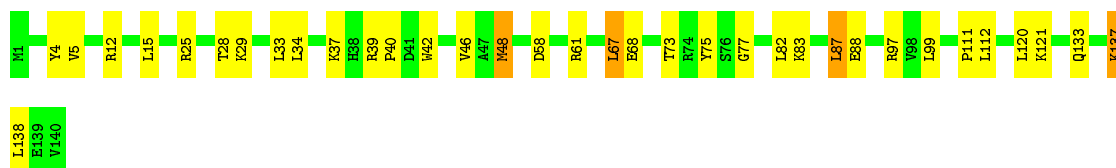
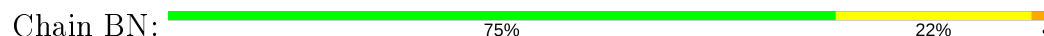




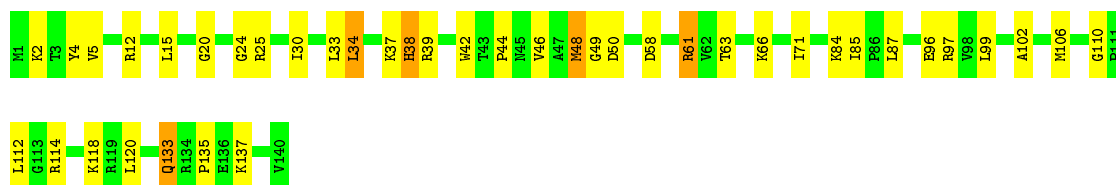
• Molecule 32: 50S Ribosomal Protein L9



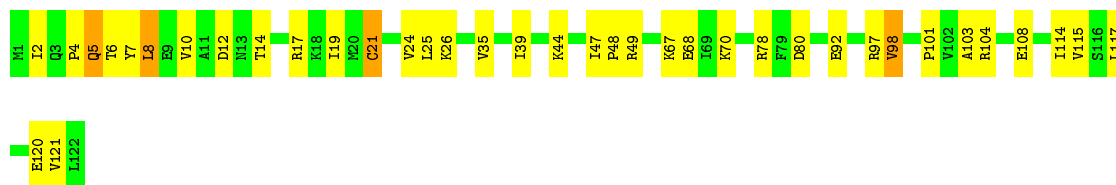
• Molecule 33: 50S Ribosomal Protein L13



• Molecule 33: 50S Ribosomal Protein L13

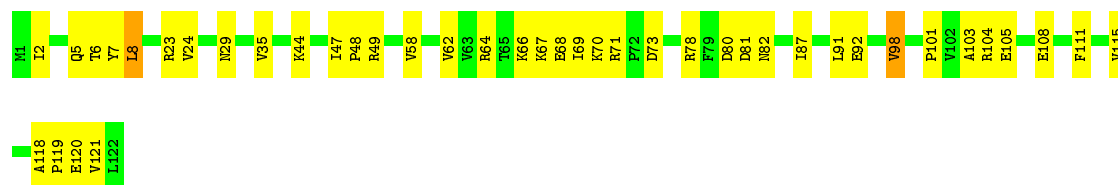


• Molecule 34: 50S Ribosomal Protein L14



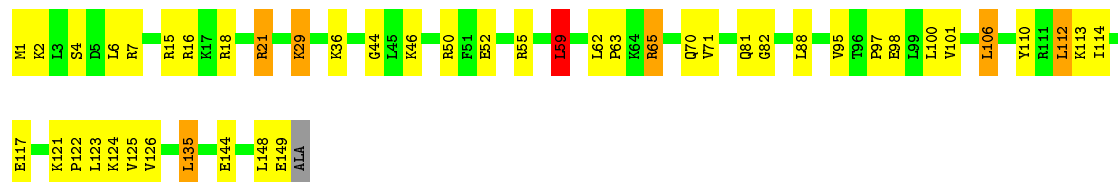
• Molecule 34: 50S Ribosomal Protein L14





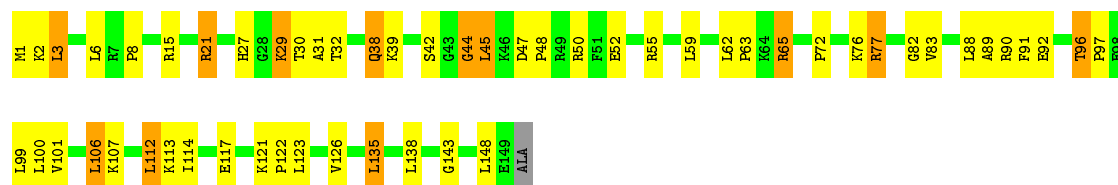
• Molecule 35: 50S Ribosomal Protein L15

Chain BP: 69% 26% . .



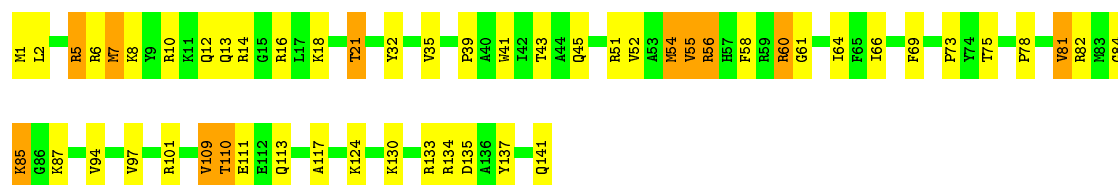
• Molecule 35: 50S Ribosomal Protein L15

Chain DP: 63% 29% 8% .



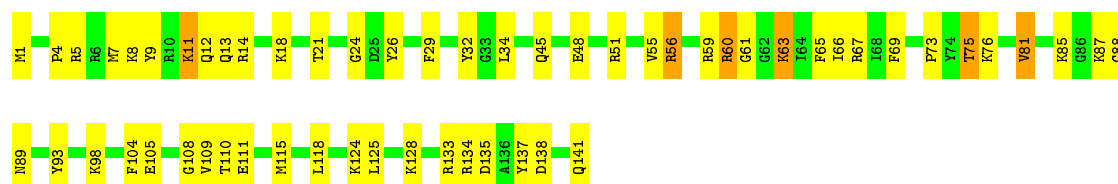
• Molecule 36: 50S Ribosomal Protein L16

Chain BQ: 62% 30% 8%



• Molecule 36: 50S Ribosomal Protein L16

Chain DQ: 60% 36% .



• Molecule 37: 50S Ribosomal Protein L17

Chain BR: 68% 21% 11%



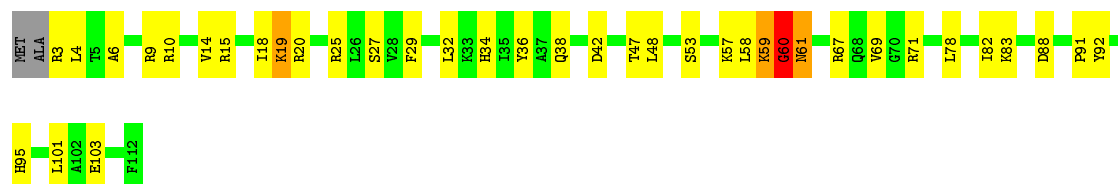
• Molecule 37: 50S Ribosomal Protein L17

Chain DR: 61% 33% 6%



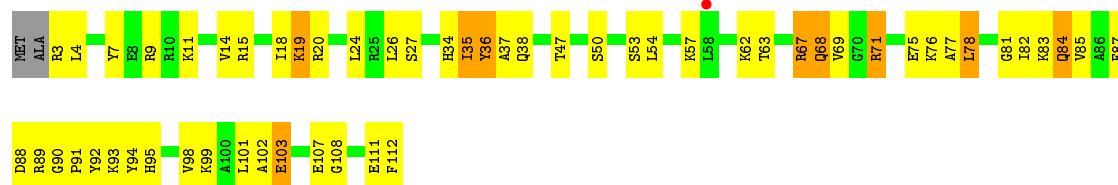
• Molecule 38: 50S Ribosomal Protein L18

Chain BS: 64% 30%



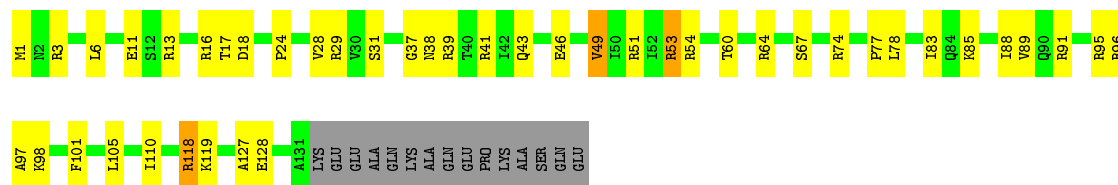
• Molecule 38: 50S Ribosomal Protein L18

Chain DS: 48% 42% 8%



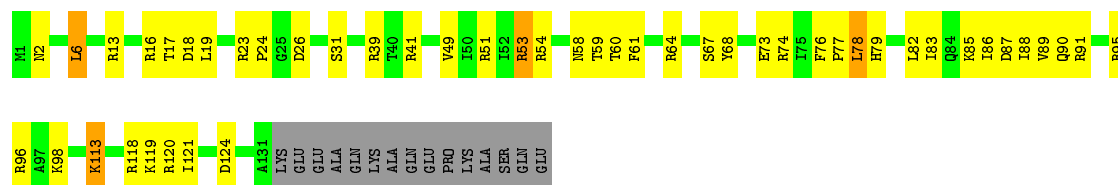
• Molecule 39: 50S Ribosomal Protein L19

Chain BT: 60% 28% 10%



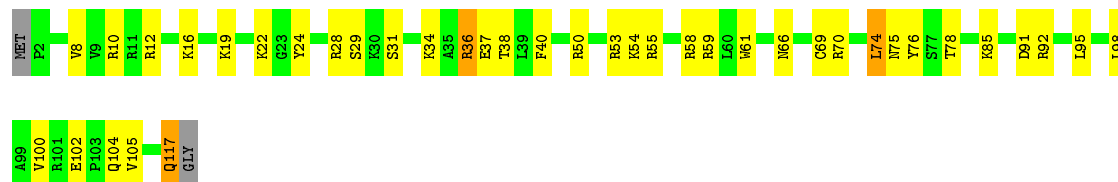
• Molecule 39: 50S Ribosomal Protein L19

Chain DT: 57% 30% 10%



- Molecule 40: 50S Ribosomal Protein L20

Chain BU: 65% 31% . .



- Molecule 40: 50S Ribosomal Protein L20

Chain DU: % 67% 25% 6% .



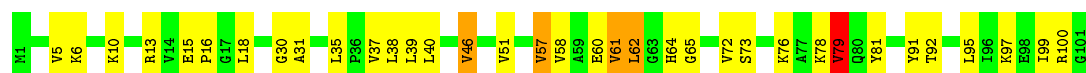
- Molecule 41: 50S Ribosomal Protein L21

Chain BV: 74% 20% 5% .



- Molecule 41: 50S Ribosomal Protein L21

Chain DV: 65% 30% . .



- Molecule 42: 50S Ribosomal Protein L22

Chain BW: % 77% 19% . .



- Molecule 42: 50S Ribosomal Protein L22

R99	T100	S101	H102	I103	T104	V105	I106	L107	G112	LYS	#1	K4	A5	I6	A7	R8	Y9	V10	R11	P14	R15	K16	V17	R18	I19	V20	L23	T24	R25	G26	K27	K41	R42	G43	Y50	L51	A54	V59	I60	M64	L65	R68	V71	V76	D77	E78	G79	P80	A81	L82	R83	R84	V85	L86	A93	I96
-----	------	------	------	------	------	------	------	------	------	-----	----	----	----	----	----	----	----	-----	-----	-----	-----	-----	-----	-----	-----	-----	-----	-----	-----	-----	-----	-----	-----	-----	-----	-----	-----	-----	-----	-----	-----	-----	-----	-----	-----	-----	-----	-----	-----	-----	-----	-----	-----	-----	-----	-----

- | | | | | | | | | | | | | | | | | | | | | | | | | | | | | | | | |
|----|----|-----|-----|-----|-----|-----|-----|-----|-----|-----|-----|-----|-----|-----|-----|-----|-----|-----|-----|-----|-----|-----|-----|-----|-----|-----|-----|-----|-----|-----|-----|
| M1 | K2 | P11 | V12 | K16 | G24 | K25 | Y26 | W29 | V30 | H31 | P32 | K33 | E38 | K53 | L57 | L66 | L70 | G71 | K72 | R73 | Q82 | V83 | K88 | I89 | E90 | A91 | L92 | E93 | G94 | L95 | I16 |
|----|----|-----|-----|-----|-----|-----|-----|-----|-----|-----|-----|-----|-----|-----|-----|-----|-----|-----|-----|-----|-----|-----|-----|-----|-----|-----|-----|-----|-----|-----|-----|

-
- | Category | Count |
|----------|-------|
| M1 | 10 |
| Y5 | 10 |
| 18 | 10 |
| L9 | 10 |
| A10 | 10 |
| P11 | 10 |
| V12 | 10 |
| L13 | 10 |
| K16 | 10 |
| Y26 | 10 |
| W29 | 10 |
| V30 | 10 |
| H31 | 10 |
| P32 | 10 |
| K33 | 10 |
| K40 | 10 |
| E44 | 10 |
| K48 | 10 |
| V51 | 10 |
| V52 | 10 |
| K53 | 10 |
| L57 | 10 |
| H58 | 10 |
| V59 | 10 |
| R65 | 10 |
| L70 | 10 |
| R76 | 10 |
| K77 | 10 |
| K78 | 10 |
| Q82 | 10 |
| 189 | 10 |
| L92 | 10 |
| E93 | 10 |
| G94 | 10 |
| L95 | 10 |
| I16 | 10 |

-
- | Category | Count |
|----------|-------|
| M1 | 1 |
| R2 | 1 |
| H6 | 1 |
| V7 | 1 |
| K8 | 1 |
| V15 | 1 |
| K19 | 1 |
| Y20 | 1 |
| I38 | 1 |
| V42 | 1 |
| M43 | 1 |
| P53 | 1 |
| K34 | 1 |
| Y55 | 1 |
| P56 | 1 |
| P66 | 1 |
| V72 | 1 |
| R73 | 1 |
| R84 | 1 |
| V85 | 1 |
| R86 | 1 |
| L90 | 1 |
| E91 | 1 |
| N92 | 1 |
| G93 | 1 |
| G94 | 1 |
| V98 | 1 |
| C99 | 1 |
| A100 | 1 |
| K101 | 1 |
| G102 | 1 |
| G103 | 1 |
| G104 | 1 |
| A105 | 1 |
| L106 | 1 |
| D107 | 1 |
| THR | 1 |
| GLU | 1 |
| C110 | 1 |

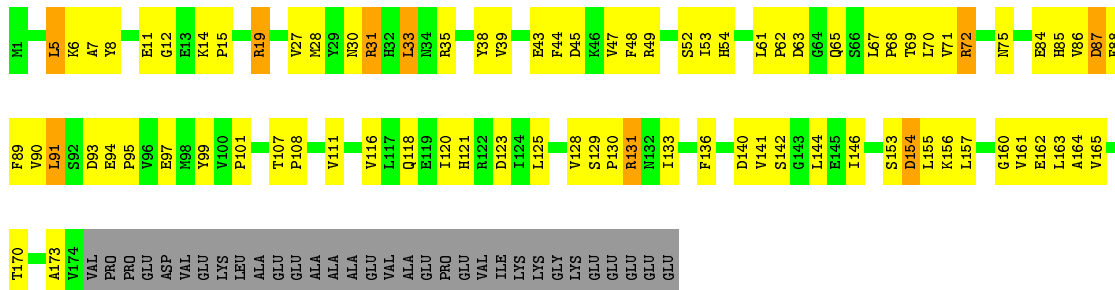
-

- | | | | | | | | | | | | | | | | | | | | | | | | | | | | | | | | | | | | | | | | | | | | | | | | | | | | | | | | | |
|------|------|------|------|------|------|------|------|------|------|------|------|------|------|------|------|------|------|------|------|------|------|------|------|------|------|------|------|------|------|------|------|-----|-----|-----|-----|-----|-----|-----|-----|-----|------|------|------|------|-----|-----|-----|-----|-----|-----|-----|-----|-----|-----|-----|-----|
| G110 | G111 | G112 | A113 | D123 | I124 | L125 | V126 | M132 | I133 | P134 | E135 | F136 | I137 | L144 | E145 | L146 | G147 | D148 | S149 | L150 | H151 | A152 | S153 | D154 | L155 | V161 | E162 | L163 | A164 | T170 | I171 | ALA | ALA | VAL | VAL | PRO | PRO | GLU | ASP | VAL | VAL | GLU | LYS | LEU | ALA | GLU | GLU | ALA | ALA | ALA | GLU | VAL | ALA | ALA | GLU | PRO |
| #1 | L5 | K6 | A7 | Y8 | E11 | G12 | I13 | X14 | P15 | L18 | R19 | L24 | M30 | Y38 | V39 | D40 | L41 | V42 | E43 | F44 | D45 | F48 | R49 | S52 | L53 | L61 | L67 | P68 | T69 | L70 | V71 | R72 | Q73 | E84 | H85 | V86 | D87 | V90 | L91 | H98 | L102 | T107 | P108 | L109 | | | | | | | | | | | | |


GLU
VAL
ILE
LYS
LYS
GLY
LYS
GLU
GLU
GLU
GLU

• Molecule 45: 50S Ribosomal Protein L25

Chain DZ:  44% 36% 16%



• Molecule 46: 50S Ribosomal Protein L27

Chain B0:  8% 73% 19% 6%



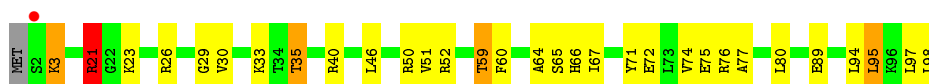
• Molecule 46: 50S Ribosomal Protein L27

Chain D0:  6% 60% 32% 6%



• Molecule 47: 50S Ribosomal Protein L28

Chain B1:  % 67% 27% 6%



• Molecule 47: 50S Ribosomal Protein L28

Chain D1:  % 64% 29% 6%



• Molecule 48: 50S Ribosomal Protein L29

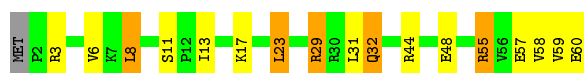
Chain B2:  65% 26% 6%



- Molecule 48: 50S Ribosomal Protein L29



- Molecule 49: 50S Ribosomal Protein L30



- Molecule 49: 50S Ribosomal Protein L30



- Molecule 50: 50S Ribosomal Protein L31



- Molecule 50: 50S Ribosomal Protein L31



- Molecule 51: 50S Ribosomal Protein L32



- Molecule 51: 50S Ribosomal Protein L32






- Molecule 52: 50S Ribosomal Protein L33

Chain B6: 67% 26% 6% .



- Molecule 52: 50S Ribosomal Protein L33

Chain D6: 61% 31% 6% .



- Molecule 53: 50S Ribosomal Protein L34

Chain B7: 76% 20% . .



- Molecule 53: 50S Ribosomal Protein L34

Chain D7: 2% 67% 31% .



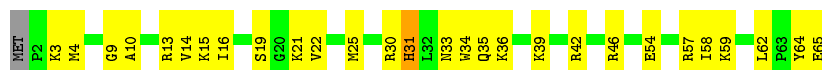
- Molecule 54: 50S Ribosomal Protein L35

Chain B8: 55% 42% . .



- Molecule 54: 50S Ribosomal Protein L35

Chain D8: 55% 42% . .

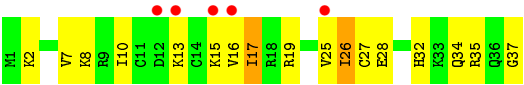


- Molecule 55: 50S Ribosomal Protein L36

Chain B9: 76% 22% .



● Molecule 55: 50S Ribosomal Protein L36



4 Data and refinement statistics

Property	Value	Source
Space group	P 21 21 21	Depositor
Cell constants a, b, c, α , β , γ	210.08Å 449.83Å 619.65Å 90.00° 90.00° 90.00°	Depositor
Resolution (Å)	49.74 – 3.00 49.75 – 3.00	Depositor EDS
% Data completeness (in resolution range)	98.8 (49.74-3.00) 98.8 (49.75-3.00)	Depositor EDS
R_{merge}	0.20	Depositor
R_{sym}	0.24	Depositor
$\langle I/\sigma(I) \rangle$ ¹	1.26 (at 3.01Å)	Xtriage
Refinement program	PHENIX 1.8.2_1309	Depositor
R, R_{free}	0.203 , 0.259 0.203 , 0.259	Depositor DCC
R_{free} test set	57319 reflections (5.01%)	wwPDB-VP
Wilson B-factor (Å ²)	66.8	Xtriage
Anisotropy	0.228	Xtriage
Bulk solvent k_{sol} (e/Å ³), B_{sol} (Å ²)	0.30 , 66.3	EDS
L-test for twinning ²	$\langle L \rangle = 0.46$, $\langle L^2 \rangle = 0.28$	Xtriage
Estimated twinning fraction	No twinning to report.	Xtriage
F_o, F_c correlation	0.93	EDS
Total number of atoms	286321	wwPDB-VP
Average B, all atoms (Å ²)	62.0	wwPDB-VP

Xtriage's analysis on translational NCS is as follows: *The largest off-origin peak in the Patterson function is 1.70% of the height of the origin peak. No significant pseudotranslation is detected.*

¹Intensities estimated from amplitudes.

²Theoretical values of $\langle |L| \rangle$, $\langle L^2 \rangle$ for acentric reflections are 0.5, 0.333 respectively for untwinned datasets, and 0.375, 0.2 for perfectly twinned datasets.

5 Model quality ⓘ

5.1 Standard geometry ⓘ

Bond lengths and bond angles in the following residue types are not validated in this section: MG, K, 2QZ, ZN, 2QY, MVA, 004, FME, 2R3, SF4, 2R1

The Z score for a bond length (or angle) is the number of standard deviations the observed value is removed from the expected value. A bond length (or angle) with $|Z| > 5$ is considered an outlier worth inspection. RMSZ is the root-mean-square of all Z scores of the bond lengths (or angles).

Mol	Chain	Bond lengths		Bond angles	
		RMSZ	# $ Z > 5$	RMSZ	# $ Z > 5$
1	AA	0.77	7/36038 (0.0%)	1.39	355/56244 (0.6%)
1	CA	0.76	13/36170 (0.0%)	1.43	365/56452 (0.6%)
2	AB	0.49	0/1881	0.77	0/2542
2	CB	0.56	0/1860	0.81	2/2518 (0.1%)
3	AC	0.48	0/1576	0.64	0/2130
3	CC	0.50	0/1566	0.72	2/2119 (0.1%)
4	AD	0.49	0/1689	0.76	1/2267 (0.0%)
4	CD	0.50	0/1704	0.71	0/2284
5	AE	0.47	0/1145	0.71	0/1543
5	CE	0.50	0/1149	0.76	0/1548
6	AF	0.48	0/819	0.69	0/1111
6	CF	0.53	0/829	0.76	0/1123
7	AG	0.48	0/1250	0.66	1/1679 (0.1%)
7	CG	0.50	0/1254	0.72	1/1683 (0.1%)
8	AH	0.46	0/1108	0.69	0/1494
8	CH	0.47	0/1108	0.71	0/1494
9	AI	0.47	0/1002	0.73	1/1346 (0.1%)
9	CI	0.56	0/997	0.75	2/1343 (0.1%)
10	AJ	0.47	0/722	0.67	0/982
10	CJ	0.53	0/727	0.69	0/988
11	AK	0.44	0/844	0.65	1/1145 (0.1%)
11	CK	0.46	0/848	0.67	0/1149
12	AL	0.50	0/946	0.73	0/1274
12	CL	0.52	0/946	0.74	0/1274
13	AM	0.48	0/969	0.68	0/1302
13	CM	0.48	0/961	0.66	0/1291
14	AN	0.48	0/501	0.71	0/664
14	CN	0.55	0/501	0.71	0/664
15	AO	0.49	0/739	0.76	0/985
15	CO	0.47	0/739	0.70	0/985
16	AP	0.47	0/697	0.73	0/939
16	CP	0.49	0/693	0.70	0/935

Mol	Chain	Bond lengths		Bond angles	
		RMSZ	# Z >5	RMSZ	# Z >5
17	AQ	0.51	0/836	0.68	0/1117
17	CQ	0.51	0/836	0.70	0/1117
18	AR	0.48	0/560	0.73	0/746
18	CR	0.50	0/560	0.75	1/746 (0.1%)
19	AS	0.47	0/667	0.66	0/900
19	CS	0.50	0/661	0.80	1/893 (0.1%)
20	AT	0.48	0/730	0.77	0/965
20	CT	0.43	0/729	0.68	0/965
21	AU	0.47	0/203	0.62	0/266
21	CU	0.51	0/203	0.64	0/266
22	AV	0.99	0/127	1.42	2/198 (1.0%)
22	CV	0.82	0/126	1.39	1/195 (0.5%)
23	AX	0.88	8/1813 (0.4%)	1.62	47/2825 (1.7%)
23	CX	0.94	6/1813 (0.3%)	1.87	57/2825 (2.0%)
24	AW	0.46	0/20	0.84	0/23
24	CW	0.34	0/20	0.64	0/23
25	BA	1.07	33/65892 (0.1%)	1.49	877/102850 (0.9%)
25	DA	0.82	13/65466 (0.0%)	1.46	741/102184 (0.7%)
26	BB	0.83	0/2878	1.31	13/4490 (0.3%)
26	DB	0.93	2/2878 (0.1%)	1.50	45/4490 (1.0%)
27	BD	0.71	2/2186 (0.1%)	0.82	0/2944
27	DD	0.63	2/2186 (0.1%)	0.77	0/2944
28	BE	0.72	0/1592	0.77	0/2149
28	DE	0.57	0/1592	0.79	2/2149 (0.1%)
29	BF	0.73	0/1619	0.75	0/2193
29	DF	0.53	0/1615	0.80	2/2188 (0.1%)
30	BG	0.46	0/1450	0.71	0/1959
30	DG	0.54	0/1449	0.76	0/1958
31	BH	0.61	0/1356	0.72	0/1834
31	DH	0.54	0/1356	0.71	1/1834 (0.1%)
32	BI	0.51	0/1100	0.70	0/1501
32	DI	0.51	0/1076	0.74	0/1471
33	BN	0.67	0/1144	0.75	0/1543
33	DN	0.54	0/1144	0.74	0/1543
34	BO	0.66	0/943	0.78	1/1269 (0.1%)
34	DO	0.56	0/943	0.78	1/1269 (0.1%)
35	BP	0.64	0/1152	0.82	1/1533 (0.1%)
35	DP	0.55	0/1152	0.83	2/1533 (0.1%)
36	BQ	0.69	0/1143	0.81	0/1527
36	DQ	0.59	0/1143	0.77	0/1527
37	BR	0.62	0/982	0.86	0/1312
37	DR	0.51	0/982	0.70	0/1312
38	BS	0.55	0/887	0.78	1/1180 (0.1%)

Mol	Chain	Bond lengths		Bond angles	
		RMSZ	# Z >5	RMSZ	# Z >5
38	DS	0.51	0/880	0.74	0/1172
39	BT	0.59	0/1105	0.79	0/1477
39	DT	0.53	0/1097	0.74	0/1468
40	BU	0.70	0/977	0.76	0/1301
40	DU	0.52	0/977	0.71	0/1301
41	BV	0.67	0/782	0.72	0/1049
41	DV	0.57	0/782	0.75	0/1049
42	BW	0.73	0/897	0.76	0/1205
42	DW	0.59	0/897	0.74	0/1205
43	BX	0.71	0/764	0.75	1/1025 (0.1%)
43	DX	0.56	0/764	0.80	2/1025 (0.2%)
44	BY	0.70	0/819	0.78	0/1095
44	DY	0.57	0/819	0.75	0/1095
45	BZ	0.55	0/1379	0.74	0/1873
45	DZ	0.54	0/1390	0.70	0/1890
46	B0	0.63	0/662	0.81	2/881 (0.2%)
46	D0	0.55	0/662	0.78	0/881
47	B1	0.66	0/762	0.81	3/1014 (0.3%)
47	D1	0.55	0/762	0.74	0/1014
48	B2	0.61	0/590	0.81	0/781
48	D2	0.47	0/590	0.67	0/781
49	B3	0.67	0/474	0.78	0/635
49	D3	0.50	0/469	0.70	0/630
50	B4	0.57	0/564	0.81	0/759
50	D4	0.59	0/544	0.89	1/735 (0.1%)
51	B5	0.72	0/469	0.84	1/635 (0.2%)
51	D5	0.59	0/469	0.73	1/635 (0.2%)
52	B6	0.66	0/460	0.66	0/613
52	D6	0.58	0/456	0.72	0/608
53	B7	0.74	0/426	0.82	0/561
53	D7	0.60	0/426	0.78	1/561 (0.2%)
54	B8	0.68	0/519	0.72	0/684
54	D8	0.58	0/525	0.73	0/691
55	B9	0.74	0/310	0.73	0/407
55	D9	0.61	0/310	0.80	0/407
All	All	0.81	86/305966 (0.0%)	1.30	2539/457396 (0.6%)

Chiral center outliers are detected by calculating the chiral volume of a chiral center and verifying if the center is modelled as a planar moiety or with the opposite hand. A planarity outlier is detected by checking planarity of atoms in a peptide group, atoms in a mainchain group or atoms of a sidechain that are expected to be planar.

Mol	Chain	#Chirality outliers	#Planarity outliers
2	AB	0	3
4	CD	0	1
7	AG	0	1
9	AI	0	1
19	CS	0	1
23	CX	1	0
24	AW	0	1
24	CW	0	1
27	DD	0	1
38	BS	0	1
44	BY	0	1
45	BZ	0	1
50	B4	0	1
50	D4	0	1
All	All	1	15

All (86) bond length outliers are listed below:

Mol	Chain	Res	Type	Atoms	Z	Observed(Å)	Ideal(Å)
1	CA	1154	G	C6-N1	-13.21	1.30	1.39
1	CA	1119	C	N3-C4	-13.12	1.24	1.33
1	AA	343	U	C4-O4	12.79	1.33	1.23
1	CA	1154	G	N1-C2	-12.44	1.27	1.37
23	CX	76	A	N7-C5	-12.26	1.31	1.39
25	BA	1188	A	N9-C4	-11.91	1.30	1.37
23	AX	76	A	N7-C5	-11.21	1.32	1.39
25	BA	2299	A	N9-C4	-9.64	1.32	1.37
1	CA	1492	A	N9-C4	9.17	1.43	1.37
23	AX	76	A	C5-C4	-8.50	1.32	1.38
25	BA	1067	A	N9-C4	-8.41	1.32	1.37
25	DA	528	A	N9-C4	-8.20	1.32	1.37
23	AX	76	A	C5-C6	-8.08	1.33	1.41
1	CA	1154	G	C5-C4	7.97	1.44	1.38
1	CA	1154	G	N7-C5	-7.92	1.34	1.39
25	DA	2207	G	N7-C5	-7.74	1.34	1.39
25	BA	1605	A	N9-C4	-7.58	1.33	1.37
1	CA	1119	C	C2-N3	-7.45	1.29	1.35
25	BA	139	A	N9-C4	-7.24	1.33	1.37
23	CX	76	A	C5-C6	-7.03	1.34	1.41
25	DA	1021	A	N9-C4	-6.95	1.33	1.37
23	CX	76	A	C5-C4	-6.87	1.33	1.38
23	CX	14	A	N7-C5	-6.81	1.35	1.39
25	BA	1222	A	N9-C4	6.78	1.42	1.37

Continued on next page...

Continued from previous page...

Mol	Chain	Res	Type	Atoms	Z	Observed(Å)	Ideal(Å)
25	BA	354	A	N9-C4	-6.73	1.33	1.37
25	BA	2389	A	N9-C4	-6.55	1.33	1.37
25	BA	990	A	C5-C6	-6.42	1.35	1.41
26	DB	66	A	N9-C4	6.41	1.41	1.37
25	BA	990	A	N9-C4	-6.26	1.34	1.37
25	DA	2320	A	N9-C4	6.25	1.41	1.37
27	DD	28	GLU	CG-CD	6.25	1.61	1.51
25	BA	1697	G	N7-C5	-6.24	1.35	1.39
25	DA	1142(A)	A	N9-C4	-6.07	1.34	1.37
27	BD	28	GLU	CG-CD	6.00	1.60	1.51
25	DA	330	A	N9-C4	-5.99	1.34	1.37
27	DD	28	GLU	CB-CG	5.98	1.63	1.52
1	AA	1124	G	N9-C4	5.94	1.42	1.38
25	BA	2771	A	N9-C4	-5.91	1.34	1.37
25	DA	1489	U	C5-C6	-5.91	1.28	1.34
25	BA	978	A	N9-C4	-5.89	1.34	1.37
25	BA	2228	G	N7-C5	-5.83	1.35	1.39
25	BA	552	C	N3-C4	-5.76	1.29	1.33
23	AX	46	G	C6-N1	5.73	1.43	1.39
25	DA	530	G	N9-C8	5.71	1.41	1.37
23	AX	22	G	N7-C5	5.71	1.42	1.39
1	AA	161	A	N9-C4	5.70	1.41	1.37
1	CA	1169	A	N7-C5	-5.67	1.35	1.39
25	DA	1890	A	N9-C4	-5.65	1.34	1.37
25	BA	1153	G	N9-C4	5.61	1.42	1.38
25	BA	2825	C	N3-C4	-5.54	1.30	1.33
25	BA	1287	A	N9-C4	-5.53	1.34	1.37
25	BA	254	A	N7-C5	-5.53	1.35	1.39
23	AX	14	A	N7-C5	-5.51	1.35	1.39
1	CA	1119	C	N1-C2	5.47	1.45	1.40
25	BA	2082	A	N9-C4	-5.46	1.34	1.37
25	BA	43	A	N9-C4	-5.46	1.34	1.37
1	CA	1003	G	N9-C4	5.41	1.42	1.38
25	BA	528	A	N3-C4	-5.40	1.31	1.34
27	BD	28	GLU	CB-CG	5.39	1.62	1.52
25	DA	945	A	N9-C4	-5.39	1.34	1.37
1	CA	1154	G	N9-C4	5.36	1.42	1.38
25	BA	798	A	N3-C4	-5.30	1.31	1.34
25	BA	2598	C	N1-C6	-5.30	1.33	1.37
25	BA	555	G	N9-C8	5.29	1.41	1.37
1	AA	1492	A	N9-C4	5.28	1.41	1.37
25	BA	590	A	N7-C5	-5.26	1.36	1.39

Continued on next page...

Continued from previous page...

Mol	Chain	Res	Type	Atoms	Z	Observed(Å)	Ideal(Å)
25	DA	945	A	N3-C4	-5.25	1.31	1.34
1	CA	1493	A	N3-C4	5.24	1.38	1.34
25	DA	2207	G	N9-C8	-5.20	1.34	1.37
25	BA	2584	A	N3-C4	-5.20	1.31	1.34
1	AA	1531	A	N9-C4	5.18	1.41	1.37
25	BA	1188	A	C5-C6	-5.13	1.36	1.41
25	BA	2740	G	N7-C5	-5.12	1.36	1.39
23	CX	22	G	C8-N7	5.12	1.34	1.30
25	BA	2803	A	N9-C4	5.12	1.41	1.37
23	AX	14	A	C8-N7	-5.09	1.27	1.31
25	BA	1605	A	N3-C4	-5.08	1.31	1.34
1	AA	1036	G	N9-C4	5.08	1.42	1.38
1	AA	1127	G	C8-N7	-5.07	1.27	1.30
23	AX	22	G	C8-N7	5.07	1.33	1.30
23	CX	46	G	C6-N1	5.04	1.43	1.39
25	BA	1067	A	N3-C4	-5.03	1.31	1.34
25	DA	1698	A	C5-C6	-5.03	1.36	1.41
25	BA	2331	G	C5-C6	-5.01	1.37	1.42
26	DB	56	G	N9-C4	5.01	1.42	1.38
1	CA	1023	G	N9-C4	5.00	1.42	1.38

All (2539) bond angle outliers are listed below:

Mol	Chain	Res	Type	Atoms	Z	Observed(°)	Ideal(°)
1	CA	1119	C	N1-C2-O2	40.38	143.13	118.90
1	CA	1154	G	C5-C6-O6	34.47	149.28	128.60
23	CX	76	A	O4'-C1'-N9	33.86	135.29	108.20
1	CA	1154	G	N3-C2-N2	29.11	140.27	119.90
1	CA	1154	G	N1-C2-N2	-27.03	91.87	116.20
1	CA	1119	C	N3-C2-O2	-26.84	103.11	121.90
1	CA	1154	G	C5-C6-N1	-21.02	100.99	111.50
1	CA	1119	C	C2-N3-C4	20.75	130.28	119.90
1	CA	1119	C	C5-C4-N4	19.74	134.02	120.20
1	CA	1154	G	C6-N1-C2	19.14	136.58	125.10
23	CX	76	A	C2-N3-C4	18.83	120.01	110.60
23	CX	76	A	N1-C2-N3	-18.56	120.02	129.30
1	CA	1119	C	N3-C4-N4	-18.49	105.05	118.00
23	AX	76	A	N1-C2-N3	-18.09	120.25	129.30
23	AX	76	A	O4'-C1'-N9	18.05	122.64	108.20
23	AX	76	A	C2-N3-C4	17.76	119.48	110.60
1	CA	1154	G	N1-C6-O6	-17.13	109.62	119.90
23	CX	8	U	C2-N3-C4	16.84	137.10	127.00

Continued on next page...

Continued from previous page...

Mol	Chain	Res	Type	Atoms	Z	Observed(°)	Ideal(°)
1	CA	1119	C	C2-N1-C1'	15.00	135.30	118.80
23	AX	8	U	C2-N3-C4	14.78	135.87	127.00
25	BA	990	A	N1-C6-N6	14.63	127.38	118.60
25	BA	1188	A	C2-N3-C4	-14.62	103.29	110.60
25	BA	1067	A	C2-N3-C4	-13.98	103.61	110.60
1	CA	1154	G	C4-N9-C1'	13.40	143.92	126.50
1	CA	1154	G	C2-N3-C4	-13.31	105.24	111.90
25	DA	528	A	C2-N3-C4	-13.08	104.06	110.60
25	BA	990	A	C2-N3-C4	-12.63	104.28	110.60
25	DA	1698	A	C2-N3-C4	-12.59	104.31	110.60
25	BA	1686	U	O5'-P-OP2	-12.55	94.40	105.70
25	DA	945	A	N1-C6-N6	12.39	126.04	118.60
25	DA	1021	A	C2-N3-C4	-12.13	104.54	110.60
1	AA	1125	U	N1-C2-O2	12.04	131.22	122.80
25	BA	139	A	C5-N7-C8	-11.81	98.00	103.90
25	BA	990	A	C5-N7-C8	-11.77	98.01	103.90
25	BA	990	A	C6-C5-N7	-11.42	124.30	132.30
1	CA	1119	C	C6-N1-C2	-11.41	115.74	120.30
25	BA	990	A	C4-C5-N7	11.33	116.36	110.70
1	CA	999	C	N1-C2-O2	11.29	125.67	118.90
1	CA	1154	G	C8-N9-C1'	-11.20	112.44	127.00
1	AA	1125	U	N1-C2-N3	-11.16	108.20	114.90
23	CX	14	A	C4-C5-C6	11.16	122.58	117.00
25	DA	1489	U	C4-C5-C6	11.12	126.37	119.70
1	AA	343	U	C5-C4-O4	-11.06	119.26	125.90
1	CA	1119	C	C6-N1-C1'	-10.92	107.70	120.80
23	CX	14	A	C5-N7-C8	10.74	109.27	103.90
25	DA	2207	G	N1-C6-O6	10.73	126.34	119.90
23	CX	46	G	N3-C2-N2	-10.65	112.44	119.90
23	AX	8	U	C5-C4-O4	10.58	132.25	125.90
25	BA	1188	A	N3-C4-C5	10.54	134.18	126.80
1	AA	1036	G	C4-N9-C1'	10.48	140.13	126.50
25	BA	139	A	N7-C8-N9	10.45	119.03	113.80
25	DA	1791	A	O5'-P-OP1	-10.22	96.50	105.70
1	CA	1004	A	O4'-C1'-N9	10.19	116.35	108.20
25	DA	2207	G	C6-C5-N7	-10.17	124.30	130.40
25	BA	2452	C	C6-N1-C2	10.12	124.35	120.30
1	CA	1492	A	C8-N9-C4	-10.00	101.80	105.80
25	DA	856	C	C6-N1-C2	-9.98	116.31	120.30
25	DA	1489	U	C2-N1-C1'	9.98	129.68	117.70
25	DA	807	U	O5'-P-OP2	9.92	122.60	110.70
1	CA	1119	C	C5-C6-N1	9.91	125.96	121.00

Continued on next page...

Continued from previous page...

Mol	Chain	Res	Type	Atoms	Z	Observed(°)	Ideal(°)
25	DA	1698	A	N1-C6-N6	9.91	124.55	118.60
25	BA	354	A	C2-N3-C4	-9.82	105.69	110.60
1	AA	343	U	N3-C4-C5	9.82	120.49	114.60
23	AX	46	G	C6-N1-C2	-9.81	119.22	125.10
25	BA	978	A	C5-N7-C8	-9.78	99.01	103.90
1	AA	354	G	O5'-P-OP2	-9.77	96.91	105.70
25	BA	139	A	C2-N3-C4	-9.74	105.73	110.60
25	BA	1067	A	C5-N7-C8	-9.68	99.06	103.90
25	BA	834	U	O5'-P-OP1	-9.67	96.99	105.70
25	BA	2299	A	C2-N3-C4	-9.66	105.77	110.60
1	CA	1122	U	C2-N1-C1'	9.65	129.28	117.70
23	CX	76	A	N7-C8-N9	-9.64	108.98	113.80
23	CX	76	A	N3-C4-C5	-9.63	120.06	126.80
25	BA	1605	A	C2-N3-C4	-9.62	105.79	110.60
26	BB	91	C	C6-N1-C2	9.61	124.14	120.30
25	DA	945	A	C6-C5-N7	-9.60	125.58	132.30
23	CX	8	U	C5-C4-O4	9.59	131.65	125.90
25	BA	2624	C	O5'-P-OP1	-9.53	97.12	105.70
1	AA	1036	G	C8-N9-C1'	-9.51	114.64	127.00
23	CX	8	U	C5-C6-N1	9.49	127.44	122.70
25	DA	330	A	C2-N3-C4	-9.48	105.86	110.60
25	DA	205	G	C8-N9-C4	9.47	110.19	106.40
25	DA	446	G	C8-N9-C4	9.47	110.19	106.40
1	CA	1273	G	N3-C4-N9	9.46	131.68	126.00
25	BA	930	G	O4'-C1'-N9	9.43	115.74	108.20
25	BA	2250	G	O5'-P-OP1	-9.40	97.24	105.70
26	DB	115	G	C8-N9-C4	9.35	110.14	106.40
25	BA	1694	G	O5'-P-OP1	-9.33	97.30	105.70
25	BA	1745	A	N1-C6-N6	9.31	124.19	118.60
25	BA	1440	U	O5'-P-OP1	-9.28	97.34	105.70
25	DA	1698	A	C6-C5-N7	-9.27	125.81	132.30
23	AX	76	A	N3-C4-C5	-9.25	120.33	126.80
1	AA	343	U	C2-N3-C4	-9.23	121.46	127.00
25	DA	981	A	N1-C6-N6	-9.18	113.09	118.60
1	CA	1528	U	O5'-P-OP2	-9.17	97.45	105.70
25	DA	2804	C	C6-N1-C2	-9.16	116.64	120.30
1	CA	1003	G	N3-C4-C5	-9.15	124.03	128.60
1	AA	1030(B)	C	N1-C2-O2	9.14	124.39	118.90
23	AX	76	A	N7-C8-N9	-9.14	109.23	113.80
25	DA	1489	U	C6-N1-C1'	-9.13	108.41	121.20
25	BA	2551	C	C6-N1-C2	9.13	123.95	120.30
25	DA	2617	C	C6-N1-C2	9.10	123.94	120.30

Continued on next page...

Continued from previous page...

Mol	Chain	Res	Type	Atoms	Z	Observed(°)	Ideal(°)
25	DA	2446	G	C8-N9-C4	9.07	110.03	106.40
23	AX	14	A	C5-N7-C8	9.06	108.43	103.90
25	DA	2501	C	C6-N1-C2	9.04	123.92	120.30
23	CX	8	U	N3-C4-C5	-9.03	109.18	114.60
25	BA	2331	G	C4-C5-N7	9.02	114.41	110.80
25	BA	1067	A	N7-C8-N9	8.98	118.29	113.80
1	AA	1493	A	O5'-P-OP1	8.98	121.47	110.70
25	DA	2566	A	O5'-P-OP2	-8.97	97.62	105.70
1	AA	460	G	N7-C8-N9	8.95	117.58	113.10
25	BA	2601	A	C8-N9-C4	8.95	109.38	105.80
1	CA	1012	U	N1-C2-O2	-8.94	116.55	122.80
1	CA	1260	C	C6-N1-C2	-8.91	116.73	120.30
1	CA	1119	C	C4-C5-C6	-8.91	112.94	117.40
1	AA	1030(B)	C	C2-N1-C1'	8.91	128.60	118.80
26	DB	6	C	C6-N1-C2	8.88	123.85	120.30
23	AX	22	G	N3-C4-N9	-8.87	120.68	126.00
26	DB	53	A	C8-N9-C4	-8.85	102.26	105.80
25	BA	254	A	N7-C8-N9	8.84	118.22	113.80
1	CA	1119	C	N1-C2-N3	-8.81	113.03	119.20
25	DA	63	U	C5-C4-O4	8.81	131.18	125.90
23	AX	14	A	C4-C5-C6	8.80	121.40	117.00
25	BA	2694	U	N1-C2-O2	8.79	128.96	122.80
23	CX	76	A	C5-N7-C8	8.79	108.29	103.90
23	CX	46	G	C6-N1-C2	-8.78	119.83	125.10
23	AX	22	G	C5-N7-C8	-8.76	99.92	104.30
25	BA	139	A	N1-C6-N6	8.76	123.85	118.60
23	AX	76	A	C5-N7-C8	8.75	108.27	103.90
25	BA	2298	A	N1-C2-N3	8.74	133.67	129.30
25	BA	607	C	C6-N1-C2	8.73	123.79	120.30
23	CX	22	G	C5-N7-C8	-8.73	99.94	104.30
1	CA	1017	G	C6-N1-C2	8.72	130.34	125.10
25	DA	733	G	N9-C4-C5	-8.71	101.92	105.40
25	BA	552	C	N3-C2-O2	-8.69	115.82	121.90
25	BA	733	G	O5'-P-OP1	-8.68	97.89	105.70
25	BA	2535	G	O5'-P-OP2	-8.68	97.89	105.70
25	DA	1372	U	N3-C4-O4	8.67	125.47	119.40
25	BA	537	G	O4'-C1'-N9	8.64	115.11	108.20
25	DA	933	A	C5-N7-C8	-8.64	99.58	103.90
1	CA	1484	C	C6-N1-C2	8.62	123.75	120.30
25	DA	945	A	C2-N3-C4	-8.58	106.31	110.60
25	BA	934	A	O4'-C1'-N9	8.57	115.06	108.20
25	BA	1382	A	O5'-P-OP2	-8.57	97.98	105.70

Continued on next page...

Continued from previous page...

Mol	Chain	Res	Type	Atoms	Z	Observed(°)	Ideal(°)
25	BA	12	U	N3-C2-O2	-8.56	116.21	122.20
23	AX	46	G	C5-C6-N1	8.55	115.77	111.50
1	CA	1000	U	C5-C6-N1	8.54	126.97	122.70
25	BA	2876	U	C5-C6-N1	-8.54	118.43	122.70
25	BA	119	G	C5-C6-O6	-8.53	123.48	128.60
25	BA	670	C	C5-C6-N1	8.52	125.26	121.00
1	AA	76	C	C5-C6-N1	8.52	125.26	121.00
25	BA	254	A	C8-N9-C4	-8.51	102.39	105.80
1	CA	1307	U	C5-C6-N1	8.48	126.94	122.70
25	DA	528	A	N3-C4-C5	8.47	132.73	126.80
25	DA	1204	A	O4'-C1'-N9	8.46	114.97	108.20
25	BA	1067	A	C5-C6-N1	-8.45	113.47	117.70
25	BA	784	C	C6-N1-C2	8.44	123.67	120.30
1	CA	1054	C	P-O3'-C3'	8.44	129.82	119.70
1	CA	1492	A	C2-N3-C4	8.43	114.81	110.60
25	DA	446	G	N9-C4-C5	-8.43	102.03	105.40
25	DA	1677	A	N1-C6-N6	8.42	123.65	118.60
26	DB	56	G	N3-C4-C5	-8.41	124.40	128.60
25	DA	1142(A)	A	C2-N3-C4	-8.40	106.40	110.60
1	AA	1030(B)	C	C6-N1-C2	-8.39	116.94	120.30
25	BA	1188	A	N1-C6-N6	8.39	123.64	118.60
25	BA	2331	G	N1-C6-O6	8.39	124.94	119.90
1	CA	1311	G	N3-C4-N9	-8.38	120.97	126.00
25	BA	553	A	C2-N3-C4	-8.36	106.42	110.60
1	AA	167	G	N7-C8-N9	8.35	117.27	113.10
1	AA	1125	U	C2-N3-C4	8.34	132.00	127.00
25	DA	1204	A	N1-C6-N6	8.30	123.58	118.60
25	BA	2298	A	C8-N9-C4	-8.29	102.48	105.80
25	BA	837	C	O5'-P-OP2	-8.29	98.24	105.70
23	AX	76	A	N9-C4-C5	8.29	109.11	105.80
1	CA	1004	A	N1-C6-N6	-8.29	113.63	118.60
25	DA	2870	C	C6-N1-C2	-8.28	116.99	120.30
1	CA	999	C	N3-C2-O2	-8.28	116.11	121.90
1	CA	1154	G	C4-C5-C6	8.24	123.75	118.80
25	BA	2083	G	O5'-P-OP2	-8.24	98.28	105.70
25	BA	1263	C	O5'-P-OP2	-8.23	98.29	105.70
25	BA	139	A	C4-C5-N7	8.23	114.81	110.70
25	DA	514	A	C8-N9-C4	8.23	109.09	105.80
25	BA	2298	A	N7-C8-N9	8.22	117.91	113.80
25	BA	2227	G	C4-N9-C1'	-8.19	115.86	126.50
1	AA	1124	G	C8-N9-C4	-8.18	103.13	106.40
25	DA	1654	A	O5'-P-OP1	-8.18	98.34	105.70

Continued on next page...

Continued from previous page...

Mol	Chain	Res	Type	Atoms	Z	Observed(°)	Ideal(°)
25	BA	43	A	C2-N3-C4	-8.14	106.53	110.60
25	DA	1204	A	C2-N3-C4	-8.13	106.53	110.60
1	AA	348	G	O5'-P-OP1	8.13	120.45	110.70
25	BA	1745	A	C2-N3-C4	-8.13	106.54	110.60
1	CA	1123	A	O4'-C1'-N9	8.13	114.70	108.20
25	DA	2567	G	N1-C6-O6	8.13	124.78	119.90
1	AA	1124	G	N3-C4-C5	-8.12	124.54	128.60
25	BA	254	A	C5-N7-C8	-8.12	99.84	103.90
25	BA	2477	C	O5'-P-OP2	-8.12	98.39	105.70
1	AA	800	G	C8-N9-C4	-8.12	103.15	106.40
1	AA	1127	G	N3-C4-N9	8.12	130.87	126.00
1	CA	848	C	C5-C6-N1	8.11	125.05	121.00
25	BA	978	A	N7-C8-N9	8.09	117.84	113.80
25	BA	139	A	C6-C5-N7	-8.08	126.65	132.30
25	BA	2510	C	C2-N3-C4	-8.05	115.88	119.90
1	AA	1125	U	C4-C5-C6	-8.04	114.87	119.70
25	BA	119	G	N1-C6-O6	8.04	124.73	119.90
25	BA	415	G	O5'-P-OP2	-8.04	98.46	105.70
25	BA	2058	C	O5'-P-OP1	-8.03	98.47	105.70
1	CA	1017	G	C5-C6-O6	8.03	133.42	128.60
25	BA	1067	A	N1-C2-N3	8.03	133.31	129.30
25	DA	2224	G	N1-C6-O6	8.02	124.71	119.90
1	CA	998	G	C6-C5-N7	8.02	135.21	130.40
25	BA	1188	A	N3-C4-N9	-8.01	120.99	127.40
25	BA	295	C	O5'-P-OP2	-8.00	98.50	105.70
25	BA	1860	A	O5'-P-OP2	-7.99	98.51	105.70
25	DA	1904	G	O5'-P-OP2	-7.99	98.50	105.70
26	DB	74	U	C5-C4-O4	7.98	130.69	125.90
25	DA	837	C	N1-C2-O2	7.97	123.68	118.90
25	DA	460	A	N1-C6-N6	7.97	123.38	118.60
25	BA	1188	A	C5-C6-N1	-7.96	113.72	117.70
1	AA	1137	C	C5-C6-N1	7.96	124.98	121.00
25	DA	2298	A	N1-C2-N3	-7.96	125.32	129.30
25	DA	529	A	N1-C6-N6	7.95	123.37	118.60
1	CA	1502	A	C5-N7-C8	-7.91	99.95	103.90
25	BA	1056	A	OP1-P-OP2	-7.91	107.74	119.60
25	BA	848	G	O5'-P-OP2	-7.90	98.59	105.70
1	CA	1122	U	C6-N1-C1'	-7.90	110.14	121.20
25	BA	2298	A	C6-C5-N7	-7.88	126.78	132.30
25	DA	530	G	C8-N9-C4	-7.88	103.25	106.40
1	CA	299	G	N1-C6-O6	7.88	124.62	119.90
25	BA	134	G	C8-N9-C4	7.87	109.55	106.40

Continued on next page...

Continued from previous page...

Mol	Chain	Res	Type	Atoms	Z	Observed(°)	Ideal(°)
25	BA	855	G	O5'-P-OP2	-7.86	98.63	105.70
25	DA	945	A	C5-N7-C8	-7.86	99.97	103.90
1	AA	1007	C	C2-N1-C1'	7.86	127.44	118.80
25	BA	1067	A	N1-C6-N6	7.85	123.31	118.60
25	BA	1188	A	C5-N7-C8	-7.85	99.98	103.90
25	BA	1249	A	C5-N7-C8	-7.84	99.98	103.90
25	DA	1254	A	C8-N9-C4	-7.84	102.67	105.80
25	DA	1021	A	C5-N7-C8	-7.83	99.99	103.90
25	DA	981	A	C5-C6-N6	7.83	129.96	123.70
25	BA	2299	A	N3-C4-C5	7.82	132.28	126.80
1	AA	896	C	C6-N1-C2	7.82	123.43	120.30
1	CA	1286	A	C8-N9-C4	-7.81	102.67	105.80
25	BA	1694	G	O5'-P-OP2	7.81	120.07	110.70
1	CA	1149	C	C6-N1-C2	-7.81	117.18	120.30
23	CX	14	A	C5-C6-N1	-7.81	113.80	117.70
25	BA	1249	A	O4'-C1'-N9	7.80	114.44	108.20
25	DA	141	A	C2-N3-C4	-7.80	106.70	110.60
25	DA	1797	C	C6-N1-C2	7.80	123.42	120.30
25	DA	2679	A	O5'-P-OP2	-7.78	98.69	105.70
25	DA	2721	A	O5'-P-OP1	-7.78	98.70	105.70
25	BA	1426	G	O5'-P-OP2	-7.78	98.70	105.70
25	DA	2033	A	C2-N3-C4	7.78	114.49	110.60
25	BA	82	G	N1-C6-O6	7.77	124.56	119.90
25	BA	1985	U	C2-N1-C1'	7.77	127.02	117.70
25	BA	1093	G	N3-C4-N9	7.76	130.66	126.00
25	BA	2074	G	C8-N9-C4	-7.76	103.30	106.40
25	BA	1397	C	N3-C4-C5	7.75	125.00	121.90
25	DA	1266	G	C8-N9-C4	7.75	109.50	106.40
25	DA	1660	C	C2-N3-C4	-7.74	116.03	119.90
1	CA	1180	A	O4'-C1'-N9	7.74	114.39	108.20
25	BA	2298	A	C4-C5-C6	7.73	120.87	117.00
25	BA	2331	G	C5-N7-C8	-7.73	100.43	104.30
25	BA	2331	G	C2-N3-C4	-7.73	108.04	111.90
25	DA	2805	G	C4-C5-N7	-7.71	107.72	110.80
25	BA	1216	G	C8-N9-C4	-7.71	103.32	106.40
1	CA	1135	U	O4'-C1'-N1	7.71	114.36	108.20
25	DA	784	A	C8-N9-C4	7.71	108.88	105.80
25	BA	1093	G	N3-C4-C5	-7.71	124.75	128.60
25	DA	249	C	O5'-P-OP2	-7.70	98.77	105.70
25	DA	214	G	O4'-C1'-N9	7.68	114.34	108.20
34	DO	8	LEU	CA-CB-CG	7.68	132.96	115.30
25	DA	2463	C	C6-N1-C2	7.67	123.37	120.30

Continued on next page...

Continued from previous page...

Mol	Chain	Res	Type	Atoms	Z	Observed(°)	Ideal(°)
1	AA	1087	G	C8-N9-C4	-7.67	103.33	106.40
25	DA	2253	G	C6-C5-N7	-7.67	125.80	130.40
26	DB	53	A	N7-C8-N9	7.67	117.63	113.80
25	BA	1700	G	C8-N9-C4	-7.67	103.33	106.40
25	DA	210	C	C6-N1-C2	7.66	123.36	120.30
25	BA	2265	G	C8-N9-C4	7.65	109.46	106.40
25	BA	1743	G	O5'-P-OP2	-7.65	98.82	105.70
25	BA	990	A	C5-C6-N6	-7.64	117.59	123.70
25	BA	2331	G	C6-C5-N7	-7.63	125.82	130.40
1	CA	1169	A	C4-C5-C6	7.63	120.81	117.00
25	DA	188	G	C4-C5-N7	7.63	113.85	110.80
25	BA	215	G	O4'-C1'-N9	7.62	114.30	108.20
25	BA	82	G	C4-C5-N7	7.61	113.84	110.80
23	CX	8	U	N1-C2-N3	-7.61	110.34	114.90
25	DA	460	A	C5-C6-N6	-7.60	117.62	123.70
1	AA	97	G	O4'-C1'-N9	7.59	114.27	108.20
25	BA	2631	C	C6-N1-C2	7.58	123.33	120.30
25	BA	1972	G	N1-C6-O6	7.58	124.45	119.90
25	DA	1372	U	C5-C4-O4	-7.57	121.36	125.90
1	AA	1397	C	O4'-C1'-N1	7.57	114.25	108.20
25	BA	505	A	N1-C6-N6	-7.57	114.06	118.60
1	CA	1134	G	C8-N9-C4	-7.56	103.38	106.40
25	BA	2236	G	C8-N9-C4	7.55	109.42	106.40
25	BA	2093	A	C8-N9-C4	7.54	108.82	105.80
1	AA	893	C	C6-N1-C2	7.54	123.32	120.30
1	AA	897	C	O5'-P-OP2	-7.54	98.91	105.70
25	DA	2207	G	C4-C5-C6	7.54	123.33	118.80
25	DA	2206	G	C4-N9-C1'	-7.54	116.70	126.50
25	DA	1315	C	C6-N1-C2	-7.54	117.28	120.30
25	BA	2694	U	N3-C2-O2	-7.53	116.93	122.20
23	AX	22	G	C4-C5-C6	-7.53	114.28	118.80
25	DA	212	G	C8-N9-C4	-7.53	103.39	106.40
1	CA	354	G	O5'-P-OP2	-7.53	98.93	105.70
25	BA	1162	C	C6-N1-C2	7.52	123.31	120.30
25	BA	2281	A	O5'-P-OP1	-7.51	98.94	105.70
25	DA	566	U	C5-C6-N1	-7.51	118.94	122.70
25	DA	2503	A	N1-C6-N6	7.49	123.09	118.60
22	AV	17	U	C5-C4-O4	7.48	130.39	125.90
25	BA	917	A	C8-N9-C4	7.47	108.79	105.80
25	DA	2262	U	O5'-P-OP1	-7.47	98.98	105.70
25	DA	1698	A	N1-C2-N3	7.47	133.03	129.30
25	BA	1072	U	N1-C2-O2	7.46	128.03	122.80

Continued on next page...

Continued from previous page...

Mol	Chain	Res	Type	Atoms	Z	Observed(°)	Ideal(°)
25	DA	1973	G	N1-C6-O6	-7.45	115.43	119.90
25	DA	1698	A	C5-C6-N1	-7.45	113.98	117.70
1	CA	1037	C	C6-N1-C2	-7.44	117.33	120.30
25	DA	461	C	N3-C2-O2	7.43	127.10	121.90
25	DA	1261	C	C6-N1-C2	7.43	123.27	120.30
1	CA	841	U	C5-C6-N1	7.42	126.41	122.70
25	BA	1249	A	C2-N3-C4	-7.41	106.90	110.60
25	DA	130	C	N1-C2-O2	7.40	123.34	118.90
25	DA	2357	U	O5'-P-OP2	-7.40	99.04	105.70
1	AA	1127	G	C8-N9-C4	7.40	109.36	106.40
25	BA	139	A	O4'-C1'-N9	7.40	114.12	108.20
25	DA	945	A	C4-C5-C6	7.40	120.70	117.00
25	DA	1791	A	C8-N9-C4	-7.38	102.85	105.80
1	AA	77	G	N9-C4-C5	-7.38	102.45	105.40
23	AX	35	A	C5-C6-N6	7.37	129.59	123.70
25	BA	2036	A	C8-N9-C4	7.36	108.74	105.80
1	AA	167	G	C4-N9-C1'	7.35	136.06	126.50
1	AA	382	A	N1-C2-N3	7.35	132.98	129.30
25	BA	2511	C	C5-C6-N1	7.35	124.67	121.00
25	DA	1644	C	N1-C2-O2	7.34	123.31	118.90
25	DA	1763	G	O5'-P-OP2	-7.34	99.09	105.70
25	DA	2503	A	C5-C6-N6	-7.33	117.83	123.70
25	DA	2218	U	N3-C2-O2	-7.32	117.08	122.20
25	DA	837	C	N3-C2-O2	-7.32	116.78	121.90
25	DA	614	U	C5-C4-O4	7.32	130.29	125.90
25	BA	1094	A	C8-N9-C4	-7.31	102.88	105.80
25	DA	2218	U	N1-C2-O2	7.31	127.92	122.80
25	BA	978	A	C4-C5-N7	7.30	114.35	110.70
1	CA	998	G	C4-C5-N7	-7.30	107.88	110.80
25	BA	2335	G	C5-C6-O6	-7.30	124.22	128.60
25	DA	1022	G	C4-C5-N7	-7.30	107.88	110.80
25	DA	504	U	N1-C2-O2	7.29	127.91	122.80
1	AA	162	A	C8-N9-C4	-7.29	102.88	105.80
25	BA	753	A	C2-N3-C4	-7.29	106.95	110.60
1	CA	1002	G	C5-C6-O6	7.29	132.97	128.60
1	AA	348	G	N3-C4-N9	-7.29	121.63	126.00
1	CA	398	C	N3-C4-N4	-7.28	112.90	118.00
25	BA	1068	G	N3-C4-N9	-7.27	121.64	126.00
25	BA	552	C	N3-C4-N4	-7.27	112.91	118.00
25	BA	122	G	O5'-P-OP2	-7.27	99.16	105.70
25	DA	945	A	N1-C2-N3	7.26	132.93	129.30
1	CA	1492	A	N3-C4-C5	-7.25	121.72	126.80

Continued on next page...

Continued from previous page...

Mol	Chain	Res	Type	Atoms	Z	Observed(°)	Ideal(°)
1	AA	1067	A	P-O3'-C3'	7.24	128.39	119.70
25	DA	2554	U	O5'-P-OP2	-7.24	99.18	105.70
25	BA	989	G	C5-C6-N1	-7.24	107.88	111.50
25	BA	1153	G	N3-C4-C5	-7.24	124.98	128.60
25	BA	1098	C	C6-N1-C2	-7.23	117.41	120.30
25	BA	1007	G	C8-N9-C4	-7.23	103.51	106.40
1	CA	1260	C	C5-C6-N1	7.23	124.61	121.00
1	AA	1502	A	C6-C5-N7	-7.22	127.25	132.30
1	AA	991	U	P-O3'-C3'	7.22	128.36	119.70
1	AA	1030(B)	C	C5-C6-N1	7.22	124.61	121.00
1	CA	1154	G	C4-C5-N7	-7.22	107.91	110.80
25	DA	116	C	C6-N1-C2	-7.22	117.41	120.30
25	BA	1605	A	N3-C4-C5	7.21	131.85	126.80
25	DA	528	A	N1-C6-N6	7.21	122.93	118.60
1	CA	927	G	C5-C6-O6	7.21	132.93	128.60
1	CA	1273	G	C8-N9-C1'	-7.21	117.63	127.00
25	DA	1021	A	N3-C4-N9	-7.21	121.63	127.40
25	DA	1142	U	N3-C2-O2	-7.21	117.16	122.20
1	CA	1286	A	N7-C8-N9	7.20	117.40	113.80
1	CA	1492	A	N7-C8-N9	7.19	117.40	113.80
1	AA	736	C	C6-N1-C2	-7.19	117.42	120.30
25	BA	990	A	N1-C2-N3	7.18	132.89	129.30
1	CA	1154	G	C8-N9-C4	-7.18	103.53	106.40
1	AA	1007	C	C5-C6-N1	7.17	124.58	121.00
25	DA	1828	G	C5-C6-N1	-7.17	107.92	111.50
1	AA	895	G	O5'-P-OP2	-7.16	99.26	105.70
25	DA	528	A	N1-C2-N3	7.16	132.88	129.30
25	BA	1222	A	C8-N9-C4	-7.15	102.94	105.80
1	CA	848	C	C6-N1-C2	-7.15	117.44	120.30
25	DA	2723	C	N1-C2-O2	-7.15	114.61	118.90
1	CA	998	G	N9-C4-C5	7.15	108.26	105.40
25	DA	552	G	N3-C4-C5	7.14	132.17	128.60
25	DA	1776	G	N3-C4-N9	7.14	130.29	126.00
1	AA	1137	C	C6-N1-C2	-7.14	117.44	120.30
23	CX	22	G	C4-C5-C6	-7.14	114.52	118.80
25	BA	789	G	O5'-P-OP1	-7.14	99.27	105.70
23	AX	8	U	N1-C2-N3	-7.14	110.62	114.90
25	DA	1531	C	C5-C6-N1	7.13	124.57	121.00
1	AA	161	A	C8-N9-C4	-7.13	102.95	105.80
1	AA	71	C	N1-C2-O2	7.12	123.17	118.90
1	CA	1023	G	N3-C4-N9	7.12	130.27	126.00
1	AA	162	A	N7-C8-N9	7.11	117.36	113.80

Continued on next page...

Continued from previous page...

Mol	Chain	Res	Type	Atoms	Z	Observed(°)	Ideal(°)
25	BA	2608	U	C5-C6-N1	-7.11	119.14	122.70
1	CA	320	C	C6-N1-C2	7.11	123.14	120.30
1	AA	236	G	C5-C6-N1	-7.10	107.95	111.50
1	AA	254	G	O5'-P-OP1	-7.10	99.31	105.70
25	BA	133	G	N3-C4-C5	7.10	132.15	128.60
25	BA	1067	A	C8-N9-C4	-7.10	102.96	105.80
1	CA	998	G	N3-C4-N9	-7.09	121.74	126.00
25	DA	933	A	C4-C5-N7	7.09	114.25	110.70
25	BA	552	C	C5-C4-N4	7.08	125.16	120.20
25	DA	2253	G	N1-C6-O6	7.07	124.14	119.90
1	CA	913	A	N1-C6-N6	-7.07	114.36	118.60
25	BA	2692	C	N1-C2-O2	-7.06	114.66	118.90
25	DA	1372	U	C2-N1-C1'	7.06	126.18	117.70
1	CA	1003	G	C4-N9-C1'	7.06	135.68	126.50
43	BX	57	LEU	CA-CB-CG	7.06	131.53	115.30
1	AA	1154	G	N9-C4-C5	-7.06	102.58	105.40
1	CA	998	G	N1-C6-O6	-7.06	115.67	119.90
25	DA	1229	G	C8-N9-C4	7.06	109.22	106.40
25	BA	2724	U	C5-C4-O4	-7.05	121.67	125.90
25	DA	528	A	C8-N9-C4	7.05	108.62	105.80
1	AA	470	C	N1-C2-O2	7.05	123.13	118.90
1	AA	193	C	C5-C6-N1	7.04	124.52	121.00
25	DA	2828	C	C6-N1-C2	7.04	123.12	120.30
1	CA	1038	C	C2-N3-C4	7.04	123.42	119.90
25	BA	1318	A	O5'-P-OP2	-7.03	99.38	105.70
25	DA	914	C	N1-C2-O2	7.03	123.11	118.90
1	AA	1397	C	C2-N1-C1'	7.02	126.52	118.80
25	DA	680	G	C6-C5-N7	-7.02	126.19	130.40
1	AA	1036	G	N3-C4-N9	7.01	130.21	126.00
25	BA	553	A	N1-C6-N6	7.01	122.81	118.60
25	DA	1118	C	C6-N1-C2	-7.01	117.50	120.30
25	BA	990	A	N7-C8-N9	7.01	117.31	113.80
23	CX	26	G	C6-N1-C2	7.01	129.31	125.10
1	AA	460	G	C8-N9-C4	-7.00	103.60	106.40
1	AA	1150	U	C2-N3-C4	6.98	131.19	127.00
25	DA	915	C	N3-C2-O2	-6.98	117.01	121.90
25	DA	933	A	N7-C8-N9	6.98	117.29	113.80
25	DA	1701	A	O5'-P-OP1	-6.98	99.42	105.70
25	BA	785	G	N1-C6-O6	6.97	124.08	119.90
25	DA	2286	A	N1-C6-N6	6.97	122.78	118.60
1	AA	76	C	C2-N3-C4	6.97	123.39	119.90
25	BA	639	G	O4'-C1'-N9	6.97	113.77	108.20

Continued on next page...

Continued from previous page...

Mol	Chain	Res	Type	Atoms	Z	Observed(°)	Ideal(°)
25	BA	2001	C	C6-N1-C2	-6.97	117.51	120.30
25	DA	2003	G	O5'-P-OP1	-6.97	99.43	105.70
1	AA	1531	A	O4'-C1'-N9	-6.96	102.63	108.20
25	BA	1386	U	N1-C2-O2	-6.96	117.93	122.80
25	DA	180	G	C6-C5-N7	-6.96	126.22	130.40
1	AA	122	G	C8-N9-C4	6.96	109.18	106.40
25	BA	82	G	N9-C4-C5	-6.96	102.62	105.40
25	DA	90	U	N3-C2-O2	-6.95	117.33	122.20
25	DA	2023	G	N3-C4-N9	6.95	130.17	126.00
23	CX	22	G	N7-C8-N9	6.95	116.58	113.10
25	DA	1975	G	O5'-P-OP2	-6.94	99.45	105.70
1	AA	63	C	C6-N1-C2	-6.94	117.52	120.30
25	BA	1822	A	N1-C6-N6	6.94	122.77	118.60
25	BA	2638	C	C6-N1-C2	6.94	123.08	120.30
25	DA	2699	C	C6-N1-C2	6.94	123.08	120.30
25	BA	1631	C	C5-C6-N1	6.93	124.47	121.00
23	AX	22	G	N3-C4-C5	6.93	132.06	128.60
25	DA	2607	G	N1-C2-N2	-6.93	109.96	116.20
25	BA	2692	C	N3-C4-N4	6.93	122.85	118.00
25	DA	1776	G	C5-C6-O6	-6.93	124.44	128.60
1	AA	460	G	C6-C5-N7	-6.92	126.25	130.40
23	AX	8	U	N3-C4-C5	-6.91	110.45	114.60
25	BA	749	G	O5'-P-OP2	-6.91	99.48	105.70
1	AA	912	C	N3-C2-O2	6.91	126.74	121.90
25	BA	254	A	C2-N3-C4	-6.91	107.14	110.60
25	DA	141	A	N7-C8-N9	6.91	117.25	113.80
26	DB	99	G	N3-C2-N2	-6.90	115.07	119.90
1	CA	979	C	C6-N1-C2	-6.90	117.54	120.30
1	CA	1273	G	C4-N9-C1'	6.90	135.47	126.50
25	BA	2630	G	N3-C4-C5	-6.90	125.15	128.60
25	BA	555	G	C5-N7-C8	-6.89	100.85	104.30
25	DA	1022	G	N3-C4-N9	-6.89	121.86	126.00
25	DA	2893	G	N9-C4-C5	-6.89	102.64	105.40
25	BA	894	U	C5-C6-N1	-6.89	119.25	122.70
25	DA	1826	G	N1-C6-O6	-6.89	115.77	119.90
25	BA	1631	C	C6-N1-C2	-6.88	117.55	120.30
1	CA	1106	G	N9-C4-C5	6.88	108.15	105.40
25	BA	1216	G	N7-C8-N9	6.88	116.54	113.10
25	BA	1414	G	N1-C6-O6	-6.88	115.77	119.90
25	BA	667	G	O5'-P-OP2	-6.88	99.51	105.70
25	BA	990	A	O4'-C1'-N9	6.88	113.70	108.20
1	CA	1391	U	C5-C4-O4	6.88	130.03	125.90

Continued on next page...

Continued from previous page...

Mol	Chain	Res	Type	Atoms	Z	Observed(°)	Ideal(°)
1	AA	1030(B)	C	N3-C2-O2	-6.88	117.09	121.90
1	CA	1502	A	C2-N3-C4	-6.88	107.16	110.60
1	AA	476	G	O4'-C1'-N9	6.87	113.70	108.20
1	CA	1044	A	C5-C6-N6	6.87	129.19	123.70
25	DA	945	A	N7-C8-N9	6.87	117.23	113.80
1	AA	1127	G	N7-C8-N9	-6.87	109.67	113.10
25	DA	1251	C	N1-C2-O2	-6.87	114.78	118.90
1	AA	841	U	C5-C6-N1	6.86	126.13	122.70
1	CA	1003	G	N3-C4-N9	6.86	130.12	126.00
25	DA	738	G	N1-C6-O6	-6.86	115.78	119.90
25	DA	112	U	O5'-P-OP1	-6.86	99.53	105.70
25	DA	2061	G	C5-C6-O6	-6.86	124.48	128.60
1	CA	1273	G	C5-C6-O6	-6.85	124.49	128.60
25	BA	1372	U	C5-C6-N1	-6.85	119.28	122.70
25	DA	2084	C	C6-N1-C2	6.84	123.04	120.30
25	DA	2297	C	C5-C6-N1	6.84	124.42	121.00
25	BA	1755	C	N3-C2-O2	6.84	126.69	121.90
25	DA	2827	C	C6-N1-C2	6.83	123.03	120.30
1	CA	1141	C	C2-N1-C1'	-6.83	111.28	118.80
25	BA	2339	A	N1-C6-N6	-6.83	114.50	118.60
25	BA	2454	C	C5-C6-N1	-6.83	117.59	121.00
25	DA	2313	C	C6-N1-C2	-6.83	117.57	120.30
25	BA	587	C	N1-C2-O2	-6.83	114.80	118.90
25	DA	1983	C	N1-C2-O2	-6.82	114.81	118.90
25	DA	2569	G	N3-C2-N2	-6.82	115.13	119.90
1	AA	187	C	C5-C6-N1	6.81	124.41	121.00
25	DA	2519	U	O5'-P-OP1	-6.81	99.57	105.70
25	BA	949	C	C6-N1-C2	6.80	123.02	120.30
25	DA	1607	C	N1-C2-O2	6.80	122.98	118.90
25	BA	1745	A	C6-C5-N7	-6.80	127.54	132.30
25	BA	174	U	C5-C6-N1	-6.79	119.30	122.70
25	DA	180	G	C4-C5-N7	6.79	113.52	110.80
1	CA	1043	C	N3-C4-C5	-6.79	119.18	121.90
25	DA	2330	G	N1-C6-O6	6.79	123.97	119.90
25	BA	1745	A	C4-C5-N7	6.79	114.09	110.70
1	AA	1502	A	N1-C6-N6	6.78	122.67	118.60
25	DA	945	A	O4'-C1'-N9	6.78	113.63	108.20
26	DB	70	C	N1-C2-O2	6.78	122.97	118.90
25	DA	2501	C	N3-C4-C5	6.78	124.61	121.90
25	BA	2660	C	C6-N1-C2	6.78	123.01	120.30
25	BA	1775	C	C5-C6-N1	6.78	124.39	121.00
25	BA	1744	G	C5-C6-O6	-6.77	124.53	128.60

Continued on next page...

Continued from previous page...

Mol	Chain	Res	Type	Atoms	Z	Observed(°)	Ideal(°)
2	CB	154	LEU	CA-CB-CG	6.77	130.88	115.30
25	BA	2229	A	O4'-C1'-N9	6.77	113.62	108.20
25	BA	978	A	N1-C6-N6	6.77	122.66	118.60
25	BA	2074	G	N9-C4-C5	6.77	108.11	105.40
25	DA	1826	G	C4-C5-N7	-6.77	108.09	110.80
1	AA	383	A	O4'-C1'-N9	6.76	113.61	108.20
1	CA	1002	G	N3-C4-N9	-6.76	121.94	126.00
25	BA	2265	G	N9-C4-C5	-6.76	102.70	105.40
25	DA	2033	A	C5-C6-N1	6.76	121.08	117.70
25	DA	1284	A	N1-C6-N6	6.76	122.65	118.60
25	BA	2299	A	N3-C4-N9	-6.75	122.00	127.40
25	BA	2558	U	C5-C6-N1	-6.75	119.33	122.70
25	BA	2298	A	C2-N3-C4	-6.75	107.23	110.60
25	DA	22	C	C6-N1-C2	6.75	123.00	120.30
1	CA	1042	G	C6-N1-C2	6.75	129.15	125.10
25	BA	840	A	N1-C6-N6	6.74	122.65	118.60
25	BA	2627	U	N3-C4-O4	-6.74	114.68	119.40
25	BA	1858	C	N3-C4-N4	-6.74	113.28	118.00
25	BA	339	G	C5-C6-N1	-6.73	108.13	111.50
1	CA	1502	A	C4-C5-N7	6.73	114.07	110.70
1	AA	1028	C	C6-N1-C2	-6.73	117.61	120.30
1	CA	1183	A	P-O3'-C3'	6.72	127.77	119.70
1	CA	1307	U	N3-C4-O4	6.72	124.11	119.40
25	DA	901	A	N7-C8-N9	6.72	117.16	113.80
25	DA	2188	C	C6-N1-C2	-6.72	117.61	120.30
25	BA	719	C	C6-N1-C2	6.72	122.99	120.30
1	AA	446	G	N1-C6-O6	6.72	123.93	119.90
25	BA	2238	C	C6-N1-C2	6.72	122.99	120.30
25	BA	105	C	C6-N1-C2	6.71	122.99	120.30
25	BA	1606	G	C4-N9-C1'	-6.71	117.77	126.50
7	CG	22	LEU	CA-CB-CG	6.71	130.74	115.30
25	BA	2807	C	C5-C6-N1	6.71	124.35	121.00
25	DA	552	G	N3-C4-N9	-6.71	121.98	126.00
25	BA	2527	C	OP1-P-OP2	-6.71	109.54	119.60
25	BA	555	G	N3-C4-N9	-6.70	121.98	126.00
1	AA	912	C	N1-C2-O2	-6.70	114.88	118.90
1	AA	1278	U	C5-C6-N1	6.70	126.05	122.70
25	DA	1021	A	N3-C4-C5	6.70	131.49	126.80
25	BA	559	U	O5'-P-OP1	-6.70	99.67	105.70
51	D5	58	LEU	CA-CB-CG	6.69	130.69	115.30
1	AA	460	G	C4-N9-C1'	6.69	135.20	126.50
25	BA	767	C	C6-N1-C2	6.69	122.98	120.30

Continued on next page...

Continued from previous page...

Mol	Chain	Res	Type	Atoms	Z	Observed(°)	Ideal(°)
25	BA	2544	G	N1-C6-O6	6.69	123.91	119.90
1	CA	1154	G	C5-N7-C8	6.69	107.64	104.30
19	CS	16	LEU	CA-CB-CG	6.69	130.68	115.30
25	DA	458	G	C8-N9-C4	-6.69	103.72	106.40
1	CA	768	A	C2-N3-C4	-6.68	107.26	110.60
25	BA	833	C	N3-C4-C5	6.68	124.57	121.90
25	BA	2055	A	O5'-P-OP1	-6.68	99.69	105.70
1	CA	754	C	C2-N1-C1'	6.68	126.15	118.80
25	DA	94(A)	G	C8-N9-C4	-6.68	103.73	106.40
25	BA	512	C	C6-N1-C2	6.68	122.97	120.30
25	BA	1745	A	C5-N7-C8	-6.68	100.56	103.90
1	CA	1034	G	N3-C4-N9	-6.68	121.99	126.00
25	BA	50	G	N9-C4-C5	6.68	108.07	105.40
25	DA	2519	U	C6-N1-C2	6.67	125.00	121.00
1	AA	836	G	N1-C6-O6	6.67	123.90	119.90
25	BA	2549	U	C5-C4-O4	6.67	129.90	125.90
23	CX	76	A	N9-C4-C5	6.66	108.47	105.80
22	AV	17	U	C2-N3-C4	6.66	131.00	127.00
1	CA	65	U	P-O3'-C3'	6.66	127.69	119.70
1	AA	1026	G	C4-N9-C1'	6.66	135.16	126.50
25	BA	1093	G	C4-N9-C1'	6.66	135.16	126.50
1	CA	841	U	C6-N1-C2	-6.66	117.00	121.00
25	DA	205	G	C4-N9-C1'	-6.66	117.84	126.50
25	DA	2224	G	C6-C5-N7	-6.66	126.41	130.40
25	BA	488	C	N3-C4-C5	6.65	124.56	121.90
25	BA	655	G	C8-N9-C4	6.65	109.06	106.40
25	DA	1021	A	N1-C2-N3	6.65	132.63	129.30
25	DA	2567	G	C5-C6-O6	-6.65	124.61	128.60
25	DA	114	U	N3-C4-O4	6.65	124.05	119.40
25	DA	330	A	N3-C4-C5	6.65	131.45	126.80
1	AA	728	A	O5'-P-OP2	-6.64	99.72	105.70
25	BA	477	C	N1-C2-O2	-6.64	114.91	118.90
25	DA	1489	U	C5-C6-N1	-6.64	119.38	122.70
1	AA	167	G	C6-C5-N7	-6.64	126.42	130.40
25	DA	1471	A	C8-N9-C4	-6.64	103.14	105.80
43	DX	57	LEU	CA-CB-CG	6.64	130.57	115.30
25	BA	1097	G	N1-C6-O6	6.63	123.88	119.90
1	CA	1154	G	O4'-C1'-N9	6.63	113.50	108.20
1	CA	1106	G	C8-N9-C4	-6.63	103.75	106.40
25	DA	1344	G	N1-C6-O6	6.62	123.88	119.90
1	AA	66	G	N1-C6-O6	6.62	123.87	119.90
25	DA	898	C	C5-C6-N1	6.62	124.31	121.00

Continued on next page...

Continued from previous page...

Mol	Chain	Res	Type	Atoms	Z	Observed(°)	Ideal(°)
25	DA	271(A)	A	C8-N9-C4	6.61	108.45	105.80
1	CA	1126	U	C5-C6-N1	6.61	126.00	122.70
1	CA	984	C	C2-N3-C4	6.61	123.20	119.90
1	AA	1276	G	N3-C4-C5	-6.61	125.30	128.60
26	DB	9	G	N1-C6-O6	6.61	123.86	119.90
25	BA	1958	A	N1-C6-N6	6.60	122.56	118.60
25	DA	2320	A	C2-N3-C4	6.60	113.90	110.60
25	DA	2630	G	N3-C4-C5	6.60	131.90	128.60
1	AA	532	A	OP1-P-O3'	6.60	119.72	105.20
25	BA	553	A	N3-C4-C5	6.60	131.42	126.80
25	BA	2794	A	N1-C6-N6	-6.60	114.64	118.60
25	DA	530	G	N3-C4-N9	-6.59	122.04	126.00
1	CA	5	U	C2-N1-C1'	6.59	125.61	117.70
25	BA	50	G	C5-C6-O6	6.59	132.55	128.60
25	DA	2512	C	C6-N1-C2	6.59	122.94	120.30
25	BA	485	U	O5'-P-OP2	-6.58	99.78	105.70
25	DA	898	C	C6-N1-C2	-6.58	117.67	120.30
25	DA	2572	A	C8-N9-C4	6.58	108.43	105.80
25	BA	1926	G	N1-C6-O6	-6.58	115.95	119.90
1	AA	1007	C	C6-N1-C1'	-6.58	112.90	120.80
25	BA	892	G	O4'-C1'-N9	6.58	113.46	108.20
1	CA	1273	G	N3-C4-C5	-6.58	125.31	128.60
25	DA	2072	G	N1-C6-O6	6.57	123.84	119.90
23	AX	22	G	C8-N9-C1'	6.56	135.53	127.00
1	CA	1395	C	C2-N3-C4	6.56	123.18	119.90
25	DA	2333	A	C8-N9-C4	6.56	108.42	105.80
25	DA	1269	A	C2-N3-C4	-6.56	107.32	110.60
25	DA	1573	G	C8-N9-C4	6.55	109.02	106.40
1	CA	915	A	N7-C8-N9	-6.55	110.53	113.80
25	DA	576	U	O5'-P-OP1	-6.55	99.81	105.70
25	DA	2512	C	N3-C4-C5	6.55	124.52	121.90
25	DA	790	C	O5'-P-OP2	-6.55	99.81	105.70
25	DA	272(C)	G	N3-C4-C5	6.54	131.87	128.60
25	BA	2700	U	N3-C4-C5	-6.54	110.67	114.60
1	CA	992	U	P-O3'-C3'	6.54	127.55	119.70
1	CA	998	G	C5-C6-O6	6.54	132.53	128.60
25	DA	1477	A	C2-N3-C4	-6.54	107.33	110.60
25	BA	1068	G	N9-C4-C5	6.54	108.02	105.40
25	BA	1072	U	C2-N1-C1'	6.54	125.54	117.70
25	BA	254	A	O4'-C1'-N9	6.53	113.42	108.20
1	AA	611	A	C8-N9-C4	6.53	108.41	105.80
25	BA	1249	A	C4-C5-N7	6.53	113.96	110.70

Continued on next page...

Continued from previous page...

Mol	Chain	Res	Type	Atoms	Z	Observed(°)	Ideal(°)
25	DA	205	G	N7-C8-N9	-6.53	109.84	113.10
25	DA	956	G	C8-N9-C4	-6.52	103.79	106.40
1	AA	1127	G	N9-C4-C5	-6.52	102.79	105.40
43	DX	65	ARG	NE-CZ-NH2	-6.52	117.04	120.30
25	BA	1723	A	N1-C6-N6	-6.52	114.69	118.60
25	BA	2651	A	N1-C6-N6	6.52	122.51	118.60
25	DA	1698	A	C5-N7-C8	-6.52	100.64	103.90
25	DA	912	C	C6-N1-C2	-6.52	117.69	120.30
1	AA	1123	A	C5-C6-N6	6.52	128.91	123.70
1	AA	1123	A	C6-N1-C2	6.51	122.51	118.60
25	DA	1142	U	N1-C2-O2	6.51	127.36	122.80
1	CA	527	G	N1-C6-O6	-6.51	115.99	119.90
25	DA	663	G	C4-C5-N7	-6.51	108.20	110.80
25	DA	1698	A	C4-C5-N7	6.51	113.96	110.70
25	DA	1698	A	O4'-C1'-N9	6.51	113.41	108.20
25	DA	514	A	N7-C8-N9	-6.51	110.55	113.80
1	CA	1101	A	C8-N9-C4	6.51	108.40	105.80
25	DA	2489	G	C8-N9-C4	6.51	109.00	106.40
25	BA	1098	C	C5-C6-N1	6.50	124.25	121.00
25	BA	398	A	N1-C6-N6	6.50	122.50	118.60
1	AA	348	G	N3-C4-C5	6.50	131.85	128.60
25	BA	2454	C	C6-N1-C2	6.50	122.90	120.30
23	CX	22	G	C8-N9-C4	-6.50	103.80	106.40
25	DA	754	C	N1-C2-O2	-6.50	115.00	118.90
25	BA	2430	A	N1-C6-N6	6.49	122.50	118.60
25	DA	1269	A	N1-C6-N6	6.49	122.50	118.60
25	BA	1700	G	P-O3'-C3'	6.49	127.48	119.70
25	DA	195	A	OP2-P-O3'	6.49	119.47	105.20
25	DA	1313	U	C2-N1-C1'	6.49	125.48	117.70
25	DA	196	A	O5'-P-OP2	-6.48	99.86	105.70
25	BA	354	A	C5-N7-C8	-6.48	100.66	103.90
1	AA	1127	G	C5-N7-C8	6.47	107.54	104.30
1	AA	1502	A	N1-C2-N3	6.47	132.54	129.30
26	DB	72	G	C6-C5-N7	-6.47	126.52	130.40
1	AA	890	G	O4'-C1'-N9	6.47	113.38	108.20
25	DA	1807	G	N1-C6-O6	6.46	123.78	119.90
25	DA	63	U	N3-C4-O4	-6.46	114.88	119.40
25	BA	254	A	C6-C5-N7	-6.46	127.78	132.30
25	DA	1698	A	C4-C5-C6	6.46	120.23	117.00
25	BA	2521	G	C8-N9-C4	6.46	108.98	106.40
25	BA	1930	C	C6-N1-C2	-6.45	117.72	120.30
25	BA	2868	C	O5'-P-OP2	-6.45	99.90	105.70

Continued on next page...

Continued from previous page...

Mol	Chain	Res	Type	Atoms	Z	Observed(°)	Ideal(°)
25	DA	2446	G	N9-C4-C5	-6.45	102.82	105.40
1	AA	1519	A	C5-C6-N1	-6.45	114.48	117.70
1	CA	1518	A	N1-C2-N3	6.45	132.52	129.30
1	CA	161	A	C8-N9-C4	-6.44	103.22	105.80
1	AA	1124	G	C2-N3-C4	6.44	115.12	111.90
25	DA	1692	U	O5'-P-OP2	-6.44	99.91	105.70
25	BA	184	A	C5-N7-C8	6.44	107.12	103.90
25	DA	31	C	O5'-P-OP2	-6.43	99.91	105.70
25	BA	696	C	C5-C6-N1	6.43	124.22	121.00
25	DA	2244	U	C5-C6-N1	-6.43	119.49	122.70
25	BA	1783	C	C6-N1-C2	6.43	122.87	120.30
25	DA	2546	U	N1-C2-O2	-6.42	118.30	122.80
25	BA	1067	A	C6-C5-N7	-6.42	127.81	132.30
1	AA	738	C	C6-N1-C2	-6.42	117.73	120.30
25	DA	1210	A	P-O3'-C3'	6.42	127.40	119.70
23	CX	46	G	N9-C4-C5	6.42	107.97	105.40
25	BA	999	G	OP2-P-O3'	6.41	119.30	105.20
25	DA	907	U	C5-C6-N1	6.41	125.91	122.70
25	DA	2207	G	C5-C6-O6	-6.41	124.75	128.60
25	DA	2805	G	O4'-C1'-N9	6.41	113.33	108.20
25	BA	12	U	N1-C2-O2	6.40	127.28	122.80
1	CA	915	A	C8-N9-C4	6.40	108.36	105.80
25	DA	671	C	N1-C2-O2	-6.40	115.06	118.90
1	CA	1064	G	P-O3'-C3'	6.40	127.38	119.70
25	DA	529	A	C4-C5-N7	6.40	113.90	110.70
25	BA	538	A	N1-C6-N6	6.40	122.44	118.60
25	DA	1660	C	C5-C6-N1	-6.40	117.80	121.00
25	DA	1021	A	N7-C8-N9	6.40	117.00	113.80
25	DA	1142(A)	A	N1-C2-N3	6.40	132.50	129.30
1	AA	878	G	C8-N9-C4	6.39	108.96	106.40
25	DA	1489	U	N3-C4-O4	6.39	123.87	119.40
25	DA	522	G	C5-C6-O6	-6.38	124.77	128.60
25	DA	915	C	C6-N1-C2	-6.38	117.75	120.30
25	DA	945	A	C5-C6-N1	-6.38	114.51	117.70
25	BA	2228	G	C6-C5-N7	-6.38	126.58	130.40
1	AA	1502	A	C2-N3-C4	-6.38	107.41	110.60
25	BA	856	G	C5-C6-O6	6.37	132.42	128.60
25	BA	2331	G	C5-C6-O6	-6.37	124.78	128.60
25	DA	1677	A	C5-C6-N6	-6.37	118.61	123.70
25	BA	2427	G	C8-N9-C4	-6.37	103.85	106.40
25	DA	1653	G	C6-C5-N7	-6.36	126.58	130.40
25	BA	1631	C	C2-N1-C1'	6.36	125.79	118.80

Continued on next page...

Continued from previous page...

Mol	Chain	Res	Type	Atoms	Z	Observed(°)	Ideal(°)
1	CA	906	G	N3-C4-N9	6.36	129.81	126.00
25	DA	470	A	O5'-P-OP1	-6.36	99.98	105.70
25	DA	529	A	C5-N7-C8	-6.36	100.72	103.90
25	DA	2347	C	N1-C2-O2	6.36	122.71	118.90
1	AA	1531	A	C8-N9-C4	-6.35	103.26	105.80
25	BA	2103	C	O5'-P-OP2	-6.35	99.98	105.70
25	BA	2228	G	C8-N9-C1'	-6.35	118.74	127.00
25	DA	2550	G	C6-C5-N7	-6.35	126.59	130.40
25	BA	610	C	N1-C2-O2	-6.35	115.09	118.90
1	CA	1221	G	C6-N1-C2	6.35	128.91	125.10
25	DA	2338	G	N3-C4-C5	6.35	131.78	128.60
1	AA	1276	G	C8-N9-C4	-6.35	103.86	106.40
25	BA	1659	G	C2-N3-C4	-6.34	108.73	111.90
25	BA	1850	A	C2-N3-C4	-6.34	107.43	110.60
25	BA	1710	C	C5-C4-N4	-6.34	115.76	120.20
25	DA	2826	A	N1-C6-N6	-6.34	114.80	118.60
25	BA	1170	C	C6-N1-C2	6.33	122.83	120.30
1	AA	1506	U	N3-C2-O2	6.33	126.63	122.20
25	BA	1994	A	C8-N9-C4	-6.33	103.27	105.80
25	DA	2595	G	C8-N9-C4	6.33	108.93	106.40
1	AA	146	G	C8-N9-C4	-6.33	103.87	106.40
1	CA	1262	C	C2-N1-C1'	6.33	125.76	118.80
25	DA	527	C	C6-N1-C2	-6.33	117.77	120.30
1	AA	458	C	C5-C6-N1	6.32	124.16	121.00
25	DA	2313	C	N3-C4-C5	-6.32	119.37	121.90
1	CA	1158	C	N3-C2-O2	-6.32	117.48	121.90
26	DB	56	G	N3-C4-N9	6.31	129.79	126.00
25	BA	2431	U	OP1-P-O3'	6.31	119.09	105.20
1	CA	1026	G	C2-N3-C4	6.31	115.06	111.90
25	DA	114	U	C2-N1-C1'	6.31	125.27	117.70
25	BA	1093	G	N3-C2-N2	6.31	124.31	119.90
25	DA	912	C	N3-C2-O2	-6.31	117.48	121.90
25	BA	719	C	N1-C2-O2	-6.30	115.12	118.90
1	CA	299	G	C5-C6-O6	-6.30	124.82	128.60
25	DA	461	C	N1-C2-O2	-6.30	115.12	118.90
25	DA	659	C	C6-N1-C2	6.30	122.82	120.30
25	DA	1774	C	C5-C6-N1	6.30	124.15	121.00
25	DA	2332	U	C5-C6-N1	-6.30	119.55	122.70
25	BA	2641	A	O4'-C1'-N9	6.30	113.24	108.20
25	DA	2520	C	C6-N1-C2	6.30	122.82	120.30
25	BA	507	G	O5'-P-OP2	-6.30	100.03	105.70
25	BA	1067	A	N3-C4-C5	6.30	131.21	126.80

Continued on next page...

Continued from previous page...

Mol	Chain	Res	Type	Atoms	Z	Observed(°)	Ideal(°)
25	BA	342	C	C6-N1-C2	-6.29	117.78	120.30
1	CA	115	G	P-O3'-C3'	6.29	127.25	119.70
25	DA	465	G	C5-C6-O6	-6.29	124.82	128.60
25	DA	1647	G	O4'-C1'-N9	-6.29	103.16	108.20
1	CA	1502	A	N7-C8-N9	6.29	116.95	113.80
1	CA	1122	U	O4'-C1'-N1	-6.29	103.17	108.20
1	AA	299	G	N3-C4-C5	6.29	131.74	128.60
25	BA	46	C	N3-C4-C5	6.29	124.42	121.90
25	BA	1373	C	C6-N1-C2	-6.29	117.78	120.30
1	CA	1397	C	C2-N1-C1'	6.29	125.72	118.80
1	CA	1004	A	C5-C6-N6	6.29	128.73	123.70
1	CA	1154	G	N1-C2-N3	6.29	127.67	123.90
1	CA	365	U	C5-C6-N1	-6.29	119.56	122.70
25	DA	2346	A	N1-C6-N6	-6.29	114.83	118.60
25	BA	1322	A	C8-N9-C4	6.28	108.31	105.80
1	AA	1460	A	C8-N9-C4	6.28	108.31	105.80
25	DA	827	U	N3-C2-O2	6.28	126.60	122.20
25	DA	597	U	N3-C2-O2	6.28	126.60	122.20
25	BA	2227	G	C8-N9-C1'	6.28	135.16	127.00
1	CA	1325	C	C5-C4-N4	6.28	124.59	120.20
25	BA	1699	A	OP1-P-O3'	6.28	119.01	105.20
29	DF	12	LEU	CA-CB-CG	6.27	129.72	115.30
1	CA	1163	C	N1-C2-O2	6.27	122.66	118.90
1	CA	1271	G	C5-C6-O6	-6.27	124.84	128.60
1	AA	421	U	N3-C2-O2	-6.26	117.81	122.20
1	AA	1036	G	N3-C4-C5	-6.26	125.47	128.60
25	BA	1665	G	O5'-P-OP2	-6.26	100.06	105.70
25	DA	1963	U	C5-C6-N1	6.26	125.83	122.70
25	BA	2511	C	N3-C4-N4	6.26	122.38	118.00
25	BA	1315	A	O5'-P-OP2	-6.26	100.06	105.70
25	BA	2622	C	O5'-P-OP1	-6.26	100.07	105.70
1	CA	5	U	C6-N1-C2	-6.26	117.25	121.00
1	CA	1022	G	N3-C4-N9	-6.26	122.25	126.00
23	CX	34	C	C2-N1-C1'	6.25	125.68	118.80
25	DA	1281	G	N1-C6-O6	6.25	123.65	119.90
25	BA	354	A	N3-C4-C5	6.25	131.18	126.80
25	BA	1055	A	C8-N9-C4	-6.25	103.30	105.80
1	CA	916	G	C8-N9-C4	-6.25	103.90	106.40
25	DA	2825	C	O5'-P-OP1	-6.25	100.07	105.70
25	BA	2694	U	C2-N1-C1'	6.25	125.20	117.70
25	DA	2599	G	C8-N9-C4	6.25	108.90	106.40
25	BA	1522	G	N3-C2-N2	-6.25	115.53	119.90

Continued on next page...

Continued from previous page...

Mol	Chain	Res	Type	Atoms	Z	Observed(°)	Ideal(°)
1	AA	1531	A	N7-C8-N9	6.25	116.92	113.80
25	BA	555	G	C8-N9-C4	-6.25	103.90	106.40
25	DA	680	G	C5-C6-O6	-6.25	124.85	128.60
25	BA	82	G	C6-C5-N7	-6.24	126.65	130.40
25	DA	1322	A	O5'-P-OP2	-6.24	100.08	105.70
25	BA	1249	A	C6-C5-N7	-6.24	127.93	132.30
25	DA	826	U	C5-C6-N1	-6.24	119.58	122.70
1	AA	401	C	C6-N1-C2	-6.24	117.81	120.30
1	AA	1113	C	C6-N1-C2	-6.24	117.81	120.30
23	CX	26	G	N3-C2-N2	6.24	124.27	119.90
25	BA	2641	A	N1-C2-N3	6.24	132.42	129.30
25	DA	208	C	C6-N1-C2	6.24	122.80	120.30
23	CX	22	G	C8-N9-C1'	6.24	135.11	127.00
25	DA	1769	G	C5-C6-O6	-6.24	124.86	128.60
1	CA	1158	C	C6-N1-C2	-6.23	117.81	120.30
25	BA	978	A	C6-C5-N7	-6.23	127.94	132.30
25	BA	930	G	C4-N9-C1'	-6.23	118.40	126.50
25	DA	680	G	N1-C6-O6	6.22	123.64	119.90
25	DA	1746	G	C8-N9-C4	-6.22	103.91	106.40
1	AA	1285	A	P-O3'-C3'	6.22	127.17	119.70
25	BA	2265	G	N1-C6-O6	6.22	123.63	119.90
25	BA	1489	G	N1-C6-O6	6.22	123.63	119.90
25	BA	2550	C	N3-C4-C5	6.22	124.39	121.90
25	BA	1522	G	N1-C6-O6	6.22	123.63	119.90
2	CB	180	LEU	CA-CB-CG	-6.22	101.00	115.30
25	BA	1494	G	C8-N9-C4	-6.21	103.91	106.40
25	DA	1271	G	C5-C6-N1	-6.21	108.39	111.50
25	DA	680	G	C4-C5-N7	6.21	113.28	110.80
25	DA	1363	C	N3-C4-N4	-6.21	113.66	118.00
25	DA	52	A	C8-N9-C4	-6.20	103.32	105.80
25	DA	885	C	C5-C6-N1	6.20	124.10	121.00
1	CA	1033	G	N9-C4-C5	-6.20	102.92	105.40
25	BA	1696	G	O5'-P-OP2	-6.20	100.12	105.70
1	AA	998	G	N3-C4-N9	-6.20	122.28	126.00
1	CA	1169	A	N1-C6-N6	6.19	122.32	118.60
25	DA	1600	C	N1-C2-O2	-6.19	115.19	118.90
1	AA	1415	G	N1-C6-O6	6.19	123.61	119.90
25	BA	46	C	C2-N3-C4	-6.19	116.81	119.90
25	BA	139	A	C8-N9-C4	-6.19	103.33	105.80
25	BA	288	U	O4'-C1'-N1	6.19	113.15	108.20
25	BA	1606	G	N3-C4-N9	-6.19	122.29	126.00
25	DA	1653	G	C8-N9-C1'	-6.18	118.96	127.00

Continued on next page...

Continued from previous page...

Mol	Chain	Res	Type	Atoms	Z	Observed(°)	Ideal(°)
25	DA	1937	A	C8-N9-C4	6.18	108.27	105.80
22	CV	17	U	C2-N3-C4	6.18	130.71	127.00
25	DA	1651	G	C8-N9-C4	6.18	108.87	106.40
25	DA	733	G	C4-C5-N7	6.18	113.27	110.80
1	CA	175	C	C6-N1-C2	-6.17	117.83	120.30
1	CA	897	C	O5'-P-OP2	-6.17	100.14	105.70
25	BA	792	G	C5-C6-O6	-6.17	124.90	128.60
1	CA	1169	A	C8-N9-C4	-6.17	103.33	105.80
25	DA	1204	A	C6-C5-N7	-6.17	127.98	132.30
1	AA	92	C	C5-C6-N1	6.17	124.08	121.00
1	AA	720	C	C6-N1-C2	-6.17	117.83	120.30
1	AA	1007	C	O4'-C1'-N1	-6.17	103.27	108.20
1	CA	1000	U	C2-N3-C4	6.17	130.70	127.00
34	BO	8	LEU	CA-CB-CG	6.17	129.48	115.30
25	BA	2734	A	C8-N9-C4	6.16	108.27	105.80
1	AA	1007	C	C2-N3-C4	6.16	122.98	119.90
1	CA	1113	C	C6-N1-C2	-6.16	117.84	120.30
25	DA	827	U	N1-C2-O2	-6.16	118.49	122.80
25	DA	1826	G	C5-N7-C8	6.16	107.38	104.30
25	DA	2804	C	C5-C6-N1	6.16	124.08	121.00
25	DA	116	C	N3-C4-C5	-6.16	119.44	121.90
25	BA	1922	A	O5'-P-OP1	-6.16	100.16	105.70
1	CA	997	U	C2-N3-C4	6.15	130.69	127.00
25	DA	1204	A	N1-C2-N3	6.15	132.38	129.30
25	DA	1660	C	C4-C5-C6	6.15	120.47	117.40
25	DA	2505	G	C5-C6-O6	-6.15	124.91	128.60
26	DB	56	G	C8-N9-C4	-6.15	103.94	106.40
25	DA	207	A	C8-N9-C4	6.14	108.26	105.80
25	BA	353	G	O5'-P-OP2	-6.14	100.17	105.70
25	BA	2519	C	O5'-P-OP2	-6.14	100.17	105.70
23	AX	4	G	C8-N9-C4	6.14	108.86	106.40
1	AA	1506	U	N1-C2-O2	-6.14	118.50	122.80
25	BA	2239	A	N9-C4-C5	6.14	108.25	105.80
25	BA	1067	A	N3-C4-N9	-6.13	122.49	127.40
25	DA	2246	G	C2-N3-C4	-6.13	108.83	111.90
25	DA	2644	G	N3-C4-N9	-6.13	122.32	126.00
25	BA	2506	G	C8-N9-C4	6.13	108.85	106.40
25	BA	903	C	C6-N1-C2	-6.13	117.85	120.30
25	BA	2627	U	C4-C5-C6	-6.13	116.02	119.70
1	CA	316	G	N1-C6-O6	6.13	123.58	119.90
25	DA	2286	A	C2-N3-C4	-6.13	107.54	110.60
25	BA	1386	U	C2-N3-C4	-6.12	123.33	127.00

Continued on next page...

Continued from previous page...

Mol	Chain	Res	Type	Atoms	Z	Observed(°)	Ideal(°)
1	AA	227	G	C8-N9-C4	6.12	108.85	106.40
23	AX	76	A	C4-C5-C6	6.12	120.06	117.00
25	BA	842	C	N3-C4-N4	-6.12	113.72	118.00
1	CA	1044	A	N1-C6-N6	-6.12	114.93	118.60
1	CA	1054	C	C2-N1-C1'	6.12	125.53	118.80
25	BA	2331	G	O4'-C1'-N9	6.11	113.09	108.20
25	DA	62	C	C6-N1-C2	6.11	122.75	120.30
25	DA	2373	G	N1-C6-O6	6.11	123.57	119.90
23	CX	22	G	N1-C6-O6	-6.11	116.23	119.90
25	DA	141	A	C5-N7-C8	-6.11	100.85	103.90
25	BA	2015	U	O5'-P-OP1	-6.10	100.21	105.70
25	DA	1678	G	C8-N9-C4	-6.10	103.96	106.40
25	DA	2294	C	N1-C2-O2	6.10	122.56	118.90
25	DA	2321	G	N9-C4-C5	-6.10	102.96	105.40
1	AA	343	U	N1-C2-O2	-6.10	118.53	122.80
25	DA	748	G	C5-C6-N1	6.10	114.55	111.50
26	BB	80	U	C5-C4-O4	6.10	129.56	125.90
25	DA	2039	C	C6-N1-C2	-6.10	117.86	120.30
25	BA	989	G	C4-N9-C1'	6.10	134.43	126.50
25	BA	2287	C	O5'-P-OP1	-6.09	100.21	105.70
1	AA	1131	G	N1-C6-O6	6.09	123.56	119.90
25	BA	1829	U	N3-C4-O4	-6.09	115.14	119.40
25	DA	180	G	C5-C6-O6	-6.09	124.94	128.60
25	DA	2446	G	N7-C8-N9	-6.09	110.05	113.10
25	BA	933	C	N1-C2-O2	6.09	122.55	118.90
25	BA	2228	G	N1-C6-O6	6.09	123.55	119.90
23	CX	46	G	C8-N9-C1'	6.09	134.91	127.00
25	DA	2489	G	N9-C4-C5	-6.09	102.96	105.40
25	BA	894	U	N3-C4-O4	-6.09	115.14	119.40
25	DA	1558	A	P-O3'-C3'	6.09	127.00	119.70
1	AA	101	A	O5'-P-OP2	-6.08	100.22	105.70
25	BA	2712	C	C6-N1-C2	6.08	122.73	120.30
25	DA	2735	G	C5-C6-O6	-6.08	124.95	128.60
25	BA	1336	C	C6-N1-C2	-6.08	117.87	120.30
25	BA	2227	G	C8-N9-C4	6.08	108.83	106.40
25	DA	1797	C	C5-C6-N1	-6.08	117.96	121.00
26	DB	13	A	C8-N9-C4	6.08	108.23	105.80
25	DA	885	C	C6-N1-C2	-6.08	117.87	120.30
25	BA	477	C	C6-N1-C2	6.08	122.73	120.30
25	BA	1024	G	C5-C6-O6	6.08	132.25	128.60
25	BA	2565	G	N3-C2-N2	6.08	124.15	119.90
25	DA	522	G	N1-C6-O6	6.08	123.55	119.90

Continued on next page...

Continued from previous page...

Mol	Chain	Res	Type	Atoms	Z	Observed(°)	Ideal(°)
25	DA	981	A	C6-C5-N7	6.08	136.55	132.30
25	DA	1826	G	C5-C6-O6	6.08	132.25	128.60
1	CA	1126	U	C2-N1-C1'	6.07	124.99	117.70
1	AA	841	U	C6-N1-C2	-6.07	117.36	121.00
25	BA	1919	G	N1-C6-O6	6.07	123.54	119.90
1	CA	1003	G	C4-C5-C6	6.07	122.44	118.80
1	AA	421	U	N1-C2-O2	6.07	127.05	122.80
25	DA	467	G	C8-N9-C4	6.07	108.83	106.40
25	DA	2277	G	O5'-P-OP2	-6.07	100.24	105.70
25	BA	70	A	P-O3'-C3'	6.07	126.98	119.70
1	CA	1502	A	N1-C6-N6	6.07	122.24	118.60
25	DA	504	U	N3-C2-O2	-6.07	117.95	122.20
1	CA	1511	G	N1-C6-O6	6.06	123.54	119.90
25	BA	533	G	N3-C4-N9	-6.06	122.36	126.00
1	CA	1101	A	N9-C4-C5	-6.06	103.38	105.80
23	CX	39	C	C6-N1-C2	-6.06	117.88	120.30
25	DA	1022	G	N9-C4-C5	6.06	107.82	105.40
25	DA	2388	A	O4'-C1'-N9	6.06	113.05	108.20
25	DA	2805	G	N9-C4-C5	6.06	107.82	105.40
23	AX	20	U	O4'-C1'-N1	6.06	113.05	108.20
1	CA	299	G	N9-C4-C5	-6.06	102.98	105.40
23	CX	34	C	C6-N1-C2	-6.06	117.88	120.30
1	CA	995	C	N1-C2-O2	6.05	122.53	118.90
1	AA	1131	G	C6-C5-N7	-6.05	126.77	130.40
25	DA	2206	G	C8-N9-C1'	6.05	134.87	127.00
1	AA	76	C	C4-C5-C6	-6.05	114.38	117.40
25	BA	1867	C	C6-N1-C2	-6.05	117.88	120.30
25	DA	2607	G	N3-C2-N2	6.05	124.14	119.90
25	BA	199	C	C6-N1-C2	6.05	122.72	120.30
1	CA	1369	C	C6-N1-C2	6.05	122.72	120.30
25	BA	82	G	C5-C6-O6	-6.04	124.97	128.60
25	DA	94(A)	G	N9-C4-C5	6.04	107.82	105.40
25	DA	933	A	N1-C6-N6	6.04	122.23	118.60
50	D4	68	ARG	NE-CZ-NH2	6.04	123.32	120.30
25	DA	90	U	N1-C2-O2	6.04	127.03	122.80
1	AA	848	C	C5-C6-N1	6.04	124.02	121.00
1	AA	1024	G	C8-N9-C4	-6.04	103.98	106.40
25	BA	1605	A	C5-C6-N1	-6.04	114.68	117.70
25	DA	1760	A	N1-C6-N6	-6.04	114.98	118.60
25	DA	1537	G	C5-C6-O6	-6.04	124.98	128.60
25	DA	1956	U	N1-C2-N3	6.04	118.52	114.90
25	BA	798	A	OP1-P-O3'	6.03	118.47	105.20

Continued on next page...

Continued from previous page...

Mol	Chain	Res	Type	Atoms	Z	Observed(°)	Ideal(°)
25	BA	799	A	O5'-P-OP2	6.03	117.94	110.70
25	BA	2515	A	N1-C2-N3	-6.03	126.28	129.30
25	DA	461	C	N3-C4-N4	6.03	122.22	118.00
25	BA	1450	C	OP1-P-OP2	6.03	128.65	119.60
1	AA	325	A	C8-N9-C4	6.03	108.21	105.80
25	DA	893	C	C5-C6-N1	6.03	124.02	121.00
25	DA	945	A	C4-C5-N7	6.03	113.72	110.70
25	BA	2622	C	C5-C6-N1	-6.03	117.99	121.00
25	DA	1115	G	C4-N9-C1'	-6.03	118.67	126.50
35	DP	44	GLY	N-CA-C	-6.02	98.05	113.10
25	DA	614	U	N3-C2-O2	-6.02	117.99	122.20
1	AA	139	G	C8-N9-C4	-6.02	103.99	106.40
25	BA	1318	A	O4'-C1'-N9	6.01	113.01	108.20
25	BA	2513	C	C2-N1-C1'	-6.01	112.18	118.80
1	CA	509	A	C8-N9-C4	-6.01	103.39	105.80
1	AA	236	G	C4-C5-N7	-6.01	108.39	110.80
25	BA	1076	G	C8-N9-C4	6.01	108.81	106.40
25	DA	2298	A	C6-N1-C2	6.01	122.21	118.60
25	BA	990	A	N9-C4-C5	-6.01	103.40	105.80
25	BA	1018	A	O5'-P-OP2	6.01	117.91	110.70
25	BA	342	C	N1-C2-O2	-6.00	115.30	118.90
1	CA	1180	A	N7-C8-N9	6.00	116.80	113.80
25	BA	507	G	O4'-C1'-N9	6.00	113.00	108.20
25	DA	1708	C	O5'-P-OP2	6.00	117.90	110.70
25	DA	1775	U	O5'-P-OP2	6.00	117.90	110.70
25	BA	989	G	C5-C6-O6	6.00	132.20	128.60
1	CA	1262	C	N3-C4-C5	5.99	124.30	121.90
25	DA	1021	A	C5-C6-N1	-5.99	114.70	117.70
25	DA	2474	C	N1-C2-O2	5.99	122.49	118.90
1	CA	1154	G	N3-C4-C5	-5.99	125.61	128.60
25	DA	1721	G	N3-C4-N9	5.99	129.59	126.00
25	BA	719	C	C5-C6-N1	-5.98	118.01	121.00
1	AA	348	G	N3-C2-N2	-5.98	115.71	119.90
25	BA	2814	C	C6-N1-C2	-5.98	117.91	120.30
25	BA	1249	A	N7-C8-N9	5.98	116.79	113.80
25	BA	1870	G	C8-N9-C1'	-5.98	119.23	127.00
1	AA	1286	A	O5'-P-OP1	-5.98	100.32	105.70
1	CA	1397	C	N1-C2-O2	5.98	122.49	118.90
1	CA	265	G	O4'-C1'-N9	-5.98	103.42	108.20
1	AA	167	G	C8-N9-C4	-5.97	104.01	106.40
1	AA	107	G	C8-N9-C4	5.97	108.79	106.40
1	CA	1043	C	C6-N1-C2	-5.97	117.91	120.30

Continued on next page...

Continued from previous page...

Mol	Chain	Res	Type	Atoms	Z	Observed(°)	Ideal(°)
1	AA	266	G	P-O3'-C3'	5.97	126.86	119.70
25	BA	474	U	C5-C4-O4	5.97	129.48	125.90
1	CA	1273	G	N9-C4-C5	-5.97	103.01	105.40
26	DB	56	G	C2-N3-C4	5.97	114.88	111.90
25	BA	1870	G	C4-N9-C1'	5.96	134.25	126.50
25	BA	2725	A	O5'-P-OP1	-5.96	100.33	105.70
1	CA	266	G	C2-N3-C4	-5.96	108.92	111.90
25	DA	2206	G	N3-C4-C5	5.96	131.58	128.60
1	CA	1022	G	N3-C4-C5	5.96	131.58	128.60
25	BA	883	G	N1-C6-O6	-5.96	116.33	119.90
25	BA	1072	U	N3-C2-O2	-5.96	118.03	122.20
25	DA	530	G	C5-N7-C8	-5.96	101.32	104.30
25	DA	808	G	N3-C4-C5	-5.96	125.62	128.60
25	BA	739	C	C6-N1-C2	-5.95	117.92	120.30
25	DA	2569	G	N1-C6-O6	5.95	123.47	119.90
25	BA	837	C	C2-N1-C1'	5.95	125.35	118.80
25	BA	987	G	C8-N9-C4	5.95	108.78	106.40
25	BA	2298	A	C5-N7-C8	-5.95	100.93	103.90
25	DA	2897	U	C5-C6-N1	5.95	125.67	122.70
25	BA	1152	G	O4'-C1'-N9	-5.95	103.44	108.20
1	CA	65	U	OP2-P-O3'	5.95	118.28	105.20
25	BA	1225	C	C6-N1-C2	5.94	122.68	120.30
25	BA	2574	U	C5-C6-N1	-5.94	119.73	122.70
25	DA	199	A	N1-C6-N6	5.94	122.17	118.60
25	DA	1816	G	O5'-P-OP1	-5.94	100.35	105.70
25	BA	835	A	N1-C6-N6	5.94	122.16	118.60
1	CA	1036	G	C5-C6-N1	-5.94	108.53	111.50
23	CX	22	G	N3-C4-N9	-5.94	122.44	126.00
1	AA	146	G	N7-C8-N9	5.93	116.07	113.10
25	DA	1614	A	N1-C6-N6	-5.93	115.04	118.60
25	DA	2255	G	OP2-P-O3'	5.93	118.25	105.20
26	DB	60	C	C5-C6-N1	5.93	123.97	121.00
25	BA	2094	G	C5-C6-O6	-5.93	125.04	128.60
25	BA	930	G	C8-N9-C1'	5.93	134.71	127.00
25	BA	2273	C	OP2-P-O3'	5.93	118.24	105.20
25	DA	2257	U	N3-C2-O2	5.93	126.35	122.20
25	DA	889	C	C6-N1-C2	-5.93	117.93	120.30
25	DA	2084	C	C5-C6-N1	-5.93	118.04	121.00
25	DA	1745	C	N1-C2-O2	-5.92	115.34	118.90
25	BA	2527	C	C5-C4-N4	-5.92	116.05	120.20
25	DA	2024	G	N1-C6-O6	5.92	123.45	119.90
25	BA	2674	A	C8-N9-C4	-5.92	103.43	105.80

Continued on next page...

Continued from previous page...

Mol	Chain	Res	Type	Atoms	Z	Observed(°)	Ideal(°)
25	BA	1606	G	C6-C5-N7	5.92	133.95	130.40
25	DA	1350	C	N1-C2-O2	-5.92	115.35	118.90
1	CA	1017	G	C5-C6-N1	-5.91	108.55	111.50
23	CX	6	G	C8-N9-C4	5.91	108.76	106.40
25	BA	793	A	O4'-C1'-N9	5.91	112.93	108.20
25	DA	2805	G	C5-C6-O6	5.91	132.14	128.60
1	CA	1311	G	N9-C4-C5	5.91	107.76	105.40
25	DA	808	G	N3-C4-N9	5.91	129.54	126.00
1	CA	768	A	C5-C6-N1	-5.90	114.75	117.70
25	DA	923	C	C5-C6-N1	5.90	123.95	121.00
25	BA	474	U	N3-C2-O2	-5.90	118.07	122.20
25	BA	1440	U	O5'-P-OP2	5.90	117.78	110.70
25	DA	530	G	N7-C8-N9	5.90	116.05	113.10
25	BA	1188	A	C4-C5-N7	5.90	113.65	110.70
25	BA	555	G	N3-C4-C5	5.90	131.55	128.60
25	DA	817	C	C6-N1-C2	5.90	122.66	120.30
25	DA	1776	G	N9-C4-C5	-5.90	103.04	105.40
25	BA	399	G	O4'-C1'-N9	5.89	112.92	108.20
1	CA	354	G	C6-C5-N7	-5.89	126.86	130.40
25	DA	1956	U	N3-C2-O2	-5.89	118.07	122.20
25	BA	1807	G	O5'-P-OP2	-5.89	100.40	105.70
1	CA	1137	C	P-O3'-C3'	5.89	126.77	119.70
1	CA	1311	G	C6-C5-N7	5.89	133.94	130.40
25	DA	1807	G	C5-C6-O6	-5.89	125.06	128.60
25	BA	727	G	N3-C4-C5	-5.89	125.65	128.60
25	BA	2298	A	N1-C6-N6	5.89	122.14	118.60
23	AX	69	C	C2-N1-C1'	5.89	125.28	118.80
25	DA	1130	U	O5'-P-OP1	-5.89	100.40	105.70
25	DA	114	U	C5-C4-O4	-5.89	122.37	125.90
25	BA	2389	A	C2-N3-C4	-5.89	107.66	110.60
25	BA	2876	U	C5-C4-O4	5.89	129.43	125.90
1	CA	1125	U	C2-N1-C1'	5.88	124.76	117.70
25	BA	303	C	C5-C6-N1	5.88	123.94	121.00
25	DA	529	A	C5-C6-N6	-5.88	119.00	123.70
25	DA	1972	A	N1-C6-N6	5.88	122.13	118.60
25	DA	565	C	C4-C5-C6	5.88	120.34	117.40
1	AA	902	G	O5'-P-OP2	-5.88	100.41	105.70
25	BA	1871	G	N1-C6-O6	-5.88	116.37	119.90
25	BA	917	A	N7-C8-N9	-5.88	110.86	113.80
25	DA	955	C	OP1-P-O3'	5.88	118.12	105.20
25	BA	671	A	C2-N3-C4	-5.87	107.66	110.60
1	CA	1312	G	N9-C4-C5	5.87	107.75	105.40

Continued on next page...

Continued from previous page...

Mol	Chain	Res	Type	Atoms	Z	Observed(°)	Ideal(°)
25	DA	2059	A	N1-C6-N6	5.87	122.12	118.60
1	AA	720	C	N3-C2-O2	-5.87	117.79	121.90
25	BA	670	C	C2-N1-C1'	5.87	125.26	118.80
25	BA	1359	U	C6-N1-C2	-5.87	117.48	121.00
25	BA	1757	C	C6-N1-C2	5.87	122.65	120.30
1	AA	1150	U	N3-C4-C5	-5.87	111.08	114.60
25	BA	1249	A	N1-C6-N6	5.87	122.12	118.60
25	BA	525	G	C4-C5-N7	-5.87	108.45	110.80
1	CA	1002	G	N3-C2-N2	-5.87	115.79	119.90
25	BA	1617	A	C8-N9-C4	5.86	108.14	105.80
25	BA	1850	A	C5-C6-N1	-5.86	114.77	117.70
25	BA	2734	A	O5'-P-OP1	-5.86	100.43	105.70
25	DA	949	C	N1-C2-O2	-5.86	115.38	118.90
1	AA	1054	C	N3-C2-O2	-5.86	117.80	121.90
25	DA	1313	U	C5-C6-N1	5.86	125.63	122.70
1	AA	1054	C	P-O3'-C3'	5.86	126.73	119.70
1	CA	483	C	C6-N1-C2	5.86	122.64	120.30
1	CA	1033	G	C4-C5-N7	5.86	113.14	110.80
25	BA	1952	G	O5'-P-OP2	-5.85	100.43	105.70
25	BA	1700	G	O5'-P-OP1	-5.85	100.43	105.70
25	BA	2072	C	N1-C2-O2	-5.85	115.39	118.90
25	DA	512	G	O4'-C1'-N9	5.85	112.88	108.20
26	DB	76	G	N1-C6-O6	5.85	123.41	119.90
1	CA	999	C	C6-N1-C1'	-5.85	113.78	120.80
25	DA	856	C	O5'-P-OP1	-5.85	100.44	105.70
25	DA	2299	G	C6-N1-C2	5.85	128.61	125.10
25	BA	724	A	O5'-P-OP2	-5.85	100.44	105.70
25	DA	2501	C	C2-N1-C1'	-5.85	112.37	118.80
1	AA	1287	A	N1-C6-N6	5.85	122.11	118.60
25	BA	1298	G	N3-C4-N9	-5.84	122.49	126.00
25	DA	524	U	O5'-P-OP2	-5.84	100.44	105.70
1	AA	1407	C	C4-C5-C6	-5.84	114.48	117.40
25	BA	89	U	N3-C2-O2	-5.84	118.11	122.20
25	DA	2487	G	C8-N9-C4	5.84	108.74	106.40
25	BA	2036	A	C5-C6-N6	-5.84	119.03	123.70
1	AA	781	A	OP2-P-O3'	5.84	118.04	105.20
25	BA	2055	A	C2-N3-C4	5.84	113.52	110.60
25	DA	1030	G	N1-C6-O6	5.84	123.40	119.90
1	CA	1042	G	N1-C2-N3	-5.83	120.40	123.90
25	BA	2037	A	C8-N9-C4	5.83	108.13	105.80
25	BA	2071	G	C8-N9-C4	5.83	108.73	106.40
25	DA	194	G	N1-C6-O6	5.83	123.40	119.90

Continued on next page...

Continued from previous page...

Mol	Chain	Res	Type	Atoms	Z	Observed(°)	Ideal(°)
25	DA	1189	A	O5'-P-OP1	5.83	117.70	110.70
1	CA	1002	G	N1-C6-O6	-5.83	116.40	119.90
1	CA	1359	C	N1-C2-O2	5.83	122.40	118.90
23	CX	14	A	C4-C5-N7	-5.83	107.78	110.70
25	DA	1930	G	C4-N9-C1'	-5.83	118.92	126.50
1	AA	97	G	N3-C4-N9	5.83	129.50	126.00
25	BA	52	A	N1-C6-N6	5.83	122.10	118.60
25	BA	1862	G	OP2-P-O3'	5.83	118.02	105.20
25	DA	915	C	N1-C2-O2	5.83	122.40	118.90
25	DA	1120	G	N3-C4-N9	-5.83	122.50	126.00
25	DA	2249	U	N3-C4-O4	-5.83	115.32	119.40
25	DA	747	U	N1-C2-O2	-5.83	118.72	122.80
1	AA	228	A	O5'-P-OP2	5.83	117.69	110.70
1	AA	1506	U	N3-C4-O4	5.83	123.48	119.40
25	DA	704	G	OP1-P-OP2	5.83	128.34	119.60
25	BA	1344	C	O5'-P-OP1	5.82	117.69	110.70
25	BA	2228	G	OP1-P-O3'	5.82	118.01	105.20
25	BA	1985	U	C5-C6-N1	5.82	125.61	122.70
25	DA	1471	A	N7-C8-N9	5.82	116.71	113.80
25	DA	1653	G	C4-N9-C1'	5.82	134.07	126.50
25	BA	2407	C	N3-C4-N4	5.82	122.07	118.00
25	BA	623	G	C2-N3-C4	-5.82	108.99	111.90
25	DA	1900	A	O5'-P-OP1	-5.82	100.46	105.70
25	DA	2604	U	N3-C2-O2	-5.82	118.13	122.20
1	CA	1163	C	C5-C6-N1	5.82	123.91	121.00
1	AA	365	U	N1-C2-N3	5.81	118.39	114.90
25	BA	576	G	N1-C6-O6	5.81	123.39	119.90
25	BA	1507	A	O4'-C1'-N9	5.81	112.85	108.20
25	BA	366	G	C5-C6-O6	-5.81	125.11	128.60
25	BA	2251	G	N1-C6-O6	-5.81	116.42	119.90
25	DA	944	G	N9-C4-C5	-5.81	103.08	105.40
1	AA	1029	C	C2-N1-C1'	-5.80	112.41	118.80
25	BA	1461	U	C5-C4-O4	5.80	129.38	125.90
25	DA	633	A	N1-C6-N6	5.80	122.08	118.60
25	BA	1714	G	C8-N9-C4	5.80	108.72	106.40
1	CA	353	A	OP2-P-O3'	5.80	117.97	105.20
25	DA	2517	C	O4'-C1'-N1	5.80	112.84	108.20
26	DB	104	U	C6-N1-C2	5.80	124.48	121.00
25	BA	2804	C	C6-N1-C2	-5.80	117.98	120.30
1	CA	1169	A	C6-C5-N7	-5.80	128.24	132.30
25	BA	807	G	C5-C6-N1	-5.80	108.60	111.50
25	DA	1021	A	C8-N9-C4	-5.80	103.48	105.80

Continued on next page...

Continued from previous page...

Mol	Chain	Res	Type	Atoms	Z	Observed(°)	Ideal(°)
25	BA	2239	A	C8-N9-C4	-5.80	103.48	105.80
1	AA	1035	A	C4-N9-C1'	5.80	136.74	126.30
25	BA	568	C	C6-N1-C2	5.80	122.62	120.30
25	BA	2836	A	C8-N9-C4	5.80	108.12	105.80
1	CA	79	G	C6-N1-C2	5.80	128.58	125.10
25	DA	1251	C	N3-C4-N4	5.80	122.06	118.00
1	AA	1201	A	P-O3'-C3'	5.79	126.65	119.70
25	BA	551	A	N1-C6-N6	-5.79	115.12	118.60
25	BA	2227	G	N3-C4-C5	5.79	131.50	128.60
25	DA	193	U	N3-C4-O4	5.79	123.45	119.40
1	AA	63	C	N3-C2-O2	-5.79	117.85	121.90
25	BA	2223	C	N3-C2-O2	-5.79	117.85	121.90
1	AA	1206	G	C5-C6-O6	-5.79	125.13	128.60
25	BA	753	A	C5-C6-N1	-5.79	114.81	117.70
25	BA	1488	G	N1-C6-O6	5.79	123.37	119.90
18	CR	64	ARG	NE-CZ-NH2	-5.79	117.41	120.30
25	DA	2560	C	C6-N1-C2	5.79	122.61	120.30
25	BA	2081	A	O4'-C1'-N9	5.79	112.83	108.20
1	CA	561	U	C5-C4-O4	-5.79	122.43	125.90
1	CA	1366	C	C2-N3-C4	5.79	122.79	119.90
25	BA	2383	G	C5-C6-O6	-5.78	125.13	128.60
1	AA	553	A	O5'-P-OP2	-5.78	100.50	105.70
1	AA	1296	C	N3-C2-O2	5.78	125.95	121.90
25	BA	1745	A	N9-C4-C5	-5.78	103.49	105.80
1	CA	300	A	N1-C6-N6	-5.78	115.13	118.60
25	DA	2207	G	C4-N9-C1'	5.78	134.02	126.50
25	DA	2893	G	C5-C6-O6	-5.78	125.13	128.60
25	BA	1821	C	N3-C4-C5	5.78	124.21	121.90
25	BA	2228	G	P-O3'-C3'	5.78	126.64	119.70
25	DA	1937	A	N7-C8-N9	-5.78	110.91	113.80
25	DA	2321	G	C5-C6-N1	-5.78	108.61	111.50
1	AA	579	G	OP2-P-O3'	5.78	117.91	105.20
25	BA	803	C	OP2-P-O3'	5.78	117.91	105.20
25	DA	198	C	O5'-P-OP1	-5.78	100.50	105.70
25	DA	528	A	N3-C4-N9	-5.78	122.78	127.40
25	BA	2407	C	C5-C4-N4	-5.78	116.16	120.20
1	CA	1044	A	C6-N1-C2	5.78	122.06	118.60
25	BA	1725	G	C8-N9-C4	-5.77	104.09	106.40
1	CA	687	A	P-O3'-C3'	5.77	126.63	119.70
25	DA	2805	G	N1-C6-O6	-5.77	116.44	119.90
1	AA	1154	G	O4'-C1'-N9	-5.77	103.58	108.20
25	BA	741	U	N3-C2-O2	-5.77	118.16	122.20

Continued on next page...

Continued from previous page...

Mol	Chain	Res	Type	Atoms	Z	Observed(°)	Ideal(°)
1	CA	1067	A	P-O3'-C3'	5.77	126.62	119.70
25	BA	856	G	N1-C6-O6	-5.77	116.44	119.90
25	BA	2268	G	C2-N3-C4	-5.77	109.02	111.90
25	BA	2343	G	C2-N3-C4	-5.77	109.02	111.90
25	DA	1123	C	C6-N1-C2	5.77	122.61	120.30
1	AA	1512	U	N3-C2-O2	-5.77	118.16	122.20
25	BA	2565	G	N3-C4-N9	5.77	129.46	126.00
1	AA	280	C	C6-N1-C2	5.76	122.61	120.30
1	AA	1447	A	O4'-C1'-N9	5.76	112.81	108.20
23	CX	34	C	C5-C6-N1	5.76	123.88	121.00
1	AA	191	G	C6-C5-N7	-5.76	126.94	130.40
23	CX	60	U	O5'-P-OP2	-5.76	100.51	105.70
1	AA	921	U	C2-N3-C4	5.76	130.46	127.00
25	BA	1567	G	C8-N9-C4	-5.76	104.10	106.40
1	CA	204	U	C2-N1-C1'	5.76	124.61	117.70
25	BA	866	A	N1-C6-N6	-5.76	115.14	118.60
25	BA	1858	C	C5-C4-N4	5.75	124.23	120.20
1	AA	720	C	N1-C2-O2	5.75	122.35	118.90
1	AA	719	C	C6-N1-C2	-5.75	118.00	120.30
25	BA	12	U	C2-N1-C1'	5.75	124.60	117.70
25	BA	1551	C	C6-N1-C2	-5.75	118.00	120.30
1	AA	527	G	N3-C4-C5	5.75	131.47	128.60
1	CA	266	G	N1-C6-O6	5.75	123.35	119.90
25	DA	62	C	C5-C6-N1	-5.75	118.13	121.00
25	DA	827	U	O5'-P-OP2	-5.75	100.53	105.70
1	AA	1125	U	C6-N1-C2	5.74	124.45	121.00
25	BA	693	G	N1-C6-O6	5.74	123.34	119.90
25	DA	693	C	C6-N1-C2	5.74	122.60	120.30
25	DA	2261	C	C5-C4-N4	-5.74	116.18	120.20
25	DA	2645	G	N3-C2-N2	5.74	123.92	119.90
1	AA	1246	C	C6-N1-C2	-5.74	118.00	120.30
1	CA	117	G	N3-C4-N9	5.74	129.44	126.00
25	DA	856	C	C5-C6-N1	5.74	123.87	121.00
25	DA	1432	C	C6-N1-C2	5.74	122.59	120.30
1	AA	1516	G	C4-N9-C1'	-5.74	119.04	126.50
25	DA	1328	G	N9-C4-C5	-5.73	103.11	105.40
25	BA	592	U	C5-C6-N1	-5.73	119.83	122.70
25	DA	2595	G	N1-C6-O6	5.73	123.34	119.90
25	BA	555	G	N7-C8-N9	5.73	115.97	113.10
25	BA	2521	G	N7-C8-N9	-5.73	110.23	113.10
25	DA	2630	G	N3-C4-N9	-5.73	122.56	126.00
26	DB	51	G	C4-N9-C1'	5.73	133.95	126.50

Continued on next page...

Continued from previous page...

Mol	Chain	Res	Type	Atoms	Z	Observed(°)	Ideal(°)
25	BA	894	U	C2-N1-C1'	-5.73	110.83	117.70
47	B1	21	ARG	NE-CZ-NH2	-5.73	117.44	120.30
1	CA	980	C	O4'-C1'-N1	5.72	112.78	108.20
1	CA	1311	G	C4-C5-N7	-5.72	108.51	110.80
23	CX	17	C	C2-N1-C1'	5.72	125.10	118.80
23	AX	4	G	N9-C4-C5	-5.72	103.11	105.40
25	DA	1746	G	O5'-P-OP1	5.72	117.57	110.70
26	DB	72	G	C5-C6-O6	-5.72	125.17	128.60
1	CA	1158	C	N1-C2-O2	5.72	122.33	118.90
25	DA	1681	G	N3-C4-C5	5.72	131.46	128.60
1	AA	199	G	C8-N9-C4	5.72	108.69	106.40
25	BA	1011	G	N1-C6-O6	-5.72	116.47	119.90
25	BA	1859	G	OP2-P-O3'	5.72	117.78	105.20
25	DA	2554	U	N3-C4-O4	5.72	123.40	119.40
25	BA	2802	C	N1-C2-O2	-5.71	115.47	118.90
25	DA	188	G	C5-C6-O6	-5.71	125.17	128.60
25	DA	389	G	C5-C6-O6	-5.71	125.17	128.60
25	BA	2567	U	N3-C2-O2	5.71	126.20	122.20
25	BA	2692	C	N3-C4-C5	-5.71	119.62	121.90
25	DA	2464	C	C6-N1-C2	5.71	122.58	120.30
25	DA	830	G	C5-C6-N1	5.71	114.35	111.50
25	DA	1721	G	N3-C2-N2	5.70	123.89	119.90
25	DA	2586	C	N3-C4-N4	5.70	121.99	118.00
25	BA	2711	C	N3-C2-O2	-5.70	117.91	121.90
25	DA	1964	G	O5'-P-OP1	-5.70	100.57	105.70
1	CA	906	G	C5-C6-O6	-5.70	125.18	128.60
1	CA	1518	A	N9-C4-C5	5.70	108.08	105.80
1	AA	990	C	C6-N1-C2	-5.70	118.02	120.30
1	AA	1026	G	C8-N9-C1'	-5.70	119.60	127.00
25	BA	1068	G	N3-C2-N2	-5.70	115.91	119.90
25	BA	1287	A	C8-N9-C4	5.70	108.08	105.80
25	BA	451	G	C5-C6-O6	-5.69	125.18	128.60
25	DA	645	C	C6-N1-C2	-5.69	118.02	120.30
25	DA	2635	C	C4-C5-C6	5.69	120.25	117.40
1	CA	893	C	N1-C2-O2	5.69	122.32	118.90
25	BA	1153	G	C2-N3-C4	5.69	114.75	111.90
25	BA	1405	A	C2-N3-C4	5.69	113.44	110.60
35	BP	59	LEU	CA-CB-CG	5.69	128.39	115.30
1	CA	1033	G	N1-C6-O6	5.69	123.31	119.90
1	CA	1258	G	O4'-C1'-N9	5.69	112.75	108.20
23	CX	46	G	C4-C5-N7	-5.69	108.52	110.80
25	BA	1605	A	N3-C4-N9	-5.69	122.85	127.40

Continued on next page...

Continued from previous page...

Mol	Chain	Res	Type	Atoms	Z	Observed(°)	Ideal(°)
1	AA	165	C	C6-N1-C2	-5.69	118.03	120.30
1	CA	1163	C	C2-N1-C1'	5.68	125.05	118.80
26	BB	108	U	C5-C6-N1	-5.68	119.86	122.70
25	DA	807	U	OP1-P-OP2	-5.68	111.08	119.60
25	BA	670	C	C6-N1-C2	-5.68	118.03	120.30
25	BA	1859	G	C5-C6-O6	5.68	132.01	128.60
25	BA	2375	C	C6-N1-C2	5.68	122.57	120.30
25	DA	179	G	N7-C8-N9	-5.68	110.26	113.10
1	AA	1002	G	C8-N9-C4	-5.68	104.13	106.40
1	AA	1149	C	C6-N1-C2	-5.68	118.03	120.30
26	DB	29	A	C8-N9-C4	-5.68	103.53	105.80
25	BA	553	A	C6-N1-C2	5.68	122.01	118.60
25	BA	712	C	C6-N1-C2	5.68	122.57	120.30
1	AA	509	A	C8-N9-C4	-5.67	103.53	105.80
1	AA	1030(B)	C	O4'-C1'-N1	5.67	112.74	108.20
25	BA	1423	G	C5-C6-O6	5.67	132.00	128.60
25	DA	973	A	N1-C2-N3	-5.67	126.46	129.30
1	AA	536	C	O5'-P-OP2	-5.67	100.59	105.70
25	BA	600	G	C8-N9-C4	5.67	108.67	106.40
25	BA	2662	U	N3-C4-O4	-5.67	115.43	119.40
25	BA	719	C	OP2-P-O3'	5.67	117.68	105.20
25	BA	2700	U	N3-C4-O4	5.67	123.37	119.40
1	CA	1002	G	N9-C4-C5	5.67	107.67	105.40
23	CX	46	G	N1-C2-N2	5.67	121.30	116.20
1	CA	1273	G	C6-C5-N7	-5.67	127.00	130.40
25	DA	799	G	C8-N9-C4	-5.67	104.13	106.40
25	BA	94	G	O5'-P-OP2	-5.67	100.60	105.70
1	CA	1311	G	N3-C2-N2	-5.67	115.93	119.90
28	DE	72	VAL	C-N-CA	5.67	135.86	121.70
25	BA	725	C	N3-C4-C5	5.67	124.17	121.90
23	CX	8	U	N1-C2-O2	5.67	126.77	122.80
1	AA	1276	G	C4-N9-C1'	5.66	133.86	126.50
25	BA	1578	C	C5-C6-N1	5.66	123.83	121.00
1	AA	1006	C	C5-C6-N1	5.66	123.83	121.00
1	CA	527	G	C5-C6-O6	5.66	132.00	128.60
1	CA	1165	C	C5-C6-N1	5.66	123.83	121.00
25	DA	981	A	N9-C4-C5	5.66	108.06	105.80
25	DA	920	G	C8-N9-C4	-5.66	104.14	106.40
25	DA	1681	G	N1-C6-O6	5.66	123.30	119.90
1	AA	818	G	C4-C5-N7	-5.66	108.54	110.80
25	DA	1135	C	C6-N1-C2	5.66	122.56	120.30
25	DA	2769	C	C5-C4-N4	5.66	124.16	120.20

Continued on next page...

Continued from previous page...

Mol	Chain	Res	Type	Atoms	Z	Observed(°)	Ideal(°)
25	BA	1926	G	C5-C6-O6	5.66	131.99	128.60
25	BA	2601	A	N9-C4-C5	-5.66	103.54	105.80
1	CA	1180	A	N1-C2-N3	5.66	132.13	129.30
1	AA	422	C	O4'-C1'-N1	5.65	112.72	108.20
1	AA	749	C	C5-C6-N1	5.65	123.83	121.00
23	CX	76	A	C4-C5-C6	5.65	119.83	117.00
25	BA	2094	G	C4-C5-N7	5.65	113.06	110.80
26	BB	76	G	C8-N9-C4	5.65	108.66	106.40
1	CA	1307	U	C5-C4-O4	-5.65	122.51	125.90
25	BA	2211	U	C5-C6-N1	5.65	125.52	122.70
25	BA	459	A	N1-C6-N6	5.65	121.99	118.60
25	BA	1871	G	C5-C6-O6	5.65	131.99	128.60
25	DA	1840	G	C5-C6-N1	-5.65	108.68	111.50
25	DA	2003	G	OP1-P-OP2	5.65	128.07	119.60
25	DA	2755	C	C5-C6-N1	5.65	123.82	121.00
25	BA	2627	U	N1-C2-O2	5.64	126.75	122.80
25	DA	906	G	N3-C4-N9	-5.64	122.61	126.00
25	BA	273	G	N3-C4-N9	5.64	129.38	126.00
25	BA	2756	C	C6-N1-C2	-5.64	118.04	120.30
25	DA	797	C	C5-C4-N4	-5.64	116.25	120.20
1	AA	1131	G	N7-C8-N9	5.64	115.92	113.10
9	CI	105	ASP	CB-CG-OD1	5.64	123.38	118.30
1	AA	561	U	N1-C2-N3	-5.64	111.52	114.90
1	AA	998	G	N3-C2-N2	-5.64	115.95	119.90
25	BA	587	C	N3-C2-O2	5.64	125.85	121.90
38	BS	60	GLY	N-CA-C	5.64	127.19	113.10
1	CA	1326	C	N1-C2-O2	-5.64	115.52	118.90
25	BA	1476	C	N1-C2-O2	5.63	122.28	118.90
1	CA	1388	C	C6-N1-C2	5.63	122.55	120.30
25	BA	2238	C	C5-C6-N1	-5.63	118.18	121.00
25	BA	2466	G	N1-C6-O6	-5.63	116.52	119.90
25	DA	139	G	C8-N9-C4	-5.63	104.15	106.40
25	BA	101	A	C8-N9-C4	5.63	108.05	105.80
25	BA	822	G	C5-C6-O6	-5.63	125.22	128.60
25	BA	1220	U	P-O3'-C3'	5.63	126.45	119.70
25	DA	981	A	C4-C5-N7	-5.63	107.89	110.70
1	CA	5	U	C5-C6-N1	5.62	125.51	122.70
23	CX	46	G	C4-N9-C1'	-5.62	119.19	126.50
1	AA	187	C	C2-N1-C1'	5.62	124.98	118.80
25	BA	2518	U	O4'-C1'-N1	5.62	112.70	108.20
25	DA	9	U	C5-C6-N1	5.62	125.51	122.70
25	DA	894	C	N1-C2-O2	5.62	122.27	118.90

Continued on next page...

Continued from previous page...

Mol	Chain	Res	Type	Atoms	Z	Observed(°)	Ideal(°)
1	AA	1026	G	N3-C4-C5	-5.62	125.79	128.60
25	DA	1437	C	C6-N1-C2	-5.62	118.05	120.30
25	DA	63	U	C6-N1-C1'	5.62	129.06	121.20
25	DA	141	A	C8-N9-C4	-5.62	103.55	105.80
1	AA	192	U	O4'-C1'-N1	5.62	112.69	108.20
23	AX	52	G	O4'-C1'-N9	5.62	112.69	108.20
1	CA	1521	G	N3-C4-C5	-5.62	125.79	128.60
23	AX	22	G	N7-C8-N9	5.61	115.91	113.10
25	BA	2028	C	O5'-P-OP1	-5.61	100.65	105.70
25	BA	2777	A	N1-C6-N6	-5.61	115.23	118.60
25	BA	2603	C	O5'-P-OP2	5.61	117.43	110.70
25	DA	1983	C	C2-N3-C4	-5.61	117.10	119.90
1	AA	63	C	N1-C2-O2	5.61	122.27	118.90
25	BA	2093	A	N7-C8-N9	-5.61	111.00	113.80
25	BA	2513	C	C6-N1-C2	5.61	122.54	120.30
25	BA	362	G	N3-C4-C5	-5.61	125.80	128.60
25	BA	2044	U	C5-C4-O4	-5.61	122.54	125.90
1	CA	999	C	C2-N1-C1'	5.61	124.97	118.80
25	DA	1204	A	C5-N7-C8	-5.61	101.10	103.90
25	DA	1997	G	N1-C6-O6	-5.61	116.54	119.90
25	BA	423	G	N1-C6-O6	5.60	123.26	119.90
25	DA	467	G	N7-C8-N9	-5.60	110.30	113.10
25	BA	1719	C	N3-C4-N4	5.60	121.92	118.00
1	CA	1125	U	C6-N1-C2	-5.60	117.64	121.00
25	DA	2286	A	C6-C5-N7	-5.60	128.38	132.30
25	DA	2689	U	P-O3'-C3'	5.60	126.42	119.70
25	DA	1445(A)	C	C6-N1-C2	-5.60	118.06	120.30
25	BA	2376	C	C6-N1-C2	5.60	122.54	120.30
1	CA	1432	G	C5-C6-O6	5.60	131.96	128.60
25	DA	180	G	N3-C4-N9	5.60	129.36	126.00
1	CA	1415	G	O5'-P-OP2	-5.60	100.66	105.70
25	DA	2687	U	N3-C2-O2	5.60	126.12	122.20
25	BA	553	A	C4-C5-N7	5.60	113.50	110.70
25	BA	1823	G	N3-C4-N9	-5.59	122.64	126.00
25	BA	2229	A	N1-C6-N6	5.59	121.96	118.60
1	CA	79	G	N3-C4-N9	-5.59	122.64	126.00
1	CA	398	C	C5-C4-N4	5.59	124.12	120.20
1	AA	560	U	C6-N1-C2	-5.59	117.64	121.00
1	CA	1466	C	C6-N1-C2	-5.59	118.06	120.30
1	CA	1502	A	C6-C5-N7	-5.59	128.39	132.30
25	DA	956	G	N7-C8-N9	5.59	115.90	113.10
1	CA	1034	G	C5-C6-O6	5.59	131.95	128.60

Continued on next page...

Continued from previous page...

Mol	Chain	Res	Type	Atoms	Z	Observed(°)	Ideal(°)
25	DA	2299	G	N3-C4-C5	5.59	131.40	128.60
1	AA	175	C	N1-C2-O2	5.59	122.25	118.90
25	BA	989	G	C8-N9-C4	-5.59	104.17	106.40
25	BA	2651	A	N9-C4-C5	-5.59	103.56	105.80
25	BA	1093	G	C6-C5-N7	-5.59	127.05	130.40
25	BA	1176	U	N3-C2-O2	-5.59	118.29	122.20
25	BA	2065	C	N1-C2-O2	-5.59	115.55	118.90
25	BA	2687	A	C8-N9-C4	5.59	108.03	105.80
25	BA	94	G	OP1-P-OP2	5.58	127.98	119.60
23	AX	46	G	C5-C6-O6	-5.58	125.25	128.60
25	BA	1476	C	C6-N1-C2	-5.58	118.07	120.30
25	BA	523	G	O5'-P-OP2	5.58	117.39	110.70
1	CA	427	U	C2-N1-C1'	5.58	124.39	117.70
1	AA	353	A	OP2-P-O3'	5.58	117.47	105.20
25	BA	1565	G	OP2-P-O3'	5.58	117.47	105.20
25	BA	1606	G	C8-N9-C1'	5.58	134.25	127.00
1	CA	1023	G	N3-C2-N2	5.58	123.80	119.90
25	DA	2827	C	C5-C6-N1	-5.58	118.21	121.00
1	CA	1502	A	N1-C2-N3	5.57	132.09	129.30
25	DA	2056	G	N3-C4-N9	5.57	129.34	126.00
1	AA	346	G	N9-C4-C5	5.57	107.63	105.40
25	BA	96	C	C6-N1-C2	-5.57	118.07	120.30
25	BA	1051	C	N1-C2-O2	5.57	122.24	118.90
1	CA	1036	G	C4-N9-C1'	5.57	133.74	126.50
23	CX	20	U	C2-N1-C1'	5.57	124.38	117.70
23	AX	14	A	C8-N9-C1'	-5.57	117.68	127.70
25	BA	538	A	C6-C5-N7	-5.57	128.40	132.30
25	BA	2250	G	OP1-P-OP2	5.57	127.95	119.60
1	AA	175	C	C6-N1-C2	-5.56	118.07	120.30
1	AA	1074	G	N1-C6-O6	5.56	123.24	119.90
25	BA	2902	G	P-O3'-C3'	5.56	126.38	119.70
1	CA	1002	G	N1-C2-N2	5.56	121.20	116.20
1	CA	1311	G	C8-N9-C1'	5.56	134.23	127.00
25	BA	1578	C	C2-N1-C1'	5.56	124.92	118.80
9	CI	50	LEU	CA-CB-CG	5.56	128.09	115.30
25	DA	1819	A	C8-N9-C4	5.56	108.02	105.80
25	DA	141	A	N1-C2-N3	5.56	132.08	129.30
25	DA	195	A	N1-C6-N6	-5.56	115.27	118.60
25	BA	552	C	O4'-C1'-N1	5.56	112.64	108.20
1	CA	354	G	C4-N9-C1'	5.56	133.72	126.50
25	DA	205	G	N3-C4-C5	5.56	131.38	128.60
25	DA	1662	C	C5-C6-N1	-5.56	118.22	121.00

Continued on next page...

Continued from previous page...

Mol	Chain	Res	Type	Atoms	Z	Observed(°)	Ideal(°)
25	BA	194	G	C8-N9-C4	5.55	108.62	106.40
25	BA	1045	U	O5'-P-OP2	-5.55	100.70	105.70
25	BA	1218	G	O4'-C1'-N9	5.55	112.64	108.20
25	BA	1237	G	C8-N9-C4	5.55	108.62	106.40
1	CA	528	C	C6-N1-C2	-5.55	118.08	120.30
25	BA	2601	A	N7-C8-N9	-5.55	111.03	113.80
1	CA	754	C	N1-C2-O2	5.55	122.23	118.90
25	DA	2321	G	C8-N9-C1'	-5.55	119.78	127.00
1	AA	347	G	C4-N9-C1'	5.55	133.71	126.50
25	BA	2549	U	N3-C4-O4	-5.55	115.52	119.40
1	AA	660	G	C4-C5-N7	5.55	113.02	110.80
25	DA	1696	G	O5'-P-OP2	-5.55	100.71	105.70
25	BA	2441	G	O5'-P-OP1	5.54	117.35	110.70
1	CA	740	U	C5-C6-N1	-5.54	119.93	122.70
1	CA	1002	G	C6-C5-N7	5.54	133.73	130.40
1	AA	1502	A	C5-N7-C8	-5.54	101.13	103.90
25	DA	583	G	N1-C6-O6	5.54	123.23	119.90
25	DA	2521	C	N1-C2-O2	-5.54	115.57	118.90
1	CA	1141	C	C6-N1-C1'	5.54	127.45	120.80
25	DA	1573	G	N7-C8-N9	-5.54	110.33	113.10
26	DB	115	G	N7-C8-N9	-5.54	110.33	113.10
1	AA	188	C	C2-N1-C1'	5.54	124.89	118.80
1	AA	369	C	C6-N1-C2	-5.54	118.08	120.30
25	BA	2393	C	O5'-P-OP2	-5.54	100.71	105.70
1	CA	60	A	OP1-P-O3'	5.54	117.39	105.20
1	AA	161	A	N7-C8-N9	5.54	116.57	113.80
1	AA	460	G	C5-N7-C8	-5.54	101.53	104.30
25	BA	50	G	C4-C5-N7	-5.54	108.58	110.80
25	BA	1001	G	C5-C6-O6	5.54	131.92	128.60
25	BA	2109	G	O5'-P-OP1	5.54	117.34	110.70
25	DA	783	A	C4-C5-C6	5.54	119.77	117.00
1	AA	167	G	C5-N7-C8	-5.54	101.53	104.30
25	DA	1204	A	C5-C6-N1	-5.54	114.93	117.70
25	BA	375	G	N1-C6-O6	5.53	123.22	119.90
25	BA	818	G	C8-N9-C4	5.53	108.61	106.40
25	BA	1255	A	P-O3'-C3'	5.53	126.34	119.70
25	BA	1991	A	O5'-P-OP2	5.53	117.34	110.70
25	BA	2229	A	C5-N7-C8	-5.53	101.13	103.90
25	BA	2890	C	O5'-P-OP1	-5.53	100.72	105.70
25	DA	435	C	OP1-P-OP2	5.53	127.90	119.60
25	DA	2061	G	C4-C5-N7	5.53	113.01	110.80
1	AA	766	A	C8-N9-C4	5.53	108.01	105.80

Continued on next page...

Continued from previous page...

Mol	Chain	Res	Type	Atoms	Z	Observed(°)	Ideal(°)
4	AD	174	LEU	CA-CB-CG	5.53	128.02	115.30
25	DA	179	G	C8-N9-C4	5.53	108.61	106.40
25	BA	223	C	C6-N1-C2	-5.53	118.09	120.30
29	DF	17	ARG	NE-CZ-NH1	-5.53	117.54	120.30
1	AA	872	A	N1-C6-N6	5.53	121.92	118.60
25	BA	948	C	C6-N1-C2	5.53	122.51	120.30
25	BA	1314	A	OP2-P-O3'	5.53	117.36	105.20
1	AA	1087	G	N7-C8-N9	5.52	115.86	113.10
25	BA	2804	C	C5-C6-N1	5.52	123.76	121.00
1	CA	1311	G	C4-N9-C1'	-5.52	119.32	126.50
25	DA	2713	A	C8-N9-C4	-5.52	103.59	105.80
25	BA	1668	G	O5'-P-OP1	-5.52	100.73	105.70
25	BA	2876	U	C4-C5-C6	5.52	123.01	119.70
1	CA	60	A	P-O3'-C3'	5.52	126.33	119.70
1	CA	1012	U	N1-C2-N3	5.52	118.21	114.90
1	CA	1262	C	N1-C2-O2	5.52	122.21	118.90
25	BA	2323	A	N1-C6-N6	-5.52	115.29	118.60
25	DA	608	A	C8-N9-C4	-5.52	103.59	105.80
25	DA	2063	C	N1-C2-O2	-5.52	115.59	118.90
26	DB	72	G	N1-C6-O6	5.52	123.21	119.90
25	BA	616	G	C5-C6-O6	5.52	131.91	128.60
25	BA	2375	C	C5-C6-N1	-5.52	118.24	121.00
1	AA	1165	C	P-O3'-C3'	5.52	126.32	119.70
1	CA	1007	C	N1-C2-O2	5.52	122.21	118.90
25	DA	631	A	OP1-P-O3'	5.52	117.33	105.20
1	AA	266	G	C4-C5-N7	5.51	113.00	110.80
1	AA	460	G	N1-C6-O6	5.51	123.21	119.90
1	AA	627	G	N1-C6-O6	5.51	123.21	119.90
25	BA	670	C	C2-N3-C4	5.51	122.66	119.90
1	CA	1043	C	C5-C4-N4	5.51	124.06	120.20
1	CA	1500	A	N1-C6-N6	5.51	121.91	118.60
1	AA	1510	U	N1-C2-N3	-5.51	111.59	114.90
1	CA	1003	G	C8-N9-C1'	-5.51	119.84	127.00
25	DA	733	G	C6-C5-N7	-5.51	127.09	130.40
25	DA	901	A	C8-N9-C4	-5.51	103.60	105.80
25	DA	2422	A	C5-C6-N6	5.51	128.11	123.70
25	DA	553	G	C4-C5-N7	-5.51	108.60	110.80
1	AA	915	A	C8-N9-C4	5.51	108.00	105.80
25	BA	1652	G	C8-N9-C4	5.51	108.60	106.40
25	BA	2421	G	N3-C4-C5	-5.51	125.85	128.60
25	BA	2515	A	C2-N3-C4	5.51	113.35	110.60
25	BA	2713	C	N3-C2-O2	-5.50	118.05	121.90

Continued on next page...

Continued from previous page...

Mol	Chain	Res	Type	Atoms	Z	Observed(°)	Ideal(°)
25	DA	248	G	C5-C6-O6	-5.50	125.30	128.60
23	AX	46	G	C2-N3-C4	5.50	114.65	111.90
1	CA	820	U	N1-C2-N3	5.50	118.20	114.90
25	DA	1330	C	N3-C2-O2	5.50	125.75	121.90
25	DA	2241	A	N1-C6-N6	-5.50	115.30	118.60
25	BA	1425	A	C8-N9-C4	5.50	108.00	105.80
25	BA	2389	A	N3-C4-C5	5.50	130.65	126.80
25	DA	1977	A	N1-C6-N6	-5.50	115.30	118.60
25	DA	2595	G	N9-C4-C5	-5.50	103.20	105.40
25	BA	1404	G	N3-C4-C5	-5.50	125.85	128.60
25	BA	2495	C	C5-C6-N1	5.50	123.75	121.00
25	BA	1824	C	N3-C4-N4	-5.49	114.16	118.00
1	AA	1154	G	C4-C5-N7	5.49	113.00	110.80
1	AA	547	A	N1-C6-N6	-5.49	115.31	118.60
1	CA	1054	C	C6-N1-C2	-5.49	118.10	120.30
1	CA	1205	U	C6-N1-C2	-5.49	117.71	121.00
25	DA	2252	G	N3-C4-N9	-5.49	122.71	126.00
25	BA	2540	U	C6-N1-C2	-5.49	117.71	121.00
25	DA	1937	A	N1-C6-N6	5.49	121.89	118.60
25	DA	215	G	N1-C6-O6	-5.49	116.61	119.90
1	AA	818	G	N1-C6-O6	-5.49	116.61	119.90
25	DA	1960	A	C8-N9-C4	5.49	107.99	105.80
1	AA	660	G	N9-C4-C5	-5.48	103.21	105.40
25	BA	50	G	N1-C6-O6	-5.48	116.61	119.90
1	AA	754	C	N3-C2-O2	-5.48	118.06	121.90
46	B0	12	ASN	N-CA-C	5.48	125.81	111.00
25	DA	236	C	C2-N3-C4	-5.48	117.16	119.90
25	DA	2352	A	O5'-P-OP1	-5.48	100.77	105.70
25	BA	2004	C	OP1-P-OP2	5.48	127.82	119.60
1	CA	894	G	C2-N3-C4	-5.48	109.16	111.90
26	DB	2	C	C6-N1-C2	-5.48	118.11	120.30
1	AA	1524	C	C5-C6-N1	-5.48	118.26	121.00
25	BA	553	A	C5-C6-N1	-5.48	114.96	117.70
1	AA	97	G	N3-C4-C5	-5.48	125.86	128.60
25	BA	1986	G	N3-C4-N9	5.48	129.29	126.00
25	BA	1269	G	N1-C6-O6	-5.47	116.62	119.90
25	BA	2421	G	N3-C4-N9	5.47	129.28	126.00
25	BA	2531	U	C5-C4-O4	-5.47	122.61	125.90
1	CA	915	A	N1-C6-N6	-5.47	115.31	118.60
25	DA	1022	G	C6-C5-N7	5.47	133.68	130.40
25	DA	2321	G	C6-N1-C2	5.47	128.38	125.10
1	AA	1143	G	C8-N9-C4	-5.47	104.21	106.40

Continued on next page...

Continued from previous page...

Mol	Chain	Res	Type	Atoms	Z	Observed(°)	Ideal(°)
25	BA	1769	G	N1-C6-O6	-5.47	116.62	119.90
1	CA	161	A	N9-C4-C5	5.47	107.99	105.80
1	CA	552	U	C5-C4-O4	5.47	129.18	125.90
25	DA	648	G	N1-C6-O6	5.47	123.18	119.90
25	DA	2260	C	C2-N3-C4	-5.47	117.17	119.90
1	AA	804	U	C5-C6-N1	-5.47	119.97	122.70
23	AX	46	G	N3-C2-N2	-5.47	116.07	119.90
25	BA	1588	G	N3-C4-C5	-5.47	125.87	128.60
25	BA	2445	A	O5'-P-OP2	5.47	117.26	110.70
25	BA	1573	G	C5-C6-N1	-5.47	108.77	111.50
25	BA	1665	G	N1-C6-O6	5.47	123.18	119.90
25	BA	2268	G	N3-C4-C5	5.47	131.33	128.60
25	DA	1544	A	C2-N3-C4	5.47	113.33	110.60
25	DA	1653	G	N3-C4-N9	5.47	129.28	126.00
1	AA	343	U	N1-C2-N3	5.46	118.18	114.90
1	AA	1114	C	C6-N1-C2	-5.46	118.11	120.30
25	BA	493	G	O5'-P-OP2	-5.46	100.78	105.70
25	BA	1986	G	N3-C2-N2	5.46	123.72	119.90
25	BA	2609	G	C8-N9-C4	-5.46	104.21	106.40
25	DA	1913	A	C5-C6-N1	5.46	120.43	117.70
1	AA	736	C	C2-N1-C1'	5.46	124.81	118.80
1	AA	446	G	C5-C6-O6	-5.46	125.32	128.60
1	AA	266	G	C5-N7-C8	-5.46	101.57	104.30
25	BA	613	A	N1-C6-N6	5.46	121.88	118.60
25	BA	2036	A	N7-C8-N9	-5.46	111.07	113.80
25	DA	154(A)	C	N1-C2-O2	5.46	122.18	118.90
25	DA	738	G	C5-C6-N1	5.46	114.23	111.50
25	DA	1256	G	N3-C4-N9	5.46	129.28	126.00
1	AA	146	G	C4-N9-C1'	5.46	133.60	126.50
1	AA	167	G	C8-N9-C1'	-5.46	119.90	127.00
25	BA	1404	G	C8-N9-C4	-5.46	104.22	106.40
1	CA	400	C	C6-N1-C2	5.46	122.48	120.30
25	DA	145	G	N1-C6-O6	5.46	123.17	119.90
25	BA	1390	G	N1-C6-O6	5.46	123.17	119.90
25	BA	1653	C	C5-C4-N4	-5.46	116.38	120.20
25	BA	2036	A	N9-C4-C5	-5.46	103.62	105.80
1	CA	1338	G	N3-C4-C5	-5.46	125.87	128.60
25	BA	1744	G	N1-C6-O6	5.45	123.17	119.90
1	CA	1312	G	N3-C4-N9	-5.45	122.73	126.00
1	AA	1030(B)	C	C6-N1-C1'	-5.45	114.26	120.80
25	BA	1653	C	N3-C4-N4	5.45	121.81	118.00
25	DA	2735	G	N1-C6-O6	5.45	123.17	119.90

Continued on next page...

Continued from previous page...

Mol	Chain	Res	Type	Atoms	Z	Observed(°)	Ideal(°)
25	BA	2101	U	N1-C2-N3	5.45	118.17	114.90
25	BA	2331	G	N3-C4-C5	5.45	131.32	128.60
25	BA	2370	G	C8-N9-C4	5.45	108.58	106.40
25	DA	2347	C	N3-C2-O2	-5.45	118.09	121.90
25	DA	2825	C	O5'-P-OP2	5.45	117.24	110.70
25	BA	1068	G	C8-N9-C1'	5.45	134.08	127.00
23	CX	46	G	C5-C6-O6	-5.45	125.33	128.60
25	DA	482	A	O5'-P-OP2	-5.45	100.80	105.70
25	DA	2406	U	O4'-C1'-N1	-5.45	103.84	108.20
25	BA	2556	G	N1-C6-O6	5.45	123.17	119.90
25	DA	1526	G	N1-C6-O6	5.45	123.17	119.90
25	DA	1261	C	N3-C4-C5	5.44	124.08	121.90
25	BA	2245	U	C5-C6-N1	-5.44	119.98	122.70
1	AA	1137	C	C2-N3-C4	5.44	122.62	119.90
25	DA	312	G	C5-C6-O6	-5.44	125.34	128.60
1	CA	32	A	C8-N9-C4	-5.44	103.62	105.80
25	DA	796	C	N3-C4-C5	5.44	124.08	121.90
25	DA	1984	G	O5'-P-OP2	-5.44	100.81	105.70
25	BA	2690	C	N3-C4-C5	-5.44	119.73	121.90
1	CA	266	G	P-O3'-C3'	5.44	126.22	119.70
1	CA	1077	G	C8-N9-C4	5.44	108.57	106.40
25	DA	2325	G	N1-C6-O6	5.44	123.16	119.90
1	AA	1502	A	O5'-P-OP2	-5.43	100.81	105.70
47	B1	21	ARG	NE-CZ-NH1	5.43	123.02	120.30
1	CA	1017	G	N3-C4-C5	5.43	131.32	128.60
25	DA	216	A	C2-N3-C4	-5.43	107.88	110.60
25	DA	2636	U	C2-N1-C1'	5.43	124.22	117.70
25	BA	2591	C	N3-C4-C5	5.43	124.07	121.90
25	BA	507	G	C8-N9-C4	-5.43	104.23	106.40
1	AA	893	C	N1-C2-O2	5.43	122.16	118.90
25	BA	1606	G	N3-C4-C5	5.43	131.31	128.60
25	DA	552	G	C8-N9-C1'	5.43	134.06	127.00
25	DA	1510	G	C6-C5-N7	-5.43	127.14	130.40
25	DA	2628	C	C6-N1-C2	5.43	122.47	120.30
25	DA	2828	C	C5-C6-N1	-5.43	118.29	121.00
1	AA	1502	A	C4-C5-N7	5.43	113.41	110.70
25	DA	2724	C	N1-C2-O2	-5.43	115.64	118.90
26	DB	119	G	O4'-C1'-N9	5.43	112.54	108.20
1	AA	1054	C	N1-C2-O2	5.42	122.16	118.90
25	BA	1243	U	N3-C2-O2	-5.42	118.40	122.20
1	CA	1028	C	C5-C6-N1	5.42	123.71	121.00
25	DA	743	G	C8-N9-C4	-5.42	104.23	106.40

Continued on next page...

Continued from previous page...

Mol	Chain	Res	Type	Atoms	Z	Observed(°)	Ideal(°)
25	BA	873	U	OP2-P-O3'	5.42	117.12	105.20
25	BA	1215	G	N1-C6-O6	5.42	123.15	119.90
25	DA	2261	C	N3-C4-N4	5.42	121.80	118.00
1	AA	1389	C	N3-C2-O2	5.42	125.69	121.90
25	BA	1255	A	C8-N9-C4	-5.42	103.63	105.80
25	DA	947	G	N9-C4-C5	5.42	107.57	105.40
25	DA	2667	C	C6-N1-C2	-5.42	118.13	120.30
26	DB	82	G	C6-C5-N7	5.42	133.65	130.40
25	DA	31	C	C6-N1-C2	-5.42	118.13	120.30
25	BA	2616	U	C5-C4-O4	5.42	129.15	125.90
25	DA	312	G	N1-C6-O6	5.42	123.15	119.90
25	BA	2228	G	C4-N9-C1'	5.41	133.54	126.50
25	DA	2893	G	C4-C5-N7	5.41	112.97	110.80
1	AA	1442	G	P-O3'-C3'	5.41	126.19	119.70
23	AX	35	A	N1-C6-N6	-5.41	115.35	118.60
25	DA	215	G	C5-C6-O6	5.41	131.85	128.60
25	DA	1115	G	N3-C4-C5	5.41	131.31	128.60
25	BA	799	A	OP1-P-OP2	-5.41	111.48	119.60
25	BA	2453	C	N3-C2-O2	-5.41	118.11	121.90
1	CA	397	A	N1-C6-N6	-5.41	115.36	118.60
23	CX	22	G	C5-C6-N1	5.41	114.20	111.50
25	BA	2428	C	C4-C5-C6	-5.41	114.70	117.40
25	BA	2729	U	N3-C2-O2	-5.41	118.42	122.20
25	DA	2635	C	C5-C6-N1	-5.41	118.30	121.00
1	AA	831	U	C5-C6-N1	5.40	125.40	122.70
25	BA	12	U	C6-N1-C2	-5.40	117.76	121.00
25	BA	1153	G	N3-C4-N9	5.40	129.24	126.00
25	BA	1431	G	O4'-C1'-N9	5.40	112.52	108.20
25	BA	2851	C	N1-C2-O2	5.40	122.14	118.90
25	DA	22	C	N3-C4-C5	5.40	124.06	121.90
25	BA	81	G	C5-C6-O6	5.40	131.84	128.60
25	BA	852	G	O5'-P-OP1	-5.40	100.84	105.70
25	BA	2229	A	N7-C8-N9	5.40	116.50	113.80
1	CA	1259	C	C6-N1-C2	-5.40	118.14	120.30
25	DA	130	C	N3-C2-O2	-5.40	118.12	121.90
25	DA	1284	A	C4-C5-N7	5.40	113.40	110.70
1	AA	1442(A)	G	C5-C6-O6	-5.40	125.36	128.60
25	DA	1973	G	C5-C6-O6	5.40	131.84	128.60
25	BA	816	G	N1-C6-O6	5.40	123.14	119.90
25	DA	1644	C	N3-C2-O2	-5.40	118.12	121.90
25	BA	2777	A	C5-C6-N6	5.40	128.02	123.70
1	AA	1154	G	C8-N9-C4	5.39	108.56	106.40

Continued on next page...

Continued from previous page...

Mol	Chain	Res	Type	Atoms	Z	Observed(°)	Ideal(°)
25	DA	460	A	N9-C4-C5	-5.39	103.64	105.80
25	DA	1899	G	N3-C4-N9	5.39	129.24	126.00
26	DB	25	A	O4'-C1'-N9	-5.39	103.88	108.20
1	AA	56	U	C2-N1-C1'	5.39	124.17	117.70
25	BA	1821	C	OP1-P-O3'	5.39	117.06	105.20
1	CA	1134	G	N7-C8-N9	5.39	115.80	113.10
25	BA	1755	C	N1-C2-O2	-5.39	115.67	118.90
25	BA	2699	U	N1-C2-O2	-5.39	119.03	122.80
25	BA	2405	A	C2-N3-C4	-5.39	107.91	110.60
1	AA	627	G	C4-C5-N7	5.39	112.95	110.80
25	BA	254	A	C4-C5-N7	5.39	113.39	110.70
25	BA	2826	C	C6-N1-C2	5.39	122.45	120.30
1	CA	1370	G	C8-N9-C4	-5.39	104.25	106.40
25	DA	956	G	C4-C5-C6	5.39	122.03	118.80
1	AA	346	G	N1-C6-O6	-5.38	116.67	119.90
1	AA	458	C	C2-N1-C1'	5.38	124.72	118.80
25	BA	1299	A	N1-C6-N6	-5.38	115.37	118.60
25	BA	2122	G	C2-N3-C4	5.38	114.59	111.90
25	DA	2376	A	O5'-P-OP2	-5.38	100.85	105.70
25	BA	582	G	N1-C6-O6	5.38	123.13	119.90
25	DA	90	U	C2-N1-C1'	5.38	124.16	117.70
25	DA	2253	G	N9-C4-C5	-5.38	103.25	105.40
25	BA	1163	G	N1-C6-O6	5.38	123.13	119.90
51	B5	58	LEU	CA-CB-CG	5.38	127.67	115.30
1	CA	1262	C	C6-N1-C1'	-5.38	114.35	120.80
1	CA	1285	A	C8-N9-C4	5.38	107.95	105.80
1	AA	1030(C)	G	C4-N9-C1'	5.38	133.49	126.50
25	BA	553	A	C5-N7-C8	-5.38	101.21	103.90
25	BA	974	G	N1-C6-O6	5.38	123.13	119.90
25	BA	989	G	N7-C8-N9	5.38	115.79	113.10
25	BA	2723	A	C2-N3-C4	-5.38	107.91	110.60
1	CA	893	C	C6-N1-C2	5.38	122.45	120.30
25	BA	2611	G	OP2-P-O3'	5.38	117.02	105.20
25	DA	660	G	C5-C6-N1	-5.38	108.81	111.50
1	AA	571	U	O5'-P-OP1	-5.37	100.86	105.70
25	BA	805	C	O5'-P-OP2	-5.37	100.86	105.70
26	DB	74	U	C6-N1-C1'	5.37	128.72	121.20
1	AA	976	G	N1-C6-O6	5.37	123.12	119.90
1	AA	1030(C)	G	N3-C4-N9	5.37	129.22	126.00
25	BA	2651	A	C8-N9-C4	5.37	107.95	105.80
1	AA	14	U	O5'-P-OP1	-5.37	100.87	105.70
25	BA	1055	A	OP1-P-O3'	5.37	117.01	105.20

Continued on next page...

Continued from previous page...

Mol	Chain	Res	Type	Atoms	Z	Observed(°)	Ideal(°)
25	BA	2701	U	P-O3'-C3'	5.37	126.14	119.70
1	CA	345	C	N3-C2-O2	-5.37	118.14	121.90
25	DA	1956	U	OP1-P-O3'	5.37	117.01	105.20
25	DA	2525	G	N1-C6-O6	5.37	123.12	119.90
25	BA	142	G	N3-C4-C5	5.37	131.28	128.60
25	BA	1067	A	C4-C5-N7	5.37	113.38	110.70
1	AA	1181	G	N3-C4-C5	5.37	131.28	128.60
25	BA	1934	A	N1-C6-N6	-5.37	115.38	118.60
25	BA	2078	G	C8-N9-C1'	-5.37	120.02	127.00
25	DA	2206	G	N3-C4-N9	-5.37	122.78	126.00
1	CA	1356	G	C6-N1-C2	5.36	128.32	125.10
25	DA	2023	G	N3-C4-C5	-5.36	125.92	128.60
25	DA	1031	G	N1-C6-O6	5.36	123.12	119.90
25	DA	2519	U	C5-C6-N1	-5.36	120.02	122.70
26	DB	72	G	C4-C5-N7	5.36	112.94	110.80
1	CA	1375	A	C8-N9-C4	-5.36	103.66	105.80
25	DA	52	A	N7-C8-N9	5.36	116.48	113.80
25	DA	370	G	N3-C4-C5	5.36	131.28	128.60
1	AA	1024	G	C4-N9-C1'	5.36	133.47	126.50
25	BA	69	G	N1-C6-O6	-5.36	116.69	119.90
25	BA	886	U	C5-C4-O4	5.36	129.11	125.90
25	BA	2535	G	C2-N3-C4	-5.36	109.22	111.90
25	DA	1662	C	C6-N1-C2	5.36	122.44	120.30
1	AA	800	G	N7-C8-N9	5.36	115.78	113.10
1	AA	1125	U	P-O3'-C3'	5.36	126.12	119.70
1	AA	1158	C	C4-C5-C6	5.36	120.08	117.40
25	BA	2044	U	N3-C4-O4	5.36	123.15	119.40
25	DA	1648	C	O5'-P-OP1	5.36	117.13	110.70
25	DA	2050	C	C6-N1-C2	5.36	122.44	120.30
25	BA	725	C	C5-C6-N1	-5.35	118.32	121.00
1	AA	1531	A	C4-N9-C1'	5.35	135.94	126.30
1	CA	981	U	C5-C6-N1	5.35	125.38	122.70
1	AA	1519	A	C2-N3-C4	-5.35	107.92	110.60
25	DA	2023	G	C5-C6-O6	-5.35	125.39	128.60
25	DA	2287	A	C2-N3-C4	-5.35	107.92	110.60
1	CA	429	U	C2-N1-C1'	-5.35	111.28	117.70
1	CA	1099	G	C4-C5-N7	-5.35	108.66	110.80
25	DA	976	C	N1-C2-O2	5.35	122.11	118.90
25	BA	1483	C	C6-N1-C2	-5.35	118.16	120.30
26	BB	73	A	O4'-C1'-N9	-5.35	103.92	108.20
1	CA	1173	G	N1-C6-O6	5.35	123.11	119.90
25	DA	2330	G	C5-C6-O6	-5.35	125.39	128.60

Continued on next page...

Continued from previous page...

Mol	Chain	Res	Type	Atoms	Z	Observed(°)	Ideal(°)
25	BA	657	A	O5'-P-OP2	5.34	117.11	110.70
1	CA	500	G	N3-C4-C5	-5.34	125.93	128.60
25	BA	853	C	N3-C4-C5	5.34	124.04	121.90
1	AA	237	C	C6-N1-C2	5.34	122.44	120.30
25	BA	425	G	C5-C6-N1	-5.34	108.83	111.50
25	BA	933	C	C5-C6-N1	5.34	123.67	121.00
1	CA	228	A	C8-N9-C4	5.34	107.94	105.80
1	CA	503	C	C6-N1-C2	-5.34	118.16	120.30
1	CA	1028	C	N3-C2-O2	5.34	125.64	121.90
25	DA	2870	C	N3-C2-O2	-5.34	118.16	121.90
1	AA	1035	A	C8-N9-C1'	-5.34	118.09	127.70
25	BA	678	A	C8-N9-C4	-5.34	103.67	105.80
25	BA	2372	A	O5'-P-OP1	5.34	117.11	110.70
1	CA	1125	U	C5-C6-N1	5.34	125.37	122.70
25	DA	1238	G	N9-C4-C5	-5.34	103.27	105.40
25	DA	2489	G	N1-C6-O6	5.34	123.10	119.90
25	BA	331	G	O5'-P-OP1	-5.33	100.90	105.70
25	BA	519	G	C5-C6-O6	-5.33	125.40	128.60
25	BA	990	A	C5-C6-N1	-5.33	115.03	117.70
25	BA	2283	G	O5'-P-OP2	-5.33	100.90	105.70
25	BA	2372	A	O5'-P-OP2	-5.33	100.90	105.70
1	CA	194	C	C6-N1-C2	-5.33	118.17	120.30
23	AX	22	G	C6-C5-N7	5.33	133.60	130.40
25	BA	572	A	OP1-P-O3'	5.33	116.93	105.20
1	CA	691	G	C8-N9-C4	5.33	108.53	106.40
1	CA	1311	G	N3-C4-C5	5.33	131.27	128.60
25	DA	446	G	C8-N9-C1'	-5.33	120.07	127.00
1	AA	1139	G	C4-N9-C1'	-5.33	119.57	126.50
23	AX	22	G	C4-N9-C1'	-5.33	119.57	126.50
25	BA	9	U	C2-N3-C4	5.33	130.20	127.00
25	BA	2550	C	C6-N1-C2	5.33	122.43	120.30
1	AA	1030(B)	C	C2-N3-C4	5.33	122.56	119.90
25	DA	363(B)	G	N3-C4-N9	5.33	129.20	126.00
1	AA	261	U	N1-C2-O2	-5.33	119.07	122.80
25	BA	2339	A	C5-C6-N6	5.33	127.96	123.70
1	AA	1499	A	C8-N9-C4	5.32	107.93	105.80
25	BA	2753	A	O5'-P-OP2	-5.32	100.91	105.70
25	BA	2755	C	C6-N1-C2	5.32	122.43	120.30
1	CA	1034	G	C6-C5-N7	5.32	133.59	130.40
1	AA	98	G	N7-C8-N9	5.32	115.76	113.10
23	CX	70	G	C8-N9-C1'	-5.32	120.08	127.00
25	DA	1963	U	C2-N1-C1'	5.32	124.08	117.70

Continued on next page...

Continued from previous page...

Mol	Chain	Res	Type	Atoms	Z	Observed(°)	Ideal(°)
1	CA	395	C	C6-N1-C2	-5.32	118.17	120.30
25	DA	614(B)	G	O4'-C1'-N9	5.32	112.45	108.20
25	DA	2827	C	C2-N3-C4	-5.32	117.24	119.90
1	AA	1024	G	N3-C4-C5	-5.31	125.94	128.60
25	BA	27	G	O5'-P-OP2	-5.31	100.92	105.70
23	CX	14	A	N1-C2-N3	5.31	131.96	129.30
25	DA	1313	U	N3-C4-O4	5.31	123.12	119.40
25	BA	932	C	C2-N3-C4	5.31	122.56	119.90
1	AA	77	G	C8-N9-C4	5.31	108.52	106.40
25	DA	1403	C	N3-C2-O2	-5.31	118.18	121.90
25	DA	1812	A	O5'-P-OP1	-5.31	100.92	105.70
25	BA	2630	G	N3-C4-N9	5.31	129.18	126.00
25	BA	2802	C	C5-C6-N1	-5.31	118.35	121.00
1	CA	661	G	N1-C6-O6	5.31	123.08	119.90
25	DA	945	A	C5-C6-N6	-5.31	119.45	123.70
25	BA	1093	G	P-O3'-C3'	5.31	126.07	119.70
25	DA	2541	A	N1-C6-N6	5.31	121.78	118.60
1	CA	851	G	N1-C6-O6	5.30	123.08	119.90
1	CA	1369	C	C5-C6-N1	-5.30	118.35	121.00
1	CA	787	A	C2-N3-C4	-5.30	107.95	110.60
25	DA	1615	C	N1-C2-O2	-5.30	115.72	118.90
1	AA	59	A	C2-N3-C4	5.30	113.25	110.60
1	CA	316	G	C6-C5-N7	-5.30	127.22	130.40
25	DA	392	C	O5'-P-OP2	5.30	117.06	110.70
25	DA	532	A	O4'-C1'-N9	5.30	112.44	108.20
1	AA	476	G	C4-N9-C1'	5.30	133.39	126.50
1	AA	1289	A	N9-C4-C5	5.30	107.92	105.80
25	BA	199	C	OP2-P-O3'	5.30	116.86	105.20
25	BA	1954	A	O5'-P-OP2	5.30	117.06	110.70
25	BA	2807	C	C6-N1-C2	-5.30	118.18	120.30
25	BA	2904	U	C5-C6-N1	5.30	125.35	122.70
25	DA	271(K)	U	C2-N1-C1'	5.30	124.06	117.70
25	DA	2643	G	O5'-P-OP1	-5.30	100.93	105.70
1	CA	266	G	C5-N7-C8	-5.30	101.65	104.30
25	DA	2744	G	OP2-P-O3'	5.30	116.86	105.20
1	AA	122	G	N3-C4-C5	5.30	131.25	128.60
25	BA	2641	A	C2-N3-C4	-5.30	107.95	110.60
26	DB	56	G	C4-N9-C1'	5.30	133.38	126.50
25	BA	30	G	N3-C4-C5	-5.29	125.95	128.60
25	BA	1992	A	O4'-C1'-N9	-5.29	103.96	108.20
1	CA	1149	C	N3-C2-O2	-5.29	118.19	121.90
23	AX	4	G	N1-C6-O6	5.29	123.08	119.90

Continued on next page...

Continued from previous page...

Mol	Chain	Res	Type	Atoms	Z	Observed(°)	Ideal(°)
25	BA	2559	U	N1-C2-O2	-5.29	119.09	122.80
26	BB	91	C	N3-C4-C5	5.29	124.02	121.90
26	DB	115	G	N9-C4-C5	-5.29	103.28	105.40
1	AA	236	G	C5-C6-O6	5.29	131.78	128.60
25	BA	932	C	C5-C6-N1	5.29	123.65	121.00
25	BA	1650	C	N1-C2-O2	-5.29	115.72	118.90
23	AX	35	A	C5-C6-N1	-5.29	115.06	117.70
25	DA	216	A	C8-N9-C4	5.29	107.92	105.80
25	DA	2507	C	N3-C4-C5	-5.29	119.78	121.90
25	DA	2856	C	C5-C6-N1	5.29	123.64	121.00
25	BA	1631	C	C2-N3-C4	5.29	122.54	119.90
1	AA	1481	U	OP2-P-O3'	5.29	116.83	105.20
11	AK	49	GLY	N-CA-C	5.29	126.31	113.10
25	BA	1093	G	C8-N9-C1'	-5.29	120.13	127.00
25	DA	295	G	C6-C5-N7	-5.29	127.23	130.40
25	DA	830	G	N1-C6-O6	-5.29	116.73	119.90
1	AA	1006	C	C6-N1-C2	-5.28	118.19	120.30
1	AA	1531	A	N9-C1'-C2'	5.28	120.87	114.00
25	BA	415	G	C4-N9-C1'	-5.28	119.63	126.50
25	BA	417	A	C2-N3-C4	-5.28	107.96	110.60
25	BA	758	G	N1-C6-O6	5.28	123.07	119.90
25	BA	876	A	O5'-P-OP2	-5.28	100.94	105.70
1	CA	44	G	O5'-P-OP2	-5.28	100.94	105.70
25	DA	63	U	C2-N1-C1'	-5.28	111.36	117.70
25	BA	471	C	C2-N3-C4	-5.28	117.26	119.90
1	AA	46	G	N1-C6-O6	5.28	123.07	119.90
25	BA	1972	G	C6-C5-N7	-5.28	127.23	130.40
25	BA	2663	C	C5-C4-N4	-5.28	116.50	120.20
23	CX	32	C	N1-C2-O2	5.28	122.07	118.90
1	AA	848	C	C6-N1-C2	-5.28	118.19	120.30
25	BA	739	C	OP2-P-O3'	5.28	116.81	105.20
25	BA	1221	G	OP1-P-OP2	-5.28	111.68	119.60
25	BA	1638	C	C6-N1-C2	5.28	122.41	120.30
25	BA	799	A	C2-N3-C4	-5.28	107.96	110.60
1	CA	1039	C	C5-C6-N1	5.28	123.64	121.00
25	DA	2512	C	C5-C4-N4	-5.28	116.51	120.20
25	BA	733	G	C4-C5-N7	5.27	112.91	110.80
25	BA	1348	A	O5'-P-OP2	-5.27	100.95	105.70
25	DA	2455	G	C8-N9-C1'	-5.27	120.14	127.00
1	AA	1181	G	N1-C6-O6	5.27	123.06	119.90
1	AA	1519	A	C8-N9-C4	-5.27	103.69	105.80
23	AX	8	U	C5-C6-N1	5.27	125.34	122.70

Continued on next page...

Continued from previous page...

Mol	Chain	Res	Type	Atoms	Z	Observed(°)	Ideal(°)
25	BA	1476	C	N3-C2-O2	-5.27	118.21	121.90
1	CA	138	G	C8-N9-C4	-5.27	104.29	106.40
25	DA	1314	C	N1-C2-O2	5.27	122.06	118.90
23	AX	35	A	C6-N1-C2	5.27	121.76	118.60
25	BA	1298	G	C4-N9-C1'	-5.27	119.65	126.50
1	AA	219	C	C6-N1-C2	-5.27	118.19	120.30
25	BA	1994	A	C5-C6-N6	-5.27	119.48	123.70
25	DA	2892	A	N1-C6-N6	-5.27	115.44	118.60
25	BA	2228	G	C4-C5-C6	5.27	121.96	118.80
25	DA	2023	G	C6-C5-N7	-5.27	127.24	130.40
26	BB	6	C	N1-C2-O2	5.27	122.06	118.90
25	BA	1850	A	OP1-P-OP2	5.26	127.50	119.60
25	DA	63	U	O4'-C1'-N1	5.26	112.41	108.20
1	AA	1058	G	N9-C4-C5	-5.26	103.30	105.40
25	BA	978	A	C8-N9-C4	-5.26	103.69	105.80
1	AA	904	C	C6-N1-C2	5.26	122.41	120.30
25	BA	816	G	C5-C6-O6	-5.26	125.44	128.60
25	BA	1794	G	N7-C8-N9	-5.26	110.47	113.10
47	B1	46	LEU	CA-CB-CG	5.26	127.40	115.30
1	CA	939	G	N3-C4-C5	-5.26	125.97	128.60
25	DA	893	C	C2-N3-C4	5.26	122.53	119.90
25	DA	1148	A	C8-N9-C4	-5.26	103.69	105.80
25	BA	351	G	O4'-C1'-N9	-5.26	103.99	108.20
25	DA	1784	A	O5'-P-OP2	5.26	117.01	110.70
25	BA	1867	C	N1-C2-O2	5.26	122.05	118.90
25	BA	2829	G	N1-C6-O6	5.26	123.05	119.90
1	CA	1012	U	C6-N1-C1'	5.26	128.56	121.20
25	BA	2527	C	C6-N1-C2	5.25	122.40	120.30
1	AA	1043	C	O4'-C1'-N1	5.25	112.40	108.20
25	BA	693	G	C5-C6-O6	-5.25	125.45	128.60
1	CA	1180	A	C8-N9-C4	-5.25	103.70	105.80
23	CX	9	G	C4-N9-C1'	-5.25	119.67	126.50
25	DA	188	G	C6-C5-N7	-5.25	127.25	130.40
25	DA	2313	C	N3-C2-O2	-5.25	118.22	121.90
1	AA	167	G	C5-C6-O6	-5.25	125.45	128.60
25	BA	353	G	C5-C6-O6	-5.25	125.45	128.60
25	DA	1377	G	N3-C4-C5	-5.25	125.97	128.60
26	DB	81	G	N7-C8-N9	5.25	115.73	113.10
25	BA	926	G	N3-C4-C5	-5.25	125.97	128.60
25	BA	1365	G	C8-N9-C4	-5.25	104.30	106.40
25	BA	1766	G	C4-C5-N7	5.25	112.90	110.80
25	BA	2241	C	N3-C2-O2	-5.25	118.22	121.90

Continued on next page...

Continued from previous page...

Mol	Chain	Res	Type	Atoms	Z	Observed(°)	Ideal(°)
25	BA	1710	C	N3-C4-N4	5.25	121.67	118.00
25	BA	1859	G	N1-C6-O6	-5.25	116.75	119.90
1	CA	1029	C	C5-C6-N1	5.25	123.62	121.00
1	CA	1518	A	C5-C6-N6	5.25	127.90	123.70
25	DA	1120	G	N3-C4-C5	5.25	131.22	128.60
25	DA	2435	A	C8-N9-C4	-5.25	103.70	105.80
25	BA	2857	U	C5-C6-N1	-5.25	120.08	122.70
25	DA	912	C	N1-C2-O2	5.25	122.05	118.90
26	DB	119	G	C8-N9-C1'	5.25	133.82	127.00
1	AA	587	G	O5'-P-OP1	5.24	116.99	110.70
25	BA	965	G	O5'-P-OP2	-5.24	100.98	105.70
25	BA	1222	A	N7-C8-N9	5.24	116.42	113.80
23	AX	8	U	N1-C2-O2	5.24	126.47	122.80
25	BA	139	A	C5-C6-N1	-5.24	115.08	117.70
1	CA	422	C	C6-N1-C2	-5.24	118.20	120.30
25	BA	1857	G	OP1-P-O3'	5.24	116.73	105.20
25	BA	1985	U	C6-N1-C2	-5.24	117.86	121.00
1	AA	1190	G	C8-N9-C4	-5.24	104.31	106.40
25	BA	2452	C	C5-C6-N1	-5.24	118.38	121.00
25	DA	75	G	N3-C2-N2	-5.24	116.23	119.90
25	DA	1885	A	C8-N9-C4	5.24	107.89	105.80
25	DA	2336	A	N1-C6-N6	5.24	121.74	118.60
26	DB	29	A	N7-C8-N9	5.24	116.42	113.80
25	BA	168	G	O5'-P-OP2	-5.23	100.99	105.70
25	BA	978	A	O4'-C1'-N9	5.23	112.39	108.20
25	DA	76	C	N1-C2-O2	5.23	122.04	118.90
25	DA	895	U	C2-N1-C1'	5.23	123.98	117.70
25	DA	2345	G	C5-C6-O6	5.23	131.74	128.60
25	DA	2861	G	N3-C2-N2	-5.23	116.24	119.90
25	DA	893	C	C6-N1-C2	-5.23	118.21	120.30
1	AA	140	A	C8-N9-C4	-5.23	103.71	105.80
1	AA	975	A	O4'-C1'-N9	-5.23	104.02	108.20
25	BA	89	U	C5-C4-O4	5.23	129.04	125.90
25	BA	438	G	O5'-P-OP2	-5.23	100.99	105.70
25	BA	2122	G	N1-C6-O6	-5.23	116.76	119.90
25	DA	2375	G	O5'-P-OP2	-5.23	100.99	105.70
1	AA	204	U	N1-C2-O2	5.23	126.46	122.80
25	BA	1176	U	C5-C4-O4	5.23	129.04	125.90
25	BA	2510	C	C5-C6-N1	-5.23	118.39	121.00
25	DA	1955	U	N3-C4-O4	-5.23	115.74	119.40
25	DA	2604	U	N1-C2-O2	5.23	126.46	122.80
1	AA	1510	U	C6-N1-C2	5.23	124.14	121.00

Continued on next page...

Continued from previous page...

Mol	Chain	Res	Type	Atoms	Z	Observed(°)	Ideal(°)
25	BA	840	A	C5-C6-N6	-5.23	119.52	123.70
25	BA	2414	C	C6-N1-C2	5.23	122.39	120.30
25	BA	2701	U	N3-C2-O2	-5.23	118.54	122.20
25	DA	1243	G	C4-C5-N7	-5.23	108.71	110.80
25	DA	1395	A	O4'-C1'-N9	5.23	112.38	108.20
25	DA	1955	U	C5-C6-N1	-5.23	120.09	122.70
26	DB	11	C	C6-N1-C2	-5.23	118.21	120.30
1	CA	561	U	N3-C4-O4	5.23	123.06	119.40
1	AA	167	G	N1-C6-O6	5.22	123.03	119.90
25	BA	134	G	N7-C8-N9	-5.22	110.49	113.10
25	DA	228	A	N1-C6-N6	5.22	121.73	118.60
25	DA	552	G	C4-N9-C1'	-5.22	119.71	126.50
25	DA	1488	G	N3-C4-C5	-5.22	125.99	128.60
25	DA	2334	G	OP2-P-O3'	5.22	116.69	105.20
25	DA	2587	A	N1-C6-N6	5.22	121.73	118.60
1	AA	1064	G	OP1-P-O3'	5.22	116.69	105.20
25	BA	362	G	N3-C4-N9	5.22	129.13	126.00
1	CA	800	G	OP2-P-O3'	5.22	116.69	105.20
1	AA	458	C	C6-N1-C2	-5.22	118.21	120.30
23	AX	14	A	C4-N9-C1'	5.22	135.70	126.30
25	BA	512	C	N3-C2-O2	5.22	125.56	121.90
25	BA	2503	U	N3-C4-O4	-5.22	115.75	119.40
25	DA	923	C	C6-N1-C2	-5.22	118.21	120.30
25	DA	1986	A	N1-C2-N3	5.22	131.91	129.30
25	BA	1450	C	O5'-P-OP2	-5.22	101.00	105.70
25	DA	796	C	C2-N3-C4	-5.22	117.29	119.90
25	DA	1368	G	O5'-P-OP2	-5.22	101.00	105.70
25	DA	1488	G	C4-N9-C1'	5.22	133.28	126.50
1	AA	1259	C	C6-N1-C2	-5.22	118.21	120.30
25	BA	1810	U	O4'-C1'-N1	5.22	112.37	108.20
25	BA	288	U	C5-C6-N1	5.21	125.31	122.70
1	CA	605	U	O4'-C1'-N1	5.21	112.37	108.20
1	CA	997	U	C5-C4-O4	5.21	129.03	125.90
26	DB	74	U	N1-C2-N3	5.21	118.03	114.90
25	BA	1539	C	C2-N1-C1'	5.21	124.53	118.80
1	AA	1507	A	C2-N3-C4	-5.21	108.00	110.60
25	BA	1221	G	OP1-P-O3'	5.21	116.66	105.20
1	CA	1004	A	C4-C5-N7	-5.21	108.10	110.70
25	DA	908	C	N1-C2-O2	-5.21	115.78	118.90
1	AA	365	U	C5-C6-N1	-5.21	120.10	122.70
1	AA	552	U	C5-C6-N1	-5.21	120.10	122.70
25	DA	970	C	N1-C2-O2	-5.21	115.78	118.90

Continued on next page...

Continued from previous page...

Mol	Chain	Res	Type	Atoms	Z	Observed(°)	Ideal(°)
25	BA	2049	G	O5'-P-OP2	-5.21	101.02	105.70
1	CA	372	C	N1-C2-O2	5.21	122.02	118.90
25	DA	1488	G	C8-N9-C4	-5.21	104.32	106.40
25	DA	2591	C	C6-N1-C2	-5.21	118.22	120.30
25	BA	1172	A	N1-C6-N6	5.20	121.72	118.60
1	CA	354	G	N1-C6-O6	5.20	123.02	119.90
25	DA	665	C	N1-C2-O2	5.20	122.02	118.90
25	DA	1992	G	P-O3'-C3'	5.20	125.94	119.70
25	DA	666	G	C2-N3-C4	-5.20	109.30	111.90
25	DA	2070	G	N3-C4-C5	-5.20	126.00	128.60
25	BA	2386	C	C6-N1-C2	5.20	122.38	120.30
25	DA	2253	G	C5-C6-O6	-5.20	125.48	128.60
1	AA	220	G	C4-N9-C1'	5.20	133.26	126.50
1	AA	1042	G	O4'-C1'-N9	5.20	112.36	108.20
1	AA	1397	C	C6-N1-C2	-5.20	118.22	120.30
25	BA	2740	G	N3-C2-N2	-5.20	116.26	119.90
1	CA	528	C	C5-C6-N1	5.20	123.60	121.00
1	CA	1042	G	O4'-C1'-N9	5.20	112.36	108.20
26	DB	82	G	C4-N9-C1'	-5.20	119.74	126.50
1	AA	963	G	C5-C6-N1	5.20	114.10	111.50
1	AA	1407	C	C5-C6-N1	5.20	123.60	121.00
25	DA	233	A	OP1-P-OP2	5.20	127.39	119.60
25	BA	1093	G	N1-C2-N2	-5.19	111.53	116.20
1	AA	1150	U	C5-C4-O4	5.19	129.01	125.90
25	BA	483	A	C5-C6-N6	5.19	127.85	123.70
25	BA	1972	G	C5-C6-N1	-5.19	108.90	111.50
1	AA	1401	G	O4'-C1'-N9	-5.19	104.05	108.20
1	CA	894	G	N3-C4-C5	5.19	131.19	128.60
25	DA	645	C	C2-N1-C1'	5.19	124.51	118.80
25	BA	1472	G	N3-C2-N2	5.19	123.53	119.90
25	DA	2018	G	C5-C6-O6	-5.19	125.49	128.60
25	BA	235	C	N3-C2-O2	5.19	125.53	121.90
1	CA	299	G	C6-C5-N7	-5.19	127.29	130.40
26	DB	45	A	P-O3'-C3'	5.19	125.92	119.70
25	BA	31	C	O5'-P-OP1	-5.19	101.03	105.70
25	BA	2425	G	OP2-P-O3'	5.19	116.61	105.20
1	CA	5	U	N3-C2-O2	-5.19	118.57	122.20
25	DA	894	C	N3-C2-O2	-5.19	118.27	121.90
25	DA	1380	G	O5'-P-OP2	-5.19	101.03	105.70
23	AX	69	C	N1-C2-O2	5.18	122.01	118.90
23	AX	76	A	C4-C5-N7	-5.18	108.11	110.70
25	BA	2255	U	OP1-P-OP2	5.18	127.38	119.60

Continued on next page...

Continued from previous page...

Mol	Chain	Res	Type	Atoms	Z	Observed(°)	Ideal(°)
25	BA	2838	C	N3-C4-C5	5.18	123.97	121.90
1	CA	925	G	C5-C6-O6	-5.18	125.49	128.60
25	DA	936	C	N3-C4-N4	-5.18	114.37	118.00
25	DA	2207	G	C5-C6-N1	-5.18	108.91	111.50
1	AA	839	U	P-O3'-C3'	5.18	125.92	119.70
25	BA	1094	A	N7-C8-N9	5.18	116.39	113.80
25	BA	1824	C	N3-C2-O2	-5.18	118.27	121.90
1	CA	662	G	C6-C5-N7	-5.18	127.29	130.40
25	DA	1761	C	N1-C2-O2	-5.18	115.79	118.90
25	DA	1955	U	C5-C4-O4	5.18	129.01	125.90
25	BA	1700	G	N9-C4-C5	5.18	107.47	105.40
25	BA	2110	G	N3-C2-N2	-5.18	116.27	119.90
7	AG	81	GLY	N-CA-C	5.18	126.05	113.10
25	BA	2646	G	O5'-P-OP2	-5.18	101.04	105.70
25	BA	2906	U	C2-N1-C1'	5.18	123.92	117.70
1	CA	1456	G	C8-N9-C4	5.18	108.47	106.40
25	DA	692	C	C6-N1-C2	5.18	122.37	120.30
25	BA	1372	U	C6-N1-C2	5.18	124.11	121.00
1	CA	1303	C	N1-C2-O2	5.18	122.01	118.90
3	CC	91	LEU	CA-CB-CG	5.18	127.21	115.30
25	DA	1022	G	N3-C2-N2	-5.18	116.28	119.90
1	AA	158	G	N3-C4-N9	-5.18	122.89	126.00
25	BA	718	C	C5-C4-N4	5.18	123.82	120.20
1	CA	1065	U	P-O3'-C3'	5.17	125.91	119.70
25	DA	1142(A)	A	N1-C6-N6	5.17	121.70	118.60
25	DA	2207	G	N7-C8-N9	5.17	115.69	113.10
25	DA	2286	A	C4-C5-N7	5.17	113.29	110.70
25	BA	1755	C	C6-N1-C2	5.17	122.37	120.30
1	CA	1142	G	N3-C4-C5	-5.17	126.01	128.60
25	DA	1124	C	N3-C4-C5	5.17	123.97	121.90
1	AA	1145	C	N1-C2-O2	5.17	122.00	118.90
1	AA	749	C	C2-N3-C4	5.17	122.48	119.90
1	AA	1029	C	C6-N1-C1'	5.17	127.00	120.80
25	BA	2223	C	N1-C2-O2	5.17	122.00	118.90
26	BB	118	G	N1-C6-O6	5.17	123.00	119.90
23	CX	35	A	C6-N1-C2	5.17	121.70	118.60
25	DA	2843	G	N3-C2-N2	-5.17	116.28	119.90
1	CA	1030(B)	C	C6-N1-C2	-5.17	118.23	120.30
1	CA	1271	G	N9-C4-C5	-5.17	103.33	105.40
1	AA	1019	C	C2-N3-C4	5.17	122.48	119.90
25	DA	266	G	C5-C6-O6	-5.17	125.50	128.60
25	DA	272(C)	G	C4-N9-C1'	-5.17	119.78	126.50

Continued on next page...

Continued from previous page...

Mol	Chain	Res	Type	Atoms	Z	Observed(°)	Ideal(°)
25	DA	1418	G	C6-C5-N7	-5.17	127.30	130.40
25	BA	118	U	O5'-P-OP1	-5.16	101.05	105.70
25	BA	1814	A	O5'-P-OP2	-5.16	101.05	105.70
1	CA	557	G	N3-C2-N2	5.16	123.51	119.90
1	CA	960	U	N1-C2-O2	5.16	126.41	122.80
1	CA	1135	U	C2-N1-C1'	-5.16	111.50	117.70
25	DA	567	A	N3-C4-C5	5.16	130.41	126.80
25	DA	1838	C	O4'-C1'-N1	5.16	112.33	108.20
1	AA	1399	C	N3-C2-O2	5.16	125.51	121.90
25	BA	2344	U	O5'-P-OP2	-5.16	101.05	105.70
1	CA	1206	G	N3-C4-N9	5.16	129.10	126.00
25	BA	50	G	O5'-P-OP2	-5.16	101.06	105.70
25	BA	1240	G	C8-N9-C4	-5.16	104.34	106.40
25	BA	1807	G	N1-C6-O6	5.16	123.00	119.90
25	BA	2697	G	O5'-P-OP2	-5.16	101.06	105.70
1	CA	242	C	N3-C4-N4	5.16	121.61	118.00
25	DA	98	G	C8-N9-C4	5.16	108.46	106.40
25	DA	1126	A	O5'-P-OP1	-5.16	101.06	105.70
25	BA	671	A	O4'-C1'-N9	5.16	112.33	108.20
1	CA	906	G	N9-C4-C5	-5.16	103.34	105.40
1	AA	24	U	O5'-P-OP1	-5.16	101.06	105.70
23	CX	35	A	C5-C6-N1	-5.16	115.12	117.70
25	DA	1229	G	N9-C4-C5	-5.16	103.34	105.40
25	DA	2018	G	C4-C5-N7	5.16	112.86	110.80
25	BA	2634	C	C6-N1-C2	5.16	122.36	120.30
25	DA	1607	C	C6-N1-C2	5.16	122.36	120.30
25	DA	1767	C	C5-C6-N1	-5.16	118.42	121.00
1	CA	1165	C	N1-C2-O2	5.15	121.99	118.90
25	DA	743	G	N9-C4-C5	5.15	107.46	105.40
28	DE	111	ARG	NE-CZ-NH2	-5.15	117.72	120.30
25	DA	1643	G	OP1-P-O3'	5.15	116.54	105.20
25	DA	2422	A	N1-C6-N6	-5.15	115.51	118.60
25	DA	2487	G	C2-N3-C4	-5.15	109.32	111.90
25	DA	2581	G	OP1-P-O3'	5.15	116.54	105.20
25	BA	852	G	C4-C5-N7	5.15	112.86	110.80
25	BA	2662	U	C5-C6-N1	-5.15	120.12	122.70
25	BA	2801	C	C2-N3-C4	-5.15	117.33	119.90
31	DH	171	LEU	CA-CB-CG	5.15	127.14	115.30
25	BA	2251	G	C8-N9-C4	5.15	108.46	106.40
25	BA	2785	C	N1-C2-O2	5.15	121.99	118.90
1	CA	897	C	C6-N1-C2	5.15	122.36	120.30
1	AA	1150	U	C6-N1-C2	-5.15	117.91	121.00

Continued on next page...

Continued from previous page...

Mol	Chain	Res	Type	Atoms	Z	Observed(°)	Ideal(°)
25	BA	2228	G	N9-C4-C5	-5.15	103.34	105.40
25	BA	2464	C	C5-C6-N1	5.15	123.57	121.00
26	BB	108	U	C2-N1-C1'	-5.15	111.52	117.70
1	CA	18	C	O5'-P-OP2	5.15	116.88	110.70
25	DA	1786	A	O4'-C1'-N9	5.15	112.32	108.20
1	CA	1405	G	O5'-P-OP2	-5.15	101.07	105.70
25	DA	205	G	O5'-P-OP2	-5.15	101.07	105.70
25	DA	265	A	N1-C6-N6	5.15	121.69	118.60
23	AX	76	A	C5-C6-N1	5.14	120.27	117.70
25	BA	572	A	P-O3'-C3'	5.14	125.87	119.70
25	BA	1007	G	N7-C8-N9	5.14	115.67	113.10
25	BA	2510	C	N1-C2-N3	5.14	122.80	119.20
1	CA	380	G	N3-C4-N9	-5.14	122.91	126.00
25	BA	68	C	N1-C2-O2	-5.14	115.81	118.90
25	BA	405	C	C6-N1-C2	5.14	122.36	120.30
25	BA	696	C	C2-N3-C4	5.14	122.47	119.90
1	CA	1122	U	C5-C4-O4	-5.14	122.81	125.90
25	DA	1226	A	C8-N9-C4	5.14	107.86	105.80
1	AA	156	G	C8-N9-C4	-5.14	104.34	106.40
25	BA	781	A	N1-C6-N6	5.14	121.68	118.60
1	CA	1039	C	N1-C2-O2	5.14	121.98	118.90
25	DA	2520	C	N3-C4-C5	5.14	123.96	121.90
1	AA	442	C	C5-C6-N1	5.14	123.57	121.00
25	BA	280	C	C5-C6-N1	-5.14	118.43	121.00
1	AA	781	A	N9-C4-C5	-5.14	103.75	105.80
1	AA	1143	G	N9-C4-C5	5.14	107.45	105.40
25	DA	2346	A	C4-C5-N7	-5.14	108.13	110.70
1	CA	1466	C	O5'-P-OP1	-5.13	101.08	105.70
25	DA	34	C	N1-C2-O2	5.13	121.98	118.90
25	DA	748	G	C2-N3-C4	5.13	114.47	111.90
1	AA	1058	G	C5-C6-O6	-5.13	125.52	128.60
25	BA	2266	C	C6-N1-C2	5.13	122.35	120.30
1	CA	1034	G	C8-N9-C1'	5.13	133.67	127.00
1	AA	1265	G	C6-C5-N7	-5.13	127.32	130.40
25	BA	1473	A	C6-N1-C2	-5.13	115.52	118.60
1	CA	138	G	N7-C8-N9	5.13	115.67	113.10
25	DA	422	A	O5'-P-OP2	-5.13	101.08	105.70
25	BA	660	C	C6-N1-C2	-5.13	118.25	120.30
26	BB	30	C	C6-N1-C2	-5.13	118.25	120.30
1	CA	1012	U	C2-N1-C1'	-5.13	111.54	117.70
1	CA	990	C	N1-C2-O2	5.13	121.98	118.90
25	DA	829	A	O4'-C1'-N9	5.13	112.30	108.20

Continued on next page...

Continued from previous page...

Mol	Chain	Res	Type	Atoms	Z	Observed(°)	Ideal(°)
1	AA	443	C	C2-N1-C1'	5.13	124.44	118.80
23	AX	69	C	C6-N1-C1'	-5.13	114.65	120.80
25	BA	835	A	N9-C4-C5	-5.13	103.75	105.80
25	BA	1244	U	OP2-P-O3'	5.13	116.48	105.20
25	BA	2110	G	N1-C6-O6	5.13	122.98	119.90
25	BA	2236	G	N7-C8-N9	-5.13	110.54	113.10
25	DA	2540	C	N1-C2-O2	-5.13	115.82	118.90
25	BA	2110	G	N3-C4-C5	5.12	131.16	128.60
25	BA	2235	G	C5-C6-O6	-5.12	125.53	128.60
25	BA	2662	U	C6-N1-C2	5.12	124.08	121.00
1	AA	889	A	OP1-P-OP2	5.12	127.29	119.60
25	BA	2524	C	N3-C2-O2	5.12	125.49	121.90
25	BA	119	G	C6-C5-N7	-5.12	127.33	130.40
25	DA	1122	G	O5'-P-OP2	-5.12	101.09	105.70
25	DA	1399	C	OP2-P-O3'	5.12	116.47	105.20
26	DB	51	G	C8-N9-C1'	-5.12	120.34	127.00
1	CA	1506	U	N3-C2-O2	5.12	125.78	122.20
1	AA	1183	A	P-O3'-C3'	5.12	125.84	119.70
25	BA	1153	G	C8-N9-C4	-5.12	104.35	106.40
25	BA	1255	A	N9-C4-C5	5.12	107.85	105.80
25	BA	1325	G	N3-C4-C5	-5.12	126.04	128.60
25	DA	2804	C	N3-C4-C5	-5.12	119.85	121.90
1	AA	382	A	C6-N1-C2	-5.12	115.53	118.60
25	DA	2384	G	N1-C6-O6	5.12	122.97	119.90
25	BA	1935	A	C5-C6-N6	-5.12	119.61	123.70
1	CA	1034	G	N9-C4-C5	5.12	107.45	105.40
23	CX	18	G	N3-C4-C5	5.12	131.16	128.60
25	DA	2059	A	C5-C6-N6	-5.12	119.61	123.70
25	DA	2325	G	C8-N9-C4	-5.12	104.35	106.40
25	BA	1470	G	C8-N9-C4	5.11	108.44	106.40
25	BA	2094	G	N1-C6-O6	5.11	122.97	119.90
1	CA	266	G	C6-C5-N7	-5.11	127.33	130.40
1	CA	1525	G	N3-C4-N9	-5.11	122.93	126.00
25	DA	512	G	C4-N9-C1'	-5.11	119.85	126.50
25	DA	1261	C	C2-N1-C1'	-5.11	113.18	118.80
1	AA	1221	G	C6-N1-C2	5.11	128.17	125.10
1	CA	1036	G	C8-N9-C1'	-5.11	120.35	127.00
25	DA	2509	G	C5-C6-N1	-5.11	108.94	111.50
25	BA	552	C	N1-C2-N3	5.11	122.78	119.20
25	BA	2345	A	OP1-P-O3'	5.11	116.44	105.20
1	CA	1183	A	O4'-C1'-N9	-5.11	104.11	108.20
25	BA	2564	U	N1-C2-O2	-5.11	119.22	122.80

Continued on next page...

Continued from previous page...

Mol	Chain	Res	Type	Atoms	Z	Observed(°)	Ideal(°)
1	AA	340	U	C6-N1-C2	5.11	124.06	121.00
25	BA	133	G	N3-C4-N9	-5.11	122.94	126.00
25	BA	1680	G	C4-C5-N7	5.11	112.84	110.80
1	CA	1023	G	N3-C4-C5	-5.11	126.05	128.60
1	CA	1206	G	C5-C6-O6	-5.11	125.53	128.60
25	DA	709	U	C5-C4-O4	5.11	128.96	125.90
25	DA	2560	C	N3-C4-C5	5.11	123.94	121.90
25	DA	2802	G	N3-C4-C5	-5.11	126.05	128.60
1	AA	1516	G	C8-N9-C1'	5.11	133.64	127.00
25	BA	1688	A	N1-C2-N3	5.11	131.85	129.30
25	BA	2070	G	N1-C6-O6	5.11	122.96	119.90
1	CA	1158	C	C2-N1-C1'	5.11	124.42	118.80
25	DA	1142	U	C2-N1-C1'	5.11	123.83	117.70
25	DA	1617	C	C4-C5-C6	5.10	119.95	117.40
26	DB	28	C	O4'-C1'-N1	5.10	112.28	108.20
1	CA	1142	G	N3-C4-N9	5.10	129.06	126.00
25	DA	533	G	O5'-P-OP1	-5.10	101.11	105.70
25	DA	2010	G	C8-N9-C4	-5.10	104.36	106.40
1	AA	1517	G	N3-C4-C5	5.10	131.15	128.60
25	BA	496	A	N1-C6-N6	-5.10	115.54	118.60
25	BA	1398	U	N3-C2-O2	-5.10	118.63	122.20
25	BA	1488	G	OP1-P-OP2	-5.10	111.95	119.60
25	BA	2506	G	C6-N1-C2	5.10	128.16	125.10
25	DA	180	G	N7-C8-N9	5.10	115.65	113.10
25	DA	2463	C	N3-C2-O2	5.10	125.47	121.90
26	DB	52	A	C8-N9-C4	-5.10	103.76	105.80
25	BA	238	C	OP1-P-O3'	5.10	116.41	105.20
25	DA	2689	U	N3-C2-O2	-5.10	118.63	122.20
23	AX	14	A	C5-C6-N1	-5.09	115.15	117.70
25	BA	816	G	C4-C5-N7	5.09	112.84	110.80
25	DA	563	G	C8-N9-C4	-5.09	104.36	106.40
25	BA	2265	G	N3-C4-C5	5.09	131.15	128.60
25	DA	1661	G	C8-N9-C4	5.09	108.44	106.40
1	AA	183	G	C8-N9-C4	-5.09	104.36	106.40
25	BA	874	U	N3-C2-O2	5.09	125.76	122.20
25	DA	568	U	C5-C4-O4	-5.09	122.84	125.90
25	DA	824	A	N7-C8-N9	-5.09	111.25	113.80
25	DA	1266	G	N7-C8-N9	-5.09	110.55	113.10
1	AA	348	G	C4-N9-C1'	-5.09	119.88	126.50
1	AA	1150	U	C5-C6-N1	5.09	125.25	122.70
25	BA	205	A	C5-C6-N6	5.09	127.77	123.70
25	BA	405	C	C5-C4-N4	-5.09	116.64	120.20

Continued on next page...

Continued from previous page...

Mol	Chain	Res	Type	Atoms	Z	Observed(°)	Ideal(°)
25	BA	2524	C	C6-N1-C2	5.09	122.34	120.30
3	CC	52	LEU	CA-CB-CG	5.09	127.01	115.30
25	DA	2889	C	N1-C2-O2	5.09	121.95	118.90
25	BA	1807	G	C6-C5-N7	-5.09	127.35	130.40
25	BA	1999	A	C2-N3-C4	-5.09	108.06	110.60
25	DA	799	G	N9-C4-C5	5.09	107.44	105.40
25	DA	1890	A	C4-C5-C6	-5.09	114.46	117.00
25	DA	2285	C	N3-C2-O2	-5.09	118.34	121.90
53	D7	35	ARG	NE-CZ-NH1	-5.09	117.76	120.30
1	CA	1064	G	OP2-P-O3'	5.08	116.39	105.20
25	BA	354	A	N1-C2-N3	5.08	131.84	129.30
25	DA	674	G	N1-C6-O6	-5.08	116.85	119.90
25	DA	949	C	N3-C2-O2	5.08	125.46	121.90
26	DB	63	G	C8-N9-C4	5.08	108.43	106.40
1	AA	925	G	C5-C6-O6	-5.08	125.55	128.60
25	BA	2335	G	N1-C6-O6	5.08	122.95	119.90
25	BA	2512	U	N3-C2-O2	-5.08	118.64	122.20
25	DA	1976	U	C5-C6-N1	-5.08	120.16	122.70
25	DA	2588	G	C4-C5-N7	-5.08	108.77	110.80
1	AA	753	A	OP1-P-O3'	5.08	116.38	105.20
1	CA	1136	U	C5-C6-N1	5.08	125.24	122.70
1	CA	1169	A	N9-C1'-C2'	-5.08	106.41	112.00
25	DA	1662	C	C2-N3-C4	-5.08	117.36	119.90
25	DA	2062	A	OP2-P-O3'	5.08	116.37	105.20
25	BA	807	G	C2-N3-C4	-5.08	109.36	111.90
25	BA	1870	G	N3-C4-N9	5.08	129.05	126.00
26	DB	56	G	C5-C6-N1	5.08	114.04	111.50
1	AA	474	G	C4-N9-C1'	-5.08	119.90	126.50
1	AA	627	G	C6-C5-N7	-5.08	127.36	130.40
25	BA	1658	C	C6-N1-C2	5.08	122.33	120.30
25	BA	2014	G	P-O3'-C3'	5.08	125.79	119.70
26	BB	75	G	N7-C8-N9	5.08	115.64	113.10
26	BB	98	G	O5'-P-OP2	-5.08	101.13	105.70
26	DB	66	A	C2-N3-C4	5.08	113.14	110.60
26	DB	99	G	N3-C4-N9	-5.08	122.95	126.00
25	BA	95	G	OP1-P-OP2	5.07	127.21	119.60
25	BA	1658	C	N3-C2-O2	5.07	125.45	121.90
23	CX	17	C	N1-C2-O2	5.07	121.94	118.90
25	DA	249	C	C6-N1-C2	5.07	122.33	120.30
25	DA	1826	G	N7-C8-N9	-5.07	110.56	113.10
1	AA	1415	G	C5-C6-O6	-5.07	125.56	128.60
25	DA	1776	G	C4-C5-N7	5.07	112.83	110.80

Continued on next page...

Continued from previous page...

Mol	Chain	Res	Type	Atoms	Z	Observed(°)	Ideal(°)
1	AA	1183	A	OP1-P-O3'	5.07	116.36	105.20
1	CA	1165	C	C2-N1-C1'	5.07	124.38	118.80
1	AA	155	C	C6-N1-C2	-5.07	118.27	120.30
25	BA	2511	C	C5-C4-N4	-5.07	116.65	120.20
1	CA	79	G	N3-C4-C5	5.07	131.13	128.60
25	DA	188	G	C5-N7-C8	-5.07	101.77	104.30
25	DA	795	C	O5'-P-OP2	-5.07	101.14	105.70
25	DA	2024	G	C8-N9-C4	5.07	108.43	106.40
1	AA	91	C	N1-C2-O2	5.07	121.94	118.90
1	AA	222	U	C2-N1-C1'	5.07	123.78	117.70
1	AA	1366	C	C2-N3-C4	5.07	122.43	119.90
25	BA	1154	U	N1-C2-O2	5.07	126.35	122.80
25	DA	674	G	C5-C6-O6	5.07	131.64	128.60
25	DA	738	G	N3-C4-C5	-5.07	126.07	128.60
25	DA	754	C	N3-C2-O2	5.07	125.45	121.90
25	DA	2520	C	C5-C6-N1	-5.07	118.47	121.00
25	DA	1790	C	P-O3'-C3'	5.06	125.78	119.70
1	CA	1082	G	C6-N1-C2	5.06	128.14	125.10
1	AA	308	C	N1-C2-O2	5.06	121.94	118.90
1	AA	1347	G	O4'-C1'-N9	5.06	112.25	108.20
25	BA	1024	G	C8-N9-C4	5.06	108.42	106.40
1	CA	998	G	C8-N9-C1'	5.06	133.58	127.00
1	AA	1109	C	N1-C2-O2	-5.06	115.86	118.90
25	BA	2762	A	C8-N9-C4	5.06	107.82	105.80
25	DA	2716	U	N1-C2-N3	5.06	117.94	114.90
1	AA	318	G	O5'-P-OP2	-5.06	101.15	105.70
25	BA	1386	U	C5-C6-N1	-5.06	120.17	122.70
25	BA	2071	G	N9-C4-C5	-5.06	103.38	105.40
1	CA	865	A	C2-N3-C4	-5.06	108.07	110.60
25	DA	1181	C	N1-C2-O2	5.06	121.93	118.90
25	DA	1758	G	N1-C6-O6	5.06	122.93	119.90
1	CA	1028	C	C2-N3-C4	5.06	122.43	119.90
25	DA	573	G	OP1-P-O3'	5.06	116.32	105.20
25	DA	795	C	C5-C6-N1	-5.06	118.47	121.00
1	AA	863	U	C5-C4-O4	5.05	128.93	125.90
25	BA	1573	G	C4-C5-N7	-5.05	108.78	110.80
25	BA	1994	A	N7-C8-N9	5.05	116.33	113.80
25	BA	2239	A	N1-C6-N6	-5.05	115.57	118.60
25	DA	297	C	C6-N1-C2	-5.05	118.28	120.30
1	AA	627	G	C5-C6-O6	-5.05	125.57	128.60
1	AA	346	G	C8-N9-C4	-5.05	104.38	106.40
25	BA	484	G	O4'-C1'-N9	5.05	112.24	108.20

Continued on next page...

Continued from previous page...

Mol	Chain	Res	Type	Atoms	Z	Observed(°)	Ideal(°)
25	BA	1017	G	O5'-P-OP2	-5.05	101.15	105.70
26	BB	107	G	C2-N3-C4	-5.05	109.37	111.90
1	AA	816	A	C8-N9-C4	-5.05	103.78	105.80
1	CA	1312	G	C8-N9-C4	-5.05	104.38	106.40
1	CA	142	G	N3-C4-C5	-5.05	126.08	128.60
1	CA	977	A	C8-N9-C4	-5.05	103.78	105.80
25	DA	1600	C	N3-C2-O2	5.05	125.43	121.90
1	AA	1166	G	C4-N9-C1'	5.05	133.06	126.50
25	BA	238	C	O5'-P-OP2	-5.05	101.16	105.70
25	BA	784	C	N3-C4-C5	5.05	123.92	121.90
25	BA	2736	C	N1-C2-O2	5.05	121.93	118.90
25	BA	2771	A	C8-N9-C4	5.05	107.82	105.80
25	BA	1360	C	C2-N1-C1'	5.04	124.35	118.80
25	BA	1680	G	C5-C6-O6	-5.04	125.57	128.60
25	BA	2052	A	N1-C6-N6	5.04	121.63	118.60
25	DA	2695	C	C6-N1-C2	5.04	122.32	120.30
25	BA	990	A	N3-C4-C5	5.04	130.33	126.80
25	BA	1035	G	N9-C4-C5	-5.04	103.38	105.40
25	BA	1302	G	C8-N9-C1'	-5.04	120.44	127.00
25	BA	1310	G	P-O3'-C3'	5.04	125.75	119.70
25	BA	1359	U	C2-N1-C1'	5.04	123.75	117.70
25	BA	2535	G	OP1-P-OP2	5.04	127.17	119.60
23	CX	35	A	C5-C6-N6	5.04	127.73	123.70
25	DA	1142(A)	A	C5-C6-N1	-5.04	115.18	117.70
25	DA	1955	U	C2-N1-C1'	-5.04	111.65	117.70
35	DP	44	GLY	C-N-CA	5.04	134.31	121.70
1	AA	1502	A	N7-C8-N9	5.04	116.32	113.80
25	BA	1373	C	O5'-P-OP1	5.04	116.75	110.70
25	BA	2354	C	C6-N1-C2	-5.04	118.28	120.30
1	CA	721	G	C6-C5-N7	-5.04	127.38	130.40
25	DA	991	C	O5'-P-OP2	-5.04	101.16	105.70
25	BA	990	A	C1'-O4'-C4'	-5.04	105.87	109.90
25	BA	1170	C	N3-C4-C5	5.04	123.92	121.90
1	CA	1005	A	OP1-P-O3'	5.04	116.29	105.20
23	CX	51	C	C2-N1-C1'	5.04	124.34	118.80
1	AA	1151	A	N1-C6-N6	-5.04	115.58	118.60
23	AX	69	C	C5-C4-N4	-5.04	116.67	120.20
25	BA	449	A	OP1-P-OP2	-5.04	112.04	119.60
25	BA	615	G	N1-C6-O6	-5.04	116.88	119.90
25	BA	2268	G	C4-C5-N7	5.04	112.82	110.80
25	DA	114	U	C6-N1-C1'	-5.04	114.14	121.20
25	DA	1537	G	N1-C6-O6	5.04	122.92	119.90

Continued on next page...

Continued from previous page...

Mol	Chain	Res	Type	Atoms	Z	Observed(°)	Ideal(°)
25	BA	716	G	N1-C6-O6	-5.04	116.88	119.90
25	BA	1796	C	O5'-P-OP2	-5.04	101.17	105.70
1	CA	1154	G	N3-C4-N9	5.04	129.02	126.00
25	DA	265	A	O4'-C1'-N9	5.04	112.23	108.20
25	DA	698	C	N3-C2-O2	-5.04	118.37	121.90
9	AI	50	LEU	CA-CB-CG	5.04	126.88	115.30
25	BA	334	A	N1-C6-N6	-5.04	115.58	118.60
1	CA	1282	C	C6-N1-C2	-5.04	118.29	120.30
25	DA	1615	C	N3-C2-O2	5.04	125.42	121.90
25	BA	2032	G	C5-N7-C8	-5.03	101.78	104.30
46	B0	13	GLY	N-CA-C	5.03	125.68	113.10
25	DA	659	C	C5-C6-N1	-5.03	118.48	121.00
25	DA	2045	C	N1-C2-O2	5.03	121.92	118.90
25	BA	725	C	C2-N3-C4	-5.03	117.38	119.90
25	DA	2540	C	O5'-P-OP2	-5.03	101.17	105.70
25	BA	482	C	C2-N1-C1'	5.03	124.33	118.80
25	BA	555	G	C8-N9-C1'	5.03	133.54	127.00
25	BA	1006	C	N3-C4-N4	-5.03	114.48	118.00
25	BA	2757	G	O5'-P-OP2	-5.03	101.17	105.70
1	CA	1077	G	C4-N9-C1'	-5.03	119.96	126.50
25	DA	1148	A	N9-C4-C5	5.03	107.81	105.80
25	DA	2189	U	N1-C2-O2	5.03	126.32	122.80
25	BA	2229	A	C6-C5-N7	-5.03	128.78	132.30
1	CA	972	C	C5-C6-N1	5.03	123.52	121.00
1	CA	1151	A	C5-C6-N6	-5.03	119.68	123.70
1	AA	159	G	N1-C2-N3	-5.03	120.88	123.90
1	CA	1525	G	N9-C4-C5	5.03	107.41	105.40
23	CX	49	G	C8-N9-C4	-5.03	104.39	106.40
25	DA	247	G	C8-N9-C4	5.03	108.41	106.40
1	AA	1020	U	N3-C2-O2	-5.02	118.68	122.20
1	AA	255	G	C5-C6-O6	-5.02	125.59	128.60
1	AA	382	A	N1-C6-N6	-5.02	115.59	118.60
25	BA	1738	C	N3-C4-N4	-5.02	114.48	118.00
25	DA	987	G	N9-C1'-C2'	-5.02	106.47	112.00
25	DA	1123	C	N3-C4-C5	5.02	123.91	121.90
25	DA	1313	U	C6-N1-C2	-5.02	117.99	121.00
25	BA	2638	C	N3-C4-C5	5.02	123.91	121.90
1	AA	854	G	N1-C6-O6	5.02	122.91	119.90
25	BA	762	G	C6-C5-N7	-5.02	127.39	130.40
25	DA	330	A	N3-C4-N9	-5.02	123.38	127.40
25	BA	1176	U	N1-C2-O2	5.02	126.31	122.80
25	BA	1838	G	C5-C6-O6	-5.02	125.59	128.60

Continued on next page...

Continued from previous page...

Mol	Chain	Res	Type	Atoms	Z	Observed(°)	Ideal(°)
25	BA	2414	C	C5-C4-N4	-5.02	116.69	120.20
25	BA	2646	G	C5-C6-O6	-5.02	125.59	128.60
25	BA	2662	U	N3-C4-C5	5.02	117.61	114.60
25	BA	2697	G	N3-C4-N9	-5.02	122.99	126.00
25	DA	1309	G	C8-N9-C4	5.02	108.41	106.40
25	DA	1531	C	C2-N1-C1'	5.02	124.32	118.80
25	DA	2255	G	OP1-P-OP2	5.02	127.13	119.60
25	BA	2528	G	OP2-P-O3'	5.02	116.24	105.20
25	DA	94(A)	G	C5-C6-O6	5.02	131.61	128.60
25	DA	2545	G	N3-C4-C5	-5.02	126.09	128.60
1	AA	1088	G	N1-C6-O6	5.01	122.91	119.90
25	BA	268	G	O4'-C1'-N9	5.01	112.21	108.20
23	CX	76	A	N3-C4-N9	5.01	131.41	127.40
25	DA	193	U	C5-C4-O4	-5.01	122.89	125.90
26	DB	60	C	C2-N3-C4	5.01	122.41	119.90
25	BA	31	C	N3-C2-O2	5.01	125.41	121.90
25	BA	1425	A	OP2-P-O3'	5.01	116.23	105.20
23	CX	46	G	N3-C4-N9	-5.01	122.99	126.00
1	AA	957	U	C5-C6-N1	5.01	125.21	122.70
25	BA	933	C	C6-N1-C2	-5.01	118.30	120.30
25	BA	2608	U	C6-N1-C2	5.01	124.01	121.00
25	DA	271(S)	G	C4-C5-N7	5.01	112.81	110.80
25	DA	945	A	N9-C1'-C2'	5.01	120.52	114.00
25	BA	485	U	O5'-P-OP1	5.01	116.71	110.70
25	BA	1170	C	C5-C6-N1	-5.01	118.50	121.00
25	BA	2387	G	O5'-P-OP1	5.01	116.71	110.70
25	BA	2524	C	N1-C2-O2	-5.01	115.89	118.90
25	DA	2396	G	N1-C6-O6	5.01	122.91	119.90
1	AA	188	C	C6-N1-C2	-5.01	118.30	120.30
25	BA	476	G	N3-C4-N9	5.01	129.00	126.00
25	BA	600	G	N9-C4-C5	-5.01	103.40	105.40
25	DA	180	G	C4-N9-C1'	5.01	133.01	126.50
1	CA	972	C	C6-N1-C2	-5.00	118.30	120.30
25	DA	733	G	N3-C4-N9	5.00	129.00	126.00
25	BA	88	G	C8-N9-C4	-5.00	104.40	106.40
25	BA	423	G	C4-C5-N7	5.00	112.80	110.80
1	AA	176	C	C5-C6-N1	5.00	123.50	121.00
25	BA	585	U	OP1-P-OP2	5.00	127.10	119.60
25	BA	719	C	C2-N3-C4	-5.00	117.40	119.90
25	BA	1314	A	C2-N3-C4	-5.00	108.10	110.60
25	BA	1787	G	O5'-P-OP1	-5.00	101.20	105.70
25	DA	567	A	C4-C5-C6	-5.00	114.50	117.00

Continued on next page...

Continued from previous page...

Mol	Chain	Res	Type	Atoms	Z	Observed(°)	Ideal(°)
25	DA	2320	A	C5-C6-N1	5.00	120.20	117.70

All (1) chirality outliers are listed below:

Mol	Chain	Res	Type	Atom
23	CX	76	A	C1'

All (15) planarity outliers are listed below:

Mol	Chain	Res	Type	Group
2	AB	231	GLU	Peptide
2	AB	8	LYS	Peptide
2	AB	9	GLU	Peptide
7	AG	79	ARG	Peptide
9	AI	52	ALA	Peptide
24	AW	4	PRO	Peptide
50	B4	59	PHE	Peptide
38	BS	58	LEU	Peptide
44	BY	53	PRO	Peptide
45	BZ	136	PHE	Peptide
4	CD	45	GLN	Peptide
19	CS	28	LYS	Peptide
24	CW	9	MVA	Peptide
50	D4	67	TYR	Peptide
27	DD	274	ARG	Peptide

5.2 Too-close contacts

In the following table, the Non-H and H(model) columns list the number of non-hydrogen atoms and hydrogen atoms in the chain respectively. The H(added) column lists the number of hydrogen atoms added and optimized by MolProbity. The Clashes column lists the number of clashes within the asymmetric unit, whereas Symm-Clashes lists symmetry related clashes.

Mol	Chain	Non-H	H(model)	H(added)	Clashes	Symm-Clashes
1	AA	32196	0	16250	907	0
1	CA	32312	0	16307	1000	0
2	AB	1846	0	1867	106	0
2	CB	1825	0	1828	118	0
3	AC	1552	0	1546	51	0
3	CC	1542	0	1517	81	0
4	AD	1659	0	1676	86	0

Continued on next page...

Continued from previous page...

Mol	Chain	Non-H	H(model)	H(added)	Clashes	Symm-Clashes
4	CD	1674	0	1714	83	0
5	AE	1129	0	1185	44	0
5	CE	1133	0	1191	57	0
6	AF	806	0	793	34	0
6	CF	816	0	808	24	0
7	AG	1231	0	1238	33	0
7	CG	1235	0	1249	53	0
8	AH	1088	0	1126	43	0
8	CH	1088	0	1126	56	0
9	AI	983	0	986	47	0
9	CI	978	0	966	55	0
10	AJ	709	0	650	41	0
10	CJ	714	0	672	58	0
11	AK	829	0	825	17	0
11	CK	833	0	836	27	0
12	AL	930	0	980	35	0
12	CL	930	0	980	40	0
13	AM	958	0	1002	35	0
13	CM	950	0	988	50	0
14	AN	492	0	529	27	0
14	CN	492	0	529	31	0
15	AO	728	0	760	23	0
15	CO	728	0	760	26	0
16	AP	681	0	697	35	0
16	CP	677	0	686	30	0
17	AQ	823	0	891	21	0
17	CQ	823	0	891	27	0
18	AR	555	0	618	24	0
18	CR	555	0	618	19	0
19	AS	652	0	662	42	0
19	CS	646	0	644	49	0
20	AT	728	0	798	36	0
20	CT	727	0	796	26	0
21	AU	199	0	208	6	0
21	CU	199	0	208	8	0
22	AV	114	0	54	1	0
22	CV	113	0	54	1	0
23	AX	1623	0	823	23	0
23	CX	1623	0	823	22	0
24	AW	93	0	84	10	0
24	CW	93	0	84	10	0
25	BA	58834	0	29666	828	0

Continued on next page...

Continued from previous page...

Mol	Chain	Non-H	H(model)	H(added)	Clashes	Symm-Clashes
25	DA	58458	0	29481	1163	0
26	BB	2573	0	1306	33	0
26	DB	2573	0	1306	65	0
27	BD	2136	0	2218	62	0
27	DD	2136	0	2218	74	0
28	BE	1559	0	1618	55	0
28	DE	1559	0	1618	65	0
29	BF	1584	0	1625	38	0
29	DF	1580	0	1619	65	0
30	BG	1425	0	1443	41	0
30	DG	1424	0	1434	89	0
31	BH	1330	0	1407	37	0
31	DH	1330	0	1407	50	0
32	BI	1085	0	1114	42	0
32	DI	1061	0	1080	27	0
33	BN	1117	0	1183	18	0
33	DN	1117	0	1184	25	0
34	BO	933	0	996	26	0
34	DO	933	0	996	30	0
35	BP	1135	0	1212	42	0
35	DP	1135	0	1212	52	0
36	BQ	1122	0	1179	38	0
36	DQ	1122	0	1179	38	0
37	BR	968	0	1033	24	0
37	DR	968	0	1032	28	0
38	BS	877	0	938	30	0
38	DS	870	0	923	45	0
39	BT	1091	0	1151	36	0
39	DT	1083	0	1136	38	0
40	BU	959	0	1019	28	0
40	DU	959	0	1019	26	0
41	BV	771	0	830	15	0
41	DV	771	0	830	23	0
42	BW	886	0	940	15	0
42	DW	886	0	940	25	0
43	BX	750	0	814	19	0
43	DX	750	0	814	22	0
44	BY	806	0	881	22	0
44	DY	806	0	881	27	0
45	BZ	1349	0	1355	44	0
45	DZ	1360	0	1363	55	0
46	B0	653	0	674	19	0

Continued on next page...

Continued from previous page...

Mol	Chain	Non-H	H(model)	H(added)	Clashes	Symm-Clashes
46	D0	653	0	674	31	0
47	B1	755	0	826	19	0
47	D1	755	0	826	20	0
48	B2	588	0	643	13	0
48	D2	588	0	643	18	0
49	B3	469	0	518	12	0
49	D3	464	0	514	10	0
50	B4	551	0	532	38	0
50	D4	531	0	502	38	0
51	B5	455	0	465	14	0
51	D5	455	0	465	8	0
52	B6	453	0	473	10	0
52	D6	449	0	469	13	0
53	B7	418	0	467	11	0
53	D7	418	0	467	8	0
54	B8	511	0	571	31	0
54	D8	517	0	582	24	0
55	B9	307	0	335	7	0
55	D9	307	0	335	14	0
56	AA	222	0	0	0	0
56	AD	1	0	0	0	0
56	AF	1	0	0	0	0
56	AK	1	0	0	0	0
56	AL	1	0	0	0	0
56	AM	2	0	0	0	0
56	AN	1	0	0	0	0
56	AS	1	0	0	0	0
56	AV	1	0	0	0	0
56	AX	9	0	0	0	0
56	B0	6	0	0	0	0
56	B1	2	0	0	0	0
56	B2	1	0	0	0	0
56	B3	3	0	0	0	0
56	B5	1	0	0	0	0
56	B7	4	0	0	0	0
56	B8	2	0	0	0	0
56	B9	1	0	0	0	0
56	BA	739	0	0	0	0
56	BB	18	0	0	0	0
56	BD	12	0	0	0	0
56	BE	9	0	0	0	0
56	BF	6	0	0	0	0

Continued on next page...

Continued from previous page...

Mol	Chain	Non-H	H(model)	H(added)	Clashes	Symm-Clashes
56	BG	4	0	0	0	0
56	BN	6	0	0	0	0
56	BO	1	0	0	0	0
56	BP	4	0	0	0	0
56	BQ	4	0	0	0	0
56	BR	3	0	0	0	0
56	BU	9	0	0	0	0
56	BV	3	0	0	0	0
56	BW	5	0	0	0	0
56	BX	2	0	0	0	0
56	BZ	1	0	0	0	0
56	CA	172	0	0	0	0
56	CE	2	0	0	0	0
56	CF	1	0	0	0	0
56	CN	1	0	0	0	0
56	CT	1	0	0	0	0
56	CX	3	0	0	0	0
56	D3	1	0	0	0	0
56	D5	2	0	0	0	0
56	D8	1	0	0	0	0
56	DA	657	0	0	0	0
56	DB	12	0	0	0	0
56	DD	5	0	0	0	0
56	DE	6	0	0	0	0
56	DF	5	0	0	0	0
56	DG	1	0	0	0	0
56	DN	1	0	0	0	0
56	DO	1	0	0	0	0
56	DP	2	0	0	0	0
56	DQ	4	0	0	0	0
56	DR	1	0	0	0	0
56	DU	2	0	0	0	0
56	DV	3	0	0	0	0
56	DW	2	0	0	0	0
56	DY	1	0	0	0	0
57	AD	8	0	0	1	0
57	CD	8	0	0	1	0
58	AN	1	0	0	0	0
58	B4	1	0	0	0	0
58	B5	1	0	0	0	0
58	B6	1	0	0	0	0
58	B9	1	0	0	0	0

Continued on next page...

Continued from previous page...

Mol	Chain	Non-H	H(model)	H(added)	Clashes	Symm-Clashes
58	BY	1	0	0	0	0
58	CN	1	0	0	0	0
58	D4	1	0	0	0	0
58	D5	1	0	0	0	0
58	D6	1	0	0	0	0
58	D9	1	0	0	0	0
58	DY	1	0	0	0	0
59	AX	10	0	10	1	0
59	CX	10	0	10	2	0
60	BA	1	0	0	0	0
60	DA	1	0	0	0	0
61	AA	147	0	0	23	0
61	AD	1	0	0	0	0
61	AE	2	0	0	0	0
61	AJ	1	0	0	0	0
61	AL	2	0	0	0	0
61	AO	2	0	0	0	0
61	AU	1	0	0	1	0
61	AV	2	0	0	0	0
61	AX	1	0	0	0	0
61	B0	4	0	0	0	0
61	B1	2	0	0	0	0
61	B5	2	0	0	0	0
61	B7	1	0	0	1	0
61	B8	7	0	0	1	0
61	BA	1086	0	0	94	0
61	BB	26	0	0	2	0
61	BD	6	0	0	0	0
61	BE	13	0	0	3	0
61	BF	5	0	0	0	0
61	BG	1	0	0	0	0
61	BN	3	0	0	0	0
61	BO	2	0	0	0	0
61	BP	15	0	0	2	0
61	BQ	3	0	0	1	0
61	BR	1	0	0	0	0
61	BT	2	0	0	0	0
61	BU	5	0	0	0	0
61	BV	2	0	0	0	0
61	BW	4	0	0	0	0
61	BX	4	0	0	1	0
61	CA	186	0	0	24	0

Continued on next page...

Continued from previous page...

Mol	Chain	Non-H	H(model)	H(added)	Clashes	Symm-Clashes
61	CE	2	0	0	0	0
61	CN	1	0	0	0	0
61	CT	1	0	0	0	0
61	CX	2	0	0	0	0
61	D0	3	0	0	1	0
61	D1	1	0	0	0	0
61	D3	1	0	0	0	0
61	D7	1	0	0	0	0
61	D8	4	0	0	0	0
61	DA	906	0	0	116	0
61	DB	7	0	0	0	0
61	DD	10	0	0	0	0
61	DE	11	0	0	1	0
61	DF	4	0	0	0	0
61	DO	1	0	0	0	0
61	DP	14	0	0	2	0
61	DQ	3	0	0	1	0
61	DR	1	0	0	0	0
61	DU	4	0	0	0	0
61	DV	1	0	0	0	0
61	DX	2	0	0	1	0
61	DY	1	0	0	0	0
All	All	286321	0	191124	6684	0

The all-atom clashscore is defined as the number of clashes found per 1000 atoms (including hydrogen atoms). The all-atom clashscore for this structure is 15.

All (6684) close contacts within the same asymmetric unit are listed below, sorted by their clash magnitude.

Atom-1	Atom-2	Interatomic distance (Å)	Clash overlap (Å)
1:AA:1129:C:N4	1:AA:1143:G:H1	1.46	1.12
1:CA:1002:G:H1	1:CA:1038:C:N4	1.48	1.09
1:AA:348:G:H2'	1:AA:349:A:H5'	1.30	1.06
2:AB:185:ILE:HG22	2:AB:199:TYR:HB2	1.39	1.04
2:CB:16:HIS:HB2	2:CB:204:ASN:HB3	1.36	1.03
25:DA:2206:G:H3'	25:DA:2207:G:C8	1.95	1.00
39:BT:16:ARG:NH2	39:BT:83:ILE:O	1.93	1.00
1:CA:1163:C:N4	1:CA:1173:G:H1	1.60	1.00
25:DA:1019:U:HO2'	25:DA:1021:A:H2	1.03	1.00
1:AA:1125:U:N3	1:AA:1127:G:N7	2.10	0.99
1:CA:1153:C:H42	1:CA:1154:G:H21	1.06	0.98

Continued on next page...

Continued from previous page...

Atom-1	Atom-2	Interatomic distance (Å)	Clash overlap (Å)
1:CA:1318:A:H5''	19:CS:3:ARG:HH22	1.26	0.98
2:CB:185:ILE:HG22	2:CB:199:TYR:HB2	1.44	0.98
1:AA:201:C:H42	1:AA:216:G:H1	0.99	0.96
1:CA:1492:A:N3	25:DA:1913:A:N6	2.14	0.96
13:CM:122:LYS:HD3	13:CM:123:ALA:H	1.29	0.96
1:CA:1163:C:H42	1:CA:1173:G:H1	1.06	0.95
1:CA:998:G:H1	1:CA:1043:C:N4	1.64	0.94
25:DA:1488:G:C6	25:DA:1489:U:H5	1.85	0.94
25:BA:9:U:H3	25:BA:2641:A:H2	1.02	0.93
1:CA:998:G:H1	1:CA:1043:C:H42	0.95	0.93
1:AA:167:G:H2'	1:AA:168:G:H8	1.32	0.93
25:BA:1036:A:OP2	61:BA:4501:HOH:O	1.87	0.93
1:CA:999:C:N4	1:CA:1042:G:C6	2.36	0.92
1:CA:837:G:H1	1:CA:849:C:H42	1.18	0.92
25:DA:1664:A:OP1	61:DA:4386:HOH:O	1.87	0.92
25:DA:740:U:OP2	61:DA:4119:HOH:O	1.87	0.92
4:CD:122:ARG:NH1	4:CD:134:ASP:O	2.03	0.92
25:BA:139:A:H8	25:BA:1454:C:HO2'	0.94	0.92
1:CA:999:C:C4	1:CA:1042:G:N1	2.38	0.91
44:BY:92:ASN:HB3	44:BY:94:LYS:H	1.35	0.91
26:DB:22:U:H3	26:DB:61:G:H1	1.18	0.91
25:DA:1798:U:H5'	27:DD:259:THR:HG22	1.52	0.91
25:BA:1065:U:HO2'	25:BA:1067:A:H2	1.13	0.91
1:CA:677:U:H3	1:CA:713:G:H22	1.19	0.91
2:AB:16:HIS:HB2	2:AB:204:ASN:HB3	1.50	0.91
2:AB:16:HIS:CD2	2:AB:17:PHE:H	1.89	0.90
1:CA:999:C:N4	1:CA:1042:G:N1	2.18	0.90
10:CJ:8:LEU:HB2	10:CJ:70:ARG:HB2	1.53	0.90
44:BY:54:LYS:HA	44:BY:56:PRO:HD3	1.52	0.90
1:AA:1075:C:OP1	2:AB:179:LYS:NZ	2.04	0.90
25:BA:2695:C:O2	34:BO:70:LYS:NZ	2.04	0.89
1:CA:1162:C:H42	1:CA:1174:G:H1	1.21	0.89
25:BA:2227:G:H5'	25:BA:2228:G:N7	1.88	0.89
34:BO:35:VAL:HG11	34:BO:103:ALA:HB3	1.54	0.89
30:DG:11:TYR:CZ	30:DG:16:ARG:HD3	2.08	0.88
1:AA:1028:C:H42	1:AA:1033:G:H1	1.21	0.88
50:D4:53:GLU:HG2	50:D4:55:ARG:H	1.38	0.88
1:CA:1007:C:N3	1:CA:1022:G:N2	2.20	0.88
11:AK:79:SER:HA	11:AK:104:GLN:HB2	1.56	0.87
1:CA:1002:G:N2	1:CA:1038:C:N3	2.23	0.87
25:DA:1689:A:H62	25:DA:1698:A:H2	1.20	0.87

Continued on next page...

Continued from previous page...

Atom-1	Atom-2	Interatomic distance (Å)	Clash overlap (Å)
2:CB:16:HIS:HB3	2:CB:210:SER:HB3	1.57	0.87
1:AA:1414:U:H3	1:AA:1486:G:H1	1.22	0.87
1:AA:406:G:H5'	4:AD:5:ILE:HD11	1.55	0.87
1:AA:836:G:OP2	18:AR:61:LYS:NZ	2.06	0.87
25:DA:1019:U:H3	25:DA:1142(A):A:H62	1.23	0.87
25:BA:1007:G:OP1	61:BA:4615:HOH:O	1.93	0.87
35:BP:126:VAL:HG12	35:BP:148:LEU:HD22	1.54	0.87
1:CA:1133:G:H2'	1:CA:1134:G:H8	1.39	0.87
25:DA:827:U:OP1	61:DA:4182:HOH:O	1.92	0.87
1:AA:1129:C:N3	1:AA:1143:G:N2	2.22	0.86
23:AX:6:G:H1	23:AX:67:C:H42	1.23	0.86
46:B0:11:ARG:O	46:B0:14:ARG:NH2	2.08	0.86
1:CA:1007:C:N4	1:CA:1022:G:N1	2.23	0.86
9:CI:9:ARG:HG2	9:CI:14:VAL:HG12	1.56	0.86
25:BA:1404:G:OP2	61:BA:4220:HOH:O	1.92	0.86
27:BD:71:ASP:HB3	27:BD:103:ARG:HH22	1.39	0.86
29:DF:53:THR:HG23	29:DF:55:GLY:H	1.40	0.86
25:BA:1361:C:OP2	61:BA:4469:HOH:O	1.94	0.86
1:CA:1262:C:H42	1:CA:1273:G:H1	1.21	0.86
1:AA:1025:U:O2	1:AA:1036:G:O6	1.93	0.86
25:DA:1648:C:OP1	61:DA:4113:HOH:O	1.93	0.86
1:CA:1502:A:H2	1:CA:1505:G:H1	1.23	0.86
8:AH:51:VAL:HG12	8:AH:52:ASP:H	1.41	0.85
25:BA:831:A:OP2	61:BA:4453:HOH:O	1.94	0.85
1:AA:1036:G:H5'	1:AA:1037:C:H5	1.39	0.85
1:AA:574:A:OP2	61:AA:4004:HOH:O	1.93	0.85
1:AA:166:G:H2'	1:AA:167:G:C8	2.10	0.85
30:BG:66:GLN:HG2	50:B4:1:MET:HE3	1.59	0.85
1:AA:427:U:OP1	4:AD:13:ARG:NH2	2.09	0.85
45:DZ:69:THR:HG22	45:DZ:90:VAL:HA	1.57	0.85
1:AA:1108:G:O6	61:AA:4120:HOH:O	1.94	0.84
29:BF:185:ASP:HA	29:BF:188:ARG:HD3	1.58	0.84
25:BA:1577:C:O2'	25:BA:1578:C:O5'	1.95	0.84
25:BA:656:A:OP1	35:BP:65:ARG:NH1	2.10	0.84
1:CA:1075:C:OP1	2:CB:179:LYS:NZ	2.09	0.84
25:BA:1717:C:OP1	61:BA:3894:HOH:O	1.95	0.84
25:DA:1602:U:O4	61:DA:4523:HOH:O	1.93	0.84
25:DA:2592:G:OP1	61:DA:4138:HOH:O	1.96	0.84
2:AB:21:ARG:HB3	2:AB:39:ILE:HA	1.60	0.84
1:CA:542:G:OP1	4:CD:10:ARG:NH2	2.11	0.84
25:DA:2738:A:OP2	61:DA:4117:HOH:O	1.96	0.84

Continued on next page...

Continued from previous page...

Atom-1	Atom-2	Interatomic distance (Å)	Clash overlap (Å)
25:BA:1683:C:OP2	61:BA:4522:HOH:O	1.95	0.84
1:CA:1125:U:O2'	1:CA:1126:U:H2'	1.76	0.84
1:CA:565:U:OP2	61:CA:4054:HOH:O	1.96	0.84
25:BA:2459:G:OP2	61:BA:4395:HOH:O	1.96	0.84
25:DA:2452:C:OP1	61:DA:4409:HOH:O	1.95	0.83
1:AA:474:G:H2'	1:AA:475:G:H8	1.41	0.83
1:CA:582:U:OP1	15:CO:68:ARG:NH2	2.08	0.83
1:AA:1008:C:H42	1:AA:1021:G:H1	1.25	0.83
25:BA:2604:G:O2'	61:BA:4655:HOH:O	1.96	0.83
25:BA:551:A:OP1	61:BA:4497:HOH:O	1.97	0.83
5:CE:40:ARG:HH21	5:CE:68:GLU:HA	1.43	0.83
36:DQ:81:VAL:HB	46:D0:7:LEU:HD21	1.58	0.83
1:AA:443:C:N4	1:AA:491:G:O6	2.12	0.83
1:AA:1492:A:N3	25:BA:1935:A:N6	2.26	0.83
1:AA:1005:A:N7	1:AA:1024:G:N2	2.26	0.83
3:CC:73:PRO:HB3	3:CC:103:VAL:HG11	1.60	0.83
2:AB:69:LEU:HB3	2:AB:162:ILE:HG22	1.61	0.82
35:DP:100:LEU:HD12	35:DP:112:LEU:HD11	1.59	0.82
25:DA:1204:A:H2	25:DA:1241:A:H62	1.26	0.82
38:DS:93:LYS:HD3	38:DS:95:HIS:HB2	1.62	0.82
25:BA:1391:C:OP2	61:BA:3932:HOH:O	1.97	0.82
46:D0:11:ARG:O	46:D0:14:ARG:NH2	2.12	0.82
1:AA:1492:A:O2'	25:BA:1935:A:N1	2.12	0.82
25:BA:1480:A:H61	25:BA:1605:A:H62	1.25	0.82
16:AP:53:VAL:HG13	16:AP:79:VAL:HG13	1.59	0.82
25:DA:1310:G:OP2	53:D7:9:ARG:NH1	2.13	0.82
2:AB:16:HIS:CG	2:AB:17:PHE:H	1.96	0.82
4:AD:108:LEU:HD13	4:AD:174:LEU:HD13	1.60	0.82
1:CA:838:G:H1	1:CA:848:C:H42	1.27	0.82
1:CA:21:G:OP1	61:CA:4062:HOH:O	1.97	0.82
25:DA:62:C:H42	25:DA:93:G:H1	1.28	0.81
28:BE:110:GLY:O	61:BE:408:HOH:O	1.98	0.81
10:AJ:35:SER:HB3	10:AJ:73:ASP:HB2	1.61	0.81
30:BG:161:THR:HG22	30:BG:163:ALA:H	1.44	0.81
1:AA:1124:G:O2'	1:AA:1145:C:N4	2.13	0.81
1:AA:656:C:O2'	15:AO:28:GLN:NE2	2.13	0.81
1:CA:1132:C:H2'	1:CA:1133:G:H8	1.45	0.81
25:DA:1840:G:OP2	61:DA:4308:HOH:O	1.97	0.81
1:AA:97:G:O2'	1:AA:98:G:O4'	1.99	0.81
25:BA:1736:A:H62	25:BA:1745:A:H2	1.27	0.81
2:CB:201:ILE:HG21	2:CB:214:ILE:HG21	1.62	0.81

Continued on next page...

Continued from previous page...

Atom-1	Atom-2	Interatomic distance (Å)	Clash overlap (Å)
25:DA:1021:A:H62	25:DA:1141:U:H3	1.26	0.81
25:DA:826:U:OP1	61:DA:4259:HOH:O	1.98	0.81
43:DX:53:LYS:HB3	43:DX:82:GLN:HB3	1.61	0.81
1:AA:21:G:OP1	61:AA:4080:HOH:O	1.98	0.81
32:BI:92:VAL:HG13	32:BI:120:ILE:HB	1.62	0.81
45:DZ:72:ARG:NH2	45:DZ:97:GLU:O	2.14	0.81
1:AA:1026:G:H5'	1:AA:1027:C:H5''	1.61	0.81
1:AA:167:G:H2'	1:AA:168:G:C8	2.16	0.81
1:CA:975:A:H4'	1:CA:976:G:H5''	1.63	0.81
1:CA:922:G:H4'	5:CE:20:GLN:HA	1.62	0.81
35:BP:36:LYS:O	61:BP:304:HOH:O	1.98	0.81
1:CA:1245:A:H61	1:CA:1292:U:H3	1.28	0.80
25:DA:2287:A:H62	25:DA:2344:U:H3	1.26	0.80
1:CA:1005:A:H1'	1:CA:1036:G:H1	1.43	0.80
39:DT:16:ARG:NH2	39:DT:83:ILE:O	2.13	0.80
1:AA:189(B):C:N4	1:AA:189(I):G:O6	2.11	0.80
1:AA:421:U:O2'	1:AA:423:G:N7	2.14	0.80
27:BD:69:ARG:NH2	27:BD:128:GLY:O	2.14	0.80
1:CA:148:G:H2'	1:CA:149:A:H8	1.44	0.80
1:CA:768:A:OP2	61:CA:4023:HOH:O	2.00	0.80
25:BA:1093:G:H2'	25:BA:1156:G:H22	1.44	0.80
55:D9:25:VAL:HB	55:D9:34:GLN:HB2	1.62	0.80
25:DA:878:A:N6	25:DA:900:A:N7	2.30	0.80
33:DN:20:GLY:HA2	33:DN:61:ARG:HE	1.45	0.80
1:AA:289:G:OP2	61:AA:4071:HOH:O	1.99	0.80
25:DA:271(A):A:N7	25:DA:271(W):G:N2	2.28	0.80
26:DB:11:C:OP2	26:DB:12:C:N4	2.15	0.80
1:AA:559:A:OP1	5:AE:126:ARG:NH2	2.14	0.80
51:D5:16:ARG:NH1	51:D5:17:ASP:OD1	2.14	0.80
25:DA:2683:C:OP1	39:DT:53:ARG:NH2	2.14	0.80
10:CJ:49:VAL:HG23	14:CN:41:ARG:HB2	1.62	0.80
25:DA:1816:G:O6	27:DD:35:LYS:NZ	2.11	0.80
25:BA:272:U:H4'	32:BI:50:ARG:HH12	1.45	0.80
25:DA:301:G:OP2	44:DY:84:ARG:NH2	2.14	0.80
1:AA:1030(C):G:N7	1:AA:1031:G:N2	2.30	0.80
1:AA:1126:U:H5	10:AJ:71:LEU:HD22	1.45	0.79
25:DA:2371:G:O6	61:DA:3977:HOH:O	2.00	0.79
25:DA:323:G:O2'	25:DA:1205:U:N3	2.15	0.79
25:DA:981:A:OP1	61:DA:4035:HOH:O	2.01	0.79
4:AD:155:LEU:HB3	4:AD:158:ILE:HD11	1.64	0.79
4:CD:103:ASN:OD1	4:CD:114:ARG:NH2	2.15	0.79

Continued on next page...

Continued from previous page...

Atom-1	Atom-2	Interatomic distance (Å)	Clash overlap (Å)
25:BA:1070:G:OP2	61:BA:4705:HOH:O	2.00	0.79
25:BA:2734:A:N7	61:BA:4015:HOH:O	2.16	0.79
1:CA:664:G:OP1	18:CR:64:ARG:NH2	2.15	0.79
1:CA:1142:G:H3'	1:CA:1143:G:H8	1.47	0.79
47:B1:50:ARG:HG2	47:B1:59:THR:HB	1.64	0.79
1:CA:117:G:OP2	61:CA:4053:HOH:O	2.01	0.79
2:CB:15:VAL:HG21	2:CB:213:LEU:HD12	1.63	0.79
25:DA:1250:G:OP1	61:DA:4457:HOH:O	1.99	0.79
25:DA:1971:A:OP1	61:DA:3912:HOH:O	2.01	0.79
2:AB:16:HIS:HB3	2:AB:210:SER:HB2	1.65	0.79
1:AA:1314:C:OP2	19:AS:4:SER:OG	2.00	0.79
25:BA:2795:G:OP2	61:BA:4646:HOH:O	2.01	0.79
2:CB:54:THR:HG23	2:CB:199:TYR:HB3	1.65	0.79
25:DA:172:C:H2'	25:DA:173:G:H8	1.49	0.79
26:DB:75:G:N2	45:DZ:87:ASP:OD1	2.16	0.79
25:BA:1815:A:OP2	61:BA:4517:HOH:O	1.99	0.78
1:CA:563:A:N6	61:CA:4065:HOH:O	2.16	0.78
8:CH:51:VAL:HG12	8:CH:52:ASP:H	1.47	0.78
25:BA:787:U:OP2	61:BA:4517:HOH:O	2.00	0.78
19:CS:30:LEU:HD11	19:CS:32:LYS:HG3	1.64	0.78
25:BA:354:A:H2	25:BA:1255:A:HO2'	1.30	0.78
4:CD:100:ARG:NH1	4:CD:137:SER:OG	2.16	0.78
1:CA:656:C:O2'	15:CO:28:GLN:NE2	2.17	0.78
25:DA:1040:C:N3	25:DA:1115:G:N1	2.27	0.78
19:AS:41:VAL:HG12	19:AS:43:GLU:H	1.47	0.78
25:DA:125:G:H5''	53:D7:19:ARG:HD3	1.64	0.78
25:BA:1695:C:OP1	61:BA:4514:HOH:O	2.02	0.78
25:BA:1712:A:OP2	61:BA:4248:HOH:O	2.01	0.78
1:AA:642:A:N3	8:AH:113:SER:OG	2.16	0.78
50:B4:57:GLU:HB3	50:B4:58:ARG:HA	1.66	0.78
25:BA:1431:G:O2'	25:BA:1442:U:O2	2.02	0.78
1:CA:1047:G:H1	1:CA:1210:C:H42	1.30	0.78
23:CX:50:U:H3	23:CX:64:G:H1	1.32	0.78
25:DA:1315:C:OP2	61:DA:4078:HOH:O	2.02	0.78
9:AI:50:LEU:HD13	9:AI:56:LEU:HA	1.64	0.78
25:BA:2299:A:H62	25:BA:2356:U:H3	1.26	0.78
25:BA:599:U:OP1	61:BA:4465:HOH:O	2.00	0.78
3:AC:15:THR:HG21	3:AC:181:ASN:HA	1.65	0.78
25:BA:1531:G:N2	25:BA:1550:C:O2	2.15	0.78
1:CA:619:U:N3	4:CD:134:ASP:OD1	2.14	0.78
1:CA:427:U:OP1	4:CD:13:ARG:NH2	2.16	0.78

Continued on next page...

Continued from previous page...

Atom-1	Atom-2	Interatomic distance (Å)	Clash overlap (Å)
49:B3:3:ARG:NH1	49:B3:60:GLU:OE2	2.17	0.78
28:BE:47:VAL:HG21	28:BE:86:PRO:HD2	1.64	0.78
1:CA:1348:U:H4'	9:CI:120:ARG:HD2	1.66	0.78
1:CA:1166:G:H1'	1:CA:1171:G:H22	1.49	0.78
25:BA:2227:G:H3'	25:BA:2228:G:C8	2.19	0.77
25:BA:2601:A:N3	61:BA:3847:HOH:O	2.17	0.77
1:AA:266:G:H5''	1:AA:268:C:H41	1.48	0.77
1:CA:1133:G:H2'	1:CA:1134:G:C8	2.18	0.77
1:AA:1304:G:OP2	61:AA:4087:HOH:O	2.02	0.77
25:DA:1022:G:H22	25:DA:1142(A):A:H2	1.30	0.77
25:DA:323:G:HO2'	25:DA:1205:U:H3	1.28	0.77
30:DG:80:PHE:O	30:DG:82:LEU:N	2.18	0.77
1:AA:195:A:N3	1:AA:222:U:O2'	2.15	0.77
1:CA:999:C:N3	1:CA:1042:G:N2	2.33	0.77
2:CB:80:ILE:HD11	2:CB:212:GLN:HA	1.67	0.77
1:CA:1193:G:O2'	5:CE:25:ARG:NH2	2.18	0.77
7:CG:75:VAL:HG13	7:CG:145:ALA:HA	1.66	0.77
25:DA:602:G:O2'	25:DA:655:A:N6	2.17	0.77
1:AA:1054:C:OP1	61:AA:4053:HOH:O	2.01	0.77
1:AA:1124:G:HO2'	1:AA:1145:C:N4	1.81	0.77
1:AA:1129:C:H42	1:AA:1143:G:H1	0.80	0.77
35:BP:50:ARG:HH21	54:B8:7:HIS:HD2	1.33	0.77
1:CA:998:G:N2	1:CA:1043:C:N3	2.32	0.77
1:CA:427:U:H3'	1:CA:428:G:H2'	1.66	0.77
49:B3:8:LEU:HD13	49:B3:31:LEU:HD23	1.67	0.77
1:CA:559:A:OP1	5:CE:126:ARG:NH2	2.17	0.77
1:AA:972:C:OP1	61:AA:4123:HOH:O	2.02	0.77
35:BP:59:LEU:HD21	54:B8:10:ALA:HA	1.67	0.77
10:CJ:29:ARG:HB2	10:CJ:84:GLN:HE22	1.49	0.77
25:DA:195:A:N7	61:DA:4177:HOH:O	2.18	0.77
41:DV:6:LYS:HB2	41:DV:38:LEU:HD21	1.67	0.77
1:AA:742:G:OP2	15:AO:35:ARG:NH2	2.17	0.76
25:DA:2494:G:OP2	61:DA:4410:HOH:O	2.02	0.76
2:CB:178:ARG:HH22	8:CH:68:ARG:HH12	1.30	0.76
35:DP:126:VAL:HG12	35:DP:148:LEU:HD22	1.66	0.76
25:BA:2614:A:OP1	61:BA:4813:HOH:O	2.03	0.76
25:DA:2296:U:OP2	38:DS:9:ARG:NH2	2.18	0.76
1:CA:1223:C:H5''	1:CA:1224:G:H5'	1.67	0.76
2:AB:166:ASP:HB3	2:AB:169:LYS:HB2	1.66	0.76
10:AJ:27:ALA:HA	10:AJ:81:THR:HG21	1.66	0.76
13:AM:17:VAL:O	13:AM:20:THR:OG1	2.04	0.76

Continued on next page...

Continued from previous page...

Atom-1	Atom-2	Interatomic distance (Å)	Clash overlap (Å)
25:BA:2228:G:O2'	25:BA:2229:A:OP1	2.01	0.76
38:BS:25:ARG:NH1	38:BS:42:ASP:OD1	2.17	0.76
25:DA:1268:A:OP1	61:DA:3942:HOH:O	2.03	0.76
25:DA:1323:U:O4	61:DA:4525:HOH:O	2.03	0.76
2:AB:17:PHE:HB2	2:AB:44:LEU:HD21	1.66	0.76
10:AJ:7:LYS:HE2	10:AJ:9:ARG:HH12	1.50	0.76
25:BA:808:A:OP1	61:BA:4590:HOH:O	2.02	0.76
1:CA:1376:U:OP1	7:CG:98:SER:OG	2.03	0.76
1:AA:1162:C:H42	1:AA:1174:G:H1	1.32	0.76
20:AT:47:GLY:HA2	20:AT:48:LYS:HB2	1.67	0.76
25:BA:927:G:N2	25:BA:944:C:N3	2.34	0.76
1:AA:175:C:H2'	1:AA:176:C:H6	1.51	0.76
10:AJ:5:ARG:HD3	10:AJ:71:LEU:HD11	1.68	0.76
1:AA:881:G:P	12:AL:12:ARG:HH22	2.08	0.76
19:AS:50:ALA:HB1	19:AS:57:HIS:HB3	1.65	0.76
25:BA:894:U:O4	25:BA:978:A:N6	2.19	0.76
1:CA:138:G:H8	1:CA:138:G:H5'	1.48	0.76
25:DA:2227:A:OP2	61:DA:4568:HOH:O	2.02	0.76
25:BA:1248:G:O6	61:BA:4633:HOH:O	2.04	0.76
7:AG:50:ILE:HD11	7:AG:58:PRO:HA	1.68	0.76
37:BR:67:LEU:HD13	37:BR:76:VAL:HG21	1.66	0.76
1:CA:1003:G:N2	1:CA:1025:U:O4	2.19	0.76
1:AA:659:U:H2'	1:AA:660:G:C8	2.21	0.75
3:CC:35:GLU:OE2	3:CC:59:ARG:NH2	2.17	0.75
25:DA:1010:A:OP2	61:DA:4093:HOH:O	2.04	0.75
4:AD:13:ARG:NH1	4:AD:38:TYR:O	2.20	0.75
25:BA:2587:C:OP2	61:BA:4081:HOH:O	2.03	0.75
25:DA:2504:U:OP2	61:DA:4073:HOH:O	2.04	0.75
1:AA:1007:C:N3	1:AA:1022:G:O6	2.19	0.75
1:AA:661:G:H1	1:AA:744:C:H42	1.32	0.75
1:CA:1004:A:H8	1:CA:1005:A:H4'	1.51	0.75
10:CJ:38:ILE:HD11	10:CJ:71:LEU:HD23	1.68	0.75
25:DA:2705:A:OP2	61:DA:4125:HOH:O	2.04	0.75
26:DB:48:A:H4'	38:DS:95:HIS:HD2	1.50	0.75
1:AA:1183:A:O2'	1:AA:1184:G:OP1	2.04	0.75
1:CA:64:G:H4'	1:CA:65:U:H3'	1.67	0.75
7:CG:113:GLU:HG2	7:CG:119:ARG:HG2	1.66	0.75
25:DA:1604:C:OP2	61:DA:4394:HOH:O	2.04	0.75
25:DA:89:G:H3'	25:DA:90:U:H5''	1.68	0.75
1:CA:1163:C:N3	1:CA:1173:G:N2	2.35	0.75
20:CT:57:ARG:HH22	20:CT:100:ILE:HD12	1.50	0.75

Continued on next page...

Continued from previous page...

Atom-1	Atom-2	Interatomic distance (Å)	Clash overlap (Å)
43:BX:31:HIS:HD2	43:BX:33:LYS:H	1.32	0.75
1:CA:608:A:OP2	61:CA:4181:HOH:O	2.03	0.75
36:DQ:48:GLU:OE1	36:DQ:51:ARG:NH2	2.19	0.75
1:AA:407:G:H5''	4:AD:115:ARG:HB3	1.68	0.75
61:BE:408:HOH:O	37:BR:3:HIS:NE2	2.19	0.75
1:CA:1273:G:H3'	1:CA:1274:G:H8	1.51	0.75
26:DB:50:G:OP1	38:DS:63:THR:OG1	2.04	0.75
1:AA:1182:G:H4'	1:AA:1183:A:H5'	1.67	0.75
1:CA:1123:A:H4'	10:CJ:37:PRO:HD2	1.69	0.75
25:DA:773:U:OP1	61:DA:4407:HOH:O	2.05	0.75
49:B3:55:ARG:NH1	49:B3:57:GLU:OE1	2.20	0.75
25:DA:649:G:H4'	54:D8:46:ARG:HH22	1.51	0.75
25:DA:1324:G:N7	61:DA:3853:HOH:O	2.20	0.75
25:DA:2074:U:OP1	61:DA:3914:HOH:O	2.05	0.75
30:DG:18:GLU:OE2	30:DG:21:ARG:NH1	2.17	0.75
1:AA:175:C:H2'	1:AA:176:C:C6	2.22	0.74
6:AF:18:GLN:HA	6:AF:21:LEU:HD12	1.68	0.74
25:DA:1671:U:OP2	61:DA:3754:HOH:O	2.04	0.74
1:AA:803:G:OP1	61:AA:4050:HOH:O	2.04	0.74
31:BH:98:LEU:HD22	31:BH:125:VAL:HG23	1.67	0.74
25:DA:948:G:OP1	61:DA:4175:HOH:O	2.04	0.74
1:AA:1028:C:N4	1:AA:1033:G:H1	1.84	0.74
25:BA:1284:G:OP2	61:BA:4765:HOH:O	2.05	0.74
1:CA:1251:A:O2'	1:CA:1369:C:O2'	2.04	0.74
25:DA:1670:C:OP1	61:DA:3754:HOH:O	2.05	0.74
7:AG:111:ARG:NH1	7:AG:113:GLU:OE2	2.20	0.74
47:B1:65:SER:HG	47:B1:66:HIS:HD1	1.34	0.74
25:DA:1876:A:H2'	25:DA:1877:A:C8	2.22	0.74
25:DA:2006:C:OP2	61:DA:4390:HOH:O	2.06	0.74
1:AA:348:G:H2'	1:AA:349:A:C5'	2.13	0.74
25:BA:175:G:N2	25:BA:199:C:O2	2.19	0.74
25:BA:535:C:OP1	61:BA:4620:HOH:O	2.05	0.74
25:DA:31:C:OP1	61:DA:4155:HOH:O	2.05	0.74
25:DA:1153:C:OP2	61:DA:4082:HOH:O	2.05	0.74
25:DA:2552:U:H2'	25:DA:2554:U:OP2	1.86	0.74
25:DA:286:C:H2'	25:DA:287:C:H6	1.53	0.74
44:DY:49:VAL:HG21	44:DY:61:ILE:HG23	1.69	0.74
39:BT:95:ARG:HG2	39:BT:95:ARG:HH11	1.53	0.74
1:CA:693:G:H1'	7:CG:82:GLY:HA3	1.68	0.74
25:DA:1332:G:OP1	61:DA:4079:HOH:O	2.05	0.74
25:DA:465:G:O6	61:DA:4428:HOH:O	2.04	0.74

Continued on next page...

Continued from previous page...

Atom-1	Atom-2	Interatomic distance (Å)	Clash overlap (Å)
25:DA:1693:U:O2'	27:DD:14:ARG:NH2	2.20	0.74
30:DG:113:ARG:NH1	30:DG:139:LEU:O	2.20	0.74
1:CA:289:G:OP2	61:CA:4053:HOH:O	2.06	0.74
4:CD:25:ARG:NH1	4:CD:30:LYS:O	2.21	0.74
46:D0:53:MET:HG3	46:D0:59:LEU:HD23	1.69	0.74
25:DA:2206:G:H3'	25:DA:2207:G:H8	1.47	0.74
28:BE:143:ASN:HD22	28:BE:147:PRO:HD3	1.51	0.74
39:DT:85:LYS:NZ	39:DT:87:ASP:OD2	2.21	0.74
1:AA:659:U:H2'	1:AA:660:G:H8	1.52	0.73
15:AO:56:LEU:O	15:AO:60:VAL:HG23	1.88	0.73
1:CA:1015:A:N3	1:CA:1218:C:O2'	2.20	0.73
50:D4:24:THR:OG1	50:D4:25:TYR:N	2.21	0.73
25:DA:1803:A:O2'	27:DD:259:THR:HG21	1.86	0.73
30:DG:161:THR:HG22	30:DG:163:ALA:H	1.53	0.73
1:AA:159:G:HO2'	1:AA:161:A:H62	1.36	0.73
1:AA:346:G:O6	1:AA:348:G:N2	2.17	0.73
8:AH:41:ARG:NH2	8:AH:123:GLU:OE2	2.21	0.73
25:DA:1593:G:H2'	25:DA:1594:G:H8	1.52	0.73
13:AM:34:LEU:HD13	13:AM:41:PRO:HA	1.70	0.73
7:CG:111:ARG:NH2	7:CG:126:ASP:OD2	2.21	0.73
25:DA:11:G:H2'	25:DA:12:U:H5'	1.68	0.73
25:BA:1359:U:OP1	61:BA:4316:HOH:O	2.05	0.73
1:CA:1189:C:O2	61:CA:4087:HOH:O	2.07	0.73
3:CC:40:ARG:NH2	3:CC:55:VAL:O	2.21	0.73
25:DA:1040:C:O2	25:DA:1115:G:N2	2.18	0.73
25:BA:2460:A:OP2	61:BA:4508:HOH:O	2.07	0.73
32:BI:129:THR:HG22	32:BI:139:GLN:HE22	1.54	0.73
25:BA:1694:G:OP1	61:BA:4514:HOH:O	2.06	0.73
25:BA:830:A:OP2	61:BA:4453:HOH:O	2.07	0.73
1:CA:673:G:H2'	1:CA:674:G:C8	2.23	0.73
2:CB:84:GLU:HB3	2:CB:219:VAL:HG21	1.70	0.73
13:CM:3:ARG:HA	50:D4:34:GLU:HG2	1.69	0.73
1:AA:445:G:H2'	1:AA:446:G:C8	2.23	0.73
25:DA:1038:C:H42	25:DA:1117:G:H1	1.34	0.73
25:DA:1593:G:H2'	25:DA:1594:G:C8	2.23	0.73
25:DA:731:C:OP1	61:DA:4226:HOH:O	2.06	0.73
25:BA:874:U:OP1	61:BA:4632:HOH:O	2.07	0.73
25:DA:2867:G:OP2	39:DT:119:LYS:NZ	2.20	0.73
1:AA:154:C:N4	1:AA:168:G:O6	2.22	0.73
25:DA:2805:G:H2'	25:DA:2807:G:H8	1.53	0.73
25:DA:526:A:OP1	61:DA:4574:HOH:O	2.07	0.73

Continued on next page...

Continued from previous page...

Atom-1	Atom-2	Interatomic distance (Å)	Clash overlap (Å)
25:DA:963:U:OP2	61:DA:4175:HOH:O	2.05	0.73
31:DH:98:LEU:HD22	31:DH:125:VAL:HG23	1.70	0.73
2:CB:87:ARG:NH2	2:CB:220:ASP:OD1	2.20	0.73
1:CA:1457:G:OP1	20:CT:39:LYS:NZ	2.20	0.73
54:D8:33:ASN:HA	54:D8:36:LYS:HD2	1.70	0.73
25:DA:1776:G:OP2	61:DA:3760:HOH:O	2.06	0.73
25:DA:2748:A:O2'	31:DH:63:SER:O	2.06	0.73
1:AA:768:A:OP2	61:AA:4023:HOH:O	2.06	0.72
25:BA:537:G:N7	61:BA:4620:HOH:O	2.21	0.72
1:CA:316:G:OP2	1:CA:351:G:O2'	2.06	0.72
1:CA:671:G:H5'	6:CF:77:ARG:HH22	1.54	0.72
1:CA:1492:A:H2'	25:DA:1913:A:H62	1.54	0.72
25:DA:2052:G:O2'	61:DA:3731:HOH:O	2.07	0.72
25:BA:1405:A:H61	25:BA:1418:U:H3	1.37	0.72
4:CD:119:GLN:HG2	4:CD:123:HIS:CD2	2.24	0.72
25:DA:450:G:O6	61:DA:4448:HOH:O	2.07	0.72
2:AB:195:ASP:O	8:AH:68:ARG:NH2	2.21	0.72
25:BA:2331:G:N2	38:BS:3:ARG:HA	2.04	0.72
1:CA:749:C:OP2	61:CA:4141:HOH:O	2.07	0.72
24:CW:9:MVA:O	24:CW:10:2QY:H86	1.89	0.72
1:AA:976:G:H5'	1:AA:1358:U:O2'	1.90	0.72
1:AA:383:A:H2	1:AA:384:G:H1'	1.54	0.72
1:CA:299:G:O6	61:CA:4170:HOH:O	2.06	0.72
25:DA:2037:G:O6	61:DA:4105:HOH:O	2.06	0.72
25:DA:390:A:H4'	25:DA:391:G:H5'	1.71	0.72
1:AA:1158:C:H5	1:AA:1181:G:H1	1.36	0.72
25:BA:1055:A:OP2	33:BN:37:LYS:NZ	2.18	0.72
25:BA:1701:A:OP1	37:BR:1:MET:HA	1.90	0.72
1:CA:1030(A):G:N1	1:CA:1030(D):A:OP2	2.22	0.72
1:CA:939:G:H1	1:CA:1344:C:H42	1.34	0.72
3:CC:36:ASP:HA	3:CC:39:ILE:HD12	1.69	0.72
1:CA:21:G:OP1	61:CA:4064:HOH:O	2.08	0.72
50:D4:44:THR:O	50:D4:46:GLN:N	2.23	0.72
25:DA:2430:A:OP2	61:DA:4182:HOH:O	2.08	0.72
25:DA:2849:U:OP2	39:DT:95:ARG:NH1	2.22	0.72
31:DH:27:LYS:NZ	31:DH:32:GLU:OE2	2.22	0.72
1:AA:1030(C):G:H2'	1:AA:1030(D):A:H8	1.55	0.72
1:AA:1145:C:H4'	1:AA:1146:A:H5'	1.72	0.72
1:AA:1369:C:H2'	1:AA:1370:G:C8	2.25	0.72
43:BX:31:HIS:CD2	43:BX:33:LYS:H	2.08	0.72
1:CA:954:G:H21	1:CA:1227:A:H62	1.38	0.72

Continued on next page...

Continued from previous page...

Atom-1	Atom-2	Interatomic distance (Å)	Clash overlap (Å)
1:CA:972:C:OP1	61:CA:4183:HOH:O	2.06	0.72
25:DA:887:A:O2'	25:DA:889:C:OP2	2.08	0.72
1:AA:1198:G:OP2	61:AA:4053:HOH:O	2.06	0.72
12:AL:49:ASN:ND2	12:AL:92:ASP:OD2	2.22	0.72
2:CB:179:LYS:HA	8:CH:72:PRO:HG3	1.71	0.72
10:CJ:16:LEU:HD13	10:CJ:70:ARG:HG2	1.71	0.72
1:CA:1279:A:OP2	10:CJ:9:ARG:NH1	2.22	0.72
19:CS:37:ARG:O	19:CS:70:LYS:NZ	2.22	0.72
25:BA:865:G:OP2	61:BA:4105:HOH:O	2.07	0.72
40:BU:76:TYR:OH	40:BU:92:ARG:NH1	2.23	0.72
25:DA:2483:C:N3	36:DQ:124:LYS:NZ	2.37	0.72
25:DA:2248:C:OP2	61:DA:3947:HOH:O	2.08	0.71
40:DU:83:LEU:HD12	40:DU:88:ILE:HD12	1.70	0.71
10:AJ:49:VAL:HG23	14:AN:41:ARG:HB2	1.72	0.71
25:BA:1494:G:N2	25:BA:1511:C:O2	2.20	0.71
1:CA:1153:C:N4	1:CA:1154:G:H21	1.85	0.71
1:CA:558:G:OP1	61:CA:4170:HOH:O	2.06	0.71
38:DS:50:SER:O	38:DS:76:LYS:NZ	2.22	0.71
43:DX:11:PRO:HB3	43:DX:92:LEU:HD11	1.72	0.71
4:AD:15:GLU:HG3	4:AD:63:LYS:HE2	1.70	0.71
13:AM:58:GLU:O	13:AM:62:ASN:ND2	2.16	0.71
25:BA:2014:G:OP2	61:BA:4282:HOH:O	2.08	0.71
35:DP:89:ALA:O	35:DP:121:LYS:NZ	2.21	0.71
1:AA:1356:G:H2'	1:AA:1357:A:C8	2.26	0.71
9:AI:53:VAL:O	9:AI:55:ALA:N	2.18	0.71
25:BA:1289:G:O2'	35:BP:7:ARG:NH2	2.24	0.71
29:BF:13:SER:HA	29:BF:127:GLU:HG3	1.72	0.71
33:DN:34:LEU:O	33:DN:49:GLY:HA3	1.89	0.71
1:AA:922:G:H4'	5:AE:20:GLN:HA	1.71	0.71
29:BF:18:ARG:NH2	29:BF:127:GLU:OE1	2.23	0.71
38:BS:27:SER:HA	38:BS:88:ASP:HB3	1.72	0.71
18:CR:26:LEU:HD21	18:CR:42:ARG:HD3	1.72	0.71
25:DA:1036:G:H1	25:DA:1119:C:H42	1.35	0.71
25:DA:2427:C:OP1	61:DA:4259:HOH:O	2.08	0.71
25:DA:2785:C:OP1	28:DE:41:LYS:NZ	2.18	0.71
1:AA:975:A:H4'	1:AA:976:G:H5''	1.71	0.71
26:DB:105:A:OP1	45:DZ:72:ARG:NH1	2.23	0.71
32:DI:72:LEU:HD21	32:DI:107:VAL:HG11	1.71	0.71
1:AA:56:U:H2'	1:AA:57:G:C8	2.26	0.71
1:CA:1108:G:O6	61:CA:4092:HOH:O	2.08	0.71
25:DA:1782:C:OP1	61:DA:4385:HOH:O	2.09	0.71

Continued on next page...

Continued from previous page...

Atom-1	Atom-2	Interatomic distance (Å)	Clash overlap (Å)
41:DV:35:LEU:HB2	41:DV:57:VAL:HG23	1.72	0.71
1:CA:599:C:H2'	1:CA:600:C:H5''	1.73	0.71
25:DA:1143:A:OP1	33:DN:25:ARG:NH2	2.23	0.71
25:DA:1488:G:C6	25:DA:1489:U:C5	2.75	0.71
25:DA:2805:G:H2'	25:DA:2807:G:C8	2.26	0.71
25:DA:566:U:H5''	35:DP:29:LYS:HE3	1.71	0.71
25:BA:991:G:OP1	61:BA:4609:HOH:O	2.09	0.71
28:BE:105:THR:OG1	28:BE:199:ARG:NH2	2.24	0.71
2:CB:91:PRO:HG2	2:CB:155:LEU:HD23	1.72	0.71
32:DI:91:SER:HB3	32:DI:121:LYS:HE3	1.72	0.71
1:AA:186:C:H2'	1:AA:187:C:C6	2.26	0.71
17:AQ:18:THR:OG1	17:AQ:69:LYS:NZ	2.15	0.71
10:CJ:77:PRO:O	10:CJ:81:THR:OG1	2.09	0.71
25:DA:885:C:H2'	25:DA:886:C:H4'	1.72	0.71
27:DD:108:PRO:HG2	27:DD:111:LEU:HB2	1.73	0.71
1:AA:881:G:OP2	12:AL:12:ARG:NH2	2.23	0.70
5:AE:77:PRO:HD2	5:AE:142:LEU:HD22	1.70	0.70
43:BX:11:PRO:HB3	43:BX:92:LEU:HD11	1.73	0.70
1:CA:1204:A:OP1	14:CN:3:ARG:NH1	2.23	0.70
25:DA:10:G:H2'	25:DA:11:G:H8	1.56	0.70
36:DQ:26:TYR:O	36:DQ:67:ARG:NH1	2.24	0.70
1:AA:262:A:H2'	1:AA:263:A:C8	2.25	0.70
25:BA:2361:G:OP1	61:BA:3948:HOH:O	2.09	0.70
5:CE:137:GLU:HG2	5:CE:140:ARG:HH11	1.54	0.70
1:AA:221:C:H2'	1:AA:222:U:H6	1.55	0.70
25:BA:303:C:H42	25:BA:385:G:H1	1.39	0.70
25:BA:932:C:H3'	25:BA:933:C:H5''	1.73	0.70
25:BA:2331:G:H22	38:BS:3:ARG:NE	1.90	0.70
1:CA:1007:C:C4	1:CA:1022:G:N1	2.59	0.70
47:D1:77:ALA:HA	47:D1:80:LEU:HD13	1.73	0.70
27:DD:71:ASP:HB2	27:DD:103:ARG:HH22	1.55	0.70
7:AG:62:PHE:HA	7:AG:124:LEU:HD22	1.72	0.70
12:AL:36:VAL:HG23	24:AW:10:2QY:H89	1.73	0.70
2:CB:88:ALA:HB2	2:CB:219:VAL:HG13	1.71	0.70
25:DA:1189:A:OP2	61:DA:4088:HOH:O	2.08	0.70
25:DA:1140:C:O3'	33:DN:25:ARG:NH1	2.24	0.70
9:AI:46:ALA:HB2	9:AI:74:ILE:HG23	1.73	0.70
25:BA:241:G:OP1	35:BP:50:ARG:NH1	2.23	0.70
32:DI:102:SER:HB2	32:DI:108:THR:HG22	1.73	0.70
25:DA:631:A:OP1	35:DP:65:ARG:NH1	2.24	0.70
1:AA:437:U:H5'	4:AD:155:LEU:HD11	1.74	0.70

Continued on next page...

Continued from previous page...

Atom-1	Atom-2	Interatomic distance (Å)	Clash overlap (Å)
25:BA:1003:U:OP2	36:BQ:14:ARG:NH1	2.23	0.70
35:BP:63:PRO:HD3	54:B8:27:THR:HG22	1.73	0.70
1:CA:147:G:HO2'	1:CA:148:G:H8	1.38	0.70
27:DD:148:GLU:HB2	27:DD:151:LYS:HD2	1.72	0.70
29:DF:185:ASP:HA	29:DF:188:ARG:HD3	1.74	0.70
45:DZ:53:ILE:HG22	45:DZ:71:VAL:O	1.91	0.70
1:AA:946:A:O2'	1:AA:1333:A:N3	2.24	0.70
1:AA:1346:A:OP1	9:AI:120:ARG:NH1	2.25	0.70
48:B2:29:LYS:HG2	48:B2:57:ILE:HD13	1.73	0.70
25:BA:1039:G:OP1	40:BU:50:ARG:NH2	2.24	0.70
25:BA:2339:A:H2'	25:BA:2340:A:C8	2.25	0.70
1:CA:1162:C:N4	1:CA:1174:G:H1	1.88	0.70
30:DG:5:VAL:HG22	30:DG:8:LYS:H	1.55	0.70
36:BQ:10:ARG:NH1	61:BQ:3102:HOH:O	2.23	0.70
1:CA:1318:A:OP1	19:CS:3:ARG:NH1	2.24	0.70
8:AH:51:VAL:HG11	8:AH:60:ARG:HH12	1.57	0.70
25:BA:542:C:OP1	51:B5:16:ARG:NH2	2.24	0.70
35:BP:100:LEU:HD12	35:BP:112:LEU:HD11	1.72	0.70
1:AA:1027:C:O2'	1:AA:1034:G:N2	2.23	0.70
1:AA:1074:G:O2'	1:AA:1101:A:N1	2.22	0.70
1:AA:1530:G:H2'	1:AA:1531:A:O4'	1.91	0.70
1:AA:509:A:OP2	61:AA:4088:HOH:O	2.09	0.70
25:BA:1001:G:O6	61:BA:3865:HOH:O	2.07	0.70
25:BA:667:G:H21	25:BA:671:A:H2	1.40	0.70
27:BD:17:THR:O	27:BD:211:ARG:NH2	2.24	0.70
1:AA:1125:U:O2'	1:AA:1126:U:OP2	2.10	0.69
1:AA:476:G:H2'	1:AA:477:A:O4'	1.92	0.69
8:AH:14:ARG:NH2	8:AH:83:ILE:O	2.25	0.69
36:BQ:54:MET:HB3	36:BQ:64:ILE:HD11	1.73	0.69
2:CB:18:GLY:HA2	2:CB:42:ILE:HG13	1.73	0.69
25:DA:2005:A:OP1	61:DA:4388:HOH:O	2.10	0.69
25:DA:587:C:OP2	35:DP:21:ARG:NH2	2.25	0.69
36:BQ:32:TYR:OH	36:BQ:111:GLU:OE1	2.10	0.69
42:BW:12:ILE:HD13	42:BW:17:VAL:HG13	1.74	0.69
25:DA:2327:A:H2'	25:DA:2328:A:C8	2.27	0.69
1:AA:673:G:H2'	1:AA:674:G:C8	2.27	0.69
30:BG:48:GLU:HA	30:BG:51:ARG:HE	1.57	0.69
44:BY:102:CYS:SG	44:BY:103:GLY:N	2.65	0.69
1:CA:961:U:OP2	1:CA:1223:C:O2'	2.06	0.69
11:CK:98:LEU:O	11:CK:101:SER:OG	2.06	0.69
25:DA:1845:G:OP1	27:DD:258:LYS:NZ	2.24	0.69

Continued on next page...

Continued from previous page...

Atom-1	Atom-2	Interatomic distance (Å)	Clash overlap (Å)
25:DA:2595:G:N7	61:DA:4196:HOH:O	2.24	0.69
25:DA:82:G:N1	25:DA:103:A:OP2	2.22	0.69
2:AB:15:VAL:HB	2:AB:209:ARG:HG2	1.73	0.69
3:AC:35:GLU:OE2	3:AC:59:ARG:NH2	2.24	0.69
5:AE:137:GLU:HG2	5:AE:140:ARG:HH11	1.57	0.69
25:BA:2732:G:OP2	61:BA:4644:HOH:O	2.10	0.69
1:CA:890:G:O2'	1:CA:906:G:O6	2.05	0.69
25:DA:2682:U:OP2	61:DA:3806:HOH:O	2.09	0.69
25:DA:1153:C:OP1	40:DU:92:ARG:NH1	2.25	0.69
1:AA:166:G:H2'	1:AA:167:G:H8	1.53	0.69
1:CA:610:G:O6	61:CA:4179:HOH:O	2.10	0.69
19:CS:42:PRO:HG3	50:D4:61:ARG:HG2	1.73	0.69
43:DX:65:ARG:HB2	43:DX:70:LEU:HG	1.75	0.69
6:AF:69:GLU:O	6:AF:72:VAL:HG12	1.93	0.69
13:AM:49:THR:HB	13:AM:52:GLU:H	1.57	0.69
1:CA:412:A:H8	4:CD:35:ARG:HH21	1.37	0.69
1:CA:1189:C:OP1	10:CJ:51:ARG:NH2	2.24	0.69
1:AA:59:A:H3'	1:AA:331:G:H22	1.57	0.69
30:BG:145:THR:OG1	30:BG:148:MET:SD	2.51	0.69
1:CA:1153:C:H42	1:CA:1154:G:N2	1.87	0.69
2:CB:8:LYS:HD2	2:CB:48:MET:HG2	1.75	0.69
1:AA:812:C:N3	61:AA:4027:HOH:O	2.24	0.69
19:AS:27:GLU:HB3	19:AS:28:LYS:HB3	1.73	0.69
25:BA:1683:C:OP2	61:BA:4523:HOH:O	2.09	0.69
25:BA:989:G:O3'	61:BA:4610:HOH:O	2.09	0.69
1:CA:1287:A:N3	1:CA:1353:G:O2'	2.23	0.69
1:CA:46:G:O6	61:CA:4103:HOH:O	2.11	0.69
12:CL:24:VAL:HG13	12:CL:98:TYR:HE1	1.58	0.69
18:CR:47:THR:HG23	18:CR:49:LYS:HG3	1.74	0.69
43:DX:8:ILE:O	48:D2:36:ARG:NH2	2.25	0.69
25:BA:777:C:OP2	61:BA:4590:HOH:O	2.10	0.69
1:CA:1226:C:N4	13:CM:104:ARG:HG2	2.08	0.69
25:DA:818:G:OP2	61:DA:3841:HOH:O	2.10	0.69
4:AD:173:TRP:CZ3	4:AD:174:LEU:HG	2.27	0.69
6:AF:38:GLU:HB2	6:AF:64:GLN:HG2	1.75	0.69
15:AO:5:LYS:HD2	15:AO:5:LYS:H	1.56	0.69
42:DW:14:PRO:HG2	42:DW:78:GLU:HG2	1.73	0.69
3:AC:11:ARG:NH2	3:AC:177:THR:O	2.25	0.69
25:BA:1047:A:OP2	61:BA:3918:HOH:O	2.09	0.69
32:BI:40:THR:O	32:BI:44:LEU:HB2	1.93	0.69
1:CA:353:A:H8	1:CA:353:A:H5'	1.58	0.69

Continued on next page...

Continued from previous page...

Atom-1	Atom-2	Interatomic distance (Å)	Clash overlap (Å)
7:CG:108:ALA:HA	7:CG:111:ARG:HD2	1.74	0.69
36:DQ:81:VAL:HG12	46:D0:5:LYS:HD3	1.73	0.69
25:DA:77:C:O2'	48:D2:14:ARG:NH2	2.26	0.69
25:DA:1607:C:N4	25:DA:1622:G:OP2	2.26	0.69
25:DA:2291:U:H2'	25:DA:2292:C:C6	2.27	0.69
25:DA:2831:G:OP1	28:DE:58:ARG:NH2	2.23	0.69
25:DA:2748:A:H5'	31:DH:4:ILE:HD12	1.75	0.69
35:DP:88:LEU:HD11	35:DP:114:ILE:HD12	1.74	0.69
16:AP:43:LYS:HG2	16:AP:48:TRP:CD2	2.27	0.68
24:AW:1:2QZ:H11	24:AW:9:MVA:HG23	1.73	0.68
23:AX:6:G:H1	23:AX:67:C:N4	1.91	0.68
25:BA:611:U:H2'	25:BA:612:C:C6	2.28	0.68
1:CA:1493:A:H1'	25:DA:1913:A:H62	1.57	0.68
32:DI:4:ILE:HG12	32:DI:18:VAL:HG22	1.75	0.68
29:BF:8:GLN:NE2	29:BF:21:ALA:HB2	2.08	0.68
1:CA:346:G:OP1	39:DT:41:ARG:NH2	2.22	0.68
1:CA:437:U:H5'	4:CD:155:LEU:HD21	1.75	0.68
10:CJ:17:ASP:OD1	10:CJ:70:ARG:NH1	2.27	0.68
30:DG:16:ARG:O	30:DG:20:ILE:HG13	1.93	0.68
1:AA:1241:G:H1	1:AA:1296:C:H42	1.38	0.68
25:BA:1215:G:H2'	25:BA:1216:G:H5''	1.75	0.68
9:CI:53:VAL:O	9:CI:55:ALA:N	2.25	0.68
25:DA:2570:G:O6	61:DA:4419:HOH:O	2.08	0.68
1:AA:1370:G:O6	61:AA:4060:HOH:O	2.10	0.68
1:AA:974:A:OP2	14:AN:29:ARG:NH2	2.25	0.68
1:CA:693:G:H2'	1:CA:694:A:C8	2.28	0.68
46:D0:27:GLU:HG3	46:D0:68:GLU:HA	1.75	0.68
25:BA:1218:G:O2'	25:BA:1219:A:O4'	2.11	0.68
25:BA:388:A:H2'	25:BA:389:G:C8	2.29	0.68
1:CA:382:A:H2'	1:CA:383:A:C8	2.29	0.68
1:CA:664:G:P	18:CR:64:ARG:HH22	2.16	0.68
32:DI:104:GLN:O	32:DI:105:HIS:ND1	2.26	0.68
1:AA:56:U:H2'	1:AA:57:G:H8	1.57	0.68
25:DA:1352:U:OP2	61:DA:3761:HOH:O	2.11	0.68
25:DA:2589:A:OP1	61:DA:4066:HOH:O	2.11	0.68
25:DA:994:C:O2'	25:DA:996:A:OP1	2.10	0.68
15:AO:33:THR:HG21	15:AO:85:LEU:HD22	1.76	0.68
25:BA:808:A:N7	61:BA:3904:HOH:O	2.26	0.68
16:CP:1:MET:SD	16:CP:3:LYS:NZ	2.65	0.68
16:CP:52:ASP:O	16:CP:54:GLU:N	2.26	0.68
20:CT:49:ALA:HB3	20:CT:99:LEU:HD22	1.76	0.68

Continued on next page...

Continued from previous page...

Atom-1	Atom-2	Interatomic distance (Å)	Clash overlap (Å)
1:AA:577:G:OP1	61:AA:4090:HOH:O	2.12	0.68
1:CA:1025:U:N3	1:CA:1036:G:C6	2.62	0.68
1:CA:877:C:H5'	8:CH:88:LYS:HD3	1.74	0.68
4:CD:187:ARG:NH2	4:CD:193:ASP:OD2	2.26	0.68
25:BA:2101:U:O3'	47:B1:35:THR:OG1	2.11	0.68
5:CE:136:MET:HA	5:CE:139:LEU:HD12	1.75	0.68
25:DA:2749:A:H1'	31:DH:63:SER:HB3	1.76	0.68
25:DA:2445:G:OP1	29:DF:74:ARG:NH2	2.27	0.68
1:AA:1237:C:HO2'	1:AA:1300:G:H1	1.42	0.68
46:B0:27:GLU:HG3	46:B0:68:GLU:HA	1.76	0.68
25:BA:1249:A:H2	25:BA:1287:A:H62	1.42	0.68
25:BA:2720:G:O6	61:BA:4017:HOH:O	2.12	0.68
25:DA:131:G:OP1	61:DA:3772:HOH:O	2.12	0.68
25:DA:2592:G:N7	61:DA:3925:HOH:O	2.27	0.68
25:DA:271(I):G:O6	25:DA:271(O):C:N4	2.17	0.68
1:AA:452:A:H4'	16:AP:72:ARG:NH1	2.08	0.67
13:AM:2:ALA:N	13:AM:8:GLU:OE1	2.27	0.67
52:B6:13:CYS:SG	52:B6:47:THR:HG21	2.35	0.67
25:BA:1356:G:OP2	53:B7:9:ARG:NH1	2.27	0.67
25:BA:809:U:H4'	25:BA:810:G:O5'	1.93	0.67
25:BA:880:U:O2	35:BP:55:ARG:NH2	2.27	0.67
42:BW:14:PRO:HG2	42:BW:78:GLU:HG2	1.77	0.67
25:DA:1637:A:OP2	61:DA:4414:HOH:O	2.11	0.67
1:AA:503:C:OP2	12:AL:116:SER:HB3	1.93	0.67
25:BA:2008:A:OP1	61:BA:4270:HOH:O	2.11	0.67
25:BA:2324:U:H5'	30:BG:88:ILE:HD11	1.76	0.67
1:CA:646:U:H2'	1:CA:647:C:C6	2.29	0.67
10:CJ:78:ASN:O	10:CJ:80:LYS:N	2.28	0.67
19:CS:28:LYS:HB2	19:CS:29:ARG:HA	1.75	0.67
25:DA:2819:G:N7	61:DA:4008:HOH:O	2.26	0.67
25:DA:2562:U:H1'	34:DO:23:ARG:HH11	1.59	0.67
37:DR:88:ARG:NH2	37:DR:89:ASP:OD2	2.27	0.67
1:AA:165:C:H2'	1:AA:166:G:C8	2.30	0.67
25:BA:1476:C:H2'	25:BA:1477:U:H6	1.60	0.67
25:BA:2316:G:H22	25:BA:2324:U:H3	1.42	0.67
50:D4:62:ARG:O	50:D4:64:GLY:N	2.28	0.67
25:DA:1278:A:OP1	37:DR:36:THR:HG23	1.94	0.67
20:AT:16:HIS:O	20:AT:19:SER:OG	2.12	0.67
25:BA:1476:C:H2'	25:BA:1477:U:C6	2.29	0.67
26:DB:44:G:OP1	30:DG:98:ARG:NH2	2.26	0.67
11:AK:99:GLN:HG2	11:AK:105:VAL:HG21	1.76	0.67

Continued on next page...

Continued from previous page...

Atom-1	Atom-2	Interatomic distance (Å)	Clash overlap (Å)
6:AF:97:PHE:N	18:AR:30:ASP:OD1	2.24	0.67
29:BF:53:THR:HG22	29:BF:55:GLY:H	1.60	0.67
30:BG:38:VAL:HG22	30:BG:93:THR:HG23	1.76	0.67
1:CA:1502:A:H2	1:CA:1505:G:N1	1.93	0.67
25:BA:1310:G:OP1	51:B5:19:ARG:NH2	2.20	0.67
1:CA:1262:C:N4	1:CA:1273:G:H1	1.92	0.67
1:CA:766:A:OP2	61:CA:4024:HOH:O	2.13	0.67
20:CT:16:HIS:O	20:CT:19:SER:OG	2.09	0.67
25:DA:192:C:OP1	61:DA:4352:HOH:O	2.11	0.67
25:DA:226:G:H21	25:DA:228:A:H62	1.41	0.67
25:BA:1199:C:OP2	61:BA:4476:HOH:O	2.12	0.67
31:BH:56:SER:OG	31:BH:57:ASP:N	2.26	0.67
25:DA:411:G:OP1	61:DA:3860:HOH:O	2.12	0.67
1:AA:383:A:C2	1:AA:384:G:H1'	2.29	0.67
1:AA:518:C:HO2'	1:AA:530:G:N2	1.93	0.67
32:BI:100:ALA:HA	32:BI:103:ARG:HG2	1.75	0.67
1:CA:585:G:OP1	17:CQ:37:LYS:NZ	2.25	0.67
1:CA:376:G:H5''	16:CP:5:ARG:HD3	1.75	0.67
28:DE:72:VAL:HG13	28:DE:73:GLU:O	1.95	0.67
1:AA:454:C:P	16:AP:75:ARG:HH22	2.18	0.67
2:AB:24:TRP:CZ3	2:AB:26:PRO:HA	2.30	0.67
25:BA:2658:C:OP2	25:BA:2745:G:O2'	2.10	0.67
25:BA:426:G:OP2	61:BA:4762:HOH:O	2.12	0.67
25:BA:611:U:OP2	61:BA:4159:HOH:O	2.13	0.67
25:BA:791:G:OP1	61:BA:4513:HOH:O	2.13	0.67
1:CA:144:G:H1	1:CA:178:C:H42	1.42	0.67
1:CA:8:A:C6	4:CD:209:ARG:HB2	2.29	0.67
26:DB:66:A:H61	26:DB:109:C:H5'	1.60	0.67
1:AA:1062:U:H2'	1:AA:1063:C:C6	2.30	0.66
1:AA:538:G:H5''	12:AL:114:LYS:HB2	1.76	0.66
1:AA:839:U:O2'	1:AA:840:C:OP1	2.13	0.66
2:AB:229:VAL:HG12	2:AB:230:VAL:H	1.60	0.66
6:AF:15:ASP:OD1	6:AF:18:GLN:N	2.19	0.66
10:AJ:78:ASN:O	10:AJ:80:LYS:N	2.28	0.66
25:BA:1889:G:N2	25:BA:1905:G:H2'	2.10	0.66
30:BG:41:GLN:NE2	30:BG:154:GLY:O	2.28	0.66
1:CA:586:C:O2'	1:CA:878:G:H4'	1.95	0.66
4:CD:31:CYS:SG	4:CD:33:MET:N	2.69	0.66
1:AA:1042:G:O2'	1:AA:1043:C:O4'	2.12	0.66
1:AA:1320:C:H5'	19:AS:70:LYS:HG3	1.75	0.66
25:BA:1044:C:OP1	61:BA:4478:HOH:O	2.12	0.66

Continued on next page...

Continued from previous page...

Atom-1	Atom-2	Interatomic distance (Å)	Clash overlap (Å)
28:BE:179:GLU:HB3	28:BE:181:LEU:HD22	1.76	0.66
2:CB:77:ALA:HB2	2:CB:211:ILE:HD13	1.76	0.66
12:CL:24:VAL:HG12	12:CL:27:LEU:HB2	1.76	0.66
19:CS:52:TYR:HB2	19:CS:57:HIS:CE1	2.29	0.66
9:AI:64:THR:HG23	9:AI:66:ARG:HH21	1.59	0.66
25:DA:601:C:OP1	29:DF:108:LYS:NZ	2.28	0.66
25:BA:1067:A:H3'	25:BA:1067:A:C8	2.31	0.66
25:BA:778:C:OP2	61:BA:4590:HOH:O	2.13	0.66
1:CA:1005:A:H1'	1:CA:1036:G:N1	2.08	0.66
1:CA:1237:C:H3'	1:CA:1336:C:H41	1.60	0.66
4:CD:92:VAL:O	4:CD:96:LEU:HD22	1.95	0.66
25:DA:2049:G:OP2	61:DA:3943:HOH:O	2.13	0.66
1:AA:243:A:H4'	1:AA:244:U:H5''	1.76	0.66
1:AA:573:A:OP2	61:AA:4004:HOH:O	2.13	0.66
2:AB:155:LEU:HD11	2:AB:159:PRO:HD3	1.76	0.66
25:BA:2297:C:OP2	52:B6:6:ARG:NH1	2.28	0.66
25:BA:479:C:OP1	61:BA:4178:HOH:O	2.12	0.66
7:CG:68:ASN:ND2	7:CG:127:ALA:O	2.22	0.66
25:DA:1017:G:N7	61:DA:4210:HOH:O	2.29	0.66
10:AJ:7:LYS:HB3	10:AJ:97:GLU:HB2	1.77	0.66
34:DO:35:VAL:HG11	34:DO:103:ALA:HB3	1.76	0.66
1:CA:503:C:OP2	12:CL:116:SER:HB3	1.96	0.66
1:CA:837:G:H1	1:CA:849:C:N4	1.90	0.66
1:CA:256:U:OP1	17:CQ:17:LYS:NZ	2.29	0.66
16:AP:43:LYS:HG2	16:AP:48:TRP:CE2	2.31	0.66
6:CF:24:GLU:HG3	6:CF:28:ARG:HH11	1.60	0.66
25:DA:2062:A:OP1	61:DA:3802:HOH:O	2.13	0.66
25:DA:2576:G:OP1	61:DA:4108:HOH:O	2.13	0.66
1:AA:392:G:H2'	1:AA:393:A:H8	1.61	0.66
14:AN:3:ARG:HH21	14:AN:3:ARG:HB3	1.61	0.66
25:BA:1405:A:N6	25:BA:1418:U:H3	1.93	0.66
25:BA:2601:A:OP2	61:BA:4455:HOH:O	2.13	0.66
25:BA:839:G:H5''	25:BA:840:A:H5'	1.77	0.66
25:BA:946:A:H2'	25:BA:947:A:C8	2.31	0.66
25:BA:946:A:H2'	25:BA:947:A:H8	1.60	0.66
31:DH:28:GLY:HA3	31:DH:79:VAL:HB	1.78	0.66
50:D4:38:LYS:O	50:D4:40:HIS:N	2.27	0.66
25:DA:1341:U:OP2	25:DA:1394:U:O2'	2.13	0.66
30:DG:18:GLU:HG2	30:DG:175:LEU:HD21	1.78	0.66
36:DQ:11:LYS:NZ	36:DQ:88:GLY:O	2.17	0.66
39:DT:19:LEU:HD22	39:DT:86:ILE:HG13	1.78	0.66

Continued on next page...

Continued from previous page...

Atom-1	Atom-2	Interatomic distance (Å)	Clash overlap (Å)
1:AA:1125:U:C2	1:AA:1127:G:N7	2.64	0.65
1:AA:1502:A:H2	1:AA:1505:G:H1	1.43	0.65
25:BA:1077:G:H21	55:B9:36:GLN:HE22	1.43	0.65
35:BP:52:GLU:OE1	35:BP:55:ARG:NH1	2.27	0.65
25:DA:2299:G:H22	25:DA:2318:G:H8	1.42	0.65
25:DA:922:U:H2'	25:DA:923:C:C6	2.30	0.65
34:DO:2:ILE:HD12	34:DO:6:THR:HG21	1.77	0.65
1:AA:1221:G:OP1	1:AA:1320:C:N4	2.30	0.65
1:AA:558:G:OP1	61:AA:4042:HOH:O	2.14	0.65
47:B1:21:ARG:HH11	47:B1:21:ARG:HG2	1.61	0.65
25:BA:2308:U:OP2	38:BS:9:ARG:NH2	2.29	0.65
2:CB:163:PHE:HD1	2:CB:185:ILE:HG13	1.61	0.65
7:CG:111:ARG:NH1	7:CG:113:GLU:OE2	2.30	0.65
25:DA:1299:G:O6	61:DA:3930:HOH:O	2.11	0.65
25:DA:1301:A:OP1	61:DA:4413:HOH:O	2.13	0.65
25:DA:2588:G:OP2	61:DA:3902:HOH:O	2.14	0.65
25:DA:900:A:H2'	25:DA:901:A:C8	2.31	0.65
12:AL:60:LEU:HD21	12:AL:66:VAL:HG22	1.78	0.65
1:CA:1166:G:H1'	1:CA:1171:G:N2	2.10	0.65
1:CA:1273:G:H3'	1:CA:1274:G:C8	2.31	0.65
25:DA:2287:A:N6	25:DA:2344:U:H3	1.94	0.65
25:DA:994:C:OP1	40:DU:53:ARG:NH2	2.29	0.65
1:AA:827:U:H5''	1:AA:828:A:OP2	1.97	0.65
2:AB:201:ILE:HG21	2:AB:214:ILE:HG21	1.76	0.65
46:D0:10:THR:O	61:D0:103:HOH:O	2.14	0.65
38:DS:35:ILE:HD11	38:DS:101:LEU:HD12	1.77	0.65
25:BA:1067:A:H62	25:BA:1186:U:H3	1.44	0.65
27:BD:132:PRO:HG2	27:BD:135:PHE:HD2	1.62	0.65
44:BY:92:ASN:HB3	44:BY:94:LYS:N	2.09	0.65
1:CA:444:C:H2'	1:CA:445:G:H8	1.61	0.65
25:DA:1300:U:H4'	25:DA:1301:A:H5''	1.78	0.65
25:DA:69:C:O2	25:DA:73:A:O2'	2.14	0.65
40:DU:78:THR:O	40:DU:117:GLN:NE2	2.29	0.65
1:AA:201:C:N4	1:AA:216:G:H1	1.84	0.65
1:AA:623:C:H2'	1:AA:624:C:H6	1.59	0.65
4:AD:149:ALA:HB3	4:AD:152:SER:HB2	1.79	0.65
8:AH:4:ASP:OD2	8:AH:85:ARG:NH1	2.25	0.65
48:B2:1:MET:N	48:B2:52:ASP:OD2	2.30	0.65
38:BS:15:ARG:O	38:BS:19:LYS:HG2	1.96	0.65
6:CF:25:ILE:HD13	6:CF:82:ARG:HE	1.61	0.65
30:DG:136:ARG:HH11	30:DG:137:GLU:H	1.45	0.65

Continued on next page...

Continued from previous page...

Atom-1	Atom-2	Interatomic distance (Å)	Clash overlap (Å)
1:AA:1125:U:N3	1:AA:1127:G:C5	2.65	0.65
1:AA:937:A:OP2	61:AA:4095:HOH:O	2.14	0.65
7:AG:152:ALA:HB1	7:AG:155:ARG:HH21	1.61	0.65
30:BG:16:ARG:NE	30:BG:31:VAL:HG11	2.12	0.65
34:BO:8:LEU:HB2	34:BO:19:ILE:HG13	1.78	0.65
1:CA:56:U:H2'	1:CA:57:G:C8	2.32	0.65
2:CB:162:ILE:HD11	2:CB:184:VAL:HG22	1.78	0.65
50:D4:64:GLY:C	50:D4:66:SER:H	1.99	0.65
25:DA:2394:C:OP2	54:D8:30:ARG:NH1	2.30	0.65
25:DA:10:G:H2'	25:DA:11:G:C8	2.31	0.65
26:DB:76:G:N2	26:DB:101:G:O6	2.27	0.65
1:AA:1025:U:O2'	1:AA:1026:G:O4'	2.15	0.65
1:AA:1027:C:C2	1:AA:1034:G:N1	2.62	0.65
2:AB:84:GLU:HB3	2:AB:219:VAL:HG21	1.78	0.65
15:AO:39:LEU:HD13	15:AO:56:LEU:HB2	1.78	0.65
1:CA:390:C:O3'	16:CP:28:ARG:NH2	2.29	0.65
4:AD:182:LYS:HG2	4:AD:183:GLY:N	2.11	0.65
36:BQ:135:ASP:OD2	45:BZ:49:ARG:NH2	2.30	0.65
45:BZ:69:THR:HG22	45:BZ:90:VAL:HA	1.77	0.65
1:CA:976:G:H5'	1:CA:1358:U:O2'	1.97	0.65
3:CC:78:GLY:HA3	3:CC:83:ARG:H	1.62	0.65
25:DA:75:G:H4'	48:D2:55:ARG:NH1	2.11	0.65
26:BB:48:A:H4'	38:BS:95:HIS:HD2	1.60	0.65
25:DA:1815:A:OP2	27:DD:54:ARG:NH2	2.28	0.65
34:DO:115:VAL:HG13	34:DO:121:VAL:HG21	1.78	0.65
1:AA:1003:G:N2	1:AA:1038:C:N3	2.45	0.64
1:AA:864:A:OP1	61:AA:4127:HOH:O	2.15	0.64
2:AB:219:VAL:HA	2:AB:222:ILE:HG13	1.78	0.64
3:AC:181:ASN:ND2	3:AC:204:LEU:HD12	2.12	0.64
25:BA:2579:G:H2'	25:BA:2580:C:C6	2.31	0.64
28:BE:4:ILE:HD13	28:BE:28:ALA:HB1	1.78	0.64
1:CA:1176:A:H2'	1:CA:1177:G:C8	2.33	0.64
1:CA:148:G:H2'	1:CA:149:A:C8	2.30	0.64
2:CB:47:THR:O	2:CB:51:LEU:N	2.17	0.64
25:DA:963:U:OP1	61:DA:3744:HOH:O	2.14	0.64
37:DR:36:THR:HG22	37:DR:37:THR:H	1.62	0.64
1:AA:983:A:H1'	1:AA:1049:U:O2	1.98	0.64
1:AA:1127:G:H1'	1:AA:1280:A:C6	2.32	0.64
4:AD:166:LYS:NZ	4:AD:179:GLU:OE2	2.30	0.64
9:AI:3:GLN:HG2	9:AI:20:ARG:HE	1.63	0.64
54:B8:42:ARG:NH1	61:B8:5103:HOH:O	2.04	0.64

Continued on next page...

Continued from previous page...

Atom-1	Atom-2	Interatomic distance (Å)	Clash overlap (Å)
25:BA:878:G:OP1	61:BA:4601:HOH:O	2.14	0.64
1:CA:1004:A:C6	1:CA:1037:C:C2	2.85	0.64
1:CA:38:G:H22	1:CA:397:A:H5'	1.62	0.64
1:CA:60:A:H4'	1:CA:61:G:O5'	1.97	0.64
19:CS:50:ALA:HB1	19:CS:57:HIS:HB3	1.79	0.64
25:DA:171:G:H2'	25:DA:172:C:C6	2.31	0.64
25:DA:2472:G:N1	25:DA:2477:C:OP1	2.24	0.64
25:DA:607:U:OP1	29:DF:102:PRO:HA	1.97	0.64
1:CA:345:C:OP2	39:DT:39:ARG:NH2	2.29	0.64
1:AA:1009:G:O6	1:AA:1020:U:O2	2.15	0.64
2:CB:16:HIS:CB	2:CB:204:ASN:HB3	2.21	0.64
4:CD:10:ARG:HB2	4:CD:40:PRO:HG3	1.78	0.64
50:D4:15:ILE:HB	50:D4:32:TYR:CD1	2.32	0.64
25:DA:2630:G:H2'	25:DA:2631:G:H8	1.62	0.64
28:DE:47:VAL:HG11	28:DE:86:PRO:HD2	1.79	0.64
32:DI:110:ASP:N	32:DI:130:TYR:OH	2.24	0.64
35:DP:50:ARG:HH21	35:DP:50:ARG:HG3	1.62	0.64
25:BA:1091:A:OP1	25:BA:1091:A:H4'	1.96	0.64
25:BA:1890:A:N6	25:BA:1905:G:O2'	2.30	0.64
1:CA:1002:G:H2'	1:CA:1003:G:C8	2.33	0.64
5:CE:78:HIS:HE1	5:CE:143:ARG:H	1.45	0.64
1:AA:1224:G:O2'	1:AA:1322:C:OP1	2.16	0.64
1:AA:833:U:H2'	1:AA:834:C:C6	2.32	0.64
23:AX:4:G:H1	23:AX:69:C:H42	1.44	0.64
25:BA:1475:G:H2'	25:BA:1476:C:C6	2.33	0.64
25:BA:1647:G:N7	61:BA:4116:HOH:O	2.30	0.64
1:CA:1122:U:O4	1:CA:1151:A:N1	2.30	0.64
2:CB:16:HIS:CG	2:CB:17:PHE:H	2.16	0.64
3:CC:12:LEU:HD23	3:CC:16:ARG:HB3	1.78	0.64
9:CI:23:ASN:HD22	9:CI:23:ASN:H	1.45	0.64
35:DP:121:LYS:HG2	35:DP:122:PRO:HD2	1.77	0.64
43:DX:44:GLU:OE2	61:DX:102:HOH:O	2.15	0.64
1:CA:1376:U:H2'	1:CA:1377:A:C8	2.33	0.64
1:CA:404:U:H5'	4:CD:122:ARG:HD3	1.78	0.64
5:CE:50:GLU:HB2	5:CE:53:LEU:HD13	1.79	0.64
25:DA:286:C:H2'	25:DA:287:C:C6	2.32	0.64
25:DA:910:A:H62	36:DQ:12:GLN:HA	1.63	0.64
25:DA:1784:A:OP2	61:DA:4119:HOH:O	2.15	0.64
25:DA:2839:G:H5'	37:DR:46:GLY:HA2	1.79	0.64
42:DW:60:ASN:HD22	42:DW:60:ASN:N	1.95	0.64
10:AJ:11:PHE:HE1	10:AJ:67:THR:HG22	1.63	0.64

Continued on next page...

Continued from previous page...

Atom-1	Atom-2	Interatomic distance (Å)	Clash overlap (Å)
48:B2:16:LEU:O	48:B2:67:LYS:NZ	2.30	0.64
28:BE:128:SER:OG	28:BE:129:HIS:N	2.25	0.64
38:BS:59:LYS:HE3	38:BS:60:GLY:H	1.63	0.64
1:CA:1036:G:H5'	1:CA:1037:C:C6	2.32	0.64
1:CA:406:G:H5'	4:CD:5:ILE:HD11	1.80	0.64
15:CO:14:GLU:OE2	15:CO:84:LYS:NZ	2.31	0.64
1:AA:1129:C:H5''	9:AI:16:ARG:HH12	1.63	0.64
1:AA:409:G:N2	1:AA:433:C:O2	2.31	0.64
20:AT:10:LEU:HB3	20:AT:12:ALA:H	1.63	0.64
25:BA:2766:A:O2'	55:B9:15:LYS:NZ	2.30	0.64
25:BA:2584:A:N7	28:BE:144:ARG:HD2	2.13	0.64
1:CA:831:U:H3	1:CA:855:G:H1	1.45	0.64
9:CI:53:VAL:C	9:CI:55:ALA:H	2.01	0.64
15:CO:54:ARG:NH1	15:CO:58:MET:SD	2.71	0.64
25:DA:2316:C:O2'	30:DG:128:ARG:NH1	2.30	0.64
1:AA:1223:C:H5''	1:AA:1224:G:H5'	1.80	0.64
1:AA:1435:G:H2'	1:AA:1436:U:C6	2.33	0.64
2:AB:7:VAL:HG11	2:AB:221:LEU:HD23	1.80	0.64
2:AB:78:GLN:NE2	2:AB:94:ASN:O	2.30	0.64
25:BA:1185:C:O3'	33:BN:25:ARG:NH1	2.30	0.64
25:BA:2507:G:H5''	36:BQ:82:ARG:HG2	1.79	0.64
35:BP:50:ARG:HD3	54:B8:7:HIS:CD2	2.33	0.64
14:CN:48:ALA:HB2	14:CN:53:LEU:HD12	1.79	0.64
1:AA:1162:C:N4	1:AA:1174:G:H1	1.95	0.63
16:AP:53:VAL:HG22	16:AP:79:VAL:HG22	1.79	0.63
25:BA:1067:A:H3'	25:BA:1067:A:H8	1.63	0.63
1:CA:1142:G:H3'	1:CA:1143:G:C8	2.31	0.63
1:CA:1145:C:H4'	1:CA:1146:A:H5'	1.80	0.63
1:CA:735:C:H2'	1:CA:736:C:C6	2.32	0.63
25:DA:1041:C:H42	25:DA:1114:G:H1	1.46	0.63
25:BA:1410:G:P	47:B1:3:LYS:HG3	2.39	0.63
27:BD:85:ASP:OD2	27:BD:88:ARG:NH1	2.31	0.63
1:CA:1245:A:N6	1:CA:1292:U:H3	1.96	0.63
1:CA:59:A:H3'	1:CA:331:G:H22	1.62	0.63
3:CC:52:LEU:HD23	3:CC:68:VAL:HG13	1.79	0.63
25:DA:1688:U:O2	25:DA:1700:A:H5'	1.98	0.63
25:DA:903:C:H2'	25:DA:904:C:H6	1.62	0.63
27:DD:132:PRO:HD3	27:DD:190:TYR:CZ	2.34	0.63
25:DA:323:G:H5'	29:DF:169:ASN:HD21	1.62	0.63
1:AA:154:C:N3	1:AA:168:G:N1	2.46	0.63
1:CA:1023:G:H3'	1:CA:1024:G:H8	1.62	0.63

Continued on next page...

Continued from previous page...

Atom-1	Atom-2	Interatomic distance (Å)	Clash overlap (Å)
7:CG:76:ARG:O	7:CG:87:VAL:N	2.28	0.63
1:AA:189:G:H1	1:AA:189(K):U:H3	1.45	0.63
50:B4:28:LYS:HD3	50:B4:31:ILE:HD11	1.80	0.63
25:BA:2804:C:H2'	25:BA:2805:G:C8	2.34	0.63
43:BX:53:LYS:HB3	43:BX:82:GLN:HB3	1.79	0.63
1:CA:1312:G:N7	19:CS:2:PRO:HG2	2.14	0.63
1:CA:460:G:O6	1:CA:470:C:H5'	1.98	0.63
1:CA:735:C:H2'	1:CA:736:C:H6	1.62	0.63
4:CD:13:ARG:NH1	4:CD:38:TYR:O	2.31	0.63
50:D4:46:GLN:HG3	50:D4:48:ARG:HH21	1.62	0.63
28:DE:72:VAL:HA	28:DE:73:GLU:HB3	1.80	0.63
25:BA:1219:A:H4'	25:BA:1220:U:OP1	1.97	0.63
25:BA:1091:A:H1'	25:BA:1093:G:N3	2.13	0.63
25:BA:1829:U:H5'	27:BD:259:THR:HG22	1.79	0.63
27:BD:38:LYS:HE3	27:BD:39:LYS:O	1.98	0.63
25:BA:1000:C:OP1	36:BQ:87:LYS:HE3	1.98	0.63
1:CA:1119:C:H2'	1:CA:1120:G:C8	2.33	0.63
50:D4:46:GLN:C	50:D4:48:ARG:H	2.02	0.63
25:DA:1427:A:H4'	25:DA:1428:C:O5'	1.99	0.63
25:DA:601:C:O2'	29:DF:104:LYS:NZ	2.32	0.63
29:DF:13:SER:HA	29:DF:127:GLU:HG3	1.80	0.63
30:DG:101:ILE:HG22	30:DG:105:LYS:HE2	1.81	0.63
30:DG:43:LEU:HD12	30:DG:45:GLU:HG3	1.81	0.63
33:DN:38:HIS:CE1	33:DN:39:ARG:HG3	2.34	0.63
1:AA:1008:C:N4	1:AA:1021:G:H1	1.96	0.63
1:AA:997:U:H3	1:AA:1044:A:H61	1.47	0.63
1:CA:1129:C:H2'	1:CA:1139:G:N7	2.13	0.63
29:DF:150:GLY:HA2	29:DF:172:TRP:CE3	2.34	0.63
1:AA:552:U:C2'	1:AA:553:A:H5'	2.29	0.63
2:AB:60:ASP:OD1	2:AB:64:ARG:NE	2.32	0.63
50:B4:46:GLN:HG2	50:B4:48:ARG:HG2	1.79	0.63
25:BA:1897:C:H2'	25:BA:1898:A:O4'	1.98	0.63
25:BA:2405:A:H5'	35:BP:63:PRO:HB3	1.80	0.63
1:CA:1042:G:O2'	1:CA:1043:C:O4'	2.17	0.63
1:CA:222:U:H2'	1:CA:223:U:C6	2.34	0.63
1:CA:452:A:O2'	1:CA:453:A:OP2	2.15	0.63
3:CC:6:HIS:HB3	14:CN:49:HIS:ND1	2.14	0.63
5:CE:78:HIS:CE1	5:CE:142:LEU:HA	2.33	0.63
13:CM:60:VAL:HG22	13:CM:66:LEU:HD11	1.80	0.63
36:DQ:85:LYS:HD3	46:D0:7:LEU:HG	1.79	0.63
31:DH:113:VAL:HG11	31:DH:151:ILE:HD13	1.81	0.63

Continued on next page...

Continued from previous page...

Atom-1	Atom-2	Interatomic distance (Å)	Clash overlap (Å)
1:AA:929:G:H1	1:AA:1388:C:H42	1.47	0.63
1:CA:1151:A:C5'	10:CJ:41:PRO:HA	2.29	0.63
1:CA:1236:A:O2'	1:CA:1304:G:H4'	1.99	0.63
1:CA:192:U:H2'	1:CA:193:C:H6	1.63	0.63
25:DA:2023:G:H5'	25:DA:2617:C:H4'	1.81	0.63
25:DA:7:G:H2'	25:DA:8:A:C8	2.33	0.63
25:BA:2212:G:H2'	25:BA:2213:G:O4'	1.99	0.62
38:DS:77:ALA:HB1	38:DS:82:ILE:HB	1.81	0.62
45:DZ:19:ARG:NH1	45:DZ:84:GLU:O	2.32	0.62
1:AA:165:C:H2'	1:AA:166:G:H8	1.63	0.62
5:AE:74:GLY:HA3	5:AE:116:THR:HG22	1.82	0.62
7:AG:70:LYS:O	7:AG:138:LYS:NZ	2.30	0.62
2:CB:166:ASP:HB3	2:CB:169:LYS:HB2	1.81	0.62
2:CB:210:SER:O	2:CB:214:ILE:HG12	1.99	0.62
13:CM:60:VAL:HG23	13:CM:64:TRP:CE3	2.34	0.62
25:DA:1810:A:H2'	25:DA:1811:G:O4'	1.99	0.62
25:DA:2070:G:OP2	61:DA:4341:HOH:O	2.16	0.62
25:DA:2478:A:OP2	55:D9:2:LYS:NZ	2.24	0.62
40:DU:92:ARG:HA	40:DU:95:LEU:HB2	1.80	0.62
1:AA:986:A:H1'	19:AS:54:GLY:O	1.99	0.62
2:AB:210:SER:O	2:AB:214:ILE:HG12	1.99	0.62
25:BA:1576:G:C6	25:BA:1577:C:N4	2.67	0.62
25:BA:9:U:N3	25:BA:2641:A:H2	1.86	0.62
2:CB:9:GLU:HA	2:CB:48:MET:SD	2.40	0.62
25:DA:2206:G:H3'	25:DA:2207:G:N7	2.15	0.62
1:AA:1036:G:H5'	1:AA:1037:C:C5	2.29	0.62
1:AA:457:C:H2'	1:AA:458:C:C6	2.34	0.62
19:AS:52:TYR:HA	19:AS:56:GLN:O	2.00	0.62
40:BU:28:ARG:NH1	40:BU:38:THR:OG1	2.33	0.62
59:CX:101:FME:HCN	25:DA:2451:A:H2	1.63	0.62
25:DA:2273:A:H2'	25:DA:2274:A:C8	2.34	0.62
25:DA:2685:G:O6	61:DA:3899:HOH:O	2.14	0.62
23:AX:59:A:H2'	23:AX:60:U:H5'	1.80	0.62
25:BA:1466:U:O2'	25:BA:1467:G:OP1	2.16	0.62
32:BI:72:LEU:HD21	32:BI:107:VAL:HG11	1.80	0.62
44:BY:15:VAL:HG21	44:BY:42:VAL:HG11	1.82	0.62
1:CA:137:C:H42	1:CA:226:G:H1	1.47	0.62
6:CF:80:ARG:NH1	6:CF:88:VAL:O	2.32	0.62
25:DA:1005:C:H2'	25:DA:1006:C:C6	2.34	0.62
25:DA:2712(A):A:OP2	61:DA:3974:HOH:O	2.16	0.62
29:DF:21:ALA:CB	29:DF:22:ALA:HA	2.29	0.62

Continued on next page...

Continued from previous page...

Atom-1	Atom-2	Interatomic distance (Å)	Clash overlap (Å)
2:AB:51:LEU:HD23	2:AB:201:ILE:HD12	1.82	0.62
4:AD:18:LYS:HD2	4:AD:31:CYS:SG	2.40	0.62
25:BA:239:G:OP2	54:B8:13:ARG:NH2	2.33	0.62
1:CA:147:G:O2'	1:CA:148:G:O5'	2.17	0.62
25:DA:2364:C:OP1	46:D0:55:ARG:NH1	2.32	0.62
25:DA:1358:G:O2'	25:DA:1359:A:H5''	1.99	0.62
2:AB:78:GLN:O	2:AB:81:VAL:HG23	2.00	0.62
1:CA:1016:A:H2'	1:CA:1017:G:O4'	2.00	0.62
1:CA:999:C:C4	1:CA:1042:G:C2	2.87	0.62
1:CA:17:U:H2'	1:CA:18:C:C6	2.34	0.62
1:CA:235:C:H5'	17:CQ:70:ARG:HG2	1.80	0.62
3:CC:47:LEU:HD12	3:CC:68:VAL:HG11	1.82	0.62
25:DA:96:G:H4'	48:D2:48:HIS:CD2	2.35	0.62
31:DH:30:LYS:HG3	31:DH:80:SER:O	2.00	0.62
25:BA:1566:U:H2'	25:BA:1567:G:O4'	2.00	0.62
27:BD:148:GLU:HB2	27:BD:151:LYS:HD2	1.82	0.62
1:CA:1305:G:N2	1:CA:1331:G:H1'	2.15	0.62
1:CA:424:G:H2'	1:CA:425:G:H8	1.64	0.62
29:DF:18:ARG:NH2	29:DF:127:GLU:OE1	2.33	0.62
1:AA:1015:A:H2'	1:AA:1016:A:C8	2.35	0.62
1:AA:828:A:H2'	1:AA:829:G:O4'	2.00	0.62
12:AL:24:VAL:HG11	12:AL:27:LEU:HD22	1.81	0.62
20:AT:87:LYS:O	20:AT:91:LEU:HG	2.00	0.62
25:BA:2101:U:OP1	47:B1:21:ARG:NH2	2.33	0.62
1:CA:1047:G:H1	1:CA:1210:C:N4	1.98	0.62
25:DA:1766:U:H2'	25:DA:1767:C:H6	1.65	0.62
25:DA:2298:A:C6	25:DA:2321:G:N1	2.68	0.62
25:DA:2649:U:H2'	25:DA:2650:U:C6	2.35	0.62
25:DA:754:C:H2'	25:DA:755:C:H6	1.64	0.62
1:CA:446:G:H1	1:CA:488:C:H42	1.48	0.62
1:CA:758:G:N7	61:CA:4151:HOH:O	2.31	0.62
25:DA:2079:U:O3'	47:D1:35:THR:OG1	2.17	0.62
25:DA:298:G:H5''	25:DA:299:A:OP1	2.00	0.62
1:AA:993:G:H1	1:AA:1045:C:H42	1.47	0.61
1:AA:200:G:H5'	1:AA:201:C:OP2	2.00	0.61
1:AA:346:G:C6	1:AA:348:G:N2	2.66	0.61
1:AA:96:U:O2'	1:AA:97:G:H5'	2.00	0.61
35:BP:121:LYS:HG2	35:BP:122:PRO:HD2	1.82	0.61
1:CA:152:A:N6	1:CA:169:C:N3	2.46	0.61
1:CA:504:C:OP1	61:CA:4009:HOH:O	2.16	0.61
1:CA:827:U:H5''	1:CA:828:A:OP2	1.99	0.61

Continued on next page...

Continued from previous page...

Atom-1	Atom-2	Interatomic distance (Å)	Clash overlap (Å)
9:CI:99:LEU:HB3	9:CI:101:PHE:HE1	1.65	0.61
10:CJ:42:THR:HG21	10:CJ:68:HIS:HD2	1.63	0.61
25:DA:1223:G:N2	25:DA:1226:A:OP2	2.31	0.61
25:DA:302:C:H42	25:DA:315:G:H1	1.46	0.61
25:DA:586:A:N1	25:DA:809:G:O2'	2.30	0.61
35:DP:65:ARG:HG3	54:D8:25:MET:HG3	1.81	0.61
25:DA:483:A:O2'	44:DY:49:VAL:O	2.14	0.61
48:B2:65:ASN:OD1	48:B2:69:ARG:NH1	2.31	0.61
25:BA:1466:U:HO2'	25:BA:1467:G:P	2.22	0.61
31:BH:33:LEU:HD21	31:BH:136:ILE:HG13	1.82	0.61
32:BI:93:THR:H	32:BI:96:ASP:CG	2.04	0.61
1:CA:567:G:O2'	61:CA:4063:HOH:O	2.16	0.61
25:DA:880:G:N1	25:DA:898:C:O2	2.33	0.61
28:DE:73:GLU:HG3	28:DE:73:GLU:O	1.99	0.61
5:AE:76:ILE:HD12	5:AE:142:LEU:HD21	1.81	0.61
18:AR:42:ARG:HH21	18:AR:42:ARG:HA	1.65	0.61
3:CC:114:PRO:O	3:CC:118:GLN:HG2	2.00	0.61
3:CC:39:ILE:O	3:CC:43:LEU:HG	2.00	0.61
7:CG:113:GLU:CG	7:CG:119:ARG:HG2	2.30	0.61
13:CM:16:ASP:HB3	13:CM:34:LEU:HD11	1.81	0.61
26:DB:48:A:H2'	26:DB:49:C:C6	2.35	0.61
1:AA:159:G:HO2'	1:AA:161:A:N6	1.98	0.61
1:AA:487:A:H2'	1:AA:488:C:O4'	1.99	0.61
1:AA:961:U:OP2	1:AA:1223:C:O2'	2.09	0.61
8:AH:121:ASP:HB2	8:AH:125:ARG:NH1	2.15	0.61
6:AF:97:PHE:HD2	18:AR:31:LEU:HD23	1.66	0.61
1:CA:1172:C:H2'	1:CA:1173:G:C8	2.34	0.61
2:CB:15:VAL:HG13	2:CB:209:ARG:HB3	1.82	0.61
25:DA:2312:U:C5	25:DA:2313:C:H5	2.19	0.61
28:DE:4:ILE:HD13	28:DE:28:ALA:HB1	1.81	0.61
1:AA:1342:C:H4'	9:AI:125:TYR:HB3	1.81	0.61
1:AA:183:G:O2'	1:AA:224:C:O2'	2.10	0.61
1:AA:45:U:H2'	1:AA:46:G:C8	2.36	0.61
1:AA:520:A:N1	1:AA:536:C:H1'	2.16	0.61
20:AT:14:LYS:HG3	20:AT:17:ARG:NH2	2.16	0.61
25:BA:1378:G:OP1	61:BA:4469:HOH:O	2.16	0.61
1:CA:1154:G:N7	1:CA:1155:G:C4	2.68	0.61
1:CA:337:C:H2'	1:CA:338:A:C8	2.36	0.61
7:CG:50:ILE:HD11	7:CG:58:PRO:HA	1.81	0.61
25:DA:2537:U:H2'	25:DA:2538:C:C6	2.35	0.61
31:DH:159:GLU:HG3	31:DH:169:VAL:HG11	1.82	0.61

Continued on next page...

Continued from previous page...

Atom-1	Atom-2	Interatomic distance (Å)	Clash overlap (Å)
8:AH:49:GLU:HG2	8:AH:62:TYR:HE2	1.64	0.61
25:BA:2348:A:H61	46:B0:43:THR:CG2	2.13	0.61
25:BA:2889:C:OP2	61:BA:4426:HOH:O	2.16	0.61
25:BA:554:A:H62	25:BA:2063:U:H3	1.48	0.61
1:CA:1154:G:N7	1:CA:1155:G:N9	2.49	0.61
1:CA:683:G:H2'	1:CA:684:A:C8	2.35	0.61
5:CE:143:ARG:NH1	8:CH:77:GLU:OE1	2.33	0.61
19:CS:48:THR:HG22	19:CS:61:TYR:HA	1.83	0.61
25:DA:2299:G:N2	25:DA:2318:G:H8	1.99	0.61
36:DQ:34:LEU:HB2	36:DQ:118:LEU:HD22	1.82	0.61
1:AA:628:G:H2'	1:AA:629:G:H8	1.65	0.61
1:AA:833:U:H2'	1:AA:834:C:H6	1.65	0.61
52:B6:14:THR:HB	52:B6:48:VAL:O	2.01	0.61
33:BN:67:LEU:HD12	33:BN:87:LEU:HD13	1.83	0.61
25:BA:798:A:H5'	42:BW:90:ARG:HA	1.82	0.61
1:CA:192:U:H2'	1:CA:193:C:C6	2.35	0.61
1:CA:539:A:H2'	1:CA:540:G:C8	2.35	0.61
25:DA:1379:A:H4'	25:DA:1380:G:OP2	1.99	0.61
25:DA:1557:C:OP2	25:DA:1558:A:O2'	2.18	0.61
25:DA:2584:U:O4	61:DA:3961:HOH:O	2.13	0.61
30:DG:16:ARG:HE	30:DG:31:VAL:HG11	1.66	0.61
1:AA:924:C:O2'	1:AA:1502:A:N6	2.32	0.61
1:AA:601:C:O2	1:AA:637:G:N2	2.28	0.61
29:BF:51:THR:O	29:BF:93:LYS:NZ	2.29	0.61
25:BA:2830:A:OP1	37:BR:2:ARG:NH2	2.33	0.61
25:BA:572:A:N6	41:BV:19:LYS:H	1.99	0.61
1:CA:1223:C:H5''	1:CA:1224:G:C5'	2.30	0.61
1:CA:683:G:H2'	1:CA:684:A:H8	1.66	0.61
11:CK:22:HIS:HB3	11:CK:29:ILE:HB	1.82	0.61
25:DA:1359:A:N1	25:DA:1372:U:C4	2.69	0.61
25:DA:83:G:O2'	25:DA:102:G:N2	2.34	0.61
25:DA:903:C:H2'	25:DA:904:C:C6	2.35	0.61
27:DD:73:VAL:HG13	27:DD:120:GLY:HA3	1.83	0.61
25:BA:2062:C:H2'	25:BA:2063:U:O4'	2.01	0.61
28:BE:93:VAL:HG21	28:BE:180:ASN:HA	1.83	0.61
4:CD:79:PHE:HE1	4:CD:204:ILE:HD13	1.65	0.61
13:CM:107:ALA:HB3	13:CM:111:LYS:HE3	1.83	0.61
19:CS:28:LYS:HB2	19:CS:29:ARG:CA	2.31	0.61
47:D1:23:LYS:HB3	47:D1:29:GLY:HA3	1.83	0.61
25:DA:1509(B):A:H2'	25:DA:1510:G:C8	2.36	0.61
28:DE:93:VAL:O	28:DE:95:ILE:N	2.33	0.61

Continued on next page...

Continued from previous page...

Atom-1	Atom-2	Interatomic distance (Å)	Clash overlap (Å)
29:DF:183:VAL:O	29:DF:187:VAL:HG23	2.01	0.61
29:DF:53:THR:HG22	29:DF:56:GLU:HG3	1.83	0.61
30:DG:41:GLN:NE2	30:DG:154:GLY:O	2.34	0.61
45:DZ:39:VAL:HG21	45:DZ:44:PHE:HB2	1.83	0.61
1:AA:946:A:H2'	1:AA:947:G:C8	2.34	0.61
17:AQ:56:VAL:HB	17:AQ:78:GLU:HB3	1.83	0.61
1:AA:333:G:H4'	20:AT:16:HIS:CE1	2.36	0.61
46:B0:53:MET:HG3	46:B0:59:LEU:HD23	1.82	0.61
25:BA:7:G:H2'	25:BA:8:A:O4'	2.01	0.61
1:CA:1002:G:N2	1:CA:1039:C:N3	2.49	0.61
1:CA:1132:C:H2'	1:CA:1133:G:C8	2.33	0.61
1:CA:1286:A:C8	1:CA:1287:A:H4'	2.36	0.61
1:CA:195:A:N3	1:CA:222:U:O2'	2.32	0.61
8:CH:51:VAL:HG11	8:CH:60:ARG:HH12	1.64	0.61
47:D1:5:CYS:SG	47:D1:8:SER:HB3	2.41	0.61
25:DA:2723:C:OP2	28:DE:109:LYS:NZ	2.32	0.61
1:AA:664:G:H22	1:AA:741:G:H1	1.47	0.60
9:AI:4:TYR:CE1	9:AI:88:TYR:HA	2.36	0.60
48:B2:32:LEU:HD12	48:B2:36:ARG:HH11	1.66	0.60
50:B4:20:ASN:ND2	50:B4:36:CYS:SG	2.74	0.60
1:CA:143:A:H5''	1:CA:144:G:H5'	1.82	0.60
1:CA:1442:G:O2'	1:CA:1442(A):G:OP1	2.15	0.60
3:CC:18:TRP:CD1	14:CN:54:PRO:HA	2.36	0.60
49:D3:8:LEU:HD13	49:D3:31:LEU:HD23	1.83	0.60
25:DA:370:G:OP1	25:DA:403:U:N3	2.32	0.60
1:AA:1228:C:OP1	13:AM:115:LYS:N	2.22	0.60
1:AA:499:A:N3	1:AA:546:G:N2	2.46	0.60
3:AC:6:HIS:HD2	3:AC:8:ILE:H	1.50	0.60
25:BA:1093:G:H2'	25:BA:1156:G:N2	2.16	0.60
25:BA:801:C:H2'	25:BA:802:C:C6	2.37	0.60
45:BZ:111:VAL:C	45:BZ:113:ALA:H	2.03	0.60
1:CA:1263:C:H2'	1:CA:1264:C:C6	2.36	0.60
1:AA:1144:G:N2	1:AA:1146:A:H62	1.99	0.60
3:AC:58:GLU:HB3	10:AJ:92:THR:HG21	1.81	0.60
25:BA:1016:C:OP2	61:BA:4636:HOH:O	2.16	0.60
25:BA:1480:A:N6	25:BA:1605:A:H62	1.98	0.60
1:CA:1095:U:H2'	1:CA:1096:C:O4'	2.01	0.60
1:CA:826:C:H2'	1:CA:827:U:C6	2.35	0.60
9:CI:21:PRO:HA	9:CI:59:PHE:HA	1.83	0.60
10:CJ:32:ALA:HB1	10:CJ:33:GLN:HA	1.82	0.60
17:CQ:22:LEU:HD13	17:CQ:41:LYS:HG3	1.83	0.60

Continued on next page...

Continued from previous page...

Atom-1	Atom-2	Interatomic distance (Å)	Clash overlap (Å)
25:DA:11:G:C2'	25:DA:12:U:H5'	2.31	0.60
45:DZ:45:ASP:OD1	45:DZ:49:ARG:NH1	2.34	0.60
1:AA:991:U:H1'	1:AA:993:G:C8	2.37	0.60
7:AG:27:ILE:HD12	7:AG:40:ALA:HA	1.82	0.60
30:BG:41:GLN:HG3	30:BG:60:LEU:HD11	1.81	0.60
33:BN:15:LEU:HD12	33:BN:137:LYS:HG2	1.83	0.60
1:CA:532:A:N6	3:CC:156:ARG:HH12	1.99	0.60
10:CJ:47:PHE:CZ	14:CN:37:PHE:HE1	2.20	0.60
20:CT:86:ARG:O	20:CT:90:GLN:HB2	2.01	0.60
25:DA:1709:U:H2'	25:DA:1710:C:C6	2.37	0.60
25:DA:2886:G:O2'	25:DA:2887:U:H5'	2.02	0.60
25:DA:479:A:N3	25:DA:481:G:H5''	2.16	0.60
35:DP:96:THR:H	35:DP:99:LEU:HD21	1.66	0.60
1:AA:123:C:OP1	1:AA:311:C:O2'	2.16	0.60
12:AL:24:VAL:HG12	12:AL:27:LEU:HB2	1.82	0.60
25:BA:1542:A:N3	25:BA:1624:C:O2'	2.29	0.60
1:CA:1240:U:O2'	7:CG:32:ARG:HD3	2.02	0.60
1:CA:250:A:H4'	1:CA:251:G:O5'	2.02	0.60
25:DA:1488:G:C5	25:DA:1489:U:C5	2.89	0.60
25:DA:1531:C:H42	25:DA:1538:G:H1	1.49	0.60
25:DA:1914:C:H2'	25:DA:1915:U:O4'	2.01	0.60
34:DO:68:GLU:HB3	34:DO:78:ARG:HB2	1.84	0.60
39:DT:95:ARG:HG2	39:DT:95:ARG:HH11	1.65	0.60
1:AA:1025:U:H3	1:AA:1036:G:H1	1.49	0.60
1:AA:443:C:N3	1:AA:491:G:N1	2.39	0.60
1:AA:890:G:O2'	1:AA:906:G:O6	2.14	0.60
25:BA:11:G:H2'	25:BA:12:U:H5'	1.82	0.60
25:BA:2340:A:H2'	25:BA:2341:G:C8	2.36	0.60
25:BA:927:G:H1	25:BA:944:C:H42	1.50	0.60
1:CA:1288:A:H2'	1:CA:1289:A:C8	2.36	0.60
1:CA:192:U:O2'	1:CA:193:C:H5'	2.02	0.60
38:DS:35:ILE:CD1	38:DS:101:LEU:HD12	2.32	0.60
38:DS:14:VAL:O	38:DS:18:ILE:HG12	2.01	0.60
1:AA:258:G:H2'	1:AA:259:G:H8	1.66	0.60
1:AA:474:G:H2'	1:AA:475:G:C8	2.31	0.60
1:AA:701:C:O2	1:AA:703:G:N1	2.35	0.60
16:AP:50:LYS:HA	16:AP:50:LYS:HE2	1.84	0.60
17:AQ:3:LYS:HD2	17:AQ:60:ILE:HD11	1.83	0.60
25:BA:1846:A:OP2	27:BD:54:ARG:NH2	2.33	0.60
34:BO:21:CYS:HB2	34:BO:39:ILE:HD12	1.83	0.60
44:BY:38:ILE:HD11	44:BY:66:PRO:HG3	1.83	0.60

Continued on next page...

Continued from previous page...

Atom-1	Atom-2	Interatomic distance (Å)	Clash overlap (Å)
16:CP:43:LYS:HA	16:CP:48:TRP:HB3	1.82	0.60
1:AA:364:A:H2'	1:AA:365:U:H6	1.66	0.60
1:AA:67:C:H2'	1:AA:68:G:C8	2.36	0.60
3:AC:56:ASP:HB2	3:AC:67:THR:HB	1.82	0.60
1:CA:1138:G:C6	1:CA:1140:C:H1'	2.37	0.60
1:CA:1288:A:N1	1:CA:1371:G:H1'	2.17	0.60
1:CA:1104:G:H5'	2:CB:111:ARG:HD2	1.82	0.60
3:CC:150:LYS:HD2	3:CC:201:TYR:HD2	1.67	0.60
3:CC:155:GLY:HA3	3:CC:196:LEU:HD13	1.84	0.60
7:AG:78:ARG:HG2	7:AG:79:ARG:HB2	1.83	0.60
1:AA:1126:U:C5	10:AJ:71:LEU:HD22	2.34	0.60
15:AO:54:ARG:O	15:AO:58:MET:HG3	2.02	0.60
25:BA:1825:U:H2'	25:BA:1826:C:C6	2.36	0.60
40:BU:58:ARG:HA	40:BU:61:TRP:CE3	2.37	0.60
44:BY:86:ARG:HH11	44:BY:100:ALA:HB1	1.67	0.60
1:CA:1237:C:HO2'	1:CA:1300:G:H1	1.47	0.60
1:CA:1251:A:H2'	1:CA:1252:A:C8	2.37	0.60
12:CL:24:VAL:HG11	12:CL:27:LEU:HD22	1.83	0.60
25:DA:1721:G:H8	25:DA:1741:A:H62	1.50	0.60
25:DA:1740:G:H2'	25:DA:1741:A:H8	1.66	0.60
26:DB:43:C:H5''	50:D4:1:MET:HG2	1.83	0.60
30:DG:63:ILE:HA	30:DG:143:GLU:HG3	1.83	0.60
30:DG:44:GLY:O	30:DG:47:LYS:HB2	2.00	0.60
1:AA:1286:A:C8	1:AA:1287:A:H4'	2.37	0.60
1:AA:1422:G:H5''	34:BO:48:PRO:HB3	1.84	0.60
1:AA:735:C:H2'	1:AA:736:C:H6	1.67	0.60
4:AD:158:ILE:O	4:AD:162:LEU:N	2.35	0.60
25:BA:692:C:H2'	25:BA:693:G:O4'	2.02	0.60
29:BF:183:VAL:O	29:BF:187:VAL:HG23	2.01	0.60
32:BI:3:VAL:HG12	32:BI:38:LEU:HA	1.83	0.60
1:CA:333:G:H4'	20:CT:16:HIS:CE1	2.37	0.60
1:CA:959:A:HO2'	1:CA:984:C:HO2'	1.47	0.60
30:DG:122:PRO:HG3	30:DG:180:PHE:HB3	1.84	0.60
31:DH:80:SER:OG	31:DH:81:GLU:N	2.32	0.60
1:AA:994:A:N1	1:AA:1047:G:H4'	2.17	0.59
1:AA:1351:U:O4	9:AI:118:LYS:NZ	2.34	0.59
1:AA:193:C:H2'	1:AA:194:C:H6	1.66	0.59
5:AE:78:HIS:CD2	5:AE:142:LEU:HD23	2.37	0.59
13:AM:15:VAL:O	13:AM:19:LEU:HD22	2.01	0.59
20:AT:42:GLN:NE2	20:AT:46:GLU:OE2	2.35	0.59
1:CA:1266:G:N2	1:CA:1269:A:OP2	2.33	0.59

Continued on next page...

Continued from previous page...

Atom-1	Atom-2	Interatomic distance (Å)	Clash overlap (Å)
1:CA:1513:A:H2'	1:CA:1514:C:C6	2.36	0.59
5:CE:78:HIS:HE1	5:CE:142:LEU:HA	1.67	0.59
25:DA:1889:A:H2'	25:DA:1890:A:C8	2.36	0.59
25:DA:957:A:H5'	36:DQ:76:LYS:HG3	1.84	0.59
43:DX:12:VAL:HG22	43:DX:29:TRP:CE2	2.37	0.59
1:AA:1192:C:OP2	3:AC:4:LYS:NZ	2.31	0.59
1:AA:518:C:O2'	1:AA:530:G:N2	2.35	0.59
5:AE:94:ALA:HB2	5:AE:119:LEU:HG	1.82	0.59
25:BA:1631:C:O2'	25:BA:1632:A:H5'	2.02	0.59
1:CA:1119:C:N3	1:CA:1154:G:O6	2.35	0.59
50:D4:68:ARG:HG3	50:D4:68:ARG:HH21	1.67	0.59
25:DA:184:C:H2'	25:DA:185:U:H6	1.67	0.59
28:DE:24:THR:HG22	28:DE:186:GLY:O	2.02	0.59
1:AA:192:U:HO2'	1:AA:193:C:H6	1.50	0.59
3:AC:3:ASN:OD1	3:AC:3:ASN:N	2.35	0.59
1:AA:110:C:O2'	16:AP:25:ARG:O	2.20	0.59
25:BA:1232:G:H5''	41:BV:81:TYR:CE1	2.37	0.59
25:BA:1463:C:O2'	25:BA:1633:A:N3	2.30	0.59
29:BF:30:PRO:HB3	35:BP:1:MET:HE1	1.84	0.59
25:BA:589:U:H5''	35:BP:29:LYS:HE3	1.84	0.59
41:BV:40:LEU:HB2	41:BV:46:VAL:HG13	1.83	0.59
43:BX:31:HIS:CD2	43:BX:33:LYS:HB2	2.36	0.59
3:CC:58:GLU:HB3	10:CJ:92:THR:HG21	1.84	0.59
18:CR:33:ASP:OD2	18:CR:36:ASN:HB2	2.01	0.59
25:DA:1470:G:H5''	25:DA:1471:A:OP1	2.02	0.59
25:DA:2821:A:H2'	25:DA:2822:G:C8	2.37	0.59
45:DZ:140:ASP:OD1	45:DZ:142:SER:OG	2.17	0.59
1:AA:1442:G:O2'	1:AA:1442(A):G:OP1	2.17	0.59
8:AH:7:ALA:HB2	8:AH:85:ARG:HD2	1.85	0.59
25:BA:2343:G:O2'	25:BA:2348:A:N1	2.28	0.59
25:BA:310:C:H2'	25:BA:311:C:C6	2.37	0.59
7:CG:78:ARG:HH21	7:CG:156:TRP:HB3	1.65	0.59
23:CX:10:G:N2	23:CX:26:G:H1'	2.18	0.59
25:DA:1031:G:H5''	55:D9:8:LYS:HE3	1.84	0.59
1:AA:1025:U:C2	1:AA:1036:G:O6	2.55	0.59
1:AA:1271:G:H5''	1:AA:1314:C:OP1	2.03	0.59
1:AA:1442(A):G:C8	39:BT:118:ARG:HG2	2.38	0.59
1:AA:17:U:H2'	1:AA:18:C:C6	2.37	0.59
25:BA:1827:U:H2'	25:BA:1828:C:C6	2.38	0.59
29:BF:8:GLN:HE21	29:BF:21:ALA:HB2	1.68	0.59
19:CS:49:ILE:HD12	19:CS:62:ILE:HD13	1.83	0.59

Continued on next page...

Continued from previous page...

Atom-1	Atom-2	Interatomic distance (Å)	Clash overlap (Å)
25:DA:2298:A:N1	25:DA:2321:G:C6	2.70	0.59
1:AA:1216:G:OP1	14:AN:2:ALA:HA	2.03	0.59
1:AA:159:G:O2'	1:AA:161:A:N6	2.26	0.59
1:AA:78:G:H1	1:AA:92:C:H42	1.50	0.59
19:AS:38:SER:HB2	19:AS:71:LEU:HD12	1.84	0.59
25:BA:1496:A:H5'	25:BA:1497:G:OP2	2.03	0.59
36:BQ:43:THR:HG22	36:BQ:94:VAL:HG12	1.85	0.59
1:CA:1138:G:C5	1:CA:1140:C:H1'	2.38	0.59
1:CA:742:G:OP2	15:CO:35:ARG:NH2	2.36	0.59
1:CA:738:C:OP1	6:CF:2:ARG:NH1	2.36	0.59
25:DA:1200:C:H5'	61:DA:3774:HOH:O	2.01	0.59
1:AA:626:U:H2'	1:AA:627:G:H8	1.67	0.59
4:AD:154:ASN:HA	4:AD:159:ARG:HH21	1.68	0.59
25:BA:2450:U:O2'	25:BA:2452:C:OP1	2.21	0.59
25:BA:945:A:O2'	25:BA:946:A:H8	1.85	0.59
25:BA:709:G:H5''	35:BP:16:ARG:HG2	1.85	0.59
35:BP:59:LEU:HD11	54:B8:10:ALA:HB2	1.83	0.59
45:BZ:151:HIS:O	45:BZ:153:SER:N	2.35	0.59
1:CA:1004:A:N7	1:CA:1037:C:H2'	2.18	0.59
1:CA:1409:C:O2	1:CA:1491:G:N2	2.27	0.59
7:CG:26:PHE:O	7:CG:30:ILE:HG13	2.02	0.59
26:DB:9:G:H1	26:DB:112:U:H3	1.51	0.59
27:DD:132:PRO:HG2	27:DD:135:PHE:HD2	1.67	0.59
29:DF:126:VAL:HG21	29:DF:129:PHE:CZ	2.36	0.59
1:AA:1030(D):A:H2'	1:AA:1031:G:O4'	2.03	0.59
25:BA:1201:A:OP1	40:BU:55:ARG:HD3	2.03	0.59
27:BD:26:LYS:HB3	27:BD:83:GLU:HG2	1.84	0.59
1:CA:1048:G:OP1	14:CN:3:ARG:NH2	2.35	0.59
1:CA:1279:A:H5''	1:CA:1280:A:OP1	2.02	0.59
1:CA:1288:A:H2'	1:CA:1289:A:H8	1.68	0.59
2:CB:76:GLN:HB2	2:CB:208:ILE:HG12	1.84	0.59
1:CA:1368:G:OP1	9:CI:111:ARG:NH2	2.36	0.59
23:CX:4:G:H1	23:CX:69:C:H42	1.51	0.59
25:DA:1256:G:H5'	25:DA:1257:C:OP2	2.01	0.59
25:DA:184:C:H1'	25:DA:217:G:H1'	1.85	0.59
25:DA:2404:C:O3'	35:DP:77:ARG:NH2	2.36	0.59
38:DS:71:ARG:NH2	38:DS:107:GLU:OE1	2.36	0.59
29:BF:53:THR:CG2	29:BF:55:GLY:H	2.15	0.59
39:BT:29:ARG:HG3	39:BT:46:GLU:HB2	1.84	0.59
1:CA:664:G:H22	1:CA:741:G:H1	1.51	0.59
1:AA:1259:C:H42	1:AA:1276:G:H1	1.50	0.59

Continued on next page...

Continued from previous page...

Atom-1	Atom-2	Interatomic distance (Å)	Clash overlap (Å)
1:AA:1272:G:H2'	1:AA:1273:G:O4'	2.03	0.59
1:AA:583:A:N6	1:AA:758:G:O2'	2.35	0.59
10:AJ:38:ILE:HD11	10:AJ:71:LEU:HD23	1.84	0.59
59:AX:101:FME:HCN	25:BA:2463:A:H2	1.68	0.59
54:B8:6:THR:HG22	54:B8:63:PRO:HD2	1.83	0.59
25:BA:639:G:O2'	61:BA:3869:HOH:O	2.17	0.59
29:BF:185:ASP:OD1	29:BF:188:ARG:NH1	2.34	0.59
3:CC:43:LEU:HD21	3:CC:91:LEU:HD13	1.84	0.59
6:CF:69:GLU:O	6:CF:72:VAL:HG12	2.03	0.59
50:D4:59:PHE:HA	50:D4:61:ARG:N	2.17	0.59
25:DA:1405:U:H2'	25:DA:1406:U:C6	2.38	0.59
25:DA:2189:U:H2'	25:DA:2190:G:C8	2.38	0.59
30:DG:16:ARG:HB2	30:DG:17:PRO:HD3	1.85	0.59
39:DT:59:THR:HG23	39:DT:78:LEU:HB2	1.85	0.59
41:DV:62:LEU:HD11	41:DV:95:LEU:HB2	1.85	0.59
45:DZ:6:LYS:HE2	45:DZ:43:GLU:OE1	2.03	0.59
1:AA:552:U:H2'	1:AA:553:A:H5'	1.84	0.58
2:AB:145:LEU:HD12	2:AB:149:LEU:HD12	1.84	0.58
3:AC:112:SER:O	3:AC:116:VAL:HG23	2.03	0.58
25:BA:1094:A:OP2	25:BA:1155:C:N4	2.29	0.58
2:CB:102:LEU:HD23	2:CB:182:ILE:HD12	1.85	0.58
4:CD:31:CYS:SG	4:CD:32:ALA:N	2.76	0.58
17:CQ:66:SER:O	17:CQ:70:ARG:NH1	2.36	0.58
25:DA:2363:C:O2	46:D0:39:ARG:NH2	2.31	0.58
25:DA:300:A:H1'	25:DA:319:C:H1'	1.83	0.58
25:DA:311:A:OP2	61:DA:4575:HOH:O	2.17	0.58
28:DE:143:ASN:HD22	28:DE:147:PRO:HD3	1.67	0.58
32:DI:77:LEU:HB3	32:DI:142:VAL:HG12	1.84	0.58
38:DS:11:LYS:O	38:DS:15:ARG:HG3	2.02	0.58
1:AA:713:G:H2'	1:AA:714:G:C8	2.38	0.58
27:BD:242:ARG:HG2	27:BD:246:PRO:HG3	1.84	0.58
1:CA:392:G:H2'	1:CA:393:A:H8	1.68	0.58
1:CA:474:G:H2'	1:CA:475:G:H8	1.68	0.58
25:DA:1614:A:OP1	61:DA:3881:HOH:O	2.17	0.58
26:DB:5:C:H42	26:DB:116:G:H1	1.50	0.58
30:DG:39:ILE:HG23	30:DG:157:ILE:HG12	1.85	0.58
1:AA:501:C:H1'	1:AA:549:C:H1'	1.85	0.58
13:AM:122:LYS:HD3	13:AM:123:ALA:H	1.67	0.58
14:AN:23:ARG:NH1	14:AN:30:ALA:HB2	2.19	0.58
20:AT:30:LYS:HA	20:AT:33:ILE:HD12	1.86	0.58
54:B8:62:LEU:HB3	54:B8:65:GLU:HG2	1.85	0.58

Continued on next page...

Continued from previous page...

Atom-1	Atom-2	Interatomic distance (Å)	Clash overlap (Å)
25:BA:1221:G:H1'	25:BA:1222:A:O5'	2.03	0.58
25:BA:294:C:H42	25:BA:390:G:H1	1.50	0.58
26:BB:64:C:O2'	61:BB:4001:HOH:O	2.17	0.58
1:CA:1084:G:H5'	1:CA:1102:A:OP2	2.04	0.58
1:CA:1128:C:H1'	1:CA:1147:C:H42	1.67	0.58
1:CA:1376:U:H2'	1:CA:1377:A:H8	1.68	0.58
1:CA:79:G:H1	1:CA:90:U:H3	1.50	0.58
9:CI:6:GLY:HA3	9:CI:80:GLY:O	2.03	0.58
25:DA:1014:U:H2'	25:DA:1015:G:H8	1.69	0.58
25:DA:236:C:H2'	25:DA:237:C:H6	1.66	0.58
31:DH:169:VAL:HG12	31:DH:171:LEU:HD22	1.86	0.58
33:DN:102:ALA:O	33:DN:106:MET:HG3	2.03	0.58
2:AB:231:GLU:HB3	2:AB:232:PRO:CD	2.33	0.58
3:AC:130:VAL:HG21	3:AC:157:ILE:HG23	1.85	0.58
1:AA:520:A:O2'	12:AL:73:GLU:OE1	2.15	0.58
20:AT:86:ARG:O	20:AT:90:GLN:NE2	2.36	0.58
25:BA:1577:C:HO2'	25:BA:1578:C:P	2.27	0.58
27:BD:132:PRO:HG2	27:BD:135:PHE:CD2	2.39	0.58
25:BA:2331:G:H22	38:BS:3:ARG:HE	1.50	0.58
1:CA:1491:G:H3'	1:CA:1492:A:C8	2.38	0.58
1:CA:444:C:O2	1:CA:490:G:N2	2.17	0.58
2:CB:48:MET:HA	2:CB:51:LEU:HB2	1.86	0.58
4:CD:15:GLU:OE2	4:CD:66:ARG:NH1	2.35	0.58
25:DA:662:G:OP1	61:DA:4092:HOH:O	2.16	0.58
26:DB:95:C:H2'	26:DB:96:U:C6	2.38	0.58
39:DT:26:ASP:OD1	39:DT:120:ARG:NH2	2.30	0.58
1:AA:1179:A:H2'	1:AA:1180:A:O4'	2.04	0.58
1:AA:1239:A:H62	1:AA:1299:A:N6	2.02	0.58
1:AA:396:G:O2'	1:AA:398:C:OP1	2.13	0.58
1:AA:737:A:H2'	1:AA:738:C:C6	2.38	0.58
1:AA:738:C:H2'	1:AA:739:C:H6	1.69	0.58
5:AE:110:LEU:HD13	5:AE:118:ILE:HG21	1.84	0.58
5:AE:12:LEU:HB3	5:AE:31:LEU:HB2	1.86	0.58
48:B2:32:LEU:HD23	48:B2:53:LEU:HB3	1.85	0.58
25:BA:536:U:OP2	61:BA:4619:HOH:O	2.17	0.58
25:BA:776:G:H4'	25:BA:810:G:H5'	1.85	0.58
1:CA:1002:G:H1	1:CA:1038:C:H42	0.72	0.58
1:CA:1223:C:P	19:CS:78:ARG:HH21	2.26	0.58
1:CA:999:C:N3	1:CA:1042:G:C2	2.72	0.58
1:CA:999:C:N4	1:CA:1043:C:N3	2.51	0.58
2:CB:16:HIS:HB2	2:CB:204:ASN:CB	2.24	0.58

Continued on next page...

Continued from previous page...

Atom-1	Atom-2	Interatomic distance (Å)	Clash overlap (Å)
11:CK:99:GLN:HG2	11:CK:105:VAL:HG21	1.85	0.58
25:DA:571:A:N6	25:DA:2499:C:O3'	2.36	0.58
25:DA:500:G:N1	25:DA:503:A:OP2	2.36	0.58
25:DA:2393:A:H5''	35:DP:63:PRO:HB3	1.85	0.58
35:DP:97:PRO:HD3	35:DP:126:VAL:O	2.04	0.58
25:BA:2299:A:N6	25:BA:2356:U:H3	2.00	0.58
25:BA:2514:G:OP2	61:BA:4400:HOH:O	2.17	0.58
25:BA:1199:C:OP1	40:BU:92:ARG:NH1	2.37	0.58
1:CA:1412:C:H2'	1:CA:1413:A:C8	2.39	0.58
14:CN:6:LEU:HB3	14:CN:23:ARG:NH2	2.19	0.58
1:CA:664:G:H5''	18:CR:64:ARG:NH2	2.19	0.58
25:DA:1359:A:N6	25:DA:1372:U:H3	2.01	0.58
25:DA:2772:C:H2'	25:DA:2773:C:H6	1.68	0.58
25:DA:784:A:C5	27:DD:229:VAL:HG21	2.38	0.58
28:DE:167:VAL:HG11	28:DE:189:PRO:HD3	1.86	0.58
45:DZ:108:PRO:HG3	45:DZ:141:VAL:HB	1.85	0.58
5:AE:145:LYS:O	5:AE:149:GLU:HG2	2.04	0.58
18:AR:40:LEU:HD22	18:AR:70:ILE:HG12	1.86	0.58
25:BA:1003:U:O2	26:BB:90:A:O2'	2.21	0.58
25:BA:1360:C:OP1	61:BA:4469:HOH:O	2.16	0.58
25:BA:1779:G:H5''	25:BA:1779:G:H8	1.68	0.58
25:BA:346:A:OP1	29:BF:168:ARG:HD2	2.04	0.58
25:BA:325:G:OP2	44:BY:84:ARG:NH2	2.36	0.58
1:CA:543:C:C2'	1:CA:544:G:H5'	2.33	0.58
20:CT:64:ASP:OD2	20:CT:81:LYS:NZ	2.35	0.58
25:DA:2343:C:HO2'	25:DA:2373:G:HO2'	1.47	0.58
25:DA:2693:A:H2'	25:DA:2694:G:H8	1.68	0.58
32:DI:77:LEU:HD21	32:DI:101:LEU:HA	1.86	0.58
12:AL:59:ARG:HD3	24:AW:1:2QZ:OG1	2.04	0.58
25:BA:326:C:OP2	44:BY:73:ARG:NH2	2.36	0.58
1:CA:1516:G:H2'	1:CA:1518:A:OP2	2.03	0.58
2:CB:189:ASP:HB3	2:CB:204:ASN:HA	1.85	0.58
3:CC:152:ILE:HG23	3:CC:199:LYS:HB2	1.86	0.58
8:CH:49:GLU:HG2	8:CH:62:TYR:HE2	1.68	0.58
27:DD:71:ASP:CB	27:DD:103:ARG:HH22	2.17	0.58
41:DV:5:VAL:HG11	41:DV:57:VAL:HG21	1.86	0.58
1:AA:598:U:H4'	8:AH:94:TYR:CD2	2.38	0.58
25:BA:1261:G:P	40:BU:12:ARG:HH21	2.27	0.58
25:BA:231:G:C8	54:B8:5:LYS:HG2	2.39	0.58
38:BS:10:ARG:O	38:BS:14:VAL:HG13	2.04	0.58
25:DA:2630:G:H2'	25:DA:2631:G:C8	2.38	0.58

Continued on next page...

Continued from previous page...

Atom-1	Atom-2	Interatomic distance (Å)	Clash overlap (Å)
25:DA:847:U:OP2	61:DA:3962:HOH:O	2.16	0.58
25:DA:900:A:H2'	25:DA:901:A:H8	1.68	0.58
2:AB:16:HIS:CB	2:AB:204:ASN:HB3	2.31	0.58
25:BA:1086:C:H2'	25:BA:1087:C:O4'	2.04	0.58
25:BA:1985:U:H4'	25:BA:1986:G:OP1	2.03	0.58
31:BH:40:GLU:OE2	31:BH:60:ARG:NH1	2.37	0.58
1:CA:147:G:O2'	1:CA:148:G:H8	1.87	0.58
1:CA:192:U:C2'	1:CA:193:C:H5'	2.34	0.58
1:CA:433:C:H2'	1:CA:434:U:H6	1.68	0.58
25:DA:2802:G:H2'	25:DA:2803:C:O4'	2.04	0.58
25:DA:839:U:H2'	25:DA:840:C:C6	2.39	0.58
33:DN:15:LEU:HB2	33:DN:135:PRO:HB2	1.85	0.58
40:DU:66:ASN:O	40:DU:70:ARG:HG3	2.04	0.58
1:AA:999:C:H2'	1:AA:1000:U:O4'	2.04	0.57
1:AA:33:A:H2'	1:AA:34:C:C6	2.39	0.57
1:AA:991:U:O2'	1:AA:992:U:OP2	2.21	0.57
10:AJ:8:LEU:HB2	10:AJ:70:ARG:HB2	1.86	0.57
25:BA:988:U:OP2	61:BA:4599:HOH:O	2.17	0.57
26:BB:76:G:N2	26:BB:101:G:O6	2.30	0.57
32:BI:4:ILE:HG12	32:BI:18:VAL:HG22	1.85	0.57
1:CA:662:G:O2'	1:CA:836:G:OP1	2.21	0.57
1:CA:953:G:H5'	1:CA:965:A:H61	1.69	0.57
2:CB:71:VAL:HG23	2:CB:164:VAL:HA	1.85	0.57
5:CE:137:GLU:HA	5:CE:140:ARG:HB3	1.85	0.57
23:CX:73:A:H5''	23:CX:74:C:H5'	1.86	0.57
25:DA:1796:U:H2'	25:DA:1797:C:C6	2.38	0.57
25:DA:579:G:H2'	25:DA:580:C:C6	2.38	0.57
25:DA:854:G:H2'	25:DA:855:G:H8	1.69	0.57
1:AA:1142:G:H3'	1:AA:1143:G:H8	1.68	0.57
1:AA:272:C:H2'	1:AA:273:A:H8	1.69	0.57
1:AA:44:G:C2	1:AA:45:U:H1'	2.39	0.57
8:AH:40:ALA:HA	8:AH:45:ILE:HG13	1.87	0.57
47:B1:21:ARG:HG2	47:B1:21:ARG:NH1	2.18	0.57
25:BA:1525:G:O2'	25:BA:1605:A:N1	2.35	0.57
25:BA:1825:U:H2'	25:BA:1826:C:H6	1.69	0.57
25:BA:2457:G:OP1	29:BF:74:ARG:NH2	2.37	0.57
25:BA:1925:G:OP1	27:BD:241:PRO:HB2	2.04	0.57
1:CA:1182:G:H4'	1:CA:1183:A:H3'	1.86	0.57
1:CA:45:U:H2'	1:CA:46:G:C8	2.39	0.57
1:CA:715:A:H2'	1:CA:716:A:C8	2.39	0.57
3:CC:36:ASP:O	3:CC:40:ARG:HG3	2.03	0.57

Continued on next page...

Continued from previous page...

Atom-1	Atom-2	Interatomic distance (Å)	Clash overlap (Å)
3:CC:98:ASN:N	3:CC:98:ASN:OD1	2.37	0.57
8:CH:21:LYS:O	8:CH:65:TYR:OH	2.20	0.57
9:CI:121:ARG:NH1	9:CI:122:ALA:O	2.36	0.57
11:CK:34:ASP:HB3	11:CK:40:ILE:HD11	1.85	0.57
48:D2:10:LEU:HD22	48:D2:14:ARG:NH1	2.19	0.57
19:CS:64:GLU:HB2	50:D4:59:PHE:CE1	2.39	0.57
28:DE:119:ARG:HB3	28:DE:120:TRP:CD1	2.39	0.57
33:DN:4:TYR:CD2	40:DU:100:VAL:HG11	2.39	0.57
38:DS:99:LYS:HE2	38:DS:103:GLU:OE2	2.03	0.57
28:BE:111:ARG:HG3	28:BE:160:TYR:CD2	2.39	0.57
44:BY:6:HIS:H	44:BY:6:HIS:CD2	2.21	0.57
1:CA:1427:U:H2'	1:CA:1428:A:C8	2.39	0.57
1:CA:900:A:H2'	1:CA:901:A:C8	2.39	0.57
7:CG:153:HIS:CE1	11:CK:58:PRO:HD2	2.39	0.57
23:CX:9:G:O2'	23:CX:10:G:N7	2.33	0.57
46:D0:24:LYS:HA	46:D0:24:LYS:HE2	1.87	0.57
25:DA:1032:A:H2	25:DA:1122:G:H22	1.51	0.57
25:DA:2336:A:H61	46:D0:43:THR:CG2	2.17	0.57
25:DA:333:G:H5''	25:DA:334:C:OP2	2.04	0.57
1:AA:954:G:H21	1:AA:1227:A:H62	1.53	0.57
1:AA:392:G:H2'	1:AA:393:A:C8	2.38	0.57
25:BA:1211:U:H2'	25:BA:1212:C:C6	2.39	0.57
30:BG:102:PHE:HE1	30:BG:141:PHE:HE2	1.52	0.57
19:CS:41:VAL:HB	19:CS:44:MET:HG3	1.87	0.57
25:DA:2639:A:OP2	61:DA:3812:HOH:O	2.16	0.57
1:AA:1412:C:H2'	1:AA:1413:A:C8	2.39	0.57
1:AA:959:A:O2'	1:AA:984:C:O2'	2.22	0.57
5:AE:50:GLU:HB2	5:AE:53:LEU:HD13	1.86	0.57
17:AQ:53:LEU:HD23	17:AQ:82:MET:HE1	1.86	0.57
25:BA:1091:A:OP1	25:BA:1092:A:H3'	2.04	0.57
25:BA:606:G:OP2	40:BU:10:ARG:NH1	2.37	0.57
30:BG:131:TYR:HB3	30:BG:159:VAL:HG13	1.86	0.57
40:BU:105:VAL:HG11	41:BV:39:LEU:HD21	1.85	0.57
1:CA:487:A:H2'	1:CA:488:C:O4'	2.05	0.57
1:CA:59:A:H5''	1:CA:60:A:H5''	1.85	0.57
1:CA:623:C:H2'	1:CA:624:C:H6	1.69	0.57
3:CC:140:ARG:NH1	3:CC:140:ARG:HB2	2.19	0.57
5:CE:10:MET:HG2	5:CE:13:ILE:HD11	1.86	0.57
8:CH:29:SER:HB3	8:CH:32:LYS:HG3	1.86	0.57
9:CI:116:LYS:HA	9:CI:123:PRO:HD3	1.86	0.57
1:CA:1305:G:H5'	21:CU:4:GLY:HA3	1.87	0.57

Continued on next page...

Continued from previous page...

Atom-1	Atom-2	Interatomic distance (Å)	Clash overlap (Å)
50:D4:68:ARG:CG	50:D4:68:ARG:HH21	2.16	0.57
25:DA:898:C:H2'	25:DA:899:A:O4'	2.05	0.57
35:DP:38:GLN:O	35:DP:39:LYS:HB3	2.05	0.57
1:AA:342:C:N3	1:AA:343:U:H5	2.03	0.57
10:AJ:20:ALA:HA	10:AJ:23:ILE:HG22	1.87	0.57
25:BA:296:U:H2'	25:BA:297:C:C6	2.39	0.57
25:BA:586:G:OP2	61:BA:4474:HOH:O	2.16	0.57
27:BD:108:PRO:HG3	27:BD:143:HIS:CE1	2.39	0.57
36:BQ:51:ARG:HD3	36:BQ:66:ILE:HD11	1.87	0.57
1:CA:1007:C:N4	1:CA:1022:G:C6	2.72	0.57
1:CA:1154:G:N7	1:CA:1155:G:C8	2.73	0.57
17:CQ:66:SER:OG	17:CQ:67:LYS:N	2.37	0.57
25:DA:1038:C:N4	25:DA:1117:G:H1	2.01	0.57
25:DA:1292:U:H2'	25:DA:1293:C:C6	2.40	0.57
25:DA:1430:C:H2'	25:DA:1431:U:C6	2.40	0.57
25:DA:867:C:O2	25:DA:913:U:H5'	2.05	0.57
1:AA:1007:C:O2	1:AA:1022:G:N1	2.32	0.57
1:AA:877:C:H5''	8:AH:88:LYS:HD3	1.87	0.57
50:B4:63:TYR:N	50:B4:64:GLY:HA2	2.19	0.57
25:BA:1261:G:OP2	40:BU:12:ARG:NH2	2.37	0.57
25:BA:1660:A:OP1	25:BA:1663:C:N4	2.32	0.57
1:CA:1217:C:H2'	1:CA:1218:C:O4'	2.05	0.57
1:CA:1269:A:N1	1:CA:1312:G:O2'	2.30	0.57
1:CA:947:G:O3'	13:CM:109:THR:OG1	2.22	0.57
25:DA:2000:G:N7	61:DA:4010:HOH:O	2.33	0.57
25:DA:601:C:O2	25:DA:605:C:H4'	2.04	0.57
25:DA:855:G:H2'	25:DA:856:C:C6	2.40	0.57
25:DA:2680:C:H1'	28:DE:187:ALA:HB1	1.86	0.57
29:DF:129:PHE:CD2	29:DF:163:VAL:HG21	2.40	0.57
32:DI:40:THR:O	32:DI:44:LEU:HB2	2.04	0.57
1:AA:1241:G:H1	1:AA:1296:C:N4	2.00	0.57
1:AA:1270:C:C2'	1:AA:1271:G:H5'	2.35	0.57
2:AB:54:THR:HG21	2:AB:201:ILE:HD11	1.86	0.57
7:AG:42:ILE:HG23	7:AG:117:ALA:HA	1.87	0.57
12:AL:117:ARG:HB3	12:AL:122:THR:HB	1.87	0.57
25:BA:1778:G:H2'	25:BA:1779:G:H5''	1.86	0.57
25:BA:8:A:H2'	25:BA:9:U:H6	1.70	0.57
36:BQ:16:ARG:HG2	36:BQ:18:LYS:HE2	1.87	0.57
1:CA:1347:G:N2	1:CA:1373:G:H2'	2.19	0.57
25:DA:116:C:H2'	25:DA:117:G:O4'	2.04	0.57
25:DA:1291:C:H2'	25:DA:1292:U:C6	2.40	0.57

Continued on next page...

Continued from previous page...

Atom-1	Atom-2	Interatomic distance (Å)	Clash overlap (Å)
25:DA:1314:C:OP1	61:DA:4078:HOH:O	2.18	0.57
43:DX:44:GLU:O	43:DX:48:LYS:N	2.38	0.57
36:DQ:135:ASP:OD2	45:DZ:49:ARG:NH2	2.38	0.57
1:AA:102:G:H2'	1:AA:103:C:C6	2.40	0.57
1:AA:1369:C:H2'	1:AA:1370:G:H8	1.69	0.57
1:AA:545:C:H5'	4:AD:72:GLU:HG2	1.87	0.57
4:AD:172:PRO:HB2	4:AD:187:ARG:NH2	2.20	0.57
25:BA:1405:A:N1	25:BA:1418:U:O4	2.38	0.57
25:BA:721:G:H1'	29:BF:74:ARG:HD3	1.87	0.57
32:BI:48:GLU:HG2	32:BI:52:ARG:HH22	1.69	0.57
38:BS:3:ARG:HE	38:BS:4:LEU:H	1.52	0.57
1:CA:426:G:OP1	4:CD:36:ARG:NH1	2.36	0.57
3:CC:6:HIS:HD2	3:CC:8:ILE:H	1.51	0.57
29:DF:101:LEU:HD12	29:DF:102:PRO:HD2	1.86	0.57
19:AS:9:VAL:HG21	50:B4:61:ARG:HH22	1.70	0.57
25:BA:278:G:H2'	25:BA:279:G:H5''	1.87	0.57
27:BD:71:ASP:CB	27:BD:103:ARG:HH22	2.15	0.57
1:CA:1327:C:H2'	1:CA:1328:C:H6	1.70	0.57
2:CB:137:ARG:O	2:CB:141:GLU:N	2.33	0.57
12:CL:75:HIS:HA	12:CL:102:ARG:HH22	1.69	0.57
13:CM:108:ARG:CZ	13:CM:114:ARG:HG2	2.34	0.57
25:DA:491:G:H2'	25:DA:492:A:C8	2.40	0.57
25:DA:754:C:H2'	25:DA:755:C:C6	2.40	0.57
36:DQ:24:GLY:HA2	36:DQ:67:ARG:NH2	2.20	0.57
1:AA:1138:G:C6	1:AA:1140:C:H1'	2.39	0.56
1:AA:458:C:H2'	1:AA:460:G:C8	2.40	0.56
10:AJ:35:SER:CB	10:AJ:73:ASP:HB2	2.31	0.56
25:BA:1940:A:O2'	25:BA:1942:C:N4	2.38	0.56
25:BA:801:C:H2'	25:BA:802:C:H6	1.69	0.56
32:BI:65:ALA:HB1	32:BI:136:VAL:HG11	1.87	0.56
32:BI:72:LEU:O	32:BI:74:ASN:N	2.37	0.56
1:CA:1003:G:C6	1:CA:1004:A:C2	2.93	0.56
1:CA:1023:G:H3'	1:CA:1024:G:C8	2.38	0.56
1:CA:5:U:H5'	1:CA:6:G:C5	2.40	0.56
25:DA:1364:G:OP2	47:D1:3:LYS:HG3	2.05	0.56
25:DA:600:G:N3	61:DA:3736:HOH:O	2.32	0.56
30:DG:25:TYR:HB3	30:DG:30:GLU:HB2	1.87	0.56
4:AD:119:GLN:HG2	4:AD:123:HIS:CD2	2.39	0.56
4:AD:173:TRP:CE3	4:AD:174:LEU:HG	2.39	0.56
24:AW:8:2R3:H65	24:AW:10:2QY:CE1	2.35	0.56
46:B0:24:LYS:O	46:B0:25:ARG:NH1	2.33	0.56

Continued on next page...

Continued from previous page...

Atom-1	Atom-2	Interatomic distance (Å)	Clash overlap (Å)
50:B4:61:ARG:HG3	50:B4:62:ARG:N	2.21	0.56
25:BA:2092:G:N3	61:BA:3833:HOH:O	2.32	0.56
25:BA:2510:C:OP2	61:BA:4508:HOH:O	2.18	0.56
1:CA:727:G:N2	1:CA:730:G:OP2	2.36	0.56
45:DZ:130:PRO:O	45:DZ:133:ILE:HG13	2.05	0.56
1:AA:1494:G:HO2'	25:BA:1934:A:HO2'	1.53	0.56
1:AA:146:G:N2	1:AA:176:C:O2	2.31	0.56
1:AA:605:U:H2'	1:AA:606:G:C8	2.40	0.56
53:B7:33:ARG:NH2	61:B7:4001:HOH:O	2.38	0.56
31:BH:56:SER:HB3	31:BH:61:HIS:ND1	2.20	0.56
25:BA:2847:G:H21	37:BR:45:ARG:HH12	1.53	0.56
9:CI:9:ARG:O	9:CI:104:ARG:HG3	2.06	0.56
10:CJ:6:ILE:O	10:CJ:71:LEU:HD12	2.04	0.56
51:D5:41:PRO:O	51:D5:44:THR:OG1	2.23	0.56
25:DA:1271:G:OP2	61:DA:4114:HOH:O	2.18	0.56
25:DA:1514:U:H2'	25:DA:1515:G:H8	1.70	0.56
25:DA:2293:C:H42	25:DA:2339:G:H1	1.53	0.56
25:DA:2397:G:N2	25:DA:2420:C:H1'	2.20	0.56
34:DO:71:ARG:NE	34:DO:105:GLU:OE2	2.36	0.56
1:AA:1064:G:H4'	1:AA:1065:U:OP1	2.03	0.56
1:AA:161:A:H2'	1:AA:162:A:C8	2.40	0.56
25:BA:2897:U:H2'	25:BA:2898:C:C6	2.40	0.56
25:BA:407:U:OP1	61:BA:4096:HOH:O	2.17	0.56
25:BA:1830:G:O2'	27:BD:181:GLU:OE2	2.15	0.56
1:CA:975:A:N1	10:CJ:48:THR:HB	2.20	0.56
25:DA:1636:C:H2'	25:DA:1637:A:C8	2.40	0.56
25:DA:271(E):U:H2'	25:DA:271(F):C:C6	2.40	0.56
25:DA:2887:U:H2'	25:DA:2888:C:C6	2.41	0.56
28:DE:52:LEU:O	28:DE:76:ARG:N	2.25	0.56
3:AC:181:ASN:HD21	3:AC:204:LEU:HD12	1.69	0.56
4:AD:88:VAL:O	4:AD:92:VAL:HG23	2.05	0.56
25:BA:2899:C:H2'	25:BA:2900:G:O4'	2.05	0.56
25:BA:2902:G:O2'	25:BA:2903:G:OP2	2.22	0.56
33:BN:58:ASP:OD1	33:BN:58:ASP:N	2.34	0.56
1:CA:1510:U:H2'	1:CA:1511:G:C8	2.39	0.56
1:CA:410:G:H5''	1:CA:411:A:OP1	2.05	0.56
1:CA:78:G:H2'	1:CA:79:G:H5'	1.87	0.56
1:CA:920:U:H2'	1:CA:921:U:C6	2.41	0.56
1:CA:1179:A:H4'	9:CI:103:THR:HA	1.87	0.56
10:CJ:55:LYS:HG3	10:CJ:56:HIS:CD2	2.40	0.56
19:CS:41:VAL:HG12	19:CS:43:GLU:H	1.70	0.56

Continued on next page...

Continued from previous page...

Atom-1	Atom-2	Interatomic distance (Å)	Clash overlap (Å)
25:DA:1656:C:H2'	25:DA:1657:C:H6	1.71	0.56
25:DA:184:C:H2'	25:DA:185:U:C6	2.40	0.56
25:DA:819:A:OP2	25:DA:1187:G:N2	2.30	0.56
28:DE:13:ARG:HG2	39:DT:58:ASN:HD21	1.70	0.56
44:DY:5:MET:HE1	44:DY:32:PRO:HA	1.88	0.56
1:AA:1030:C:H3'	1:AA:1030(A):G:H4'	1.87	0.56
51:B5:16:ARG:O	51:B5:20:ARG:HG3	2.04	0.56
25:BA:469:A:H1'	25:BA:1246:C:O4'	2.04	0.56
1:CA:1179:A:C6	1:CA:1180:A:C8	2.94	0.56
1:CA:1179:A:N1	1:CA:1180:A:C8	2.74	0.56
1:CA:1327:C:H2'	1:CA:1328:C:C6	2.41	0.56
1:CA:509:A:C8	1:CA:509:A:H3'	2.40	0.56
2:CB:51:LEU:HD23	2:CB:201:ILE:HD12	1.87	0.56
7:CG:107:ALA:O	7:CG:111:ARG:HG3	2.05	0.56
25:DA:1028:A:H2'	25:DA:1029:A:C8	2.40	0.56
1:CA:1493:A:H1'	25:DA:1913:A:N6	2.21	0.56
42:DW:78:GLU:OE1	42:DW:99:ARG:NH1	2.36	0.56
45:DZ:8:TYR:HB2	45:DZ:38:TYR:CE2	2.41	0.56
1:AA:1070:U:H2'	1:AA:1071:C:H6	1.70	0.56
1:AA:600:C:H2'	1:AA:601:C:C6	2.41	0.56
4:AD:65:ARG:HG2	4:AD:75:PHE:CD1	2.40	0.56
25:BA:147:U:O4	61:BA:4548:HOH:O	2.16	0.56
25:BA:2332:A:H2'	25:BA:2332:A:N3	2.20	0.56
1:CA:1226:C:H4'	19:CS:80:TYR:OH	2.06	0.56
1:CA:859:A:OP2	1:CA:869:G:N2	2.39	0.56
4:CD:18:LYS:NZ	4:CD:31:CYS:SG	2.77	0.56
8:CH:51:VAL:HG12	8:CH:52:ASP:N	2.19	0.56
8:CH:51:VAL:HG21	8:CH:60:ARG:HB2	1.88	0.56
25:DA:2336:A:H61	46:D0:43:THR:HG21	1.69	0.56
25:DA:539:G:H2'	25:DA:540:C:C6	2.41	0.56
25:DA:2590:A:OP2	27:DD:238:GLY:HA2	2.05	0.56
28:DE:163:GLU:HG2	28:DE:164:ARG:N	2.20	0.56
38:DS:37:ALA:HB2	38:DS:101:LEU:HD11	1.88	0.56
43:DX:59:VAL:N	43:DX:76:ARG:O	2.34	0.56
1:AA:1010:G:N2	1:AA:1020:U:O2'	2.39	0.56
1:AA:1197:G:OP1	61:AA:4053:HOH:O	2.17	0.56
1:AA:187:C:H2'	1:AA:188:C:H6	1.70	0.56
1:AA:974:A:OP2	14:AN:41:ARG:NH1	2.39	0.56
25:BA:144:C:H5'	43:BX:2:LYS:HE2	1.86	0.56
25:BA:1296:G:N7	35:BP:18:ARG:NH2	2.54	0.56
1:CA:1036:G:N7	1:CA:1037:C:C2	2.74	0.56

Continued on next page...

Continued from previous page...

Atom-1	Atom-2	Interatomic distance (Å)	Clash overlap (Å)
1:CA:1154:G:C8	1:CA:1155:G:C8	2.93	0.56
1:CA:826:C:H2'	1:CA:827:U:H6	1.71	0.56
3:CC:179:ARG:NH1	3:CC:206:GLU:OE1	2.39	0.56
23:CX:23:C:H2'	23:CX:24:U:C6	2.40	0.56
25:DA:1025:G:C4	25:DA:1135:C:H1'	2.41	0.56
25:DA:1774:C:OP1	61:DA:3938:HOH:O	2.18	0.56
25:DA:2816:C:O3'	37:DR:99:LYS:NZ	2.37	0.56
25:DA:443:A:H5''	25:DA:444:C:OP1	2.06	0.56
25:DA:455:C:N3	25:DA:472:A:H2'	2.20	0.56
25:DA:894:C:H2'	25:DA:895:U:C6	2.41	0.56
25:DA:1755:A:OP2	39:DT:113:LYS:NZ	2.38	0.56
1:AA:1002:G:H3'	1:AA:1003:G:H8	1.71	0.56
1:AA:1223:C:H5''	1:AA:1224:G:C5'	2.35	0.56
25:BA:2860:A:OP2	25:BA:2876:U:H5	1.88	0.56
25:BA:843:C:H2'	25:BA:844:C:C6	2.41	0.56
25:BA:985:G:OP1	61:BA:4727:HOH:O	2.18	0.56
1:CA:1004:A:H2'	1:CA:1005:A:H5'	1.88	0.56
1:CA:1422:G:H5''	34:DO:48:PRO:HB3	1.86	0.56
16:CP:6:LEU:HD23	16:CP:17:TYR:CG	2.40	0.56
50:D4:15:ILE:N	50:D4:31:ILE:O	2.28	0.56
52:D6:13:CYS:SG	52:D6:47:THR:HG21	2.45	0.56
25:DA:330:A:HO2'	25:DA:331:A:H8	1.53	0.56
30:DG:179:PRO:HB2	50:D4:42:PHE:HE1	1.70	0.56
1:AA:134:A:H61	16:AP:25:ARG:NH1	2.04	0.56
1:AA:78:G:N2	1:AA:92:C:N3	2.54	0.56
26:BB:50:G:H5''	38:BS:61:ASN:HD22	1.71	0.56
1:CA:1269:A:C8	1:CA:1270:C:H1'	2.41	0.56
1:CA:1504:G:OP1	1:CA:1507:A:H4'	2.06	0.56
1:CA:560:U:O2'	1:CA:561:U:OP2	2.20	0.56
9:CI:85:LEU:HB3	9:CI:92:TYR:CD2	2.41	0.56
10:CJ:57:LYS:HD2	10:CJ:60:ARG:HH21	1.69	0.56
25:DA:437:G:H2'	25:DA:438:G:H8	1.70	0.56
25:DA:887:A:H5'	25:DA:888:C:OP1	2.05	0.56
25:DA:2203:U:O4'	27:DD:151:LYS:HE2	2.06	0.56
28:DE:119:ARG:HD2	28:DE:120:TRP:CE2	2.41	0.56
1:AA:269:C:H2'	1:AA:270:A:C8	2.41	0.56
1:AA:447:G:H2'	1:AA:485:G:N2	2.21	0.56
1:AA:920:U:H2'	1:AA:921:U:C6	2.41	0.56
12:AL:70:ILE:HD13	12:AL:77:LEU:HD12	1.86	0.56
52:B6:12:GLU:OE2	52:B6:52:VAL:HG21	2.06	0.56
25:BA:2877:G:OP2	39:BT:119:LYS:NZ	2.39	0.56

Continued on next page...

Continued from previous page...

Atom-1	Atom-2	Interatomic distance (Å)	Clash overlap (Å)
25:BA:436:C:OP1	61:BA:3960:HOH:O	2.18	0.56
29:BF:101:LEU:HD12	29:BF:102:PRO:HD2	1.86	0.56
45:BZ:152:ALA:HA	45:BZ:155:LEU:HD22	1.87	0.56
1:CA:1119:C:H2'	1:CA:1120:G:H8	1.71	0.56
1:CA:1190:G:OP1	3:CC:5:ILE:N	2.37	0.56
1:CA:838:G:H1	1:CA:848:C:N4	2.01	0.56
48:D2:32:LEU:HD23	48:D2:53:LEU:HB3	1.87	0.56
25:DA:443:A:H1'	25:DA:1201:C:O4'	2.06	0.56
25:DA:1778:U:H2'	25:DA:1784:A:N6	2.21	0.56
25:DA:2708:G:H1'	37:DR:71:GLN:HE22	1.70	0.56
25:DA:271(H):G:H2'	25:DA:271(I):G:H8	1.71	0.56
27:DD:3:VAL:HG13	27:DD:17:THR:HB	1.86	0.56
35:DP:59:LEU:O	54:D8:13:ARG:HD2	2.06	0.56
1:AA:376:G:O3'	16:AP:5:ARG:NH2	2.39	0.55
1:AA:691:G:H2'	1:AA:692:U:C6	2.41	0.55
4:AD:57:ARG:NH2	5:AE:107:ARG:HD3	2.21	0.55
19:AS:36:ARG:HB3	19:AS:72:GLY:HA3	1.86	0.55
1:CA:1492:A:H2'	1:CA:1493:A:H1'	1.87	0.55
1:CA:552:U:C2'	1:CA:553:A:H5'	2.37	0.55
2:CB:188:ALA:HB1	2:CB:192:SER:OG	2.05	0.55
3:CC:189:ALA:HB3	3:CC:196:LEU:HB2	1.88	0.55
7:CG:146:GLU:OE2	7:CG:149:ARG:NE	2.39	0.55
9:CI:33:PHE:HE1	9:CI:43:ALA:HB1	1.70	0.55
20:CT:10:LEU:HD23	20:CT:12:ALA:HB2	1.87	0.55
25:DA:2079:U:OP1	47:D1:21:ARG:NH2	2.38	0.55
55:D9:13:LYS:HD3	55:D9:28:GLU:OE2	2.06	0.55
25:DA:247:G:H4'	25:DA:386:G:C5	2.41	0.55
1:AA:342:C:C4	1:AA:343:U:H5	2.24	0.55
3:AC:36:ASP:HA	3:AC:39:ILE:HD12	1.89	0.55
20:AT:45:GLN:HA	20:AT:91:LEU:HB3	1.88	0.55
23:AX:59:A:C2'	23:AX:60:U:H5'	2.36	0.55
25:BA:2879:G:H2'	25:BA:2880:C:O4'	2.07	0.55
28:BE:59:VAL:HG21	28:BE:74:PRO:HB3	1.88	0.55
3:CC:140:ARG:HB2	3:CC:140:ARG:CZ	2.37	0.55
23:CX:40:C:H2'	23:CX:41:C:H6	1.71	0.55
25:DA:1709:U:H2'	25:DA:1710:C:H6	1.71	0.55
25:DA:1833:U:O2'	25:DA:1969:A:N1	2.31	0.55
25:DA:839:U:H2'	25:DA:840:C:H6	1.70	0.55
37:DR:97:VAL:HG22	37:DR:114:VAL:HG22	1.87	0.55
1:AA:232:G:H1'	1:AA:262:A:N1	2.22	0.55
2:AB:16:HIS:HB3	2:AB:210:SER:CB	2.35	0.55

Continued on next page...

Continued from previous page...

Atom-1	Atom-2	Interatomic distance (Å)	Clash overlap (Å)
5:AE:36:ASP:OD1	5:AE:38:GLN:N	2.29	0.55
7:AG:78:ARG:HH21	7:AG:156:TRP:HB3	1.70	0.55
9:AI:4:TYR:HB2	9:AI:19:LEU:HB2	1.88	0.55
9:AI:19:LEU:HB3	9:AI:59:PHE:HD2	1.70	0.55
13:AM:3:ARG:HG3	13:AM:4:ILE:H	1.71	0.55
47:B1:65:SER:OG	47:B1:66:HIS:ND1	2.27	0.55
25:BA:1248:G:OP2	25:BA:1249:A:O2'	2.19	0.55
25:BA:310:C:H2'	25:BA:311:C:H6	1.71	0.55
1:CA:937:A:H1'	1:CA:1379:G:N2	2.21	0.55
5:CE:78:HIS:CE1	5:CE:143:ARG:H	2.23	0.55
15:CO:39:LEU:HD13	15:CO:56:LEU:HB2	1.89	0.55
25:DA:1025:G:O2'	61:DA:4221:HOH:O	1.99	0.55
25:DA:190:A:OP2	47:D1:39:LYS:HE3	2.06	0.55
25:DA:271(Q):G:H2'	25:DA:271(R):G:H8	1.71	0.55
1:AA:1346:A:N1	1:AA:1374:A:H5''	2.22	0.55
1:AA:491:G:H2'	1:AA:492:G:O4'	2.06	0.55
6:AF:69:GLU:OE1	6:AF:69:GLU:N	2.38	0.55
7:AG:113:GLU:HG2	7:AG:119:ARG:HG2	1.87	0.55
47:B1:51:VAL:HG11	47:B1:74:VAL:HG21	1.87	0.55
25:BA:2108:U:H2'	25:BA:2109:G:C8	2.42	0.55
25:BA:2116:G:OP1	32:BI:22:LYS:HD2	2.06	0.55
33:BN:67:LEU:O	33:BN:88:GLU:HG3	2.06	0.55
10:CJ:8:LEU:HD12	10:CJ:20:ALA:HB2	1.88	0.55
11:CK:18:ARG:NH2	11:CK:35:PRO:O	2.39	0.55
1:AA:102:G:O2'	1:AA:151:A:N3	2.38	0.55
1:AA:628:G:H2'	1:AA:629:G:C8	2.41	0.55
1:AA:757:U:OP1	1:AA:822:C:O2'	2.22	0.55
19:AS:9:VAL:HG21	50:B4:61:ARG:HH12	1.71	0.55
25:BA:2211:U:H2'	25:BA:2212:G:H5'	1.88	0.55
25:BA:2623:U:H6	25:BA:2623:U:H5'	1.71	0.55
25:BA:868:A:O2'	25:BA:991:G:OP2	2.20	0.55
1:CA:1401:G:C2	1:CA:1402:C:H1'	2.41	0.55
1:CA:457:C:H2'	1:CA:458:C:H6	1.71	0.55
7:CG:106:GLN:O	7:CG:110:GLN:HG3	2.05	0.55
10:CJ:30:SER:O	10:CJ:81:THR:HG23	2.07	0.55
14:CN:26:ARG:HB3	14:CN:43:CYS:SG	2.46	0.55
19:CS:27:GLU:HG2	19:CS:47:HIS:NE2	2.21	0.55
25:DA:956:G:H8	25:DA:956:G:H5''	1.72	0.55
25:DA:984:A:H5''	25:DA:985:C:H5	1.70	0.55
31:DH:26:VAL:HG12	31:DH:79:VAL:HG11	1.89	0.55
25:BA:1541:A:H2'	25:BA:1542:A:C8	2.42	0.55

Continued on next page...

Continued from previous page...

Atom-1	Atom-2	Interatomic distance (Å)	Clash overlap (Å)
25:BA:1513:G:HO2'	25:BA:1593:C:HO2'	1.55	0.55
25:BA:1712:A:H4'	34:BO:67:LYS:HB2	1.87	0.55
38:BS:59:LYS:CE	38:BS:60:GLY:H	2.19	0.55
1:CA:1004:A:C8	1:CA:1005:A:H4'	2.38	0.55
1:CA:1005:A:O2'	1:CA:1006:C:OP1	2.19	0.55
1:CA:537:G:H5''	12:CL:113:ARG:NH1	2.22	0.55
25:DA:1653:G:H3'	37:DR:2:ARG:HD3	1.89	0.55
39:DT:24:PRO:HA	39:DT:49:VAL:HG22	1.89	0.55
1:AA:1110:A:OP2	61:AA:4115:HOH:O	2.18	0.55
1:AA:1182:G:C4'	1:AA:1183:A:H5'	2.37	0.55
1:AA:382:A:C2	1:AA:383:A:N7	2.75	0.55
10:AJ:5:ARG:NE	10:AJ:73:ASP:OD1	2.39	0.55
11:AK:20:TYR:CZ	11:AK:83:ILE:HD12	2.42	0.55
16:AP:28:ARG:HG2	16:AP:29:ASP:OD1	2.07	0.55
25:BA:2348:A:H61	46:B0:43:THR:HG21	1.71	0.55
25:BA:1220:U:OP1	25:BA:1222:A:N6	2.40	0.55
25:BA:1223:C:H2'	25:BA:1224:C:H6	1.72	0.55
25:BA:139:A:C8	25:BA:1454:C:O2'	2.57	0.55
25:BA:2299:A:H2	25:BA:2358:A:H62	1.53	0.55
25:BA:599:U:H2'	25:BA:600:G:C8	2.42	0.55
35:BP:82:GLY:HA2	35:BP:113:LYS:O	2.07	0.55
1:CA:1133:G:H1	1:CA:1141:C:N4	2.05	0.55
1:CA:1245:A:H2'	1:CA:1246:C:O4'	2.06	0.55
1:CA:1316:G:O2'	1:CA:1318:A:N7	2.35	0.55
1:CA:418:C:H2'	1:CA:419:C:C6	2.41	0.55
16:CP:3:LYS:HZ2	16:CP:65:GLN:HB2	1.72	0.55
17:CQ:45:HIS:HA	17:CQ:69:LYS:HE3	1.87	0.55
41:DV:16:PRO:HD3	41:DV:99:ILE:HD11	1.89	0.55
1:AA:1030(B):C:H2'	1:AA:1030(C):G:H5'	1.88	0.55
1:AA:192:U:O2'	1:AA:193:C:H6	1.90	0.55
1:AA:78:G:H1	1:AA:92:C:N4	2.05	0.55
6:AF:22:GLU:OE2	6:AF:82:ARG:HG2	2.07	0.55
19:AS:38:SER:O	19:AS:70:LYS:HD3	2.06	0.55
25:BA:272:U:OP1	32:BI:50:ARG:NH2	2.38	0.55
25:BA:2820:A:N6	25:BA:2900:G:O2'	2.38	0.55
25:BA:676:G:OP1	54:B8:19:SER:OG	2.23	0.55
25:BA:945:A:O2'	25:BA:946:A:O5'	2.17	0.55
1:CA:1160:G:H22	1:CA:1176:A:H2	1.55	0.55
1:CA:392:G:H2'	1:CA:393:A:C8	2.41	0.55
5:CE:100:VAL:O	5:CE:107:ARG:NH2	2.40	0.55
18:CR:40:LEU:HB3	18:CR:79:LEU:HD11	1.89	0.55

Continued on next page...

Continued from previous page...

Atom-1	Atom-2	Interatomic distance (Å)	Clash overlap (Å)
25:DA:1469:A:H2'	25:DA:1470:G:O4'	2.07	0.55
25:DA:2286:A:H4'	25:DA:2287:A:O4'	2.06	0.55
42:DW:65:LEU:HD12	42:DW:68:ARG:HE	1.71	0.55
1:AA:1118:C:H1'	1:AA:1179:A:C4	2.41	0.55
1:AA:129:U:H5'	17:AQ:3:LYS:HZ1	1.72	0.55
1:AA:1492:A:H5''	1:AA:1493:A:OP2	2.06	0.55
12:AL:70:ILE:HG12	12:AL:100:ILE:HD12	1.89	0.55
25:BA:2396:G:OP2	46:B0:55:ARG:NH1	2.40	0.55
25:BA:1775:C:H6	25:BA:1775:C:H5''	1.72	0.55
39:BT:16:ARG:NH1	39:BT:18:ASP:OD2	2.40	0.55
41:BV:98:GLU:OE2	41:BV:100:ARG:NH1	2.40	0.55
1:CA:1120:G:C6	1:CA:1121:U:C4	2.95	0.55
1:CA:1135:U:O2'	1:CA:1137:C:O2	2.18	0.55
1:CA:1157:A:N6	1:CA:1180:A:C4	2.74	0.55
1:CA:839:U:O2'	1:CA:840:C:OP1	2.16	0.55
2:CB:52:GLU:HG2	2:CB:56:ARG:NH2	2.22	0.55
1:CA:986:A:O2'	19:CS:55:LYS:O	2.24	0.55
46:D0:53:MET:HG3	46:D0:59:LEU:CD2	2.37	0.55
25:DA:2409:G:H2'	25:DA:2410:G:O4'	2.06	0.55
26:DB:90:A:N7	26:DB:91:C:H1'	2.21	0.55
30:DG:11:TYR:O	30:DG:16:ARG:HG2	2.07	0.55
25:DA:637:A:H2'	35:DP:117:GLU:OE2	2.06	0.55
45:DZ:131:ARG:HD2	45:DZ:131:ARG:H	1.72	0.55
1:AA:125:U:H3	1:AA:236:G:H1	1.55	0.55
1:AA:316:G:OP2	1:AA:351:G:O2'	2.18	0.55
1:AA:66:G:O3'	1:AA:199:G:H4'	2.07	0.55
1:AA:932:C:H2'	1:AA:933:G:H8	1.72	0.55
4:AD:79:PHE:HE1	4:AD:204:ILE:HD13	1.71	0.55
5:AE:103:GLY:O	5:AE:106:PRO:HD2	2.06	0.55
6:AF:22:GLU:O	6:AF:26:ILE:HG13	2.06	0.55
19:AS:64:GLU:HB2	50:B4:59:PHE:HE1	1.72	0.55
25:BA:1553:A:O2'	25:BA:1554:A:O4'	2.26	0.55
32:BI:37:VAL:HG12	32:BI:38:LEU:HD12	1.89	0.55
25:BA:1233:U:H4'	41:BV:79:VAL:HG22	1.88	0.55
45:BZ:145:GLU:O	45:BZ:148:ASP:N	2.39	0.55
25:DA:2600:A:C6	25:DA:2601:C:N4	2.75	0.55
25:DA:265:A:C8	25:DA:266:G:H1'	2.42	0.55
30:DG:136:ARG:HD2	30:DG:137:GLU:HG3	1.87	0.55
32:DI:117:GLU:HG3	32:DI:118:LYS:H	1.71	0.55
1:AA:1158:C:H5	1:AA:1181:G:N1	2.04	0.54
1:AA:190:U:H2'	1:AA:191:G:H8	1.71	0.54

Continued on next page...

Continued from previous page...

Atom-1	Atom-2	Interatomic distance (Å)	Clash overlap (Å)
1:AA:558:G:H5''	1:AA:559:A:OP2	2.07	0.54
1:AA:794:A:OP2	61:AA:4035:HOH:O	2.18	0.54
4:AD:65:ARG:NH1	4:AD:70:ILE:O	2.40	0.54
6:AF:68:PRO:HB2	6:AF:71:ARG:HG3	1.89	0.54
35:BP:62:LEU:O	54:B8:13:ARG:HD3	2.07	0.54
25:BA:1451:U:H2'	25:BA:1452:U:C6	2.42	0.54
25:BA:1848:G:OP1	27:BD:88:ARG:NH2	2.40	0.54
31:BH:3:ARG:CG	31:BH:6:ARG:HG2	2.38	0.54
25:BA:560:C:O3'	40:BU:53:ARG:NH1	2.38	0.54
1:CA:1320:C:O4'	19:CS:73:GLU:HG3	2.07	0.54
25:DA:1141:U:OP2	33:DN:63:THR:OG1	2.21	0.54
25:DA:2061:G:H5''	25:DA:2503:A:C2	2.42	0.54
25:DA:1803:A:H4'	27:DD:259:THR:HG23	1.90	0.54
29:DF:53:THR:HG23	29:DF:55:GLY:N	2.17	0.54
1:AA:1129:C:N4	1:AA:1143:G:N1	2.30	0.54
1:AA:1234:C:C2'	1:AA:1235:U:H5'	2.38	0.54
9:AI:3:GLN:OE1	9:AI:20:ARG:NH2	2.33	0.54
20:AT:45:GLN:HB2	20:AT:91:LEU:HD13	1.89	0.54
25:BA:11:G:H2'	25:BA:12:U:C5'	2.38	0.54
25:BA:287:G:N7	25:BA:448:U:H2'	2.21	0.54
25:BA:934:A:H4'	25:BA:935:C:C5	2.42	0.54
45:BZ:151:HIS:C	45:BZ:153:SER:H	2.09	0.54
1:CA:1164:G:H1	1:CA:1172:C:H42	1.53	0.54
1:CA:202:U:H3'	1:CA:203:U:C6	2.42	0.54
1:CA:885:G:O2'	1:CA:914:A:N1	2.39	0.54
4:CD:43:HIS:HA	4:CD:46:LYS:HG3	1.88	0.54
25:DA:1359:A:N1	25:DA:1372:U:O4	2.40	0.54
25:DA:143:G:H2'	25:DA:143(A):C:C6	2.42	0.54
25:DA:272:G:H4'	25:DA:272(A):U:C5'	2.37	0.54
25:DA:615:G:OP1	29:DF:40:GLN:NE2	2.33	0.54
29:DF:11:VAL:HG22	29:DF:125:LEU:HB2	1.89	0.54
29:DF:167:ALA:HB1	29:DF:173:VAL:HG11	1.88	0.54
32:DI:3:VAL:HG12	32:DI:38:LEU:HA	1.88	0.54
35:DP:59:LEU:HD21	54:D8:10:ALA:HA	1.88	0.54
44:DY:7:VAL:HG21	44:DY:72:VAL:HG12	1.89	0.54
45:DZ:5:LEU:HG	45:DZ:47:VAL:HG21	1.89	0.54
1:AA:1111:A:N1	3:AC:177:THR:OG1	2.34	0.54
1:AA:1256:A:N6	1:AA:1278:U:O4'	2.37	0.54
3:AC:150:LYS:HD3	3:AC:152:ILE:HD11	1.89	0.54
6:AF:35:ALA:HA	6:AF:67:MET:HB3	1.89	0.54
6:AF:19:LEU:HD11	6:AF:59:TYR:CE2	2.42	0.54

Continued on next page...

Continued from previous page...

Atom-1	Atom-2	Interatomic distance (Å)	Clash overlap (Å)
16:AP:34:GLU:OE2	16:AP:55:ARG:NH2	2.30	0.54
25:BA:2314:G:N2	25:BA:2327:G:C4	2.75	0.54
25:BA:2507:G:O6	61:BA:4440:HOH:O	2.19	0.54
1:CA:41:G:H2'	1:CA:42:G:C8	2.42	0.54
25:DA:1766:U:H2'	25:DA:1767:C:C6	2.42	0.54
25:DA:30:G:H2'	25:DA:31:C:C6	2.43	0.54
27:DD:182:LEU:HB2	27:DD:272:ALA:HB3	1.89	0.54
36:DQ:125:LEU:O	61:DQ:3102:HOH:O	2.18	0.54
41:DV:40:LEU:HB2	41:DV:46:VAL:HG13	1.89	0.54
1:AA:1239:A:H62	1:AA:1299:A:H62	1.53	0.54
1:AA:601:C:H2'	1:AA:602:A:C8	2.43	0.54
3:AC:58:GLU:O	3:AC:59:ARG:HG3	2.07	0.54
29:BF:164:ARG:O	29:BF:168:ARG:HB2	2.07	0.54
45:BZ:19:ARG:NH1	45:BZ:84:GLU:O	2.40	0.54
1:CA:1111:A:H2'	1:CA:1112:C:C6	2.42	0.54
1:CA:616:G:N2	1:CA:624:C:O2	2.38	0.54
4:CD:112:VAL:HG22	4:CD:116:GLN:OE1	2.08	0.54
11:CK:20:TYR:CZ	11:CK:83:ILE:HD12	2.42	0.54
1:CA:376:G:H5''	16:CP:5:ARG:HB2	1.88	0.54
50:D4:15:ILE:HB	50:D4:32:TYR:HD1	1.69	0.54
25:DA:1270:C:H5''	25:DA:1271:G:O5'	2.07	0.54
25:DA:2803:C:H2'	25:DA:2804:C:H6	1.73	0.54
25:DA:848:G:H2'	25:DA:849:A:C8	2.42	0.54
26:DB:78:A:N6	26:DB:99:G:O2'	2.40	0.54
1:AA:1095:U:H5''	1:AA:1109:C:O2	2.07	0.54
1:AA:527:G:O2'	1:AA:535:A:N1	2.31	0.54
2:AB:127:ILE:HD11	2:AB:130:ARG:HD3	1.90	0.54
9:AI:7:THR:O	9:AI:83:ARG:NH1	2.41	0.54
16:AP:52:ASP:OD1	16:AP:54:GLU:HG3	2.06	0.54
25:BA:1312:G:O5'	42:BW:15:ARG:NH2	2.41	0.54
27:BD:145:VAL:HG12	27:BD:146:GLU:O	2.08	0.54
41:BV:21:ARG:HG2	41:BV:91:TYR:CD1	2.43	0.54
1:CA:344:A:H4'	1:CA:345:C:OP2	2.07	0.54
1:CA:1373:G:H5''	7:CG:36:LYS:HB2	1.88	0.54
16:CP:74:LEU:O	16:CP:79:VAL:HG23	2.07	0.54
17:CQ:41:LYS:HZ2	17:CQ:92:ARG:HH21	1.55	0.54
25:DA:857:C:H4'	46:D0:23:VAL:HG21	1.90	0.54
25:DA:2074:U:H2'	25:DA:2075:U:C6	2.42	0.54
41:DV:31:ALA:O	41:DV:61:VAL:HG12	2.07	0.54
1:AA:1183:A:HO2'	1:AA:1184:G:P	2.29	0.54
1:AA:1251:A:H2'	1:AA:1252:A:C8	2.42	0.54

Continued on next page...

Continued from previous page...

Atom-1	Atom-2	Interatomic distance (Å)	Clash overlap (Å)
1:AA:358:U:H2'	1:AA:359:U:H6	1.72	0.54
6:AF:6:VAL:HG22	6:AF:90:VAL:HG22	1.90	0.54
9:AI:8:GLY:HA3	9:AI:76:ALA:O	2.07	0.54
25:BA:1157:A:N3	25:BA:1158:G:H1'	2.23	0.54
25:BA:574:G:O2'	25:BA:1265:A:N3	2.34	0.54
25:BA:2225:U:O2'	25:BA:2226:C:H5'	2.08	0.54
32:BI:93:THR:OG1	32:BI:96:ASP:OD1	2.18	0.54
39:BT:53:ARG:NH1	39:BT:60:THR:OG1	2.41	0.54
1:CA:189(K):U:H2'	1:CA:189(L):G:C8	2.43	0.54
1:CA:848:C:H2'	1:CA:849:C:O4'	2.08	0.54
2:CB:144:ARG:NH1	2:CB:148:TYR:OH	2.40	0.54
7:CG:69:VAL:HG22	7:CG:135:VAL:HG22	1.90	0.54
9:CI:79:LEU:HD22	9:CI:104:ARG:HB2	1.90	0.54
15:CO:24:SER:OG	15:CO:25:THR:N	2.41	0.54
25:DA:1395:A:OP1	61:DA:4394:HOH:O	2.18	0.54
25:DA:1740:G:H2'	25:DA:1741:A:C8	2.42	0.54
25:DA:250:G:H2'	25:DA:251:A:C8	2.43	0.54
25:DA:660:G:H5'	29:DF:99:TYR:CE2	2.42	0.54
1:AA:1086:U:H3	1:AA:1099:G:H22	1.56	0.54
1:AA:96:U:H2'	1:AA:97:G:C8	2.42	0.54
2:AB:20:GLU:O	2:AB:40:HIS:HB2	2.08	0.54
9:AI:48:GLU:OE2	9:AI:51:ARG:HD2	2.08	0.54
20:AT:90:GLN:O	20:AT:93:GLU:HB3	2.08	0.54
32:BI:72:LEU:HA	32:BI:75:LEU:HD11	1.90	0.54
1:CA:1025:U:H1'	1:CA:1026:G:C8	2.43	0.54
1:CA:1362:C:H2'	1:CA:1363:C:H5''	1.88	0.54
2:CB:178:ARG:HH22	8:CH:68:ARG:NH1	2.04	0.54
3:CC:29:TYR:HE1	3:CC:33:LEU:HD22	1.71	0.54
4:CD:33:MET:HB2	57:CD:501:SF4:S3	2.48	0.54
17:CQ:56:VAL:O	17:CQ:77:VAL:HB	2.08	0.54
25:DA:1268:A:C2	25:DA:2013:A:C4	2.95	0.54
25:DA:2037:G:O2'	25:DA:2038:G:H5'	2.07	0.54
25:DA:2293:C:OP1	25:DA:2377:A:N6	2.41	0.54
25:DA:645:C:OP2	25:DA:645:C:H3'	2.08	0.54
25:DA:816:C:O2'	25:DA:932:G:O6	2.25	0.54
1:AA:473:G:C2	1:AA:474:G:C5	2.96	0.54
25:BA:2080:A:OP1	61:BA:4000:HOH:O	2.18	0.54
25:BA:508:A:H5''	25:BA:509:A:OP1	2.08	0.54
29:BF:103:LYS:HA	29:BF:106:ARG:HG3	1.90	0.54
1:CA:1220:G:O3'	19:CS:36:ARG:HD3	2.08	0.54
1:CA:276:G:H2'	1:CA:277:C:H5'	1.89	0.54

Continued on next page...

Continued from previous page...

Atom-1	Atom-2	Interatomic distance (Å)	Clash overlap (Å)
1:CA:564:C:O2'	8:CH:91:ARG:NH2	2.40	0.54
1:CA:758:G:H5''	1:CA:758:G:H8	1.72	0.54
11:CK:48:ILE:HD11	11:CK:64:ALA:HA	1.89	0.54
25:DA:585:G:H2'	25:DA:1251:C:H42	1.73	0.54
25:DA:1359:A:C2	25:DA:1372:U:O4	2.61	0.54
25:DA:2099:U:H5'	25:DA:2100:G:OP2	2.08	0.54
25:DA:411:G:C5	35:DP:72:PRO:HB3	2.43	0.54
25:DA:656:G:H2'	25:DA:657:U:O4'	2.07	0.54
25:DA:873:G:N2	25:DA:905:U:C2	2.76	0.54
26:DB:33:G:C2'	26:DB:34:U:H5'	2.37	0.54
37:DR:103:ARG:NH1	37:DR:110:PRO:HD3	2.23	0.54
3:AC:157:ILE:HD12	3:AC:164:ARG:HB3	1.90	0.54
54:B8:33:ASN:HA	54:B8:36:LYS:HD2	1.90	0.54
43:BX:12:VAL:HG22	43:BX:29:TRP:CE2	2.43	0.54
1:CA:199:G:O2'	1:CA:200:G:H5'	2.07	0.54
1:CA:791:G:C6	1:CA:792:A:N7	2.76	0.54
2:CB:163:PHE:HA	2:CB:185:ILE:HG12	1.89	0.54
25:DA:2218:U:N3	47:D1:55:GLY:O	2.41	0.54
25:DA:1514:U:H2'	25:DA:1515:G:C8	2.43	0.54
28:DE:101:ARG:NH2	28:DE:171:GLU:HB2	2.23	0.54
1:AA:76:C:H5''	1:AA:76:C:H6	1.73	0.54
10:AJ:5:ARG:O	10:AJ:98:ILE:HA	2.08	0.54
23:AX:23:C:H2'	23:AX:24:U:C6	2.43	0.54
25:BA:493:G:OP1	53:B7:33:ARG:NH1	2.41	0.54
25:BA:555:G:O4'	25:BA:555:G:N3	2.39	0.54
25:BA:715:G:H5'	25:BA:716:G:OP2	2.07	0.54
25:BA:821:A:H2'	25:BA:821:A:N3	2.22	0.54
37:BR:29:LEU:HD12	37:BR:116:LEU:HD11	1.89	0.54
38:BS:34:HIS:ND1	38:BS:53:SER:OG	2.37	0.54
39:BT:95:ARG:HG2	39:BT:95:ARG:NH1	2.22	0.54
1:CA:1133:G:H1	1:CA:1141:C:H42	1.56	0.54
1:CA:769:G:H4'	1:CA:1513:A:H4'	1.90	0.54
1:CA:939:G:H1	1:CA:1344:C:N4	2.04	0.54
2:CB:7:VAL:HG12	2:CB:8:LYS:HG2	1.90	0.54
6:CF:81:ILE:HD11	27:DD:125:ILE:HB	1.90	0.54
10:CJ:11:PHE:CE1	10:CJ:67:THR:HG22	2.42	0.54
13:CM:80:ARG:HH22	19:CS:69:HIS:CE1	2.26	0.54
25:DA:1351:C:OP2	61:DA:4267:HOH:O	2.18	0.54
1:AA:345:C:H4'	1:AA:346:G:C4	2.43	0.53
1:AA:598:U:H2'	1:AA:599:C:H6	1.73	0.53
1:AA:630:G:H2'	1:AA:631:G:H8	1.72	0.53

Continued on next page...

Continued from previous page...

Atom-1	Atom-2	Interatomic distance (Å)	Clash overlap (Å)
4:AD:89:THR:HG22	4:AD:204:ILE:HD12	1.90	0.53
8:AH:120:THR:H	8:AH:123:GLU:HB2	1.72	0.53
8:AH:13:ILE:O	8:AH:17:THR:HG23	2.08	0.53
11:AK:99:GLN:HG3	11:AK:105:VAL:HG11	1.90	0.53
25:BA:2075:G:OP1	28:BE:144:ARG:HG2	2.08	0.53
32:BI:77:LEU:HB3	32:BI:142:VAL:HG12	1.90	0.53
38:BS:6:ALA:O	38:BS:10:ARG:HB2	2.08	0.53
1:CA:101:A:C2'	1:CA:102:G:H5'	2.37	0.53
1:CA:1170:A:O2'	1:CA:1171:G:O4'	2.25	0.53
15:CO:26:GLU:HB3	15:CO:81:LEU:HD13	1.90	0.53
1:CA:254:G:OP1	17:CQ:66:SER:OG	2.26	0.53
1:CA:1014:A:H4'	19:CS:14:HIS:CE1	2.43	0.53
25:DA:1283:G:N2	25:DA:1285:G:H3'	2.24	0.53
25:DA:2299:G:N1	25:DA:2318:G:C8	2.76	0.53
29:DF:21:ALA:HB3	29:DF:22:ALA:HA	1.89	0.53
31:DH:56:SER:OG	31:DH:57:ASP:N	2.41	0.53
1:AA:189:G:H2'	1:AA:189(A):C:O4'	2.09	0.53
1:AA:346:G:OP1	39:BT:41:ARG:NH1	2.41	0.53
52:B6:10:LEU:HD23	52:B6:22:ALA:HB2	1.90	0.53
25:BA:1218:G:O2'	25:BA:1219:A:O5'	2.25	0.53
25:BA:1698:G:OP1	37:BR:40:LYS:HE3	2.07	0.53
25:BA:1864:U:O2'	25:BA:1991:A:N1	2.32	0.53
25:BA:2759:U:OP2	61:BA:4008:HOH:O	2.18	0.53
27:BD:206:LEU:HD22	27:BD:211:ARG:HG2	1.89	0.53
31:BH:113:VAL:HG11	31:BH:151:ILE:HD13	1.90	0.53
36:BQ:84:GLY:O	36:BQ:85:LYS:HB2	2.07	0.53
38:BS:3:ARG:HE	38:BS:4:LEU:N	2.07	0.53
39:BT:60:THR:HG22	39:BT:77:PRO:HA	1.90	0.53
1:CA:500:G:N2	1:CA:546:G:H1'	2.23	0.53
1:CA:605:U:O2'	1:CA:606:G:H5'	2.07	0.53
1:CA:922:G:N3	1:CA:1398:A:H2	2.06	0.53
1:CA:944:G:N1	1:CA:1338:G:OP2	2.39	0.53
1:CA:999:C:N4	1:CA:1042:G:C2	2.76	0.53
3:CC:15:THR:HG21	3:CC:181:ASN:HA	1.90	0.53
5:CE:9:LYS:HB2	5:CE:112:LEU:HD11	1.89	0.53
5:CE:122:GLU:O	5:CE:126:ARG:NH1	2.42	0.53
12:CL:80:HIS:HD1	24:CW:6:2R1:CG2	2.20	0.53
25:DA:2293:C:H5'	38:DS:89:ARG:NH2	2.23	0.53
25:DA:345:A:H1'	25:DA:346:A:N7	2.23	0.53
25:DA:856:C:H5''	61:DA:3739:HOH:O	2.08	0.53
25:DA:867:C:H2'	25:DA:868:U:C6	2.43	0.53

Continued on next page...

Continued from previous page...

Atom-1	Atom-2	Interatomic distance (Å)	Clash overlap (Å)
30:DG:17:PRO:HA	30:DG:20:ILE:HD12	1.89	0.53
45:DZ:108:PRO:HB2	45:DZ:111:VAL:HG23	1.89	0.53
1:AA:147:G:C6	1:AA:148:G:N7	2.76	0.53
3:AC:121:ALA:O	3:AC:125:GLU:HG3	2.08	0.53
3:AC:153:VAL:HG22	3:AC:198:VAL:HG22	1.91	0.53
1:AA:509:A:H5'	4:AD:54:TYR:HD2	1.72	0.53
6:AF:8:ILE:HD11	6:AF:79:LEU:HD13	1.89	0.53
25:BA:1577:C:H1'	25:BA:1578:C:OP1	2.08	0.53
25:BA:61:C:H5''	25:BA:62:U:OP2	2.08	0.53
25:BA:346:A:OP2	29:BF:169:ASN:HB2	2.08	0.53
61:BA:3851:HOH:O	33:BN:73:THR:HG21	2.09	0.53
1:CA:1120:G:O6	1:CA:1154:G:N2	2.41	0.53
1:CA:520:A:N1	1:CA:536:C:H1'	2.23	0.53
3:CC:106:VAL:HG11	3:CC:115:LEU:HD21	1.90	0.53
1:CA:1375:A:O2'	7:CG:29:LYS:NZ	2.39	0.53
13:CM:14:ARG:CZ	13:CM:42:ALA:HA	2.38	0.53
25:DA:1371:G:H2'	25:DA:1372:U:H5	1.73	0.53
25:DA:1495:A:H2'	25:DA:1496:A:C8	2.43	0.53
25:DA:191:A:N1	61:DA:4123:HOH:O	2.34	0.53
25:DA:747:U:O2	25:DA:2014:A:H1'	2.08	0.53
26:DB:90:A:C5	26:DB:91:C:H1'	2.44	0.53
36:DQ:56:ARG:HG3	36:DQ:56:ARG:HH11	1.73	0.53
1:AA:1005:A:O2'	1:AA:1037:C:O2'	2.11	0.53
1:AA:6:G:O2'	1:AA:7:G:H5'	2.08	0.53
7:AG:146:GLU:O	7:AG:149:ARG:HB2	2.08	0.53
50:B4:15:ILE:HD12	50:B4:21:VAL:HG22	1.91	0.53
50:B4:56:VAL:HB	50:B4:60:GLN:HG3	1.90	0.53
25:BA:1067:A:H2'	25:BA:1069:U:H5'	1.90	0.53
25:BA:174:U:H4'	25:BA:207:A:H4'	1.91	0.53
27:BD:72:LYS:HB3	27:BD:75:ILE:HD12	1.90	0.53
31:BH:3:ARG:HG2	31:BH:6:ARG:HG2	1.89	0.53
1:CA:1435:G:H2'	1:CA:1436:U:C6	2.43	0.53
1:CA:429:U:H1'	1:CA:430:A:H5''	1.91	0.53
1:CA:430:A:H2'	1:CA:431:A:O4'	2.08	0.53
1:CA:444:C:H2'	1:CA:445:G:C8	2.41	0.53
1:CA:445:G:H2'	1:CA:446:G:C8	2.43	0.53
2:CB:24:TRP:CZ3	2:CB:26:PRO:HA	2.44	0.53
2:CB:28:PHE:CD1	2:CB:31:TYR:HB2	2.44	0.53
1:CA:1346:A:H5''	9:CI:120:ARG:HH12	1.73	0.53
25:DA:1313:U:OP1	61:DA:3983:HOH:O	2.18	0.53
25:DA:1805:U:O2	27:DD:50:THR:HB	2.08	0.53

Continued on next page...

Continued from previous page...

Atom-1	Atom-2	Interatomic distance (Å)	Clash overlap (Å)
1:AA:174:C:H2'	1:AA:175:C:C6	2.44	0.53
1:AA:448:A:H2'	1:AA:449:C:C6	2.43	0.53
1:AA:973:G:OP1	10:AJ:57:LYS:NZ	2.34	0.53
3:AC:8:ILE:HG23	3:AC:16:ARG:HG2	1.91	0.53
8:AH:119:LEU:HB3	8:AH:123:GLU:HB3	1.90	0.53
26:BB:43:C:H5''	50:B4:1:MET:HG2	1.91	0.53
25:BA:2255:U:H2'	25:BA:2256:U:C6	2.44	0.53
1:CA:1343:G:H2'	1:CA:1344:C:C6	2.43	0.53
1:CA:419:C:OP1	1:CA:513:C:O2'	2.25	0.53
1:CA:441:A:H3'	1:CA:442:C:C6	2.44	0.53
1:CA:542:G:P	4:CD:10:ARG:HH22	2.32	0.53
47:D1:65:SER:OG	47:D1:66:HIS:ND1	2.30	0.53
26:DB:41:U:H5	30:DG:70:VAL:H	1.57	0.53
38:DS:84:GLN:H	38:DS:111:GLU:HB2	1.73	0.53
1:AA:1243:C:H2'	1:AA:1244:C:C6	2.43	0.53
1:AA:1504:G:OP1	1:AA:1507:A:H4'	2.08	0.53
1:AA:352:C:H4'	1:AA:354:G:OP1	2.08	0.53
5:AE:20:GLN:NE2	5:AE:21:ALA:O	2.42	0.53
1:AA:235:C:H5'	17:AQ:70:ARG:HG2	1.90	0.53
25:BA:236:G:H4'	25:BA:413:G:C5	2.43	0.53
25:BA:595:A:OP2	41:BV:78:LYS:NZ	2.40	0.53
25:BA:851:A:H5''	25:BA:852:G:OP1	2.09	0.53
32:BI:130:TYR:HB3	32:BI:138:ILE:HB	1.91	0.53
34:BO:120:GLU:OE1	39:BT:67:SER:OG	2.24	0.53
1:CA:1162:C:H2'	1:CA:1163:C:H5''	1.91	0.53
1:CA:1391:U:H2'	1:CA:1392:G:C8	2.44	0.53
1:CA:129(A):G:C6	1:CA:189(E):U:H4'	2.44	0.53
1:CA:543:C:O2'	1:CA:544:G:H5'	2.08	0.53
3:CC:157:ILE:HD12	3:CC:164:ARG:HB3	1.91	0.53
6:CF:9:VAL:HB	6:CF:87:ARG:HB2	1.91	0.53
25:DA:1247:A:OP1	29:DF:95:ARG:NH2	2.39	0.53
25:DA:2772:C:H2'	25:DA:2773:C:C6	2.44	0.53
25:DA:639:U:H2'	25:DA:640:C:C6	2.43	0.53
25:DA:997:G:O2'	25:DA:998:C:H5'	2.09	0.53
28:DE:116:VAL:HG13	28:DE:122:PHE:HB2	1.91	0.53
31:DH:69:ARG:HG3	31:DH:70:THR:N	2.24	0.53
38:DS:15:ARG:O	38:DS:19:LYS:HG2	2.08	0.53
1:AA:1243:C:H2'	1:AA:1244:C:H6	1.74	0.53
1:AA:1292:U:OP2	7:AG:41:ARG:NH2	2.34	0.53
1:AA:1376:U:H2'	1:AA:1377:A:C8	2.43	0.53
4:AD:116:GLN:NE2	4:AD:157:LEU:HD21	2.23	0.53

Continued on next page...

Continued from previous page...

Atom-1	Atom-2	Interatomic distance (Å)	Clash overlap (Å)
5:AE:41:VAL:O	5:AE:67:VAL:HG12	2.08	0.53
10:AJ:47:PHE:CZ	14:AN:37:PHE:HE1	2.26	0.53
17:AQ:52:LYS:HG3	17:AQ:53:LEU:N	2.22	0.53
25:BA:1223:C:H2'	25:BA:1224:C:C6	2.44	0.53
25:BA:1451:U:H2'	25:BA:1452:U:H6	1.73	0.53
25:BA:2053:A:C6	25:BA:2510:C:H1'	2.44	0.53
30:BG:47:LYS:HG3	30:BG:48:GLU:H	1.74	0.53
25:BA:63:A:O3'	43:BX:71:GLY:HA3	2.09	0.53
1:CA:1072:G:H2'	1:CA:1073:U:C6	2.44	0.53
1:CA:1320:C:H5'	19:CS:70:LYS:HG3	1.90	0.53
1:CA:138:G:C8	1:CA:138:G:H5'	2.36	0.53
11:CK:58:PRO:HG3	11:CK:89:ALA:O	2.08	0.53
24:CW:1:2QZ:H5	24:CW:2:VAL:N	2.24	0.53
25:DA:1237:A:OP1	61:DA:4360:HOH:O	2.19	0.53
25:DA:154:G:O6	25:DA:172:C:N4	2.42	0.53
25:DA:220:G:O2'	25:DA:233:A:N3	2.37	0.53
25:DA:266:G:N2	25:DA:427:U:H1'	2.24	0.53
25:DA:867:C:H2'	25:DA:868:U:H6	1.74	0.53
29:DF:195:ASP:OD1	29:DF:196:LEU:N	2.42	0.53
3:AC:62:ASP:HA	3:AC:97:LYS:HD3	1.91	0.53
25:BA:1628:G:H5''	25:BA:1628:G:H8	1.73	0.53
25:BA:2442:A:OP2	61:BA:4632:HOH:O	2.19	0.53
25:BA:211:A:H5''	25:BA:448:U:OP1	2.09	0.53
25:BA:644:G:O6	29:BF:103:LYS:HE3	2.08	0.53
27:BD:132:PRO:HD3	27:BD:190:TYR:CZ	2.44	0.53
30:BG:16:ARG:CZ	30:BG:31:VAL:HG11	2.39	0.53
1:CA:1151:A:H5''	10:CJ:41:PRO:HA	1.90	0.53
1:CA:977:A:N3	1:CA:977:A:H2'	2.22	0.53
14:CN:24:CYS:SG	14:CN:40:CYS:N	2.76	0.53
25:DA:1798:U:H5'	27:DD:259:THR:CG2	2.33	0.53
25:DA:2228:G:C6	25:DA:2229:C:C4	2.97	0.53
25:DA:236:C:H2'	25:DA:237:C:C6	2.43	0.53
25:DA:272(D):G:O6	61:DA:4045:HOH:O	2.17	0.53
25:DA:2823:A:OP1	28:DE:159:HIS:NE2	2.36	0.53
25:DA:646:A:H2'	25:DA:647:G:O4'	2.08	0.53
25:DA:773:U:O2'	27:DD:48:ARG:HD3	2.09	0.53
27:DD:72:LYS:HB3	27:DD:75:ILE:HD12	1.90	0.53
1:AA:266:G:O3'	17:AQ:67:LYS:HB2	2.09	0.53
1:AA:837:G:H1	1:AA:849:C:H42	1.57	0.53
1:AA:959:A:HO2'	1:AA:984:C:HO2'	1.55	0.53
3:AC:121:ALA:HB1	3:AC:189:ALA:HB2	1.90	0.53

Continued on next page...

Continued from previous page...

Atom-1	Atom-2	Interatomic distance (Å)	Clash overlap (Å)
9:AI:64:THR:HG23	9:AI:66:ARG:HD2	1.90	0.53
50:B4:24:THR:OG1	50:B4:25:TYR:N	2.42	0.53
25:BA:1087:C:H42	25:BA:1160:G:H1	1.55	0.53
45:BZ:111:VAL:HG12	45:BZ:112:ARG:H	1.74	0.53
1:CA:278:G:OP2	17:CQ:41:LYS:NZ	2.37	0.53
1:CA:619:U:C4	4:CD:135:LEU:HD11	2.44	0.53
3:CC:11:ARG:HB3	3:CC:15:THR:HB	1.90	0.53
1:CA:1205:U:O2'	3:CC:195:VAL:HG23	2.09	0.53
11:CK:19:ALA:HA	11:CK:32:ILE:HD13	1.91	0.53
55:D9:10:ILE:HD12	55:D9:32:HIS:HA	1.91	0.53
25:DA:62:C:N3	25:DA:93:G:N2	2.45	0.53
25:DA:962:G:OP1	61:DA:4175:HOH:O	2.19	0.53
26:DB:19:G:H2'	26:DB:20:C:O4'	2.09	0.53
31:DH:24:VAL:HG13	31:DH:37:VAL:HG21	1.90	0.53
39:DT:16:ARG:HD2	39:DT:18:ASP:OD1	2.09	0.53
1:AA:1258:G:O2'	1:AA:1259:C:H5'	2.09	0.53
1:AA:138:G:H8	1:AA:138:G:H5'	1.74	0.53
1:AA:159:G:N2	1:AA:161:A:H3'	2.22	0.53
1:AA:364:A:H2'	1:AA:365:U:C6	2.44	0.53
1:AA:446:G:H1	1:AA:488:C:H42	1.56	0.53
1:AA:627:G:H2'	1:AA:628:G:C8	2.44	0.53
5:AE:33:VAL:HG21	5:AE:109:ILE:HA	1.90	0.53
12:AL:38:THR:HG22	24:AW:3:004:HD1	1.90	0.53
25:BA:1815:A:OP1	61:BA:4185:HOH:O	2.19	0.53
25:BA:1833:A:N1	25:BA:1853:G:H1'	2.24	0.53
25:BA:771:U:H2'	25:BA:772:G:O4'	2.09	0.53
25:BA:533:G:N2	42:BW:80:PRO:HG2	2.24	0.53
43:BX:92:LEU:C	43:BX:94:GLY:H	2.13	0.53
45:BZ:150:LEU:HG	45:BZ:154:ASP:OD1	2.08	0.53
45:BZ:30:ASN:ND2	45:BZ:90:VAL:HB	2.24	0.53
1:CA:964:A:N3	1:CA:969:A:O2'	2.30	0.53
4:CD:150:GLU:OE2	4:CD:151:LYS:N	2.42	0.53
25:DA:297:C:H2'	25:DA:298:G:O4'	2.09	0.53
25:DA:463:G:O6	61:DA:3740:HOH:O	2.14	0.53
25:DA:588:U:H2'	25:DA:589:C:C6	2.44	0.53
25:DA:2303:G:O2'	30:DG:132:ASN:HB2	2.09	0.53
35:DP:101:VAL:HA	35:DP:106:LEU:O	2.09	0.53
35:DP:47:ASP:OD2	35:DP:50:ARG:NH2	2.41	0.53
1:AA:414:A:H2'	1:AA:415:A:O4'	2.09	0.52
1:AA:1297:C:O2'	7:AG:114:ARG:NH2	2.43	0.52
20:AT:44:ALA:HB2	20:AT:52:ALA:HB1	1.89	0.52

Continued on next page...

Continued from previous page...

Atom-1	Atom-2	Interatomic distance (Å)	Clash overlap (Å)
25:BA:1506:G:H5''	25:BA:1507:A:OP2	2.08	0.52
45:BZ:109:ALA:HB3	45:BZ:145:GLU:HG3	1.92	0.52
1:CA:1392:G:C2'	1:CA:1393:U:H5'	2.39	0.52
1:CA:598:U:H2'	1:CA:599:C:C6	2.44	0.52
1:CA:73:G:C6	1:CA:97:G:C6	2.97	0.52
9:CI:116:LYS:HD2	9:CI:122:ALA:HA	1.91	0.52
12:CL:57:LYS:NZ	12:CL:65:GLU:OE2	2.21	0.52
25:DA:770:G:OP2	61:DA:4150:HOH:O	2.19	0.52
30:DG:117:PHE:CE1	30:DG:119:GLY:HA2	2.44	0.52
35:DP:39:LYS:HB2	35:DP:45:LEU:HG	1.91	0.52
41:DV:30:GLY:H	41:DV:61:VAL:HG13	1.74	0.52
43:DX:11:PRO:HG2	43:DX:13:LEU:HD21	1.90	0.52
1:AA:1376:U:H2'	1:AA:1377:A:H8	1.74	0.52
1:AA:404:U:H2'	1:AA:405:U:C6	2.45	0.52
1:AA:560:U:O2'	1:AA:561:U:OP2	2.20	0.52
1:AA:985:C:H2'	1:AA:986:A:H8	1.74	0.52
2:AB:19:HIS:HE1	2:AB:189:ASP:CB	2.22	0.52
3:AC:33:LEU:O	3:AC:37:GLN:HG2	2.09	0.52
25:BA:2044:U:O2'	25:BA:2629:C:H5'	2.09	0.52
1:CA:1014:A:H2'	1:CA:1015:A:C8	2.45	0.52
1:CA:1254:C:O4'	1:CA:1356:G:H5''	2.09	0.52
1:CA:1272:G:H2'	1:CA:1273:G:O4'	2.09	0.52
1:CA:1256:A:N6	1:CA:1278:U:H1'	2.24	0.52
1:CA:433:C:H2'	1:CA:434:U:C6	2.44	0.52
1:CA:97:G:O2'	1:CA:98:G:H8	1.92	0.52
2:CB:100:GLY:O	2:CB:104:ASN:N	2.39	0.52
8:CH:112:LEU:HA	8:CH:134:ILE:HG12	1.91	0.52
25:DA:1328:G:H2'	25:DA:1330:C:C5	2.43	0.52
25:DA:362:U:O2'	25:DA:363:G:H5'	2.09	0.52
28:DE:55:ASN:O	28:DE:58:ARG:HG2	2.09	0.52
29:DF:157:VAL:HB	29:DF:194:MET:HG2	1.91	0.52
29:DF:20:LEU:HD22	29:DF:21:ALA:H	1.74	0.52
30:DG:97:ASP:O	30:DG:101:ILE:HG13	2.09	0.52
34:DO:7:TYR:CZ	34:DO:44:LYS:HG3	2.45	0.52
36:DQ:108:GLY:HA3	45:DZ:116:VAL:HG13	1.91	0.52
25:DA:958:U:OP2	36:DQ:14:ARG:NH1	2.41	0.52
1:AA:1530:G:H4'	1:AA:1530:G:OP1	2.09	0.52
1:AA:650:G:C2'	1:AA:651:C:H5'	2.40	0.52
4:AD:128:VAL:HG12	4:AD:129:ASN:HD22	1.72	0.52
12:AL:38:THR:O	12:AL:79:GLU:HG3	2.09	0.52
30:BG:67:LYS:H	50:B4:6:HIS:CE1	2.27	0.52

Continued on next page...

Continued from previous page...

Atom-1	Atom-2	Interatomic distance (Å)	Clash overlap (Å)
25:BA:240:A:C5	25:BA:241:G:H1'	2.44	0.52
25:BA:265:U:H2'	25:BA:266:C:C6	2.44	0.52
25:BA:2673:G:H2'	25:BA:2674:A:C8	2.43	0.52
25:BA:910:A:H2'	25:BA:911:G:H8	1.73	0.52
28:BE:47:VAL:HG12	28:BE:49:LEU:HD13	1.91	0.52
31:BH:72:ILE:O	31:BH:76:VAL:HG23	2.09	0.52
37:BR:44:LEU:HD22	37:BR:48:VAL:HG23	1.90	0.52
1:CA:8:A:N6	4:CD:209:ARG:HB2	2.23	0.52
4:CD:64:LEU:HD22	4:CD:198:VAL:HG11	1.91	0.52
8:CH:68:ARG:NH1	8:CH:74:PRO:HB3	2.24	0.52
25:DA:1190:G:O2'	25:DA:1191:G:H5'	2.10	0.52
25:DA:234:C:H2'	25:DA:235:U:C6	2.44	0.52
25:DA:2821:A:H2'	25:DA:2822:G:H8	1.75	0.52
25:DA:918:A:H5"	26:DB:98:G:O2'	2.09	0.52
31:DH:86:GLU:CD	31:DH:130:ARG:HD3	2.29	0.52
33:DN:30:ILE:HG22	33:DN:34:LEU:HD22	1.91	0.52
1:AA:1270:C:H2'	1:AA:1271:G:H5'	1.91	0.52
1:AA:129(A):G:C6	1:AA:189(E):U:H4'	2.44	0.52
1:AA:560:U:HO2'	1:AA:561:U:P	2.29	0.52
1:AA:586:C:O2'	1:AA:878:G:H4'	2.10	0.52
2:AB:231:GLU:HB3	2:AB:232:PRO:HD3	1.91	0.52
8:AH:112:LEU:HB3	8:AH:133:LEU:HA	1.91	0.52
10:AJ:27:ALA:HA	10:AJ:81:THR:CG2	2.39	0.52
50:B4:62:ARG:C	50:B4:64:GLY:HA2	2.30	0.52
25:BA:2474:U:H1'	25:BA:2503:U:O4	2.10	0.52
25:BA:572:A:O2'	25:BA:573:G:OP1	2.20	0.52
31:BH:11:VAL:HG21	31:BH:50:VAL:HG23	1.90	0.52
1:CA:130:A:H5'	17:CQ:63:ARG:HE	1.74	0.52
1:CA:174:C:H2'	1:CA:175:C:H6	1.75	0.52
2:CB:127:ILE:O	2:CB:128:GLU:HB2	2.09	0.52
2:CB:84:GLU:OE1	2:CB:216:SER:HA	2.10	0.52
2:CB:73:THR:HB	2:CB:95:GLN:O	2.10	0.52
10:CJ:64:GLU:OE2	10:CJ:66:ARG:NH1	2.42	0.52
12:CL:7:ILE:O	12:CL:11:VAL:HG23	2.09	0.52
49:D3:8:LEU:O	49:D3:32:GLN:N	2.34	0.52
28:DE:101:ARG:CZ	28:DE:171:GLU:HB2	2.39	0.52
32:DI:93:THR:O	32:DI:97:ILE:HG13	2.09	0.52
35:DP:27:HIS:O	35:DP:31:ALA:HA	2.10	0.52
42:DW:86:LEU:HD22	42:DW:96:ILE:HD11	1.91	0.52
1:AA:1164:G:H2'	1:AA:1165:C:C6	2.44	0.52
1:AA:179:A:H2'	1:AA:180:U:C6	2.44	0.52

Continued on next page...

Continued from previous page...

Atom-1	Atom-2	Interatomic distance (Å)	Clash overlap (Å)
1:AA:310:G:OP2	16:AP:27:LYS:NZ	2.40	0.52
1:AA:613:C:H42	1:AA:627:G:H1	1.58	0.52
1:AA:688:G:H2'	1:AA:689:C:H6	1.74	0.52
1:CA:1492:A:H3'	1:CA:1493:A:H8	1.75	0.52
1:CA:160:A:H2'	1:CA:161:A:C8	2.44	0.52
1:CA:164:U:H2'	1:CA:165:C:C6	2.45	0.52
1:CA:918:A:H2'	1:CA:919:A:C8	2.44	0.52
8:CH:10:LEU:HD22	8:CH:83:ILE:HD11	1.91	0.52
13:CM:92:HIS:CE1	13:CM:98:VAL:HG11	2.44	0.52
19:CS:22:LEU:HB3	19:CS:27:GLU:HG3	1.90	0.52
26:DB:11:C:H3'	26:DB:12:C:C6	2.45	0.52
1:AA:261:U:OP2	20:AT:79:ARG:NH2	2.42	0.52
8:AH:34:GLU:OE2	8:AH:37:ARG:NH1	2.40	0.52
8:AH:51:VAL:HG12	8:AH:52:ASP:N	2.17	0.52
17:AQ:66:SER:O	17:AQ:70:ARG:NH1	2.42	0.52
25:BA:1715:A:H4'	25:BA:1716:A:O5'	2.10	0.52
25:BA:2117:C:H2'	25:BA:2118:U:O4'	2.10	0.52
32:BI:72:LEU:C	32:BI:74:ASN:H	2.13	0.52
32:BI:93:THR:O	32:BI:97:ILE:HG13	2.09	0.52
41:BV:76:LYS:HB2	41:BV:81:TYR:HB3	1.92	0.52
1:CA:1116:C:H2'	1:CA:1117:G:H5''	1.90	0.52
1:CA:1014:A:C2	1:CA:1219:U:H1'	2.45	0.52
1:CA:1015:A:H1'	1:CA:1219:U:H5'	1.92	0.52
1:CA:67:C:H2'	1:CA:68:G:C8	2.45	0.52
2:CB:197:VAL:HB	2:CB:200:ILE:HG22	1.91	0.52
9:CI:125:TYR:HD1	9:CI:126:SER:N	2.06	0.52
12:CL:57:LYS:HG2	12:CL:67:THR:HG22	1.90	0.52
25:DA:1505:C:H2'	25:DA:1506:C:H6	1.75	0.52
25:DA:1574:C:H2'	25:DA:1575:C:C6	2.43	0.52
25:DA:2261:C:O2'	25:DA:2262:U:H5'	2.09	0.52
25:DA:873:G:H1	25:DA:904:C:H42	1.56	0.52
30:DG:28:VAL:O	30:DG:31:VAL:HG12	2.10	0.52
33:DN:38:HIS:ND1	33:DN:39:ARG:HG3	2.24	0.52
35:DP:42:SER:O	61:DP:303:HOH:O	2.18	0.52
38:DS:34:HIS:HD1	38:DS:53:SER:HG	1.57	0.52
1:AA:1007:C:N3	1:AA:1022:G:C6	2.78	0.52
1:AA:1103:C:OP1	2:AB:96:ARG:NH2	2.41	0.52
2:AB:109:SER:O	2:AB:112:VAL:HG22	2.10	0.52
3:AC:134:ILE:HD11	3:AC:153:VAL:HG23	1.91	0.52
1:AA:921:U:O2	5:AE:19:MET:HB2	2.09	0.52
11:AK:20:TYR:HB2	11:AK:31:THR:HG23	1.91	0.52

Continued on next page...

Continued from previous page...

Atom-1	Atom-2	Interatomic distance (Å)	Clash overlap (Å)
20:AT:56:MET:HE3	20:AT:88:VAL:HG11	1.91	0.52
25:BA:930:G:O6	25:BA:939:C:C2	2.62	0.52
11:CK:21:ILE:HB	11:CK:84:VAL:HG22	1.92	0.52
25:DA:1219:G:H1	25:DA:1230:C:H42	1.56	0.52
25:DA:2680:C:H5'	28:DE:189:PRO:HA	1.92	0.52
25:DA:674:G:H1'	29:DF:74:ARG:HD3	1.91	0.52
30:DG:11:TYR:CE2	30:DG:16:ARG:HD3	2.44	0.52
1:AA:433:C:H2'	1:AA:434:U:H6	1.74	0.52
1:AA:532:A:O2'	1:AA:533:A:OP1	2.25	0.52
1:AA:840:C:H5''	1:AA:841:U:C5	2.44	0.52
1:AA:229:U:O2'	16:AP:23:ASP:OD2	2.27	0.52
19:AS:50:ALA:HA	19:AS:58:VAL:O	2.09	0.52
25:BA:1222:A:H3'	25:BA:1223:C:C6	2.44	0.52
25:BA:1425:A:H4'	25:BA:1426:G:OP2	2.09	0.52
25:BA:1500:A:OP2	61:BA:3908:HOH:O	2.19	0.52
30:BG:103:LEU:HD23	30:BG:106:LEU:HD23	1.90	0.52
1:CA:1121:U:C4	1:CA:1122:U:H5	2.28	0.52
1:CA:1169:A:N7	1:CA:1170:A:C5	2.78	0.52
1:CA:1352:C:H2'	1:CA:1353:G:C8	2.44	0.52
2:CB:17:PHE:HB2	2:CB:44:LEU:HD12	1.92	0.52
8:CH:17:THR:HG22	8:CH:63:LEU:HD12	1.92	0.52
17:CQ:41:LYS:NZ	17:CQ:92:ARG:HH21	2.08	0.52
6:CF:96:PRO:HB3	18:CR:30:ASP:CG	2.30	0.52
25:DA:2345:G:OP2	52:D6:38:LYS:HG3	2.10	0.52
25:DA:784:A:C8	25:DA:792:G:C5	2.98	0.52
27:DD:132:PRO:HG2	27:DD:135:PHE:CD2	2.44	0.52
42:DW:9:TYR:H	42:DW:102:HIS:CE1	2.27	0.52
45:DZ:93:ASP:O	45:DZ:131:ARG:NH1	2.43	0.52
1:AA:1392:G:C2'	1:AA:1393:U:H5'	2.40	0.52
1:AA:160:A:N1	1:AA:343:U:C2	2.78	0.52
1:AA:193:C:H2'	1:AA:194:C:C6	2.44	0.52
1:AA:303:A:O2'	1:AA:555:C:O2'	2.25	0.52
1:AA:20:U:H4'	1:AA:572:A:C6	2.44	0.52
1:AA:987:G:H1	1:AA:1218:C:H42	1.58	0.52
6:AF:97:PHE:CD2	18:AR:31:LEU:HD23	2.44	0.52
24:AW:6:2R1:C	24:AW:8:2R3:N	2.73	0.52
52:B6:6:ARG:NH1	52:B6:26:ASN:HB2	2.25	0.52
1:CA:793:U:O2	1:CA:1516:G:H4'	2.10	0.52
1:CA:202:U:H3'	1:CA:203:U:H6	1.75	0.52
1:CA:352:C:H4'	1:CA:354:G:OP1	2.10	0.52
1:CA:708:C:H2'	1:CA:709:G:H8	1.75	0.52

Continued on next page...

Continued from previous page...

Atom-1	Atom-2	Interatomic distance (Å)	Clash overlap (Å)
8:CH:33:GLU:HG2	8:CH:48:TYR:CE2	2.45	0.52
11:CK:62:GLN:HG3	11:CK:97:ALA:HB2	1.92	0.52
25:DA:2887:U:H2'	25:DA:2888:C:H6	1.75	0.52
25:DA:303:U:H2'	25:DA:304:G:H8	1.75	0.52
25:DA:492:A:H2'	25:DA:493:G:O4'	2.10	0.52
43:DX:9:LEU:HA	48:D2:36:ARG:HH21	1.75	0.52
2:AB:170:GLU:O	2:AB:174:VAL:HG23	2.09	0.52
5:AE:51:VAL:O	5:AE:55:VAL:HG23	2.09	0.52
25:BA:641:G:OP1	29:BF:40:GLN:NE2	2.33	0.52
25:BA:768:C:H2'	25:BA:769:A:H8	1.75	0.52
1:CA:1036:G:H3'	1:CA:1037:C:O4'	2.09	0.52
1:CA:1183:A:H5'	1:CA:1183:A:H8	1.75	0.52
1:CA:1446:U:O2'	1:CA:1447:A:O5'	2.28	0.52
1:CA:174:C:H2'	1:CA:175:C:C6	2.45	0.52
1:CA:565:U:OP2	1:CA:566:G:O2'	2.18	0.52
1:CA:833:U:H2'	1:CA:834:C:H6	1.74	0.52
3:CC:125:GLU:HG3	3:CC:190:ARG:O	2.10	0.52
4:CD:188:LEU:HD23	4:CD:188:LEU:H	1.75	0.52
23:CX:48:C:C2	23:CX:59:A:H1'	2.45	0.52
25:DA:2228:G:C5	25:DA:2229:C:C4	2.98	0.52
25:DA:2615:U:H2'	25:DA:2616:C:H6	1.74	0.52
31:DH:33:LEU:HD21	31:DH:136:ILE:HG13	1.91	0.52
37:DR:21:TYR:OH	37:DR:43:GLU:HG2	2.10	0.52
1:AA:1075:C:C2'	1:AA:1076:C:H5'	2.40	0.51
1:AA:562:C:H1'	12:AL:15:ARG:HB3	1.92	0.51
25:BA:1653:C:H4'	25:BA:1654:A:O5'	2.10	0.51
25:BA:2603:C:P	27:BD:239:ARG:HG3	2.50	0.51
25:BA:276:C:O3'	32:BI:42:SER:OG	2.27	0.51
25:BA:762:G:H2'	25:BA:763:A:O4'	2.10	0.51
27:BD:9:TYR:CZ	27:BD:13:ARG:HG2	2.45	0.51
25:BA:2799:U:O2'	28:BE:62:PRO:O	2.12	0.51
36:BQ:110:THR:HG23	36:BQ:113:GLN:OE1	2.10	0.51
40:BU:69:CYS:HB3	40:BU:74:LEU:HD13	1.91	0.51
9:CI:4:TYR:CE1	9:CI:88:TYR:HA	2.44	0.51
25:DA:1040:C:N4	25:DA:1115:G:O6	2.41	0.51
25:DA:1529:G:O2'	25:DA:1530:C:H5'	2.11	0.51
25:DA:341:G:H2'	25:DA:342:G:O4'	2.10	0.51
25:DA:774:A:N3	25:DA:774:A:H2'	2.25	0.51
27:DD:206:LEU:HD22	27:DD:211:ARG:HG2	1.92	0.51
29:DF:165:ARG:HG2	29:DF:168:ARG:NH2	2.25	0.51
1:AA:1131:G:O2'	1:AA:1132:C:H5'	2.09	0.51

Continued on next page...

Continued from previous page...

Atom-1	Atom-2	Interatomic distance (Å)	Clash overlap (Å)
1:AA:1183:A:H3'	1:AA:1184:G:H5''	1.92	0.51
9:AI:110:GLU:OE2	9:AI:113:LYS:NZ	2.43	0.51
25:BA:1555:C:H4'	25:BA:1555:C:OP2	2.09	0.51
25:BA:2013:U:H2'	25:BA:2014:G:H5''	1.93	0.51
25:BA:225:C:H2'	25:BA:226:C:C6	2.45	0.51
25:BA:2555:G:H2'	25:BA:2556:G:C8	2.44	0.51
25:BA:2880:C:H2'	25:BA:2881:C:O4'	2.10	0.51
38:BS:48:LEU:HD23	38:BS:82:ILE:HD11	1.91	0.51
25:BA:2855:G:H5''	39:BT:54:ARG:O	2.09	0.51
1:CA:1311:G:H1	1:CA:1326:C:H42	1.58	0.51
1:CA:768:A:H4'	1:CA:1523:G:N2	2.25	0.51
1:CA:931:C:H42	1:CA:1386:G:H1	1.58	0.51
2:CB:78:GLN:O	2:CB:94:ASN:ND2	2.44	0.51
3:CC:119:ARG:HG2	3:CC:123:GLN:HE21	1.76	0.51
9:CI:51:ARG:HG2	9:CI:56:LEU:HD21	1.92	0.51
25:DA:1448:G:H1'	25:DA:1528:A:N1	2.26	0.51
25:DA:528:A:H2	25:DA:2043:C:H5'	1.75	0.51
26:DB:6:C:H2'	26:DB:7:G:H5''	1.91	0.51
1:AA:1129:C:O2'	1:AA:1139:G:N7	2.26	0.51
1:AA:384:G:H2'	1:AA:385:C:C6	2.46	0.51
1:AA:679:C:C2'	1:AA:680:C:H5'	2.41	0.51
2:AB:77:ALA:HB2	2:AB:211:ILE:HD13	1.90	0.51
7:AG:50:ILE:HD11	7:AG:58:PRO:CA	2.39	0.51
19:AS:19:VAL:O	19:AS:22:LEU:HB2	2.10	0.51
20:AT:10:LEU:HD22	20:AT:12:ALA:HB2	1.91	0.51
25:BA:1067:A:C3'	25:BA:1067:A:C8	2.94	0.51
25:BA:1071:G:C4	25:BA:1180:C:H1'	2.46	0.51
25:BA:926:G:H2'	25:BA:927:G:C1'	2.41	0.51
29:BF:157:VAL:HB	29:BF:194:MET:HG2	1.91	0.51
1:CA:1040:U:C4	1:CA:1041:A:C8	2.98	0.51
1:CA:532:A:H2	1:CA:1207:G:H4'	1.76	0.51
1:CA:1220:G:H5'	19:CS:34:TRP:O	2.11	0.51
1:CA:814:A:H2'	1:CA:816:A:H5''	1.90	0.51
1:CA:1104:G:H4'	2:CB:111:ARG:NH1	2.26	0.51
16:CP:51:VAL:HG12	16:CP:53:VAL:H	1.74	0.51
52:D6:18:ARG:HD2	52:D6:42:TRP:CE2	2.46	0.51
52:D6:35:GLU:HG2	52:D6:50:ARG:HD3	1.92	0.51
25:DA:1153:C:H2'	25:DA:1154:G:O4'	2.11	0.51
30:DG:56:ALA:O	30:DG:60:LEU:HB2	2.10	0.51
41:DV:37:VAL:O	41:DV:51:VAL:HG23	2.10	0.51
1:AA:1070:U:H2'	1:AA:1071:C:C6	2.44	0.51

Continued on next page...

Continued from previous page...

Atom-1	Atom-2	Interatomic distance (Å)	Clash overlap (Å)
1:AA:671:G:H2'	1:AA:672:U:O4'	2.11	0.51
1:AA:731:G:OP1	1:AA:766:A:H1'	2.08	0.51
1:AA:929:G:H1	1:AA:1388:C:N4	2.06	0.51
1:AA:985:C:H2'	1:AA:986:A:C8	2.45	0.51
2:AB:204:ASN:OD1	2:AB:206:ASP:N	2.37	0.51
5:AE:68:GLU:HG2	5:AE:70:PRO:HG3	1.93	0.51
19:AS:23:ASN:HA	19:AS:27:GLU:CD	2.31	0.51
25:BA:930:G:H2'	25:BA:931:C:C6	2.44	0.51
30:BG:5:VAL:HG22	30:BG:8:LYS:H	1.75	0.51
1:CA:1007:C:N4	1:CA:1022:G:H1	1.98	0.51
1:CA:1307:U:H6	1:CA:1307:U:O5'	1.93	0.51
1:CA:975:A:H4'	1:CA:976:G:C5'	2.38	0.51
1:CA:428:G:OP2	4:CD:10:ARG:NH1	2.43	0.51
23:CX:23:C:H2'	23:CX:24:U:H6	1.75	0.51
23:CX:27:U:O2	23:CX:44:A:H2	1.93	0.51
50:D4:16:CYS:SG	50:D4:17:GLY:N	2.83	0.51
25:DA:1539:G:H2'	25:DA:1540:U:C6	2.45	0.51
25:DA:2285:C:OP2	52:D6:6:ARG:NH1	2.44	0.51
25:DA:2364:C:H2'	25:DA:2365:G:O4'	2.10	0.51
26:DB:31:C:C2'	26:DB:32:C:H5'	2.40	0.51
28:DE:174:ASP:OD1	28:DE:175:VAL:N	2.43	0.51
1:AA:661:G:H1	1:AA:744:C:N4	2.05	0.51
1:AA:799:G:H5''	1:AA:799:G:H8	1.76	0.51
1:AA:918:A:H2'	1:AA:919:A:C8	2.45	0.51
3:AC:73:PRO:HB3	3:AC:103:VAL:HG11	1.93	0.51
4:AD:196:LEU:H	4:AD:196:LEU:HD12	1.76	0.51
4:AD:31:CYS:SG	4:AD:32:ALA:N	2.83	0.51
8:AH:121:ASP:HB2	8:AH:125:ARG:HH12	1.75	0.51
1:AA:1125:U:H3'	10:AJ:5:ARG:HH22	1.75	0.51
1:AA:537:G:H5''	12:AL:113:ARG:NH1	2.24	0.51
49:B3:11:SER:OG	49:B3:13:ILE:HG13	2.10	0.51
25:BA:2661:U:H2'	25:BA:2662:U:C6	2.45	0.51
34:BO:35:VAL:HG11	34:BO:103:ALA:CB	2.35	0.51
1:CA:1301:U:O2'	1:CA:1302:U:H5'	2.10	0.51
25:DA:1563:G:H2'	25:DA:1564:C:C6	2.45	0.51
25:DA:829:A:N7	25:DA:2248:C:H5'	2.25	0.51
26:DB:46:A:H2'	26:DB:47:C:C6	2.45	0.51
25:DA:2785:C:O2'	28:DE:66:HIS:ND1	2.38	0.51
38:DS:87:PHE:CZ	38:DS:102:ALA:HB2	2.45	0.51
25:BA:1405:A:N3	25:BA:1405:A:H5'	2.26	0.51
28:BE:119:ARG:HG2	28:BE:160:TYR:CG	2.45	0.51

Continued on next page...

Continued from previous page...

Atom-1	Atom-2	Interatomic distance (Å)	Clash overlap (Å)
30:BG:16:ARG:HB2	30:BG:17:PRO:HD3	1.92	0.51
1:CA:1118:C:H1'	1:CA:1179:A:C5	2.46	0.51
1:CA:1279:A:O2'	1:CA:1281:U:OP2	2.14	0.51
1:CA:1492:A:H3'	1:CA:1493:A:C8	2.45	0.51
1:CA:552:U:H2'	1:CA:553:A:H5'	1.93	0.51
4:CD:191:ARG:O	4:CD:191:ARG:HD2	2.11	0.51
12:CL:6:THR:OG1	12:CL:9:GLN:HG3	2.10	0.51
15:CO:33:THR:HG21	15:CO:85:LEU:HD22	1.93	0.51
25:DA:2823:A:OP1	28:DE:113:PHE:HB2	2.10	0.51
25:DA:704:G:H1'	25:DA:726:G:N2	2.26	0.51
25:DA:879:G:H3'	25:DA:880:G:H5''	1.93	0.51
25:DA:92:A:H2'	25:DA:93:G:H8	1.76	0.51
1:AA:221:C:H2'	1:AA:222:U:C6	2.42	0.51
1:AA:649:G:H2'	1:AA:650:G:H8	1.75	0.51
4:AD:121:VAL:O	4:AD:134:ASP:HA	2.11	0.51
47:B1:23:LYS:HB3	47:B1:29:GLY:HA3	1.93	0.51
35:BP:121:LYS:O	35:BP:123:LEU:N	2.43	0.51
1:CA:1004:A:H5''	1:CA:1025:U:C5	2.46	0.51
1:CA:1150:U:O4	1:CA:1151:A:N6	2.44	0.51
1:CA:44:G:H2'	1:CA:45:U:O4'	2.10	0.51
1:CA:999:C:N4	1:CA:1043:C:C4	2.79	0.51
3:CC:18:TRP:O	3:CC:21:ARG:NH1	2.43	0.51
8:CH:6:ILE:O	8:CH:10:LEU:HG	2.10	0.51
14:CN:47:LEU:O	14:CN:51:GLY:N	2.43	0.51
25:DA:1341:U:OP1	25:DA:1397:U:N3	2.33	0.51
25:DA:858:U:O2	25:DA:2268:A:H2'	2.11	0.51
25:DA:2745:C:C4	25:DA:2746:U:C4	2.98	0.51
25:DA:2853:C:O2'	25:DA:2854:G:H5'	2.11	0.51
25:DA:375:C:H2'	25:DA:376:C:C6	2.46	0.51
25:DA:45:C:H2'	25:DA:47:C:C6	2.45	0.51
1:AA:276:G:H2'	1:AA:277:C:H5'	1.92	0.51
1:AA:7:G:H5''	1:AA:298:A:O4'	2.11	0.51
1:AA:358:U:H2'	1:AA:359:U:C6	2.46	0.51
1:AA:625:G:O2'	1:AA:626:U:H5'	2.11	0.51
2:AB:50:GLU:OE1	2:AB:53:ARG:NH1	2.44	0.51
35:BP:65:ARG:HG3	54:B8:25:MET:HG3	1.92	0.51
25:BA:1576:G:O2'	25:BA:1577:C:H5'	2.11	0.51
25:BA:1775:C:H5'	25:BA:1776:G:OP2	2.11	0.51
25:BA:906:G:O2'	25:BA:962:G:O6	2.22	0.51
1:CA:1120:G:C6	1:CA:1154:G:C2	2.99	0.51
1:CA:1323:G:H4'	1:CA:1363:C:C2	2.46	0.51

Continued on next page...

Continued from previous page...

Atom-1	Atom-2	Interatomic distance (Å)	Clash overlap (Å)
1:CA:429:U:H3'	4:CD:9:CYS:SG	2.50	0.51
1:CA:881:G:OP1	12:CL:12:ARG:NH2	2.42	0.51
2:CB:192:SER:O	2:CB:194:PRO:HD3	2.11	0.51
1:CA:256:U:P	17:CQ:17:LYS:HZ2	2.34	0.51
25:DA:1291:C:H2'	25:DA:1292:U:H6	1.75	0.51
25:DA:1472:A:H2'	25:DA:1473:G:O4'	2.11	0.51
25:DA:2526:G:H2'	25:DA:2527:C:H6	1.75	0.51
25:DA:2773:C:OP1	28:DE:166:THR:OG1	2.26	0.51
25:DA:668:G:H5'	25:DA:669:G:OP2	2.11	0.51
25:DA:71:A:N7	43:DX:31:HIS:HE1	2.08	0.51
25:DA:814:C:O2'	25:DA:815:C:H5'	2.11	0.51
30:DG:114:ILE:HD12	30:DG:117:PHE:CD2	2.46	0.51
30:DG:179:PRO:HG3	50:D4:43:TYR:OH	2.11	0.51
34:DO:111:PHE:O	34:DO:115:VAL:HG23	2.10	0.51
1:AA:1328:C:H5'	13:AM:28:ALA:CB	2.41	0.51
1:AA:159:G:H2'	1:AA:161:A:OP2	2.10	0.51
1:AA:96:U:H2'	1:AA:97:G:H8	1.75	0.51
2:AB:15:VAL:HG11	2:AB:213:LEU:HD12	1.91	0.51
4:AD:190:ASP:H	4:AD:193:ASP:HB2	1.75	0.51
1:AA:933:G:O6	7:AG:3:ARG:NH2	2.44	0.51
25:BA:238:C:O2	54:B8:12:LYS:NZ	2.37	0.51
25:BA:289:G:H2'	25:BA:290:G:C8	2.46	0.51
25:BA:592:U:C4	25:BA:593:G:C6	2.99	0.51
25:BA:910:A:H2'	25:BA:911:G:C8	2.45	0.51
35:BP:88:LEU:HD11	35:BP:114:ILE:HD12	1.93	0.51
36:BQ:12:GLN:HG2	36:BQ:73:PRO:HD2	1.93	0.51
43:BX:95:LEU:H	43:BX:95:LEU:HD12	1.76	0.51
1:CA:426:G:H2'	1:CA:427:U:C6	2.46	0.51
1:CA:790:A:H2'	1:CA:791:G:C8	2.46	0.51
1:CA:818:G:O2'	1:CA:819:A:H5'	2.11	0.51
2:CB:163:PHE:HA	2:CB:185:ILE:O	2.11	0.51
6:CF:24:GLU:HG3	6:CF:28:ARG:NH1	2.26	0.51
25:DA:1963:U:O2'	61:DA:4443:HOH:O	2.16	0.51
25:DA:571:A:H5'	25:DA:2030:A:N7	2.26	0.51
27:DD:148:GLU:CB	27:DD:151:LYS:HD2	2.41	0.51
27:DD:127:VAL:HA	27:DD:193:VAL:HG22	1.92	0.51
30:DG:145:THR:HG23	30:DG:148:MET:HE3	1.92	0.51
37:DR:28:LEU:HD12	37:DR:48:VAL:HG21	1.91	0.51
1:AA:1125:U:HO2'	1:AA:1126:U:P	2.34	0.51
1:AA:42:G:O2'	1:AA:622:A:N1	2.32	0.51
1:AA:78:G:C6	1:AA:91:C:N4	2.79	0.51

Continued on next page...

Continued from previous page...

Atom-1	Atom-2	Interatomic distance (Å)	Clash overlap (Å)
4:AD:79:PHE:CE1	4:AD:204:ILE:HD13	2.46	0.51
10:AJ:49:VAL:HG23	14:AN:41:ARG:HD2	1.92	0.51
11:AK:31:THR:HA	11:AK:42:TRP:HA	1.93	0.51
25:BA:2504:U:H2'	25:BA:2505:U:H6	1.76	0.51
29:BF:197:ASP:OD1	29:BF:197:ASP:N	2.44	0.51
39:BT:127:ALA:O	39:BT:128:GLU:HB3	2.09	0.51
1:CA:438:G:N1	1:CA:495:A:OP2	2.33	0.51
2:CB:52:GLU:HG2	2:CB:56:ARG:HH22	1.76	0.51
1:CA:1191:A:OP2	3:CC:3:ASN:ND2	2.44	0.51
5:CE:51:VAL:O	5:CE:55:VAL:HG23	2.10	0.51
15:CO:54:ARG:HD3	15:CO:58:MET:HE2	1.93	0.51
19:CS:36:ARG:HD2	19:CS:52:TYR:O	2.11	0.51
25:DA:1337:G:H2'	25:DA:1338:G:H8	1.76	0.51
25:DA:1710:C:H2'	25:DA:1711:C:C6	2.46	0.51
25:DA:271(Q):G:H2'	25:DA:271(R):G:C8	2.46	0.51
29:DF:110:LEU:HD12	29:DF:205:ARG:HG2	1.92	0.51
37:DR:75:LEU:O	37:DR:75:LEU:HD22	2.11	0.51
1:AA:1164:G:H2'	1:AA:1165:C:H6	1.75	0.50
1:AA:975:A:N6	1:AA:1367:C:O4'	2.43	0.50
1:AA:216:G:H2'	1:AA:217:C:C6	2.46	0.50
1:AA:404:U:H2'	1:AA:405:U:H6	1.77	0.50
1:AA:606:G:H1'	1:AA:632:A:H61	1.76	0.50
3:AC:175:LEU:HD21	3:AC:201:TYR:CE2	2.46	0.50
4:AD:3:ARG:HE	4:AD:118:ARG:CD	2.23	0.50
6:AF:80:ARG:NH1	6:AF:88:VAL:O	2.44	0.50
8:AH:86:ILE:HG13	8:AH:133:LEU:HD22	1.93	0.50
16:AP:39:TYR:HA	16:AP:48:TRP:O	2.10	0.50
25:BA:2762:A:H3'	25:BA:2763:A:H2'	1.93	0.50
25:BA:780:G:N7	61:BA:3904:HOH:O	2.35	0.50
26:BB:77:U:OP1	45:BZ:19:ARG:NH2	2.43	0.50
30:BG:11:TYR:CZ	30:BG:16:ARG:HD3	2.46	0.50
36:BQ:54:MET:HG3	36:BQ:117:ALA:HB1	1.92	0.50
42:BW:71:VAL:HA	42:BW:107:LEU:HD12	1.94	0.50
1:CA:1007:C:N3	1:CA:1022:G:C2	2.79	0.50
1:CA:1133:G:C2'	1:CA:1134:G:H8	2.19	0.50
1:CA:1256:A:H2	1:CA:1277:C:N4	2.08	0.50
2:CB:16:HIS:CG	2:CB:17:PHE:N	2.79	0.50
9:CI:78:LYS:HD3	9:CI:101:PHE:HD2	1.76	0.50
1:CA:1360:A:OP2	14:CN:35:ARG:NH2	2.43	0.50
25:DA:2342:C:O2	25:DA:2374:C:H4'	2.12	0.50
25:DA:852:G:H2'	25:DA:853:G:C8	2.46	0.50

Continued on next page...

Continued from previous page...

Atom-1	Atom-2	Interatomic distance (Å)	Clash overlap (Å)
34:DO:64:ARG:NH1	34:DO:81:ASP:OD1	2.44	0.50
45:DZ:7:ALA:O	45:DZ:62:PRO:HD3	2.12	0.50
1:AA:202:U:O2'	1:AA:203:U:O5'	2.17	0.50
1:AA:112:G:H4'	1:AA:389:A:H4'	1.92	0.50
1:AA:72:C:H2'	1:AA:73:G:O4'	2.11	0.50
48:B2:32:LEU:CD1	48:B2:36:ARG:HH11	2.23	0.50
25:BA:623:G:N2	25:BA:628:C:O3'	2.44	0.50
28:BE:47:VAL:HG21	28:BE:86:PRO:CD	2.36	0.50
36:BQ:137:TYR:O	36:BQ:141:GLN:HG2	2.10	0.50
40:BU:36:ARG:HD2	40:BU:40:PHE:CZ	2.46	0.50
1:CA:1061:G:H2'	1:CA:1062:U:H5'	1.93	0.50
1:CA:1262:C:N3	1:CA:1273:G:N2	2.56	0.50
1:CA:1346:A:N1	1:CA:1374:A:H5''	2.26	0.50
1:CA:677:U:H3	1:CA:713:G:N2	1.99	0.50
4:CD:159:ARG:O	4:CD:163:GLU:N	2.42	0.50
4:CD:22:LYS:HB2	4:CD:26:CYS:SG	2.52	0.50
4:CD:36:ARG:HG3	4:CD:38:TYR:CE2	2.46	0.50
10:CJ:48:THR:O	14:CN:34:TYR:OH	2.30	0.50
48:D2:29:LYS:HG2	48:D2:57:ILE:HD13	1.92	0.50
25:DA:1022:G:C6	25:DA:1140:C:C4	3.00	0.50
25:DA:1239:G:H2'	25:DA:1240:U:O4'	2.11	0.50
25:DA:275:G:H2'	25:DA:276:A:C8	2.46	0.50
25:DA:302:C:N4	25:DA:315:G:H1	2.09	0.50
31:DH:3:ARG:HD3	31:DH:6:ARG:HH12	1.77	0.50
1:AA:1279:A:H5''	1:AA:1280:A:OP1	2.12	0.50
1:AA:370:C:H2'	1:AA:371:G:C8	2.46	0.50
1:AA:540:G:H2'	1:AA:541:G:O4'	2.11	0.50
1:AA:662:G:H2'	1:AA:663:A:C8	2.45	0.50
9:AI:24:GLY:HA2	9:AI:59:PHE:O	2.12	0.50
16:AP:21:VAL:HG11	16:AP:59:TRP:NE1	2.27	0.50
55:B9:17:ILE:HG22	55:B9:24:TYR:HB2	1.93	0.50
25:BA:2442:A:N3	25:BA:2442:A:H2'	2.25	0.50
25:BA:1002:A:N1	25:BA:2470:G:H4'	2.27	0.50
25:BA:296:U:H2'	25:BA:297:C:H6	1.75	0.50
30:BG:140:ILE:HG22	30:BG:141:PHE:CD1	2.46	0.50
1:CA:1003:G:H2'	1:CA:1004:A:H4'	1.94	0.50
1:CA:1028:C:O2	1:CA:1034:G:H1'	2.11	0.50
1:CA:1002:G:N2	1:CA:1039:C:C4	2.80	0.50
1:CA:1122:U:C4	1:CA:1123:A:N7	2.79	0.50
1:CA:1387:G:H2'	1:CA:1388:C:C6	2.46	0.50
1:CA:522:C:H41	12:CL:53:ARG:HH22	1.58	0.50

Continued on next page...

Continued from previous page...

Atom-1	Atom-2	Interatomic distance (Å)	Clash overlap (Å)
1:CA:957:U:H2'	1:CA:959:A:OP2	2.11	0.50
2:CB:230:VAL:HG22	2:CB:231:GLU:H	1.76	0.50
7:CG:101:LEU:O	7:CG:104:LEU:HB2	2.11	0.50
7:CG:69:VAL:HG11	7:CG:134:ALA:HB1	1.93	0.50
9:CI:99:LEU:HB3	9:CI:101:PHE:CE1	2.46	0.50
48:D2:16:LEU:O	48:D2:67:LYS:NZ	2.43	0.50
25:DA:1149:G:H2'	25:DA:1150:C:C6	2.46	0.50
25:DA:1489:U:O2	25:DA:1489:U:H2'	2.11	0.50
25:DA:1858:G:O6	61:DA:4294:HOH:O	2.16	0.50
25:DA:471:A:H2'	25:DA:472:A:O4'	2.11	0.50
25:DA:839:U:H1'	25:DA:1191:G:H1'	1.93	0.50
28:DE:36:ARG:HD3	28:DE:85:ASN:HD21	1.76	0.50
25:DA:322:A:OP2	29:DF:169:ASN:HB2	2.09	0.50
25:DA:614(C):A:C4	29:DF:180:GLY:HA2	2.46	0.50
1:AA:1038:C:C2'	1:AA:1039:C:H5'	2.42	0.50
1:AA:262:A:C6	1:AA:263:A:C6	2.99	0.50
1:AA:106:C:O2'	1:AA:379:C:H5''	2.10	0.50
1:AA:757:U:H2'	1:AA:758:G:O4'	2.10	0.50
1:AA:785:G:C2'	1:AA:786:G:H5'	2.42	0.50
6:AF:44:GLY:HA2	6:AF:59:TYR:CZ	2.46	0.50
7:AG:28:ASN:HA	7:AG:31:MET:HE2	1.94	0.50
14:AN:29:ARG:HD3	14:AN:40:CYS:SG	2.52	0.50
25:BA:1219:A:H1'	25:BA:1220:U:H5''	1.93	0.50
25:BA:768:C:H2'	25:BA:769:A:C8	2.46	0.50
1:CA:1164:G:H1	1:CA:1172:C:N4	2.08	0.50
1:CA:1318:A:O2'	19:CS:37:ARG:HB2	2.11	0.50
1:CA:1323:G:H2'	1:CA:1324:A:C8	2.47	0.50
1:CA:153:C:H2'	1:CA:154:C:C6	2.47	0.50
1:CA:6:G:O2'	1:CA:7:G:H5'	2.12	0.50
1:CA:790:A:C6	1:CA:791:G:C6	3.00	0.50
2:CB:87:ARG:NE	2:CB:233:SER:HB3	2.27	0.50
3:CC:134:ILE:HD11	3:CC:153:VAL:CG2	2.42	0.50
48:D2:17:SER:N	48:D2:20:GLU:OE2	2.41	0.50
25:DA:1036:G:H1	25:DA:1119:C:N4	2.06	0.50
25:DA:1041:C:N4	25:DA:1114:G:H1	2.10	0.50
25:DA:1666:G:P	34:DO:66:LYS:HE3	2.52	0.50
27:DD:177:LEU:HD11	27:DD:183:ARG:HD2	1.92	0.50
27:DD:242:ARG:N	27:DD:242:ARG:HD3	2.25	0.50
1:AA:1005:A:H5'	1:AA:1038:C:H1'	1.93	0.50
1:AA:1142:G:H3'	1:AA:1143:G:C8	2.46	0.50
1:AA:407:G:OP1	4:AD:115:ARG:HD3	2.12	0.50

Continued on next page...

Continued from previous page...

Atom-1	Atom-2	Interatomic distance (Å)	Clash overlap (Å)
1:AA:69:G:H2'	1:AA:70:G:C8	2.46	0.50
2:AB:208:ILE:HA	2:AB:211:ILE:HD12	1.94	0.50
2:AB:21:ARG:HH21	2:AB:21:ARG:H	1.58	0.50
3:AC:22:TRP:CD1	3:AC:59:ARG:HD2	2.47	0.50
3:AC:36:ASP:O	3:AC:40:ARG:HG3	2.12	0.50
1:AA:1318:A:H4'	19:AS:10:PHE:CZ	2.46	0.50
1:AA:103:C:P	20:AT:17:ARG:HH21	2.35	0.50
25:BA:1809:U:H2'	25:BA:1815:A:N6	2.27	0.50
25:BA:2784:C:H2'	25:BA:2785:C:C6	2.46	0.50
25:BA:354:A:H2	25:BA:1255:A:O2'	1.90	0.50
25:BA:70:A:H3'	25:BA:70:A:OP2	2.11	0.50
25:BA:895:G:H2'	25:BA:896:A:C8	2.47	0.50
39:BT:53:ARG:HH11	39:BT:53:ARG:HB3	1.76	0.50
40:BU:102:GLU:HG3	41:BV:2:PHE:CE2	2.47	0.50
44:BY:98:VAL:HG12	44:BY:105:ALA:HA	1.93	0.50
45:BZ:136:PHE:O	45:BZ:137:ILE:HG13	2.12	0.50
45:BZ:44:PHE:CZ	45:BZ:86:VAL:HG11	2.46	0.50
1:CA:1226:C:C4	13:CM:104:ARG:HG2	2.46	0.50
1:CA:200:G:H2'	1:CA:201:C:C6	2.46	0.50
1:CA:473:G:O2'	1:CA:474:G:H5'	2.11	0.50
1:CA:641:U:O3'	1:CA:642:A:H8	1.94	0.50
2:CB:187:LEU:HA	2:CB:201:ILE:HB	1.92	0.50
5:CE:33:VAL:HG13	5:CE:112:LEU:HD12	1.92	0.50
54:D8:34:TRP:CG	54:D8:35:GLN:N	2.79	0.50
25:DA:2447:G:OP2	61:DA:4551:HOH:O	2.20	0.50
25:DA:57:C:H2'	25:DA:58:G:O4'	2.12	0.50
29:DF:31:HIS:NE2	29:DF:35:GLU:OE2	2.44	0.50
30:DG:15:VAL:HG13	30:DG:175:LEU:HB3	1.93	0.50
25:DA:2657:A:O3'	31:DH:160:LYS:NZ	2.43	0.50
44:DY:43:ASN:CG	44:DY:65:ALA:HB3	2.31	0.50
1:AA:1241:G:H2'	1:AA:1242:C:C6	2.47	0.50
1:AA:646:U:H2'	1:AA:647:C:C6	2.45	0.50
1:AA:819:A:H4'	1:AA:820:U:OP2	2.12	0.50
50:B4:62:ARG:HB2	50:B4:63:TYR:CD1	2.46	0.50
25:BA:1385:G:H5''	43:BX:16:LYS:HD3	1.94	0.50
25:BA:160:G:C2'	25:BA:161:C:H5'	2.42	0.50
25:BA:1846:A:OP1	25:BA:1846:A:H8	1.95	0.50
25:BA:626:A:H4'	25:BA:627:G:H5'	1.94	0.50
1:CA:93:G:O2'	1:CA:96:U:H5'	2.11	0.50
2:CB:19:HIS:CE1	2:CB:206:ASP:HB2	2.46	0.50
7:CG:102:ARG:O	7:CG:106:GLN:HG3	2.12	0.50

Continued on next page...

Continued from previous page...

Atom-1	Atom-2	Interatomic distance (Å)	Clash overlap (Å)
20:CT:13:LEU:O	20:CT:17:ARG:HG3	2.11	0.50
50:D4:2:LYS:HB2	50:D4:5:ILE:HD13	1.93	0.50
25:DA:2272:U:H5''	25:DA:2273:A:OP1	2.11	0.50
25:DA:2320:A:N3	25:DA:2320:A:H2'	2.25	0.50
29:DF:60:SER:OG	29:DF:61:GLY:N	2.45	0.50
31:DH:106:THR:HG23	31:DH:112:PRO:HB3	1.94	0.50
34:DO:68:GLU:CB	34:DO:78:ARG:HB2	2.41	0.50
25:DA:2406:U:C4	35:DP:72:PRO:HD2	2.46	0.50
39:DT:51:ARG:HG3	39:DT:98:LYS:HD2	1.93	0.50
1:AA:445:G:H2'	1:AA:446:G:H8	1.74	0.50
1:AA:947:G:H2'	1:AA:948:C:C6	2.46	0.50
4:AD:3:ARG:HE	4:AD:118:ARG:HD3	1.76	0.50
1:AA:1232:U:OP1	9:AI:124:GLN:HG2	2.12	0.50
14:AN:14:PRO:HG2	14:AN:16:PHE:O	2.12	0.50
15:AO:18:PHE:O	15:AO:21:ASP:HB3	2.12	0.50
19:AS:3:ARG:NH1	19:AS:8:GLY:O	2.44	0.50
25:BA:1093:G:HO2'	25:BA:1094:A:H8	1.59	0.50
25:BA:1578:C:H5''	25:BA:1579:C:OP2	2.11	0.50
25:BA:1629:C:H2'	25:BA:1630:A:H8	1.77	0.50
25:BA:2227:G:H3'	25:BA:2228:G:N7	2.26	0.50
25:BA:294:C:N3	25:BA:390:G:N2	2.40	0.50
29:BF:65:TRP:CZ2	29:BF:75:HIS:HD2	2.29	0.50
31:BH:20:ALA:HB1	31:BH:21:PRO:HD2	1.94	0.50
1:CA:999:C:C2	1:CA:1042:G:N2	2.80	0.50
1:CA:1509:C:H2'	1:CA:1510:U:O4'	2.12	0.50
1:CA:540:G:H2'	1:CA:541:G:O4'	2.12	0.50
1:CA:833:U:H2'	1:CA:834:C:C6	2.47	0.50
9:CI:49:PRO:HG2	9:CI:81:ILE:HG23	1.93	0.50
25:DA:1007:C:P	33:DN:37:LYS:HZ1	2.34	0.50
25:DA:1313:U:H2'	25:DA:1610:A:C2	2.46	0.50
25:DA:118:A:N3	25:DA:178:G:H1'	2.27	0.50
25:DA:307:G:N1	25:DA:310:A:OP2	2.39	0.50
25:DA:889:C:HO2'	25:DA:890:A:H8	1.58	0.50
39:DT:60:THR:HG22	39:DT:77:PRO:HA	1.94	0.50
39:DT:2:ASN:O	39:DT:6:LEU:HD22	2.11	0.50
25:DA:1188:U:H4'	41:DV:79:VAL:HG22	1.94	0.50
1:AA:1059:C:H42	1:AA:1198:G:H1	1.60	0.50
1:AA:1267:C:O2	21:AU:20:LYS:HD2	2.12	0.50
1:AA:1318:A:H4'	19:AS:10:PHE:CE2	2.47	0.50
1:AA:626:U:H2'	1:AA:627:G:C8	2.47	0.50
3:AC:119:ARG:HH11	3:AC:140:ARG:NH2	2.10	0.50

Continued on next page...

Continued from previous page...

Atom-1	Atom-2	Interatomic distance (Å)	Clash overlap (Å)
4:AD:81:GLU:OE2	4:AD:139:ARG:NH2	2.44	0.50
15:AO:43:LEU:HD12	15:AO:56:LEU:HD22	1.94	0.50
25:BA:2122:G:C6	25:BA:2211:U:N3	2.80	0.50
25:BA:2211:U:C2'	25:BA:2212:G:H5'	2.42	0.50
25:BA:2418:U:OP1	61:BA:4136:HOH:O	2.20	0.50
25:BA:672:G:H8	25:BA:672:G:O5'	1.95	0.50
25:BA:718:C:N4	61:BA:4670:HOH:O	2.44	0.50
27:BD:166:GLN:HB2	27:BD:174:ILE:HG22	1.94	0.50
45:BZ:110:GLY:O	45:BZ:113:ALA:HB3	2.12	0.50
1:CA:1315:U:H2'	1:CA:1316:G:O4'	2.11	0.50
1:CA:677:U:H1'	11:CK:119:CYS:SG	2.51	0.50
1:CA:866:C:C4	1:CA:867:G:H1'	2.46	0.50
3:CC:18:TRP:HB3	3:CC:20:SER:O	2.12	0.50
3:CC:56:ASP:O	3:CC:57:ILE:HD12	2.12	0.50
7:CG:65:ALA:HB3	7:CG:124:LEU:HD23	1.94	0.50
13:CM:37:THR:HG21	13:CM:56:LEU:HA	1.94	0.50
1:CA:377:G:OP1	16:CP:3:LYS:HD2	2.12	0.50
19:CS:22:LEU:HB3	19:CS:27:GLU:CG	2.41	0.50
19:CS:41:VAL:HG13	19:CS:42:PRO:HD2	1.92	0.50
25:DA:2267:A:H5''	25:DA:2268:A:H5'	1.93	0.50
25:DA:491:G:H2'	25:DA:492:A:H8	1.76	0.50
29:DF:7:TYR:O	29:DF:22:ALA:N	2.45	0.50
1:AA:620:C:H2'	1:AA:621:A:O4'	2.11	0.50
1:AA:657:G:C2	1:AA:658:G:C8	3.00	0.50
1:AA:406:G:N3	4:AD:119:GLN:NE2	2.58	0.50
1:AA:836:G:P	18:AR:61:LYS:HZ1	2.33	0.50
30:BG:179:PRO:HB2	50:B4:42:PHE:HE2	1.77	0.50
25:BA:1359:U:H2'	25:BA:1656:A:C2	2.46	0.50
25:BA:1709:C:O2'	25:BA:2699:U:OP1	2.24	0.50
25:BA:2873:C:O2'	25:BA:2874:G:H5'	2.12	0.50
25:BA:2745:G:P	28:BE:203:LYS:HZ1	2.34	0.50
34:BO:68:GLU:OE2	34:BO:78:ARG:NH1	2.44	0.50
36:BQ:21:THR:HG21	36:BQ:101:ARG:HB2	1.93	0.50
37:BR:72:ASP:OD2	37:BR:75:LEU:HB2	2.11	0.50
1:CA:1038:C:O2'	1:CA:1039:C:H5'	2.12	0.50
1:CA:171:A:H2'	1:CA:172:A:C8	2.47	0.50
1:CA:364:A:H2'	1:CA:365:U:H6	1.77	0.50
3:CC:111:LEU:HD22	3:CC:146:ALA:HB2	1.93	0.50
3:CC:87:LEU:O	3:CC:91:LEU:N	2.34	0.50
4:CD:99:SER:O	4:CD:140:VAL:HG23	2.11	0.50
9:CI:85:LEU:HB3	9:CI:92:TYR:HD2	1.76	0.50

Continued on next page...

Continued from previous page...

Atom-1	Atom-2	Interatomic distance (Å)	Clash overlap (Å)
13:CM:19:LEU:HD11	13:CM:56:LEU:HD11	1.93	0.50
1:CA:192:U:O2'	20:CT:60:GLU:OE2	2.24	0.50
54:D8:9:GLY:O	54:D8:13:ARG:HG2	2.11	0.50
25:DA:2319:G:C2	38:DS:3:ARG:HA	2.46	0.50
25:DA:2540:C:H2'	25:DA:2541:A:O4'	2.11	0.50
25:DA:709:U:H2'	25:DA:710:G:C8	2.47	0.50
28:DE:143:ASN:HD22	28:DE:147:PRO:CD	2.25	0.50
30:DG:5:VAL:HG13	30:DG:8:LYS:HD3	1.94	0.50
25:DA:910:A:C5	36:DQ:13:GLN:HG3	2.47	0.50
44:DY:49:VAL:CG2	44:DY:61:ILE:HG23	2.40	0.50
1:AA:67:C:O2'	1:AA:171:A:N3	2.34	0.49
1:AA:250:A:H4'	1:AA:251:G:O5'	2.12	0.49
1:AA:452:A:O2'	1:AA:453:A:OP2	2.23	0.49
1:AA:623:C:H2'	1:AA:624:C:C6	2.44	0.49
2:AB:100:GLY:N	2:AB:176:GLU:OE2	2.37	0.49
2:AB:174:VAL:O	2:AB:178:ARG:HB2	2.12	0.49
2:AB:62:ALA:HB3	2:AB:225:ALA:HB3	1.93	0.49
1:AA:1348:U:H4'	9:AI:120:ARG:HD2	1.94	0.49
16:AP:18:ARG:NH1	16:AP:32:TYR:OH	2.45	0.49
20:AT:59:ALA:O	20:AT:63:ILE:HG13	2.12	0.49
25:BA:2402:U:P	54:B8:35:GLN:HE22	2.34	0.49
25:BA:933:C:H4'	25:BA:933:C:OP1	2.11	0.49
1:CA:1148:U:H2'	1:CA:1149:C:O4'	2.12	0.49
1:CA:1492:A:H5''	1:CA:1493:A:OP2	2.11	0.49
1:CA:1515:C:H2'	1:CA:1516:G:C8	2.47	0.49
1:CA:337:C:H2'	1:CA:338:A:H8	1.74	0.49
1:CA:457:C:H2'	1:CA:458:C:C6	2.47	0.49
1:CA:59:A:H5''	1:CA:60:A:C5'	2.42	0.49
1:CA:827:U:H2'	1:CA:859:A:H61	1.77	0.49
1:CA:875:C:H1'	8:CH:15:ASN:HD21	1.77	0.49
2:CB:44:LEU:H	2:CB:44:LEU:HD22	1.77	0.49
1:CA:921:U:O2	5:CE:19:MET:HB2	2.12	0.49
54:D8:54:GLU:O	54:D8:58:ILE:HG13	2.12	0.49
25:DA:1507:A:O2'	25:DA:1508:A:O5'	2.29	0.49
25:DA:2647:U:H2'	25:DA:2648:C:C6	2.47	0.49
25:DA:892:G:H2'	25:DA:893:C:O4'	2.12	0.49
29:DF:152:GLU:HA	29:DF:190:GLU:OE2	2.12	0.49
30:DG:23:PHE:HB2	30:DG:25:TYR:CZ	2.47	0.49
31:DH:20:ALA:HB1	31:DH:21:PRO:HD2	1.94	0.49
36:DQ:18:LYS:O	36:DQ:98:LYS:NZ	2.24	0.49
1:AA:1326:C:OP1	21:AU:17:THR:OG1	2.29	0.49

Continued on next page...

Continued from previous page...

Atom-1	Atom-2	Interatomic distance (Å)	Clash overlap (Å)
1:AA:460:G:O6	1:AA:470:C:H5''	2.12	0.49
8:AH:96:GLY:H	8:AH:99:GLU:CD	2.15	0.49
17:AQ:26:GLN:HG2	17:AQ:37:LYS:HG2	1.93	0.49
19:AS:65:ASN:HD22	19:AS:65:ASN:N	2.08	0.49
20:AT:99:LEU:HA	20:AT:100:ILE:O	2.12	0.49
23:AX:54:U:H2'	23:AX:55:U:O4'	2.12	0.49
23:AX:61:C:H2'	23:AX:62:C:H6	1.75	0.49
48:B2:44:LEU:HD23	48:B2:47:ASN:HA	1.94	0.49
25:BA:2041:A:OP2	51:B5:9:LYS:NZ	2.35	0.49
30:BG:15:VAL:HG13	30:BG:175:LEU:HB3	1.94	0.49
1:CA:1417:G:O6	61:CA:4047:HOH:O	2.14	0.49
4:CD:98:GLU:HG2	4:CD:189:PRO:HG2	1.93	0.49
12:CL:11:VAL:HG11	17:CQ:36:ILE:HG21	1.94	0.49
16:CP:18:ARG:O	16:CP:20:VAL:HG23	2.12	0.49
25:DA:2369:A:H2'	25:DA:2370:G:H8	1.76	0.49
25:DA:442:G:N2	29:DF:48:THR:HB	2.27	0.49
31:DH:89:ILE:O	31:DH:129:THR:HG23	2.12	0.49
1:AA:1260:C:O5'	1:AA:1284:C:H4'	2.13	0.49
1:AA:20:U:H2'	1:AA:21:G:O4'	2.13	0.49
1:AA:692:U:O2'	1:AA:694:A:N7	2.31	0.49
1:AA:950:U:OP2	13:AM:102:ARG:HD3	2.13	0.49
2:AB:163:PHE:HA	2:AB:185:ILE:HG13	1.93	0.49
2:AB:213:LEU:HD22	2:AB:214:ILE:HD13	1.94	0.49
25:BA:1153:G:N3	25:BA:1153:G:H2'	2.27	0.49
25:BA:32:C:O2'	25:BA:33:U:H5'	2.12	0.49
1:CA:1129:C:H1'	1:CA:1130:A:N7	2.27	0.49
1:CA:1320:C:H2'	1:CA:1321:C:O4'	2.12	0.49
1:CA:1414:U:H3	1:CA:1486:G:H1	1.60	0.49
1:CA:605:U:H2'	1:CA:606:G:C8	2.47	0.49
1:CA:628:G:H2'	1:CA:629:G:C8	2.48	0.49
25:DA:1221(A):C:C2	25:DA:1229:G:C2	3.00	0.49
25:DA:1857:G:O2'	25:DA:1885:A:N6	2.45	0.49
25:DA:1937:A:C8	25:DA:1939:U:H2'	2.46	0.49
25:DA:440:G:H2'	25:DA:441:U:C6	2.47	0.49
25:DA:872:A:H2'	25:DA:873:G:O4'	2.11	0.49
1:AA:1127:G:H22	1:AA:1147:C:N4	2.10	0.49
1:AA:509:A:H3'	1:AA:509:A:C8	2.48	0.49
1:AA:991:U:H1'	1:AA:993:G:H8	1.78	0.49
25:BA:1688:A:H2'	25:BA:1689:G:O4'	2.12	0.49
25:BA:564:G:H2'	25:BA:565:C:H6	1.76	0.49
25:BA:831:A:H5'	25:BA:832:G:OP1	2.12	0.49

Continued on next page...

Continued from previous page...

Atom-1	Atom-2	Interatomic distance (Å)	Clash overlap (Å)
25:BA:867:A:N3	25:BA:988:U:O2'	2.42	0.49
25:BA:610:C:OP2	35:BP:21:ARG:NH2	2.45	0.49
43:BX:88:LYS:NZ	43:BX:90:GLU:OE1	2.31	0.49
1:CA:1068:G:OP2	1:CA:1068:G:H8	1.94	0.49
1:CA:1157:A:N7	1:CA:1180:A:C6	2.80	0.49
1:CA:441:A:H3'	1:CA:442:C:H6	1.76	0.49
1:CA:460:G:H1'	1:CA:472:A:H61	1.76	0.49
1:CA:650:G:C2'	1:CA:651:C:H5'	2.43	0.49
3:CC:56:ASP:HB2	3:CC:67:THR:HB	1.94	0.49
5:CE:76:ILE:HG12	5:CE:118:ILE:HD11	1.93	0.49
9:CI:77:ILE:O	9:CI:81:ILE:HG22	2.12	0.49
54:D8:3:LYS:HB2	54:D8:64:TYR:OH	2.13	0.49
25:DA:450:G:OP1	25:DA:1248:G:N2	2.45	0.49
25:DA:705:A:H1'	27:DD:9:TYR:CE1	2.48	0.49
25:DA:861:A:C2	25:DA:917:A:C4	3.00	0.49
26:DB:53:A:H8	26:DB:53:A:O5'	1.96	0.49
37:DR:56:LYS:NZ	37:DR:90:ARG:O	2.45	0.49
39:DT:16:ARG:HG3	39:DT:79:HIS:HA	1.95	0.49
39:DT:61:PHE:CE1	39:DT:76:PHE:HB2	2.48	0.49
41:DV:62:LEU:CD1	41:DV:95:LEU:HB2	2.42	0.49
1:AA:517:G:N1	1:AA:533:A:OP2	2.41	0.49
1:AA:818:G:O2'	1:AA:819:A:H5'	2.12	0.49
1:AA:839:U:H3'	1:AA:840:C:H6	1.77	0.49
10:AJ:11:PHE:CE1	10:AJ:67:THR:HG22	2.44	0.49
18:AR:51:LEU:HD23	18:AR:52:PRO:HD2	1.94	0.49
20:AT:18:GLN:O	20:AT:22:ARG:HG3	2.12	0.49
25:BA:1040:C:P	40:BU:54:LYS:HZ1	2.35	0.49
25:BA:1155:C:C5	25:BA:1156:G:C6	3.01	0.49
25:BA:1505:C:H4'	25:BA:1506:G:O5'	2.12	0.49
25:BA:2519:C:OP2	61:BA:4083:HOH:O	2.20	0.49
25:BA:507:G:H1'	25:BA:532:A:N1	2.28	0.49
25:BA:581:G:OP1	33:BN:111:PRO:HD2	2.13	0.49
39:BT:105:LEU:HB2	39:BT:110:ILE:HG13	1.95	0.49
1:CA:1117:G:N2	1:CA:1180:A:O2'	2.43	0.49
1:CA:187:C:H2'	1:CA:188:C:H6	1.76	0.49
1:CA:123:C:O2'	1:CA:290:C:O2	2.30	0.49
1:CA:41:G:H2'	1:CA:42:G:H8	1.76	0.49
1:CA:458:C:C2	1:CA:460:G:C8	3.01	0.49
1:CA:667:G:OP1	1:CA:732:C:O2'	2.26	0.49
1:CA:952:U:C4	13:CM:104:ARG:NH1	2.81	0.49
2:CB:200:ILE:HG12	2:CB:200:ILE:O	2.11	0.49

Continued on next page...

Continued from previous page...

Atom-1	Atom-2	Interatomic distance (Å)	Clash overlap (Å)
3:CC:179:ARG:O	3:CC:206:GLU:HA	2.13	0.49
4:CD:65:ARG:HG2	4:CD:75:PHE:CD1	2.47	0.49
5:CE:12:LEU:HB3	5:CE:31:LEU:HB2	1.95	0.49
7:CG:135:VAL:O	7:CG:139:GLU:N	2.31	0.49
9:CI:28:VAL:HA	9:CI:63:ILE:HB	1.93	0.49
25:DA:1339:G:N2	25:DA:1603:A:H1'	2.28	0.49
25:DA:1545:A:H2'	25:DA:1546:C:O4'	2.12	0.49
29:DF:9:ILE:O	29:DF:11:VAL:HG23	2.12	0.49
1:AA:1002:G:H3'	1:AA:1003:G:C8	2.48	0.49
1:AA:1052:U:H5''	1:AA:1053:G:OP2	2.11	0.49
1:AA:1392:G:H2'	1:AA:1393:U:H5'	1.95	0.49
1:AA:153:C:H42	1:AA:169:C:N4	2.09	0.49
2:AB:160:ASP:O	2:AB:183:PRO:HD2	2.13	0.49
25:BA:2303:U:H2'	25:BA:2304:C:C6	2.48	0.49
25:BA:2326:C:H2'	25:BA:2327:G:C8	2.48	0.49
25:BA:895:G:N9	25:BA:978:A:H8	2.11	0.49
25:BA:934:A:O2'	25:BA:935:C:OP2	2.29	0.49
28:BE:120:TRP:CE3	28:BE:155:LYS:HD3	2.46	0.49
36:BQ:56:ARG:HG3	36:BQ:56:ARG:HH11	1.78	0.49
39:BT:88:ILE:HG21	39:BT:91:ARG:NE	2.27	0.49
1:CA:1001(A):G:N3	1:CA:1002:G:H1'	2.28	0.49
1:CA:1057:G:C4	1:CA:1204:A:C2	3.01	0.49
1:CA:1062:U:H2'	1:CA:1063:C:C6	2.47	0.49
1:CA:953:G:C6	1:CA:1229:A:C6	3.01	0.49
1:CA:689:C:OP1	11:CK:27:ASN:ND2	2.42	0.49
6:CF:68:PRO:HB2	6:CF:71:ARG:HG3	1.95	0.49
8:CH:20:TYR:HA	8:CH:65:TYR:CZ	2.48	0.49
12:CL:54:LYS:O	12:CL:70:ILE:HG13	2.13	0.49
15:CO:17:ARG:HG3	15:CO:17:ARG:HH11	1.78	0.49
16:CP:14:ASN:OD1	16:CP:16:HIS:HE1	1.94	0.49
23:CX:19:G:H4'	23:CX:20:U:OP2	2.13	0.49
25:DA:1488:G:N1	25:DA:1489:U:H5	2.09	0.49
25:DA:2348:U:OP2	54:D8:42:ARG:NH2	2.45	0.49
27:DD:164:GLN:NE2	27:DD:176:ARG:HH22	2.10	0.49
25:DA:2227:A:OP1	27:DD:263:ARG:HD2	2.13	0.49
30:DG:110:ALA:HA	30:DG:140:ILE:O	2.12	0.49
44:DY:51:VAL:HG13	44:DY:56:PRO:HA	1.94	0.49
1:AA:102:G:H2'	1:AA:103:C:H6	1.77	0.49
1:AA:649:G:H2'	1:AA:650:G:C8	2.48	0.49
1:AA:977:A:O2'	1:AA:979:C:OP2	2.26	0.49
8:AH:33:GLU:O	8:AH:37:ARG:N	2.41	0.49

Continued on next page...

Continued from previous page...

Atom-1	Atom-2	Interatomic distance (Å)	Clash overlap (Å)
30:BG:3:LEU:HD22	50:B4:25:TYR:CE1	2.48	0.49
25:BA:1699:A:O2'	25:BA:1700:G:H5'	2.13	0.49
25:BA:1829:U:H5'	27:BD:259:THR:CG2	2.41	0.49
25:BA:794:U:O2	25:BA:2036:A:H1'	2.13	0.49
25:BA:510:C:H2'	25:BA:511:C:C6	2.48	0.49
25:BA:927:G:C2	25:BA:928:G:C8	3.01	0.49
25:BA:1001:G:OP2	36:BQ:87:LYS:HE2	2.13	0.49
1:CA:1038:C:C2'	1:CA:1039:C:H5'	2.42	0.49
1:CA:1243:C:H2'	1:CA:1244:C:H6	1.77	0.49
1:CA:1277:C:HO2'	1:CA:1279:A:H8	1.57	0.49
1:CA:692:U:O2'	1:CA:694:A:N7	2.33	0.49
1:CA:999:C:OP1	1:CA:999:C:H4'	2.11	0.49
7:CG:111:ARG:HB3	7:CG:113:GLU:OE2	2.12	0.49
1:CA:598:U:H4'	8:CH:94:TYR:CD2	2.47	0.49
10:CJ:42:THR:CG2	10:CJ:68:HIS:HD2	2.26	0.49
14:CN:34:TYR:N	14:CN:39:LEU:O	2.40	0.49
21:CU:10:ARG:HH11	21:CU:10:ARG:HG3	1.77	0.49
48:D2:48:HIS:O	48:D2:52:ASP:HB2	2.12	0.49
25:DA:1418:G:O5'	25:DA:1418:G:H8	1.96	0.49
25:DA:1579:A:H2'	25:DA:1580:A:C8	2.47	0.49
25:DA:1927:A:H2'	25:DA:1928:A:C8	2.48	0.49
25:DA:2646:C:H2'	25:DA:2647:U:O4'	2.13	0.49
25:DA:468:G:N7	53:D7:39:ARG:NH2	2.47	0.49
25:DA:585:G:O2'	25:DA:1254:A:N6	2.40	0.49
25:DA:740:U:H2'	25:DA:741:G:C8	2.47	0.49
25:DA:568:U:H5'	25:DA:945:A:N1	2.27	0.49
30:DG:66:GLN:HG3	50:D4:1:MET:HE3	1.95	0.49
35:DP:83:VAL:HG12	35:DP:112:LEU:HD21	1.94	0.49
36:DQ:111:GLU:O	36:DQ:115:MET:HG2	2.12	0.49
36:DQ:66:ILE:HG12	36:DQ:104:PHE:CE2	2.48	0.49
1:AA:191:G:C6	1:AA:192:U:C4	3.00	0.49
1:AA:384:G:H2'	1:AA:385:C:H6	1.76	0.49
2:AB:74:LYS:NZ	2:AB:205:ASP:OD2	2.46	0.49
3:AC:44:GLU:HG2	3:AC:52:LEU:HD22	1.94	0.49
7:AG:51:GLN:O	7:AG:55:GLY:HA2	2.12	0.49
19:AS:64:GLU:O	19:AS:67:VAL:HG23	2.12	0.49
25:BA:2623:U:H2'	51:B5:2:ALA:O	2.12	0.49
53:B7:34:ARG:NH1	53:B7:41:ARG:O	2.46	0.49
25:BA:1224:C:O2'	25:BA:1225:C:H5'	2.11	0.49
25:BA:2486:C:H5''	25:BA:2487:C:OP2	2.11	0.49
25:BA:64:C:H2'	25:BA:65:C:H6	1.77	0.49

Continued on next page...

Continued from previous page...

Atom-1	Atom-2	Interatomic distance (Å)	Clash overlap (Å)
25:BA:831:A:C5	27:BD:229:VAL:HG21	2.48	0.49
25:BA:926:G:H2'	25:BA:927:G:O4'	2.12	0.49
25:BA:2584:A:N7	28:BE:145:LYS:HB2	2.28	0.49
38:BS:29:PHE:HD1	38:BS:92:TYR:HH	1.61	0.49
45:BZ:161:VAL:HG13	45:BZ:161:VAL:O	2.12	0.49
1:CA:1012:U:H2'	1:CA:1013:G:C8	2.47	0.49
1:CA:1329:A:P	13:CM:28:ALA:HB3	2.52	0.49
1:CA:1399:C:C2	1:CA:1502:A:N6	2.80	0.49
1:CA:736:C:H2'	1:CA:737:A:C8	2.48	0.49
1:CA:804:U:H5''	1:CA:805:C:OP2	2.13	0.49
3:CC:58:GLU:O	3:CC:59:ARG:HG3	2.12	0.49
4:CD:100:ARG:NH2	4:CD:102:ASP:OD2	2.46	0.49
25:DA:1682:G:H1'	25:DA:1762:A:C6	2.47	0.49
25:DA:708:C:H42	25:DA:723:G:H1	1.61	0.49
25:DA:753:C:O5'	25:DA:753:C:H6	1.95	0.49
25:DA:84:A:N1	25:DA:98:G:O2'	2.43	0.49
25:DA:784:A:O4'	27:DD:227:ASN:ND2	2.45	0.49
28:DE:52:LEU:HB2	28:DE:76:ARG:HB2	1.93	0.49
1:AA:1030(C):G:H2'	1:AA:1030(D):A:C8	2.41	0.49
1:AA:1031:G:H2'	1:AA:1032:G:H8	1.78	0.49
1:AA:141:A:H2	1:AA:222:U:O2	1.96	0.49
1:AA:433:C:H2'	1:AA:434:U:C6	2.47	0.49
1:AA:863:U:H2'	1:AA:865:A:OP2	2.12	0.49
3:AC:113:ALA:HB3	3:AC:114:PRO:HD3	1.95	0.49
9:AI:4:TYR:CZ	9:AI:88:TYR:HD1	2.31	0.49
11:AK:82:VAL:HB	11:AK:108:ILE:HG12	1.94	0.49
47:B1:72:GLU:O	47:B1:76:ARG:HG3	2.13	0.49
25:BA:155:C:H6	25:BA:155:C:OP2	1.96	0.49
25:BA:1821:C:H5''	25:BA:1822:A:OP1	2.13	0.49
25:BA:1900:G:H2'	25:BA:1901:C:C6	2.47	0.49
25:BA:2564:U:C2	25:BA:2566:U:H5'	2.48	0.49
1:CA:1121:U:C4	1:CA:1122:U:C5	3.01	0.49
1:CA:1170:A:O2'	1:CA:1171:G:C8	2.66	0.49
1:CA:671:G:H2'	1:CA:672:U:O4'	2.13	0.49
1:CA:785:G:C2'	1:CA:786:G:H5'	2.42	0.49
2:CB:53:ARG:O	2:CB:56:ARG:HG2	2.13	0.49
4:CD:121:VAL:O	4:CD:134:ASP:HA	2.13	0.49
18:CR:52:PRO:O	18:CR:56:THR:HG23	2.13	0.49
19:CS:28:LYS:CB	19:CS:29:ARG:HA	2.43	0.49
19:CS:64:GLU:O	19:CS:67:VAL:HG23	2.12	0.49
25:DA:2356:C:H2'	25:DA:2357:U:O4'	2.12	0.49

Continued on next page...

Continued from previous page...

Atom-1	Atom-2	Interatomic distance (Å)	Clash overlap (Å)
25:DA:2716:U:O2'	25:DA:2717:G:H5'	2.13	0.49
25:DA:2812:G:H2'	25:DA:2813:A:C8	2.48	0.49
25:DA:947:G:N2	25:DA:971:C:C2	2.81	0.49
25:DA:953:A:C2	25:DA:954:G:C8	3.00	0.49
27:DD:108:PRO:HB3	27:DD:143:HIS:CE1	2.47	0.49
31:DH:83:TYR:CE2	31:DH:138:LYS:HB2	2.48	0.49
33:DN:42:TRP:CH2	33:DN:44:PRO:HB3	2.48	0.49
37:DR:87:TYR:OH	37:DR:116:LEU:HB3	2.13	0.49
50:B4:59:PHE:HA	50:B4:61:ARG:H	1.78	0.49
25:BA:1003:U:HO2'	25:BA:1004:A:P	2.36	0.49
25:BA:2713:C:H2'	25:BA:2714:U:H2'	1.95	0.49
25:BA:2843:G:H4'	25:BA:2844:G:OP2	2.13	0.49
25:BA:2904:U:O5'	25:BA:2904:U:H6	1.96	0.49
25:BA:359:C:H6	25:BA:359:C:O5'	1.96	0.49
31:BH:149:ARG:NH1	31:BH:167:GLU:OE2	2.46	0.49
32:BI:92:VAL:HG11	32:BI:144:VAL:HG11	1.94	0.49
28:BE:27:LEU:HD22	39:BT:1:MET:HE3	1.94	0.49
1:CA:1142:G:C2	1:CA:1143:G:H1'	2.47	0.49
1:CA:1256:A:H2	1:CA:1277:C:H42	1.60	0.49
1:CA:1318:A:H5''	19:CS:3:ARG:NH2	2.10	0.49
1:CA:625:G:H2'	1:CA:626:U:H6	1.77	0.49
1:CA:97:G:HO2'	1:CA:98:G:H8	1.61	0.49
1:CA:1291:G:H4'	9:CI:39:GLY:HA3	1.94	0.49
3:CC:29:TYR:OH	14:CN:54:PRO:O	2.22	0.49
15:CO:5:LYS:CD	15:CO:5:LYS:H	2.26	0.49
59:CX:101:FME:HCN	25:DA:2451:A:C2	2.45	0.49
25:DA:1041:C:N3	25:DA:1114:G:N2	2.57	0.49
25:DA:176:G:O2'	25:DA:177:G:H5'	2.12	0.49
25:DA:2659:G:N2	25:DA:2661:G:H3'	2.28	0.49
13:CM:93:ARG:NH1	25:DA:888:C:OP1	2.46	0.49
26:DB:24:G:H4'	26:DB:25:A:N7	2.28	0.49
26:DB:45:A:OP2	30:DG:96:ARG:NH2	2.46	0.49
30:DG:114:ILE:HD12	30:DG:117:PHE:HD2	1.78	0.49
45:DZ:28:MET:HB3	45:DZ:88:PHE:HB2	1.95	0.49
1:AA:1118:C:OP1	9:AI:104:ARG:NH1	2.46	0.48
1:AA:1123:A:H4'	10:AJ:37:PRO:HD2	1.95	0.48
1:AA:1422:G:O3'	34:BO:49:ARG:NH1	2.37	0.48
1:AA:145:G:H2'	1:AA:146:G:H5''	1.95	0.48
1:AA:410:G:H5''	1:AA:411:A:OP1	2.13	0.48
1:AA:737:A:H5''	6:AF:92:LYS:HD3	1.95	0.48
1:AA:1104:G:H4'	2:AB:111:ARG:NH1	2.28	0.48

Continued on next page...

Continued from previous page...

Atom-1	Atom-2	Interatomic distance (Å)	Clash overlap (Å)
5:AE:36:ASP:OD2	5:AE:40:ARG:HB2	2.13	0.48
9:AI:17:VAL:HG21	9:AI:81:ILE:HB	1.95	0.48
14:AN:23:ARG:HH11	14:AN:30:ALA:HB2	1.77	0.48
23:AX:4:G:H1	23:AX:69:C:N4	2.10	0.48
25:BA:1506:G:C3'	25:BA:1507:A:H5''	2.43	0.48
25:BA:1952:G:O2'	25:BA:1990:G:O6	2.18	0.48
25:BA:672:G:H2'	25:BA:673:G:O4'	2.13	0.48
1:CA:540:G:H2'	1:CA:541:G:H8	1.78	0.48
1:CA:586:C:HO2'	1:CA:878:G:H4'	1.78	0.48
3:CC:113:ALA:HB2	3:CC:202:ILE:HG13	1.95	0.48
6:CF:10:LEU:HD12	6:CF:85:VAL:HA	1.94	0.48
24:CW:9:MVA:HG13	24:CW:10:2QY:H82	1.95	0.48
25:DA:1022:G:C5	25:DA:1140:C:C4	3.01	0.48
34:DO:29:ASN:OD1	34:DO:29:ASN:N	2.46	0.48
42:DW:50:VAL:HG12	42:DW:105:VAL:HB	1.96	0.48
44:DY:44:ILE:HA	44:DY:63:LYS:O	2.13	0.48
1:AA:202:U:H3'	1:AA:203:U:H6	1.78	0.48
1:AA:457:C:H2'	1:AA:458:C:C5	2.48	0.48
8:AH:73:ASP:OD2	8:AH:75:ARG:NH1	2.46	0.48
11:AK:48:ILE:O	11:AK:50:TYR:N	2.45	0.48
25:BA:1834:A:O2'	27:BD:259:THR:HG21	2.13	0.48
25:BA:1941:A:H5''	25:BA:1942:C:OP2	2.13	0.48
25:BA:2481:A:C2	25:BA:2494:G:C8	3.01	0.48
25:BA:1790:A:H5''	25:BA:2728:C:H1'	1.95	0.48
25:BA:374:U:H2'	25:BA:375:G:O4'	2.12	0.48
1:CA:1058:G:N2	10:CJ:53:PRO:HG3	2.28	0.48
1:CA:202:U:O2'	1:CA:203:U:O5'	2.17	0.48
1:CA:424:G:H2'	1:CA:425:G:C8	2.47	0.48
1:CA:625:G:H2'	1:CA:626:U:C6	2.48	0.48
1:CA:745:C:OP1	1:CA:851:G:O2'	2.20	0.48
1:CA:96:U:O2'	1:CA:97:G:H5'	2.13	0.48
11:CK:110:ASP:HB3	18:CR:85:LEU:HB3	1.93	0.48
17:CQ:62:SER:OG	17:CQ:72:ARG:HD3	2.13	0.48
20:CT:50:GLU:HG3	20:CT:100:ILE:HD13	1.93	0.48
49:D3:10:LYS:NZ	49:D3:15:TYR:OH	2.41	0.48
25:DA:1786:A:H1'	25:DA:1938:A:N6	2.28	0.48
25:DA:1819:A:H5''	27:DD:161:THR:HG21	1.93	0.48
25:DA:2257:U:O2'	25:DA:2258:C:H5'	2.12	0.48
25:DA:952:G:C6	25:DA:966:G:C6	3.01	0.48
25:DA:997:G:OP2	40:DU:58:ARG:NH1	2.40	0.48
28:DE:120:TRP:CE3	28:DE:155:LYS:HD3	2.48	0.48

Continued on next page...

Continued from previous page...

Atom-1	Atom-2	Interatomic distance (Å)	Clash overlap (Å)
28:DE:108:SER:HB3	28:DE:165:VAL:HG21	1.94	0.48
30:DG:16:ARG:NE	30:DG:31:VAL:HG11	2.26	0.48
31:DH:95:ARG:HB2	31:DH:128:PRO:CB	2.44	0.48
33:DN:38:HIS:NE2	33:DN:50:ASP:OD2	2.25	0.48
43:DX:31:HIS:CD2	43:DX:33:LYS:H	2.32	0.48
2:AB:27:LYS:NZ	2:AB:193:ASP:OD2	2.45	0.48
2:AB:220:ASP:O	2:AB:223:ILE:HG12	2.13	0.48
3:AC:15:THR:CG2	3:AC:181:ASN:HA	2.40	0.48
4:AD:20:TYR:HA	4:AD:26:CYS:SG	2.53	0.48
14:AN:26:ARG:NH2	14:AN:47:LEU:HD21	2.28	0.48
19:AS:61:TYR:CE2	19:AS:63:THR:HG23	2.48	0.48
49:B3:3:ARG:HD3	49:B3:60:GLU:CD	2.34	0.48
25:BA:53:G:O2'	53:B7:35:ARG:HD3	2.13	0.48
25:BA:1533:G:H1	25:BA:1548:C:H42	1.61	0.48
25:BA:1899:A:H5'	25:BA:1900:G:OP2	2.13	0.48
25:BA:2343:G:O2'	46:B0:43:THR:HG22	2.13	0.48
35:BP:148:LEU:H	35:BP:148:LEU:HD23	1.79	0.48
36:BQ:7:MET:HE3	36:BQ:7:MET:HB2	1.82	0.48
39:BT:31:SER:OG	39:BT:85:LYS:HE3	2.13	0.48
1:CA:1104:G:H4'	2:CB:111:ARG:HH11	1.77	0.48
1:CA:1118:C:H2'	1:CA:1119:C:H6	1.77	0.48
1:CA:991:U:H3'	1:CA:1212:U:H3	1.78	0.48
1:CA:1264:C:H2'	1:CA:1265:G:H8	1.78	0.48
1:CA:557:G:C6	1:CA:558:G:C6	3.01	0.48
4:CD:200:GLU:O	4:CD:204:ILE:HG12	2.13	0.48
5:CE:80:ILE:HG22	5:CE:91:LEU:HB2	1.94	0.48
6:CF:82:ARG:HB2	6:CF:85:VAL:HG23	1.95	0.48
13:CM:16:ASP:N	13:CM:16:ASP:OD1	2.46	0.48
14:CN:6:LEU:HB3	14:CN:23:ARG:HH21	1.77	0.48
25:DA:1027:A:C6	25:DA:1126:A:C4	3.01	0.48
25:DA:291:C:H2'	25:DA:292:C:H5'	1.95	0.48
25:DA:815:C:H2'	25:DA:816:C:C6	2.48	0.48
25:DA:83:G:OP2	44:DY:95:LYS:NZ	2.31	0.48
26:DB:78:A:H2'	26:DB:79:C:O4'	2.13	0.48
31:DH:102:ALA:HA	31:DH:117:PRO:HD3	1.95	0.48
1:AA:1030(A):G:H2'	1:AA:1030(C):G:OP2	2.13	0.48
1:AA:1106:G:C6	1:AA:1107:C:C4	3.00	0.48
1:AA:113:G:H2'	1:AA:114:U:C6	2.48	0.48
4:AD:25:ARG:HG2	4:AD:25:ARG:O	2.12	0.48
13:AM:37:THR:HG21	13:AM:56:LEU:HA	1.95	0.48
23:AX:19:G:C5	23:AX:57:A:C2	3.02	0.48

Continued on next page...

Continued from previous page...

Atom-1	Atom-2	Interatomic distance (Å)	Clash overlap (Å)
25:BA:1346:U:H4'	25:BA:1347:A:H5'	1.94	0.48
25:BA:173:C:H2'	25:BA:174:U:C6	2.48	0.48
25:BA:279:G:H5''	25:BA:279:G:H8	1.78	0.48
25:BA:922:G:H1	25:BA:948:C:H42	1.62	0.48
31:BH:67:LEU:O	31:BH:71:LEU:HB2	2.14	0.48
34:BO:80:ASP:OD1	39:BT:64:ARG:NH2	2.46	0.48
1:CA:1093:A:H5''	1:CA:1094:G:OP2	2.13	0.48
1:CA:460:G:C6	1:CA:470:C:H5''	2.47	0.48
5:CE:88:LYS:HB3	5:CE:123:LEU:HB2	1.96	0.48
14:CN:32:SER:O	14:CN:40:CYS:HA	2.13	0.48
47:D1:3:LYS:HB2	47:D1:61:ARG:HH11	1.77	0.48
25:DA:1197:G:H2'	25:DA:1198:U:C6	2.48	0.48
25:DA:272:G:H4'	25:DA:272(A):U:H5''	1.94	0.48
25:DA:2740:A:C6	25:DA:2741:A:C6	3.01	0.48
26:DB:42:C:O2'	30:DG:66:GLN:HG2	2.13	0.48
27:DD:134:ARG:NH1	27:DD:188:GLU:OE2	2.45	0.48
26:DB:55:U:O3'	30:DG:27:ASN:ND2	2.46	0.48
32:DI:72:LEU:HA	32:DI:75:LEU:HD22	1.96	0.48
40:DU:79:PHE:CZ	40:DU:83:LEU:HD21	2.48	0.48
41:DV:60:GLU:OE2	41:DV:97:LYS:NZ	2.30	0.48
1:AA:1134:G:N3	1:AA:1134:G:H2'	2.29	0.48
11:AK:92:GLU:O	11:AK:95:ILE:HG13	2.13	0.48
23:AX:19:G:H4'	23:AX:20:U:OP2	2.12	0.48
61:BA:3803:HOH:O	51:B5:15:ARG:HG2	2.13	0.48
25:BA:1702:A:H3'	25:BA:1703:C:C6	2.48	0.48
25:BA:1913:G:H2'	25:BA:1914:C:C6	2.49	0.48
25:BA:2104:A:H2'	25:BA:2105:G:O4'	2.13	0.48
27:BD:133:LEU:HG	27:BD:189:CYS:O	2.13	0.48
28:BE:47:VAL:HG23	28:BE:84:PHE:O	2.12	0.48
45:BZ:107:THR:HG21	45:BZ:112:ARG:HH21	1.78	0.48
1:CA:1004:A:H62	1:CA:1037:C:H2'	1.79	0.48
1:CA:1041:A:N6	1:CA:1042:G:C6	2.81	0.48
1:CA:1075:C:C2'	1:CA:1076:C:H5'	2.43	0.48
1:CA:1169:A:H8	1:CA:1169:A:H3'	1.78	0.48
1:CA:189:G:C5	1:CA:189(A):C:C4	3.00	0.48
1:CA:397:A:H3'	1:CA:397:A:N3	2.27	0.48
1:CA:617:G:H4'	16:CP:44:THR:O	2.12	0.48
1:CA:960:U:O2	1:CA:960:U:H2'	2.12	0.48
12:CL:110:VAL:CG2	12:CL:120:TYR:HB3	2.43	0.48
25:DA:94(A):G:N2	48:D2:47:ASN:OD1	2.45	0.48
25:DA:2742:C:OP1	55:D9:35:ARG:HD3	2.14	0.48

Continued on next page...

Continued from previous page...

Atom-1	Atom-2	Interatomic distance (Å)	Clash overlap (Å)
25:DA:172:C:H2'	25:DA:173:G:C8	2.38	0.48
25:DA:2271:G:H2'	25:DA:2272:U:C6	2.48	0.48
25:DA:244:A:H2'	25:DA:245:G:O4'	2.13	0.48
25:DA:2632:A:O2'	25:DA:2811:G:O2'	2.20	0.48
25:DA:2722:G:H2'	25:DA:2723:C:C6	2.49	0.48
25:DA:489:G:H2'	25:DA:491:G:O4'	2.14	0.48
26:DB:42:C:C4	26:DB:43:C:C4	3.01	0.48
39:DT:23:ARG:HG3	39:DT:120:ARG:NH1	2.29	0.48
1:AA:391:G:C6	1:AA:392:G:C5	3.01	0.48
1:AA:300:A:O2'	1:AA:564:C:N3	2.38	0.48
2:AB:95:GLN:HG3	2:AB:147:LYS:HD3	1.94	0.48
2:AB:180:LEU:O	2:AB:181:PHE:HB2	2.14	0.48
2:AB:192:SER:O	2:AB:194:PRO:HD3	2.14	0.48
2:AB:32:ILE:HD13	2:AB:40:HIS:CD2	2.48	0.48
5:AE:105:VAL:HG21	5:AE:128:PRO:HB3	1.96	0.48
16:AP:13:HIS:O	16:AP:42:ARG:NH2	2.47	0.48
25:BA:2605:U:H2'	25:BA:2606:C:C6	2.49	0.48
25:BA:403:C:H2'	25:BA:404:C:C6	2.47	0.48
28:BE:174:ASP:OD1	28:BE:175:VAL:N	2.46	0.48
28:BE:173:VAL:CG2	28:BE:185:LYS:HB2	2.44	0.48
31:BH:69:ARG:HG3	31:BH:70:THR:N	2.28	0.48
32:BI:104:GLN:O	32:BI:106:GLY:N	2.35	0.48
1:CA:504:C:H1'	1:CA:510:A:C4	2.49	0.48
1:CA:977:A:O2'	1:CA:979:C:OP2	2.20	0.48
1:CA:1458:G:H5'	20:CT:32:ALA:HB2	1.96	0.48
25:DA:1023:U:H4'	25:DA:1123:C:OP1	2.13	0.48
25:DA:1125:G:H5'	55:D9:37:GLY:HA2	1.96	0.48
25:DA:370:G:OP2	61:DA:3768:HOH:O	2.20	0.48
25:DA:384:U:H2'	25:DA:385:C:H6	1.78	0.48
25:DA:528:A:C2	25:DA:2042:A:H2'	2.48	0.48
25:DA:67:U:H2'	25:DA:68:G:O4'	2.13	0.48
30:DG:38:VAL:HG22	30:DG:93:THR:HG23	1.95	0.48
39:DT:88:ILE:HG13	39:DT:91:ARG:NH2	2.28	0.48
1:AA:1086:U:C2'	1:AA:1087:G:H5'	2.43	0.48
1:AA:1236:A:H2'	1:AA:1237:C:C6	2.49	0.48
1:AA:308:C:H2'	1:AA:309:G:H8	1.78	0.48
1:AA:438:G:O2'	1:AA:494:U:O4	2.19	0.48
1:AA:728:A:H2'	1:AA:729:A:C8	2.49	0.48
1:AA:738:C:H2'	1:AA:739:C:C6	2.47	0.48
1:AA:901:A:C5	1:AA:902:G:H1'	2.48	0.48
10:AJ:37:PRO:HA	10:AJ:72:VAL:HG12	1.96	0.48

Continued on next page...

Continued from previous page...

Atom-1	Atom-2	Interatomic distance (Å)	Clash overlap (Å)
1:AA:35:G:O2'	12:AL:118:SER:O	2.23	0.48
13:AM:56:LEU:O	13:AM:60:VAL:HG23	2.13	0.48
49:B3:59:VAL:O	49:B3:60:GLU:HG2	2.13	0.48
55:B9:13:LYS:HD2	55:B9:28:GLU:OE2	2.14	0.48
25:BA:8:A:H2'	25:BA:9:U:C6	2.48	0.48
32:BI:117:GLU:HG3	32:BI:118:LYS:H	1.77	0.48
35:BP:81:GLN:HB2	35:BP:110:TYR:CD2	2.49	0.48
45:BZ:150:LEU:HB3	45:BZ:171:ILE:HD11	1.96	0.48
1:CA:1239:A:H62	1:CA:1299:A:H62	1.60	0.48
7:CG:62:PHE:HA	7:CG:124:LEU:HD22	1.96	0.48
9:CI:96:LEU:O	9:CI:100:GLY:N	2.47	0.48
12:CL:24:VAL:HG12	12:CL:24:VAL:O	2.14	0.48
15:CO:5:LYS:HD2	15:CO:5:LYS:H	1.78	0.48
49:D3:46:ASN:O	49:D3:50:VAL:HG22	2.14	0.48
25:DA:1142(A):A:C8	25:DA:1144:G:N7	2.81	0.48
25:DA:1289:C:H2'	25:DA:1290:C:C6	2.47	0.48
25:DA:1839:G:C8	25:DA:1927:A:H1'	2.48	0.48
25:DA:2299:G:H2'	25:DA:2300:G:H8	1.79	0.48
25:DA:361:G:O2'	25:DA:362:U:H5'	2.13	0.48
25:DA:454:A:H4'	25:DA:455:C:OP2	2.12	0.48
26:DB:12:C:O5'	26:DB:12:C:H6	1.96	0.48
28:DE:28:ALA:HB3	28:DE:93:VAL:HG12	1.95	0.48
36:DQ:133:ARG:HG2	36:DQ:134:ARG:N	2.27	0.48
41:DV:65:GLY:HA3	41:DV:91:TYR:CZ	2.48	0.48
1:AA:1020:U:H2'	1:AA:1021:G:C8	2.49	0.48
1:AA:1030(C):G:N7	1:AA:1031:G:C2	2.82	0.48
1:AA:346:G:N1	1:AA:347:G:H1'	2.28	0.48
2:AB:20:GLU:HG2	2:AB:191:ASP:HB3	1.94	0.48
8:AH:124:ALA:O	8:AH:128:GLY:N	2.47	0.48
8:AH:104:ARG:HG3	8:AH:138:TRP:CD2	2.48	0.48
19:AS:65:ASN:HD22	19:AS:65:ASN:H	1.61	0.48
51:B5:11:THR:HG23	51:B5:15:ARG:HB3	1.95	0.48
51:B5:48:GLU:HA	51:B5:48:GLU:OE1	2.13	0.48
25:BA:2038:U:H1'	51:B5:6:VAL:HG13	1.96	0.48
25:BA:125:A:H5'	25:BA:126:C:O4'	2.14	0.48
25:BA:160:G:O2'	25:BA:161:C:H5'	2.14	0.48
25:BA:2352:G:H2'	25:BA:2353:G:H8	1.78	0.48
25:BA:2857:U:OP1	39:BT:98:LYS:NZ	2.41	0.48
25:BA:553:A:N1	25:BA:2064:A:H2'	2.28	0.48
25:BA:927:G:C2'	25:BA:928:G:H5'	2.44	0.48
32:BI:77:LEU:CB	32:BI:142:VAL:HG12	2.44	0.48

Continued on next page...

Continued from previous page...

Atom-1	Atom-2	Interatomic distance (Å)	Clash overlap (Å)
1:CA:1028:C:C2	1:CA:1033:G:N1	2.80	0.48
1:CA:1121:U:H2'	1:CA:1122:U:O4'	2.13	0.48
1:CA:364:A:H2'	1:CA:365:U:C6	2.49	0.48
1:CA:839:U:H5''	1:CA:840:C:C5	2.48	0.48
1:CA:840:C:H4'	1:CA:841:U:OP1	2.13	0.48
2:CB:170:GLU:O	2:CB:174:VAL:HG23	2.13	0.48
3:CC:134:ILE:HD11	3:CC:153:VAL:HG23	1.94	0.48
8:CH:61:VAL:HG12	8:CH:63:LEU:HD22	1.95	0.48
48:D2:29:LYS:HE2	48:D2:57:ILE:HG21	1.96	0.48
49:D3:23:LEU:HD13	49:D3:50:VAL:HG11	1.96	0.48
25:DA:1452:A:OP2	61:DA:4348:HOH:O	2.20	0.48
25:DA:1932:A:H2'	25:DA:1933:G:O4'	2.13	0.48
25:DA:2735:G:H2'	25:DA:2736:G:H8	1.79	0.48
25:DA:574:C:OP1	61:DA:3792:HOH:O	2.20	0.48
28:DE:38:THR:O	28:DE:42:ASP:N	2.39	0.48
37:DR:38:VAL:HB	37:DR:39:PRO:HD3	1.96	0.48
44:DY:102:CYS:SG	44:DY:103:GLY:N	2.87	0.48
45:DZ:153:SER:OG	45:DZ:154:ASP:OD1	2.23	0.48
1:AA:1004:A:N7	1:AA:1036:G:N2	2.62	0.48
1:AA:836:G:H1	1:AA:850:U:H3	1.60	0.48
1:AA:991:U:O2'	1:AA:992:U:P	2.72	0.48
5:AE:152:ARG:HA	8:AH:64:LYS:NZ	2.29	0.48
12:AL:79:GLU:HB3	12:AL:80:HIS:HD2	1.78	0.48
13:AM:97:PRO:HG2	13:AM:103:THR:HG22	1.96	0.48
15:AO:48:LYS:HD2	15:AO:48:LYS:HA	1.75	0.48
16:AP:22:THR:HA	16:AP:33:ILE:HG12	1.94	0.48
54:B8:39:LYS:O	54:B8:43:GLN:HG3	2.14	0.48
25:BA:1537:G:O2'	27:BD:101:GLU:HB2	2.13	0.48
25:BA:2650:G:P	28:BE:82:ARG:HH22	2.37	0.48
25:BA:2798:C:H2'	25:BA:2799:U:O4'	2.14	0.48
25:BA:747:G:H2'	25:BA:748:G:O4'	2.14	0.48
26:BB:66:A:H61	26:BB:109:C:H5'	1.79	0.48
26:BB:75:G:H5''	26:BB:75:G:H8	1.79	0.48
1:CA:1026:G:H3'	1:CA:1026:G:N3	2.29	0.48
1:CA:1027:C:C2	1:CA:1034:G:N2	2.68	0.48
1:CA:1119:C:C2	1:CA:1154:G:O6	2.66	0.48
1:CA:297:G:N2	1:CA:300:A:OP2	2.45	0.48
1:CA:625:G:O2'	1:CA:626:U:H5'	2.14	0.48
10:CJ:65:LEU:HD12	14:CN:55:GLY:O	2.14	0.48
13:CM:10:PRO:HB2	13:CM:13:LYS:HB2	1.94	0.48
13:CM:3:ARG:HE	13:CM:4:ILE:HG22	1.79	0.48

Continued on next page...

Continued from previous page...

Atom-1	Atom-2	Interatomic distance (Å)	Clash overlap (Å)
21:CU:22:ARG:HA	21:CU:23:PRO:HD3	1.69	0.48
29:DF:51:THR:HG23	29:DF:92:PRO:HG2	1.96	0.48
31:DH:86:GLU:OE1	31:DH:130:ARG:HD3	2.13	0.48
38:DS:88:ASP:OD1	38:DS:90:GLY:N	2.42	0.48
25:DA:1614:A:C2	42:DW:93:ALA:HB2	2.49	0.48
1:AA:15:G:H5'	1:AA:1396:A:O2'	2.13	0.48
1:AA:598:U:H2'	1:AA:599:C:C6	2.48	0.48
2:AB:24:TRP:CE3	2:AB:26:PRO:HA	2.48	0.48
2:AB:71:VAL:HG13	2:AB:93:VAL:HG21	1.95	0.48
4:AD:188:LEU:H	4:AD:188:LEU:HD23	1.79	0.48
10:AJ:30:SER:O	10:AJ:81:THR:HG23	2.14	0.48
11:AK:70:LYS:HB2	11:AK:70:LYS:NZ	2.28	0.48
12:AL:34:ARG:HG2	12:AL:35:GLY:N	2.29	0.48
25:BA:1462:G:O2'	25:BA:1463:C:OP2	2.32	0.48
25:BA:202:A:H2'	25:BA:203:G:O4'	2.14	0.48
29:BF:60:SER:OG	29:BF:61:GLY:N	2.47	0.48
45:BZ:8:TYR:HB2	45:BZ:38:TYR:CE2	2.49	0.48
1:CA:1067:A:N3	1:CA:1068:G:H1'	2.29	0.48
1:CA:1125:U:C2	10:CJ:38:ILE:HD13	2.49	0.48
1:CA:1304:G:C6	1:CA:1305:G:N1	2.81	0.48
1:CA:714:G:H2'	1:CA:715:A:C8	2.49	0.48
4:CD:117:ALA:O	4:CD:121:VAL:HG23	2.13	0.48
4:CD:15:GLU:HG2	4:CD:63:LYS:HB3	1.96	0.48
7:CG:100:ALA:O	7:CG:104:LEU:HD13	2.13	0.48
25:DA:1348:G:O6	25:DA:1349:A:N6	2.47	0.48
25:DA:1412:A:H2'	25:DA:1413:G:C8	2.49	0.48
25:DA:1488:G:C5	25:DA:1489:U:H5	2.22	0.48
25:DA:2461:C:H2'	25:DA:2462:U:C6	2.49	0.48
25:DA:2647:U:H2'	25:DA:2648:C:H6	1.79	0.48
25:DA:644:A:H4'	25:DA:645:C:N4	2.29	0.48
25:DA:937:U:H2'	25:DA:938:G:O4'	2.14	0.48
26:DB:73:A:C4	26:DB:105:A:C2	3.01	0.48
33:DN:71:ILE:HG21	33:DN:84:LYS:HB3	1.95	0.48
35:DP:92:GLU:HA	35:DP:123:LEU:HD21	1.96	0.48
45:DZ:54:HIS:NE2	45:DZ:123:ASP:HB3	2.28	0.48
1:AA:1292:U:C2'	1:AA:1293:G:H5'	2.44	0.47
1:AA:472:A:N6	1:AA:473:G:C2	2.82	0.47
1:AA:880:C:OP1	12:AL:8:ASN:ND2	2.45	0.47
5:AE:12:LEU:HD22	5:AE:13:ILE:N	2.29	0.47
12:AL:25:PRO:HD2	12:AL:98:TYR:OH	2.14	0.47
25:BA:2363:G:O6	54:B8:39:LYS:HG3	2.14	0.47

Continued on next page...

Continued from previous page...

Atom-1	Atom-2	Interatomic distance (Å)	Clash overlap (Å)
25:BA:615:G:O2'	54:B8:4:MET:HG3	2.14	0.47
1:CA:1106:G:H2'	1:CA:1107:C:C6	2.49	0.47
1:CA:1223:C:OP2	19:CS:78:ARG:NH2	2.41	0.47
1:CA:1256:A:H61	1:CA:1278:U:C1'	2.27	0.47
2:CB:19:HIS:CG	2:CB:20:GLU:H	2.31	0.47
1:CA:1326:C:H5''	21:CU:18:TYR:O	2.14	0.47
25:DA:1658:C:H2'	25:DA:1659:U:C6	2.49	0.47
25:DA:2331:G:O2'	46:D0:43:THR:HG22	2.14	0.47
25:DA:2359:C:H2'	25:DA:2360:A:O4'	2.13	0.47
25:DA:2556:C:H2'	25:DA:2557:G:O4'	2.14	0.47
25:DA:272(G):C:H42	25:DA:363(C):G:H1	1.62	0.47
25:DA:784:A:OP2	61:DA:4065:HOH:O	2.20	0.47
26:DB:45:A:H2'	26:DB:46:A:H8	1.78	0.47
27:DD:17:THR:O	27:DD:211:ARG:NH2	2.47	0.47
28:DE:9:VAL:HG22	28:DE:25:VAL:HB	1.96	0.47
31:DH:94:TYR:CE2	31:DH:160:LYS:HG2	2.49	0.47
35:DP:62:LEU:O	54:D8:13:ARG:HD3	2.14	0.47
36:DQ:51:ARG:HD3	36:DQ:66:ILE:HD11	1.95	0.47
1:AA:1125:U:O2'	1:AA:1126:U:P	2.72	0.47
1:AA:1366:C:H2'	1:AA:1367:C:C6	2.50	0.47
1:AA:36:C:O2'	1:AA:501:C:OP1	2.32	0.47
2:AB:60:ASP:O	2:AB:64:ARG:HB2	2.14	0.47
1:AA:430:A:OP1	4:AD:9:CYS:HB2	2.14	0.47
11:AK:15:ALA:HB1	11:AK:78:GLN:HB2	1.95	0.47
1:AA:1226:C:C5	13:AM:104:ARG:HA	2.49	0.47
14:AN:26:ARG:CZ	14:AN:47:LEU:HD21	2.43	0.47
19:AS:3:ARG:NH1	19:AS:10:PHE:HB2	2.29	0.47
26:BB:40:U:H2'	50:B4:2:LYS:HE3	1.95	0.47
25:BA:1249:A:H61	25:BA:1286:U:H2'	1.78	0.47
25:BA:1957:G:H1'	25:BA:1986:G:N2	2.29	0.47
25:BA:2490:A:H5'	55:B9:31:LYS:HE2	1.96	0.47
25:BA:70:A:N7	43:BX:31:HIS:HE1	2.12	0.47
31:BH:7:LEU:HD12	31:BH:8:PRO:HD2	1.96	0.47
34:BO:7:TYR:CZ	34:BO:44:LYS:HG3	2.49	0.47
45:BZ:70:LEU:HD23	45:BZ:70:LEU:HA	1.67	0.47
1:CA:1118:C:OP1	9:CI:104:ARG:NH1	2.46	0.47
1:CA:1207:G:H2'	1:CA:1208:C:H6	1.79	0.47
1:CA:1218:C:H2'	1:CA:1219:U:C6	2.49	0.47
1:CA:589:C:O2'	1:CA:590:C:H5'	2.14	0.47
1:CA:663:A:C2'	1:CA:664:G:H5'	2.44	0.47
1:CA:1216:G:H5''	14:CN:5:ALA:CB	2.44	0.47

Continued on next page...

Continued from previous page...

Atom-1	Atom-2	Interatomic distance (Å)	Clash overlap (Å)
1:CA:719:C:O2'	18:CR:49:LYS:HB3	2.13	0.47
18:CR:61:LYS:O	18:CR:65:ILE:HG12	2.14	0.47
50:D4:59:PHE:HA	50:D4:60:GLN:C	2.35	0.47
25:DA:1710:C:H2'	25:DA:1711:C:H6	1.78	0.47
25:DA:30:G:H2'	25:DA:31:C:H6	1.78	0.47
25:DA:994:C:OP2	40:DU:54:LYS:NZ	2.38	0.47
30:DG:125:PHE:HB3	30:DG:166:ASP:OD1	2.14	0.47
41:DV:76:LYS:HD2	41:DV:81:TYR:CD2	2.49	0.47
1:AA:1315:U:O2'	1:AA:1360:A:N3	2.39	0.47
1:AA:189(C):C:H2'	1:AA:189(D):C:O4'	2.14	0.47
1:AA:782:A:O3'	1:AA:1515:C:H4'	2.14	0.47
15:AO:8:LYS:O	15:AO:12:ILE:HG13	2.14	0.47
23:AX:66:C:H2'	23:AX:67:C:O4'	2.14	0.47
52:B6:18:ARG:HD2	52:B6:42:TRP:CG	2.49	0.47
53:B7:1:MET:H3	53:B7:1:MET:HE3	1.80	0.47
25:BA:1047:A:H2'	25:BA:1048:G:O4'	2.15	0.47
25:BA:1171:G:H5'	55:B9:37:GLY:HA2	1.97	0.47
26:BB:48:A:H2'	26:BB:49:C:C6	2.49	0.47
25:BA:2481:A:O2'	36:BQ:56:ARG:HD2	2.14	0.47
45:BZ:132:ASN:O	45:BZ:134:PRO:HD3	2.14	0.47
1:CA:1169:A:N7	1:CA:1170:A:N7	2.62	0.47
1:CA:1270:C:H2'	1:CA:1271:G:H5'	1.96	0.47
1:CA:1286:A:H2	21:CU:18:TYR:HH	1.61	0.47
1:CA:1442:G:H2'	1:CA:1442(A):G:H5'	1.95	0.47
1:CA:300:A:O2'	1:CA:564:C:N3	2.36	0.47
1:CA:650:G:H2'	1:CA:651:C:H5'	1.96	0.47
9:CI:110:GLU:OE2	9:CI:113:LYS:HE2	2.14	0.47
18:CR:35:ARG:O	18:CR:37:VAL:N	2.46	0.47
46:D0:27:GLU:HB2	46:D0:69:PHE:HD1	1.78	0.47
25:DA:1639:U:H2'	25:DA:1640:C:H5''	1.95	0.47
25:DA:568:U:H5'	25:DA:945:A:C2	2.50	0.47
25:DA:592:G:O2'	54:D8:4:MET:HG3	2.14	0.47
25:DA:652(D):C:H42	25:DA:652(U):G:H1	1.62	0.47
45:DZ:53:ILE:CD1	45:DZ:99:TYR:HB2	2.44	0.47
1:AA:1162:C:C2	1:AA:1175:G:C2	3.02	0.47
1:AA:1316:G:H4'	14:AN:18:VAL:HG13	1.97	0.47
1:AA:860:A:OP2	61:AA:4055:HOH:O	2.20	0.47
1:AA:865:A:C2	1:AA:918:A:H4'	2.49	0.47
2:AB:16:HIS:CG	2:AB:17:PHE:N	2.71	0.47
4:AD:30:LYS:HA	4:AD:35:ARG:HH11	1.79	0.47
11:AK:69:ALA:O	11:AK:73:MET:HG3	2.14	0.47

Continued on next page...

Continued from previous page...

Atom-1	Atom-2	Interatomic distance (Å)	Clash overlap (Å)
13:AM:120:LYS:HA	13:AM:121:LYS:HE3	1.95	0.47
13:AM:15:VAL:HG13	13:AM:43:THR:O	2.14	0.47
1:AA:1187:G:N3	14:AN:60:SER:OG	2.48	0.47
19:AS:41:VAL:HG12	19:AS:43:GLU:N	2.23	0.47
48:B2:32:LEU:HD21	48:B2:54:LYS:HG3	1.97	0.47
25:BA:1074:A:N6	25:BA:1171:G:H2'	2.29	0.47
25:BA:1495:G:O2'	25:BA:1575:A:N1	2.38	0.47
33:BN:138:LEU:HD23	33:BN:138:LEU:HA	1.52	0.47
44:BY:19:LYS:HE2	44:BY:20:TYR:CE1	2.49	0.47
1:CA:1002:G:C2	1:CA:1003:G:N7	2.83	0.47
1:CA:1009:G:N2	1:CA:1021:G:H1'	2.29	0.47
1:CA:1025:U:O2'	1:CA:1026:G:H5''	2.15	0.47
1:CA:1151:A:O2'	1:CA:1152:A:H8	1.96	0.47
1:CA:1237:C:O2'	1:CA:1300:G:N1	2.37	0.47
1:CA:20:U:H2'	1:CA:21:G:O4'	2.14	0.47
1:CA:540:G:H2'	1:CA:541:G:C8	2.48	0.47
25:DA:1525:G:H2'	25:DA:1526:G:C8	2.50	0.47
25:DA:530:G:C5	25:DA:2022:U:H5''	2.50	0.47
25:DA:242:G:H5''	54:D8:64:TYR:CE2	2.50	0.47
25:DA:2439:A:C8	25:DA:2439:A:H5'	2.50	0.47
25:DA:954:G:C2	25:DA:964:C:O2	2.67	0.47
27:DD:58:HIS:ND1	27:DD:59:LYS:N	2.62	0.47
42:DW:82:LEU:HD22	42:DW:84:ARG:NH2	2.29	0.47
43:DX:92:LEU:C	43:DX:94:GLY:H	2.17	0.47
1:AA:1125:U:H1'	1:AA:1126:U:O5'	2.14	0.47
19:AS:69:HIS:HD2	19:AS:73:GLU:OE1	1.97	0.47
25:BA:1001:G:OP2	36:BQ:14:ARG:NH2	2.47	0.47
25:BA:2504:U:H2'	25:BA:2505:U:C6	2.49	0.47
25:BA:705:C:H2'	25:BA:706:C:C6	2.49	0.47
25:BA:839:G:O2'	61:BA:4651:HOH:O	2.20	0.47
27:BD:108:PRO:HD2	27:BD:111:LEU:HG	1.96	0.47
37:BR:57:ARG:HB3	37:BR:59:ASP:OD1	2.13	0.47
1:CA:1070:U:H2'	1:CA:1071:C:C6	2.50	0.47
1:CA:1077:G:N1	1:CA:1081:G:C6	2.83	0.47
1:CA:1134:G:H1	1:CA:1140:C:H42	1.62	0.47
1:CA:1492:A:H2'	1:CA:1493:A:C1'	2.43	0.47
1:CA:160:A:H61	1:CA:347:G:H1'	1.80	0.47
2:CB:163:PHE:CD1	2:CB:185:ILE:HG13	2.47	0.47
3:CC:117:ALA:HB2	3:CC:200:ALA:HB2	1.97	0.47
15:CO:54:ARG:HD3	15:CO:58:MET:CE	2.43	0.47
25:DA:1494:A:C6	25:DA:1495:A:C6	3.03	0.47

Continued on next page...

Continued from previous page...

Atom-1	Atom-2	Interatomic distance (Å)	Clash overlap (Å)
25:DA:2297:C:C6	25:DA:2297:C:H3'	2.49	0.47
25:DA:2741:A:H2'	25:DA:2742:C:O4'	2.13	0.47
25:DA:287:C:H2'	25:DA:288:C:H6	1.79	0.47
25:DA:307:G:H2'	25:DA:309:G:OP2	2.14	0.47
25:DA:1803:A:HO2'	27:DD:259:THR:HG21	1.79	0.47
29:DF:178:PRO:HG2	29:DF:179:GLU:OE1	2.15	0.47
29:DF:184:TYR:CE2	29:DF:188:ARG:HD2	2.50	0.47
45:DZ:31:ARG:HD2	45:DZ:94:GLU:OE2	2.15	0.47
25:BA:207:A:C2	25:BA:224:U:H4'	2.50	0.47
25:BA:248:G:O2'	25:BA:646:A:O2'	2.25	0.47
31:BH:22:GLY:HA2	31:BH:37:VAL:O	2.14	0.47
31:BH:40:GLU:OE1	31:BH:61:HIS:NE2	2.44	0.47
1:CA:954:G:H2'	1:CA:955:U:C6	2.49	0.47
1:CA:979:C:H2'	1:CA:980:C:H5'	1.96	0.47
2:CB:69:LEU:HD12	2:CB:70:PHE:H	1.80	0.47
10:CJ:42:THR:HG23	10:CJ:68:HIS:HA	1.97	0.47
20:CT:47:GLY:HA2	20:CT:48:LYS:CB	2.44	0.47
25:DA:1429:G:H2'	25:DA:1430:C:C6	2.49	0.47
25:DA:1463:C:H2'	25:DA:1464:C:H6	1.79	0.47
25:DA:1668:A:O2'	25:DA:1674:G:N7	2.34	0.47
25:DA:1773:A:H5''	61:DA:4250:HOH:O	2.13	0.47
25:DA:1826:G:H4'	27:DD:242:ARG:CZ	2.45	0.47
25:DA:574:C:H1'	25:DA:2055:C:C6	2.50	0.47
25:DA:2332:U:H5'	25:DA:2336:A:N6	2.30	0.47
25:DA:2356:C:O3'	46:D0:20:ARG:HD2	2.14	0.47
25:DA:2771:C:H5''	28:DE:202:LYS:HD3	1.95	0.47
27:DD:139:GLY:N	27:DD:165:ILE:O	2.47	0.47
38:DS:53:SER:OG	38:DS:54:LEU:N	2.47	0.47
44:DY:13:VAL:HG12	44:DY:74:PRO:HA	1.96	0.47
45:DZ:33:LEU:HD21	45:DZ:90:VAL:HG21	1.96	0.47
1:AA:196:A:H8	1:AA:196:A:O5'	1.98	0.47
1:AA:49:U:H3	1:AA:362:G:H1'	1.78	0.47
1:AA:631:G:H2'	1:AA:632:A:C8	2.50	0.47
3:AC:138:VAL:HG23	3:AC:151:VAL:HG23	1.96	0.47
1:AA:407:G:O2'	4:AD:116:GLN:HG3	2.15	0.47
4:AD:166:LYS:HB2	4:AD:168:ARG:NH2	2.30	0.47
5:AE:57:LYS:HD3	5:AE:61:TYR:HE2	1.80	0.47
11:AK:84:VAL:HG11	11:AK:91:ARG:HD2	1.95	0.47
27:BD:106:ILE:O	27:BD:108:PRO:HD3	2.15	0.47
42:BW:28:SER:O	42:BW:31:GLU:N	2.47	0.47
1:CA:1051:C:H2'	1:CA:1052:U:H6	1.78	0.47

Continued on next page...

Continued from previous page...

Atom-1	Atom-2	Interatomic distance (Å)	Clash overlap (Å)
1:CA:1134:G:H2'	1:CA:1135:U:H5'	1.97	0.47
1:CA:1277:C:O2'	1:CA:1279:A:H8	1.98	0.47
1:CA:149:A:H2'	1:CA:150:C:C6	2.50	0.47
1:CA:502:G:C6	1:CA:503:C:N3	2.83	0.47
1:CA:576:G:N2	1:CA:760:G:OP2	2.48	0.47
1:CA:773:G:H1	1:CA:806:C:H42	1.61	0.47
2:CB:189:ASP:N	2:CB:189:ASP:OD1	2.46	0.47
4:CD:150:GLU:HA	4:CD:153:ARG:HE	1.79	0.47
1:CA:875:C:O2'	8:CH:14:ARG:HD2	2.15	0.47
1:CA:1130:A:H5'	9:CI:18:PHE:CE2	2.50	0.47
12:CL:71:PRO:O	12:CL:102:ARG:HD2	2.15	0.47
25:DA:1030:G:OP2	36:DQ:128:LYS:NZ	2.44	0.47
25:DA:2291:U:H2'	25:DA:2292:C:H6	1.76	0.47
25:DA:2687:U:H2'	25:DA:2688:U:O4'	2.15	0.47
25:DA:303:U:H2'	25:DA:304:G:C8	2.50	0.47
25:DA:34:C:O2'	25:DA:35:G:OP1	2.26	0.47
25:DA:652(B):A:N1	25:DA:655:A:H1'	2.30	0.47
25:DA:854:G:H2'	25:DA:855:G:C8	2.49	0.47
28:DE:37:ARG:O	28:DE:45:THR:HA	2.14	0.47
32:DI:77:LEU:HD13	32:DI:79:ILE:HD11	1.96	0.47
34:DO:91:LEU:N	34:DO:91:LEU:HD23	2.30	0.47
36:DQ:63:LYS:HE2	36:DQ:65:PHE:CE2	2.49	0.47
34:DO:120:GLU:HB2	39:DT:68:TYR:HE2	1.79	0.47
1:AA:68:G:H22	1:AA:101:A:H2	1.63	0.47
1:AA:1068:G:N7	1:AA:1094:G:H2'	2.30	0.47
1:AA:1125:U:H1'	1:AA:1126:U:H2'	1.97	0.47
1:AA:323:U:H5'	20:AT:23:ARG:HB2	1.96	0.47
1:AA:532:A:O2'	1:AA:533:A:P	2.73	0.47
4:AD:31:CYS:SG	4:AD:33:MET:N	2.83	0.47
7:AG:46:ALA:HA	7:AG:49:ILE:HD12	1.97	0.47
9:AI:86:VAL:HG13	9:AI:96:LEU:HD12	1.97	0.47
15:AO:17:ARG:HH11	15:AO:17:ARG:HG3	1.79	0.47
24:AW:9:MVA:O	24:AW:10:2QY:CD2	2.63	0.47
35:BP:63:PRO:HB2	54:B8:30:ARG:NH2	2.29	0.47
25:BA:82:G:N2	25:BA:101:A:OP2	2.47	0.47
25:BA:956:A:N1	25:BA:2289:G:H1'	2.30	0.47
25:BA:2724:U:O2'	25:BA:2726:A:H5'	2.15	0.47
25:BA:2828:G:OP2	37:BR:42:LYS:NZ	2.42	0.47
25:BA:2891:C:H2'	25:BA:2892:A:O4'	2.14	0.47
29:BF:14:PRO:HD2	29:BF:127:GLU:OE2	2.15	0.47
26:BB:31:C:H4'	30:BG:29:TRP:CH2	2.50	0.47

Continued on next page...

Continued from previous page...

Atom-1	Atom-2	Interatomic distance (Å)	Clash overlap (Å)
1:CA:1111:A:N1	3:CC:177:THR:OG1	2.37	0.47
1:CA:1122:U:H5'	1:CA:1123:A:OP2	2.14	0.47
1:CA:1238:A:C2	1:CA:1303:C:H4'	2.50	0.47
1:CA:1291:G:H2'	1:CA:1292:U:C6	2.50	0.47
1:CA:658:G:C6	1:CA:659:U:C4	3.02	0.47
8:CH:28:ALA:HB3	8:CH:57:PRO:HB2	1.96	0.47
10:CJ:8:LEU:HB3	10:CJ:16:LEU:HD22	1.96	0.47
19:CS:14:HIS:O	19:CS:18:LYS:HG3	2.14	0.47
49:D3:18:ASP:N	49:D3:18:ASP:OD1	2.48	0.47
25:DA:1167:U:O2	25:DA:1183:G:N2	2.48	0.47
25:DA:1707:G:H2'	25:DA:1708:C:C6	2.49	0.47
27:DD:63:ARG:HD3	27:DD:92:ILE:HD11	1.96	0.47
31:DH:104:GLU:HG3	31:DH:114:VAL:HG22	1.97	0.47
31:DH:11:VAL:HG21	31:DH:50:VAL:HG23	1.97	0.47
38:DS:7:TYR:CZ	38:DS:91:PRO:HG3	2.49	0.47
25:DA:30:G:OP2	40:DU:5:LYS:HE2	2.15	0.47
1:AA:1005:A:H1'	1:AA:1036:G:H22	1.79	0.47
1:AA:1118:C:H1'	1:AA:1179:A:C5	2.50	0.47
1:AA:145:G:H2'	1:AA:146:G:C5'	2.45	0.47
1:AA:170:U:O2'	1:AA:171:A:H5'	2.15	0.47
1:AA:397:A:N3	1:AA:397:A:H3'	2.30	0.47
1:AA:543:C:C2'	1:AA:544:G:H5'	2.45	0.47
1:AA:652:U:O2'	1:AA:653:A:OP2	2.29	0.47
24:AW:5:MVA:O	24:AW:6:2R1:H51	2.15	0.47
54:B8:61:LEU:O	54:B8:63:PRO:HD3	2.14	0.47
25:BA:354:A:HO2'	25:BA:355:A:H8	1.57	0.47
25:BA:895:G:O6	25:BA:974:G:H2'	2.15	0.47
26:BB:1:U:H2'	26:BB:2:C:C6	2.50	0.47
28:BE:73:GLU:HG3	28:BE:73:GLU:H	1.54	0.47
25:BA:2649:U:O3'	28:BE:82:ARG:NH2	2.48	0.47
33:BN:4:TYR:CD2	40:BU:100:VAL:HG11	2.50	0.47
39:BT:24:PRO:HA	39:BT:49:VAL:HG22	1.96	0.47
1:CA:1179:A:N6	1:CA:1180:A:N7	2.62	0.47
1:CA:58:C:O2'	1:CA:388:G:N7	2.45	0.47
1:CA:590:C:H2'	1:CA:591:U:C6	2.49	0.47
1:CA:839:U:HO2'	1:CA:840:C:P	2.35	0.47
1:CA:923:A:OP1	5:CE:21:ALA:HB2	2.15	0.47
6:CF:10:LEU:HD11	6:CF:85:VAL:HG22	1.95	0.47
9:CI:38:GLN:HG2	9:CI:39:GLY:N	2.29	0.47
25:DA:185:U:H4'	25:DA:218:A:H4'	1.97	0.47
28:DE:72:VAL:HA	28:DE:73:GLU:CB	2.44	0.47

Continued on next page...

Continued from previous page...

Atom-1	Atom-2	Interatomic distance (Å)	Clash overlap (Å)
37:DR:38:VAL:HG22	37:DR:112:ALA:HB2	1.97	0.47
1:AA:1189:C:H5''	1:AA:1190:G:OP2	2.15	0.47
1:AA:1236:A:O2'	1:AA:1304:G:H4'	2.15	0.47
1:AA:149:A:H2'	1:AA:150:C:C6	2.50	0.47
1:AA:180:U:O2'	1:AA:181:G:H5'	2.15	0.47
1:AA:403:C:H2'	1:AA:404:U:H6	1.80	0.47
1:AA:909:A:H2'	1:AA:910:C:O4'	2.14	0.47
2:AB:54:THR:O	2:AB:58:ILE:HG13	2.15	0.47
1:AA:1346:A:H5''	9:AI:120:ARG:NH1	2.29	0.47
1:AA:1314:C:H5	19:AS:4:SER:HB2	1.80	0.47
50:B4:6:HIS:HA	50:B4:7:PRO:HD3	1.77	0.47
25:BA:1650:C:H5''	61:BA:4275:HOH:O	2.15	0.47
25:BA:1699:A:OP1	37:BR:8:ARG:NH1	2.48	0.47
25:BA:1810:U:H2'	61:BA:4798:HOH:O	2.15	0.47
25:BA:312:C:H2'	25:BA:313:A:H8	1.79	0.47
25:BA:2692:C:H5'	28:BE:189:PRO:HA	1.96	0.47
35:BP:2:LYS:NZ	35:BP:4:SER:HB3	2.29	0.47
1:CA:304:U:H2'	1:CA:305:G:C8	2.49	0.47
1:CA:771:G:N7	61:CA:4038:HOH:O	2.36	0.47
3:CC:92:ALA:HB2	3:CC:99:VAL:CB	2.45	0.47
7:CG:18:TYR:HB3	7:CG:59:LEU:HD13	1.97	0.47
11:CK:48:ILE:O	11:CK:50:TYR:N	2.47	0.47
23:CX:61:C:H2'	23:CX:62:C:H6	1.79	0.47
25:DA:923:C:H1'	46:D0:29:GLN:HG2	1.97	0.47
50:D4:59:PHE:O	50:D4:62:ARG:NH2	2.48	0.47
25:DA:2369:A:H2'	25:DA:2370:G:C8	2.50	0.47
1:AA:1030(B):C:C2'	1:AA:1030(C):G:H5'	2.45	0.47
1:AA:1149:C:H2'	1:AA:1150:U:H6	1.79	0.47
1:AA:308:C:H2'	1:AA:309:G:C8	2.50	0.47
1:AA:486:U:H2'	1:AA:487:A:H8	1.80	0.47
1:AA:664:G:N2	1:AA:741:G:H1	2.12	0.47
6:AF:99:ALA:O	18:AR:28:GLU:HG3	2.14	0.47
11:AK:34:ASP:HB2	11:AK:35:PRO:HD2	1.97	0.47
12:AL:24:VAL:HG13	12:AL:98:TYR:CE2	2.50	0.47
20:AT:31:SER:HA	20:AT:34:LYS:HE2	1.97	0.47
50:B4:63:TYR:CD1	50:B4:63:TYR:N	2.83	0.47
25:BA:1517:G:C6	25:BA:1567:G:N7	2.83	0.47
25:BA:1790:A:H1'	25:BA:2723:A:C2	2.50	0.47
25:BA:1921:G:H2'	25:BA:1921:G:N3	2.29	0.47
25:BA:2858:G:C8	39:BT:97:ALA:HB2	2.50	0.47
25:BA:934:A:H4'	25:BA:935:C:H5	1.80	0.47

Continued on next page...

Continued from previous page...

Atom-1	Atom-2	Interatomic distance (Å)	Clash overlap (Å)
33:BN:75:TYR:CE2	33:BN:77:GLY:HA2	2.50	0.47
29:BF:116:ASP:OD2	35:BP:1:MET:HB2	2.15	0.47
45:BZ:24:LEU:HB2	45:BZ:41:LEU:HD23	1.96	0.47
1:CA:1003:G:H1	1:CA:1035:A:N6	2.12	0.47
1:CA:1032:G:H2'	1:CA:1033:G:C8	2.50	0.47
1:CA:1005:A:H1'	1:CA:1036:G:C6	2.49	0.47
1:CA:1191:A:OP1	3:CC:4:LYS:HG3	2.15	0.47
1:CA:1376:U:C2	1:CA:1377:A:N7	2.83	0.47
1:CA:425:G:C2	1:CA:426:G:C8	3.02	0.47
1:CA:532:A:H62	3:CC:156:ARG:HH12	1.61	0.47
1:CA:583:A:H2'	1:CA:584:G:O4'	2.15	0.47
1:CA:947:G:H2'	1:CA:948:C:O4'	2.15	0.47
3:CC:73:PRO:HB3	3:CC:103:VAL:CG1	2.40	0.47
7:CG:113:GLU:O	7:CG:119:ARG:HD3	2.15	0.47
9:CI:6:GLY:O	9:CI:17:VAL:HG12	2.15	0.47
1:CA:953:G:N7	13:CM:104:ARG:NH1	2.63	0.47
49:D3:3:ARG:HH11	49:D3:60:GLU:CB	2.28	0.47
50:D4:5:ILE:HG12	50:D4:6:HIS:CD2	2.50	0.47
54:D8:62:LEU:HB3	54:D8:65:GLU:HG2	1.97	0.47
54:D8:3:LYS:HB2	54:D8:64:TYR:HH	1.80	0.47
25:DA:1142:U:H2'	25:DA:1142:U:O2	2.14	0.47
25:DA:1364:G:P	47:D1:3:LYS:HG3	2.54	0.47
25:DA:143:G:H2'	25:DA:143(A):C:H6	1.76	0.47
25:DA:195:A:H5''	25:DA:196:A:O5'	2.15	0.47
25:DA:26:G:OP1	42:DW:80:PRO:HB3	2.14	0.47
25:DA:536:A:H2'	25:DA:537:C:C6	2.50	0.47
25:DA:71:A:H5''	25:DA:73:A:C8	2.50	0.47
25:DA:848:G:N3	25:DA:933:A:H1'	2.30	0.47
29:DF:137:LYS:HA	29:DF:140:LEU:HD23	1.97	0.47
30:DG:32:PRO:HB2	30:DG:172:LEU:HD22	1.97	0.47
36:DQ:135:ASP:HB2	36:DQ:138:ASP:OD2	2.15	0.47
43:DX:59:VAL:HG21	43:DX:78:LYS:HE3	1.96	0.47
1:AA:1217:C:H2'	1:AA:1218:C:O4'	2.15	0.46
1:AA:834:C:H2'	1:AA:835:U:C6	2.50	0.46
1:AA:997:U:H3	1:AA:1044:A:N6	2.13	0.46
6:AF:1:MET:HA	6:AF:67:MET:O	2.14	0.46
13:AM:16:ASP:N	13:AM:16:ASP:OD1	2.48	0.46
19:AS:52:TYR:HB2	19:AS:57:HIS:CE1	2.50	0.46
25:BA:1372:U:H2'	25:BA:1373:C:C6	2.50	0.46
28:BE:34:VAL:HG21	28:BE:78:LEU:HD11	1.97	0.46
32:BI:9:LEU:HD13	32:BI:10:GLU:HG2	1.97	0.46

Continued on next page...

Continued from previous page...

Atom-1	Atom-2	Interatomic distance (Å)	Clash overlap (Å)
44:BY:54:LYS:HA	44:BY:56:PRO:CD	2.36	0.46
1:CA:1220:G:N2	1:CA:1221:G:H1'	2.30	0.46
1:CA:1292:U:OP2	7:CG:41:ARG:NH2	2.49	0.46
3:CC:12:LEU:HA	3:CC:16:ARG:HB3	1.98	0.46
15:CO:3:ILE:HG21	15:CO:34:LEU:HD21	1.97	0.46
16:CP:57:ARG:HH21	16:CP:79:VAL:HA	1.80	0.46
52:D6:25:LYS:HE3	52:D6:27:LYS:HA	1.96	0.46
25:DA:1028:A:N6	25:DA:1125:G:H2'	2.30	0.46
25:DA:1352:U:OP1	61:DA:3789:HOH:O	2.20	0.46
25:DA:1899:G:N3	25:DA:1899:G:H2'	2.30	0.46
25:DA:984:A:H5''	25:DA:985:C:C5	2.49	0.46
26:DB:95:C:H2'	26:DB:96:U:H6	1.78	0.46
31:DH:137:ASP:HB3	31:DH:140:LYS:HB3	1.97	0.46
35:DP:99:LEU:HD23	35:DP:99:LEU:H	1.80	0.46
39:DT:121:ILE:O	39:DT:124:ASP:HB2	2.14	0.46
1:AA:1057:G:H2'	1:AA:1058:G:O4'	2.16	0.46
1:AA:1305:G:N2	1:AA:1331:G:H1'	2.30	0.46
1:AA:272:C:H2'	1:AA:273:A:C8	2.49	0.46
1:AA:380:G:N1	1:AA:384:G:C6	2.83	0.46
1:AA:437:U:O3'	4:AD:125:HIS:HE1	1.98	0.46
1:AA:300:A:H1'	1:AA:565:U:O2	2.15	0.46
1:AA:616:G:C2	1:AA:617:G:C8	3.03	0.46
1:AA:627:G:H2'	1:AA:628:G:H8	1.79	0.46
1:AA:791:G:C2'	1:AA:792:A:H5'	2.46	0.46
1:AA:839:U:H5''	1:AA:840:C:H5	1.81	0.46
2:AB:115:LEU:O	2:AB:119:GLU:HG2	2.15	0.46
3:AC:12:LEU:HA	3:AC:16:ARG:HB3	1.97	0.46
50:B4:68:ARG:O	50:B4:69:LYS:HB3	2.15	0.46
53:B7:11:LYS:HE3	53:B7:15:THR:OG1	2.15	0.46
25:BA:1592:A:H2'	25:BA:1593:C:O4'	2.16	0.46
25:BA:1629:C:C2	25:BA:1630:A:C8	3.03	0.46
25:BA:2735:G:H2'	25:BA:2736:C:C6	2.50	0.46
25:BA:662:A:H8	35:BP:117:GLU:HG3	1.81	0.46
38:BS:34:HIS:HD1	38:BS:53:SER:HG	1.62	0.46
42:BW:33:ARG:NE	42:BW:52:GLU:OE1	2.48	0.46
1:CA:1015:A:H2'	1:CA:1016:A:C8	2.50	0.46
1:CA:1070:U:H2'	1:CA:1071:C:H6	1.80	0.46
1:CA:1207:G:H2'	1:CA:1208:C:C6	2.49	0.46
1:CA:380:G:C2	1:CA:384:G:C6	3.04	0.46
1:CA:427:U:H2'	1:CA:428:G:C8	2.50	0.46
1:CA:629:G:H2'	1:CA:630:G:O4'	2.14	0.46

Continued on next page...

Continued from previous page...

Atom-1	Atom-2	Interatomic distance (Å)	Clash overlap (Å)
1:CA:78:G:C2'	1:CA:79:G:H5'	2.45	0.46
4:CD:64:LEU:HB2	4:CD:198:VAL:HG21	1.97	0.46
8:CH:86:ILE:HG13	8:CH:133:LEU:HD22	1.97	0.46
13:CM:60:VAL:HG23	13:CM:64:TRP:HE3	1.78	0.46
13:CM:92:HIS:CE1	13:CM:98:VAL:HG21	2.50	0.46
46:D0:56:ASP:OD1	46:D0:58:THR:OG1	2.31	0.46
52:D6:36:LEU:HB3	52:D6:38:LYS:HZ1	1.79	0.46
25:DA:1397:U:OP2	25:DA:1398:C:N4	2.42	0.46
25:DA:1945:G:H2'	25:DA:1946:U:C6	2.50	0.46
25:DA:2291:U:O2'	25:DA:2374:C:O2	2.30	0.46
25:DA:2591:C:OP1	27:DD:239:ARG:HD2	2.15	0.46
25:DA:2807:G:N2	25:DA:2893:G:O6	2.48	0.46
25:DA:475:U:C4	25:DA:481:G:O6	2.69	0.46
25:DA:994:C:H1'	41:DV:10:LYS:HE3	1.98	0.46
26:DB:33:G:C6	26:DB:34:U:C4	3.03	0.46
27:DD:206:LEU:HD23	27:DD:206:LEU:HA	1.49	0.46
33:DN:58:ASP:OD1	33:DN:58:ASP:N	2.39	0.46
1:AA:1025:U:O2	1:AA:1036:G:C6	2.67	0.46
1:AA:1305:G:H22	1:AA:1331:G:H1'	1.80	0.46
2:AB:178:ARG:HH22	8:AH:68:ARG:HH12	1.63	0.46
3:AC:11:ARG:HD3	3:AC:15:THR:HB	1.97	0.46
20:AT:14:LYS:O	20:AT:18:GLN:HG3	2.15	0.46
53:B7:24:THR:HG22	53:B7:26:GLY:N	2.29	0.46
53:B7:24:THR:HG22	53:B7:26:GLY:H	1.80	0.46
25:BA:1041:C:OP2	40:BU:54:LYS:NZ	2.45	0.46
25:BA:1521:C:H2'	25:BA:1522:G:C8	2.49	0.46
31:BH:126:PRO:HB2	31:BH:127:GLU:H	1.41	0.46
45:BZ:69:THR:HG22	45:BZ:90:VAL:HG22	1.98	0.46
1:CA:1041:A:C6	1:CA:1042:G:C6	3.04	0.46
1:CA:1151:A:O4'	10:CJ:39:PRO:HB2	2.15	0.46
1:CA:942:G:C2	1:CA:1342:C:C2	3.03	0.46
1:CA:662:G:H2'	1:CA:663:A:C8	2.51	0.46
7:CG:132:GLY:O	7:CG:136:LYS:HG2	2.15	0.46
20:CT:58:LYS:HE3	20:CT:62:LEU:HD12	1.97	0.46
25:DA:1311:G:N7	53:D7:47:ARG:HD2	2.31	0.46
25:DA:1531:C:N4	25:DA:1538:G:H1	2.12	0.46
25:DA:2262:U:H4'	25:DA:2328:A:C2	2.49	0.46
25:DA:2563:U:O2	25:DA:2565:A:H8	1.98	0.46
25:DA:300:A:H3'	44:DY:84:ARG:NH2	2.31	0.46
25:DA:581:C:H2'	25:DA:582:G:C8	2.50	0.46
25:DA:583:G:OP2	40:DU:10:ARG:NH1	2.47	0.46

Continued on next page...

Continued from previous page...

Atom-1	Atom-2	Interatomic distance (Å)	Clash overlap (Å)
25:DA:627:A:H4'	25:DA:628:G:H5'	1.97	0.46
30:DG:106:LEU:HA	30:DG:110:ALA:HB3	1.96	0.46
35:DP:138:LEU:HD11	35:DP:143:GLY:HA3	1.97	0.46
36:DQ:18:LYS:HE3	36:DQ:18:LYS:HB2	1.71	0.46
25:DA:2880:C:O3'	37:DR:90:ARG:NH1	2.48	0.46
42:DW:59:VAL:HA	42:DW:64:MET:O	2.16	0.46
1:AA:1302:U:OP2	13:AM:21:TYR:OH	2.26	0.46
1:AA:1433:A:C6	1:AA:1468:A:C4	3.03	0.46
1:AA:146:G:C4	1:AA:147:G:C8	3.03	0.46
1:AA:16:A:N1	1:AA:919:A:H2	2.13	0.46
1:AA:622:A:C8	1:AA:623:C:C5	3.03	0.46
1:AA:741:G:H2'	1:AA:742:G:O4'	2.15	0.46
1:AA:804:U:H5''	1:AA:805:C:OP2	2.15	0.46
1:AA:958:A:C6	1:AA:959:A:N1	2.83	0.46
4:AD:173:TRP:HZ3	4:AD:174:LEU:HG	1.74	0.46
1:AA:1291:G:H4'	9:AI:39:GLY:HA3	1.97	0.46
25:BA:1421:C:H2'	25:BA:1422:C:H6	1.79	0.46
25:BA:196:A:H2'	25:BA:197:C:O4'	2.14	0.46
25:BA:2262:G:C8	25:BA:2508:C:H5''	2.50	0.46
25:BA:319:G:H1	25:BA:367:C:H42	1.63	0.46
25:BA:664:U:H2'	25:BA:665:C:C6	2.51	0.46
32:BI:27:ARG:HD2	47:B1:71:TYR:CE1	2.51	0.46
1:CA:1003:G:C6	1:CA:1004:A:H2	2.32	0.46
1:CA:1356:G:H2'	1:CA:1357:A:C8	2.51	0.46
1:CA:67:C:H2'	1:CA:68:G:H8	1.80	0.46
1:CA:955:U:H2'	1:CA:956:U:O4'	2.15	0.46
1:CA:971:G:OP1	1:CA:971:G:H3'	2.16	0.46
2:CB:180:LEU:O	2:CB:181:PHE:HB2	2.15	0.46
5:CE:71:LEU:HD11	5:CE:115:VAL:HG22	1.96	0.46
8:CH:20:TYR:CE2	8:CH:75:ARG:HG2	2.51	0.46
8:CH:98:LYS:HE3	8:CH:98:LYS:HB2	1.73	0.46
12:CL:34:ARG:HG3	12:CL:105:TYR:CE2	2.50	0.46
24:CW:8:2R3:H62	24:CW:9:MVA:HN1	1.51	0.46
52:D6:19:ARG:N	52:D6:19:ARG:HD2	2.31	0.46
25:DA:1651:G:H5'	37:DR:39:PRO:HG2	1.97	0.46
25:DA:1800:C:OP2	27:DD:183:ARG:NH2	2.47	0.46
25:DA:2704:C:H2'	25:DA:2705:A:O4'	2.15	0.46
25:DA:370:G:H4'	25:DA:371:A:OP2	2.16	0.46
25:DA:649:G:C5	25:DA:650:C:C4	3.03	0.46
25:DA:687:C:H2'	25:DA:688:U:O4'	2.15	0.46
28:DE:72:VAL:HG22	28:DE:73:GLU:HG2	1.98	0.46

Continued on next page...

Continued from previous page...

Atom-1	Atom-2	Interatomic distance (Å)	Clash overlap (Å)
35:DP:52:GLU:OE2	54:D8:57:ARG:NH1	2.44	0.46
38:DS:38:GLN:HB2	38:DS:47:THR:HG23	1.98	0.46
40:DU:79:PHE:O	40:DU:83:LEU:HD22	2.15	0.46
45:DZ:30:ASN:ND2	45:DZ:90:VAL:HB	2.31	0.46
1:AA:1136:U:H5''	1:AA:1137:C:N3	2.31	0.46
1:AA:1418:A:C2	1:AA:1483:A:C2	3.03	0.46
1:AA:55:A:C5	1:AA:56:U:C5	3.04	0.46
1:AA:583:A:H2'	1:AA:584:G:O4'	2.16	0.46
4:AD:138:TYR:HE1	4:AD:140:VAL:HA	1.80	0.46
7:AG:26:PHE:O	7:AG:30:ILE:HG13	2.15	0.46
1:AA:376:G:P	16:AP:67:THR:HG21	2.56	0.46
25:BA:211:A:H3'	25:BA:448:U:H5'	1.97	0.46
25:BA:2517:G:O6	25:BA:2588:G:H2'	2.15	0.46
38:BS:14:VAL:O	38:BS:18:ILE:HG12	2.15	0.46
1:CA:1061:G:C2'	1:CA:1062:U:H5'	2.46	0.46
1:CA:1124:G:C5'	10:CJ:36:GLY:H	2.29	0.46
1:CA:1127:G:H5'	1:CA:1280:A:O2'	2.15	0.46
1:CA:688:G:H5'	11:CK:46:GLY:C	2.36	0.46
1:CA:799:G:H8	1:CA:799:G:H5''	1.80	0.46
1:CA:757:U:O2'	1:CA:879:C:O2	2.21	0.46
2:CB:20:GLU:HG3	2:CB:191:ASP:HB3	1.97	0.46
2:CB:22:LYS:HB3	2:CB:22:LYS:HE2	1.60	0.46
8:CH:49:GLU:HG2	8:CH:62:TYR:CE2	2.48	0.46
10:CJ:9:ARG:HG2	10:CJ:69:ASN:OD1	2.14	0.46
20:CT:14:LYS:O	20:CT:18:GLN:HG3	2.15	0.46
25:DA:1274:A:N1	25:DA:1644:C:O2'	2.40	0.46
25:DA:1319:G:C6	25:DA:1320:C:N4	2.84	0.46
25:DA:530:G:O4'	25:DA:530:G:N3	2.49	0.46
25:DA:625:G:N7	35:DP:107:LYS:NZ	2.59	0.46
25:DA:848:G:C4	25:DA:933:A:H8	2.34	0.46
28:DE:163:GLU:HG2	28:DE:164:ARG:H	1.80	0.46
30:DG:82:LEU:HA	30:DG:86:MET:SD	2.55	0.46
38:DS:78:LEU:HD11	38:DS:108:GLY:O	2.15	0.46
45:DZ:52:SER:OG	45:DZ:53:ILE:N	2.48	0.46
1:AA:826:C:H2'	1:AA:827:U:C6	2.51	0.46
1:AA:932:C:H2'	1:AA:933:G:C8	2.51	0.46
5:AE:100:VAL:O	5:AE:107:ARG:NH2	2.49	0.46
10:AJ:38:ILE:HD11	10:AJ:71:LEU:HB3	1.97	0.46
25:BA:1471:G:H2'	25:BA:1472:G:C8	2.51	0.46
25:BA:403:C:H2'	25:BA:404:C:H6	1.79	0.46
25:BA:1836:U:H5''	27:BD:250:TRP:CE2	2.50	0.46

Continued on next page...

Continued from previous page...

Atom-1	Atom-2	Interatomic distance (Å)	Clash overlap (Å)
32:BI:93:THR:HG22	32:BI:119:PRO:HB3	1.98	0.46
25:BA:1042:A:H4'	40:BU:91:ASP:OD2	2.16	0.46
45:BZ:67:LEU:HA	45:BZ:68:PRO:HD3	1.86	0.46
45:BZ:53:ILE:HG22	45:BZ:71:VAL:O	2.16	0.46
1:CA:1036:G:N7	1:CA:1037:C:O2	2.48	0.46
1:CA:1305:G:H22	1:CA:1331:G:H1'	1.80	0.46
2:CB:207:ALA:O	2:CB:210:SER:OG	2.20	0.46
1:CA:1131:G:OP1	9:CI:20:ARG:NH2	2.48	0.46
10:CJ:62:HIS:HB3	14:CN:59:ALA:HB3	1.96	0.46
1:CA:1308:U:OP2	13:CM:99:ARG:HD3	2.15	0.46
18:CR:59:SER:H	18:CR:62:GLU:CG	2.29	0.46
20:CT:54:LYS:HA	20:CT:57:ARG:CZ	2.46	0.46
25:DA:1264:G:H2'	25:DA:2014:A:N6	2.30	0.46
25:DA:300:A:H1'	25:DA:319:C:C1'	2.45	0.46
25:DA:315:G:H2'	25:DA:316:C:C6	2.51	0.46
26:DB:118:G:H2'	26:DB:119:G:O4'	2.16	0.46
27:DD:10:THR:OG1	27:DD:13:ARG:HG2	2.15	0.46
25:DA:1824:G:N3	27:DD:254:THR:OG1	2.48	0.46
29:DF:164:ARG:O	29:DF:168:ARG:HB2	2.15	0.46
30:DG:173:LEU:HD22	30:DG:178:PHE:CE1	2.50	0.46
32:DI:134:PRO:C	32:DI:136:VAL:H	2.19	0.46
32:DI:27:ARG:HD2	47:D1:71:TYR:CE1	2.51	0.46
43:DX:44:GLU:HG3	43:DX:51:VAL:HG23	1.97	0.46
2:AB:115:LEU:O	2:AB:119:GLU:N	2.47	0.46
2:AB:124:SER:HB3	2:AB:125:PRO:HA	1.98	0.46
2:AB:229:VAL:HG12	2:AB:230:VAL:N	2.30	0.46
4:AD:163:GLU:O	4:AD:166:LYS:HG2	2.16	0.46
25:BA:1709:C:H1'	25:BA:2699:U:H5''	1.97	0.46
25:BA:330:U:H2'	25:BA:331:G:O4'	2.15	0.46
25:BA:640:A:C4	29:BF:180:GLY:HA2	2.51	0.46
30:BG:102:PHE:CE1	30:BG:141:PHE:HE2	2.32	0.46
32:BI:77:LEU:HA	32:BI:77:LEU:HD23	1.75	0.46
35:BP:135:LEU:HD23	35:BP:135:LEU:HA	1.81	0.46
1:CA:1484:C:O2'	25:DA:1960:A:O2'	2.30	0.46
1:CA:109:A:H2'	1:CA:326:G:N2	2.29	0.46
1:CA:458:C:H2'	1:CA:460:G:H8	1.81	0.46
1:CA:814:A:N7	1:CA:816:A:C4	2.84	0.46
4:CD:175:SER:HB3	4:CD:186:LEU:HD11	1.98	0.46
7:CG:69:VAL:HG21	7:CG:104:LEU:HD11	1.97	0.46
16:CP:55:ARG:O	16:CP:58:TYR:HB3	2.15	0.46
20:CT:18:GLN:O	20:CT:22:ARG:HG3	2.15	0.46

Continued on next page...

Continued from previous page...

Atom-1	Atom-2	Interatomic distance (Å)	Clash overlap (Å)
25:DA:212:G:H2'	25:DA:213:A:O4'	2.16	0.46
25:DA:2545:G:N3	25:DA:2565:A:H2	2.13	0.46
25:DA:2747:G:N2	25:DA:2757:A:H62	2.13	0.46
27:DD:221:VAL:HG22	27:DD:226:MET:CE	2.46	0.46
1:AA:1338:G:H2'	1:AA:1339:A:C8	2.50	0.46
1:AA:1511:G:H2'	1:AA:1512:U:O4'	2.16	0.46
1:AA:189(K):U:H2'	1:AA:189(L):G:C8	2.51	0.46
1:AA:184:G:N2	1:AA:194:C:C2	2.84	0.46
1:AA:276:G:C2'	1:AA:277:C:H5'	2.45	0.46
1:AA:376:G:H2'	1:AA:377:G:H8	1.81	0.46
1:AA:452:A:OP1	16:AP:43:LYS:NZ	2.39	0.46
1:AA:62:U:OP1	1:AA:385:C:O2'	2.29	0.46
1:AA:630:G:H2'	1:AA:631:G:C8	2.50	0.46
1:AA:688:G:H2'	1:AA:689:C:C6	2.51	0.46
1:AA:735:C:H2'	1:AA:736:C:C6	2.48	0.46
8:AH:39:LEU:HB3	8:AH:45:ILE:HD11	1.97	0.46
14:AN:46:GLU:O	14:AN:50:LYS:HG3	2.16	0.46
25:BA:2825:C:H5'	51:B5:29:THR:HG21	1.98	0.46
52:B6:18:ARG:HD2	52:B6:42:TRP:CD1	2.51	0.46
25:BA:1739:U:H2'	25:BA:1741:C:C5	2.50	0.46
25:BA:2326:C:H2'	25:BA:2327:G:H8	1.80	0.46
25:BA:904:C:N4	25:BA:905:U:O4	2.49	0.46
37:BR:65:LEU:HD13	37:BR:65:LEU:HA	1.72	0.46
1:CA:1120:G:N1	1:CA:1154:G:N3	2.64	0.46
1:CA:1515:C:H2'	1:CA:1516:G:H8	1.80	0.46
1:CA:411:A:H1'	1:CA:413:G:O4'	2.16	0.46
1:CA:458:C:H2'	1:CA:460:G:C8	2.51	0.46
1:CA:664:G:N2	1:CA:741:G:H1	2.12	0.46
2:CB:145:LEU:O	2:CB:149:LEU:HB2	2.15	0.46
2:CB:180:LEU:HD23	2:CB:180:LEU:HA	1.67	0.46
2:CB:40:HIS:HB3	2:CB:190:THR:HG21	1.97	0.46
2:CB:17:PHE:HB2	2:CB:44:LEU:CD1	2.46	0.46
4:CD:98:GLU:OE1	4:CD:103:ASN:ND2	2.44	0.46
6:CF:10:LEU:HD12	6:CF:10:LEU:HA	1.78	0.46
9:CI:4:TYR:HB2	9:CI:19:LEU:HB2	1.98	0.46
10:CJ:23:ILE:HD13	10:CJ:26:ALA:HB3	1.96	0.46
12:CL:117:ARG:HB3	12:CL:122:THR:HB	1.98	0.46
1:CA:568:G:N7	12:CL:5:PRO:HD3	2.31	0.46
15:CO:56:LEU:O	15:CO:60:VAL:HG23	2.15	0.46
55:D9:15:LYS:HE2	55:D9:17:ILE:HD13	1.98	0.46
25:DA:1197:G:H2'	25:DA:1198:U:H6	1.81	0.46

Continued on next page...

Continued from previous page...

Atom-1	Atom-2	Interatomic distance (Å)	Clash overlap (Å)
25:DA:1748:G:O2'	25:DA:1749:A:H5'	2.16	0.46
25:DA:2040:C:H2'	25:DA:2041:U:O4'	2.16	0.46
25:DA:2266:A:H4'	25:DA:2267:A:N3	2.31	0.46
25:DA:251:A:C5	25:DA:252:G:H1'	2.51	0.46
25:DA:2693:A:H2'	25:DA:2694:G:C8	2.49	0.46
25:DA:409:C:O2'	25:DA:410:G:H5'	2.15	0.46
25:DA:437:G:H2'	25:DA:438:G:C8	2.49	0.46
30:DG:141:PHE:HD1	30:DG:142:PRO:HD2	1.80	0.46
30:DG:25:TYR:CD2	30:DG:30:GLU:HB3	2.51	0.46
31:DH:149:ARG:NH1	31:DH:167:GLU:OE2	2.49	0.46
25:DA:2318:G:N2	38:DS:3:ARG:HH11	2.13	0.46
45:DZ:157:LEU:HB3	45:DZ:161:VAL:HG13	1.98	0.46
1:AA:1027:C:C4	1:AA:1034:G:O6	2.67	0.46
1:AA:1035:A:H2	1:AA:1036:G:N7	2.14	0.46
1:AA:604:G:C6	1:AA:605:U:C4	3.04	0.46
2:AB:101:MET:HA	2:AB:108:ILE:HD12	1.97	0.46
25:BA:1859:G:OP1	61:BA:4531:HOH:O	2.20	0.46
25:BA:2299:A:C4	25:BA:2301:G:C8	3.04	0.46
25:BA:2630:G:C6	25:BA:2631:C:C4	3.03	0.46
25:BA:696:C:P	25:BA:696:C:H6	2.39	0.46
28:BE:167:VAL:HG11	28:BE:189:PRO:HD3	1.96	0.46
28:BE:54:GLN:OE1	28:BE:55:ASN:N	2.46	0.46
38:BS:15:ARG:NE	38:BS:88:ASP:OD2	2.41	0.46
39:BT:16:ARG:HD2	39:BT:18:ASP:OD1	2.16	0.46
1:CA:1030:C:N4	1:CA:1032:G:O6	2.49	0.46
1:CA:685:G:C2	1:CA:686:U:C4	3.04	0.46
1:CA:671:G:N2	1:CA:735:C:O2	2.49	0.46
1:CA:991:U:H3'	1:CA:1212:U:N3	2.31	0.46
3:CC:43:LEU:HD23	3:CC:43:LEU:N	2.31	0.46
4:CD:25:ARG:O	4:CD:25:ARG:HG2	2.16	0.46
7:CG:51:GLN:O	7:CG:55:GLY:HA2	2.16	0.46
14:CN:24:CYS:O	14:CN:28:GLY:N	2.43	0.46
54:D8:19:SER:OG	54:D8:21:LYS:HE3	2.16	0.46
25:DA:1019:U:OP1	25:DA:1035:U:O2'	2.23	0.46
25:DA:1427:A:H8	25:DA:1427:A:O5'	1.99	0.46
25:DA:1782:C:O2'	25:DA:2609:U:H5''	2.15	0.46
25:DA:1851:U:H2'	25:DA:1852:C:O4'	2.16	0.46
25:DA:415:A:H2'	25:DA:416:C:O4'	2.16	0.46
30:DG:14:GLU:O	30:DG:17:PRO:HD2	2.15	0.46
42:DW:54:ALA:HB1	42:DW:107:LEU:HD22	1.97	0.46
45:DZ:27:VAL:HG12	45:DZ:85:HIS:HE1	1.81	0.46

Continued on next page...

Continued from previous page...

Atom-1	Atom-2	Interatomic distance (Å)	Clash overlap (Å)
1:AA:1068:G:OP2	1:AA:1068:G:H8	1.99	0.46
1:AA:1352:C:H2'	1:AA:1353:G:C8	2.50	0.46
1:AA:473:G:O2'	1:AA:474:G:H5'	2.16	0.46
1:AA:637:G:C2	1:AA:638:G:C4	3.04	0.46
1:AA:693:G:H2'	1:AA:694:A:C8	2.51	0.46
23:AX:48:C:C2	23:AX:59:A:H1'	2.51	0.46
25:BA:1369:U:H2'	25:BA:1370:G:H5'	1.97	0.46
25:BA:1496:A:H5''	25:BA:1496:A:H8	1.80	0.46
25:BA:1854:G:OP1	27:BD:54:ARG:NH1	2.49	0.46
25:BA:886:U:H2'	25:BA:887:C:C6	2.51	0.46
42:BW:18:ARG:NH1	42:BW:76:VAL:O	2.48	0.46
42:BW:19:LEU:HB3	51:B5:25:LEU:HD11	1.97	0.46
1:CA:1163:C:N4	1:CA:1173:G:N1	2.35	0.46
1:CA:1097:C:H4'	1:CA:1170:A:H5'	1.97	0.46
1:CA:1277:C:O2'	1:CA:1279:A:C8	2.66	0.46
3:CC:23:TYR:HA	10:CJ:11:PHE:CE2	2.50	0.46
3:CC:70:VAL:HG22	3:CC:72:LYS:H	1.80	0.46
16:CP:21:VAL:HG22	16:CP:33:ILE:HD12	1.97	0.46
52:D6:11:LEU:HA	52:D6:11:LEU:HD23	1.64	0.46
25:DA:1259:G:H2'	25:DA:1260:G:C8	2.51	0.46
25:DA:1528(A):A:C8	25:DA:1529:G:C8	3.03	0.46
25:DA:1999:C:OP1	25:DA:2723:C:O2'	2.28	0.46
25:DA:812:C:H1'	25:DA:1250:G:C2	2.51	0.46
25:DA:62:C:N4	25:DA:93:G:H1	2.04	0.46
25:DA:996:A:C2	25:DA:997:G:C8	3.03	0.46
26:DB:42:C:O2	30:DG:93:THR:N	2.37	0.46
26:DB:5:C:OP1	26:DB:61:G:O2'	2.29	0.46
35:DP:21:ARG:HA	35:DP:21:ARG:HD3	1.78	0.46
36:DQ:137:TYR:O	36:DQ:141:GLN:HG2	2.16	0.46
41:DV:64:HIS:CD2	41:DV:92:THR:HG1	2.33	0.46
45:DZ:128:VAL:HG23	45:DZ:160:GLY:O	2.15	0.46
1:AA:1091:U:H2'	1:AA:1093:A:OP2	2.16	0.45
1:AA:1237:C:O2'	1:AA:1300:G:N1	2.38	0.45
1:AA:1325:C:O2'	1:AA:1326:C:H5'	2.16	0.45
1:AA:1361:G:H2'	1:AA:1362:C:O4'	2.15	0.45
1:AA:166:G:H2'	1:AA:167:G:N7	2.30	0.45
1:AA:975:A:H8	1:AA:975:A:H5'	1.82	0.45
3:AC:129:ALA:HB3	3:AC:132:ARG:HB2	1.97	0.45
4:AD:30:LYS:HA	4:AD:35:ARG:NH1	2.30	0.45
9:AI:85:LEU:HB3	9:AI:92:TYR:HD2	1.80	0.45
18:AR:32:ARG:HH11	18:AR:65:ILE:HD12	1.82	0.45

Continued on next page...

Continued from previous page...

Atom-1	Atom-2	Interatomic distance (Å)	Clash overlap (Å)
25:BA:1188:A:C4	25:BA:1190:G:C8	3.04	0.45
25:BA:1919:G:H2'	25:BA:1920:U:O4'	2.16	0.45
26:BB:13:A:N1	26:BB:69:G:O2'	2.41	0.45
27:BD:127:VAL:HA	27:BD:193:VAL:HG22	1.98	0.45
28:BE:143:ASN:HD22	28:BE:147:PRO:CD	2.24	0.45
30:BG:72:ARG:NH1	30:BG:87:PRO:HG3	2.30	0.45
45:BZ:111:VAL:C	45:BZ:113:ALA:N	2.69	0.45
1:CA:1002:G:H5''	1:CA:1003:G:OP2	2.16	0.45
1:CA:1013:G:N2	1:CA:1016:A:OP2	2.35	0.45
1:CA:1041:A:N6	1:CA:1042:G:O6	2.48	0.45
1:CA:540:G:C4	1:CA:541:G:C8	3.04	0.45
1:CA:600:C:C2	1:CA:639:G:C2	3.04	0.45
4:CD:33:MET:SD	4:CD:37:PRO:HA	2.56	0.45
4:CD:15:GLU:CG	4:CD:63:LYS:HB3	2.46	0.45
5:CE:36:ASP:O	5:CE:38:GLN:N	2.47	0.45
5:CE:152:ARG:HG2	8:CH:42:GLU:O	2.16	0.45
12:CL:34:ARG:HB3	12:CL:34:ARG:HE	1.40	0.45
25:DA:1014:U:H2'	25:DA:1015:G:C8	2.49	0.45
25:DA:1614:A:H8	25:DA:1614:A:P	2.39	0.45
25:DA:1739:U:O2'	25:DA:1740:G:H8	1.98	0.45
25:DA:230:U:H2'	25:DA:231:C:H6	1.81	0.45
25:DA:2342:C:O2'	25:DA:2374:C:OP1	2.31	0.45
25:DA:446:G:H8	61:DA:3775:HOH:O	1.98	0.45
42:DW:18:ARG:NH1	42:DW:76:VAL:O	2.50	0.45
1:AA:1005:A:H1'	1:AA:1036:G:N2	2.31	0.45
1:AA:1039:C:N4	1:AA:1040:U:O4	2.49	0.45
1:AA:222:U:H2'	1:AA:223:U:C6	2.51	0.45
1:AA:375:U:C4	1:AA:376:G:N7	2.84	0.45
1:AA:501:C:O2'	1:AA:549:C:O2	2.34	0.45
3:AC:35:GLU:CD	3:AC:59:ARG:HH22	2.19	0.45
5:AE:27:ARG:HB2	5:AE:27:ARG:HE	1.46	0.45
12:AL:77:LEU:HD21	12:AL:107:ALA:HA	1.98	0.45
18:AR:43:PHE:O	18:AR:51:LEU:HD12	2.17	0.45
25:BA:2760:G:O6	25:BA:2768:C:H5''	2.17	0.45
26:BB:6:C:H2'	26:BB:7:G:H5''	1.98	0.45
31:BH:71:LEU:HA	31:BH:71:LEU:HD12	1.79	0.45
35:BP:97:PRO:HD3	35:BP:126:VAL:O	2.17	0.45
45:BZ:98:MET:O	45:BZ:125:LEU:HD12	2.16	0.45
1:CA:113:G:H2'	1:CA:114:U:H6	1.82	0.45
1:CA:1189:C:H5''	1:CA:1190:G:OP2	2.16	0.45
1:CA:991:U:N3	1:CA:1212:U:O2	2.49	0.45

Continued on next page...

Continued from previous page...

Atom-1	Atom-2	Interatomic distance (Å)	Clash overlap (Å)
1:CA:1256:A:H61	1:CA:1278:U:H1'	1.81	0.45
1:CA:817:C:H42	1:CA:1529:G:H1	1.63	0.45
2:CB:122:PHE:HD1	2:CB:123:ALA:H	1.63	0.45
2:CB:85:ALA:O	2:CB:89:GLY:N	2.49	0.45
8:CH:51:VAL:CG1	8:CH:52:ASP:H	2.24	0.45
2:CB:178:ARG:CZ	8:CH:74:PRO:HG3	2.47	0.45
9:CI:31:GLN:HB2	9:CI:35:GLU:OE2	2.16	0.45
17:CQ:43:LEU:HG	17:CQ:68:ARG:HG2	1.97	0.45
18:CR:29:PHE:HE1	18:CR:31:LEU:HD13	1.81	0.45
24:CW:4:PRO:HA	24:CW:5:MVA:HN1	1.30	0.45
51:D5:16:ARG:O	51:D5:20:ARG:HG3	2.16	0.45
25:DA:1339:G:H21	25:DA:1603:A:H1'	1.80	0.45
25:DA:1386:C:H2'	25:DA:1387:C:C6	2.51	0.45
25:DA:1593:G:C2	25:DA:1594:G:C4	3.04	0.45
25:DA:2070:G:C2	25:DA:2442:C:C2	3.04	0.45
25:DA:2578:G:H1'	61:DE:404:HOH:O	2.15	0.45
25:DA:265:A:H1'	25:DA:266:G:O4'	2.16	0.45
25:DA:2689:U:P	25:DA:2719:G:H22	2.39	0.45
25:DA:468:G:H2'	25:DA:469:G:O4'	2.15	0.45
25:DA:817:C:O2'	25:DA:839:U:H5''	2.16	0.45
30:DG:76:SER:CB	30:DG:84:LYS:H	2.29	0.45
34:DO:87:ILE:HD12	34:DO:91:LEU:HA	1.98	0.45
35:DP:27:HIS:HB2	61:DP:313:HOH:O	2.16	0.45
29:DF:34:TRP:CZ3	35:DP:8:PRO:HB3	2.51	0.45
1:AA:994:A:N7	1:AA:1216:G:H4'	2.32	0.45
1:AA:1298:C:H2'	7:AG:114:ARG:NH1	2.32	0.45
1:AA:160:A:H2'	1:AA:161:A:C8	2.52	0.45
1:AA:193:C:C2	1:AA:194:C:C5	3.04	0.45
1:AA:690:G:C6	1:AA:691:G:C6	3.04	0.45
1:AA:938:A:C6	1:AA:939:G:C5	3.05	0.45
2:AB:77:ALA:O	2:AB:81:VAL:HG22	2.16	0.45
2:AB:8:LYS:HG2	2:AB:8:LYS:H	1.59	0.45
5:AE:15:ARG:HD2	5:AE:26:PHE:CD2	2.51	0.45
5:AE:52:PRO:HG2	5:AE:53:LEU:HD12	1.98	0.45
8:AH:11:THR:HG22	8:AH:15:ASN:ND2	2.31	0.45
16:AP:71:ARG:O	16:AP:75:ARG:N	2.45	0.45
25:BA:1613:A:OP1	27:BD:211:ARG:NH1	2.50	0.45
25:BA:2304:C:H2'	25:BA:2305:C:C6	2.51	0.45
25:BA:581:G:P	33:BN:111:PRO:HD2	2.56	0.45
25:BA:596:G:O2'	25:BA:597:C:H3'	2.17	0.45
40:BU:16:LYS:HE2	40:BU:16:LYS:HB3	1.71	0.45

Continued on next page...

Continued from previous page...

Atom-1	Atom-2	Interatomic distance (Å)	Clash overlap (Å)
43:BX:92:LEU:HA	43:BX:92:LEU:HD12	1.79	0.45
1:CA:1145:C:H4'	1:CA:1146:A:C5'	2.44	0.45
1:CA:243:A:H4'	1:CA:244:U:H5''	1.97	0.45
1:CA:251:G:H4'	1:CA:252:U:O5'	2.16	0.45
1:CA:292:G:N2	1:CA:309:G:C4	2.85	0.45
1:CA:353:A:C8	1:CA:353:A:H5'	2.45	0.45
1:CA:461:A:C5	1:CA:471:G:C6	3.04	0.45
1:CA:555:C:H2'	1:CA:556:C:C6	2.51	0.45
2:CB:118:LEU:HB3	2:CB:142:LEU:HD12	1.97	0.45
5:CE:53:LEU:HD12	5:CE:53:LEU:H	1.80	0.45
1:CA:1309:G:H5'	13:CM:78:ILE:HD11	1.98	0.45
14:CN:21:TYR:HE1	14:CN:23:ARG:NE	2.14	0.45
14:CN:37:PHE:HB3	14:CN:39:LEU:HD12	1.99	0.45
25:DA:1252:G:C2	25:DA:1253:A:C2	3.03	0.45
25:DA:623:G:C6	25:DA:624:C:C4	3.05	0.45
26:DB:31:C:O2'	26:DB:32:C:H5'	2.16	0.45
27:DD:33:LEU:HD23	27:DD:33:LEU:HA	1.74	0.45
1:CA:1422:G:O3'	34:DO:49:ARG:NH1	2.48	0.45
35:DP:29:LYS:HG3	35:DP:30:THR:HG23	1.98	0.45
1:AA:1118:C:H2'	1:AA:1119:C:C6	2.51	0.45
1:AA:1125:U:O4	1:AA:1128:C:C5	2.70	0.45
1:AA:1206:G:C6	1:AA:1207:G:C5	3.04	0.45
1:AA:1254:C:H2'	1:AA:1255:G:C8	2.52	0.45
1:AA:251:G:N2	1:AA:253:U:C5	2.84	0.45
1:AA:278:G:OP2	17:AQ:92:ARG:NH2	2.50	0.45
1:AA:299:G:H2'	1:AA:300:A:C8	2.51	0.45
1:AA:658:G:H2'	1:AA:659:U:H6	1.81	0.45
4:AD:23:GLY:HA3	4:AD:112:VAL:HB	1.98	0.45
6:AF:100:ASN:H	18:AR:23:LYS:HZ1	1.63	0.45
17:AQ:26:GLN:HE21	17:AQ:37:LYS:HG2	1.81	0.45
18:AR:52:PRO:O	18:AR:56:THR:HG23	2.16	0.45
25:BA:1285:G:H2'	25:BA:1286:U:O4'	2.16	0.45
25:BA:2354:C:O2'	25:BA:2386:C:H5''	2.17	0.45
25:BA:306:A:N3	25:BA:306:A:H2'	2.31	0.45
25:BA:860:U:H2'	25:BA:861:C:C6	2.52	0.45
1:CA:605:U:C2'	1:CA:606:G:H5'	2.46	0.45
1:CA:731:G:H5'	1:CA:766:A:H4'	1.97	0.45
2:CB:127:ILE:HG12	2:CB:128:GLU:H	1.81	0.45
2:CB:211:ILE:O	2:CB:215:LEU:HB2	2.16	0.45
2:CB:47:THR:HG22	2:CB:51:LEU:HG	1.99	0.45
7:CG:65:ALA:HB1	7:CG:127:ALA:HB3	1.99	0.45

Continued on next page...

Continued from previous page...

Atom-1	Atom-2	Interatomic distance (Å)	Clash overlap (Å)
8:CH:17:THR:HA	8:CH:65:TYR:HE2	1.81	0.45
12:CL:24:VAL:CG1	12:CL:27:LEU:HD22	2.46	0.45
20:CT:46:GLU:O	20:CT:46:GLU:HG2	2.14	0.45
25:DA:1527:G:H2'	25:DA:1542:A:N1	2.31	0.45
25:DA:528:A:H2	25:DA:2043:C:C5'	2.30	0.45
25:DA:2219:G:H2'	25:DA:2220:G:H8	1.81	0.45
25:DA:2400:G:H2'	25:DA:2401:U:H6	1.81	0.45
25:DA:888:C:H2'	25:DA:889:C:N3	2.31	0.45
25:DA:966:G:H2'	25:DA:967:C:C6	2.52	0.45
27:DD:61:LEU:O	27:DD:63:ARG:NH1	2.50	0.45
35:DP:47:ASP:HA	35:DP:48:PRO:HD3	1.82	0.45
45:DZ:30:ASN:HA	45:DZ:89:PHE:HE1	1.80	0.45
1:AA:1316:G:N1	1:AA:1319:A:OP2	2.48	0.45
1:AA:1410:G:H2'	1:AA:1411:C:C6	2.51	0.45
1:AA:627:G:O2'	1:AA:628:G:H5'	2.17	0.45
1:AA:658:G:H2'	1:AA:659:U:C6	2.51	0.45
1:AA:977:A:H1'	1:AA:982:U:O4	2.16	0.45
2:AB:55:PHE:HE1	2:AB:218:ALA:HA	1.82	0.45
4:AD:8:VAL:O	4:AD:11:LEU:HB2	2.17	0.45
9:AI:99:LEU:HB3	9:AI:101:PHE:HE1	1.81	0.45
1:AA:1202:G:N2	14:AN:46:GLU:OE1	2.48	0.45
25:BA:2614:A:C8	46:B0:3:HIS:HE1	2.34	0.45
25:BA:1056:A:N3	25:BA:1199:C:H1'	2.32	0.45
25:BA:1230:C:H5''	25:BA:1231:G:OP1	2.17	0.45
25:BA:1839:U:H6	25:BA:1839:U:O5'	1.99	0.45
25:BA:2289:G:OP2	46:B0:10:THR:HG21	2.16	0.45
35:BP:46:LYS:HE3	35:BP:46:LYS:HB3	1.74	0.45
41:BV:62:LEU:HD12	41:BV:62:LEU:HA	1.83	0.45
43:BX:38:GLU:HA	61:BX:201:HOH:O	2.16	0.45
44:BY:20:TYR:CE1	44:BY:43:ASN:HA	2.51	0.45
45:BZ:107:THR:HG21	45:BZ:112:ARG:NH2	2.30	0.45
45:BZ:48:PHE:CE1	45:BZ:52:SER:HA	2.51	0.45
1:CA:1328:C:H2'	1:CA:1329:A:O4'	2.16	0.45
1:CA:380:G:N2	1:CA:384:G:C5	2.85	0.45
1:CA:413:G:N2	1:CA:428:G:H1'	2.32	0.45
1:CA:737:A:H2'	1:CA:738:C:C6	2.52	0.45
1:CA:780:A:H1'	1:CA:803:G:N2	2.32	0.45
4:CD:122:ARG:HH11	4:CD:122:ARG:HA	1.82	0.45
9:CI:53:VAL:HG23	9:CI:55:ALA:HB3	1.98	0.45
10:CJ:22:LYS:HA	10:CJ:25:GLU:HB2	1.98	0.45
15:CO:69:TYR:O	15:CO:73:GLU:HG2	2.17	0.45

Continued on next page...

Continued from previous page...

Atom-1	Atom-2	Interatomic distance (Å)	Clash overlap (Å)
25:DA:1138:G:H2'	25:DA:1139:G:O4'	2.16	0.45
25:DA:1223:G:N1	25:DA:1227:G:C6	2.85	0.45
25:DA:2097:C:H2'	25:DA:2098:U:H6	1.81	0.45
25:DA:2497:A:H5''	61:DA:3744:HOH:O	2.16	0.45
25:DA:2728:U:H2'	25:DA:2729:G:C8	2.52	0.45
25:DA:2751:G:H3'	25:DA:2752:C:C6	2.51	0.45
25:DA:276:A:H5''	25:DA:277:C:H5'	1.99	0.45
25:DA:2879:C:OP2	61:DA:4047:HOH:O	2.21	0.45
25:DA:644:A:H4'	25:DA:645:C:C4	2.50	0.45
25:DA:761:A:N7	61:DA:3757:HOH:O	2.36	0.45
29:DF:137:LYS:HE3	29:DF:137:LYS:HB3	1.57	0.45
32:DI:126:TYR:HB2	32:DI:142:VAL:HG23	1.98	0.45
35:DP:82:GLY:HA2	35:DP:113:LYS:O	2.17	0.45
40:DU:49:HIS:HA	40:DU:52:ARG:HB3	1.98	0.45
42:DW:20:VAL:HG21	42:DW:43:GLY:HA3	1.99	0.45
44:DY:74:PRO:O	44:DY:82:PRO:HA	2.17	0.45
45:DZ:125:LEU:HG	45:DZ:164:ALA:HB3	1.99	0.45
1:AA:1127:G:H21	1:AA:1128:C:H1'	1.80	0.45
1:AA:1327:C:OP2	21:AU:12:LYS:NZ	2.37	0.45
1:AA:1353:G:OP1	21:AU:10:ARG:NH1	2.46	0.45
1:AA:236:G:H2'	1:AA:237:C:C6	2.51	0.45
1:AA:589:C:O2'	1:AA:590:C:H5'	2.17	0.45
4:AD:129:ASN:N	4:AD:145:GLU:O	2.43	0.45
5:AE:87:SER:HB3	5:AE:131:ILE:HD13	1.97	0.45
9:AI:19:LEU:HB3	9:AI:59:PHE:CD2	2.50	0.45
9:AI:77:ILE:O	9:AI:81:ILE:HG22	2.17	0.45
16:AP:4:ILE:HG13	16:AP:64:ALA:HB1	1.99	0.45
1:AA:719:C:O2'	18:AR:49:LYS:HB3	2.15	0.45
19:AS:45:VAL:HG13	19:AS:63:THR:HA	1.98	0.45
25:BA:1204:C:H4'	49:B3:32:GLN:HB2	1.97	0.45
25:BA:2323:A:OP1	25:BA:2323:A:H3'	2.17	0.45
25:BA:629:U:H4'	25:BA:705:C:H4'	1.99	0.45
30:BG:101:ILE:HG22	30:BG:105:LYS:HE2	1.98	0.45
34:BO:115:VAL:HG13	34:BO:121:VAL:HG21	1.98	0.45
44:BY:106:LEU:O	44:BY:107:ASP:HB2	2.17	0.45
1:CA:1074:G:C2	1:CA:1075:C:C2	3.05	0.45
1:CA:109:A:C6	1:CA:326:G:C6	3.05	0.45
1:CA:1149:C:O2'	1:CA:1280:A:N1	2.44	0.45
1:CA:1423:G:H2'	1:CA:1424:C:C6	2.51	0.45
1:CA:557:G:N1	1:CA:558:G:C2	2.84	0.45
1:CA:1346:A:H5''	9:CI:120:ARG:NH1	2.31	0.45

Continued on next page...

Continued from previous page...

Atom-1	Atom-2	Interatomic distance (Å)	Clash overlap (Å)
10:CJ:23:ILE:HD13	10:CJ:23:ILE:HA	1.72	0.45
12:CL:34:ARG:O	12:CL:61:THR:HG23	2.17	0.45
19:CS:22:LEU:HD23	19:CS:27:GLU:HA	1.99	0.45
25:DA:1227:G:H2'	25:DA:1228:G:O4'	2.16	0.45
25:DA:1248:G:O2'	40:DU:3:ARG:HA	2.17	0.45
25:DA:1647:G:H3'	61:DA:4113:HOH:O	2.17	0.45
25:DA:1664:A:N7	61:DA:3965:HOH:O	2.36	0.45
25:DA:1789:A:H2'	25:DA:1790:C:C6	2.52	0.45
25:DA:196:A:H2'	25:DA:196:A:N3	2.32	0.45
25:DA:2290:G:C6	25:DA:2291:U:C4	3.05	0.45
25:DA:2872:G:C2	25:DA:2873:A:N6	2.85	0.45
25:DA:610:G:N2	25:DA:619:G:H1'	2.32	0.45
25:DA:870:A:C2'	25:DA:871:U:H5'	2.46	0.45
29:DF:29:ASN:H	29:DF:112:MET:CE	2.30	0.45
29:DF:132:VAL:HG21	29:DF:163:VAL:HG22	1.99	0.45
42:DW:4:LYS:HD3	42:DW:6:ILE:HD11	1.98	0.45
1:AA:124:G:H4'	1:AA:291:C:O2'	2.16	0.45
1:AA:1504:G:H4'	1:AA:1505:G:C4	2.52	0.45
1:AA:389:A:C6	1:AA:390:C:H1'	2.51	0.45
1:AA:430:A:H2'	1:AA:431:A:O4'	2.17	0.45
1:AA:524:G:H2'	1:AA:525:C:C6	2.52	0.45
1:AA:580:U:H2'	1:AA:581:G:C8	2.51	0.45
1:AA:684:A:H2'	1:AA:685:G:C8	2.52	0.45
1:AA:721:G:H4'	1:AA:722:A:O4'	2.16	0.45
1:AA:736:C:H2'	1:AA:737:A:C8	2.51	0.45
1:AA:1073:U:O2'	2:AB:104:ASN:OD1	2.30	0.45
18:AR:33:ASP:OD2	18:AR:36:ASN:HB2	2.16	0.45
25:BA:2612:A:H2'	25:BA:2613:C:C6	2.52	0.45
25:BA:2661:U:H2'	25:BA:2662:U:H6	1.82	0.45
25:BA:605:G:H2'	25:BA:606:G:C8	2.52	0.45
31:BH:13:LYS:HA	31:BH:14:GLY:HA2	1.77	0.45
1:CA:1005:A:H5''	1:CA:1006:C:C5	2.52	0.45
1:CA:1249:C:O4'	9:CI:70:LYS:HE2	2.17	0.45
1:CA:690:G:H2'	1:CA:691:G:O4'	2.16	0.45
4:CD:110:PHE:N	4:CD:110:PHE:CD1	2.84	0.45
7:CG:42:ILE:HD13	7:CG:116:ALA:HB3	1.98	0.45
9:CI:15:ALA:HB2	9:CI:65:VAL:HG23	1.98	0.45
19:CS:40:ILE:HD12	19:CS:71:LEU:HD12	1.99	0.45
25:DA:1032:A:O3'	55:D9:16:VAL:HG11	2.16	0.45
25:DA:1159:U:O2'	25:DA:1160:G:H5'	2.17	0.45
25:DA:1165:U:H2'	25:DA:1166:C:C6	2.52	0.45

Continued on next page...

Continued from previous page...

Atom-1	Atom-2	Interatomic distance (Å)	Clash overlap (Å)
25:DA:1212:G:H1'	25:DA:1236:G:N2	2.31	0.45
25:DA:1525:G:H2'	25:DA:1526:G:H8	1.80	0.45
25:DA:2019:A:OP2	51:D5:9:LYS:NZ	2.27	0.45
25:DA:2046:G:H2'	25:DA:2047:U:C6	2.52	0.45
25:DA:479:A:HO2'	25:DA:481:G:H8	1.62	0.45
25:DA:493:G:H2'	25:DA:494:G:O4'	2.16	0.45
25:DA:528:A:OP2	33:DN:114:ARG:NH1	2.44	0.45
30:DG:143:GLU:H	30:DG:143:GLU:HG2	1.35	0.45
30:DG:70:VAL:HA	30:DG:90:LEU:HD23	1.98	0.45
36:DQ:29:PHE:HB2	36:DQ:105:GLU:OE2	2.17	0.45
42:DW:60:ASN:ND2	42:DW:60:ASN:N	2.65	0.45
1:AA:1027:C:N3	1:AA:1034:G:O6	2.50	0.45
1:AA:1095:U:OP1	1:AA:1108:G:N2	2.45	0.45
1:AA:1223:C:P	19:AS:78:ARG:HH21	2.39	0.45
1:AA:127:G:OP1	1:AA:635:G:H1'	2.17	0.45
1:AA:1299:A:H5''	1:AA:1299:A:N3	2.32	0.45
1:AA:1417:G:N2	1:AA:1482:G:H2'	2.32	0.45
1:AA:148:G:O2'	1:AA:149:A:H8	2.00	0.45
1:AA:665:A:H1'	1:AA:733:A:O4'	2.17	0.45
1:AA:865:A:H2	1:AA:918:A:H4'	1.81	0.45
2:AB:19:HIS:HE1	2:AB:189:ASP:HB3	1.80	0.45
25:BA:1541:A:O2'	25:BA:1542:A:H5'	2.17	0.45
25:BA:2451:A:H5'	25:BA:2451:A:C8	2.52	0.45
25:BA:2619:G:O3'	61:BA:4187:HOH:O	2.21	0.45
25:BA:2658:C:H2'	25:BA:2659:U:O4'	2.17	0.45
25:BA:476:G:O6	61:BA:4177:HOH:O	2.21	0.45
37:BR:104:ARG:HG3	37:BR:111:LEU:HD21	1.99	0.45
39:BT:53:ARG:NH1	39:BT:53:ARG:HB3	2.32	0.45
39:BT:51:ARG:HG3	39:BT:98:LYS:HD2	1.99	0.45
40:BU:24:TYR:HB2	40:BU:29:SER:HB3	1.99	0.45
25:BA:83:A:H5'	44:BY:8:LYS:HG2	1.98	0.45
45:BZ:15:PRO:O	45:BZ:19:ARG:HB2	2.17	0.45
1:CA:1009:G:H2'	1:CA:1010:G:O4'	2.16	0.45
1:CA:1027:C:O2'	1:CA:1034:G:N2	2.49	0.45
1:CA:1342:C:H4'	9:CI:125:TYR:HB3	1.98	0.45
1:CA:1366:C:H2'	1:CA:1367:C:C6	2.51	0.45
1:CA:443:C:C2	1:CA:444:C:C5	3.05	0.45
1:CA:580:U:H5''	15:CO:58:MET:HG2	1.99	0.45
1:CA:728:A:H2'	1:CA:729:A:C8	2.52	0.45
2:CB:12:GLU:HA	2:CB:15:VAL:HG23	1.98	0.45
2:CB:130:ARG:HA	2:CB:131:PRO:HD3	1.82	0.45

Continued on next page...

Continued from previous page...

Atom-1	Atom-2	Interatomic distance (Å)	Clash overlap (Å)
4:CD:196:LEU:O	4:CD:198:VAL:N	2.41	0.45
12:CL:27:LEU:HD13	12:CL:98:TYR:CE1	2.52	0.45
13:CM:81:LEU:HD22	13:CM:88:ARG:HB3	1.98	0.45
46:D0:53:MET:HA	46:D0:58:THR:O	2.16	0.45
50:D4:61:ARG:NH1	50:D4:61:ARG:O	2.49	0.45
25:DA:1486:A:O2'	25:DA:1487:G:H5'	2.17	0.45
25:DA:2297:C:H6	25:DA:2297:C:H3'	1.81	0.45
25:DA:271(S):G:C2'	25:DA:271(T):C:H5'	2.46	0.45
25:DA:81:G:C2	25:DA:106:C:N3	2.85	0.45
25:DA:848:G:O6	25:DA:928:G:H2'	2.16	0.45
25:DA:940:G:H21	25:DA:1191:G:C4'	2.30	0.45
28:DE:111:ARG:HG3	28:DE:160:TYR:CD2	2.52	0.45
25:DA:7:G:O4'	33:DN:133:GLN:NE2	2.49	0.45
25:DA:2882:A:OP1	37:DR:96:ARG:NE	2.49	0.45
45:DZ:121:HIS:HB3	45:DZ:123:ASP:O	2.17	0.45
1:AA:1015:A:H8	1:AA:1015:A:O5'	2.00	0.45
1:AA:1041:A:C2'	1:AA:1042:G:H5'	2.46	0.45
1:AA:1205:U:O2'	3:AC:195:VAL:HG23	2.17	0.45
1:AA:1391:U:H2'	1:AA:1392:G:C8	2.52	0.45
1:AA:1424:C:H2'	1:AA:1425:U:O4'	2.16	0.45
2:AB:63:MET:HB3	2:AB:225:ALA:O	2.16	0.45
24:AW:6:2R1:O	24:AW:8:2R3:N	2.50	0.45
47:B1:94:LEU:O	47:B1:97:LEU:HB2	2.17	0.45
25:BA:2399:U:OP1	46:B0:55:ARG:NH2	2.50	0.45
25:BA:613:A:H2'	25:BA:614:C:O4'	2.17	0.45
34:BO:97:ARG:HA	34:BO:117:LEU:HD22	1.99	0.45
35:BP:124:LYS:HG3	35:BP:144:GLU:HG2	1.99	0.45
36:BQ:133:ARG:HG2	36:BQ:134:ARG:N	2.31	0.45
44:BY:43:ASN:HA	44:BY:43:ASN:HD22	1.50	0.45
1:CA:420:U:H1'	1:CA:424:G:N2	2.32	0.45
1:CA:437:U:O2'	4:CD:125:HIS:HE1	2.00	0.45
4:CD:88:VAL:O	4:CD:92:VAL:HG23	2.16	0.45
5:CE:6:PHE:HD2	5:CE:63:ARG:HD3	1.82	0.45
11:CK:99:GLN:C	11:CK:101:SER:H	2.20	0.45
11:CK:44:SER:OG	11:CK:47:VAL:HG23	2.17	0.45
13:CM:22:ILE:HB	13:CM:25:ILE:HD13	1.99	0.45
25:DA:1266:G:O5'	42:DW:15:ARG:NH2	2.50	0.45
25:DA:1637:A:H4'	25:DA:2711:A:O2'	2.17	0.45
25:DA:1790:C:H2'	25:DA:1791:A:C5	2.52	0.45
25:DA:1796:U:H2'	25:DA:1797:C:H6	1.81	0.45
25:DA:2335:A:C8	25:DA:2337:G:C5	3.05	0.45

Continued on next page...

Continued from previous page...

Atom-1	Atom-2	Interatomic distance (Å)	Clash overlap (Å)
25:DA:2408:U:H2'	25:DA:2409:G:C8	2.52	0.45
25:DA:2698:U:H2'	25:DA:2699:C:C6	2.52	0.45
25:DA:445:C:O2'	25:DA:446:G:H5'	2.17	0.45
25:DA:524:U:H2'	25:DA:525:U:C6	2.52	0.45
25:DA:921:G:C6	25:DA:922:U:C4	3.05	0.45
25:DA:1903:G:OP1	27:DD:241:PRO:HB2	2.17	0.45
30:DG:151:ALA:O	30:DG:153:ARG:HD3	2.16	0.45
43:DX:40:LYS:HG3	43:DX:51:VAL:HB	1.99	0.45
1:AA:1127:G:H21	1:AA:1148:U:H3	1.64	0.45
1:AA:1203:C:H2'	1:AA:1204:A:C8	2.52	0.45
1:AA:309:G:H1'	1:AA:608:A:C2	2.51	0.45
1:AA:384:G:C2	1:AA:385:C:C4	3.05	0.45
1:AA:486:U:H2'	1:AA:487:A:C8	2.52	0.45
1:AA:66:G:N2	1:AA:172:A:N3	2.65	0.45
1:AA:674:G:O2'	1:AA:675:A:H5'	2.17	0.45
2:AB:196:LEU:HA	2:AB:196:LEU:HD12	1.78	0.45
7:AG:46:ALA:O	7:AG:50:ILE:HG23	2.17	0.45
7:AG:50:ILE:CD1	7:AG:58:PRO:HA	2.41	0.45
8:AH:121:ASP:OD1	8:AH:121:ASP:N	2.49	0.45
25:BA:2444:A:C8	47:B1:33:LYS:HD2	2.52	0.45
50:B4:57:GLU:HB3	50:B4:58:ARG:CA	2.44	0.45
25:BA:154:G:C6	25:BA:155:C:N4	2.85	0.45
25:BA:1828:C:H4'	27:BD:257:LEU:O	2.17	0.45
25:BA:1971:G:C6	25:BA:1972:G:C6	3.05	0.45
25:BA:2328:C:H1'	30:BG:128:ARG:HH21	1.81	0.45
25:BA:335:A:C6	25:BA:352:U:C4	3.05	0.45
25:BA:804:U:H2'	25:BA:805:C:O4'	2.17	0.45
25:BA:927:G:OP2	25:BA:927:G:H8	2.01	0.45
27:BD:146:GLU:HB2	27:BD:189:CYS:HB3	1.98	0.45
28:BE:55:ASN:HB3	28:BE:58:ARG:HG3	1.97	0.45
25:BA:2695:C:OP1	39:BT:53:ARG:NH2	2.50	0.45
40:BU:76:TYR:HH	40:BU:92:ARG:HH11	1.59	0.45
1:CA:1007:C:O2	1:CA:1007:C:H2'	2.16	0.45
1:CA:1216:G:OP1	14:CN:2:ALA:HA	2.17	0.45
1:CA:649:G:H2'	1:CA:650:G:O4'	2.16	0.45
2:CB:37:ASN:O	2:CB:39:ILE:HG12	2.17	0.45
3:CC:179:ARG:HD2	3:CC:206:GLU:HB2	1.98	0.45
10:CJ:11:PHE:CD1	10:CJ:67:THR:HG22	2.52	0.45
10:CJ:55:LYS:HE3	10:CJ:56:HIS:NE2	2.32	0.45
13:CM:57:ARG:NH1	50:D4:17:GLY:HA3	2.32	0.45
17:CQ:76:LEU:HD11	17:CQ:78:GLU:O	2.16	0.45

Continued on next page...

Continued from previous page...

Atom-1	Atom-2	Interatomic distance (Å)	Clash overlap (Å)
25:DA:2315:G:H2'	25:DA:2316:C:C6	2.52	0.45
25:DA:2461:C:H2'	25:DA:2462:U:H6	1.82	0.45
25:DA:271(S):G:C6	25:DA:271(T):C:C4	3.05	0.45
27:DD:99:ASP:HB3	27:DD:101:GLU:H	1.82	0.45
28:DE:119:ARG:HD2	28:DE:120:TRP:NE1	2.32	0.45
28:DE:144:ARG:HB3	28:DE:145:LYS:H	1.52	0.45
29:DF:160:ASN:HB3	29:DF:163:VAL:HB	1.98	0.45
38:DS:85:VAL:O	38:DS:112:PHE:HB3	2.16	0.45
25:DA:335:C:H4'	44:DY:73:ARG:CD	2.47	0.45
1:AA:146:G:C6	1:AA:147:G:N7	2.84	0.44
1:AA:542:G:OP1	4:AD:10:ARG:NH1	2.49	0.44
6:AF:44:GLY:HA2	6:AF:59:TYR:CE2	2.52	0.44
9:AI:3:GLN:CG	9:AI:20:ARG:HE	2.28	0.44
13:AM:121:LYS:HE3	13:AM:121:LYS:H	1.82	0.44
25:BA:1217:G:C5	25:BA:1218:G:C8	3.05	0.44
25:BA:1314:A:H2'	25:BA:1315:A:O4'	2.17	0.44
25:BA:1557:A:H2'	25:BA:1558:G:C8	2.52	0.44
23:AX:12:G:H4'	25:BA:1930:C:O2	2.17	0.44
25:BA:2087:C:H2'	25:BA:2088:C:C6	2.52	0.44
25:BA:834:U:H5''	25:BA:835:A:H5'	1.98	0.44
37:BR:98:LEU:HB2	37:BR:113:LEU:HD11	1.98	0.44
38:BS:67:ARG:HG2	38:BS:71:ARG:NH1	2.32	0.44
38:BS:67:ARG:HG2	38:BS:71:ARG:CZ	2.47	0.44
40:BU:34:LYS:NZ	40:BU:37:GLU:OE2	2.41	0.44
40:BU:98:LEU:HA	40:BU:98:LEU:HD23	1.75	0.44
1:CA:1026:G:N7	1:CA:1036:G:N2	2.66	0.44
1:CA:1106:G:H2'	1:CA:1107:C:H6	1.82	0.44
1:CA:401:C:H1'	1:CA:622:A:H1'	1.98	0.44
1:CA:599:C:H5''	8:CH:95:VAL:O	2.17	0.44
1:CA:977:A:H2'	1:CA:978:A:H5''	1.98	0.44
3:CC:68:VAL:HG12	3:CC:70:VAL:HG12	1.99	0.44
4:CD:90:GLY:HA2	4:CD:204:ILE:HD11	1.97	0.44
10:CJ:81:THR:HA	10:CJ:84:GLN:HB2	1.99	0.44
16:CP:42:ARG:CB	16:CP:44:THR:HG23	2.48	0.44
16:CP:6:LEU:HD23	16:CP:17:TYR:CD1	2.50	0.44
55:D9:17:ILE:HG21	55:D9:26:ILE:HD11	1.99	0.44
25:DA:1710:C:H5'	25:DA:2859:G:H1'	1.99	0.44
25:DA:1847:A:H4'	25:DA:1848:A:OP2	2.15	0.44
25:DA:2293:C:H6	25:DA:2293:C:H5''	1.82	0.44
25:DA:2508:G:C2	25:DA:2582:G:C6	3.05	0.44
25:DA:2740:A:C6	25:DA:2764:A:C8	3.06	0.44

Continued on next page...

Continued from previous page...

Atom-1	Atom-2	Interatomic distance (Å)	Clash overlap (Å)
25:DA:484:C:H2'	25:DA:485:C:H6	1.82	0.44
25:DA:668:G:H8	25:DA:668:G:H5''	1.82	0.44
25:DA:852:G:N2	25:DA:926:A:H1'	2.32	0.44
26:DB:66:A:N6	26:DB:109:C:H5'	2.28	0.44
26:DB:119:G:C6	26:DB:120:A:C6	3.05	0.44
28:DE:96:PHE:HA	28:DE:100:GLU:OE1	2.17	0.44
30:DG:96:ARG:O	30:DG:99:MET:HB3	2.17	0.44
34:DO:119:PRO:HB2	39:DT:68:TYR:CE2	2.52	0.44
37:DR:65:LEU:HA	37:DR:65:LEU:HD12	1.81	0.44
38:DS:27:SER:HA	38:DS:88:ASP:HB3	1.99	0.44
25:DA:1187:G:H5''	41:DV:81:TYR:CE1	2.51	0.44
44:DY:35:TYR:CE2	44:DY:69:ALA:HB3	2.52	0.44
1:AA:1066:C:O2'	1:AA:1067:A:H5'	2.16	0.44
1:AA:1216:G:P	14:AN:2:ALA:HA	2.57	0.44
2:AB:30:ARG:HH21	2:AB:194:PRO:HB2	1.82	0.44
8:AH:51:VAL:HG11	8:AH:60:ARG:NH1	2.28	0.44
13:AM:40:ASN:O	13:AM:43:THR:OG1	2.30	0.44
19:AS:31:ILE:HB	19:AS:49:ILE:HG12	1.99	0.44
35:BP:50:ARG:HG2	54:B8:61:LEU:HD11	1.99	0.44
25:BA:1073:A:C6	25:BA:1172:A:C4	3.06	0.44
25:BA:1095:C:C4	25:BA:1096:A:N7	2.85	0.44
25:BA:1334:U:C4	25:BA:1373:C:H1'	2.52	0.44
25:BA:401:A:C2	25:BA:428:A:C4	3.06	0.44
26:BB:4:C:H42	26:BB:117:G:H1	1.65	0.44
28:BE:175:VAL:HG22	28:BE:177:PRO:HD3	1.99	0.44
32:BI:14:ASP:OD1	32:BI:15:VAL:N	2.51	0.44
1:CA:1206:G:C6	1:CA:1207:G:C5	3.05	0.44
1:CA:1225:A:H2'	1:CA:1226:C:C5	2.52	0.44
1:CA:1126:U:H4'	1:CA:1281:U:H1'	1.98	0.44
1:CA:321:A:C2	1:CA:333:G:C2	3.06	0.44
1:CA:422:C:H4'	1:CA:423:G:C4	2.51	0.44
2:CB:208:ILE:HA	2:CB:211:ILE:HD12	2.00	0.44
4:CD:134:ASP:O	4:CD:136:PRO:HD3	2.18	0.44
5:CE:27:ARG:HE	5:CE:27:ARG:HB2	1.62	0.44
7:CG:70:LYS:HG2	7:CG:96:GLN:O	2.18	0.44
8:CH:41:ARG:HH22	8:CH:123:GLU:CD	2.20	0.44
13:CM:25:ILE:HD11	13:CM:66:LEU:HD13	1.98	0.44
14:CN:24:CYS:SG	14:CN:39:LEU:HA	2.58	0.44
18:CR:58:LEU:HD12	18:CR:62:GLU:HG3	1.99	0.44
25:DA:1506:C:H2'	25:DA:1507:A:H5'	1.99	0.44
25:DA:1681:G:O5'	25:DA:1681:G:H8	2.01	0.44

Continued on next page...

Continued from previous page...

Atom-1	Atom-2	Interatomic distance (Å)	Clash overlap (Å)
25:DA:1802:A:N1	25:DA:1822:G:H1'	2.33	0.44
25:DA:52:A:C5	25:DA:118:A:C2	3.05	0.44
25:DA:797:C:H2'	25:DA:798:G:C8	2.53	0.44
25:DA:94(A):G:H2'	25:DA:95:G:O4'	2.16	0.44
26:DB:33:G:O2'	26:DB:34:U:H5'	2.17	0.44
45:DZ:125:LEU:HB3	45:DZ:165:VAL:CG1	2.47	0.44
1:AA:1124:G:P	10:AJ:36:GLY:H	2.40	0.44
1:AA:1291:G:H2'	1:AA:1292:U:C6	2.52	0.44
1:AA:373:A:C2	1:AA:374:A:C8	3.06	0.44
1:AA:435:C:H2'	1:AA:436:C:H6	1.83	0.44
2:AB:71:VAL:HG12	2:AB:170:GLU:HG2	2.00	0.44
4:AD:101:LEU:HD23	4:AD:121:VAL:HG11	1.98	0.44
9:AI:49:PRO:HG2	9:AI:81:ILE:HG23	1.99	0.44
15:AO:25:THR:HG21	15:AO:70:LEU:HB2	2.00	0.44
23:AX:57:A:O4'	30:BG:78:SER:OG	2.31	0.44
46:B0:27:GLU:HB2	46:B0:69:PHE:HD1	1.82	0.44
25:BA:1014:U:OP1	49:B3:17:LYS:N	2.50	0.44
25:BA:1904:C:H2'	25:BA:1905:G:O4'	2.18	0.44
25:BA:254:A:C8	25:BA:255:G:H1'	2.51	0.44
25:BA:2856:G:H2'	25:BA:2857:U:O4'	2.17	0.44
25:BA:323:A:N1	25:BA:346:A:O2'	2.44	0.44
25:BA:917:A:C2	25:BA:954:C:C2	3.05	0.44
29:BF:195:ASP:HB3	29:BF:198:ALA:H	1.82	0.44
36:BQ:109:VAL:HG22	36:BQ:113:GLN:OE1	2.17	0.44
41:BV:20:LEU:HA	41:BV:20:LEU:HD12	1.75	0.44
1:CA:1144:G:N2	1:CA:1146:A:H62	2.16	0.44
1:CA:35:G:H2'	1:CA:36:C:C6	2.53	0.44
1:CA:932:C:H2'	1:CA:933:G:C8	2.52	0.44
2:CB:77:ALA:HA	2:CB:80:ILE:HG22	1.99	0.44
3:CC:79:ARG:O	3:CC:82:GLU:HB2	2.17	0.44
4:CD:88:VAL:HG22	5:CE:96:PRO:HB2	1.99	0.44
2:CB:178:ARG:NH2	8:CH:68:ARG:HH12	2.06	0.44
15:CO:48:LYS:N	15:CO:48:LYS:HD2	2.32	0.44
24:CW:1:2QZ:CG2	24:CW:10:2QY:H83	2.48	0.44
25:DA:1475:G:C2	25:DA:1517:G:C2	3.05	0.44
25:DA:1654:A:OP1	37:DR:1:MET:HA	2.18	0.44
25:DA:1266:G:O2'	25:DA:2012:G:O6	2.21	0.44
25:DA:2022:U:O2'	25:DA:2617:C:H5'	2.17	0.44
25:DA:828:U:H4'	25:DA:831:G:N1	2.31	0.44
25:DA:900:A:C2'	25:DA:901:A:H8	2.30	0.44
25:DA:910:A:C6	25:DA:911:A:C6	3.05	0.44

Continued on next page...

Continued from previous page...

Atom-1	Atom-2	Interatomic distance (Å)	Clash overlap (Å)
25:DA:997:G:H2'	25:DA:998:C:H6	1.83	0.44
26:DB:46:A:H2'	26:DB:47:C:H6	1.83	0.44
30:DG:15:VAL:HG13	30:DG:175:LEU:HD23	1.99	0.44
45:DZ:63:ASP:OD1	45:DZ:65:GLN:HG3	2.17	0.44
1:AA:1129:C:H1'	1:AA:1130:A:N7	2.33	0.44
1:AA:257:G:N2	1:AA:269:C:O2	2.20	0.44
1:AA:457:C:H2'	1:AA:458:C:H6	1.82	0.44
1:AA:64:G:H4'	1:AA:65:U:H3'	1.98	0.44
2:AB:36:ARG:C	2:AB:38:GLY:H	2.20	0.44
4:AD:138:TYR:CE1	4:AD:140:VAL:HA	2.52	0.44
6:AF:62:TRP:CD1	18:AR:35:ARG:HD2	2.53	0.44
9:AI:53:VAL:HG11	9:AI:92:TYR:CE1	2.53	0.44
53:B7:1:MET:N	53:B7:1:MET:HE3	2.32	0.44
1:AA:784:C:H4'	25:BA:1868:C:OP1	2.18	0.44
25:BA:412:C:O2	35:BP:71:VAL:HG21	2.17	0.44
25:BA:1993:A:OP2	27:BD:242:ARG:NH2	2.51	0.44
27:BD:33:LEU:HA	27:BD:33:LEU:HD23	1.75	0.44
28:BE:127:ASP:OD2	61:BE:410:HOH:O	2.21	0.44
32:BI:68:LEU:HD11	32:BI:109:ILE:HD11	2.00	0.44
37:BR:8:ARG:NH1	37:BR:39:PRO:HB3	2.32	0.44
43:BX:72:LYS:HG2	43:BX:73:ARG:O	2.18	0.44
45:BZ:150:LEU:HA	45:BZ:150:LEU:HD12	1.59	0.44
1:CA:1030(C):G:H2'	1:CA:1030(D):A:C8	2.53	0.44
1:CA:1028:C:N3	1:CA:1033:G:O6	2.50	0.44
1:CA:1179:A:C6	1:CA:1180:A:N7	2.85	0.44
1:CA:38:G:N2	1:CA:397:A:H5''	2.31	0.44
1:CA:671:G:H5'	6:CF:77:ARG:NH2	2.27	0.44
1:CA:805:C:C2'	1:CA:806:C:H5'	2.48	0.44
2:CB:126:GLU:HG3	2:CB:126:GLU:H	1.63	0.44
3:CC:19:GLU:HB3	3:CC:40:ARG:NH2	2.33	0.44
8:CH:116:LYS:O	8:CH:119:LEU:HD21	2.17	0.44
13:CM:20:THR:HG21	13:CM:27:LYS:HE2	1.99	0.44
1:CA:974:A:OP2	14:CN:41:ARG:NH1	2.50	0.44
1:CA:110:C:O2'	16:CP:25:ARG:O	2.33	0.44
6:CF:7:ASN:ND2	18:CR:34:TYR:OH	2.46	0.44
19:CS:15:LEU:HD11	19:CS:33:THR:HB	1.99	0.44
46:D0:82:ARG:HA	46:D0:83:PRO:HD3	1.73	0.44
25:DA:1493:C:N4	25:DA:2206:G:O2'	2.47	0.44
25:DA:2653:U:O2'	31:DH:110:SER:HB3	2.17	0.44
25:DA:2819:G:H2'	25:DA:2821:A:N7	2.32	0.44
25:DA:854:G:C2	25:DA:855:G:C5	3.06	0.44

Continued on next page...

Continued from previous page...

Atom-1	Atom-2	Interatomic distance (Å)	Clash overlap (Å)
27:DD:61:LEU:HA	27:DD:61:LEU:HD12	1.57	0.44
29:DF:40:GLN:NE2	29:DF:182:ASN:HB2	2.32	0.44
29:DF:49:ALA:O	29:DF:92:PRO:HB2	2.17	0.44
31:DH:117:PRO:HG3	31:DH:123:PHE:CD2	2.52	0.44
31:DH:90:LYS:HD2	31:DH:163:TYR:CD1	2.52	0.44
31:DH:95:ARG:HB2	31:DH:128:PRO:HB2	1.99	0.44
32:DI:79:ILE:HA	32:DI:80:PRO:HD2	1.73	0.44
25:DA:2780:G:OP2	33:DN:118:LYS:HD3	2.18	0.44
1:AA:1034:G:H5''	1:AA:1035:A:OP2	2.17	0.44
1:AA:1082:G:H2'	1:AA:1083:U:O4'	2.18	0.44
1:AA:1084:G:C5	1:AA:1085:U:C4	3.06	0.44
1:AA:159:G:O2'	1:AA:161:A:N7	2.47	0.44
1:AA:184:G:H2'	1:AA:185:A:H8	1.82	0.44
2:AB:95:GLN:HG3	2:AB:147:LYS:O	2.17	0.44
2:AB:59:GLU:O	2:AB:63:MET:HG2	2.18	0.44
4:AD:187:ARG:HG2	4:AD:188:LEU:H	1.82	0.44
5:AE:75:THR:HG23	5:AE:76:ILE:O	2.18	0.44
7:AG:16:LEU:HD11	9:AI:45:ALA:HB2	1.99	0.44
22:AV:15:A:O5'	22:AV:15:A:H8	2.00	0.44
50:B4:16:CYS:SG	50:B4:17:GLY:N	2.90	0.44
50:B4:61:ARG:HG3	50:B4:62:ARG:H	1.82	0.44
52:B6:11:LEU:HB3	52:B6:49:HIS:HB3	1.99	0.44
25:BA:2635:G:H4'	25:BA:2835:C:O2	2.16	0.44
25:BA:2827:G:OP1	37:BR:99:LYS:HE2	2.17	0.44
25:BA:982:U:H2'	25:BA:983:G:O4'	2.18	0.44
26:BB:24:G:N3	26:BB:27:C:N4	2.58	0.44
1:CA:1007:C:C2	1:CA:1022:G:N2	2.75	0.44
1:CA:1118:C:H2'	1:CA:1119:C:C6	2.52	0.44
1:CA:937:A:H1'	1:CA:1379:G:H22	1.83	0.44
1:CA:276:G:C2'	1:CA:277:C:H5'	2.48	0.44
1:CA:679:C:O2'	1:CA:680:C:H5'	2.18	0.44
5:CE:102:ALA:HB1	5:CE:106:PRO:HG2	2.00	0.44
9:CI:53:VAL:HG21	9:CI:92:TYR:OH	2.18	0.44
1:CA:35:G:O2'	12:CL:118:SER:O	2.36	0.44
13:CM:13:LYS:HA	13:CM:44:ARG:HH11	1.81	0.44
13:CM:97:PRO:HB3	13:CM:101:GLN:OE1	2.17	0.44
19:CS:50:ALA:HA	19:CS:58:VAL:O	2.17	0.44
25:DA:1359:A:N6	25:DA:1372:U:N3	2.61	0.44
25:DA:1574:C:H2'	25:DA:1575:C:H6	1.83	0.44
25:DA:2197:U:O3'	25:DA:2198:A:H8	2.01	0.44
25:DA:2261:C:C5	46:D0:16:SER:HB3	2.53	0.44

Continued on next page...

Continued from previous page...

Atom-1	Atom-2	Interatomic distance (Å)	Clash overlap (Å)
25:DA:719:C:H2'	25:DA:720:C:H6	1.82	0.44
25:DA:764:A:N1	25:DA:1789:A:O2'	2.49	0.44
27:DD:221:VAL:HG22	27:DD:226:MET:HE3	1.98	0.44
30:DG:111:LEU:HB2	30:DG:112:PRO:HD3	1.99	0.44
32:DI:80:PRO:HA	32:DI:145:VAL:HG23	1.99	0.44
41:DV:35:LEU:HB2	41:DV:57:VAL:CG2	2.46	0.44
42:DW:8:ARG:HA	42:DW:102:HIS:ND1	2.31	0.44
1:AA:1399:C:C2	1:AA:1401:G:C5	3.06	0.44
1:AA:184:G:O4'	1:AA:224:C:H4'	2.18	0.44
1:AA:581:G:N2	1:AA:582:U:C4	2.85	0.44
1:AA:688:G:O2'	1:AA:704:A:N1	2.47	0.44
1:AA:715:A:H2'	1:AA:716:A:C8	2.52	0.44
2:AB:69:LEU:HD13	2:AB:91:PRO:HB2	2.00	0.44
4:AD:174:LEU:HA	4:AD:184:LYS:O	2.18	0.44
10:AJ:57:LYS:HD2	10:AJ:60:ARG:HH21	1.81	0.44
52:B6:40:CYS:HA	52:B6:41:PRO:HD3	1.80	0.44
27:BD:2:ALA:N	27:BD:20:ASP:OD2	2.50	0.44
31:BH:117:PRO:HG3	31:BH:123:PHE:CD2	2.52	0.44
35:BP:59:LEU:HG	54:B8:58:ILE:HD13	2.00	0.44
1:CA:1431:C:H2'	1:CA:1432:G:O4'	2.18	0.44
1:CA:292:G:N7	1:CA:293:G:H1'	2.32	0.44
1:CA:939:G:H2'	1:CA:940:C:C6	2.53	0.44
8:CH:82:HIS:NE2	8:CH:84:ARG:HG2	2.32	0.44
9:CI:24:GLY:HA2	9:CI:59:PHE:O	2.18	0.44
15:CO:54:ARG:O	15:CO:58:MET:HG3	2.17	0.44
1:CA:564:C:H5'	17:CQ:32:TYR:CE1	2.52	0.44
46:D0:34:GLY:N	46:D0:61:ALA:O	2.46	0.44
25:DA:1365:A:O4'	47:D1:41:ARG:NH2	2.51	0.44
25:DA:1169:G:H1	25:DA:1180:C:H42	1.65	0.44
25:DA:1392:A:C6	25:DA:1393:A:C6	3.06	0.44
25:DA:154:G:C6	25:DA:173:G:C6	3.05	0.44
25:DA:2262:U:OP2	46:D0:19:LYS:HD3	2.16	0.44
25:DA:2319:G:H4'	25:DA:2320:A:OP1	2.17	0.44
25:DA:542:C:C2	25:DA:552:G:N2	2.86	0.44
25:DA:572:A:OP2	41:DV:78:LYS:NZ	2.50	0.44
25:DA:652(D):C:H2'	25:DA:652(E):G:O4'	2.17	0.44
25:DA:652(E):G:H8	25:DA:652(E):G:OP2	2.00	0.44
25:DA:78:A:H2'	25:DA:79:G:C8	2.53	0.44
26:DB:62:C:H2'	26:DB:63:G:C8	2.53	0.44
27:DD:85:ASP:OD2	27:DD:88:ARG:HD2	2.18	0.44
34:DO:7:TYR:CE1	34:DO:44:LYS:HG3	2.53	0.44

Continued on next page...

Continued from previous page...

Atom-1	Atom-2	Interatomic distance (Å)	Clash overlap (Å)
38:DS:26:LEU:HD22	38:DS:87:PHE:CE1	2.52	0.44
38:DS:36:TYR:OH	38:DS:54:LEU:HD22	2.17	0.44
38:DS:67:ARG:O	38:DS:71:ARG:HG2	2.17	0.44
1:AA:1173:G:H2'	1:AA:1174:G:H8	1.83	0.44
1:AA:1285:A:O5'	1:AA:1285:A:H8	2.01	0.44
2:AB:51:LEU:O	2:AB:55:PHE:HD2	2.01	0.44
3:AC:175:LEU:HD21	3:AC:201:TYR:HE2	1.82	0.44
6:AF:10:LEU:HD23	6:AF:61:LEU:HD13	2.00	0.44
17:AQ:67:LYS:HA	17:AQ:70:ARG:HH12	1.82	0.44
50:B4:14:ILE:HG12	50:B4:31:ILE:HB	2.00	0.44
25:BA:1588:G:H5''	25:BA:1589:A:OP2	2.17	0.44
25:BA:1359:U:H2'	25:BA:1656:A:N1	2.33	0.44
25:BA:1702:A:H3'	25:BA:1703:C:H6	1.82	0.44
25:BA:171:A:H2'	25:BA:172:C:O4'	2.18	0.44
25:BA:2623:U:C4	51:B5:3:LYS:HG2	2.53	0.44
25:BA:555:G:C5	25:BA:2044:U:H5''	2.52	0.44
28:BE:188:VAL:HA	28:BE:189:PRO:HD3	1.80	0.44
28:BE:78:LEU:O	28:BE:79:ARG:HG2	2.18	0.44
29:BF:9:ILE:HA	29:BF:10:PRO:HD2	1.76	0.44
33:BN:67:LEU:HA	33:BN:67:LEU:HD12	1.71	0.44
43:BX:24:GLY:O	43:BX:83:VAL:HG22	2.18	0.44
1:CA:1349:A:H2'	1:CA:1350:A:H8	1.82	0.44
1:CA:399:G:H2'	1:CA:400:C:C6	2.53	0.44
1:CA:453:A:H4'	16:CP:72:ARG:HG3	2.00	0.44
1:CA:502:G:OP2	12:CL:116:SER:HA	2.17	0.44
2:CB:76:GLN:NE2	2:CB:206:ASP:O	2.50	0.44
3:CC:33:LEU:HD21	14:CN:53:LEU:CD2	2.47	0.44
5:CE:36:ASP:C	5:CE:38:GLN:H	2.20	0.44
6:CF:89:MET:HG2	6:CF:91:VAL:HG23	2.00	0.44
8:CH:36:LEU:HA	8:CH:36:LEU:HD23	1.80	0.44
5:CE:152:ARG:HG3	8:CH:43:GLY:O	2.17	0.44
20:CT:60:GLU:HG3	20:CT:81:LYS:HD2	2.00	0.44
25:DA:1514:U:O2'	25:DA:1515:G:H5'	2.18	0.44
25:DA:1788:C:C2	25:DA:1789:A:C8	3.05	0.44
25:DA:2080:G:O2'	25:DA:2081:C:H5'	2.18	0.44
25:DA:2536:G:C5	25:DA:2537:U:C5	3.05	0.44
25:DA:2817:G:C5	25:DA:2830:G:C2	3.05	0.44
25:DA:344:G:N2	25:DA:345:A:H62	2.15	0.44
25:DA:395:U:H1'	25:DA:396:G:N7	2.32	0.44
25:DA:447:A:H4'	25:DA:449:A:C8	2.51	0.44
25:DA:595:C:H2'	25:DA:596:G:O4'	2.17	0.44

Continued on next page...

Continued from previous page...

Atom-1	Atom-2	Interatomic distance (Å)	Clash overlap (Å)
25:DA:954:G:C5	25:DA:955:C:C5	3.05	0.44
28:DE:101:ARG:HD2	28:DE:169:ASN:OD1	2.18	0.44
38:DS:15:ARG:HB3	38:DS:19:LYS:NZ	2.32	0.44
38:DS:34:HIS:ND1	38:DS:53:SER:OG	2.36	0.44
40:DU:76:TYR:CZ	40:DU:80:ILE:HG13	2.53	0.44
25:DA:71:A:N7	43:DX:31:HIS:CE1	2.86	0.44
1:AA:1218:C:H2'	1:AA:1219:U:C6	2.52	0.44
1:AA:1220:G:O3'	19:AS:36:ARG:HD3	2.18	0.44
1:AA:59:A:H5''	1:AA:60:A:H5''	2.00	0.44
1:AA:1375:A:H4'	7:AG:29:LYS:HD3	2.00	0.44
10:AJ:84:GLN:O	10:AJ:84:GLN:HG2	2.18	0.44
12:AL:88:GLY:O	12:AL:99:HIS:HD2	2.01	0.44
15:AO:67:LEU:HA	15:AO:67:LEU:HD23	1.74	0.44
47:B1:77:ALA:HA	47:B1:80:LEU:HD13	1.99	0.44
19:AS:65:ASN:C	50:B4:58:ARG:HG3	2.38	0.44
54:B8:30:ARG:HD3	54:B8:30:ARG:HA	1.45	0.44
25:BA:1722:C:H2'	25:BA:1723:A:O4'	2.18	0.44
25:BA:1766:G:H8	25:BA:1770:A:H62	1.66	0.44
25:BA:2369:U:OP1	46:B0:20:ARG:NH1	2.51	0.44
25:BA:248:G:HO2'	25:BA:646:A:HO2'	1.54	0.44
29:BF:53:THR:HB	29:BF:56:GLU:OE2	2.18	0.44
30:BG:16:ARG:HE	30:BG:31:VAL:HG21	1.82	0.44
31:BH:84:SER:HA	31:BH:133:VAL:O	2.18	0.44
44:BY:55:TYR:CD2	44:BY:55:TYR:N	2.85	0.44
45:BZ:146:ILE:HA	45:BZ:147:GLY:HA2	1.67	0.44
1:CA:1154:G:H8	1:CA:1154:G:H2'	1.36	0.44
1:CA:189:G:H2'	1:CA:189(A):C:C6	2.53	0.44
1:CA:472:A:H2'	1:CA:473:G:O4'	2.18	0.44
1:CA:738:C:H2'	1:CA:739:C:H6	1.83	0.44
2:CB:100:GLY:HA2	2:CB:103:THR:OG1	2.18	0.44
2:CB:69:LEU:HB3	2:CB:162:ILE:HG22	2.00	0.44
4:CD:110:PHE:N	4:CD:110:PHE:HD1	2.16	0.44
1:CA:1151:A:H5'	10:CJ:41:PRO:HA	1.97	0.44
12:CL:24:VAL:HG13	12:CL:98:TYR:CE1	2.46	0.44
19:CS:15:LEU:HD12	19:CS:18:LYS:HD2	1.99	0.44
24:CW:1:2QZ:CB	24:CW:10:2QY:H83	2.47	0.44
25:DA:1656:C:H2'	25:DA:1657:C:C6	2.53	0.44
25:DA:2078:C:H2'	25:DA:2079:U:O4'	2.17	0.44
25:DA:2298:A:N6	25:DA:2321:G:H1	2.15	0.44
25:DA:2261:C:H1'	25:DA:2388:A:N3	2.33	0.44
25:DA:519:U:H2'	25:DA:520:G:H8	1.83	0.44

Continued on next page...

Continued from previous page...

Atom-1	Atom-2	Interatomic distance (Å)	Clash overlap (Å)
25:DA:623:G:C2	25:DA:624:C:C2	3.06	0.44
25:DA:616:G:H5'	29:DF:205:ARG:HD2	2.00	0.44
37:DR:33:ARG:NH1	37:DR:115:GLU:OE2	2.49	0.44
40:DU:113:ALA:O	40:DU:117:GLN:HG2	2.18	0.44
1:AA:592:G:C2	1:AA:648:A:C2	3.06	0.44
1:AA:660:G:H2'	1:AA:661:G:H8	1.81	0.44
1:AA:658:G:C2	1:AA:749:C:N3	2.86	0.44
2:AB:133:LYS:O	2:AB:137:ARG:HG3	2.18	0.44
2:AB:35:GLU:HB2	2:AB:40:HIS:HA	2.00	0.44
3:AC:148:GLY:HA3	3:AC:172:ARG:O	2.17	0.44
1:AA:437:U:O3'	4:AD:125:HIS:CE1	2.71	0.44
4:AD:164:ALA:O	4:AD:168:ARG:NH1	2.48	0.44
8:AH:53:VAL:HG12	8:AH:54:ASP:OD1	2.17	0.44
20:AT:57:ARG:HH22	20:AT:100:ILE:HD12	1.83	0.44
25:BA:2303:U:O2'	25:BA:2386:C:O2	2.30	0.44
25:BA:2734:A:O2'	25:BA:2884:C:H5'	2.17	0.44
27:BD:77:ALA:HB2	27:BD:97:TYR:CG	2.52	0.44
30:BG:43:LEU:HB3	30:BG:44:GLY:H	1.53	0.44
25:BA:956:A:C5	36:BQ:13:GLN:HG3	2.53	0.44
45:BZ:126:VAL:CG1	45:BZ:161:VAL:HG23	2.47	0.44
1:CA:1049:U:C5	1:CA:1201:A:H5'	2.52	0.44
1:CA:1168:A:N3	1:CA:1168:A:H3'	2.33	0.44
1:CA:1227:A:H8	1:CA:1227:A:H3'	1.83	0.44
1:CA:1342:C:H1'	9:CI:124:GLN:NE2	2.32	0.44
1:CA:1380:U:C4	7:CG:3:ARG:HG2	2.52	0.44
11:CK:20:TYR:CE1	11:CK:83:ILE:HD12	2.52	0.44
13:CM:20:THR:C	13:CM:22:ILE:H	2.21	0.44
19:CS:30:LEU:CD1	19:CS:32:LYS:HG3	2.40	0.44
23:CX:8:U:H6	23:CX:8:U:O5'	2.01	0.44
47:D1:7:ILE:HG23	47:D1:98:LEU:HD11	1.99	0.44
48:D2:22:GLU:OE2	48:D2:68:ARG:NH2	2.51	0.44
25:DA:1131:G:O6	25:DA:2040:C:H1'	2.18	0.44
25:DA:330:A:H2	25:DA:1210:A:H2'	1.82	0.44
25:DA:1857:G:C6	25:DA:1858:G:N1	2.86	0.44
25:DA:2387:U:H1'	46:D0:41:ARG:NE	2.32	0.44
25:DA:2750:A:H4'	25:DA:2751:G:OP2	2.13	0.44
25:DA:478:A:N1	25:DA:500:G:H4'	2.33	0.44
31:DH:5:GLY:HA3	31:DH:65:HIS:CG	2.52	0.44
38:DS:57:LYS:HE2	38:DS:57:LYS:HB2	1.61	0.44
34:DO:80:ASP:OD1	39:DT:64:ARG:NH2	2.49	0.44
1:AA:181:G:N1	1:AA:195:A:C8	2.85	0.43

Continued on next page...

Continued from previous page...

Atom-1	Atom-2	Interatomic distance (Å)	Clash overlap (Å)
1:AA:630:G:O2'	1:AA:631:G:H5'	2.19	0.43
2:AB:163:PHE:HA	2:AB:185:ILE:O	2.17	0.43
9:AI:15:ALA:HB2	9:AI:65:VAL:HG23	2.00	0.43
13:AM:49:THR:OG1	13:AM:52:GLU:OE1	2.24	0.43
13:AM:3:ARG:HG2	13:AM:8:GLU:HA	2.00	0.43
17:AQ:60:ILE:HG12	17:AQ:61:GLU:N	2.33	0.43
17:AQ:92:ARG:O	17:AQ:95:TYR:HB2	2.18	0.43
18:AR:59:SER:H	18:AR:62:GLU:CG	2.31	0.43
25:BA:2023:A:H2'	25:BA:2024:G:C8	2.52	0.43
25:BA:2092:G:H2'	25:BA:2093:A:O4'	2.17	0.43
25:BA:233:A:C2	25:BA:244:A:C4	3.06	0.43
25:BA:2710:U:H2'	25:BA:2711:C:C6	2.53	0.43
25:BA:26:G:C6	25:BA:27:G:C6	3.06	0.43
25:BA:31:C:C4	25:BA:32:C:C5	3.06	0.43
25:BA:671:A:H2'	25:BA:672:G:O4'	2.18	0.43
25:BA:927:G:H2'	25:BA:928:G:H5'	2.00	0.43
27:BD:175:LEU:HD12	27:BD:185:VAL:HG21	2.00	0.43
28:BE:110:GLY:HA2	28:BE:161:GLY:HA3	2.00	0.43
29:BF:125:LEU:HD12	29:BF:194:MET:HB2	2.00	0.43
40:BU:75:ASN:OD1	40:BU:78:THR:OG1	2.19	0.43
44:BY:86:ARG:NH1	44:BY:100:ALA:HB1	2.31	0.43
1:CA:1003:G:H22	1:CA:1035:A:H61	1.66	0.43
1:CA:1178:G:H2'	1:CA:1180:A:OP2	2.17	0.43
1:CA:1203:C:H2'	1:CA:1204:A:C8	2.53	0.43
1:CA:1425:U:H2'	1:CA:1426:C:C6	2.53	0.43
1:CA:67:C:O2'	1:CA:171:A:H1'	2.18	0.43
1:CA:69:G:H2'	1:CA:70:G:H8	1.82	0.43
2:CB:162:ILE:HG13	2:CB:162:ILE:O	2.17	0.43
2:CB:213:LEU:HD22	2:CB:214:ILE:HD13	1.99	0.43
3:CC:112:SER:HB3	3:CC:115:LEU:HD23	2.00	0.43
13:CM:29:ARG:HH11	13:CM:64:TRP:HB3	1.83	0.43
16:CP:72:ARG:NH2	16:CP:73:LEU:HD21	2.33	0.43
25:DA:1160:G:C6	25:DA:1161:C:C4	3.06	0.43
25:DA:1957:C:O2'	25:DA:1985:G:H1'	2.18	0.43
25:DA:1297:C:OP1	25:DA:2710:C:H4'	2.18	0.43
25:DA:321:G:H4'	29:DF:165:ARG:O	2.18	0.43
25:DA:333:G:H2'	25:DA:333:G:N3	2.33	0.43
25:DA:775:G:C4	25:DA:794:G:C8	3.06	0.43
25:DA:876:C:H2'	25:DA:877:U:O4'	2.17	0.43
31:DH:86:GLU:OE2	31:DH:132:ARG:NH2	2.38	0.43
33:DN:42:TRP:HA	33:DN:48:MET:HE1	2.00	0.43

Continued on next page...

Continued from previous page...

Atom-1	Atom-2	Interatomic distance (Å)	Clash overlap (Å)
1:AA:1030:C:N4	1:AA:1030(A):G:N3	2.66	0.43
1:AA:1047:G:O3'	14:AN:4:LYS:HB2	2.17	0.43
1:AA:1277:C:H1'	1:AA:1282:C:C2	2.53	0.43
1:AA:1304:G:C6	1:AA:1305:G:N1	2.86	0.43
1:AA:472:A:H2'	1:AA:473:G:O4'	2.17	0.43
4:AD:177:ASP:OD2	4:AD:180:GLY:HA3	2.18	0.43
6:AF:30:LEU:O	6:AF:35:ALA:N	2.51	0.43
6:AF:38:GLU:OE1	6:AF:64:GLN:NE2	2.35	0.43
7:AG:78:ARG:NH2	7:AG:156:TRP:HB3	2.33	0.43
9:AI:29:ASN:ND2	9:AI:65:VAL:O	2.51	0.43
9:AI:18:PHE:HD2	9:AI:62:TYR:HD2	1.66	0.43
12:AL:71:PRO:O	12:AL:102:ARG:HD2	2.18	0.43
16:AP:6:LEU:HB3	16:AP:17:TYR:CD2	2.53	0.43
1:AA:454:C:OP1	16:AP:75:ARG:NH2	2.49	0.43
19:AS:41:VAL:HB	19:AS:44:MET:HG3	1.99	0.43
20:AT:92:LEU:HA	20:AT:92:LEU:HD23	1.72	0.43
23:AX:20:U:H5''	23:AX:21:A:OP2	2.17	0.43
26:BB:12:C:H2'	46:B0:73:GLY:HA3	1.99	0.43
25:BA:220:C:H2'	25:BA:221:G:O4'	2.18	0.43
25:BA:518:G:H2'	25:BA:519:G:O4'	2.18	0.43
27:BD:275:LYS:HB3	27:BD:276:LYS:H	1.40	0.43
28:BE:119:ARG:CG	28:BE:160:TYR:HB2	2.48	0.43
37:BR:36:THR:O	37:BR:111:LEU:HD12	2.18	0.43
38:BS:32:LEU:HD23	38:BS:32:LEU:HA	1.81	0.43
40:BU:66:ASN:O	40:BU:70:ARG:HG3	2.17	0.43
41:BV:55:ALA:HB2	41:BV:101:GLY:HA2	1.99	0.43
45:BZ:39:VAL:HG21	45:BZ:44:PHE:HB2	1.99	0.43
1:CA:1002:G:H2'	1:CA:1003:G:H8	1.83	0.43
1:CA:1072:G:C6	1:CA:1073:U:C4	3.07	0.43
1:CA:1157:A:N6	1:CA:1178:G:H21	2.15	0.43
1:CA:123:C:OP1	1:CA:312:C:H5'	2.18	0.43
1:CA:1243:C:H2'	1:CA:1244:C:C6	2.53	0.43
1:CA:1323:G:H4'	1:CA:1363:C:N3	2.32	0.43
1:CA:1427:U:H2'	1:CA:1428:A:H8	1.80	0.43
1:CA:640:A:C2'	1:CA:641:U:H5'	2.48	0.43
1:CA:926:G:H22	22:CV:16:A:P	2.41	0.43
2:CB:24:TRP:CH2	2:CB:26:PRO:HA	2.53	0.43
5:CE:105:VAL:HG21	5:CE:128:PRO:HB3	2.00	0.43
9:CI:14:VAL:HG22	9:CI:66:ARG:O	2.18	0.43
47:D1:76:ARG:HH11	47:D1:97:LEU:HD22	1.83	0.43
53:D7:22:MET:HA	53:D7:28:ARG:HG2	2.00	0.43

Continued on next page...

Continued from previous page...

Atom-1	Atom-2	Interatomic distance (Å)	Clash overlap (Å)
25:DA:1489:U:O2'	25:DA:1490:A:H5''	2.18	0.43
25:DA:2298:A:C8	25:DA:2299:G:C8	3.07	0.43
25:DA:262:A:H2'	25:DA:263:C:O4'	2.19	0.43
25:DA:2820:A:OP1	37:DR:2:ARG:NH2	2.51	0.43
25:DA:2849:U:H4'	25:DA:2868:A:C2	2.52	0.43
25:DA:590:A:OP1	29:DF:95:ARG:NH1	2.51	0.43
25:DA:89:G:C3'	25:DA:90:U:H5''	2.44	0.43
25:DA:936:C:H2'	25:DA:937:U:C6	2.52	0.43
27:DD:77:ALA:HA	27:DD:97:TYR:HA	2.00	0.43
28:DE:166:THR:HG21	28:DE:199:ARG:HH22	1.83	0.43
30:DG:170:ARG:HD3	30:DG:170:ARG:C	2.39	0.43
30:DG:3:LEU:HD22	50:D4:25:TYR:CE2	2.53	0.43
43:DX:26:TYR:CE2	43:DX:89:ILE:HG13	2.53	0.43
44:DY:76:CYS:SG	44:DY:78:ALA:HB3	2.59	0.43
1:AA:1262:C:H2'	1:AA:1263:C:C6	2.53	0.43
1:AA:195:A:H3'	1:AA:196:A:C8	2.52	0.43
1:AA:327:A:C4	1:AA:329:A:C8	3.06	0.43
1:AA:328:C:H4'	1:AA:329:A:H5'	2.00	0.43
1:AA:966:G:H21	9:AI:127:LYS:NZ	2.17	0.43
2:AB:127:ILE:CD1	2:AB:130:ARG:HD3	2.49	0.43
4:AD:107:ARG:NH2	4:AD:194:LEU:HD22	2.33	0.43
14:AN:13:THR:HA	14:AN:14:PRO:HD3	1.85	0.43
15:AO:74:ASP:CG	15:AO:77:ARG:HG3	2.38	0.43
16:AP:57:ARG:NH2	16:AP:79:VAL:O	2.42	0.43
48:B2:32:LEU:HD12	48:B2:36:ARG:NH1	2.33	0.43
25:BA:1535:U:O2'	25:BA:1536:A:H8	2.01	0.43
25:BA:1894:G:H2'	25:BA:1895:U:C6	2.53	0.43
25:BA:905:U:O2	25:BA:2280:A:H2'	2.18	0.43
25:BA:2352:G:H2'	25:BA:2353:G:C8	2.53	0.43
25:BA:2453:C:OP2	25:BA:2598:C:O2'	2.35	0.43
30:BG:125:PHE:HB3	30:BG:166:ASP:OD1	2.19	0.43
30:BG:11:TYR:CE2	30:BG:16:ARG:HD3	2.53	0.43
35:BP:6:LEU:HD23	35:BP:6:LEU:HA	1.74	0.43
1:CA:1137:C:H5''	1:CA:1138:G:OP1	2.18	0.43
1:CA:1169:A:H3'	1:CA:1169:A:C8	2.53	0.43
1:CA:160:A:H2'	1:CA:161:A:H8	1.83	0.43
1:CA:509:A:C8	1:CA:509:A:C3'	3.01	0.43
1:CA:1240:U:C2	7:CG:32:ARG:HD2	2.53	0.43
10:CJ:38:ILE:HG13	10:CJ:38:ILE:O	2.18	0.43
10:CJ:57:LYS:HD2	10:CJ:60:ARG:NH2	2.33	0.43
16:CP:72:ARG:HH21	16:CP:73:LEU:HD21	1.82	0.43

Continued on next page...

Continued from previous page...

Atom-1	Atom-2	Interatomic distance (Å)	Clash overlap (Å)
17:CQ:81:ARG:HD2	17:CQ:81:ARG:HA	1.76	0.43
23:CX:59:A:H2'	23:CX:60:U:H5'	2.00	0.43
25:DA:1916:A:H2'	25:DA:1917:U:O4'	2.18	0.43
25:DA:1996:C:H4'	25:DA:1997:G:OP1	2.18	0.43
25:DA:2031:A:C6	25:DA:2498:C:H1'	2.53	0.43
25:DA:2236:C:H2'	25:DA:2237:G:O4'	2.19	0.43
25:DA:2312:U:H5'	30:DG:88:ILE:HD11	2.01	0.43
25:DA:2852:G:H2'	25:DA:2853:C:C6	2.53	0.43
25:DA:289:A:H2'	25:DA:290:G:O4'	2.19	0.43
25:DA:917:A:H5'	25:DA:918:A:OP2	2.17	0.43
26:DB:3:C:H2'	26:DB:4:C:C6	2.53	0.43
30:DG:16:ARG:HA	30:DG:16:ARG:HD2	1.65	0.43
30:DG:73:ALA:HB3	30:DG:85:GLY:H	1.83	0.43
38:DS:19:LYS:H	38:DS:19:LYS:HG2	1.56	0.43
38:DS:94:TYR:CE1	38:DS:99:LYS:HG3	2.53	0.43
1:AA:1095:U:H2'	1:AA:1096:C:O4'	2.17	0.43
1:AA:1394:A:C6	1:AA:1501:C:H4'	2.53	0.43
1:AA:33:A:H2'	1:AA:34:C:H6	1.82	0.43
1:AA:413:G:N2	1:AA:428:G:H1'	2.34	0.43
1:AA:673:G:N2	1:AA:674:G:C2	2.86	0.43
1:AA:784:C:H2'	1:AA:785:G:O4'	2.18	0.43
2:AB:71:VAL:HA	2:AB:93:VAL:HG23	2.01	0.43
4:AD:117:ALA:O	4:AD:121:VAL:HG23	2.18	0.43
7:AG:26:PHE:CE2	7:AG:30:ILE:HD11	2.53	0.43
20:AT:13:LEU:HD12	20:AT:14:LYS:N	2.33	0.43
25:BA:2367:C:H1'	46:B0:39:ARG:HH21	1.82	0.43
54:B8:39:LYS:HA	54:B8:42:ARG:NH1	2.33	0.43
25:BA:1008:U:H2'	25:BA:1009:C:C6	2.54	0.43
25:BA:2336:C:H5''	25:BA:2337:G:H5'	2.00	0.43
25:BA:564:G:H2'	25:BA:565:C:C6	2.52	0.43
25:BA:814:U:O2'	25:BA:815:G:H5'	2.17	0.43
25:BA:977:G:OP2	49:B3:29:ARG:NH2	2.50	0.43
25:BA:711:C:H4'	25:BA:986:A:OP1	2.18	0.43
36:BQ:35:VAL:HG13	36:BQ:130:LYS:HB3	1.99	0.43
36:BQ:2:LEU:HD23	36:BQ:69:PHE:CD2	2.53	0.43
40:BU:78:THR:HG22	40:BU:117:GLN:HE22	1.84	0.43
1:CA:1035:A:C2	1:CA:1036:G:C8	3.06	0.43
1:CA:1263:C:H2'	1:CA:1264:C:C5	2.54	0.43
1:CA:1270:C:C2'	1:CA:1271:G:H5'	2.47	0.43
1:CA:1517:G:H1'	25:DA:1919:A:O3'	2.18	0.43
1:CA:642:A:C6	1:CA:643:C:C4	3.06	0.43

Continued on next page...

Continued from previous page...

Atom-1	Atom-2	Interatomic distance (Å)	Clash overlap (Å)
1:CA:646:U:H2'	1:CA:647:C:H6	1.77	0.43
1:CA:708:C:H2'	1:CA:709:G:C8	2.54	0.43
1:CA:832:C:N4	1:CA:833:U:C4	2.87	0.43
4:CD:72:GLU:OE1	4:CD:207:TYR:OH	2.37	0.43
5:CE:110:LEU:HD21	5:CE:139:LEU:HD21	2.00	0.43
8:CH:39:LEU:HB3	8:CH:45:ILE:HG12	2.00	0.43
9:CI:116:LYS:NZ	9:CI:122:ALA:HB2	2.33	0.43
13:CM:29:ARG:HD3	13:CM:64:TRP:CD2	2.53	0.43
13:CM:29:ARG:NH1	13:CM:64:TRP:HB3	2.34	0.43
15:CO:33:THR:O	15:CO:36:ILE:HB	2.19	0.43
25:DA:140:G:N2	25:DA:1596:A:H4'	2.33	0.43
25:DA:1939:U:OP1	25:DA:2604:U:O2'	2.36	0.43
25:DA:2243:U:OP1	61:DA:4352:HOH:O	2.21	0.43
25:DA:608:A:H2'	25:DA:609:A:C8	2.53	0.43
25:DA:966:G:C6	25:DA:967:C:N4	2.86	0.43
26:DB:45:A:H2'	26:DB:46:A:C8	2.53	0.43
27:DD:139:GLY:H	27:DD:165:ILE:HB	1.83	0.43
25:DA:2831:G:P	28:DE:58:ARG:NH2	2.91	0.43
31:DH:25:LYS:HG2	31:DH:25:LYS:HZ3	1.75	0.43
25:DA:2751:G:OP2	31:DH:2:SER:HB3	2.18	0.43
34:DO:73:ASP:HB2	39:DT:82:LEU:HD13	2.00	0.43
37:DR:87:TYR:OH	37:DR:117:VAL:O	2.24	0.43
1:AA:1266:G:N2	1:AA:1270:C:C2	2.86	0.43
1:AA:1288:A:C6	1:AA:1289:A:C5	3.06	0.43
1:AA:1379:G:C5	1:AA:1380:U:C5	3.06	0.43
1:AA:727:G:N2	1:AA:730:G:OP2	2.45	0.43
2:AB:156:LYS:HB3	2:AB:156:LYS:HE2	1.64	0.43
8:AH:10:LEU:HD22	8:AH:83:ILE:HD11	2.00	0.43
1:AA:276:G:O3'	17:AQ:68:ARG:NH1	2.52	0.43
13:AM:84:ILE:HD12	19:AS:74:PHE:HZ	1.83	0.43
21:AU:18:TYR:CE2	21:AU:24:ARG:HD3	2.53	0.43
9:AI:128:ARG:NH1	23:AX:35:A:OP2	2.51	0.43
54:B8:34:TRP:CE2	54:B8:35:GLN:HB3	2.54	0.43
25:BA:1618:A:H2'	25:BA:1619:A:C8	2.53	0.43
25:BA:1987:C:H3'	25:BA:1988:A:H2'	1.99	0.43
25:BA:2042:A:O2'	25:BA:2043:C:H5'	2.19	0.43
25:BA:2108:U:H2'	25:BA:2109:G:H8	1.83	0.43
25:BA:2122:G:H2'	25:BA:2122:G:N3	2.33	0.43
25:BA:302:A:H2'	25:BA:303:C:C6	2.54	0.43
31:BH:117:PRO:HA	31:BH:118:PRO:HD2	1.83	0.43
31:BH:88:LEU:HD23	31:BH:165:ALA:HA	2.01	0.43

Continued on next page...

Continued from previous page...

Atom-1	Atom-2	Interatomic distance (Å)	Clash overlap (Å)
25:BA:1003:U:H5''	36:BQ:14:ARG:HD3	2.01	0.43
45:BZ:111:VAL:HG12	45:BZ:112:ARG:N	2.33	0.43
45:BZ:102:LEU:HD13	45:BZ:123:ASP:HA	2.00	0.43
1:CA:1017:G:H2'	1:CA:1018:C:O4'	2.18	0.43
1:CA:1271:G:H5''	1:CA:1314:C:OP1	2.18	0.43
1:CA:554:C:H2'	1:CA:555:C:C6	2.53	0.43
2:CB:101:MET:HA	2:CB:108:ILE:HD13	2.01	0.43
3:CC:12:LEU:HD23	3:CC:12:LEU:HA	1.88	0.43
5:CE:52:PRO:HG2	5:CE:53:LEU:HD12	2.00	0.43
16:CP:21:VAL:HG11	16:CP:59:TRP:NE1	2.33	0.43
25:DA:1032:A:O2'	25:DA:1034:G:OP2	2.21	0.43
25:DA:450:G:P	25:DA:1248:G:H22	2.41	0.43
25:DA:1341:U:H3'	25:DA:1397:U:O2	2.18	0.43
25:DA:2380:C:O5'	25:DA:2380:C:H6	2.01	0.43
25:DA:2259:G:H1'	25:DA:2427:C:C2	2.53	0.43
25:DA:2573:C:H3'	61:DA:4461:HOH:O	2.18	0.43
25:DA:275:G:C6	25:DA:276:A:C6	3.07	0.43
25:DA:2845:G:H5''	39:DT:54:ARG:O	2.18	0.43
25:DA:2870:C:H2'	25:DA:2871:C:O4'	2.17	0.43
26:DB:42:C:O2	30:DG:92:VAL:HA	2.18	0.43
26:DB:6:C:C2	26:DB:116:G:N2	2.87	0.43
31:DH:98:LEU:CD2	31:DH:125:VAL:HG23	2.46	0.43
37:DR:20:LEU:O	37:DR:24:GLN:HG3	2.19	0.43
39:DT:16:ARG:NH1	39:DT:18:ASP:OD2	2.51	0.43
43:DX:31:HIS:HD2	43:DX:33:LYS:H	1.67	0.43
45:DZ:11:GLU:HB3	45:DZ:12:GLY:H	1.70	0.43
45:DZ:14:LYS:HA	45:DZ:15:PRO:HD3	1.87	0.43
1:AA:1030(A):G:N2	1:AA:1032:G:O6	2.51	0.43
1:AA:1075:C:H2'	1:AA:1076:C:H5'	2.01	0.43
1:AA:1145:C:H4'	1:AA:1146:A:C5'	2.47	0.43
1:AA:353:A:H5'	1:AA:353:A:H8	1.84	0.43
1:AA:626:U:C2	1:AA:627:G:C8	3.06	0.43
4:AD:18:LYS:HG2	57:AD:501:SF4:S1	2.57	0.43
1:AA:684:A:O2'	11:AK:39:PRO:O	2.37	0.43
18:AR:59:SER:H	18:AR:62:GLU:HG3	1.84	0.43
20:AT:34:LYS:HE2	20:AT:34:LYS:HB2	1.85	0.43
25:BA:154:G:O6	25:BA:155:C:N4	2.52	0.43
25:BA:1836:U:H5''	27:BD:250:TRP:CD2	2.54	0.43
25:BA:864:C:H4'	25:BA:977:G:C5	2.54	0.43
27:BD:38:LYS:HD2	27:BD:38:LYS:HA	1.59	0.43
30:BG:11:TYR:OH	30:BG:32:PRO:O	2.31	0.43

Continued on next page...

Continued from previous page...

Atom-1	Atom-2	Interatomic distance (Å)	Clash overlap (Å)
34:BO:101:PRO:HG3	39:BT:67:SER:OG	2.18	0.43
1:CA:1120:G:N2	1:CA:1154:G:H1'	2.34	0.43
1:CA:1178:G:N3	1:CA:1180:A:H2	2.16	0.43
1:CA:1269:A:H2	1:CA:1312:G:N3	2.16	0.43
1:CA:1374:A:O2'	7:CG:28:ASN:HB3	2.19	0.43
1:CA:577:G:C8	1:CA:816:A:C6	3.07	0.43
1:CA:933:G:C6	1:CA:1385:G:C6	3.07	0.43
5:CE:110:LEU:HD23	5:CE:110:LEU:HA	1.68	0.43
8:CH:51:VAL:HG11	8:CH:60:ARG:NH1	2.30	0.43
10:CJ:5:ARG:O	10:CJ:98:ILE:HA	2.18	0.43
16:CP:22:THR:HA	16:CP:33:ILE:HG13	2.01	0.43
20:CT:10:LEU:HD12	20:CT:10:LEU:HA	1.61	0.43
25:DA:1761:C:H3'	25:DA:1762:A:H5''	1.99	0.43
25:DA:1827:C:OP2	27:DD:222:ARG:NH1	2.52	0.43
25:DA:2607:G:H2'	25:DA:2608:G:O4'	2.19	0.43
25:DA:2845:G:H2'	25:DA:2846:G:C8	2.54	0.43
26:DB:43:C:C5	26:DB:45:A:N6	2.87	0.43
29:DF:106:ARG:H	29:DF:106:ARG:HG2	1.48	0.43
30:DG:145:THR:H	30:DG:148:MET:HE3	1.84	0.43
35:DP:45:LEU:HD23	35:DP:45:LEU:HA	1.43	0.43
44:DY:86:ARG:HH11	44:DY:100:ALA:HA	1.84	0.43
1:AA:1003:G:C2'	1:AA:1004:A:H4'	2.49	0.43
1:AA:1203:C:H2'	1:AA:1204:A:H8	1.84	0.43
1:AA:1263:C:H2'	1:AA:1264:C:C6	2.54	0.43
1:AA:1367:C:N3	1:AA:1368:G:C8	2.87	0.43
1:AA:178:C:H2'	1:AA:179:A:O4'	2.19	0.43
1:AA:194:C:H5''	1:AA:195:A:OP2	2.18	0.43
1:AA:381:C:C5	1:AA:382:A:C5	3.06	0.43
1:AA:442:C:H5'	1:AA:443:C:OP2	2.19	0.43
1:AA:646:U:H2'	1:AA:647:C:H6	1.84	0.43
1:AA:957:U:H2'	1:AA:959:A:OP2	2.19	0.43
2:AB:122:PHE:CD2	2:AB:139:LYS:HE2	2.53	0.43
4:AD:57:ARG:HH22	5:AE:107:ARG:HD3	1.82	0.43
5:AE:69:VAL:HG22	5:AE:71:LEU:HD23	2.00	0.43
6:AF:62:TRP:CH2	6:AF:64:GLN:HB2	2.53	0.43
25:BA:1473:A:H4'	25:BA:1474:C:O4'	2.19	0.43
25:BA:2348:A:H61	46:B0:43:THR:HG22	1.81	0.43
25:BA:2679:C:H6	25:BA:2679:C:O5'	2.02	0.43
25:BA:99:G:O3'	48:B2:7:ARG:NH2	2.52	0.43
27:BD:123:ALA:HB3	27:BD:131:LEU:HG	1.99	0.43
30:BG:77:ILE:HD12	30:BG:82:LEU:HD12	2.01	0.43

Continued on next page...

Continued from previous page...

Atom-1	Atom-2	Interatomic distance (Å)	Clash overlap (Å)
31:BH:7:LEU:O	31:BH:69:ARG:HD3	2.19	0.43
36:BQ:78:PRO:O	36:BQ:81:VAL:HG13	2.18	0.43
43:BX:31:HIS:HA	43:BX:32:PRO:HD3	1.86	0.43
1:CA:38:G:C2	1:CA:397:A:C2	3.07	0.43
1:CA:391:G:C6	1:CA:392:G:C5	3.06	0.43
1:CA:811:C:O2'	1:CA:901:A:N1	2.46	0.43
1:CA:909:A:H2'	1:CA:910:C:O4'	2.19	0.43
1:CA:93:G:H2'	1:CA:96:U:O4'	2.19	0.43
4:CD:158:ILE:HG22	4:CD:162:LEU:HD12	2.01	0.43
15:CO:76:GLU:HA	15:CO:76:GLU:OE1	2.19	0.43
17:CQ:57:VAL:HG12	17:CQ:75:ARG:O	2.18	0.43
25:DA:649:G:C4'	54:D8:46:ARG:HH22	2.28	0.43
25:DA:1503:U:O2'	25:DA:1504:C:H5'	2.18	0.43
25:DA:2646:C:OP2	25:DA:2732:G:O2'	2.27	0.43
25:DA:2712:U:H1'	25:DA:2712(A):A:C8	2.53	0.43
25:DA:2776:A:H4'	25:DA:2777:G:H5''	2.00	0.43
25:DA:348:G:H2'	25:DA:349:G:H8	1.82	0.43
25:DA:362:U:H2'	25:DA:362:U:H6	1.68	0.43
25:DA:635:C:H2'	25:DA:636:G:O4'	2.19	0.43
26:DB:28:C:H2'	26:DB:29:A:O4'	2.19	0.43
27:DD:13:ARG:HA	27:DD:13:ARG:HD2	1.67	0.43
27:DD:183:ARG:HG3	27:DD:270:ILE:HG12	2.01	0.43
25:DA:1654:A:O2'	28:DE:113:PHE:O	2.34	0.43
35:DP:38:GLN:O	35:DP:39:LYS:CB	2.66	0.43
45:DZ:45:ASP:OD2	45:DZ:49:ARG:HD2	2.19	0.43
1:AA:1067:A:N3	1:AA:1068:G:H1'	2.34	0.43
1:AA:1127:G:N2	1:AA:1147:C:N4	2.67	0.43
1:AA:1442:G:H2'	1:AA:1442(A):G:H5'	1.99	0.43
1:AA:728:A:C6	15:AO:54:ARG:HD2	2.54	0.43
1:AA:773:G:H5''	1:AA:773:G:H8	1.84	0.43
1:AA:97:G:O2'	1:AA:98:G:H8	2.02	0.43
3:AC:12:LEU:HD23	3:AC:16:ARG:HB3	2.01	0.43
4:AD:61:LYS:HD2	4:AD:207:TYR:CZ	2.54	0.43
5:AE:136:MET:O	5:AE:139:LEU:N	2.52	0.43
5:AE:152:ARG:NH2	8:AH:107:LEU:O	2.52	0.43
10:AJ:78:ASN:C	10:AJ:80:LYS:H	2.22	0.43
16:AP:27:LYS:HB2	16:AP:27:LYS:HE3	1.73	0.43
19:AS:48:THR:HG22	19:AS:61:TYR:HA	2.01	0.43
50:B4:59:PHE:CA	50:B4:61:ARG:H	2.31	0.43
25:BA:1345:G:O5'	25:BA:1345:G:H8	2.01	0.43
25:BA:242:C:OP2	54:B8:5:LYS:NZ	2.43	0.43

Continued on next page...

Continued from previous page...

Atom-1	Atom-2	Interatomic distance (Å)	Clash overlap (Å)
25:BA:311:C:H2'	25:BA:312:C:O4'	2.18	0.43
25:BA:64:C:H2'	25:BA:65:C:C6	2.54	0.43
36:BQ:54:MET:HB3	36:BQ:64:ILE:CD1	2.46	0.43
1:CA:1226:C:H4'	19:CS:80:TYR:CZ	2.53	0.43
1:CA:1307:U:H2'	1:CA:1308:U:C6	2.54	0.43
1:CA:382:A:H2'	1:CA:383:A:H8	1.77	0.43
1:CA:414:A:H2'	1:CA:415:A:O4'	2.18	0.43
1:CA:642:A:N3	8:CH:113:SER:OG	2.40	0.43
1:CA:738:C:H2'	1:CA:739:C:C6	2.53	0.43
2:CB:138:LEU:HA	2:CB:141:GLU:HB3	2.01	0.43
50:D4:60:GLN:N	50:D4:62:ARG:HE	2.17	0.43
25:DA:1164:G:H2'	25:DA:1165:U:C6	2.54	0.43
25:DA:1338:G:O2'	25:DA:1339:G:H5'	2.19	0.43
25:DA:2048:G:C6	25:DA:2049:G:C5	3.07	0.43
25:DA:2469:A:H5''	25:DA:2470:G:OP2	2.19	0.43
25:DA:2526:G:H2'	25:DA:2527:C:C6	2.53	0.43
25:DA:2821:A:C2	25:DA:2822:G:C4	3.06	0.43
25:DA:301:G:C4	25:DA:302:C:C5	3.07	0.43
25:DA:35:G:H1'	25:DA:454:A:C4	2.53	0.43
28:DE:59:VAL:HG21	28:DE:74:PRO:HB3	2.00	0.43
30:DG:165:THR:OG1	30:DG:168:GLU:HG3	2.19	0.43
32:DI:62:LYS:HG2	32:DI:133:HIS:NE2	2.34	0.43
1:AA:1259:C:N4	1:AA:1276:G:H1	2.16	0.43
1:AA:1315:U:H2'	1:AA:1316:G:O4'	2.19	0.43
1:AA:203:U:OP2	1:AA:203:U:H2'	2.19	0.43
1:AA:256:U:H2'	1:AA:257:G:C8	2.54	0.43
1:AA:429:U:H4'	1:AA:430:A:O5'	2.19	0.43
1:AA:41:G:O2'	1:AA:42:G:H5'	2.19	0.43
1:AA:516:U:C4	1:AA:517:G:C6	3.06	0.43
1:AA:600:C:H2'	1:AA:601:C:H6	1.83	0.43
1:AA:625:G:C2'	1:AA:626:U:H5'	2.49	0.43
1:AA:742:G:P	15:AO:35:ARG:HH22	2.40	0.43
8:AH:39:LEU:HA	8:AH:39:LEU:HD12	1.80	0.43
10:AJ:68:HIS:H	10:AJ:68:HIS:CD2	2.35	0.43
11:AK:98:LEU:O	11:AK:101:SER:OG	2.21	0.43
16:AP:59:TRP:HA	16:AP:62:VAL:HG12	2.01	0.43
18:AR:56:THR:HB	18:AR:58:LEU:HD23	1.99	0.43
19:AS:22:LEU:HD13	19:AS:47:HIS:CD2	2.54	0.43
1:AA:1220:G:N2	19:AS:54:GLY:O	2.45	0.43
24:AW:8:2R3:H62	24:AW:9:MVA:HN1	1.67	0.43
47:B1:64:ALA:HA	47:B1:67:ILE:HG13	2.00	0.43

Continued on next page...

Continued from previous page...

Atom-1	Atom-2	Interatomic distance (Å)	Clash overlap (Å)
25:BA:1805:C:O5'	25:BA:1805:C:H6	2.02	0.43
25:BA:252:C:H2'	25:BA:253:C:O4'	2.19	0.43
25:BA:2624:C:H2'	25:BA:2625:U:H5'	2.00	0.43
25:BA:383:A:H2'	25:BA:384:G:O4'	2.19	0.43
25:BA:83:A:C5'	44:BY:8:LYS:HG2	2.49	0.43
25:BA:939:C:O2'	25:BA:940:C:H5'	2.19	0.43
26:BB:75:G:H8	26:BB:75:G:C5'	2.32	0.43
29:BF:7:TYR:O	29:BF:21:ALA:HA	2.18	0.43
31:BH:103:LEU:HD23	31:BH:148:ILE:HD13	1.99	0.43
1:CA:1052:U:H5''	1:CA:1053:G:OP2	2.19	0.43
1:CA:32:A:C2	1:CA:33:A:C4	3.07	0.43
1:CA:620:C:C2	4:CD:135:LEU:HG	2.52	0.43
1:CA:817:C:N4	1:CA:1529:G:H1	2.16	0.43
1:CA:860:A:H2'	1:CA:861:G:O4'	2.19	0.43
5:CE:11:ILE:HB	5:CE:31:LEU:HB3	2.01	0.43
5:CE:148:VAL:HG13	5:CE:152:ARG:CZ	2.49	0.43
9:CI:9:ARG:H	9:CI:79:LEU:HD23	1.84	0.43
10:CJ:50:ILE:HD11	10:CJ:57:LYS:HD3	2.01	0.43
11:CK:43:SER:HA	11:CK:47:VAL:HG21	1.99	0.43
25:DA:1009:A:O5'	25:DA:1009:A:H8	2.02	0.43
25:DA:1494:A:H2'	25:DA:1495:A:C8	2.53	0.43
25:DA:1380:G:N2	25:DA:1570:A:N1	2.59	0.43
25:DA:218:A:N1	25:DA:235:U:O2'	2.48	0.43
25:DA:2298:A:N1	25:DA:2321:G:C2	2.86	0.43
25:DA:2489:G:C6	25:DA:2490:G:C6	3.07	0.43
25:DA:2617:C:H2'	25:DA:2618:G:O4'	2.19	0.43
25:DA:868:U:C4	25:DA:869:G:N7	2.87	0.43
26:DB:37:C:C5	26:DB:38:C:C5	3.07	0.43
30:DG:14:GLU:C	30:DG:17:PRO:HD2	2.39	0.43
34:DO:35:VAL:HA	34:DO:62:VAL:HG12	2.01	0.43
35:DP:50:ARG:O	35:DP:52:GLU:HG3	2.19	0.43
40:DU:36:ARG:HD2	40:DU:40:PHE:CZ	2.54	0.43
1:AA:1003:G:H2'	1:AA:1004:A:H4'	2.01	0.43
1:AA:1150:U:O4	1:AA:1151:A:N6	2.52	0.43
1:AA:1409:C:H2'	1:AA:1410:G:H8	1.84	0.43
1:AA:1423:G:OP1	34:BO:49:ARG:NH2	2.47	0.43
1:AA:1456:G:O6	20:AT:54:LYS:NZ	2.34	0.43
1:AA:148:G:N3	1:AA:149:A:C8	2.87	0.43
1:AA:292:G:N7	1:AA:293:G:H1'	2.34	0.43
1:AA:374:A:C6	1:AA:375:U:C4	3.07	0.43
1:AA:1151:A:C5'	10:AJ:41:PRO:HA	2.49	0.43

Continued on next page...

Continued from previous page...

Atom-1	Atom-2	Interatomic distance (Å)	Clash overlap (Å)
12:AL:102:ARG:HB3	12:AL:102:ARG:HE	1.58	0.43
13:AM:3:ARG:CG	13:AM:4:ILE:H	2.32	0.43
1:AA:322:C:O2'	20:AT:23:ARG:HD2	2.19	0.43
49:B3:23:LEU:HD12	49:B3:23:LEU:HA	1.85	0.43
54:B8:6:THR:HG23	54:B8:64:TYR:HD2	1.84	0.43
25:BA:1337:C:H2'	25:BA:1338:U:C6	2.54	0.43
25:BA:1586:G:H2'	25:BA:1587:U:O4'	2.19	0.43
25:BA:1889:G:H22	25:BA:1905:G:H2'	1.83	0.43
25:BA:273:G:H2'	25:BA:273:G:H8	1.64	0.43
25:BA:302:A:H8	25:BA:302:A:P	2.42	0.43
28:BE:176:ILE:HB	28:BE:181:LEU:HB2	2.00	0.43
31:BH:103:LEU:CD2	31:BH:148:ILE:HD13	2.48	0.43
33:BN:42:TRP:HA	33:BN:48:MET:SD	2.58	0.43
25:BA:956:A:H62	36:BQ:12:GLN:HA	1.83	0.43
38:BS:38:GLN:OE1	38:BS:47:THR:HG21	2.19	0.43
45:BZ:155:LEU:HA	45:BZ:155:LEU:HD12	1.73	0.43
1:CA:1063:C:H5'	1:CA:1064:G:H2'	2.01	0.43
1:CA:113:G:H2'	1:CA:114:U:C6	2.53	0.43
1:CA:1065:U:H6	1:CA:1190:G:H21	1.65	0.43
1:CA:1220:G:H2'	1:CA:1221:G:O4'	2.18	0.43
1:CA:1305:G:O2'	1:CA:1331:G:N2	2.52	0.43
1:CA:226:G:C2	1:CA:227:G:C8	3.07	0.43
1:CA:600:C:OP1	8:CH:97:VAL:N	2.38	0.43
1:CA:654:G:H2'	1:CA:655:A:O4'	2.19	0.43
2:CB:219:VAL:HA	2:CB:222:ILE:CD1	2.48	0.43
48:D2:28:LYS:HD3	48:D2:60:LEU:HD11	2.00	0.43
19:CS:42:PRO:CG	50:D4:61:ARG:HG2	2.44	0.43
25:DA:1448:G:H4'	25:DA:1542:A:OP1	2.19	0.43
25:DA:754:C:H4'	25:DA:1272:A:N6	2.34	0.43
25:DA:945:A:C4	25:DA:2448:A:C2	3.07	0.43
27:DD:164:GLN:HE22	27:DD:176:ARG:HH22	1.65	0.43
45:DZ:161:VAL:O	45:DZ:161:VAL:HG13	2.19	0.43
45:DZ:91:LEU:HD12	45:DZ:91:LEU:HA	1.77	0.43
1:AA:1312:G:N7	19:AS:2:PRO:HG3	2.33	0.42
1:AA:341:C:C2'	1:AA:342:C:H5'	2.49	0.42
1:AA:589:C:C2'	1:AA:590:C:H5'	2.48	0.42
1:AA:615:C:H2'	1:AA:616:G:O4'	2.19	0.42
1:AA:684:A:C6	1:AA:685:G:C6	3.07	0.42
6:AF:92:LYS:HB2	6:AF:92:LYS:HE2	1.85	0.42
13:AM:88:ARG:HG3	13:AM:98:VAL:HG12	2.01	0.42
13:AM:9:ILE:HB	13:AM:18:ALA:HB1	2.01	0.42

Continued on next page...

Continued from previous page...

Atom-1	Atom-2	Interatomic distance (Å)	Clash overlap (Å)
14:AN:6:LEU:HA	14:AN:6:LEU:HD12	1.87	0.42
50:B4:53:GLU:HG2	50:B4:55:ARG:H	1.84	0.42
25:BA:2377:G:O6	54:B8:39:LYS:HE3	2.19	0.42
25:BA:1478:C:H2'	25:BA:1479:U:O4'	2.19	0.42
25:BA:1552:C:O2'	25:BA:1553:A:H5'	2.19	0.42
25:BA:185:A:H2'	25:BA:185:A:N3	2.33	0.42
25:BA:2274:U:OP2	46:B0:19:LYS:NZ	2.50	0.42
25:BA:2792:U:OP1	61:BA:4641:HOH:O	2.22	0.42
27:BD:65:ILE:HB	27:BD:67:PHE:CE2	2.54	0.42
35:BP:44:GLY:N	61:BP:302:HOH:O	2.52	0.42
25:BA:2331:G:N2	38:BS:3:ARG:NE	2.64	0.42
1:CA:1003:G:C2'	1:CA:1004:A:H4'	2.49	0.42
1:CA:1119:C:C4	1:CA:1154:G:O6	2.71	0.42
1:CA:1159:U:C6	1:CA:1182:G:C4	3.07	0.42
1:CA:624:C:H2'	1:CA:625:G:H8	1.84	0.42
1:CA:89:C:C4	1:CA:90:U:C5	3.07	0.42
1:CA:936:C:H2'	1:CA:937:A:O4'	2.18	0.42
1:CA:1206:G:H4'	3:CC:192:THR:O	2.19	0.42
7:CG:26:PHE:CE2	7:CG:30:ILE:HD11	2.54	0.42
10:CJ:7:LYS:HB2	10:CJ:97:GLU:HB2	2.00	0.42
12:CL:117:ARG:NH2	12:CL:124:LYS:HB2	2.34	0.42
15:CO:25:THR:HG21	15:CO:70:LEU:HB2	2.01	0.42
51:D5:11:THR:HG22	51:D5:12:SER:O	2.19	0.42
52:D6:36:LEU:HB3	52:D6:38:LYS:NZ	2.34	0.42
25:DA:1297:C:H2'	25:DA:1298:C:H6	1.84	0.42
25:DA:1657:C:H2'	25:DA:1658:C:C6	2.54	0.42
25:DA:2695:C:H2'	25:DA:2696:U:C6	2.54	0.42
25:DA:357:A:H2'	25:DA:358:U:C6	2.54	0.42
25:DA:653:A:H2'	25:DA:654:A:O4'	2.19	0.42
25:DA:881:G:H2'	25:DA:882:G:C8	2.54	0.42
25:DA:880:G:N2	25:DA:898:C:H1'	2.33	0.42
25:DA:999:U:O2'	25:DA:1000:A:H5'	2.19	0.42
28:DE:9:VAL:HG22	28:DE:25:VAL:O	2.19	0.42
35:DP:6:LEU:HA	35:DP:6:LEU:HD23	1.79	0.42
36:DQ:32:TYR:OH	36:DQ:111:GLU:OE1	2.28	0.42
45:DZ:35:ARG:HD2	45:DZ:35:ARG:HA	1.82	0.42
1:AA:1210:C:C2'	1:AA:1211:U:H5'	2.49	0.42
1:AA:1314:C:N4	1:AA:1315:U:O4	2.52	0.42
1:AA:147:G:C6	1:AA:148:G:C5	3.07	0.42
1:AA:392:G:C4	1:AA:393:A:C8	3.06	0.42
1:AA:604:G:C2	1:AA:635:G:C5	3.08	0.42

Continued on next page...

Continued from previous page...

Atom-1	Atom-2	Interatomic distance (Å)	Clash overlap (Å)
2:AB:122:PHE:HD2	2:AB:139:LYS:HE2	1.84	0.42
2:AB:219:VAL:HA	2:AB:222:ILE:CG1	2.47	0.42
9:AI:80:GLY:O	9:AI:84:ALA:N	2.50	0.42
25:BA:124:A:H5''	25:BA:124:A:H8	1.83	0.42
25:BA:137:G:O2'	25:BA:138:G:H5'	2.19	0.42
25:BA:1485:A:H2'	25:BA:1486:G:O4'	2.19	0.42
25:BA:1605:A:O4'	25:BA:1605:A:N3	2.51	0.42
25:BA:2284:U:H5''	25:BA:2285:A:OP1	2.19	0.42
25:BA:829:A:O2'	25:BA:1819:C:H4'	2.20	0.42
25:BA:2584:A:C8	28:BE:144:ARG:HD2	2.55	0.42
35:BP:101:VAL:HG22	35:BP:106:LEU:O	2.18	0.42
39:BT:118:ARG:HH11	39:BT:118:ARG:HG3	1.84	0.42
1:CA:1001(A):G:C4	1:CA:1002:G:H1'	2.53	0.42
1:CA:1030(A):G:HO2'	1:CA:1030(B):C:H5	1.62	0.42
1:CA:1115:C:H2'	1:CA:1116:C:C6	2.54	0.42
1:CA:1134:G:N1	1:CA:1135:U:H1'	2.34	0.42
1:CA:1292:U:C2	1:CA:1293:G:C8	3.07	0.42
1:CA:1347:G:O2'	1:CA:1373:G:O6	2.24	0.42
1:CA:300:A:H1'	1:CA:565:U:O2	2.20	0.42
1:CA:491:G:H2'	1:CA:492:G:O4'	2.18	0.42
2:CB:60:ASP:O	2:CB:64:ARG:HG2	2.19	0.42
3:CC:119:ARG:HG2	3:CC:123:GLN:NE2	2.34	0.42
4:CD:190:ASP:O	4:CD:193:ASP:HB2	2.19	0.42
8:CH:84:ARG:NH1	8:CH:85:ARG:O	2.52	0.42
12:CL:28:LYS:NZ	12:CL:62:SER:HB2	2.34	0.42
17:CQ:22:LEU:HD11	17:CQ:39:SER:HB2	2.01	0.42
17:CQ:89:LEU:HA	17:CQ:89:LEU:HD23	1.63	0.42
19:CS:64:GLU:HB2	50:D4:59:PHE:HE1	1.82	0.42
23:CX:19:G:H1	23:CX:56:C:H42	1.67	0.42
25:DA:1289:C:H2'	25:DA:1290:C:H6	1.84	0.42
25:DA:143:G:H5''	25:DA:1598:C:O2'	2.19	0.42
25:DA:1510:G:H2'	25:DA:1511:C:O4'	2.18	0.42
25:DA:1590:U:H2'	25:DA:1591:G:C8	2.54	0.42
25:DA:2287:A:O2'	25:DA:2288:A:H3'	2.19	0.42
25:DA:2313:C:O2	25:DA:2313:C:H2'	2.19	0.42
25:DA:763:G:H1'	25:DA:765:G:O4'	2.19	0.42
25:DA:815:C:C2	25:DA:1193:G:C2	3.06	0.42
28:DE:178:GLU:OE2	28:DE:178:GLU:N	2.44	0.42
28:DE:199:ARG:NH1	28:DE:202:LYS:HZ1	2.17	0.42
33:DN:110:GLY:O	33:DN:114:ARG:HG3	2.18	0.42
26:DB:50:G:OP2	38:DS:62:LYS:HD3	2.18	0.42

Continued on next page...

Continued from previous page...

Atom-1	Atom-2	Interatomic distance (Å)	Clash overlap (Å)
1:AA:1053:G:N2	61:AA:4013:HOH:O	2.46	0.42
1:AA:126:G:OP1	1:AA:605:U:O2'	2.28	0.42
1:AA:1343:G:O2'	9:AI:121:ARG:HD2	2.19	0.42
1:AA:44:G:H2'	1:AA:45:U:O4'	2.18	0.42
1:AA:652:U:C4	1:AA:752:G:N3	2.87	0.42
1:AA:872:A:C8	1:AA:874:G:C8	3.07	0.42
2:AB:127:ILE:HG13	2:AB:130:ARG:HG2	2.02	0.42
2:AB:145:LEU:O	2:AB:149:LEU:HB2	2.20	0.42
2:AB:214:ILE:O	2:AB:218:ALA:HB2	2.19	0.42
4:AD:173:TRP:HA	4:AD:186:LEU:HB2	2.00	0.42
9:AI:16:ARG:HD3	9:AI:64:THR:HG21	2.01	0.42
12:AL:79:GLU:C	12:AL:80:HIS:CD2	2.93	0.42
1:AA:1220:G:N3	19:AS:54:GLY:HA2	2.34	0.42
21:AU:5:ASP:OD2	61:AU:101:HOH:O	2.20	0.42
25:BA:1093:G:H2'	25:BA:1156:G:H1	1.84	0.42
25:BA:1091:A:C8	25:BA:1093:G:N2	2.88	0.42
25:BA:1376:C:O2'	25:BA:1377:A:H5'	2.19	0.42
25:BA:1639:G:H2'	25:BA:1640:G:C8	2.53	0.42
25:BA:174:U:H2'	25:BA:175:G:H8	1.85	0.42
25:BA:2779:G:H2'	25:BA:2779:G:N3	2.34	0.42
25:BA:503:A:C6	25:BA:504:A:C6	3.07	0.42
31:BH:144:VAL:O	31:BH:148:ILE:HG13	2.19	0.42
39:BT:118:ARG:HG3	39:BT:118:ARG:NH1	2.35	0.42
1:CA:130:A:O2'	1:CA:131:C:O5'	2.36	0.42
1:CA:328:C:H4'	1:CA:329:A:H5'	2.01	0.42
1:CA:419:C:N3	1:CA:425:G:C2	2.87	0.42
1:CA:999:C:H3'	1:CA:1000:U:H5	1.84	0.42
2:CB:71:VAL:CG2	2:CB:164:VAL:HG22	2.49	0.42
3:CC:32:LEU:HD12	3:CC:59:ARG:HH12	1.84	0.42
4:CD:120:LEU:HB3	4:CD:126:ILE:HD11	2.00	0.42
9:CI:50:LEU:CD1	9:CI:56:LEU:HD23	2.50	0.42
11:CK:81:ASP:OD1	11:CK:106:LYS:HB2	2.20	0.42
11:CK:85:ARG:HA	11:CK:112:THR:OG1	2.20	0.42
13:CM:88:ARG:HG3	13:CM:98:VAL:HG12	2.00	0.42
25:DA:1005:C:C2	25:DA:1143:A:C5	3.08	0.42
25:DA:1227:G:C2	25:DA:1228:G:C4	3.08	0.42
25:DA:1221(A):C:C2	25:DA:1229:G:N2	2.87	0.42
25:DA:1580:A:OP2	25:DA:1580:A:H8	2.03	0.42
25:DA:195:A:H2'	25:DA:198:C:N4	2.34	0.42
25:DA:2019:A:H4'	40:DU:34:LYS:HD2	2.01	0.42
25:DA:2298:A:N7	25:DA:2299:G:C4	2.88	0.42

Continued on next page...

Continued from previous page...

Atom-1	Atom-2	Interatomic distance (Å)	Clash overlap (Å)
25:DA:2755:C:HO2'	25:DA:2756:U:H6	1.65	0.42
25:DA:911:A:H2'	36:DQ:9:TYR:CZ	2.54	0.42
25:DA:949:C:H2'	25:DA:950:G:C8	2.55	0.42
27:DD:26:LYS:HB3	27:DD:83:GLU:HG2	2.01	0.42
35:DP:29:LYS:HG3	35:DP:30:THR:N	2.35	0.42
38:DS:3:ARG:O	38:DS:4:LEU:HD23	2.20	0.42
25:DA:2876:G:H4'	39:DT:2:ASN:ND2	2.34	0.42
25:DA:2009:G:OP1	42:DW:41:LYS:HE2	2.19	0.42
1:AA:11:G:O2'	1:AA:506:G:N2	2.52	0.42
1:AA:923:A:O2'	1:AA:1399:C:OP2	2.30	0.42
1:AA:445:G:C2	1:AA:446:G:C4	3.07	0.42
1:AA:839:U:H3'	1:AA:840:C:C6	2.53	0.42
10:AJ:13:HIS:HA	10:AJ:16:LEU:HB3	2.02	0.42
15:AO:32:LEU:O	15:AO:36:ILE:HG13	2.20	0.42
47:B1:95:LEU:O	47:B1:98:LEU:HB2	2.20	0.42
48:B2:28:LYS:HG3	48:B2:53:LEU:HD21	2.01	0.42
48:B2:22:GLU:OE2	48:B2:68:ARG:NH2	2.51	0.42
25:BA:1051:C:O2'	33:BN:28:THR:HG21	2.20	0.42
25:BA:163:C:H2'	25:BA:164:G:O4'	2.19	0.42
25:BA:2627:U:OP1	61:BA:4253:HOH:O	2.21	0.42
25:BA:2753:A:C6	25:BA:2777:A:C8	3.07	0.42
25:BA:476:G:OP2	61:BA:4507:HOH:O	2.22	0.42
25:BA:917:A:OP1	36:BQ:6:ARG:NE	2.50	0.42
25:BA:950:C:H2'	25:BA:951:U:C6	2.54	0.42
26:BB:113:G:H2'	26:BB:114:C:C6	2.54	0.42
37:BR:28:LEU:HD12	37:BR:48:VAL:HG21	2.01	0.42
1:CA:1003:G:H2'	1:CA:1004:A:C4'	2.48	0.42
1:CA:1126:U:H6	1:CA:1281:U:O2	2.02	0.42
1:CA:1310:G:H5'	13:CM:77:ASN:ND2	2.34	0.42
1:CA:332:G:C2	1:CA:333:G:C8	3.07	0.42
1:CA:505:G:H2'	1:CA:506:G:H8	1.84	0.42
1:CA:542:G:C2	1:CA:543:C:C4	3.07	0.42
3:CC:181:ASN:ND2	3:CC:204:LEU:HD12	2.34	0.42
5:CE:78:HIS:CE1	5:CE:142:LEU:HD23	2.54	0.42
1:CA:1129:C:H4'	9:CI:16:ARG:HH22	1.84	0.42
1:CA:130:A:H5'	17:CQ:63:ARG:NE	2.34	0.42
23:CX:22:G:H2'	23:CX:23:C:C6	2.54	0.42
25:DA:2365:G:O6	54:D8:39:LYS:HE3	2.19	0.42
25:DA:1208:C:C4	25:DA:1209:G:N7	2.87	0.42
25:DA:1288:U:C2	25:DA:1327:C:O2	2.72	0.42
25:DA:1403:C:O5'	25:DA:1471:A:H1'	2.19	0.42

Continued on next page...

Continued from previous page...

Atom-1	Atom-2	Interatomic distance (Å)	Clash overlap (Å)
25:DA:1425:G:N2	25:DA:1573:G:N7	2.67	0.42
25:DA:19:C:H2'	25:DA:20:C:H6	1.84	0.42
25:DA:2051:A:H5'	25:DA:2578:G:O4'	2.20	0.42
25:DA:543:C:H2'	25:DA:545:G:O4'	2.19	0.42
25:DA:797:C:H2'	25:DA:798:G:H8	1.83	0.42
25:DA:878:A:C6	25:DA:900:A:N7	2.86	0.42
27:DD:79:VAL:HG21	27:DD:111:LEU:HD11	2.02	0.42
30:DG:105:LYS:HB3	30:DG:142:PRO:HG3	2.01	0.42
31:DH:105:LEU:HD11	31:DH:148:ILE:HG23	2.01	0.42
25:DA:1665:A:H4'	34:DO:67:LYS:HB2	2.01	0.42
40:DU:102:GLU:CG	41:DV:13:ARG:HH12	2.33	0.42
1:AA:1016:A:H2'	1:AA:1017:G:O4'	2.20	0.42
1:AA:1007:C:C4	1:AA:1022:G:O6	2.72	0.42
1:AA:1442:G:HO2'	1:AA:1442(A):G:P	2.37	0.42
1:AA:1399:C:C2	1:AA:1502:A:N6	2.87	0.42
1:AA:342:C:C2'	1:AA:343:U:H5'	2.49	0.42
1:AA:926:G:C6	1:AA:1505:G:C6	3.08	0.42
18:AR:66:LEU:O	18:AR:70:ILE:HG13	2.20	0.42
25:BA:1717:C:O2	28:BE:129:HIS:NE2	2.43	0.42
25:BA:1954:A:H2'	25:BA:1955:G:O4'	2.20	0.42
25:BA:2304:C:H2'	25:BA:2305:C:H6	1.83	0.42
25:BA:2372:A:H8	25:BA:2372:A:O5'	2.02	0.42
25:BA:2804:C:H2'	25:BA:2805:G:H8	1.81	0.42
25:BA:694:G:N1	25:BA:696:C:O2	2.52	0.42
26:BB:33:G:C2	26:BB:50:G:C2	3.07	0.42
34:BO:10:VAL:HG13	34:BO:17:ARG:C	2.40	0.42
36:BQ:39:PRO:HA	36:BQ:97:VAL:O	2.19	0.42
38:BS:4:LEU:HD23	38:BS:4:LEU:HA	1.64	0.42
39:BT:101:PHE:HD2	39:BT:105:LEU:HD11	1.83	0.42
1:CA:414:A:C5	1:CA:431:A:C2	3.07	0.42
1:CA:445:G:C6	1:CA:490:G:C6	3.08	0.42
1:CA:691:G:H2'	1:CA:692:U:C6	2.54	0.42
1:CA:922:G:C6	1:CA:923:A:C6	3.08	0.42
3:CC:66:VAL:O	3:CC:101:LEU:HA	2.19	0.42
3:CC:118:GLN:HE21	3:CC:118:GLN:HB3	1.68	0.42
3:CC:19:GLU:O	3:CC:56:ASP:HA	2.19	0.42
3:CC:3:ASN:N	3:CC:3:ASN:OD1	2.53	0.42
6:CF:35:ALA:HA	6:CF:67:MET:HB3	2.00	0.42
9:CI:17:VAL:HG11	9:CI:80:GLY:C	2.39	0.42
12:CL:77:LEU:HA	12:CL:77:LEU:HD23	1.84	0.42
15:CO:26:GLU:H	15:CO:26:GLU:HG2	1.53	0.42

Continued on next page...

Continued from previous page...

Atom-1	Atom-2	Interatomic distance (Å)	Clash overlap (Å)
50:D4:19:GLY:O	50:D4:21:VAL:HG23	2.19	0.42
50:D4:61:ARG:HA	50:D4:61:ARG:HH11	1.84	0.42
25:DA:1132:A:H2'	25:DA:1133:U:C6	2.55	0.42
25:DA:577:G:O2'	25:DA:1254:A:OP1	2.35	0.42
25:DA:1287:A:H5''	25:DA:1288:U:OP2	2.20	0.42
25:DA:1540:U:C2'	25:DA:1541:G:H5'	2.49	0.42
25:DA:1794:U:H2'	25:DA:1795:C:C6	2.54	0.42
25:DA:1876:A:H2'	25:DA:1877:A:H8	1.81	0.42
25:DA:1991:U:H2'	25:DA:1992:G:H5''	2.01	0.42
25:DA:2319:G:N2	38:DS:3:ARG:HA	2.34	0.42
25:DA:2262:U:H4'	25:DA:2328:A:H2	1.85	0.42
25:DA:2355:C:H4'	46:D0:24:LYS:HG3	2.01	0.42
25:DA:2747:G:H21	25:DA:2757:A:H62	1.67	0.42
25:DA:363:G:H2'	25:DA:363(A):A:H8	1.83	0.42
25:DA:48:G:N2	25:DA:177:G:H21	2.18	0.42
25:DA:861:A:H2'	25:DA:862:G:O4'	2.19	0.42
25:DA:86:C:O2'	25:DA:87:C:H5'	2.20	0.42
26:DB:83:G:H4'	49:D3:52:HIS:CG	2.55	0.42
27:DD:238:GLY:O	27:DD:239:ARG:O	2.37	0.42
25:DA:1022:G:N7	33:DN:66:LYS:HE2	2.33	0.42
33:DN:96:GLU:H	33:DN:96:GLU:CD	2.22	0.42
36:DQ:56:ARG:CG	36:DQ:56:ARG:HH11	2.31	0.42
39:DT:16:ARG:HB2	39:DT:79:HIS:ND1	2.35	0.42
1:AA:1137:C:H6	1:AA:1137:C:H3'	1.84	0.42
1:AA:769:G:H4'	1:AA:1513:A:H4'	2.01	0.42
1:AA:300:A:H2'	1:AA:301:G:O4'	2.19	0.42
1:AA:434:U:H2'	1:AA:435:C:C6	2.54	0.42
1:AA:445:G:C6	1:AA:446:G:C6	3.08	0.42
1:AA:538:G:O2'	1:AA:539:A:H5'	2.20	0.42
1:AA:541:G:O2'	1:AA:542:G:H5'	2.20	0.42
1:AA:67:C:H4'	1:AA:172:A:O4'	2.20	0.42
1:AA:975:A:H4'	1:AA:976:G:C5'	2.44	0.42
7:AG:72:ARG:O	7:AG:73:MET:HE2	2.20	0.42
15:AO:24:SER:OG	15:AO:25:THR:N	2.53	0.42
20:AT:56:MET:HG3	20:AT:84:LEU:HD22	2.01	0.42
1:AA:1229:A:O2'	23:AX:30:G:OP1	2.35	0.42
19:AS:65:ASN:HA	50:B4:58:ARG:HG3	2.00	0.42
25:BA:1337:C:H2'	25:BA:1338:U:H6	1.85	0.42
25:BA:2802:C:O2	25:BA:2903:G:N1	2.49	0.42
30:BG:109:VAL:C	30:BG:112:PRO:HD2	2.40	0.42
31:BH:90:LYS:HD3	31:BH:159:GLU:HG2	2.01	0.42

Continued on next page...

Continued from previous page...

Atom-1	Atom-2	Interatomic distance (Å)	Clash overlap (Å)
31:BH:98:LEU:HA	31:BH:98:LEU:HD12	1.80	0.42
32:BI:38:LEU:HD12	32:BI:38:LEU:H	1.84	0.42
37:BR:33:ARG:HA	37:BR:114:VAL:O	2.19	0.42
39:BT:37:GLY:HA2	39:BT:38:ASN:HA	1.50	0.42
44:BY:86:ARG:HD2	44:BY:100:ALA:HA	2.02	0.42
1:CA:1006:C:C4	1:CA:1007:C:C5	3.08	0.42
1:CA:1227:A:H3'	1:CA:1227:A:C8	2.55	0.42
1:CA:1234:C:C2'	1:CA:1235:U:H5'	2.50	0.42
1:CA:1241:G:H2'	1:CA:1242:C:C6	2.54	0.42
1:CA:1358:U:H2'	1:CA:1359:C:O4'	2.20	0.42
1:CA:1402:C:O2	1:CA:1500:A:N1	2.53	0.42
1:CA:532:A:H62	3:CC:156:ARG:NH1	2.17	0.42
1:CA:688:G:C6	1:CA:700:G:C2	3.07	0.42
1:CA:841:U:H6	1:CA:841:U:OP1	2.01	0.42
1:CA:880:C:OP1	12:CL:8:ASN:ND2	2.49	0.42
4:CD:12:CYS:SG	4:CD:19:LEU:HB2	2.59	0.42
7:CG:64:GLN:HA	7:CG:64:GLN:OE1	2.19	0.42
11:CK:80:VAL:HG22	11:CK:103:LEU:HB3	2.02	0.42
13:CM:40:ASN:HB3	13:CM:43:THR:HG23	2.01	0.42
13:CM:57:ARG:NH1	50:D4:34:GLU:HA	2.35	0.42
14:CN:27:CYS:HB3	14:CN:43:CYS:SG	2.59	0.42
19:CS:17:GLU:O	19:CS:21:GLU:N	2.43	0.42
1:CA:191:G:N2	20:CT:102:GLY:O	2.40	0.42
50:D4:46:GLN:HB3	50:D4:48:ARG:HG2	2.01	0.42
25:DA:1378:A:OP1	53:D7:10:ARG:NH2	2.52	0.42
25:DA:189:G:H2'	25:DA:205:G:N2	2.35	0.42
25:DA:2081:C:H2'	25:DA:2082:A:H8	1.85	0.42
25:DA:2360:A:H2'	25:DA:2361:A:O4'	2.20	0.42
25:DA:1462:C:H4'	25:DA:2703:C:H5'	2.01	0.42
25:DA:484:C:H2'	25:DA:485:C:C6	2.54	0.42
25:DA:848:G:N9	25:DA:933:A:H8	2.18	0.42
28:DE:93:VAL:C	28:DE:95:ILE:H	2.23	0.42
30:DG:122:PRO:HB3	30:DG:170:ARG:NH2	2.34	0.42
32:DI:140:LEU:HD13	32:DI:142:VAL:HG13	2.01	0.42
32:DI:38:LEU:C	32:DI:40:THR:H	2.22	0.42
38:DS:24:LEU:O	38:DS:85:VAL:HG23	2.19	0.42
44:DY:19:LYS:HB3	44:DY:19:LYS:HE2	1.91	0.42
1:AA:1104:G:C4	1:AA:1105:A:C8	3.08	0.42
1:AA:1261:A:H3'	1:AA:1262:C:C6	2.55	0.42
1:AA:597:G:H5''	1:AA:598:U:OP2	2.19	0.42
1:AA:829:G:O2'	1:AA:830:G:H5'	2.19	0.42

Continued on next page...

Continued from previous page...

Atom-1	Atom-2	Interatomic distance (Å)	Clash overlap (Å)
1:AA:924:C:H2'	1:AA:925:G:H8	1.85	0.42
1:AA:993:G:H2'	1:AA:993:G:N3	2.34	0.42
3:AC:32:LEU:HD13	3:AC:59:ARG:HD3	2.01	0.42
5:AE:33:VAL:HG13	5:AE:112:LEU:HD12	2.02	0.42
12:AL:33:ARG:HG2	12:AL:60:LEU:HD12	2.02	0.42
13:AM:4:ILE:HB	13:AM:57:ARG:HG3	2.02	0.42
16:AP:71:ARG:O	16:AP:75:ARG:HB2	2.19	0.42
25:BA:1183:G:H2'	25:BA:1184:G:O4'	2.20	0.42
25:BA:1212:C:H2'	25:BA:1213:U:H6	1.84	0.42
25:BA:1338:U:H2'	25:BA:1339:C:C6	2.55	0.42
25:BA:1740:U:H4'	25:BA:1741:C:OP2	2.19	0.42
25:BA:2081:A:O2'	29:BF:69:HIS:HD2	2.03	0.42
25:BA:2275:C:H2'	25:BA:2276:C:O4'	2.20	0.42
25:BA:2831:A:H2'	25:BA:2832:G:C8	2.55	0.42
25:BA:415:G:O2'	25:BA:416:G:N7	2.48	0.42
25:BA:540:A:H2	25:BA:1306:G:N3	2.18	0.42
26:BB:16:G:C6	26:BB:69:G:C2	3.07	0.42
28:BE:9:VAL:HB	39:BT:3:ARG:HG2	2.02	0.42
1:CA:1086:U:C2'	1:CA:1087:G:H5'	2.49	0.42
1:CA:1325:C:O2'	1:CA:1326:C:H5'	2.20	0.42
1:CA:407:G:H5''	4:CD:115:ARG:HB3	2.02	0.42
2:CB:16:HIS:ND1	2:CB:17:PHE:N	2.66	0.42
4:CD:156:GLU:O	4:CD:159:ARG:HB2	2.19	0.42
4:CD:61:LYS:HA	4:CD:203:VAL:HG22	2.02	0.42
6:CF:30:LEU:H	6:CF:30:LEU:HG	1.57	0.42
8:CH:13:ILE:O	8:CH:17:THR:HG23	2.20	0.42
10:CJ:48:THR:HG1	10:CJ:62:HIS:CE1	2.37	0.42
13:CM:82:MET:O	13:CM:93:ARG:NH2	2.52	0.42
23:CX:27:U:O2	23:CX:44:A:C2	2.72	0.42
46:D0:31:VAL:HG11	46:D0:37:LEU:HD21	2.01	0.42
25:DA:1140:C:H5'	33:DN:24:GLY:HA3	2.01	0.42
25:DA:1214:A:H61	25:DA:1235:G:H1'	1.85	0.42
25:DA:1299:G:C5	25:DA:1639:U:C5	3.07	0.42
25:DA:2203:U:O2'	25:DA:2205:C:H5'	2.20	0.42
25:DA:2265:U:C4	25:DA:2266:A:C5	3.08	0.42
25:DA:2291:U:H5''	25:DA:2380:C:H1'	2.01	0.42
25:DA:2519:U:C6	25:DA:2542:A:N6	2.88	0.42
25:DA:2788:C:H2'	25:DA:2789:C:C6	2.55	0.42
25:DA:284:U:H2'	25:DA:285:C:H6	1.83	0.42
25:DA:539:G:H2'	25:DA:540:C:H6	1.81	0.42
25:DA:448:U:O4	25:DA:583:G:H1'	2.19	0.42

Continued on next page...

Continued from previous page...

Atom-1	Atom-2	Interatomic distance (Å)	Clash overlap (Å)
25:DA:652(B):A:C2	25:DA:655:A:H1'	2.55	0.42
25:DA:784:A:P	61:DA:4065:HOH:O	2.78	0.42
27:DD:264:LYS:HD3	27:DD:266:SER:OG	2.20	0.42
28:DE:2:LYS:NZ	28:DE:95:ILE:O	2.44	0.42
29:DF:29:ASN:O	29:DF:33:LEU:HD22	2.19	0.42
25:DA:442:G:N2	29:DF:48:THR:O	2.52	0.42
30:DG:128:ARG:HE	30:DG:128:ARG:HB2	1.51	0.42
42:DW:14:PRO:HG2	42:DW:78:GLU:CG	2.45	0.42
1:AA:1034:G:H3'	1:AA:1035:A:H8	1.85	0.42
1:AA:1356:G:O2'	1:AA:1357:A:H5'	2.20	0.42
1:AA:1426:C:H2'	1:AA:1427:U:C6	2.55	0.42
2:AB:93:VAL:HG21	2:AB:97:TRP:CD1	2.54	0.42
4:AD:155:LEU:HB3	4:AD:158:ILE:CD1	2.42	0.42
8:AH:40:ALA:CA	8:AH:45:ILE:HG13	2.49	0.42
10:AJ:50:ILE:HD11	10:AJ:57:LYS:HE3	2.02	0.42
15:AO:57:LEU:HA	15:AO:57:LEU:HD23	1.92	0.42
23:AX:8:U:O5'	23:AX:8:U:H6	2.03	0.42
25:BA:1098:C:O5'	25:BA:1098:C:H6	2.03	0.42
25:BA:1506:G:H3'	25:BA:1507:A:H5''	2.02	0.42
25:BA:1541:A:C6	25:BA:1542:A:C6	3.08	0.42
25:BA:1737:A:H3'	25:BA:1738:C:H6	1.84	0.42
25:BA:2904:U:H2'	25:BA:2905:C:O4'	2.20	0.42
25:BA:324:A:H2'	25:BA:358:C:H1'	2.01	0.42
25:BA:943:C:H6	25:BA:943:C:O5'	2.03	0.42
26:BB:33:G:N2	26:BB:50:G:C4	2.88	0.42
26:BB:82:G:C2'	26:BB:83:G:H5'	2.49	0.42
27:BD:223:GLY:HA3	27:BD:231:HIS:CE1	2.55	0.42
31:BH:125:VAL:HG12	31:BH:127:GLU:O	2.20	0.42
31:BH:56:SER:OG	31:BH:58:GLU:HG2	2.20	0.42
32:BI:87:LYS:HE3	32:BI:87:LYS:HB2	1.77	0.42
36:BQ:58:PHE:HB3	36:BQ:61:GLY:O	2.20	0.42
38:BS:10:ARG:HH21	38:BS:91:PRO:HB2	1.84	0.42
45:BZ:45:ASP:OD2	45:BZ:49:ARG:NH1	2.52	0.42
1:CA:1053:G:N7	1:CA:1200:C:H5''	2.34	0.42
1:CA:1244:C:H42	1:CA:1293:G:H1	1.67	0.42
1:CA:147:G:N2	1:CA:148:G:C4	2.88	0.42
1:CA:453:A:C5	1:CA:454:C:C4	3.08	0.42
1:CA:622:A:H3'	1:CA:623:C:C6	2.54	0.42
1:CA:991:U:O4	1:CA:1212:U:H1'	2.20	0.42
1:CA:407:G:O2'	4:CD:116:GLN:HG3	2.20	0.42
8:CH:124:ALA:O	8:CH:128:GLY:N	2.52	0.42

Continued on next page...

Continued from previous page...

Atom-1	Atom-2	Interatomic distance (Å)	Clash overlap (Å)
3:CC:23:TYR:HA	10:CJ:11:PHE:CD2	2.55	0.42
20:CT:63:ILE:HD13	20:CT:80:ARG:HB3	2.01	0.42
25:DA:1020:A:N1	25:DA:1141:U:O2'	2.35	0.42
25:DA:1394:U:C4	25:DA:1395:A:C5	3.07	0.42
25:DA:1593:G:C4	25:DA:1594:G:C8	3.07	0.42
25:DA:1857:G:C6	25:DA:1858:G:C6	3.08	0.42
25:DA:1885:A:H2'	25:DA:1886:C:O4'	2.20	0.42
25:DA:2097:C:H2'	25:DA:2098:U:C6	2.55	0.42
25:DA:2259:G:C2	25:DA:2282:G:C6	3.08	0.42
25:DA:2526:G:H5'	25:DA:2742:C:O2'	2.18	0.42
25:DA:2768:C:H2'	25:DA:2769:C:O4'	2.19	0.42
25:DA:2847:U:OP1	39:DT:98:LYS:NZ	2.40	0.42
25:DA:307:G:H21	25:DA:330:A:H62	1.68	0.42
25:DA:344:G:N2	25:DA:345:A:N6	2.68	0.42
25:DA:506:G:O3'	25:DA:507:A:H8	2.03	0.42
25:DA:852:G:H2'	25:DA:853:G:H8	1.83	0.42
26:DB:46:A:C5	26:DB:47:C:C4	3.08	0.42
30:DG:114:ILE:HG23	30:DG:136:ARG:NH2	2.35	0.42
31:DH:123:PHE:CZ	31:DH:148:ILE:HD11	2.54	0.42
31:DH:12:PRO:O	31:DH:15:VAL:HG13	2.20	0.42
32:DI:83:ALA:HB1	32:DI:87:LYS:O	2.19	0.42
39:DT:90:GLN:HG3	39:DT:91:ARG:N	2.35	0.42
25:DA:29:U:H4'	40:DU:11:ARG:HH22	1.84	0.42
40:DU:59:ARG:HB3	40:DU:59:ARG:HH11	1.85	0.42
42:DW:50:VAL:HG21	42:DW:103:ILE:HB	2.01	0.42
43:DX:57:LEU:HD13	43:DX:78:LYS:HG3	2.02	0.42
45:DZ:67:LEU:HA	45:DZ:68:PRO:HD3	1.66	0.42
1:AA:1002:G:C6	1:AA:1003:G:C2	3.08	0.42
1:AA:105:G:H2'	1:AA:106:C:C6	2.55	0.42
1:AA:1516:G:H2'	1:AA:1518:A:OP2	2.19	0.42
1:AA:438:G:O2'	1:AA:493:G:C2	2.73	0.42
4:AD:91:SER:O	4:AD:94:LEU:HB2	2.20	0.42
10:AJ:19:SER:OG	10:AJ:91:PRO:HD2	2.19	0.42
12:AL:124:LYS:HA	12:AL:125:PRO:HD3	1.82	0.42
47:B1:60:PHE:HE2	47:B1:95:LEU:HD11	1.85	0.42
50:B4:63:TYR:H	50:B4:63:TYR:HD1	1.67	0.42
25:BA:927:G:H1	25:BA:944:C:N4	2.16	0.42
25:BA:932:C:H3'	25:BA:933:C:C5'	2.46	0.42
31:BH:121:ILE:HD13	31:BH:121:ILE:HA	1.93	0.42
25:BA:918:U:OP1	36:BQ:5:ARG:HD3	2.20	0.42
26:BB:103:G:O2'	45:BZ:73:GLN:NE2	2.52	0.42

Continued on next page...

Continued from previous page...

Atom-1	Atom-2	Interatomic distance (Å)	Clash overlap (Å)
1:CA:1066:C:H2'	1:CA:1067:A:C8	2.55	0.42
1:CA:1128:C:H1'	1:CA:1147:C:N4	2.34	0.42
1:CA:834:C:H2'	1:CA:835:U:C6	2.55	0.42
1:CA:874:G:O2'	1:CA:875:C:H5'	2.20	0.42
1:CA:979:C:C2'	1:CA:980:C:H5'	2.50	0.42
2:CB:114:ARG:NH1	2:CB:118:LEU:HD21	2.35	0.42
7:CG:85:TYR:HB3	7:CG:151:TYR:CE2	2.54	0.42
19:CS:58:VAL:HA	19:CS:59:PRO:HD2	1.82	0.42
23:CX:19:G:C4	23:CX:57:A:C2	3.08	0.42
47:D1:4:VAL:HG11	47:D1:11:ARG:NH1	2.34	0.42
25:DA:153:C:H2'	25:DA:154:G:O4'	2.19	0.42
25:DA:1638:C:H4'	25:DA:2710:C:O2	2.19	0.42
25:DA:1698:A:C8	25:DA:1700:A:H5''	2.55	0.42
25:DA:226:G:H21	25:DA:228:A:N6	2.13	0.42
25:DA:2280:G:O2'	25:DA:2388:A:N1	2.46	0.42
25:DA:2391:G:O6	25:DA:2425:A:H8	2.02	0.42
25:DA:2500:U:H2'	25:DA:2504:U:C5	2.55	0.42
25:DA:2836:U:C4	25:DA:2883:A:N6	2.88	0.42
25:DA:521:G:O2'	25:DA:522:G:H5'	2.20	0.42
25:DA:600:G:N2	25:DA:605:C:O3'	2.52	0.42
25:DA:628:G:H2'	25:DA:629:G:C8	2.55	0.42
25:DA:776:G:H4'	25:DA:777:A:O5'	2.20	0.42
26:DB:15:A:OP2	26:DB:69:G:N2	2.52	0.42
28:DE:14:ILE:HG13	28:DE:21:VAL:HG13	2.01	0.42
36:DQ:75:THR:HA	36:DQ:89:ASN:O	2.19	0.42
39:DT:61:PHE:CZ	39:DT:76:PHE:HB2	2.55	0.42
1:AA:110:C:H2'	1:AA:111:G:O4'	2.20	0.42
1:AA:1292:U:O2'	1:AA:1293:G:H5'	2.20	0.42
1:AA:670:G:C2	1:AA:671:G:C4	3.07	0.42
1:AA:677:U:H3	1:AA:713:G:H22	1.68	0.42
3:AC:112:SER:HB3	3:AC:115:LEU:HD22	2.01	0.42
4:AD:178:VAL:C	4:AD:180:GLY:H	2.24	0.42
7:AG:38:LEU:O	7:AG:42:ILE:HG13	2.19	0.42
1:AA:1117:G:H5''	9:AI:104:ARG:NH2	2.35	0.42
25:BA:1306:G:C6	25:BA:1307:C:C4	3.08	0.42
25:BA:2647:C:H2'	25:BA:2648:U:O4'	2.20	0.42
25:BA:26:G:C6	25:BA:27:G:N1	2.88	0.42
25:BA:2804:C:O2	25:BA:2816:G:N1	2.46	0.42
25:BA:552:C:C5	25:BA:2792:U:H2'	2.55	0.42
25:BA:815:G:C6	25:BA:816:G:C5	3.08	0.42
28:BE:167:VAL:CG1	28:BE:189:PRO:HD3	2.50	0.42

Continued on next page...

Continued from previous page...

Atom-1	Atom-2	Interatomic distance (Å)	Clash overlap (Å)
30:BG:43:LEU:HD12	30:BG:43:LEU:HA	1.89	0.42
32:BI:133:HIS:ND1	32:BI:134:PRO:O	2.52	0.42
45:BZ:126:VAL:HG13	45:BZ:161:VAL:HG23	2.02	0.42
1:CA:283:C:H2'	1:CA:284:G:O4'	2.20	0.42
1:CA:402:G:C2'	1:CA:403:C:H5'	2.49	0.42
1:CA:434:U:H2'	1:CA:435:C:C6	2.55	0.42
1:CA:502:G:P	12:CL:116:SER:HA	2.60	0.42
1:CA:948:C:OP2	13:CM:108:ARG:HB2	2.20	0.42
2:CB:35:GLU:HA	2:CB:39:ILE:O	2.20	0.42
3:CC:6:HIS:HA	3:CC:7:PRO:HD3	1.86	0.42
4:CD:169:LYS:HB3	4:CD:169:LYS:NZ	2.35	0.42
6:CF:5:GLU:HG3	6:CF:93:SER:OG	2.20	0.42
1:CA:562:C:H1'	12:CL:15:ARG:HB3	2.02	0.42
1:CA:976:G:P	14:CN:32:SER:H	2.42	0.42
15:CO:67:LEU:HD23	15:CO:67:LEU:HA	1.75	0.42
16:CP:5:ARG:CZ	16:CP:22:THR:HG21	2.50	0.42
25:DA:1447:G:N2	25:DA:1464:C:O2	2.30	0.42
25:DA:1639:U:C2'	25:DA:1640:C:H5''	2.50	0.42
25:DA:2283:C:C2	25:DA:2389:G:C2	3.08	0.42
25:DA:2615:U:OP1	61:DA:3945:HOH:O	2.20	0.42
25:DA:2761:G:N3	25:DA:2761:G:H2'	2.34	0.42
25:DA:642:G:N2	25:DA:645:C:OP1	2.52	0.42
25:DA:735:A:C6	25:DA:736:C:C2	3.08	0.42
26:DB:75:G:N3	45:DZ:85:HIS:CE1	2.88	0.42
30:DG:114:ILE:HB	30:DG:117:PHE:HB2	2.01	0.42
31:DH:29:PRO:HG2	31:DH:80:SER:HA	2.02	0.42
1:CA:1423:G:P	34:DO:49:ARG:HH12	2.43	0.42
25:DA:1190:G:H5''	35:DP:32:THR:HA	2.01	0.42
1:AA:1277:C:O2'	1:AA:1279:A:H1'	2.19	0.41
1:AA:25:C:H2'	1:AA:26:A:C8	2.56	0.41
1:AA:41:G:C6	1:AA:402:G:C6	3.08	0.41
1:AA:428:G:O4'	1:AA:430:A:C8	2.74	0.41
1:AA:640:A:C2'	1:AA:641:U:H5'	2.49	0.41
1:AA:814:A:H2'	1:AA:816:A:H5''	2.02	0.41
1:AA:895:G:H2'	1:AA:896:C:C6	2.55	0.41
1:AA:935:A:C2	1:AA:936:C:C2	3.08	0.41
3:AC:114:PRO:O	3:AC:118:GLN:NE2	2.53	0.41
14:AN:37:PHE:HB3	14:AN:39:LEU:HD12	2.02	0.41
15:AO:74:ASP:OD2	15:AO:77:ARG:HG3	2.20	0.41
1:AA:393:A:OP2	16:AP:12:LYS:HD2	2.20	0.41
20:AT:53:LEU:HD13	20:AT:100:ILE:O	2.20	0.41

Continued on next page...

Continued from previous page...

Atom-1	Atom-2	Interatomic distance (Å)	Clash overlap (Å)
49:B3:44:ARG:O	49:B3:48:GLU:HG3	2.20	0.41
25:BA:714:U:O2	54:B8:2:PRO:HD2	2.20	0.41
55:B9:28:GLU:O	55:B9:30:PRO:HD3	2.18	0.41
25:BA:1066:A:H4'	25:BA:1067:A:O5'	2.20	0.41
25:BA:1513:G:O2'	25:BA:1593:C:O2'	2.27	0.41
25:BA:2235:G:OP1	27:BD:172:TYR:OH	2.36	0.41
25:BA:234:G:H2'	25:BA:235:C:H6	1.84	0.41
25:BA:2860:A:C2	25:BA:2861:A:C4	3.08	0.41
25:BA:316:C:C2	25:BA:373:G:C2	3.07	0.41
25:BA:491:G:H2'	25:BA:492:A:C8	2.55	0.41
25:BA:504:A:C6	25:BA:506:A:C6	3.08	0.41
27:BD:218:ARG:HB3	27:BD:219:PRO:HD2	2.02	0.41
1:CA:1286:A:H2'	1:CA:1287:A:H4'	2.01	0.41
1:CA:310:G:C5'	16:CP:31:LYS:HB2	2.50	0.41
1:CA:66:G:C2	1:CA:67:C:C6	3.08	0.41
1:CA:872:A:C2	1:CA:874:G:C6	3.08	0.41
2:CB:134:GLU:O	2:CB:138:LEU:HG	2.20	0.41
3:CC:8:ILE:HG22	14:CN:49:HIS:O	2.20	0.41
5:CE:31:LEU:HD23	5:CE:31:LEU:HA	1.73	0.41
6:CF:62:TRP:C	6:CF:63:TYR:HD1	2.23	0.41
5:CE:93:PRO:HG2	8:CH:105:ARG:NE	2.34	0.41
11:CK:33:THR:HA	11:CK:39:PRO:HA	2.02	0.41
12:CL:123:LYS:H	12:CL:123:LYS:HG2	1.52	0.41
1:CA:1330:U:O3'	13:CM:23:TYR:HE1	2.03	0.41
46:D0:24:LYS:O	46:D0:25:ARG:HD3	2.20	0.41
43:DX:5:TYR:CE1	48:D2:30:ARG:HB2	2.55	0.41
25:DA:118:A:H1'	25:DA:178:G:O4'	2.19	0.41
25:DA:1266:G:C8	42:DW:15:ARG:NH2	2.87	0.41
25:DA:1298:C:H5''	25:DA:1299:G:OP2	2.20	0.41
25:DA:1434:A:H2'	25:DA:1435:G:O4'	2.20	0.41
25:DA:1708:C:O2'	25:DA:1709:U:H5'	2.20	0.41
25:DA:2292:C:H4'	25:DA:2375:G:H4'	2.01	0.41
25:DA:2335:A:C8	25:DA:2337:G:N7	2.88	0.41
25:DA:2671:A:H2'	25:DA:2672:G:O4'	2.20	0.41
25:DA:271(H):G:H2'	25:DA:271(I):G:C8	2.53	0.41
25:DA:2850:A:H5'	25:DA:2868:A:C2	2.55	0.41
25:DA:328:U:H4'	44:DY:68:HIS:CD2	2.55	0.41
25:DA:665:C:H2'	25:DA:666:G:H8	1.84	0.41
25:DA:704:G:N3	25:DA:726:G:C2	2.87	0.41
25:DA:724:U:H2'	25:DA:725:G:O4'	2.20	0.41
25:DA:875:G:N2	25:DA:903:C:C2	2.88	0.41

Continued on next page...

Continued from previous page...

Atom-1	Atom-2	Interatomic distance (Å)	Clash overlap (Å)
25:DA:942:G:OP2	35:DP:39:LYS:NZ	2.49	0.41
25:DA:966:G:H2'	25:DA:967:C:H6	1.85	0.41
26:DB:33:G:N3	26:DB:50:G:C2	2.88	0.41
31:DH:169:VAL:HG12	31:DH:171:LEU:CD2	2.50	0.41
32:DI:45:LYS:O	32:DI:49:ALA:N	2.50	0.41
25:DA:2685:G:H5'	34:DO:68:GLU:OE1	2.19	0.41
36:DQ:59:ARG:O	36:DQ:61:GLY:N	2.39	0.41
33:DN:38:HIS:O	40:DU:67:ALA:HB1	2.20	0.41
25:DA:1188:U:C4'	41:DV:79:VAL:HG22	2.50	0.41
42:DW:82:LEU:HD22	42:DW:84:ARG:HH22	1.84	0.41
1:AA:1125:U:N3	1:AA:1127:G:C6	2.89	0.41
1:AA:1131:G:O5'	1:AA:1131:G:H8	2.03	0.41
1:AA:677:U:H6	1:AA:677:U:O5'	2.03	0.41
2:AB:187:LEU:HD23	2:AB:201:ILE:HB	2.02	0.41
4:AD:110:PHE:CD1	4:AD:110:PHE:N	2.88	0.41
4:AD:99:SER:O	4:AD:140:VAL:HG23	2.20	0.41
6:AF:12:PRO:HG3	6:AF:57:GLN:O	2.20	0.41
20:AT:43:LEU:HD12	20:AT:55:ILE:HG13	2.01	0.41
49:B3:3:ARG:HD3	49:B3:60:GLU:OE2	2.20	0.41
54:B8:54:GLU:O	54:B8:58:ILE:HG13	2.20	0.41
25:BA:1159:U:H2'	25:BA:1160:G:C8	2.55	0.41
25:BA:1577:C:O2'	25:BA:1578:C:P	2.76	0.41
25:BA:875:U:C5	25:BA:2259:A:H4'	2.55	0.41
27:BD:72:LYS:HD3	27:BD:97:TYR:CE2	2.55	0.41
28:BE:52:LEU:HD12	28:BE:77:ILE:HD13	2.01	0.41
29:BF:11:VAL:HB	29:BF:18:ARG:HB3	2.01	0.41
32:BI:104:GLN:HG3	32:BI:105:HIS:CD2	2.55	0.41
36:BQ:52:VAL:HA	36:BQ:55:VAL:HG13	2.02	0.41
45:BZ:125:LEU:HG	45:BZ:164:ALA:HB3	2.01	0.41
1:CA:999:C:H3'	1:CA:1000:U:C5	2.55	0.41
1:CA:1005:A:H8	1:CA:1005:A:O5'	2.03	0.41
1:CA:1051:C:H2'	1:CA:1052:U:C6	2.54	0.41
1:CA:1054:C:H6	1:CA:1054:C:H2'	1.49	0.41
1:CA:1063:C:H3'	1:CA:1064:G:H2'	2.02	0.41
1:CA:1118:C:C2	1:CA:1119:C:C5	3.09	0.41
1:CA:1252:A:H61	1:CA:1285:A:H61	1.67	0.41
1:CA:194:C:H5''	1:CA:195:A:OP2	2.20	0.41
1:CA:348:G:C2	1:CA:349:A:C5	3.08	0.41
1:CA:454:C:N4	1:CA:479:C:N3	2.68	0.41
1:CA:857:C:H2'	1:CA:858:G:O4'	2.20	0.41
1:CA:872:A:C4	1:CA:874:G:N7	2.88	0.41

Continued on next page...

Continued from previous page...

Atom-1	Atom-2	Interatomic distance (Å)	Clash overlap (Å)
1:CA:983:A:H3'	1:CA:983:A:N3	2.36	0.41
1:CA:991:U:H3'	1:CA:1212:U:C4	2.55	0.41
2:CB:229:VAL:HG12	2:CB:230:VAL:N	2.35	0.41
5:CE:28:PHE:O	5:CE:47:LYS:HA	2.20	0.41
8:CH:82:HIS:HB3	8:CH:138:TRP:NE1	2.35	0.41
1:CA:1228:C:OP2	13:CM:111:LYS:HD3	2.20	0.41
15:CO:54:ARG:HH11	15:CO:58:MET:CE	2.33	0.41
25:DA:2271:G:OP1	46:D0:18:ALA:HB1	2.20	0.41
47:D1:95:LEU:O	47:D1:98:LEU:HB2	2.20	0.41
25:DA:1163:G:C2	25:DA:1164:G:C8	3.08	0.41
25:DA:1774:C:H5''	25:DA:1775:U:OP2	2.20	0.41
25:DA:1815:A:C6	25:DA:1817:G:C6	3.08	0.41
25:DA:2801(A):A:N3	25:DA:2895:U:H1'	2.35	0.41
25:DA:322:A:P	29:DF:169:ASN:HB2	2.60	0.41
25:DA:556:G:C6	25:DA:557:U:C4	3.08	0.41
25:DA:576:U:H2'	25:DA:577:G:C8	2.54	0.41
25:DA:864:G:C6	25:DA:865:C:N4	2.88	0.41
30:DG:181:ARG:CZ	30:DG:181:ARG:HB3	2.49	0.41
32:DI:62:LYS:HG2	32:DI:133:HIS:CE1	2.54	0.41
41:DV:58:VAL:HG21	41:DV:100:ARG:NH1	2.35	0.41
25:DA:328:U:H4'	44:DY:68:HIS:CG	2.55	0.41
1:AA:1148:U:H2'	1:AA:1149:C:O4'	2.21	0.41
1:AA:1279:A:O2'	1:AA:1281:U:OP2	2.35	0.41
1:AA:142:G:H2'	1:AA:143:A:H8	1.85	0.41
1:AA:481:G:H1'	1:AA:483:C:N4	2.36	0.41
1:AA:840:C:H4'	1:AA:841:U:OP1	2.20	0.41
2:AB:211:ILE:HG13	2:AB:211:ILE:H	1.68	0.41
2:AB:24:TRP:HD1	2:AB:24:TRP:H	1.68	0.41
3:AC:11:ARG:HD3	3:AC:15:THR:CB	2.51	0.41
3:AC:32:LEU:HD13	3:AC:59:ARG:NH1	2.35	0.41
3:AC:52:LEU:HA	3:AC:70:VAL:HG22	2.01	0.41
4:AD:13:ARG:NH2	4:AD:40:PRO:HA	2.35	0.41
4:AD:13:ARG:HB2	4:AD:40:PRO:HD3	2.02	0.41
1:AA:1071:C:H5''	5:AE:49:PRO:HG2	2.02	0.41
8:AH:58:TYR:O	8:AH:59:LEU:HD23	2.20	0.41
46:B0:12:ASN:O	46:B0:14:ARG:N	2.52	0.41
50:B4:59:PHE:C	50:B4:61:ARG:H	2.16	0.41
50:B4:62:ARG:HB2	50:B4:63:TYR:HD1	1.82	0.41
25:BA:2589:A:O4'	51:B5:3:LYS:HB2	2.20	0.41
25:BA:1096:A:N3	25:BA:1096:A:H2'	2.35	0.41
25:BA:1470:G:H2'	25:BA:1471:G:O4'	2.20	0.41

Continued on next page...

Continued from previous page...

Atom-1	Atom-2	Interatomic distance (Å)	Clash overlap (Å)
25:BA:2045:G:H5'	25:BA:2629:C:H4'	2.03	0.41
25:BA:266:C:H2'	25:BA:267:C:O4'	2.21	0.41
25:BA:2711:C:H2'	25:BA:2712:C:O4'	2.20	0.41
25:BA:2901:A:N6	25:BA:2902:G:N1	2.67	0.41
25:BA:2902:G:H4'	25:BA:2903:G:O5'	2.21	0.41
25:BA:922:G:H1	25:BA:948:C:N4	2.18	0.41
25:BA:1836:U:O2	27:BD:50:THR:HB	2.20	0.41
27:BD:68:LYS:HD2	27:BD:70:TRP:CH2	2.55	0.41
30:BG:9:ARG:O	30:BG:13:GLU:HG2	2.20	0.41
31:BH:6:ARG:HE	31:BH:6:ARG:HB3	1.57	0.41
42:BW:38:TYR:CE1	51:B5:41:PRO:HD3	2.56	0.41
1:CA:1188:A:H2'	1:CA:1189:C:O4'	2.21	0.41
1:CA:1311:G:H1	1:CA:1326:C:N4	2.18	0.41
1:CA:340:U:H2'	1:CA:341:C:C6	2.55	0.41
1:CA:489:C:H2'	1:CA:490:G:H8	1.85	0.41
1:CA:503:C:H2'	1:CA:504:C:H6	1.85	0.41
2:CB:215:LEU:HA	2:CB:215:LEU:HD23	1.67	0.41
4:CD:63:LYS:HG3	4:CD:198:VAL:CG2	2.50	0.41
7:CG:47:CYS:O	7:CG:50:ILE:HG12	2.20	0.41
7:CG:78:ARG:HG2	7:CG:79:ARG:HB2	2.03	0.41
8:CH:104:ARG:HG3	8:CH:138:TRP:CD2	2.55	0.41
10:CJ:8:LEU:HD23	10:CJ:96:ILE:HG23	2.03	0.41
12:CL:119:LYS:O	12:CL:120:TYR:HB2	2.20	0.41
10:CJ:49:VAL:HG23	14:CN:41:ARG:HD2	2.01	0.41
47:D1:83:GLU:HA	47:D1:84:GLY:HA2	1.58	0.41
25:DA:2055:C:H5'	25:DA:2056:G:O5'	2.20	0.41
25:DA:2274:A:C5	25:DA:2276:G:C8	3.08	0.41
25:DA:2285:C:C2	25:DA:2384:G:N2	2.88	0.41
25:DA:2744:G:C2	25:DA:2761:G:C4	3.08	0.41
25:DA:662:G:H2'	25:DA:663:G:H8	1.85	0.41
25:DA:686:G:N2	25:DA:788:A:H61	2.18	0.41
25:DA:799:G:H3'	25:DA:800:A:H2'	2.03	0.41
25:DA:950:G:C6	25:DA:951:C:C4	3.08	0.41
26:DB:21:G:H2'	26:DB:22:U:O4'	2.20	0.41
26:DB:33:G:H1'	26:DB:50:G:H22	1.85	0.41
30:DG:31:VAL:HA	30:DG:32:PRO:HD2	1.87	0.41
37:DR:100:LEU:HA	37:DR:100:LEU:HD12	1.90	0.41
45:DZ:146:ILE:H	45:DZ:146:ILE:HG13	1.58	0.41
1:AA:109:A:H2'	1:AA:326:G:H21	1.86	0.41
1:AA:113:G:H2'	1:AA:114:U:H6	1.84	0.41
1:AA:119:A:C5	1:AA:240:C:C4	3.08	0.41

Continued on next page...

Continued from previous page...

Atom-1	Atom-2	Interatomic distance (Å)	Clash overlap (Å)
1:AA:1491:G:H5''	1:AA:1492:A:OP2	2.20	0.41
1:AA:1513:A:H2'	1:AA:1514:C:C6	2.55	0.41
1:AA:347:G:H21	1:AA:348:G:H3'	1.85	0.41
1:AA:376:G:H2'	1:AA:377:G:C8	2.56	0.41
1:AA:401:C:H2'	1:AA:402:G:H8	1.86	0.41
5:AE:57:LYS:HD3	5:AE:61:TYR:CE2	2.55	0.41
7:AG:104:LEU:HA	7:AG:104:LEU:HD13	1.84	0.41
7:AG:69:VAL:O	7:AG:69:VAL:HG12	2.19	0.41
8:AH:75:ARG:HA	8:AH:76:PRO:HD2	1.84	0.41
23:AX:50:U:H2'	23:AX:51:C:C6	2.55	0.41
23:AX:61:C:H2'	23:AX:62:C:C6	2.54	0.41
50:B4:49:PHE:HB3	50:B4:50:VAL:H	1.37	0.41
50:B4:61:ARG:O	50:B4:62:ARG:C	2.58	0.41
25:BA:1314:A:C2	25:BA:2035:A:C4	3.08	0.41
25:BA:1343:C:OP1	25:BA:2722:C:H4'	2.20	0.41
25:BA:1882:U:C4	25:BA:1883:C:C4	3.09	0.41
25:BA:210:A:N1	25:BA:254:A:O2'	2.48	0.41
25:BA:213:G:H2'	25:BA:214:A:O4'	2.20	0.41
25:BA:289:G:H2'	25:BA:290:G:H8	1.83	0.41
25:BA:553:A:C2	25:BA:2065:C:H4'	2.55	0.41
25:BA:873:U:H2'	25:BA:875:U:O4'	2.20	0.41
26:BB:85:G:H8	26:BB:85:G:H5''	1.85	0.41
27:BD:253:GLN:HE21	27:BD:253:GLN:HB3	1.56	0.41
27:BD:71:ASP:HB3	27:BD:103:ARG:NH2	2.21	0.41
28:BE:4:ILE:HG12	28:BE:5:LEU:N	2.35	0.41
30:BG:126:ASP:HB3	30:BG:130:ASN:H	1.85	0.41
37:BR:100:LEU:HD12	37:BR:100:LEU:HA	1.93	0.41
37:BR:55:ALA:HB2	37:BR:79:LEU:HD13	2.02	0.41
1:CA:1157:A:N6	1:CA:1180:A:N3	2.67	0.41
1:CA:147:G:O2'	1:CA:148:G:P	2.79	0.41
1:CA:780:A:N3	1:CA:803:G:N1	2.67	0.41
1:CA:983:A:H2	1:CA:984:C:C6	2.38	0.41
2:CB:80:ILE:HD13	2:CB:80:ILE:O	2.20	0.41
5:CE:67:VAL:HG13	5:CE:69:VAL:HG12	2.03	0.41
8:CH:73:ASP:OD1	8:CH:75:ARG:HD3	2.20	0.41
9:CI:89:ASN:O	9:CI:92:TYR:HB2	2.19	0.41
9:CI:95:LYS:HA	9:CI:99:LEU:HD13	2.02	0.41
24:CW:3:004:HA	24:CW:4:PRO:HD3	1.73	0.41
24:CW:8:2R3:H69	24:CW:8:2R3:H67	1.81	0.41
46:D0:19:LYS:HE2	46:D0:19:LYS:HB2	1.46	0.41
48:D2:44:LEU:HD23	48:D2:47:ASN:HA	2.02	0.41

Continued on next page...

Continued from previous page...

Atom-1	Atom-2	Interatomic distance (Å)	Clash overlap (Å)
25:DA:1371:G:HO2'	25:DA:1372:U:H5	1.63	0.41
25:DA:1478:G:C2	25:DA:1479:G:C8	3.09	0.41
25:DA:1587:A:H2'	25:DA:1588:C:C6	2.55	0.41
25:DA:1664:A:OP1	61:DA:4387:HOH:O	2.21	0.41
25:DA:1721:G:H5'	25:DA:1722:A:OP2	2.20	0.41
25:DA:1959:G:C6	25:DA:1960:A:C5	3.08	0.41
25:DA:207:A:H2'	25:DA:208:C:O4'	2.21	0.41
25:DA:2850:A:H5'	25:DA:2868:A:H2	1.85	0.41
25:DA:460:A:C2	25:DA:470:A:C4	3.09	0.41
25:DA:569:U:C4	25:DA:570:G:C6	3.08	0.41
29:DF:117:ARG:NH2	29:DF:187:VAL:HA	2.35	0.41
31:DH:87:LEU:HD23	31:DH:164:TYR:HA	2.02	0.41
34:DO:104:ARG:NH2	34:DO:121:VAL:O	2.54	0.41
39:DT:64:ARG:HB2	39:DT:73:GLU:HG2	2.02	0.41
40:DU:17:ILE:HG23	40:DU:17:ILE:HD12	1.73	0.41
45:DZ:75:ASN:O	45:DZ:84:GLU:N	2.35	0.41
1:AA:112:G:H21	1:AA:354:G:C4'	2.34	0.41
1:AA:1153:C:H2'	1:AA:1154:G:H5''	2.03	0.41
1:AA:946:A:C6	1:AA:947:G:C6	3.09	0.41
1:AA:955:U:H2'	1:AA:956:U:O4'	2.20	0.41
2:AB:30:ARG:HG3	2:AB:31:TYR:CD1	2.55	0.41
4:AD:141:ARG:HG3	4:AD:144:ASP:OD2	2.20	0.41
6:AF:91:VAL:HG12	6:AF:92:LYS:O	2.20	0.41
10:AJ:57:LYS:HD2	10:AJ:60:ARG:NH2	2.36	0.41
1:AA:310:G:H5''	16:AP:31:LYS:HB2	2.03	0.41
1:AA:254:G:OP1	17:AQ:67:LYS:O	2.38	0.41
23:AX:8:U:O2	23:AX:21:A:H2	2.03	0.41
25:BA:1298:G:C2	25:BA:1299:A:C2	3.08	0.41
25:BA:1933:U:H2'	25:BA:1940:A:N1	2.35	0.41
25:BA:2814:C:H2'	25:BA:2815:C:O4'	2.20	0.41
25:BA:2906:U:O2	25:BA:2906:U:H2'	2.21	0.41
25:BA:501:U:C4	25:BA:507:G:O6	2.74	0.41
25:BA:672:G:O2'	25:BA:2363:G:H4'	2.21	0.41
25:BA:865:G:H4'	25:BA:885:C:O3'	2.20	0.41
25:BA:922:G:H2'	25:BA:923:C:O4'	2.20	0.41
27:BD:72:LYS:HB3	27:BD:72:LYS:HE3	1.85	0.41
34:BO:98:VAL:HG11	34:BO:114:ILE:HG23	2.03	0.41
36:BQ:18:LYS:HB2	36:BQ:18:LYS:HE3	1.67	0.41
28:BE:111:ARG:HA	37:BR:1:MET:SD	2.61	0.41
38:BS:19:LYS:H	38:BS:19:LYS:HG2	1.76	0.41
1:CA:1133:G:N2	1:CA:1141:C:N3	2.69	0.41

Continued on next page...

Continued from previous page...

Atom-1	Atom-2	Interatomic distance (Å)	Clash overlap (Å)
1:CA:1155:G:C6	1:CA:1156:G:C2	3.09	0.41
1:CA:1240:U:OP2	7:CG:115:ARG:HA	2.20	0.41
1:CA:1392:G:N2	1:CA:1502:A:H8	2.19	0.41
1:CA:402:G:H2'	1:CA:403:C:H5'	2.01	0.41
1:CA:544:G:C2	1:CA:545:C:C2	3.08	0.41
2:CB:30:ARG:HG3	2:CB:31:TYR:CD1	2.55	0.41
1:CA:406:G:N2	4:CD:119:GLN:HE22	2.18	0.41
4:CD:173:TRP:CE2	4:CD:189:PRO:HG3	2.56	0.41
7:CG:12:LEU:O	7:CG:21:VAL:HG12	2.21	0.41
8:CH:97:VAL:HA	8:CH:100:ILE:HD11	2.01	0.41
12:CL:28:LYS:N	12:CL:29:GLY:HA2	2.35	0.41
12:CL:42:THR:HA	12:CL:53:ARG:O	2.21	0.41
20:CT:89:ARG:O	20:CT:93:GLU:HB2	2.19	0.41
25:DA:1009:A:O4'	40:DU:59:ARG:HG2	2.20	0.41
25:DA:1344:G:O2'	25:DA:1385:G:H2'	2.20	0.41
25:DA:1380:G:N3	25:DA:1380:G:H2'	2.36	0.41
25:DA:2558:C:H2'	25:DA:2559:C:O4'	2.20	0.41
25:DA:2756:U:H5''	55:D9:19:ARG:HB3	2.02	0.41
25:DA:2807:G:C2	25:DA:2893:G:O6	2.73	0.41
25:DA:398:G:H2'	25:DA:399:G:O4'	2.20	0.41
25:DA:527:C:H4'	25:DA:528:A:O5'	2.20	0.41
25:DA:575:A:OP2	25:DA:2055:C:N4	2.36	0.41
25:DA:678:C:H2'	25:DA:679:C:C6	2.55	0.41
25:DA:1814:G:H4'	27:DD:51:VAL:HG21	2.02	0.41
27:DD:68:LYS:O	27:DD:69:ARG:HB2	2.20	0.41
30:DG:176:LEU:HA	30:DG:176:LEU:HD23	1.77	0.41
34:DO:98:VAL:HG22	34:DO:118:ALA:HA	2.02	0.41
44:DY:5:MET:HG2	44:DY:30:VAL:HG11	2.03	0.41
45:DZ:163:LEU:HD12	45:DZ:163:LEU:HA	1.77	0.41
1:AA:145:G:C6	1:AA:146:G:N7	2.88	0.41
1:AA:401:C:H2'	1:AA:402:G:C8	2.56	0.41
1:AA:553:A:H2'	1:AA:554:C:C6	2.55	0.41
1:AA:92:C:H2'	1:AA:93:G:O4'	2.21	0.41
4:AD:108:LEU:HD12	4:AD:108:LEU:HA	1.90	0.41
4:AD:175:SER:OG	4:AD:184:LYS:HB2	2.20	0.41
6:AF:100:ASN:H	18:AR:23:LYS:NZ	2.17	0.41
8:AH:6:ILE:O	8:AH:10:LEU:HG	2.21	0.41
9:AI:18:PHE:O	9:AI:61:ALA:HA	2.20	0.41
12:AL:7:ILE:O	12:AL:11:VAL:HG23	2.20	0.41
13:AM:3:ARG:CG	13:AM:8:GLU:HA	2.51	0.41
15:AO:18:PHE:CZ	15:AO:21:ASP:HB2	2.56	0.41

Continued on next page...

Continued from previous page...

Atom-1	Atom-2	Interatomic distance (Å)	Clash overlap (Å)
17:AQ:45:HIS:NE2	17:AQ:47:PRO:HG3	2.35	0.41
25:BA:1074:A:H61	25:BA:1171:G:H2'	1.84	0.41
25:BA:1988:A:H1'	61:BA:4655:HOH:O	2.21	0.41
25:BA:2050:U:H2'	25:BA:2051:G:O4'	2.21	0.41
25:BA:2226:C:O2	25:BA:2232:G:C2	2.74	0.41
25:BA:2240:G:C5	25:BA:2241:C:C4	3.08	0.41
25:BA:2321:A:H2'	25:BA:2322:A:C8	2.56	0.41
25:BA:2544:G:O2'	25:BA:2669:A:N1	2.48	0.41
25:BA:402:C:H2'	25:BA:403:C:C6	2.56	0.41
29:BF:29:ASN:H	29:BF:112:MET:CE	2.34	0.41
32:BI:37:VAL:CG1	32:BI:38:LEU:HD12	2.51	0.41
34:BO:4:PRO:O	34:BO:5:GLN:HB2	2.20	0.41
1:CA:1084:G:C5	1:CA:1085:U:C4	3.09	0.41
1:CA:1168:A:N1	1:CA:1169:A:C6	2.89	0.41
1:CA:1385:G:C4	1:CA:1386:G:C8	3.09	0.41
1:CA:245:C:O2	1:CA:283:C:N3	2.53	0.41
1:CA:300:A:H2'	1:CA:301:G:O4'	2.20	0.41
1:CA:471:G:H2'	1:CA:471:G:N3	2.36	0.41
1:CA:539:A:C6	1:CA:540:G:C6	3.08	0.41
1:CA:784:C:H2'	1:CA:785:G:O4'	2.21	0.41
1:CA:97:G:O2'	1:CA:98:G:O4'	2.37	0.41
4:CD:13:ARG:HB2	4:CD:40:PRO:HD3	2.02	0.41
5:CE:41:VAL:O	5:CE:67:VAL:HG12	2.20	0.41
5:CE:40:ARG:NH2	5:CE:68:GLU:HA	2.23	0.41
8:CH:64:LYS:HD2	8:CH:79:VAL:HG21	2.02	0.41
9:CI:5:TYR:OH	9:CI:16:ARG:HG2	2.20	0.41
13:CM:77:ASN:O	13:CM:81:LEU:HD12	2.21	0.41
55:D9:27:CYS:SG	55:D9:28:GLU:N	2.94	0.41
25:DA:1337:G:H2'	25:DA:1338:G:C8	2.53	0.41
25:DA:1430:C:H2'	25:DA:1431:U:H6	1.81	0.41
25:DA:1785:A:C8	25:DA:1787:A:C5	3.08	0.41
23:CX:3:C:H5'	25:DA:2255:G:O2'	2.20	0.41
25:DA:2298:A:H8	25:DA:2299:G:C8	2.37	0.41
25:DA:322:A:C5	25:DA:340:A:C2	3.09	0.41
25:DA:471:A:O5'	25:DA:471:A:H8	2.02	0.41
25:DA:574:C:N3	28:DE:145:LYS:HE3	2.36	0.41
25:DA:872:A:P	36:DQ:5:ARG:HH12	2.44	0.41
25:DA:942:G:O2'	25:DA:943:U:H5'	2.21	0.41
27:DD:228:PRO:HD3	27:DD:235:GLY:CA	2.51	0.41
28:DE:29:GLY:HA2	28:DE:30:PRO:HA	1.84	0.41
29:DF:155:LEU:HB2	29:DF:189:THR:HG21	2.03	0.41

Continued on next page...

Continued from previous page...

Atom-1	Atom-2	Interatomic distance (Å)	Clash overlap (Å)
35:DP:44:GLY:CA	35:DP:45:LEU:HB2	2.51	0.41
38:DS:68:GLN:O	38:DS:71:ARG:HG3	2.20	0.41
44:DY:9:LYS:HA	44:DY:10:GLY:HA2	1.51	0.41
1:AA:1106:G:C5	1:AA:1107:C:C5	3.09	0.41
1:AA:1289:A:H2	1:AA:1372:U:O4'	2.04	0.41
1:AA:1380:U:C4	7:AG:3:ARG:HG2	2.56	0.41
1:AA:197:A:N6	1:AA:221:C:H5'	2.35	0.41
1:AA:332:G:OP2	20:AT:10:LEU:HD13	2.20	0.41
1:AA:631:G:H2'	1:AA:632:A:H8	1.85	0.41
1:AA:633:G:H2'	1:AA:634:C:C6	2.56	0.41
1:AA:951:G:N7	13:AM:102:ARG:NH2	2.68	0.41
4:AD:3:ARG:HH12	4:AD:5:ILE:HG13	1.85	0.41
10:AJ:64:GLU:HG2	14:AN:59:ALA:HB2	2.02	0.41
11:AK:18:ARG:NH2	11:AK:35:PRO:O	2.41	0.41
12:AL:24:VAL:O	12:AL:24:VAL:HG12	2.20	0.41
12:AL:79:GLU:HB3	12:AL:80:HIS:CD2	2.56	0.41
13:AM:67:GLU:HB3	13:AM:68:GLY:H	1.65	0.41
25:BA:1018:A:H5'	25:BA:1233:U:H1'	2.03	0.41
25:BA:1093:G:O2'	25:BA:1094:A:H8	2.03	0.41
25:BA:116:A:H3'	25:BA:117:A:C5'	2.49	0.41
25:BA:1733:C:H2'	25:BA:1734:G:O4'	2.21	0.41
25:BA:2701:U:OP2	25:BA:2732:G:N2	2.43	0.41
25:BA:364:A:H2'	25:BA:365:G:O4'	2.21	0.41
25:BA:702:A:H8	25:BA:703:G:O4'	2.04	0.41
25:BA:2631:C:H4'	28:BE:151:TYR:O	2.21	0.41
30:BG:48:GLU:HA	30:BG:51:ARG:NE	2.31	0.41
31:BH:86:GLU:HB3	31:BH:165:ALA:HB2	2.02	0.41
34:BO:104:ARG:NH2	39:BT:43:GLN:OE1	2.54	0.41
34:BO:12:ASP:CG	34:BO:14:THR:HG23	2.41	0.41
42:BW:9:TYR:H	42:BW:102:HIS:CE1	2.38	0.41
42:BW:20:VAL:O	42:BW:23:LEU:HB2	2.20	0.41
45:BZ:13:GLU:HB3	45:BZ:18:LEU:HD21	2.02	0.41
1:CA:1009:G:N2	1:CA:1010:G:H1'	2.36	0.41
1:CA:1039:C:N4	1:CA:1040:U:O4	2.54	0.41
1:CA:540:G:H8	1:CA:540:G:O5'	2.04	0.41
1:CA:652:U:O2'	1:CA:653:A:OP2	2.27	0.41
1:CA:853:G:C4	1:CA:854:G:C8	3.09	0.41
4:CD:14:ARG:HB2	4:CD:40:PRO:HD2	2.02	0.41
1:CA:19:C:H5"	5:CE:86:ALA:HB3	2.02	0.41
13:CM:16:ASP:HB3	13:CM:34:LEU:CD1	2.50	0.41
47:D1:22:GLY:O	47:D1:32:LYS:HE3	2.21	0.41

Continued on next page...

Continued from previous page...

Atom-1	Atom-2	Interatomic distance (Å)	Clash overlap (Å)
52:D6:11:LEU:HB2	52:D6:21:TYR:HB2	2.03	0.41
55:D9:17:ILE:HD12	55:D9:17:ILE:HA	1.70	0.41
25:DA:127:A:H5''	25:DA:128:C:C6	2.55	0.41
25:DA:2398:U:H2'	25:DA:2399:G:C8	2.56	0.41
25:DA:2730:C:H4'	28:DE:168:MET:O	2.20	0.41
25:DA:2850:A:OP2	25:DA:2866:U:H5	2.03	0.41
25:DA:411:G:C4	35:DP:72:PRO:HB3	2.56	0.41
25:DA:647:G:H8	25:DA:647:G:O5'	2.04	0.41
27:DD:227:ASN:C	27:DD:234:GLY:HA3	2.41	0.41
29:DF:13:SER:HB2	29:DF:15:SER:H	1.84	0.41
30:DG:11:TYR:OH	30:DG:16:ARG:HD3	2.21	0.41
36:DQ:4:PRO:HG3	36:DQ:69:PHE:HE2	1.86	0.41
37:DR:113:LEU:HD12	37:DR:113:LEU:O	2.20	0.41
39:DT:26:ASP:OD1	39:DT:91:ARG:HA	2.21	0.41
45:DZ:120:ILE:HD12	45:DZ:120:ILE:N	2.36	0.41
45:DZ:118:GLN:N	45:DZ:173:ALA:O	2.54	0.41
45:DZ:95:PRO:HA	45:DZ:129:SER:HA	2.02	0.41
1:AA:1162:C:H2'	1:AA:1163:C:C6	2.56	0.41
1:AA:1349:A:C2	1:AA:1374:A:C4	3.09	0.41
1:AA:456:C:H2'	1:AA:457:C:C6	2.55	0.41
1:AA:605:U:O2'	1:AA:606:G:H5'	2.21	0.41
2:AB:162:ILE:O	2:AB:162:ILE:HG13	2.20	0.41
20:AT:33:ILE:HG23	20:AT:63:ILE:HG12	2.03	0.41
25:BA:1212:C:H2'	25:BA:1213:U:C6	2.55	0.41
25:BA:1553:A:O2'	25:BA:1554:A:O5'	2.31	0.41
25:BA:1560:U:H2'	25:BA:1561:C:C6	2.56	0.41
25:BA:1771:G:H8	25:BA:1771:G:O5'	2.04	0.41
25:BA:2119:C:H2'	25:BA:2120:U:O4'	2.21	0.41
25:BA:346:A:C5	25:BA:364:A:C2	3.09	0.41
25:BA:908:A:N3	26:BB:79:C:O2'	2.44	0.41
26:BB:29:A:C2	26:BB:30:C:C2	3.08	0.41
27:BD:111:LEU:HD23	27:BD:127:VAL:HG12	2.03	0.41
28:BE:108:SER:O	28:BE:162:ALA:HA	2.21	0.41
29:BF:181:LEU:HD12	29:BF:181:LEU:HA	1.83	0.41
31:BH:137:ASP:HB3	31:BH:140:LYS:HB3	2.02	0.41
33:BN:28:THR:HG22	33:BN:29:LYS:N	2.33	0.41
34:BO:25:LEU:O	34:BO:26:LYS:HG3	2.21	0.41
40:BU:19:LYS:O	40:BU:22:LYS:HG3	2.21	0.41
1:CA:1198:G:H2'	1:CA:1199:U:C6	2.54	0.41
1:CA:1258:G:H21	1:CA:1279:A:H62	1.69	0.41
1:CA:1468:A:H2'	1:CA:1469:G:O4'	2.20	0.41

Continued on next page...

Continued from previous page...

Atom-1	Atom-2	Interatomic distance (Å)	Clash overlap (Å)
1:CA:954:G:C5	1:CA:955:U:C4	3.09	0.41
2:CB:27:LYS:HE3	2:CB:193:ASP:OD1	2.20	0.41
5:CE:139:LEU:HA	5:CE:142:LEU:HD12	2.02	0.41
8:CH:39:LEU:HA	8:CH:39:LEU:HD13	1.93	0.41
8:CH:68:ARG:HH11	8:CH:68:ARG:HG3	1.86	0.41
10:CJ:54:PHE:CD2	10:CJ:55:LYS:HG2	2.55	0.41
11:CK:27:ASN:OD1	11:CK:28:THR:N	2.49	0.41
21:CU:2:GLY:O	21:CU:4:GLY:N	2.54	0.41
49:D3:6:VAL:HG12	49:D3:54:VAL:HG13	2.02	0.41
25:DA:83:G:N2	25:DA:103:A:OP2	2.53	0.41
25:DA:1339:G:H5''	43:DX:16:LYS:HD3	2.03	0.41
25:DA:141:A:C8	25:DA:1408:C:O2'	2.72	0.41
25:DA:1425:G:H2'	25:DA:1426:G:O4'	2.21	0.41
25:DA:280:C:C2	25:DA:361:G:C2	3.08	0.41
25:DA:465:G:C6	25:DA:466:A:N6	2.89	0.41
26:DB:13:A:O2'	26:DB:14:U:H3'	2.20	0.41
27:DD:125:ILE:HG13	27:DD:137:PRO:HD3	2.01	0.41
29:DF:134:GLY:HA2	29:DF:162:LEU:O	2.21	0.41
29:DF:184:TYR:CE1	35:DP:3:LEU:HD21	2.56	0.41
38:DS:92:TYR:HB3	38:DS:98:VAL:HG21	2.02	0.41
44:DY:38:ILE:HD13	44:DY:66:PRO:HA	2.03	0.41
1:AA:1220:G:H2'	1:AA:1221:G:O4'	2.20	0.41
1:AA:1235:U:H2'	1:AA:1236:A:O4'	2.20	0.41
1:AA:1304:G:C5	1:AA:1305:G:C6	3.09	0.41
1:AA:1329:A:OP1	13:AM:28:ALA:HB3	2.21	0.41
1:AA:1445:C:C4	1:AA:1446:U:C4	3.09	0.41
1:AA:357:G:C2	1:AA:358:U:C5	3.08	0.41
1:AA:382:A:H2	1:AA:383:A:N7	2.19	0.41
1:AA:394:G:H2'	1:AA:395:C:H6	1.86	0.41
1:AA:461:A:O5'	1:AA:461:A:H8	2.04	0.41
2:AB:127:ILE:HB	2:AB:129:GLU:H	1.85	0.41
2:AB:211:ILE:O	2:AB:215:LEU:HB2	2.21	0.41
2:AB:87:ARG:NH1	2:AB:233:SER:HB3	2.36	0.41
13:AM:60:VAL:HG13	13:AM:64:TRP:CE3	2.55	0.41
13:AM:79:LYS:NZ	13:AM:83:ASP:OD2	2.45	0.41
20:AT:56:MET:O	20:AT:56:MET:HG2	2.21	0.41
25:BA:1013:G:H2'	25:BA:1014:U:C6	2.56	0.41
25:BA:1355:G:P	53:B7:9:ARG:HD3	2.61	0.41
25:BA:1403:U:H2'	25:BA:1404:G:O4'	2.21	0.41
25:BA:1679:A:OP2	61:BA:4621:HOH:O	2.22	0.41
25:BA:1845:G:H4'	27:BD:51:VAL:HG21	2.03	0.41

Continued on next page...

Continued from previous page...

Atom-1	Atom-2	Interatomic distance (Å)	Clash overlap (Å)
25:BA:273:G:O2'	25:BA:274:U:H5''	2.20	0.41
25:BA:2856:G:OP2	39:BT:54:ARG:HB2	2.21	0.41
25:BA:989:G:H5'	25:BA:990:A:H5'	2.02	0.41
26:BB:78:A:H2'	26:BB:79:C:O4'	2.20	0.41
33:BN:82:LEU:HD12	33:BN:82:LEU:HA	1.76	0.41
25:BA:1712:A:C4'	34:BO:67:LYS:HB2	2.51	0.41
42:BW:14:PRO:HG2	42:BW:78:GLU:CG	2.45	0.41
42:BW:88:ARG:HD2	42:BW:88:ARG:HA	1.94	0.41
1:CA:1075:C:H2'	1:CA:1076:C:H5'	2.02	0.41
1:CA:1093:A:N3	1:CA:1109:C:O2'	2.46	0.41
1:CA:112:G:H21	1:CA:354:G:C4'	2.33	0.41
1:CA:114:U:H2'	1:CA:115:G:C8	2.56	0.41
1:CA:1316:G:H2'	1:CA:1318:A:OP2	2.21	0.41
1:CA:1353:G:C2	1:CA:1370:G:C2	3.09	0.41
1:CA:308:C:H2'	1:CA:309:G:H8	1.86	0.41
1:CA:341:C:C2'	1:CA:342:C:H5'	2.50	0.41
1:CA:451:A:N1	1:CA:480:U:H2'	2.36	0.41
1:CA:447:G:H2'	1:CA:485:G:N2	2.36	0.41
1:CA:734:G:H2'	1:CA:735:C:C6	2.55	0.41
1:CA:757:U:H2'	1:CA:758:G:O4'	2.21	0.41
1:CA:780:A:C2	1:CA:803:G:C6	3.09	0.41
1:CA:853:G:C2	1:CA:854:G:C8	3.08	0.41
1:CA:868:C:H2'	1:CA:869:G:O4'	2.20	0.41
1:CA:932:C:H2'	1:CA:933:G:H8	1.86	0.41
3:CC:6:HIS:NE2	3:CC:8:ILE:HB	2.36	0.41
5:CE:18:ARG:HE	5:CE:25:ARG:HB2	1.86	0.41
17:CQ:29:HIS:HA	17:CQ:30:PRO:HD2	1.88	0.41
1:CA:735:C:H5'	18:CR:71:LYS:HD3	2.02	0.41
46:D0:36:ILE:HD12	46:D0:58:THR:CG2	2.51	0.41
47:D1:94:LEU:O	47:D1:97:LEU:HB2	2.20	0.41
25:DA:1263:U:H1'	51:D5:10:LYS:HG3	2.03	0.41
53:D7:24:THR:O	53:D7:28:ARG:HG3	2.21	0.41
54:D8:31:HIS:O	54:D8:36:LYS:NZ	2.53	0.41
25:DA:77:C:H42	25:DA:109:G:H1	1.68	0.41
25:DA:2028:U:H2'	25:DA:2029:G:O4'	2.21	0.41
25:DA:2683:C:O2	34:DO:70:LYS:HE3	2.20	0.41
25:DA:2758:A:H2'	25:DA:2759:G:O4'	2.20	0.41
25:DA:272(E):G:C2	25:DA:364:C:C2	3.09	0.41
25:DA:631:A:H2'	25:DA:632:A:O4'	2.19	0.41
25:DA:760:G:H2'	25:DA:761:A:O4'	2.19	0.41
25:DA:1655:A:H4'	28:DE:115:GLY:N	2.36	0.41

Continued on next page...

Continued from previous page...

Atom-1	Atom-2	Interatomic distance (Å)	Clash overlap (Å)
28:DE:14:ILE:HD11	28:DE:173:VAL:HG11	2.03	0.41
30:DG:72:ARG:HA	30:DG:86:MET:O	2.21	0.41
31:DH:154:PRO:HB3	31:DH:163:TYR:CZ	2.56	0.41
34:DO:2:ILE:HD11	34:DO:82:ASN:HB3	2.03	0.41
41:DV:40:LEU:CB	41:DV:46:VAL:HG13	2.51	0.41
1:AA:100:C:H2'	1:AA:101:A:C8	2.56	0.41
1:AA:375:U:C2	1:AA:376:G:C8	3.09	0.41
1:AA:6:G:C4	5:AE:119:LEU:HD11	2.56	0.41
1:AA:815:A:N7	1:AA:1509:C:O2'	2.43	0.41
1:AA:998:G:H2'	1:AA:999:C:C6	2.56	0.41
3:AC:178:LEU:HA	3:AC:178:LEU:HD13	1.80	0.41
3:AC:35:GLU:HG2	3:AC:39:ILE:HD11	2.03	0.41
3:AC:6:HIS:HA	3:AC:7:PRO:HD3	1.96	0.41
5:AE:90:VAL:O	5:AE:91:LEU:HD13	2.21	0.41
1:AA:599:C:H5''	8:AH:95:VAL:O	2.20	0.41
12:AL:54:LYS:HD3	12:AL:54:LYS:N	2.36	0.41
20:AT:36:LEU:HA	20:AT:36:LEU:HD23	1.82	0.41
23:AX:37:A:H2'	23:AX:38:A:O4'	2.20	0.41
25:BA:866:A:C4	25:BA:1234:A:C2	3.08	0.41
25:BA:2495:C:N3	36:BQ:124:LYS:NZ	2.67	0.41
25:BA:2797:C:H1'	28:BE:37:ARG:NH1	2.36	0.41
31:BH:97:ARG:NE	31:BH:104:GLU:OE1	2.53	0.41
32:BI:102:SER:HA	32:BI:106:GLY:HA3	2.03	0.41
34:BO:47:ILE:HB	34:BO:48:PRO:HD2	2.03	0.41
40:BU:85:LYS:HE2	40:BU:85:LYS:HB3	1.88	0.41
25:BA:922:G:H4'	45:BZ:151:HIS:HE1	1.86	0.41
1:CA:1121:U:N3	1:CA:1122:U:C5	2.88	0.41
1:CA:1139:G:N2	1:CA:1143:G:C6	2.88	0.41
1:CA:1305:G:H5'	21:CU:4:GLY:CA	2.51	0.41
1:CA:1390:U:H2'	1:CA:1391:U:C6	2.56	0.41
1:CA:358:U:H2'	1:CA:359:U:H6	1.86	0.41
1:CA:649:G:C5	1:CA:650:G:C8	3.09	0.41
2:CB:158:LEU:HA	2:CB:159:PRO:HD3	1.74	0.41
4:CD:20:TYR:CD1	4:CD:26:CYS:HB3	2.56	0.41
5:CE:60:TYR:CZ	5:CE:64:ARG:HD3	2.56	0.41
7:CG:26:PHE:CD2	7:CG:30:ILE:HD11	2.56	0.41
7:CG:75:VAL:O	7:CG:76:ARG:HG3	2.21	0.41
9:CI:20:ARG:HA	9:CI:21:PRO:HD3	1.90	0.41
10:CJ:25:GLU:O	10:CJ:29:ARG:HD3	2.21	0.41
13:CM:47:ASP:N	13:CM:47:ASP:OD1	2.54	0.41
17:CQ:57:VAL:HG12	17:CQ:76:LEU:HA	2.03	0.41

Continued on next page...

Continued from previous page...

Atom-1	Atom-2	Interatomic distance (Å)	Clash overlap (Å)
23:CX:59:A:C2'	23:CX:60:U:H5'	2.51	0.41
25:DA:1353:A:H2'	25:DA:1354:A:C8	2.55	0.41
25:DA:1461:G:H2'	25:DA:1462:C:H6	1.85	0.41
25:DA:1539:G:H2'	25:DA:1540:U:H6	1.84	0.41
25:DA:1581:G:H2'	25:DA:1582:C:O4'	2.21	0.41
25:DA:1717:G:C2	25:DA:1745(A):C:O2	2.74	0.41
25:DA:2250:G:N3	25:DA:2250:G:H5''	2.36	0.41
25:DA:2302:G:C6	25:DA:2303:G:N7	2.89	0.41
25:DA:1782:C:O4'	25:DA:2609:U:C2	2.74	0.41
25:DA:335:C:H4'	44:DY:73:ARG:NE	2.36	0.41
25:DA:352:G:H8	25:DA:352:G:OP1	2.04	0.41
25:DA:802:A:OP1	61:DA:4454:HOH:O	2.21	0.41
25:DA:90:U:O3'	25:DA:92:A:H8	2.04	0.41
29:DF:34:TRP:CH2	35:DP:8:PRO:HB3	2.56	0.41
31:DH:71:LEU:HA	31:DH:71:LEU:HD12	1.86	0.41
38:DS:24:LEU:HD23	38:DS:24:LEU:HA	1.89	0.41
1:AA:108:G:H5''	1:AA:109:A:H5''	2.03	0.41
1:AA:1206:G:O6	1:AA:1207:G:C6	2.74	0.41
1:AA:125:U:O2	1:AA:236:G:N2	2.46	0.41
1:AA:146:G:N1	1:AA:147:G:C5	2.89	0.41
1:AA:147:G:O2'	1:AA:148:G:H5'	2.20	0.41
1:AA:172:A:N7	1:AA:174:C:C4	2.89	0.41
1:AA:460:G:C6	1:AA:470:C:H5''	2.56	0.41
1:AA:685:G:C2	1:AA:686:U:C4	3.08	0.41
1:AA:91:C:H2'	1:AA:92:C:C6	2.56	0.41
2:AB:71:VAL:HG13	2:AB:93:VAL:CG2	2.50	0.41
4:AD:150:GLU:HG3	4:AD:151:LYS:N	2.36	0.41
4:AD:178:VAL:HG12	4:AD:179:GLU:N	2.36	0.41
6:AF:82:ARG:HB3	6:AF:85:VAL:HG23	2.03	0.41
9:AI:9:ARG:HG2	9:AI:14:VAL:HG13	2.02	0.41
18:AR:58:LEU:HA	18:AR:58:LEU:HD13	1.79	0.41
47:B1:21:ARG:HH11	47:B1:21:ARG:CG	2.29	0.41
25:BA:1629:C:H2'	25:BA:1630:A:C8	2.56	0.41
25:BA:2074:G:H4'	28:BE:143:ASN:O	2.21	0.41
25:BA:2214:G:H5'	25:BA:2215:G:OP2	2.21	0.41
25:BA:2430:A:H2'	25:BA:2431:U:C6	2.56	0.41
25:BA:26:G:O3'	25:BA:1306:G:H4'	2.20	0.41
25:BA:2745:G:H3'	25:BA:2746:A:O4'	2.21	0.41
25:BA:275:C:H2'	25:BA:276:C:C6	2.56	0.41
25:BA:474:U:C4	25:BA:606:G:H1'	2.56	0.41
25:BA:751:G:O2'	25:BA:773:G:N2	2.40	0.41

Continued on next page...

Continued from previous page...

Atom-1	Atom-2	Interatomic distance (Å)	Clash overlap (Å)
26:BB:4:C:H2'	26:BB:5:C:O4'	2.22	0.41
30:BG:77:ILE:HG22	30:BG:80:PHE:H	1.86	0.41
32:BI:99:GLU:O	32:BI:103:ARG:NH1	2.54	0.41
35:BP:81:GLN:HB2	35:BP:110:TYR:HD2	1.86	0.41
44:BY:38:ILE:HD13	44:BY:66:PRO:HA	2.03	0.41
1:CA:1153:C:H2'	1:CA:1154:G:H5''	2.02	0.41
1:CA:1049:U:C6	1:CA:1201:A:H5'	2.56	0.41
1:CA:1272:G:C2	1:CA:1273:G:H1'	2.56	0.41
1:CA:216:G:H2'	1:CA:217:C:C6	2.56	0.41
1:CA:358:U:H2'	1:CA:359:U:C6	2.56	0.41
1:CA:456:C:N3	1:CA:476:G:C2	2.89	0.41
1:CA:484:G:C8	1:CA:486:U:C2	3.09	0.41
1:CA:783:C:N4	1:CA:784:C:H41	2.19	0.41
1:CA:78:G:N2	1:CA:92:C:C2	2.88	0.41
3:CC:6:HIS:CD2	3:CC:8:ILE:H	2.36	0.41
5:CE:127:ASN:HA	5:CE:128:PRO:HD3	1.83	0.41
5:CE:41:VAL:HG23	5:CE:67:VAL:CG1	2.51	0.41
6:CF:22:GLU:O	6:CF:26:ILE:HG13	2.21	0.41
8:CH:121:ASP:OD1	8:CH:121:ASP:N	2.53	0.41
13:CM:90:LEU:HD23	13:CM:93:ARG:NE	2.36	0.41
1:CA:1227:A:C2	19:CS:83:HIS:HB3	2.56	0.41
20:CT:42:GLN:O	20:CT:45:GLN:HB3	2.20	0.41
23:CX:12:G:H1'	25:DA:1923:U:O2'	2.21	0.41
54:D8:22:VAL:CG2	54:D8:59:LYS:HG3	2.51	0.41
25:DA:2371:G:C2	25:DA:2372:G:C8	3.09	0.41
25:DA:2348:U:O4	25:DA:2382:G:N1	2.54	0.41
25:DA:2494:G:C4	25:DA:2495:G:C8	3.08	0.41
25:DA:271(G):C:H2'	25:DA:271(H):G:H8	1.86	0.41
25:DA:2755:C:C4	55:D9:19:ARG:NH1	2.89	0.41
25:DA:652(T):C:H2'	25:DA:652(U):G:C8	2.56	0.41
25:DA:658:C:H2'	25:DA:659:C:C6	2.55	0.41
26:DB:14:U:O3'	26:DB:108:U:O2'	2.38	0.41
30:DG:142:PRO:HG2	30:DG:143:GLU:OE1	2.21	0.41
30:DG:11:TYR:HA	30:DG:176:LEU:HD21	2.03	0.41
30:DG:43:LEU:HB3	30:DG:44:GLY:H	1.51	0.41
30:DG:8:LYS:O	30:DG:11:TYR:HB3	2.21	0.41
25:DA:2745:C:H4'	31:DH:142:GLY:O	2.21	0.41
32:DI:9:LEU:HD11	32:DI:35:LEU:HD13	2.03	0.41
35:DP:135:LEU:HD23	35:DP:135:LEU:HA	1.93	0.41
25:DA:2318:G:H21	38:DS:3:ARG:CD	2.34	0.41
40:DU:16:LYS:HB3	40:DU:16:LYS:HE2	1.80	0.41

Continued on next page...

Continued from previous page...

Atom-1	Atom-2	Interatomic distance (Å)	Clash overlap (Å)
25:DA:106:C:O4'	44:DY:1:MET:HG3	2.21	0.41
45:DZ:48:PHE:CE1	45:DZ:52:SER:HA	2.56	0.41
45:DZ:70:LEU:HA	45:DZ:70:LEU:HD23	1.79	0.41
1:AA:1210:C:H2'	1:AA:1211:U:H5'	2.03	0.40
1:AA:1269:A:H2	1:AA:1312:G:N3	2.19	0.40
1:AA:251:G:H4'	1:AA:252:U:O5'	2.21	0.40
1:AA:720:C:H6	1:AA:720:C:O5'	2.04	0.40
4:AD:107:ARG:HD2	4:AD:107:ARG:HA	1.71	0.40
4:AD:45:GLN:HB3	4:AD:45:GLN:HE21	1.66	0.40
4:AD:68:TYR:CE2	4:AD:97:LEU:HB3	2.56	0.40
5:AE:116:THR:HG23	5:AE:117:ASP:OD2	2.21	0.40
7:AG:111:ARG:HB3	7:AG:113:GLU:OE2	2.21	0.40
8:AH:64:LYS:HG2	8:AH:79:VAL:HG21	2.02	0.40
14:AN:12:ARG:HG2	14:AN:13:THR:N	2.36	0.40
16:AP:38:TYR:O	16:AP:49:LEU:HD12	2.21	0.40
25:BA:1347:A:C8	25:BA:1349:G:C8	3.09	0.40
25:BA:1735:U:O2	25:BA:1747:A:H5'	2.21	0.40
25:BA:2701:U:O2	25:BA:2701:U:H5'	2.21	0.40
25:BA:390:G:H2'	25:BA:391:G:O4'	2.21	0.40
25:BA:895:G:C4	25:BA:978:A:H8	2.39	0.40
28:BE:144:ARG:HB3	28:BE:145:LYS:H	1.45	0.40
28:BE:9:VAL:HG22	28:BE:25:VAL:HB	2.03	0.40
29:BF:74:ARG:H	29:BF:74:ARG:HG3	1.63	0.40
41:BV:65:GLY:HA3	41:BV:91:TYR:CZ	2.55	0.40
1:CA:1005:A:H3'	1:CA:1006:C:O4'	2.20	0.40
1:CA:1073:U:C4	1:CA:1074:G:N7	2.90	0.40
1:CA:1134:G:C2'	1:CA:1135:U:H5'	2.50	0.40
1:CA:1128:C:H1'	1:CA:1147:C:N3	2.35	0.40
1:CA:341:C:H6	1:CA:341:C:O5'	2.04	0.40
1:CA:559:A:H4'	1:CA:560:U:H5''	2.03	0.40
1:CA:674:G:H2'	1:CA:675:A:H8	1.84	0.40
2:CB:164:VAL:HB	2:CB:186:ALA:HB2	2.03	0.40
3:CC:112:SER:O	3:CC:115:LEU:HB2	2.22	0.40
4:CD:108:LEU:HD12	4:CD:108:LEU:HA	1.67	0.40
4:CD:173:TRP:CD1	4:CD:174:LEU:HG	2.56	0.40
4:CD:64:LEU:O	4:CD:64:LEU:HD12	2.21	0.40
5:CE:84:PHE:CE2	5:CE:133:TYR:HD2	2.39	0.40
6:CF:95:GLU:HA	6:CF:96:PRO:HD3	1.90	0.40
7:CG:27:ILE:HA	7:CG:30:ILE:HD12	2.03	0.40
1:CA:881:G:P	12:CL:12:ARG:NH2	2.94	0.40
13:CM:29:ARG:HB3	13:CM:64:TRP:CZ3	2.55	0.40

Continued on next page...

Continued from previous page...

Atom-1	Atom-2	Interatomic distance (Å)	Clash overlap (Å)
16:CP:43:LYS:HG2	16:CP:48:TRP:CD2	2.56	0.40
1:CA:127:G:O2'	17:CQ:2:PRO:O	2.40	0.40
21:CU:15:ARG:HB2	21:CU:15:ARG:HH11	1.86	0.40
30:DG:179:PRO:HG3	50:D4:43:TYR:CZ	2.56	0.40
25:DA:1114:G:H2'	25:DA:1115:G:C8	2.55	0.40
25:DA:1334:G:H2'	25:DA:1335:U:C6	2.57	0.40
25:DA:1583:A:H5'	25:DA:1584:C:O5'	2.20	0.40
25:DA:1309:G:O2'	25:DA:1611:C:O2'	2.26	0.40
25:DA:2298:A:C6	25:DA:2321:G:C2	3.09	0.40
25:DA:2044:C:C2	25:DA:2625:G:C2	3.08	0.40
25:DA:848:G:C2	25:DA:933:A:H1'	2.57	0.40
26:DB:83:G:H5''	49:D3:52:HIS:CE1	2.55	0.40
29:DF:125:LEU:HD21	29:DF:199:TRP:CD2	2.56	0.40
30:DG:136:ARG:NH1	30:DG:137:GLU:H	2.16	0.40
35:DP:88:LEU:O	35:DP:91:PHE:HD1	2.02	0.40
36:DQ:73:PRO:HA	36:DQ:93:TYR:CD1	2.55	0.40
37:DR:70:LEU:O	37:DR:72:ASP:N	2.54	0.40
38:DS:78:LEU:HG	38:DS:78:LEU:H	1.29	0.40
42:DW:24:ILE:HA	42:DW:27:LYS:HG3	2.02	0.40
45:DZ:144:LEU:HD23	45:DZ:144:LEU:HA	1.85	0.40
1:AA:129:U:H5'	17:AQ:3:LYS:NZ	2.35	0.40
1:AA:391:G:OP1	16:AP:28:ARG:NH1	2.41	0.40
7:AG:44:TYR:O	7:AG:47:CYS:HB2	2.21	0.40
1:AA:1347:G:H5''	9:AI:107:ARG:HB3	2.02	0.40
10:AJ:31:GLY:HA2	10:AJ:32:ALA:HA	1.49	0.40
10:AJ:38:ILE:HA	10:AJ:39:PRO:HD3	1.90	0.40
1:AA:963:G:N3	10:AJ:54:PHE:HZ	2.19	0.40
14:AN:33:VAL:HA	14:AN:40:CYS:HA	2.03	0.40
15:AO:39:LEU:HB3	15:AO:56:LEU:HD13	2.03	0.40
1:AA:130:A:N7	17:AQ:63:ARG:HB2	2.35	0.40
50:B4:5:ILE:HG12	50:B4:6:HIS:CD2	2.56	0.40
25:BA:1091:A:O2'	25:BA:1093:G:C4	2.68	0.40
25:BA:1220:U:H1'	25:BA:1221:G:OP1	2.21	0.40
25:BA:1629:C:O2'	25:BA:1632:A:N3	2.53	0.40
25:BA:1703:C:H5''	28:BE:136:ARG:HB2	2.02	0.40
25:BA:218:A:H3'	25:BA:218:A:C8	2.57	0.40
25:BA:2410:U:H2'	25:BA:2411:G:C8	2.56	0.40
26:BB:33:G:C2'	26:BB:34:U:H5'	2.50	0.40
27:BD:109:ASP:HB2	27:BD:197:GLY:HA2	2.01	0.40
27:BD:206:LEU:HD23	27:BD:206:LEU:HA	1.79	0.40
25:BA:630:U:OP1	29:BF:102:PRO:HA	2.21	0.40

Continued on next page...

Continued from previous page...

Atom-1	Atom-2	Interatomic distance (Å)	Clash overlap (Å)
34:BO:104:ARG:HH22	39:BT:43:GLN:NE2	2.19	0.40
43:BX:26:TYR:CE2	43:BX:89:ILE:HG13	2.55	0.40
1:CA:1021:G:N3	1:CA:1021:G:H2'	2.35	0.40
1:CA:1222:G:C6	1:CA:1223:C:C4	3.10	0.40
1:CA:1385:G:C6	1:CA:1386:G:C5	3.09	0.40
1:CA:687:A:C2	1:CA:704:A:C5	3.09	0.40
1:CA:973:G:H3'	1:CA:974:A:H5''	2.03	0.40
5:CE:144:THR:H	5:CE:147:ASP:HB2	1.86	0.40
5:CE:34:VAL:N	5:CE:42:GLY:O	2.51	0.40
10:CJ:35:SER:N	10:CJ:73:ASP:O	2.34	0.40
11:CK:33:THR:OG1	11:CK:34:ASP:O	2.29	0.40
1:CA:986:A:H1'	19:CS:54:GLY:O	2.21	0.40
48:D2:62:THR:O	48:D2:65:ASN:HB3	2.21	0.40
25:DA:1338:G:C4	25:DA:1339:G:C8	3.10	0.40
25:DA:182:A:C6	25:DA:183:C:C4	3.09	0.40
25:DA:1667:G:H1'	25:DA:1991:U:O4	2.21	0.40
25:DA:2016:U:H2'	25:DA:2017:U:C6	2.56	0.40
25:DA:2360:A:C2	25:DA:2361:A:H1'	2.57	0.40
25:DA:2756:U:H4'	25:DA:2757:A:OP1	2.21	0.40
25:DA:30:G:C5	25:DA:31:C:C4	3.10	0.40
25:DA:521:G:H2'	25:DA:522:G:H8	1.86	0.40
25:DA:14:A:C6	25:DA:526:A:C2	3.09	0.40
25:DA:919:G:C6	25:DA:920:G:C5	3.09	0.40
27:DD:253:GLN:HB3	27:DD:253:GLN:HE21	1.53	0.40
28:DE:21:VAL:HA	28:DE:22:PRO:HD3	1.74	0.40
30:DG:101:ILE:O	30:DG:104:GLU:HB3	2.21	0.40
42:DW:26:GLY:HA2	42:DW:71:VAL:O	2.20	0.40
1:AA:1001(A):G:C5	1:AA:1002:G:C8	3.08	0.40
1:AA:1144:G:H21	1:AA:1146:A:H62	1.67	0.40
1:AA:1145:C:H5''	1:AA:1146:A:OP1	2.21	0.40
1:AA:1220:G:H21	19:AS:54:GLY:C	2.23	0.40
1:AA:1370:G:C2	1:AA:1371:G:C8	3.09	0.40
1:AA:1427:U:H2'	1:AA:1428:A:C8	2.56	0.40
1:AA:347:G:O2'	1:AA:348:G:N2	2.54	0.40
1:AA:342:C:N3	1:AA:348:G:O6	2.55	0.40
1:AA:960:U:C2	1:AA:1225:A:N7	2.89	0.40
1:AA:437:U:C5'	4:AD:155:LEU:HD11	2.47	0.40
16:AP:59:TRP:HB3	16:AP:64:ALA:HB2	2.03	0.40
17:AQ:29:HIS:HA	17:AQ:30:PRO:HD2	1.88	0.40
25:BA:1026:A:C4	25:BA:1181:G:O4'	2.74	0.40
25:BA:1423:G:H2'	61:BA:3831:HOH:O	2.20	0.40

Continued on next page...

Continued from previous page...

Atom-1	Atom-2	Interatomic distance (Å)	Clash overlap (Å)
25:BA:2087:C:H2'	25:BA:2088:C:H6	1.86	0.40
25:BA:227:C:H2'	25:BA:228:U:O4'	2.21	0.40
25:BA:2642:G:H2'	25:BA:2643:G:O4'	2.21	0.40
25:BA:39:C:H2'	25:BA:40:C:C6	2.56	0.40
25:BA:403:C:H42	25:BA:425:G:H1	1.68	0.40
25:BA:561:A:H2'	25:BA:562:C:C6	2.56	0.40
26:BB:100:A:O5'	61:BB:4021:HOH:O	2.22	0.40
32:BI:50:ARG:H	32:BI:50:ARG:HG2	1.59	0.40
36:BQ:14:ARG:HG2	36:BQ:41:TRP:HH2	1.87	0.40
38:BS:69:VAL:HG23	38:BS:101:LEU:HG	2.04	0.40
1:CA:1169:A:C3'	1:CA:1169:A:C8	3.04	0.40
1:CA:1118:C:H1'	1:CA:1179:A:C4	2.56	0.40
1:CA:601:C:H2'	1:CA:602:A:C8	2.55	0.40
1:CA:840:C:H5''	1:CA:841:U:H5	1.86	0.40
1:CA:828:A:N6	1:CA:858:G:O2'	2.50	0.40
1:CA:943:U:H2'	1:CA:944:G:H5'	2.02	0.40
4:CD:43:HIS:CA	4:CD:46:LYS:HG3	2.51	0.40
7:CG:120:ILE:CG2	7:CG:124:LEU:HD12	2.52	0.40
20:CT:43:LEU:O	20:CT:47:GLY:N	2.54	0.40
52:D6:6:ARG:NH1	52:D6:26:ASN:HB2	2.36	0.40
25:DA:1336:A:H2'	25:DA:1337:G:C8	2.56	0.40
25:DA:1406:U:H2'	25:DA:1407:C:C6	2.56	0.40
25:DA:2287:A:C5	25:DA:2289:G:C5	3.10	0.40
25:DA:2564:A:OP1	25:DA:2648:C:H4'	2.20	0.40
25:DA:414:C:C2'	25:DA:415:A:H5'	2.51	0.40
25:DA:628:G:H2'	25:DA:629:G:H8	1.85	0.40
25:DA:466:A:H1'	25:DA:683:C:O4'	2.21	0.40
25:DA:921:G:C5	25:DA:922:U:C4	3.09	0.40
25:DA:952:G:C6	25:DA:953:A:N7	2.90	0.40
27:DD:182:LEU:O	27:DD:271:ILE:N	2.45	0.40
25:DA:1813:G:H1'	27:DD:50:THR:OG1	2.22	0.40
25:DA:442:G:H21	29:DF:48:THR:HB	1.84	0.40
38:DS:77:ALA:O	38:DS:81:GLY:N	2.54	0.40
39:DT:31:SER:OG	39:DT:85:LYS:HE3	2.21	0.40
45:DZ:30:ASN:OD1	45:DZ:33:LEU:HD23	2.22	0.40
1:AA:103:C:C4	1:AA:104:G:N7	2.89	0.40
1:AA:1317:C:OP1	14:AN:18:VAL:HG22	2.22	0.40
1:AA:1321:C:H5''	1:AA:1322:C:H2'	2.03	0.40
1:AA:1492:A:H1'	25:BA:1935:A:H61	1.86	0.40
1:AA:240:C:H2'	1:AA:241:C:C6	2.56	0.40
1:AA:573:A:N3	1:AA:883:C:O2'	2.43	0.40

Continued on next page...

Continued from previous page...

Atom-1	Atom-2	Interatomic distance (Å)	Clash overlap (Å)
1:AA:943:U:H2'	1:AA:944:G:H5'	2.04	0.40
1:AA:945:G:C2	1:AA:946:A:C8	3.10	0.40
1:AA:974:A:OP1	1:AA:974:A:H8	2.04	0.40
2:AB:48:MET:HA	2:AB:51:LEU:HD12	2.03	0.40
3:AC:115:LEU:HD12	3:AC:118:GLN:OE1	2.21	0.40
5:AE:147:ASP:O	5:AE:151:LEU:HG	2.21	0.40
13:AM:92:HIS:CE1	13:AM:98:VAL:HG11	2.56	0.40
14:AN:4:LYS:HD3	14:AN:7:ILE:CG2	2.51	0.40
6:AF:89:MET:SD	18:AR:76:LEU:HD21	2.61	0.40
25:BA:1040:C:O2'	25:BA:1042:A:OP1	2.34	0.40
25:BA:12:U:O2	25:BA:12:U:H2'	2.21	0.40
25:BA:1929:G:C2	25:BA:1946:C:C2	3.10	0.40
25:BA:254:A:H1'	25:BA:255:G:O4'	2.21	0.40
25:BA:2576:A:C2	25:BA:2659:U:H4'	2.56	0.40
25:BA:807:G:H2'	25:BA:808:A:O4'	2.22	0.40
25:BA:868:A:H2'	25:BA:991:G:H5''	2.04	0.40
26:BB:11:C:OP2	26:BB:12:C:H5	2.05	0.40
32:BI:65:ALA:CB	32:BI:136:VAL:HG11	2.50	0.40
32:BI:140:LEU:HA	32:BI:140:LEU:HD23	1.87	0.40
37:BR:87:TYR:OH	37:BR:116:LEU:HB3	2.21	0.40
1:CA:1106:G:N2	1:CA:1107:C:C2	2.89	0.40
1:CA:1155:G:H2'	1:CA:1156:G:O4'	2.22	0.40
1:CA:1488:G:C2'	1:CA:1489:G:H5'	2.52	0.40
1:CA:491:G:C2	1:CA:492:G:C4	3.10	0.40
1:CA:811:C:N4	61:CA:4026:HOH:O	2.52	0.40
2:CB:219:VAL:HA	2:CB:222:ILE:HD11	2.02	0.40
2:CB:224:GLN:HG2	2:CB:225:ALA:N	2.36	0.40
2:CB:230:VAL:HG13	2:CB:231:GLU:O	2.22	0.40
7:CG:65:ALA:CB	7:CG:124:LEU:HD23	2.50	0.40
1:CA:528:C:H41	12:CL:49:ASN:ND2	2.19	0.40
1:CA:391:G:P	16:CP:28:ARG:HH22	2.44	0.40
19:CS:51:VAL:HB	19:CS:75:ALA:HB2	2.03	0.40
20:CT:82:SER:O	20:CT:86:ARG:HG3	2.22	0.40
23:CX:4:G:H1	23:CX:69:C:N4	2.17	0.40
50:D4:49:PHE:HB3	50:D4:50:VAL:HG12	2.04	0.40
51:D5:48:GLU:O	51:D5:60:VAL:HG11	2.22	0.40
52:D6:10:LEU:O	52:D6:11:LEU:HD23	2.21	0.40
53:D7:5:TRP:CD1	53:D7:7:PRO:HD3	2.56	0.40
25:DA:990:A:C6	25:DA:1186:G:H1'	2.57	0.40
25:DA:1292:U:H2'	25:DA:1293:C:H6	1.86	0.40
25:DA:2352:A:C4	25:DA:2366:A:C2	3.10	0.40

Continued on next page...

Continued from previous page...

Atom-1	Atom-2	Interatomic distance (Å)	Clash overlap (Å)
25:DA:2805:G:C6	25:DA:2807:G:C6	3.09	0.40
25:DA:663:G:C6	25:DA:664:C:C4	3.10	0.40
25:DA:875:G:C2	25:DA:903:C:C2	3.10	0.40
25:DA:895:U:O2'	25:DA:896:A:H2'	2.22	0.40
25:DA:912:C:C2	25:DA:913:U:C5	3.10	0.40
25:DA:955:C:OP1	36:DQ:87:LYS:HE3	2.22	0.40
26:DB:33:G:H5'	30:DG:2:PRO:HD3	2.03	0.40
28:DE:188:VAL:HA	28:DE:189:PRO:HD3	1.98	0.40
25:DA:2831:G:P	28:DE:58:ARG:HH22	2.38	0.40
31:DH:103:LEU:HB3	31:DH:123:PHE:CD2	2.57	0.40
34:DO:101:PRO:HG3	39:DT:67:SER:OG	2.21	0.40
35:DP:90:ARG:HG2	35:DP:91:PHE:CD1	2.56	0.40
45:DZ:54:HIS:CG	45:DZ:101:PRO:HG3	2.56	0.40
1:AA:1072:G:C5	1:AA:1073:U:C4	3.10	0.40
1:AA:107:G:H2'	1:AA:108:G:O4'	2.22	0.40
1:AA:1160:G:H8	1:AA:1160:G:H5'	1.87	0.40
1:AA:1261:A:H3'	1:AA:1262:C:H6	1.86	0.40
1:AA:288:A:H2'	1:AA:289:G:H4'	2.04	0.40
1:AA:341:C:O2'	1:AA:342:C:H5'	2.21	0.40
1:AA:701:C:H1'	1:AA:703:G:C6	2.56	0.40
1:AA:920:U:H2'	1:AA:921:U:H6	1.84	0.40
2:AB:37:ASN:HB2	2:AB:41:ILE:HD11	2.03	0.40
4:AD:65:ARG:HG2	4:AD:75:PHE:CG	2.56	0.40
5:AE:76:ILE:HB	5:AE:77:PRO:HD2	2.04	0.40
6:AF:96:PRO:HB3	18:AR:30:ASP:CG	2.41	0.40
8:AH:82:HIS:O	8:AH:137:VAL:HA	2.21	0.40
46:B0:82:ARG:HA	46:B0:83:PRO:HD3	1.94	0.40
25:BA:1471:G:H2'	25:BA:1472:G:O4'	2.21	0.40
25:BA:1521:C:H2'	25:BA:1522:G:H8	1.87	0.40
25:BA:796:C:C5	25:BA:1664:A:C6	3.10	0.40
25:BA:2225:U:O4'	27:BD:151:LYS:HE2	2.21	0.40
25:BA:207:A:N1	25:BA:224:U:H4'	2.36	0.40
25:BA:2427:G:C5	25:BA:2428:C:C4	3.10	0.40
25:BA:2862:G:H2'	25:BA:2863:C:O4'	2.22	0.40
25:BA:390:G:H8	25:BA:390:G:O5'	2.04	0.40
27:BD:92:ILE:HD12	27:BD:104:TYR:CE1	2.57	0.40
28:BE:12:THR:HG21	39:BT:11:GLU:HG2	2.03	0.40
28:BE:49:LEU:HA	28:BE:49:LEU:HD12	1.85	0.40
25:BA:2328:C:H1'	30:BG:128:ARG:NH2	2.36	0.40
33:BN:39:ARG:HA	33:BN:40:PRO:HD3	1.96	0.40
34:BO:2:ILE:HD12	34:BO:6:THR:HG21	2.02	0.40

Continued on next page...

Continued from previous page...

Atom-1	Atom-2	Interatomic distance (Å)	Clash overlap (Å)
41:BV:8:GLY:O	41:BV:10:LYS:HE2	2.22	0.40
1:CA:101:A:H2'	1:CA:102:G:H5'	2.03	0.40
1:CA:1122:U:C4	1:CA:1151:A:N1	2.89	0.40
1:CA:310:G:H5''	16:CP:31:LYS:HB2	2.03	0.40
1:CA:567:G:N2	61:CA:4065:HOH:O	2.48	0.40
1:CA:922:G:H2'	1:CA:923:A:C8	2.56	0.40
1:CA:954:G:C6	1:CA:955:U:C4	3.10	0.40
2:CB:167:PRO:HD3	2:CB:187:LEU:O	2.21	0.40
2:CB:97:TRP:HZ3	2:CB:176:GLU:OE2	2.04	0.40
2:CB:211:ILE:HG13	2:CB:211:ILE:H	1.71	0.40
3:CC:178:LEU:HD13	3:CC:178:LEU:HA	1.82	0.40
3:CC:187:ALA:HB3	3:CC:198:VAL:HB	2.04	0.40
10:CJ:16:LEU:HD23	10:CJ:94:VAL:HG22	2.04	0.40
1:CA:1126:U:C4	10:CJ:71:LEU:HD22	2.56	0.40
18:CR:59:SER:H	18:CR:62:GLU:HG3	1.86	0.40
25:DA:2611:U:C4	51:D5:3:LYS:HG2	2.57	0.40
54:D8:15:LYS:HG2	54:D8:16:ILE:N	2.35	0.40
54:D8:30:ARG:HD3	54:D8:30:ARG:HA	1.57	0.40
25:DA:1268:A:H2'	25:DA:1269:A:O4'	2.22	0.40
25:DA:1472:A:C2	25:DA:1473:G:H1'	2.56	0.40
25:DA:1498:C:O4'	25:DA:1577:C:H4'	2.22	0.40
25:DA:1630:G:H2'	25:DA:1631:C:C6	2.56	0.40
25:DA:657:U:H2'	25:DA:658:C:C6	2.56	0.40
25:DA:679:C:H2'	25:DA:680:G:H8	1.86	0.40
25:DA:858:U:H1'	25:DA:2268:A:H2'	2.04	0.40
25:DA:871:U:H5''	36:DQ:69:PHE:CE2	2.56	0.40
25:DA:949:C:H2'	25:DA:950:G:H8	1.86	0.40
28:DE:150:VAL:HG13	28:DE:154:LYS:HG3	2.03	0.40
29:DF:109:GLY:O	29:DF:113:ALA:N	2.43	0.40
32:DI:133:HIS:CD2	32:DI:134:PRO:O	2.75	0.40
44:DY:86:ARG:HD2	44:DY:100:ALA:HA	2.04	0.40

There are no symmetry-related clashes.

5.3 Torsion angles [i](#)

5.3.1 Protein backbone [i](#)

In the following table, the Percentiles column shows the percent Ramachandran outliers of the chain as a percentile score with respect to all X-ray entries followed by that with respect to entries of similar resolution.

The Analysed column shows the number of residues for which the backbone conformation was analysed, and the total number of residues.

Mol	Chain	Analysed	Favoured	Allowed	Outliers	Percentiles	
2	AB	229/256 (90%)	201 (88%)	23 (10%)	5 (2%)	6	31
2	CB	229/256 (90%)	201 (88%)	21 (9%)	7 (3%)	4	23
3	AC	204/239 (85%)	182 (89%)	20 (10%)	2 (1%)	15	53
3	CC	204/239 (85%)	181 (89%)	21 (10%)	2 (1%)	15	53
4	AD	206/209 (99%)	184 (89%)	20 (10%)	2 (1%)	15	53
4	CD	206/209 (99%)	185 (90%)	18 (9%)	3 (2%)	10	42
5	AE	146/162 (90%)	136 (93%)	8 (6%)	2 (1%)	11	43
5	CE	146/162 (90%)	134 (92%)	12 (8%)	0	100	100
6	AF	98/101 (97%)	94 (96%)	4 (4%)	0	100	100
6	CF	98/101 (97%)	94 (96%)	4 (4%)	0	100	100
7	AG	153/156 (98%)	137 (90%)	15 (10%)	1 (1%)	22	60
7	CG	153/156 (98%)	139 (91%)	13 (8%)	1 (1%)	22	60
8	AH	135/138 (98%)	131 (97%)	4 (3%)	0	100	100
8	CH	135/138 (98%)	131 (97%)	3 (2%)	1 (1%)	22	60
9	AI	125/128 (98%)	112 (90%)	10 (8%)	3 (2%)	6	29
9	CI	125/128 (98%)	115 (92%)	8 (6%)	2 (2%)	9	40
10	AJ	95/105 (90%)	84 (88%)	8 (8%)	3 (3%)	4	22
10	CJ	94/105 (90%)	84 (89%)	8 (8%)	2 (2%)	7	33
11	AK	112/129 (87%)	101 (90%)	10 (9%)	1 (1%)	17	55
11	CK	112/129 (87%)	101 (90%)	10 (9%)	1 (1%)	17	55
12	AL	120/132 (91%)	117 (98%)	3 (2%)	0	100	100
12	CL	120/132 (91%)	113 (94%)	7 (6%)	0	100	100
13	AM	121/126 (96%)	113 (93%)	7 (6%)	1 (1%)	19	57
13	CM	120/126 (95%)	113 (94%)	6 (5%)	1 (1%)	19	57
14	AN	58/61 (95%)	55 (95%)	3 (5%)	0	100	100
14	CN	58/61 (95%)	55 (95%)	3 (5%)	0	100	100
15	AO	86/89 (97%)	80 (93%)	6 (7%)	0	100	100
15	CO	86/89 (97%)	81 (94%)	5 (6%)	0	100	100
16	AP	80/88 (91%)	74 (92%)	6 (8%)	0	100	100
16	CP	80/88 (91%)	73 (91%)	6 (8%)	1 (1%)	12	45

Continued on next page...

Continued from previous page...

Mol	Chain	Analysed	Favoured	Allowed	Outliers	Percentiles	
17	AQ	97/105 (92%)	92 (95%)	5 (5%)	0	100	100
17	CQ	97/105 (92%)	93 (96%)	4 (4%)	0	100	100
18	AR	66/88 (75%)	60 (91%)	5 (8%)	1 (2%)	10	42
18	CR	66/88 (75%)	61 (92%)	5 (8%)	0	100	100
19	AS	81/93 (87%)	76 (94%)	5 (6%)	0	100	100
19	CS	81/93 (87%)	74 (91%)	7 (9%)	0	100	100
20	AT	94/106 (89%)	84 (89%)	9 (10%)	1 (1%)	14	50
20	CT	94/106 (89%)	86 (92%)	5 (5%)	3 (3%)	4	22
21	AU	21/27 (78%)	17 (81%)	4 (19%)	0	100	100
21	CU	21/27 (78%)	18 (86%)	3 (14%)	0	100	100
24	AW	3/10 (30%)	0	2 (67%)	1 (33%)	0	0
24	CW	3/10 (30%)	1 (33%)	1 (33%)	1 (33%)	0	0
27	BD	273/276 (99%)	260 (95%)	12 (4%)	1 (0%)	34	72
27	DD	273/276 (99%)	258 (94%)	13 (5%)	2 (1%)	22	60
28	BE	202/206 (98%)	194 (96%)	7 (4%)	1 (0%)	29	68
28	DE	202/206 (98%)	195 (96%)	4 (2%)	3 (2%)	10	42
29	BF	201/210 (96%)	195 (97%)	5 (2%)	1 (0%)	29	68
29	DF	201/210 (96%)	195 (97%)	4 (2%)	2 (1%)	15	53
30	BG	179/182 (98%)	167 (93%)	9 (5%)	3 (2%)	9	39
30	DG	179/182 (98%)	161 (90%)	14 (8%)	4 (2%)	6	31
31	BH	172/180 (96%)	165 (96%)	6 (4%)	1 (1%)	25	64
31	DH	172/180 (96%)	164 (95%)	7 (4%)	1 (1%)	25	64
32	BI	144/148 (97%)	124 (86%)	14 (10%)	6 (4%)	3	16
32	DI	144/148 (97%)	124 (86%)	17 (12%)	3 (2%)	7	33
33	BN	138/140 (99%)	133 (96%)	5 (4%)	0	100	100
33	DN	138/140 (99%)	132 (96%)	5 (4%)	1 (1%)	22	60
34	BO	120/122 (98%)	116 (97%)	3 (2%)	1 (1%)	19	57
34	DO	120/122 (98%)	117 (98%)	2 (2%)	1 (1%)	19	57
35	BP	147/150 (98%)	138 (94%)	8 (5%)	1 (1%)	22	60
35	DP	147/150 (98%)	135 (92%)	9 (6%)	3 (2%)	7	34
36	BQ	139/141 (99%)	131 (94%)	7 (5%)	1 (1%)	22	60

Continued on next page...

Continued from previous page...

Mol	Chain	Analysed	Favoured	Allowed	Outliers	Percentiles	
36	DQ	139/141 (99%)	129 (93%)	9 (6%)	1 (1%)	22	60
37	BR	116/118 (98%)	110 (95%)	5 (4%)	1 (1%)	17	55
37	DR	116/118 (98%)	111 (96%)	5 (4%)	0	100	100
38	BS	108/112 (96%)	103 (95%)	4 (4%)	1 (1%)	17	55
38	DS	108/112 (96%)	102 (94%)	5 (5%)	1 (1%)	17	55
39	BT	129/146 (88%)	123 (95%)	6 (5%)	0	100	100
39	DT	129/146 (88%)	127 (98%)	2 (2%)	0	100	100
40	BU	114/118 (97%)	113 (99%)	1 (1%)	0	100	100
40	DU	114/118 (97%)	113 (99%)	1 (1%)	0	100	100
41	BV	99/101 (98%)	93 (94%)	5 (5%)	1 (1%)	15	53
41	DV	99/101 (98%)	94 (95%)	4 (4%)	1 (1%)	15	53
42	BW	110/113 (97%)	108 (98%)	2 (2%)	0	100	100
42	DW	110/113 (97%)	108 (98%)	2 (2%)	0	100	100
43	BX	93/96 (97%)	91 (98%)	2 (2%)	0	100	100
43	DX	93/96 (97%)	89 (96%)	4 (4%)	0	100	100
44	BY	105/110 (96%)	98 (93%)	7 (7%)	0	100	100
44	DY	105/110 (96%)	97 (92%)	8 (8%)	0	100	100
45	BZ	169/206 (82%)	150 (89%)	18 (11%)	1 (1%)	25	64
45	DZ	172/206 (84%)	162 (94%)	10 (6%)	0	100	100
46	B0	81/85 (95%)	76 (94%)	4 (5%)	1 (1%)	13	48
46	D0	81/85 (95%)	76 (94%)	4 (5%)	1 (1%)	13	48
47	B1	95/98 (97%)	93 (98%)	1 (1%)	1 (1%)	14	50
47	D1	95/98 (97%)	92 (97%)	2 (2%)	1 (1%)	14	50
48	B2	68/72 (94%)	68 (100%)	0	0	100	100
48	D2	68/72 (94%)	67 (98%)	1 (2%)	0	100	100
49	B3	57/60 (95%)	56 (98%)	1 (2%)	0	100	100
49	D3	57/60 (95%)	57 (100%)	0	0	100	100
50	B4	67/71 (94%)	53 (79%)	9 (13%)	5 (8%)	1	5
50	D4	67/71 (94%)	52 (78%)	8 (12%)	7 (10%)	0	2
51	B5	57/60 (95%)	53 (93%)	4 (7%)	0	100	100
51	D5	57/60 (95%)	54 (95%)	3 (5%)	0	100	100

Continued on next page...

Continued from previous page...

Mol	Chain	Analysed	Favoured	Allowed	Outliers	Percentiles	
52	B6	51/54 (94%)	48 (94%)	3 (6%)	0	100	100
52	D6	51/54 (94%)	47 (92%)	4 (8%)	0	100	100
53	B7	46/49 (94%)	46 (100%)	0	0	100	100
53	D7	46/49 (94%)	44 (96%)	1 (2%)	1 (2%)	6	31
54	B8	62/65 (95%)	60 (97%)	2 (3%)	0	100	100
54	D8	62/65 (95%)	61 (98%)	1 (2%)	0	100	100
55	B9	35/37 (95%)	34 (97%)	1 (3%)	0	100	100
55	D9	35/37 (95%)	34 (97%)	1 (3%)	0	100	100
All	All	11415/12148 (94%)	10659 (93%)	648 (6%)	108 (1%)	17	55

All (108) Ramachandran outliers are listed below:

Mol	Chain	Res	Type
2	AB	125	PRO
3	AC	107	GLN
4	AD	166	LYS
9	AI	54	ASP
10	AJ	31	GLY
10	AJ	79	ARG
11	AK	49	GLY
18	AR	60	ALA
27	BD	275	LYS
29	BF	130	ALA
31	BH	126	PRO
36	BQ	60	ARG
50	B4	55	ARG
50	B4	68	ARG
2	CB	16	HIS
2	CB	20	GLU
2	CB	21	ARG
2	CB	126	GLU
7	CG	7	ALA
9	CI	54	ASP
10	CJ	79	ARG
20	CT	95	ALA
20	CT	99	LEU
29	DF	21	ALA
29	DF	130	ALA
30	DG	14	GLU

Continued on next page...

Continued from previous page...

Mol	Chain	Res	Type
30	DG	47	LYS
30	DG	81	LYS
31	DH	126	PRO
32	DI	10	GLU
36	DQ	60	ARG
47	D1	3	LYS
50	D4	38	LYS
50	D4	39	CYS
50	D4	45	GLY
50	D4	55	ARG
50	D4	60	GLN
50	D4	63	TYR
53	D7	46	VAL
2	AB	16	HIS
2	AB	19	HIS
5	AE	85	GLY
5	AE	140	ARG
7	AG	81	GLY
9	AI	56	LEU
9	AI	95	LYS
10	AJ	56	HIS
24	AW	7	PRO
32	BI	73	GLU
34	BO	5	GLN
35	BP	29	LYS
38	BS	60	GLY
45	BZ	152	ALA
46	B0	13	GLY
47	B1	3	LYS
50	B4	47	GLN
50	B4	56	VAL
50	B4	57	GLU
2	CB	8	LYS
13	CM	106	ASN
27	DD	239	ARG
28	DE	73	GLU
28	DE	94	GLU
32	DI	117	GLU
33	DN	2	LYS
34	DO	5	GLN
30	BG	47	LYS
30	BG	51	ARG

Continued on next page...

Continued from previous page...

Mol	Chain	Res	Type
2	CB	231	GLU
3	CC	181	ASN
11	CK	49	GLY
20	CT	102	GLY
28	DE	52	LEU
30	DG	51	ARG
38	DS	84	GLN
41	DV	79	VAL
4	AD	164	ALA
13	AM	5	ALA
28	BE	52	LEU
32	BI	39	ALA
2	CB	123	ALA
4	CD	47	ARG
4	CD	129	ASN
10	CJ	56	HIS
32	DI	119	PRO
35	DP	38	GLN
50	D4	46	GLN
2	AB	37	ASN
30	BG	126	ASP
32	BI	105	HIS
32	BI	107	VAL
41	BV	79	VAL
3	CC	91	LEU
9	CI	56	LEU
27	DD	3	VAL
35	DP	29	LYS
35	DP	45	LEU
46	D0	4	LYS
3	AC	66	VAL
20	AT	102	GLY
32	BI	10	GLU
37	BR	83	ILE
8	CH	73	ASP
32	BI	106	GLY
16	CP	53	VAL
24	CW	7	PRO
2	AB	124	SER
4	CD	136	PRO

5.3.2 Protein sidechains ⓘ

In the following table, the Percentiles column shows the percent sidechain outliers of the chain as a percentile score with respect to all X-ray entries followed by that with respect to entries of similar resolution.

The Analysed column shows the number of residues for which the sidechain conformation was analysed, and the total number of residues.

Mol	Chain	Analysed	Rotameric	Outliers	Percentiles	
2	AB	192/220 (87%)	154 (80%)	38 (20%)	1	7
2	CB	187/220 (85%)	155 (83%)	32 (17%)	2	10
3	AC	143/188 (76%)	128 (90%)	15 (10%)	7	27
3	CC	140/188 (74%)	123 (88%)	17 (12%)	5	21
4	AD	170/181 (94%)	146 (86%)	24 (14%)	3	16
4	CD	173/181 (96%)	152 (88%)	21 (12%)	5	21
5	AE	113/123 (92%)	102 (90%)	11 (10%)	8	31
5	CE	114/123 (93%)	104 (91%)	10 (9%)	10	36
6	AF	83/90 (92%)	76 (92%)	7 (8%)	11	38
6	CF	85/90 (94%)	79 (93%)	6 (7%)	14	46
7	AG	119/127 (94%)	100 (84%)	19 (16%)	2	12
7	CG	120/127 (94%)	102 (85%)	18 (15%)	3	14
8	AH	114/119 (96%)	97 (85%)	17 (15%)	3	14
8	CH	114/119 (96%)	102 (90%)	12 (10%)	7	27
9	AI	90/99 (91%)	78 (87%)	12 (13%)	4	17
9	CI	89/99 (90%)	75 (84%)	14 (16%)	2	13
10	AJ	66/92 (72%)	59 (89%)	7 (11%)	6	26
10	CJ	69/92 (75%)	65 (94%)	4 (6%)	20	55
11	AK	82/99 (83%)	75 (92%)	7 (8%)	10	38
11	CK	83/99 (84%)	77 (93%)	6 (7%)	14	45
12	AL	97/109 (89%)	87 (90%)	10 (10%)	7	28
12	CL	97/109 (89%)	83 (86%)	14 (14%)	3	15
13	AM	93/101 (92%)	81 (87%)	12 (13%)	4	19
13	CM	92/101 (91%)	78 (85%)	14 (15%)	3	14
14	AN	49/50 (98%)	41 (84%)	8 (16%)	2	11
14	CN	49/50 (98%)	41 (84%)	8 (16%)	2	11

Continued on next page...

Continued from previous page...

Mol	Chain	Analysed	Rotameric	Outliers	Percentiles	
15	AO	78/80 (98%)	68 (87%)	10 (13%)	4	19
15	CO	78/80 (98%)	66 (85%)	12 (15%)	2	13
16	AP	69/74 (93%)	61 (88%)	8 (12%)	5	23
16	CP	68/74 (92%)	64 (94%)	4 (6%)	19	54
17	AQ	94/97 (97%)	88 (94%)	6 (6%)	17	51
17	CQ	94/97 (97%)	86 (92%)	8 (8%)	10	38
18	AR	59/77 (77%)	56 (95%)	3 (5%)	24	60
18	CR	59/77 (77%)	53 (90%)	6 (10%)	7	28
19	AS	69/80 (86%)	63 (91%)	6 (9%)	10	37
19	CS	67/80 (84%)	59 (88%)	8 (12%)	5	22
20	AT	70/82 (85%)	60 (86%)	10 (14%)	3	15
20	CT	70/82 (85%)	61 (87%)	9 (13%)	4	19
21	AU	18/22 (82%)	15 (83%)	3 (17%)	2	11
21	CU	18/22 (82%)	16 (89%)	2 (11%)	6	25
24	AW	3/3 (100%)	2 (67%)	1 (33%)	0	1
24	CW	3/3 (100%)	2 (67%)	1 (33%)	0	1
27	BD	215/218 (99%)	193 (90%)	22 (10%)	7	28
27	DD	215/218 (99%)	195 (91%)	20 (9%)	9	33
28	BE	164/166 (99%)	140 (85%)	24 (15%)	3	15
28	DE	164/166 (99%)	140 (85%)	24 (15%)	3	15
29	BF	160/166 (96%)	145 (91%)	15 (9%)	8	32
29	DF	159/166 (96%)	142 (89%)	17 (11%)	6	26
30	BG	143/156 (92%)	124 (87%)	19 (13%)	4	17
30	DG	142/156 (91%)	117 (82%)	25 (18%)	2	10
31	BH	144/148 (97%)	128 (89%)	16 (11%)	6	25
31	DH	144/148 (97%)	131 (91%)	13 (9%)	9	35
32	BI	110/124 (89%)	85 (77%)	25 (23%)	1	4
32	DI	104/124 (84%)	90 (86%)	14 (14%)	4	17
33	BN	118/119 (99%)	100 (85%)	18 (15%)	2	13
33	DN	118/119 (99%)	102 (86%)	16 (14%)	3	17
34	BO	100/100 (100%)	95 (95%)	5 (5%)	24	60

Continued on next page...

Continued from previous page...

Mol	Chain	Analysed	Rotameric	Outliers	Percentiles	
34	DO	100/100 (100%)	92 (92%)	8 (8%)	12	40
35	BP	115/116 (99%)	103 (90%)	12 (10%)	7	27
35	DP	115/116 (99%)	102 (89%)	13 (11%)	6	24
36	BQ	111/111 (100%)	96 (86%)	15 (14%)	4	17
36	DQ	111/111 (100%)	97 (87%)	14 (13%)	4	20
37	BR	101/101 (100%)	83 (82%)	18 (18%)	2	9
37	DR	101/101 (100%)	84 (83%)	17 (17%)	2	11
38	BS	87/88 (99%)	78 (90%)	9 (10%)	7	28
38	DS	85/88 (97%)	73 (86%)	12 (14%)	3	16
39	BT	115/127 (91%)	103 (90%)	12 (10%)	7	27
39	DT	113/127 (89%)	103 (91%)	10 (9%)	10	36
40	BU	93/94 (99%)	85 (91%)	8 (9%)	10	37
40	DU	93/94 (99%)	79 (85%)	14 (15%)	3	14
41	BV	80/82 (98%)	68 (85%)	12 (15%)	3	14
41	DV	80/82 (98%)	70 (88%)	10 (12%)	4	20
42	BW	90/92 (98%)	83 (92%)	7 (8%)	12	42
42	DW	90/92 (98%)	82 (91%)	8 (9%)	9	35
43	BX	77/78 (99%)	74 (96%)	3 (4%)	32	69
43	DX	77/78 (99%)	73 (95%)	4 (5%)	23	59
44	BY	85/91 (93%)	76 (89%)	9 (11%)	6	26
44	DY	85/91 (93%)	77 (91%)	8 (9%)	8	32
45	BZ	145/179 (81%)	127 (88%)	18 (12%)	4	20
45	DZ	145/179 (81%)	128 (88%)	17 (12%)	5	22
46	B0	65/67 (97%)	62 (95%)	3 (5%)	27	64
46	D0	65/67 (97%)	60 (92%)	5 (8%)	13	42
47	B1	80/83 (96%)	70 (88%)	10 (12%)	4	20
47	D1	80/83 (96%)	69 (86%)	11 (14%)	3	17
48	B2	65/67 (97%)	56 (86%)	9 (14%)	3	17
48	D2	65/67 (97%)	57 (88%)	8 (12%)	4	21
49	B3	51/52 (98%)	44 (86%)	7 (14%)	3	17
49	D3	50/52 (96%)	42 (84%)	8 (16%)	2	12

Continued on next page...

Continued from previous page...

Mol	Chain	Analysed	Rotameric	Outliers	Percentiles	
50	B4	59/63 (94%)	47 (80%)	12 (20%)	1	6
50	D4	53/63 (84%)	44 (83%)	9 (17%)	2	10
51	B5	50/52 (96%)	45 (90%)	5 (10%)	7	29
51	D5	50/52 (96%)	45 (90%)	5 (10%)	7	29
52	B6	51/52 (98%)	47 (92%)	4 (8%)	12	42
52	D6	50/52 (96%)	43 (86%)	7 (14%)	3	16
53	B7	41/42 (98%)	39 (95%)	2 (5%)	25	61
53	D7	41/42 (98%)	38 (93%)	3 (7%)	14	44
54	B8	53/55 (96%)	50 (94%)	3 (6%)	20	56
54	D8	54/55 (98%)	52 (96%)	2 (4%)	34	70
55	B9	34/34 (100%)	33 (97%)	1 (3%)	42	76
55	D9	34/34 (100%)	31 (91%)	3 (9%)	10	36
All	All	9325/10072 (93%)	8217 (88%)	1108 (12%)	5	22

All (1108) residues with a non-rotameric sidechain are listed below:

Mol	Chain	Res	Type
2	AB	8	LYS
2	AB	11	LEU
2	AB	15	VAL
2	AB	20	GLU
2	AB	21	ARG
2	AB	24	TRP
2	AB	49	GLU
2	AB	67	THR
2	AB	71	VAL
2	AB	76	GLN
2	AB	80	ILE
2	AB	81	VAL
2	AB	96	ARG
2	AB	108	ILE
2	AB	109	SER
2	AB	114	ARG
2	AB	130	ARG
2	AB	142	LEU
2	AB	144	ARG
2	AB	153	ARG
2	AB	155	LEU

Continued on next page...

Continued from previous page...

Mol	Chain	Res	Type
2	AB	156	LYS
2	AB	157	ARG
2	AB	158	LEU
2	AB	170	GLU
2	AB	178	ARG
2	AB	185	ILE
2	AB	187	LEU
2	AB	190	THR
2	AB	196	LEU
2	AB	200	ILE
2	AB	209	ARG
2	AB	217	ARG
2	AB	221	LEU
2	AB	222	ILE
2	AB	223	ILE
2	AB	226	ARG
2	AB	233	SER
3	AC	3	ASN
3	AC	27	LYS
3	AC	28	GLN
3	AC	29	TYR
3	AC	52	LEU
3	AC	54	ARG
3	AC	82	GLU
3	AC	98	ASN
3	AC	104	GLN
3	AC	118	GLN
3	AC	119	ARG
3	AC	131	ARG
3	AC	134	ILE
3	AC	164	ARG
3	AC	165	THR
4	AD	5	ILE
4	AD	19	LEU
4	AD	31	CYS
4	AD	34	GLU
4	AD	58	LEU
4	AD	85	LYS
4	AD	86	LYS
4	AD	91	SER
4	AD	108	LEU
4	AD	112	VAL

Continued on next page...

Continued from previous page...

Mol	Chain	Res	Type
4	AD	120	LEU
4	AD	122	ARG
4	AD	127	THR
4	AD	135	LEU
4	AD	141	ARG
4	AD	155	LEU
4	AD	158	ILE
4	AD	168	ARG
4	AD	177	ASP
4	AD	182	LYS
4	AD	184	LYS
4	AD	188	LEU
4	AD	196	LEU
4	AD	201	GLN
5	AE	12	LEU
5	AE	18	ARG
5	AE	31	LEU
5	AE	38	GLN
5	AE	40	ARG
5	AE	41	VAL
5	AE	47	LYS
5	AE	71	LEU
5	AE	75	THR
5	AE	78	HIS
5	AE	79	GLU
6	AF	40	VAL
6	AF	55	ASP
6	AF	69	GLU
6	AF	70	ASP
6	AF	74	ASP
6	AF	82	ARG
6	AF	94	GLN
7	AG	8	GLU
7	AG	9	VAL
7	AG	13	GLN
7	AG	50	ILE
7	AG	51	GLN
7	AG	52	GLU
7	AG	57	GLU
7	AG	59	LEU
7	AG	72	ARG
7	AG	76	ARG

Continued on next page...

Continued from previous page...

Mol	Chain	Res	Type
7	AG	79	ARG
7	AG	97	GLN
7	AG	104	LEU
7	AG	113	GLU
7	AG	114	ARG
7	AG	129	GLU
7	AG	138	LYS
7	AG	140	ASP
7	AG	144	MET
8	AH	21	LYS
8	AH	25	ASP
8	AH	26	VAL
8	AH	37	ARG
8	AH	50	ARG
8	AH	52	ASP
8	AH	53	VAL
8	AH	54	ASP
8	AH	63	LEU
8	AH	75	ARG
8	AH	78	GLN
8	AH	97	VAL
8	AH	98	LYS
8	AH	99	GLU
8	AH	107	LEU
8	AH	112	LEU
8	AH	115	SER
9	AI	23	ASN
9	AI	27	THR
9	AI	42	ARG
9	AI	53	VAL
9	AI	54	ASP
9	AI	56	LEU
9	AI	66	ARG
9	AI	75	ASP
9	AI	81	ILE
9	AI	103	THR
9	AI	127	LYS
9	AI	128	ARG
10	AJ	5	ARG
10	AJ	7	LYS
10	AJ	16	LEU
10	AJ	30	SER

Continued on next page...

Continued from previous page...

Mol	Chain	Res	Type
10	AJ	68	HIS
10	AJ	84	GLN
10	AJ	92	THR
11	AK	16	SER
11	AK	31	THR
11	AK	48	ILE
11	AK	70	LYS
11	AK	95	ILE
11	AK	96	ARG
11	AK	109	VAL
12	AL	6	THR
12	AL	33	ARG
12	AL	53	ARG
12	AL	55	VAL
12	AL	57	LYS
12	AL	67	THR
12	AL	70	ILE
12	AL	83	VAL
12	AL	117	ARG
12	AL	118	SER
13	AM	3	ARG
13	AM	4	ILE
13	AM	8	GLU
13	AM	15	VAL
13	AM	19	LEU
13	AM	43	THR
13	AM	47	ASP
13	AM	50	GLU
13	AM	73	GLU
13	AM	99	ARG
13	AM	110	ARG
13	AM	121	LYS
14	AN	3	ARG
14	AN	6	LEU
14	AN	7	ILE
14	AN	18	VAL
14	AN	22	THR
14	AN	23	ARG
14	AN	33	VAL
14	AN	44	LEU
15	AO	3	ILE
15	AO	5	LYS

Continued on next page...

Continued from previous page...

Mol	Chain	Res	Type
15	AO	22	THR
15	AO	26	GLU
15	AO	38	ARG
15	AO	39	LEU
15	AO	41	GLU
15	AO	76	GLU
15	AO	83	GLU
15	AO	84	LYS
16	AP	5	ARG
16	AP	8	ARG
16	AP	19	ILE
16	AP	20	VAL
16	AP	28	ARG
16	AP	50	LYS
16	AP	54	GLU
16	AP	67	THR
17	AQ	14	LYS
17	AQ	53	LEU
17	AQ	57	VAL
17	AQ	60	ILE
17	AQ	74	LEU
17	AQ	100	LYS
18	AR	26	LEU
18	AR	32	ARG
18	AR	54	ARG
19	AS	6	LYS
19	AS	28	LYS
19	AS	37	ARG
19	AS	43	GLU
19	AS	63	THR
19	AS	65	ASN
20	AT	8	ARG
20	AT	9	ASN
20	AT	10	LEU
20	AT	13	LEU
20	AT	24	LEU
20	AT	45	GLN
20	AT	46	GLU
20	AT	56	MET
20	AT	58	LYS
20	AT	62	LEU
21	AU	7	ARG

Continued on next page...

Continued from previous page...

Mol	Chain	Res	Type
21	AU	9	ARG
21	AU	10	ARG
24	AW	2	VAL
27	BD	3	VAL
27	BD	12	SER
27	BD	13	ARG
27	BD	69	ARG
27	BD	88	ARG
27	BD	94	LEU
27	BD	99	ASP
27	BD	103	ARG
27	BD	106	ILE
27	BD	111	LEU
27	BD	116	GLN
27	BD	138	VAL
27	BD	142	VAL
27	BD	162	SER
27	BD	200	ASP
27	BD	211	ARG
27	BD	221	VAL
27	BD	229	VAL
27	BD	242	ARG
27	BD	257	LEU
27	BD	260	ARG
27	BD	274	ARG
28	BE	1	MET
28	BE	7	VAL
28	BE	12	THR
28	BE	21	VAL
28	BE	24	THR
28	BE	40	GLU
28	BE	45	THR
28	BE	49	LEU
28	BE	73	GLU
28	BE	82	ARG
28	BE	89	ASP
28	BE	93	VAL
28	BE	97	LYS
28	BE	116	VAL
28	BE	119	ARG
28	BE	128	SER
28	BE	144	ARG

Continued on next page...

Continued from previous page...

Mol	Chain	Res	Type
28	BE	145	LYS
28	BE	154	LYS
28	BE	163	GLU
28	BE	167	VAL
28	BE	170	LEU
28	BE	175	VAL
28	BE	181	LEU
29	BF	19	GLU
29	BF	24	LEU
29	BF	33	LEU
29	BF	53	THR
29	BF	57	VAL
29	BF	74	ARG
29	BF	106	ARG
29	BF	108	LYS
29	BF	110	LEU
29	BF	125	LEU
29	BF	140	LEU
29	BF	170	LEU
29	BF	192	LEU
29	BF	197	ASP
29	BF	200	GLU
30	BG	7	LEU
30	BG	28	VAL
30	BG	43	LEU
30	BG	45	GLU
30	BG	60	LEU
30	BG	78	SER
30	BG	81	LYS
30	BG	82	LEU
30	BG	86	MET
30	BG	91	ARG
30	BG	133	LEU
30	BG	136	ARG
30	BG	140	ILE
30	BG	143	GLU
30	BG	146	TYR
30	BG	148	MET
30	BG	159	VAL
30	BG	170	ARG
30	BG	181	ARG
31	BH	3	ARG

Continued on next page...

Continued from previous page...

Mol	Chain	Res	Type
31	BH	6	ARG
31	BH	13	LYS
31	BH	24	VAL
31	BH	41	MET
31	BH	45	VAL
31	BH	56	SER
31	BH	59	ARG
31	BH	60	ARG
31	BH	69	ARG
31	BH	98	LEU
31	BH	105	LEU
31	BH	116	GLU
31	BH	129	THR
31	BH	139	GLN
31	BH	175	LYS
32	BI	5	LEU
32	BI	9	LEU
32	BI	38	LEU
32	BI	41	GLU
32	BI	43	ASN
32	BI	50	ARG
32	BI	57	ARG
32	BI	60	GLU
32	BI	61	ARG
32	BI	64	GLU
32	BI	66	GLU
32	BI	68	LEU
32	BI	74	ASN
32	BI	75	LEU
32	BI	77	LEU
32	BI	78	THR
32	BI	86	THR
32	BI	92	VAL
32	BI	96	ASP
32	BI	101	LEU
32	BI	102	SER
32	BI	103	ARG
32	BI	109	ILE
32	BI	140	LEU
32	BI	144	VAL
33	BN	5	VAL
33	BN	12	ARG

Continued on next page...

Continued from previous page...

Mol	Chain	Res	Type
33	BN	33	LEU
33	BN	34	LEU
33	BN	46	VAL
33	BN	48	MET
33	BN	61	ARG
33	BN	67	LEU
33	BN	68	GLU
33	BN	83	LYS
33	BN	87	LEU
33	BN	97	ARG
33	BN	99	LEU
33	BN	112	LEU
33	BN	120	LEU
33	BN	121	LYS
33	BN	133	GLN
33	BN	137	LYS
34	BO	21	CYS
34	BO	24	VAL
34	BO	92	GLU
34	BO	98	VAL
34	BO	108	GLU
35	BP	15	ARG
35	BP	21	ARG
35	BP	59	LEU
35	BP	65	ARG
35	BP	70	GLN
35	BP	95	VAL
35	BP	98	GLU
35	BP	106	LEU
35	BP	112	LEU
35	BP	125	VAL
35	BP	135	LEU
35	BP	149	GLU
36	BQ	1	MET
36	BQ	5	ARG
36	BQ	7	MET
36	BQ	8	LYS
36	BQ	21	THR
36	BQ	45	GLN
36	BQ	54	MET
36	BQ	55	VAL
36	BQ	56	ARG

Continued on next page...

Continued from previous page...

Mol	Chain	Res	Type
36	BQ	60	ARG
36	BQ	75	THR
36	BQ	81	VAL
36	BQ	85	LYS
36	BQ	109	VAL
36	BQ	110	THR
37	BR	1	MET
37	BR	6	SER
37	BR	8	ARG
37	BR	18	LEU
37	BR	28	LEU
37	BR	29	LEU
37	BR	33	ARG
37	BR	36	THR
37	BR	44	LEU
37	BR	54	LEU
37	BR	60	LEU
37	BR	65	LEU
37	BR	67	LEU
37	BR	75	LEU
37	BR	79	LEU
37	BR	86	ARG
37	BR	100	LEU
37	BR	111	LEU
38	BS	19	LYS
38	BS	20	ARG
38	BS	36	TYR
38	BS	57	LYS
38	BS	59	LYS
38	BS	61	ASN
38	BS	78	LEU
38	BS	83	LYS
38	BS	103	GLU
39	BT	6	LEU
39	BT	13	ARG
39	BT	17	THR
39	BT	28	VAL
39	BT	39	ARG
39	BT	49	VAL
39	BT	53	ARG
39	BT	74	ARG
39	BT	78	LEU

Continued on next page...

Continued from previous page...

Mol	Chain	Res	Type
39	BT	89	VAL
39	BT	96	ARG
39	BT	118	ARG
40	BU	8	VAL
40	BU	31	SER
40	BU	36	ARG
40	BU	59	ARG
40	BU	74	LEU
40	BU	95	LEU
40	BU	104	GLN
40	BU	117	GLN
41	BV	10	LYS
41	BV	18	LEU
41	BV	21	ARG
41	BV	39	LEU
41	BV	43	GLU
41	BV	46	VAL
41	BV	51	VAL
41	BV	61	VAL
41	BV	62	LEU
41	BV	72	VAL
41	BV	73	SER
41	BV	79	VAL
42	BW	11	ARG
42	BW	15	ARG
42	BW	17	VAL
42	BW	23	LEU
42	BW	51	LEU
42	BW	67	ASP
42	BW	107	LEU
43	BX	57	LEU
43	BX	66	LEU
43	BX	70	LEU
44	BY	2	ARG
44	BY	7	VAL
44	BY	43	ASN
44	BY	72	VAL
44	BY	73	ARG
44	BY	90	LEU
44	BY	91	GLU
44	BY	102	CYS
44	BY	107	ASP

Continued on next page...

Continued from previous page...

Mol	Chain	Res	Type
45	BZ	5	LEU
45	BZ	6	LYS
45	BZ	11	GLU
45	BZ	19	ARG
45	BZ	42	VAL
45	BZ	61	LEU
45	BZ	86	VAL
45	BZ	87	ASP
45	BZ	91	LEU
45	BZ	107	THR
45	BZ	126	VAL
45	BZ	132	ASN
45	BZ	135	GLU
45	BZ	136	PHE
45	BZ	144	LEU
45	BZ	155	LEU
45	BZ	162	GLU
45	BZ	170	THR
46	B0	10	THR
46	B0	20	ARG
46	B0	55	ARG
47	B1	21	ARG
47	B1	26	ARG
47	B1	30	VAL
47	B1	35	THR
47	B1	40	ARG
47	B1	52	ARG
47	B1	59	THR
47	B1	75	GLU
47	B1	89	GLU
47	B1	95	LEU
48	B2	28	LYS
48	B2	30	ARG
48	B2	41	ILE
48	B2	52	ASP
48	B2	53	LEU
48	B2	55	ARG
48	B2	64	LEU
48	B2	68	ARG
48	B2	70	GLN
49	B3	6	VAL
49	B3	8	LEU

Continued on next page...

Continued from previous page...

Mol	Chain	Res	Type
49	B3	23	LEU
49	B3	29	ARG
49	B3	32	GLN
49	B3	55	ARG
49	B3	58	VAL
50	B4	5	ILE
50	B4	33	VAL
50	B4	34	GLU
50	B4	44	THR
50	B4	46	GLN
50	B4	48	ARG
50	B4	49	PHE
50	B4	56	VAL
50	B4	58	ARG
50	B4	61	ARG
50	B4	63	TYR
50	B4	69	LYS
51	B5	6	VAL
51	B5	29	THR
51	B5	40	LYS
51	B5	58	LEU
51	B5	60	VAL
52	B6	4	GLU
52	B6	13	CYS
52	B6	14	THR
52	B6	48	VAL
53	B7	1	MET
53	B7	47	ARG
54	B8	13	ARG
54	B8	14	VAL
54	B8	31	HIS
55	B9	17	ILE
2	CB	11	LEU
2	CB	23	ARG
2	CB	24	TRP
2	CB	35	GLU
2	CB	44	LEU
2	CB	67	THR
2	CB	71	VAL
2	CB	76	GLN
2	CB	80	ILE
2	CB	94	ASN

Continued on next page...

Continued from previous page...

Mol	Chain	Res	Type
2	CB	96	ARG
2	CB	115	LEU
2	CB	126	GLU
2	CB	128	GLU
2	CB	140	HIS
2	CB	142	LEU
2	CB	144	ARG
2	CB	153	ARG
2	CB	154	LEU
2	CB	158	LEU
2	CB	160	ASP
2	CB	169	LYS
2	CB	178	ARG
2	CB	185	ILE
2	CB	187	LEU
2	CB	189	ASP
2	CB	200	ILE
2	CB	221	LEU
2	CB	224	GLN
2	CB	226	ARG
2	CB	233	SER
2	CB	235	SER
3	CC	3	ASN
3	CC	20	SER
3	CC	29	TYR
3	CC	44	GLU
3	CC	52	LEU
3	CC	70	VAL
3	CC	82	GLU
3	CC	98	ASN
3	CC	101	LEU
3	CC	104	GLN
3	CC	105	GLU
3	CC	115	LEU
3	CC	131	ARG
3	CC	152	ILE
3	CC	164	ARG
3	CC	165	THR
3	CC	179	ARG
4	CD	10	ARG
4	CD	19	LEU
4	CD	33	MET

Continued on next page...

Continued from previous page...

Mol	Chain	Res	Type
4	CD	34	GLU
4	CD	47	ARG
4	CD	58	LEU
4	CD	85	LYS
4	CD	96	LEU
4	CD	110	PHE
4	CD	122	ARG
4	CD	127	THR
4	CD	135	LEU
4	CD	150	GLU
4	CD	157	LEU
4	CD	170	VAL
4	CD	177	ASP
4	CD	184	LYS
4	CD	187	ARG
4	CD	188	LEU
4	CD	191	ARG
4	CD	194	LEU
5	CE	12	LEU
5	CE	18	ARG
5	CE	31	LEU
5	CE	40	ARG
5	CE	41	VAL
5	CE	47	LYS
5	CE	71	LEU
5	CE	75	THR
5	CE	79	GLU
5	CE	150	ARG
6	CF	10	LEU
6	CF	23	LYS
6	CF	28	ARG
6	CF	40	VAL
6	CF	41	GLU
6	CF	69	GLU
7	CG	9	VAL
7	CG	10	ARG
7	CG	12	LEU
7	CG	13	GLN
7	CG	51	GLN
7	CG	52	GLU
7	CG	57	GLU
7	CG	58	PRO

Continued on next page...

Continued from previous page...

Mol	Chain	Res	Type
7	CG	59	LEU
7	CG	72	ARG
7	CG	75	VAL
7	CG	76	ARG
7	CG	85	TYR
7	CG	97	GLN
7	CG	113	GLU
7	CG	114	ARG
7	CG	131	LYS
7	CG	140	ASP
8	CH	21	LYS
8	CH	25	ASP
8	CH	38	ILE
8	CH	52	ASP
8	CH	53	VAL
8	CH	54	ASP
8	CH	78	GLN
8	CH	84	ARG
8	CH	97	VAL
8	CH	98	LYS
8	CH	99	GLU
8	CH	112	LEU
9	CI	7	THR
9	CI	23	ASN
9	CI	27	THR
9	CI	33	PHE
9	CI	42	ARG
9	CI	64	THR
9	CI	75	ASP
9	CI	81	ILE
9	CI	86	VAL
9	CI	102	LEU
9	CI	108	VAL
9	CI	124	GLN
9	CI	125	TYR
9	CI	128	ARG
10	CJ	23	ILE
10	CJ	29	ARG
10	CJ	74	ILE
10	CJ	92	THR
11	CK	33	THR
11	CK	54	ARG

Continued on next page...

Continued from previous page...

Mol	Chain	Res	Type
11	CK	79	SER
11	CK	95	ILE
11	CK	96	ARG
11	CK	126	ARG
12	CL	33	ARG
12	CL	34	ARG
12	CL	50	SER
12	CL	52	LEU
12	CL	53	ARG
12	CL	55	VAL
12	CL	59	ARG
12	CL	60	LEU
12	CL	70	ILE
12	CL	83	VAL
12	CL	97	ARG
12	CL	117	ARG
12	CL	118	SER
12	CL	123	LYS
13	CM	3	ARG
13	CM	4	ILE
13	CM	19	LEU
13	CM	27	LYS
13	CM	47	ASP
13	CM	49	THR
13	CM	50	GLU
13	CM	56	LEU
13	CM	70	LEU
13	CM	99	ARG
13	CM	104	ARG
13	CM	106	ASN
13	CM	110	ARG
13	CM	121	LYS
14	CN	3	ARG
14	CN	7	ILE
14	CN	17	LYS
14	CN	18	VAL
14	CN	22	THR
14	CN	23	ARG
14	CN	44	LEU
14	CN	57	ARG
15	CO	3	ILE
15	CO	5	LYS

Continued on next page...

Continued from previous page...

Mol	Chain	Res	Type
15	CO	7	GLU
15	CO	22	THR
15	CO	24	SER
15	CO	26	GLU
15	CO	39	LEU
15	CO	48	LYS
15	CO	54	ARG
15	CO	64	ARG
15	CO	76	GLU
15	CO	83	GLU
16	CP	5	ARG
16	CP	8	ARG
16	CP	67	THR
16	CP	69	THR
17	CQ	6	LEU
17	CQ	9	VAL
17	CQ	53	LEU
17	CQ	57	VAL
17	CQ	60	ILE
17	CQ	66	SER
17	CQ	74	LEU
17	CQ	83	ASP
18	CR	26	LEU
18	CR	32	ARG
18	CR	41	LYS
18	CR	54	ARG
18	CR	64	ARG
18	CR	76	LEU
19	CS	22	LEU
19	CS	28	LYS
19	CS	30	LEU
19	CS	33	THR
19	CS	43	GLU
19	CS	56	GLN
19	CS	63	THR
19	CS	65	ASN
20	CT	24	LEU
20	CT	38	LYS
20	CT	46	GLU
20	CT	56	MET
20	CT	62	LEU
20	CT	71	THR

Continued on next page...

Continued from previous page...

Mol	Chain	Res	Type
20	CT	80	ARG
20	CT	90	GLN
20	CT	99	LEU
21	CU	10	ARG
21	CU	12	LYS
24	CW	2	VAL
27	DD	13	ARG
27	DD	61	LEU
27	DD	69	ARG
27	DD	88	ARG
27	DD	94	LEU
27	DD	106	ILE
27	DD	111	LEU
27	DD	116	GLN
27	DD	134	ARG
27	DD	211	ARG
27	DD	217	ARG
27	DD	221	VAL
27	DD	229	VAL
27	DD	242	ARG
27	DD	257	LEU
27	DD	259	THR
27	DD	260	ARG
27	DD	274	ARG
27	DD	275	LYS
27	DD	276	LYS
28	DE	1	MET
28	DE	9	VAL
28	DE	12	THR
28	DE	21	VAL
28	DE	24	THR
28	DE	33	VAL
28	DE	40	GLU
28	DE	47	VAL
28	DE	49	LEU
28	DE	52	LEU
28	DE	58	ARG
28	DE	73	GLU
28	DE	75	VAL
28	DE	82	ARG
28	DE	111	ARG
28	DE	116	VAL

Continued on next page...

Continued from previous page...

Mol	Chain	Res	Type
28	DE	119	ARG
28	DE	144	ARG
28	DE	145	LYS
28	DE	163	GLU
28	DE	167	VAL
28	DE	170	LEU
28	DE	175	VAL
28	DE	181	LEU
29	DF	12	LEU
29	DF	13	SER
29	DF	15	SER
29	DF	19	GLU
29	DF	24	LEU
29	DF	27	GLU
29	DF	33	LEU
29	DF	74	ARG
29	DF	106	ARG
29	DF	107	LYS
29	DF	108	LYS
29	DF	110	LEU
29	DF	135	LYS
29	DF	137	LYS
29	DF	183	VAL
29	DF	192	LEU
29	DF	200	GLU
30	DG	5	VAL
30	DG	21	ARG
30	DG	28	VAL
30	DG	31	VAL
30	DG	33	ARG
30	DG	36	LYS
30	DG	43	LEU
30	DG	45	GLU
30	DG	49	ASP
30	DG	60	LEU
30	DG	84	LYS
30	DG	91	ARG
30	DG	98	ARG
30	DG	113	ARG
30	DG	115	ARG
30	DG	128	ARG
30	DG	133	LEU

Continued on next page...

Continued from previous page...

Mol	Chain	Res	Type
30	DG	136	ARG
30	DG	140	ILE
30	DG	143	GLU
30	DG	145	THR
30	DG	148	MET
30	DG	153	ARG
30	DG	159	VAL
30	DG	170	ARG
31	DH	15	VAL
31	DH	25	LYS
31	DH	42	ARG
31	DH	69	ARG
31	DH	76	VAL
31	DH	81	GLU
31	DH	95	ARG
31	DH	98	LEU
31	DH	105	LEU
31	DH	106	THR
31	DH	134	SER
31	DH	139	GLN
31	DH	171	LEU
32	DI	5	LEU
32	DI	19	VAL
32	DI	40	THR
32	DI	43	ASN
32	DI	44	LEU
32	DI	57	ARG
32	DI	61	ARG
32	DI	68	LEU
32	DI	73	GLU
32	DI	75	LEU
32	DI	77	LEU
32	DI	121	LYS
32	DI	140	LEU
32	DI	142	VAL
33	DN	5	VAL
33	DN	12	ARG
33	DN	33	LEU
33	DN	34	LEU
33	DN	38	HIS
33	DN	46	VAL
33	DN	48	MET

Continued on next page...

Continued from previous page...

Mol	Chain	Res	Type
33	DN	61	ARG
33	DN	85	ILE
33	DN	87	LEU
33	DN	97	ARG
33	DN	99	LEU
33	DN	112	LEU
33	DN	120	LEU
33	DN	133	GLN
33	DN	137	LYS
34	DO	8	LEU
34	DO	24	VAL
34	DO	47	ILE
34	DO	58	VAL
34	DO	69	ILE
34	DO	92	GLU
34	DO	98	VAL
34	DO	108	GLU
35	DP	1	MET
35	DP	2	LYS
35	DP	3	LEU
35	DP	15	ARG
35	DP	21	ARG
35	DP	55	ARG
35	DP	65	ARG
35	DP	76	LYS
35	DP	77	ARG
35	DP	96	THR
35	DP	106	LEU
35	DP	112	LEU
35	DP	135	LEU
36	DQ	1	MET
36	DQ	7	MET
36	DQ	8	LYS
36	DQ	11	LYS
36	DQ	21	THR
36	DQ	45	GLN
36	DQ	55	VAL
36	DQ	56	ARG
36	DQ	60	ARG
36	DQ	63	LYS
36	DQ	75	THR
36	DQ	81	VAL

Continued on next page...

Continued from previous page...

Mol	Chain	Res	Type
36	DQ	109	VAL
36	DQ	110	THR
37	DR	1	MET
37	DR	6	SER
37	DR	18	LEU
37	DR	28	LEU
37	DR	29	LEU
37	DR	33	ARG
37	DR	36	THR
37	DR	44	LEU
37	DR	54	LEU
37	DR	60	LEU
37	DR	65	LEU
37	DR	67	LEU
37	DR	75	LEU
37	DR	79	LEU
37	DR	86	ARG
37	DR	100	LEU
37	DR	111	LEU
38	DS	19	LYS
38	DS	20	ARG
38	DS	35	ILE
38	DS	36	TYR
38	DS	67	ARG
38	DS	68	GLN
38	DS	69	VAL
38	DS	71	ARG
38	DS	75	GLU
38	DS	78	LEU
38	DS	83	LYS
38	DS	103	GLU
39	DT	6	LEU
39	DT	13	ARG
39	DT	17	THR
39	DT	53	ARG
39	DT	74	ARG
39	DT	78	LEU
39	DT	89	VAL
39	DT	96	ARG
39	DT	113	LYS
39	DT	118	ARG
40	DU	5	LYS

Continued on next page...

Continued from previous page...

Mol	Chain	Res	Type
40	DU	8	VAL
40	DU	17	ILE
40	DU	31	SER
40	DU	36	ARG
40	DU	59	ARG
40	DU	74	LEU
40	DU	83	LEU
40	DU	89	GLU
40	DU	92	ARG
40	DU	95	LEU
40	DU	104	GLN
40	DU	108	GLU
40	DU	114	LYS
41	DV	15	GLU
41	DV	18	LEU
41	DV	39	LEU
41	DV	46	VAL
41	DV	57	VAL
41	DV	61	VAL
41	DV	62	LEU
41	DV	72	VAL
41	DV	73	SER
41	DV	79	VAL
42	DW	11	ARG
42	DW	17	VAL
42	DW	23	LEU
42	DW	27	LYS
42	DW	51	LEU
42	DW	60	ASN
42	DW	100	THR
42	DW	107	LEU
43	DX	33	LYS
43	DX	57	LEU
43	DX	70	LEU
43	DX	76	ARG
44	DY	2	ARG
44	DY	11	ASP
44	DY	43	ASN
44	DY	49	VAL
44	DY	72	VAL
44	DY	90	LEU
44	DY	91	GLU

Continued on next page...

Continued from previous page...

Mol	Chain	Res	Type
44	DY	99	CYS
45	DZ	5	LEU
45	DZ	19	ARG
45	DZ	31	ARG
45	DZ	33	LEU
45	DZ	61	LEU
45	DZ	72	ARG
45	DZ	86	VAL
45	DZ	87	ASP
45	DZ	91	LEU
45	DZ	107	THR
45	DZ	131	ARG
45	DZ	136	PHE
45	DZ	154	ASP
45	DZ	155	LEU
45	DZ	156	LYS
45	DZ	162	GLU
45	DZ	170	THR
46	D0	7	LEU
46	D0	10	THR
46	D0	19	LYS
46	D0	20	ARG
46	D0	55	ARG
47	D1	4	VAL
47	D1	8	SER
47	D1	21	ARG
47	D1	26	ARG
47	D1	35	THR
47	D1	40	ARG
47	D1	51	VAL
47	D1	52	ARG
47	D1	59	THR
47	D1	89	GLU
47	D1	95	LEU
48	D2	28	LYS
48	D2	30	ARG
48	D2	40	SER
48	D2	41	ILE
48	D2	52	ASP
48	D2	53	LEU
48	D2	55	ARG
48	D2	70	GLN

Continued on next page...

Continued from previous page...

Mol	Chain	Res	Type
49	D3	6	VAL
49	D3	8	LEU
49	D3	23	LEU
49	D3	24	LYS
49	D3	30	ARG
49	D3	31	LEU
49	D3	32	GLN
49	D3	44	ARG
50	D4	3	GLU
50	D4	5	ILE
50	D4	33	VAL
50	D4	44	THR
50	D4	50	VAL
50	D4	56	VAL
50	D4	61	ARG
50	D4	63	TYR
50	D4	68	ARG
51	D5	29	THR
51	D5	33	CYS
51	D5	40	LYS
51	D5	48	GLU
51	D5	58	LEU
52	D6	6	ARG
52	D6	9	LEU
52	D6	13	CYS
52	D6	28	ARG
52	D6	38	LYS
52	D6	40	CYS
52	D6	48	VAL
53	D7	1	MET
53	D7	41	ARG
53	D7	48	LYS
54	D8	14	VAL
54	D8	31	HIS
55	D9	7	VAL
55	D9	17	ILE
55	D9	26	ILE

Some sidechains can be flipped to improve hydrogen bonding and reduce clashes. All (115) such sidechains are listed below:

Mol	Chain	Res	Type
3	AC	6	HIS

Continued on next page...

Continued from previous page...

Mol	Chain	Res	Type
3	AC	28	GLN
3	AC	37	GLN
3	AC	181	ASN
4	AD	45	GLN
4	AD	123	HIS
5	AE	20	GLN
5	AE	141	GLN
6	AF	94	GLN
6	AF	100	ASN
7	AG	28	ASN
9	AI	23	ASN
9	AI	31	GLN
9	AI	34	ASN
9	AI	58	HIS
9	AI	73	GLN
9	AI	89	ASN
10	AJ	56	HIS
10	AJ	84	GLN
11	AK	93	GLN
11	AK	104	GLN
12	AL	78	GLN
12	AL	99	HIS
15	AO	28	GLN
15	AO	62	GLN
17	AQ	26	GLN
19	AS	23	ASN
19	AS	47	HIS
19	AS	65	ASN
19	AS	69	HIS
20	AT	9	ASN
20	AT	16	HIS
20	AT	45	GLN
27	BD	87	ASN
27	BD	164	GLN
27	BD	253	GLN
28	BE	85	ASN
29	BF	8	GLN
29	BF	69	HIS
29	BF	169	ASN
29	BF	203	GLN
30	BG	26	GLN
30	BG	40	ASN

Continued on next page...

Continued from previous page...

Mol	Chain	Res	Type
32	BI	43	ASN
32	BI	139	GLN
35	BP	38	GLN
39	BT	123	GLN
40	BU	117	GLN
43	BX	31	HIS
43	BX	55	ASN
44	BY	6	HIS
44	BY	43	ASN
45	BZ	32	HIS
45	BZ	151	HIS
46	B0	3	HIS
48	B2	70	GLN
54	B8	35	GLN
55	B9	36	GLN
2	CB	224	GLN
3	CC	6	HIS
3	CC	28	GLN
3	CC	37	GLN
3	CC	104	GLN
3	CC	118	GLN
3	CC	123	GLN
3	CC	136	GLN
3	CC	181	ASN
4	CD	77	ASN
4	CD	125	HIS
5	CE	20	GLN
5	CE	78	HIS
5	CE	141	GLN
7	CG	51	GLN
7	CG	148	ASN
8	CH	15	ASN
8	CH	78	GLN
9	CI	23	ASN
9	CI	58	HIS
9	CI	89	ASN
9	CI	124	GLN
10	CJ	68	HIS
11	CK	22	HIS
11	CK	93	GLN
12	CL	78	GLN
13	CM	77	ASN

Continued on next page...

Continued from previous page...

Mol	Chain	Res	Type
15	CO	28	GLN
15	CO	62	GLN
19	CS	56	GLN
19	CS	65	ASN
19	CS	69	HIS
20	CT	16	HIS
27	DD	164	GLN
27	DD	253	GLN
28	DE	85	ASN
28	DE	143	ASN
29	DF	69	HIS
29	DF	169	ASN
29	DF	203	GLN
32	DI	43	ASN
32	DI	133	HIS
34	DO	3	GLN
35	DP	38	GLN
36	DQ	45	GLN
37	DR	13	HIS
37	DR	71	GLN
38	DS	68	GLN
39	DT	58	ASN
39	DT	123	GLN
42	DW	60	ASN
43	DX	31	HIS
44	DY	43	ASN
45	DZ	55	HIS
46	D0	3	HIS
48	D2	38	GLN
55	D9	36	GLN

5.3.3 RNA ⓘ

Mol	Chain	Analysed	Backbone Outliers	Pucker Outliers
1	AA	1495/1522 (98%)	421 (28%)	24 (1%)
1	CA	1501/1522 (98%)	421 (28%)	30 (1%)
22	AV	4/24 (16%)	1 (25%)	0
22	CV	4/24 (16%)	1 (25%)	0
23	AX	75/77 (97%)	18 (24%)	0
23	CX	75/77 (97%)	19 (25%)	0
25	BA	2722/2915 (93%)	527 (19%)	41 (1%)

Continued on next page...

Continued from previous page...

Mol	Chain	Analysed	Backbone Outliers	Pucker Outliers
25	DA	2704/2915 (92%)	526 (19%)	35 (1%)
26	BB	119/122 (97%)	21 (17%)	0
26	DB	119/122 (97%)	23 (19%)	1 (0%)
All	All	8818/9320 (94%)	1978 (22%)	131 (1%)

All (1978) RNA backbone outliers are listed below:

Mol	Chain	Res	Type
1	AA	7	G
1	AA	9	G
1	AA	15	G
1	AA	16	A
1	AA	22	G
1	AA	32	A
1	AA	39	G
1	AA	44	G
1	AA	47	C
1	AA	48	C
1	AA	50	A
1	AA	51	A
1	AA	59	A
1	AA	61	G
1	AA	63	C
1	AA	69	G
1	AA	76	C
1	AA	77	G
1	AA	78	G
1	AA	79	G
1	AA	96	U
1	AA	97	G
1	AA	98	G
1	AA	101	A
1	AA	102	G
1	AA	112	G
1	AA	115	G
1	AA	116	A
1	AA	121	C
1	AA	129(A)	G
1	AA	131	C
1	AA	138	G
1	AA	141	A
1	AA	142	G

Continued on next page...

Continued from previous page...

Mol	Chain	Res	Type
1	AA	143	A
1	AA	144	G
1	AA	146	G
1	AA	149	A
1	AA	160	A
1	AA	163	C
1	AA	165	C
1	AA	166	G
1	AA	171	A
1	AA	173	U
1	AA	174	C
1	AA	180	U
1	AA	181	G
1	AA	182	U
1	AA	189(B)	C
1	AA	189(D)	C
1	AA	189(F)	U
1	AA	190	U
1	AA	193	C
1	AA	194	C
1	AA	195	A
1	AA	197	A
1	AA	199	G
1	AA	201	C
1	AA	203	U
1	AA	204	U
1	AA	216	G
1	AA	220	G
1	AA	247	G
1	AA	251	G
1	AA	253	U
1	AA	258	G
1	AA	266	G
1	AA	267	C
1	AA	269	C
1	AA	277	C
1	AA	281	G
1	AA	289	G
1	AA	298	A
1	AA	318	G
1	AA	321	A
1	AA	328	C

Continued on next page...

Continued from previous page...

Mol	Chain	Res	Type
1	AA	332	G
1	AA	342	C
1	AA	343	U
1	AA	346	G
1	AA	347	G
1	AA	348	G
1	AA	349	A
1	AA	351	G
1	AA	352	C
1	AA	353	A
1	AA	354	G
1	AA	355	C
1	AA	367	U
1	AA	372	C
1	AA	373	A
1	AA	382	A
1	AA	383	A
1	AA	387	U
1	AA	388	G
1	AA	396	G
1	AA	397	A
1	AA	398	C
1	AA	403	C
1	AA	406	G
1	AA	411	A
1	AA	412	A
1	AA	413	G
1	AA	414	A
1	AA	415	A
1	AA	422	C
1	AA	424	G
1	AA	429	U
1	AA	430	A
1	AA	434	U
1	AA	439	A
1	AA	442	C
1	AA	443	C
1	AA	452	A
1	AA	461	A
1	AA	471	G
1	AA	474	G
1	AA	484	G

Continued on next page...

Continued from previous page...

Mol	Chain	Res	Type
1	AA	485	G
1	AA	492	G
1	AA	496	A
1	AA	498	U
1	AA	504	C
1	AA	505	G
1	AA	506	G
1	AA	509	A
1	AA	510	A
1	AA	511	C
1	AA	513	C
1	AA	518	C
1	AA	521	G
1	AA	527	G
1	AA	531	U
1	AA	532	A
1	AA	533	A
1	AA	536	C
1	AA	538	G
1	AA	539	A
1	AA	544	G
1	AA	547	A
1	AA	553	A
1	AA	559	A
1	AA	560	U
1	AA	561	U
1	AA	562	C
1	AA	571	U
1	AA	572	A
1	AA	573	A
1	AA	576	G
1	AA	586	C
1	AA	592	G
1	AA	596	C
1	AA	597	G
1	AA	599	C
1	AA	606	G
1	AA	607	A
1	AA	623	C
1	AA	626	U
1	AA	627	G
1	AA	630	G

Continued on next page...

Continued from previous page...

Mol	Chain	Res	Type
1	AA	633	G
1	AA	639	G
1	AA	641	U
1	AA	642	A
1	AA	651	C
1	AA	653	A
1	AA	656	C
1	AA	661	G
1	AA	665	A
1	AA	673	G
1	AA	680	C
1	AA	687	A
1	AA	688	G
1	AA	693	G
1	AA	711	G
1	AA	721	G
1	AA	723	U
1	AA	724	G
1	AA	731	G
1	AA	749	C
1	AA	752	G
1	AA	753	A
1	AA	755	G
1	AA	760	G
1	AA	774	G
1	AA	777	A
1	AA	786	G
1	AA	792	A
1	AA	793	U
1	AA	794	A
1	AA	802	A
1	AA	806	C
1	AA	812	C
1	AA	813	U
1	AA	815	A
1	AA	816	A
1	AA	817	C
1	AA	818	G
1	AA	821	G
1	AA	827	U
1	AA	828	A
1	AA	829	G

Continued on next page...

Continued from previous page...

Mol	Chain	Res	Type
1	AA	830	G
1	AA	839	U
1	AA	840	C
1	AA	841	U
1	AA	851	G
1	AA	855	G
1	AA	858	G
1	AA	859	A
1	AA	870	U
1	AA	873	A
1	AA	902	G
1	AA	914	A
1	AA	916	G
1	AA	922	G
1	AA	926	G
1	AA	927	G
1	AA	934	C
1	AA	935	A
1	AA	942	G
1	AA	958	A
1	AA	960	U
1	AA	961	U
1	AA	967	C
1	AA	968	A
1	AA	969	A
1	AA	971	G
1	AA	972	C
1	AA	974	A
1	AA	975	A
1	AA	976	G
1	AA	977	A
1	AA	980	C
1	AA	982	U
1	AA	983	A
1	AA	991	U
1	AA	992	U
1	AA	993	G
1	AA	999	C
1	AA	1000	U
1	AA	1001	A
1	AA	1001(A)	G
1	AA	1002	G

Continued on next page...

Continued from previous page...

Mol	Chain	Res	Type
1	AA	1003	G
1	AA	1004	A
1	AA	1005	A
1	AA	1006	C
1	AA	1007	C
1	AA	1008	C
1	AA	1009	G
1	AA	1010	G
1	AA	1011	G
1	AA	1013	G
1	AA	1014	A
1	AA	1017	G
1	AA	1019	C
1	AA	1020	U
1	AA	1021	G
1	AA	1022	G
1	AA	1024	G
1	AA	1025	U
1	AA	1026	G
1	AA	1027	C
1	AA	1028	C
1	AA	1029	C
1	AA	1030(A)	G
1	AA	1030(C)	G
1	AA	1031	G
1	AA	1033	G
1	AA	1035	A
1	AA	1036	G
1	AA	1037	C
1	AA	1039	C
1	AA	1042	G
1	AA	1043	C
1	AA	1052	U
1	AA	1053	G
1	AA	1054	C
1	AA	1055	A
1	AA	1065	U
1	AA	1066	C
1	AA	1068	G
1	AA	1076	C
1	AA	1081	G
1	AA	1087	G

Continued on next page...

Continued from previous page...

Mol	Chain	Res	Type
1	AA	1089	G
1	AA	1091	U
1	AA	1092	A
1	AA	1093	A
1	AA	1094	G
1	AA	1095	U
1	AA	1101	A
1	AA	1104	G
1	AA	1108	G
1	AA	1109	C
1	AA	1119	C
1	AA	1120	G
1	AA	1124	G
1	AA	1125	U
1	AA	1126	U
1	AA	1128	C
1	AA	1130	A
1	AA	1132	C
1	AA	1134	G
1	AA	1135	U
1	AA	1136	U
1	AA	1137	C
1	AA	1139	G
1	AA	1141	C
1	AA	1145	C
1	AA	1146	A
1	AA	1151	A
1	AA	1152	A
1	AA	1154	G
1	AA	1157	A
1	AA	1159	U
1	AA	1160	G
1	AA	1161	C
1	AA	1166	G
1	AA	1173	G
1	AA	1176	A
1	AA	1181	G
1	AA	1183	A
1	AA	1184	G
1	AA	1189	C
1	AA	1192	C
1	AA	1193	G

Continued on next page...

Continued from previous page...

Mol	Chain	Res	Type
1	AA	1196	U
1	AA	1197	G
1	AA	1200	C
1	AA	1202	G
1	AA	1204	A
1	AA	1212	U
1	AA	1213	A
1	AA	1214	C
1	AA	1223	C
1	AA	1224	G
1	AA	1227	A
1	AA	1235	U
1	AA	1236	A
1	AA	1238	A
1	AA	1250	A
1	AA	1256	A
1	AA	1257	U
1	AA	1258	G
1	AA	1259	C
1	AA	1260	C
1	AA	1267	C
1	AA	1270	C
1	AA	1271	G
1	AA	1273	G
1	AA	1278	U
1	AA	1279	A
1	AA	1280	A
1	AA	1281	U
1	AA	1284	C
1	AA	1286	A
1	AA	1287	A
1	AA	1294	G
1	AA	1296	C
1	AA	1297	C
1	AA	1299	A
1	AA	1300	G
1	AA	1302	U
1	AA	1305	G
1	AA	1311	G
1	AA	1314	C
1	AA	1317	C
1	AA	1320	C

Continued on next page...

Continued from previous page...

Mol	Chain	Res	Type
1	AA	1322	C
1	AA	1323	G
1	AA	1328	C
1	AA	1333	A
1	AA	1338	G
1	AA	1340	A
1	AA	1343	G
1	AA	1346	A
1	AA	1347	G
1	AA	1350	A
1	AA	1353	G
1	AA	1354	C
1	AA	1358	U
1	AA	1360	A
1	AA	1361	G
1	AA	1363	C
1	AA	1370	G
1	AA	1377	A
1	AA	1379	G
1	AA	1390	U
1	AA	1393	U
1	AA	1396	A
1	AA	1397	C
1	AA	1419	G
1	AA	1422	G
1	AA	1441	G
1	AA	1442	G
1	AA	1442(A)	G
1	AA	1442(B)	A
1	AA	1443	G
1	AA	1446	U
1	AA	1447	A
1	AA	1452	C
1	AA	1456	G
1	AA	1457	G
1	AA	1469	G
1	AA	1489	G
1	AA	1492	A
1	AA	1493	A
1	AA	1494	G
1	AA	1497	G
1	AA	1503	A

Continued on next page...

Continued from previous page...

Mol	Chain	Res	Type
1	AA	1504	G
1	AA	1506	U
1	AA	1517	G
1	AA	1519	A
1	AA	1520	G
1	AA	1529	G
1	AA	1530	G
1	AA	1531	A
1	AA	1532	U
22	AV	15	A
23	AX	6	G
23	AX	9	G
23	AX	13	C
23	AX	16	C
23	AX	19	G
23	AX	21	A
23	AX	26	G
23	AX	28	C
23	AX	31	G
23	AX	42	G
23	AX	47	U
23	AX	58	A
23	AX	60	U
23	AX	61	C
23	AX	67	C
23	AX	68	C
23	AX	70	G
23	AX	76	A
25	BA	7	G
25	BA	8	A
25	BA	9	U
25	BA	12	U
25	BA	14	A
25	BA	36	G
25	BA	45	C
25	BA	54	G
25	BA	62	U
25	BA	63	A
25	BA	70	A
25	BA	71	U
25	BA	73	A
25	BA	74	G

Continued on next page...

Continued from previous page...

Mol	Chain	Res	Type
25	BA	83	A
25	BA	90	A
25	BA	91	G
25	BA	92	C
25	BA	99	G
25	BA	116	A
25	BA	117	A
25	BA	118	U
25	BA	123	G
25	BA	125	A
25	BA	129	G
25	BA	155	C
25	BA	161	C
25	BA	185	A
25	BA	187	C
25	BA	189	U
25	BA	190	C
25	BA	194	G
25	BA	203	G
25	BA	204	G
25	BA	205	A
25	BA	210	A
25	BA	211	A
25	BA	213	G
25	BA	217	A
25	BA	218	A
25	BA	221	G
25	BA	222	A
25	BA	237	G
25	BA	239	G
25	BA	250	G
25	BA	265	U
25	BA	269	G
25	BA	271	U
25	BA	272	U
25	BA	273	G
25	BA	274	U
25	BA	275	C
25	BA	276	C
25	BA	279	G
25	BA	281	G
25	BA	287	G

Continued on next page...

Continued from previous page...

Mol	Chain	Res	Type
25	BA	288	U
25	BA	289	G
25	BA	294	C
25	BA	299	G
25	BA	303	C
25	BA	306	A
25	BA	307	A
25	BA	335	A
25	BA	351	G
25	BA	353	G
25	BA	354	A
25	BA	358	C
25	BA	359	C
25	BA	360	C
25	BA	376	G
25	BA	381	A
25	BA	387	G
25	BA	391	G
25	BA	399	G
25	BA	407	U
25	BA	413	G
25	BA	423	G
25	BA	431	C
25	BA	432	U
25	BA	434	G
25	BA	438	G
25	BA	439	A
25	BA	448	U
25	BA	455	A
25	BA	456	A
25	BA	460	C
25	BA	469	A
25	BA	470	C
25	BA	474	U
25	BA	481	C
25	BA	482	C
25	BA	483	A
25	BA	496	A
25	BA	505	A
25	BA	507	G
25	BA	508	A
25	BA	514	G

Continued on next page...

Continued from previous page...

Mol	Chain	Res	Type
25	BA	515	G
25	BA	526	A
25	BA	529	U
25	BA	530	A
25	BA	534	C
25	BA	535	C
25	BA	538	A
25	BA	543	G
25	BA	554	A
25	BA	555	G
25	BA	556	C
25	BA	557	A
25	BA	558	G
25	BA	569	G
25	BA	573	G
25	BA	574	G
25	BA	586	G
25	BA	596	G
25	BA	598	A
25	BA	615	G
25	BA	616	G
25	BA	625	G
25	BA	626	A
25	BA	627	G
25	BA	630	U
25	BA	633	G
25	BA	638	U
25	BA	639	G
25	BA	641	G
25	BA	644	G
25	BA	657	A
25	BA	659	C
25	BA	662	A
25	BA	670	C
25	BA	671	A
25	BA	692	C
25	BA	694	G
25	BA	697	C
25	BA	698	G
25	BA	701	A
25	BA	716	G
25	BA	724	A

Continued on next page...

Continued from previous page...

Mol	Chain	Res	Type
25	BA	733	G
25	BA	749	G
25	BA	763	A
25	BA	764	G
25	BA	777	C
25	BA	810	G
25	BA	822	G
25	BA	823	G
25	BA	829	A
25	BA	831	A
25	BA	832	G
25	BA	835	A
25	BA	839	G
25	BA	852	G
25	BA	853	C
25	BA	857	U
25	BA	858	U
25	BA	859	C
25	BA	866	A
25	BA	871	A
25	BA	874	U
25	BA	875	U
25	BA	877	G
25	BA	902	G
25	BA	906	G
25	BA	926	G
25	BA	927	G
25	BA	928	G
25	BA	929	G
25	BA	930	G
25	BA	931	C
25	BA	932	C
25	BA	933	C
25	BA	934	A
25	BA	935	C
25	BA	937	A
25	BA	940	C
25	BA	942	A
25	BA	944	C
25	BA	945	A
25	BA	946	A
25	BA	953	U

Continued on next page...

Continued from previous page...

Mol	Chain	Res	Type
25	BA	956	A
25	BA	965	G
25	BA	973	G
25	BA	977	G
25	BA	986	A
25	BA	989	G
25	BA	990	A
25	BA	991	G
25	BA	1003	U
25	BA	1004	A
25	BA	1006	C
25	BA	1019	G
25	BA	1020	C
25	BA	1026	A
25	BA	1029	A
25	BA	1036	A
25	BA	1042	A
25	BA	1051	C
25	BA	1058	U
25	BA	1059	C
25	BA	1066	A
25	BA	1068	G
25	BA	1072	U
25	BA	1076	G
25	BA	1079	U
25	BA	1080	G
25	BA	1085	G
25	BA	1087	C
25	BA	1088	G
25	BA	1089	C
25	BA	1091	A
25	BA	1092	A
25	BA	1093	G
25	BA	1094	A
25	BA	1096	A
25	BA	1153	G
25	BA	1154	U
25	BA	1156	G
25	BA	1158	G
25	BA	1168	G
25	BA	1175	A
25	BA	1176	U

Continued on next page...

Continued from previous page...

Mol	Chain	Res	Type
25	BA	1180	C
25	BA	1181	G
25	BA	1184	G
25	BA	1186	U
25	BA	1187	U
25	BA	1195	G
25	BA	1202	A
25	BA	1210	G
25	BA	1216	G
25	BA	1217	G
25	BA	1218	G
25	BA	1219	A
25	BA	1220	U
25	BA	1221	G
25	BA	1222	A
25	BA	1223	C
25	BA	1225	C
25	BA	1255	A
25	BA	1256	U
25	BA	1270	C
25	BA	1290	G
25	BA	1296	G
25	BA	1299	A
25	BA	1302	G
25	BA	1311	A
25	BA	1317	G
25	BA	1318	A
25	BA	1319	U
25	BA	1321	A
25	BA	1322	A
25	BA	1338	U
25	BA	1346	U
25	BA	1347	A
25	BA	1360	C
25	BA	1367	A
25	BA	1398	U
25	BA	1401	G
25	BA	1405	A
25	BA	1406	A
25	BA	1411	A
25	BA	1416	C
25	BA	1419	A

Continued on next page...

Continued from previous page...

Mol	Chain	Res	Type
25	BA	1430	A
25	BA	1431	G
25	BA	1462	G
25	BA	1463	C
25	BA	1466	U
25	BA	1467	G
25	BA	1468	G
25	BA	1474	C
25	BA	1491	A
25	BA	1496	A
25	BA	1497	G
25	BA	1507	A
25	BA	1514	C
25	BA	1516	A
25	BA	1518	A
25	BA	1525	G
25	BA	1529	G
25	BA	1536	A
25	BA	1539	C
25	BA	1541	A
25	BA	1554	A
25	BA	1555	C
25	BA	1556	A
25	BA	1569	U
25	BA	1578	C
25	BA	1579	C
25	BA	1589	A
25	BA	1590	C
25	BA	1592	A
25	BA	1605	A
25	BA	1613	A
25	BA	1616	A
25	BA	1625	U
25	BA	1628	G
25	BA	1631	C
25	BA	1632	A
25	BA	1633	A
25	BA	1654	A
25	BA	1655	A
25	BA	1656	A
25	BA	1660	A
25	BA	1694	G

Continued on next page...

Continued from previous page...

Mol	Chain	Res	Type
25	BA	1695	C
25	BA	1696	G
25	BA	1699	A
25	BA	1701	A
25	BA	1707	C
25	BA	1711	A
25	BA	1721	G
25	BA	1743	G
25	BA	1747	A
25	BA	1748	A
25	BA	1750	G
25	BA	1766	G
25	BA	1767	A
25	BA	1768	U
25	BA	1769	G
25	BA	1772	C
25	BA	1776	G
25	BA	1777	G
25	BA	1779	G
25	BA	1787	G
25	BA	1790	A
25	BA	1791	A
25	BA	1793	A
25	BA	1794	G
25	BA	1795	G
25	BA	1804	A
25	BA	1805	C
25	BA	1811	A
25	BA	1813	C
25	BA	1817	A
25	BA	1822	A
25	BA	1829	U
25	BA	1831	C
25	BA	1832	G
25	BA	1843	A
25	BA	1847	G
25	BA	1860	A
25	BA	1867	C
25	BA	1870	G
25	BA	1878	A
25	BA	1879	A
25	BA	1881	G

Continued on next page...

Continued from previous page...

Mol	Chain	Res	Type
25	BA	1889	G
25	BA	1899	A
25	BA	1900	G
25	BA	1901	C
25	BA	1911	A
25	BA	1916	C
25	BA	1922	A
25	BA	1928	G
25	BA	1935	A
25	BA	1936	C
25	BA	1941	A
25	BA	1951	G
25	BA	1952	G
25	BA	1953	U
25	BA	1954	A
25	BA	1959	A
25	BA	1960	A
25	BA	1963	C
25	BA	1964	C
25	BA	1977	U
25	BA	1985	U
25	BA	1986	G
25	BA	1987	C
25	BA	1989	C
25	BA	1992	A
25	BA	1993	A
25	BA	1994	A
25	BA	1999	A
25	BA	2014	G
25	BA	2015	U
25	BA	2018	C
25	BA	2019	G
25	BA	2042	A
25	BA	2045	G
25	BA	2052	A
25	BA	2053	A
25	BA	2054	G
25	BA	2055	A
25	BA	2065	C
25	BA	2074	G
25	BA	2077	C
25	BA	2078	G

Continued on next page...

Continued from previous page...

Mol	Chain	Res	Type
25	BA	2082	A
25	BA	2083	G
25	BA	2084	A
25	BA	2091	G
25	BA	2102	G
25	BA	2121	U
25	BA	2212	G
25	BA	2214	G
25	BA	2217	C
25	BA	2220	A
25	BA	2227	G
25	BA	2228	G
25	BA	2229	A
25	BA	2230	U
25	BA	2236	G
25	BA	2237	A
25	BA	2247	G
25	BA	2250	G
25	BA	2251	G
25	BA	2260	C
25	BA	2278	A
25	BA	2280	A
25	BA	2281	A
25	BA	2287	C
25	BA	2290	A
25	BA	2295	C
25	BA	2299	A
25	BA	2306	C
25	BA	2308	U
25	BA	2317	A
25	BA	2319	G
25	BA	2320	G
25	BA	2326	C
25	BA	2332	A
25	BA	2337	G
25	BA	2339	A
25	BA	2347	A
25	BA	2348	A
25	BA	2353	G
25	BA	2355	C
25	BA	2359	C
25	BA	2362	C

Continued on next page...

Continued from previous page...

Mol	Chain	Res	Type
25	BA	2366	G
25	BA	2373	A
25	BA	2384	G
25	BA	2391	G
25	BA	2395	G
25	BA	2397	C
25	BA	2404	A
25	BA	2418	U
25	BA	2422	G
25	BA	2426	G
25	BA	2434	A
25	BA	2435	U
25	BA	2437	A
25	BA	2440	G
25	BA	2441	G
25	BA	2442	A
25	BA	2443	U
25	BA	2447	A
25	BA	2451	A
25	BA	2453	C
25	BA	2459	G
25	BA	2460	A
25	BA	2480	G
25	BA	2481	A
25	BA	2486	C
25	BA	2488	A
25	BA	2490	A
25	BA	2503	U
25	BA	2510	C
25	BA	2514	G
25	BA	2517	G
25	BA	2518	U
25	BA	2530	A
25	BA	2532	C
25	BA	2537	G
25	BA	2541	G
25	BA	2547	G
25	BA	2566	U
25	BA	2567	U
25	BA	2578	A
25	BA	2579	G
25	BA	2594	G

Continued on next page...

Continued from previous page...

Mol	Chain	Res	Type
25	BA	2614	A
25	BA	2621	U
25	BA	2622	C
25	BA	2623	U
25	BA	2624	C
25	BA	2641	A
25	BA	2642	G
25	BA	2644	A
25	BA	2650	G
25	BA	2653	G
25	BA	2666	A
25	BA	2674	A
25	BA	2690	C
25	BA	2701	U
25	BA	2702	C
25	BA	2711	C
25	BA	2715	C
25	BA	2721	G
25	BA	2725	A
25	BA	2726	A
25	BA	2727	G
25	BA	2739	U
25	BA	2746	A
25	BA	2764	G
25	BA	2770	A
25	BA	2771	A
25	BA	2777	A
25	BA	2778	A
25	BA	2779	G
25	BA	2782	C
25	BA	2791	A
25	BA	2799	U
25	BA	2803	A
25	BA	2804	C
25	BA	2807	C
25	BA	2813	G
25	BA	2816	G
25	BA	2817	G
25	BA	2825	C
25	BA	2828	G
25	BA	2830	A
25	BA	2831	A

Continued on next page...

Continued from previous page...

Mol	Chain	Res	Type
25	BA	2843	G
25	BA	2845	A
25	BA	2868	C
25	BA	2882	G
25	BA	2883	A
25	BA	2890	C
25	BA	2893	A
25	BA	2903	G
25	BA	2906	U
26	BB	2	C
26	BB	7	G
26	BB	12	C
26	BB	13	A
26	BB	31	C
26	BB	34	U
26	BB	42	C
26	BB	56	G
26	BB	59	A
26	BB	72	G
26	BB	73	A
26	BB	75	G
26	BB	85	G
26	BB	88	C
26	BB	89	G
26	BB	90	A
26	BB	93	G
26	BB	95	C
26	BB	106	G
26	BB	110	G
26	BB	119	G
1	CA	6	G
1	CA	7	G
1	CA	9	G
1	CA	15	G
1	CA	16	A
1	CA	22	G
1	CA	32	A
1	CA	39	G
1	CA	44	G
1	CA	47	C
1	CA	48	C
1	CA	50	A

Continued on next page...

Continued from previous page...

Mol	Chain	Res	Type
1	CA	51	A
1	CA	59	A
1	CA	61	G
1	CA	63	C
1	CA	65	U
1	CA	66	G
1	CA	69	G
1	CA	77	G
1	CA	78	G
1	CA	79	G
1	CA	80	G
1	CA	88	A
1	CA	89	C
1	CA	96	U
1	CA	97	G
1	CA	101	A
1	CA	102	G
1	CA	112	G
1	CA	115	G
1	CA	116	A
1	CA	121	C
1	CA	129(A)	G
1	CA	131	C
1	CA	138	G
1	CA	142	G
1	CA	144	G
1	CA	148	G
1	CA	160	A
1	CA	163	C
1	CA	165	C
1	CA	166	G
1	CA	171	A
1	CA	173	U
1	CA	174	C
1	CA	180	U
1	CA	181	G
1	CA	182	U
1	CA	189(D)	C
1	CA	189(F)	U
1	CA	189(J)	G
1	CA	190	U
1	CA	193	C

Continued on next page...

Continued from previous page...

Mol	Chain	Res	Type
1	CA	194	C
1	CA	195	A
1	CA	197	A
1	CA	199	G
1	CA	203	U
1	CA	204	U
1	CA	216	G
1	CA	220	G
1	CA	247	G
1	CA	251	G
1	CA	258	G
1	CA	265	G
1	CA	266	G
1	CA	267	C
1	CA	269	C
1	CA	277	C
1	CA	281	G
1	CA	289	G
1	CA	298	A
1	CA	301	G
1	CA	321	A
1	CA	328	C
1	CA	332	G
1	CA	342	C
1	CA	344	A
1	CA	346	G
1	CA	351	G
1	CA	352	C
1	CA	353	A
1	CA	354	G
1	CA	355	C
1	CA	367	U
1	CA	372	C
1	CA	373	A
1	CA	382	A
1	CA	383	A
1	CA	387	U
1	CA	388	G
1	CA	396	G
1	CA	397	A
1	CA	398	C
1	CA	403	C

Continued on next page...

Continued from previous page...

Mol	Chain	Res	Type
1	CA	406	G
1	CA	411	A
1	CA	412	A
1	CA	413	G
1	CA	414	A
1	CA	415	A
1	CA	422	C
1	CA	424	G
1	CA	427	U
1	CA	429	U
1	CA	430	A
1	CA	434	U
1	CA	439	A
1	CA	442	C
1	CA	449	C
1	CA	452	A
1	CA	461	A
1	CA	471	G
1	CA	474	G
1	CA	484	G
1	CA	485	G
1	CA	492	G
1	CA	496	A
1	CA	498	U
1	CA	504	C
1	CA	505	G
1	CA	506	G
1	CA	509	A
1	CA	510	A
1	CA	511	C
1	CA	513	C
1	CA	518	C
1	CA	521	G
1	CA	527	G
1	CA	531	U
1	CA	532	A
1	CA	533	A
1	CA	536	C
1	CA	538	G
1	CA	544	G
1	CA	547	A
1	CA	553	A

Continued on next page...

Continued from previous page...

Mol	Chain	Res	Type
1	CA	559	A
1	CA	560	U
1	CA	561	U
1	CA	562	C
1	CA	571	U
1	CA	572	A
1	CA	573	A
1	CA	576	G
1	CA	586	C
1	CA	592	G
1	CA	596	C
1	CA	597	G
1	CA	600	C
1	CA	606	G
1	CA	607	A
1	CA	623	C
1	CA	626	U
1	CA	627	G
1	CA	630	G
1	CA	633	G
1	CA	639	G
1	CA	641	U
1	CA	642	A
1	CA	650	G
1	CA	651	C
1	CA	653	A
1	CA	656	C
1	CA	661	G
1	CA	665	A
1	CA	673	G
1	CA	680	C
1	CA	687	A
1	CA	688	G
1	CA	693	G
1	CA	711	G
1	CA	721	G
1	CA	723	U
1	CA	724	G
1	CA	731	G
1	CA	752	G
1	CA	753	A
1	CA	755	G

Continued on next page...

Continued from previous page...

Mol	Chain	Res	Type
1	CA	758	G
1	CA	760	G
1	CA	774	G
1	CA	777	A
1	CA	786	G
1	CA	792	A
1	CA	793	U
1	CA	794	A
1	CA	802	A
1	CA	806	C
1	CA	812	C
1	CA	813	U
1	CA	815	A
1	CA	816	A
1	CA	817	C
1	CA	818	G
1	CA	821	G
1	CA	827	U
1	CA	828	A
1	CA	829	G
1	CA	830	G
1	CA	836	G
1	CA	839	U
1	CA	840	C
1	CA	841	U
1	CA	851	G
1	CA	855	G
1	CA	858	G
1	CA	859	A
1	CA	870	U
1	CA	873	A
1	CA	902	G
1	CA	914	A
1	CA	916	G
1	CA	922	G
1	CA	926	G
1	CA	927	G
1	CA	934	C
1	CA	935	A
1	CA	942	G
1	CA	958	A
1	CA	960	U

Continued on next page...

Continued from previous page...

Mol	Chain	Res	Type
1	CA	961	U
1	CA	967	C
1	CA	968	A
1	CA	969	A
1	CA	971	G
1	CA	972	C
1	CA	974	A
1	CA	975	A
1	CA	976	G
1	CA	977	A
1	CA	980	C
1	CA	982	U
1	CA	983	A
1	CA	991	U
1	CA	992	U
1	CA	993	G
1	CA	995	C
1	CA	999	C
1	CA	1001	A
1	CA	1001(A)	G
1	CA	1002	G
1	CA	1004	A
1	CA	1005	A
1	CA	1006	C
1	CA	1007	C
1	CA	1010	G
1	CA	1011	G
1	CA	1013	G
1	CA	1014	A
1	CA	1019	C
1	CA	1020	U
1	CA	1022	G
1	CA	1025	U
1	CA	1026	G
1	CA	1027	C
1	CA	1028	C
1	CA	1030	C
1	CA	1030(A)	G
1	CA	1030(C)	G
1	CA	1031	G
1	CA	1033	G
1	CA	1034	G

Continued on next page...

Continued from previous page...

Mol	Chain	Res	Type
1	CA	1035	A
1	CA	1036	G
1	CA	1037	C
1	CA	1039	C
1	CA	1041	A
1	CA	1042	G
1	CA	1043	C
1	CA	1052	U
1	CA	1053	G
1	CA	1054	C
1	CA	1055	A
1	CA	1063	C
1	CA	1065	U
1	CA	1066	C
1	CA	1068	G
1	CA	1070	U
1	CA	1076	C
1	CA	1081	G
1	CA	1087	G
1	CA	1089	G
1	CA	1091	U
1	CA	1092	A
1	CA	1093	A
1	CA	1094	G
1	CA	1095	U
1	CA	1101	A
1	CA	1104	G
1	CA	1108	G
1	CA	1109	C
1	CA	1117	G
1	CA	1119	C
1	CA	1120	G
1	CA	1122	U
1	CA	1124	G
1	CA	1125	U
1	CA	1128	C
1	CA	1129	C
1	CA	1130	A
1	CA	1132	C
1	CA	1134	G
1	CA	1135	U
1	CA	1136	U

Continued on next page...

Continued from previous page...

Mol	Chain	Res	Type
1	CA	1137	C
1	CA	1138	G
1	CA	1139	G
1	CA	1141	C
1	CA	1145	C
1	CA	1146	A
1	CA	1147	C
1	CA	1151	A
1	CA	1152	A
1	CA	1154	G
1	CA	1157	A
1	CA	1159	U
1	CA	1160	G
1	CA	1161	C
1	CA	1163	C
1	CA	1165	C
1	CA	1169	A
1	CA	1171	G
1	CA	1173	G
1	CA	1174	G
1	CA	1176	A
1	CA	1181	G
1	CA	1183	A
1	CA	1184	G
1	CA	1187	G
1	CA	1189	C
1	CA	1192	C
1	CA	1193	G
1	CA	1196	U
1	CA	1197	G
1	CA	1200	C
1	CA	1202	G
1	CA	1204	A
1	CA	1211	U
1	CA	1212	U
1	CA	1213	A
1	CA	1223	C
1	CA	1224	G
1	CA	1227	A
1	CA	1235	U
1	CA	1236	A
1	CA	1238	A

Continued on next page...

Continued from previous page...

Mol	Chain	Res	Type
1	CA	1240	U
1	CA	1250	A
1	CA	1256	A
1	CA	1257	U
1	CA	1258	G
1	CA	1259	C
1	CA	1260	C
1	CA	1267	C
1	CA	1270	C
1	CA	1271	G
1	CA	1273	G
1	CA	1279	A
1	CA	1280	A
1	CA	1281	U
1	CA	1282	C
1	CA	1283	G
1	CA	1284	C
1	CA	1287	A
1	CA	1297	C
1	CA	1299	A
1	CA	1300	G
1	CA	1305	G
1	CA	1311	G
1	CA	1314	C
1	CA	1317	C
1	CA	1320	C
1	CA	1322	C
1	CA	1323	G
1	CA	1332	A
1	CA	1333	A
1	CA	1338	G
1	CA	1340	A
1	CA	1343	G
1	CA	1346	A
1	CA	1347	G
1	CA	1353	G
1	CA	1354	C
1	CA	1358	U
1	CA	1360	A
1	CA	1361	G
1	CA	1363	C
1	CA	1370	G

Continued on next page...

Continued from previous page...

Mol	Chain	Res	Type
1	CA	1377	A
1	CA	1379	G
1	CA	1390	U
1	CA	1393	U
1	CA	1396	A
1	CA	1397	C
1	CA	1398	A
1	CA	1419	G
1	CA	1422	G
1	CA	1442	G
1	CA	1442(A)	G
1	CA	1442(B)	A
1	CA	1443	G
1	CA	1447	A
1	CA	1456	G
1	CA	1457	G
1	CA	1469	G
1	CA	1489	G
1	CA	1492	A
1	CA	1493	A
1	CA	1497	G
1	CA	1503	A
1	CA	1504	G
1	CA	1506	U
1	CA	1517	G
1	CA	1519	A
1	CA	1520	G
1	CA	1529	G
1	CA	1530	G
1	CA	1531	A
1	CA	1532	U
22	CV	15	A
23	CX	6	G
23	CX	9	G
23	CX	13	C
23	CX	16	C
23	CX	19	G
23	CX	20	U
23	CX	21	A
23	CX	26	G
23	CX	28	C
23	CX	31	G

Continued on next page...

Continued from previous page...

Mol	Chain	Res	Type
23	CX	42	G
23	CX	47	U
23	CX	48	C
23	CX	60	U
23	CX	61	C
23	CX	67	C
23	CX	68	C
23	CX	70	G
23	CX	76	A
25	DA	8	A
25	DA	9	U
25	DA	10	G
25	DA	12	U
25	DA	15	G
25	DA	32	C
25	DA	34	C
25	DA	35	G
25	DA	36	G
25	DA	41	C
25	DA	45	C
25	DA	55	G
25	DA	59	U
25	DA	61	G
25	DA	64	A
25	DA	71	A
25	DA	74	A
25	DA	75	G
25	DA	83	G
25	DA	84	A
25	DA	90	U
25	DA	95	G
25	DA	100	G
25	DA	102	G
25	DA	118	A
25	DA	119	A
25	DA	120	U
25	DA	125	G
25	DA	131	G
25	DA	140	G
25	DA	141	A
25	DA	149	A
25	DA	154	G

Continued on next page...

Continued from previous page...

Mol	Chain	Res	Type
25	DA	154(A)	C
25	DA	157	U
25	DA	173	G
25	DA	180	G
25	DA	181	A
25	DA	182	A
25	DA	188	G
25	DA	196	A
25	DA	199	A
25	DA	201	C
25	DA	205	G
25	DA	214	G
25	DA	215	G
25	DA	216	A
25	DA	221	A
25	DA	222	A
25	DA	225	A
25	DA	229	A
25	DA	233	A
25	DA	248	G
25	DA	250	G
25	DA	266	G
25	DA	267	C
25	DA	271(H)	G
25	DA	271(J)	C
25	DA	271(K)	U
25	DA	271(L)	U
25	DA	271(M)	G
25	DA	271(N)	U
25	DA	271(O)	C
25	DA	271(T)	C
25	DA	272(A)	U
25	DA	272(B)	G
25	DA	275	G
25	DA	277	C
25	DA	278	A
25	DA	292	C
25	DA	311	A
25	DA	312	G
25	DA	324	A
25	DA	327	G
25	DA	329	G

Continued on next page...

Continued from previous page...

Mol	Chain	Res	Type
25	DA	330	A
25	DA	333	G
25	DA	338	G
25	DA	339	U
25	DA	342	G
25	DA	348	G
25	DA	351	G
25	DA	352	G
25	DA	363	G
25	DA	384	U
25	DA	385	C
25	DA	386	G
25	DA	399	G
25	DA	405	U
25	DA	411	G
25	DA	412	A
25	DA	415	A
25	DA	428	A
25	DA	437	G
25	DA	438	G
25	DA	443	A
25	DA	444	C
25	DA	455	C
25	DA	456	C
25	DA	457	A
25	DA	470	A
25	DA	481	G
25	DA	504	U
25	DA	505	A
25	DA	509	C
25	DA	524	U
25	DA	527	C
25	DA	528	A
25	DA	529	A
25	DA	530	G
25	DA	531	C
25	DA	532	A
25	DA	533	G
25	DA	545	G
25	DA	563	G
25	DA	568	U
25	DA	573	G

Continued on next page...

Continued from previous page...

Mol	Chain	Res	Type
25	DA	575	A
25	DA	586	A
25	DA	592	G
25	DA	603	A
25	DA	604	G
25	DA	606	U
25	DA	607	U
25	DA	610	G
25	DA	614(B)	G
25	DA	614(C)	A
25	DA	615	G
25	DA	616	G
25	DA	620	G
25	DA	631	A
25	DA	634	C
25	DA	637	A
25	DA	645	C
25	DA	646	A
25	DA	652(B)	A
25	DA	652(C)	G
25	DA	652(E)	G
25	DA	652(U)	G
25	DA	654	A
25	DA	669	G
25	DA	670	A
25	DA	686	G
25	DA	710	G
25	DA	717	G
25	DA	726	G
25	DA	730	C
25	DA	747	U
25	DA	752	A
25	DA	753	C
25	DA	765	G
25	DA	775	G
25	DA	776	G
25	DA	782	A
25	DA	784	A
25	DA	785	G
25	DA	792	G
25	DA	805	G
25	DA	812	C

Continued on next page...

Continued from previous page...

Mol	Chain	Res	Type
25	DA	819	A
25	DA	827	U
25	DA	829	A
25	DA	857	C
25	DA	859	G
25	DA	866	A
25	DA	867	C
25	DA	871	U
25	DA	874	G
25	DA	878	A
25	DA	879	G
25	DA	880	G
25	DA	884	C
25	DA	886	C
25	DA	887	A
25	DA	888	C
25	DA	889	C
25	DA	890	A
25	DA	895	U
25	DA	896	A
25	DA	897	C
25	DA	898	C
25	DA	899	A
25	DA	900	A
25	DA	901	A
25	DA	903	C
25	DA	910	A
25	DA	911	A
25	DA	913	U
25	DA	917	A
25	DA	923	C
25	DA	932	G
25	DA	938	G
25	DA	941	A
25	DA	945	A
25	DA	946	G
25	DA	953	A
25	DA	956	G
25	DA	957	A
25	DA	958	U
25	DA	959	A
25	DA	961	C

Continued on next page...

Continued from previous page...

Mol	Chain	Res	Type
25	DA	968	G
25	DA	974	G
25	DA	975	C
25	DA	983	A
25	DA	996	A
25	DA	1012	U
25	DA	1013	C
25	DA	1020	A
25	DA	1022	G
25	DA	1023	U
25	DA	1025	G
25	DA	1027	A
25	DA	1033	U
25	DA	1034	G
25	DA	1038	C
25	DA	1039	G
25	DA	1040	C
25	DA	1041	C
25	DA	1043	C
25	DA	1114	G
25	DA	1115	G
25	DA	1116	C
25	DA	1118	C
25	DA	1119	C
25	DA	1129	A
25	DA	1130	U
25	DA	1135	C
25	DA	1136	G
25	DA	1139	G
25	DA	1142(A)	A
25	DA	1170	G
25	DA	1171	G
25	DA	1198	U
25	DA	1204	A
25	DA	1205	U
25	DA	1210	A
25	DA	1211	U
25	DA	1213	A
25	DA	1220	A
25	DA	1230	C
25	DA	1244	G
25	DA	1249	U

Continued on next page...

Continued from previous page...

Mol	Chain	Res	Type
25	DA	1253	A
25	DA	1256	G
25	DA	1271	G
25	DA	1272	A
25	DA	1273	U
25	DA	1284	A
25	DA	1287	A
25	DA	1298	C
25	DA	1300	U
25	DA	1301	A
25	DA	1305	C
25	DA	1314	C
25	DA	1315	C
25	DA	1345	C
25	DA	1359	A
25	DA	1360	A
25	DA	1365	A
25	DA	1368	G
25	DA	1370	C
25	DA	1379	A
25	DA	1380	G
25	DA	1384	A
25	DA	1385	G
25	DA	1386	C
25	DA	1403	C
25	DA	1410	G
25	DA	1411	C
25	DA	1412	A
25	DA	1416	G
25	DA	1417	C
25	DA	1419	A
25	DA	1420	U
25	DA	1421	G
25	DA	1428	C
25	DA	1435	G
25	DA	1437	C
25	DA	1445	A
25	DA	1445(A)	C
25	DA	1449	A
25	DA	1450	G
25	DA	1459	G
25	DA	1466	G

Continued on next page...

Continued from previous page...

Mol	Chain	Res	Type
25	DA	1467	C
25	DA	1471	A
25	DA	1482	G
25	DA	1490	A
25	DA	1493	C
25	DA	1494	A
25	DA	1495	A
25	DA	1496	A
25	DA	1497	U
25	DA	1504	C
25	DA	1508	A
25	DA	1509	C
25	DA	1509(A)	A
25	DA	1525	G
25	DA	1531	C
25	DA	1539	G
25	DA	1541	G
25	DA	1542	A
25	DA	1543	C
25	DA	1545	A
25	DA	1554	A
25	DA	1558	A
25	DA	1559	G
25	DA	1566	A
25	DA	1569	A
25	DA	1578	U
25	DA	1580	A
25	DA	1586	A
25	DA	1595	G
25	DA	1608	A
25	DA	1609	A
25	DA	1631(A)	A
25	DA	1632	A
25	DA	1634	A
25	DA	1639	U
25	DA	1640	C
25	DA	1645	G
25	DA	1648	C
25	DA	1654	A
25	DA	1674	G
25	DA	1682	G
25	DA	1696	G

Continued on next page...

Continued from previous page...

Mol	Chain	Res	Type
25	DA	1700	A
25	DA	1701	A
25	DA	1703	G
25	DA	1718	G
25	DA	1721	G
25	DA	1722	A
25	DA	1746	G
25	DA	1756	G
25	DA	1762	A
25	DA	1763	G
25	DA	1764	G
25	DA	1773	A
25	DA	1780	A
25	DA	1782	C
25	DA	1791	A
25	DA	1800	C
25	DA	1801	G
25	DA	1812	A
25	DA	1816	G
25	DA	1823	G
25	DA	1828	G
25	DA	1829	A
25	DA	1835	G
25	DA	1839	G
25	DA	1847	A
25	DA	1848	A
25	DA	1857	G
25	DA	1859	A
25	DA	1861	G
25	DA	1877	A
25	DA	1878	G
25	DA	1895	C
25	DA	1900	A
25	DA	1906	G
25	DA	1913	A
25	DA	1914	C
25	DA	1926	U
25	DA	1929	G
25	DA	1930	G
25	DA	1931	U
25	DA	1936	A
25	DA	1937	A

Continued on next page...

Continued from previous page...

Mol	Chain	Res	Type
25	DA	1938	A
25	DA	1955	U
25	DA	1960	A
25	DA	1963	U
25	DA	1966	A
25	DA	1967	C
25	DA	1970	A
25	DA	1971	A
25	DA	1972	A
25	DA	1984	G
25	DA	1993	U
25	DA	1997	G
25	DA	2005	A
25	DA	2020	A
25	DA	2021	C
25	DA	2023	G
25	DA	2031	A
25	DA	2032	G
25	DA	2033	A
25	DA	2034	U
25	DA	2039	C
25	DA	2043	C
25	DA	2055	C
25	DA	2056	G
25	DA	2060	A
25	DA	2061	G
25	DA	2062	A
25	DA	2063	C
25	DA	2069	G
25	DA	2076	U
25	DA	2082	A
25	DA	2086	U
25	DA	2096	U
25	DA	2097	C
25	DA	2099	U
25	DA	2101	G
25	DA	2189	U
25	DA	2192	G
25	DA	2193	G
25	DA	2198	A
25	DA	2206	G
25	DA	2207	G

Continued on next page...

Continued from previous page...

Mol	Chain	Res	Type
25	DA	2208	A
25	DA	2218	U
25	DA	2219	G
25	DA	2225	A
25	DA	2235	G
25	DA	2238	G
25	DA	2239	G
25	DA	2267	A
25	DA	2275	C
25	DA	2283	C
25	DA	2287	A
25	DA	2289	G
25	DA	2291	U
25	DA	2297	C
25	DA	2302	G
25	DA	2303	G
25	DA	2305	A
25	DA	2308	G
25	DA	2312	U
25	DA	2313	C
25	DA	2315	G
25	DA	2318	G
25	DA	2319	G
25	DA	2320	A
25	DA	2321	G
25	DA	2325	G
25	DA	2334	G
25	DA	2335	A
25	DA	2336	A
25	DA	2337	G
25	DA	2343	C
25	DA	2347	C
25	DA	2366	A
25	DA	2375	G
25	DA	2376	A
25	DA	2383	G
25	DA	2385	C
25	DA	2401	U
25	DA	2402	C
25	DA	2406	U
25	DA	2410	G
25	DA	2413	G

Continued on next page...

Continued from previous page...

Mol	Chain	Res	Type
25	DA	2414	G
25	DA	2422	A
25	DA	2425	A
25	DA	2429	G
25	DA	2430	A
25	DA	2434	A
25	DA	2435	A
25	DA	2439	A
25	DA	2441	C
25	DA	2448	A
25	DA	2468	G
25	DA	2469	A
25	DA	2474	C
25	DA	2476	A
25	DA	2487	G
25	DA	2502	G
25	DA	2505	G
25	DA	2517	C
25	DA	2518	A
25	DA	2520	C
25	DA	2529	G
25	DA	2549	G
25	DA	2554	U
25	DA	2566	A
25	DA	2567	G
25	DA	2573	C
25	DA	2574	G
25	DA	2578	G
25	DA	2586	C
25	DA	2602	A
25	DA	2611	U
25	DA	2612	C
25	DA	2615	U
25	DA	2630	G
25	DA	2632	A
25	DA	2654	A
25	DA	2662	A
25	DA	2663	G
25	DA	2666	C
25	DA	2689	U
25	DA	2690	C
25	DA	2691	C

Continued on next page...

Continued from previous page...

Mol	Chain	Res	Type
25	DA	2712(A)	A
25	DA	2713	A
25	DA	2714	G
25	DA	2726	U
25	DA	2733	A
25	DA	2751	G
25	DA	2752	C
25	DA	2757	A
25	DA	2763	G
25	DA	2764	A
25	DA	2765	A
25	DA	2766	G
25	DA	2778	A
25	DA	2789	C
25	DA	2793	G
25	DA	2794	C
25	DA	2802	G
25	DA	2804	C
25	DA	2818	G
25	DA	2820	A
25	DA	2821	A
25	DA	2833	G
25	DA	2835	A
25	DA	2849	U
25	DA	2872	G
25	DA	2879	C
25	DA	2880	C
25	DA	2887	U
25	DA	2892	A
25	DA	2893	G
25	DA	2894	G
26	DB	2	C
26	DB	7	G
26	DB	8	U
26	DB	12	C
26	DB	13	A
26	DB	31	C
26	DB	34	U
26	DB	42	C
26	DB	45	A
26	DB	46	A
26	DB	56	G

Continued on next page...

Continued from previous page...

Mol	Chain	Res	Type
26	DB	59	A
26	DB	72	G
26	DB	73	A
26	DB	75	G
26	DB	85	G
26	DB	88	C
26	DB	89	G
26	DB	90	A
26	DB	93	G
26	DB	106	G
26	DB	110	G
26	DB	119	G

All (131) RNA pucker outliers are listed below:

Mol	Chain	Res	Type
1	AA	97	G
1	AA	115	G
1	AA	173	U
1	AA	266	G
1	AA	429	U
1	AA	509	A
1	AA	532	A
1	AA	560	U
1	AA	687	A
1	AA	793	U
1	AA	913	A
1	AA	991	U
1	AA	1027	C
1	AA	1042	G
1	AA	1054	C
1	AA	1064	G
1	AA	1065	U
1	AA	1067	A
1	AA	1125	U
1	AA	1165	C
1	AA	1201	A
1	AA	1256	A
1	AA	1285	A
1	AA	1442	G
25	BA	70	A
25	BA	99	G

Continued on next page...

Continued from previous page...

Mol	Chain	Res	Type
25	BA	184	A
25	BA	185	A
25	BA	188	A
25	BA	271	U
25	BA	273	G
25	BA	302	A
25	BA	468	G
25	BA	553	A
25	BA	716	G
25	BA	793	A
25	BA	823	G
25	BA	874	U
25	BA	945	A
25	BA	990	A
25	BA	1003	U
25	BA	1019	G
25	BA	1093	G
25	BA	1219	A
25	BA	1220	U
25	BA	1221	G
25	BA	1255	A
25	BA	1321	A
25	BA	1466	U
25	BA	1577	C
25	BA	1654	A
25	BA	1700	G
25	BA	1793	A
25	BA	2014	G
25	BA	2228	G
25	BA	2347	A
25	BA	2418	U
25	BA	2434	A
25	BA	2442	A
25	BA	2459	G
25	BA	2623	U
25	BA	2701	U
25	BA	2769	U
25	BA	2883	A
25	BA	2902	G
1	CA	5	U
1	CA	60	A
1	CA	65	U

Continued on next page...

Continued from previous page...

Mol	Chain	Res	Type
1	CA	97	G
1	CA	115	G
1	CA	147	G
1	CA	204	U
1	CA	266	G
1	CA	429	U
1	CA	509	A
1	CA	532	A
1	CA	560	U
1	CA	687	A
1	CA	793	U
1	CA	913	A
1	CA	991	U
1	CA	992	U
1	CA	1005	A
1	CA	1054	C
1	CA	1064	G
1	CA	1065	U
1	CA	1067	A
1	CA	1128	C
1	CA	1183	A
1	CA	1201	A
1	CA	1212	U
1	CA	1256	A
1	CA	1299	A
1	CA	1442	G
1	CA	1531	A
25	DA	195	A
25	DA	196	A
25	DA	249	C
25	DA	271(M)	G
25	DA	277	C
25	DA	310	A
25	DA	528	A
25	DA	620	G
25	DA	669	G
25	DA	752	A
25	DA	774	A
25	DA	827	U
25	DA	856	C
25	DA	859	G
25	DA	900	A

Continued on next page...

Continued from previous page...

Mol	Chain	Res	Type
25	DA	1026	U
25	DA	1210	A
25	DA	1378	A
25	DA	1379	A
25	DA	1420	U
25	DA	1427	A
25	DA	1543	C
25	DA	1558	A
25	DA	1559	G
25	DA	1608	A
25	DA	1653	G
25	DA	1992	G
25	DA	2288	A
25	DA	2318	G
25	DA	2335	A
25	DA	2406	U
25	DA	2439	A
25	DA	2689	U
25	DA	2750	A
25	DA	2756	U
26	DB	45	A

5.4 Non-standard residues in protein, DNA, RNA chains ⓘ

14 non-standard protein/DNA/RNA residues are modelled in this entry.

In the following table, the Counts columns list the number of bonds (or angles) for which Mogul statistics could be retrieved, the number of bonds (or angles) that are observed in the model and the number of bonds (or angles) that are defined in the Chemical Component Dictionary. The Link column lists molecule types, if any, to which the group is linked. The Z score for a bond length (or angle) is the number of standard deviations the observed value is removed from the expected value. A bond length (or angle) with $|Z| > 2$ is considered an outlier worth inspection. RMSZ is the root-mean-square of all Z scores of the bond lengths (or angles).

Mol	Type	Chain	Res	Link	Bond lengths			Bond angles		
					Counts	RMSZ	$\# Z > 2$	Counts	RMSZ	$\# Z > 2$
24	2QZ	AW	1	24	7,8,9	0.42	0	8,10,12	2.37	1 (12%)
24	MVA	AW	5	24	6,7,8	0.57	0	7,8,10	1.61	1 (14%)
24	2R3	AW	8	24	12,14,15	0.78	0	16,18,20	2.05	6 (37%)
24	2R3	CW	8	24	12,14,15	0.66	0	16,18,20	2.17	5 (31%)
24	2QY	CW	10	24	12,13,14	2.26	2 (16%)	13,16,18	3.21	2 (15%)
24	MVA	CW	5	24	6,7,8	0.79	0	7,8,10	1.44	2 (28%)

Mol	Type	Chain	Res	Link	Bond lengths			Bond angles		
					Counts	RMSZ	# Z > 2	Counts	RMSZ	# Z > 2
24	2QZ	CW	1	24	7,8,9	0.79	0	8,10,12	3.63	3 (37%)
24	2R1	CW	6	24	10,10,11	1.77	3 (30%)	6,13,15	4.10	2 (33%)
24	MVA	CW	9	24	6,7,8	0.88	0	7,8,10	1.00	0
24	004	CW	3	24	9,10,11	1.24	1 (11%)	9,12,14	0.77	0
24	2QY	AW	10	24	12,13,14	2.14	2 (16%)	13,16,18	3.12	4 (30%)
24	2R1	AW	6	24	10,10,11	2.03	4 (40%)	6,13,15	4.80	2 (33%)
24	004	AW	3	24	9,10,11	1.09	1 (11%)	9,12,14	1.05	0
24	MVA	AW	9	24	6,7,8	0.38	0	7,8,10	0.86	1 (14%)

In the following table, the Chirals column lists the number of chiral outliers, the number of chiral centers analysed, the number of these observed in the model and the number defined in the Chemical Component Dictionary. Similar counts are reported in the Torsion and Rings columns. '-' means no outliers of that kind were identified.

Mol	Type	Chain	Res	Link	Chirals	Torsions	Rings
24	2QZ	AW	1	24	-	3/6/10/12	-
24	MVA	AW	5	24	-	2/6/8/10	-
24	2R3	AW	8	24	-	6/11/12/14	0/1/1/1
24	2R3	CW	8	24	-	6/11/12/14	0/1/1/1
24	2QY	CW	10	24	-	1/4/8/10	0/1/1/1
24	MVA	CW	5	24	-	5/6/8/10	-
24	2QZ	CW	1	24	-	1/6/10/12	-
24	2R1	CW	6	24	-	1/2/14/16	0/1/1/1
24	MVA	CW	9	24	-	5/6/8/10	-
24	004	CW	3	24	-	0/4/6/8	0/1/1/1
24	2QY	AW	10	24	-	3/4/8/10	0/1/1/1
24	2R1	AW	6	24	-	1/2/14/16	0/1/1/1
24	004	AW	3	24	-	1/4/6/8	0/1/1/1
24	MVA	AW	9	24	-	5/6/8/10	-

All (13) bond length outliers are listed below:

Mol	Chain	Res	Type	Atoms	Z	Observed(Å)	Ideal(Å)
24	CW	10	2QY	C-CA	7.00	1.53	1.43
24	AW	10	2QY	C-CA	6.63	1.53	1.43
24	AW	6	2R1	CA-N	3.98	1.46	1.36
24	CW	6	2R1	CA-N	3.70	1.45	1.36
24	CW	3	004	CB-CA	-3.18	1.49	1.52
24	CW	6	2R1	C-CA	2.90	1.49	1.45

Continued on next page...

Continued from previous page...

Mol	Chain	Res	Type	Atoms	Z	Observed(Å)	Ideal(Å)
24	CW	10	2QY	CG-CB	2.78	1.52	1.46
24	AW	6	2R1	C-CA	2.54	1.49	1.45
24	AW	3	004	CB-CA	-2.50	1.49	1.52
24	AW	10	2QY	CG-CB	2.40	1.51	1.46
24	AW	6	2R1	OD1-CG1	2.34	1.56	1.43
24	AW	6	2R1	CB-CA	2.24	1.36	1.34
24	CW	6	2R1	CG2-CB	-2.06	1.48	1.51

All (29) bond angle outliers are listed below:

Mol	Chain	Res	Type	Atoms	Z	Observed(°)	Ideal(°)
24	AW	6	2R1	OD2-CG2-CB	-11.05	92.15	112.24
24	CW	10	2QY	CN-N-CA	-9.39	109.17	123.45
24	AW	10	2QY	CN-N-CA	-9.29	109.33	123.45
24	CW	1	2QZ	OG1-CB-CG2	9.27	137.20	109.74
24	CW	6	2R1	OD2-CG2-CB	-9.26	95.40	112.24
24	AW	1	2QZ	OG1-CB-CG2	6.04	127.64	109.74
24	CW	10	2QY	O-C-CA	-5.87	117.93	125.39
24	CW	8	2R3	OB-CB-CA	5.35	118.56	107.28
24	AW	10	2QY	O-C-CA	-4.67	119.46	125.39
24	AW	8	2R3	OB-CB-CA	4.26	116.28	107.28
24	CW	6	2R1	O-C-CA	-3.52	118.97	125.54
24	CW	8	2R3	CO-OH-CZ	-3.28	110.40	117.51
24	AW	6	2R1	O-C-CA	-3.18	119.61	125.54
24	AW	8	2R3	CO-OH-CZ	-3.08	110.83	117.51
24	AW	8	2R3	CE2-CD2-CG	3.07	124.29	121.20
24	CW	1	2QZ	CB-CA-C	-2.94	107.07	111.77
24	AW	5	MVA	C-CA-N	2.84	120.39	110.88
24	CW	8	2R3	CE1-CD1-CG	-2.73	118.45	121.20
24	CW	1	2QZ	CN2-N-CN1	-2.54	102.89	110.38
24	CW	8	2R3	CD2-CG-CB	-2.45	117.08	120.73
24	AW	8	2R3	CE1-CD1-CG	-2.43	118.75	121.20
24	CW	5	MVA	CB-CA-C	2.35	115.98	113.04
24	CW	5	MVA	CB-CA-N	2.25	114.10	111.17
24	AW	10	2QY	CD1-CG-CD2	2.22	120.93	117.64
24	AW	8	2R3	CD1-CG-CB	2.22	124.04	120.73
24	AW	8	2R3	CD1-CE1-CZ	2.20	122.42	119.73
24	CW	8	2R3	CE2-CD2-CG	2.17	123.38	121.20
24	AW	10	2QY	CE1-CD1-CG	-2.03	118.61	121.25
24	AW	9	MVA	O-C-CA	-2.02	119.19	124.83

There are no chirality outliers.

All (40) torsion outliers are listed below:

Mol	Chain	Res	Type	Atoms
24	AW	1	2QZ	N-CA-CB-OG1
24	AW	1	2QZ	N-CA-CB-CG2
24	AW	5	MVA	CB-CA-N-CN
24	AW	8	2R3	N-CA-CB-OB
24	AW	8	2R3	N-CA-CB-CG
24	AW	8	2R3	C-CA-CB-OB
24	AW	8	2R3	C-CA-CB-CG
24	CW	8	2R3	N-CA-CB-OB
24	CW	8	2R3	N-CA-CB-CG
24	CW	8	2R3	C-CA-CB-OB
24	CW	8	2R3	C-CA-CB-CG
24	CW	10	2QY	O-C-CA-CB
24	CW	5	MVA	CB-CA-N-CN
24	CW	5	MVA	N-CA-CB-CG1
24	CW	5	MVA	N-CA-CB-CG2
24	CW	5	MVA	C-CA-CB-CG1
24	CW	1	2QZ	C-CA-CB-CG2
24	CW	9	MVA	CB-CA-N-CN
24	CW	9	MVA	N-CA-CB-CG1
24	CW	9	MVA	N-CA-CB-CG2
24	CW	9	MVA	C-CA-CB-CG1
24	CW	9	MVA	C-CA-CB-CG2
24	AW	10	2QY	O-C-CA-CB
24	AW	9	MVA	CB-CA-N-CN
24	AW	9	MVA	N-CA-CB-CG1
24	AW	9	MVA	N-CA-CB-CG2
24	AW	9	MVA	C-CA-CB-CG1
24	AW	9	MVA	C-CA-CB-CG2
24	CW	8	2R3	CE2-CZ-OH-CO
24	CW	8	2R3	CE1-CZ-OH-CO
24	AW	10	2QY	CA-CB-CG-CD2
24	AW	10	2QY	CA-CB-CG-CD1
24	AW	5	MVA	C-CA-CB-CG1
24	CW	5	MVA	C-CA-CB-CG2
24	CW	6	2R1	CG1-CB-CG2-OD2
24	AW	6	2R1	CG1-CB-CG2-OD2
24	AW	1	2QZ	C-CA-CB-OG1
24	AW	8	2R3	CE1-CZ-OH-CO
24	AW	8	2R3	CE2-CZ-OH-CO
24	AW	3	004	C-CA-CB-CG2

There are no ring outliers.

14 monomers are involved in 20 short contacts:

Mol	Chain	Res	Type	Clashes	Symm-Clashes
24	AW	1	2QZ	2	0
24	AW	5	MVA	1	0
24	AW	8	2R3	4	0
24	CW	8	2R3	2	0
24	CW	10	2QY	4	0
24	CW	5	MVA	1	0
24	CW	1	2QZ	3	0
24	CW	6	2R1	1	0
24	CW	9	MVA	3	0
24	CW	3	004	1	0
24	AW	10	2QY	3	0
24	AW	6	2R1	3	0
24	AW	3	004	1	0
24	AW	9	MVA	3	0

5.5 Carbohydrates [i](#)

There are no carbohydrates in this entry.

5.6 Ligand geometry [i](#)

Of 1991 ligands modelled in this entry, 1987 are monoatomic - leaving 4 for Mogul analysis.

In the following table, the Counts columns list the number of bonds (or angles) for which Mogul statistics could be retrieved, the number of bonds (or angles) that are observed in the model and the number of bonds (or angles) that are defined in the Chemical Component Dictionary. The Link column lists molecule types, if any, to which the group is linked. The Z score for a bond length (or angle) is the number of standard deviations the observed value is removed from the expected value. A bond length (or angle) with $|Z| > 2$ is considered an outlier worth inspection. RMSZ is the root-mean-square of all Z scores of the bond lengths (or angles).

Mol	Type	Chain	Res	Link	Bond lengths			Bond angles		
					Counts	RMSZ	# Z > 2	Counts	RMSZ	# Z > 2
59	FME	CX	101	23	8,9,10	0.87	0	7,9,11	1.38	1 (14%)
57	SF4	CD	501	4	0,12,12	0.00	-	-		
59	FME	AX	101	23	8,9,10	1.01	1 (12%)	7,9,11	1.33	1 (14%)
57	SF4	AD	501	4	0,12,12	0.00	-	-		

In the following table, the Chirals column lists the number of chiral outliers, the number of chiral centers analysed, the number of these observed in the model and the number defined in the Chemical Component Dictionary. Similar counts are reported in the Torsion and Rings columns.

'-' means no outliers of that kind were identified.

Mol	Type	Chain	Res	Link	Chirals	Torsions	Rings
59	FME	CX	101	23	-	1/7/9/11	-
57	SF4	CD	501	4	-	-	0/6/5/5
59	FME	AX	101	23	-	2/7/9/11	-
57	SF4	AD	501	4	-	-	0/6/5/5

All (1) bond length outliers are listed below:

Mol	Chain	Res	Type	Atoms	Z	Observed(Å)	Ideal(Å)
59	AX	101	FME	CA-N	2.16	1.49	1.46

All (2) bond angle outliers are listed below:

Mol	Chain	Res	Type	Atoms	Z	Observed(°)	Ideal(°)
59	AX	101	FME	CA-N-CN	-2.47	119.03	122.82
59	CX	101	FME	CA-N-CN	-2.33	119.25	122.82

There are no chirality outliers.

All (3) torsion outliers are listed below:

Mol	Chain	Res	Type	Atoms
59	AX	101	FME	O1-CN-N-CA
59	CX	101	FME	O1-CN-N-CA
59	AX	101	FME	CB-CG-SD-CE

There are no ring outliers.

4 monomers are involved in 5 short contacts:

Mol	Chain	Res	Type	Clashes	Symm-Clashes
59	CX	101	FME	2	0
57	CD	501	SF4	1	0
59	AX	101	FME	1	0
57	AD	501	SF4	1	0

5.7 Other polymers ⓘ

There are no such residues in this entry.

5.8 Polymer linkage issues ⓘ

There are no chain breaks in this entry.

6 Fit of model and data ⓘ

6.1 Protein, DNA and RNA chains ⓘ

In the following table, the column labelled ‘#RSRZ> 2’ contains the number (and percentage) of RSRZ outliers, followed by percent RSRZ outliers for the chain as percentile scores relative to all X-ray entries and entries of similar resolution. The OWAB column contains the minimum, median, 95th percentile and maximum values of the occupancy-weighted average B-factor per residue. The column labelled ‘Q< 0.9’ lists the number of (and percentage) of residues with an average occupancy less than 0.9.

Mol	Chain	Analysed	<RSRZ>	#RSRZ>2			OWAB(Å ²)	Q<0.9
1	AA	1498/1522 (98%)	-0.06	45 (3%)	50	22	39, 80, 103, 118	0
1	CA	1503/1522 (98%)	-0.11	38 (2%)	57	29	41, 80, 103, 119	0
2	AB	231/256 (90%)	-0.03	6 (2%)	56	27	69, 86, 97, 105	0
2	CB	231/256 (90%)	0.20	10 (4%)	35	13	70, 88, 98, 107	0
3	AC	206/239 (86%)	0.20	8 (3%)	39	15	73, 87, 95, 104	0
3	CC	206/239 (86%)	0.34	13 (6%)	20	6	72, 89, 97, 104	0
4	AD	208/209 (99%)	-0.07	4 (1%)	66	37	61, 80, 90, 97	0
4	CD	208/209 (99%)	-0.22	0	100	100	61, 79, 89, 97	0
5	AE	148/162 (91%)	-0.34	0	100	100	51, 73, 82, 93	0
5	CE	148/162 (91%)	-0.28	0	100	100	53, 75, 84, 96	0
6	AF	100/101 (99%)	-0.29	0	100	100	63, 77, 87, 94	0
6	CF	100/101 (99%)	-0.39	0	100	100	62, 78, 87, 95	0
7	AG	155/156 (99%)	0.38	12 (7%)	13	4	74, 86, 99, 106	0
7	CG	155/156 (99%)	0.46	16 (10%)	6	2	75, 86, 99, 105	0
8	AH	137/138 (99%)	-0.11	0	100	100	60, 74, 82, 89	0
8	CH	137/138 (99%)	-0.15	0	100	100	62, 75, 83, 89	0
9	AI	127/128 (99%)	0.44	8 (6%)	20	6	73, 91, 99, 101	0
9	CI	127/128 (99%)	1.08	31 (24%)	0	0	72, 93, 100, 102	0
10	AJ	97/105 (92%)	0.72	11 (11%)	5	1	73, 91, 100, 105	0
10	CJ	96/105 (91%)	0.98	19 (19%)	1	0	77, 93, 100, 104	0
11	AK	114/129 (88%)	-0.28	0	100	100	53, 74, 87, 91	0
11	CK	114/129 (88%)	0.02	1 (0%)	84	63	55, 76, 87, 92	0
12	AL	122/132 (92%)	-0.26	0	100	100	53, 68, 80, 87	0
12	CL	122/132 (92%)	-0.22	0	100	100	53, 69, 80, 87	0

Continued on next page...

Continued from previous page...

Mol	Chain	Analysed	<RSRZ>	#RSRZ>2	OWAB(Å ²)	Q<0.9
13	AM	123/126 (97%)	0.35	9 (7%) 15 4	67, 85, 95, 105	0
13	CM	122/126 (96%)	0.54	6 (4%) 29 11	77, 92, 100, 109	0
14	AN	60/61 (98%)	0.11	1 (1%) 70 41	75, 87, 94, 103	0
14	CN	60/61 (98%)	0.78	6 (10%) 7 2	77, 89, 94, 100	0
15	AO	88/89 (98%)	-0.18	0 100 100	55, 72, 85, 90	0
15	CO	88/89 (98%)	-0.15	0 100 100	55, 72, 85, 91	0
16	AP	82/88 (93%)	0.47	1 (1%) 79 54	67, 78, 89, 94	0
16	CP	82/88 (93%)	0.18	3 (3%) 41 17	66, 76, 88, 94	0
17	AQ	99/105 (94%)	-0.25	0 100 100	59, 72, 83, 90	0
17	CQ	99/105 (94%)	-0.15	1 (1%) 82 59	58, 72, 83, 89	0
18	AR	68/88 (77%)	0.16	2 (2%) 51 23	65, 73, 87, 91	0
18	CR	68/88 (77%)	0.24	1 (1%) 73 46	64, 75, 87, 91	0
19	AS	83/93 (89%)	0.94	14 (16%) 1 0	77, 92, 99, 106	0
19	CS	83/93 (89%)	1.14	12 (14%) 2 1	79, 92, 101, 106	0
20	AT	96/106 (90%)	0.10	2 (2%) 63 34	62, 76, 86, 90	0
20	CT	96/106 (90%)	0.11	1 (1%) 82 59	62, 74, 86, 92	0
21	AU	23/27 (85%)	1.37	5 (21%) 0 0	73, 88, 93, 94	0
21	CU	23/27 (85%)	1.48	9 (39%) 0 0	73, 89, 92, 94	0
22	AV	7/24 (29%)	0.60	0 100 100	65, 77, 102, 104	0
22	CV	6/24 (25%)	0.79	1 (16%) 1 0	67, 78, 103, 103	0
23	AX	76/77 (98%)	0.47	2 (2%) 56 27	52, 80, 97, 105	0
23	CX	76/77 (98%)	0.35	3 (3%) 39 15	52, 82, 100, 106	0
24	AW	3/10 (30%)	-0.30	0 100 100	67, 67, 82, 98	0
24	CW	3/10 (30%)	-0.44	0 100 100	67, 67, 78, 82	0
25	BA	2731/2915 (93%)	-0.24	13 (0%) 91 75	23, 44, 85, 111	0
25	DA	2714/2915 (93%)	-0.45	18 (0%) 87 69	26, 47, 85, 118	0
26	BB	120/122 (98%)	-0.37	0 100 100	42, 68, 80, 95	0
26	DB	120/122 (98%)	-0.26	0 100 100	48, 74, 84, 97	0
27	BD	275/276 (99%)	-0.48	0 100 100	22, 42, 58, 77	0
27	DD	275/276 (99%)	-0.53	0 100 100	23, 44, 60, 79	0
28	BE	204/206 (99%)	-0.39	0 100 100	23, 45, 67, 88	0

Continued on next page...

Continued from previous page...

Mol	Chain	Analysed	<RSRZ>	#RSRZ>2	OWAB(Å ²)	Q<0.9
28	DE	204/206 (99%)	-0.47	0 100 100	24, 47, 70, 88	0
29	BF	203/210 (96%)	-0.36	0 100 100	20, 51, 77, 94	0
29	DF	203/210 (96%)	-0.50	1 (0%) 91 75	22, 54, 78, 93	0
30	BG	181/182 (99%)	-0.35	1 (0%) 89 72	59, 77, 90, 103	0
30	DG	181/182 (99%)	0.13	9 (4%) 28 10	63, 80, 92, 102	0
31	BH	174/180 (96%)	-0.37	0 100 100	50, 66, 78, 84	0
31	DH	174/180 (96%)	0.29	13 (7%) 14 4	54, 71, 82, 87	0
32	BI	146/148 (98%)	-0.36	0 100 100	45, 75, 87, 92	0
32	DI	146/148 (98%)	0.04	3 (2%) 63 34	48, 76, 86, 91	0
33	BN	140/140 (100%)	-0.43	0 100 100	32, 49, 68, 80	0
33	DN	140/140 (100%)	-0.48	0 100 100	34, 53, 72, 81	0
34	BO	122/122 (100%)	-0.50	0 100 100	25, 39, 60, 78	0
34	DO	122/122 (100%)	-0.49	0 100 100	34, 52, 68, 79	0
35	BP	149/150 (99%)	-0.35	0 100 100	26, 54, 76, 84	0
35	DP	149/150 (99%)	-0.18	0 100 100	30, 57, 79, 86	0
36	BQ	141/141 (100%)	-0.36	0 100 100	33, 51, 65, 79	0
36	DQ	141/141 (100%)	-0.46	0 100 100	35, 54, 70, 80	0
37	BR	118/118 (100%)	-0.54	0 100 100	22, 35, 51, 64	0
37	DR	118/118 (100%)	-0.42	0 100 100	36, 50, 64, 81	0
38	BS	110/112 (98%)	-0.34	0 100 100	38, 55, 69, 81	0
38	DS	110/112 (98%)	0.15	1 (0%) 84 63	66, 78, 90, 100	0
39	BT	131/146 (89%)	-0.48	0 100 100	33, 45, 75, 91	0
39	DT	131/146 (89%)	-0.53	0 100 100	44, 56, 80, 86	0
40	BU	116/118 (98%)	-0.64	0 100 100	19, 30, 50, 63	0
40	DU	116/118 (98%)	-0.36	1 (0%) 84 63	39, 61, 79, 88	0
41	BV	101/101 (100%)	-0.39	0 100 100	29, 52, 70, 77	0
41	DV	101/101 (100%)	-0.18	0 100 100	32, 58, 74, 79	0
42	BW	112/113 (99%)	-0.49	1 (0%) 84 63	27, 37, 61, 94	0
42	DW	112/113 (99%)	-0.44	0 100 100	31, 40, 63, 94	0
43	BX	95/96 (98%)	-0.41	0 100 100	32, 46, 69, 82	0
43	DX	95/96 (98%)	-0.33	1 (1%) 80 56	38, 50, 72, 83	0

Continued on next page...

Continued from previous page...

Mol	Chain	Analysed	<RSRZ>	#RSRZ>2	OWAB(Å ²)	Q<0.9
44	BY	107/110 (97%)	-0.29	1 (0%) 84 63	44, 59, 77, 82	0
44	DY	107/110 (97%)	0.24	3 (2%) 53 25	46, 63, 80, 85	0
45	BZ	171/206 (83%)	-0.45	0 100 100	52, 71, 85, 93	0
45	DZ	174/206 (84%)	-0.17	0 100 100	56, 74, 87, 95	0
46	B0	83/85 (97%)	-0.16	7 (8%) 11 3	22, 40, 75, 104	0
46	D0	83/85 (97%)	0.19	5 (6%) 21 7	45, 66, 87, 98	0
47	B1	97/98 (98%)	-0.26	1 (1%) 82 59	25, 42, 71, 77	0
47	D1	97/98 (98%)	-0.25	1 (1%) 82 59	35, 56, 79, 85	0
48	B2	70/72 (97%)	-0.52	0 100 100	31, 48, 64, 77	0
48	D2	70/72 (97%)	-0.35	0 100 100	56, 73, 84, 86	0
49	B3	59/60 (98%)	-0.33	0 100 100	26, 38, 63, 86	0
49	D3	59/60 (98%)	0.02	2 (3%) 45 19	49, 62, 80, 93	0
50	B4	69/71 (97%)	-0.03	1 (1%) 75 49	64, 87, 101, 104	0
50	D4	69/71 (97%)	0.51	4 (5%) 23 7	85, 95, 104, 107	0
51	B5	59/60 (98%)	-0.61	0 100 100	14, 35, 55, 71	0
51	D5	59/60 (98%)	-0.55	0 100 100	29, 51, 70, 77	0
52	B6	53/54 (98%)	-0.37	0 100 100	40, 54, 68, 74	0
52	D6	53/54 (98%)	-0.39	0 100 100	42, 58, 68, 74	0
53	B7	48/49 (97%)	-0.28	0 100 100	26, 32, 67, 78	0
53	D7	48/49 (97%)	-0.18	1 (2%) 63 34	27, 34, 66, 79	0
54	B8	64/65 (98%)	-0.34	0 100 100	33, 43, 51, 57	0
54	D8	64/65 (98%)	-0.29	0 100 100	34, 46, 56, 60	0
55	B9	37/37 (100%)	0.09	0 100 100	43, 52, 68, 77	0
55	D9	37/37 (100%)	0.84	5 (13%) 3 1	48, 57, 72, 78	0
All	All	20462/21468 (95%)	-0.17	394 (1%) 66 37	14, 65, 95, 119	0

All (394) RSRZ outliers are listed below:

Mol	Chain	Res	Type	RSRZ
13	CM	124	PRO	15.8
13	CM	123	ALA	11.8
13	AM	123	ALA	8.8
13	AM	124	PRO	7.8
7	CG	78	ARG	7.3

Continued on next page...

Continued from previous page...

Mol	Chain	Res	Type	RSRZ
13	CM	122	LYS	6.5
1	AA	1036	G	6.3
7	AG	80	VAL	5.8
1	CA	1030(B)	C	5.8
1	CA	1001(A)	G	5.6
46	B0	3	HIS	5.6
1	AA	1000	U	5.6
13	AM	122	LYS	5.5
1	CA	1001	A	5.3
7	AG	78	ARG	5.2
46	B0	7	LEU	5.1
3	CC	155	GLY	5.0
1	AA	1028	C	5.0
3	CC	160	ALA	5.0
1	AA	1030(C)	G	5.0
1	AA	1001(A)	G	4.9
1	AA	1030(B)	C	4.9
7	CG	79	ARG	4.8
13	AM	121	LYS	4.7
46	D0	6	GLY	4.7
1	AA	1037	C	4.7
1	CA	1036	G	4.7
1	CA	1002	G	4.7
46	B0	6	GLY	4.7
9	CI	7	THR	4.6
1	AA	1002	G	4.6
25	DA	229	A	4.5
1	AA	1030	C	4.5
7	AG	79	ARG	4.4
7	CG	156	TRP	4.4
10	CJ	6	ILE	4.4
9	CI	30	GLY	4.4
1	CA	1030(A)	G	4.3
13	CM	121	LYS	4.3
1	AA	999	C	4.3
1	AA	1001	A	4.3
1	CA	1030(C)	G	4.3
25	DA	2802	G	4.3
13	CM	119	GLY	4.3
9	CI	36	TYR	4.2
7	CG	2	ALA	4.1
55	D9	13	LYS	4.1

Continued on next page...

Continued from previous page...

Mol	Chain	Res	Type	RSRZ
1	AA	1026	G	4.1
1	CA	1532	U	4.1
25	BA	935	C	4.0
3	CC	159	GLY	4.0
19	CS	12	ASP	3.9
46	D0	7	LEU	3.9
19	AS	40	ILE	3.9
1	CA	1026	G	3.8
13	CM	120	LYS	3.8
1	CA	1035	A	3.8
25	BA	1555	C	3.8
2	CB	232	PRO	3.8
1	AA	1029	C	3.7
1	AA	1030(A)	G	3.7
1	AA	1038	C	3.7
55	D9	16	VAL	3.7
10	AJ	7	LYS	3.7
25	BA	1221	G	3.7
53	D7	48	LYS	3.7
10	AJ	35	SER	3.6
14	CN	2	ALA	3.6
49	D3	60	GLU	3.6
1	AA	202	U	3.6
7	AG	156	TRP	3.6
7	CG	154	TYR	3.6
1	CA	1257	U	3.5
10	AJ	98	ILE	3.5
7	CG	77	SER	3.5
9	CI	61	ALA	3.5
25	DA	652(B)	A	3.4
50	D4	68	ARG	3.4
3	AC	193	TYR	3.4
1	AA	1034	G	3.4
44	BY	1	MET	3.4
50	D4	69	LYS	3.4
10	CJ	26	ALA	3.4
10	AJ	8	LEU	3.4
30	DG	2	PRO	3.4
7	CG	80	VAL	3.4
9	CI	62	TYR	3.4
25	DA	1509	C	3.4
25	DA	2793	G	3.4

Continued on next page...

Continued from previous page...

Mol	Chain	Res	Type	RSRZ
7	AG	153	HIS	3.4
3	CC	154	SER	3.3
7	CG	84	ASN	3.3
1	CA	1034	G	3.3
1	AA	1027	C	3.3
7	AG	85	TYR	3.3
10	AJ	71	LEU	3.3
7	AG	77	SER	3.2
7	CG	82	GLY	3.2
44	DY	1	MET	3.2
10	CJ	85	LEU	3.2
55	D9	12	ASP	3.2
19	AS	71	LEU	3.2
7	CG	83	ALA	3.2
10	AJ	72	VAL	3.2
9	CI	5	TYR	3.2
3	CC	177	THR	3.2
10	AJ	5	ARG	3.2
19	CS	49	ILE	3.2
9	AI	47	LEU	3.2
46	D0	8	GLY	3.2
40	DU	117	GLN	3.2
1	CA	1037	C	3.2
19	AS	50	ALA	3.1
10	CJ	89	ASP	3.1
1	CA	1027	C	3.1
3	AC	192	THR	3.1
9	CI	64	THR	3.1
25	DA	2801(A)	A	3.1
1	CA	1041	A	3.1
25	DA	2803	C	3.1
1	CA	1042	G	3.1
31	DH	111	HIS	3.1
9	CI	21	PRO	3.1
21	AU	22	ARG	3.0
2	AB	135	GLN	3.0
1	CA	1040	U	3.0
50	D4	52	THR	3.0
1	CA	1286	A	3.0
30	DG	137	GLU	3.0
25	BA	2814	C	3.0
1	AA	1031	G	3.0

Continued on next page...

Continued from previous page...

Mol	Chain	Res	Type	RSRZ
9	CI	9	ARG	3.0
2	AB	122	PHE	3.0
1	AA	1274	G	2.9
10	AJ	73	ASP	2.9
21	AU	11	GLY	2.9
10	CJ	65	LEU	2.9
14	CN	25	VAL	2.9
46	B0	2	ALA	2.9
1	AA	1257	U	2.9
21	CU	18	TYR	2.9
9	AI	19	LEU	2.9
2	CB	140	HIS	2.9
20	CT	9	ASN	2.9
25	BA	2807	C	2.9
25	DA	2896	C	2.9
19	CS	30	LEU	2.9
3	CC	193	TYR	2.9
25	BA	2815	C	2.8
19	CS	53	ASN	2.8
1	AA	1137	C	2.8
14	CN	17	LYS	2.8
10	CJ	20	ALA	2.8
1	AA	204	U	2.8
19	AS	4	SER	2.8
21	CU	8	THR	2.8
31	DH	112	PRO	2.8
9	CI	102	LEU	2.8
19	CS	47	HIS	2.8
21	AU	18	TYR	2.8
25	DA	2805	G	2.8
16	AP	19	ILE	2.8
31	DH	105	LEU	2.8
1	AA	1024	G	2.7
25	BA	2806	G	2.7
9	CI	6	GLY	2.7
32	DI	12	LEU	2.7
19	CS	52	TYR	2.7
46	B0	8	GLY	2.7
10	CJ	62	HIS	2.7
2	CB	135	GLN	2.7
47	D1	2	SER	2.7
7	CG	6	ARG	2.7

Continued on next page...

Continued from previous page...

Mol	Chain	Res	Type	RSRZ
3	AC	160	ALA	2.7
1	AA	1286	A	2.7
10	CJ	72	VAL	2.7
7	CG	4	ARG	2.7
31	DH	93	GLY	2.7
19	AS	27	GLU	2.7
1	CA	1023	G	2.7
9	CI	66	ARG	2.7
10	CJ	64	GLU	2.7
1	CA	1000	U	2.7
25	DA	888	C	2.7
19	AS	74	PHE	2.6
3	CC	124	ILE	2.6
10	AJ	47	PHE	2.6
14	CN	38	GLY	2.6
23	CX	70	G	2.6
14	CN	34	TYR	2.6
1	AA	1039	C	2.6
10	CJ	38	ILE	2.6
1	CA	1029	C	2.6
50	B4	66	SER	2.6
1	AA	1035	A	2.6
10	CJ	8	LEU	2.6
1	AA	78	G	2.6
9	CI	128	ARG	2.6
11	CK	13	GLN	2.6
13	AM	120	LYS	2.6
10	CJ	27	ALA	2.5
3	AC	206	GLU	2.5
25	DA	1042	G	2.5
30	BG	49	ASP	2.5
7	CG	8	GLU	2.5
9	CI	35	GLU	2.5
1	AA	1023	G	2.5
10	CJ	78	ASN	2.5
25	BA	2816	G	2.5
19	AS	39	THR	2.5
30	DG	152	LEU	2.5
1	CA	1531	A	2.5
4	AD	3	ARG	2.5
9	CI	32	ASP	2.5
9	CI	28	VAL	2.5

Continued on next page...

Continued from previous page...

Mol	Chain	Res	Type	RSRZ
10	AJ	34	VAL	2.5
31	DH	103	LEU	2.5
19	CS	6	LYS	2.5
1	AA	1021	G	2.5
1	CA	1021	G	2.5
3	AC	87	LEU	2.5
46	B0	4	LYS	2.5
1	AA	1006	C	2.5
3	CC	65	ALA	2.5
1	AA	1531	A	2.5
4	AD	179	GLU	2.5
1	AA	1003	G	2.5
25	BA	218	A	2.5
9	AI	33	PHE	2.5
16	CP	59	TRP	2.4
30	DG	34	LEU	2.4
9	CI	87	GLN	2.4
1	AA	1033	G	2.4
31	DH	82	GLY	2.4
9	CI	27	THR	2.4
10	AJ	25	GLU	2.4
30	DG	136	ARG	2.4
1	CA	1030(D)	A	2.4
46	D0	5	LYS	2.4
2	CB	48	MET	2.4
1	AA	201	C	2.4
3	AC	151	VAL	2.4
9	CI	92	TYR	2.4
20	AT	18	GLN	2.4
18	CR	58	LEU	2.4
1	AA	1007	C	2.4
10	CJ	34	VAL	2.4
9	CI	20	ARG	2.4
25	BA	696	C	2.4
43	DX	92	LEU	2.4
2	AB	94	ASN	2.4
21	AU	12	LYS	2.4
4	AD	164	ALA	2.4
7	AG	154	TYR	2.4
13	AM	2	ALA	2.4
1	CA	80	G	2.4
25	BA	2813	G	2.4

Continued on next page...

Continued from previous page...

Mol	Chain	Res	Type	RSRZ
13	AM	119	GLY	2.4
3	CC	156	ARG	2.4
23	CX	17	C	2.4
21	CU	5	ASP	2.4
7	AG	21	VAL	2.4
1	CA	1031	G	2.4
25	DA	2100	G	2.4
10	CJ	98	ILE	2.4
19	CS	48	THR	2.4
21	CU	24	ARG	2.3
7	AG	76	ARG	2.3
2	CB	123	ALA	2.3
19	AS	72	GLY	2.3
1	AA	1041	A	2.3
30	DG	27	ASN	2.3
25	DA	2807	G	2.3
1	CA	202	U	2.3
1	CA	998	G	2.3
1	CA	1024	G	2.3
9	CI	29	ASN	2.3
9	CI	88	TYR	2.3
16	CP	19	ILE	2.3
9	CI	105	ASP	2.3
44	DY	45	VAL	2.3
19	AS	75	ALA	2.3
2	CB	132	LYS	2.3
1	AA	1044	A	2.3
21	CU	10	ARG	2.3
10	CJ	63	PHE	2.3
16	CP	48	TRP	2.3
31	DH	94	TYR	2.3
9	CI	31	GLN	2.2
32	DI	81	VAL	2.2
1	AA	1042	G	2.2
10	CJ	67	THR	2.2
1	AA	72	C	2.2
18	AR	24	ALA	2.2
46	D0	3	HIS	2.2
9	CI	26	VAL	2.2
2	AB	95	GLN	2.2
7	CG	155	ARG	2.2
31	DH	43	VAL	2.2

Continued on next page...

Continued from previous page...

Mol	Chain	Res	Type	RSRZ
49	D3	59	VAL	2.2
1	CA	1003	G	2.2
18	AR	54	ARG	2.2
31	DH	113	VAL	2.2
1	CA	1030	C	2.2
9	AI	37	PHE	2.2
3	AC	153	VAL	2.2
9	AI	81	ILE	2.2
3	AC	189	ALA	2.2
9	AI	62	TYR	2.2
32	DI	86	THR	2.2
55	D9	25	VAL	2.2
19	CS	35	SER	2.2
23	AX	47	U	2.2
47	B1	2	SER	2.2
9	CI	37	PHE	2.2
19	AS	19	VAL	2.2
19	CS	69	HIS	2.2
31	DH	115	VAL	2.2
1	CA	1043	C	2.2
21	CU	11	GLY	2.2
1	CA	204	U	2.2
2	CB	95	GLN	2.2
3	CC	64	VAL	2.2
25	DA	2794	C	2.1
23	AX	45	G	2.1
1	AA	1005	A	2.1
30	DG	29	TRP	2.1
1	CA	1006	C	2.1
2	AB	165	VAL	2.1
25	BA	2905	C	2.1
2	AB	19	HIS	2.1
21	AU	6	ARG	2.1
31	DH	114	VAL	2.1
9	CI	98	PRO	2.1
19	AS	59	PRO	2.1
21	CU	6	ARG	2.1
31	DH	95	ARG	2.1
22	CV	14	A	2.1
2	CB	130	ARG	2.1
9	CI	127	LYS	2.1
10	CJ	5	ARG	2.1

Continued on next page...

Continued from previous page...

Mol	Chain	Res	Type	RSRZ
30	DG	19	LEU	2.1
29	DF	14	PRO	2.1
9	AI	46	ALA	2.1
20	AT	41	ILE	2.1
30	DG	49	ASP	2.1
1	AA	91	C	2.1
1	CA	1131	G	2.1
2	CB	188	ALA	2.1
19	AS	61	TYR	2.1
19	AS	56	GLN	2.1
9	CI	97	LYS	2.1
2	CB	187	LEU	2.1
7	CG	153	HIS	2.1
17	CQ	8	GLY	2.1
19	CS	43	GLU	2.1
3	CC	171	GLY	2.1
7	AG	16	LEU	2.1
19	CS	13	ASP	2.1
25	DA	652(T)	C	2.1
1	AA	1138	G	2.0
13	AM	87	TYR	2.0
10	CJ	10	GLY	2.0
14	CN	39	LEU	2.0
1	AA	1030(D)	A	2.0
1	CA	1004	A	2.0
1	CA	1044	A	2.0
19	AS	66	MET	2.0
42	BW	111	HIS	2.0
50	D4	66	SER	2.0
1	AA	71	C	2.0
21	CU	16	GLY	2.0
38	DS	58	LEU	2.0
25	DA	2897	U	2.0
55	D9	15	LYS	2.0
3	CC	190	ARG	2.0
14	AN	16	PHE	2.0
21	CU	22	ARG	2.0
1	CA	1028	C	2.0
13	AM	32	GLU	2.0
4	AD	137	SER	2.0
25	DA	879	G	2.0
46	B0	5	LYS	2.0

Continued on next page...

Continued from previous page...

Mol	Chain	Res	Type	RSRZ
3	CC	172	ARG	2.0
7	AG	3	ARG	2.0
9	CI	83	ARG	2.0
25	DA	2188	C	2.0
25	BA	2906	U	2.0
7	CG	18	TYR	2.0
31	DH	169	VAL	2.0
9	AI	93	ARG	2.0
9	CI	81	ILE	2.0
44	DY	58	GLY	2.0
23	CX	71	C	2.0

6.2 Non-standard residues in protein, DNA, RNA chains ⓘ

In the following table, the Atoms column lists the number of modelled atoms in the group and the number defined in the chemical component dictionary. The B-factors column lists the minimum, median, 95th percentile and maximum values of B factors of atoms in the group. The column labelled 'Q< 0.9' lists the number of atoms with occupancy less than 0.9.

Mol	Type	Chain	Res	Atoms	RSCC	RSR	B-factors(Å ²)	Q<0.9
24	2R1	AW	6	10/11	0.91	0.14	66,72,84,91	0
24	2R3	AW	8	14/15	0.92	0.24	70,78,86,87	0
24	2QY	CW	10	13/14	0.92	0.16	60,72,80,86	0
24	2R1	CW	6	10/11	0.92	0.13	68,82,90,91	0
24	MVA	AW	5	8/9	0.92	0.19	69,82,86,91	0
24	004	AW	3	10/11	0.93	0.11	67,87,95,97	0
24	MVA	CW	9	8/9	0.94	0.22	70,73,84,91	0
24	2QZ	AW	1	9/10	0.95	0.23	50,71,82,83	0
24	MVA	CW	5	8/9	0.95	0.21	76,88,91,99	0
24	2R3	CW	8	14/15	0.96	0.14	62,69,77,78	0
24	2QY	AW	10	13/14	0.96	0.14	49,70,87,100	0
24	MVA	AW	9	8/9	0.96	0.28	63,74,87,88	0
24	2QZ	CW	1	9/10	0.97	0.27	63,71,80,101	0
24	004	CW	3	10/11	0.97	0.16	69,78,82,83	0

6.3 Carbohydrates ⓘ

There are no carbohydrates in this entry.

6.4 Ligands ⓘ

In the following table, the Atoms column lists the number of modelled atoms in the group and the number defined in the chemical component dictionary. The B-factors column lists the minimum, median, 95th percentile and maximum values of B factors of atoms in the group. The column labelled 'Q< 0.9' lists the number of atoms with occupancy less than 0.9.

Mol	Type	Chain	Res	Atoms	RSCC	RSR	B-factors(Å ²)	Q<0.9
56	MG	CA	3147	1/1	0.27	0.37	77,77,77,77	0
56	MG	AA	3086	1/1	0.28	0.72	65,65,65,65	0
56	MG	CA	3053	1/1	0.41	1.38	87,87,87,87	0
56	MG	BA	3625	1/1	0.49	0.48	80,80,80,80	0
56	MG	BA	3252	1/1	0.51	0.59	65,65,65,65	0
56	MG	BA	3296	1/1	0.52	0.67	69,69,69,69	0
56	MG	AS	3001	1/1	0.56	0.17	79,79,79,79	0
56	MG	AA	3131	1/1	0.57	0.38	65,65,65,65	0
56	MG	DA	3064	1/1	0.61	0.43	55,55,55,55	0
56	MG	CA	3039	1/1	0.62	0.51	82,82,82,82	0
56	MG	CA	3065	1/1	0.63	0.33	81,81,81,81	0
56	MG	BA	3616	1/1	0.63	0.27	73,73,73,73	0
56	MG	BA	3143	1/1	0.63	0.82	41,41,41,41	0
56	MG	AA	3124	1/1	0.64	0.20	61,61,61,61	0
56	MG	BF	306	1/1	0.65	0.41	52,52,52,52	0
56	MG	DA	3568	1/1	0.65	0.43	58,58,58,58	0
56	MG	BA	3582	1/1	0.66	0.23	52,52,52,52	0
56	MG	AA	3093	1/1	0.66	0.39	90,90,90,90	0
56	MG	DA	3113	1/1	0.67	1.16	61,61,61,61	0
56	MG	DA	3314	1/1	0.67	0.19	56,56,56,56	0
56	MG	BA	3103	1/1	0.68	0.33	58,58,58,58	0
56	MG	DA	3496	1/1	0.68	0.34	76,76,76,76	0
56	MG	BA	3021	1/1	0.68	0.36	62,62,62,62	0
56	MG	AA	3002	1/1	0.68	0.20	74,74,74,74	0
56	MG	DW	202	1/1	0.69	0.39	53,53,53,53	0
56	MG	AA	3079	1/1	0.69	0.91	65,65,65,65	0
56	MG	BA	3230	1/1	0.69	1.02	70,70,70,70	0
56	MG	CA	3070	1/1	0.69	0.35	59,59,59,59	0
56	MG	CA	3016	1/1	0.70	0.43	72,72,72,72	0
56	MG	CA	3161	1/1	0.70	0.20	71,71,71,71	0
56	MG	BA	3022	1/1	0.70	0.16	66,66,66,66	0
56	MG	BA	3223	1/1	0.71	0.39	49,49,49,49	0
56	MG	AA	3001	1/1	0.71	0.26	74,74,74,74	0
56	MG	CA	3071	1/1	0.71	0.12	64,64,64,64	0
56	MG	DA	3135	1/1	0.71	0.31	58,58,58,58	0
56	MG	AA	3015	1/1	0.72	0.24	74,74,74,74	0

Continued on next page...

Continued from previous page...

Mol	Type	Chain	Res	Atoms	RSCC	RSR	B-factors(\AA^2)	Q<0.9
56	MG	DA	3356	1/1	0.72	0.45	57,57,57,57	0
56	MG	AA	3038	1/1	0.72	0.45	64,64,64,64	0
56	MG	DA	3024	1/1	0.72	0.61	59,59,59,59	0
56	MG	BA	3185	1/1	0.72	0.22	40,40,40,40	0
56	MG	DQ	3004	1/1	0.72	0.20	52,52,52,52	0
56	MG	DB	3006	1/1	0.72	0.17	54,54,54,54	0
56	MG	AA	3076	1/1	0.72	0.38	74,74,74,74	0
56	MG	DA	3122	1/1	0.73	0.14	60,60,60,60	0
56	MG	DA	3500	1/1	0.73	0.25	66,66,66,66	0
56	MG	AA	3114	1/1	0.73	0.18	73,73,73,73	0
56	MG	AA	3130	1/1	0.74	0.19	55,55,55,55	0
56	MG	DA	3008	1/1	0.74	0.27	56,56,56,56	0
56	MG	AA	3045	1/1	0.74	0.23	71,71,71,71	0
56	MG	AA	3032	1/1	0.74	0.29	65,65,65,65	0
56	MG	BA	3292	1/1	0.75	0.22	59,59,59,59	0
56	MG	AA	3067	1/1	0.75	0.36	76,76,76,76	0
56	MG	DA	3096	1/1	0.75	0.34	68,68,68,68	0
56	MG	BA	3139	1/1	0.75	0.74	50,50,50,50	0
58	ZN	B4	501	1/1	0.75	0.09	152,152,152,152	0
56	MG	BA	3178	1/1	0.75	0.50	51,51,51,51	0
56	MG	AX	102	1/1	0.75	0.14	66,66,66,66	0
56	MG	CA	3018	1/1	0.75	0.30	55,55,55,55	0
56	MG	DA	3109	1/1	0.75	0.26	55,55,55,55	0
56	MG	DA	3423	1/1	0.76	0.18	29,29,29,29	0
56	MG	DA	3087	1/1	0.76	0.24	43,43,43,43	0
56	MG	DA	3131	1/1	0.76	0.23	60,60,60,60	0
56	MG	AA	3128	1/1	0.76	0.15	64,64,64,64	0
56	MG	DA	3011	1/1	0.76	0.35	42,42,42,42	0
56	MG	DA	3441	1/1	0.76	0.20	46,46,46,46	0
56	MG	AA	3089	1/1	0.76	0.33	80,80,80,80	0
56	MG	AA	3094	1/1	0.76	0.25	78,78,78,78	0
56	MG	CA	3144	1/1	0.76	0.96	84,84,84,84	0
56	MG	BA	3538	1/1	0.76	0.20	29,29,29,29	0
56	MG	DA	3456	1/1	0.76	0.20	58,58,58,58	0
56	MG	AA	3180	1/1	0.76	0.47	75,75,75,75	0
56	MG	AA	3030	1/1	0.76	0.63	66,66,66,66	0
56	MG	AA	3072	1/1	0.76	0.24	69,69,69,69	0
56	MG	CA	3033	1/1	0.76	0.18	64,64,64,64	0
56	MG	BA	3708	1/1	0.77	0.29	38,38,38,38	0
56	MG	AA	3218	1/1	0.77	0.21	73,73,73,73	0
56	MG	DA	3591	1/1	0.77	0.14	67,67,67,67	0
56	MG	BA	3239	1/1	0.77	0.21	33,33,33,33	0

Continued on next page...

Continued from previous page...

Mol	Type	Chain	Res	Atoms	RSCC	RSR	B-factors(\AA^2)	Q<0.9
56	MG	CA	3032	1/1	0.77	0.20	44,44,44,44	0
56	MG	DA	3163	1/1	0.77	0.20	52,52,52,52	0
56	MG	BA	3157	1/1	0.78	0.31	52,52,52,52	0
56	MG	BA	3126	1/1	0.78	0.34	47,47,47,47	0
56	MG	DA	3241	1/1	0.78	0.10	74,74,74,74	0
56	MG	DA	3373	1/1	0.78	0.28	52,52,52,52	0
56	MG	BB	3004	1/1	0.78	0.27	57,57,57,57	0
56	MG	CA	3074	1/1	0.78	0.24	56,56,56,56	0
56	MG	BA	3154	1/1	0.78	0.40	55,55,55,55	0
56	MG	CA	3110	1/1	0.78	0.13	93,93,93,93	0
56	MG	AA	3129	1/1	0.78	0.22	77,77,77,77	0
56	MG	CA	3034	1/1	0.78	0.28	66,66,66,66	0
56	MG	AX	105	1/1	0.78	0.47	72,72,72,72	0
56	MG	DA	3464	1/1	0.78	0.20	51,51,51,51	0
56	MG	BD	311	1/1	0.78	0.84	53,53,53,53	0
56	MG	BA	3740	1/1	0.78	1.13	57,57,57,57	0
56	MG	CA	3114	1/1	0.78	0.19	67,67,67,67	0
56	MG	DA	3263	1/1	0.79	0.14	48,48,48,48	0
56	MG	BA	3409	1/1	0.79	0.17	40,40,40,40	0
56	MG	DA	3549	1/1	0.79	0.37	73,73,73,73	0
56	MG	CA	3127	1/1	0.79	0.20	72,72,72,72	0
56	MG	BZ	3001	1/1	0.79	0.19	47,47,47,47	0
56	MG	BQ	3002	1/1	0.79	0.23	51,51,51,51	0
56	MG	BA	3098	1/1	0.79	0.25	42,42,42,42	0
56	MG	DA	3155	1/1	0.79	0.28	50,50,50,50	0
56	MG	CA	3056	1/1	0.79	0.18	63,63,63,63	0
56	MG	AX	108	1/1	0.79	0.14	66,66,66,66	0
56	MG	CA	3139	1/1	0.79	0.24	76,76,76,76	0
56	MG	CA	3054	1/1	0.79	0.41	74,74,74,74	0
56	MG	BA	3137	1/1	0.79	0.20	59,59,59,59	0
56	MG	DA	3170	1/1	0.79	0.24	45,45,45,45	0
56	MG	DA	3431	1/1	0.79	0.40	56,56,56,56	0
56	MG	DA	3295	1/1	0.79	0.23	31,31,31,31	0
56	MG	AA	3009	1/1	0.79	0.22	71,71,71,71	0
56	MG	AA	3065	1/1	0.79	0.25	50,50,50,50	0
56	MG	BB	3005	1/1	0.79	0.19	62,62,62,62	0
56	MG	AA	3029	1/1	0.79	1.02	60,60,60,60	0
56	MG	AA	3147	1/1	0.79	0.41	51,51,51,51	0
56	MG	BA	3697	1/1	0.79	0.19	63,63,63,63	0
56	MG	DA	3212	1/1	0.79	0.07	48,48,48,48	0
56	MG	AA	3025	1/1	0.79	0.13	78,78,78,78	0
56	MG	BA	3018	1/1	0.80	0.27	54,54,54,54	0

Continued on next page...

Continued from previous page...

Mol	Type	Chain	Res	Atoms	RSCC	RSR	B-factors(\AA^2)	Q<0.9
56	MG	CA	3063	1/1	0.80	0.12	57,57,57,57	0
59	FME	CX	101	10/11	0.80	0.43	59,80,100,106	0
56	MG	BA	3259	1/1	0.80	0.22	59,59,59,59	0
56	MG	CA	3041	1/1	0.80	0.39	71,71,71,71	0
56	MG	BA	3661	1/1	0.80	0.27	69,69,69,69	0
56	MG	BG	3002	1/1	0.80	0.11	51,51,51,51	0
56	MG	DA	3141	1/1	0.80	0.19	63,63,63,63	0
56	MG	AA	3148	1/1	0.80	0.24	72,72,72,72	0
56	MG	AA	3120	1/1	0.80	0.44	53,53,53,53	0
56	MG	CA	3027	1/1	0.80	0.27	64,64,64,64	0
56	MG	BA	3283	1/1	0.80	0.18	61,61,61,61	0
56	MG	DA	3491	1/1	0.80	0.27	55,55,55,55	0
56	MG	CA	3042	1/1	0.80	0.28	69,69,69,69	0
56	MG	AA	3115	1/1	0.80	0.19	67,67,67,67	0
56	MG	BA	3004	1/1	0.80	0.22	45,45,45,45	0
56	MG	CX	103	1/1	0.80	0.23	57,57,57,57	0
56	MG	BA	3530	1/1	0.80	0.23	72,72,72,72	0
56	MG	DA	3531	1/1	0.81	0.12	44,44,44,44	0
56	MG	DB	3003	1/1	0.81	0.20	70,70,70,70	0
56	MG	AA	3022	1/1	0.81	0.24	56,56,56,56	0
56	MG	BA	3358	1/1	0.81	0.15	78,78,78,78	0
56	MG	CA	3167	1/1	0.81	0.08	68,68,68,68	0
56	MG	BA	3257	1/1	0.81	0.25	56,56,56,56	0
56	MG	DA	3346	1/1	0.81	0.20	64,64,64,64	0
56	MG	BA	3291	1/1	0.81	0.15	44,44,44,44	0
56	MG	DA	3557	1/1	0.81	0.26	74,74,74,74	0
56	MG	BA	3694	1/1	0.81	0.27	48,48,48,48	0
56	MG	BA	3606	1/1	0.81	0.10	44,44,44,44	0
56	MG	BA	3405	1/1	0.81	0.25	57,57,57,57	0
56	MG	BB	3017	1/1	0.81	0.20	80,80,80,80	0
56	MG	BA	3188	1/1	0.81	0.29	49,49,49,49	0
56	MG	BA	3155	1/1	0.81	0.46	56,56,56,56	0
56	MG	BA	3313	1/1	0.81	0.12	56,56,56,56	0
56	MG	DA	3053	1/1	0.81	0.19	47,47,47,47	0
56	MG	BA	3674	1/1	0.82	0.30	67,67,67,67	0
56	MG	AA	3135	1/1	0.82	0.31	49,49,49,49	0
56	MG	BA	3307	1/1	0.82	0.16	35,35,35,35	0
56	MG	DA	3596	1/1	0.82	0.13	68,68,68,68	0
56	MG	DA	3642	1/1	0.82	0.18	67,67,67,67	0
56	MG	AA	3084	1/1	0.82	0.32	71,71,71,71	0
56	MG	BA	3485	1/1	0.82	0.19	67,67,67,67	0
56	MG	BA	3601	1/1	0.82	0.19	61,61,61,61	0

Continued on next page...

Continued from previous page...

Mol	Type	Chain	Res	Atoms	RSCC	RSR	B-factors(\AA^2)	Q<0.9
56	MG	DD	302	1/1	0.82	0.61	48,48,48,48	0
56	MG	BA	3107	1/1	0.82	0.15	60,60,60,60	0
56	MG	AA	3140	1/1	0.82	0.12	65,65,65,65	0
56	MG	DA	3153	1/1	0.82	0.32	51,51,51,51	0
56	MG	BA	3248	1/1	0.82	0.37	68,68,68,68	0
56	MG	DA	3232	1/1	0.82	0.12	39,39,39,39	0
56	MG	DA	3214	1/1	0.82	0.09	48,48,48,48	0
56	MG	DA	3203	1/1	0.82	0.14	48,48,48,48	0
56	MG	AA	3077	1/1	0.82	0.39	67,67,67,67	0
56	MG	AA	3222	1/1	0.82	0.14	64,64,64,64	0
56	MG	DA	3012	1/1	0.82	0.39	52,52,52,52	0
56	MG	CA	3152	1/1	0.82	0.32	45,45,45,45	0
56	MG	BA	3302	1/1	0.83	0.26	48,48,48,48	0
56	MG	BA	3006	1/1	0.83	0.27	46,46,46,46	0
56	MG	CA	3073	1/1	0.83	0.51	74,74,74,74	0
56	MG	DA	3098	1/1	0.83	1.02	45,45,45,45	0
56	MG	CA	3162	1/1	0.83	0.25	60,60,60,60	0
56	MG	DA	3227	1/1	0.83	0.17	40,40,40,40	0
56	MG	CA	3024	1/1	0.83	0.34	57,57,57,57	0
56	MG	DA	3603	1/1	0.83	0.23	66,66,66,66	0
56	MG	DA	3171	1/1	0.83	0.89	58,58,58,58	0
56	MG	CA	3172	1/1	0.83	0.22	65,65,65,65	0
56	MG	DA	3296	1/1	0.83	0.46	65,65,65,65	0
58	ZN	D4	501	1/1	0.83	0.08	155,155,155,155	0
56	MG	BA	3163	1/1	0.83	0.37	50,50,50,50	0
56	MG	DA	3068	1/1	0.83	0.22	52,52,52,52	0
56	MG	AA	3051	1/1	0.83	0.16	56,56,56,56	0
56	MG	DA	3100	1/1	0.83	0.63	55,55,55,55	0
56	MG	DA	3089	1/1	0.83	0.27	51,51,51,51	0
56	MG	DU	3001	1/1	0.83	0.90	61,61,61,61	0
56	MG	BA	3349	1/1	0.84	0.17	31,31,31,31	0
56	MG	DA	3222	1/1	0.84	0.22	45,45,45,45	0
56	MG	DF	304	1/1	0.84	0.51	39,39,39,39	0
56	MG	BA	3517	1/1	0.84	0.12	52,52,52,52	0
56	MG	BA	3255	1/1	0.84	0.21	53,53,53,53	0
56	MG	DA	3157	1/1	0.84	0.49	56,56,56,56	0
56	MG	CA	3150	1/1	0.84	0.18	63,63,63,63	0
56	MG	DA	3220	1/1	0.84	0.36	61,61,61,61	0
56	MG	DA	3125	1/1	0.84	0.48	55,55,55,55	0
56	MG	BA	3067	1/1	0.84	0.46	55,55,55,55	0
56	MG	AA	3069	1/1	0.84	0.09	77,77,77,77	0
56	MG	DD	304	1/1	0.84	0.53	40,40,40,40	0

Continued on next page...

Continued from previous page...

Mol	Type	Chain	Res	Atoms	RSCC	RSR	B-factors(\AA^2)	Q<0.9
56	MG	CA	3091	1/1	0.84	0.15	95,95,95,95	0
56	MG	DA	3468	1/1	0.84	0.28	47,47,47,47	0
56	MG	CA	3103	1/1	0.84	0.50	101,101,101,101	0
56	MG	AA	3027	1/1	0.84	0.27	67,67,67,67	0
56	MG	BN	3003	1/1	0.84	0.42	67,67,67,67	0
56	MG	AA	3028	1/1	0.84	0.47	72,72,72,72	0
56	MG	DA	3103	1/1	0.84	0.36	52,52,52,52	0
56	MG	DG	3001	1/1	0.84	0.11	68,68,68,68	0
56	MG	AA	3127	1/1	0.84	0.21	50,50,50,50	0
56	MG	AA	3090	1/1	0.84	0.18	64,64,64,64	0
56	MG	BA	3249	1/1	0.84	0.39	46,46,46,46	0
56	MG	DA	3005	1/1	0.84	0.40	50,50,50,50	0
56	MG	DA	3344	1/1	0.84	0.12	48,48,48,48	0
56	MG	CA	3048	1/1	0.85	0.24	70,70,70,70	0
56	MG	BA	3092	1/1	0.85	0.26	28,28,28,28	0
56	MG	DA	3041	1/1	0.85	0.41	54,54,54,54	0
56	MG	BA	3074	1/1	0.85	0.17	38,38,38,38	0
56	MG	DA	3077	1/1	0.85	0.32	48,48,48,48	0
56	MG	AX	104	1/1	0.85	0.25	62,62,62,62	0
56	MG	BA	3299	1/1	0.85	0.32	56,56,56,56	0
56	MG	AA	3126	1/1	0.85	0.17	54,54,54,54	0
56	MG	BA	3596	1/1	0.85	0.25	79,79,79,79	0
56	MG	DA	3627	1/1	0.85	0.24	52,52,52,52	0
56	MG	CA	3119	1/1	0.85	0.48	73,73,73,73	0
56	MG	CA	3062	1/1	0.85	0.34	67,67,67,67	0
56	MG	DA	3164	1/1	0.85	0.16	40,40,40,40	0
56	MG	DA	3225	1/1	0.85	0.12	64,64,64,64	0
56	MG	CA	3057	1/1	0.85	0.22	40,40,40,40	0
56	MG	CA	3160	1/1	0.85	0.14	49,49,49,49	0
56	MG	BA	3060	1/1	0.85	0.59	64,64,64,64	0
56	MG	BA	3397	1/1	0.85	0.07	44,44,44,44	0
56	MG	AA	3088	1/1	0.85	0.34	53,53,53,53	0
56	MG	DA	3448	1/1	0.85	0.33	67,67,67,67	0
56	MG	AA	3189	1/1	0.85	0.15	74,74,74,74	0
56	MG	DA	3190	1/1	0.85	0.10	54,54,54,54	0
56	MG	AA	3050	1/1	0.85	0.31	50,50,50,50	0
56	MG	DA	3057	1/1	0.85	0.25	57,57,57,57	0
56	MG	BA	3156	1/1	0.85	0.42	61,61,61,61	0
56	MG	BA	3204	1/1	0.85	0.20	48,48,48,48	0
56	MG	CA	3134	1/1	0.85	0.23	92,92,92,92	0
56	MG	DA	3361	1/1	0.85	0.13	58,58,58,58	0
56	MG	BA	3634	1/1	0.85	0.11	77,77,77,77	0

Continued on next page...

Continued from previous page...

Mol	Type	Chain	Res	Atoms	RSCC	RSR	B-factors(\AA^2)	Q<0.9
56	MG	BA	3068	1/1	0.85	0.45	43,43,43,43	0
56	MG	CA	3157	1/1	0.85	0.18	56,56,56,56	0
56	MG	CA	3067	1/1	0.85	0.27	66,66,66,66	0
56	MG	DA	3554	1/1	0.85	0.27	62,62,62,62	0
56	MG	BA	3121	1/1	0.85	0.26	50,50,50,50	0
56	MG	BA	3110	1/1	0.85	0.24	43,43,43,43	0
56	MG	BA	3331	1/1	0.86	0.17	61,61,61,61	0
56	MG	BA	3514	1/1	0.86	0.21	49,49,49,49	0
56	MG	AA	3071	1/1	0.86	0.23	60,60,60,60	0
56	MG	BA	3571	1/1	0.86	0.20	48,48,48,48	0
56	MG	DA	3645	1/1	0.86	0.41	57,57,57,57	0
56	MG	DA	3371	1/1	0.86	0.24	37,37,37,37	0
59	FME	AX	101	10/11	0.86	0.45	55,74,92,107	0
56	MG	DA	3066	1/1	0.86	0.31	59,59,59,59	0
56	MG	BA	3158	1/1	0.86	0.44	43,43,43,43	0
56	MG	BA	3733	1/1	0.86	0.42	40,40,40,40	0
56	MG	BA	3228	1/1	0.86	0.35	23,23,23,23	0
56	MG	AA	3209	1/1	0.86	0.38	66,66,66,66	0
56	MG	DA	3188	1/1	0.86	0.51	52,52,52,52	0
56	MG	BR	203	1/1	0.86	0.51	48,48,48,48	0
56	MG	CA	3030	1/1	0.86	0.36	74,74,74,74	0
56	MG	BW	3001	1/1	0.86	0.29	55,55,55,55	0
56	MG	DA	3001	1/1	0.86	0.26	76,76,76,76	0
56	MG	BA	3238	1/1	0.86	0.17	48,48,48,48	0
56	MG	BA	3071	1/1	0.86	0.22	55,55,55,55	0
56	MG	DA	3221	1/1	0.86	0.27	56,56,56,56	0
56	MG	B9	502	1/1	0.86	0.26	49,49,49,49	0
56	MG	AA	3023	1/1	0.86	0.12	56,56,56,56	0
56	MG	BA	3217	1/1	0.86	0.33	59,59,59,59	0
56	MG	BA	3300	1/1	0.86	0.29	48,48,48,48	0
56	MG	BA	3085	1/1	0.86	0.38	35,35,35,35	0
56	MG	CA	3036	1/1	0.86	0.23	56,56,56,56	0
56	MG	AA	3121	1/1	0.86	0.46	52,52,52,52	0
56	MG	DA	3036	1/1	0.86	0.27	35,35,35,35	0
56	MG	DA	3110	1/1	0.86	0.17	46,46,46,46	0
56	MG	BA	3250	1/1	0.86	0.28	61,61,61,61	0
56	MG	BA	3207	1/1	0.86	0.37	44,44,44,44	0
56	MG	BA	3641	1/1	0.86	0.14	33,33,33,33	0
56	MG	DA	3003	1/1	0.86	0.18	43,43,43,43	0
56	MG	BA	3028	1/1	0.86	0.31	59,59,59,59	0
56	MG	BA	3082	1/1	0.86	0.16	54,54,54,54	0
56	MG	BA	3717	1/1	0.86	0.11	51,51,51,51	0

Continued on next page...

Continued from previous page...

Mol	Type	Chain	Res	Atoms	RSCC	RSR	B-factors(\AA^2)	Q<0.9
56	MG	BB	3003	1/1	0.86	0.23	40,40,40,40	0
56	MG	BA	3203	1/1	0.86	0.22	45,45,45,45	0
56	MG	CA	3055	1/1	0.86	0.25	61,61,61,61	0
56	MG	AA	3064	1/1	0.86	0.27	65,65,65,65	0
56	MG	AA	3042	1/1	0.86	0.28	50,50,50,50	0
56	MG	BA	3029	1/1	0.86	0.66	53,53,53,53	0
56	MG	CA	3122	1/1	0.86	0.20	70,70,70,70	0
56	MG	DA	3621	1/1	0.86	0.17	46,46,46,46	0
56	MG	BA	3722	1/1	0.86	0.27	49,49,49,49	0
56	MG	CA	3028	1/1	0.86	0.56	62,62,62,62	0
56	MG	AA	3026	1/1	0.86	0.18	52,52,52,52	0
56	MG	AA	3117	1/1	0.86	0.15	64,64,64,64	0
56	MG	BA	3636	1/1	0.86	0.13	54,54,54,54	0
56	MG	BA	3251	1/1	0.86	0.27	45,45,45,45	0
56	MG	AA	3033	1/1	0.86	0.45	68,68,68,68	0
56	MG	BA	3506	1/1	0.86	0.25	33,33,33,33	0
56	MG	AA	3133	1/1	0.86	0.69	71,71,71,71	0
56	MG	BA	3084	1/1	0.86	0.50	47,47,47,47	0
56	MG	AA	3203	1/1	0.86	0.15	76,76,76,76	0
56	MG	AA	3142	1/1	0.87	0.37	60,60,60,60	0
56	MG	DA	3626	1/1	0.87	0.17	63,63,63,63	0
56	MG	DA	3165	1/1	0.87	0.32	48,48,48,48	0
56	MG	AA	3020	1/1	0.87	0.18	80,80,80,80	0
56	MG	CA	3019	1/1	0.87	0.15	62,62,62,62	0
56	MG	DA	3074	1/1	0.87	0.31	60,60,60,60	0
56	MG	DA	3035	1/1	0.87	0.71	58,58,58,58	0
56	MG	DA	3208	1/1	0.87	0.19	46,46,46,46	0
56	MG	BA	3133	1/1	0.87	0.60	53,53,53,53	0
56	MG	BA	3070	1/1	0.87	0.24	46,46,46,46	0
56	MG	DA	3528	1/1	0.87	0.15	33,33,33,33	0
56	MG	BA	3484	1/1	0.87	0.16	40,40,40,40	0
56	MG	CA	3029	1/1	0.87	0.17	54,54,54,54	0
56	MG	DA	3458	1/1	0.87	0.22	47,47,47,47	0
56	MG	AA	3063	1/1	0.87	0.14	57,57,57,57	0
56	MG	DA	3457	1/1	0.87	0.15	44,44,44,44	0
56	MG	DA	3079	1/1	0.87	0.28	44,44,44,44	0
56	MG	DA	3015	1/1	0.87	0.33	54,54,54,54	0
56	MG	DA	3213	1/1	0.87	0.08	48,48,48,48	0
56	MG	DA	3424	1/1	0.87	0.19	58,58,58,58	0
56	MG	CA	3084	1/1	0.87	0.18	80,80,80,80	0
56	MG	AA	3039	1/1	0.87	0.20	62,62,62,62	0
56	MG	DU	3002	1/1	0.87	0.58	52,52,52,52	0

Continued on next page...

Continued from previous page...

Mol	Type	Chain	Res	Atoms	RSCC	RSR	B-factors(\AA^2)	Q<0.9
56	MG	BA	3192	1/1	0.87	0.36	48,48,48,48	0
56	MG	DA	3338	1/1	0.87	0.16	58,58,58,58	0
56	MG	CA	3007	1/1	0.87	0.41	63,63,63,63	0
56	MG	DA	3115	1/1	0.87	0.08	64,64,64,64	0
56	MG	DA	3119	1/1	0.87	0.15	44,44,44,44	0
56	MG	BA	3224	1/1	0.87	0.40	48,48,48,48	0
56	MG	BA	3099	1/1	0.87	0.31	55,55,55,55	0
56	MG	BA	3240	1/1	0.87	0.26	54,54,54,54	0
56	MG	BA	3081	1/1	0.87	0.29	44,44,44,44	0
56	MG	DA	3112	1/1	0.87	0.31	49,49,49,49	0
56	MG	BA	3293	1/1	0.87	0.28	69,69,69,69	0
56	MG	BA	3109	1/1	0.88	0.28	62,62,62,62	0
56	MG	BA	3039	1/1	0.88	0.29	44,44,44,44	0
56	MG	AA	3125	1/1	0.88	0.14	56,56,56,56	0
56	MG	BA	3261	1/1	0.88	0.28	45,45,45,45	0
56	MG	DA	3062	1/1	0.88	0.39	58,58,58,58	0
56	MG	DB	3002	1/1	0.88	0.20	72,72,72,72	0
56	MG	AA	3003	1/1	0.88	0.25	70,70,70,70	0
56	MG	DA	3243	1/1	0.88	0.41	49,49,49,49	0
56	MG	DA	3455	1/1	0.88	0.21	53,53,53,53	0
56	MG	AA	3143	1/1	0.88	0.20	67,67,67,67	0
56	MG	BA	3704	1/1	0.88	0.34	58,58,58,58	0
56	MG	DA	3287	1/1	0.88	0.06	53,53,53,53	0
56	MG	BA	3105	1/1	0.88	0.19	54,54,54,54	0
56	MG	DA	3006	1/1	0.88	0.08	41,41,41,41	0
56	MG	BA	3649	1/1	0.88	0.25	43,43,43,43	0
56	MG	AA	3037	1/1	0.88	0.28	53,53,53,53	0
56	MG	BA	3713	1/1	0.88	0.22	49,49,49,49	0
56	MG	DA	3117	1/1	0.88	0.17	46,46,46,46	0
56	MG	DB	3008	1/1	0.88	0.12	36,36,36,36	0
56	MG	BA	3675	1/1	0.88	0.26	68,68,68,68	0
56	MG	DA	3086	1/1	0.88	0.30	43,43,43,43	0
56	MG	AN	101	1/1	0.88	0.17	64,64,64,64	0
56	MG	BA	3172	1/1	0.88	0.12	54,54,54,54	0
56	MG	BA	3094	1/1	0.88	0.47	62,62,62,62	0
56	MG	CA	3021	1/1	0.88	0.25	54,54,54,54	0
56	MG	DA	3205	1/1	0.88	0.26	41,41,41,41	0
56	MG	DA	3608	1/1	0.88	0.29	63,63,63,63	0
56	MG	DA	3049	1/1	0.88	0.18	56,56,56,56	0
56	MG	BA	3135	1/1	0.88	0.26	57,57,57,57	0
56	MG	CA	3142	1/1	0.88	0.20	80,80,80,80	0
56	MG	BA	3242	1/1	0.88	0.18	45,45,45,45	0

Continued on next page...

Continued from previous page...

Mol	Type	Chain	Res	Atoms	RSCC	RSR	B-factors(\AA^2)	Q<0.9
56	MG	BA	3076	1/1	0.88	0.22	40,40,40,40	0
56	MG	DA	3460	1/1	0.88	0.10	47,47,47,47	0
56	MG	AA	3164	1/1	0.88	0.23	61,61,61,61	0
56	MG	CA	3043	1/1	0.88	0.34	62,62,62,62	0
56	MG	DA	3462	1/1	0.88	0.22	71,71,71,71	0
60	K	DA	3234	1/1	0.88	0.27	102,102,102,102	0
56	MG	DA	3465	1/1	0.88	0.17	41,41,41,41	0
56	MG	DA	3180	1/1	0.88	0.20	47,47,47,47	0
56	MG	DA	3029	1/1	0.88	0.12	62,62,62,62	0
56	MG	BA	3007	1/1	0.88	0.25	55,55,55,55	0
56	MG	BA	3563	1/1	0.88	0.39	66,66,66,66	0
56	MG	BA	3640	1/1	0.88	0.21	31,31,31,31	0
56	MG	BA	3626	1/1	0.88	0.13	50,50,50,50	0
56	MG	DA	3187	1/1	0.88	0.67	52,52,52,52	0
56	MG	DA	3647	1/1	0.88	0.56	45,45,45,45	0
56	MG	DA	3186	1/1	0.88	0.29	38,38,38,38	0
56	MG	BA	3122	1/1	0.88	0.65	68,68,68,68	0
56	MG	BA	3687	1/1	0.88	0.14	59,59,59,59	0
56	MG	BA	3707	1/1	0.88	0.17	57,57,57,57	0
56	MG	BA	3429	1/1	0.89	0.16	55,55,55,55	0
56	MG	DA	3144	1/1	0.89	0.34	37,37,37,37	0
56	MG	DA	3318	1/1	0.89	0.19	47,47,47,47	0
56	MG	BA	3567	1/1	0.89	0.10	54,54,54,54	0
56	MG	BA	3225	1/1	0.89	0.40	42,42,42,42	0
56	MG	BA	3599	1/1	0.89	0.10	56,56,56,56	0
56	MG	DA	3099	1/1	0.89	0.34	39,39,39,39	0
56	MG	BA	3064	1/1	0.89	0.38	49,49,49,49	0
56	MG	DA	3175	1/1	0.89	0.30	52,52,52,52	0
56	MG	BA	3161	1/1	0.89	0.13	50,50,50,50	0
56	MG	BA	3680	1/1	0.89	0.24	62,62,62,62	0
56	MG	AV	101	1/1	0.89	0.24	51,51,51,51	0
56	MG	DA	3354	1/1	0.89	0.18	39,39,39,39	0
56	MG	DA	3282	1/1	0.89	0.31	58,58,58,58	0
56	MG	AA	3017	1/1	0.89	0.29	57,57,57,57	0
56	MG	DA	3143	1/1	0.89	0.20	53,53,53,53	0
56	MG	DA	3613	1/1	0.89	0.31	64,64,64,64	0
56	MG	DA	3038	1/1	0.89	0.33	37,37,37,37	0
56	MG	DB	3005	1/1	0.89	0.25	41,41,41,41	0
56	MG	BA	3561	1/1	0.89	0.25	39,39,39,39	0
56	MG	AA	3102	1/1	0.89	0.05	68,68,68,68	0
56	MG	BA	3167	1/1	0.89	0.46	50,50,50,50	0
56	MG	AA	3075	1/1	0.89	0.11	50,50,50,50	0

Continued on next page...

Continued from previous page...

Mol	Type	Chain	Res	Atoms	RSCC	RSR	B-factors(\AA^2)	Q<0.9
56	MG	DA	3081	1/1	0.89	0.23	56,56,56,56	0
56	MG	BA	3289	1/1	0.89	0.13	53,53,53,53	0
56	MG	BW	3002	1/1	0.89	0.18	34,34,34,34	0
56	MG	CA	3171	1/1	0.89	0.15	61,61,61,61	0
56	MG	DA	3618	1/1	0.89	0.25	61,61,61,61	0
56	MG	BA	3444	1/1	0.89	0.27	29,29,29,29	0
56	MG	BA	3058	1/1	0.89	0.39	41,41,41,41	0
56	MG	D3	101	1/1	0.89	0.55	54,54,54,54	0
56	MG	AX	107	1/1	0.89	0.44	82,82,82,82	0
56	MG	BA	3166	1/1	0.89	0.20	41,41,41,41	0
56	MG	BA	3246	1/1	0.89	0.33	38,38,38,38	0
56	MG	AF	3001	1/1	0.89	0.16	62,62,62,62	0
56	MG	DA	3108	1/1	0.89	0.41	50,50,50,50	0
56	MG	DA	3289	1/1	0.89	0.17	64,64,64,64	0
56	MG	DA	3121	1/1	0.89	0.26	46,46,46,46	0
56	MG	BA	3435	1/1	0.89	0.21	59,59,59,59	0
56	MG	DA	3434	1/1	0.89	0.19	51,51,51,51	0
56	MG	DA	3278	1/1	0.89	0.08	39,39,39,39	0
56	MG	CA	3135	1/1	0.89	0.37	61,61,61,61	0
56	MG	CA	3117	1/1	0.89	0.15	58,58,58,58	0
56	MG	BA	3604	1/1	0.89	0.38	64,64,64,64	0
56	MG	CA	3163	1/1	0.89	0.24	60,60,60,60	0
56	MG	BA	3247	1/1	0.89	0.21	58,58,58,58	0
56	MG	BA	3164	1/1	0.89	0.49	57,57,57,57	0
56	MG	DA	3606	1/1	0.89	0.18	58,58,58,58	0
56	MG	DA	3067	1/1	0.89	0.29	35,35,35,35	0
56	MG	CA	3156	1/1	0.89	0.26	80,80,80,80	0
56	MG	AX	103	1/1	0.89	0.10	57,57,57,57	0
56	MG	CA	3061	1/1	0.89	0.48	68,68,68,68	0
56	MG	DA	3102	1/1	0.89	0.27	49,49,49,49	0
56	MG	CA	3035	1/1	0.89	0.26	49,49,49,49	0
56	MG	BA	3629	1/1	0.89	0.14	51,51,51,51	0
56	MG	DA	3392	1/1	0.89	0.14	60,60,60,60	0
56	MG	BA	3524	1/1	0.89	0.13	50,50,50,50	0
56	MG	DA	3160	1/1	0.89	0.24	47,47,47,47	0
56	MG	AA	3082	1/1	0.89	0.16	52,52,52,52	0
56	MG	DA	3447	1/1	0.90	0.18	56,56,56,56	0
56	MG	BN	3005	1/1	0.90	1.02	63,63,63,63	0
56	MG	BA	3048	1/1	0.90	0.35	33,33,33,33	0
56	MG	DA	3532	1/1	0.90	0.10	60,60,60,60	0
56	MG	DA	3139	1/1	0.90	0.22	47,47,47,47	0
56	MG	CA	3006	1/1	0.90	0.09	72,72,72,72	0

Continued on next page...

Continued from previous page...

Mol	Type	Chain	Res	Atoms	RSCC	RSR	B-factors(\AA^2)	Q<0.9
56	MG	DE	301	1/1	0.90	0.83	51,51,51,51	0
56	MG	DA	3106	1/1	0.90	0.40	45,45,45,45	0
56	MG	AA	3119	1/1	0.90	0.31	42,42,42,42	0
56	MG	DA	3584	1/1	0.90	0.15	47,47,47,47	0
56	MG	CA	3106	1/1	0.90	0.39	72,72,72,72	0
56	MG	DA	3061	1/1	0.90	0.27	47,47,47,47	0
56	MG	DA	3517	1/1	0.90	0.28	47,47,47,47	0
56	MG	BA	3334	1/1	0.90	0.14	41,41,41,41	0
56	MG	DA	3137	1/1	0.90	0.31	62,62,62,62	0
56	MG	BA	3180	1/1	0.90	0.33	48,48,48,48	0
56	MG	DA	3409	1/1	0.90	0.10	54,54,54,54	0
56	MG	BA	3738	1/1	0.90	0.22	58,58,58,58	0
56	MG	CN	502	1/1	0.90	0.31	70,70,70,70	0
56	MG	BA	3648	1/1	0.90	0.16	54,54,54,54	0
56	MG	B7	104	1/1	0.90	0.22	55,55,55,55	0
56	MG	DA	3219	1/1	0.90	0.36	49,49,49,49	0
56	MG	DA	3472	1/1	0.90	0.18	38,38,38,38	0
56	MG	DA	3078	1/1	0.90	0.15	49,49,49,49	0
56	MG	BA	3723	1/1	0.90	0.17	25,25,25,25	0
56	MG	AA	3105	1/1	0.90	0.30	54,54,54,54	0
56	MG	DA	3189	1/1	0.90	0.21	55,55,55,55	0
56	MG	AA	3049	1/1	0.90	0.39	46,46,46,46	0
56	MG	DA	3116	1/1	0.90	0.39	43,43,43,43	0
56	MG	BP	203	1/1	0.90	0.62	39,39,39,39	0
56	MG	BA	3023	1/1	0.90	0.43	34,34,34,34	0
56	MG	BA	3086	1/1	0.90	0.32	50,50,50,50	0
56	MG	CA	3145	1/1	0.90	0.11	67,67,67,67	0
56	MG	DA	3060	1/1	0.90	0.34	51,51,51,51	0
56	MG	B7	101	1/1	0.90	0.19	45,45,45,45	0
56	MG	CA	3131	1/1	0.90	0.14	48,48,48,48	0
56	MG	DA	3298	1/1	0.90	0.26	45,45,45,45	0
56	MG	AA	3098	1/1	0.90	0.43	76,76,76,76	0
56	MG	CA	3124	1/1	0.90	0.17	64,64,64,64	0
56	MG	BA	3244	1/1	0.90	0.19	46,46,46,46	0
56	MG	AA	3068	1/1	0.90	0.11	67,67,67,67	0
56	MG	DA	3529	1/1	0.90	0.48	72,72,72,72	0
56	MG	BA	3602	1/1	0.90	0.16	44,44,44,44	0
56	MG	AA	3139	1/1	0.90	0.20	58,58,58,58	0
56	MG	BA	3739	1/1	0.90	0.38	50,50,50,50	0
56	MG	BA	3066	1/1	0.90	0.24	49,49,49,49	0
56	MG	DA	3353	1/1	0.90	0.17	54,54,54,54	0
56	MG	DA	3090	1/1	0.90	0.27	59,59,59,59	0

Continued on next page...

Continued from previous page...

Mol	Type	Chain	Res	Atoms	RSCC	RSR	B-factors(\AA^2)	Q<0.9
56	MG	BB	3014	1/1	0.90	0.09	68,68,68,68	0
56	MG	CA	3025	1/1	0.90	0.12	102,102,102,102	0
56	MG	CA	3009	1/1	0.90	0.13	55,55,55,55	0
56	MG	DA	3396	1/1	0.90	0.14	37,37,37,37	0
56	MG	BA	3123	1/1	0.90	0.27	47,47,47,47	0
56	MG	BA	3460	1/1	0.90	0.18	66,66,66,66	0
56	MG	AA	3073	1/1	0.90	0.11	63,63,63,63	0
56	MG	BA	3654	1/1	0.90	0.15	49,49,49,49	0
56	MG	BA	3190	1/1	0.90	0.25	42,42,42,42	0
56	MG	BA	3182	1/1	0.90	0.36	43,43,43,43	0
56	MG	AD	502	1/1	0.90	0.63	56,56,56,56	0
56	MG	AA	3087	1/1	0.90	0.21	87,87,87,87	0
56	MG	DB	3010	1/1	0.90	0.19	66,66,66,66	0
56	MG	CA	3101	1/1	0.90	0.11	58,58,58,58	0
56	MG	AA	3052	1/1	0.90	0.24	58,58,58,58	0
56	MG	DA	3418	1/1	0.90	0.22	57,57,57,57	0
56	MG	BA	3716	1/1	0.90	0.24	77,77,77,77	0
56	MG	CA	3126	1/1	0.90	0.25	56,56,56,56	0
56	MG	DA	3391	1/1	0.90	0.14	54,54,54,54	0
56	MG	DA	3428	1/1	0.90	0.28	30,30,30,30	0
56	MG	DA	3042	1/1	0.90	0.35	38,38,38,38	0
56	MG	BA	3089	1/1	0.90	0.23	50,50,50,50	0
56	MG	BA	3146	1/1	0.90	0.39	56,56,56,56	0
56	MG	DA	3283	1/1	0.90	0.19	47,47,47,47	0
56	MG	DA	3256	1/1	0.90	0.12	41,41,41,41	0
56	MG	AA	3092	1/1	0.90	0.50	59,59,59,59	0
56	MG	BA	3688	1/1	0.90	0.05	58,58,58,58	0
56	MG	DA	3630	1/1	0.90	0.09	67,67,67,67	0
56	MG	DA	3521	1/1	0.90	0.19	46,46,46,46	0
56	MG	DA	3017	1/1	0.90	0.25	51,51,51,51	0
56	MG	DA	3485	1/1	0.90	0.20	44,44,44,44	0
56	MG	BW	3005	1/1	0.90	0.44	38,38,38,38	0
56	MG	BA	3265	1/1	0.90	0.23	39,39,39,39	0
56	MG	BA	3269	1/1	0.90	0.11	32,32,32,32	0
56	MG	AA	3136	1/1	0.90	0.11	68,68,68,68	0
56	MG	DA	3436	1/1	0.91	0.32	61,61,61,61	0
56	MG	DA	3071	1/1	0.91	0.52	46,46,46,46	0
56	MG	BA	3581	1/1	0.91	0.32	54,54,54,54	0
56	MG	BA	3134	1/1	0.91	0.14	34,34,34,34	0
56	MG	BA	3281	1/1	0.91	0.23	45,45,45,45	0
56	MG	BA	3676	1/1	0.91	0.17	63,63,63,63	0
56	MG	CE	3001	1/1	0.91	0.20	66,66,66,66	0

Continued on next page...

Continued from previous page...

Mol	Type	Chain	Res	Atoms	RSCC	RSR	B-factors(\AA^2)	Q<0.9
56	MG	DA	3623	1/1	0.91	0.12	63,63,63,63	0
56	MG	BA	3264	1/1	0.91	0.18	29,29,29,29	0
56	MG	BA	3346	1/1	0.91	0.17	33,33,33,33	0
56	MG	BA	3191	1/1	0.91	0.20	56,56,56,56	0
56	MG	DA	3475	1/1	0.91	0.12	35,35,35,35	0
56	MG	BA	3020	1/1	0.91	0.29	43,43,43,43	0
56	MG	BA	3477	1/1	0.91	0.16	52,52,52,52	0
56	MG	DA	3172	1/1	0.91	0.33	46,46,46,46	0
56	MG	AA	3173	1/1	0.91	0.15	37,37,37,37	0
56	MG	BA	3431	1/1	0.91	0.25	54,54,54,54	0
56	MG	AA	3167	1/1	0.91	0.18	78,78,78,78	0
56	MG	DA	3530	1/1	0.91	0.16	57,57,57,57	0
56	MG	BA	3059	1/1	0.91	0.37	35,35,35,35	0
56	MG	BD	304	1/1	0.91	0.44	41,41,41,41	0
56	MG	BA	3284	1/1	0.91	0.72	76,76,76,76	0
56	MG	DA	3210	1/1	0.91	0.28	46,46,46,46	0
56	MG	BA	3138	1/1	0.91	0.17	54,54,54,54	0
56	MG	BU	205	1/1	0.91	0.36	39,39,39,39	0
56	MG	DA	3654	1/1	0.91	0.29	50,50,50,50	0
56	MG	BA	3088	1/1	0.91	0.25	55,55,55,55	0
56	MG	BA	3184	1/1	0.91	0.81	51,51,51,51	0
56	MG	DA	3537	1/1	0.91	0.16	74,74,74,74	0
56	MG	AA	3204	1/1	0.91	0.17	70,70,70,70	0
56	MG	DA	3374	1/1	0.91	0.14	40,40,40,40	0
56	MG	DA	3202	1/1	0.91	0.21	39,39,39,39	0
56	MG	DA	3091	1/1	0.91	0.50	50,50,50,50	0
56	MG	DA	3040	1/1	0.91	0.21	45,45,45,45	0
56	MG	BA	3097	1/1	0.91	0.16	30,30,30,30	0
56	MG	BA	3499	1/1	0.91	0.18	50,50,50,50	0
56	MG	AA	3219	1/1	0.91	0.18	54,54,54,54	0
56	MG	DA	3395	1/1	0.91	0.14	40,40,40,40	0
56	MG	AA	3080	1/1	0.91	0.23	58,58,58,58	0
56	MG	BA	3667	1/1	0.91	0.22	72,72,72,72	0
56	MG	BW	3003	1/1	0.91	0.26	39,39,39,39	0
56	MG	BA	3241	1/1	0.91	0.41	41,41,41,41	0
56	MG	BA	3686	1/1	0.91	0.29	65,65,65,65	0
56	MG	DA	3637	1/1	0.91	0.20	59,59,59,59	0
56	MG	CA	3159	1/1	0.91	0.74	76,76,76,76	0
56	MG	AA	3182	1/1	0.91	0.13	48,48,48,48	0
56	MG	DA	3483	1/1	0.91	0.14	55,55,55,55	0
56	MG	DA	3276	1/1	0.91	0.11	26,26,26,26	0
56	MG	AA	3134	1/1	0.91	0.37	70,70,70,70	0

Continued on next page...

Continued from previous page...

Mol	Type	Chain	Res	Atoms	RSCC	RSR	B-factors(\AA^2)	Q<0.9
56	MG	BA	3632	1/1	0.91	0.15	55,55,55,55	0
56	MG	BA	3279	1/1	0.91	0.16	60,60,60,60	0
56	MG	DA	3402	1/1	0.91	0.17	33,33,33,33	0
56	MG	BA	3046	1/1	0.91	0.41	52,52,52,52	0
56	MG	DA	3328	1/1	0.91	0.28	33,33,33,33	0
56	MG	BA	3647	1/1	0.91	0.26	40,40,40,40	0
56	MG	BA	3053	1/1	0.91	0.19	52,52,52,52	0
56	MG	BA	3702	1/1	0.91	0.24	56,56,56,56	0
56	MG	BA	3271	1/1	0.91	0.32	40,40,40,40	0
56	MG	DA	3254	1/1	0.91	0.14	52,52,52,52	0
56	MG	DA	3195	1/1	0.91	0.20	51,51,51,51	0
56	MG	DA	3560	1/1	0.91	0.07	57,57,57,57	0
56	MG	DA	3454	1/1	0.91	0.11	52,52,52,52	0
56	MG	BA	3118	1/1	0.91	0.26	53,53,53,53	0
56	MG	BA	3467	1/1	0.91	0.15	44,44,44,44	0
56	MG	DA	3540	1/1	0.91	0.13	76,76,76,76	0
56	MG	DW	201	1/1	0.91	0.33	45,45,45,45	0
56	MG	DA	3240	1/1	0.91	0.17	58,58,58,58	0
56	MG	BA	3550	1/1	0.91	0.19	32,32,32,32	0
56	MG	BA	3432	1/1	0.91	0.14	27,27,27,27	0
56	MG	BX	102	1/1	0.91	0.23	60,60,60,60	0
56	MG	BQ	3004	1/1	0.91	0.33	41,41,41,41	0
56	MG	BA	3119	1/1	0.91	0.11	56,56,56,56	0
56	MG	DA	3138	1/1	0.91	0.41	53,53,53,53	0
56	MG	BN	3002	1/1	0.91	0.20	52,52,52,52	0
56	MG	DA	3565	1/1	0.91	0.22	48,48,48,48	0
56	MG	DA	3617	1/1	0.91	0.07	51,51,51,51	0
56	MG	DA	3655	1/1	0.91	0.17	62,62,62,62	0
56	MG	AA	3081	1/1	0.91	0.38	46,46,46,46	0
56	MG	DA	3249	1/1	0.91	0.20	25,25,25,25	0
56	MG	DA	3598	1/1	0.91	0.17	45,45,45,45	0
56	MG	CA	3064	1/1	0.91	0.14	74,74,74,74	0
56	MG	AA	3096	1/1	0.91	0.27	52,52,52,52	0
56	MG	AA	3197	1/1	0.91	0.19	64,64,64,64	0
56	MG	DA	3043	1/1	0.91	0.54	56,56,56,56	0
56	MG	BA	3213	1/1	0.91	0.14	63,63,63,63	0
56	MG	DA	3154	1/1	0.91	0.49	45,45,45,45	0
56	MG	BA	3153	1/1	0.91	0.32	47,47,47,47	0
56	MG	DA	3405	1/1	0.91	0.33	53,53,53,53	0
56	MG	BA	3372	1/1	0.91	0.17	42,42,42,42	0
56	MG	DA	3073	1/1	0.91	0.16	50,50,50,50	0
56	MG	BU	204	1/1	0.91	0.33	49,49,49,49	0

Continued on next page...

Continued from previous page...

Mol	Type	Chain	Res	Atoms	RSCC	RSR	B-factors(\AA^2)	Q<0.9
56	MG	BA	3635	1/1	0.91	0.20	52,52,52,52	0
56	MG	BF	302	1/1	0.91	0.26	49,49,49,49	0
56	MG	CA	3146	1/1	0.91	0.18	61,61,61,61	0
56	MG	CA	3015	1/1	0.91	0.33	53,53,53,53	0
60	K	BA	3304	1/1	0.91	0.32	93,93,93,93	0
56	MG	BA	3267	1/1	0.91	0.18	56,56,56,56	0
56	MG	DA	3299	1/1	0.91	0.12	35,35,35,35	0
56	MG	DA	3009	1/1	0.91	0.11	33,33,33,33	0
56	MG	DA	3201	1/1	0.92	0.24	43,43,43,43	0
56	MG	BA	3465	1/1	0.92	0.09	51,51,51,51	0
56	MG	DA	3025	1/1	0.92	0.49	38,38,38,38	0
56	MG	DA	3084	1/1	0.92	0.18	55,55,55,55	0
56	MG	AA	3109	1/1	0.92	0.21	59,59,59,59	0
56	MG	DA	3364	1/1	0.92	0.17	40,40,40,40	0
56	MG	DA	3267	1/1	0.92	0.28	40,40,40,40	0
56	MG	DA	3629	1/1	0.92	0.14	30,30,30,30	0
56	MG	AA	3199	1/1	0.92	0.15	62,62,62,62	0
56	MG	DA	3027	1/1	0.92	0.63	49,49,49,49	0
56	MG	DA	3124	1/1	0.92	0.13	66,66,66,66	0
56	MG	DE	305	1/1	0.92	0.45	68,68,68,68	0
56	MG	DA	3072	1/1	0.92	0.14	40,40,40,40	0
56	MG	BA	3473	1/1	0.92	0.15	55,55,55,55	0
56	MG	BA	3196	1/1	0.92	0.19	45,45,45,45	0
56	MG	CA	3058	1/1	0.92	0.20	36,36,36,36	0
56	MG	DA	3575	1/1	0.92	0.11	51,51,51,51	0
56	MG	BA	3518	1/1	0.92	0.10	52,52,52,52	0
56	MG	D5	102	1/1	0.92	0.59	44,44,44,44	0
56	MG	CA	3082	1/1	0.92	0.12	46,46,46,46	0
56	MG	DA	3262	1/1	0.92	0.22	60,60,60,60	0
56	MG	CA	3002	1/1	0.92	0.07	74,74,74,74	0
56	MG	BA	3338	1/1	0.92	0.21	62,62,62,62	0
56	MG	DA	3502	1/1	0.92	0.18	48,48,48,48	0
56	MG	DV	202	1/1	0.92	0.61	45,45,45,45	0
56	MG	BP	201	1/1	0.92	0.57	37,37,37,37	0
56	MG	BA	3187	1/1	0.92	0.23	53,53,53,53	0
56	MG	BA	3075	1/1	0.92	0.24	36,36,36,36	0
56	MG	DA	3016	1/1	0.92	0.22	33,33,33,33	0
56	MG	BA	3001	1/1	0.92	0.33	52,52,52,52	0
56	MG	DA	3523	1/1	0.92	0.12	47,47,47,47	0
56	MG	DA	3097	1/1	0.92	0.17	58,58,58,58	0
56	MG	DA	3151	1/1	0.92	0.33	48,48,48,48	0
56	MG	DA	3542	1/1	0.92	0.23	44,44,44,44	0

Continued on next page...

Continued from previous page...

Mol	Type	Chain	Res	Atoms	RSCC	RSR	B-factors(\AA^2)	Q<0.9
56	MG	BA	3031	1/1	0.92	0.61	44,44,44,44	0
56	MG	BA	3212	1/1	0.92	0.16	47,47,47,47	0
56	MG	BA	3568	1/1	0.92	0.22	68,68,68,68	0
56	MG	CA	3008	1/1	0.92	1.01	59,59,59,59	0
56	MG	BB	3011	1/1	0.92	0.16	45,45,45,45	0
56	MG	BA	3714	1/1	0.92	0.15	72,72,72,72	0
56	MG	BA	3718	1/1	0.92	0.16	52,52,52,52	0
56	MG	DA	3646	1/1	0.92	0.20	42,42,42,42	0
56	MG	BB	3009	1/1	0.92	0.12	49,49,49,49	0
56	MG	DA	3351	1/1	0.92	0.24	58,58,58,58	0
56	MG	BA	3415	1/1	0.92	0.14	28,28,28,28	0
56	MG	BA	3423	1/1	0.92	0.35	45,45,45,45	0
56	MG	CA	3031	1/1	0.92	0.31	55,55,55,55	0
56	MG	BA	3033	1/1	0.92	0.50	54,54,54,54	0
56	MG	CT	3001	1/1	0.92	0.21	57,57,57,57	0
56	MG	AA	3058	1/1	0.92	0.36	59,59,59,59	0
56	MG	BA	3709	1/1	0.92	0.16	77,77,77,77	0
56	MG	DA	3018	1/1	0.92	0.28	41,41,41,41	0
56	MG	BA	3254	1/1	0.92	0.30	40,40,40,40	0
56	MG	BA	3408	1/1	0.92	0.13	28,28,28,28	0
56	MG	B0	106	1/1	0.92	0.08	43,43,43,43	0
56	MG	AA	3099	1/1	0.92	0.51	49,49,49,49	0
56	MG	DA	3567	1/1	0.92	0.10	68,68,68,68	0
56	MG	AA	3194	1/1	0.92	0.18	50,50,50,50	0
56	MG	BA	3260	1/1	0.92	0.12	47,47,47,47	0
56	MG	BA	3416	1/1	0.92	0.17	25,25,25,25	0
56	MG	AA	3041	1/1	0.92	0.14	41,41,41,41	0
56	MG	BB	3008	1/1	0.92	0.21	49,49,49,49	0
56	MG	DA	3146	1/1	0.92	0.20	34,34,34,34	0
56	MG	BD	301	1/1	0.92	0.41	35,35,35,35	0
56	MG	AA	3215	1/1	0.92	0.94	77,77,77,77	0
56	MG	BA	3027	1/1	0.92	0.19	53,53,53,53	0
56	MG	BA	3044	1/1	0.92	0.37	32,32,32,32	0
56	MG	BA	3354	1/1	0.92	0.29	45,45,45,45	0
56	MG	BA	3317	1/1	0.92	0.24	40,40,40,40	0
56	MG	DA	3589	1/1	0.92	0.11	65,65,65,65	0
56	MG	BA	3211	1/1	0.92	0.08	43,43,43,43	0
56	MG	AA	3162	1/1	0.92	0.14	79,79,79,79	0
56	MG	BB	3006	1/1	0.92	0.29	34,34,34,34	0
56	MG	BA	3090	1/1	0.92	0.24	42,42,42,42	0
56	MG	CA	3012	1/1	0.92	0.13	50,50,50,50	0
56	MG	BA	3481	1/1	0.92	0.20	41,41,41,41	0

Continued on next page...

Continued from previous page...

Mol	Type	Chain	Res	Atoms	RSCC	RSR	B-factors(\AA^2)	Q<0.9
56	MG	BA	3324	1/1	0.92	0.30	54,54,54,54	0
56	MG	DA	3181	1/1	0.92	0.33	55,55,55,55	0
56	MG	DA	3306	1/1	0.92	0.16	51,51,51,51	0
56	MG	BA	3689	1/1	0.92	0.18	25,25,25,25	0
56	MG	DA	3444	1/1	0.92	0.27	43,43,43,43	0
56	MG	BA	3294	1/1	0.92	0.16	59,59,59,59	0
56	MG	DA	3593	1/1	0.92	0.24	62,62,62,62	0
56	MG	AA	3106	1/1	0.92	0.27	68,68,68,68	0
56	MG	DA	3473	1/1	0.92	0.17	50,50,50,50	0
56	MG	CA	3014	1/1	0.92	0.17	56,56,56,56	0
56	MG	CA	3141	1/1	0.92	0.31	85,85,85,85	0
56	MG	BA	3174	1/1	0.92	0.21	52,52,52,52	0
56	MG	AA	3044	1/1	0.92	0.13	60,60,60,60	0
56	MG	DA	3614	1/1	0.92	0.12	46,46,46,46	0
56	MG	BA	3026	1/1	0.92	0.15	36,36,36,36	0
56	MG	DA	3561	1/1	0.92	0.14	40,40,40,40	0
56	MG	DA	3636	1/1	0.92	0.11	64,64,64,64	0
56	MG	BA	3278	1/1	0.92	0.19	53,53,53,53	0
56	MG	BA	3216	1/1	0.92	0.28	46,46,46,46	0
56	MG	BA	3266	1/1	0.92	0.19	47,47,47,47	0
56	MG	AA	3097	1/1	0.92	0.41	53,53,53,53	0
56	MG	BA	3644	1/1	0.92	0.10	38,38,38,38	0
56	MG	BA	3008	1/1	0.92	0.14	30,30,30,30	0
56	MG	DA	3013	1/1	0.92	0.10	38,38,38,38	0
56	MG	BA	3141	1/1	0.92	0.55	43,43,43,43	0
56	MG	BA	3612	1/1	0.92	0.17	41,41,41,41	0
56	MG	BA	3392	1/1	0.92	0.13	53,53,53,53	0
56	MG	BA	3253	1/1	0.92	0.28	63,63,63,63	0
56	MG	BA	3016	1/1	0.92	0.52	50,50,50,50	0
56	MG	CA	3037	1/1	0.92	0.23	45,45,45,45	0
56	MG	AA	3014	1/1	0.92	0.13	24,24,24,24	0
56	MG	BA	3646	1/1	0.92	0.24	39,39,39,39	0
56	MG	CA	3138	1/1	0.92	0.12	59,59,59,59	0
56	MG	DA	3507	1/1	0.92	0.20	53,53,53,53	0
56	MG	DA	3586	1/1	0.92	0.12	57,57,57,57	0
56	MG	CA	3164	1/1	0.92	0.35	43,43,43,43	0
56	MG	AA	3057	1/1	0.92	0.16	45,45,45,45	0
56	MG	CA	3107	1/1	0.92	0.08	71,71,71,71	0
56	MG	BA	3447	1/1	0.92	0.12	76,76,76,76	0
56	MG	DA	3509	1/1	0.92	0.09	57,57,57,57	0
56	MG	BA	3385	1/1	0.92	0.06	56,56,56,56	0
56	MG	DA	3023	1/1	0.92	0.40	64,64,64,64	0

Continued on next page...

Continued from previous page...

Mol	Type	Chain	Res	Atoms	RSCC	RSR	B-factors(\AA^2)	Q<0.9
56	MG	DQ	3001	1/1	0.92	0.26	40,40,40,40	0
56	MG	AA	3012	1/1	0.92	0.16	58,58,58,58	0
56	MG	DA	3111	1/1	0.92	0.20	67,67,67,67	0
56	MG	DA	3585	1/1	0.92	0.26	62,62,62,62	0
56	MG	BA	3662	1/1	0.92	0.15	46,46,46,46	0
56	MG	DA	3493	1/1	0.92	0.25	38,38,38,38	0
56	MG	DA	3602	1/1	0.92	0.17	63,63,63,63	0
56	MG	DA	3407	1/1	0.93	0.14	35,35,35,35	0
56	MG	BA	3504	1/1	0.93	0.18	54,54,54,54	0
56	MG	BA	3692	1/1	0.93	0.20	36,36,36,36	0
56	MG	BA	3117	1/1	0.93	0.27	37,37,37,37	0
56	MG	BA	3147	1/1	0.93	0.60	42,42,42,42	0
56	MG	BA	3696	1/1	0.93	0.27	36,36,36,36	0
56	MG	BU	207	1/1	0.93	0.35	38,38,38,38	0
56	MG	CA	3076	1/1	0.93	0.28	48,48,48,48	0
56	MG	BA	3113	1/1	0.93	0.20	48,48,48,48	0
56	MG	BA	3611	1/1	0.93	0.11	61,61,61,61	0
56	MG	BA	3357	1/1	0.93	0.17	45,45,45,45	0
56	MG	AA	3062	1/1	0.93	0.15	30,30,30,30	0
56	MG	DA	3426	1/1	0.93	0.14	41,41,41,41	0
56	MG	DA	3185	1/1	0.93	0.33	42,42,42,42	0
56	MG	AA	3110	1/1	0.93	0.13	41,41,41,41	0
56	MG	DA	3255	1/1	0.93	0.15	46,46,46,46	0
56	MG	DA	3484	1/1	0.93	0.05	47,47,47,47	0
56	MG	DA	3566	1/1	0.93	0.12	55,55,55,55	0
56	MG	BA	3189	1/1	0.93	0.17	39,39,39,39	0
56	MG	CA	3066	1/1	0.93	0.08	47,47,47,47	0
56	MG	AA	3048	1/1	0.93	0.10	52,52,52,52	0
56	MG	DA	3065	1/1	0.93	0.19	40,40,40,40	0
56	MG	AA	3214	1/1	0.93	0.31	42,42,42,42	0
56	MG	BA	3055	1/1	0.93	0.31	44,44,44,44	0
56	MG	CA	3089	1/1	0.93	0.17	54,54,54,54	0
56	MG	CA	3125	1/1	0.93	0.20	64,64,64,64	0
56	MG	BA	3472	1/1	0.93	0.12	53,53,53,53	0
56	MG	DB	3012	1/1	0.93	0.19	50,50,50,50	0
56	MG	DA	3055	1/1	0.93	0.20	55,55,55,55	0
56	MG	BA	3175	1/1	0.93	0.50	40,40,40,40	0
56	MG	AA	3116	1/1	0.93	0.41	62,62,62,62	0
56	MG	CA	3026	1/1	0.93	0.18	52,52,52,52	0
56	MG	AA	3100	1/1	0.93	0.59	43,43,43,43	0
56	MG	DA	3274	1/1	0.93	0.40	49,49,49,49	0
56	MG	BA	3509	1/1	0.93	0.21	29,29,29,29	0

Continued on next page...

Continued from previous page...

Mol	Type	Chain	Res	Atoms	RSCC	RSR	B-factors(\AA^2)	Q<0.9
56	MG	DA	3123	1/1	0.93	0.17	61,61,61,61	0
56	MG	CA	3129	1/1	0.93	0.23	54,54,54,54	0
56	MG	BA	3725	1/1	0.93	0.11	29,29,29,29	0
56	MG	BA	3256	1/1	0.93	0.12	60,60,60,60	0
56	MG	BE	302	1/1	0.93	0.17	29,29,29,29	0
56	MG	BF	304	1/1	0.93	0.48	30,30,30,30	0
56	MG	AA	3123	1/1	0.93	0.38	38,38,38,38	0
56	MG	CA	3078	1/1	0.93	0.25	51,51,51,51	0
56	MG	DQ	3003	1/1	0.93	0.21	58,58,58,58	0
56	MG	BA	3245	1/1	0.93	0.23	45,45,45,45	0
56	MG	DA	3050	1/1	0.93	0.48	30,30,30,30	0
56	MG	CA	3023	1/1	0.93	0.20	37,37,37,37	0
56	MG	DA	3411	1/1	0.93	0.23	33,33,33,33	0
56	MG	BA	3572	1/1	0.93	0.19	23,23,23,23	0
56	MG	DE	302	1/1	0.93	0.33	46,46,46,46	0
56	MG	DA	3168	1/1	0.93	0.67	46,46,46,46	0
56	MG	DA	3288	1/1	0.93	0.22	68,68,68,68	0
56	MG	BA	3455	1/1	0.93	0.38	47,47,47,47	0
56	MG	DA	3092	1/1	0.93	0.30	48,48,48,48	0
56	MG	DA	3231	1/1	0.93	0.11	45,45,45,45	0
56	MG	AA	3085	1/1	0.93	0.43	57,57,57,57	0
56	MG	BA	3505	1/1	0.93	0.26	45,45,45,45	0
56	MG	AA	3113	1/1	0.93	0.11	56,56,56,56	0
56	MG	DA	3167	1/1	0.93	0.25	46,46,46,46	0
56	MG	DA	3054	1/1	0.93	0.09	34,34,34,34	0
56	MG	BA	3262	1/1	0.93	0.31	44,44,44,44	0
56	MG	BA	3038	1/1	0.93	0.12	51,51,51,51	0
56	MG	BA	3100	1/1	0.93	0.21	42,42,42,42	0
56	MG	DA	3469	1/1	0.93	0.15	52,52,52,52	0
56	MG	CA	3017	1/1	0.93	0.17	54,54,54,54	0
56	MG	DA	3345	1/1	0.93	0.13	16,16,16,16	0
56	MG	DA	3427	1/1	0.93	0.14	29,29,29,29	0
56	MG	AA	3053	1/1	0.93	0.40	56,56,56,56	0
56	MG	AA	3056	1/1	0.93	0.23	61,61,61,61	0
56	MG	BA	3705	1/1	0.93	0.22	64,64,64,64	0
56	MG	BA	3621	1/1	0.93	0.22	57,57,57,57	0
56	MG	DA	3385	1/1	0.93	0.32	58,58,58,58	0
56	MG	BA	3631	1/1	0.93	0.16	41,41,41,41	0
56	MG	BA	3061	1/1	0.93	0.35	44,44,44,44	0
56	MG	DA	3599	1/1	0.93	0.25	69,69,69,69	0
56	MG	BF	305	1/1	0.93	0.31	38,38,38,38	0
56	MG	DA	3261	1/1	0.93	0.24	44,44,44,44	0

Continued on next page...

Continued from previous page...

Mol	Type	Chain	Res	Atoms	RSCC	RSR	B-factors(\AA^2)	Q<0.9
56	MG	AA	3035	1/1	0.93	0.27	59,59,59,59	0
56	MG	DA	3056	1/1	0.93	0.38	37,37,37,37	0
56	MG	BA	3005	1/1	0.93	0.17	43,43,43,43	0
56	MG	DA	3230	1/1	0.93	0.18	61,61,61,61	0
56	MG	DA	3104	1/1	0.93	0.17	46,46,46,46	0
56	MG	BA	3171	1/1	0.93	0.40	42,42,42,42	0
56	MG	BA	3729	1/1	0.93	0.14	54,54,54,54	0
56	MG	CA	3153	1/1	0.93	0.10	85,85,85,85	0
56	MG	B0	101	1/1	0.93	0.26	57,57,57,57	0
56	MG	AA	3112	1/1	0.93	0.09	53,53,53,53	0
56	MG	AA	3059	1/1	0.93	0.70	49,49,49,49	0
56	MG	AA	3055	1/1	0.93	0.28	56,56,56,56	0
56	MG	AA	3031	1/1	0.93	0.22	41,41,41,41	0
56	MG	DD	301	1/1	0.93	0.24	23,23,23,23	0
56	MG	BA	3367	1/1	0.93	0.19	29,29,29,29	0
56	MG	BA	3258	1/1	0.93	0.17	35,35,35,35	0
56	MG	DA	3425	1/1	0.93	0.19	51,51,51,51	0
56	MG	AA	3138	1/1	0.93	0.39	38,38,38,38	0
56	MG	BA	3549	1/1	0.93	0.30	49,49,49,49	0
56	MG	BV	3003	1/1	0.93	0.26	27,27,27,27	0
56	MG	BA	3073	1/1	0.93	0.20	43,43,43,43	0
56	MG	BA	3693	1/1	0.93	0.27	57,57,57,57	0
56	MG	DA	3524	1/1	0.93	0.24	51,51,51,51	0
56	MG	AM	3002	1/1	0.93	0.58	60,60,60,60	0
56	MG	DA	3325	1/1	0.93	0.24	31,31,31,31	0
56	MG	DA	3033	1/1	0.93	0.22	41,41,41,41	0
56	MG	BG	3004	1/1	0.93	0.06	53,53,53,53	0
56	MG	BG	3003	1/1	0.93	0.21	53,53,53,53	0
56	MG	DA	3330	1/1	0.93	0.13	30,30,30,30	0
56	MG	DB	3001	1/1	0.93	0.19	80,80,80,80	0
56	MG	DA	3516	1/1	0.93	0.20	54,54,54,54	0
56	MG	AA	3006	1/1	0.93	0.09	84,84,84,84	0
56	MG	B2	101	1/1	0.93	0.28	34,34,34,34	0
58	ZN	DY	501	1/1	0.93	0.04	90,90,90,90	0
56	MG	DA	3644	1/1	0.93	0.63	50,50,50,50	0
56	MG	BA	3011	1/1	0.93	0.17	39,39,39,39	0
56	MG	BA	3454	1/1	0.93	0.24	20,20,20,20	0
56	MG	BA	3669	1/1	0.93	0.21	61,61,61,61	0
56	MG	BA	3144	1/1	0.93	0.13	52,52,52,52	0
56	MG	DA	3130	1/1	0.93	0.09	34,34,34,34	0
56	MG	BA	3101	1/1	0.93	0.42	47,47,47,47	0
56	MG	DA	3536	1/1	0.93	0.15	57,57,57,57	0

Continued on next page...

Continued from previous page...

Mol	Type	Chain	Res	Atoms	RSCC	RSR	B-factors(\AA^2)	Q<0.9
56	MG	DA	3390	1/1	0.93	0.20	58,58,58,58	0
56	MG	DA	3197	1/1	0.93	0.34	43,43,43,43	0
56	MG	DA	3037	1/1	0.93	0.37	37,37,37,37	0
56	MG	DF	302	1/1	0.93	0.20	47,47,47,47	0
56	MG	BA	3732	1/1	0.93	0.48	56,56,56,56	0
56	MG	BA	3051	1/1	0.93	0.30	34,34,34,34	0
56	MG	DA	3574	1/1	0.93	0.20	22,22,22,22	0
56	MG	BA	3301	1/1	0.93	0.53	44,44,44,44	0
56	MG	BD	312	1/1	0.93	0.97	72,72,72,72	0
56	MG	B0	104	1/1	0.93	0.32	55,55,55,55	0
56	MG	DA	3534	1/1	0.93	0.14	62,62,62,62	0
56	MG	BA	3179	1/1	0.93	0.32	53,53,53,53	0
56	MG	BN	3001	1/1	0.93	0.34	65,65,65,65	0
56	MG	CA	3046	1/1	0.94	0.25	52,52,52,52	0
56	MG	BA	3056	1/1	0.94	0.25	39,39,39,39	0
56	MG	DA	3340	1/1	0.94	0.12	29,29,29,29	0
56	MG	DA	3051	1/1	0.94	0.14	39,39,39,39	0
56	MG	DA	3612	1/1	0.94	0.32	46,46,46,46	0
56	MG	BA	3433	1/1	0.94	0.29	46,46,46,46	0
56	MG	BA	3093	1/1	0.94	0.46	52,52,52,52	0
56	MG	CA	3004	1/1	0.94	0.34	88,88,88,88	0
56	MG	BA	3672	1/1	0.94	0.25	63,63,63,63	0
56	MG	AA	3190	1/1	0.94	0.31	61,61,61,61	0
56	MG	BA	3594	1/1	0.94	0.28	55,55,55,55	0
56	MG	DA	3478	1/1	0.94	0.10	58,58,58,58	0
56	MG	DN	5001	1/1	0.94	0.12	71,71,71,71	0
56	MG	CA	3128	1/1	0.94	0.28	55,55,55,55	0
56	MG	DA	3417	1/1	0.94	0.19	54,54,54,54	0
56	MG	BA	3375	1/1	0.94	0.17	44,44,44,44	0
56	MG	BA	3539	1/1	0.94	0.21	23,23,23,23	0
56	MG	DA	3070	1/1	0.94	0.43	51,51,51,51	0
56	MG	DA	3620	1/1	0.94	0.20	66,66,66,66	0
56	MG	BA	3605	1/1	0.94	0.10	35,35,35,35	0
56	MG	BU	208	1/1	0.94	0.18	42,42,42,42	0
56	MG	BA	3326	1/1	0.94	0.24	15,15,15,15	0
56	MG	DV	203	1/1	0.94	0.31	41,41,41,41	0
56	MG	DA	3639	1/1	0.94	0.14	55,55,55,55	0
56	MG	AA	3179	1/1	0.94	0.24	34,34,34,34	0
56	MG	BA	3614	1/1	0.94	0.20	48,48,48,48	0
56	MG	DA	3322	1/1	0.94	0.06	41,41,41,41	0
56	MG	BE	306	1/1	0.94	0.45	38,38,38,38	0
56	MG	DA	3134	1/1	0.94	0.22	37,37,37,37	0

Continued on next page...

Continued from previous page...

Mol	Type	Chain	Res	Atoms	RSCC	RSR	B-factors(\AA^2)	Q<0.9
56	MG	DA	3570	1/1	0.94	0.12	67,67,67,67	0
56	MG	BA	3310	1/1	0.94	0.12	59,59,59,59	0
56	MG	BA	3720	1/1	0.94	0.17	51,51,51,51	0
56	MG	DA	3132	1/1	0.94	0.64	47,47,47,47	0
56	MG	BA	3585	1/1	0.94	0.22	25,25,25,25	0
56	MG	BA	3384	1/1	0.94	0.28	47,47,47,47	0
56	MG	BD	309	1/1	0.94	0.18	43,43,43,43	0
56	MG	BA	3620	1/1	0.94	0.29	57,57,57,57	0
56	MG	DA	3556	1/1	0.94	0.10	35,35,35,35	0
56	MG	BA	3168	1/1	0.94	0.45	52,52,52,52	0
56	MG	BA	3183	1/1	0.94	0.25	40,40,40,40	0
56	MG	DA	3452	1/1	0.94	0.19	64,64,64,64	0
56	MG	AA	3166	1/1	0.94	0.21	55,55,55,55	0
56	MG	DA	3236	1/1	0.94	0.16	38,38,38,38	0
56	MG	DA	3211	1/1	0.94	0.20	46,46,46,46	0
56	MG	CA	3010	1/1	0.94	0.15	34,34,34,34	0
56	MG	BA	3270	1/1	0.94	0.30	29,29,29,29	0
56	MG	B0	103	1/1	0.94	0.17	46,46,46,46	0
56	MG	DA	3192	1/1	0.94	0.47	48,48,48,48	0
56	MG	AA	3060	1/1	0.94	0.38	52,52,52,52	0
56	MG	AA	3201	1/1	0.94	0.12	76,76,76,76	0
56	MG	BP	202	1/1	0.94	0.41	47,47,47,47	0
56	MG	BA	3235	1/1	0.94	0.38	44,44,44,44	0
56	MG	AA	3005	1/1	0.94	0.28	66,66,66,66	0
56	MG	BA	3037	1/1	0.94	0.56	39,39,39,39	0
56	MG	BA	3226	1/1	0.94	0.31	31,31,31,31	0
56	MG	CA	3005	1/1	0.94	0.38	37,37,37,37	0
56	MG	BA	3390	1/1	0.94	0.08	40,40,40,40	0
56	MG	BA	3590	1/1	0.94	0.17	23,23,23,23	0
56	MG	BA	3104	1/1	0.94	0.39	34,34,34,34	0
56	MG	DB	3009	1/1	0.94	0.38	41,41,41,41	0
56	MG	DB	3011	1/1	0.94	0.33	49,49,49,49	0
56	MG	BA	3142	1/1	0.94	0.23	57,57,57,57	0
56	MG	DP	202	1/1	0.94	0.22	54,54,54,54	0
56	MG	DA	3147	1/1	0.94	0.20	46,46,46,46	0
56	MG	DA	3406	1/1	0.94	0.07	48,48,48,48	0
56	MG	AM	3001	1/1	0.94	0.08	76,76,76,76	0
56	MG	BA	3578	1/1	0.94	0.19	47,47,47,47	0
56	MG	DA	3403	1/1	0.94	0.21	42,42,42,42	0
56	MG	CA	3123	1/1	0.94	0.12	75,75,75,75	0
56	MG	BA	3017	1/1	0.94	0.32	38,38,38,38	0
56	MG	BA	3047	1/1	0.94	0.35	30,30,30,30	0

Continued on next page...

Continued from previous page...

Mol	Type	Chain	Res	Atoms	RSCC	RSR	B-factors(\AA^2)	Q<0.9
56	MG	BA	3710	1/1	0.94	0.06	57,57,57,57	0
56	MG	CA	3013	1/1	0.94	0.09	46,46,46,46	0
56	MG	DA	3173	1/1	0.94	0.29	50,50,50,50	0
56	MG	DA	3587	1/1	0.94	0.22	57,57,57,57	0
56	MG	DA	3010	1/1	0.94	0.25	42,42,42,42	0
56	MG	DA	3601	1/1	0.94	0.23	50,50,50,50	0
56	MG	BA	3588	1/1	0.94	0.20	41,41,41,41	0
56	MG	BA	3615	1/1	0.94	0.23	55,55,55,55	0
56	MG	AA	3004	1/1	0.94	0.16	50,50,50,50	0
56	MG	DA	3384	1/1	0.94	0.13	24,24,24,24	0
56	MG	BA	3012	1/1	0.94	0.11	34,34,34,34	0
56	MG	AA	3054	1/1	0.94	0.19	46,46,46,46	0
56	MG	AA	3198	1/1	0.94	0.16	73,73,73,73	0
56	MG	BA	3726	1/1	0.94	0.32	29,29,29,29	0
56	MG	BA	3468	1/1	0.94	0.18	45,45,45,45	0
56	MG	BA	3132	1/1	0.94	0.21	28,28,28,28	0
56	MG	DA	3539	1/1	0.94	0.20	35,35,35,35	0
56	MG	AA	3118	1/1	0.94	0.42	39,39,39,39	0
56	MG	BA	3025	1/1	0.94	0.20	48,48,48,48	0
56	MG	BA	3486	1/1	0.94	0.27	55,55,55,55	0
56	MG	CA	3068	1/1	0.94	0.11	47,47,47,47	0
56	MG	AA	3078	1/1	0.94	0.32	55,55,55,55	0
56	MG	AA	3146	1/1	0.94	0.20	55,55,55,55	0
56	MG	D5	101	1/1	0.94	0.63	44,44,44,44	0
56	MG	DA	3333	1/1	0.94	0.14	61,61,61,61	0
56	MG	DE	306	1/1	0.94	0.13	44,44,44,44	0
56	MG	BU	206	1/1	0.94	0.27	41,41,41,41	0
56	MG	AA	3217	1/1	0.94	0.42	64,64,64,64	0
56	MG	DA	3440	1/1	0.94	0.07	48,48,48,48	0
56	MG	BA	3425	1/1	0.94	0.22	42,42,42,42	0
56	MG	BA	3597	1/1	0.94	0.29	46,46,46,46	0
56	MG	B8	5002	1/1	0.94	0.23	48,48,48,48	0
56	MG	DA	3595	1/1	0.94	0.22	53,53,53,53	0
56	MG	DA	3619	1/1	0.94	0.13	67,67,67,67	0
56	MG	CA	3115	1/1	0.94	0.08	81,81,81,81	0
56	MG	DA	3246	1/1	0.94	0.16	55,55,55,55	0
56	MG	DA	3235	1/1	0.94	0.41	46,46,46,46	0
56	MG	AA	3175	1/1	0.94	0.14	70,70,70,70	0
56	MG	CF	3001	1/1	0.94	0.19	56,56,56,56	0
56	MG	CA	3116	1/1	0.94	0.15	76,76,76,76	0
56	MG	DA	3658	1/1	0.94	0.30	50,50,50,50	0
56	MG	DA	3244	1/1	0.94	0.19	23,23,23,23	0

Continued on next page...

Continued from previous page...

Mol	Type	Chain	Res	Atoms	RSCC	RSR	B-factors(\AA^2)	Q<0.9
56	MG	BD	305	1/1	0.94	0.25	41,41,41,41	0
56	MG	BA	3610	1/1	0.94	1.00	49,49,49,49	0
56	MG	DA	3386	1/1	0.94	0.17	18,18,18,18	0
56	MG	CA	3038	1/1	0.94	0.26	54,54,54,54	0
56	MG	DA	3470	1/1	0.94	0.17	45,45,45,45	0
56	MG	BA	3215	1/1	0.94	0.09	32,32,32,32	0
56	MG	BA	3298	1/1	0.94	0.38	45,45,45,45	0
56	MG	BA	3540	1/1	0.94	0.33	29,29,29,29	0
56	MG	BA	3043	1/1	0.94	0.38	33,33,33,33	0
56	MG	DA	3520	1/1	0.94	0.11	38,38,38,38	0
56	MG	DA	3148	1/1	0.94	0.13	41,41,41,41	0
56	MG	CA	3121	1/1	0.94	0.45	59,59,59,59	0
56	MG	DA	3268	1/1	0.94	0.18	42,42,42,42	0
56	MG	DA	3494	1/1	0.94	0.12	50,50,50,50	0
56	MG	BA	3368	1/1	0.94	0.14	22,22,22,22	0
56	MG	DA	3245	1/1	0.94	0.25	43,43,43,43	0
56	MG	CA	3003	1/1	0.94	0.13	69,69,69,69	0
56	MG	DA	3397	1/1	0.94	0.19	40,40,40,40	0
56	MG	DA	3499	1/1	0.94	0.22	44,44,44,44	0
56	MG	BA	3087	1/1	0.94	0.33	48,48,48,48	0
56	MG	BA	3456	1/1	0.94	0.20	24,24,24,24	0
56	MG	DA	3237	1/1	0.94	0.34	37,37,37,37	0
56	MG	BA	3593	1/1	0.94	0.13	51,51,51,51	0
56	MG	BA	3660	1/1	0.94	0.15	58,58,58,58	0
56	MG	BA	3054	1/1	0.94	0.19	39,39,39,39	0
56	MG	DA	3319	1/1	0.94	0.13	31,31,31,31	0
56	MG	BA	3583	1/1	0.94	0.18	57,57,57,57	0
56	MG	DA	3377	1/1	0.94	0.19	32,32,32,32	0
56	MG	BA	3650	1/1	0.94	0.13	44,44,44,44	0
56	MG	BA	3151	1/1	0.94	0.21	40,40,40,40	0
56	MG	BA	3232	1/1	0.94	0.19	32,32,32,32	0
56	MG	AA	3137	1/1	0.94	0.14	40,40,40,40	0
56	MG	CX	104	1/1	0.94	0.11	52,52,52,52	0
56	MG	AA	3213	1/1	0.94	0.12	74,74,74,74	0
56	MG	DA	3404	1/1	0.94	0.17	57,57,57,57	0
56	MG	DA	3184	1/1	0.94	0.17	54,54,54,54	0
56	MG	DA	3506	1/1	0.94	0.09	61,61,61,61	0
56	MG	AA	3007	1/1	0.94	0.17	68,68,68,68	0
56	MG	CA	3047	1/1	0.94	0.18	56,56,56,56	0
56	MG	BA	3737	1/1	0.94	0.22	39,39,39,39	0
56	MG	AA	3043	1/1	0.94	0.32	63,63,63,63	0
56	MG	DA	3292	1/1	0.94	0.18	34,34,34,34	0

Continued on next page...

Continued from previous page...

Mol	Type	Chain	Res	Atoms	RSCC	RSR	B-factors(\AA^2)	Q<0.9
56	MG	BA	3580	1/1	0.94	0.17	58,58,58,58	0
56	MG	DA	3150	1/1	0.94	0.09	57,57,57,57	0
56	MG	BA	3359	1/1	0.94	0.15	63,63,63,63	0
56	MG	DA	3628	1/1	0.94	0.15	38,38,38,38	0
56	MG	CA	3079	1/1	0.94	0.10	37,37,37,37	0
56	MG	DA	3270	1/1	0.94	0.28	55,55,55,55	0
56	MG	BA	3569	1/1	0.94	0.08	55,55,55,55	0
56	MG	BA	3208	1/1	0.94	0.13	50,50,50,50	0
56	MG	DA	3022	1/1	0.94	0.18	41,41,41,41	0
56	MG	BA	3042	1/1	0.94	0.14	50,50,50,50	0
56	MG	BA	3128	1/1	0.94	0.16	28,28,28,28	0
56	MG	DA	3226	1/1	0.94	0.18	47,47,47,47	0
56	MG	BA	3627	1/1	0.94	0.29	50,50,50,50	0
56	MG	DA	3059	1/1	0.94	0.05	42,42,42,42	0
56	MG	BA	3173	1/1	0.94	0.23	41,41,41,41	0
56	MG	DA	3641	1/1	0.94	0.21	47,47,47,47	0
56	MG	AA	3074	1/1	0.94	0.30	40,40,40,40	0
56	MG	BE	304	1/1	0.94	0.49	45,45,45,45	0
56	MG	DA	3380	1/1	0.94	0.09	40,40,40,40	0
56	MG	BA	3015	1/1	0.94	0.28	30,30,30,30	0
56	MG	DA	3583	1/1	0.94	0.24	35,35,35,35	0
56	MG	DA	3019	1/1	0.94	0.21	32,32,32,32	0
56	MG	BA	3186	1/1	0.94	0.17	50,50,50,50	0
56	MG	BA	3181	1/1	0.94	0.13	37,37,37,37	0
56	MG	AA	3132	1/1	0.94	0.21	59,59,59,59	0
56	MG	AA	3207	1/1	0.94	0.19	51,51,51,51	0
56	MG	BA	3446	1/1	0.94	0.21	25,25,25,25	0
56	MG	BA	3202	1/1	0.94	0.47	29,29,29,29	0
56	MG	BA	3643	1/1	0.94	0.20	59,59,59,59	0
56	MG	BA	3453	1/1	0.94	0.31	54,54,54,54	0
56	MG	AA	3211	1/1	0.94	0.11	58,58,58,58	0
56	MG	DB	3004	1/1	0.94	0.11	56,56,56,56	0
56	MG	DA	3075	1/1	0.94	0.21	45,45,45,45	0
56	MG	BA	3052	1/1	0.94	0.26	29,29,29,29	0
56	MG	AA	3178	1/1	0.94	0.17	63,63,63,63	0
56	MG	DA	3161	1/1	0.95	0.19	51,51,51,51	0
56	MG	DA	3290	1/1	0.95	0.20	59,59,59,59	0
56	MG	AK	3001	1/1	0.95	0.13	48,48,48,48	0
56	MG	BA	3290	1/1	0.95	0.15	35,35,35,35	0
56	MG	DA	3379	1/1	0.95	0.13	63,63,63,63	0
56	MG	DA	3635	1/1	0.95	0.12	39,39,39,39	0
56	MG	BA	3341	1/1	0.95	0.17	31,31,31,31	0

Continued on next page...

Continued from previous page...

Mol	Type	Chain	Res	Atoms	RSCC	RSR	B-factors(\AA^2)	Q<0.9
56	MG	BR	202	1/1	0.95	0.25	25,25,25,25	0
56	MG	DA	3105	1/1	0.95	0.16	56,56,56,56	0
56	MG	BA	3519	1/1	0.95	0.07	57,57,57,57	0
56	MG	BA	3404	1/1	0.95	0.10	42,42,42,42	0
56	MG	CA	3090	1/1	0.95	0.15	63,63,63,63	0
56	MG	DA	3194	1/1	0.95	0.60	65,65,65,65	0
56	MG	DA	3281	1/1	0.95	0.14	33,33,33,33	0
56	MG	BA	3613	1/1	0.95	0.18	47,47,47,47	0
56	MG	BA	3371	1/1	0.95	0.17	38,38,38,38	0
56	MG	DA	3259	1/1	0.95	0.22	45,45,45,45	0
56	MG	BA	3402	1/1	0.95	0.22	23,23,23,23	0
56	MG	AA	3200	1/1	0.95	0.30	79,79,79,79	0
56	MG	DA	3640	1/1	0.95	0.19	53,53,53,53	0
56	MG	DA	3513	1/1	0.95	0.18	58,58,58,58	0
56	MG	BA	3656	1/1	0.95	0.27	70,70,70,70	0
56	MG	BA	3547	1/1	0.95	0.19	30,30,30,30	0
56	MG	BA	3377	1/1	0.95	0.14	27,27,27,27	0
56	MG	DA	3039	1/1	0.95	0.60	46,46,46,46	0
56	MG	BA	3442	1/1	0.95	0.18	33,33,33,33	0
56	MG	DA	3525	1/1	0.95	0.10	56,56,56,56	0
56	MG	CA	3136	1/1	0.95	0.23	70,70,70,70	0
56	MG	BV	3001	1/1	0.95	0.26	42,42,42,42	0
56	MG	DA	3643	1/1	0.95	0.27	18,18,18,18	0
56	MG	BB	3007	1/1	0.95	0.15	49,49,49,49	0
56	MG	BA	3332	1/1	0.95	0.13	52,52,52,52	0
56	MG	BA	3565	1/1	0.95	0.13	75,75,75,75	0
56	MG	BA	3106	1/1	0.95	0.32	52,52,52,52	0
56	MG	BA	3471	1/1	0.95	0.11	28,28,28,28	0
56	MG	BA	3719	1/1	0.95	0.07	63,63,63,63	0
56	MG	DA	3443	1/1	0.95	0.23	30,30,30,30	0
56	MG	DA	3352	1/1	0.95	0.26	24,24,24,24	0
56	MG	DA	3578	1/1	0.95	0.15	68,68,68,68	0
56	MG	BA	3721	1/1	0.95	0.34	56,56,56,56	0
56	MG	AA	3187	1/1	0.95	0.06	72,72,72,72	0
56	MG	AA	3163	1/1	0.95	0.24	23,23,23,23	0
56	MG	B3	3403	1/1	0.95	0.39	37,37,37,37	0
56	MG	B8	5001	1/1	0.95	0.16	62,62,62,62	0
56	MG	AA	3181	1/1	0.95	0.19	46,46,46,46	0
56	MG	BA	3712	1/1	0.95	0.24	47,47,47,47	0
56	MG	BA	3131	1/1	0.95	0.13	31,31,31,31	0
56	MG	AA	3170	1/1	0.95	0.16	83,83,83,83	0
56	MG	DA	3651	1/1	0.95	0.14	48,48,48,48	0

Continued on next page...

Continued from previous page...

Mol	Type	Chain	Res	Atoms	RSCC	RSR	B-factors(\AA^2)	Q<0.9
56	MG	CA	3111	1/1	0.95	0.10	69,69,69,69	0
56	MG	DA	3128	1/1	0.95	0.33	54,54,54,54	0
56	MG	AA	3171	1/1	0.95	0.29	77,77,77,77	0
56	MG	BA	3558	1/1	0.95	0.19	47,47,47,47	0
56	MG	DO	5001	1/1	0.95	0.10	33,33,33,33	0
56	MG	BA	3219	1/1	0.95	0.36	36,36,36,36	0
56	MG	BA	3009	1/1	0.95	0.24	36,36,36,36	0
56	MG	BA	3108	1/1	0.95	0.17	32,32,32,32	0
56	MG	CA	3102	1/1	0.95	0.06	55,55,55,55	0
56	MG	BA	3624	1/1	0.95	0.17	73,73,73,73	0
56	MG	BA	3288	1/1	0.95	0.10	45,45,45,45	0
56	MG	DA	3590	1/1	0.95	0.18	39,39,39,39	0
56	MG	BA	3573	1/1	0.95	0.14	53,53,53,53	0
56	MG	CA	3051	1/1	0.95	0.16	77,77,77,77	0
56	MG	DA	3094	1/1	0.95	0.25	26,26,26,26	0
56	MG	CA	3154	1/1	0.95	0.16	54,54,54,54	0
56	MG	DA	3432	1/1	0.95	0.22	37,37,37,37	0
56	MG	DA	3363	1/1	0.95	0.20	56,56,56,56	0
56	MG	AA	3185	1/1	0.95	0.28	47,47,47,47	0
56	MG	DA	3166	1/1	0.95	0.08	37,37,37,37	0
56	MG	DA	3501	1/1	0.95	0.11	67,67,67,67	0
56	MG	DA	3439	1/1	0.95	0.23	45,45,45,45	0
56	MG	BA	3466	1/1	0.95	0.12	53,53,53,53	0
56	MG	DF	301	1/1	0.95	0.38	40,40,40,40	0
56	MG	DA	3199	1/1	0.95	0.15	46,46,46,46	0
56	MG	AA	3107	1/1	0.95	0.31	44,44,44,44	0
56	MG	DA	3266	1/1	0.95	0.19	32,32,32,32	0
56	MG	BA	3475	1/1	0.95	0.07	42,42,42,42	0
56	MG	DA	3264	1/1	0.95	0.20	38,38,38,38	0
56	MG	BA	3062	1/1	0.95	0.44	46,46,46,46	0
56	MG	BA	3532	1/1	0.95	0.21	42,42,42,42	0
56	MG	DA	3285	1/1	0.95	0.12	41,41,41,41	0
56	MG	BA	3699	1/1	0.95	0.15	23,23,23,23	0
56	MG	BA	3199	1/1	0.95	0.31	31,31,31,31	0
56	MG	AA	3177	1/1	0.95	0.13	58,58,58,58	0
56	MG	BW	3004	1/1	0.95	0.61	46,46,46,46	0
56	MG	BA	3328	1/1	0.95	0.19	41,41,41,41	0
56	MG	BA	3096	1/1	0.95	0.22	35,35,35,35	0
56	MG	DA	3588	1/1	0.95	0.13	47,47,47,47	0
56	MG	BA	3234	1/1	0.95	0.36	48,48,48,48	0
56	MG	AA	3016	1/1	0.95	0.10	70,70,70,70	0
56	MG	BA	3366	1/1	0.95	0.14	30,30,30,30	0

Continued on next page...

Continued from previous page...

Mol	Type	Chain	Res	Atoms	RSCC	RSR	B-factors(\AA^2)	Q<0.9
56	MG	AA	3019	1/1	0.95	0.42	64,64,64,64	0
56	MG	BA	3312	1/1	0.95	0.11	43,43,43,43	0
56	MG	BA	3236	1/1	0.95	0.33	37,37,37,37	0
56	MG	BA	3679	1/1	0.95	0.12	39,39,39,39	0
56	MG	BA	3690	1/1	0.95	0.23	55,55,55,55	0
56	MG	DA	3504	1/1	0.95	0.15	46,46,46,46	0
56	MG	AA	3061	1/1	0.95	0.09	57,57,57,57	0
56	MG	DA	3552	1/1	0.95	0.13	42,42,42,42	0
56	MG	AA	3070	1/1	0.95	0.19	68,68,68,68	0
56	MG	DA	3611	1/1	0.95	0.16	51,51,51,51	0
56	MG	BA	3533	1/1	0.95	0.29	30,30,30,30	0
56	MG	CA	3059	1/1	0.95	0.18	51,51,51,51	0
56	MG	BA	3194	1/1	0.95	0.52	43,43,43,43	0
56	MG	BA	3677	1/1	0.95	0.22	47,47,47,47	0
56	MG	BA	3237	1/1	0.95	0.16	43,43,43,43	0
56	MG	DA	3142	1/1	0.95	0.23	33,33,33,33	0
56	MG	BA	3734	1/1	0.95	0.33	42,42,42,42	0
56	MG	BA	3668	1/1	0.95	0.21	42,42,42,42	0
56	MG	BA	3169	1/1	0.95	0.23	39,39,39,39	0
56	MG	DA	3030	1/1	0.95	0.26	49,49,49,49	0
56	MG	DA	3200	1/1	0.95	0.93	48,48,48,48	0
56	MG	DA	3398	1/1	0.95	0.10	50,50,50,50	0
56	MG	DA	3547	1/1	0.95	0.12	47,47,47,47	0
56	MG	DA	3415	1/1	0.95	0.10	22,22,22,22	0
56	MG	BA	3069	1/1	0.95	0.10	33,33,33,33	0
56	MG	AA	3011	1/1	0.95	0.64	44,44,44,44	0
56	MG	DA	3140	1/1	0.95	0.31	55,55,55,55	0
56	MG	DA	3107	1/1	0.95	0.13	50,50,50,50	0
56	MG	AA	3160	1/1	0.95	0.29	52,52,52,52	0
56	MG	BA	3277	1/1	0.95	0.45	45,45,45,45	0
56	MG	BA	3618	1/1	0.95	0.23	37,37,37,37	0
56	MG	DA	3467	1/1	0.95	0.37	48,48,48,48	0
56	MG	DA	3127	1/1	0.95	0.16	44,44,44,44	0
56	MG	DV	201	1/1	0.95	0.30	56,56,56,56	0
56	MG	CA	3060	1/1	0.95	0.35	59,59,59,59	0
56	MG	DA	3076	1/1	0.95	0.46	38,38,38,38	0
56	MG	DA	3437	1/1	0.95	0.21	46,46,46,46	0
56	MG	BA	3510	1/1	0.95	0.16	66,66,66,66	0
56	MG	DA	3178	1/1	0.95	0.20	43,43,43,43	0
56	MG	DA	3269	1/1	0.95	0.14	47,47,47,47	0
56	MG	BA	3507	1/1	0.95	0.21	37,37,37,37	0
56	MG	BA	3545	1/1	0.95	0.19	20,20,20,20	0

Continued on next page...

Continued from previous page...

Mol	Type	Chain	Res	Atoms	RSCC	RSR	B-factors(\AA^2)	Q<0.9
56	MG	BA	3333	1/1	0.95	0.15	27,27,27,27	0
56	MG	BA	3428	1/1	0.95	0.42	36,36,36,36	0
56	MG	BA	3112	1/1	0.95	0.11	46,46,46,46	0
56	MG	DA	3569	1/1	0.95	0.07	54,54,54,54	0
56	MG	BB	3015	1/1	0.95	0.09	35,35,35,35	0
56	MG	DA	3445	1/1	0.95	0.44	60,60,60,60	0
56	MG	BD	302	1/1	0.95	0.60	44,44,44,44	0
56	MG	BA	3010	1/1	0.95	0.09	35,35,35,35	0
56	MG	BA	3492	1/1	0.95	0.18	48,48,48,48	0
56	MG	DA	3093	1/1	0.95	0.12	51,51,51,51	0
56	MG	DA	3572	1/1	0.95	0.10	39,39,39,39	0
56	MG	BA	3177	1/1	0.95	0.57	35,35,35,35	0
56	MG	BA	3391	1/1	0.95	0.20	39,39,39,39	0
56	MG	DA	3394	1/1	0.95	0.07	46,46,46,46	0
56	MG	DA	3252	1/1	0.95	0.23	36,36,36,36	0
56	MG	BA	3386	1/1	0.95	0.13	29,29,29,29	0
56	MG	BA	3449	1/1	0.95	0.10	59,59,59,59	0
56	MG	DA	3209	1/1	0.95	0.10	44,44,44,44	0
56	MG	BE	305	1/1	0.95	0.68	44,44,44,44	0
56	MG	BU	201	1/1	0.95	0.64	33,33,33,33	0
56	MG	AA	3184	1/1	0.95	0.14	81,81,81,81	0
56	MG	BE	307	1/1	0.95	0.29	51,51,51,51	0
56	MG	CA	3108	1/1	0.95	0.17	45,45,45,45	0
56	MG	AA	3206	1/1	0.95	0.12	79,79,79,79	0
56	MG	DA	3449	1/1	0.95	0.29	46,46,46,46	0
56	MG	BA	3684	1/1	0.95	0.16	44,44,44,44	0
56	MG	BA	3350	1/1	0.95	0.27	36,36,36,36	0
56	MG	DA	3543	1/1	0.95	0.20	52,52,52,52	0
56	MG	DA	3541	1/1	0.95	0.16	55,55,55,55	0
56	MG	BA	3388	1/1	0.95	0.26	30,30,30,30	0
56	MG	DD	305	1/1	0.95	0.14	73,73,73,73	0
56	MG	BA	3536	1/1	0.95	0.17	37,37,37,37	0
56	MG	DA	3177	1/1	0.95	0.21	30,30,30,30	0
56	MG	BA	3034	1/1	0.95	0.15	37,37,37,37	0
56	MG	DD	303	1/1	0.95	0.62	48,48,48,48	0
56	MG	BA	3711	1/1	0.95	0.46	64,64,64,64	0
56	MG	AA	3176	1/1	0.95	0.11	60,60,60,60	0
56	MG	DA	3002	1/1	0.95	0.23	47,47,47,47	0
56	MG	BA	3361	1/1	0.95	0.12	39,39,39,39	0
56	MG	AX	106	1/1	0.95	0.09	64,64,64,64	0
56	MG	BB	3002	1/1	0.95	0.19	49,49,49,49	0
56	MG	BA	3150	1/1	0.95	0.32	42,42,42,42	0

Continued on next page...

Continued from previous page...

Mol	Type	Chain	Res	Atoms	RSCC	RSR	B-factors(\AA^2)	Q<0.9
56	MG	DA	3316	1/1	0.95	0.27	47,47,47,47	0
58	ZN	CN	501	1/1	0.95	0.11	104,104,104,104	0
56	MG	CA	3170	1/1	0.95	0.38	44,44,44,44	0
56	MG	AL	3001	1/1	0.95	0.15	50,50,50,50	0
56	MG	BA	3323	1/1	0.95	0.17	25,25,25,25	0
56	MG	BP	204	1/1	0.95	0.08	53,53,53,53	0
56	MG	AA	3101	1/1	0.95	0.12	61,61,61,61	0
56	MG	AA	3216	1/1	0.95	0.30	60,60,60,60	0
56	MG	BA	3019	1/1	0.95	0.10	42,42,42,42	0
56	MG	CA	3105	1/1	0.95	0.07	59,59,59,59	0
56	MG	BA	3542	1/1	0.95	0.19	37,37,37,37	0
56	MG	DA	3482	1/1	0.95	0.18	45,45,45,45	0
56	MG	DA	3533	1/1	0.95	0.14	59,59,59,59	0
56	MG	BA	3502	1/1	0.95	0.21	59,59,59,59	0
56	MG	DA	3193	1/1	0.95	0.20	42,42,42,42	0
56	MG	DA	3514	1/1	0.95	0.20	60,60,60,60	0
56	MG	BA	3399	1/1	0.95	0.25	22,22,22,22	0
56	MG	DA	3492	1/1	0.95	0.09	44,44,44,44	0
56	MG	CA	3100	1/1	0.95	0.18	72,72,72,72	0
56	MG	BA	3078	1/1	0.95	0.33	44,44,44,44	0
56	MG	BA	3193	1/1	0.95	0.48	53,53,53,53	0
56	MG	DA	3607	1/1	0.95	0.17	68,68,68,68	0
56	MG	CA	3087	1/1	0.95	0.14	40,40,40,40	0
56	MG	BA	3657	1/1	0.95	0.19	29,29,29,29	0
56	MG	BA	3376	1/1	0.95	0.32	35,35,35,35	0
56	MG	BA	3353	1/1	0.95	0.25	31,31,31,31	0
56	MG	BA	3595	1/1	0.95	0.15	37,37,37,37	0
56	MG	BA	3564	1/1	0.95	0.17	26,26,26,26	0
56	MG	DA	3162	1/1	0.95	0.06	69,69,69,69	0
56	MG	B3	3402	1/1	0.95	0.08	49,49,49,49	0
56	MG	DA	3548	1/1	0.95	0.16	60,60,60,60	0
56	MG	DA	3284	1/1	0.95	0.17	45,45,45,45	0
56	MG	BA	3063	1/1	0.95	0.14	34,34,34,34	0
56	MG	DA	3348	1/1	0.95	0.10	39,39,39,39	0
56	MG	BA	3280	1/1	0.95	0.33	44,44,44,44	0
56	MG	AA	3205	1/1	0.95	0.20	66,66,66,66	0
56	MG	BA	3221	1/1	0.95	0.63	55,55,55,55	0
56	MG	DA	3381	1/1	0.95	0.24	68,68,68,68	0
56	MG	AA	3047	1/1	0.95	0.47	59,59,59,59	0
56	MG	BA	3297	1/1	0.95	0.39	43,43,43,43	0
56	MG	CA	3001	1/1	0.95	0.20	48,48,48,48	0
56	MG	DA	3206	1/1	0.95	0.42	36,36,36,36	0

Continued on next page...

Continued from previous page...

Mol	Type	Chain	Res	Atoms	RSCC	RSR	B-factors(\AA^2)	Q<0.9
56	MG	BA	3024	1/1	0.96	0.13	31,31,31,31	0
56	MG	DA	3334	1/1	0.96	0.16	37,37,37,37	0
56	MG	DA	3133	1/1	0.96	0.12	31,31,31,31	0
56	MG	DA	3032	1/1	0.96	0.10	36,36,36,36	0
56	MG	BA	3214	1/1	0.96	0.22	37,37,37,37	0
56	MG	BA	3458	1/1	0.96	0.21	46,46,46,46	0
56	MG	DA	3597	1/1	0.96	0.14	66,66,66,66	0
56	MG	DA	3489	1/1	0.96	0.08	36,36,36,36	0
56	MG	BA	3470	1/1	0.96	0.05	44,44,44,44	0
56	MG	BA	3233	1/1	0.96	0.19	49,49,49,49	0
56	MG	BA	3663	1/1	0.96	0.21	73,73,73,73	0
56	MG	BA	3195	1/1	0.96	0.12	37,37,37,37	0
56	MG	CA	3022	1/1	0.96	0.05	67,67,67,67	0
56	MG	DA	3250	1/1	0.96	0.09	42,42,42,42	0
56	MG	BA	3529	1/1	0.96	0.22	22,22,22,22	0
56	MG	DA	3576	1/1	0.96	0.18	57,57,57,57	0
56	MG	BA	3555	1/1	0.96	0.25	31,31,31,31	0
56	MG	AA	3036	1/1	0.96	0.22	69,69,69,69	0
56	MG	BN	3006	1/1	0.96	0.06	33,33,33,33	0
56	MG	DA	3120	1/1	0.96	0.62	50,50,50,50	0
56	MG	BA	3548	1/1	0.96	0.28	40,40,40,40	0
56	MG	BA	3586	1/1	0.96	0.25	26,26,26,26	0
56	MG	BA	3306	1/1	0.96	0.16	19,19,19,19	0
56	MG	BA	3451	1/1	0.96	0.10	31,31,31,31	0
56	MG	CA	3093	1/1	0.96	0.09	65,65,65,65	0
56	MG	CE	3002	1/1	0.96	0.07	69,69,69,69	0
56	MG	BA	3724	1/1	0.96	0.21	22,22,22,22	0
56	MG	DA	3198	1/1	0.96	0.31	34,34,34,34	0
56	MG	BA	3347	1/1	0.96	0.14	44,44,44,44	0
56	MG	DA	3277	1/1	0.96	0.07	46,46,46,46	0
56	MG	AA	3083	1/1	0.96	0.09	56,56,56,56	0
56	MG	BA	3608	1/1	0.96	0.15	51,51,51,51	0
56	MG	BA	3498	1/1	0.96	0.29	81,81,81,81	0
56	MG	B1	3001	1/1	0.96	0.79	63,63,63,63	0
56	MG	DA	3563	1/1	0.96	0.15	49,49,49,49	0
56	MG	BA	3552	1/1	0.96	0.28	30,30,30,30	0
56	MG	DA	3239	1/1	0.96	0.11	54,54,54,54	0
56	MG	AA	3174	1/1	0.96	0.18	49,49,49,49	0
56	MG	BA	3515	1/1	0.96	0.24	46,46,46,46	0
56	MG	DA	3248	1/1	0.96	0.20	30,30,30,30	0
56	MG	BA	3303	1/1	0.96	0.21	11,11,11,11	0
56	MG	BA	3438	1/1	0.96	0.21	30,30,30,30	0

Continued on next page...

Continued from previous page...

Mol	Type	Chain	Res	Atoms	RSCC	RSR	B-factors(\AA^2)	Q<0.9
56	MG	BU	209	1/1	0.96	0.96	36,36,36,36	0
56	MG	DA	3474	1/1	0.96	0.09	49,49,49,49	0
56	MG	BA	3512	1/1	0.96	0.18	42,42,42,42	0
56	MG	BU	202	1/1	0.96	0.71	41,41,41,41	0
56	MG	DA	3297	1/1	0.96	0.16	36,36,36,36	0
56	MG	CA	3086	1/1	0.96	0.13	70,70,70,70	0
56	MG	CA	3118	1/1	0.96	0.08	39,39,39,39	0
56	MG	CA	3143	1/1	0.96	0.06	91,91,91,91	0
56	MG	DA	3604	1/1	0.96	0.08	50,50,50,50	0
56	MG	DA	3515	1/1	0.96	0.07	57,57,57,57	0
56	MG	AA	3145	1/1	0.96	0.24	63,63,63,63	0
56	MG	AA	3195	1/1	0.96	0.21	58,58,58,58	0
56	MG	CA	3049	1/1	0.96	0.14	51,51,51,51	0
56	MG	DA	3114	1/1	0.96	0.19	47,47,47,47	0
56	MG	BE	308	1/1	0.96	0.26	27,27,27,27	0
56	MG	BA	3715	1/1	0.96	0.34	44,44,44,44	0
56	MG	CA	3083	1/1	0.96	0.10	30,30,30,30	0
56	MG	B0	102	1/1	0.96	0.18	50,50,50,50	0
56	MG	BA	3479	1/1	0.96	0.15	44,44,44,44	0
56	MG	BA	3609	1/1	0.96	0.26	29,29,29,29	0
56	MG	BA	3464	1/1	0.96	0.18	40,40,40,40	0
56	MG	DA	3215	1/1	0.96	0.30	43,43,43,43	0
56	MG	AA	3144	1/1	0.96	0.09	56,56,56,56	0
56	MG	BA	3274	1/1	0.96	0.14	54,54,54,54	0
56	MG	BA	3592	1/1	0.96	0.16	43,43,43,43	0
56	MG	BA	3114	1/1	0.96	0.25	46,46,46,46	0
56	MG	DA	3399	1/1	0.96	0.21	39,39,39,39	0
56	MG	DA	3335	1/1	0.96	0.21	36,36,36,36	0
56	MG	DA	3302	1/1	0.96	0.27	42,42,42,42	0
56	MG	DA	3329	1/1	0.96	0.13	40,40,40,40	0
56	MG	CA	3140	1/1	0.96	0.14	75,75,75,75	0
56	MG	BA	3513	1/1	0.96	0.31	51,51,51,51	0
56	MG	BA	3273	1/1	0.96	0.61	35,35,35,35	0
56	MG	DA	3343	1/1	0.96	0.12	37,37,37,37	0
56	MG	DA	3300	1/1	0.96	0.16	47,47,47,47	0
56	MG	DA	3007	1/1	0.96	0.26	43,43,43,43	0
56	MG	AA	3066	1/1	0.96	0.20	41,41,41,41	0
56	MG	BA	3116	1/1	0.96	0.25	30,30,30,30	0
56	MG	DA	3310	1/1	0.96	0.27	30,30,30,30	0
56	MG	DA	3550	1/1	0.96	0.10	54,54,54,54	0
56	MG	DA	3004	1/1	0.96	0.16	24,24,24,24	0
56	MG	BA	3658	1/1	0.96	0.25	62,62,62,62	0

Continued on next page...

Continued from previous page...

Mol	Type	Chain	Res	Atoms	RSCC	RSR	B-factors(\AA^2)	Q<0.9
56	MG	BA	3622	1/1	0.96	0.26	32,32,32,32	0
56	MG	DA	3538	1/1	0.96	0.19	37,37,37,37	0
56	MG	BA	3413	1/1	0.96	0.08	19,19,19,19	0
56	MG	CA	3040	1/1	0.96	0.36	47,47,47,47	0
56	MG	DA	3280	1/1	0.96	0.25	46,46,46,46	0
56	MG	BA	3111	1/1	0.96	0.17	43,43,43,43	0
56	MG	BA	3231	1/1	0.96	0.26	50,50,50,50	0
56	MG	DA	3476	1/1	0.96	0.13	35,35,35,35	0
56	MG	BA	3427	1/1	0.96	0.19	20,20,20,20	0
56	MG	DA	3126	1/1	0.96	0.12	61,61,61,61	0
56	MG	BA	3314	1/1	0.96	0.14	22,22,22,22	0
56	MG	AA	3151	1/1	0.96	0.07	49,49,49,49	0
56	MG	BD	310	1/1	0.96	0.33	48,48,48,48	0
56	MG	BA	3398	1/1	0.96	0.13	36,36,36,36	0
56	MG	BA	3735	1/1	0.96	0.28	47,47,47,47	0
56	MG	BA	3050	1/1	0.96	0.17	33,33,33,33	0
56	MG	AA	3191	1/1	0.96	0.11	56,56,56,56	0
56	MG	BA	3148	1/1	0.96	0.60	49,49,49,49	0
56	MG	DA	3442	1/1	0.96	0.30	58,58,58,58	0
56	MG	DA	3228	1/1	0.96	0.19	49,49,49,49	0
56	MG	BA	3083	1/1	0.96	0.10	33,33,33,33	0
56	MG	BA	3681	1/1	0.96	0.15	54,54,54,54	0
56	MG	DA	3034	1/1	0.96	0.19	40,40,40,40	0
56	MG	BA	3700	1/1	0.96	0.25	26,26,26,26	0
56	MG	CA	3072	1/1	0.96	0.23	57,57,57,57	0
56	MG	AA	3034	1/1	0.96	0.20	46,46,46,46	0
56	MG	AA	3172	1/1	0.96	0.07	36,36,36,36	0
56	MG	DA	3028	1/1	0.96	0.07	34,34,34,34	0
56	MG	DA	3657	1/1	0.96	0.35	55,55,55,55	0
56	MG	DR	5001	1/1	0.96	0.19	39,39,39,39	0
56	MG	BA	3623	1/1	0.96	0.15	43,43,43,43	0
56	MG	AA	3111	1/1	0.96	0.16	70,70,70,70	0
56	MG	DA	3438	1/1	0.96	0.30	50,50,50,50	0
56	MG	CA	3148	1/1	0.96	0.17	65,65,65,65	0
56	MG	CA	3113	1/1	0.96	0.26	84,84,84,84	0
56	MG	DA	3577	1/1	0.96	0.19	44,44,44,44	0
56	MG	DA	3605	1/1	0.96	0.07	58,58,58,58	0
56	MG	DA	3503	1/1	0.96	0.09	41,41,41,41	0
56	MG	BA	3671	1/1	0.96	0.10	44,44,44,44	0
56	MG	BA	3487	1/1	0.96	0.20	47,47,47,47	0
56	MG	DA	3571	1/1	0.96	0.09	57,57,57,57	0
56	MG	BA	3576	1/1	0.96	0.10	45,45,45,45	0

Continued on next page...

Continued from previous page...

Mol	Type	Chain	Res	Atoms	RSCC	RSR	B-factors(\AA^2)	Q<0.9
56	MG	BA	3420	1/1	0.96	0.18	13,13,13,13	0
56	MG	DE	303	1/1	0.96	0.15	36,36,36,36	0
56	MG	BB	3018	1/1	0.96	0.27	54,54,54,54	0
56	MG	CA	3085	1/1	0.96	0.27	58,58,58,58	0
56	MG	BA	3364	1/1	0.96	0.21	30,30,30,30	0
56	MG	DA	3553	1/1	0.96	0.18	58,58,58,58	0
56	MG	AA	3095	1/1	0.96	0.19	54,54,54,54	0
56	MG	BA	3162	1/1	0.96	0.28	43,43,43,43	0
56	MG	DA	3014	1/1	0.96	0.26	38,38,38,38	0
56	MG	BA	3165	1/1	0.96	0.47	44,44,44,44	0
56	MG	BQ	3001	1/1	0.96	0.32	38,38,38,38	0
56	MG	BA	3406	1/1	0.96	0.22	54,54,54,54	0
56	MG	BA	3127	1/1	0.96	0.36	42,42,42,42	0
56	MG	DA	3433	1/1	0.96	0.23	39,39,39,39	0
56	MG	BA	3319	1/1	0.96	0.14	34,34,34,34	0
56	MG	DA	3610	1/1	0.96	0.11	49,49,49,49	0
56	MG	DA	3562	1/1	0.96	0.21	41,41,41,41	0
56	MG	DA	3527	1/1	0.96	0.11	58,58,58,58	0
56	MG	CA	3109	1/1	0.96	0.10	79,79,79,79	0
56	MG	CX	102	1/1	0.96	0.07	60,60,60,60	0
56	MG	CA	3044	1/1	0.96	0.12	52,52,52,52	0
56	MG	DA	3088	1/1	0.96	0.16	47,47,47,47	0
56	MG	BA	3459	1/1	0.96	0.13	51,51,51,51	0
56	MG	CA	3020	1/1	0.96	0.22	45,45,45,45	0
56	MG	BD	303	1/1	0.96	0.25	35,35,35,35	0
56	MG	DY	502	1/1	0.96	0.07	66,66,66,66	0
56	MG	BA	3526	1/1	0.96	0.09	49,49,49,49	0
56	MG	CA	3169	1/1	0.96	0.19	52,52,52,52	0
56	MG	BA	3434	1/1	0.96	0.31	22,22,22,22	0
56	MG	BA	3728	1/1	0.96	0.24	56,56,56,56	0
56	MG	AA	3021	1/1	0.96	0.16	76,76,76,76	0
56	MG	BA	3630	1/1	0.96	0.13	48,48,48,48	0
56	MG	DA	3376	1/1	0.96	0.16	42,42,42,42	0
56	MG	DA	3624	1/1	0.96	0.11	54,54,54,54	0
56	MG	AA	3221	1/1	0.96	0.12	52,52,52,52	0
56	MG	BA	3136	1/1	0.96	0.19	47,47,47,47	0
56	MG	BA	3013	1/1	0.96	0.45	36,36,36,36	0
56	MG	BA	3335	1/1	0.96	0.15	51,51,51,51	0
56	MG	DA	3095	1/1	0.96	0.24	53,53,53,53	0
56	MG	BA	3400	1/1	0.96	0.18	29,29,29,29	0
56	MG	AA	3202	1/1	0.96	0.22	72,72,72,72	0
56	MG	BA	3461	1/1	0.96	0.14	33,33,33,33	0

Continued on next page...

Continued from previous page...

Mol	Type	Chain	Res	Atoms	RSCC	RSR	B-factors(\AA^2)	Q<0.9
56	MG	BA	3685	1/1	0.96	0.26	58,58,58,58	0
56	MG	BA	3344	1/1	0.96	0.15	65,65,65,65	0
56	MG	DA	3435	1/1	0.96	0.16	56,56,56,56	0
56	MG	DA	3471	1/1	0.96	0.13	32,32,32,32	0
56	MG	BA	3439	1/1	0.96	0.09	35,35,35,35	0
56	MG	BA	3365	1/1	0.96	0.06	63,63,63,63	0
56	MG	BA	3525	1/1	0.96	0.16	31,31,31,31	0
56	MG	BU	203	1/1	0.96	0.26	26,26,26,26	0
56	MG	AA	3108	1/1	0.96	0.31	72,72,72,72	0
56	MG	DB	3007	1/1	0.96	0.29	45,45,45,45	0
56	MG	DA	3323	1/1	0.96	0.19	60,60,60,60	0
56	MG	BA	3566	1/1	0.96	0.22	43,43,43,43	0
56	MG	AX	109	1/1	0.96	0.10	56,56,56,56	0
56	MG	DA	3021	1/1	0.96	0.09	43,43,43,43	0
56	MG	BA	3036	1/1	0.96	0.17	25,25,25,25	0
56	MG	DA	3305	1/1	0.96	0.20	33,33,33,33	0
56	MG	AA	3122	1/1	0.96	0.42	40,40,40,40	0
56	MG	DA	3594	1/1	0.96	0.31	63,63,63,63	0
56	MG	BA	3342	1/1	0.96	0.24	46,46,46,46	0
56	MG	DA	3058	1/1	0.96	0.16	56,56,56,56	0
56	MG	DA	3303	1/1	0.96	0.17	37,37,37,37	0
56	MG	AA	3196	1/1	0.96	0.28	78,78,78,78	0
56	MG	DQ	3002	1/1	0.96	0.34	51,51,51,51	0
56	MG	BA	3395	1/1	0.96	0.41	56,56,56,56	0
56	MG	DA	3044	1/1	0.96	0.22	45,45,45,45	0
56	MG	DA	3308	1/1	0.96	0.09	32,32,32,32	0
56	MG	BA	3373	1/1	0.96	0.08	48,48,48,48	0
56	MG	DA	3451	1/1	0.96	0.06	68,68,68,68	0
56	MG	BA	3638	1/1	0.96	0.09	73,73,73,73	0
56	MG	BA	3295	1/1	0.96	0.14	30,30,30,30	0
56	MG	DA	3367	1/1	0.97	0.07	55,55,55,55	0
56	MG	DA	3535	1/1	0.97	0.14	58,58,58,58	0
56	MG	BA	3002	1/1	0.97	0.14	38,38,38,38	0
56	MG	BA	3308	1/1	0.97	0.18	33,33,33,33	0
56	MG	BA	3229	1/1	0.97	0.35	50,50,50,50	0
56	MG	DA	3342	1/1	0.97	0.18	31,31,31,31	0
56	MG	AA	3152	1/1	0.97	0.12	29,29,29,29	0
56	MG	BA	3145	1/1	0.97	0.30	40,40,40,40	0
56	MG	DA	3459	1/1	0.97	0.12	43,43,43,43	0
56	MG	DA	3656	1/1	0.97	0.07	62,62,62,62	0
56	MG	BA	3065	1/1	0.97	0.30	31,31,31,31	0
56	MG	AA	3018	1/1	0.97	0.22	51,51,51,51	0

Continued on next page...

Continued from previous page...

Mol	Type	Chain	Res	Atoms	RSCC	RSR	B-factors(\AA^2)	Q<0.9
56	MG	DA	3631	1/1	0.97	0.19	49,49,49,49	0
56	MG	CA	3069	1/1	0.97	0.21	63,63,63,63	0
56	MG	BA	3543	1/1	0.97	0.22	24,24,24,24	0
56	MG	BA	3551	1/1	0.97	0.17	31,31,31,31	0
56	MG	CA	3092	1/1	0.97	0.08	56,56,56,56	0
56	MG	DA	3592	1/1	0.97	0.15	49,49,49,49	0
56	MG	DA	3466	1/1	0.97	0.09	43,43,43,43	0
56	MG	DA	3421	1/1	0.97	0.16	43,43,43,43	0
56	MG	BA	3653	1/1	0.97	0.15	46,46,46,46	0
56	MG	BA	3095	1/1	0.97	0.70	55,55,55,55	0
56	MG	DA	3419	1/1	0.97	0.11	53,53,53,53	0
56	MG	DA	3375	1/1	0.97	0.08	40,40,40,40	0
56	MG	BA	3305	1/1	0.97	0.13	48,48,48,48	0
56	MG	AA	3193	1/1	0.97	0.13	65,65,65,65	0
56	MG	BA	3325	1/1	0.97	0.20	39,39,39,39	0
56	MG	DA	3358	1/1	0.97	0.16	38,38,38,38	0
56	MG	DA	3393	1/1	0.97	0.26	35,35,35,35	0
56	MG	BA	3503	1/1	0.97	0.14	56,56,56,56	0
56	MG	CA	3080	1/1	0.97	0.13	51,51,51,51	0
56	MG	BA	3651	1/1	0.97	0.34	52,52,52,52	0
56	MG	DA	3047	1/1	0.97	0.09	36,36,36,36	0
56	MG	BA	3032	1/1	0.97	0.30	36,36,36,36	0
56	MG	CA	3104	1/1	0.97	0.14	60,60,60,60	0
56	MG	DA	3331	1/1	0.97	0.17	27,27,27,27	0
56	MG	AA	3150	1/1	0.97	0.27	67,67,67,67	0
56	MG	DA	3481	1/1	0.97	0.08	59,59,59,59	0
56	MG	DF	303	1/1	0.97	0.28	42,42,42,42	0
56	MG	BO	201	1/1	0.97	0.10	63,63,63,63	0
56	MG	BA	3560	1/1	0.97	0.27	24,24,24,24	0
56	MG	BA	3619	1/1	0.97	0.15	42,42,42,42	0
56	MG	BA	3476	1/1	0.97	0.09	47,47,47,47	0
56	MG	DA	3634	1/1	0.97	0.20	33,33,33,33	0
56	MG	BA	3655	1/1	0.97	0.12	44,44,44,44	0
56	MG	AA	3141	1/1	0.97	0.23	51,51,51,51	0
56	MG	DA	3224	1/1	0.97	0.10	53,53,53,53	0
56	MG	BA	3422	1/1	0.97	0.14	23,23,23,23	0
56	MG	BA	3731	1/1	0.97	0.39	52,52,52,52	0
56	MG	BA	3557	1/1	0.97	0.28	35,35,35,35	0
56	MG	BA	3401	1/1	0.97	0.14	49,49,49,49	0
56	MG	BA	3511	1/1	0.97	0.13	40,40,40,40	0
56	MG	BA	3041	1/1	0.97	0.42	45,45,45,45	0
56	MG	BA	3706	1/1	0.97	0.14	38,38,38,38	0

Continued on next page...

Continued from previous page...

Mol	Type	Chain	Res	Atoms	RSCC	RSR	B-factors(\AA^2)	Q<0.9
56	MG	DA	3152	1/1	0.97	0.26	43,43,43,43	0
56	MG	BA	3220	1/1	0.97	0.27	27,27,27,27	0
56	MG	DA	3632	1/1	0.97	0.18	60,60,60,60	0
56	MG	DA	3615	1/1	0.97	0.08	57,57,57,57	0
56	MG	DA	3389	1/1	0.97	0.23	32,32,32,32	0
56	MG	DA	3370	1/1	0.97	0.23	40,40,40,40	0
56	MG	BA	3352	1/1	0.97	0.16	58,58,58,58	0
56	MG	DA	3251	1/1	0.97	0.29	50,50,50,50	0
56	MG	DA	3362	1/1	0.97	0.36	42,42,42,42	0
56	MG	BR	201	1/1	0.97	0.38	44,44,44,44	0
56	MG	BA	3263	1/1	0.97	0.58	35,35,35,35	0
56	MG	BA	3282	1/1	0.97	0.15	34,34,34,34	0
56	MG	DA	3512	1/1	0.97	0.07	37,37,37,37	0
56	MG	BD	307	1/1	0.97	0.26	36,36,36,36	0
56	MG	CA	3130	1/1	0.97	0.10	59,59,59,59	0
56	MG	DA	3414	1/1	0.97	0.18	59,59,59,59	0
56	MG	BA	3698	1/1	0.97	0.38	58,58,58,58	0
56	MG	CA	3155	1/1	0.97	0.18	71,71,71,71	0
56	MG	BA	3462	1/1	0.97	0.23	30,30,30,30	0
56	MG	BA	3600	1/1	0.97	0.33	54,54,54,54	0
56	MG	B1	3002	1/1	0.97	0.14	29,29,29,29	0
56	MG	BA	3546	1/1	0.97	0.26	46,46,46,46	0
56	MG	CA	3097	1/1	0.97	0.16	60,60,60,60	0
56	MG	BA	3520	1/1	0.97	0.08	69,69,69,69	0
56	MG	DA	3332	1/1	0.97	0.12	29,29,29,29	0
56	MG	DA	3336	1/1	0.97	0.16	36,36,36,36	0
56	MG	CA	3120	1/1	0.97	0.21	59,59,59,59	0
56	MG	DA	3341	1/1	0.97	0.07	40,40,40,40	0
56	MG	AA	3212	1/1	0.97	0.15	36,36,36,36	0
56	MG	D8	5001	1/1	0.97	0.23	53,53,53,53	0
56	MG	BA	3701	1/1	0.97	0.15	69,69,69,69	0
56	MG	BA	3343	1/1	0.97	0.19	37,37,37,37	0
56	MG	BA	3340	1/1	0.97	0.19	57,57,57,57	0
56	MG	DA	3326	1/1	0.97	0.08	61,61,61,61	0
56	MG	B7	103	1/1	0.97	0.40	46,46,46,46	0
56	MG	DA	3497	1/1	0.97	0.06	37,37,37,37	0
56	MG	DA	3063	1/1	0.97	0.10	55,55,55,55	0
56	MG	BA	3527	1/1	0.97	0.22	45,45,45,45	0
56	MG	BA	3633	1/1	0.97	0.32	54,54,54,54	0
56	MG	CA	3112	1/1	0.97	0.26	69,69,69,69	0
56	MG	AA	3008	1/1	0.97	0.27	61,61,61,61	0
56	MG	DA	3069	1/1	0.97	0.20	49,49,49,49	0

Continued on next page...

Continued from previous page...

Mol	Type	Chain	Res	Atoms	RSCC	RSR	B-factors(\AA^2)	Q<0.9
56	MG	BA	3508	1/1	0.97	0.17	46,46,46,46	0
56	MG	DA	3488	1/1	0.97	0.19	48,48,48,48	0
56	MG	DA	3118	1/1	0.97	0.09	44,44,44,44	0
56	MG	AA	3149	1/1	0.97	0.07	49,49,49,49	0
56	MG	AA	3165	1/1	0.97	0.13	24,24,24,24	0
56	MG	DA	3046	1/1	0.97	0.09	48,48,48,48	0
56	MG	AA	3158	1/1	0.97	0.17	47,47,47,47	0
56	MG	BA	3457	1/1	0.97	0.11	25,25,25,25	0
56	MG	BA	3489	1/1	0.97	0.12	50,50,50,50	0
56	MG	DA	3229	1/1	0.97	0.14	44,44,44,44	0
56	MG	BA	3736	1/1	0.97	0.14	40,40,40,40	0
56	MG	BA	3727	1/1	0.97	0.18	27,27,27,27	0
56	MG	BA	3227	1/1	0.97	0.16	67,67,67,67	0
56	MG	DA	3258	1/1	0.97	0.28	39,39,39,39	0
56	MG	DA	3372	1/1	0.97	0.10	37,37,37,37	0
56	MG	DA	3313	1/1	0.97	0.18	30,30,30,30	0
56	MG	CA	3098	1/1	0.97	0.17	37,37,37,37	0
56	MG	DA	3600	1/1	0.97	0.17	73,73,73,73	0
56	MG	BA	3072	1/1	0.97	0.69	45,45,45,45	0
56	MG	AA	3208	1/1	0.97	0.34	38,38,38,38	0
56	MG	DA	3218	1/1	0.97	0.11	31,31,31,31	0
56	MG	BA	3516	1/1	0.97	0.20	64,64,64,64	0
56	MG	BE	309	1/1	0.97	0.14	37,37,37,37	0
56	MG	BA	3205	1/1	0.97	0.29	38,38,38,38	0
56	MG	DA	3271	1/1	0.97	0.08	45,45,45,45	0
56	MG	CA	3166	1/1	0.97	0.08	71,71,71,71	0
56	MG	AA	3155	1/1	0.97	0.19	54,54,54,54	0
56	MG	AA	3188	1/1	0.97	0.25	52,52,52,52	0
56	MG	BA	3336	1/1	0.97	0.18	46,46,46,46	0
56	MG	DA	3648	1/1	0.97	0.23	43,43,43,43	0
56	MG	DA	3580	1/1	0.97	0.17	35,35,35,35	0
56	MG	CA	3081	1/1	0.97	0.09	72,72,72,72	0
56	MG	BA	3040	1/1	0.97	0.23	40,40,40,40	0
56	MG	DA	3294	1/1	0.97	0.20	30,30,30,30	0
56	MG	BA	3091	1/1	0.97	0.34	55,55,55,55	0
56	MG	BA	3535	1/1	0.97	0.18	42,42,42,42	0
56	MG	DA	3551	1/1	0.97	0.10	43,43,43,43	0
56	MG	CA	3158	1/1	0.97	0.10	64,64,64,64	0
56	MG	DA	3558	1/1	0.97	0.17	77,77,77,77	0
56	MG	BA	3330	1/1	0.97	0.09	35,35,35,35	0
56	MG	DA	3309	1/1	0.97	0.17	25,25,25,25	0
56	MG	BA	3321	1/1	0.97	0.20	47,47,47,47	0

Continued on next page...

Continued from previous page...

Mol	Type	Chain	Res	Atoms	RSCC	RSR	B-factors(\AA^2)	Q<0.9
56	MG	DA	3446	1/1	0.97	0.16	46,46,46,46	0
56	MG	CA	3052	1/1	0.97	0.15	47,47,47,47	0
56	MG	DA	3337	1/1	0.97	0.15	50,50,50,50	0
56	MG	BA	3316	1/1	0.97	0.14	51,51,51,51	0
56	MG	BA	3598	1/1	0.97	0.23	32,32,32,32	0
56	MG	CA	3011	1/1	0.97	0.26	27,27,27,27	0
56	MG	BA	3389	1/1	0.97	0.14	52,52,52,52	0
56	MG	DE	304	1/1	0.97	0.18	30,30,30,30	0
56	MG	DA	3286	1/1	0.97	0.22	26,26,26,26	0
56	MG	DA	3145	1/1	0.97	0.42	52,52,52,52	0
56	MG	CA	3096	1/1	0.97	0.10	54,54,54,54	0
56	MG	DA	3410	1/1	0.97	0.09	40,40,40,40	0
56	MG	BA	3115	1/1	0.97	0.17	28,28,28,28	0
56	MG	BA	3544	1/1	0.97	0.22	35,35,35,35	0
56	MG	DA	3416	1/1	0.97	0.36	34,34,34,34	0
56	MG	BA	3329	1/1	0.97	0.08	49,49,49,49	0
56	MG	BA	3369	1/1	0.97	0.12	49,49,49,49	0
56	MG	BA	3493	1/1	0.97	0.13	51,51,51,51	0
56	MG	BA	3678	1/1	0.97	0.10	47,47,47,47	0
56	MG	DA	3477	1/1	0.97	0.53	35,35,35,35	0
56	MG	BA	3642	1/1	0.97	0.16	52,52,52,52	0
56	MG	DA	3317	1/1	0.97	0.19	34,34,34,34	0
56	MG	CA	3165	1/1	0.97	0.15	47,47,47,47	0
58	ZN	AN	102	1/1	0.97	0.11	88,88,88,88	0
56	MG	BA	3360	1/1	0.97	0.18	39,39,39,39	0
56	MG	BA	3152	1/1	0.97	0.08	52,52,52,52	0
56	MG	BA	3149	1/1	0.97	0.04	58,58,58,58	0
56	MG	BA	3574	1/1	0.97	0.08	52,52,52,52	0
56	MG	BA	3440	1/1	0.97	0.10	40,40,40,40	0
56	MG	BA	3666	1/1	0.97	0.34	54,54,54,54	0
56	MG	DA	3048	1/1	0.97	0.36	29,29,29,29	0
56	MG	DA	3216	1/1	0.97	0.18	47,47,47,47	0
56	MG	BA	3272	1/1	0.97	0.07	49,49,49,49	0
56	MG	BA	3396	1/1	0.97	0.20	41,41,41,41	0
56	MG	DA	3129	1/1	0.97	0.38	45,45,45,45	0
56	MG	DA	3242	1/1	0.97	0.23	31,31,31,31	0
56	MG	BA	3102	1/1	0.97	0.08	45,45,45,45	0
56	MG	BA	3579	1/1	0.97	0.30	21,21,21,21	0
56	MG	DP	201	1/1	0.97	0.31	52,52,52,52	0
56	MG	DA	3498	1/1	0.97	0.12	75,75,75,75	0
56	MG	AA	3154	1/1	0.97	0.08	60,60,60,60	0
56	MG	BA	3276	1/1	0.97	0.27	9,9,9,9	0

Continued on next page...

Continued from previous page...

Mol	Type	Chain	Res	Atoms	RSCC	RSR	B-factors(\AA^2)	Q<0.9
56	MG	BA	3287	1/1	0.97	0.14	11,11,11,11	0
56	MG	CA	3050	1/1	0.97	0.18	54,54,54,54	0
56	MG	CA	3088	1/1	0.97	0.19	49,49,49,49	0
56	MG	BA	3478	1/1	0.97	0.21	36,36,36,36	0
56	MG	DA	3156	1/1	0.97	0.64	38,38,38,38	0
56	MG	BA	3363	1/1	0.97	0.17	29,29,29,29	0
56	MG	DA	3238	1/1	0.97	0.13	37,37,37,37	0
56	MG	BA	3200	1/1	0.97	0.28	32,32,32,32	0
56	MG	BA	3209	1/1	0.97	0.43	39,39,39,39	0
56	MG	BA	3243	1/1	0.97	0.09	43,43,43,43	0
56	MG	BA	3554	1/1	0.97	0.21	25,25,25,25	0
56	MG	BF	301	1/1	0.97	0.56	46,46,46,46	0
56	MG	DA	3429	1/1	0.97	0.09	30,30,30,30	0
56	MG	BA	3370	1/1	0.97	0.07	39,39,39,39	0
56	MG	BA	3469	1/1	0.97	0.13	60,60,60,60	0
56	MG	BA	3382	1/1	0.97	0.20	21,21,21,21	0
56	MG	BA	3387	1/1	0.97	0.26	49,49,49,49	0
56	MG	DA	3169	1/1	0.97	0.25	58,58,58,58	0
56	MG	BA	3379	1/1	0.97	0.08	43,43,43,43	0
56	MG	BA	3521	1/1	0.97	0.12	38,38,38,38	0
56	MG	AA	3040	1/1	0.97	0.07	46,46,46,46	0
56	MG	BA	3474	1/1	0.97	0.27	43,43,43,43	0
56	MG	DA	3413	1/1	0.97	0.18	44,44,44,44	0
56	MG	DA	3136	1/1	0.97	0.08	39,39,39,39	0
56	MG	BA	3730	1/1	0.97	0.19	43,43,43,43	0
56	MG	DA	3324	1/1	0.97	0.17	24,24,24,24	0
56	MG	BA	3197	1/1	0.97	0.44	39,39,39,39	0
56	MG	DA	3368	1/1	0.97	0.17	34,34,34,34	0
56	MG	BA	3120	1/1	0.97	0.26	56,56,56,56	0
56	MG	BA	3322	1/1	0.97	0.14	46,46,46,46	0
56	MG	BA	3584	1/1	0.97	0.10	43,43,43,43	0
56	MG	DA	3653	1/1	0.97	0.12	52,52,52,52	0
56	MG	BA	3383	1/1	0.97	0.14	51,51,51,51	0
56	MG	BA	3049	1/1	0.97	0.17	17,17,17,17	0
56	MG	BA	3318	1/1	0.97	0.13	30,30,30,30	0
56	MG	DA	3207	1/1	0.97	0.11	41,41,41,41	0
56	MG	BA	3424	1/1	0.97	0.17	44,44,44,44	0
56	MG	DA	3519	1/1	0.97	0.10	39,39,39,39	0
56	MG	BA	3426	1/1	0.97	0.08	34,34,34,34	0
56	MG	BA	3537	1/1	0.97	0.16	45,45,45,45	0
56	MG	BA	3222	1/1	0.97	0.52	56,56,56,56	0
56	MG	DA	3031	1/1	0.97	0.18	60,60,60,60	0

Continued on next page...

Continued from previous page...

Mol	Type	Chain	Res	Atoms	RSCC	RSR	B-factors(\AA^2)	Q<0.9
56	MG	DA	3339	1/1	0.97	0.29	35,35,35,35	0
56	MG	DA	3366	1/1	0.97	0.09	43,43,43,43	0
56	MG	AA	3010	1/1	0.97	0.15	71,71,71,71	0
56	MG	DA	3369	1/1	0.98	0.05	53,53,53,53	0
56	MG	BV	3002	1/1	0.98	0.55	42,42,42,42	0
56	MG	BA	3320	1/1	0.98	0.21	41,41,41,41	0
56	MG	DA	3505	1/1	0.98	0.14	24,24,24,24	0
56	MG	BA	3351	1/1	0.98	0.25	21,21,21,21	0
58	ZN	D9	501	1/1	0.98	0.05	63,63,63,63	0
56	MG	BA	3490	1/1	0.98	0.11	40,40,40,40	0
56	MG	BN	3004	1/1	0.98	0.47	69,69,69,69	0
56	MG	BB	3013	1/1	0.98	0.17	31,31,31,31	0
56	MG	BA	3327	1/1	0.98	0.16	21,21,21,21	0
56	MG	BA	3652	1/1	0.98	0.22	54,54,54,54	0
56	MG	BA	3393	1/1	0.98	0.23	27,27,27,27	0
56	MG	BA	3080	1/1	0.98	0.09	12,12,12,12	0
56	MG	BA	3488	1/1	0.98	0.29	43,43,43,43	0
56	MG	DA	3461	1/1	0.98	0.08	40,40,40,40	0
56	MG	DA	3544	1/1	0.98	0.36	42,42,42,42	0
56	MG	BA	3309	1/1	0.98	0.13	43,43,43,43	0
58	ZN	D6	501	1/1	0.98	0.11	65,65,65,65	0
56	MG	DA	3579	1/1	0.98	0.21	38,38,38,38	0
56	MG	BA	3437	1/1	0.98	0.12	37,37,37,37	0
56	MG	BA	3014	1/1	0.98	0.37	48,48,48,48	0
56	MG	DA	3052	1/1	0.98	0.10	20,20,20,20	0
56	MG	BA	3637	1/1	0.98	0.79	52,52,52,52	0
56	MG	CA	3137	1/1	0.98	0.12	59,59,59,59	0
56	MG	CA	3133	1/1	0.98	0.20	45,45,45,45	0
56	MG	DA	3378	1/1	0.98	0.09	38,38,38,38	0
56	MG	BA	3603	1/1	0.98	0.29	40,40,40,40	0
56	MG	DA	3388	1/1	0.98	0.11	25,25,25,25	0
56	MG	DA	3559	1/1	0.98	0.12	47,47,47,47	0
56	MG	BA	3130	1/1	0.98	0.40	51,51,51,51	0
56	MG	DA	3420	1/1	0.98	0.06	43,43,43,43	0
56	MG	AA	3192	1/1	0.98	0.08	73,73,73,73	0
56	MG	BA	3124	1/1	0.98	0.20	46,46,46,46	0
56	MG	BA	3482	1/1	0.98	0.09	59,59,59,59	0
56	MG	CA	3132	1/1	0.98	0.08	66,66,66,66	0
56	MG	DA	3085	1/1	0.98	0.09	35,35,35,35	0
56	MG	BA	3673	1/1	0.98	0.16	60,60,60,60	0
56	MG	AA	3220	1/1	0.98	0.09	42,42,42,42	0
56	MG	DA	3359	1/1	0.98	0.21	21,21,21,21	0

Continued on next page...

Continued from previous page...

Mol	Type	Chain	Res	Atoms	RSCC	RSR	B-factors(\AA^2)	Q<0.9
56	MG	BA	3703	1/1	0.98	0.14	44,44,44,44	0
56	MG	DA	3450	1/1	0.98	0.18	47,47,47,47	0
56	MG	BA	3589	1/1	0.98	0.23	34,34,34,34	0
56	MG	DA	3347	1/1	0.98	0.20	39,39,39,39	0
56	MG	BA	3315	1/1	0.98	0.31	43,43,43,43	0
56	MG	B7	102	1/1	0.98	0.28	29,29,29,29	0
56	MG	BA	3628	1/1	0.98	0.10	39,39,39,39	0
56	MG	DA	3265	1/1	0.98	0.29	44,44,44,44	0
56	MG	BA	3534	1/1	0.98	0.22	36,36,36,36	0
56	MG	BD	306	1/1	0.98	0.47	47,47,47,47	0
56	MG	DA	3149	1/1	0.98	0.07	47,47,47,47	0
56	MG	BA	3497	1/1	0.98	0.42	28,28,28,28	0
56	MG	BA	3436	1/1	0.98	0.29	35,35,35,35	0
56	MG	DA	3633	1/1	0.98	0.26	25,25,25,25	0
56	MG	BA	3645	1/1	0.98	0.16	63,63,63,63	0
56	MG	BE	301	1/1	0.98	0.22	28,28,28,28	0
56	MG	CA	3077	1/1	0.98	0.27	51,51,51,51	0
56	MG	DA	3217	1/1	0.98	0.27	33,33,33,33	0
56	MG	DA	3020	1/1	0.98	0.32	45,45,45,45	0
56	MG	BQ	3003	1/1	0.98	0.19	15,15,15,15	0
56	MG	DA	3582	1/1	0.98	0.36	44,44,44,44	0
56	MG	DA	3555	1/1	0.98	0.14	43,43,43,43	0
56	MG	DA	3311	1/1	0.98	0.32	33,33,33,33	0
56	MG	CA	3095	1/1	0.98	0.15	35,35,35,35	0
56	MG	CA	3149	1/1	0.98	0.18	81,81,81,81	0
56	MG	DA	3649	1/1	0.98	0.08	39,39,39,39	0
56	MG	CA	3094	1/1	0.98	0.22	37,37,37,37	0
56	MG	CA	3151	1/1	0.98	0.14	80,80,80,80	0
56	MG	BA	3463	1/1	0.98	0.10	32,32,32,32	0
56	MG	BA	3176	1/1	0.98	0.21	50,50,50,50	0
56	MG	DA	3257	1/1	0.98	0.20	25,25,25,25	0
56	MG	DA	3312	1/1	0.98	0.23	24,24,24,24	0
56	MG	BA	3639	1/1	0.98	0.10	35,35,35,35	0
56	MG	AA	3156	1/1	0.98	0.13	31,31,31,31	0
56	MG	BA	3286	1/1	0.98	0.23	42,42,42,42	0
56	MG	AA	3157	1/1	0.98	0.06	26,26,26,26	0
56	MG	DA	3430	1/1	0.98	0.18	75,75,75,75	0
56	MG	CA	3099	1/1	0.98	0.39	64,64,64,64	0
56	MG	DA	3183	1/1	0.98	0.14	42,42,42,42	0
56	MG	DA	3408	1/1	0.98	0.18	35,35,35,35	0
56	MG	BA	3682	1/1	0.98	0.35	50,50,50,50	0
56	MG	DA	3453	1/1	0.98	0.10	44,44,44,44	0

Continued on next page...

Continued from previous page...

Mol	Type	Chain	Res	Atoms	RSCC	RSR	B-factors(\AA^2)	Q<0.9
56	MG	DA	3479	1/1	0.98	0.14	35,35,35,35	0
56	MG	DA	3490	1/1	0.98	0.14	46,46,46,46	0
56	MG	DA	3638	1/1	0.98	0.10	53,53,53,53	0
56	MG	BA	3443	1/1	0.98	0.34	34,34,34,34	0
56	MG	AA	3091	1/1	0.98	0.26	75,75,75,75	0
56	MG	DA	3080	1/1	0.98	0.11	43,43,43,43	0
56	MG	AA	3168	1/1	0.98	0.27	80,80,80,80	0
56	MG	DA	3564	1/1	0.98	0.11	29,29,29,29	0
56	MG	DA	3650	1/1	0.98	0.05	35,35,35,35	0
56	MG	DA	3174	1/1	0.98	0.44	26,26,26,26	0
56	MG	AA	3161	1/1	0.98	0.08	61,61,61,61	0
56	MG	B0	105	1/1	0.98	0.27	44,44,44,44	0
56	MG	DA	3315	1/1	0.98	0.12	39,39,39,39	0
56	MG	AX	110	1/1	0.98	0.17	45,45,45,45	0
56	MG	AA	3104	1/1	0.98	0.16	35,35,35,35	0
56	MG	BA	3030	1/1	0.98	0.33	26,26,26,26	0
56	MG	BA	3198	1/1	0.98	0.35	29,29,29,29	0
56	MG	BA	3452	1/1	0.98	0.11	16,16,16,16	0
56	MG	BB	3001	1/1	0.98	0.15	56,56,56,56	0
56	MG	DA	3204	1/1	0.98	0.36	44,44,44,44	0
56	MG	DA	3526	1/1	0.98	0.12	49,49,49,49	0
56	MG	DA	3365	1/1	0.98	0.06	52,52,52,52	0
56	MG	DA	3357	1/1	0.98	0.12	50,50,50,50	0
56	MG	B5	502	1/1	0.98	0.10	56,56,56,56	0
56	MG	DA	3545	1/1	0.98	0.28	35,35,35,35	0
56	MG	BA	3591	1/1	0.98	0.22	38,38,38,38	0
56	MG	BA	3659	1/1	0.98	0.10	42,42,42,42	0
56	MG	DA	3101	1/1	0.98	0.28	59,59,59,59	0
56	MG	BB	3016	1/1	0.98	0.15	24,24,24,24	0
56	MG	BA	3695	1/1	0.98	0.25	34,34,34,34	0
56	MG	BA	3450	1/1	0.98	0.14	40,40,40,40	0
56	MG	BF	303	1/1	0.98	0.12	42,42,42,42	0
56	MG	AA	3183	1/1	0.98	0.11	56,56,56,56	0
56	MG	DF	305	1/1	0.98	0.43	55,55,55,55	0
56	MG	BA	3125	1/1	0.98	0.30	26,26,26,26	0
56	MG	DA	3196	1/1	0.98	0.09	54,54,54,54	0
56	MG	CA	3045	1/1	0.98	0.09	60,60,60,60	0
56	MG	DA	3486	1/1	0.98	0.08	52,52,52,52	0
56	MG	DA	3622	1/1	0.98	0.17	40,40,40,40	0
56	MG	BA	3587	1/1	0.98	0.22	23,23,23,23	0
56	MG	BA	3003	1/1	0.98	0.08	24,24,24,24	0
56	MG	DA	3387	1/1	0.98	0.15	50,50,50,50	0

Continued on next page...

Continued from previous page...

Mol	Type	Chain	Res	Atoms	RSCC	RSR	B-factors(\AA^2)	Q<0.9
56	MG	DA	3522	1/1	0.98	0.23	46,46,46,46	0
56	MG	BA	3559	1/1	0.98	0.40	29,29,29,29	0
56	MG	BD	308	1/1	0.98	0.34	21,21,21,21	0
56	MG	BA	3495	1/1	0.98	0.27	27,27,27,27	0
56	MG	DA	3401	1/1	0.98	0.13	41,41,41,41	0
56	MG	BA	3374	1/1	0.98	0.28	26,26,26,26	0
56	MG	DA	3307	1/1	0.98	0.12	40,40,40,40	0
56	MG	BA	3268	1/1	0.98	0.19	29,29,29,29	0
56	MG	BA	3553	1/1	0.98	0.17	46,46,46,46	0
56	MG	DA	3400	1/1	0.98	0.18	42,42,42,42	0
56	MG	BA	3170	1/1	0.98	0.48	34,34,34,34	0
56	MG	DA	3350	1/1	0.98	0.24	21,21,21,21	0
56	MG	DA	3511	1/1	0.98	0.10	47,47,47,47	0
56	MG	BA	3403	1/1	0.98	0.20	28,28,28,28	0
56	MG	BA	3491	1/1	0.98	0.23	38,38,38,38	0
56	MG	DA	3487	1/1	0.98	0.09	44,44,44,44	0
56	MG	BA	3410	1/1	0.98	0.18	21,21,21,21	0
56	MG	BA	3311	1/1	0.98	0.27	52,52,52,52	0
56	MG	AA	3186	1/1	0.98	0.14	51,51,51,51	0
56	MG	DA	3463	1/1	0.98	0.06	32,32,32,32	0
56	MG	DA	3412	1/1	0.98	0.16	34,34,34,34	0
56	MG	BA	3057	1/1	0.98	0.40	36,36,36,36	0
56	MG	DA	3082	1/1	0.98	0.08	7,7,7,7	0
56	MG	BA	3664	1/1	0.98	0.12	63,63,63,63	0
56	MG	BE	303	1/1	0.98	0.10	39,39,39,39	0
56	MG	BA	3160	1/1	0.98	0.17	24,24,24,24	0
56	MG	AA	3153	1/1	0.98	0.10	46,46,46,46	0
56	MG	DA	3275	1/1	0.98	0.26	34,34,34,34	0
56	MG	B3	3401	1/1	0.98	0.18	24,24,24,24	0
56	MG	BA	3129	1/1	0.98	0.67	44,44,44,44	0
56	MG	CA	3075	1/1	0.98	0.35	76,76,76,76	0
56	MG	AA	3210	1/1	0.98	0.07	48,48,48,48	0
56	MG	BA	3607	1/1	0.98	0.20	74,74,74,74	0
56	MG	DA	3510	1/1	0.98	0.13	67,67,67,67	0
56	MG	DA	3279	1/1	0.98	0.29	32,32,32,32	0
56	MG	BA	3411	1/1	0.98	0.19	21,21,21,21	0
58	ZN	BY	501	1/1	0.98	0.09	67,67,67,67	0
56	MG	BA	3394	1/1	0.98	0.21	45,45,45,45	0
56	MG	BA	3035	1/1	0.98	0.15	32,32,32,32	0
56	MG	BA	3201	1/1	0.98	0.27	36,36,36,36	0
56	MG	BA	3380	1/1	0.98	0.10	32,32,32,32	0
56	MG	BA	3577	1/1	0.98	0.15	63,63,63,63	0

Continued on next page...

Continued from previous page...

Mol	Type	Chain	Res	Atoms	RSCC	RSR	B-factors(\AA^2)	Q<0.9
56	MG	BA	3356	1/1	0.98	0.13	33,33,33,33	0
56	MG	DA	3518	1/1	0.98	0.10	40,40,40,40	0
56	MG	BA	3556	1/1	0.98	0.18	25,25,25,25	0
56	MG	BA	3421	1/1	0.98	0.15	28,28,28,28	0
56	MG	BA	3348	1/1	0.98	0.10	29,29,29,29	0
56	MG	BA	3522	1/1	0.98	0.13	42,42,42,42	0
56	MG	BA	3355	1/1	0.98	0.09	39,39,39,39	0
56	MG	DA	3508	1/1	0.98	0.06	30,30,30,30	0
56	MG	BA	3206	1/1	0.98	0.28	32,32,32,32	0
56	MG	BA	3562	1/1	0.98	0.14	42,42,42,42	0
56	MG	BA	3531	1/1	0.98	0.18	28,28,28,28	0
56	MG	DA	3480	1/1	0.98	0.17	42,42,42,42	0
58	ZN	D5	103	1/1	0.98	0.07	61,61,61,61	0
56	MG	BA	3501	1/1	0.98	0.18	35,35,35,35	0
56	MG	DA	3083	1/1	0.98	0.18	44,44,44,44	0
56	MG	DA	3495	1/1	0.98	0.07	53,53,53,53	0
56	MG	DA	3233	1/1	0.98	0.34	58,58,58,58	0
56	MG	DA	3301	1/1	0.98	0.28	30,30,30,30	0
56	MG	BA	3210	1/1	0.98	0.30	39,39,39,39	0
56	MG	AA	3159	1/1	0.98	0.32	57,57,57,57	0
56	MG	BA	3445	1/1	0.98	0.17	16,16,16,16	0
56	MG	DA	3253	1/1	0.98	0.13	35,35,35,35	0
56	MG	DA	3304	1/1	0.98	0.20	44,44,44,44	0
56	MG	DA	3273	1/1	0.98	0.23	32,32,32,32	0
56	MG	DA	3045	1/1	0.98	0.25	49,49,49,49	0
56	MG	DA	3247	1/1	0.98	0.32	34,34,34,34	0
56	MG	DA	3609	1/1	0.98	0.23	49,49,49,49	0
56	MG	BA	3494	1/1	0.98	0.27	28,28,28,28	0
56	MG	DA	3223	1/1	0.98	0.09	41,41,41,41	0
56	MG	BA	3339	1/1	0.98	0.14	47,47,47,47	0
56	MG	BG	3001	1/1	0.98	0.09	65,65,65,65	0
56	MG	DA	3546	1/1	0.98	0.22	38,38,38,38	0
56	MG	BA	3378	1/1	0.98	0.18	24,24,24,24	0
56	MG	BA	3079	1/1	0.98	0.33	50,50,50,50	0
56	MG	DA	3320	1/1	0.98	0.21	50,50,50,50	0
56	MG	AA	3046	1/1	0.98	0.15	60,60,60,60	0
56	MG	BA	3500	1/1	0.98	0.13	43,43,43,43	0
56	MG	DA	3321	1/1	0.98	0.12	31,31,31,31	0
56	MG	BA	3570	1/1	0.98	0.20	33,33,33,33	0
56	MG	DA	3349	1/1	0.98	0.09	27,27,27,27	0
56	MG	DA	3179	1/1	0.99	0.41	36,36,36,36	0
56	MG	BA	3496	1/1	0.99	0.45	21,21,21,21	0

Continued on next page...

Continued from previous page...

Mol	Type	Chain	Res	Atoms	RSCC	RSR	B-factors(\AA^2)	Q<0.9
56	MG	DA	3176	1/1	0.99	0.09	52,52,52,52	0
56	MG	DA	3182	1/1	0.99	0.20	29,29,29,29	0
57	SF4	CD	501	8/8	0.99	0.11	63,76,87,96	0
56	MG	BA	3523	1/1	0.99	0.16	32,32,32,32	0
56	MG	BA	3407	1/1	0.99	0.22	35,35,35,35	0
56	MG	BA	3575	1/1	0.99	0.13	26,26,26,26	0
56	MG	DA	3293	1/1	0.99	0.10	34,34,34,34	0
56	MG	BA	3670	1/1	0.99	0.10	55,55,55,55	0
56	MG	BA	3337	1/1	0.99	0.10	48,48,48,48	0
56	MG	BA	3480	1/1	0.99	0.12	22,22,22,22	0
56	MG	DA	3327	1/1	0.99	0.12	45,45,45,45	0
56	MG	DA	3581	1/1	0.99	0.24	41,41,41,41	0
56	MG	BA	3045	1/1	0.99	0.16	27,27,27,27	0
56	MG	DA	3260	1/1	0.99	0.07	32,32,32,32	0
56	MG	DA	3026	1/1	0.99	0.22	36,36,36,36	0
56	MG	BA	3683	1/1	0.99	0.29	37,37,37,37	0
56	MG	BA	3691	1/1	0.99	0.10	40,40,40,40	0
56	MG	BA	3345	1/1	0.99	0.05	37,37,37,37	0
56	MG	DA	3625	1/1	0.99	0.16	48,48,48,48	0
56	MG	DA	3616	1/1	0.99	0.18	41,41,41,41	0
56	MG	BA	3541	1/1	0.99	0.14	37,37,37,37	0
56	MG	BA	3414	1/1	0.99	0.22	51,51,51,51	0
56	MG	BA	3483	1/1	0.99	0.21	18,18,18,18	0
56	MG	BX	101	1/1	0.99	0.09	38,38,38,38	0
58	ZN	B6	501	1/1	0.99	0.12	51,51,51,51	0
56	MG	DA	3355	1/1	0.99	0.38	39,39,39,39	0
56	MG	BA	3430	1/1	0.99	0.12	47,47,47,47	0
56	MG	BA	3077	1/1	0.99	0.18	20,20,20,20	0
56	MG	DA	3158	1/1	0.99	0.40	47,47,47,47	0
56	MG	BA	3418	1/1	0.99	0.26	20,20,20,20	0
56	MG	DA	3159	1/1	0.99	0.13	50,50,50,50	0
56	MG	BA	3381	1/1	0.99	0.07	25,25,25,25	0
56	MG	BA	3448	1/1	0.99	0.22	23,23,23,23	0
58	ZN	B5	501	1/1	0.99	0.10	49,49,49,49	0
56	MG	BA	3528	1/1	0.99	0.22	44,44,44,44	0
56	MG	AA	3103	1/1	0.99	0.12	43,43,43,43	0
57	SF4	AD	501	8/8	0.99	0.13	62,75,82,88	0
56	MG	BA	3441	1/1	0.99	0.23	29,29,29,29	0
56	MG	BA	3617	1/1	0.99	0.35	30,30,30,30	0
56	MG	AA	3169	1/1	0.99	0.26	62,62,62,62	0
56	MG	BA	3665	1/1	0.99	0.18	39,39,39,39	0
56	MG	DA	3360	1/1	0.99	0.10	36,36,36,36	0

Continued on next page...

Continued from previous page...

Mol	Type	Chain	Res	Atoms	RSCC	RSR	B-factors(\AA^2)	Q<0.9
56	MG	BA	3218	1/1	0.99	0.12	58,58,58,58	0
56	MG	BA	3275	1/1	0.99	0.18	28,28,28,28	0
56	MG	AA	3024	1/1	0.99	0.11	49,49,49,49	0
56	MG	BA	3159	1/1	0.99	0.29	47,47,47,47	0
56	MG	DA	3382	1/1	0.99	0.06	44,44,44,44	0
56	MG	BA	3285	1/1	0.99	0.17	44,44,44,44	0
56	MG	BA	3140	1/1	0.99	0.31	50,50,50,50	0
56	MG	DA	3272	1/1	0.99	0.14	36,36,36,36	0
56	MG	CA	3168	1/1	0.99	0.46	79,79,79,79	0
56	MG	DA	3573	1/1	0.99	0.17	32,32,32,32	0
56	MG	DA	3383	1/1	0.99	0.18	27,27,27,27	0
56	MG	DA	3652	1/1	0.99	0.26	26,26,26,26	0
56	MG	BA	3419	1/1	0.99	0.31	36,36,36,36	0
56	MG	BA	3412	1/1	0.99	0.27	29,29,29,29	0
56	MG	BA	3417	1/1	0.99	0.19	21,21,21,21	0
56	MG	AA	3013	1/1	0.99	0.25	75,75,75,75	0
56	MG	DA	3291	1/1	0.99	0.18	42,42,42,42	0
56	MG	DA	3422	1/1	0.99	0.23	45,45,45,45	0
56	MG	BA	3362	1/1	1.00	0.17	23,23,23,23	0
58	ZN	B9	501	1/1	1.00	0.12	49,49,49,49	0
56	MG	BB	3010	1/1	1.00	0.20	44,44,44,44	0
56	MG	BB	3012	1/1	1.00	0.16	42,42,42,42	0
56	MG	DA	3191	1/1	1.00	0.16	31,31,31,31	0

6.5 Other polymers ⓘ

There are no such residues in this entry.