



# Full wwPDB X-ray Structure Validation Report ⓘ

May 29, 2020 – 04:00 am BST

PDB ID : 3VD1  
Title : structure of p73 DNA binding domain tetramer modulates p73 transactivation  
Authors : Ethayathulla, A.S.; Tse, P.W.; Nguyen, S.; Viadiu, H.  
Deposited on : 2012-01-04  
Resolution : 2.95 Å(reported)

This is a Full wwPDB X-ray Structure Validation Report for a publicly released PDB entry.

We welcome your comments at [validation@mail.wwpdb.org](mailto:validation@mail.wwpdb.org)

A user guide is available at

<https://www.wwpdb.org/validation/2017/XrayValidationReportHelp>

with specific help available everywhere you see the ⓘ symbol.

---

The following versions of software and data (see [references ⓘ](#)) were used in the production of this report:

MolProbity	:	4.02b-467
Xtriage (Phenix)	:	1.13
EDS	:	2.11
Percentile statistics	:	20191225.v01 (using entries in the PDB archive December 25th 2019)
Refmac	:	5.8.0158
CCP4	:	7.0.044 (Gargrove)
Ideal geometry (proteins)	:	Engh & Huber (2001)
Ideal geometry (DNA, RNA)	:	Parkinson et al. (1996)
Validation Pipeline (wwPDB-VP)	:	2.11

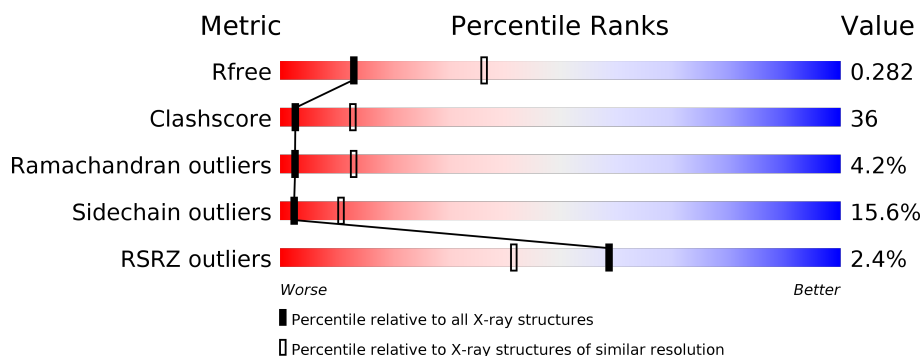
# 1 Overall quality at a glance

The following experimental techniques were used to determine the structure:

*X-RAY DIFFRACTION*

The reported resolution of this entry is 2.95 Å.

Percentile scores (ranging between 0-100) for global validation metrics of the entry are shown in the following graphic. The table shows the number of entries on which the scores are based.



Metric	Whole archive (#Entries)	Similar resolution (#Entries, resolution range(Å))
$R_{free}$	130704	3104 (3.00-2.92)
Clashscore	141614	3462 (3.00-2.92)
Ramachandran outliers	138981	3340 (3.00-2.92)
Sidechain outliers	138945	3343 (3.00-2.92)
RSRZ outliers	127900	2986 (3.00-2.92)

The table below summarises the geometric issues observed across the polymeric chains and their fit to the electron density. The red, orange, yellow and green segments on the lower bar indicate the fraction of residues that contain outliers for  $\geq 3$ , 2, 1 and 0 types of geometric quality criteria respectively. A grey segment represents the fraction of residues that are not modelled. The numeric value for each fraction is indicated below the corresponding segment, with a dot representing fractions  $\leq 5\%$ . The upper red bar (where present) indicates the fraction of residues that have poor fit to the electron density. The numeric value is given above the bar.

Mol	Chain	Length	Quality of chain
1	A	210	<div> <div>2%</div> <div>39% 48% 10% .</div> </div>
1	B	210	<div> <div>36% 47% 12% 5%</div> </div>
1	C	210	<div> <div>2%</div> <div>46% 40% 10% .</div> </div>
1	D	210	<div> <div>2%</div> <div>38% 45% 10% . 5%</div> </div>
1	I	210	<div> <div>2%</div> <div>43% 44% 7% . 5%</div> </div>
1	J	210	<div> <div>5%</div> <div>42% 41% 11% 5%</div> </div>

*Continued on next page...*

*Continued from previous page...*

Mol	Chain	Length	Quality of chain
1	K	210	
1	L	210	
2	E	12	
2	F	12	
2	G	12	
2	H	12	
2	M	12	
2	N	12	
2	O	12	
2	P	12	

## 2 Entry composition

There are 4 unique types of molecules in this entry. The entry contains 14716 atoms, of which 0 are hydrogens and 0 are deuteriums.

In the tables below, the ZeroOcc column contains the number of atoms modelled with zero occupancy, the AltConf column contains the number of residues with at least one atom in alternate conformation and the Trace column contains the number of residues modelled with at most 2 atoms.

- Molecule 1 is a protein called Tumor protein p73.

Mol	Chain	Residues	Atoms					ZeroOcc	AltConf	Trace
1	A	202	Total	C	N	O	S	0	0	0
			1581	991	284	295	11			
1	B	199	Total	C	N	O	S	0	0	0
			1560	976	281	292	11			
1	C	201	Total	C	N	O	S	0	0	0
			1575	985	285	294	11			
1	D	199	Total	C	N	O	S	0	0	0
			1560	976	281	292	11			
1	I	199	Total	C	N	O	S	0	0	0
			1560	976	281	292	11			
1	J	199	Total	C	N	O	S	0	0	0
			1560	976	281	292	11			
1	K	202	Total	C	N	O	S	0	0	0
			1590	996	286	297	11			
1	L	202	Total	C	N	O	S	0	0	0
			1590	996	286	297	11			

There are 96 discrepancies between the modelled and reference sequences:

Chain	Residue	Modelled	Actual	Comment	Reference
A	103	MET	-	INITIATING METHIONINE	UNP O15350
A	104	GLY	-	EXPRESSION TAG	UNP O15350
A	105	HIS	-	EXPRESSION TAG	UNP O15350
A	106	HIS	-	EXPRESSION TAG	UNP O15350
A	107	HIS	-	EXPRESSION TAG	UNP O15350
A	108	HIS	-	EXPRESSION TAG	UNP O15350
A	109	HIS	-	EXPRESSION TAG	UNP O15350
A	110	HIS	-	EXPRESSION TAG	UNP O15350
A	111	HIS	-	EXPRESSION TAG	UNP O15350
A	112	HIS	-	EXPRESSION TAG	UNP O15350
A	113	GLU	-	EXPRESSION TAG	UNP O15350
A	114	PHE	-	EXPRESSION TAG	UNP O15350
B	103	MET	-	INITIATING METHIONINE	UNP O15350

*Continued on next page...*

*Continued from previous page...*

Chain	Residue	Modelled	Actual	Comment	Reference
B	104	GLY	-	EXPRESSION TAG	UNP 015350
B	105	HIS	-	EXPRESSION TAG	UNP 015350
B	106	HIS	-	EXPRESSION TAG	UNP 015350
B	107	HIS	-	EXPRESSION TAG	UNP 015350
B	108	HIS	-	EXPRESSION TAG	UNP 015350
B	109	HIS	-	EXPRESSION TAG	UNP 015350
B	110	HIS	-	EXPRESSION TAG	UNP 015350
B	111	HIS	-	EXPRESSION TAG	UNP 015350
B	112	HIS	-	EXPRESSION TAG	UNP 015350
B	113	GLU	-	EXPRESSION TAG	UNP 015350
B	114	PHE	-	EXPRESSION TAG	UNP 015350
C	103	MET	-	INITIATING METHIONINE	UNP 015350
C	104	GLY	-	EXPRESSION TAG	UNP 015350
C	105	HIS	-	EXPRESSION TAG	UNP 015350
C	106	HIS	-	EXPRESSION TAG	UNP 015350
C	107	HIS	-	EXPRESSION TAG	UNP 015350
C	108	HIS	-	EXPRESSION TAG	UNP 015350
C	109	HIS	-	EXPRESSION TAG	UNP 015350
C	110	HIS	-	EXPRESSION TAG	UNP 015350
C	111	HIS	-	EXPRESSION TAG	UNP 015350
C	112	HIS	-	EXPRESSION TAG	UNP 015350
C	113	GLU	-	EXPRESSION TAG	UNP 015350
C	114	PHE	-	EXPRESSION TAG	UNP 015350
D	103	MET	-	INITIATING METHIONINE	UNP 015350
D	104	GLY	-	EXPRESSION TAG	UNP 015350
D	105	HIS	-	EXPRESSION TAG	UNP 015350
D	106	HIS	-	EXPRESSION TAG	UNP 015350
D	107	HIS	-	EXPRESSION TAG	UNP 015350
D	108	HIS	-	EXPRESSION TAG	UNP 015350
D	109	HIS	-	EXPRESSION TAG	UNP 015350
D	110	HIS	-	EXPRESSION TAG	UNP 015350
D	111	HIS	-	EXPRESSION TAG	UNP 015350
D	112	HIS	-	EXPRESSION TAG	UNP 015350
D	113	GLU	-	EXPRESSION TAG	UNP 015350
D	114	PHE	-	EXPRESSION TAG	UNP 015350
I	103	MET	-	INITIATING METHIONINE	UNP 015350
I	104	GLY	-	EXPRESSION TAG	UNP 015350
I	105	HIS	-	EXPRESSION TAG	UNP 015350
I	106	HIS	-	EXPRESSION TAG	UNP 015350
I	107	HIS	-	EXPRESSION TAG	UNP 015350
I	108	HIS	-	EXPRESSION TAG	UNP 015350
I	109	HIS	-	EXPRESSION TAG	UNP 015350

*Continued on next page...*

*Continued from previous page...*

Chain	Residue	Modelled	Actual	Comment	Reference
I	110	HIS	-	EXPRESSION TAG	UNP 015350
I	111	HIS	-	EXPRESSION TAG	UNP 015350
I	112	HIS	-	EXPRESSION TAG	UNP 015350
I	113	GLU	-	EXPRESSION TAG	UNP 015350
I	114	PHE	-	EXPRESSION TAG	UNP 015350
J	103	MET	-	INITIATING METHIONINE	UNP 015350
J	104	GLY	-	EXPRESSION TAG	UNP 015350
J	105	HIS	-	EXPRESSION TAG	UNP 015350
J	106	HIS	-	EXPRESSION TAG	UNP 015350
J	107	HIS	-	EXPRESSION TAG	UNP 015350
J	108	HIS	-	EXPRESSION TAG	UNP 015350
J	109	HIS	-	EXPRESSION TAG	UNP 015350
J	110	HIS	-	EXPRESSION TAG	UNP 015350
J	111	HIS	-	EXPRESSION TAG	UNP 015350
J	112	HIS	-	EXPRESSION TAG	UNP 015350
J	113	GLU	-	EXPRESSION TAG	UNP 015350
J	114	PHE	-	EXPRESSION TAG	UNP 015350
K	103	MET	-	INITIATING METHIONINE	UNP 015350
K	104	GLY	-	EXPRESSION TAG	UNP 015350
K	105	HIS	-	EXPRESSION TAG	UNP 015350
K	106	HIS	-	EXPRESSION TAG	UNP 015350
K	107	HIS	-	EXPRESSION TAG	UNP 015350
K	108	HIS	-	EXPRESSION TAG	UNP 015350
K	109	HIS	-	EXPRESSION TAG	UNP 015350
K	110	HIS	-	EXPRESSION TAG	UNP 015350
K	111	HIS	-	EXPRESSION TAG	UNP 015350
K	112	HIS	-	EXPRESSION TAG	UNP 015350
K	113	GLU	-	EXPRESSION TAG	UNP 015350
K	114	PHE	-	EXPRESSION TAG	UNP 015350
L	103	MET	-	INITIATING METHIONINE	UNP 015350
L	104	GLY	-	EXPRESSION TAG	UNP 015350
L	105	HIS	-	EXPRESSION TAG	UNP 015350
L	106	HIS	-	EXPRESSION TAG	UNP 015350
L	107	HIS	-	EXPRESSION TAG	UNP 015350
L	108	HIS	-	EXPRESSION TAG	UNP 015350
L	109	HIS	-	EXPRESSION TAG	UNP 015350
L	110	HIS	-	EXPRESSION TAG	UNP 015350
L	111	HIS	-	EXPRESSION TAG	UNP 015350
L	112	HIS	-	EXPRESSION TAG	UNP 015350
L	113	GLU	-	EXPRESSION TAG	UNP 015350
L	114	PHE	-	EXPRESSION TAG	UNP 015350

- Molecule 2 is a DNA chain called DNA (5'-D(\*CP\*GP\*GP\*GP\*CP\*AP\*TP\*GP\*CP\*CP\*

CP\*G)-3').

Mol	Chain	Residues	Atoms					ZeroOcc	AltConf	Trace
2	E	12	Total 243	C 115	N 47	O 70	P 11	0	0	0
2	F	12	Total 243	C 115	N 47	O 70	P 11	0	0	0
2	G	12	Total 243	C 115	N 47	O 70	P 11	0	0	0
2	H	12	Total 243	C 115	N 47	O 70	P 11	0	0	0
2	M	12	Total 243	C 115	N 47	O 70	P 11	0	0	0
2	N	12	Total 243	C 115	N 47	O 70	P 11	0	0	0
2	O	12	Total 243	C 115	N 47	O 70	P 11	0	0	0
2	P	12	Total 243	C 115	N 47	O 70	P 11	0	0	0

- Molecule 3 is ZINC ION (three-letter code: ZN) (formula: Zn).

Mol	Chain	Residues	Atoms		ZeroOcc	AltConf
3	J	1	Total 1	Zn 1	0	0
3	D	1	Total 1	Zn 1	0	0
3	K	1	Total 1	Zn 1	0	0
3	B	1	Total 1	Zn 1	0	0
3	I	1	Total 1	Zn 1	0	0
3	C	1	Total 1	Zn 1	0	0
3	A	1	Total 1	Zn 1	0	0
3	L	1	Total 1	Zn 1	0	0

- Molecule 4 is water.

Mol	Chain	Residues	Atoms		ZeroOcc	AltConf
4	A	25	Total 25	O 25	0	0

*Continued on next page...*

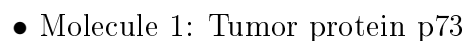
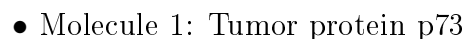
*Continued from previous page...*

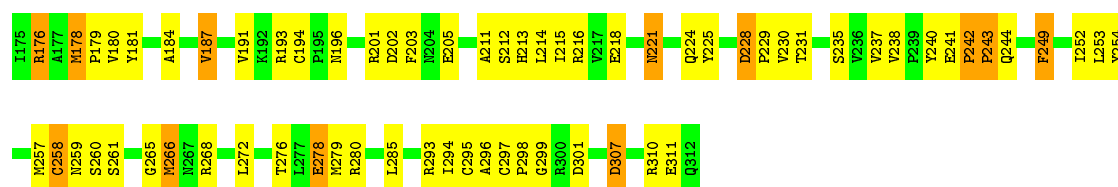
Mol	Chain	Residues	Atoms		ZeroOcc	AltConf
4	B	20	Total	O	0	0
			20	20		
4	C	28	Total	O	0	0
			28	28		
4	D	23	Total	O	0	0
			23	23		
4	I	26	Total	O	0	0
			26	26		
4	J	14	Total	O	0	0
			14	14		
4	K	20	Total	O	0	0
			20	20		
4	L	19	Total	O	0	0
			19	19		
4	E	3	Total	O	0	0
			3	3		
4	F	2	Total	O	0	0
			2	2		
4	H	1	Total	O	0	0
			1	1		
4	M	1	Total	O	0	0
			1	1		
4	N	3	Total	O	0	0
			3	3		
4	O	2	Total	O	0	0
			2	2		
4	P	1	Total	O	0	0
			1	1		



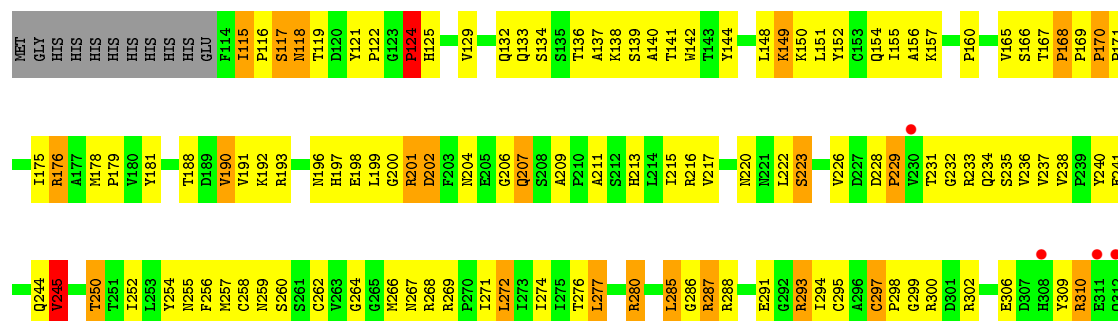


- Molecule 1: Tumor protein p73

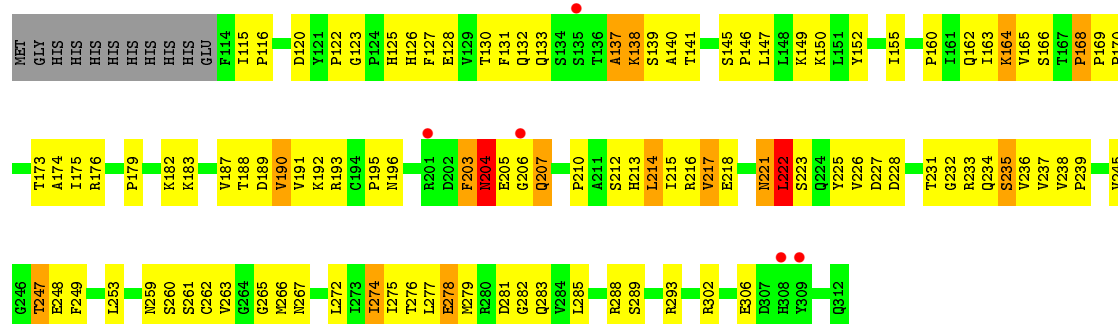
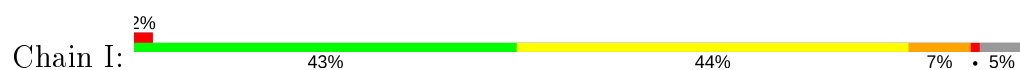




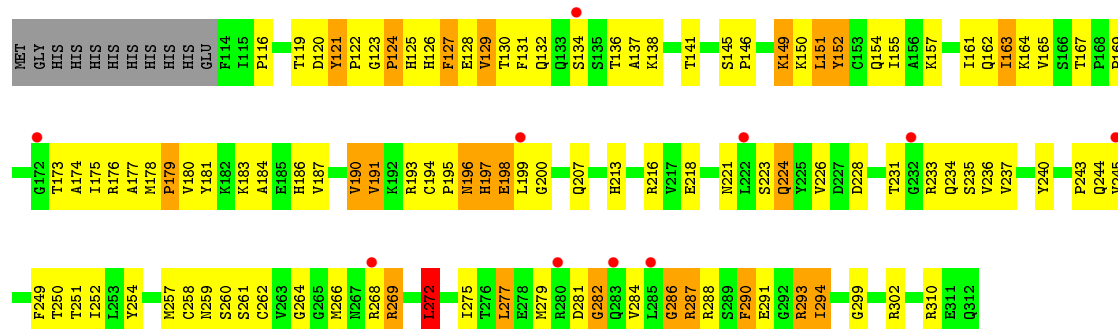
• Molecule 1: Tumor protein p73



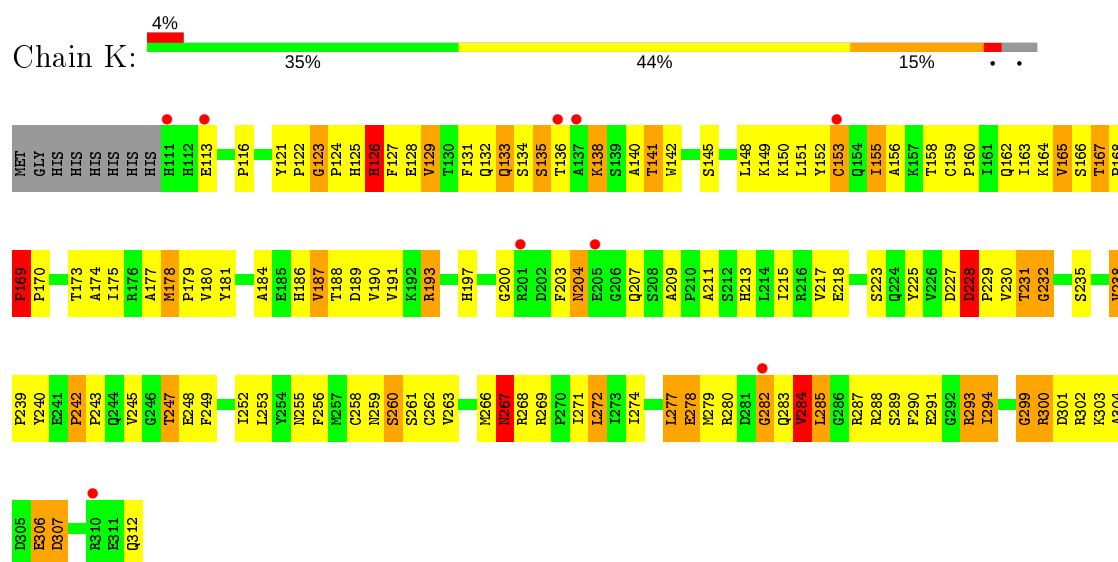
• Molecule 1: Tumor protein p73



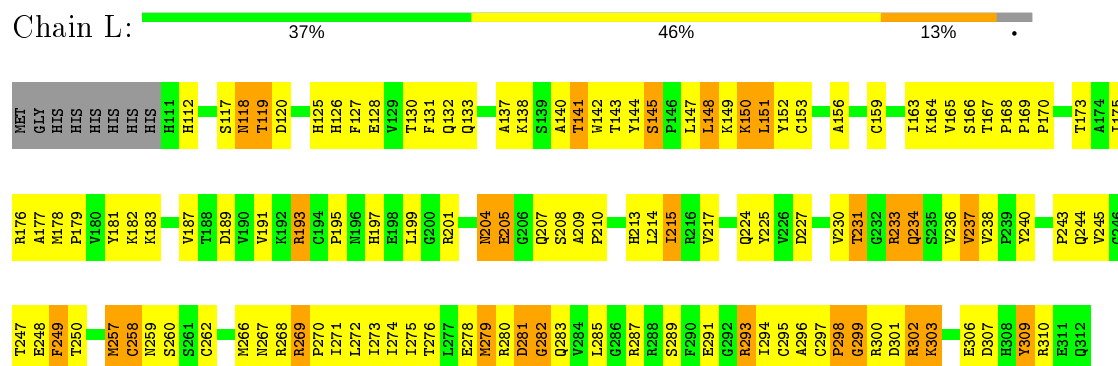
• Molecule 1: Tumor protein p73



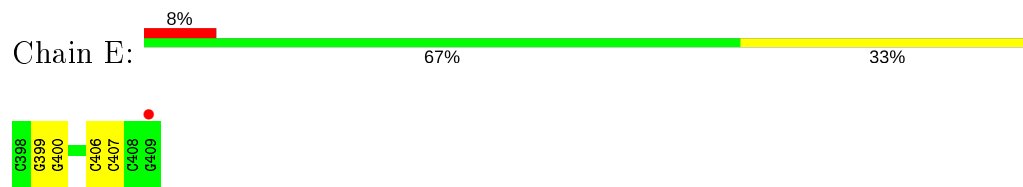
• Molecule 1: Tumor protein p73



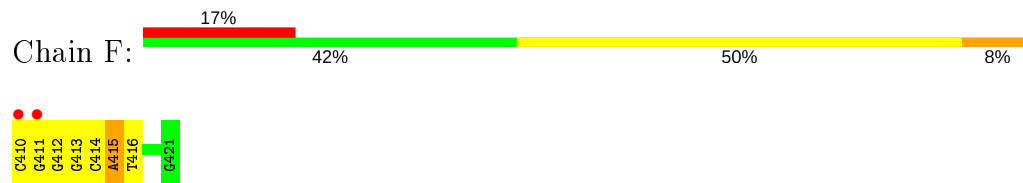
- Molecule 1: Tumor protein p73



- Molecule 2: DNA (5'-D(\*CP\*GP\*GP\*GP\*CP\*AP\*TP\*GP\*CP\*CP\*CP\*G)-3')

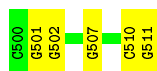


- Molecule 2: DNA (5'-D(\*CP\*GP\*GP\*GP\*CP\*AP\*TP\*GP\*CP\*CP\*CP\*G)-3')




- Molecule 2: DNA (5'-D(\*CP\*GP\*GP\*GP\*CP\*AP\*TP\*GP\*CP\*CP\*CP\*G)-3')





- Molecule 2: DNA (5'-D(\*CP\*GP\*GP\*GP\*CP\*AP\*TP\*GP\*CP\*CP\*CP\*G)-3')



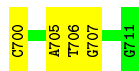
- Molecule 2: DNA (5'-D(\*CP\*GP\*GP\*GP\*CP\*AP\*TP\*GP\*CP\*CP\*CP\*G)-3')



- Molecule 2: DNA (5'-D(\*CP\*GP\*GP\*GP\*CP\*AP\*TP\*GP\*CP\*CP\*CP\*G)-3')



- Molecule 2: DNA (5'-D(\*CP\*GP\*GP\*GP\*CP\*AP\*TP\*GP\*CP\*CP\*CP\*G)-3')



- Molecule 2: DNA (5'-D(\*CP\*GP\*GP\*GP\*CP\*AP\*TP\*GP\*CP\*CP\*CP\*G)-3')



## 4 Data and refinement statistics

Property	Value	Source
Space group	P 1 21 1	Depositor
Cell constants a, b, c, $\alpha$ , $\beta$ , $\gamma$	82.54Å 104.20Å 123.22Å 90.00° 96.55° 90.00°	Depositor
Resolution (Å)	19.99 – 2.95 19.99 – 2.95	Depositor EDS
% Data completeness (in resolution range)	95.6 (19.99-2.95) 95.7 (19.99-2.95)	Depositor EDS
$R_{merge}$	(Not available)	Depositor
$R_{sym}$	0.06	Depositor
$\langle I/\sigma(I) \rangle$ <sup>1</sup>	2.77 (at 2.93Å)	Xtriage
Refinement program	CNS 1.3	Depositor
R, $R_{free}$	0.239 , 0.285 0.238 , 0.282	Depositor DCC
$R_{free}$ test set	843 reflections (2.02%)	wwPDB-VP
Wilson B-factor (Å <sup>2</sup> )	68.6	Xtriage
Anisotropy	0.478	Xtriage
Bulk solvent $k_{sol}$ (e/Å <sup>3</sup> ), $B_{sol}$ (Å <sup>2</sup> )	0.26 , 51.0	EDS
L-test for twinning <sup>2</sup>	$\langle  L  \rangle = 0.50$ , $\langle L^2 \rangle = 0.33$	Xtriage
Estimated twinning fraction	No twinning to report.	Xtriage
$F_o, F_c$ correlation	0.92	EDS
Total number of atoms	14716	wwPDB-VP
Average B, all atoms (Å <sup>2</sup> )	72.0	wwPDB-VP

Xtriage's analysis on translational NCS is as follows: *The largest off-origin peak in the Patterson function is 4.36% of the height of the origin peak. No significant pseudotranslation is detected.*

<sup>1</sup>Intensities estimated from amplitudes.

<sup>2</sup>Theoretical values of  $\langle |L| \rangle$ ,  $\langle L^2 \rangle$  for acentric reflections are 0.5, 0.333 respectively for untwinned datasets, and 0.375, 0.2 for perfectly twinned datasets.

## 5 Model quality

### 5.1 Standard geometry

Bond lengths and bond angles in the following residue types are not validated in this section: ZN

The Z score for a bond length (or angle) is the number of standard deviations the observed value is removed from the expected value. A bond length (or angle) with  $|Z| > 5$  is considered an outlier worth inspection. RMSZ is the root-mean-square of all Z scores of the bond lengths (or angles).

Mol	Chain	Bond lengths		Bond angles	
		RMSZ	# $ Z  > 5$	RMSZ	# $ Z  > 5$
1	A	0.45	0/1621	0.79	1/2204 (0.0%)
1	B	0.56	0/1599	0.81	3/2174 (0.1%)
1	C	0.50	0/1615	0.77	2/2196 (0.1%)
1	D	0.48	0/1599	0.75	0/2174
1	I	0.46	0/1599	0.72	0/2174
1	J	0.40	0/1599	0.73	1/2174 (0.0%)
1	K	0.52	0/1631	0.84	2/2217 (0.1%)
1	L	0.53	0/1631	0.85	1/2217 (0.0%)
2	E	0.54	0/272	0.84	0/418
2	F	0.77	0/272	1.29	2/418 (0.5%)
2	G	0.40	0/272	0.67	0/418
2	H	0.47	0/272	0.86	0/418
2	M	0.51	0/272	0.89	0/418
2	N	0.55	0/272	0.94	1/418 (0.2%)
2	O	0.51	0/272	0.88	0/418
2	P	0.45	0/272	0.84	0/418
All	All	0.50	0/15070	0.81	13/20874 (0.1%)

There are no bond length outliers.

All (13) bond angle outliers are listed below:

Mol	Chain	Res	Type	Atoms	Z	Observed(°)	Ideal(°)
2	F	415	DA	P-O3'-C3'	10.24	131.98	119.70
1	K	284	VAL	N-CA-C	5.80	126.65	111.00
1	B	168	PRO	C-N-CD	-5.70	108.07	120.60
2	N	623	DG	C4'-C3'-O3'	5.65	123.83	109.70
1	A	125	HIS	N-CA-C	-5.65	95.75	111.00
1	C	244	GLN	N-CA-C	-5.61	95.84	111.00
1	C	272	LEU	CA-CB-CG	5.61	128.20	115.30
1	B	309	TYR	C-N-CA	-5.58	107.76	121.70

*Continued on next page...*

*Continued from previous page...*

Mol	Chain	Res	Type	Atoms	Z	Observed(°)	Ideal(°)
2	F	415	DA	O4'-C4'-C3'	-5.39	102.34	104.50
1	K	232	GLY	N-CA-C	5.35	126.47	113.10
1	B	257	MET	N-CA-C	5.26	125.20	111.00
1	J	272	LEU	CA-CB-CG	5.19	127.24	115.30
1	L	234	GLN	N-CA-C	-5.05	97.36	111.00

There are no chirality outliers.

There are no planarity outliers.

## 5.2 Too-close contacts [i](#)

In the following table, the Non-H and H(model) columns list the number of non-hydrogen atoms and hydrogen atoms in the chain respectively. The H(added) column lists the number of hydrogen atoms added and optimized by MolProbity. The Clashes column lists the number of clashes within the asymmetric unit, whereas Symm-Clashes lists symmetry related clashes.

Mol	Chain	Non-H	H(model)	H(added)	Clashes	Symm-Clashes
1	A	1581	0	1544	124	0
1	B	1560	0	1531	142	0
1	C	1575	0	1540	82	0
1	D	1560	0	1531	129	0
1	I	1560	0	1531	100	0
1	J	1560	0	1531	125	0
1	K	1590	0	1553	139	0
1	L	1590	0	1553	143	0
2	E	243	0	135	8	0
2	F	243	0	135	12	0
2	G	243	0	135	5	0
2	H	243	0	135	6	0
2	M	243	0	135	2	0
2	N	243	0	135	6	0
2	O	243	0	135	6	0
2	P	243	0	135	8	0
3	A	1	0	0	0	0
3	B	1	0	0	0	0
3	C	1	0	0	0	0
3	D	1	0	0	0	0
3	I	1	0	0	0	0
3	J	1	0	0	0	0
3	K	1	0	0	0	0
3	L	1	0	0	0	0

*Continued on next page...*

*Continued from previous page...*

Mol	Chain	Non-H	H(model)	H(added)	Clashes	Symm-Clashes
4	A	25	0	0	3	0
4	B	20	0	0	3	0
4	C	28	0	0	1	0
4	D	23	0	0	1	0
4	E	3	0	0	0	0
4	F	2	0	0	0	0
4	H	1	0	0	0	0
4	I	26	0	0	1	0
4	J	14	0	0	0	0
4	K	20	0	0	1	0
4	L	19	0	0	2	0
4	M	1	0	0	0	0
4	N	3	0	0	0	0
4	O	2	0	0	0	0
4	P	1	0	0	0	0
All	All	14716	0	13394	1003	0

The all-atom clashscore is defined as the number of clashes found per 1000 atoms (including hydrogen atoms). The all-atom clashscore for this structure is 36.

All (1003) close contacts within the same asymmetric unit are listed below, sorted by their clash magnitude.

Atom-1	Atom-2	Interatomic distance (Å)	Clash overlap (Å)
1:B:169:PRO:CD	1:B:170:PRO:HD3	1.62	1.28
1:D:115:ILE:CB	1:D:116:PRO:HD3	1.66	1.22
1:B:169:PRO:HD2	1:B:170:PRO:CD	1.75	1.15
1:D:310:ARG:HH11	1:D:310:ARG:HA	1.15	1.11
1:C:138:LYS:HA	1:C:299:GLY:HA3	1.34	1.10
1:B:277:LEU:HD23	1:B:277:LEU:H	1.21	1.05
1:D:176:ARG:HB2	1:D:237:VAL:HG12	1.33	1.05
1:D:115:ILE:HB	1:D:116:PRO:HD3	1.07	1.04
1:L:170:PRO:O	1:L:173:THR:HG23	1.57	1.03
1:D:115:ILE:CG2	1:D:116:PRO:HD3	1.89	1.03
1:K:282:GLY:O	1:K:284:VAL:HG12	1.59	1.03
1:D:115:ILE:HB	1:D:116:PRO:CD	1.90	1.02
1:C:221:ASN:N	1:C:221:ASN:HD22	1.52	1.01
1:K:153:CYS:HB3	1:K:159:CYS:SG	2.02	1.00
1:B:220:ASN:HD22	1:B:221:ASN:N	1.60	0.98
1:C:221:ASN:ND2	1:C:221:ASN:H	1.47	0.98
1:D:115:ILE:HG22	1:D:116:PRO:CD	1.96	0.96
1:A:151:LEU:HD12	1:A:151:LEU:O	1.65	0.96

*Continued on next page...*



*Continued from previous page...*

Atom-1	Atom-2	Interatomic distance (Å)	Clash overlap (Å)
1:D:124:PRO:HD2	1:D:285:LEU:HD22	1.45	0.94
1:J:145:SER:HB2	1:J:302:ARG:HD2	1.49	0.94
1:K:129:VAL:HG12	1:K:288:ARG:HD2	1.48	0.94
1:B:169:PRO:CD	1:B:170:PRO:CD	2.39	0.94
1:J:164:LYS:HG2	1:J:165:VAL:N	1.83	0.93
1:J:164:LYS:HG2	1:J:165:VAL:H	1.32	0.92
1:L:118:ASN:HA	1:L:287:ARG:HD2	1.52	0.92
1:K:259:ASN:HA	1:K:294:ILE:HB	1.52	0.92
1:D:115:ILE:CG2	1:D:116:PRO:CD	2.48	0.91
1:K:126:HIS:CE1	1:K:166:SER:HB2	2.05	0.91
1:I:204:ASN:HB3	1:I:216:ARG:HH22	1.34	0.91
1:K:227:ASP:O	1:K:229:PRO:HD3	1.71	0.91
1:K:283:GLN:C	1:K:284:VAL:HG12	1.88	0.91
1:K:228:ASP:OD2	1:K:230:VAL:HB	1.70	0.90
1:I:204:ASN:N	1:I:204:ASN:HD22	1.68	0.90
1:L:112:HIS:HB2	1:L:231:THR:CG2	2.02	0.90
1:B:228:ASP:HB3	1:B:231:THR:HB	1.53	0.89
1:L:118:ASN:HD22	1:L:119:THR:N	1.70	0.89
1:L:132:GLN:HG3	1:L:133:GLN:H	1.37	0.88
1:B:114:PHE:O	1:B:115:ILE:HG22	1.74	0.88
1:D:115:ILE:CB	1:D:116:PRO:CD	2.43	0.88
1:B:118:ASN:H	1:B:118:ASN:HD22	1.18	0.87
1:D:148:LEU:HD12	1:D:306:GLU:HG2	1.56	0.87
1:J:163:ILE:HG13	1:J:163:ILE:O	1.72	0.87
1:A:268:ARG:HH11	1:A:268:ARG:HG3	1.40	0.86
1:J:194:CYS:SG	1:J:262:CYS:HB3	2.14	0.86
1:B:220:ASN:ND2	1:B:222:LEU:H	1.73	0.86
1:L:148:LEU:HD12	1:L:149:LYS:N	1.90	0.86
1:B:137:ALA:HB1	2:F:410:DC:H6	1.39	0.86
1:K:169:PRO:HB2	1:K:170:PRO:HD2	1.57	0.86
1:I:196:ASN:HB2	1:J:196:ASN:ND2	1.91	0.85
1:I:125:HIS:HE1	1:I:170:PRO:HD3	1.42	0.85
1:A:185:GLU:HB2	4:D:506:HOH:O	1.77	0.85
1:K:278:GLU:HB2	1:K:283:GLN:HA	1.59	0.85
1:B:172:GLY:O	1:B:280:ARG:HD2	1.77	0.84
1:D:293:ARG:CG	1:D:293:ARG:HH11	1.91	0.84
1:J:125:HIS:HB3	1:J:165:VAL:HG13	1.59	0.84
2:O:700:DC:H42	2:P:723:DG:H1	1.23	0.84
1:I:278:GLU:HB2	1:I:283:GLN:O	1.78	0.83
1:L:118:ASN:C	1:L:118:ASN:HD22	1.81	0.83
1:I:204:ASN:H	1:I:204:ASN:ND2	1.75	0.83

*Continued on next page...*

*Continued from previous page...*

Atom-1	Atom-2	Interatomic distance (Å)	Clash overlap (Å)
1:K:283:GLN:C	1:K:284:VAL:CG1	2.46	0.83
1:K:282:GLY:O	1:K:284:VAL:CG1	2.27	0.83
1:L:233:ARG:HD3	1:L:233:ARG:O	1.79	0.83
1:K:150:LYS:HD2	1:K:152:TYR:CZ	2.14	0.83
1:K:177:ALA:O	1:K:215:ILE:HD11	1.79	0.83
1:B:184:ALA:O	1:B:187:VAL:HG12	1.78	0.83
1:D:310:ARG:NH1	1:D:310:ARG:HA	1.93	0.83
1:K:284:VAL:HG23	1:K:284:VAL:O	1.77	0.82
1:L:163:ILE:CD1	1:L:175:ILE:HD13	2.09	0.82
1:B:220:ASN:HD22	1:B:221:ASN:H	1.27	0.82
2:N:613:DG:H2'	2:N:614:DG:OP2	1.80	0.81
1:B:310:ARG:CG	1:B:311:GLU:N	2.40	0.81
1:D:115:ILE:HG22	1:D:116:PRO:N	1.96	0.81
1:J:173:THR:HG23	1:J:277:LEU:HD11	1.63	0.81
1:J:151:LEU:HD22	1:J:290:PHE:CE2	2.16	0.80
1:B:169:PRO:HD2	1:B:170:PRO:HD3	0.83	0.80
1:L:217:VAL:HG23	1:L:236:VAL:HG21	1.61	0.80
1:L:163:ILE:HD12	1:L:175:ILE:HD13	1.61	0.80
1:L:150:LYS:HG2	1:L:291:GLU:HG2	1.61	0.80
1:J:128:GLU:HB3	1:J:164:LYS:HB3	1.63	0.80
1:L:193:ARG:NH1	1:L:197:HIS:HB3	1.96	0.80
1:B:310:ARG:HG2	1:B:311:GLU:N	1.96	0.79
1:B:311:GLU:O	1:B:312:GLN:HB2	1.79	0.79
1:L:280:ARG:C	1:L:282:GLY:H	1.86	0.79
1:D:117:SER:O	1:D:118:ASN:HB2	1.80	0.79
1:K:169:PRO:HG2	1:K:173:THR:CG2	2.13	0.79
1:K:197:HIS:CE1	1:K:262:CYS:SG	2.74	0.79
1:L:112:HIS:HB2	1:L:231:THR:CB	2.13	0.78
1:B:115:ILE:O	1:B:115:ILE:HG23	1.84	0.78
1:C:193:ARG:HB2	1:C:212:SER:O	1.84	0.78
1:I:204:ASN:HD22	1:I:204:ASN:H	1.26	0.77
1:K:141:THR:HG22	1:K:142:TRP:HD1	1.50	0.77
1:K:153:CYS:CB	1:K:159:CYS:SG	2.72	0.77
1:A:151:LEU:HD12	1:A:151:LEU:C	2.05	0.77
1:K:169:PRO:HG3	1:K:279:MET:SD	2.25	0.77
1:D:125:HIS:HB3	1:D:165:VAL:HG23	1.65	0.77
1:K:162:GLN:C	1:K:163:ILE:HD12	2.05	0.77
1:J:194:CYS:HB2	1:J:197:HIS:HB2	1.66	0.77
1:D:125:HIS:CB	1:D:165:VAL:HG23	2.16	0.76
1:K:169:PRO:O	1:K:170:PRO:C	2.23	0.76
1:I:125:HIS:CE1	1:I:169:PRO:HA	2.20	0.76

*Continued on next page...*

*Continued from previous page...*

Atom-1	Atom-2	Interatomic distance (Å)	Clash overlap (Å)
1:C:152:TYR:HB3	1:C:298:PRO:HB3	1.67	0.76
1:K:168:PRO:HG2	1:K:240:TYR:CE2	2.19	0.76
1:I:231:THR:HG22	1:I:233:ARG:H	1.49	0.76
1:L:112:HIS:HB2	1:L:231:THR:HG21	1.68	0.75
1:B:279:MET:HG2	1:B:285:LEU:HD11	1.68	0.75
1:L:193:ARG:HG3	1:L:258:CYS:SG	2.27	0.75
1:B:170:PRO:O	1:B:173:THR:HB	1.86	0.75
1:B:228:ASP:CB	1:B:231:THR:HB	2.16	0.75
1:J:155:ILE:HA	1:J:294:ILE:HD11	1.68	0.75
1:L:112:HIS:HB2	1:L:231:THR:HB	1.67	0.75
1:L:148:LEU:HD12	1:L:149:LYS:H	1.50	0.74
1:J:293:ARG:HH11	1:J:293:ARG:HG2	1.53	0.74
1:A:156:ALA:HA	1:A:255:ASN:HD21	1.53	0.74
1:D:125:HIS:NE2	1:D:170:PRO:HD3	2.02	0.74
1:L:276:THR:HG22	1:L:287:ARG:HB2	1.68	0.74
1:J:213:HIS:CE1	1:J:234:GLN:HB2	2.22	0.73
1:C:242:PRO:O	1:C:243:PRO:O	2.06	0.73
1:D:125:HIS:HB3	1:D:165:VAL:CG2	2.18	0.73
1:A:278:GLU:HG3	1:A:283:GLN:O	1.87	0.73
1:B:277:LEU:HD23	1:B:277:LEU:N	1.99	0.73
1:A:205:GLU:OE2	1:A:205:GLU:HA	1.88	0.73
1:B:135:SER:HB3	4:B:515:HOH:O	1.87	0.72
1:D:167:THR:HG23	1:D:168:PRO:HD2	1.69	0.72
1:A:212:SER:HB3	1:A:234:GLN:HE22	1.54	0.72
1:C:240:TYR:CD1	1:C:241:GLU:N	2.57	0.72
1:J:260:SER:O	1:J:268:ARG:HA	1.89	0.72
1:C:115:ILE:O	1:C:115:ILE:HG22	1.88	0.72
1:L:309:TYR:HD1	1:L:310:ARG:N	1.86	0.72
1:L:302:ARG:HD3	1:L:306:GLU:OE2	1.89	0.72
1:D:150:LYS:HE3	1:D:291:GLU:OE2	1.89	0.71
2:O:705:DA:C8	2:O:705:DA:H5'	2.24	0.71
1:A:153:CYS:HB3	1:A:159:CYS:SG	2.30	0.71
1:L:259:ASN:OD1	1:L:294:ILE:HG22	1.90	0.71
1:C:240:TYR:CE1	1:C:241:GLU:O	2.43	0.71
1:A:147:LEU:HD23	1:A:306:GLU:HG2	1.73	0.71
1:D:280:ARG:N	1:D:280:ARG:HD3	2.05	0.70
1:A:130:THR:OG1	1:A:162:GLN:HB3	1.92	0.70
1:A:151:LEU:CD1	1:A:151:LEU:C	2.59	0.70
1:I:247:THR:HG23	1:I:248:GLU:N	2.05	0.70
1:A:162:GLN:HG3	1:A:249:PHE:CG	2.26	0.70
1:L:141:THR:HG22	1:L:142:TRP:HD1	1.55	0.70

*Continued on next page...*

*Continued from previous page...*

Atom-1	Atom-2	Interatomic distance (Å)	Clash overlap (Å)
1:C:151:LEU:HD21	1:C:159:CYS:SG	2.31	0.70
1:D:228:ASP:HB3	1:D:232:GLY:HA2	1.74	0.70
1:L:138:LYS:CE	1:L:300:ARG:HD3	2.22	0.70
1:B:224:GLN:HG2	1:I:146:PRO:HB2	1.74	0.70
1:D:117:SER:O	1:D:118:ASN:CB	2.40	0.70
1:L:213:HIS:CD2	1:L:234:GLN:HG3	2.27	0.70
1:C:259:ASN:HA	1:C:294:ILE:HB	1.74	0.70
1:J:150:LYS:HE3	1:J:152:TYR:CZ	2.27	0.70
1:I:126:HIS:HD2	1:I:166:SER:OG	1.74	0.69
2:O:700:DC:N4	2:P:723:DG:H1	1.89	0.69
1:B:172:GLY:O	1:B:280:ARG:CD	2.41	0.69
1:D:115:ILE:HG22	1:D:116:PRO:CG	2.20	0.69
1:A:217:VAL:HG23	1:A:236:VAL:HG21	1.73	0.69
1:I:205:GLU:O	1:I:205:GLU:HG3	1.89	0.69
1:K:121:TYR:CE1	1:K:123:GLY:HA2	2.28	0.69
1:B:121:TYR:CE1	1:B:123:GLY:HA2	2.27	0.69
1:C:179:PRO:HD3	1:C:215:ILE:HD12	1.72	0.69
2:F:415:DA:C8	2:F:415:DA:H5'	2.28	0.69
1:J:284:VAL:HG12	1:J:286:GLY:H	1.58	0.69
1:B:277:LEU:H	1:B:277:LEU:CD2	2.03	0.69
1:J:154:GLN:HB3	1:J:157:LYS:HG3	1.74	0.69
1:L:130:THR:HG22	1:L:131:PHE:N	2.07	0.69
1:L:153:CYS:SG	1:L:159:CYS:HB2	2.32	0.69
1:K:193:ARG:HD3	1:K:211:ALA:O	1.93	0.69
1:A:268:ARG:HH21	2:E:406:DC:H4'	1.57	0.68
1:L:193:ARG:NH2	1:L:204:ASN:OD1	2.26	0.68
1:L:205:GLU:HA	1:L:205:GLU:OE1	1.92	0.68
1:B:169:PRO:N	1:B:170:PRO:CD	2.51	0.68
1:J:138:LYS:HA	1:J:299:GLY:HA3	1.76	0.68
1:C:163:ILE:O	1:C:249:PHE:HB3	1.94	0.68
1:I:164:LYS:HE2	1:I:249:PHE:CE1	2.29	0.68
1:D:141:THR:HG23	1:D:157:LYS:HB3	1.75	0.68
1:J:150:LYS:HE3	1:J:152:TYR:CE1	2.29	0.68
1:A:268:ARG:NH1	1:A:268:ARG:HG3	2.04	0.68
1:A:279:MET:HG3	1:A:283:GLN:NE2	2.09	0.68
1:B:136:THR:HG22	1:B:302:ARG:HH21	1.57	0.68
1:B:195:PRO:O	1:B:199:LEU:HG	1.93	0.68
1:D:151:LEU:HD12	1:D:152:TYR:N	2.09	0.68
1:K:169:PRO:HD2	1:K:173:THR:HG21	1.76	0.68
1:L:118:ASN:C	1:L:118:ASN:ND2	2.47	0.68
1:C:279:MET:SD	1:C:285:LEU:HD11	2.34	0.67

*Continued on next page...*

*Continued from previous page...*

Atom-1	Atom-2	Interatomic distance (Å)	Clash overlap (Å)
1:D:216:ARG:HB3	1:D:255:ASN:HB2	1.75	0.67
1:L:138:LYS:HE3	1:L:300:ARG:HD3	1.75	0.67
1:B:152:TYR:HB3	1:B:298:PRO:HB3	1.76	0.67
1:L:293:ARG:HH12	2:P:718:DT:P	2.17	0.67
1:J:152:TYR:CE2	1:J:302:ARG:HA	2.29	0.67
1:K:186:HIS:CE1	1:K:269:ARG:HG2	2.30	0.67
1:A:266:MET:HG3	1:A:266:MET:O	1.94	0.67
1:A:150:LYS:HB3	1:A:291:GLU:HB3	1.75	0.67
1:K:165:VAL:HG23	1:K:166:SER:N	2.10	0.67
1:A:193:ARG:NH1	1:A:197:HIS:HB3	2.10	0.67
1:A:268:ARG:NH2	2:E:407:DC:OP1	2.28	0.67
1:I:125:HIS:HE1	1:I:169:PRO:HA	1.60	0.67
1:K:293:ARG:HH21	1:K:301:ASP:HB3	1.60	0.67
1:A:179:PRO:HG2	1:A:191:VAL:HB	1.77	0.67
1:J:186:HIS:CD2	1:J:269:ARG:HD3	2.30	0.66
1:K:303:LYS:O	1:K:306:GLU:HG2	1.95	0.66
1:L:182:LYS:HB3	1:L:272:LEU:HG	1.76	0.66
1:L:230:VAL:O	1:L:231:THR:C	2.33	0.66
1:L:143:THR:HG22	1:L:298:PRO:O	1.95	0.66
1:L:178:MET:SD	1:L:233:ARG:HG3	2.35	0.66
1:K:165:VAL:HG23	1:K:166:SER:O	1.95	0.66
1:K:227:ASP:O	1:K:229:PRO:CD	2.43	0.66
1:C:196:ASN:HB2	1:D:196:ASN:OD1	1.95	0.66
1:B:137:ALA:HB1	2:F:410:DC:H2'	1.77	0.66
1:I:204:ASN:HB3	1:I:216:ARG:NH2	2.09	0.66
1:J:164:LYS:O	1:J:165:VAL:HG23	1.96	0.66
1:J:173:THR:HG23	1:J:277:LEU:CD1	2.24	0.66
1:K:158:THR:CG2	1:K:253:LEU:HD12	2.25	0.66
1:I:122:PRO:HG3	1:I:288:ARG:HH21	1.61	0.66
1:A:114:PHE:HD1	1:A:115:ILE:H	1.44	0.66
1:B:201:ARG:HG2	1:B:201:ARG:O	1.95	0.66
1:A:268:ARG:NH2	2:E:406:DC:H4'	2.11	0.66
1:L:193:ARG:HD2	1:L:257:MET:O	1.95	0.66
1:D:293:ARG:HG3	1:D:293:ARG:HH11	1.60	0.65
1:A:153:CYS:CB	1:A:159:CYS:SG	2.84	0.65
1:A:279:MET:HB2	1:A:283:GLN:HB2	1.77	0.65
1:C:115:ILE:O	1:C:115:ILE:CG2	2.44	0.65
1:K:283:GLN:O	1:K:284:VAL:HG12	1.96	0.65
1:B:161:ILE:HD11	1:B:275:ILE:HD13	1.78	0.65
1:C:125:HIS:CE1	1:C:169:PRO:HA	2.31	0.65
1:I:231:THR:CG2	1:I:233:ARG:HG3	2.26	0.65

*Continued on next page...*

*Continued from previous page...*

Atom-1	Atom-2	Interatomic distance (Å)	Clash overlap (Å)
1:L:112:HIS:CG	1:L:231:THR:HB	2.32	0.65
1:D:138:LYS:HA	1:D:299:GLY:HA3	1.79	0.65
1:A:308:HIS:HA	1:A:311:GLU:OE1	1.96	0.65
1:A:209:ALA:HB2	1:A:225:TYR:CE2	2.31	0.65
1:D:140:ALA:O	1:D:298:PRO:HG2	1.97	0.65
1:I:138:LYS:HG3	1:I:139:SER:N	2.10	0.65
1:K:152:TYR:CE1	1:K:302:ARG:HG2	2.31	0.65
1:K:153:CYS:SG	1:K:256:PHE:CD2	2.89	0.65
1:J:137:ALA:O	1:J:299:GLY:HA3	1.97	0.65
1:I:164:LYS:HG3	1:I:165:VAL:N	2.11	0.64
1:K:175:ILE:HD12	1:K:252:ILE:HD11	1.78	0.64
1:K:138:LYS:HA	1:K:299:GLY:HA3	1.78	0.64
1:D:207:GLN:C	1:D:209:ALA:H	2.00	0.64
1:K:169:PRO:HG2	1:K:173:THR:HG22	1.78	0.64
2:G:510:DC:H2"	2:G:511:DG:OP2	1.96	0.64
1:D:144:TYR:O	1:D:302:ARG:NH2	2.30	0.64
1:D:190:VAL:HG11	1:D:192:LYS:HE3	1.79	0.64
1:I:163:ILE:HD13	1:I:175:ILE:HD13	1.80	0.64
1:A:284:VAL:HB	1:D:245:VAL:HG11	1.80	0.64
1:A:268:ARG:NH2	2:E:406:DC:H5"	2.13	0.64
1:I:125:HIS:CE1	1:I:170:PRO:HD3	2.29	0.64
1:J:243:PRO:HD3	1:J:250:THR:HG22	1.80	0.64
2:F:415:DA:H8	2:F:415:DA:H5'	1.60	0.64
1:A:164:LYS:HE2	1:A:248:GLU:HB3	1.80	0.64
1:K:133:GLN:O	1:K:135:SER:N	2.31	0.64
1:L:150:LYS:HG2	1:L:291:GLU:CG	2.28	0.64
1:C:280:ARG:HD2	4:C:502:HOH:O	1.97	0.64
1:D:125:HIS:NE2	1:D:169:PRO:HA	2.13	0.64
1:B:157:LYS:O	1:B:255:ASN:HB3	1.98	0.63
1:L:137:ALA:HB3	1:L:140:ALA:HB2	1.80	0.63
1:K:200:GLY:O	1:K:204:ASN:ND2	2.31	0.63
1:B:137:ALA:HB1	2:F:410:DC:C6	2.28	0.63
2:O:705:DA:H8	2:O:705:DA:H5'	1.64	0.63
1:J:293:ARG:HD3	1:J:293:ARG:O	1.99	0.63
1:K:145:SER:HB2	1:K:302:ARG:HD3	1.80	0.63
1:J:179:PRO:O	1:J:180:VAL:HG23	1.99	0.62
1:L:118:ASN:HB2	1:L:274:ILE:HD13	1.81	0.62
1:A:253:LEU:N	1:A:253:LEU:HD22	2.14	0.62
1:C:152:TYR:HB3	1:C:298:PRO:CB	2.29	0.62
1:I:179:PRO:HG2	1:I:191:VAL:HG22	1.79	0.62
1:J:277:LEU:O	1:J:284:VAL:HA	1.98	0.62

*Continued on next page...*

*Continued from previous page...*

Atom-1	Atom-2	Interatomic distance (Å)	Clash overlap (Å)
1:K:123:GLY:HA3	1:K:285:LEU:O	2.00	0.62
1:B:240:TYR:CD1	1:B:240:TYR:C	2.72	0.62
1:I:203:PHE:O	1:I:205:GLU:N	2.25	0.62
1:J:195:PRO:HD3	1:J:264:GLY:O	1.99	0.62
1:A:154:GLN:HB2	1:A:157:LYS:HG3	1.82	0.62
1:A:183:LYS:HE3	1:A:186:HIS:HD2	1.65	0.62
1:B:137:ALA:O	1:B:299:GLY:HA3	2.00	0.62
1:C:261:SER:HA	1:C:268:ARG:H	1.64	0.62
1:I:205:GLU:O	1:I:205:GLU:CG	2.48	0.62
1:I:263:VAL:C	1:I:265:GLY:H	2.02	0.62
1:K:127:PHE:HA	1:K:165:VAL:HG12	1.81	0.62
1:B:150:LYS:HB3	1:B:152:TYR:CE1	2.35	0.62
1:B:118:ASN:H	1:B:118:ASN:ND2	1.96	0.61
1:J:231:THR:CG2	1:J:233:ARG:HG2	2.30	0.61
1:B:115:ILE:HG13	1:B:187:VAL:HG22	1.80	0.61
1:K:122:PRO:O	1:K:123:GLY:O	2.18	0.61
1:L:217:VAL:CG2	1:L:236:VAL:HG21	2.30	0.61
2:E:399:DG:H2''	2:E:400:DG:OP2	1.99	0.61
1:L:309:TYR:CD1	1:L:310:ARG:N	2.67	0.61
1:C:260:SER:OG	1:C:293:ARG:HA	2.01	0.61
1:L:309:TYR:CD1	1:L:309:TYR:C	2.73	0.61
2:N:621:DC:H2''	2:N:622:DC:C6	2.35	0.61
1:K:215:ILE:HG22	1:K:256:PHE:HD1	1.65	0.61
1:A:179:PRO:HD3	1:A:215:ILE:CD1	2.30	0.61
1:J:216:ARG:O	1:J:254:TYR:HD1	1.82	0.61
1:D:293:ARG:HG2	1:D:293:ARG:HH11	1.66	0.60
1:I:247:THR:HG23	1:I:248:GLU:H	1.65	0.60
1:A:162:GLN:HG3	1:A:249:PHE:CB	2.30	0.60
1:A:259:ASN:O	1:A:261:SER:N	2.34	0.60
1:D:181:TYR:CE2	1:D:191:VAL:HG22	2.35	0.60
1:J:184:ALA:HA	1:J:187:VAL:HG23	1.83	0.60
1:A:161:ILE:HD12	1:A:254:TYR:HD2	1.65	0.60
1:I:182:LYS:HG3	1:I:272:LEU:HD21	1.83	0.60
1:J:121:TYR:HD1	1:J:121:TYR:C	2.04	0.60
1:J:221:ASN:ND2	1:K:231:THR:HA	2.17	0.60
1:K:261:SER:HB2	2:O:707:DG:OP1	2.00	0.60
1:B:310:ARG:O	1:B:311:GLU:C	2.40	0.60
1:B:310:ARG:O	1:B:312:GLN:N	2.35	0.60
1:J:284:VAL:HG11	1:J:287:ARG:HB3	1.82	0.60
1:J:293:ARG:CG	1:J:293:ARG:HH11	2.13	0.60
1:K:193:ARG:HG2	1:K:258:CYS:SG	2.41	0.60

*Continued on next page...*

*Continued from previous page...*

Atom-1	Atom-2	Interatomic distance (Å)	Clash overlap (Å)
1:A:164:LYS:HE2	1:A:248:GLU:O	2.01	0.60
1:J:164:LYS:HB2	1:J:249:PHE:HD1	1.64	0.60
1:J:269:ARG:HB2	1:J:269:ARG:HH11	1.66	0.60
1:J:193:ARG:HD3	1:J:257:MET:HB2	1.83	0.60
1:K:156:ALA:HB2	1:K:203:PHE:CZ	2.37	0.60
1:K:168:PRO:O	1:K:169:PRO:O	2.18	0.60
1:L:170:PRO:O	1:L:173:THR:CG2	2.44	0.60
1:D:169:PRO:O	1:D:170:PRO:O	2.19	0.60
1:L:112:HIS:CB	1:L:231:THR:HB	2.32	0.60
1:J:152:TYR:HD1	1:J:152:TYR:N	1.99	0.60
1:J:279:MET:HB2	1:J:282:GLY:HA3	1.83	0.60
1:K:253:LEU:HD22	1:K:253:LEU:N	2.17	0.60
1:I:123:GLY:HA3	1:I:285:LEU:O	2.02	0.60
1:D:150:LYS:HD2	1:D:152:TYR:CZ	2.36	0.59
1:I:187:VAL:HG23	1:I:188:THR:N	2.17	0.59
1:K:136:THR:O	1:K:140:ALA:HB2	2.02	0.59
1:K:280:ARG:HG3	1:K:280:ARG:HH11	1.67	0.59
1:L:130:THR:HG22	1:L:131:PHE:H	1.64	0.59
1:A:163:ILE:CD1	1:A:175:ILE:HD13	2.32	0.59
1:K:274:ILE:HD13	1:K:289:SER:HB2	1.85	0.59
1:J:150:LYS:HD3	1:J:291:GLU:OE2	2.01	0.59
1:K:215:ILE:HG22	1:K:256:PHE:CD1	2.37	0.59
1:J:121:TYR:HE1	1:J:123:GLY:HA3	1.67	0.59
1:J:164:LYS:HB2	1:J:249:PHE:CD1	2.37	0.59
1:A:260:SER:H	1:A:294:ILE:HB	1.67	0.59
1:B:170:PRO:HB2	1:B:173:THR:OG1	2.03	0.59
1:C:131:PHE:N	1:C:131:PHE:CD1	2.70	0.59
1:D:207:GLN:O	1:D:207:GLN:HG3	2.01	0.59
1:I:176:ARG:CB	1:I:237:VAL:HG22	2.33	0.59
1:A:156:ALA:HA	1:A:255:ASN:ND2	2.17	0.59
1:D:293:ARG:NH1	1:D:293:ARG:CG	2.61	0.59
1:L:144:TYR:CE1	1:L:149:LYS:O	2.56	0.59
2:O:705:DA:H2''	2:O:706:DT:O5'	2.03	0.59
1:D:125:HIS:HA	1:D:166:SER:OG	2.03	0.59
1:J:127:PHE:CD2	1:J:286:GLY:HA3	2.37	0.59
1:J:180:VAL:HG12	1:J:181:TYR:N	2.18	0.59
1:A:253:LEU:HD22	1:A:253:LEU:H	1.68	0.58
1:I:274:ILE:HB	1:I:289:SER:HB3	1.85	0.58
1:A:169:PRO:HD2	1:A:240:TYR:HE2	1.67	0.58
1:D:148:LEU:HD12	1:D:306:GLU:CG	2.29	0.58
1:L:133:GLN:O	1:L:133:GLN:HG3	2.03	0.58

*Continued on next page...*



*Continued from previous page...*

Atom-1	Atom-2	Interatomic distance (Å)	Clash overlap (Å)
1:A:161:ILE:HD12	1:A:254:TYR:CD2	2.37	0.58
1:D:266:MET:HE2	1:D:271:ILE:HG12	1.86	0.58
1:D:121:TYR:CE2	1:D:285:LEU:HD23	2.39	0.58
1:D:121:TYR:CE2	1:D:285:LEU:CD2	2.87	0.58
1:J:121:TYR:CD1	1:J:121:TYR:C	2.76	0.58
1:J:141:THR:O	1:J:154:GLN:HB2	2.03	0.58
1:K:142:TRP:HA	1:K:152:TYR:O	2.04	0.58
1:B:207:GLN:HG3	1:B:208:SER:N	2.19	0.58
1:B:228:ASP:HB3	1:B:231:THR:CB	2.32	0.58
1:D:124:PRO:HD2	1:D:285:LEU:CD2	2.28	0.58
1:A:163:ILE:HD13	1:A:175:ILE:HD13	1.86	0.57
1:C:173:THR:HG22	1:C:174:ALA:N	2.19	0.57
1:J:152:TYR:CD1	1:J:152:TYR:N	2.69	0.57
1:K:127:PHE:HA	1:K:165:VAL:CG1	2.34	0.57
1:K:266:MET:O	1:K:268:ARG:N	2.36	0.57
1:L:176:ARG:NH1	1:L:278:GLU:OE1	2.37	0.57
1:D:119:THR:O	1:D:287:ARG:NH1	2.37	0.57
1:D:277:LEU:HB3	1:D:286:GLY:HA3	1.85	0.57
1:J:173:THR:CG2	1:J:174:ALA:N	2.68	0.57
1:K:245:VAL:O	1:K:245:VAL:HG13	2.05	0.57
1:B:173:THR:CG2	1:B:174:ALA:N	2.66	0.57
1:D:223:SER:HA	1:D:238:VAL:HG12	1.87	0.57
1:B:153:CYS:O	1:B:294:ILE:HA	2.04	0.57
1:L:210:PRO:HB2	1:L:213:HIS:CD2	2.40	0.57
1:L:118:ASN:OD1	1:L:289:SER:HB3	2.05	0.57
1:B:200:GLY:O	1:B:204:ASN:ND2	2.38	0.57
1:B:176:ARG:O	1:B:275:ILE:HA	2.05	0.57
1:J:180:VAL:CG1	1:J:181:TYR:N	2.67	0.57
1:K:127:PHE:CE1	1:K:277:LEU:HD23	2.40	0.57
1:I:237:VAL:HG12	1:I:238:VAL:N	2.20	0.57
1:K:280:ARG:HG3	1:K:280:ARG:NH1	2.20	0.57
1:C:173:THR:HG23	1:C:278:GLU:O	2.04	0.57
1:K:169:PRO:CD	1:K:173:THR:HG21	2.34	0.57
1:B:117:SER:OG	1:B:119:THR:HG22	2.04	0.56
1:J:137:ALA:O	1:J:299:GLY:CA	2.52	0.56
1:K:129:VAL:HG12	1:K:288:ARG:CD	2.28	0.56
1:L:258:CYS:O	1:L:294:ILE:HG21	2.05	0.56
1:L:297:CYS:O	1:L:299:GLY:N	2.33	0.56
1:D:226:VAL:O	1:D:234:GLN:HA	2.05	0.56
1:K:141:THR:HG22	1:K:142:TRP:CD1	2.37	0.56
1:A:114:PHE:CD1	1:A:115:ILE:HG13	2.40	0.56

*Continued on next page...*

*Continued from previous page...*

Atom-1	Atom-2	Interatomic distance (Å)	Clash overlap (Å)
2:H:515:DG:H2"	2:H:516:DC:OP2	2.05	0.56
1:L:266:MET:O	1:L:269:ARG:HG3	2.06	0.56
1:A:114:PHE:HD1	1:A:115:ILE:N	2.02	0.56
1:J:186:HIS:CG	1:J:269:ARG:HD3	2.40	0.56
1:K:150:LYS:HD2	1:K:152:TYR:OH	2.04	0.56
1:K:169:PRO:CG	1:K:173:THR:CG2	2.83	0.56
1:K:158:THR:HG21	1:K:253:LEU:HD12	1.88	0.56
1:D:192:LYS:HE2	1:D:234:GLN:NE2	2.20	0.56
1:I:128:GLU:HA	1:I:288:ARG:NH1	2.21	0.56
1:D:228:ASP:O	1:D:232:GLY:HA2	2.06	0.56
1:I:260:SER:O	1:I:266:MET:HB2	2.06	0.56
1:K:169:PRO:CG	1:K:173:THR:HG21	2.35	0.56
1:A:169:PRO:HD2	1:A:240:TYR:CE2	2.40	0.56
1:J:162:GLN:HB3	1:J:249:PHE:CG	2.41	0.56
1:J:173:THR:CG2	1:J:277:LEU:HD11	2.34	0.56
1:I:231:THR:HG22	1:I:233:ARG:HG3	1.87	0.56
1:J:129:VAL:HG12	1:J:288:ARG:HG3	1.87	0.56
1:L:119:THR:H	1:L:287:ARG:HH11	1.52	0.55
1:B:171:PRO:CD	1:B:171:PRO:O	2.54	0.55
1:D:148:LEU:O	1:D:149:LYS:HG2	2.07	0.55
2:G:501:DG:H2"	2:G:502:DG:C8	2.41	0.55
1:I:213:HIS:CE1	1:I:234:GLN:HB3	2.40	0.55
1:I:247:THR:CG2	1:I:248:GLU:N	2.68	0.55
1:C:180:VAL:HG12	1:C:181:TYR:N	2.21	0.55
1:C:307:ASP:O	1:C:311:GLU:HG3	2.05	0.55
1:D:293:ARG:HG3	1:D:293:ARG:NH1	2.21	0.55
1:K:155:ILE:HB	1:K:259:ASN:HD21	1.70	0.55
1:L:267:ASN:O	1:L:268:ARG:HB2	2.07	0.55
1:B:123:GLY:HA3	1:B:285:LEU:O	2.06	0.55
1:J:131:PHE:O	1:J:132:GLN:C	2.45	0.55
1:L:280:ARG:C	1:L:282:GLY:N	2.55	0.55
1:I:279:MET:HB2	1:I:281:ASP:OD1	2.04	0.55
1:J:184:ALA:HA	1:J:187:VAL:CG2	2.35	0.55
1:L:138:LYS:HD2	1:L:300:ARG:HB2	1.89	0.55
1:A:225:TYR:CD1	1:A:236:VAL:HB	2.42	0.55
1:L:177:ALA:HB3	1:L:215:ILE:HD11	1.87	0.55
1:J:161:ILE:HG13	1:J:161:ILE:O	2.05	0.55
1:K:153:CYS:HG	1:K:256:PHE:HD2	1.44	0.55
1:B:220:ASN:HD21	1:B:222:LEU:H	1.53	0.55
1:D:269:ARG:O	1:D:271:ILE:HG23	2.07	0.55
1:J:173:THR:HG22	1:J:240:TYR:HB3	1.88	0.55

*Continued on next page...*

*Continued from previous page...*

Atom-1	Atom-2	Interatomic distance (Å)	Clash overlap (Å)
1:K:207:GLN:HG3	1:K:209:ALA:H	1.73	0.55
1:B:118:ASN:N	1:B:118:ASN:HD22	1.94	0.54
1:C:179:PRO:HD3	1:C:215:ILE:CD1	2.36	0.54
1:C:203:PHE:HB3	1:C:216:ARG:HH12	1.72	0.54
1:I:183:LYS:O	1:I:187:VAL:HG13	2.07	0.54
1:K:169:PRO:HG2	1:K:173:THR:HG21	1.90	0.54
1:K:259:ASN:C	1:K:261:SER:H	2.09	0.54
1:I:126:HIS:CD2	1:I:166:SER:OG	2.58	0.54
1:J:125:HIS:HD2	1:J:167:THR:O	1.89	0.54
1:L:141:THR:HG22	1:L:142:TRP:CD1	2.39	0.54
1:A:183:LYS:HE2	1:A:270:PRO:HD2	1.89	0.54
1:B:244:GLN:O	1:B:247:THR:HG22	2.07	0.54
1:C:202:ASP:O	1:C:203:PHE:HB2	2.07	0.54
1:K:155:ILE:HB	1:K:259:ASN:ND2	2.21	0.54
1:L:179:PRO:HB2	1:L:191:VAL:HG11	1.88	0.54
1:I:190:VAL:CG2	1:I:233:ARG:HG2	2.37	0.54
1:L:137:ALA:O	1:L:299:GLY:HA3	2.07	0.54
1:L:164:LYS:HD3	1:L:165:VAL:H	1.72	0.54
1:A:209:ALA:CB	1:A:225:TYR:CE2	2.91	0.54
1:D:216:ARG:HH21	1:D:257:MET:HG3	1.72	0.54
1:D:310:ARG:CA	1:D:310:ARG:HH11	2.02	0.54
1:J:259:ASN:C	1:J:261:SER:H	2.10	0.54
2:P:716:DC:H2"	2:P:717:DA:C8	2.42	0.54
1:D:228:ASP:OD1	1:D:229:PRO:HD2	2.07	0.54
1:D:228:ASP:HB3	1:D:233:ARG:H	1.72	0.54
1:D:122:PRO:HG3	1:D:288:ARG:NH2	2.22	0.54
1:J:145:SER:HB2	1:J:302:ARG:CD	2.32	0.54
1:L:150:LYS:HA	1:L:291:GLU:O	2.08	0.54
1:B:124:PRO:HD2	1:B:285:LEU:O	2.08	0.54
1:B:293:ARG:NH2	1:B:301:ASP:OD2	2.41	0.54
1:C:138:LYS:HG3	1:C:139:SER:N	2.22	0.54
1:J:119:THR:O	1:J:287:ARG:HD2	2.08	0.54
1:L:125:HIS:O	1:L:126:HIS:C	2.45	0.54
1:A:277:LEU:HB3	1:A:286:GLY:N	2.23	0.54
1:J:173:THR:HG22	1:J:174:ALA:N	2.23	0.54
1:L:207:GLN:C	1:L:209:ALA:H	2.11	0.54
1:A:134:SER:HB3	1:A:142:TRP:CH2	2.43	0.53
1:C:138:LYS:HA	1:C:299:GLY:CA	2.24	0.53
1:C:125:HIS:HB3	1:C:165:VAL:CG1	2.38	0.53
1:D:293:ARG:HD3	1:D:295:CYS:SG	2.49	0.53
1:J:183:LYS:O	1:J:187:VAL:HG23	2.09	0.53

*Continued on next page...*

*Continued from previous page...*

Atom-1	Atom-2	Interatomic distance (Å)	Clash overlap (Å)
1:L:178:MET:CE	1:L:233:ARG:HG3	2.37	0.53
1:L:237:VAL:HG23	1:L:238:VAL:N	2.23	0.53
1:A:143:THR:HG22	1:A:152:TYR:HB2	1.91	0.53
1:L:164:LYS:HE2	1:L:248:GLU:O	2.08	0.53
1:A:150:LYS:HE2	1:A:152:TYR:CZ	2.44	0.53
1:B:210:PRO:HG3	1:B:225:TYR:HB3	1.91	0.53
1:C:242:PRO:O	1:C:243:PRO:C	2.45	0.53
1:J:223:SER:C	1:J:224:GLN:HG2	2.28	0.53
1:B:163:ILE:HD13	1:B:175:ILE:HD13	1.91	0.53
1:A:150:LYS:HG3	1:A:152:TYR:CE1	2.43	0.53
1:A:214:LEU:HD22	1:A:266:MET:CE	2.38	0.53
1:D:125:HIS:CD2	1:D:169:PRO:HA	2.44	0.53
1:B:138:LYS:NZ	2:F:412:DG:N7	2.55	0.53
1:C:253:LEU:HD23	1:C:253:LEU:H	1.72	0.53
1:K:272:LEU:HD23	1:K:272:LEU:H	1.73	0.53
1:B:152:TYR:OH	1:B:305:ASP:HB2	2.09	0.53
1:J:125:HIS:CD2	1:J:167:THR:O	2.61	0.53
1:L:138:LYS:HE2	1:L:300:ARG:HD3	1.89	0.53
1:C:154:GLN:HE21	1:C:157:LYS:HG3	1.74	0.52
1:A:293:ARG:HG3	1:A:293:ARG:HH11	1.74	0.52
1:B:152:TYR:CB	1:B:298:PRO:HB3	2.39	0.52
1:C:161:ILE:HD11	1:C:254:TYR:HE2	1.74	0.52
1:L:145:SER:HB2	1:L:302:ARG:HD3	1.91	0.52
1:A:193:ARG:HD3	1:A:211:ALA:O	2.09	0.52
1:A:282:GLY:O	1:A:283:GLN:HG3	2.10	0.52
1:D:115:ILE:HG22	1:D:116:PRO:HG3	1.89	0.52
2:N:615:DG:H2''	2:N:616:DC:OP2	2.09	0.52
1:A:186:HIS:CE1	1:A:269:ARG:HD3	2.45	0.52
1:C:221:ASN:HD22	1:C:221:ASN:H	0.68	0.52
1:J:121:TYR:CE1	1:J:123:GLY:HA3	2.44	0.52
1:J:150:LYS:HD3	1:J:291:GLU:CD	2.29	0.52
1:L:147:LEU:HD22	1:L:310:ARG:NH2	2.24	0.52
1:A:130:THR:O	1:A:162:GLN:HB2	2.09	0.52
1:A:126:HIS:ND1	1:A:166:SER:HB2	2.25	0.52
1:B:302:ARG:HG3	1:B:303:LYS:N	2.24	0.52
1:L:294:ILE:HD12	1:L:294:ILE:N	2.25	0.52
1:I:275:ILE:HD12	1:I:275:ILE:N	2.25	0.52
1:L:119:THR:H	1:L:287:ARG:NH1	2.08	0.52
2:M:605:DA:H4'	2:M:606:DT:OP1	2.10	0.52
1:B:187:VAL:O	1:B:233:ARG:NH2	2.40	0.52
1:I:217:VAL:HG12	1:I:236:VAL:HG21	1.92	0.52

*Continued on next page...*

*Continued from previous page...*

Atom-1	Atom-2	Interatomic distance (Å)	Clash overlap (Å)
1:K:128:GLU:HA	1:K:288:ARG:HE	1.75	0.52
1:L:141:THR:HG21	4:L:510:HOH:O	2.08	0.52
1:B:149:LYS:HB2	1:B:290:PHE:HA	1.92	0.52
1:B:220:ASN:HD22	1:B:220:ASN:C	2.11	0.52
1:L:233:ARG:C	1:L:233:ARG:HD3	2.30	0.52
1:B:171:PRO:HD2	1:B:171:PRO:O	2.10	0.52
2:E:400:DG:OP2	2:E:400:DG:H8	1.92	0.52
1:J:259:ASN:HA	1:J:294:ILE:HG12	1.91	0.52
1:J:131:PHE:CZ	1:J:290:PHE:CE2	2.97	0.52
1:K:278:GLU:CD	1:K:283:GLN:HG3	2.31	0.52
1:L:156:ALA:HB2	1:L:257:MET:HE3	1.92	0.52
1:D:207:GLN:C	1:D:209:ALA:N	2.63	0.51
1:D:252:ILE:HG21	1:D:254:TYR:CZ	2.44	0.51
1:I:228:ASP:HB3	1:I:232:GLY:H	1.75	0.51
1:L:183:LYS:HD3	4:L:511:HOH:O	2.10	0.51
1:B:224:GLN:O	1:B:236:VAL:HA	2.10	0.51
1:D:118:ASN:O	1:D:119:THR:C	2.48	0.51
1:A:241:GLU:OE1	1:A:250:THR:HG23	2.10	0.51
1:A:164:LYS:CE	1:A:248:GLU:HB3	2.39	0.51
1:B:311:GLU:OE1	1:B:311:GLU:HA	2.10	0.51
1:C:178:MET:HB2	1:C:235:SER:HB3	1.91	0.51
1:A:138:LYS:HD2	1:A:300:ARG:HB2	1.92	0.51
1:A:222:LEU:HD12	1:A:239:PRO:HG2	1.92	0.51
1:B:136:THR:HG22	1:B:302:ARG:HD3	1.93	0.51
1:B:193:ARG:HD3	1:B:257:MET:HB2	1.91	0.51
1:D:152:TYR:CE2	1:D:302:ARG:HA	2.45	0.51
1:B:152:TYR:OH	1:B:305:ASP:CB	2.59	0.51
1:D:118:ASN:C	1:D:118:ASN:OD1	2.48	0.51
1:I:155:ILE:HB	1:I:259:ASN:OD1	2.10	0.51
1:J:131:PHE:CE2	1:J:161:ILE:HG22	2.45	0.51
1:K:253:LEU:CD2	1:K:253:LEU:N	2.74	0.51
2:H:512:DC:H2"	2:H:513:DG:OP2	2.11	0.51
1:I:122:PRO:HG3	1:I:288:ARG:NH2	2.25	0.51
1:B:133:GLN:HA	1:B:133:GLN:HE21	1.76	0.50
1:L:294:ILE:HG22	1:L:294:ILE:O	2.11	0.50
1:C:150:LYS:HD2	1:C:152:TYR:CZ	2.45	0.50
1:D:175:ILE:O	1:D:237:VAL:HA	2.11	0.50
1:D:179:PRO:HD3	1:D:215:ILE:HD12	1.93	0.50
1:I:261:SER:O	1:I:262:CYS:C	2.50	0.50
1:C:213:HIS:CE1	1:C:225:TYR:HB3	2.45	0.50
1:I:204:ASN:N	1:I:204:ASN:ND2	2.34	0.50

*Continued on next page...*

*Continued from previous page...*

Atom-1	Atom-2	Interatomic distance (Å)	Clash overlap (Å)
1:I:222:LEU:N	1:I:222:LEU:CD1	2.73	0.50
1:A:255:ASN:HD22	1:A:256:PHE:N	2.09	0.50
1:K:179:PRO:HG2	1:K:191:VAL:HB	1.92	0.50
1:B:178:MET:HB2	1:B:235:SER:HB3	1.92	0.50
1:B:267:ASN:O	1:B:268:ARG:HB2	2.12	0.50
1:J:243:PRO:HD3	1:J:250:THR:CG2	2.41	0.50
1:K:132:GLN:O	1:K:134:SER:N	2.44	0.50
1:L:148:LEU:CD1	1:L:149:LYS:H	2.22	0.50
1:I:191:VAL:CG2	1:I:191:VAL:O	2.59	0.50
1:B:167:THR:O	1:B:167:THR:OG1	2.29	0.50
1:B:193:ARG:NH1	1:B:197:HIS:HB3	2.26	0.50
1:B:117:SER:C	1:B:119:THR:H	2.15	0.50
1:C:125:HIS:HB3	1:C:165:VAL:HG12	1.94	0.50
1:D:134:SER:HB3	1:D:142:TRP:CZ3	2.46	0.50
1:D:116:PRO:O	1:D:117:SER:O	2.30	0.50
1:D:141:THR:HG22	1:D:142:TRP:HD1	1.75	0.49
1:K:213:HIS:CE1	1:K:225:TYR:HB3	2.47	0.49
2:M:609:DC:H2''	2:M:610:DC:C6	2.47	0.49
1:D:167:THR:O	1:D:169:PRO:N	2.45	0.49
1:K:153:CYS:CB	1:K:159:CYS:HG	2.25	0.49
1:L:164:LYS:HD3	1:L:165:VAL:N	2.27	0.49
1:L:215:ILE:HG12	1:L:215:ILE:O	2.11	0.49
1:B:207:GLN:HG3	1:B:208:SER:H	1.77	0.49
1:C:252:ILE:HG21	1:C:254:TYR:CZ	2.48	0.49
1:A:293:ARG:NH2	2:F:416:DT:OP2	2.45	0.49
1:A:154:GLN:NE2	1:A:296:ALA:O	2.46	0.49
1:D:190:VAL:HG21	1:D:232:GLY:O	2.13	0.49
1:D:217:VAL:HG23	1:D:236:VAL:HG21	1.94	0.49
1:D:216:ARG:NH2	1:D:257:MET:HG3	2.27	0.49
2:H:517:DA:H4'	2:H:518:DT:OP1	2.11	0.49
1:B:179:PRO:HB2	1:B:191:VAL:HG11	1.95	0.49
1:I:146:PRO:O	1:I:147:LEU:C	2.47	0.49
1:L:279:MET:SD	1:L:285:LEU:HD11	2.52	0.49
1:B:124:PRO:HG2	1:B:125:HIS:H	1.77	0.49
1:I:137:ALA:O	1:I:140:ALA:HB2	2.12	0.49
1:K:169:PRO:HB2	1:K:170:PRO:CD	2.34	0.49
1:B:161:ILE:HD11	1:B:275:ILE:CD1	2.42	0.49
1:K:267:ASN:C	1:K:268:ARG:HG3	2.33	0.49
1:A:268:ARG:NH2	2:E:406:DC:C5'	2.76	0.49
1:D:193:ARG:NH2	1:D:197:HIS:O	2.46	0.49
1:J:125:HIS:NE2	1:J:169:PRO:HA	2.28	0.49

*Continued on next page...*

*Continued from previous page...*

Atom-1	Atom-2	Interatomic distance (Å)	Clash overlap (Å)
1:L:163:ILE:HD13	1:L:175:ILE:HD13	1.91	0.49
1:C:164:LYS:HG3	1:C:165:VAL:N	2.27	0.49
1:D:192:LYS:HE2	1:D:234:GLN:CD	2.32	0.49
1:L:259:ASN:HA	1:L:294:ILE:HG22	1.94	0.49
1:B:228:ASP:CG	1:B:231:THR:HG1	2.16	0.48
1:D:140:ALA:O	1:D:298:PRO:CG	2.61	0.48
1:D:200:GLY:O	1:D:204:ASN:ND2	2.46	0.48
1:I:278:GLU:HG3	1:I:282:GLY:HA2	1.94	0.48
1:J:290:PHE:CD1	1:J:290:PHE:N	2.81	0.48
1:K:153:CYS:SG	1:K:256:PHE:HD2	2.32	0.48
1:K:169:PRO:CG	1:K:279:MET:SD	2.99	0.48
1:L:127:PHE:HZ	1:L:275:ILE:HG22	1.77	0.48
1:A:224:GLN:HG3	1:A:224:GLN:O	2.12	0.48
1:B:213:HIS:CE1	1:B:225:TYR:HB3	2.47	0.48
1:C:184:ALA:O	1:C:187:VAL:HG12	2.13	0.48
1:D:193:ARG:HH21	1:D:197:HIS:HB3	1.79	0.48
1:C:138:LYS:HD3	2:H:513:DG:C8	2.47	0.48
1:I:132:GLN:O	1:I:133:GLN:C	2.48	0.48
1:I:190:VAL:HG12	1:I:192:LYS:HG3	1.94	0.48
1:K:168:PRO:HG2	1:K:240:TYR:CD2	2.48	0.48
1:L:152:TYR:O	1:L:298:PRO:HB2	2.12	0.48
1:A:142:TRP:HZ3	1:A:144:TYR:HB2	1.79	0.48
1:D:240:TYR:C	1:D:240:TYR:CD1	2.86	0.48
1:A:268:ARG:NH2	2:E:406:DC:C4'	2.76	0.48
1:A:201:ARG:O	1:A:201:ARG:HG2	2.13	0.48
1:C:176:ARG:HH21	1:C:278:GLU:CD	2.17	0.48
1:D:125:HIS:HB2	1:D:165:VAL:HG23	1.91	0.48
1:D:181:TYR:CD2	1:D:191:VAL:HG22	2.49	0.48
1:A:179:PRO:HD3	1:A:215:ILE:HD11	1.95	0.48
1:J:145:SER:HA	1:J:302:ARG:HH11	1.78	0.48
1:K:163:ILE:HD12	1:K:163:ILE:N	2.28	0.48
1:K:197:HIS:HE1	1:K:262:CYS:SG	2.26	0.48
1:K:238:VAL:HG22	1:K:239:PRO:HD2	1.94	0.48
1:A:228:ASP:O	1:A:232:GLY:N	2.47	0.48
1:B:125:HIS:ND1	1:B:167:THR:O	2.46	0.48
1:D:138:LYS:HD2	1:D:300:ARG:HB2	1.96	0.48
1:D:272:LEU:HD12	1:D:291:GLU:HA	1.94	0.48
1:K:148:LEU:C	1:K:149:LYS:HG2	2.34	0.48
1:K:184:ALA:O	1:K:187:VAL:HG12	2.13	0.48
1:K:228:ASP:OD1	1:K:228:ASP:O	2.31	0.48
1:C:136:THR:HG22	1:C:136:THR:O	2.13	0.48

*Continued on next page...*

*Continued from previous page...*

Atom-1	Atom-2	Interatomic distance (Å)	Clash overlap (Å)
1:C:158:THR:HB	1:C:218:GLU:OE1	2.14	0.48
1:J:231:THR:HG21	1:J:233:ARG:HG2	1.95	0.48
1:K:160:PRO:HB3	1:K:253:LEU:HD13	1.94	0.48
1:L:204:ASN:OD1	1:L:204:ASN:N	2.46	0.48
1:L:295:CYS:HG	1:L:301:ASP:CG	2.17	0.48
2:P:719:DG:H2"	2:P:720:DC:C6	2.49	0.48
1:A:210:PRO:HG3	4:A:523:HOH:O	2.13	0.48
1:A:277:LEU:HB3	1:A:286:GLY:CA	2.44	0.48
1:I:174:ALA:HB1	1:I:237:VAL:CG1	2.44	0.48
1:I:190:VAL:CG2	1:I:233:ARG:HA	2.44	0.48
1:J:146:PRO:O	1:J:149:LYS:HG2	2.13	0.48
1:J:236:VAL:HG13	1:J:236:VAL:O	2.13	0.48
1:J:244:GLN:NE2	1:K:113:GLU:HB3	2.29	0.48
1:L:259:ASN:HA	1:L:294:ILE:CG2	2.44	0.48
1:A:138:LYS:HG3	1:A:139:SER:N	2.25	0.48
1:B:173:THR:HG23	1:B:174:ALA:H	1.79	0.48
1:I:140:ALA:O	1:I:141:THR:C	2.52	0.48
1:A:124:PRO:HG2	1:A:125:HIS:H	1.79	0.47
2:G:501:DG:H2"	2:G:502:DG:H8	1.79	0.47
1:K:247:THR:HG22	1:K:248:GLU:H	1.78	0.47
1:A:266:MET:HE1	1:A:271:ILE:HD13	1.96	0.47
1:C:181:TYR:CZ	1:C:191:VAL:HG22	2.49	0.47
1:D:125:HIS:CB	1:D:165:VAL:CG2	2.85	0.47
1:L:207:GLN:O	1:L:209:ALA:N	2.44	0.47
1:B:138:LYS:CG	1:B:139:SER:N	2.77	0.47
1:C:137:ALA:O	1:C:299:GLY:HA3	2.15	0.47
1:B:150:LYS:HA	1:B:291:GLU:O	2.15	0.47
2:F:410:DC:H1'	2:F:411:DG:C8	2.49	0.47
1:J:193:ARG:HG2	1:J:193:ARG:HH11	1.79	0.47
1:I:182:LYS:HG3	1:I:272:LEU:CD2	2.44	0.47
1:I:176:ARG:HB2	1:I:237:VAL:HG22	1.96	0.47
1:J:152:TYR:CE2	1:J:302:ARG:CA	2.96	0.47
1:A:154:GLN:HB2	1:A:157:LYS:CG	2.45	0.47
1:I:247:THR:CG2	1:I:249:PHE:H	2.28	0.47
1:J:125:HIS:CB	1:J:165:VAL:HG13	2.36	0.47
1:A:193:ARG:HH11	1:A:197:HIS:HB3	1.77	0.47
1:C:150:LYS:HD2	1:C:152:TYR:OH	2.15	0.47
1:D:124:PRO:CD	1:D:285:LEU:HD22	2.31	0.47
1:I:225:TYR:HA	1:I:235:SER:O	2.15	0.47
1:A:153:CYS:HB2	1:A:159:CYS:SG	2.55	0.47
1:B:218:GLU:HB2	1:B:255:ASN:HD21	1.79	0.47

*Continued on next page...*



*Continued from previous page...*

Atom-1	Atom-2	Interatomic distance (Å)	Clash overlap (Å)
1:I:221:ASN:C	1:I:223:SER:H	2.18	0.47
1:K:282:GLY:C	1:K:284:VAL:CG1	2.82	0.47
1:A:191:VAL:CG1	1:A:266:MET:HE2	2.45	0.47
1:C:112:HIS:N	1:C:112:HIS:CD2	2.81	0.47
1:L:213:HIS:CG	1:L:234:GLN:HG3	2.49	0.47
1:A:193:ARG:HD2	1:A:213:HIS:O	2.15	0.46
1:C:265:GLY:O	1:C:266:MET:C	2.54	0.46
1:J:121:TYR:CD1	1:J:286:GLY:HA2	2.50	0.46
1:K:228:ASP:O	1:K:232:GLY:N	2.47	0.46
2:P:713:DG:OP2	2:P:713:DG:H2'	2.15	0.46
1:A:244:GLN:NE2	4:A:503:HOH:O	2.48	0.46
1:C:228:ASP:HA	1:C:229:PRO:HD3	1.78	0.46
2:F:413:DG:H2''	2:F:414:DC:OP2	2.15	0.46
1:L:132:GLN:HG3	1:L:133:GLN:N	2.19	0.46
2:N:622:DC:H2''	2:N:623:DG:C8	2.50	0.46
1:B:302:ARG:CG	1:B:303:LYS:N	2.77	0.46
1:D:259:ASN:HA	1:D:294:ILE:HB	1.96	0.46
1:I:115:ILE:O	1:I:115:ILE:HG23	2.15	0.46
1:I:179:PRO:HG3	1:I:214:LEU:HD23	1.96	0.46
1:J:131:PHE:HZ	1:J:290:PHE:CE2	2.32	0.46
1:A:145:SER:O	1:A:149:LYS:HA	2.15	0.46
1:A:162:GLN:HG3	1:A:249:PHE:HB3	1.97	0.46
1:D:260:SER:O	1:D:268:ARG:HA	2.16	0.46
1:J:272:LEU:HD23	1:J:272:LEU:O	2.16	0.46
1:L:148:LEU:CD1	1:L:149:LYS:N	2.71	0.46
1:A:309:TYR:C	1:A:311:GLU:H	2.18	0.46
1:B:279:MET:O	1:B:280:ARG:C	2.54	0.46
1:I:263:VAL:HG23	1:I:267:ASN:ND2	2.30	0.46
1:J:194:CYS:O	1:J:198:GLU:HB3	2.15	0.46
1:B:220:ASN:ND2	1:B:221:ASN:N	2.44	0.46
1:D:154:GLN:HE21	1:D:154:GLN:HB3	1.57	0.46
1:D:198:GLU:OE2	1:L:167:THR:HG21	2.16	0.46
2:F:412:DG:C6	2:F:413:DG:C6	3.04	0.46
1:A:150:LYS:CB	1:A:291:GLU:HB3	2.43	0.46
1:D:199:LEU:HD21	1:L:166:SER:HB2	1.98	0.46
1:I:130:THR:HG22	1:I:131:PHE:N	2.30	0.46
1:I:176:ARG:HB3	1:I:237:VAL:HG22	1.97	0.46
1:L:142:TRP:HA	1:L:152:TYR:O	2.16	0.46
1:L:243:PRO:HD3	1:L:250:THR:OG1	2.16	0.46
1:D:165:VAL:HG21	1:D:169:PRO:HD3	1.97	0.46
1:L:266:MET:HE3	1:L:271:ILE:CG2	2.45	0.46

*Continued on next page...*

*Continued from previous page...*

Atom-1	Atom-2	Interatomic distance (Å)	Clash overlap (Å)
1:D:142:TRP:NE1	1:D:160:PRO:HD2	2.30	0.46
1:K:155:ILE:O	1:K:256:PHE:O	2.34	0.46
1:L:130:THR:CG2	1:L:131:PHE:N	2.76	0.46
1:L:295:CYS:SG	1:L:301:ASP:OD2	2.74	0.46
1:C:159:CYS:O	1:C:254:TYR:N	2.48	0.46
2:G:501:DG:H2"	2:G:502:DG:OP2	2.16	0.46
1:I:130:THR:HG22	1:I:131:PHE:H	1.81	0.46
1:L:293:ARG:HD3	1:L:295:CYS:SG	2.55	0.46
1:I:173:THR:CG2	1:I:277:LEU:HD11	2.47	0.45
1:B:170:PRO:O	1:B:173:THR:CB	2.62	0.45
1:C:261:SER:HA	1:C:268:ARG:N	2.31	0.45
1:J:231:THR:HG22	1:J:233:ARG:HG2	1.97	0.45
1:B:127:PHE:HE2	1:B:288:ARG:HB2	1.81	0.45
1:J:193:ARG:CD	1:J:257:MET:HB2	2.44	0.45
1:B:248:GLU:HG3	1:B:249:PHE:CD2	2.51	0.45
1:I:173:THR:HG21	1:I:277:LEU:HD11	1.99	0.45
1:A:141:THR:HG22	1:A:157:LYS:HB3	1.98	0.45
1:A:244:GLN:O	1:A:247:THR:HB	2.15	0.45
1:D:124:PRO:HG2	1:D:285:LEU:HD13	1.98	0.45
1:D:149:LYS:HD3	1:D:149:LYS:N	2.31	0.45
1:D:151:LEU:C	1:D:151:LEU:HD12	2.37	0.45
1:K:300:ARG:O	1:K:304:ALA:N	2.45	0.45
1:A:183:LYS:HB2	1:A:183:LYS:HE3	1.82	0.45
1:A:214:LEU:CD2	1:A:266:MET:HE1	2.47	0.45
1:A:247:THR:HG22	1:A:249:PHE:H	1.82	0.45
1:D:121:TYR:CE2	1:D:285:LEU:HD21	2.52	0.45
1:J:164:LYS:CG	1:J:165:VAL:N	2.64	0.45
1:K:125:HIS:H	1:K:125:HIS:CD2	2.34	0.45
1:K:181:TYR:HD2	1:K:189:ASP:O	2.00	0.45
1:L:119:THR:O	1:L:287:ARG:NH1	2.50	0.45
1:B:115:ILE:CG2	1:B:115:ILE:O	2.55	0.45
1:J:177:ALA:HB3	1:J:236:VAL:CG1	2.47	0.45
1:K:158:THR:OG1	1:K:218:GLU:OE2	2.32	0.45
1:C:240:TYR:CG	1:C:241:GLU:N	2.82	0.45
1:I:145:SER:O	1:I:149:LYS:N	2.50	0.45
1:I:150:LYS:HD3	1:I:152:TYR:OH	2.17	0.45
1:L:249:PHE:CD1	1:L:249:PHE:N	2.84	0.45
1:L:193:ARG:CD	1:L:257:MET:HB3	2.47	0.45
1:B:161:ILE:HG21	1:B:254:TYR:HD2	1.82	0.45
1:D:213:HIS:CE1	1:D:234:GLN:HB3	2.52	0.45
1:K:228:ASP:C	1:K:230:VAL:H	2.21	0.45

*Continued on next page...*

*Continued from previous page...*

Atom-1	Atom-2	Interatomic distance (Å)	Clash overlap (Å)
1:K:256:PHE:CB	1:K:294:ILE:HD12	2.47	0.45
1:L:145:SER:HB2	1:L:302:ARG:CD	2.47	0.45
1:A:293:ARG:HG3	1:A:293:ARG:NH1	2.32	0.44
1:B:259:ASN:HA	1:B:294:ILE:HB	1.98	0.44
1:D:155:ILE:HD11	1:D:257:MET:O	2.17	0.44
1:K:287:ARG:O	1:K:288:ARG:HG3	2.17	0.44
1:L:273:ILE:O	1:L:289:SER:HB2	2.17	0.44
1:L:303:LYS:HE3	1:L:307:ASP:OD2	2.17	0.44
1:C:201:ARG:O	1:C:205:GLU:HG2	2.17	0.44
1:D:129:VAL:HG23	1:D:288:ARG:HG3	1.99	0.44
1:I:175:ILE:HA	1:I:276:THR:O	2.17	0.44
1:J:218:GLU:HG2	1:K:188:THR:HG21	1.99	0.44
1:J:131:PHE:HZ	1:J:290:PHE:CZ	2.34	0.44
1:L:260:SER:OG	1:L:294:ILE:N	2.50	0.44
1:L:269:ARG:HA	1:L:270:PRO:HD3	1.80	0.44
1:C:237:VAL:HG12	1:C:238:VAL:N	2.32	0.44
1:J:193:ARG:HG2	1:J:193:ARG:NH1	2.33	0.44
1:K:168:PRO:HB3	1:K:169:PRO:HD2	1.99	0.44
1:K:306:GLU:HG3	1:K:307:ASP:N	2.32	0.44
2:N:619:DG:H1'	2:N:620:DC:H5'	1.99	0.44
1:A:225:TYR:HD1	1:A:236:VAL:HB	1.82	0.44
1:B:163:ILE:CD1	1:B:175:ILE:HD13	2.46	0.44
1:I:195:PRO:HB3	1:J:199:LEU:HD12	2.00	0.44
1:J:193:ARG:HD2	1:J:258:CYS:SG	2.56	0.44
1:B:277:LEU:CD2	1:B:277:LEU:N	2.71	0.44
1:D:144:TYR:OH	1:D:149:LYS:HA	2.17	0.44
1:J:179:PRO:O	1:J:180:VAL:CG2	2.65	0.44
1:L:140:ALA:O	1:L:298:PRO:HG2	2.18	0.44
1:L:266:MET:HE3	1:L:271:ILE:HG23	2.00	0.44
1:A:253:LEU:HD21	4:A:519:HOH:O	2.18	0.44
1:B:137:ALA:HB1	2:F:410:DC:C2'	2.44	0.44
1:C:297:CYS:HA	1:C:298:PRO:HD2	1.82	0.44
1:D:280:ARG:N	1:D:280:ARG:CD	2.78	0.44
1:I:247:THR:HG23	1:I:249:PHE:H	1.81	0.44
1:J:243:PRO:CD	1:J:250:THR:HG22	2.44	0.44
1:K:181:TYR:CD2	1:K:189:ASP:O	2.70	0.44
1:L:151:LEU:HD22	1:L:152:TYR:N	2.33	0.44
1:A:277:LEU:N	1:A:286:GLY:O	2.38	0.44
1:B:161:ILE:CG2	1:B:254:TYR:HD2	2.31	0.44
1:C:137:ALA:HB3	1:C:140:ALA:HB2	2.00	0.44
1:C:163:ILE:HG22	1:C:164:LYS:N	2.33	0.44

*Continued on next page...*

*Continued from previous page...*

Atom-1	Atom-2	Interatomic distance (Å)	Clash overlap (Å)
1:B:133:GLN:NE2	4:B:512:HOH:O	2.50	0.44
1:B:173:THR:HG23	1:B:174:ALA:N	2.33	0.44
1:B:309:TYR:O	1:B:310:ARG:C	2.49	0.44
1:D:148:LEU:O	1:D:149:LYS:C	2.55	0.44
1:J:259:ASN:C	1:J:261:SER:N	2.70	0.44
1:K:122:PRO:HA	1:K:127:PHE:HB3	1.99	0.44
1:L:244:GLN:HA	1:L:244:GLN:OE1	2.18	0.44
1:L:279:MET:HB2	1:L:283:GLN:HB2	2.00	0.44
1:A:144:TYR:CG	1:A:145:SER:N	2.86	0.43
1:J:176:ARG:O	1:J:275:ILE:HA	2.17	0.43
1:K:178:MET:CB	1:K:235:SER:HB3	2.48	0.43
1:K:209:ALA:HB2	1:K:225:TYR:CE1	2.53	0.43
1:K:245:VAL:O	1:K:245:VAL:CG1	2.65	0.43
1:K:164:LYS:HB2	1:K:249:PHE:CD1	2.53	0.43
1:A:196:ASN:HB2	1:B:196:ASN:OD1	2.18	0.43
1:I:127:PHE:CE1	1:I:163:ILE:HG23	2.54	0.43
1:L:273:ILE:HG22	1:L:275:ILE:HD12	2.00	0.43
1:B:141:THR:O	1:B:154:GLN:HB2	2.19	0.43
1:C:228:ASP:HB3	1:C:231:THR:OG1	2.18	0.43
1:D:129:VAL:HG23	1:D:288:ARG:CB	2.48	0.43
1:J:125:HIS:CG	1:J:169:PRO:HG3	2.53	0.43
1:A:220:ASN:OD1	1:A:222:LEU:HB2	2.18	0.43
1:B:121:TYR:CZ	1:B:123:GLY:HA2	2.54	0.43
1:C:214:LEU:O	1:C:257:MET:HG2	2.18	0.43
1:D:115:ILE:CG2	1:D:116:PRO:N	2.66	0.43
1:I:278:GLU:HB2	1:I:283:GLN:C	2.38	0.43
1:K:247:THR:HG21	4:K:519:HOH:O	2.18	0.43
1:L:147:LEU:HD22	1:L:310:ARG:HH21	1.82	0.43
1:A:182:LYS:HB2	1:A:272:LEU:HD13	2.01	0.43
1:B:191:VAL:HG12	1:B:191:VAL:O	2.19	0.43
1:D:119:THR:O	1:D:287:ARG:HG2	2.19	0.43
1:K:151:LEU:HD23	1:K:290:PHE:HE2	1.84	0.43
1:B:309:TYR:O	1:B:310:ARG:O	2.37	0.43
2:F:410:DC:H1'	2:F:411:DG:H8	1.84	0.43
1:L:119:THR:O	1:L:120:ASP:C	2.55	0.43
1:L:127:PHE:HZ	1:L:275:ILE:CG2	2.32	0.43
1:L:165:VAL:HG21	1:L:240:TYR:OH	2.19	0.43
1:B:288:ARG:HA	1:B:288:ARG:HD3	1.72	0.43
1:C:121:TYR:CE1	1:C:123:GLY:HA2	2.54	0.43
1:D:220:ASN:OD1	1:D:222:LEU:N	2.47	0.43
1:D:118:ASN:HA	1:D:274:ILE:HD13	2.01	0.43

*Continued on next page...*

*Continued from previous page...*

Atom-1	Atom-2	Interatomic distance (Å)	Clash overlap (Å)
1:D:297:CYS:HA	1:D:298:PRO:HD3	1.81	0.43
1:I:187:VAL:CG2	1:I:188:THR:N	2.81	0.43
1:J:126:HIS:O	1:J:127:PHE:C	2.55	0.43
1:L:293:ARG:HG2	1:L:293:ARG:O	2.19	0.43
1:A:259:ASN:O	1:A:260:SER:C	2.57	0.43
2:H:513:DG:N2	2:H:514:DG:C2	2.87	0.43
1:I:127:PHE:HE1	1:I:163:ILE:HG23	1.83	0.43
1:K:312:GLN:HG2	1:K:312:GLN:O	2.18	0.43
1:L:213:HIS:NE2	1:L:234:GLN:HG3	2.33	0.43
1:L:296:ALA:CB	2:P:719:DG:H2'	2.48	0.43
1:A:243:PRO:HG3	1:A:250:THR:OG1	2.19	0.43
1:A:259:ASN:C	1:A:261:SER:N	2.73	0.43
1:A:259:ASN:HA	1:A:294:ILE:HB	2.01	0.43
1:C:193:ARG:HD3	1:C:211:ALA:O	2.18	0.43
1:C:155:ILE:HD11	1:C:258:CYS:HA	2.01	0.43
1:I:222:LEU:HD23	1:I:239:PRO:HG3	2.00	0.43
1:I:263:VAL:C	1:I:265:GLY:N	2.69	0.43
1:K:156:ALA:HB2	1:K:203:PHE:HZ	1.81	0.43
1:K:168:PRO:CB	1:K:169:PRO:HD2	2.49	0.43
1:A:115:ILE:O	1:A:116:PRO:C	2.56	0.42
1:A:183:LYS:HE3	1:A:186:HIS:CD2	2.50	0.42
1:A:212:SER:HB3	1:A:234:GLN:NE2	2.27	0.42
1:D:193:ARG:HD3	1:D:211:ALA:O	2.19	0.42
1:D:241:GLU:O	1:D:250:THR:HG21	2.19	0.42
1:I:168:PRO:HA	1:I:169:PRO:HD3	1.74	0.42
1:I:222:LEU:HD13	1:I:222:LEU:H	1.84	0.42
1:K:260:SER:HA	1:K:266:MET:HB2	2.00	0.42
1:L:209:ALA:HB2	1:L:225:TYR:CZ	2.54	0.42
1:L:281:ASP:C	1:L:283:GLN:H	2.22	0.42
1:B:145:SER:O	1:B:148:LEU:O	2.37	0.42
1:B:281:ASP:O	1:B:282:GLY:C	2.57	0.42
1:B:273:ILE:HD12	1:B:290:PHE:HE1	1.84	0.42
1:C:173:THR:CG2	1:C:174:ALA:N	2.81	0.42
1:K:122:PRO:O	1:K:123:GLY:C	2.56	0.42
1:C:127:PHE:CZ	1:C:163:ILE:HD12	2.55	0.42
1:I:193:ARG:HB2	1:I:212:SER:O	2.20	0.42
1:J:129:VAL:O	1:J:129:VAL:HG22	2.19	0.42
1:J:207:GLN:HG2	1:J:216:ARG:NH1	2.34	0.42
1:K:217:VAL:HG11	1:K:223:SER:HB3	2.00	0.42
1:A:210:PRO:HB2	1:A:213:HIS:HD2	1.82	0.42
1:A:241:GLU:H	1:A:241:GLU:HG3	1.66	0.42

*Continued on next page...*

*Continued from previous page...*

Atom-1	Atom-2	Interatomic distance (Å)	Clash overlap (Å)
1:B:124:PRO:HG2	1:B:125:HIS:CD2	2.53	0.42
1:B:155:ILE:HG12	1:B:156:ALA:N	2.33	0.42
1:B:280:ARG:HA	1:B:280:ARG:HD2	1.90	0.42
1:C:296:ALA:HB2	2:G:507:DG:H2'	2.01	0.42
1:I:203:PHE:C	1:I:205:GLU:H	2.19	0.42
1:J:129:VAL:HG13	1:J:129:VAL:O	2.19	0.42
1:K:167:THR:HA	1:K:168:PRO:HD3	1.60	0.42
1:A:124:PRO:HG2	1:A:125:HIS:N	2.35	0.42
1:A:277:LEU:HB3	1:A:286:GLY:O	2.19	0.42
1:B:224:GLN:HG2	1:I:146:PRO:CB	2.47	0.42
1:B:290:PHE:O	1:B:290:PHE:CD1	2.72	0.42
1:B:180:VAL:HG12	1:B:181:TYR:N	2.34	0.42
1:C:221:ASN:ND2	1:C:221:ASN:N	2.25	0.42
1:J:184:ALA:CA	1:J:187:VAL:HG23	2.49	0.42
1:L:148:LEU:HG	1:L:150:LYS:HG3	2.00	0.42
1:A:145:SER:OG	1:A:306:GLU:OE2	2.28	0.42
1:A:195:PRO:CB	1:B:199:LEU:HD12	2.50	0.42
1:C:153:CYS:SG	1:C:159:CYS:HB2	2.60	0.42
1:D:138:LYS:HG3	1:D:139:SER:N	2.34	0.42
1:I:190:VAL:HG22	1:I:233:ARG:HG2	2.02	0.42
1:I:293:ARG:HD2	4:I:505:HOH:O	2.20	0.42
1:J:196:ASN:O	1:J:200:GLY:N	2.52	0.42
1:J:277:LEU:CD1	1:J:277:LEU:C	2.88	0.42
1:J:293:ARG:CD	1:J:293:ARG:O	2.67	0.42
1:K:126:HIS:CE1	1:K:166:SER:CB	2.90	0.42
1:K:242:PRO:HA	1:K:243:PRO:HD3	1.84	0.42
1:B:150:LYS:HD3	1:B:152:TYR:CZ	2.55	0.41
1:B:136:THR:CG2	1:B:302:ARG:HH21	2.28	0.41
1:J:175:ILE:O	1:J:237:VAL:HA	2.20	0.41
1:J:180:VAL:CG1	1:J:181:TYR:H	2.33	0.41
1:K:150:LYS:HE2	1:K:291:GLU:OE1	2.20	0.41
1:B:240:TYR:C	1:B:240:TYR:HD1	2.21	0.41
1:B:311:GLU:OE1	1:B:311:GLU:CA	2.68	0.41
1:C:121:TYR:O	1:C:121:TYR:CD2	2.73	0.41
1:C:153:CYS:O	1:C:294:ILE:HA	2.20	0.41
1:D:222:LEU:HA	1:D:222:LEU:HD13	1.91	0.41
1:K:131:PHE:CD1	1:K:131:PHE:N	2.88	0.41
1:B:119:THR:O	1:B:119:THR:HG23	2.19	0.41
1:C:216:ARG:HA	1:C:225:TYR:HE2	1.85	0.41
1:K:303:LYS:HE3	1:K:303:LYS:HB2	1.75	0.41
1:L:130:THR:CG2	1:L:131:PHE:H	2.31	0.41

*Continued on next page...*

*Continued from previous page...*

Atom-1	Atom-2	Interatomic distance (Å)	Clash overlap (Å)
1:B:138:LYS:O	1:B:297:CYS:HB2	2.19	0.41
1:C:196:ASN:HD21	1:D:264:GLY:HA3	1.86	0.41
1:D:150:LYS:HB3	1:D:152:TYR:HE1	1.84	0.41
1:K:164:LYS:HB2	1:K:249:PHE:HD1	1.84	0.41
1:L:177:ALA:CB	1:L:215:ILE:HD11	2.50	0.41
1:B:140:ALA:O	1:B:298:PRO:HD2	2.21	0.41
1:B:130:THR:OG1	1:B:162:GLN:HG3	2.21	0.41
1:B:207:GLN:HG2	1:B:209:ALA:HB3	2.01	0.41
1:C:224:GLN:O	1:C:224:GLN:HG3	2.20	0.41
1:D:213:HIS:NE2	1:D:234:GLN:HB3	2.34	0.41
1:I:206:GLY:N	1:I:207:GLN:HE21	2.18	0.41
1:I:228:ASP:HB3	1:I:232:GLY:N	2.35	0.41
1:K:156:ALA:CB	1:K:203:PHE:CZ	3.02	0.41
1:L:168:PRO:HA	1:L:169:PRO:HD2	1.79	0.41
1:A:209:ALA:HB1	1:A:210:PRO:CD	2.50	0.41
1:C:121:TYR:O	1:C:121:TYR:CG	2.72	0.41
1:J:150:LYS:HE3	1:J:152:TYR:OH	2.20	0.41
1:L:181:TYR:HA	1:L:271:ILE:HG22	2.01	0.41
1:L:294:ILE:CD1	1:L:294:ILE:N	2.84	0.41
2:P:714:DG:H2''	2:P:715:DG:C8	2.56	0.41
1:A:123:GLY:C	1:A:125:HIS:O	2.59	0.41
1:D:115:ILE:CG2	1:D:116:PRO:HG3	2.50	0.41
1:D:178:MET:HE2	1:D:235:SER:HB3	2.02	0.41
1:I:120:ASP:CG	1:I:288:ARG:HD3	2.41	0.41
1:I:152:TYR:CE1	1:I:293:ARG:HD3	2.56	0.41
1:L:118:ASN:OD1	1:L:289:SER:CB	2.67	0.41
1:B:183:LYS:HB2	1:B:186:HIS:ND1	2.35	0.41
1:C:115:ILE:O	1:C:116:PRO:C	2.58	0.41
1:C:129:VAL:HG13	1:C:129:VAL:O	2.21	0.41
1:D:121:TYR:CZ	1:D:285:LEU:HD21	2.56	0.41
1:K:174:ALA:N	1:K:278:GLU:O	2.46	0.41
1:A:222:LEU:HB3	1:A:239:PRO:HD2	2.03	0.41
1:B:150:LYS:HB3	1:B:152:TYR:HE1	1.83	0.41
1:I:179:PRO:HB3	1:I:215:ILE:HD11	2.02	0.41
1:I:179:PRO:HD3	1:I:215:ILE:HD12	2.03	0.41
1:J:269:ARG:HH11	1:J:269:ARG:CB	2.33	0.41
1:K:116:PRO:HG2	1:K:180:VAL:HG21	2.02	0.41
1:C:193:ARG:CB	1:C:212:SER:O	2.63	0.41
1:D:262:CYS:O	1:D:267:ASN:HA	2.20	0.41
1:J:178:MET:HG3	1:J:179:PRO:N	2.36	0.41
1:J:251:THR:CG2	1:J:252:ILE:N	2.83	0.41

*Continued on next page...*

*Continued from previous page...*

Atom-1	Atom-2	Interatomic distance (Å)	Clash overlap (Å)
1:K:150:LYS:HG3	1:K:291:GLU:HB3	2.02	0.41
1:L:147:LEU:HD23	1:L:306:GLU:HG2	2.02	0.41
1:B:157:LYS:HD3	4:B:505:HOH:O	2.21	0.41
1:J:131:PHE:C	1:J:132:GLN:O	2.60	0.41
1:J:190:VAL:HG13	1:J:233:ARG:HD3	2.02	0.41
1:J:266:MET:O	1:J:269:ARG:HB2	2.21	0.41
1:J:310:ARG:HG3	1:J:310:ARG:NH1	2.36	0.41
1:K:162:GLN:HB3	1:K:249:PHE:HB3	2.02	0.41
1:L:195:PRO:O	1:L:199:LEU:HG	2.21	0.41
1:L:179:PRO:HB3	1:L:214:LEU:HD23	2.02	0.41
2:N:621:DC:H2"	2:N:622:DC:C5	2.55	0.41
1:B:129:VAL:HG23	1:B:161:ILE:HG13	2.03	0.40
1:B:186:HIS:O	1:B:189:ASP:HB2	2.20	0.40
1:B:205:GLU:OE2	1:I:122:PRO:HD2	2.21	0.40
1:C:162:GLN:HB3	1:C:249:PHE:HB2	2.03	0.40
1:J:180:VAL:O	1:J:272:LEU:HD22	2.21	0.40
1:A:280:ARG:O	1:A:280:ARG:NH1	2.54	0.40
1:B:137:ALA:O	1:B:138:LYS:C	2.60	0.40
1:J:228:ASP:HB2	1:J:233:ARG:HB2	2.03	0.40
1:L:293:ARG:O	1:L:293:ARG:CG	2.68	0.40
1:L:293:ARG:NH2	1:L:295:CYS:SG	2.94	0.40
1:L:295:CYS:SG	1:L:301:ASP:CG	3.00	0.40
1:A:260:SER:N	1:A:294:ILE:HB	2.35	0.40
1:D:201:ARG:O	1:D:202:ASP:C	2.60	0.40
1:D:256:PHE:N	1:D:256:PHE:CD1	2.90	0.40
1:J:151:LEU:HD23	1:J:151:LEU:O	2.21	0.40
1:K:215:ILE:HA	1:K:255:ASN:O	2.21	0.40
1:K:267:ASN:HD22	1:K:267:ASN:HA	1.67	0.40
1:K:300:ARG:HG3	1:K:301:ASP:N	2.36	0.40
1:L:149:LYS:HZ2	1:L:149:LYS:HG3	1.78	0.40
1:L:178:MET:SD	1:L:233:ARG:CG	3.08	0.40
1:L:207:GLN:HG3	1:L:209:ALA:N	2.36	0.40
1:B:149:LYS:H	1:B:149:LYS:HG3	1.48	0.40
1:B:152:TYR:CZ	1:B:302:ARG:HA	2.56	0.40
2:H:514:DG:H2"	2:H:515:DG:H8	1.87	0.40
1:J:179:PRO:O	1:J:191:VAL:CG2	2.69	0.40
1:B:218:GLU:HB2	1:B:255:ASN:ND2	2.37	0.40
1:B:152:TYR:CE2	1:B:302:ARG:HA	2.56	0.40
1:D:276:THR:HB	1:D:286:GLY:O	2.21	0.40
1:I:203:PHE:C	1:I:205:GLU:N	2.75	0.40
1:I:218:GLU:N	1:I:253:LEU:O	2.54	0.40

*Continued on next page...*



*Continued from previous page...*

Atom-1	Atom-2	Interatomic distance (Å)	Clash overlap (Å)
1:I:302:ARG:O	1:I:306:GLU:HG3	2.22	0.40

There are no symmetry-related clashes.

## 5.3 Torsion angles [i](#)

### 5.3.1 Protein backbone [i](#)

In the following table, the Percentiles column shows the percent Ramachandran outliers of the chain as a percentile score with respect to all X-ray entries followed by that with respect to entries of similar resolution.

The Analysed column shows the number of residues for which the backbone conformation was analysed, and the total number of residues.

Mol	Chain	Analysed	Favoured	Allowed	Outliers	Percentiles	
1	A	200/210 (95%)	173 (86%)	21 (10%)	6 (3%)	4	20
1	B	197/210 (94%)	165 (84%)	26 (13%)	6 (3%)	4	20
1	C	199/210 (95%)	170 (85%)	26 (13%)	3 (2%)	10	38
1	D	197/210 (94%)	153 (78%)	30 (15%)	14 (7%)	1	4
1	I	197/210 (94%)	166 (84%)	24 (12%)	7 (4%)	3	16
1	J	197/210 (94%)	161 (82%)	28 (14%)	8 (4%)	3	13
1	K	200/210 (95%)	158 (79%)	27 (14%)	15 (8%)	1	4
1	L	200/210 (95%)	167 (84%)	25 (12%)	8 (4%)	3	14
All	All	1587/1680 (94%)	1313 (83%)	207 (13%)	67 (4%)	3	13

All (67) Ramachandran outliers are listed below:

Mol	Chain	Res	Type
1	A	203	PHE
1	B	168	PRO
1	B	169	PRO
1	C	243	PRO
1	D	115	ILE
1	D	117	SER
1	D	118	ASN
1	D	168	PRO
1	D	170	PRO

*Continued on next page...*

*Continued from previous page...*

Mol	Chain	Res	Type
1	D	171	PRO
1	D	202	ASP
1	D	229	PRO
1	I	138	LYS
1	I	245	VAL
1	K	123	GLY
1	K	133	GLN
1	K	135	SER
1	K	169	PRO
1	A	140	ALA
1	A	260	SER
1	A	282	GLY
1	B	282	GLY
1	D	207	GLN
1	I	204	ASN
1	J	282	GLY
1	K	267	ASN
1	L	282	GLY
1	I	222	LEU
1	J	116	PRO
1	J	122	PRO
1	J	179	PRO
1	K	126	HIS
1	K	242	PRO
1	K	282	GLY
1	L	117	SER
1	L	150	LYS
1	L	208	SER
1	L	231	THR
1	D	156	ALA
1	D	206	GLY
1	L	262	CYS
1	L	298	PRO
1	A	149	LYS
1	D	137	ALA
1	I	137	ALA
1	K	228	ASP
1	K	260	SER
1	B	245	VAL
1	D	124	PRO
1	K	187	VAL
1	B	146	PRO

*Continued on next page...*

*Continued from previous page...*

Mol	Chain	Res	Type
1	C	187	VAL
1	K	284	VAL
1	K	299	GLY
1	A	243	PRO
1	C	160	PRO
1	I	116	PRO
1	I	210	PRO
1	J	129	VAL
1	L	299	GLY
1	D	245	VAL
1	J	124	PRO
1	J	245	VAL
1	J	286	GLY
1	K	124	PRO
1	K	165	VAL
1	B	284	VAL

### 5.3.2 Protein sidechains ⓘ

In the following table, the Percentiles column shows the percent sidechain outliers of the chain as a percentile score with respect to all X-ray entries followed by that with respect to entries of similar resolution.

The Analysed column shows the number of residues for which the sidechain conformation was analysed, and the total number of residues.

Mol	Chain	Analysed	Rotameric	Outliers	Percentiles	
1	A	176/186 (95%)	142 (81%)	34 (19%)	1	6
1	B	175/186 (94%)	147 (84%)	28 (16%)	2	10
1	C	176/186 (95%)	146 (83%)	30 (17%)	2	9
1	D	175/186 (94%)	151 (86%)	24 (14%)	3	15
1	I	175/186 (94%)	156 (89%)	19 (11%)	6	23
1	J	175/186 (94%)	148 (85%)	27 (15%)	2	11
1	K	178/186 (96%)	150 (84%)	28 (16%)	2	10
1	L	178/186 (96%)	148 (83%)	30 (17%)	2	9
All	All	1408/1488 (95%)	1188 (84%)	220 (16%)	2	11

All (220) residues with a non-rotameric sidechain are listed below:

Mol	Chain	Res	Type
1	A	114	PHE
1	A	120	ASP
1	A	132	GLN
1	A	133	GLN
1	A	138	LYS
1	A	141	THR
1	A	151	LEU
1	A	155	ILE
1	A	163	ILE
1	A	165	VAL
1	A	167	THR
1	A	178	MET
1	A	185	GLU
1	A	187	VAL
1	A	202	ASP
1	A	203	PHE
1	A	207	GLN
1	A	227	ASP
1	A	236	VAL
1	A	241	GLU
1	A	249	PHE
1	A	251	THR
1	A	253	LEU
1	A	255	ASN
1	A	262	CYS
1	A	268	ARG
1	A	272	LEU
1	A	276	THR
1	A	281	ASP
1	A	293	ARG
1	A	298	PRO
1	A	302	ARG
1	A	303	LYS
1	A	307	ASP
1	B	118	ASN
1	B	129	VAL
1	B	132	GLN
1	B	138	LYS
1	B	139	SER
1	B	147	LEU
1	B	149	LYS
1	B	153	CYS
1	B	161	ILE

*Continued on next page...*

*Continued from previous page...*

Mol	Chain	Res	Type
1	B	167	THR
1	B	173	THR
1	B	202	ASP
1	B	205	GLU
1	B	212	SER
1	B	220	ASN
1	B	228	ASP
1	B	230	VAL
1	B	240	TYR
1	B	249	PHE
1	B	263	VAL
1	B	274	ILE
1	B	277	LEU
1	B	281	ASP
1	B	283	GLN
1	B	288	ARG
1	B	293	ARG
1	B	297	CYS
1	B	310	ARG
1	C	112	HIS
1	C	115	ILE
1	C	119	THR
1	C	128	GLU
1	C	131	PHE
1	C	132	GLN
1	C	134	SER
1	C	135	SER
1	C	155	ILE
1	C	158	THR
1	C	160	PRO
1	C	164	LYS
1	C	165	VAL
1	C	167	THR
1	C	176	ARG
1	C	178	MET
1	C	194	CYS
1	C	221	ASN
1	C	228	ASP
1	C	230	VAL
1	C	242	PRO
1	C	249	PHE
1	C	258	CYS

*Continued on next page...*

*Continued from previous page...*

Mol	Chain	Res	Type
1	C	266	MET
1	C	276	THR
1	C	278	GLU
1	C	295	CYS
1	C	301	ASP
1	C	307	ASP
1	C	310	ARG
1	D	124	PRO
1	D	132	GLN
1	D	133	GLN
1	D	136	THR
1	D	149	LYS
1	D	176	ARG
1	D	188	THR
1	D	190	VAL
1	D	201	ARG
1	D	223	SER
1	D	231	THR
1	D	244	GLN
1	D	245	VAL
1	D	250	THR
1	D	258	CYS
1	D	272	LEU
1	D	277	LEU
1	D	280	ARG
1	D	285	LEU
1	D	287	ARG
1	D	293	ARG
1	D	297	CYS
1	D	309	TYR
1	D	310	ARG
1	I	160	PRO
1	I	162	GLN
1	I	164	LYS
1	I	168	PRO
1	I	189	ASP
1	I	190	VAL
1	I	203	PHE
1	I	204	ASN
1	I	207	GLN
1	I	214	LEU
1	I	217	VAL

*Continued on next page...*

*Continued from previous page...*

Mol	Chain	Res	Type
1	I	221	ASN
1	I	222	LEU
1	I	226	VAL
1	I	227	ASP
1	I	235	SER
1	I	247	THR
1	I	274	ILE
1	I	278	GLU
1	J	120	ASP
1	J	121	TYR
1	J	124	PRO
1	J	127	PHE
1	J	130	THR
1	J	134	SER
1	J	136	THR
1	J	149	LYS
1	J	151	LEU
1	J	152	TYR
1	J	163	ILE
1	J	190	VAL
1	J	191	VAL
1	J	196	ASN
1	J	197	HIS
1	J	198	GLU
1	J	224	GLN
1	J	226	VAL
1	J	235	SER
1	J	269	ARG
1	J	272	LEU
1	J	277	LEU
1	J	281	ASP
1	J	287	ARG
1	J	290	PHE
1	J	293	ARG
1	J	294	ILE
1	K	126	HIS
1	K	129	VAL
1	K	138	LYS
1	K	141	THR
1	K	153	CYS
1	K	155	ILE
1	K	167	THR

*Continued on next page...*

*Continued from previous page...*

Mol	Chain	Res	Type
1	K	169	PRO
1	K	178	MET
1	K	190	VAL
1	K	193	ARG
1	K	204	ASN
1	K	228	ASP
1	K	231	THR
1	K	238	VAL
1	K	247	THR
1	K	263	VAL
1	K	267	ASN
1	K	271	ILE
1	K	272	LEU
1	K	277	LEU
1	K	278	GLU
1	K	285	LEU
1	K	293	ARG
1	K	294	ILE
1	K	300	ARG
1	K	306	GLU
1	K	307	ASP
1	L	118	ASN
1	L	119	THR
1	L	128	GLU
1	L	141	THR
1	L	145	SER
1	L	148	LEU
1	L	151	LEU
1	L	187	VAL
1	L	189	ASP
1	L	193	ARG
1	L	201	ARG
1	L	204	ASN
1	L	205	GLU
1	L	215	ILE
1	L	224	GLN
1	L	227	ASP
1	L	233	ARG
1	L	237	VAL
1	L	245	VAL
1	L	247	THR
1	L	249	PHE

*Continued on next page...*



*Continued from previous page...*

Mol	Chain	Res	Type
1	L	257	MET
1	L	258	CYS
1	L	269	ARG
1	L	279	MET
1	L	281	ASP
1	L	293	ARG
1	L	302	ARG
1	L	303	LYS
1	L	309	TYR

Some sidechains can be flipped to improve hydrogen bonding and reduce clashes. All (45) such sidechains are listed below:

Mol	Chain	Res	Type
1	A	186	HIS
1	A	213	HIS
1	A	234	GLN
1	A	244	GLN
1	A	255	ASN
1	A	283	GLN
1	B	118	ASN
1	B	132	GLN
1	B	133	GLN
1	B	162	GLN
1	B	213	HIS
1	B	220	ASN
1	B	221	ASN
1	B	255	ASN
1	C	112	HIS
1	C	154	GLN
1	C	196	ASN
1	C	207	GLN
1	C	221	ASN
1	C	255	ASN
1	C	267	ASN
1	D	132	GLN
1	D	154	GLN
1	D	221	ASN
1	D	283	GLN
1	I	125	HIS
1	I	126	HIS
1	I	154	GLN
1	I	186	HIS

*Continued on next page...*

*Continued from previous page...*

Mol	Chain	Res	Type
1	I	196	ASN
1	I	204	ASN
1	I	207	GLN
1	I	255	ASN
1	J	125	HIS
1	J	186	HIS
1	J	213	HIS
1	J	221	ASN
1	J	255	ASN
1	K	186	HIS
1	K	213	HIS
1	K	234	GLN
1	K	267	ASN
1	L	118	ASN
1	L	133	GLN
1	L	162	GLN

### 5.3.3 RNA ⓘ

There are no RNA molecules in this entry.

### 5.4 Non-standard residues in protein, DNA, RNA chains ⓘ

There are no non-standard protein/DNA/RNA residues in this entry.

### 5.5 Carbohydrates ⓘ

There are no carbohydrates in this entry.

### 5.6 Ligand geometry ⓘ

Of 8 ligands modelled in this entry, 8 are monoatomic - leaving 0 for Mogul analysis.

There are no bond length outliers.

There are no bond angle outliers.

There are no chirality outliers.

There are no torsion outliers.

There are no ring outliers.

No monomer is involved in short contacts.

## 5.7 Other polymers

There are no such residues in this entry.

## 5.8 Polymer linkage issues

There are no chain breaks in this entry.

## 6 Fit of model and data ⓘ

### 6.1 Protein, DNA and RNA chains ⓘ

In the following table, the column labelled ‘#RSRZ> 2’ contains the number (and percentage) of RSRZ outliers, followed by percent RSRZ outliers for the chain as percentile scores relative to all X-ray entries and entries of similar resolution. The OWAB column contains the minimum, median, 95<sup>th</sup> percentile and maximum values of the occupancy-weighted average B-factor per residue. The column labelled ‘Q< 0.9’ lists the number of (and percentage) of residues with an average occupancy less than 0.9.

Mol	Chain	Analysed	<RSRZ>	#RSRZ>2	OWAB(Å <sup>2</sup> )	Q<0.9
1	A	202/210 (96%)	0.13	4 (1%) 65 48	42, 74, 109, 114	2 (0%)
1	B	199/210 (94%)	0.00	1 (0%) 91 81	43, 73, 108, 129	2 (1%)
1	C	201/210 (95%)	-0.15	4 (1%) 65 48	41, 62, 99, 114	2 (0%)
1	D	199/210 (94%)	-0.06	4 (2%) 65 48	40, 69, 102, 120	1 (0%)
1	I	199/210 (94%)	-0.14	5 (2%) 57 40	42, 63, 102, 113	2 (1%)
1	J	199/210 (94%)	0.29	10 (5%) 28 18	52, 86, 112, 119	2 (1%)
1	K	202/210 (96%)	0.13	9 (4%) 33 21	42, 72, 100, 118	0
1	L	202/210 (96%)	-0.25	0 100 100	29, 53, 83, 96	1 (0%)
2	E	12/12 (100%)	0.71	1 (8%) 11 6	68, 79, 129, 155	0
2	F	12/12 (100%)	0.39	2 (16%) 1 1	57, 84, 126, 144	0
2	G	12/12 (100%)	0.14	0 100 100	66, 87, 99, 115	0
2	H	12/12 (100%)	-0.05	0 100 100	61, 85, 113, 121	0
2	M	12/12 (100%)	-0.01	0 100 100	51, 73, 100, 117	0
2	N	12/12 (100%)	-0.14	0 100 100	53, 76, 92, 95	0
2	O	12/12 (100%)	-0.17	0 100 100	64, 75, 108, 115	0
2	P	12/12 (100%)	-0.02	0 100 100	54, 70, 120, 128	0
All	All	1699/1776 (95%)	0.00	40 (2%) 59 42	29, 70, 107, 155	12 (0%)

All (40) RSRZ outliers are listed below:

Mol	Chain	Res	Type	RSRZ
2	E	409	DG	10.5
2	F	410	DC	5.4
1	K	205	GLU	5.3
1	A	111	HIS	4.6
1	C	139	SER	4.2

*Continued on next page...*

*Continued from previous page...*

Mol	Chain	Res	Type	RSRZ
1	D	308	HIS	4.1
1	K	113	GLU	3.9
1	J	283	GLN	3.7
1	I	206	GLY	3.4
1	D	312	GLN	3.4
1	B	147	LEU	3.4
1	K	137	ALA	3.3
1	K	111	HIS	3.0
1	D	230	VAL	3.0
1	C	136	THR	3.0
1	J	232	GLY	2.9
1	K	136	THR	2.9
1	K	153	CYS	2.7
1	J	172	GLY	2.7
1	I	201	ARG	2.6
1	I	308	HIS	2.6
1	C	134	SER	2.6
1	K	310	ARG	2.5
1	A	206	GLY	2.5
1	J	285	LEU	2.5
1	D	311	GLU	2.5
1	J	245	VAL	2.4
1	K	201	ARG	2.4
2	F	411	DG	2.4
1	C	140	ALA	2.3
1	I	135	SER	2.3
1	J	134	SER	2.3
1	J	280	ARG	2.3
1	K	282	GLY	2.2
1	A	205	GLU	2.2
1	J	199	LEU	2.2
1	A	114	PHE	2.1
1	J	222	LEU	2.1
1	I	309	TYR	2.1
1	J	268	ARG	2.0

## 6.2 Non-standard residues in protein, DNA, RNA chains ⓘ

There are no non-standard protein/DNA/RNA residues in this entry.

### 6.3 Carbohydrates [i](#)

There are no carbohydrates in this entry.

### 6.4 Ligands [i](#)

In the following table, the Atoms column lists the number of modelled atoms in the group and the number defined in the chemical component dictionary. The B-factors column lists the minimum, median, 95<sup>th</sup> percentile and maximum values of B factors of atoms in the group. The column labelled 'Q< 0.9' lists the number of atoms with occupancy less than 0.9.

Mol	Type	Chain	Res	Atoms	RSCC	RSR	B-factors( $\text{\AA}^2$ )	Q<0.9
3	ZN	A	401	1/1	0.94	0.12	72,72,72,72	0
3	ZN	D	401	1/1	0.95	0.09	53,53,53,53	0
3	ZN	K	401	1/1	0.96	0.08	59,59,59,59	0
3	ZN	I	401	1/1	0.97	0.12	66,66,66,66	0
3	ZN	J	401	1/1	0.97	0.10	64,64,64,64	0
3	ZN	C	401	1/1	0.98	0.15	46,46,46,46	0
3	ZN	L	401	1/1	0.99	0.16	57,57,57,57	0
3	ZN	B	401	1/1	0.99	0.10	46,46,46,46	0

### 6.5 Other polymers [i](#)

There are no such residues in this entry.