



## Full wwPDB EM Validation Report ⓘ

Nov 14, 2022 – 07:55 PM JST

PDB ID : 7VY1  
EMDB ID : EMD-32191  
Title : Membrane arm of deactive state CI from Q10 dataset  
Authors : Gu, J.K.; Yang, M.J.  
Deposited on : 2021-11-13  
Resolution : 3.30 Å(reported)

This is a Full wwPDB EM Validation Report for a publicly released PDB entry.

We welcome your comments at [validation@mail.wwpdb.org](mailto:validation@mail.wwpdb.org)

A user guide is available at

<https://www.wwpdb.org/validation/2017/EMValidationReportHelp>

with specific help available everywhere you see the ⓘ symbol.

The types of validation reports are described at

<http://www.wwpdb.org/validation/2017/FAQs#types>.

---

The following versions of software and data (see [references ⓘ](#)) were used in the production of this report:

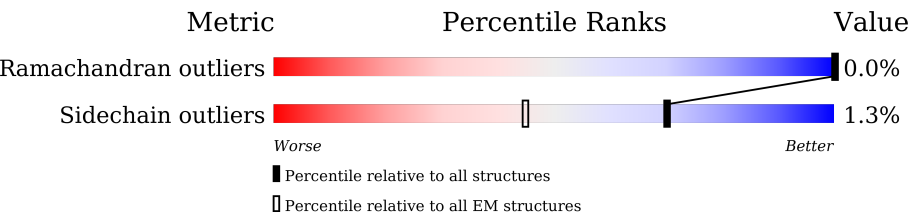
EMDB validation analysis : 0.0.1.dev43  
Mogul : 1.8.5 (274361), CSD as541be (2020)  
MolProbity : 4.02b-467  
buster-report : 1.1.7 (2018)  
Percentile statistics : 20191225.v01 (using entries in the PDB archive December 25th 2019)  
MapQ : 1.9.9  
Ideal geometry (proteins) : Engh & Huber (2001)  
Ideal geometry (DNA, RNA) : Parkinson et al. (1996)  
Validation Pipeline (wwPDB-VP) : 2.31.2

# 1 Overall quality at a glance i

The following experimental techniques were used to determine the structure:  
*ELECTRON MICROSCOPY*

The reported resolution of this entry is 3.30 Å.

Percentile scores (ranging between 0-100) for global validation metrics of the entry are shown in the following graphic. The table shows the number of entries on which the scores are based.



| Metric                | Whole archive<br>(#Entries) | EM structures<br>(#Entries) |
|-----------------------|-----------------------------|-----------------------------|
| Ramachandran outliers | 154571                      | 4023                        |
| Sidechain outliers    | 154315                      | 3826                        |

The table below summarises the geometric issues observed across the polymeric chains and their fit to the map. The red, orange, yellow and green segments of the bar indicate the fraction of residues that contain outliers for  $\geq 3$ , 2, 1 and 0 types of geometric quality criteria respectively. A grey segment represents the fraction of residues that are not modelled. The numeric value for each fraction is indicated below the corresponding segment, with a dot representing fractions  $\leq 5\%$ . The upper red bar (where present) indicates the fraction of residues that have poor fit to the EM map (all-atom inclusion  $< 40\%$ ). The numeric value is given above the bar.

| Mol | Chain | Length | Quality of chain |
|-----|-------|--------|------------------|
| 1   | Q     | 473    |                  |
| 2   | S     | 70     |                  |
| 3   | U     | 84     |                  |
| 4   | V     | 141    |                  |
| 5   | W     | 144    |                  |
| 6   | X     | 156    |                  |
| 7   | Y     | 105    |                  |
| 8   | Z     | 98     |                  |
| 9   | a     | 189    |                  |

Continued on next page...

Continued from previous page...

| Mol | Chain | Length | Quality of chain |
|-----|-------|--------|------------------|
| 10  | b     | 128    |                  |
| 11  | c     | 186    |                  |
| 12  | d     | 176    |                  |
| 13  | e     | 154    |                  |
| 14  | f     | 76     |                  |
| 15  | g     | 122    |                  |
| 16  | h     | 106    |                  |
| 17  | i     | 347    |                  |
| 18  | j     | 113    |                  |
| 19  | k     | 98     |                  |
| 20  | l     | 603    |                  |
| 21  | m     | 175    |                  |
| 22  | n     | 58     |                  |
| 23  | o     | 129    |                  |
| 24  | p     | 179    |                  |
| 25  | r     | 459    |                  |
| 26  | s     | 318    |                  |
| 27  | u     | 172    |                  |
| 28  | v     | 136    |                  |
| 29  | w     | 357    |                  |

## 2 Entry composition

There are 35 unique types of molecules in this entry. The entry contains 38899 atoms, of which 0 are hydrogens and 0 are deuteriums.

In the tables below, the AltConf column contains the number of residues with at least one atom in alternate conformation and the Trace column contains the number of residues modelled with at most 2 atoms.

- Molecule 1 is a protein called NADH dehydrogenase [ubiquinone] iron-sulfur protein 2, mitochondrial.

| Mol | Chain | Residues | Atoms |     |    |    |   | AltConf | Trace |
|-----|-------|----------|-------|-----|----|----|---|---------|-------|
| 1   | Q     | 40       | Total | C   | N  | O  | S | 0       | 0     |
|     |       |          | 333   | 217 | 56 | 59 | 1 |         |       |

- Molecule 2 is a protein called NADH dehydrogenase [ubiquinone] 1 alpha subcomplex subunit 1.

| Mol | Chain | Residues | Atoms |     |     |    |   | AltConf | Trace |
|-----|-------|----------|-------|-----|-----|----|---|---------|-------|
| 2   | S     | 70       | Total | C   | N   | O  | S | 0       | 0     |
|     |       |          | 567   | 364 | 104 | 94 | 5 |         |       |

- Molecule 3 is a protein called NADH dehydrogenase [ubiquinone] 1 alpha subcomplex subunit 3.

| Mol | Chain | Residues | Atoms |     |     |     |   | AltConf | Trace |
|-----|-------|----------|-------|-----|-----|-----|---|---------|-------|
| 3   | U     | 83       | Total | C   | N   | O   | S | 0       | 0     |
|     |       |          | 643   | 417 | 110 | 115 | 1 |         |       |

- Molecule 4 is a protein called NADH dehydrogenase [ubiquinone] 1 alpha subcomplex subunit 11.

| Mol | Chain | Residues | Atoms |     |     |     |   | AltConf | Trace |
|-----|-------|----------|-------|-----|-----|-----|---|---------|-------|
| 4   | V     | 140      | Total | C   | N   | O   | S | 0       | 0     |
|     |       |          | 1021  | 651 | 174 | 190 | 6 |         |       |

- Molecule 5 is a protein called NADH dehydrogenase [ubiquinone] 1 alpha subcomplex subunit 13.

| Mol | Chain | Residues | Atoms |     |     |     |   | AltConf | Trace |
|-----|-------|----------|-------|-----|-----|-----|---|---------|-------|
| 5   | W     | 113      | Total | C   | N   | O   | S | 0       | 0     |
|     |       |          | 949   | 614 | 160 | 167 | 8 |         |       |

- Molecule 6 is a protein called Acyl carrier protein.

| Mol | Chain | Residues | Atoms |     |     |     |   | AltConf | Trace |
|-----|-------|----------|-------|-----|-----|-----|---|---------|-------|
| 6   | X     | 88       | Total | C   | N   | O   | S | 0       | 0     |
|     |       |          | 699   | 450 | 103 | 141 | 5 |         |       |

- Molecule 7 is a protein called NADH dehydrogenase [ubiquinone] 1 beta subcomplex subunit 2, mitochondrial.

| Mol | Chain | Residues | Atoms |     |    |     |   | AltConf | Trace |
|-----|-------|----------|-------|-----|----|-----|---|---------|-------|
| 7   | Y     | 70       | Total | C   | N  | O   | S | 0       | 0     |
|     |       |          | 597   | 392 | 98 | 106 | 1 |         |       |

- Molecule 8 is a protein called NADH dehydrogenase [ubiquinone] 1 beta subcomplex subunit 3.

| Mol | Chain | Residues | Atoms |     |     |     |   | AltConf | Trace |
|-----|-------|----------|-------|-----|-----|-----|---|---------|-------|
| 8   | Z     | 84       | Total | C   | N   | O   | S | 0       | 0     |
|     |       |          | 674   | 437 | 116 | 120 | 1 |         |       |

- Molecule 9 is a protein called NADH dehydrogenase [ubiquinone] 1 beta subcomplex subunit 5, mitochondrial.

| Mol | Chain | Residues | Atoms |     |     |     |   | AltConf | Trace |
|-----|-------|----------|-------|-----|-----|-----|---|---------|-------|
| 9   | a     | 140      | Total | C   | N   | O   | S | 0       | 0     |
|     |       |          | 1165  | 762 | 199 | 201 | 3 |         |       |

- Molecule 10 is a protein called NADH dehydrogenase 1 beta subcomplex 6.

| Mol | Chain | Residues | Atoms |     |     |     |   | AltConf | Trace |
|-----|-------|----------|-------|-----|-----|-----|---|---------|-------|
| 10  | b     | 103      | Total | C   | N   | O   | S | 0       | 0     |
|     |       |          | 875   | 571 | 158 | 145 | 1 |         |       |

- Molecule 11 is a protein called NADH dehydrogenase [ubiquinone] 1 beta subcomplex subunit 8, mitochondrial.

| Mol | Chain | Residues | Atoms |     |     |     |   | AltConf | Trace |
|-----|-------|----------|-------|-----|-----|-----|---|---------|-------|
| 11  | c     | 156      | Total | C   | N   | O   | S | 0       | 0     |
|     |       |          | 1299  | 843 | 211 | 237 | 8 |         |       |

- Molecule 12 is a protein called NADH dehydrogenase [ubiquinone] 1 beta subcomplex subunit 10.

| Mol | Chain | Residues | Atoms |     |     |     |   | AltConf | Trace |
|-----|-------|----------|-------|-----|-----|-----|---|---------|-------|
| 12  | d     | 175      | Total | C   | N   | O   | S | 0       | 0     |
|     |       |          | 1461  | 916 | 265 | 272 | 8 |         |       |

- Molecule 13 is a protein called Complex I-ESSS.

| Mol | Chain | Residues | Atoms |     |     |     |   | AltConf | Trace |
|-----|-------|----------|-------|-----|-----|-----|---|---------|-------|
| 13  | e     | 107      | Total | C   | N   | O   | S | 0       | 0     |
|     |       |          | 890   | 568 | 145 | 173 | 4 |         |       |

There are 10 discrepancies between the modelled and reference sequences:

| Chain | Residue | Modelled | Actual | Comment  | Reference      |
|-------|---------|----------|--------|----------|----------------|
| e     | ?       | -        | CYS    | deletion | UNP A0A287BMW6 |
| e     | ?       | -        | MET    | deletion | UNP A0A287BMW6 |
| e     | ?       | -        | GLY    | deletion | UNP A0A287BMW6 |
| e     | ?       | -        | CYS    | deletion | UNP A0A287BMW6 |
| e     | ?       | -        | PRO    | deletion | UNP A0A287BMW6 |
| e     | ?       | -        | ARG    | deletion | UNP A0A287BMW6 |
| e     | ?       | -        | GLU    | deletion | UNP A0A287BMW6 |
| e     | ?       | -        | TRP    | deletion | UNP A0A287BMW6 |
| e     | ?       | -        | GLY    | deletion | UNP A0A287BMW6 |
| e     | ?       | -        | GLY    | deletion | UNP A0A287BMW6 |

- Molecule 14 is a protein called Complex I-KFYI.

| Mol | Chain | Residues | Atoms |     |    |    | AltConf | Trace |
|-----|-------|----------|-------|-----|----|----|---------|-------|
| 14  | f     | 42       | Total | C   | N  | O  | 0       | 0     |
|     |       |          | 344   | 227 | 58 | 59 |         |       |

- Molecule 15 is a protein called NADH dehydrogenase [ubiquinone] 1 subunit C2.

| Mol | Chain | Residues | Atoms |     |     |     |   | AltConf | Trace |
|-----|-------|----------|-------|-----|-----|-----|---|---------|-------|
| 15  | g     | 121      | Total | C   | N   | O   | S | 0       | 0     |
|     |       |          | 1000  | 650 | 173 | 171 | 6 |         |       |

- Molecule 16 is a protein called NADH dehydrogenase [ubiquinone] iron-sulfur protein 5.

| Mol | Chain | Residues | Atoms |     |     |     |   | AltConf | Trace |
|-----|-------|----------|-------|-----|-----|-----|---|---------|-------|
| 16  | h     | 105      | Total | C   | N   | O   | S | 0       | 0     |
|     |       |          | 867   | 550 | 161 | 150 | 6 |         |       |

- Molecule 17 is a protein called NADH-ubiquinone oxidoreductase chain 2.

| Mol | Chain | Residues | Atoms |      |     |     |    | AltConf | Trace |
|-----|-------|----------|-------|------|-----|-----|----|---------|-------|
| 17  | i     | 347      | Total | C    | N   | O   | S  | 0       | 0     |
|     |       |          | 2710  | 1782 | 420 | 462 | 46 |         |       |

- Molecule 18 is a protein called ND3.

| Mol | Chain | Residues | Atoms |     |     |     |   | AltConf | Trace |
|-----|-------|----------|-------|-----|-----|-----|---|---------|-------|
| 18  | j     | 99       | Total | C   | N   | O   | S | 0       | 0     |
|     |       |          | 800   | 545 | 118 | 132 | 5 |         |       |

- Molecule 19 is a protein called NADH-ubiquinone oxidoreductase chain 4L.

| Mol | Chain | Residues | Atoms |     |     |     |    | AltConf | Trace |
|-----|-------|----------|-------|-----|-----|-----|----|---------|-------|
| 19  | k     | 98       | Total | C   | N   | O   | S  | 0       | 0     |
|     |       |          | 748   | 493 | 113 | 128 | 14 |         |       |

- Molecule 20 is a protein called NADH-ubiquinone oxidoreductase chain 5.

| Mol | Chain | Residues | Atoms |      |     |     |    | AltConf | Trace |
|-----|-------|----------|-------|------|-----|-----|----|---------|-------|
| 20  | l     | 603      | Total | C    | N   | O   | S  | 0       | 0     |
|     |       |          | 4785  | 3173 | 741 | 820 | 51 |         |       |

- Molecule 21 is a protein called NADH-ubiquinone oxidoreductase chain 6.

| Mol | Chain | Residues | Atoms |     |     |     |   | AltConf | Trace |
|-----|-------|----------|-------|-----|-----|-----|---|---------|-------|
| 21  | m     | 129      | Total | C   | N   | O   | S | 0       | 0     |
|     |       |          | 951   | 637 | 138 | 168 | 8 |         |       |

- Molecule 22 is a protein called NADH dehydrogenase [ubiquinone] 1 beta subcomplex subunit 1.

| Mol | Chain | Residues | Atoms |     |    |    |   | AltConf | Trace |
|-----|-------|----------|-------|-----|----|----|---|---------|-------|
| 22  | n     | 56       | Total | C   | N  | O  | S | 0       | 0     |
|     |       |          | 479   | 311 | 88 | 79 | 1 |         |       |

- Molecule 23 is a protein called Complex I-B15.

| Mol | Chain | Residues | Atoms |     |     |     |   | AltConf | Trace |
|-----|-------|----------|-------|-----|-----|-----|---|---------|-------|
| 23  | o     | 128      | Total | C   | N   | O   | S | 0       | 0     |
|     |       |          | 1062  | 691 | 182 | 189 |   |         |       |

- Molecule 24 is a protein called NADH dehydrogenase [ubiquinone] 1 beta subcomplex subunit 9.

| Mol | Chain | Residues | Atoms |     |     |     |   | AltConf | Trace |
|-----|-------|----------|-------|-----|-----|-----|---|---------|-------|
| 24  | p     | 178      | Total | C   | N   | O   | S | 0       | 0     |
|     |       |          | 1534  | 982 | 279 | 265 | 8 |         |       |

- Molecule 25 is a protein called NADH-ubiquinone oxidoreductase chain 4.

| Mol | Chain | Residues | Atoms |      |     |     |    | AltConf | Trace |
|-----|-------|----------|-------|------|-----|-----|----|---------|-------|
| 25  | r     | 459      | Total | C    | N   | O   | S  | 0       | 0     |
|     |       |          | 3631  | 2412 | 572 | 609 | 38 |         |       |

- Molecule 26 is a protein called NADH-ubiquinone oxidoreductase chain 1.

| Mol | Chain | Residues | Atoms |      |     |     |    | AltConf | Trace |
|-----|-------|----------|-------|------|-----|-----|----|---------|-------|
| 26  | s     | 303      | Total | C    | N   | O   | S  | 0       | 0     |
|     |       |          | 2394  | 1607 | 369 | 397 | 21 |         |       |

- Molecule 27 is a protein called NADH dehydrogenase [ubiquinone] 1 alpha subcomplex subunit 8.

| Mol | Chain | Residues | Atoms |     |     |     |    | AltConf | Trace |
|-----|-------|----------|-------|-----|-----|-----|----|---------|-------|
| 27  | u     | 171      | Total | C   | N   | O   | S  | 0       | 0     |
|     |       |          | 1398  | 887 | 250 | 251 | 10 |         |       |

- Molecule 28 is a protein called NADH dehydrogenase [ubiquinone] 1 beta subcomplex subunit 7.

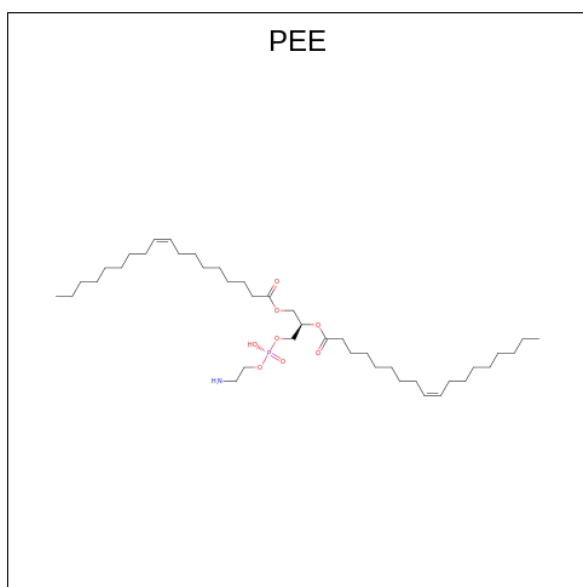
| Mol | Chain | Residues | Atoms |     |     |     |   | AltConf | Trace |
|-----|-------|----------|-------|-----|-----|-----|---|---------|-------|
| 28  | v     | 124      | Total | C   | N   | O   | S | 0       | 0     |
|     |       |          | 1028  | 642 | 195 | 182 | 9 |         |       |

- Molecule 29 is a protein called NADH dehydrogenase [ubiquinone] 1 alpha subcomplex subunit 10, mitochondrial.

| Mol | Chain | Residues | Atoms |      |     |     |    | AltConf | Trace |
|-----|-------|----------|-------|------|-----|-----|----|---------|-------|
| 29  | w     | 320      | Total | C    | N   | O   | S  | 0       | 0     |
|     |       |          | 2581  | 1645 | 437 | 489 | 10 |         |       |

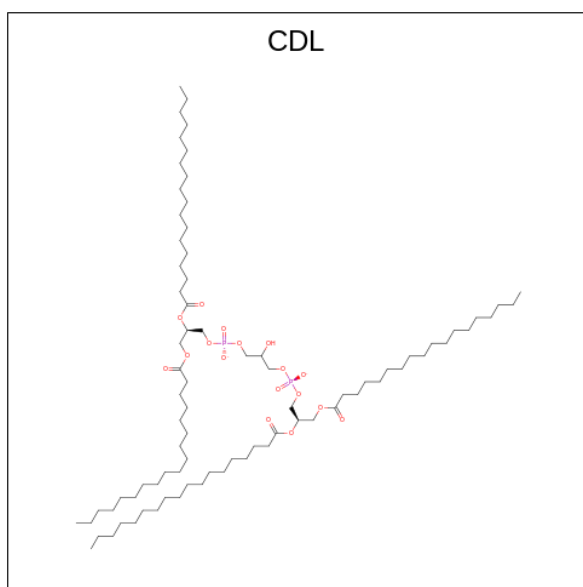
- Molecule 30 is 1,2-dioleoyl-sn-glycero-3-phosphoethanolamine (three-letter code: PEE) (formula: C<sub>41</sub>H<sub>78</sub>NO<sub>8</sub>P) (labeled as "Ligand of Interest" by depositor).





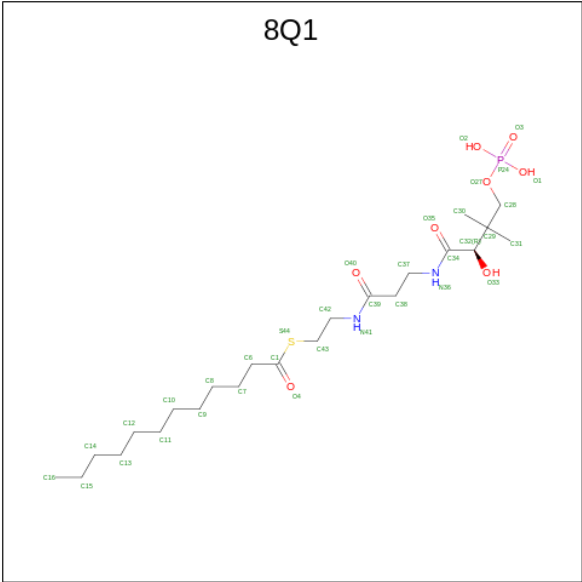
| Mol | Chain | Residues | Atoms |    |   |    |   | AltConf |
|-----|-------|----------|-------|----|---|----|---|---------|
| 30  | U     | 1        | Total | C  | N | O  | P | 0       |
|     |       |          | 51    | 41 | 1 | 8  | 1 |         |
| 30  | W     | 1        | Total | C  | N | O  | P | 0       |
|     |       |          | 41    | 31 | 1 | 8  | 1 |         |
| 30  | b     | 1        | Total | C  | N | O  | P | 0       |
|     |       |          | 46    | 36 | 1 | 8  | 1 |         |
| 30  | i     | 1        | Total | C  | N | O  | P | 0       |
|     |       |          | 47    | 37 | 1 | 8  | 1 |         |
| 30  | j     | 1        | Total | C  | N | O  | P | 0       |
|     |       |          | 51    | 41 | 1 | 8  | 1 |         |
| 30  | l     | 1        | Total | C  | N | O  | P | 0       |
|     |       |          | 86    | 66 | 2 | 16 | 2 |         |
| 30  | l     | 1        | Total | C  | N | O  | P | 0       |
|     |       |          | 86    | 66 | 2 | 16 | 2 |         |
| 30  | r     | 1        | Total | C  | N | O  | P | 0       |
|     |       |          | 51    | 41 | 1 | 8  | 1 |         |

- Molecule 31 is CARDIOLIPIN (three-letter code: CDL) (formula:  $C_{81}H_{156}O_{17}P_2$ ) (labeled as "Ligand of Interest" by depositor).



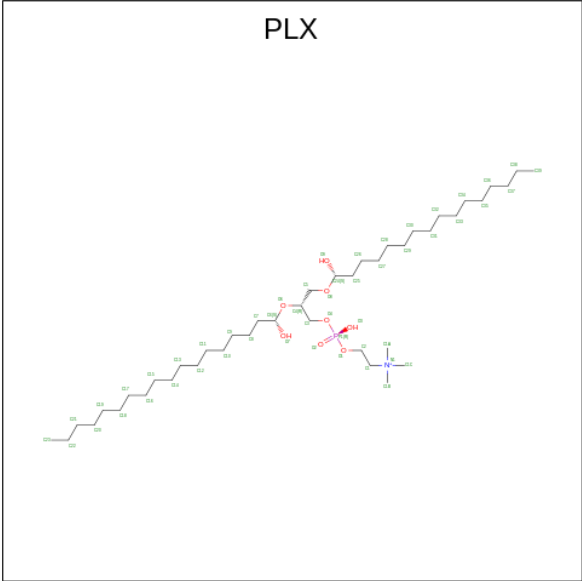
| Mol | Chain | Residues | Atoms |    |    |   | AltConf |
|-----|-------|----------|-------|----|----|---|---------|
| 31  | V     | 1        | Total | C  | O  | P | 0       |
|     |       |          | 94    | 75 | 17 | 2 |         |
| 31  | a     | 1        | Total | C  | O  | P | 0       |
|     |       |          | 91    | 72 | 17 | 2 |         |
| 31  | g     | 1        | Total | C  | O  | P | 0       |
|     |       |          | 95    | 76 | 17 | 2 |         |
| 31  | i     | 1        | Total | C  | O  | P | 0       |
|     |       |          | 66    | 47 | 17 | 2 |         |
| 31  | l     | 1        | Total | C  | O  | P | 0       |
|     |       |          | 100   | 81 | 17 | 2 |         |
| 31  | o     | 1        | Total | C  | O  | P | 0       |
|     |       |          | 68    | 49 | 17 | 2 |         |
| 31  | r     | 1        | Total | C  | O  | P | 0       |
|     |       |          | 99    | 80 | 17 | 2 |         |
| 31  | u     | 1        | Total | C  | O  | P | 0       |
|     |       |          | 78    | 59 | 17 | 2 |         |

- Molecule 32 is S-[2-({N-[(2R)-2-hydroxy-3,3-dimethyl-4-(phosphonooxy)butanoyl]-beta-alanyl}amino)ethyl] dodecanethioate (three-letter code: 8Q1) (formula: C<sub>23</sub>H<sub>45</sub>N<sub>2</sub>O<sub>8</sub>PS) (labeled as "Ligand of Interest" by depositor).



| Mol | Chain | Residues | Atoms |    |   |   |   |   | AltConf |
|-----|-------|----------|-------|----|---|---|---|---|---------|
| 32  | X     | 1        | Total | C  | N | O | P | S | 0       |
|     |       |          | 35    | 23 | 2 | 8 | 1 | 1 |         |

- Molecule 33 is (9R,11S)-9-({[(1S)-1-HYDROXYHEXADECYL]OXY}METHYL)-2,2-DIMETHYL-5,7,10-TRIOXA-2LAMBDA 5 -AZA-6LAMBDA 5 -PHOSPHAOCTACOSANE-6,6,11-TRIOL (three-letter code: PLX) (formula: C<sub>42</sub>H<sub>89</sub>NO<sub>8</sub>P) (labeled as "Ligand of Interest" by depositor).



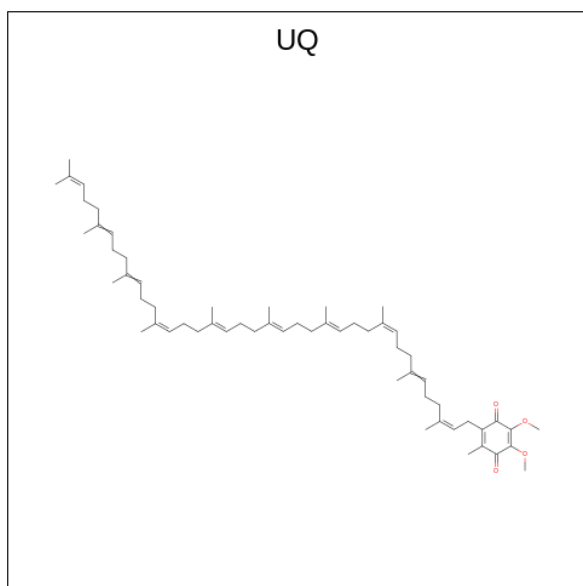
| Mol | Chain | Residues | Atoms |    |   |   |   | AltConf |
|-----|-------|----------|-------|----|---|---|---|---------|
| 33  | a     | 1        | Total | C  | N | O | P | 0       |
|     |       |          | 52    | 42 | 1 | 8 | 1 |         |

Continued on next page...

Continued from previous page...

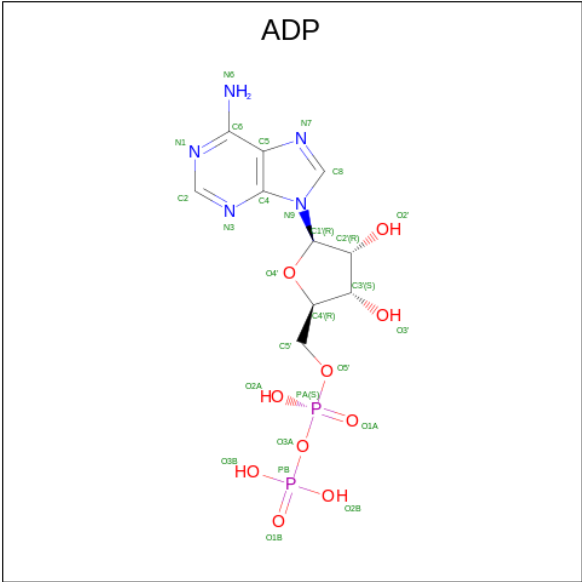
| Mol | Chain | Residues | Atoms |    |   |    |   | AltConf |
|-----|-------|----------|-------|----|---|----|---|---------|
| 33  | g     | 1        | Total | C  | N | O  | P | 0       |
|     |       |          | 52    | 42 | 1 | 8  | 1 |         |
| 33  | j     | 1        | Total | C  | N | O  | P | 0       |
|     |       |          | 52    | 42 | 1 | 8  | 1 |         |
| 33  | r     | 1        | Total | C  | N | O  | P | 0       |
|     |       |          | 104   | 84 | 2 | 16 | 2 |         |
| 33  | r     | 1        | Total | C  | N | O  | P | 0       |
|     |       |          | 104   | 84 | 2 | 16 | 2 |         |

- Molecule 34 is Coenzyme Q10, (2Z,6E,10Z,14E,18E,22E,26Z)-isomer (three-letter code: UQ) (formula: C<sub>59</sub>H<sub>90</sub>O<sub>4</sub>) (labeled as "Ligand of Interest" by depositor).



| Mol | Chain | Residues | Atoms |    |   | AltConf |
|-----|-------|----------|-------|----|---|---------|
| 34  | s     | 1        | Total | C  | O | 0       |
|     |       |          | 28    | 24 | 4 |         |

- Molecule 35 is ADENOSINE-5'-DIPHOSPHATE (three-letter code: ADP) (formula: C<sub>10</sub>H<sub>15</sub>N<sub>5</sub>O<sub>10</sub>P<sub>2</sub>) (labeled as "Ligand of Interest" by depositor).

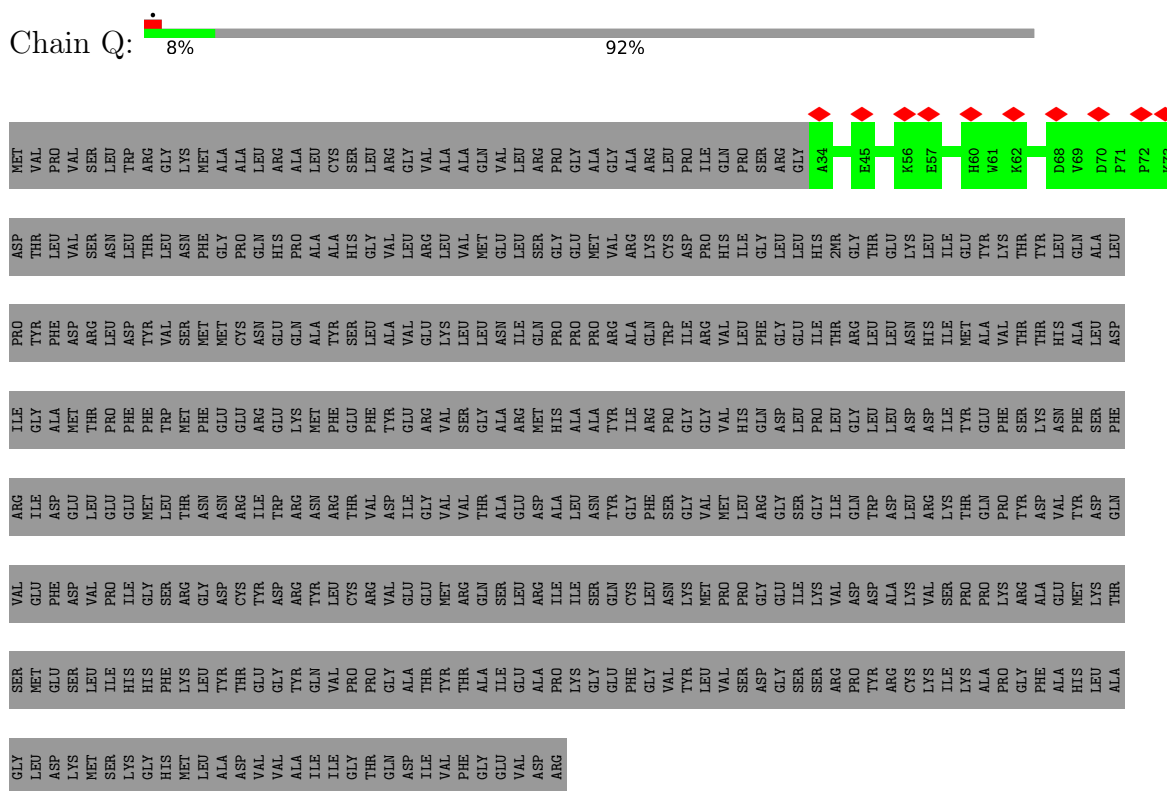


| Mol | Chain | Residues | Atoms |    |   |    |   | AltConf |
|-----|-------|----------|-------|----|---|----|---|---------|
| 35  | w     | 1        | Total | C  | N | O  | P | 0       |
|     |       |          | 27    | 10 | 5 | 10 | 2 |         |

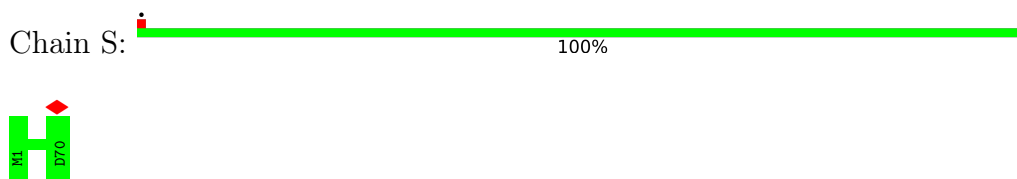
### 3 Residue-property plots

These plots are drawn for all protein, RNA, DNA and oligosaccharide chains in the entry. The first graphic for a chain summarises the proportions of the various outlier classes displayed in the second graphic. The second graphic shows the sequence view annotated by issues in geometry and atom inclusion in map density. Residues are color-coded according to the number of geometric quality criteria for which they contain at least one outlier: green = 0, yellow = 1, orange = 2 and red = 3 or more. A red diamond above a residue indicates a poor fit to the EM map for this residue (all-atom inclusion < 40%). Stretches of 2 or more consecutive residues without any outlier are shown as a green connector. Residues present in the sample, but not in the model, are shown in grey.

- Molecule 1: NADH dehydrogenase [ubiquinone] iron-sulfur protein 2, mitochondrial

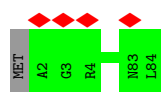


- Molecule 2: NADH dehydrogenase [ubiquinone] 1 alpha subcomplex subunit 1

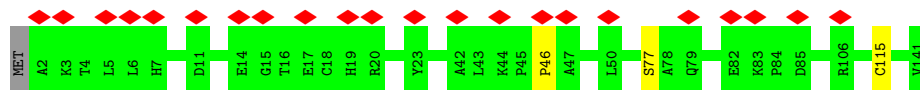


- Molecule 3: NADH dehydrogenase [ubiquinone] 1 alpha subcomplex subunit 3

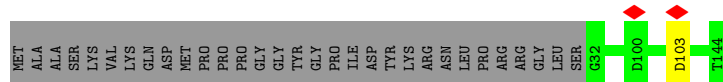
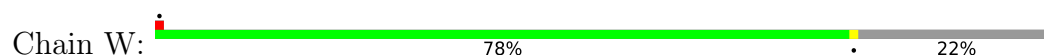




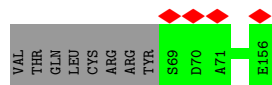
- Molecule 4: NADH dehydrogenase [ubiquinone] 1 alpha subcomplex subunit 11




- Molecule 5: NADH dehydrogenase [ubiquinone] 1 alpha subcomplex subunit 13



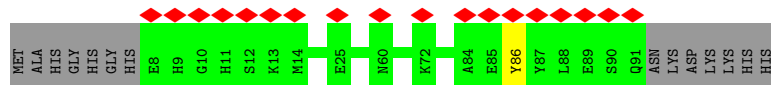
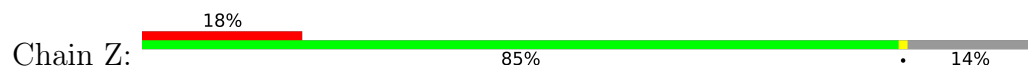
- Molecule 6: Acyl carrier protein



- Molecule 7: NADH dehydrogenase [ubiquinone] 1 beta subcomplex subunit 2, mitochondrial




- Molecule 8: NADH dehydrogenase [ubiquinone] 1 beta subcomplex subunit 3


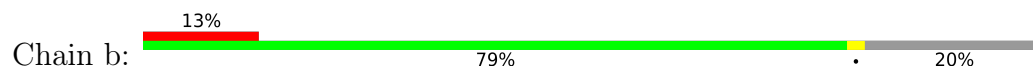


- Molecule 9: NADH dehydrogenase [ubiquinone] 1 beta subcomplex subunit 5, mitochondrial

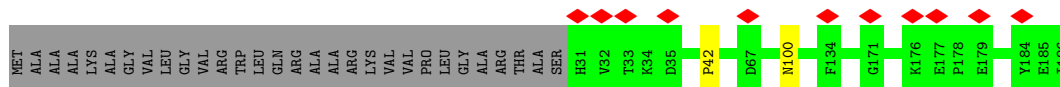
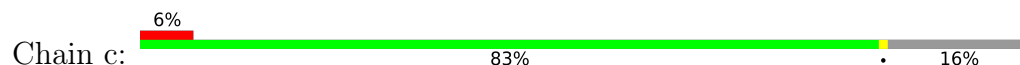




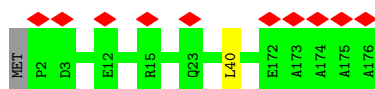
- Molecule 10: NADH dehydrogenase 1 beta subcomplex 6




- Molecule 11: NADH dehydrogenase [ubiquinone] 1 beta subcomplex subunit 8, mitochondrial



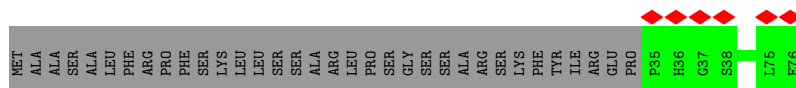
- Molecule 12: NADH dehydrogenase [ubiquinone] 1 beta subcomplex subunit 10



- Molecule 13: Complex I-ESSS



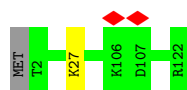
- Molecule 14: Complex I-KFYI



- Molecule 15: NADH dehydrogenase [ubiquinone] 1 subunit C2

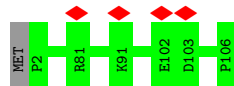







- Molecule 16: NADH dehydrogenase [ubiquinone] iron-sulfur protein 5

Chain h: 99%




- Molecule 17: NADH-ubiquinone oxidoreductase chain 2

Chain i: 99%



- Molecule 18: ND3

Chain j: 9% 85% 12%



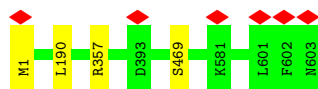
- Molecule 19: NADH-ubiquinone oxidoreductase chain 4L

Chain k: 99%



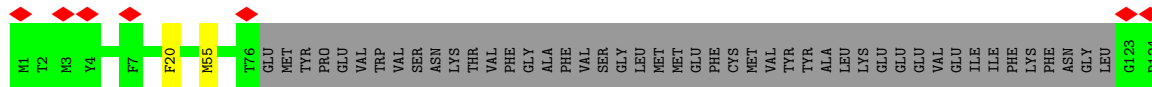
- Molecule 20: NADH-ubiquinone oxidoreductase chain 5

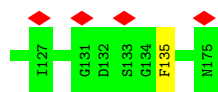
Chain l: 99%



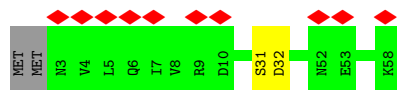
- Molecule 21: NADH-ubiquinone oxidoreductase chain 6

Chain m: 6% 72% 26%

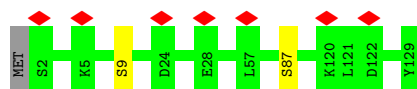




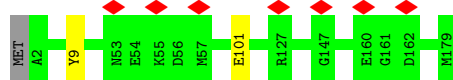
- Molecule 22: NADH dehydrogenase [ubiquinone] 1 beta subcomplex subunit 1



- Molecule 23: Complex I-B15



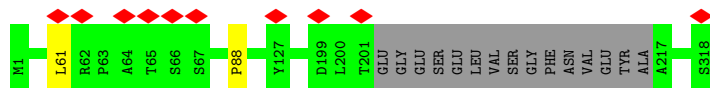
- Molecule 24: NADH dehydrogenase [ubiquinone] 1 beta subcomplex subunit 9



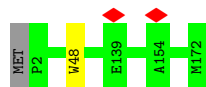
- Molecule 25: NADH-ubiquinone oxidoreductase chain 4



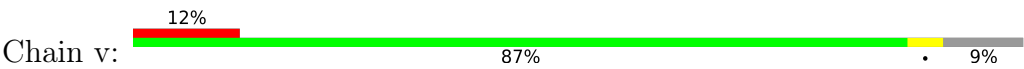
- Molecule 26: NADH-ubiquinone oxidoreductase chain 1




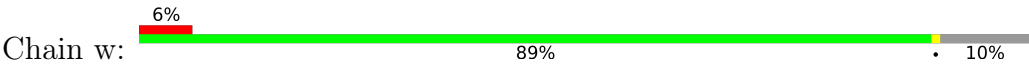
- Molecule 27: NADH dehydrogenase [ubiquinone] 1 alpha subcomplex subunit 8



- Molecule 28: NADH dehydrogenase [ubiquinone] 1 beta subcomplex subunit 7



• Molecule 29: NADH dehydrogenase [ubiquinone] 1 alpha subcomplex subunit 10, mitochondrial



## 4 Experimental information

| Property                             | Value                                   | Source    |
|--------------------------------------|---|-----------|
| EM reconstruction method             | SINGLE PARTICLE                         | Depositor |
| Imposed symmetry                     | POINT, Not provided                     |           |
| Number of particles used             | 193234                                  | Depositor |
| Resolution determination method      | FSC 0.143 CUT-OFF                       | Depositor |
| CTF correction method                | PHASE FLIPPING AND AMPLITUDE CORRECTION | Depositor |
| Microscope                           | FEI TITAN KRIOS                         | Depositor |
| Voltage (kV)                         | 300                                     | Depositor |
| Electron dose ( $e^-/\text{\AA}^2$ ) | 50                                      | Depositor |
| Minimum defocus (nm)                 | 1300                                    | Depositor |
| Maximum defocus (nm)                 | 1800                                    | Depositor |
| Magnification                        | Not provided                            |           |
| Image detector                       | GATAN K3 (6k x 4k)                      | Depositor |
| Maximum map value                    | 0.108                                   | Depositor |
| Minimum map value                    | -0.057                                  | Depositor |
| Average map value                    | 0.000                                   | Depositor |
| Map value standard deviation         | 0.003                                   | Depositor |
| Recommended contour level            | 0.0238                                  | Depositor |
| Map size (Å)                         | 354.48602, 354.48602, 354.48602         | wwPDB     |
| Map dimensions                       | 330, 330, 330                           | wwPDB     |
| Map angles (°)                       | 90.0, 90.0, 90.0                        | wwPDB     |
| Pixel spacing (Å)                    | 1.0742, 1.0742, 1.0742                  | Depositor |

## 5 Model quality

### 5.1 Standard geometry

Bond lengths and bond angles in the following residue types are not validated in this section: 8Q1, ADP, PLX, CDL, PEE, UQ

The Z score for a bond length (or angle) is the number of standard deviations the observed value is removed from the expected value. A bond length (or angle) with  $|Z| > 5$  is considered an outlier worth inspection. RMSZ is the root-mean-square of all Z scores of the bond lengths (or angles).

| Mol | Chain | Bond lengths |         | Bond angles |                |
|-----|-------|--------------|---------|-------------|----------------|
|     |       | RMSZ         | # Z  >5 | RMSZ        | # Z  >5        |
| 1   | Q     | 0.28         | 0/350   | 0.45        | 0/483          |
| 2   | S     | 0.27         | 0/582   | 0.48        | 0/783          |
| 3   | U     | 0.26         | 0/664   | 0.44        | 0/912          |
| 4   | V     | 0.27         | 0/1042  | 0.48        | 0/1411         |
| 5   | W     | 0.29         | 0/973   | 0.50        | 0/1312         |
| 6   | X     | 0.27         | 0/711   | 0.44        | 0/963          |
| 7   | Y     | 0.26         | 0/623   | 0.45        | 0/853          |
| 8   | Z     | 0.25         | 0/695   | 0.47        | 0/939          |
| 9   | a     | 0.29         | 0/1199  | 0.48        | 0/1623         |
| 10  | b     | 0.27         | 0/902   | 0.51        | 0/1227         |
| 11  | c     | 0.29         | 0/1355  | 0.48        | 0/1857         |
| 12  | d     | 0.28         | 0/1494  | 0.51        | 0/2015         |
| 13  | e     | 0.26         | 0/916   | 0.53        | 2/1246 (0.2%)  |
| 14  | f     | 0.25         | 0/353   | 0.43        | 0/477          |
| 15  | g     | 0.29         | 0/1031  | 0.47        | 0/1394         |
| 16  | h     | 0.26         | 0/889   | 0.47        | 0/1190         |
| 17  | i     | 0.27         | 0/2773  | 0.45        | 0/3768         |
| 18  | j     | 0.27         | 0/819   | 0.46        | 0/1117         |
| 19  | k     | 0.27         | 0/759   | 0.44        | 0/1029         |
| 20  | l     | 0.28         | 0/4914  | 0.45        | 0/6683         |
| 21  | m     | 0.30         | 0/973   | 0.50        | 0/1320         |
| 22  | n     | 0.25         | 0/491   | 0.50        | 0/663          |
| 23  | o     | 0.28         | 0/1092  | 0.51        | 0/1481         |
| 24  | p     | 0.28         | 0/1590  | 0.51        | 0/2155         |
| 25  | r     | 0.28         | 0/3723  | 0.46        | 0/5078         |
| 26  | s     | 0.28         | 0/2464  | 0.47        | 0/3369         |
| 27  | u     | 0.27         | 0/1436  | 0.48        | 0/1938         |
| 28  | v     | 0.28         | 0/1052  | 0.55        | 0/1411         |
| 29  | w     | 0.28         | 0/2641  | 0.47        | 0/3577         |
| All | All   | 0.28         | 0/38506 | 0.48        | 2/52274 (0.0%) |

There are no bond length outliers.

All (2) bond angle outliers are listed below:

| Mol | Chain | Res | Type | Atoms     | Z     | Observed(°) | Ideal(°) |
|-----|-------|-----|------|-----------|-------|-------------|----------|
| 13  | e     | 83  | ASP  | CB-CG-OD1 | 5.88  | 123.59      | 118.30   |
| 13  | e     | 83  | ASP  | CB-CG-OD2 | -5.08 | 113.72      | 118.30   |

There are no chirality outliers.

There are no planarity outliers.

## 5.2 Too-close contacts [i](#)

Due to software issues we are unable to calculate clashes - this section is therefore empty.

## 5.3 Torsion angles [i](#)

### 5.3.1 Protein backbone [i](#)

In the following table, the Percentiles column shows the percent Ramachandran outliers of the chain as a percentile score with respect to all PDB entries followed by that with respect to all EM entries.

The Analysed column shows the number of residues for which the backbone conformation was analysed, and the total number of residues.

| Mol | Chain | Analysed      | Favoured  | Allowed | Outliers | Percentiles |     |
|-----|-------|---------------|-----------|---------|----------|-------------|-----|
| 1   | Q     | 38/473 (8%)   | 37 (97%)  | 1 (3%)  | 0        | 100         | 100 |
| 2   | S     | 68/70 (97%)   | 65 (96%)  | 3 (4%)  | 0        | 100         | 100 |
| 3   | U     | 81/84 (96%)   | 78 (96%)  | 3 (4%)  | 0        | 100         | 100 |
| 4   | V     | 138/141 (98%) | 129 (94%) | 8 (6%)  | 1 (1%)   | 22          | 54  |
| 5   | W     | 111/144 (77%) | 109 (98%) | 2 (2%)  | 0        | 100         | 100 |
| 6   | X     | 86/156 (55%)  | 83 (96%)  | 3 (4%)  | 0        | 100         | 100 |
| 7   | Y     | 68/105 (65%)  | 64 (94%)  | 4 (6%)  | 0        | 100         | 100 |
| 8   | Z     | 82/98 (84%)   | 79 (96%)  | 3 (4%)  | 0        | 100         | 100 |
| 9   | a     | 138/189 (73%) | 134 (97%) | 4 (3%)  | 0        | 100         | 100 |
| 10  | b     | 99/128 (77%)  | 97 (98%)  | 2 (2%)  | 0        | 100         | 100 |
| 11  | c     | 154/186 (83%) | 142 (92%) | 11 (7%) | 1 (1%)   | 25          | 57  |
| 12  | d     | 173/176 (98%) | 169 (98%) | 4 (2%)  | 0        | 100         | 100 |

*Continued on next page...*

Continued from previous page...

| Mol | Chain | Analysed        | Favoured   | Allowed  | Outliers | Percentiles |     |
|-----|-------|-----------------|------------|----------|----------|-------------|-----|
| 13  | e     | 105/154 (68%)   | 102 (97%)  | 3 (3%)   | 0        | 100         | 100 |
| 14  | f     | 40/76 (53%)     | 39 (98%)   | 1 (2%)   | 0        | 100         | 100 |
| 15  | g     | 119/122 (98%)   | 114 (96%)  | 5 (4%)   | 0        | 100         | 100 |
| 16  | h     | 103/106 (97%)   | 98 (95%)   | 5 (5%)   | 0        | 100         | 100 |
| 17  | i     | 345/347 (99%)   | 334 (97%)  | 11 (3%)  | 0        | 100         | 100 |
| 18  | j     | 95/113 (84%)    | 88 (93%)   | 7 (7%)   | 0        | 100         | 100 |
| 19  | k     | 96/98 (98%)     | 89 (93%)   | 7 (7%)   | 0        | 100         | 100 |
| 20  | l     | 601/603 (100%)  | 568 (94%)  | 33 (6%)  | 0        | 100         | 100 |
| 21  | m     | 125/175 (71%)   | 112 (90%)  | 13 (10%) | 0        | 100         | 100 |
| 22  | n     | 54/58 (93%)     | 54 (100%)  | 0        | 0        | 100         | 100 |
| 23  | o     | 126/129 (98%)   | 122 (97%)  | 4 (3%)   | 0        | 100         | 100 |
| 24  | p     | 176/179 (98%)   | 167 (95%)  | 9 (5%)   | 0        | 100         | 100 |
| 25  | r     | 457/459 (100%)  | 443 (97%)  | 14 (3%)  | 0        | 100         | 100 |
| 26  | s     | 299/318 (94%)   | 288 (96%)  | 11 (4%)  | 0        | 100         | 100 |
| 27  | u     | 169/172 (98%)   | 160 (95%)  | 9 (5%)   | 0        | 100         | 100 |
| 28  | v     | 122/136 (90%)   | 118 (97%)  | 4 (3%)   | 0        | 100         | 100 |
| 29  | w     | 318/357 (89%)   | 302 (95%)  | 16 (5%)  | 0        | 100         | 100 |
| All | All   | 4586/5552 (83%) | 4384 (96%) | 200 (4%) | 2 (0%)   | 100         | 100 |

All (2) Ramachandran outliers are listed below:

| Mol | Chain | Res | Type |
|-----|-------|-----|------|
| 11  | c     | 42  | PRO  |
| 4   | V     | 46  | PRO  |

### 5.3.2 Protein sidechains ⓘ

In the following table, the Percentiles column shows the percent sidechain outliers of the chain as a percentile score with respect to all PDB entries followed by that with respect to all EM entries.

The Analysed column shows the number of residues for which the sidechain conformation was analysed, and the total number of residues.

| Mol | Chain | Analysed    | Rotameric | Outliers | Percentiles |     |
|-----|-------|-------------|-----------|----------|-------------|-----|
| 1   | Q     | 34/401 (8%) | 34 (100%) | 0        | 100         | 100 |

Continued on next page...

*Continued from previous page...*

| Mol | Chain | Analysed        | Rotameric  | Outliers | Percentiles |     |
|-----|-------|-----------------|------------|----------|-------------|-----|
| 2   | S     | 58/58 (100%)    | 58 (100%)  | 0        | 100         | 100 |
| 3   | U     | 69/70 (99%)     | 69 (100%)  | 0        | 100         | 100 |
| 4   | V     | 101/102 (99%)   | 99 (98%)   | 2 (2%)   | 55          | 76  |
| 5   | W     | 99/124 (80%)    | 98 (99%)   | 1 (1%)   | 76          | 86  |
| 6   | X     | 78/132 (59%)    | 78 (100%)  | 0        | 100         | 100 |
| 7   | Y     | 62/84 (74%)     | 59 (95%)   | 3 (5%)   | 25          | 56  |
| 8   | Z     | 65/76 (86%)     | 64 (98%)   | 1 (2%)   | 65          | 81  |
| 9   | a     | 122/158 (77%)   | 121 (99%)  | 1 (1%)   | 81          | 89  |
| 10  | b     | 97/121 (80%)    | 95 (98%)   | 2 (2%)   | 53          | 75  |
| 11  | c     | 137/160 (86%)   | 136 (99%)  | 1 (1%)   | 84          | 90  |
| 12  | d     | 155/156 (99%)   | 154 (99%)  | 1 (1%)   | 86          | 91  |
| 13  | e     | 99/129 (77%)    | 97 (98%)   | 2 (2%)   | 55          | 76  |
| 14  | f     | 36/66 (54%)     | 36 (100%)  | 0        | 100         | 100 |
| 15  | g     | 108/109 (99%)   | 107 (99%)  | 1 (1%)   | 78          | 87  |
| 16  | h     | 93/94 (99%)     | 93 (100%)  | 0        | 100         | 100 |
| 17  | i     | 311/311 (100%)  | 306 (98%)  | 5 (2%)   | 62          | 79  |
| 18  | j     | 88/99 (89%)     | 85 (97%)   | 3 (3%)   | 37          | 65  |
| 19  | k     | 85/85 (100%)    | 84 (99%)   | 1 (1%)   | 71          | 83  |
| 20  | l     | 537/537 (100%)  | 533 (99%)  | 4 (1%)   | 84          | 90  |
| 21  | m     | 99/141 (70%)    | 96 (97%)   | 3 (3%)   | 41          | 68  |
| 22  | n     | 53/55 (96%)     | 51 (96%)   | 2 (4%)   | 33          | 62  |
| 23  | o     | 113/114 (99%)   | 111 (98%)  | 2 (2%)   | 59          | 78  |
| 24  | p     | 159/160 (99%)   | 157 (99%)  | 2 (1%)   | 69          | 82  |
| 25  | r     | 410/410 (100%)  | 407 (99%)  | 3 (1%)   | 84          | 90  |
| 26  | s     | 263/275 (96%)   | 261 (99%)  | 2 (1%)   | 81          | 89  |
| 27  | u     | 153/154 (99%)   | 152 (99%)  | 1 (1%)   | 84          | 90  |
| 28  | v     | 104/119 (87%)   | 98 (94%)   | 6 (6%)   | 20          | 50  |
| 29  | w     | 281/307 (92%)   | 278 (99%)  | 3 (1%)   | 73          | 85  |
| All | All   | 4069/4807 (85%) | 4017 (99%) | 52 (1%)  | 70          | 82  |

All (52) residues with a non-rotameric sidechain are listed below:



| Mol | Chain | Res | Type |
|-----|-------|-----|------|
| 4   | V     | 77  | SER  |
| 4   | V     | 115 | CYS  |
| 5   | W     | 103 | ASP  |
| 7   | Y     | 78  | ASP  |
| 7   | Y     | 83  | HIS  |
| 7   | Y     | 90  | SER  |
| 8   | Z     | 86  | TYR  |
| 9   | a     | 90  | ASN  |
| 10  | b     | 35  | LEU  |
| 10  | b     | 108 | ASP  |
| 11  | c     | 100 | ASN  |
| 12  | d     | 40  | LEU  |
| 13  | e     | 58  | ASP  |
| 13  | e     | 111 | ASP  |
| 15  | g     | 27  | LYS  |
| 17  | i     | 89  | MET  |
| 17  | i     | 190 | MET  |
| 17  | i     | 261 | MET  |
| 17  | i     | 269 | GLU  |
| 17  | i     | 300 | SER  |
| 18  | j     | 15  | SER  |
| 18  | j     | 82  | ASN  |
| 18  | j     | 101 | SER  |
| 19  | k     | 21  | MET  |
| 20  | l     | 1   | MET  |
| 20  | l     | 190 | LEU  |
| 20  | l     | 357 | ARG  |
| 20  | l     | 469 | SER  |
| 21  | m     | 20  | PHE  |
| 21  | m     | 55  | MET  |
| 21  | m     | 135 | PHE  |
| 22  | n     | 31  | SER  |
| 22  | n     | 32  | ASP  |
| 23  | o     | 9   | SER  |
| 23  | o     | 87  | SER  |
| 24  | p     | 9   | TYR  |
| 24  | p     | 101 | GLU  |
| 25  | r     | 57  | PHE  |
| 25  | r     | 229 | MET  |
| 25  | r     | 339 | SER  |
| 26  | s     | 61  | LEU  |
| 26  | s     | 88  | PRO  |
| 27  | u     | 48  | TRP  |

*Continued on next page...*

*Continued from previous page...*

| Mol | Chain | Res | Type |
|-----|-------|-----|------|
| 28  | v     | 12  | ASP  |
| 28  | v     | 29  | TYR  |
| 28  | v     | 34  | ARG  |
| 28  | v     | 47  | ASN  |
| 28  | v     | 69  | CYS  |
| 28  | v     | 78  | LEU  |
| 29  | w     | 129 | TYR  |
| 29  | w     | 241 | TYR  |
| 29  | w     | 300 | ASN  |

Sometimes sidechains can be flipped to improve hydrogen bonding and reduce clashes. All (5) such sidechains are listed below:

| Mol | Chain | Res | Type |
|-----|-------|-----|------|
| 12  | d     | 124 | ASN  |
| 20  | l     | 59  | GLN  |
| 26  | s     | 287 | HIS  |
| 28  | v     | 47  | ASN  |
| 28  | v     | 110 | GLN  |

### 5.3.3 RNA [i](#)

There are no RNA molecules in this entry.

## 5.4 Non-standard residues in protein, DNA, RNA chains [i](#)

There are no non-standard protein/DNA/RNA residues in this entry.

## 5.5 Carbohydrates [i](#)

There are no monosaccharides in this entry.

## 5.6 Ligand geometry [i](#)

24 ligands are modelled in this entry.

In the following table, the Counts columns list the number of bonds (or angles) for which Mogul statistics could be retrieved, the number of bonds (or angles) that are observed in the model and the number of bonds (or angles) that are defined in the Chemical Component Dictionary. The Link column lists molecule types, if any, to which the group is linked. The Z score for a bond

length (or angle) is the number of standard deviations the observed value is removed from the expected value. A bond length (or angle) with  $|Z| > 2$  is considered an outlier worth inspection. RMSZ is the root-mean-square of all Z scores of the bond lengths (or angles).

| Mol | Type | Chain | Res | Link | Bond lengths |      |             | Bond angles |      |             |
|-----|------|-------|-----|------|--------------|------|-------------|-------------|------|-------------|
|     |      |       |     |      | Counts       | RMSZ | # $ Z  > 2$ | Counts      | RMSZ | # $ Z  > 2$ |
| 30  | PEE  | j     | 201 | -    | 50,50,50     | 1.15 | 6 (12%)     | 53,55,55    | 0.96 | 2 (3%)      |
| 31  | CDL  | V     | 201 | -    | 93,93,99     | 1.11 | 8 (8%)      | 99,105,111  | 0.85 | 4 (4%)      |
| 32  | 8Q1  | X     | 201 | -    | 31,34,34     | 1.68 | 6 (19%)     | 40,43,43    | 1.60 | 6 (15%)     |
| 33  | PLX  | g     | 201 | -    | 51,51,51     | 1.13 | 3 (5%)      | 55,59,59    | 0.62 | 1 (1%)      |
| 33  | PLX  | a     | 202 | -    | 51,51,51     | 0.63 | 0           | 55,59,59    | 0.66 | 0           |
| 30  | PEE  | l     | 703 | -    | 45,45,50     | 1.22 | 6 (13%)     | 48,50,55    | 0.97 | 2 (4%)      |
| 33  | PLX  | r     | 503 | -    | 51,51,51     | 1.13 | 3 (5%)      | 55,59,59    | 0.59 | 1 (1%)      |
| 31  | CDL  | l     | 702 | -    | 99,99,99     | 1.08 | 9 (9%)      | 105,111,111 | 0.85 | 4 (3%)      |
| 31  | CDL  | i     | 401 | -    | 65,65,99     | 1.26 | 8 (12%)     | 71,77,111   | 1.03 | 4 (5%)      |
| 30  | PEE  | b     | 201 | -    | 45,45,50     | 1.22 | 5 (11%)     | 48,50,55    | 0.98 | 2 (4%)      |
| 30  | PEE  | U     | 401 | -    | 50,50,50     | 1.15 | 6 (12%)     | 53,55,55    | 0.97 | 2 (3%)      |
| 34  | UQ   | s     | 401 | -    | 28,28,63     | 0.52 | 0           | 34,37,79    | 0.97 | 2 (5%)      |
| 30  | PEE  | W     | 201 | -    | 40,40,50     | 1.13 | 5 (12%)     | 43,45,55    | 1.02 | 2 (4%)      |
| 31  | CDL  | r     | 504 | -    | 98,98,99     | 1.08 | 8 (8%)      | 104,110,111 | 0.91 | 4 (3%)      |
| 33  | PLX  | r     | 502 | -    | 51,51,51     | 1.12 | 4 (7%)      | 55,59,59    | 0.64 | 1 (1%)      |
| 35  | ADP  | w     | 401 | -    | 24,29,29     | 3.12 | 6 (25%)     | 29,45,45    | 1.43 | 4 (13%)     |
| 31  | CDL  | o     | 201 | -    | 67,67,99     | 1.24 | 8 (11%)     | 73,79,111   | 1.01 | 4 (5%)      |
| 33  | PLX  | j     | 202 | -    | 51,51,51     | 1.14 | 3 (5%)      | 55,59,59    | 0.60 | 1 (1%)      |
| 30  | PEE  | r     | 501 | -    | 50,50,50     | 1.16 | 6 (12%)     | 53,55,55    | 0.98 | 2 (3%)      |
| 31  | CDL  | a     | 201 | -    | 90,90,99     | 1.12 | 8 (8%)      | 96,102,111  | 0.94 | 4 (4%)      |
| 30  | PEE  | l     | 701 | -    | 39,39,50     | 1.31 | 6 (15%)     | 41,44,55    | 1.05 | 2 (4%)      |
| 31  | CDL  | u     | 201 | -    | 77,77,99     | 1.20 | 8 (10%)     | 83,89,111   | 0.96 | 4 (4%)      |
| 31  | CDL  | g     | 202 | -    | 94,94,99     | 1.10 | 8 (8%)      | 100,106,111 | 0.88 | 4 (4%)      |
| 30  | PEE  | i     | 402 | -    | 46,46,50     | 1.19 | 6 (13%)     | 49,51,55    | 1.00 | 2 (4%)      |

In the following table, the Chirals column lists the number of chiral outliers, the number of chiral centers analysed, the number of these observed in the model and the number defined in the Chemical Component Dictionary. Similar counts are reported in the Torsion and Rings columns. '-' means no outliers of that kind were identified.

| Mol | Type | Chain | Res | Link | Chirals | Torsions       | Rings |
|-----|------|-------|-----|------|---------|----------------|-------|
| 30  | PEE  | j     | 201 | -    | -       | 26/54/54/54    | -     |
| 31  | CDL  | V     | 201 | -    | -       | 50/104/104/110 | -     |

*Continued on next page...*

*Continued from previous page...*

| Mol | Type | Chain | Res | Link | Chirals | Torsions       | Rings   |
|-----|------|-------|-----|------|---------|----------------|---------|
| 32  | 8Q1  | X     | 201 | -    | -       | 17/41/41/41    | -       |
| 33  | PLX  | g     | 201 | -    | -       | 23/55/55/55    | -       |
| 33  | PLX  | a     | 202 | -    | -       | 12/55/55/55    | -       |
| 30  | PEE  | l     | 703 | -    | -       | 23/49/49/54    | -       |
| 33  | PLX  | r     | 503 | -    | -       | 34/55/55/55    | -       |
| 31  | CDL  | l     | 702 | -    | -       | 55/110/110/110 | -       |
| 31  | CDL  | i     | 401 | -    | -       | 41/76/76/110   | -       |
| 30  | PEE  | b     | 201 | -    | -       | 28/49/49/54    | -       |
| 30  | PEE  | U     | 401 | -    | -       | 24/54/54/54    | -       |
| 34  | UQ   | s     | 401 | -    | -       | 8/21/45/87     | 0/1/1/1 |
| 30  | PEE  | W     | 201 | -    | -       | 20/44/44/54    | -       |
| 31  | CDL  | r     | 504 | -    | -       | 53/109/109/110 | -       |
| 33  | PLX  | r     | 502 | -    | -       | 23/55/55/55    | -       |
| 35  | ADP  | w     | 401 | -    | -       | 4/12/32/32     | 0/3/3/3 |
| 31  | CDL  | o     | 201 | -    | -       | 42/78/78/110   | -       |
| 33  | PLX  | j     | 202 | -    | -       | 28/55/55/55    | -       |
| 30  | PEE  | r     | 501 | -    | -       | 29/54/54/54    | -       |
| 31  | CDL  | a     | 201 | -    | -       | 47/101/101/110 | -       |
| 30  | PEE  | l     | 701 | -    | -       | 30/43/43/54    | -       |
| 31  | CDL  | u     | 201 | -    | -       | 38/88/88/110   | -       |
| 31  | CDL  | g     | 202 | -    | -       | 60/105/105/110 | -       |
| 30  | PEE  | i     | 402 | -    | -       | 19/50/50/54    | -       |

All (136) bond length outliers are listed below:

| Mol | Chain | Res | Type | Atoms   | Z     | Observed(Å) | Ideal(Å) |
|-----|-------|-----|------|---------|-------|-------------|----------|
| 35  | w     | 401 | ADP  | C3'-C4' | -8.89 | 1.30        | 1.53     |
| 35  | w     | 401 | ADP  | O4'-C4' | 7.66  | 1.62        | 1.45     |
| 35  | w     | 401 | ADP  | O4'-C1' | -6.92 | 1.31        | 1.41     |
| 32  | X     | 201 | 8Q1  | C34-N36 | 5.37  | 1.45        | 1.33     |
| 32  | X     | 201 | 8Q1  | C39-N41 | 5.30  | 1.45        | 1.33     |
| 35  | w     | 401 | ADP  | C6-N6   | 3.85  | 1.48        | 1.34     |
| 30  | l     | 703 | PEE  | C18-C19 | 3.75  | 1.53        | 1.31     |
| 30  | l     | 701 | PEE  | C18-C19 | 3.72  | 1.53        | 1.31     |
| 30  | W     | 201 | PEE  | C18-C19 | 3.71  | 1.53        | 1.31     |
| 30  | b     | 201 | PEE  | C18-C19 | 3.70  | 1.53        | 1.31     |
| 30  | U     | 401 | PEE  | C18-C19 | 3.70  | 1.53        | 1.31     |

*Continued on next page...*

*Continued from previous page...*

| Mol | Chain | Res | Type | Atoms   | Z     | Observed(Å) | Ideal(Å) |
|-----|-------|-----|------|---------|-------|-------------|----------|
| 30  | r     | 501 | PEE  | C18-C19 | 3.70  | 1.53        | 1.31     |
| 30  | j     | 201 | PEE  | C18-C19 | 3.69  | 1.53        | 1.31     |
| 30  | i     | 402 | PEE  | C18-C19 | 3.67  | 1.53        | 1.31     |
| 30  | r     | 501 | PEE  | C39-C38 | 3.66  | 1.53        | 1.31     |
| 30  | i     | 402 | PEE  | C39-C38 | 3.64  | 1.52        | 1.31     |
| 30  | l     | 701 | PEE  | C39-C38 | 3.64  | 1.52        | 1.31     |
| 30  | b     | 201 | PEE  | C39-C38 | 3.64  | 1.52        | 1.31     |
| 30  | j     | 201 | PEE  | C39-C38 | 3.63  | 1.52        | 1.31     |
| 30  | l     | 703 | PEE  | C39-C38 | 3.61  | 1.52        | 1.31     |
| 30  | U     | 401 | PEE  | C39-C38 | 3.61  | 1.52        | 1.31     |
| 31  | u     | 201 | CDL  | OA8-CA7 | 3.47  | 1.43        | 1.33     |
| 31  | V     | 201 | CDL  | OA8-CA7 | 3.45  | 1.43        | 1.33     |
| 31  | i     | 401 | CDL  | OA8-CA7 | 3.44  | 1.43        | 1.33     |
| 31  | a     | 201 | CDL  | OA8-CA7 | 3.42  | 1.43        | 1.33     |
| 31  | o     | 201 | CDL  | OA8-CA7 | 3.41  | 1.43        | 1.33     |
| 31  | g     | 202 | CDL  | OA8-CA7 | 3.39  | 1.43        | 1.33     |
| 31  | l     | 702 | CDL  | OA8-CA7 | 3.38  | 1.43        | 1.33     |
| 31  | r     | 504 | CDL  | OA8-CA7 | 3.36  | 1.43        | 1.33     |
| 35  | w     | 401 | ADP  | O2'-C2' | -3.24 | 1.35        | 1.43     |
| 35  | w     | 401 | ADP  | O3'-C3' | 3.15  | 1.50        | 1.43     |
| 31  | V     | 201 | CDL  | OA6-CA5 | 3.11  | 1.43        | 1.34     |
| 31  | i     | 401 | CDL  | OB6-CB5 | 3.04  | 1.42        | 1.34     |
| 31  | g     | 202 | CDL  | OB6-CB5 | 3.02  | 1.42        | 1.34     |
| 31  | l     | 702 | CDL  | OB6-CB5 | 3.01  | 1.42        | 1.34     |
| 31  | r     | 504 | CDL  | OB6-CB5 | 3.01  | 1.42        | 1.34     |
| 31  | g     | 202 | CDL  | OB8-CB7 | 2.99  | 1.42        | 1.33     |
| 31  | u     | 201 | CDL  | OB8-CB7 | 2.99  | 1.42        | 1.33     |
| 31  | l     | 702 | CDL  | OA6-CA5 | 2.99  | 1.42        | 1.34     |
| 31  | o     | 201 | CDL  | OB6-CB5 | 2.96  | 1.42        | 1.34     |
| 31  | r     | 504 | CDL  | OB8-CB7 | 2.96  | 1.42        | 1.33     |
| 31  | a     | 201 | CDL  | OB6-CB5 | 2.95  | 1.42        | 1.34     |
| 31  | i     | 401 | CDL  | OB8-CB7 | 2.95  | 1.41        | 1.33     |
| 31  | o     | 201 | CDL  | OA6-CA5 | 2.95  | 1.42        | 1.34     |
| 31  | l     | 702 | CDL  | OB8-CB7 | 2.94  | 1.41        | 1.33     |
| 31  | a     | 201 | CDL  | OA6-CA5 | 2.94  | 1.42        | 1.34     |
| 31  | a     | 201 | CDL  | OB8-CB7 | 2.93  | 1.41        | 1.33     |
| 31  | V     | 201 | CDL  | OB8-CB7 | 2.93  | 1.41        | 1.33     |
| 31  | V     | 201 | CDL  | OB6-CB5 | 2.93  | 1.42        | 1.34     |
| 31  | o     | 201 | CDL  | OB8-CB7 | 2.93  | 1.41        | 1.33     |
| 31  | g     | 202 | CDL  | OA6-CA5 | 2.91  | 1.42        | 1.34     |
| 31  | i     | 401 | CDL  | OA6-CA5 | 2.90  | 1.42        | 1.34     |
| 31  | u     | 201 | CDL  | OB6-CB5 | 2.89  | 1.42        | 1.34     |

*Continued on next page...*

*Continued from previous page...*

| Mol | Chain | Res | Type | Atoms   | Z     | Observed(Å) | Ideal(Å) |
|-----|-------|-----|------|---------|-------|-------------|----------|
| 31  | r     | 504 | CDL  | OA6-CA5 | 2.89  | 1.42        | 1.34     |
| 31  | u     | 201 | CDL  | OA6-CA5 | 2.88  | 1.42        | 1.34     |
| 33  | g     | 201 | PLX  | O6-C4   | -2.85 | 1.40        | 1.44     |
| 33  | r     | 503 | PLX  | O6-C4   | -2.81 | 1.40        | 1.44     |
| 33  | j     | 202 | PLX  | O6-C4   | -2.60 | 1.41        | 1.44     |
| 30  | b     | 201 | PEE  | O3-C30  | 2.51  | 1.40        | 1.33     |
| 30  | j     | 201 | PEE  | O3-C30  | 2.48  | 1.40        | 1.33     |
| 30  | U     | 401 | PEE  | O2-C2   | -2.48 | 1.40        | 1.46     |
| 31  | u     | 201 | CDL  | OA6-CA4 | -2.47 | 1.40        | 1.46     |
| 30  | l     | 703 | PEE  | O2-C2   | -2.47 | 1.40        | 1.46     |
| 30  | r     | 501 | PEE  | O2-C2   | -2.47 | 1.40        | 1.46     |
| 31  | o     | 201 | CDL  | OA6-CA4 | -2.46 | 1.40        | 1.46     |
| 31  | r     | 504 | CDL  | OA6-CA4 | -2.45 | 1.40        | 1.46     |
| 31  | g     | 202 | CDL  | OA6-CA4 | -2.45 | 1.40        | 1.46     |
| 30  | i     | 402 | PEE  | O3-C30  | 2.45  | 1.40        | 1.33     |
| 30  | j     | 201 | PEE  | O2-C2   | -2.44 | 1.40        | 1.46     |
| 30  | i     | 402 | PEE  | O2-C2   | -2.44 | 1.40        | 1.46     |
| 30  | b     | 201 | PEE  | O2-C2   | -2.43 | 1.40        | 1.46     |
| 33  | r     | 502 | PLX  | C7-C6   | 2.42  | 1.55        | 1.50     |
| 30  | U     | 401 | PEE  | O3-C30  | 2.42  | 1.40        | 1.33     |
| 30  | r     | 501 | PEE  | O3-C30  | 2.41  | 1.40        | 1.33     |
| 30  | l     | 701 | PEE  | O3-C30  | 2.40  | 1.40        | 1.33     |
| 31  | a     | 201 | CDL  | OA6-CA4 | -2.40 | 1.40        | 1.46     |
| 31  | i     | 401 | CDL  | OA6-CA4 | -2.40 | 1.40        | 1.46     |
| 30  | l     | 701 | PEE  | O2-C10  | 2.37  | 1.41        | 1.34     |
| 30  | l     | 703 | PEE  | O3-C30  | 2.36  | 1.40        | 1.33     |
| 33  | j     | 202 | PLX  | C7-C6   | 2.36  | 1.55        | 1.50     |
| 30  | W     | 201 | PEE  | O2-C2   | -2.35 | 1.40        | 1.46     |
| 31  | l     | 702 | CDL  | OA6-CA4 | -2.35 | 1.40        | 1.46     |
| 33  | g     | 201 | PLX  | C7-C6   | 2.33  | 1.55        | 1.50     |
| 30  | W     | 201 | PEE  | O3-C30  | 2.32  | 1.40        | 1.33     |
| 33  | r     | 503 | PLX  | C7-C6   | 2.30  | 1.55        | 1.50     |
| 30  | l     | 701 | PEE  | O2-C2   | -2.30 | 1.40        | 1.46     |
| 32  | X     | 201 | 8Q1  | O35-C34 | -2.30 | 1.18        | 1.23     |
| 32  | X     | 201 | 8Q1  | C1-S44  | 2.28  | 1.81        | 1.76     |
| 30  | U     | 401 | PEE  | O2-C10  | 2.28  | 1.40        | 1.34     |
| 30  | b     | 201 | PEE  | O2-C10  | 2.28  | 1.40        | 1.34     |
| 31  | V     | 201 | CDL  | OB6-CB4 | -2.25 | 1.41        | 1.46     |
| 32  | X     | 201 | 8Q1  | C6-C1   | 2.25  | 1.53        | 1.50     |
| 30  | W     | 201 | PEE  | O2-C10  | 2.25  | 1.40        | 1.34     |
| 31  | o     | 201 | CDL  | OB6-CB4 | -2.25 | 1.41        | 1.46     |
| 30  | l     | 703 | PEE  | O2-C10  | 2.24  | 1.40        | 1.34     |

*Continued on next page...*

*Continued from previous page...*

| Mol | Chain | Res | Type | Atoms   | Z     | Observed(Å) | Ideal(Å) |
|-----|-------|-----|------|---------|-------|-------------|----------|
| 30  | l     | 703 | PEE  | O3-C3   | -2.23 | 1.40        | 1.45     |
| 30  | j     | 201 | PEE  | O2-C10  | 2.23  | 1.40        | 1.34     |
| 31  | l     | 702 | CDL  | OB6-CB4 | -2.23 | 1.41        | 1.46     |
| 30  | r     | 501 | PEE  | O2-C10  | 2.23  | 1.40        | 1.34     |
| 31  | o     | 201 | CDL  | PB2-OB2 | 2.23  | 1.68        | 1.59     |
| 30  | i     | 402 | PEE  | O2-C10  | 2.22  | 1.40        | 1.34     |
| 31  | a     | 201 | CDL  | OB6-CB4 | -2.22 | 1.41        | 1.46     |
| 31  | u     | 201 | CDL  | OB6-CB4 | -2.22 | 1.41        | 1.46     |
| 32  | X     | 201 | 8Q1  | O40-C39 | -2.22 | 1.18        | 1.23     |
| 31  | r     | 504 | CDL  | OB6-CB4 | -2.21 | 1.41        | 1.46     |
| 31  | g     | 202 | CDL  | PB2-OB5 | 2.21  | 1.68        | 1.59     |
| 33  | r     | 502 | PLX  | O6-C4   | -2.20 | 1.41        | 1.44     |
| 30  | W     | 201 | PEE  | O3-C3   | -2.20 | 1.40        | 1.45     |
| 31  | u     | 201 | CDL  | PB2-OB2 | 2.19  | 1.68        | 1.59     |
| 31  | V     | 201 | CDL  | PB2-OB2 | 2.19  | 1.68        | 1.59     |
| 31  | i     | 401 | CDL  | PB2-OB2 | 2.19  | 1.68        | 1.59     |
| 33  | j     | 202 | PLX  | P1-O4   | 2.16  | 1.68        | 1.59     |
| 31  | r     | 504 | CDL  | PB2-OB2 | 2.16  | 1.68        | 1.59     |
| 31  | l     | 702 | CDL  | PB2-OB2 | 2.16  | 1.68        | 1.59     |
| 31  | i     | 401 | CDL  | PB2-OB5 | 2.15  | 1.68        | 1.59     |
| 31  | g     | 202 | CDL  | PB2-OB2 | 2.15  | 1.68        | 1.59     |
| 31  | i     | 401 | CDL  | OB6-CB4 | -2.15 | 1.41        | 1.46     |
| 31  | u     | 201 | CDL  | PB2-OB5 | 2.15  | 1.68        | 1.59     |
| 31  | a     | 201 | CDL  | PB2-OB2 | 2.14  | 1.68        | 1.59     |
| 30  | j     | 201 | PEE  | O3-C3   | -2.13 | 1.40        | 1.45     |
| 31  | o     | 201 | CDL  | PB2-OB5 | 2.13  | 1.67        | 1.59     |
| 31  | r     | 504 | CDL  | PB2-OB5 | 2.13  | 1.67        | 1.59     |
| 31  | V     | 201 | CDL  | PB2-OB5 | 2.12  | 1.67        | 1.59     |
| 31  | g     | 202 | CDL  | OB6-CB4 | -2.12 | 1.41        | 1.46     |
| 31  | V     | 201 | CDL  | OA6-CA4 | -2.12 | 1.41        | 1.46     |
| 33  | r     | 502 | PLX  | P1-O4   | 2.10  | 1.67        | 1.59     |
| 30  | l     | 701 | PEE  | O3-C3   | -2.09 | 1.40        | 1.45     |
| 30  | r     | 501 | PEE  | O3-C3   | -2.09 | 1.40        | 1.45     |
| 31  | l     | 702 | CDL  | PB2-OB5 | 2.09  | 1.67        | 1.59     |
| 33  | r     | 503 | PLX  | P1-O4   | 2.07  | 1.67        | 1.59     |
| 31  | a     | 201 | CDL  | PB2-OB5 | 2.07  | 1.67        | 1.59     |
| 33  | g     | 201 | PLX  | P1-O4   | 2.05  | 1.67        | 1.59     |
| 30  | U     | 401 | PEE  | O3-C3   | -2.05 | 1.40        | 1.45     |
| 30  | i     | 402 | PEE  | O3-C3   | -2.04 | 1.40        | 1.45     |
| 31  | l     | 702 | CDL  | C11-CA5 | 2.03  | 1.56        | 1.50     |
| 33  | r     | 502 | PLX  | P1-O1   | 2.00  | 1.67        | 1.59     |

All (64) bond angle outliers are listed below:

| Mol | Chain | Res | Type | Atoms       | Z     | Observed(°) | Ideal(°) |
|-----|-------|-----|------|-------------|-------|-------------|----------|
| 32  | X     | 201 | 8Q1  | C6-C1-S44   | 6.25  | 120.74      | 113.46   |
| 35  | w     | 401 | ADP  | N3-C2-N1    | -4.40 | 121.80      | 128.68   |
| 31  | a     | 201 | CDL  | OA6-CA5-C11 | 4.31  | 120.78      | 111.50   |
| 31  | r     | 504 | CDL  | OB6-CB5-C51 | 4.22  | 120.59      | 111.50   |
| 31  | u     | 201 | CDL  | OB6-CB5-C51 | 4.14  | 120.43      | 111.50   |
| 30  | W     | 201 | PEE  | O2-C10-C11  | 4.14  | 120.43      | 111.50   |
| 31  | i     | 401 | CDL  | OA6-CA5-C11 | 4.12  | 120.38      | 111.50   |
| 31  | a     | 201 | CDL  | OB6-CB5-C51 | 4.10  | 120.34      | 111.50   |
| 30  | l     | 701 | PEE  | O2-C10-C11  | 4.08  | 120.30      | 111.50   |
| 31  | g     | 202 | CDL  | OB6-CB5-C51 | 4.07  | 120.27      | 111.50   |
| 31  | r     | 504 | CDL  | OA6-CA5-C11 | 4.03  | 120.19      | 111.50   |
| 30  | U     | 401 | PEE  | O2-C10-C11  | 4.02  | 120.16      | 111.50   |
| 31  | l     | 702 | CDL  | OA6-CA5-C11 | 3.99  | 120.11      | 111.50   |
| 30  | j     | 201 | PEE  | O2-C10-C11  | 3.96  | 120.03      | 111.50   |
| 31  | i     | 401 | CDL  | OB6-CB5-C51 | 3.94  | 119.98      | 111.50   |
| 30  | b     | 201 | PEE  | O2-C10-C11  | 3.93  | 119.97      | 111.50   |
| 31  | u     | 201 | CDL  | OA6-CA5-C11 | 3.92  | 119.94      | 111.50   |
| 31  | o     | 201 | CDL  | OB6-CB5-C51 | 3.91  | 119.93      | 111.50   |
| 30  | r     | 501 | PEE  | O2-C10-C11  | 3.90  | 119.91      | 111.50   |
| 30  | i     | 402 | PEE  | O2-C10-C11  | 3.87  | 119.84      | 111.50   |
| 31  | o     | 201 | CDL  | OA6-CA5-C11 | 3.83  | 119.75      | 111.50   |
| 31  | g     | 202 | CDL  | OA6-CA5-C11 | 3.83  | 119.75      | 111.50   |
| 31  | V     | 201 | CDL  | OB6-CB5-C51 | 3.79  | 119.67      | 111.50   |
| 30  | l     | 703 | PEE  | O2-C10-C11  | 3.78  | 119.66      | 111.50   |
| 31  | l     | 702 | CDL  | OB6-CB5-C51 | 3.78  | 119.65      | 111.50   |
| 31  | V     | 201 | CDL  | OA6-CA5-C11 | 3.76  | 119.61      | 111.50   |
| 32  | X     | 201 | 8Q1  | O4-C1-C6    | -3.51 | 119.84      | 123.99   |
| 30  | r     | 501 | PEE  | O3-C30-C31  | 2.86  | 120.90      | 111.91   |
| 31  | V     | 201 | CDL  | OB8-CB7-C71 | 2.80  | 120.71      | 111.91   |
| 30  | U     | 401 | PEE  | O3-C30-C31  | 2.76  | 120.56      | 111.91   |
| 31  | a     | 201 | CDL  | OB8-CB7-C71 | 2.73  | 120.47      | 111.91   |
| 31  | u     | 201 | CDL  | OB8-CB7-C71 | 2.73  | 120.46      | 111.91   |
| 30  | i     | 402 | PEE  | O3-C30-C31  | 2.72  | 120.46      | 111.91   |
| 35  | w     | 401 | ADP  | PA-O3A-PB   | -2.70 | 123.57      | 132.83   |
| 31  | o     | 201 | CDL  | OB8-CB7-C71 | 2.69  | 120.36      | 111.91   |
| 31  | i     | 401 | CDL  | OB8-CB7-C71 | 2.68  | 120.32      | 111.91   |
| 30  | b     | 201 | PEE  | O3-C30-C31  | 2.65  | 120.22      | 111.91   |
| 31  | r     | 504 | CDL  | OB8-CB7-C71 | 2.64  | 120.20      | 111.91   |
| 31  | r     | 504 | CDL  | OA8-CA7-C31 | 2.62  | 120.13      | 111.91   |
| 31  | i     | 401 | CDL  | OA8-CA7-C31 | 2.60  | 120.08      | 111.91   |
| 30  | j     | 201 | PEE  | O3-C30-C31  | 2.59  | 120.03      | 111.91   |
| 30  | l     | 703 | PEE  | O3-C30-C31  | 2.58  | 120.00      | 111.91   |
| 31  | l     | 702 | CDL  | OA8-CA7-C31 | 2.58  | 119.99      | 111.91   |

Continued on next page...



*Continued from previous page...*

| Mol | Chain | Res | Type | Atoms       | Z     | Observed(°) | Ideal(°) |
|-----|-------|-----|------|-------------|-------|-------------|----------|
| 31  | g     | 202 | CDL  | OB8-CB7-C71 | 2.56  | 119.94      | 111.91   |
| 30  | l     | 701 | PEE  | O3-C30-C31  | 2.56  | 119.93      | 111.91   |
| 31  | l     | 702 | CDL  | OB8-CB7-C71 | 2.54  | 119.88      | 111.91   |
| 31  | g     | 202 | CDL  | OA8-CA7-C31 | 2.54  | 119.87      | 111.91   |
| 31  | u     | 201 | CDL  | OA8-CA7-C31 | 2.54  | 119.87      | 111.91   |
| 31  | o     | 201 | CDL  | OA8-CA7-C31 | 2.52  | 119.80      | 111.91   |
| 35  | w     | 401 | ADP  | O4'-C1'-C2' | -2.49 | 103.28      | 106.93   |
| 31  | V     | 201 | CDL  | OA8-CA7-C31 | 2.46  | 119.64      | 111.91   |
| 32  | X     | 201 | 8Q1  | O4-C1-S44   | -2.46 | 119.42      | 122.61   |
| 33  | r     | 502 | PLX  | C1A-N1-C1   | 2.46  | 119.98      | 109.92   |
| 33  | r     | 503 | PLX  | C1A-N1-C1   | 2.45  | 119.93      | 109.92   |
| 30  | W     | 201 | PEE  | O3-C30-C31  | 2.44  | 119.57      | 111.91   |
| 31  | a     | 201 | CDL  | OA8-CA7-C31 | 2.43  | 119.54      | 111.91   |
| 32  | X     | 201 | 8Q1  | C38-C39-N41 | 2.42  | 120.50      | 116.42   |
| 33  | j     | 202 | PLX  | C1A-N1-C1   | 2.41  | 119.80      | 109.92   |
| 33  | g     | 201 | PLX  | C1A-N1-C1   | 2.41  | 119.77      | 109.92   |
| 32  | X     | 201 | 8Q1  | C37-C38-C39 | 2.36  | 116.29      | 112.36   |
| 34  | s     | 401 | UQ   | C7-C6-C1    | 2.25  | 121.19      | 118.48   |
| 35  | w     | 401 | ADP  | C4-C5-N7    | -2.18 | 107.12      | 109.40   |
| 32  | X     | 201 | 8Q1  | C43-S44-C1  | 2.12  | 108.48      | 101.87   |
| 34  | s     | 401 | UQ   | C6-C5-C4    | 2.08  | 120.83      | 119.18   |

There are no chirality outliers.

All (734) torsion outliers are listed below:

| Mol | Chain | Res | Type | Atoms           |
|-----|-------|-----|------|-----------------|
| 30  | W     | 201 | PEE  | C4-O4P-P-O1P    |
| 30  | b     | 201 | PEE  | C37-C38-C39-C40 |
| 30  | i     | 402 | PEE  | C11-C10-O2-C2   |
| 30  | j     | 201 | PEE  | C1-O3P-P-O2P    |
| 30  | j     | 201 | PEE  | C1-O3P-P-O1P    |
| 30  | j     | 201 | PEE  | C4-O4P-P-O3P    |
| 30  | j     | 201 | PEE  | C4-O4P-P-O2P    |
| 30  | l     | 701 | PEE  | O3P-C1-C2-O2    |
| 30  | l     | 701 | PEE  | C4-O4P-P-O1P    |
| 30  | r     | 501 | PEE  | C1-O3P-P-O1P    |
| 30  | r     | 501 | PEE  | C4-O4P-P-O3P    |
| 30  | r     | 501 | PEE  | C4-O4P-P-O2P    |
| 30  | r     | 501 | PEE  | C4-O4P-P-O1P    |
| 31  | V     | 201 | CDL  | CA2-C1-CB2-OB2  |
| 31  | V     | 201 | CDL  | CA2-OA2-PA1-OA4 |
| 31  | V     | 201 | CDL  | CB2-OB2-PB2-OB4 |

*Continued on next page...*

*Continued from previous page...*

| Mol | Chain | Res | Type | Atoms           |
|-----|-------|-----|------|-----------------|
| 31  | V     | 201 | CDL  | CB3-OB5-PB2-OB2 |
| 31  | V     | 201 | CDL  | CB3-OB5-PB2-OB3 |
| 31  | V     | 201 | CDL  | CB3-OB5-PB2-OB4 |
| 31  | a     | 201 | CDL  | CA2-OA2-PA1-OA3 |
| 31  | a     | 201 | CDL  | CA2-OA2-PA1-OA4 |
| 31  | a     | 201 | CDL  | CA2-OA2-PA1-OA5 |
| 31  | a     | 201 | CDL  | CA3-OA5-PA1-OA2 |
| 31  | a     | 201 | CDL  | CB2-OB2-PB2-OB3 |
| 31  | a     | 201 | CDL  | CB3-OB5-PB2-OB3 |
| 31  | g     | 202 | CDL  | CA2-OA2-PA1-OA3 |
| 31  | g     | 202 | CDL  | CA2-OA2-PA1-OA4 |
| 31  | g     | 202 | CDL  | CA3-OA5-PA1-OA2 |
| 31  | g     | 202 | CDL  | CA3-OA5-PA1-OA4 |
| 31  | g     | 202 | CDL  | CB2-OB2-PB2-OB3 |
| 31  | g     | 202 | CDL  | CB3-OB5-PB2-OB3 |
| 31  | g     | 202 | CDL  | CB3-OB5-PB2-OB4 |
| 31  | i     | 401 | CDL  | CA2-OA2-PA1-OA5 |
| 31  | i     | 401 | CDL  | CA3-OA5-PA1-OA3 |
| 31  | i     | 401 | CDL  | CB2-OB2-PB2-OB4 |
| 31  | l     | 702 | CDL  | O1-C1-CA2-OA2   |
| 31  | l     | 702 | CDL  | CA2-C1-CB2-OB2  |
| 31  | l     | 702 | CDL  | OA6-CA4-CA6-OA8 |
| 31  | l     | 702 | CDL  | CB2-OB2-PB2-OB3 |
| 31  | l     | 702 | CDL  | CB2-OB2-PB2-OB4 |
| 31  | l     | 702 | CDL  | CB2-OB2-PB2-OB5 |
| 31  | l     | 702 | CDL  | OB6-CB4-CB6-OB8 |
| 31  | o     | 201 | CDL  | O1-C1-CA2-OA2   |
| 31  | o     | 201 | CDL  | CA2-OA2-PA1-OA5 |
| 31  | o     | 201 | CDL  | CB3-OB5-PB2-OB2 |
| 31  | o     | 201 | CDL  | CB3-OB5-PB2-OB3 |
| 31  | o     | 201 | CDL  | CB3-OB5-PB2-OB4 |
| 31  | o     | 201 | CDL  | OB6-CB4-CB6-OB8 |
| 31  | r     | 504 | CDL  | O1-C1-CA2-OA2   |
| 31  | r     | 504 | CDL  | CA2-C1-CB2-OB2  |
| 31  | r     | 504 | CDL  | CB2-OB2-PB2-OB3 |
| 31  | r     | 504 | CDL  | CB2-OB2-PB2-OB4 |
| 31  | r     | 504 | CDL  | CB3-OB5-PB2-OB3 |
| 31  | u     | 201 | CDL  | O1-C1-CA2-OA2   |
| 31  | u     | 201 | CDL  | CA2-OA2-PA1-OA3 |
| 31  | u     | 201 | CDL  | CA2-OA2-PA1-OA4 |
| 31  | u     | 201 | CDL  | CB2-OB2-PB2-OB3 |
| 31  | u     | 201 | CDL  | CB3-OB5-PB2-OB3 |

*Continued on next page...*

*Continued from previous page...*

| Mol | Chain | Res | Type | Atoms           |
|-----|-------|-----|------|-----------------|
| 32  | X     | 201 | 8Q1  | C1-C6-C7-C8     |
| 32  | X     | 201 | 8Q1  | C28-C29-C32-C34 |
| 32  | X     | 201 | 8Q1  | C28-C29-C32-O33 |
| 32  | X     | 201 | 8Q1  | C30-C29-C32-C34 |
| 32  | X     | 201 | 8Q1  | C30-C29-C32-O33 |
| 32  | X     | 201 | 8Q1  | C31-C29-C32-C34 |
| 32  | X     | 201 | 8Q1  | C31-C29-C32-O33 |
| 32  | X     | 201 | 8Q1  | C29-C32-C34-O35 |
| 32  | X     | 201 | 8Q1  | N36-C37-C38-C39 |
| 32  | X     | 201 | 8Q1  | C42-C43-S44-C1  |
| 32  | X     | 201 | 8Q1  | C28-O27-P24-O3  |
| 32  | X     | 201 | 8Q1  | C28-O27-P24-O2  |
| 32  | X     | 201 | 8Q1  | C28-O27-P24-O1  |
| 33  | a     | 202 | PLX  | O9-C24-O8-C5    |
| 33  | g     | 201 | PLX  | C25-C24-O8-C5   |
| 33  | j     | 202 | PLX  | O7-C6-C7-C8     |
| 33  | j     | 202 | PLX  | O9-C24-C25-C26  |
| 33  | r     | 502 | PLX  | O7-C6-O6-C4     |
| 33  | r     | 502 | PLX  | C5-C4-O6-C6     |
| 33  | r     | 502 | PLX  | O9-C24-O8-C5    |
| 33  | r     | 502 | PLX  | O9-C24-C25-C26  |
| 33  | r     | 503 | PLX  | O7-C6-O6-C4     |
| 33  | r     | 503 | PLX  | C3-O4-P1-O2     |
| 33  | r     | 503 | PLX  | C3-O4-P1-O3     |
| 33  | r     | 503 | PLX  | C2-O1-P1-O4     |
| 33  | r     | 503 | PLX  | C2-O1-P1-O2     |
| 33  | r     | 503 | PLX  | C2-O1-P1-O3     |
| 33  | r     | 503 | PLX  | C25-C24-O8-C5   |
| 33  | r     | 503 | PLX  | O9-C24-C25-C26  |
| 34  | s     | 401 | UQ   | C1-C6-C7-C8     |
| 34  | s     | 401 | UQ   | C5-C6-C7-C8     |
| 34  | s     | 401 | UQ   | C9-C11-C12-C13  |
| 35  | w     | 401 | ADP  | C5'-O5'-PA-O1A  |
| 35  | w     | 401 | ADP  | C5'-O5'-PA-O2A  |
| 35  | w     | 401 | ADP  | C5'-O5'-PA-O3A  |
| 31  | i     | 401 | CDL  | OA9-CA7-OA8-CA6 |
| 31  | r     | 504 | CDL  | OA9-CA7-OA8-CA6 |
| 30  | i     | 402 | PEE  | O4-C10-O2-C2    |
| 30  | l     | 703 | PEE  | O4-C10-O2-C2    |
| 31  | g     | 202 | CDL  | C71-CB7-OB8-CB6 |
| 31  | i     | 401 | CDL  | C31-CA7-OA8-CA6 |
| 31  | r     | 504 | CDL  | C31-CA7-OA8-CA6 |

*Continued on next page...*

*Continued from previous page...*

| Mol | Chain | Res | Type | Atoms           |
|-----|-------|-----|------|-----------------|
| 30  | l     | 703 | PEE  | C11-C10-O2-C2   |
| 30  | U     | 401 | PEE  | C37-C38-C39-C40 |
| 30  | j     | 201 | PEE  | C17-C18-C19-C20 |
| 30  | l     | 701 | PEE  | C17-C18-C19-C20 |
| 30  | l     | 703 | PEE  | O5-C30-O3-C3    |
| 31  | V     | 201 | CDL  | O1-C1-CA2-OA2   |
| 31  | a     | 201 | CDL  | O1-C1-CB2-OB2   |
| 31  | l     | 702 | CDL  | O1-C1-CB2-OB2   |
| 31  | r     | 504 | CDL  | O1-C1-CB2-OB2   |
| 30  | b     | 201 | PEE  | C31-C30-O3-C3   |
| 31  | l     | 702 | CDL  | C71-CB7-OB8-CB6 |
| 31  | l     | 702 | CDL  | C75-C76-C77-C78 |
| 30  | b     | 201 | PEE  | O5-C30-O3-C3    |
| 31  | g     | 202 | CDL  | OB9-CB7-OB8-CB6 |
| 30  | U     | 401 | PEE  | C11-C10-O2-C2   |
| 31  | V     | 201 | CDL  | C11-CA5-OA6-CA4 |
| 31  | u     | 201 | CDL  | C71-C72-C73-C74 |
| 33  | r     | 502 | PLX  | C9-C10-C11-C12  |
| 31  | V     | 201 | CDL  | C59-C60-C61-C62 |
| 31  | l     | 702 | CDL  | C59-C60-C61-C62 |
| 31  | o     | 201 | CDL  | C72-C73-C74-C75 |
| 31  | u     | 201 | CDL  | C75-C76-C77-C78 |
| 33  | g     | 201 | PLX  | C10-C11-C12-C13 |
| 33  | j     | 202 | PLX  | C28-C29-C30-C31 |
| 33  | r     | 503 | PLX  | C12-C13-C14-C15 |
| 30  | l     | 703 | PEE  | C31-C30-O3-C3   |
| 30  | U     | 401 | PEE  | O4-C10-O2-C2    |
| 31  | V     | 201 | CDL  | C11-C12-C13-C14 |
| 31  | u     | 201 | CDL  | C52-C53-C54-C55 |
| 31  | l     | 702 | CDL  | OB9-CB7-OB8-CB6 |
| 31  | l     | 702 | CDL  | C11-C12-C13-C14 |
| 31  | l     | 702 | CDL  | C35-C36-C37-C38 |
| 30  | l     | 701 | PEE  | C31-C30-O3-C3   |
| 33  | r     | 502 | PLX  | C30-C31-C32-C33 |
| 31  | V     | 201 | CDL  | C32-C33-C34-C35 |
| 31  | V     | 201 | CDL  | C62-C63-C64-C65 |
| 31  | a     | 201 | CDL  | CA2-C1-CB2-OB2  |
| 31  | g     | 202 | CDL  | CB2-C1-CA2-OA2  |
| 31  | i     | 401 | CDL  | CB2-C1-CA2-OA2  |
| 31  | l     | 702 | CDL  | CB2-C1-CA2-OA2  |
| 31  | o     | 201 | CDL  | CB2-C1-CA2-OA2  |
| 31  | o     | 201 | CDL  | CA2-C1-CB2-OB2  |

*Continued on next page...*

*Continued from previous page...*

| Mol | Chain | Res | Type | Atoms           |
|-----|-------|-----|------|-----------------|
| 31  | u     | 201 | CDL  | CB2-C1-CA2-OA2  |
| 31  | u     | 201 | CDL  | CA2-C1-CB2-OB2  |
| 30  | W     | 201 | PEE  | C31-C30-O3-C3   |
| 30  | j     | 201 | PEE  | C31-C30-O3-C3   |
| 31  | r     | 504 | CDL  | C55-C56-C57-C58 |
| 30  | l     | 703 | PEE  | O3P-C1-C2-O2    |
| 31  | g     | 202 | CDL  | C76-C77-C78-C79 |
| 31  | a     | 201 | CDL  | O1-C1-CA2-OA2   |
| 31  | i     | 401 | CDL  | O1-C1-CA2-OA2   |
| 31  | u     | 201 | CDL  | O1-C1-CB2-OB2   |
| 31  | g     | 202 | CDL  | C74-C75-C76-C77 |
| 33  | j     | 202 | PLX  | C15-C16-C17-C18 |
| 30  | l     | 701 | PEE  | C11-C12-C13-C14 |
| 31  | V     | 201 | CDL  | OA7-CA5-OA6-CA4 |
| 30  | j     | 201 | PEE  | C11-C10-O2-C2   |
| 33  | r     | 502 | PLX  | C11-C12-C13-C14 |
| 31  | r     | 504 | CDL  | CB7-C71-C72-C73 |
| 33  | g     | 201 | PLX  | C12-C13-C14-C15 |
| 30  | j     | 201 | PEE  | C19-C20-C21-C22 |
| 30  | i     | 402 | PEE  | C30-C31-C32-C33 |
| 30  | l     | 703 | PEE  | C30-C31-C32-C33 |
| 31  | V     | 201 | CDL  | CB7-C71-C72-C73 |
| 31  | a     | 201 | CDL  | CA5-C11-C12-C13 |
| 31  | i     | 401 | CDL  | CB7-C71-C72-C73 |
| 31  | o     | 201 | CDL  | CB7-C71-C72-C73 |
| 31  | i     | 401 | CDL  | C14-C15-C16-C17 |
| 31  | r     | 504 | CDL  | C58-C59-C60-C61 |
| 31  | g     | 202 | CDL  | CA7-C31-C32-C33 |
| 30  | l     | 703 | PEE  | C33-C34-C35-C36 |
| 30  | r     | 501 | PEE  | C11-C10-O2-C2   |
| 30  | j     | 201 | PEE  | C32-C33-C34-C35 |
| 30  | j     | 201 | PEE  | O5-C30-O3-C3    |
| 31  | g     | 202 | CDL  | CA5-C11-C12-C13 |
| 30  | j     | 201 | PEE  | C34-C35-C36-C37 |
| 31  | g     | 202 | CDL  | CB5-C51-C52-C53 |
| 31  | V     | 201 | CDL  | O1-C1-CB2-OB2   |
| 31  | g     | 202 | CDL  | O1-C1-CA2-OA2   |
| 31  | o     | 201 | CDL  | O1-C1-CB2-OB2   |
| 30  | l     | 701 | PEE  | O5-C30-O3-C3    |
| 31  | u     | 201 | CDL  | CB7-C71-C72-C73 |
| 31  | l     | 702 | CDL  | C39-C40-C41-C42 |
| 31  | u     | 201 | CDL  | C17-C18-C19-C20 |

*Continued on next page...*

*Continued from previous page...*

| Mol | Chain | Res | Type | Atoms           |
|-----|-------|-----|------|-----------------|
| 30  | W     | 201 | PEE  | O5-C30-O3-C3    |
| 30  | j     | 201 | PEE  | C1-O3P-P-O4P    |
| 30  | l     | 701 | PEE  | C1-O3P-P-O4P    |
| 30  | l     | 701 | PEE  | C4-O4P-P-O3P    |
| 31  | V     | 201 | CDL  | CA2-OA2-PA1-OA5 |
| 31  | V     | 201 | CDL  | CA3-OA5-PA1-OA2 |
| 31  | V     | 201 | CDL  | CB2-OB2-PB2-OB5 |
| 31  | a     | 201 | CDL  | CB3-OB5-PB2-OB2 |
| 31  | g     | 202 | CDL  | CA2-OA2-PA1-OA5 |
| 31  | g     | 202 | CDL  | CB3-OB5-PB2-OB2 |
| 31  | l     | 702 | CDL  | CB3-OB5-PB2-OB2 |
| 31  | r     | 504 | CDL  | CA2-OA2-PA1-OA5 |
| 31  | r     | 504 | CDL  | CB2-OB2-PB2-OB5 |
| 31  | r     | 504 | CDL  | CB3-OB5-PB2-OB2 |
| 31  | u     | 201 | CDL  | CA2-OA2-PA1-OA5 |
| 31  | u     | 201 | CDL  | CB2-OB2-PB2-OB5 |
| 33  | g     | 201 | PLX  | C3-O4-P1-O1     |
| 33  | r     | 503 | PLX  | C3-O4-P1-O1     |
| 31  | a     | 201 | CDL  | C71-CB7-OB8-CB6 |
| 31  | o     | 201 | CDL  | C31-CA7-OA8-CA6 |
| 31  | r     | 504 | CDL  | C71-CB7-OB8-CB6 |
| 31  | a     | 201 | CDL  | C31-C32-C33-C34 |
| 31  | a     | 201 | CDL  | CA7-C31-C32-C33 |
| 31  | i     | 401 | CDL  | CA7-C31-C32-C33 |
| 31  | V     | 201 | CDL  | CB2-C1-CA2-OA2  |
| 31  | a     | 201 | CDL  | CB2-C1-CA2-OA2  |
| 31  | r     | 504 | CDL  | CB2-C1-CA2-OA2  |
| 30  | j     | 201 | PEE  | O4-C10-O2-C2    |
| 30  | r     | 501 | PEE  | O4-C10-O2-C2    |
| 34  | s     | 401 | UQ   | C12-C11-C9-C10  |
| 33  | g     | 201 | PLX  | C31-C32-C33-C34 |
| 33  | g     | 201 | PLX  | O8-C24-C25-C26  |
| 31  | g     | 202 | CDL  | C78-C79-C80-C81 |
| 30  | b     | 201 | PEE  | C31-C32-C33-C34 |
| 33  | r     | 503 | PLX  | C25-C26-C27-C28 |
| 30  | b     | 201 | PEE  | C11-C10-O2-C2   |
| 31  | g     | 202 | CDL  | C51-CB5-OB6-CB4 |
| 30  | l     | 703 | PEE  | C34-C35-C36-C37 |
| 31  | a     | 201 | CDL  | C75-C76-C77-C78 |
| 31  | g     | 202 | CDL  | C12-C13-C14-C15 |
| 31  | g     | 202 | CDL  | C35-C36-C37-C38 |
| 31  | g     | 202 | CDL  | C59-C60-C61-C62 |

*Continued on next page...*

*Continued from previous page...*

| Mol | Chain | Res | Type | Atoms           |
|-----|-------|-----|------|-----------------|
| 31  | r     | 504 | CDL  | C52-C53-C54-C55 |
| 30  | U     | 401 | PEE  | C33-C34-C35-C36 |
| 30  | i     | 402 | PEE  | C11-C12-C13-C14 |
| 31  | a     | 201 | CDL  | C73-C74-C75-C76 |
| 31  | g     | 202 | CDL  | C56-C57-C58-C59 |
| 31  | i     | 401 | CDL  | C52-C53-C54-C55 |
| 31  | l     | 702 | CDL  | C37-C38-C39-C40 |
| 33  | r     | 502 | PLX  | C7-C8-C9-C10    |
| 33  | r     | 502 | PLX  | C27-C28-C29-C30 |
| 30  | b     | 201 | PEE  | O4-C10-O2-C2    |
| 31  | g     | 202 | CDL  | OB7-CB5-OB6-CB4 |
| 30  | W     | 201 | PEE  | C13-C14-C15-C16 |
| 30  | b     | 201 | PEE  | C32-C33-C34-C35 |
| 31  | V     | 201 | CDL  | C52-C53-C54-C55 |
| 33  | r     | 502 | PLX  | C15-C16-C17-C18 |
| 33  | r     | 503 | PLX  | C13-C14-C15-C16 |
| 30  | r     | 501 | PEE  | C13-C14-C15-C16 |
| 31  | V     | 201 | CDL  | C40-C41-C42-C43 |
| 31  | r     | 504 | CDL  | C74-C75-C76-C77 |
| 33  | r     | 503 | PLX  | C10-C11-C12-C13 |
| 30  | j     | 201 | PEE  | C30-C31-C32-C33 |
| 31  | u     | 201 | CDL  | CB5-C51-C52-C53 |
| 31  | o     | 201 | CDL  | C71-CB7-OB8-CB6 |
| 31  | V     | 201 | CDL  | C74-C75-C76-C77 |
| 31  | a     | 201 | CDL  | C21-C22-C23-C24 |
| 31  | a     | 201 | CDL  | C37-C38-C39-C40 |
| 31  | i     | 401 | CDL  | C11-C12-C13-C14 |
| 31  | r     | 504 | CDL  | C59-C60-C61-C62 |
| 31  | r     | 504 | CDL  | C73-C74-C75-C76 |
| 31  | g     | 202 | CDL  | C32-C33-C34-C35 |
| 31  | l     | 702 | CDL  | C55-C56-C57-C58 |
| 31  | r     | 504 | CDL  | C35-C36-C37-C38 |
| 31  | u     | 201 | CDL  | C13-C14-C15-C16 |
| 31  | u     | 201 | CDL  | C53-C54-C55-C56 |
| 33  | g     | 201 | PLX  | C25-C26-C27-C28 |
| 31  | l     | 702 | CDL  | CB5-C51-C52-C53 |
| 31  | l     | 702 | CDL  | CB7-C71-C72-C73 |
| 31  | g     | 202 | CDL  | C73-C74-C75-C76 |
| 31  | o     | 201 | CDL  | C83-C84-C85-C86 |
| 31  | r     | 504 | CDL  | C75-C76-C77-C78 |
| 31  | u     | 201 | CDL  | C11-C12-C13-C14 |
| 33  | r     | 502 | PLX  | C13-C14-C15-C16 |

*Continued on next page...*

*Continued from previous page...*

| Mol | Chain | Res | Type | Atoms           |
|-----|-------|-----|------|-----------------|
| 30  | j     | 201 | PEE  | C41-C42-C43-C44 |
| 30  | l     | 701 | PEE  | C11-C10-O2-C2   |
| 31  | V     | 201 | CDL  | C51-CB5-OB6-CB4 |
| 31  | g     | 202 | CDL  | C72-C73-C74-C75 |
| 31  | l     | 702 | CDL  | C73-C74-C75-C76 |
| 33  | j     | 202 | PLX  | C10-C11-C12-C13 |
| 33  | r     | 502 | PLX  | C12-C13-C14-C15 |
| 33  | r     | 502 | PLX  | C31-C32-C33-C34 |
| 30  | i     | 402 | PEE  | C35-C36-C37-C38 |
| 30  | W     | 201 | PEE  | C23-C24-C25-C26 |
| 30  | i     | 402 | PEE  | C21-C22-C23-C24 |
| 31  | g     | 202 | CDL  | C17-C18-C19-C20 |
| 31  | g     | 202 | CDL  | C71-C72-C73-C74 |
| 31  | o     | 201 | CDL  | C71-C72-C73-C74 |
| 31  | o     | 201 | CDL  | C73-C74-C75-C76 |
| 31  | o     | 201 | CDL  | C75-C76-C77-C78 |
| 31  | r     | 504 | CDL  | C82-C83-C84-C85 |
| 31  | u     | 201 | CDL  | C55-C56-C57-C58 |
| 31  | u     | 201 | CDL  | C59-C60-C61-C62 |
| 33  | g     | 201 | PLX  | C9-C10-C11-C12  |
| 33  | g     | 201 | PLX  | C11-C10-C9-C8   |
| 33  | g     | 201 | PLX  | C27-C28-C29-C30 |
| 33  | j     | 202 | PLX  | C7-C8-C9-C10    |
| 33  | j     | 202 | PLX  | C25-C26-C27-C28 |
| 33  | r     | 503 | PLX  | C14-C15-C16-C17 |
| 30  | W     | 201 | PEE  | C33-C34-C35-C36 |
| 30  | b     | 201 | PEE  | C22-C23-C24-C25 |
| 31  | r     | 504 | CDL  | C56-C57-C58-C59 |
| 33  | r     | 502 | PLX  | C14-C15-C16-C17 |
| 33  | r     | 503 | PLX  | C27-C28-C29-C30 |
| 30  | U     | 401 | PEE  | C23-C24-C25-C26 |
| 30  | U     | 401 | PEE  | C20-C21-C22-C23 |
| 31  | l     | 702 | CDL  | C74-C75-C76-C77 |
| 31  | r     | 504 | CDL  | C11-C12-C13-C14 |
| 33  | r     | 503 | PLX  | C26-C27-C28-C29 |
| 30  | r     | 501 | PEE  | C10-C11-C12-C13 |
| 31  | r     | 504 | CDL  | OB9-CB7-OB8-CB6 |
| 30  | b     | 201 | PEE  | C34-C35-C36-C37 |
| 30  | l     | 703 | PEE  | C23-C24-C25-C26 |
| 30  | l     | 703 | PEE  | C11-C12-C13-C14 |
| 31  | i     | 401 | CDL  | C37-C38-C39-C40 |
| 31  | l     | 702 | CDL  | C72-C73-C74-C75 |

*Continued on next page...*



*Continued from previous page...*

| Mol | Chain | Res | Type | Atoms           |
|-----|-------|-----|------|-----------------|
| 31  | a     | 201 | CDL  | OB9-CB7-OB8-CB6 |
| 30  | b     | 201 | PEE  | C13-C14-C15-C16 |
| 31  | o     | 201 | CDL  | C55-C56-C57-C58 |
| 30  | l     | 701 | PEE  | O4-C10-O2-C2    |
| 31  | V     | 201 | CDL  | OB7-CB5-OB6-CB4 |
| 33  | a     | 202 | PLX  | C25-C26-C27-C28 |
| 30  | b     | 201 | PEE  | C33-C34-C35-C36 |
| 31  | r     | 504 | CDL  | C61-C62-C63-C64 |
| 31  | o     | 201 | CDL  | C51-CB5-OB6-CB4 |
| 33  | a     | 202 | PLX  | O9-C24-C25-C26  |
| 33  | g     | 201 | PLX  | O9-C24-C25-C26  |
| 31  | g     | 202 | CDL  | C43-C44-C45-C46 |
| 33  | g     | 201 | PLX  | C28-C29-C30-C31 |
| 30  | U     | 401 | PEE  | C35-C36-C37-C38 |
| 30  | U     | 401 | PEE  | C39-C40-C41-C42 |
| 30  | i     | 402 | PEE  | C19-C20-C21-C22 |
| 31  | o     | 201 | CDL  | OA9-CA7-OA8-CA6 |
| 30  | b     | 201 | PEE  | C23-C24-C25-C26 |
| 31  | a     | 201 | CDL  | C71-C72-C73-C74 |
| 33  | j     | 202 | PLX  | C12-C13-C14-C15 |
| 31  | r     | 504 | CDL  | C20-C21-C22-C23 |
| 33  | j     | 202 | PLX  | C27-C28-C29-C30 |
| 31  | o     | 201 | CDL  | OB7-CB5-OB6-CB4 |
| 30  | U     | 401 | PEE  | C22-C23-C24-C25 |
| 30  | l     | 701 | PEE  | C32-C33-C34-C35 |
| 31  | g     | 202 | CDL  | C75-C76-C77-C78 |
| 31  | l     | 702 | CDL  | C58-C59-C60-C61 |
| 33  | r     | 503 | PLX  | C2-C1-N1-C1A    |
| 30  | r     | 501 | PEE  | C40-C41-C42-C43 |
| 33  | r     | 503 | PLX  | C31-C32-C33-C34 |
| 31  | u     | 201 | CDL  | C11-CA5-OA6-CA4 |
| 31  | g     | 202 | CDL  | C57-C58-C59-C60 |
| 33  | j     | 202 | PLX  | C14-C15-C16-C17 |
| 31  | o     | 201 | CDL  | OB9-CB7-OB8-CB6 |
| 31  | g     | 202 | CDL  | CB7-C71-C72-C73 |
| 31  | o     | 201 | CDL  | CA7-C31-C32-C33 |
| 31  | V     | 201 | CDL  | C33-C34-C35-C36 |
| 31  | V     | 201 | CDL  | C31-CA7-OA8-CA6 |
| 31  | l     | 702 | CDL  | C71-C72-C73-C74 |
| 31  | g     | 202 | CDL  | C41-C42-C43-C44 |
| 31  | i     | 401 | CDL  | C32-C33-C34-C35 |
| 31  | l     | 702 | CDL  | C56-C57-C58-C59 |

*Continued on next page...*

*Continued from previous page...*

| Mol | Chain | Res | Type | Atoms           |
|-----|-------|-----|------|-----------------|
| 31  | l     | 702 | CDL  | C60-C61-C62-C63 |
| 31  | r     | 504 | CDL  | C32-C33-C34-C35 |
| 31  | u     | 201 | CDL  | C14-C15-C16-C17 |
| 31  | o     | 201 | CDL  | C54-C55-C56-C57 |
| 31  | V     | 201 | CDL  | C71-CB7-OB8-CB6 |
| 30  | r     | 501 | PEE  | C21-C22-C23-C24 |
| 31  | i     | 401 | CDL  | C33-C34-C35-C36 |
| 33  | r     | 503 | PLX  | C28-C29-C30-C31 |
| 30  | U     | 401 | PEE  | C21-C22-C23-C24 |
| 30  | r     | 501 | PEE  | C36-C37-C38-C39 |
| 31  | g     | 202 | CDL  | C14-C15-C16-C17 |
| 30  | l     | 703 | PEE  | C31-C32-C33-C34 |
| 31  | g     | 202 | CDL  | C37-C38-C39-C40 |
| 33  | g     | 201 | PLX  | C13-C14-C15-C16 |
| 33  | r     | 502 | PLX  | C33-C34-C35-C36 |
| 31  | g     | 202 | CDL  | OB6-CB4-CB6-OB8 |
| 31  | i     | 401 | CDL  | OB6-CB4-CB6-OB8 |
| 30  | l     | 703 | PEE  | C32-C33-C34-C35 |
| 31  | V     | 201 | CDL  | C31-C32-C33-C34 |
| 31  | r     | 504 | CDL  | C42-C43-C44-C45 |
| 33  | r     | 503 | PLX  | C2-C1-N1-C1C    |
| 30  | W     | 201 | PEE  | C22-C23-C24-C25 |
| 30  | U     | 401 | PEE  | C15-C16-C17-C18 |
| 30  | l     | 701 | PEE  | C35-C36-C37-C38 |
| 30  | r     | 501 | PEE  | C39-C40-C41-C42 |
| 34  | s     | 401 | UQ   | C12-C11-C9-C8   |
| 30  | j     | 201 | PEE  | C31-C32-C33-C34 |
| 31  | r     | 504 | CDL  | C14-C15-C16-C17 |
| 30  | l     | 703 | PEE  | C37-C38-C39-C40 |
| 31  | o     | 201 | CDL  | C74-C75-C76-C77 |
| 31  | u     | 201 | CDL  | OA7-CA5-OA6-CA4 |
| 30  | j     | 201 | PEE  | C22-C23-C24-C25 |
| 31  | V     | 201 | CDL  | C35-C36-C37-C38 |
| 30  | j     | 201 | PEE  | C36-C37-C38-C39 |
| 31  | a     | 201 | CDL  | CB2-OB2-PB2-OB5 |
| 31  | i     | 401 | CDL  | CA3-OA5-PA1-OA2 |
| 31  | i     | 401 | CDL  | CB2-OB2-PB2-OB5 |
| 31  | u     | 201 | CDL  | CB3-OB5-PB2-OB2 |
| 33  | j     | 202 | PLX  | C3-O4-P1-O1     |
| 31  | o     | 201 | CDL  | C82-C83-C84-C85 |
| 31  | g     | 202 | CDL  | CB4-CB3-OB5-PB2 |
| 30  | W     | 201 | PEE  | C12-C13-C14-C15 |

*Continued on next page...*

*Continued from previous page...*

| Mol | Chain | Res | Type | Atoms           |
|-----|-------|-----|------|-----------------|
| 30  | r     | 501 | PEE  | C12-C13-C14-C15 |
| 33  | j     | 202 | PLX  | C26-C27-C28-C29 |
| 30  | l     | 701 | PEE  | O3P-C1-C2-C3    |
| 30  | l     | 703 | PEE  | O3P-C1-C2-C3    |
| 31  | i     | 401 | CDL  | OB5-CB3-CB4-CB6 |
| 33  | j     | 202 | PLX  | O4-C3-C4-C5     |
| 31  | g     | 202 | CDL  | C60-C61-C62-C63 |
| 31  | r     | 504 | CDL  | C23-C24-C25-C26 |
| 33  | g     | 201 | PLX  | C33-C34-C35-C36 |
| 30  | b     | 201 | PEE  | C10-C11-C12-C13 |
| 30  | l     | 701 | PEE  | C30-C31-C32-C33 |
| 31  | a     | 201 | CDL  | C76-C77-C78-C79 |
| 33  | r     | 503 | PLX  | C15-C16-C17-C18 |
| 33  | r     | 503 | PLX  | C29-C30-C31-C32 |
| 31  | V     | 201 | CDL  | OA9-CA7-OA8-CA6 |
| 31  | a     | 201 | CDL  | C52-C53-C54-C55 |
| 30  | W     | 201 | PEE  | C1-C2-C3-O3     |
| 30  | l     | 701 | PEE  | C1-C2-C3-O3     |
| 31  | g     | 202 | CDL  | CB3-CB4-CB6-OB8 |
| 31  | l     | 702 | CDL  | CA3-CA4-CA6-OA8 |
| 31  | l     | 702 | CDL  | CB3-CB4-CB6-OB8 |
| 31  | o     | 201 | CDL  | CB3-CB4-CB6-OB8 |
| 31  | r     | 504 | CDL  | C76-C77-C78-C79 |
| 31  | u     | 201 | CDL  | CA3-CA4-CA6-OA8 |
| 31  | V     | 201 | CDL  | C37-C38-C39-C40 |
| 31  | l     | 702 | CDL  | C41-C42-C43-C44 |
| 31  | o     | 201 | CDL  | C84-C85-C86-C87 |
| 33  | r     | 503 | PLX  | C16-C17-C18-C19 |
| 31  | V     | 201 | CDL  | OB9-CB7-OB8-CB6 |
| 31  | a     | 201 | CDL  | C43-C44-C45-C46 |
| 33  | g     | 201 | PLX  | C11-C12-C13-C14 |
| 33  | r     | 502 | PLX  | C16-C17-C18-C19 |
| 31  | i     | 401 | CDL  | C34-C35-C36-C37 |
| 31  | l     | 702 | CDL  | C14-C15-C16-C17 |
| 33  | j     | 202 | PLX  | C9-C10-C11-C12  |
| 31  | V     | 201 | CDL  | C54-C55-C56-C57 |
| 31  | l     | 702 | CDL  | C52-C53-C54-C55 |
| 33  | a     | 202 | PLX  | C7-C8-C9-C10    |
| 30  | r     | 501 | PEE  | C41-C42-C43-C44 |
| 31  | V     | 201 | CDL  | C14-C15-C16-C17 |
| 33  | a     | 202 | PLX  | C11-C12-C13-C14 |
| 30  | U     | 401 | PEE  | C31-C30-O3-C3   |

*Continued on next page...*

*Continued from previous page...*

| Mol | Chain | Res | Type | Atoms           |
|-----|-------|-----|------|-----------------|
| 31  | l     | 702 | CDL  | C64-C65-C66-C67 |
| 31  | r     | 504 | CDL  | C36-C37-C38-C39 |
| 31  | r     | 504 | CDL  | C71-C72-C73-C74 |
| 31  | V     | 201 | CDL  | C58-C59-C60-C61 |
| 30  | r     | 501 | PEE  | O3P-C1-C2-O2    |
| 31  | a     | 201 | CDL  | OA5-CA3-CA4-OA6 |
| 30  | U     | 401 | PEE  | C17-C18-C19-C20 |
| 33  | r     | 503 | PLX  | C2-C1-N1-C1B    |
| 31  | i     | 401 | CDL  | C73-C74-C75-C76 |
| 31  | a     | 201 | CDL  | C55-C56-C57-C58 |
| 31  | l     | 702 | CDL  | C54-C55-C56-C57 |
| 31  | o     | 201 | CDL  | C52-C53-C54-C55 |
| 30  | l     | 701 | PEE  | O2-C2-C3-O3     |
| 31  | o     | 201 | CDL  | OA6-CA4-CA6-OA8 |
| 31  | a     | 201 | CDL  | C14-C15-C16-C17 |
| 31  | r     | 504 | CDL  | C62-C63-C64-C65 |
| 30  | W     | 201 | PEE  | C11-C10-O2-C2   |
| 30  | r     | 501 | PEE  | C11-C12-C13-C14 |
| 31  | i     | 401 | CDL  | C71-CB7-OB8-CB6 |
| 33  | r     | 503 | PLX  | C7-C8-C9-C10    |
| 33  | r     | 503 | PLX  | C30-C31-C32-C33 |
| 30  | i     | 402 | PEE  | O3P-C1-C2-C3    |
| 31  | V     | 201 | CDL  | OB5-CB3-CB4-CB6 |
| 31  | a     | 201 | CDL  | OA5-CA3-CA4-CA6 |
| 31  | a     | 201 | CDL  | OB5-CB3-CB4-CB6 |
| 31  | o     | 201 | CDL  | OB5-CB3-CB4-CB6 |
| 30  | W     | 201 | PEE  | O3-C30-C31-C32  |
| 33  | j     | 202 | PLX  | C33-C34-C35-C36 |
| 31  | a     | 201 | CDL  | CB5-C51-C52-C53 |
| 31  | g     | 202 | CDL  | C20-C21-C22-C23 |
| 33  | j     | 202 | PLX  | C13-C14-C15-C16 |
| 30  | U     | 401 | PEE  | O5-C30-O3-C3    |
| 31  | g     | 202 | CDL  | C13-C14-C15-C16 |
| 33  | j     | 202 | PLX  | C34-C35-C36-C37 |
| 30  | l     | 701 | PEE  | C10-C11-C12-C13 |
| 30  | i     | 402 | PEE  | C18-C19-C20-C21 |
| 31  | g     | 202 | CDL  | C33-C34-C35-C36 |
| 33  | r     | 503 | PLX  | C33-C34-C35-C36 |
| 30  | b     | 201 | PEE  | C1-C2-C3-O3     |
| 30  | i     | 402 | PEE  | C1-C2-C3-O3     |
| 31  | i     | 401 | CDL  | CB3-CB4-CB6-OB8 |
| 33  | r     | 502 | PLX  | C3-C4-C5-O8     |

*Continued on next page...*

*Continued from previous page...*

| Mol | Chain | Res | Type | Atoms           |
|-----|-------|-----|------|-----------------|
| 33  | r     | 503 | PLX  | C3-C4-C5-O8     |
| 30  | r     | 501 | PEE  | C17-C18-C19-C20 |
| 31  | r     | 504 | CDL  | C39-C40-C41-C42 |
| 31  | u     | 201 | CDL  | C54-C55-C56-C57 |
| 32  | X     | 201 | 8Q1  | C29-C32-C34-N36 |
| 33  | r     | 503 | PLX  | C5-C4-O6-C6     |
| 31  | l     | 702 | CDL  | C40-C41-C42-C43 |
| 31  | V     | 201 | CDL  | OB5-CB3-CB4-OB6 |
| 31  | o     | 201 | CDL  | OB5-CB3-CB4-OB6 |
| 33  | g     | 201 | PLX  | O4-C3-C4-O6     |
| 33  | j     | 202 | PLX  | O4-C3-C4-O6     |
| 31  | g     | 202 | CDL  | OA6-CA4-CA6-OA8 |
| 33  | j     | 202 | PLX  | O6-C4-C5-O8     |
| 33  | r     | 503 | PLX  | O6-C4-C5-O8     |
| 31  | l     | 702 | CDL  | C43-C44-C45-C46 |
| 31  | a     | 201 | CDL  | C60-C61-C62-C63 |
| 33  | g     | 201 | PLX  | C14-C15-C16-C17 |
| 30  | W     | 201 | PEE  | O4-C10-O2-C2    |
| 30  | l     | 701 | PEE  | C33-C34-C35-C36 |
| 33  | r     | 502 | PLX  | C28-C29-C30-C31 |
| 31  | i     | 401 | CDL  | OB9-CB7-OB8-CB6 |
| 31  | o     | 201 | CDL  | C32-C31-CA7-OA8 |
| 30  | r     | 501 | PEE  | C38-C39-C40-C41 |
| 31  | g     | 202 | CDL  | C52-C53-C54-C55 |
| 32  | X     | 201 | 8Q1  | O4-C1-S44-C43   |
| 30  | l     | 701 | PEE  | C18-C19-C20-C21 |
| 31  | g     | 202 | CDL  | C42-C43-C44-C45 |
| 33  | r     | 503 | PLX  | O8-C24-C25-C26  |
| 31  | i     | 401 | CDL  | OA5-CA3-CA4-CA6 |
| 30  | W     | 201 | PEE  | C32-C33-C34-C35 |
| 31  | r     | 504 | CDL  | C60-C61-C62-C63 |
| 32  | X     | 201 | 8Q1  | O33-C32-C34-N36 |
| 31  | l     | 702 | CDL  | CA7-C31-C32-C33 |
| 33  | r     | 503 | PLX  | C9-C10-C11-C12  |
| 30  | b     | 201 | PEE  | C11-C12-C13-C14 |
| 31  | V     | 201 | CDL  | CA6-CA4-OA6-CA5 |
| 32  | X     | 201 | 8Q1  | C6-C1-S44-C43   |
| 30  | r     | 501 | PEE  | C1-C2-C3-O3     |
| 31  | g     | 202 | CDL  | CA3-CA4-CA6-OA8 |
| 31  | i     | 401 | CDL  | CA3-CA4-CA6-OA8 |
| 33  | j     | 202 | PLX  | C3-C4-C5-O8     |
| 30  | i     | 402 | PEE  | O3P-C1-C2-O2    |

*Continued on next page...*

*Continued from previous page...*

| Mol | Chain | Res | Type | Atoms           |
|-----|-------|-----|------|-----------------|
| 31  | a     | 201 | CDL  | OB5-CB3-CB4-OB6 |
| 31  | i     | 401 | CDL  | OA5-CA3-CA4-OA6 |
| 30  | b     | 201 | PEE  | C14-C15-C16-C17 |
| 30  | r     | 501 | PEE  | O2-C2-C3-O3     |
| 31  | i     | 401 | CDL  | OA6-CA4-CA6-OA8 |
| 31  | u     | 201 | CDL  | OA6-CA4-CA6-OA8 |
| 33  | r     | 502 | PLX  | O6-C4-C5-O8     |
| 31  | g     | 202 | CDL  | C55-C56-C57-C58 |
| 31  | l     | 702 | CDL  | C12-C13-C14-C15 |
| 30  | l     | 701 | PEE  | C13-C14-C15-C16 |
| 31  | a     | 201 | CDL  | C17-C18-C19-C20 |
| 31  | i     | 401 | CDL  | C75-C76-C77-C78 |
| 31  | V     | 201 | CDL  | C34-C35-C36-C37 |
| 31  | a     | 201 | CDL  | C36-C37-C38-C39 |
| 31  | i     | 401 | CDL  | C35-C36-C37-C38 |
| 31  | a     | 201 | CDL  | C54-C55-C56-C57 |
| 33  | r     | 503 | PLX  | C18-C19-C20-C21 |
| 31  | g     | 202 | CDL  | C54-C55-C56-C57 |
| 33  | j     | 202 | PLX  | C31-C32-C33-C34 |
| 30  | r     | 501 | PEE  | C1-O3P-P-O4P    |
| 31  | l     | 702 | CDL  | CA3-OA5-PA1-OA2 |
| 31  | g     | 202 | CDL  | C64-C65-C66-C67 |
| 33  | r     | 503 | PLX  | C11-C12-C13-C14 |
| 30  | b     | 201 | PEE  | C1-O3P-P-O1P    |
| 30  | j     | 201 | PEE  | C4-O4P-P-O1P    |
| 30  | l     | 701 | PEE  | C1-O3P-P-O2P    |
| 30  | l     | 701 | PEE  | C1-O3P-P-O1P    |
| 30  | l     | 701 | PEE  | C4-O4P-P-O2P    |
| 30  | r     | 501 | PEE  | C1-O3P-P-O2P    |
| 31  | V     | 201 | CDL  | CA3-OA5-PA1-OA4 |
| 31  | a     | 201 | CDL  | CA3-OA5-PA1-OA4 |
| 31  | a     | 201 | CDL  | CB2-OB2-PB2-OB4 |
| 31  | g     | 202 | CDL  | CA3-OA5-PA1-OA3 |
| 31  | i     | 401 | CDL  | CA2-OA2-PA1-OA4 |
| 31  | i     | 401 | CDL  | CA3-OA5-PA1-OA4 |
| 31  | i     | 401 | CDL  | CB2-OB2-PB2-OB3 |
| 31  | i     | 401 | CDL  | CB3-OB5-PB2-OB4 |
| 31  | l     | 702 | CDL  | CB3-OB5-PB2-OB3 |
| 31  | l     | 702 | CDL  | CB3-OB5-PB2-OB4 |
| 31  | o     | 201 | CDL  | CA2-OA2-PA1-OA4 |
| 31  | o     | 201 | CDL  | CB2-OB2-PB2-OB4 |
| 31  | r     | 504 | CDL  | CA2-OA2-PA1-OA3 |

*Continued on next page...*

*Continued from previous page...*

| Mol | Chain | Res | Type | Atoms           |
|-----|-------|-----|------|-----------------|
| 31  | r     | 504 | CDL  | CB3-OB5-PB2-OB4 |
| 31  | u     | 201 | CDL  | CB2-OB2-PB2-OB4 |
| 31  | u     | 201 | CDL  | CB3-OB5-PB2-OB4 |
| 33  | g     | 201 | PLX  | C3-O4-P1-O3     |
| 33  | j     | 202 | PLX  | C3-O4-P1-O3     |
| 30  | b     | 201 | PEE  | O3P-C1-C2-C3    |
| 30  | r     | 501 | PEE  | O3P-C1-C2-C3    |
| 31  | l     | 702 | CDL  | OA5-CA3-CA4-CA6 |
| 33  | g     | 201 | PLX  | O4-C3-C4-C5     |
| 30  | r     | 501 | PEE  | C14-C15-C16-C17 |
| 31  | i     | 401 | CDL  | C74-C75-C76-C77 |
| 33  | g     | 201 | PLX  | C16-C17-C18-C19 |
| 33  | a     | 202 | PLX  | C25-C24-O8-C5   |
| 33  | j     | 202 | PLX  | C25-C24-O8-C5   |
| 31  | a     | 201 | CDL  | C19-C20-C21-C22 |
| 30  | b     | 201 | PEE  | O3P-C1-C2-O2    |
| 31  | i     | 401 | CDL  | OB5-CB3-CB4-OB6 |
| 31  | l     | 702 | CDL  | OA5-CA3-CA4-OA6 |
| 30  | l     | 703 | PEE  | C14-C15-C16-C17 |
| 31  | V     | 201 | CDL  | C71-C72-C73-C74 |
| 31  | r     | 504 | CDL  | CA7-C31-C32-C33 |
| 31  | u     | 201 | CDL  | CA5-C11-C12-C13 |
| 30  | i     | 402 | PEE  | C24-C25-C26-C27 |
| 31  | o     | 201 | CDL  | CA3-CA4-CA6-OA8 |
| 30  | W     | 201 | PEE  | O2-C2-C3-O3     |
| 30  | b     | 201 | PEE  | O2-C2-C3-O3     |
| 30  | i     | 402 | PEE  | O2-C2-C3-O3     |
| 30  | b     | 201 | PEE  | C16-C17-C18-C19 |
| 31  | V     | 201 | CDL  | C55-C56-C57-C58 |
| 30  | i     | 402 | PEE  | C2-C1-O3P-P     |
| 33  | j     | 202 | PLX  | O6-C6-C7-C8     |
| 34  | s     | 401 | UQ   | C14-C16-C17-C18 |
| 31  | l     | 702 | CDL  | C32-C33-C34-C35 |
| 31  | r     | 504 | CDL  | C34-C35-C36-C37 |
| 31  | g     | 202 | CDL  | C62-C63-C64-C65 |
| 30  | b     | 201 | PEE  | C38-C39-C40-C41 |
| 33  | g     | 201 | PLX  | C29-C30-C31-C32 |
| 33  | a     | 202 | PLX  | C13-C14-C15-C16 |
| 33  | a     | 202 | PLX  | C34-C35-C36-C37 |
| 30  | U     | 401 | PEE  | C11-C12-C13-C14 |
| 31  | r     | 504 | CDL  | C40-C41-C42-C43 |
| 30  | U     | 401 | PEE  | O3P-C1-C2-O2    |

*Continued on next page...*

*Continued from previous page...*

| Mol | Chain | Res | Type | Atoms           |
|-----|-------|-----|------|-----------------|
| 30  | i     | 402 | PEE  | C31-C32-C33-C34 |
| 30  | l     | 701 | PEE  | C31-C32-C33-C34 |
| 30  | W     | 201 | PEE  | C18-C19-C20-C21 |
| 30  | j     | 201 | PEE  | C38-C39-C40-C41 |
| 30  | l     | 701 | PEE  | C38-C39-C40-C41 |
| 31  | o     | 201 | CDL  | C32-C33-C34-C35 |
| 30  | l     | 703 | PEE  | C4-O4P-P-O3P    |
| 31  | i     | 401 | CDL  | CB3-OB5-PB2-OB2 |
| 31  | l     | 702 | CDL  | CA2-OA2-PA1-OA5 |
| 33  | a     | 202 | PLX  | C3-O4-P1-O1     |
| 33  | a     | 202 | PLX  | C2-O1-P1-O4     |
| 31  | i     | 401 | CDL  | C15-C16-C17-C18 |
| 31  | i     | 401 | CDL  | C71-C72-C73-C74 |
| 31  | l     | 702 | CDL  | C63-C64-C65-C66 |
| 31  | g     | 202 | CDL  | C23-C24-C25-C26 |
| 31  | a     | 201 | CDL  | C31-CA7-OA8-CA6 |
| 31  | a     | 201 | CDL  | OA9-CA7-OA8-CA6 |
| 31  | g     | 202 | CDL  | C39-C40-C41-C42 |
| 31  | V     | 201 | CDL  | C53-C54-C55-C56 |
| 31  | i     | 401 | CDL  | CB5-C51-C52-C53 |
| 30  | b     | 201 | PEE  | C15-C16-C17-C18 |
| 30  | i     | 402 | PEE  | C37-C38-C39-C40 |
| 30  | b     | 201 | PEE  | C18-C19-C20-C21 |
| 30  | U     | 401 | PEE  | C34-C35-C36-C37 |
| 30  | U     | 401 | PEE  | C40-C41-C42-C43 |
| 31  | V     | 201 | CDL  | C39-C40-C41-C42 |
| 31  | V     | 201 | CDL  | C75-C76-C77-C78 |
| 30  | l     | 701 | PEE  | C39-C40-C41-C42 |
| 31  | u     | 201 | CDL  | C61-C62-C63-C64 |
| 31  | u     | 201 | CDL  | C60-C61-C62-C63 |
| 31  | g     | 202 | CDL  | C11-C12-C13-C14 |
| 33  | g     | 201 | PLX  | C36-C37-C38-C39 |
| 33  | j     | 202 | PLX  | C11-C12-C13-C14 |
| 31  | r     | 504 | CDL  | C21-C22-C23-C24 |
| 30  | l     | 703 | PEE  | C22-C23-C24-C25 |
| 31  | V     | 201 | CDL  | CA3-CA4-CA6-OA8 |
| 31  | r     | 504 | CDL  | C37-C38-C39-C40 |
| 31  | g     | 202 | CDL  | C44-C45-C46-C47 |
| 31  | g     | 202 | CDL  | C31-C32-C33-C34 |
| 31  | r     | 504 | CDL  | C78-C79-C80-C81 |
| 33  | a     | 202 | PLX  | C10-C11-C12-C13 |
| 33  | j     | 202 | PLX  | C19-C20-C21-C22 |

*Continued on next page...*



*Continued from previous page...*

| Mol | Chain | Res | Type | Atoms           |
|-----|-------|-----|------|-----------------|
| 31  | u     | 201 | CDL  | C72-C73-C74-C75 |
| 30  | W     | 201 | PEE  | C34-C35-C36-C37 |
| 30  | U     | 401 | PEE  | O3P-C1-C2-C3    |
| 30  | U     | 401 | PEE  | C32-C33-C34-C35 |
| 31  | l     | 702 | CDL  | C57-C58-C59-C60 |
| 30  | W     | 201 | PEE  | O5-C30-C31-C32  |
| 30  | l     | 703 | PEE  | C13-C14-C15-C16 |
| 30  | r     | 501 | PEE  | C31-C32-C33-C34 |
| 30  | r     | 501 | PEE  | C20-C21-C22-C23 |
| 31  | g     | 202 | CDL  | C51-C52-C53-C54 |
| 31  | i     | 401 | CDL  | C13-C14-C15-C16 |
| 33  | r     | 502 | PLX  | O8-C24-C25-C26  |
| 30  | i     | 402 | PEE  | C23-C24-C25-C26 |
| 31  | a     | 201 | CDL  | C15-C16-C17-C18 |
| 33  | a     | 202 | PLX  | C33-C34-C35-C36 |
| 31  | V     | 201 | CDL  | OB6-CB4-CB6-OB8 |
| 31  | V     | 201 | CDL  | C64-C65-C66-C67 |
| 31  | o     | 201 | CDL  | C80-C81-C82-C83 |
| 30  | l     | 701 | PEE  | C37-C38-C39-C40 |
| 30  | j     | 201 | PEE  | C39-C40-C41-C42 |
| 30  | l     | 703 | PEE  | C19-C20-C21-C22 |
| 30  | l     | 703 | PEE  | C15-C16-C17-C18 |
| 30  | U     | 401 | PEE  | C14-C15-C16-C17 |
| 30  | W     | 201 | PEE  | C16-C17-C18-C19 |
| 30  | i     | 402 | PEE  | C38-C39-C40-C41 |
| 31  | a     | 201 | CDL  | C35-C36-C37-C38 |
| 33  | r     | 502 | PLX  | C25-C26-C27-C28 |
| 31  | r     | 504 | CDL  | C54-C55-C56-C57 |
| 30  | U     | 401 | PEE  | C18-C19-C20-C21 |
| 30  | l     | 703 | PEE  | C36-C37-C38-C39 |
| 33  | j     | 202 | PLX  | C7-C6-O6-C4     |
| 31  | l     | 702 | CDL  | C31-C32-C33-C34 |
| 31  | V     | 201 | CDL  | OA5-CA3-CA4-OA6 |
| 31  | r     | 504 | CDL  | C17-C18-C19-C20 |
| 30  | U     | 401 | PEE  | C13-C14-C15-C16 |
| 33  | g     | 201 | PLX  | C6-C7-C8-C9     |
| 31  | l     | 702 | CDL  | C12-C11-CA5-OA6 |
| 30  | j     | 201 | PEE  | C16-C17-C18-C19 |
| 30  | l     | 703 | PEE  | C16-C17-C18-C19 |
| 30  | l     | 701 | PEE  | O3-C30-C31-C32  |
| 31  | u     | 201 | CDL  | C72-C71-CB7-OB8 |
| 30  | j     | 201 | PEE  | C15-C16-C17-C18 |

*Continued on next page...*

*Continued from previous page...*

| Mol | Chain | Res | Type | Atoms           |
|-----|-------|-----|------|-----------------|
| 30  | W     | 201 | PEE  | O3P-C1-C2-C3    |
| 31  | a     | 201 | CDL  | C12-C13-C14-C15 |
| 30  | i     | 402 | PEE  | C36-C37-C38-C39 |
| 31  | o     | 201 | CDL  | C12-C11-CA5-OA6 |
| 31  | V     | 201 | CDL  | C57-C58-C59-C60 |
| 30  | U     | 401 | PEE  | C44-C45-C46-C47 |
| 30  | l     | 701 | PEE  | C16-C17-C18-C19 |
| 30  | r     | 501 | PEE  | C30-C31-C32-C33 |
| 30  | j     | 201 | PEE  | O2-C10-C11-C12  |
| 35  | w     | 401 | ADP  | PB-O3A-PA-O2A   |
| 31  | r     | 504 | CDL  | C72-C73-C74-C75 |
| 34  | s     | 401 | UQ   | C1-C2-O2-CM2    |
| 31  | g     | 202 | CDL  | C36-C37-C38-C39 |
| 33  | j     | 202 | PLX  | C2-C1-N1-C1A    |
| 31  | o     | 201 | CDL  | C32-C31-CA7-OA9 |
| 30  | W     | 201 | PEE  | O3P-C1-C2-O2    |
| 30  | l     | 701 | PEE  | O5-C30-C31-C32  |
| 31  | u     | 201 | CDL  | C72-C71-CB7-OB9 |
| 31  | l     | 702 | CDL  | C12-C11-CA5-OA7 |
| 30  | b     | 201 | PEE  | O3-C30-C31-C32  |
| 31  | o     | 201 | CDL  | C12-C11-CA5-OA7 |
| 31  | r     | 504 | CDL  | CA3-OA5-PA1-OA3 |
| 31  | u     | 201 | CDL  | CA3-OA5-PA1-OA3 |
| 34  | s     | 401 | UQ   | C6-C7-C8-C9     |
| 31  | o     | 201 | CDL  | C78-C79-C80-C81 |
| 31  | l     | 702 | CDL  | OB5-CB3-CB4-CB6 |
| 30  | b     | 201 | PEE  | C12-C13-C14-C15 |
| 31  | a     | 201 | CDL  | C74-C75-C76-C77 |
| 30  | r     | 501 | PEE  | C16-C17-C18-C19 |
| 31  | l     | 702 | CDL  | C52-C51-CB5-OB6 |
| 31  | a     | 201 | CDL  | C18-C19-C20-C21 |
| 30  | b     | 201 | PEE  | C5-C4-O4P-P     |
| 33  | r     | 502 | PLX  | C25-C24-O8-C5   |
| 31  | r     | 504 | CDL  | C12-C11-CA5-OA6 |
| 30  | j     | 201 | PEE  | C40-C41-C42-C43 |
| 30  | l     | 703 | PEE  | C39-C40-C41-C42 |
| 33  | r     | 502 | PLX  | C35-C36-C37-C38 |
| 31  | r     | 504 | CDL  | C44-C45-C46-C47 |
| 31  | u     | 201 | CDL  | C12-C11-CA5-OA6 |
| 31  | a     | 201 | CDL  | C53-C54-C55-C56 |
| 30  | j     | 201 | PEE  | O4-C10-C11-C12  |
| 31  | l     | 702 | CDL  | C32-C31-CA7-OA8 |

*Continued on next page...*

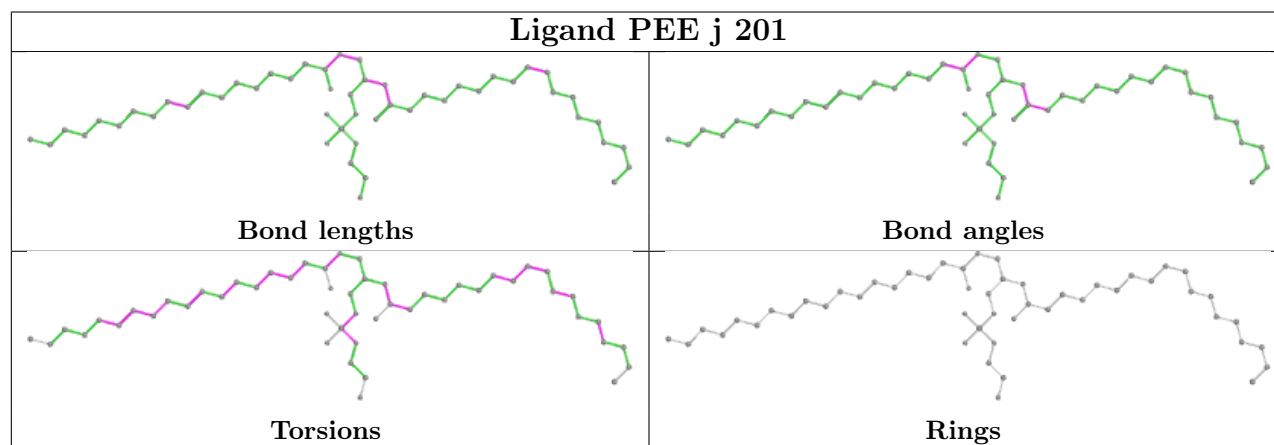
*Continued from previous page...*

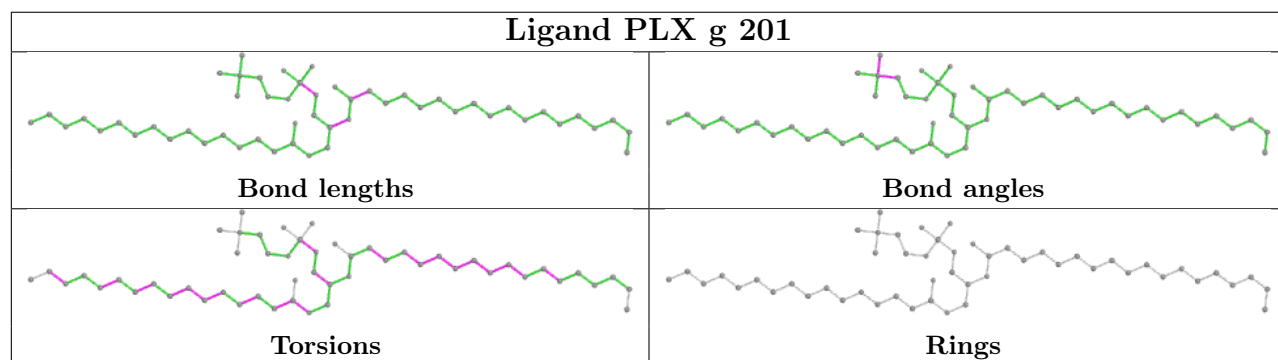
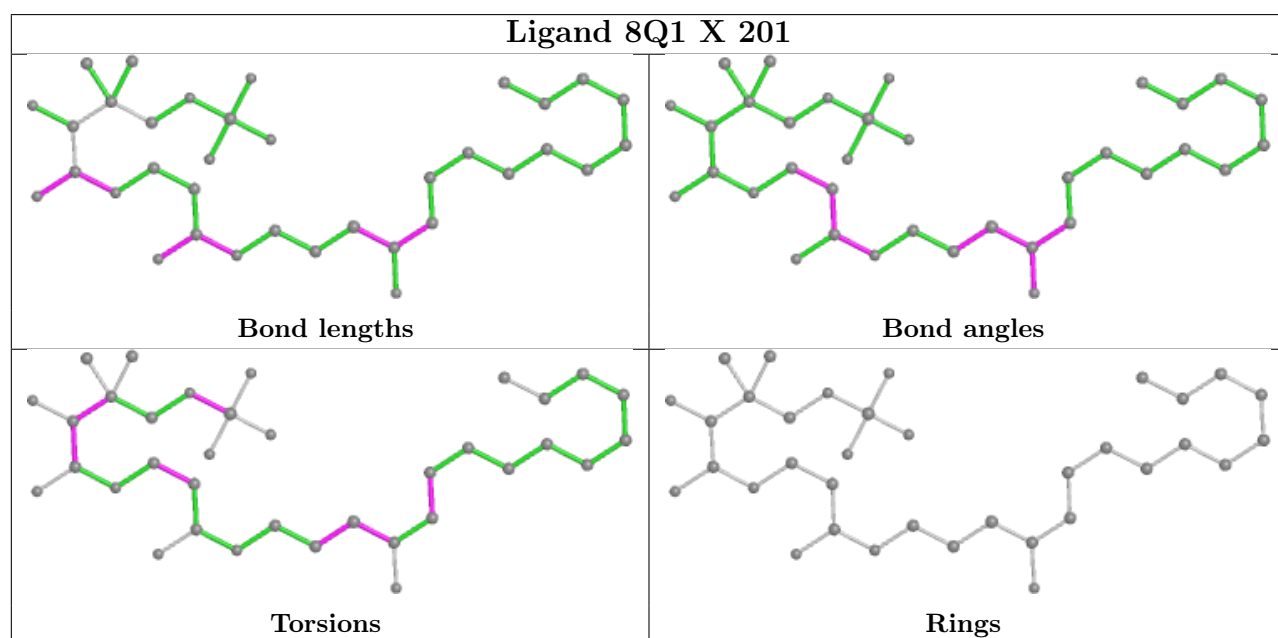
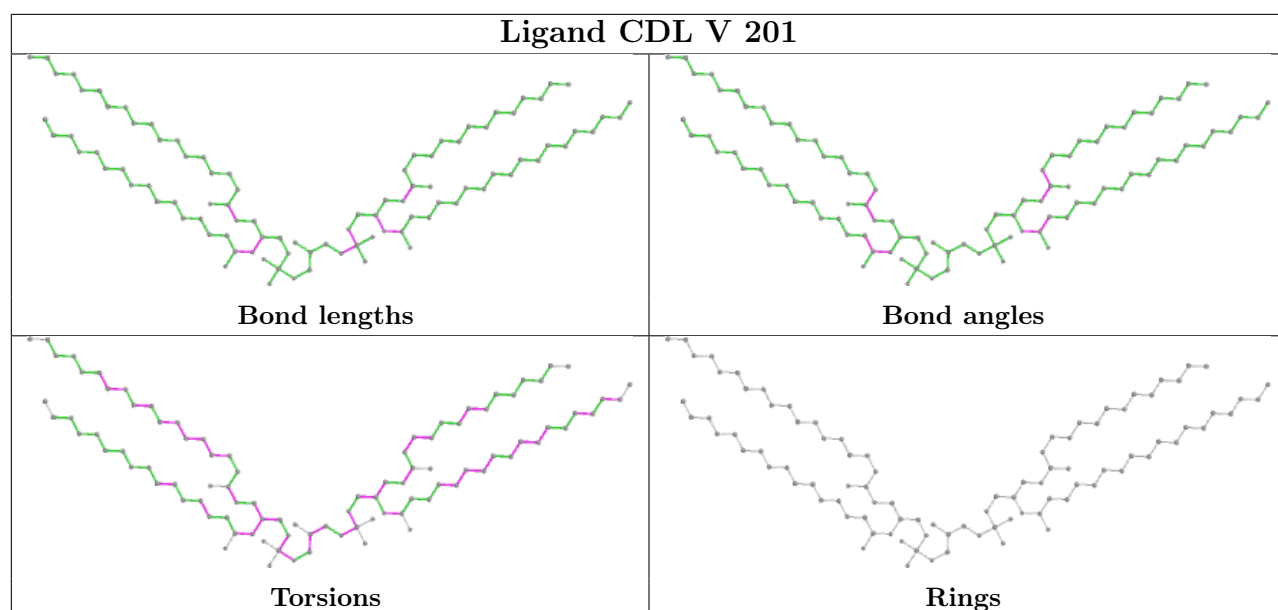
| Mol | Chain | Res | Type | Atoms           |
|-----|-------|-----|------|-----------------|
| 31  | l     | 702 | CDL  | C32-C31-CA7-OA9 |
| 30  | b     | 201 | PEE  | O5-C30-C31-C32  |
| 31  | r     | 504 | CDL  | C12-C11-CA5-OA7 |
| 30  | r     | 501 | PEE  | C44-C45-C46-C47 |

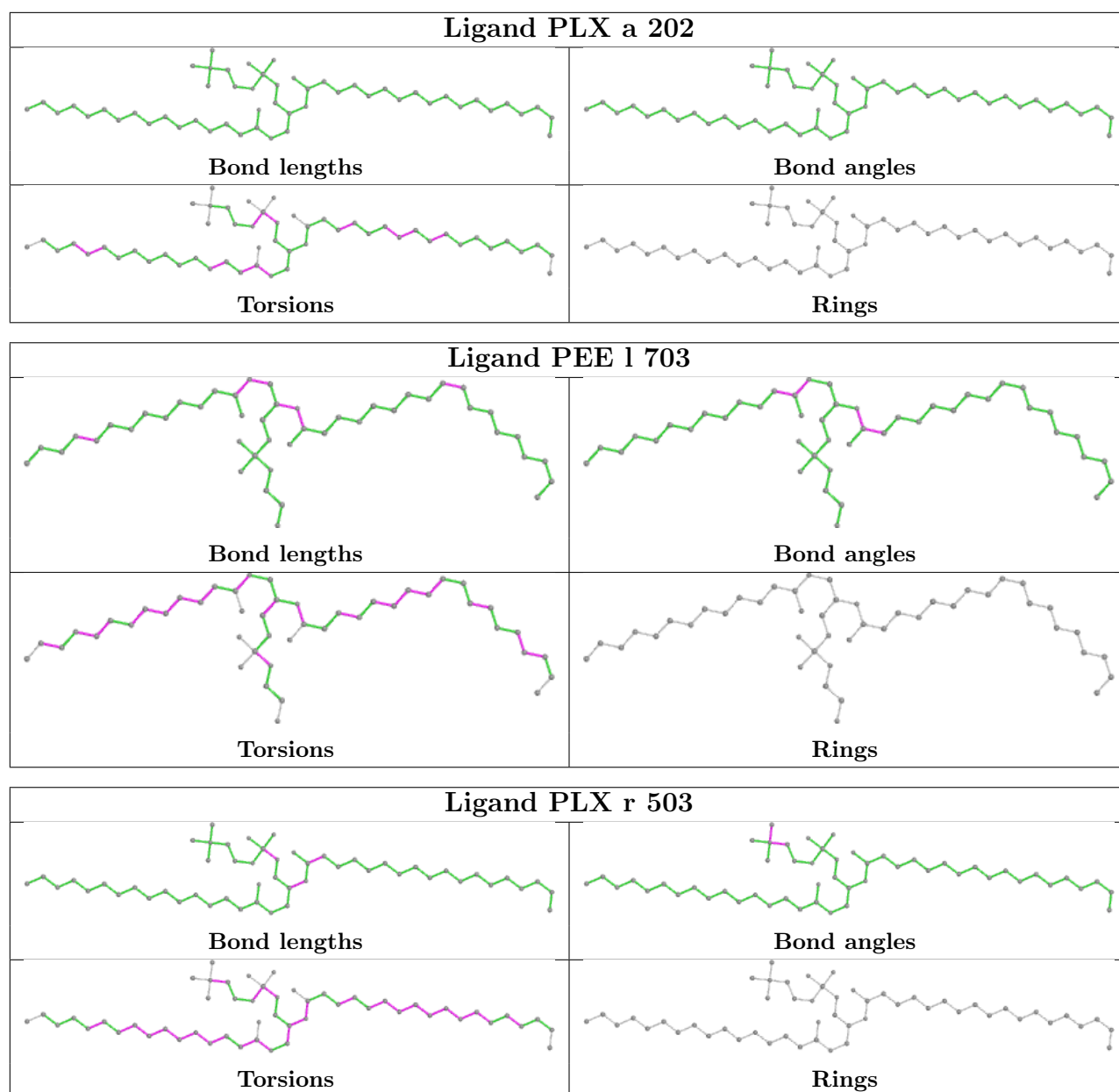
There are no ring outliers.

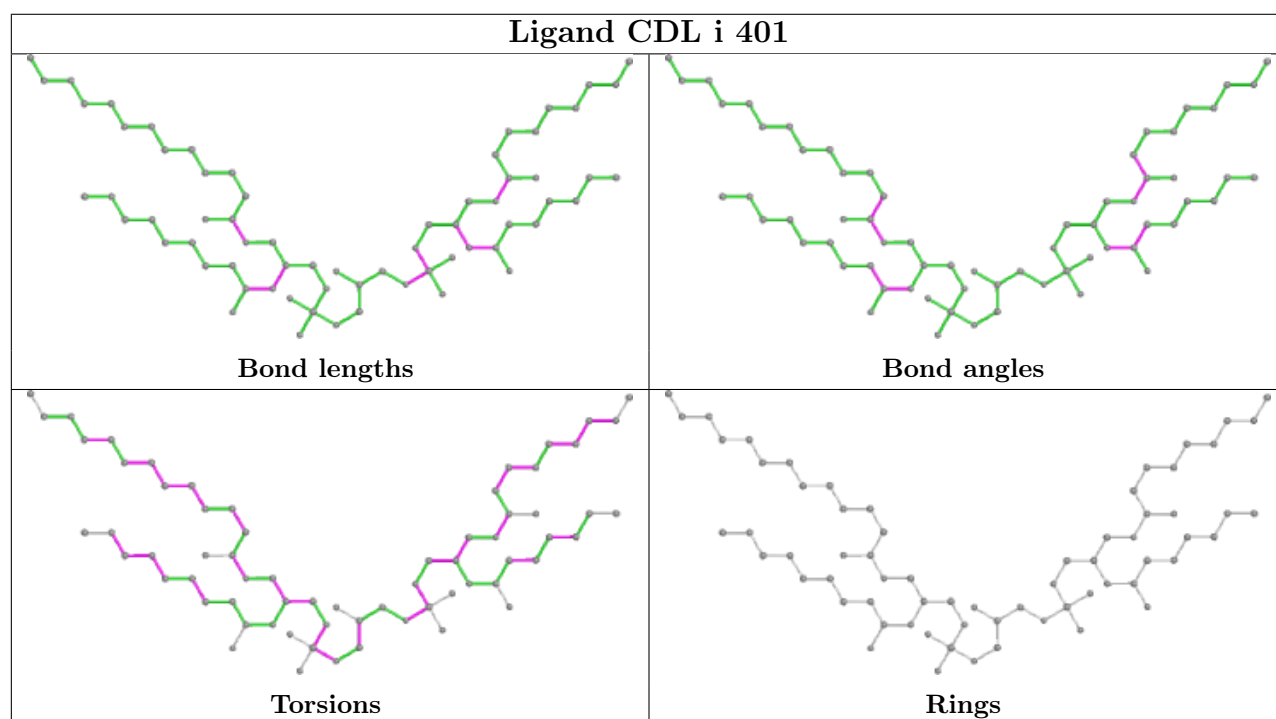
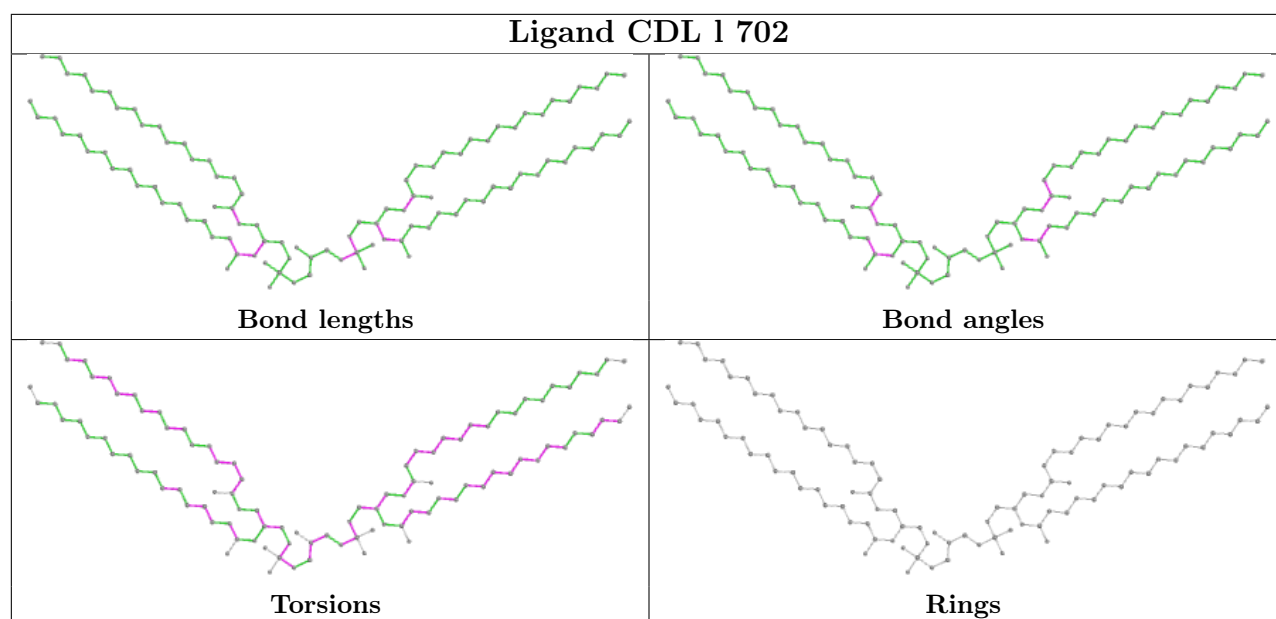
No monomer is involved in short contacts.

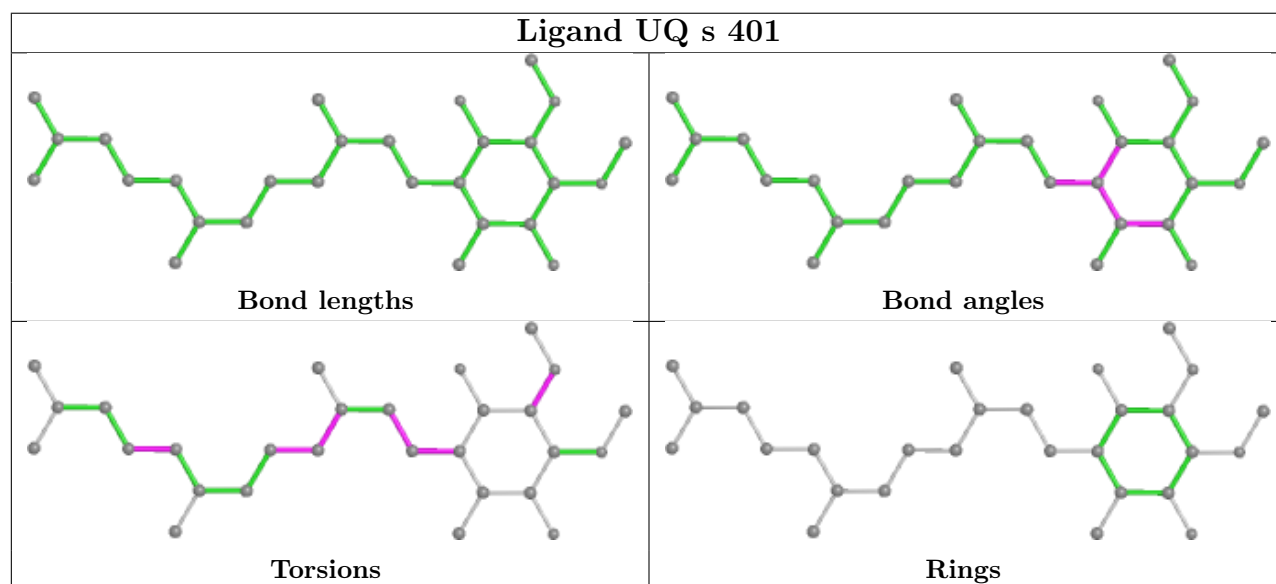
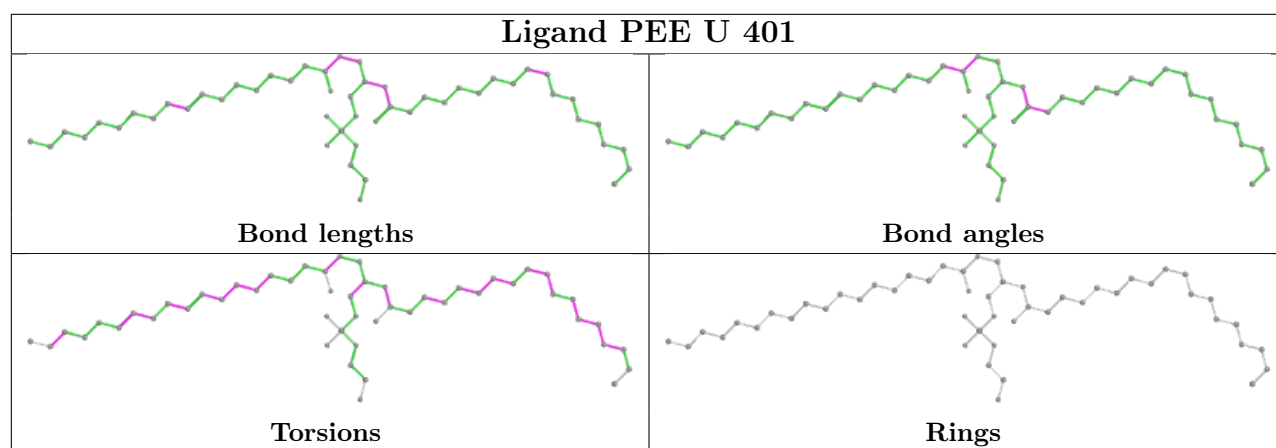
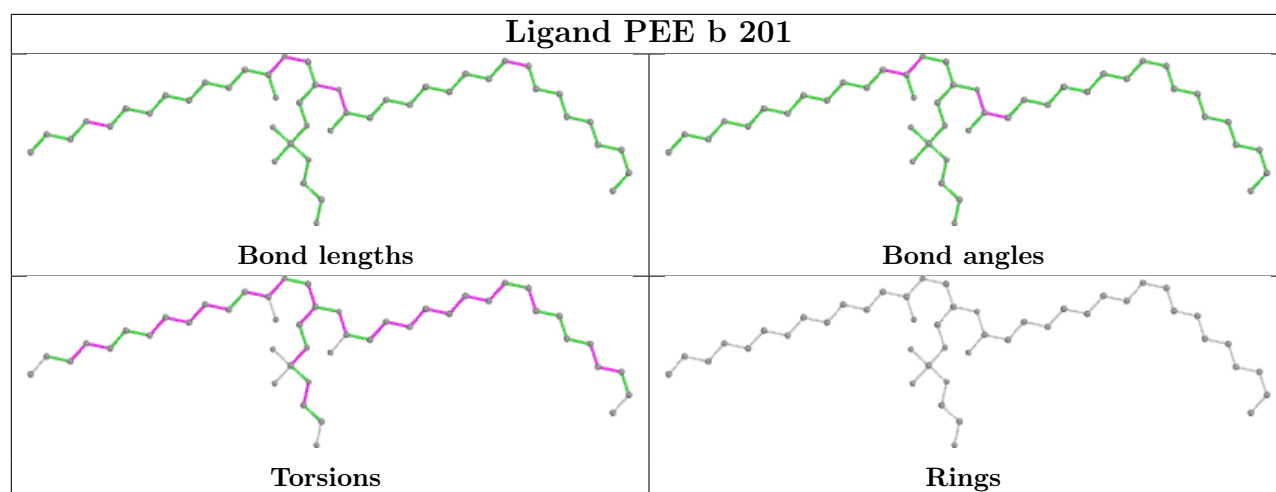
The following is a two-dimensional graphical depiction of Mogul quality analysis of bond lengths, bond angles, torsion angles, and ring geometry for all instances of the Ligand of Interest. In addition, ligands with molecular weight > 250 and outliers as shown on the validation Tables will also be included. For torsion angles, if less than 5% of the Mogul distribution of torsion angles is within 10 degrees of the torsion angle in question, then that torsion angle is considered an outlier. Any bond that is central to one or more torsion angles identified as an outlier by Mogul will be highlighted in the graph. For rings, the root-mean-square deviation (RMSD) between the ring in question and similar rings identified by Mogul is calculated over all ring torsion angles. If the average RMSD is greater than 60 degrees and the minimal RMSD between the ring in question and any Mogul-identified rings is also greater than 60 degrees, then that ring is considered an outlier. The outliers are highlighted in purple. The color gray indicates Mogul did not find sufficient equivalents in the CSD to analyse the geometry.

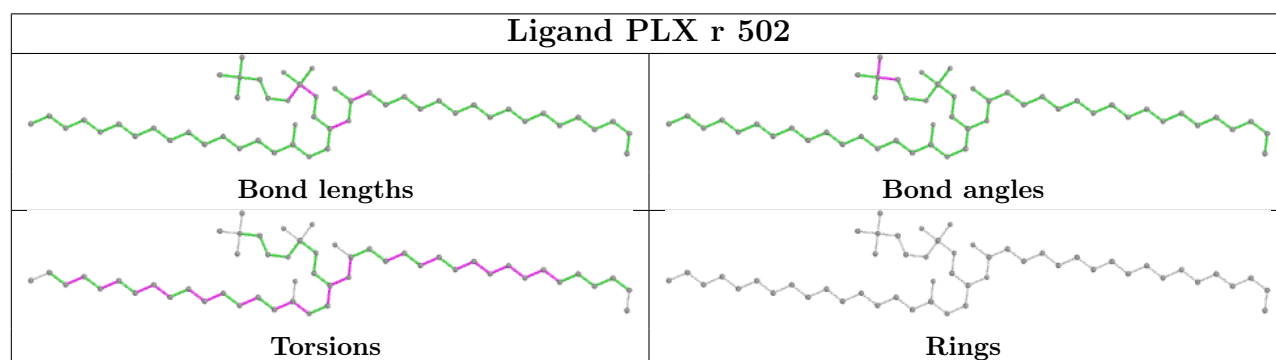
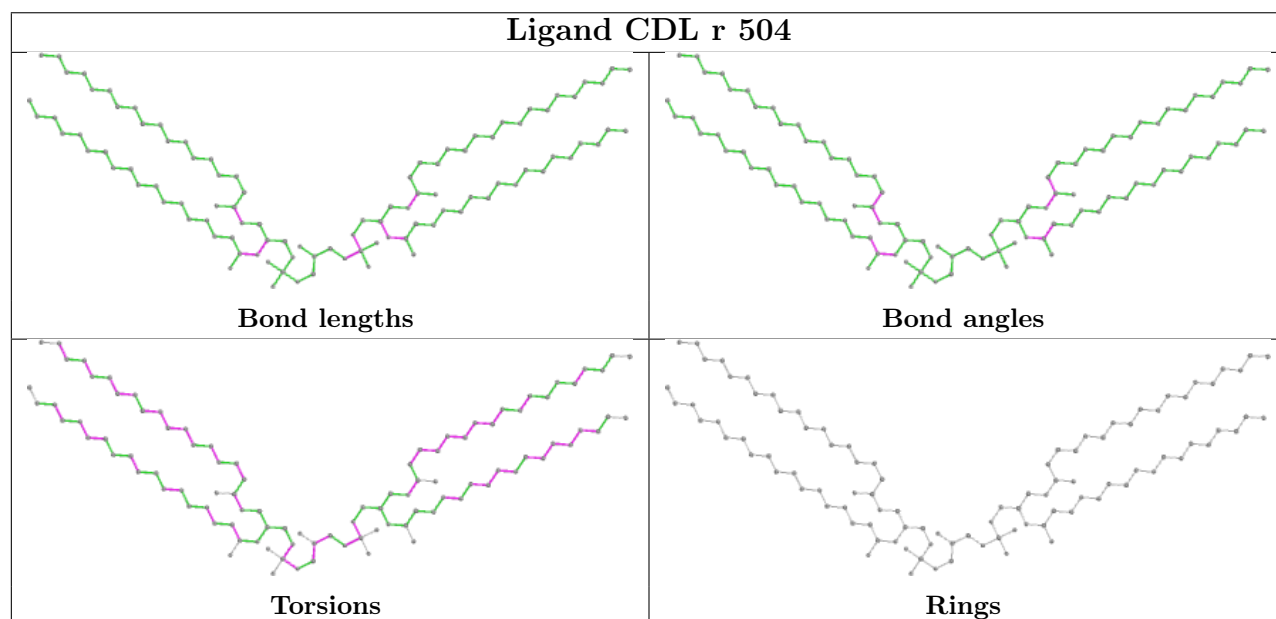
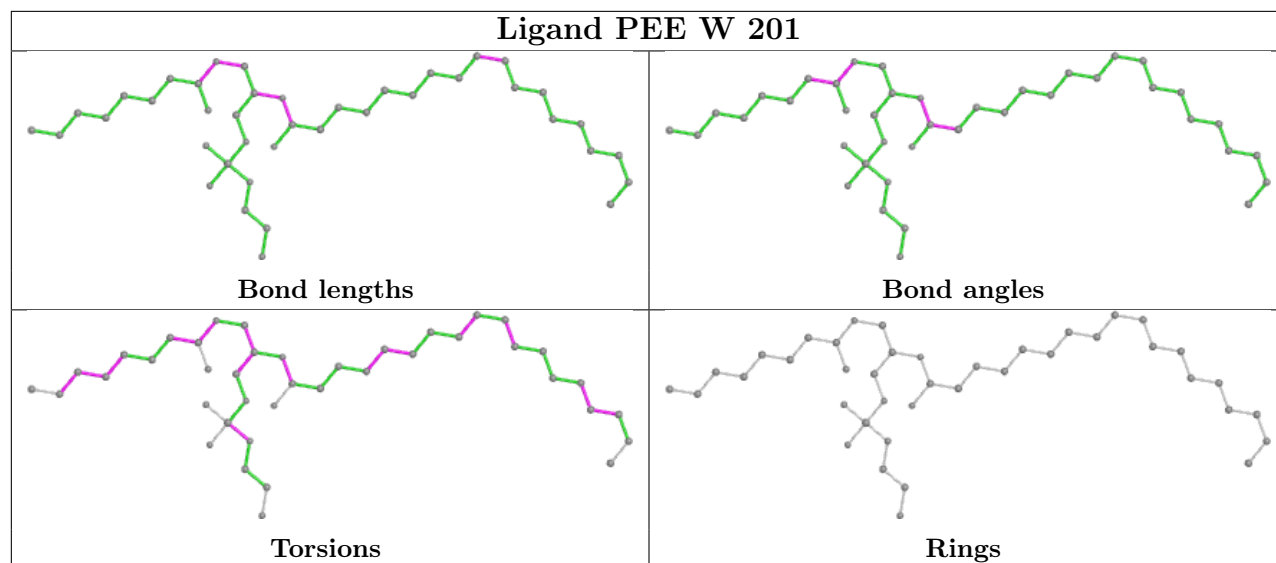




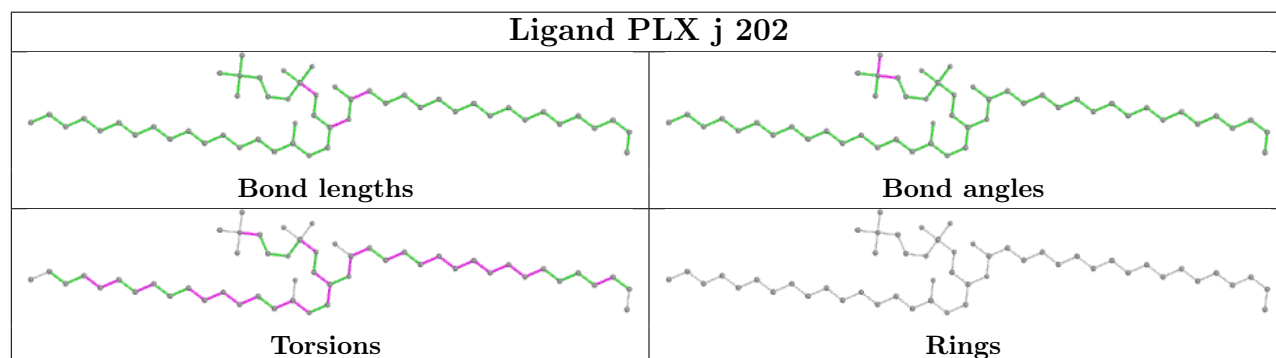
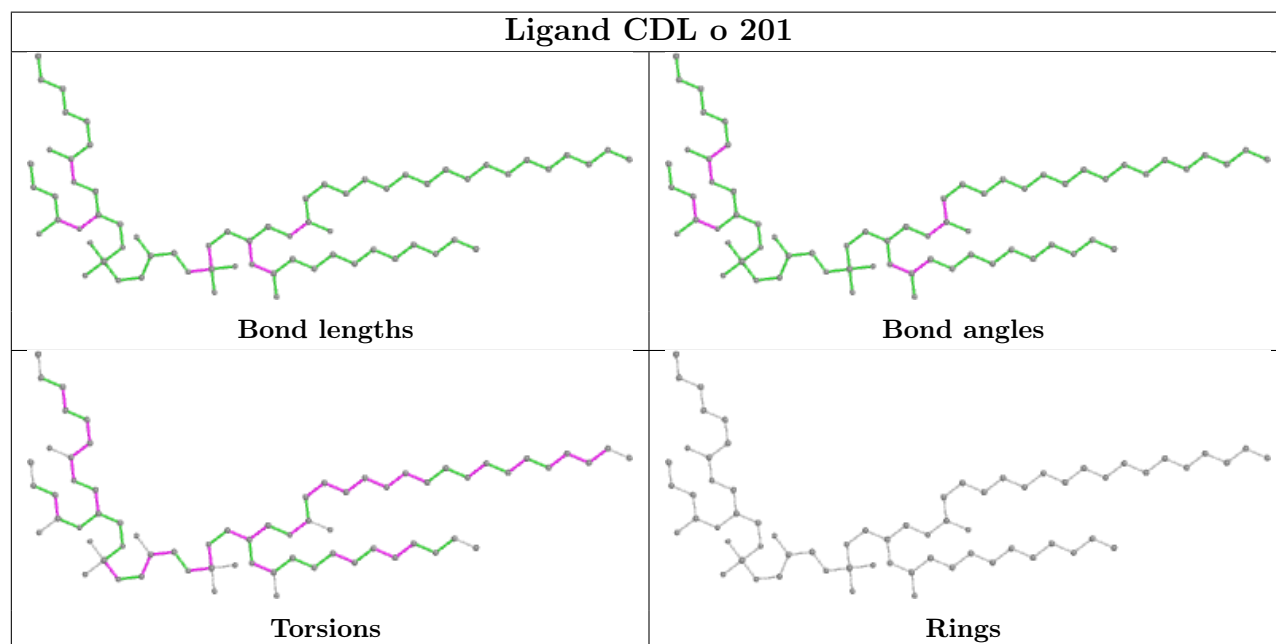
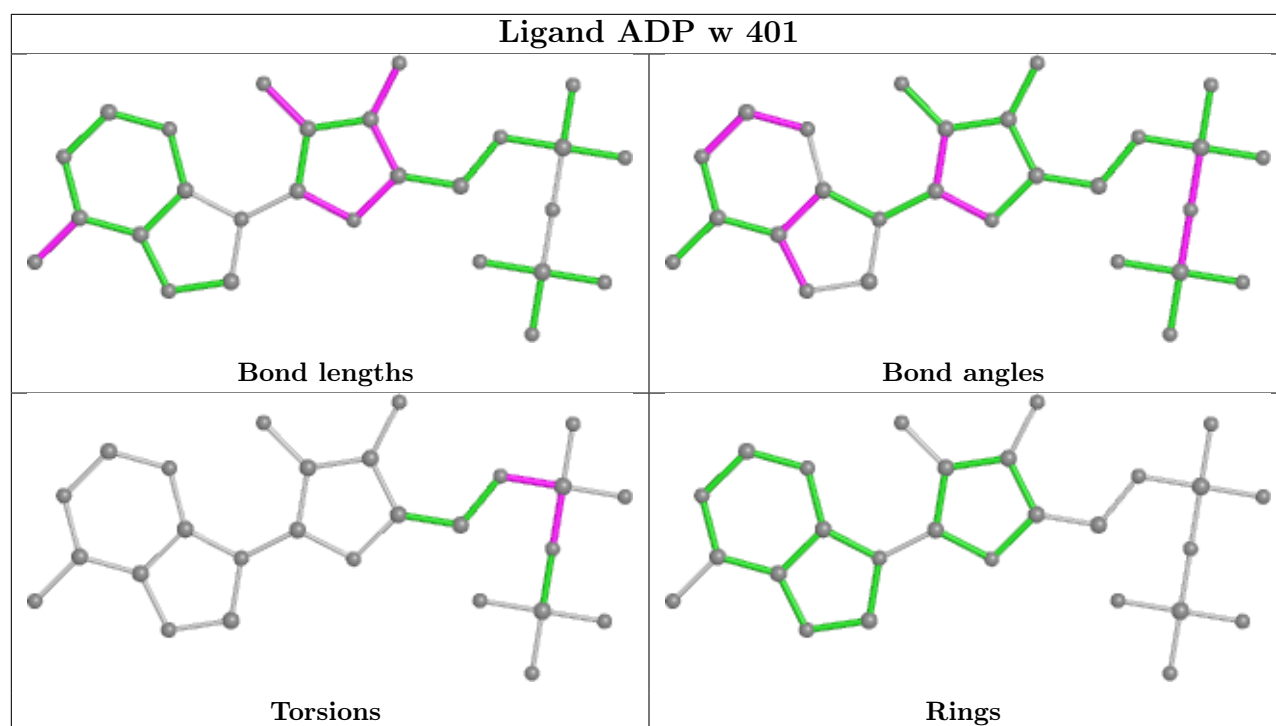


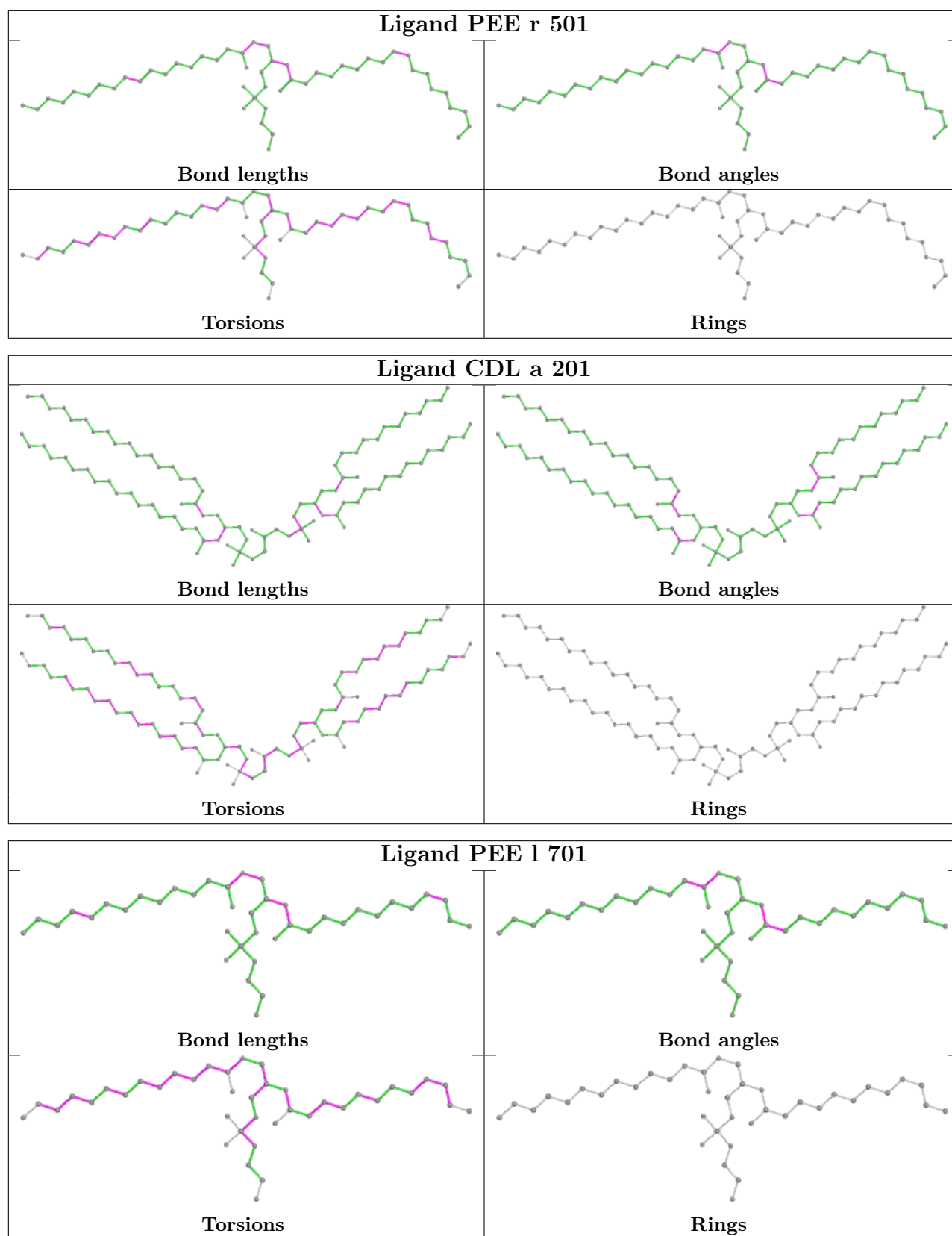


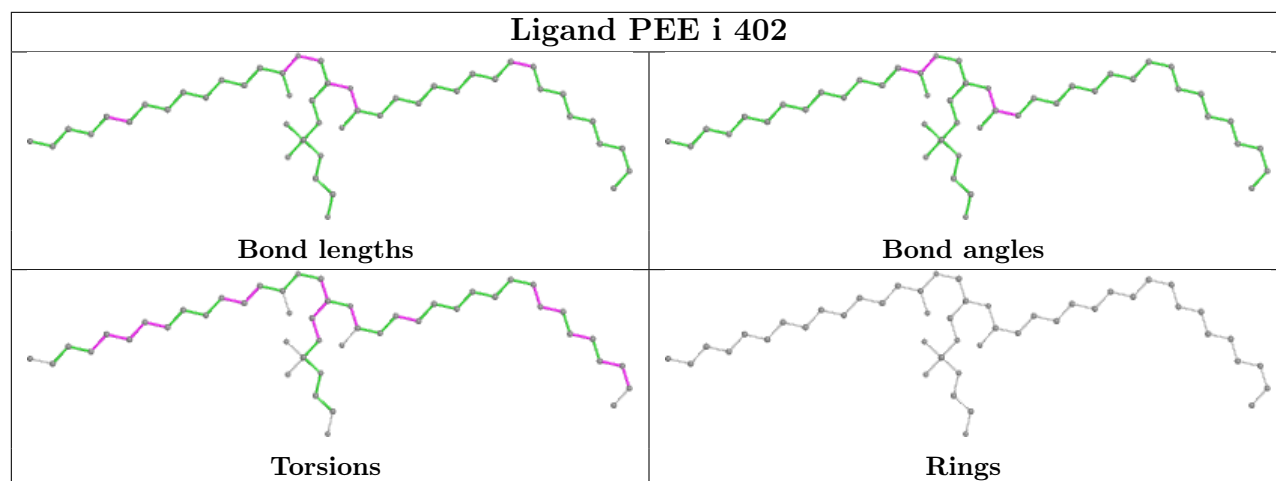
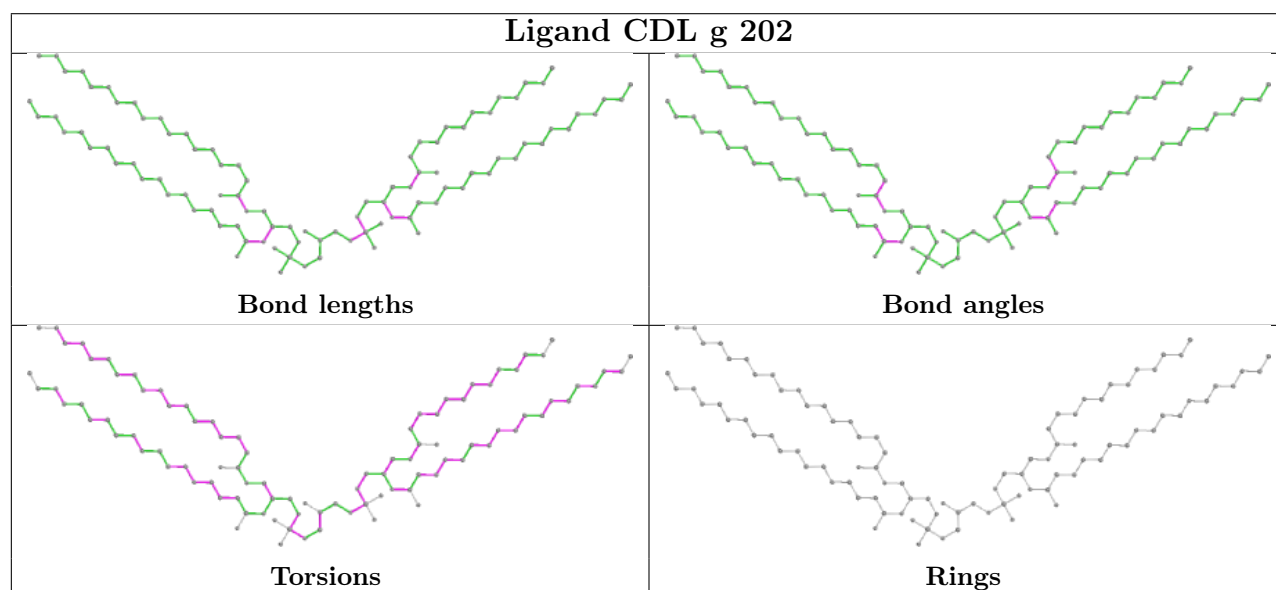
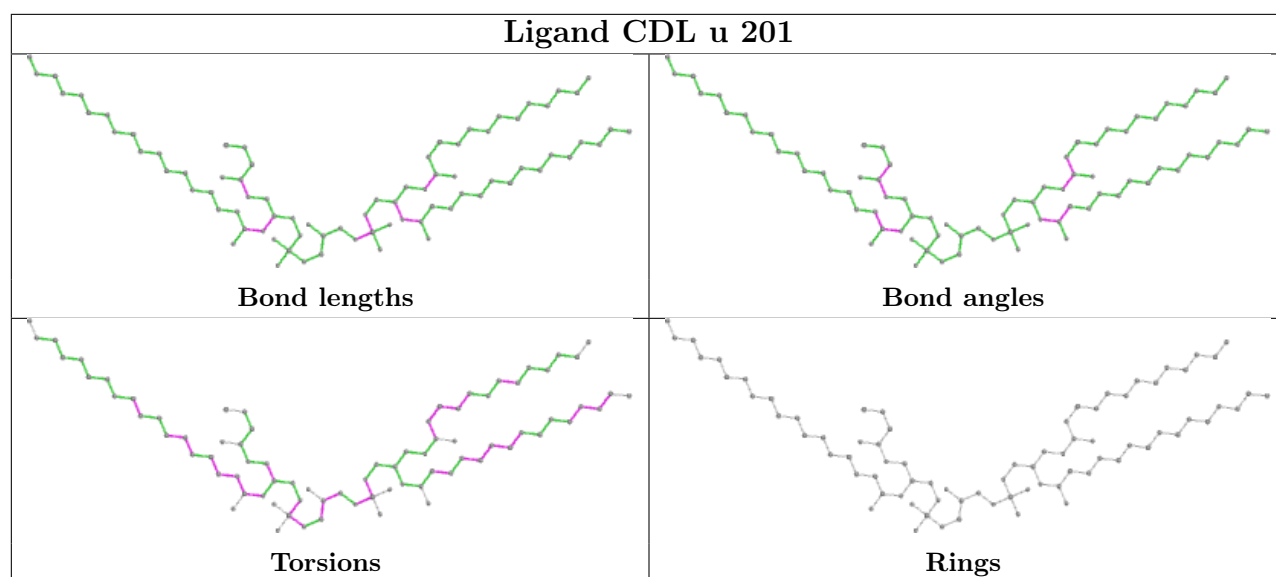












## 5.7 Other polymers [i](#)

There are no such residues in this entry.

## 5.8 Polymer linkage issues [i](#)

There are no chain breaks in this entry.

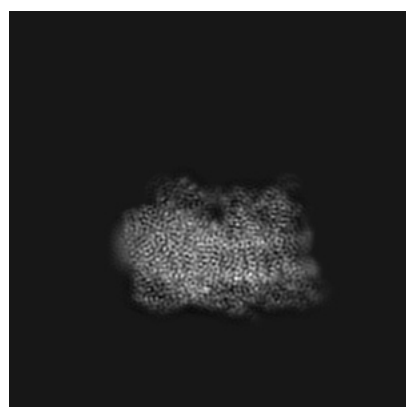
## 6 Map visualisation [i](#)

This section contains visualisations of the EMDB entry EMD-32191. These allow visual inspection of the internal detail of the map and identification of artifacts.

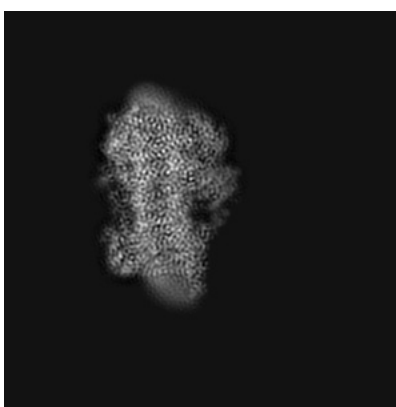
No raw map or half-maps were deposited for this entry and therefore no images, graphs, etc. pertaining to the raw map can be shown.

### 6.1 Orthogonal projections [i](#)

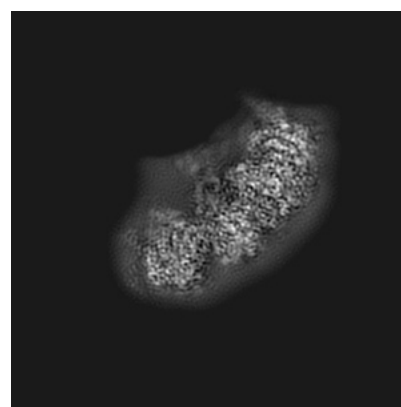
#### 6.1.1 Primary map



X



Y

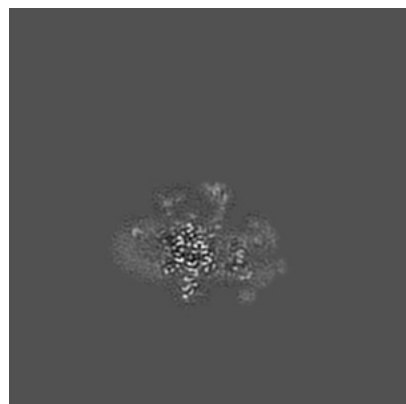


Z

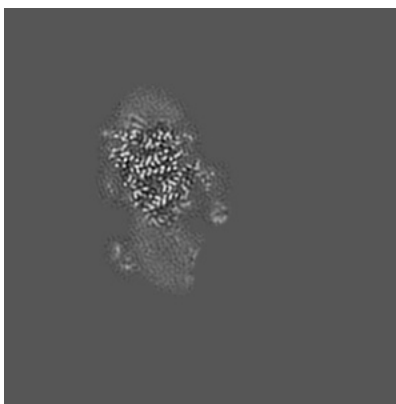
The images above show the map projected in three orthogonal directions.

### 6.2 Central slices [i](#)

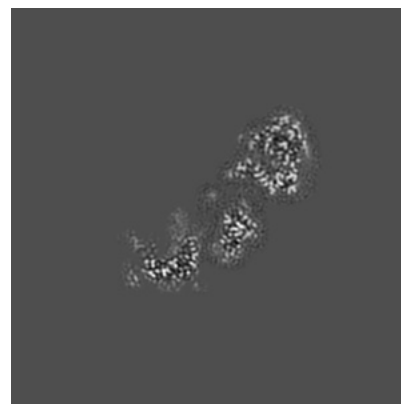
#### 6.2.1 Primary map



X Index: 165



Y Index: 165




Z Index: 165


The images above show central slices of the map in three orthogonal directions.

## 6.3 Largest variance slices [i](#)

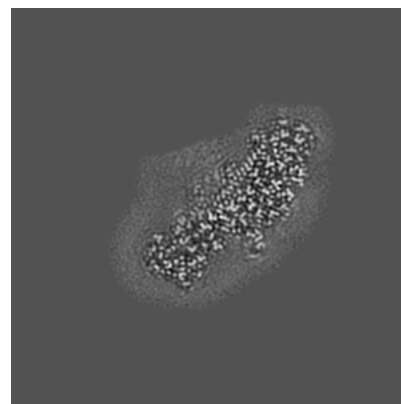
### 6.3.1 Primary map



X Index: 219



Y Index: 142



Z Index: 136

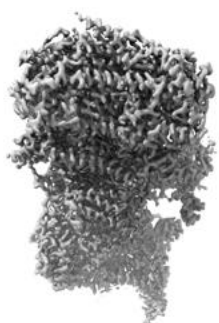
The images above show the largest variance slices of the map in three orthogonal directions.

## 6.4 Orthogonal surface views [i](#)

### 6.4.1 Primary map



X



Y



Z

The images above show the 3D surface view of the map at the recommended contour level 0.0238. These images, in conjunction with the slice images, may facilitate assessment of whether an appropriate contour level has been provided.

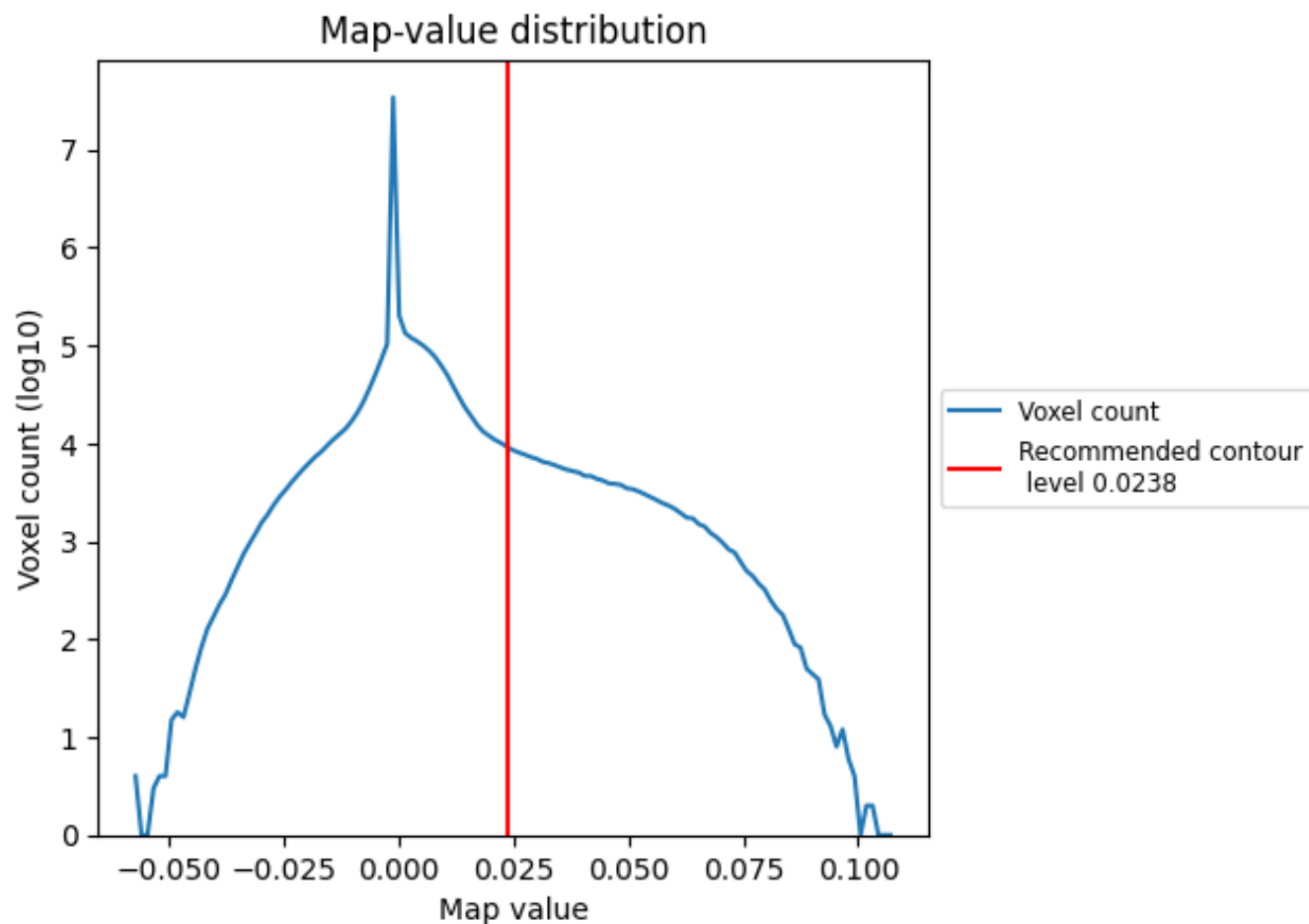
## 6.5 Mask visualisation

This section was not generated. No masks/segmentation were deposited.

## 7 Map analysis [i](#)

This section contains the results of statistical analysis of the map.

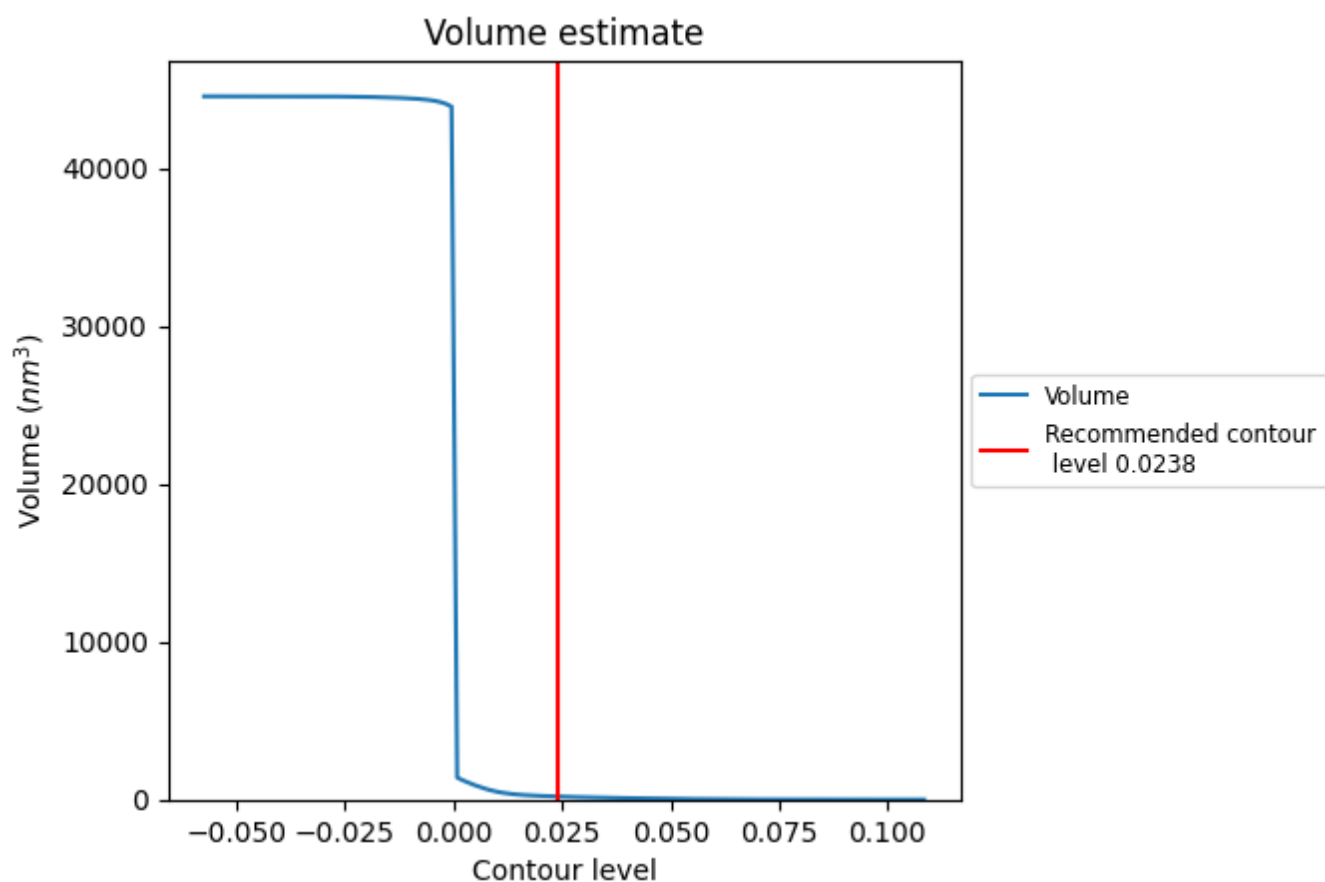
### 7.1 Map-value distribution [i](#)



The map-value distribution is plotted in 128 intervals along the x-axis. The y-axis is logarithmic. A spike in this graph at zero usually indicates that the volume has been masked.



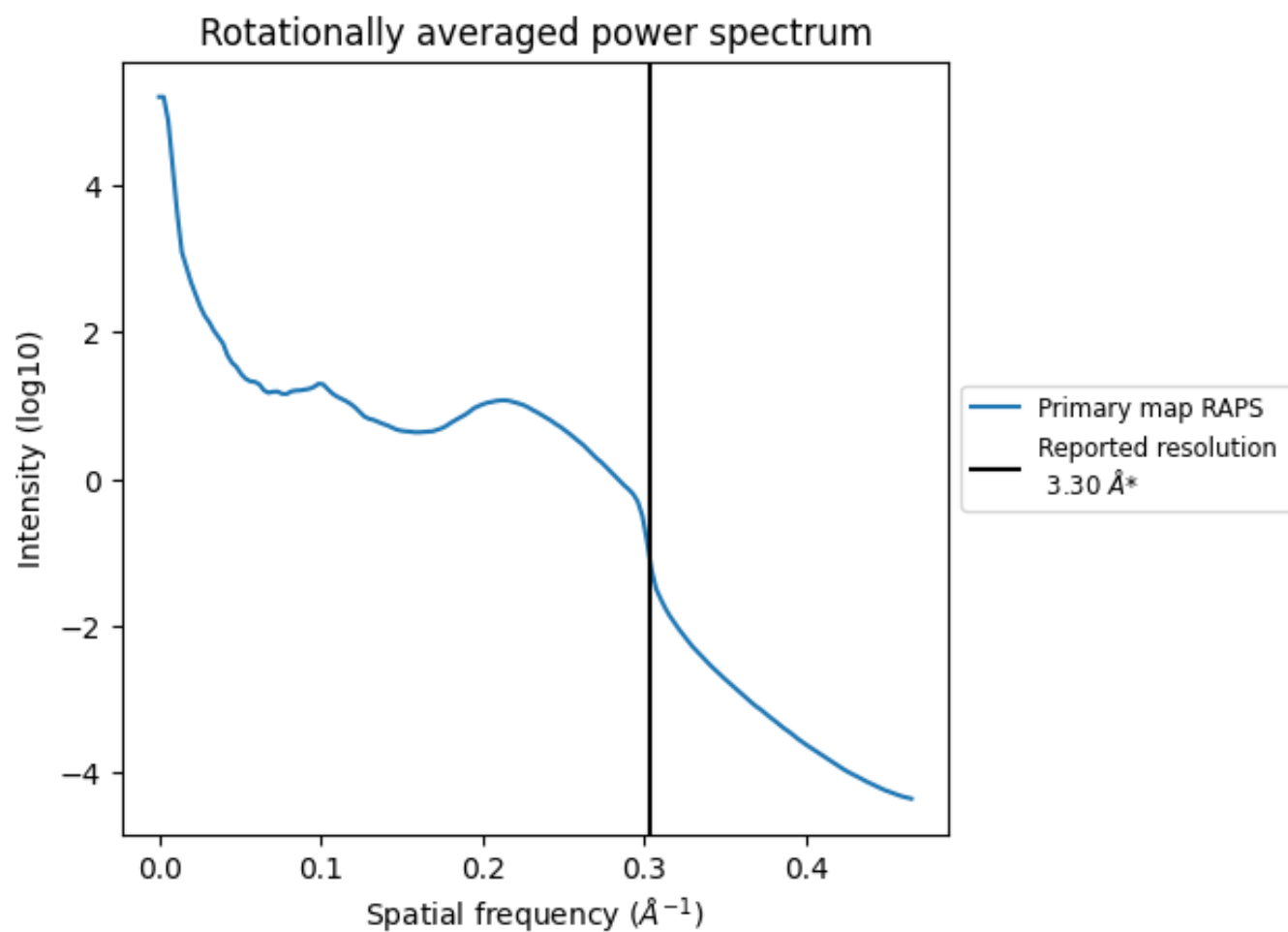
## 7.2 Volume estimate [i](#)



The volume at the recommended contour level is 195 nm<sup>3</sup>; this corresponds to an approximate mass of 176 kDa.

The volume estimate graph shows how the enclosed volume varies with the contour level. The recommended contour level is shown as a vertical line and the intersection between the line and the curve gives the volume of the enclosed surface at the given level.

### 7.3 Rotationally averaged power spectrum ⓘ



\*Reported resolution corresponds to spatial frequency of 0.303 Å<sup>-1</sup>

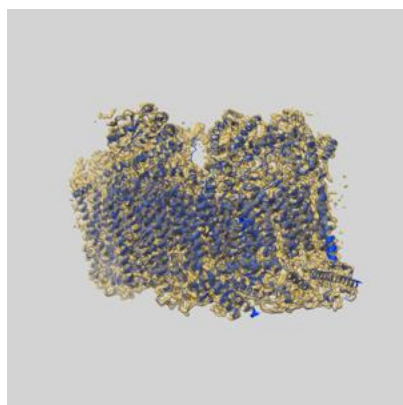
## 8 Fourier-Shell correlation ⓘ

This section was not generated. No FSC curve or half-maps provided.

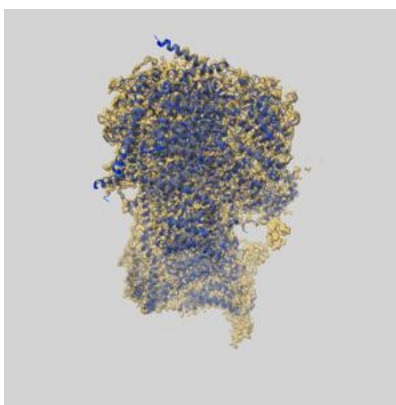
## 9 Map-model fit [i](#)

This section contains information regarding the fit between EMDB map EMD-32191 and PDB model 7VY1. Per-residue inclusion information can be found in [section 3](#) on [page 14](#).

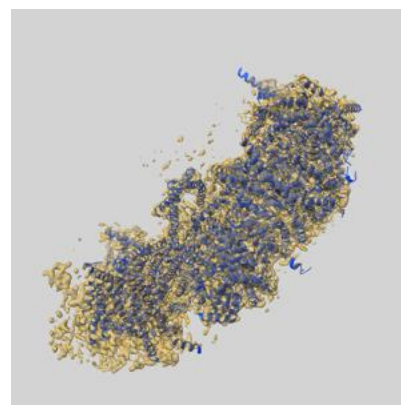
### 9.1 Map-model overlay [i](#)



X



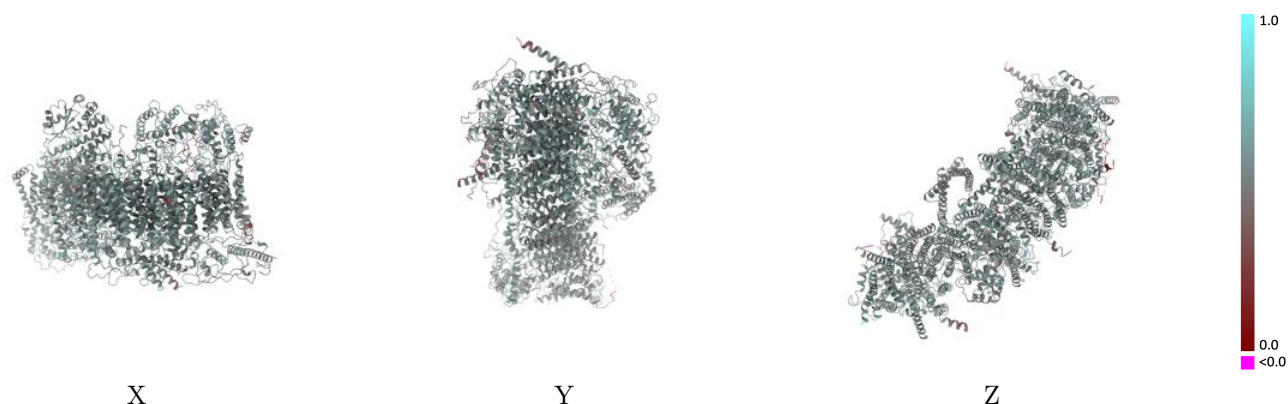
Y



Z

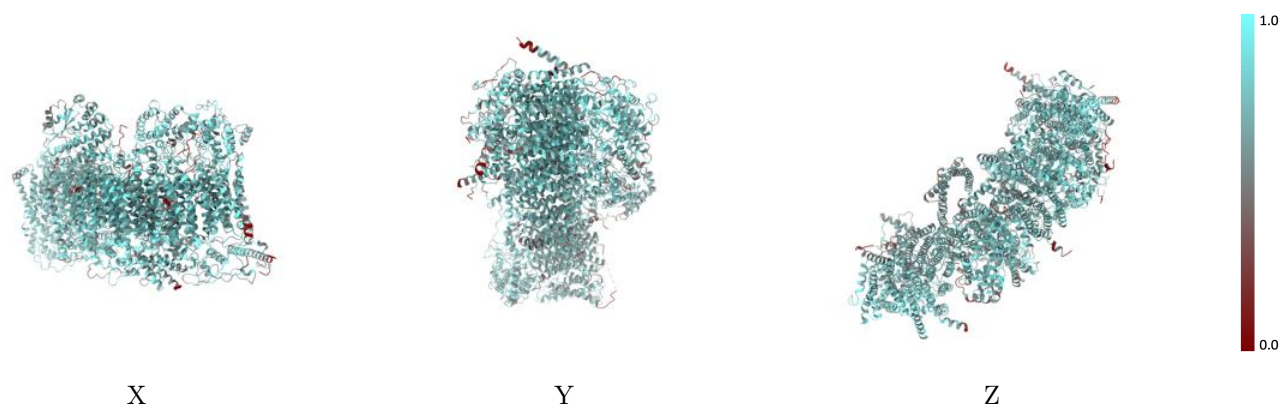
The images above show the 3D surface view of the map at the recommended contour level 0.0238 at 50% transparency in yellow overlaid with a ribbon representation of the model coloured in blue. These images allow for the visual assessment of the quality of fit between the atomic model and the map.

## 9.2 Q-score mapped to coordinate model [i](#)



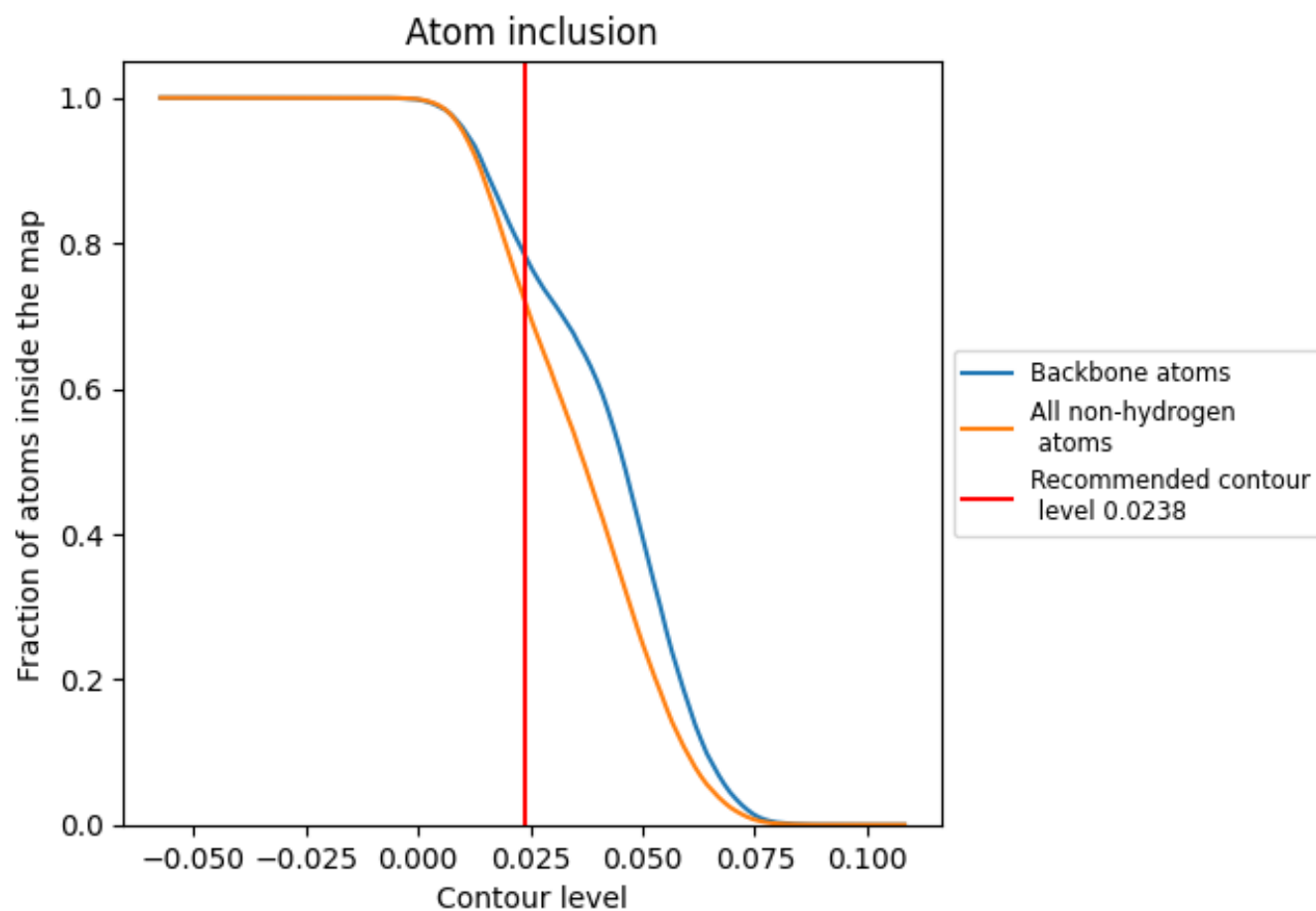
The images above show the model with each residue coloured according to its Q-score. This shows their resolvability in the map with higher Q-score values reflecting better resolvability. Please note: Q-score is calculating the resolvability of atoms, and thus high values are only expected at resolutions at which atoms can be resolved. Low Q-score values may therefore be expected for many entries.

## 9.3 Atom inclusion mapped to coordinate model [i](#)



The images above show the model with each residue coloured according to its atom inclusion. This shows to what extent they are inside the map at the recommended contour level (0.0238).





























































## 9.4 Atom inclusion [i](#)



At the recommended contour level, 78% of all backbone atoms, 72% of all non-hydrogen atoms, are inside the map.

## 9.5 Map-model fit summary

The table lists the average atom inclusion at the recommended contour level (0.0238) and Q-score for the entire model and for each chain.

| Chain | Atom inclusion   | Q-score  |
|-------|--|--|
| All   |  0.7192   |  0.5380   |
| Q     |  0.6227   |  0.5400   |
| S     |  0.7884   |  0.5560   |
| U     |  0.7529   |  0.5410   |
| V     |  0.5388   |  0.5080   |
| W     |  0.7688   |  0.5520   |
| X     |  0.7088   |  0.5240   |
| Y     |  0.6735   |  0.5130   |
| Z     |  0.5836   |  0.4800   |
| a     |  0.7475   |  0.5540   |
| b     |  0.6319   |  0.5140   |
| c     |  0.7427   |  0.5370   |
| d     |  0.7173   |  0.5290   |
| e     |  0.6674   |  0.5230   |
| f     |  0.6577  |  0.5210  |
| g     |  0.7410 |  0.5560 |
| h     |  0.7376 |  0.5480 |
| i     |  0.7666 |  0.5560 |
| j     |  0.6201 |  0.5130 |
| k     |  0.6927 |  0.5350 |
| l     |  0.7438 |  0.5470 |
| m     |  0.6872 |  0.5200 |
| n     |  0.6379 |  0.5180 |
| o     |  0.6764 |  0.5360 |
| p     |  0.7481 |  0.5400 |
| r     |  0.7682 |  0.5570 |
| s     |  0.7565 |  0.5450 |
| u     |  0.7514 |  0.5450 |
| v     |  0.6606 |  0.5010 |
| w     |  0.6980 |  0.5280 |

