



Full wwPDB EM Validation Report ⓘ

Nov 27, 2022 – 02:16 PM EST

PDB ID : 6VZ4
EMDB ID : EMD-21484
Title : Cryo-EM structure of Sth1-Arp7-Arp9-Rtt102 bound to the nucleosome in ADP Beryllium Fluoride state
Authors : Leschziner, A.E.; Baker, R.W.
Deposited on : 2020-02-27
Resolution : 3.90 Å (reported)
Based on initial models : 4I6M, 5TGC, 5Z3U

This is a Full wwPDB EM Validation Report for a publicly released PDB entry.

We welcome your comments at validation@mail.wwpdb.org

A user guide is available at

<https://www.wwpdb.org/validation/2017/EMValidationReportHelp>
with specific help available everywhere you see the ⓘ symbol.

The types of validation reports are described at

<http://www.wwpdb.org/validation/2017/FAQs#types>.

The following versions of software and data (see [references ⓘ](#)) were used in the production of this report:

EMDB validation analysis : 0.0.1.dev43
Mogul : 1.8.5 (274361), CSD as541be (2020)
MolProbity : 4.02b-467
buster-report : 1.1.7 (2018)
Percentile statistics : 20191225.v01 (using entries in the PDB archive December 25th 2019)
MapQ : 1.9.9
Ideal geometry (proteins) : Engh & Huber (2001)
Ideal geometry (DNA, RNA) : Parkinson et al. (1996)
Validation Pipeline (wwPDB-VP) : 2.31.2

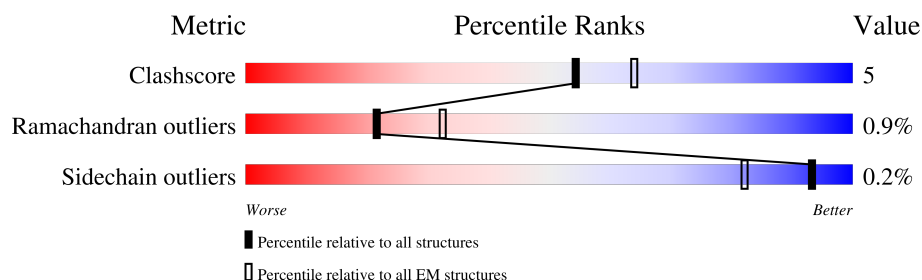
1 Overall quality at a glance

The following experimental techniques were used to determine the structure:

ELECTRON MICROSCOPY





The reported resolution of this entry is 3.90 Å.

Percentile scores (ranging between 0-100) for global validation metrics of the entry are shown in the following graphic. The table shows the number of entries on which the scores are based.



Metric	Whole archive (#Entries)	EM structures (#Entries)
Clashscore	158937	4297
Ramachandran outliers	154571	4023
Sidechain outliers	154315	3826

The table below summarises the geometric issues observed across the polymeric chains and their fit to the map. The red, orange, yellow and green segments of the bar indicate the fraction of residues that contain outliers for ≥ 3 , 2, 1 and 0 types of geometric quality criteria respectively. A grey segment represents the fraction of residues that are not modelled. The numeric value for each fraction is indicated below the corresponding segment, with a dot representing fractions $\leq 5\%$. The upper red bar (where present) indicates the fraction of residues that have poor fit to the EM map (all-atom inclusion $< 40\%$). The numeric value is given above the bar.

Mol	Chain	Length	Quality of chain
1	1-A	136	
1	1-E	136	
1	10-A	136	
1	10-E	136	
1	2-A	136	
1	2-E	136	
1	3-A	136	
1	3-E	136	


























Continued on next page...

Continued from previous page...

Mol	Chain	Length	Quality of chain
1	4-A	136	
1	4-E	136	
1	5-A	136	
1	5-E	136	
1	6-A	136	
1	6-E	136	
1	7-A	136	
1	7-E	136	
1	8-A	136	
1	8-E	136	
1	9-A	136	
1	9-E	136	
2	1-B	103	
2	1-F	103	
2	10-B	103	
2	10-F	103	
2	2-B	103	
2	2-F	103	
2	3-B	103	
2	3-F	103	
2	4-B	103	
2	4-F	103	
2	5-B	103	
2	5-F	103	
2	6-B	103	


























Continued on next page...

Continued from previous page...

Mol	Chain	Length	Quality of chain
2	6-F	103	
2	7-B	103	
2	7-F	103	
2	8-B	103	
2	8-F	103	
2	9-B	103	
2	9-F	103	
3	1-C	130	
3	1-G	130	
3	10-C	130	
3	10-G	130	
3	2-C	130	
3	2-G	130	
3	3-C	130	
3	3-G	130	
3	4-C	130	
3	4-G	130	
3	5-C	130	
3	5-G	130	
3	6-C	130	
3	6-G	130	
3	7-C	130	
3	7-G	130	
3	8-C	130	
3	8-G	130	


























Continued on next page...

Continued from previous page...

Mol	Chain	Length	Quality of chain
3	9-C	130	 79%18%
3	9-G	130	 75%7%18%
4	1-D	125	 74%26%
4	1-H	125	 72%26%
4	10-D	125	 74%26%
4	10-H	125	 72%26%
4	2-D	125	 74%26%
4	2-H	125	 73%26%
4	3-D	125	 73%26%
4	3-H	125	 73%26%
4	4-D	125	 74%26%
4	4-H	125	 72%26%
4	5-D	125	 74%26%
4	5-H	125	 72%26%
4	6-D	125	 74%26%
4	6-H	125	 73%26%
4	7-D	125	 74%26%
4	7-H	125	 73%26%
4	8-D	125	 74%26%
4	8-H	125	 72%26%
4	9-D	125	 74%26%
4	9-H	125	 72%26%
5	1-I	185	 67%12%21%
5	10-I	185	 68%11%21%
5	2-I	185	 66%12%21%


























Continued on next page...

Continued from previous page...

Mol	Chain	Length	Quality of chain
5	3-I	185	 67%12%21%
5	4-I	185	 67%12%21%
5	5-I	185	 67%12%21%
5	6-I	185	 67%12%21%
5	7-I	185	 66%12%21%
5	8-I	185	 67%12%21%
5	9-I	185	 68%11%21%
6	1-J	185	 69%10%21%
6	10-J	185	 68%11%21%
6	2-J	185	 69%10%21%
6	3-J	185	 68%11%21%
6	4-J	185	 68%11%21%
6	5-J	185	 69%10%21%
6	6-J	185	 68%11%21%
6	7-J	185	 68%11%21%
6	8-J	185	 69%10%21%
6	9-J	185	 68%11%21%
7	1-K	813	 67%7%24%
7	10-K	813	 66%9%24%
7	2-K	813	 67%8%24%
7	3-K	813	 68%7%24%
7	4-K	813	 65%9%24%
7	5-K	813	 67%8%24%
7	6-K	813	 67%8%24%
7	7-K	813	 67%8%24%








Continued on next page...

Continued from previous page...

Mol	Chain	Length	Quality of chain
7	8-K	813	
7	9-K	813	
8	1-L	477	
8	10-L	477	
8	2-L	477	
8	3-L	477	
8	4-L	477	
8	5-L	477	
8	6-L	477	
8	7-L	477	
8	8-L	477	
8	9-L	477	
9	1-M	467	
9	10-M	467	
9	2-M	467	
9	3-M	467	
9	4-M	467	
9	5-M	467	
9	6-M	467	
9	7-M	467	
9	8-M	467	
9	9-M	467	
10	1-N	157	
10	10-N	157	
10	2-N	157	

Continued on next page...

Continued from previous page...

Mol	Chain	Length	Quality of chain
10	3-N	157	
10	4-N	157	
10	5-N	157	
10	6-N	157	
10	7-N	157	
10	8-N	157	
10	9-N	157	

The following table lists non-polymeric compounds, carbohydrate monomers and non-standard residues in protein, DNA, RNA chains that are outliers for geometric or electron-density-fit criteria:

Mol	Type	Chain	Res	Chirality	Geometry	Clashes	Electron density
13	BEF	3-K	1503	-	-	X	-
13	BEF	9-K	1503	-	-	X	-

2 Entry composition [i](#)

There are 14 unique types of molecules in this entry. The entry contains 239500 atoms, of which 0 are hydrogens and 0 are deuteriums.

In the tables below, the AltConf column contains the number of residues with at least one atom in alternate conformation and the Trace column contains the number of residues modelled with at most 2 atoms.

- Molecule 1 is a protein called Histone H3.

Mol	Chain	Residues	Atoms					AltConf	Trace
1	1-A	98	Total	C	N	O	S	0	0
			809	510	157	139	3		
1	2-A	98	Total	C	N	O	S	0	0
			809	510	157	139	3		
1	3-A	98	Total	C	N	O	S	0	0
			809	510	157	139	3		
1	4-A	98	Total	C	N	O	S	0	0
			809	510	157	139	3		
1	5-A	98	Total	C	N	O	S	0	0
			809	510	157	139	3		
1	6-A	98	Total	C	N	O	S	0	0
			809	510	157	139	3		
1	7-A	98	Total	C	N	O	S	0	0
			809	510	157	139	3		
1	8-A	98	Total	C	N	O	S	0	0
			809	510	157	139	3		
1	9-A	98	Total	C	N	O	S	0	0
			809	510	157	139	3		
1	10-A	98	Total	C	N	O	S	0	0
			809	510	157	139	3		
1	1-E	95	Total	C	N	O	S	0	0
			783	493	151	136	3		
1	2-E	95	Total	C	N	O	S	0	0
			783	493	151	136	3		
1	3-E	95	Total	C	N	O	S	0	0
			783	493	151	136	3		
1	4-E	95	Total	C	N	O	S	0	0
			783	493	151	136	3		
1	5-E	95	Total	C	N	O	S	0	0
			783	493	151	136	3		
1	6-E	95	Total	C	N	O	S	0	0
			783	493	151	136	3		
1	7-E	95	Total	C	N	O	S	0	0
			783	493	151	136	3		

Continued on next page...

Continued from previous page...

Mol	Chain	Residues	Atoms					AltConf	Trace
1	8-E	95	Total	C	N	O	S	0	0
			783	493	151	136	3		
1	9-E	95	Total	C	N	O	S	0	0
			783	493	151	136	3		
1	10-E	95	Total	C	N	O	S	0	0
			783	493	151	136	3		

- Molecule 2 is a protein called Histone H4.

Mol	Chain	Residues	Atoms					AltConf	Trace
2	1-B	87	Total	C	N	O	S	0	0
			703	443	142	117	1		
2	2-B	87	Total	C	N	O	S	0	0
			703	443	142	117	1		
2	3-B	87	Total	C	N	O	S	0	0
			703	443	142	117	1		
2	4-B	87	Total	C	N	O	S	0	0
			703	443	142	117	1		
2	5-B	87	Total	C	N	O	S	0	0
			703	443	142	117	1		
2	6-B	87	Total	C	N	O	S	0	0
			703	443	142	117	1		
2	7-B	87	Total	C	N	O	S	0	0
			703	443	142	117	1		
2	8-B	87	Total	C	N	O	S	0	0
			703	443	142	117	1		
2	9-B	87	Total	C	N	O	S	0	0
			703	443	142	117	1		
2	10-B	87	Total	C	N	O	S	0	0
			703	443	142	117	1		
2	1-F	79	Total	C	N	O	S	0	0
			627	395	121	110	1		
2	2-F	79	Total	C	N	O	S	0	0
			627	395	121	110	1		
2	3-F	79	Total	C	N	O	S	0	0
			627	395	121	110	1		
2	4-F	79	Total	C	N	O	S	0	0
			627	395	121	110	1		
2	5-F	79	Total	C	N	O	S	0	0
			627	395	121	110	1		
2	6-F	79	Total	C	N	O	S	0	0
			627	395	121	110	1		

Continued on next page...

Continued from previous page...

Mol	Chain	Residues	Atoms					AltConf	Trace
2	7-F	79	Total	C	N	O	S	0	0
			627	395	121	110	1		
2	8-F	79	Total	C	N	O	S	0	0
			627	395	121	110	1		
2	9-F	79	Total	C	N	O	S	0	0
			627	395	121	110	1		
2	10-F	79	Total	C	N	O	S	0	0
			627	395	121	110	1		

- Molecule 3 is a protein called Histone H2A.

Mol	Chain	Residues	Atoms				AltConf	Trace
3	1-C	107	Total	C	N	O	0	0
			823	519	161	143		
3	2-C	107	Total	C	N	O	0	0
			823	519	161	143		
3	3-C	107	Total	C	N	O	0	0
			823	519	161	143		
3	4-C	107	Total	C	N	O	0	0
			823	519	161	143		
3	5-C	107	Total	C	N	O	0	0
			823	519	161	143		
3	6-C	107	Total	C	N	O	0	0
			823	519	161	143		
3	7-C	107	Total	C	N	O	0	0
			823	519	161	143		
3	8-C	107	Total	C	N	O	0	0
			823	519	161	143		
3	9-C	107	Total	C	N	O	0	0
			823	519	161	143		
3	10-C	107	Total	C	N	O	0	0
			823	519	161	143		
3	1-G	107	Total	C	N	O	0	0
			823	519	161	143		
3	2-G	107	Total	C	N	O	0	0
			823	519	161	143		
3	3-G	107	Total	C	N	O	0	0
			823	519	161	143		
3	4-G	107	Total	C	N	O	0	0
			823	519	161	143		
3	5-G	107	Total	C	N	O	0	0
			823	519	161	143		

Continued on next page...

Continued from previous page...

Mol	Chain	Residues	Atoms				AltConf	Trace
3	6-G	107	Total	C	N	O	0	0
			823	519	161	143		
3	7-G	107	Total	C	N	O	0	0
			823	519	161	143		
3	8-G	107	Total	C	N	O	0	0
			823	519	161	143		
3	9-G	107	Total	C	N	O	0	0
			823	519	161	143		
3	10-G	107	Total	C	N	O	0	0
			823	519	161	143		

- Molecule 4 is a protein called Histone H2B.

Mol	Chain	Residues	Atoms					AltConf	Trace
4	1-D	92	Total	C	N	O	S	0	0
			719	453	129	135	2		
4	2-D	92	Total	C	N	O	S	0	0
			719	453	129	135	2		
4	3-D	92	Total	C	N	O	S	0	0
			719	453	129	135	2		
4	4-D	92	Total	C	N	O	S	0	0
			719	453	129	135	2		
4	5-D	92	Total	C	N	O	S	0	0
			719	453	129	135	2		
4	6-D	92	Total	C	N	O	S	0	0
			719	453	129	135	2		
4	7-D	92	Total	C	N	O	S	0	0
			719	453	129	135	2		
4	8-D	92	Total	C	N	O	S	0	0
			719	453	129	135	2		
4	9-D	92	Total	C	N	O	S	0	0
			719	453	129	135	2		
4	10-D	92	Total	C	N	O	S	0	0
			719	453	129	135	2		
4	1-H	92	Total	C	N	O	S	0	0
			719	453	129	135	2		
4	2-H	92	Total	C	N	O	S	0	0
			719	453	129	135	2		
4	3-H	92	Total	C	N	O	S	0	0
			719	453	129	135	2		
4	4-H	92	Total	C	N	O	S	0	0
			719	453	129	135	2		

Continued on next page...

Continued from previous page...

Mol	Chain	Residues	Atoms					AltConf	Trace
4	5-H	92	Total	C	N	O	S	0	0
			719	453	129	135	2		
4	6-H	92	Total	C	N	O	S	0	0
			719	453	129	135	2		
4	7-H	92	Total	C	N	O	S	0	0
			719	453	129	135	2		
4	8-H	92	Total	C	N	O	S	0	0
			719	453	129	135	2		
4	9-H	92	Total	C	N	O	S	0	0
			719	453	129	135	2		
4	10-H	92	Total	C	N	O	S	0	0
			719	453	129	135	2		

There are 2 discrepancies between the modelled and reference sequences:

Chain	Residue	Modelled	Actual	Comment	Reference
D	33	THR	SER	conflict	UNP Q92130
H	33	THR	SER	conflict	UNP Q92130

- Molecule 5 is a DNA chain called DNA (185-MER).

Mol	Chain	Residues	Atoms					AltConf	Trace
5	1-I	146	Total	C	N	O	P	0	0
			2975	1413	540	876	146		
5	2-I	146	Total	C	N	O	P	0	0
			2975	1413	540	876	146		
5	3-I	146	Total	C	N	O	P	0	0
			2975	1413	540	876	146		
5	4-I	146	Total	C	N	O	P	0	0
			2975	1413	540	876	146		
5	5-I	146	Total	C	N	O	P	0	0
			2975	1413	540	876	146		
5	6-I	146	Total	C	N	O	P	0	0
			2975	1413	540	876	146		
5	7-I	146	Total	C	N	O	P	0	0
			2975	1413	540	876	146		
5	8-I	146	Total	C	N	O	P	0	0
			2975	1413	540	876	146		
5	9-I	146	Total	C	N	O	P	0	0
			2975	1413	540	876	146		
5	10-I	146	Total	C	N	O	P	0	0
			2975	1413	540	876	146		

- Molecule 6 is a DNA chain called DNA (185-MER).

Mol	Chain	Residues	Atoms					AltConf	Trace
6	1-J	146	Total	C	N	O	P	0	0
			3011	1425	564	876	146		
6	2-J	146	Total	C	N	O	P	0	0
			3011	1425	564	876	146		
6	3-J	146	Total	C	N	O	P	0	0
			3011	1425	564	876	146		
6	4-J	146	Total	C	N	O	P	0	0
			3011	1425	564	876	146		
6	5-J	146	Total	C	N	O	P	0	0
			3011	1425	564	876	146		
6	6-J	146	Total	C	N	O	P	0	0
			3011	1425	564	876	146		
6	7-J	146	Total	C	N	O	P	0	0
			3011	1425	564	876	146		
6	8-J	146	Total	C	N	O	P	0	0
			3011	1425	564	876	146		
6	9-J	146	Total	C	N	O	P	0	0
			3011	1425	564	876	146		
6	10-J	146	Total	C	N	O	P	0	0
			3011	1425	564	876	146		

- Molecule 7 is a protein called Nuclear protein STH1/NPS1.

Mol	Chain	Residues	Atoms					AltConf	Trace
7	1-K	616	Total	C	N	O	S	0	0
			5055	3201	900	934	20		
7	2-K	616	Total	C	N	O	S	0	0
			5055	3201	900	934	20		
7	3-K	616	Total	C	N	O	S	0	0
			5055	3201	900	934	20		
7	4-K	616	Total	C	N	O	S	0	0
			5055	3201	900	934	20		
7	5-K	616	Total	C	N	O	S	0	0
			5055	3201	900	934	20		
7	6-K	616	Total	C	N	O	S	0	0
			5055	3201	900	934	20		
7	7-K	616	Total	C	N	O	S	0	0
			5055	3201	900	934	20		
7	8-K	616	Total	C	N	O	S	0	0
			5055	3201	900	934	20		
7	9-K	616	Total	C	N	O	S	0	0
			5055	3201	900	934	20		

Continued on next page...

Continued from previous page...

Mol	Chain	Residues	Atoms					AltConf	Trace
7	10-K	616	Total	C	N	O	S	0	0
			5055	3201	900	934	20		

There are 16 discrepancies between the modelled and reference sequences:

Chain	Residue	Modelled	Actual	Comment	Reference
K	285	MET	-	initiating methionine	UNP P32597
K	286	GLY	-	expression tag	UNP P32597
K	287	SER	-	expression tag	UNP P32597
K	288	SER	-	expression tag	UNP P32597
K	289	HIS	-	expression tag	UNP P32597
K	290	HIS	-	expression tag	UNP P32597
K	291	HIS	-	expression tag	UNP P32597
K	292	HIS	-	expression tag	UNP P32597
K	293	HIS	-	expression tag	UNP P32597
K	294	HIS	-	expression tag	UNP P32597
K	295	SER	-	expression tag	UNP P32597
K	296	GLN	-	expression tag	UNP P32597
K	297	ASP	-	expression tag	UNP P32597
K	298	PRO	-	expression tag	UNP P32597
K	299	ASN	-	expression tag	UNP P32597
K	300	SER	-	expression tag	UNP P32597

- Molecule 8 is a protein called Actin-related protein 7.

Mol	Chain	Residues	Atoms					AltConf	Trace
8	1-L	393	Total	C	N	O	S	0	0
			3154	2035	514	590	15		
8	2-L	393	Total	C	N	O	S	0	0
			3154	2035	514	590	15		
8	3-L	393	Total	C	N	O	S	0	0
			3154	2035	514	590	15		
8	4-L	393	Total	C	N	O	S	0	0
			3154	2035	514	590	15		
8	5-L	393	Total	C	N	O	S	0	0
			3154	2035	514	590	15		
8	6-L	393	Total	C	N	O	S	0	0
			3154	2035	514	590	15		
8	7-L	393	Total	C	N	O	S	0	0
			3154	2035	514	590	15		
8	8-L	393	Total	C	N	O	S	0	0
			3154	2035	514	590	15		

Continued on next page...

Continued from previous page...

Mol	Chain	Residues	Atoms					AltConf	Trace
8	9-L	393	Total	C	N	O	S	0	0
			3154	2035	514	590	15		
8	10-L	393	Total	C	N	O	S	0	0
			3154	2035	514	590	15		

- Molecule 9 is a protein called Actin-like protein ARP9.

Mol	Chain	Residues	Atoms					AltConf	Trace
9	1-M	396	Total	C	N	O	S	0	0
			3192	2048	521	616	7		
9	2-M	396	Total	C	N	O	S	0	0
			3192	2048	521	616	7		
9	3-M	396	Total	C	N	O	S	0	0
			3192	2048	521	616	7		
9	4-M	396	Total	C	N	O	S	0	0
			3192	2048	521	616	7		
9	5-M	396	Total	C	N	O	S	0	0
			3192	2048	521	616	7		
9	6-M	396	Total	C	N	O	S	0	0
			3192	2048	521	616	7		
9	7-M	396	Total	C	N	O	S	0	0
			3192	2048	521	616	7		
9	8-M	396	Total	C	N	O	S	0	0
			3192	2048	521	616	7		
9	9-M	396	Total	C	N	O	S	0	0
			3192	2048	521	616	7		
9	10-M	396	Total	C	N	O	S	0	0
			3192	2048	521	616	7		

- Molecule 10 is a protein called Regulator of Ty1 transposition protein 102.

Mol	Chain	Residues	Atoms					AltConf	Trace
10	1-N	55	Total	C	N	O	S	0	0
			494	315	85	92	2		
10	2-N	55	Total	C	N	O	S	0	0
			494	315	85	92	2		
10	3-N	55	Total	C	N	O	S	0	0
			494	315	85	92	2		
10	4-N	55	Total	C	N	O	S	0	0
			494	315	85	92	2		
10	5-N	55	Total	C	N	O	S	0	0
			494	315	85	92	2		

Continued on next page...

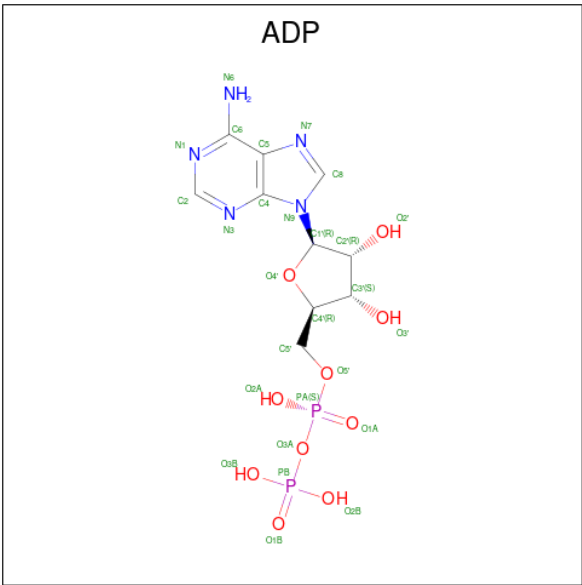
Continued from previous page...

Mol	Chain	Residues	Atoms					AltConf	Trace
10	6-N	55	Total	C	N	O	S	0	0
			494	315	85	92	2		
10	7-N	55	Total	C	N	O	S	0	0
			494	315	85	92	2		
10	8-N	55	Total	C	N	O	S	0	0
			494	315	85	92	2		
10	9-N	55	Total	C	N	O	S	0	0
			494	315	85	92	2		
10	10-N	55	Total	C	N	O	S	0	0
			494	315	85	92	2		

- Molecule 11 is MAGNESIUM ION (three-letter code: MG) (formula: Mg).

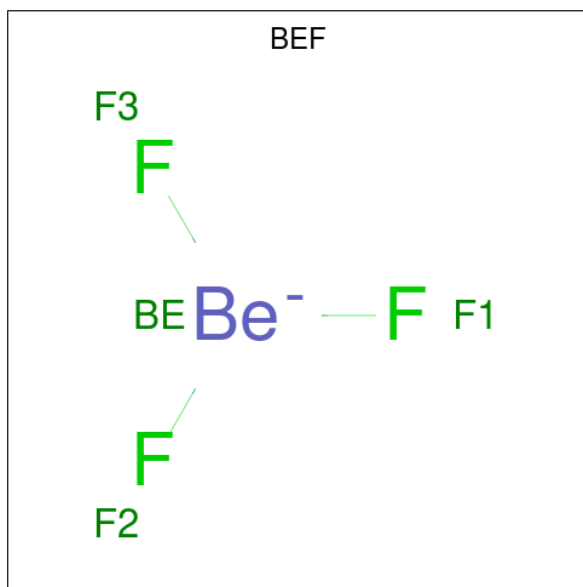
Mol	Chain	Residues	Atoms		AltConf
11	1-K	1	Total	Mg	0
			1	1	
11	2-K	1	Total	Mg	0
			1	1	
11	3-K	1	Total	Mg	0
			1	1	
11	4-K	1	Total	Mg	0
			1	1	
11	5-K	1	Total	Mg	0
			1	1	
11	6-K	1	Total	Mg	0
			1	1	
11	7-K	1	Total	Mg	0
			1	1	
11	8-K	1	Total	Mg	0
			1	1	
11	9-K	1	Total	Mg	0
			1	1	
11	10-K	1	Total	Mg	0
			1	1	

- Molecule 12 is ADENOSINE-5'-DIPHOSPHATE (three-letter code: ADP) (formula: C₁₀H₁₅N₅O₁₀P₂).



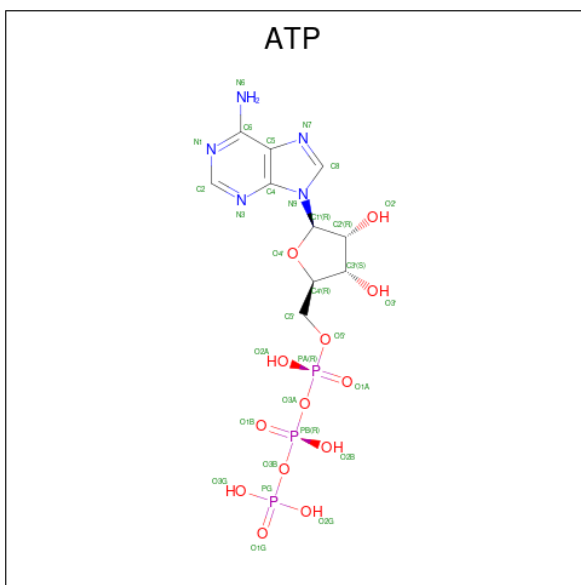
Mol	Chain	Residues	Atoms					AltConf
12	1-K	1	Total	C	N	O	P	0
			27	10	5	10	2	
12	2-K	1	Total	C	N	O	P	0
			27	10	5	10	2	
12	3-K	1	Total	C	N	O	P	0
			27	10	5	10	2	
12	4-K	1	Total	C	N	O	P	0
			27	10	5	10	2	
12	5-K	1	Total	C	N	O	P	0
			27	10	5	10	2	
12	6-K	1	Total	C	N	O	P	0
			27	10	5	10	2	
12	7-K	1	Total	C	N	O	P	0
			27	10	5	10	2	
12	8-K	1	Total	C	N	O	P	0
			27	10	5	10	2	
12	9-K	1	Total	C	N	O	P	0
			27	10	5	10	2	
12	10-K	1	Total	C	N	O	P	0
			27	10	5	10	2	

- Molecule 13 is BERYLLIUM TRIFLUORIDE ION (three-letter code: BEF) (formula: BeF₃).



Mol	Chain	Residues	Atoms			AltConf
13	1-K	1	Total	Be	F	0
			4	1	3	
13	2-K	1	Total	Be	F	0
			4	1	3	
13	3-K	1	Total	Be	F	0
			4	1	3	
13	4-K	1	Total	Be	F	0
			4	1	3	
13	5-K	1	Total	Be	F	0
			4	1	3	
13	6-K	1	Total	Be	F	0
			4	1	3	
13	7-K	1	Total	Be	F	0
			4	1	3	
13	8-K	1	Total	Be	F	0
			4	1	3	
13	9-K	1	Total	Be	F	0
			4	1	3	
13	10-K	1	Total	Be	F	0
			4	1	3	

- Molecule 14 is ADENOSINE-5'-TRIPHOSPHATE (three-letter code: ATP) (formula: $C_{10}H_{16}N_5O_{13}P_3$).




Mol	Chain	Residues	Atoms					AltConf
14	1-L	1	Total 31	C 10	N 5	O 13	P 3	0
14	2-L	1	Total 31	C 10	N 5	O 13	P 3	0
14	3-L	1	Total 31	C 10	N 5	O 13	P 3	0
14	4-L	1	Total 31	C 10	N 5	O 13	P 3	0
14	5-L	1	Total 31	C 10	N 5	O 13	P 3	0
14	6-L	1	Total 31	C 10	N 5	O 13	P 3	0
14	7-L	1	Total 31	C 10	N 5	O 13	P 3	0
14	8-L	1	Total 31	C 10	N 5	O 13	P 3	0
14	9-L	1	Total 31	C 10	N 5	O 13	P 3	0
14	10-L	1	Total 31	C 10	N 5	O 13	P 3	0

3 Residue-property plots [i](#)

These plots are drawn for all protein, RNA, DNA and oligosaccharide chains in the entry. The first graphic for a chain summarises the proportions of the various outlier classes displayed in the second graphic. The second graphic shows the sequence view annotated by issues in geometry and atom inclusion in map density. Residues are color-coded according to the number of geometric quality criteria for which they contain at least one outlier: green = 0, yellow = 1, orange = 2 and red = 3 or more. A red diamond above a residue indicates a poor fit to the EM map for this residue (all-atom inclusion < 40%). Stretches of 2 or more consecutive residues without any outlier are shown as a green connector. Residues present in the sample, but not in the model, are shown in grey.

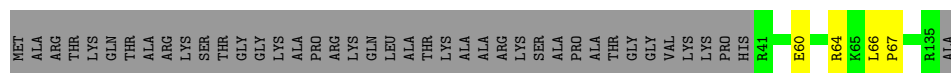
- Molecule 1: Histone H3

Chain 1-A: 



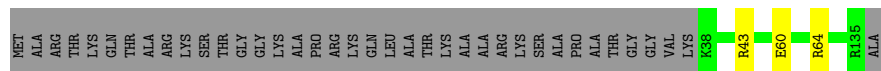
- Molecule 1: Histone H3

Chain 1-E: 



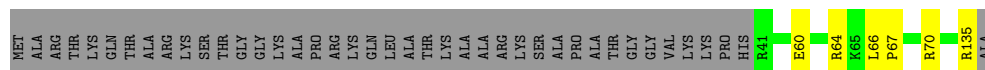
- Molecule 1: Histone H3

Chain 2-A: 



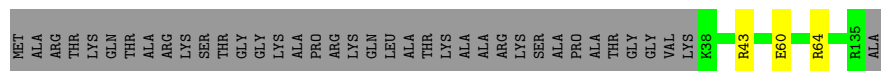
- Molecule 1: Histone H3

Chain 2-E: 



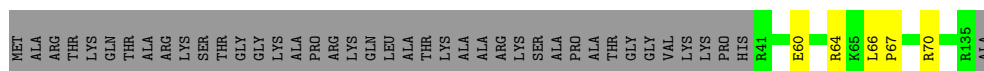
- Molecule 1: Histone H3

Chain 3-A: 




- Molecule 1: Histone H3

Chain 3-E:  66% 30%



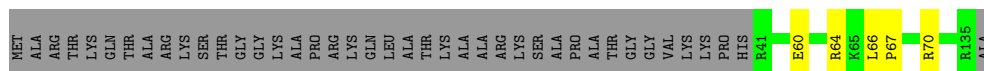
- Molecule 1: Histone H3

Chain 4-A:  68% 28%



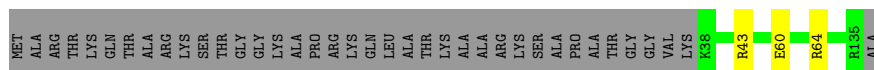
- Molecule 1: Histone H3

Chain 4-E:  66% 30%



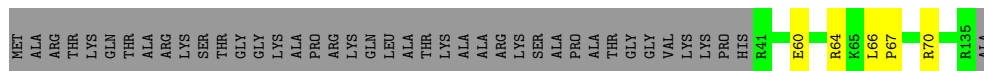
- Molecule 1: Histone H3

Chain 5-A:  70% 28%



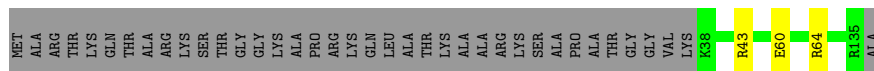
- Molecule 1: Histone H3

Chain 5-E:  66% 30%



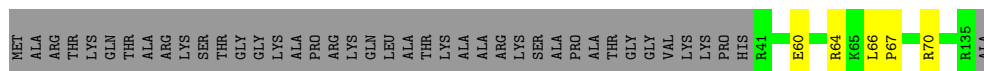
- Molecule 1: Histone H3

Chain 6-A:  70% 28%



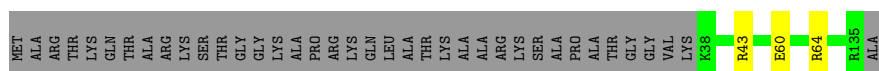
- Molecule 1: Histone H3

Chain 6-E:  66% 30%



- Molecule 1: Histone H3

Chain 7-A:  70% 28%



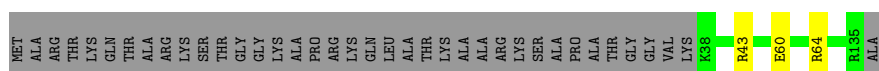
- Molecule 1: Histone H3

Chain 7-E: 66% 30%




- Molecule 1: Histone H3

Chain 8-A: 70% 28%



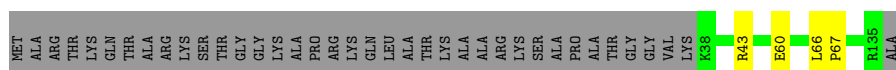
- Molecule 1: Histone H3

Chain 8-E: 66% 30%




- Molecule 1: Histone H3

Chain 9-A: 69% 28%



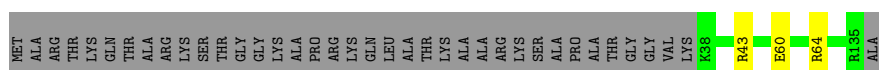
- Molecule 1: Histone H3

Chain 9-E: 66% 30%



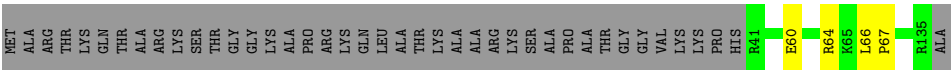
- Molecule 1: Histone H3

Chain 10-A: 70% 28%


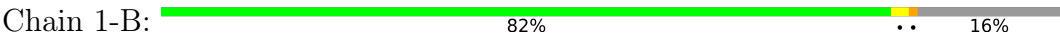


- Molecule 1: Histone H3

Chain 10-E: 67% 30%



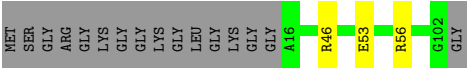
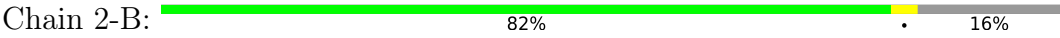
● Molecule 2: Histone H4



● Molecule 2: Histone H4




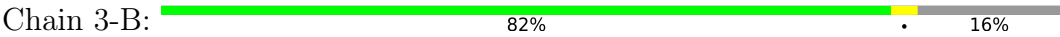
● Molecule 2: Histone H4



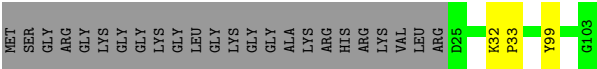
● Molecule 2: Histone H4



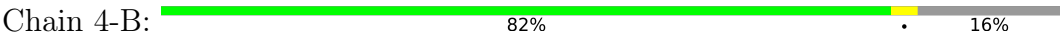
● Molecule 2: Histone H4



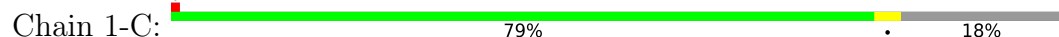
● Molecule 2: Histone H4



● Molecule 2: Histone H4

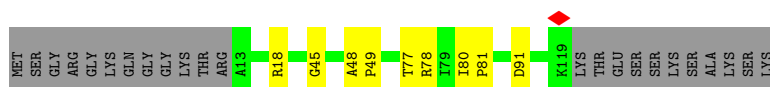
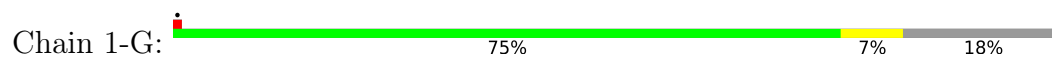




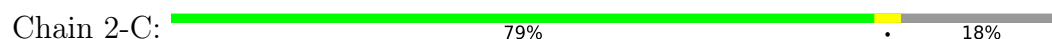




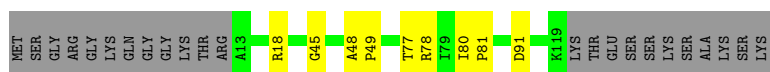
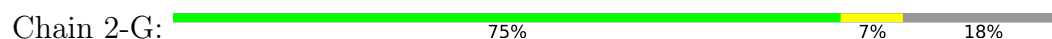
- Molecule 3: Histone H2A



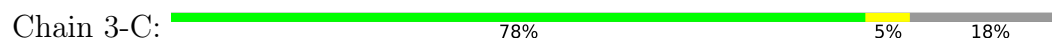
- Molecule 3: Histone H2A



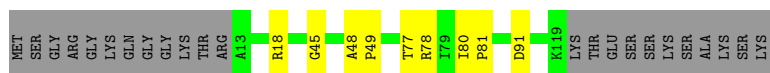
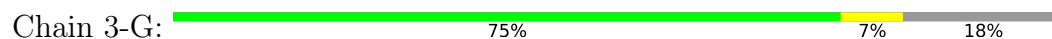
- Molecule 3: Histone H2A



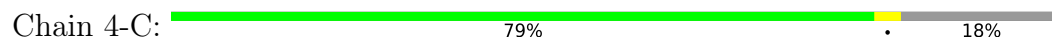
- Molecule 3: Histone H2A



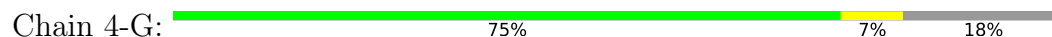
- Molecule 3: Histone H2A

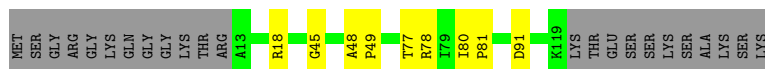


- Molecule 3: Histone H2A

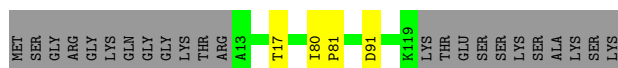
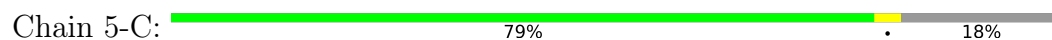


- Molecule 3: Histone H2A

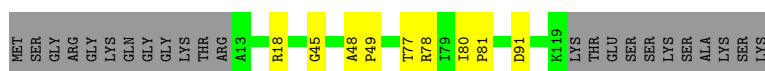
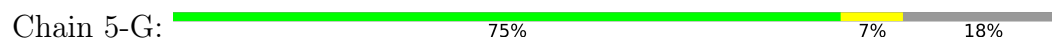




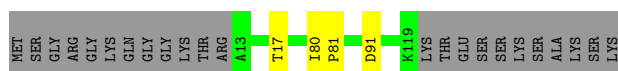
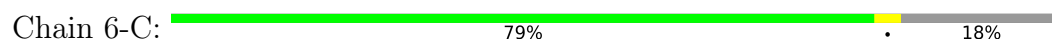
● Molecule 3: Histone H2A



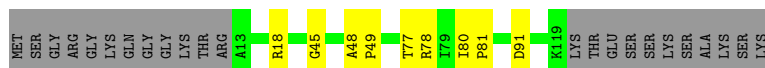
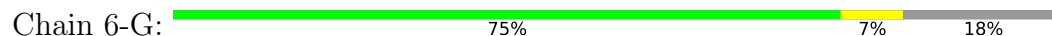
● Molecule 3: Histone H2A



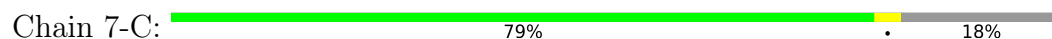
● Molecule 3: Histone H2A



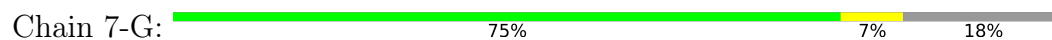
● Molecule 3: Histone H2A



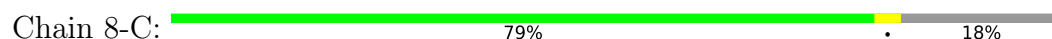
● Molecule 3: Histone H2A

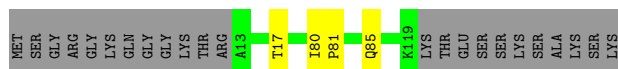


● Molecule 3: Histone H2A

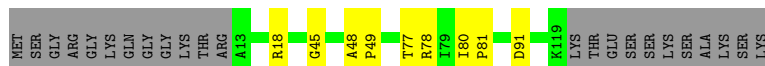
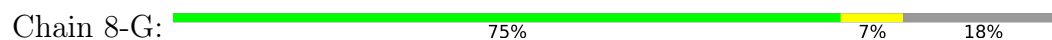


● Molecule 3: Histone H2A

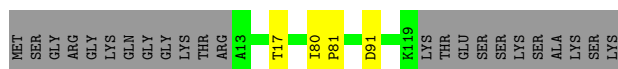
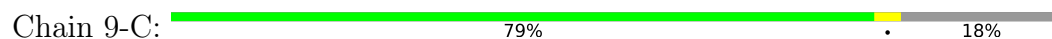




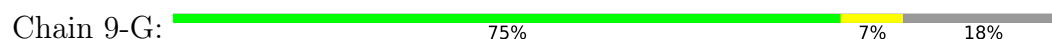
- Molecule 3: Histone H2A



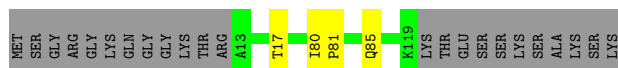
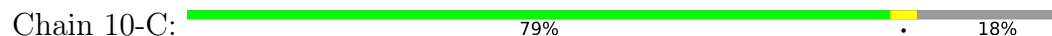
- Molecule 3: Histone H2A



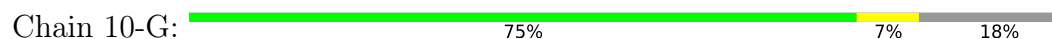
- Molecule 3: Histone H2A



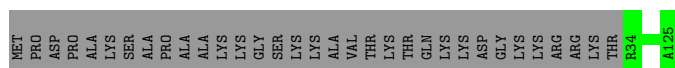
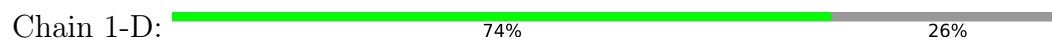
- Molecule 3: Histone H2A



- Molecule 3: Histone H2A

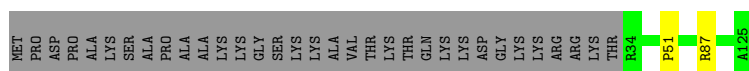


- Molecule 4: Histone H2B


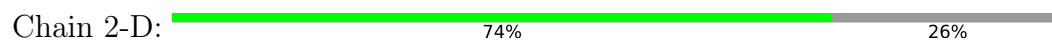


- Molecule 4: Histone H2B

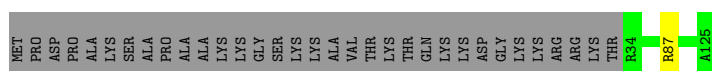
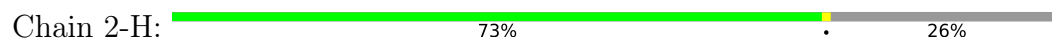




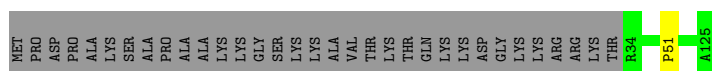
● Molecule 4: Histone H2B



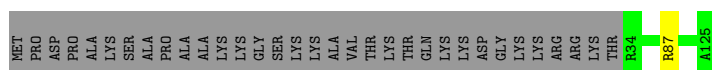
● Molecule 4: Histone H2B



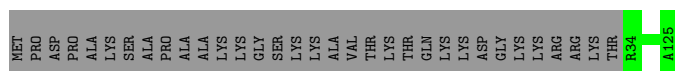
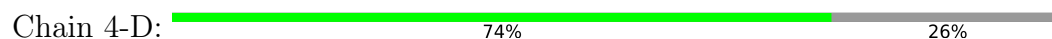
● Molecule 4: Histone H2B



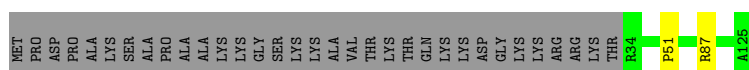
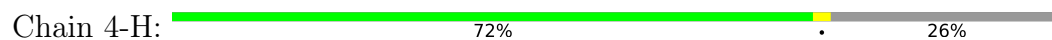
● Molecule 4: Histone H2B



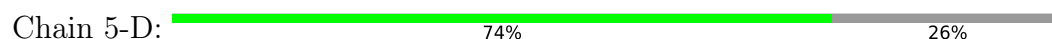
● Molecule 4: Histone H2B

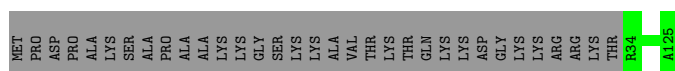


● Molecule 4: Histone H2B



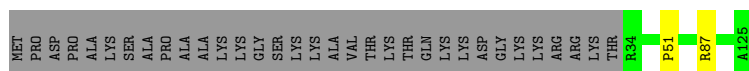
● Molecule 4: Histone H2B






- Molecule 4: Histone H2B

Chain 5-H: 72% 26%



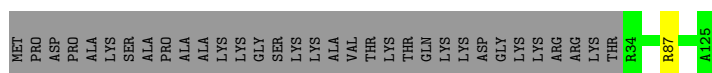
- Molecule 4: Histone H2B

Chain 6-D: 74% 26%




- Molecule 4: Histone H2B

Chain 6-H: 73% 26%



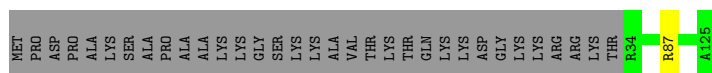
- Molecule 4: Histone H2B

Chain 7-D: 74% 26%




- Molecule 4: Histone H2B

Chain 7-H: 73% 26%



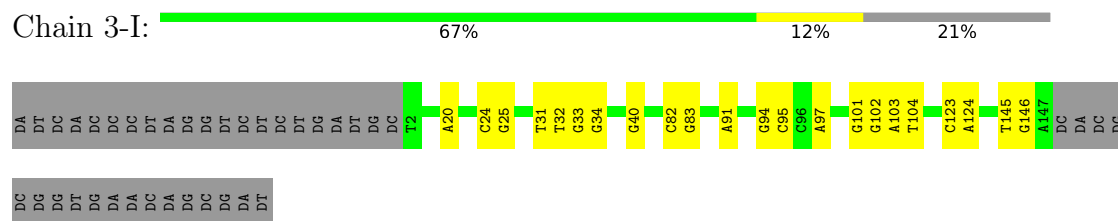
- Molecule 4: Histone H2B

Chain 8-D: 74% 26%

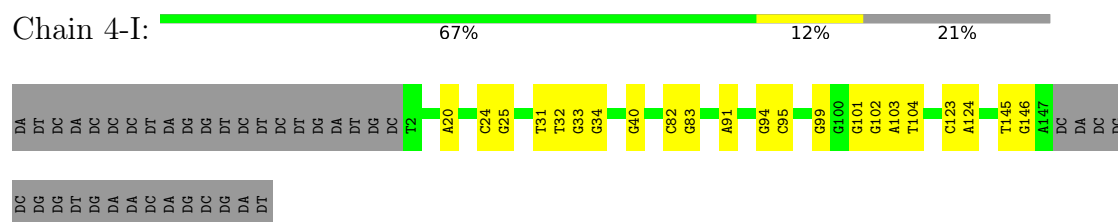


- Molecule 4: Histone H2B

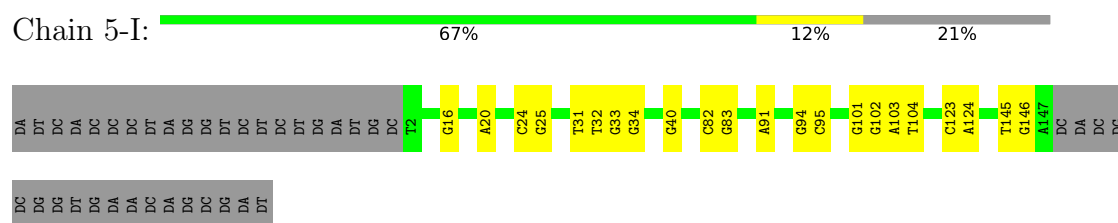
Chain 8-H: 72% 26%



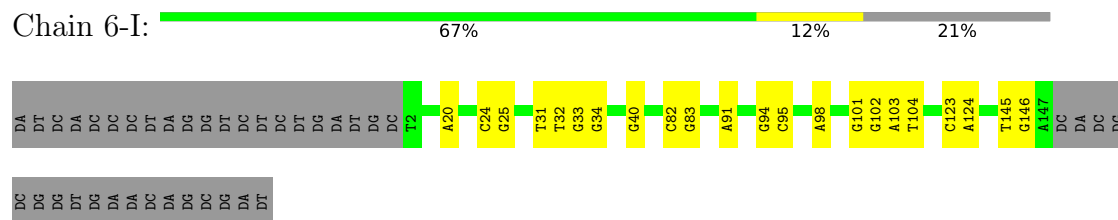
- Molecule 5: DNA (185-MER)



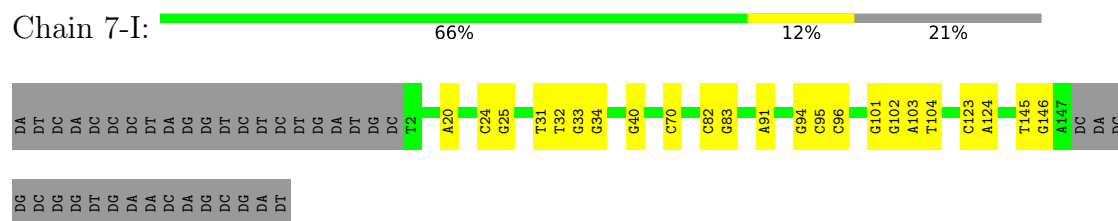
- Molecule 5: DNA (185-MER)



- Molecule 5: DNA (185-MER)



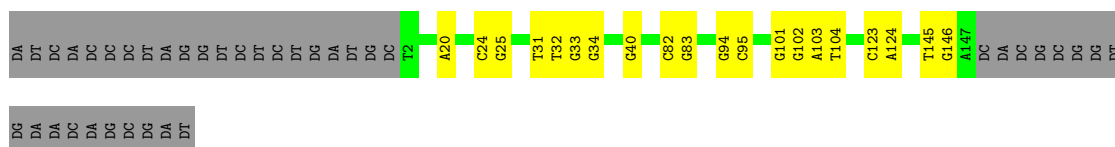
- Molecule 5: DNA (185-MER)



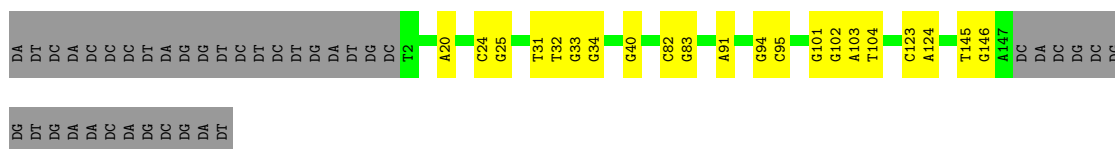
- Molecule 5: DNA (185-MER)



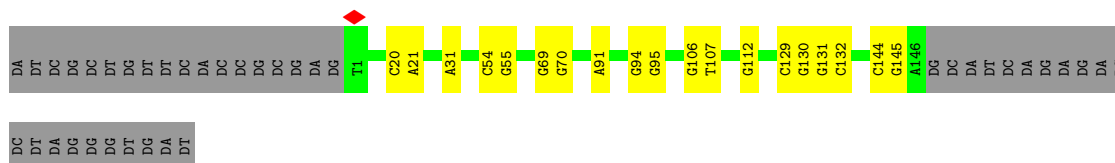
- Molecule 5: DNA (185-MER)



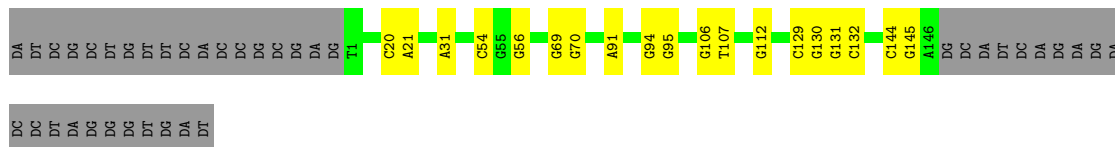
- Molecule 5: DNA (185-MER)



- Molecule 6: DNA (185-MER)



- Molecule 6: DNA (185-MER)



- Molecule 6: DNA (185-MER)



DC
DC
DT
DA
DG
DG
DT
DA
DT

● Molecule 6: DNA (185-MER)



DC
DC
DT
DA
DG
DG
DT
DT
DG
DG
DA
DT

● Molecule 6: DNA (185-MER)



DC
DT
DA
DG
DG
DT
DT
DG
DG
DA
DT

● Molecule 6: DNA (185-MER)



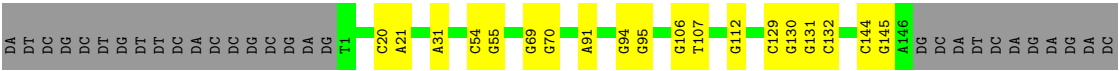
DC
DC
DT
DA
DG
DG
DT
DT
DG
DG
DA
DT

● Molecule 6: DNA (185-MER)



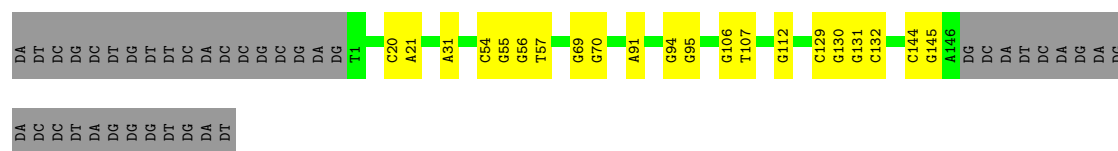
DC
DC
DT
DA
DG
DG
DT
DT
DG
DG
DA
DT

● Molecule 6: DNA (185-MER)

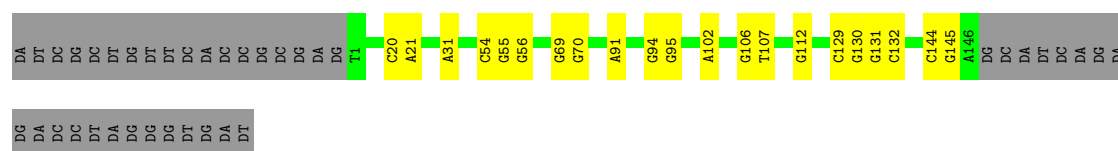


DC
DT
DA
DG
DG
DT
DT
DG
DG
DA
DT


● Molecule 6: DNA (185-MER)



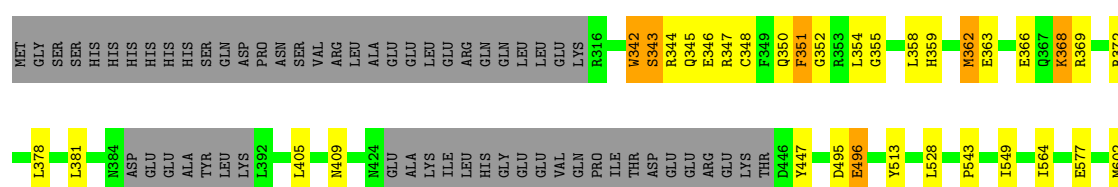
- Molecule 6: DNA (185-MER)




- Molecule 7: Nuclear protein STH1/NPS1

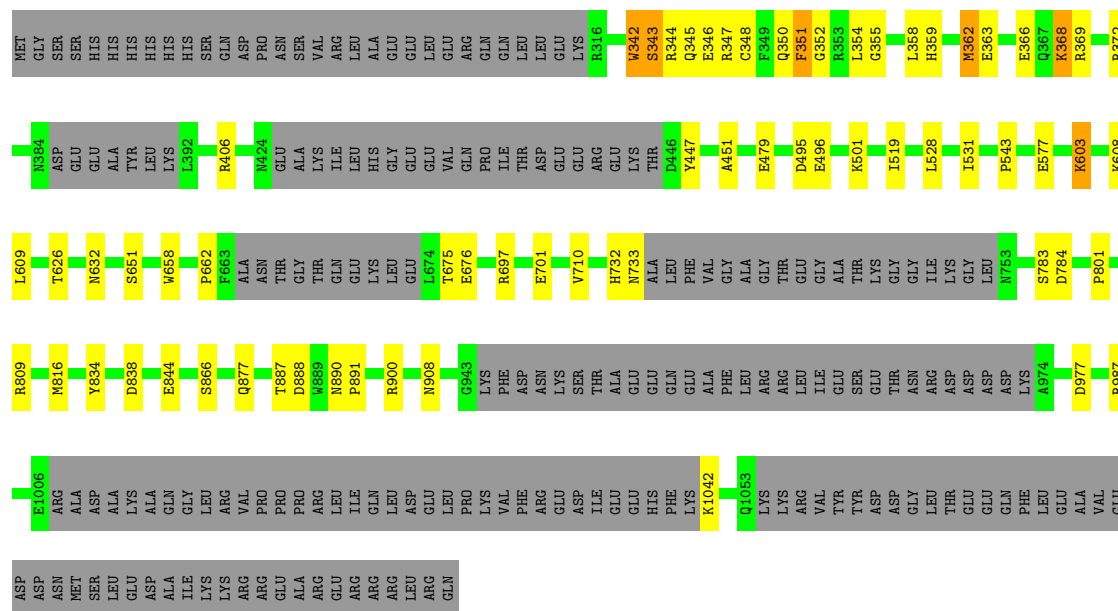


- Molecule 7: Nuclear protein STH1/NPS1

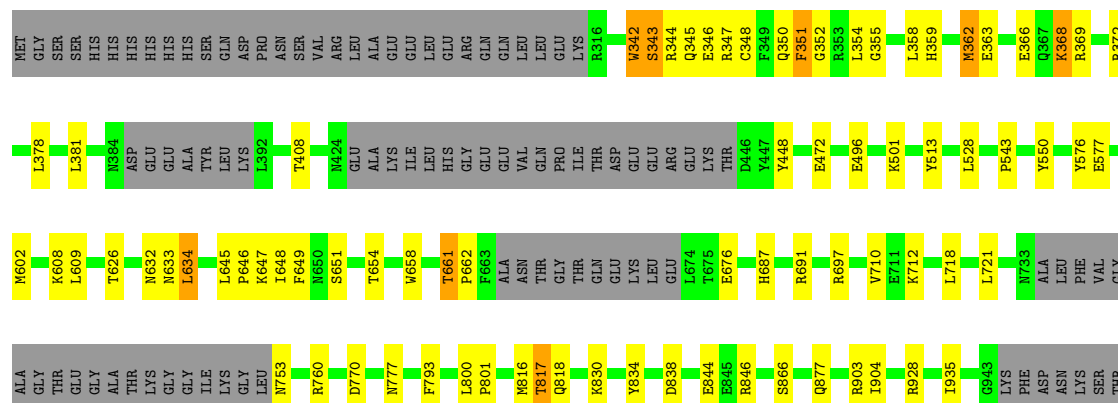





- Molecule 7: Nuclear protein STH1/NPS1



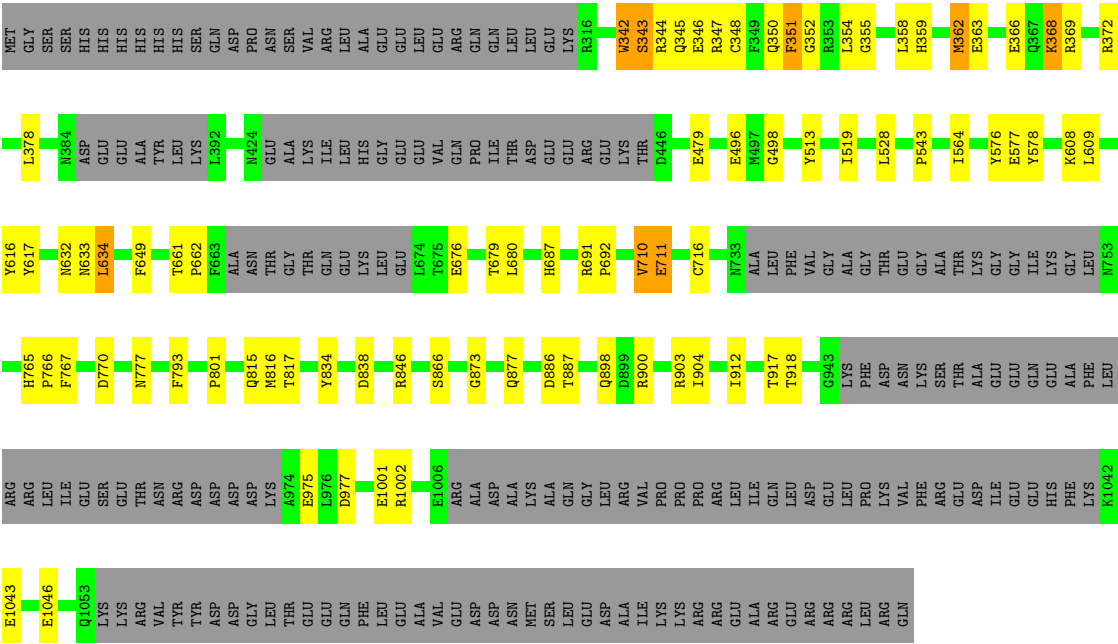
- Molecule 7: Nuclear protein STH1/NPS1





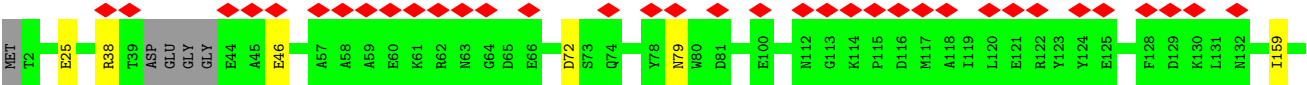
• Molecule 7: Nuclear protein STH1/NPS1

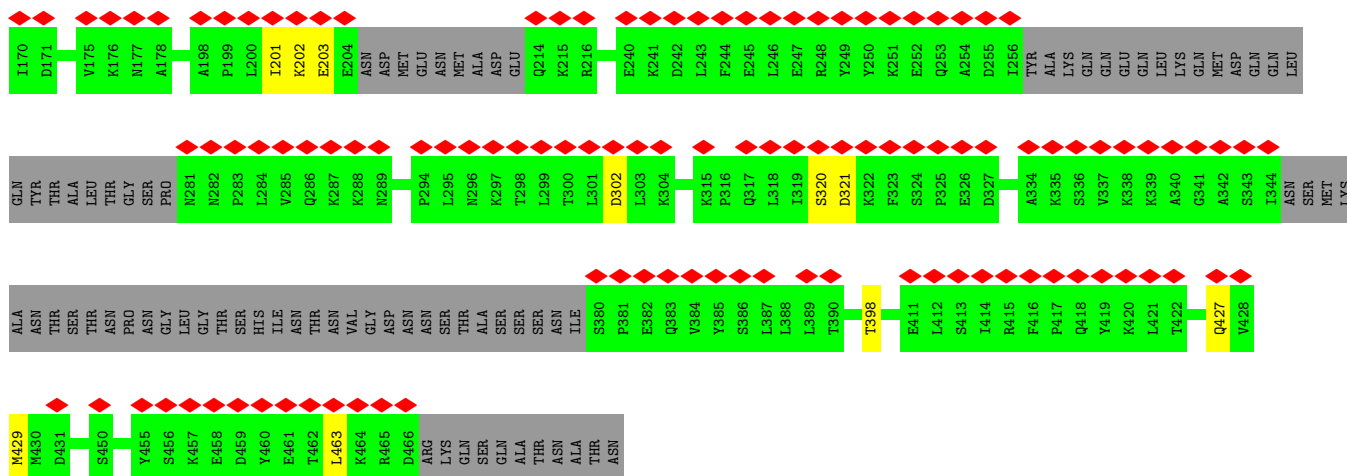
Chain 10-K:



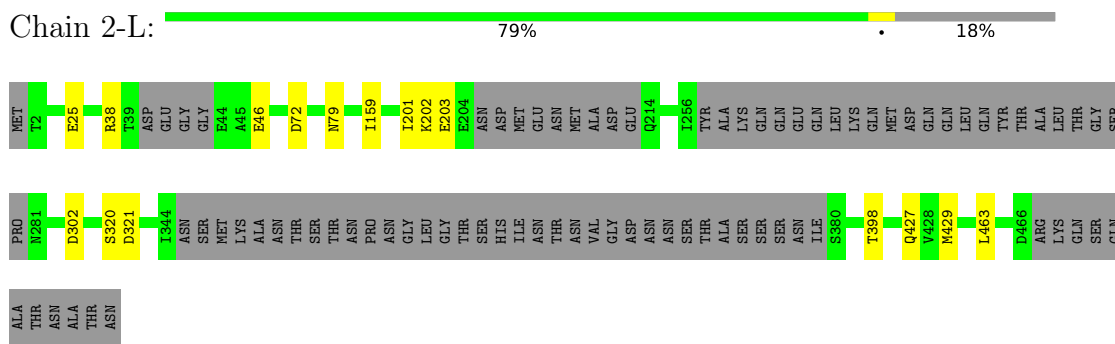
• Molecule 8: Actin-related protein 7

Chain 1-L:

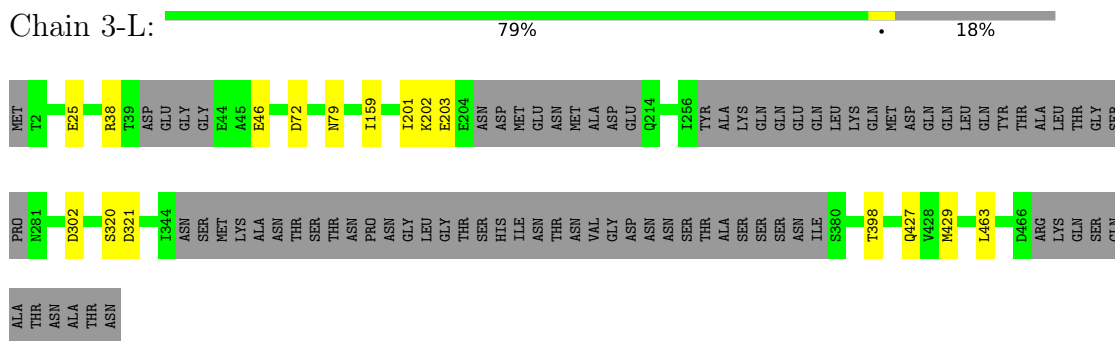




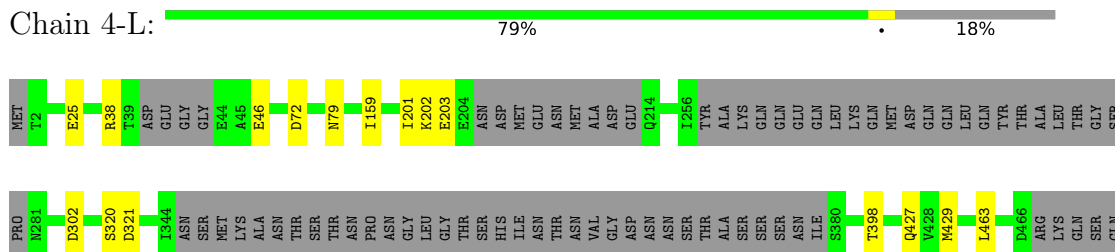
- Molecule 8: Actin-related protein 7



- Molecule 8: Actin-related protein 7



- Molecule 8: Actin-related protein 7



ALA
THR
ASN
ALA
THR
ASN

• Molecule 8: Actin-related protein 7

Chain 5-L: 79% 18%

MET T2 E25 R38 T39 ASP GLU GLY GLY E44 A45 E46 D72 N79 I159 I201 K202 E203 E204 ASN ASP MET MET GLU ASN ASN MET MET ALA ASP ASP GLU Q214 T256 TYR ALA LYS GLN GLN GLN GLN LEU LYS GLN MET ASP GLN GLN LEU GLN THR THR ALA LEU THR GLY SER

PRO N281 D302 S320 D321 I344 ASN SER MET LYS ALA ASN THR THR THR ASN PRO ASN GLY LEU GLY THR SER HIS ASP ILE ASN THR ASN VAL GLY ASP ASP ASN ASN SER THR ALA SER SER SER SER ASN ILE S380 T398 Q427 V428 M429 L463 D466 ARG LYS GLN GLN

ALA
THR
ASN
ALA
THR
ASN

• Molecule 8: Actin-related protein 7

Chain 6-L: 79% 18%

MET T2 E25 R38 T39 ASP GLU GLY GLY E44 A45 E46 D72 N79 I159 I201 K202 E203 E204 ASN ASP MET MET GLU ASN ASN MET MET ALA ASP ASP GLU Q214 T256 TYR ALA LYS GLN GLN GLN GLN LEU LYS GLN MET ASP GLN GLN LEU GLN THR THR ALA LEU THR GLY SER

PRO N281 D302 S320 D321 I344 ASN SER MET LYS ALA ASN THR THR THR ASN PRO ASN GLY LEU GLY THR SER HIS ASP ILE ASN THR ASN VAL GLY ASP ASP ASN ASN SER THR ALA SER SER SER SER ASN ILE S380 T398 Q427 V428 M429 L463 D466 ARG LYS GLN GLN

ALA
THR
ASN
ALA
THR
ASN

• Molecule 8: Actin-related protein 7

Chain 7-L: 79% 18%

MET T2 E25 R38 T39 ASP GLU GLY GLY E44 A45 E46 D72 N79 I159 I201 K202 E203 E204 ASN ASP MET MET GLU ASN ASN MET MET ALA ASP ASP GLU Q214 T256 TYR ALA LYS GLN GLN GLN GLN LEU LYS GLN MET ASP GLN GLN LEU GLN THR THR ALA LEU THR GLY SER

PRO N281 D302 S320 D321 I344 ASN SER MET LYS ALA ASN THR THR THR ASN PRO ASN GLY LEU GLY THR SER HIS ASP ILE ASN THR ASN VAL GLY ASP ASP ASN ASN SER THR ALA SER SER SER SER ASN ILE S380 T398 Q427 V428 M429 L463 D466 ARG LYS GLN GLN

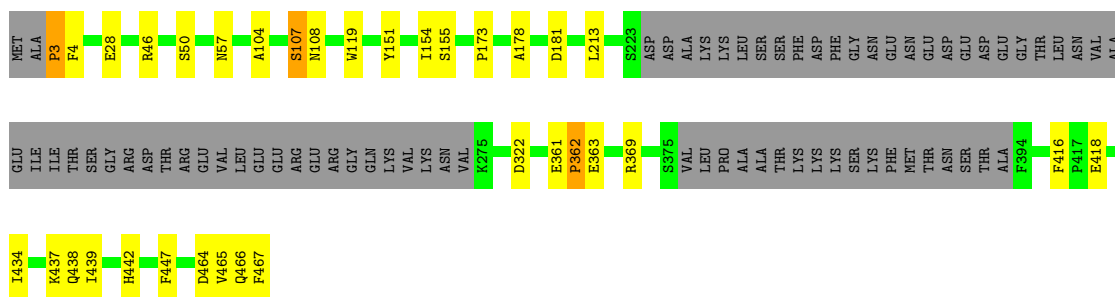
ALA
THR
ASN
ALA
THR
ASN

• Molecule 8: Actin-related protein 7

Chain 8-L: 79% 18%

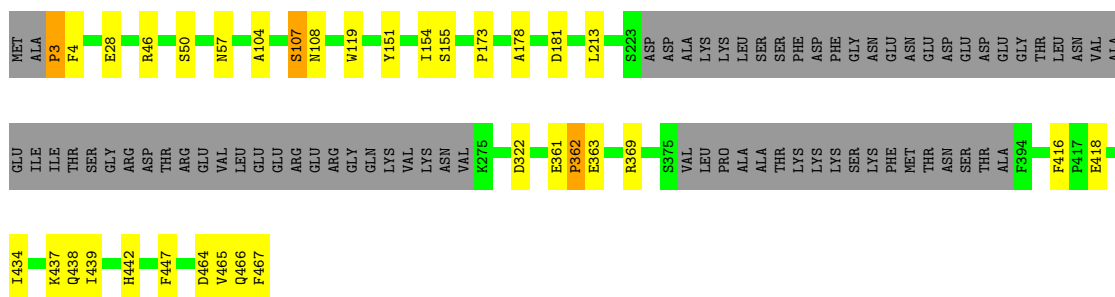
MET T2 E25 R38 T39 ASP GLU GLY GLY E44 A45 E46 D72 N79 I159 I201 K202 E203 E204 ASN ASP MET MET GLU ASN ASN MET MET ALA ASP ASP GLU Q214 T256 TYR ALA LYS GLN GLN GLN GLN LEU LYS GLN MET ASP GLN GLN LEU GLN THR THR ALA LEU THR GLY SER

PRO N281 D302 S320 D321 I344 ASN SER MET LYS ALA ASN THR THR THR ASN PRO ASN GLY LEU GLY THR SER HIS ASP ILE ASN THR ASN VAL GLY ASP ASP ASN ASN SER THR ALA SER SER SER SER ASN ILE S380 T398 Q427 V428 M429 L463 D466 ARG LYS GLN GLN



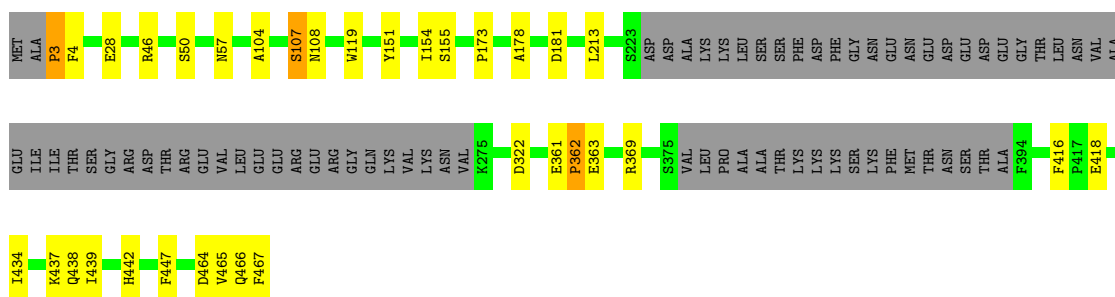
- Molecule 9: Actin-like protein ARP9

Chain 3-M: 78% 7% 15%



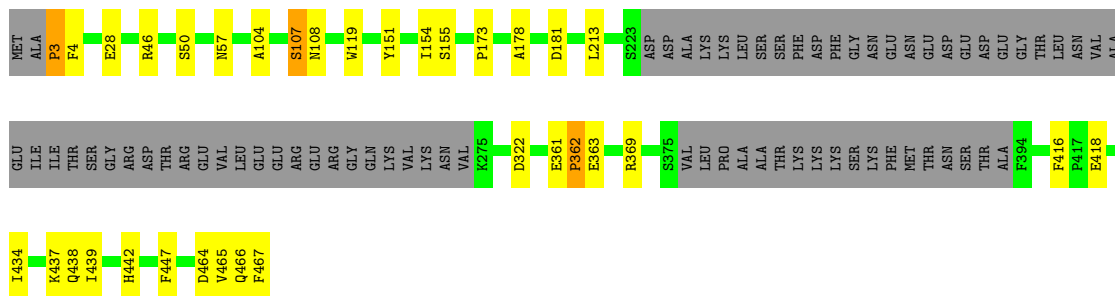
- Molecule 9: Actin-like protein ARP9

Chain 4-M: 78% 7% 15%




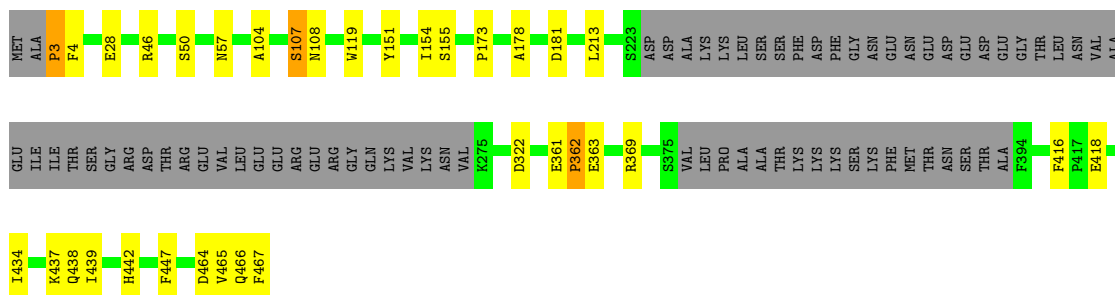
- Molecule 9: Actin-like protein ARP9

Chain 5-M: 78% 7% 15%




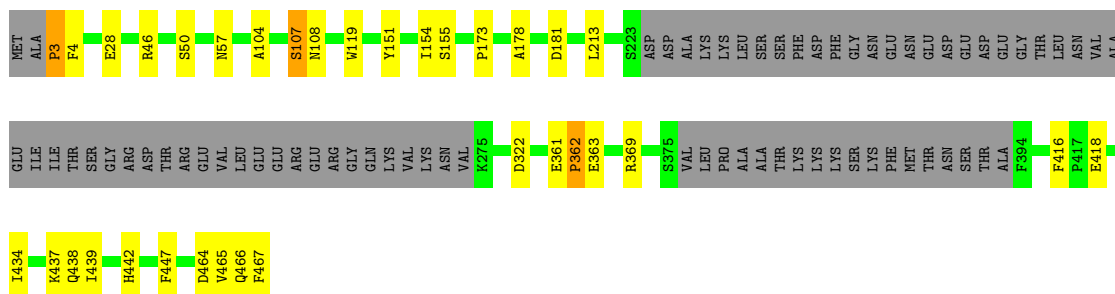
- Molecule 9: Actin-like protein ARP9

Chain 6-M:  78% 7% 15%




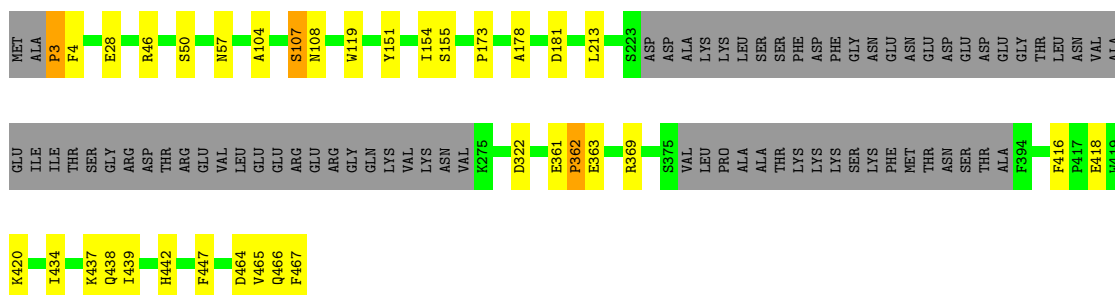
• Molecule 9: Actin-like protein ARP9

Chain 7-M:  78% 7% 15%




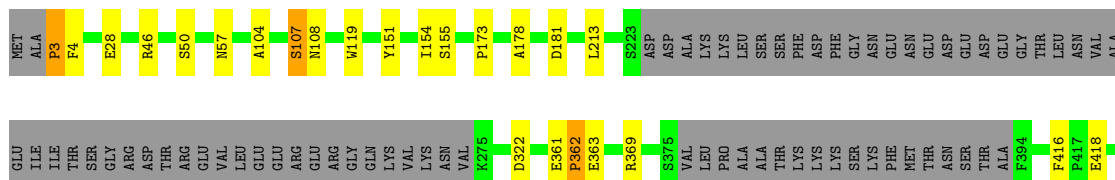
• Molecule 9: Actin-like protein ARP9

Chain 8-M:  77% 7% 15%



• Molecule 9: Actin-like protein ARP9

Chain 9-M:  78% 7% 15%



[illegible]

- Molecule 10: Regulator of Ty1 transposition protein 102

Chain 4-N: 31% .. 65%

MET	LEU	M1
ASN	MET	
	THR	M11
	SER	K12
	HIS	VAL
	THR	TYR
	LYS	THR
	GLY	TYR
	ASP	GLY
	THR	ASN
	SER	PRO
	LYS	THR
	ALA	SER
	THR	K22
	GLY	
	ALA	K34
	PRO	VAL
	SER	SER
	SER	SER
	ALA	SER
	ASN	ASN
	GLN	VAL
	GLY	GLN
	ASP	GLN
	GLU	PRO
	ALA	GLN
	LEU	GLN
	SER	GLN
	VAL	LEU
	ASP	GLY
	ASP	ASP
	ILE	MET
	ARG	GLU
	GLY	ASN
	ALA	ASN
	VAL	LEU
	GLY	E54
	ASN	
	SER	N66
	GLU	Q67
	ALA	E68
	ILE	ASP
	PRO	GLU
	GLY	LYS
	LEU	ASN
	SER	LEU
	ALA	GLN
	GLY	ARG
	VAL	E76
	ASN	
	ASN	D80
	ASP	
	ASN	L84
	THR	K85
	LYS	
	GLU	R90
	SER	ILE
	LYS	LEU
	ASP	LYS
	VAL	LYS
	ILE	SER

- Molecule 10: Regulator of Ty1 transposition protein 102

Chain 5-N:  31% .. 65%

[illegible]

- Molecule 10: Regulator of Ty1 transposition protein 102

Chain 6-N:  31% 2% 65%

[illegible]


- Molecule 10: Regulator of Ty1 transposition protein 102

Chain 7-N:  31% .. 65%

[illegible]

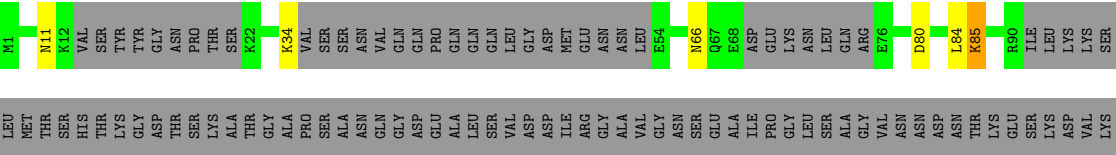
MET
ASN

• Molecule 10: Regulator of Ty1 transposition protein 102




MET
ASN

• Molecule 10: Regulator of Ty1 transposition protein 102



MET
ASN

• Molecule 10: Regulator of Ty1 transposition protein 102



MET
ASN

4 Experimental information

Property	Value	Source
EM reconstruction method	SINGLE PARTICLE	Depositor
Imposed symmetry	POINT, C1	Depositor
Number of particles used	293940	Depositor
Resolution determination method	FSC 0.143 CUT-OFF	Depositor
CTF correction method	PHASE FLIPPING AND AMPLITUDE CORRECTION	Depositor
Microscope	FEI TALOS ARCTICA	Depositor
Voltage (kV)	200	Depositor
Electron dose ($e^-/\text{\AA}^2$)	53	Depositor
Minimum defocus (nm)	1200	Depositor
Maximum defocus (nm)	2000	Depositor
Magnification	36000	Depositor
Image detector	GATAN K2 SUMMIT (4k x 4k)	Depositor
Maximum map value	0.055	Depositor
Minimum map value	-0.014	Depositor
Average map value	0.000	Depositor
Map value standard deviation	0.002	Depositor
Recommended contour level	0.01	Depositor
Map size (Å)	348.0, 348.0, 348.0	wwPDB
Map dimensions	300, 300, 300	wwPDB
Map angles (°)	90.0, 90.0, 90.0	wwPDB
Pixel spacing (Å)	1.16, 1.16, 1.16	Depositor

5 Model quality

5.1 Standard geometry

Bond lengths and bond angles in the following residue types are not validated in this section: ADP, MG, ATP, BEF

The Z score for a bond length (or angle) is the number of standard deviations the observed value is removed from the expected value. A bond length (or angle) with $|Z| > 5$ is considered an outlier worth inspection. RMSZ is the root-mean-square of all Z scores of the bond lengths (or angles).

Mol	Chain	Bond lengths		Bond angles	
		RMSZ	# Z >5	RMSZ	# Z >5
1	1-A	0.88	0/821	0.68	0/1100
1	1-E	0.91	0/793	0.69	0/1062
1	2-A	0.88	0/821	0.67	0/1100
1	2-E	0.91	0/793	0.69	0/1062
1	3-A	0.88	0/821	0.67	0/1100
1	3-E	0.91	0/793	0.69	0/1062
1	4-A	0.88	0/821	0.67	0/1100
1	4-E	0.91	0/793	0.69	0/1062
1	5-A	0.88	0/821	0.67	0/1100
1	5-E	0.91	0/793	0.68	0/1062
1	6-A	0.88	0/821	0.68	0/1100
1	6-E	0.91	0/793	0.69	0/1062
1	7-A	0.88	0/821	0.67	0/1100
1	7-E	0.91	0/793	0.68	0/1062
1	8-A	0.88	0/821	0.68	0/1100
1	8-E	0.91	0/793	0.68	0/1062
1	9-A	0.88	0/821	0.68	0/1100
1	9-E	0.91	0/793	0.69	0/1062
1	10-A	0.88	0/821	0.68	0/1100
1	10-E	0.91	0/793	0.68	0/1062
2	1-B	0.82	0/711	0.76	2/950 (0.2%)
2	1-F	0.83	0/634	0.79	2/848 (0.2%)
2	2-B	0.82	0/711	0.76	1/950 (0.1%)
2	2-F	0.83	0/634	0.79	2/848 (0.2%)
2	3-B	0.82	0/711	0.78	1/950 (0.1%)
2	3-F	0.82	0/634	0.75	1/848 (0.1%)
2	4-B	0.82	0/711	0.76	1/950 (0.1%)
2	4-F	0.84	0/634	0.76	1/848 (0.1%)
2	5-B	0.82	0/711	0.75	1/950 (0.1%)
2	5-F	0.83	0/634	0.76	1/848 (0.1%)
2	6-B	0.82	0/711	0.75	1/950 (0.1%)
2	6-F	0.83	0/634	0.77	1/848 (0.1%)

Mol	Chain	Bond lengths		Bond angles	
		RMSZ	# Z >5	RMSZ	# Z >5
2	7-B	0.81	0/711	0.75	0/950
2	7-F	0.82	0/634	0.76	1/848 (0.1%)
2	8-B	0.82	0/711	0.75	0/950
2	8-F	0.82	0/634	0.76	1/848 (0.1%)
2	9-B	0.82	0/711	0.76	1/950 (0.1%)
2	9-F	0.84	0/634	0.76	1/848 (0.1%)
2	10-B	0.82	0/711	0.75	1/950 (0.1%)
2	10-F	0.83	0/634	0.77	1/848 (0.1%)
3	1-C	0.82	0/833	0.62	0/1124
3	1-G	0.83	0/833	0.69	1/1124 (0.1%)
3	2-C	0.82	0/833	0.62	0/1124
3	2-G	0.83	0/833	0.70	1/1124 (0.1%)
3	3-C	0.82	0/833	0.62	0/1124
3	3-G	0.83	0/833	0.68	1/1124 (0.1%)
3	4-C	0.82	0/833	0.62	0/1124
3	4-G	0.83	0/833	0.69	1/1124 (0.1%)
3	5-C	0.82	0/833	0.63	0/1124
3	5-G	0.83	0/833	0.69	1/1124 (0.1%)
3	6-C	0.82	0/833	0.63	0/1124
3	6-G	0.83	0/833	0.69	1/1124 (0.1%)
3	7-C	0.82	0/833	0.62	0/1124
3	7-G	0.82	0/833	0.69	1/1124 (0.1%)
3	8-C	0.82	0/833	0.62	0/1124
3	8-G	0.83	0/833	0.69	1/1124 (0.1%)
3	9-C	0.82	0/833	0.62	0/1124
3	9-G	0.82	0/833	0.69	1/1124 (0.1%)
3	10-C	0.82	0/833	0.62	0/1124
3	10-G	0.83	0/833	0.69	1/1124 (0.1%)
4	1-D	0.88	0/730	0.68	0/983
4	1-H	0.87	0/730	0.69	0/983
4	2-D	0.88	0/730	0.68	0/983
4	2-H	0.88	0/730	0.69	0/983
4	3-D	0.88	0/730	0.69	0/983
4	3-H	0.88	0/730	0.69	0/983
4	4-D	0.88	0/730	0.68	0/983
4	4-H	0.88	0/730	0.68	0/983
4	5-D	0.88	0/730	0.67	0/983
4	5-H	0.88	0/730	0.70	0/983
4	6-D	0.88	0/730	0.68	0/983
4	6-H	0.87	0/730	0.67	0/983
4	7-D	0.88	0/730	0.67	0/983
4	7-H	0.87	0/730	0.69	0/983
4	8-D	0.88	0/730	0.68	0/983

Mol	Chain	Bond lengths		Bond angles	
		RMSZ	# Z >5	RMSZ	# Z >5
4	8-H	0.87	0/730	0.70	0/983
4	9-D	0.88	0/730	0.68	0/983
4	9-H	0.88	0/730	0.68	0/983
4	10-D	0.88	0/730	0.68	0/983
4	10-H	0.87	0/730	0.69	0/983
5	1-I	0.92	0/3333	0.98	0/5137
5	2-I	0.92	0/3333	0.98	0/5137
5	3-I	0.92	0/3333	0.98	0/5137
5	4-I	0.92	0/3333	0.98	0/5137
5	5-I	0.92	0/3333	0.98	0/5137
5	6-I	0.92	0/3333	0.98	0/5137
5	7-I	0.92	0/3333	0.98	0/5137
5	8-I	0.92	0/3333	0.98	0/5137
5	9-I	0.92	0/3333	0.98	0/5137
5	10-I	0.92	0/3333	0.98	0/5137
6	1-J	0.94	0/3381	0.97	0/5221
6	2-J	0.94	0/3381	0.97	0/5221
6	3-J	0.94	0/3381	0.97	0/5221
6	4-J	0.94	0/3381	0.97	0/5221
6	5-J	0.94	0/3381	0.97	0/5221
6	6-J	0.94	0/3381	0.97	0/5221
6	7-J	0.94	0/3381	0.97	0/5221
6	8-J	0.94	0/3381	0.97	0/5221
6	9-J	0.94	0/3381	0.97	0/5221
6	10-J	0.94	0/3381	0.97	0/5221
7	1-K	0.82	1/5138 (0.0%)	0.77	7/6910 (0.1%)
7	2-K	0.81	1/5138 (0.0%)	0.76	7/6910 (0.1%)
7	3-K	0.82	1/5138 (0.0%)	0.76	6/6910 (0.1%)
7	4-K	0.82	1/5138 (0.0%)	0.75	9/6910 (0.1%)
7	5-K	0.82	2/5138 (0.0%)	0.77	9/6910 (0.1%)
7	6-K	0.81	1/5138 (0.0%)	0.78	9/6910 (0.1%)
7	7-K	0.81	1/5138 (0.0%)	0.77	10/6910 (0.1%)
7	8-K	0.81	1/5138 (0.0%)	0.75	7/6910 (0.1%)
7	9-K	0.83	3/5138 (0.1%)	0.77	9/6910 (0.1%)
7	10-K	0.82	1/5138 (0.0%)	0.76	7/6910 (0.1%)
8	1-L	0.85	0/3220	0.70	0/4355
8	2-L	0.85	0/3220	0.70	0/4355
8	3-L	0.85	0/3220	0.70	0/4355
8	4-L	0.85	0/3220	0.70	0/4355
8	5-L	0.85	0/3220	0.70	0/4355
8	6-L	0.85	0/3220	0.70	0/4355
8	7-L	0.85	0/3220	0.70	0/4355
8	8-L	0.85	0/3220	0.70	0/4355

Mol	Chain	Bond lengths		Bond angles	
		RMSZ	# Z >5	RMSZ	# Z >5
8	9-L	0.85	0/3220	0.70	0/4355
8	10-L	0.85	0/3220	0.70	0/4355
9	1-M	0.85	0/3259	0.70	0/4417
9	2-M	0.85	0/3259	0.70	0/4417
9	3-M	0.85	0/3259	0.70	0/4417
9	4-M	0.85	0/3259	0.70	0/4417
9	5-M	0.85	0/3259	0.70	0/4417
9	6-M	0.85	0/3259	0.70	0/4417
9	7-M	0.85	0/3259	0.70	0/4417
9	8-M	0.85	0/3259	0.70	0/4417
9	9-M	0.85	0/3259	0.70	0/4417
9	10-M	0.85	0/3259	0.70	0/4417
10	1-N	0.89	0/505	0.70	0/674
10	2-N	0.89	0/505	0.70	0/674
10	3-N	0.89	0/505	0.70	0/674
10	4-N	0.89	0/505	0.70	0/674
10	5-N	0.89	0/505	0.70	0/674
10	6-N	0.89	0/505	0.70	0/674
10	7-N	0.89	0/505	0.70	0/674
10	8-N	0.89	0/505	0.70	0/674
10	9-N	0.89	0/505	0.70	0/674
10	10-N	0.89	0/505	0.70	0/674
All	All	0.87	13/249210 (0.0%)	0.80	111/348880 (0.0%)

Chiral center outliers are detected by calculating the chiral volume of a chiral center and verifying if the center is modelled as a planar moiety or with the opposite hand. A planarity outlier is detected by checking planarity of atoms in a peptide group, atoms in a mainchain group or atoms of a sidechain that are expected to be planar.

Mol	Chain	#Chirality outliers	#Planarity outliers
7	6-K	0	2
9	1-M	0	2
9	2-M	0	2
9	3-M	0	2
9	4-M	0	2
9	5-M	0	2
9	6-M	0	2
9	7-M	0	2
9	8-M	0	2
9	9-M	0	2
9	10-M	0	2
All	All	0	22

All (13) bond length outliers are listed below:

Mol	Chain	Res	Type	Atoms	Z	Observed(Å)	Ideal(Å)
7	1-K	342	TRP	C-N	8.43	1.53	1.34
7	2-K	342	TRP	C-N	8.43	1.53	1.34
7	3-K	342	TRP	C-N	8.43	1.53	1.34
7	4-K	342	TRP	C-N	8.43	1.53	1.34
7	5-K	342	TRP	C-N	8.43	1.53	1.34
7	6-K	342	TRP	C-N	8.43	1.53	1.34
7	7-K	342	TRP	C-N	8.43	1.53	1.34
7	8-K	342	TRP	C-N	8.43	1.53	1.34
7	9-K	342	TRP	C-N	8.43	1.53	1.34
7	10-K	342	TRP	C-N	8.43	1.53	1.34
7	9-K	711	GLU	CD-OE2	-8.20	1.16	1.25
7	9-K	711	GLU	CD-OE1	-7.63	1.17	1.25
7	5-K	711	GLU	CD-OE2	-5.03	1.20	1.25

All (111) bond angle outliers are listed below:

Mol	Chain	Res	Type	Atoms	Z	Observed(°)	Ideal(°)
7	1-K	342	TRP	C-N-CA	13.52	155.50	121.70
7	2-K	342	TRP	C-N-CA	13.52	155.50	121.70
7	3-K	342	TRP	C-N-CA	13.52	155.50	121.70
7	4-K	342	TRP	C-N-CA	13.52	155.50	121.70
7	5-K	342	TRP	C-N-CA	13.52	155.50	121.70
7	6-K	342	TRP	C-N-CA	13.52	155.50	121.70
7	7-K	342	TRP	C-N-CA	13.52	155.50	121.70
7	8-K	342	TRP	C-N-CA	13.52	155.50	121.70
7	9-K	342	TRP	C-N-CA	13.52	155.50	121.70
7	10-K	342	TRP	C-N-CA	13.52	155.50	121.70
7	6-K	860	TYR	CB-CG-CD2	-8.48	115.91	121.00
7	1-K	1002	ARG	NE-CZ-NH1	8.41	124.51	120.30
7	5-K	550	TYR	CB-CG-CD2	-8.38	115.97	121.00
7	2-K	860	TYR	CB-CG-CD2	-8.36	115.98	121.00
7	1-K	342	TRP	CA-C-N	8.30	135.45	117.20
7	2-K	342	TRP	CA-C-N	8.30	135.45	117.20
7	3-K	342	TRP	CA-C-N	8.30	135.45	117.20
7	4-K	342	TRP	CA-C-N	8.30	135.45	117.20
7	5-K	342	TRP	CA-C-N	8.30	135.45	117.20
7	6-K	342	TRP	CA-C-N	8.30	135.45	117.20
7	7-K	342	TRP	CA-C-N	8.30	135.45	117.20
7	8-K	342	TRP	CA-C-N	8.30	135.45	117.20
7	9-K	342	TRP	CA-C-N	8.30	135.45	117.20
7	10-K	342	TRP	CA-C-N	8.30	135.45	117.20
7	8-K	860	TYR	CB-CG-CD2	-8.29	116.03	121.00

Continued on next page...

Continued from previous page...

Mol	Chain	Res	Type	Atoms	Z	Observed(°)	Ideal(°)
7	7-K	1002	ARG	NE-CZ-NH1	7.52	124.06	120.30
7	7-K	617	TYR	CB-CG-CD2	-7.43	116.54	121.00
7	6-K	411	PHE	CB-CG-CD2	-7.32	115.68	120.80
7	10-K	1002	ARG	NE-CZ-NH1	7.29	123.95	120.30
7	9-K	846	ARG	NE-CZ-NH2	-7.09	116.76	120.30
7	9-K	1002	ARG	NE-CZ-NH1	6.96	123.78	120.30
3	2-G	18	ARG	NE-CZ-NH2	-6.91	116.85	120.30
3	9-G	18	ARG	NE-CZ-NH2	-6.88	116.86	120.30
3	7-G	18	ARG	NE-CZ-NH2	-6.77	116.91	120.30
3	6-G	18	ARG	NE-CZ-NH2	-6.75	116.92	120.30
3	3-G	18	ARG	NE-CZ-NH2	-6.73	116.93	120.30
3	8-G	18	ARG	NE-CZ-NH2	-6.72	116.94	120.30
7	10-K	846	ARG	NE-CZ-NH1	6.65	123.63	120.30
3	5-G	18	ARG	NE-CZ-NH2	-6.65	116.97	120.30
3	4-G	18	ARG	NE-CZ-NH2	-6.63	116.99	120.30
7	9-K	846	ARG	NE-CZ-NH1	6.59	123.59	120.30
3	10-G	18	ARG	NE-CZ-NH2	-6.57	117.02	120.30
7	1-K	793	PHE	CB-CG-CD1	-6.51	116.25	120.80
3	1-G	18	ARG	NE-CZ-NH2	-6.46	117.07	120.30
7	2-K	846	ARG	NE-CZ-NH2	-6.44	117.08	120.30
7	10-K	846	ARG	NE-CZ-NH2	-6.40	117.10	120.30
7	5-K	860	TYR	CB-CG-CD2	-6.30	117.22	121.00
7	3-K	809	ARG	NE-CZ-NH1	-6.26	117.17	120.30
7	7-K	550	TYR	CB-CG-CD2	-6.23	117.26	121.00
2	1-F	40	ARG	NE-CZ-NH2	-6.21	117.20	120.30
2	2-F	40	ARG	NE-CZ-NH2	-6.08	117.26	120.30
7	9-K	550	TYR	CB-CG-CD2	-6.01	117.40	121.00
7	2-K	846	ARG	NE-CZ-NH1	5.88	123.24	120.30
7	6-K	987	ARG	NE-CZ-NH2	5.79	123.20	120.30
7	1-K	793	PHE	CB-CG-CD2	5.75	124.83	120.80
7	8-K	987	ARG	NE-CZ-NH2	5.64	123.12	120.30
7	4-K	987	ARG	NE-CZ-NH2	5.57	123.09	120.30
7	4-K	576	TYR	CB-CG-CD1	-5.48	117.71	121.00
7	1-K	342	TRP	CA-C-O	-5.47	108.61	120.10
7	2-K	342	TRP	CA-C-O	-5.47	108.61	120.10
7	3-K	342	TRP	CA-C-O	-5.47	108.61	120.10
7	4-K	342	TRP	CA-C-O	-5.47	108.61	120.10
7	5-K	342	TRP	CA-C-O	-5.47	108.61	120.10
7	6-K	342	TRP	CA-C-O	-5.47	108.61	120.10
7	7-K	342	TRP	CA-C-O	-5.47	108.61	120.10
7	8-K	342	TRP	CA-C-O	-5.47	108.61	120.10
7	9-K	342	TRP	CA-C-O	-5.47	108.61	120.10

Continued on next page...

Continued from previous page...

Mol	Chain	Res	Type	Atoms	Z	Observed(°)	Ideal(°)
7	10-K	342	TRP	CA-C-O	-5.47	108.61	120.10
7	6-K	411	PHE	CB-CG-CD1	5.37	124.56	120.80
7	3-K	987	ARG	NE-CZ-NH2	5.36	122.98	120.30
7	7-K	798	ARG	NE-CZ-NH2	-5.32	117.64	120.30
2	6-B	99	TYR	CB-CG-CD2	-5.27	117.84	121.00
7	6-K	987	ARG	NE-CZ-NH1	-5.27	117.67	120.30
2	1-B	56	ARG	NE-CZ-NH2	-5.20	117.70	120.30
7	5-K	914	ARG	NE-CZ-NH2	-5.20	117.70	120.30
7	5-K	576	TYR	CB-CG-CD1	-5.19	117.89	121.00
2	2-B	56	ARG	NE-CZ-NH2	-5.18	117.71	120.30
2	3-B	56	ARG	NE-CZ-NH2	-5.18	117.71	120.30
2	2-F	99	TYR	CB-CG-CD2	-5.17	117.89	121.00
2	6-F	99	TYR	CB-CG-CD2	-5.17	117.90	121.00
7	8-K	513	TYR	CB-CG-CD1	-5.16	117.90	121.00
7	7-K	576	TYR	CB-CG-CD1	-5.15	117.91	121.00
2	8-F	99	TYR	CB-CG-CD2	-5.14	117.91	121.00
7	4-K	550	TYR	CB-CG-CD2	-5.14	117.92	121.00
7	9-K	860	TYR	CB-CG-CD2	-5.14	117.92	121.00
2	4-B	56	ARG	NE-CZ-NH2	-5.13	117.73	120.30
2	4-F	99	TYR	CB-CG-CD2	-5.12	117.93	121.00
2	9-B	56	ARG	NE-CZ-NH2	-5.12	117.74	120.30
2	5-F	99	TYR	CB-CG-CD2	-5.10	117.94	121.00
2	3-F	99	TYR	CB-CG-CD2	-5.09	117.95	121.00
7	7-K	987	ARG	NE-CZ-NH2	5.08	122.84	120.30
2	9-F	99	TYR	CB-CG-CD2	-5.08	117.95	121.00
7	5-K	411	PHE	CB-CG-CD2	-5.08	117.25	120.80
2	10-B	99	TYR	CB-CG-CD2	-5.08	117.95	121.00
2	7-F	99	TYR	CB-CG-CD2	-5.07	117.96	121.00
7	4-K	448	TYR	CB-CG-CD1	-5.07	117.96	121.00
7	4-K	760	ARG	NE-CZ-NH1	-5.06	117.77	120.30
2	1-B	46	ARG	NE-CZ-NH1	-5.04	117.78	120.30
2	10-F	99	TYR	CB-CG-CD2	-5.04	117.98	121.00
7	1-K	342	TRP	O-C-N	-5.03	114.66	122.70
7	2-K	342	TRP	O-C-N	-5.03	114.66	122.70
7	3-K	342	TRP	O-C-N	-5.03	114.66	122.70
7	4-K	342	TRP	O-C-N	-5.03	114.66	122.70
7	5-K	342	TRP	O-C-N	-5.03	114.66	122.70
7	6-K	342	TRP	O-C-N	-5.03	114.66	122.70
7	7-K	342	TRP	O-C-N	-5.03	114.66	122.70
7	8-K	342	TRP	O-C-N	-5.03	114.66	122.70
7	9-K	342	TRP	O-C-N	-5.03	114.66	122.70
7	10-K	342	TRP	O-C-N	-5.03	114.66	122.70

Continued on next page...

Continued from previous page...

Mol	Chain	Res	Type	Atoms	Z	Observed(°)	Ideal(°)
2	5-B	99	TYR	CB-CG-CD2	-5.01	117.99	121.00
2	1-F	99	TYR	CB-CG-CD2	-5.01	117.99	121.00

There are no chirality outliers.

All (22) planarity outliers are listed below:

Mol	Chain	Res	Type	Group
9	1-M	3	PRO	Peptide,Mainchain
9	10-M	3	PRO	Peptide,Mainchain
9	2-M	3	PRO	Peptide,Mainchain
9	3-M	3	PRO	Peptide,Mainchain
9	4-M	3	PRO	Peptide,Mainchain
9	5-M	3	PRO	Peptide,Mainchain
7	6-K	650	ASN	Peptide,Mainchain
9	6-M	3	PRO	Peptide,Mainchain
9	7-M	3	PRO	Peptide,Mainchain
9	8-M	3	PRO	Peptide,Mainchain
9	9-M	3	PRO	Peptide,Mainchain

5.2 Too-close contacts [i](#)

In the following table, the Non-H and H(model) columns list the number of non-hydrogen atoms and hydrogen atoms in the chain respectively. The H(added) column lists the number of hydrogen atoms added and optimized by MolProbity. The Clashes column lists the number of clashes within the asymmetric unit, whereas Symm-Clashes lists symmetry-related clashes.

Mol	Chain	Non-H	H(model)	H(added)	Clashes	Symm-Clashes
1	1-A	809	0	849	3	0
1	1-E	783	0	822	3	0
1	2-A	809	0	849	3	0
1	2-E	783	0	822	5	0
1	3-A	809	0	849	3	0
1	3-E	783	0	822	4	0
1	4-A	809	0	849	4	0
1	4-E	783	0	822	4	0
1	5-A	809	0	849	3	0
1	5-E	783	0	822	4	0
1	6-A	809	0	849	3	0
1	6-E	783	0	822	4	0
1	7-A	809	0	849	4	0
1	7-E	783	0	822	4	0

Continued on next page...

Continued from previous page...

Mol	Chain	Non-H	H(model)	H(added)	Clashes	Symm-Clashes
1	8-A	809	0	849	3	0
1	8-E	783	0	822	4	0
1	9-A	809	0	849	3	0
1	9-E	783	0	822	4	0
1	10-A	809	0	849	3	0
1	10-E	783	0	822	3	0
2	1-B	703	0	757	3	0
2	1-F	627	0	663	2	0
2	2-B	703	0	757	2	0
2	2-F	627	0	663	1	0
2	3-B	703	0	757	2	0
2	3-F	627	0	663	1	0
2	4-B	703	0	757	3	0
2	4-F	627	0	663	1	0
2	5-B	703	0	757	3	0
2	5-F	627	0	663	2	0
2	6-B	703	0	757	2	0
2	6-F	627	0	663	2	0
2	7-B	703	0	757	3	0
2	7-F	627	0	663	3	0
2	8-B	703	0	757	2	0
2	8-F	627	0	663	2	0
2	9-B	703	0	757	2	0
2	9-F	627	0	663	2	0
2	10-B	703	0	757	2	0
2	10-F	627	0	663	3	0
3	1-C	823	0	882	3	0
3	1-G	823	0	882	8	0
3	2-C	823	0	882	3	0
3	2-G	823	0	882	8	0
3	3-C	823	0	882	4	0
3	3-G	823	0	882	8	0
3	4-C	823	0	882	3	0
3	4-G	823	0	882	8	0
3	5-C	823	0	882	3	0
3	5-G	823	0	882	8	0
3	6-C	823	0	882	3	0
3	6-G	823	0	882	8	0
3	7-C	823	0	882	3	0
3	7-G	823	0	882	8	0
3	8-C	823	0	882	3	0
3	8-G	823	0	882	8	0

Continued on next page...

Continued from previous page...

Mol	Chain	Non-H	H(model)	H(added)	Clashes	Symm-Clashes
3	9-C	823	0	882	3	0
3	9-G	823	0	882	8	0
3	10-C	823	0	882	3	0
3	10-G	823	0	882	8	0
4	1-D	719	0	740	0	0
4	1-H	719	0	740	2	0
4	2-D	719	0	740	0	0
4	2-H	719	0	740	2	0
4	3-D	719	0	740	0	0
4	3-H	719	0	740	2	0
4	4-D	719	0	740	0	0
4	4-H	719	0	740	2	0
4	5-D	719	0	740	0	0
4	5-H	719	0	740	2	0
4	6-D	719	0	740	0	0
4	6-H	719	0	740	2	0
4	7-D	719	0	740	0	0
4	7-H	719	0	740	2	0
4	8-D	719	0	740	0	0
4	8-H	719	0	740	2	0
4	9-D	719	0	740	0	0
4	9-H	719	0	740	2	0
4	10-D	719	0	740	0	0
4	10-H	719	0	740	2	0
5	1-I	2975	0	1639	20	0
5	2-I	2975	0	1639	18	0
5	3-I	2975	0	1639	28	0
5	4-I	2975	0	1639	23	0
5	5-I	2975	0	1639	22	0
5	6-I	2975	0	1639	26	0
5	7-I	2975	0	1639	29	0
5	8-I	2975	0	1639	34	0
5	9-I	2975	0	1639	22	0
5	10-I	2975	0	1639	30	0
6	1-J	3011	0	1639	17	0
6	2-J	3011	0	1639	18	0
6	3-J	3011	0	1639	18	0
6	4-J	3011	0	1639	27	0
6	5-J	3011	0	1639	19	0
6	6-J	3011	0	1639	20	0
6	7-J	3011	0	1639	21	0
6	8-J	3011	0	1639	19	0

Continued on next page...

Continued from previous page...

Mol	Chain	Non-H	H(model)	H(added)	Clashes	Symm-Clashes
6	9-J	3011	0	1639	23	0
6	10-J	3011	0	1639	20	0
7	1-K	5055	0	5102	167	0
7	2-K	5055	0	5102	172	0
7	3-K	5055	0	5102	167	0
7	4-K	5055	0	5102	184	0
7	5-K	5055	0	5102	169	0
7	6-K	5055	0	5102	184	0
7	7-K	5055	0	5102	179	0
7	8-K	5055	0	5102	196	0
7	9-K	5055	0	5102	183	0
7	10-K	5055	0	5102	185	0
8	1-L	3154	0	3173	11	0
8	2-L	3154	0	3173	11	0
8	3-L	3154	0	3173	11	0
8	4-L	3154	0	3173	11	0
8	5-L	3154	0	3173	11	0
8	6-L	3154	0	3173	11	0
8	7-L	3154	0	3173	11	0
8	8-L	3154	0	3173	11	0
8	9-L	3154	0	3173	11	0
8	10-L	3154	0	3173	11	0
9	1-M	3192	0	3180	124	0
9	2-M	3192	0	3180	124	0
9	3-M	3192	0	3180	124	0
9	4-M	3192	0	3180	124	0
9	5-M	3192	0	3180	124	0
9	6-M	3192	0	3180	124	0
9	7-M	3192	0	3180	124	0
9	8-M	3192	0	3180	132	0
9	9-M	3192	0	3180	124	0
9	10-M	3192	0	3180	124	0
10	1-N	494	0	473	6	0
10	2-N	494	0	473	6	0
10	3-N	494	0	473	6	0
10	4-N	494	0	473	6	0
10	5-N	494	0	473	6	0
10	6-N	494	0	473	6	0
10	7-N	494	0	473	6	0
10	8-N	494	0	473	6	0
10	9-N	494	0	473	6	0
10	10-N	494	0	473	6	0

Continued on next page...

Continued from previous page...

Mol	Chain	Non-H	H(model)	H(added)	Clashes	Symm-Clashes
11	1-K	1	0	0	0	0
11	2-K	1	0	0	0	0
11	3-K	1	0	0	0	0
11	4-K	1	0	0	0	0
11	5-K	1	0	0	0	0
11	6-K	1	0	0	0	0
11	7-K	1	0	0	0	0
11	8-K	1	0	0	0	0
11	9-K	1	0	0	0	0
11	10-K	1	0	0	0	0
12	1-K	27	0	12	3	0
12	2-K	27	0	12	1	0
12	3-K	27	0	12	5	0
12	4-K	27	0	12	3	0
12	5-K	27	0	12	2	0
12	6-K	27	0	12	2	0
12	7-K	27	0	12	1	0
12	8-K	27	0	12	2	0
12	9-K	27	0	12	3	0
12	10-K	27	0	12	4	0
13	1-K	4	0	0	0	0
13	2-K	4	0	0	0	0
13	3-K	4	0	0	3	0
13	4-K	4	0	0	0	0
13	5-K	4	0	0	0	0
13	6-K	4	0	0	1	0
13	7-K	4	0	0	0	0
13	8-K	4	0	0	0	0
13	9-K	4	0	0	2	0
13	10-K	4	0	0	0	0
14	1-L	31	0	12	1	0
14	2-L	31	0	12	1	0
14	3-L	31	0	12	1	0
14	4-L	31	0	12	1	0
14	5-L	31	0	12	1	0
14	6-L	31	0	12	1	0
14	7-L	31	0	12	1	0
14	8-L	31	0	12	1	0
14	9-L	31	0	12	1	0
14	10-L	31	0	12	1	0
All	All	239500	0	215650	2477	0

The all-atom clashscore is defined as the number of clashes found per 1000 atoms (including

hydrogen atoms). The all-atom clashscore for this structure is 5.

All (2477) close contacts within the same asymmetric unit are listed below, sorted by their clash magnitude.

Atom-1	Atom-2	Interatomic distance (Å)	Clash overlap (Å)
7:K:351:PHE:CE1	9:M:467:PHE:CE2	1.78	1.70
7:K:351:PHE:CE1	9:M:467:PHE:CE2	1.78	1.70
7:K:351:PHE:CE1	9:M:467:PHE:CE2	1.78	1.70
7:K:351:PHE:CE1	9:M:467:PHE:CE2	1.78	1.70
7:K:351:PHE:CE1	9:M:467:PHE:CE2	1.78	1.70
7:K:351:PHE:CE1	9:M:467:PHE:CE2	1.78	1.70
7:K:351:PHE:CE1	9:M:467:PHE:CE2	1.78	1.70
7:K:351:PHE:CE1	9:M:467:PHE:CE2	1.78	1.70
7:K:351:PHE:CE1	9:M:467:PHE:CE2	1.78	1.70
7:K:351:PHE:CE1	9:M:467:PHE:CE2	1.78	1.70
7:K:351:PHE:CE1	9:M:467:PHE:HE2	1.12	1.61
7:K:351:PHE:CE1	9:M:467:PHE:HE2	1.12	1.61
7:K:351:PHE:CE1	9:M:467:PHE:HE2	1.12	1.61
7:K:351:PHE:CE1	9:M:467:PHE:HE2	1.12	1.61
7:K:351:PHE:CE1	9:M:467:PHE:HE2	1.12	1.61
7:K:351:PHE:CE1	9:M:467:PHE:HE2	1.12	1.61
7:K:351:PHE:CE1	9:M:467:PHE:HE2	1.12	1.61
7:K:351:PHE:CE1	9:M:467:PHE:HE2	1.12	1.61
7:K:351:PHE:CE1	9:M:467:PHE:HE2	1.12	1.61
7:K:351:PHE:CE1	9:M:467:PHE:HE2	1.12	1.61
7:K:351:PHE:CE1	9:M:467:PHE:HE2	1.12	1.61
7:K:351:PHE:CE1	9:M:467:PHE:HE2	1.12	1.61
7:K:359:HIS:CE1	9:M:434:ILE:HG21	1.04	1.54
7:K:359:HIS:CE1	9:M:434:ILE:HG21	1.04	1.54
7:K:359:HIS:CE1	9:M:434:ILE:HG21	1.04	1.54
7:K:359:HIS:CE1	9:M:434:ILE:HG21	1.04	1.54
7:K:359:HIS:CE1	9:M:434:ILE:HG21	1.04	1.54
7:K:359:HIS:CE1	9:M:434:ILE:HG21	1.04	1.54
7:K:359:HIS:CE1	9:M:434:ILE:HG21	1.04	1.54
7:K:359:HIS:CE1	9:M:434:ILE:HG21	1.04	1.54
7:K:359:HIS:CE1	9:M:434:ILE:HG21	1.04	1.54
7:K:359:HIS:CE1	9:M:434:ILE:HG21	1.04	1.54
7:K:359:HIS:CE1	9:M:434:ILE:CG2	1.86	1.53
7:K:359:HIS:CE1	9:M:434:ILE:CG2	1.86	1.53
7:K:359:HIS:CE1	9:M:434:ILE:CG2	1.86	1.53
7:K:359:HIS:CE1	9:M:434:ILE:CG2	1.86	1.53
7:K:359:HIS:CE1	9:M:434:ILE:CG2	1.86	1.53
7:K:359:HIS:CE1	9:M:434:ILE:CG2	1.86	1.53
7:K:359:HIS:CE1	9:M:434:ILE:CG2	1.86	1.53
7:K:359:HIS:CE1	9:M:434:ILE:CG2	1.86	1.53
7:K:359:HIS:CE1	9:M:434:ILE:CG2	1.86	1.53

Continued on next page...

Continued from previous page...

Atom-1	Atom-2	Interatomic distance (Å)	Clash overlap (Å)
7:K:359:HIS:CE1	9:M:434:ILE:CG2	1.86	1.53
7:K:359:HIS:CE1	9:M:434:ILE:CG2	1.86	1.53
7:K:362:MET:CB	9:M:437:LYS:NZ	1.77	1.46
7:K:362:MET:CB	9:M:437:LYS:NZ	1.77	1.46
7:K:362:MET:CB	9:M:437:LYS:NZ	1.77	1.46
7:K:362:MET:CB	9:M:437:LYS:NZ	1.77	1.46
7:K:362:MET:CB	9:M:437:LYS:NZ	1.77	1.46
7:K:362:MET:CB	9:M:437:LYS:NZ	1.77	1.46
7:K:362:MET:CB	9:M:437:LYS:NZ	1.77	1.46
7:K:362:MET:CB	9:M:437:LYS:NZ	1.77	1.46
7:K:362:MET:CB	9:M:437:LYS:NZ	1.77	1.46
7:K:362:MET:CB	9:M:437:LYS:NZ	1.77	1.46
7:K:362:MET:CB	9:M:437:LYS:NZ	1.77	1.46
7:K:381:LEU:CB	7:K:676:GLU:CD	1.81	1.45
7:K:381:LEU:CB	7:K:676:GLU:OE2	1.69	1.36
7:K:381:LEU:CB	7:K:676:GLU:OE1	1.74	1.34
5:I:95:DC:P	7:K:608:LYS:H	1.49	1.34
7:K:362:MET:CG	9:M:437:LYS:HZ1	1.41	1.34
7:K:362:MET:CG	9:M:437:LYS:HZ1	1.41	1.34
7:K:362:MET:CG	9:M:437:LYS:HZ1	1.41	1.34
7:K:362:MET:CG	9:M:437:LYS:HZ1	1.41	1.34
7:K:362:MET:CG	9:M:437:LYS:HZ1	1.41	1.34
7:K:362:MET:CG	9:M:437:LYS:HZ1	1.41	1.34
7:K:362:MET:CG	9:M:437:LYS:HZ1	1.41	1.34
7:K:362:MET:CG	9:M:437:LYS:HZ1	1.41	1.34
7:K:362:MET:CG	9:M:437:LYS:HZ1	1.41	1.34
7:K:362:MET:CG	9:M:437:LYS:HZ1	1.41	1.34
6:J:54:DC:H5"	7:K:816:MET:CG	1.63	1.29
7:K:359:HIS:HE1	9:M:434:ILE:CG2	1.29	1.29
7:K:359:HIS:HE1	9:M:434:ILE:CG2	1.29	1.29
7:K:359:HIS:HE1	9:M:434:ILE:CG2	1.29	1.29
7:K:359:HIS:HE1	9:M:434:ILE:CG2	1.29	1.29
7:K:359:HIS:HE1	9:M:434:ILE:CG2	1.29	1.29
7:K:359:HIS:HE1	9:M:434:ILE:CG2	1.29	1.29
7:K:359:HIS:HE1	9:M:434:ILE:CG2	1.29	1.29
7:K:359:HIS:HE1	9:M:434:ILE:CG2	1.29	1.29
7:K:359:HIS:HE1	9:M:434:ILE:CG2	1.29	1.29
7:K:359:HIS:HE1	9:M:434:ILE:CG2	1.29	1.29
7:K:358:LEU:HD22	9:M:438:GLN:CA	1.61	1.29
7:K:358:LEU:HD22	9:M:438:GLN:CA	1.61	1.29
7:K:358:LEU:HD22	9:M:438:GLN:CA	1.61	1.29
7:K:358:LEU:HD22	9:M:438:GLN:CA	1.61	1.29

Continued on next page...

Continued from previous page...

Atom-1	Atom-2	Interatomic distance (Å)	Clash overlap (Å)
7:K:358:LEU:HD22	9:M:438:GLN:CA	1.61	1.29
7:K:358:LEU:HD22	9:M:438:GLN:CA	1.61	1.29
7:K:358:LEU:HD22	9:M:438:GLN:CA	1.61	1.29
7:K:358:LEU:HD22	9:M:438:GLN:CA	1.61	1.29
7:K:358:LEU:HD22	9:M:438:GLN:CA	1.61	1.29
7:K:358:LEU:HD22	9:M:438:GLN:CA	1.61	1.29
7:K:362:MET:HB2	9:M:437:LYS:NZ	0.97	1.28
7:K:362:MET:HB2	9:M:437:LYS:NZ	0.97	1.28
7:K:362:MET:HB2	9:M:437:LYS:NZ	0.97	1.28
7:K:362:MET:HB2	9:M:437:LYS:NZ	0.97	1.28
7:K:362:MET:HB2	9:M:437:LYS:NZ	0.97	1.28
7:K:362:MET:HB2	9:M:437:LYS:NZ	0.97	1.28
7:K:362:MET:HB2	9:M:437:LYS:NZ	0.97	1.28
7:K:362:MET:HB2	9:M:437:LYS:NZ	0.97	1.28
7:K:362:MET:HB2	9:M:437:LYS:NZ	0.97	1.28
7:K:362:MET:HB2	9:M:437:LYS:NZ	0.97	1.28
7:K:362:MET:HB2	9:M:437:LYS:NZ	0.97	1.28
7:K:362:MET:HB2	9:M:437:LYS:NZ	0.97	1.28
7:K:378:LEU:HA	7:K:676:GLU:CD	1.53	1.28
7:K:358:LEU:HB2	9:M:438:GLN:OE1	1.16	1.27
7:K:358:LEU:HB2	9:M:438:GLN:OE1	1.16	1.27
7:K:358:LEU:HB2	9:M:438:GLN:OE1	1.16	1.27
7:K:358:LEU:HB2	9:M:438:GLN:OE1	1.16	1.27
7:K:358:LEU:HB2	9:M:438:GLN:OE1	1.16	1.27
6:J:54:DC:OP1	7:K:816:MET:HB2	1.15	1.27
7:K:358:LEU:HB2	9:M:438:GLN:OE1	1.16	1.27
7:K:358:LEU:HB2	9:M:438:GLN:OE1	1.16	1.27
7:K:358:LEU:HB2	9:M:438:GLN:OE1	1.16	1.27
7:K:358:LEU:HB2	9:M:438:GLN:OE1	1.16	1.27
7:K:358:LEU:HB2	9:M:438:GLN:OE1	1.16	1.27
7:K:358:LEU:HB2	9:M:438:GLN:OE1	1.16	1.27
6:J:54:DC:OP1	7:K:816:MET:CB	1.81	1.25
5:I:95:DC:P	7:K:608:LYS:HB3	1.75	1.25
7:K:381:LEU:CB	7:K:676:GLU:OE1	1.82	1.24
6:J:54:DC:C5'	7:K:816:MET:HG2	1.66	1.23
7:K:378:LEU:HA	7:K:676:GLU:OE1	1.37	1.22
7:K:378:LEU:CA	7:K:676:GLU:OE1	1.88	1.21
7:K:351:PHE:CZ	9:M:467:PHE:HE2	1.61	1.19
7:K:351:PHE:CZ	9:M:467:PHE:HE2	1.61	1.19
7:K:351:PHE:CZ	9:M:467:PHE:HE2	1.61	1.19
7:K:351:PHE:CZ	9:M:467:PHE:HE2	1.61	1.19
7:K:351:PHE:CZ	9:M:467:PHE:HE2	1.61	1.19
7:K:351:PHE:CZ	9:M:467:PHE:HE2	1.61	1.19
7:K:351:PHE:CZ	9:M:467:PHE:HE2	1.61	1.19

Continued on next page...

Continued from previous page...

Atom-1	Atom-2	Interatomic distance (Å)	Clash overlap (Å)
7:K:351:PHE:CZ	9:M:467:PHE:HE2	1.61	1.19
7:K:351:PHE:CZ	9:M:467:PHE:HE2	1.61	1.19
7:K:351:PHE:CZ	9:M:467:PHE:HE2	1.61	1.19
7:K:362:MET:CB	9:M:437:LYS:HZ2	1.40	1.19
7:K:362:MET:CB	9:M:437:LYS:HZ2	1.40	1.19
7:K:362:MET:CB	9:M:437:LYS:HZ2	1.40	1.19
7:K:362:MET:CB	9:M:437:LYS:HZ2	1.40	1.19
7:K:362:MET:CB	9:M:437:LYS:HZ2	1.40	1.19
7:K:362:MET:CB	9:M:437:LYS:HZ2	1.40	1.19
7:K:362:MET:CB	9:M:437:LYS:HZ2	1.40	1.19
7:K:362:MET:CB	9:M:437:LYS:HZ2	1.40	1.19
7:K:362:MET:CB	9:M:437:LYS:HZ2	1.40	1.19
7:K:362:MET:CB	9:M:437:LYS:HZ2	1.40	1.19
7:K:362:MET:CB	9:M:437:LYS:HZ2	1.40	1.19
7:K:358:LEU:HD22	9:M:438:GLN:N	1.55	1.19
7:K:358:LEU:HD22	9:M:438:GLN:N	1.55	1.19
7:K:358:LEU:HD22	9:M:438:GLN:N	1.55	1.19
7:K:358:LEU:HD22	9:M:438:GLN:N	1.55	1.19
7:K:358:LEU:HD22	9:M:438:GLN:N	1.55	1.19
7:K:358:LEU:HD22	9:M:438:GLN:N	1.55	1.19
7:K:358:LEU:HD22	9:M:438:GLN:N	1.55	1.19
7:K:358:LEU:HD22	9:M:438:GLN:N	1.55	1.19
7:K:358:LEU:HD22	9:M:438:GLN:N	1.55	1.19
7:K:358:LEU:HD22	9:M:438:GLN:N	1.55	1.19
7:K:358:LEU:HD22	9:M:438:GLN:N	1.55	1.19
6:J:54:DC:OP1	7:K:816:MET:HB2	1.42	1.18
7:K:358:LEU:CB	9:M:438:GLN:OE1	1.92	1.17
7:K:358:LEU:CB	9:M:438:GLN:OE1	1.92	1.17
7:K:358:LEU:CB	9:M:438:GLN:OE1	1.92	1.17
7:K:358:LEU:CB	9:M:438:GLN:OE1	1.92	1.17
7:K:358:LEU:CB	9:M:438:GLN:OE1	1.92	1.17
7:K:358:LEU:CB	9:M:438:GLN:OE1	1.92	1.17
7:K:378:LEU:HA	7:K:676:GLU:OE1	1.40	1.17
7:K:358:LEU:CB	9:M:438:GLN:OE1	1.92	1.17
7:K:358:LEU:CB	9:M:438:GLN:OE1	1.92	1.17
7:K:358:LEU:CB	9:M:438:GLN:OE1	1.92	1.17
7:K:358:LEU:CB	9:M:438:GLN:OE1	1.92	1.17
7:K:362:MET:HG3	9:M:437:LYS:HZ1	1.06	1.16
7:K:362:MET:HG3	9:M:437:LYS:HZ1	1.06	1.16
7:K:362:MET:HG3	9:M:437:LYS:HZ1	1.06	1.16
7:K:362:MET:HG3	9:M:437:LYS:HZ1	1.06	1.16
7:K:362:MET:HG3	9:M:437:LYS:HZ1	1.06	1.16
7:K:362:MET:HG3	9:M:437:LYS:HZ1	1.06	1.16

Continued on next page...

Continued from previous page...

Atom-1	Atom-2	Interatomic distance (Å)	Clash overlap (Å)
7:K:362:MET:HG3	9:M:437:LYS:HZ1	1.06	1.16
7:K:362:MET:HG3	9:M:437:LYS:HZ1	1.06	1.16
6:J:54:DC:OP1	7:K:816:MET:HB2	1.43	1.16
7:K:362:MET:HG3	9:M:437:LYS:HZ1	1.06	1.16
7:K:362:MET:HG3	9:M:437:LYS:HZ1	1.06	1.16
5:I:95:DC:OP1	7:K:608:LYS:N	1.79	1.16
7:K:378:LEU:CA	7:K:676:GLU:OE1	1.95	1.13
1:A:43:ARG:NH1	6:J:69:DG:OP1	1.81	1.13
1:A:43:ARG:NH1	6:J:69:DG:OP1	1.82	1.12
7:K:358:LEU:HD22	9:M:438:GLN:CB	1.81	1.11
7:K:358:LEU:HD22	9:M:438:GLN:CB	1.81	1.11
7:K:358:LEU:HD22	9:M:438:GLN:CB	1.81	1.11
7:K:358:LEU:HD22	9:M:438:GLN:CB	1.81	1.11
7:K:358:LEU:HD22	9:M:438:GLN:CB	1.81	1.11
7:K:358:LEU:HD22	9:M:438:GLN:CB	1.81	1.11
7:K:358:LEU:HD22	9:M:438:GLN:CB	1.81	1.11
1:A:43:ARG:NH1	6:J:69:DG:OP1	1.83	1.11
7:K:358:LEU:HD22	9:M:438:GLN:CB	1.81	1.11
7:K:358:LEU:HD22	9:M:438:GLN:CB	1.81	1.11
7:K:358:LEU:HD22	9:M:438:GLN:CB	1.81	1.11
6:J:54:DC:OP1	7:K:816:MET:CB	1.99	1.10
1:A:43:ARG:NH1	6:J:69:DG:OP1	1.84	1.10
1:A:43:ARG:NH1	6:J:69:DG:OP1	1.85	1.09
1:A:43:ARG:NH1	6:J:69:DG:OP1	1.85	1.09
1:A:43:ARG:NH1	6:J:69:DG:OP1	1.85	1.09
1:A:43:ARG:NH1	6:J:69:DG:OP1	1.86	1.08
1:A:43:ARG:NH1	6:J:69:DG:OP1	1.86	1.08
5:I:95:DC:P	7:K:608:LYS:HB3	1.94	1.07
5:I:95:DC:P	7:K:608:LYS:CB	2.43	1.07
6:J:54:DC:OP1	7:K:816:MET:HB2	1.55	1.06
1:A:43:ARG:NH1	6:J:69:DG:OP1	1.88	1.06
5:I:95:DC:P	7:K:608:LYS:CB	2.43	1.06
5:I:95:DC:P	7:K:608:LYS:N	2.28	1.05
7:K:358:LEU:HD21	9:M:437:LYS:CG	1.87	1.05
7:K:358:LEU:HD21	9:M:437:LYS:CG	1.87	1.05
7:K:358:LEU:HD21	9:M:437:LYS:CG	1.87	1.05
7:K:358:LEU:HD21	9:M:437:LYS:CG	1.87	1.05
7:K:358:LEU:HD21	9:M:437:LYS:CG	1.87	1.05
7:K:358:LEU:HD21	9:M:437:LYS:CG	1.87	1.05
7:K:358:LEU:HD21	9:M:437:LYS:CG	1.87	1.05
7:K:358:LEU:HD21	9:M:437:LYS:CG	1.87	1.05

Continued on next page...

Atom-1	Atom-2	Interatomic distance (Å)	Clash overlap (Å)
7:K:358:LEU:HD21	9:M:437:LYS:CG	1.87	1.05
7:K:358:LEU:HD21	9:M:437:LYS:CG	1.87	1.05
7:K:381:LEU:CB	7:K:676:GLU:OE2	2.02	1.05
7:K:378:LEU:CB	7:K:676:GLU:OE1	2.04	1.04
7:K:378:LEU:CA	7:K:676:GLU:CD	2.25	1.04
7:K:358:LEU:CD2	9:M:438:GLN:HB2	1.89	1.03
7:K:358:LEU:CD2	9:M:438:GLN:HB2	1.89	1.03
7:K:358:LEU:CD2	9:M:438:GLN:HB2	1.89	1.03
7:K:358:LEU:CD2	9:M:438:GLN:HB2	1.89	1.03
7:K:358:LEU:CD2	9:M:438:GLN:HB2	1.89	1.03
7:K:358:LEU:CD2	9:M:438:GLN:HB2	1.89	1.03
7:K:358:LEU:CD2	9:M:438:GLN:HB2	1.89	1.03
7:K:358:LEU:CD2	9:M:438:GLN:HB2	1.89	1.03
7:K:358:LEU:CD2	9:M:438:GLN:HB2	1.89	1.03
7:K:358:LEU:CD2	9:M:438:GLN:HB2	1.89	1.03
7:K:358:LEU:CD2	9:M:438:GLN:HB2	1.89	1.03
7:K:358:LEU:HD21	9:M:437:LYS:HG3	1.38	1.03
7:K:358:LEU:HD21	9:M:437:LYS:HG3	1.38	1.03
7:K:358:LEU:HD21	9:M:437:LYS:HG3	1.38	1.03
7:K:358:LEU:HD21	9:M:437:LYS:HG3	1.38	1.03
7:K:358:LEU:HD21	9:M:437:LYS:HG3	1.38	1.03
7:K:358:LEU:HD21	9:M:437:LYS:HG3	1.38	1.03
7:K:358:LEU:HD21	9:M:437:LYS:HG3	1.38	1.03
7:K:358:LEU:HD21	9:M:437:LYS:HG3	1.38	1.03
7:K:358:LEU:HD21	9:M:437:LYS:HG3	1.38	1.03
7:K:358:LEU:HD21	9:M:437:LYS:HG3	1.38	1.03
7:K:344:ARG:NH1	9:M:181:ASP:OD2	1.90	1.03
7:K:378:LEU:O	7:K:676:GLU:OE2	1.75	1.03
7:K:344:ARG:NH1	9:M:181:ASP:OD2	1.90	1.03
7:K:344:ARG:NH1	9:M:181:ASP:OD2	1.90	1.03
7:K:344:ARG:NH1	9:M:181:ASP:OD2	1.90	1.03
7:K:344:ARG:NH1	9:M:181:ASP:OD2	1.90	1.03
7:K:344:ARG:NH1	9:M:181:ASP:OD2	1.90	1.03
7:K:344:ARG:NH1	9:M:181:ASP:OD2	1.90	1.03
7:K:344:ARG:NH1	9:M:181:ASP:OD2	1.90	1.03
7:K:344:ARG:NH1	9:M:181:ASP:OD2	1.90	1.03
7:K:344:ARG:NH1	9:M:181:ASP:OD2	1.90	1.03
7:K:344:ARG:NH1	9:M:181:ASP:OD2	1.90	1.03
7:K:344:ARG:NH1	9:M:181:ASP:OD2	1.90	1.03
7:K:358:LEU:CD2	9:M:438:GLN:N	2.21	1.02
7:K:358:LEU:CD2	9:M:438:GLN:N	2.21	1.02
7:K:358:LEU:CD2	9:M:438:GLN:N	2.21	1.02
7:K:358:LEU:CD2	9:M:438:GLN:N	2.21	1.02
7:K:358:LEU:CD2	9:M:438:GLN:N	2.21	1.02



Continued from previous page...

Atom-1	Atom-2	Interatomic distance (Å)	Clash overlap (Å)
7:K:358:LEU:CD2	9:M:438:GLN:N	2.21	1.02
7:K:358:LEU:CD2	9:M:438:GLN:N	2.21	1.02
7:K:358:LEU:CD2	9:M:438:GLN:N	2.21	1.02
7:K:358:LEU:CD2	9:M:438:GLN:N	2.21	1.02
7:K:358:LEU:CD2	9:M:438:GLN:N	2.21	1.02
7:K:362:MET:HB2	9:M:437:LYS:CE	1.90	1.02
7:K:362:MET:HB2	9:M:437:LYS:CE	1.90	1.02
7:K:362:MET:HB2	9:M:437:LYS:CE	1.90	1.02
7:K:362:MET:HB2	9:M:437:LYS:CE	1.90	1.02
7:K:362:MET:HB2	9:M:437:LYS:CE	1.90	1.02
7:K:362:MET:HB2	9:M:437:LYS:CE	1.90	1.02
7:K:362:MET:HB2	9:M:437:LYS:CE	1.90	1.02
7:K:362:MET:HB2	9:M:437:LYS:CE	1.90	1.02
7:K:362:MET:HB2	9:M:437:LYS:CE	1.90	1.02
7:K:362:MET:HB2	9:M:437:LYS:CE	1.90	1.02
7:K:362:MET:HB2	9:M:437:LYS:CE	1.90	1.02
7:K:378:LEU:HA	7:K:676:GLU:OE1	1.55	1.02
7:K:351:PHE:CE2	9:M:439:ILE:HD11	1.96	1.00
7:K:351:PHE:CE2	9:M:439:ILE:HD11	1.96	1.00
7:K:351:PHE:CE2	9:M:439:ILE:HD11	1.96	1.00
7:K:351:PHE:CE2	9:M:439:ILE:HD11	1.96	1.00
7:K:351:PHE:CE2	9:M:439:ILE:HD11	1.96	1.00
7:K:351:PHE:CE2	9:M:439:ILE:HD11	1.96	1.00
7:K:351:PHE:CE2	9:M:439:ILE:HD11	1.96	1.00
7:K:378:LEU:CA	7:K:676:GLU:OE2	2.10	1.00
7:K:351:PHE:CE2	9:M:439:ILE:HD11	1.96	1.00
7:K:351:PHE:CE2	9:M:439:ILE:HD11	1.96	1.00
7:K:351:PHE:CE2	9:M:439:ILE:HD11	1.96	1.00
7:K:351:PHE:CE2	9:M:439:ILE:HD11	1.96	1.00
5:I:95:DC:P	7:K:608:LYS:H	1.86	0.98
7:K:369:ARG:HG2	9:M:28:GLU:OE2	1.61	0.98
7:K:369:ARG:HG2	9:M:28:GLU:OE2	1.61	0.98
7:K:369:ARG:HG2	9:M:28:GLU:OE2	1.61	0.98
7:K:369:ARG:HG2	9:M:28:GLU:OE2	1.61	0.98
7:K:369:ARG:HG2	9:M:28:GLU:OE2	1.61	0.98
7:K:369:ARG:HG2	9:M:28:GLU:OE2	1.61	0.98
7:K:369:ARG:HG2	9:M:28:GLU:OE2	1.61	0.98
7:K:369:ARG:HG2	9:M:28:GLU:OE2	1.61	0.98
7:K:369:ARG:HG2	9:M:28:GLU:OE2	1.61	0.98
7:K:369:ARG:HG2	9:M:28:GLU:OE2	1.61	0.98
7:K:369:ARG:HG2	9:M:28:GLU:OE2	1.61	0.98
5:I:95:DC:P	7:K:608:LYS:HB3	2.02	0.98
7:K:362:MET:HE1	9:M:416:PHE:HZ	1.28	0.98
7:K:362:MET:HE1	9:M:416:PHE:HZ	1.28	0.98

Continued on next page...

Continued from previous page...

Atom-1	Atom-2	Interatomic distance (Å)	Clash overlap (Å)
7:K:362:MET:HE1	9:M:416:PHE:HZ	1.28	0.98
7:K:362:MET:HE1	9:M:416:PHE:HZ	1.28	0.98
7:K:362:MET:HE1	9:M:416:PHE:HZ	1.28	0.98
7:K:362:MET:HE1	9:M:416:PHE:HZ	1.28	0.98
7:K:362:MET:HE1	9:M:416:PHE:HZ	1.28	0.98
7:K:362:MET:HE1	9:M:416:PHE:HZ	1.28	0.98
7:K:362:MET:HE1	9:M:416:PHE:HZ	1.28	0.98
7:K:362:MET:HE1	9:M:416:PHE:HZ	1.28	0.98
7:K:362:MET:CE	9:M:416:PHE:CZ	2.47	0.97
7:K:362:MET:CE	9:M:416:PHE:CZ	2.47	0.97
7:K:362:MET:CE	9:M:416:PHE:CZ	2.47	0.97
7:K:362:MET:CE	9:M:416:PHE:CZ	2.47	0.97
7:K:362:MET:CE	9:M:416:PHE:CZ	2.47	0.97
7:K:362:MET:CE	9:M:416:PHE:CZ	2.47	0.97
7:K:362:MET:CE	9:M:416:PHE:CZ	2.47	0.97
7:K:362:MET:CE	9:M:416:PHE:CZ	2.47	0.97
7:K:362:MET:CE	9:M:416:PHE:CZ	2.47	0.97
7:K:362:MET:CE	9:M:416:PHE:CZ	2.47	0.97
7:K:362:MET:CE	9:M:416:PHE:CZ	2.47	0.97
7:K:362:MET:CE	9:M:416:PHE:CZ	2.47	0.97
7:K:378:LEU:HA	7:K:676:GLU:OE2	1.62	0.97
5:I:95:DC:P	7:K:608:LYS:CB	2.53	0.96
7:K:351:PHE:CE1	9:M:467:PHE:CD2	2.51	0.96
7:K:351:PHE:CE1	9:M:467:PHE:CD2	2.51	0.96
7:K:351:PHE:CE1	9:M:467:PHE:CD2	2.51	0.96
7:K:351:PHE:CE1	9:M:467:PHE:CD2	2.51	0.96
7:K:351:PHE:CE1	9:M:467:PHE:CD2	2.51	0.96
7:K:351:PHE:CE1	9:M:467:PHE:CD2	2.51	0.96
7:K:351:PHE:CE1	9:M:467:PHE:CD2	2.51	0.96
7:K:351:PHE:CE1	9:M:467:PHE:CD2	2.51	0.96
7:K:351:PHE:CE1	9:M:467:PHE:CD2	2.51	0.96
7:K:351:PHE:CE1	9:M:467:PHE:CD2	2.51	0.96
7:K:351:PHE:CE1	9:M:467:PHE:CD2	2.51	0.96
7:K:362:MET:CB	9:M:437:LYS:HZ1	1.57	0.95
7:K:362:MET:CB	9:M:437:LYS:HZ1	1.57	0.95
7:K:362:MET:CB	9:M:437:LYS:HZ1	1.57	0.95
7:K:362:MET:CB	9:M:437:LYS:HZ1	1.57	0.95
7:K:362:MET:CB	9:M:437:LYS:HZ1	1.57	0.95
7:K:362:MET:CB	9:M:437:LYS:HZ1	1.57	0.95
7:K:362:MET:CB	9:M:437:LYS:HZ1	1.57	0.95
7:K:362:MET:CB	9:M:437:LYS:HZ1	1.57	0.95
7:K:362:MET:CB	9:M:437:LYS:HZ1	1.57	0.95
7:K:362:MET:CB	9:M:437:LYS:HZ1	1.57	0.95
7:K:362:MET:CB	9:M:437:LYS:HZ1	1.57	0.95
5:I:95:DC:P	7:K:608:LYS:HB3	2.06	0.94

Continued on next page...

Continued from previous page...

Atom-1	Atom-2	Interatomic distance (Å)	Clash overlap (Å)
7:K:358:LEU:HD22	9:M:438:GLN:HB2	1.45	0.94
7:K:358:LEU:HD22	9:M:438:GLN:HB2	1.45	0.94
7:K:358:LEU:HD22	9:M:438:GLN:HB2	1.45	0.94
7:K:358:LEU:HD22	9:M:438:GLN:HB2	1.45	0.94
7:K:358:LEU:HD22	9:M:438:GLN:HB2	1.45	0.94
7:K:358:LEU:HD22	9:M:438:GLN:HB2	1.45	0.94
7:K:358:LEU:HD22	9:M:438:GLN:HB2	1.45	0.94
7:K:358:LEU:HD22	9:M:438:GLN:HB2	1.45	0.94
7:K:358:LEU:HD22	9:M:438:GLN:HB2	1.45	0.94
7:K:358:LEU:HD22	9:M:438:GLN:HB2	1.45	0.94
6:J:55:DG:OP1	7:K:866:SER:OG	1.86	0.93
12:K:1502:ADP:O2A	12:K:1502:ADP:O4'	1.86	0.93
12:K:1502:ADP:O2A	12:K:1502:ADP:C4'	2.17	0.93
6:J:54:DC:OP1	7:K:816:MET:HB2	1.68	0.93
7:K:649:PHE:CD2	7:K:649:PHE:O	2.21	0.93
7:K:354:LEU:HG	9:M:438:GLN:CG	2.00	0.92
7:K:354:LEU:HG	9:M:438:GLN:CG	2.00	0.92
7:K:354:LEU:HG	9:M:438:GLN:CG	2.00	0.92
7:K:354:LEU:HG	9:M:438:GLN:CG	2.00	0.92
7:K:354:LEU:HG	9:M:438:GLN:CG	2.00	0.92
7:K:354:LEU:HG	9:M:438:GLN:CG	2.00	0.92
7:K:354:LEU:HG	9:M:438:GLN:CG	2.00	0.92
7:K:354:LEU:HG	9:M:438:GLN:CG	2.00	0.92
7:K:354:LEU:HG	9:M:438:GLN:CG	2.00	0.92
7:K:354:LEU:HG	9:M:438:GLN:CG	2.00	0.92
7:K:354:LEU:HG	9:M:438:GLN:CG	2.00	0.92
7:K:354:LEU:HG	9:M:438:GLN:CG	2.00	0.92
7:K:354:LEU:HG	9:M:438:GLN:CG	2.00	0.92
5:I:95:DC:P	7:K:608:LYS:HB3	2.10	0.92
7:K:347:ARG:HD3	9:M:466:GLN:O	1.69	0.92
7:K:347:ARG:HD3	9:M:466:GLN:O	1.69	0.92
7:K:347:ARG:HD3	9:M:466:GLN:O	1.69	0.92
7:K:347:ARG:HD3	9:M:466:GLN:O	1.69	0.92
7:K:347:ARG:HD3	9:M:466:GLN:O	1.69	0.92
7:K:347:ARG:HD3	9:M:466:GLN:O	1.69	0.92
7:K:347:ARG:HD3	9:M:466:GLN:O	1.69	0.92
7:K:347:ARG:HD3	9:M:466:GLN:O	1.69	0.92
7:K:347:ARG:HD3	9:M:466:GLN:O	1.69	0.92
7:K:347:ARG:HD3	9:M:466:GLN:O	1.69	0.92
7:K:347:ARG:HD3	9:M:466:GLN:O	1.69	0.92
6:J:54:DC:OP1	7:K:816:MET:HB2	1.69	0.92
7:K:378:LEU:CB	7:K:676:GLU:CD	2.38	0.91
7:K:392:LEU:HD11	9:M:420:LYS:NZ	1.86	0.91
7:K:378:LEU:O	7:K:676:GLU:OE2	1.87	0.91
7:K:351:PHE:HB3	9:M:151:TYR:OH	1.69	0.91

Continued on next page...

Continued from previous page...

Atom-1	Atom-2	Interatomic distance (Å)	Clash overlap (Å)
7:K:351:PHE:HB3	9:M:151:TYR:OH	1.69	0.91
7:K:351:PHE:HB3	9:M:151:TYR:OH	1.69	0.91
7:K:351:PHE:HB3	9:M:151:TYR:OH	1.69	0.91
7:K:351:PHE:HB3	9:M:151:TYR:OH	1.69	0.91
7:K:351:PHE:HB3	9:M:151:TYR:OH	1.69	0.91
7:K:351:PHE:HB3	9:M:151:TYR:OH	1.69	0.91
7:K:351:PHE:HB3	9:M:151:TYR:OH	1.69	0.91
7:K:351:PHE:HB3	9:M:151:TYR:OH	1.69	0.91
7:K:351:PHE:HB3	9:M:151:TYR:OH	1.69	0.91
7:K:362:MET:HE1	9:M:416:PHE:CZ	2.04	0.91
7:K:362:MET:HE1	9:M:416:PHE:CZ	2.04	0.91
7:K:362:MET:HE1	9:M:416:PHE:CZ	2.04	0.91
7:K:362:MET:HE1	9:M:416:PHE:CZ	2.04	0.91
7:K:362:MET:HE1	9:M:416:PHE:CZ	2.04	0.91
7:K:362:MET:HE1	9:M:416:PHE:CZ	2.04	0.91
7:K:362:MET:HE1	9:M:416:PHE:CZ	2.04	0.91
7:K:362:MET:HE1	9:M:416:PHE:CZ	2.04	0.91
7:K:362:MET:HE1	9:M:416:PHE:CZ	2.04	0.91
7:K:362:MET:HE1	9:M:416:PHE:CZ	2.04	0.91
7:K:362:MET:HE1	9:M:416:PHE:CZ	2.04	0.91
12:K:1502:ADP:O2A	12:K:1502:ADP:C4'	2.18	0.90
5:I:94:DG:OP1	7:K:608:LYS:NZ	2.03	0.90
12:K:1502:ADP:O2A	12:K:1502:ADP:O4'	1.89	0.89
7:K:347:ARG:NH1	9:M:466:GLN:N	2.20	0.89
7:K:347:ARG:NH1	9:M:466:GLN:N	2.20	0.89
7:K:347:ARG:NH1	9:M:466:GLN:N	2.20	0.89
7:K:347:ARG:NH1	9:M:466:GLN:N	2.20	0.89
7:K:347:ARG:NH1	9:M:466:GLN:N	2.20	0.89
7:K:347:ARG:NH1	9:M:466:GLN:N	2.20	0.89
7:K:347:ARG:NH1	9:M:466:GLN:N	2.20	0.89
7:K:347:ARG:NH1	9:M:466:GLN:N	2.20	0.89
7:K:347:ARG:NH1	9:M:466:GLN:N	2.20	0.89
7:K:347:ARG:NH1	9:M:466:GLN:N	2.20	0.89
6:J:54:DC:OP1	7:K:816:MET:HB2	1.72	0.89
7:K:354:LEU:HG	9:M:438:GLN:HG3	1.51	0.89
7:K:354:LEU:HG	9:M:438:GLN:HG3	1.51	0.89
7:K:354:LEU:HG	9:M:438:GLN:HG3	1.51	0.89
7:K:354:LEU:HG	9:M:438:GLN:HG3	1.51	0.89
7:K:354:LEU:HG	9:M:438:GLN:HG3	1.51	0.89
7:K:354:LEU:HG	9:M:438:GLN:HG3	1.51	0.89
7:K:354:LEU:HG	9:M:438:GLN:HG3	1.51	0.89
6:J:55:DG:OP1	7:K:866:SER:OG	1.90	0.89
7:K:354:LEU:HG	9:M:438:GLN:HG3	1.51	0.89

Continued on next page...

Continued from previous page...

Atom-1	Atom-2	Interatomic distance (Å)	Clash overlap (Å)
7:K:354:LEU:HG	9:M:438:GLN:HG3	1.51	0.89
7:K:354:LEU:HG	9:M:438:GLN:HG3	1.51	0.89
7:K:354:LEU:HG	9:M:438:GLN:HG3	1.51	0.89
6:J:54:DC:H3'	7:K:816:MET:HG3	1.53	0.87
7:K:358:LEU:HB2	9:M:438:GLN:CD	1.94	0.87
9:M:154:ILE:HG22	9:M:154:ILE:O	1.74	0.87
7:K:358:LEU:HB2	9:M:438:GLN:CD	1.94	0.87
9:M:154:ILE:HG22	9:M:154:ILE:O	1.74	0.87
7:K:358:LEU:HB2	9:M:438:GLN:CD	1.94	0.87
9:M:154:ILE:HG22	9:M:154:ILE:O	1.74	0.87
7:K:358:LEU:HB2	9:M:438:GLN:CD	1.94	0.87
9:M:154:ILE:HG22	9:M:154:ILE:O	1.74	0.87
6:J:54:DC:OP1	7:K:816:MET:HB2	1.75	0.87
7:K:358:LEU:HB2	9:M:438:GLN:CD	1.94	0.87
9:M:154:ILE:HG22	9:M:154:ILE:O	1.74	0.87
7:K:358:LEU:HB2	9:M:438:GLN:CD	1.94	0.87
9:M:154:ILE:HG22	9:M:154:ILE:O	1.74	0.87
7:K:358:LEU:HB2	9:M:438:GLN:CD	1.94	0.87
9:M:154:ILE:HG22	9:M:154:ILE:O	1.74	0.87
7:K:358:LEU:HB2	9:M:438:GLN:CD	1.94	0.87
9:M:154:ILE:HG22	9:M:154:ILE:O	1.74	0.87
7:K:358:LEU:HB2	9:M:438:GLN:CD	1.94	0.87
9:M:154:ILE:HG22	9:M:154:ILE:O	1.74	0.87
7:K:358:LEU:HB2	9:M:438:GLN:CD	1.94	0.87
9:M:154:ILE:HG22	9:M:154:ILE:O	1.74	0.87
7:K:351:PHE:HE1	9:M:467:PHE:CE2	1.43	0.87
7:K:351:PHE:HE1	9:M:467:PHE:CE2	1.43	0.87
7:K:351:PHE:HE1	9:M:467:PHE:CE2	1.43	0.87
7:K:351:PHE:HE1	9:M:467:PHE:CE2	1.43	0.87
7:K:351:PHE:HE1	9:M:467:PHE:CE2	1.43	0.87
7:K:351:PHE:HE1	9:M:467:PHE:CE2	1.43	0.87
7:K:649:PHE:O	7:K:649:PHE:CD1	2.28	0.87
7:K:351:PHE:HE1	9:M:467:PHE:CE2	1.43	0.87
7:K:351:PHE:HE1	9:M:467:PHE:CE2	1.43	0.87
7:K:351:PHE:HE1	9:M:467:PHE:CE2	1.43	0.87
7:K:351:PHE:HE1	9:M:467:PHE:CE2	1.43	0.87
5:I:95:DC:P	7:K:608:LYS:HB3	2.15	0.86
7:K:378:LEU:HA	7:K:676:GLU:CD	1.93	0.86
7:K:369:ARG:CG	9:M:28:GLU:OE2	2.23	0.86
7:K:369:ARG:CG	9:M:28:GLU:OE2	2.23	0.86
7:K:369:ARG:CG	9:M:28:GLU:OE2	2.23	0.86

Continued on next page...

Continued from previous page...

Atom-1	Atom-2	Interatomic distance (Å)	Clash overlap (Å)
7:K:369:ARG:CG	9:M:28:GLU:OE2	2.23	0.86
7:K:369:ARG:CG	9:M:28:GLU:OE2	2.23	0.86
7:K:369:ARG:CG	9:M:28:GLU:OE2	2.23	0.86
7:K:369:ARG:CG	9:M:28:GLU:OE2	2.23	0.86
7:K:369:ARG:CG	9:M:28:GLU:OE2	2.23	0.86
7:K:369:ARG:CG	9:M:28:GLU:OE2	2.23	0.86
7:K:369:ARG:CG	9:M:28:GLU:OE2	2.23	0.86
5:I:95:DC:P	7:K:608:LYS:H	1.98	0.86
5:I:94:DG:O3'	7:K:608:LYS:HB3	1.76	0.85
7:K:362:MET:HE3	9:M:416:PHE:CZ	2.12	0.85
7:K:362:MET:HE3	9:M:416:PHE:CZ	2.12	0.85
7:K:362:MET:HE3	9:M:416:PHE:CZ	2.12	0.85
7:K:362:MET:HE3	9:M:416:PHE:CZ	2.12	0.85
7:K:362:MET:HE3	9:M:416:PHE:CZ	2.12	0.85
7:K:362:MET:HE3	9:M:416:PHE:CZ	2.12	0.85
7:K:362:MET:HE3	9:M:416:PHE:CZ	2.12	0.85
7:K:362:MET:HE3	9:M:416:PHE:CZ	2.12	0.85
7:K:362:MET:HE3	9:M:416:PHE:CZ	2.12	0.85
7:K:362:MET:HE3	9:M:416:PHE:CZ	2.12	0.85
7:K:362:MET:HE3	9:M:416:PHE:CZ	2.12	0.85
5:I:16:DG:OP1	7:K:588:LYS:NZ	2.09	0.85
7:K:362:MET:CG	9:M:437:LYS:NZ	2.22	0.85
7:K:362:MET:CG	9:M:437:LYS:NZ	2.22	0.85
5:I:95:DC:OP1	7:K:608:LYS:HB3	1.76	0.85
7:K:362:MET:CG	9:M:437:LYS:NZ	2.22	0.85
7:K:362:MET:CG	9:M:437:LYS:NZ	2.22	0.85
7:K:362:MET:CG	9:M:437:LYS:NZ	2.22	0.85
7:K:362:MET:CG	9:M:437:LYS:NZ	2.22	0.85
7:K:362:MET:CG	9:M:437:LYS:NZ	2.22	0.85
7:K:362:MET:CG	9:M:437:LYS:NZ	2.22	0.85
7:K:362:MET:CG	9:M:437:LYS:NZ	2.22	0.85
7:K:362:MET:CG	9:M:437:LYS:NZ	2.22	0.85
5:I:95:DC:OP1	7:K:608:LYS:CA	2.26	0.84
7:K:362:MET:HE3	9:M:416:PHE:CE2	2.13	0.84
7:K:362:MET:HE3	9:M:416:PHE:CE2	2.13	0.84
12:K:1502:ADP:O1A	12:K:1502:ADP:O3B	1.94	0.84
7:K:362:MET:HE3	9:M:416:PHE:CE2	2.13	0.84
7:K:362:MET:HE3	9:M:416:PHE:CE2	2.13	0.84
7:K:362:MET:HE3	9:M:416:PHE:CE2	2.13	0.84
7:K:362:MET:HE3	9:M:416:PHE:CE2	2.13	0.84
7:K:362:MET:HE3	9:M:416:PHE:CE2	2.13	0.84
7:K:362:MET:HE3	9:M:416:PHE:CE2	2.13	0.84
7:K:362:MET:HE3	9:M:416:PHE:CE2	2.13	0.84

Continued on next page...

Continued from previous page...

Atom-1	Atom-2	Interatomic distance (Å)	Clash overlap (Å)
7:K:362:MET:HE3	9:M:416:PHE:CE2	2.13	0.84
7:K:362:MET:HE3	9:M:416:PHE:CE2	2.13	0.84
7:K:649:PHE:O	7:K:649:PHE:CD1	2.31	0.84
7:K:369:ARG:NE	9:M:28:GLU:OE2	2.10	0.83
7:K:369:ARG:NE	9:M:28:GLU:OE2	2.10	0.83
7:K:369:ARG:NE	9:M:28:GLU:OE2	2.10	0.83
7:K:369:ARG:NE	9:M:28:GLU:OE2	2.10	0.83
7:K:369:ARG:NE	9:M:28:GLU:OE2	2.10	0.83
7:K:369:ARG:NE	9:M:28:GLU:OE2	2.10	0.83
7:K:369:ARG:NE	9:M:28:GLU:OE2	2.10	0.83
7:K:369:ARG:NE	9:M:28:GLU:OE2	2.10	0.83
7:K:369:ARG:NE	9:M:28:GLU:OE2	2.10	0.83
7:K:369:ARG:NE	9:M:28:GLU:OE2	2.10	0.83
7:K:369:ARG:CD	9:M:28:GLU:OE2	2.26	0.83
7:K:369:ARG:CD	9:M:28:GLU:OE2	2.26	0.83
7:K:369:ARG:CD	9:M:28:GLU:OE2	2.26	0.83
7:K:369:ARG:CD	9:M:28:GLU:OE2	2.26	0.83
7:K:369:ARG:CD	9:M:28:GLU:OE2	2.26	0.83
7:K:369:ARG:CD	9:M:28:GLU:OE2	2.26	0.83
7:K:369:ARG:CD	9:M:28:GLU:OE2	2.26	0.83
7:K:369:ARG:CD	9:M:28:GLU:OE2	2.26	0.83
7:K:369:ARG:CD	9:M:28:GLU:OE2	2.26	0.83
7:K:369:ARG:CD	9:M:28:GLU:OE2	2.26	0.83
7:K:369:ARG:CD	9:M:28:GLU:OE2	2.26	0.83
5:I:95:DC:OP1	7:K:609:LEU:N	2.12	0.83
7:K:351:PHE:CD1	9:M:467:PHE:CE2	2.65	0.82
7:K:351:PHE:CD1	9:M:467:PHE:CE2	2.65	0.82
7:K:351:PHE:CD1	9:M:467:PHE:CE2	2.65	0.82
7:K:351:PHE:CD1	9:M:467:PHE:CE2	2.65	0.82
7:K:351:PHE:CD1	9:M:467:PHE:CE2	2.65	0.82
7:K:351:PHE:CD1	9:M:467:PHE:CE2	2.65	0.82
7:K:351:PHE:CD1	9:M:467:PHE:CE2	2.65	0.82
7:K:351:PHE:CD1	9:M:467:PHE:CE2	2.65	0.82
7:K:351:PHE:CD1	9:M:467:PHE:CE2	2.65	0.82
7:K:351:PHE:CD1	9:M:467:PHE:CE2	2.65	0.82
12:K:1502:ADP:O2A	12:K:1502:ADP:H4'	1.77	0.82
5:I:95:DC:OP1	7:K:608:LYS:N	2.13	0.82
7:K:358:LEU:CD2	9:M:437:LYS:HG3	2.09	0.82
7:K:358:LEU:CD2	9:M:437:LYS:HG3	2.09	0.82
7:K:358:LEU:CD2	9:M:437:LYS:HG3	2.09	0.82
7:K:358:LEU:CD2	9:M:437:LYS:HG3	2.09	0.82
7:K:358:LEU:CD2	9:M:437:LYS:HG3	2.09	0.82

Continued on next page...

Continued from previous page...

Atom-1	Atom-2	Interatomic distance (Å)	Clash overlap (Å)
7:K:358:LEU:CD2	9:M:437:LYS:HG3	2.09	0.82
7:K:358:LEU:CD2	9:M:437:LYS:HG3	2.09	0.82
7:K:358:LEU:CD2	9:M:437:LYS:HG3	2.09	0.82
7:K:358:LEU:CD2	9:M:437:LYS:HG3	2.09	0.82
7:K:358:LEU:CD2	9:M:437:LYS:HG3	2.09	0.82
5:I:95:DC:OP2	7:K:608:LYS:HB2	1.79	0.82
6:J:54:DC:H3'	7:K:816:MET:HG3	1.61	0.81
7:K:616:TYR:O	7:K:616:TYR:CD2	2.33	0.81
7:K:351:PHE:CZ	9:M:467:PHE:CE2	2.48	0.80
7:K:351:PHE:CZ	9:M:467:PHE:CE2	2.48	0.80
7:K:351:PHE:CZ	9:M:467:PHE:CE2	2.48	0.80
7:K:351:PHE:CZ	9:M:467:PHE:CE2	2.48	0.80
7:K:351:PHE:CZ	9:M:467:PHE:CE2	2.48	0.80
7:K:351:PHE:CZ	9:M:467:PHE:CE2	2.48	0.80
7:K:351:PHE:CZ	9:M:467:PHE:CE2	2.48	0.80
7:K:351:PHE:CZ	9:M:467:PHE:CE2	2.48	0.80
7:K:351:PHE:CZ	9:M:467:PHE:CE2	2.48	0.80
7:K:351:PHE:CZ	9:M:467:PHE:CE2	2.48	0.80
7:K:351:PHE:CZ	9:M:467:PHE:CE2	2.48	0.80
3:G:78:ARG:HE	5:I:20:DA:H4'	1.43	0.80
5:I:95:DC:P	7:K:608:LYS:H	2.04	0.80
6:J:55:DG:OP1	7:K:866:SER:OG	1.98	0.80
7:K:358:LEU:HD11	9:M:437:LYS:HG3	1.64	0.80
7:K:358:LEU:HD11	9:M:437:LYS:HG3	1.64	0.80
7:K:358:LEU:HD11	9:M:437:LYS:HG3	1.64	0.80
7:K:358:LEU:HD11	9:M:437:LYS:HG3	1.64	0.80
7:K:358:LEU:HD11	9:M:437:LYS:HG3	1.64	0.80
7:K:358:LEU:HD11	9:M:437:LYS:HG3	1.64	0.80
7:K:358:LEU:HD11	9:M:437:LYS:HG3	1.64	0.80
7:K:358:LEU:HD11	9:M:437:LYS:HG3	1.64	0.80
7:K:358:LEU:HD11	9:M:437:LYS:HG3	1.64	0.80
7:K:358:LEU:HD11	9:M:437:LYS:HG3	1.64	0.80
7:K:358:LEU:HD11	9:M:437:LYS:HG3	1.64	0.80
7:K:392:LEU:CD1	9:M:420:LYS:NZ	2.44	0.80
7:K:887:THR:O	7:K:887:THR:HG22	1.81	0.79
12:K:1502:ADP:O1A	12:K:1502:ADP:O3B	1.97	0.79
7:K:359:HIS:CE1	9:M:434:ILE:HG23	2.14	0.79
7:K:359:HIS:CE1	9:M:434:ILE:HG23	2.14	0.79
7:K:359:HIS:CE1	9:M:434:ILE:HG23	2.14	0.79
7:K:359:HIS:CE1	9:M:434:ILE:HG23	2.14	0.79
7:K:359:HIS:CE1	9:M:434:ILE:HG23	2.14	0.79
7:K:359:HIS:CE1	9:M:434:ILE:HG23	2.14	0.79
7:K:359:HIS:CE1	9:M:434:ILE:HG23	2.14	0.79

Continued on next page...

Continued from previous page...

Atom-1	Atom-2	Interatomic distance (Å)	Clash overlap (Å)
7:K:359:HIS:CE1	9:M:434:ILE:HG23	2.14	0.79
7:K:359:HIS:CE1	9:M:434:ILE:HG23	2.14	0.79
7:K:359:HIS:CE1	9:M:434:ILE:HG23	2.14	0.79
7:K:358:LEU:CD2	9:M:438:GLN:H	1.94	0.79
7:K:358:LEU:CD2	9:M:438:GLN:H	1.94	0.79
7:K:358:LEU:CD2	9:M:438:GLN:H	1.94	0.79
7:K:358:LEU:CD2	9:M:438:GLN:H	1.94	0.79
7:K:358:LEU:CD2	9:M:438:GLN:H	1.94	0.79
7:K:358:LEU:CD2	9:M:438:GLN:H	1.94	0.79
7:K:358:LEU:CD2	9:M:438:GLN:H	1.94	0.79
7:K:358:LEU:CD2	9:M:438:GLN:H	1.94	0.79
7:K:358:LEU:CD2	9:M:438:GLN:H	1.94	0.79
7:K:358:LEU:CD2	9:M:438:GLN:H	1.94	0.79
5:I:16:DG:OP1	7:K:588:LYS:NZ	2.15	0.79
7:K:347:ARG:HH12	9:M:466:GLN:N	1.79	0.79
7:K:347:ARG:HH12	9:M:466:GLN:N	1.79	0.79
7:K:347:ARG:HH12	9:M:466:GLN:N	1.79	0.79
7:K:347:ARG:HH12	9:M:466:GLN:N	1.79	0.79
7:K:347:ARG:HH12	9:M:466:GLN:N	1.79	0.79
7:K:347:ARG:HH12	9:M:466:GLN:N	1.79	0.79
7:K:347:ARG:HH12	9:M:466:GLN:N	1.79	0.79
7:K:347:ARG:HH12	9:M:466:GLN:N	1.79	0.79
7:K:347:ARG:HH12	9:M:466:GLN:N	1.79	0.79
7:K:347:ARG:HH12	9:M:466:GLN:N	1.79	0.79
7:K:347:ARG:HH12	9:M:466:GLN:N	1.79	0.79
3:G:78:ARG:HE	5:I:20:DA:H4'	1.45	0.79
12:K:1502:ADP:O1A	13:K:1503:BEF:F2	1.91	0.78
6:J:54:DC:OP1	7:K:816:MET:HB3	1.83	0.78
12:K:1502:ADP:O2A	12:K:1502:ADP:H4'	1.82	0.78
7:K:378:LEU:CB	7:K:676:GLU:OE2	2.31	0.78
12:K:1502:ADP:O1A	12:K:1502:ADP:O3B	1.98	0.78
5:I:95:DC:OP2	7:K:608:LYS:CB	2.32	0.78
7:K:362:MET:HG3	9:M:437:LYS:NZ	1.92	0.78
7:K:362:MET:HG3	9:M:437:LYS:NZ	1.92	0.78
7:K:362:MET:HG3	9:M:437:LYS:NZ	1.92	0.78
7:K:362:MET:HG3	9:M:437:LYS:NZ	1.92	0.78
5:I:95:DC:P	7:K:608:LYS:H	2.06	0.78
7:K:362:MET:HG3	9:M:437:LYS:NZ	1.92	0.78
7:K:362:MET:HG3	9:M:437:LYS:NZ	1.92	0.78
7:K:362:MET:HG3	9:M:437:LYS:NZ	1.92	0.78
7:K:362:MET:HG3	9:M:437:LYS:NZ	1.92	0.78
7:K:362:MET:HG3	9:M:437:LYS:NZ	1.92	0.78

Continued on next page...

Continued from previous page...

Atom-1	Atom-2	Interatomic distance (Å)	Clash overlap (Å)
7:K:362:MET:HG3	9:M:437:LYS:NZ	1.92	0.78
7:K:351:PHE:CE2	9:M:439:ILE:CD1	2.67	0.78
7:K:351:PHE:CE2	9:M:439:ILE:CD1	2.67	0.78
5:I:95:DC:OP1	7:K:609:LEU:N	2.16	0.78
7:K:351:PHE:CE2	9:M:439:ILE:CD1	2.67	0.78
7:K:351:PHE:CE2	9:M:439:ILE:CD1	2.67	0.78
7:K:351:PHE:CE2	9:M:439:ILE:CD1	2.67	0.78
7:K:351:PHE:CE2	9:M:439:ILE:CD1	2.67	0.78
7:K:351:PHE:CE2	9:M:439:ILE:CD1	2.67	0.78
7:K:351:PHE:CE2	9:M:439:ILE:CD1	2.67	0.78
7:K:351:PHE:CE2	9:M:439:ILE:CD1	2.67	0.78
7:K:351:PHE:CE2	9:M:439:ILE:CD1	2.67	0.78
6:J:55:DG:OP1	7:K:866:SER:OG	2.02	0.77
5:I:95:DC:P	7:K:608:LYS:CB	2.71	0.77
7:K:351:PHE:CD1	9:M:467:PHE:CD2	2.73	0.77
7:K:351:PHE:CD1	9:M:467:PHE:CD2	2.73	0.77
7:K:351:PHE:CD1	9:M:467:PHE:CD2	2.73	0.77
7:K:351:PHE:CD1	9:M:467:PHE:CD2	2.73	0.77
7:K:351:PHE:CD1	9:M:467:PHE:CD2	2.73	0.77
7:K:351:PHE:CD1	9:M:467:PHE:CD2	2.73	0.77
7:K:351:PHE:CD1	9:M:467:PHE:CD2	2.73	0.77
7:K:351:PHE:CD1	9:M:467:PHE:CD2	2.73	0.77
7:K:351:PHE:CD1	9:M:467:PHE:CD2	2.73	0.77
7:K:351:PHE:CD1	9:M:467:PHE:CD2	2.73	0.77
7:K:351:PHE:CD1	9:M:467:PHE:CD2	2.73	0.77
7:K:359:HIS:HB3	7:K:363:GLU:OE2	1.83	0.77
7:K:359:HIS:HB3	7:K:363:GLU:OE2	1.83	0.77
7:K:359:HIS:HB3	7:K:363:GLU:OE2	1.83	0.77
7:K:359:HIS:HB3	7:K:363:GLU:OE2	1.83	0.77
7:K:359:HIS:HB3	7:K:363:GLU:OE2	1.83	0.77
7:K:359:HIS:HB3	7:K:363:GLU:OE2	1.83	0.77
7:K:359:HIS:HB3	7:K:363:GLU:OE2	1.83	0.77
7:K:359:HIS:HB3	7:K:363:GLU:OE2	1.83	0.77
7:K:359:HIS:HB3	7:K:363:GLU:OE2	1.83	0.77
7:K:359:HIS:HB3	7:K:363:GLU:OE2	1.83	0.77
3:G:78:ARG:HE	5:I:20:DA:H4'	1.47	0.77
5:I:94:DG:O3'	7:K:608:LYS:HB3	1.84	0.77
6:J:54:DC:OP1	7:K:816:MET:HB3	1.80	0.77
7:K:358:LEU:HD21	9:M:437:LYS:HG2	1.65	0.77
7:K:358:LEU:HD21	9:M:437:LYS:HG2	1.65	0.77
7:K:358:LEU:HD21	9:M:437:LYS:HG2	1.65	0.77
7:K:358:LEU:HD21	9:M:437:LYS:HG2	1.65	0.77

Continued on next page...

Continued from previous page...

Atom-1	Atom-2	Interatomic distance (Å)	Clash overlap (Å)
5:I:95:DC:P	7:K:608:LYS:HB3	2.25	0.77
7:K:358:LEU:HD21	9:M:437:LYS:HG2	1.65	0.77
7:K:358:LEU:HD21	9:M:437:LYS:HG2	1.65	0.77
7:K:358:LEU:HD21	9:M:437:LYS:HG2	1.65	0.77
7:K:358:LEU:HD21	9:M:437:LYS:HG2	1.65	0.77
7:K:358:LEU:HD21	9:M:437:LYS:HG2	1.65	0.77
7:K:358:LEU:HD21	9:M:437:LYS:HG2	1.65	0.77
12:K:1502:ADP:O1A	12:K:1502:ADP:O3B	2.01	0.77
6:J:54:DC:OP1	7:K:817:THR:HG23	1.85	0.76
12:K:1502:ADP:O1A	12:K:1502:ADP:O3B	2.01	0.76
5:I:95:DC:P	7:K:608:LYS:HB2	2.24	0.76
5:I:95:DC:P	7:K:608:LYS:CB	2.73	0.76
6:J:54:DC:H3'	7:K:816:MET:HG3	1.67	0.76
6:J:55:DG:OP1	7:K:866:SER:OG	2.04	0.75
7:K:844:GLU:N	7:K:844:GLU:OE1	2.18	0.75
5:I:94:DG:O3'	7:K:608:LYS:HB3	1.86	0.75
3:G:78:ARG:NE	5:I:20:DA:H4'	2.02	0.75
7:K:378:LEU:O	7:K:676:GLU:CD	2.24	0.75
5:I:95:DC:OP1	7:K:608:LYS:HB3	1.86	0.74
7:K:358:LEU:HD23	9:M:434:ILE:O	1.87	0.74
3:G:78:ARG:HE	5:I:20:DA:H4'	1.50	0.74
7:K:358:LEU:HD23	9:M:434:ILE:O	1.87	0.74
7:K:358:LEU:HD23	9:M:434:ILE:O	1.87	0.74
7:K:358:LEU:HD23	9:M:434:ILE:O	1.87	0.74
7:K:358:LEU:HD23	9:M:434:ILE:O	1.87	0.74
7:K:358:LEU:HD23	9:M:434:ILE:O	1.87	0.74
7:K:358:LEU:HD23	9:M:434:ILE:O	1.87	0.74
7:K:358:LEU:HD23	9:M:434:ILE:O	1.87	0.74
7:K:358:LEU:HD23	9:M:434:ILE:O	1.87	0.74
7:K:358:LEU:HD23	9:M:434:ILE:O	1.87	0.74
5:I:95:DC:P	7:K:608:LYS:N	2.60	0.74
7:K:358:LEU:HD23	9:M:434:ILE:O	1.87	0.74
7:K:351:PHE:HE2	9:M:439:ILE:HD11	1.49	0.74
5:I:97:DA:OP2	7:K:603:LYS:NZ	2.18	0.74
7:K:351:PHE:HE2	9:M:439:ILE:HD11	1.49	0.74
7:K:351:PHE:HE2	9:M:439:ILE:HD11	1.49	0.74
7:K:351:PHE:HE2	9:M:439:ILE:HD11	1.49	0.74
7:K:351:PHE:HE2	9:M:439:ILE:HD11	1.49	0.74
7:K:351:PHE:HE2	9:M:439:ILE:HD11	1.49	0.74
7:K:351:PHE:HE2	9:M:439:ILE:HD11	1.49	0.74
5:I:96:DC:OP1	7:K:603:LYS:HG3	1.87	0.74
7:K:351:PHE:HE2	9:M:439:ILE:HD11	1.49	0.74
7:K:351:PHE:HE2	9:M:439:ILE:HD11	1.49	0.74

Continued on next page...

Continued from previous page...

Atom-1	Atom-2	Interatomic distance (Å)	Clash overlap (Å)
7:K:351:PHE:HE2	9:M:439:ILE:HD11	1.49	0.74
7:K:351:PHE:HE2	9:M:439:ILE:HD11	1.49	0.74
7:K:344:ARG:HH12	9:M:181:ASP:CG	1.90	0.74
7:K:344:ARG:HH12	9:M:181:ASP:CG	1.90	0.74
7:K:344:ARG:HH12	9:M:181:ASP:CG	1.90	0.74
7:K:344:ARG:HH12	9:M:181:ASP:CG	1.90	0.74
7:K:344:ARG:HH12	9:M:181:ASP:CG	1.90	0.74
7:K:344:ARG:HH12	9:M:181:ASP:CG	1.90	0.74
7:K:344:ARG:HH12	9:M:181:ASP:CG	1.90	0.74
7:K:344:ARG:HH12	9:M:181:ASP:CG	1.90	0.74
7:K:344:ARG:HH12	9:M:181:ASP:CG	1.90	0.74
7:K:344:ARG:HH12	9:M:181:ASP:CG	1.90	0.74
7:K:844:GLU:N	7:K:844:GLU:OE1	2.20	0.74
5:I:95:DC:OP1	7:K:608:LYS:N	2.19	0.74
7:K:351:PHE:HE2	9:M:439:ILE:CD1	1.99	0.73
7:K:358:LEU:CD2	9:M:438:GLN:CB	2.55	0.73
7:K:351:PHE:HE2	9:M:439:ILE:CD1	1.99	0.73
7:K:358:LEU:CD2	9:M:438:GLN:CB	2.55	0.73
7:K:351:PHE:HE2	9:M:439:ILE:CD1	1.99	0.73
7:K:358:LEU:CD2	9:M:438:GLN:CB	2.55	0.73
7:K:351:PHE:HE2	9:M:439:ILE:CD1	1.99	0.73
7:K:358:LEU:CD2	9:M:438:GLN:CB	2.55	0.73
7:K:351:PHE:HE2	9:M:439:ILE:CD1	1.99	0.73
7:K:358:LEU:CD2	9:M:438:GLN:CB	2.55	0.73
7:K:351:PHE:HE2	9:M:439:ILE:CD1	1.99	0.73
7:K:358:LEU:CD2	9:M:438:GLN:CB	2.55	0.73
7:K:351:PHE:HE2	9:M:439:ILE:CD1	1.99	0.73
7:K:358:LEU:CD2	9:M:438:GLN:CB	2.55	0.73
7:K:351:PHE:HE2	9:M:439:ILE:CD1	1.99	0.73
7:K:358:LEU:CD2	9:M:438:GLN:CB	2.55	0.73
7:K:351:PHE:HE2	9:M:439:ILE:CD1	1.99	0.73
7:K:358:LEU:CD2	9:M:438:GLN:CB	2.55	0.73
7:K:351:PHE:HE2	9:M:439:ILE:CD1	1.99	0.73
7:K:358:LEU:CD2	9:M:438:GLN:CB	2.55	0.73
7:K:378:LEU:HA	7:K:676:GLU:OE1	1.89	0.73
5:I:95:DC:OP2	7:K:608:LYS:N	2.19	0.73
7:K:1001:GLU:OE1	7:K:1001:GLU:HA	1.89	0.73
5:I:95:DC:P	7:K:608:LYS:H	2.11	0.73
7:K:381:LEU:CB	7:K:676:GLU:OE1	2.36	0.73
6:J:56:DG:H5"	7:K:528:LEU:HD12	1.70	0.73
6:J:55:DG:OP1	7:K:866:SER:OG	2.06	0.73

Continued on next page...

Continued from previous page...

Atom-1	Atom-2	Interatomic distance (Å)	Clash overlap (Å)
3:G:78:ARG:NE	5:I:20:DA:H4'	2.04	0.73
5:I:95:DC:OP1	7:K:608:LYS:HB3	1.87	0.73
7:K:358:LEU:CD2	9:M:434:ILE:O	2.37	0.73
7:K:358:LEU:CD2	9:M:434:ILE:O	2.37	0.73
7:K:358:LEU:CD2	9:M:434:ILE:O	2.37	0.73
7:K:358:LEU:CD2	9:M:434:ILE:O	2.37	0.73
7:K:358:LEU:CD2	9:M:434:ILE:O	2.37	0.73
7:K:358:LEU:CD2	9:M:434:ILE:O	2.37	0.73
7:K:358:LEU:CD2	9:M:434:ILE:O	2.37	0.73
7:K:358:LEU:CD2	9:M:434:ILE:O	2.37	0.73
7:K:358:LEU:CD2	9:M:434:ILE:O	2.37	0.73
7:K:358:LEU:CD2	9:M:434:ILE:O	2.37	0.73
7:K:649:PHE:O	7:K:649:PHE:CG	2.42	0.72
7:K:844:GLU:OE1	7:K:844:GLU:N	2.23	0.72
12:K:1502:ADP:O2A	12:K:1502:ADP:H4'	1.87	0.72
3:G:78:ARG:NE	5:I:20:DA:H4'	2.05	0.72
7:K:358:LEU:CA	9:M:438:GLN:OE1	2.37	0.72
7:K:358:LEU:CA	9:M:438:GLN:OE1	2.37	0.72
7:K:358:LEU:CA	9:M:438:GLN:OE1	2.37	0.72
7:K:358:LEU:CA	9:M:438:GLN:OE1	2.37	0.72
7:K:358:LEU:CA	9:M:438:GLN:OE1	2.37	0.72
7:K:358:LEU:CA	9:M:438:GLN:OE1	2.37	0.72
7:K:358:LEU:CA	9:M:438:GLN:OE1	2.37	0.72
5:I:95:DC:P	7:K:608:LYS:H	2.13	0.72
7:K:358:LEU:CA	9:M:438:GLN:OE1	2.37	0.72
7:K:358:LEU:CA	9:M:438:GLN:OE1	2.37	0.72
7:K:358:LEU:CA	9:M:438:GLN:OE1	2.37	0.72
7:K:358:LEU:CA	9:M:438:GLN:OE1	2.37	0.72
5:I:95:DC:P	7:K:608:LYS:CB	2.77	0.72
7:K:354:LEU:HD11	9:M:438:GLN:HE21	1.52	0.71
7:K:354:LEU:HD11	9:M:438:GLN:HE21	1.52	0.71
7:K:354:LEU:HD11	9:M:438:GLN:HE21	1.52	0.71
3:G:78:ARG:HE	5:I:20:DA:H4'	1.53	0.71
7:K:354:LEU:HD11	9:M:438:GLN:HE21	1.52	0.71
7:K:354:LEU:HD11	9:M:438:GLN:HE21	1.52	0.71
7:K:354:LEU:HD11	9:M:438:GLN:HE21	1.52	0.71
7:K:354:LEU:HD11	9:M:438:GLN:HE21	1.52	0.71
7:K:354:LEU:HD11	9:M:438:GLN:HE21	1.52	0.71
7:K:354:LEU:HD11	9:M:438:GLN:HE21	1.52	0.71
7:K:354:LEU:HD11	9:M:438:GLN:HE21	1.52	0.71
7:K:877:GLN:N	7:K:877:GLN:OE1	2.24	0.71
7:K:378:LEU:CB	7:K:676:GLU:OE2	2.39	0.71

Continued on next page...

Continued from previous page...

Atom-1	Atom-2	Interatomic distance (Å)	Clash overlap (Å)
12:K:1502:ADP:O2A	12:K:1502:ADP:C4'	2.38	0.71
7:K:362:MET:CE	9:M:416:PHE:HZ	1.91	0.71
7:K:362:MET:CE	9:M:416:PHE:HZ	1.91	0.71
7:K:362:MET:CE	9:M:416:PHE:HZ	1.91	0.71
7:K:362:MET:CE	9:M:416:PHE:HZ	1.91	0.71
7:K:362:MET:CE	9:M:416:PHE:HZ	1.91	0.71
7:K:362:MET:CE	9:M:416:PHE:HZ	1.91	0.71
7:K:362:MET:CE	9:M:416:PHE:HZ	1.91	0.71
7:K:362:MET:CE	9:M:416:PHE:HZ	1.91	0.71
7:K:362:MET:CE	9:M:416:PHE:HZ	1.91	0.71
7:K:362:MET:CE	9:M:416:PHE:HZ	1.91	0.71
5:I:95:DC:P	7:K:608:LYS:HB3	2.30	0.70
7:K:815:GLN:O	7:K:815:GLN:HG2	1.91	0.70
3:G:78:ARG:NE	5:I:20:DA:H4'	2.07	0.70
7:K:351:PHE:HE2	9:M:439:ILE:CG1	2.05	0.70
1:E:70:ARG:NH2	6:J:91:DA:OP1	2.24	0.70
7:K:351:PHE:HE2	9:M:439:ILE:CG1	2.05	0.70
7:K:351:PHE:HE2	9:M:439:ILE:CG1	2.05	0.70
7:K:351:PHE:HE2	9:M:439:ILE:CG1	2.05	0.70
1:E:70:ARG:NH2	6:J:91:DA:OP1	2.24	0.70
7:K:351:PHE:HE2	9:M:439:ILE:CG1	2.05	0.70
7:K:351:PHE:HE2	9:M:439:ILE:CG1	2.05	0.70
7:K:351:PHE:HE2	9:M:439:ILE:CG1	2.05	0.70
7:K:351:PHE:HE2	9:M:439:ILE:CG1	2.05	0.70
7:K:351:PHE:HE2	9:M:439:ILE:CG1	2.05	0.70
7:K:351:PHE:HE2	9:M:439:ILE:CG1	2.05	0.70
7:K:351:PHE:HE2	9:M:439:ILE:CG1	2.05	0.70
7:K:351:PHE:HE2	9:M:439:ILE:CG1	2.05	0.70
7:K:362:MET:CB	9:M:437:LYS:CE	2.59	0.69
7:K:362:MET:CB	9:M:437:LYS:CE	2.59	0.69
7:K:362:MET:CB	9:M:437:LYS:CE	2.59	0.69
7:K:362:MET:CB	9:M:437:LYS:CE	2.59	0.69
7:K:362:MET:CB	9:M:437:LYS:CE	2.59	0.69
7:K:362:MET:CB	9:M:437:LYS:CE	2.59	0.69
3:C:17:THR:HA	6:J:31:DA:H5''	1.75	0.69
7:K:362:MET:CB	9:M:437:LYS:CE	2.59	0.69
7:K:362:MET:CB	9:M:437:LYS:CE	2.59	0.69
7:K:362:MET:CB	9:M:437:LYS:CE	2.59	0.69
7:K:362:MET:CB	9:M:437:LYS:CE	2.59	0.69
1:A:64:ARG:HD3	5:I:91:DA:H4'	1.73	0.69
5:I:95:DC:OP1	7:K:608:LYS:HB3	1.92	0.69
7:K:392:LEU:CD1	9:M:420:LYS:HZ1	2.05	0.69
5:I:95:DC:P	7:K:608:LYS:H	2.15	0.69

Continued on next page...

Continued from previous page...

Atom-1	Atom-2	Interatomic distance (Å)	Clash overlap (Å)
1:E:70:ARG:NH2	6:J:91:DA:OP1	2.24	0.69
1:E:70:ARG:NH2	6:J:91:DA:OP1	2.24	0.69
1:E:70:ARG:NH2	6:J:91:DA:OP1	2.24	0.69
5:I:94:DG:O3'	7:K:608:LYS:CB	2.39	0.69
5:I:95:DC:OP1	7:K:608:LYS:N	2.26	0.69
5:I:95:DC:OP1	7:K:608:LYS:HB3	1.92	0.69
6:J:56:DG:H5''	7:K:528:LEU:HD12	1.74	0.69
3:G:78:ARG:NE	5:I:20:DA:H4'	2.08	0.69
5:I:95:DC:OP1	7:K:608:LYS:N	2.26	0.68
5:I:95:DC:OP1	7:K:609:LEU:N	2.25	0.68
7:K:347:ARG:NH2	9:M:464:ASP:O	2.27	0.68
7:K:347:ARG:NH2	9:M:464:ASP:O	2.27	0.68
7:K:347:ARG:NH2	9:M:464:ASP:O	2.27	0.68
7:K:347:ARG:NH2	9:M:464:ASP:O	2.27	0.68
7:K:381:LEU:CB	7:K:676:GLU:OE2	2.42	0.68
7:K:347:ARG:NH2	9:M:464:ASP:O	2.27	0.68
7:K:347:ARG:NH2	9:M:464:ASP:O	2.27	0.68
7:K:347:ARG:NH2	9:M:464:ASP:O	2.27	0.68
7:K:347:ARG:NH2	9:M:464:ASP:O	2.27	0.68
7:K:347:ARG:NH2	9:M:464:ASP:O	2.27	0.68
7:K:347:ARG:NH2	9:M:464:ASP:O	2.27	0.68
7:K:358:LEU:HD22	9:M:438:GLN:HA	1.72	0.68
7:K:358:LEU:HD22	9:M:438:GLN:HA	1.72	0.68
7:K:358:LEU:HD22	9:M:438:GLN:HA	1.72	0.68
7:K:358:LEU:HD22	9:M:438:GLN:HA	1.72	0.68
7:K:358:LEU:HD22	9:M:438:GLN:HA	1.72	0.68
7:K:358:LEU:HD22	9:M:438:GLN:HA	1.72	0.68
7:K:358:LEU:HD22	9:M:438:GLN:HA	1.72	0.68
7:K:358:LEU:HD22	9:M:438:GLN:HA	1.72	0.68
7:K:358:LEU:HD22	9:M:438:GLN:HA	1.72	0.68
7:K:358:LEU:HD22	9:M:438:GLN:HA	1.72	0.68
7:K:354:LEU:CD1	9:M:438:GLN:NE2	2.57	0.67
7:K:354:LEU:CD1	9:M:438:GLN:NE2	2.57	0.67
7:K:354:LEU:CD1	9:M:438:GLN:NE2	2.57	0.67
7:K:354:LEU:CD1	9:M:438:GLN:NE2	2.57	0.67
7:K:354:LEU:CD1	9:M:438:GLN:NE2	2.57	0.67
7:K:354:LEU:CD1	9:M:438:GLN:NE2	2.57	0.67
7:K:354:LEU:CD1	9:M:438:GLN:NE2	2.57	0.67
7:K:354:LEU:CD1	9:M:438:GLN:NE2	2.57	0.67
7:K:354:LEU:CD1	9:M:438:GLN:NE2	2.57	0.67
7:K:354:LEU:CD1	9:M:438:GLN:NE2	2.57	0.67
7:K:354:LEU:CD1	9:M:438:GLN:NE2	2.57	0.67
7:K:354:LEU:CD1	9:M:438:GLN:NE2	2.57	0.67
7:K:354:LEU:CD1	9:M:438:GLN:NE2	2.57	0.67

Continued on next page...

Continued from previous page...

Atom-1	Atom-2	Interatomic distance (Å)	Clash overlap (Å)
5:I:99:DG:P	7:K:928:ARG:HH12	2.17	0.67
3:C:17:THR:HA	6:J:31:DA:H5''	1.77	0.67
7:K:378:LEU:HA	7:K:676:GLU:OE1	1.93	0.67
3:C:17:THR:HA	6:J:31:DA:H5''	1.77	0.67
3:C:17:THR:HA	6:J:31:DA:H5''	1.77	0.67
5:I:95:DC:OP1	7:K:608:LYS:CB	2.38	0.67
7:K:649:PHE:O	7:K:649:PHE:CD1	2.48	0.67
5:I:95:DC:P	7:K:608:LYS:HB3	2.33	0.67
5:I:95:DC:OP1	7:K:608:LYS:N	2.27	0.67
7:K:381:LEU:CB	7:K:676:GLU:CD	2.63	0.67
5:I:95:DC:OP1	7:K:608:LYS:HB3	1.94	0.67
7:K:649:PHE:O	7:K:649:PHE:CG	2.42	0.66
7:K:378:LEU:C	7:K:676:GLU:OE1	2.33	0.66
7:K:358:LEU:HD23	9:M:438:GLN:HB2	1.76	0.66
7:K:358:LEU:HD23	9:M:438:GLN:HB2	1.76	0.66
7:K:358:LEU:HD23	9:M:438:GLN:HB2	1.76	0.66
7:K:358:LEU:HD23	9:M:438:GLN:HB2	1.76	0.66
7:K:358:LEU:HD23	9:M:438:GLN:HB2	1.76	0.66
7:K:358:LEU:HD23	9:M:438:GLN:HB2	1.76	0.66
7:K:358:LEU:HD23	9:M:438:GLN:HB2	1.76	0.66
7:K:358:LEU:HD23	9:M:438:GLN:HB2	1.76	0.66
7:K:358:LEU:HD23	9:M:438:GLN:HB2	1.76	0.66
7:K:358:LEU:HD23	9:M:438:GLN:HB2	1.76	0.66
7:K:358:LEU:HD23	9:M:438:GLN:HB2	1.76	0.66
5:I:94:DG:H3'	7:K:608:LYS:HB2	1.77	0.66
5:I:95:DC:OP2	7:K:608:LYS:HB2	1.96	0.66
7:K:354:LEU:CD1	9:M:438:GLN:HE21	2.08	0.66
7:K:354:LEU:CD1	9:M:438:GLN:HE21	2.08	0.66
7:K:354:LEU:CD1	9:M:438:GLN:HE21	2.08	0.66
7:K:354:LEU:CD1	9:M:438:GLN:HE21	2.08	0.66
5:I:95:DC:OP1	7:K:609:LEU:N	2.29	0.66
7:K:354:LEU:CD1	9:M:438:GLN:HE21	2.08	0.66
7:K:354:LEU:CD1	9:M:438:GLN:HE21	2.08	0.66
7:K:354:LEU:CD1	9:M:438:GLN:HE21	2.08	0.66
7:K:354:LEU:CD1	9:M:438:GLN:HE21	2.08	0.66
5:I:95:DC:P	7:K:608:LYS:CA	2.83	0.66
7:K:354:LEU:CD1	9:M:438:GLN:HE21	2.08	0.66
7:K:354:LEU:CD1	9:M:438:GLN:HE21	2.08	0.66
7:K:354:LEU:CD1	9:M:438:GLN:HE21	2.08	0.66
7:K:354:LEU:CD1	9:M:438:GLN:HE21	2.08	0.66
7:K:351:PHE:CZ	9:M:447:PHE:CB	2.79	0.66
7:K:351:PHE:CZ	9:M:447:PHE:CB	2.79	0.66
7:K:351:PHE:CZ	9:M:447:PHE:CB	2.79	0.66
7:K:351:PHE:CZ	9:M:447:PHE:CB	2.79	0.66

Continued on next page...

Continued from previous page...

Atom-1	Atom-2	Interatomic distance (Å)	Clash overlap (Å)
7:K:351:PHE:CZ	9:M:447:PHE:CB	2.79	0.66
7:K:351:PHE:CZ	9:M:447:PHE:CB	2.79	0.66
7:K:351:PHE:CZ	9:M:447:PHE:CB	2.79	0.66
7:K:351:PHE:CZ	9:M:447:PHE:CB	2.79	0.66
7:K:351:PHE:CZ	9:M:447:PHE:CB	2.79	0.66
7:K:351:PHE:CZ	9:M:447:PHE:CB	2.79	0.66
7:K:392:LEU:HD11	9:M:420:LYS:HZ1	1.60	0.66
12:K:1502:ADP:O1A	12:K:1502:ADP:O3B	2.10	0.65
7:K:701:GLU:N	7:K:701:GLU:OE1	2.27	0.65
1:A:64:ARG:HD3	5:I:91:DA:H4'	1.79	0.65
1:E:70:ARG:NH2	6:J:91:DA:OP1	2.26	0.65
1:E:70:ARG:NH2	6:J:91:DA:OP1	2.26	0.65
7:K:378:LEU:O	7:K:676:GLU:OE1	2.13	0.65
7:K:347:ARG:CD	9:M:466:GLN:O	2.45	0.65
7:K:347:ARG:CD	9:M:466:GLN:O	2.45	0.65
7:K:347:ARG:CD	9:M:466:GLN:O	2.45	0.65
7:K:347:ARG:CD	9:M:466:GLN:O	2.45	0.65
7:K:347:ARG:CD	9:M:466:GLN:O	2.45	0.65
7:K:347:ARG:CD	9:M:466:GLN:O	2.45	0.65
7:K:347:ARG:CD	9:M:466:GLN:O	2.45	0.65
7:K:347:ARG:CD	9:M:466:GLN:O	2.45	0.65
7:K:347:ARG:CD	9:M:466:GLN:O	2.45	0.65
7:K:347:ARG:CD	9:M:466:GLN:O	2.45	0.65
7:K:358:LEU:CD1	9:M:437:LYS:HG3	2.27	0.64
7:K:358:LEU:CD1	9:M:437:LYS:HG3	2.27	0.64
7:K:358:LEU:CD1	9:M:437:LYS:HG3	2.27	0.64
7:K:358:LEU:CD1	9:M:437:LYS:HG3	2.27	0.64
7:K:358:LEU:CD1	9:M:437:LYS:HG3	2.27	0.64
7:K:358:LEU:CD1	9:M:437:LYS:HG3	2.27	0.64
7:K:358:LEU:CD1	9:M:437:LYS:HG3	2.27	0.64
7:K:358:LEU:CD1	9:M:437:LYS:HG3	2.27	0.64
7:K:358:LEU:CD1	9:M:437:LYS:HG3	2.27	0.64
1:E:70:ARG:NH2	6:J:91:DA:OP1	2.26	0.64
7:K:358:LEU:CD1	9:M:437:LYS:HG3	2.27	0.64
7:K:358:LEU:CD1	9:M:437:LYS:HG3	2.27	0.64
1:A:64:ARG:HD3	5:I:91:DA:H4'	1.80	0.64
5:I:95:DC:OP2	7:K:608:LYS:HB2	1.97	0.64
12:K:1502:ADP:O3B	13:K:1503:BEF:F2	2.04	0.64
1:A:64:ARG:HD3	5:I:91:DA:H4'	1.80	0.64
5:I:95:DC:OP1	7:K:608:LYS:N	2.30	0.64
7:K:392:LEU:CD1	9:M:420:LYS:HZ3	2.10	0.64
7:K:1046:GLU:N	7:K:1046:GLU:OE1	2.31	0.64

Continued on next page...

Continued from previous page...

Atom-1	Atom-2	Interatomic distance (Å)	Clash overlap (Å)
12:K:1502:ADP:O2A	12:K:1502:ADP:H4'	1.97	0.63
7:K:351:PHE:CE1	9:M:447:PHE:HB3	2.32	0.63
5:I:99:DG:P	7:K:928:ARG:HH12	2.21	0.63
7:K:351:PHE:CE1	9:M:447:PHE:HB3	2.32	0.63
7:K:351:PHE:CE1	9:M:447:PHE:HB3	2.32	0.63
7:K:351:PHE:CE1	9:M:447:PHE:HB3	2.32	0.63
7:K:351:PHE:CE1	9:M:447:PHE:HB3	2.32	0.63
7:K:351:PHE:CE1	9:M:447:PHE:HB3	2.32	0.63
7:K:351:PHE:CE1	9:M:447:PHE:HB3	2.32	0.63
7:K:351:PHE:CE1	9:M:447:PHE:HB3	2.32	0.63
7:K:351:PHE:CE1	9:M:447:PHE:HB3	2.32	0.63
5:I:95:DC:P	7:K:608:LYS:N	2.72	0.63
1:A:64:ARG:HD3	5:I:91:DA:H4'	1.81	0.63
6:J:56:DG:OP2	7:K:846:ARG:NH2	2.28	0.63
7:K:648:ILE:O	7:K:648:ILE:HG23	1.99	0.63
7:K:648:ILE:HG13	7:K:648:ILE:O	1.99	0.62
6:J:54:DC:H3'	7:K:816:MET:HG3	1.81	0.62
5:I:95:DC:OP1	7:K:608:LYS:CA	2.48	0.62
5:I:95:DC:P	7:K:608:LYS:CB	2.88	0.62
5:I:95:DC:OP1	7:K:608:LYS:N	2.33	0.62
5:I:98:DA:OP1	7:K:932:LYS:NZ	2.26	0.62
7:K:649:PHE:O	7:K:649:PHE:CG	2.51	0.62
7:K:366:GLU:OE1	7:K:366:GLU:HA	1.99	0.62
7:K:366:GLU:OE1	7:K:366:GLU:HA	1.99	0.62
7:K:366:GLU:OE1	7:K:366:GLU:HA	1.99	0.62
7:K:366:GLU:OE1	7:K:366:GLU:HA	1.99	0.62
7:K:366:GLU:OE1	7:K:366:GLU:HA	1.99	0.62
7:K:366:GLU:OE1	7:K:366:GLU:HA	1.99	0.62
7:K:366:GLU:OE1	7:K:366:GLU:HA	1.99	0.62
7:K:366:GLU:OE1	7:K:366:GLU:HA	1.99	0.62
7:K:366:GLU:OE1	7:K:366:GLU:HA	1.99	0.62
7:K:378:LEU:CB	7:K:676:GLU:OE1	2.46	0.62
7:K:366:GLU:OE1	7:K:366:GLU:HA	1.99	0.62
7:K:366:GLU:OE1	7:K:366:GLU:HA	1.99	0.62
7:K:358:LEU:N	9:M:438:GLN:OE1	2.33	0.62
7:K:358:LEU:N	9:M:438:GLN:OE1	2.33	0.62
7:K:358:LEU:N	9:M:438:GLN:OE1	2.33	0.62
7:K:358:LEU:N	9:M:438:GLN:OE1	2.33	0.62
7:K:358:LEU:N	9:M:438:GLN:OE1	2.33	0.62
7:K:358:LEU:N	9:M:438:GLN:OE1	2.33	0.62
7:K:358:LEU:N	9:M:438:GLN:OE1	2.33	0.62

Continued on next page...

Continued from previous page...

Atom-1	Atom-2	Interatomic distance (Å)	Clash overlap (Å)
7:K:358:LEU:N	9:M:438:GLN:OE1	2.33	0.62
7:K:358:LEU:N	9:M:438:GLN:OE1	2.33	0.62
7:K:358:LEU:N	9:M:438:GLN:OE1	2.33	0.62
7:K:783:SER:OG	7:K:784:ASP:N	2.32	0.61
7:K:844:GLU:N	7:K:844:GLU:OE1	2.31	0.61
5:I:95:DC:OP1	7:K:609:LEU:N	2.33	0.61
4:H:87:ARG:HH12	5:I:40:DG:H3'	1.65	0.61
7:K:519:ILE:HG23	7:K:519:ILE:O	2.00	0.61
7:K:378:LEU:O	7:K:676:GLU:OE2	2.19	0.61
12:K:1502:ADP:O2A	12:K:1502:ADP:H4'	2.00	0.61
5:I:95:DC:OP2	7:K:608:LYS:HB2	2.01	0.61
3:G:77:THR:OG1	6:J:131:DG:O3'	2.18	0.60
5:I:95:DC:OP1	7:K:608:LYS:CA	2.49	0.60
10:N:34:LYS:O	10:N:34:LYS:HG2	2.01	0.60
10:N:34:LYS:O	10:N:34:LYS:HG2	2.01	0.60
10:N:34:LYS:O	10:N:34:LYS:HG2	2.01	0.60
10:N:34:LYS:O	10:N:34:LYS:HG2	2.01	0.60
10:N:34:LYS:O	10:N:34:LYS:HG2	2.01	0.60
10:N:34:LYS:O	10:N:34:LYS:HG2	2.01	0.60
10:N:34:LYS:O	10:N:34:LYS:HG2	2.01	0.60
10:N:34:LYS:O	10:N:34:LYS:HG2	2.01	0.60
10:N:34:LYS:O	10:N:34:LYS:HG2	2.01	0.60
10:N:34:LYS:O	10:N:34:LYS:HG2	2.01	0.60
7:K:899:ASP:OD1	7:K:899:ASP:C	2.40	0.60
7:K:710:VAL:O	7:K:710:VAL:HG23	1.99	0.60
3:G:77:THR:OG1	6:J:131:DG:O3'	2.19	0.60
1:E:64:ARG:HD3	6:J:91:DA:H4'	1.82	0.60
1:A:60:GLU:OE1	1:A:60:GLU:N	2.31	0.60
7:K:900:ARG:NE	7:K:900:ARG:HA	2.16	0.60
6:J:54:DC:OP1	7:K:816:MET:HB2	2.01	0.60
7:K:446:ASP:C	7:K:446:ASP:OD1	2.39	0.60
6:J:54:DC:OP1	7:K:816:MET:HB2	2.02	0.60
12:K:1502:ADP:O3B	13:K:1503:BEF:F2	2.10	0.60
12:K:1502:ADP:O2A	12:K:1502:ADP:H4'	2.00	0.60
1:E:64:ARG:HD3	6:J:91:DA:H4'	1.83	0.59
12:K:1502:ADP:O3B	13:K:1503:BEF:F2	2.10	0.59
5:I:95:DC:P	7:K:608:LYS:CB	2.89	0.59
7:K:564:ILE:HD12	7:K:564:ILE:C	2.22	0.59
7:K:351:PHE:HE2	9:M:439:ILE:HG12	1.67	0.59
1:E:64:ARG:HD3	6:J:91:DA:H4'	1.83	0.59
7:K:351:PHE:HE2	9:M:439:ILE:HG12	1.67	0.59

Continued on next page...

Continued from previous page...

Atom-1	Atom-2	Interatomic distance (Å)	Clash overlap (Å)
7:K:351:PHE:HE2	9:M:439:ILE:HG12	1.67	0.59
7:K:351:PHE:HE2	9:M:439:ILE:HG12	1.67	0.59
7:K:351:PHE:HE2	9:M:439:ILE:HG12	1.67	0.59
7:K:351:PHE:HE2	9:M:439:ILE:HG12	1.67	0.59
7:K:351:PHE:HE2	9:M:439:ILE:HG12	1.67	0.59
7:K:351:PHE:HE2	9:M:439:ILE:HG12	1.67	0.59
7:K:351:PHE:HE2	9:M:439:ILE:HG12	1.67	0.59
7:K:351:PHE:HE2	9:M:439:ILE:HG12	1.67	0.59
6:J:56:DG:H5''	7:K:528:LEU:HD12	1.83	0.59
1:E:64:ARG:HD3	6:J:91:DA:H4'	1.84	0.59
6:J:55:DG:OP1	7:K:866:SER:OG	2.14	0.59
7:K:378:LEU:CA	7:K:676:GLU:OE1	2.50	0.59
3:G:77:THR:OG1	6:J:131:DG:O3'	2.19	0.59
1:E:64:ARG:HD3	6:J:91:DA:H4'	1.84	0.59
6:J:54:DC:H3'	7:K:816:MET:HG3	1.83	0.59
6:J:56:DG:H5''	7:K:528:LEU:HD12	1.83	0.59
3:G:77:THR:OG1	6:J:131:DG:O3'	2.19	0.59
7:K:351:PHE:CZ	9:M:447:PHE:HB3	2.37	0.59
7:K:351:PHE:CZ	9:M:447:PHE:HB3	2.37	0.59
7:K:351:PHE:CZ	9:M:447:PHE:HB3	2.37	0.59
7:K:351:PHE:CZ	9:M:447:PHE:HB3	2.37	0.59
7:K:351:PHE:CZ	9:M:447:PHE:HB3	2.37	0.59
7:K:710:VAL:O	7:K:710:VAL:HG23	2.01	0.59
7:K:351:PHE:CZ	9:M:447:PHE:HB3	2.37	0.59
7:K:351:PHE:CZ	9:M:447:PHE:HB3	2.37	0.59
7:K:351:PHE:CZ	9:M:447:PHE:HB3	2.37	0.59
7:K:351:PHE:CZ	9:M:447:PHE:HB3	2.37	0.59
7:K:351:PHE:CZ	9:M:447:PHE:HB3	2.37	0.59
7:K:710:VAL:O	7:K:710:VAL:HG23	2.03	0.59
7:K:616:TYR:O	7:K:616:TYR:CG	2.55	0.59
7:K:648:ILE:HG22	7:K:648:ILE:O	2.03	0.59
1:E:60:GLU:OE1	1:E:60:GLU:N	2.31	0.58
7:K:378:LEU:CA	7:K:676:GLU:CD	2.70	0.58
7:K:677:GLU:H	7:K:677:GLU:CD	2.06	0.58
7:K:872:LEU:HD12	7:K:872:LEU:C	2.22	0.58
3:G:77:THR:OG1	6:J:131:DG:O3'	2.20	0.58
1:E:60:GLU:OE1	1:E:60:GLU:N	2.31	0.58
6:J:54:DC:H3'	7:K:816:MET:HG3	1.84	0.58
1:E:60:GLU:OE1	1:E:60:GLU:N	2.31	0.58
7:K:378:LEU:CB	7:K:676:GLU:OE1	2.52	0.58
7:K:710:VAL:O	7:K:710:VAL:HG23	2.03	0.58

Continued on next page...

Continued from previous page...

Atom-1	Atom-2	Interatomic distance (Å)	Clash overlap (Å)
1:E:60:GLU:OE1	1:E:60:GLU:N	2.31	0.58
7:K:378:LEU:CB	7:K:676:GLU:OE2	2.51	0.58
7:K:576:TYR:O	7:K:578:TYR:N	2.36	0.58
1:A:64:ARG:HD3	5:I:91:DA:H4'	1.86	0.58
8:L:427:GLN:OE1	8:L:427:GLN:N	2.32	0.58
8:L:427:GLN:OE1	8:L:427:GLN:N	2.32	0.58
1:E:60:GLU:OE1	1:E:60:GLU:N	2.32	0.58
8:L:427:GLN:OE1	8:L:427:GLN:N	2.32	0.58
8:L:427:GLN:OE1	8:L:427:GLN:N	2.32	0.58
8:L:427:GLN:OE1	8:L:427:GLN:N	2.32	0.58
8:L:427:GLN:OE1	8:L:427:GLN:N	2.32	0.58
8:L:427:GLN:OE1	8:L:427:GLN:N	2.32	0.58
8:L:427:GLN:OE1	8:L:427:GLN:N	2.32	0.58
8:L:427:GLN:OE1	8:L:427:GLN:N	2.32	0.58
8:L:427:GLN:OE1	8:L:427:GLN:N	2.32	0.58
3:G:77:THR:OG1	6:J:131:DG:O3'	2.21	0.58
1:E:60:GLU:OE1	1:E:60:GLU:N	2.32	0.58
1:E:60:GLU:OE1	1:E:60:GLU:N	2.32	0.58
1:E:60:GLU:OE1	1:E:60:GLU:N	2.32	0.58
1:E:60:GLU:OE1	1:E:60:GLU:N	2.32	0.58
1:E:60:GLU:OE1	1:E:60:GLU:N	2.32	0.58
5:I:95:DC:OP1	7:K:609:LEU:N	2.37	0.58
5:I:95:DC:OP2	7:K:608:LYS:N	2.37	0.58
7:K:576:TYR:O	7:K:578:TYR:N	2.37	0.58
3:G:78:ARG:NE	5:I:20:DA:H4'	2.19	0.57
3:G:78:ARG:NE	5:I:20:DA:H4'	2.19	0.57
1:E:64:ARG:HD3	6:J:91:DA:H4'	1.85	0.57
1:E:64:ARG:HD3	6:J:91:DA:H4'	1.86	0.57
8:L:302:ASP:C	8:L:302:ASP:OD1	2.42	0.57
8:L:302:ASP:C	8:L:302:ASP:OD1	2.42	0.57
8:L:302:ASP:C	8:L:302:ASP:OD1	2.42	0.57
8:L:302:ASP:C	8:L:302:ASP:OD1	2.42	0.57
7:K:830:LYS:HE2	7:K:830:LYS:HA	1.86	0.57
8:L:302:ASP:C	8:L:302:ASP:OD1	2.42	0.57
7:K:1001:GLU:OE1	7:K:1001:GLU:HA	2.03	0.57
8:L:302:ASP:C	8:L:302:ASP:OD1	2.42	0.57
7:K:701:GLU:OE1	7:K:701:GLU:N	2.31	0.57
8:L:302:ASP:C	8:L:302:ASP:OD1	2.42	0.57
1:E:64:ARG:HD3	6:J:91:DA:H4'	1.86	0.57
8:L:302:ASP:C	8:L:302:ASP:OD1	2.42	0.57
8:L:302:ASP:C	8:L:302:ASP:OD1	2.42	0.57

Continued on next page...

Continued from previous page...

Atom-1	Atom-2	Interatomic distance (Å)	Clash overlap (Å)
8:L:302:ASP:C	8:L:302:ASP:OD1	2.42	0.57
7:K:381:LEU:CB	7:K:676:GLU:CD	2.73	0.57
7:K:902:HIS:ND1	7:K:902:HIS:C	2.58	0.57
3:G:78:ARG:NE	5:I:20:DA:H4'	2.20	0.57
5:I:95:DC:OP1	7:K:609:LEU:N	2.37	0.57
5:I:95:DC:OP2	7:K:608:LYS:CB	2.52	0.57
7:K:577:GLU:OE1	7:K:577:GLU:N	2.34	0.57
5:I:95:DC:OP1	7:K:609:LEU:N	2.37	0.57
1:E:64:ARG:HD3	6:J:91:DA:H4'	1.87	0.56
3:G:78:ARG:NE	5:I:20:DA:H4'	2.20	0.56
7:K:710:VAL:O	7:K:710:VAL:HG23	2.05	0.56
7:K:816:MET:SD	7:K:816:MET:N	2.78	0.56
7:K:649:PHE:O	7:K:649:PHE:CD1	2.58	0.56
5:I:99:DG:P	7:K:928:ARG:HH12	2.28	0.56
3:G:77:THR:OG1	6:J:131:DG:O3'	2.22	0.56
4:H:87:ARG:HH12	5:I:40:DG:H3'	1.70	0.56
3:C:17:THR:HA	6:J:31:DA:H5''	1.86	0.56
6:J:54:DC:C3'	7:K:816:MET:HG3	2.35	0.56
5:I:95:DC:OP1	7:K:608:LYS:CB	2.44	0.56
1:A:60:GLU:OE1	1:A:60:GLU:N	2.34	0.56
3:C:17:THR:HA	6:J:31:DA:H5''	1.86	0.56
7:K:710:VAL:O	7:K:710:VAL:HG23	2.06	0.56
7:K:1001:GLU:OE1	7:K:1001:GLU:HA	2.05	0.56
7:K:382:LYS:N	7:K:676:GLU:OE2	2.39	0.56
3:C:17:THR:HA	6:J:31:DA:H5''	1.87	0.56
1:E:64:ARG:HD3	6:J:91:DA:H4'	1.87	0.56
3:G:78:ARG:NE	5:I:20:DA:H4'	2.21	0.55
4:H:87:ARG:HH12	5:I:40:DG:H3'	1.71	0.55
5:I:95:DC:OP1	7:K:608:LYS:CB	2.49	0.55
1:A:60:GLU:OE1	1:A:60:GLU:N	2.34	0.55
3:C:17:THR:HA	6:J:31:DA:H5''	1.87	0.55
5:I:95:DC:P	7:K:608:LYS:N	2.76	0.55
7:K:577:GLU:H	7:K:577:GLU:CD	2.08	0.55
1:A:64:ARG:HD3	5:I:91:DA:H4'	1.89	0.55
5:I:95:DC:P	7:K:608:LYS:H	2.29	0.55
7:K:900:ARG:HA	7:K:900:ARG:HE	1.72	0.55
7:K:793:PHE:CD1	7:K:793:PHE:N	2.75	0.55
5:I:95:DC:OP2	7:K:608:LYS:HB2	2.07	0.55
4:H:87:ARG:HH12	5:I:40:DG:H3'	1.71	0.55
3:G:77:THR:OG1	6:J:131:DG:O3'	2.24	0.54
7:K:358:LEU:HD21	9:M:438:GLN:N	2.15	0.54

Continued on next page...

Continued from previous page...

Atom-1	Atom-2	Interatomic distance (Å)	Clash overlap (Å)
7:K:358:LEU:HD21	9:M:438:GLN:N	2.15	0.54
7:K:1001:GLU:OE1	7:K:1001:GLU:HA	2.06	0.54
3:G:77:THR:OG1	6:J:132:DC:P	2.66	0.54
7:K:358:LEU:HD21	9:M:438:GLN:N	2.15	0.54
7:K:358:LEU:HD21	9:M:438:GLN:N	2.15	0.54
4:H:87:ARG:HH12	5:I:40:DG:H3'	1.72	0.54
5:I:95:DC:P	7:K:608:LYS:N	2.80	0.54
7:K:358:LEU:HD21	9:M:438:GLN:N	2.15	0.54
7:K:358:LEU:HD21	9:M:438:GLN:N	2.15	0.54
7:K:358:LEU:HD21	9:M:438:GLN:N	2.15	0.54
7:K:358:LEU:HD21	9:M:438:GLN:N	2.15	0.54
4:H:87:ARG:HH12	5:I:40:DG:H3'	1.72	0.54
7:K:358:LEU:HD21	9:M:438:GLN:N	2.15	0.54
7:K:358:LEU:HD21	9:M:438:GLN:N	2.15	0.54
4:H:87:ARG:HH12	5:I:40:DG:H3'	1.72	0.54
3:C:17:THR:HA	6:J:31:DA:H5''	1.88	0.54
7:K:710:VAL:O	7:K:710:VAL:HG23	2.08	0.54
7:K:636:GLU:OE1	7:K:636:GLU:N	2.33	0.54
7:K:817:THR:OG1	7:K:818:GLN:N	2.40	0.54
7:K:677:GLU:H	7:K:677:GLU:CD	2.11	0.54
9:M:154:ILE:O	9:M:154:ILE:CG2	2.47	0.54
3:G:77:THR:OG1	6:J:131:DG:O3'	2.25	0.54
9:M:154:ILE:O	9:M:154:ILE:CG2	2.47	0.54
9:M:154:ILE:O	9:M:154:ILE:CG2	2.47	0.54
9:M:154:ILE:O	9:M:154:ILE:CG2	2.47	0.54
3:G:77:THR:OG1	6:J:132:DC:P	2.66	0.54
9:M:154:ILE:O	9:M:154:ILE:CG2	2.47	0.54
9:M:154:ILE:O	9:M:154:ILE:CG2	2.47	0.54
9:M:154:ILE:O	9:M:154:ILE:CG2	2.47	0.54
9:M:154:ILE:O	9:M:154:ILE:CG2	2.47	0.54
7:K:860:TYR:CD2	7:K:860:TYR:N	2.74	0.54
9:M:154:ILE:O	9:M:154:ILE:CG2	2.47	0.54
7:K:900:ARG:NE	7:K:900:ARG:HA	2.23	0.54
9:M:154:ILE:O	9:M:154:ILE:CG2	2.47	0.54
2:F:80:LYS:N	6:J:102:DA:OP1	2.34	0.53
3:C:17:THR:HA	6:J:31:DA:H5''	1.89	0.53
2:B:53:GLU:OE1	2:B:53:GLU:HA	2.07	0.53
4:H:87:ARG:HH12	5:I:40:DG:H3'	1.72	0.53
2:B:53:GLU:OE1	2:B:53:GLU:HA	2.07	0.53
7:K:347:ARG:HH12	9:M:466:GLN:H	1.56	0.53
7:K:347:ARG:HH12	9:M:466:GLN:H	1.56	0.53

Continued on next page...

Continued from previous page...

Atom-1	Atom-2	Interatomic distance (Å)	Clash overlap (Å)
7:K:347:ARG:HH12	9:M:466:GLN:H	1.56	0.53
7:K:347:ARG:HH12	9:M:466:GLN:H	1.56	0.53
7:K:347:ARG:HH12	9:M:466:GLN:H	1.56	0.53
7:K:519:ILE:HG23	7:K:519:ILE:O	2.08	0.53
4:H:87:ARG:HH12	5:I:40:DG:H3'	1.74	0.53
7:K:347:ARG:HH12	9:M:466:GLN:H	1.56	0.53
7:K:347:ARG:HH12	9:M:466:GLN:H	1.56	0.53
7:K:347:ARG:HH12	9:M:466:GLN:H	1.56	0.53
7:K:347:ARG:HH12	9:M:466:GLN:H	1.56	0.53
5:I:95:DC:P	7:K:608:LYS:HB2	2.45	0.53
7:K:347:ARG:HH12	9:M:466:GLN:H	1.56	0.53
6:J:55:DG:OP1	7:K:866:SER:OG	2.11	0.53
7:K:342:TRP:CD1	7:K:342:TRP:O	2.62	0.53
7:K:342:TRP:CD1	7:K:342:TRP:O	2.62	0.53
7:K:342:TRP:CD1	7:K:342:TRP:O	2.62	0.53
7:K:342:TRP:CD1	7:K:342:TRP:O	2.62	0.53
7:K:577:GLU:OE1	7:K:577:GLU:N	2.36	0.53
7:K:342:TRP:CD1	7:K:342:TRP:O	2.62	0.53
7:K:342:TRP:CD1	7:K:342:TRP:O	2.62	0.53
7:K:342:TRP:CD1	7:K:342:TRP:O	2.62	0.53
7:K:342:TRP:CD1	7:K:342:TRP:O	2.62	0.53
7:K:342:TRP:CD1	7:K:342:TRP:O	2.62	0.53
7:K:342:TRP:CD1	7:K:342:TRP:O	2.62	0.53
7:K:342:TRP:CD1	7:K:342:TRP:O	2.62	0.53
7:K:877:GLN:OE1	7:K:877:GLN:N	2.32	0.53
7:K:902:HIS:O	7:K:902:HIS:ND1	2.42	0.53
3:G:77:THR:OG1	6:J:132:DC:P	2.67	0.53
7:K:347:ARG:HH11	9:M:466:GLN:C	2.10	0.52
7:K:347:ARG:HH11	9:M:466:GLN:C	2.10	0.52
7:K:347:ARG:HH11	9:M:466:GLN:C	2.10	0.52
7:K:347:ARG:HH11	9:M:466:GLN:C	2.10	0.52
7:K:347:ARG:HH11	9:M:466:GLN:C	2.10	0.52
7:K:347:ARG:HH11	9:M:466:GLN:C	2.10	0.52
7:K:347:ARG:HH11	9:M:466:GLN:C	2.10	0.52
7:K:347:ARG:HH11	9:M:466:GLN:C	2.10	0.52
2:B:53:GLU:OE1	2:B:53:GLU:HA	2.07	0.52
7:K:347:ARG:HH11	9:M:466:GLN:C	2.10	0.52
7:K:347:ARG:HH11	9:M:466:GLN:C	2.10	0.52
7:K:347:ARG:HH11	9:M:466:GLN:C	2.10	0.52
7:K:354:LEU:HD11	9:M:438:GLN:NE2	2.20	0.52
7:K:354:LEU:HD11	9:M:438:GLN:NE2	2.20	0.52
7:K:354:LEU:HD11	9:M:438:GLN:NE2	2.20	0.52
6:J:54:DC:H5''	7:K:816:MET:HG2	0.73	0.52

Continued on next page...

Continued from previous page...

Atom-1	Atom-2	Interatomic distance (Å)	Clash overlap (Å)
7:K:354:LEU:HD11	9:M:438:GLN:NE2	2.20	0.52
7:K:354:LEU:HD11	9:M:438:GLN:NE2	2.20	0.52
5:I:94:DG:O3'	7:K:608:LYS:HB3	2.09	0.52
7:K:354:LEU:HD11	9:M:438:GLN:NE2	2.20	0.52
7:K:354:LEU:HD11	9:M:438:GLN:NE2	2.20	0.52
7:K:354:LEU:HD11	9:M:438:GLN:NE2	2.20	0.52
7:K:354:LEU:HD11	9:M:438:GLN:NE2	2.20	0.52
7:K:354:LEU:HD11	9:M:438:GLN:NE2	2.20	0.52
6:J:56:DG:OP2	7:K:846:ARG:NH2	2.29	0.52
5:I:94:DG:C3'	7:K:608:LYS:HB2	2.38	0.52
7:K:347:ARG:NH1	9:M:466:GLN:CA	2.72	0.52
7:K:347:ARG:NH1	9:M:466:GLN:CA	2.72	0.52
7:K:834:TYR:CD1	7:K:834:TYR:C	2.82	0.52
7:K:347:ARG:NH1	9:M:466:GLN:CA	2.72	0.52
7:K:347:ARG:NH1	9:M:466:GLN:CA	2.72	0.52
7:K:347:ARG:NH1	9:M:466:GLN:CA	2.72	0.52
7:K:347:ARG:NH1	9:M:466:GLN:CA	2.72	0.52
3:G:77:THR:OG1	6:J:132:DC:P	2.68	0.52
7:K:347:ARG:NH1	9:M:466:GLN:CA	2.72	0.52
7:K:347:ARG:NH1	9:M:466:GLN:CA	2.72	0.52
7:K:757:MET:SD	7:K:757:MET:C	2.88	0.52
5:I:95:DC:OP1	7:K:609:LEU:N	2.43	0.52
7:K:347:ARG:NH1	9:M:466:GLN:CA	2.72	0.52
7:K:347:ARG:NH1	9:M:466:GLN:CA	2.72	0.52
4:H:87:ARG:HH12	5:I:40:DG:H3'	1.75	0.52
6:J:54:DC:H3'	7:K:816:MET:HG3	1.90	0.52
2:B:53:GLU:OE1	2:B:53:GLU:HA	2.08	0.52
3:G:77:THR:OG1	6:J:131:DG:O3'	2.26	0.52
2:B:53:GLU:OE1	2:B:53:GLU:HA	2.08	0.52
5:I:95:DC:OP1	7:K:609:LEU:N	2.42	0.52
3:G:77:THR:OG1	6:J:132:DC:P	2.68	0.52
7:K:347:ARG:NH1	9:M:465:VAL:C	2.64	0.52
7:K:347:ARG:NH1	9:M:465:VAL:C	2.64	0.52
3:G:78:ARG:HE	5:I:20:DA:H4'	1.75	0.52
7:K:347:ARG:NH1	9:M:465:VAL:C	2.64	0.52
7:K:347:ARG:NH1	9:M:465:VAL:C	2.64	0.52
7:K:347:ARG:NH1	9:M:465:VAL:C	2.64	0.52
7:K:347:ARG:NH1	9:M:465:VAL:C	2.64	0.52
7:K:347:ARG:NH1	9:M:465:VAL:C	2.64	0.52
3:G:77:THR:OG1	6:J:132:DC:P	2.68	0.52
7:K:347:ARG:NH1	9:M:465:VAL:C	2.64	0.52

Continued on next page...

Continued from previous page...

Atom-1	Atom-2	Interatomic distance (Å)	Clash overlap (Å)
7:K:392:LEU:HD11	9:M:420:LYS:HZ3	1.66	0.52
7:K:392:LEU:HD11	9:M:420:LYS:CE	2.40	0.52
7:K:347:ARG:NH1	9:M:465:VAL:C	2.64	0.52
7:K:347:ARG:NH1	9:M:465:VAL:C	2.64	0.52
10:N:85:LYS:HB2	10:N:85:LYS:NZ	2.25	0.51
7:K:564:ILE:HD12	7:K:564:ILE:C	2.30	0.51
10:N:85:LYS:HB2	10:N:85:LYS:NZ	2.25	0.51
10:N:85:LYS:HB2	10:N:85:LYS:NZ	2.25	0.51
10:N:85:LYS:HB2	10:N:85:LYS:NZ	2.25	0.51
10:N:85:LYS:HB2	10:N:85:LYS:NZ	2.25	0.51
10:N:85:LYS:HB2	10:N:85:LYS:NZ	2.25	0.51
10:N:85:LYS:HB2	10:N:85:LYS:NZ	2.25	0.51
10:N:85:LYS:HB2	10:N:85:LYS:NZ	2.25	0.51
10:N:85:LYS:HB2	10:N:85:LYS:NZ	2.25	0.51
10:N:85:LYS:HB2	10:N:85:LYS:NZ	2.25	0.51
7:K:817:THR:OG1	7:K:818:GLN:N	2.40	0.51
5:I:95:DC:OP2	7:K:608:LYS:N	2.43	0.51
7:K:793:PHE:CD1	7:K:793:PHE:N	2.77	0.51
2:B:53:GLU:OE1	2:B:53:GLU:HA	2.09	0.51
2:B:53:GLU:OE1	2:B:53:GLU:HA	2.09	0.51
3:G:78:ARG:HE	5:I:20:DA:H4'	1.76	0.51
7:K:392:LEU:HD12	9:M:420:LYS:NZ	2.25	0.51
9:M:107:SER:OG	9:M:108:ASN:N	2.41	0.51
9:M:107:SER:OG	9:M:108:ASN:N	2.41	0.51
9:M:107:SER:OG	9:M:108:ASN:N	2.41	0.51
3:G:77:THR:OG1	6:J:132:DC:P	2.69	0.51
9:M:107:SER:OG	9:M:108:ASN:N	2.41	0.51
9:M:107:SER:OG	9:M:108:ASN:N	2.41	0.51
7:K:1053:GLN:HG2	7:K:1053:GLN:O	2.11	0.51
9:M:107:SER:OG	9:M:108:ASN:N	2.41	0.51
9:M:107:SER:OG	9:M:108:ASN:N	2.41	0.51
9:M:107:SER:OG	9:M:108:ASN:N	2.41	0.51
9:M:107:SER:OG	9:M:108:ASN:N	2.41	0.51
9:M:107:SER:OG	9:M:108:ASN:N	2.41	0.51
12:K:1502:ADP:N3	12:K:1502:ADP:H2'	2.25	0.51
7:K:648:ILE:HG22	7:K:648:ILE:O	2.10	0.51
6:J:55:DG:OP1	7:K:866:SER:OG	2.17	0.51
7:K:687:HIS:O	7:K:691:ARG:N	2.44	0.51
5:I:95:DC:OP1	7:K:608:LYS:CB	2.58	0.51
7:K:358:LEU:CB	9:M:438:GLN:HB2	2.41	0.51
1:A:64:ARG:HD3	5:I:91:DA:H4'	1.93	0.51

Continued on next page...

Continued from previous page...

Atom-1	Atom-2	Interatomic distance (Å)	Clash overlap (Å)
7:K:358:LEU:CB	9:M:438:GLN:HB2	2.41	0.51
7:K:358:LEU:CB	9:M:438:GLN:HB2	2.41	0.51
7:K:358:LEU:CB	9:M:438:GLN:HB2	2.41	0.51
7:K:1046:GLU:HB3	7:K:1047:PRO:HD3	1.93	0.51
7:K:358:LEU:CB	9:M:438:GLN:HB2	2.41	0.51
7:K:358:LEU:CB	9:M:438:GLN:HB2	2.41	0.51
7:K:358:LEU:CB	9:M:438:GLN:HB2	2.41	0.51
7:K:358:LEU:CB	9:M:438:GLN:HB2	2.41	0.51
7:K:358:LEU:CB	9:M:438:GLN:HB2	2.41	0.51
7:K:358:LEU:CB	9:M:438:GLN:HB2	2.41	0.51
7:K:359:HIS:CE1	9:M:434:ILE:HG22	2.27	0.51
7:K:359:HIS:CE1	9:M:434:ILE:HG22	2.27	0.51
7:K:777:ASN:C	7:K:777:ASN:OD1	2.47	0.51
7:K:359:HIS:CE1	9:M:434:ILE:HG22	2.27	0.51
7:K:359:HIS:CE1	9:M:434:ILE:HG22	2.27	0.51
7:K:513:TYR:CD1	7:K:513:TYR:N	2.77	0.51
7:K:359:HIS:CE1	9:M:434:ILE:HG22	2.27	0.51
7:K:359:HIS:CE1	9:M:434:ILE:HG22	2.27	0.51
7:K:359:HIS:CE1	9:M:434:ILE:HG22	2.27	0.51
7:K:359:HIS:CE1	9:M:434:ILE:HG22	2.27	0.51
7:K:1043:GLU:OE1	7:K:1043:GLU:N	2.29	0.51
7:K:359:HIS:CE1	9:M:434:ILE:HG22	2.27	0.51
2:B:53:GLU:OE1	2:B:53:GLU:HA	2.09	0.51
7:K:359:HIS:CE1	9:M:434:ILE:HG22	2.27	0.51
7:K:358:LEU:HD11	9:M:437:LYS:CG	2.38	0.51
7:K:358:LEU:HD11	9:M:437:LYS:CG	2.38	0.51
7:K:358:LEU:HD11	9:M:437:LYS:CG	2.38	0.51
7:K:358:LEU:HD11	9:M:437:LYS:CG	2.38	0.51
7:K:358:LEU:HD11	9:M:437:LYS:CG	2.38	0.51
7:K:358:LEU:HD11	9:M:437:LYS:CG	2.38	0.51
7:K:710:VAL:O	7:K:710:VAL:HG23	2.11	0.51
5:I:95:DC:OP2	7:K:608:LYS:CB	2.59	0.51
7:K:358:LEU:HD11	9:M:437:LYS:CG	2.38	0.51
7:K:358:LEU:HD11	9:M:437:LYS:CG	2.38	0.51
7:K:358:LEU:HD11	9:M:437:LYS:CG	2.38	0.51
7:K:358:LEU:HD11	9:M:437:LYS:CG	2.38	0.51
2:B:53:GLU:OE1	2:B:53:GLU:HA	2.09	0.50
7:K:777:ASN:C	7:K:777:ASN:OD1	2.47	0.50
5:I:95:DC:OP1	7:K:608:LYS:HB3	2.11	0.50
5:I:95:DC:OP2	7:K:608:LYS:HB2	2.12	0.50
6:J:54:DC:P	7:K:816:MET:HB2	2.47	0.50

Continued on next page...

Continued from previous page...

Atom-1	Atom-2	Interatomic distance (Å)	Clash overlap (Å)
7:K:777:ASN:C	7:K:777:ASN:OD1	2.49	0.50
7:K:610:SER:OG	7:K:611:PHE:N	2.41	0.50
7:K:838:ASP:OD1	7:K:838:ASP:C	2.49	0.50
7:K:679:THR:OG1	7:K:680:LEU:N	2.42	0.50
7:K:358:LEU:HD21	9:M:434:ILE:O	2.11	0.50
7:K:358:LEU:HD21	9:M:434:ILE:O	2.11	0.50
4:H:87:ARG:NH1	5:I:40:DG:H3'	2.25	0.50
7:K:358:LEU:HD21	9:M:434:ILE:O	2.11	0.50
12:K:1502:ADP:PB	13:K:1503:BEF:F2	2.60	0.50
7:K:358:LEU:HD21	9:M:434:ILE:O	2.11	0.50
7:K:358:LEU:HD21	9:M:434:ILE:O	2.11	0.50
7:K:358:LEU:HD21	9:M:434:ILE:O	2.11	0.50
7:K:358:LEU:HD21	9:M:434:ILE:O	2.11	0.50
7:K:358:LEU:HD21	9:M:434:ILE:O	2.11	0.50
7:K:358:LEU:HD21	9:M:434:ILE:O	2.11	0.50
7:K:358:LEU:HD21	9:M:434:ILE:O	2.11	0.50
8:L:72:ASP:C	8:L:72:ASP:OD1	2.50	0.50
8:L:72:ASP:C	8:L:72:ASP:OD1	2.50	0.50
8:L:72:ASP:C	8:L:72:ASP:OD1	2.50	0.50
8:L:72:ASP:C	8:L:72:ASP:OD1	2.50	0.50
8:L:72:ASP:C	8:L:72:ASP:OD1	2.50	0.50
8:L:72:ASP:C	8:L:72:ASP:OD1	2.50	0.50
7:K:577:GLU:OE1	7:K:577:GLU:N	2.30	0.50
7:K:759:LEU:HD13	7:K:759:LEU:C	2.32	0.50
8:L:72:ASP:C	8:L:72:ASP:OD1	2.50	0.50
8:L:72:ASP:C	8:L:72:ASP:OD1	2.50	0.50
8:L:72:ASP:C	8:L:72:ASP:OD1	2.50	0.50
8:L:72:ASP:C	8:L:72:ASP:OD1	2.50	0.50
3:G:91:ASP:C	3:G:91:ASP:OD1	2.49	0.50
7:K:342:TRP:HZ2	7:K:350:GLN:HG3	1.77	0.50
7:K:342:TRP:HZ2	7:K:350:GLN:HG3	1.77	0.50
7:K:342:TRP:HZ2	7:K:350:GLN:HG3	1.77	0.50
7:K:342:TRP:HZ2	7:K:350:GLN:HG3	1.77	0.50
7:K:342:TRP:HZ2	7:K:350:GLN:HG3	1.77	0.50
7:K:342:TRP:HZ2	7:K:350:GLN:HG3	1.77	0.50
7:K:651:SER:OG	7:K:652:ALA:N	2.44	0.50
7:K:342:TRP:HZ2	7:K:350:GLN:HG3	1.77	0.50
7:K:342:TRP:HZ2	7:K:350:GLN:HG3	1.77	0.50
3:G:91:ASP:C	3:G:91:ASP:OD1	2.49	0.50
7:K:342:TRP:HZ2	7:K:350:GLN:HG3	1.77	0.50
7:K:342:TRP:HZ2	7:K:350:GLN:HG3	1.77	0.50

Continued on next page...

Continued from previous page...

Atom-1	Atom-2	Interatomic distance (Å)	Clash overlap (Å)
7:K:890:ASN:OD1	7:K:890:ASN:C	2.48	0.50
3:G:91:ASP:C	3:G:91:ASP:OD1	2.49	0.50
9:M:119:TRP:CD1	9:M:119:TRP:N	2.77	0.49
9:M:119:TRP:CD1	9:M:119:TRP:N	2.77	0.49
9:M:119:TRP:CD1	9:M:119:TRP:N	2.77	0.49
9:M:119:TRP:CD1	9:M:119:TRP:N	2.77	0.49
3:G:78:ARG:HE	5:I:20:DA:H4'	1.77	0.49
9:M:119:TRP:CD1	9:M:119:TRP:N	2.77	0.49
9:M:119:TRP:CD1	9:M:119:TRP:N	2.77	0.49
3:G:91:ASP:C	3:G:91:ASP:OD1	2.49	0.49
9:M:119:TRP:CD1	9:M:119:TRP:N	2.77	0.49
9:M:119:TRP:CD1	9:M:119:TRP:N	2.77	0.49
9:M:119:TRP:CD1	9:M:119:TRP:N	2.77	0.49
9:M:119:TRP:CD1	9:M:119:TRP:N	2.77	0.49
3:G:91:ASP:C	3:G:91:ASP:OD1	2.49	0.49
7:K:1043:GLU:OE1	7:K:1043:GLU:N	2.38	0.49
7:K:342:TRP:O	7:K:342:TRP:CG	2.61	0.49
7:K:777:ASN:C	7:K:777:ASN:OD1	2.50	0.49
7:K:900:ARG:NE	7:K:900:ARG:HA	2.27	0.49
7:K:342:TRP:O	7:K:342:TRP:CG	2.61	0.49
7:K:447:TYR:HD1	7:K:447:TYR:H	1.58	0.49
7:K:577:GLU:OE1	7:K:577:GLU:N	2.40	0.49
7:K:342:TRP:O	7:K:342:TRP:CG	2.61	0.49
7:K:710:VAL:O	7:K:710:VAL:HG23	2.11	0.49
3:G:91:ASP:C	3:G:91:ASP:OD1	2.50	0.49
7:K:342:TRP:O	7:K:342:TRP:CG	2.61	0.49
7:K:342:TRP:O	7:K:342:TRP:CG	2.61	0.49
7:K:342:TRP:O	7:K:342:TRP:CG	2.61	0.49
7:K:342:TRP:O	7:K:342:TRP:CG	2.61	0.49
7:K:342:TRP:O	7:K:342:TRP:CG	2.61	0.49
7:K:777:ASN:C	7:K:777:ASN:OD1	2.50	0.49
7:K:342:TRP:O	7:K:342:TRP:CG	2.61	0.49
7:K:342:TRP:O	7:K:342:TRP:CG	2.61	0.49
7:K:479:GLU:OE1	7:K:479:GLU:HA	2.12	0.49
7:K:732:HIS:O	7:K:733:ASN:CB	2.59	0.49
7:K:817:THR:HG1	7:K:818:GLN:H	1.59	0.49
7:K:675:THR:OG1	7:K:676:GLU:N	2.45	0.49
3:G:78:ARG:HE	5:I:20:DA:H4'	1.78	0.49
5:I:95:DC:P	7:K:608:LYS:N	2.84	0.49
6:J:54:DC:P	7:K:816:MET:HB2	2.52	0.49
7:K:381:LEU:CA	7:K:676:GLU:OE2	2.60	0.49

Continued on next page...

Continued from previous page...

Atom-1	Atom-2	Interatomic distance (Å)	Clash overlap (Å)
7:K:358:LEU:O	7:K:362:MET:HB3	2.12	0.49
7:K:358:LEU:O	7:K:362:MET:HB3	2.12	0.49
7:K:358:LEU:O	7:K:362:MET:HB3	2.12	0.49
7:K:358:LEU:O	7:K:362:MET:HB3	2.12	0.49
7:K:358:LEU:O	7:K:362:MET:HB3	2.12	0.49
7:K:358:LEU:O	7:K:362:MET:HB3	2.12	0.49
7:K:904:ILE:HG23	7:K:904:ILE:O	2.13	0.49
7:K:358:LEU:O	7:K:362:MET:HB3	2.12	0.49
7:K:358:LEU:O	7:K:362:MET:HB3	2.12	0.49
7:K:358:LEU:O	7:K:362:MET:HB3	2.12	0.49
7:K:358:LEU:O	7:K:362:MET:HB3	2.12	0.49
7:K:381:LEU:CB	7:K:676:GLU:CD	2.81	0.49
7:K:687:HIS:O	7:K:691:ARG:N	2.45	0.49
7:K:710:VAL:O	7:K:710:VAL:HG23	2.13	0.49
9:M:418:GLU:OE1	9:M:418:GLU:N	2.36	0.49
3:G:77:THR:OG1	6:J:132:DC:P	2.71	0.49
9:M:418:GLU:OE1	9:M:418:GLU:N	2.36	0.49
9:M:418:GLU:OE1	9:M:418:GLU:N	2.36	0.49
9:M:418:GLU:OE1	9:M:418:GLU:N	2.36	0.49
9:M:418:GLU:OE1	9:M:418:GLU:N	2.36	0.49
7:K:649:PHE:CD1	7:K:649:PHE:C	2.85	0.49
9:M:418:GLU:OE1	9:M:418:GLU:N	2.36	0.49
9:M:418:GLU:OE1	9:M:418:GLU:N	2.36	0.49
9:M:418:GLU:OE1	9:M:418:GLU:N	2.36	0.49
9:M:418:GLU:OE1	9:M:418:GLU:N	2.36	0.49
9:M:418:GLU:OE1	9:M:418:GLU:N	2.36	0.49
9:M:418:GLU:OE1	9:M:418:GLU:N	2.36	0.49
9:M:418:GLU:OE1	9:M:418:GLU:N	2.36	0.49
3:G:77:THR:OG1	6:J:132:DC:P	2.71	0.48
7:K:359:HIS:HB3	7:K:363:GLU:CD	2.32	0.48
7:K:513:TYR:CD1	7:K:513:TYR:N	2.78	0.48
7:K:359:HIS:HB3	7:K:363:GLU:CD	2.32	0.48
7:K:359:HIS:HB3	7:K:363:GLU:CD	2.32	0.48
7:K:406:ARG:NE	7:K:406:ARG:HA	2.28	0.48
7:K:887:THR:O	7:K:887:THR:CG2	2.53	0.48
7:K:359:HIS:HB3	7:K:363:GLU:CD	2.32	0.48
2:B:46:ARG:NH1	6:J:70:DG:H4'	2.28	0.48
7:K:359:HIS:HB3	7:K:363:GLU:CD	2.32	0.48
7:K:359:HIS:HB3	7:K:363:GLU:CD	2.32	0.48
7:K:359:HIS:HB3	7:K:363:GLU:CD	2.32	0.48
7:K:359:HIS:HB3	7:K:363:GLU:CD	2.32	0.48
7:K:721:LEU:C	7:K:721:LEU:HD23	2.33	0.48
7:K:359:HIS:HB3	7:K:363:GLU:CD	2.32	0.48

Continued on next page...

Continued from previous page...

Atom-1	Atom-2	Interatomic distance (Å)	Clash overlap (Å)
7:K:359:HIS:HB3	7:K:363:GLU:CD	2.32	0.48
7:K:381:LEU:CB	7:K:676:GLU:OE1	2.61	0.48
7:K:649:PHE:O	7:K:649:PHE:HD1	1.96	0.48
2:B:46:ARG:NH1	6:J:70:DG:H4'	2.28	0.48
7:K:351:PHE:CE1	9:M:447:PHE:CB	2.96	0.48
7:K:351:PHE:CE1	9:M:447:PHE:CB	2.96	0.48
7:K:351:PHE:CE1	9:M:447:PHE:CB	2.96	0.48
7:K:351:PHE:CE1	9:M:447:PHE:CB	2.96	0.48
7:K:351:PHE:CE1	9:M:447:PHE:CB	2.96	0.48
2:B:46:ARG:NH1	6:J:70:DG:H4'	2.28	0.48
7:K:351:PHE:CE1	9:M:447:PHE:CB	2.96	0.48
7:K:777:ASN:C	7:K:777:ASN:OD1	2.51	0.48
7:K:834:TYR:CD1	7:K:834:TYR:C	2.87	0.48
7:K:351:PHE:CE1	9:M:447:PHE:CB	2.96	0.48
7:K:351:PHE:CE1	9:M:447:PHE:CB	2.96	0.48
7:K:351:PHE:CE1	9:M:447:PHE:CB	2.96	0.48
7:K:351:PHE:CE1	9:M:447:PHE:CB	2.96	0.48
7:K:354:LEU:HD11	9:M:442:HIS:HD2	1.78	0.48
7:K:354:LEU:HD11	9:M:442:HIS:HD2	1.78	0.48
7:K:354:LEU:HD11	9:M:442:HIS:HD2	1.78	0.48
7:K:354:LEU:HD11	9:M:442:HIS:HD2	1.78	0.48
7:K:354:LEU:HD11	9:M:442:HIS:HD2	1.78	0.48
7:K:354:LEU:HD11	9:M:442:HIS:HD2	1.78	0.48
7:K:479:GLU:OE1	7:K:479:GLU:HA	2.13	0.48
7:K:705:ASP:C	7:K:705:ASP:OD1	2.50	0.48
7:K:354:LEU:HD11	9:M:442:HIS:HD2	1.78	0.48
7:K:354:LEU:HD11	9:M:442:HIS:HD2	1.78	0.48
7:K:354:LEU:HD11	9:M:442:HIS:HD2	1.78	0.48
7:K:354:LEU:HD11	9:M:442:HIS:HD2	1.78	0.48
14:L:501:ATP:O2B	14:L:501:ATP:O1A	2.27	0.48
14:L:501:ATP:O2B	14:L:501:ATP:O1A	2.27	0.48
7:K:838:ASP:OD1	7:K:838:ASP:C	2.51	0.48
14:L:501:ATP:O2B	14:L:501:ATP:O1A	2.27	0.48
6:J:56:DG:OP2	7:K:846:ARG:NH2	2.39	0.48
14:L:501:ATP:O2B	14:L:501:ATP:O1A	2.27	0.48
7:K:545:LEU:C	7:K:545:LEU:HD12	2.34	0.48
14:L:501:ATP:O2B	14:L:501:ATP:O1A	2.27	0.48
14:L:501:ATP:O2B	14:L:501:ATP:O1A	2.27	0.48
14:L:501:ATP:O2B	14:L:501:ATP:O1A	2.27	0.48
14:L:501:ATP:O2B	14:L:501:ATP:O1A	2.27	0.48
14:L:501:ATP:O2B	14:L:501:ATP:O1A	2.27	0.48

Continued on next page...

Continued from previous page...

Atom-1	Atom-2	Interatomic distance (Å)	Clash overlap (Å)
14:L:501:ATP:O2B	14:L:501:ATP:O1A	2.27	0.48
7:K:838:ASP:OD1	7:K:838:ASP:C	2.52	0.48
6:J:56:DG:H5"	7:K:528:LEU:HD12	1.96	0.48
3:G:45:GLY:HA2	6:J:112:DG:H5"	1.96	0.48
3:G:45:GLY:HA2	6:J:112:DG:H5"	1.96	0.48
5:I:95:DC:OP2	7:K:608:LYS:CB	2.62	0.48
7:K:604:ASN:OD1	7:K:604:ASN:C	2.52	0.48
8:L:79:ASN:C	8:L:79:ASN:OD1	2.52	0.48
8:L:79:ASN:C	8:L:79:ASN:OD1	2.52	0.48
8:L:79:ASN:C	8:L:79:ASN:OD1	2.52	0.48
8:L:79:ASN:C	8:L:79:ASN:OD1	2.52	0.48
8:L:79:ASN:C	8:L:79:ASN:OD1	2.52	0.48
8:L:79:ASN:C	8:L:79:ASN:OD1	2.52	0.48
8:L:79:ASN:C	8:L:79:ASN:OD1	2.52	0.48
8:L:79:ASN:C	8:L:79:ASN:OD1	2.52	0.48
8:L:79:ASN:C	8:L:79:ASN:OD1	2.52	0.48
7:K:816:MET:HE2	7:K:816:MET:HA	1.96	0.48
8:L:79:ASN:C	8:L:79:ASN:OD1	2.52	0.48
7:K:1043:GLU:OE1	7:K:1043:GLU:N	2.40	0.48
8:L:79:ASN:C	8:L:79:ASN:OD1	2.52	0.48
7:K:342:TRP:CZ3	7:K:346:GLU:OE1	2.67	0.48
7:K:687:HIS:O	7:K:691:ARG:N	2.47	0.48
7:K:342:TRP:CZ3	7:K:346:GLU:OE1	2.67	0.48
7:K:342:TRP:CZ3	7:K:346:GLU:OE1	2.67	0.48
7:K:342:TRP:CZ3	7:K:346:GLU:OE1	2.67	0.48
7:K:342:TRP:CZ3	7:K:346:GLU:OE1	2.67	0.48
7:K:1053:GLN:HG2	7:K:1053:GLN:O	2.14	0.48
7:K:342:TRP:CZ3	7:K:346:GLU:OE1	2.67	0.48
7:K:342:TRP:CZ3	7:K:346:GLU:OE1	2.67	0.48
7:K:342:TRP:CZ3	7:K:346:GLU:OE1	2.67	0.48
7:K:342:TRP:CZ3	7:K:346:GLU:OE1	2.67	0.48
5:I:95:DC:OP2	7:K:608:LYS:CB	2.58	0.48
7:K:342:TRP:CZ3	7:K:346:GLU:OE1	2.67	0.48
6:J:54:DC:H5"	7:K:816:MET:CG	2.44	0.48
7:K:342:TRP:CZ3	7:K:346:GLU:OE1	2.67	0.48
7:K:501:LYS:NZ	7:K:626:THR:O	2.47	0.48
7:K:342:TRP:CZ3	7:K:346:GLU:OE1	2.67	0.48
7:K:975:GLU:OE1	7:K:975:GLU:N	2.33	0.48
7:K:590:ASP:C	7:K:590:ASP:OD1	2.51	0.47
5:I:95:DC:OP1	7:K:608:LYS:CA	2.62	0.47
2:B:46:ARG:NH1	6:J:70:DG:H4'	2.29	0.47
7:K:358:LEU:CD1	9:M:437:LYS:HE3	2.43	0.47
7:K:358:LEU:CD1	9:M:437:LYS:HE3	2.43	0.47
7:K:358:LEU:CD1	9:M:437:LYS:HE3	2.43	0.47

Continued on next page...

Continued from previous page...

Atom-1	Atom-2	Interatomic distance (Å)	Clash overlap (Å)
7:K:479:GLU:OE1	7:K:479:GLU:HA	2.14	0.47
7:K:358:LEU:CD1	9:M:437:LYS:HE3	2.43	0.47
7:K:358:LEU:CD1	9:M:437:LYS:HE3	2.43	0.47
7:K:358:LEU:CD1	9:M:437:LYS:HE3	2.43	0.47
7:K:358:LEU:CD1	9:M:437:LYS:HE3	2.43	0.47
7:K:358:LEU:CD1	9:M:437:LYS:HE3	2.43	0.47
7:K:358:LEU:CD1	9:M:437:LYS:HE3	2.43	0.47
7:K:872:LEU:HD12	7:K:872:LEU:O	2.13	0.47
7:K:890:ASN:OD1	7:K:890:ASN:C	2.51	0.47
3:G:77:THR:OG1	6:J:132:DC:P	2.72	0.47
7:K:358:LEU:CD1	9:M:437:LYS:HE3	2.43	0.47
2:B:46:ARG:NH1	6:J:70:DG:H4'	2.29	0.47
7:K:838:ASP:OD1	7:K:838:ASP:C	2.52	0.47
3:G:45:GLY:HA2	6:J:112:DG:H5''	1.96	0.47
5:I:95:DC:OP1	7:K:608:LYS:CB	2.60	0.47
3:G:45:GLY:HA2	6:J:112:DG:H5''	1.96	0.47
5:I:33:DG:H2''	5:I:34:DG:H5''	1.96	0.47
7:K:355:GLY:HA2	9:M:438:GLN:HG2	1.96	0.47
5:I:33:DG:H2''	5:I:34:DG:H5''	1.96	0.47
7:K:355:GLY:HA2	9:M:438:GLN:HG2	1.96	0.47
5:I:33:DG:H2''	5:I:34:DG:H5''	1.96	0.47
7:K:355:GLY:HA2	9:M:438:GLN:HG2	1.96	0.47
5:I:33:DG:H2''	5:I:34:DG:H5''	1.96	0.47
7:K:355:GLY:HA2	9:M:438:GLN:HG2	1.96	0.47
5:I:33:DG:H2''	5:I:34:DG:H5''	1.96	0.47
7:K:355:GLY:HA2	9:M:438:GLN:HG2	1.96	0.47
5:I:33:DG:H2''	5:I:34:DG:H5''	1.96	0.47
7:K:355:GLY:HA2	9:M:438:GLN:HG2	1.96	0.47
5:I:33:DG:H2''	5:I:34:DG:H5''	1.96	0.47
7:K:355:GLY:HA2	9:M:438:GLN:HG2	1.96	0.47
5:I:33:DG:H2''	5:I:34:DG:H5''	1.96	0.47
6:J:54:DC:OP1	7:K:816:MET:CB	2.52	0.47
7:K:355:GLY:HA2	9:M:438:GLN:HG2	1.96	0.47
7:K:513:TYR:N	7:K:513:TYR:HD1	2.11	0.47
5:I:33:DG:H2''	5:I:34:DG:H5''	1.96	0.47
7:K:355:GLY:HA2	9:M:438:GLN:HG2	1.96	0.47
5:I:33:DG:H2''	5:I:34:DG:H5''	1.96	0.47
7:K:355:GLY:HA2	9:M:438:GLN:HG2	1.96	0.47
7:K:479:GLU:OE1	7:K:479:GLU:HA	2.14	0.47
5:I:33:DG:H2''	5:I:34:DG:H5''	1.96	0.47
7:K:355:GLY:HA2	9:M:438:GLN:HG2	1.96	0.47
7:K:368:LYS:O	7:K:372:ARG:HG3	2.14	0.47
8:L:463:LEU:C	8:L:463:LEU:HD23	2.34	0.47

Continued on next page...

Continued from previous page...

Atom-1	Atom-2	Interatomic distance (Å)	Clash overlap (Å)
7:K:368:LYS:O	7:K:372:ARG:HG3	2.14	0.47
8:L:463:LEU:C	8:L:463:LEU:HD23	2.34	0.47
7:K:368:LYS:O	7:K:372:ARG:HG3	2.14	0.47
8:L:463:LEU:C	8:L:463:LEU:HD23	2.34	0.47
7:K:368:LYS:O	7:K:372:ARG:HG3	2.14	0.47
8:L:463:LEU:C	8:L:463:LEU:HD23	2.34	0.47
7:K:368:LYS:O	7:K:372:ARG:HG3	2.14	0.47
8:L:463:LEU:C	8:L:463:LEU:HD23	2.34	0.47
7:K:368:LYS:O	7:K:372:ARG:HG3	2.14	0.47
8:L:463:LEU:C	8:L:463:LEU:HD23	2.34	0.47
7:K:368:LYS:O	7:K:372:ARG:HG3	2.14	0.47
8:L:463:LEU:C	8:L:463:LEU:HD23	2.34	0.47
7:K:368:LYS:O	7:K:372:ARG:HG3	2.14	0.47
8:L:463:LEU:C	8:L:463:LEU:HD23	2.34	0.47
7:K:368:LYS:O	7:K:372:ARG:HG3	2.14	0.47
8:L:463:LEU:C	8:L:463:LEU:HD23	2.34	0.47
3:G:78:ARG:HE	5:I:20:DA:H4'	1.80	0.47
7:K:368:LYS:O	7:K:372:ARG:HG3	2.14	0.47
8:L:463:LEU:C	8:L:463:LEU:HD23	2.34	0.47
7:K:890:ASN:OD1	7:K:890:ASN:C	2.51	0.47
7:K:1001:GLU:OE1	7:K:1001:GLU:HA	2.14	0.47
7:K:765:HIS:O	7:K:767:PHE:N	2.48	0.47
7:K:886:ASP:O	7:K:887:THR:OG1	2.25	0.47
7:K:354:LEU:HD11	9:M:442:HIS:CD2	2.49	0.47
7:K:354:LEU:HD11	9:M:442:HIS:CD2	2.49	0.47
7:K:354:LEU:HD11	9:M:442:HIS:CD2	2.49	0.47
7:K:354:LEU:HD11	9:M:442:HIS:CD2	2.49	0.47
7:K:354:LEU:HD11	9:M:442:HIS:CD2	2.49	0.47
7:K:354:LEU:HD11	9:M:442:HIS:CD2	2.49	0.47
7:K:354:LEU:HD11	9:M:442:HIS:CD2	2.49	0.47
7:K:513:TYR:N	7:K:513:TYR:CD1	2.80	0.47
7:K:354:LEU:HD11	9:M:442:HIS:CD2	2.49	0.47
7:K:354:LEU:HD11	9:M:442:HIS:CD2	2.49	0.47
7:K:354:LEU:HD11	9:M:442:HIS:CD2	2.49	0.47
3:G:45:GLY:HA2	6:J:112:DG:H5''	1.97	0.47
7:K:358:LEU:HG	9:M:437:LYS:HE3	1.96	0.47
7:K:358:LEU:HG	9:M:437:LYS:HE3	1.96	0.47
7:K:358:LEU:HG	9:M:437:LYS:HE3	1.96	0.47
7:K:358:LEU:HG	9:M:437:LYS:HE3	1.96	0.47
3:G:91:ASP:C	3:G:91:ASP:OD1	2.53	0.47
7:K:358:LEU:HG	9:M:437:LYS:HE3	1.96	0.47

Continued on next page...

Continued from previous page...

Atom-1	Atom-2	Interatomic distance (Å)	Clash overlap (Å)
5:I:95:DC:OP1	7:K:608:LYS:CB	2.60	0.47
7:K:358:LEU:HG	9:M:437:LYS:HE3	1.96	0.47
7:K:358:LEU:HG	9:M:437:LYS:HE3	1.96	0.47
7:K:358:LEU:HG	9:M:437:LYS:HE3	1.96	0.47
7:K:358:LEU:HG	9:M:437:LYS:HE3	1.96	0.47
7:K:358:LEU:HG	9:M:437:LYS:HE3	1.96	0.47
12:K:1502:ADP:O3B	12:K:1502:ADP:O5'	2.33	0.47
7:K:351:PHE:CE1	9:M:447:PHE:CG	3.03	0.46
7:K:351:PHE:CD1	9:M:467:PHE:HD2	2.27	0.46
7:K:351:PHE:CE1	9:M:447:PHE:CG	3.03	0.46
7:K:351:PHE:CD1	9:M:467:PHE:HD2	2.27	0.46
7:K:351:PHE:CE1	9:M:447:PHE:CG	3.03	0.46
7:K:351:PHE:CD1	9:M:467:PHE:HD2	2.27	0.46
7:K:351:PHE:CE1	9:M:447:PHE:CG	3.03	0.46
7:K:351:PHE:CD1	9:M:467:PHE:HD2	2.27	0.46
3:C:91:ASP:OD1	3:C:91:ASP:C	2.53	0.46
7:K:351:PHE:CE1	9:M:447:PHE:CG	3.03	0.46
7:K:351:PHE:CD1	9:M:467:PHE:HD2	2.27	0.46
7:K:351:PHE:CE1	9:M:447:PHE:CG	3.03	0.46
7:K:351:PHE:CD1	9:M:467:PHE:HD2	2.27	0.46
7:K:351:PHE:CE1	9:M:447:PHE:CG	3.03	0.46
7:K:351:PHE:CD1	9:M:467:PHE:HD2	2.27	0.46
7:K:351:PHE:CE1	9:M:447:PHE:CG	3.03	0.46
7:K:351:PHE:CD1	9:M:467:PHE:HD2	2.27	0.46
7:K:351:PHE:CE1	9:M:447:PHE:CG	3.03	0.46
7:K:351:PHE:CD1	9:M:467:PHE:HD2	2.27	0.46
7:K:351:PHE:CE1	9:M:447:PHE:CG	3.03	0.46
7:K:351:PHE:CD1	9:M:467:PHE:HD2	2.27	0.46
7:K:351:PHE:CE1	9:M:447:PHE:CG	3.03	0.46
7:K:351:PHE:CD1	9:M:467:PHE:HD2	2.27	0.46
7:K:351:PHE:CE1	9:M:447:PHE:CG	3.03	0.46
7:K:351:PHE:CD1	9:M:467:PHE:HD2	2.27	0.46
7:K:904:ILE:HG23	7:K:904:ILE:O	2.14	0.46
3:G:45:GLY:HA2	6:J:112:DG:H5''	1.97	0.46
7:K:1043:GLU:OE1	7:K:1043:GLU:N	2.37	0.46
3:C:91:ASP:OD1	3:C:91:ASP:C	2.53	0.46
3:C:91:ASP:OD1	3:C:91:ASP:C	2.53	0.46
7:K:877:GLN:OE1	7:K:877:GLN:N	2.42	0.46
5:I:95:DC:OP1	7:K:608:LYS:CA	2.63	0.46
7:K:649:PHE:O	7:K:649:PHE:HD2	1.92	0.46
2:B:46:ARG:NH1	6:J:70:DG:H4'	2.30	0.46
7:K:732:HIS:O	7:K:733:ASN:CB	2.63	0.46
7:K:890:ASN:OD1	7:K:890:ASN:C	2.53	0.46
7:K:810:VAL:HG12	7:K:881:THR:HB	1.96	0.46
2:B:46:ARG:NH1	6:J:70:DG:H4'	2.31	0.46

Continued on next page...

Continued from previous page...

Atom-1	Atom-2	Interatomic distance (Å)	Clash overlap (Å)
7:K:830:LYS:HE2	7:K:830:LYS:HA	1.96	0.46
3:C:91:ASP:OD1	3:C:91:ASP:C	2.53	0.46
7:K:675:THR:OG1	7:K:676:GLU:N	2.47	0.46
3:C:91:ASP:OD1	3:C:91:ASP:C	2.54	0.46
6:J:54:DC:H5''	7:K:816:MET:CB	2.42	0.46
6:J:56:DG:C5'	7:K:528:LEU:HD12	2.43	0.46
3:G:91:ASP:C	3:G:91:ASP:OD1	2.54	0.46
7:K:771:GLU:OE1	7:K:771:GLU:N	2.33	0.46
7:K:877:GLN:OE1	7:K:877:GLN:N	2.36	0.46
7:K:342:TRP:CE2	7:K:346:GLU:HB3	2.50	0.46
7:K:342:TRP:CE2	7:K:346:GLU:HB3	2.50	0.46
3:G:91:ASP:C	3:G:91:ASP:OD1	2.54	0.46
7:K:342:TRP:CE2	7:K:346:GLU:HB3	2.50	0.46
7:K:342:TRP:CE2	7:K:346:GLU:HB3	2.50	0.46
1:A:60:GLU:OE1	1:A:60:GLU:N	2.35	0.46
7:K:342:TRP:CE2	7:K:346:GLU:HB3	2.50	0.46
7:K:1001:GLU:OE1	7:K:1001:GLU:HA	2.16	0.46
3:G:91:ASP:C	3:G:91:ASP:OD1	2.54	0.46
7:K:342:TRP:CE2	7:K:346:GLU:HB3	2.50	0.46
7:K:378:LEU:C	7:K:676:GLU:OE1	2.52	0.46
7:K:342:TRP:CE2	7:K:346:GLU:HB3	2.50	0.46
7:K:342:TRP:CE2	7:K:346:GLU:HB3	2.50	0.46
7:K:342:TRP:CE2	7:K:346:GLU:HB3	2.50	0.46
7:K:342:TRP:CE2	7:K:346:GLU:HB3	2.50	0.46
7:K:342:TRP:CE2	7:K:346:GLU:HB3	2.50	0.46
7:K:877:GLN:OE1	7:K:877:GLN:N	2.38	0.46
1:A:60:GLU:OE1	1:A:60:GLU:N	2.36	0.46
6:J:54:DC:P	7:K:816:MET:HB2	2.55	0.46
7:K:405:LEU:O	7:K:409:ASN:N	2.48	0.46
7:K:479:GLU:OE1	7:K:479:GLU:HA	2.16	0.46
7:K:347:ARG:H	7:K:347:ARG:HD2	1.81	0.46
7:K:354:LEU:O	9:M:438:GLN:CD	2.54	0.46
7:K:347:ARG:H	7:K:347:ARG:HD2	1.81	0.46
7:K:354:LEU:O	9:M:438:GLN:CD	2.54	0.46
7:K:347:ARG:H	7:K:347:ARG:HD2	1.81	0.46
7:K:354:LEU:O	9:M:438:GLN:CD	2.54	0.46
7:K:347:ARG:H	7:K:347:ARG:HD2	1.81	0.46
7:K:354:LEU:O	9:M:438:GLN:CD	2.54	0.46
7:K:347:ARG:H	7:K:347:ARG:HD2	1.81	0.46
7:K:354:LEU:O	9:M:438:GLN:CD	2.54	0.46
7:K:347:ARG:H	7:K:347:ARG:HD2	1.81	0.46
7:K:354:LEU:O	9:M:438:GLN:CD	2.54	0.46

Continued on next page...

Continued from previous page...

Atom-1	Atom-2	Interatomic distance (Å)	Clash overlap (Å)
7:K:347:ARG:H	7:K:347:ARG:HD2	1.81	0.46
7:K:354:LEU:O	9:M:438:GLN:CD	2.54	0.46
1:A:60:GLU:OE1	1:A:60:GLU:N	2.36	0.46
7:K:347:ARG:H	7:K:347:ARG:HD2	1.81	0.46
7:K:354:LEU:O	9:M:438:GLN:CD	2.54	0.46
7:K:347:ARG:H	7:K:347:ARG:HD2	1.81	0.46
7:K:354:LEU:O	9:M:438:GLN:CD	2.54	0.46
7:K:347:ARG:H	7:K:347:ARG:HD2	1.81	0.46
7:K:354:LEU:O	9:M:438:GLN:CD	2.54	0.46
1:A:60:GLU:OE1	1:A:60:GLU:N	2.36	0.45
1:A:60:GLU:OE1	1:A:60:GLU:N	2.36	0.45
6:J:56:DG:H4'	7:K:577:GLU:HG3	1.98	0.45
7:K:645:LEU:O	7:K:647:LYS:N	2.48	0.45
7:K:877:GLN:OE1	7:K:877:GLN:N	2.33	0.45
7:K:904:ILE:HG23	7:K:904:ILE:O	2.15	0.45
7:K:519:ILE:O	7:K:519:ILE:HG22	2.15	0.45
1:A:60:GLU:OE1	1:A:60:GLU:N	2.36	0.45
3:C:85:GLN:HA	3:C:85:GLN:OE1	2.16	0.45
5:I:31:DT:H2'	5:I:32:DT:C6	2.51	0.45
2:B:46:ARG:NH1	6:J:70:DG:H4'	2.31	0.45
5:I:31:DT:H2'	5:I:32:DT:C6	2.51	0.45
7:K:513:TYR:CD1	7:K:513:TYR:N	2.82	0.45
1:A:60:GLU:OE1	1:A:60:GLU:N	2.36	0.45
5:I:31:DT:H2'	5:I:32:DT:C6	2.51	0.45
5:I:31:DT:H2'	5:I:32:DT:C6	2.51	0.45
5:I:31:DT:H2'	5:I:32:DT:C6	2.51	0.45
7:K:860:TYR:N	7:K:860:TYR:CD2	2.81	0.45
5:I:31:DT:H2'	5:I:32:DT:C6	2.51	0.45
5:I:31:DT:H2'	5:I:32:DT:C6	2.51	0.45
5:I:31:DT:H2'	5:I:32:DT:C6	2.51	0.45
5:I:31:DT:H2'	5:I:32:DT:C6	2.51	0.45
2:B:46:ARG:NH1	6:J:70:DG:H4'	2.31	0.45
5:I:31:DT:H2'	5:I:32:DT:C6	2.51	0.45
7:K:633:ASN:O	7:K:634:LEU:HB2	2.15	0.45
7:K:679:THR:OG1	7:K:680:LEU:N	2.49	0.45
7:K:800:LEU:N	7:K:801:PRO:CD	2.79	0.45
7:K:578:TYR:N	7:K:578:TYR:CD1	2.84	0.45
7:K:687:HIS:O	7:K:691:ARG:N	2.49	0.45
5:I:94:DG:C3'	7:K:608:LYS:CB	2.94	0.45
12:K:1502:ADP:PB	13:K:1503:BEF:F2	2.65	0.45
4:H:87:ARG:NH1	5:I:40:DG:H3'	2.30	0.45

Continued on next page...

Continued from previous page...

Atom-1	Atom-2	Interatomic distance (Å)	Clash overlap (Å)
5:I:95:DC:P	7:K:608:LYS:CA	3.05	0.45
7:K:815:GLN:O	7:K:815:GLN:CG	2.61	0.45
7:K:1046:GLU:HB3	7:K:1047:PRO:HD3	1.98	0.45
7:K:347:ARG:HH11	9:M:466:GLN:N	2.10	0.45
7:K:347:ARG:HH11	9:M:466:GLN:N	2.10	0.45
7:K:347:ARG:HH11	9:M:466:GLN:N	2.10	0.45
7:K:347:ARG:HH11	9:M:466:GLN:N	2.10	0.45
7:K:347:ARG:HH11	9:M:466:GLN:N	2.10	0.45
7:K:347:ARG:HH11	9:M:466:GLN:N	2.10	0.45
7:K:405:LEU:O	7:K:409:ASN:N	2.48	0.45
7:K:347:ARG:HH11	9:M:466:GLN:N	2.10	0.45
7:K:347:ARG:HH11	9:M:466:GLN:N	2.10	0.45
7:K:347:ARG:HH11	9:M:466:GLN:N	2.10	0.45
7:K:347:ARG:HH11	9:M:466:GLN:N	2.10	0.45
7:K:358:LEU:CG	9:M:437:LYS:HG3	2.46	0.45
7:K:358:LEU:CG	9:M:437:LYS:HG3	2.46	0.45
7:K:358:LEU:CG	9:M:437:LYS:HG3	2.46	0.45
7:K:358:LEU:CG	9:M:437:LYS:HG3	2.46	0.45
7:K:358:LEU:CG	9:M:437:LYS:HG3	2.46	0.45
7:K:358:LEU:CG	9:M:437:LYS:HG3	2.46	0.45
7:K:519:ILE:O	7:K:519:ILE:CG2	2.65	0.45
7:K:358:LEU:CG	9:M:437:LYS:HG3	2.46	0.45
7:K:887:THR:O	7:K:888:ASP:CB	2.64	0.45
7:K:358:LEU:CG	9:M:437:LYS:HG3	2.46	0.45
7:K:874:LEU:C	7:K:874:LEU:HD12	2.37	0.45
7:K:358:LEU:CG	9:M:437:LYS:HG3	2.46	0.45
7:K:358:LEU:CG	9:M:437:LYS:HG3	2.46	0.45
7:K:834:TYR:CD1	7:K:834:TYR:C	2.89	0.45
6:J:144:DC:H2'	6:J:145:DG:C8	2.52	0.45
6:J:144:DC:H2'	6:J:145:DG:C8	2.52	0.45
7:K:602:MET:O	7:K:602:MET:HG2	2.17	0.45
5:I:95:DC:P	7:K:608:LYS:CA	3.04	0.45
6:J:144:DC:H2'	6:J:145:DG:C8	2.52	0.45
6:J:144:DC:H2'	6:J:145:DG:C8	2.52	0.45
6:J:144:DC:H2'	6:J:145:DG:C8	2.52	0.45
6:J:144:DC:H2'	6:J:145:DG:C8	2.52	0.45
6:J:144:DC:H2'	6:J:145:DG:C8	2.52	0.45
7:K:721:LEU:C	7:K:721:LEU:HD23	2.37	0.45
6:J:144:DC:H2'	6:J:145:DG:C8	2.52	0.45
6:J:144:DC:H2'	6:J:145:DG:C8	2.52	0.45
6:J:144:DC:H2'	6:J:145:DG:C8	2.52	0.45

Continued on next page...

Continued from previous page...

Atom-1	Atom-2	Interatomic distance (Å)	Clash overlap (Å)
9:M:46:ARG:NH2	9:M:50:SER:OG	2.49	0.45
7:K:900:ARG:HA	7:K:900:ARG:HD3	1.65	0.45
9:M:46:ARG:NH2	9:M:50:SER:OG	2.49	0.45
9:M:46:ARG:NH2	9:M:50:SER:OG	2.49	0.45
9:M:46:ARG:NH2	9:M:50:SER:OG	2.49	0.45
5:I:95:DC:OP1	7:K:608:LYS:HB3	2.16	0.45
9:M:46:ARG:NH2	9:M:50:SER:OG	2.49	0.45
9:M:46:ARG:NH2	9:M:50:SER:OG	2.49	0.45
7:K:604:ASN:OD1	7:K:604:ASN:C	2.55	0.45
9:M:46:ARG:NH2	9:M:50:SER:OG	2.49	0.45
9:M:46:ARG:NH2	9:M:50:SER:OG	2.49	0.45
9:M:46:ARG:NH2	9:M:50:SER:OG	2.49	0.45
9:M:46:ARG:NH2	9:M:50:SER:OG	2.49	0.45
7:K:718:LEU:HD12	7:K:718:LEU:N	2.31	0.44
5:I:94:DG:H5''	7:K:608:LYS:HG2	1.99	0.44
12:K:1502:ADP:O2A	12:K:1502:ADP:H4'	2.17	0.44
7:K:405:LEU:O	7:K:409:ASN:N	2.48	0.44
7:K:647:LYS:O	7:K:649:PHE:N	2.51	0.44
6:J:106:DG:H2''	6:J:107:DT:H5''	2.00	0.44
6:J:106:DG:H2''	6:J:107:DT:H5''	2.00	0.44
6:J:106:DG:H2''	6:J:107:DT:H5''	2.00	0.44
6:J:106:DG:H2''	6:J:107:DT:H5''	2.00	0.44
6:J:106:DG:H2''	6:J:107:DT:H5''	2.00	0.44
6:J:106:DG:H2''	6:J:107:DT:H5''	2.00	0.44
7:K:405:LEU:O	7:K:409:ASN:N	2.48	0.44
7:K:648:ILE:HG22	7:K:648:ILE:O	2.16	0.44
6:J:106:DG:H2''	6:J:107:DT:H5''	2.00	0.44
6:J:106:DG:H2''	6:J:107:DT:H5''	2.00	0.44
7:K:577:GLU:CD	7:K:577:GLU:N	2.70	0.44
6:J:106:DG:H2''	6:J:107:DT:H5''	2.00	0.44
6:J:106:DG:H2''	6:J:107:DT:H5''	2.00	0.44
6:J:106:DG:H2''	6:J:107:DT:H5''	2.00	0.44
7:K:479:GLU:OE1	7:K:479:GLU:HA	2.18	0.44
7:K:675:THR:OG1	7:K:676:GLU:N	2.50	0.44
7:K:378:LEU:N	7:K:676:GLU:OE2	2.49	0.44
7:K:498:GLY:HA3	7:K:903:ARG:HD3	2.00	0.44
9:M:369:ARG:NE	9:M:369:ARG:HA	2.32	0.44
7:K:447:TYR:CD1	7:K:447:TYR:N	2.85	0.44
9:M:369:ARG:NE	9:M:369:ARG:HA	2.32	0.44
9:M:369:ARG:NE	9:M:369:ARG:HA	2.32	0.44
9:M:369:ARG:NE	9:M:369:ARG:HA	2.32	0.44
3:G:80:ILE:HB	3:G:81:PRO:HD2	2.00	0.44

Continued on next page...

Continued from previous page...

Atom-1	Atom-2	Interatomic distance (Å)	Clash overlap (Å)
9:M:369:ARG:NE	9:M:369:ARG:HA	2.32	0.44
9:M:369:ARG:NE	9:M:369:ARG:HA	2.32	0.44
9:M:369:ARG:NE	9:M:369:ARG:HA	2.32	0.44
3:G:80:ILE:HB	3:G:81:PRO:HD2	2.00	0.44
9:M:369:ARG:NE	9:M:369:ARG:HA	2.32	0.44
9:M:369:ARG:NE	9:M:369:ARG:HA	2.32	0.44
9:M:369:ARG:NE	9:M:369:ARG:HA	2.32	0.44
3:G:45:GLY:HA2	6:J:112:DG:H5"	1.99	0.44
3:G:80:ILE:HB	3:G:81:PRO:HD2	2.00	0.44
3:G:80:ILE:HB	3:G:81:PRO:HD2	2.00	0.44
3:G:80:ILE:HB	3:G:81:PRO:HD2	2.00	0.44
7:K:609:LEU:O	7:K:610:SER:C	2.56	0.44
7:K:838:ASP:OD1	7:K:838:ASP:C	2.56	0.44
3:G:80:ILE:HB	3:G:81:PRO:HD2	2.00	0.44
3:G:80:ILE:HB	3:G:81:PRO:HD2	2.00	0.44
4:H:87:ARG:NH1	5:I:40:DG:H3'	2.32	0.44
7:K:604:ASN:OD1	7:K:604:ASN:O	2.36	0.44
3:G:80:ILE:HB	3:G:81:PRO:HD2	2.00	0.44
7:K:902:HIS:O	7:K:902:HIS:CG	2.71	0.44
10:N:66:ASN:OD1	10:N:66:ASN:C	2.55	0.44
10:N:66:ASN:OD1	10:N:66:ASN:C	2.55	0.44
7:K:834:TYR:CD1	7:K:834:TYR:C	2.91	0.44
10:N:66:ASN:OD1	10:N:66:ASN:C	2.55	0.44
7:K:753:ASN:OD1	7:K:753:ASN:C	2.56	0.44
10:N:66:ASN:OD1	10:N:66:ASN:C	2.55	0.44
10:N:66:ASN:OD1	10:N:66:ASN:C	2.55	0.44
10:N:66:ASN:OD1	10:N:66:ASN:C	2.55	0.44
3:G:80:ILE:HB	3:G:81:PRO:HD2	2.00	0.44
10:N:66:ASN:OD1	10:N:66:ASN:C	2.55	0.44
7:K:687:HIS:O	7:K:691:ARG:N	2.50	0.44
10:N:66:ASN:OD1	10:N:66:ASN:C	2.55	0.44
10:N:66:ASN:OD1	10:N:66:ASN:C	2.55	0.44
10:N:66:ASN:OD1	10:N:66:ASN:C	2.55	0.44
7:K:352:GLY:HA2	9:M:151:TYR:HE2	1.83	0.44
7:K:352:GLY:HA2	9:M:151:TYR:HE2	1.83	0.44
7:K:352:GLY:HA2	9:M:151:TYR:HE2	1.83	0.44
1:A:64:ARG:HD3	5:I:91:DA:H4'	2.00	0.44
7:K:352:GLY:HA2	9:M:151:TYR:HE2	1.83	0.44
7:K:352:GLY:HA2	9:M:151:TYR:HE2	1.83	0.44
7:K:352:GLY:HA2	9:M:151:TYR:HE2	1.83	0.44
7:K:860:TYR:CD2	7:K:860:TYR:N	2.76	0.44

Continued on next page...

Continued from previous page...

Atom-1	Atom-2	Interatomic distance (Å)	Clash overlap (Å)
7:K:352:GLY:HA2	9:M:151:TYR:HE2	1.83	0.44
7:K:352:GLY:HA2	9:M:151:TYR:HE2	1.83	0.44
7:K:352:GLY:HA2	9:M:151:TYR:HE2	1.83	0.44
7:K:352:GLY:HA2	9:M:151:TYR:HE2	1.83	0.44
7:K:347:ARG:HH11	9:M:466:GLN:CA	2.30	0.43
3:G:48:ALA:N	3:G:49:PRO:HD2	2.33	0.43
7:K:347:ARG:HH11	9:M:466:GLN:CA	2.30	0.43
7:K:347:ARG:HH11	9:M:466:GLN:CA	2.30	0.43
7:K:347:ARG:HH11	9:M:466:GLN:CA	2.30	0.43
7:K:1046:GLU:HB3	7:K:1047:PRO:CD	2.48	0.43
7:K:347:ARG:HH11	9:M:466:GLN:CA	2.30	0.43
7:K:347:ARG:HH11	9:M:466:GLN:CA	2.30	0.43
7:K:347:ARG:HH11	9:M:466:GLN:CA	2.30	0.43
7:K:347:ARG:HH11	9:M:466:GLN:CA	2.30	0.43
3:G:80:ILE:HB	3:G:81:PRO:HD2	2.00	0.43
7:K:347:ARG:HH11	9:M:466:GLN:CA	2.30	0.43
7:K:347:ARG:HH11	9:M:466:GLN:CA	2.30	0.43
5:I:103:DA:H2'	5:I:104:DT:C6	2.52	0.43
5:I:103:DA:H2'	5:I:104:DT:C6	2.52	0.43
7:K:692:PRO:O	7:K:693:PHE:HB2	2.19	0.43
5:I:103:DA:H2'	5:I:104:DT:C6	2.52	0.43
5:I:103:DA:H2'	5:I:104:DT:C6	2.52	0.43
7:K:513:TYR:N	7:K:513:TYR:HD1	2.16	0.43
5:I:103:DA:H2'	5:I:104:DT:C6	2.52	0.43
7:K:501:LYS:NZ	7:K:626:THR:O	2.51	0.43
5:I:103:DA:H2'	5:I:104:DT:C6	2.52	0.43
5:I:95:DC:OP1	7:K:607:SER:OG	2.36	0.43
5:I:103:DA:H2'	5:I:104:DT:C6	2.52	0.43
7:K:479:GLU:OE1	7:K:479:GLU:HA	2.19	0.43
5:I:103:DA:H2'	5:I:104:DT:C6	2.52	0.43
5:I:103:DA:H2'	5:I:104:DT:C6	2.52	0.43
5:I:103:DA:H2'	5:I:104:DT:C6	2.52	0.43
5:I:95:DC:P	7:K:608:LYS:HB3	2.58	0.43
4:H:87:ARG:NH1	5:I:40:DG:H3'	2.32	0.43
7:K:661:THR:N	7:K:662:PRO:CD	2.81	0.43
7:K:648:ILE:O	7:K:648:ILE:CG2	2.66	0.43
7:K:496:GLU:O	7:K:497:MET:HB3	2.18	0.43
7:K:359:HIS:CE1	9:M:434:ILE:HD13	2.53	0.43
7:K:359:HIS:CE1	9:M:434:ILE:HD13	2.53	0.43
7:K:359:HIS:CE1	9:M:434:ILE:HD13	2.53	0.43
4:H:87:ARG:NH1	5:I:40:DG:H3'	2.32	0.43

Continued on next page...

Continued from previous page...

Atom-1	Atom-2	Interatomic distance (Å)	Clash overlap (Å)
7:K:359:HIS:CE1	9:M:434:ILE:HD13	2.53	0.43
7:K:359:HIS:CE1	9:M:434:ILE:HD13	2.53	0.43
7:K:359:HIS:CE1	9:M:434:ILE:HD13	2.53	0.43
7:K:828:ARG:NH1	7:K:834:TYR:OH	2.51	0.43
7:K:359:HIS:CE1	9:M:434:ILE:HD13	2.53	0.43
6:J:54:DC:C3'	7:K:816:MET:HG3	2.36	0.43
7:K:359:HIS:CE1	9:M:434:ILE:HD13	2.53	0.43
7:K:359:HIS:CE1	9:M:434:ILE:HD13	2.53	0.43
7:K:359:HIS:CE1	9:M:434:ILE:HD13	2.53	0.43
4:H:87:ARG:NH1	5:I:40:DG:H3'	2.32	0.43
6:J:129:DC:H2''	6:J:130:DG:N7	2.34	0.43
7:K:811:LEU:N	7:K:811:LEU:HD12	2.34	0.43
3:G:45:GLY:HA2	6:J:112:DG:H5''	2.00	0.43
6:J:129:DC:H2''	6:J:130:DG:N7	2.34	0.43
6:J:129:DC:H2''	6:J:130:DG:N7	2.34	0.43
7:K:658:TRP:CE3	7:K:658:TRP:HA	2.52	0.43
6:J:129:DC:H2''	6:J:130:DG:N7	2.34	0.43
7:K:661:THR:HB	7:K:662:PRO:CD	2.48	0.43
6:J:129:DC:H2''	6:J:130:DG:N7	2.34	0.43
6:J:129:DC:H2''	6:J:130:DG:N7	2.34	0.43
6:J:129:DC:H2''	6:J:130:DG:N7	2.34	0.43
7:K:769:PHE:O	7:K:772:VAL:N	2.51	0.43
6:J:129:DC:H2''	6:J:130:DG:N7	2.34	0.43
7:K:577:GLU:H	7:K:577:GLU:CD	2.21	0.43
7:K:902:HIS:CD2	7:K:902:HIS:C	2.90	0.43
6:J:129:DC:H2''	6:J:130:DG:N7	2.34	0.43
6:J:54:DC:OP1	7:K:817:THR:CG2	2.60	0.43
6:J:129:DC:H2''	6:J:130:DG:N7	2.34	0.43
7:K:513:TYR:CD1	7:K:513:TYR:N	2.83	0.43
7:K:348:CYS:HB3	9:M:467:PHE:O	2.19	0.43
7:K:348:CYS:HB3	9:M:467:PHE:O	2.19	0.43
7:K:633:ASN:O	7:K:634:LEU:HB2	2.18	0.43
7:K:348:CYS:HB3	9:M:467:PHE:O	2.19	0.43
7:K:447:TYR:O	7:K:451:ALA:N	2.52	0.43
7:K:900:ARG:NE	7:K:900:ARG:HA	2.34	0.43
7:K:348:CYS:HB3	9:M:467:PHE:O	2.19	0.43
7:K:348:CYS:HB3	9:M:467:PHE:O	2.19	0.43
7:K:348:CYS:HB3	9:M:467:PHE:O	2.19	0.43
7:K:348:CYS:HB3	9:M:467:PHE:O	2.19	0.43
7:K:348:CYS:HB3	9:M:467:PHE:O	2.19	0.43
7:K:348:CYS:HB3	9:M:467:PHE:O	2.19	0.43
7:K:348:CYS:HB3	9:M:467:PHE:O	2.19	0.43

Continued on next page...

Continued from previous page...

Atom-1	Atom-2	Interatomic distance (Å)	Clash overlap (Å)
7:K:348:CYS:HB3	9:M:467:PHE:O	2.19	0.43
6:J:20:DC:H2''	6:J:21:DA:C8	2.54	0.43
7:K:342:TRP:CZ2	7:K:350:GLN:HG3	2.54	0.43
7:K:345:GLN:HG2	9:M:178:ALA:HB2	2.00	0.43
7:K:368:LYS:HD3	7:K:368:LYS:HA	1.37	0.43
6:J:20:DC:H2''	6:J:21:DA:C8	2.54	0.43
7:K:342:TRP:CZ2	7:K:350:GLN:HG3	2.54	0.43
7:K:345:GLN:HG2	9:M:178:ALA:HB2	2.00	0.43
7:K:368:LYS:HD3	7:K:368:LYS:HA	1.37	0.43
7:K:675:THR:OG1	7:K:676:GLU:N	2.45	0.43
6:J:20:DC:H2''	6:J:21:DA:C8	2.54	0.43
7:K:342:TRP:CZ2	7:K:350:GLN:HG3	2.54	0.43
7:K:345:GLN:HG2	9:M:178:ALA:HB2	2.00	0.43
7:K:368:LYS:HD3	7:K:368:LYS:HA	1.37	0.43
7:K:977:ASP:OD1	7:K:977:ASP:C	2.57	0.43
6:J:20:DC:H2''	6:J:21:DA:C8	2.54	0.43
7:K:342:TRP:CZ2	7:K:350:GLN:HG3	2.54	0.43
7:K:345:GLN:HG2	9:M:178:ALA:HB2	2.00	0.43
7:K:368:LYS:HD3	7:K:368:LYS:HA	1.37	0.43
6:J:20:DC:H2''	6:J:21:DA:C8	2.54	0.43
7:K:342:TRP:CZ2	7:K:350:GLN:HG3	2.54	0.43
7:K:345:GLN:HG2	9:M:178:ALA:HB2	2.00	0.43
7:K:368:LYS:HD3	7:K:368:LYS:HA	1.37	0.43
6:J:20:DC:H2''	6:J:21:DA:C8	2.54	0.43
7:K:342:TRP:CZ2	7:K:350:GLN:HG3	2.54	0.43
7:K:345:GLN:HG2	9:M:178:ALA:HB2	2.00	0.43
7:K:368:LYS:HD3	7:K:368:LYS:HA	1.37	0.43
7:K:501:LYS:NZ	7:K:626:THR:O	2.51	0.43
7:K:1043:GLU:OE1	7:K:1043:GLU:N	2.31	0.43
5:I:94:DG:O3'	7:K:608:LYS:HB3	2.18	0.43
6:J:20:DC:H2''	6:J:21:DA:C8	2.54	0.43
7:K:342:TRP:CZ2	7:K:350:GLN:HG3	2.54	0.43
7:K:345:GLN:HG2	9:M:178:ALA:HB2	2.00	0.43
7:K:368:LYS:HD3	7:K:368:LYS:HA	1.37	0.43
6:J:20:DC:H2''	6:J:21:DA:C8	2.54	0.43
7:K:342:TRP:CZ2	7:K:350:GLN:HG3	2.54	0.43
7:K:345:GLN:HG2	9:M:178:ALA:HB2	2.00	0.43
7:K:368:LYS:HD3	7:K:368:LYS:HA	1.37	0.43
4:H:87:ARG:NH1	5:I:40:DG:H3'	2.32	0.43
6:J:20:DC:H2''	6:J:21:DA:C8	2.54	0.43
7:K:342:TRP:CZ2	7:K:350:GLN:HG3	2.54	0.43

Continued on next page...

Continued from previous page...

Atom-1	Atom-2	Interatomic distance (Å)	Clash overlap (Å)
7:K:345:GLN:HG2	9:M:178:ALA:HB2	2.00	0.43
7:K:368:LYS:HD3	7:K:368:LYS:HA	1.37	0.43
6:J:20:DC:H2"	6:J:21:DA:C8	2.54	0.43
7:K:342:TRP:CZ2	7:K:350:GLN:HG3	2.54	0.43
7:K:345:GLN:HG2	9:M:178:ALA:HB2	2.00	0.43
7:K:368:LYS:HD3	7:K:368:LYS:HA	1.37	0.43
7:K:501:LYS:NZ	7:K:626:THR:O	2.52	0.43
7:K:654:THR:O	7:K:658:TRP:N	2.51	0.43
7:K:844:GLU:OE1	7:K:844:GLU:N	2.42	0.43
2:B:46:ARG:NH1	6:J:70:DG:H4'	2.34	0.43
7:K:793:PHE:HD1	7:K:793:PHE:HA	1.74	0.43
3:G:48:ALA:N	3:G:49:PRO:HD2	2.34	0.43
7:K:899:ASP:HA	7:K:902:HIS:HB3	2.01	0.43
7:K:874:LEU:HB2	7:K:900:ARG:HD2	2.01	0.43
5:I:96:DC:OP1	7:K:603:LYS:CG	2.63	0.43
7:K:519:ILE:O	7:K:519:ILE:HG22	2.19	0.43
3:G:48:ALA:N	3:G:49:PRO:HD2	2.34	0.43
3:C:80:ILE:HB	3:C:81:PRO:HD2	2.01	0.43
8:L:38:ARG:HB2	8:L:46:GLU:HB3	2.01	0.43
8:L:320:SER:OG	8:L:321:ASP:N	2.51	0.43
3:C:85:GLN:HA	3:C:85:GLN:OE1	2.19	0.43
8:L:38:ARG:HB2	8:L:46:GLU:HB3	2.01	0.43
8:L:320:SER:OG	8:L:321:ASP:N	2.51	0.43
8:L:38:ARG:HB2	8:L:46:GLU:HB3	2.01	0.43
8:L:320:SER:OG	8:L:321:ASP:N	2.51	0.43
3:G:48:ALA:N	3:G:49:PRO:HD2	2.34	0.43
8:L:38:ARG:HB2	8:L:46:GLU:HB3	2.01	0.43
8:L:320:SER:OG	8:L:321:ASP:N	2.51	0.43
3:G:48:ALA:N	3:G:49:PRO:HD2	2.34	0.43
8:L:38:ARG:HB2	8:L:46:GLU:HB3	2.01	0.43
8:L:320:SER:OG	8:L:321:ASP:N	2.51	0.43
5:I:95:DC:P	7:K:608:LYS:N	2.85	0.43
8:L:38:ARG:HB2	8:L:46:GLU:HB3	2.01	0.43
8:L:320:SER:OG	8:L:321:ASP:N	2.51	0.43
7:K:904:ILE:HG23	7:K:904:ILE:O	2.19	0.43
8:L:38:ARG:HB2	8:L:46:GLU:HB3	2.01	0.43
8:L:320:SER:OG	8:L:321:ASP:N	2.51	0.43
8:L:38:ARG:HB2	8:L:46:GLU:HB3	2.01	0.43
8:L:320:SER:OG	8:L:321:ASP:N	2.51	0.43
7:K:687:HIS:O	7:K:691:ARG:N	2.51	0.43
7:K:1046:GLU:HB3	7:K:1047:PRO:HD3	2.01	0.43

Continued on next page...

Continued from previous page...

Atom-1	Atom-2	Interatomic distance (Å)	Clash overlap (Å)
8:L:38:ARG:HB2	8:L:46:GLU:HB3	2.01	0.43
8:L:320:SER:OG	8:L:321:ASP:N	2.51	0.43
8:L:38:ARG:HB2	8:L:46:GLU:HB3	2.01	0.43
8:L:320:SER:OG	8:L:321:ASP:N	2.51	0.43
7:K:904:ILE:HG23	7:K:904:ILE:O	2.19	0.42
7:K:977:ASP:OD1	7:K:977:ASP:C	2.57	0.42
7:K:1046:GLU:HB3	7:K:1047:PRO:CD	2.49	0.42
7:K:687:HIS:O	7:K:691:ARG:N	2.52	0.42
3:G:48:ALA:N	3:G:49:PRO:HD2	2.34	0.42
6:J:54:DC:H5"	7:K:816:MET:HG3	2.00	0.42
7:K:347:ARG:CZ	9:M:464:ASP:O	2.68	0.42
8:L:159:ILE:HG22	8:L:398:THR:HB	2.01	0.42
7:K:347:ARG:CZ	9:M:464:ASP:O	2.68	0.42
8:L:159:ILE:HG22	8:L:398:THR:HB	2.01	0.42
7:K:347:ARG:CZ	9:M:464:ASP:O	2.68	0.42
8:L:159:ILE:HG22	8:L:398:THR:HB	2.01	0.42
3:C:85:GLN:HA	3:C:85:GLN:OE1	2.19	0.42
7:K:347:ARG:CZ	9:M:464:ASP:O	2.68	0.42
8:L:159:ILE:HG22	8:L:398:THR:HB	2.01	0.42
7:K:347:ARG:CZ	9:M:464:ASP:O	2.68	0.42
8:L:159:ILE:HG22	8:L:398:THR:HB	2.01	0.42
5:I:98:DA:H5"	7:K:889:TRP:CZ3	2.54	0.42
7:K:347:ARG:CZ	9:M:464:ASP:O	2.68	0.42
8:L:159:ILE:HG22	8:L:398:THR:HB	2.01	0.42
7:K:347:ARG:CZ	9:M:464:ASP:O	2.68	0.42
8:L:159:ILE:HG22	8:L:398:THR:HB	2.01	0.42
7:K:347:ARG:CZ	9:M:464:ASP:O	2.68	0.42
8:L:159:ILE:HG22	8:L:398:THR:HB	2.01	0.42
7:K:347:ARG:CZ	9:M:464:ASP:O	2.68	0.42
8:L:159:ILE:HG22	8:L:398:THR:HB	2.01	0.42
7:K:347:ARG:CZ	9:M:464:ASP:O	2.68	0.42
8:L:159:ILE:HG22	8:L:398:THR:HB	2.01	0.42
3:C:85:GLN:HA	3:C:85:GLN:OE1	2.19	0.42
3:G:45:GLY:HA2	6:J:112:DG:H5"	2.00	0.42
7:K:347:ARG:CZ	9:M:464:ASP:O	2.68	0.42
8:L:159:ILE:HG22	8:L:398:THR:HB	2.01	0.42
7:K:890:ASN:O	7:K:892:HIS:N	2.52	0.42
10:N:80:ASP:OD1	10:N:80:ASP:C	2.57	0.42
7:K:513:TYR:N	7:K:513:TYR:HD1	2.18	0.42
10:N:80:ASP:OD1	10:N:80:ASP:C	2.57	0.42
10:N:80:ASP:OD1	10:N:80:ASP:C	2.57	0.42
7:K:602:MET:HG3	7:K:602:MET:O	2.18	0.42
10:N:80:ASP:OD1	10:N:80:ASP:C	2.57	0.42

Continued on next page...

Continued from previous page...

Atom-1	Atom-2	Interatomic distance (Å)	Clash overlap (Å)
10:N:80:ASP:OD1	10:N:80:ASP:C	2.57	0.42
7:K:816:MET:SD	7:K:816:MET:C	2.98	0.42
10:N:80:ASP:OD1	10:N:80:ASP:C	2.57	0.42
3:G:48:ALA:N	3:G:49:PRO:HD2	2.34	0.42
10:N:80:ASP:OD1	10:N:80:ASP:C	2.57	0.42
10:N:80:ASP:OD1	10:N:80:ASP:C	2.57	0.42
10:N:80:ASP:OD1	10:N:80:ASP:C	2.57	0.42
10:N:80:ASP:OD1	10:N:80:ASP:C	2.57	0.42
7:K:900:ARG:HA	7:K:900:ARG:HE	1.84	0.42
7:K:908:ASN:OD1	7:K:908:ASN:C	2.56	0.42
7:K:1051:ILE:O	7:K:1051:ILE:HG13	2.18	0.42
3:C:85:GLN:HA	3:C:85:GLN:OE1	2.19	0.42
7:K:509:ILE:HD12	7:K:509:ILE:HA	1.85	0.42
3:G:48:ALA:N	3:G:49:PRO:HD2	2.34	0.42
4:H:87:ARG:NH1	5:I:40:DG:H3'	2.33	0.42
5:I:95:DC:OP1	7:K:608:LYS:CA	2.67	0.42
5:I:95:DC:OP1	7:K:608:LYS:N	2.53	0.42
3:G:48:ALA:N	3:G:49:PRO:HD2	2.35	0.42
7:K:633:ASN:O	7:K:634:LEU:HB2	2.19	0.42
7:K:977:ASP:OD1	7:K:977:ASP:C	2.58	0.42
3:G:48:ALA:N	3:G:49:PRO:HD2	2.35	0.42
7:K:977:ASP:OD2	7:K:977:ASP:C	2.56	0.42
7:K:343:SER:HB2	8:L:25:GLU:HB2	2.02	0.42
9:M:3:PRO:HA	9:M:4:PHE:HA	1.81	0.42
4:H:87:ARG:NH1	5:I:40:DG:H3'	2.33	0.42
7:K:343:SER:HB2	8:L:25:GLU:HB2	2.02	0.42
7:K:877:GLN:OE1	7:K:877:GLN:N	2.32	0.42
9:M:3:PRO:HA	9:M:4:PHE:HA	1.81	0.42
7:K:343:SER:HB2	8:L:25:GLU:HB2	2.02	0.42
9:M:3:PRO:HA	9:M:4:PHE:HA	1.81	0.42
3:G:45:GLY:HA2	6:J:112:DG:H5''	2.01	0.42
7:K:343:SER:HB2	8:L:25:GLU:HB2	2.02	0.42
9:M:3:PRO:HA	9:M:4:PHE:HA	1.81	0.42
7:K:343:SER:HB2	8:L:25:GLU:HB2	2.02	0.42
9:M:3:PRO:HA	9:M:4:PHE:HA	1.81	0.42
7:K:343:SER:HB2	8:L:25:GLU:HB2	2.02	0.42
9:M:3:PRO:HA	9:M:4:PHE:HA	1.81	0.42
7:K:343:SER:HB2	8:L:25:GLU:HB2	2.02	0.42
9:M:3:PRO:HA	9:M:4:PHE:HA	1.81	0.42
7:K:343:SER:HB2	8:L:25:GLU:HB2	2.02	0.42
7:K:975:GLU:OE1	7:K:975:GLU:N	2.40	0.42
9:M:3:PRO:HA	9:M:4:PHE:HA	1.81	0.42
7:K:343:SER:HB2	8:L:25:GLU:HB2	2.02	0.42

Continued on next page...

Continued from previous page...

Atom-1	Atom-2	Interatomic distance (Å)	Clash overlap (Å)
9:M:3:PRO:HA	9:M:4:PHE:HA	1.81	0.42
7:K:343:SER:HB2	8:L:25:GLU:HB2	2.02	0.42
7:K:636:GLU:CD	7:K:636:GLU:H	2.22	0.42
7:K:686:LEU:C	7:K:686:LEU:HD23	2.40	0.42
9:M:3:PRO:HA	9:M:4:PHE:HA	1.81	0.42
7:K:343:SER:HB2	8:L:25:GLU:HB2	2.02	0.42
7:K:716:CYS:SG	7:K:917:THR:HA	2.60	0.42
9:M:3:PRO:HA	9:M:4:PHE:HA	1.81	0.42
7:K:358:LEU:HD11	9:M:437:LYS:HE3	2.01	0.42
7:K:362:MET:CE	9:M:416:PHE:CE2	2.85	0.42
8:L:429:MET:SD	9:M:322:ASP:HA	2.60	0.42
7:K:358:LEU:HD11	9:M:437:LYS:HE3	2.01	0.42
7:K:362:MET:CE	9:M:416:PHE:CE2	2.85	0.42
8:L:429:MET:SD	9:M:322:ASP:HA	2.60	0.42
7:K:358:LEU:HD11	9:M:437:LYS:HE3	2.01	0.42
7:K:362:MET:CE	9:M:416:PHE:CE2	2.85	0.42
8:L:429:MET:SD	9:M:322:ASP:HA	2.60	0.42
7:K:358:LEU:HD11	9:M:437:LYS:HE3	2.01	0.42
7:K:362:MET:CE	9:M:416:PHE:CE2	2.85	0.42
8:L:429:MET:SD	9:M:322:ASP:HA	2.60	0.42
7:K:358:LEU:HD11	9:M:437:LYS:HE3	2.01	0.42
7:K:362:MET:CE	9:M:416:PHE:CE2	2.85	0.42
8:L:429:MET:SD	9:M:322:ASP:HA	2.60	0.42
7:K:358:LEU:HD11	9:M:437:LYS:HE3	2.01	0.42
7:K:362:MET:CE	9:M:416:PHE:CE2	2.85	0.42
8:L:429:MET:SD	9:M:322:ASP:HA	2.60	0.42
7:K:358:LEU:HD11	9:M:437:LYS:HE3	2.01	0.42
7:K:362:MET:CE	9:M:416:PHE:CE2	2.85	0.42
7:K:661:THR:HB	7:K:662:PRO:HD3	2.02	0.42
8:L:429:MET:SD	9:M:322:ASP:HA	2.60	0.42
4:H:87:ARG:NH1	5:I:40:DG:H3'	2.34	0.42
7:K:358:LEU:HD11	9:M:437:LYS:HE3	2.01	0.42
7:K:362:MET:CE	9:M:416:PHE:CE2	2.85	0.42
8:L:429:MET:SD	9:M:322:ASP:HA	2.60	0.42
7:K:358:LEU:HD11	9:M:437:LYS:HE3	2.01	0.42
7:K:362:MET:CE	9:M:416:PHE:CE2	2.85	0.42
8:L:429:MET:SD	9:M:322:ASP:HA	2.60	0.42
7:K:358:LEU:HD11	9:M:437:LYS:HE3	2.01	0.42
7:K:362:MET:CE	9:M:416:PHE:CE2	2.85	0.42
8:L:429:MET:SD	9:M:322:ASP:HA	2.60	0.42
6:J:94:DG:H2'	6:J:95:DG:C8	2.54	0.42

Continued on next page...

Continued from previous page...

Atom-1	Atom-2	Interatomic distance (Å)	Clash overlap (Å)
9:M:213:LEU:C	9:M:213:LEU:HD23	2.40	0.42
6:J:94:DG:H2'	6:J:95:DG:C8	2.54	0.42
7:K:816:MET:HE2	7:K:816:MET:HA	2.01	0.42
9:M:213:LEU:C	9:M:213:LEU:HD23	2.40	0.42
6:J:94:DG:H2'	6:J:95:DG:C8	2.54	0.42
9:M:213:LEU:C	9:M:213:LEU:HD23	2.40	0.42
6:J:94:DG:H2'	6:J:95:DG:C8	2.54	0.42
9:M:213:LEU:C	9:M:213:LEU:HD23	2.40	0.42
6:J:94:DG:H2'	6:J:95:DG:C8	2.54	0.42
9:M:213:LEU:C	9:M:213:LEU:HD23	2.40	0.42
6:J:94:DG:H2'	6:J:95:DG:C8	2.54	0.42
9:M:213:LEU:C	9:M:213:LEU:HD23	2.40	0.42
6:J:54:DC:H3'	7:K:816:MET:HG3	2.02	0.42
6:J:94:DG:H2'	6:J:95:DG:C8	2.54	0.42
9:M:213:LEU:C	9:M:213:LEU:HD23	2.40	0.42
6:J:94:DG:H2'	6:J:95:DG:C8	2.54	0.42
7:K:661:THR:HB	7:K:662:PRO:CD	2.50	0.42
9:M:213:LEU:C	9:M:213:LEU:HD23	2.40	0.42
5:I:94:DG:O3'	7:K:608:LYS:HB3	2.19	0.42
6:J:94:DG:H2'	6:J:95:DG:C8	2.54	0.42
7:K:885:PHE:CD1	7:K:885:PHE:N	2.87	0.42
9:M:213:LEU:C	9:M:213:LEU:HD23	2.40	0.42
6:J:94:DG:H2'	6:J:95:DG:C8	2.54	0.42
7:K:898:GLN:HG3	7:K:912:ILE:HD13	2.02	0.42
9:M:213:LEU:C	9:M:213:LEU:HD23	2.40	0.42
9:M:57:ASN:C	9:M:57:ASN:OD1	2.57	0.42
9:M:57:ASN:C	9:M:57:ASN:OD1	2.57	0.42
9:M:57:ASN:C	9:M:57:ASN:OD1	2.57	0.42
7:K:777:ASN:C	7:K:777:ASN:OD1	2.57	0.42
7:K:834:TYR:CD1	7:K:834:TYR:C	2.94	0.42
9:M:57:ASN:C	9:M:57:ASN:OD1	2.57	0.42
9:M:57:ASN:C	9:M:57:ASN:OD1	2.57	0.42
1:E:66:LEU:HB2	1:E:67:PRO:HD3	2.02	0.42
9:M:57:ASN:C	9:M:57:ASN:OD1	2.57	0.42
9:M:57:ASN:C	9:M:57:ASN:OD1	2.57	0.42
7:K:977:ASP:OD1	7:K:977:ASP:C	2.58	0.42
9:M:57:ASN:C	9:M:57:ASN:OD1	2.57	0.42
9:M:57:ASN:C	9:M:57:ASN:OD1	2.57	0.42
5:I:94:DG:O3'	7:K:608:LYS:CB	2.62	0.42
9:M:57:ASN:C	9:M:57:ASN:OD1	2.57	0.42
2:B:46:ARG:HH11	6:J:70:DG:H4'	1.85	0.41

Continued on next page...

Continued from previous page...

Atom-1	Atom-2	Interatomic distance (Å)	Clash overlap (Å)
7:K:513:TYR:N	7:K:513:TYR:HD1	2.18	0.41
7:K:691:ARG:HB3	7:K:692:PRO:CD	2.50	0.41
7:K:817:THR:HG1	7:K:818:GLN:N	2.17	0.41
1:E:66:LEU:HB2	1:E:67:PRO:HD3	2.02	0.41
7:K:721:LEU:C	7:K:721:LEU:HD23	2.40	0.41
7:K:661:THR:N	7:K:662:PRO:HD2	2.35	0.41
3:C:80:ILE:HB	3:C:81:PRO:HD2	2.01	0.41
7:K:1046:GLU:HB2	7:K:1047:PRO:HD3	2.01	0.41
7:K:661:THR:N	7:K:662:PRO:HD2	2.35	0.41
5:I:24:DC:H2''	5:I:25:DG:C8	2.54	0.41
1:E:135:ARG:O	1:E:135:ARG:HG2	2.19	0.41
5:I:24:DC:H2''	5:I:25:DG:C8	2.54	0.41
5:I:24:DC:H2''	5:I:25:DG:C8	2.54	0.41
5:I:24:DC:H2''	5:I:25:DG:C8	2.54	0.41
5:I:94:DG:O3'	7:K:608:LYS:HB3	2.19	0.41
5:I:24:DC:H2''	5:I:25:DG:C8	2.54	0.41
5:I:24:DC:H2''	5:I:25:DG:C8	2.54	0.41
5:I:24:DC:H2''	5:I:25:DG:C8	2.54	0.41
7:K:381:LEU:CA	7:K:676:GLU:OE2	2.59	0.41
7:K:844:GLU:OE1	7:K:844:GLU:N	2.43	0.41
5:I:24:DC:H2''	5:I:25:DG:C8	2.54	0.41
5:I:24:DC:H2''	5:I:25:DG:C8	2.54	0.41
5:I:24:DC:H2''	5:I:25:DG:C8	2.54	0.41
7:K:362:MET:CA	9:M:437:LYS:HZ2	2.20	0.41
7:K:362:MET:CA	9:M:437:LYS:HZ2	2.20	0.41
7:K:935:ILE:HD12	7:K:935:ILE:HA	1.87	0.41
1:E:66:LEU:HB2	1:E:67:PRO:HD3	2.03	0.41
7:K:362:MET:CA	9:M:437:LYS:HZ2	2.20	0.41
7:K:362:MET:CA	9:M:437:LYS:HZ2	2.20	0.41
7:K:362:MET:CA	9:M:437:LYS:HZ2	2.20	0.41
7:K:675:THR:OG1	7:K:676:GLU:N	2.54	0.41
7:K:817:THR:OG1	7:K:818:GLN:N	2.52	0.41
7:K:362:MET:CA	9:M:437:LYS:HZ2	2.20	0.41
2:F:46:ARG:NH1	5:I:70:DC:H4'	2.35	0.41
7:K:362:MET:CA	9:M:437:LYS:HZ2	2.20	0.41
1:E:66:LEU:HB2	1:E:67:PRO:HD3	2.03	0.41
7:K:362:MET:CA	9:M:437:LYS:HZ2	2.20	0.41
7:K:362:MET:CA	9:M:437:LYS:HZ2	2.20	0.41
7:K:362:MET:CA	9:M:437:LYS:HZ2	2.20	0.41
1:E:66:LEU:HB2	1:E:67:PRO:HD3	2.03	0.41
7:K:1042:LYS:N	7:K:1042:LYS:HD2	2.35	0.41

Continued on next page...

Continued from previous page...

Atom-1	Atom-2	Interatomic distance (Å)	Clash overlap (Å)
7:K:935:ILE:HD12	7:K:935:ILE:HA	1.92	0.41
1:A:64:ARG:HA	1:A:64:ARG:NE	2.35	0.41
1:E:66:LEU:HB2	1:E:67:PRO:HD3	2.03	0.41
7:K:513:TYR:N	7:K:513:TYR:HD1	2.17	0.41
1:E:66:LEU:HB2	1:E:67:PRO:HD3	2.03	0.41
2:F:32:LYS:HB3	2:F:33:PRO:CD	2.51	0.41
5:I:123:DC:H2''	5:I:124:DA:C8	2.55	0.41
3:C:80:ILE:HB	3:C:81:PRO:HD2	2.01	0.41
5:I:123:DC:H2''	5:I:124:DA:C8	2.55	0.41
5:I:123:DC:H2''	5:I:124:DA:C8	2.55	0.41
5:I:123:DC:H2''	5:I:124:DA:C8	2.55	0.41
1:E:66:LEU:HB2	1:E:67:PRO:HD3	2.03	0.41
5:I:123:DC:H2''	5:I:124:DA:C8	2.55	0.41
5:I:123:DC:H2''	5:I:124:DA:C8	2.55	0.41
7:K:577:GLU:OE1	7:K:577:GLU:N	2.46	0.41
1:E:66:LEU:HB2	1:E:67:PRO:HD3	2.03	0.41
5:I:123:DC:H2''	5:I:124:DA:C8	2.55	0.41
5:I:123:DC:H2''	5:I:124:DA:C8	2.55	0.41
7:K:800:LEU:N	7:K:801:PRO:CD	2.83	0.41
5:I:123:DC:H2''	5:I:124:DA:C8	2.55	0.41
5:I:123:DC:H2''	5:I:124:DA:C8	2.55	0.41
7:K:496:GLU:O	7:K:497:MET:HG3	2.20	0.41
7:K:817:THR:OG1	7:K:818:GLN:N	2.54	0.41
3:C:80:ILE:HB	3:C:81:PRO:HD2	2.01	0.41
1:E:66:LEU:HB2	1:E:67:PRO:HD3	2.03	0.41
6:J:57:DT:OP1	7:K:578:TYR:OH	2.14	0.41
7:K:578:TYR:H	7:K:578:TYR:HD1	1.65	0.41
3:C:80:ILE:HB	3:C:81:PRO:HD2	2.01	0.41
7:K:564:ILE:C	7:K:564:ILE:CD1	2.88	0.41
6:J:94:DG:H2'	6:J:95:DG:H8	1.86	0.41
7:K:1051:ILE:O	7:K:1051:ILE:HG13	2.21	0.41
8:L:201:ILE:O	8:L:203:GLU:N	2.54	0.41
6:J:94:DG:H2'	6:J:95:DG:H8	1.86	0.41
8:L:201:ILE:O	8:L:203:GLU:N	2.54	0.41
6:J:94:DG:H2'	6:J:95:DG:H8	1.86	0.41
8:L:201:ILE:O	8:L:203:GLU:N	2.54	0.41
6:J:94:DG:H2'	6:J:95:DG:H8	1.86	0.41
8:L:201:ILE:O	8:L:203:GLU:N	2.54	0.41
3:C:80:ILE:HB	3:C:81:PRO:HD2	2.01	0.41
6:J:94:DG:H2'	6:J:95:DG:H8	1.86	0.41
7:K:904:ILE:O	7:K:904:ILE:HG23	2.21	0.41

Continued on next page...

Continued from previous page...

Atom-1	Atom-2	Interatomic distance (Å)	Clash overlap (Å)
8:L:201:ILE:O	8:L:203:GLU:N	2.54	0.41
6:J:94:DG:H2'	6:J:95:DG:H8	1.86	0.41
8:L:201:ILE:O	8:L:203:GLU:N	2.54	0.41
6:J:94:DG:H2'	6:J:95:DG:H8	1.86	0.41
8:L:201:ILE:O	8:L:203:GLU:N	2.54	0.41
3:C:80:ILE:HB	3:C:81:PRO:HD2	2.01	0.41
6:J:94:DG:H2'	6:J:95:DG:H8	1.86	0.41
8:L:201:ILE:O	8:L:203:GLU:N	2.54	0.41
6:J:94:DG:H2'	6:J:95:DG:H8	1.86	0.41
7:K:762:ILE:HD12	7:K:762:ILE:HA	1.92	0.41
8:L:201:ILE:O	8:L:203:GLU:N	2.54	0.41
6:J:94:DG:H2'	6:J:95:DG:H8	1.86	0.41
8:L:201:ILE:O	8:L:203:GLU:N	2.54	0.41
3:C:80:ILE:HB	3:C:81:PRO:HD2	2.01	0.41
2:B:46:ARG:HH11	6:J:70:DG:H4'	1.85	0.41
5:I:94:DG:O3'	7:K:608:LYS:HB3	2.21	0.41
7:K:496:GLU:O	7:K:497:MET:HB2	2.20	0.41
2:F:53:GLU:OE1	2:F:53:GLU:HA	2.21	0.41
5:I:145:DT:H2''	5:I:146:DG:C8	2.55	0.41
7:K:347:ARG:NH1	9:M:466:GLN:O	2.35	0.41
7:K:501:LYS:NZ	7:K:626:THR:O	2.53	0.41
2:F:32:LYS:HB3	2:F:33:PRO:CD	2.51	0.41
5:I:145:DT:H2''	5:I:146:DG:C8	2.55	0.41
7:K:347:ARG:NH1	9:M:466:GLN:O	2.35	0.41
7:K:495:ASP:O	7:K:496:GLU:C	2.59	0.41
7:K:549:ILE:O	7:K:549:ILE:HG13	2.20	0.41
7:K:716:CYS:HB2	7:K:917:THR:HA	2.03	0.41
5:I:145:DT:H2''	5:I:146:DG:C8	2.55	0.41
7:K:347:ARG:NH1	9:M:466:GLN:O	2.35	0.41
1:A:66:LEU:HB2	1:A:67:PRO:HD3	2.02	0.41
3:C:80:ILE:HB	3:C:81:PRO:HD2	2.02	0.41
2:F:32:LYS:HB3	2:F:33:PRO:CD	2.51	0.41
5:I:145:DT:H2''	5:I:146:DG:C8	2.55	0.41
7:K:347:ARG:NH1	9:M:466:GLN:O	2.35	0.41
5:I:145:DT:H2''	5:I:146:DG:C8	2.55	0.41
6:J:54:DC:P	7:K:816:MET:HB2	2.59	0.41
7:K:347:ARG:NH1	9:M:466:GLN:O	2.35	0.41
2:F:32:LYS:HB3	2:F:33:PRO:CD	2.51	0.41
5:I:145:DT:H2''	5:I:146:DG:C8	2.55	0.41
7:K:347:ARG:NH1	9:M:466:GLN:O	2.35	0.41
7:K:1046:GLU:HB3	7:K:1047:PRO:HD3	2.02	0.41

Continued on next page...

Continued from previous page...

Atom-1	Atom-2	Interatomic distance (Å)	Clash overlap (Å)
5:I:145:DT:H2''	5:I:146:DG:C8	2.55	0.41
7:K:347:ARG:NH1	9:M:466:GLN:O	2.35	0.41
7:K:501:LYS:NZ	7:K:626:THR:O	2.54	0.41
7:K:834:TYR:CD1	7:K:834:TYR:C	2.94	0.41
5:I:145:DT:H2''	5:I:146:DG:C8	2.55	0.41
7:K:347:ARG:NH1	9:M:466:GLN:O	2.35	0.41
7:K:837:LEU:HD23	7:K:837:LEU:C	2.41	0.41
5:I:145:DT:H2''	5:I:146:DG:C8	2.55	0.41
7:K:347:ARG:NH1	9:M:466:GLN:O	2.35	0.41
2:F:32:LYS:HB3	2:F:33:PRO:CD	2.51	0.41
5:I:145:DT:H2''	5:I:146:DG:C8	2.55	0.41
7:K:347:ARG:NH1	9:M:466:GLN:O	2.35	0.41
7:K:616:TYR:O	7:K:617:TYR:HB3	2.21	0.41
7:K:661:THR:HB	7:K:662:PRO:HD3	2.04	0.41
2:F:32:LYS:HB3	2:F:33:PRO:CD	2.51	0.41
2:F:32:LYS:HB3	2:F:33:PRO:CD	2.51	0.41
2:B:46:ARG:HH11	6:J:70:DG:H4'	1.86	0.41
3:C:80:ILE:HB	3:C:81:PRO:HD2	2.02	0.41
2:F:32:LYS:HB3	2:F:33:PRO:CD	2.51	0.41
2:F:32:LYS:HB3	2:F:33:PRO:CD	2.51	0.41
2:F:32:LYS:HB3	2:F:33:PRO:CD	2.51	0.41
7:K:687:HIS:O	7:K:691:ARG:N	2.53	0.41
7:K:710:VAL:O	7:K:711:GLU:HB2	2.21	0.41
7:K:351:PHE:CZ	9:M:447:PHE:HB2	2.55	0.40
7:K:600:HIS:O	7:K:603:LYS:HG3	2.21	0.40
7:K:351:PHE:CZ	9:M:447:PHE:HB2	2.55	0.40
7:K:351:PHE:CZ	9:M:447:PHE:HB2	2.55	0.40
7:K:351:PHE:CZ	9:M:447:PHE:HB2	2.55	0.40
7:K:351:PHE:CZ	9:M:447:PHE:HB2	2.55	0.40
7:K:351:PHE:CZ	9:M:447:PHE:HB2	2.55	0.40
7:K:691:ARG:HB3	7:K:692:PRO:HD3	2.02	0.40
7:K:802:LYS:HB3	7:K:802:LYS:HE2	1.84	0.40
7:K:877:GLN:OE1	7:K:877:GLN:N	2.30	0.40
7:K:351:PHE:CZ	9:M:447:PHE:HB2	2.55	0.40
7:K:511:TYR:CD2	7:K:511:TYR:C	2.94	0.40
7:K:351:PHE:CZ	9:M:447:PHE:HB2	2.55	0.40
7:K:351:PHE:CZ	9:M:447:PHE:HB2	2.55	0.40
2:F:53:GLU:OE1	2:F:53:GLU:HA	2.21	0.40
7:K:351:PHE:CZ	9:M:447:PHE:HB2	2.55	0.40
7:K:351:PHE:CZ	9:M:447:PHE:HB2	2.55	0.40
7:K:691:ARG:HB3	7:K:692:PRO:HD3	2.04	0.40
2:F:53:GLU:OE1	2:F:53:GLU:HA	2.21	0.40

Continued on next page...

Continued from previous page...

Atom-1	Atom-2	Interatomic distance (Å)	Clash overlap (Å)
5:I:97:DA:OP1	7:K:603:LYS:NZ	2.52	0.40
2:F:53:GLU:OE1	2:F:53:GLU:HA	2.21	0.40
2:F:53:GLU:OE1	2:F:53:GLU:HA	2.21	0.40
2:F:53:GLU:OE1	2:F:53:GLU:HA	2.21	0.40
2:F:53:GLU:OE1	2:F:53:GLU:HA	2.21	0.40
7:K:834:TYR:CD1	7:K:834:TYR:C	2.93	0.40
7:K:645:LEU:HA	7:K:646:PRO:HD2	1.89	0.40
7:K:800:LEU:N	7:K:801:PRO:CD	2.84	0.40
5:I:94:DG:H3'	7:K:608:LYS:HB2	2.02	0.40
6:J:54:DC:OP1	7:K:816:MET:CB	2.46	0.40
2:B:46:ARG:HH11	6:J:70:DG:H4'	1.86	0.40
7:K:793:PHE:N	7:K:793:PHE:CD1	2.90	0.40
7:K:800:LEU:N	7:K:801:PRO:CD	2.84	0.40
7:K:877:GLN:OE1	7:K:877:GLN:N	2.43	0.40
7:K:630:LEU:HD12	7:K:637:LEU:HA	2.03	0.40
5:I:82:DC:H2''	5:I:83:DG:C8	2.56	0.40
5:I:95:DC:P	7:K:608:LYS:CB	3.06	0.40
7:K:354:LEU:HG	9:M:438:GLN:HG2	1.97	0.40
7:K:354:LEU:HD12	9:M:438:GLN:NE2	2.34	0.40
7:K:548:ILE:HG23	7:K:560:LEU:HD11	2.03	0.40
9:M:107:SER:O	10:N:11:ASN:HA	2.22	0.40
10:N:84:LEU:O	10:N:85:LYS:HB2	2.20	0.40
5:I:82:DC:H2''	5:I:83:DG:C8	2.56	0.40
7:K:354:LEU:HG	9:M:438:GLN:HG2	1.97	0.40
7:K:354:LEU:HD12	9:M:438:GLN:NE2	2.34	0.40
9:M:107:SER:O	10:N:11:ASN:HA	2.22	0.40
10:N:84:LEU:O	10:N:85:LYS:HB2	2.20	0.40
3:C:48:ALA:N	3:C:49:PRO:HD2	2.36	0.40
5:I:82:DC:H2''	5:I:83:DG:C8	2.56	0.40
7:K:354:LEU:HG	9:M:438:GLN:HG2	1.97	0.40
7:K:354:LEU:HD12	9:M:438:GLN:NE2	2.34	0.40
7:K:519:ILE:O	7:K:519:ILE:HG22	2.21	0.40
9:M:107:SER:O	10:N:11:ASN:HA	2.22	0.40
10:N:84:LEU:O	10:N:85:LYS:HB2	2.20	0.40
5:I:82:DC:H2''	5:I:83:DG:C8	2.56	0.40
5:I:95:DC:OP1	7:K:608:LYS:CA	2.69	0.40
7:K:354:LEU:HG	9:M:438:GLN:HG2	1.97	0.40
7:K:354:LEU:HD12	9:M:438:GLN:NE2	2.34	0.40
9:M:107:SER:O	10:N:11:ASN:HA	2.22	0.40
10:N:84:LEU:O	10:N:85:LYS:HB2	2.20	0.40
5:I:82:DC:H2''	5:I:83:DG:C8	2.56	0.40

Continued on next page...

Continued from previous page...

Atom-1	Atom-2	Interatomic distance (Å)	Clash overlap (Å)
7:K:354:LEU:HG	9:M:438:GLN:HG2	1.97	0.40
7:K:354:LEU:HD12	9:M:438:GLN:NE2	2.34	0.40
9:M:107:SER:O	10:N:11:ASN:HA	2.22	0.40
10:N:84:LEU:O	10:N:85:LYS:HB2	2.20	0.40
2:B:46:ARG:HH11	6:J:70:DG:H4'	1.86	0.40
5:I:82:DC:H2''	5:I:83:DG:C8	2.56	0.40
7:K:354:LEU:HG	9:M:438:GLN:HG2	1.97	0.40
7:K:354:LEU:HD12	9:M:438:GLN:NE2	2.34	0.40
7:K:816:MET:SD	7:K:816:MET:O	2.79	0.40
9:M:107:SER:O	10:N:11:ASN:HA	2.22	0.40
10:N:84:LEU:O	10:N:85:LYS:HB2	2.20	0.40
5:I:82:DC:H2''	5:I:83:DG:C8	2.56	0.40
7:K:354:LEU:HG	9:M:438:GLN:HG2	1.97	0.40
7:K:354:LEU:HD12	9:M:438:GLN:NE2	2.34	0.40
9:M:107:SER:O	10:N:11:ASN:HA	2.22	0.40
10:N:84:LEU:O	10:N:85:LYS:HB2	2.20	0.40
5:I:82:DC:H2''	5:I:83:DG:C8	2.56	0.40
7:K:354:LEU:HG	9:M:438:GLN:HG2	1.97	0.40
7:K:354:LEU:HD12	9:M:438:GLN:NE2	2.34	0.40
9:M:107:SER:O	10:N:11:ASN:HA	2.22	0.40
10:N:84:LEU:O	10:N:85:LYS:HB2	2.20	0.40
5:I:82:DC:H2''	5:I:83:DG:C8	2.56	0.40
7:K:354:LEU:HG	9:M:438:GLN:HG2	1.97	0.40
7:K:354:LEU:HD12	9:M:438:GLN:NE2	2.34	0.40
9:M:107:SER:O	10:N:11:ASN:HA	2.22	0.40
10:N:84:LEU:O	10:N:85:LYS:HB2	2.20	0.40
5:I:82:DC:H2''	5:I:83:DG:C8	2.56	0.40
7:K:354:LEU:HG	9:M:438:GLN:HG2	1.97	0.40
7:K:354:LEU:HD12	9:M:438:GLN:NE2	2.34	0.40
9:M:107:SER:O	10:N:11:ASN:HA	2.22	0.40
10:N:84:LEU:O	10:N:85:LYS:HB2	2.20	0.40
5:I:82:DC:H2''	5:I:83:DG:C8	2.56	0.40
7:K:354:LEU:HG	9:M:438:GLN:HG2	1.97	0.40
7:K:354:LEU:HD12	9:M:438:GLN:NE2	2.34	0.40
7:K:918:THR:O	7:K:918:THR:HG23	2.21	0.40
9:M:107:SER:O	10:N:11:ASN:HA	2.22	0.40
10:N:84:LEU:O	10:N:85:LYS:HB2	2.20	0.40
5:I:101:DG:H2''	5:I:102:DG:C8	2.56	0.40
7:K:834:TYR:CD1	7:K:834:TYR:C	2.95	0.40
9:M:361:GLU:HA	9:M:362:PRO:HD3	1.90	0.40
5:I:101:DG:H2''	5:I:102:DG:C8	2.56	0.40
9:M:361:GLU:HA	9:M:362:PRO:HD3	1.90	0.40
5:I:101:DG:H2''	5:I:102:DG:C8	2.56	0.40
9:M:361:GLU:HA	9:M:362:PRO:HD3	1.90	0.40
5:I:101:DG:H2''	5:I:102:DG:C8	2.56	0.40
7:K:501:LYS:NZ	7:K:626:THR:O	2.55	0.40

Continued on next page...

Continued from previous page...

Atom-1	Atom-2	Interatomic distance (Å)	Clash overlap (Å)
9:M:361:GLU:HA	9:M:362:PRO:HD3	1.90	0.40
5:I:101:DG:H2"	5:I:102:DG:C8	2.56	0.40
9:M:361:GLU:HA	9:M:362:PRO:HD3	1.90	0.40
5:I:101:DG:H2"	5:I:102:DG:C8	2.56	0.40
7:K:600:HIS:O	7:K:603:LYS:HG3	2.21	0.40
7:K:890:ASN:OD1	7:K:890:ASN:C	2.60	0.40
9:M:361:GLU:HA	9:M:362:PRO:HD3	1.90	0.40
5:I:101:DG:H2"	5:I:102:DG:C8	2.56	0.40
7:K:512:LEU:O	7:K:517:LYS:N	2.54	0.40
9:M:361:GLU:HA	9:M:362:PRO:HD3	1.90	0.40
5:I:101:DG:H2"	5:I:102:DG:C8	2.56	0.40
9:M:361:GLU:HA	9:M:362:PRO:HD3	1.90	0.40
1:A:66:LEU:HB2	1:A:67:PRO:HD3	2.03	0.40
5:I:101:DG:H2"	5:I:102:DG:C8	2.56	0.40
7:K:691:ARG:N	7:K:692:PRO:HD2	2.35	0.40
7:K:793:PHE:CD1	7:K:793:PHE:N	2.90	0.40
7:K:834:TYR:CD1	7:K:834:TYR:C	2.95	0.40
9:M:361:GLU:HA	9:M:362:PRO:HD3	1.90	0.40
5:I:101:DG:H2"	5:I:102:DG:C8	2.56	0.40
9:M:361:GLU:HA	9:M:362:PRO:HD3	1.90	0.40

There are no symmetry-related clashes.

5.3 Torsion angles

5.3.1 Protein backbone

In the following table, the Percentiles column shows the percent Ramachandran outliers of the chain as a percentile score with respect to all PDB entries followed by that with respect to all EM entries.

The Analysed column shows the number of residues for which the backbone conformation was analysed, and the total number of residues.

Mol	Chain	Analysed	Favoured	Allowed	Outliers	Percentiles	
1	1-A	96/136 (71%)	95 (99%)	1 (1%)	0	100	100
1	1-E	93/136 (68%)	92 (99%)	1 (1%)	0	100	100
1	2-A	96/136 (71%)	95 (99%)	1 (1%)	0	100	100
1	2-E	93/136 (68%)	92 (99%)	1 (1%)	0	100	100

Continued on next page...

Continued from previous page...

Mol	Chain	Analysed	Favoured	Allowed	Outliers	Percentiles	
1	3-A	96/136 (71%)	95 (99%)	1 (1%)	0	100	100
1	3-E	93/136 (68%)	92 (99%)	1 (1%)	0	100	100
1	4-A	96/136 (71%)	95 (99%)	1 (1%)	0	100	100
1	4-E	93/136 (68%)	92 (99%)	1 (1%)	0	100	100
1	5-A	96/136 (71%)	95 (99%)	1 (1%)	0	100	100
1	5-E	93/136 (68%)	92 (99%)	1 (1%)	0	100	100
1	6-A	96/136 (71%)	95 (99%)	1 (1%)	0	100	100
1	6-E	93/136 (68%)	93 (100%)	0	0	100	100
1	7-A	96/136 (71%)	95 (99%)	1 (1%)	0	100	100
1	7-E	93/136 (68%)	92 (99%)	1 (1%)	0	100	100
1	8-A	96/136 (71%)	95 (99%)	1 (1%)	0	100	100
1	8-E	93/136 (68%)	91 (98%)	2 (2%)	0	100	100
1	9-A	96/136 (71%)	95 (99%)	1 (1%)	0	100	100
1	9-E	93/136 (68%)	92 (99%)	1 (1%)	0	100	100
1	10-A	96/136 (71%)	95 (99%)	1 (1%)	0	100	100
1	10-E	93/136 (68%)	92 (99%)	1 (1%)	0	100	100
2	1-B	85/103 (82%)	83 (98%)	2 (2%)	0	100	100
2	1-F	77/103 (75%)	76 (99%)	1 (1%)	0	100	100
2	2-B	85/103 (82%)	83 (98%)	2 (2%)	0	100	100
2	2-F	77/103 (75%)	76 (99%)	1 (1%)	0	100	100
2	3-B	85/103 (82%)	83 (98%)	2 (2%)	0	100	100
2	3-F	77/103 (75%)	76 (99%)	1 (1%)	0	100	100
2	4-B	85/103 (82%)	83 (98%)	2 (2%)	0	100	100
2	4-F	77/103 (75%)	76 (99%)	1 (1%)	0	100	100
2	5-B	85/103 (82%)	83 (98%)	2 (2%)	0	100	100
2	5-F	77/103 (75%)	76 (99%)	1 (1%)	0	100	100
2	6-B	85/103 (82%)	82 (96%)	3 (4%)	0	100	100
2	6-F	77/103 (75%)	76 (99%)	1 (1%)	0	100	100
2	7-B	85/103 (82%)	82 (96%)	3 (4%)	0	100	100
2	7-F	77/103 (75%)	76 (99%)	1 (1%)	0	100	100
2	8-B	85/103 (82%)	83 (98%)	2 (2%)	0	100	100

Continued on next page...

Continued from previous page...

Mol	Chain	Analysed	Favoured	Allowed	Outliers	Percentiles	
2	8-F	77/103 (75%)	76 (99%)	1 (1%)	0	100	100
2	9-B	85/103 (82%)	83 (98%)	2 (2%)	0	100	100
2	9-F	77/103 (75%)	76 (99%)	1 (1%)	0	100	100
2	10-B	85/103 (82%)	83 (98%)	2 (2%)	0	100	100
2	10-F	77/103 (75%)	75 (97%)	2 (3%)	0	100	100
3	1-C	105/130 (81%)	102 (97%)	3 (3%)	0	100	100
3	1-G	105/130 (81%)	102 (97%)	3 (3%)	0	100	100
3	2-C	105/130 (81%)	102 (97%)	3 (3%)	0	100	100
3	2-G	105/130 (81%)	102 (97%)	3 (3%)	0	100	100
3	3-C	105/130 (81%)	103 (98%)	2 (2%)	0	100	100
3	3-G	105/130 (81%)	102 (97%)	3 (3%)	0	100	100
3	4-C	105/130 (81%)	102 (97%)	3 (3%)	0	100	100
3	4-G	105/130 (81%)	102 (97%)	3 (3%)	0	100	100
3	5-C	105/130 (81%)	102 (97%)	3 (3%)	0	100	100
3	5-G	105/130 (81%)	102 (97%)	3 (3%)	0	100	100
3	6-C	105/130 (81%)	103 (98%)	2 (2%)	0	100	100
3	6-G	105/130 (81%)	102 (97%)	3 (3%)	0	100	100
3	7-C	105/130 (81%)	102 (97%)	3 (3%)	0	100	100
3	7-G	105/130 (81%)	102 (97%)	3 (3%)	0	100	100
3	8-C	105/130 (81%)	102 (97%)	3 (3%)	0	100	100
3	8-G	105/130 (81%)	102 (97%)	3 (3%)	0	100	100
3	9-C	105/130 (81%)	103 (98%)	2 (2%)	0	100	100
3	9-G	105/130 (81%)	102 (97%)	3 (3%)	0	100	100
3	10-C	105/130 (81%)	102 (97%)	3 (3%)	0	100	100
3	10-G	105/130 (81%)	102 (97%)	3 (3%)	0	100	100
4	1-D	90/125 (72%)	85 (94%)	5 (6%)	0	100	100
4	1-H	90/125 (72%)	88 (98%)	1 (1%)	1 (1%)	14	51
4	2-D	90/125 (72%)	86 (96%)	4 (4%)	0	100	100
4	2-H	90/125 (72%)	89 (99%)	1 (1%)	0	100	100
4	3-D	90/125 (72%)	86 (96%)	3 (3%)	1 (1%)	14	51
4	3-H	90/125 (72%)	88 (98%)	2 (2%)	0	100	100

Continued on next page...

Continued from previous page...

Mol	Chain	Analysed	Favoured	Allowed	Outliers	Percentiles	
4	4-D	90/125 (72%)	85 (94%)	5 (6%)	0	100	100
4	4-H	90/125 (72%)	89 (99%)	0	1 (1%)	14	51
4	5-D	90/125 (72%)	85 (94%)	5 (6%)	0	100	100
4	5-H	90/125 (72%)	88 (98%)	1 (1%)	1 (1%)	14	51
4	6-D	90/125 (72%)	86 (96%)	4 (4%)	0	100	100
4	6-H	90/125 (72%)	89 (99%)	1 (1%)	0	100	100
4	7-D	90/125 (72%)	85 (94%)	5 (6%)	0	100	100
4	7-H	90/125 (72%)	89 (99%)	1 (1%)	0	100	100
4	8-D	90/125 (72%)	85 (94%)	5 (6%)	0	100	100
4	8-H	90/125 (72%)	89 (99%)	0	1 (1%)	14	51
4	9-D	90/125 (72%)	87 (97%)	3 (3%)	0	100	100
4	9-H	90/125 (72%)	89 (99%)	0	1 (1%)	14	51
4	10-D	90/125 (72%)	85 (94%)	5 (6%)	0	100	100
4	10-H	90/125 (72%)	88 (98%)	1 (1%)	1 (1%)	14	51
7	1-K	602/813 (74%)	566 (94%)	24 (4%)	12 (2%)	7	40
7	2-K	602/813 (74%)	564 (94%)	25 (4%)	13 (2%)	6	38
7	3-K	602/813 (74%)	560 (93%)	30 (5%)	12 (2%)	7	40
7	4-K	602/813 (74%)	566 (94%)	24 (4%)	12 (2%)	7	40
7	5-K	602/813 (74%)	560 (93%)	30 (5%)	12 (2%)	7	40
7	6-K	602/813 (74%)	558 (93%)	32 (5%)	12 (2%)	7	40
7	7-K	602/813 (74%)	560 (93%)	31 (5%)	11 (2%)	8	42
7	8-K	602/813 (74%)	558 (93%)	36 (6%)	8 (1%)	12	48
7	9-K	602/813 (74%)	559 (93%)	32 (5%)	11 (2%)	8	42
7	10-K	602/813 (74%)	561 (93%)	29 (5%)	12 (2%)	7	40
8	1-L	383/477 (80%)	371 (97%)	11 (3%)	1 (0%)	41	75
8	2-L	383/477 (80%)	371 (97%)	11 (3%)	1 (0%)	41	75
8	3-L	383/477 (80%)	371 (97%)	11 (3%)	1 (0%)	41	75
8	4-L	383/477 (80%)	371 (97%)	11 (3%)	1 (0%)	41	75
8	5-L	383/477 (80%)	371 (97%)	11 (3%)	1 (0%)	41	75
8	6-L	383/477 (80%)	371 (97%)	11 (3%)	1 (0%)	41	75
8	7-L	383/477 (80%)	371 (97%)	11 (3%)	1 (0%)	41	75

Continued on next page...

Continued from previous page...

Mol	Chain	Analysed	Favoured	Allowed	Outliers	Percentiles	
8	8-L	383/477 (80%)	371 (97%)	11 (3%)	1 (0%)	41	75
8	9-L	383/477 (80%)	371 (97%)	11 (3%)	1 (0%)	41	75
8	10-L	383/477 (80%)	371 (97%)	11 (3%)	1 (0%)	41	75
9	1-M	390/467 (84%)	371 (95%)	13 (3%)	6 (2%)	10	45
9	2-M	390/467 (84%)	371 (95%)	13 (3%)	6 (2%)	10	45
9	3-M	390/467 (84%)	371 (95%)	13 (3%)	6 (2%)	10	45
9	4-M	390/467 (84%)	371 (95%)	13 (3%)	6 (2%)	10	45
9	5-M	390/467 (84%)	371 (95%)	13 (3%)	6 (2%)	10	45
9	6-M	390/467 (84%)	371 (95%)	13 (3%)	6 (2%)	10	45
9	7-M	390/467 (84%)	371 (95%)	13 (3%)	6 (2%)	10	45
9	8-M	390/467 (84%)	371 (95%)	13 (3%)	6 (2%)	10	45
9	9-M	390/467 (84%)	371 (95%)	13 (3%)	6 (2%)	10	45
9	10-M	390/467 (84%)	371 (95%)	13 (3%)	6 (2%)	10	45
10	1-N	47/157 (30%)	44 (94%)	2 (4%)	1 (2%)	7	39
10	2-N	47/157 (30%)	44 (94%)	2 (4%)	1 (2%)	7	39
10	3-N	47/157 (30%)	44 (94%)	2 (4%)	1 (2%)	7	39
10	4-N	47/157 (30%)	44 (94%)	2 (4%)	1 (2%)	7	39
10	5-N	47/157 (30%)	44 (94%)	2 (4%)	1 (2%)	7	39
10	6-N	47/157 (30%)	44 (94%)	2 (4%)	1 (2%)	7	39
10	7-N	47/157 (30%)	44 (94%)	2 (4%)	1 (2%)	7	39
10	8-N	47/157 (30%)	44 (94%)	2 (4%)	1 (2%)	7	39
10	9-N	47/157 (30%)	44 (94%)	2 (4%)	1 (2%)	7	39
10	10-N	47/157 (30%)	44 (94%)	2 (4%)	1 (2%)	7	39
All	All	21630/29020 (74%)	20713 (96%)	715 (3%)	202 (1%)	21	54

All (202) Ramachandran outliers are listed below:

Mol	Chain	Res	Type
7	1-K	343	SER
7	1-K	496	GLU
7	1-K	634	LEU
8	1-L	202	LYS
9	1-M	155	SER
9	1-M	363	GLU

Continued on next page...

Continued from previous page...

Mol	Chain	Res	Type
7	2-K	343	SER
7	2-K	496	GLU
7	2-K	634	LEU
8	2-L	202	LYS
9	2-M	155	SER
9	2-M	363	GLU
7	3-K	343	SER
7	3-K	632	ASN
7	3-K	888	ASP
8	3-L	202	LYS
9	3-M	155	SER
9	3-M	363	GLU
7	4-K	343	SER
7	4-K	496	GLU
7	4-K	634	LEU
7	4-K	770	ASP
7	4-K	817	THR
8	4-L	202	LYS
9	4-M	155	SER
9	4-M	363	GLU
7	5-K	343	SER
7	5-K	496	GLU
7	5-K	543	PRO
7	5-K	603	LYS
7	5-K	634	LEU
8	5-L	202	LYS
9	5-M	155	SER
9	5-M	363	GLU
7	6-K	343	SER
7	6-K	496	GLU
7	6-K	543	PRO
7	6-K	649	PHE
7	6-K	770	ASP
7	6-K	817	THR
7	6-K	888	ASP
8	6-L	202	LYS
9	6-M	155	SER
9	6-M	363	GLU
7	7-K	343	SER
7	7-K	634	LEU
8	7-L	202	LYS
9	7-M	155	SER

Continued on next page...

Continued from previous page...

Mol	Chain	Res	Type
9	7-M	363	GLU
7	8-K	343	SER
7	8-K	496	GLU
7	8-K	603	LYS
7	8-K	610	SER
8	8-L	202	LYS
9	8-M	155	SER
9	8-M	363	GLU
7	9-K	343	SER
7	9-K	496	GLU
7	9-K	577	GLU
8	9-L	202	LYS
9	9-M	155	SER
9	9-M	363	GLU
7	10-K	343	SER
7	10-K	496	GLU
7	10-K	577	GLU
7	10-K	634	LEU
7	10-K	766	PRO
7	10-K	770	ASP
8	10-L	202	LYS
9	10-M	155	SER
9	10-M	363	GLU
7	1-K	603	LYS
7	1-K	650	ASN
7	1-K	891	PRO
10	1-N	85	LYS
7	2-K	543	PRO
7	2-K	632	ASN
7	2-K	650	ASN
7	2-K	675	THR
7	2-K	770	ASP
7	2-K	891	PRO
10	2-N	85	LYS
7	3-K	496	GLU
7	3-K	531	ILE
7	3-K	603	LYS
10	3-N	85	LYS
7	4-K	472	GLU
7	4-K	543	PRO
7	4-K	632	ASN
10	4-N	85	LYS

Continued on next page...

Continued from previous page...

Mol	Chain	Res	Type
7	5-K	770	ASP
7	5-K	891	PRO
10	5-N	85	LYS
7	6-K	449	GLU
7	6-K	632	ASN
10	6-N	85	LYS
7	7-K	496	GLU
7	7-K	632	ASN
7	7-K	675	THR
7	7-K	679	THR
7	7-K	770	ASP
7	7-K	888	ASP
10	7-N	85	LYS
7	8-K	648	ILE
10	8-N	85	LYS
7	9-K	629	PRO
7	9-K	632	ASN
7	9-K	646	PRO
7	9-K	648	ILE
10	9-N	85	LYS
7	10-K	632	ASN
7	10-K	710	VAL
7	10-K	873	GLY
10	10-N	85	LYS
4	1-H	51	PRO
7	1-K	675	THR
7	1-K	712	LYS
9	1-M	104	ALA
9	1-M	107	SER
9	1-M	362	PRO
7	2-K	712	LYS
9	2-M	104	ALA
9	2-M	107	SER
9	2-M	362	PRO
4	3-D	51	PRO
7	3-K	651	SER
7	3-K	662	PRO
7	3-K	891	PRO
9	3-M	104	ALA
9	3-M	107	SER
9	3-M	362	PRO
4	4-H	51	PRO

Continued on next page...

Continued from previous page...

Mol	Chain	Res	Type
7	4-K	651	SER
7	4-K	712	LYS
9	4-M	104	ALA
9	4-M	107	SER
9	4-M	362	PRO
4	5-H	51	PRO
7	5-K	675	THR
7	5-K	692	PRO
7	5-K	817	THR
9	5-M	104	ALA
9	5-M	107	SER
9	5-M	362	PRO
9	6-M	104	ALA
9	6-M	107	SER
9	6-M	362	PRO
7	7-K	662	PRO
9	7-M	104	ALA
9	7-M	107	SER
9	7-M	362	PRO
4	8-H	51	PRO
7	8-K	651	SER
9	8-M	104	ALA
9	8-M	107	SER
9	8-M	362	PRO
4	9-H	51	PRO
7	9-K	576	TYR
7	9-K	891	PRO
9	9-M	104	ALA
9	9-M	107	SER
9	9-M	362	PRO
4	10-H	51	PRO
7	10-K	711	GLU
9	10-M	104	ALA
9	10-M	107	SER
9	10-M	362	PRO
9	1-M	173	PRO
7	2-K	888	ASP
9	2-M	173	PRO
7	3-K	495	ASP
9	3-M	173	PRO
7	4-K	661	THR
9	4-M	173	PRO

Continued on next page...

Continued from previous page...

Mol	Chain	Res	Type
7	5-K	679	THR
9	5-M	173	PRO
7	6-K	634	LEU
7	6-K	648	ILE
9	6-M	173	PRO
9	7-M	173	PRO
7	8-K	576	TYR
9	8-M	173	PRO
7	9-K	801	PRO
9	9-M	173	PRO
9	10-M	173	PRO
7	1-K	648	ILE
7	2-K	677	GLU
7	2-K	766	PRO
7	5-K	888	ASP
7	6-K	801	PRO
7	7-K	880	ASP
7	9-K	519	ILE
7	10-K	801	PRO
7	7-K	887	THR
7	3-K	543	PRO
7	10-K	543	PRO
7	4-K	646	PRO
7	8-K	629	PRO
7	1-K	543	PRO
7	1-K	646	PRO
7	1-K	710	VAL
7	3-K	801	PRO

5.3.2 Protein sidechains ⓘ

In the following table, the Percentiles column shows the percent sidechain outliers of the chain as a percentile score with respect to all PDB entries followed by that with respect to all EM entries.

The Analysed column shows the number of residues for which the sidechain conformation was analysed, and the total number of residues.

Mol	Chain	Analysed	Rotameric	Outliers	Percentiles	
1	1-A	86/111 (78%)	86 (100%)	0	100	100
1	1-E	83/111 (75%)	83 (100%)	0	100	100
1	2-A	86/111 (78%)	86 (100%)	0	100	100

Continued on next page...

Continued from previous page...

Mol	Chain	Analysed	Rotameric	Outliers	Percentiles	
1	2-E	83/111 (75%)	83 (100%)	0	100	100
1	3-A	86/111 (78%)	86 (100%)	0	100	100
1	3-E	83/111 (75%)	83 (100%)	0	100	100
1	4-A	86/111 (78%)	86 (100%)	0	100	100
1	4-E	83/111 (75%)	83 (100%)	0	100	100
1	5-A	86/111 (78%)	86 (100%)	0	100	100
1	5-E	83/111 (75%)	83 (100%)	0	100	100
1	6-A	86/111 (78%)	86 (100%)	0	100	100
1	6-E	83/111 (75%)	83 (100%)	0	100	100
1	7-A	86/111 (78%)	86 (100%)	0	100	100
1	7-E	83/111 (75%)	83 (100%)	0	100	100
1	8-A	86/111 (78%)	86 (100%)	0	100	100
1	8-E	83/111 (75%)	83 (100%)	0	100	100
1	9-A	86/111 (78%)	86 (100%)	0	100	100
1	9-E	83/111 (75%)	83 (100%)	0	100	100
1	10-A	86/111 (78%)	86 (100%)	0	100	100
1	10-E	83/111 (75%)	83 (100%)	0	100	100
2	1-B	72/79 (91%)	72 (100%)	0	100	100
2	1-F	64/79 (81%)	64 (100%)	0	100	100
2	2-B	72/79 (91%)	72 (100%)	0	100	100
2	2-F	64/79 (81%)	64 (100%)	0	100	100
2	3-B	72/79 (91%)	72 (100%)	0	100	100
2	3-F	64/79 (81%)	64 (100%)	0	100	100
2	4-B	72/79 (91%)	72 (100%)	0	100	100
2	4-F	64/79 (81%)	64 (100%)	0	100	100
2	5-B	72/79 (91%)	72 (100%)	0	100	100
2	5-F	64/79 (81%)	64 (100%)	0	100	100
2	6-B	72/79 (91%)	72 (100%)	0	100	100
2	6-F	64/79 (81%)	64 (100%)	0	100	100
2	7-B	72/79 (91%)	72 (100%)	0	100	100
2	7-F	64/79 (81%)	64 (100%)	0	100	100

Continued on next page...

Continued from previous page...

Mol	Chain	Analysed	Rotameric	Outliers	Percentiles	
2	8-B	72/79 (91%)	72 (100%)	0	100	100
2	8-F	64/79 (81%)	64 (100%)	0	100	100
2	9-B	72/79 (91%)	72 (100%)	0	100	100
2	9-F	64/79 (81%)	64 (100%)	0	100	100
2	10-B	72/79 (91%)	72 (100%)	0	100	100
2	10-F	64/79 (81%)	64 (100%)	0	100	100
3	1-C	84/102 (82%)	84 (100%)	0	100	100
3	1-G	84/102 (82%)	84 (100%)	0	100	100
3	2-C	84/102 (82%)	84 (100%)	0	100	100
3	2-G	84/102 (82%)	84 (100%)	0	100	100
3	3-C	84/102 (82%)	84 (100%)	0	100	100
3	3-G	84/102 (82%)	84 (100%)	0	100	100
3	4-C	84/102 (82%)	84 (100%)	0	100	100
3	4-G	84/102 (82%)	84 (100%)	0	100	100
3	5-C	84/102 (82%)	84 (100%)	0	100	100
3	5-G	84/102 (82%)	84 (100%)	0	100	100
3	6-C	84/102 (82%)	84 (100%)	0	100	100
3	6-G	84/102 (82%)	84 (100%)	0	100	100
3	7-C	84/102 (82%)	84 (100%)	0	100	100
3	7-G	84/102 (82%)	84 (100%)	0	100	100
3	8-C	84/102 (82%)	84 (100%)	0	100	100
3	8-G	84/102 (82%)	84 (100%)	0	100	100
3	9-C	84/102 (82%)	84 (100%)	0	100	100
3	9-G	84/102 (82%)	84 (100%)	0	100	100
3	10-C	84/102 (82%)	84 (100%)	0	100	100
3	10-G	84/102 (82%)	84 (100%)	0	100	100
4	1-D	78/104 (75%)	78 (100%)	0	100	100
4	1-H	78/104 (75%)	78 (100%)	0	100	100
4	2-D	78/104 (75%)	78 (100%)	0	100	100
4	2-H	78/104 (75%)	78 (100%)	0	100	100
4	3-D	78/104 (75%)	78 (100%)	0	100	100

Continued on next page...

Continued from previous page...

Mol	Chain	Analysed	Rotameric	Outliers	Percentiles	
4	3-H	78/104 (75%)	78 (100%)	0	100	100
4	4-D	78/104 (75%)	78 (100%)	0	100	100
4	4-H	78/104 (75%)	78 (100%)	0	100	100
4	5-D	78/104 (75%)	78 (100%)	0	100	100
4	5-H	78/104 (75%)	78 (100%)	0	100	100
4	6-D	78/104 (75%)	78 (100%)	0	100	100
4	6-H	78/104 (75%)	78 (100%)	0	100	100
4	7-D	78/104 (75%)	78 (100%)	0	100	100
4	7-H	78/104 (75%)	78 (100%)	0	100	100
4	8-D	78/104 (75%)	78 (100%)	0	100	100
4	8-H	78/104 (75%)	78 (100%)	0	100	100
4	9-D	78/104 (75%)	78 (100%)	0	100	100
4	9-H	78/104 (75%)	78 (100%)	0	100	100
4	10-D	78/104 (75%)	78 (100%)	0	100	100
4	10-H	78/104 (75%)	78 (100%)	0	100	100
7	1-K	558/735 (76%)	554 (99%)	4 (1%)	84	90
7	2-K	558/735 (76%)	554 (99%)	4 (1%)	84	90
7	3-K	558/735 (76%)	554 (99%)	4 (1%)	84	90
7	4-K	558/735 (76%)	552 (99%)	6 (1%)	73	84
7	5-K	558/735 (76%)	554 (99%)	4 (1%)	84	90
7	6-K	558/735 (76%)	552 (99%)	6 (1%)	73	84
7	7-K	558/735 (76%)	554 (99%)	4 (1%)	84	90
7	8-K	558/735 (76%)	553 (99%)	5 (1%)	78	87
7	9-K	558/735 (76%)	552 (99%)	6 (1%)	73	84
7	10-K	558/735 (76%)	555 (100%)	3 (0%)	88	93
8	1-L	349/420 (83%)	349 (100%)	0	100	100
8	2-L	349/420 (83%)	349 (100%)	0	100	100
8	3-L	349/420 (83%)	349 (100%)	0	100	100
8	4-L	349/420 (83%)	349 (100%)	0	100	100
8	5-L	349/420 (83%)	349 (100%)	0	100	100
8	6-L	349/420 (83%)	349 (100%)	0	100	100

Continued on next page...

Continued from previous page...

Mol	Chain	Analysed	Rotameric	Outliers	Percentiles	
8	7-L	349/420 (83%)	349 (100%)	0	100	100
8	8-L	349/420 (83%)	349 (100%)	0	100	100
8	9-L	349/420 (83%)	349 (100%)	0	100	100
8	10-L	349/420 (83%)	349 (100%)	0	100	100
9	1-M	362/423 (86%)	362 (100%)	0	100	100
9	2-M	362/423 (86%)	362 (100%)	0	100	100
9	3-M	362/423 (86%)	362 (100%)	0	100	100
9	4-M	362/423 (86%)	362 (100%)	0	100	100
9	5-M	362/423 (86%)	362 (100%)	0	100	100
9	6-M	362/423 (86%)	362 (100%)	0	100	100
9	7-M	362/423 (86%)	362 (100%)	0	100	100
9	8-M	362/423 (86%)	362 (100%)	0	100	100
9	9-M	362/423 (86%)	362 (100%)	0	100	100
9	10-M	362/423 (86%)	362 (100%)	0	100	100
10	1-N	54/140 (39%)	54 (100%)	0	100	100
10	2-N	54/140 (39%)	54 (100%)	0	100	100
10	3-N	54/140 (39%)	54 (100%)	0	100	100
10	4-N	54/140 (39%)	54 (100%)	0	100	100
10	5-N	54/140 (39%)	54 (100%)	0	100	100
10	6-N	54/140 (39%)	54 (100%)	0	100	100
10	7-N	54/140 (39%)	54 (100%)	0	100	100
10	8-N	54/140 (39%)	54 (100%)	0	100	100
10	9-N	54/140 (39%)	54 (100%)	0	100	100
10	10-N	54/140 (39%)	54 (100%)	0	100	100
All	All	19520/25100 (78%)	19474 (100%)	46 (0%)	93	96

All (46) residues with a non-rotameric sidechain are listed below:

Mol	Chain	Res	Type
7	1-K	351	PHE
7	1-K	362	MET
7	1-K	368	LYS
7	1-K	836	ARG
7	2-K	351	PHE

Continued on next page...

Continued from previous page...

Mol	Chain	Res	Type
7	2-K	362	MET
7	2-K	368	LYS
7	2-K	860	TYR
7	3-K	351	PHE
7	3-K	362	MET
7	3-K	368	LYS
7	3-K	697	ARG
7	4-K	351	PHE
7	4-K	362	MET
7	4-K	368	LYS
7	4-K	408	THR
7	4-K	697	ARG
7	4-K	903	ARG
7	5-K	351	PHE
7	5-K	362	MET
7	5-K	368	LYS
7	5-K	902	HIS
7	6-K	351	PHE
7	6-K	362	MET
7	6-K	368	LYS
7	6-K	816	MET
7	6-K	836	ARG
7	6-K	860	TYR
7	7-K	351	PHE
7	7-K	362	MET
7	7-K	368	LYS
7	7-K	836	ARG
7	8-K	351	PHE
7	8-K	362	MET
7	8-K	368	LYS
7	8-K	836	ARG
7	8-K	860	TYR
7	9-K	351	PHE
7	9-K	362	MET
7	9-K	368	LYS
7	9-K	448	TYR
7	9-K	638	TRP
7	9-K	836	ARG
7	10-K	351	PHE
7	10-K	362	MET
7	10-K	368	LYS

Sometimes sidechains can be flipped to improve hydrogen bonding and reduce clashes. All (33)

such sidechains are listed below:

Mol	Chain	Res	Type
7	1-K	359	HIS
7	1-K	361	GLN
8	1-L	11	HIS
7	2-K	359	HIS
7	2-K	361	GLN
8	2-L	11	HIS
7	3-K	359	HIS
7	3-K	361	GLN
7	3-K	395	GLN
8	3-L	11	HIS
7	4-K	359	HIS
7	4-K	361	GLN
8	4-L	11	HIS
7	5-K	359	HIS
7	5-K	361	GLN
7	5-K	621	ASN
8	5-L	11	HIS
7	6-K	359	HIS
7	6-K	361	GLN
7	6-K	621	ASN
8	6-L	11	HIS
7	7-K	359	HIS
7	7-K	361	GLN
8	7-L	11	HIS
7	8-K	359	HIS
7	8-K	361	GLN
8	8-L	11	HIS
7	9-K	359	HIS
7	9-K	361	GLN
8	9-L	11	HIS
7	10-K	359	HIS
7	10-K	361	GLN
8	10-L	11	HIS

5.3.3 RNA ⓘ

There are no RNA molecules in this entry.

5.4 Non-standard residues in protein, DNA, RNA chains ⓘ

There are no non-standard protein/DNA/RNA residues in this entry.

5.5 Carbohydrates [i](#)

There are no monosaccharides in this entry.

5.6 Ligand geometry [i](#)

Of 40 ligands modelled in this entry, 10 are monoatomic - leaving 30 for Mogul analysis.

In the following table, the Counts columns list the number of bonds (or angles) for which Mogul statistics could be retrieved, the number of bonds (or angles) that are observed in the model and the number of bonds (or angles) that are defined in the Chemical Component Dictionary. The Link column lists molecule types, if any, to which the group is linked. The Z score for a bond length (or angle) is the number of standard deviations the observed value is removed from the expected value. A bond length (or angle) with $|Z| > 2$ is considered an outlier worth inspection. RMSZ is the root-mean-square of all Z scores of the bond lengths (or angles).

Mol	Type	Chain	Res	Link	Bond lengths			Bond angles		
					Counts	RMSZ	# Z > 2	Counts	RMSZ	# Z > 2
12	ADP	10-K	1502	13	24,29,29	1.08	2 (8%)	29,45,45	1.57	3 (10%)
13	BEF	4-K	1503	12	0,3,3	-	-	-	-	-
14	ATP	3-L	501	-	26,33,33	1.00	0	31,52,52	2.15	6 (19%)
13	BEF	10-K	1503	12	0,3,3	-	-	-	-	-
13	BEF	9-K	1503	12	0,3,3	-	-	-	-	-
12	ADP	9-K	1502	13	24,29,29	0.98	2 (8%)	29,45,45	1.64	4 (13%)
14	ATP	9-L	501	-	26,33,33	1.00	0	31,52,52	2.15	6 (19%)
12	ADP	7-K	1502	13	24,29,29	1.03	2 (8%)	29,45,45	1.49	3 (10%)
13	BEF	2-K	1503	12	0,3,3	-	-	-	-	-
14	ATP	10-L	501	-	26,33,33	1.00	0	31,52,52	2.15	6 (19%)
14	ATP	8-L	501	-	26,33,33	1.00	0	31,52,52	2.15	6 (19%)
14	ATP	5-L	501	-	26,33,33	1.00	0	31,52,52	2.15	6 (19%)
13	BEF	7-K	1503	12	0,3,3	-	-	-	-	-
14	ATP	1-L	501	-	26,33,33	1.00	0	31,52,52	2.15	6 (19%)
12	ADP	6-K	1502	13	24,29,29	1.03	2 (8%)	29,45,45	1.59	4 (13%)
13	BEF	1-K	1503	12	0,3,3	-	-	-	-	-
12	ADP	2-K	1502	13	24,29,29	0.99	1 (4%)	29,45,45	1.73	6 (20%)
14	ATP	6-L	501	-	26,33,33	1.00	0	31,52,52	2.15	6 (19%)
12	ADP	4-K	1502	13	24,29,29	0.99	1 (4%)	29,45,45	1.55	5 (17%)
12	ADP	8-K	1502	13	24,29,29	1.01	0	29,45,45	1.80	4 (13%)
13	BEF	6-K	1503	12	0,3,3	-	-	-	-	-
12	ADP	5-K	1502	13	24,29,29	1.10	2 (8%)	29,45,45	1.64	4 (13%)
14	ATP	4-L	501	-	26,33,33	1.00	0	31,52,52	2.15	6 (19%)

Mol	Type	Chain	Res	Link	Bond lengths			Bond angles		
					Counts	RMSZ	# Z > 2	Counts	RMSZ	# Z > 2
13	BEF	5-K	1503	12	0,3,3	-	-	-		
12	ADP	3-K	1502	13	24,29,29	1.03	2 (8%)	29,45,45	1.54	4 (13%)
12	ADP	1-K	1502	13	24,29,29	1.03	1 (4%)	29,45,45	1.67	4 (13%)
13	BEF	8-K	1503	12	0,3,3	-	-	-		
14	ATP	2-L	501	-	26,33,33	1.00	0	31,52,52	2.15	6 (19%)
14	ATP	7-L	501	-	26,33,33	1.00	0	31,52,52	2.15	6 (19%)
13	BEF	3-K	1503	12	0,3,3	-	-	-		

In the following table, the Chirals column lists the number of chiral outliers, the number of chiral centers analysed, the number of these observed in the model and the number defined in the Chemical Component Dictionary. Similar counts are reported in the Torsion and Rings columns. '-' means no outliers of that kind were identified.

Mol	Type	Chain	Res	Link	Chirals	Torsions	Rings
12	ADP	10-K	1502	13	-	5/12/32/32	0/3/3/3
14	ATP	3-L	501	-	-	1/18/38/38	0/3/3/3
12	ADP	9-K	1502	13	-	4/12/32/32	0/3/3/3
14	ATP	9-L	501	-	-	1/18/38/38	0/3/3/3
12	ADP	7-K	1502	13	-	3/12/32/32	0/3/3/3
14	ATP	10-L	501	-	-	1/18/38/38	0/3/3/3
14	ATP	8-L	501	-	-	1/18/38/38	0/3/3/3
14	ATP	5-L	501	-	-	1/18/38/38	0/3/3/3
14	ATP	1-L	501	-	-	1/18/38/38	0/3/3/3
12	ADP	6-K	1502	13	-	4/12/32/32	0/3/3/3
12	ADP	2-K	1502	13	-	2/12/32/32	0/3/3/3
14	ATP	6-L	501	-	-	1/18/38/38	0/3/3/3
12	ADP	8-K	1502	13	-	3/12/32/32	0/3/3/3
12	ADP	5-K	1502	13	-	3/12/32/32	0/3/3/3
14	ATP	4-L	501	-	-	1/18/38/38	0/3/3/3
12	ADP	3-K	1502	13	-	7/12/32/32	0/3/3/3
12	ADP	1-K	1502	13	-	3/12/32/32	0/3/3/3
14	ATP	2-L	501	-	-	1/18/38/38	0/3/3/3
14	ATP	7-L	501	-	-	1/18/38/38	0/3/3/3
12	ADP	4-K	1502	13	-	3/12/32/32	0/3/3/3

All (15) bond length outliers are listed below:

Mol	Chain	Res	Type	Atoms	Z	Observed(Å)	Ideal(Å)
12	10-K	1502	ADP	C2'-C1'	-2.42	1.50	1.53

Continued on next page...

Continued from previous page...

Mol	Chain	Res	Type	Atoms	Z	Observed(Å)	Ideal(Å)
12	4-K	1502	ADP	C2'-C1'	-2.36	1.50	1.53
12	6-K	1502	ADP	C2'-C1'	-2.33	1.50	1.53
12	7-K	1502	ADP	C2'-C1'	-2.28	1.50	1.53
12	5-K	1502	ADP	C2'-C1'	-2.26	1.50	1.53
12	10-K	1502	ADP	C5-C4	2.26	1.46	1.40
12	9-K	1502	ADP	C2'-C1'	-2.25	1.50	1.53
12	5-K	1502	ADP	C5-C4	2.25	1.46	1.40
12	3-K	1502	ADP	C2'-C1'	-2.19	1.50	1.53
12	6-K	1502	ADP	C5-C4	2.19	1.46	1.40
12	1-K	1502	ADP	C5-C4	2.14	1.46	1.40
12	3-K	1502	ADP	C5-C4	2.12	1.46	1.40
12	9-K	1502	ADP	C5-C4	2.07	1.46	1.40
12	7-K	1502	ADP	C5-C4	2.05	1.46	1.40
12	2-K	1502	ADP	C5-C4	2.03	1.46	1.40

All (101) bond angle outliers are listed below:

Mol	Chain	Res	Type	Atoms	Z	Observed(°)	Ideal(°)
14	1-L	501	ATP	PA-O3A-PB	-6.87	109.25	132.83
14	2-L	501	ATP	PA-O3A-PB	-6.87	109.25	132.83
14	3-L	501	ATP	PA-O3A-PB	-6.87	109.25	132.83
14	4-L	501	ATP	PA-O3A-PB	-6.87	109.25	132.83
14	5-L	501	ATP	PA-O3A-PB	-6.87	109.25	132.83
14	6-L	501	ATP	PA-O3A-PB	-6.87	109.25	132.83
14	7-L	501	ATP	PA-O3A-PB	-6.87	109.25	132.83
14	8-L	501	ATP	PA-O3A-PB	-6.87	109.25	132.83
14	9-L	501	ATP	PA-O3A-PB	-6.87	109.25	132.83
14	10-L	501	ATP	PA-O3A-PB	-6.87	109.25	132.83
14	1-L	501	ATP	PB-O3B-PG	-6.03	112.14	132.83
14	2-L	501	ATP	PB-O3B-PG	-6.03	112.14	132.83
14	3-L	501	ATP	PB-O3B-PG	-6.03	112.14	132.83
14	4-L	501	ATP	PB-O3B-PG	-6.03	112.14	132.83
14	5-L	501	ATP	PB-O3B-PG	-6.03	112.14	132.83
14	6-L	501	ATP	PB-O3B-PG	-6.03	112.14	132.83
14	7-L	501	ATP	PB-O3B-PG	-6.03	112.14	132.83
14	8-L	501	ATP	PB-O3B-PG	-6.03	112.14	132.83
14	9-L	501	ATP	PB-O3B-PG	-6.03	112.14	132.83
14	10-L	501	ATP	PB-O3B-PG	-6.03	112.14	132.83
12	8-K	1502	ADP	PA-O3A-PB	-5.71	113.25	132.83
12	2-K	1502	ADP	PA-O3A-PB	-5.27	114.75	132.83
12	9-K	1502	ADP	PA-O3A-PB	-5.09	115.36	132.83
12	5-K	1502	ADP	PA-O3A-PB	-4.93	115.92	132.83

Continued on next page...

Continued from previous page...

Mol	Chain	Res	Type	Atoms	Z	Observed(°)	Ideal(°)
12	6-K	1502	ADP	PA-O3A-PB	-4.82	116.29	132.83
12	3-K	1502	ADP	PA-O3A-PB	-4.55	117.22	132.83
12	10-K	1502	ADP	PA-O3A-PB	-4.48	117.45	132.83
12	7-K	1502	ADP	PA-O3A-PB	-4.36	117.86	132.83
12	4-K	1502	ADP	PA-O3A-PB	-4.33	117.97	132.83
12	1-K	1502	ADP	PA-O3A-PB	-4.23	118.30	132.83
14	1-L	501	ATP	C3'-C2'-C1'	3.44	106.15	100.98
14	2-L	501	ATP	C3'-C2'-C1'	3.44	106.15	100.98
14	3-L	501	ATP	C3'-C2'-C1'	3.44	106.15	100.98
14	4-L	501	ATP	C3'-C2'-C1'	3.44	106.15	100.98
14	5-L	501	ATP	C3'-C2'-C1'	3.44	106.15	100.98
14	6-L	501	ATP	C3'-C2'-C1'	3.44	106.15	100.98
14	7-L	501	ATP	C3'-C2'-C1'	3.44	106.15	100.98
14	8-L	501	ATP	C3'-C2'-C1'	3.44	106.15	100.98
14	9-L	501	ATP	C3'-C2'-C1'	3.44	106.15	100.98
14	10-L	501	ATP	C3'-C2'-C1'	3.44	106.15	100.98
12	1-K	1502	ADP	C3'-C2'-C1'	3.41	106.12	100.98
12	4-K	1502	ADP	N3-C2-N1	-3.39	123.39	128.68
12	2-K	1502	ADP	N3-C2-N1	-3.30	123.51	128.68
12	1-K	1502	ADP	N3-C2-N1	-3.27	123.56	128.68
12	9-K	1502	ADP	N3-C2-N1	-3.25	123.61	128.68
12	8-K	1502	ADP	N3-C2-N1	-3.24	123.62	128.68
12	3-K	1502	ADP	N3-C2-N1	-3.16	123.74	128.68
12	10-K	1502	ADP	N3-C2-N1	-3.13	123.78	128.68
12	5-K	1502	ADP	N3-C2-N1	-3.12	123.79	128.68
12	7-K	1502	ADP	N3-C2-N1	-3.09	123.84	128.68
14	1-L	501	ATP	N3-C2-N1	-3.05	123.91	128.68
14	2-L	501	ATP	N3-C2-N1	-3.05	123.91	128.68
14	3-L	501	ATP	N3-C2-N1	-3.05	123.91	128.68
14	4-L	501	ATP	N3-C2-N1	-3.05	123.91	128.68
14	5-L	501	ATP	N3-C2-N1	-3.05	123.91	128.68
14	6-L	501	ATP	N3-C2-N1	-3.05	123.91	128.68
14	7-L	501	ATP	N3-C2-N1	-3.05	123.91	128.68
14	8-L	501	ATP	N3-C2-N1	-3.05	123.91	128.68
14	9-L	501	ATP	N3-C2-N1	-3.05	123.91	128.68
14	10-L	501	ATP	N3-C2-N1	-3.05	123.91	128.68
12	6-K	1502	ADP	N3-C2-N1	-3.05	123.92	128.68
12	5-K	1502	ADP	C4-C5-N7	-3.02	106.25	109.40
12	10-K	1502	ADP	C4-C5-N7	-2.98	106.30	109.40
12	6-K	1502	ADP	C3'-C2'-C1'	2.94	105.41	100.98
12	2-K	1502	ADP	C4-C5-N7	-2.82	106.47	109.40
12	8-K	1502	ADP	C4-C5-N7	-2.76	106.53	109.40

Continued on next page...

Continued from previous page...

Mol	Chain	Res	Type	Atoms	Z	Observed(°)	Ideal(°)
12	1-K	1502	ADP	C4-C5-N7	-2.75	106.54	109.40
12	3-K	1502	ADP	C4-C5-N7	-2.70	106.58	109.40
12	8-K	1502	ADP	C3'-C2'-C1'	2.66	104.99	100.98
12	7-K	1502	ADP	C4-C5-N7	-2.65	106.64	109.40
14	1-L	501	ATP	O3G-PG-O2G	2.61	117.61	107.64
14	2-L	501	ATP	O3G-PG-O2G	2.61	117.61	107.64
14	3-L	501	ATP	O3G-PG-O2G	2.61	117.61	107.64
14	4-L	501	ATP	O3G-PG-O2G	2.61	117.61	107.64
14	5-L	501	ATP	O3G-PG-O2G	2.61	117.61	107.64
14	6-L	501	ATP	O3G-PG-O2G	2.61	117.61	107.64
14	7-L	501	ATP	O3G-PG-O2G	2.61	117.61	107.64
14	8-L	501	ATP	O3G-PG-O2G	2.61	117.61	107.64
14	9-L	501	ATP	O3G-PG-O2G	2.61	117.61	107.64
14	10-L	501	ATP	O3G-PG-O2G	2.61	117.61	107.64
12	9-K	1502	ADP	C4-C5-N7	-2.61	106.68	109.40
12	2-K	1502	ADP	C3'-C2'-C1'	2.55	104.82	100.98
12	6-K	1502	ADP	C4-C5-N7	-2.48	106.81	109.40
12	4-K	1502	ADP	C4-C5-N7	-2.40	106.90	109.40
14	1-L	501	ATP	C4-C5-N7	-2.39	106.91	109.40
14	2-L	501	ATP	C4-C5-N7	-2.39	106.91	109.40
14	3-L	501	ATP	C4-C5-N7	-2.39	106.91	109.40
14	4-L	501	ATP	C4-C5-N7	-2.39	106.91	109.40
14	5-L	501	ATP	C4-C5-N7	-2.39	106.91	109.40
14	6-L	501	ATP	C4-C5-N7	-2.39	106.91	109.40
14	7-L	501	ATP	C4-C5-N7	-2.39	106.91	109.40
14	8-L	501	ATP	C4-C5-N7	-2.39	106.91	109.40
14	9-L	501	ATP	C4-C5-N7	-2.39	106.91	109.40
14	10-L	501	ATP	C4-C5-N7	-2.39	106.91	109.40
12	9-K	1502	ADP	C3'-C2'-C1'	2.32	104.47	100.98
12	5-K	1502	ADP	C3'-C2'-C1'	2.25	104.36	100.98
12	4-K	1502	ADP	C3'-C2'-C1'	2.24	104.35	100.98
12	3-K	1502	ADP	C3'-C2'-C1'	2.18	104.26	100.98
12	2-K	1502	ADP	O2A-PA-O1A	2.05	122.37	112.24
12	4-K	1502	ADP	O3B-PB-O2B	2.02	115.36	107.64
12	2-K	1502	ADP	O2B-PB-O1B	2.01	118.53	110.68

There are no chirality outliers.

All (47) torsion outliers are listed below:

Mol	Chain	Res	Type	Atoms
12	1-K	1502	ADP	C5'-O5'-PA-O1A
12	1-K	1502	ADP	C4'-C5'-O5'-PA

Continued on next page...

Continued from previous page...

Mol	Chain	Res	Type	Atoms
12	2-K	1502	ADP	C5'-O5'-PA-O1A
12	3-K	1502	ADP	PA-O3A-PB-O2B
12	3-K	1502	ADP	PA-O3A-PB-O3B
12	3-K	1502	ADP	C5'-O5'-PA-O3A
12	4-K	1502	ADP	C5'-O5'-PA-O3A
12	4-K	1502	ADP	C4'-C5'-O5'-PA
12	5-K	1502	ADP	C5'-O5'-PA-O1A
12	6-K	1502	ADP	PA-O3A-PB-O3B
12	6-K	1502	ADP	C5'-O5'-PA-O1A
12	7-K	1502	ADP	C5'-O5'-PA-O1A
12	9-K	1502	ADP	PA-O3A-PB-O3B
12	9-K	1502	ADP	C5'-O5'-PA-O1A
12	10-K	1502	ADP	C5'-O5'-PA-O3A
12	10-K	1502	ADP	C4'-C5'-O5'-PA
12	3-K	1502	ADP	C4'-C5'-O5'-PA
12	7-K	1502	ADP	C4'-C5'-O5'-PA
12	5-K	1502	ADP	C4'-C5'-O5'-PA
12	8-K	1502	ADP	C4'-C5'-O5'-PA
12	10-K	1502	ADP	PB-O3A-PA-O5'
12	3-K	1502	ADP	PB-O3A-PA-O1A
12	2-K	1502	ADP	C4'-C5'-O5'-PA
12	3-K	1502	ADP	C5'-O5'-PA-O1A
12	4-K	1502	ADP	C5'-O5'-PA-O1A
12	10-K	1502	ADP	C5'-O5'-PA-O1A
12	5-K	1502	ADP	PB-O3A-PA-O1A
12	7-K	1502	ADP	PB-O3A-PA-O1A
12	6-K	1502	ADP	PA-O3A-PB-O1B
12	9-K	1502	ADP	PA-O3A-PB-O1B
12	10-K	1502	ADP	C3'-C4'-C5'-O5'
12	6-K	1502	ADP	PA-O3A-PB-O2B
12	9-K	1502	ADP	PA-O3A-PB-O2B
12	1-K	1502	ADP	C5'-O5'-PA-O3A
12	3-K	1502	ADP	PB-O3A-PA-O2A
12	8-K	1502	ADP	PB-O3A-PA-O1A
14	1-L	501	ATP	PA-O3A-PB-O1B
14	2-L	501	ATP	PA-O3A-PB-O1B
14	3-L	501	ATP	PA-O3A-PB-O1B
14	4-L	501	ATP	PA-O3A-PB-O1B
14	5-L	501	ATP	PA-O3A-PB-O1B
14	6-L	501	ATP	PA-O3A-PB-O1B
14	7-L	501	ATP	PA-O3A-PB-O1B
14	8-L	501	ATP	PA-O3A-PB-O1B

Continued on next page...

Continued from previous page...

Mol	Chain	Res	Type	Atoms
14	9-L	501	ATP	PA-O3A-PB-O1B
14	10-L	501	ATP	PA-O3A-PB-O1B
12	8-K	1502	ADP	C5'-O5'-PA-O1A

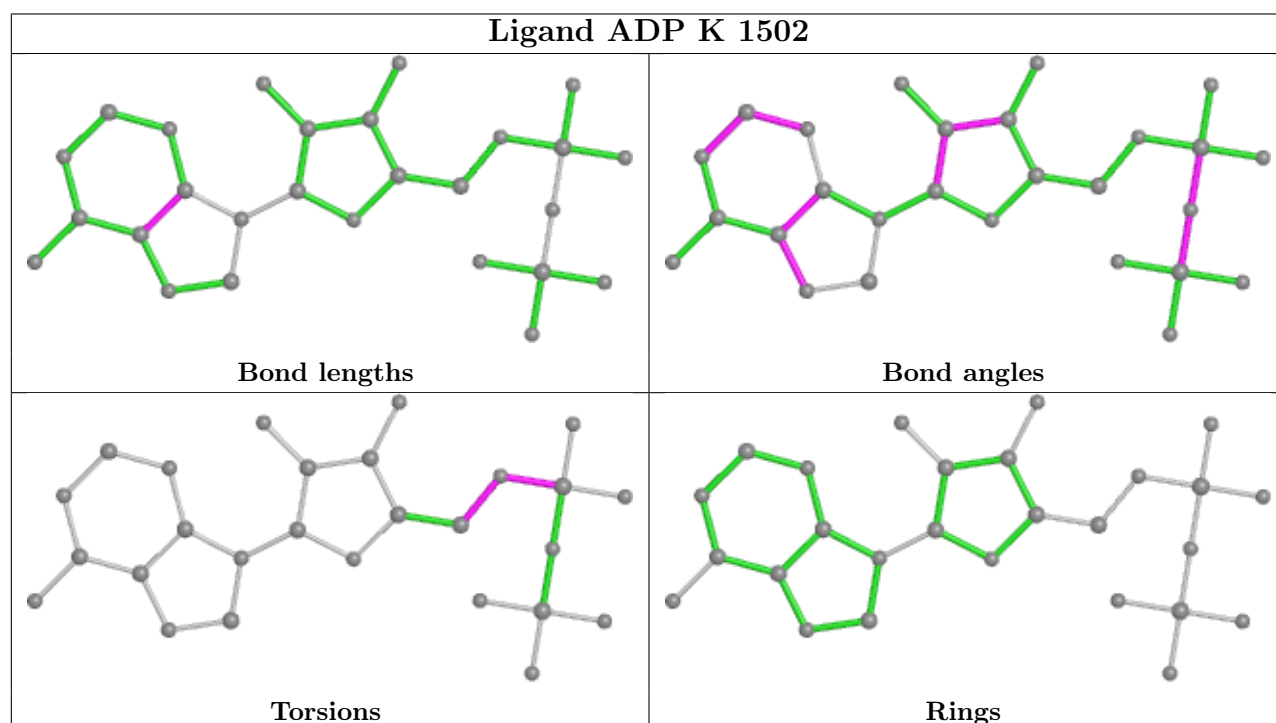
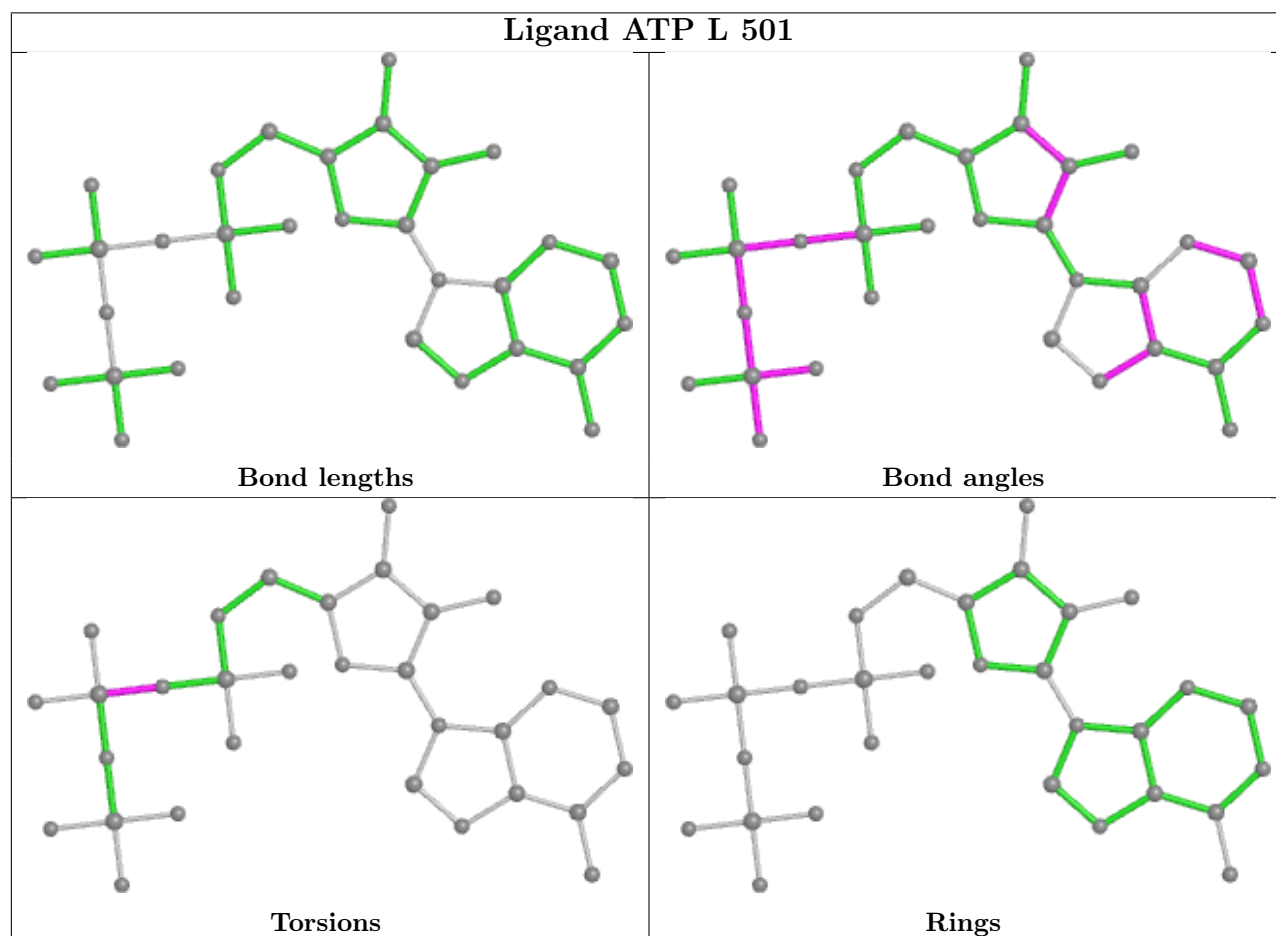
There are no ring outliers.

23 monomers are involved in 36 short contacts:

Mol	Chain	Res	Type	Clashes	Symm-Clashes
12	10-K	1502	ADP	4	0
14	3-L	501	ATP	1	0
13	9-K	1503	BEF	2	0
12	9-K	1502	ADP	3	0
14	9-L	501	ATP	1	0
12	7-K	1502	ADP	1	0
14	10-L	501	ATP	1	0
14	8-L	501	ATP	1	0
14	5-L	501	ATP	1	0
14	1-L	501	ATP	1	0
12	6-K	1502	ADP	2	0
12	2-K	1502	ADP	1	0
14	6-L	501	ATP	1	0
12	4-K	1502	ADP	3	0
12	8-K	1502	ADP	2	0
13	6-K	1503	BEF	1	0
12	5-K	1502	ADP	2	0
14	4-L	501	ATP	1	0
12	3-K	1502	ADP	5	0
12	1-K	1502	ADP	3	0
14	2-L	501	ATP	1	0
14	7-L	501	ATP	1	0
13	3-K	1503	BEF	3	0

The following is a two-dimensional graphical depiction of Mogul quality analysis of bond lengths, bond angles, torsion angles, and ring geometry for all instances of the Ligand of Interest. In addition, ligands with molecular weight > 250 and outliers as shown on the validation Tables will also be included. For torsion angles, if less than 5% of the Mogul distribution of torsion angles is within 10 degrees of the torsion angle in question, then that torsion angle is considered an outlier. Any bond that is central to one or more torsion angles identified as an outlier by Mogul will be highlighted in the graph. For rings, the root-mean-square deviation (RMSD) between the ring in question and similar rings identified by Mogul is calculated over all ring torsion angles. If the average RMSD is greater than 60 degrees and the minimal RMSD between the ring in question and any Mogul-identified rings is also greater than 60 degrees, then that ring is considered an outlier.

The outliers are highlighted in purple. The color gray indicates Mogul did not find sufficient equivalents in the CSD to analyse the geometry.



5.7 Other polymers

There are no such residues in this entry.

5.8 Polymer linkage issues

There are no chain breaks in this entry.

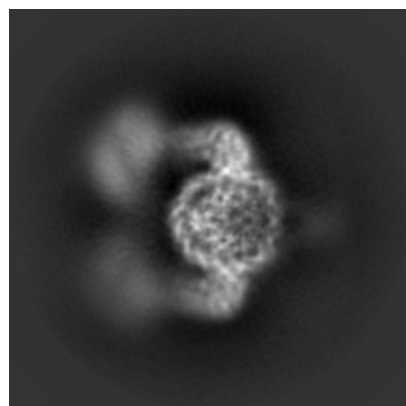
6 Map visualisation [i](#)

This section contains visualisations of the EMDB entry EMD-21484. These allow visual inspection of the internal detail of the map and identification of artifacts.

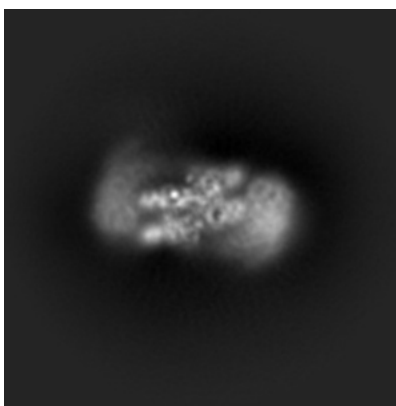
Images derived from a raw map, generated by summing the deposited half-maps, are presented below the corresponding image components of the primary map to allow further visual inspection and comparison with those of the primary map.

6.1 Orthogonal projections [i](#)

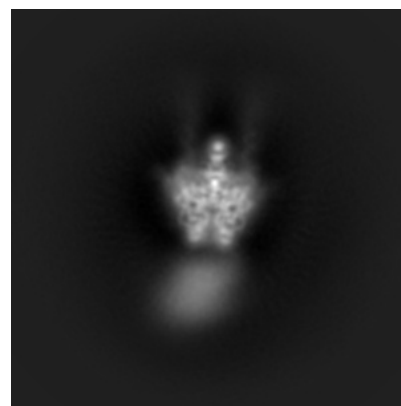
6.1.1 Primary map



X

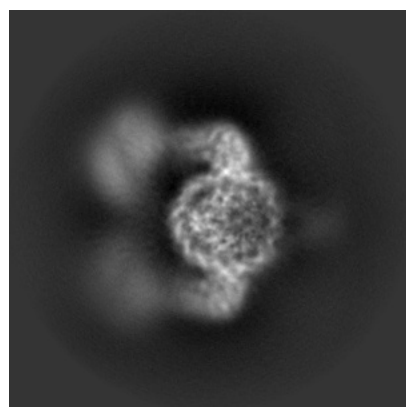


Y

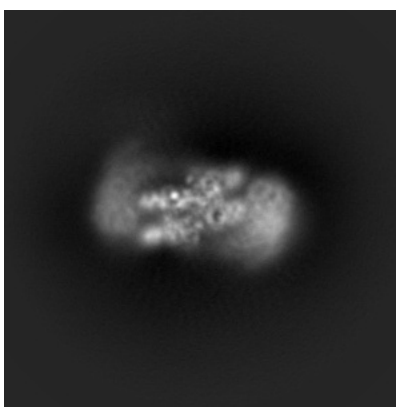


Z

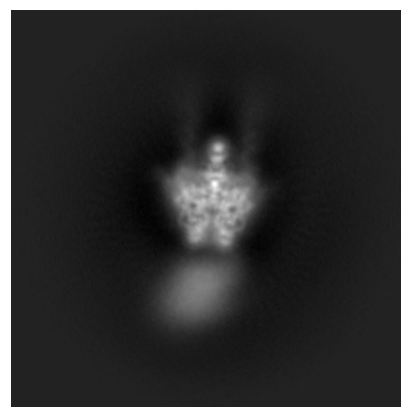
6.1.2 Raw map



X



Y

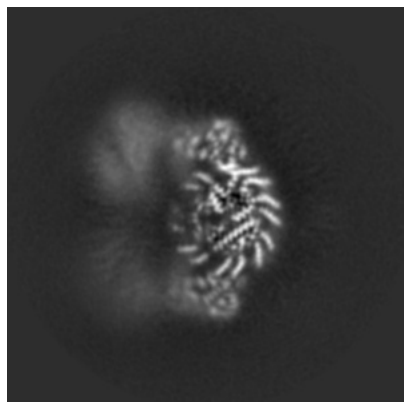


Z

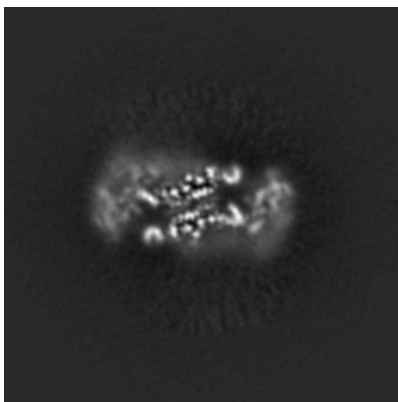
The images above show the map projected in three orthogonal directions.

6.2 Central slices [i](#)

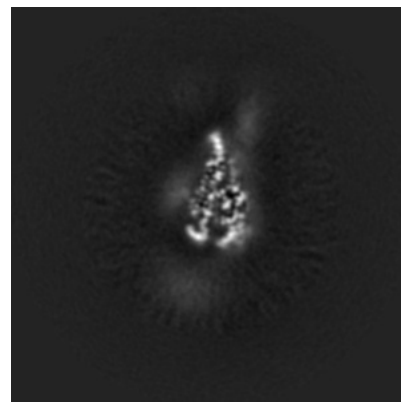
6.2.1 Primary map



X Index: 150

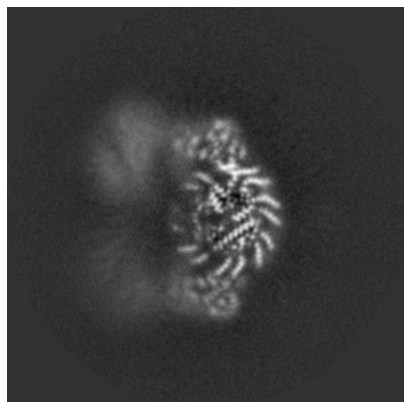


Y Index: 150

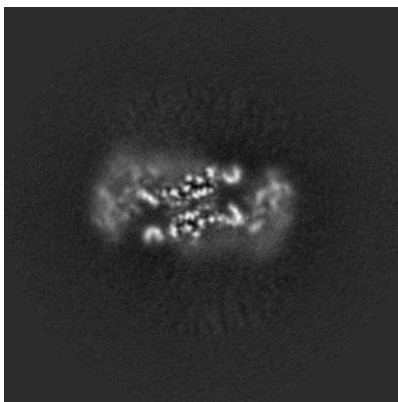


Z Index: 150

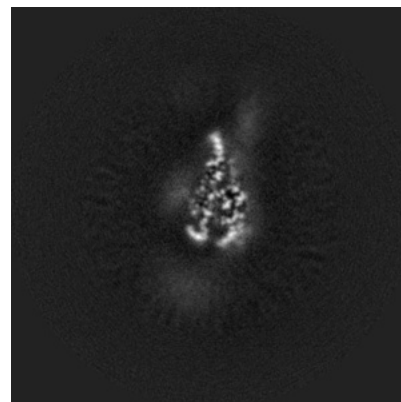
6.2.2 Raw map



X Index: 150



Y Index: 150

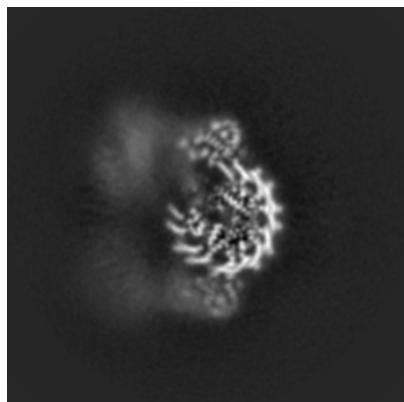


Z Index: 150

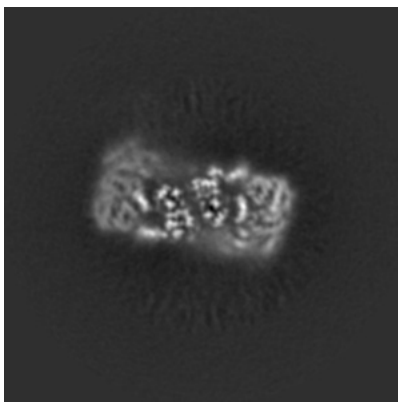
The images above show central slices of the map in three orthogonal directions.

6.3 Largest variance slices [i](#)

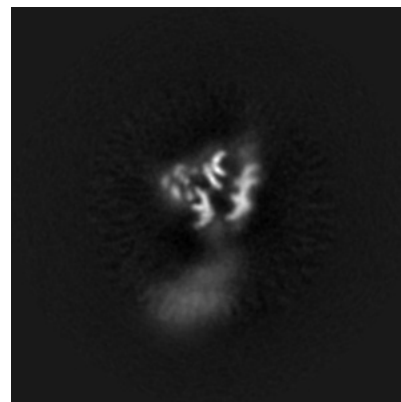
6.3.1 Primary map



X Index: 154

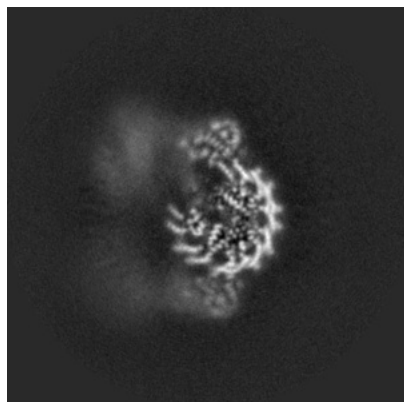


Y Index: 163

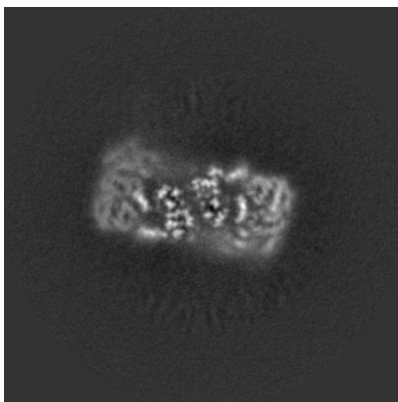


Z Index: 174

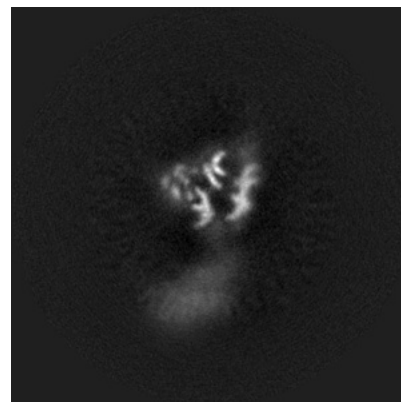
6.3.2 Raw map



X Index: 154



Y Index: 163

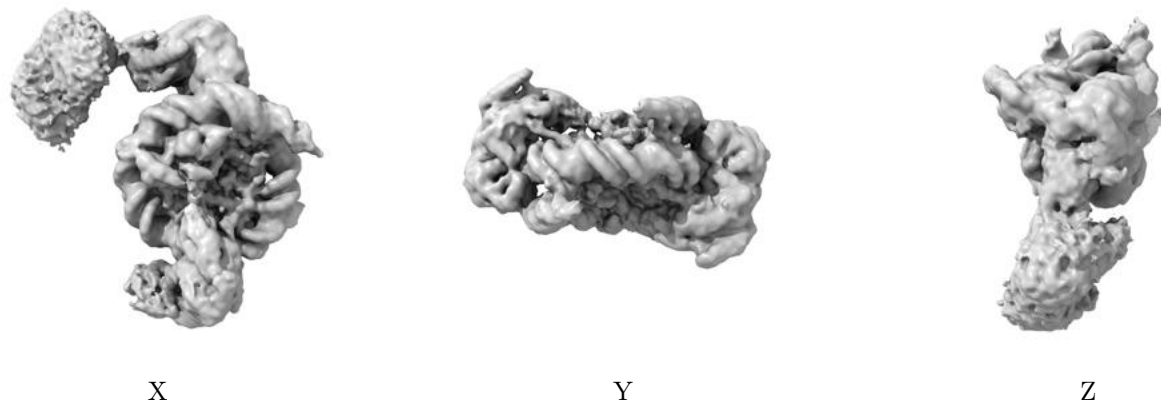


Z Index: 174

The images above show the largest variance slices of the map in three orthogonal directions.

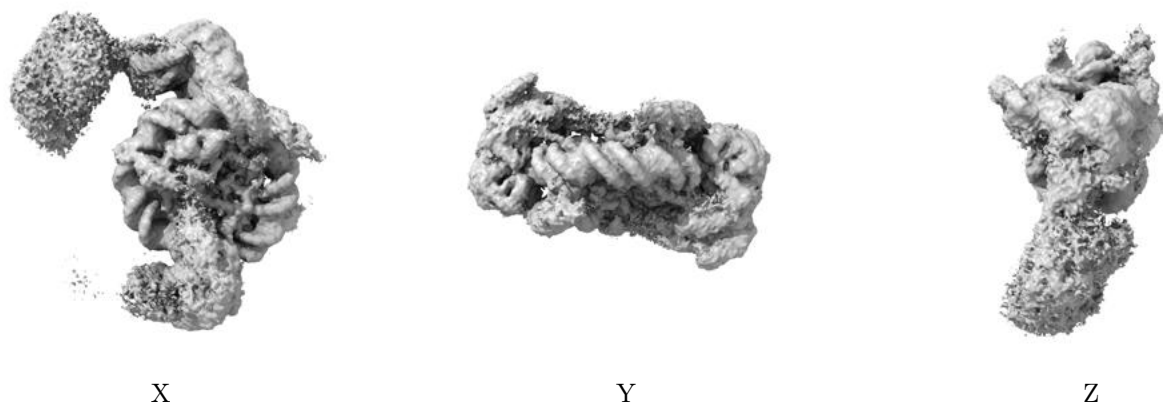
6.4 Orthogonal surface views [i](#)

6.4.1 Primary map



The images above show the 3D surface view of the map at the recommended contour level 0.01. These images, in conjunction with the slice images, may facilitate assessment of whether an appropriate contour level has been provided.

6.4.2 Raw map



These images show the 3D surface of the raw map. The raw map's contour level was selected so that its surface encloses the same volume as the primary map does at its recommended contour level.

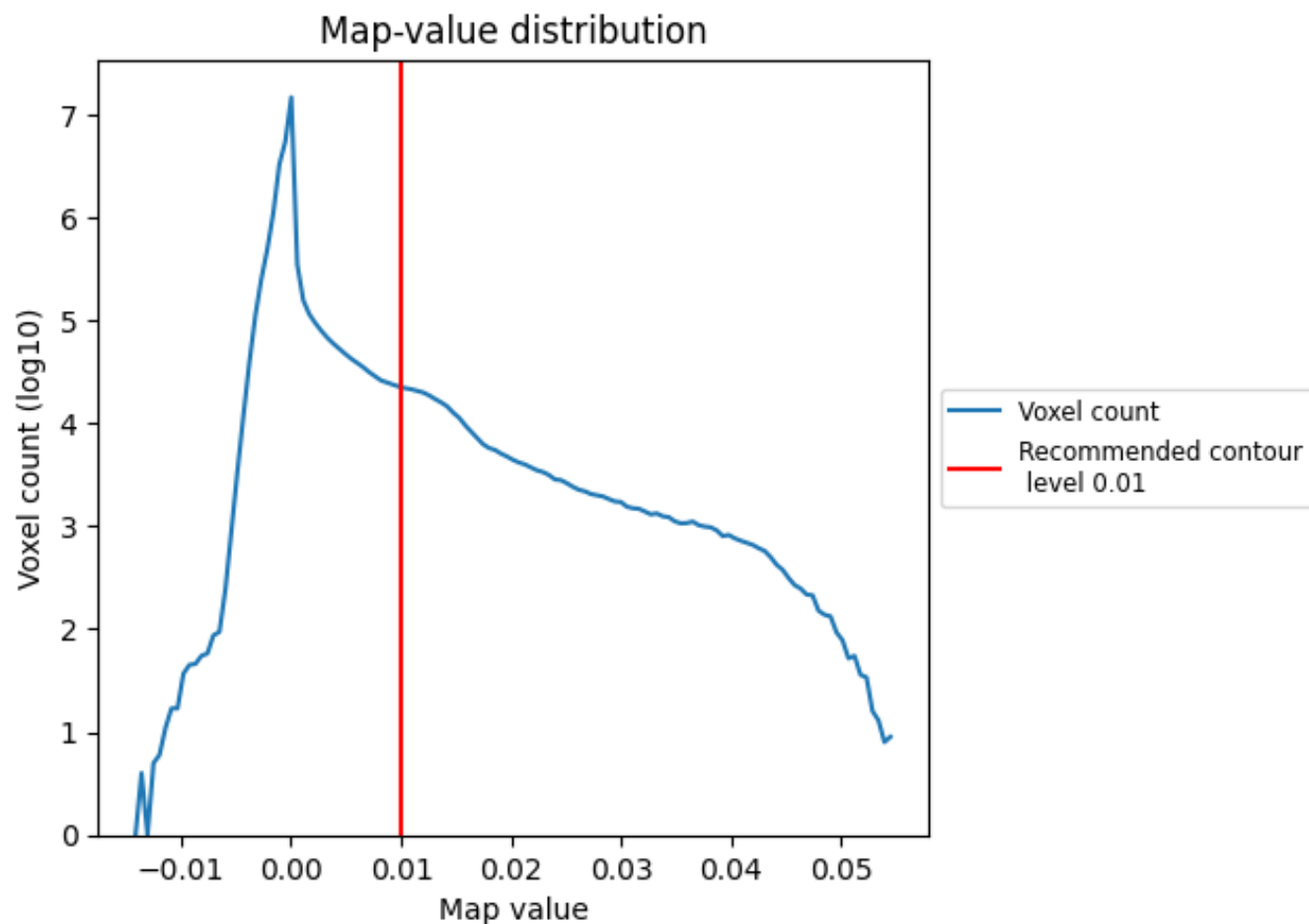
6.5 Mask visualisation [i](#)

This section was not generated. No masks/segmentation were deposited.

7 Map analysis [i](#)

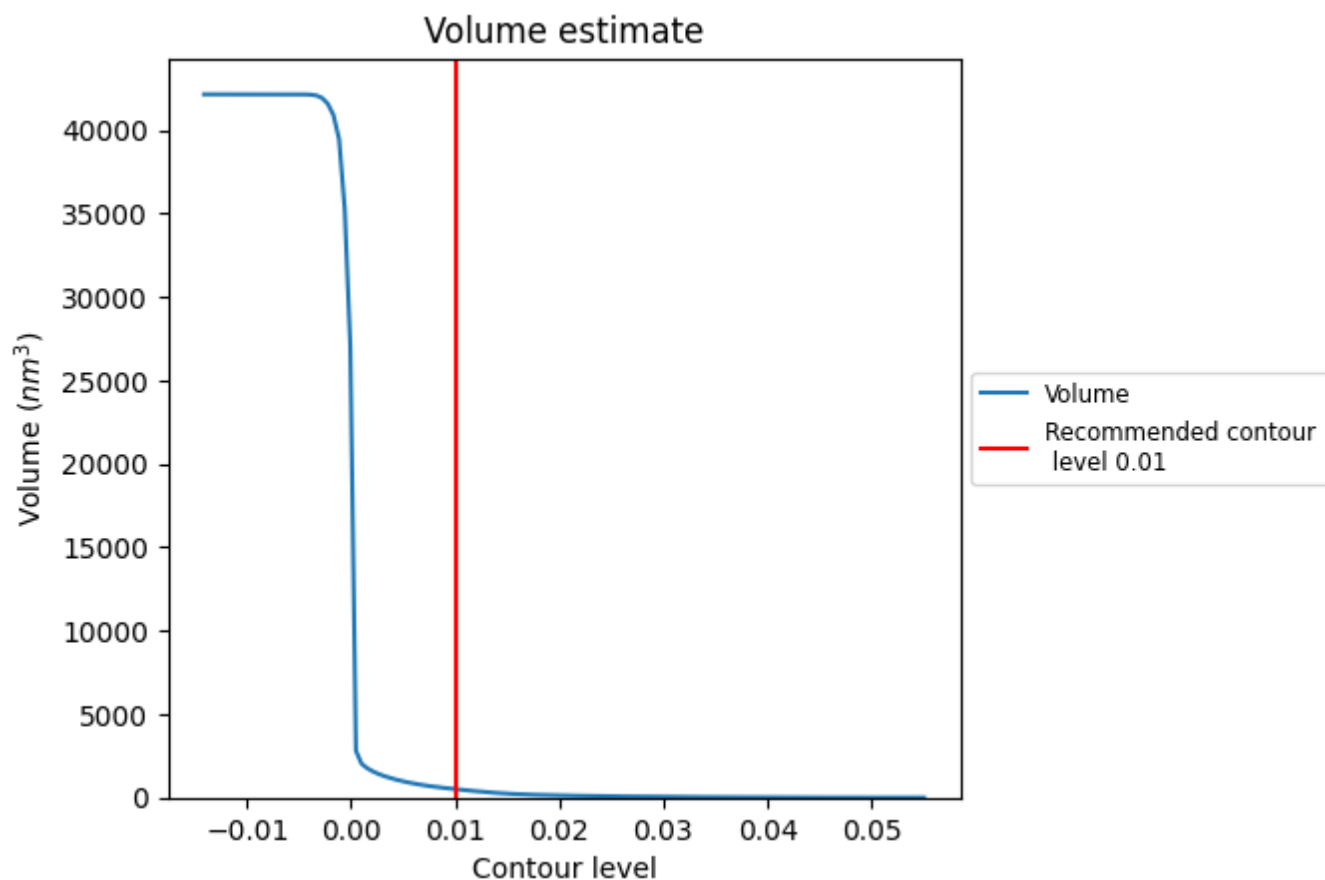
This section contains the results of statistical analysis of the map.

7.1 Map-value distribution [i](#)



The map-value distribution is plotted in 128 intervals along the x-axis. The y-axis is logarithmic. A spike in this graph at zero usually indicates that the volume has been masked.

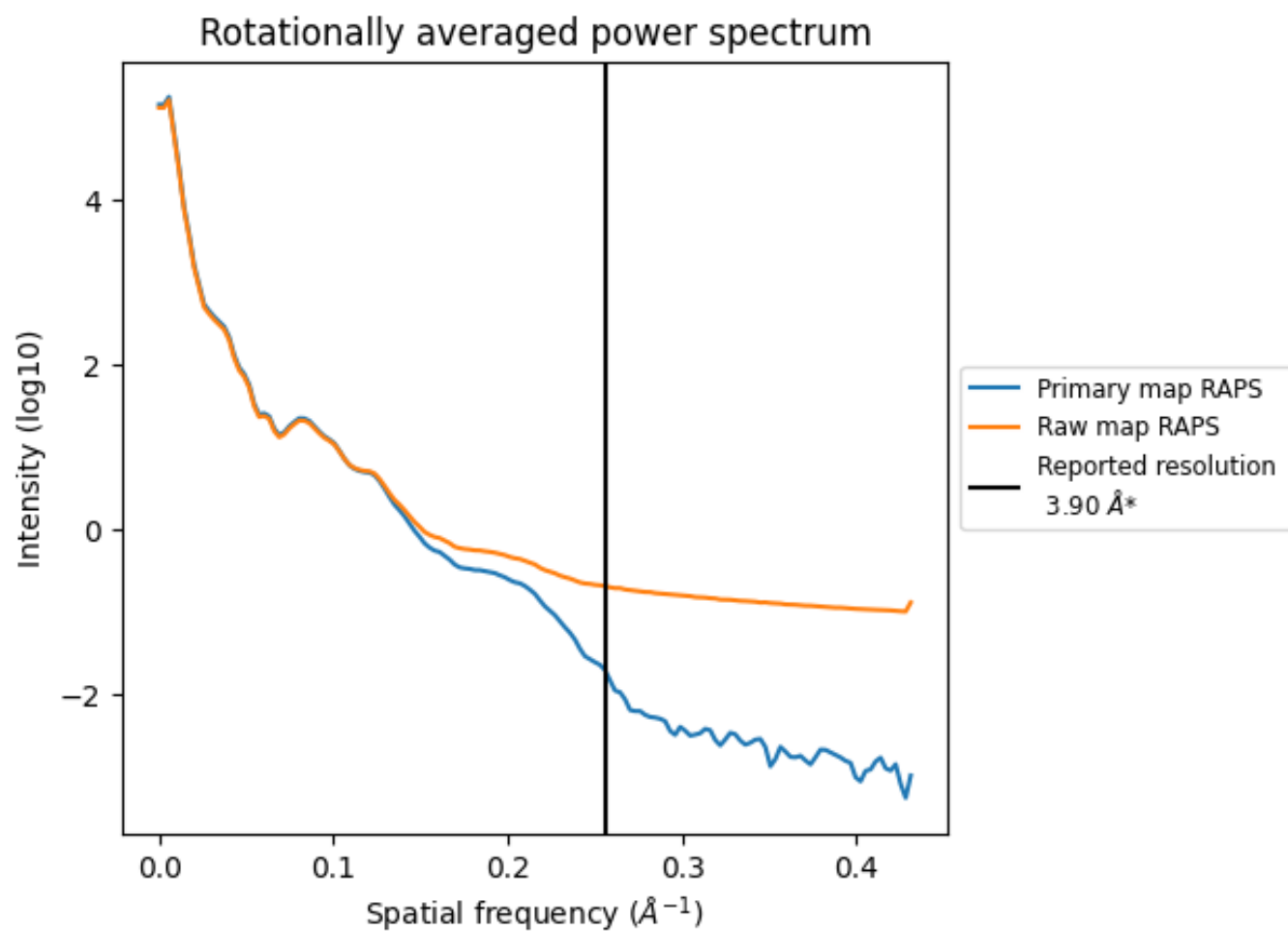
7.2 Volume estimate [i](#)



The volume at the recommended contour level is 505 nm^3 ; this corresponds to an approximate mass of 456 kDa.

The volume estimate graph shows how the enclosed volume varies with the contour level. The recommended contour level is shown as a vertical line and the intersection between the line and the curve gives the volume of the enclosed surface at the given level.

7.3 Rotationally averaged power spectrum ⓘ

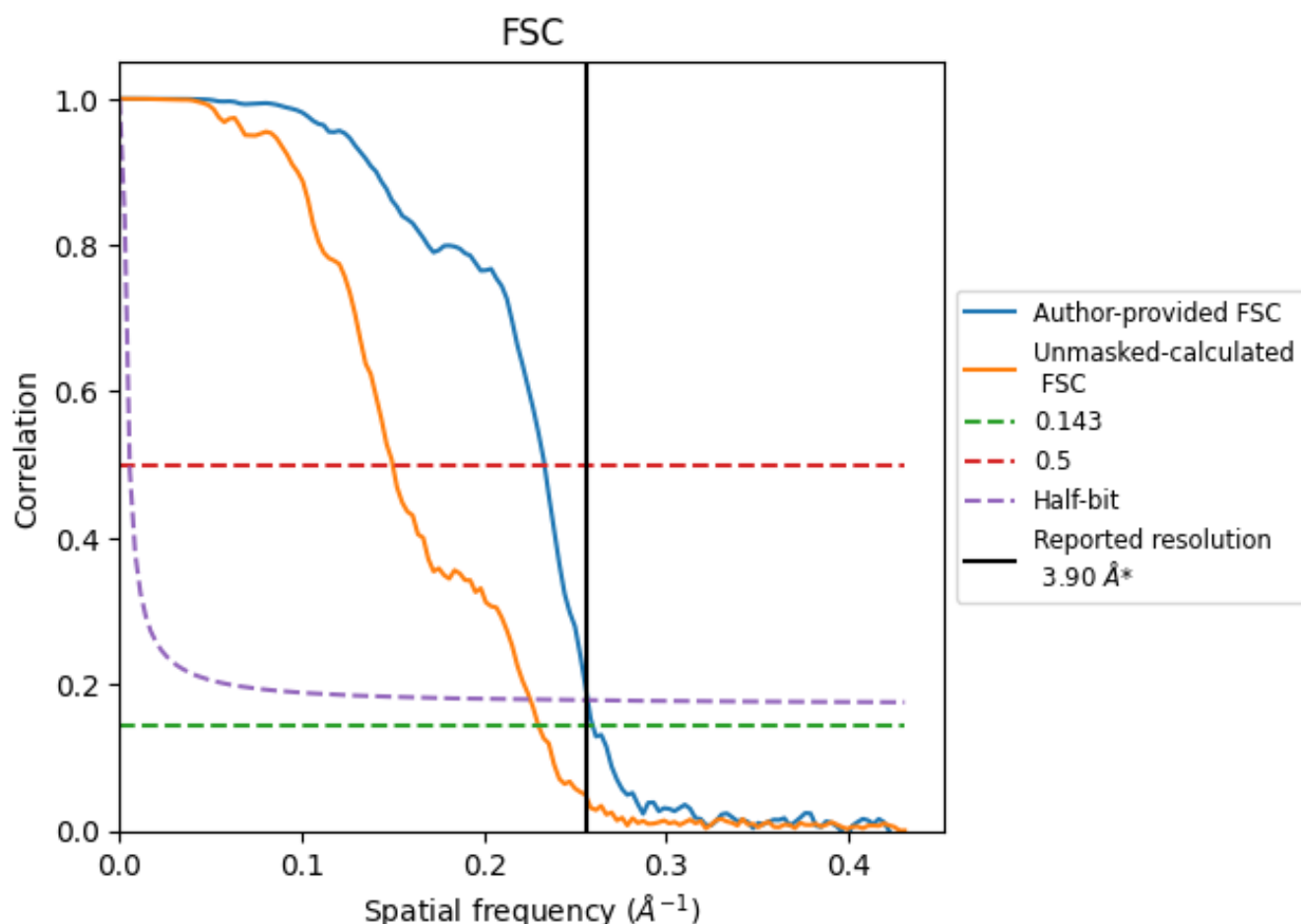


*Reported resolution corresponds to spatial frequency of 0.256 Å⁻¹

8 Fourier-Shell correlation [i](#)

Fourier-Shell Correlation (FSC) is the most commonly used method to estimate the resolution of single-particle and subtomogram-averaged maps. The shape of the curve depends on the imposed symmetry, mask and whether or not the two 3D reconstructions used were processed from a common reference. The reported resolution is shown as a black line. A curve is displayed for the half-bit criterion in addition to lines showing the 0.143 gold standard cut-off and 0.5 cut-off.

8.1 FSC [i](#)



*Reported resolution corresponds to spatial frequency of 0.256 Å⁻¹

8.2 Resolution estimates [i](#)

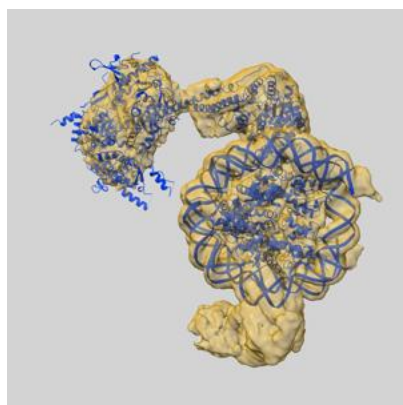
Resolution estimate (Å)	Estimation criterion (FSC cut-off)		
	0.143	0.5	Half-bit
Reported by author	3.90	-	-
Author-provided FSC curve	3.85	4.29	3.89
Unmasked-calculated*	4.35	6.67	4.43

*Resolution estimate based on FSC curve calculated by comparison of deposited half-maps. The value from deposited half-maps intersecting FSC 0.143 CUT-OFF 4.35 differs from the reported value 3.9 by more than 10 %

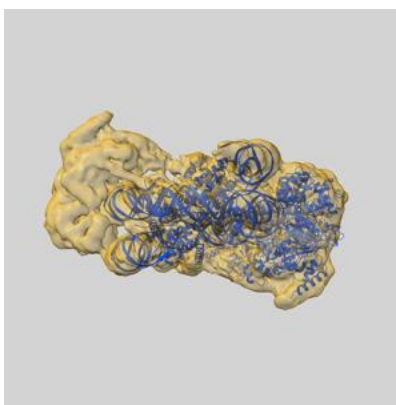
9 Map-model fit [i](#)

This section contains information regarding the fit between EMDB map EMD-21484 and PDB model 6VZ4. Per-residue inclusion information can be found in section [3](#) on page [21](#).

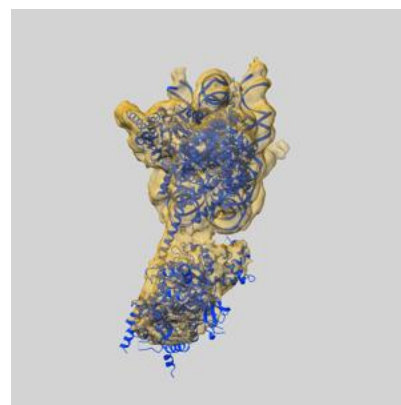
9.1 Map-model overlay [i](#)



X



Y



Z

The images above show the 3D surface view of the map at the recommended contour level 0.01 at 50% transparency in yellow overlaid with a ribbon representation of the model coloured in blue. These images allow for the visual assessment of the quality of fit between the atomic model and the map.

9.2 Q-score mapped to coordinate model [i](#)

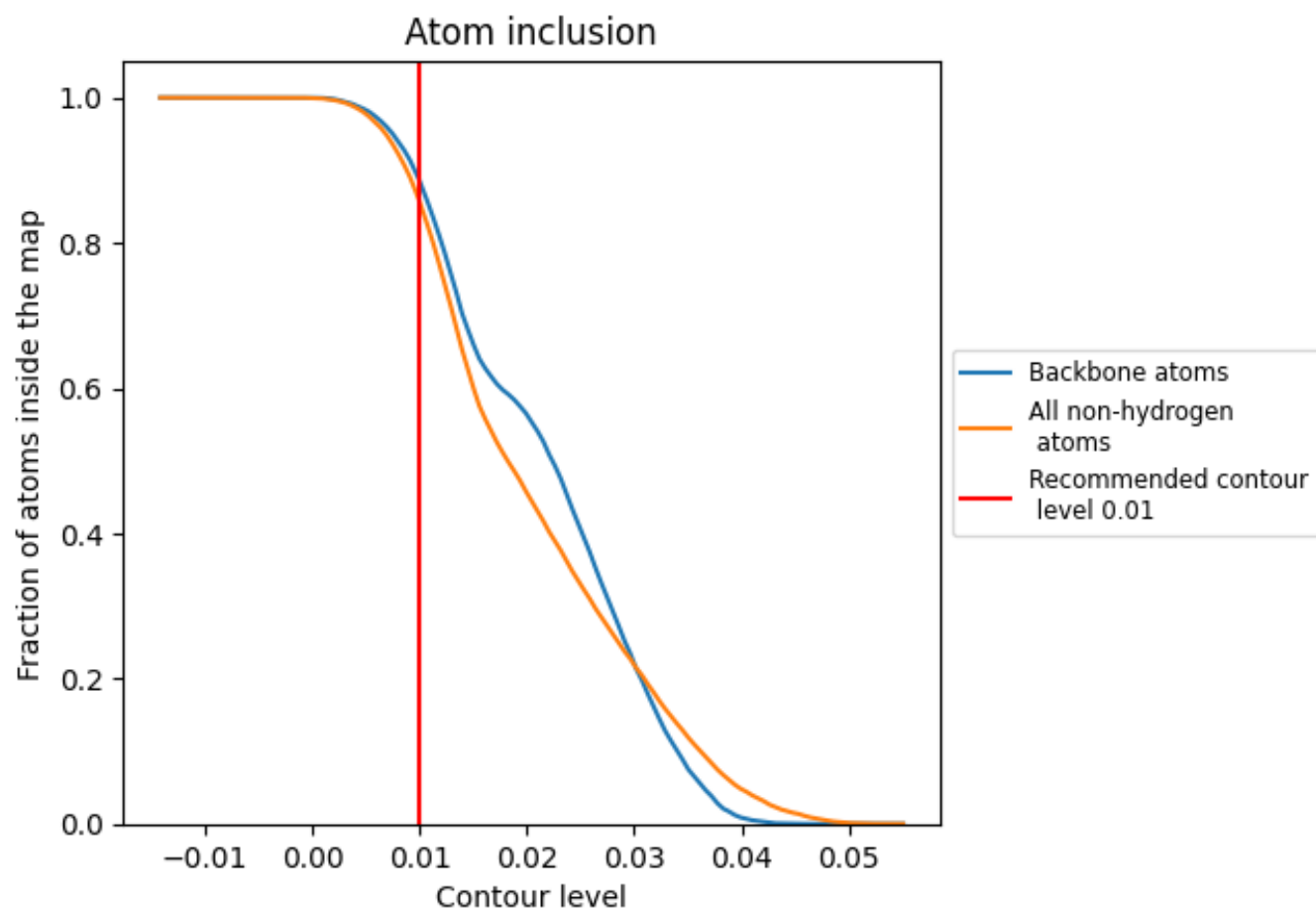
This section was not generated.

9.3 Atom inclusion mapped to coordinate model [i](#)



The images above show the model with each residue coloured according to its atom inclusion. This shows to what extent they are inside the map at the recommended contour level (0.01).

9.4 Atom inclusion ⓘ



At the recommended contour level, 89% of all backbone atoms, 86% of all non-hydrogen atoms, are inside the map.

9.5 Map-model fit summary ⓘ

The table lists the average atom inclusion at the recommended contour level (0.01) and Q-score for the entire model and for each chain.

Chain	Atom inclusion
All	<div></div> 0.8578
A	<div></div> 0.9152
B	<div></div> 0.9168
C	<div></div> 0.8935
D	<div></div> 0.9330
E	<div></div> 0.9122
F	<div></div> 0.9138
G	<div></div> 0.9098
H	<div></div> 0.9302
I	<div></div> 0.9926
J	<div></div> 0.9907
K	<div></div> 0.9207
L	<div></div> 0.5697
M	<div></div> 0.7536
N	<div></div> 0.4046

