



Full wwPDB X-ray Structure Validation Report ⓘ

May 22, 2020 – 02:02 pm BST

PDB ID : 1W5E
Title : FtsZ W319Y mutant, P1 (M. jannaschii)
Authors : Oliva, M.A.; Cordell, S.C.; Lowe, J.
Deposited on : 2004-08-06
Resolution : 3.00 Å(reported)

This is a Full wwPDB X-ray Structure Validation Report for a publicly released PDB entry.

We welcome your comments at validation@mail.wwpdb.org

A user guide is available at

<https://www.wwpdb.org/validation/2017/XrayValidationReportHelp>

with specific help available everywhere you see the ⓘ symbol.

The following versions of software and data (see [references ⓘ](#)) were used in the production of this report:

MolProbity : 4.02b-467
Mogul : 1.8.5 (274361), CSD as541be (2020)
Xtriage (Phenix) : 1.13
EDS : 2.11
buster-report : 1.1.7 (2018)
Percentile statistics : 20191225.v01 (using entries in the PDB archive December 25th 2019)
Refmac : 5.8.0158
CCP4 : 7.0.044 (Gargrove)
Ideal geometry (proteins) : Engh & Huber (2001)
Ideal geometry (DNA, RNA) : Parkinson et al. (1996)
Validation Pipeline (wwPDB-VP) : 2.11

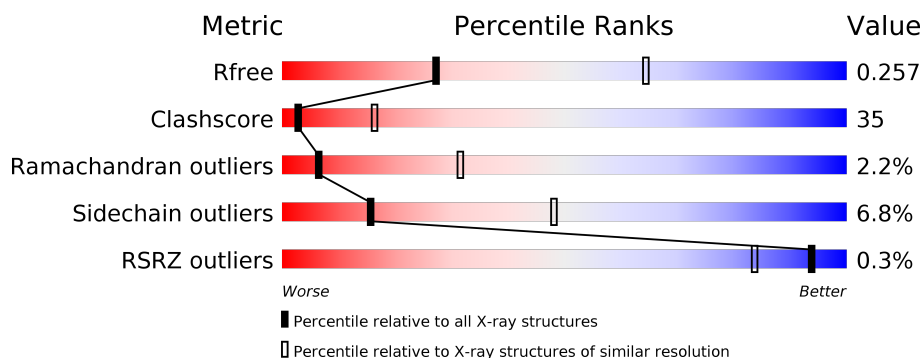
1 Overall quality at a glance ⓘ

The following experimental techniques were used to determine the structure:

X-RAY DIFFRACTION

The reported resolution of this entry is 3.00 Å.

Percentile scores (ranging between 0-100) for global validation metrics of the entry are shown in the following graphic. The table shows the number of entries on which the scores are based.



Metric	Whole archive (#Entries)	Similar resolution (#Entries, resolution range(Å))
R_{free}	130704	2092 (3.00-3.00)
Clashscore	141614	2416 (3.00-3.00)
Ramachandran outliers	138981	2333 (3.00-3.00)
Sidechain outliers	138945	2336 (3.00-3.00)
RSRZ outliers	127900	1990 (3.00-3.00)

The table below summarises the geometric issues observed across the polymeric chains and their fit to the electron density. The red, orange, yellow and green segments on the lower bar indicate the fraction of residues that contain outliers for ≥ 3 , 2, 1 and 0 types of geometric quality criteria respectively. A grey segment represents the fraction of residues that are not modelled. The numeric value for each fraction is indicated below the corresponding segment, with a dot representing fractions $\leq 5\%$. The upper red bar (where present) indicates the fraction of residues that have poor fit to the electron density. The numeric value is given above the bar.

Mol	Chain	Length	Quality of chain
1	A	364	<div> <div></div> <div> <div></div> <div>46%</div> <div>41%</div> <div>5%</div> <div>9%</div> </div> </div>
1	B	364	<div> <div></div> <div> <div></div> <div>46%</div> <div>41%</div> <div>5%</div> <div>9%</div> </div> </div>
1	C	364	<div> <div></div> <div> <div></div> <div>42%</div> <div>44%</div> <div>5%</div> <div>9%</div> </div> </div>
1	D	364	<div> <div></div> <div> <div></div> <div>47%</div> <div>39%</div> <div>5%</div> <div>9%</div> </div> </div>
1	E	364	<div> <div></div> <div> <div></div> <div>46%</div> <div>40%</div> <div>5%</div> <div>9%</div> </div> </div>
1	F	364	<div> <div></div> <div> <div></div> <div>39%</div> <div>46%</div> <div>6%</div> <div>9%</div> </div> </div>

Continued on next page...

Continued from previous page...

Mol	Chain	Length	Quality of chain
1	G	364	<div><div></div><div>47%39%5%9%</div></div>
1	H	364	<div><div></div><div>46%41%5%9%</div></div>
1	I	364	<div><div></div><div>38%47%5%9%</div></div>

2 Entry composition

There are 3 unique types of molecules in this entry. The entry contains 23131 atoms, of which 0 are hydrogens and 0 are deuteriums.

In the tables below, the ZeroOcc column contains the number of atoms modelled with zero occupancy, the AltConf column contains the number of residues with at least one atom in alternate conformation and the Trace column contains the number of residues modelled with at most 2 atoms.

- Molecule 1 is a protein called FTSZ.

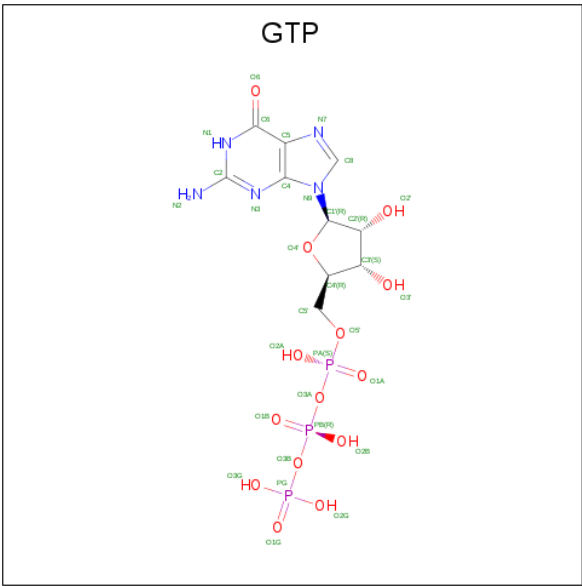
Mol	Chain	Residues	Atoms					ZeroOcc	AltConf	Trace
1	A	332	Total	C	N	O	S	0	0	0
			2460	1544	419	485	12			
1	B	333	Total	C	N	O	S	0	0	0
			2469	1550	421	486	12			
1	C	332	Total	C	N	O	S	0	0	0
			2460	1544	419	485	12			
1	D	332	Total	C	N	O	S	0	0	0
			2460	1544	419	485	12			
1	E	333	Total	C	N	O	S	0	0	0
			2469	1550	421	486	12			
1	F	332	Total	C	N	O	S	0	0	0
			2460	1544	419	485	12			
1	G	332	Total	C	N	O	S	0	0	0
			2460	1544	419	485	12			
1	H	333	Total	C	N	O	S	0	0	0
			2469	1550	421	486	12			
1	I	332	Total	C	N	O	S	0	0	0
			2460	1544	419	485	12			

There are 9 discrepancies between the modelled and reference sequences:

Chain	Residue	Modelled	Actual	Comment	Reference
A	319	TYR	TRP	engineered mutation	UNP Q57816
B	319	TYR	TRP	engineered mutation	UNP Q57816
C	319	TYR	TRP	engineered mutation	UNP Q57816
D	319	TYR	TRP	engineered mutation	UNP Q57816
E	319	TYR	TRP	engineered mutation	UNP Q57816
F	319	TYR	TRP	engineered mutation	UNP Q57816
G	319	TYR	TRP	engineered mutation	UNP Q57816
H	319	TYR	TRP	engineered mutation	UNP Q57816
I	319	TYR	TRP	engineered mutation	UNP Q57816

- Molecule 2 is GUANOSINE-5'-TRIPHOSPHATE (three-letter code: GTP) (formula:

C₁₀H₁₆N₅O₁₄P₃).



Mol	Chain	Residues	Atoms					ZeroOcc	AltConf
2	A	1	Total	C	N	O	P	0	0
			32	10	5	14	3		
2	B	1	Total	C	N	O	P	0	0
			32	10	5	14	3		
2	C	1	Total	C	N	O	P	0	0
			32	10	5	14	3		
2	D	1	Total	C	N	O	P	0	0
			32	10	5	14	3		
2	E	1	Total	C	N	O	P	0	0
			32	10	5	14	3		
2	F	1	Total	C	N	O	P	0	0
			32	10	5	14	3		
2	G	1	Total	C	N	O	P	0	0
			32	10	5	14	3		
2	H	1	Total	C	N	O	P	0	0
			32	10	5	14	3		
2	I	1	Total	C	N	O	P	0	0
			32	10	5	14	3		

- Molecule 3 is water.

Mol	Chain	Residues	Atoms		ZeroOcc	AltConf
3	A	76	Total	O	0	0
			76	76		
3	B	46	Total	O	0	0
			46	46		

Continued on next page...

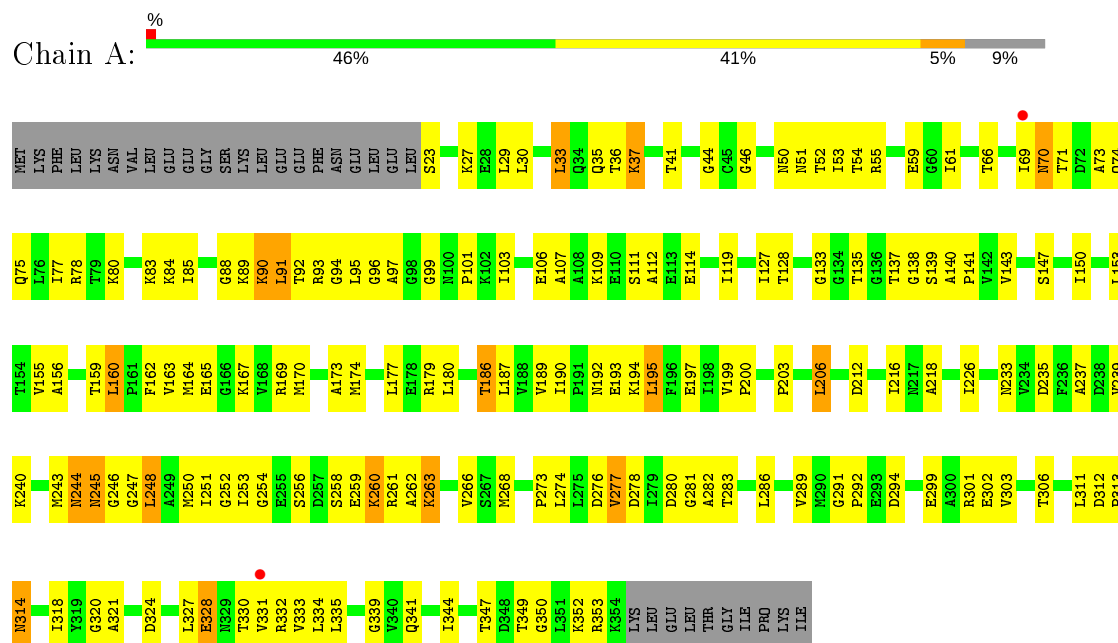
Continued from previous page...

Mol	Chain	Residues	Atoms		ZeroOcc	AltConf
3	C	88	Total 88	O 88	0	0
3	D	81	Total 81	O 81	0	0
3	E	52	Total 52	O 52	0	0
3	F	87	Total 87	O 87	0	0
3	G	80	Total 80	O 80	0	0
3	H	60	Total 60	O 60	0	0
3	I	106	Total 106	O 106	0	0

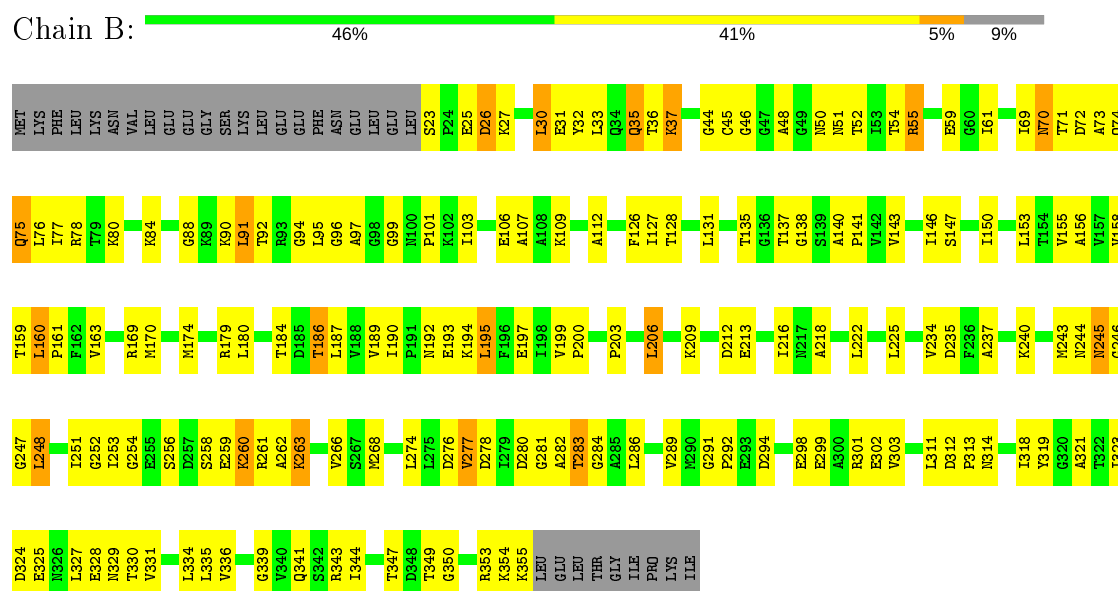
3 Residue-property plots

These plots are drawn for all protein, RNA and DNA chains in the entry. The first graphic for a chain summarises the proportions of the various outlier classes displayed in the second graphic. The second graphic shows the sequence view annotated by issues in geometry and electron density. Residues are color-coded according to the number of geometric quality criteria for which they contain at least one outlier: green = 0, yellow = 1, orange = 2 and red = 3 or more. A red dot above a residue indicates a poor fit to the electron density ($RSRZ > 2$). Stretches of 2 or more consecutive residues without any outlier are shown as a green connector. Residues present in the sample, but not in the model, are shown in grey.

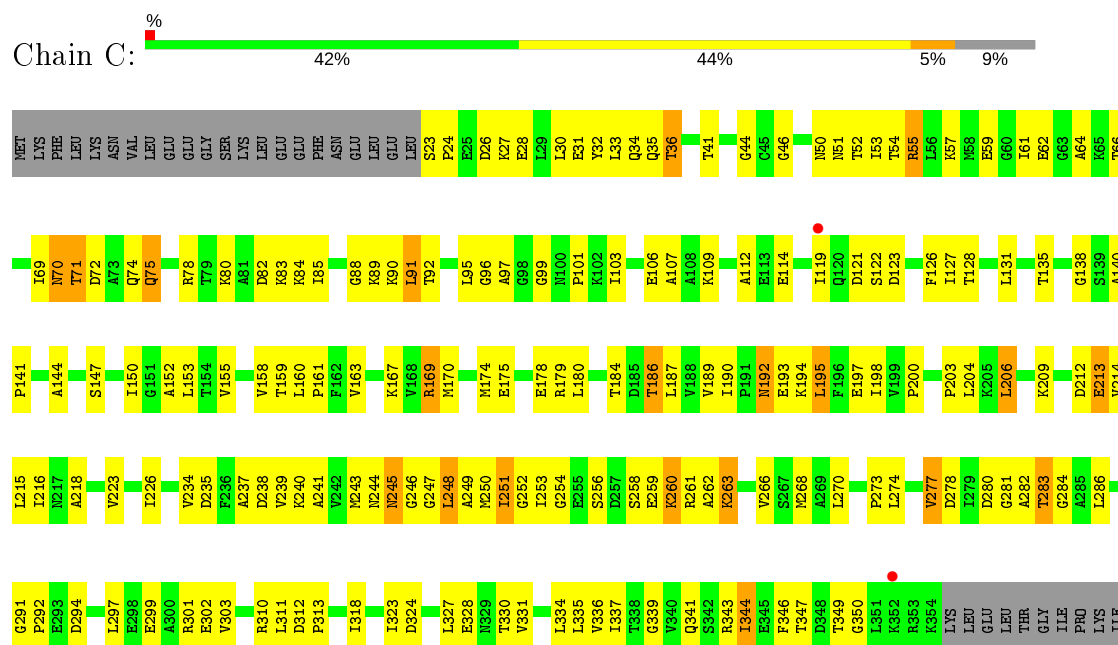
• Molecule 1: FTSZ



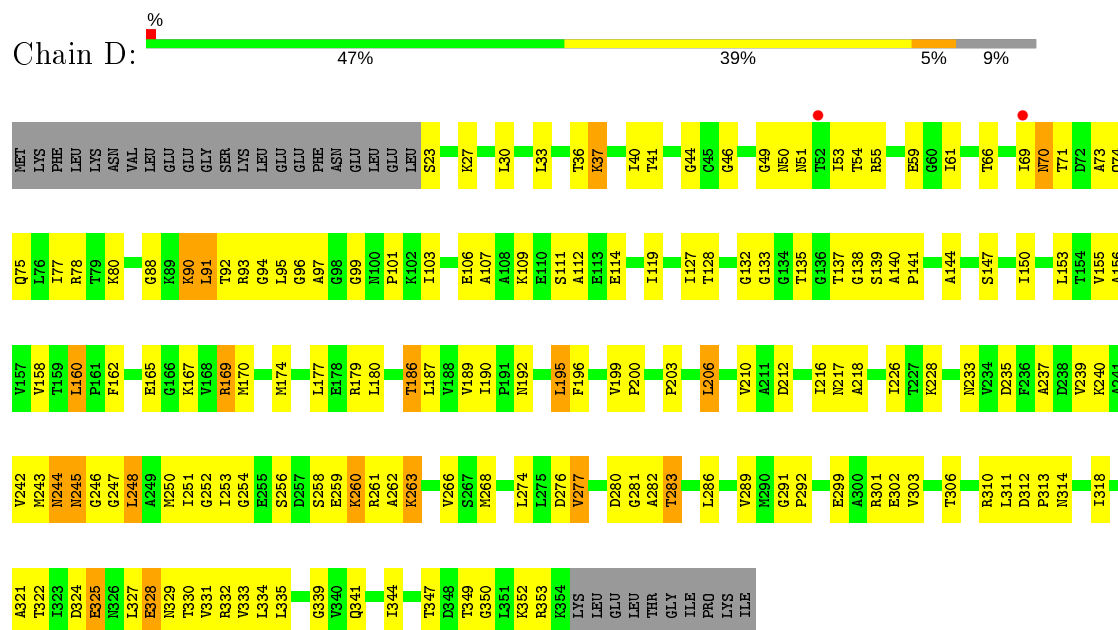
• Molecule 1: FTSZ



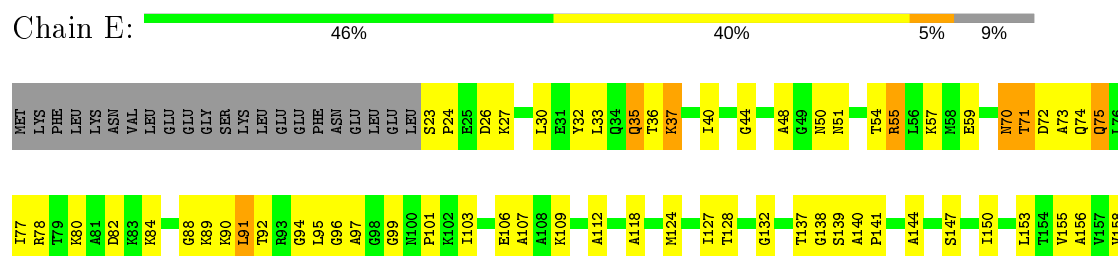
- Molecule 1: FTSZ

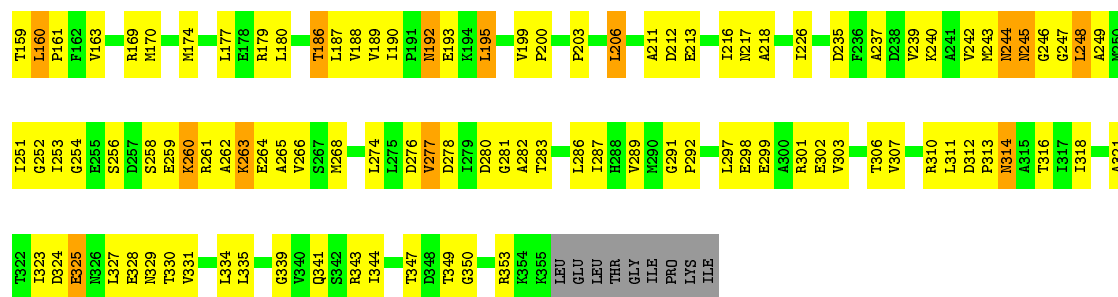


- Molecule 1: FTSZ

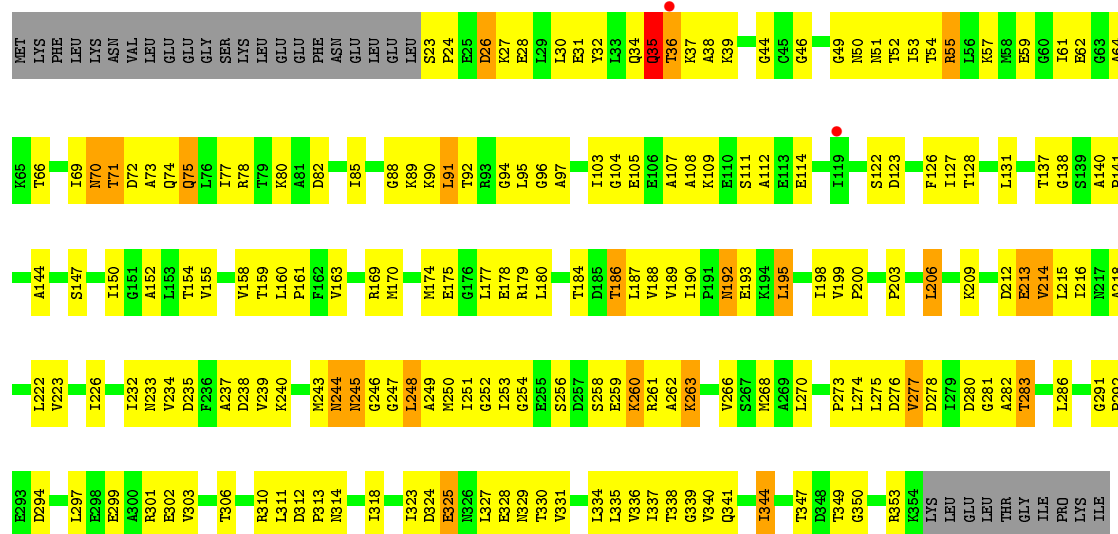


- Molecule 1: FTSZ

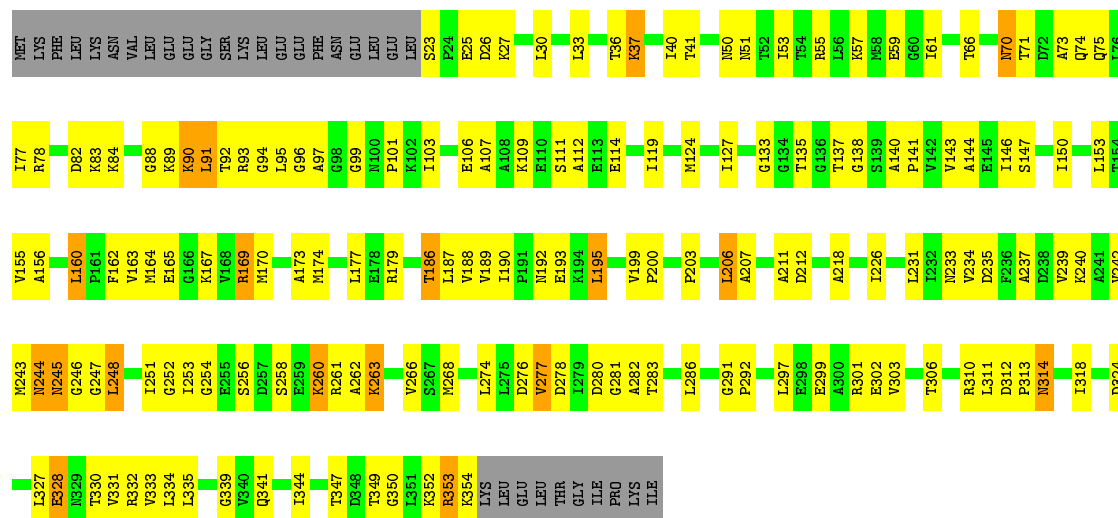




• Molecule 1: FTSZ

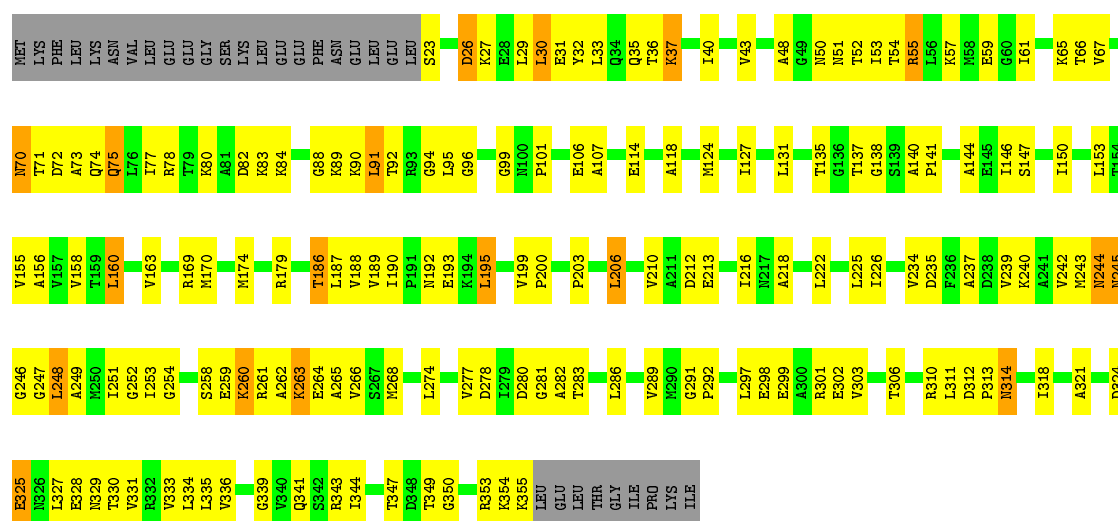


• Molecule 1: FTSZ



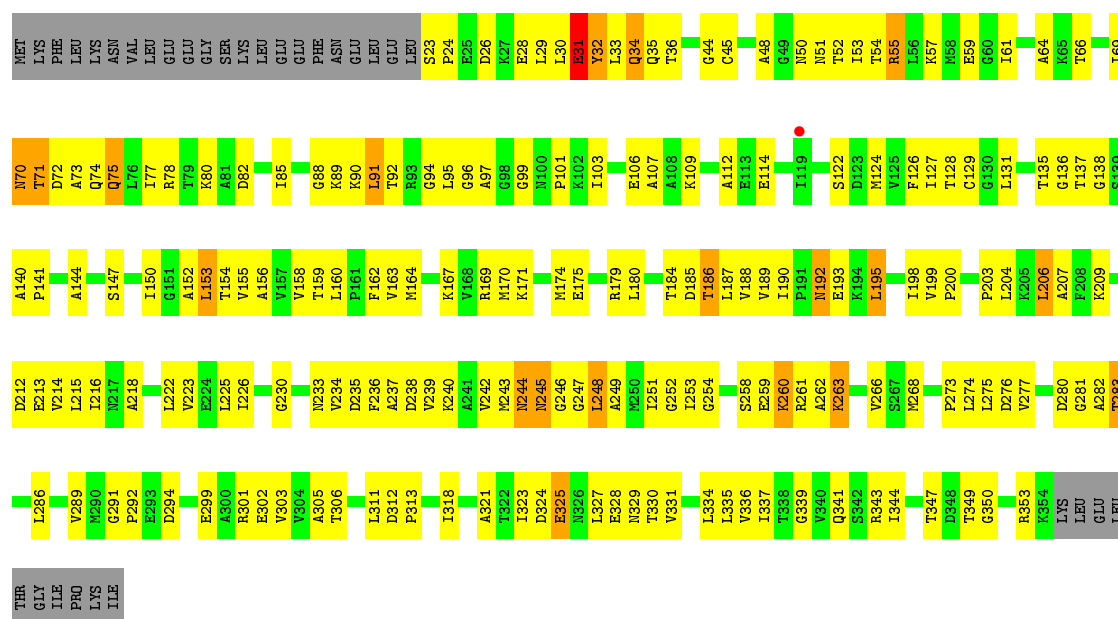
• Molecule 1: FTSZ

Chain H:  46% 41% 5% 9%



• Molecule 1: FTSZ

Chain I:  38% 47% 5% 9%



4 Data and refinement statistics

Property	Value	Source
Space group	P 1	Depositor
Cell constants a, b, c, α , β , γ	113.95Å 114.33Å 115.14Å 90.07° 90.19° 119.86°	Depositor
Resolution (Å)	50.00 – 3.00 115.13 – 3.00	Depositor EDS
% Data completeness (in resolution range)	94.7 (50.00-3.00) 92.8 (115.13-3.00)	Depositor EDS
R_{merge}	0.08	Depositor
R_{sym}	(Not available)	Depositor
$\langle I/\sigma(I) \rangle$ ¹	2.35 (at 3.01Å)	Xtriage
Refinement program	CNS 1.1	Depositor
R, R_{free}	0.264 , 0.298 0.258 , 0.257	Depositor DCC
R_{free} test set	5036 reflections (4.99%)	wwPDB-VP
Wilson B-factor (Å ²)	50.2	Xtriage
Anisotropy	0.368	Xtriage
Bulk solvent k_{sol} (e/Å ³), B_{sol} (Å ²)	0.29 , 28.2	EDS
L-test for twinning ²	$\langle L \rangle = 0.41$, $\langle L^2 \rangle = 0.25$	Xtriage
Estimated twinning fraction	0.000 for h+k,-h,l 0.000 for -k,h+k,l 0.398 for k,-h-k,l 0.398 for -h-k,h,l 0.034 for h,-h-k,-l 0.035 for -h-k,k,-l 0.000 for -h,-k,l 0.034 for k,h,-l 0.000 for -k,-h,-l 0.000 for -h,h+k,-l 0.000 for h+k,-k,-l	Xtriage
F_o, F_c correlation	0.95	EDS
Total number of atoms	23131	wwPDB-VP
Average B, all atoms (Å ²)	48.0	wwPDB-VP

Xtriage's analysis on translational NCS is as follows: *The analyses of the Patterson function reveals a significant off-origin peak that is 75.53 % of the origin peak, indicating pseudo-translational symmetry. The chance of finding a peak of this or larger height randomly in a structure without pseudo-translational symmetry is equal to 1.2420e-06. The detected translational NCS is most likely also responsible for the elevated intensity ratio.*

¹ Intensities estimated from amplitudes.

² Theoretical values of $\langle |L| \rangle$, $\langle L^2 \rangle$ for acentric reflections are 0.5, 0.333 respectively for untwinned datasets, and 0.375, 0.2 for perfectly twinned datasets.

5 Model quality

5.1 Standard geometry

Bond lengths and bond angles in the following residue types are not validated in this section: GTP

The Z score for a bond length (or angle) is the number of standard deviations the observed value is removed from the expected value. A bond length (or angle) with $|Z| > 5$ is considered an outlier worth inspection. RMSZ is the root-mean-square of all Z scores of the bond lengths (or angles).

Mol	Chain	Bond lengths		Bond angles	
		RMSZ	# Z >5	RMSZ	# Z >5
1	A	0.36	0/2479	0.64	0/3345
1	B	0.39	0/2488	0.66	0/3356
1	C	0.38	0/2479	0.64	0/3345
1	D	0.37	0/2479	0.64	0/3345
1	E	0.38	0/2488	0.66	0/3356
1	F	0.38	0/2479	0.64	0/3345
1	G	0.37	0/2479	0.63	0/3345
1	H	0.40	0/2488	0.66	0/3356
1	I	0.40	0/2479	0.65	0/3345
All	All	0.38	0/22338	0.65	0/30138

There are no bond length outliers.

There are no bond angle outliers.

There are no chirality outliers.

There are no planarity outliers.

5.2 Too-close contacts

In the following table, the Non-H and H(model) columns list the number of non-hydrogen atoms and hydrogen atoms in the chain respectively. The H(added) column lists the number of hydrogen atoms added and optimized by MolProbity. The Clashes column lists the number of clashes within the asymmetric unit, whereas Symm-Clashes lists symmetry related clashes.

Mol	Chain	Non-H	H(model)	H(added)	Clashes	Symm-Clashes
1	A	2460	0	2581	198	0
1	B	2469	0	2594	169	0
1	C	2460	0	2581	188	0
1	D	2460	0	2581	177	0

Continued on next page...

Continued from previous page...

Mol	Chain	Non-H	H(model)	H(added)	Clashes	Symm-Clashes
1	E	2469	0	2594	161	0
1	F	2460	0	2581	193	0
1	G	2460	0	2581	178	0
1	H	2469	0	2594	164	0
1	I	2460	0	2581	214	0
2	A	32	0	12	3	0
2	B	32	0	12	1	0
2	C	32	0	12	1	0
2	D	32	0	12	3	0
2	E	32	0	12	0	0
2	F	32	0	12	1	0
2	G	32	0	12	4	0
2	H	32	0	12	0	0
2	I	32	0	12	0	0
3	A	76	0	0	12	0
3	B	46	0	0	9	0
3	C	88	0	0	20	0
3	D	81	0	0	9	0
3	E	52	0	0	8	0
3	F	87	0	0	18	0
3	G	80	0	0	11	0
3	H	60	0	0	11	0
3	I	106	0	0	24	0
All	All	23131	0	23376	1613	0

The all-atom clashscore is defined as the number of clashes found per 1000 atoms (including hydrogen atoms). The all-atom clashscore for this structure is 35.

All (1613) close contacts within the same asymmetric unit are listed below, sorted by their clash magnitude.

Atom-1	Atom-2	Interatomic distance (Å)	Clash overlap (Å)
1:C:282:ALA:HB3	1:C:311:LEU:HB3	1.33	1.11
1:A:282:ALA:HB3	1:A:311:LEU:HB3	1.36	1.08
1:I:282:ALA:HB3	1:I:311:LEU:HB3	1.27	1.06
1:G:282:ALA:HB3	1:G:311:LEU:HB3	1.34	1.06
1:H:70:ASN:ND2	1:H:71:THR:H	1.54	1.05
1:F:282:ALA:HB3	1:F:311:LEU:HB3	1.35	1.03
1:B:70:ASN:HD22	1:B:71:THR:N	1.57	1.03
1:H:282:ALA:HB3	1:H:311:LEU:HB3	1.37	1.02
1:B:70:ASN:ND2	1:B:71:THR:H	1.57	1.01
1:A:74:GLN:HE21	1:A:78:ARG:HH12	1.06	1.01

Continued on next page...

Continued from previous page...

Atom-1	Atom-2	Interatomic distance (Å)	Clash overlap (Å)
1:I:31:GLU:O	1:I:34:GLN:HG2	1.61	1.00
1:B:282:ALA:HB3	1:B:311:LEU:HB3	1.43	1.00
1:H:70:ASN:HD22	1:H:71:THR:N	1.59	0.99
1:I:163:VAL:HG23	1:I:193:GLU:OE1	1.62	0.98
1:A:70:ASN:HD22	1:A:71:THR:H	1.03	0.97
1:G:74:GLN:HE21	1:G:78:ARG:NH1	1.62	0.97
1:I:70:ASN:ND2	1:I:71:THR:H	1.63	0.96
1:C:138:GLY:HA2	1:C:179:ARG:HH22	1.29	0.96
1:E:70:ASN:ND2	1:E:71:THR:H	1.64	0.96
1:D:70:ASN:HD22	1:D:71:THR:H	1.12	0.96
1:E:347:THR:HG22	1:E:349:THR:H	1.30	0.94
1:C:70:ASN:HD22	1:C:71:THR:H	0.96	0.94
1:E:70:ASN:HD22	1:E:71:THR:H	1.04	0.94
1:G:70:ASN:HD22	1:G:71:THR:H	1.06	0.94
1:H:55:ARG:HD3	1:H:59:GLU:OE2	1.67	0.94
1:A:286:LEU:HD23	1:A:318:ILE:HB	1.50	0.94
1:I:138:GLY:HA2	1:I:179:ARG:HH22	1.31	0.94
1:D:74:GLN:HE21	1:D:78:ARG:NH1	1.66	0.93
1:G:74:GLN:HE21	1:G:78:ARG:HH12	0.96	0.92
1:F:70:ASN:HD22	1:F:71:THR:H	1.12	0.92
1:A:74:GLN:HE21	1:A:78:ARG:NH1	1.68	0.91
1:I:92:THR:HG21	1:I:96:GLY:H	1.36	0.91
1:G:347:THR:HG22	1:G:349:THR:H	1.34	0.91
1:C:70:ASN:ND2	1:C:71:THR:H	1.68	0.91
1:E:55:ARG:HD2	1:E:216:ILE:HG12	1.51	0.91
1:D:74:GLN:HE21	1:D:78:ARG:HH12	0.93	0.90
1:I:70:ASN:HD22	1:I:71:THR:H	0.93	0.90
1:I:70:ASN:HD22	1:I:71:THR:N	1.69	0.90
1:G:251:ILE:HD11	1:G:253:ILE:HD11	1.54	0.89
1:H:347:THR:HG22	1:H:349:THR:H	1.37	0.89
1:H:251:ILE:HD11	1:H:253:ILE:HD11	1.51	0.89
1:F:155:VAL:HG22	1:F:186:THR:HG23	1.52	0.89
1:B:55:ARG:HD3	1:B:59:GLU:OE2	1.74	0.88
1:A:347:THR:HG22	1:A:349:THR:H	1.39	0.88
1:D:282:ALA:HB3	1:D:311:LEU:HB3	1.53	0.88
1:F:286:LEU:HD23	1:F:318:ILE:HB	1.53	0.88
1:B:138:GLY:HA2	1:B:179:ARG:HH22	1.39	0.88
1:C:70:ASN:HD22	1:C:71:THR:N	1.71	0.88
1:F:70:ASN:ND2	1:F:71:THR:H	1.72	0.88
1:E:282:ALA:HB3	1:E:311:LEU:HB3	1.54	0.87
1:D:226:ILE:HD11	1:D:239:VAL:HG11	1.56	0.87

Continued on next page...

Continued from previous page...

Atom-1	Atom-2	Interatomic distance (Å)	Clash overlap (Å)
1:I:45:CYS:HB3	3:I:2047:HOH:O	1.72	0.87
1:C:163:VAL:HG23	1:C:193:GLU:OE1	1.75	0.86
1:I:251:ILE:HD11	1:I:253:ILE:HD11	1.57	0.86
1:B:286:LEU:HD23	1:B:318:ILE:HB	1.58	0.86
1:D:347:THR:HG22	1:D:349:THR:H	1.40	0.86
1:E:91:LEU:H	1:E:91:LEU:HD12	1.40	0.85
1:I:155:VAL:HG22	1:I:186:THR:HG23	1.58	0.85
1:D:91:LEU:H	1:D:91:LEU:HD12	1.40	0.85
1:I:282:ALA:HB3	1:I:311:LEU:CB	2.07	0.85
1:F:138:GLY:HA2	1:F:179:ARG:HH22	1.38	0.85
1:F:260:LYS:HB2	1:F:263:LYS:HB3	1.57	0.85
1:G:70:ASN:ND2	1:G:71:THR:H	1.74	0.85
1:F:266:VAL:HG21	1:F:303:VAL:HA	1.59	0.84
1:E:92:THR:HG21	1:E:96:GLY:H	1.42	0.84
1:A:70:ASN:HD22	1:A:71:THR:N	1.76	0.84
1:B:33:LEU:O	1:B:36:THR:HG22	1.77	0.84
1:H:138:GLY:HA2	1:H:179:ARG:HH22	1.43	0.83
1:I:158:VAL:HG11	3:I:2026:HOH:O	1.78	0.83
1:I:260:LYS:HB2	1:I:263:LYS:HB3	1.61	0.83
1:D:138:GLY:HA2	1:D:179:ARG:HH22	1.43	0.83
1:F:247:GLY:HA3	1:F:341:GLN:NE2	1.92	0.83
1:C:192:ASN:O	1:C:195:LEU:HB2	1.77	0.83
1:E:138:GLY:HA2	1:E:179:ARG:HH22	1.44	0.83
1:I:34:GLN:C	1:I:36:THR:H	1.82	0.83
1:B:347:THR:HG22	1:B:349:THR:H	1.42	0.83
1:D:174:MET:HG3	1:D:347:THR:O	1.77	0.83
1:E:260:LYS:HB2	1:E:263:LYS:HB3	1.61	0.82
1:I:192:ASN:O	1:I:195:LEU:HB2	1.79	0.82
1:D:186:THR:HB	1:D:246:GLY:HA3	1.62	0.82
1:F:251:ILE:HD11	1:F:253:ILE:HD11	1.62	0.82
1:H:92:THR:HG21	1:H:96:GLY:H	1.41	0.82
1:E:70:ASN:HD22	1:E:71:THR:N	1.76	0.82
1:G:37:LYS:HE3	1:G:37:LYS:H	1.44	0.82
1:G:91:LEU:HD12	1:G:91:LEU:H	1.45	0.82
1:H:163:VAL:HG23	1:H:193:GLU:OE1	1.80	0.82
1:F:91:LEU:HD12	1:F:91:LEU:H	1.45	0.81
1:C:163:VAL:HG23	1:C:193:GLU:CD	2.01	0.81
1:E:55:ARG:HD3	1:E:59:GLU:OE2	1.78	0.81
1:H:155:VAL:HG22	1:H:186:THR:HG23	1.62	0.81
1:C:55:ARG:HD3	1:C:59:GLU:OE2	1.79	0.81
1:A:156:ALA:HB2	3:A:2027:HOH:O	1.80	0.81

Continued on next page...

Continued from previous page...

Atom-1	Atom-2	Interatomic distance (Å)	Clash overlap (Å)
1:I:286:LEU:HD23	1:I:318:ILE:HB	1.63	0.81
1:D:37:LYS:H	1:D:37:LYS:HE3	1.44	0.81
1:B:36:THR:HG23	1:B:37:LYS:HG3	1.63	0.81
1:C:260:LYS:HB2	1:C:263:LYS:HB3	1.63	0.81
1:D:177:LEU:HD11	1:D:189:VAL:HG11	1.63	0.81
1:I:55:ARG:HD3	1:I:59:GLU:OE2	1.80	0.81
1:A:174:MET:HG3	1:A:347:THR:O	1.80	0.80
1:H:71:THR:HG23	1:H:96:GLY:HA2	1.61	0.80
1:C:92:THR:HG21	1:C:96:GLY:H	1.45	0.80
1:E:71:THR:CG2	1:E:96:GLY:HA2	2.10	0.80
1:C:286:LEU:HD23	1:C:318:ILE:HB	1.64	0.80
1:D:286:LEU:HD23	1:D:318:ILE:HB	1.62	0.80
1:G:70:ASN:HD22	1:G:71:THR:N	1.78	0.80
1:B:251:ILE:HD11	1:B:253:ILE:HD11	1.64	0.80
1:B:245:ASN:H	1:B:245:ASN:HD22	1.30	0.80
1:H:33:LEU:O	1:H:36:THR:HG22	1.81	0.80
1:I:247:GLY:HA3	1:I:341:GLN:NE2	1.96	0.80
1:E:36:THR:HG23	1:E:37:LYS:HG3	1.63	0.80
1:F:55:ARG:HD3	1:F:59:GLU:OE2	1.82	0.79
1:E:84:LYS:HB2	1:G:25:GLU:OE2	1.82	0.79
1:A:70:ASN:ND2	1:A:71:THR:H	1.79	0.79
1:D:260:LYS:HB2	1:D:263:LYS:HB3	1.64	0.79
1:E:251:ILE:HD11	1:E:253:ILE:HD11	1.64	0.79
1:B:92:THR:HG21	1:B:96:GLY:H	1.47	0.79
1:C:282:ALA:HB3	1:C:311:LEU:CB	2.12	0.79
1:F:92:THR:HG21	1:F:96:GLY:H	1.47	0.79
1:F:347:THR:HG22	1:F:349:THR:H	1.46	0.79
1:G:282:ALA:HB3	1:G:311:LEU:CB	2.13	0.79
1:H:70:ASN:HD22	1:H:71:THR:H	0.83	0.79
1:I:347:THR:HG22	1:I:349:THR:H	1.46	0.79
1:C:155:VAL:HG22	1:C:186:THR:HG23	1.63	0.79
1:A:167:LYS:HE3	1:G:233:ASN:HD21	1.47	0.79
1:I:32:TYR:C	1:I:34:GLN:H	1.86	0.79
1:A:186:THR:HB	1:A:246:GLY:HA3	1.65	0.78
1:F:282:ALA:HB3	1:F:311:LEU:CB	2.13	0.78
1:A:91:LEU:H	1:A:91:LEU:HD12	1.46	0.78
1:E:71:THR:HG23	1:E:96:GLY:HA2	1.63	0.78
1:F:174:MET:HG3	1:F:347:THR:O	1.83	0.78
1:F:260:LYS:HD3	1:F:260:LYS:H	1.47	0.78
1:H:260:LYS:HB2	1:H:263:LYS:HB3	1.64	0.78
1:C:347:THR:HG22	1:C:349:THR:H	1.48	0.78

Continued on next page...

Continued from previous page...

Atom-1	Atom-2	Interatomic distance (Å)	Clash overlap (Å)
1:D:70:ASN:ND2	1:D:71:THR:H	1.81	0.78
1:E:37:LYS:HE3	1:E:37:LYS:H	1.49	0.78
1:C:260:LYS:H	1:C:260:LYS:HD3	1.47	0.78
1:G:33:LEU:O	1:G:36:THR:HG22	1.84	0.78
1:I:91:LEU:HD12	1:I:91:LEU:H	1.48	0.78
1:I:266:VAL:HG22	1:I:303:VAL:HG22	1.66	0.78
1:G:286:LEU:HD23	1:G:318:ILE:HB	1.65	0.77
1:I:135:THR:HG22	3:I:2047:HOH:O	1.84	0.77
1:E:266:VAL:HG21	1:E:303:VAL:HA	1.67	0.77
1:H:301:ARG:HG2	1:H:301:ARG:HH11	1.50	0.77
1:H:50:ASN:HD21	1:H:70:ASN:HB2	1.49	0.77
1:D:266:VAL:HG21	1:D:303:VAL:HA	1.67	0.77
1:F:247:GLY:HA3	1:F:341:GLN:HE22	1.50	0.77
1:H:91:LEU:HD12	1:H:91:LEU:H	1.49	0.77
1:B:260:LYS:HB2	1:B:263:LYS:HB3	1.67	0.77
1:G:74:GLN:NE2	1:G:78:ARG:HH12	1.79	0.77
1:G:71:THR:HG23	1:G:96:GLY:HA2	1.65	0.77
1:C:140:ALA:HB3	1:C:141:PRO:HD3	1.67	0.77
1:C:251:ILE:HD11	1:C:253:ILE:HD11	1.66	0.77
1:G:203:PRO:HD2	1:G:206:LEU:HD22	1.67	0.77
1:H:37:LYS:HE3	1:H:37:LYS:H	1.49	0.77
1:A:282:ALA:HB3	1:A:311:LEU:CB	2.13	0.76
1:E:292:PRO:HB3	1:E:327:LEU:O	1.85	0.76
1:G:174:MET:HG3	1:G:347:THR:O	1.83	0.76
1:E:174:MET:HG3	1:E:347:THR:O	1.85	0.76
1:I:163:VAL:HG23	1:I:193:GLU:CD	2.05	0.76
1:B:70:ASN:HD22	1:B:71:THR:H	0.81	0.76
1:I:140:ALA:HB3	1:I:141:PRO:HD3	1.68	0.76
1:I:235:ASP:OD2	1:I:237:ALA:HB3	1.86	0.76
1:E:286:LEU:HD23	1:E:318:ILE:HB	1.68	0.76
1:C:180:LEU:HD23	1:C:187:LEU:HD11	1.68	0.76
1:B:186:THR:HB	1:B:246:GLY:HA3	1.68	0.76
1:C:266:VAL:HG21	1:C:303:VAL:HA	1.67	0.75
1:G:266:VAL:HG21	1:G:303:VAL:HA	1.68	0.75
1:A:260:LYS:HB2	1:A:263:LYS:HB3	1.69	0.75
1:C:174:MET:HG3	1:C:347:THR:O	1.85	0.75
1:E:33:LEU:O	1:E:36:THR:HG22	1.86	0.75
1:H:282:ALA:HB3	1:H:311:LEU:CB	2.16	0.75
1:I:188:VAL:HG22	1:I:249:ALA:HB3	1.69	0.75
1:D:310:ARG:HD2	3:D:2067:HOH:O	1.86	0.75
1:E:260:LYS:H	1:E:260:LYS:HD3	1.50	0.75

Continued on next page...

Continued from previous page...

Atom-1	Atom-2	Interatomic distance (Å)	Clash overlap (Å)
1:F:71:THR:CG2	1:F:96:GLY:HA2	2.16	0.75
1:D:70:ASN:HD22	1:D:71:THR:N	1.85	0.75
1:F:140:ALA:HB3	1:F:141:PRO:HD3	1.69	0.75
1:F:192:ASN:O	1:F:195:LEU:HB2	1.86	0.75
1:G:186:THR:HG21	1:G:243:MET:HB3	1.69	0.75
1:I:174:MET:HG3	1:I:347:THR:O	1.87	0.74
1:E:155:VAL:HG22	1:E:186:THR:HG23	1.67	0.74
1:D:251:ILE:HD11	1:D:253:ILE:HD11	1.69	0.74
1:E:186:THR:HB	1:E:246:GLY:HA3	1.69	0.74
1:B:260:LYS:HD3	1:B:260:LYS:H	1.51	0.74
1:I:71:THR:HG23	1:I:96:GLY:HA2	1.68	0.74
1:F:109:LYS:HA	1:F:112:ALA:HB2	1.68	0.74
1:F:71:THR:HG23	1:F:96:GLY:HA2	1.69	0.74
1:D:74:GLN:NE2	1:D:78:ARG:HH12	1.79	0.74
1:I:260:LYS:HD3	1:I:260:LYS:H	1.52	0.74
1:G:186:THR:HB	1:G:246:GLY:HA3	1.67	0.74
1:B:91:LEU:H	1:B:91:LEU:HD12	1.53	0.74
1:I:55:ARG:HD2	1:I:216:ILE:HG13	1.69	0.73
1:C:32:TYR:C	1:C:34:GLN:H	1.90	0.73
1:B:266:VAL:HG22	1:B:303:VAL:HG22	1.68	0.73
1:B:37:LYS:HE3	1:B:37:LYS:H	1.54	0.73
1:E:248:LEU:HB2	1:E:341:GLN:HB3	1.69	0.73
1:F:70:ASN:HD22	1:F:71:THR:N	1.85	0.73
1:I:52:THR:HG23	1:I:216:ILE:HD13	1.70	0.73
1:C:235:ASP:OD2	1:C:237:ALA:HB3	1.86	0.73
1:C:91:LEU:H	1:C:91:LEU:HD12	1.53	0.73
1:B:334:LEU:HD12	1:B:335:LEU:N	2.03	0.73
1:B:71:THR:HG23	1:B:96:GLY:HA2	1.71	0.73
1:G:138:GLY:HA2	1:G:179:ARG:HH22	1.52	0.72
1:F:32:TYR:C	1:F:34:GLN:H	1.93	0.72
1:I:50:ASN:HD21	1:I:70:ASN:HB2	1.55	0.72
1:A:226:ILE:HD11	1:A:239:VAL:HG11	1.72	0.72
1:H:36:THR:HG23	1:H:37:LYS:HG3	1.69	0.72
1:F:55:ARG:HD2	1:F:216:ILE:HG13	1.71	0.72
1:B:155:VAL:HG22	1:B:186:THR:HG23	1.70	0.72
1:D:260:LYS:HD3	1:D:260:LYS:H	1.53	0.72
1:F:233:ASN:HD21	1:I:167:LYS:HG3	1.53	0.72
1:C:266:VAL:HG22	1:C:303:VAL:HG22	1.71	0.72
1:F:163:VAL:HG23	1:F:193:GLU:CD	2.10	0.71
1:G:260:LYS:HB2	1:G:263:LYS:HB3	1.71	0.71
1:C:301:ARG:HH11	1:C:301:ARG:HG2	1.54	0.71

Continued on next page...

Continued from previous page...

Atom-1	Atom-2	Interatomic distance (Å)	Clash overlap (Å)
1:I:92:THR:CG2	1:I:96:GLY:H	2.03	0.71
1:G:301:ARG:HH11	1:G:301:ARG:HG2	1.55	0.71
1:A:167:LYS:HE3	1:G:233:ASN:ND2	2.06	0.71
1:H:32:TYR:O	1:H:35:GLN:HB3	1.89	0.71
1:A:251:ILE:HD11	1:A:253:ILE:HD11	1.72	0.71
1:D:276:ASP:OD1	1:D:353:ARG:HD2	1.91	0.71
1:H:354:LYS:HG2	1:H:355:LYS:H	1.56	0.71
1:A:324:ASP:HB3	1:A:327:LEU:HD22	1.71	0.71
1:G:310:ARG:HD2	3:G:2067:HOH:O	1.90	0.71
1:H:48:ALA:HB3	3:H:2009:HOH:O	1.89	0.71
1:A:37:LYS:H	1:A:37:LYS:HE3	1.55	0.71
1:G:155:VAL:HG22	1:G:186:THR:HG23	1.72	0.71
1:D:248:LEU:HB2	1:D:341:GLN:HB3	1.71	0.70
1:I:71:THR:CG2	1:I:96:GLY:HA2	2.21	0.70
1:A:153:LEU:HD12	1:A:240:LYS:HG3	1.73	0.70
1:C:247:GLY:HA3	1:C:341:GLN:NE2	2.05	0.70
1:A:301:ARG:HH11	1:A:301:ARG:HG2	1.57	0.70
1:A:33:LEU:O	1:A:36:THR:HG22	1.90	0.70
1:F:155:VAL:HG22	1:F:186:THR:CG2	2.21	0.70
1:B:354:LYS:HG2	1:B:355:LYS:H	1.57	0.70
1:E:277:VAL:HB	1:E:344:ILE:HD11	1.73	0.70
1:D:33:LEU:O	1:D:36:THR:HG22	1.92	0.70
1:C:109:LYS:HA	1:C:112:ALA:HB2	1.73	0.69
1:G:36:THR:HG23	1:G:37:LYS:HG3	1.72	0.69
1:A:36:THR:HG23	1:A:37:LYS:HG3	1.73	0.69
1:B:174:MET:HG3	1:B:347:THR:O	1.91	0.69
1:A:235:ASP:OD2	1:A:237:ALA:HB3	1.91	0.69
1:D:226:ILE:CD1	1:D:239:VAL:HG11	2.22	0.69
1:F:299:GLU:O	1:F:302:GLU:HB3	1.91	0.69
1:A:266:VAL:HG22	1:A:303:VAL:HG22	1.74	0.69
1:C:186:THR:HB	1:C:246:GLY:HA3	1.74	0.69
1:F:292:PRO:HB3	1:F:327:LEU:O	1.92	0.69
1:H:186:THR:HB	1:H:246:GLY:HA3	1.73	0.69
1:E:347:THR:HB	1:E:350:GLY:O	1.91	0.69
1:I:89:LYS:HG2	3:I:2035:HOH:O	1.92	0.69
1:H:248:LEU:HB2	1:H:341:GLN:HB3	1.73	0.69
1:A:312:ASP:OD1	1:A:313:PRO:HD2	1.92	0.69
1:C:334:LEU:HD12	1:C:335:LEU:N	2.08	0.69
1:E:276:ASP:HA	1:E:353:ARG:HH21	1.58	0.69
1:I:266:VAL:HG21	1:I:303:VAL:HA	1.72	0.69
1:I:312:ASP:OD1	1:I:313:PRO:HD2	1.93	0.69

Continued on next page...

Continued from previous page...

Atom-1	Atom-2	Interatomic distance (Å)	Clash overlap (Å)
1:F:235:ASP:OD2	1:F:237:ALA:HB3	1.92	0.69
1:A:277:VAL:HB	1:A:344:ILE:HD11	1.74	0.69
1:G:277:VAL:HB	1:G:344:ILE:HD11	1.74	0.69
1:H:174:MET:HG3	1:H:347:THR:O	1.92	0.69
1:H:266:VAL:HG22	1:H:303:VAL:HG22	1.75	0.69
1:H:334:LEU:HD12	1:H:335:LEU:N	2.08	0.69
1:B:292:PRO:HB3	1:B:327:LEU:O	1.93	0.68
1:D:36:THR:HG23	1:D:37:LYS:HG3	1.74	0.68
1:H:298:GLU:HG2	3:H:2048:HOH:O	1.93	0.68
1:C:55:ARG:HD2	1:C:216:ILE:HG12	1.74	0.68
1:B:155:VAL:HG22	1:B:186:THR:CG2	2.22	0.68
1:B:301:ARG:HG2	1:B:301:ARG:HH11	1.57	0.68
1:E:89:LYS:HG2	3:E:2008:HOH:O	1.92	0.68
1:A:260:LYS:H	1:A:260:LYS:HD3	1.57	0.68
1:B:163:VAL:HG23	1:B:193:GLU:OE1	1.93	0.68
1:C:52:THR:HG23	1:C:216:ILE:HD12	1.74	0.68
1:D:73:ALA:O	1:D:77:ILE:HG12	1.94	0.68
1:D:92:THR:HG21	1:D:96:GLY:H	1.57	0.68
1:F:161:PRO:HD2	1:F:170:MET:HE3	1.76	0.68
1:F:69:ILE:HG22	1:F:85:ILE:HB	1.76	0.68
1:G:140:ALA:HB3	1:G:141:PRO:HD3	1.76	0.68
1:H:235:ASP:OD2	1:H:237:ALA:HB3	1.93	0.68
1:H:247:GLY:HA3	1:H:341:GLN:NE2	2.08	0.68
1:I:251:ILE:HG12	1:I:252:GLY:N	2.09	0.68
1:C:155:VAL:HG22	1:C:186:THR:CG2	2.23	0.68
1:H:260:LYS:H	1:H:260:LYS:HD3	1.59	0.68
1:C:71:THR:HG23	1:C:96:GLY:HA2	1.76	0.68
1:I:247:GLY:HA3	1:I:341:GLN:HE22	1.59	0.68
1:I:34:GLN:C	1:I:36:THR:N	2.45	0.68
1:C:312:ASP:OD1	1:C:313:PRO:HD2	1.94	0.68
1:G:50:ASN:HD21	1:G:70:ASN:HB2	1.58	0.68
1:H:186:THR:HG21	1:H:243:MET:HB3	1.75	0.68
1:D:262:ALA:HB2	1:D:299:GLU:HG2	1.75	0.67
1:I:159:THR:HG22	1:I:190:ILE:HD13	1.76	0.67
1:A:262:ALA:HB2	1:A:299:GLU:HG2	1.76	0.67
1:B:235:ASP:OD2	1:B:237:ALA:HB3	1.94	0.67
1:E:92:THR:HG22	1:E:95:LEU:H	1.59	0.67
1:I:131:LEU:HD21	3:I:2026:HOH:O	1.94	0.67
1:A:140:ALA:HB3	1:A:141:PRO:HD3	1.76	0.67
1:F:226:ILE:HD11	1:F:239:VAL:HG11	1.76	0.67
1:G:235:ASP:OD2	1:G:237:ALA:HB3	1.93	0.67

Continued on next page...

Continued from previous page...

Atom-1	Atom-2	Interatomic distance (Å)	Clash overlap (Å)
1:D:195:LEU:HD12	1:D:274:LEU:HD11	1.76	0.67
1:G:251:ILE:HG12	1:G:252:GLY:N	2.09	0.67
1:H:71:THR:CG2	1:H:96:GLY:HA2	2.23	0.67
1:E:70:ASN:ND2	1:E:71:THR:N	2.40	0.67
1:G:262:ALA:O	1:G:266:VAL:HG23	1.94	0.67
1:H:251:ILE:HG12	1:H:252:GLY:N	2.10	0.67
1:H:92:THR:CG2	1:H:96:GLY:H	2.08	0.67
1:F:312:ASP:OD1	1:F:313:PRO:HD2	1.94	0.67
1:B:282:ALA:HB3	1:B:311:LEU:CB	2.23	0.67
1:D:71:THR:HG23	1:D:96:GLY:HA2	1.76	0.67
1:G:226:ILE:HD11	1:G:239:VAL:HG11	1.75	0.67
1:I:186:THR:HG21	1:I:243:MET:HB3	1.76	0.67
1:C:167:LYS:HG3	1:I:233:ASN:HD21	1.59	0.66
1:C:50:ASN:HD21	1:C:70:ASN:HB2	1.59	0.66
1:D:155:VAL:HG22	1:D:186:THR:HG23	1.77	0.66
1:G:71:THR:CG2	1:G:96:GLY:HA2	2.26	0.66
1:F:163:VAL:HG23	1:F:193:GLU:OE1	1.94	0.66
1:I:226:ILE:HD11	1:I:239:VAL:HG11	1.77	0.66
1:G:192:ASN:O	1:G:195:LEU:HB2	1.95	0.66
1:G:89:LYS:HG2	3:G:2029:HOH:O	1.93	0.66
1:E:155:VAL:HG22	1:E:186:THR:CG2	2.24	0.66
1:D:147:SER:O	1:D:150:ILE:HG12	1.96	0.66
1:I:23:SER:HB2	1:I:24:PRO:HD3	1.77	0.66
1:I:266:VAL:CG2	1:I:303:VAL:HG22	2.25	0.66
1:A:92:THR:HG21	1:A:96:GLY:H	1.61	0.66
1:C:250:MET:HE1	1:C:277:VAL:HB	1.77	0.66
1:H:245:ASN:HD22	1:H:245:ASN:H	1.42	0.66
1:F:89:LYS:HG2	3:F:2027:HOH:O	1.95	0.66
1:H:89:LYS:HG2	3:H:2015:HOH:O	1.96	0.66
1:I:262:ALA:O	1:I:266:VAL:HG23	1.95	0.66
1:B:276:ASP:HA	1:B:353:ARG:HH21	1.60	0.65
1:F:52:THR:HG23	1:F:216:ILE:HD13	1.77	0.65
1:H:203:PRO:HD2	1:H:206:LEU:HD22	1.78	0.65
1:D:88:GLY:HA3	1:D:107:ALA:HB1	1.78	0.65
1:A:262:ALA:O	1:A:266:VAL:HG23	1.95	0.65
1:D:71:THR:CG2	1:D:96:GLY:HA2	2.26	0.65
1:G:313:PRO:HA	3:G:2069:HOH:O	1.97	0.65
1:I:292:PRO:HB3	1:I:327:LEU:O	1.96	0.65
1:F:266:VAL:CG2	1:F:303:VAL:HG22	2.25	0.65
1:A:245:ASN:HD22	1:A:245:ASN:H	1.45	0.65
1:C:266:VAL:CG2	1:C:303:VAL:HG22	2.26	0.65

Continued on next page...

Continued from previous page...

Atom-1	Atom-2	Interatomic distance (Å)	Clash overlap (Å)
1:F:251:ILE:HG12	1:F:252:GLY:N	2.11	0.65
1:D:92:THR:HG22	1:D:95:LEU:H	1.62	0.65
1:E:334:LEU:HD12	1:E:335:LEU:N	2.11	0.65
1:B:248:LEU:HB2	1:B:341:GLN:HB3	1.78	0.65
1:F:122:SER:O	1:F:152:ALA:HB2	1.97	0.65
1:G:312:ASP:OD1	1:G:313:PRO:HD2	1.96	0.65
1:A:233:ASN:HD21	1:D:167:LYS:HE3	1.61	0.65
1:F:266:VAL:HG22	1:F:303:VAL:HG13	1.79	0.65
1:H:286:LEU:HD23	1:H:318:ILE:HB	1.78	0.65
1:B:50:ASN:HD21	1:B:70:ASN:HB2	1.60	0.64
1:B:347:THR:HB	1:B:350:GLY:O	1.97	0.64
1:D:301:ARG:HG2	1:D:301:ARG:HH11	1.63	0.64
1:D:50:ASN:HD21	1:D:70:ASN:HB2	1.62	0.64
1:B:343:ARG:O	1:B:344:ILE:HD12	1.96	0.64
1:C:147:SER:O	1:C:150:ILE:HG12	1.97	0.64
1:G:99:GLY:O	1:G:101:PRO:HD3	1.98	0.64
1:A:266:VAL:HG21	1:A:303:VAL:HA	1.78	0.64
1:B:266:VAL:HG21	1:B:303:VAL:HA	1.78	0.64
1:D:203:PRO:HD2	1:D:206:LEU:HD22	1.79	0.64
1:F:249:ALA:HB3	3:F:2045:HOH:O	1.97	0.64
1:A:77:ILE:HD13	1:F:27:LYS:HE2	1.78	0.64
1:C:71:THR:CG2	1:C:96:GLY:HA2	2.28	0.64
1:G:260:LYS:HD3	1:G:260:LYS:H	1.62	0.64
1:E:247:GLY:HA3	1:E:341:GLN:NE2	2.11	0.64
1:A:138:GLY:HA2	1:A:179:ARG:HH22	1.62	0.64
1:A:155:VAL:HG22	1:A:186:THR:HG23	1.80	0.64
1:B:312:ASP:OD1	1:B:313:PRO:HD2	1.97	0.64
1:C:334:LEU:HD12	1:C:335:LEU:H	1.63	0.64
1:D:170:MET:HE2	1:D:174:MET:HG2	1.80	0.64
1:H:192:ASN:O	1:H:195:LEU:HB2	1.98	0.64
1:I:301:ARG:HH11	1:I:301:ARG:HG2	1.63	0.64
1:B:74:GLN:HE21	1:B:78:ARG:HH12	1.46	0.64
1:G:190:ILE:HD12	1:G:190:ILE:N	2.14	0.63
1:H:292:PRO:HB3	1:H:327:LEU:O	1.98	0.63
1:I:32:TYR:C	1:I:34:GLN:N	2.50	0.63
1:F:32:TYR:C	1:F:34:GLN:N	2.52	0.63
1:I:283:THR:CG2	1:I:339:GLY:HA3	2.28	0.63
1:D:277:VAL:HB	1:D:344:ILE:HD11	1.80	0.63
1:E:301:ARG:HG2	1:E:301:ARG:HH11	1.63	0.63
1:F:266:VAL:HG22	1:F:303:VAL:HG22	1.81	0.63
1:A:334:LEU:HD12	1:A:335:LEU:N	2.13	0.63

Continued on next page...

Continued from previous page...

Atom-1	Atom-2	Interatomic distance (Å)	Clash overlap (Å)
1:A:92:THR:HG22	1:A:95:LEU:H	1.64	0.63
1:G:262:ALA:HB2	1:G:299:GLU:HG2	1.79	0.63
1:A:147:SER:O	1:A:150:ILE:HG12	1.98	0.63
1:A:71:THR:HG23	1:A:96:GLY:HA2	1.80	0.63
1:C:299:GLU:O	1:C:302:GLU:HB3	1.99	0.63
1:A:190:ILE:N	1:A:190:ILE:HD12	2.14	0.63
1:B:245:ASN:N	1:B:245:ASN:HD22	1.92	0.63
1:D:262:ALA:O	1:D:266:VAL:HG23	1.99	0.63
1:F:218:ALA:HB2	1:F:251:ILE:HD12	1.80	0.63
1:I:301:ARG:HA	3:I:2087:HOH:O	1.98	0.63
1:I:283:THR:HG22	1:I:339:GLY:HA3	1.79	0.63
1:F:331:VAL:HB	3:F:2081:HOH:O	1.98	0.63
1:C:92:THR:HG22	1:C:95:LEU:H	1.64	0.62
1:C:92:THR:HG21	1:C:96:GLY:N	2.14	0.62
1:G:347:THR:HG21	1:G:352:LYS:HZ2	1.64	0.62
1:B:55:ARG:HH22	1:B:213:GLU:CD	2.02	0.62
1:C:261:ARG:HH12	1:C:292:PRO:HG3	1.64	0.62
1:B:323:ILE:HB	3:B:2041:HOH:O	1.99	0.62
1:E:312:ASP:OD1	1:E:313:PRO:HD2	1.99	0.62
1:H:312:ASP:OD1	1:H:313:PRO:HD2	1.99	0.62
1:B:71:THR:CG2	1:B:96:GLY:HA2	2.29	0.62
1:C:247:GLY:HA3	1:C:341:GLN:HE22	1.65	0.62
1:D:347:THR:HB	1:D:350:GLY:O	1.99	0.62
1:B:159:THR:HG22	1:B:190:ILE:HB	1.80	0.62
1:C:158:VAL:HG23	1:C:189:VAL:HG12	1.82	0.62
1:D:186:THR:HG21	1:D:243:MET:HB3	1.81	0.62
1:H:245:ASN:N	1:H:245:ASN:HD22	1.98	0.62
1:C:282:ALA:CB	1:C:311:LEU:HD22	2.29	0.62
1:D:190:ILE:HD12	1:D:190:ILE:N	2.15	0.62
1:F:283:THR:CG2	1:F:339:GLY:HA3	2.30	0.62
1:G:226:ILE:CD1	1:G:239:VAL:HG11	2.29	0.62
1:G:248:LEU:HB2	1:G:341:GLN:HB3	1.81	0.62
1:C:292:PRO:HB3	1:C:327:LEU:O	1.99	0.62
1:F:92:THR:HG22	1:F:95:LEU:H	1.65	0.62
1:H:266:VAL:HG21	1:H:303:VAL:HA	1.80	0.62
1:C:167:LYS:HE3	1:I:233:ASN:HD21	1.64	0.62
1:E:298:GLU:HG2	3:E:2041:HOH:O	1.99	0.62
1:E:92:THR:CG2	1:E:96:GLY:H	2.12	0.62
1:I:299:GLU:O	1:I:302:GLU:HB3	2.00	0.62
1:F:283:THR:HG22	1:F:339:GLY:HA3	1.81	0.61
1:G:324:ASP:HB3	1:G:327:LEU:HD22	1.82	0.61

Continued on next page...

Continued from previous page...

Atom-1	Atom-2	Interatomic distance (Å)	Clash overlap (Å)
1:H:23:SER:HB3	1:H:26:ASP:HB2	1.80	0.61
1:A:233:ASN:ND2	1:D:167:LYS:HE3	2.16	0.61
1:G:37:LYS:HE3	1:G:37:LYS:N	2.13	0.61
1:H:262:ALA:O	1:H:266:VAL:HG23	2.01	0.61
1:A:74:GLN:NE2	1:A:78:ARG:HH12	1.87	0.61
1:D:109:LYS:HA	1:D:112:ALA:HB2	1.81	0.61
1:F:248:LEU:HB2	1:F:341:GLN:HB3	1.81	0.61
1:I:245:ASN:N	1:I:245:ASN:HD22	1.98	0.61
1:I:282:ALA:CB	1:I:311:LEU:HB3	2.18	0.61
1:I:147:SER:O	1:I:150:ILE:HG12	2.01	0.61
1:A:248:LEU:HB2	1:A:341:GLN:HB3	1.81	0.61
1:A:51:ASN:ND2	1:A:212:ASP:OD1	2.34	0.61
1:C:30:LEU:HD13	1:C:30:LEU:O	2.01	0.61
1:E:23:SER:HB3	1:E:26:ASP:HB2	1.83	0.61
1:G:92:THR:HG22	1:G:95:LEU:H	1.65	0.61
1:G:92:THR:HG21	1:G:96:GLY:H	1.66	0.61
1:I:240:LYS:HD2	3:I:2072:HOH:O	2.00	0.61
1:A:347:THR:HB	1:A:350:GLY:O	2.00	0.61
1:F:347:THR:HB	1:F:350:GLY:O	2.01	0.61
1:A:167:LYS:HG3	1:G:233:ASN:ND2	2.16	0.61
1:F:233:ASN:ND2	1:I:167:LYS:HG3	2.16	0.61
1:I:29:LEU:C	1:I:31:GLU:H	2.03	0.61
1:I:334:LEU:HD12	1:I:335:LEU:N	2.16	0.61
1:C:283:THR:HG22	1:C:339:GLY:HA3	1.82	0.60
1:E:245:ASN:HD22	1:E:245:ASN:H	1.49	0.60
1:A:99:GLY:O	1:A:101:PRO:HD3	2.01	0.60
1:A:292:PRO:HB3	1:A:327:LEU:O	2.00	0.60
1:F:282:ALA:CB	1:F:311:LEU:HD22	2.30	0.60
1:H:334:LEU:HD12	1:H:335:LEU:H	1.66	0.60
1:A:170:MET:HE2	1:A:174:MET:HG2	1.83	0.60
1:C:251:ILE:HG12	1:C:252:GLY:N	2.16	0.60
1:E:92:THR:CG2	1:E:95:LEU:H	2.15	0.60
1:F:270:LEU:HD13	1:F:310:ARG:NH1	2.16	0.60
1:B:170:MET:O	1:B:170:MET:HE2	2.01	0.60
1:D:292:PRO:HB3	1:D:327:LEU:O	2.01	0.60
1:E:109:LYS:HA	1:E:112:ALA:HB2	1.83	0.60
1:F:31:GLU:O	1:F:34:GLN:HB2	2.00	0.60
1:A:41:THR:HG21	1:A:119:ILE:HG22	1.84	0.60
1:B:277:VAL:HB	1:B:344:ILE:HD11	1.84	0.60
1:C:346:PHE:HB3	3:C:2041:HOH:O	2.01	0.60
1:H:55:ARG:HD2	1:H:216:ILE:HG13	1.84	0.60

Continued on next page...

Continued from previous page...

Atom-1	Atom-2	Interatomic distance (Å)	Clash overlap (Å)
1:B:163:VAL:HG23	1:B:193:GLU:CD	2.21	0.60
1:D:226:ILE:HG12	1:D:239:VAL:HG21	1.84	0.60
1:E:91:LEU:H	1:E:91:LEU:CD1	2.13	0.60
1:H:52:THR:HG23	1:H:216:ILE:HD13	1.82	0.60
1:I:245:ASN:H	1:I:245:ASN:HD22	1.48	0.60
1:D:251:ILE:HG12	1:D:252:GLY:N	2.16	0.60
1:E:245:ASN:HD22	1:E:245:ASN:N	1.99	0.60
1:G:245:ASN:HD22	1:G:245:ASN:H	1.50	0.60
1:H:37:LYS:HE3	1:H:37:LYS:N	2.15	0.60
1:E:247:GLY:HA3	1:E:341:GLN:HE22	1.67	0.60
1:G:292:PRO:HB3	1:G:327:LEU:O	2.02	0.60
1:B:195:LEU:CD1	1:B:274:LEU:HD11	2.32	0.60
1:B:30:LEU:HD13	1:B:30:LEU:C	2.22	0.60
1:C:323:ILE:HB	3:C:2080:HOH:O	2.02	0.60
1:C:74:GLN:HE21	1:C:78:ARG:HH12	1.50	0.60
1:C:69:ILE:HG22	1:C:85:ILE:HB	1.84	0.60
1:D:247:GLY:HA3	1:D:341:GLN:NE2	2.16	0.60
1:F:50:ASN:HD21	1:F:70:ASN:HB2	1.66	0.60
1:A:245:ASN:N	1:A:245:ASN:HD22	1.99	0.59
1:B:266:VAL:CG2	1:B:303:VAL:HG22	2.32	0.59
1:C:254:GLY:HA2	1:C:268:MET:CE	2.32	0.59
1:C:283:THR:CG2	1:C:339:GLY:HA3	2.32	0.59
1:D:91:LEU:H	1:D:91:LEU:CD1	2.12	0.59
1:H:266:VAL:CG2	1:H:303:VAL:HG22	2.32	0.59
1:I:248:LEU:HB2	1:I:341:GLN:HB3	1.84	0.59
1:G:266:VAL:HG22	1:G:303:VAL:HG22	1.84	0.59
1:A:127:ILE:CD1	1:A:143:VAL:HG12	2.33	0.59
1:D:140:ALA:HB3	1:D:141:PRO:HD3	1.85	0.59
1:E:266:VAL:HG22	1:E:303:VAL:HG13	1.85	0.59
1:A:261:ARG:HH12	1:A:292:PRO:HG3	1.67	0.59
1:E:226:ILE:HD11	1:E:239:VAL:HG11	1.84	0.59
1:C:240:LYS:HD2	3:C:2057:HOH:O	2.01	0.59
1:E:218:ALA:HB2	1:E:251:ILE:HD12	1.85	0.59
1:A:177:LEU:HD11	1:A:189:VAL:HG11	1.84	0.59
1:B:70:ASN:ND2	1:B:71:THR:N	2.31	0.59
1:C:248:LEU:HB2	1:C:341:GLN:HB3	1.83	0.59
1:D:334:LEU:HD12	1:D:335:LEU:N	2.17	0.59
1:F:92:THR:HG21	1:F:96:GLY:N	2.15	0.59
1:H:140:ALA:HB3	1:H:141:PRO:HD3	1.85	0.59
1:I:61:ILE:HG13	1:I:64:ALA:HB3	1.84	0.59
1:A:256:SER:HB3	1:A:261:ARG:HA	1.85	0.59

Continued on next page...

Continued from previous page...

Atom-1	Atom-2	Interatomic distance (Å)	Clash overlap (Å)
1:C:347:THR:HB	1:C:350:GLY:O	2.03	0.59
1:D:218:ALA:HB2	1:D:251:ILE:HD12	1.84	0.59
1:F:62:GLU:HA	3:F:2019:HOH:O	2.03	0.59
1:G:133:GLY:HA3	2:G:500:GTP:O2B	2.03	0.59
1:G:170:MET:HE2	1:G:174:MET:HG2	1.85	0.59
1:H:170:MET:HE2	1:H:174:MET:HG2	1.85	0.59
1:D:137:THR:O	1:D:179:ARG:NH2	2.36	0.59
1:D:256:SER:HB3	1:D:261:ARG:HA	1.83	0.59
1:G:266:VAL:CG2	1:G:303:VAL:HG22	2.33	0.59
1:A:54:THR:HG23	1:A:80:LYS:HB2	1.84	0.58
1:D:266:VAL:HG22	1:D:303:VAL:HG22	1.85	0.58
1:A:276:ASP:OD1	1:A:353:ARG:HD2	2.03	0.58
1:C:159:THR:HG22	1:C:190:ILE:HD13	1.85	0.58
1:C:167:LYS:HG3	1:I:233:ASN:ND2	2.18	0.58
1:D:133:GLY:HA3	2:D:500:GTP:O2B	2.03	0.58
1:D:312:ASP:OD1	1:D:313:PRO:HD2	2.03	0.58
1:A:133:GLY:HA3	2:A:500:GTP:O2B	2.04	0.58
1:D:266:VAL:CG2	1:D:303:VAL:HG22	2.32	0.58
1:C:158:VAL:O	1:C:189:VAL:HA	2.03	0.58
1:D:37:LYS:N	1:D:37:LYS:HE3	2.16	0.58
1:G:347:THR:HG21	1:G:352:LYS:NZ	2.17	0.58
1:H:277:VAL:HB	1:H:344:ILE:HD11	1.85	0.58
1:E:282:ALA:HB3	1:E:311:LEU:CB	2.29	0.58
1:F:61:ILE:HG13	1:F:64:ALA:HB3	1.85	0.58
1:F:92:THR:CG2	1:F:95:LEU:H	2.16	0.58
1:I:251:ILE:HD11	1:I:253:ILE:CD1	2.32	0.58
1:E:92:THR:HG21	1:E:96:GLY:N	2.17	0.58
1:H:292:PRO:HD3	1:H:330:THR:O	2.03	0.58
1:I:292:PRO:HD3	1:I:330:THR:O	2.03	0.58
1:G:245:ASN:N	1:G:245:ASN:HD22	2.02	0.58
1:B:260:LYS:HD3	1:B:260:LYS:N	2.19	0.58
1:I:91:LEU:CD1	1:I:91:LEU:H	2.17	0.58
1:A:109:LYS:HA	1:A:112:ALA:HB2	1.85	0.58
1:D:51:ASN:ND2	1:D:212:ASP:OD1	2.36	0.58
1:D:282:ALA:HB3	1:D:311:LEU:CB	2.28	0.58
1:B:147:SER:O	1:B:150:ILE:HG12	2.04	0.58
1:B:334:LEU:HD12	1:B:335:LEU:H	1.68	0.58
1:E:266:VAL:CG2	1:E:303:VAL:HG22	2.33	0.58
1:I:92:THR:HG21	1:I:96:GLY:N	2.14	0.58
1:D:160:LEU:O	1:D:192:ASN:HB2	2.04	0.57
1:D:92:THR:CG2	1:D:95:LEU:H	2.17	0.57

Continued on next page...

Continued from previous page...

Atom-1	Atom-2	Interatomic distance (Å)	Clash overlap (Å)
1:E:50:ASN:HD21	1:E:70:ASN:HB2	1.67	0.57
1:F:245:ASN:N	1:F:245:ASN:HD22	2.02	0.57
1:A:186:THR:HG21	1:A:243:MET:HB3	1.85	0.57
1:A:203:PRO:HD2	1:A:206:LEU:HD22	1.86	0.57
1:A:266:VAL:CG2	1:A:303:VAL:HG22	2.33	0.57
1:B:52:THR:HG23	1:B:216:ILE:HD12	1.85	0.57
1:B:37:LYS:N	1:B:37:LYS:HE3	2.19	0.57
1:B:48:ALA:HB3	3:B:2005:HOH:O	2.03	0.57
1:C:215:LEU:HD13	3:C:2009:HOH:O	2.04	0.57
1:C:184:THR:HG22	1:C:186:THR:H	1.68	0.57
1:F:186:THR:HB	1:F:246:GLY:HA3	1.85	0.57
1:G:135:THR:HB	2:G:500:GTP:O1B	2.04	0.57
1:E:260:LYS:HD3	1:E:260:LYS:N	2.18	0.57
1:H:91:LEU:CD1	1:H:91:LEU:H	2.17	0.57
1:B:324:ASP:HB3	1:B:327:LEU:HD22	1.87	0.57
1:C:153:LEU:C	1:C:153:LEU:HD23	2.25	0.57
1:C:209:LYS:HA	1:C:212:ASP:OD2	2.04	0.57
1:I:331:VAL:HB	3:I:2102:HOH:O	2.04	0.57
1:B:192:ASN:O	1:B:195:LEU:HB2	2.04	0.57
1:E:251:ILE:HG12	1:E:252:GLY:N	2.19	0.57
1:I:131:LEU:HD11	1:I:158:VAL:HG21	1.87	0.57
1:A:226:ILE:CD1	1:A:239:VAL:HG11	2.35	0.57
1:D:245:ASN:N	1:D:245:ASN:HD22	2.02	0.57
1:E:73:ALA:O	1:E:77:ILE:HG12	2.04	0.57
1:A:170:MET:HE2	1:A:170:MET:O	2.05	0.57
1:A:88:GLY:HA3	1:A:107:ALA:HB1	1.86	0.57
1:F:147:SER:O	1:F:150:ILE:HG12	2.04	0.57
1:F:159:THR:HG22	1:F:190:ILE:HD13	1.84	0.57
1:I:313:PRO:HA	3:I:2090:HOH:O	2.04	0.57
1:E:282:ALA:CB	1:E:311:LEU:HD22	2.35	0.57
1:F:51:ASN:ND2	1:F:212:ASP:OD1	2.38	0.57
1:F:262:ALA:HB2	1:F:299:GLU:HG2	1.85	0.57
3:A:2025:HOH:O	1:F:30:LEU:HD11	2.05	0.57
1:F:334:LEU:HD12	1:F:335:LEU:N	2.19	0.57
1:I:34:GLN:HB2	3:I:2007:HOH:O	2.03	0.57
1:B:55:ARG:HD2	1:B:216:ILE:HG12	1.87	0.57
1:C:245:ASN:N	1:C:245:ASN:HD22	2.03	0.57
1:E:190:ILE:N	1:E:190:ILE:HD12	2.19	0.57
1:F:251:ILE:O	1:F:275:LEU:HG	2.05	0.57
1:H:291:GLY:HA2	1:H:327:LEU:HD23	1.87	0.57
1:E:30:LEU:HD13	1:E:30:LEU:C	2.24	0.56

Continued on next page...

Continued from previous page...

Atom-1	Atom-2	Interatomic distance (Å)	Clash overlap (Å)
1:A:50:ASN:HD21	1:A:70:ASN:HB2	1.68	0.56
1:B:354:LYS:C	1:B:355:LYS:HG3	2.26	0.56
1:E:48:ALA:HB3	3:E:2004:HOH:O	2.05	0.56
1:C:195:LEU:CD1	1:C:274:LEU:HD11	2.35	0.56
1:B:92:THR:CG2	1:B:96:GLY:H	2.16	0.56
1:E:188:VAL:HG22	1:E:249:ALA:HB3	1.86	0.56
1:I:186:THR:HB	1:I:246:GLY:HA3	1.86	0.56
1:B:30:LEU:HD13	1:B:31:GLU:N	2.21	0.56
1:E:51:ASN:ND2	1:E:212:ASP:OD1	2.38	0.56
1:H:99:GLY:O	1:H:101:PRO:HD3	2.05	0.56
1:I:170:MET:HE2	1:I:174:MET:HG2	1.87	0.56
1:B:51:ASN:ND2	1:B:212:ASP:OD1	2.38	0.56
1:B:99:GLY:O	1:B:101:PRO:HD3	2.05	0.56
1:F:226:ILE:CD1	1:F:239:VAL:HG11	2.35	0.56
1:H:247:GLY:HA3	1:H:341:GLN:HE22	1.70	0.56
1:B:291:GLY:HA2	1:B:327:LEU:HD23	1.88	0.56
1:C:51:ASN:ND2	1:C:212:ASP:OD1	2.39	0.56
1:D:199:VAL:HG22	1:D:200:PRO:HD2	1.88	0.56
1:I:34:GLN:O	1:I:36:THR:N	2.34	0.56
1:A:160:LEU:O	1:A:192:ASN:HB2	2.06	0.56
1:D:260:LYS:HD3	1:D:260:LYS:N	2.20	0.56
1:D:282:ALA:CB	1:D:311:LEU:HD22	2.35	0.56
1:E:240:LYS:O	1:E:244:ASN:HB2	2.06	0.56
1:G:156:ALA:HB3	1:G:187:LEU:HD13	1.86	0.56
1:G:247:GLY:HA3	1:G:341:GLN:NE2	2.21	0.56
1:G:91:LEU:CD1	1:G:91:LEU:H	2.16	0.56
1:B:180:LEU:HD23	1:B:187:LEU:HD11	1.87	0.56
1:C:92:THR:CG2	1:C:96:GLY:H	2.18	0.56
1:H:92:THR:HG22	1:H:95:LEU:H	1.71	0.56
1:D:92:THR:CG2	1:D:96:GLY:H	2.19	0.55
1:E:161:PRO:HD2	1:E:170:MET:HE3	1.88	0.55
1:G:88:GLY:HA3	1:G:107:ALA:HB1	1.86	0.55
1:H:30:LEU:HD13	1:H:31:GLU:N	2.20	0.55
1:I:282:ALA:CB	1:I:311:LEU:HD22	2.37	0.55
1:D:245:ASN:HD22	1:D:245:ASN:H	1.55	0.55
1:D:299:GLU:O	1:D:302:GLU:HB3	2.06	0.55
1:A:44:GLY:HA2	1:A:128:THR:O	2.06	0.55
1:B:190:ILE:N	1:B:190:ILE:HD12	2.22	0.55
1:C:131:LEU:HD11	1:C:158:VAL:HG21	1.88	0.55
1:G:177:LEU:HD11	1:G:189:VAL:HG11	1.89	0.55
1:H:190:ILE:HD12	1:H:190:ILE:N	2.21	0.55

Continued on next page...

Continued from previous page...

Atom-1	Atom-2	Interatomic distance (Å)	Clash overlap (Å)
1:E:37:LYS:N	1:E:37:LYS:HE3	2.18	0.55
1:F:301:ARG:HG3	3:I:2064:HOH:O	2.06	0.55
1:G:299:GLU:O	1:G:302:GLU:HB3	2.07	0.55
1:H:137:THR:O	1:H:179:ARG:NH2	2.39	0.55
1:I:136:GLY:HA2	3:I:2047:HOH:O	2.07	0.55
1:F:209:LYS:HA	1:F:212:ASP:OD2	2.07	0.55
1:F:260:LYS:N	1:F:260:LYS:HD3	2.18	0.55
1:A:153:LEU:HD11	1:A:240:LYS:HA	1.89	0.55
1:A:91:LEU:H	1:A:91:LEU:CD1	2.16	0.55
1:C:34:GLN:O	1:C:35:GLN:C	2.45	0.55
1:G:226:ILE:HG12	1:G:239:VAL:HG21	1.89	0.55
1:I:260:LYS:HD3	1:I:260:LYS:N	2.22	0.55
1:A:218:ALA:HB2	1:A:251:ILE:HD12	1.88	0.55
1:A:260:LYS:N	1:A:260:LYS:HD3	2.22	0.55
1:A:282:ALA:CB	1:A:311:LEU:HD22	2.37	0.55
1:A:73:ALA:O	1:A:77:ILE:HG12	2.07	0.55
1:D:51:ASN:HA	3:D:2008:HOH:O	2.06	0.55
1:G:292:PRO:HD3	1:G:330:THR:O	2.06	0.55
1:D:177:LEU:HD11	1:D:189:VAL:CG1	2.33	0.55
1:G:186:THR:HG22	1:G:243:MET:O	2.06	0.55
1:G:53:ILE:HG23	1:G:66:THR:HB	1.89	0.55
1:H:347:THR:HB	1:H:350:GLY:O	2.06	0.55
1:I:209:LYS:HA	1:I:212:ASP:OD2	2.07	0.55
1:C:123:ASP:HB3	3:C:2027:HOH:O	2.07	0.54
1:D:235:ASP:OD2	1:D:237:ALA:HB3	2.06	0.54
1:H:92:THR:CG2	1:H:95:LEU:H	2.20	0.54
1:I:158:VAL:O	1:I:189:VAL:HA	2.07	0.54
1:B:91:LEU:H	1:B:91:LEU:CD1	2.19	0.54
1:E:48:ALA:O	1:E:51:ASN:HB3	2.06	0.54
1:D:177:LEU:CD1	1:D:189:VAL:HG11	2.36	0.54
1:G:332:ARG:HB2	3:G:2073:HOH:O	2.08	0.54
1:C:249:ALA:HB3	3:C:2043:HOH:O	2.07	0.54
1:C:35:GLN:O	1:C:35:GLN:HG3	2.08	0.54
1:E:262:ALA:HB2	1:E:299:GLU:HG2	1.89	0.54
1:C:126:PHE:HA	1:C:155:VAL:O	2.07	0.54
1:C:170:MET:HE2	1:C:170:MET:O	2.06	0.54
1:E:299:GLU:O	1:E:302:GLU:HB3	2.06	0.54
1:F:97:ALA:HB1	1:F:103:ILE:HB	1.88	0.54
1:A:251:ILE:HG12	1:A:252:GLY:N	2.22	0.54
1:A:52:THR:HA	3:A:2012:HOH:O	2.07	0.54
1:H:124:MET:CE	1:H:153:LEU:HD13	2.38	0.54

Continued on next page...

Continued from previous page...

Atom-1	Atom-2	Interatomic distance (Å)	Clash overlap (Å)
1:H:260:LYS:N	1:H:260:LYS:HD3	2.22	0.54
1:D:91:LEU:HD21	1:D:106:GLU:CG	2.37	0.54
1:D:240:LYS:O	1:D:244:ASN:HB2	2.08	0.54
1:A:89:LYS:HE3	1:F:30:LEU:HG	1.90	0.54
1:A:254:GLY:HA2	1:A:268:MET:CE	2.38	0.54
1:C:32:TYR:C	1:C:34:GLN:N	2.60	0.54
1:F:37:LYS:HE2	3:F:2011:HOH:O	2.07	0.54
1:G:163:VAL:HG23	1:G:193:GLU:OE1	2.08	0.54
1:I:218:ALA:HB2	1:I:251:ILE:HD12	1.88	0.54
1:A:192:ASN:O	1:A:195:LEU:HB2	2.06	0.54
1:C:245:ASN:H	1:C:245:ASN:HD22	1.56	0.54
1:C:91:LEU:H	1:C:91:LEU:CD1	2.20	0.54
1:I:29:LEU:N	1:I:29:LEU:HD22	2.23	0.54
1:G:41:THR:HG21	1:G:119:ILE:HG22	1.90	0.54
1:H:251:ILE:HG22	3:H:2031:HOH:O	2.07	0.54
1:A:226:ILE:HG12	1:A:239:VAL:HG21	1.90	0.53
1:B:282:ALA:CB	1:B:311:LEU:HD22	2.37	0.53
1:C:61:ILE:HG13	1:C:64:ALA:HB3	1.90	0.53
1:D:92:THR:C	1:D:94:GLY:H	2.12	0.53
1:F:184:THR:HG22	1:F:186:THR:H	1.72	0.53
1:A:91:LEU:HD21	1:A:106:GLU:CG	2.38	0.53
1:A:92:THR:CG2	1:A:95:LEU:H	2.21	0.53
1:B:92:THR:HG22	1:B:95:LEU:H	1.74	0.53
1:H:251:ILE:HD11	1:H:253:ILE:CD1	2.31	0.53
1:H:312:ASP:CG	1:H:313:PRO:HD2	2.28	0.53
1:E:137:THR:O	1:E:179:ARG:NH2	2.41	0.53
1:E:74:GLN:HE21	1:E:78:ARG:HH12	1.55	0.53
1:G:282:ALA:CB	1:G:311:LEU:HD22	2.38	0.53
1:H:199:VAL:HG22	1:H:200:PRO:HD2	1.90	0.53
1:D:254:GLY:HA2	1:D:268:MET:CE	2.39	0.53
1:D:266:VAL:HG22	1:D:303:VAL:HG13	1.91	0.53
1:E:147:SER:O	1:E:150:ILE:HG12	2.08	0.53
1:E:177:LEU:HD11	1:E:189:VAL:HG11	1.89	0.53
1:G:73:ALA:O	1:G:77:ILE:HG12	2.06	0.53
1:H:70:ASN:ND2	1:H:71:THR:N	2.34	0.53
1:I:226:ILE:CD1	1:I:239:VAL:HG11	2.38	0.53
1:A:138:GLY:O	1:A:141:PRO:HD2	2.09	0.53
1:A:177:LEU:CD1	1:A:189:VAL:HG11	2.39	0.53
1:B:140:ALA:HB3	1:B:141:PRO:HD3	1.90	0.53
1:E:291:GLY:HA2	1:E:327:LEU:HD23	1.91	0.53
1:F:73:ALA:O	1:F:77:ILE:HG12	2.09	0.53

Continued on next page...

Continued from previous page...

Atom-1	Atom-2	Interatomic distance (Å)	Clash overlap (Å)
1:G:51:ASN:ND2	1:G:212:ASP:OD1	2.41	0.53
1:D:33:LEU:O	1:D:33:LEU:HD23	2.09	0.53
1:E:199:VAL:HG22	1:E:200:PRO:HD2	1.91	0.53
1:E:54:THR:HG23	1:E:80:LYS:HB2	1.89	0.53
1:H:218:ALA:HB2	1:H:251:ILE:HD12	1.89	0.53
1:C:121:ASP:HA	3:C:2026:HOH:O	2.08	0.53
1:F:104:GLY:HA2	3:F:2022:HOH:O	2.08	0.53
1:I:92:THR:HG22	1:I:95:LEU:H	1.73	0.53
1:D:324:ASP:HB3	1:D:327:LEU:HD22	1.90	0.53
1:F:215:LEU:HD13	3:F:2015:HOH:O	2.09	0.53
1:H:195:LEU:CD1	1:H:274:LEU:HD11	2.38	0.53
1:I:109:LYS:HA	1:I:112:ALA:HB2	1.89	0.53
1:I:180:LEU:HD22	3:I:2026:HOH:O	2.08	0.53
1:D:153:LEU:HD11	1:D:240:LYS:HA	1.91	0.53
1:E:97:ALA:HB1	1:E:103:ILE:HB	1.90	0.52
1:F:34:GLN:O	1:F:35:GLN:C	2.48	0.52
1:D:156:ALA:HB3	1:D:187:LEU:CD1	2.39	0.52
1:G:92:THR:CG2	1:G:95:LEU:H	2.22	0.52
1:I:190:ILE:N	1:I:190:ILE:HD12	2.24	0.52
1:A:194:LYS:O	1:A:197:GLU:HB2	2.10	0.52
1:A:266:VAL:HG11	1:A:306:THR:HB	1.91	0.52
1:I:127:ILE:HD11	1:I:144:ALA:HA	1.92	0.52
1:A:324:ASP:CB	1:A:327:LEU:HD22	2.39	0.52
1:D:92:THR:HG22	1:D:94:GLY:N	2.25	0.52
1:F:105:GLU:O	1:F:108:ALA:HB3	2.09	0.52
1:I:57:LYS:HE3	1:I:82:ASP:OD1	2.09	0.52
1:C:198:ILE:HG13	1:C:273:PRO:HG3	1.90	0.52
1:I:254:GLY:HA2	1:I:268:MET:CE	2.39	0.52
1:C:122:SER:O	1:C:152:ALA:HB2	2.09	0.52
1:H:251:ILE:CD1	1:H:253:ILE:HD11	2.34	0.52
1:A:170:MET:HE3	1:A:173:ALA:HB3	1.91	0.52
1:D:92:THR:HG22	1:D:94:GLY:H	1.75	0.52
1:F:92:THR:CG2	1:F:96:GLY:H	2.20	0.52
1:G:91:LEU:HD21	1:G:106:GLU:CG	2.40	0.52
1:G:147:SER:O	1:G:150:ILE:HG12	2.09	0.52
1:B:54:THR:HA	1:B:80:LYS:O	2.09	0.52
1:B:54:THR:HG23	1:B:80:LYS:HB2	1.92	0.52
1:C:262:ALA:O	1:C:266:VAL:HG23	2.09	0.52
1:B:23:SER:HB3	1:B:26:ASP:HB2	1.92	0.52
1:B:32:TYR:O	1:B:35:GLN:HG3	2.09	0.52
1:E:192:ASN:O	1:E:195:LEU:HB2	2.09	0.52

Continued on next page...

Continued from previous page...

Atom-1	Atom-2	Interatomic distance (Å)	Clash overlap (Å)
1:H:324:ASP:HB3	1:H:327:LEU:HD22	1.92	0.52
1:I:35:GLN:OE1	1:I:35:GLN:HA	2.09	0.52
1:A:92:THR:C	1:A:94:GLY:H	2.13	0.52
1:C:200:PRO:HG3	3:I:2094:HOH:O	2.08	0.52
1:D:36:THR:HG23	1:D:37:LYS:N	2.23	0.52
1:F:195:LEU:HD12	1:F:274:LEU:HD11	1.92	0.52
1:F:23:SER:HB2	1:F:24:PRO:HD3	1.92	0.52
1:G:206:LEU:CD1	1:G:206:LEU:N	2.73	0.52
1:A:135:THR:HB	2:A:500:GTP:O1B	2.09	0.51
1:D:266:VAL:HG11	1:D:306:THR:HB	1.91	0.51
1:A:92:THR:HG22	1:A:94:GLY:N	2.26	0.51
1:C:260:LYS:HD3	1:C:260:LYS:N	2.19	0.51
1:C:262:ALA:HB2	1:C:299:GLU:HG2	1.92	0.51
1:C:23:SER:HA	1:C:26:ASP:OD2	2.09	0.51
1:D:99:GLY:O	1:D:101:PRO:HD3	2.10	0.51
1:F:190:ILE:HD12	1:F:190:ILE:N	2.25	0.51
1:I:280:ASP:OD1	1:I:281:GLY:N	2.44	0.51
1:A:153:LEU:CD1	1:A:240:LYS:HA	2.40	0.51
1:B:354:LYS:O	1:B:355:LYS:HG3	2.10	0.51
1:D:216:ILE:HD11	3:D:2007:HOH:O	2.09	0.51
1:F:160:LEU:O	1:F:192:ASN:HB2	2.11	0.51
1:F:158:VAL:O	1:F:189:VAL:HA	2.10	0.51
1:F:198:ILE:HG13	1:F:273:PRO:HG3	1.91	0.51
1:F:88:GLY:HA3	1:F:107:ALA:HB1	1.91	0.51
1:B:127:ILE:CD1	1:B:143:VAL:HG12	2.41	0.51
1:B:262:ALA:O	1:B:266:VAL:HG23	2.11	0.51
1:C:266:VAL:CG2	1:C:303:VAL:HA	2.39	0.51
1:E:256:SER:HB3	1:E:261:ARG:HA	1.92	0.51
1:H:262:ALA:HB2	1:H:299:GLU:HG2	1.91	0.51
1:I:92:THR:CG2	1:I:95:LEU:H	2.24	0.51
1:A:70:ASN:ND2	1:A:71:THR:N	2.50	0.51
1:C:203:PRO:HD2	1:C:206:LEU:HD22	1.92	0.51
1:C:343:ARG:O	1:C:344:ILE:HD12	2.09	0.51
1:I:260:LYS:HB2	1:I:263:LYS:CB	2.38	0.51
1:A:195:LEU:CD1	1:A:274:LEU:HD11	2.40	0.51
1:C:226:ILE:HD11	1:C:239:VAL:HG11	1.92	0.51
1:D:261:ARG:HG3	1:D:262:ALA:N	2.25	0.51
1:F:301:ARG:HA	3:F:2070:HOH:O	2.09	0.51
1:F:30:LEU:HD13	1:F:30:LEU:O	2.10	0.51
1:G:277:VAL:HG22	1:G:278:ASP:N	2.26	0.51
1:H:127:ILE:HD11	1:H:144:ALA:HA	1.91	0.51

Continued on next page...

Continued from previous page...

Atom-1	Atom-2	Interatomic distance (Å)	Clash overlap (Å)
1:A:299:GLU:O	1:A:302:GLU:HB3	2.11	0.51
1:D:233:ASN:HA	3:D:2054:HOH:O	2.10	0.51
1:G:40:ILE:HD12	1:G:40:ILE:N	2.25	0.51
1:H:195:LEU:HD13	1:H:274:LEU:HD11	1.93	0.51
1:I:251:ILE:O	1:I:275:LEU:HG	2.10	0.51
1:C:301:ARG:HA	3:C:2071:HOH:O	2.11	0.51
1:D:97:ALA:HB1	1:D:103:ILE:HB	1.92	0.51
1:F:266:VAL:CG2	1:F:303:VAL:HA	2.34	0.51
1:F:91:LEU:CD1	1:F:91:LEU:H	2.19	0.51
1:G:260:LYS:HD3	1:G:260:LYS:N	2.26	0.51
1:H:354:LYS:O	1:H:355:LYS:HG3	2.11	0.51
1:I:204:LEU:O	1:I:204:LEU:HD22	2.11	0.51
1:I:286:LEU:HB2	1:I:336:VAL:HB	1.91	0.51
1:I:347:THR:HB	1:I:350:GLY:O	2.11	0.51
1:F:131:LEU:HD11	1:F:158:VAL:HG21	1.92	0.51
1:F:250:MET:HE1	1:F:277:VAL:HB	1.92	0.51
1:G:254:GLY:HA2	1:G:268:MET:CE	2.41	0.51
1:C:70:ASN:ND2	1:C:71:THR:N	2.43	0.50
1:F:177:LEU:HD11	1:F:189:VAL:HG11	1.92	0.50
1:G:92:THR:C	1:G:94:GLY:H	2.15	0.50
1:H:222:LEU:O	1:H:225:LEU:HB3	2.10	0.50
1:A:254:GLY:HA2	1:A:268:MET:HE1	1.93	0.50
1:B:251:ILE:HG12	1:B:252:GLY:N	2.24	0.50
1:C:92:THR:CG2	1:C:95:LEU:H	2.24	0.50
1:D:261:ARG:HH12	1:D:292:PRO:HG3	1.77	0.50
1:G:195:LEU:HD12	1:G:274:LEU:HD11	1.91	0.50
1:G:334:LEU:HD12	1:G:335:LEU:N	2.26	0.50
1:H:242:VAL:HG21	1:H:318:ILE:HG12	1.92	0.50
1:B:158:VAL:HG23	1:B:189:VAL:HG12	1.93	0.50
1:G:261:ARG:HH12	1:G:292:PRO:HG3	1.76	0.50
1:G:297:LEU:HD23	3:G:2057:HOH:O	2.11	0.50
1:H:301:ARG:HG2	1:H:301:ARG:NH1	2.22	0.50
1:A:347:THR:HG21	1:A:352:LYS:NZ	2.27	0.50
1:B:50:ASN:ND2	1:B:70:ASN:HB2	2.24	0.50
1:D:200:PRO:HA	3:D:2043:HOH:O	2.11	0.50
1:H:240:LYS:O	1:H:244:ASN:HB2	2.11	0.50
1:B:299:GLU:O	1:B:302:GLU:HB3	2.12	0.50
1:F:186:THR:HG21	1:F:243:MET:HB3	1.94	0.50
1:G:266:VAL:HG11	1:G:306:THR:HB	1.93	0.50
1:F:233:ASN:HD21	1:I:167:LYS:HE3	1.75	0.50
1:I:50:ASN:ND2	1:I:70:ASN:HB2	2.26	0.50

Continued on next page...

Continued from previous page...

Atom-1	Atom-2	Interatomic distance (Å)	Clash overlap (Å)
1:A:30:LEU:HD13	1:A:30:LEU:C	2.32	0.50
1:B:276:ASP:HA	1:B:353:ARG:NH2	2.25	0.50
1:G:124:MET:CE	1:G:153:LEU:HD13	2.42	0.50
1:H:280:ASP:OD1	1:H:281:GLY:N	2.45	0.50
1:I:74:GLN:HE21	1:I:78:ARG:HH12	1.60	0.50
1:B:254:GLY:HA2	1:B:268:MET:CE	2.41	0.50
1:B:301:ARG:HG2	1:B:301:ARG:NH1	2.26	0.50
1:C:190:ILE:N	1:C:190:ILE:HD12	2.26	0.50
1:C:54:THR:HA	1:C:80:LYS:O	2.11	0.50
1:C:54:THR:HG23	1:C:80:LYS:HB2	1.93	0.50
1:E:195:LEU:CD1	1:E:274:LEU:HD11	2.41	0.50
1:F:261:ARG:HB2	1:F:331:VAL:HG22	1.94	0.50
1:F:262:ALA:O	1:F:266:VAL:HG23	2.11	0.50
1:G:199:VAL:HG22	1:G:200:PRO:HD2	1.94	0.50
1:H:343:ARG:O	1:H:344:ILE:HD12	2.11	0.50
1:I:52:THR:HG23	1:I:216:ILE:CD1	2.39	0.50
1:B:209:LYS:HA	1:B:212:ASP:OD2	2.11	0.50
1:C:50:ASN:ND2	1:C:70:ASN:HB2	2.25	0.50
1:D:199:VAL:HG22	1:D:200:PRO:CD	2.41	0.50
1:E:266:VAL:HG22	1:E:303:VAL:HG22	1.93	0.50
1:F:44:GLY:HA2	1:F:128:THR:O	2.12	0.50
1:F:70:ASN:ND2	1:F:71:THR:N	2.48	0.50
1:H:339:GLY:HA2	1:H:341:GLN:OE1	2.12	0.50
1:B:247:GLY:HA3	1:B:341:GLN:NE2	2.26	0.50
1:H:282:ALA:CB	1:H:311:LEU:HD22	2.41	0.50
1:H:74:GLN:HE21	1:H:78:ARG:HH12	1.59	0.50
1:F:69:ILE:HG13	1:F:69:ILE:O	2.12	0.49
1:I:124:MET:CE	1:I:153:LEU:HD13	2.42	0.49
1:I:334:LEU:HD12	1:I:335:LEU:H	1.77	0.49
1:A:71:THR:CG2	1:A:96:GLY:HA2	2.42	0.49
1:C:180:LEU:HD23	1:C:187:LEU:CD1	2.40	0.49
1:F:170:MET:HE2	1:F:170:MET:O	2.12	0.49
1:F:34:GLN:C	1:F:36:THR:N	2.65	0.49
1:C:167:LYS:HE3	1:I:233:ASN:ND2	2.26	0.49
1:A:159:THR:HG22	1:A:190:ILE:HB	1.94	0.49
1:F:54:THR:HG23	1:F:80:LYS:HB2	1.94	0.49
1:G:240:LYS:O	1:G:244:ASN:HB2	2.12	0.49
1:G:251:ILE:HD11	1:G:253:ILE:CD1	2.34	0.49
1:G:280:ASP:OD1	1:G:281:GLY:N	2.46	0.49
1:G:50:ASN:ND2	1:G:70:ASN:HB2	2.27	0.49
1:I:160:LEU:O	1:I:192:ASN:HB2	2.12	0.49

Continued on next page...

Continued from previous page...

Atom-1	Atom-2	Interatomic distance (Å)	Clash overlap (Å)
1:I:72:ASP:HB3	1:I:75:GLN:HE21	1.77	0.49
1:A:324:ASP:OD2	1:A:327:LEU:HD13	2.12	0.49
1:D:41:THR:HG21	1:D:119:ILE:HG22	1.94	0.49
1:D:50:ASN:ND2	1:D:70:ASN:HB2	2.28	0.49
1:D:88:GLY:HA3	1:D:107:ALA:CB	2.42	0.49
1:F:35:GLN:HA	1:F:35:GLN:OE1	2.11	0.49
1:F:34:GLN:O	1:F:36:THR:N	2.45	0.49
1:G:137:THR:O	1:G:179:ARG:NH2	2.45	0.49
1:H:131:LEU:HD11	1:H:158:VAL:HG21	1.94	0.49
1:I:28:GLU:O	1:I:32:TYR:HB2	2.13	0.49
1:B:55:ARG:NH2	1:B:213:GLU:OE1	2.46	0.49
1:C:159:THR:HG22	1:C:190:ILE:HB	1.95	0.49
1:C:218:ALA:HB2	1:C:251:ILE:HD12	1.94	0.49
1:G:127:ILE:HD11	1:G:144:ALA:HA	1.93	0.49
1:A:206:LEU:N	1:A:206:LEU:CD1	2.75	0.49
1:B:72:ASP:HB3	1:B:75:GLN:HE21	1.77	0.49
1:G:70:ASN:ND2	1:G:71:THR:N	2.49	0.49
1:H:51:ASN:ND2	1:H:212:ASP:OD1	2.46	0.49
1:I:138:GLY:HA2	1:I:179:ARG:NH2	2.14	0.49
1:B:109:LYS:HA	1:B:112:ALA:HB2	1.95	0.49
1:C:209:LYS:O	1:C:212:ASP:HB2	2.12	0.49
1:E:199:VAL:HG22	1:E:200:PRO:CD	2.42	0.49
1:A:33:LEU:O	1:A:36:THR:CG2	2.61	0.49
1:B:55:ARG:CD	1:B:59:GLU:OE2	2.55	0.49
1:C:251:ILE:HD11	1:C:253:ILE:CD1	2.39	0.49
1:D:206:LEU:CD1	1:D:206:LEU:N	2.75	0.49
1:E:158:VAL:O	1:E:189:VAL:HA	2.13	0.49
1:G:109:LYS:HA	1:G:112:ALA:HB2	1.93	0.49
1:H:30:LEU:HD22	1:H:30:LEU:O	2.13	0.49
1:I:292:PRO:HG2	1:I:294:ASP:OD1	2.12	0.49
1:A:167:LYS:HG3	1:G:233:ASN:HD21	1.78	0.49
1:A:247:GLY:HA3	1:A:341:GLN:NE2	2.28	0.49
1:D:49:GLY:O	1:D:53:ILE:HG12	2.12	0.49
1:F:226:ILE:HG12	1:F:239:VAL:HG21	1.95	0.49
1:G:195:LEU:CD1	1:G:274:LEU:HD11	2.42	0.49
1:I:34:GLN:O	1:I:36:THR:HG22	2.12	0.49
1:A:167:LYS:HE2	3:A:2023:HOH:O	2.13	0.48
1:E:72:ASP:HB3	1:E:75:GLN:HE21	1.78	0.48
1:F:301:ARG:HH11	1:F:301:ARG:HG2	1.78	0.48
1:G:263:LYS:HD3	1:G:302:GLU:OE1	2.13	0.48
1:H:163:VAL:HG23	1:H:193:GLU:CD	2.33	0.48

Continued on next page...

Continued from previous page...

Atom-1	Atom-2	Interatomic distance (Å)	Clash overlap (Å)
1:A:233:ASN:ND2	1:D:167:LYS:HG3	2.28	0.48
1:B:45:CYS:SG	1:B:69:ILE:HD11	2.53	0.48
1:B:92:THR:CG2	1:B:95:LEU:H	2.27	0.48
1:C:99:GLY:O	1:C:101:PRO:HD3	2.13	0.48
1:H:147:SER:O	1:H:150:ILE:HG12	2.13	0.48
1:B:44:GLY:HA2	1:B:128:THR:O	2.12	0.48
1:E:57:LYS:HE3	1:E:82:ASP:OD1	2.13	0.48
1:H:50:ASN:ND2	1:H:70:ASN:HB2	2.24	0.48
1:A:37:LYS:N	1:A:37:LYS:HE3	2.27	0.48
1:B:262:ALA:HB3	3:B:2033:HOH:O	2.14	0.48
1:D:247:GLY:HA3	1:D:341:GLN:HE22	1.78	0.48
1:I:203:PRO:HD2	1:I:206:LEU:HD22	1.93	0.48
1:I:262:ALA:HB2	1:I:299:GLU:HG2	1.94	0.48
1:C:55:ARG:HH22	1:C:213:GLU:CD	2.16	0.48
1:C:35:GLN:OE1	1:C:35:GLN:HA	2.14	0.48
1:E:324:ASP:HB3	1:E:327:LEU:HD22	1.95	0.48
1:F:251:ILE:HD11	1:F:253:ILE:CD1	2.38	0.48
1:B:138:GLY:O	1:B:141:PRO:HD2	2.14	0.48
1:B:160:LEU:O	1:B:192:ASN:HB2	2.13	0.48
1:C:301:ARG:NH1	1:C:301:ARG:HG2	2.25	0.48
1:C:72:ASP:HB3	1:C:75:GLN:HE21	1.79	0.48
1:D:331:VAL:O	1:D:331:VAL:HG23	2.14	0.48
1:F:180:LEU:HD23	1:F:187:LEU:HD11	1.95	0.48
1:F:126:PHE:CE1	1:F:223:VAL:HG22	2.48	0.48
1:G:266:VAL:HG22	1:G:303:VAL:HG13	1.95	0.48
1:I:70:ASN:ND2	1:I:71:THR:N	2.42	0.48
1:A:92:THR:CG2	1:A:96:GLY:H	2.26	0.48
1:B:262:ALA:HB2	1:B:299:GLU:HG2	1.96	0.48
1:E:161:PRO:HG3	1:E:170:MET:HA	1.95	0.48
1:E:266:VAL:HG11	1:E:306:THR:HB	1.96	0.48
1:E:92:THR:HG22	1:E:94:GLY:N	2.29	0.48
1:F:74:GLN:HE21	1:F:78:ARG:HH12	1.60	0.48
1:H:57:LYS:HE3	1:H:82:ASP:OD1	2.14	0.48
1:B:184:THR:HG22	1:B:186:THR:H	1.78	0.48
1:E:88:GLY:HA3	1:E:107:ALA:HB1	1.95	0.48
1:E:259:GLU:HG2	3:E:2033:HOH:O	2.14	0.48
1:E:266:VAL:CG2	1:E:303:VAL:HA	2.39	0.48
1:F:158:VAL:HG23	1:F:189:VAL:HG12	1.95	0.48
1:G:92:THR:HG22	1:G:94:GLY:N	2.28	0.48
1:B:195:LEU:HD13	1:B:274:LEU:HD11	1.96	0.48
1:C:159:THR:CG2	1:C:190:ILE:HD13	2.44	0.48

Continued on next page...

Continued from previous page...

Atom-1	Atom-2	Interatomic distance (Å)	Clash overlap (Å)
1:C:270:LEU:HD13	1:C:310:ARG:NH1	2.29	0.48
1:I:122:SER:O	1:I:152:ALA:HB2	2.12	0.48
1:I:195:LEU:CD1	1:I:274:LEU:HD11	2.44	0.48
1:I:31:GLU:O	1:I:33:LEU:N	2.46	0.48
1:D:261:ARG:HB2	1:D:331:VAL:HG22	1.96	0.48
1:E:163:VAL:HG23	1:E:193:GLU:CD	2.35	0.48
1:E:310:ARG:HD2	3:E:2042:HOH:O	2.13	0.48
1:F:61:ILE:HD11	1:F:223:VAL:HG11	1.96	0.48
1:H:163:VAL:HG13	3:H:2027:HOH:O	2.13	0.48
1:I:126:PHE:CE1	1:I:223:VAL:HG22	2.49	0.48
1:I:35:GLN:HG3	3:I:2011:HOH:O	2.14	0.48
1:A:127:ILE:HB	3:A:2027:HOH:O	2.14	0.47
1:A:292:PRO:HB3	1:A:328:GLU:O	2.14	0.47
1:A:261:ARG:HB2	1:A:331:VAL:HG22	1.95	0.47
1:B:37:LYS:HE3	1:B:37:LYS:O	2.14	0.47
1:C:283:THR:CG2	1:C:284:GLY:N	2.77	0.47
1:E:40:ILE:HD12	1:E:40:ILE:N	2.29	0.47
1:F:195:LEU:CD1	1:F:274:LEU:HD11	2.43	0.47
1:A:280:ASP:OD1	1:A:281:GLY:N	2.47	0.47
1:C:204:LEU:HD22	1:C:204:LEU:O	2.14	0.47
1:D:46:GLY:HA3	2:D:500:GTP:O1B	2.13	0.47
1:F:234:VAL:O	1:F:234:VAL:HG13	2.14	0.47
1:G:242:VAL:HG21	1:G:318:ILE:HG12	1.95	0.47
1:G:71:THR:HG23	1:G:96:GLY:CA	2.41	0.47
1:H:354:LYS:C	1:H:355:LYS:HG3	2.34	0.47
1:I:23:SER:N	1:I:26:ASP:OD2	2.47	0.47
1:A:301:ARG:NH1	1:A:301:ARG:HG2	2.27	0.47
1:B:280:ASP:OD1	1:B:281:GLY:N	2.47	0.47
1:C:153:LEU:C	1:C:153:LEU:CD2	2.83	0.47
1:E:331:VAL:HG23	1:E:331:VAL:O	2.13	0.47
1:G:266:VAL:CG2	1:G:303:VAL:HA	2.43	0.47
1:A:29:LEU:HB2	1:H:77:ILE:HD11	1.96	0.47
1:B:137:THR:O	1:B:179:ARG:NH2	2.47	0.47
1:B:27:LYS:HA	1:B:30:LEU:HB3	1.97	0.47
1:C:331:VAL:HB	3:C:2083:HOH:O	2.15	0.47
1:D:69:ILE:O	1:D:69:ILE:HG13	2.13	0.47
1:E:261:ARG:HG3	1:E:262:ALA:N	2.29	0.47
1:F:127:ILE:HD11	1:F:144:ALA:HA	1.96	0.47
1:F:256:SER:HB3	1:F:261:ARG:HA	1.95	0.47
1:H:27:LYS:HA	1:H:30:LEU:HB3	1.95	0.47
1:I:48:ALA:HB3	3:I:2017:HOH:O	2.14	0.47

Continued on next page...

Continued from previous page...

Atom-1	Atom-2	Interatomic distance (Å)	Clash overlap (Å)
1:A:313:PRO:HA	3:A:2062:HOH:O	2.14	0.47
1:D:280:ASP:OD1	1:D:281:GLY:N	2.47	0.47
1:G:160:LEU:O	1:G:192:ASN:HB2	2.15	0.47
1:A:332:ARG:HB2	1:A:332:ARG:NH1	2.29	0.47
1:B:324:ASP:OD2	1:B:327:LEU:HD13	2.14	0.47
1:D:292:PRO:HB3	1:D:328:GLU:O	2.15	0.47
1:E:99:GLY:O	1:E:101:PRO:HD3	2.15	0.47
1:E:138:GLY:HA2	1:E:179:ARG:NH2	2.23	0.47
1:E:277:VAL:HG22	1:E:278:ASP:N	2.29	0.47
1:H:73:ALA:O	1:H:77:ILE:HG12	2.13	0.47
1:I:240:LYS:O	1:I:244:ASN:HB2	2.13	0.47
1:B:92:THR:HG22	1:B:94:GLY:N	2.30	0.47
1:D:44:GLY:HA2	1:D:128:THR:O	2.14	0.47
1:E:159:THR:HG22	1:E:190:ILE:HB	1.97	0.47
1:E:32:TYR:O	1:E:35:GLN:HB3	2.14	0.47
1:F:126:PHE:HA	1:F:155:VAL:O	2.15	0.47
1:F:188:VAL:HA	1:F:249:ALA:O	2.14	0.47
1:G:261:ARG:HB2	1:G:331:VAL:HG22	1.97	0.47
1:C:323:ILE:HD11	3:C:2066:HOH:O	2.15	0.47
1:D:196:PHE:HB2	3:D:2040:HOH:O	2.15	0.47
1:D:254:GLY:HA2	1:D:268:MET:HE1	1.97	0.47
1:H:40:ILE:N	1:H:40:ILE:HD12	2.29	0.47
1:B:261:ARG:HB2	1:B:331:VAL:HG22	1.95	0.47
1:C:24:PRO:HA	1:C:27:LYS:HG3	1.96	0.47
1:C:238:ASP:HB3	1:C:318:ILE:CD1	2.45	0.47
1:G:277:VAL:HB	1:G:344:ILE:CD1	2.44	0.47
1:G:30:LEU:HD13	1:G:30:LEU:C	2.35	0.47
1:I:242:VAL:HG21	1:I:318:ILE:HG12	1.96	0.47
1:A:55:ARG:NE	1:A:59:GLU:OE2	2.48	0.47
1:C:292:PRO:HG2	1:C:294:ASP:OD1	2.14	0.47
1:D:111:SER:HA	1:D:114:GLU:OE2	2.14	0.47
1:D:289:VAL:O	1:D:321:ALA:HA	2.15	0.47
1:D:54:THR:HG23	1:D:80:LYS:HB2	1.97	0.47
1:G:276:ASP:OD1	1:G:353:ARG:HD2	2.15	0.47
1:I:180:LEU:HD23	1:I:187:LEU:HD11	1.96	0.47
1:I:88:GLY:HA3	1:I:107:ALA:HB1	1.96	0.47
1:A:127:ILE:HD11	1:A:143:VAL:HG12	1.97	0.47
1:A:127:ILE:O	1:A:156:ALA:HA	2.15	0.47
1:B:153:LEU:CD1	1:B:240:LYS:HA	2.45	0.47
1:B:33:LEU:O	1:B:36:THR:CG2	2.58	0.47
1:E:127:ILE:HD11	1:E:144:ALA:HA	1.97	0.47

Continued on next page...

Continued from previous page...

Atom-1	Atom-2	Interatomic distance (Å)	Clash overlap (Å)
1:F:154:THR:HG22	1:F:184:THR:HG23	1.96	0.47
3:C:2049:HOH:O	1:I:301:ARG:HG3	2.15	0.47
1:A:261:ARG:HH12	1:A:292:PRO:CG	2.28	0.46
1:A:91:LEU:HD21	1:A:106:GLU:HG2	1.96	0.46
1:B:97:ALA:HB1	1:B:103:ILE:HB	1.97	0.46
1:F:57:LYS:HE3	1:F:82:ASP:OD1	2.15	0.46
1:H:254:GLY:HA2	1:H:268:MET:CE	2.45	0.46
1:H:299:GLU:O	1:H:302:GLU:HB3	2.15	0.46
1:H:331:VAL:HG23	1:H:331:VAL:O	2.14	0.46
1:H:71:THR:HG23	1:H:96:GLY:CA	2.40	0.46
1:H:91:LEU:HD21	1:H:106:GLU:CG	2.46	0.46
1:I:209:LYS:O	1:I:212:ASP:HB2	2.15	0.46
1:A:263:LYS:HD3	1:A:302:GLU:OE1	2.15	0.46
1:D:91:LEU:HD21	1:D:106:GLU:HG2	1.96	0.46
1:F:254:GLY:HA2	1:F:268:MET:CE	2.45	0.46
1:F:331:VAL:HG23	1:F:331:VAL:O	2.15	0.46
1:I:137:THR:O	1:I:179:ARG:NH2	2.48	0.46
1:A:195:LEU:HD12	1:A:274:LEU:HD11	1.96	0.46
1:A:240:LYS:O	1:A:244:ASN:HB2	2.15	0.46
1:A:37:LYS:HE3	1:A:37:LYS:O	2.15	0.46
1:E:203:PRO:HD2	1:E:206:LEU:HD22	1.97	0.46
1:H:277:VAL:HG22	1:H:278:ASP:N	2.30	0.46
1:I:97:ALA:HB1	1:I:103:ILE:HB	1.96	0.46
1:I:29:LEU:C	1:I:31:GLU:N	2.68	0.46
1:I:266:VAL:CG2	1:I:303:VAL:HA	2.43	0.46
1:B:266:VAL:CG2	1:B:303:VAL:HA	2.45	0.46
1:D:127:ILE:HD11	1:D:144:ALA:HA	1.98	0.46
1:D:332:ARG:HB2	1:D:332:ARG:NH1	2.31	0.46
1:E:259:GLU:OE1	1:E:259:GLU:HA	2.16	0.46
1:E:287:ILE:HD11	1:E:307:VAL:HG11	1.96	0.46
1:F:72:ASP:HB3	1:F:75:GLN:HE21	1.80	0.46
1:G:206:LEU:N	1:G:206:LEU:HD13	2.31	0.46
1:F:233:ASN:ND2	1:I:167:LYS:HE3	2.29	0.46
1:I:199:VAL:HG22	1:I:200:PRO:HD2	1.97	0.46
1:A:92:THR:HG22	1:A:94:GLY:H	1.80	0.46
1:B:218:ALA:HB2	1:B:251:ILE:HD12	1.96	0.46
1:E:37:LYS:O	1:E:37:LYS:HE3	2.16	0.46
1:G:186:THR:CG2	1:G:243:MET:HB3	2.43	0.46
1:I:23:SER:O	1:I:26:ASP:HB2	2.16	0.46
1:I:31:GLU:OE2	1:I:32:TYR:HA	2.16	0.46
1:A:29:LEU:HB2	1:H:77:ILE:CD1	2.46	0.46

Continued on next page...

Continued from previous page...

Atom-1	Atom-2	Interatomic distance (Å)	Clash overlap (Å)
1:E:153:LEU:HD11	1:E:240:LYS:HA	1.98	0.46
1:E:180:LEU:HD23	1:E:187:LEU:HD11	1.97	0.46
1:F:123:ASP:HB3	3:F:2032:HOH:O	2.15	0.46
1:F:280:ASP:OD1	1:F:281:GLY:N	2.48	0.46
1:G:292:PRO:HB3	1:G:328:GLU:O	2.16	0.46
1:H:146:ILE:O	1:H:150:ILE:HG23	2.15	0.46
1:I:54:THR:HA	1:I:80:LYS:O	2.16	0.46
1:D:53:ILE:HG23	1:D:66:THR:HB	1.97	0.46
1:E:36:THR:HG23	1:E:37:LYS:N	2.30	0.46
1:H:30:LEU:C	1:H:30:LEU:HD13	2.35	0.46
1:H:37:LYS:HE3	1:H:37:LYS:O	2.16	0.46
1:A:261:ARG:HG3	1:A:262:ALA:N	2.30	0.46
1:D:162:PHE:O	1:D:165:GLU:HB2	2.16	0.46
1:F:266:VAL:HG11	1:F:306:THR:HB	1.97	0.46
1:H:282:ALA:CB	1:H:311:LEU:HB3	2.27	0.46
1:A:61:ILE:O	1:A:61:ILE:HG23	2.16	0.46
1:D:40:ILE:N	1:D:40:ILE:HD12	2.31	0.46
1:G:177:LEU:HD11	1:G:189:VAL:CG1	2.45	0.46
1:G:256:SER:HB3	1:G:261:ARG:HA	1.98	0.46
1:A:127:ILE:HD12	3:A:2027:HOH:O	2.15	0.46
1:B:259:GLU:OE1	1:B:259:GLU:HA	2.16	0.46
1:E:170:MET:O	1:E:170:MET:HE2	2.16	0.46
1:F:301:ARG:NH2	3:F:2069:HOH:O	2.48	0.46
1:G:61:ILE:HG23	1:G:61:ILE:O	2.16	0.46
1:H:54:THR:HA	1:H:80:LYS:O	2.16	0.46
1:I:339:GLY:HA2	1:I:341:GLN:OE1	2.16	0.46
1:A:53:ILE:HG23	1:A:66:THR:HB	1.97	0.45
1:D:91:LEU:N	1:D:91:LEU:HD12	2.21	0.45
1:G:91:LEU:HD21	1:G:106:GLU:HG2	1.97	0.45
1:H:88:GLY:HA3	1:H:107:ALA:HB1	1.97	0.45
1:I:45:CYS:O	1:I:129:CYS:HB2	2.15	0.45
1:B:283:THR:CG2	1:B:284:GLY:N	2.79	0.45
1:C:241:ALA:HA	3:C:2060:HOH:O	2.17	0.45
1:C:44:GLY:HA2	1:C:128:THR:O	2.16	0.45
1:C:62:GLU:HA	3:C:2013:HOH:O	2.15	0.45
1:E:226:ILE:CD1	1:E:239:VAL:HG11	2.45	0.45
1:E:280:ASP:OD1	1:E:281:GLY:N	2.49	0.45
1:E:92:THR:CG2	1:E:96:GLY:N	2.77	0.45
1:F:251:ILE:CG1	1:F:252:GLY:N	2.79	0.45
1:F:92:THR:HG22	1:F:94:GLY:N	2.31	0.45
1:I:44:GLY:HA2	1:I:128:THR:O	2.16	0.45

Continued on next page...

Continued from previous page...

Atom-1	Atom-2	Interatomic distance (Å)	Clash overlap (Å)
1:A:177:LEU:HD11	1:A:189:VAL:CG1	2.46	0.45
1:B:153:LEU:C	1:B:153:LEU:HD23	2.37	0.45
1:C:297:LEU:O	1:C:301:ARG:HB2	2.16	0.45
1:D:138:GLY:O	1:D:141:PRO:HD2	2.16	0.45
1:E:140:ALA:HB3	1:E:141:PRO:HD3	1.99	0.45
1:E:242:VAL:HG22	1:E:316:THR:OG1	2.16	0.45
1:I:238:ASP:HB3	1:I:318:ILE:CD1	2.47	0.45
1:C:141:PRO:HG3	1:C:180:LEU:HD13	1.98	0.45
1:D:206:LEU:HD13	1:D:206:LEU:N	2.31	0.45
1:D:301:ARG:HG2	1:D:301:ARG:NH1	2.32	0.45
1:E:301:ARG:HG2	1:E:301:ARG:NH1	2.31	0.45
1:F:277:VAL:HG22	1:F:278:ASP:O	2.16	0.45
1:G:347:THR:HB	1:G:350:GLY:O	2.17	0.45
1:H:158:VAL:O	1:H:189:VAL:HA	2.16	0.45
1:H:353:ARG:HD3	3:H:2045:HOH:O	2.16	0.45
1:I:323:ILE:HB	3:I:2099:HOH:O	2.17	0.45
1:I:261:ARG:HB2	1:I:331:VAL:HG22	1.97	0.45
1:A:88:GLY:HA3	1:A:107:ALA:CB	2.47	0.45
1:A:314:ASN:HA	1:A:314:ASN:HD22	1.60	0.45
1:A:50:ASN:ND2	1:A:70:ASN:HB2	2.30	0.45
1:E:254:GLY:HA2	1:E:268:MET:CE	2.46	0.45
1:E:289:VAL:O	1:E:321:ALA:HA	2.16	0.45
1:E:297:LEU:O	1:E:301:ARG:HB2	2.16	0.45
1:E:71:THR:HG23	1:E:96:GLY:CA	2.40	0.45
1:I:289:VAL:HG13	1:I:321:ALA:CB	2.47	0.45
1:I:291:GLY:HA2	1:I:327:LEU:HD23	1.99	0.45
1:A:155:VAL:HG22	1:A:186:THR:CG2	2.47	0.45
1:A:156:ALA:HB3	1:A:187:LEU:HD13	1.97	0.45
1:A:170:MET:CE	1:A:174:MET:HG2	2.46	0.45
1:A:250:MET:HE3	1:A:277:VAL:CG1	2.47	0.45
1:B:146:ILE:O	1:B:150:ILE:HG23	2.17	0.45
1:B:158:VAL:O	1:B:189:VAL:HA	2.16	0.45
1:C:97:ALA:HB1	1:C:103:ILE:HB	1.99	0.45
1:G:37:LYS:O	1:G:37:LYS:HE3	2.17	0.45
1:H:310:ARG:HD2	3:H:2050:HOH:O	2.16	0.45
1:A:170:MET:HE1	1:A:174:MET:SD	2.56	0.45
1:C:280:ASP:OD1	1:C:281:GLY:N	2.50	0.45
1:F:245:ASN:H	1:F:245:ASN:HD22	1.63	0.45
1:G:262:ALA:HB3	3:G:2061:HOH:O	2.17	0.45
1:H:186:THR:HG22	1:H:243:MET:O	2.16	0.45
1:I:114:GLU:HB3	3:I:2027:HOH:O	2.15	0.45

Continued on next page...

Continued from previous page...

Atom-1	Atom-2	Interatomic distance (Å)	Clash overlap (Å)
1:I:53:ILE:HG23	1:I:66:THR:HB	1.99	0.45
1:A:137:THR:O	1:A:179:ARG:NH2	2.50	0.45
1:D:256:SER:CB	1:D:261:ARG:HA	2.47	0.45
1:E:339:GLY:HA2	1:E:341:GLN:OE1	2.17	0.45
1:G:291:GLY:HA2	1:G:327:LEU:HD23	1.99	0.45
1:I:249:ALA:HA	1:I:337:ILE:O	2.17	0.45
1:I:343:ARG:O	1:I:344:ILE:HD12	2.17	0.45
1:C:175:GLU:O	1:C:178:GLU:HB3	2.17	0.45
1:C:89:LYS:HB2	3:C:2017:HOH:O	2.17	0.45
1:D:313:PRO:HA	3:D:2069:HOH:O	2.16	0.45
1:D:37:LYS:O	1:D:37:LYS:HE3	2.17	0.45
1:E:160:LEU:O	1:E:192:ASN:HB2	2.17	0.45
1:G:153:LEU:HD11	1:G:240:LYS:HA	1.98	0.45
1:G:177:LEU:CD1	1:G:189:VAL:HG11	2.47	0.45
1:I:230:GLY:HA3	3:I:2098:HOH:O	2.16	0.45
1:B:71:THR:CG2	1:B:135:THR:OG1	2.66	0.44
1:C:195:LEU:HA	1:C:195:LEU:HD12	1.85	0.44
1:D:170:MET:CE	1:D:174:MET:HG2	2.47	0.44
1:D:23:SER:O	1:D:27:LYS:HB2	2.17	0.44
1:F:277:VAL:HB	1:F:344:ILE:HD11	1.98	0.44
1:H:71:THR:CG2	1:H:135:THR:OG1	2.66	0.44
1:H:92:THR:HG22	1:H:94:GLY:N	2.32	0.44
1:I:51:ASN:ND2	1:I:212:ASP:OD1	2.50	0.44
1:E:211:ALA:O	1:E:212:ASP:C	2.56	0.44
1:E:92:THR:C	1:E:94:GLY:H	2.20	0.44
1:F:292:PRO:HG2	1:F:294:ASP:OD1	2.16	0.44
1:G:51:ASN:HA	3:G:2008:HOH:O	2.17	0.44
1:I:159:THR:CG2	1:I:190:ILE:HD13	2.45	0.44
1:I:31:GLU:C	1:I:33:LEU:N	2.71	0.44
1:A:90:LYS:O	1:A:91:LEU:C	2.56	0.44
1:B:203:PRO:HD2	1:B:206:LEU:HD22	1.99	0.44
1:F:161:PRO:HG3	1:F:170:MET:HA	1.98	0.44
1:F:209:LYS:O	1:F:212:ASP:HB2	2.17	0.44
1:F:35:GLN:NE2	3:F:2007:HOH:O	2.49	0.44
1:G:57:LYS:HE3	1:G:82:ASP:OD1	2.18	0.44
1:H:286:LEU:HB2	1:H:336:VAL:HB	1.99	0.44
1:I:246:GLY:HA2	3:I:2077:HOH:O	2.17	0.44
1:A:277:VAL:HG22	1:A:278:ASP:N	2.32	0.44
1:A:347:THR:HG21	1:A:352:LYS:HZ2	1.82	0.44
1:C:71:THR:CG2	1:C:135:THR:OG1	2.66	0.44
1:C:277:VAL:CG2	1:C:344:ILE:HD13	2.47	0.44

Continued on next page...

Continued from previous page...

Atom-1	Atom-2	Interatomic distance (Å)	Clash overlap (Å)
1:C:92:THR:HG22	1:C:95:LEU:N	2.31	0.44
1:D:195:LEU:CD1	1:D:274:LEU:HD11	2.44	0.44
1:D:314:ASN:HA	1:D:314:ASN:HD22	1.60	0.44
1:G:231:LEU:HD22	3:G:2028:HOH:O	2.18	0.44
1:G:55:ARG:NE	1:G:59:GLU:OE2	2.51	0.44
1:H:179:ARG:HD2	3:H:2014:HOH:O	2.18	0.44
1:A:84:LYS:HE3	1:F:24:PRO:HG3	2.00	0.44
1:C:282:ALA:CB	1:C:311:LEU:HB3	2.24	0.44
1:D:292:PRO:HD3	1:D:330:THR:O	2.17	0.44
1:F:54:THR:HA	1:F:80:LYS:O	2.17	0.44
1:G:97:ALA:HB1	1:G:103:ILE:HB	1.98	0.44
1:G:162:PHE:CZ	1:G:207:ALA:HB1	2.52	0.44
1:H:65:LYS:NZ	1:H:118:ALA:O	2.40	0.44
1:H:259:GLU:OE1	1:H:259:GLU:HA	2.18	0.44
1:H:48:ALA:O	1:H:51:ASN:HB3	2.17	0.44
1:H:53:ILE:HG23	1:H:66:THR:HB	2.00	0.44
1:H:61:ILE:O	1:H:61:ILE:HG23	2.18	0.44
1:H:72:ASP:HB3	1:H:75:GLN:HE21	1.83	0.44
1:I:159:THR:O	1:I:160:LEU:HD12	2.18	0.44
1:A:240:LYS:HE2	3:A:2052:HOH:O	2.17	0.44
1:A:331:VAL:O	1:A:331:VAL:HG23	2.17	0.44
1:D:196:PHE:HE2	3:D:2039:HOH:O	2.00	0.44
1:D:70:ASN:ND2	1:D:71:THR:N	2.53	0.44
1:E:55:ARG:NH2	1:E:213:GLU:OE2	2.48	0.44
1:F:190:ILE:HD12	1:F:190:ILE:H	1.82	0.44
1:G:91:LEU:HD21	1:G:106:GLU:HB3	1.99	0.44
1:G:301:ARG:NH1	1:G:301:ARG:HG2	2.27	0.44
1:G:211:ALA:CB	2:G:500:GTP:N2	2.81	0.44
3:F:2070:HOH:O	1:I:164:MET:HE2	2.17	0.44
1:A:83:LYS:HE2	1:A:84:LYS:O	2.18	0.44
1:B:73:ALA:O	1:B:77:ILE:HG12	2.18	0.44
1:C:88:GLY:HA3	1:C:107:ALA:HB1	2.00	0.44
1:D:160:LEU:HA	1:D:160:LEU:HD12	1.79	0.44
1:E:195:LEU:HD12	1:E:274:LEU:HD11	1.99	0.44
1:G:261:ARG:HG3	1:G:262:ALA:N	2.33	0.44
1:G:331:VAL:O	1:G:331:VAL:HG23	2.18	0.44
1:G:333:VAL:HG12	1:G:335:LEU:HD13	1.98	0.44
1:H:310:ARG:NH1	3:H:2050:HOH:O	2.44	0.44
1:B:261:ARG:HG3	1:B:262:ALA:N	2.33	0.44
1:C:277:VAL:HG22	1:C:278:ASP:O	2.17	0.44
1:C:32:TYR:O	1:C:34:GLN:N	2.50	0.44

Continued on next page...

Continued from previous page...

Atom-1	Atom-2	Interatomic distance (Å)	Clash overlap (Å)
1:C:61:ILE:O	1:C:61:ILE:HG23	2.18	0.44
1:D:158:VAL:O	1:D:189:VAL:HA	2.18	0.44
1:E:124:MET:CE	1:E:153:LEU:HD13	2.48	0.44
1:H:199:VAL:HG22	1:H:200:PRO:CD	2.48	0.44
1:I:32:TYR:O	1:I:34:GLN:N	2.50	0.44
1:A:97:ALA:HB1	1:A:103:ILE:HB	2.00	0.44
1:A:77:ILE:CD1	1:F:24:PRO:O	2.66	0.44
1:B:138:GLY:HA2	1:B:179:ARG:NH2	2.20	0.44
1:B:354:LYS:HG2	1:B:355:LYS:N	2.29	0.44
1:C:198:ILE:HD13	3:C:2024:HOH:O	2.18	0.44
1:G:211:ALA:HB3	2:G:500:GTP:N2	2.33	0.44
1:G:332:ARG:HB2	1:G:332:ARG:NH1	2.33	0.44
1:G:339:GLY:HA2	1:G:341:GLN:OE1	2.18	0.44
1:H:160:LEU:HD12	1:H:160:LEU:HA	1.76	0.44
1:I:259:GLU:OE1	1:I:259:GLU:HA	2.18	0.44
1:A:291:GLY:HA2	1:A:327:LEU:HD23	1.99	0.43
1:C:46:GLY:HA3	2:C:500:GTP:O1B	2.18	0.43
1:C:92:THR:CG2	1:C:96:GLY:N	2.79	0.43
1:D:155:VAL:HG22	1:D:186:THR:CG2	2.47	0.43
1:D:195:LEU:CD2	1:D:210:VAL:HG12	2.48	0.43
1:D:33:LEU:O	1:D:36:THR:CG2	2.64	0.43
1:E:91:LEU:HD21	1:E:106:GLU:CG	2.48	0.43
1:E:251:ILE:HG22	3:E:2024:HOH:O	2.17	0.43
1:F:39:LYS:HD3	3:F:2030:HOH:O	2.17	0.43
1:G:83:LYS:HE2	1:G:84:LYS:O	2.18	0.43
1:I:184:THR:HG22	1:I:186:THR:H	1.82	0.43
1:I:222:LEU:O	1:I:225:LEU:HB3	2.18	0.43
1:I:331:VAL:HG23	1:I:331:VAL:O	2.18	0.43
1:B:91:LEU:N	1:B:91:LEU:HD12	2.28	0.43
1:E:54:THR:HA	1:E:80:LYS:O	2.17	0.43
1:F:297:LEU:HB3	1:F:301:ARG:HH21	1.82	0.43
1:G:88:GLY:HA3	1:G:107:ALA:CB	2.48	0.43
1:A:289:VAL:HG12	1:A:320:GLY:O	2.18	0.43
1:B:91:LEU:HD21	1:B:106:GLU:CG	2.48	0.43
1:B:127:ILE:O	1:B:156:ALA:HA	2.19	0.43
1:B:339:GLY:HA2	1:B:341:GLN:OE1	2.18	0.43
1:B:88:GLY:HA3	1:B:107:ALA:HB1	2.01	0.43
1:C:153:LEU:HA	3:C:2034:HOH:O	2.17	0.43
1:E:253:ILE:HG22	1:E:254:GLY:N	2.32	0.43
1:H:156:ALA:HB3	1:H:187:LEU:HD13	2.00	0.43
1:I:195:LEU:HD12	1:I:274:LEU:HD11	2.00	0.43

Continued on next page...

Continued from previous page...

Atom-1	Atom-2	Interatomic distance (Å)	Clash overlap (Å)
1:A:23:SER:O	1:A:27:LYS:HB2	2.18	0.43
1:A:69:ILE:HG22	1:A:85:ILE:HB	2.00	0.43
1:B:222:LEU:HD21	1:B:336:VAL:HG21	2.00	0.43
1:B:292:PRO:HG2	1:B:294:ASP:OD1	2.18	0.43
1:D:61:ILE:O	1:D:61:ILE:HG23	2.18	0.43
1:F:92:THR:CG2	1:F:96:GLY:N	2.80	0.43
1:G:111:SER:HB3	1:G:114:GLU:HG2	2.01	0.43
1:G:92:THR:HG22	1:G:94:GLY:H	1.84	0.43
1:I:91:LEU:HD21	1:I:106:GLU:CG	2.49	0.43
1:I:153:LEU:HA	3:I:2075:HOH:O	2.18	0.43
1:I:31:GLU:O	1:I:34:GLN:CG	2.50	0.43
1:A:251:ILE:CG1	1:A:252:GLY:N	2.82	0.43
1:A:263:LYS:NZ	1:A:263:LYS:HB2	2.33	0.43
1:A:46:GLY:HA3	2:A:500:GTP:O1B	2.19	0.43
1:B:161:PRO:HG3	1:B:170:MET:HA	2.00	0.43
1:B:25:GLU:HB2	3:B:2002:HOH:O	2.17	0.43
1:C:261:ARG:HB2	1:C:331:VAL:HG22	1.99	0.43
1:D:127:ILE:O	1:D:156:ALA:HA	2.19	0.43
1:D:266:VAL:CG2	1:D:303:VAL:HA	2.41	0.43
1:D:352:LYS:HE2	3:D:2076:HOH:O	2.18	0.43
1:E:261:ARG:HB2	1:E:331:VAL:HG22	2.00	0.43
1:F:301:ARG:CD	1:I:164:MET:HB3	2.49	0.43
1:G:218:ALA:HB2	1:G:251:ILE:HD12	1.99	0.43
1:A:37:LYS:CE	1:A:37:LYS:O	2.67	0.43
1:C:299:GLU:HA	3:C:2070:HOH:O	2.18	0.43
1:D:327:LEU:O	1:D:328:GLU:C	2.56	0.43
1:E:292:PRO:HD3	1:E:330:THR:O	2.18	0.43
1:H:124:MET:HE2	1:H:153:LEU:HD13	2.00	0.43
1:I:71:THR:HG23	1:I:96:GLY:CA	2.44	0.43
1:I:92:THR:CG2	1:I:96:GLY:N	2.76	0.43
1:B:170:MET:HE2	1:B:174:MET:HG2	2.00	0.43
1:B:199:VAL:HG22	1:B:200:PRO:HD2	2.01	0.43
1:B:292:PRO:HD3	1:B:330:THR:O	2.18	0.43
1:C:91:LEU:N	1:C:91:LEU:HD12	2.29	0.43
1:F:199:VAL:HG22	1:F:200:PRO:HD2	2.01	0.43
1:G:170:MET:HE2	1:G:170:MET:O	2.19	0.43
1:G:23:SER:HB3	1:G:26:ASP:HB2	2.00	0.43
1:A:162:PHE:O	1:A:165:GLU:HB2	2.19	0.43
1:A:339:GLY:HA2	1:A:341:GLN:OE1	2.19	0.43
1:B:194:LYS:O	1:B:197:GLU:HB2	2.18	0.43
1:B:61:ILE:O	1:B:61:ILE:HG23	2.19	0.43

Continued on next page...

Continued from previous page...

Atom-1	Atom-2	Interatomic distance (Å)	Clash overlap (Å)
1:C:286:LEU:HB2	1:C:336:VAL:HB	2.00	0.43
1:C:71:THR:HG23	1:C:96:GLY:CA	2.47	0.43
1:E:235:ASP:OD2	1:E:237:ALA:HB3	2.18	0.43
1:E:264:GLU:O	1:E:265:ALA:C	2.56	0.43
1:F:23:SER:O	1:F:26:ASP:HB2	2.18	0.43
1:H:188:VAL:HG22	1:H:249:ALA:HB3	2.00	0.43
1:A:192:ASN:HA	1:A:192:ASN:HD22	1.62	0.43
1:A:77:ILE:HD12	1:F:24:PRO:O	2.18	0.43
1:C:28:GLU:O	1:C:31:GLU:HB3	2.19	0.43
1:D:263:LYS:HD3	1:D:302:GLU:OE1	2.19	0.43
1:D:30:LEU:HD13	1:D:30:LEU:C	2.38	0.43
1:E:156:ALA:HB3	1:E:187:LEU:CD1	2.49	0.43
1:F:314:ASN:HA	1:F:314:ASN:HD22	1.60	0.43
1:F:292:PRO:HD3	1:F:330:THR:O	2.18	0.43
1:G:312:ASP:CG	1:G:313:PRO:HD2	2.38	0.43
1:I:301:ARG:NH2	3:I:2088:HOH:O	2.51	0.43
1:A:111:SER:HA	1:A:114:GLU:OE2	2.18	0.43
1:B:37:LYS:O	1:B:37:LYS:CE	2.67	0.43
1:C:226:ILE:HG12	1:C:239:VAL:HG21	2.00	0.43
1:C:91:LEU:HD21	1:C:106:GLU:CG	2.48	0.43
1:I:30:LEU:O	1:I:30:LEU:HD13	2.19	0.43
1:A:216:ILE:HD11	3:A:2012:HOH:O	2.19	0.42
1:D:135:THR:HB	2:D:500:GTP:O1B	2.19	0.42
1:D:36:THR:CG2	1:D:37:LYS:N	2.82	0.42
1:H:259:GLU:HG2	3:H:2042:HOH:O	2.19	0.42
1:B:46:GLY:HA3	2:B:500:GTP:O1B	2.18	0.42
1:F:286:LEU:HB2	1:F:336:VAL:HB	2.00	0.42
1:F:323:ILE:HB	3:F:2079:HOH:O	2.18	0.42
1:F:50:ASN:ND2	1:F:70:ASN:HB2	2.32	0.42
1:H:289:VAL:O	1:H:321:ALA:HA	2.19	0.42
1:I:277:VAL:CG2	1:I:344:ILE:HD13	2.48	0.42
1:A:256:SER:CB	1:A:261:ARG:HA	2.47	0.42
1:B:222:LEU:O	1:B:225:LEU:HB3	2.19	0.42
1:B:259:GLU:HG2	3:B:2032:HOH:O	2.19	0.42
1:C:254:GLY:HA2	1:C:268:MET:HE2	2.00	0.42
1:G:199:VAL:HG22	1:G:200:PRO:CD	2.50	0.42
1:H:160:LEU:O	1:H:192:ASN:HB2	2.20	0.42
1:H:266:VAL:HG11	1:H:306:THR:HB	2.02	0.42
1:I:289:VAL:O	1:I:321:ALA:HA	2.19	0.42
1:I:33:LEU:O	1:I:35:GLN:N	2.48	0.42
1:A:277:VAL:HB	1:A:344:ILE:CD1	2.46	0.42

Continued on next page...

Continued from previous page...

Atom-1	Atom-2	Interatomic distance (Å)	Clash overlap (Å)
1:B:209:LYS:O	1:B:212:ASP:HB2	2.19	0.42
1:C:83:LYS:HE2	1:C:84:LYS:O	2.19	0.42
1:D:276:ASP:O	1:D:277:VAL:HB	2.20	0.42
1:G:127:ILE:CD1	1:G:143:VAL:HG12	2.49	0.42
1:I:156:ALA:HB3	1:I:187:LEU:HD13	2.01	0.42
1:A:164:MET:HA	3:A:2030:HOH:O	2.19	0.42
1:A:332:ARG:CB	1:A:332:ARG:NH1	2.83	0.42
1:C:226:ILE:CD1	1:C:239:VAL:HG11	2.50	0.42
1:D:283:THR:HG22	1:D:339:GLY:HA3	2.01	0.42
1:F:114:GLU:HB3	3:F:2023:HOH:O	2.19	0.42
1:G:153:LEU:CD1	1:G:240:LYS:HA	2.50	0.42
1:G:160:LEU:HD12	1:G:160:LEU:HA	1.81	0.42
1:G:167:LYS:HE2	3:G:2034:HOH:O	2.19	0.42
1:H:91:LEU:HD12	1:H:91:LEU:N	2.26	0.42
1:I:213:GLU:O	1:I:214:VAL:C	2.57	0.42
1:I:301:ARG:NH1	1:I:301:ARG:HG2	2.33	0.42
1:I:54:THR:HG23	1:I:80:LYS:HB2	2.00	0.42
1:A:180:LEU:HD23	1:A:187:LEU:HD11	2.01	0.42
1:B:247:GLY:HA3	1:B:341:GLN:HE22	1.85	0.42
1:B:277:VAL:HG22	1:B:278:ASP:O	2.19	0.42
1:D:111:SER:HB3	1:D:114:GLU:HG2	2.01	0.42
1:D:259:GLU:HA	1:D:259:GLU:OE1	2.20	0.42
1:D:333:VAL:HG12	1:D:335:LEU:HD13	2.01	0.42
1:F:260:LYS:HB2	1:F:263:LYS:CB	2.39	0.42
1:G:187:LEU:HD12	1:G:188:VAL:N	2.35	0.42
1:B:170:MET:HB2	3:B:2014:HOH:O	2.19	0.42
1:B:179:ARG:HD2	3:B:2010:HOH:O	2.18	0.42
1:C:263:LYS:NZ	1:C:263:LYS:HB2	2.34	0.42
1:C:292:PRO:HD3	1:C:330:THR:O	2.20	0.42
1:D:156:ALA:HB3	1:D:187:LEU:HD13	2.02	0.42
1:D:332:ARG:CB	1:D:332:ARG:NH1	2.83	0.42
1:E:91:LEU:N	1:E:91:LEU:HD12	2.19	0.42
1:F:175:GLU:O	1:F:178:GLU:HB3	2.19	0.42
1:G:124:MET:HE3	1:G:153:LEU:HD13	2.02	0.42
1:C:57:LYS:HE3	1:C:82:ASP:OD1	2.19	0.42
1:E:92:THR:HG22	1:E:95:LEU:N	2.30	0.42
1:F:137:THR:O	1:F:179:ARG:NH2	2.52	0.42
1:G:114:GLU:CD	1:G:114:GLU:H	2.23	0.42
1:G:162:PHE:O	1:G:165:GLU:HB2	2.20	0.42
1:I:124:MET:HE3	1:I:153:LEU:HD13	2.01	0.42
1:I:236:PHE:CE2	1:I:240:LYS:HD3	2.55	0.42

Continued on next page...

Continued from previous page...

Atom-1	Atom-2	Interatomic distance (Å)	Clash overlap (Å)
1:A:170:MET:CE	1:A:173:ALA:HB3	2.50	0.42
1:B:298:GLU:HG2	3:B:2038:HOH:O	2.19	0.42
1:C:198:ILE:HG13	1:C:273:PRO:CG	2.50	0.42
1:C:259:GLU:HA	1:C:259:GLU:OE1	2.19	0.42
1:C:36:THR:HG22	3:C:2006:HOH:O	2.19	0.42
1:D:324:ASP:O	1:D:325:GLU:C	2.58	0.42
1:D:90:LYS:O	1:D:91:LEU:C	2.58	0.42
1:E:132:GLY:O	1:E:169:ARG:NE	2.52	0.42
1:E:314:ASN:HA	1:E:314:ASN:HD22	1.63	0.42
1:F:238:ASP:HB3	1:F:318:ILE:CD1	2.49	0.42
1:F:291:GLY:HA2	1:F:327:LEU:HD23	2.02	0.42
1:F:46:GLY:HA3	2:F:500:GTP:O1B	2.20	0.42
1:F:61:ILE:CG1	1:F:64:ALA:HB3	2.49	0.42
1:G:170:MET:HE1	1:G:174:MET:SD	2.60	0.42
1:E:84:LYS:HE3	1:G:26:ASP:OD2	2.20	0.42
1:H:195:LEU:HG	1:H:210:VAL:CG1	2.50	0.42
1:I:154:THR:HG22	1:I:184:THR:HG23	2.02	0.42
1:I:155:VAL:HG22	1:I:186:THR:CG2	2.39	0.42
1:I:215:LEU:HD13	3:I:2019:HOH:O	2.20	0.42
1:I:61:ILE:HG23	1:I:61:ILE:O	2.20	0.42
1:B:92:THR:HG22	1:B:95:LEU:N	2.35	0.42
1:C:234:VAL:HG13	1:C:234:VAL:O	2.20	0.42
1:C:239:VAL:HG22	1:C:318:ILE:HG21	2.01	0.42
1:C:256:SER:HB3	1:C:261:ARG:HA	2.02	0.42
1:F:195:LEU:HD12	1:F:195:LEU:HA	1.80	0.42
1:F:249:ALA:HA	1:F:337:ILE:O	2.20	0.42
1:F:71:THR:HG23	1:F:96:GLY:CA	2.44	0.42
1:G:90:LYS:O	1:G:91:LEU:C	2.58	0.42
1:H:314:ASN:HA	1:H:314:ASN:HD22	1.59	0.42
1:I:69:ILE:HG22	1:I:85:ILE:HB	2.00	0.42
1:A:327:LEU:O	1:A:328:GLU:C	2.58	0.41
1:B:186:THR:HG21	1:B:243:MET:CE	2.50	0.41
1:D:158:VAL:HG23	1:D:189:VAL:HG12	2.00	0.41
1:E:190:ILE:H	1:E:190:ILE:HD12	1.84	0.41
1:E:324:ASP:O	1:E:325:GLU:C	2.58	0.41
1:F:28:GLU:O	1:F:31:GLU:HB3	2.20	0.41
1:G:91:LEU:N	1:G:91:LEU:HD12	2.25	0.41
1:I:251:ILE:CG1	1:I:252:GLY:N	2.80	0.41
1:I:305:ALA:HA	3:I:2089:HOH:O	2.19	0.41
1:I:73:ALA:O	1:I:77:ILE:HG12	2.19	0.41
1:A:206:LEU:N	1:A:206:LEU:HD13	2.34	0.41

Continued on next page...

Continued from previous page...

Atom-1	Atom-2	Interatomic distance (Å)	Clash overlap (Å)
1:C:246:GLY:HA2	3:C:2061:HOH:O	2.20	0.41
1:D:250:MET:HE1	1:D:344:ILE:HD11	2.02	0.41
1:E:261:ARG:CG	1:E:262:ALA:N	2.83	0.41
1:E:50:ASN:ND2	1:E:70:ASN:HB2	2.34	0.41
1:F:238:ASP:HB3	1:F:318:ILE:HD11	2.02	0.41
1:F:53:ILE:HG23	1:F:66:THR:HB	2.02	0.41
1:H:277:VAL:CG2	1:H:344:ILE:CD1	2.98	0.41
1:I:171:LYS:HE2	1:I:175:GLU:OE2	2.19	0.41
1:I:184:THR:HG22	1:I:185:ASP:N	2.35	0.41
1:I:226:ILE:HG12	1:I:239:VAL:HG21	2.02	0.41
1:I:266:VAL:HG11	1:I:306:THR:HB	2.01	0.41
1:I:31:GLU:O	1:I:34:GLN:N	2.53	0.41
1:A:259:GLU:HA	1:A:259:GLU:OE1	2.19	0.41
1:B:324:ASP:O	1:B:325:GLU:C	2.59	0.41
1:B:354:LYS:CG	1:B:355:LYS:H	2.30	0.41
1:B:76:LEU:HG	1:B:84:LYS:HD2	2.03	0.41
1:C:127:ILE:HD11	1:C:144:ALA:HA	2.01	0.41
1:C:126:PHE:CE1	1:C:223:VAL:HG22	2.55	0.41
1:E:23:SER:HA	1:E:24:PRO:HD3	1.91	0.41
1:E:23:SER:O	1:E:27:LYS:HG2	2.19	0.41
1:F:222:LEU:HD21	1:F:336:VAL:HG21	2.02	0.41
1:H:83:LYS:HE2	1:H:84:LYS:O	2.19	0.41
1:I:153:LEU:HD23	1:I:153:LEU:C	2.40	0.41
1:I:131:LEU:CD1	1:I:158:VAL:HG21	2.48	0.41
1:I:186:THR:HG22	1:I:243:MET:O	2.20	0.41
1:I:324:ASP:O	1:I:325:GLU:C	2.58	0.41
1:B:186:THR:HG21	1:B:243:MET:HB3	2.02	0.41
1:B:251:ILE:HD11	1:B:253:ILE:CD1	2.42	0.41
1:B:92:THR:C	1:B:94:GLY:H	2.24	0.41
1:C:245:ASN:N	1:C:245:ASN:ND2	2.67	0.41
1:C:260:LYS:HB2	1:C:263:LYS:CB	2.43	0.41
1:F:213:GLU:O	1:F:214:VAL:C	2.58	0.41
1:F:240:LYS:O	1:F:244:ASN:HB2	2.20	0.41
1:G:247:GLY:HA3	1:G:341:GLN:HE22	1.84	0.41
1:H:261:ARG:HD2	1:H:331:VAL:HG13	2.02	0.41
1:A:139:SER:O	1:A:140:ALA:C	2.58	0.41
1:A:192:ASN:N	3:A:2037:HOH:O	2.53	0.41
1:A:199:VAL:HG22	1:A:200:PRO:HD2	2.02	0.41
1:A:292:PRO:HG2	1:A:294:ASP:OD1	2.21	0.41
1:A:333:VAL:HG12	1:A:335:LEU:HD13	2.03	0.41
1:B:256:SER:HB3	1:B:261:ARG:HA	2.01	0.41

Continued on next page...

Continued from previous page...

Atom-1	Atom-2	Interatomic distance (Å)	Clash overlap (Å)
1:B:289:VAL:O	1:B:321:ALA:HA	2.20	0.41
1:B:71:THR:HG23	1:B:96:GLY:CA	2.45	0.41
1:B:92:THR:HG21	1:B:96:GLY:N	2.25	0.41
1:C:83:LYS:HA	1:C:83:LYS:HD2	1.96	0.41
1:D:261:ARG:HG3	1:D:262:ALA:H	1.83	0.41
1:E:177:LEU:HD11	1:E:189:VAL:CG1	2.50	0.41
1:E:343:ARG:O	1:E:344:ILE:HD12	2.19	0.41
1:G:169:ARG:HA	1:G:169:ARG:HD2	1.87	0.41
1:G:352:LYS:O	1:G:354:LYS:N	2.48	0.41
1:I:33:LEU:C	1:I:35:GLN:H	2.22	0.41
1:A:156:ALA:HB3	1:A:187:LEU:CD1	2.49	0.41
1:A:292:PRO:HD3	1:A:330:THR:O	2.21	0.41
1:B:126:PHE:HA	1:B:155:VAL:O	2.20	0.41
1:B:245:ASN:N	1:B:245:ASN:ND2	2.64	0.41
1:B:277:VAL:HG22	1:B:278:ASP:N	2.35	0.41
1:D:228:LYS:HD3	1:D:322:THR:HG21	2.03	0.41
1:F:203:PRO:HD2	1:F:206:LEU:HD22	2.03	0.41
1:F:261:ARG:HG3	1:F:262:ALA:N	2.34	0.41
1:H:186:THR:HG21	1:H:243:MET:CE	2.51	0.41
1:H:297:LEU:O	1:H:301:ARG:HB2	2.21	0.41
1:H:54:THR:HG23	1:H:80:LYS:HB2	2.01	0.41
1:H:92:THR:CG2	1:H:95:LEU:N	2.83	0.41
1:I:324:ASP:HB3	1:I:327:LEU:HD22	2.02	0.41
1:A:91:LEU:HD21	1:A:106:GLU:HB3	2.03	0.41
1:B:131:LEU:HD11	1:B:158:VAL:HG21	2.01	0.41
1:B:251:ILE:CG1	1:B:252:GLY:N	2.84	0.41
1:C:161:PRO:HD2	1:C:170:MET:HE3	2.03	0.41
1:C:186:THR:HG21	1:C:243:MET:CE	2.51	0.41
1:D:242:VAL:HG21	1:D:318:ILE:HG12	2.01	0.41
1:D:291:GLY:HA2	1:D:327:LEU:HD23	2.02	0.41
1:E:127:ILE:CD1	1:E:144:ALA:HA	2.50	0.41
1:F:159:THR:O	1:F:160:LEU:HD12	2.20	0.41
1:F:248:LEU:O	1:F:340:VAL:HG22	2.20	0.41
1:A:114:GLU:CD	1:A:114:GLU:H	2.23	0.41
1:C:194:LYS:O	1:C:197:GLU:HB2	2.20	0.41
1:D:55:ARG:NE	1:D:59:GLU:OE2	2.54	0.41
1:E:44:GLY:HA2	1:E:128:THR:O	2.20	0.41
1:E:277:VAL:HG22	1:E:278:ASP:O	2.20	0.41
1:G:164:MET:HA	3:G:2038:HOH:O	2.20	0.41
1:G:277:VAL:CG2	1:G:344:ILE:CD1	2.99	0.41
1:H:333:VAL:HG12	1:H:335:LEU:HD13	2.02	0.41

Continued on next page...

Continued from previous page...

Atom-1	Atom-2	Interatomic distance (Å)	Clash overlap (Å)
1:I:126:PHE:HA	1:I:155:VAL:O	2.21	0.41
1:I:92:THR:HG22	1:I:94:GLY:N	2.36	0.41
1:A:289:VAL:O	1:A:321:ALA:HA	2.21	0.41
1:D:332:ARG:CB	1:D:332:ARG:HH11	2.34	0.41
1:D:37:LYS:O	1:D:37:LYS:CE	2.69	0.41
1:E:91:LEU:HD21	1:E:106:GLU:CD	2.41	0.41
1:F:111:SER:HA	1:F:114:GLU:OE2	2.21	0.41
1:A:200:PRO:HA	1:G:314:ASN:ND2	2.36	0.41
1:I:184:THR:HG22	1:I:185:ASP:H	1.86	0.41
1:I:276:ASP:OD1	1:I:353:ARG:NH1	2.54	0.41
1:I:99:GLY:O	1:I:101:PRO:HD3	2.21	0.41
1:B:48:ALA:O	1:B:51:ASN:HB3	2.21	0.41
1:C:138:GLY:HA2	1:C:179:ARG:NH2	2.13	0.41
1:C:334:LEU:O	1:C:335:LEU:HD12	2.21	0.41
1:C:53:ILE:HG23	1:C:66:THR:HB	2.02	0.41
1:E:118:ALA:HA	3:E:2013:HOH:O	2.21	0.41
1:E:170:MET:HE2	1:E:174:MET:HG2	2.03	0.41
1:E:158:VAL:HG23	1:E:189:VAL:HG12	2.03	0.41
1:E:323:ILE:HB	3:E:2044:HOH:O	2.21	0.41
1:F:240:LYS:HD2	3:F:2031:HOH:O	2.20	0.41
1:G:169:ARG:HH11	1:G:169:ARG:HG2	1.86	0.41
1:G:163:VAL:HG23	1:G:193:GLU:CD	2.41	0.41
1:G:55:ARG:HG3	3:G:2005:HOH:O	2.21	0.41
1:H:206:LEU:CD1	1:H:206:LEU:N	2.83	0.41
1:H:264:GLU:O	1:H:265:ALA:C	2.59	0.41
1:I:153:LEU:CD2	1:I:153:LEU:C	2.89	0.41
1:I:162:PHE:CZ	1:I:207:ALA:HB1	2.55	0.41
1:A:273:PRO:HD3	3:A:2057:HOH:O	2.20	0.41
1:C:114:GLU:HB3	3:C:2016:HOH:O	2.20	0.41
1:C:291:GLY:HA2	1:C:327:LEU:HD23	2.03	0.41
1:D:114:GLU:H	1:D:114:GLU:CD	2.23	0.41
1:F:276:ASP:OD1	1:F:353:ARG:NH1	2.46	0.41
1:F:49:GLY:O	1:F:53:ILE:HG12	2.20	0.41
1:G:170:MET:HE3	1:G:173:ALA:HB3	2.03	0.41
1:G:353:ARG:O	1:G:354:LYS:C	2.58	0.41
1:I:198:ILE:HG13	1:I:273:PRO:HG3	2.02	0.41
1:I:337:ILE:HG22	1:I:337:ILE:O	2.21	0.41
1:A:332:ARG:CB	1:A:332:ARG:HH11	2.33	0.40
1:B:192:ASN:HA	1:B:192:ASN:HD22	1.65	0.40
1:C:186:THR:HG21	1:C:243:MET:HB3	2.03	0.40
1:D:138:GLY:HA2	1:D:179:ARG:NH2	2.23	0.40

Continued on next page...

Continued from previous page...

Atom-1	Atom-2	Interatomic distance (Å)	Clash overlap (Å)
1:D:132:GLY:O	1:D:169:ARG:NE	2.53	0.40
1:D:250:MET:HE2	1:D:344:ILE:HG13	2.03	0.40
1:E:138:GLY:O	1:E:141:PRO:HD2	2.20	0.40
1:F:23:SER:N	3:F:2002:HOH:O	2.53	0.40
1:G:23:SER:O	1:G:27:LYS:HB2	2.21	0.40
1:H:127:ILE:CD1	1:H:144:ALA:HA	2.52	0.40
1:H:43:VAL:HG22	1:H:67:VAL:HB	2.02	0.40
1:H:92:THR:HG21	1:H:96:GLY:N	2.22	0.40
1:A:111:SER:HB3	1:A:114:GLU:HG2	2.02	0.40
1:A:266:VAL:CG2	1:A:303:VAL:HA	2.48	0.40
1:A:314:ASN:ND2	1:D:200:PRO:HA	2.37	0.40
1:B:319:TYR:N	1:B:319:TYR:CD1	2.89	0.40
1:C:160:LEU:O	1:C:192:ASN:HB2	2.21	0.40
1:C:249:ALA:HA	1:C:337:ILE:O	2.20	0.40
1:C:41:THR:HG21	1:C:119:ILE:HG22	2.03	0.40
1:E:262:ALA:O	1:E:266:VAL:HG23	2.21	0.40
1:F:259:GLU:HA	1:F:259:GLU:OE1	2.22	0.40
1:H:261:ARG:HG3	1:H:262:ALA:N	2.36	0.40
1:H:92:THR:HG22	1:H:95:LEU:N	2.36	0.40
1:I:266:VAL:HG22	1:I:303:VAL:HG13	2.03	0.40
1:A:282:ALA:CB	1:A:311:LEU:HB3	2.27	0.40
1:B:251:ILE:HG22	3:B:2020:HOH:O	2.21	0.40
1:D:180:LEU:HD23	1:D:187:LEU:HD11	2.03	0.40
1:F:232:ILE:HG22	1:F:233:ASN:N	2.35	0.40
1:F:324:ASP:O	1:F:325:GLU:C	2.59	0.40
1:A:29:LEU:CB	1:H:77:ILE:HD11	2.52	0.40
1:A:163:VAL:HG23	1:A:193:GLU:CD	2.41	0.40
1:C:169:ARG:HA	1:C:169:ARG:HD2	1.88	0.40
1:F:249:ALA:HB2	1:F:338:THR:HA	2.04	0.40
1:G:146:ILE:O	1:G:150:ILE:HG23	2.21	0.40
1:G:314:ASN:HA	1:G:314:ASN:HD22	1.59	0.40
1:H:124:MET:HE3	1:H:153:LEU:HD13	2.03	0.40
1:H:55:ARG:HH22	1:H:213:GLU:CD	2.24	0.40
1:I:234:VAL:O	1:I:234:VAL:HG13	2.21	0.40
1:A:77:ILE:HD11	1:F:27:LYS:HB2	2.03	0.40
1:B:92:THR:CG2	1:B:96:GLY:N	2.85	0.40
1:C:190:ILE:HD12	1:C:190:ILE:H	1.86	0.40
1:C:324:ASP:HB3	1:C:327:LEU:HD22	2.03	0.40
1:D:139:SER:O	1:D:140:ALA:C	2.60	0.40
1:E:139:SER:O	1:E:140:ALA:C	2.60	0.40
1:E:186:THR:HG21	1:E:243:MET:HB3	2.02	0.40

Continued on next page...

Continued from previous page...

Atom-1	Atom-2	Interatomic distance (Å)	Clash overlap (Å)
1:F:38:ALA:HA	3:F:2007:HOH:O	2.21	0.40
1:H:114:GLU:HB3	3:H:2012:HOH:O	2.21	0.40
1:H:226:ILE:HD11	1:H:239:VAL:HG11	2.04	0.40
1:H:324:ASP:O	1:H:325:GLU:C	2.60	0.40

There are no symmetry-related clashes.

5.3 Torsion angles [i](#)

5.3.1 Protein backbone [i](#)

In the following table, the Percentiles column shows the percent Ramachandran outliers of the chain as a percentile score with respect to all X-ray entries followed by that with respect to entries of similar resolution.

The Analysed column shows the number of residues for which the backbone conformation was analysed, and the total number of residues.

Mol	Chain	Analysed	Favoured	Allowed	Outliers	Percentiles	
1	A	330/364 (91%)	293 (89%)	32 (10%)	5 (2%)	10	42
1	B	331/364 (91%)	297 (90%)	29 (9%)	5 (2%)	10	42
1	C	330/364 (91%)	298 (90%)	22 (7%)	10 (3%)	4	24
1	D	330/364 (91%)	294 (89%)	30 (9%)	6 (2%)	8	37
1	E	331/364 (91%)	288 (87%)	36 (11%)	7 (2%)	7	33
1	F	330/364 (91%)	292 (88%)	27 (8%)	11 (3%)	4	21
1	G	330/364 (91%)	291 (88%)	33 (10%)	6 (2%)	8	37
1	H	331/364 (91%)	291 (88%)	35 (11%)	5 (2%)	10	42
1	I	330/364 (91%)	283 (86%)	38 (12%)	9 (3%)	5	26
All	All	2973/3276 (91%)	2627 (88%)	282 (10%)	64 (2%)	6	31

All (64) Ramachandran outliers are listed below:

Mol	Chain	Res	Type
1	A	258	SER
1	A	328	GLU
1	D	258	SER
1	D	328	GLU

Continued on next page...

Continued from previous page...

Mol	Chain	Res	Type
1	E	90	LYS
1	G	258	SER
1	A	90	LYS
1	A	91	LEU
1	A	277	VAL
1	B	90	LYS
1	B	258	SER
1	B	328	GLU
1	C	90	LYS
1	C	258	SER
1	D	90	LYS
1	D	91	LEU
1	E	258	SER
1	E	328	GLU
1	F	35	GLN
1	F	36	THR
1	F	90	LYS
1	F	192	ASN
1	F	258	SER
1	F	328	GLU
1	G	90	LYS
1	G	91	LEU
1	G	328	GLU
1	G	353	ARG
1	H	90	LYS
1	H	258	SER
1	I	31	GLU
1	I	90	LYS
1	I	258	SER
1	C	328	GLU
1	D	277	VAL
1	H	328	GLU
1	I	34	GLN
1	I	192	ASN
1	I	328	GLU
1	B	91	LEU
1	B	277	VAL
1	C	91	LEU
1	C	213	GLU
1	C	277	VAL
1	E	91	LEU
1	E	325	GLU

Continued on next page...

Continued from previous page...

Mol	Chain	Res	Type
1	F	91	LEU
1	F	325	GLU
1	H	91	LEU
1	I	32	TYR
1	C	33	LEU
1	C	36	THR
1	E	277	VAL
1	H	325	GLU
1	I	91	LEU
1	C	192	ASN
1	D	325	GLU
1	E	192	ASN
1	F	213	GLU
1	I	325	GLU
1	G	277	VAL
1	C	214	VAL
1	F	214	VAL
1	F	277	VAL

5.3.2 Protein sidechains ⓘ

In the following table, the Percentiles column shows the percent sidechain outliers of the chain as a percentile score with respect to all X-ray entries followed by that with respect to entries of similar resolution.

The Analysed column shows the number of residues for which the sidechain conformation was analysed, and the total number of residues.

Mol	Chain	Analysed	Rotameric	Outliers	Percentiles	
1	A	267/297 (90%)	249 (93%)	18 (7%)	16	49
1	B	268/297 (90%)	247 (92%)	21 (8%)	12	42
1	C	267/297 (90%)	251 (94%)	16 (6%)	19	53
1	D	267/297 (90%)	250 (94%)	17 (6%)	17	51
1	E	268/297 (90%)	249 (93%)	19 (7%)	14	46
1	F	267/297 (90%)	249 (93%)	18 (7%)	16	49
1	G	267/297 (90%)	250 (94%)	17 (6%)	17	51
1	H	268/297 (90%)	247 (92%)	21 (8%)	12	42
1	I	267/297 (90%)	250 (94%)	17 (6%)	17	51
All	All	2406/2673 (90%)	2242 (93%)	164 (7%)	16	48

All (164) residues with a non-rotameric sidechain are listed below:

Mol	Chain	Res	Type
1	A	33	LEU
1	A	35	GLN
1	A	37	LYS
1	A	70	ASN
1	A	75	GLN
1	A	93	ARG
1	A	160	LEU
1	A	169	ARG
1	A	186	THR
1	A	195	LEU
1	A	206	LEU
1	A	244	ASN
1	A	245	ASN
1	A	248	LEU
1	A	260	LYS
1	A	263	LYS
1	A	283	THR
1	A	314	ASN
1	B	26	ASP
1	B	30	LEU
1	B	35	GLN
1	B	37	LYS
1	B	55	ARG
1	B	70	ASN
1	B	75	GLN
1	B	160	LEU
1	B	169	ARG
1	B	186	THR
1	B	195	LEU
1	B	206	LEU
1	B	234	VAL
1	B	244	ASN
1	B	245	ASN
1	B	248	LEU
1	B	260	LYS
1	B	263	LYS
1	B	283	THR
1	B	314	ASN
1	B	329	ASN
1	C	55	ARG
1	C	70	ASN
1	C	71	THR

Continued on next page...

Continued from previous page...

Mol	Chain	Res	Type
1	C	75	GLN
1	C	169	ARG
1	C	186	THR
1	C	195	LEU
1	C	206	LEU
1	C	244	ASN
1	C	245	ASN
1	C	248	LEU
1	C	251	ILE
1	C	260	LYS
1	C	263	LYS
1	C	283	THR
1	C	344	ILE
1	D	37	LYS
1	D	70	ASN
1	D	75	GLN
1	D	93	ARG
1	D	160	LEU
1	D	169	ARG
1	D	186	THR
1	D	195	LEU
1	D	206	LEU
1	D	217	ASN
1	D	244	ASN
1	D	245	ASN
1	D	248	LEU
1	D	260	LYS
1	D	263	LYS
1	D	283	THR
1	D	329	ASN
1	E	35	GLN
1	E	37	LYS
1	E	55	ARG
1	E	70	ASN
1	E	71	THR
1	E	75	GLN
1	E	160	LEU
1	E	186	THR
1	E	195	LEU
1	E	206	LEU
1	E	217	ASN
1	E	244	ASN

Continued on next page...

Continued from previous page...

Mol	Chain	Res	Type
1	E	245	ASN
1	E	248	LEU
1	E	260	LYS
1	E	263	LYS
1	E	283	THR
1	E	314	ASN
1	E	329	ASN
1	F	26	ASP
1	F	35	GLN
1	F	55	ARG
1	F	70	ASN
1	F	71	THR
1	F	75	GLN
1	F	169	ARG
1	F	186	THR
1	F	195	LEU
1	F	206	LEU
1	F	244	ASN
1	F	245	ASN
1	F	248	LEU
1	F	260	LYS
1	F	263	LYS
1	F	283	THR
1	F	329	ASN
1	F	344	ILE
1	G	37	LYS
1	G	70	ASN
1	G	75	GLN
1	G	93	ARG
1	G	160	LEU
1	G	169	ARG
1	G	186	THR
1	G	195	LEU
1	G	206	LEU
1	G	234	VAL
1	G	244	ASN
1	G	245	ASN
1	G	248	LEU
1	G	260	LYS
1	G	263	LYS
1	G	283	THR
1	G	314	ASN

Continued on next page...

Continued from previous page...

Mol	Chain	Res	Type
1	H	26	ASP
1	H	29	LEU
1	H	30	LEU
1	H	37	LYS
1	H	55	ARG
1	H	70	ASN
1	H	75	GLN
1	H	160	LEU
1	H	169	ARG
1	H	186	THR
1	H	195	LEU
1	H	206	LEU
1	H	234	VAL
1	H	244	ASN
1	H	245	ASN
1	H	248	LEU
1	H	260	LYS
1	H	263	LYS
1	H	283	THR
1	H	314	ASN
1	H	329	ASN
1	I	31	GLU
1	I	55	ARG
1	I	70	ASN
1	I	71	THR
1	I	75	GLN
1	I	153	LEU
1	I	169	ARG
1	I	186	THR
1	I	195	LEU
1	I	206	LEU
1	I	244	ASN
1	I	245	ASN
1	I	248	LEU
1	I	260	LYS
1	I	263	LYS
1	I	283	THR
1	I	329	ASN

Some sidechains can be flipped to improve hydrogen bonding and reduce clashes. All (107) such sidechains are listed below:

Mol	Chain	Res	Type
1	A	50	ASN
1	A	70	ASN
1	A	74	GLN
1	A	75	GLN
1	A	172	ASN
1	A	192	ASN
1	A	217	ASN
1	A	233	ASN
1	A	245	ASN
1	A	271	ASN
1	A	314	ASN
1	A	326	ASN
1	B	35	GLN
1	B	50	ASN
1	B	51	ASN
1	B	70	ASN
1	B	74	GLN
1	B	75	GLN
1	B	172	ASN
1	B	192	ASN
1	B	217	ASN
1	B	245	ASN
1	B	271	ASN
1	B	314	ASN
1	B	326	ASN
1	C	50	ASN
1	C	51	ASN
1	C	70	ASN
1	C	74	GLN
1	C	75	GLN
1	C	172	ASN
1	C	192	ASN
1	C	245	ASN
1	C	271	ASN
1	C	314	ASN
1	C	326	ASN
1	D	50	ASN
1	D	70	ASN
1	D	74	GLN
1	D	75	GLN
1	D	172	ASN
1	D	192	ASN
1	D	217	ASN

Continued on next page...

Continued from previous page...

Mol	Chain	Res	Type
1	D	233	ASN
1	D	245	ASN
1	D	271	ASN
1	D	314	ASN
1	D	326	ASN
1	E	50	ASN
1	E	51	ASN
1	E	70	ASN
1	E	74	GLN
1	E	75	GLN
1	E	172	ASN
1	E	192	ASN
1	E	245	ASN
1	E	271	ASN
1	E	314	ASN
1	E	326	ASN
1	F	50	ASN
1	F	51	ASN
1	F	70	ASN
1	F	74	GLN
1	F	75	GLN
1	F	172	ASN
1	F	192	ASN
1	F	233	ASN
1	F	245	ASN
1	F	271	ASN
1	F	314	ASN
1	F	326	ASN
1	G	50	ASN
1	G	51	ASN
1	G	70	ASN
1	G	74	GLN
1	G	75	GLN
1	G	172	ASN
1	G	192	ASN
1	G	217	ASN
1	G	233	ASN
1	G	245	ASN
1	G	271	ASN
1	G	314	ASN
1	G	326	ASN
1	H	50	ASN

Continued on next page...

Continued from previous page...

Mol	Chain	Res	Type
1	H	51	ASN
1	H	70	ASN
1	H	74	GLN
1	H	75	GLN
1	H	172	ASN
1	H	192	ASN
1	H	245	ASN
1	H	271	ASN
1	H	314	ASN
1	H	326	ASN
1	I	50	ASN
1	I	51	ASN
1	I	70	ASN
1	I	74	GLN
1	I	75	GLN
1	I	172	ASN
1	I	192	ASN
1	I	233	ASN
1	I	245	ASN
1	I	271	ASN
1	I	314	ASN
1	I	326	ASN

5.3.3 RNA [i](#)

There are no RNA molecules in this entry.

5.4 Non-standard residues in protein, DNA, RNA chains [i](#)

There are no non-standard protein/DNA/RNA residues in this entry.

5.5 Carbohydrates [i](#)

There are no carbohydrates in this entry.

5.6 Ligand geometry [i](#)

9 ligands are modelled in this entry.

In the following table, the Counts columns list the number of bonds (or angles) for which Mogul statistics could be retrieved, the number of bonds (or angles) that are observed in the model and

the number of bonds (or angles) that are defined in the Chemical Component Dictionary. The Link column lists molecule types, if any, to which the group is linked. The Z score for a bond length (or angle) is the number of standard deviations the observed value is removed from the expected value. A bond length (or angle) with $|Z| > 2$ is considered an outlier worth inspection. RMSZ is the root-mean-square of all Z scores of the bond lengths (or angles).

Mol	Type	Chain	Res	Link	Bond lengths			Bond angles		
					Counts	RMSZ	# Z > 2	Counts	RMSZ	# Z > 2
2	GTP	E	500	-	26,34,34	1.28	1 (3%)	33,54,54	2.12	5 (15%)
2	GTP	F	500	-	26,34,34	1.36	2 (7%)	33,54,54	2.15	5 (15%)
2	GTP	G	500	-	26,34,34	1.40	2 (7%)	33,54,54	2.18	5 (15%)
2	GTP	A	500	-	26,34,34	1.48	3 (11%)	33,54,54	2.16	5 (15%)
2	GTP	B	500	-	26,34,34	1.33	3 (11%)	33,54,54	2.13	5 (15%)
2	GTP	C	500	-	26,34,34	1.42	3 (11%)	33,54,54	2.14	6 (18%)
2	GTP	H	500	-	26,34,34	1.19	2 (7%)	33,54,54	2.09	5 (15%)
2	GTP	I	500	-	26,34,34	1.37	3 (11%)	33,54,54	2.11	5 (15%)
2	GTP	D	500	-	26,34,34	1.46	2 (7%)	33,54,54	2.16	5 (15%)

In the following table, the Chirals column lists the number of chiral outliers, the number of chiral centers analysed, the number of these observed in the model and the number defined in the Chemical Component Dictionary. Similar counts are reported in the Torsion and Rings columns. '-' means no outliers of that kind were identified.

Mol	Type	Chain	Res	Link	Chirals	Torsions	Rings
2	GTP	E	500	-	-	6/18/38/38	0/3/3/3
2	GTP	F	500	-	-	5/18/38/38	0/3/3/3
2	GTP	G	500	-	-	7/18/38/38	0/3/3/3
2	GTP	A	500	-	-	5/18/38/38	0/3/3/3
2	GTP	B	500	-	-	3/18/38/38	0/3/3/3
2	GTP	C	500	-	-	4/18/38/38	0/3/3/3
2	GTP	H	500	-	-	4/18/38/38	0/3/3/3
2	GTP	I	500	-	-	3/18/38/38	0/3/3/3
2	GTP	D	500	-	-	7/18/38/38	0/3/3/3

All (21) bond length outliers are listed below:

Mol	Chain	Res	Type	Atoms	Z	Observed(Å)	Ideal(Å)
2	A	500	GTP	C6-N1	5.48	1.42	1.33
2	D	500	GTP	C6-N1	5.48	1.42	1.33
2	G	500	GTP	C6-N1	4.99	1.41	1.33

Continued on next page...

Continued from previous page...

Mol	Chain	Res	Type	Atoms	Z	Observed(Å)	Ideal(Å)
2	I	500	GTP	C6-N1	4.98	1.41	1.33
2	C	500	GTP	C6-N1	4.95	1.41	1.33
2	F	500	GTP	C6-N1	4.94	1.41	1.33
2	E	500	GTP	C6-N1	4.60	1.41	1.33
2	B	500	GTP	C6-N1	4.39	1.40	1.33
2	H	500	GTP	C6-N1	4.16	1.40	1.33
2	D	500	GTP	C2-N1	2.76	1.40	1.35
2	G	500	GTP	C2-N1	2.54	1.39	1.35
2	A	500	GTP	C2-N1	2.54	1.39	1.35
2	C	500	GTP	C2-N1	2.43	1.39	1.35
2	H	500	GTP	PA-O2A	-2.23	1.44	1.55
2	B	500	GTP	PA-O2A	-2.20	1.45	1.55
2	B	500	GTP	C8-N7	-2.18	1.30	1.34
2	I	500	GTP	PA-O2A	-2.11	1.45	1.55
2	F	500	GTP	C2-N1	2.10	1.39	1.35
2	A	500	GTP	PA-O2A	-2.04	1.45	1.55
2	C	500	GTP	PA-O2A	-2.02	1.45	1.55
2	I	500	GTP	C2-N1	2.01	1.39	1.35

All (46) bond angle outliers are listed below:

Mol	Chain	Res	Type	Atoms	Z	Observed(°)	Ideal(°)
2	C	500	GTP	C5-C6-N1	-8.10	112.35	123.43
2	A	500	GTP	C5-C6-N1	-8.06	112.40	123.43
2	B	500	GTP	C5-C6-N1	-8.01	112.48	123.43
2	D	500	GTP	C5-C6-N1	-7.92	112.59	123.43
2	F	500	GTP	C5-C6-N1	-7.86	112.68	123.43
2	G	500	GTP	C5-C6-N1	-7.78	112.79	123.43
2	I	500	GTP	C5-C6-N1	-7.75	112.83	123.43
2	E	500	GTP	C5-C6-N1	-7.74	112.85	123.43
2	H	500	GTP	C5-C6-N1	-7.58	113.06	123.43
2	D	500	GTP	C6-N1-C2	5.99	125.45	115.93
2	A	500	GTP	C6-N1-C2	5.91	125.32	115.93
2	E	500	GTP	C6-N1-C2	5.83	125.20	115.93
2	F	500	GTP	C6-N1-C2	5.83	125.20	115.93
2	G	500	GTP	C6-N1-C2	5.82	125.17	115.93
2	H	500	GTP	C6-N1-C2	5.74	125.05	115.93
2	B	500	GTP	C6-N1-C2	5.67	124.95	115.93
2	I	500	GTP	C6-N1-C2	5.59	124.81	115.93
2	C	500	GTP	C6-N1-C2	5.56	124.76	115.93
2	A	500	GTP	C6-C5-C4	-4.10	116.89	120.80
2	G	500	GTP	N3-C2-N1	-3.93	121.97	127.22

Continued on next page...

Continued from previous page...

Mol	Chain	Res	Type	Atoms	Z	Observed(°)	Ideal(°)
2	I	500	GTP	C6-C5-C4	-3.86	117.11	120.80
2	G	500	GTP	C6-C5-C4	-3.86	117.11	120.80
2	D	500	GTP	C6-C5-C4	-3.83	117.14	120.80
2	F	500	GTP	C6-C5-C4	-3.80	117.17	120.80
2	F	500	GTP	N3-C2-N1	-3.75	122.23	127.22
2	C	500	GTP	N3-C2-N1	-3.70	122.28	127.22
2	C	500	GTP	C6-C5-C4	-3.69	117.28	120.80
2	I	500	GTP	N3-C2-N1	-3.68	122.32	127.22
2	B	500	GTP	C6-C5-C4	-3.67	117.30	120.80
2	A	500	GTP	N3-C2-N1	-3.62	122.39	127.22
2	B	500	GTP	N3-C2-N1	-3.49	122.57	127.22
2	H	500	GTP	N3-C2-N1	-3.46	122.61	127.22
2	D	500	GTP	N3-C2-N1	-3.41	122.67	127.22
2	E	500	GTP	N3-C2-N1	-3.39	122.70	127.22
2	H	500	GTP	C6-C5-C4	-3.23	117.71	120.80
2	E	500	GTP	C6-C5-C4	-3.07	117.87	120.80
2	D	500	GTP	O2G-PG-O3B	2.83	114.13	104.64
2	C	500	GTP	O2G-PG-O3B	2.52	113.08	104.64
2	B	500	GTP	O2G-PG-O3B	2.50	113.01	104.64
2	G	500	GTP	O2G-PG-O3B	2.48	112.96	104.64
2	A	500	GTP	O2G-PG-O3B	2.45	112.85	104.64
2	H	500	GTP	O2G-PG-O3B	2.34	112.48	104.64
2	F	500	GTP	O2G-PG-O3B	2.31	112.38	104.64
2	E	500	GTP	O2G-PG-O3B	2.31	112.38	104.64
2	I	500	GTP	O2G-PG-O3B	2.17	111.93	104.64
2	C	500	GTP	C2-N3-C4	-2.01	113.06	115.36

There are no chirality outliers.

All (44) torsion outliers are listed below:

Mol	Chain	Res	Type	Atoms
2	E	500	GTP	O4'-C4'-C5'-O5'
2	F	500	GTP	O4'-C4'-C5'-O5'
2	F	500	GTP	C3'-C4'-C5'-O5'
2	G	500	GTP	C5'-O5'-PA-O1A
2	G	500	GTP	O4'-C4'-C5'-O5'
2	A	500	GTP	C5'-O5'-PA-O1A
2	A	500	GTP	O4'-C4'-C5'-O5'
2	B	500	GTP	O4'-C4'-C5'-O5'
2	B	500	GTP	C3'-C4'-C5'-O5'
2	C	500	GTP	PB-O3B-PG-O3G
2	C	500	GTP	O4'-C4'-C5'-O5'

Continued on next page...

Continued from previous page...

Mol	Chain	Res	Type	Atoms
2	C	500	GTP	C3'-C4'-C5'-O5'
2	H	500	GTP	O4'-C4'-C5'-O5'
2	H	500	GTP	C3'-C4'-C5'-O5'
2	I	500	GTP	O4'-C4'-C5'-O5'
2	I	500	GTP	C3'-C4'-C5'-O5'
2	D	500	GTP	C5'-O5'-PA-O1A
2	D	500	GTP	O4'-C4'-C5'-O5'
2	D	500	GTP	C3'-C4'-C5'-O5'
2	E	500	GTP	C3'-C4'-C5'-O5'
2	G	500	GTP	C3'-C4'-C5'-O5'
2	A	500	GTP	C3'-C4'-C5'-O5'
2	F	500	GTP	PB-O3B-PG-O1G
2	G	500	GTP	C5'-O5'-PA-O3A
2	A	500	GTP	C5'-O5'-PA-O3A
2	D	500	GTP	C5'-O5'-PA-O3A
2	E	500	GTP	PG-O3B-PB-O2B
2	G	500	GTP	C5'-O5'-PA-O2A
2	A	500	GTP	C5'-O5'-PA-O2A
2	D	500	GTP	C5'-O5'-PA-O2A
2	H	500	GTP	C4'-C5'-O5'-PA
2	E	500	GTP	PB-O3A-PA-O2A
2	I	500	GTP	C4'-C5'-O5'-PA
2	G	500	GTP	C4'-C5'-O5'-PA
2	G	500	GTP	PB-O3B-PG-O3G
2	B	500	GTP	PB-O3B-PG-O2G
2	C	500	GTP	PB-O3B-PG-O2G
2	E	500	GTP	PG-O3B-PB-O1B
2	E	500	GTP	PB-O3A-PA-O1A
2	F	500	GTP	PA-O3A-PB-O2B
2	F	500	GTP	PB-O3A-PA-O2A
2	H	500	GTP	PA-O3A-PB-O1B
2	D	500	GTP	PG-O3B-PB-O1B
2	D	500	GTP	PG-O3B-PB-O2B

There are no ring outliers.

6 monomers are involved in 13 short contacts:

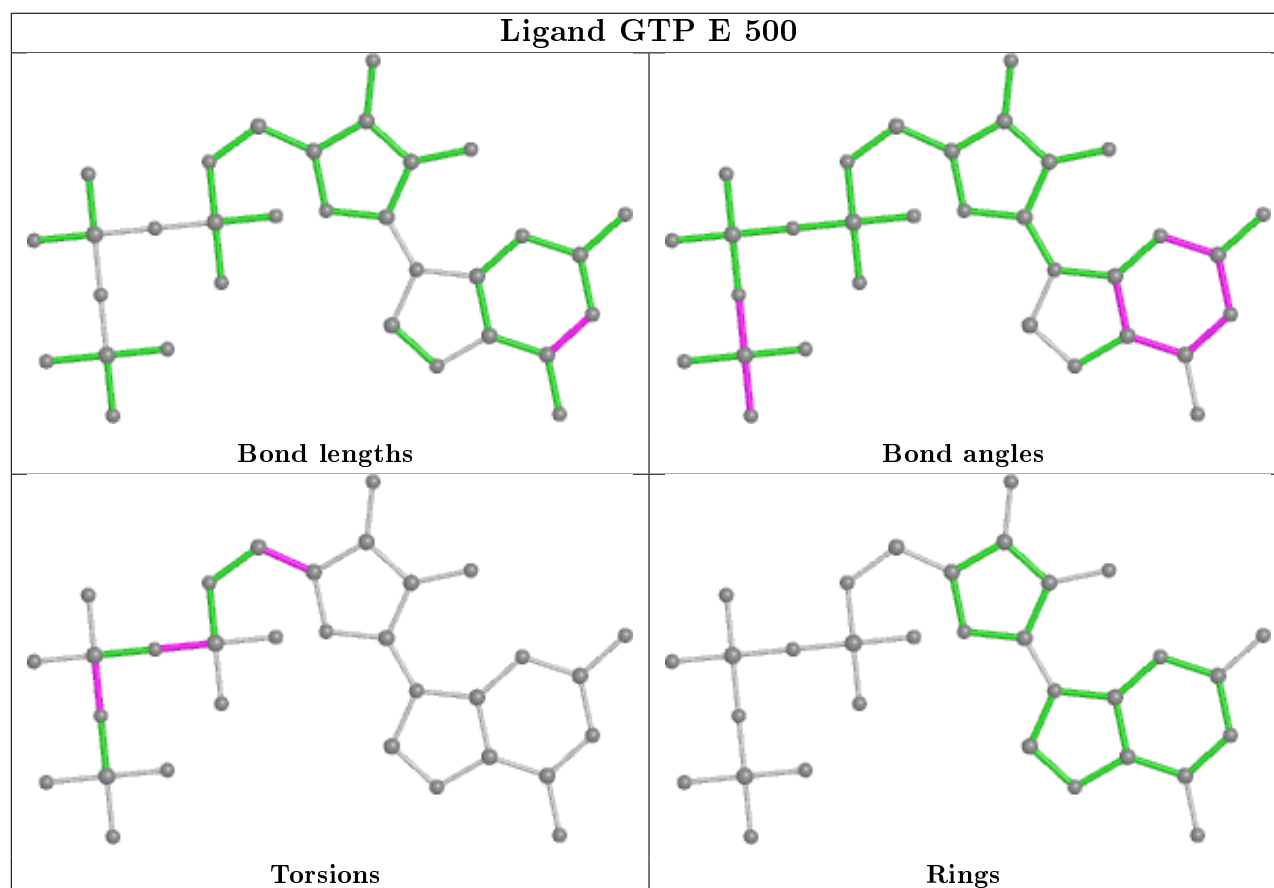
Mol	Chain	Res	Type	Clashes	Symm-Clashes
2	F	500	GTP	1	0
2	G	500	GTP	4	0
2	A	500	GTP	3	0
2	B	500	GTP	1	0

Continued on next page...

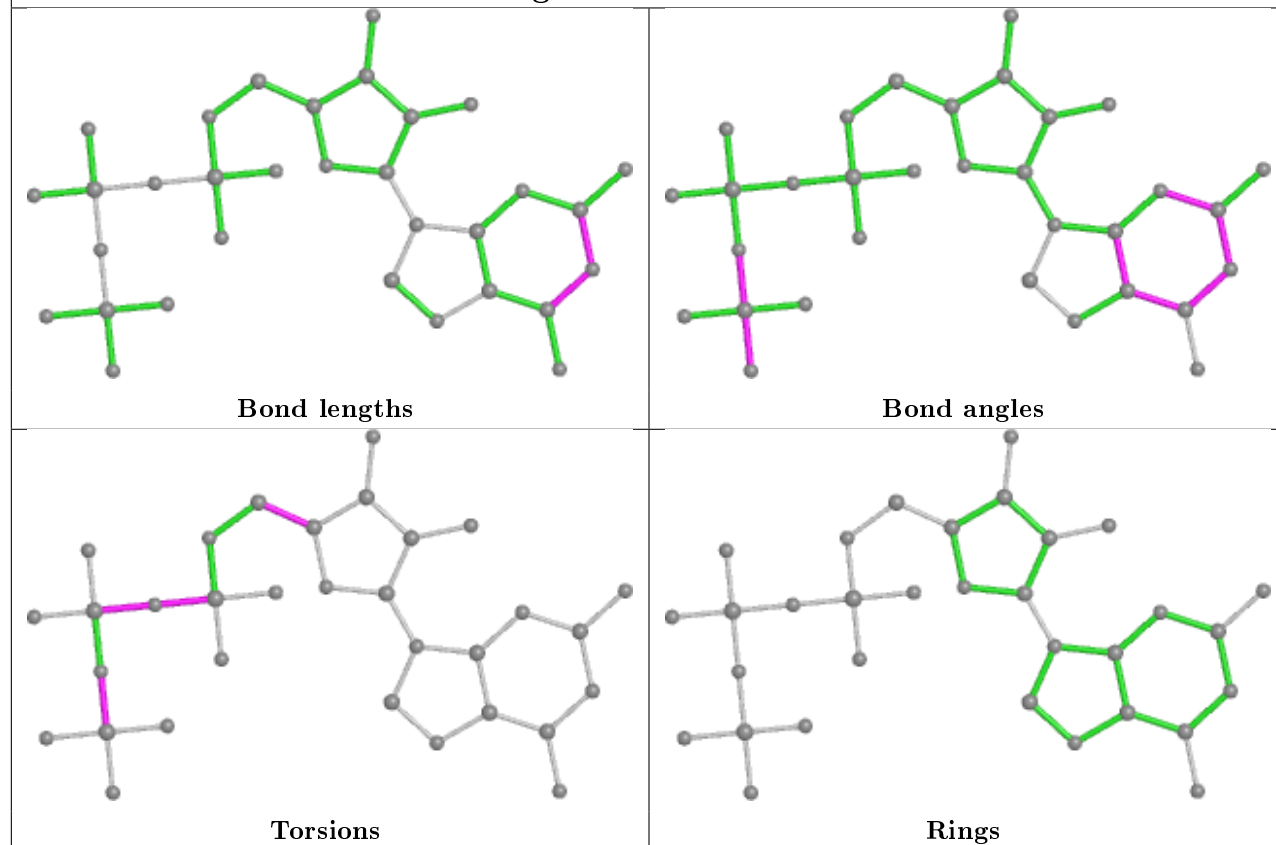
Continued from previous page...

Mol	Chain	Res	Type	Clashes	Symm-Clashes
2	C	500	GTP	1	0
2	D	500	GTP	3	0

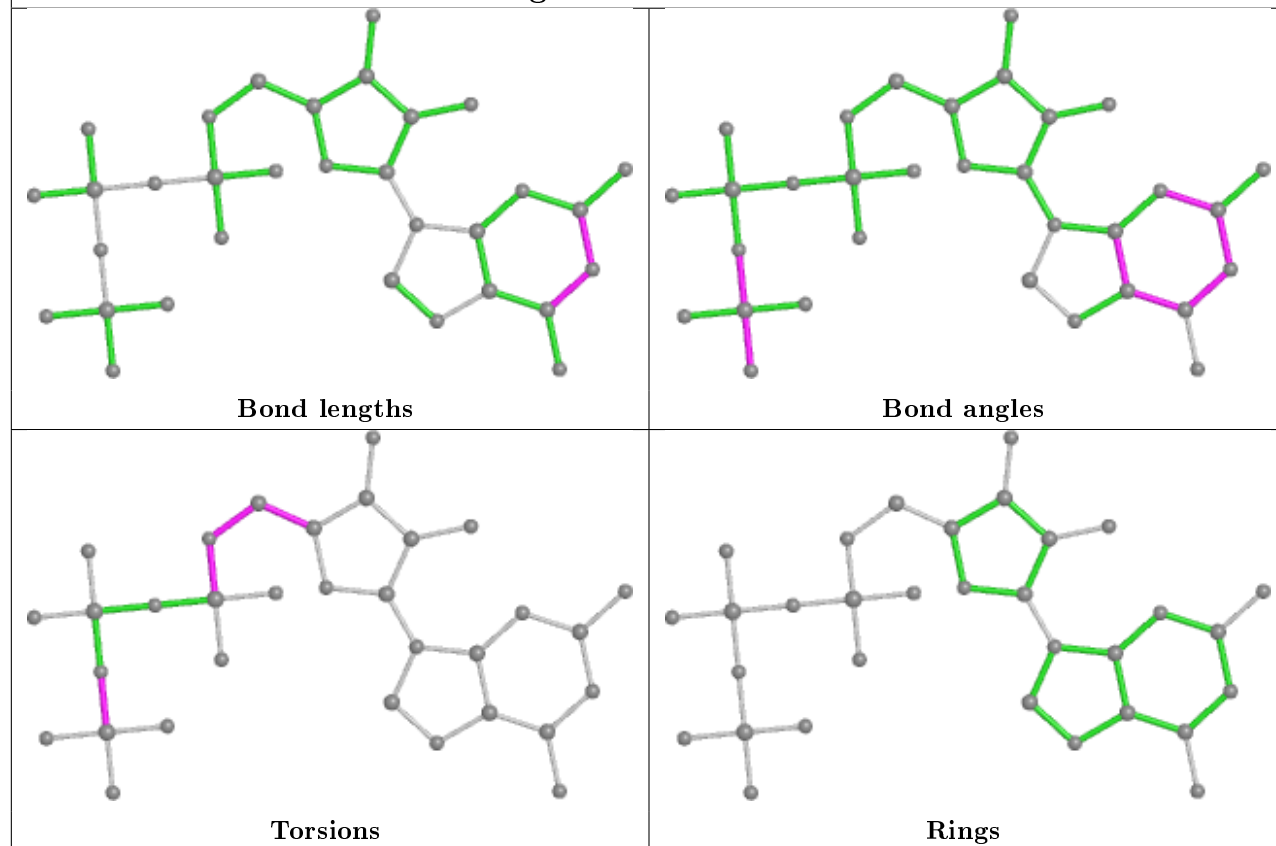
The following is a two-dimensional graphical depiction of Mogul quality analysis of bond lengths, bond angles, torsion angles, and ring geometry for all instances of the Ligand of Interest. In addition, ligands with molecular weight > 250 and outliers as shown on the validation Tables will also be included. For torsion angles, if less than 5% of the Mogul distribution of torsion angles is within 10 degrees of the torsion angle in question, then that torsion angle is considered an outlier. Any bond that is central to one or more torsion angles identified as an outlier by Mogul will be highlighted in the graph. For rings, the root-mean-square deviation (RMSD) between the ring in question and similar rings identified by Mogul is calculated over all ring torsion angles. If the average RMSD is greater than 60 degrees and the minimal RMSD between the ring in question and any Mogul-identified rings is also greater than 60 degrees, then that ring is considered an outlier. The outliers are highlighted in purple. The color gray indicates Mogul did not find sufficient equivalents in the CSD to analyse the geometry.

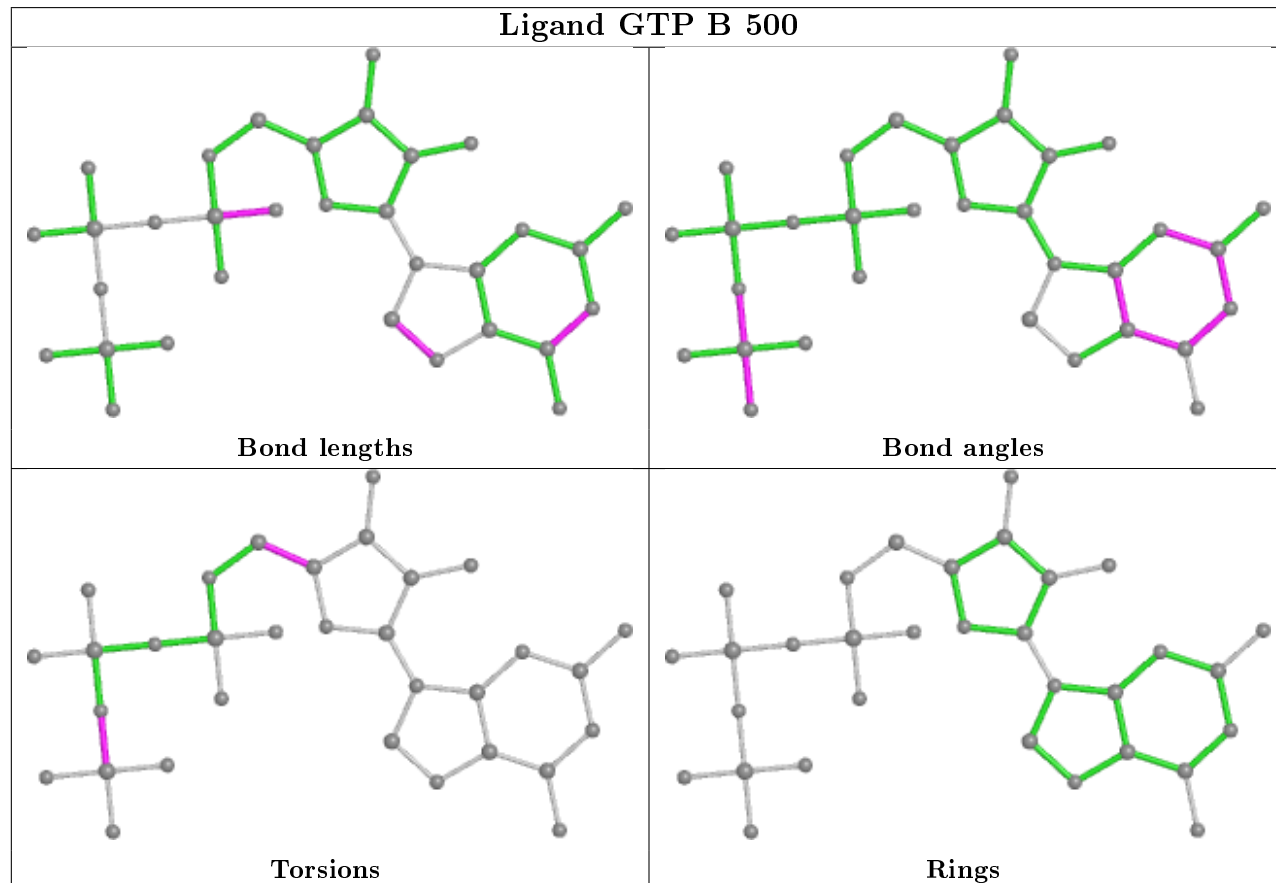
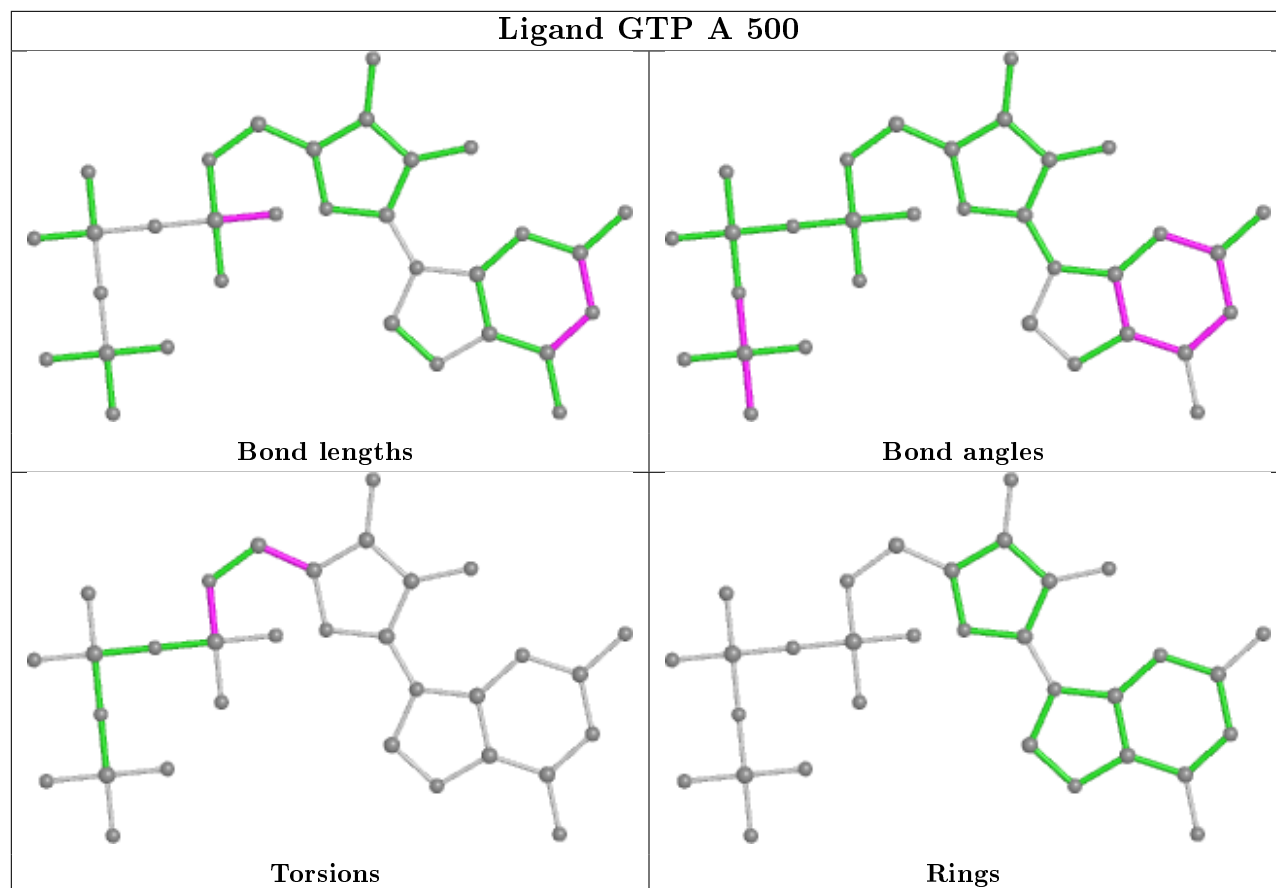


Ligand GTP F 500

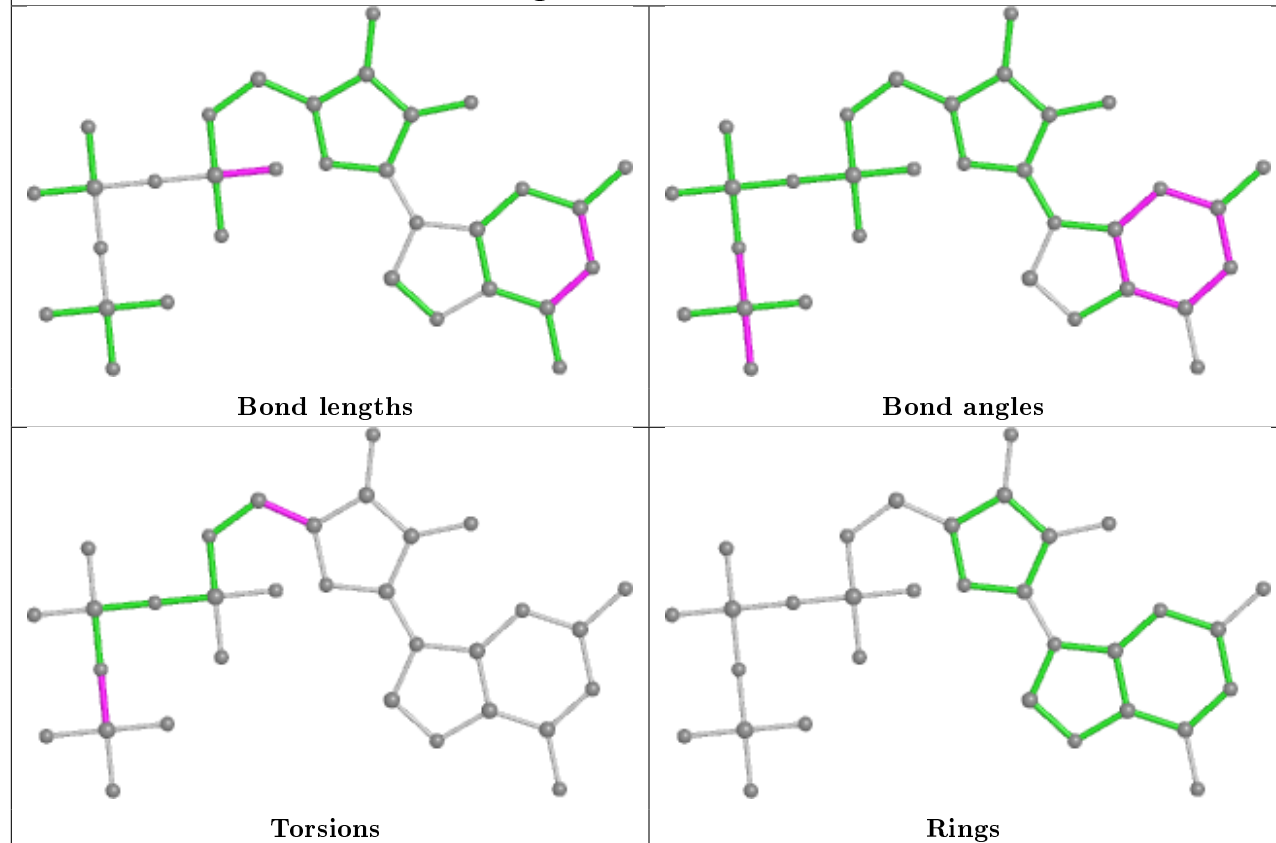


Ligand GTP G 500

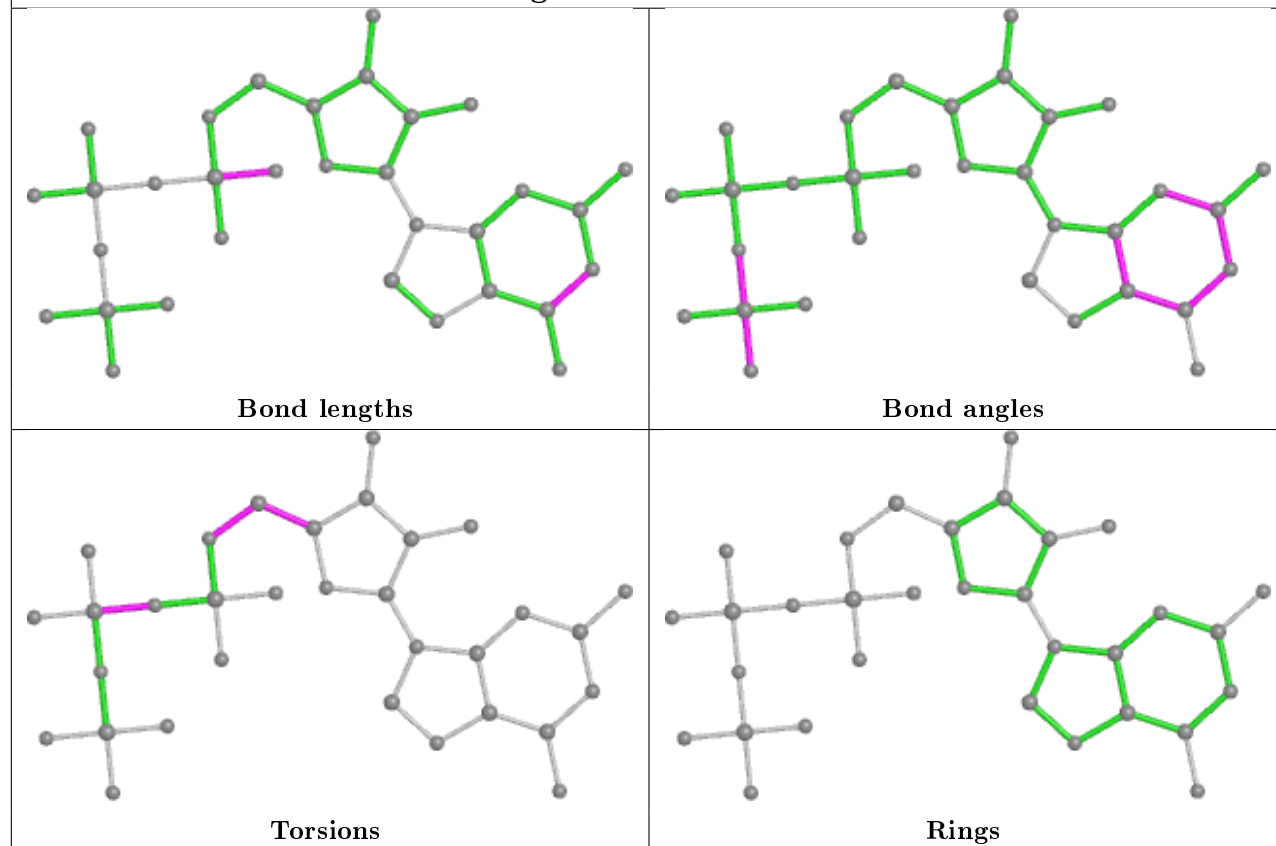




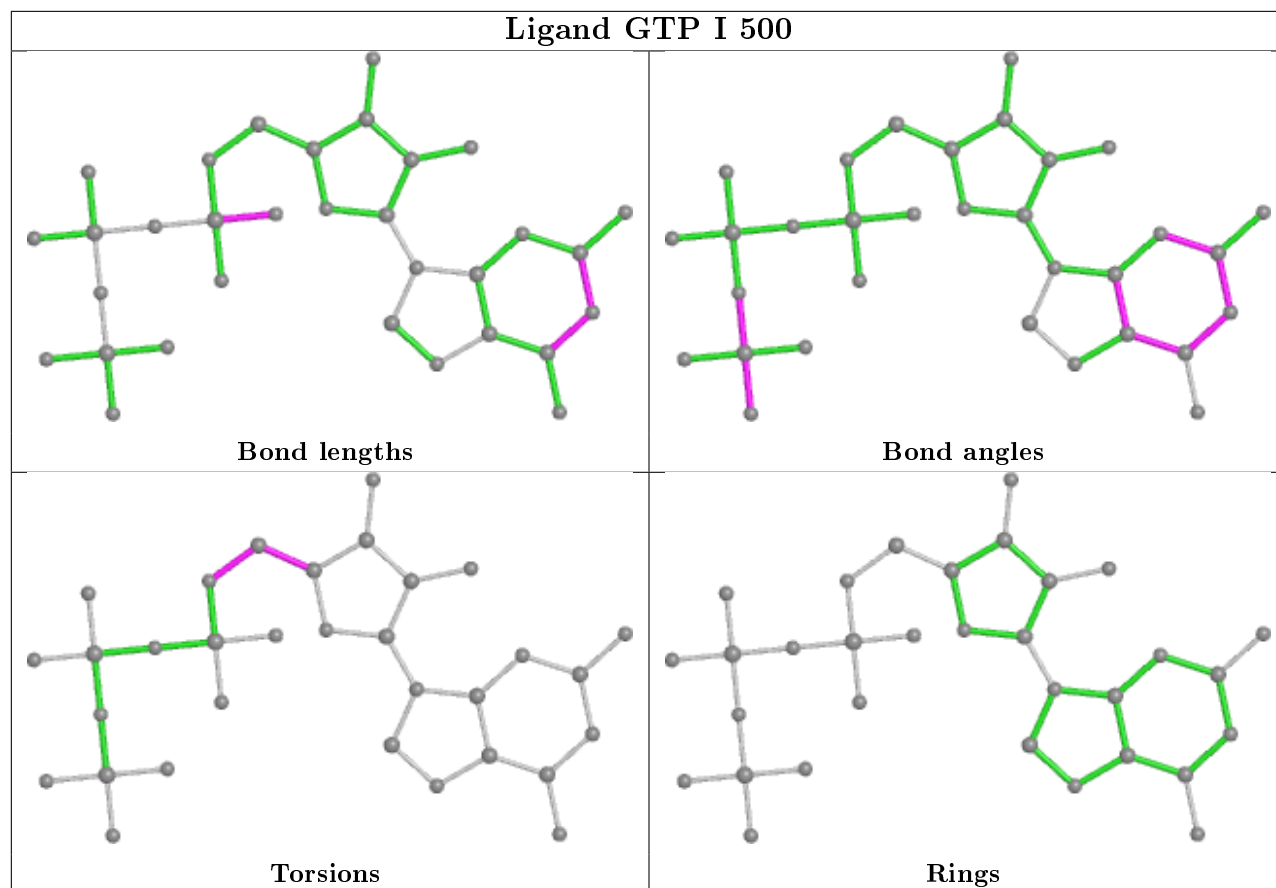
Ligand GTP C 500



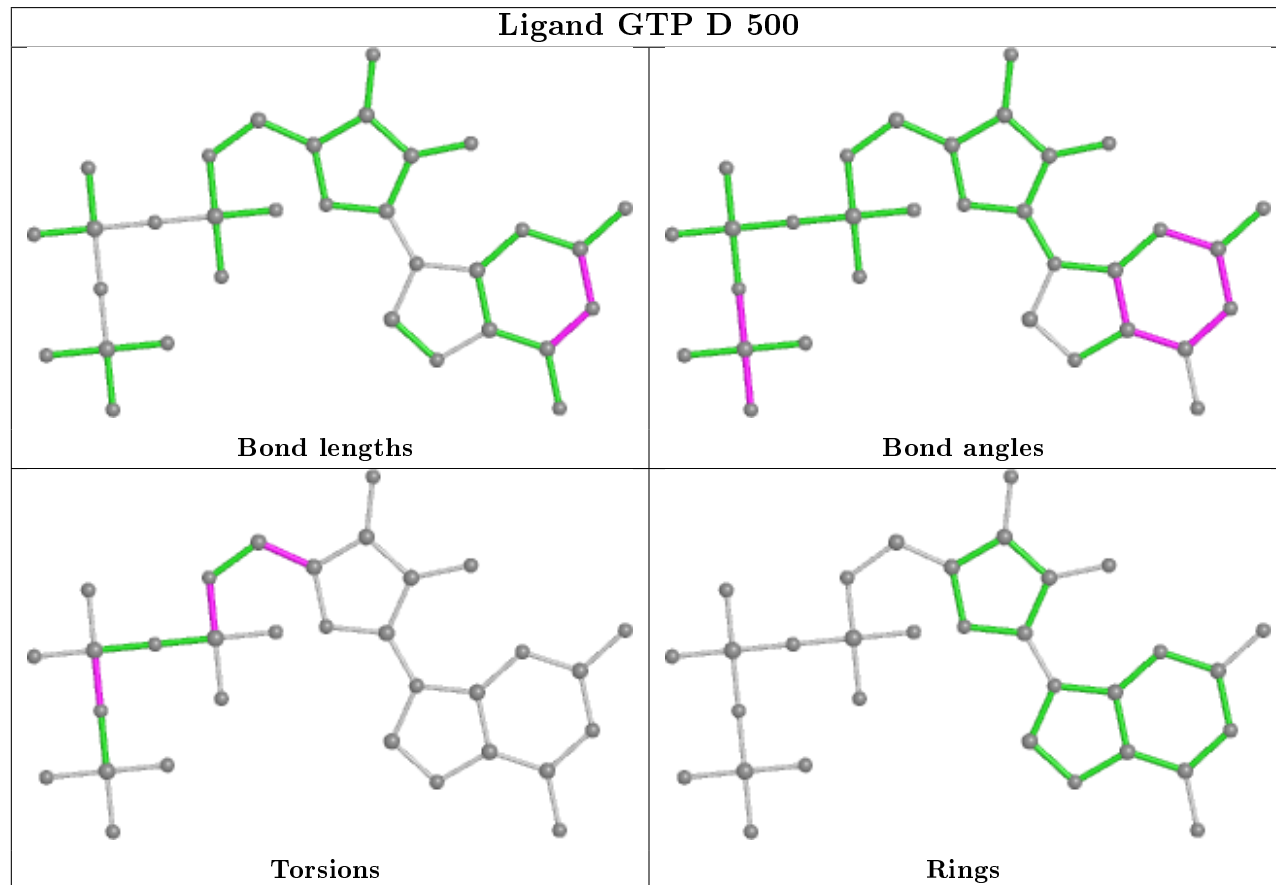
Ligand GTP H 500



Ligand GTP I 500



Ligand GTP D 500



5.7 Other polymers

There are no such residues in this entry.

5.8 Polymer linkage issues

There are no chain breaks in this entry.

6 Fit of model and data ⓘ

6.1 Protein, DNA and RNA chains ⓘ

In the following table, the column labelled ‘#RSRZ> 2’ contains the number (and percentage) of RSRZ outliers, followed by percent RSRZ outliers for the chain as percentile scores relative to all X-ray entries and entries of similar resolution. The OWAB column contains the minimum, median, 95th percentile and maximum values of the occupancy-weighted average B-factor per residue. The column labelled ‘Q< 0.9’ lists the number of (and percentage) of residues with an average occupancy less than 0.9.

Mol	Chain	Analysed	<RSRZ>	#RSRZ>2	OWAB(Å ²)	Q<0.9
1	A	332/364 (91%)	-0.21	2 (0%) 89 72	17, 52, 82, 101	0
1	B	333/364 (91%)	-0.47	0 100 100	9, 33, 68, 99	0
1	C	332/364 (91%)	-0.21	2 (0%) 89 72	20, 52, 89, 125	0
1	D	332/364 (91%)	-0.20	2 (0%) 89 72	20, 52, 81, 102	0
1	E	333/364 (91%)	-0.47	0 100 100	10, 32, 70, 96	0
1	F	332/364 (91%)	-0.18	2 (0%) 89 72	20, 52, 89, 133	0
1	G	332/364 (91%)	-0.27	0 100 100	19, 51, 83, 103	0
1	H	333/364 (91%)	-0.49	0 100 100	9, 33, 71, 95	0
1	I	332/364 (91%)	-0.26	1 (0%) 94 84	20, 52, 87, 136	0
All	All	2991/3276 (91%)	-0.31	9 (0%) 94 84	9, 47, 82, 136	0

All (9) RSRZ outliers are listed below:

Mol	Chain	Res	Type	RSRZ
1	A	69	ILE	2.9
1	C	119	ILE	2.7
1	D	69	ILE	2.6
1	F	119	ILE	2.6
1	C	352	LYS	2.2
1	D	52	THR	2.2
1	F	36	THR	2.2
1	I	119	ILE	2.1
1	A	331	VAL	2.0

6.2 Non-standard residues in protein, DNA, RNA chains ⓘ

There are no non-standard protein/DNA/RNA residues in this entry.

6.3 Carbohydrates [i](#)

There are no carbohydrates in this entry.

6.4 Ligands [i](#)

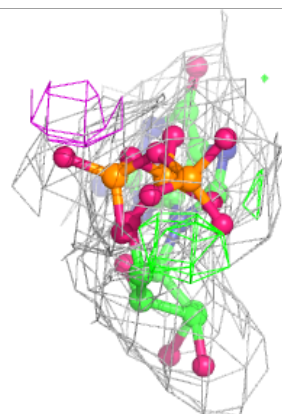
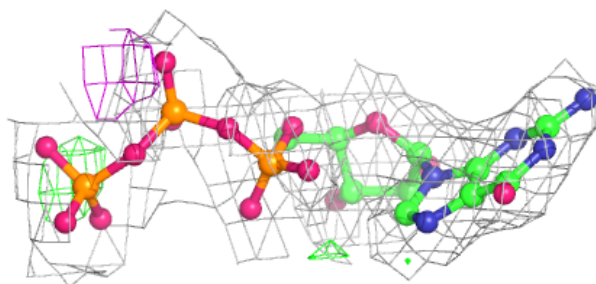
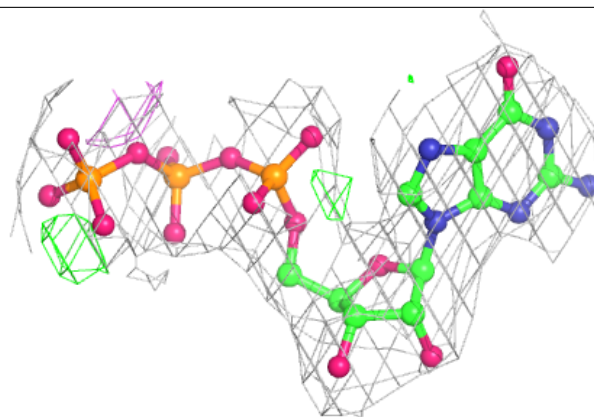
In the following table, the Atoms column lists the number of modelled atoms in the group and the number defined in the chemical component dictionary. The B-factors column lists the minimum, median, 95th percentile and maximum values of B factors of atoms in the group. The column labelled 'Q< 0.9' lists the number of atoms with occupancy less than 0.9.

Mol	Type	Chain	Res	Atoms	RSCC	RSR	B-factors(\AA^2)	Q<0.9
2	GTP	D	500	32/32	0.94	0.17	21,48,64,67	0
2	GTP	A	500	32/32	0.95	0.18	29,51,64,71	0
2	GTP	G	500	32/32	0.95	0.17	12,49,58,65	0
2	GTP	F	500	32/32	0.96	0.17	34,50,61,65	0
2	GTP	B	500	32/32	0.97	0.18	20,33,46,49	0
2	GTP	C	500	32/32	0.97	0.17	43,51,65,67	0
2	GTP	I	500	32/32	0.97	0.16	35,46,57,64	0
2	GTP	E	500	32/32	0.97	0.17	5,28,39,46	0
2	GTP	H	500	32/32	0.98	0.18	13,25,42,45	0

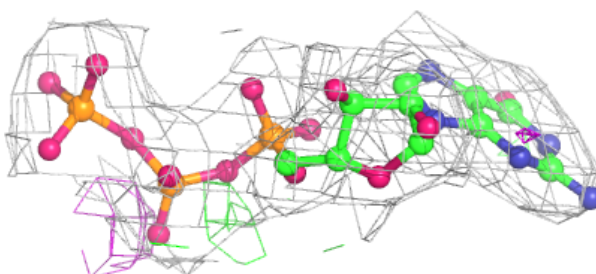
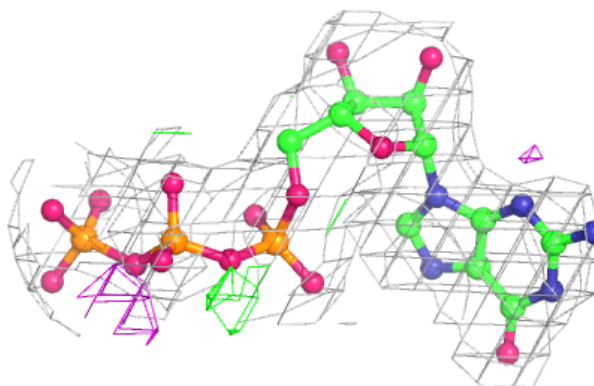
The following is a graphical depiction of the model fit to experimental electron density of all instances of the Ligand of Interest. In addition, ligands with molecular weight > 250 and outliers as shown on the geometry validation Tables will also be included. Each fit is shown from different orientation to approximate a three-dimensional view.

Electron density around GTP D 500:

$2mF_o-DF_c$ (at 0.7 rmsd) in gray
 mF_o-DF_c (at 3 rmsd) in purple (negative)
and green (positive)

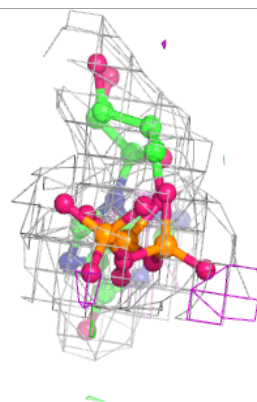
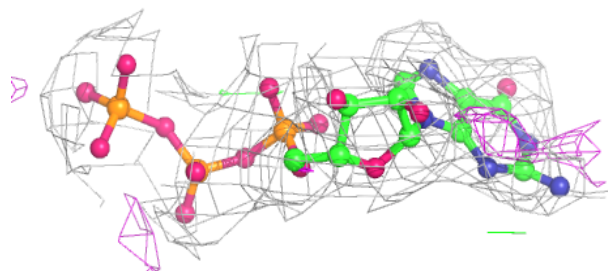
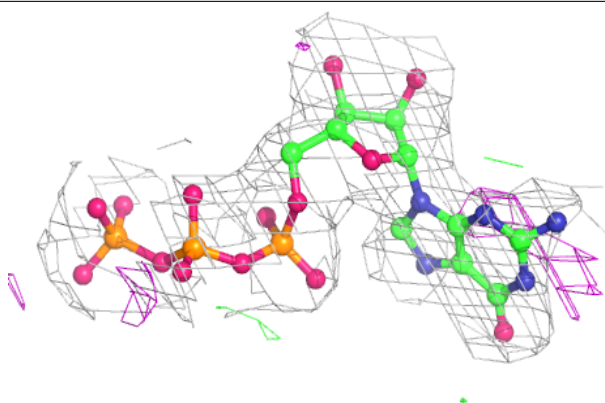
**Electron density around GTP A 500:**

$2mF_o-DF_c$ (at 0.7 rmsd) in gray
 mF_o-DF_c (at 3 rmsd) in purple (negative)
and green (positive)

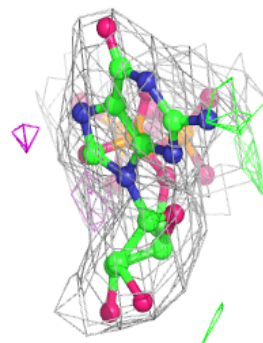
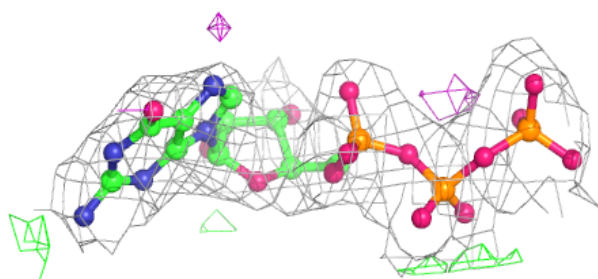
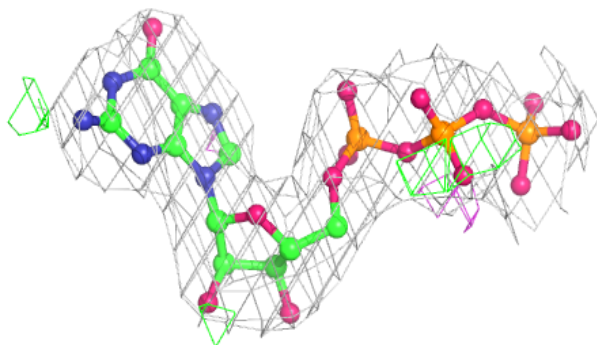


Electron density around GTP G 500:

$2mF_o-DF_c$ (at 0.7 rmsd) in gray
 mF_o-DF_c (at 3 rmsd) in purple (negative)
and green (positive)

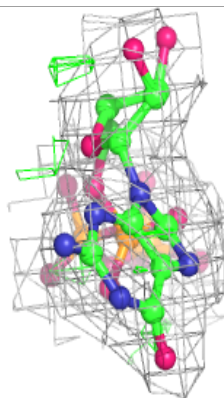
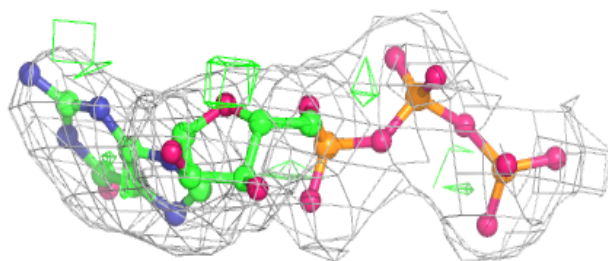
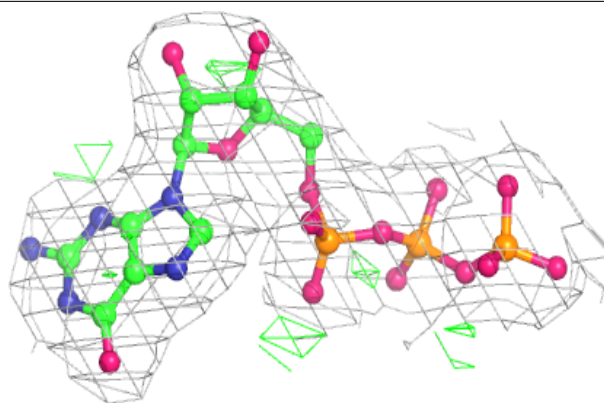
**Electron density around GTP F 500:**

$2mF_o-DF_c$ (at 0.7 rmsd) in gray
 mF_o-DF_c (at 3 rmsd) in purple (negative)
and green (positive)

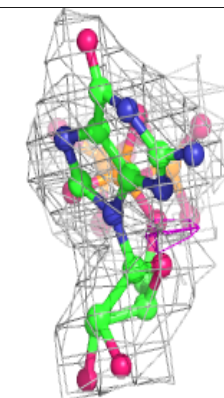
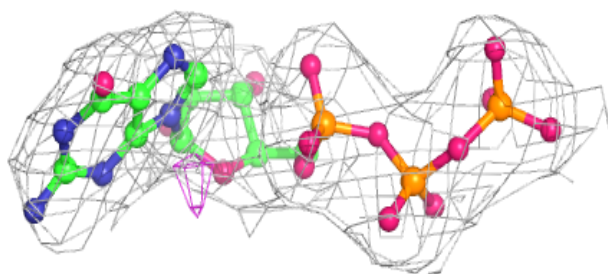
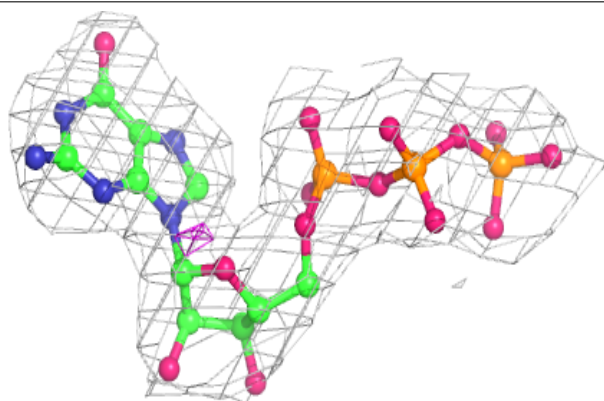


Electron density around GTP B 500:

$2mF_o-DF_c$ (at 0.7 rmsd) in gray
 mF_o-DF_c (at 3 rmsd) in purple (negative)
and green (positive)

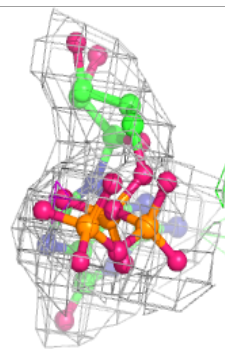
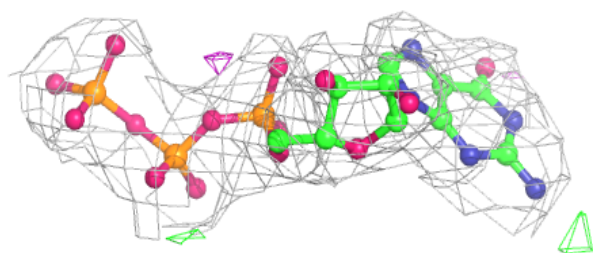
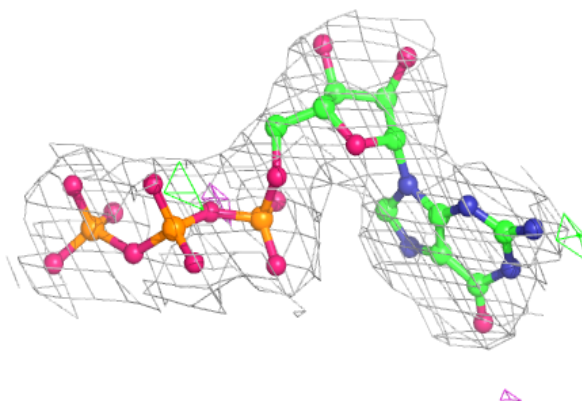
**Electron density around GTP C 500:**

$2mF_o-DF_c$ (at 0.7 rmsd) in gray
 mF_o-DF_c (at 3 rmsd) in purple (negative)
and green (positive)

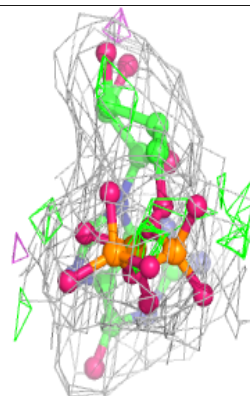
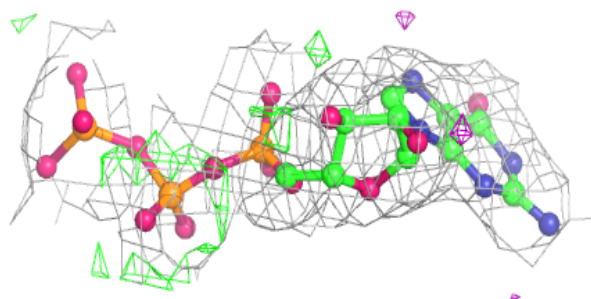
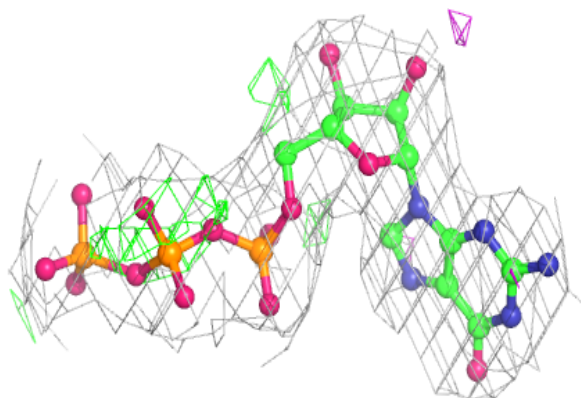


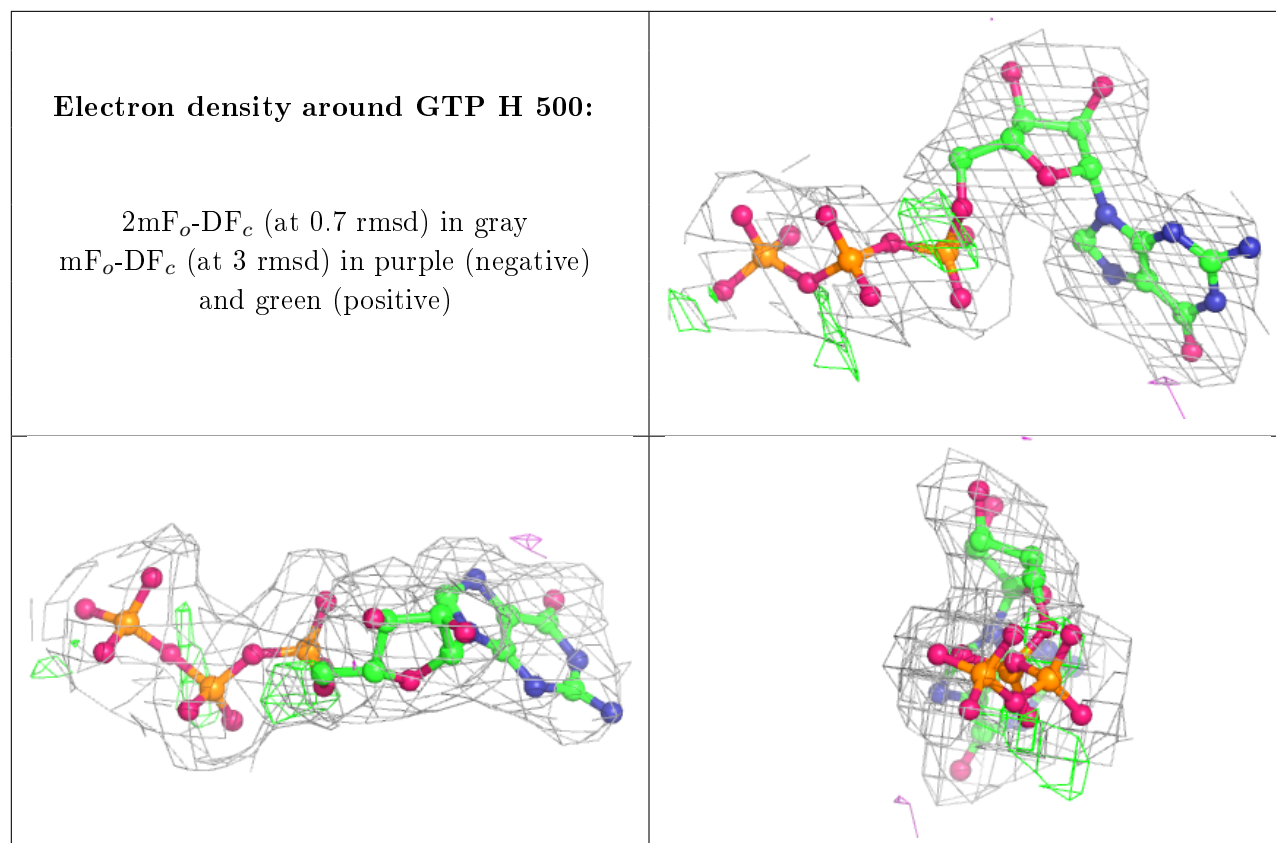
Electron density around GTP I 500:

$2mF_o-DF_c$ (at 0.7 rmsd) in gray
 mF_o-DF_c (at 3 rmsd) in purple (negative)
and green (positive)

**Electron density around GTP E 500:**

$2mF_o-DF_c$ (at 0.7 rmsd) in gray
 mF_o-DF_c (at 3 rmsd) in purple (negative)
and green (positive)





6.5 Other polymers [i](#)

There are no such residues in this entry.