



# wwPDB X-ray Structure Validation Summary Report ⓘ

May 15, 2020 – 01:19 am BST

PDB ID : 5WIS  
Title : Crystal structure of the *Thermus thermophilus* 70S ribosome in complex with methymycin and bound to mRNA and A-, P- and E-site tRNAs at 2.7Å resolution  
Authors : Almutairi, M.M.; Svetlov, M.S.; Hansen, D.A.; Khabibullina, N.F.; Klepacki, D.; Kang, H.Y.; Sherman, D.H.; Vazquez-Laslop, N.; Polikanov, Y.S.; Mankin, A.S.  
Deposited on : 2017-07-20  
Resolution : 2.70 Å(reported)

This is a wwPDB X-ray Structure Validation Summary Report for a publicly released PDB entry.

We welcome your comments at [validation@mail.wwpdb.org](mailto:validation@mail.wwpdb.org)

A user guide is available at

<https://www.wwpdb.org/validation/2017/XrayValidationReportHelp>

with specific help available everywhere you see the ⓘ symbol.

---

The following versions of software and data (see [references ⓘ](#)) were used in the production of this report:

MolProbity	:	4.02b-467
Mogul	:	1.8.5 (274361), CSD as541be (2020)
Xtriage (Phenix)	:	1.13
EDS	:	2.11
buster-report	:	1.1.7 (2018)
Percentile statistics	:	20191225.v01 (using entries in the PDB archive December 25th 2019)
Refmac	:	5.8.0158
CCP4	:	7.0.044 (Gargrove)
Ideal geometry (proteins)	:	Engh & Huber (2001)
Ideal geometry (DNA, RNA)	:	Parkinson et al. (1996)
Validation Pipeline (wwPDB-VP)	:	2.11

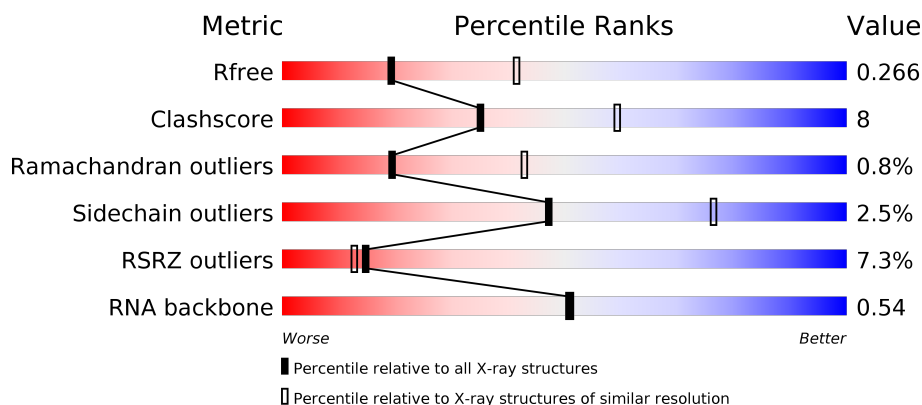
# 1 Overall quality at a glance

The following experimental techniques were used to determine the structure:

*X-RAY DIFFRACTION*

The reported resolution of this entry is 2.70 Å.

Percentile scores (ranging between 0-100) for global validation metrics of the entry are shown in the following graphic. The table shows the number of entries on which the scores are based.



Metric	Whole archive (#Entries)	Similar resolution (#Entries, resolution range(Å))
$R_{free}$	130704	2808 (2.70-2.70)
Clashscore	141614	3122 (2.70-2.70)
Ramachandran outliers	138981	3069 (2.70-2.70)
Sidechain outliers	138945	3069 (2.70-2.70)
RSRZ outliers	127900	2737 (2.70-2.70)
RNA backbone	3102	1159 (3.00-2.40)

The table below summarises the geometric issues observed across the polymeric chains and their fit to the electron density. The red, orange, yellow and green segments on the lower bar indicate the fraction of residues that contain outliers for  $\geq 3$ , 2, 1 and 0 types of geometric quality criteria respectively. A grey segment represents the fraction of residues that are not modelled. The numeric value for each fraction is indicated below the corresponding segment, with a dot representing fractions  $\leq 5\%$ . The upper red bar (where present) indicates the fraction of residues that have poor fit to the electron density. The numeric value is given above the bar.

Mol	Chain	Length	Quality of chain
1	1A	2915	<div> <div>4%</div> <div>64%</div> <div>28%</div> <div>7%</div> <div>.</div> </div>
1	2A	2915	<div> <div>58%</div> <div>32%</div> <div>6%</div> <div>.</div> </div>
2	1B	121	<div> <div>64%</div> <div>30%</div> <div>.</div> <div>..</div> </div>
2	2B	121	<div> <div>4%</div> <div>52%</div> <div>38%</div> <div>9%</div> <div>.</div> </div>

*Continued on next page...*

*Continued from previous page...*

Mol	Chain	Length	Quality of chain
3	1D	276	
3	2D	276	
4	1E	206	
4	2E	206	
5	1F	210	
5	2F	210	
6	1G	182	
6	2G	182	
7	1H	180	
7	2H	180	
8	1I	148	
8	2I	148	
9	1N	140	
9	2N	140	
10	1O	122	
10	2O	122	
11	1P	150	
11	2P	150	
12	1Q	141	
12	2Q	141	
13	1R	118	
13	2R	118	
14	1S	112	
14	2S	112	
15	1T	146	











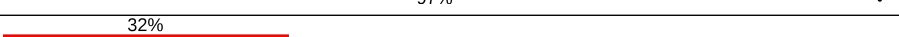




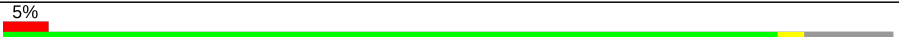






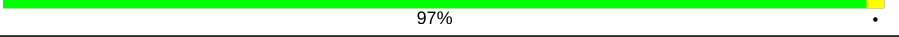

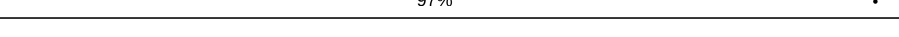
*Continued on next page...*

Continued from previous page...

Mol	Chain	Length	Quality of chain
15	2T	146	
16	1U	118	
16	2U	118	
17	1V	101	
17	2V	101	
18	1W	113	
18	2W	113	
19	1X	96	
19	2X	96	
20	1Y	110	
20	2Y	110	
21	1Z	206	
21	2Z	206	
22	10	85	
22	20	85	
23	11	98	
23	21	98	
24	12	72	
24	22	72	
25	13	60	
25	23	60	
26	14	71	
26	24	71	
27	15	60	
27	25	60	

Continued on next page...

Continued from previous page...

Mol	Chain	Length	Quality of chain
28	16	54	
28	26	54	
29	17	49	
29	27	49	
30	18	65	
30	28	65	
31	19	37	
31	29	37	
32	1a	1521	
32	2a	1521	
33	1b	256	
33	2b	256	
34	1c	239	
34	2c	239	
35	1d	209	
35	2d	209	
36	1e	162	
36	2e	162	
37	1f	101	
37	2f	101	
38	1g	156	
38	2g	156	
39	1h	138	
39	2h	138	
40	1i	128	

Continued on next page...

*Continued from previous page...*

Mol	Chain	Length	Quality of chain
40	2i	128	
41	1j	105	
41	2j	105	
42	1k	129	
42	2k	129	
43	1l	132	
43	2l	132	
44	1m	126	
44	2m	126	
45	1n	61	
45	2n	61	
46	1o	89	
46	2o	89	
47	1p	88	
47	2p	88	
48	1q	105	
48	2q	105	
49	1r	88	
49	2r	88	
50	1s	93	
50	2s	93	
51	1t	106	
51	2t	106	
52	1u	27	
52	2u	27	

*Continued on next page...*

*Continued from previous page...*

Mol	Chain	Length	Quality of chain
53	1v	24	
53	2v	24	
54	1w	76	
54	1y	76	
54	2w	76	
54	2y	76	
55	1x	77	
55	2x	77	

The following table lists non-polymeric compounds, carbohydrate monomers and non-standard residues in protein, DNA, RNA chains that are outliers for geometric or electron-density-fit criteria:

Mol	Type	Chain	Res	Chirality	Geometry	Clashes	Electron density
56	MG	10	105	-	-	-	X
56	MG	1A	3366	-	-	-	X
56	MG	1A	3399	-	-	-	X
56	MG	1A	3440	-	-	-	X
56	MG	1A	3480	-	-	-	X
56	MG	1A	3968	-	-	-	X
56	MG	1A	3984	-	-	-	X
56	MG	1A	4011	-	-	-	X
56	MG	1A	4034	-	-	-	X
56	MG	1U	204	-	-	-	X
56	MG	1a	1766	-	-	-	X
56	MG	2A	3088	-	-	-	X
56	MG	2A	3236	-	-	-	X
56	MG	2A	3242	-	-	-	X
56	MG	2A	3243	-	-	-	X
56	MG	2A	3266	-	-	-	X
56	MG	2A	3283	-	-	-	X
56	MG	2A	3293	-	-	-	X
56	MG	2A	3327	-	-	-	X
56	MG	2A	3333	-	-	-	X
56	MG	2A	3343	-	-	-	X
56	MG	2A	3395	-	-	-	X
56	MG	2A	3402	-	-	-	X

*Continued on next page...*

*Continued from previous page...*

Mol	Type	Chain	Res	Chirality	Geometry	Clashes	Electron density
56	MG	2A	3416	-	-	-	X
56	MG	2A	3493	-	-	-	X
56	MG	2A	3705	-	-	-	X
56	MG	2A	3766	-	-	-	X
56	MG	2A	3812	-	-	-	X
56	MG	2Q	3004	-	-	-	X
56	MG	2a	1603	-	-	-	X
56	MG	2a	1629	-	-	-	X



## 2 Entry composition

There are 61 unique types of molecules in this entry. The entry contains 301023 atoms, of which 0 are hydrogens and 0 are deuteriums.

In the tables below, the ZeroOcc column contains the number of atoms modelled with zero occupancy, the AltConf column contains the number of residues with at least one atom in alternate conformation and the Trace column contains the number of residues modelled with at most 2 atoms.

- Molecule 1 is a RNA chain called 23S ribosomal RNA.

Mol	Chain	Residues	Atoms					ZeroOcc	AltConf	Trace
1	1A	2871	Total	C	N	O	P	0	0	0
			61852	27531	11572	19878	2871			
1	2A	2800	Total	C	N	O	P	0	0	0
			60322	26848	11284	19390	2800			

- Molecule 2 is a RNA chain called 5S Ribosomal RNA.

Mol	Chain	Residues	Atoms					ZeroOcc	AltConf	Trace
2	1B	120	Total	C	N	O	P	0	0	0
			2577	1146	476	835	120			
2	2B	120	Total	C	N	O	P	0	0	0
			2575	1146	476	833	120			

- Molecule 3 is a protein called 50S ribosomal protein L2.

Mol	Chain	Residues	Atoms					ZeroOcc	AltConf	Trace
3	1D	275	Total	C	N	O	S	0	0	0
			2136	1349	423	361	3			
3	2D	275	Total	C	N	O	S	0	0	0
			2136	1349	423	361	3			

- Molecule 4 is a protein called 50S ribosomal protein L3.

Mol	Chain	Residues	Atoms					ZeroOcc	AltConf	Trace
4	1E	204	Total	C	N	O	S	0	0	0
			1559	985	298	270	6			
4	2E	204	Total	C	N	O	S	0	0	0
			1559	985	298	270	6			

- Molecule 5 is a protein called 50S ribosomal protein L4.

Mol	Chain	Residues	Atoms					ZeroOcc	AltConf	Trace
5	1F	203	Total	C	N	O	S	0	0	1
			1584	1009	298	275	2			
5	2F	203	Total	C	N	O	S	0	0	1
			1580	1007	297	274	2			

- Molecule 6 is a protein called 50S ribosomal protein L5.

Mol	Chain	Residues	Atoms					ZeroOcc	AltConf	Trace
6	1G	181	Total	C	N	O	S	0	0	0
			1423	913	253	253	4			
6	2G	181	Total	C	N	O	S	0	0	0
			1428	913	258	253	4			

- Molecule 7 is a protein called 50S ribosomal protein L6.

Mol	Chain	Residues	Atoms					ZeroOcc	AltConf	Trace
7	1H	174	Total	C	N	O	S	0	0	0
			1330	845	248	236	1			
7	2H	174	Total	C	N	O	S	0	0	0
			1330	845	248	236	1			

- Molecule 8 is a protein called 50S ribosomal protein L9.

Mol	Chain	Residues	Atoms					ZeroOcc	AltConf	Trace
8	1I	146	Total	C	N	O	S	0	0	0
			1097	701	191	204	1			
8	2I	146	Total	C	N	O	S	0	0	0
			1064	681	186	196	1			

- Molecule 9 is a protein called 50S ribosomal protein L13.

Mol	Chain	Residues	Atoms					ZeroOcc	AltConf	Trace
9	1N	140	Total	C	N	O	S	0	0	0
			1117	719	207	187	4			
9	2N	140	Total	C	N	O	S	0	0	0
			1117	719	207	187	4			

- Molecule 10 is a protein called 50S ribosomal protein L14.

Mol	Chain	Residues	Atoms					ZeroOcc	AltConf	Trace
10	1O	122	Total	C	N	O	S	0	0	0
			933	588	171	170	4			

*Continued on next page...*

*Continued from previous page...*

Mol	Chain	Residues	Atoms					ZeroOcc	AltConf	Trace
10	2O	122	Total	C	N	O	S	0	0	0
			933	588	171	170	4			

- Molecule 11 is a protein called 50S ribosomal protein L15.

Mol	Chain	Residues	Atoms					ZeroOcc	AltConf	Trace
11	1P	149	Total	C	N	O	S	0	0	0
			1135	706	230	196	3			
11	2P	149	Total	C	N	O	S	0	0	0
			1135	706	230	196	3			

- Molecule 12 is a protein called 50S ribosomal protein L16.

Mol	Chain	Residues	Atoms					ZeroOcc	AltConf	Trace
12	1Q	141	Total	C	N	O	S	0	0	0
			1122	715	212	188	7			
12	2Q	141	Total	C	N	O	S	0	0	0
			1122	715	212	188	7			

- Molecule 13 is a protein called 50S ribosomal protein L17.

Mol	Chain	Residues	Atoms					ZeroOcc	AltConf	Trace
13	1R	118	Total	C	N	O	S	0	0	0
			968	604	203	160	1			
13	2R	118	Total	C	N	O	S	0	0	0
			968	604	203	160	1			

- Molecule 14 is a protein called 50S ribosomal protein L18.

Mol	Chain	Residues	Atoms				ZeroOcc	AltConf	Trace
14	1S	110	Total	C	N	O	0	0	0
			873	550	174	149			
14	2S	110	Total	C	N	O	0	0	0
			870	549	173	148			

- Molecule 15 is a protein called 50S ribosomal protein L19.

Mol	Chain	Residues	Atoms				ZeroOcc	AltConf	Trace
15	1T	131	Total	C	N	O	0	0	0
			1091	680	225	185	1		
15	2T	131	Total	C	N	O	0	0	0
			1083	675	224	183	1		

- Molecule 16 is a protein called 50S ribosomal protein L20.

Mol	Chain	Residues	Atoms					ZeroOcc	AltConf	Trace
16	1U	116	Total	C	N	O	S	0	0	0
			959	608	201	149	1			
16	2U	116	Total	C	N	O	S	0	0	0
			959	608	201	149	1			

- Molecule 17 is a protein called 50S ribosomal protein L21.

Mol	Chain	Residues	Atoms					ZeroOcc	AltConf	Trace
17	1V	101	Total	C	N	O	S	0	0	0
			771	495	140	135	1			
17	2V	101	Total	C	N	O	S	0	0	0
			771	495	140	135	1			

- Molecule 18 is a protein called 50S ribosomal protein L22.

Mol	Chain	Residues	Atoms					ZeroOcc	AltConf	Trace
18	1W	112	Total	C	N	O	S	0	0	0
			886	557	174	153	2			
18	2W	112	Total	C	N	O	S	0	0	0
			886	557	174	153	2			

- Molecule 19 is a protein called 50S ribosomal protein L23.

Mol	Chain	Residues	Atoms					ZeroOcc	AltConf	Trace
19	1X	95	Total	C	N	O	S	0	0	0
			750	488	135	126	1			
19	2X	95	Total	C	N	O	S	0	0	0
			750	488	135	126	1			

- Molecule 20 is a protein called 50S ribosomal protein L24.

Mol	Chain	Residues	Atoms					ZeroOcc	AltConf	Trace
20	1Y	107	Total	C	N	O	S	0	0	0
			806	517	152	131	6			
20	2Y	107	Total	C	N	O	S	0	0	0
			806	517	152	131	6			

- Molecule 21 is a protein called 50S ribosomal protein L25.

Mol	Chain	Residues	Atoms					ZeroOcc	AltConf	Trace
21	1Z	154	Total	C	N	O	S	0	0	0
			1240	795	222	220	3			
21	2Z	160	Total	C	N	O	S	0	0	0
			1271	814	228	227	2			

- Molecule 22 is a protein called 50S ribosomal protein L27.

Mol	Chain	Residues	Atoms					ZeroOcc	AltConf	Trace
22	10	83	Total	C	N	O	S	0	0	0
			653	404	139	109	1			
22	20	83	Total	C	N	O	S	0	0	0
			653	404	139	109	1			

- Molecule 23 is a protein called 50S ribosomal protein L28.

Mol	Chain	Residues	Atoms					ZeroOcc	AltConf	Trace
23	11	97	Total	C	N	O	S	0	0	0
			755	475	148	131	1			
23	21	97	Total	C	N	O	S	0	0	0
			755	475	148	131	1			

- Molecule 24 is a protein called 50S ribosomal protein L29.

Mol	Chain	Residues	Atoms					ZeroOcc	AltConf	Trace
24	12	70	Total	C	N	O	S	0	0	0
			588	365	118	103	2			
24	22	70	Total	C	N	O	S	0	0	0
			588	365	118	103	2			

- Molecule 25 is a protein called 50S ribosomal protein L30.

Mol	Chain	Residues	Atoms				ZeroOcc	AltConf	Trace
25	13	59	Total	C	N	O	0	0	0
			469	298	90	81			
25	23	59	Total	C	N	O	0	0	0
			464	296	90	78			

- Molecule 26 is a protein called 50S ribosomal protein L31.

Mol	Chain	Residues	Atoms					ZeroOcc	AltConf	Trace
26	14	69	Total	C	N	O	S	0	0	0
			552	349	99	99	5			

*Continued on next page...*

*Continued from previous page...*

Mol	Chain	Residues	Atoms					ZeroOcc	AltConf	Trace
26	24	69	Total	C	N	O	S	0	0	0
			532	339	97	91	5			

- Molecule 27 is a protein called 50S ribosomal protein L32.

Mol	Chain	Residues	Atoms					ZeroOcc	AltConf	Trace
27	15	59	Total	C	N	O	S	0	0	0
			455	285	89	76	5			
27	25	59	Total	C	N	O	S	0	0	0
			455	285	89	76	5			

- Molecule 28 is a protein called 50S ribosomal protein L33.

Mol	Chain	Residues	Atoms					ZeroOcc	AltConf	Trace
28	16	53	Total	C	N	O	S	0	0	0
			453	281	91	77	4			
28	26	53	Total	C	N	O	S	0	0	0
			449	279	91	75	4			

- Molecule 29 is a protein called 50S ribosomal protein L34.

Mol	Chain	Residues	Atoms					ZeroOcc	AltConf	Trace
29	17	48	Total	C	N	O	S	0	0	0
			418	257	104	55	2			
29	27	48	Total	C	N	O	S	0	0	0
			418	257	104	55	2			

- Molecule 30 is a protein called 50S ribosomal protein L35.

Mol	Chain	Residues	Atoms					ZeroOcc	AltConf	Trace
30	18	64	Total	C	N	O	S	0	0	0
			517	331	102	82	2			
30	28	64	Total	C	N	O	S	0	0	0
			517	331	102	82	2			

- Molecule 31 is a protein called 50S ribosomal protein L36.

Mol	Chain	Residues	Atoms					ZeroOcc	AltConf	Trace
31	19	37	Total	C	N	O	S	0	0	0
			307	188	68	47	4			
31	29	37	Total	C	N	O	S	0	0	0
			307	188	68	47	4			

- Molecule 32 is a RNA chain called 16S Ribosomal RNA.

Mol	Chain	Residues	Atoms					ZeroOcc	AltConf	Trace
32	1a	1500	Total	C	N	O	P	0	0	0
			32246	14358	5975	10413	1500			
32	2a	1503	Total	C	N	O	P	0	0	0
			32327	14396	5990	10438	1503			

- Molecule 33 is a protein called 30S ribosomal protein S2.

Mol	Chain	Residues	Atoms					ZeroOcc	AltConf	Trace
33	1b	231	Total	C	N	O	S	0	0	0
			1846	1179	331	331	5			
33	2b	231	Total	C	N	O	S	0	0	0
			1825	1167	326	327	5			

- Molecule 34 is a protein called 30S ribosomal protein S3.

Mol	Chain	Residues	Atoms					ZeroOcc	AltConf	Trace
34	1c	206	Total	C	N	O	S	0	0	0
			1548	973	301	273	1			
34	2c	206	Total	C	N	O	S	0	0	0
			1542	968	300	273	1			

- Molecule 35 is a protein called 30S ribosomal protein S4.

Mol	Chain	Residues	Atoms					ZeroOcc	AltConf	Trace
35	1d	208	Total	C	N	O	S	0	0	0
			1655	1038	326	284	7			
35	2d	208	Total	C	N	O	S	0	0	0
			1674	1050	333	284	7			

- Molecule 36 is a protein called 30S ribosomal protein S5.

Mol	Chain	Residues	Atoms					ZeroOcc	AltConf	Trace
36	1e	148	Total	C	N	O	S	0	0	0
			1129	714	213	198	4			
36	2e	148	Total	C	N	O	S	0	0	0
			1133	716	214	199	4			

- Molecule 37 is a protein called 30S ribosomal protein S6.

Mol	Chain	Residues	Atoms					ZeroOcc	AltConf	Trace
37	1f	100	Total	C	N	O	S	0	0	0
			810	514	144	149	3			
37	2f	100	Total	C	N	O	S	0	0	0
			816	516	146	151	3			

- Molecule 38 is a protein called 30S ribosomal protein S7.

Mol	Chain	Residues	Atoms					ZeroOcc	AltConf	Trace
38	1g	155	Total	C	N	O	S	0	0	0
			1231	766	243	216	6			
38	2g	155	Total	C	N	O	S	0	0	0
			1235	769	244	216	6			

- Molecule 39 is a protein called 30S ribosomal protein S8.

Mol	Chain	Residues	Atoms					ZeroOcc	AltConf	Trace
39	1h	137	Total	C	N	O	S	0	0	0
			1088	689	206	191	2			
39	2h	137	Total	C	N	O	S	0	0	0
			1088	689	206	191	2			

- Molecule 40 is a protein called 30S ribosomal protein S9.

Mol	Chain	Residues	Atoms				ZeroOcc	AltConf	Trace
40	1i	127	Total	C	N	O	0	0	0
			983	623	193	167			
40	2i	127	Total	C	N	O	0	0	0
			978	619	190	169			

- Molecule 41 is a protein called 30S ribosomal protein S10.

Mol	Chain	Residues	Atoms				ZeroOcc	AltConf	Trace
41	1j	97	Total	C	N	O	0	0	0
			709	440	138	131			
41	2j	96	Total	C	N	O	0	0	0
			714	445	138	131			

- Molecule 42 is a protein called 30S ribosomal protein S11.

Mol	Chain	Residues	Atoms					ZeroOcc	AltConf	Trace
42	1k	114	Total	C	N	O	S	0	0	0
			829	516	155	155	3			

*Continued on next page...*



*Continued from previous page...*

Mol	Chain	Residues	Atoms					ZeroOcc	AltConf	Trace
42	2k	114	Total	C	N	O	S	0	0	0
			833	519	156	155	3			

- Molecule 43 is a protein called 30S ribosomal protein S12.

Mol	Chain	Residues	Atoms					ZeroOcc	AltConf	Trace
43	1l	122	Total	C	N	O	S	0	0	0
			932	586	185	159	2			
43	2l	122	Total	C	N	O	S	0	0	0
			932	586	185	159	2			

- Molecule 44 is a protein called 30S ribosomal protein S13.

Mol	Chain	Residues	Atoms					ZeroOcc	AltConf	Trace
44	1m	123	Total	C	N	O	S	0	0	0
			958	592	198	166	2			
44	2m	122	Total	C	N	O	S	0	0	0
			950	586	197	165	2			

- Molecule 45 is a protein called 30S ribosomal protein S14 type Z.

Mol	Chain	Residues	Atoms					ZeroOcc	AltConf	Trace
45	1n	60	Total	C	N	O	S	0	0	0
			492	312	104	72	4			
45	2n	60	Total	C	N	O	S	0	0	0
			492	312	104	72	4			

- Molecule 46 is a protein called 30S ribosomal protein S15.

Mol	Chain	Residues	Atoms					ZeroOcc	AltConf	Trace
46	1o	88	Total	C	N	O	S	0	0	0
			728	456	144	126	2			
46	2o	88	Total	C	N	O	S	0	0	0
			728	456	144	126	2			

- Molecule 47 is a protein called 30S ribosomal protein S16.

Mol	Chain	Residues	Atoms					ZeroOcc	AltConf	Trace
47	1p	82	Total	C	N	O	S	0	0	0
			681	433	134	113	1			
47	2p	82	Total	C	N	O	S	0	0	0
			677	430	133	113	1			

- Molecule 48 is a protein called 30S ribosomal protein S17.

Mol	Chain	Residues	Atoms					ZeroOcc	AltConf	Trace
48	1q	99	Total	C	N	O	S	0	0	0
			823	528	151	142	2			
48	2q	99	Total	C	N	O	S	0	0	0
			823	528	151	142	2			

- Molecule 49 is a protein called 30S ribosomal protein S18.

Mol	Chain	Residues	Atoms					ZeroOcc	AltConf	Trace
49	1r	68	Total	C	N	O		0	0	0
			555	355	108	92				
49	2r	68	Total	C	N	O		0	0	0
			555	355	108	92				

- Molecule 50 is a protein called 30S ribosomal protein S19.

Mol	Chain	Residues	Atoms					ZeroOcc	AltConf	Trace
50	1s	83	Total	C	N	O	S	0	0	0
			652	417	120	113	2			
50	2s	83	Total	C	N	O	S	0	0	0
			646	412	119	113	2			

- Molecule 51 is a protein called 30S ribosomal protein S20.

Mol	Chain	Residues	Atoms					ZeroOcc	AltConf	Trace
51	1t	96	Total	C	N	O	S	0	0	0
			728	446	156	124	2			
51	2t	96	Total	C	N	O	S	0	0	0
			727	446	155	124	2			

- Molecule 52 is a protein called 30S ribosomal protein Thx.

Mol	Chain	Residues	Atoms				ZeroOcc	AltConf	Trace
52	1u	23	Total	C	N	O	0	0	0
			199	122	48	29			
52	2u	23	Total	C	N	O	0	0	0
			199	122	48	29			

- Molecule 53 is a RNA chain called mRNA.

Mol	Chain	Residues	Atoms					ZeroOcc	AltConf	Trace
53	1v	13	Total	C	N	O	P	0	0	0
			277	125	51	88	13			
53	2v	13	Total	C	N	O	P	0	0	0
			277	125	51	88	13			

- Molecule 54 is a RNA chain called A-site and E-site tRNAs.

Mol	Chain	Residues	Atoms					ZeroOcc	AltConf	Trace
54	1w	74	Total	C	N	O	P	S	0	0
			1592	713	285	518	74	2		
54	1y	74	Total	C	N	O	P	S	0	0
			1585	707	285	518	74	1		
54	2w	72	Total	C	N	O	P	S	0	0
			1544	690	278	502	72	2		
54	2y	73	Total	C	N	O	P	S	0	0
			1565	698	283	510	73	1		

- Molecule 55 is a RNA chain called P-site tRNA.

Mol	Chain	Residues	Atoms					ZeroOcc	AltConf	Trace
55	1x	76	Total	C	N	O	P	S	0	0
			1625	725	294	529	76	1		
55	2x	76	Total	C	N	O	P	S	0	0
			1625	725	294	529	76	1		

- Molecule 56 is MAGNESIUM ION (three-letter code: MG) (formula: Mg).

Mol	Chain	Residues	Atoms		ZeroOcc	AltConf
56	2E	8	Total	Mg	0	0
			8	8		
56	17	3	Total	Mg	0	0
			3	3		
56	2d	1	Total	Mg	0	0
			1	1		
56	1T	1	Total	Mg	0	0
			1	1		
56	1N	6	Total	Mg	0	0
			6	6		
56	20	3	Total	Mg	0	0
			3	3		
56	18	3	Total	Mg	0	0
			3	3		
56	1o	1	Total	Mg	0	0
			1	1		

*Continued on next page...*

*Continued from previous page...*

Mol	Chain	Residues	Atoms		ZeroOcc	AltConf
56	2W	3	Total 3	Mg 3	0	0
56	1Y	3	Total 3	Mg 3	0	0
56	13	3	Total 3	Mg 3	0	0
56	1f	2	Total 2	Mg 2	0	0
56	1P	4	Total 4	Mg 4	0	0
56	2B	21	Total 21	Mg 21	0	0
56	1q	1	Total 1	Mg 1	0	0
56	23	3	Total 3	Mg 3	0	0
56	1E	12	Total 12	Mg 12	0	0
56	1b	2	Total 2	Mg 2	0	0
56	2l	3	Total 3	Mg 3	0	0
56	2F	4	Total 4	Mg 4	0	0
56	16	3	Total 3	Mg 3	0	0
56	28	1	Total 1	Mg 1	0	0
56	2e	1	Total 1	Mg 1	0	0
56	1W	7	Total 7	Mg 7	0	0
56	1A	1146	Total 1146	Mg 1146	0	0
56	1t	1	Total 1	Mg 1	0	0
56	1n	1	Total 1	Mg 1	0	0
56	1X	5	Total 5	Mg 5	0	0
56	12	2	Total 2	Mg 2	0	0

*Continued on next page...*

*Continued from previous page...*

Mol	Chain	Residues	Atoms		ZeroOcc	AltConf
56	1y	4	Total 4	Mg 4	0	0
56	1S	3	Total 3	Mg 3	0	0
56	25	4	Total 4	Mg 4	0	0
56	2T	2	Total 2	Mg 2	0	0
56	1D	12	Total 12	Mg 12	0	0
56	2N	1	Total 1	Mg 1	0	0
56	1e	2	Total 2	Mg 2	0	0
56	2G	1	Total 1	Mg 1	0	0
56	1I	1	Total 1	Mg 1	0	0
56	2f	2	Total 2	Mg 2	0	0
56	1V	3	Total 3	Mg 3	0	0
56	2X	2	Total 2	Mg 2	0	0
56	1w	11	Total 11	Mg 11	0	0
56	26	1	Total 1	Mg 1	0	0
56	1a	229	Total 229	Mg 229	0	0
56	2Q	4	Total 4	Mg 4	0	0
56	15	2	Total 2	Mg 2	0	0
56	1x	16	Total 16	Mg 16	0	0
56	2j	2	Total 2	Mg 2	0	0
56	1R	2	Total 2	Mg 2	0	0
56	1s	1	Total 1	Mg 1	0	0

*Continued on next page...*

*Continued from previous page...*

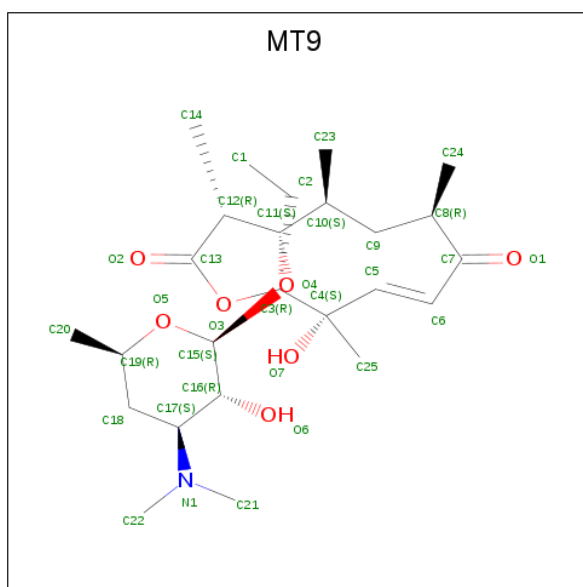
Mol	Chain	Residues	Atoms		ZeroOcc	AltConf
56	1m	1	Total 1	Mg 1	0	0
56	2U	5	Total 5	Mg 5	0	0
56	1G	5	Total 5	Mg 5	0	0
56	2O	1	Total 1	Mg 1	0	0
56	1l	4	Total 4	Mg 4	0	0
56	1d	1	Total 1	Mg 1	0	0
56	2r	1	Total 1	Mg 1	0	0
56	1H	1	Total 1	Mg 1	0	0
56	2g	1	Total 1	Mg 1	0	0
56	2Y	1	Total 1	Mg 1	0	0
56	2w	9	Total 9	Mg 9	0	0
56	1v	1	Total 1	Mg 1	0	0
56	2x	6	Total 6	Mg 6	0	0
56	2R	2	Total 2	Mg 2	0	0
56	1Z	4	Total 4	Mg 4	0	0
56	2D	4	Total 4	Mg 4	0	0
56	2q	3	Total 3	Mg 3	0	0
56	2v	3	Total 3	Mg 3	0	0
56	1U	6	Total 6	Mg 6	0	0
56	1O	8	Total 8	Mg 8	0	0
56	1r	1	Total 1	Mg 1	0	0

*Continued on next page...*

*Continued from previous page...*

Mol	Chain	Residues	Atoms		ZeroOcc	AltConf
56	19	1	Total	Mg	0	0
			1	1		
56	1l	3	Total	Mg	0	0
			3	3		
56	2V	2	Total	Mg	0	0
			2	2		
56	1F	8	Total	Mg	0	0
			8	8		
56	10	9	Total	Mg	0	0
			9	9		
56	2t	1	Total	Mg	0	0
			1	1		
56	1Q	5	Total	Mg	0	0
			5	5		
56	2A	903	Total	Mg	0	0
			903	903		
56	1h	1	Total	Mg	0	0
			1	1		
56	2Z	1	Total	Mg	0	0
			1	1		
56	1B	36	Total	Mg	0	0
			36	36		
56	2y	7	Total	Mg	0	0
			7	7		
56	27	1	Total	Mg	0	0
			1	1		
56	2a	244	Total	Mg	0	0
			244	244		

- Molecule 57 is (3R,4S,5S,7R,9E,11S,12R)-12-ethyl-11-hydroxy-3,5,7,11-tetramethyl-2,8-dioxooxacyclododec-9-en-4-yl 3,4,6-trideoxy-3-(dimethylamino)-beta-D-xylo-hexopyranoside (three-letter code: MT9) (formula: C<sub>25</sub>H<sub>43</sub>N O<sub>7</sub>).



Mol	Chain	Residues	Atoms				ZeroOcc	AltConf
57	1A	1	Total	C	N	O	0	0
			33	25	1	7		
57	2A	1	Total	C	N	O	0	0
			33	25	1	7		

- Molecule 58 is POTASSIUM ION (three-letter code: K) (formula: K).

Mol	Chain	Residues	Atoms		ZeroOcc	AltConf
58	1A	1	Total	K	0	0
			1	1		
58	2A	1	Total	K	0	0
			1	1		

- Molecule 59 is ZINC ION (three-letter code: ZN) (formula: Zn).

Mol	Chain	Residues	Atoms		ZeroOcc	AltConf
59	1Y	1	Total	Zn	0	0
			1	1		
59	14	1	Total	Zn	0	0
			1	1		
59	1n	1	Total	Zn	0	0
			1	1		
59	15	1	Total	Zn	0	0
			1	1		
59	29	1	Total	Zn	0	0
			1	1		

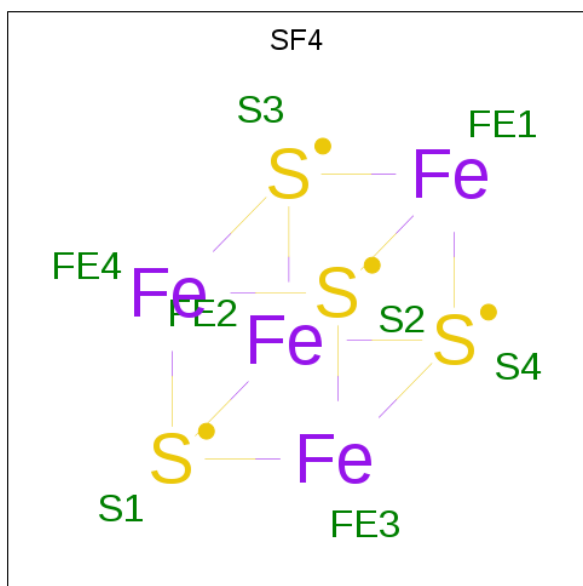
*Continued on next page...*



Continued from previous page...

Mol	Chain	Residues	Atoms		ZeroOcc	AltConf
59	19	1	Total	Zn	0	0
			1	1		
59	26	1	Total	Zn	0	0
			1	1		
59	25	1	Total	Zn	0	0
			1	1		
59	24	1	Total	Zn	0	0
			1	1		
59	2n	1	Total	Zn	0	0
			1	1		
59	2Y	1	Total	Zn	0	0
			1	1		
59	16	1	Total	Zn	0	0
			1	1		

- Molecule 60 is IRON/SULFUR CLUSTER (three-letter code: SF4) (formula: Fe<sub>4</sub>S<sub>4</sub>).



Mol	Chain	Residues	Atoms			ZeroOcc	AltConf
60	1d	1	Total	Fe	S	0	0
			8	4	4		
60	2d	1	Total	Fe	S	0	0
			8	4	4		

- Molecule 61 is water.

Mol	Chain	Residues	Atoms		ZeroOcc	AltConf
61	1A	2243	Total 2243	O 2243	0	0
61	1B	69	Total 69	O 69	0	0
61	1D	26	Total 26	O 26	0	0
61	1E	28	Total 28	O 28	0	0
61	1F	19	Total 19	O 19	0	0
61	1G	6	Total 6	O 6	0	0
61	1H	2	Total 2	O 2	0	0
61	1I	2	Total 2	O 2	0	0
61	1N	6	Total 6	O 6	0	0
61	1O	7	Total 7	O 7	0	0
61	1P	20	Total 20	O 20	0	0
61	1Q	15	Total 15	O 15	0	0
61	1R	12	Total 12	O 12	0	0
61	1S	5	Total 5	O 5	0	0
61	1T	10	Total 10	O 10	0	0
61	1U	16	Total 16	O 16	0	0
61	1V	10	Total 10	O 10	0	0
61	1W	6	Total 6	O 6	0	0
61	1X	6	Total 6	O 6	0	0
61	1Y	4	Total 4	O 4	0	0
61	1Z	1	Total 1	O 1	0	0
61	10	11	Total 11	O 11	0	0

Continued on next page...

*Continued from previous page...*

Mol	Chain	Residues	Atoms		ZeroOcc	AltConf
61	11	12	Total 12	O 12	0	0
61	12	3	Total 3	O 3	0	0
61	13	5	Total 5	O 5	0	0
61	14	1	Total 1	O 1	0	0
61	15	4	Total 4	O 4	0	0
61	16	2	Total 2	O 2	0	0
61	17	9	Total 9	O 9	0	0
61	18	13	Total 13	O 13	0	0
61	1a	460	Total 460	O 460	0	0
61	1b	1	Total 1	O 1	0	0
61	1d	1	Total 1	O 1	0	0
61	1f	1	Total 1	O 1	0	0
61	1g	1	Total 1	O 1	0	0
61	1l	9	Total 9	O 9	0	0
61	1m	1	Total 1	O 1	0	0
61	1o	1	Total 1	O 1	0	0
61	1p	1	Total 1	O 1	0	0
61	1q	4	Total 4	O 4	0	0
61	1u	1	Total 1	O 1	0	0
61	1v	5	Total 5	O 5	0	0
61	1w	22	Total 22	O 22	0	0

*Continued on next page...*

*Continued from previous page...*

Mol	Chain	Residues	Atoms		ZeroOcc	AltConf
61	1x	16	Total 16	O 16	0	0
61	1y	2	Total 2	O 2	0	0
61	2A	1395	Total 1395	O 1395	0	0
61	2B	28	Total 28	O 28	0	0
61	2D	25	Total 25	O 25	0	0
61	2E	15	Total 15	O 15	0	0
61	2F	14	Total 14	O 14	0	0
61	2I	4	Total 4	O 4	0	0
61	2N	1	Total 1	O 1	0	0
61	2O	1	Total 1	O 1	0	0
61	2P	14	Total 14	O 14	0	0
61	2Q	2	Total 2	O 2	0	0
61	2R	3	Total 3	O 3	0	0
61	2T	6	Total 6	O 6	0	0
61	2U	4	Total 4	O 4	0	0
61	2V	1	Total 1	O 1	0	0
61	2W	3	Total 3	O 3	0	0
61	2X	4	Total 4	O 4	0	0
61	2Y	1	Total 1	O 1	0	0
61	2Z	2	Total 2	O 2	0	0
61	20	4	Total 4	O 4	0	0

*Continued on next page...*

*Continued from previous page...*

Mol	Chain	Residues	Atoms		ZeroOcc	AltConf
61	21	14	Total 14	O 14	0	0
61	22	2	Total 2	O 2	0	0
61	23	1	Total 1	O 1	0	0
61	25	5	Total 5	O 5	0	0
61	27	3	Total 3	O 3	0	0
61	28	4	Total 4	O 4	0	0
61	29	1	Total 1	O 1	0	0
61	2a	381	Total 381	O 381	0	0
61	2e	2	Total 2	O 2	0	0
61	2g	1	Total 1	O 1	0	0
61	2i	1	Total 1	O 1	0	0
61	2j	4	Total 4	O 4	0	0
61	2l	6	Total 6	O 6	0	0
61	2o	3	Total 3	O 3	0	0
61	2p	3	Total 3	O 3	0	0
61	2q	1	Total 1	O 1	0	0
61	2r	1	Total 1	O 1	0	0
61	2t	2	Total 2	O 2	0	0
61	2u	1	Total 1	O 1	0	0
61	2v	1	Total 1	O 1	0	0
61	2w	3	Total 3	O 3	0	0

*Continued on next page...*

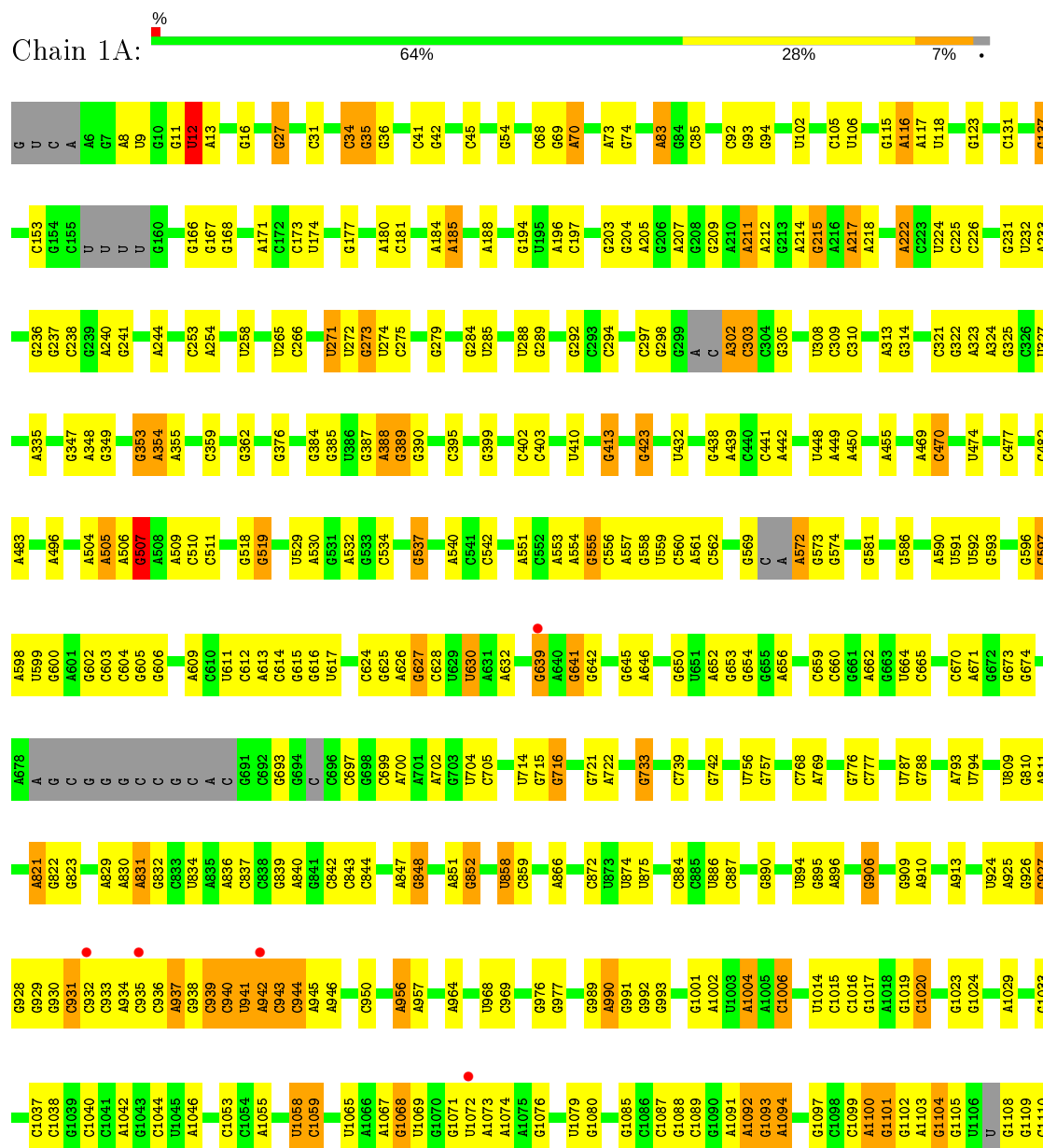
*Continued from previous page...*

Mol	Chain	Residues	Atoms		ZeroOcc	AltConf
61	2x	8	Total	O	0	0
			8	8		
61	2y	19	Total	O	0	0
			19	19		

### 3 Residue-property plots

These plots are drawn for all protein, RNA and DNA chains in the entry. The first graphic for a chain summarises the proportions of the various outlier classes displayed in the second graphic. The second graphic shows the sequence view annotated by issues in geometry and electron density. Residues are color-coded according to the number of geometric quality criteria for which they contain at least one outlier: green = 0, yellow = 1, orange = 2 and red = 3 or more. A red dot above a residue indicates a poor fit to the electron density ( $\text{RSRZ} > 2$ ). Stretches of 2 or more consecutive residues without any outlier are shown as a green connector. Residues present in the sample, but not in the model, are shown in grey.

#### • Molecule 1: 23S ribosomal RNA

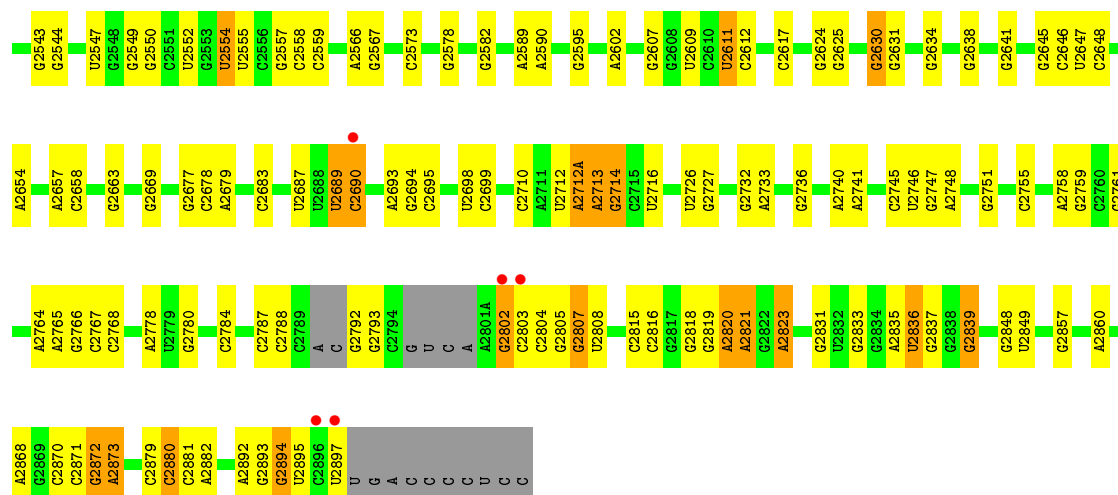


C2685	U2443	G2337	U2225	G2155	A1941	C1813	C1683	C1550	A1419	G1305	C1199	U1111
G2594	A2447	C2338	G2226	A2156	A1949	A1814	A1684	C1551	A1425	G1312	G1200	U1112
G2595	A2439	A2339	G2227	A1815	A1980	A1816	C1685	C1552	G1426	G1313	G1201	G1113
C2598	A2451	A2340	G2228	C2159	G1951	A1817	U1686	A1553	A1430	U1314	A1202	A1115
C2598	A2452	G2341	A2229	C2160	G1952	C1821	G1694	A1554	G1431	A1315	G1206	A1116
C2453	C2453	G2343	A2237	C2161	H0853	A1822	G1695	C1555	C1432	G1316	G1117	G1117
G2457	G2346	G2346	G2247	C2162	A1954	U1825	G1696	A1556	G1435	C1317	G1210	C1118
G2458	A2347	C2347	G2247	C2163	A1959	A1826	G1697	A1557	G1436	U1318	U1211	A1119
G2459	A2348	A2348	G2250	C2164	A1960	U1827	G1698	U1556	U1436	U1319	U1212	C1121
A2460	G2349	G2349	G2251	U1828	G1971	A1828	G1700	G1557	U1452	A1320	G1213	C1122
G2466	C2359	C2359	U2255	C2168	G1971	U1829	A1701	G1572	C1453	G1323	U1214	A1123
U2623	G2362	G2362	U2256	G2169	A1974	C1830	A1702	G1573	G1462	A1324	G1217	U1124
C2624	G2363	G2363	U2256	G2170	A1975	A1831	C1703	G1579	G1463	G1331	G1218	C1125
U2627	A2364	A2364	G2262	U1976	U1977	A1832	G1710	G	G1464	U1332	U1220	U1127
C2628	G2365	G2365	G2262	U1977	U1977	A1833	A1711	U	G1465	A1333	G1221	U1128
C2629	G2366	G2366	A2280	U1977	U1977	A1834	A1711	A	U1466	U1333	G1222	U1129
G2638	C2367	C2367	A2281	U1985	U1985	A1841	G1717	C	G1467	U1338	A1223	A1130
C2639	G2368	G2368	G2282	G2175	C1989	A1842	U1720	G1584	A1473	C1339	C1226	A1131
C2640	G2369	G2369	G2283	G2176	C1989	G1847	G1721	G1585	G1475	G1343	G1232	G1132
A2641	U2284	U2284	U2284	C1989	C1989	A1848	G1741	G1586	G1476	U1346	U1233	A1134
G2642	A2285	A2285	A2286	A1992	A1992	G1857	G1742	U1587	U1577	A1347	G1236	G1135
G2643	G2287	G2287	G2287	A1993	A1993	A1860	G1743	C1589	G1478	A1348	U1237	U1137
G2650	G2288	G2288	G2288	A1994	A1994	G1860	G1744	A1605	U1479	G1349	G1239	G1138
G2650	G2289	G2289	G2289	G1995	G1995	C1874	G1745	A1613	A1491	U1352	U1240	U1140
G2653	G2290	G2290	G2291	A2008	A2008	A1878	G1746	A1614	G1494	G1352	C1246	A1141
G2653	G2291	G2291	G2292	U2013	U2013	A1878	A1747	G1615	G1497	G1355	U1255	A1142
G2658	G2187	G2187	G2292	G2014	G2014	U1882	G1748	A1616	U1501	G1356	U1256	U1143
U2659	U2188	U2188	C2295	U2015	U2015	C1883	G1749	A1617	G1502	U1357	A1257	A1144
U2661	G2190	G2190	C2296	G2018	G2018	G1892	G1750	A1618	U1501	U1358	A1258	U1147
U2662	A2191	A2191	A2298	G2019	G2019	A1898	U1756	U1626	G1502	U1359	U1258	A1149
A2666	A2192	A2192	A2299	G2020	G2020	A1899	C1757	A1627	G1502	G1371	C1262	C1150
A2669	A2193	A2193	A2300	G2021	G2021	G1900	U1765	A1628	G1513	G1385	C1263	U1151
A2672	A2194	A2194	A2301	G2022	G2022	A1911	G1766	G1628	G1514	U1388	G1264	G1152
A2673	A2195	A2195	A2302	G2023	G2023	A1912	A1767	G1631	G1515	A1388	A1265	U1153
A2673	A2196	A2196	A2303	G2024	G2024	A1913	A1767	C1632	G1516	C1389	C1276	C1155
A2673	A2197	A2197	A2304	G2025	G2025	A1914	A1767	C1633	G1517	G1391	G1277	U1156
A2673	A2198	A2198	A2305	G2026	G2026	A1915	G1776	C1634	G1517	G1392	A1283	A1157
A2673	A2199	A2199	A2306	G2027	G2027	A1916	C1785	C1635	G1529	U1398	G1284	U1158
A2673	A2200	A2200	A2307	G2028	G2028	A1917	A1786	G1639	G1530	G1398	G1285	U1159
A2673	A2201	A2201	A2308	G2029	G2029	A1918	G1787	G1640	G1531	U1402	U1286	G1160
A2673	A2202	A2202	A2309	G2030	G2030	A1919	A1787	G1641	G1532	G1403	A1287	G1161
A2673	A2203	A2203	A2310	G2031	G2031	A1920	A1787	G1642	G1533	U1404	A1288	C1162
A2673	A2204	A2204	A2311	G2032	G2032	A1921	A1787	G1643	G1534	U1405	A1289	G1171
A2673	A2205	A2205	A2312	G2033	G2033	A1922	A1787	G1644	G1535	A1406	G1290	A1174
A2673	A2206	A2206	A2313	G2034	G2034	A1923	A1787	G1645	G1536	U1407	G1291	A1175
A2673	A2207	A2207	A2314	G2035	G2035	A1924	A1787	G1646	G1537	A1408	G1292	A1176
A2673	A2208	A2208	A2315	G2036	G2036	A1925	A1787	G1647	G1538	U1409	A1293	U1177
A2673	A2209	A2209	A2316	G2037	G2037	A1926	A1787	G1648	G1539	G1410	G1294	A1178
A2673	A2210	A2210	A2317	G2038	G2038	A1927	A1787	G1649	G1540	A1411	A1295	U1179
A2673	A2211	A2211	A2318	G2039	G2039	A1928	A1787	G1650	G1541	U1412	A1296	C1180
A2673	A2212	A2212	A2319	G2040	G2040	A1929	A1787	G1651	G1542	G1413	G1302	G1181
A2673	A2213	A2213	A2320	G2041	G2041	A1930	A1787	G1652	G1543	U1414		
A2673	A2214	A2214	A2321	G2042	G2042	A1931	A1787	G1653	G1544	U1415		
A2673	A2215	A2215	A2322	G2043	G2043	A1932	A1787	G1654	G1545	U1416		
A2673	A2216	A2216	A2323	G2044	G2044	A1933	A1787	G1655	G1546	U1417		
A2673	A2217	A2217	A2324	G2045	G2045	A1934	A1787	G1656	G1547	U1418		
A2673	A2218	A2218	A2325	G2046	G2046	A1935	A1787	G1657	G1548	U1419		
A2673	A2219	A2219	A2326	G2047	G2047	A1936	A1787	G1658	G1549	U1420		
A2673	A2220	A2220	A2327	G2048	G2048	A1937	A1787	G1659	G1550	U1421		
A2673	A2221	A2221	A2328	G2049	G2049	A1938	A1787	G1660	G1551	U1422		
A2673	A2222	A2222	A2329	G2050	G2050	A1939	A1787	G1661	G1552	U1423		
A2673	A2223	A2223	A2330	G2051	G2051	A1940	A1787	G1662	G1553	U1424		
A2673	A2224	A2224	A2331	G2052	G2052	A1941	A1787	G1663	G1554	U1425		
A2673	A2225	A2225	A2332	G2053	G2053	A1942	A1787	G1664	G1555	U1426		
A2673	A2226	A2226	A2333	G2054	G2054	A1943	A1787	G1665	G1556	U1427		
A2673	A2227	A2227	A2334	G2055	G2055	A1944	A1787	G1666	G1557	U1428		
A2673	A2228	A2228	A2335	G2056	G2056	A1945	A1787	G1667	G1558	U1429		
A2673	A2229	A2229	A2336	G2057	G2057	A1946	A1787	G1668	G1559	U1430		
A2673	A2230	A2230	A2337	G2058	G2058	A1947	A1787	G1669	G1560	U1431		
A2673	A2231	A2231	A2338	G2059	G2059	A1948	A1787	G1670	G1561	U1432		
A2673	A2232	A2232	A2339	G2060	G2060	A1949	A1787	G1671	G1562	U1433		
A2673	A2233	A2233	A2340	G2061	G2061	A1950	A1787	G1672	G1563	U1434		
A2673	A2234	A2234	A2341	G2062	G2062	A1951	A1787	G1673	G1564	U1435		
A2673	A2235	A2235	A2342	G2063	G2063	A1952	A1787	G1674	G1565	U1436		
A2673	A2236	A2236	A2343	G2064	G2064	A1953	A1787	G1675	G1566	U1437		
A2673	A2237	A2237	A2344	G2065	G2065	A1954	A1787	G1676	G1567	U1438		
A2673	A2238	A2238	A2345	G2066	G2066	A1955	A1787	G1677	G1568	U1439		
A2673	A2239	A2239	A2346	G2067	G2067	A1956	A1787	G1678	G1569	U1440		
A2673	A2240	A2240	A2347	G2068	G2068	A1957	A1787	G1679	G1570	U1441		
A2673	A2241	A2241	A2348	G2069	G2069	A1958	A1787	G1680	G1571	U1442		
A2673	A2242	A2242	A2349	G2070	G2070	A1959	A1787	G1681	G1572	U1443		
A2673	A2243	A2243	A2350	G2071	G2071	A1960	A1787	G1682	G1573	U1444		
A2673	A2244	A2244	A2351	G2072	G2072	A1961	A1787	G1683	G1574	U1445		
A2673	A2245	A2245	A2352	G2073	G2073	A1962	A1787	G1684	G1575	U1446		
A2673	A2246	A2246	A2353	G2074	G2074	A1963	A1787	G1685	G1576	U1447		
A2673	A2247	A2247	A2354	G2075	G2075	A1964	A1787	G1686	G1577	U1448		
A2673	A2248	A2248	A2355	G2076	G2076	A1965	A1787	G1687	G1578	U1449		
A2673	A2249	A2249	A2356	G2077	G2077	A1966	A1787	G1688	G1579	U1450		
A2673	A2250	A2250	A2357	G2078	G2078	A1967	A1787	G1689	G1580	U1451		
A2673	A2251	A2251	A2358	G2079	G2079	A1968	A1787	G1690	G1581	U1452		
A2673	A2252	A2252	A2359	G2080	G2080	A1969	A1787	G1691	G1582	U1453		
A2673	A2253	A2253	A2360	G2081	G2081	A1970	A1787	G1692	G1583	U1454		
A2673	A2254	A2254	A2361	G2082	G2082	A1971	A1787	G1693	G1584	U1455		
A2673	A2255	A2255	A2362	G2083	G2083	A1972	A1787	G1694	G1585	U1456		
A2673	A2256	A2256	A2363	G2084	G2084	A1973	A1787	G1695	G1586	U1457		
A2673	A2257	A2257	A2364	G2085	G2085	A1974	A1787	G1696	G1587	U1458		
A2673	A2258	A2258	A2365	G2086	G2086	A1975	A1787	G1697	G1588	U1459		
A2673	A2259	A2259	A2366	G2087	G2087	A1976	A1787	G1698	G1589	U1460		
A2673	A2260	A2260	A2367	G2088	G2088	A1977	A1787	G1699	G1590	U1461		
A2673	A2261	A2261	A2368	G2089	G2089	A1978	A1787	G1700	G1591	U1462		
A2673	A2262	A2262	A2369	G2090	G2090	A1979	A1787	G1701	G1592	U1463		
A2673	A2263	A2263	A2370	G2091	G2091	A1980	A1787	G1702	G1593	U1464		
A2673	A2264	A2264	A2371	G2092	G2092	A1981	A1787	G1703	G1594	U1465		
A2673	A2265	A2265	A2372	G2093	G2093	A1982	A1787					



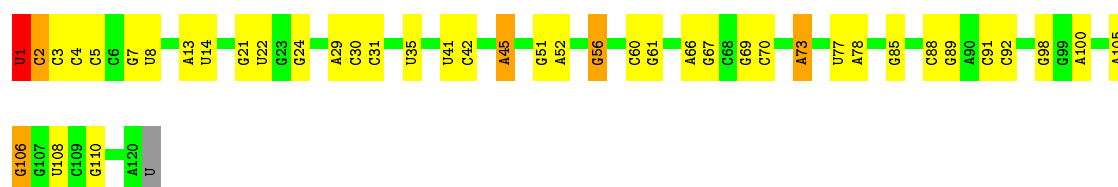






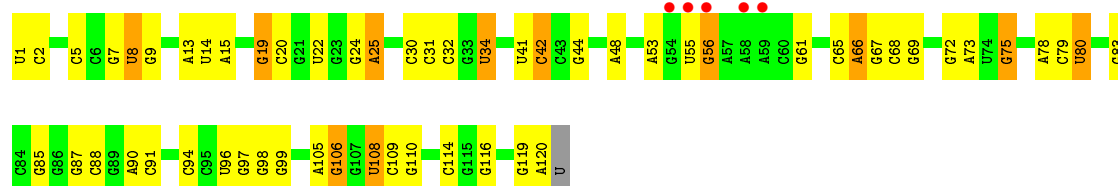
• Molecule 2: 5S Ribosomal RNA

Chain 1B: 64% 30%



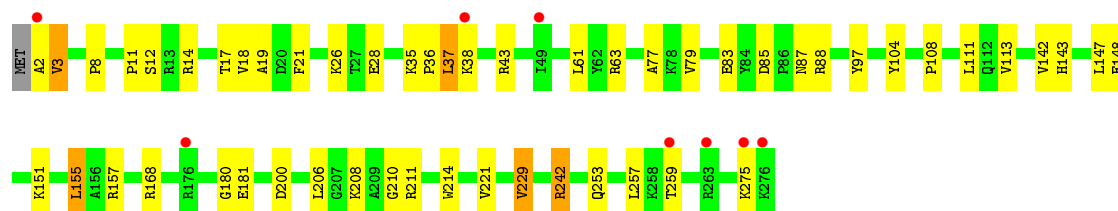
• Molecule 2: 5S Ribosomal RNA

Chain 2B: 4% 52% 38% 9%



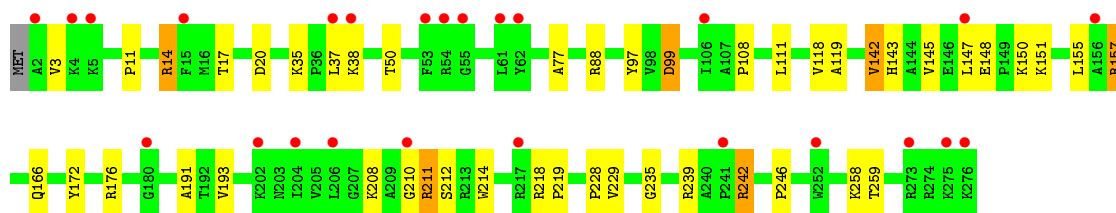
• Molecule 3: 50S ribosomal protein L2

Chain 1D: 3% 80% 17%



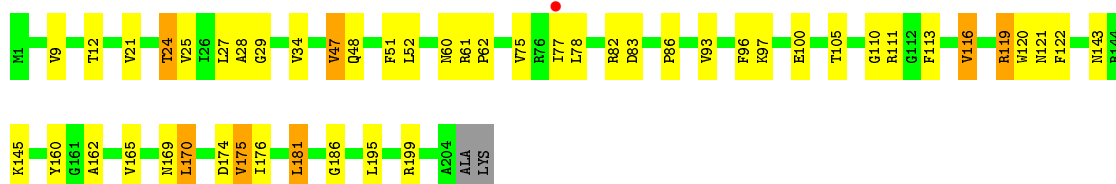
• Molecule 3: 50S ribosomal protein L2

Chain 2D: 9% 83% 14%



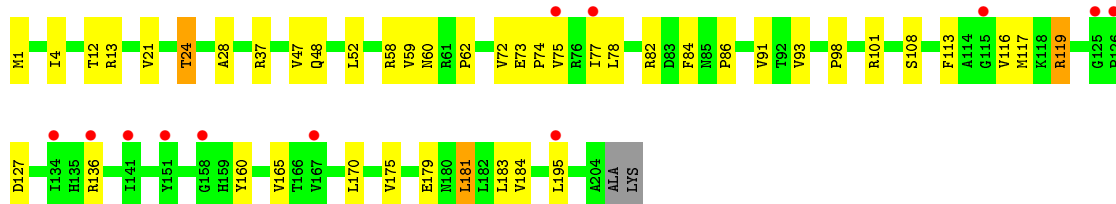
• Molecule 4: 50S ribosomal protein L3

Chain 1E: 75% 20% ..



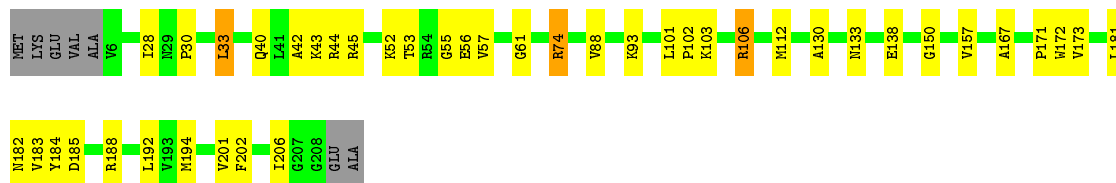
• Molecule 4: 50S ribosomal protein L3

Chain 2E: 6% 78% 20% ..



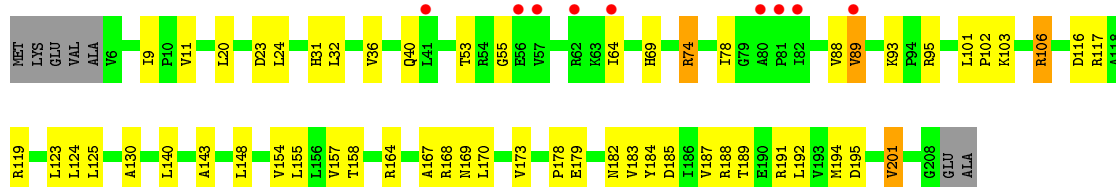
• Molecule 5: 50S ribosomal protein L4

Chain 1F: 77% 19% ..

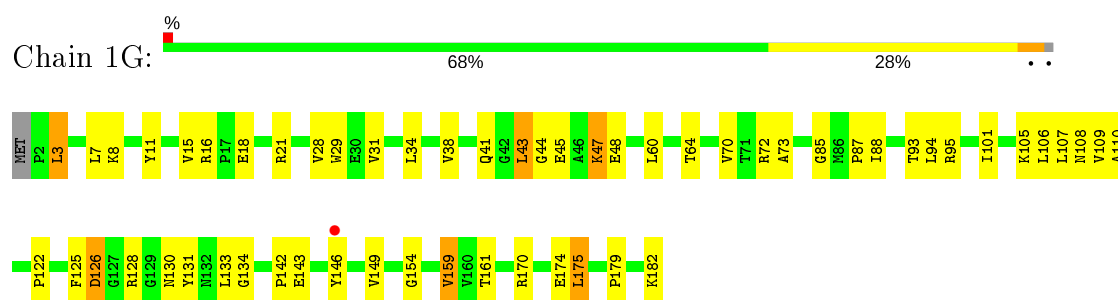


• Molecule 5: 50S ribosomal protein L4

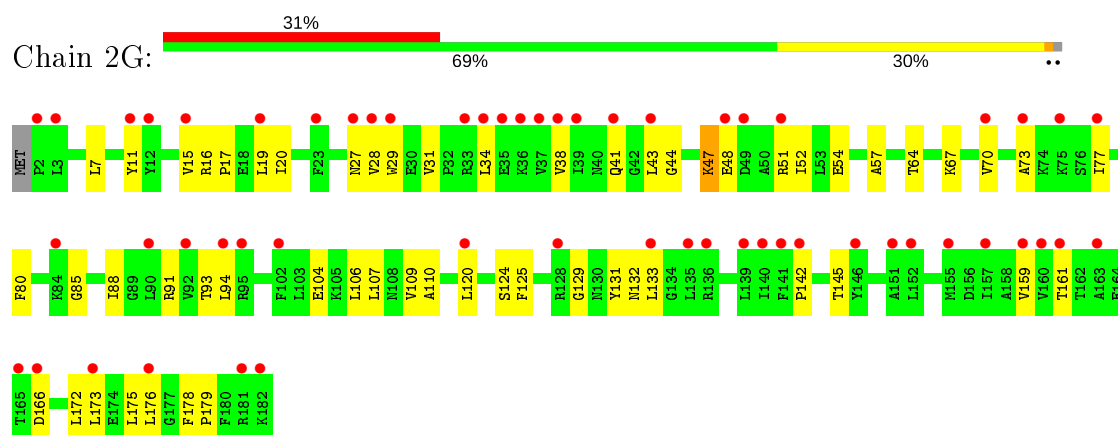
Chain 2F: 4% 70% 25% ..



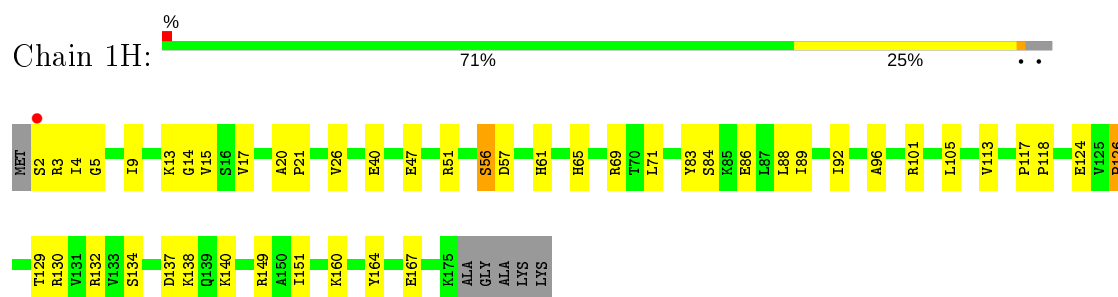
• Molecule 6: 50S ribosomal protein L5



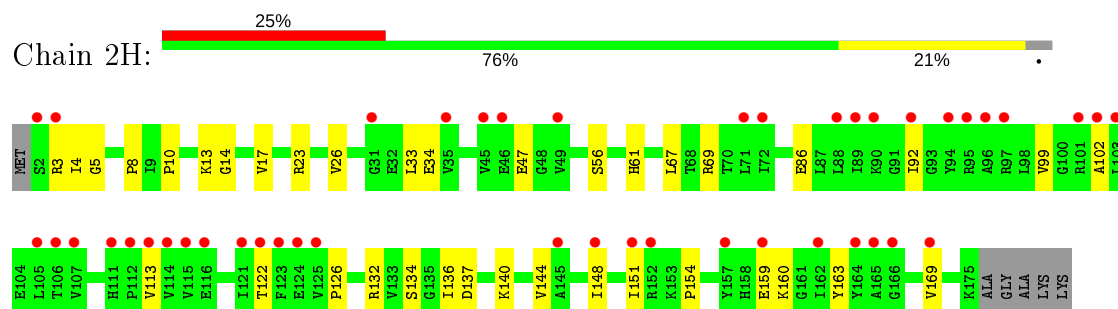
• Molecule 6: 50S ribosomal protein L5



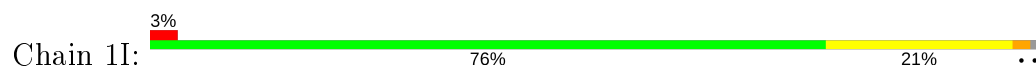
• Molecule 7: 50S ribosomal protein L6

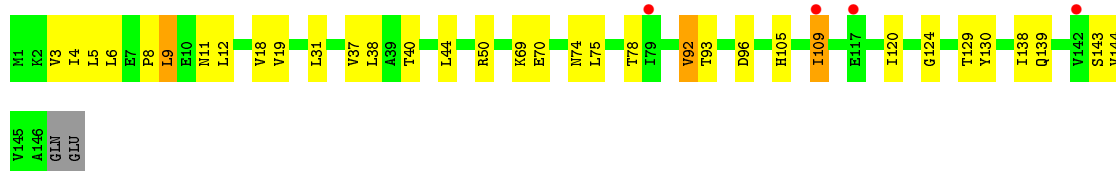


• Molecule 7: 50S ribosomal protein L6

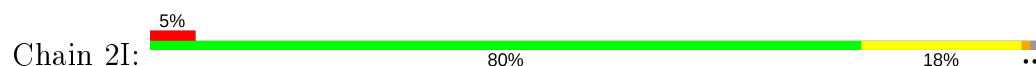


• Molecule 8: 50S ribosomal protein L9

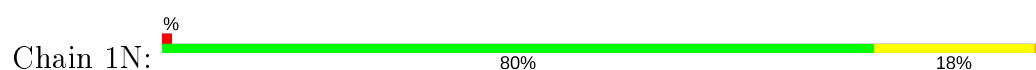




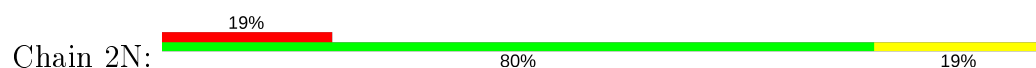
- Molecule 8: 50S ribosomal protein L9



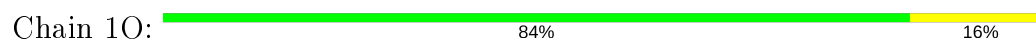
- Molecule 9: 50S ribosomal protein L13



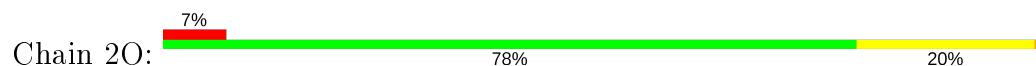
- Molecule 9: 50S ribosomal protein L13



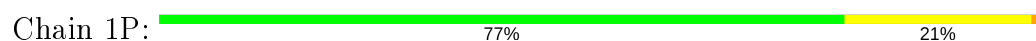
- Molecule 10: 50S ribosomal protein L14

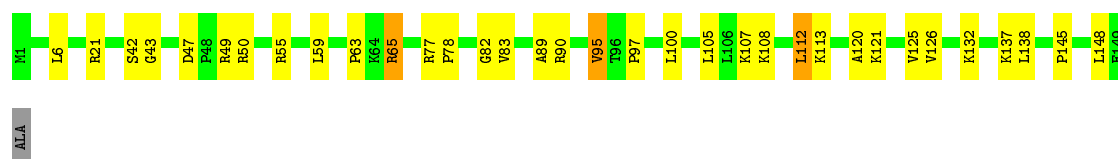


- Molecule 10: 50S ribosomal protein L14

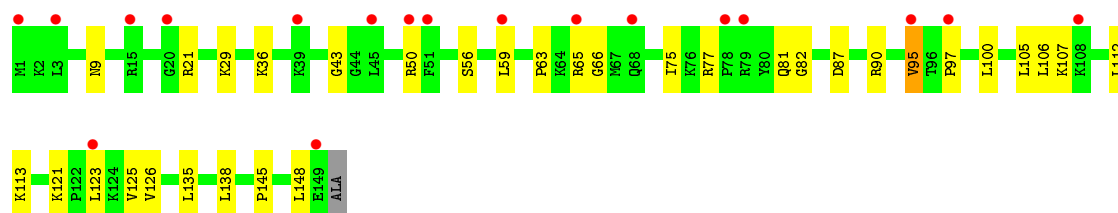
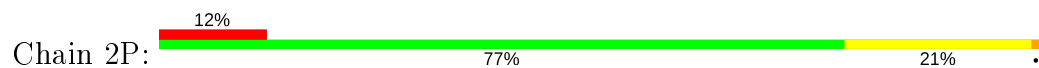


- Molecule 11: 50S ribosomal protein L15

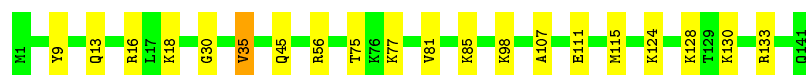
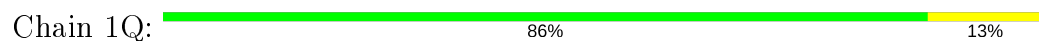




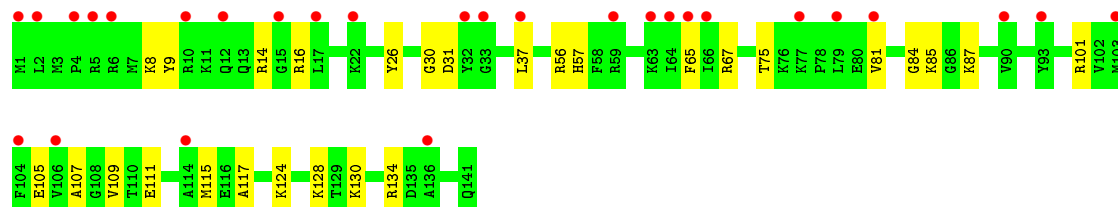
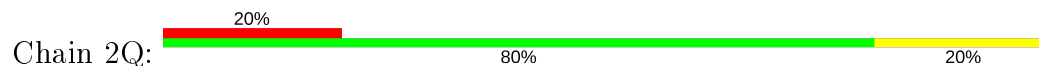
- Molecule 11: 50S ribosomal protein L15



- Molecule 12: 50S ribosomal protein L16



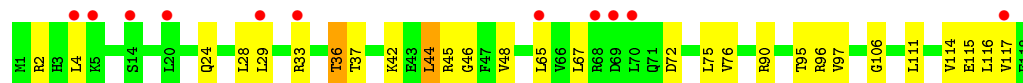
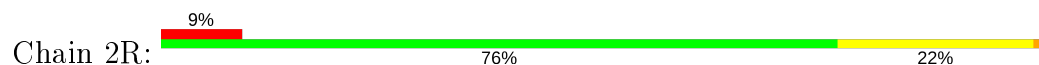
- Molecule 12: 50S ribosomal protein L16



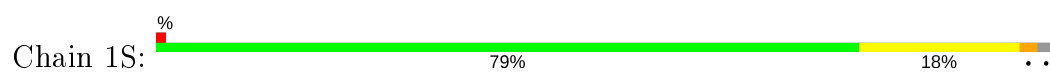
- Molecule 13: 50S ribosomal protein L17



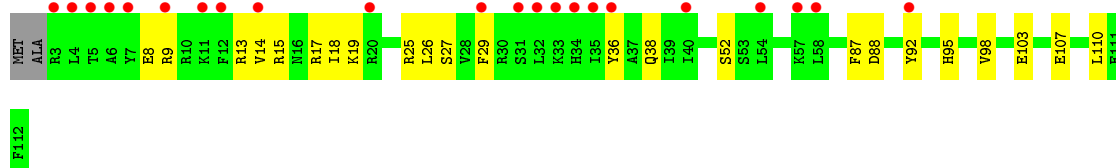
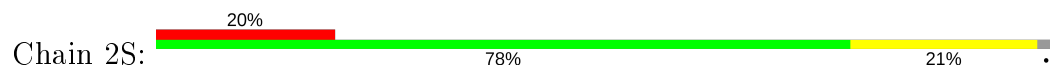
- Molecule 13: 50S ribosomal protein L17



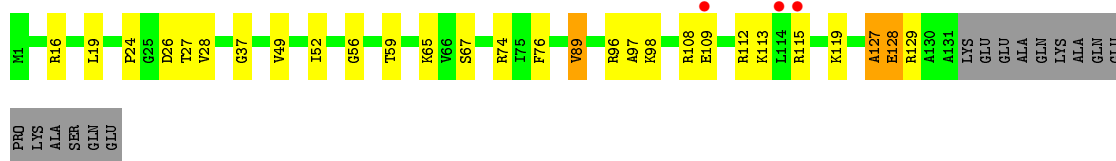
- Molecule 14: 50S ribosomal protein L18



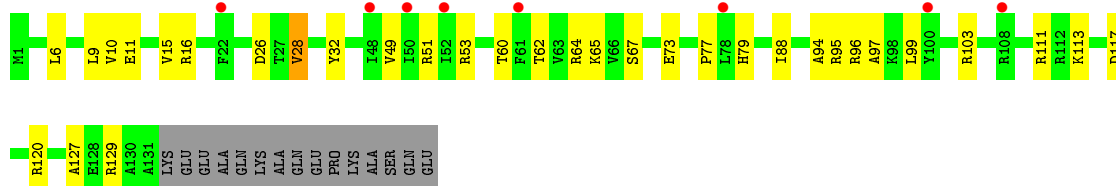
- Molecule 14: 50S ribosomal protein L18



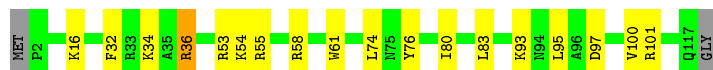
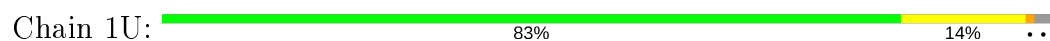
- Molecule 15: 50S ribosomal protein L19



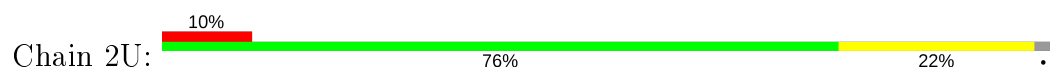
- Molecule 15: 50S ribosomal protein L19



- Molecule 16: 50S ribosomal protein L20




- Molecule 16: 50S ribosomal protein L20

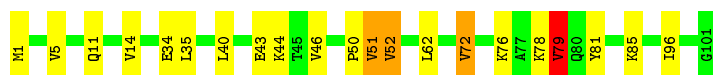





GLY

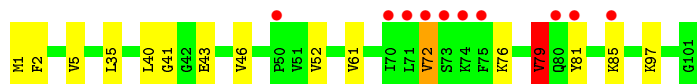
- Molecule 17: 50S ribosomal protein L21

Chain 1V:  79% 17% ..




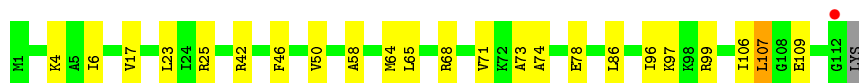
- Molecule 17: 50S ribosomal protein L21

Chain 2V:  10% 84% 14% ..




- Molecule 18: 50S ribosomal protein L22

Chain 1W:  % 79% 19% ..




- Molecule 18: 50S ribosomal protein L22

Chain 2W:  3% 79% 20% ..




- Molecule 19: 50S ribosomal protein L23

Chain 1X:  2% 85% 13% ..




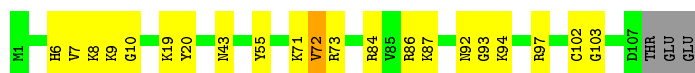
- Molecule 19: 50S ribosomal protein L23

Chain 2X:  5% 78% 21% ..

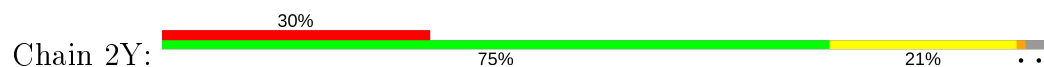


- Molecule 20: 50S ribosomal protein L24

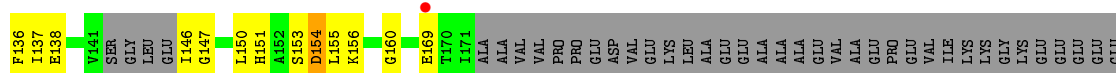
Chain 1Y:  78% 18% ..



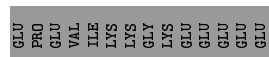
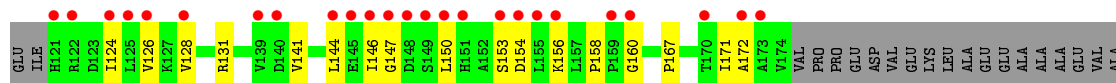
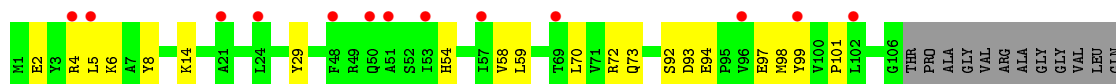
- Molecule 20: 50S ribosomal protein L24



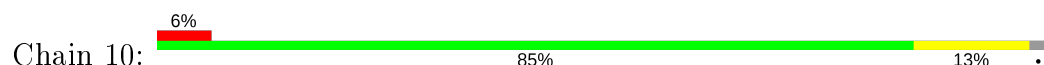
- Molecule 21: 50S ribosomal protein L25



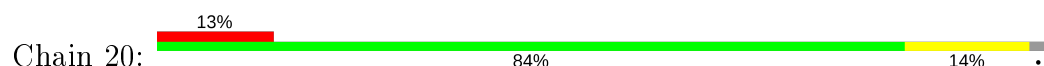
- Molecule 21: 50S ribosomal protein L25



- Molecule 22: 50S ribosomal protein L27

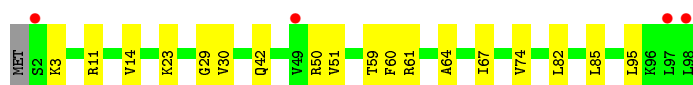
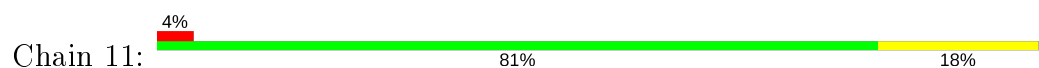


- Molecule 22: 50S ribosomal protein L27

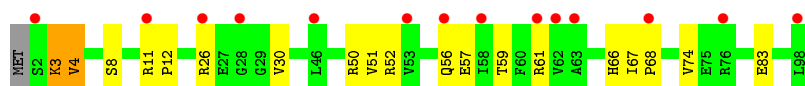
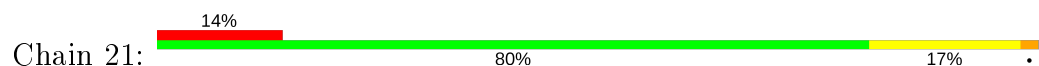




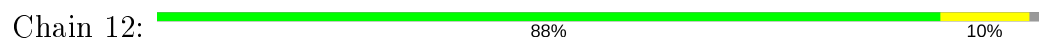
- Molecule 23: 50S ribosomal protein L28



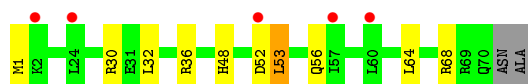
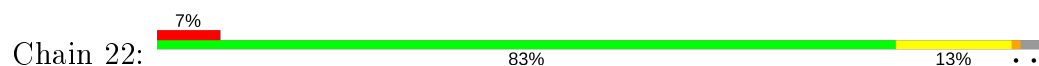
- Molecule 23: 50S ribosomal protein L28



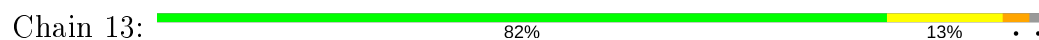
- Molecule 24: 50S ribosomal protein L29



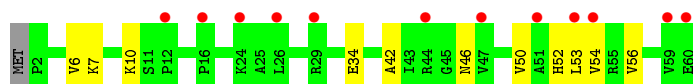
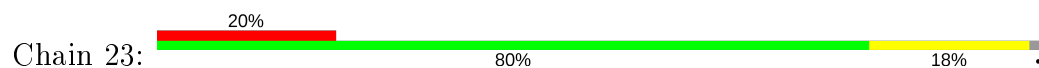
- Molecule 24: 50S ribosomal protein L29



- Molecule 25: 50S ribosomal protein L30



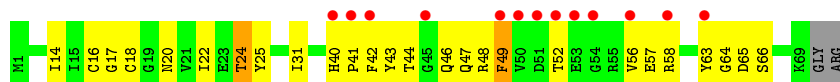
- Molecule 25: 50S ribosomal protein L30



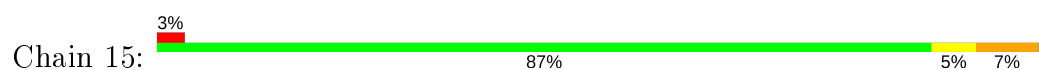
- Molecule 26: 50S ribosomal protein L31



- Molecule 26: 50S ribosomal protein L31



- Molecule 27: 50S ribosomal protein L32



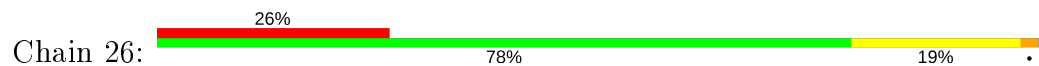
- Molecule 27: 50S ribosomal protein L32



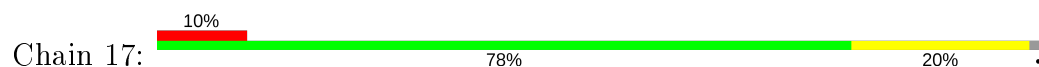
- Molecule 28: 50S ribosomal protein L33



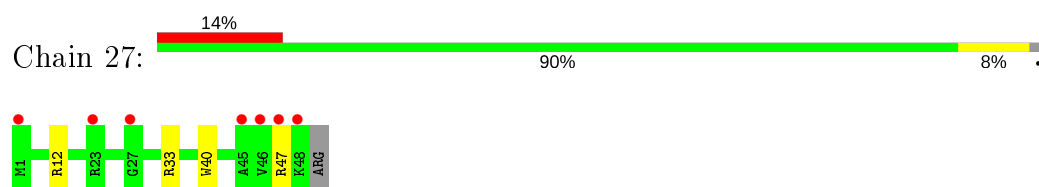
- Molecule 28: 50S ribosomal protein L33



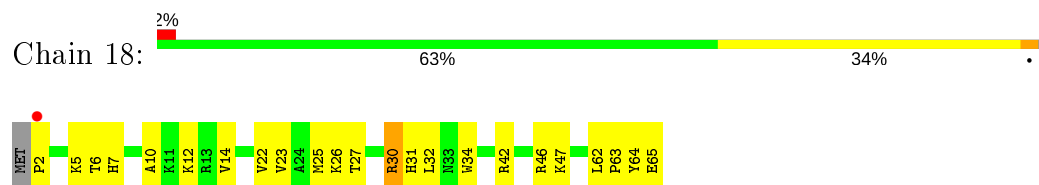
- Molecule 29: 50S ribosomal protein L34



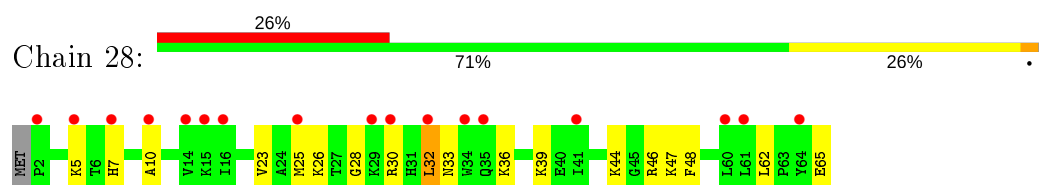
- Molecule 29: 50S ribosomal protein L34



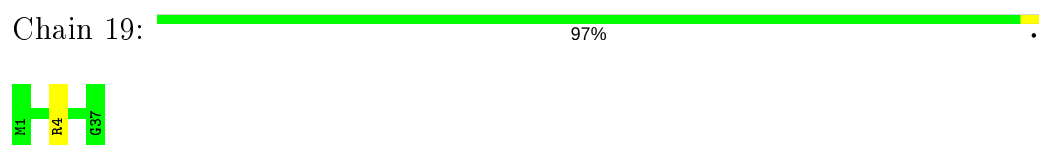
- Molecule 30: 50S ribosomal protein L35



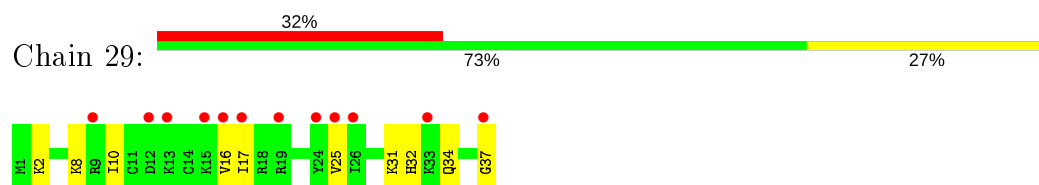
- Molecule 30: 50S ribosomal protein L35



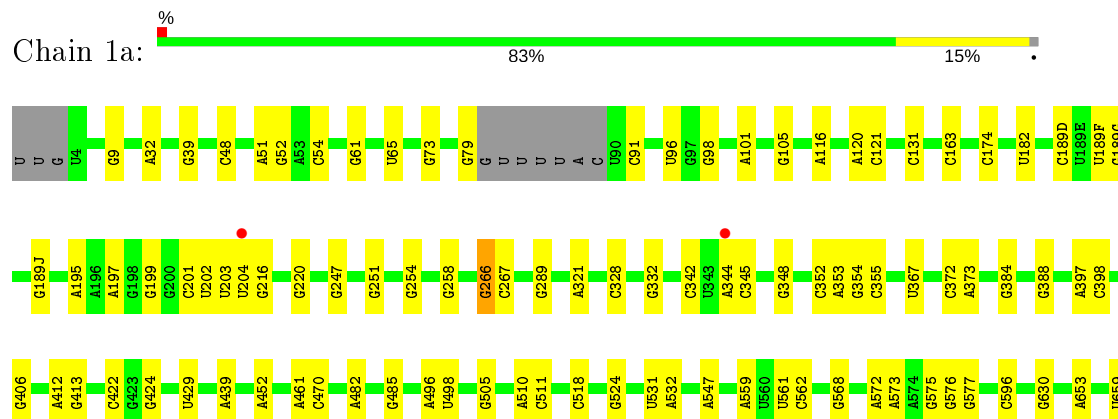
- Molecule 31: 50S ribosomal protein L36

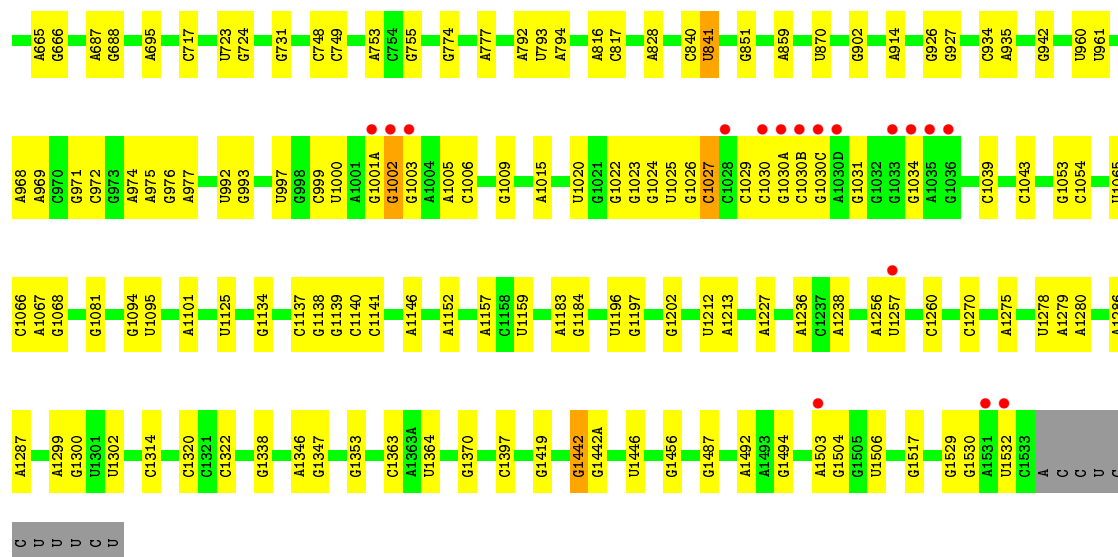


- Molecule 31: 50S ribosomal protein L36

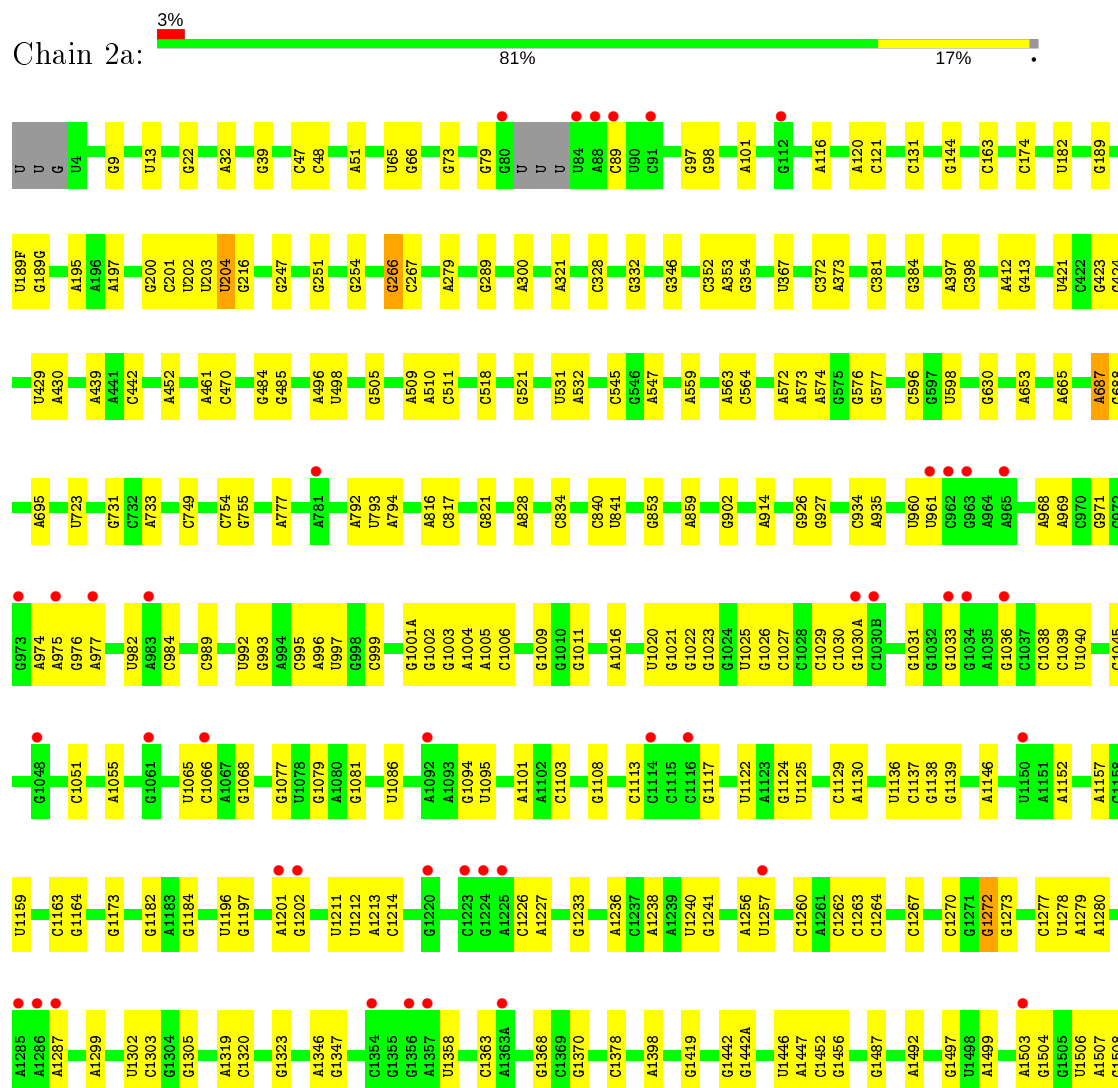


- Molecule 32: 16S Ribosomal RNA

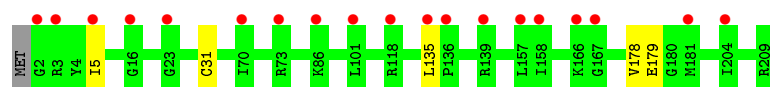




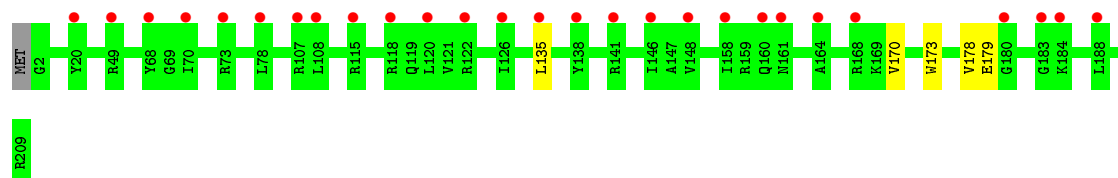
• Molecule 32: 16S Ribosomal RNA







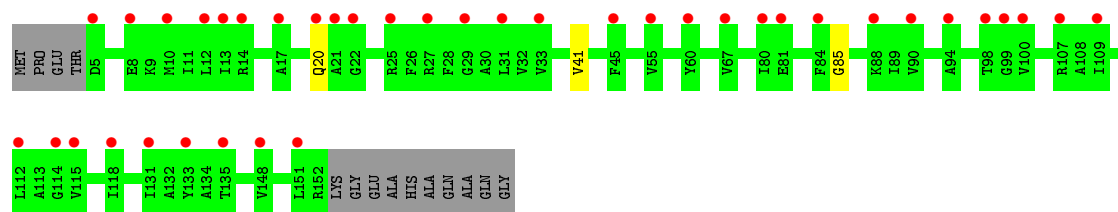
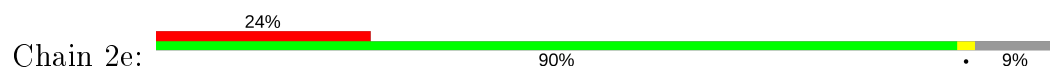
- Molecule 35: 30S ribosomal protein S4



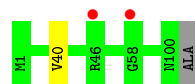
- Molecule 36: 30S ribosomal protein S5



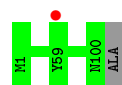
- Molecule 36: 30S ribosomal protein S5



- Molecule 37: 30S ribosomal protein S6

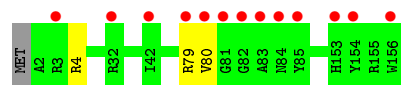


- Molecule 37: 30S ribosomal protein S6



- Molecule 38: 30S ribosomal protein S7





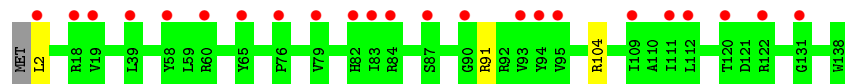
- Molecule 38: 30S ribosomal protein S7



- Molecule 39: 30S ribosomal protein S8



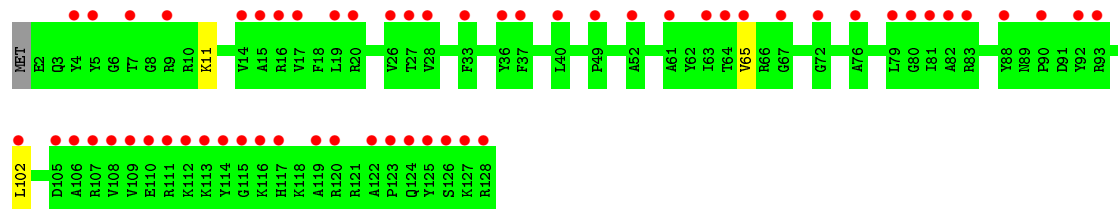
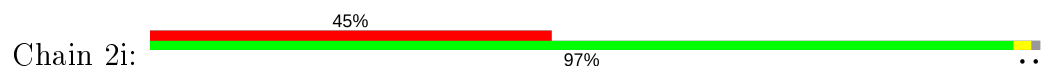
- Molecule 39: 30S ribosomal protein S8



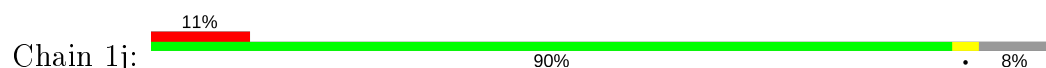
- Molecule 40: 30S ribosomal protein S9

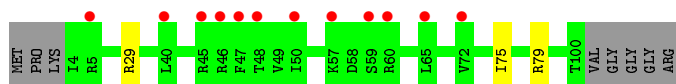


- Molecule 40: 30S ribosomal protein S9

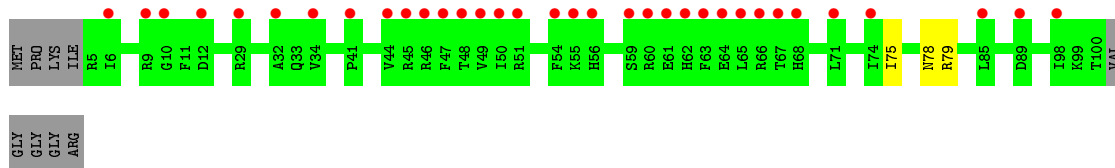
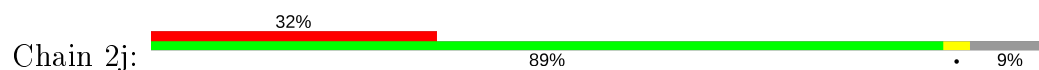


- Molecule 41: 30S ribosomal protein S10

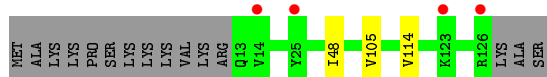
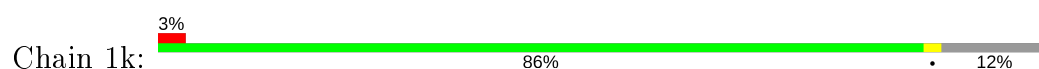




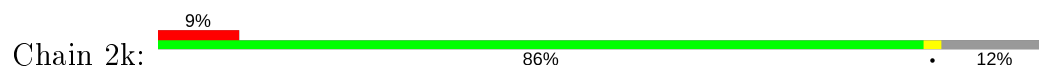
- Molecule 41: 30S ribosomal protein S10




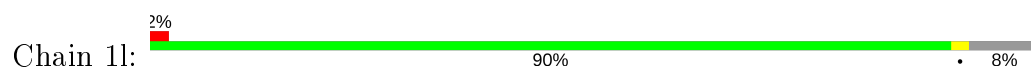
- Molecule 42: 30S ribosomal protein S11



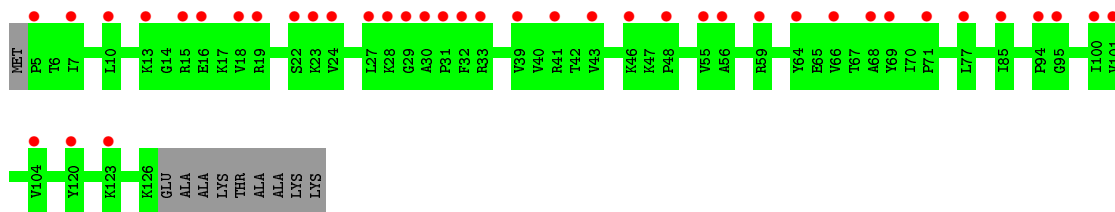
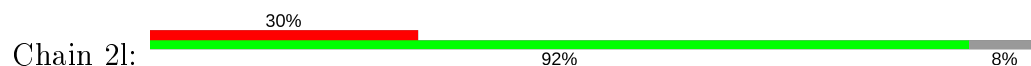
- Molecule 42: 30S ribosomal protein S11



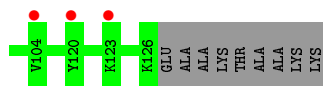
- Molecule 43: 30S ribosomal protein S12



- Molecule 43: 30S ribosomal protein S12

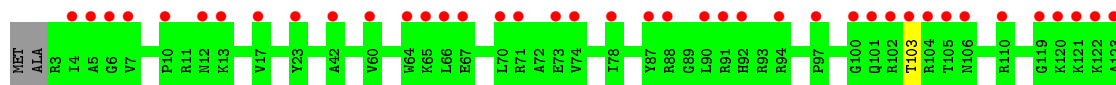


- Molecule 44: 30S ribosomal protein S13

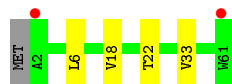
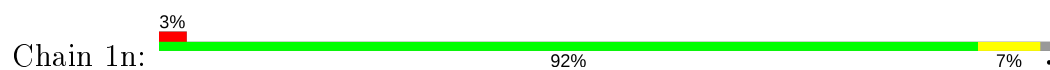




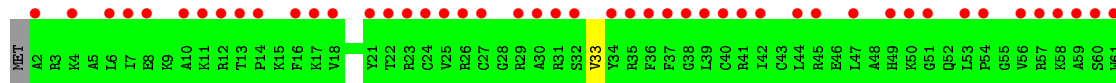
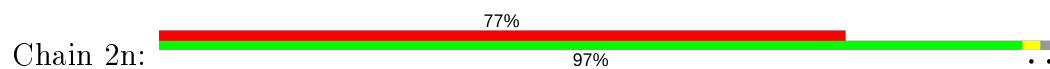
- Molecule 44: 30S ribosomal protein S13



- Molecule 45: 30S ribosomal protein S14 type Z



- Molecule 45: 30S ribosomal protein S14 type Z



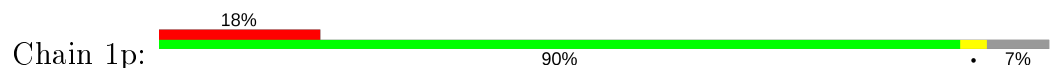
- Molecule 46: 30S ribosomal protein S15

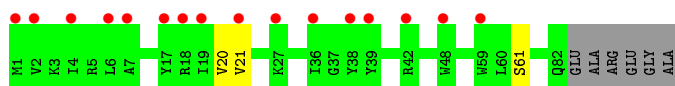


- Molecule 46: 30S ribosomal protein S15

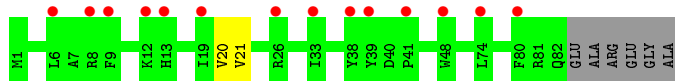
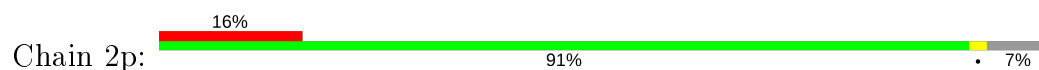


- Molecule 47: 30S ribosomal protein S16

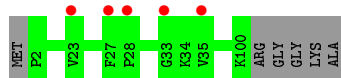




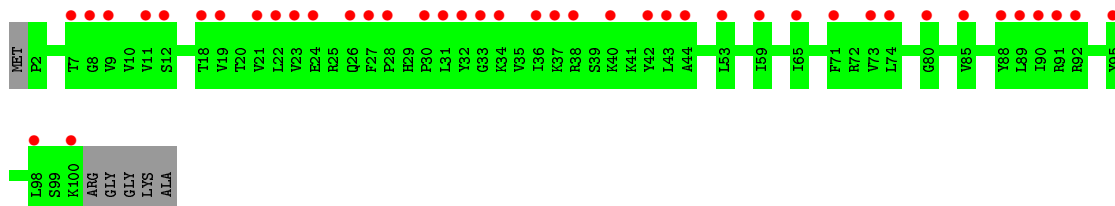
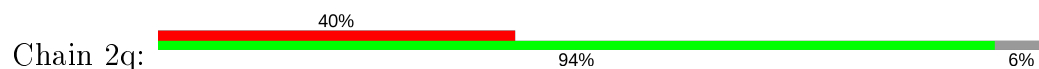
- Molecule 47: 30S ribosomal protein S16



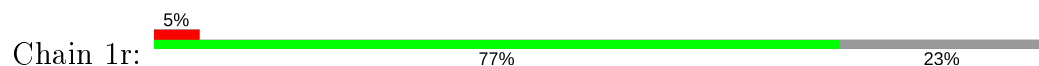
- Molecule 48: 30S ribosomal protein S17



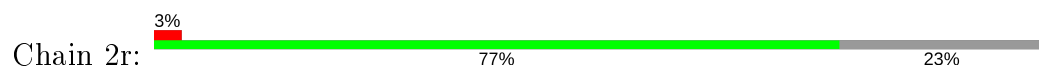
- Molecule 48: 30S ribosomal protein S17



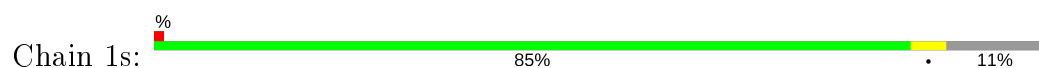
- Molecule 49: 30S ribosomal protein S18

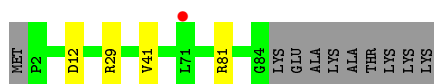


- Molecule 49: 30S ribosomal protein S18

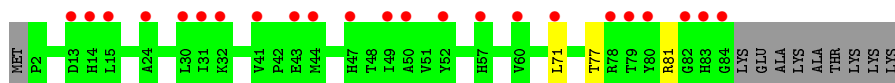
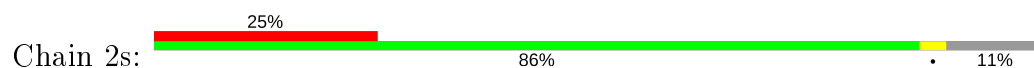


- Molecule 50: 30S ribosomal protein S19

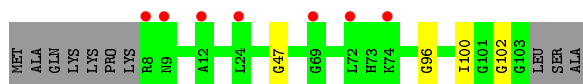
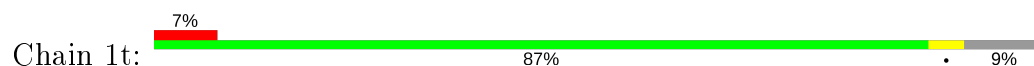




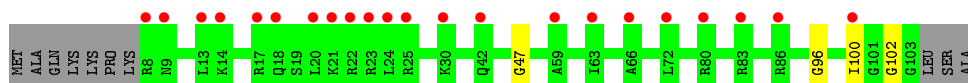
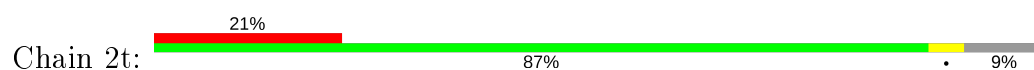
- Molecule 50: 30S ribosomal protein S19



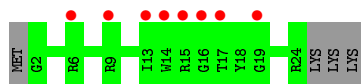
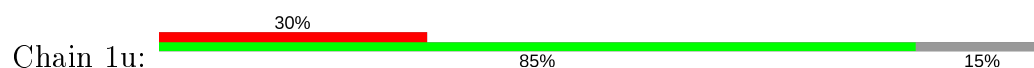
- Molecule 51: 30S ribosomal protein S20



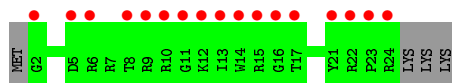
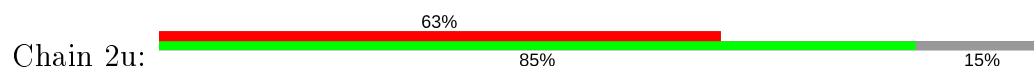
- Molecule 51: 30S ribosomal protein S20



- Molecule 52: 30S ribosomal protein Thx



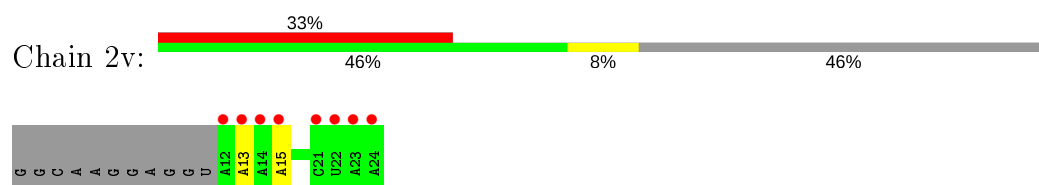
- Molecule 52: 30S ribosomal protein Thx



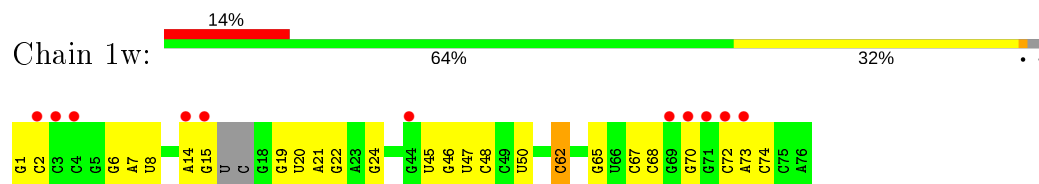
- Molecule 53: mRNA



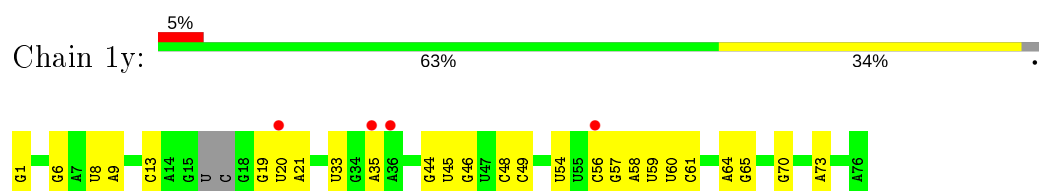
- Molecule 53: mRNA



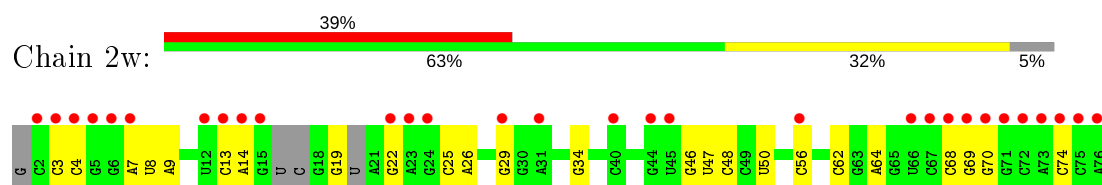
- Molecule 54: A-site and E-site tRNAs



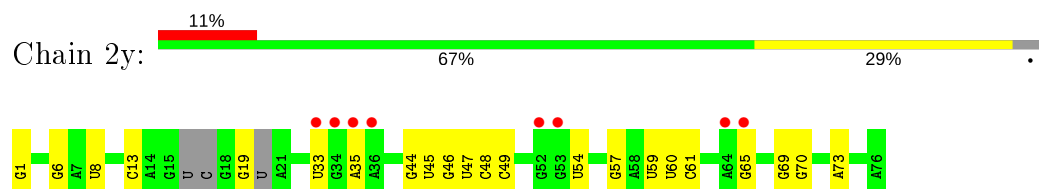
- Molecule 54: A-site and E-site tRNAs



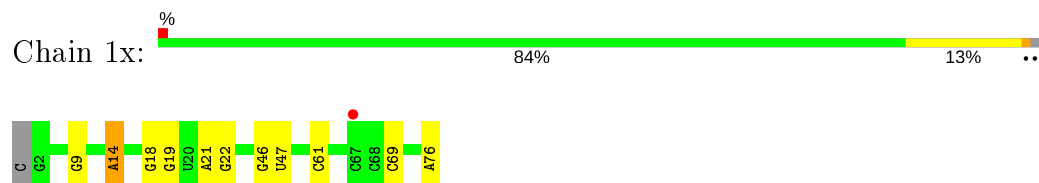
- Molecule 54: A-site and E-site tRNAs



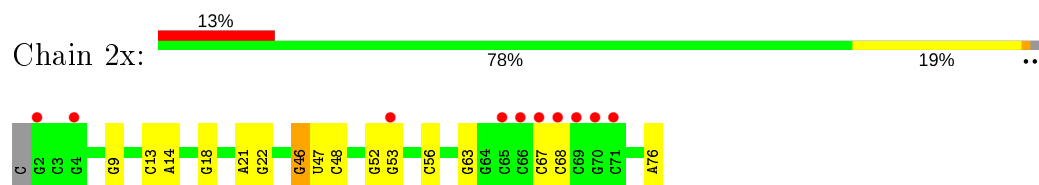
- Molecule 54: A-site and E-site tRNAs



- Molecule 55: P-site tRNA



- Molecule 55: P-site tRNA



## 4 Data and refinement statistics

Property	Value	Source
Space group	P 21 21 21	Depositor
Cell constants a, b, c, $\alpha$ , $\beta$ , $\gamma$	209.62Å 448.78Å 622.53Å 90.00° 90.00° 90.00°	Depositor
Resolution (Å)	255.77 – 2.70 255.77 – 2.70	Depositor EDS
% Data completeness (in resolution range)	98.8 (255.77-2.70) 98.9 (255.77-2.70)	Depositor EDS
$R_{merge}$	0.14	Depositor
$R_{sym}$	(Not available)	Depositor
$\langle I/\sigma(I) \rangle$ <sup>1</sup>	1.21 (at 2.69Å)	Xtriage
Refinement program	PHENIX 1.8.2	Depositor
R, $R_{free}$	0.222 , 0.266 0.222 , 0.266	Depositor DCC
$R_{free}$ test set	78357 reflections (5.02%)	wwPDB-VP
Wilson B-factor (Å <sup>2</sup> )	52.2	Xtriage
Anisotropy	0.150	Xtriage
Bulk solvent $k_{sol}$ (e/Å <sup>3</sup> ), $B_{sol}$ (Å <sup>2</sup> )	0.28 , 56.1	EDS
L-test for twinning <sup>2</sup>	$\langle  L  \rangle = 0.41$ , $\langle L^2 \rangle = 0.23$	Xtriage
Estimated twinning fraction	No twinning to report.	Xtriage
$F_o, F_c$ correlation	0.89	EDS
Total number of atoms	301023	wwPDB-VP
Average B, all atoms (Å <sup>2</sup> )	59.0	wwPDB-VP

Xtriage's analysis on translational NCS is as follows: *The largest off-origin peak in the Patterson function is 1.50% of the height of the origin peak. No significant pseudotranslation is detected.*

<sup>1</sup>Intensities estimated from amplitudes.

<sup>2</sup>Theoretical values of  $\langle |L| \rangle$ ,  $\langle L^2 \rangle$  for acentric reflections are 0.5, 0.333 respectively for untwinned datasets, and 0.375, 0.2 for perfectly twinned datasets.

## 5 Model quality ⓘ

### 5.1 Standard geometry ⓘ

Bond lengths and bond angles in the following residue types are not validated in this section: 5MU, ZN, MT9, OMG, 2MU, MIA, SF4, 0TD, MG, 2MA, M2G, 2MG, 5MC, UR3, MA6, 4OC, 4SU, 7MG, K, PSU

The Z score for a bond length (or angle) is the number of standard deviations the observed value is removed from the expected value. A bond length (or angle) with  $|Z| > 5$  is considered an outlier worth inspection. RMSZ is the root-mean-square of all Z scores of the bond lengths (or angles).

Mol	Chain	Bond lengths		Bond angles	
		RMSZ	# Z  >5	RMSZ	# Z  >5
1	1A	0.48	0/69009	0.93	57/107712 (0.1%)
1	2A	0.37	0/67293	0.84	30/105034 (0.0%)
2	1B	0.43	1/2882 (0.0%)	0.84	0/4494
2	2B	0.40	1/2879 (0.0%)	0.84	1/4487 (0.0%)
3	1D	0.36	0/2186	0.56	0/2944
3	2D	0.31	0/2186	0.52	0/2944
4	1E	0.33	0/1592	0.58	0/2149
4	2E	0.30	0/1592	0.50	0/2149
5	1F	0.32	0/1619	0.52	0/2193
5	2F	0.29	0/1615	0.48	0/2188
6	1G	0.31	0/1448	0.48	0/1957
6	2G	0.29	0/1453	0.47	0/1963
7	1H	0.31	0/1356	0.50	0/1834
7	2H	0.27	0/1356	0.46	0/1834
8	1I	0.28	0/1112	0.47	0/1514
8	2I	0.27	0/1079	0.47	0/1475
9	1N	0.33	0/1144	0.52	0/1543
9	2N	0.28	0/1144	0.47	0/1543
10	1O	0.33	0/943	0.53	0/1269
10	2O	0.31	0/943	0.50	0/1269
11	1P	0.32	0/1152	0.55	0/1533
11	2P	0.30	0/1152	0.51	0/1533
12	1Q	0.35	0/1143	0.51	0/1527
12	2Q	0.29	0/1143	0.47	0/1527
13	1R	0.32	0/982	0.55	0/1312
13	2R	0.27	0/982	0.48	0/1312
14	1S	0.31	0/883	0.51	0/1176
14	2S	0.29	0/880	0.47	0/1172
15	1T	0.32	0/1105	0.51	0/1477
15	2T	0.28	0/1097	0.47	0/1468
16	1U	0.36	0/977	0.53	0/1301



Mol	Chain	Bond lengths		Bond angles	
		RMSZ	# Z  >5	RMSZ	# Z  >5
16	2U	0.28	0/977	0.43	0/1301
17	1V	0.38	1/782 (0.1%)	0.56	0/1049
17	2V	0.29	0/782	0.52	0/1049
18	1W	0.34	0/897	0.55	0/1205
18	2W	0.30	0/897	0.47	0/1205
19	1X	0.36	0/764	0.55	0/1025
19	2X	0.28	0/764	0.48	0/1025
20	1Y	0.33	0/819	0.53	0/1095
20	2Y	0.31	0/819	0.50	0/1095
21	1Z	0.30	0/1267	0.51	0/1717
21	2Z	0.29	0/1299	0.50	0/1763
22	10	0.33	0/662	0.55	0/881
22	20	0.29	0/662	0.49	0/881
23	11	0.34	0/762	0.51	0/1014
23	21	0.30	0/762	0.51	0/1014
24	12	0.30	0/590	0.43	0/781
24	22	0.27	0/590	0.39	0/781
25	13	0.33	0/474	0.51	0/635
25	23	0.29	0/469	0.45	0/630
26	14	0.34	0/565	0.64	1/761 (0.1%)
26	24	0.31	0/545	0.54	0/737
27	15	0.32	0/469	0.57	1/635 (0.2%)
27	25	0.31	0/469	0.50	0/635
28	16	0.32	0/460	0.53	0/613
28	26	0.26	0/456	0.51	0/608
29	17	0.33	0/426	0.52	0/561
29	27	0.30	0/426	0.50	0/561
30	18	0.33	0/525	0.56	0/691
30	28	0.28	0/525	0.48	0/691
31	19	0.32	0/310	0.54	0/407
31	29	0.29	0/310	0.50	0/407
32	1a	0.35	0/35795	0.85	25/55864 (0.0%)
32	2a	0.34	2/35886 (0.0%)	0.87	28/56005 (0.0%)
33	1b	0.28	0/1881	0.47	0/2542
33	2b	0.28	0/1860	0.45	0/2518
34	1c	0.28	0/1572	0.45	0/2126
34	2c	0.27	0/1566	0.45	0/2119
35	1d	0.28	0/1685	0.47	0/2262
35	2d	0.27	0/1704	0.46	0/2284
36	1e	0.30	0/1145	0.49	0/1543
36	2e	0.29	0/1149	0.49	0/1548
37	1f	0.29	0/823	0.45	0/1115
37	2f	0.29	0/829	0.45	0/1123

Mol	Chain	Bond lengths		Bond angles	
		RMSZ	# Z  >5	RMSZ	# Z  >5
38	1g	0.27	0/1250	0.43	0/1679
38	2g	0.27	0/1254	0.41	0/1683
39	1h	0.28	0/1108	0.47	0/1494
39	2h	0.27	0/1108	0.45	0/1494
40	1i	0.29	0/1002	0.51	0/1346
40	2i	0.29	0/997	0.50	0/1343
41	1j	0.27	0/722	0.46	0/982
41	2j	0.27	0/727	0.47	0/988
42	1k	0.27	0/844	0.47	0/1145
42	2k	0.27	0/848	0.46	0/1149
43	1l	0.29	0/937	0.50	0/1260
43	2l	0.29	0/937	0.51	0/1260
44	1m	0.28	0/969	0.49	0/1302
44	2m	0.28	0/961	0.48	0/1291
45	1n	0.30	0/501	0.46	0/664
45	2n	0.28	0/501	0.45	0/664
46	1o	0.27	0/739	0.45	0/985
46	2o	0.26	0/739	0.44	0/985
47	1p	0.27	0/697	0.50	0/939
47	2p	0.28	0/693	0.49	0/935
48	1q	0.27	0/836	0.46	0/1117
48	2q	0.27	0/836	0.46	0/1117
49	1r	0.28	0/560	0.48	0/746
49	2r	0.26	0/560	0.46	0/746
50	1s	0.27	0/667	0.52	0/900
50	2s	0.27	0/661	0.51	0/893
51	1t	0.27	0/730	0.42	0/965
51	2t	0.25	0/729	0.42	0/965
52	1u	0.26	0/203	0.46	0/266
52	2u	0.29	0/203	0.49	0/266
53	1v	0.34	0/310	0.81	0/480
53	2v	0.42	0/310	0.82	0/480
54	1w	0.50	1/1606 (0.1%)	1.06	2/2497 (0.1%)
54	1y	0.48	1/1606 (0.1%)	1.02	5/2497 (0.2%)
54	2w	0.45	0/1556	1.02	0/2418
54	2y	0.50	1/1583 (0.1%)	1.02	4/2459 (0.2%)
55	1x	0.49	0/1725	1.07	10/2689 (0.4%)
55	2x	0.42	0/1725	1.01	4/2689 (0.1%)
All	All	0.38	8/316686 (0.0%)	0.80	168/474113 (0.0%)

Chiral center outliers are detected by calculating the chiral volume of a chiral center and verifying if the center is modelled as a planar moiety or with the opposite hand. A planarity outlier is detected by checking planarity of atoms in a peptide group, atoms in a mainchain group or atoms of a

sidechain that are expected to be planar.

Mol	Chain	#Chirality outliers	#Planarity outliers
6	1G	0	1
26	14	0	1
26	24	0	2
33	2b	0	1
All	All	0	5

The worst 5 of 8 bond length outliers are listed below:

Mol	Chain	Res	Type	Atoms	Z	Observed(Å)	Ideal(Å)
54	2y	1	G	OP3-P	-10.39	1.48	1.61
54	1y	1	G	OP3-P	-10.26	1.48	1.61
2	2B	1	U	OP3-P	-10.19	1.49	1.61
2	1B	1	U	OP3-P	-10.15	1.49	1.61
54	1w	1	G	OP3-P	-9.98	1.49	1.61

The worst 5 of 168 bond angle outliers are listed below:

Mol	Chain	Res	Type	Atoms	Z	Observed(°)	Ideal(°)
32	2a	1272	G	C5-C6-O6	20.98	141.19	128.60
32	2a	1272	G	N3-C2-N2	20.30	134.11	119.90
32	2a	1263	C	N1-C2-O2	20.06	130.93	118.90
32	2a	1272	G	N1-C2-N2	-17.02	100.88	116.20
32	2a	1272	G	N1-C6-O6	-13.01	112.09	119.90

There are no chirality outliers.

All (5) planarity outliers are listed below:

Mol	Chain	Res	Type	Group
26	14	63	TYR	Peptide
6	1G	126	ASP	Peptide
26	24	56	VAL	Peptide
26	24	63	TYR	Peptide
33	2b	9	GLU	Peptide

## 5.2 Too-close contacts

In the following table, the Non-H and H(model) columns list the number of non-hydrogen atoms and hydrogen atoms in the chain respectively. The H(added) column lists the number of hydrogen atoms added and optimized by MolProbity. The Clashes column lists the number of clashes within the asymmetric unit, whereas Symm-Clashes lists symmetry related clashes.

Mol	Chain	Non-H	H(model)	H(added)	Clashes	Symm-Clashes
1	1A	61852	0	31193	617	0
1	2A	60322	0	30421	732	0
2	1B	2577	0	1305	30	0
2	2B	2575	0	1303	35	0
3	1D	2136	0	2218	48	0
3	2D	2136	0	2218	47	0
4	1E	1559	0	1618	34	0
4	2E	1559	0	1618	28	0
5	1F	1584	0	1625	33	0
5	2F	1580	0	1619	35	0
6	1G	1423	0	1436	39	0
6	2G	1428	0	1438	40	0
7	1H	1330	0	1407	30	0
7	2H	1330	0	1407	21	0
8	1I	1097	0	1140	22	0
8	2I	1064	0	1082	15	0
9	1N	1117	0	1184	20	0
9	2N	1117	0	1184	20	0
10	1O	933	0	996	9	0
10	2O	933	0	996	18	0
11	1P	1135	0	1212	29	0
11	2P	1135	0	1212	25	0
12	1Q	1122	0	1179	17	0
12	2Q	1122	0	1179	22	0
13	1R	968	0	1033	20	0
13	2R	968	0	1033	18	0
14	1S	873	0	927	13	0
14	2S	870	0	923	15	0
15	1T	1091	0	1151	20	0
15	2T	1083	0	1136	24	0
16	1U	959	0	1019	14	0
16	2U	959	0	1019	22	0
17	1V	771	0	830	13	0
17	2V	771	0	830	11	0
18	1W	886	0	940	13	0
18	2W	886	0	940	15	0
19	1X	750	0	814	9	0
19	2X	750	0	814	14	0
20	1Y	806	0	881	18	0
20	2Y	806	0	881	18	0
21	1Z	1240	0	1240	25	0
21	2Z	1271	0	1273	23	0
22	10	653	0	674	15	0

*Continued on next page...*

*Continued from previous page...*

Mol	Chain	Non-H	H(model)	H(added)	Clashes	Symm-Clashes
22	20	653	0	674	13	0
23	11	755	0	826	11	0
23	21	755	0	826	17	0
24	12	588	0	643	3	0
24	22	588	0	643	8	0
25	13	469	0	518	5	0
25	23	464	0	514	7	0
26	14	552	0	533	14	0
26	24	532	0	503	13	0
27	15	455	0	465	5	0
27	25	455	0	465	5	0
28	16	453	0	473	9	0
28	26	449	0	469	9	0
29	17	418	0	467	5	0
29	27	418	0	467	4	0
30	18	517	0	582	22	0
30	28	517	0	582	16	0
31	19	307	0	335	0	0
31	29	307	0	335	6	0
32	1a	32246	0	16295	0	0
32	2a	32327	0	16339	0	0
33	1b	1846	0	1867	0	0
33	2b	1825	0	1828	0	0
34	1c	1548	0	1535	0	0
34	2c	1542	0	1517	0	0
35	1d	1655	0	1672	0	0
35	2d	1674	0	1714	0	0
36	1e	1129	0	1185	0	0
36	2e	1133	0	1191	0	0
37	1f	810	0	804	0	0
37	2f	816	0	808	0	0
38	1g	1231	0	1238	0	0
38	2g	1235	0	1249	0	0
39	1h	1088	0	1126	0	0
39	2h	1088	0	1126	0	0
40	1i	983	0	986	0	0
40	2i	978	0	966	0	0
41	1j	709	0	650	0	0
41	2j	714	0	672	0	0
42	1k	829	0	825	0	0
42	2k	833	0	836	0	0
43	1l	932	0	981	0	0

*Continued on next page...*

*Continued from previous page...*

Mol	Chain	Non-H	H(model)	H(added)	Clashes	Symm-Clashes
43	2l	932	0	981	0	0
44	1m	958	0	1002	0	0
44	2m	950	0	988	0	0
45	1n	492	0	529	0	0
45	2n	492	0	529	0	0
46	1o	728	0	760	0	0
46	2o	728	0	760	0	0
47	1p	681	0	697	0	0
47	2p	677	0	686	0	0
48	1q	823	0	891	0	0
48	2q	823	0	891	0	0
49	1r	555	0	618	0	0
49	2r	555	0	618	0	0
50	1s	652	0	662	0	0
50	2s	646	0	644	0	0
51	1t	728	0	798	0	0
51	2t	727	0	796	0	0
52	1u	199	0	208	0	0
52	2u	199	0	208	0	0
53	1v	277	0	140	0	0
53	2v	277	0	140	0	0
54	1w	1592	0	819	0	0
54	1y	1585	0	804	0	0
54	2w	1544	0	788	0	0
54	2y	1565	0	795	0	0
55	1x	1625	0	828	0	0
55	2x	1625	0	828	0	0
56	10	9	0	0	0	0
56	11	4	0	0	0	0
56	12	2	0	0	0	0
56	13	3	0	0	0	0
56	15	2	0	0	0	0
56	16	3	0	0	0	0
56	17	3	0	0	0	0
56	18	3	0	0	0	0
56	19	1	0	0	0	0
56	1A	1146	0	0	0	0
56	1B	36	0	0	0	0
56	1D	12	0	0	0	0
56	1E	12	0	0	0	0
56	1F	8	0	0	0	0
56	1G	5	0	0	0	0

*Continued on next page...*

*Continued from previous page...*

Mol	Chain	Non-H	H(model)	H(added)	Clashes	Symm-Clashes
56	1H	1	0	0	0	0
56	1I	1	0	0	0	0
56	1N	6	0	0	0	0
56	1O	8	0	0	0	0
56	1P	4	0	0	0	0
56	1Q	5	0	0	0	0
56	1R	2	0	0	0	0
56	1S	3	0	0	0	0
56	1T	1	0	0	0	0
56	1U	6	0	0	0	0
56	1V	3	0	0	0	0
56	1W	7	0	0	0	0
56	1X	5	0	0	0	0
56	1Y	3	0	0	0	0
56	1Z	4	0	0	0	0
56	1a	229	0	0	0	0
56	1b	2	0	0	0	0
56	1d	1	0	0	0	0
56	1e	2	0	0	0	0
56	1f	2	0	0	0	0
56	1h	1	0	0	0	0
56	1l	3	0	0	0	0
56	1m	1	0	0	0	0
56	1n	1	0	0	0	0
56	1o	1	0	0	0	0
56	1q	1	0	0	0	0
56	1r	1	0	0	0	0
56	1s	1	0	0	0	0
56	1t	1	0	0	0	0
56	1v	1	0	0	0	0
56	1w	11	0	0	0	0
56	1x	16	0	0	0	0
56	1y	4	0	0	0	0
56	20	3	0	0	0	0
56	23	3	0	0	0	0
56	25	4	0	0	0	0
56	26	1	0	0	0	0
56	27	1	0	0	0	0
56	28	1	0	0	0	0
56	2A	903	0	0	0	0
56	2B	21	0	0	0	0
56	2D	4	0	0	0	0

*Continued on next page...*

*Continued from previous page...*

Mol	Chain	Non-H	H(model)	H(added)	Clashes	Symm-Clashes
56	2E	8	0	0	0	0
56	2F	4	0	0	0	0
56	2G	1	0	0	0	0
56	2N	1	0	0	0	0
56	2O	1	0	0	0	0
56	2Q	4	0	0	0	0
56	2R	2	0	0	0	0
56	2T	2	0	0	0	0
56	2U	5	0	0	0	0
56	2V	2	0	0	0	0
56	2W	3	0	0	0	0
56	2X	2	0	0	0	0
56	2Y	1	0	0	0	0
56	2Z	1	0	0	0	0
56	2a	244	0	0	0	0
56	2d	1	0	0	0	0
56	2e	1	0	0	0	0
56	2f	2	0	0	0	0
56	2g	1	0	0	0	0
56	2j	2	0	0	0	0
56	2l	3	0	0	0	0
56	2q	3	0	0	0	0
56	2r	1	0	0	0	0
56	2t	1	0	0	0	0
56	2v	3	0	0	0	0
56	2w	9	0	0	0	0
56	2x	6	0	0	0	0
56	2y	7	0	0	0	0
57	1A	33	0	43	1	0
57	2A	33	0	43	1	0
58	1A	1	0	0	0	0
58	2A	1	0	0	0	0
59	14	1	0	0	0	0
59	15	1	0	0	0	0
59	16	1	0	0	0	0
59	19	1	0	0	0	0
59	1Y	1	0	0	0	0
59	1n	1	0	0	0	0
59	24	1	0	0	0	0
59	25	1	0	0	0	0
59	26	1	0	0	0	0
59	29	1	0	0	0	0

*Continued on next page...*



*Continued from previous page...*

Mol	Chain	Non-H	H(model)	H(added)	Clashes	Symm-Clashes
59	2Y	1	0	0	0	0
59	2n	1	0	0	0	0
60	1d	8	0	0	0	0
60	2d	8	0	0	0	0
61	10	11	0	0	1	0
61	11	12	0	0	0	0
61	12	3	0	0	0	0
61	13	5	0	0	1	0
61	14	1	0	0	0	0
61	15	4	0	0	0	0
61	16	2	0	0	0	0
61	17	9	0	0	0	0
61	18	13	0	0	2	0
61	1A	2243	0	0	54	0
61	1B	69	0	0	1	0
61	1D	26	0	0	2	0
61	1E	28	0	0	6	0
61	1F	19	0	0	1	0
61	1G	6	0	0	3	0
61	1H	2	0	0	0	0
61	1I	2	0	0	0	0
61	1N	6	0	0	2	0
61	1O	7	0	0	0	0
61	1P	20	0	0	2	0
61	1Q	15	0	0	0	0
61	1R	12	0	0	0	0
61	1S	5	0	0	0	0
61	1T	10	0	0	1	0
61	1U	16	0	0	0	0
61	1V	10	0	0	1	0
61	1W	6	0	0	0	0
61	1X	6	0	0	1	0
61	1Y	4	0	0	0	0
61	1Z	1	0	0	0	0
61	1a	460	0	0	0	0
61	1b	1	0	0	0	0
61	1d	1	0	0	0	0
61	1f	1	0	0	0	0
61	1g	1	0	0	0	0
61	1l	9	0	0	0	0
61	1m	1	0	0	0	0
61	1o	1	0	0	0	0

*Continued on next page...*

*Continued from previous page...*

Mol	Chain	Non-H	H(model)	H(added)	Clashes	Symm-Clashes
6l	1p	1	0	0	0	0
6l	1q	4	0	0	0	0
6l	1u	1	0	0	0	0
6l	1v	5	0	0	0	0
6l	1w	22	0	0	0	0
6l	1x	16	0	0	0	0
6l	1y	2	0	0	0	0
6l	20	4	0	0	0	0
6l	21	14	0	0	0	0
6l	22	2	0	0	0	0
6l	23	1	0	0	0	0
6l	25	5	0	0	1	0
6l	27	3	0	0	0	0
6l	28	4	0	0	0	0
6l	29	1	0	0	0	0
6l	2A	1395	0	0	72	0
6l	2B	28	0	0	0	0
6l	2D	25	0	0	0	0
6l	2E	15	0	0	1	0
6l	2F	14	0	0	0	0
6l	2I	4	0	0	0	0
6l	2N	1	0	0	0	0
6l	2O	1	0	0	0	0
6l	2P	14	0	0	2	0
6l	2Q	2	0	0	1	0
6l	2R	3	0	0	0	0
6l	2T	6	0	0	0	0
6l	2U	4	0	0	0	0
6l	2V	1	0	0	0	0
6l	2W	3	0	0	0	0
6l	2X	4	0	0	1	0
6l	2Y	1	0	0	0	0
6l	2Z	2	0	0	0	0
6l	2a	381	0	0	0	0
6l	2e	2	0	0	0	0
6l	2g	1	0	0	0	0
6l	2i	1	0	0	0	0
6l	2j	4	0	0	0	0
6l	2l	6	0	0	0	0
6l	2o	3	0	0	0	0
6l	2p	3	0	0	0	0
6l	2q	1	0	0	0	0

*Continued on next page...*

*Continued from previous page...*

Mol	Chain	Non-H	H(model)	H(added)	Clashes	Symm-Clashes
6l	2r	1	0	0	0	0
6l	2t	2	0	0	0	0
6l	2u	1	0	0	0	0
6l	2v	1	0	0	0	0
6l	2w	3	0	0	0	0
6l	2x	8	0	0	0	0
6l	2y	19	0	0	0	0
All	All	301023	0	196772	2146	0

The all-atom clashscore is defined as the number of clashes found per 1000 atoms (including hydrogen atoms). The all-atom clashscore for this structure is 8.

The worst 5 of 2146 close contacts within the same asymmetric unit are listed below, sorted by their clash magnitude.

Atom-1	Atom-2	Interatomic distance (Å)	Clash overlap (Å)
1:1A:1128:U:H3	1:1A:1132:A:N6	1.27	1.29
1:2A:2138:C:N4	1:2A:2153:G:H1	1.48	1.09
1:2A:1002:G:H1	1:2A:1038:C:N4	42.43	1.05
1:1A:1128:U:O4	1:1A:1132:A:N1	1.88	1.04
1:1A:2158:C:N4	1:1A:2177:G:H1	1.57	1.01

There are no symmetry-related clashes.

## 5.3 Torsion angles [i](#)

### 5.3.1 Protein backbone [i](#)

In the following table, the Percentiles column shows the percent Ramachandran outliers of the chain as a percentile score with respect to all X-ray entries followed by that with respect to entries of similar resolution.

The Analysed column shows the number of residues for which the backbone conformation was analysed, and the total number of residues.

Mol	Chain	Analysed	Favoured	Allowed	Outliers	Percentiles	
3	1D	273/276 (99%)	259 (95%)	13 (5%)	1 (0%)	34	60
3	2D	273/276 (99%)	258 (94%)	14 (5%)	1 (0%)	34	60
4	1E	202/206 (98%)	192 (95%)	9 (4%)	1 (0%)	29	54
4	2E	202/206 (98%)	193 (96%)	8 (4%)	1 (0%)	29	54

*Continued on next page...*

*Continued from previous page...*

Mol	Chain	Analysed	Favoured	Allowed	Outliers	Percentiles	
5	1F	201/210 (96%)	192 (96%)	8 (4%)	1 (0%)	29	54
5	2F	201/210 (96%)	193 (96%)	6 (3%)	2 (1%)	15	37
6	1G	179/182 (98%)	170 (95%)	8 (4%)	1 (1%)	25	50
6	2G	179/182 (98%)	164 (92%)	13 (7%)	2 (1%)	14	34
7	1H	172/180 (96%)	159 (92%)	10 (6%)	3 (2%)	9	23
7	2H	172/180 (96%)	162 (94%)	7 (4%)	3 (2%)	9	23
8	1I	144/148 (97%)	131 (91%)	12 (8%)	1 (1%)	22	46
8	2I	144/148 (97%)	133 (92%)	9 (6%)	2 (1%)	11	28
9	1N	138/140 (99%)	134 (97%)	4 (3%)	0	100	100
9	2N	138/140 (99%)	133 (96%)	5 (4%)	0	100	100
10	1O	120/122 (98%)	112 (93%)	8 (7%)	0	100	100
10	2O	120/122 (98%)	109 (91%)	11 (9%)	0	100	100
11	1P	147/150 (98%)	138 (94%)	9 (6%)	0	100	100
11	2P	147/150 (98%)	140 (95%)	7 (5%)	0	100	100
12	1Q	139/141 (99%)	130 (94%)	9 (6%)	0	100	100
12	2Q	139/141 (99%)	130 (94%)	9 (6%)	0	100	100
13	1R	116/118 (98%)	113 (97%)	3 (3%)	0	100	100
13	2R	116/118 (98%)	111 (96%)	5 (4%)	0	100	100
14	1S	108/112 (96%)	104 (96%)	4 (4%)	0	100	100
14	2S	108/112 (96%)	99 (92%)	9 (8%)	0	100	100
15	1T	129/146 (88%)	124 (96%)	2 (2%)	3 (2%)	6	16
15	2T	129/146 (88%)	122 (95%)	7 (5%)	0	100	100
16	1U	114/118 (97%)	113 (99%)	1 (1%)	0	100	100
16	2U	114/118 (97%)	113 (99%)	1 (1%)	0	100	100
17	1V	99/101 (98%)	94 (95%)	4 (4%)	1 (1%)	15	37
17	2V	99/101 (98%)	96 (97%)	2 (2%)	1 (1%)	15	37
18	1W	110/113 (97%)	109 (99%)	1 (1%)	0	100	100
18	2W	110/113 (97%)	108 (98%)	2 (2%)	0	100	100
19	1X	93/96 (97%)	90 (97%)	3 (3%)	0	100	100
19	2X	93/96 (97%)	89 (96%)	4 (4%)	0	100	100
20	1Y	105/110 (96%)	98 (93%)	6 (6%)	1 (1%)	15	37

*Continued on next page...*

*Continued from previous page...*

Mol	Chain	Analysed	Favoured	Allowed	Outliers	Percentiles	
20	2Y	105/110 (96%)	101 (96%)	4 (4%)	0	100	100
21	1Z	148/206 (72%)	136 (92%)	10 (7%)	2 (1%)	11	28
21	2Z	156/206 (76%)	136 (87%)	17 (11%)	3 (2%)	8	20
22	10	81/85 (95%)	79 (98%)	2 (2%)	0	100	100
22	20	81/85 (95%)	79 (98%)	2 (2%)	0	100	100
23	11	95/98 (97%)	92 (97%)	3 (3%)	0	100	100
23	21	95/98 (97%)	93 (98%)	1 (1%)	1 (1%)	14	34
24	12	68/72 (94%)	68 (100%)	0	0	100	100
24	22	68/72 (94%)	68 (100%)	0	0	100	100
25	13	57/60 (95%)	56 (98%)	1 (2%)	0	100	100
25	23	57/60 (95%)	55 (96%)	2 (4%)	0	100	100
26	14	67/71 (94%)	55 (82%)	10 (15%)	2 (3%)	4	10
26	24	67/71 (94%)	53 (79%)	12 (18%)	2 (3%)	4	10
27	15	57/60 (95%)	56 (98%)	1 (2%)	0	100	100
27	25	57/60 (95%)	55 (96%)	2 (4%)	0	100	100
28	16	51/54 (94%)	50 (98%)	1 (2%)	0	100	100
28	26	51/54 (94%)	48 (94%)	3 (6%)	0	100	100
29	17	46/49 (94%)	45 (98%)	1 (2%)	0	100	100
29	27	46/49 (94%)	46 (100%)	0	0	100	100
30	18	62/65 (95%)	62 (100%)	0	0	100	100
30	28	62/65 (95%)	60 (97%)	2 (3%)	0	100	100
31	19	35/37 (95%)	34 (97%)	1 (3%)	0	100	100
31	29	35/37 (95%)	35 (100%)	0	0	100	100
33	1b	229/256 (90%)	202 (88%)	19 (8%)	8 (4%)	3	8
33	2b	229/256 (90%)	205 (90%)	19 (8%)	5 (2%)	6	17
34	1c	204/239 (85%)	190 (93%)	13 (6%)	1 (0%)	29	54
34	2c	204/239 (85%)	190 (93%)	12 (6%)	2 (1%)	15	37
35	1d	206/209 (99%)	191 (93%)	13 (6%)	2 (1%)	15	37
35	2d	206/209 (99%)	192 (93%)	11 (5%)	3 (2%)	10	26
36	1e	146/162 (90%)	136 (93%)	8 (6%)	2 (1%)	11	28
36	2e	146/162 (90%)	135 (92%)	10 (7%)	1 (1%)	22	46

*Continued on next page...*

*Continued from previous page...*

Mol	Chain	Analysed	Favoured	Allowed	Outliers	Percentiles	
37	1f	98/101 (97%)	95 (97%)	2 (2%)	1 (1%)	15	37
37	2f	98/101 (97%)	98 (100%)	0	0	100	100
38	1g	153/156 (98%)	143 (94%)	8 (5%)	2 (1%)	12	30
38	2g	153/156 (98%)	142 (93%)	8 (5%)	3 (2%)	7	19
39	1h	135/138 (98%)	133 (98%)	2 (2%)	0	100	100
39	2h	135/138 (98%)	130 (96%)	5 (4%)	0	100	100
40	1i	125/128 (98%)	112 (90%)	11 (9%)	2 (2%)	9	24
40	2i	125/128 (98%)	116 (93%)	8 (6%)	1 (1%)	19	43
41	1j	95/105 (90%)	85 (90%)	7 (7%)	3 (3%)	4	9
41	2j	94/105 (90%)	82 (87%)	9 (10%)	3 (3%)	4	9
42	1k	112/129 (87%)	106 (95%)	5 (4%)	1 (1%)	17	40
42	2k	112/129 (87%)	103 (92%)	7 (6%)	2 (2%)	8	21
43	1l	119/132 (90%)	112 (94%)	7 (6%)	0	100	100
43	2l	119/132 (90%)	109 (92%)	10 (8%)	0	100	100
44	1m	121/126 (96%)	113 (93%)	8 (7%)	0	100	100
44	2m	120/126 (95%)	111 (92%)	9 (8%)	0	100	100
45	1n	58/61 (95%)	52 (90%)	6 (10%)	0	100	100
45	2n	58/61 (95%)	52 (90%)	6 (10%)	0	100	100
46	1o	86/89 (97%)	84 (98%)	2 (2%)	0	100	100
46	2o	86/89 (97%)	83 (96%)	3 (4%)	0	100	100
47	1p	80/88 (91%)	75 (94%)	5 (6%)	0	100	100
47	2p	80/88 (91%)	72 (90%)	8 (10%)	0	100	100
48	1q	97/105 (92%)	93 (96%)	4 (4%)	0	100	100
48	2q	97/105 (92%)	90 (93%)	7 (7%)	0	100	100
49	1r	66/88 (75%)	64 (97%)	2 (3%)	0	100	100
49	2r	66/88 (75%)	63 (96%)	3 (4%)	0	100	100
50	1s	81/93 (87%)	73 (90%)	6 (7%)	2 (2%)	5	14
50	2s	81/93 (87%)	71 (88%)	9 (11%)	1 (1%)	13	32
51	1t	94/106 (89%)	86 (92%)	4 (4%)	4 (4%)	2	5
51	2t	94/106 (89%)	86 (92%)	4 (4%)	4 (4%)	2	5
52	1u	21/27 (78%)	21 (100%)	0	0	100	100

*Continued on next page...*

*Continued from previous page...*

Mol	Chain	Analysed	Favoured	Allowed	Outliers	Percentiles	
52	2u	21/27 (78%)	21 (100%)	0	0	100	100
All	All	11370/12128 (94%)	10694 (94%)	588 (5%)	88 (1%)	19	43

5 of 88 Ramachandran outliers are listed below:

Mol	Chain	Res	Type
6	1G	47	LYS
7	1H	126	PRO
26	14	55	ARG
33	1b	10	LEU
41	1j	75	ILE

### 5.3.2 Protein sidechains ⓘ

In the following table, the Percentiles column shows the percent sidechain outliers of the chain as a percentile score with respect to all X-ray entries followed by that with respect to entries of similar resolution.

The Analysed column shows the number of residues for which the sidechain conformation was analysed, and the total number of residues.

Mol	Chain	Analysed	Rotameric	Outliers	Percentiles	
3	1D	215/218 (99%)	205 (95%)	10 (5%)	26	54
3	2D	215/218 (99%)	207 (96%)	8 (4%)	34	63
4	1E	164/166 (99%)	152 (93%)	12 (7%)	14	33
4	2E	164/166 (99%)	158 (96%)	6 (4%)	34	63
5	1F	160/166 (96%)	152 (95%)	8 (5%)	24	51
5	2F	159/166 (96%)	153 (96%)	6 (4%)	33	62
6	1G	143/156 (92%)	138 (96%)	5 (4%)	36	65
6	2G	143/156 (92%)	141 (99%)	2 (1%)	67	86
7	1H	144/148 (97%)	139 (96%)	5 (4%)	36	65
7	2H	144/148 (97%)	144 (100%)	0	100	100
8	1I	113/124 (91%)	110 (97%)	3 (3%)	44	74
8	2I	105/124 (85%)	102 (97%)	3 (3%)	42	71
9	1N	118/119 (99%)	111 (94%)	7 (6%)	19	43
9	2N	118/119 (99%)	115 (98%)	3 (2%)	47	76
10	1O	100/100 (100%)	98 (98%)	2 (2%)	55	81

*Continued on next page...*

*Continued from previous page...*

Mol	Chain	Analysed	Rotameric	Outliers	Percentiles	
10	2O	100/100 (100%)	97 (97%)	3 (3%)	41	70
11	1P	115/116 (99%)	111 (96%)	4 (4%)	36	65
11	2P	115/116 (99%)	113 (98%)	2 (2%)	60	84
12	1Q	111/111 (100%)	109 (98%)	2 (2%)	59	83
12	2Q	111/111 (100%)	110 (99%)	1 (1%)	78	92
13	1R	101/101 (100%)	90 (89%)	11 (11%)	6	14
13	2R	101/101 (100%)	95 (94%)	6 (6%)	19	43
14	1S	86/88 (98%)	80 (93%)	6 (7%)	15	35
14	2S	85/88 (97%)	83 (98%)	2 (2%)	49	77
15	1T	115/127 (91%)	113 (98%)	2 (2%)	60	84
15	2T	113/127 (89%)	111 (98%)	2 (2%)	59	83
16	1U	93/94 (99%)	89 (96%)	4 (4%)	29	57
16	2U	93/94 (99%)	93 (100%)	0	100	100
17	1V	80/82 (98%)	75 (94%)	5 (6%)	18	40
17	2V	80/82 (98%)	77 (96%)	3 (4%)	33	62
18	1W	90/92 (98%)	87 (97%)	3 (3%)	38	67
18	2W	90/92 (98%)	89 (99%)	1 (1%)	73	90
19	1X	77/78 (99%)	76 (99%)	1 (1%)	69	87
19	2X	77/78 (99%)	77 (100%)	0	100	100
20	1Y	85/91 (93%)	83 (98%)	2 (2%)	49	77
20	2Y	85/91 (93%)	84 (99%)	1 (1%)	71	88
21	1Z	135/179 (75%)	134 (99%)	1 (1%)	84	94
21	2Z	137/179 (76%)	136 (99%)	1 (1%)	84	94
22	10	65/67 (97%)	64 (98%)	1 (2%)	65	86
22	20	65/67 (97%)	65 (100%)	0	100	100
23	11	80/83 (96%)	78 (98%)	2 (2%)	47	76
23	21	80/83 (96%)	78 (98%)	2 (2%)	47	76
24	12	65/67 (97%)	64 (98%)	1 (2%)	65	86
24	22	65/67 (97%)	64 (98%)	1 (2%)	65	86
25	13	51/52 (98%)	48 (94%)	3 (6%)	19	43
25	23	50/52 (96%)	49 (98%)	1 (2%)	55	81

*Continued on next page...*



*Continued from previous page...*

Mol	Chain	Analysed	Rotameric	Outliers	Percentiles	
26	14	59/63 (94%)	55 (93%)	4 (7%)	16	36
26	24	53/63 (84%)	50 (94%)	3 (6%)	20	44
27	15	50/52 (96%)	45 (90%)	5 (10%)	7	18
27	25	50/52 (96%)	49 (98%)	1 (2%)	55	81
28	16	51/52 (98%)	48 (94%)	3 (6%)	19	43
28	26	50/52 (96%)	49 (98%)	1 (2%)	55	81
29	17	41/42 (98%)	39 (95%)	2 (5%)	25	52
29	27	41/42 (98%)	41 (100%)	0	100	100
30	18	54/55 (98%)	51 (94%)	3 (6%)	21	45
30	28	54/55 (98%)	52 (96%)	2 (4%)	34	63
31	19	34/34 (100%)	33 (97%)	1 (3%)	42	71
31	29	34/34 (100%)	33 (97%)	1 (3%)	42	71
33	1b	192/220 (87%)	192 (100%)	0	100	100
33	2b	187/220 (85%)	179 (96%)	8 (4%)	29	57
34	1c	142/188 (76%)	141 (99%)	1 (1%)	84	94
34	2c	140/188 (74%)	140 (100%)	0	100	100
35	1d	169/181 (93%)	166 (98%)	3 (2%)	59	83
35	2d	173/181 (96%)	171 (99%)	2 (1%)	71	88
36	1e	113/123 (92%)	112 (99%)	1 (1%)	78	92
36	2e	114/123 (93%)	112 (98%)	2 (2%)	59	83
37	1f	84/90 (93%)	84 (100%)	0	100	100
37	2f	85/90 (94%)	85 (100%)	0	100	100
38	1g	119/127 (94%)	118 (99%)	1 (1%)	81	93
38	2g	120/127 (94%)	119 (99%)	1 (1%)	81	93
39	1h	114/119 (96%)	112 (98%)	2 (2%)	59	83
39	2h	114/119 (96%)	111 (97%)	3 (3%)	46	75
40	1i	90/99 (91%)	89 (99%)	1 (1%)	73	90
40	2i	89/99 (90%)	87 (98%)	2 (2%)	52	79
41	1j	66/92 (72%)	66 (100%)	0	100	100
41	2j	69/92 (75%)	69 (100%)	0	100	100
42	1k	82/99 (83%)	80 (98%)	2 (2%)	49	77

*Continued on next page...*

*Continued from previous page...*

Mol	Chain	Analysed	Rotameric	Outliers	Percentiles	
42	2k	83/99 (84%)	82 (99%)	1 (1%)	71	88
43	1l	96/108 (89%)	93 (97%)	3 (3%)	40	69
43	2l	96/108 (89%)	96 (100%)	0	100	100
44	1m	93/101 (92%)	91 (98%)	2 (2%)	52	79
44	2m	92/101 (91%)	91 (99%)	1 (1%)	73	90
45	1n	49/50 (98%)	45 (92%)	4 (8%)	11	26
45	2n	49/50 (98%)	48 (98%)	1 (2%)	55	81
46	1o	78/80 (98%)	78 (100%)	0	100	100
46	2o	78/80 (98%)	78 (100%)	0	100	100
47	1p	69/74 (93%)	66 (96%)	3 (4%)	29	57
47	2p	68/74 (92%)	66 (97%)	2 (3%)	42	71
48	1q	94/97 (97%)	94 (100%)	0	100	100
48	2q	94/97 (97%)	94 (100%)	0	100	100
49	1r	59/77 (77%)	59 (100%)	0	100	100
49	2r	59/77 (77%)	59 (100%)	0	100	100
50	1s	69/80 (86%)	67 (97%)	2 (3%)	42	71
50	2s	67/80 (84%)	65 (97%)	2 (3%)	41	70
51	1t	70/82 (85%)	70 (100%)	0	100	100
51	2t	70/82 (85%)	70 (100%)	0	100	100
52	1u	18/22 (82%)	18 (100%)	0	100	100
52	2u	18/22 (82%)	18 (100%)	0	100	100
All	All	9303/10064 (92%)	9073 (98%)	230 (2%)	47	76

5 of 230 residues with a non-rotameric sidechain are listed below:

Mol	Chain	Res	Type
27	15	6	VAL
42	1k	114	VAL
33	2b	189	ASP
27	15	40	LYS
30	18	32	LEU

Some sidechains can be flipped to improve hydrogen bonding and reduce clashes. 5 of 72 such sidechains are listed below:

Mol	Chain	Res	Type
50	1s	69	HIS
19	2X	31	HIS
47	2p	16	HIS
50	1s	83	HIS
4	2E	48	GLN

### 5.3.3 RNA ⓘ

Mol	Chain	Analysed	Backbone Outliers	Pucker Outliers
1	1A	2861/2915 (98%)	412 (14%)	34 (1%)
1	2A	2788/2915 (95%)	455 (16%)	22 (0%)
2	1B	120/121 (99%)	11 (9%)	1 (0%)
2	2B	118/121 (97%)	27 (22%)	0
32	1a	1494/1521 (98%)	232 (15%)	0
32	2a	1498/1521 (98%)	263 (17%)	0
53	1v	12/24 (50%)	2 (16%)	0
53	2v	12/24 (50%)	2 (16%)	0
54	1w	71/76 (93%)	23 (32%)	0
54	1y	71/76 (93%)	21 (29%)	0
54	2w	68/76 (89%)	24 (35%)	0
54	2y	69/76 (90%)	19 (27%)	0
55	1x	75/77 (97%)	9 (12%)	0
55	2x	75/77 (97%)	15 (20%)	0
All	All	9332/9620 (97%)	1515 (16%)	57 (0%)

5 of 1515 RNA backbone outliers are listed below:

Mol	Chain	Res	Type
1	1A	12	U
1	1A	13	A
1	1A	27	G
1	1A	34	C
1	1A	35	G

5 of 57 RNA pucker outliers are listed below:

Mol	Chain	Res	Type
1	1A	2156	A
1	1A	2641	A
1	2A	1913	A
1	1A	2192	A
1	1A	2205	C

## 5.4 Non-standard residues in protein, DNA, RNA chains ⓘ

84 non-standard protein/DNA/RNA residues are modelled in this entry.

In the following table, the Counts columns list the number of bonds (or angles) for which Mogul statistics could be retrieved, the number of bonds (or angles) that are observed in the model and the number of bonds (or angles) that are defined in the Chemical Component Dictionary. The Link column lists molecule types, if any, to which the group is linked. The Z score for a bond length (or angle) is the number of standard deviations the observed value is removed from the expected value. A bond length (or angle) with  $|Z| > 2$  is considered an outlier worth inspection. RMSZ is the root-mean-square of all Z scores of the bond lengths (or angles).

Mol	Type	Chain	Res	Link	Bond lengths			Bond angles		
					Counts	RMSZ	# Z  > 2	Counts	RMSZ	# Z  > 2
32	MA6	2a	1519	32	19,26,27	1.02	1 (5%)	18,38,41	1.56	3 (16%)
32	2MG	1a	1207	32	19,26,27	1.26	2 (10%)	21,38,41	2.54	9 (42%)
1	2MA	1A	2515	1,56	17,25,26	1.22	2 (11%)	19,37,40	2.02	3 (15%)
32	MA6	2a	1518	32	19,26,27	0.99	1 (5%)	18,38,41	1.72	4 (22%)
1	5MU	1A	1937	1	15,22,23	1.09	1 (6%)	16,32,35	1.81	1 (6%)
54	7MG	2w	46	54	22,26,27	1.80	4 (18%)	28,39,42	2.63	9 (32%)
54	PSU	1w	32	54	17,21,22	1.55	2 (11%)	20,30,33	3.17	6 (30%)
1	PSU	1A	2617	1,56	17,21,22	1.64	4 (23%)	20,30,33	3.16	6 (30%)
32	2MG	2a	1207	32	19,26,27	1.27	2 (10%)	21,38,41	2.21	6 (28%)
1	5MC	1A	1964	1	15,22,23	1.16	1 (6%)	19,32,35	1.42	3 (15%)
1	5MU	2A	1939	1,56	15,22,23	1.08	2 (13%)	16,32,35	1.85	2 (12%)
32	MA6	1a	1519	32	19,26,27	1.05	1 (5%)	18,38,41	1.61	4 (22%)
54	4SU	1w	8	54	14,21,22	1.27	1 (7%)	15,30,33	1.42	2 (13%)
32	5MC	1a	1400	32	15,22,23	1.32	1 (6%)	19,32,35	1.40	3 (15%)
32	UR3	2a	1498	32	14,22,23	0.79	1 (7%)	15,32,35	0.73	1 (6%)
32	4OC	1a	1402	32	16,23,24	0.69	0	17,32,35	1.39	1 (5%)
54	4SU	2y	8	54	14,21,22	1.30	2 (14%)	15,30,33	1.57	2 (13%)
54	4SU	2w	8	54	14,21,22	1.27	1 (7%)	15,30,33	1.21	2 (13%)
32	5MC	1a	1407	32	15,22,23	1.29	1 (6%)	19,32,35	1.39	3 (15%)
1	5MU	2A	1915	1	15,22,23	1.07	1 (6%)	16,32,35	1.81	2 (12%)
1	OMG	1A	2263	1,55,56	18,26,27	1.25	2 (11%)	20,38,41	2.12	6 (30%)
55	PSU	1x	55	55,56	17,21,22	1.69	3 (17%)	20,30,33	3.19	6 (30%)
32	7MG	1a	527	32	22,26,27	1.81	4 (18%)	28,39,42	2.66	9 (32%)
55	PSU	2x	55	55	17,21,22	1.57	2 (11%)	20,30,33	3.14	6 (30%)
54	MIA	1w	37	54	24,31,32	2.19	4 (16%)	26,44,47	2.60	9 (34%)
32	5MC	1a	967	32	15,22,23	1.34	1 (6%)	19,32,35	1.30	3 (15%)

Mol	Type	Chain	Res	Link	Bond lengths			Bond angles		
					Counts	RMSZ	# Z  > 2	Counts	RMSZ	# Z  > 2
1	OMG	2A	2251	1,55	18,26,27	1.14	2 (11%)	20,38,41	2.06	6 (30%)
1	PSU	2A	2605	1	17,21,22	1.57	3 (17%)	20,30,33	3.12	6 (30%)
1	5MC	1A	1984	1	15,22,23	1.29	1 (6%)	19,32,35	1.33	3 (15%)
1	4OC	1A	1942	1	15,22,24	0.68	0	17,31,35	1.52	2 (11%)
32	M2G	2a	966	32	20,27,28	1.39	3 (15%)	22,40,43	2.11	6 (27%)
54	PSU	2y	32	54	17,21,22	1.43	2 (11%)	20,30,33	3.21	5 (25%)
54	4SU	1y	8	54	14,21,22	1.27	1 (7%)	15,30,33	1.61	2 (13%)
54	PSU	1w	39	54	17,21,22	1.67	3 (17%)	20,30,33	3.09	6 (30%)
54	MIA	2y	37	54	18,24,32	1.17	2 (11%)	18,35,47	1.25	2 (11%)
1	PSU	2A	1917	1	17,21,22	1.59	2 (11%)	20,30,33	3.20	6 (30%)
1	5MC	2A	1962	1,56	15,22,23	1.20	1 (6%)	19,32,35	1.46	3 (15%)
54	5MU	2y	54	54	15,22,23	1.09	1 (6%)	16,32,35	2.02	1 (6%)
32	5MC	2a	1407	32	15,22,23	1.24	1 (6%)	19,32,35	1.57	4 (21%)
43	0TD	2l	92	43	4,9,10	3.09	1 (25%)	3,11,13	2.70	1 (33%)
1	2MU	1A	2564	1,56	14,22,24	0.84	1 (7%)	14,31,36	0.86	1 (7%)
32	PSU	2a	516	32	17,21,22	1.50	3 (17%)	20,30,33	3.22	6 (30%)
32	UR3	1a	1498	32	14,22,23	0.85	1 (7%)	15,32,35	0.70	0
54	PSU	2w	39	54	17,21,22	1.44	2 (11%)	20,30,33	3.33	6 (30%)
32	4OC	2a	1402	32	16,23,24	0.67	0	17,32,35	1.68	1 (5%)
1	5MU	1A	1961	1,56	15,22,23	1.11	2 (13%)	16,32,35	1.79	2 (12%)
54	PSU	2y	55	54	17,21,22	1.51	2 (11%)	20,30,33	3.14	6 (30%)
54	PSU	2w	55	54	17,21,22	1.40	2 (11%)	20,30,33	3.33	6 (30%)
32	5MC	2a	1404	32	15,22,23	1.36	1 (6%)	19,32,35	1.33	3 (15%)
54	7MG	1y	46	54	22,26,27	1.85	4 (18%)	28,39,42	3.00	10 (35%)
1	PSU	2A	1911	1	17,21,22	1.58	2 (11%)	20,30,33	3.13	6 (30%)
43	0TD	1l	92	43	4,9,10	3.19	1 (25%)	3,11,13	7.49	1 (33%)
54	7MG	1w	46	54	22,26,27	1.78	4 (18%)	28,39,42	2.86	8 (28%)
54	PSU	1y	32	54	17,21,22	1.43	2 (11%)	20,30,33	3.10	5 (25%)
54	MIA	2w	37	54	20,27,32	1.82	3 (15%)	22,39,47	1.86	7 (31%)
32	PSU	1a	516	32	17,21,22	1.48	4 (23%)	20,30,33	3.08	6 (30%)
55	5MU	2x	54	55	15,22,23	1.06	1 (6%)	16,32,35	1.60	2 (12%)
54	MIA	1y	37	54	18,24,32	1.14	2 (11%)	18,35,47	1.29	2 (11%)
54	5MU	2w	54	54	15,22,23	1.09	1 (6%)	16,32,35	1.97	1 (6%)
55	4SU	1x	8	55	14,21,22	1.49	2 (14%)	15,30,33	2.53	2 (13%)
55	4SU	2x	8	55	14,21,22	1.26	2 (14%)	15,30,33	2.40	2 (13%)

Mol	Type	Chain	Res	Link	Bond lengths			Bond angles		
					Counts	RMSZ	# Z  > 2	Counts	RMSZ	# Z  > 2
1	2MU	2A	2552	1	14,22,24	0.89	0	14,31,36	0.88	0
54	7MG	2y	46	54	22,26,27	1.85	3 (13%)	28,39,42	3.02	9 (32%)
55	5MU	1x	54	55,56	15,22,23	1.13	1 (6%)	16,32,35	1.94	2 (12%)
1	4OC	2A	1920	1	15,22,24	0.64	0	17,31,35	1.39	2 (11%)
1	PSU	1A	1933	1	17,21,22	1.49	2 (11%)	20,30,33	3.01	6 (30%)
32	5MC	1a	1404	32	15,22,23	1.37	1 (6%)	19,32,35	1.26	3 (15%)
32	MA6	1a	1518	32	19,26,27	0.95	1 (5%)	18,38,41	1.66	4 (22%)
1	5MC	2A	1942	1	15,22,23	1.30	1 (6%)	19,32,35	1.40	3 (15%)
54	PSU	1y	55	54	17,21,22	1.52	2 (11%)	20,30,33	3.11	6 (30%)
55	5MC	2x	32	55	15,22,23	1.27	1 (6%)	19,32,35	1.41	3 (15%)
1	PSU	1A	1939	1	17,21,22	1.43	2 (11%)	20,30,33	3.25	6 (30%)
32	5MC	2a	967	32	15,22,23	1.41	1 (6%)	19,32,35	1.26	3 (15%)
54	PSU	1w	55	54	17,21,22	1.43	2 (11%)	20,30,33	3.34	6 (30%)
54	PSU	2y	39	54	17,21,22	1.49	2 (11%)	20,30,33	3.16	6 (30%)
54	5MU	1y	54	54	15,22,23	1.11	2 (13%)	16,32,35	2.11	1 (6%)
32	M2G	1a	966	32	20,27,28	1.44	3 (15%)	22,40,43	2.25	6 (27%)
32	7MG	2a	527	32,56	22,26,27	1.80	4 (18%)	28,39,42	2.69	9 (32%)
54	5MU	1w	54	54	15,22,23	1.08	2 (13%)	16,32,35	1.83	2 (12%)
32	5MC	2a	1400	32	15,22,23	1.31	1 (6%)	19,32,35	1.34	3 (15%)
1	2MA	2A	2503	1,56	17,25,26	1.30	2 (11%)	19,37,40	1.99	3 (15%)
54	PSU	1y	39	54	17,21,22	1.48	2 (11%)	20,30,33	3.10	5 (25%)
55	5MC	1x	32	55	15,22,23	1.32	1 (6%)	19,32,35	1.55	4 (21%)
54	PSU	2w	32	54	17,21,22	1.52	2 (11%)	20,30,33	3.07	6 (30%)

In the following table, the Chirals column lists the number of chiral outliers, the number of chiral centers analysed, the number of these observed in the model and the number defined in the Chemical Component Dictionary. Similar counts are reported in the Torsion and Rings columns. '-' means no outliers of that kind were identified.

Mol	Type	Chain	Res	Link	Chirals	Torsions	Rings
32	MA6	2a	1519	32	-	5/7/29/30	0/3/3/3
32	2MG	1a	1207	32	-	0/5/27/28	0/3/3/3
1	2MA	1A	2515	1,56	-	2/3/25/26	0/3/3/3
32	MA6	2a	1518	32	-	3/7/29/30	0/3/3/3
1	5MU	1A	1937	1	-	0/5/25/26	0/2/2/2
54	7MG	2w	46	54	-	5/7/37/38	0/3/3/3
54	PSU	1w	32	54	-	0/7/25/26	0/2/2/2

Continued on next page...

*Continued from previous page...*

Mol	Type	Chain	Res	Link	Chirals	Torsions	Rings
1	PSU	1A	2617	1,56	-	0/7/25/26	0/2/2/2
32	2MG	2a	1207	32	-	0/5/27/28	0/3/3/3
1	5MC	1A	1964	1	-	0/5/25/26	0/2/2/2
1	5MU	2A	1939	1,56	-	0/5/25/26	0/2/2/2
32	MA6	1a	1519	32	-	4/7/29/30	0/3/3/3
54	4SU	1w	8	54	-	0/5/25/26	0/2/2/2
32	5MC	1a	1400	32	-	2/5/25/26	0/2/2/2
32	UR3	2a	1498	32	-	0/5/25/26	0/2/2/2
32	4OC	1a	1402	32	-	3/9/29/30	0/2/2/2
54	4SU	2y	8	54	-	2/5/25/26	0/2/2/2
54	4SU	2w	8	54	-	1/5/25/26	0/2/2/2
32	5MC	1a	1407	32	-	0/5/25/26	0/2/2/2
1	5MU	2A	1915	1	-	0/5/25/26	0/2/2/2
1	OMG	1A	2263	1,55,56	-	0/5/27/28	0/3/3/3
55	PSU	1x	55	55,56	-	2/7/25/26	0/2/2/2
32	7MG	1a	527	32	-	2/7/37/38	0/3/3/3
55	PSU	2x	55	55	-	0/7/25/26	0/2/2/2
54	MIA	1w	37	54	-	1/11/33/34	0/3/3/3
32	5MC	1a	967	32	-	0/5/25/26	0/2/2/2
1	OMG	2A	2251	1,55	-	0/5/27/28	0/3/3/3
1	PSU	2A	2605	1	-	0/7/25/26	0/2/2/2
1	5MC	1A	1984	1	-	2/5/25/26	0/2/2/2
1	4OC	1A	1942	1	-	1/7/27/30	0/2/2/2
32	M2G	2a	966	32	-	0/7/29/30	0/3/3/3
54	PSU	2y	32	54	-	0/7/25/26	0/2/2/2
54	4SU	1y	8	54	-	2/5/25/26	0/2/2/2
54	PSU	1w	39	54	-	0/7/25/26	0/2/2/2
54	MIA	2y	37	54	-	2/3/25/34	0/3/3/3
1	PSU	2A	1917	1	-	2/7/25/26	0/2/2/2
1	5MC	2A	1962	1,56	-	2/5/25/26	0/2/2/2
54	5MU	2y	54	54	-	3/5/25/26	0/2/2/2
32	5MC	2a	1407	32	-	0/5/25/26	0/2/2/2
43	0TD	2l	92	43	-	2/3/12/14	-
1	2MU	1A	2564	1,56	-	0/7/27/28	0/2/2/2
32	PSU	2a	516	32	-	0/7/25/26	0/2/2/2
32	UR3	1a	1498	32	-	0/5/25/26	0/2/2/2
54	PSU	2w	39	54	-	0/7/25/26	0/2/2/2
32	4OC	2a	1402	32	-	5/9/29/30	0/2/2/2
1	5MU	1A	1961	1,56	-	0/5/25/26	0/2/2/2

*Continued on next page...*

*Continued from previous page...*

Mol	Type	Chain	Res	Link	Chirals	Torsions	Rings
54	PSU	2y	55	54	-	0/7/25/26	0/2/2/2
54	PSU	2w	55	54	-	0/7/25/26	0/2/2/2
32	5MC	2a	1404	32	-	0/5/25/26	0/2/2/2
54	7MG	1y	46	54	-	3/7/37/38	0/3/3/3
1	PSU	2A	1911	1	-	0/7/25/26	0/2/2/2
43	0TD	1l	92	43	-	1/3/12/14	-
54	7MG	1w	46	54	-	2/7/37/38	0/3/3/3
54	PSU	1y	32	54	-	1/7/25/26	0/2/2/2
54	MIA	2w	37	54	-	2/7/29/34	0/3/3/3
32	PSU	1a	516	32	-	0/7/25/26	0/2/2/2
55	5MU	2x	54	55	-	0/5/25/26	0/2/2/2
54	MIA	1y	37	54	-	1/3/25/34	0/3/3/3
54	5MU	2w	54	54	-	0/5/25/26	0/2/2/2
55	4SU	1x	8	55	-	0/5/25/26	0/2/2/2
55	4SU	2x	8	55	-	0/5/25/26	0/2/2/2
1	2MU	2A	2552	1	-	0/7/27/28	0/2/2/2
54	7MG	2y	46	54	-	3/7/37/38	0/3/3/3
55	5MU	1x	54	55,56	-	0/5/25/26	0/2/2/2
1	4OC	2A	1920	1	-	0/7/27/30	0/2/2/2
1	PSU	1A	1933	1	-	0/7/25/26	0/2/2/2
32	5MC	1a	1404	32	-	0/5/25/26	0/2/2/2
32	MA6	1a	1518	32	-	1/7/29/30	0/3/3/3
1	5MC	2A	1942	1	-	0/5/25/26	0/2/2/2
54	PSU	1y	55	54	-	0/7/25/26	0/2/2/2
55	5MC	2x	32	55	-	0/5/25/26	0/2/2/2
1	PSU	1A	1939	1	-	0/7/25/26	0/2/2/2
32	5MC	2a	967	32	-	0/5/25/26	0/2/2/2
54	PSU	1w	55	54	-	0/7/25/26	0/2/2/2
54	PSU	2y	39	54	-	0/7/25/26	0/2/2/2
54	5MU	1y	54	54	-	3/5/25/26	0/2/2/2
32	M2G	1a	966	32	-	0/7/29/30	0/3/3/3
32	7MG	2a	527	32,56	-	3/7/37/38	0/3/3/3
54	5MU	1w	54	54	-	0/5/25/26	0/2/2/2
32	5MC	2a	1400	32	-	2/5/25/26	0/2/2/2
1	2MA	2A	2503	1,56	-	2/3/25/26	0/3/3/3
54	PSU	1y	39	54	-	0/7/25/26	0/2/2/2
55	5MC	1x	32	55	-	0/5/25/26	0/2/2/2
54	PSU	2w	32	54	-	0/7/25/26	0/2/2/2

The worst 5 of 150 bond length outliers are listed below:



Mol	Chain	Res	Type	Atoms	Z	Observed(Å)	Ideal(Å)
54	1w	37	MIA	C13-C14	7.18	1.53	1.32
54	2w	37	MIA	C2-S10	-6.81	1.69	1.75
54	1w	37	MIA	C2-S10	-6.34	1.70	1.75
43	1l	92	0TD	CB-SB	-6.09	1.69	1.84
43	2l	92	0TD	CB-SB	-5.98	1.69	1.84

The worst 5 of 345 bond angle outliers are listed below:

Mol	Chain	Res	Type	Atoms	Z	Observed(°)	Ideal(°)
43	1l	92	0TD	CSB-SB-CB	-12.90	76.47	101.85
54	2y	46	7MG	N3-C4-N9	10.14	139.93	126.91
54	1y	46	7MG	N3-C4-N9	10.10	139.89	126.91
54	2w	39	PSU	N1-C2-N3	-9.51	120.87	128.43
1	1A	1939	PSU	N1-C2-N3	-9.47	120.90	128.43

There are no chirality outliers.

5 of 77 torsion outliers are listed below:

Mol	Chain	Res	Type	Atoms
32	2a	1518	MA6	C5-C6-N6-C9
54	2w	46	7MG	C3'-C4'-C5'-O5'
32	1a	1519	MA6	O4'-C4'-C5'-O5'
54	2w	8	4SU	C2'-C1'-N1-C6
1	1A	1984	5MC	O4'-C1'-N1-C6

There are no ring outliers.

6 monomers are involved in 8 short contacts:

Mol	Chain	Res	Type	Clashes	Symm-Clashes
1	2A	1915	5MU	1	0
1	1A	2564	2MU	1	0
1	2A	2552	2MU	2	0
1	2A	1942	5MC	1	0
1	1A	1939	PSU	1	0
1	2A	2503	2MA	2	0

## 5.5 Carbohydrates

There are no carbohydrates in this entry.

## 5.6 Ligand geometry

Of 2867 ligands modelled in this entry, 2863 are monoatomic - leaving 4 for Mogul analysis.

In the following table, the Counts columns list the number of bonds (or angles) for which Mogul statistics could be retrieved, the number of bonds (or angles) that are observed in the model and the number of bonds (or angles) that are defined in the Chemical Component Dictionary. The Link column lists molecule types, if any, to which the group is linked. The Z score for a bond length (or angle) is the number of standard deviations the observed value is removed from the expected value. A bond length (or angle) with  $|Z| > 2$  is considered an outlier worth inspection. RMSZ is the root-mean-square of all Z scores of the bond lengths (or angles).

Mol	Type	Chain	Res	Link	Bond lengths			Bond angles		
					Counts	RMSZ	# Z  > 2	Counts	RMSZ	# Z  > 2
57	MT9	1A	4113	-	34,34,34	2.28	4 (11%)	40,50,50	1.57	7 (17%)
60	SF4	1d	501	35	0,12,12	0.00	-	-		
57	MT9	2A	3897	-	34,34,34	2.21	4 (11%)	40,50,50	1.48	6 (15%)
60	SF4	2d	501	35	0,12,12	0.00	-	-		

In the following table, the Chirals column lists the number of chiral outliers, the number of chiral centers analysed, the number of these observed in the model and the number defined in the Chemical Component Dictionary. Similar counts are reported in the Torsion and Rings columns. '-' means no outliers of that kind were identified.

Mol	Type	Chain	Res	Link	Chirals	Torsions	Rings
57	MT9	1A	4113	-	-	3/46/62/62	0/1/2/2
60	SF4	1d	501	35	-	-	0/6/5/5
57	MT9	2A	3897	-	-	2/46/62/62	0/1/2/2
60	SF4	2d	501	35	-	-	0/6/5/5

The worst 5 of 8 bond length outliers are listed below:

Mol	Chain	Res	Type	Atoms	Z	Observed(Å)	Ideal(Å)
57	1A	4113	MT9	C4-C5	-9.74	1.39	1.51
57	2A	3897	MT9	C4-C5	-9.65	1.39	1.51
57	1A	4113	MT9	C12-C13	-5.35	1.39	1.51
57	1A	4113	MT9	C8-C7	-5.21	1.42	1.51
57	2A	3897	MT9	C12-C13	-4.83	1.40	1.51

The worst 5 of 13 bond angle outliers are listed below:

Mol	Chain	Res	Type	Atoms	Z	Observed(°)	Ideal(°)
57	1A	4113	MT9	C3-O3-C13	-4.14	110.83	118.18
57	1A	4113	MT9	C8-C7-C6	3.45	126.95	118.29

*Continued on next page...*

*Continued from previous page...*

Mol	Chain	Res	Type	Atoms	Z	Observed(°)	Ideal(°)
57	2A	3897	MT9	C8-C7-C6	3.44	126.94	118.29
57	2A	3897	MT9	C3-O3-C13	-3.30	112.32	118.18
57	1A	4113	MT9	O3-C3-C2	3.29	113.67	107.40

There are no chirality outliers.

All (5) torsion outliers are listed below:

Mol	Chain	Res	Type	Atoms
57	1A	4113	MT9	C18-C17-N1-C21
57	2A	3897	MT9	C18-C17-N1-C21
57	1A	4113	MT9	C25-C4-C5-C6
57	1A	4113	MT9	C12-C13-O3-C3
57	2A	3897	MT9	C1-C2-C3-O3

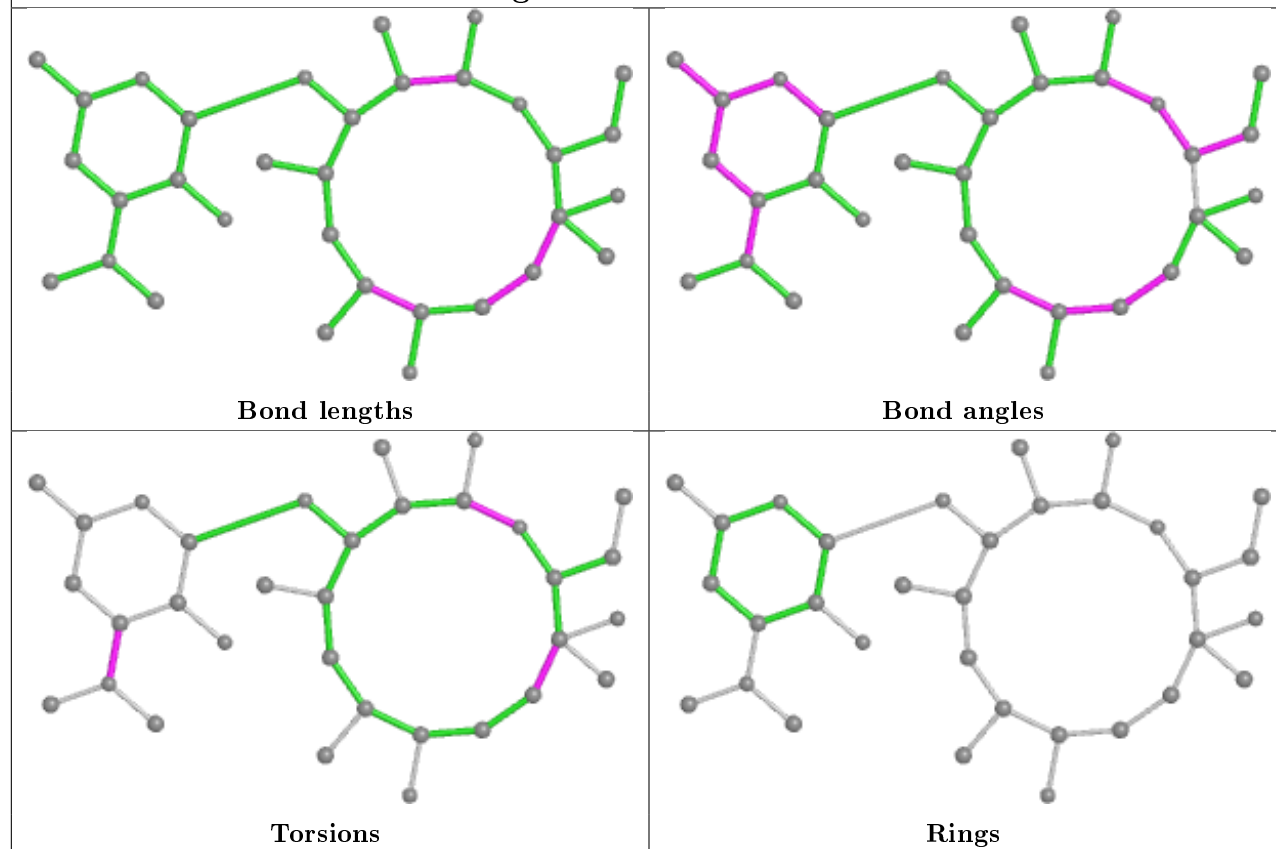
There are no ring outliers.

2 monomers are involved in 2 short contacts:

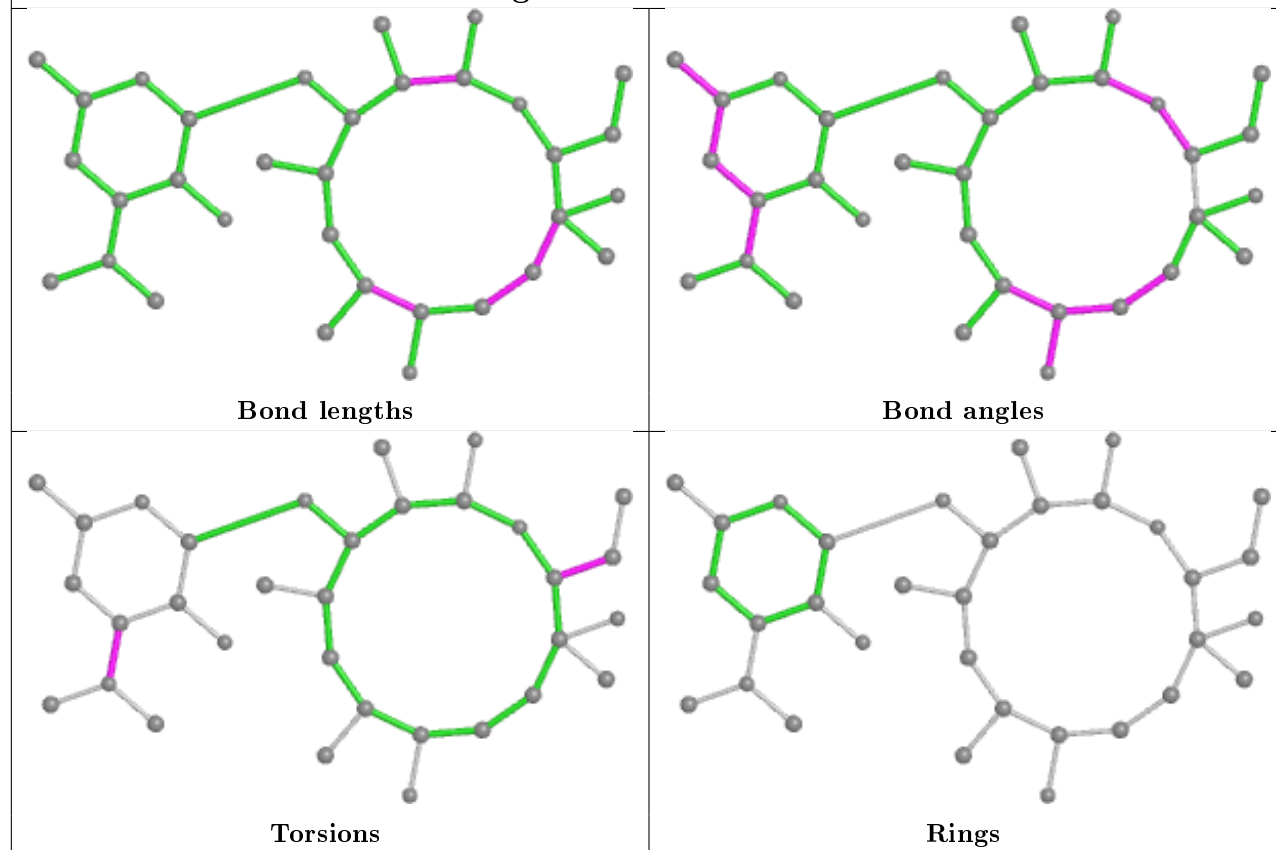
Mol	Chain	Res	Type	Clashes	Symm-Clashes
57	1A	4113	MT9	1	0
57	2A	3897	MT9	1	0

The following is a two-dimensional graphical depiction of Mogul quality analysis of bond lengths, bond angles, torsion angles, and ring geometry for all instances of the Ligand of Interest. In addition, ligands with molecular weight > 250 and outliers as shown on the validation Tables will also be included. For torsion angles, if less than 5% of the Mogul distribution of torsion angles is within 10 degrees of the torsion angle in question, then that torsion angle is considered an outlier. Any bond that is central to one or more torsion angles identified as an outlier by Mogul will be highlighted in the graph. For rings, the root-mean-square deviation (RMSD) between the ring in question and similar rings identified by Mogul is calculated over all ring torsion angles. If the average RMSD is greater than 60 degrees and the minimal RMSD between the ring in question and any Mogul-identified rings is also greater than 60 degrees, then that ring is considered an outlier. The outliers are highlighted in purple. The color gray indicates Mogul did not find sufficient equivalents in the CSD to analyse the geometry.

## Ligand MT9 1A 4113



## Ligand MT9 2A 3897



## 5.7 Other polymers [i](#)

There are no such residues in this entry.

## 5.8 Polymer linkage issues [i](#)

There are no chain breaks in this entry.

## 6 Fit of model and data ⓘ

### 6.1 Protein, DNA and RNA chains ⓘ

In the following table, the column labelled ‘#RSRZ> 2’ contains the number (and percentage) of RSRZ outliers, followed by percent RSRZ outliers for the chain as percentile scores relative to all X-ray entries and entries of similar resolution. The OWAB column contains the minimum, median, 95<sup>th</sup> percentile and maximum values of the occupancy-weighted average B-factor per residue. The column labelled ‘Q< 0.9’ lists the number of (and percentage) of residues with an average occupancy less than 0.9.

Mol	Chain	Analysed	<RSRZ>	#RSRZ>2	OWAB(Å <sup>2</sup> )	Q<0.9
1	1A	2860/2915 (98%)	0.33	24 (0%) 86 87	16, 34, 90, 106	0
1	2A	2789/2915 (95%)	0.22	40 (1%) 75 77	32, 57, 91, 107	0
2	1B	120/121 (99%)	0.05	0 100 100	30, 46, 58, 84	0
2	2B	120/121 (99%)	0.16	5 (4%) 36 35	58, 80, 88, 92	0
3	1D	275/276 (99%)	0.59	8 (2%) 51 52	20, 35, 52, 85	0
3	2D	275/276 (99%)	0.93	25 (9%) 9 7	31, 50, 64, 85	0
4	1E	204/206 (99%)	0.42	1 (0%) 91 92	18, 37, 56, 77	0
4	2E	204/206 (99%)	0.63	12 (5%) 22 21	33, 58, 71, 79	0
5	1F	203/210 (96%)	0.36	0 100 100	19, 39, 66, 88	0
5	2F	203/210 (96%)	0.50	9 (4%) 34 33	34, 68, 81, 88	0
6	1G	181/182 (99%)	0.25	1 (0%) 89 91	34, 56, 70, 86	0
6	2G	181/182 (99%)	1.37	56 (30%) 0 0	71, 81, 88, 96	0
7	1H	174/180 (96%)	0.37	1 (0%) 89 91	33, 51, 64, 71	0
7	2H	174/180 (96%)	1.26	45 (25%) 0 0	68, 83, 90, 96	0
8	1I	146/148 (98%)	0.31	4 (2%) 54 55	41, 72, 81, 84	0
8	2I	146/148 (98%)	0.45	8 (5%) 25 24	57, 72, 83, 91	0
9	1N	140/140 (100%)	0.40	1 (0%) 87 89	24, 35, 58, 70	0
9	2N	140/140 (100%)	0.95	26 (18%) 1 1	44, 65, 78, 86	0
10	1O	122/122 (100%)	0.38	0 100 100	24, 37, 56, 62	0
10	2O	122/122 (100%)	0.63	8 (6%) 18 16	45, 58, 69, 72	0
11	1P	149/150 (99%)	0.45	0 100 100	19, 42, 67, 76	0
11	2P	149/150 (99%)	0.96	18 (12%) 4 3	37, 67, 82, 89	0
12	1Q	141/141 (100%)	0.46	0 100 100	26, 38, 54, 78	0
12	2Q	141/141 (100%)	1.28	28 (19%) 1 0	48, 66, 78, 86	0

*Continued on next page...*

*Continued from previous page...*

Mol	Chain	Analysed	<RSRZ>	#RSRZ>2	OWAB(Å <sup>2</sup> )	Q<0.9
13	1R	118/118 (100%)	0.43	0 100 100	22, 31, 44, 59	0
13	2R	118/118 (100%)	0.78	11 (9%) 8 6	39, 52, 63, 67	0
14	1S	110/112 (98%)	0.23	1 (0%) 84 85	34, 46, 60, 67	0
14	2S	110/112 (98%)	1.05	22 (20%) 1 0	63, 76, 84, 90	0
15	1T	131/146 (89%)	0.46	3 (2%) 60 62	30, 42, 63, 77	0
15	2T	131/146 (89%)	0.60	8 (6%) 21 20	51, 61, 76, 84	0
16	1U	116/118 (98%)	0.47	0 100 100	19, 29, 45, 63	0
16	2U	116/118 (98%)	0.86	12 (10%) 6 5	43, 62, 77, 85	0
17	1V	101/101 (100%)	0.27	0 100 100	18, 36, 53, 62	0
17	2V	101/101 (100%)	0.68	10 (9%) 7 5	43, 70, 79, 84	0
18	1W	112/113 (99%)	0.47	1 (0%) 84 85	22, 30, 47, 82	0
18	2W	112/113 (99%)	0.63	3 (2%) 54 55	38, 49, 63, 85	0
19	1X	95/96 (98%)	0.45	2 (2%) 63 65	26, 36, 54, 72	0
19	2X	95/96 (98%)	0.68	5 (5%) 26 25	45, 59, 73, 80	0
20	1Y	107/110 (97%)	0.30	0 100 100	31, 45, 63, 83	0
20	2Y	107/110 (97%)	1.60	33 (30%) 0 0	60, 72, 81, 87	0
21	1Z	154/206 (74%)	0.42	2 (1%) 77 78	39, 59, 81, 89	0
21	2Z	160/206 (77%)	1.22	38 (23%) 0 0	70, 82, 92, 97	0
22	10	83/85 (97%)	0.69	5 (6%) 21 20	27, 36, 59, 68	0
22	20	83/85 (97%)	1.08	11 (13%) 3 2	44, 63, 75, 84	0
23	11	97/98 (98%)	0.62	4 (4%) 37 36	27, 41, 67, 72	0
23	21	97/98 (98%)	1.23	14 (14%) 2 1	41, 58, 76, 78	0
24	12	70/72 (97%)	0.40	0 100 100	32, 47, 56, 73	0
24	22	70/72 (97%)	0.60	5 (7%) 16 14	58, 69, 78, 81	0
25	13	59/60 (98%)	0.32	0 100 100	21, 33, 56, 76	0
25	23	59/60 (98%)	1.23	12 (20%) 1 0	56, 65, 80, 90	0
26	14	69/71 (97%)	0.20	2 (2%) 51 52	47, 72, 86, 92	0
26	24	69/71 (97%)	0.92	13 (18%) 1 0	78, 88, 94, 95	0
27	15	59/60 (98%)	0.53	2 (3%) 45 45	18, 29, 48, 62	0
27	25	59/60 (98%)	0.39	0 100 100	37, 51, 66, 73	0
28	16	53/54 (98%)	0.21	0 100 100	28, 39, 53, 69	0

*Continued on next page...*

*Continued from previous page...*

Mol	Chain	Analysed	<RSRZ>	#RSRZ>2	OWAB(Å <sup>2</sup> )	Q<0.9
28	26	53/54 (98%)	1.41	14 (26%) 0 0	48, 61, 70, 75	0
29	17	48/49 (97%)	0.88	5 (10%) 6 4	20, 26, 60, 66	0
29	27	48/49 (97%)	1.27	7 (14%) 2 1	32, 41, 65, 76	0
30	18	64/65 (98%)	0.55	1 (1%) 72 74	25, 31, 40, 53	0
30	28	64/65 (98%)	1.44	17 (26%) 0 0	47, 55, 63, 65	0
31	19	37/37 (100%)	0.60	0 100 100	27, 37, 52, 56	0
31	29	37/37 (100%)	1.71	12 (32%) 0 0	62, 69, 75, 78	0
32	1a	1488/1521 (97%)	0.09	19 (1%) 77 78	35, 63, 89, 104	0
32	2a	1491/1521 (98%)	0.26	44 (2%) 50 51	52, 77, 95, 106	0
33	1b	231/256 (90%)	0.50	12 (5%) 27 25	66, 76, 86, 93	0
33	2b	231/256 (90%)	1.73	79 (34%) 0 0	75, 87, 94, 100	0
34	1c	206/239 (86%)	0.43	9 (4%) 34 33	58, 69, 80, 87	0
34	2c	206/239 (86%)	1.54	70 (33%) 0 0	76, 86, 91, 101	0
35	1d	208/209 (99%)	0.71	19 (9%) 9 7	52, 68, 79, 85	0
35	2d	208/209 (99%)	0.89	27 (12%) 3 2	62, 74, 82, 89	0
36	1e	148/162 (91%)	0.38	0 100 100	52, 62, 73, 80	0
36	2e	148/162 (91%)	1.25	39 (26%) 0 0	69, 79, 86, 98	0
37	1f	100/101 (99%)	0.42	2 (2%) 65 67	50, 64, 74, 77	0
37	2f	100/101 (99%)	0.07	1 (1%) 82 83	56, 68, 79, 82	0
38	1g	155/156 (99%)	0.61	13 (8%) 11 9	56, 68, 80, 94	0
38	2g	155/156 (99%)	0.85	20 (12%) 3 2	70, 78, 88, 92	0
39	1h	137/138 (99%)	0.82	15 (10%) 5 4	55, 65, 72, 76	0
39	2h	137/138 (99%)	1.11	23 (16%) 1 1	69, 79, 85, 87	0
40	1i	127/128 (99%)	1.03	16 (12%) 3 3	51, 73, 82, 89	0
40	2i	127/128 (99%)	1.93	58 (45%) 0 0	75, 85, 91, 93	0
41	1j	97/105 (92%)	0.70	12 (12%) 4 3	57, 75, 85, 93	0
41	2j	96/105 (91%)	1.69	34 (35%) 0 0	75, 86, 94, 100	0
42	1k	114/129 (88%)	0.51	4 (3%) 44 44	46, 64, 74, 80	0
42	2k	114/129 (88%)	0.86	12 (10%) 6 4	55, 73, 81, 83	0
43	1l	121/132 (91%)	0.49	2 (1%) 70 72	42, 52, 65, 71	0
43	2l	121/132 (91%)	1.45	40 (33%) 0 0	56, 69, 76, 81	0

*Continued on next page...*



*Continued from previous page...*

Mol	Chain	Analysed	<RSRZ>	#RSRZ>2	OWAB(Å <sup>2</sup> )	Q<0.9
44	1m	123/126 (97%)	0.41	8 (6%) 18 17	52, 67, 77, 81	0
44	2m	122/126 (96%)	1.48	41 (33%) 0 0	71, 84, 90, 95	0
45	1n	60/61 (98%)	0.84	2 (3%) 46 46	55, 64, 71, 74	0
45	2n	60/61 (98%)	3.41	47 (78%) 0 0	77, 85, 91, 94	0
46	1o	88/89 (98%)	0.75	8 (9%) 9 7	49, 62, 73, 78	0
46	2o	88/89 (98%)	0.70	7 (7%) 12 10	60, 73, 82, 87	0
47	1p	82/88 (93%)	1.15	16 (19%) 1 0	53, 68, 76, 78	0
47	2p	82/88 (93%)	1.18	14 (17%) 1 1	62, 68, 78, 85	0
48	1q	99/105 (94%)	0.53	5 (5%) 28 26	52, 65, 74, 79	0
48	2q	99/105 (94%)	1.63	42 (42%) 0 0	63, 72, 80, 83	0
49	1r	68/88 (77%)	0.70	4 (5%) 22 21	53, 63, 76, 80	0
49	2r	68/88 (77%)	0.46	3 (4%) 34 33	63, 71, 79, 88	0
50	1s	83/93 (89%)	0.19	1 (1%) 79 80	57, 68, 78, 84	0
50	2s	83/93 (89%)	1.36	23 (27%) 0 0	78, 86, 91, 94	0
51	1t	96/106 (90%)	0.55	7 (7%) 15 13	56, 68, 75, 84	0
51	2t	96/106 (90%)	1.21	22 (22%) 0 0	59, 70, 84, 87	0
52	1u	23/27 (85%)	1.54	8 (34%) 0 0	57, 65, 70, 74	0
52	2u	23/27 (85%)	3.08	17 (73%) 0 0	78, 80, 84, 85	0
53	1v	13/24 (54%)	1.22	2 (15%) 2 1	45, 58, 78, 95	0
53	2v	13/24 (54%)	2.60	8 (61%) 0 0	67, 82, 96, 98	0
54	1w	67/76 (88%)	0.81	11 (16%) 1 1	47, 86, 97, 105	0
54	1y	67/76 (88%)	0.16	4 (5%) 21 20	37, 90, 98, 101	0
54	2w	65/76 (85%)	2.64	30 (46%) 0 0	67, 94, 102, 105	0
54	2y	66/76 (86%)	0.73	8 (12%) 4 3	56, 97, 101, 103	0
55	1x	72/77 (93%)	0.22	1 (1%) 75 77	34, 65, 81, 87	0
55	2x	72/77 (93%)	0.65	10 (13%) 2 2	55, 80, 90, 92	0
All	All	20875/21748 (95%)	0.56	1514 (7%) 15 13	16, 63, 90, 107	0

The worst 5 of 1514 RSRZ outliers are listed below:

Mol	Chain	Res	Type	RSRZ
54	2w	71	G	10.5
38	2g	82	GLY	9.4

*Continued on next page...*

*Continued from previous page...*

Mol	Chain	Res	Type	RSRZ
45	2n	34	TYR	9.2
23	21	2	SER	9.0
38	1g	80	VAL	9.0

## 6.2 Non-standard residues in protein, DNA, RNA chains [i](#)

In the following table, the Atoms column lists the number of modelled atoms in the group and the number defined in the chemical component dictionary. The B-factors column lists the minimum, median, 95<sup>th</sup> percentile and maximum values of B factors of atoms in the group. The column labelled 'Q< 0.9' lists the number of atoms with occupancy less than 0.9.

Mol	Type	Chain	Res	Atoms	RSCC	RSR	B-factors(Å <sup>2</sup> )	Q<0.9
54	PSU	2y	55	20/21	0.63	0.32	96,103,115,116	0
54	7MG	2y	46	24/25	0.65	0.21	92,100,108,129	0
54	PSU	1y	55	20/21	0.70	0.22	87,94,103,112	0
54	5MU	2y	54	21/22	0.75	0.25	90,96,106,120	0
54	7MG	2w	46	24/25	0.78	0.31	88,94,107,122	0
54	MIA	2y	37	22/30	0.78	0.29	78,90,104,116	0
54	7MG	1w	46	24/25	0.79	0.16	77,87,101,122	0
54	5MU	1y	54	21/22	0.79	0.20	79,91,96,109	0
54	PSU	2y	32	20/21	0.81	0.20	76,88,94,101	0
54	4SU	2w	8	20/21	0.82	0.25	88,96,108,111	0
54	PSU	2w	55	20/21	0.82	0.29	85,91,101,102	0
54	PSU	2y	39	20/21	0.83	0.25	81,87,93,95	0
54	7MG	1y	46	24/25	0.83	0.19	86,94,105,112	0
54	4SU	1y	8	20/21	0.84	0.17	88,94,109,110	0
54	4SU	2y	8	20/21	0.86	0.12	93,100,109,115	0
32	PSU	2a	516	20/21	0.86	0.22	68,76,85,86	0
54	4SU	1w	8	20/21	0.88	0.14	75,83,92,101	0
55	4SU	2x	8	20/21	0.88	0.15	77,83,87,91	0
32	M2G	2a	966	25/26	0.88	0.28	57,73,85,89	0
32	5MC	2a	967	21/22	0.89	0.23	67,72,78,87	0
54	MIA	1y	37	22/30	0.89	0.18	69,81,86,91	0
32	2MG	2a	1207	24/25	0.89	0.19	79,86,93,95	0
43	0TD	2l	92	10/11	0.90	0.23	62,66,69,79	0
54	5MU	2w	54	21/22	0.90	0.19	75,83,91,93	0
54	PSU	1w	55	20/21	0.90	0.17	63,77,81,85	0
55	PSU	2x	55	20/21	0.90	0.22	76,83,88,93	0
54	PSU	1y	32	20/21	0.90	0.20	75,83,94,95	0
54	PSU	1y	39	20/21	0.90	0.18	70,77,86,87	0
43	0TD	1l	92	10/11	0.91	0.19	42,51,56,70	0
54	PSU	1w	32	20/21	0.92	0.21	59,68,77,78	0

*Continued on next page...*

*Continued from previous page...*

Mol	Type	Chain	Res	Atoms	RSCC	RSR	B-factors( $\text{\AA}^2$ )	Q<0.9
54	PSU	2w	39	20/21	0.93	0.31	73,81,88,88	0
54	PSU	2w	32	20/21	0.93	0.28	76,85,94,94	0
32	5MC	2a	1404	21/22	0.93	0.19	52,62,66,67	0
54	MIA	2w	37	25/30	0.93	0.27	74,80,87,95	0
32	7MG	2a	527	24/25	0.93	0.18	63,69,75,81	0
55	5MU	1x	54	21/22	0.93	0.16	61,71,74,78	0
55	5MU	2x	54	21/22	0.93	0.26	80,84,89,90	0
1	PSU	2A	1917	20/21	0.94	0.21	62,70,78,83	0
1	5MU	2A	1915	21/22	0.94	0.16	70,75,80,83	0
32	4OC	2a	1402	22/23	0.94	0.19	57,65,69,69	0
1	PSU	2A	1911	20/21	0.94	0.17	61,66,73,74	0
55	5MC	2x	32	21/22	0.94	0.21	68,77,80,81	0
1	5MU	1A	1937	21/22	0.94	0.20	47,53,59,65	0
32	5MC	2a	1407	21/22	0.95	0.20	51,57,62,66	0
55	PSU	1x	55	20/21	0.95	0.15	51,65,73,78	0
32	UR3	2a	1498	21/22	0.95	0.20	50,60,63,68	0
1	4OC	2A	1920	21/23	0.95	0.19	60,66,70,73	0
32	5MC	1a	967	21/22	0.95	0.25	41,54,60,62	0
32	5MC	2a	1400	21/22	0.95	0.24	70,74,79,82	0
55	4SU	1x	8	20/21	0.95	0.18	52,61,78,79	0
1	PSU	1A	1939	20/21	0.95	0.21	34,49,52,57	0
32	5MC	1a	1404	21/22	0.96	0.22	34,40,47,49	0
1	PSU	2A	2605	20/21	0.96	0.22	37,40,46,48	0
32	2MG	1a	1207	24/25	0.96	0.17	52,65,69,73	0
1	5MC	2A	1962	21/22	0.96	0.20	41,50,60,78	0
54	MIA	1w	37	29/30	0.96	0.23	39,54,62,68	0
32	PSU	1a	516	20/21	0.96	0.16	54,58,61,63	0
54	PSU	1w	39	20/21	0.96	0.19	48,61,67,68	0
32	MA6	2a	1519	24/25	0.96	0.24	52,62,69,70	0
55	5MC	1x	32	21/22	0.96	0.23	46,49,55,58	0
32	MA6	2a	1518	24/25	0.96	0.23	56,69,71,72	0
1	4OC	1A	1942	21/23	0.97	0.20	38,42,48,49	0
32	7MG	1a	527	24/25	0.97	0.17	42,48,56,59	0
54	5MU	1w	54	21/22	0.97	0.19	53,66,71,74	0
32	M2G	1a	966	25/26	0.97	0.23	45,51,58,60	0
32	MA6	1a	1518	24/25	0.97	0.23	31,41,46,46	0
1	5MC	2A	1942	21/22	0.97	0.20	49,58,65,68	0
32	5MC	1a	1400	21/22	0.97	0.22	33,48,53,57	0
1	5MU	1A	1961	21/22	0.98	0.21	21,27,32,39	0
1	5MC	1A	1984	21/22	0.98	0.20	28,34,36,43	0
1	5MU	2A	1939	21/22	0.98	0.17	36,42,45,46	0
32	MA6	1a	1519	24/25	0.98	0.23	36,42,47,49	0

*Continued on next page...*

*Continued from previous page...*

Mol	Type	Chain	Res	Atoms	RSCC	RSR	B-factors( $\text{\AA}^2$ )	Q<0.9
1	2MU	2A	2552	21/23	0.98	0.19	36,43,49,57	0
32	4OC	1a	1402	22/23	0.98	0.21	38,46,49,58	0
1	PSU	1A	2617	20/21	0.98	0.20	22,26,30,32	0
1	2MU	1A	2564	21/23	0.98	0.21	22,27,30,32	0
1	5MC	1A	1964	21/22	0.98	0.21	34,41,45,54	0
1	PSU	1A	1933	20/21	0.98	0.18	33,43,49,50	0
1	2MA	2A	2503	23/24	0.98	0.19	30,37,41,46	0
32	UR3	1a	1498	21/22	0.98	0.23	32,39,43,44	0
1	OMG	2A	2251	24/25	0.98	0.23	40,45,48,53	0
32	5MC	1a	1407	21/22	0.98	0.20	33,40,45,46	0
1	2MA	1A	2515	23/24	0.99	0.21	16,21,24,25	0
1	OMG	1A	2263	24/25	0.99	0.22	18,23,27,29	0

### 6.3 Carbohydrates ⓘ

There are no carbohydrates in this entry.

### 6.4 Ligands ⓘ

In the following table, the Atoms column lists the number of modelled atoms in the group and the number defined in the chemical component dictionary. The B-factors column lists the minimum, median, 95<sup>th</sup> percentile and maximum values of B factors of atoms in the group. The column labelled 'Q< 0.9' lists the number of atoms with occupancy less than 0.9.

Mol	Type	Chain	Res	Atoms	RSCC	RSR	B-factors( $\text{\AA}^2$ )	Q<0.9
56	MG	1A	3985	1/1	-0.07	0.22	78,78,78,78	0
56	MG	2a	1745	1/1	0.00	0.09	96,96,96,96	0
56	MG	1A	4066	1/1	0.17	0.16	51,51,51,51	0
56	MG	2y	3005	1/1	0.19	0.18	94,94,94,94	0
56	MG	1a	1758	1/1	0.26	0.14	81,81,81,81	0
56	MG	2B	3019	1/1	0.29	0.30	90,90,90,90	0
56	MG	1A	3966	1/1	0.29	0.18	75,75,75,75	0
56	MG	1A	3905	1/1	0.31	0.29	72,72,72,72	0
56	MG	1v	3001	1/1	0.32	0.31	70,70,70,70	0
56	MG	1A	3997	1/1	0.36	0.09	58,58,58,58	0
56	MG	2Q	3004	1/1	0.36	0.58	58,58,58,58	0
56	MG	1a	1777	1/1	0.37	0.25	65,65,65,65	0
56	MG	1A	4103	1/1	0.38	0.19	60,60,60,60	0
56	MG	2A	3664	1/1	0.38	0.22	82,82,82,82	0
56	MG	2A	3867	1/1	0.38	0.13	75,75,75,75	0
56	MG	2A	3292	1/1	0.42	0.23	65,65,65,65	0

*Continued on next page...*

*Continued from previous page...*

Mol	Type	Chain	Res	Atoms	RSCC	RSR	B-factors( $\text{\AA}^2$ )	Q<0.9
56	MG	2A	3137	1/1	0.43	0.22	61,61,61,61	0
56	MG	1P	203	1/1	0.43	0.34	84,84,84,84	0
56	MG	2A	3579	1/1	0.44	0.14	65,65,65,65	0
56	MG	2a	1826	1/1	0.44	0.21	81,81,81,81	0
56	MG	1A	4112	1/1	0.45	0.19	62,62,62,62	0
56	MG	1a	1668	1/1	0.45	0.30	68,68,68,68	0
56	MG	1A	4015	1/1	0.47	0.14	70,70,70,70	0
56	MG	2a	1769	1/1	0.47	0.12	81,81,81,81	0
56	MG	2A	3809	1/1	0.48	0.15	78,78,78,78	0
56	MG	2v	103	1/1	0.49	0.18	78,78,78,78	0
56	MG	2A	3795	1/1	0.50	0.36	85,85,85,85	0
56	MG	1A	3495	1/1	0.50	0.35	60,60,60,60	0
56	MG	1A	3507	1/1	0.51	0.25	71,71,71,71	0
56	MG	1x	101	1/1	0.53	0.15	51,51,51,51	0
56	MG	2a	1767	1/1	0.53	0.39	79,79,79,79	0
56	MG	1a	1772	1/1	0.54	0.18	66,66,66,66	0
56	MG	1A	4011	1/1	0.55	0.57	69,69,69,69	0
56	MG	2A	3088	1/1	0.55	0.42	72,72,72,72	0
56	MG	2a	1729	1/1	0.55	0.37	76,76,76,76	0
56	MG	1A	4078	1/1	0.55	0.25	66,66,66,66	0
56	MG	2A	3224	1/1	0.55	0.40	69,69,69,69	0
56	MG	1A	3971	1/1	0.56	0.23	68,68,68,68	0
56	MG	2y	3006	1/1	0.57	0.06	86,86,86,86	0
56	MG	1a	1796	1/1	0.57	0.11	67,67,67,67	0
56	MG	1A	3306	1/1	0.57	0.17	56,56,56,56	0
56	MG	2A	3649	1/1	0.57	0.22	84,84,84,84	0
56	MG	1A	3917	1/1	0.58	0.10	50,50,50,50	0
56	MG	1a	1766	1/1	0.59	0.41	86,86,86,86	0
56	MG	2A	3471	1/1	0.59	0.16	61,61,61,61	0
56	MG	2A	3797	1/1	0.60	0.29	73,73,73,73	0
56	MG	2A	3458	1/1	0.60	0.21	60,60,60,60	0
56	MG	2A	3171	1/1	0.60	0.30	73,73,73,73	0
56	MG	2A	3812	1/1	0.60	0.48	93,93,93,93	0
56	MG	1w	102	1/1	0.61	0.14	73,73,73,73	0
56	MG	2A	3402	1/1	0.61	0.43	80,80,80,80	0
56	MG	2a	1739	1/1	0.61	0.37	84,84,84,84	0
56	MG	2a	1603	1/1	0.61	0.77	71,71,71,71	0
56	MG	2A	3667	1/1	0.61	0.35	62,62,62,62	0
56	MG	2A	3327	1/1	0.62	1.08	60,60,60,60	0
56	MG	1A	3480	1/1	0.62	0.55	46,46,46,46	0
56	MG	2A	3266	1/1	0.62	0.46	67,67,67,67	0
56	MG	2a	1756	1/1	0.62	0.11	88,88,88,88	0

*Continued on next page...*

*Continued from previous page...*

Mol	Type	Chain	Res	Atoms	RSCC	RSR	B-factors( $\text{\AA}^2$ )	Q<0.9
56	MG	10	105	1/1	0.63	0.61	55,55,55,55	0
56	MG	2A	3789	1/1	0.63	0.29	67,67,67,67	0
56	MG	1A	3623	1/1	0.63	0.21	72,72,72,72	0
56	MG	1A	3983	1/1	0.63	0.33	68,68,68,68	0
56	MG	2A	3362	1/1	0.64	0.16	72,72,72,72	0
56	MG	2A	3283	1/1	0.64	0.51	69,69,69,69	0
56	MG	1a	1676	1/1	0.64	0.15	72,72,72,72	0
56	MG	2A	3101	1/1	0.64	0.20	76,76,76,76	0
56	MG	1A	3826	1/1	0.64	0.13	60,60,60,60	0
56	MG	1A	3394	1/1	0.65	0.35	68,68,68,68	0
56	MG	2A	3285	1/1	0.65	0.32	80,80,80,80	0
56	MG	1A	3347	1/1	0.65	0.20	55,55,55,55	0
56	MG	2a	1613	1/1	0.65	0.24	61,61,61,61	0
56	MG	1A	3707	1/1	0.66	0.18	78,78,78,78	0
56	MG	2A	3032	1/1	0.66	0.29	66,66,66,66	0
56	MG	2A	3293	1/1	0.66	0.46	69,69,69,69	0
56	MG	1A	4034	1/1	0.66	0.43	64,64,64,64	0
56	MG	1A	3942	1/1	0.66	0.21	58,58,58,58	0
56	MG	1A	3437	1/1	0.66	0.21	54,54,54,54	0
56	MG	2A	3790	1/1	0.66	0.16	86,86,86,86	0
56	MG	1a	1693	1/1	0.66	0.23	65,65,65,65	0
56	MG	1a	1773	1/1	0.66	0.21	74,74,74,74	0
56	MG	1y	3002	1/1	0.66	0.21	90,90,90,90	0
56	MG	1A	3783	1/1	0.67	0.10	48,48,48,48	0
56	MG	1A	3968	1/1	0.67	0.42	68,68,68,68	0
56	MG	2A	3493	1/1	0.67	0.73	74,74,74,74	0
56	MG	2A	3835	1/1	0.67	0.13	58,58,58,58	0
56	MG	2A	3642	1/1	0.67	0.18	45,45,45,45	0
56	MG	2A	3380	1/1	0.67	0.34	68,68,68,68	0
56	MG	2j	8001	1/1	0.67	0.16	81,81,81,81	0
56	MG	2A	3860	1/1	0.67	0.23	67,67,67,67	0
56	MG	2A	3100	1/1	0.67	0.19	77,77,77,77	0
56	MG	2A	3787	1/1	0.67	0.17	59,59,59,59	0
56	MG	2A	3733	1/1	0.68	0.16	57,57,57,57	0
56	MG	2a	1730	1/1	0.68	0.25	74,74,74,74	0
56	MG	2A	3871	1/1	0.68	0.33	66,66,66,66	0
56	MG	2a	1829	1/1	0.68	0.15	77,77,77,77	0
56	MG	2A	3876	1/1	0.68	0.12	71,71,71,71	0
56	MG	2A	3691	1/1	0.68	0.35	59,59,59,59	0
56	MG	2A	3486	1/1	0.68	0.18	66,66,66,66	0
56	MG	1A	3989	1/1	0.68	0.15	53,53,53,53	0
56	MG	2A	3610	1/1	0.68	0.12	59,59,59,59	0

*Continued on next page...*

*Continued from previous page...*

Mol	Type	Chain	Res	Atoms	RSCC	RSR	B-factors( $\text{\AA}^2$ )	Q<0.9
56	MG	2A	3237	1/1	0.68	0.21	44,44,44,44	0
56	MG	1a	1656	1/1	0.68	0.17	64,64,64,64	0
56	MG	1A	3469	1/1	0.68	0.22	68,68,68,68	0
56	MG	1A	3998	1/1	0.69	0.09	68,68,68,68	0
56	MG	2a	1768	1/1	0.69	0.21	82,82,82,82	0
56	MG	1A	3980	1/1	0.69	0.07	83,83,83,83	0
56	MG	1A	3501	1/1	0.69	0.17	60,60,60,60	0
56	MG	2A	3051	1/1	0.69	0.12	69,69,69,69	0
56	MG	1a	1672	1/1	0.69	0.18	69,69,69,69	0
56	MG	2A	3181	1/1	0.69	0.12	76,76,76,76	0
56	MG	2A	3846	1/1	0.69	0.09	61,61,61,61	0
56	MG	2a	1726	1/1	0.69	0.26	71,71,71,71	0
56	MG	2A	3345	1/1	0.69	0.32	59,59,59,59	0
56	MG	2A	3343	1/1	0.69	0.45	74,74,74,74	0
56	MG	2A	3394	1/1	0.69	0.22	72,72,72,72	0
56	MG	1l	202	1/1	0.70	0.14	69,69,69,69	0
56	MG	1B	211	1/1	0.70	0.22	51,51,51,51	0
56	MG	1a	1640	1/1	0.70	0.15	62,62,62,62	0
56	MG	2a	1722	1/1	0.70	0.18	66,66,66,66	0
56	MG	2A	3276	1/1	0.70	0.13	62,62,62,62	0
56	MG	1A	3470	1/1	0.70	0.19	63,63,63,63	0
56	MG	2w	3002	1/1	0.70	0.12	77,77,77,77	0
56	MG	2a	1732	1/1	0.70	0.25	94,94,94,94	0
56	MG	2A	3230	1/1	0.70	0.14	73,73,73,73	0
56	MG	2A	3303	1/1	0.70	0.25	68,68,68,68	0
56	MG	1a	1789	1/1	0.70	0.08	69,69,69,69	0
56	MG	2A	3004	1/1	0.70	0.19	56,56,56,56	0
56	MG	1A	4019	1/1	0.71	0.13	50,50,50,50	0
56	MG	1a	1797	1/1	0.71	0.09	66,66,66,66	0
56	MG	2A	3543	1/1	0.71	0.16	37,37,37,37	0
56	MG	1A	3932	1/1	0.71	0.12	60,60,60,60	0
56	MG	2a	1605	1/1	0.71	0.23	73,73,73,73	0
56	MG	2A	3216	1/1	0.71	0.25	77,77,77,77	0
56	MG	2A	3059	1/1	0.71	0.21	61,61,61,61	0
56	MG	2A	3858	1/1	0.71	0.10	68,68,68,68	0
56	MG	1A	4018	1/1	0.71	0.15	70,70,70,70	0
56	MG	1A	4035	1/1	0.71	0.14	48,48,48,48	0
56	MG	2w	3003	1/1	0.71	0.39	74,74,74,74	0
56	MG	2a	1654	1/1	0.72	0.19	85,85,85,85	0
56	MG	2A	3601	1/1	0.72	0.14	32,32,32,32	0
56	MG	1A	4100	1/1	0.72	0.16	63,63,63,63	0
56	MG	2A	3102	1/1	0.72	0.19	72,72,72,72	0

*Continued on next page...*

*Continued from previous page...*

Mol	Type	Chain	Res	Atoms	RSCC	RSR	B-factors( $\text{\AA}^2$ )	Q<0.9
56	MG	2a	1670	1/1	0.72	0.16	62,62,62,62	0
56	MG	1A	3371	1/1	0.72	0.20	59,59,59,59	0
56	MG	1A	3293	1/1	0.72	0.35	54,54,54,54	0
56	MG	2A	3603	1/1	0.72	0.12	67,67,67,67	0
56	MG	2A	3306	1/1	0.72	0.15	67,67,67,67	0
56	MG	2A	3236	1/1	0.72	0.92	64,64,64,64	0
56	MG	1a	1761	1/1	0.72	0.12	57,57,57,57	0
56	MG	1A	3440	1/1	0.72	0.50	63,63,63,63	0
56	MG	1A	3360	1/1	0.72	0.20	57,57,57,57	0
56	MG	2A	3357	1/1	0.73	0.14	70,70,70,70	0
56	MG	1A	4044	1/1	0.73	0.12	59,59,59,59	0
56	MG	2a	1627	1/1	0.73	0.17	71,71,71,71	0
56	MG	1A	3428	1/1	0.73	0.21	68,68,68,68	0
56	MG	2a	1831	1/1	0.73	0.11	78,78,78,78	0
56	MG	2A	3422	1/1	0.73	0.17	62,62,62,62	0
56	MG	2a	1751	1/1	0.73	0.09	51,51,51,51	0
56	MG	1A	3266	1/1	0.73	0.31	60,60,60,60	0
56	MG	2A	3782	1/1	0.73	0.24	68,68,68,68	0
56	MG	2A	3097	1/1	0.73	0.17	74,74,74,74	0
56	MG	2A	3713	1/1	0.73	0.14	67,67,67,67	0
56	MG	1A	3974	1/1	0.73	0.22	22,22,22,22	0
56	MG	1A	3991	1/1	0.73	0.20	32,32,32,32	0
56	MG	1A	3573	1/1	0.73	0.18	59,59,59,59	0
56	MG	2l	3003	1/1	0.73	0.19	74,74,74,74	0
56	MG	2A	3766	1/1	0.73	0.54	83,83,83,83	0
56	MG	1A	3984	1/1	0.74	0.49	81,81,81,81	0
56	MG	2a	1784	1/1	0.74	0.12	84,84,84,84	0
56	MG	2A	3395	1/1	0.74	0.67	67,67,67,67	0
56	MG	1A	3730	1/1	0.74	0.18	58,58,58,58	0
56	MG	2a	1766	1/1	0.74	0.28	87,87,87,87	0
56	MG	2a	1781	1/1	0.74	0.12	63,63,63,63	0
56	MG	2A	3054	1/1	0.74	0.18	73,73,73,73	0
56	MG	2A	3428	1/1	0.74	0.20	79,79,79,79	0
56	MG	2a	1644	1/1	0.74	0.25	64,64,64,64	0
56	MG	1Z	303	1/1	0.74	0.15	65,65,65,65	0
56	MG	2W	201	1/1	0.74	0.15	54,54,54,54	0
56	MG	2A	3791	1/1	0.74	0.29	64,64,64,64	0
56	MG	1A	3512	1/1	0.75	0.28	52,52,52,52	0
56	MG	2A	3814	1/1	0.75	0.31	71,71,71,71	0
56	MG	2A	3881	1/1	0.75	0.24	69,69,69,69	0
56	MG	2A	3324	1/1	0.75	0.22	69,69,69,69	0
56	MG	1a	1667	1/1	0.75	0.12	69,69,69,69	0

*Continued on next page...*



*Continued from previous page...*

Mol	Type	Chain	Res	Atoms	RSCC	RSR	B-factors( $\text{\AA}^2$ )	Q<0.9
56	MG	2A	3284	1/1	0.75	0.20	60,60,60,60	0
56	MG	2A	3429	1/1	0.75	0.16	62,62,62,62	0
56	MG	1A	3047	1/1	0.75	0.23	44,44,44,44	0
56	MG	2a	1828	1/1	0.75	0.11	68,68,68,68	0
56	MG	1A	3909	1/1	0.75	0.10	36,36,36,36	0
56	MG	1a	1639	1/1	0.75	0.29	59,59,59,59	0
56	MG	1A	3645	1/1	0.75	0.17	47,47,47,47	0
56	MG	2a	1715	1/1	0.75	0.16	70,70,70,70	0
56	MG	2x	105	1/1	0.75	0.16	66,66,66,66	0
56	MG	2a	1760	1/1	0.75	0.09	72,72,72,72	0
56	MG	2A	3712	1/1	0.75	0.11	60,60,60,60	0
56	MG	2A	3643	1/1	0.75	0.15	47,47,47,47	0
56	MG	1A	4027	1/1	0.76	0.13	49,49,49,49	0
56	MG	1A	3937	1/1	0.76	0.25	73,73,73,73	0
56	MG	1a	1826	1/1	0.76	0.30	61,61,61,61	0
56	MG	1a	1794	1/1	0.76	0.28	79,79,79,79	0
56	MG	2a	1830	1/1	0.76	0.16	59,59,59,59	0
56	MG	1A	3681	1/1	0.76	0.27	57,57,57,57	0
56	MG	2A	3256	1/1	0.76	0.14	63,63,63,63	0
59	ZN	24	501	1/1	0.76	0.07	119,119,119,119	0
56	MG	2A	3615	1/1	0.76	0.17	49,49,49,49	0
56	MG	2y	3001	1/1	0.76	0.13	76,76,76,76	0
56	MG	2A	3312	1/1	0.76	0.22	67,67,67,67	0
56	MG	1A	3552	1/1	0.76	0.26	49,49,49,49	0
56	MG	1w	101	1/1	0.76	0.13	59,59,59,59	0
56	MG	1A	3526	1/1	0.76	0.13	85,85,85,85	0
56	MG	2a	1702	1/1	0.76	0.11	65,65,65,65	0
56	MG	2A	3646	1/1	0.76	0.12	55,55,55,55	0
56	MG	1A	4017	1/1	0.76	0.19	56,56,56,56	0
56	MG	2A	3360	1/1	0.76	0.18	75,75,75,75	0
56	MG	1A	3369	1/1	0.76	0.26	56,56,56,56	0
56	MG	2A	3693	1/1	0.76	0.16	58,58,58,58	0
56	MG	2A	3423	1/1	0.76	0.13	73,73,73,73	0
56	MG	1A	4030	1/1	0.76	0.10	45,45,45,45	0
56	MG	1A	3366	1/1	0.76	0.82	50,50,50,50	0
56	MG	2A	3683	1/1	0.76	0.13	77,77,77,77	0
56	MG	2A	3342	1/1	0.76	0.32	65,65,65,65	0
56	MG	1a	1661	1/1	0.77	0.16	56,56,56,56	0
56	MG	1A	3562	1/1	0.77	0.26	51,51,51,51	0
56	MG	2a	1824	1/1	0.77	0.16	70,70,70,70	0
56	MG	1A	3941	1/1	0.77	0.13	43,43,43,43	0
56	MG	1A	3221	1/1	0.77	0.14	71,71,71,71	0

*Continued on next page...*

*Continued from previous page...*

Mol	Type	Chain	Res	Atoms	RSCC	RSR	B-factors( $\text{\AA}^2$ )	Q<0.9
56	MG	2A	3830	1/1	0.77	0.23	54,54,54,54	0
56	MG	2A	3466	1/1	0.77	0.13	54,54,54,54	0
56	MG	2A	3243	1/1	0.77	0.55	67,67,67,67	0
56	MG	1A	3210	1/1	0.77	0.32	81,81,81,81	0
56	MG	1A	3999	1/1	0.77	0.12	57,57,57,57	0
56	MG	2x	101	1/1	0.77	0.10	61,61,61,61	0
56	MG	1a	1768	1/1	0.77	0.10	71,71,71,71	0
56	MG	1U	204	1/1	0.77	1.11	74,74,74,74	0
56	MG	2A	3705	1/1	0.77	0.42	78,78,78,78	0
56	MG	1A	3907	1/1	0.77	0.40	77,77,77,77	0
56	MG	1A	3958	1/1	0.77	0.19	67,67,67,67	0
56	MG	2A	3753	1/1	0.77	0.16	64,64,64,64	0
56	MG	1A	3904	1/1	0.77	0.10	81,81,81,81	0
56	MG	2a	1649	1/1	0.77	0.23	72,72,72,72	0
56	MG	2A	3333	1/1	0.77	0.77	61,61,61,61	0
56	MG	1A	3399	1/1	0.77	0.44	51,51,51,51	0
56	MG	2A	3331	1/1	0.77	0.19	68,68,68,68	0
56	MG	2y	3004	1/1	0.77	0.23	79,79,79,79	0
56	MG	2A	3590	1/1	0.77	0.12	72,72,72,72	0
56	MG	2a	1632	1/1	0.78	0.19	60,60,60,60	0
56	MG	2A	3090	1/1	0.78	0.14	76,76,76,76	0
56	MG	2A	3744	1/1	0.78	0.08	65,65,65,65	0
56	MG	1a	1652	1/1	0.78	0.20	56,56,56,56	0
56	MG	1A	3057	1/1	0.78	0.17	34,34,34,34	0
56	MG	2a	1772	1/1	0.78	0.27	89,89,89,89	0
56	MG	2A	3856	1/1	0.78	0.13	58,58,58,58	0
56	MG	1A	4047	1/1	0.78	0.14	46,46,46,46	0
56	MG	1A	3945	1/1	0.78	0.17	59,59,59,59	0
56	MG	2A	3205	1/1	0.78	0.23	53,53,53,53	0
56	MG	2A	3416	1/1	0.78	0.50	63,63,63,63	0
56	MG	2a	1696	1/1	0.78	0.15	76,76,76,76	0
56	MG	1A	4050	1/1	0.78	0.27	50,50,50,50	0
56	MG	2A	3215	1/1	0.78	0.30	71,71,71,71	0
56	MG	1A	3017	1/1	0.78	0.15	34,34,34,34	0
56	MG	1A	3911	1/1	0.78	0.25	72,72,72,72	0
56	MG	2A	3146	1/1	0.78	0.21	58,58,58,58	0
56	MG	2A	3287	1/1	0.78	0.14	55,55,55,55	0
56	MG	1a	1746	1/1	0.78	0.14	58,58,58,58	0
56	MG	1A	3482	1/1	0.78	0.15	45,45,45,45	0
56	MG	1A	3753	1/1	0.78	0.17	20,20,20,20	0
56	MG	2A	3863	1/1	0.78	0.10	49,49,49,49	0
56	MG	2A	3878	1/1	0.78	0.31	59,59,59,59	0

*Continued on next page...*

*Continued from previous page...*

Mol	Type	Chain	Res	Atoms	RSCC	RSR	B-factors( $\text{\AA}^2$ )	Q<0.9
56	MG	1a	1629	1/1	0.79	0.24	64,64,64,64	0
56	MG	2a	1785	1/1	0.79	0.14	70,70,70,70	0
56	MG	2a	1629	1/1	0.79	1.18	80,80,80,80	0
56	MG	2a	1653	1/1	0.79	0.16	82,82,82,82	0
56	MG	1A	3488	1/1	0.79	0.24	50,50,50,50	0
56	MG	18	101	1/1	0.79	0.39	65,65,65,65	0
56	MG	1A	3355	1/1	0.79	0.30	66,66,66,66	0
56	MG	2A	3023	1/1	0.79	0.14	73,73,73,73	0
56	MG	1A	3586	1/1	0.79	0.17	51,51,51,51	0
56	MG	2a	1667	1/1	0.79	0.17	59,59,59,59	0
56	MG	1A	3852	1/1	0.79	0.23	39,39,39,39	0
56	MG	2A	3684	1/1	0.79	0.13	51,51,51,51	0
56	MG	2A	3067	1/1	0.79	0.15	58,58,58,58	0
56	MG	2A	3233	1/1	0.79	0.35	52,52,52,52	0
56	MG	2A	3350	1/1	0.79	0.17	63,63,63,63	0
56	MG	2a	1708	1/1	0.79	0.23	75,75,75,75	0
56	MG	2A	3366	1/1	0.79	0.14	61,61,61,61	0
56	MG	2Z	8001	1/1	0.79	0.14	73,73,73,73	0
56	MG	2T	3002	1/1	0.79	0.12	53,53,53,53	0
56	MG	2A	3424	1/1	0.79	0.15	56,56,56,56	0
56	MG	1A	3842	1/1	0.79	0.15	53,53,53,53	0
56	MG	2A	3813	1/1	0.79	0.13	77,77,77,77	0
56	MG	2A	3187	1/1	0.79	0.19	63,63,63,63	0
56	MG	2A	3391	1/1	0.79	0.21	70,70,70,70	0
56	MG	2a	1612	1/1	0.79	0.18	64,64,64,64	0
56	MG	2A	3152	1/1	0.79	0.39	55,55,55,55	0
56	MG	2A	3164	1/1	0.79	0.17	66,66,66,66	0
56	MG	1A	3026	1/1	0.79	0.19	34,34,34,34	0
56	MG	2A	3461	1/1	0.80	0.14	52,52,52,52	0
56	MG	1A	3618	1/1	0.80	0.13	50,50,50,50	0
56	MG	1y	3003	1/1	0.80	0.32	82,82,82,82	0
56	MG	2A	3361	1/1	0.80	0.19	60,60,60,60	0
56	MG	1a	1628	1/1	0.80	0.15	54,54,54,54	0
56	MG	2A	3249	1/1	0.80	0.26	62,62,62,62	0
56	MG	2A	3482	1/1	0.80	0.47	43,43,43,43	0
56	MG	2A	3087	1/1	0.80	0.38	50,50,50,50	0
56	MG	1a	1602	1/1	0.80	0.16	64,64,64,64	0
56	MG	2A	3112	1/1	0.80	0.17	59,59,59,59	0
56	MG	1A	3499	1/1	0.80	0.28	55,55,55,55	0
56	MG	1d	502	1/1	0.80	0.22	52,52,52,52	0
56	MG	2A	3568	1/1	0.80	0.13	34,34,34,34	0
56	MG	2A	3725	1/1	0.80	0.13	65,65,65,65	0

*Continued on next page...*

*Continued from previous page...*

Mol	Type	Chain	Res	Atoms	RSCC	RSR	B-factors( $\text{\AA}^2$ )	Q<0.9
56	MG	2A	3305	1/1	0.80	0.15	67,67,67,67	0
56	MG	2a	1761	1/1	0.80	0.27	95,95,95,95	0
56	MG	1A	3610	1/1	0.80	0.10	30,30,30,30	0
56	MG	2A	3702	1/1	0.80	0.08	75,75,75,75	0
56	MG	2A	3242	1/1	0.80	0.49	67,67,67,67	0
56	MG	2w	3009	1/1	0.80	0.14	73,73,73,73	0
56	MG	1a	1792	1/1	0.80	0.09	49,49,49,49	0
56	MG	1A	3333	1/1	0.80	0.43	69,69,69,69	0
56	MG	2A	3772	1/1	0.80	0.10	55,55,55,55	0
56	MG	2a	1771	1/1	0.80	0.24	68,68,68,68	0
56	MG	2A	3806	1/1	0.80	0.15	55,55,55,55	0
56	MG	2A	3591	1/1	0.80	0.09	63,63,63,63	0
56	MG	2A	3757	1/1	0.80	0.26	50,50,50,50	0
56	MG	2B	3002	1/1	0.80	0.49	63,63,63,63	0
56	MG	1a	1680	1/1	0.80	0.16	76,76,76,76	0
56	MG	2A	3113	1/1	0.80	0.11	65,65,65,65	0
56	MG	1a	1620	1/1	0.80	0.09	56,56,56,56	0
56	MG	2A	3110	1/1	0.80	0.12	65,65,65,65	0
56	MG	2A	3644	1/1	0.80	0.46	62,62,62,62	0
56	MG	1A	4038	1/1	0.80	0.07	49,49,49,49	0
56	MG	2A	3259	1/1	0.80	0.11	65,65,65,65	0
56	MG	2A	3680	1/1	0.80	0.49	78,78,78,78	0
56	MG	1A	3955	1/1	0.80	0.27	55,55,55,55	0
56	MG	2A	3781	1/1	0.80	0.07	74,74,74,74	0
56	MG	1A	3523	1/1	0.81	0.25	53,53,53,53	0
56	MG	1A	3378	1/1	0.81	0.29	36,36,36,36	0
56	MG	1A	3402	1/1	0.81	0.30	53,53,53,53	0
56	MG	2B	3016	1/1	0.81	0.17	70,70,70,70	0
56	MG	2B	3008	1/1	0.81	0.11	56,56,56,56	0
56	MG	1A	3585	1/1	0.81	0.14	40,40,40,40	0
56	MG	1A	3345	1/1	0.81	0.16	39,39,39,39	0
56	MG	1A	3262	1/1	0.81	0.28	55,55,55,55	0
56	MG	1A	4048	1/1	0.81	0.27	54,54,54,54	0
56	MG	1O	203	1/1	0.81	0.15	53,53,53,53	0
56	MG	1A	3433	1/1	0.81	0.21	53,53,53,53	0
56	MG	2A	3196	1/1	0.81	0.67	69,69,69,69	0
56	MG	2a	1747	1/1	0.81	0.21	80,80,80,80	0
56	MG	2A	3346	1/1	0.81	0.85	69,69,69,69	0
56	MG	2A	3681	1/1	0.81	0.16	56,56,56,56	0
56	MG	1A	4023	1/1	0.81	0.14	68,68,68,68	0
56	MG	1A	3493	1/1	0.81	0.44	52,52,52,52	0
56	MG	2a	1635	1/1	0.81	0.11	71,71,71,71	0

*Continued on next page...*

*Continued from previous page...*

Mol	Type	Chain	Res	Atoms	RSCC	RSR	B-factors( $\text{\AA}^2$ )	Q<0.9
56	MG	1A	4021	1/1	0.81	0.10	60,60,60,60	0
56	MG	2A	3607	1/1	0.81	0.12	53,53,53,53	0
56	MG	1A	4118	1/1	0.81	0.16	27,27,27,27	0
56	MG	1A	3531	1/1	0.81	0.18	60,60,60,60	0
56	MG	2A	3546	1/1	0.81	0.14	42,42,42,42	0
56	MG	1A	3372	1/1	0.81	0.45	41,41,41,41	0
56	MG	2A	3421	1/1	0.81	0.10	52,52,52,52	0
56	MG	2A	3738	1/1	0.81	0.14	59,59,59,59	0
56	MG	1A	3308	1/1	0.81	0.19	47,47,47,47	0
56	MG	1A	3616	1/1	0.81	0.19	26,26,26,26	0
56	MG	2A	3758	1/1	0.81	0.52	64,64,64,64	0
56	MG	2A	3870	1/1	0.81	0.26	53,53,53,53	0
56	MG	1A	3688	1/1	0.81	0.14	44,44,44,44	0
56	MG	1a	1723	1/1	0.81	0.18	41,41,41,41	0
56	MG	2a	1669	1/1	0.81	0.18	59,59,59,59	0
56	MG	1a	1675	1/1	0.81	0.34	70,70,70,70	0
56	MG	1A	4051	1/1	0.81	0.24	60,60,60,60	0
56	MG	1A	3062	1/1	0.81	0.23	55,55,55,55	0
56	MG	1A	4001	1/1	0.81	0.19	26,26,26,26	0
56	MG	1A	3407	1/1	0.81	0.20	64,64,64,64	0
56	MG	2A	3628	1/1	0.81	0.10	58,58,58,58	0
56	MG	2A	3573	1/1	0.81	0.21	48,48,48,48	0
56	MG	1A	3525	1/1	0.81	0.21	70,70,70,70	0
56	MG	1a	1625	1/1	0.81	0.23	62,62,62,62	0
56	MG	2a	1636	1/1	0.81	0.31	81,81,81,81	0
56	MG	2A	3126	1/1	0.81	0.06	63,63,63,63	0
56	MG	1A	3206	1/1	0.81	0.32	46,46,46,46	0
56	MG	2a	1661	1/1	0.81	0.14	58,58,58,58	0
56	MG	1A	3110	1/1	0.81	0.15	41,41,41,41	0
56	MG	2A	3257	1/1	0.81	0.20	63,63,63,63	0
56	MG	2E	302	1/1	0.81	0.24	55,55,55,55	0
56	MG	1A	3631	1/1	0.81	0.15	52,52,52,52	0
56	MG	2A	3057	1/1	0.81	0.14	66,66,66,66	0
56	MG	2A	3663	1/1	0.81	0.15	84,84,84,84	0
56	MG	2a	1631	1/1	0.81	0.18	61,61,61,61	0
56	MG	1A	3913	1/1	0.81	0.15	25,25,25,25	0
56	MG	2a	1697	1/1	0.81	0.15	70,70,70,70	0
56	MG	2A	3763	1/1	0.81	0.15	66,66,66,66	0
56	MG	2A	3769	1/1	0.81	0.09	56,56,56,56	0
56	MG	2A	3338	1/1	0.81	0.18	64,64,64,64	0
56	MG	1w	110	1/1	0.82	0.12	69,69,69,69	0
56	MG	1A	4059	1/1	0.82	0.52	51,51,51,51	0

*Continued on next page...*

*Continued from previous page...*

Mol	Type	Chain	Res	Atoms	RSCC	RSR	B-factors( $\text{\AA}^2$ )	Q<0.9
56	MG	1A	3051	1/1	0.82	0.22	66,66,66,66	0
56	MG	2A	3248	1/1	0.82	0.54	55,55,55,55	0
56	MG	1A	3556	1/1	0.82	0.15	49,49,49,49	0
56	MG	1A	3414	1/1	0.82	0.18	45,45,45,45	0
56	MG	2a	1748	1/1	0.82	0.15	74,74,74,74	0
56	MG	1A	3420	1/1	0.82	0.35	50,50,50,50	0
56	MG	2A	3794	1/1	0.82	0.23	61,61,61,61	0
56	MG	2A	3751	1/1	0.82	0.32	77,77,77,77	0
56	MG	1A	3714	1/1	0.82	0.11	62,62,62,62	0
56	MG	2a	1622	1/1	0.82	0.33	65,65,65,65	0
56	MG	1A	3226	1/1	0.82	0.14	52,52,52,52	0
56	MG	1A	3553	1/1	0.82	0.14	58,58,58,58	0
56	MG	2A	3278	1/1	0.82	0.20	42,42,42,42	0
56	MG	2A	3450	1/1	0.82	0.13	53,53,53,53	0
56	MG	1a	1646	1/1	0.82	0.19	78,78,78,78	0
56	MG	1A	3782	1/1	0.82	0.19	60,60,60,60	0
56	MG	1A	3938	1/1	0.82	0.15	41,41,41,41	0
56	MG	2a	1615	1/1	0.82	0.11	69,69,69,69	0
56	MG	2A	3210	1/1	0.82	0.16	62,62,62,62	0
56	MG	2A	3687	1/1	0.82	0.39	69,69,69,69	0
56	MG	2A	3665	1/1	0.82	0.14	69,69,69,69	0
56	MG	2A	3409	1/1	0.82	0.15	69,69,69,69	0
56	MG	2a	1801	1/1	0.82	0.47	72,72,72,72	0
56	MG	1A	4026	1/1	0.82	0.19	52,52,52,52	0
56	MG	1a	1626	1/1	0.82	0.15	58,58,58,58	0
56	MG	1a	1614	1/1	0.82	0.13	48,48,48,48	0
56	MG	1x	102	1/1	0.82	0.27	66,66,66,66	0
56	MG	2a	1640	1/1	0.82	0.15	68,68,68,68	0
56	MG	2A	3839	1/1	0.82	0.08	71,71,71,71	0
56	MG	2a	1671	1/1	0.82	0.11	57,57,57,57	0
56	MG	1A	3970	1/1	0.82	0.13	64,64,64,64	0
56	MG	1A	3479	1/1	0.82	0.40	40,40,40,40	0
56	MG	1A	3835	1/1	0.82	0.07	63,63,63,63	0
56	MG	2A	3523	1/1	0.82	0.10	37,37,37,37	0
56	MG	1A	3723	1/1	0.82	0.19	47,47,47,47	0
56	MG	1a	1619	1/1	0.82	0.23	51,51,51,51	0
56	MG	1a	1767	1/1	0.82	0.17	71,71,71,71	0
56	MG	2A	3208	1/1	0.82	0.26	59,59,59,59	0
56	MG	2a	1630	1/1	0.82	0.47	69,69,69,69	0
56	MG	2A	3006	1/1	0.82	0.18	58,58,58,58	0
56	MG	2a	1839	1/1	0.82	0.12	69,69,69,69	0
56	MG	2a	1789	1/1	0.82	0.12	63,63,63,63	0

*Continued on next page...*

*Continued from previous page...*

Mol	Type	Chain	Res	Atoms	RSCC	RSR	B-factors( $\text{\AA}^2$ )	Q<0.9
56	MG	2A	3465	1/1	0.82	0.10	63,63,63,63	0
56	MG	2A	3505	1/1	0.82	0.27	65,65,65,65	0
56	MG	1a	1660	1/1	0.82	0.28	54,54,54,54	0
56	MG	2A	3556	1/1	0.82	0.20	53,53,53,53	0
56	MG	1A	3549	1/1	0.82	0.27	54,54,54,54	0
56	MG	1A	3551	1/1	0.82	0.24	55,55,55,55	0
56	MG	2A	3204	1/1	0.82	0.16	67,67,67,67	0
56	MG	1A	3801	1/1	0.82	0.20	47,47,47,47	0
56	MG	1A	3392	1/1	0.82	0.34	48,48,48,48	0
56	MG	2a	1790	1/1	0.83	0.12	66,66,66,66	0
56	MG	1A	3820	1/1	0.83	0.20	47,47,47,47	0
56	MG	2U	202	1/1	0.83	0.93	72,72,72,72	0
56	MG	2A	3238	1/1	0.83	0.47	42,42,42,42	0
56	MG	2a	1736	1/1	0.83	0.08	76,76,76,76	0
56	MG	1A	3940	1/1	0.83	0.07	56,56,56,56	0
56	MG	2A	3430	1/1	0.83	0.44	64,64,64,64	0
56	MG	2A	3612	1/1	0.83	0.12	58,58,58,58	0
56	MG	1w	107	1/1	0.83	0.17	70,70,70,70	0
56	MG	1A	3807	1/1	0.83	0.12	28,28,28,28	0
56	MG	1A	3902	1/1	0.83	0.10	54,54,54,54	0
56	MG	1B	207	1/1	0.83	0.14	69,69,69,69	0
56	MG	1A	3931	1/1	0.83	0.24	36,36,36,36	0
56	MG	2a	1707	1/1	0.83	0.38	76,76,76,76	0
56	MG	2V	202	1/1	0.83	0.11	61,61,61,61	0
56	MG	2a	1656	1/1	0.83	0.39	59,59,59,59	0
56	MG	1A	3246	1/1	0.83	0.14	52,52,52,52	0
56	MG	2A	3107	1/1	0.83	0.36	62,62,62,62	0
56	MG	2A	3541	1/1	0.83	0.13	40,40,40,40	0
56	MG	1A	4072	1/1	0.83	0.22	32,32,32,32	0
56	MG	2A	3390	1/1	0.83	0.19	54,54,54,54	0
56	MG	12	101	1/1	0.83	0.14	50,50,50,50	0
56	MG	1A	3741	1/1	0.83	0.18	17,17,17,17	0
56	MG	2A	3255	1/1	0.83	0.27	71,71,71,71	0
56	MG	2v	102	1/1	0.83	0.16	67,67,67,67	0
56	MG	1x	111	1/1	0.83	0.09	52,52,52,52	0
56	MG	2A	3726	1/1	0.83	0.12	55,55,55,55	0
56	MG	1a	1730	1/1	0.83	0.17	51,51,51,51	0
56	MG	2A	3297	1/1	0.83	0.25	52,52,52,52	0
56	MG	1A	3449	1/1	0.83	0.12	57,57,57,57	0
56	MG	1A	3321	1/1	0.83	0.24	49,49,49,49	0
56	MG	1A	4110	1/1	0.83	0.99	49,49,49,49	0
56	MG	2A	3435	1/1	0.83	0.24	58,58,58,58	0

*Continued on next page...*

*Continued from previous page...*

Mol	Type	Chain	Res	Atoms	RSCC	RSR	B-factors( $\text{\AA}^2$ )	Q<0.9
56	MG	2A	3490	1/1	0.83	0.19	57,57,57,57	0
56	MG	1a	1765	1/1	0.83	0.15	69,69,69,69	0
56	MG	1A	3830	1/1	0.83	0.20	49,49,49,49	0
56	MG	2a	1809	1/1	0.83	0.28	72,72,72,72	0
56	MG	1A	3446	1/1	0.83	0.40	67,67,67,67	0
56	MG	2A	3864	1/1	0.83	0.13	59,59,59,59	0
56	MG	2A	3307	1/1	0.83	0.20	65,65,65,65	0
56	MG	2A	3298	1/1	0.83	0.14	53,53,53,53	0
56	MG	2A	3453	1/1	0.83	0.27	64,64,64,64	0
56	MG	2A	3058	1/1	0.83	0.24	51,51,51,51	0
56	MG	2a	1650	1/1	0.83	0.47	68,68,68,68	0
56	MG	2a	1727	1/1	0.83	0.11	51,51,51,51	0
56	MG	2A	3387	1/1	0.83	0.45	52,52,52,52	0
56	MG	2A	3406	1/1	0.83	0.10	59,59,59,59	0
56	MG	1a	1784	1/1	0.83	0.14	52,52,52,52	0
56	MG	1A	3259	1/1	0.83	0.20	57,57,57,57	0
56	MG	2A	3274	1/1	0.83	0.16	60,60,60,60	0
56	MG	1A	3661	1/1	0.83	0.20	39,39,39,39	0
56	MG	1A	3772	1/1	0.83	0.20	71,71,71,71	0
56	MG	2a	1795	1/1	0.83	0.15	77,77,77,77	0
56	MG	18	102	1/1	0.83	0.30	40,40,40,40	0
56	MG	2a	1645	1/1	0.83	0.19	70,70,70,70	0
56	MG	2a	1814	1/1	0.83	0.14	62,62,62,62	0
56	MG	1A	3356	1/1	0.83	0.21	55,55,55,55	0
56	MG	1a	1771	1/1	0.83	0.22	73,73,73,73	0
56	MG	1A	3910	1/1	0.83	0.14	71,71,71,71	0
56	MG	1a	1743	1/1	0.83	0.09	58,58,58,58	0
56	MG	1G	3004	1/1	0.83	0.16	67,67,67,67	0
56	MG	1A	3491	1/1	0.83	0.30	60,60,60,60	0
56	MG	1A	3459	1/1	0.83	0.15	53,53,53,53	0
56	MG	2a	1691	1/1	0.83	0.11	63,63,63,63	0
56	MG	2A	3614	1/1	0.83	0.12	32,32,32,32	0
56	MG	2v	101	1/1	0.84	0.13	62,62,62,62	0
56	MG	2A	3477	1/1	0.84	0.15	78,78,78,78	0
56	MG	2A	3700	1/1	0.84	0.26	59,59,59,59	0
56	MG	1A	3829	1/1	0.84	0.09	61,61,61,61	0
56	MG	1A	3666	1/1	0.84	0.23	43,43,43,43	0
56	MG	2A	3618	1/1	0.84	0.13	41,41,41,41	0
56	MG	1A	4016	1/1	0.84	0.14	44,44,44,44	0
56	MG	2A	3432	1/1	0.84	0.14	62,62,62,62	0
56	MG	1A	3489	1/1	0.84	0.25	61,61,61,61	0
56	MG	1t	3001	1/1	0.84	0.18	53,53,53,53	0

*Continued on next page...*



*Continued from previous page...*

Mol	Type	Chain	Res	Atoms	RSCC	RSR	B-factors( $\text{\AA}^2$ )	Q<0.9
56	MG	2A	3222	1/1	0.84	0.09	48,48,48,48	0
56	MG	2A	3899	1/1	0.84	0.14	36,36,36,36	0
56	MG	10	106	1/1	0.84	0.18	58,58,58,58	0
56	MG	1A	3863	1/1	0.84	0.13	50,50,50,50	0
56	MG	2a	1844	1/1	0.84	0.10	66,66,66,66	0
56	MG	2A	3118	1/1	0.84	0.12	53,53,53,53	0
56	MG	1A	3729	1/1	0.84	0.17	52,52,52,52	0
56	MG	1a	1769	1/1	0.84	0.07	63,63,63,63	0
56	MG	1a	1697	1/1	0.84	0.16	55,55,55,55	0
56	MG	2a	1609	1/1	0.84	0.15	71,71,71,71	0
56	MG	1a	1721	1/1	0.84	0.07	68,68,68,68	0
56	MG	1A	3871	1/1	0.84	0.13	37,37,37,37	0
56	MG	2A	3491	1/1	0.84	0.15	67,67,67,67	0
56	MG	1A	3889	1/1	0.84	0.16	42,42,42,42	0
56	MG	2a	1601	1/1	0.84	0.17	61,61,61,61	0
56	MG	1A	3473	1/1	0.84	0.13	62,62,62,62	0
56	MG	2A	3197	1/1	0.84	0.97	72,72,72,72	0
56	MG	1a	1604	1/1	0.84	0.09	55,55,55,55	0
56	MG	2a	1621	1/1	0.84	0.19	67,67,67,67	0
56	MG	1A	3668	1/1	0.84	0.15	56,56,56,56	0
56	MG	2B	3017	1/1	0.84	0.12	50,50,50,50	0
56	MG	2B	3006	1/1	0.84	0.12	72,72,72,72	0
56	MG	2E	304	1/1	0.84	0.39	70,70,70,70	0
56	MG	1A	3315	1/1	0.84	0.19	52,52,52,52	0
56	MG	2B	3021	1/1	0.84	0.10	79,79,79,79	0
56	MG	1a	1611	1/1	0.84	0.16	55,55,55,55	0
56	MG	1E	312	1/1	0.84	0.07	34,34,34,34	0
56	MG	2A	3089	1/1	0.84	0.51	50,50,50,50	0
56	MG	1A	3899	1/1	0.84	0.23	37,37,37,37	0
56	MG	2A	3500	1/1	0.84	0.13	69,69,69,69	0
56	MG	2A	3822	1/1	0.84	0.20	82,82,82,82	0
56	MG	1A	3296	1/1	0.84	0.43	66,66,66,66	0
56	MG	1A	3256	1/1	0.84	0.18	65,65,65,65	0
56	MG	2A	3452	1/1	0.84	0.12	68,68,68,68	0
56	MG	2A	3200	1/1	0.84	0.34	66,66,66,66	0
56	MG	2A	3609	1/1	0.84	0.12	42,42,42,42	0
56	MG	2x	102	1/1	0.84	0.24	58,58,58,58	0
56	MG	1A	3528	1/1	0.84	0.22	52,52,52,52	0
56	MG	1a	1738	1/1	0.84	0.15	54,54,54,54	0
56	MG	1A	3317	1/1	0.84	0.28	33,33,33,33	0
56	MG	1A	3211	1/1	0.84	0.16	46,46,46,46	0
56	MG	1x	104	1/1	0.84	0.19	64,64,64,64	0

*Continued on next page...*

*Continued from previous page...*

Mol	Type	Chain	Res	Atoms	RSCC	RSR	B-factors( $\text{\AA}^2$ )	Q<0.9
56	MG	2A	3547	1/1	0.84	0.07	52,52,52,52	0
56	MG	1A	3758	1/1	0.84	0.14	67,67,67,67	0
56	MG	2A	3804	1/1	0.84	0.17	61,61,61,61	0
56	MG	1A	3498	1/1	0.84	0.34	30,30,30,30	0
56	MG	1A	3454	1/1	0.84	0.17	61,61,61,61	0
56	MG	1a	1637	1/1	0.84	0.24	68,68,68,68	0
56	MG	1A	3220	1/1	0.84	0.21	45,45,45,45	0
56	MG	2A	3718	1/1	0.84	0.19	57,57,57,57	0
56	MG	2A	3826	1/1	0.84	0.08	50,50,50,50	0
56	MG	1A	3535	1/1	0.84	0.18	57,57,57,57	0
56	MG	2A	3721	1/1	0.84	0.17	67,67,67,67	0
56	MG	1a	1722	1/1	0.84	0.09	53,53,53,53	0
56	MG	2a	1672	1/1	0.84	0.10	68,68,68,68	0
56	MG	1A	3988	1/1	0.84	0.12	41,41,41,41	0
56	MG	1A	3962	1/1	0.84	0.12	63,63,63,63	0
56	MG	2A	3464	1/1	0.84	0.14	60,60,60,60	0
56	MG	1A	3239	1/1	0.84	0.24	48,48,48,48	0
56	MG	2A	3506	1/1	0.84	0.12	47,47,47,47	0
56	MG	1A	3471	1/1	0.84	0.17	51,51,51,51	0
56	MG	1a	1818	1/1	0.84	0.08	69,69,69,69	0
56	MG	1B	209	1/1	0.84	0.21	48,48,48,48	0
56	MG	1A	3930	1/1	0.84	0.17	23,23,23,23	0
56	MG	2a	1704	1/1	0.85	0.14	65,65,65,65	0
56	MG	1A	3139	1/1	0.85	0.20	43,43,43,43	0
56	MG	2B	3011	1/1	0.85	0.17	72,72,72,72	0
56	MG	2B	3014	1/1	0.85	0.11	78,78,78,78	0
56	MG	23	101	1/1	0.85	0.59	62,62,62,62	0
56	MG	2A	3417	1/1	0.85	0.76	64,64,64,64	0
56	MG	1a	1664	1/1	0.85	0.16	74,74,74,74	0
56	MG	1a	1828	1/1	0.85	0.13	57,57,57,57	0
56	MG	2A	3281	1/1	0.85	0.35	81,81,81,81	0
56	MG	2A	3175	1/1	0.85	0.09	84,84,84,84	0
56	MG	1A	3780	1/1	0.85	0.14	36,36,36,36	0
56	MG	1A	3518	1/1	0.85	0.42	46,46,46,46	0
56	MG	1A	3635	1/1	0.85	0.08	50,50,50,50	0
56	MG	2A	3898	1/1	0.85	0.58	52,52,52,52	0
56	MG	1A	3963	1/1	0.85	0.14	49,49,49,49	0
56	MG	1A	3819	1/1	0.85	0.17	52,52,52,52	0
56	MG	2a	1810	1/1	0.85	0.08	78,78,78,78	0
56	MG	1A	4056	1/1	0.85	0.34	54,54,54,54	0
56	MG	2A	3866	1/1	0.85	0.11	34,34,34,34	0
56	MG	2A	3567	1/1	0.85	0.09	52,52,52,52	0

*Continued on next page...*

*Continued from previous page...*

Mol	Type	Chain	Res	Atoms	RSCC	RSR	B-factors( $\text{\AA}^2$ )	Q<0.9
56	MG	1D	305	1/1	0.85	0.32	52,52,52,52	0
56	MG	2A	3498	1/1	0.85	0.11	62,62,62,62	0
56	MG	1A	3249	1/1	0.85	0.18	70,70,70,70	0
56	MG	2A	3678	1/1	0.85	0.07	59,59,59,59	0
56	MG	1A	3584	1/1	0.85	0.14	22,22,22,22	0
56	MG	1A	3722	1/1	0.85	0.10	53,53,53,53	0
56	MG	2B	3018	1/1	0.85	0.08	79,79,79,79	0
56	MG	1x	108	1/1	0.85	0.23	59,59,59,59	0
56	MG	2a	1733	1/1	0.85	0.14	61,61,61,61	0
56	MG	1A	3762	1/1	0.85	0.11	41,41,41,41	0
56	MG	2a	1734	1/1	0.85	0.21	62,62,62,62	0
56	MG	2A	3438	1/1	0.85	0.23	53,53,53,53	0
56	MG	2a	1813	1/1	0.85	0.13	62,62,62,62	0
56	MG	2A	3666	1/1	0.85	0.16	34,34,34,34	0
56	MG	1A	3232	1/1	0.85	0.15	51,51,51,51	0
56	MG	1A	3494	1/1	0.85	0.16	51,51,51,51	0
56	MG	1a	1685	1/1	0.85	0.20	59,59,59,59	0
56	MG	2A	3586	1/1	0.85	0.16	49,49,49,49	0
56	MG	1A	3214	1/1	0.85	0.32	46,46,46,46	0
56	MG	2a	1742	1/1	0.85	0.14	74,74,74,74	0
56	MG	1A	3923	1/1	0.85	0.12	23,23,23,23	0
56	MG	2a	1607	1/1	0.85	0.12	73,73,73,73	0
56	MG	2A	3315	1/1	0.85	0.12	65,65,65,65	0
56	MG	1a	1745	1/1	0.85	0.21	80,80,80,80	0
56	MG	2A	3883	1/1	0.85	0.15	42,42,42,42	0
56	MG	2a	1658	1/1	0.85	0.10	73,73,73,73	0
56	MG	2A	3734	1/1	0.85	0.12	70,70,70,70	0
56	MG	1w	104	1/1	0.85	0.20	52,52,52,52	0
56	MG	2A	3433	1/1	0.85	0.21	64,64,64,64	0
56	MG	2A	3415	1/1	0.85	0.15	70,70,70,70	0
56	MG	2A	3288	1/1	0.85	0.19	63,63,63,63	0
56	MG	2a	1832	1/1	0.85	0.11	75,75,75,75	0
56	MG	1A	3779	1/1	0.85	0.17	23,23,23,23	0
56	MG	2A	3656	1/1	0.85	0.16	80,80,80,80	0
56	MG	1a	1819	1/1	0.85	0.15	49,49,49,49	0
56	MG	2a	1737	1/1	0.85	0.25	86,86,86,86	0
56	MG	1A	3950	1/1	0.85	0.34	57,57,57,57	0
56	MG	2A	3062	1/1	0.85	0.27	67,67,67,67	0
56	MG	2a	1657	1/1	0.85	0.33	65,65,65,65	0
56	MG	2A	3080	1/1	0.85	0.12	52,52,52,52	0
56	MG	1A	3853	1/1	0.85	0.13	28,28,28,28	0
56	MG	2A	3824	1/1	0.85	0.35	80,80,80,80	0

*Continued on next page...*

*Continued from previous page...*

Mol	Type	Chain	Res	Atoms	RSCC	RSR	B-factors( $\text{\AA}^2$ )	Q<0.9
56	MG	2A	3074	1/1	0.85	0.41	66,66,66,66	0
56	MG	1I	3001	1/1	0.85	0.14	61,61,61,61	0
56	MG	2A	3263	1/1	0.85	0.37	66,66,66,66	0
56	MG	1A	3875	1/1	0.85	0.18	25,25,25,25	0
56	MG	1a	1798	1/1	0.85	0.13	69,69,69,69	0
56	MG	2A	3818	1/1	0.85	0.24	70,70,70,70	0
56	MG	1B	201	1/1	0.85	0.43	57,57,57,57	0
56	MG	2A	3189	1/1	0.85	0.22	65,65,65,65	0
56	MG	1A	3576	1/1	0.85	0.26	41,41,41,41	0
56	MG	1A	3238	1/1	0.85	0.24	41,41,41,41	0
56	MG	1A	3502	1/1	0.85	0.18	40,40,40,40	0
56	MG	1a	1804	1/1	0.86	0.10	62,62,62,62	0
56	MG	2A	3688	1/1	0.86	0.09	48,48,48,48	0
56	MG	1A	3986	1/1	0.86	0.10	59,59,59,59	0
56	MG	2A	3457	1/1	0.86	0.32	59,59,59,59	0
56	MG	2A	3630	1/1	0.86	0.11	61,61,61,61	0
56	MG	2a	1787	1/1	0.86	0.15	77,77,77,77	0
56	MG	2A	3220	1/1	0.86	0.42	47,47,47,47	0
56	MG	1A	3981	1/1	0.86	0.07	71,71,71,71	0
56	MG	1A	3674	1/1	0.86	0.14	22,22,22,22	0
56	MG	1a	1657	1/1	0.86	0.17	54,54,54,54	0
56	MG	2A	3513	1/1	0.86	0.15	43,43,43,43	0
56	MG	1A	4071	1/1	0.86	0.22	40,40,40,40	0
56	MG	1A	3648	1/1	0.86	0.19	25,25,25,25	0
56	MG	1A	3506	1/1	0.86	0.23	43,43,43,43	0
56	MG	2A	3195	1/1	0.86	0.23	65,65,65,65	0
56	MG	1A	3405	1/1	0.86	0.51	45,45,45,45	0
56	MG	1A	3466	1/1	0.86	0.15	48,48,48,48	0
56	MG	1A	3822	1/1	0.86	0.11	41,41,41,41	0
56	MG	1A	3747	1/1	0.86	0.24	38,38,38,38	0
56	MG	2A	3254	1/1	0.86	0.11	61,61,61,61	0
56	MG	1A	3334	1/1	0.86	0.22	43,43,43,43	0
56	MG	1a	1801	1/1	0.86	0.09	63,63,63,63	0
56	MG	2A	3484	1/1	0.86	0.21	67,67,67,67	0
56	MG	2a	1776	1/1	0.86	0.10	77,77,77,77	0
56	MG	1A	3248	1/1	0.86	0.15	56,56,56,56	0
56	MG	2A	3025	1/1	0.86	0.48	65,65,65,65	0
56	MG	2A	3508	1/1	0.86	0.13	61,61,61,61	0
56	MG	1s	3001	1/1	0.86	0.19	63,63,63,63	0
56	MG	2A	3253	1/1	0.86	0.28	60,60,60,60	0
56	MG	1A	3415	1/1	0.86	0.64	61,61,61,61	0
56	MG	2A	3892	1/1	0.86	0.40	64,64,64,64	0

*Continued on next page...*

*Continued from previous page...*

Mol	Type	Chain	Res	Atoms	RSCC	RSR	B-factors( $\text{\AA}^2$ )	Q<0.9
56	MG	1A	3209	1/1	0.86	0.31	51,51,51,51	0
56	MG	2A	3096	1/1	0.86	0.14	60,60,60,60	0
56	MG	1B	226	1/1	0.86	0.19	69,69,69,69	0
56	MG	1A	3331	1/1	0.86	0.24	50,50,50,50	0
56	MG	2A	3653	1/1	0.86	0.18	66,66,66,66	0
56	MG	2A	3295	1/1	0.86	0.68	55,55,55,55	0
56	MG	10	109	1/1	0.86	0.19	58,58,58,58	0
56	MG	2A	3082	1/1	0.86	0.11	54,54,54,54	0
56	MG	1A	3927	1/1	0.86	0.08	50,50,50,50	0
56	MG	2r	101	1/1	0.86	0.24	70,70,70,70	0
56	MG	1A	3638	1/1	0.86	0.14	48,48,48,48	0
56	MG	2A	3304	1/1	0.86	0.15	55,55,55,55	0
56	MG	1E	307	1/1	0.86	0.30	50,50,50,50	0
56	MG	2A	3536	1/1	0.86	0.15	73,73,73,73	0
56	MG	2A	3223	1/1	0.86	0.13	54,54,54,54	0
56	MG	1A	3280	1/1	0.86	0.19	42,42,42,42	0
56	MG	1a	1781	1/1	0.86	0.11	53,53,53,53	0
56	MG	1A	3056	1/1	0.86	0.22	47,47,47,47	0
56	MG	2A	3349	1/1	0.86	0.22	63,63,63,63	0
56	MG	2A	3754	1/1	0.86	0.14	48,48,48,48	0
56	MG	1A	4014	1/1	0.86	0.20	54,54,54,54	0
56	MG	2A	3808	1/1	0.86	0.14	42,42,42,42	0
56	MG	1A	3561	1/1	0.86	0.18	41,41,41,41	0
56	MG	2a	1682	1/1	0.86	0.20	62,62,62,62	0
56	MG	2A	3286	1/1	0.86	0.14	67,67,67,67	0
56	MG	1A	3543	1/1	0.86	0.28	62,62,62,62	0
56	MG	1A	4054	1/1	0.86	0.13	54,54,54,54	0
56	MG	1a	1733	1/1	0.86	0.13	55,55,55,55	0
56	MG	2A	3309	1/1	0.86	0.38	72,72,72,72	0
56	MG	2a	1608	1/1	0.86	0.19	63,63,63,63	0
56	MG	1A	3846	1/1	0.86	0.18	58,58,58,58	0
56	MG	1A	3858	1/1	0.86	0.44	47,47,47,47	0
56	MG	1A	3690	1/1	0.86	0.15	43,43,43,43	0
56	MG	1a	1752	1/1	0.86	0.15	66,66,66,66	0
56	MG	1A	3436	1/1	0.86	0.44	61,61,61,61	0
56	MG	2A	3853	1/1	0.86	0.13	48,48,48,48	0
56	MG	2A	3755	1/1	0.86	0.14	71,71,71,71	0
56	MG	2w	3004	1/1	0.86	0.26	77,77,77,77	0
56	MG	2Q	3003	1/1	0.86	0.40	57,57,57,57	0
56	MG	1x	109	1/1	0.86	0.14	68,68,68,68	0
56	MG	1a	1634	1/1	0.86	0.07	72,72,72,72	0
56	MG	2A	3540	1/1	0.86	0.13	60,60,60,60	0

*Continued on next page...*

*Continued from previous page...*

Mol	Type	Chain	Res	Atoms	RSCC	RSR	B-factors( $\text{\AA}^2$ )	Q<0.9
56	MG	1A	3555	1/1	0.86	0.13	68,68,68,68	0
56	MG	2A	3330	1/1	0.86	0.14	53,53,53,53	0
56	MG	1A	3592	1/1	0.86	0.21	51,51,51,51	0
56	MG	1a	1735	1/1	0.86	0.13	60,60,60,60	0
56	MG	1A	3353	1/1	0.86	0.40	65,65,65,65	0
56	MG	2a	1677	1/1	0.86	0.14	55,55,55,55	0
56	MG	2A	3252	1/1	0.86	0.99	50,50,50,50	0
56	MG	1A	3002	1/1	0.86	0.21	55,55,55,55	0
56	MG	2a	1662	1/1	0.86	0.09	81,81,81,81	0
56	MG	1A	3105	1/1	0.86	0.58	33,33,33,33	0
56	MG	1A	3581	1/1	0.86	0.15	42,42,42,42	0
56	MG	2A	3322	1/1	0.87	0.15	60,60,60,60	0
56	MG	1a	1803	1/1	0.87	0.19	63,63,63,63	0
56	MG	2a	1709	1/1	0.87	0.50	69,69,69,69	0
56	MG	1a	1605	1/1	0.87	0.11	57,57,57,57	0
56	MG	2a	1685	1/1	0.87	0.17	65,65,65,65	0
56	MG	2A	3496	1/1	0.87	0.08	53,53,53,53	0
56	MG	1w	106	1/1	0.87	0.14	66,66,66,66	0
56	MG	1A	3330	1/1	0.87	0.11	67,67,67,67	0
56	MG	1A	3792	1/1	0.87	0.12	32,32,32,32	0
56	MG	1w	109	1/1	0.87	0.18	76,76,76,76	0
56	MG	1A	3052	1/1	0.87	0.23	48,48,48,48	0
56	MG	2A	3675	1/1	0.87	0.45	62,62,62,62	0
56	MG	1A	3203	1/1	0.87	0.19	45,45,45,45	0
56	MG	1A	3391	1/1	0.87	0.26	32,32,32,32	0
56	MG	1A	3158	1/1	0.87	0.23	47,47,47,47	0
56	MG	2A	3501	1/1	0.87	0.15	62,62,62,62	0
56	MG	2a	1821	1/1	0.87	0.15	75,75,75,75	0
56	MG	2a	1843	1/1	0.87	0.12	66,66,66,66	0
56	MG	2A	3260	1/1	0.87	0.14	69,69,69,69	0
56	MG	2A	3030	1/1	0.87	0.14	54,54,54,54	0
56	MG	2A	3840	1/1	0.87	0.12	45,45,45,45	0
56	MG	2A	3833	1/1	0.87	0.13	47,47,47,47	0
56	MG	2x	104	1/1	0.87	0.11	68,68,68,68	0
56	MG	2a	1794	1/1	0.87	0.17	75,75,75,75	0
56	MG	2A	3109	1/1	0.87	0.12	68,68,68,68	0
56	MG	2A	3320	1/1	0.87	0.22	57,57,57,57	0
56	MG	1A	3257	1/1	0.87	0.21	61,61,61,61	0
56	MG	1A	3872	1/1	0.87	0.20	28,28,28,28	0
56	MG	2A	3825	1/1	0.87	0.15	55,55,55,55	0
56	MG	2a	1817	1/1	0.87	0.22	59,59,59,59	0
56	MG	1A	3298	1/1	0.87	0.21	44,44,44,44	0

*Continued on next page...*

*Continued from previous page...*

Mol	Type	Chain	Res	Atoms	RSCC	RSR	B-factors( $\text{\AA}^2$ )	Q<0.9
56	MG	2a	1808	1/1	0.87	0.18	75,75,75,75	0
56	MG	1A	3694	1/1	0.87	0.13	55,55,55,55	0
56	MG	2A	3065	1/1	0.87	0.20	65,65,65,65	0
56	MG	2A	3426	1/1	0.87	0.18	60,60,60,60	0
56	MG	2A	3079	1/1	0.87	0.31	51,51,51,51	0
56	MG	2A	3214	1/1	0.87	0.22	64,64,64,64	0
56	MG	2a	1720	1/1	0.87	0.09	59,59,59,59	0
56	MG	2A	3872	1/1	0.87	0.12	47,47,47,47	0
56	MG	2A	3117	1/1	0.87	0.19	57,57,57,57	0
56	MG	1a	1695	1/1	0.87	0.25	49,49,49,49	0
56	MG	2A	3015	1/1	0.87	0.49	48,48,48,48	0
56	MG	2A	3269	1/1	0.87	0.23	63,63,63,63	0
56	MG	2A	3267	1/1	0.87	0.12	62,62,62,62	0
56	MG	1W	207	1/1	0.87	0.23	35,35,35,35	0
56	MG	2A	3212	1/1	0.87	0.30	52,52,52,52	0
56	MG	2a	1687	1/1	0.87	0.17	65,65,65,65	0
56	MG	2A	3180	1/1	0.87	0.09	47,47,47,47	0
56	MG	1A	3920	1/1	0.87	0.16	65,65,65,65	0
56	MG	1A	3401	1/1	0.87	0.12	43,43,43,43	0
56	MG	2D	301	1/1	0.87	0.18	58,58,58,58	0
56	MG	1A	3699	1/1	0.87	0.14	53,53,53,53	0
56	MG	2a	1604	1/1	0.87	0.12	67,67,67,67	0
56	MG	1A	3327	1/1	0.87	0.18	34,34,34,34	0
56	MG	1A	3563	1/1	0.87	0.14	64,64,64,64	0
56	MG	2A	3334	1/1	0.87	0.46	61,61,61,61	0
56	MG	1A	3906	1/1	0.87	0.26	68,68,68,68	0
56	MG	2A	3695	1/1	0.87	0.12	45,45,45,45	0
56	MG	1A	3483	1/1	0.87	0.34	60,60,60,60	0
56	MG	1A	3236	1/1	0.87	0.29	31,31,31,31	0
56	MG	1A	3886	1/1	0.87	0.17	38,38,38,38	0
56	MG	2A	3201	1/1	0.87	0.14	71,71,71,71	0
56	MG	1B	227	1/1	0.87	0.32	54,54,54,54	0
56	MG	2a	1820	1/1	0.87	0.08	58,58,58,58	0
56	MG	2a	1690	1/1	0.87	0.13	61,61,61,61	0
56	MG	2A	3661	1/1	0.87	0.23	63,63,63,63	0
56	MG	1A	4062	1/1	0.87	0.10	21,21,21,21	0
56	MG	2a	1652	1/1	0.87	0.14	71,71,71,71	0
56	MG	1A	3217	1/1	0.87	0.31	33,33,33,33	0
56	MG	2A	3497	1/1	0.87	0.09	67,67,67,67	0
56	MG	1A	3050	1/1	0.87	0.44	48,48,48,48	0
56	MG	2a	1735	1/1	0.87	0.23	75,75,75,75	0
56	MG	2A	3105	1/1	0.87	0.14	69,69,69,69	0

*Continued on next page...*

*Continued from previous page...*

Mol	Type	Chain	Res	Atoms	RSCC	RSR	B-factors( $\text{\AA}^2$ )	Q<0.9
56	MG	2A	3273	1/1	0.87	0.47	59,59,59,59	0
56	MG	2A	3018	1/1	0.87	0.14	44,44,44,44	0
56	MG	1A	3634	1/1	0.87	0.18	34,34,34,34	0
56	MG	1A	3024	1/1	0.87	0.32	47,47,47,47	0
56	MG	1a	1712	1/1	0.87	0.28	56,56,56,56	0
56	MG	2A	3098	1/1	0.87	0.11	51,51,51,51	0
56	MG	1A	3174	1/1	0.87	0.20	31,31,31,31	0
56	MG	2A	3232	1/1	0.87	0.71	65,65,65,65	0
56	MG	2a	1655	1/1	0.88	0.74	75,75,75,75	0
56	MG	2A	3810	1/1	0.88	0.20	63,63,63,63	0
56	MG	2a	1681	1/1	0.88	0.10	57,57,57,57	0
56	MG	1a	1615	1/1	0.88	0.19	60,60,60,60	0
56	MG	1A	3444	1/1	0.88	0.59	36,36,36,36	0
56	MG	2F	301	1/1	0.88	0.42	48,48,48,48	0
56	MG	1A	3336	1/1	0.88	0.15	39,39,39,39	0
56	MG	1A	4064	1/1	0.88	0.19	45,45,45,45	0
56	MG	2A	3358	1/1	0.88	0.13	57,57,57,57	0
56	MG	2A	3852	1/1	0.88	0.26	46,46,46,46	0
56	MG	2A	3885	1/1	0.88	0.16	49,49,49,49	0
56	MG	13	101	1/1	0.88	0.13	55,55,55,55	0
56	MG	1A	3967	1/1	0.88	0.19	59,59,59,59	0
56	MG	2A	3027	1/1	0.88	1.10	53,53,53,53	0
56	MG	2a	1807	1/1	0.88	0.06	89,89,89,89	0
56	MG	1A	3164	1/1	0.88	0.22	55,55,55,55	0
56	MG	1A	3329	1/1	0.88	0.10	42,42,42,42	0
56	MG	2a	1740	1/1	0.88	0.27	71,71,71,71	0
56	MG	1A	4043	1/1	0.88	0.39	54,54,54,54	0
56	MG	2A	3042	1/1	0.88	0.16	49,49,49,49	0
56	MG	1a	1786	1/1	0.88	0.10	67,67,67,67	0
56	MG	1A	3659	1/1	0.88	0.17	21,21,21,21	0
56	MG	1A	3776	1/1	0.88	0.18	23,23,23,23	0
56	MG	1A	3995	1/1	0.88	0.15	21,21,21,21	0
56	MG	2A	3158	1/1	0.88	0.13	46,46,46,46	0
56	MG	28	101	1/1	0.88	0.23	52,52,52,52	0
56	MG	2A	3379	1/1	0.88	0.17	61,61,61,61	0
56	MG	1A	4069	1/1	0.88	0.07	55,55,55,55	0
56	MG	1A	3485	1/1	0.88	0.18	38,38,38,38	0
56	MG	1a	1728	1/1	0.88	0.16	53,53,53,53	0
56	MG	2A	3321	1/1	0.88	0.43	68,68,68,68	0
56	MG	2A	3441	1/1	0.88	0.20	39,39,39,39	0
56	MG	1A	3460	1/1	0.88	0.21	53,53,53,53	0
56	MG	2A	3784	1/1	0.88	0.19	72,72,72,72	0

*Continued on next page...*



*Continued from previous page...*

Mol	Type	Chain	Res	Atoms	RSCC	RSR	B-factors( $\text{\AA}^2$ )	Q<0.9
56	MG	1A	3936	1/1	0.88	0.06	50,50,50,50	0
56	MG	2a	1651	1/1	0.88	0.12	60,60,60,60	0
56	MG	2A	3077	1/1	0.88	0.29	53,53,53,53	0
56	MG	2a	1836	1/1	0.88	0.11	65,65,65,65	0
56	MG	2A	3745	1/1	0.88	0.12	41,41,41,41	0
56	MG	1A	3948	1/1	0.88	0.09	54,54,54,54	0
56	MG	2A	3483	1/1	0.88	0.23	56,56,56,56	0
56	MG	2a	1793	1/1	0.88	0.11	71,71,71,71	0
56	MG	2a	1680	1/1	0.88	0.48	64,64,64,64	0
56	MG	1x	110	1/1	0.88	0.11	53,53,53,53	0
56	MG	2A	3468	1/1	0.88	0.14	49,49,49,49	0
56	MG	1A	3733	1/1	0.88	0.17	49,49,49,49	0
56	MG	1A	3947	1/1	0.88	0.08	34,34,34,34	0
56	MG	1B	212	1/1	0.88	0.13	50,50,50,50	0
56	MG	1A	4036	1/1	0.88	0.17	34,34,34,34	0
56	MG	1a	1825	1/1	0.88	0.35	56,56,56,56	0
56	MG	2A	3412	1/1	0.88	0.11	60,60,60,60	0
56	MG	2a	1678	1/1	0.88	0.76	72,72,72,72	0
56	MG	2A	3418	1/1	0.88	0.65	60,60,60,60	0
56	MG	2A	3528	1/1	0.88	0.18	55,55,55,55	0
56	MG	1a	1734	1/1	0.88	0.20	56,56,56,56	0
56	MG	2a	1619	1/1	0.88	0.09	48,48,48,48	0
56	MG	2A	3124	1/1	0.88	0.20	68,68,68,68	0
56	MG	2A	3499	1/1	0.88	0.08	49,49,49,49	0
56	MG	2A	3022	1/1	0.88	0.41	45,45,45,45	0
56	MG	1A	3144	1/1	0.88	0.50	31,31,31,31	0
56	MG	1A	4033	1/1	0.88	0.09	56,56,56,56	0
56	MG	2a	1706	1/1	0.88	0.10	64,64,64,64	0
56	MG	1a	1669	1/1	0.88	0.11	56,56,56,56	0
56	MG	2A	3905	1/1	0.88	0.18	56,56,56,56	0
56	MG	1A	3511	1/1	0.88	0.14	43,43,43,43	0
56	MG	2A	3341	1/1	0.88	0.21	50,50,50,50	0
56	MG	2A	3344	1/1	0.88	0.88	55,55,55,55	0
56	MG	2w	3005	1/1	0.88	0.18	76,76,76,76	0
56	MG	2a	1634	1/1	0.88	0.10	85,85,85,85	0
56	MG	1A	4022	1/1	0.88	0.08	55,55,55,55	0
56	MG	1A	3370	1/1	0.88	0.80	56,56,56,56	0
56	MG	2A	3831	1/1	0.88	0.10	52,52,52,52	0
56	MG	1A	4077	1/1	0.88	0.08	63,63,63,63	0
56	MG	2A	3566	1/1	0.88	0.12	34,34,34,34	0
56	MG	2Q	3002	1/1	0.88	0.17	54,54,54,54	0
56	MG	1A	3090	1/1	0.88	0.20	47,47,47,47	0

*Continued on next page...*

*Continued from previous page...*

Mol	Type	Chain	Res	Atoms	RSCC	RSR	B-factors( $\text{\AA}^2$ )	Q<0.9
56	MG	1A	3186	1/1	0.88	0.14	45,45,45,45	0
56	MG	2A	3370	1/1	0.88	0.28	57,57,57,57	0
56	MG	2A	3008	1/1	0.88	0.17	56,56,56,56	0
56	MG	1A	3547	1/1	0.88	0.14	56,56,56,56	0
56	MG	2q	3001	1/1	0.88	0.14	47,47,47,47	0
56	MG	1A	3862	1/1	0.88	0.10	35,35,35,35	0
56	MG	2a	1818	1/1	0.88	0.23	74,74,74,74	0
56	MG	2A	3596	1/1	0.88	0.29	57,57,57,57	0
56	MG	2A	3091	1/1	0.88	0.16	69,69,69,69	0
56	MG	1A	3153	1/1	0.88	0.26	50,50,50,50	0
56	MG	2a	1811	1/1	0.88	0.10	68,68,68,68	0
56	MG	2A	3339	1/1	0.88	0.35	62,62,62,62	0
56	MG	2A	3262	1/1	0.88	0.24	69,69,69,69	0
56	MG	2A	3177	1/1	0.88	0.91	55,55,55,55	0
56	MG	1A	3160	1/1	0.88	0.34	32,32,32,32	0
56	MG	1A	3877	1/1	0.88	0.11	67,67,67,67	0
56	MG	2A	3891	1/1	0.88	0.12	49,49,49,49	0
56	MG	1A	4085	1/1	0.88	0.17	46,46,46,46	0
56	MG	1A	4092	1/1	0.88	0.36	55,55,55,55	0
56	MG	1e	201	1/1	0.88	0.17	51,51,51,51	0
56	MG	2A	3801	1/1	0.88	0.16	65,65,65,65	0
56	MG	1A	3142	1/1	0.88	0.24	47,47,47,47	0
56	MG	1A	3119	1/1	0.88	0.31	39,39,39,39	0
56	MG	1A	3869	1/1	0.88	0.15	32,32,32,32	0
56	MG	1A	3368	1/1	0.88	0.13	36,36,36,36	0
56	MG	1D	301	1/1	0.88	0.16	43,43,43,43	0
56	MG	1A	3683	1/1	0.88	0.16	21,21,21,21	0
56	MG	1a	1822	1/1	0.88	0.23	58,58,58,58	0
56	MG	1A	3960	1/1	0.88	0.13	67,67,67,67	0
56	MG	1A	3619	1/1	0.88	0.14	35,35,35,35	0
56	MG	1A	3421	1/1	0.88	0.28	62,62,62,62	0
56	MG	2A	3815	1/1	0.88	0.30	67,67,67,67	0
56	MG	1x	106	1/1	0.88	0.20	68,68,68,68	0
56	MG	2A	3510	1/1	0.88	0.17	53,53,53,53	0
56	MG	2A	3455	1/1	0.88	0.18	68,68,68,68	0
56	MG	1a	1658	1/1	0.88	0.11	61,61,61,61	0
56	MG	2A	3776	1/1	0.88	0.22	68,68,68,68	0
56	MG	1a	1662	1/1	0.88	0.33	67,67,67,67	0
56	MG	1A	3903	1/1	0.89	0.12	30,30,30,30	0
56	MG	2a	1660	1/1	0.89	0.10	82,82,82,82	0
56	MG	1A	3359	1/1	0.89	0.17	49,49,49,49	0
56	MG	2A	3385	1/1	0.89	0.17	59,59,59,59	0

*Continued on next page...*

*Continued from previous page...*

Mol	Type	Chain	Res	Atoms	RSCC	RSR	B-factors( $\text{\AA}^2$ )	Q<0.9
56	MG	2A	3194	1/1	0.89	0.29	65,65,65,65	0
56	MG	2A	3645	1/1	0.89	0.16	56,56,56,56	0
56	MG	1a	1698	1/1	0.89	0.22	68,68,68,68	0
56	MG	2A	3397	1/1	0.89	0.14	53,53,53,53	0
56	MG	2A	3217	1/1	0.89	0.13	63,63,63,63	0
56	MG	1A	3582	1/1	0.89	0.13	49,49,49,49	0
56	MG	2A	3228	1/1	0.89	0.21	51,51,51,51	0
56	MG	2a	1757	1/1	0.89	0.15	66,66,66,66	0
56	MG	2A	3479	1/1	0.89	0.14	56,56,56,56	0
56	MG	2A	3043	1/1	0.89	0.19	53,53,53,53	0
56	MG	2A	3682	1/1	0.89	0.09	71,71,71,71	0
56	MG	2a	1683	1/1	0.89	0.12	66,66,66,66	0
56	MG	1A	3120	1/1	0.89	0.19	28,28,28,28	0
56	MG	2A	3619	1/1	0.89	0.21	50,50,50,50	0
56	MG	2a	1799	1/1	0.89	0.24	67,67,67,67	0
56	MG	2A	3562	1/1	0.89	0.12	41,41,41,41	0
56	MG	1a	1603	1/1	0.89	0.14	57,57,57,57	0
56	MG	1A	3497	1/1	0.89	0.33	32,32,32,32	0
56	MG	2A	3135	1/1	0.89	0.26	39,39,39,39	0
56	MG	1A	3796	1/1	0.89	0.13	64,64,64,64	0
56	MG	1a	1763	1/1	0.89	0.14	75,75,75,75	0
56	MG	1A	4020	1/1	0.89	0.17	50,50,50,50	0
56	MG	1a	1700	1/1	0.89	0.18	56,56,56,56	0
56	MG	2A	3577	1/1	0.89	0.19	53,53,53,53	0
56	MG	1A	3933	1/1	0.89	0.17	52,52,52,52	0
56	MG	1w	108	1/1	0.89	0.15	36,36,36,36	0
56	MG	2A	3767	1/1	0.89	0.13	54,54,54,54	0
56	MG	1A	3319	1/1	0.89	0.39	36,36,36,36	0
56	MG	2a	1705	1/1	0.89	0.45	86,86,86,86	0
56	MG	1a	1650	1/1	0.89	0.20	46,46,46,46	0
56	MG	2A	3033	1/1	0.89	0.21	48,48,48,48	0
56	MG	17	101	1/1	0.89	0.29	52,52,52,52	0
56	MG	2A	3901	1/1	0.89	0.11	67,67,67,67	0
56	MG	1a	1651	1/1	0.89	0.19	75,75,75,75	0
56	MG	1A	3254	1/1	0.89	0.20	52,52,52,52	0
56	MG	2A	3188	1/1	0.89	0.17	53,53,53,53	0
56	MG	1A	3227	1/1	0.89	0.19	49,49,49,49	0
56	MG	2A	3844	1/1	0.89	0.13	39,39,39,39	0
56	MG	2A	3832	1/1	0.89	0.19	79,79,79,79	0
56	MG	2g	8001	1/1	0.89	0.12	69,69,69,69	0
56	MG	1A	3672	1/1	0.89	0.17	24,24,24,24	0
56	MG	2A	3779	1/1	0.89	0.12	60,60,60,60	0

*Continued on next page...*

*Continued from previous page...*

Mol	Type	Chain	Res	Atoms	RSCC	RSR	B-factors( $\text{\AA}^2$ )	Q<0.9
56	MG	1Y	203	1/1	0.89	0.14	66,66,66,66	0
56	MG	1A	3476	1/1	0.89	0.16	56,56,56,56	0
56	MG	2A	3026	1/1	0.89	0.77	48,48,48,48	0
56	MG	1A	4032	1/1	0.89	0.09	37,37,37,37	0
56	MG	1N	205	1/1	0.89	0.26	46,46,46,46	0
56	MG	2A	3553	1/1	0.89	0.10	56,56,56,56	0
56	MG	1A	3956	1/1	0.89	0.39	45,45,45,45	0
56	MG	2A	3492	1/1	0.89	0.40	59,59,59,59	0
56	MG	2a	1835	1/1	0.89	0.15	72,72,72,72	0
56	MG	2A	3447	1/1	0.89	0.22	49,49,49,49	0
56	MG	2a	1764	1/1	0.89	0.16	72,72,72,72	0
56	MG	1A	3309	1/1	0.89	0.17	53,53,53,53	0
56	MG	1A	3332	1/1	0.89	0.16	39,39,39,39	0
56	MG	2a	1701	1/1	0.89	0.09	55,55,55,55	0
56	MG	2A	3710	1/1	0.89	0.13	69,69,69,69	0
56	MG	2A	3329	1/1	0.89	0.26	59,59,59,59	0
56	MG	2A	3323	1/1	0.89	0.20	68,68,68,68	0
56	MG	1A	3795	1/1	0.89	0.19	39,39,39,39	0
56	MG	2a	1770	1/1	0.89	0.09	77,77,77,77	0
56	MG	1A	3724	1/1	0.89	0.21	13,13,13,13	0
56	MG	1a	1729	1/1	0.89	0.10	79,79,79,79	0
56	MG	1A	3191	1/1	0.89	0.10	50,50,50,50	0
56	MG	1a	1621	1/1	0.89	0.26	56,56,56,56	0
56	MG	1A	3735	1/1	0.89	0.16	34,34,34,34	0
56	MG	1a	1610	1/1	0.89	0.17	57,57,57,57	0
56	MG	1A	3463	1/1	0.89	0.25	62,62,62,62	0
56	MG	1r	101	1/1	0.89	0.28	69,69,69,69	0
56	MG	2X	101	1/1	0.89	0.13	46,46,46,46	0
56	MG	1A	3921	1/1	0.89	0.08	53,53,53,53	0
56	MG	2A	3382	1/1	0.89	0.20	75,75,75,75	0
56	MG	1a	1754	1/1	0.89	0.13	65,65,65,65	0
56	MG	2A	3162	1/1	0.89	0.41	55,55,55,55	0
56	MG	2a	1837	1/1	0.89	1.04	89,89,89,89	0
56	MG	1A	3567	1/1	0.89	0.21	36,36,36,36	0
56	MG	1a	1788	1/1	0.89	0.15	65,65,65,65	0
56	MG	2A	3123	1/1	0.89	0.22	47,47,47,47	0
56	MG	2F	303	1/1	0.89	0.20	46,46,46,46	0
56	MG	2a	1804	1/1	0.89	0.08	61,61,61,61	0
56	MG	1A	3770	1/1	0.89	0.12	40,40,40,40	0
56	MG	2A	3150	1/1	0.89	0.13	41,41,41,41	0
56	MG	1A	4012	1/1	0.89	0.08	71,71,71,71	0
56	MG	2A	3218	1/1	0.89	0.42	63,63,63,63	0

*Continued on next page...*

*Continued from previous page...*

Mol	Type	Chain	Res	Atoms	RSCC	RSR	B-factors( $\text{\AA}^2$ )	Q<0.9
56	MG	2a	1648	1/1	0.89	0.22	76,76,76,76	0
56	MG	2A	3847	1/1	0.89	0.07	46,46,46,46	0
56	MG	2A	3803	1/1	0.89	0.07	70,70,70,70	0
56	MG	1A	3165	1/1	0.89	0.13	41,41,41,41	0
56	MG	2a	1749	1/1	0.89	0.06	64,64,64,64	0
56	MG	1A	3085	1/1	0.89	0.21	35,35,35,35	0
56	MG	1a	1688	1/1	0.89	0.15	51,51,51,51	0
56	MG	1a	1624	1/1	0.89	0.12	59,59,59,59	0
56	MG	1A	3088	1/1	0.89	0.17	50,50,50,50	0
56	MG	2A	3698	1/1	0.89	0.10	69,69,69,69	0
56	MG	2A	3128	1/1	0.89	0.14	47,47,47,47	0
56	MG	1A	3646	1/1	0.89	0.25	46,46,46,46	0
56	MG	20	102	1/1	0.89	0.24	62,62,62,62	0
56	MG	2A	3819	1/1	0.89	0.09	57,57,57,57	0
56	MG	2A	3674	1/1	0.89	0.09	50,50,50,50	0
56	MG	1A	3851	1/1	0.89	0.15	28,28,28,28	0
56	MG	1A	3800	1/1	0.89	0.13	52,52,52,52	0
56	MG	2A	3133	1/1	0.89	0.28	69,69,69,69	0
56	MG	2A	3352	1/1	0.89	0.13	49,49,49,49	0
56	MG	1A	3292	1/1	0.89	0.11	60,60,60,60	0
56	MG	1A	3388	1/1	0.89	0.22	29,29,29,29	0
56	MG	2A	3052	1/1	0.89	0.12	48,48,48,48	0
56	MG	2B	3007	1/1	0.89	0.17	63,63,63,63	0
56	MG	2A	3723	1/1	0.89	0.07	47,47,47,47	0
56	MG	2A	3834	1/1	0.89	0.12	42,42,42,42	0
56	MG	2A	3071	1/1	0.89	0.11	56,56,56,56	0
56	MG	1A	3748	1/1	0.89	0.16	24,24,24,24	0
56	MG	2A	3799	1/1	0.89	0.11	54,54,54,54	0
56	MG	13	103	1/1	0.89	0.22	45,45,45,45	0
56	MG	2A	3879	1/1	0.89	0.32	52,52,52,52	0
56	MG	2a	1774	1/1	0.89	0.08	67,67,67,67	0
56	MG	1A	3406	1/1	0.89	0.14	68,68,68,68	0
56	MG	2a	1659	1/1	0.89	0.08	75,75,75,75	0
56	MG	1a	1704	1/1	0.89	0.09	50,50,50,50	0
56	MG	2A	3246	1/1	0.89	0.32	35,35,35,35	0
56	MG	2A	3595	1/1	0.89	0.10	58,58,58,58	0
56	MG	1A	3060	1/1	0.89	0.14	42,42,42,42	0
56	MG	1A	3976	1/1	0.89	0.17	32,32,32,32	0
56	MG	2A	3277	1/1	0.89	0.33	51,51,51,51	0
56	MG	2A	3743	1/1	0.89	0.18	58,58,58,58	0
56	MG	2A	3798	1/1	0.90	0.23	75,75,75,75	0
56	MG	2A	3777	1/1	0.90	0.10	76,76,76,76	0

*Continued on next page...*

*Continued from previous page...*

Mol	Type	Chain	Res	Atoms	RSCC	RSR	B-factors( $\text{\AA}^2$ )	Q<0.9
57	MT9	2A	3897	33/33	0.90	0.53	37,55,61,64	0
56	MG	2A	3444	1/1	0.90	0.19	49,49,49,49	0
56	MG	2A	3145	1/1	0.90	0.12	52,52,52,52	0
56	MG	1a	1677	1/1	0.90	0.18	68,68,68,68	0
56	MG	2A	3120	1/1	0.90	0.13	35,35,35,35	0
56	MG	1R	202	1/1	0.90	0.26	38,38,38,38	0
56	MG	1a	1644	1/1	0.90	0.17	47,47,47,47	0
56	MG	2a	1716	1/1	0.90	0.18	63,63,63,63	0
56	MG	1A	3510	1/1	0.90	0.17	48,48,48,48	0
56	MG	1A	3253	1/1	0.90	0.12	52,52,52,52	0
56	MG	1A	3882	1/1	0.90	0.10	57,57,57,57	0
56	MG	1A	3219	1/1	0.90	0.37	45,45,45,45	0
56	MG	1A	3566	1/1	0.90	0.33	38,38,38,38	0
56	MG	1a	1793	1/1	0.90	0.06	71,71,71,71	0
56	MG	2Q	3001	1/1	0.90	0.08	53,53,53,53	0
56	MG	2A	3066	1/1	0.90	0.15	53,53,53,53	0
56	MG	2w	3008	1/1	0.90	0.12	75,75,75,75	0
56	MG	2B	3005	1/1	0.90	0.11	57,57,57,57	0
56	MG	2a	1616	1/1	0.90	0.09	54,54,54,54	0
56	MG	2A	3388	1/1	0.90	0.44	58,58,58,58	0
56	MG	2A	3209	1/1	0.90	0.56	68,68,68,68	0
56	MG	2A	3532	1/1	0.90	0.08	61,61,61,61	0
59	ZN	14	501	1/1	0.90	0.11	95,95,95,95	0
56	MG	2a	1754	1/1	0.90	0.15	82,82,82,82	0
56	MG	2A	3005	1/1	0.90	0.20	58,58,58,58	0
56	MG	1A	4025	1/1	0.90	0.13	45,45,45,45	0
56	MG	2a	1759	1/1	0.90	0.14	83,83,83,83	0
56	MG	2A	3704	1/1	0.90	0.11	75,75,75,75	0
56	MG	1a	1823	1/1	0.90	0.09	55,55,55,55	0
56	MG	2A	3165	1/1	0.90	0.17	52,52,52,52	0
56	MG	2A	3529	1/1	0.90	0.16	64,64,64,64	0
56	MG	2A	3598	1/1	0.90	0.27	57,57,57,57	0
56	MG	1A	3621	1/1	0.90	0.14	23,23,23,23	0
56	MG	2A	3002	1/1	0.90	0.24	55,55,55,55	0
56	MG	1A	3934	1/1	0.90	0.13	41,41,41,41	0
56	MG	1G	3003	1/1	0.90	0.18	64,64,64,64	0
56	MG	1A	3461	1/1	0.90	0.13	50,50,50,50	0
56	MG	2A	3176	1/1	0.90	0.10	41,41,41,41	0
56	MG	2A	3655	1/1	0.90	0.15	67,67,67,67	0
56	MG	2A	3251	1/1	0.90	0.59	58,58,58,58	0
56	MG	1a	1736	1/1	0.90	0.13	51,51,51,51	0
56	MG	1A	3379	1/1	0.90	0.27	26,26,26,26	0

*Continued on next page...*

*Continued from previous page...*

Mol	Type	Chain	Res	Atoms	RSCC	RSR	B-factors( $\text{\AA}^2$ )	Q<0.9
56	MG	2A	3821	1/1	0.90	0.26	61,61,61,61	0
56	MG	2A	3861	1/1	0.90	0.19	65,65,65,65	0
56	MG	1a	1633	1/1	0.90	0.26	56,56,56,56	0
56	MG	2a	1642	1/1	0.90	0.14	63,63,63,63	0
56	MG	1A	3268	1/1	0.90	0.33	44,44,44,44	0
56	MG	1A	3825	1/1	0.90	0.10	54,54,54,54	0
56	MG	1a	1689	1/1	0.90	0.18	65,65,65,65	0
56	MG	1A	3624	1/1	0.90	0.18	63,63,63,63	0
56	MG	1A	3357	1/1	0.90	0.17	46,46,46,46	0
56	MG	1a	1707	1/1	0.90	0.22	62,62,62,62	0
56	MG	1A	3704	1/1	0.90	0.09	46,46,46,46	0
56	MG	2A	3363	1/1	0.90	0.19	65,65,65,65	0
56	MG	1A	4037	1/1	0.90	0.35	48,48,48,48	0
56	MG	1A	3386	1/1	0.90	0.41	38,38,38,38	0
56	MG	2A	3716	1/1	0.90	0.16	48,48,48,48	0
56	MG	1A	3111	1/1	0.90	0.12	34,34,34,34	0
56	MG	1A	3541	1/1	0.90	0.20	47,47,47,47	0
56	MG	2a	1777	1/1	0.90	0.16	64,64,64,64	0
56	MG	2A	3047	1/1	0.90	0.10	54,54,54,54	0
56	MG	2A	3185	1/1	0.90	0.49	55,55,55,55	0
56	MG	2A	3169	1/1	0.90	0.10	52,52,52,52	0
56	MG	2A	3302	1/1	0.90	0.09	69,69,69,69	0
56	MG	2A	3788	1/1	0.90	0.11	54,54,54,54	0
56	MG	1a	1691	1/1	0.90	0.24	64,64,64,64	0
56	MG	1A	3827	1/1	0.90	0.10	47,47,47,47	0
56	MG	2A	3894	1/1	0.90	0.11	62,62,62,62	0
56	MG	1A	3928	1/1	0.90	0.23	51,51,51,51	0
56	MG	2A	3449	1/1	0.90	0.26	55,55,55,55	0
56	MG	1B	235	1/1	0.90	0.17	31,31,31,31	0
56	MG	1A	3258	1/1	0.90	0.19	47,47,47,47	0
56	MG	1A	3400	1/1	0.90	0.14	36,36,36,36	0
56	MG	1U	205	1/1	0.90	0.17	40,40,40,40	0
56	MG	2A	3862	1/1	0.90	0.52	84,84,84,84	0
56	MG	1A	3451	1/1	0.90	0.16	49,49,49,49	0
56	MG	2A	3720	1/1	0.90	0.28	52,52,52,52	0
56	MG	2a	1714	1/1	0.90	0.11	79,79,79,79	0
56	MG	1a	1659	1/1	0.90	0.19	64,64,64,64	0
56	MG	1A	3817	1/1	0.90	0.16	23,23,23,23	0
56	MG	2A	3469	1/1	0.90	0.31	54,54,54,54	0
56	MG	2A	3796	1/1	0.90	0.18	70,70,70,70	0
56	MG	2A	3724	1/1	0.90	0.10	67,67,67,67	0
56	MG	1A	3745	1/1	0.90	0.18	34,34,34,34	0

*Continued on next page...*

*Continued from previous page...*

Mol	Type	Chain	Res	Atoms	RSCC	RSR	B-factors( $\text{\AA}^2$ )	Q<0.9
56	MG	2A	3140	1/1	0.90	0.07	71,71,71,71	0
56	MG	2A	3820	1/1	0.90	0.19	74,74,74,74	0
56	MG	1A	3749	1/1	0.90	0.24	19,19,19,19	0
56	MG	1A	3973	1/1	0.90	0.09	51,51,51,51	0
56	MG	1a	1756	1/1	0.90	0.11	87,87,87,87	0
56	MG	1x	107	1/1	0.90	0.11	66,66,66,66	0
56	MG	2A	3639	1/1	0.90	0.12	38,38,38,38	0
56	MG	1A	3993	1/1	0.90	0.19	42,42,42,42	0
56	MG	2w	3006	1/1	0.90	0.89	77,77,77,77	0
56	MG	2A	3425	1/1	0.90	0.13	58,58,58,58	0
56	MG	1A	4094	1/1	0.90	0.38	39,39,39,39	0
56	MG	1E	301	1/1	0.90	0.18	49,49,49,49	0
56	MG	1a	1622	1/1	0.90	0.19	41,41,41,41	0
56	MG	1U	201	1/1	0.90	0.25	33,33,33,33	0
56	MG	1w	105	1/1	0.90	0.17	67,67,67,67	0
56	MG	1A	4057	1/1	0.90	0.17	59,59,59,59	0
56	MG	1A	3267	1/1	0.90	0.23	30,30,30,30	0
56	MG	2A	3203	1/1	0.90	0.16	47,47,47,47	0
56	MG	1a	1612	1/1	0.90	0.15	51,51,51,51	0
56	MG	2A	3829	1/1	0.90	0.10	60,60,60,60	0
56	MG	1l	203	1/1	0.90	0.21	52,52,52,52	0
56	MG	2A	3554	1/1	0.90	0.07	45,45,45,45	0
56	MG	2A	3836	1/1	0.90	0.15	44,44,44,44	0
56	MG	2A	3040	1/1	0.90	0.14	50,50,50,50	0
56	MG	2A	3375	1/1	0.90	0.37	61,61,61,61	0
56	MG	1U	203	1/1	0.90	0.71	40,40,40,40	0
56	MG	2a	1750	1/1	0.90	0.07	70,70,70,70	0
56	MG	1A	3023	1/1	0.90	0.13	37,37,37,37	0
56	MG	1P	204	1/1	0.90	0.38	32,32,32,32	0
56	MG	1a	1648	1/1	0.90	0.20	57,57,57,57	0
56	MG	2A	3880	1/1	0.90	0.23	65,65,65,65	0
56	MG	2A	3419	1/1	0.90	0.18	59,59,59,59	0
56	MG	1A	3914	1/1	0.90	0.14	39,39,39,39	0
56	MG	2A	3178	1/1	0.90	0.27	55,55,55,55	0
56	MG	1A	4070	1/1	0.90	0.24	45,45,45,45	0
56	MG	1E	310	1/1	0.90	0.20	35,35,35,35	0
56	MG	1A	3159	1/1	0.90	0.21	56,56,56,56	0
56	MG	2A	3184	1/1	0.90	0.23	49,49,49,49	0
56	MG	1A	3287	1/1	0.90	0.59	52,52,52,52	0
56	MG	2e	3001	1/1	0.90	0.08	76,76,76,76	0
56	MG	2a	1746	1/1	0.90	0.21	70,70,70,70	0
56	MG	1A	3798	1/1	0.90	0.15	56,56,56,56	0

*Continued on next page...*



*Continued from previous page...*

Mol	Type	Chain	Res	Atoms	RSCC	RSR	B-factors( $\text{\AA}^2$ )	Q<0.9
56	MG	2A	3377	1/1	0.90	0.21	57,57,57,57	0
56	MG	19	101	1/1	0.90	0.18	44,44,44,44	0
56	MG	1A	3361	1/1	0.90	0.16	47,47,47,47	0
56	MG	1x	115	1/1	0.90	0.08	68,68,68,68	0
56	MG	2A	3182	1/1	0.90	0.26	53,53,53,53	0
56	MG	2a	1791	1/1	0.90	0.13	71,71,71,71	0
56	MG	1B	220	1/1	0.90	0.20	58,58,58,58	0
56	MG	2l	3001	1/1	0.90	0.13	60,60,60,60	0
56	MG	2A	3355	1/1	0.90	0.13	79,79,79,79	0
56	MG	2t	3001	1/1	0.90	0.11	62,62,62,62	0
56	MG	2a	1625	1/1	0.90	0.10	80,80,80,80	0
56	MG	1A	3866	1/1	0.90	0.16	26,26,26,26	0
56	MG	2A	3106	1/1	0.90	0.13	49,49,49,49	0
56	MG	1A	3978	1/1	0.90	0.15	26,26,26,26	0
56	MG	2A	3347	1/1	0.90	0.49	68,68,68,68	0
56	MG	1A	3134	1/1	0.90	0.35	35,35,35,35	0
56	MG	2O	8001	1/1	0.90	0.17	48,48,48,48	0
56	MG	1w	103	1/1	0.90	0.10	51,51,51,51	0
56	MG	2A	3671	1/1	0.90	0.10	63,63,63,63	0
56	MG	1A	3452	1/1	0.90	0.25	49,49,49,49	0
56	MG	2w	3007	1/1	0.90	0.33	71,71,71,71	0
56	MG	2A	3354	1/1	0.90	0.20	50,50,50,50	0
56	MG	2A	3122	1/1	0.90	0.51	67,67,67,67	0
56	MG	2a	1633	1/1	0.90	0.16	57,57,57,57	0
56	MG	2A	3053	1/1	0.90	0.15	64,64,64,64	0
56	MG	1l	103	1/1	0.90	0.12	45,45,45,45	0
56	MG	2A	3183	1/1	0.90	0.21	53,53,53,53	0
56	MG	1A	3283	1/1	0.90	0.13	51,51,51,51	0
56	MG	2A	3048	1/1	0.90	0.15	55,55,55,55	0
56	MG	2A	3001	1/1	0.90	0.13	56,56,56,56	0
56	MG	1A	4111	1/1	0.91	0.19	41,41,41,41	0
56	MG	1A	3467	1/1	0.91	0.34	41,41,41,41	0
56	MG	1A	3373	1/1	0.91	0.29	40,40,40,40	0
56	MG	1A	3112	1/1	0.91	0.34	42,42,42,42	0
56	MG	2A	3752	1/1	0.91	0.24	59,59,59,59	0
56	MG	1A	3201	1/1	0.91	0.12	61,61,61,61	0
56	MG	1A	3204	1/1	0.91	0.18	68,68,68,68	0
56	MG	1a	1692	1/1	0.91	0.18	63,63,63,63	0
56	MG	2A	3731	1/1	0.91	0.15	62,62,62,62	0
56	MG	1A	4133	1/1	0.91	0.15	30,30,30,30	0
56	MG	2l	3002	1/1	0.91	0.31	62,62,62,62	0
56	MG	1a	1617	1/1	0.91	0.10	65,65,65,65	0

*Continued on next page...*

*Continued from previous page...*

Mol	Type	Chain	Res	Atoms	RSCC	RSR	B-factors( $\text{\AA}^2$ )	Q<0.9
56	MG	2A	3476	1/1	0.91	0.47	57,57,57,57	0
56	MG	1A	3691	1/1	0.91	0.12	60,60,60,60	0
56	MG	2A	3807	1/1	0.91	0.09	65,65,65,65	0
56	MG	2A	3373	1/1	0.91	0.47	57,57,57,57	0
56	MG	1A	3548	1/1	0.91	0.28	56,56,56,56	0
56	MG	2A	3371	1/1	0.91	0.31	61,61,61,61	0
56	MG	1A	3809	1/1	0.91	0.11	47,47,47,47	0
56	MG	1w	111	1/1	0.91	0.11	61,61,61,61	0
56	MG	2A	3234	1/1	0.91	0.22	62,62,62,62	0
56	MG	1A	3856	1/1	0.91	0.20	33,33,33,33	0
56	MG	2A	3318	1/1	0.91	0.20	44,44,44,44	0
56	MG	1a	1601	1/1	0.91	0.22	54,54,54,54	0
56	MG	2A	3574	1/1	0.91	0.14	57,57,57,57	0
56	MG	2A	3549	1/1	0.91	0.18	56,56,56,56	0
56	MG	1A	3708	1/1	0.91	0.07	51,51,51,51	0
56	MG	2A	3368	1/1	0.91	0.78	47,47,47,47	0
56	MG	2A	3151	1/1	0.91	0.11	59,59,59,59	0
56	MG	2A	3587	1/1	0.91	0.13	44,44,44,44	0
56	MG	1A	3565	1/1	0.91	0.24	47,47,47,47	0
56	MG	1A	3384	1/1	0.91	0.16	48,48,48,48	0
56	MG	1A	3430	1/1	0.91	0.17	41,41,41,41	0
56	MG	1A	3879	1/1	0.91	0.33	30,30,30,30	0
56	MG	1Q	204	1/1	0.91	0.15	38,38,38,38	0
56	MG	1A	3285	1/1	0.91	0.19	43,43,43,43	0
56	MG	1A	3338	1/1	0.91	0.29	45,45,45,45	0
56	MG	2A	3647	1/1	0.91	0.52	51,51,51,51	0
56	MG	2U	204	1/1	0.91	0.44	62,62,62,62	0
56	MG	1A	4042	1/1	0.91	0.17	24,24,24,24	0
56	MG	1F	306	1/1	0.91	0.13	47,47,47,47	0
56	MG	2A	3396	1/1	0.91	0.13	60,60,60,60	0
56	MG	2A	3174	1/1	0.91	0.27	51,51,51,51	0
56	MG	2a	1647	1/1	0.91	0.33	55,55,55,55	0
56	MG	2A	3760	1/1	0.91	0.16	60,60,60,60	0
56	MG	1A	3477	1/1	0.91	0.14	44,44,44,44	0
56	MG	2A	3359	1/1	0.91	0.36	63,63,63,63	0
56	MG	23	102	1/1	0.91	0.22	52,52,52,52	0
56	MG	2A	3094	1/1	0.91	0.37	47,47,47,47	0
56	MG	1A	3987	1/1	0.91	0.09	40,40,40,40	0
56	MG	2A	3889	1/1	0.91	0.60	39,39,39,39	0
56	MG	2A	3633	1/1	0.91	0.13	58,58,58,58	0
56	MG	1A	3125	1/1	0.91	0.19	45,45,45,45	0
56	MG	2a	1614	1/1	0.91	0.10	59,59,59,59	0

*Continued on next page...*

*Continued from previous page...*

Mol	Type	Chain	Res	Atoms	RSCC	RSR	B-factors( $\text{\AA}^2$ )	Q<0.9
56	MG	1A	4129	1/1	0.91	0.23	33,33,33,33	0
56	MG	2a	1797	1/1	0.91	0.14	65,65,65,65	0
56	MG	2a	1842	1/1	0.91	0.13	49,49,49,49	0
56	MG	1A	3403	1/1	0.91	0.23	46,46,46,46	0
56	MG	2A	3392	1/1	0.91	0.12	52,52,52,52	0
56	MG	2A	3198	1/1	0.91	0.20	49,49,49,49	0
56	MG	2A	3410	1/1	0.91	0.12	55,55,55,55	0
56	MG	2A	3823	1/1	0.91	0.13	48,48,48,48	0
56	MG	1B	216	1/1	0.91	0.18	34,34,34,34	0
56	MG	1A	3328	1/1	0.91	0.20	48,48,48,48	0
56	MG	2A	3086	1/1	0.91	0.09	41,41,41,41	0
56	MG	2A	3849	1/1	0.91	0.12	51,51,51,51	0
56	MG	1A	3087	1/1	0.91	0.16	43,43,43,43	0
56	MG	1A	3750	1/1	0.91	0.19	41,41,41,41	0
56	MG	2A	3694	1/1	0.91	0.10	64,64,64,64	0
56	MG	1A	3109	1/1	0.91	0.25	31,31,31,31	0
56	MG	1A	3812	1/1	0.91	0.23	54,54,54,54	0
56	MG	1A	3949	1/1	0.91	0.09	19,19,19,19	0
56	MG	1A	3663	1/1	0.91	0.13	30,30,30,30	0
56	MG	2A	3011	1/1	0.91	0.11	49,49,49,49	0
56	MG	1A	3234	1/1	0.91	0.13	34,34,34,34	0
56	MG	17	102	1/1	0.91	0.36	38,38,38,38	0
56	MG	1A	3705	1/1	0.91	0.18	44,44,44,44	0
56	MG	2A	3308	1/1	0.91	0.08	63,63,63,63	0
56	MG	2A	3046	1/1	0.91	0.14	65,65,65,65	0
56	MG	2a	1703	1/1	0.91	0.13	64,64,64,64	0
56	MG	1a	1655	1/1	0.91	0.09	63,63,63,63	0
56	MG	1A	3915	1/1	0.91	0.12	41,41,41,41	0
56	MG	1A	3083	1/1	0.91	0.24	34,34,34,34	0
56	MG	2a	1617	1/1	0.91	0.16	59,59,59,59	0
56	MG	1A	3143	1/1	0.91	0.72	46,46,46,46	0
56	MG	1a	1782	1/1	0.91	0.13	66,66,66,66	0
56	MG	1A	3569	1/1	0.91	0.31	52,52,52,52	0
56	MG	2a	1639	1/1	0.91	0.24	68,68,68,68	0
56	MG	2a	1806	1/1	0.91	0.11	67,67,67,67	0
56	MG	1A	3059	1/1	0.91	0.19	53,53,53,53	0
56	MG	1A	3252	1/1	0.91	0.14	34,34,34,34	0
56	MG	2A	3480	1/1	0.91	0.55	65,65,65,65	0
56	MG	1A	3597	1/1	0.91	0.13	32,32,32,32	0
56	MG	2A	3800	1/1	0.91	0.20	70,70,70,70	0
56	MG	2a	1840	1/1	0.91	0.14	78,78,78,78	0
56	MG	2A	3081	1/1	0.91	0.32	44,44,44,44	0

*Continued on next page...*

*Continued from previous page...*

Mol	Type	Chain	Res	Atoms	RSCC	RSR	B-factors( $\text{\AA}^2$ )	Q<0.9
56	MG	2A	3472	1/1	0.91	0.13	58,58,58,58	0
56	MG	2x	103	1/1	0.91	0.12	77,77,77,77	0
56	MG	2A	3728	1/1	0.91	0.09	69,69,69,69	0
56	MG	1A	3559	1/1	0.91	0.55	36,36,36,36	0
56	MG	2A	3589	1/1	0.91	0.09	51,51,51,51	0
56	MG	1a	1616	1/1	0.91	0.15	51,51,51,51	0
56	MG	25	105	1/1	0.91	0.11	59,59,59,59	0
56	MG	1a	1759	1/1	0.91	0.05	81,81,81,81	0
56	MG	1A	3387	1/1	0.91	0.34	37,37,37,37	0
56	MG	10	107	1/1	0.91	0.15	53,53,53,53	0
56	MG	2a	1792	1/1	0.91	0.20	74,74,74,74	0
56	MG	1A	3700	1/1	0.91	0.22	44,44,44,44	0
56	MG	1A	3255	1/1	0.91	0.20	63,63,63,63	0
56	MG	1A	3572	1/1	0.91	0.22	15,15,15,15	0
56	MG	2A	3037	1/1	0.91	0.17	42,42,42,42	0
56	MG	1A	3721	1/1	0.91	0.10	60,60,60,60	0
56	MG	1A	3348	1/1	0.91	0.14	41,41,41,41	0
56	MG	2A	3039	1/1	0.91	0.10	33,33,33,33	0
56	MG	1a	1671	1/1	0.91	0.19	48,48,48,48	0
56	MG	2A	3559	1/1	0.91	0.14	47,47,47,47	0
56	MG	2A	3545	1/1	0.91	0.35	58,58,58,58	0
56	MG	2a	1724	1/1	0.91	0.26	53,53,53,53	0
56	MG	2A	3519	1/1	0.91	0.14	46,46,46,46	0
56	MG	1B	221	1/1	0.91	0.13	55,55,55,55	0
56	MG	1A	4107	1/1	0.91	0.17	37,37,37,37	0
56	MG	2a	1741	1/1	0.91	0.18	77,77,77,77	0
56	MG	1a	1670	1/1	0.91	0.09	43,43,43,43	0
56	MG	2a	1637	1/1	0.91	0.27	63,63,63,63	0
56	MG	2A	3903	1/1	0.91	0.45	45,45,45,45	0
56	MG	1A	3685	1/1	0.91	0.14	38,38,38,38	0
56	MG	2A	3314	1/1	0.91	0.19	60,60,60,60	0
56	MG	1A	3977	1/1	0.91	0.16	22,22,22,22	0
56	MG	1b	3001	1/1	0.91	0.17	82,82,82,82	0
56	MG	2a	1606	1/1	0.91	0.17	58,58,58,58	0
56	MG	1A	3924	1/1	0.91	0.18	39,39,39,39	0
56	MG	1a	1809	1/1	0.91	0.16	47,47,47,47	0
56	MG	2A	3473	1/1	0.91	0.19	59,59,59,59	0
56	MG	2A	3431	1/1	0.91	0.12	55,55,55,55	0
56	MG	2A	3742	1/1	0.91	0.12	53,53,53,53	0
56	MG	11	104	1/1	0.91	0.30	69,69,69,69	0
56	MG	1A	3012	1/1	0.91	0.26	29,29,29,29	0
56	MG	1A	3487	1/1	0.91	0.24	55,55,55,55	0

*Continued on next page...*

*Continued from previous page...*

Mol	Type	Chain	Res	Atoms	RSCC	RSR	B-factors( $\text{\AA}^2$ )	Q<0.9
56	MG	1A	3564	1/1	0.91	0.35	43,43,43,43	0
56	MG	1A	3350	1/1	0.91	0.13	53,53,53,53	0
56	MG	2y	3003	1/1	0.91	0.07	63,63,63,63	0
56	MG	2A	3613	1/1	0.91	0.13	24,24,24,24	0
56	MG	1A	3580	1/1	0.91	0.66	33,33,33,33	0
56	MG	2a	1719	1/1	0.91	0.24	67,67,67,67	0
56	MG	2A	3376	1/1	0.91	0.13	62,62,62,62	0
56	MG	1A	3768	1/1	0.91	0.10	24,24,24,24	0
56	MG	2A	3353	1/1	0.91	0.52	56,56,56,56	0
56	MG	2A	3565	1/1	0.91	0.11	45,45,45,45	0
56	MG	2A	3685	1/1	0.91	0.11	55,55,55,55	0
56	MG	1A	3766	1/1	0.91	0.07	66,66,66,66	0
56	MG	2A	3888	1/1	0.91	0.33	71,71,71,71	0
56	MG	2A	3648	1/1	0.91	0.08	47,47,47,47	0
56	MG	1A	3382	1/1	0.91	0.16	35,35,35,35	0
56	MG	1A	3727	1/1	0.91	0.13	14,14,14,14	0
56	MG	1A	3409	1/1	0.92	0.17	52,52,52,52	0
56	MG	1A	3957	1/1	0.92	0.10	37,37,37,37	0
56	MG	1A	3416	1/1	0.92	0.17	51,51,51,51	0
56	MG	1A	3324	1/1	0.92	0.15	54,54,54,54	0
56	MG	2x	106	1/1	0.92	0.15	62,62,62,62	0
56	MG	1A	3990	1/1	0.92	0.16	39,39,39,39	0
56	MG	1A	4053	1/1	0.92	0.11	43,43,43,43	0
56	MG	1A	3198	1/1	0.92	0.18	39,39,39,39	0
56	MG	1A	3086	1/1	0.92	0.15	53,53,53,53	0
56	MG	2a	1674	1/1	0.92	0.08	58,58,58,58	0
56	MG	2A	3467	1/1	0.92	0.14	40,40,40,40	0
59	ZN	29	501	1/1	0.92	0.10	74,74,74,74	0
56	MG	2a	1802	1/1	0.92	0.15	60,60,60,60	0
56	MG	1A	3037	1/1	0.92	0.25	54,54,54,54	0
56	MG	2a	1819	1/1	0.92	0.10	61,61,61,61	0
56	MG	1q	201	1/1	0.92	0.09	59,59,59,59	0
56	MG	1W	202	1/1	0.92	0.11	50,50,50,50	0
56	MG	1a	1665	1/1	0.92	0.28	61,61,61,61	0
56	MG	2A	3144	1/1	0.92	0.17	38,38,38,38	0
56	MG	2A	3485	1/1	0.92	0.10	47,47,47,47	0
56	MG	2A	3481	1/1	0.92	0.40	48,48,48,48	0
56	MG	1A	3096	1/1	0.92	0.15	56,56,56,56	0
56	MG	1A	3687	1/1	0.92	0.15	29,29,29,29	0
56	MG	1A	3358	1/1	0.92	0.15	42,42,42,42	0
56	MG	1F	307	1/1	0.92	0.13	44,44,44,44	0
56	MG	1A	3777	1/1	0.92	0.20	20,20,20,20	0

*Continued on next page...*

*Continued from previous page...*

Mol	Type	Chain	Res	Atoms	RSCC	RSR	B-factors( $\text{\AA}^2$ )	Q<0.9
56	MG	2A	3624	1/1	0.92	0.12	33,33,33,33	0
56	MG	2E	305	1/1	0.92	0.08	53,53,53,53	0
56	MG	1A	3429	1/1	0.92	0.30	45,45,45,45	0
56	MG	2a	1626	1/1	0.92	0.37	68,68,68,68	0
56	MG	1a	1702	1/1	0.92	0.15	54,54,54,54	0
56	MG	10	102	1/1	0.92	0.10	40,40,40,40	0
56	MG	1Y	201	1/1	0.92	0.20	43,43,43,43	0
56	MG	1A	3713	1/1	0.92	0.16	15,15,15,15	0
56	MG	2A	3319	1/1	0.92	0.08	52,52,52,52	0
56	MG	2A	3389	1/1	0.92	0.85	51,51,51,51	0
56	MG	2A	3337	1/1	0.92	0.46	68,68,68,68	0
56	MG	2A	3226	1/1	0.92	0.33	54,54,54,54	0
56	MG	2A	3525	1/1	0.92	0.11	41,41,41,41	0
56	MG	1H	3001	1/1	0.92	0.30	37,37,37,37	0
56	MG	1A	3032	1/1	0.92	0.12	38,38,38,38	0
56	MG	1A	3438	1/1	0.92	0.32	41,41,41,41	0
56	MG	2a	1665	1/1	0.92	0.14	64,64,64,64	0
56	MG	1A	3064	1/1	0.92	0.16	49,49,49,49	0
56	MG	2a	1723	1/1	0.92	0.11	47,47,47,47	0
56	MG	2A	3588	1/1	0.92	0.11	71,71,71,71	0
56	MG	2a	1773	1/1	0.92	0.17	76,76,76,76	0
56	MG	2a	1664	1/1	0.92	0.08	57,57,57,57	0
56	MG	1A	3146	1/1	0.92	0.35	32,32,32,32	0
56	MG	1A	3804	1/1	0.92	0.13	28,28,28,28	0
56	MG	1Z	304	1/1	0.92	0.24	53,53,53,53	0
56	MG	1x	116	1/1	0.92	0.14	62,62,62,62	0
56	MG	2A	3564	1/1	0.92	0.13	36,36,36,36	0
56	MG	1F	301	1/1	0.92	0.17	62,62,62,62	0
56	MG	2A	3560	1/1	0.92	0.14	71,71,71,71	0
56	MG	2A	3770	1/1	0.92	0.17	55,55,55,55	0
56	MG	1A	3098	1/1	0.92	0.16	66,66,66,66	0
56	MG	2a	1743	1/1	0.92	0.10	78,78,78,78	0
56	MG	1B	203	1/1	0.92	0.24	55,55,55,55	0
56	MG	2a	1827	1/1	0.92	0.12	71,71,71,71	0
56	MG	1A	3049	1/1	0.92	0.20	36,36,36,36	0
56	MG	1A	3408	1/1	0.92	0.19	48,48,48,48	0
56	MG	2a	1684	1/1	0.92	0.09	63,63,63,63	0
56	MG	1B	205	1/1	0.92	0.29	60,60,60,60	0
56	MG	1a	1623	1/1	0.92	0.13	48,48,48,48	0
56	MG	26	502	1/1	0.92	0.80	69,69,69,69	0
56	MG	2R	3001	1/1	0.92	0.34	65,65,65,65	0
56	MG	2A	3786	1/1	0.92	0.18	64,64,64,64	0

*Continued on next page...*

*Continued from previous page...*

Mol	Type	Chain	Res	Atoms	RSCC	RSR	B-factors( $\text{\AA}^2$ )	Q<0.9
56	MG	1A	4117	1/1	0.92	0.36	38,38,38,38	0
56	MG	1A	3001	1/1	0.92	0.17	38,38,38,38	0
56	MG	1A	3492	1/1	0.92	0.12	45,45,45,45	0
56	MG	2A	3365	1/1	0.92	0.60	71,71,71,71	0
56	MG	1A	3522	1/1	0.92	0.30	58,58,58,58	0
56	MG	1A	3244	1/1	0.92	0.12	61,61,61,61	0
56	MG	1a	1779	1/1	0.92	0.12	50,50,50,50	0
56	MG	1A	3381	1/1	0.92	0.17	48,48,48,48	0
56	MG	25	103	1/1	0.92	0.14	54,54,54,54	0
56	MG	2A	3637	1/1	0.92	0.08	39,39,39,39	0
56	MG	1X	102	1/1	0.92	0.28	29,29,29,29	0
56	MG	2A	3488	1/1	0.92	0.41	71,71,71,71	0
56	MG	2a	1700	1/1	0.92	0.51	59,59,59,59	0
56	MG	1A	3939	1/1	0.92	0.16	48,48,48,48	0
56	MG	1A	3018	1/1	0.92	0.23	37,37,37,37	0
56	MG	1A	3322	1/1	0.92	0.24	40,40,40,40	0
56	MG	1A	3952	1/1	0.92	0.15	40,40,40,40	0
56	MG	2A	3475	1/1	0.92	0.14	46,46,46,46	0
56	MG	1A	3247	1/1	0.92	0.21	41,41,41,41	0
56	MG	2A	3802	1/1	0.92	0.07	60,60,60,60	0
56	MG	2A	3459	1/1	0.92	0.10	60,60,60,60	0
56	MG	2A	3244	1/1	0.92	0.08	74,74,74,74	0
56	MG	2A	3351	1/1	0.92	0.14	64,64,64,64	0
56	MG	1A	4084	1/1	0.92	0.30	31,31,31,31	0
56	MG	2a	1666	1/1	0.92	0.11	64,64,64,64	0
56	MG	2E	301	1/1	0.92	0.09	49,49,49,49	0
56	MG	2A	3765	1/1	0.92	0.09	56,56,56,56	0
56	MG	1A	4065	1/1	0.92	0.06	37,37,37,37	0
56	MG	1A	3664	1/1	0.92	0.16	66,66,66,66	0
56	MG	1a	1783	1/1	0.92	0.09	58,58,58,58	0
56	MG	1A	3757	1/1	0.92	0.10	30,30,30,30	0
56	MG	1A	3147	1/1	0.92	0.23	33,33,33,33	0
56	MG	1S	3002	1/1	0.92	0.35	49,49,49,49	0
56	MG	2a	1646	1/1	0.92	0.12	53,53,53,53	0
56	MG	1A	3442	1/1	0.92	0.51	48,48,48,48	0
56	MG	1x	105	1/1	0.92	0.22	53,53,53,53	0
56	MG	2A	3582	1/1	0.92	0.17	61,61,61,61	0
56	MG	1A	3652	1/1	0.92	0.09	37,37,37,37	0
56	MG	2A	3213	1/1	0.92	0.24	48,48,48,48	0
56	MG	1a	1741	1/1	0.92	0.12	52,52,52,52	0
56	MG	1A	3265	1/1	0.92	0.15	46,46,46,46	0
56	MG	1A	3213	1/1	0.92	0.21	44,44,44,44	0

*Continued on next page...*

*Continued from previous page...*

Mol	Type	Chain	Res	Atoms	RSCC	RSR	B-factors( $\text{\AA}^2$ )	Q<0.9
56	MG	2A	3828	1/1	0.92	0.08	59,59,59,59	0
56	MG	1B	232	1/1	0.92	0.16	52,52,52,52	0
56	MG	1A	3996	1/1	0.92	0.27	60,60,60,60	0
56	MG	1A	3880	1/1	0.92	0.09	38,38,38,38	0
56	MG	1A	3975	1/1	0.92	0.15	36,36,36,36	0
56	MG	2y	3002	1/1	0.92	0.10	63,63,63,63	0
56	MG	2a	1610	1/1	0.92	0.14	74,74,74,74	0
56	MG	1A	3637	1/1	0.92	0.15	44,44,44,44	0
56	MG	1A	3084	1/1	0.92	0.20	44,44,44,44	0
56	MG	2A	3010	1/1	0.92	0.17	57,57,57,57	0
56	MG	1F	305	1/1	0.92	0.20	45,45,45,45	0
56	MG	1A	3418	1/1	0.92	0.26	47,47,47,47	0
56	MG	1A	3769	1/1	0.92	0.12	42,42,42,42	0
56	MG	1A	3300	1/1	0.92	0.14	29,29,29,29	0
56	MG	1a	1716	1/1	0.92	0.26	58,58,58,58	0
56	MG	1A	3264	1/1	0.92	0.12	50,50,50,50	0
56	MG	1B	206	1/1	0.92	0.11	34,34,34,34	0
56	MG	1a	1708	1/1	0.92	0.29	49,49,49,49	0
56	MG	2A	3272	1/1	0.92	0.19	47,47,47,47	0
56	MG	2B	3003	1/1	0.92	0.08	60,60,60,60	0
56	MG	2a	1676	1/1	0.92	0.10	63,63,63,63	0
56	MG	1A	4058	1/1	0.92	0.19	36,36,36,36	0
56	MG	1A	3063	1/1	0.92	0.17	30,30,30,30	0
56	MG	1A	3411	1/1	0.92	0.12	58,58,58,58	0
56	MG	1A	3901	1/1	0.92	0.42	48,48,48,48	0
56	MG	1a	1757	1/1	0.92	0.08	61,61,61,61	0
56	MG	1a	1785	1/1	0.92	0.27	69,69,69,69	0
56	MG	1A	3362	1/1	0.92	0.66	50,50,50,50	0
56	MG	2A	3622	1/1	0.92	0.28	67,67,67,67	0
56	MG	1A	3849	1/1	0.92	0.15	38,38,38,38	0
56	MG	2A	3199	1/1	0.92	0.09	54,54,54,54	0
56	MG	2A	3635	1/1	0.92	0.14	39,39,39,39	0
56	MG	1A	3873	1/1	0.92	0.12	25,25,25,25	0
56	MG	1O	202	1/1	0.92	0.16	58,58,58,58	0
56	MG	1A	3857	1/1	0.92	0.28	30,30,30,30	0
56	MG	2A	3850	1/1	0.92	0.19	77,77,77,77	0
56	MG	2A	3746	1/1	0.92	0.12	76,76,76,76	0
56	MG	2A	3764	1/1	0.92	0.15	66,66,66,66	0
56	MG	1A	3726	1/1	0.92	0.16	42,42,42,42	0
56	MG	1a	1829	1/1	0.92	0.36	57,57,57,57	0
56	MG	2A	3247	1/1	0.92	0.31	47,47,47,47	0
56	MG	1A	3891	1/1	0.92	0.16	53,53,53,53	0

*Continued on next page...*



*Continued from previous page...*

Mol	Type	Chain	Res	Atoms	RSCC	RSR	B-factors( $\text{\AA}^2$ )	Q<0.9
56	MG	2N	8001	1/1	0.92	0.13	52,52,52,52	0
56	MG	2A	3136	1/1	0.92	0.16	46,46,46,46	0
56	MG	1A	3218	1/1	0.92	0.21	47,47,47,47	0
56	MG	2a	1624	1/1	0.92	0.17	48,48,48,48	0
56	MG	2A	3877	1/1	0.92	0.16	47,47,47,47	0
56	MG	1A	3273	1/1	0.92	0.36	41,41,41,41	0
56	MG	1D	307	1/1	0.92	0.41	32,32,32,32	0
56	MG	1A	3413	1/1	0.92	0.21	51,51,51,51	0
56	MG	2A	3369	1/1	0.92	0.20	68,68,68,68	0
56	MG	2A	3445	1/1	0.92	0.28	57,57,57,57	0
56	MG	2B	3001	1/1	0.92	0.11	57,57,57,57	0
56	MG	1A	3022	1/1	0.92	0.18	44,44,44,44	0
56	MG	1A	3458	1/1	0.92	0.22	46,46,46,46	0
56	MG	1A	3133	1/1	0.92	0.31	26,26,26,26	0
56	MG	25	101	1/1	0.92	0.72	56,56,56,56	0
56	MG	1A	3376	1/1	0.92	0.21	44,44,44,44	0
56	MG	2A	3393	1/1	0.92	0.46	55,55,55,55	0
56	MG	1A	3840	1/1	0.92	0.16	47,47,47,47	0
56	MG	1A	4088	1/1	0.92	0.14	36,36,36,36	0
56	MG	2A	3014	1/1	0.92	0.37	51,51,51,51	0
56	MG	2a	1713	1/1	0.92	0.17	76,76,76,76	0
56	MG	1A	4101	1/1	0.92	0.14	43,43,43,43	0
56	MG	1A	3070	1/1	0.92	0.13	27,27,27,27	0
56	MG	1A	3746	1/1	0.92	0.18	22,22,22,22	0
56	MG	1A	3441	1/1	0.92	0.44	42,42,42,42	0
56	MG	1A	3282	1/1	0.92	0.27	45,45,45,45	0
56	MG	1a	1696	1/1	0.92	0.17	50,50,50,50	0
56	MG	2A	3869	1/1	0.92	0.15	46,46,46,46	0
56	MG	2a	1725	1/1	0.92	0.14	66,66,66,66	0
56	MG	2T	3001	1/1	0.92	0.18	52,52,52,52	0
56	MG	1y	3004	1/1	0.92	0.21	83,83,83,83	0
56	MG	2A	3404	1/1	0.92	0.26	52,52,52,52	0
56	MG	1a	1703	1/1	0.92	0.18	49,49,49,49	0
56	MG	2a	1755	1/1	0.92	0.13	70,70,70,70	0
56	MG	2A	3115	1/1	0.92	0.23	58,58,58,58	0
56	MG	2A	3542	1/1	0.92	0.12	43,43,43,43	0
56	MG	2A	3427	1/1	0.92	0.31	60,60,60,60	0
56	MG	2a	1699	1/1	0.92	0.15	62,62,62,62	0
56	MG	1a	1666	1/1	0.92	0.52	64,64,64,64	0
56	MG	1A	3737	1/1	0.93	0.10	34,34,34,34	0
56	MG	2X	102	1/1	0.93	0.18	66,66,66,66	0
56	MG	2a	1765	1/1	0.93	0.08	80,80,80,80	0

*Continued on next page...*

*Continued from previous page...*

Mol	Type	Chain	Res	Atoms	RSCC	RSR	B-factors( $\text{\AA}^2$ )	Q<0.9
56	MG	2B	3010	1/1	0.93	0.07	68,68,68,68	0
56	MG	1A	3728	1/1	0.93	0.19	62,62,62,62	0
56	MG	1A	3390	1/1	0.93	0.38	43,43,43,43	0
56	MG	1A	3303	1/1	0.93	0.27	51,51,51,51	0
56	MG	2A	3736	1/1	0.93	0.21	69,69,69,69	0
56	MG	2A	3531	1/1	0.93	0.12	57,57,57,57	0
56	MG	2A	3890	1/1	0.93	0.59	52,52,52,52	0
56	MG	1A	3341	1/1	0.93	0.14	50,50,50,50	0
56	MG	1O	208	1/1	0.93	0.18	75,75,75,75	0
56	MG	1O	103	1/1	0.93	0.19	35,35,35,35	0
56	MG	1A	3307	1/1	0.93	0.23	44,44,44,44	0
56	MG	2A	3759	1/1	0.93	0.54	39,39,39,39	0
56	MG	1A	3354	1/1	0.93	0.19	50,50,50,50	0
56	MG	1A	4003	1/1	0.93	0.20	27,27,27,27	0
56	MG	2a	1796	1/1	0.93	0.21	69,69,69,69	0
56	MG	1A	3593	1/1	0.93	0.12	33,33,33,33	0
56	MG	1a	1791	1/1	0.93	0.15	53,53,53,53	0
56	MG	1A	3982	1/1	0.93	0.26	40,40,40,40	0
56	MG	1A	4024	1/1	0.93	0.14	46,46,46,46	0
56	MG	1A	3365	1/1	0.93	0.30	39,39,39,39	0
56	MG	1A	4135	1/1	0.93	0.18	36,36,36,36	0
56	MG	1A	3834	1/1	0.93	0.15	40,40,40,40	0
56	MG	1a	1750	1/1	0.93	0.13	63,63,63,63	0
56	MG	1A	3431	1/1	0.93	0.16	46,46,46,46	0
56	MG	1a	1694	1/1	0.93	0.16	58,58,58,58	0
56	MG	1a	1627	1/1	0.93	0.18	23,23,23,23	0
56	MG	1A	4031	1/1	0.93	0.23	52,52,52,52	0
56	MG	2A	3153	1/1	0.93	0.14	69,69,69,69	0
56	MG	2A	3413	1/1	0.93	0.55	55,55,55,55	0
56	MG	1a	1780	1/1	0.93	0.12	51,51,51,51	0
56	MG	1O	205	1/1	0.93	0.41	45,45,45,45	0
56	MG	2A	3552	1/1	0.93	0.14	51,51,51,51	0
56	MG	1A	3457	1/1	0.93	0.28	42,42,42,42	0
56	MG	1a	1705	1/1	0.93	0.25	50,50,50,50	0
56	MG	1a	1642	1/1	0.93	0.10	48,48,48,48	0
56	MG	1A	3383	1/1	0.93	0.23	37,37,37,37	0
56	MG	2A	3159	1/1	0.93	0.49	37,37,37,37	0
56	MG	1x	113	1/1	0.93	0.22	69,69,69,69	0
56	MG	2A	3114	1/1	0.93	0.14	49,49,49,49	0
56	MG	1A	3128	1/1	0.93	0.39	37,37,37,37	0
56	MG	2A	3783	1/1	0.93	0.07	60,60,60,60	0
56	MG	1W	201	1/1	0.93	0.34	50,50,50,50	0

*Continued on next page...*

*Continued from previous page...*

Mol	Type	Chain	Res	Atoms	RSCC	RSR	B-factors( $\text{\AA}^2$ )	Q<0.9
56	MG	1G	3002	1/1	0.93	0.11	46,46,46,46	0
56	MG	1A	4006	1/1	0.93	0.13	25,25,25,25	0
56	MG	2A	3229	1/1	0.93	0.11	58,58,58,58	0
56	MG	1A	4146	1/1	0.93	0.37	38,38,38,38	0
56	MG	2A	3517	1/1	0.93	0.11	51,51,51,51	0
56	MG	1A	3130	1/1	0.93	0.19	37,37,37,37	0
56	MG	2A	3258	1/1	0.93	0.24	60,60,60,60	0
56	MG	2A	3689	1/1	0.93	0.14	62,62,62,62	0
56	MG	2A	3495	1/1	0.93	0.73	73,73,73,73	0
56	MG	1A	4083	1/1	0.93	0.25	51,51,51,51	0
56	MG	2A	3084	1/1	0.93	0.24	54,54,54,54	0
56	MG	1A	3484	1/1	0.93	0.10	46,46,46,46	0
56	MG	2A	3638	1/1	0.93	0.14	34,34,34,34	0
56	MG	1A	3587	1/1	0.93	0.17	27,27,27,27	0
56	MG	2A	3148	1/1	0.93	0.10	58,58,58,58	0
56	MG	1A	3554	1/1	0.93	0.10	51,51,51,51	0
56	MG	2A	3225	1/1	0.93	0.15	51,51,51,51	0
56	MG	2A	3793	1/1	0.93	0.28	60,60,60,60	0
56	MG	1A	3509	1/1	0.93	0.26	38,38,38,38	0
56	MG	1A	3530	1/1	0.93	0.12	45,45,45,45	0
56	MG	1A	3695	1/1	0.93	0.29	58,58,58,58	0
56	MG	1A	4010	1/1	0.93	0.14	47,47,47,47	0
56	MG	1A	3398	1/1	0.93	0.37	38,38,38,38	0
56	MG	2a	1731	1/1	0.93	0.12	55,55,55,55	0
56	MG	1l	102	1/1	0.93	0.36	39,39,39,39	0
56	MG	2A	3202	1/1	0.93	0.12	46,46,46,46	0
56	MG	2a	1753	1/1	0.93	0.06	48,48,48,48	0
56	MG	1A	3448	1/1	0.93	0.18	50,50,50,50	0
56	MG	1A	3393	1/1	0.93	0.22	48,48,48,48	0
58	K	1A	4148	1/1	0.93	0.13	56,56,56,56	0
56	MG	2a	1788	1/1	0.93	0.09	71,71,71,71	0
56	MG	2a	1717	1/1	0.93	0.12	58,58,58,58	0
56	MG	1Q	201	1/1	0.93	0.21	26,26,26,26	0
56	MG	1A	3500	1/1	0.93	0.26	33,33,33,33	0
56	MG	2A	3049	1/1	0.93	0.14	57,57,57,57	0
56	MG	1A	3720	1/1	0.93	0.15	52,52,52,52	0
56	MG	2A	3792	1/1	0.93	0.11	55,55,55,55	0
56	MG	2A	3436	1/1	0.93	0.17	43,43,43,43	0
56	MG	2A	3811	1/1	0.93	0.21	59,59,59,59	0
56	MG	1A	3048	1/1	0.93	0.26	22,22,22,22	0
56	MG	1A	4109	1/1	0.93	0.30	30,30,30,30	0
56	MG	1E	309	1/1	0.93	0.13	51,51,51,51	0

*Continued on next page...*

*Continued from previous page...*

Mol	Type	Chain	Res	Atoms	RSCC	RSR	B-factors( $\text{\AA}^2$ )	Q<0.9
56	MG	1A	3380	1/1	0.93	0.25	38,38,38,38	0
56	MG	1A	3601	1/1	0.93	0.08	61,61,61,61	0
56	MG	1A	4039	1/1	0.93	0.10	48,48,48,48	0
56	MG	1a	1824	1/1	0.93	0.18	36,36,36,36	0
56	MG	16	103	1/1	0.93	0.23	53,53,53,53	0
56	MG	2A	3227	1/1	0.93	0.09	57,57,57,57	0
56	MG	1Z	301	1/1	0.93	0.18	44,44,44,44	0
56	MG	1A	3464	1/1	0.93	0.27	34,34,34,34	0
56	MG	2A	3604	1/1	0.93	0.21	55,55,55,55	0
56	MG	2A	3268	1/1	0.93	0.33	60,60,60,60	0
56	MG	2A	3875	1/1	0.93	0.12	60,60,60,60	0
56	MG	1a	1764	1/1	0.93	0.16	63,63,63,63	0
56	MG	1A	3053	1/1	0.93	0.16	33,33,33,33	0
56	MG	1A	3716	1/1	0.93	0.13	65,65,65,65	0
56	MG	1A	3465	1/1	0.93	0.19	46,46,46,46	0
56	MG	1A	3657	1/1	0.93	0.16	29,29,29,29	0
56	MG	15	103	1/1	0.93	0.12	45,45,45,45	0
56	MG	1A	3588	1/1	0.93	0.13	48,48,48,48	0
56	MG	2A	3372	1/1	0.93	0.51	50,50,50,50	0
56	MG	2A	3749	1/1	0.93	0.09	52,52,52,52	0
56	MG	1A	3892	1/1	0.93	0.18	38,38,38,38	0
56	MG	2A	3756	1/1	0.93	0.21	55,55,55,55	0
56	MG	1A	3148	1/1	0.93	0.13	33,33,33,33	0
56	MG	2A	3235	1/1	0.93	0.34	42,42,42,42	0
56	MG	2A	3405	1/1	0.93	0.13	48,48,48,48	0
56	MG	2A	3511	1/1	0.93	0.12	24,24,24,24	0
56	MG	1A	3781	1/1	0.93	0.13	36,36,36,36	0
56	MG	2A	3509	1/1	0.93	0.10	36,36,36,36	0
56	MG	1A	4091	1/1	0.93	0.34	46,46,46,46	0
56	MG	1A	3916	1/1	0.93	0.16	39,39,39,39	0
56	MG	2A	3031	1/1	0.93	0.12	45,45,45,45	0
56	MG	2A	3116	1/1	0.93	0.17	56,56,56,56	0
56	MG	1A	3229	1/1	0.93	0.20	54,54,54,54	0
56	MG	10	104	1/1	0.93	0.44	41,41,41,41	0
56	MG	1A	3126	1/1	0.93	0.16	28,28,28,28	0
56	MG	1A	3340	1/1	0.93	0.27	38,38,38,38	0
56	MG	2A	3282	1/1	0.93	0.21	58,58,58,58	0
56	MG	2a	1786	1/1	0.93	0.15	66,66,66,66	0
56	MG	2A	3557	1/1	0.93	0.07	47,47,47,47	0
56	MG	2A	3316	1/1	0.93	0.13	52,52,52,52	0
56	MG	1A	3943	1/1	0.93	0.17	53,53,53,53	0
56	MG	1Z	302	1/1	0.93	0.16	40,40,40,40	0

*Continued on next page...*

*Continued from previous page...*

Mol	Type	Chain	Res	Atoms	RSCC	RSR	B-factors( $\text{\AA}^2$ )	Q<0.9
56	MG	1A	4055	1/1	0.93	0.12	47,47,47,47	0
56	MG	1A	3079	1/1	0.93	0.12	36,36,36,36	0
56	MG	2A	3192	1/1	0.93	0.12	55,55,55,55	0
56	MG	1A	4105	1/1	0.93	0.19	41,41,41,41	0
56	MG	1A	3320	1/1	0.93	0.15	57,57,57,57	0
56	MG	1A	3926	1/1	0.93	0.14	31,31,31,31	0
56	MG	1A	3845	1/1	0.93	0.10	32,32,32,32	0
56	MG	2A	3762	1/1	0.93	0.08	58,58,58,58	0
59	ZN	2Y	501	1/1	0.93	0.14	87,87,87,87	0
56	MG	1A	3676	1/1	0.93	0.18	31,31,31,31	0
56	MG	1a	1747	1/1	0.93	0.11	51,51,51,51	0
56	MG	1A	3591	1/1	0.93	0.19	29,29,29,29	0
56	MG	1A	3577	1/1	0.93	0.19	29,29,29,29	0
56	MG	1a	1643	1/1	0.93	0.14	47,47,47,47	0
56	MG	2A	3606	1/1	0.93	0.15	65,65,65,65	0
56	MG	1A	3233	1/1	0.93	0.29	26,26,26,26	0
56	MG	2A	3838	1/1	0.93	0.07	53,53,53,53	0
56	MG	1A	3108	1/1	0.93	0.23	32,32,32,32	0
56	MG	1W	206	1/1	0.93	0.24	19,19,19,19	0
56	MG	1A	3560	1/1	0.93	0.28	43,43,43,43	0
56	MG	2A	3374	1/1	0.93	0.33	48,48,48,48	0
56	MG	1A	3533	1/1	0.93	0.36	43,43,43,43	0
56	MG	2A	3044	1/1	0.93	0.19	56,56,56,56	0
56	MG	2A	3660	1/1	0.93	0.11	57,57,57,57	0
56	MG	2A	3778	1/1	0.93	0.14	71,71,71,71	0
56	MG	1A	3396	1/1	0.93	0.19	36,36,36,36	0
56	MG	1a	1608	1/1	0.93	0.09	56,56,56,56	0
56	MG	2A	3865	1/1	0.93	0.07	40,40,40,40	0
56	MG	2A	3325	1/1	0.93	0.07	53,53,53,53	0
56	MG	2a	1834	1/1	0.93	0.20	81,81,81,81	0
56	MG	1B	204	1/1	0.93	0.19	42,42,42,42	0
56	MG	2A	3085	1/1	0.93	0.16	41,41,41,41	0
56	MG	2A	3290	1/1	0.93	0.73	64,64,64,64	0
56	MG	1A	3272	1/1	0.93	0.17	42,42,42,42	0
56	MG	2a	1833	1/1	0.93	0.06	52,52,52,52	0
56	MG	2A	3735	1/1	0.93	0.08	69,69,69,69	0
56	MG	1A	3113	1/1	0.93	0.19	25,25,25,25	0
56	MG	1A	4115	1/1	0.93	0.10	33,33,33,33	0
56	MG	1A	3310	1/1	0.93	0.23	52,52,52,52	0
56	MG	2a	1780	1/1	0.93	0.09	57,57,57,57	0
56	MG	2A	3518	1/1	0.93	0.11	67,67,67,67	0
56	MG	1A	3594	1/1	0.93	0.18	45,45,45,45	0

*Continued on next page...*

*Continued from previous page...*

Mol	Type	Chain	Res	Atoms	RSCC	RSR	B-factors( $\text{\AA}^2$ )	Q<0.9
56	MG	2A	3463	1/1	0.93	0.15	47,47,47,47	0
56	MG	2A	3019	1/1	0.93	0.26	37,37,37,37	0
56	MG	2a	1744	1/1	0.93	0.13	81,81,81,81	0
56	MG	2B	3013	1/1	0.93	0.21	68,68,68,68	0
56	MG	2a	1800	1/1	0.93	0.16	60,60,60,60	0
56	MG	1A	3269	1/1	0.93	0.21	36,36,36,36	0
56	MG	2A	3460	1/1	0.93	0.13	39,39,39,39	0
56	MG	1A	3788	1/1	0.93	0.10	30,30,30,30	0
56	MG	1A	3790	1/1	0.93	0.12	45,45,45,45	0
56	MG	2a	1641	1/1	0.93	0.12	71,71,71,71	0
56	MG	1A	3599	1/1	0.93	0.20	25,25,25,25	0
56	MG	1A	4081	1/1	0.93	0.16	39,39,39,39	0
56	MG	2A	3558	1/1	0.93	0.13	30,30,30,30	0
56	MG	1A	3335	1/1	0.93	0.21	43,43,43,43	0
56	MG	1O	201	1/1	0.93	0.17	54,54,54,54	0
56	MG	2A	3544	1/1	0.93	0.17	45,45,45,45	0
56	MG	1a	1776	1/1	0.93	0.21	46,46,46,46	0
56	MG	2a	1693	1/1	0.93	0.11	40,40,40,40	0
56	MG	2A	3348	1/1	0.93	0.09	44,44,44,44	0
56	MG	25	104	1/1	0.93	0.16	52,52,52,52	0
56	MG	1A	3763	1/1	0.93	0.16	48,48,48,48	0
56	MG	1A	3122	1/1	0.93	0.66	40,40,40,40	0
56	MG	2A	3571	1/1	0.94	0.11	36,36,36,36	0
56	MG	1A	3279	1/1	0.94	0.48	25,25,25,25	0
56	MG	1A	3190	1/1	0.94	0.35	30,30,30,30	0
56	MG	1O	207	1/1	0.94	0.30	67,67,67,67	0
56	MG	1A	3425	1/1	0.94	0.22	46,46,46,46	0
56	MG	1E	311	1/1	0.94	0.14	49,49,49,49	0
56	MG	2a	1838	1/1	0.94	0.12	64,64,64,64	0
56	MG	2A	3172	1/1	0.94	0.07	66,66,66,66	0
56	MG	1A	3640	1/1	0.94	0.17	28,28,28,28	0
56	MG	1A	3082	1/1	0.94	0.26	29,29,29,29	0
56	MG	1A	3718	1/1	0.94	0.14	38,38,38,38	0
56	MG	1A	3456	1/1	0.94	0.14	33,33,33,33	0
56	MG	1A	3375	1/1	0.94	0.43	39,39,39,39	0
56	MG	1A	3422	1/1	0.94	0.50	46,46,46,46	0
56	MG	1a	1724	1/1	0.94	0.14	43,43,43,43	0
56	MG	2A	3056	1/1	0.94	0.31	45,45,45,45	0
56	MG	1A	3791	1/1	0.94	0.20	47,47,47,47	0
56	MG	2A	3717	1/1	0.94	0.09	40,40,40,40	0
56	MG	2A	3692	1/1	0.94	0.10	65,65,65,65	0
56	MG	1A	3629	1/1	0.94	0.11	32,32,32,32	0

*Continued on next page...*

*Continued from previous page...*

Mol	Type	Chain	Res	Atoms	RSCC	RSR	B-factors( $\text{\AA}^2$ )	Q<0.9
56	MG	1A	4125	1/1	0.94	0.21	38,38,38,38	0
56	MG	2A	3584	1/1	0.94	0.22	62,62,62,62	0
56	MG	2A	3173	1/1	0.94	0.09	77,77,77,77	0
56	MG	1a	1753	1/1	0.94	0.12	56,56,56,56	0
56	MG	1Y	204	1/1	0.94	0.53	48,48,48,48	0
56	MG	1A	3885	1/1	0.94	0.11	40,40,40,40	0
56	MG	2A	3160	1/1	0.94	0.35	54,54,54,54	0
56	MG	2A	3241	1/1	0.94	0.44	58,58,58,58	0
56	MG	1S	3003	1/1	0.94	0.08	64,64,64,64	0
56	MG	2A	3706	1/1	0.94	0.06	68,68,68,68	0
56	MG	2q	3002	1/1	0.94	0.13	74,74,74,74	0
56	MG	2A	3024	1/1	0.94	0.46	47,47,47,47	0
56	MG	1A	3069	1/1	0.94	0.38	55,55,55,55	0
56	MG	2A	3007	1/1	0.94	0.11	53,53,53,53	0
56	MG	2A	3386	1/1	0.94	0.18	67,67,67,67	0
56	MG	1A	3579	1/1	0.94	0.17	43,43,43,43	0
56	MG	1A	3639	1/1	0.94	0.13	51,51,51,51	0
56	MG	1A	3260	1/1	0.94	0.18	47,47,47,47	0
56	MG	1A	3604	1/1	0.94	0.17	25,25,25,25	0
56	MG	2A	3470	1/1	0.94	0.11	51,51,51,51	0
56	MG	1A	3093	1/1	0.94	0.11	29,29,29,29	0
56	MG	1A	3132	1/1	0.94	0.12	44,44,44,44	0
56	MG	2A	3563	1/1	0.94	0.10	65,65,65,65	0
56	MG	1y	3001	1/1	0.94	0.12	62,62,62,62	0
56	MG	2A	3817	1/1	0.94	0.06	84,84,84,84	0
56	MG	2A	3895	1/1	0.94	0.16	62,62,62,62	0
56	MG	2a	1628	1/1	0.94	0.77	56,56,56,56	0
56	MG	1a	1714	1/1	0.94	0.14	48,48,48,48	0
56	MG	1A	3878	1/1	0.94	0.10	39,39,39,39	0
56	MG	1A	3025	1/1	0.94	0.22	73,73,73,73	0
56	MG	1a	1727	1/1	0.94	0.22	65,65,65,65	0
56	MG	1Q	203	1/1	0.94	0.21	51,51,51,51	0
56	MG	2A	3696	1/1	0.94	0.29	79,79,79,79	0
56	MG	2A	3474	1/1	0.94	0.14	46,46,46,46	0
56	MG	1A	3742	1/1	0.94	0.16	49,49,49,49	0
56	MG	2A	3504	1/1	0.94	0.07	51,51,51,51	0
56	MG	1A	3339	1/1	0.94	0.58	47,47,47,47	0
56	MG	2A	3328	1/1	0.94	0.14	55,55,55,55	0
56	MG	2A	3206	1/1	0.94	0.10	59,59,59,59	0
56	MG	1V	203	1/1	0.94	0.11	49,49,49,49	0
56	MG	1x	112	1/1	0.94	0.10	64,64,64,64	0
56	MG	2A	3017	1/1	0.94	0.14	46,46,46,46	0

*Continued on next page...*

*Continued from previous page...*

Mol	Type	Chain	Res	Atoms	RSCC	RSR	B-factors( $\text{\AA}^2$ )	Q<0.9
56	MG	1A	3823	1/1	0.94	0.20	47,47,47,47	0
56	MG	1A	3571	1/1	0.94	0.22	35,35,35,35	0
56	MG	2A	3069	1/1	0.94	0.11	29,29,29,29	0
56	MG	1a	1647	1/1	0.94	0.12	56,56,56,56	0
56	MG	2A	3336	1/1	0.94	0.28	67,67,67,67	0
56	MG	1A	3424	1/1	0.94	0.14	38,38,38,38	0
56	MG	1A	3242	1/1	0.94	0.17	51,51,51,51	0
56	MG	2a	1663	1/1	0.94	0.12	66,66,66,66	0
56	MG	1N	206	1/1	0.94	0.25	31,31,31,31	0
56	MG	1A	3692	1/1	0.94	0.20	56,56,56,56	0
56	MG	2A	3670	1/1	0.94	0.21	55,55,55,55	0
56	MG	1A	3847	1/1	0.94	0.16	54,54,54,54	0
56	MG	1A	3170	1/1	0.94	0.26	33,33,33,33	0
56	MG	2A	3383	1/1	0.94	0.10	51,51,51,51	0
56	MG	2a	1822	1/1	0.94	0.07	65,65,65,65	0
56	MG	2A	3138	1/1	0.94	0.49	43,43,43,43	0
56	MG	1A	3447	1/1	0.94	0.32	42,42,42,42	0
56	MG	2E	306	1/1	0.94	0.13	40,40,40,40	0
56	MG	1A	3900	1/1	0.94	0.20	41,41,41,41	0
56	MG	1A	4063	1/1	0.94	0.09	50,50,50,50	0
56	MG	2A	3265	1/1	0.94	0.16	56,56,56,56	0
56	MG	2A	3535	1/1	0.94	0.22	53,53,53,53	0
56	MG	1A	3194	1/1	0.94	0.12	38,38,38,38	0
56	MG	20	101	1/1	0.94	0.14	48,48,48,48	0
56	MG	2A	3658	1/1	0.94	0.09	54,54,54,54	0
56	MG	1P	202	1/1	0.94	0.50	28,28,28,28	0
56	MG	2a	1718	1/1	0.94	0.71	69,69,69,69	0
56	MG	2A	3132	1/1	0.94	0.10	55,55,55,55	0
56	MG	2A	3837	1/1	0.94	0.12	33,33,33,33	0
56	MG	1A	3953	1/1	0.94	0.13	46,46,46,46	0
56	MG	1A	3656	1/1	0.94	0.20	19,19,19,19	0
56	MG	2A	3750	1/1	0.94	0.12	49,49,49,49	0
56	MG	1a	1673	1/1	0.94	0.19	55,55,55,55	0
56	MG	2A	3843	1/1	0.94	0.15	52,52,52,52	0
56	MG	2A	3625	1/1	0.94	0.29	63,63,63,63	0
56	MG	2A	3859	1/1	0.94	0.06	52,52,52,52	0
56	MG	1A	3961	1/1	0.94	0.05	60,60,60,60	0
56	MG	1A	3439	1/1	0.94	0.26	29,29,29,29	0
56	MG	2A	3719	1/1	0.94	0.26	61,61,61,61	0
56	MG	1a	1653	1/1	0.94	0.14	70,70,70,70	0
56	MG	1A	4138	1/1	0.94	0.13	35,35,35,35	0
56	MG	1N	203	1/1	0.94	0.18	42,42,42,42	0

*Continued on next page...*



*Continued from previous page...*

Mol	Type	Chain	Res	Atoms	RSCC	RSR	B-factors( $\text{\AA}^2$ )	Q<0.9
56	MG	2A	3576	1/1	0.94	0.13	41,41,41,41	0
56	MG	2A	3727	1/1	0.94	0.15	42,42,42,42	0
56	MG	1A	3614	1/1	0.94	0.14	22,22,22,22	0
56	MG	1A	3009	1/1	0.94	0.17	30,30,30,30	0
56	MG	2a	1798	1/1	0.94	0.22	53,53,53,53	0
56	MG	1A	4028	1/1	0.94	0.14	55,55,55,55	0
56	MG	1A	3521	1/1	0.94	0.31	56,56,56,56	0
56	MG	2a	1695	1/1	0.94	0.11	51,51,51,51	0
56	MG	1A	4060	1/1	0.94	0.13	37,37,37,37	0
56	MG	1A	3706	1/1	0.94	0.10	51,51,51,51	0
56	MG	27	101	1/1	0.94	0.16	48,48,48,48	0
56	MG	1A	3270	1/1	0.94	0.16	53,53,53,53	0
56	MG	1A	3709	1/1	0.94	0.17	55,55,55,55	0
56	MG	1A	4000	1/1	0.94	0.16	29,29,29,29	0
56	MG	2A	3451	1/1	0.94	0.25	61,61,61,61	0
56	MG	1A	3570	1/1	0.94	0.23	27,27,27,27	0
56	MG	1a	1811	1/1	0.94	0.11	63,63,63,63	0
56	MG	1A	3178	1/1	0.94	0.15	61,61,61,61	0
56	MG	1A	3529	1/1	0.94	0.36	45,45,45,45	0
56	MG	2A	3061	1/1	0.94	0.16	58,58,58,58	0
56	MG	1A	3536	1/1	0.94	0.19	39,39,39,39	0
56	MG	1A	3893	1/1	0.94	0.10	44,44,44,44	0
56	MG	1A	3152	1/1	0.94	0.25	30,30,30,30	0
56	MG	1A	3633	1/1	0.94	0.09	45,45,45,45	0
56	MG	1A	3101	1/1	0.94	0.24	45,45,45,45	0
56	MG	2d	502	1/1	0.94	0.15	74,74,74,74	0
56	MG	1A	4139	1/1	0.94	0.16	33,33,33,33	0
56	MG	1A	3887	1/1	0.94	0.31	20,20,20,20	0
56	MG	1V	202	1/1	0.94	0.24	35,35,35,35	0
56	MG	1a	1645	1/1	0.94	0.17	50,50,50,50	0
56	MG	1A	3224	1/1	0.94	0.21	39,39,39,39	0
56	MG	1a	1760	1/1	0.94	0.10	61,61,61,61	0
56	MG	1A	3006	1/1	0.94	0.08	24,24,24,24	0
56	MG	1A	3081	1/1	0.94	0.39	29,29,29,29	0
56	MG	1O	204	1/1	0.94	0.55	62,62,62,62	0
56	MG	2A	3239	1/1	0.94	0.53	39,39,39,39	0
56	MG	1A	3678	1/1	0.94	0.16	14,14,14,14	0
56	MG	1a	1701	1/1	0.94	0.08	59,59,59,59	0
56	MG	2A	3072	1/1	0.94	0.12	53,53,53,53	0
56	MG	2A	3420	1/1	0.94	0.10	72,72,72,72	0
56	MG	1A	3043	1/1	0.94	0.10	26,26,26,26	0
56	MG	2A	3036	1/1	0.94	0.16	35,35,35,35	0

*Continued on next page...*

*Continued from previous page...*

Mol	Type	Chain	Res	Atoms	RSCC	RSR	B-factors( $\text{\AA}^2$ )	Q<0.9
56	MG	1A	3188	1/1	0.94	0.39	32,32,32,32	0
56	MG	2A	3294	1/1	0.94	0.44	47,47,47,47	0
56	MG	2A	3207	1/1	0.94	0.23	55,55,55,55	0
56	MG	1A	3514	1/1	0.94	0.26	24,24,24,24	0
56	MG	2A	3608	1/1	0.94	0.08	63,63,63,63	0
56	MG	1F	302	1/1	0.94	0.10	31,31,31,31	0
56	MG	2A	3515	1/1	0.94	0.17	64,64,64,64	0
56	MG	1A	3884	1/1	0.94	0.15	45,45,45,45	0
56	MG	2A	3093	1/1	0.94	0.65	53,53,53,53	0
56	MG	2A	3629	1/1	0.94	0.17	44,44,44,44	0
56	MG	1A	3175	1/1	0.94	0.16	41,41,41,41	0
56	MG	1A	3711	1/1	0.94	0.11	37,37,37,37	0
56	MG	1A	4130	1/1	0.94	0.40	36,36,36,36	0
56	MG	1A	3474	1/1	0.94	0.32	48,48,48,48	0
56	MG	1A	3754	1/1	0.94	0.10	53,53,53,53	0
56	MG	2A	3275	1/1	0.94	0.14	56,56,56,56	0
56	MG	1A	3177	1/1	0.94	0.22	55,55,55,55	0
56	MG	1a	1802	1/1	0.94	0.09	54,54,54,54	0
56	MG	2R	3002	1/1	0.94	0.14	52,52,52,52	0
56	MG	1a	1690	1/1	0.94	0.11	56,56,56,56	0
56	MG	1A	3472	1/1	0.94	0.11	48,48,48,48	0
56	MG	1a	1638	1/1	0.94	0.20	53,53,53,53	0
56	MG	2A	3221	1/1	0.94	0.09	42,42,42,42	0
56	MG	1D	311	1/1	0.94	0.26	43,43,43,43	0
56	MG	1A	3972	1/1	0.94	0.26	63,63,63,63	0
56	MG	2A	3572	1/1	0.94	0.11	58,58,58,58	0
56	MG	1A	3545	1/1	0.94	0.22	22,22,22,22	0
56	MG	1A	3237	1/1	0.94	0.57	51,51,51,51	0
56	MG	1A	3091	1/1	0.94	0.23	43,43,43,43	0
56	MG	1A	3814	1/1	0.94	0.12	48,48,48,48	0
56	MG	1A	3513	1/1	0.94	0.20	56,56,56,56	0
56	MG	2A	3581	1/1	0.94	0.14	30,30,30,30	0
56	MG	1A	4104	1/1	0.94	0.20	37,37,37,37	0
56	MG	2a	1692	1/1	0.94	0.08	52,52,52,52	0
56	MG	1A	3150	1/1	0.94	0.12	45,45,45,45	0
56	MG	2A	3378	1/1	0.94	0.28	57,57,57,57	0
56	MG	1a	1613	1/1	0.94	0.08	47,47,47,47	0
56	MG	1A	3608	1/1	0.94	0.14	17,17,17,17	0
56	MG	2A	3134	1/1	0.94	0.12	38,38,38,38	0
56	MG	1A	3216	1/1	0.94	0.17	40,40,40,40	0
56	MG	1A	3503	1/1	0.94	0.13	54,54,54,54	0
56	MG	2A	3739	1/1	0.94	0.07	52,52,52,52	0

*Continued on next page...*

*Continued from previous page...*

Mol	Type	Chain	Res	Atoms	RSCC	RSR	B-factors( $\text{\AA}^2$ )	Q<0.9
56	MG	1A	3815	1/1	0.94	0.07	53,53,53,53	0
56	MG	1A	3182	1/1	0.94	0.20	41,41,41,41	0
56	MG	1a	1699	1/1	0.94	0.09	74,74,74,74	0
56	MG	2G	3001	1/1	0.94	0.09	62,62,62,62	0
56	MG	2A	3627	1/1	0.94	0.08	37,37,37,37	0
56	MG	1A	3290	1/1	0.94	0.17	38,38,38,38	0
56	MG	1A	3679	1/1	0.94	0.14	42,42,42,42	0
56	MG	2A	3659	1/1	0.94	0.08	67,67,67,67	0
56	MG	1A	3179	1/1	0.94	0.21	36,36,36,36	0
56	MG	2A	3271	1/1	0.94	0.14	68,68,68,68	0
56	MG	1a	1739	1/1	0.94	0.10	64,64,64,64	0
56	MG	2A	3193	1/1	0.94	0.21	62,62,62,62	0
56	MG	1A	3041	1/1	0.94	0.23	35,35,35,35	0
56	MG	2A	3191	1/1	0.94	0.26	71,71,71,71	0
56	MG	1h	3001	1/1	0.94	0.24	64,64,64,64	0
56	MG	1A	3419	1/1	0.94	0.16	39,39,39,39	0
56	MG	2A	3580	1/1	0.94	0.17	67,67,67,67	0
56	MG	1A	3071	1/1	0.94	0.09	31,31,31,31	0
56	MG	1A	3515	1/1	0.94	0.20	28,28,28,28	0
56	MG	1a	1631	1/1	0.94	0.30	59,59,59,59	0
56	MG	1A	3075	1/1	0.94	0.23	47,47,47,47	0
56	MG	2A	3884	1/1	0.94	1.20	66,66,66,66	0
56	MG	1A	3395	1/1	0.94	0.30	43,43,43,43	0
56	MG	2A	3147	1/1	0.94	0.11	56,56,56,56	0
56	MG	2B	3015	1/1	0.94	0.19	59,59,59,59	0
56	MG	2A	3887	1/1	0.94	0.11	51,51,51,51	0
56	MG	1a	1770	1/1	0.94	0.10	62,62,62,62	0
56	MG	1A	4099	1/1	0.94	0.31	51,51,51,51	0
56	MG	2A	3873	1/1	0.94	0.15	46,46,46,46	0
56	MG	1A	3918	1/1	0.94	0.09	44,44,44,44	0
56	MG	2A	3632	1/1	0.94	0.09	47,47,47,47	0
56	MG	1A	3865	1/1	0.94	0.15	25,25,25,25	0
56	MG	2A	3041	1/1	0.94	0.35	52,52,52,52	0
56	MG	1A	3630	1/1	0.94	0.09	56,56,56,56	0
56	MG	2A	3886	1/1	0.94	0.94	54,54,54,54	0
56	MG	1E	306	1/1	0.94	0.13	32,32,32,32	0
56	MG	1A	3602	1/1	0.94	0.18	29,29,29,29	0
56	MG	1A	3675	1/1	0.94	0.14	51,51,51,51	0
56	MG	2A	3855	1/1	0.94	0.08	49,49,49,49	0
56	MG	2A	3900	1/1	0.94	0.52	44,44,44,44	0
56	MG	1A	3636	1/1	0.94	0.20	28,28,28,28	0
56	MG	1A	3450	1/1	0.94	0.41	46,46,46,46	0

*Continued on next page...*

*Continued from previous page...*

Mol	Type	Chain	Res	Atoms	RSCC	RSR	B-factors( $\text{\AA}^2$ )	Q<0.9
56	MG	1A	3739	1/1	0.94	0.16	44,44,44,44	0
56	MG	1A	3326	1/1	0.94	0.15	46,46,46,46	0
56	MG	1a	1663	1/1	0.94	0.09	64,64,64,64	0
56	MG	1B	218	1/1	0.94	0.18	58,58,58,58	0
56	MG	1A	3154	1/1	0.94	0.34	31,31,31,31	0
56	MG	1A	3654	1/1	0.94	0.17	20,20,20,20	0
56	MG	2A	3676	1/1	0.94	0.17	52,52,52,52	0
56	MG	1A	3275	1/1	0.94	0.24	27,27,27,27	0
56	MG	1A	3774	1/1	0.94	0.16	49,49,49,49	0
56	MG	2A	3161	1/1	0.94	0.12	71,71,71,71	0
56	MG	2a	1698	1/1	0.94	0.14	51,51,51,51	0
56	MG	2A	3569	1/1	0.94	0.17	61,61,61,61	0
56	MG	1A	3145	1/1	0.94	0.57	37,37,37,37	0
56	MG	1A	4137	1/1	0.94	0.75	39,39,39,39	0
56	MG	2A	3780	1/1	0.94	0.15	53,53,53,53	0
56	MG	1A	3738	1/1	0.94	0.19	45,45,45,45	0
56	MG	1A	3313	1/1	0.94	0.11	38,38,38,38	0
56	MG	2U	201	1/1	0.94	0.13	47,47,47,47	0
56	MG	1N	201	1/1	0.94	0.34	43,43,43,43	0
56	MG	1A	3868	1/1	0.94	0.19	30,30,30,30	0
56	MG	1A	3208	1/1	0.94	0.10	35,35,35,35	0
56	MG	1A	3837	1/1	0.94	0.16	25,25,25,25	0
56	MG	2a	1694	1/1	0.94	0.16	67,67,67,67	0
56	MG	2A	3827	1/1	0.94	0.12	44,44,44,44	0
56	MG	2A	3512	1/1	0.94	0.07	66,66,66,66	0
56	MG	17	103	1/1	0.94	0.08	60,60,60,60	0
56	MG	2j	8002	1/1	0.94	0.14	82,82,82,82	0
56	MG	1A	3925	1/1	0.95	0.09	59,59,59,59	0
56	MG	1a	1679	1/1	0.95	0.14	56,56,56,56	0
56	MG	1B	213	1/1	0.95	0.09	49,49,49,49	0
56	MG	2A	3747	1/1	0.95	0.12	55,55,55,55	0
56	MG	1a	1681	1/1	0.95	0.07	51,51,51,51	0
56	MG	1A	3183	1/1	0.95	0.28	35,35,35,35	0
56	MG	2A	3602	1/1	0.95	0.16	55,55,55,55	0
56	MG	1A	3168	1/1	0.95	0.45	32,32,32,32	0
56	MG	1A	3628	1/1	0.95	0.18	32,32,32,32	0
56	MG	1o	3001	1/1	0.95	0.12	64,64,64,64	0
56	MG	1A	4080	1/1	0.95	0.18	19,19,19,19	0
56	MG	2A	3291	1/1	0.95	0.21	58,58,58,58	0
56	MG	2A	3520	1/1	0.95	0.09	69,69,69,69	0
56	MG	2A	3585	1/1	0.95	0.11	62,62,62,62	0
56	MG	1A	4007	1/1	0.95	0.08	29,29,29,29	0

*Continued on next page...*

*Continued from previous page...*

Mol	Type	Chain	Res	Atoms	RSCC	RSR	B-factors( $\text{\AA}^2$ )	Q<0.9
56	MG	2a	1763	1/1	0.95	0.07	75,75,75,75	0
56	MG	1A	4052	1/1	0.95	0.15	18,18,18,18	0
56	MG	10	101	1/1	0.95	0.10	44,44,44,44	0
56	MG	2B	3004	1/1	0.95	0.12	66,66,66,66	0
56	MG	1A	3412	1/1	0.95	0.22	36,36,36,36	0
56	MG	1A	4097	1/1	0.95	0.21	39,39,39,39	0
56	MG	2A	3516	1/1	0.95	0.11	52,52,52,52	0
56	MG	1A	3698	1/1	0.95	0.10	33,33,33,33	0
56	MG	1a	1737	1/1	0.95	0.14	39,39,39,39	0
56	MG	1A	3040	1/1	0.95	0.48	33,33,33,33	0
56	MG	1a	1807	1/1	0.95	0.25	54,54,54,54	0
56	MG	2a	1825	1/1	0.95	0.30	74,74,74,74	0
56	MG	2A	3437	1/1	0.95	0.11	51,51,51,51	0
56	MG	2A	3168	1/1	0.95	0.12	53,53,53,53	0
56	MG	1A	3305	1/1	0.95	0.18	51,51,51,51	0
56	MG	1N	202	1/1	0.95	0.12	35,35,35,35	0
56	MG	1A	3524	1/1	0.95	0.08	59,59,59,59	0
56	MG	1A	3325	1/1	0.95	0.25	45,45,45,45	0
56	MG	2A	3654	1/1	0.95	0.15	52,52,52,52	0
56	MG	1A	3859	1/1	0.95	0.24	29,29,29,29	0
56	MG	1a	1744	1/1	0.95	0.13	60,60,60,60	0
56	MG	2a	1620	1/1	0.95	0.35	63,63,63,63	0
56	MG	2A	3407	1/1	0.95	0.12	61,61,61,61	0
56	MG	1A	3558	1/1	0.95	0.23	23,23,23,23	0
56	MG	2A	3732	1/1	0.95	0.09	40,40,40,40	0
56	MG	1A	3671	1/1	0.95	0.17	30,30,30,30	0
56	MG	1A	4123	1/1	0.95	0.22	31,31,31,31	0
56	MG	1A	3841	1/1	0.95	0.42	36,36,36,36	0
56	MG	2a	1775	1/1	0.95	0.08	62,62,62,62	0
56	MG	1A	3864	1/1	0.95	0.08	49,49,49,49	0
56	MG	2A	3555	1/1	0.95	0.12	34,34,34,34	0
56	MG	2A	3657	1/1	0.95	0.43	55,55,55,55	0
56	MG	1A	3848	1/1	0.95	0.11	33,33,33,33	0
56	MG	2A	3279	1/1	0.95	0.16	64,64,64,64	0
56	MG	1B	231	1/1	0.95	0.11	42,42,42,42	0
56	MG	1A	3894	1/1	0.95	0.64	37,37,37,37	0
56	MG	1A	4090	1/1	0.95	0.13	48,48,48,48	0
56	MG	1a	1810	1/1	0.95	0.21	61,61,61,61	0
56	MG	1l	201	1/1	0.95	0.16	38,38,38,38	0
56	MG	1a	1636	1/1	0.95	0.10	58,58,58,58	0
56	MG	1A	3251	1/1	0.95	0.14	40,40,40,40	0
56	MG	1A	3595	1/1	0.95	0.13	51,51,51,51	0

*Continued on next page...*

*Continued from previous page...*

Mol	Type	Chain	Res	Atoms	RSCC	RSR	B-factors( $\text{\AA}^2$ )	Q<0.9
56	MG	2A	3679	1/1	0.95	0.08	43,43,43,43	0
56	MG	2A	3414	1/1	0.95	0.23	52,52,52,52	0
56	MG	1A	3486	1/1	0.95	0.20	51,51,51,51	0
56	MG	1A	3058	1/1	0.95	0.14	69,69,69,69	0
56	MG	2A	3443	1/1	0.95	0.23	44,44,44,44	0
56	MG	2A	3551	1/1	0.95	0.10	33,33,33,33	0
56	MG	2A	3121	1/1	0.95	0.27	41,41,41,41	0
56	MG	2A	3179	1/1	0.95	0.17	35,35,35,35	0
56	MG	1A	3377	1/1	0.95	0.10	49,49,49,49	0
56	MG	1a	1778	1/1	0.95	0.10	59,59,59,59	0
56	MG	1A	3181	1/1	0.95	0.31	33,33,33,33	0
56	MG	1A	3016	1/1	0.95	0.13	62,62,62,62	0
56	MG	2a	1611	1/1	0.95	0.06	75,75,75,75	0
56	MG	1A	3426	1/1	0.95	0.63	50,50,50,50	0
56	MG	2a	1841	1/1	0.95	0.13	89,89,89,89	0
56	MG	1A	3443	1/1	0.95	0.29	35,35,35,35	0
56	MG	1A	3240	1/1	0.95	0.39	54,54,54,54	0
56	MG	2A	3768	1/1	0.95	0.10	54,54,54,54	0
56	MG	1A	4045	1/1	0.95	0.13	32,32,32,32	0
56	MG	1A	3288	1/1	0.95	0.22	20,20,20,20	0
56	MG	1a	1682	1/1	0.95	0.23	43,43,43,43	0
56	MG	1A	3613	1/1	0.95	0.18	29,29,29,29	0
56	MG	1B	217	1/1	0.95	0.16	56,56,56,56	0
56	MG	2U	205	1/1	0.95	0.31	53,53,53,53	0
56	MG	1a	1687	1/1	0.95	0.16	55,55,55,55	0
56	MG	2A	3521	1/1	0.95	0.30	52,52,52,52	0
56	MG	1A	3346	1/1	0.95	0.19	38,38,38,38	0
56	MG	1A	3099	1/1	0.95	0.16	30,30,30,30	0
56	MG	1U	202	1/1	0.95	0.41	32,32,32,32	0
56	MG	1A	4141	1/1	0.95	0.25	30,30,30,30	0
56	MG	2A	3690	1/1	0.95	0.15	66,66,66,66	0
56	MG	1A	3481	1/1	0.95	0.18	46,46,46,46	0
56	MG	1e	202	1/1	0.95	0.13	69,69,69,69	0
56	MG	1D	309	1/1	0.95	0.17	48,48,48,48	0
56	MG	2A	3446	1/1	0.95	0.17	41,41,41,41	0
56	MG	1A	3427	1/1	0.95	0.19	50,50,50,50	0
56	MG	2A	3104	1/1	0.95	0.16	52,52,52,52	0
56	MG	1A	3874	1/1	0.95	0.14	19,19,19,19	0
56	MG	1A	4074	1/1	0.95	0.12	47,47,47,47	0
56	MG	2A	3142	1/1	0.95	0.08	59,59,59,59	0
56	MG	1A	3534	1/1	0.95	0.24	40,40,40,40	0
56	MG	1A	3771	1/1	0.95	0.19	18,18,18,18	0

*Continued on next page...*

*Continued from previous page...*

Mol	Type	Chain	Res	Atoms	RSCC	RSR	B-factors( $\text{\AA}^2$ )	Q<0.9
56	MG	2A	3108	1/1	0.95	0.16	42,42,42,42	0
56	MG	1A	3799	1/1	0.95	0.57	33,33,33,33	0
56	MG	1A	3689	1/1	0.95	0.19	28,28,28,28	0
56	MG	2A	3594	1/1	0.95	0.09	37,37,37,37	0
56	MG	1A	3751	1/1	0.95	0.23	25,25,25,25	0
56	MG	1a	1808	1/1	0.95	0.22	58,58,58,58	0
56	MG	2A	3125	1/1	0.95	0.12	46,46,46,46	0
56	MG	1B	214	1/1	0.95	0.16	44,44,44,44	0
56	MG	2A	3502	1/1	0.95	0.12	43,43,43,43	0
56	MG	1A	3222	1/1	0.95	0.25	31,31,31,31	0
56	MG	1A	3281	1/1	0.95	0.17	46,46,46,46	0
56	MG	1A	3276	1/1	0.95	0.42	35,35,35,35	0
56	MG	2a	1643	1/1	0.95	0.11	63,63,63,63	0
56	MG	2A	3076	1/1	0.95	0.41	48,48,48,48	0
56	MG	1A	3323	1/1	0.95	0.15	43,43,43,43	0
56	MG	1a	1775	1/1	0.95	0.23	68,68,68,68	0
56	MG	1A	3897	1/1	0.95	0.13	29,29,29,29	0
56	MG	1x	114	1/1	0.95	0.13	65,65,65,65	0
56	MG	2A	3400	1/1	0.95	0.22	48,48,48,48	0
56	MG	1B	230	1/1	0.95	0.13	53,53,53,53	0
56	MG	2a	1721	1/1	0.95	0.13	76,76,76,76	0
56	MG	1a	1814	1/1	0.95	0.09	55,55,55,55	0
56	MG	2A	3709	1/1	0.95	0.14	26,26,26,26	0
56	MG	1A	3397	1/1	0.95	0.12	30,30,30,30	0
56	MG	2A	3020	1/1	0.95	0.21	63,63,63,63	0
56	MG	1A	4041	1/1	0.95	0.16	33,33,33,33	0
56	MG	2a	1602	1/1	0.95	0.10	53,53,53,53	0
56	MG	2A	3641	1/1	0.95	0.07	60,60,60,60	0
56	MG	1A	3828	1/1	0.95	0.10	43,43,43,43	0
56	MG	1A	3620	1/1	0.95	0.11	38,38,38,38	0
56	MG	2A	3034	1/1	0.95	0.13	46,46,46,46	0
56	MG	1A	3245	1/1	0.95	0.14	37,37,37,37	0
56	MG	1A	3813	1/1	0.95	0.16	50,50,50,50	0
56	MG	1a	1720	1/1	0.95	0.08	54,54,54,54	0
56	MG	1A	3575	1/1	0.95	0.17	34,34,34,34	0
56	MG	2A	3550	1/1	0.95	0.13	35,35,35,35	0
56	MG	2A	3620	1/1	0.95	0.18	67,67,67,67	0
56	MG	1B	223	1/1	0.95	0.21	62,62,62,62	0
56	MG	2A	3882	1/1	0.95	0.20	49,49,49,49	0
56	MG	2D	304	1/1	0.95	0.76	53,53,53,53	0
56	MG	1A	3644	1/1	0.95	0.21	17,17,17,17	0
56	MG	1A	3606	1/1	0.95	0.15	45,45,45,45	0

*Continued on next page...*

*Continued from previous page...*

Mol	Type	Chain	Res	Atoms	RSCC	RSR	B-factors( $\text{\AA}^2$ )	Q<0.9
56	MG	2a	1752	1/1	0.95	0.14	57,57,57,57	0
56	MG	1A	3935	1/1	0.95	0.17	39,39,39,39	0
56	MG	1A	3015	1/1	0.95	0.27	47,47,47,47	0
56	MG	2A	3167	1/1	0.95	0.25	57,57,57,57	0
56	MG	2A	3711	1/1	0.95	0.13	52,52,52,52	0
56	MG	1A	4075	1/1	0.95	0.12	47,47,47,47	0
56	MG	2f	3002	1/1	0.95	0.27	62,62,62,62	0
56	MG	2A	3013	1/1	0.95	0.44	56,56,56,56	0
56	MG	1A	3404	1/1	0.95	0.31	49,49,49,49	0
56	MG	2a	1803	1/1	0.95	0.27	65,65,65,65	0
56	MG	1A	3385	1/1	0.95	0.41	37,37,37,37	0
56	MG	1A	3596	1/1	0.95	0.13	19,19,19,19	0
56	MG	2A	3055	1/1	0.95	0.08	56,56,56,56	0
56	MG	2A	3737	1/1	0.95	0.15	52,52,52,52	0
56	MG	1A	3367	1/1	0.95	0.36	43,43,43,43	0
56	MG	1a	1799	1/1	0.95	0.13	64,64,64,64	0
56	MG	1A	3478	1/1	0.95	0.31	43,43,43,43	0
56	MG	1A	3114	1/1	0.95	0.20	25,25,25,25	0
56	MG	2A	3583	1/1	0.95	0.16	68,68,68,68	0
56	MG	2A	3028	1/1	0.95	0.11	39,39,39,39	0
56	MG	1A	3189	1/1	0.95	0.41	34,34,34,34	0
56	MG	1A	3455	1/1	0.95	0.24	59,59,59,59	0
56	MG	1A	4095	1/1	0.95	0.18	31,31,31,31	0
56	MG	1A	3677	1/1	0.95	0.09	31,31,31,31	0
56	MG	1A	4147	1/1	0.95	0.63	40,40,40,40	0
56	MG	2A	3578	1/1	0.95	0.12	51,51,51,51	0
56	MG	1F	308	1/1	0.95	0.27	54,54,54,54	0
56	MG	2B	3020	1/1	0.95	0.16	78,78,78,78	0
56	MG	1A	3035	1/1	0.95	0.31	32,32,32,32	0
56	MG	2A	3068	1/1	0.95	0.18	59,59,59,59	0
56	MG	2A	3289	1/1	0.95	0.14	46,46,46,46	0
56	MG	1a	1710	1/1	0.95	0.31	62,62,62,62	0
56	MG	2A	3708	1/1	0.95	0.13	63,63,63,63	0
56	MG	2A	3131	1/1	0.95	0.44	48,48,48,48	0
56	MG	1A	3682	1/1	0.95	0.19	25,25,25,25	0
56	MG	1x	103	1/1	0.95	0.17	56,56,56,56	0
56	MG	2A	3621	1/1	0.95	0.15	50,50,50,50	0
57	MT9	1A	4113	33/33	0.95	0.28	25,34,43,56	0
56	MG	1A	3516	1/1	0.95	0.45	34,34,34,34	0
56	MG	1A	3734	1/1	0.95	0.13	38,38,38,38	0
56	MG	1A	3816	1/1	0.95	0.12	36,36,36,36	0
56	MG	1A	3116	1/1	0.95	0.37	47,47,47,47	0

*Continued on next page...*



*Continued from previous page...*

Mol	Type	Chain	Res	Atoms	RSCC	RSR	B-factors( $\text{\AA}^2$ )	Q<0.9
56	MG	1a	1683	1/1	0.95	0.20	42,42,42,42	0
56	MG	1a	1709	1/1	0.95	0.24	48,48,48,48	0
56	MG	1A	3964	1/1	0.95	0.14	26,26,26,26	0
56	MG	2a	1823	1/1	0.95	0.21	72,72,72,72	0
56	MG	1a	1806	1/1	0.95	0.12	49,49,49,49	0
56	MG	1a	1715	1/1	0.95	0.13	40,40,40,40	0
56	MG	1A	3590	1/1	0.95	0.17	58,58,58,58	0
56	MG	1A	3192	1/1	0.95	0.18	48,48,48,48	0
56	MG	2A	3597	1/1	0.95	0.11	54,54,54,54	0
56	MG	1A	3951	1/1	0.95	0.11	50,50,50,50	0
56	MG	1A	3632	1/1	0.95	0.14	33,33,33,33	0
56	MG	1a	1805	1/1	0.95	0.11	59,59,59,59	0
56	MG	1A	3117	1/1	0.95	0.16	35,35,35,35	0
56	MG	1A	3207	1/1	0.95	0.47	35,35,35,35	0
56	MG	1A	4067	1/1	0.95	0.14	58,58,58,58	0
56	MG	20	103	1/1	0.95	0.11	55,55,55,55	0
56	MG	1A	3123	1/1	0.95	0.31	39,39,39,39	0
56	MG	1a	1816	1/1	0.95	0.18	56,56,56,56	0
56	MG	2A	3848	1/1	0.95	0.05	46,46,46,46	0
56	MG	2B	3009	1/1	0.95	0.15	66,66,66,66	0
56	MG	1A	3162	1/1	0.95	0.20	28,28,28,28	0
56	MG	2A	3156	1/1	0.95	0.09	58,58,58,58	0
56	MG	1F	303	1/1	0.95	0.26	24,24,24,24	0
56	MG	1A	3230	1/1	0.95	0.40	32,32,32,32	0
56	MG	1a	1827	1/1	0.95	0.20	49,49,49,49	0
56	MG	1S	3001	1/1	0.95	0.38	42,42,42,42	0
56	MG	1A	3417	1/1	0.95	0.35	52,52,52,52	0
56	MG	1A	4073	1/1	0.95	0.17	40,40,40,40	0
56	MG	2A	3231	1/1	0.95	1.19	49,49,49,49	0
56	MG	1f	3001	1/1	0.95	0.24	40,40,40,40	0
56	MG	2A	3075	1/1	0.95	0.47	44,44,44,44	0
56	MG	2a	1779	1/1	0.95	0.07	60,60,60,60	0
56	MG	2a	1805	1/1	0.95	0.09	51,51,51,51	0
56	MG	2A	3310	1/1	0.95	0.32	58,58,58,58	0
56	MG	2A	3514	1/1	0.95	0.11	39,39,39,39	0
56	MG	1A	4009	1/1	0.95	0.15	35,35,35,35	0
56	MG	2a	1689	1/1	0.95	0.15	54,54,54,54	0
56	MG	1A	3311	1/1	0.95	0.24	53,53,53,53	0
56	MG	1A	3228	1/1	0.95	0.68	44,44,44,44	0
56	MG	18	103	1/1	0.95	0.23	29,29,29,29	0
56	MG	1A	3870	1/1	0.95	0.14	46,46,46,46	0
56	MG	1a	1731	1/1	0.95	0.11	34,34,34,34	0

*Continued on next page...*

*Continued from previous page...*

Mol	Type	Chain	Res	Atoms	RSCC	RSR	B-factors( $\text{\AA}^2$ )	Q<0.9
56	MG	1A	3944	1/1	0.95	0.07	40,40,40,40	0
56	MG	2A	3139	1/1	0.95	0.57	46,46,46,46	0
56	MG	2a	1675	1/1	0.95	0.23	63,63,63,63	0
56	MG	1A	3077	1/1	0.95	0.15	30,30,30,30	0
56	MG	2q	3003	1/1	0.95	0.14	68,68,68,68	0
56	MG	2A	3904	1/1	0.95	0.11	40,40,40,40	0
56	MG	2y	3007	1/1	0.95	0.08	75,75,75,75	0
56	MG	2A	3301	1/1	0.95	0.32	68,68,68,68	0
56	MG	2A	3701	1/1	0.95	0.22	48,48,48,48	0
56	MG	2E	307	1/1	0.95	0.11	36,36,36,36	0
56	MG	2A	3605	1/1	0.95	0.20	56,56,56,56	0
56	MG	1A	3732	1/1	0.95	0.15	26,26,26,26	0
56	MG	1A	3537	1/1	0.95	0.22	38,38,38,38	0
56	MG	1A	3773	1/1	0.95	0.12	44,44,44,44	0
56	MG	1A	3658	1/1	0.96	0.12	27,27,27,27	0
56	MG	2a	1738	1/1	0.96	0.25	69,69,69,69	0
56	MG	1A	4121	1/1	0.96	0.31	29,29,29,29	0
56	MG	1A	4002	1/1	0.96	0.11	29,29,29,29	0
56	MG	1A	3744	1/1	0.96	0.18	19,19,19,19	0
56	MG	1A	3605	1/1	0.96	0.11	37,37,37,37	0
56	MG	2A	3045	1/1	0.96	0.10	42,42,42,42	0
56	MG	1A	3490	1/1	0.96	0.24	44,44,44,44	0
56	MG	1A	3389	1/1	0.96	0.20	43,43,43,43	0
56	MG	1A	3789	1/1	0.96	0.61	36,36,36,36	0
56	MG	2A	3677	1/1	0.96	0.41	48,48,48,48	0
56	MG	2A	3434	1/1	0.96	0.17	40,40,40,40	0
56	MG	16	101	1/1	0.96	0.14	42,42,42,42	0
56	MG	1A	3994	1/1	0.96	0.17	17,17,17,17	0
56	MG	1A	3519	1/1	0.96	0.36	29,29,29,29	0
56	MG	1D	302	1/1	0.96	0.25	51,51,51,51	0
56	MG	2E	308	1/1	0.96	0.14	53,53,53,53	0
56	MG	2A	3166	1/1	0.96	0.11	47,47,47,47	0
56	MG	1A	3277	1/1	0.96	0.47	31,31,31,31	0
56	MG	1A	3193	1/1	0.96	0.43	38,38,38,38	0
56	MG	1A	3137	1/1	0.96	0.20	15,15,15,15	0
56	MG	1A	3103	1/1	0.96	0.10	23,23,23,23	0
56	MG	2A	3335	1/1	0.96	0.20	55,55,55,55	0
56	MG	2W	202	1/1	0.96	0.60	40,40,40,40	0
56	MG	1a	1641	1/1	0.96	0.14	47,47,47,47	0
56	MG	1A	3725	1/1	0.96	0.21	25,25,25,25	0
56	MG	1a	1762	1/1	0.96	0.10	52,52,52,52	0
56	MG	1A	3312	1/1	0.96	0.19	45,45,45,45	0

*Continued on next page...*

*Continued from previous page...*

Mol	Type	Chain	Res	Atoms	RSCC	RSR	B-factors( $\text{\AA}^2$ )	Q<0.9
56	MG	1a	1751	1/1	0.96	0.08	44,44,44,44	0
56	MG	2A	3640	1/1	0.96	0.27	52,52,52,52	0
56	MG	2A	3874	1/1	0.96	0.21	38,38,38,38	0
56	MG	16	104	1/1	0.96	0.15	39,39,39,39	0
56	MG	1E	303	1/1	0.96	0.23	30,30,30,30	0
56	MG	2A	3522	1/1	0.96	0.10	60,60,60,60	0
56	MG	2A	3103	1/1	0.96	0.13	36,36,36,36	0
56	MG	1A	3839	1/1	0.96	0.16	28,28,28,28	0
56	MG	1A	3187	1/1	0.96	0.29	25,25,25,25	0
56	MG	1D	308	1/1	0.96	0.21	40,40,40,40	0
56	MG	1A	3263	1/1	0.96	0.26	34,34,34,34	0
56	MG	1G	3001	1/1	0.96	0.19	33,33,33,33	0
56	MG	2A	3570	1/1	0.96	0.11	53,53,53,53	0
56	MG	2A	3029	1/1	0.96	0.62	56,56,56,56	0
56	MG	1A	4131	1/1	0.96	0.35	31,31,31,31	0
56	MG	2A	3599	1/1	0.96	0.15	57,57,57,57	0
56	MG	1a	1774	1/1	0.96	0.13	61,61,61,61	0
56	MG	1A	3046	1/1	0.96	0.11	15,15,15,15	0
56	MG	1A	3702	1/1	0.96	0.14	42,42,42,42	0
56	MG	2A	3893	1/1	0.96	0.08	49,49,49,49	0
56	MG	1A	3097	1/1	0.96	0.19	33,33,33,33	0
56	MG	1A	3838	1/1	0.96	0.20	26,26,26,26	0
56	MG	1A	3314	1/1	0.96	0.16	39,39,39,39	0
56	MG	1a	1674	1/1	0.96	0.11	56,56,56,56	0
56	MG	2A	3623	1/1	0.96	0.09	44,44,44,44	0
56	MG	1A	3546	1/1	0.96	0.31	42,42,42,42	0
56	MG	2A	3439	1/1	0.96	0.25	55,55,55,55	0
56	MG	1A	3655	1/1	0.96	0.21	18,18,18,18	0
56	MG	1A	3806	1/1	0.96	0.13	35,35,35,35	0
56	MG	1A	3764	1/1	0.96	0.12	50,50,50,50	0
56	MG	1A	3136	1/1	0.96	0.15	33,33,33,33	0
56	MG	1E	305	1/1	0.96	0.29	54,54,54,54	0
56	MG	1b	3002	1/1	0.96	0.16	68,68,68,68	0
56	MG	1n	502	1/1	0.96	0.11	55,55,55,55	0
56	MG	1A	3693	1/1	0.96	0.13	47,47,47,47	0
56	MG	2A	3857	1/1	0.96	0.10	32,32,32,32	0
56	MG	1A	3197	1/1	0.96	0.25	31,31,31,31	0
56	MG	1A	3818	1/1	0.96	0.09	51,51,51,51	0
56	MG	1A	3151	1/1	0.96	0.47	37,37,37,37	0
56	MG	2A	3313	1/1	0.96	0.23	70,70,70,70	0
56	MG	1a	1678	1/1	0.96	0.17	54,54,54,54	0
56	MG	1B	222	1/1	0.96	0.06	56,56,56,56	0

*Continued on next page...*

*Continued from previous page...*

Mol	Type	Chain	Res	Atoms	RSCC	RSR	B-factors( $\text{\AA}^2$ )	Q<0.9
56	MG	2A	3741	1/1	0.96	0.32	71,71,71,71	0
56	MG	2A	3448	1/1	0.96	0.44	52,52,52,52	0
56	MG	1A	3919	1/1	0.96	0.15	8,8,8,8	0
56	MG	2A	3119	1/1	0.96	0.09	62,62,62,62	0
56	MG	1B	224	1/1	0.96	0.19	34,34,34,34	0
56	MG	1D	303	1/1	0.96	0.25	34,34,34,34	0
56	MG	2A	3130	1/1	0.96	0.11	45,45,45,45	0
56	MG	2a	1618	1/1	0.96	0.09	63,63,63,63	0
56	MG	2a	1673	1/1	0.96	0.19	51,51,51,51	0
56	MG	1A	3301	1/1	0.96	0.18	40,40,40,40	0
56	MG	2A	3785	1/1	0.96	0.06	56,56,56,56	0
56	MG	1a	1821	1/1	0.96	0.16	51,51,51,51	0
56	MG	1A	3005	1/1	0.96	0.22	58,58,58,58	0
56	MG	1A	3095	1/1	0.96	0.19	42,42,42,42	0
56	MG	1B	210	1/1	0.96	0.52	42,42,42,42	0
56	MG	1a	1630	1/1	0.96	0.14	44,44,44,44	0
56	MG	2A	3816	1/1	0.96	0.17	59,59,59,59	0
56	MG	1A	3908	1/1	0.96	0.19	37,37,37,37	0
56	MG	1A	3343	1/1	0.96	0.23	37,37,37,37	0
56	MG	1A	3855	1/1	0.96	0.17	40,40,40,40	0
56	MG	1A	3797	1/1	0.96	0.11	28,28,28,28	0
56	MG	1A	3832	1/1	0.96	0.33	49,49,49,49	0
56	MG	1A	3342	1/1	0.96	0.31	44,44,44,44	0
56	MG	1A	3076	1/1	0.96	0.16	34,34,34,34	0
56	MG	1a	1725	1/1	0.96	0.10	40,40,40,40	0
56	MG	1A	3140	1/1	0.96	0.28	34,34,34,34	0
56	MG	1A	4096	1/1	0.96	0.23	40,40,40,40	0
56	MG	1a	1795	1/1	0.96	0.11	61,61,61,61	0
56	MG	1a	1607	1/1	0.96	0.17	41,41,41,41	0
56	MG	1A	3199	1/1	0.96	0.17	15,15,15,15	0
56	MG	1B	236	1/1	0.96	0.20	23,23,23,23	0
56	MG	1a	1820	1/1	0.96	0.26	41,41,41,41	0
56	MG	2W	203	1/1	0.96	0.17	54,54,54,54	0
56	MG	2A	3356	1/1	0.96	0.09	55,55,55,55	0
56	MG	2A	3539	1/1	0.96	0.12	60,60,60,60	0
56	MG	1A	3761	1/1	0.96	0.17	22,22,22,22	0
56	MG	2A	3155	1/1	0.96	0.21	63,63,63,63	0
56	MG	1A	3922	1/1	0.96	0.11	19,19,19,19	0
56	MG	2A	3003	1/1	0.96	0.18	40,40,40,40	0
56	MG	2A	3527	1/1	0.96	0.11	35,35,35,35	0
56	MG	2A	3651	1/1	0.96	0.13	41,41,41,41	0
56	MG	2A	3534	1/1	0.96	0.12	39,39,39,39	0

*Continued on next page...*

*Continued from previous page...*

Mol	Type	Chain	Res	Atoms	RSCC	RSR	B-factors( $\text{\AA}^2$ )	Q<0.9
56	MG	2A	3740	1/1	0.96	0.08	45,45,45,45	0
56	MG	1A	3092	1/1	0.96	0.25	35,35,35,35	0
56	MG	1A	3611	1/1	0.96	0.12	31,31,31,31	0
56	MG	1a	1713	1/1	0.96	0.15	60,60,60,60	0
56	MG	2A	3868	1/1	0.96	0.07	62,62,62,62	0
56	MG	1A	4082	1/1	0.96	0.24	27,27,27,27	0
56	MG	1A	3432	1/1	0.96	0.16	31,31,31,31	0
56	MG	1A	3074	1/1	0.96	0.21	25,25,25,25	0
56	MG	2a	1783	1/1	0.96	0.13	65,65,65,65	0
56	MG	1A	3860	1/1	0.96	0.23	38,38,38,38	0
56	MG	2A	3401	1/1	0.96	0.14	48,48,48,48	0
56	MG	1A	3642	1/1	0.96	0.15	20,20,20,20	0
56	MG	1A	3004	1/1	0.96	0.14	47,47,47,47	0
56	MG	1B	208	1/1	0.96	0.14	57,57,57,57	0
56	MG	1A	3717	1/1	0.96	0.13	44,44,44,44	0
56	MG	1A	3615	1/1	0.96	0.15	58,58,58,58	0
56	MG	2D	303	1/1	0.96	0.66	40,40,40,40	0
56	MG	1A	3673	1/1	0.96	0.17	16,16,16,16	0
56	MG	1A	3505	1/1	0.96	0.15	39,39,39,39	0
59	ZN	2n	501	1/1	0.96	0.08	104,104,104,104	0
56	MG	2A	3240	1/1	0.96	0.36	54,54,54,54	0
56	MG	1A	3715	1/1	0.96	0.14	45,45,45,45	0
56	MG	2A	3592	1/1	0.96	0.20	56,56,56,56	0
56	MG	1N	204	1/1	0.96	0.65	43,43,43,43	0
56	MG	1A	3504	1/1	0.96	0.14	50,50,50,50	0
56	MG	1A	3106	1/1	0.96	0.20	25,25,25,25	0
56	MG	1a	1706	1/1	0.96	0.37	52,52,52,52	0
56	MG	1A	3701	1/1	0.96	0.13	48,48,48,48	0
56	MG	2A	3845	1/1	0.96	0.12	40,40,40,40	0
56	MG	1A	3316	1/1	0.96	0.37	34,34,34,34	0
56	MG	1A	4040	1/1	0.96	0.15	25,25,25,25	0
56	MG	2A	3686	1/1	0.96	0.16	71,71,71,71	0
56	MG	1A	3410	1/1	0.96	0.17	37,37,37,37	0
56	MG	1A	3184	1/1	0.96	0.14	25,25,25,25	0
56	MG	1a	1711	1/1	0.96	0.12	60,60,60,60	0
56	MG	1A	3019	1/1	0.96	0.38	32,32,32,32	0
56	MG	1A	3843	1/1	0.96	0.13	35,35,35,35	0
56	MG	1A	3102	1/1	0.96	0.22	33,33,33,33	0
56	MG	1a	1749	1/1	0.96	0.16	57,57,57,57	0
56	MG	1A	4108	1/1	0.96	0.13	40,40,40,40	0
56	MG	1a	1632	1/1	0.96	0.15	40,40,40,40	0
56	MG	2A	3261	1/1	0.96	0.14	71,71,71,71	0

*Continued on next page...*

*Continued from previous page...*

Mol	Type	Chain	Res	Atoms	RSCC	RSR	B-factors( $\text{\AA}^2$ )	Q<0.9
56	MG	1A	3883	1/1	0.96	0.19	47,47,47,47	0
56	MG	2A	3170	1/1	0.96	0.11	54,54,54,54	0
56	MG	1A	3805	1/1	0.96	0.42	34,34,34,34	0
56	MG	1A	3241	1/1	0.96	0.18	54,54,54,54	0
56	MG	1A	3929	1/1	0.96	0.12	42,42,42,42	0
56	MG	2A	3384	1/1	0.96	0.22	69,69,69,69	0
56	MG	1a	1742	1/1	0.96	0.18	53,53,53,53	0
56	MG	1A	3651	1/1	0.96	0.14	24,24,24,24	0
56	MG	1A	3583	1/1	0.96	0.19	47,47,47,47	0
56	MG	1A	3622	1/1	0.96	0.14	14,14,14,14	0
56	MG	1A	3979	1/1	0.96	0.15	21,21,21,21	0
56	MG	2A	3035	1/1	0.96	0.11	44,44,44,44	0
56	MG	2A	3730	1/1	0.96	0.15	35,35,35,35	0
56	MG	1A	3212	1/1	0.96	0.34	32,32,32,32	0
56	MG	1A	3072	1/1	0.96	0.23	40,40,40,40	0
56	MG	2A	3157	1/1	0.96	0.15	51,51,51,51	0
56	MG	1a	1654	1/1	0.96	0.17	61,61,61,61	0
56	MG	2a	1816	1/1	0.96	0.10	53,53,53,53	0
56	MG	2A	3403	1/1	0.96	0.17	55,55,55,55	0
56	MG	2A	3099	1/1	0.96	0.23	49,49,49,49	0
56	MG	1A	3740	1/1	0.96	0.22	44,44,44,44	0
56	MG	1A	3496	1/1	0.96	0.17	40,40,40,40	0
56	MG	2A	3064	1/1	0.96	0.10	76,76,76,76	0
56	MG	1A	3294	1/1	0.96	0.17	23,23,23,23	0
56	MG	2A	3902	1/1	0.96	0.52	51,51,51,51	0
56	MG	1A	3155	1/1	0.96	0.24	26,26,26,26	0
56	MG	2A	3773	1/1	0.96	0.07	38,38,38,38	0
56	MG	1A	3344	1/1	0.96	0.62	36,36,36,36	0
56	MG	1A	3284	1/1	0.96	0.20	33,33,33,33	0
56	MG	1A	3231	1/1	0.96	0.27	26,26,26,26	0
56	MG	2A	3774	1/1	0.96	0.11	36,36,36,36	0
56	MG	1A	3954	1/1	0.96	0.45	36,36,36,36	0
56	MG	1A	3030	1/1	0.96	0.44	26,26,26,26	0
56	MG	1A	3854	1/1	0.96	0.17	25,25,25,25	0
56	MG	1A	3778	1/1	0.96	0.20	21,21,21,21	0
56	MG	1A	4114	1/1	0.96	0.42	28,28,28,28	0
56	MG	1A	3271	1/1	0.96	0.23	38,38,38,38	0
56	MG	2A	3668	1/1	0.96	0.17	50,50,50,50	0
56	MG	2A	3652	1/1	0.96	0.36	53,53,53,53	0
56	MG	1A	3044	1/1	0.96	0.14	31,31,31,31	0
56	MG	1A	3297	1/1	0.96	0.30	39,39,39,39	0
56	MG	1a	1609	1/1	0.96	0.16	27,27,27,27	0

*Continued on next page...*

*Continued from previous page...*

Mol	Type	Chain	Res	Atoms	RSCC	RSR	B-factors( $\text{\AA}^2$ )	Q<0.9
56	MG	2a	1679	1/1	0.96	0.10	71,71,71,71	0
56	MG	1A	3304	1/1	0.96	0.13	29,29,29,29	0
56	MG	1A	3540	1/1	0.96	0.19	37,37,37,37	0
56	MG	1A	3653	1/1	0.96	0.11	25,25,25,25	0
56	MG	1A	3898	1/1	0.96	0.18	19,19,19,19	0
56	MG	2A	3083	1/1	0.96	0.42	53,53,53,53	0
56	MG	1B	229	1/1	0.96	0.08	69,69,69,69	0
56	MG	1A	4140	1/1	0.96	0.39	37,37,37,37	0
56	MG	1a	1732	1/1	0.96	0.15	32,32,32,32	0
56	MG	2A	3300	1/1	0.96	0.25	66,66,66,66	0
56	MG	1A	3736	1/1	0.96	0.17	20,20,20,20	0
56	MG	1A	3104	1/1	0.96	0.28	29,29,29,29	0
56	MG	2A	3600	1/1	0.96	0.17	61,61,61,61	0
56	MG	1A	3289	1/1	0.96	0.12	27,27,27,27	0
56	MG	1P	201	1/1	0.96	0.40	26,26,26,26	0
56	MG	1A	3568	1/1	0.96	0.31	44,44,44,44	0
56	MG	2f	3001	1/1	0.96	0.13	47,47,47,47	0
56	MG	2A	3715	1/1	0.96	0.11	26,26,26,26	0
56	MG	1A	3302	1/1	0.96	0.23	41,41,41,41	0
56	MG	1A	3895	1/1	0.96	0.43	32,32,32,32	0
56	MG	1a	1606	1/1	0.96	0.18	62,62,62,62	0
56	MG	2A	3186	1/1	0.96	0.11	40,40,40,40	0
56	MG	2A	3299	1/1	0.96	0.26	65,65,65,65	0
56	MG	1A	3649	1/1	0.96	0.19	20,20,20,20	0
56	MG	1A	3135	1/1	0.96	0.18	36,36,36,36	0
56	MG	2A	3714	1/1	0.96	0.18	48,48,48,48	0
56	MG	2A	3050	1/1	0.96	0.14	22,22,22,22	0
56	MG	1X	103	1/1	0.96	0.18	34,34,34,34	0
56	MG	1A	3719	1/1	0.96	0.11	42,42,42,42	0
56	MG	1B	233	1/1	0.96	0.11	64,64,64,64	0
56	MG	2A	3245	1/1	0.96	0.27	57,57,57,57	0
56	MG	1A	3802	1/1	0.96	0.09	15,15,15,15	0
56	MG	1a	1790	1/1	0.96	0.11	38,38,38,38	0
56	MG	2A	3364	1/1	0.96	0.27	56,56,56,56	0
56	MG	1A	3215	1/1	0.96	0.17	38,38,38,38	0
56	MG	1a	1635	1/1	0.96	0.19	49,49,49,49	0
56	MG	1W	205	1/1	0.97	0.18	30,30,30,30	0
56	MG	2A	3340	1/1	0.97	0.32	74,74,74,74	0
56	MG	1A	3731	1/1	0.97	0.14	30,30,30,30	0
56	MG	1A	3031	1/1	0.97	0.51	32,32,32,32	0
56	MG	2a	1711	1/1	0.97	0.15	64,64,64,64	0
56	MG	1A	3129	1/1	0.97	0.23	35,35,35,35	0

*Continued on next page...*

*Continued from previous page...*

Mol	Type	Chain	Res	Atoms	RSCC	RSR	B-factors( $\text{\AA}^2$ )	Q<0.9
56	MG	1A	3867	1/1	0.97	0.13	26,26,26,26	0
56	MG	1A	3172	1/1	0.97	0.19	15,15,15,15	0
56	MG	2A	3697	1/1	0.97	0.13	36,36,36,36	0
56	MG	1a	1755	1/1	0.97	0.12	51,51,51,51	0
56	MG	1A	3149	1/1	0.97	0.46	44,44,44,44	0
56	MG	1A	3888	1/1	0.97	0.11	59,59,59,59	0
56	MG	1B	225	1/1	0.97	0.12	30,30,30,30	0
56	MG	1A	4126	1/1	0.97	0.41	30,30,30,30	0
56	MG	1a	1726	1/1	0.97	0.13	46,46,46,46	0
56	MG	1A	3028	1/1	0.97	0.21	24,24,24,24	0
56	MG	2A	3250	1/1	0.97	0.34	58,58,58,58	0
56	MG	2A	3070	1/1	0.97	0.35	60,60,60,60	0
56	MG	1Q	202	1/1	0.97	0.10	39,39,39,39	0
56	MG	2A	3722	1/1	0.97	0.10	62,62,62,62	0
56	MG	1a	1686	1/1	0.97	0.17	48,48,48,48	0
56	MG	2A	3503	1/1	0.97	0.12	56,56,56,56	0
56	MG	2A	3399	1/1	0.97	0.10	36,36,36,36	0
56	MG	1A	4127	1/1	0.97	0.25	29,29,29,29	0
56	MG	1a	1719	1/1	0.97	0.15	42,42,42,42	0
56	MG	1a	1684	1/1	0.97	0.32	49,49,49,49	0
56	MG	1D	312	1/1	0.97	0.36	34,34,34,34	0
56	MG	15	101	1/1	0.97	0.23	36,36,36,36	0
56	MG	2A	3631	1/1	0.97	0.10	36,36,36,36	0
56	MG	2A	3311	1/1	0.97	0.14	56,56,56,56	0
56	MG	2A	3296	1/1	0.97	0.20	42,42,42,42	0
56	MG	1A	3243	1/1	0.97	0.32	35,35,35,35	0
56	MG	1X	105	1/1	0.97	0.16	48,48,48,48	0
56	MG	1A	4029	1/1	0.97	0.12	20,20,20,20	0
56	MG	2A	3073	1/1	0.97	0.06	53,53,53,53	0
56	MG	1A	3684	1/1	0.97	0.14	14,14,14,14	0
56	MG	2A	3092	1/1	0.97	0.19	39,39,39,39	0
56	MG	12	102	1/1	0.97	0.23	37,37,37,37	0
56	MG	1A	3755	1/1	0.97	0.20	20,20,20,20	0
56	MG	1B	228	1/1	0.97	0.16	53,53,53,53	0
56	MG	1A	3844	1/1	0.97	0.12	38,38,38,38	0
56	MG	1A	3364	1/1	0.97	0.47	42,42,42,42	0
56	MG	2A	3494	1/1	0.97	0.45	59,59,59,59	0
56	MG	2a	1812	1/1	0.97	0.14	62,62,62,62	0
56	MG	1R	201	1/1	0.97	0.41	27,27,27,27	0
56	MG	1A	3107	1/1	0.97	0.12	31,31,31,31	0
56	MG	1A	4145	1/1	0.97	0.18	25,25,25,25	0
56	MG	2A	3141	1/1	0.97	0.13	47,47,47,47	0

*Continued on next page...*



*Continued from previous page...*

Mol	Type	Chain	Res	Atoms	RSCC	RSR	B-factors( $\text{\AA}^2$ )	Q<0.9
56	MG	2E	303	1/1	0.97	0.09	38,38,38,38	0
56	MG	1a	1817	1/1	0.97	0.15	59,59,59,59	0
56	MG	2A	3063	1/1	0.97	0.09	68,68,68,68	0
56	MG	1a	1812	1/1	0.97	0.05	54,54,54,54	0
56	MG	2A	3538	1/1	0.97	0.12	47,47,47,47	0
56	MG	2a	1758	1/1	0.97	0.18	56,56,56,56	0
56	MG	1A	3786	1/1	0.97	0.16	23,23,23,23	0
56	MG	1A	3544	1/1	0.97	0.32	40,40,40,40	0
56	MG	2Y	502	1/1	0.97	0.16	49,49,49,49	0
56	MG	1A	3250	1/1	0.97	0.29	21,21,21,21	0
56	MG	1A	3435	1/1	0.97	0.25	41,41,41,41	0
56	MG	1A	3156	1/1	0.97	0.20	33,33,33,33	0
56	MG	1A	3067	1/1	0.97	0.45	30,30,30,30	0
56	MG	1E	302	1/1	0.97	0.29	36,36,36,36	0
56	MG	1D	306	1/1	0.97	0.21	22,22,22,22	0
56	MG	2A	3761	1/1	0.97	0.12	50,50,50,50	0
56	MG	1A	4061	1/1	0.97	0.12	33,33,33,33	0
56	MG	2A	3060	1/1	0.97	0.16	41,41,41,41	0
56	MG	2A	3507	1/1	0.97	0.15	57,57,57,57	0
56	MG	2a	1710	1/1	0.97	0.09	70,70,70,70	0
56	MG	1a	1740	1/1	0.97	0.15	33,33,33,33	0
56	MG	2A	3317	1/1	0.97	0.34	69,69,69,69	0
56	MG	1A	3033	1/1	0.97	0.24	34,34,34,34	0
56	MG	1m	201	1/1	0.97	0.23	40,40,40,40	0
56	MG	2A	3616	1/1	0.97	0.16	34,34,34,34	0
56	MG	2A	3440	1/1	0.97	0.24	40,40,40,40	0
56	MG	1A	3065	1/1	0.97	0.22	24,24,24,24	0
56	MG	1A	3318	1/1	0.97	0.21	54,54,54,54	0
56	MG	2V	201	1/1	0.97	0.34	42,42,42,42	0
56	MG	1A	3850	1/1	0.97	0.14	38,38,38,38	0
56	MG	1A	3363	1/1	0.97	0.14	32,32,32,32	0
56	MG	1A	3176	1/1	0.97	0.09	46,46,46,46	0
56	MG	1A	3127	1/1	0.97	0.14	61,61,61,61	0
56	MG	2A	3703	1/1	0.97	0.11	61,61,61,61	0
56	MG	1A	3014	1/1	0.97	0.26	32,32,32,32	0
56	MG	1A	3643	1/1	0.97	0.17	21,21,21,21	0
56	MG	1X	104	1/1	0.97	0.50	39,39,39,39	0
56	MG	2A	3367	1/1	0.97	0.15	50,50,50,50	0
56	MG	2A	3851	1/1	0.97	0.11	66,66,66,66	0
56	MG	1A	3710	1/1	0.97	0.18	29,29,29,29	0
56	MG	1E	308	1/1	0.97	0.17	21,21,21,21	0
56	MG	1A	3785	1/1	0.97	0.08	23,23,23,23	0

*Continued on next page...*

*Continued from previous page...*

Mol	Type	Chain	Res	Atoms	RSCC	RSR	B-factors( $\text{\AA}^2$ )	Q<0.9
56	MG	2A	3398	1/1	0.97	0.04	59,59,59,59	0
56	MG	1A	3121	1/1	0.97	0.39	28,28,28,28	0
56	MG	1A	3508	1/1	0.97	0.08	56,56,56,56	0
56	MG	1A	3589	1/1	0.97	0.15	20,20,20,20	0
56	MG	1I	101	1/1	0.97	0.19	31,31,31,31	0
56	MG	1A	3992	1/1	0.97	0.11	22,22,22,22	0
56	MG	2a	1712	1/1	0.97	0.14	61,61,61,61	0
56	MG	2w	3001	1/1	0.97	0.14	48,48,48,48	0
56	MG	1A	3861	1/1	0.97	0.08	53,53,53,53	0
56	MG	1A	3205	1/1	0.97	0.18	33,33,33,33	0
59	ZN	1Y	202	1/1	0.97	0.19	66,66,66,66	0
56	MG	2A	3143	1/1	0.97	0.14	41,41,41,41	0
56	MG	1A	4119	1/1	0.97	0.26	34,34,34,34	0
56	MG	2A	3841	1/1	0.97	0.13	27,27,27,27	0
56	MG	1A	3696	1/1	0.97	0.14	16,16,16,16	0
56	MG	1A	3539	1/1	0.97	0.26	33,33,33,33	0
56	MG	2F	304	1/1	0.97	0.68	51,51,51,51	0
56	MG	1A	3578	1/1	0.97	0.43	27,27,27,27	0
56	MG	1A	4128	1/1	0.97	0.26	32,32,32,32	0
56	MG	1a	1717	1/1	0.97	0.14	54,54,54,54	0
56	MG	1A	3520	1/1	0.97	0.41	47,47,47,47	0
56	MG	1A	3665	1/1	0.97	0.18	19,19,19,19	0
56	MG	1a	1618	1/1	0.97	0.08	42,42,42,42	0
56	MG	1A	4116	1/1	0.97	0.22	30,30,30,30	0
56	MG	1A	3202	1/1	0.97	0.11	28,28,28,28	0
56	MG	1A	3462	1/1	0.97	0.14	34,34,34,34	0
56	MG	1A	3468	1/1	0.97	0.25	45,45,45,45	0
56	MG	1A	3712	1/1	0.97	0.12	21,21,21,21	0
56	MG	2A	3190	1/1	0.97	0.14	49,49,49,49	0
56	MG	2A	3021	1/1	0.97	0.09	28,28,28,28	0
56	MG	1A	3080	1/1	0.97	0.30	33,33,33,33	0
56	MG	1B	215	1/1	0.97	0.10	39,39,39,39	0
56	MG	1A	3527	1/1	0.97	0.10	40,40,40,40	0
56	MG	2A	3332	1/1	0.97	0.09	52,52,52,52	0
56	MG	1A	3890	1/1	0.97	0.17	35,35,35,35	0
56	MG	2a	1782	1/1	0.97	0.07	54,54,54,54	0
56	MG	2A	3462	1/1	0.97	0.16	47,47,47,47	0
56	MG	2A	3673	1/1	0.97	0.16	65,65,65,65	0
56	MG	1A	3042	1/1	0.97	0.16	29,29,29,29	0
56	MG	1A	3423	1/1	0.97	0.31	39,39,39,39	0
56	MG	1D	304	1/1	0.97	0.14	15,15,15,15	0
56	MG	1A	3794	1/1	0.97	0.14	46,46,46,46	0

*Continued on next page...*

*Continued from previous page...*

Mol	Type	Chain	Res	Atoms	RSCC	RSR	B-factors( $\text{\AA}^2$ )	Q<0.9
56	MG	1A	3538	1/1	0.97	0.27	49,49,49,49	0
56	MG	1A	3811	1/1	0.97	0.19	47,47,47,47	0
56	MG	1A	3100	1/1	0.97	0.35	32,32,32,32	0
56	MG	1A	3196	1/1	0.97	0.20	36,36,36,36	0
56	MG	1A	3810	1/1	0.97	0.14	55,55,55,55	0
56	MG	1a	1813	1/1	0.97	0.17	50,50,50,50	0
56	MG	2A	3672	1/1	0.97	0.13	42,42,42,42	0
56	MG	2A	3699	1/1	0.97	0.09	59,59,59,59	0
56	MG	2A	3411	1/1	0.97	0.31	54,54,54,54	0
56	MG	1A	3286	1/1	0.97	0.33	52,52,52,52	0
56	MG	2A	3626	1/1	0.97	0.15	50,50,50,50	0
56	MG	1A	3557	1/1	0.97	0.55	33,33,33,33	0
56	MG	2A	3478	1/1	0.97	0.23	49,49,49,49	0
56	MG	1A	3434	1/1	0.97	0.57	39,39,39,39	0
56	MG	1A	3607	1/1	0.97	0.15	45,45,45,45	0
56	MG	13	102	1/1	0.97	0.20	38,38,38,38	0
56	MG	2A	3617	1/1	0.97	0.08	44,44,44,44	0
56	MG	2A	3408	1/1	0.97	0.09	47,47,47,47	0
56	MG	2A	3095	1/1	0.97	0.19	40,40,40,40	0
56	MG	2B	3012	1/1	0.97	0.23	69,69,69,69	0
56	MG	1A	3138	1/1	0.97	0.07	37,37,37,37	0
56	MG	2A	3669	1/1	0.97	0.17	47,47,47,47	0
56	MG	1A	3532	1/1	0.97	0.15	29,29,29,29	0
56	MG	2A	3016	1/1	0.97	0.13	66,66,66,66	0
56	MG	1A	3089	1/1	0.97	0.17	14,14,14,14	0
56	MG	1A	3349	1/1	0.97	0.20	35,35,35,35	0
56	MG	1A	3038	1/1	0.97	0.17	25,25,25,25	0
56	MG	1A	3787	1/1	0.97	0.09	34,34,34,34	0
56	MG	10	108	1/1	0.97	0.13	44,44,44,44	0
56	MG	1A	3115	1/1	0.97	0.27	31,31,31,31	0
56	MG	1A	4106	1/1	0.97	0.15	47,47,47,47	0
56	MG	1A	4013	1/1	0.97	0.11	54,54,54,54	0
56	MG	1A	3475	1/1	0.97	0.16	41,41,41,41	0
56	MG	1G	3005	1/1	0.97	0.11	58,58,58,58	0
56	MG	2a	1638	1/1	0.97	0.14	78,78,78,78	0
56	MG	1A	3759	1/1	0.97	0.10	40,40,40,40	0
56	MG	1A	3274	1/1	0.97	0.17	20,20,20,20	0
56	MG	1D	310	1/1	0.97	0.22	15,15,15,15	0
56	MG	1A	3225	1/1	0.97	0.28	57,57,57,57	0
56	MG	1A	3185	1/1	0.97	0.32	34,34,34,34	0
56	MG	1A	4076	1/1	0.97	0.12	29,29,29,29	0
56	MG	1A	3352	1/1	0.97	0.10	29,29,29,29	0

*Continued on next page...*

*Continued from previous page...*

Mol	Type	Chain	Res	Atoms	RSCC	RSR	B-factors( $\text{\AA}^2$ )	Q<0.9
56	MG	1A	3517	1/1	0.97	0.30	29,29,29,29	0
56	MG	2A	3127	1/1	0.97	0.09	60,60,60,60	0
56	MG	1A	3163	1/1	0.97	0.37	41,41,41,41	0
56	MG	1A	3765	1/1	0.97	0.15	16,16,16,16	0
56	MG	1A	3166	1/1	0.97	0.61	40,40,40,40	0
56	MG	1A	3752	1/1	0.97	0.13	25,25,25,25	0
56	MG	1a	1815	1/1	0.97	0.09	60,60,60,60	0
56	MG	1A	3061	1/1	0.98	0.15	34,34,34,34	0
56	MG	1A	3660	1/1	0.98	0.12	23,23,23,23	0
56	MG	1A	4005	1/1	0.98	0.10	28,28,28,28	0
56	MG	1A	3235	1/1	0.98	0.28	27,27,27,27	0
56	MG	2A	3533	1/1	0.98	0.10	48,48,48,48	0
56	MG	1A	3157	1/1	0.98	0.69	33,33,33,33	0
56	MG	1B	202	1/1	0.98	0.29	38,38,38,38	0
56	MG	1A	4086	1/1	0.98	0.20	19,19,19,19	0
56	MG	1A	4004	1/1	0.98	0.10	20,20,20,20	0
56	MG	1A	3010	1/1	0.98	0.16	33,33,33,33	0
56	MG	1A	3775	1/1	0.98	0.10	45,45,45,45	0
56	MG	2A	3456	1/1	0.98	0.13	47,47,47,47	0
56	MG	2A	3537	1/1	0.98	0.13	51,51,51,51	0
56	MG	1A	3073	1/1	0.98	0.17	33,33,33,33	0
56	MG	1A	3261	1/1	0.98	0.46	40,40,40,40	0
56	MG	2A	3524	1/1	0.98	0.11	46,46,46,46	0
56	MG	1A	3141	1/1	0.98	0.30	27,27,27,27	0
56	MG	2A	3326	1/1	0.98	0.41	46,46,46,46	0
56	MG	1A	3598	1/1	0.98	0.17	12,12,12,12	0
56	MG	1A	3223	1/1	0.98	0.45	27,27,27,27	0
56	MG	1A	3641	1/1	0.98	0.17	29,29,29,29	0
60	SF4	1d	501	8/8	0.98	0.16	58,66,74,76	0
56	MG	2A	3526	1/1	0.98	0.10	45,45,45,45	0
56	MG	2A	3381	1/1	0.98	0.15	58,58,58,58	0
56	MG	1A	3078	1/1	0.98	0.18	42,42,42,42	0
56	MG	1O	206	1/1	0.98	0.23	54,54,54,54	0
56	MG	1A	3617	1/1	0.98	0.12	18,18,18,18	0
56	MG	1A	3896	1/1	0.98	0.13	21,21,21,21	0
56	MG	1A	4093	1/1	0.98	0.22	27,27,27,27	0
56	MG	1A	4098	1/1	0.98	0.14	29,29,29,29	0
56	MG	2a	1623	1/1	0.98	0.15	69,69,69,69	0
56	MG	1A	3374	1/1	0.98	0.14	32,32,32,32	0
56	MG	2U	203	1/1	0.98	0.84	63,63,63,63	0
56	MG	2A	3280	1/1	0.98	0.18	62,62,62,62	0
56	MG	2A	3154	1/1	0.98	0.13	72,72,72,72	0

*Continued on next page...*

*Continued from previous page...*

Mol	Type	Chain	Res	Atoms	RSCC	RSR	B-factors( $\text{\AA}^2$ )	Q<0.9
56	MG	1A	3881	1/1	0.98	0.18	26,26,26,26	0
56	MG	1W	203	1/1	0.98	0.18	30,30,30,30	0
56	MG	1A	3195	1/1	0.98	0.18	16,16,16,16	0
56	MG	2a	1815	1/1	0.98	0.06	49,49,49,49	0
56	MG	1Q	205	1/1	0.98	0.14	28,28,28,28	0
56	MG	1A	3036	1/1	0.98	0.24	25,25,25,25	0
56	MG	1V	201	1/1	0.98	0.28	28,28,28,28	0
56	MG	2a	1762	1/1	0.98	0.09	51,51,51,51	0
56	MG	2A	3489	1/1	0.98	0.09	73,73,73,73	0
56	MG	1A	4087	1/1	0.98	0.16	46,46,46,46	0
56	MG	1A	3703	1/1	0.98	0.17	20,20,20,20	0
56	MG	1A	3808	1/1	0.98	0.14	39,39,39,39	0
56	MG	1A	3626	1/1	0.98	0.16	28,28,28,28	0
56	MG	1A	3337	1/1	0.98	0.17	38,38,38,38	0
56	MG	23	103	1/1	0.98	0.23	56,56,56,56	0
56	MG	1A	4046	1/1	0.98	0.11	40,40,40,40	0
56	MG	1f	3002	1/1	0.98	0.16	45,45,45,45	0
60	SF4	2d	501	8/8	0.98	0.15	67,71,80,97	0
56	MG	1E	304	1/1	0.98	0.19	24,24,24,24	0
56	MG	2a	1688	1/1	0.98	0.10	71,71,71,71	0
56	MG	2A	3748	1/1	0.98	0.32	40,40,40,40	0
56	MG	1F	304	1/1	0.98	0.39	29,29,29,29	0
56	MG	1A	3068	1/1	0.98	0.14	15,15,15,15	0
56	MG	2A	3611	1/1	0.98	0.18	62,62,62,62	0
56	MG	1A	3180	1/1	0.98	0.21	36,36,36,36	0
56	MG	2A	3650	1/1	0.98	0.37	42,42,42,42	0
56	MG	1A	3756	1/1	0.98	0.20	17,17,17,17	0
56	MG	2A	3129	1/1	0.98	0.21	62,62,62,62	0
56	MG	1A	3351	1/1	0.98	0.16	47,47,47,47	0
56	MG	1A	3836	1/1	0.98	0.17	54,54,54,54	0
56	MG	1A	3278	1/1	0.98	0.55	33,33,33,33	0
56	MG	1A	4120	1/1	0.98	0.25	27,27,27,27	0
56	MG	1A	3094	1/1	0.98	0.23	21,21,21,21	0
56	MG	1A	3969	1/1	0.98	0.10	59,59,59,59	0
56	MG	1A	4068	1/1	0.98	0.11	22,22,22,22	0
56	MG	1A	3627	1/1	0.98	0.15	30,30,30,30	0
56	MG	2A	3442	1/1	0.98	0.23	45,45,45,45	0
56	MG	1A	4079	1/1	0.98	0.16	10,10,10,10	0
56	MG	2A	3270	1/1	0.98	0.22	63,63,63,63	0
56	MG	2a	1728	1/1	0.98	0.10	73,73,73,73	0
56	MG	1A	3600	1/1	0.98	0.20	28,28,28,28	0
56	MG	1A	3161	1/1	0.98	0.28	33,33,33,33	0

*Continued on next page...*

*Continued from previous page...*

Mol	Type	Chain	Res	Atoms	RSCC	RSR	B-factors( $\text{\AA}^2$ )	Q<0.9
56	MG	1A	3680	1/1	0.98	0.20	24,24,24,24	0
56	MG	1A	3008	1/1	0.98	0.10	15,15,15,15	0
56	MG	1A	3295	1/1	0.98	0.26	43,43,43,43	0
56	MG	1A	3833	1/1	0.98	0.17	14,14,14,14	0
56	MG	1a	1787	1/1	0.98	0.10	33,33,33,33	0
56	MG	1A	3821	1/1	0.98	0.20	44,44,44,44	0
56	MG	1U	206	1/1	0.98	0.27	28,28,28,28	0
56	MG	2A	3805	1/1	0.98	0.10	70,70,70,70	0
56	MG	1A	4142	1/1	0.98	0.28	29,29,29,29	0
56	MG	2A	3729	1/1	0.98	0.23	36,36,36,36	0
56	MG	2A	3487	1/1	0.98	0.13	23,23,23,23	0
56	MG	2D	302	1/1	0.98	0.08	33,33,33,33	0
56	MG	2A	3530	1/1	0.98	0.13	33,33,33,33	0
56	MG	1A	3650	1/1	0.98	0.13	18,18,18,18	0
56	MG	1A	3965	1/1	0.98	0.08	55,55,55,55	0
56	MG	2A	3854	1/1	0.98	0.13	37,37,37,37	0
56	MG	1A	3445	1/1	0.98	0.10	24,24,24,24	0
56	MG	2A	3662	1/1	0.98	0.14	54,54,54,54	0
56	MG	1A	4136	1/1	0.98	0.54	39,39,39,39	0
56	MG	2A	3454	1/1	0.98	0.16	45,45,45,45	0
56	MG	1A	3667	1/1	0.98	0.16	21,21,21,21	0
56	MG	2A	3575	1/1	0.98	0.09	38,38,38,38	0
56	MG	1B	234	1/1	0.98	0.12	42,42,42,42	0
56	MG	1A	3054	1/1	0.98	0.16	37,37,37,37	0
56	MG	1A	4089	1/1	0.98	0.16	30,30,30,30	0
56	MG	1A	3831	1/1	0.98	0.12	54,54,54,54	0
56	MG	1T	8001	1/1	0.98	0.17	41,41,41,41	0
56	MG	1A	3876	1/1	0.98	0.19	22,22,22,22	0
56	MG	2A	3149	1/1	0.98	0.24	34,34,34,34	0
56	MG	2A	3771	1/1	0.98	0.08	65,65,65,65	0
56	MG	1X	101	1/1	0.98	0.16	26,26,26,26	0
56	MG	2A	3038	1/1	0.98	0.12	35,35,35,35	0
56	MG	1A	3612	1/1	0.98	0.10	18,18,18,18	0
56	MG	1A	3647	1/1	0.98	0.17	29,29,29,29	0
56	MG	2a	1686	1/1	0.98	0.14	62,62,62,62	0
56	MG	1A	3029	1/1	0.98	0.39	30,30,30,30	0
56	MG	1A	3550	1/1	0.98	0.13	54,54,54,54	0
56	MG	1A	4124	1/1	0.98	0.45	39,39,39,39	0
56	MG	1A	3007	1/1	0.98	0.13	18,18,18,18	0
56	MG	1A	4122	1/1	0.98	0.09	37,37,37,37	0
56	MG	2A	3561	1/1	0.98	0.11	52,52,52,52	0
56	MG	1A	3020	1/1	0.98	0.12	40,40,40,40	0

*Continued on next page...*

*Continued from previous page...*

Mol	Type	Chain	Res	Atoms	RSCC	RSR	B-factors( $\text{\AA}^2$ )	Q<0.9
56	MG	2A	3078	1/1	0.98	0.15	31,31,31,31	0
56	MG	2A	3775	1/1	0.98	0.09	53,53,53,53	0
56	MG	2A	3163	1/1	0.98	0.47	55,55,55,55	0
56	MG	1A	3784	1/1	0.98	0.10	43,43,43,43	0
56	MG	2A	3634	1/1	0.98	0.12	33,33,33,33	0
56	MG	1A	3912	1/1	0.98	0.16	48,48,48,48	0
56	MG	1A	3760	1/1	0.98	0.14	24,24,24,24	0
56	MG	1A	3803	1/1	0.98	0.11	25,25,25,25	0
56	MG	2A	3111	1/1	0.98	0.21	40,40,40,40	0
56	MG	2A	3219	1/1	0.98	0.13	65,65,65,65	0
58	K	2A	3896	1/1	0.98	0.13	56,56,56,56	0
56	MG	1A	3662	1/1	0.98	0.10	38,38,38,38	0
56	MG	1A	3066	1/1	0.98	0.19	16,16,16,16	0
56	MG	2A	3548	1/1	0.98	0.12	32,32,32,32	0
56	MG	1A	3021	1/1	0.98	0.12	15,15,15,15	0
56	MG	1A	3131	1/1	0.98	0.18	28,28,28,28	0
56	MG	1A	4049	1/1	0.98	0.14	26,26,26,26	0
56	MG	1A	3793	1/1	0.98	0.17	40,40,40,40	0
56	MG	2A	3636	1/1	0.98	0.16	54,54,54,54	0
56	MG	2A	3211	1/1	0.98	0.10	37,37,37,37	0
56	MG	1A	3045	1/1	0.98	0.23	31,31,31,31	0
56	MG	1A	3167	1/1	0.98	0.34	33,33,33,33	0
56	MG	1A	3124	1/1	0.98	0.19	24,24,24,24	0
56	MG	1W	204	1/1	0.98	0.24	30,30,30,30	0
56	MG	1A	4143	1/1	0.98	0.57	28,28,28,28	0
56	MG	2a	1778	1/1	0.98	0.14	62,62,62,62	0
56	MG	1a	1649	1/1	0.98	0.07	62,62,62,62	0
59	ZN	1n	501	1/1	0.98	0.18	59,59,59,59	0
56	MG	1a	1748	1/1	0.98	0.14	37,37,37,37	0
56	MG	1A	3453	1/1	0.98	0.26	39,39,39,39	0
56	MG	2A	3842	1/1	0.98	0.05	45,45,45,45	0
56	MG	1A	3055	1/1	0.98	0.16	23,23,23,23	0
56	MG	2A	3707	1/1	0.98	0.06	62,62,62,62	0
56	MG	1A	3946	1/1	0.98	0.09	35,35,35,35	0
56	MG	1a	1800	1/1	0.98	0.06	57,57,57,57	0
56	MG	1a	1718	1/1	0.99	0.13	48,48,48,48	0
56	MG	2A	3012	1/1	0.99	0.12	41,41,41,41	0
56	MG	1A	3034	1/1	0.99	0.17	24,24,24,24	0
56	MG	1A	3027	1/1	0.99	0.17	32,32,32,32	0
56	MG	1A	3118	1/1	0.99	0.26	27,27,27,27	0
56	MG	1A	3039	1/1	0.99	0.22	27,27,27,27	0
56	MG	1A	3743	1/1	0.99	0.19	38,38,38,38	0

*Continued on next page...*

*Continued from previous page...*

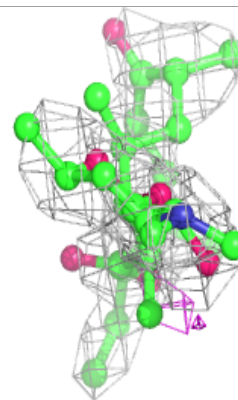
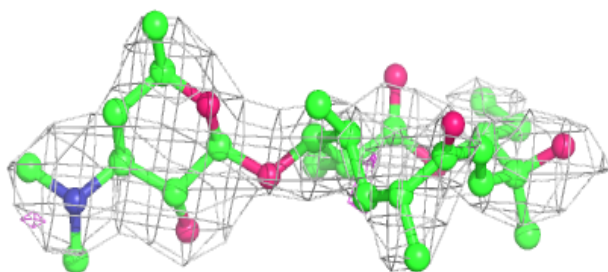
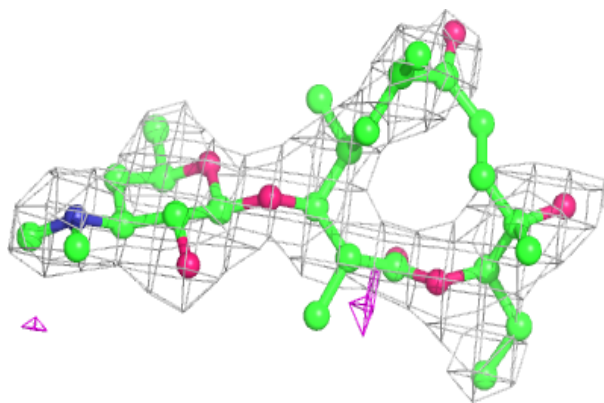
Mol	Type	Chain	Res	Atoms	RSCC	RSR	B-factors( $\text{\AA}^2$ )	Q<0.9
56	MG	1A	3574	1/1	0.99	0.43	35,35,35,35	0
56	MG	1A	4102	1/1	0.99	0.21	32,32,32,32	0
56	MG	1A	3200	1/1	0.99	0.14	27,27,27,27	0
56	MG	1A	3013	1/1	0.99	0.24	27,27,27,27	0
56	MG	1A	3697	1/1	0.99	0.11	51,51,51,51	0
56	MG	1A	3959	1/1	0.99	0.10	43,43,43,43	0
56	MG	1A	3767	1/1	0.99	0.14	43,43,43,43	0
56	MG	1A	4008	1/1	0.99	0.17	30,30,30,30	0
56	MG	2A	3593	1/1	0.99	0.12	36,36,36,36	0
56	MG	1A	3603	1/1	0.99	0.15	23,23,23,23	0
56	MG	1A	3011	1/1	0.99	0.13	22,22,22,22	0
56	MG	1A	3670	1/1	0.99	0.16	23,23,23,23	0
59	ZN	19	102	1/1	0.99	0.21	41,41,41,41	0
56	MG	1A	3609	1/1	0.99	0.10	35,35,35,35	0
56	MG	2a	1668	1/1	0.99	0.09	46,46,46,46	0
56	MG	1A	3003	1/1	0.99	0.15	22,22,22,22	0
59	ZN	25	102	1/1	0.99	0.18	55,55,55,55	0
56	MG	1A	3169	1/1	0.99	0.37	34,34,34,34	0
56	MG	1A	3625	1/1	0.99	0.24	22,22,22,22	0
56	MG	2F	302	1/1	0.99	0.09	57,57,57,57	0
56	MG	2A	3264	1/1	0.99	0.19	64,64,64,64	0
56	MG	1A	3542	1/1	0.99	0.25	22,22,22,22	0
56	MG	1A	3824	1/1	0.99	0.12	37,37,37,37	0
56	MG	1A	3686	1/1	0.99	0.16	27,27,27,27	0
56	MG	1A	4144	1/1	0.99	0.18	30,30,30,30	0
56	MG	1A	3669	1/1	0.99	0.14	21,21,21,21	0
56	MG	1A	3171	1/1	0.99	0.11	34,34,34,34	0
56	MG	1A	4132	1/1	0.99	0.36	22,22,22,22	0
59	ZN	26	501	1/1	0.99	0.18	56,56,56,56	0
56	MG	1A	3299	1/1	0.99	0.20	23,23,23,23	0
56	MG	1A	4134	1/1	0.99	0.19	27,27,27,27	0
56	MG	1A	3291	1/1	0.99	0.16	41,41,41,41	0
56	MG	1A	3173	1/1	0.99	0.13	24,24,24,24	0
56	MG	2A	3009	1/1	0.99	0.17	43,43,43,43	0
59	ZN	15	102	1/1	1.00	0.22	41,41,41,41	0
59	ZN	16	102	1/1	1.00	0.22	38,38,38,38	0
56	MG	1B	219	1/1	1.00	0.17	52,52,52,52	0

The following is a graphical depiction of the model fit to experimental electron density of all instances of the Ligand of Interest. In addition, ligands with molecular weight > 250 and outliers as shown on the geometry validation Tables will also be included. Each fit is shown from different orientation to approximate a three-dimensional view.

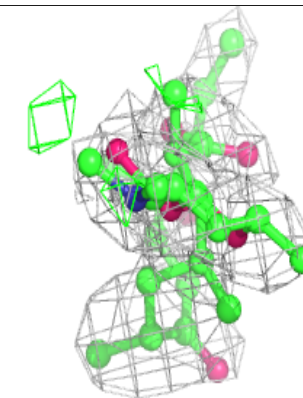
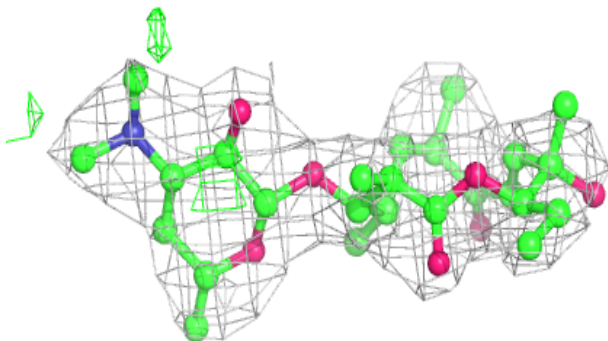
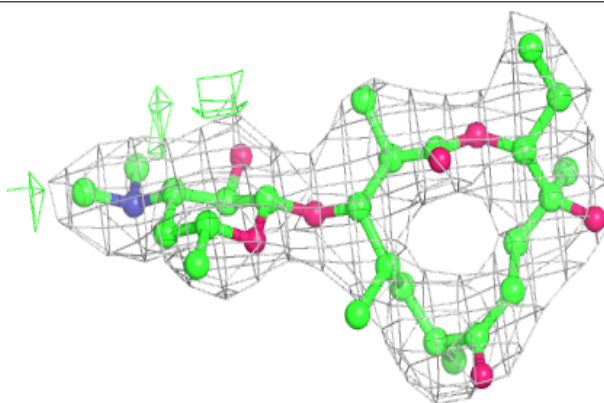


**Electron density around MT9 2A 3897:**

$2mF_o-DF_c$  (at 0.7 rmsd) in gray  
 $mF_o-DF_c$  (at 3 rmsd) in purple (negative)  
and green (positive)

**Electron density around MT9 1A 4113:**

$2mF_o-DF_c$  (at 0.7 rmsd) in gray  
 $mF_o-DF_c$  (at 3 rmsd) in purple (negative)  
and green (positive)



## 6.5 Other polymers [i](#)

There are no such residues in this entry.