



Full wwPDB X-ray Structure Validation Report ⓘ

May 16, 2020 – 08:37 pm BST

PDB ID : 4WQ1
Title : Complex of 70S ribosome with tRNA-Tyr and mRNA with C-A mismatch in the first position in the A-site.
Authors : Rozov, A.; Demeshkina, N.; Yusupov, M.; Yusupova, G.
Deposited on : 2014-10-21
Resolution : 3.10 Å(reported)

This is a Full wwPDB X-ray Structure Validation Report for a publicly released PDB entry.

We welcome your comments at validation@mail.wwpdb.org

A user guide is available at

<https://www.wwpdb.org/validation/2017/XrayValidationReportHelp>

with specific help available everywhere you see the ⓘ symbol.

The following versions of software and data (see [references ⓘ](#)) were used in the production of this report:

MolProbity : 4.02b-467
Mogul : 1.8.5 (274361), CSD as541be (2020)
Xtriage (Phenix) : 1.13
EDS : 2.11
Percentile statistics : 20191225.v01 (using entries in the PDB archive December 25th 2019)
Refmac : 5.8.0158
CCP4 : 7.0.044 (Gargrove)
Ideal geometry (proteins) : Engh & Huber (2001)
Ideal geometry (DNA, RNA) : Parkinson et al. (1996)
Validation Pipeline (wwPDB-VP) : 2.11

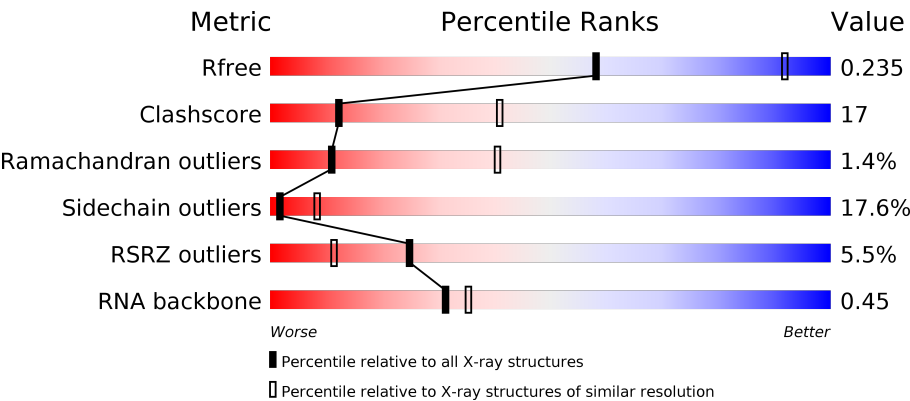
1 Overall quality at a glance i

The following experimental techniques were used to determine the structure:

X-RAY DIFFRACTION

The reported resolution of this entry is 3.10 Å.

Percentile scores (ranging between 0-100) for global validation metrics of the entry are shown in the following graphic. The table shows the number of entries on which the scores are based.



Metric	Whole archive (#Entries)	Similar resolution (#Entries, resolution range(Å))
R _{free}	130704	1094 (3.10-3.10)
Clashscore	141614	1184 (3.10-3.10)
Ramachandran outliers	138981	1141 (3.10-3.10)
Sidechain outliers	138945	1141 (3.10-3.10)
RSRZ outliers	127900	1067 (3.10-3.10)
RNA backbone	3102	1116 (3.40-2.80)

The table below summarises the geometric issues observed across the polymeric chains and their fit to the electron density. The red, orange, yellow and green segments on the lower bar indicate the fraction of residues that contain outliers for ≥ 3 , 2, 1 and 0 types of geometric quality criteria respectively. A grey segment represents the fraction of residues that are not modelled. The numeric value for each fraction is indicated below the corresponding segment, with a dot representing fractions $\leq 5\%$. The upper red bar (where present) indicates the fraction of residues that have poor fit to the electron density. The numeric value is given above the bar.

Mol	Chain	Length	Quality of chain
1	13	1522	<div><div></div><div><div></div><div></div><div></div><div></div></div><div>30%45%20%••</div></div>
2	12	256	<div><div>5%</div><div></div><div></div><div></div><div></div><div></div></div> <div>48%38%7%7%</div>
2	1E	256	<div><div></div><div></div><div></div><div></div><div></div><div></div></div> <div>47%39%5%7%</div>
3	22	239	<div><div>11%</div><div></div><div></div><div></div><div></div><div></div></div> <div>49%31%6%14%</div>

Continued on next page...

Continued from previous page...

Mol	Chain	Length	Quality of chain
3	2E	239	
4	32	208	
4	3E	208	
5	42	162	
5	4E	162	
6	52	101	
6	5E	101	
7	62	156	
7	6E	156	
8	72	138	
8	7E	138	
9	82	128	
9	8E	128	
10	1A	105	
10	1I	105	
11	2A	129	
11	2I	129	
12	3A	132	
12	3I	132	
13	4A	126	
13	4I	126	
14	5A	61	
14	5I	61	
15	6A	89	
15	6I	89	

Continued on next page...

Continued from previous page...

Mol	Chain	Length	Quality of chain
16	7A	88	
16	7I	88	
17	8A	105	
17	8I	105	
18	9A	88	
18	9I	88	
19	AA	93	
19	AI	93	
20	BA	106	
20	BI	106	
21	1B	27	
21	1F	27	
22	1K	85	
22	1L	85	
22	3K	85	
22	3L	85	
23	2K	77	
23	2L	77	
24	4K	30	
24	4L	30	
25	14	2912	
25	1H	2912	
26	16	122	
26	1J	122	
27	11	272	

Continued on next page...

Continued from previous page...

Mol	Chain	Length	Quality of chain
28	21	205	
28	29	205	
29	31	202	
30	41	181	
30	49	181	
31	51	180	
31	59	180	
32	61	146	
32	69	146	
33	15	138	
33	58	138	
34	25	122	
34	68	122	
35	35	150	
35	78	150	
36	45	141	
36	88	141	
37	55	118	
37	98	118	
38	65	111	
38	A8	111	
39	75	137	
39	B8	137	
40	85	117	
40	C8	117	

Continued on next page...

Continued from previous page...

Mol	Chain	Length	Quality of chain
41	95	101	
41	D8	101	
42	A5	113	
42	E8	113	
43	B5	94	
43	F8	94	
44	C5	110	
44	G8	110	
45	H8	175	
46	E5	85	
46	I8	85	
47	F5	98	
47	J8	98	
48	G5	66	
48	K8	66	
49	H5	59	
49	L8	59	
50	I5	66	
50	M8	66	
51	J5	59	
51	N8	59	
52	K5	45	
52	O8	45	
53	L5	49	
53	P8	49	

Continued on next page...

Continued from previous page...

Mol	Chain	Length	Quality of chain
54	Q8	65	
55	1G	1522	
56	19	276	
57	39	210	
58	D5	206	
59	M5	61	

The following table lists non-polymeric compounds, carbohydrate monomers and non-standard residues in protein, DNA, RNA chains that are outliers for geometric or electron-density-fit criteria:

Mol	Type	Chain	Res	Chirality	Geometry	Clashes	Electron density
60	MG	13	1667	-	-	-	X
60	MG	13	1668	-	-	-	X
60	MG	13	1711	-	-	-	X
60	MG	14	3064	-	-	-	X
60	MG	14	3069	-	-	-	X
60	MG	14	3093	-	-	-	X
60	MG	14	3143	-	-	-	X
60	MG	14	3144	-	-	-	X
60	MG	14	3145	-	-	-	X
60	MG	14	3189	-	-	-	X
60	MG	14	3211	-	-	-	X
60	MG	14	3216	-	-	-	X
60	MG	14	3253	-	-	-	X
60	MG	14	3294	-	-	-	X
60	MG	1H	3030	-	-	-	X
60	MG	1H	3108	-	-	-	X
60	MG	1H	3147	-	-	-	X
60	MG	1H	3155	-	-	-	X
60	MG	1H	3222	-	-	-	X
60	MG	1H	3256	-	-	-	X
60	MG	1H	3288	-	-	-	X
60	MG	1H	3298	-	-	-	X
60	MG	68	201	-	-	-	X

2 Entry composition

There are 62 unique types of molecules in this entry. The entry contains 299951 atoms, of which 0 are hydrogens and 0 are deuteriums.

In the tables below, the ZeroOcc column contains the number of atoms modelled with zero occupancy, the AltConf column contains the number of residues with at least one atom in alternate conformation and the Trace column contains the number of residues modelled with at most 2 atoms.

- Molecule 1 is a RNA chain called 16S ribosomal RNA.

Mol	Chain	Residues	Atoms					ZeroOcc	AltConf	Trace
1	13	1498	Total	C	N	O	P	0	0	0
			32207	14334	5973	10402	1498			

- Molecule 2 is a protein called 30S ribosomal protein S2.

Mol	Chain	Residues	Atoms					ZeroOcc	AltConf	Trace
2	1E	237	Total	C	N	O	S	0	0	0
			1924	1228	344	347	5			
2	12	237	Total	C	N	O	S	0	0	0
			1924	1228	344	347	5			

- Molecule 3 is a protein called 30S ribosomal protein S3.

Mol	Chain	Residues	Atoms					ZeroOcc	AltConf	Trace
3	2E	205	Total	C	N	O	S	0	0	0
			1605	1011	313	280	1			
3	22	206	Total	C	N	O	S	0	0	0
			1612	1016	314	281	1			

- Molecule 4 is a protein called 30S ribosomal protein S4.

Mol	Chain	Residues	Atoms					ZeroOcc	AltConf	Trace
4	3E	208	Total	C	N	O	S	0	0	0
			1702	1066	339	290	7			
4	32	208	Total	C	N	O	S	0	0	0
			1702	1066	339	290	7			

- Molecule 5 is a protein called 30S ribosomal protein S5.

Mol	Chain	Residues	Atoms					ZeroOcc	AltConf	Trace
5	4E	151	Total	C	N	O	S	0	0	0
			1155	729	218	204	4			

Continued on next page...

Continued from previous page...

Mol	Chain	Residues	Atoms					ZeroOcc	AltConf	Trace
5	42	151	Total	C	N	O	S	0	0	0
			1155	729	218	204	4			

- Molecule 6 is a protein called 30S ribosomal protein S6.

Mol	Chain	Residues	Atoms					ZeroOcc	AltConf	Trace
6	5E	101	Total	C	N	O	S	0	0	0
			842	531	155	153	3			
6	52	101	Total	C	N	O	S	0	0	0
			842	531	155	153	3			

- Molecule 7 is a protein called 30S ribosomal protein S7.

Mol	Chain	Residues	Atoms					ZeroOcc	AltConf	Trace
7	6E	155	Total	C	N	O	S	0	0	0
			1256	781	252	217	6			
7	62	155	Total	C	N	O	S	0	0	0
			1256	781	252	217	6			

- Molecule 8 is a protein called 30S ribosomal protein S8.

Mol	Chain	Residues	Atoms					ZeroOcc	AltConf	Trace
8	7E	138	Total	C	N	O	S	0	0	0
			1115	705	215	192	3			
8	72	138	Total	C	N	O	S	0	0	0
			1115	705	215	192	3			

- Molecule 9 is a protein called 30S ribosomal protein S9.

Mol	Chain	Residues	Atoms				ZeroOcc	AltConf	Trace
9	8E	127	Total	C	N	O	0	0	0
			1009	639	197	173			
9	82	127	Total	C	N	O	0	0	0
			1009	639	197	173			

- Molecule 10 is a protein called 30S ribosomal protein S10.

Mol	Chain	Residues	Atoms					ZeroOcc	AltConf	Trace
10	1I	99	Total	C	N	O	S	0	0	0
			801	504	157	139	1			
10	1A	99	Total	C	N	O	S	0	0	0
			801	504	157	139	1			

- Molecule 11 is a protein called 30S ribosomal protein S11.

Mol	Chain	Residues	Atoms					ZeroOcc	AltConf	Trace
11	2I	119	Total	C	N	O	S	0	0	0
			884	549	168	164	3			
11	2A	119	Total	C	N	O	S	0	0	0
			884	549	168	164	3			

- Molecule 12 is a protein called 30S ribosomal protein S12.

Mol	Chain	Residues	Atoms					ZeroOcc	AltConf	Trace
12	3I	125	Total	C	N	O	S	0	0	0
			975	614	196	164	1			
12	3A	125	Total	C	N	O	S	0	0	0
			975	614	196	164	1			

- Molecule 13 is a protein called 30S ribosomal protein S13.

Mol	Chain	Residues	Atoms					ZeroOcc	AltConf	Trace
13	4I	116	Total	C	N	O	S	0	0	0
			928	574	191	161	2			
13	4A	117	Total	C	N	O	S	0	0	0
			933	577	192	162	2			

- Molecule 14 is a protein called 30S ribosomal protein S14 type Z.

Mol	Chain	Residues	Atoms					ZeroOcc	AltConf	Trace
14	5I	61	Total	C	N	O	S	0	0	0
			498	316	105	72	5			
14	5A	58	Total	C	N	O	S	0	0	0
			475	303	99	69	4			

- Molecule 15 is a protein called 30S ribosomal protein S15.

Mol	Chain	Residues	Atoms					ZeroOcc	AltConf	Trace
15	6I	88	Total	C	N	O	S	0	0	0
			733	459	147	125	2			
15	6A	88	Total	C	N	O	S	0	0	0
			733	459	147	125	2			

- Molecule 16 is a protein called 30S ribosomal protein S16.

Mol	Chain	Residues	Atoms					ZeroOcc	AltConf	Trace
16	7I	84	Total	C	N	O	S	0	0	0
			705	446	140	118	1			
16	7A	84	Total	C	N	O	S	0	0	0
			705	446	140	118	1			

- Molecule 17 is a protein called 30S ribosomal protein S17.

Mol	Chain	Residues	Atoms					ZeroOcc	AltConf	Trace
17	8I	100	Total	C	N	O	S	0	0	0
			834	534	155	143	2			
17	8A	100	Total	C	N	O	S	0	0	0
			834	534	155	143	2			

- Molecule 18 is a protein called 30S ribosomal protein S18.

Mol	Chain	Residues	Atoms				ZeroOcc	AltConf	Trace
18	9I	72	Total	C	N	O	0	0	0
			590	376	117	97			
18	9A	72	Total	C	N	O	0	0	0
			590	376	117	97			

- Molecule 19 is a protein called 30S ribosomal protein S19.

Mol	Chain	Residues	Atoms					ZeroOcc	AltConf	Trace
19	AI	83	Total	C	N	O	S	0	0	0
			665	424	124	115	2			
19	AA	82	Total	C	N	O	S	0	0	0
			640	407	118	113	2			

- Molecule 20 is a protein called 30S ribosomal protein S20.

Mol	Chain	Residues	Atoms					ZeroOcc	AltConf	Trace
20	BI	99	Total	C	N	O	S	0	0	0
			762	470	162	128	2			
20	BA	99	Total	C	N	O	S	0	0	0
			762	470	162	128	2			

- Molecule 21 is a protein called 30S ribosomal protein Thx.

Mol	Chain	Residues	Atoms				ZeroOcc	AltConf	Trace
21	1F	25	Total	C	N	O	0	0	0
			217	134	52	31			

Continued on next page...

Continued from previous page...

Mol	Chain	Residues	Atoms				ZeroOcc	AltConf	Trace
21	1B	25	Total	C	N	O	0	0	0
			217	134	52	31			

- Molecule 22 is a RNA chain called tRNA-Tyr.

Mol	Chain	Residues	Atoms						ZeroOcc	AltConf	Trace
22	1K	85	Total	C	N	O	P	S	0	0	0
			1825	822	323	593	85	2			
22	3K	74	Total	C	N	O	P	S	0	0	0
			1595	719	286	514	74	2			
22	1L	74	Total	C	N	O	P	S	0	0	0
			1595	719	286	514	74	2			
22	3L	75	Total	C	N	O	P	S	0	0	0
			1615	728	288	522	75	2			

- Molecule 23 is a RNA chain called tRNA-fMET.

Mol	Chain	Residues	Atoms						ZeroOcc	AltConf	Trace
23	2K	77	Total	C	N	O	P	S	0	0	0
			1645	734	298	535	77	1			
23	2L	77	Total	C	N	O	P	S	0	0	0
			1645	734	298	535	77	1			

There are 2 discrepancies between the modelled and reference sequences:

Chain	Residue	Modelled	Actual	Comment	Reference
2K	18	C	U	conflict	GB 675817920
2L	18	C	U	conflict	GB 675817920

- Molecule 24 is a RNA chain called mRNA.

Mol	Chain	Residues	Atoms					ZeroOcc	AltConf	Trace
24	4K	15	Total	C	N	O	P	0	0	0
			325	147	68	95	15			
24	4L	16	Total	C	N	O	P	0	0	0
			347	157	73	101	16			

- Molecule 25 is a RNA chain called 23S ribosomal RNA.

Mol	Chain	Residues	Atoms					ZeroOcc	AltConf	Trace
25	1H	2912	Total	C	N	O	P	0	0	0
			62707	27911	11722	20163	2911			

Continued on next page...

Continued from previous page...

Mol	Chain	Residues	Atoms					ZeroOcc	AltConf	Trace
25	14	2907	Total	C	N	O	P	0	0	0
			62605	27865	11708	20126	2906			

There are 6 discrepancies between the modelled and reference sequences:

Chain	Residue	Modelled	Actual	Comment	Reference
1H	161	U	-	insertion	GB 48268
1H	493	G	-	insertion	GB 48268
1H	1228	G	-	insertion	GB 48268
14	161	U	-	insertion	GB 48268
14	493	G	-	insertion	GB 48268
14	1228	G	-	insertion	GB 48268

- Molecule 26 is a RNA chain called 5S ribosomal RNA.

Mol	Chain	Residues	Atoms					ZeroOcc	AltConf	Trace
26	16	122	Total	C	N	O	P	0	0	0
			2617	1166	486	844	121			
26	1J	122	Total	C	N	O	P	0	0	0
			2617	1166	486	844	121			

- Molecule 27 is a protein called 50S ribosomal protein L2.

Mol	Chain	Residues	Atoms					ZeroOcc	AltConf	Trace
27	11	272	Total	C	N	O	S	0	0	0
			2115	1335	420	357	3			

- Molecule 28 is a protein called 50S ribosomal protein L3.

Mol	Chain	Residues	Atoms					ZeroOcc	AltConf	Trace
28	21	205	Total	C	N	O	S	0	0	0
			1568	991	300	271	6			
28	29	205	Total	C	N	O	S	0	0	0
			1568	991	300	271	6			

- Molecule 29 is a protein called 50S ribosomal protein L4.

Mol	Chain	Residues	Atoms					ZeroOcc	AltConf	Trace
29	31	202	Total	C	N	O	S	0	0	0
			1585	1011	297	275	2			

- Molecule 30 is a protein called 50S ribosomal protein L5.

Mol	Chain	Residues	Atoms					ZeroOcc	AltConf	Trace
30	41	181	Total	C	N	O	S	0	0	0
			1473	942	268	259	4			
30	49	181	Total	C	N	O	S	0	0	0
			1473	942	268	259	4			

- Molecule 31 is a protein called 50S ribosomal protein L6.

Mol	Chain	Residues	Atoms					ZeroOcc	AltConf	Trace
31	51	174	Total	C	N	O	S	0	0	0
			1336	848	251	236	1			
31	59	171	Total	C	N	O	S	0	0	0
			1316	835	247	233	1			

- Molecule 32 is a protein called 50S ribosomal protein L9.

Mol	Chain	Residues	Atoms					ZeroOcc	AltConf	Trace
32	61	146	Total	C	N	O	S	0	0	0
			1136	726	201	208	1			
32	69	146	Total	C	N	O	S	0	0	0
			1136	726	201	208	1			

- Molecule 33 is a protein called 50S ribosomal protein L13.

Mol	Chain	Residues	Atoms					ZeroOcc	AltConf	Trace
33	58	138	Total	C	N	O	S	0	0	0
			1104	712	206	182	4			
33	15	138	Total	C	N	O	S	0	0	0
			1104	712	206	182	4			

- Molecule 34 is a protein called 50S ribosomal protein L14.

Mol	Chain	Residues	Atoms					ZeroOcc	AltConf	Trace
34	68	122	Total	C	N	O	S	0	0	0
			932	588	171	169	4			
34	25	122	Total	C	N	O	S	0	0	0
			932	588	171	169	4			

- Molecule 35 is a protein called 50S ribosomal protein L15.

Mol	Chain	Residues	Atoms					ZeroOcc	AltConf	Trace
35	78	150	Total	C	N	O	S	0	0	0
			1144	712	232	197	3			

Continued on next page...

Continued from previous page...

Mol	Chain	Residues	Atoms					ZeroOcc	AltConf	Trace
35	35	150	Total	C	N	O	S	0	0	0
			1144	712	232	197	3			

- Molecule 36 is a protein called 50S ribosomal protein L16.

Mol	Chain	Residues	Atoms					ZeroOcc	AltConf	Trace
36	88	141	Total	C	N	O	S	0	0	0
			1121	715	212	187	7			
36	45	141	Total	C	N	O	S	0	0	0
			1121	715	212	187	7			

- Molecule 37 is a protein called 50S ribosomal protein L17.

Mol	Chain	Residues	Atoms					ZeroOcc	AltConf	Trace
37	98	118	Total	C	N	O	S	0	0	0
			967	604	203	159	1			
37	55	117	Total	C	N	O		0	0	0
			959	599	202	158				

- Molecule 38 is a protein called 50S ribosomal protein L18.

Mol	Chain	Residues	Atoms				ZeroOcc	AltConf	Trace
38	A8	111	Total	C	N	O	0	0	0
			881	556	176	149			
38	65	111	Total	C	N	O	0	0	0
			881	556	176	149			

- Molecule 39 is a protein called 50S ribosomal protein L19.

Mol	Chain	Residues	Atoms					ZeroOcc	AltConf	Trace
39	B8	136	Total	C	N	O		0	0	0
			1133	705	233	195				
39	75	137	Total	C	N	O	S	0	0	0
			1141	710	234	196	1			

- Molecule 40 is a protein called 50S ribosomal protein L20.

Mol	Chain	Residues	Atoms					ZeroOcc	AltConf	Trace
40	C8	117	Total	C	N	O	S	0	0	0
			963	610	202	150	1			
40	85	117	Total	C	N	O	S	0	0	0
			963	610	202	150	1			

- Molecule 41 is a protein called 50S ribosomal protein L21.

Mol	Chain	Residues	Atoms					ZeroOcc	AltConf	Trace
41	D8	101	Total	C	N	O	S	0	0	0
			778	501	142	134	1			
41	95	101	Total	C	N	O	S	0	0	0
			778	501	142	134	1			

- Molecule 42 is a protein called 50S ribosomal protein L22.

Mol	Chain	Residues	Atoms					ZeroOcc	AltConf	Trace
42	E8	113	Total	C	N	O	S	0	0	0
			899	566	177	154	2			
42	A5	113	Total	C	N	O	S	0	0	0
			899	566	177	154	2			

- Molecule 43 is a protein called 50S ribosomal protein L23.

Mol	Chain	Residues	Atoms					ZeroOcc	AltConf	Trace
43	F8	94	Total	C	N	O	S	0	0	0
			742	482	134	125	1			
43	B5	92	Total	C	N	O	S	0	0	0
			725	471	131	123				

- Molecule 44 is a protein called 50S ribosomal protein L24.

Mol	Chain	Residues	Atoms					ZeroOcc	AltConf	Trace
44	G8	104	Total	C	N	O	S	0	0	0
			791	510	149	127	5			
44	C5	104	Total	C	N	O	S	0	0	0
			794	510	152	127	5			

- Molecule 45 is a protein called 50S ribosomal protein L25.

Mol	Chain	Residues	Atoms					ZeroOcc	AltConf	Trace
45	H8	175	Total	C	N	O	S	0	0	0
			1397	892	251	251	3			

- Molecule 46 is a protein called 50S ribosomal protein L27.

Mol	Chain	Residues	Atoms					ZeroOcc	AltConf	Trace
46	I8	77	Total	C	N	O	S	0	0	0
			612	379	129	103	1			

Continued on next page...

Continued from previous page...

Mol	Chain	Residues	Atoms					ZeroOcc	AltConf	Trace
46	E5	77	Total	C	N	O	S	0	0	0
			612	379	129	103	1			

- Molecule 47 is a protein called 50S ribosomal protein L28.

Mol	Chain	Residues	Atoms					ZeroOcc	AltConf	Trace
47	J8	97	Total	C	N	O	S	0	0	0
			762	481	150	130	1			
47	F5	97	Total	C	N	O	S	0	0	0
			762	481	150	130	1			

- Molecule 48 is a protein called 50S ribosomal protein L29.

Mol	Chain	Residues	Atoms					ZeroOcc	AltConf	Trace
48	K8	66	Total	C	N	O	S	0	0	0
			558	346	113	98	1			
48	G5	66	Total	C	N	O	S	0	0	0
			558	346	113	98	1			

- Molecule 49 is a protein called 50S ribosomal protein L30.

Mol	Chain	Residues	Atoms					ZeroOcc	AltConf	Trace
49	L8	59	Total	C	N	O	S	0	0	0
			468	298	90	80				
49	H5	59	Total	C	N	O	S	0	0	0
			468	298	90	80				

- Molecule 50 is a protein called 50S ribosomal protein L31.

Mol	Chain	Residues	Atoms					ZeroOcc	AltConf	Trace
50	M8	66	Total	C	N	O	S	0	0	0
			533	335	96	97	5			
50	I5	63	Total	C	N	O	S	0	0	0
			515	326	93	91	5			

- Molecule 51 is a protein called 50S ribosomal protein L32.

Mol	Chain	Residues	Atoms					ZeroOcc	AltConf	Trace
51	N8	59	Total	C	N	O	S	0	0	0
			458	288	90	75	5			
51	J5	58	Total	C	N	O	S	0	0	0
			453	285	89	74	5			

- Molecule 52 is a protein called 50S ribosomal protein L33.

Mol	Chain	Residues	Atoms					ZeroOcc	AltConf	Trace
52	O8	45	Total	C	N	O	S	0	0	0
			389	241	79	65	4			
52	K5	45	Total	C	N	O	S	0	0	0
			389	241	79	65	4			

- Molecule 53 is a protein called 50S ribosomal protein L34.

Mol	Chain	Residues	Atoms					ZeroOcc	AltConf	Trace
53	P8	45	Total	C	N	O	S	0	0	0
			391	240	97	52	2			
53	L5	45	Total	C	N	O	S	0	0	0
			391	240	97	52	2			

- Molecule 54 is a protein called 50S ribosomal protein L35.

Mol	Chain	Residues	Atoms					ZeroOcc	AltConf	Trace
54	Q8	62	Total	C	N	O	S	0	0	0
			442	281	83	76	2			

- Molecule 55 is a RNA chain called 16S ribosomal RNA.

Mol	Chain	Residues	Atoms					ZeroOcc	AltConf	Trace
55	1G	1498	Total	C	N	O	P	0	0	0
			32204	14334	5973	10400	1497			

- Molecule 56 is a protein called 50S ribosomal protein L2.

Mol	Chain	Residues	Atoms					ZeroOcc	AltConf	Trace
56	19	273	Total	C	N	O	S	0	0	0
			2120	1338	421	358	3			

- Molecule 57 is a protein called 50S ribosomal protein L4.

Mol	Chain	Residues	Atoms					ZeroOcc	AltConf	Trace
57	39	208	Total	C	N	O	S	0	0	0
			1627	1037	304	283	3			

- Molecule 58 is a protein called 50S ribosomal protein L25.

Mol	Chain	Residues	Atoms					ZeroOcc	AltConf	Trace
58	D5	179	Total	C	N	O	S	0	0	0
			1428	911	255	259	3			

- Molecule 59 is a protein called 50S ribosomal protein L35.

Mol	Chain	Residues	Atoms					ZeroOcc	AltConf	Trace
59	M5	60	Total	C	N	O	S	0	0	0
			480	306	98	74	2			

- Molecule 60 is MAGNESIUM ION (three-letter code: MG) (formula: Mg).

Mol	Chain	Residues	Atoms		ZeroOcc	AltConf
60	98	2	Total	Mg	0	0
			2	2		
60	45	3	Total	Mg	0	0
			3	3		
60	P8	1	Total	Mg	0	0
			1	1		
60	85	1	Total	Mg	0	0
			1	1		
60	C5	1	Total	Mg	0	0
			1	1		
60	13	140	Total	Mg	0	0
			140	140		
60	B8	1	Total	Mg	0	0
			1	1		
60	K8	1	Total	Mg	0	0
			1	1		
60	5I	1	Total	Mg	0	0
			1	1		
60	C8	1	Total	Mg	0	0
			1	1		
60	16	12	Total	Mg	0	0
			12	12		
60	25	1	Total	Mg	0	0
			1	1		
60	3K	1	Total	Mg	0	0
			1	1		
60	21	2	Total	Mg	0	0
			2	2		
60	2K	4	Total	Mg	0	0
			4	4		
60	4I	1	Total	Mg	0	0
			1	1		

Continued on next page...

Continued from previous page...

Mol	Chain	Residues	Atoms		ZeroOcc	AltConf
60	3I	1	Total 1	Mg 1	0	0
60	I8	2	Total 2	Mg 2	0	0
60	52	1	Total 1	Mg 1	0	0
60	68	1	Total 1	Mg 1	0	0
60	29	2	Total 2	Mg 2	0	0
60	78	3	Total 3	Mg 3	0	0
60	39	1	Total 1	Mg 1	0	0
60	1G	104	Total 104	Mg 104	0	0
60	11	2	Total 2	Mg 2	0	0
60	1H	438	Total 438	Mg 438	0	0
60	E5	1	Total 1	Mg 1	0	0
60	88	2	Total 2	Mg 2	0	0
60	49	1	Total 1	Mg 1	0	0
60	14	386	Total 386	Mg 386	0	0
60	19	1	Total 1	Mg 1	0	0
60	1J	7	Total 7	Mg 7	0	0
60	1K	1	Total 1	Mg 1	0	0
60	41	1	Total 1	Mg 1	0	0
60	2L	3	Total 3	Mg 3	0	0

- Molecule 61 is ZINC ION (three-letter code: ZN) (formula: Zn).

Mol	Chain	Residues	Atoms		ZeroOcc	AltConf
61	32	1	Total 1	Zn 1	0	0
61	3E	1	Total 1	Zn 1	0	0
61	5I	1	Total 1	Zn 1	0	0
61	5A	1	Total 1	Zn 1	0	0
61	G8	1	Total 1	Zn 1	0	0
61	C5	1	Total 1	Zn 1	0	0

- Molecule 62 is water.

Mol	Chain	Residues	Atoms		ZeroOcc	AltConf
62	13	125	Total 125	O 125	0	0
62	3E	4	Total 4	O 4	0	0
62	3I	1	Total 1	O 1	0	0
62	5I	2	Total 2	O 2	0	0
62	7I	1	Total 1	O 1	0	0
62	1K	4	Total 4	O 4	0	0
62	3K	1	Total 1	O 1	0	0
62	4K	1	Total 1	O 1	0	0
62	1H	738	Total 738	O 738	0	0
62	16	15	Total 15	O 15	0	0
62	11	10	Total 10	O 10	0	0
62	21	4	Total 4	O 4	0	0
62	31	5	Total 5	O 5	0	0
62	78	3	Total 3	O 3	0	0

Continued on next page...

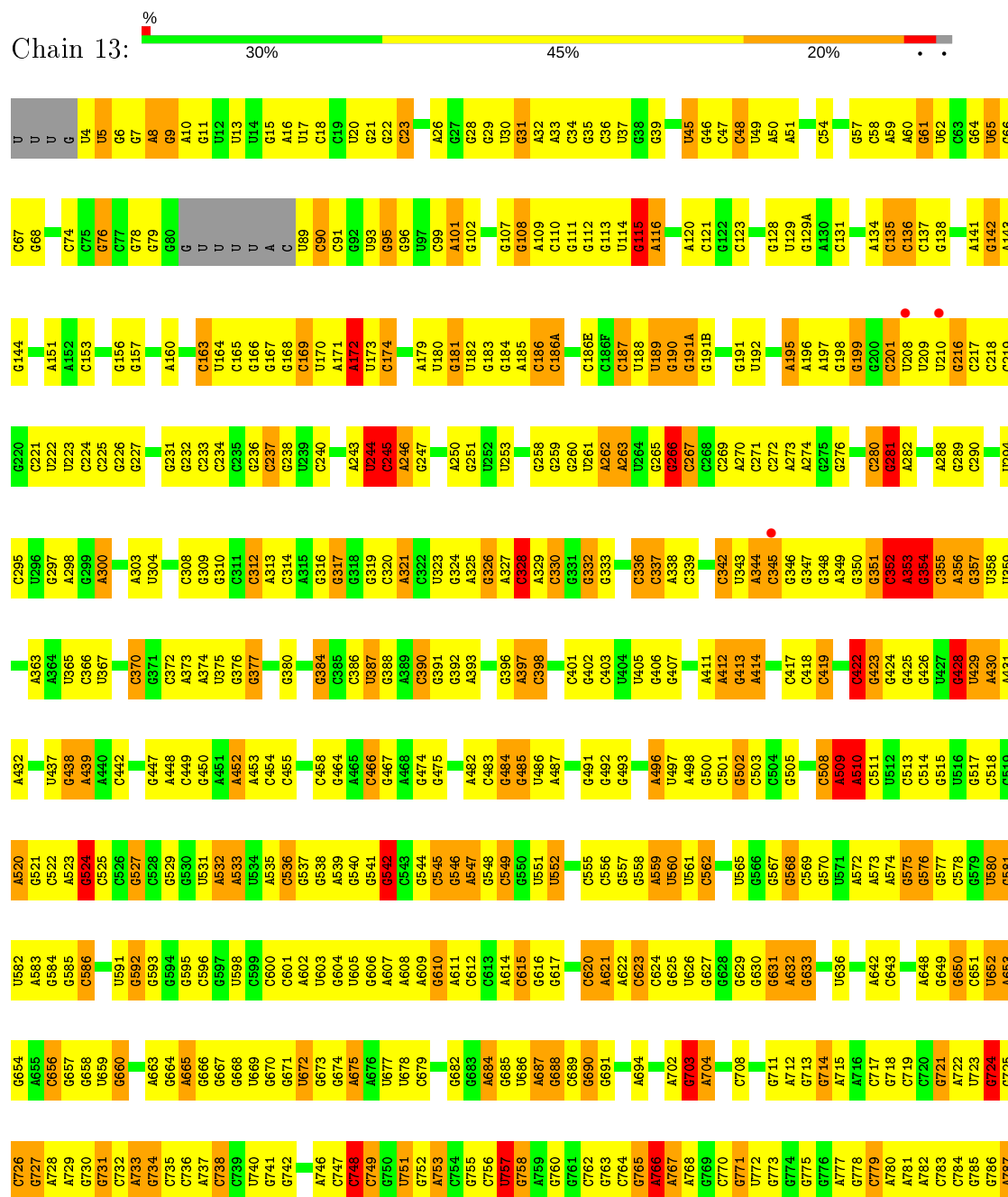
Continued from previous page...

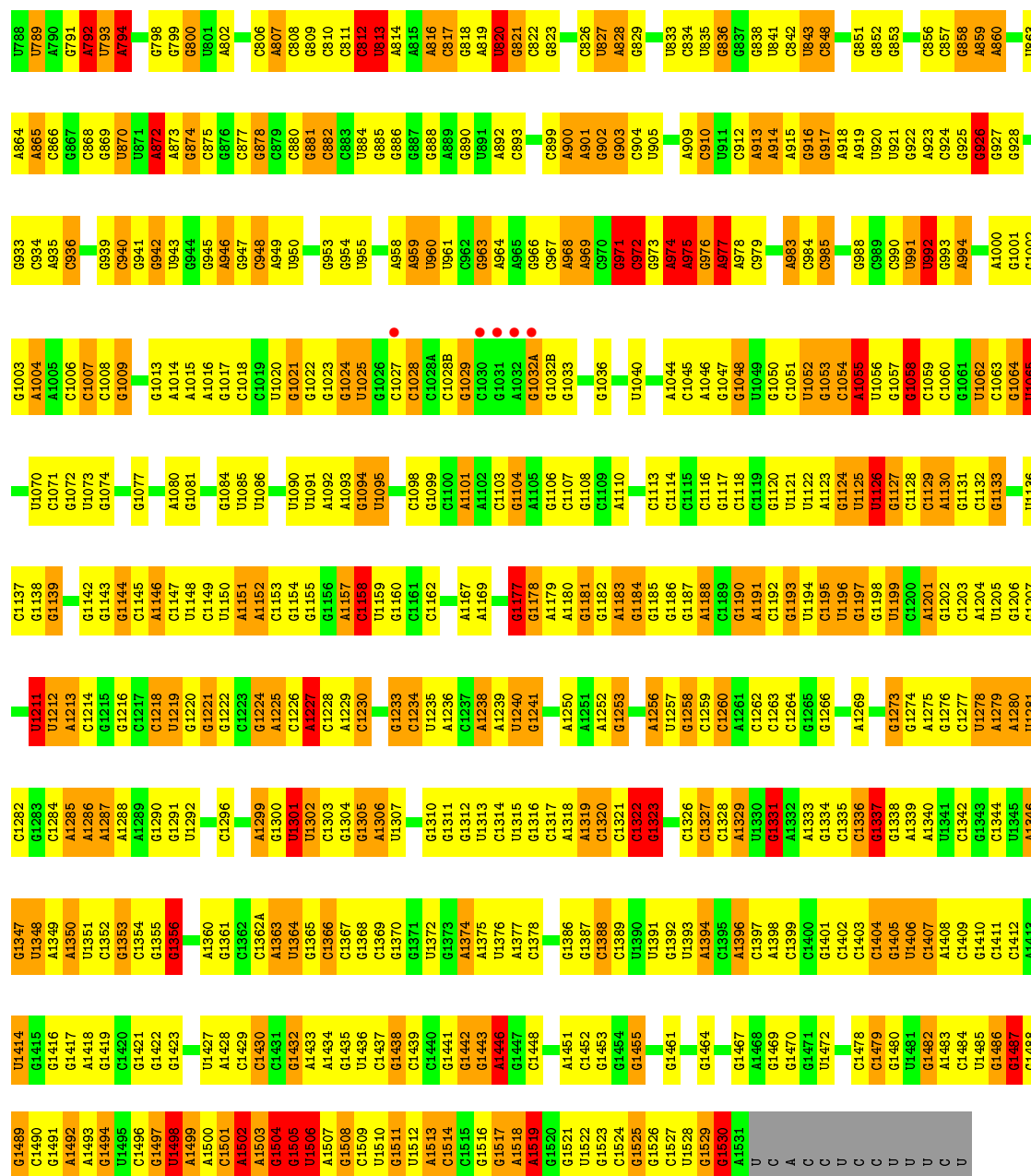
Mol	Chain	Residues	Atoms		ZeroOcc	AltConf
62	98	3	Total 3	O 3	0	0
62	B8	1	Total 1	O 1	0	0
62	C8	2	Total 2	O 2	0	0
62	D8	2	Total 2	O 2	0	0
62	G8	2	Total 2	O 2	0	0
62	L8	3	Total 3	O 3	0	0
62	Q8	1	Total 1	O 1	0	0
62	1G	74	Total 74	O 74	0	0
62	82	1	Total 1	O 1	0	0
62	BA	2	Total 2	O 2	0	0
62	4L	1	Total 1	O 1	0	0
62	14	446	Total 446	O 446	0	0
62	1J	12	Total 12	O 12	0	0
62	19	8	Total 8	O 8	0	0
62	39	1	Total 1	O 1	0	0
62	25	6	Total 6	O 6	0	0
62	85	2	Total 2	O 2	0	0
62	A5	1	Total 1	O 1	0	0
62	E5	1	Total 1	O 1	0	0
62	L5	1	Total 1	O 1	0	0
62	M5	2	Total 2	O 2	0	0

3 Residue-property plots [i](#)

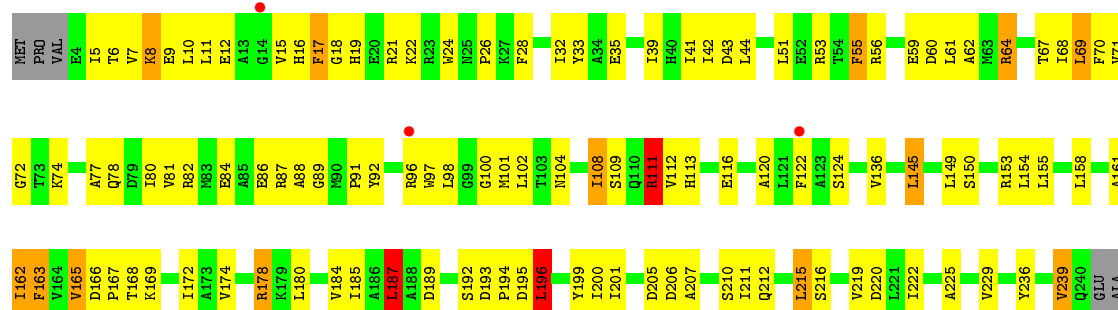
These plots are drawn for all protein, RNA and DNA chains in the entry. The first graphic for a chain summarises the proportions of the various outlier classes displayed in the second graphic. The second graphic shows the sequence view annotated by issues in geometry and electron density. Residues are color-coded according to the number of geometric quality criteria for which they contain at least one outlier: green = 0, yellow = 1, orange = 2 and red = 3 or more. A red dot above a residue indicates a poor fit to the electron density ($RSRZ > 2$). Stretches of 2 or more consecutive residues without any outlier are shown as a green connector. Residues present in the sample, but not in the model, are shown in grey.

• Molecule 1: 16S ribosomal RNA

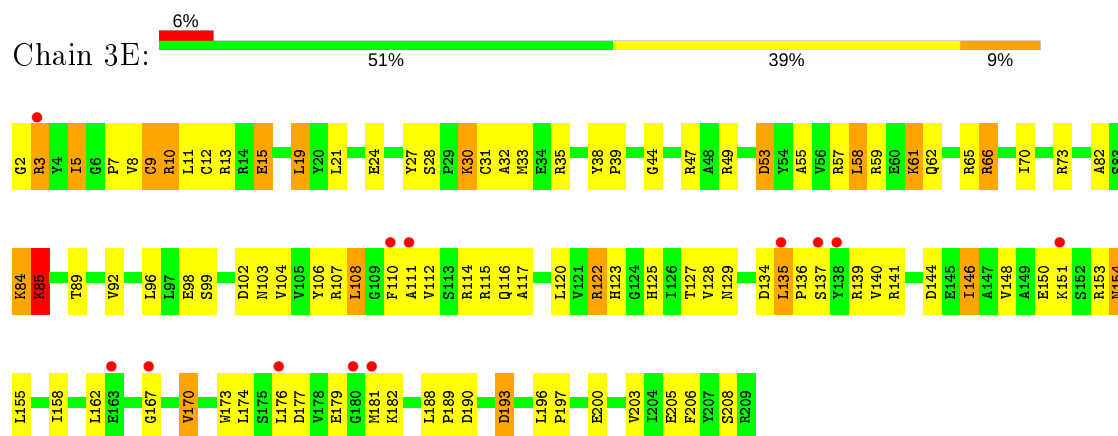




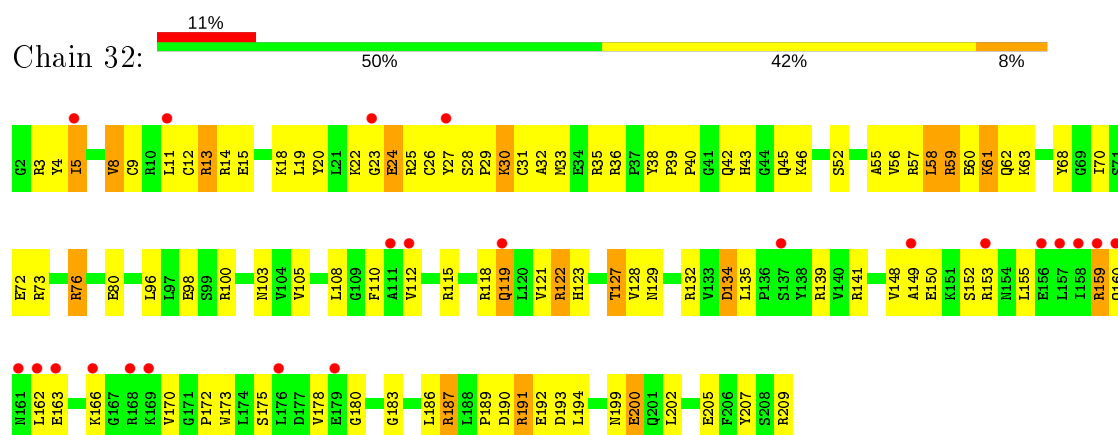
Chain 1E: 47% 39% 5% 7%



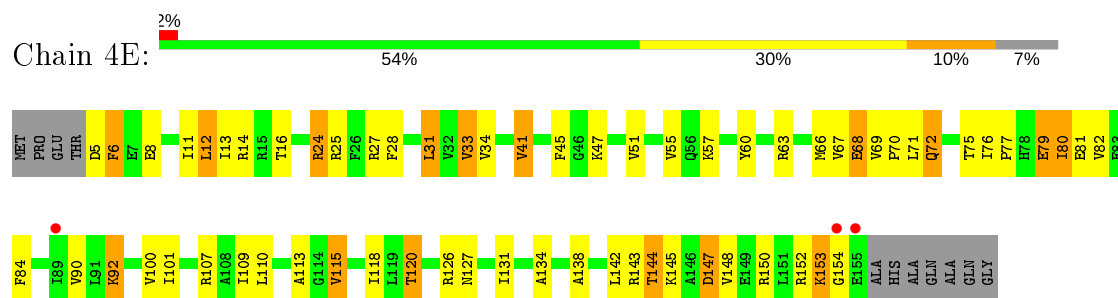
- Molecule 4: 30S ribosomal protein S4



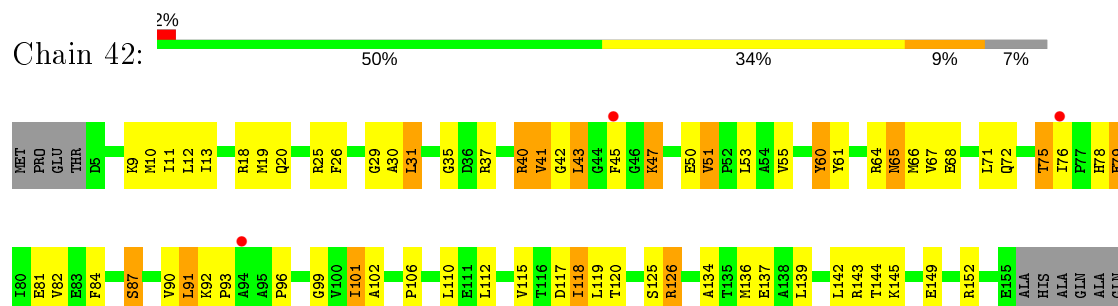
- Molecule 4: 30S ribosomal protein S4



- Molecule 5: 30S ribosomal protein S5

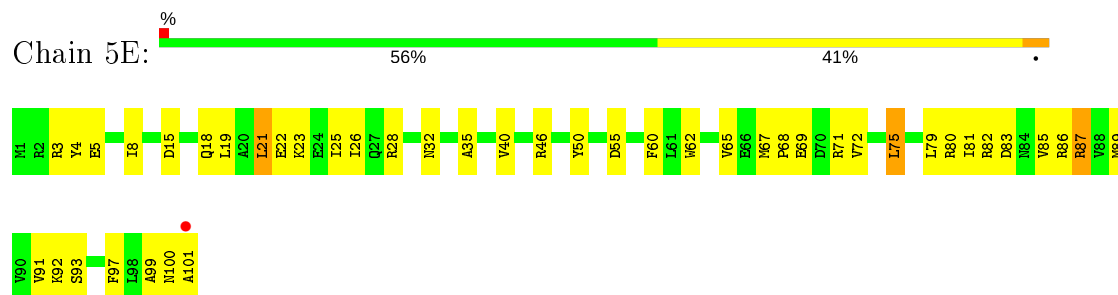


- Molecule 5: 30S ribosomal protein S5

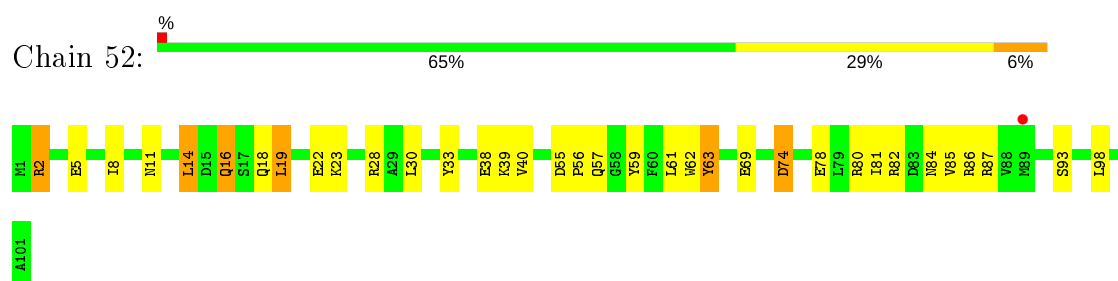


GLY

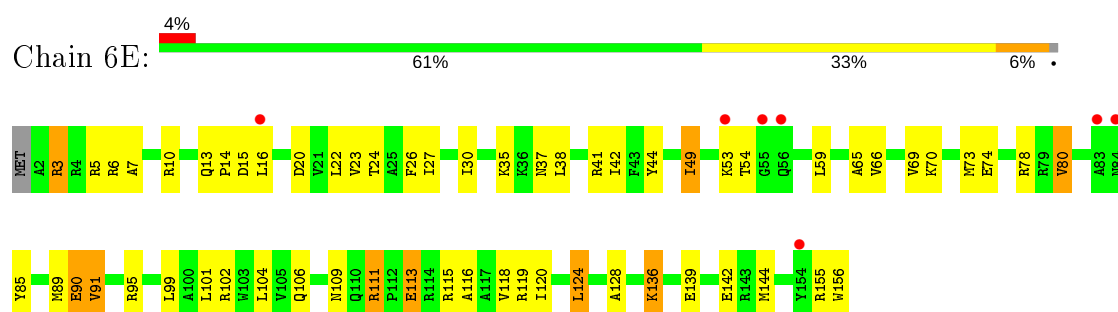
- Molecule 6: 30S ribosomal protein S6



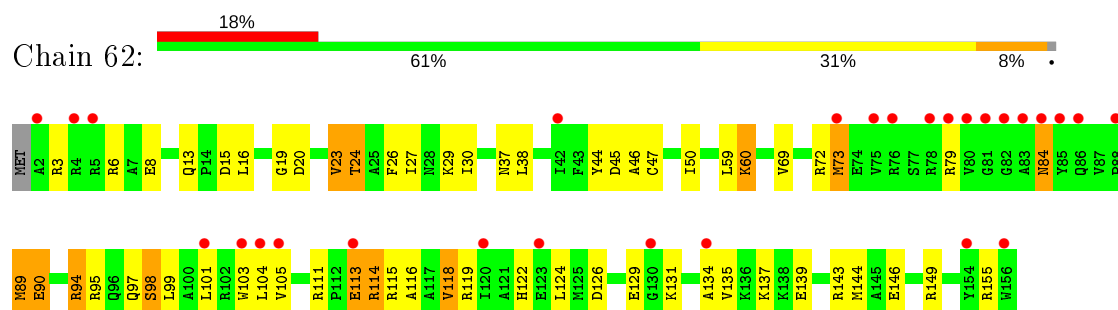
- Molecule 6: 30S ribosomal protein S6



- Molecule 7: 30S ribosomal protein S7

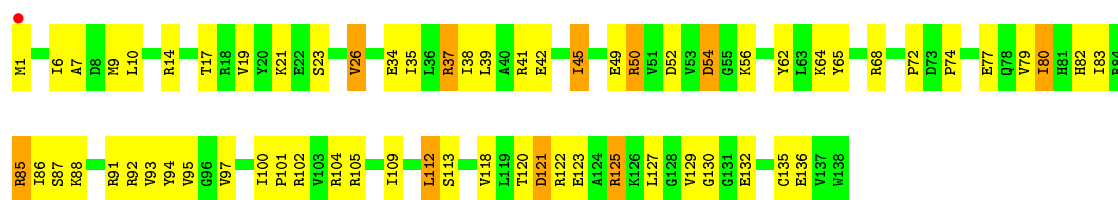


- Molecule 7: 30S ribosomal protein S7

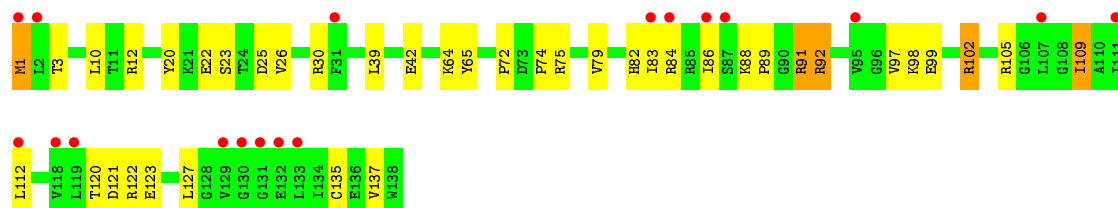
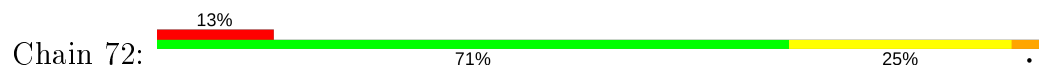


- Molecule 8: 30S ribosomal protein S8

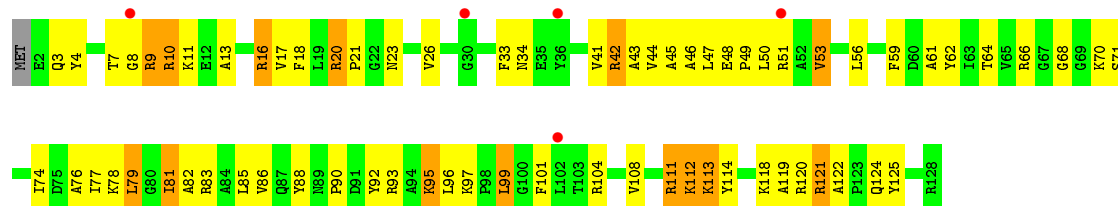




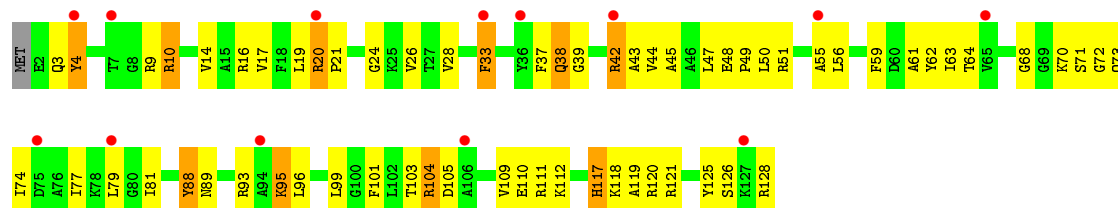
• Molecule 8: 30S ribosomal protein S8



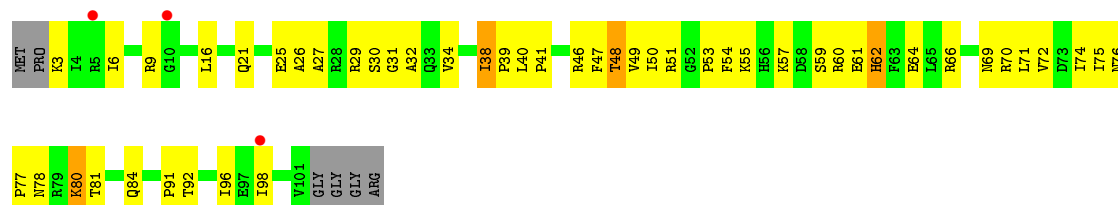
• Molecule 9: 30S ribosomal protein S9



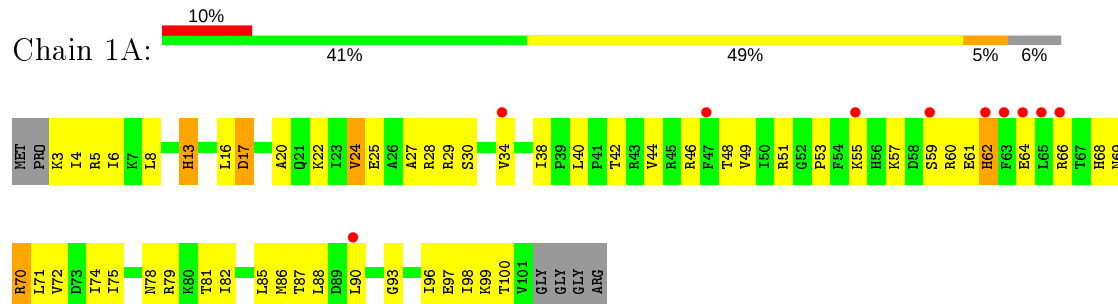
• Molecule 9: 30S ribosomal protein S9



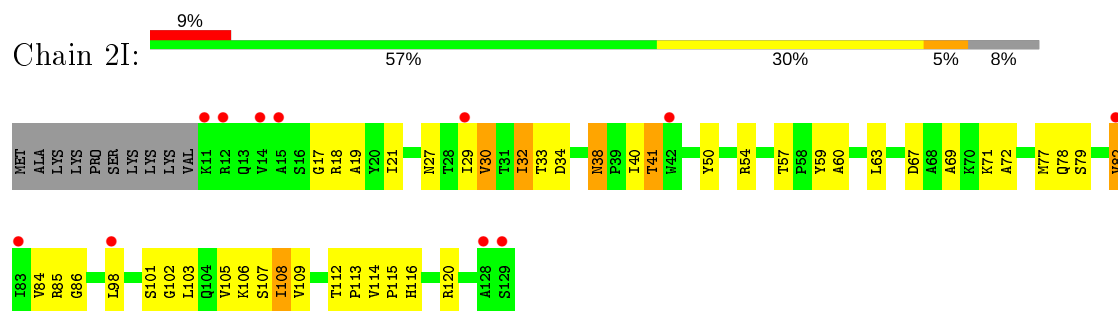
• Molecule 10: 30S ribosomal protein S10



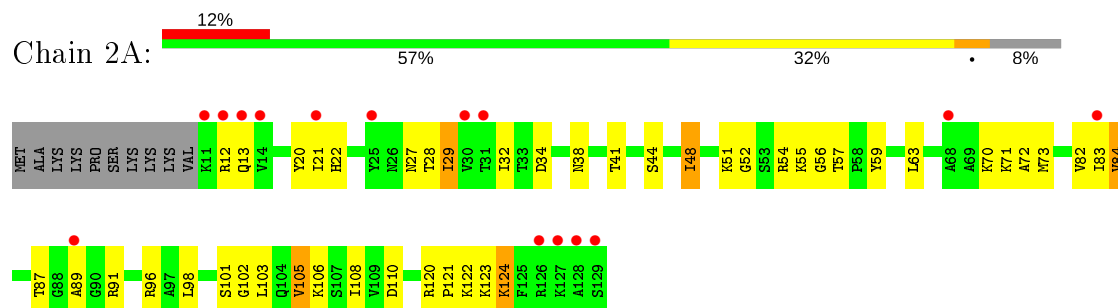
- Molecule 10: 30S ribosomal protein S10



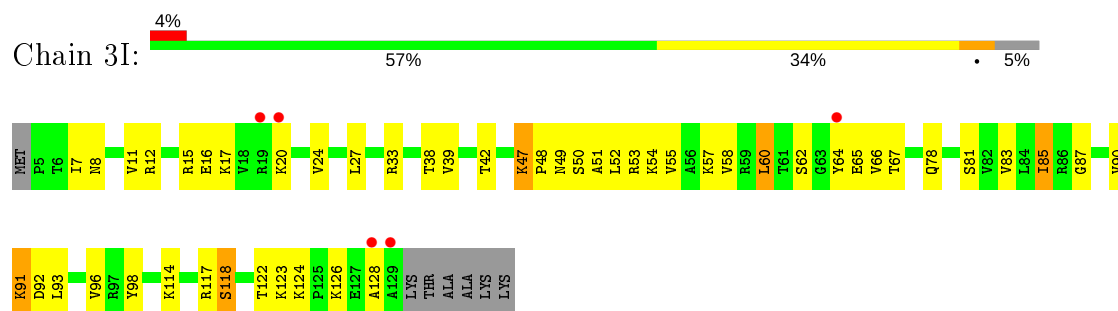
- Molecule 11: 30S ribosomal protein S11



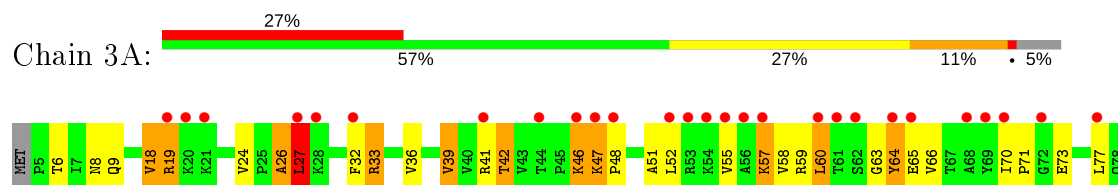
- Molecule 11: 30S ribosomal protein S11



- Molecule 12: 30S ribosomal protein S12



- Molecule 12: 30S ribosomal protein S12

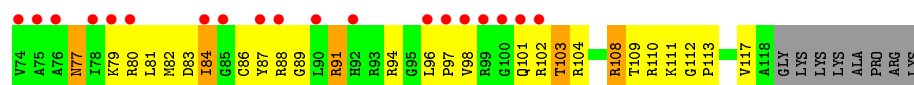
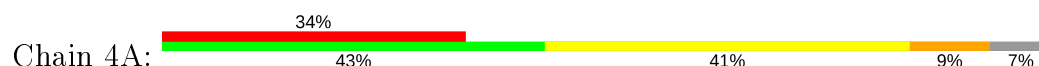




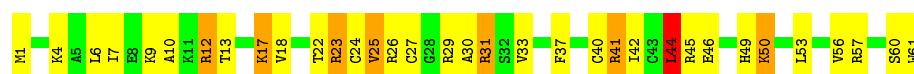
- Molecule 13: 30S ribosomal protein S13



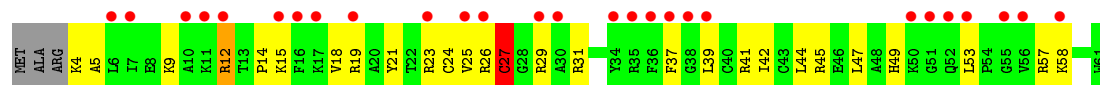
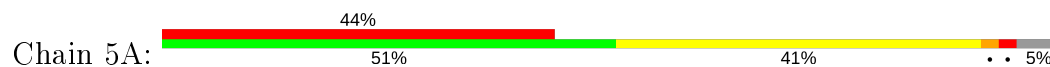
- Molecule 13: 30S ribosomal protein S13



- Molecule 14: 30S ribosomal protein S14 type Z



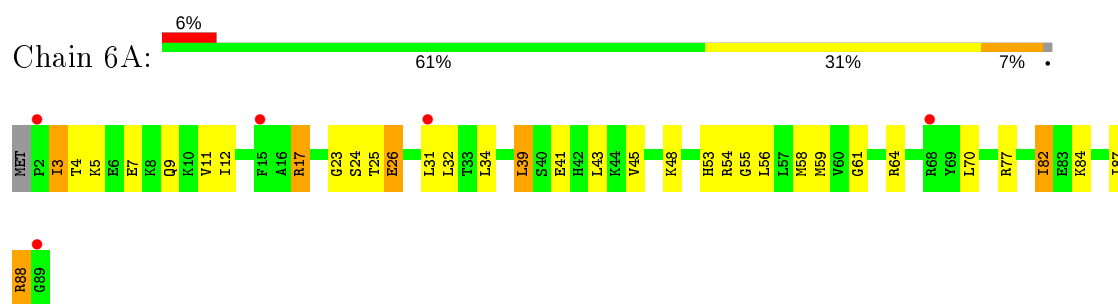
- Molecule 14: 30S ribosomal protein S14 type Z



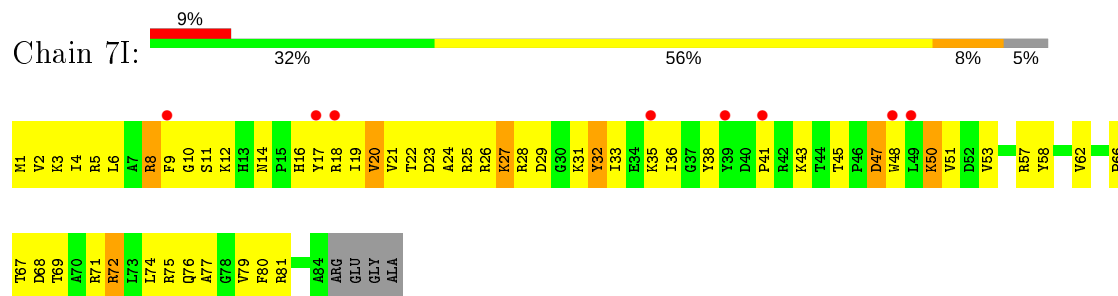
- Molecule 15: 30S ribosomal protein S15



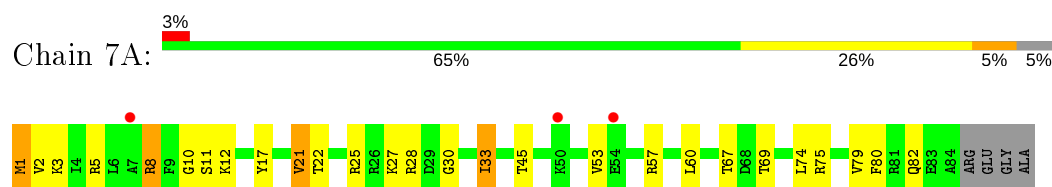
- Molecule 15: 30S ribosomal protein S15



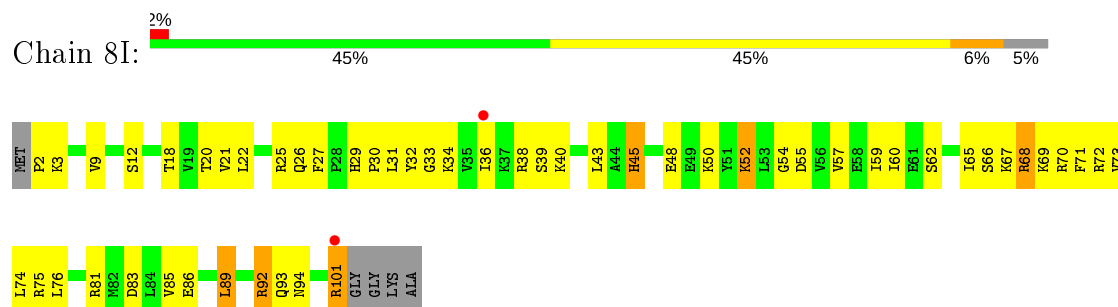
- Molecule 16: 30S ribosomal protein S16



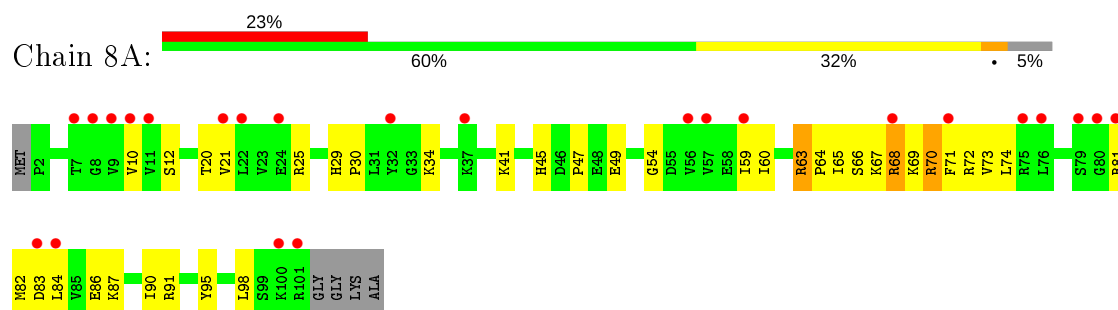
- Molecule 16: 30S ribosomal protein S16



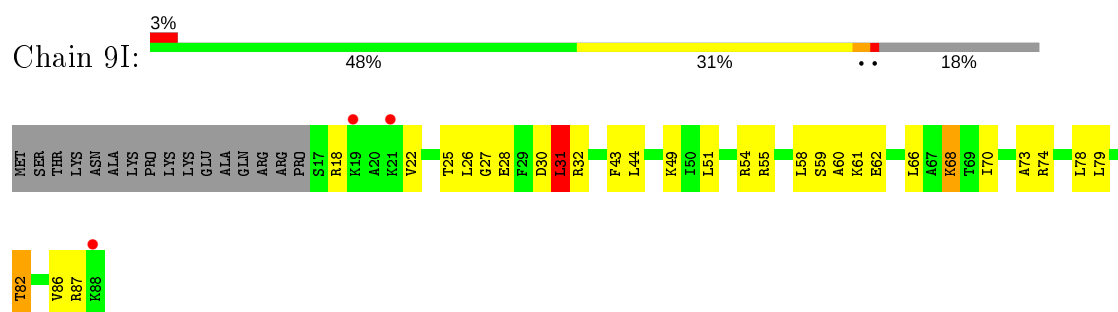
- Molecule 17: 30S ribosomal protein S17



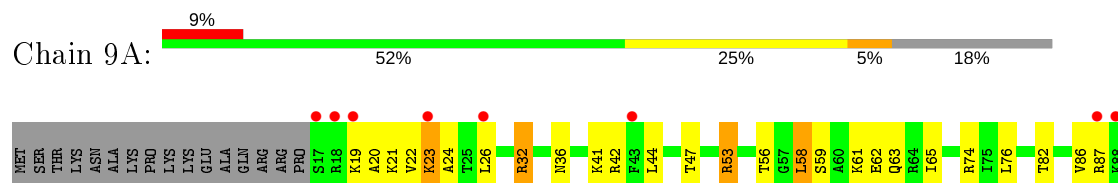
- Molecule 17: 30S ribosomal protein S17



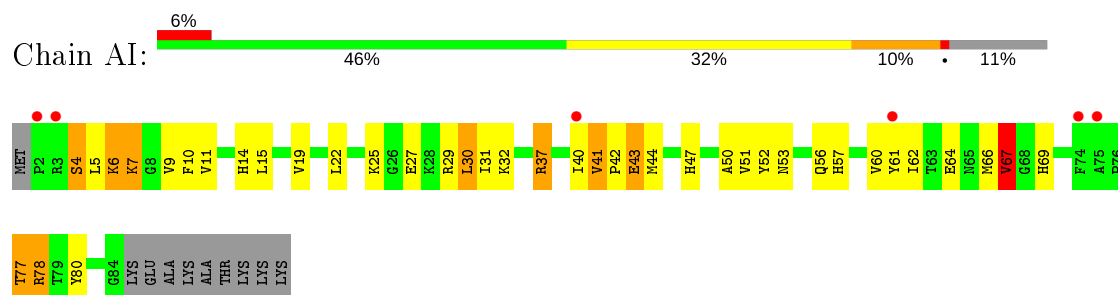
- Molecule 18: 30S ribosomal protein S18



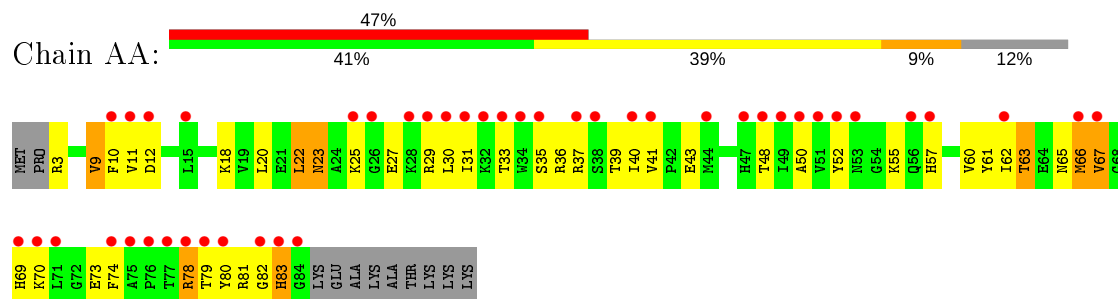
- Molecule 18: 30S ribosomal protein S18



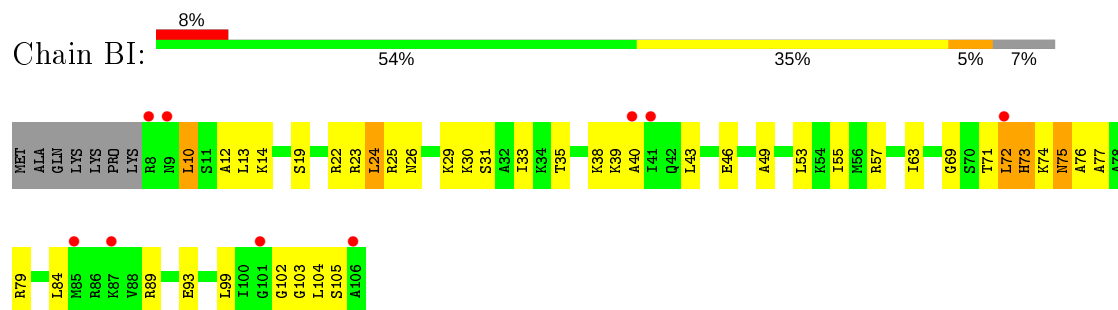
- Molecule 19: 30S ribosomal protein S19



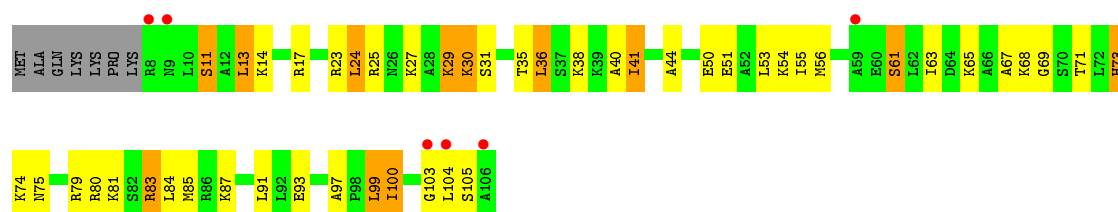
- Molecule 19: 30S ribosomal protein S19



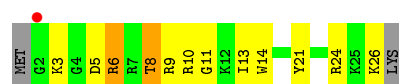
- Molecule 20: 30S ribosomal protein S20



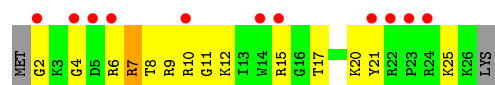
- Molecule 20: 30S ribosomal protein S20



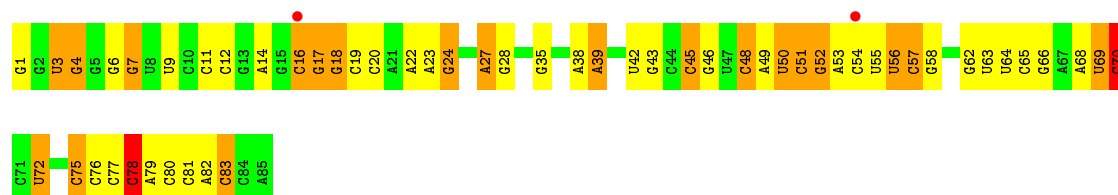
- Molecule 21: 30S ribosomal protein Thx



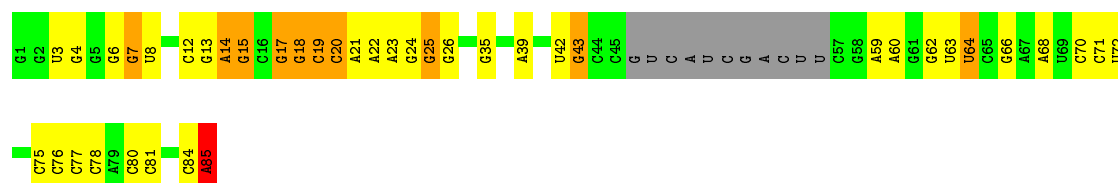
- Molecule 21: 30S ribosomal protein Thx



- Molecule 22: tRNA-Tyr

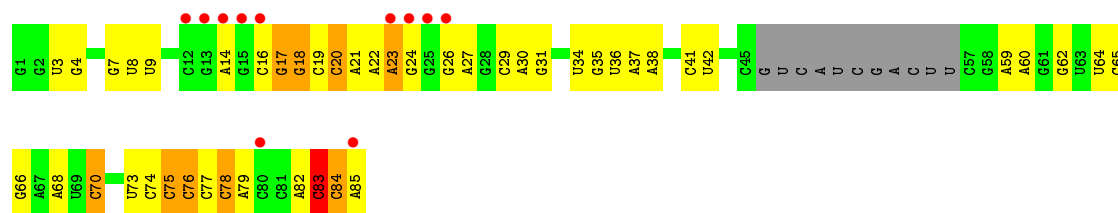


- Molecule 22: tRNA-Tyr

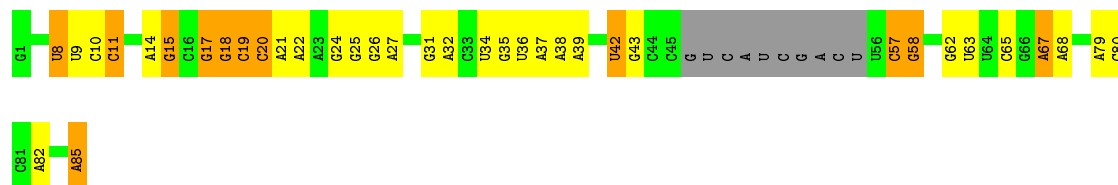


- Molecule 22: tRNA-Tyr

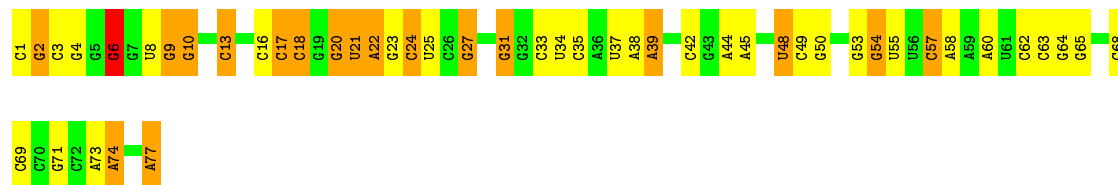




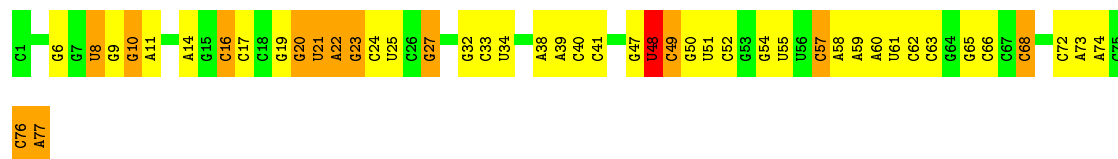
• Molecule 22: tRNA-Tyr



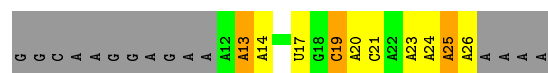
• Molecule 23: tRNA-fMET



• Molecule 23: tRNA-fMET



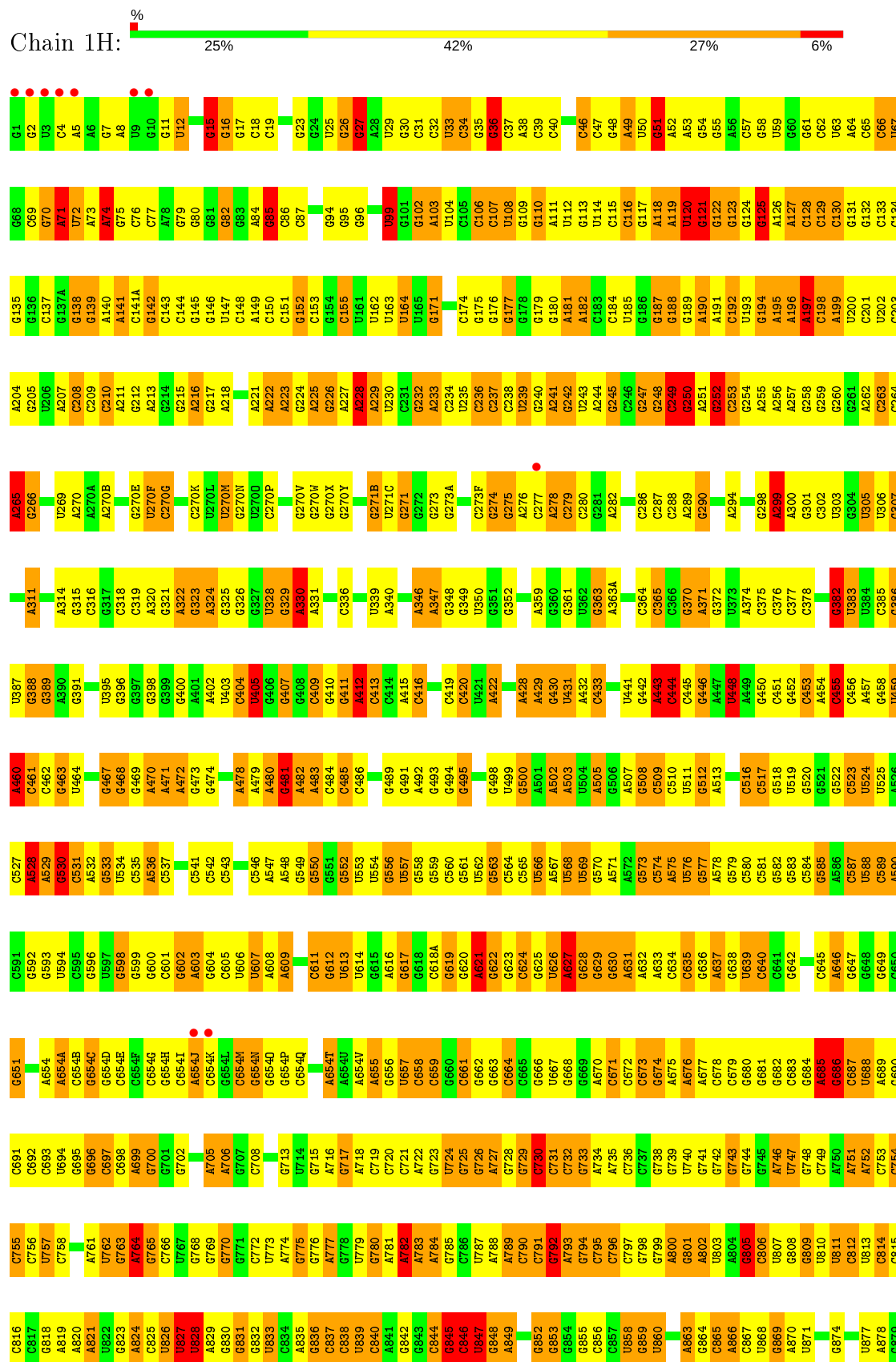
• Molecule 24: mRNA



• Molecule 24: mRNA

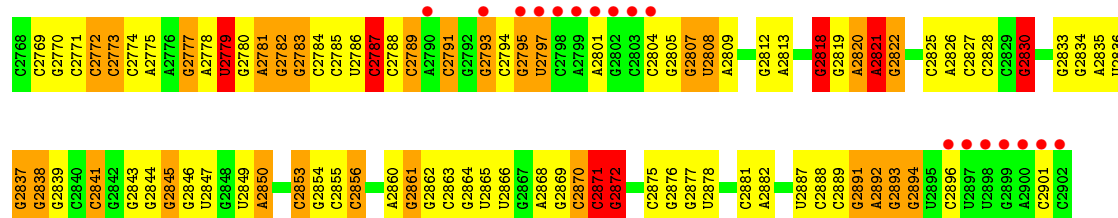


- Molecule 25: 23S ribosomal RNA

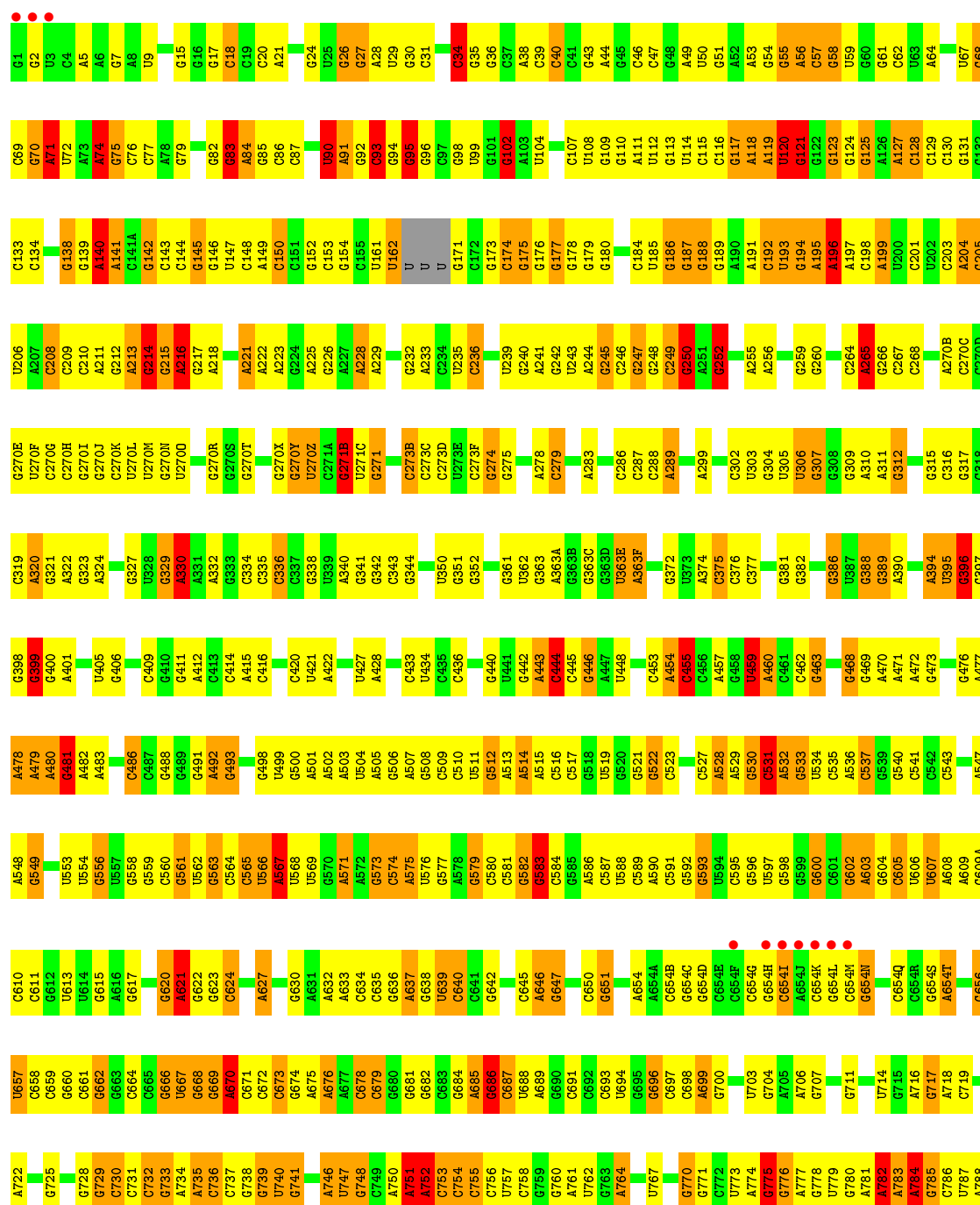


C1742	C1657	G1595	G1456	U1391	C1330	A1268	C1202	C1140	C1075	C1007	A945	G880
G1743	C1658	A1596	A1457	A1392	A1331	A1269	G1203	U1141	C1076	G1008	G946	G881
	U1659	A1597	C1458	A1393	G1332	C1270	A1204	A1142	A1077	A1009	G947	G882
C1751	C1660	G1598	G1459	U1394	C1333	G1271	U1205	A1142A	U1078	A1010	G948	G883
G1752	G1661	U1536	A1460	A1395	G1334	A1272	G1206	A1143		G1011	G949	G884
G1753	C1662	A1535	A1461	U1396	U1335	U1273	C1207	G1144	U1081	U1012	G950	C885
C1754	C1663	G1601		U1397	A1336	A1274	C1208	C1145	U1082	G1013	G951	C886
A1755	A1664	C1537	C1464	C1398	G1337		G1209		U1083	U1014	G952	A887
G1756	A1603	G1538		C1399	G1338		A1210	G1149	A1084		A953	C888
	A1668	U1539	G1465	G1400	G1339	A1278	U1211	C1150	A1085	G1017	G954	C889
U1757	C1604	G1540	C1466	G1401	G1340	A1279	G1212	C1151	A1086	G1018	G955	A890
G1758	C1605	U1541	C1467	C1402	U1341	G1280	A1213	C1152	G1087	U1019	G956	G892
A1759	G1606	G1542		C1403	A1342	G1281	A1214	C1153	A1088	A1020	G957	C893
C1760	C1607	A1543	G1470	C1404	G1343	U1282	G1215	G1154	G1089	A1021	U958	C894
C1761	A1608	C1544	A1471			G1283	C1216	A1155		G1022	A959	U895
A1762	C1672	A1545	C1474	U1405	G1344	A1284	C1217	A1156	G1093	U1023	A960	A896
G1763	U1673	A1546	G1475	C1407	C1345	G1285		G1157	A1094	G1024	G961	C897
G1764	C1674	C1547	G1476	G1408	G1346	A1286		C1158	A1095	G1025	G962	C898
C1765	C1675	G1547	A1477		G1347	A1287	C1221	U1159	A1096	U1026	U963	A899
U1766	A1676	C1548			G1348	U1288	C1222	G1160	A1097	A1027	C964	A900
C1767	A1677		G1478	A1412	A1349	C1289	G1223	C1161	A1098	A1028	C965	A901
U1768	C1678	C1551	G1479	G1413	C1350	A1290	G1224	G1162	G1099	A1029	C966	C902
G1769	U1679	G1552	G1480		C1351	C1291	C1225	G1163	C1100		C967	C903
G1770	U1680	A1553	U1482	G1416	U1352	C1291	G1226	G1164	U1101	A1032	G968	G904
		A1554	G1483	C1417	A1353	U1292		U1165	C1102	U1033	U969	U905
G1771	G1681	G1554		G1418	A1354		A1227	U1166	A1103	G1033	U969	G906
G1772	G1682	G1555		A1419	G1355	C1295	G1228	C1167	C1104	U1035	C970	U907
A1773	C1683		A1486	U1420	G1356	G1296		U1168	G1112	G1036	G972	C908
C1774	C1684		G1487	G1421	U1357	C1297	G1231	G1169	U1113	G1037	A973	A909
U1775	U1685		U1489		C1358	C1298	G1232	G1170	G1106	G1038	G974	A910
G1776		G1560		G1424	A1359	G1299	G1233	C1171	U1108	G1039	C974A	A911
U1777	U1688	G1561		G1425	A1360	U1300	U1234	G1173	C1109		G975	C912
U1778	A1689	G1562	C1493	A1426	C1361	A1301		A1174	G1110	G1042		U913
U1779	U1690		A1494	A1427	G1362	A1302	A1237	U1175		A1045	G978	C914
A1780	C1691	C1565	A1495	G1428	C1363	G1303	G1238	U1176	A1046	A1046	A981	C915
C1781	U1692	A1566	C1496	C1429	G1364	C1304	G1239	A1177	G1114	G1047	C982	G916
G1782	A1631	G1567	U1497	C1430	A1365	C1305	U1240	C1178	G1115	A1048	A983	A917
A1783	C1694	G1568	C1498	U1431		C1306	A1241	C1179	C1116	C1049	A984	A918
A1784	G1695	A1569		G1432	G1368	A1307	A1242	C1180	G1117	A1050		
A1785	A1696	A1570	C1502	U1433	G1369	A1308	G1243	C1181		G1051	G987	G921
		A1571	A1507	A1434	C1370	G1309	G1244	A1182	G1120	C1052	A988	C925
A1786	G1697	A1572	A1508	A1435	G1371	G1310		G1183	C1121	C1053	A989	A926
U1787	U1698	G1573	C1509	C1437	U1372	G1311	U1249	G1184	G1122		A990	G928
C1788	C1699	C1574	A1510	U1438	A1373	U1312	G1250	C1185	C1123	G1056	C991	U930
A1790	A1701	C1575	A1511	U1439	G1374	U1313	G1251	G1186	C1124	A1057	G992	G931
A1791	G1702	U1576	G1512	G1440	C1375	C1314	A1253	U1188	G1125	U1058	G993	G932
G1792	G1703	C1577	G1513	G1441	G1376	A1315	A1254	A1189	A1126	G1059	G994	A932
C1793	G1704	U1578	U1514	G1442	C1377	A1316	U1255	A1190	A1127	U1060	C995	A933
U1794	G1705	A1579	C1515		A1378	A1317	G1256	G1191	A1128	U1061	A996	G934
C1795	U1706	A1580	C1516	A1444	A1379	C1318	C1257	G1192	A1129	G1062	G997	C985
U1796		G1581	U1516	C1445	G1380	G1319	C1258	G1193	U1130	G1063	C998	G936
C1797	G1645	C1582	G1517	C1446	G1381	C1320	C1259	A1194	G1131	C1064	U999	U937
U1798	G1646		C1518	G1447	G1382	A1321	G1260	A1195	A1132		A1000	G938
G1799	C1647	A1586	U1519	U1448	C1383	U1322	C1261	G1196	U1133	G1068	A1001	G939
C1800	G1648	A1587	U1520	A1449	A1384	U1323	A1262	C1197	C1135	A1069	G1002	A941
G1801	U1727	C1588	G1521	G1449A	G1385	G1324	U1263	U1198	G1136	A1070	G1003	G942
A1802	G1505	U1589	G1522		C1386	G1325	G1264	U1199	G1137	G1071	C1004	U943
A1803	A1723	U1590		C1450	C1387	U1326	A1265	C1200	G1139		G1006	G944
C1804	U1730	G1591	G1525	C1451	C1387	U1327		G1201		G1074		
U1805	G1731	A1654	G1526	A1453	G1388	G1328						
C1806	A1732	G1592	G1527	U1454	G1389							
G1807		G1594	A1528	G1455	U1390	U1329	U1267					

WORLDWIDE
PDB
PROTEIN DATA BANK

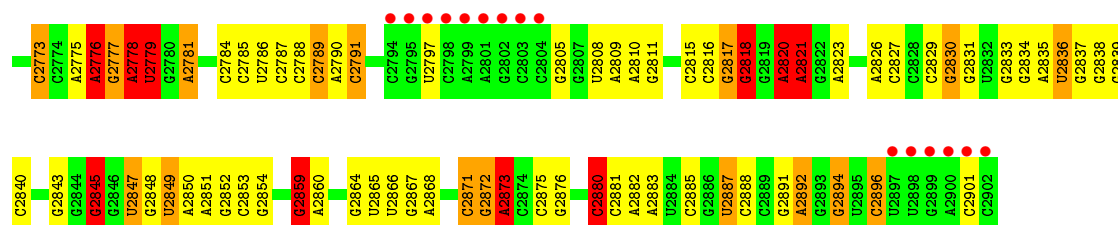


● Molecule 25: 23S ribosomal RNA

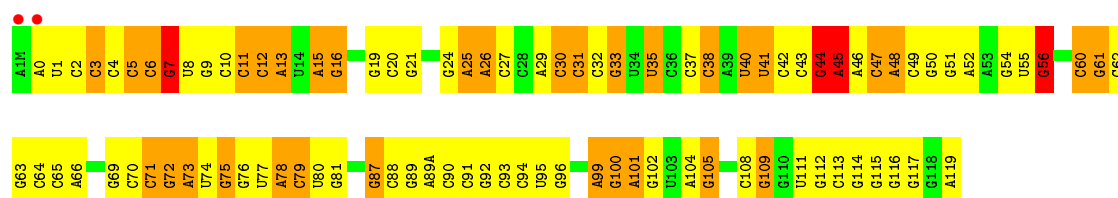




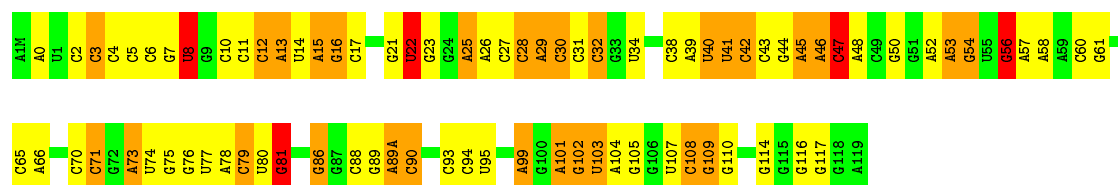
G2704	A2705	G2706	G2707	G2708	G2709	G2710	G2711	G2712	G2713	G2714	G2715	G2716	G2717	G2719	G2720	G2721	G2722	G2723	G2724	G2725	G2726	G2727	G2728	G2729	G2730	G2731	G2732	G2733	G2734	A2740	A2741	G2744	G2745	G2746	G2747	G2748	G2749	G2750	G2751	G2752	G2753	G2754	G2755	G2756	G2757	G2758	G2761	G2762	G2763	G2764	G2765	G2766	G2767	G2768	G2769																																																																																																																																													
G2636	U2637	G2638	G2639	G2640	G2641	G2644	G2645	G2646	G2647	G2648	G2649	G2650	G2651	G2652	G2653	G2654	G2655	G2656	G2657	G2658	G2659	G2660	G2661	G2662	G2663	G2664	G2665	G2666	G2667	G2668	G2669	G2670	G2671	G2672	G2673	G2674	G2675	G2676	G2677	G2678	G2679	G2680	G2681	G2682	G2683	G2684	G2685	G2686	G2687	G2688	G2689	G2690	G2691	G2692	G2693	G2694	G2695	G2696	G2697	G2698	G2699	G2700	G2701	G2702	G2703	G2704																																																																																																																																		
C2442	C2443	C2444	G2445	G2446	G2447	A2448	A2449	A2450	A2451	C2452	A2453	G2454	G2455	G2456	G2457	G2458	A2459	G2460	G2461	G2462	C2463	G2464	G2465	G2466	G2467	G2468	A2469	G2470	G2471	G2472	G2473	G2474	A	C	G2475	G2476	G2477	G2478	G2479	G2480	G2481	G2482	G2483	G2484	G2485	G2486	G2487	A2488	G2489	G2490	G2491	G2492	G2493	G2494	G2495	G2496	A2497	G2498	G2499	G2500	G2501	G2502	G2503	G2504																																																																																																																																				
C2313	C2314	G2315	G2316	G2317	G2318	G2319	G2320	G2321	G2322	G2323	G2324	G2325	G2326	G2327	G2328	G2329	G2330	G2331	G2332	G2333	G2334	G2335	G2336	G2337	G2338	G2339	G2340	G2341	G2342	G2343	G2344	G2345	G2346	G2347	G2348	G2349	G2350	G2351	G2352	G2353	G2354	G2355	G2356	G2357	G2358	G2359	A2360	A2361	G2362	G2363	G2364	G2365	G2370	G2371	G2372	G2373	G2374	G2375																																																																																																																																										
A2378	G2379	G2380	G2383	G2384	G2385	G2386	G2387	G2388	G2389	G2390	G2391	G2392	G2393	G2394	G2395	G2396	G2397	G2398	G2399	G2400	G2401	G2402	G2403	G2404	G2405	G2406	G2407	G2408	G2409	G2410	G2411	G2412	G2413	G2414	G2415	G2416	G2417	G2418	G2419	G2420	G2421	G2422	G2423	G2424	G2425	G2426	G2427	G2428	G2429	G2430	G2431	G2432	G2433	G2434	G2435	G2436	G2437	G2438	G2439	G2440	G2441	G2442	G2443	G2444	G2445	G2446	G2447	G2448	G2449	G2450	G2451	G2452	G2453	G2454	G2455	G2456	G2457	G2458	G2459	G2460	G2461	G2462	G2463	G2464	G2465	G2466	G2467	G2468	G2469	G2470	G2471	G2472	G2473	G2474	G2475	G2476	G2477	G2478	G2479	G2480	G2481	G2482	G2483	G2484	G2485	G2486	G2487	G2488	G2489	G2490	G2491	G2492	G2493	G2494	G2495	G2496	G2497	G2498	G2499	G2500	G2501	G2502	G2503	G2504																																																																								
C2442	C2443	C2444	G2445	G2446	G2447	A2448	A2449	A2450	A2451	C2452	A2453	G2454	G2455	G2456	G2457	G2458	A2459	G2460	G2461	G2462	C2463	G2464	G2465	G2466	G2467	G2468	A2469	G2470	G2471	G2472	G2473	G2474	A	C	G2475	G2476	G2477	G2478	G2479	G2480	G2481	G2482	G2483	G2484	G2485	G2486	G2487	A2488	G2489	G2490	G2491	G2492	G2493	G2494	G2495	G2496	A2497	G2498	G2499	G2500	G2501	G2502	G2503	G2504																																																																																																																																				
C2505	U2506	G2507	G2508	G2509	C2510	U2511	C2512	G2516	C2517	C2518	C2519	C2520	C2521	C2522	C2523	G2524	C2525	C2526	C2527	C2528	C2529	C2530	C2531	C2532	C2533	C2534	C2535	C2536	C2537	C2538	C2539	C2540	C2541	C2542	C2543	C2544	C2545	C2546	C2547	C2548	C2549	C2550	C2551	C2552	C2553	C2554	C2555	C2556	C2557	C2558	C2559	C2560	C2561	C2562	C2563	C2564	C2565	C2566	C2567	C2568	C2569	C2570	C2571	C2572	C2573	C2574	C2575	C2576	C2577	C2578	C2579	C2580	C2581	C2582	C2583	C2584	C2585	C2586	C2587	C2588	C2589	C2590	C2591	C2592	C2593	C2594	C2595	C2596	C2597	C2598	C2599	C2600	C2601	C2602	C2603	C2604	C2605	C2606	C2607	C2608	C2609	C2610	C2611	C2612	C2613	C2614	C2615	C2616	C2617	C2618	C2619	C2620	C2621	C2622	C2623	C2624	C2625	C2626	C2627	C2628	C2629	C2630	C2631	C2632	C2633	C2634	C2635	C2636	C2637	C2638	C2639	C2640	C2641	C2642	C2643	C2644	C2645	C2646	C2647	C2648	C2649	C2650	C2651	C2652	C2653	C2654	C2655	C2656	C2657	C2658	C2659	C2660	C2661	C2662	C2663	C2664	C2665	C2666	C2667	C2668	C2669	C2670	C2671	C2672	C2673	C2674	C2675	C2676	C2677	C2678	C2679	C2680	C2681	C2682	C2683	C2684	C2685	C2686	C2687	C2688	C2689	C2690	C2691	C2692	C2693	C2694	C2695	C2696	C2697	C2698	C2699	C2700	C2701	C2702	C2703	C2704
G1823	G1824	A1825	G1826	G1827	G1828	A1829	C1830	C1833	C1834	C1835	C1836	C1837	C1838	C1839	G1840	A1847	A1848	G1849	G1850	A1853	G1857	G1858	A1859	G1860	G1864	G1883	A1884	A1885	C1887	G1888	A1889	C1890	C1891	C1892	C1893	C1894	C1895	G1896	G1897	C1898	C1899	A1900	G1901	G1902	G1903	G1904	C1905	G1906	G1907	C1908	C1909	G1910	C1914	C1919	A1920	C1920	C1923	C1924	C1925	C1926	C1927	C1928	C1929	C1930	C1931	C1932	C1933	C1934	C1935	C1936	C1937	C1938	C1939	C1940	C1941	C1942	C1943	C1944	C1945	C1946	C1947	C1948	C1949	C1950	C1951	C1952	C1953	C1954	C1955	C1956	C1957	C1958	C1959	C1960	C1961	C1962	C1963	C1964	C1965	C1966	C1967	C1968	C1969	C1970	C1971	C1972	C1973	C1974	C1975																																																																																							
C1761	A1762	C1763	G1764	C1765	C1768	C1769	G1770	C1771	A1772	C1773	G1774	C1775	G1776	C1777	C1778	C1779	A1780	C1781	C1782	A1783	A1784	A1785	A1786	A1787	C1788	A1789	C1790	A1791	C1792	C1793	C1794	C1795	C1796	C1797	C1800	C1801	A1802	C1803	C1804	C1805	C1806	C1807	C1808	C1809	C1810	C1811	C1812	C1813	C1814	C1815	C1816	C1817	C1818	C1819	A1820	A1821	C1822																																																																																																																																											



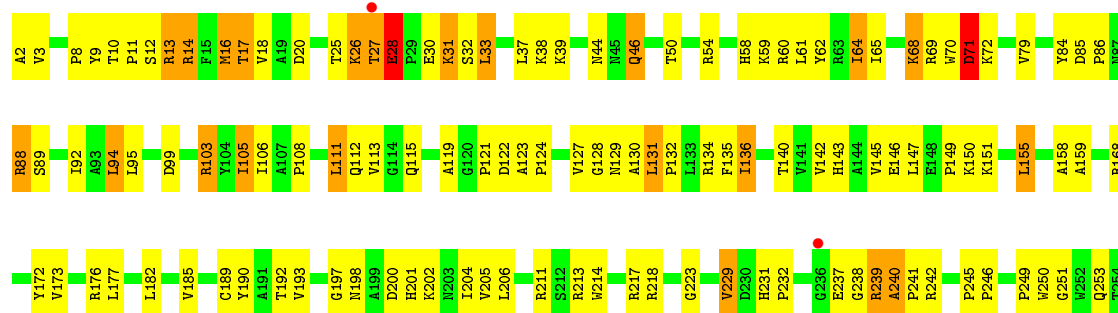
• Molecule 26: 5S ribosomal RNA



• Molecule 26: 5S ribosomal RNA



• Molecule 27: 50S ribosomal protein L2

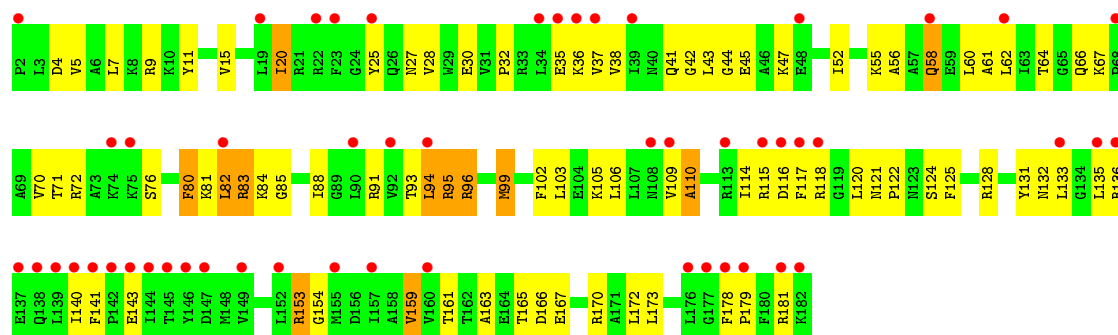


• Molecule 28: 50S ribosomal protein L3

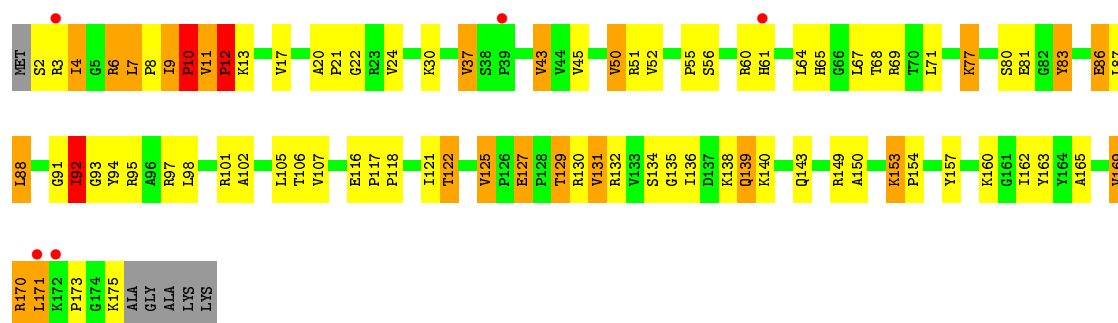




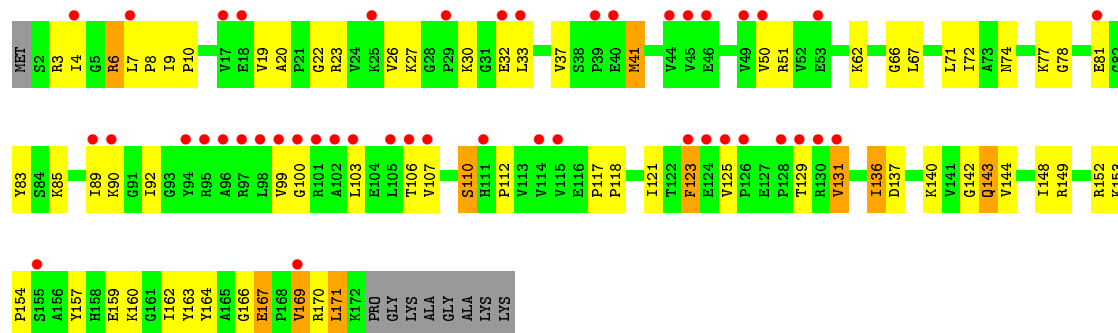
- Molecule 30: 50S ribosomal protein L5



- Molecule 31: 50S ribosomal protein L6

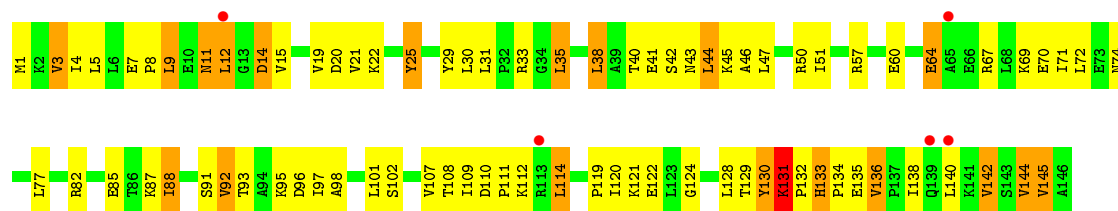


- Molecule 31: 50S ribosomal protein L6

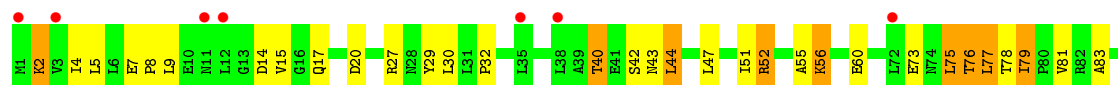


- Molecule 32: 50S ribosomal protein L9

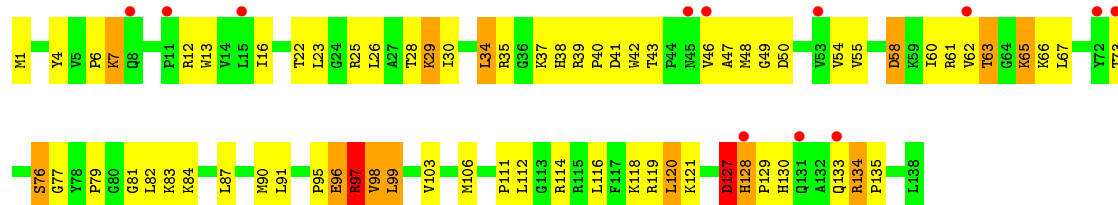




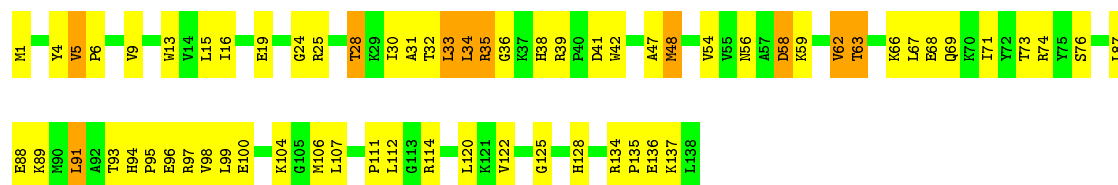
• Molecule 32: 50S ribosomal protein L9



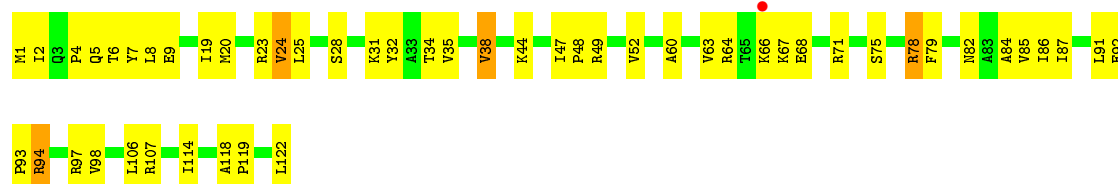
• Molecule 33: 50S ribosomal protein L13



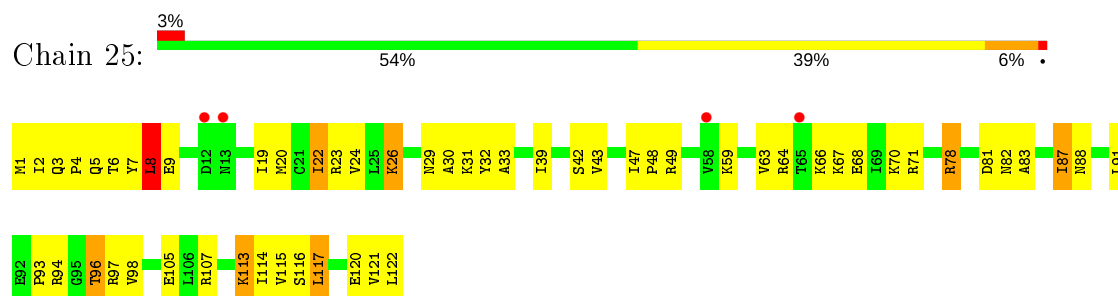
• Molecule 33: 50S ribosomal protein L13



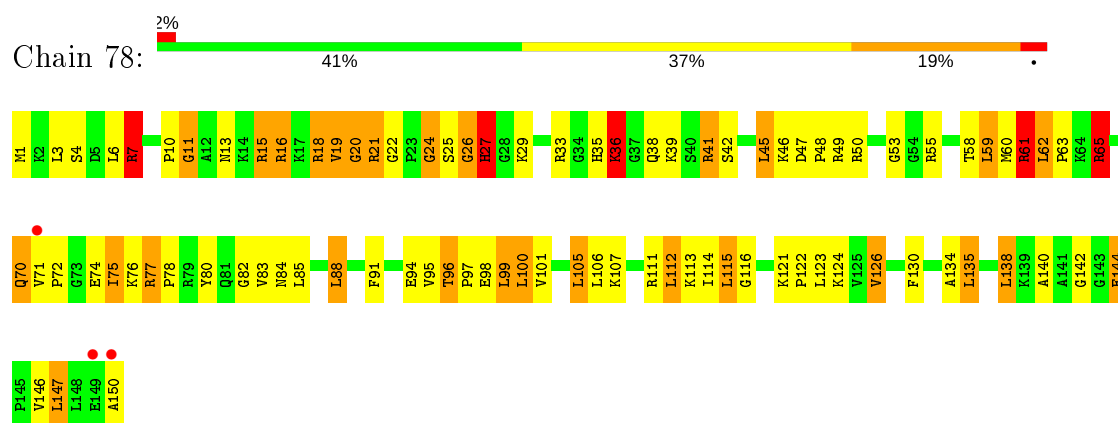
• Molecule 34: 50S ribosomal protein L14



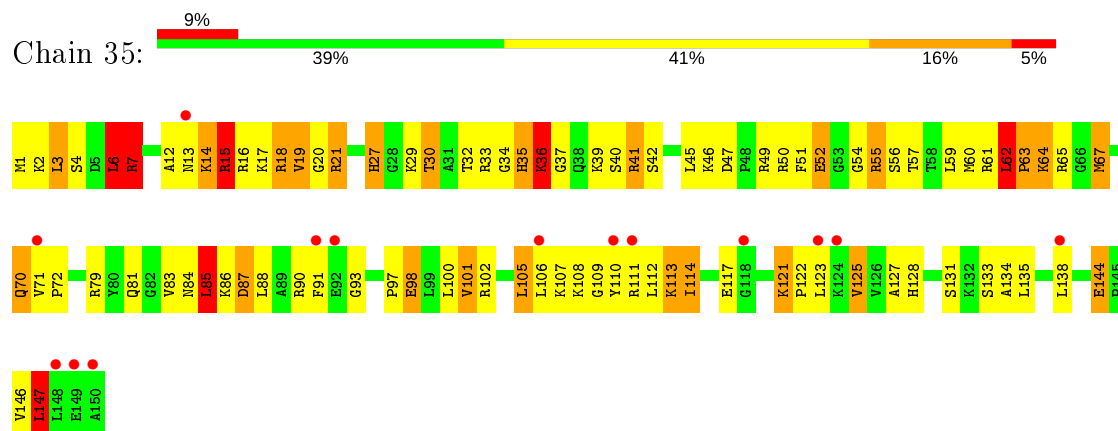
- Molecule 34: 50S ribosomal protein L14



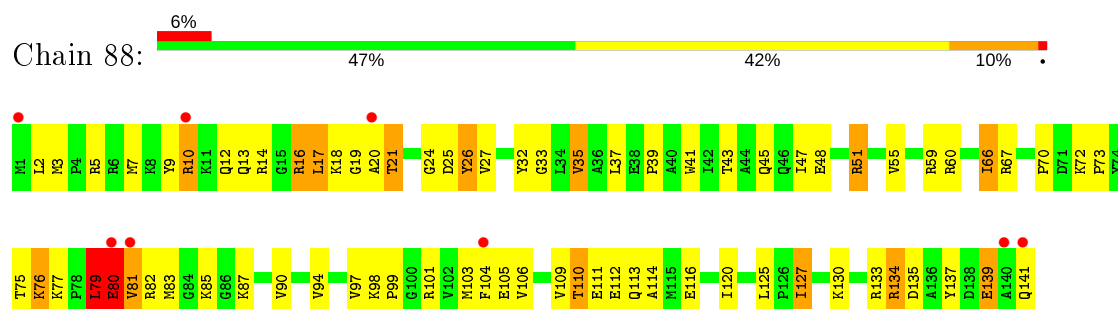
- Molecule 35: 50S ribosomal protein L15



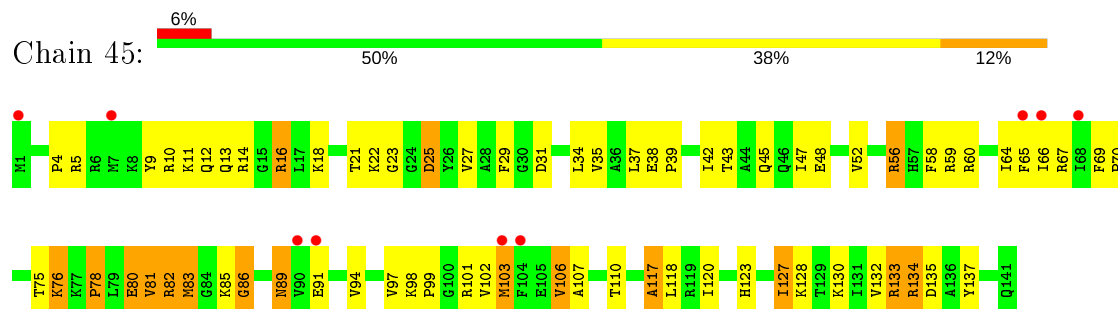
- Molecule 35: 50S ribosomal protein L15



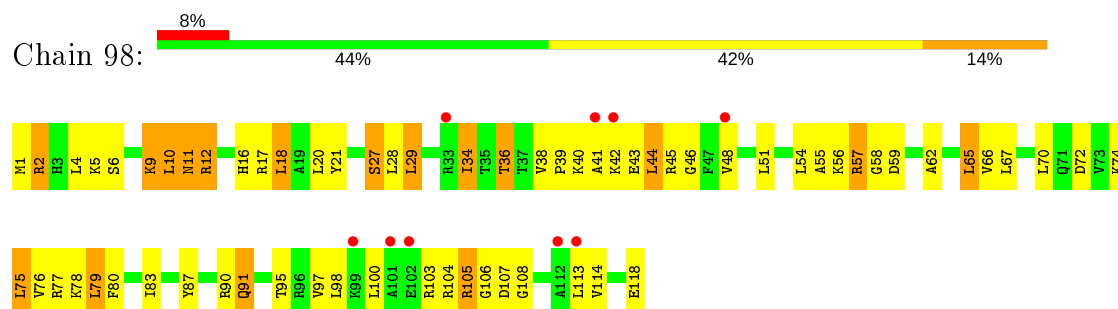
- Molecule 36: 50S ribosomal protein L16



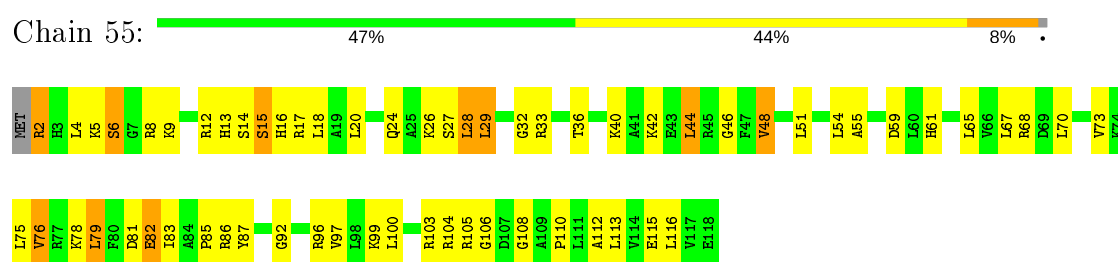
- Molecule 36: 50S ribosomal protein L16



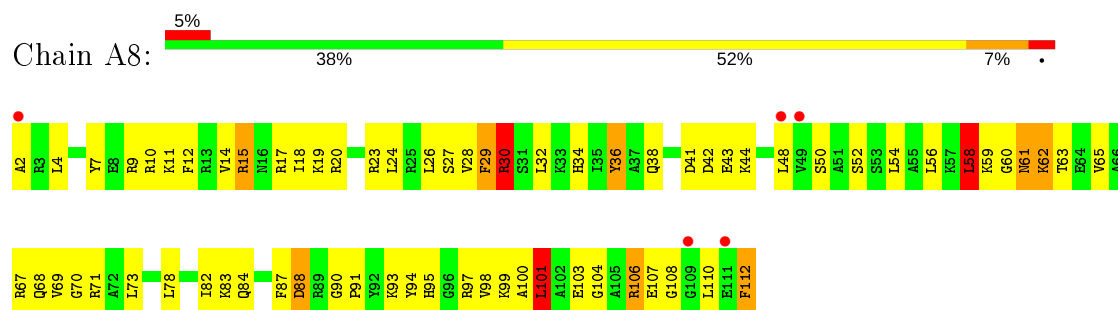
- Molecule 37: 50S ribosomal protein L17



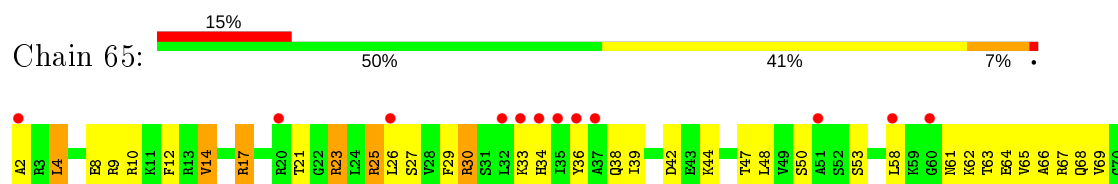
- Molecule 37: 50S ribosomal protein L17



- Molecule 38: 50S ribosomal protein L18



- Molecule 38: 50S ribosomal protein L18

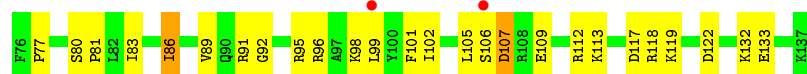




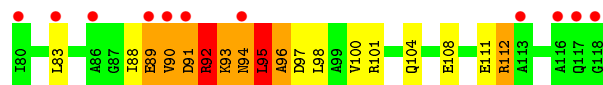
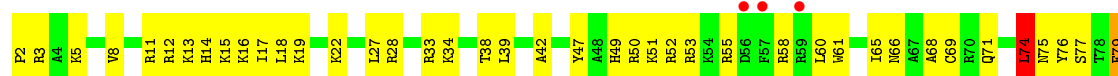
- Molecule 39: 50S ribosomal protein L19



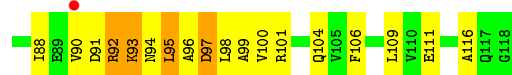
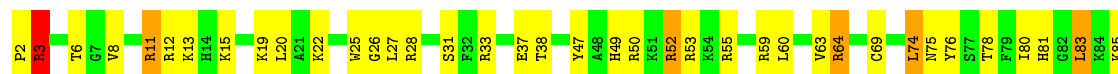
- Molecule 39: 50S ribosomal protein L19



- Molecule 40: 50S ribosomal protein L20

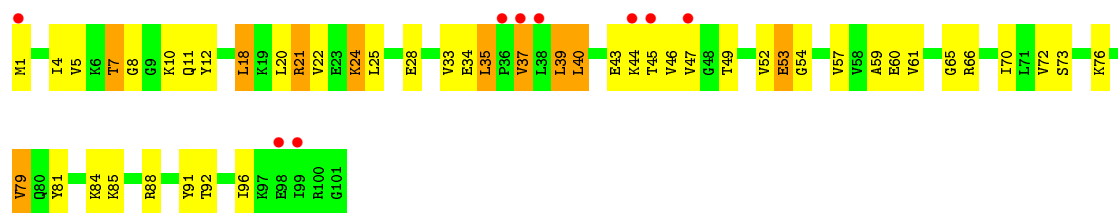


- Molecule 40: 50S ribosomal protein L20

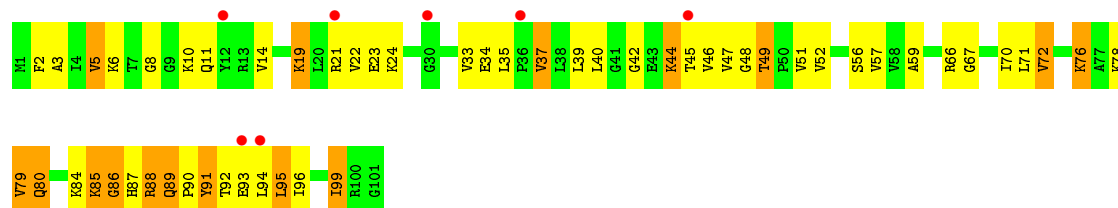


- Molecule 41: 50S ribosomal protein L21

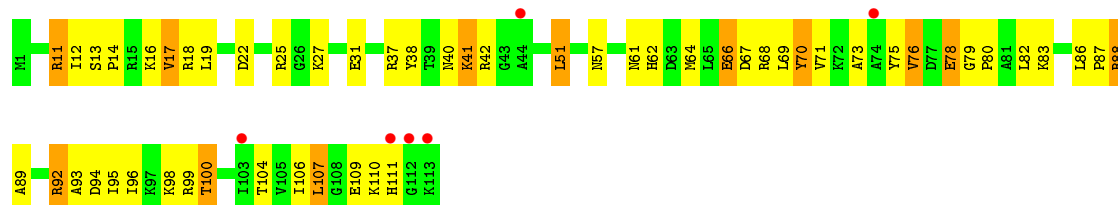




• Molecule 41: 50S ribosomal protein L21



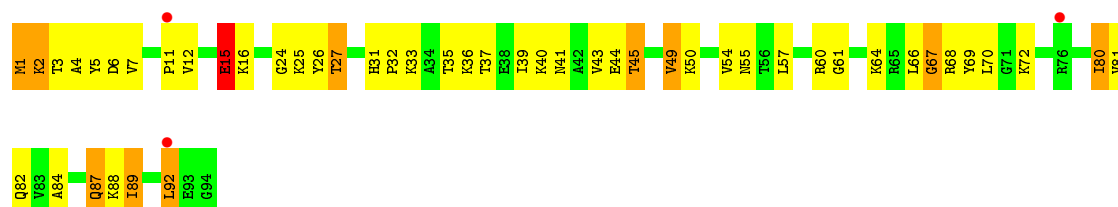
• Molecule 42: 50S ribosomal protein L22



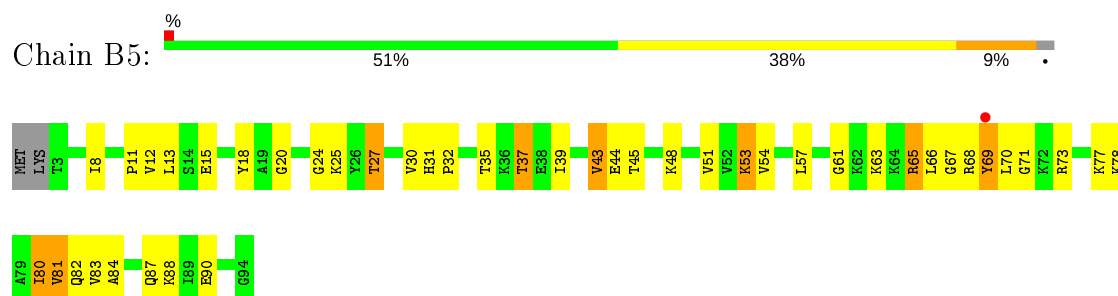
• Molecule 42: 50S ribosomal protein L22



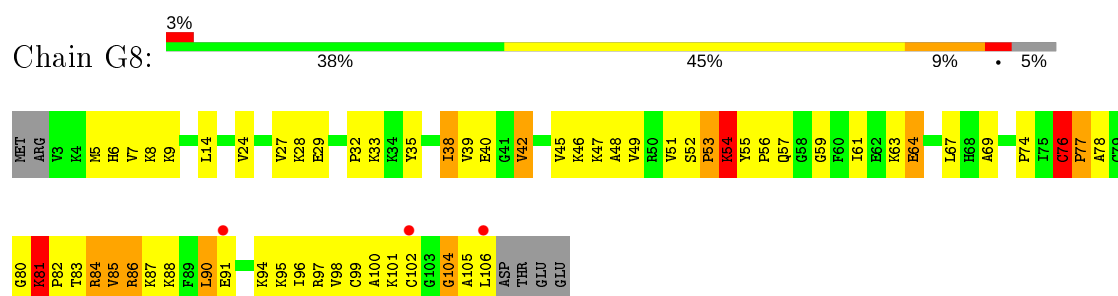
• Molecule 43: 50S ribosomal protein L23



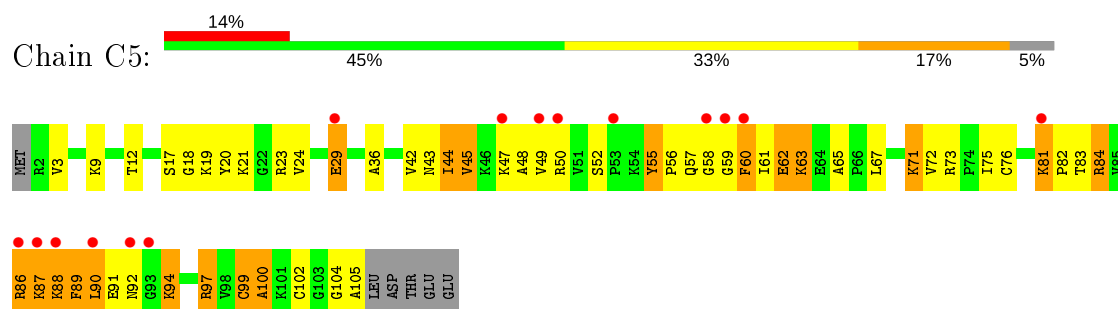
- Molecule 43: 50S ribosomal protein L23



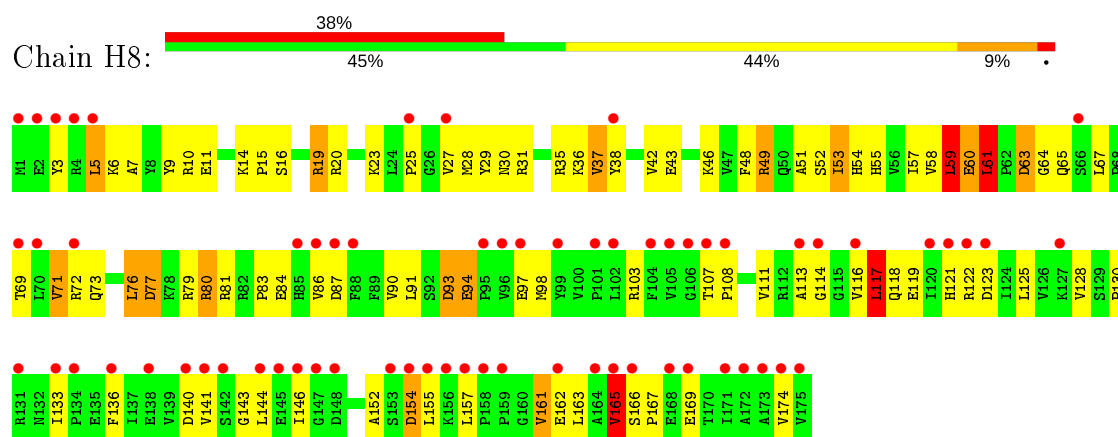
- Molecule 44: 50S ribosomal protein L24



- Molecule 44: 50S ribosomal protein L24

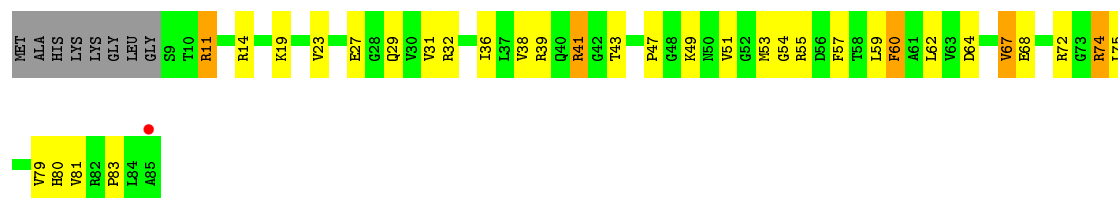


- Molecule 45: 50S ribosomal protein L25

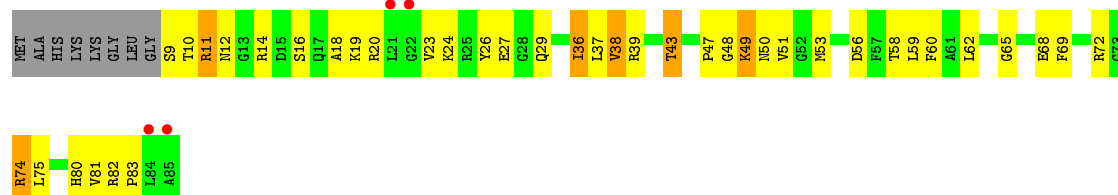


- Molecule 46: 50S ribosomal protein L27

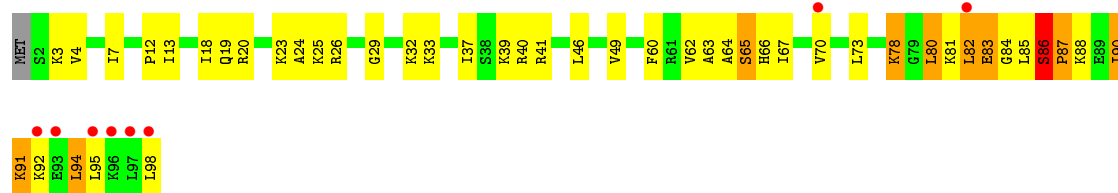




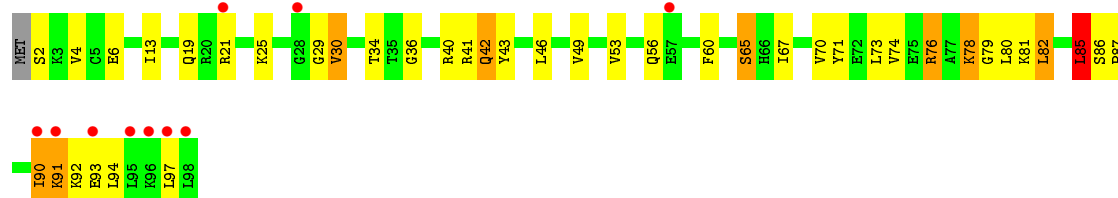
- Molecule 46: 50S ribosomal protein L27



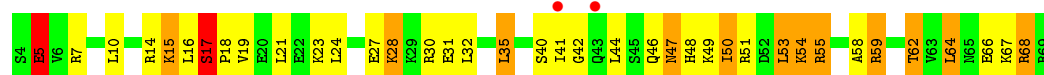
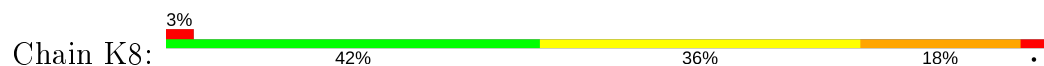
- Molecule 47: 50S ribosomal protein L28



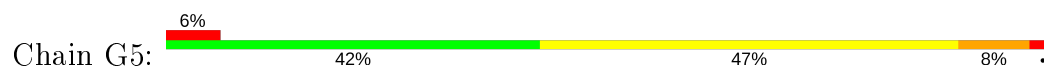
- Molecule 47: 50S ribosomal protein L28



- Molecule 48: 50S ribosomal protein L29

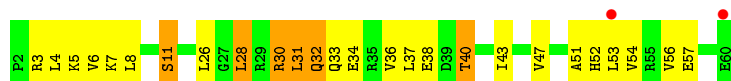


- Molecule 48: 50S ribosomal protein L29

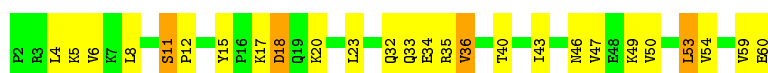




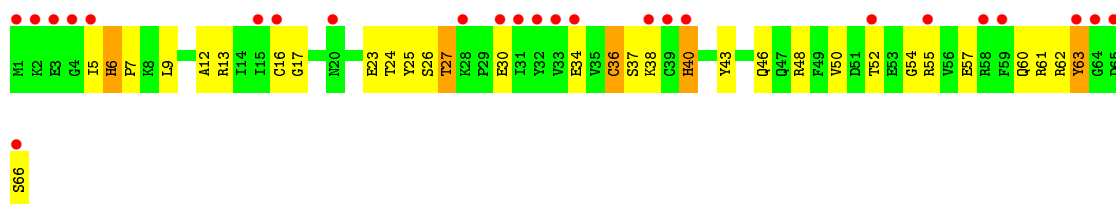
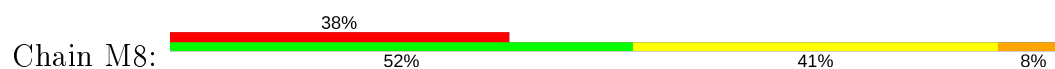
- Molecule 49: 50S ribosomal protein L30



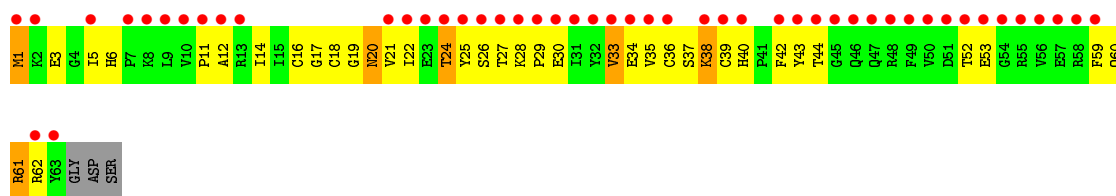
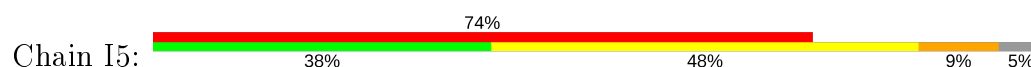
- Molecule 49: 50S ribosomal protein L30



- Molecule 50: 50S ribosomal protein L31



- Molecule 50: 50S ribosomal protein L31

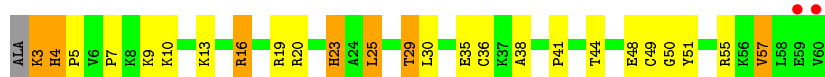


- Molecule 51: 50S ribosomal protein L32

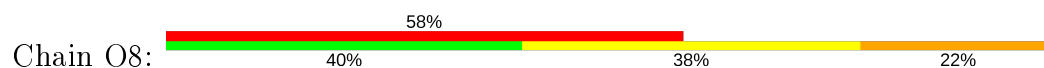


- Molecule 51: 50S ribosomal protein L32

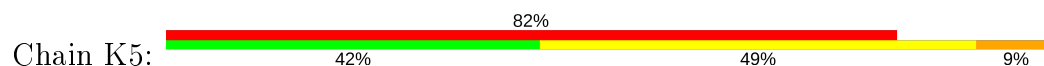




- Molecule 52: 50S ribosomal protein L33



- Molecule 52: 50S ribosomal protein L33




- Molecule 53: 50S ribosomal protein L34



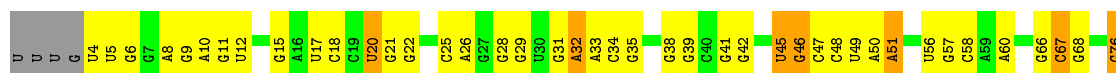
- Molecule 53: 50S ribosomal protein L34



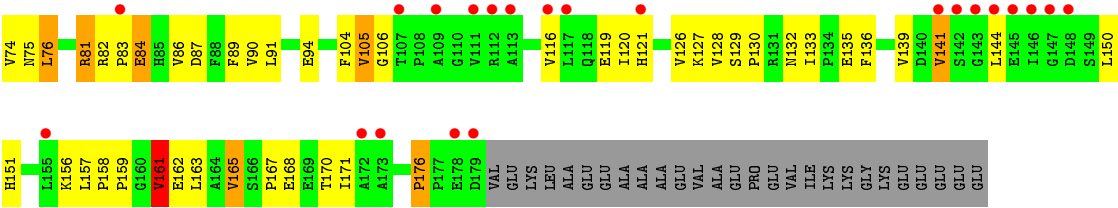
- Molecule 54: 50S ribosomal protein L35



- Molecule 55: 16S ribosomal RNA



G1260	G1190	U1121	G1050	U981	U911	A853	G568	G500	A408	C330		G169
A1261	A1191	U1122	G1051	U982	C912	C745	C569	C501	G409	G331		U170
C1262	G1192	A1123	C1052	A983	A913	A746	A572	G502	G410	G332		G174
	G1193	G1124	U1052	C984	A914	C747	A573	C503	A411	G333		
A1269	U1194	U1125	G1053	C985	A915	C748	A574	C504	A412			A179
	C1195	U1126	G1054	A986	U920	C749	G575	G505	G413	C337		U180
G1272	U1196	C1127	A1055	C987	U921	G750	G576	A509		A338		G181
G1273	G1197	C1128	U1056		U922	G751	G577	A510	C422			U182
G1274	U1198	U1129	G1057	C990	G923	G752	C578	C511	G423	C345		G183
	U1199	U991	G1058	U992	G924	G753	G579	C512	G424	G346		G184
C1277	C1200	U993	C1059	G993	G925	G754	U580	G513		G347		U261
U1278	G1201	G994	G1060	G994	G926	G755	U581	U516	U427	G348		A185
A1279	A994	G927	G1061	G927	G927	G756	U582	C518	G428	G349		C186
A1280	C1203	C995	U1062			U757	U583	C519	G429	G350		C186A
			U1063		G933	G758	G584	C520	U429	G351		C186B
U1281	A1204	G998A	C1064	C998A	G934	A759	G585	C521	A430	C352		
C1282	U1205	U999	U1065	U999	A935	G760	G586	C522	C436	A353		C186F
A1285	G1206	U1000	C1066	A935	C936	G765	G588	C523	U437	G354		C267
A1286	C1207	G1001	A1067	G941			G589	G521	G438	C355		U188
A1287	U1208	G1002	G1068	G942		A768	C590		G439	C356		U189
A1288	G1209	U1003	U1070	G943		G769	U591	C525	C442			G190
G1290	A1213	A1005	U1071	G944			C596	C526	G446	G361		U191D
G1291	G1214	C1006	G1074	G945		G775		C527	G447	G362		G191F
U1292	U1215	C1007	C1075	G946		A777		C528	G448	A363		G191
G1293	G1216	G1008	U1078	A946		G778		C529	C449			C193
G1294	C1217	U1009	G1079	G947		G779		G530		C366		U367
A1295	U1218	G1010	U1080	A949		A780		G531	A452	U368		G194
G1296	U1219	A1005	U1081	A950		A781		A533	A453	C291		A195
G1297	G1220	G1011	G1084	G951		A782		C536	C454			A196
G1298	U1221	A1015	U1085	U952		C783		G537	C455	C372		
A1299	C1222	A1016	U1086	G953		C784		G538	C456	A373		G198
G1300	G1223	G1017	U1087	U954		A790		A539	C457	U374		
U1301	A1224	C1018	C1086	G955		G791		G540	C458	G375		C201
G1302	U1225	U1019	U1088	U956		A792		G541	G464	G376		G299
G1303	C1226	G1020	A1093	U957		A793		G542	G465	G377		A300
G1304	A1227	U1021	G1094	A958		U793		C543	A466	G378		G301
C1228	U1228	G1022	U1095	A959		A794		G544	C466			G302
		G1023		G835					G467	A382		U210
		U1024				G717			A468	A383		G216
G1310	C1234	U1025	G1099	A889		G718			G474	G384		
G1311	U1235	G1026	C1100	G890		C719			G475	C385		C219
G1312	A1236	U1027	A1101	U891		C720			G476	G386		G220
U1313	C1237	C1028	A1102	A892		A722			G477	U387		G221
	A1238	C1028A	G1029	C993		U723				G388		U222
G1316	U1239	G1105	G1105	G894		C805			G481	U389		U223
C1317	U1240	C1106	C1107	G895		A807			A482	C390		G232
A1318	G1241	G1177	G1108	C896		C808			C483	G391		C233
A1319	C1242	G1178	C1109	C997		G727			G391	G392		
C1243	U1243	A1032	G1109	G898		A728			G484			
		G1032A	C1109	C999		A729			G485	A393		C237
C1321		G1032B	A1110	A900		G730			U486			G238
		G1033	C1111	G903		U813			A487	A397		U239
C1322	C1249	U1033	C1112	U904		A814			C488	A321		C240
G1323	A1250	G1034	A1035	A975		A815			C489	G399		C241
A1324	U1251	C1035	G1036	G976		A816			G490			C242
C1325	A1252	A1036		U905		A817						A243
G1326		G1115		G906		G818				U404		A244
C1327	A1256	G1116		U906		G819				U405		U244
C1328	U1257	G1117		G907		U820				A327		
A1329	G1258	C1118		A909		G821				G407		
G1330	U1330	A1044	C1045	C910								G247



● Molecule 59: 50S ribosomal protein L35



4 Data and refinement statistics

Property	Value	Source
Space group	P 21 21 21	Depositor
Cell constants a, b, c, α , β , γ	209.90Å 448.70Å 618.50Å 90.00° 90.00° 90.00°	Depositor
Resolution (Å)	151.80 – 3.10 187.34 – 3.10	Depositor EDS
% Data completeness (in resolution range)	99.9 (151.80-3.10) 94.5 (187.34-3.10)	Depositor EDS
R_{merge}	0.41	Depositor
R_{sym}	(Not available)	Depositor
$\langle I/\sigma(I) \rangle$ ¹	1.08 (at 3.07Å)	Xtriage
Refinement program	PHENIX	Depositor
R, R_{free}	0.188 , 0.235 0.189 , 0.235	Depositor DCC
R_{free} test set	2000 reflections (0.19%)	wwPDB-VP
Wilson B-factor (Å ²)	78.6	Xtriage
Anisotropy	0.285	Xtriage
Bulk solvent k_{sol} (e/Å ³), B_{sol} (Å ²)	0.28 , 77.2	EDS
L-test for twinning ²	$\langle L \rangle = 0.44$, $\langle L^2 \rangle = 0.27$	Xtriage
Estimated twinning fraction	No twinning to report.	Xtriage
F_o, F_c correlation	0.94	EDS
Total number of atoms	299951	wwPDB-VP
Average B, all atoms (Å ²)	105.0	wwPDB-VP

Xtriage's analysis on translational NCS is as follows: *The largest off-origin peak in the Patterson function is 1.43% of the height of the origin peak. No significant pseudotranslation is detected.*

¹Intensities estimated from amplitudes.

²Theoretical values of $\langle |L| \rangle$, $\langle L^2 \rangle$ for acentric reflections are 0.5, 0.333 respectively for untwinned datasets, and 0.375, 0.2 for perfectly twinned datasets.

5 Model quality ⓘ

5.1 Standard geometry ⓘ

Bond lengths and bond angles in the following residue types are not validated in this section: 5MU, OMC, ZN, OMG, MIA, MG, H2U, 4SU, QUO, PSU

The Z score for a bond length (or angle) is the number of standard deviations the observed value is removed from the expected value. A bond length (or angle) with $|Z| > 5$ is considered an outlier worth inspection. RMSZ is the root-mean-square of all Z scores of the bond lengths (or angles).

Mol	Chain	Bond lengths		Bond angles	
		RMSZ	# Z >5	RMSZ	# Z >5
1	13	0.83	25/36053 (0.1%)	1.49	573/56270 (1.0%)
2	12	0.34	0/1959	0.57	0/2642
2	1E	0.42	0/1959	0.65	4/2642 (0.2%)
3	22	0.37	0/1636	0.56	0/2205
3	2E	0.49	0/1629	0.68	1/2195 (0.0%)
4	32	0.46	0/1732	0.66	0/2318
4	3E	0.61	2/1732 (0.1%)	0.73	1/2318 (0.0%)
5	42	0.43	0/1171	0.67	0/1576
5	4E	0.58	0/1171	0.75	1/1576 (0.1%)
6	52	0.54	0/855	0.68	0/1154
6	5E	0.54	0/855	0.75	0/1154
7	62	0.41	0/1275	0.58	0/1709
7	6E	0.46	0/1275	0.59	0/1709
8	72	0.42	0/1135	0.59	0/1527
8	7E	0.52	0/1135	0.70	0/1527
9	82	0.38	0/1028	0.60	0/1379
9	8E	0.41	0/1028	0.66	0/1379
10	1A	0.35	0/814	0.59	0/1095
10	1I	0.43	0/814	0.61	0/1095
11	2A	0.47	0/899	0.67	0/1213
11	2I	0.54	0/899	0.76	1/1213 (0.1%)
12	3A	0.52	0/991	0.78	2/1327 (0.2%)
12	3I	0.73	0/991	0.88	0/1327
13	4A	0.38	0/943	0.59	0/1265
13	4I	0.48	0/938	0.73	0/1258
14	5A	0.42	0/484	0.73	0/643
14	5I	0.63	0/507	0.88	1/672 (0.1%)
15	6A	0.48	0/744	0.63	0/992
15	6I	0.57	0/744	0.75	1/992 (0.1%)
16	7A	0.51	0/721	0.69	0/970
16	7I	0.48	0/721	0.74	0/970
17	8A	0.49	0/847	0.63	0/1131

Mol	Chain	Bond lengths		Bond angles	
		RMSZ	# Z >5	RMSZ	# Z >5
17	8I	0.53	0/847	0.75	0/1131
18	9A	0.49	0/595	0.71	0/790
18	9I	0.50	0/595	0.71	1/790 (0.1%)
19	AA	0.37	0/654	0.61	0/884
19	AI	0.48	0/680	0.75	0/915
20	BA	0.47	0/764	0.73	1/1007 (0.1%)
20	BI	0.40	0/764	0.69	1/1007 (0.1%)
21	1B	0.43	0/221	0.66	0/288
21	1F	0.40	0/221	0.58	0/288
22	1K	0.44	0/1851	1.06	7/2877 (0.2%)
22	1L	0.38	0/1594	0.92	3/2475 (0.1%)
22	3K	0.46	0/1594	0.98	1/2475 (0.0%)
22	3L	0.41	0/1616	0.92	1/2509 (0.0%)
23	2K	0.94	1/1725 (0.1%)	1.60	30/2689 (1.1%)
23	2L	0.76	1/1725 (0.1%)	1.35	10/2689 (0.4%)
24	4K	0.87	0/366	1.25	1/568 (0.2%)
24	4L	0.60	0/391	1.19	2/607 (0.3%)
25	14	0.97	94/70119 (0.1%)	1.69	1912/109464 (1.7%)
25	1H	1.16	199/70233 (0.3%)	1.94	3139/109643 (2.9%)
26	16	0.91	0/2928	1.65	54/4568 (1.2%)
26	1J	0.78	0/2928	1.48	38/4568 (0.8%)
27	11	0.87	1/2165 (0.0%)	1.03	6/2919 (0.2%)
28	21	0.68	0/1601	0.93	1/2160 (0.0%)
28	29	0.66	0/1601	0.89	1/2160 (0.0%)
29	31	0.79	3/1620 (0.2%)	0.93	6/2194 (0.3%)
30	41	0.52	0/1498	0.73	0/2016
30	49	0.40	0/1498	0.66	0/2016
31	51	0.58	0/1362	0.87	1/1841 (0.1%)
31	59	0.34	0/1341	0.59	0/1813
32	61	0.49	0/1151	0.75	2/1558 (0.1%)
32	69	0.47	0/1151	0.71	1/1558 (0.1%)
33	15	0.48	0/1131	0.67	0/1525
33	58	0.60	0/1131	0.82	0/1525
34	25	0.65	0/942	0.80	1/1269 (0.1%)
34	68	0.70	0/942	0.78	0/1269
35	35	0.64	0/1161	1.05	4/1544 (0.3%)
35	78	0.75	0/1161	1.10	6/1544 (0.4%)
36	45	0.65	1/1142 (0.1%)	0.88	2/1527 (0.1%)
36	88	0.84	1/1142 (0.1%)	1.03	3/1527 (0.2%)
37	55	0.65	0/973	0.84	0/1302
37	98	0.69	0/981	0.92	1/1312 (0.1%)
38	65	0.55	0/891	0.84	2/1187 (0.2%)
38	A8	0.62	0/891	0.93	4/1187 (0.3%)

Mol	Chain	Bond lengths		Bond angles	
		RMSZ	# Z >5	RMSZ	# Z >5
39	75	0.61	0/1155	0.79	2/1542 (0.1%)
39	B8	0.65	0/1147	0.83	1/1532 (0.1%)
40	85	0.62	0/981	0.81	2/1306 (0.2%)
40	C8	0.72	0/981	0.96	3/1306 (0.2%)
41	95	0.58	0/789	0.81	0/1057
41	D8	0.64	0/789	0.82	1/1057 (0.1%)
42	A5	0.69	0/910	0.85	0/1220
42	E8	0.73	0/910	0.93	1/1220 (0.1%)
43	B5	0.75	0/739	0.81	0/993
43	F8	0.89	2/756 (0.3%)	0.96	1/1014 (0.1%)
44	C5	0.55	0/807	0.79	0/1076
44	G8	0.71	0/804	1.02	3/1073 (0.3%)
45	H8	0.48	0/1427	0.78	1/1935 (0.1%)
46	E5	0.68	0/620	0.90	0/827
46	I8	0.80	0/620	0.96	0/827
47	F5	0.64	0/769	0.93	1/1022 (0.1%)
47	J8	0.72	0/769	0.94	2/1022 (0.2%)
48	G5	0.58	0/560	0.81	1/741 (0.1%)
48	K8	0.82	2/560 (0.4%)	0.94	1/741 (0.1%)
49	H5	0.50	0/473	0.67	0/635
49	L8	0.64	0/473	0.78	0/635
50	I5	0.36	0/527	0.67	0/709
50	M8	0.38	0/545	0.62	0/733
51	J5	0.64	0/467	0.84	1/632 (0.2%)
51	N8	0.66	0/472	0.86	0/639
52	K5	0.46	0/396	0.78	0/529
52	O8	0.61	0/396	0.80	1/529 (0.2%)
53	L5	0.74	0/399	0.92	0/526
53	P8	0.99	0/399	1.07	2/526 (0.4%)
54	Q8	1.16	0/448	1.48	5/600 (0.8%)
55	1G	0.71	4/36049 (0.0%)	1.33	281/56262 (0.5%)
56	19	0.75	0/2170	0.96	5/2926 (0.2%)
57	39	0.63	1/1662 (0.1%)	0.87	2/2249 (0.1%)
58	D5	0.38	0/1460	0.62	0/1982
59	M5	0.74	0/486	1.13	2/638 (0.3%)
All	All	0.87	337/322487 (0.1%)	1.49	6146/482889 (1.3%)

Chiral center outliers are detected by calculating the chiral volume of a chiral center and verifying if the center is modelled as a planar moiety or with the opposite hand. A planarity outlier is detected by checking planarity of atoms in a peptide group, atoms in a mainchain group or atoms of a sidechain that are expected to be planar.

Mol	Chain	#Chirality outliers	#Planarity outliers
4	3E	0	1
10	1A	0	1
12	3I	0	1
13	4I	0	1
14	5A	0	1
14	5I	0	1
19	AI	0	2
20	BA	0	1
27	11	0	3
28	21	0	4
28	29	0	5
30	41	0	1
31	51	0	1
31	59	0	1
32	61	0	4
32	69	0	1
33	58	0	1
35	35	0	3
35	78	0	6
36	45	0	3
36	88	0	2
37	98	0	1
39	75	0	1
39	B8	0	1
40	85	0	1
40	C8	0	2
41	95	0	1
43	B5	0	1
44	C5	0	2
44	G8	0	4
45	H8	0	3
47	F5	0	1
48	G5	0	3
48	K8	0	1
50	M8	0	1
52	K5	0	1
54	Q8	0	6
56	19	0	4
57	39	0	1
59	M5	0	3
All	All	0	82

All (337) bond length outliers are listed below:

Mol	Chain	Res	Type	Atoms	Z	Observed(Å)	Ideal(Å)
25	1H	1614	A	N9-C4	-12.72	1.30	1.37
25	1H	2430	A	N9-C4	-12.06	1.30	1.37
1	13	792	A	N9-C4	-11.71	1.30	1.37
25	1H	774	A	N9-C4	-11.62	1.30	1.37
25	1H	71	A	N9-C4	-11.59	1.30	1.37
25	14	774	A	N9-C4	-11.06	1.31	1.37
25	1H	1698	A	N9-C4	-10.99	1.31	1.37
25	1H	2287	A	N9-C4	-10.63	1.31	1.37
25	14	783	A	N9-C4	-10.43	1.31	1.37
25	1H	2346	A	N3-C4	-10.30	1.28	1.34
25	1H	945	A	N7-C5	-10.29	1.33	1.39
25	1H	1786	A	N3-C4	-10.13	1.28	1.34
25	1H	1142(A)	A	N9-C4	-9.63	1.32	1.37
25	14	1332	G	N9-C4	-9.42	1.30	1.38
25	1H	1899	G	N9-C4	-9.39	1.30	1.38
25	1H	1698	A	N3-C4	-9.34	1.29	1.34
25	1H	197	A	N3-C4	-9.23	1.29	1.34
25	1H	1021	A	N9-C4	-9.14	1.32	1.37
25	1H	783	A	C5-C6	-9.14	1.32	1.41
25	14	1786	A	N9-C4	-9.09	1.32	1.37
25	1H	676	A	N9-C4	-9.04	1.32	1.37
25	1H	138	G	N9-C8	9.00	1.44	1.37
25	1H	1332	G	N9-C4	-8.82	1.30	1.38
25	14	2287	A	N9-C4	-8.80	1.32	1.37
25	1H	1698	A	C5-C6	-8.75	1.33	1.41
25	1H	676	A	N9-C8	8.74	1.44	1.37
25	1H	1616	A	N9-C4	-8.67	1.32	1.37
25	1H	2713	A	N9-C4	-8.55	1.32	1.37
25	1H	528	A	N9-C4	-8.55	1.32	1.37
4	3E	9	CYS	CB-SG	8.49	1.96	1.82
1	13	792	A	C5-C6	-8.47	1.33	1.41
25	1H	2346	A	N9-C4	-8.43	1.32	1.37
25	1H	1899	G	N9-C8	8.41	1.43	1.37
25	1H	783	A	N7-C5	-8.37	1.34	1.39
25	14	2518	A	N9-C4	-8.30	1.32	1.37
25	1H	74	A	N9-C4	-8.24	1.32	1.37
25	1H	1786	A	N7-C5	-8.24	1.34	1.39
25	14	783	A	N3-C4	-8.18	1.29	1.34
25	1H	1786	A	N9-C4	-8.17	1.32	1.37
25	1H	2490	G	N9-C8	8.14	1.43	1.37
29	31	65	TRP	NE1-CE2	-8.13	1.26	1.37
25	1H	1950	G	N7-C5	-8.04	1.34	1.39
25	1H	676	A	C5-C4	8.03	1.44	1.38

Continued on next page...

Continued from previous page...

Mol	Chain	Res	Type	Atoms	Z	Observed(Å)	Ideal(Å)
25	14	1678	G	N9-C4	-7.93	1.31	1.38
25	1H	783	A	N9-C4	-7.92	1.33	1.37
25	14	2346	A	N3-C4	-7.88	1.30	1.34
25	1H	621	A	N9-C4	-7.87	1.33	1.37
25	1H	1899	G	C2-N3	-7.84	1.26	1.32
25	1H	783	A	N3-C4	-7.78	1.30	1.34
25	1H	821	A	N7-C5	-7.68	1.34	1.39
25	14	783	A	C5-C6	-7.65	1.34	1.41
25	1H	1823	G	C6-N1	-7.54	1.34	1.39
25	14	783	A	N7-C5	-7.50	1.34	1.39
25	1H	917	A	C5-C6	-7.48	1.34	1.41
25	1H	960	A	N9-C4	-7.36	1.33	1.37
1	13	810	C	N1-C6	-7.36	1.32	1.37
25	1H	1616	A	C5-C6	-7.34	1.34	1.41
4	3E	12	CYS	CB-SG	7.28	1.94	1.82
25	14	676	A	N9-C4	-7.27	1.33	1.37
25	1H	682	G	C5-C4	-7.25	1.33	1.38
25	1H	1786	A	C5-C6	-7.24	1.34	1.41
25	1H	1969	A	N7-C5	-7.21	1.34	1.39
25	1H	860	U	N1-C2	7.18	1.45	1.38
25	1H	774	A	N9-C8	7.18	1.43	1.37
25	1H	2392	A	N9-C4	-7.14	1.33	1.37
25	1H	2051	A	N7-C5	-7.08	1.35	1.39
25	14	2713	A	N9-C4	-7.07	1.33	1.37
48	K8	5	GLU	CG-CD	7.06	1.62	1.51
25	14	676	A	N9-C8	7.05	1.43	1.37
25	14	74	A	N9-C4	-7.05	1.33	1.37
25	1H	2053	G	C5-C4	-6.93	1.33	1.38
25	1H	829	A	N9-C4	-6.91	1.33	1.37
25	14	621	A	N9-C4	-6.82	1.33	1.37
25	1H	2509	G	C5-C4	-6.81	1.33	1.38
25	1H	1616	A	N7-C5	-6.81	1.35	1.39
25	14	1379	A	N9-C4	-6.80	1.33	1.37
25	1H	71	A	N9-C8	6.79	1.43	1.37
25	14	788	A	N7-C5	-6.78	1.35	1.39
25	14	693	C	N3-C4	-6.75	1.29	1.33
25	1H	2442	C	N1-C6	-6.73	1.33	1.37
48	K8	5	GLU	CB-CG	6.72	1.65	1.52
25	1H	1698	A	N7-C5	-6.71	1.35	1.39
25	14	2346	A	N9-C4	-6.71	1.33	1.37
25	14	945	A	N9-C4	-6.70	1.33	1.37
25	14	945	A	N3-C4	-6.70	1.30	1.34

Continued on next page...

Continued from previous page...

Mol	Chain	Res	Type	Atoms	Z	Observed(Å)	Ideal(Å)
25	1H	2610	C	N1-C6	-6.70	1.33	1.37
23	2L	77	A	N9-C4	-6.68	1.33	1.37
25	1H	2277	G	N9-C8	-6.68	1.33	1.37
25	1H	1610	A	C5-C6	-6.67	1.35	1.41
25	1H	698	C	N1-C6	-6.66	1.33	1.37
25	1H	676	A	N3-C4	-6.66	1.30	1.34
25	14	1786	A	C5-C6	-6.66	1.35	1.41
25	14	528	A	N9-C4	-6.62	1.33	1.37
25	1H	695	G	C6-N1	-6.61	1.34	1.39
1	13	1529	G	C2-N3	6.60	1.38	1.32
25	1H	2392	A	N9-C8	6.58	1.43	1.37
25	1H	680	G	C6-N1	-6.58	1.34	1.39
25	14	2873	A	N9-C4	-6.57	1.33	1.37
25	1H	330	A	N9-C4	-6.55	1.33	1.37
25	14	2430	A	N9-C4	-6.55	1.33	1.37
25	1H	824	A	N9-C4	-6.53	1.33	1.37
25	1H	1021	A	N7-C5	-6.50	1.35	1.39
25	1H	71	A	C6-N6	-6.49	1.28	1.33
25	1H	71	A	C5-C6	-6.49	1.35	1.41
25	1H	1678	G	N9-C8	6.46	1.42	1.37
25	1H	2713	A	C5-C4	6.43	1.43	1.38
25	1H	140	A	N9-C4	-6.43	1.33	1.37
25	14	945	A	C5-C6	-6.41	1.35	1.41
25	1H	917	A	C2-N3	-6.40	1.27	1.33
25	1H	1984	G	C6-N1	-6.38	1.35	1.39
25	1H	140	A	C5-C6	-6.38	1.35	1.41
25	1H	793	A	N7-C5	-6.38	1.35	1.39
25	1H	805	G	N7-C5	-6.36	1.35	1.39
25	1H	1966	A	N3-C4	-6.34	1.31	1.34
25	14	1890	A	N9-C4	-6.34	1.34	1.37
25	1H	262	A	N9-C4	-6.33	1.34	1.37
25	1H	140	A	N7-C5	-6.29	1.35	1.39
25	1H	1966	A	N9-C4	-6.29	1.34	1.37
25	1H	2452	C	N1-C6	-6.28	1.33	1.37
25	1H	1661	G	C5-C4	-6.27	1.33	1.38
25	14	676	A	C5-C4	6.26	1.43	1.38
25	14	1332	G	N9-C8	6.23	1.42	1.37
25	1H	693	C	N3-C4	-6.21	1.29	1.33
25	14	1785	A	N7-C5	-6.21	1.35	1.39
25	1H	2392	A	C5-C4	6.20	1.43	1.38
25	1H	2246	G	N9-C8	-6.19	1.33	1.37
57	39	65	TRP	CB-CG	-6.16	1.39	1.50

Continued on next page...

Continued from previous page...

Mol	Chain	Res	Type	Atoms	Z	Observed(Å)	Ideal(Å)
25	1H	463	G	N1-C2	-6.15	1.32	1.37
25	1H	2622	C	N1-C6	-6.15	1.33	1.37
55	1G	690	G	N9-C4	-6.14	1.33	1.38
25	1H	1951	U	N1-C2	-6.13	1.33	1.38
25	1H	1564	C	N3-C4	-6.13	1.29	1.33
25	14	1781	C	N3-C4	6.12	1.38	1.33
25	14	1829	A	N7-C5	-6.12	1.35	1.39
25	1H	945	A	C5-C6	-6.11	1.35	1.41
27	11	122	ASP	CB-CG	6.11	1.64	1.51
25	1H	530	G	N9-C8	6.08	1.42	1.37
25	1H	770	G	C5-C4	-6.07	1.34	1.38
25	14	828	U	N3-C4	-6.03	1.33	1.38
25	1H	692	C	N1-C6	-6.02	1.33	1.37
25	14	1784	A	N3-C4	-6.00	1.31	1.34
25	1H	1434	A	N9-C4	-6.00	1.34	1.37
25	14	1612	C	N1-C6	-5.98	1.33	1.37
25	1H	470	A	N3-C4	-5.96	1.31	1.34
25	1H	812	C	N1-C2	-5.93	1.34	1.40
25	1H	1275	A	N7-C5	-5.93	1.35	1.39
25	1H	1332	G	C5-C4	5.92	1.42	1.38
1	13	888	G	N9-C4	-5.90	1.33	1.38
25	14	74	A	C5-C6	-5.89	1.35	1.41
25	14	1678	G	N3-C4	-5.88	1.31	1.35
25	1H	448	U	N1-C6	-5.88	1.32	1.38
25	1H	1937	A	C5-C4	-5.88	1.34	1.38
25	14	71	A	N9-C4	-5.87	1.34	1.37
25	1H	1613	G	C6-N1	-5.87	1.35	1.39
25	14	398	G	N9-C8	-5.86	1.33	1.37
25	1H	1632	A	C5-C6	-5.86	1.35	1.41
25	14	1365	A	N3-C4	-5.86	1.31	1.34
25	14	1698	A	N7-C5	-5.86	1.35	1.39
25	1H	774	A	C2-N3	-5.84	1.28	1.33
25	14	216	A	N9-C4	-5.83	1.34	1.37
25	1H	2448	A	N7-C5	-5.83	1.35	1.39
25	14	1786	A	N7-C5	-5.83	1.35	1.39
25	1H	1899	G	N3-C4	-5.82	1.31	1.35
25	1H	1210	A	N9-C4	-5.81	1.34	1.37
25	14	1643	G	N7-C5	-5.81	1.35	1.39
25	14	2606	C	N3-C4	-5.81	1.29	1.33
1	13	792	A	N3-C4	-5.78	1.31	1.34
25	14	751	A	N9-C4	-5.78	1.34	1.37
25	1H	775	G	N7-C5	-5.77	1.35	1.39

Continued on next page...

Continued from previous page...

Mol	Chain	Res	Type	Atoms	Z	Observed(Å)	Ideal(Å)
25	1H	74	A	N3-C4	-5.76	1.31	1.34
25	1H	2599	G	N9-C8	-5.76	1.33	1.37
25	1H	71	A	C5-C4	5.75	1.42	1.38
25	1H	945	A	N9-C4	-5.75	1.34	1.37
1	13	760	G	N7-C5	-5.74	1.35	1.39
29	31	65	TRP	CD2-CE2	5.73	1.48	1.41
25	14	1142(A)	A	N3-C4	-5.72	1.31	1.34
25	1H	2026	C	N1-C6	-5.71	1.33	1.37
25	14	1142(A)	A	N9-C4	-5.70	1.34	1.37
25	14	1614	A	N7-C5	-5.70	1.35	1.39
25	1H	1241	A	N9-C4	-5.70	1.34	1.37
1	13	1529	G	N9-C8	5.69	1.41	1.37
25	1H	265	A	N9-C4	-5.69	1.34	1.37
36	88	139	GLU	CG-CD	5.68	1.60	1.51
1	13	1227	A	N9-C4	-5.68	1.34	1.37
25	1H	1210	A	C5-C6	-5.68	1.35	1.41
25	1H	2453	A	N7-C5	-5.67	1.35	1.39
25	1H	749	C	N1-C6	-5.67	1.33	1.37
25	1H	2430	A	C5-C6	-5.67	1.35	1.41
25	14	1827	C	N3-C4	-5.67	1.29	1.33
1	13	1502	A	N7-C5	-5.65	1.35	1.39
25	1H	1021	A	C5-C6	-5.65	1.35	1.41
25	14	2510	C	N3-C4	-5.64	1.30	1.33
25	1H	805	G	N9-C8	-5.63	1.33	1.37
25	14	1698	A	N9-C4	-5.63	1.34	1.37
25	1H	2448	A	N9-C4	-5.61	1.34	1.37
25	1H	939	G	C6-N1	-5.61	1.35	1.39
25	14	2446	G	N7-C5	-5.61	1.35	1.39
25	14	2707	G	C2-N3	5.61	1.37	1.32
25	1H	780	G	N7-C5	-5.60	1.35	1.39
25	1H	2712	U	C2-N3	-5.60	1.33	1.37
25	14	2502	G	N3-C4	-5.60	1.31	1.35
25	14	1784	A	C6-N1	-5.58	1.31	1.35
25	14	1286	A	N7-C5	-5.57	1.35	1.39
25	14	1902	C	C4-N4	-5.57	1.28	1.33
25	1H	945	A	N1-C2	5.57	1.39	1.34
25	1H	2490	G	N9-C4	-5.56	1.33	1.38
25	14	2593	U	C4-O4	5.56	1.28	1.23
25	1H	1937	A	C8-N7	-5.55	1.27	1.31
55	1G	631	G	C6-N1	5.54	1.43	1.39
25	1H	2575	C	N3-C4	-5.54	1.30	1.33
1	13	766	A	N9-C4	-5.53	1.34	1.37

Continued on next page...

Continued from previous page...

Mol	Chain	Res	Type	Atoms	Z	Observed(Å)	Ideal(Å)
25	1H	1204	A	C5-C6	-5.53	1.36	1.41
25	1H	1349	A	C5-C4	5.53	1.42	1.38
25	1H	2072	G	C8-N7	-5.53	1.27	1.30
25	1H	727	A	N9-C4	-5.52	1.34	1.37
25	1H	2712	U	N3-C4	-5.52	1.33	1.38
25	1H	2761	G	N9-C4	-5.51	1.33	1.38
25	1H	245	G	N7-C5	-5.51	1.35	1.39
25	1H	774	A	C5-C6	-5.51	1.36	1.41
43	F8	15	GLU	CG-CD	5.51	1.60	1.51
25	1H	945	A	N3-C4	-5.50	1.31	1.34
1	13	47	C	N1-C6	-5.49	1.33	1.37
43	F8	15	GLU	CB-CG	5.49	1.62	1.52
25	1H	1950	G	C5-C6	-5.48	1.36	1.42
25	1H	1824	G	N7-C5	-5.48	1.35	1.39
25	1H	988	A	N7-C5	-5.45	1.35	1.39
1	13	694	A	N9-C4	-5.45	1.34	1.37
25	14	472	A	N3-C4	-5.45	1.31	1.34
1	13	787	A	N7-C5	-5.44	1.35	1.39
25	1H	2570	G	N9-C4	-5.42	1.33	1.38
25	1H	2327	A	N3-C4	-5.42	1.31	1.34
25	1H	682	G	C8-N7	-5.42	1.27	1.30
25	1H	1332	G	N9-C8	5.41	1.41	1.37
23	2K	77	A	C5-C6	-5.40	1.36	1.41
25	1H	1606	G	N9-C8	-5.40	1.34	1.37
25	14	682	G	C6-N1	-5.39	1.35	1.39
25	14	2582	G	N7-C5	-5.39	1.36	1.39
1	13	1513	A	N9-C4	-5.39	1.34	1.37
36	45	80	GLU	CB-CG	5.39	1.62	1.52
25	1H	2582	G	C6-N1	-5.38	1.35	1.39
25	1H	1313	U	C4-C5	-5.38	1.38	1.43
25	1H	1332	G	N1-C2	5.38	1.42	1.37
25	1H	1771	C	N3-C4	-5.38	1.30	1.33
55	1G	1473	A	N9-C4	-5.37	1.34	1.37
25	1H	1900	A	N9-C4	5.36	1.41	1.37
1	13	1523	G	N3-C4	-5.36	1.31	1.35
1	13	694	A	N3-C4	-5.36	1.31	1.34
25	14	1616	A	N7-C5	-5.35	1.36	1.39
25	1H	836	G	C8-N7	-5.34	1.27	1.30
1	13	1502	A	N3-C4	-5.33	1.31	1.34
25	1H	1678	G	N3-C4	-5.33	1.31	1.35
25	1H	1331	A	N3-C4	-5.32	1.31	1.34
25	1H	472	A	N3-C4	-5.32	1.31	1.34

Continued on next page...

Continued from previous page...

Mol	Chain	Res	Type	Atoms	Z	Observed(Å)	Ideal(Å)
25	1H	966	G	N9-C8	-5.31	1.34	1.37
25	1H	138	G	C6-N1	5.31	1.43	1.39
25	1H	2688	U	N3-C4	-5.30	1.33	1.38
25	14	1633	G	N7-C5	-5.30	1.36	1.39
25	1H	1892	C	N1-C2	-5.30	1.34	1.40
25	1H	533	G	N7-C5	5.29	1.42	1.39
25	14	746	A	N9-C4	-5.29	1.34	1.37
25	1H	744	G	N7-C5	-5.29	1.36	1.39
25	14	204	A	N3-C4	-5.29	1.31	1.34
25	1H	621	A	C5-C4	5.29	1.42	1.38
25	14	821	A	N7-C5	-5.28	1.36	1.39
25	14	74	A	N7-C5	-5.28	1.36	1.39
25	1H	774	A	C6-N1	5.26	1.39	1.35
25	14	2005	A	C5-C4	-5.25	1.35	1.38
25	14	1698	A	C5-C6	-5.25	1.36	1.41
25	1H	686	G	N7-C5	-5.24	1.36	1.39
25	1H	2246	G	C8-N7	-5.23	1.27	1.30
25	1H	2062	A	P-O5'	-5.22	1.54	1.59
25	1H	722	A	N9-C4	-5.22	1.34	1.37
1	13	544	G	N7-C5	-5.22	1.36	1.39
29	31	65	TRP	CB-CG	-5.22	1.40	1.50
25	14	1678	G	N9-C8	5.22	1.41	1.37
25	14	945	A	N7-C5	-5.21	1.36	1.39
25	14	2873	A	N3-C4	-5.21	1.31	1.34
25	14	1780	A	N3-C4	-5.21	1.31	1.34
25	14	1605	C	N1-C6	-5.21	1.34	1.37
1	13	524	G	N3-C4	-5.19	1.31	1.35
25	14	2013	A	N9-C4	-5.19	1.34	1.37
1	13	760	G	C5-C6	-5.18	1.37	1.42
25	1H	789	A	N9-C4	-5.18	1.34	1.37
25	14	1366	A	C5-C6	-5.18	1.36	1.41
25	14	2599	G	C6-N1	-5.17	1.35	1.39
25	1H	2256	G	C8-N7	-5.17	1.27	1.30
25	1H	2713	A	N9-C8	5.17	1.41	1.37
25	1H	2422	A	N9-C4	-5.16	1.34	1.37
25	1H	2467	C	N3-C4	-5.15	1.30	1.33
25	1H	2393	A	N7-C5	-5.14	1.36	1.39
25	14	34	C	N1-C2	5.14	1.45	1.40
25	1H	517	C	N1-C6	-5.14	1.34	1.37
25	1H	1678	G	C5-C4	5.13	1.42	1.38
25	14	563	G	N3-C4	-5.13	1.31	1.35
25	1H	1142(A)	A	N3-C4	-5.13	1.31	1.34

Continued on next page...

Continued from previous page...

Mol	Chain	Res	Type	Atoms	Z	Observed(Å)	Ideal(Å)
25	14	141	A	N9-C4	-5.13	1.34	1.37
1	13	1529	G	C5-C4	5.13	1.42	1.38
25	1H	473	G	N1-C2	-5.13	1.33	1.37
25	1H	694	U	C2-N3	-5.13	1.34	1.37
25	14	2598	A	C6-N6	-5.12	1.29	1.33
25	1H	2377	A	N9-C4	-5.12	1.34	1.37
25	1H	2453	A	C5-C4	-5.12	1.35	1.38
25	1H	1904	G	N9-C8	-5.11	1.34	1.37
25	14	1308	A	N7-C5	-5.11	1.36	1.39
25	1H	1317	A	N3-C4	-5.10	1.31	1.34
25	1H	2048	G	N7-C5	-5.10	1.36	1.39
25	14	794	G	N9-C8	-5.09	1.34	1.37
25	1H	1332	G	N3-C4	-5.09	1.31	1.35
25	1H	783	A	C6-N1	-5.09	1.31	1.35
25	14	1803	A	C5-C6	-5.09	1.36	1.41
25	1H	1593	G	C2-N3	-5.09	1.28	1.32
25	14	2587	A	C5-C6	-5.08	1.36	1.41
25	1H	676	A	C5-C6	-5.08	1.36	1.41
25	14	34	C	N1-C6	5.07	1.40	1.37
25	14	2644	G	N9-C4	-5.07	1.33	1.38
25	1H	2594	C	N1-C6	-5.07	1.34	1.37
25	1H	729	G	N7-C5	-5.07	1.36	1.39
25	14	1983	C	N1-C6	-5.07	1.34	1.37
25	1H	205	G	C2-N3	5.05	1.36	1.32
55	1G	631	G	N1-C2	5.05	1.41	1.37
25	1H	757	U	N3-C4	-5.04	1.33	1.38
25	14	1650	G	N3-C4	-5.04	1.31	1.35
25	1H	1616	A	N3-C4	-5.04	1.31	1.34
1	13	1529	G	N1-C2	5.04	1.41	1.37
25	1H	2271	G	C2-N3	5.04	1.36	1.32
25	1H	1989	G	N9-C8	-5.03	1.34	1.37
25	14	2439	A	N7-C5	-5.03	1.36	1.39
1	13	915	A	N3-C4	-5.03	1.31	1.34
25	1H	233	A	N9-C4	-5.03	1.34	1.37
1	13	1486	G	N3-C4	-5.03	1.31	1.35
25	14	2873	A	C5-C4	5.02	1.42	1.38
25	1H	503	A	N3-C4	-5.02	1.31	1.34
25	1H	1825	A	C6-N6	-5.02	1.29	1.33
25	1H	536	A	N7-C5	-5.01	1.36	1.39
25	1H	422	A	N7-C5	-5.01	1.36	1.39
25	14	1786	A	N3-C4	-5.01	1.31	1.34
25	1H	430	G	C2-N3	5.00	1.36	1.32

All (6146) bond angle outliers are listed below:

Mol	Chain	Res	Type	Atoms	Z	Observed(°)	Ideal(°)
25	1H	1899	G	N3-C4-N9	-25.74	110.56	126.00
25	1H	676	A	C2-N3-C4	-22.98	99.11	110.60
25	1H	1899	G	N3-C4-C5	22.06	139.63	128.60
25	14	1332	G	N3-C4-N9	-21.72	112.97	126.00
25	14	1332	G	N3-C4-C5	20.07	138.63	128.60
25	1H	945	A	C6-C5-N7	-19.76	118.47	132.30
25	1H	1332	G	C2-N3-C4	-19.29	102.26	111.90
1	13	792	A	C2-N3-C4	-19.26	100.97	110.60
25	1H	2430	A	C2-N3-C4	-18.82	101.19	110.60
25	14	1786	A	C5-N7-C8	-18.05	94.88	103.90
25	1H	1786	A	N7-C8-N9	17.93	122.77	113.80
25	1H	945	A	N1-C6-N6	17.62	129.17	118.60
25	1H	2287	A	C2-N3-C4	-17.16	102.02	110.60
25	1H	71	A	C2-N3-C4	-17.12	102.04	110.60
25	1H	1698	A	C2-N3-C4	-17.11	102.04	110.60
25	1H	1786	A	C5-N7-C8	-16.92	95.44	103.90
25	14	945	A	N1-C6-N6	16.82	128.69	118.60
25	1H	945	A	C4-C5-C6	16.50	125.25	117.00
25	1H	1786	A	C6-C5-N7	-16.50	120.75	132.30
25	1H	774	A	N3-C4-C5	16.48	138.34	126.80
25	1H	74	A	C2-N3-C4	-16.39	102.41	110.60
25	14	74	A	C2-N3-C4	-16.32	102.44	110.60
25	14	1332	G	C2-N3-C4	-16.22	103.79	111.90
25	1H	1332	G	C5-N7-C8	-16.00	96.30	104.30
25	14	1899	G	N1-C2-N2	-15.93	101.86	116.20
25	1H	801	G	O5'-P-OP2	-15.90	91.39	105.70
25	1H	1678	G	C5-N7-C8	-15.80	96.40	104.30
25	1H	1496	A	C8-N9-C4	-15.71	99.52	105.80
25	14	1786	A	N7-C8-N9	15.68	121.64	113.80
25	1H	1786	A	N1-C2-N3	15.67	137.14	129.30
25	1H	2346	A	C2-N3-C4	-15.44	102.88	110.60
25	1H	1899	G	N3-C2-N2	-15.36	109.14	119.90
25	1H	1899	G	C2-N3-C4	-15.12	104.34	111.90
25	1H	1332	G	N3-C4-C5	15.07	136.14	128.60
25	1H	49	A	O5'-P-OP2	-14.96	92.23	105.70
25	1H	2430	A	O5'-P-OP2	-14.96	92.23	105.70
25	1H	774	A	N3-C4-N9	-14.83	115.54	127.40
25	1H	1021	A	C2-N3-C4	-14.83	103.19	110.60
25	14	945	A	C2-N3-C4	-14.81	103.19	110.60
25	14	2430	A	C2-N3-C4	-14.66	103.27	110.60
25	1H	945	A	N7-C8-N9	14.65	121.13	113.80
25	1H	1786	A	C2-N3-C4	-14.59	103.31	110.60

Continued on next page...

Continued from previous page...

Mol	Chain	Res	Type	Atoms	Z	Observed(°)	Ideal(°)
25	14	774	A	C2-N3-C4	-14.57	103.31	110.60
25	1H	2490	G	C5-N7-C8	-14.52	97.04	104.30
25	1H	1496	A	N7-C8-N9	14.40	121.00	113.80
25	1H	676	A	N3-C4-N9	-14.38	115.89	127.40
25	14	2287	A	C2-N3-C4	-14.31	103.45	110.60
25	14	2873	A	C2-N3-C4	-14.24	103.48	110.60
25	1H	2490	G	N3-C4-C5	14.22	135.71	128.60
25	1H	1678	G	N7-C8-N9	14.22	120.21	113.10
25	1H	774	A	C2-N3-C4	-14.20	103.50	110.60
25	1H	621	A	C2-N3-C4	-14.20	103.50	110.60
25	1H	676	A	C5-N7-C8	-14.20	96.80	103.90
25	1H	1678	G	C2-N3-C4	-14.16	104.82	111.90
25	14	783	A	C5-N7-C8	-14.13	96.83	103.90
25	14	945	A	C6-C5-N7	-14.13	122.41	132.30
25	1H	1616	A	C5-N7-C8	-14.10	96.85	103.90
25	1H	2430	A	N1-C6-N6	14.10	127.06	118.60
25	1H	945	A	C5-N7-C8	-14.06	96.87	103.90
25	1H	783	A	C5-N7-C8	-14.04	96.88	103.90
25	1H	2253	G	N1-C6-O6	13.95	128.27	119.90
25	1H	783	A	C2-N3-C4	-13.94	103.63	110.60
25	1H	1931	U	N3-C2-O2	-13.88	112.48	122.20
25	1H	2253	G	C5-C6-O6	-13.88	120.28	128.60
25	14	1698	A	N1-C6-N6	13.84	126.91	118.60
25	1H	2392	A	C5-N7-C8	-13.80	97.00	103.90
25	1H	1204	A	C2-N3-C4	-13.78	103.71	110.60
1	13	690	G	C6-C5-N7	-13.71	122.17	130.40
25	14	774	A	N3-C4-C5	13.69	136.38	126.80
25	1H	1950	G	C6-C5-N7	-13.62	122.23	130.40
25	1H	676	A	N7-C8-N9	13.62	120.61	113.80
25	1H	2346	A	N1-C2-N3	13.61	136.11	129.30
25	1H	676	A	C8-N9-C4	-13.58	100.37	105.80
25	1H	1021	A	C5-N7-C8	-13.56	97.12	103.90
25	1H	1698	A	C5-N7-C8	-13.55	97.12	103.90
25	1H	783	A	C6-C5-N7	-13.49	122.86	132.30
55	1G	690	G	N3-C4-N9	-13.43	117.94	126.00
25	14	2063	C	O5'-P-OP2	-13.38	93.66	105.70
25	1H	140	A	C5-N7-C8	-13.36	97.22	103.90
25	1H	621	A	N1-C6-N6	13.35	126.61	118.60
25	1H	860	U	C4-C5-C6	13.32	127.69	119.70
25	1H	2713	A	C5-N7-C8	-13.31	97.25	103.90
25	1H	676	A	N3-C4-C5	13.30	136.11	126.80
25	1H	1786	A	N1-C6-N6	13.29	126.57	118.60

Continued on next page...

Continued from previous page...

Mol	Chain	Res	Type	Atoms	Z	Observed(°)	Ideal(°)
25	14	1899	G	N3-C2-N2	13.28	129.19	119.90
25	1H	2430	A	N3-C4-C5	13.19	136.03	126.80
1	13	1055	A	O5'-P-OP1	-13.17	93.85	105.70
25	14	783	A	C2-N3-C4	-13.16	104.02	110.60
25	1H	2490	G	C4-C5-N7	13.14	116.06	110.80
25	14	2873	A	N7-C8-N9	13.10	120.35	113.80
25	14	1786	A	C4-C5-N7	13.04	117.22	110.70
25	14	783	A	N1-C6-N6	13.01	126.41	118.60
25	1H	1332	G	N1-C6-O6	12.96	127.67	119.90
25	1H	71	A	C5-N7-C8	-12.86	97.47	103.90
25	14	687	C	O5'-P-OP1	-12.82	94.16	105.70
25	1H	1786	A	C8-N9-C4	-12.81	100.68	105.80
25	1H	1616	A	C4-C5-N7	12.78	117.09	110.70
25	1H	1614	A	C5-N7-C8	-12.77	97.51	103.90
1	13	792	A	N1-C6-N6	12.77	126.26	118.60
25	1H	676	A	C5-C6-N1	-12.76	111.32	117.70
25	1H	917	A	C2-N3-C4	-12.69	104.25	110.60
25	14	774	A	N3-C4-N9	-12.66	117.27	127.40
25	1H	1678	G	C4-C5-N7	12.60	115.84	110.80
25	1H	621	A	C5-N7-C8	-12.59	97.60	103.90
25	1H	1332	G	N3-C4-N9	-12.57	118.46	126.00
25	14	991	C	O5'-P-OP1	-12.56	94.39	105.70
25	14	2873	A	C5-N7-C8	-12.55	97.63	103.90
25	1H	945	A	C2-N3-C4	-12.53	104.33	110.60
25	1H	1332	G	N7-C8-N9	12.53	119.36	113.10
25	14	2056	G	C5-C6-O6	-12.52	121.09	128.60
25	1H	860	U	C5-C6-N1	-12.51	116.44	122.70
25	14	1647	G	O5'-P-OP1	-12.49	94.46	105.70
25	1H	464	U	C5-C6-N1	-12.37	116.51	122.70
25	1H	1210	A	C5-N7-C8	-12.37	97.72	103.90
25	1H	2598	A	O5'-P-OP1	-12.37	94.57	105.70
25	1H	1284	A	O5'-P-OP2	-12.35	94.59	105.70
25	1H	1332	G	C4-C5-N7	12.35	115.74	110.80
25	1H	1970	A	O5'-P-OP2	-12.30	94.63	105.70
25	14	676	A	C2-N3-C4	-12.29	104.45	110.60
25	1H	1776	G	O5'-P-OP2	-12.27	94.66	105.70
25	1H	2392	A	C2-N3-C4	-12.27	104.47	110.60
25	1H	1614	A	C2-N3-C4	-12.25	104.47	110.60
25	1H	2392	A	N7-C8-N9	12.24	119.92	113.80
25	1H	1314	C	O5'-P-OP2	-12.23	94.69	105.70
25	1H	783	A	N1-C6-N6	12.22	125.93	118.60
25	14	2273	A	O5'-P-OP2	-12.22	94.70	105.70

Continued on next page...

Continued from previous page...

Mol	Chain	Res	Type	Atoms	Z	Observed(°)	Ideal(°)
25	1H	1496	A	C5-N7-C8	-12.21	97.79	103.90
25	1H	1786	A	C4-C5-C6	12.21	123.11	117.00
25	14	566	U	C5-C6-N1	-12.18	116.61	122.70
25	14	2873	A	N1-C2-N3	12.13	135.37	129.30
25	1H	124	G	C8-N9-C4	12.10	111.24	106.40
25	1H	698	C	C6-N1-C2	12.09	125.14	120.30
25	1H	2713	A	C2-N3-C4	-12.09	104.55	110.60
25	14	2346	A	C2-N3-C4	-12.05	104.57	110.60
25	1H	195	A	N1-C6-N6	12.05	125.83	118.60
25	1H	2688	U	C5-C4-O4	12.03	133.12	125.90
25	14	1698	A	C6-C5-N7	-12.03	123.88	132.30
25	14	1602	U	O5'-P-OP2	12.01	125.12	110.70
25	1H	1021	A	N7-C8-N9	12.01	119.80	113.80
25	14	1698	A	C2-N3-C4	-11.99	104.61	110.60
25	1H	140	A	N1-C6-N6	11.96	125.78	118.60
25	14	1678	G	N3-C4-N9	-11.96	118.83	126.00
25	14	1673	U	O5'-P-OP1	-11.94	94.95	105.70
25	1H	945	A	N1-C2-N3	11.94	135.27	129.30
25	14	74	A	N1-C6-N6	11.93	125.75	118.60
25	14	1678	G	N3-C4-C5	11.91	134.56	128.60
1	13	792	A	C5-N7-C8	-11.87	97.96	103.90
25	14	676	A	C5-N7-C8	-11.87	97.96	103.90
25	1H	140	A	C4-C5-N7	11.87	116.63	110.70
25	1H	974(A)	C	N3-C2-O2	-11.84	113.61	121.90
25	14	1342	A	N1-C2-N3	11.83	135.21	129.30
25	1H	966	G	C5-C6-O6	11.80	135.68	128.60
25	1H	1698	A	C6-C5-N7	-11.79	124.05	132.30
25	1H	2544	G	C5-C6-O6	-11.77	121.54	128.60
25	1H	1617	C	O5'-P-OP1	-11.74	95.13	105.70
25	1H	1678	G	C6-C5-N7	-11.68	123.39	130.40
25	1H	1698	A	N1-C6-N6	11.66	125.60	118.60
25	14	945	A	C5-N7-C8	-11.66	98.07	103.90
25	1H	828	U	C5-C4-O4	11.65	132.89	125.90
25	1H	1786	A	C4-N9-C1'	11.65	147.27	126.30
25	1H	860	U	N3-C2-O2	-11.64	114.05	122.20
1	13	1529	G	C5-N7-C8	-11.64	98.48	104.30
25	14	783	A	C4-C5-N7	11.63	116.52	110.70
25	1H	917	A	N1-C6-N6	11.63	125.58	118.60
25	14	945	A	C4-C5-N7	11.63	116.51	110.70
25	1H	2567	G	O5'-P-OP1	-11.62	95.24	105.70
25	1H	966	G	N1-C6-O6	-11.55	112.97	119.90
25	1H	2490	G	C2-N3-C4	-11.55	106.13	111.90

Continued on next page...

Continued from previous page...

Mol	Chain	Res	Type	Atoms	Z	Observed(°)	Ideal(°)
25	14	2430	A	N1-C2-N3	11.53	135.06	129.30
25	14	1678	G	C2-N3-C4	-11.52	106.14	111.90
25	14	945	A	N1-C2-N3	11.52	135.06	129.30
25	1H	74	A	N1-C2-N3	11.51	135.06	129.30
25	1H	783	A	C4-C5-N7	11.50	116.45	110.70
25	1H	2554	U	O5'-P-OP2	-11.49	95.36	105.70
25	1H	2713	A	N1-C6-N6	11.47	125.48	118.60
25	14	1899	G	C2-N3-C4	-11.46	106.17	111.90
25	1H	974(A)	C	N1-C2-O2	11.46	125.77	118.90
25	14	835	A	O5'-P-OP2	-11.45	95.39	105.70
25	1H	1647	G	O5'-P-OP1	-11.42	95.43	105.70
25	1H	736	C	N1-C2-O2	-11.38	112.07	118.90
25	1H	2070	G	O5'-P-OP2	-11.38	95.46	105.70
25	1H	735	A	C8-N9-C4	11.34	110.34	105.80
25	1H	691	C	C6-N1-C2	11.30	124.82	120.30
1	13	914	A	O5'-P-OP1	-11.30	95.53	105.70
25	1H	2591	C	N1-C2-O2	-11.29	112.13	118.90
25	1H	774	A	C6-N1-C2	11.28	125.37	118.60
25	1H	2490	G	N3-C4-N9	-11.26	119.25	126.00
25	1H	783	A	N7-C8-N9	11.25	119.43	113.80
25	14	783	A	C6-C5-N7	-11.25	124.42	132.30
25	14	828	U	C5-C4-O4	11.24	132.64	125.90
25	1H	788	A	N9-C4-C5	-11.20	101.32	105.80
1	13	792	A	C4-C5-N7	11.18	116.29	110.70
25	1H	945	A	C4-C5-N7	11.16	116.28	110.70
55	1G	121	C	N1-C2-O2	11.15	125.59	118.90
25	1H	789	A	O5'-P-OP1	-11.12	95.69	105.70
25	1H	2689	U	N3-C4-O4	-11.11	111.62	119.40
25	1H	774	A	C5-C6-N1	-11.10	112.15	117.70
25	14	1332	G	C8-N9-C1'	11.09	141.41	127.00
1	13	1529	G	C4-C5-N7	11.08	115.23	110.80
25	14	1786	A	C6-C5-N7	-11.03	124.58	132.30
25	14	1284	A	O5'-P-OP2	-11.01	95.79	105.70
25	14	1249	U	O5'-P-OP1	-11.00	95.80	105.70
25	1H	1142(A)	A	C2-N3-C4	-10.99	105.10	110.60
25	1H	788	A	N1-C6-N6	10.97	125.18	118.60
25	14	74	A	C5-C6-N1	-10.97	112.22	117.70
25	1H	917	A	C5-N7-C8	-10.96	98.42	103.90
25	1H	1602	U	O5'-P-OP2	10.96	123.86	110.70
25	14	598	G	C5-C6-O6	-10.96	122.02	128.60
25	1H	1899	G	N9-C4-C5	10.96	109.78	105.40
1	13	792	A	N3-C4-C5	10.95	134.47	126.80

Continued on next page...

Continued from previous page...

Mol	Chain	Res	Type	Atoms	Z	Observed(°)	Ideal(°)
25	1H	917	A	C4-C5-N7	10.94	116.17	110.70
25	14	2086	U	O5'-P-OP2	-10.94	95.86	105.70
25	1H	140	A	N7-C8-N9	10.92	119.26	113.80
25	1H	2392	A	C5-C6-N1	-10.90	112.25	117.70
25	14	2357	U	O5'-P-OP2	-10.86	95.92	105.70
25	14	2307	G	O4'-C1'-N9	10.85	116.88	108.20
25	1H	1786	A	C4-C5-N7	10.84	116.12	110.70
25	14	2430	A	N1-C6-N6	10.84	125.11	118.60
25	14	1408	C	N1-C2-O2	-10.84	112.40	118.90
25	14	2688	U	N3-C2-O2	-10.82	114.63	122.20
25	1H	265	A	C2-N3-C4	-10.80	105.20	110.60
25	1H	1021	A	N1-C6-N6	10.77	125.06	118.60
1	13	1502	A	C5-N7-C8	-10.77	98.52	103.90
25	14	530	G	C8-N9-C4	10.77	110.71	106.40
25	14	1786	A	N1-C6-N6	10.75	125.05	118.60
25	14	2591	C	N1-C2-O2	-10.74	112.45	118.90
25	1H	1698	A	C4-C5-N7	10.74	116.07	110.70
55	1G	1322	C	N1-C2-O2	10.74	125.34	118.90
25	1H	2468	G	O4'-C1'-N9	10.73	116.78	108.20
25	14	528	A	C2-N3-C4	-10.72	105.24	110.60
25	1H	678	C	N3-C4-C5	10.72	126.19	121.90
25	1H	1899	G	C8-N9-C1'	10.70	140.91	127.00
25	1H	74	A	N7-C8-N9	10.69	119.15	113.80
25	1H	1225	C	C6-N1-C2	10.68	124.57	120.30
25	14	1678	G	C5-N7-C8	-10.68	98.96	104.30
25	1H	2380	C	C6-N1-C2	10.67	124.57	120.30
1	13	1517	G	O5'-P-OP2	-10.66	96.10	105.70
25	1H	2346	A	O4'-C1'-N9	10.66	116.73	108.20
25	1H	2430	A	O5'-P-OP1	10.64	123.47	110.70
1	13	1502	A	N7-C8-N9	10.64	119.12	113.80
25	14	133	C	C6-N1-C2	10.63	124.55	120.30
25	1H	678	C	C2-N3-C4	-10.62	114.59	119.90
25	14	1816	G	O5'-P-OP1	-10.61	96.15	105.70
25	14	510	C	O5'-P-OP2	-10.60	96.16	105.70
25	1H	1559	G	N1-C6-O6	10.60	126.26	119.90
25	1H	2499	C	N3-C4-N4	10.60	125.42	118.00
25	1H	1332	G	C6-C5-N7	-10.59	124.05	130.40
25	14	704	G	N1-C6-O6	10.58	126.25	119.90
25	14	2544	G	N1-C6-O6	10.56	126.24	119.90
25	1H	1602	U	O5'-P-OP1	-10.54	96.21	105.70
25	1H	2287	A	N3-C4-C5	10.52	134.16	126.80
25	1H	853	G	O5'-P-OP2	-10.51	96.24	105.70

Continued on next page...

Continued from previous page...

Mol	Chain	Res	Type	Atoms	Z	Observed(°)	Ideal(°)
25	14	2490	G	C8-N9-C4	-10.51	102.20	106.40
25	14	678	C	C6-N1-C2	10.48	124.49	120.30
25	14	922	U	O5'-P-OP1	-10.47	96.28	105.70
25	1H	2430	A	C5-N7-C8	-10.47	98.67	103.90
25	1H	825	C	N3-C4-N4	10.47	125.33	118.00
25	1H	2490	G	N7-C8-N9	10.46	118.33	113.10
25	1H	120	U	C5-C6-N1	-10.46	117.47	122.70
25	14	188	G	C5-C6-O6	-10.46	122.33	128.60
25	14	531	C	O5'-P-OP1	-10.46	96.29	105.70
25	1H	574	C	O5'-P-OP2	-10.46	96.29	105.70
25	1H	210	C	C6-N1-C2	10.45	124.48	120.30
1	13	792	A	O4'-C1'-N9	10.45	116.56	108.20
25	1H	396	G	C5-C6-O6	-10.44	122.33	128.60
25	1H	71	A	N3-C4-C5	10.44	134.10	126.80
25	1H	409	C	C6-N1-C2	10.44	124.47	120.30
1	13	690	G	N1-C6-O6	10.43	126.16	119.90
25	1H	1610	A	N1-C6-N6	10.43	124.86	118.60
25	14	621	A	C2-N3-C4	-10.41	105.39	110.60
25	1H	330	A	C2-N3-C4	-10.41	105.40	110.60
25	1H	774	A	C5-N7-C8	-10.40	98.70	103.90
55	1G	690	G	N3-C4-C5	10.39	133.80	128.60
25	14	2607	G	O5'-P-OP2	-10.38	96.35	105.70
25	14	2502	G	C8-N9-C4	-10.38	102.25	106.40
25	1H	138	G	C5-N7-C8	-10.36	99.12	104.30
25	1H	459	U	O5'-P-OP2	-10.35	96.38	105.70
25	1H	945	A	C8-N9-C4	-10.35	101.66	105.80
25	1H	120	U	C4-C5-C6	10.33	125.90	119.70
25	1H	140	A	C6-C5-N7	-10.32	125.07	132.30
25	14	788	A	N1-C6-N6	10.32	124.79	118.60
25	14	1786	A	C2-N3-C4	-10.32	105.44	110.60
25	1H	1594	G	O5'-P-OP1	-10.29	96.43	105.70
25	14	2490	G	N7-C8-N9	10.30	118.25	113.10
25	1H	1790	C	C6-N1-C2	10.29	124.42	120.30
25	1H	945	A	C4-N9-C1'	10.28	144.81	126.30
25	1H	678	C	C6-N1-C2	10.26	124.40	120.30
25	14	330	A	C2-N3-C4	-10.26	105.47	110.60
1	13	690	G	O4'-C1'-N9	10.25	116.40	108.20
25	1H	141	A	C5-N7-C8	-10.24	98.78	103.90
25	1H	679	C	C5-C6-N1	-10.24	115.88	121.00
25	14	2056	G	C4-C5-N7	10.23	114.89	110.80
25	1H	1332	G	C5-C6-N1	-10.22	106.39	111.50
25	1H	2392	A	C8-N9-C4	-10.22	101.71	105.80

Continued on next page...

Continued from previous page...

Mol	Chain	Res	Type	Atoms	Z	Observed(°)	Ideal(°)
25	14	1902	C	N3-C4-C5	10.22	125.99	121.90
25	1H	678	C	C5-C6-N1	-10.21	115.89	121.00
25	14	2873	A	C8-N9-C4	-10.21	101.72	105.80
25	14	1769	G	C5-C6-O6	-10.20	122.48	128.60
25	1H	2403	C	N1-C2-O2	-10.17	112.80	118.90
25	1H	138	G	C8-N9-C4	-10.15	102.34	106.40
25	1H	1610	A	N9-C4-C5	-10.14	101.74	105.80
25	1H	1595	G	O5'-P-OP1	-10.13	96.58	105.70
25	14	2392	A	C5-C6-N1	-10.13	112.64	117.70
25	1H	74	A	C5-N7-C8	-10.12	98.84	103.90
25	14	2712	U	C5-C6-N1	-10.12	117.64	122.70
25	1H	138	G	N7-C8-N9	10.11	118.16	113.10
25	1H	2430	A	N3-C4-N9	-10.11	119.31	127.40
25	14	1200	C	O5'-P-OP1	-10.11	96.60	105.70
25	1H	788	A	C8-N9-C4	10.11	109.84	105.80
25	1H	2713	A	C4-C5-N7	10.10	115.75	110.70
25	14	929	G	N1-C6-O6	10.09	125.96	119.90
25	1H	510	C	O5'-P-OP2	-10.08	96.62	105.70
25	1H	2577	A	N1-C6-N6	-10.08	112.55	118.60
25	1H	1249	U	C5-C6-N1	-10.06	117.67	122.70
55	1G	449	C	C6-N1-C2	-10.05	116.28	120.30
1	13	966	G	C5-C6-O6	-10.05	122.57	128.60
25	1H	2698	U	O5'-P-OP2	-10.03	96.67	105.70
25	1H	2392	A	C4-C5-N7	10.01	115.71	110.70
25	14	783	A	N7-C8-N9	10.01	118.81	113.80
25	14	1332	G	C5-N7-C8	-10.00	99.30	104.30
25	1H	2712	U	N3-C4-O4	-9.99	112.41	119.40
25	14	801	G	C5-C6-O6	9.98	134.59	128.60
25	14	2778	A	O5'-P-OP2	-9.98	96.72	105.70
25	1H	2838	G	O5'-P-OP1	-9.96	96.73	105.70
25	1H	829	A	O5'-P-OP1	-9.94	96.76	105.70
25	1H	2688	U	N3-C2-O2	-9.93	115.25	122.20
25	14	2056	G	N1-C6-O6	9.93	125.86	119.90
25	14	2056	G	N9-C4-C5	-9.92	101.43	105.40
25	14	621	A	C5-N7-C8	-9.90	98.95	103.90
25	1H	1672	C	N1-C2-O2	-9.86	112.98	118.90
25	1H	2713	A	N7-C8-N9	9.86	118.73	113.80
25	1H	765	G	O5'-P-OP1	-9.86	96.83	105.70
25	1H	1899	G	C6-C5-N7	9.85	136.31	130.40
25	14	2287	A	N3-C4-C5	9.84	133.69	126.80
25	1H	2584	U	N3-C2-O2	-9.84	115.32	122.20
25	1H	1649	G	N3-C4-C5	-9.83	123.68	128.60

Continued on next page...

Continued from previous page...

Mol	Chain	Res	Type	Atoms	Z	Observed(°)	Ideal(°)
25	1H	633	A	N1-C6-N6	9.83	124.50	118.60
25	14	1342	A	C2-N3-C4	-9.82	105.69	110.60
25	1H	835	A	O5'-P-OP2	-9.80	96.88	105.70
25	1H	1931	U	N1-C2-N3	9.80	120.78	114.90
25	1H	1698	A	C5-C6-N1	-9.79	112.80	117.70
25	14	1804	C	N3-C4-C5	9.79	125.82	121.90
25	1H	621	A	C4-C5-N7	9.79	115.59	110.70
25	14	676	A	N7-C8-N9	9.78	118.69	113.80
25	1H	1022	G	C8-N9-C4	-9.78	102.49	106.40
25	1H	2520	C	N1-C2-O2	-9.77	113.03	118.90
25	1H	2544	G	N1-C6-O6	9.77	125.76	119.90
25	1H	115	C	N1-C2-O2	-9.77	113.04	118.90
25	14	1619	G	O5'-P-OP2	-9.77	96.91	105.70
25	1H	632	A	O5'-P-OP2	9.76	122.41	110.70
25	14	2392	A	C2-N3-C4	-9.76	105.72	110.60
25	14	1625	C	O5'-P-OP2	-9.75	96.92	105.70
1	13	789	U	C5-C4-O4	9.75	131.75	125.90
25	1H	772	C	C4-C5-C6	9.74	122.27	117.40
25	1H	2518	A	C5-N7-C8	-9.73	99.03	103.90
25	1H	1614	A	C4-C5-N7	9.73	115.56	110.70
26	1J	102	G	C5-C6-O6	9.72	134.44	128.60
25	1H	664	C	C2-N3-C4	-9.72	115.04	119.90
25	1H	1210	A	N7-C8-N9	9.72	118.66	113.80
25	1H	2392	A	N3-C4-C5	9.71	133.60	126.80
25	1H	731	C	O5'-P-OP1	-9.70	96.97	105.70
25	14	1698	A	C5-N7-C8	-9.70	99.05	103.90
25	14	453	C	C6-N1-C2	9.70	124.18	120.30
25	14	2713	A	C2-N3-C4	-9.69	105.75	110.60
25	14	1698	A	C4-C5-N7	9.67	115.53	110.70
25	1H	2271	G	N3-C4-N9	9.66	131.79	126.00
25	1H	2518	A	N1-C6-N6	9.65	124.39	118.60
25	14	793	A	O5'-P-OP2	-9.65	97.02	105.70
25	14	1496	A	N7-C8-N9	9.65	118.62	113.80
25	1H	1379	A	C5-N7-C8	-9.64	99.08	103.90
25	1H	1616	A	N7-C8-N9	9.64	118.62	113.80
25	1H	840	C	C6-N1-C2	9.64	124.16	120.30
25	14	1786	A	C8-N9-C4	-9.64	101.94	105.80
25	1H	691	C	C5-C6-N1	-9.64	116.18	121.00
25	14	1618	A	O5'-P-OP2	-9.63	97.03	105.70
25	1H	1210	A	N1-C6-N6	9.62	124.37	118.60
25	1H	133	C	C6-N1-C2	9.61	124.14	120.30
25	1H	795	C	C6-N1-C2	9.60	124.14	120.30

Continued on next page...

Continued from previous page...

Mol	Chain	Res	Type	Atoms	Z	Observed(°)	Ideal(°)
25	14	1980	G	C5-C6-O6	-9.59	122.85	128.60
25	1H	2042	A	O5'-P-OP2	-9.58	97.08	105.70
25	1H	1616	A	N1-C6-N6	9.58	124.34	118.60
25	1H	2430	A	C5-C6-N1	-9.58	112.91	117.70
25	14	912	C	C6-N1-C2	-9.57	116.47	120.30
25	1H	1681	G	N3-C4-C5	9.56	133.38	128.60
25	1H	1241	A	C2-N3-C4	-9.55	105.82	110.60
1	13	690	G	C4-C5-N7	9.54	114.62	110.80
25	1H	1210	A	C4-C5-N7	9.54	115.47	110.70
25	14	856	C	C6-N1-C2	-9.54	116.48	120.30
1	13	690	G	C4-N9-C1'	9.54	138.90	126.50
25	14	2779	U	N3-C2-O2	-9.53	115.53	122.20
25	1H	481	G	O5'-P-OP2	-9.51	97.14	105.70
25	1H	1819	A	C5-C6-N6	-9.50	116.10	123.70
25	1H	847	U	C5-C6-N1	-9.49	117.95	122.70
25	1H	2374	C	C5-C6-N1	-9.48	116.26	121.00
25	1H	1816	G	O5'-P-OP1	-9.48	97.17	105.70
25	1H	2242	G	C5-C6-O6	-9.48	122.91	128.60
1	13	760	G	N1-C6-O6	9.47	125.58	119.90
25	1H	1643	G	N1-C6-O6	-9.47	114.22	119.90
25	14	1984	G	O5'-P-OP2	-9.47	97.18	105.70
25	1H	1022	G	C6-N1-C2	-9.46	119.42	125.10
25	1H	2287	A	N3-C4-N9	-9.47	119.83	127.40
25	14	1326	U	O5'-P-OP1	-9.46	97.18	105.70
1	13	827	U	N3-C2-O2	-9.45	115.58	122.20
25	1H	2236	C	O5'-P-OP1	-9.45	97.20	105.70
25	14	676	A	O4'-C1'-N9	9.44	115.75	108.20
25	1H	1022	G	N9-C4-C5	9.43	109.17	105.40
25	14	2433	A	N1-C6-N6	9.42	124.25	118.60
25	1H	2269	A	N1-C6-N6	9.42	124.25	118.60
25	1H	74	A	C5-C6-N1	-9.41	112.99	117.70
25	1H	2819	G	C5-C6-O6	-9.41	122.95	128.60
25	1H	2503	A	N1-C2-N3	-9.41	124.59	129.30
1	13	738	C	C6-N1-C2	-9.41	116.54	120.30
25	14	1496	A	C5-N7-C8	-9.41	99.20	103.90
25	1H	463	G	N3-C2-N2	9.38	126.47	119.90
25	1H	528	A	C2-N3-C4	-9.38	105.91	110.60
25	1H	213	A	N9-C4-C5	-9.37	102.05	105.80
1	13	1502	A	C2-N3-C4	-9.37	105.92	110.60
25	1H	751	A	OP1-P-OP2	-9.37	105.55	119.60
25	1H	2499	C	N1-C2-O2	-9.37	113.28	118.90
25	14	1332	G	C4-N9-C1'	-9.37	114.33	126.50

Continued on next page...

Continued from previous page...

Mol	Chain	Res	Type	Atoms	Z	Observed(°)	Ideal(°)
25	1H	329	G	O5'-P-OP2	-9.36	97.28	105.70
25	1H	2069	G	C8-N9-C4	9.35	110.14	106.40
25	1H	863	A	O5'-P-OP2	-9.35	97.29	105.70
25	14	2702	U	C6-N1-C2	-9.35	115.39	121.00
25	1H	1621	U	O5'-P-OP1	-9.34	97.29	105.70
25	1H	698	C	C5-C6-N1	-9.34	116.33	121.00
25	1H	729	G	C8-N9-C4	-9.32	102.67	106.40
25	14	1950	G	C8-N9-C4	-9.32	102.67	106.40
25	14	1950	G	N7-C8-N9	9.31	117.75	113.10
25	1H	2710	C	C6-N1-C2	9.30	124.02	120.30
25	14	810	U	C5-C4-O4	-9.30	120.32	125.90
25	1H	1373	A	C8-N9-C4	9.30	109.52	105.80
25	14	2679	A	O5'-P-OP2	-9.30	97.33	105.70
25	14	676	A	N3-C4-N9	-9.29	119.97	127.40
25	1H	1021	A	C6-C5-N7	-9.29	125.80	132.30
25	14	796	C	N3-C4-C5	9.28	125.61	121.90
25	1H	1021	A	C4-C5-N7	9.28	115.34	110.70
54	Q8	61	LEU	CA-CB-CG	9.27	136.62	115.30
1	13	892	A	C2-N3-C4	-9.24	105.98	110.60
25	1H	2284	C	N1-C2-O2	-9.22	113.37	118.90
1	13	792	A	C6-C5-N7	-9.22	125.85	132.30
25	1H	216	A	O5'-P-OP1	-9.21	97.41	105.70
26	16	47	C	C6-N1-C2	9.21	123.98	120.30
1	13	23	C	C6-N1-C2	-9.21	116.62	120.30
25	1H	140	A	C2-N3-C4	-9.20	106.00	110.60
25	1H	1614	A	N1-C6-N6	9.20	124.12	118.60
25	1H	825	C	N1-C2-O2	-9.20	113.38	118.90
25	1H	984	A	O5'-P-OP2	-9.19	97.43	105.70
25	1H	676	A	N1-C2-N3	9.18	133.89	129.30
1	13	352	C	C5-C6-N1	9.18	125.59	121.00
25	14	684	G	C8-N9-C4	-9.18	102.73	106.40
25	14	2011	U	O5'-P-OP1	-9.18	97.44	105.70
25	1H	133	C	C5-C6-N1	-9.17	116.42	121.00
25	14	774	A	C5-N7-C8	-9.17	99.32	103.90
1	13	1502	A	C8-N9-C4	-9.16	102.14	105.80
25	1H	791	C	C6-N1-C2	9.16	123.97	120.30
25	1H	2287	A	C5-C6-N1	-9.16	113.12	117.70
25	14	945	A	C5-C6-N6	-9.15	116.38	123.70
25	14	2575	C	C5-C4-N4	9.15	126.61	120.20
25	14	2386	C	C6-N1-C2	9.15	123.96	120.30
1	13	892	A	N1-C6-N6	9.15	124.09	118.60
25	14	74	A	C6-C5-N7	-9.15	125.90	132.30

Continued on next page...

Continued from previous page...

Mol	Chain	Res	Type	Atoms	Z	Observed(°)	Ideal(°)
25	14	2880	C	C6-N1-C2	-9.14	116.64	120.30
25	1H	783	A	C8-N9-C4	-9.13	102.15	105.80
25	1H	1853	A	O5'-P-OP1	-9.12	97.49	105.70
1	13	422	C	C6-N1-C2	-9.12	116.65	120.30
25	1H	945	A	C5-C6-N1	-9.12	113.14	117.70
25	1H	2712	U	C5-C6-N1	-9.12	118.14	122.70
25	14	2420	C	O5'-P-OP1	-9.12	97.49	105.70
25	1H	1344	G	N1-C6-O6	9.12	125.37	119.90
25	1H	2773	C	C6-N1-C2	9.12	123.95	120.30
25	1H	1610	A	C4-C5-N7	9.11	115.25	110.70
25	14	2007	C	N1-C2-O2	-9.11	113.44	118.90
25	1H	774	A	C8-N9-C1'	9.11	144.09	127.70
25	1H	2573	C	C6-N1-C2	-9.10	116.66	120.30
25	1H	1021	A	C8-N9-C4	-9.09	102.16	105.80
25	1H	247	G	C8-N9-C4	9.09	110.03	106.40
25	14	2003	G	C5-C6-O6	-9.08	123.15	128.60
25	1H	1204	A	O4'-C1'-N9	9.07	115.46	108.20
25	14	621	A	N7-C8-N9	9.07	118.33	113.80
25	14	2346	A	N1-C2-N3	9.06	133.83	129.30
25	1H	1698	A	N7-C8-N9	9.05	118.33	113.80
25	1H	213	A	N1-C6-N6	9.05	124.03	118.60
25	1H	140	A	O4'-C1'-N9	9.05	115.44	108.20
25	1H	122	G	C2-N3-C4	-9.05	107.38	111.90
25	1H	1678	G	C8-N9-C4	-9.04	102.78	106.40
25	1H	774	A	N1-C6-N6	9.04	124.02	118.60
25	1H	1122	G	C8-N9-C4	9.04	110.02	106.40
25	1H	2036	C	O5'-P-OP1	-9.04	97.57	105.70
25	14	1899	G	C6-C5-N7	-9.04	124.98	130.40
25	1H	1129	A	O5'-P-OP2	-9.04	97.57	105.70
25	1H	1899	G	C4-N9-C1'	-9.03	114.77	126.50
25	1H	593	G	O5'-P-OP2	-9.02	97.58	105.70
25	14	676	A	N3-C4-C5	9.02	133.11	126.80
25	14	1700	A	O5'-P-OP2	9.02	121.52	110.70
25	1H	528	A	N3-C4-C5	9.01	133.11	126.80
25	1H	1950	G	C4-N9-C1'	9.01	138.21	126.50
26	1J	102	G	N1-C6-O6	-9.00	114.50	119.90
25	1H	1899	G	C4-C5-C6	-8.99	113.41	118.80
25	1H	723	G	C8-N9-C4	8.98	109.99	106.40
25	14	1695	G	C6-C5-N7	-8.97	125.02	130.40
25	1H	735	A	N7-C8-N9	-8.96	109.32	113.80
25	1H	528	A	C5-C6-N1	-8.96	113.22	117.70
25	1H	2311	A	C2-N3-C4	-8.96	106.12	110.60

Continued on next page...

Continued from previous page...

Mol	Chain	Res	Type	Atoms	Z	Observed(°)	Ideal(°)
25	1H	1931	U	C4-C5-C6	8.96	125.07	119.70
25	1H	692	C	C5-C4-N4	-8.95	113.94	120.20
25	1H	71	A	N3-C4-N9	-8.94	120.25	127.40
25	1H	2318	G	C8-N9-C4	-8.94	102.83	106.40
25	14	74	A	C5-N7-C8	-8.94	99.43	103.90
25	14	312	G	O5'-P-OP1	-8.93	97.66	105.70
25	14	2324	C	C6-N1-C2	8.93	123.87	120.30
25	1H	2584	U	C5-C4-O4	8.92	131.25	125.90
25	1H	2698	U	C5-C6-N1	-8.91	118.24	122.70
25	1H	682	G	C8-N9-C4	8.91	109.96	106.40
25	1H	2380	C	N3-C4-C5	8.91	125.46	121.90
25	1H	124	G	N7-C8-N9	-8.91	108.65	113.10
25	1H	71	A	C4-C5-N7	8.90	115.15	110.70
25	1H	1673	U	C6-N1-C2	8.90	126.34	121.00
25	1H	1807	G	C5-C6-O6	-8.90	123.26	128.60
25	14	1299	G	O5'-P-OP1	-8.90	97.69	105.70
25	1H	19	C	C5-C6-N1	-8.89	116.55	121.00
25	1H	517	C	N3-C4-N4	8.89	124.23	118.00
25	1H	621	A	N7-C8-N9	8.89	118.25	113.80
25	14	613	U	N3-C2-O2	-8.89	115.97	122.20
25	1H	679	C	C2-N3-C4	-8.89	115.45	119.90
1	13	1195	C	C6-N1-C2	-8.89	116.75	120.30
25	1H	1781	C	N3-C4-N4	-8.88	111.78	118.00
25	1H	131	G	C5-C6-O6	-8.88	123.27	128.60
25	1H	1616	A	C6-C5-N7	-8.88	126.09	132.30
55	1G	687	A	C8-N9-C4	-8.88	102.25	105.80
25	1H	2827	C	C6-N1-C2	8.87	123.85	120.30
25	14	1367	A	N1-C6-N6	8.87	123.92	118.60
25	14	827	U	N3-C2-O2	8.87	128.41	122.20
25	1H	1313	U	C5-C6-N1	8.86	127.13	122.70
25	1H	2282	G	O5'-P-OP1	-8.86	97.72	105.70
25	14	1024	G	N1-C6-O6	8.86	125.22	119.90
25	1H	621	A	C5-C6-N1	-8.86	113.27	117.70
25	14	195	A	N1-C6-N6	8.86	123.91	118.60
25	1H	1193	G	C8-N9-C4	8.85	109.94	106.40
55	1G	897	C	N1-C2-O2	-8.84	113.60	118.90
25	1H	674	G	C8-N9-C4	8.83	109.93	106.40
25	1H	1950	G	C4-C5-C6	8.83	124.10	118.80
25	1H	2363	C	C6-N1-C2	8.83	123.83	120.30
25	1H	2084	C	C5-C6-N1	-8.83	116.59	121.00
26	1J	102	G	C4-C5-N7	-8.82	107.27	110.80
25	14	2518	A	C2-N3-C4	-8.82	106.19	110.60

Continued on next page...

Continued from previous page...

Mol	Chain	Res	Type	Atoms	Z	Observed(°)	Ideal(°)
25	1H	2330	G	C8-N9-C4	8.82	109.93	106.40
25	14	530	G	C2-N3-C4	-8.81	107.49	111.90
25	1H	1899	G	N1-C2-N2	8.81	124.13	116.20
25	14	664	C	C5-C6-N1	-8.81	116.60	121.00
25	1H	793	A	N1-C6-N6	8.81	123.88	118.60
25	1H	2440	C	C5-C4-N4	8.80	126.36	120.20
25	1H	621	A	C6-C5-N7	-8.80	126.14	132.30
25	14	801	G	N1-C6-O6	-8.78	114.63	119.90
25	14	188	G	N1-C6-O6	8.78	125.17	119.90
25	1H	1900	A	O5'-P-OP2	-8.78	97.80	105.70
25	1H	1376	C	O5'-P-OP1	-8.77	97.81	105.70
25	14	682	G	O5'-P-OP2	-8.77	97.80	105.70
25	1H	2856	C	C6-N1-C2	-8.77	116.79	120.30
25	14	1909	C	O5'-P-OP2	-8.77	97.81	105.70
25	1H	2712	U	C5-C4-O4	8.77	131.16	125.90
25	14	746	A	O5'-P-OP1	-8.77	97.81	105.70
25	1H	1318	C	O5'-P-OP1	-8.76	97.81	105.70
25	1H	2689	U	P-O3'-C3'	8.76	130.21	119.70
1	13	1058	G	C8-N9-C4	8.76	109.90	106.40
25	1H	1786	A	C8-N9-C1'	-8.75	111.94	127.70
25	1H	1678	G	N1-C6-O6	8.75	125.15	119.90
25	1H	2380	C	C2-N3-C4	-8.75	115.53	119.90
25	14	1965	C	N3-C4-C5	8.75	125.40	121.90
25	1H	1201	C	C6-N1-C2	8.74	123.80	120.30
25	1H	2518	A	N7-C8-N9	8.74	118.17	113.80
1	13	690	G	C8-N9-C1'	-8.74	115.64	127.00
25	14	34	C	N1-C2-O2	8.74	124.14	118.90
1	13	1331	G	O5'-P-OP2	-8.73	97.85	105.70
25	1H	396	G	N1-C6-O6	8.73	125.14	119.90
25	1H	739	G	O5'-P-OP2	-8.72	97.85	105.70
25	1H	2275	C	C6-N1-C2	-8.72	116.81	120.30
25	1H	2503	A	C2-N3-C4	8.71	114.96	110.60
25	14	1558	A	N1-C2-N3	8.71	133.66	129.30
25	1H	213	A	C5-C6-N6	-8.71	116.73	123.70
25	1H	1307	A	N1-C6-N6	8.71	123.83	118.60
25	1H	1275	A	N1-C6-N6	8.71	123.83	118.60
25	1H	828	U	N3-C4-C5	-8.70	109.38	114.60
25	1H	197	A	OP2-P-O3'	8.70	124.33	105.20
25	1H	1776	G	N9-C4-C5	-8.70	101.92	105.40
25	1H	2316	C	C6-N1-C2	-8.70	116.82	120.30
25	1H	989	G	C5-C6-O6	-8.69	123.39	128.60
25	1H	2518	A	C6-C5-N7	-8.69	126.22	132.30

Continued on next page...

Continued from previous page...

Mol	Chain	Res	Type	Atoms	Z	Observed(°)	Ideal(°)
25	14	1029	A	N1-C6-N6	8.69	123.81	118.60
25	1H	2591	C	N3-C2-O2	8.68	127.98	121.90
25	1H	1967	C	C4-C5-C6	8.68	121.74	117.40
25	1H	681	G	N1-C2-N2	-8.68	108.39	116.20
25	14	2438	U	O5'-P-OP2	-8.68	97.89	105.70
25	1H	108	U	O5'-P-OP1	-8.68	97.89	105.70
25	1H	659	C	C5-C6-N1	-8.67	116.66	121.00
25	1H	1142(A)	A	N3-C4-N9	-8.67	120.46	127.40
25	1H	1314	C	C2-N1-C1'	8.67	128.34	118.80
25	1H	1142(A)	A	N3-C4-C5	8.67	132.87	126.80
25	1H	774	A	C4-C5-N7	8.66	115.03	110.70
25	1H	1767	C	O5'-P-OP1	-8.66	97.91	105.70
55	1G	1469	G	N1-C6-O6	8.66	125.09	119.90
25	1H	1496	A	C4-C5-N7	8.65	115.03	110.70
1	13	1529	G	N7-C8-N9	8.65	117.43	113.10
25	1H	945	A	O4'-C1'-N9	8.65	115.12	108.20
25	1H	1300	U	C2-N1-C1'	-8.65	107.32	117.70
55	1G	197	A	C8-N9-C4	-8.64	102.34	105.80
25	1H	966	G	N3-C2-N2	8.63	125.94	119.90
25	14	2443	C	C5-C4-N4	-8.63	114.16	120.20
25	1H	1204	A	N1-C2-N3	8.62	133.61	129.30
25	1H	193	U	N1-C2-O2	-8.61	116.77	122.80
25	1H	1159	U	O5'-P-OP2	-8.61	97.95	105.70
25	1H	696	G	N1-C6-O6	-8.60	114.74	119.90
25	1H	432	A	N1-C6-N6	8.60	123.76	118.60
25	1H	528	A	N3-C4-N9	-8.59	120.53	127.40
25	1H	1915	U	N3-C2-O2	-8.59	116.19	122.20
25	14	2005	A	C8-N9-C4	8.59	109.23	105.80
25	1H	576	U	O5'-P-OP1	-8.59	97.97	105.70
25	1H	2574	G	C5-C6-N1	8.59	115.79	111.50
25	14	2490	G	C5-N7-C8	-8.58	100.01	104.30
25	1H	1255	U	N3-C4-O4	8.57	125.40	119.40
25	1H	2506	U	N1-C2-O2	8.57	128.80	122.80
25	14	74	A	N1-C2-N3	8.57	133.59	129.30
25	1H	451	C	N1-C2-O2	-8.57	113.76	118.90
25	1H	2620	C	N3-C4-C5	8.57	125.33	121.90
25	14	205	G	O5'-P-OP2	-8.57	97.99	105.70
25	1H	1695	G	N3-C4-N9	8.56	131.13	126.00
25	14	2430	A	C6-C5-N7	-8.55	126.31	132.30
25	14	2607	G	N3-C4-N9	8.55	131.13	126.00
1	13	1260	C	C6-N1-C2	-8.54	116.88	120.30
25	1H	1698	A	N1-C2-N3	8.54	133.57	129.30

Continued on next page...

Continued from previous page...

Mol	Chain	Res	Type	Atoms	Z	Observed(°)	Ideal(°)
25	1H	2598	A	N9-C4-C5	-8.53	102.39	105.80
26	1J	102	G	N7-C8-N9	-8.54	108.83	113.10
35	35	147	LEU	CA-CB-CG	8.53	134.93	115.30
1	13	1404	C	N3-C4-C5	8.52	125.31	121.90
25	1H	2643	G	O5'-P-OP1	-8.52	98.03	105.70
25	1H	2689	U	C5-C4-O4	8.52	131.01	125.90
25	14	141	A	C2-N3-C4	-8.52	106.34	110.60
25	1H	474	G	O5'-P-OP2	-8.51	98.04	105.70
25	1H	74	A	C8-N9-C4	-8.51	102.40	105.80
40	C8	95	LEU	CA-CB-CG	-8.50	95.74	115.30
25	1H	1304	C	N3-C4-C5	8.50	125.30	121.90
25	1H	2392	A	C6-N1-C2	8.50	123.70	118.60
25	1H	676	A	O4'-C1'-N9	8.49	115.00	108.20
25	1H	1936	A	O4'-C1'-N9	8.49	114.99	108.20
25	1H	1327	C	N1-C2-O2	-8.49	113.81	118.90
25	1H	2552	U	N1-C2-N3	8.48	119.99	114.90
25	1H	330	A	N1-C2-N3	8.48	133.54	129.30
25	1H	197	A	N1-C2-N3	8.47	133.53	129.30
25	1H	1528	A	C8-N9-C4	-8.47	102.41	105.80
25	1H	140	A	C5-C6-N6	-8.47	116.93	123.70
25	1H	1006	C	O5'-P-OP1	-8.47	98.08	105.70
25	1H	2010	G	O5'-P-OP1	-8.47	98.08	105.70
25	14	1558	A	C2-N3-C4	-8.47	106.37	110.60
1	13	812	C	N1-C2-O2	8.46	123.98	118.90
25	1H	829	A	O5'-P-OP2	-8.47	98.08	105.70
25	1H	831	G	C8-N9-C4	8.47	109.79	106.40
55	1G	690	G	N3-C2-N2	-8.47	113.97	119.90
25	14	71	A	C5-N7-C8	-8.47	99.67	103.90
25	14	1950	G	C5-N7-C8	-8.46	100.07	104.30
25	1H	956	G	N1-C6-O6	8.45	124.97	119.90
25	14	605	C	C6-N1-C2	8.45	123.68	120.30
25	1H	127	A	N1-C6-N6	8.44	123.66	118.60
1	13	792	A	C5-C6-N1	-8.44	113.48	117.70
25	14	1965	C	C6-N1-C2	8.44	123.67	120.30
1	13	775	G	N1-C6-O6	8.44	124.96	119.90
25	1H	271(B)	G	N3-C4-C5	-8.44	124.38	128.60
25	14	2430	A	C5-C6-N1	-8.44	113.48	117.70
25	1H	859	G	N3-C4-C5	8.43	132.82	128.60
1	13	975	A	N1-C6-N6	8.43	123.66	118.60
25	1H	1658	C	N1-C2-O2	-8.43	113.84	118.90
1	13	542	G	O5'-P-OP1	-8.43	98.12	105.70
25	1H	1386	C	C6-N1-C2	-8.43	116.93	120.30

Continued on next page...

Continued from previous page...

Mol	Chain	Res	Type	Atoms	Z	Observed(°)	Ideal(°)
25	1H	2424	C	N1-C2-O2	8.42	123.95	118.90
25	14	2249	U	N3-C2-O2	-8.42	116.30	122.20
25	1H	1021	A	C5-C6-N1	-8.42	113.49	117.70
25	14	468	G	C5-C6-O6	-8.42	123.55	128.60
25	1H	1274	A	O5'-P-OP2	-8.42	98.12	105.70
25	14	1812	A	O5'-P-OP2	-8.42	98.12	105.70
25	1H	491	G	O5'-P-OP1	-8.41	98.13	105.70
25	1H	1786	A	N9-C1'-C2'	8.41	124.94	114.00
25	1H	1673	U	C5-C6-N1	-8.41	118.50	122.70
25	14	1790	C	C6-N1-C2	8.41	123.66	120.30
25	1H	569	U	C5-C6-N1	-8.41	118.50	122.70
25	1H	1610	A	C5-C6-N6	-8.41	116.97	123.70
25	1H	1428	C	O5'-P-OP1	-8.40	98.14	105.70
25	14	148	C	C6-N1-C2	8.40	123.66	120.30
25	14	1614	A	C2-N3-C4	-8.40	106.40	110.60
25	14	671	C	C2-N3-C4	-8.40	115.70	119.90
25	1H	793	A	C5-C6-N6	-8.40	116.98	123.70
25	14	1899	G	N1-C2-N3	8.40	128.94	123.90
25	1H	1321	A	N1-C2-N3	8.39	133.50	129.30
23	2K	42	C	O5'-P-OP2	-8.39	98.15	105.70
25	1H	1950	G	C8-N9-C1'	-8.38	116.11	127.00
25	14	1786	A	C5-C6-N1	-8.38	113.51	117.70
25	14	2253	G	C5-C6-O6	-8.38	123.57	128.60
25	14	1277	G	C2-N3-C4	-8.37	107.72	111.90
25	1H	2688	U	N1-C2-N3	8.36	119.92	114.90
25	14	1342	A	C6-C5-N7	-8.36	126.44	132.30
25	1H	774	A	C4-N9-C1'	-8.36	111.25	126.30
25	1H	821	A	C8-N9-C4	-8.35	102.46	105.80
25	1H	829	A	OP1-P-OP2	8.35	132.12	119.60
25	14	2776	A	C8-N9-C4	-8.35	102.46	105.80
25	1H	1661	G	N7-C8-N9	-8.34	108.93	113.10
25	1H	2713	A	N3-C4-C5	8.34	132.64	126.80
25	1H	2707	G	N3-C2-N2	-8.34	114.06	119.90
25	14	1616	A	C8-N9-C4	-8.34	102.46	105.80
25	14	2617	C	C6-N1-C2	8.34	123.64	120.30
25	1H	751	A	O5'-P-OP2	8.34	120.70	110.70
55	1G	1499	A	C8-N9-C4	8.34	109.14	105.80
25	1H	736	C	C2-N3-C4	-8.33	115.73	119.90
25	1H	2430	A	C4-C5-N7	8.33	114.87	110.70
25	14	2335	A	O4'-C1'-N9	8.33	114.87	108.20
25	1H	966	G	N1-C2-N2	-8.33	108.70	116.20
59	M5	50	LEU	CA-CB-CG	8.33	134.45	115.30

Continued on next page...

Continued from previous page...

Mol	Chain	Res	Type	Atoms	Z	Observed(°)	Ideal(°)
1	13	760	G	C5-C6-O6	-8.32	123.61	128.60
25	1H	2328	A	C2-N3-C4	-8.32	106.44	110.60
25	1H	664	C	C5-C6-N1	-8.31	116.84	121.00
25	14	1813	G	O5'-P-OP1	-8.31	98.22	105.70
25	14	2600	A	N1-C6-N6	-8.31	113.61	118.60
25	1H	659	C	C6-N1-C2	8.31	123.62	120.30
25	1H	2269	A	C8-N9-C4	8.31	109.12	105.80
25	1H	2392	A	N3-C4-N9	-8.31	120.75	127.40
1	13	1416	G	N1-C6-O6	-8.29	114.92	119.90
25	1H	1204	A	C6-C5-N7	-8.29	126.50	132.30
25	1H	2638	G	N3-C4-N9	8.29	130.97	126.00
25	14	21	A	O5'-P-OP1	-8.29	98.24	105.70
25	14	704	G	C5-C6-O6	-8.29	123.63	128.60
23	2L	10	G	O5'-P-OP1	-8.29	98.24	105.70
25	14	2346	A	C5-C6-N1	-8.29	113.56	117.70
25	14	829	A	O5'-P-OP2	-8.28	98.25	105.70
1	13	690	G	C2-N3-C4	-8.28	107.76	111.90
25	1H	140	A	C8-N9-C4	-8.28	102.49	105.80
25	1H	774	A	C4-C5-C6	-8.28	112.86	117.00
25	14	1598	C	O5'-P-OP2	8.27	120.63	110.70
1	13	1502	A	C6-C5-N7	-8.27	126.51	132.30
25	1H	138	G	C4-C5-N7	8.27	114.11	110.80
25	1H	528	A	C5-N7-C8	-8.27	99.77	103.90
1	13	760	G	C4-C5-N7	8.26	114.11	110.80
25	14	2713	A	C5-N7-C8	-8.25	99.77	103.90
1	13	789	U	N3-C2-O2	-8.25	116.42	122.20
25	1H	192	C	C6-N1-C2	8.25	123.60	120.30
55	1G	11	G	O5'-P-OP1	-8.25	98.28	105.70
25	1H	1356	G	O5'-P-OP1	-8.24	98.28	105.70
25	1H	103	A	C8-N9-C4	8.24	109.10	105.80
25	14	1376	C	O5'-P-OP1	-8.24	98.28	105.70
25	14	1698	A	N1-C2-N3	8.24	133.42	129.30
25	1H	1373	A	N7-C8-N9	-8.23	109.68	113.80
25	1H	2070	G	N1-C2-N2	-8.23	108.79	116.20
25	1H	1663	C	O5'-P-OP2	-8.23	98.29	105.70
25	1H	1614	A	N3-C4-C5	8.23	132.56	126.80
25	14	774	A	C8-N9-C1'	8.23	142.51	127.70
22	3K	85	A	O5'-P-OP1	-8.22	98.30	105.70
25	14	2301	C	C6-N1-C2	-8.22	117.01	120.30
25	14	2320	A	P-O3'-C3'	8.22	129.57	119.70
25	14	2689	U	N1-C2-N3	8.22	119.83	114.90
25	1H	1382	G	C5-C6-O6	-8.22	123.67	128.60

Continued on next page...

Continued from previous page...

Mol	Chain	Res	Type	Atoms	Z	Observed(°)	Ideal(°)
25	14	2610	C	N3-C4-C5	8.22	125.19	121.90
25	14	1774	C	O5'-P-OP1	-8.21	98.31	105.70
25	1H	144	C	C5-C6-N1	-8.21	116.89	121.00
25	14	201	C	C5-C6-N1	-8.21	116.90	121.00
25	14	1779	U	O5'-P-OP2	-8.20	98.32	105.70
25	14	1981	A	C8-N9-C4	8.20	109.08	105.80
25	14	2502	G	O5'-P-OP1	-8.20	98.32	105.70
25	1H	1940	U	N3-C4-O4	8.20	125.14	119.40
25	1H	1616	A	O4'-C1'-N9	8.19	114.75	108.20
25	14	788	A	C6-C5-N7	-8.19	126.56	132.30
25	14	2249	U	C6-N1-C2	-8.19	116.08	121.00
25	14	2324	C	C5-C4-N4	-8.19	114.47	120.20
25	14	130	C	N3-C4-C5	8.19	125.18	121.90
25	14	2595	G	C5-C6-O6	-8.19	123.69	128.60
25	14	575	A	O5'-P-OP1	-8.18	98.34	105.70
25	14	801	G	N3-C4-N9	-8.18	121.09	126.00
25	1H	1398	C	O5'-P-OP2	8.17	120.51	110.70
25	1H	1955	U	N1-C2-N3	8.17	119.80	114.90
25	1H	444	C	O5'-P-OP1	8.17	120.50	110.70
25	1H	867	C	N3-C2-O2	8.17	127.62	121.90
55	1G	690	G	C5-N7-C8	-8.16	100.22	104.30
25	14	1142(A)	A	C2-N3-C4	-8.16	106.52	110.60
1	13	520	A	N1-C6-N6	8.16	123.50	118.60
25	14	2392	A	C8-N9-C4	-8.16	102.54	105.80
25	1H	1821	A	N1-C6-N6	-8.16	113.70	118.60
25	14	676	A	C8-N9-C4	-8.16	102.54	105.80
25	1H	1313	U	C2-N1-C1'	8.15	127.49	117.70
25	1H	2726	U	C5-C6-N1	-8.15	118.62	122.70
25	1H	1606	G	C8-N9-C4	8.15	109.66	106.40
25	1H	2589	A	C8-N9-C4	8.15	109.06	105.80
25	1H	2726	U	C5-C4-O4	8.14	130.79	125.90
25	1H	2330	G	C2-N3-C4	-8.14	107.83	111.90
25	14	746	A	O5'-P-OP2	8.14	120.47	110.70
25	1H	2575	C	C5-C6-N1	-8.14	116.93	121.00
25	14	1965	C	C2-N3-C4	-8.14	115.83	119.90
25	14	945	A	C4-C5-C6	8.13	121.06	117.00
25	1H	917	A	C6-C5-N7	-8.12	126.61	132.30
25	1H	2441	C	N3-C4-N4	-8.12	112.31	118.00
25	1H	2271	G	N3-C2-N2	8.12	125.58	119.90
25	1H	1025	G	N1-C6-O6	-8.12	115.03	119.90
25	1H	226	G	O4'-C1'-N9	8.11	114.69	108.20
25	1H	2298	A	O5'-P-OP2	-8.11	98.40	105.70

Continued on next page...

Continued from previous page...

Mol	Chain	Res	Type	Atoms	Z	Observed(°)	Ideal(°)
25	1H	661	C	C2-N3-C4	-8.11	115.85	119.90
25	1H	2519	U	N1-C2-O2	-8.11	117.13	122.80
25	1H	2295	C	C6-N1-C2	-8.10	117.06	120.30
25	14	459	U	N3-C2-O2	-8.10	116.53	122.20
25	14	130	C	C6-N1-C2	8.10	123.54	120.30
25	1H	463	G	N1-C2-N2	-8.10	108.91	116.20
25	1H	217	G	C4-C5-N7	-8.09	107.56	110.80
55	1G	690	G	C8-N9-C4	-8.09	103.16	106.40
25	14	1558	A	P-O3'-C3'	8.09	129.41	119.70
25	14	2392	A	N7-C8-N9	8.09	117.85	113.80
25	1H	2377	A	C8-N9-C4	8.09	109.03	105.80
25	14	2873	A	C6-C5-N7	-8.09	126.64	132.30
25	1H	1269	A	N7-C8-N9	8.08	117.84	113.80
25	1H	694	U	O5'-P-OP2	-8.07	98.43	105.70
25	1H	1404	C	O5'-P-OP2	-8.07	98.43	105.70
31	51	9	ILE	C-N-CD	-8.07	102.84	120.60
25	14	1616	A	N7-C8-N9	8.07	117.84	113.80
25	14	2544	G	C5-C6-O6	-8.07	123.76	128.60
25	14	330	A	N1-C2-N3	8.07	133.34	129.30
25	1H	2346	A	C8-N9-C4	-8.07	102.57	105.80
25	1H	867	C	N1-C2-O2	-8.07	114.06	118.90
25	14	2005	A	N7-C8-N9	-8.06	109.77	113.80
25	1H	1681	G	N1-C6-O6	8.06	124.73	119.90
25	1H	2269	A	N9-C4-C5	-8.06	102.58	105.80
25	14	2029	G	O5'-P-OP2	8.05	120.37	110.70
25	1H	2593	U	N3-C4-C5	8.05	119.43	114.60
25	1H	1431	U	C5-C6-N1	8.05	126.72	122.70
25	14	1029	A	C8-N9-C4	8.05	109.02	105.80
25	1H	444	C	N3-C2-O2	-8.04	116.27	121.90
25	14	671	C	N1-C2-N3	8.04	124.83	119.20
25	14	827	U	O5'-P-OP2	-8.04	98.46	105.70
25	1H	123	G	C6-N1-C2	-8.04	120.28	125.10
25	1H	762	U	C2-N1-C1'	8.04	127.35	117.70
25	1H	2065	C	N3-C4-C5	8.04	125.11	121.90
25	1H	2238	G	O5'-P-OP2	-8.03	98.47	105.70
25	1H	1771	C	N3-C4-C5	8.03	125.11	121.90
25	14	1614	A	O4'-C1'-N9	8.03	114.62	108.20
1	13	562	C	O5'-P-OP2	-8.02	98.48	105.70
25	1H	799	G	C8-N9-C4	8.02	109.61	106.40
25	1H	1804	C	OP1-P-OP2	-8.02	107.56	119.60
25	1H	2447	G	N3-C4-N9	8.02	130.81	126.00
25	1H	271(B)	G	P-O3'-C3'	8.02	129.32	119.70

Continued on next page...

Continued from previous page...

Mol	Chain	Res	Type	Atoms	Z	Observed(°)	Ideal(°)
25	1H	1332	G	C8-N9-C4	-8.02	103.19	106.40
25	14	2688	U	C5-C6-N1	-8.02	118.69	122.70
25	14	1813	G	O5'-P-OP2	8.01	120.31	110.70
25	1H	512	G	O4'-C1'-N9	8.01	114.61	108.20
25	1H	1528	A	N7-C8-N9	8.01	117.81	113.80
25	1H	2819	G	N1-C6-O6	8.01	124.70	119.90
25	1H	2004	G	O5'-P-OP1	-8.01	98.50	105.70
26	16	41	U	C5-C6-N1	-8.01	118.70	122.70
25	14	2038	G	C8-N9-C4	8.01	109.60	106.40
25	14	2258	C	C5-C4-N4	-8.01	114.60	120.20
25	1H	1437	C	C6-N1-C2	-8.00	117.10	120.30
25	1H	2871	C	O5'-P-OP1	8.00	120.30	110.70
25	14	1312	U	O5'-P-OP1	-8.00	98.50	105.70
25	14	1784	A	N1-C6-N6	-8.00	113.80	118.60
25	1H	1300	U	C6-N1-C1'	8.00	132.40	121.20
25	14	1837	C	O5'-P-OP1	-8.00	98.50	105.70
25	14	2821	A	C2-N3-C4	-8.00	106.60	110.60
25	1H	1006	C	N1-C2-O2	-7.99	114.10	118.90
25	1H	657	U	C5-C6-N1	-7.99	118.70	122.70
1	13	266	G	C4-C5-N7	7.99	114.00	110.80
25	1H	825	C	C5-C4-N4	-7.98	114.61	120.20
25	1H	2574	G	C5-C6-O6	-7.98	123.81	128.60
25	1H	2589	A	N7-C8-N9	-7.98	109.81	113.80
55	1G	1322	C	N3-C2-O2	-7.98	116.32	121.90
25	1H	940	G	C5-C6-O6	-7.97	123.82	128.60
25	1H	1776	G	C8-N9-C4	7.97	109.59	106.40
25	14	1342	A	N7-C8-N9	7.97	117.78	113.80
25	1H	1681	G	C2-N3-C4	-7.97	107.92	111.90
25	1H	124	G	C2-N3-C4	-7.96	107.92	111.90
25	1H	1573	G	C8-N9-C4	7.96	109.58	106.40
25	14	2029	G	N3-C4-N9	-7.96	121.22	126.00
1	13	816	A	C8-N9-C4	-7.96	102.61	105.80
1	13	1504	G	O5'-P-OP1	-7.96	98.53	105.70
25	1H	141	A	C4-C5-N7	7.96	114.68	110.70
25	1H	1759	A	O5'-P-OP1	-7.96	98.54	105.70
25	1H	1022	G	N3-C2-N2	-7.95	114.33	119.90
25	14	1271	G	N3-C4-N9	7.95	130.77	126.00
25	14	783	A	C8-N9-C4	-7.94	102.62	105.80
25	1H	1035	U	C5-C6-N1	-7.94	118.73	122.70
25	1H	210	C	C5-C6-N1	-7.94	117.03	121.00
25	1H	1379	A	C4-C5-N7	7.94	114.67	110.70
25	1H	528	A	C6-N1-C2	7.94	123.36	118.60

Continued on next page...

Continued from previous page...

Mol	Chain	Res	Type	Atoms	Z	Observed(°)	Ideal(°)
25	1H	87	C	N1-C2-O2	-7.93	114.14	118.90
25	14	566	U	C2-N3-C4	-7.93	122.24	127.00
25	1H	141	A	N7-C8-N9	7.93	117.76	113.80
22	1K	83	C	N1-C2-O2	7.92	123.65	118.90
25	14	562	U	N3-C2-O2	-7.92	116.65	122.20
23	2K	77	A	C4-C5-N7	7.92	114.66	110.70
25	1H	836	G	C2-N3-C4	7.92	115.86	111.90
25	1H	1678	G	N3-C4-C5	7.92	132.56	128.60
25	14	835	A	O5'-P-OP1	7.92	120.20	110.70
25	1H	1022	G	N3-C4-C5	-7.91	124.64	128.60
25	1H	1210	A	C6-C5-N7	-7.91	126.76	132.30
23	2L	40	C	C6-N1-C2	-7.91	117.14	120.30
25	1H	1660	C	C2-N3-C4	-7.91	115.95	119.90
1	13	1407	C	N3-C4-N4	-7.91	112.47	118.00
25	1H	773	U	C5-C4-O4	7.90	130.64	125.90
25	14	2542	A	O5'-P-OP2	-7.90	98.59	105.70
25	14	2622	C	C6-N1-C2	7.90	123.46	120.30
25	1H	71	A	N7-C8-N9	7.89	117.75	113.80
25	1H	908	C	N1-C2-O2	-7.89	114.17	118.90
25	1H	1838	C	C5-C4-N4	-7.89	114.68	120.20
25	1H	77	C	N3-C4-N4	7.88	123.52	118.00
25	14	1600	C	O5'-P-OP2	-7.88	98.61	105.70
1	13	1467	G	O5'-P-OP2	-7.88	98.61	105.70
1	13	1525	G	C8-N9-C4	7.88	109.55	106.40
25	1H	945	A	C8-N9-C1'	-7.88	113.52	127.70
25	1H	1780	A	N9-C4-C5	7.88	108.95	105.80
25	14	945	A	O5'-P-OP1	-7.87	98.61	105.70
25	14	1145	C	C6-N1-C2	-7.87	117.15	120.30
1	13	1498	U	P-O3'-C3'	7.87	129.15	119.70
25	14	1934	C	C6-N1-C2	7.87	123.45	120.30
25	14	2287	A	C5-C6-N1	-7.87	113.77	117.70
25	1H	1192	G	C8-N9-C4	7.87	109.55	106.40
25	1H	1528	A	O4'-C1'-N9	7.87	114.49	108.20
25	1H	1427	A	C6-N1-C2	-7.87	113.88	118.60
25	1H	1594	G	O5'-P-OP2	7.87	120.14	110.70
25	14	2346	A	C5-N7-C8	-7.86	99.97	103.90
25	14	130	C	C2-N3-C4	-7.86	115.97	119.90
25	1H	1843	C	C2-N3-C4	-7.86	115.97	119.90
25	14	2712	U	N3-C4-O4	-7.86	113.90	119.40
25	1H	1558	A	N1-C2-N3	7.86	133.23	129.30
25	1H	1979	C	C6-N1-C2	-7.85	117.16	120.30
55	1G	197	A	N7-C8-N9	7.85	117.72	113.80

Continued on next page...

Continued from previous page...

Mol	Chain	Res	Type	Atoms	Z	Observed(°)	Ideal(°)
25	1H	99	U	N3-C2-O2	-7.85	116.71	122.20
25	1H	1632	A	N1-C6-N6	7.84	123.31	118.60
26	1J	102	G	C6-C5-N7	7.84	135.11	130.40
25	1H	195	A	C5-C6-N6	-7.83	117.44	123.70
25	14	1796	U	O5'-P-OP2	7.83	120.10	110.70
1	13	900	A	C8-N9-C4	7.83	108.93	105.80
25	1H	2440	C	N3-C4-C5	-7.83	118.77	121.90
25	14	1661	G	C8-N9-C4	7.83	109.53	106.40
55	1G	812	C	P-O3'-C3'	7.83	129.09	119.70
25	1H	148	C	C6-N1-C2	7.82	123.43	120.30
25	1H	1823	G	C5-C6-O6	7.82	133.29	128.60
25	14	1769	G	N1-C6-O6	7.82	124.59	119.90
25	14	1769	G	N3-C4-N9	7.82	130.69	126.00
25	1H	74	A	C6-C5-N7	-7.82	126.83	132.30
25	1H	124	G	N3-C4-C5	7.82	132.51	128.60
25	1H	1004	C	N3-C4-C5	-7.82	118.77	121.90
25	1H	1607	C	N3-C4-N4	7.82	123.47	118.00
25	14	1980	G	N1-C6-O6	7.82	124.59	119.90
25	1H	1300	U	N1-C2-O2	-7.81	117.33	122.80
25	14	2253	G	C4-C5-N7	7.81	113.92	110.80
25	1H	2441	C	C5-C6-N1	-7.81	117.10	121.00
25	1H	2568	C	C2-N3-C4	-7.80	116.00	119.90
25	1H	1602	U	N1-C2-N3	7.80	119.58	114.90
25	1H	2252	G	C8-N9-C4	7.80	109.52	106.40
25	14	1781	C	C6-N1-C1'	-7.80	111.44	120.80
25	1H	2501	C	C2-N1-C1'	-7.80	110.22	118.80
25	1H	602	G	N3-C4-N9	7.80	130.68	126.00
25	14	729	G	C5-C6-O6	-7.80	123.92	128.60
25	14	624	C	N1-C2-O2	-7.79	114.22	118.90
25	14	2518	A	N3-C4-C5	7.79	132.25	126.80
25	1H	1203	G	O5'-P-OP2	-7.78	98.70	105.70
25	1H	1344	G	C5-C6-O6	-7.77	123.94	128.60
25	1H	1661	G	C8-N9-C4	7.77	109.51	106.40
25	14	2880	C	C5-C6-N1	7.77	124.89	121.00
25	1H	443	A	N1-C6-N6	7.77	123.26	118.60
25	1H	2469	A	N1-C6-N6	7.77	123.26	118.60
25	1H	139	G	N3-C4-C5	-7.76	124.72	128.60
25	14	829	A	OP1-P-OP2	7.76	131.24	119.60
25	14	1955	U	N1-C2-N3	7.76	119.56	114.90
25	1H	2427	C	N1-C2-O2	-7.76	114.25	118.90
25	14	929	G	C6-C5-N7	-7.76	125.75	130.40
25	1H	2525	G	N9-C4-C5	-7.75	102.30	105.40

Continued on next page...

Continued from previous page...

Mol	Chain	Res	Type	Atoms	Z	Observed(°)	Ideal(°)
25	14	2264	C	O5'-P-OP2	7.75	120.01	110.70
25	14	2702	U	C5-C6-N1	7.75	126.58	122.70
25	1H	569	U	C2-N3-C4	-7.75	122.35	127.00
25	14	2601	C	N3-C2-O2	-7.75	116.47	121.90
25	1H	576	U	C5-C4-O4	-7.75	121.25	125.90
25	1H	1940	U	N1-C2-O2	-7.75	117.38	122.80
25	14	1604	C	N1-C2-O2	-7.75	114.25	118.90
25	1H	1603	A	C8-N9-C4	-7.75	102.70	105.80
1	13	770	C	O5'-P-OP2	7.74	119.99	110.70
25	1H	1640	C	O5'-P-OP1	7.74	119.99	110.70
25	14	2362	G	C8-N9-C4	7.74	109.50	106.40
25	1H	1204	A	N1-C6-N6	7.73	123.24	118.60
25	14	691	C	C5-C6-N1	-7.73	117.13	121.00
25	1H	1204	A	C5-N7-C8	-7.73	100.04	103.90
55	1G	1499	A	N7-C8-N9	-7.72	109.94	113.80
25	14	2253	G	N1-C6-O6	7.72	124.53	119.90
1	13	893	C	C6-N1-C2	7.72	123.39	120.30
25	1H	2412	A	C6-N1-C2	-7.72	113.97	118.60
25	1H	1142(A)	A	C5-C6-N1	-7.72	113.84	117.70
25	1H	1496	A	C6-C5-N7	-7.72	126.90	132.30
25	14	2346	A	N7-C8-N9	7.72	117.66	113.80
25	1H	596	G	C5-C6-O6	-7.72	123.97	128.60
25	1H	706	A	C2-N3-C4	-7.72	106.74	110.60
25	1H	1558	A	C2-N3-C4	-7.72	106.74	110.60
25	1H	2307	G	N1-C6-O6	7.71	124.53	119.90
27	11	111	LEU	CA-CB-CG	7.71	133.03	115.30
25	14	2429	G	O5'-P-OP1	7.71	119.95	110.70
1	13	266	G	C5-N7-C8	-7.71	100.45	104.30
25	1H	1269	A	C5-N7-C8	-7.71	100.05	103.90
25	1H	1306	C	C6-N1-C2	7.71	123.38	120.30
25	1H	2352	A	O5'-P-OP1	-7.70	98.77	105.70
25	14	1899	G	C5-C6-O6	7.70	133.22	128.60
25	1H	974(A)	C	C5-C4-N4	7.70	125.59	120.20
25	1H	111	A	O5'-P-OP2	-7.70	98.77	105.70
1	13	1529	G	C6-C5-N7	-7.70	125.78	130.40
25	1H	1314	C	C6-N1-C1'	-7.70	111.56	120.80
25	1H	1396	U	C5-C4-O4	7.70	130.52	125.90
25	1H	2346	A	C5-C6-N1	-7.69	113.85	117.70
25	14	1681	G	C5-N7-C8	-7.69	100.46	104.30
25	14	2607	G	N1-C2-N2	-7.69	109.28	116.20
25	14	1806	C	C6-N1-C2	7.69	123.37	120.30
26	1J	102	G	C5-N7-C8	7.69	108.14	104.30

Continued on next page...

Continued from previous page...

Mol	Chain	Res	Type	Atoms	Z	Observed(°)	Ideal(°)
25	14	2847	U	C5-C4-O4	-7.68	121.29	125.90
26	1J	86	G	C8-N9-C4	7.68	109.47	106.40
25	1H	1843	C	C5-C6-N1	-7.68	117.16	121.00
25	1H	1574	C	OP2-P-O3'	7.67	122.08	105.20
25	1H	2374	C	C6-N1-C2	7.67	123.37	120.30
25	1H	2552	U	N1-C2-O2	-7.67	117.43	122.80
25	14	1162	G	O5'-P-OP1	-7.67	98.80	105.70
25	1H	2063	C	O5'-P-OP2	-7.67	98.80	105.70
25	1H	630	G	C5-C6-O6	-7.67	124.00	128.60
25	1H	1255	U	N3-C4-C5	-7.67	110.00	114.60
25	14	1678	G	N7-C8-N9	7.67	116.94	113.10
1	13	1416	G	C5-C6-O6	7.66	133.20	128.60
25	1H	1902	C	C4-C5-C6	7.66	121.23	117.40
25	1H	71	A	O4'-C1'-N9	-7.66	102.07	108.20
25	1H	762	U	C5-C4-O4	-7.66	121.31	125.90
25	14	916	G	O5'-P-OP1	-7.66	98.81	105.70
25	1H	2401	U	C5-C6-N1	7.65	126.53	122.70
25	1H	2688	U	C4-C5-C6	7.65	124.29	119.70
25	14	2015	A	OP2-P-O3'	7.65	122.03	105.20
25	1H	2329	G	C8-N9-C4	7.65	109.46	106.40
25	1H	1825	A	N1-C6-N6	-7.65	114.01	118.60
4	3E	12	CYS	CA-CB-SG	7.65	127.77	114.00
25	1H	446	G	N1-C6-O6	7.65	124.49	119.90
25	1H	1189	A	N1-C6-N6	7.65	123.19	118.60
25	1H	2422	A	O4'-C1'-N9	7.64	114.31	108.20
25	1H	2242	G	N1-C6-O6	7.64	124.48	119.90
25	1H	2577	A	C5-C6-N6	7.64	129.81	123.70
25	1H	2447	G	N3-C4-C5	-7.64	124.78	128.60
25	1H	2577	A	N9-C4-C5	7.64	108.86	105.80
1	13	963	G	N3-C4-N9	7.63	130.58	126.00
25	14	1332	G	N3-C2-N2	-7.63	114.56	119.90
25	14	2700	C	C6-N1-C2	7.63	123.35	120.30
25	1H	1349	A	C2-N3-C4	-7.63	106.78	110.60
25	14	1261	C	N3-C4-C5	7.63	124.95	121.90
25	1H	1931	U	C5-C4-O4	7.63	130.48	125.90
25	1H	859	G	C8-N9-C4	7.63	109.45	106.40
25	14	1366	A	N1-C6-N6	7.62	123.17	118.60
25	1H	1241	A	C5-C6-N1	-7.62	113.89	117.70
25	1H	772	C	N1-C2-O2	-7.62	114.33	118.90
26	16	30	C	C6-N1-C2	-7.62	117.25	120.30
1	13	1158	C	C2-N1-C1'	7.62	127.18	118.80
55	1G	197	A	P-O3'-C3'	7.61	128.84	119.70

Continued on next page...

Continued from previous page...

Mol	Chain	Res	Type	Atoms	Z	Observed(°)	Ideal(°)
25	14	982	C	N1-C2-O2	-7.61	114.33	118.90
25	14	187	G	C8-N9-C1'	-7.61	117.11	127.00
25	14	2688	U	C5-C4-O4	7.61	130.47	125.90
55	1G	819	A	N1-C6-N6	7.61	123.17	118.60
25	14	613	U	C5-C4-O4	7.61	130.47	125.90
25	1H	964	C	O5'-P-OP1	-7.61	98.86	105.70
25	14	1279	G	O5'-P-OP2	-7.61	98.86	105.70
1	13	1158	C	N1-C2-O2	7.60	123.46	118.90
25	1H	1388	G	O5'-P-OP2	-7.60	98.86	105.70
25	14	1266	G	C8-N9-C4	7.60	109.44	106.40
55	1G	553	A	O5'-P-OP2	-7.60	98.86	105.70
25	1H	195	A	C5-N7-C8	-7.60	100.10	103.90
25	1H	846	C	O5'-P-OP1	-7.60	98.86	105.70
25	1H	330	A	C5-N7-C8	-7.59	100.10	103.90
25	14	2392	A	C5-N7-C8	-7.59	100.10	103.90
25	1H	2031	A	C2-N3-C4	7.59	114.39	110.60
25	14	774	A	C4-N9-C1'	-7.59	112.64	126.30
25	1H	1698	A	N3-C4-C5	7.59	132.11	126.80
25	1H	989	G	N1-C6-O6	7.58	124.45	119.90
1	13	966	G	N9-C4-C5	-7.58	102.37	105.40
55	1G	913	A	P-O3'-C3'	7.58	128.80	119.70
1	13	1487	G	C8-N9-C4	7.58	109.43	106.40
25	1H	621	A	N3-C4-C5	7.58	132.10	126.80
25	1H	1939	U	N3-C4-C5	7.58	119.15	114.60
25	1H	2346	A	N3-C4-N9	-7.58	121.34	127.40
25	1H	2254	C	N1-C2-O2	-7.58	114.36	118.90
25	1H	870	A	O5'-P-OP1	-7.57	98.89	105.70
25	1H	263	C	O5'-P-OP2	-7.57	98.89	105.70
38	65	110	LEU	CA-CB-CG	7.57	132.70	115.30
25	1H	708	C	C6-N1-C2	7.56	123.33	120.30
25	1H	942	G	O5'-P-OP1	-7.56	98.89	105.70
25	14	774	A	C4-C5-C6	-7.56	113.22	117.00
25	14	835	A	C2-N3-C4	7.56	114.38	110.60
25	14	2600	A	N9-C4-C5	7.56	108.83	105.80
25	14	747	U	C6-N1-C2	7.56	125.53	121.00
25	1H	679	C	C6-N1-C2	7.55	123.32	120.30
55	1G	449	C	C5-C4-N4	7.55	125.48	120.20
1	13	238	G	C8-N9-C4	7.55	109.42	106.40
1	13	985	C	C6-N1-C2	-7.55	117.28	120.30
25	1H	783	A	N1-C2-N3	7.54	133.07	129.30
25	1H	798	G	C2-N3-C4	-7.54	108.13	111.90
25	14	565	C	C6-N1-C2	7.54	123.32	120.30

Continued on next page...

Continued from previous page...

Mol	Chain	Res	Type	Atoms	Z	Observed(°)	Ideal(°)
25	1H	682	G	N7-C8-N9	-7.54	109.33	113.10
25	1H	2380	C	C5-C6-N1	-7.54	117.23	121.00
25	1H	2700	C	C6-N1-C2	7.54	123.31	120.30
25	1H	2259	G	O5'-P-OP2	7.53	119.74	110.70
25	1H	2442	C	C6-N1-C2	7.53	123.31	120.30
25	1H	705	A	N1-C6-N6	7.53	123.12	118.60
25	14	1920	C	O5'-P-OP2	-7.52	98.93	105.70
25	1H	1392	A	O5'-P-OP1	-7.52	98.93	105.70
25	14	2033	A	C2-N3-C4	7.52	114.36	110.60
25	1H	945	A	C5-C6-N6	-7.52	117.69	123.70
25	14	1189	A	OP1-P-OP2	-7.52	108.32	119.60
25	1H	1784	A	O4'-C1'-N9	-7.52	102.19	108.20
25	1H	1819	A	N1-C6-N6	7.51	123.11	118.60
1	13	23	C	C5-C6-N1	7.51	124.76	121.00
25	1H	705	A	C5-C6-N6	-7.51	117.69	123.70
25	1H	1004	C	C6-N1-C2	-7.51	117.30	120.30
25	1H	1271	G	O5'-P-OP2	-7.51	98.94	105.70
25	14	1616	A	C5-N7-C8	-7.51	100.15	103.90
25	14	2821	A	N1-C2-N3	7.51	133.05	129.30
25	14	2624	G	C5-C6-O6	-7.50	124.10	128.60
25	14	196	A	O4'-C1'-N9	7.50	114.20	108.20
1	13	1405	G	C5-C6-O6	-7.50	124.10	128.60
25	1H	2743	C	C2-N3-C4	-7.50	116.15	119.90
25	14	1210	A	C5-N7-C8	-7.50	100.15	103.90
25	1H	568	U	N3-C4-C5	7.50	119.10	114.60
25	1H	1559	G	C5-C6-O6	-7.50	124.10	128.60
25	1H	2499	C	C5-C4-N4	-7.49	114.96	120.20
1	13	789	U	N1-C2-N3	7.49	119.39	114.90
25	1H	1600	C	O5'-P-OP2	-7.49	98.96	105.70
25	1H	2346	A	N7-C8-N9	7.49	117.54	113.80
25	1H	213	A	C8-N9-C4	7.48	108.79	105.80
25	14	771	G	C5-C6-O6	-7.48	124.11	128.60
25	1H	2318	G	N7-C8-N9	7.48	116.84	113.10
25	14	74	A	C4-C5-N7	7.48	114.44	110.70
25	1H	1658	C	N3-C4-N4	7.47	123.23	118.00
25	14	252	G	N1-C6-O6	-7.47	115.42	119.90
25	14	1824	G	O5'-P-OP2	-7.47	98.97	105.70
25	1H	968	G	O5'-P-OP2	-7.47	98.98	105.70
25	1H	692	C	N3-C4-N4	7.47	123.23	118.00
25	1H	2375	G	C8-N9-C4	7.47	109.39	106.40
25	14	71	A	C2-N3-C4	-7.47	106.87	110.60
25	1H	203	C	N3-C4-C5	7.47	124.89	121.90

Continued on next page...

Continued from previous page...

Mol	Chain	Res	Type	Atoms	Z	Observed(°)	Ideal(°)
25	14	783	A	N3-C4-C5	7.46	132.02	126.80
25	1H	1122	G	N9-C4-C5	-7.46	102.42	105.40
25	14	2363	C	C6-N1-C2	7.46	123.28	120.30
25	1H	698	C	C5-C4-N4	-7.46	114.98	120.20
25	1H	994	C	O5'-P-OP2	-7.46	98.99	105.70
25	1H	2232	U	C5-C4-O4	7.46	130.37	125.90
25	1H	2550	G	C8-N9-C4	-7.46	103.42	106.40
25	1H	746	A	O5'-P-OP2	7.45	119.64	110.70
25	14	71	A	O4'-C1'-N9	-7.45	102.24	108.20
25	14	187	G	N3-C4-N9	7.45	130.47	126.00
25	1H	2070	G	N1-C2-N3	7.45	128.37	123.90
25	1H	201	C	C6-N1-C2	7.45	123.28	120.30
25	1H	1781	C	N3-C2-O2	-7.45	116.69	121.90
25	1H	2446	G	C6-C5-N7	-7.45	125.93	130.40
1	13	1354	C	C6-N1-C2	-7.45	117.32	120.30
25	1H	249	C	N3-C2-O2	-7.45	116.69	121.90
25	1H	2607	G	C5-C6-O6	-7.44	124.13	128.60
25	1H	806	C	N3-C4-C5	7.44	124.88	121.90
25	14	949	C	N1-C2-O2	-7.44	114.43	118.90
25	14	2560	C	O5'-P-OP1	-7.44	99.00	105.70
25	14	1332	G	N9-C4-C5	7.44	108.38	105.40
25	14	2029	G	C8-N9-C4	-7.44	103.42	106.40
25	14	1391	U	O5'-P-OP1	-7.44	99.01	105.70
25	14	2002	G	C4-C5-N7	7.44	113.78	110.80
25	14	754	C	N3-C4-N4	7.44	123.20	118.00
25	1H	2011	U	N3-C2-O2	7.43	127.40	122.20
25	14	1992	G	N1-C6-O6	-7.43	115.44	119.90
25	1H	216	A	O5'-P-OP2	7.43	119.61	110.70
25	1H	1931	U	C5-C6-N1	-7.42	118.99	122.70
25	14	1241	A	C2-N3-C4	-7.42	106.89	110.60
25	1H	2271	G	N3-C4-C5	-7.42	124.89	128.60
25	1H	2329	G	N7-C8-N9	-7.42	109.39	113.10
25	1H	2713	A	C6-C5-N7	-7.42	127.11	132.30
1	13	817	C	C6-N1-C2	7.41	123.27	120.30
29	31	45	ARG	NE-CZ-NH1	7.41	124.01	120.30
25	14	336	C	O5'-P-OP2	-7.41	99.03	105.70
25	14	1443	G	N1-C6-O6	7.41	124.35	119.90
25	14	1618	A	C8-N9-C4	-7.41	102.84	105.80
25	1H	740	U	O5'-P-OP1	7.41	119.59	110.70
25	14	2068	U	O5'-P-OP1	-7.41	99.03	105.70
25	14	2713	A	N3-C4-C5	7.41	131.98	126.80
25	1H	739	G	C8-N9-C4	7.40	109.36	106.40

Continued on next page...

Continued from previous page...

Mol	Chain	Res	Type	Atoms	Z	Observed(°)	Ideal(°)
1	13	1502	A	N1-C2-N3	7.40	133.00	129.30
25	1H	1332	G	N1-C2-N3	7.40	128.34	123.90
25	1H	236	C	C4-C5-C6	7.40	121.10	117.40
25	14	2587	A	N1-C6-N6	7.40	123.04	118.60
25	14	1992	G	P-O3'-C3'	7.39	128.57	119.70
25	1H	602	G	N9-C4-C5	-7.39	102.44	105.40
25	1H	2017	U	N3-C4-O4	7.39	124.57	119.40
25	1H	783	A	C4-C5-C6	7.39	120.69	117.00
25	1H	2440	C	C2-N1-C1'	-7.39	110.67	118.80
25	14	2236	C	O5'-P-OP1	-7.39	99.05	105.70
25	1H	1967	C	N3-C4-C5	-7.38	118.95	121.90
25	14	694	U	O5'-P-OP1	7.38	119.56	110.70
25	1H	686	G	C6-C5-N7	-7.38	125.97	130.40
25	1H	1819	A	N9-C4-C5	-7.38	102.85	105.80
25	1H	1823	G	N1-C6-O6	-7.38	115.47	119.90
25	1H	2073	C	OP2-P-O3'	7.38	121.43	105.20
25	14	2374	C	C2-N3-C4	-7.38	116.21	119.90
25	1H	2016	U	C5-C6-N1	-7.37	119.01	122.70
25	1H	2307	G	C4-C5-N7	7.37	113.75	110.80
25	1H	121	G	C5-C6-N1	7.37	115.18	111.50
25	1H	1193	G	N7-C8-N9	-7.37	109.42	113.10
25	14	659	C	N3-C4-C5	7.36	124.84	121.90
25	14	2873	A	C5-C6-N1	-7.36	114.02	117.70
25	1H	1403	C	C6-N1-C2	-7.36	117.36	120.30
25	1H	77	C	C5-C4-N4	-7.36	115.05	120.20
25	1H	856	C	O5'-P-OP1	-7.36	99.08	105.70
25	1H	812	C	N1-C2-O2	-7.36	114.48	118.90
25	1H	1996	C	C6-N1-C2	7.36	123.24	120.30
25	1H	940	G	C5-C6-N1	7.36	115.18	111.50
25	1H	1950	G	O4'-C1'-N9	7.36	114.09	108.20
25	14	1342	A	C8-N9-C4	-7.36	102.86	105.80
25	1H	678	C	O5'-P-OP2	-7.36	99.08	105.70
25	1H	698	C	C4-C5-C6	7.36	121.08	117.40
25	1H	1993	U	N1-C2-O2	-7.36	117.65	122.80
55	1G	547	A	C8-N9-C4	7.36	108.74	105.80
25	14	1204	A	C2-N3-C4	-7.36	106.92	110.60
1	13	784	C	O5'-P-OP2	7.35	119.53	110.70
25	14	1698	A	C5-C6-N6	-7.35	117.82	123.70
25	14	1781	C	O4'-C1'-N1	7.35	114.08	108.20
25	14	1313	U	C5-C6-N1	7.35	126.38	122.70
55	1G	1346	A	P-O3'-C3'	7.35	128.52	119.70
1	13	690	G	C4-C5-C6	7.35	123.21	118.80

Continued on next page...

Continued from previous page...

Mol	Chain	Res	Type	Atoms	Z	Observed(°)	Ideal(°)
25	14	1771	C	N1-C2-O2	-7.35	114.49	118.90
25	1H	576	U	N1-C2-O2	-7.35	117.66	122.80
25	1H	1156	A	O5'-P-OP2	-7.34	99.09	105.70
25	14	2763	G	N3-C4-N9	7.34	130.41	126.00
25	1H	1223	C	N1-C2-O2	-7.34	114.50	118.90
25	1H	1312	U	O5'-P-OP2	7.34	119.50	110.70
25	1H	371	A	O5'-P-OP2	-7.33	99.10	105.70
25	14	784	A	O5'-P-OP1	-7.33	99.10	105.70
25	14	2324	C	N3-C4-C5	7.33	124.83	121.90
26	1J	81	G	C4-C5-N7	7.33	113.73	110.80
1	13	690	G	C5-N7-C8	-7.33	100.64	104.30
25	1H	1003	G	C8-N9-C4	7.33	109.33	106.40
1	13	760	G	C6-C5-N7	-7.33	126.00	130.40
25	14	1695	G	N9-C4-C5	-7.33	102.47	105.40
25	14	711	G	C5-C6-O6	-7.32	124.21	128.60
25	14	2595	G	C4-C5-N7	7.32	113.73	110.80
25	1H	517	C	N1-C2-O2	-7.32	114.51	118.90
25	14	945	A	N7-C8-N9	7.32	117.46	113.80
1	13	792	A	N9-C1'-C2'	7.32	123.51	114.00
25	1H	2598	A	N1-C6-N6	7.31	122.99	118.60
25	14	2057	A	N1-C6-N6	7.31	122.99	118.60
25	1H	1625	C	N3-C4-N4	-7.31	112.88	118.00
25	14	62	C	C6-N1-C2	7.31	123.22	120.30
25	1H	2688	U	N3-C4-O4	-7.31	114.28	119.40
25	14	188	G	C6-C5-N7	-7.31	126.01	130.40
25	1H	1938	A	N1-C6-N6	7.31	122.98	118.60
25	14	478	A	O5'-P-OP1	-7.31	99.12	105.70
35	78	61	ARG	NE-CZ-NH1	-7.31	116.65	120.30
25	1H	1253	A	C8-N9-C4	7.30	108.72	105.80
25	1H	2726	U	N3-C2-O2	-7.30	117.09	122.20
25	1H	1373	A	O5'-P-OP2	-7.30	99.13	105.70
25	1H	2591	C	C5-C4-N4	-7.30	115.09	120.20
22	1L	83	C	N1-C2-O2	7.30	123.28	118.90
25	1H	203	C	C6-N1-C2	7.30	123.22	120.30
25	1H	636	G	C5-C6-O6	-7.30	124.22	128.60
25	1H	784	A	N1-C6-N6	-7.30	114.22	118.60
25	14	982	C	N3-C2-O2	7.30	127.01	121.90
25	14	1802	A	N1-C2-N3	7.30	132.95	129.30
55	1G	320	C	C6-N1-C2	7.29	123.22	120.30
25	1H	1201	C	N3-C4-C5	7.29	124.82	121.90
25	14	1518	C	O5'-P-OP1	-7.29	99.14	105.70
25	14	2624	G	C5-C6-N1	7.29	115.15	111.50

Continued on next page...

Continued from previous page...

Mol	Chain	Res	Type	Atoms	Z	Observed(°)	Ideal(°)
25	14	810	U	N3-C4-O4	7.29	124.50	119.40
25	1H	733	G	C6-C5-N7	-7.29	126.03	130.40
25	1H	795	C	N1-C2-O2	-7.28	114.53	118.90
25	1H	1573	G	N9-C4-C5	-7.28	102.49	105.40
36	45	82	ARG	N-CA-C	7.28	130.66	111.00
25	1H	871	U	N3-C4-O4	7.28	124.49	119.40
25	1H	1266	G	C5-C6-O6	-7.28	124.23	128.60
25	14	2689	U	P-O3'-C3'	7.28	128.43	119.70
25	1H	446	G	N9-C4-C5	-7.27	102.49	105.40
25	14	1300	U	C5-C6-N1	-7.27	119.06	122.70
25	14	2689	U	C5-C4-O4	7.27	130.26	125.90
1	13	246	A	N1-C6-N6	7.27	122.96	118.60
25	1H	560	C	O5'-P-OP1	-7.27	99.16	105.70
25	14	2439	A	P-O3'-C3'	7.27	128.42	119.70
25	1H	62	C	C6-N1-C2	7.27	123.21	120.30
26	1J	6	C	C6-N1-C2	7.27	123.21	120.30
25	14	1258	C	N3-C4-C5	7.26	124.81	121.90
25	14	2681	C	C5-C4-N4	7.26	125.28	120.20
25	1H	1204	A	C5-C6-N1	-7.26	114.07	117.70
25	14	2506	U	OP2-P-O3'	7.26	121.18	105.20
25	1H	1671	U	C5-C4-O4	-7.26	121.55	125.90
42	E8	51	LEU	CA-CB-CG	7.26	132.00	115.30
25	14	1925	C	N1-C2-O2	-7.26	114.54	118.90
25	1H	694	U	N3-C2-O2	-7.26	117.12	122.20
25	1H	960	A	C2-N3-C4	-7.26	106.97	110.60
25	1H	2710	C	C5-C6-N1	-7.26	117.37	121.00
25	14	1780	A	N1-C2-N3	7.26	132.93	129.30
25	1H	2328	A	C4-C5-C6	7.25	120.63	117.00
25	1H	2699	C	C2-N3-C4	-7.25	116.27	119.90
25	14	2084	C	C6-N1-C2	7.25	123.20	120.30
1	13	355	C	O5'-P-OP2	-7.25	99.17	105.70
25	1H	71	A	N1-C2-N3	7.25	132.93	129.30
25	14	2258	C	C2-N3-C4	-7.25	116.27	119.90
26	1J	7	G	C8-N9-C4	7.25	109.30	106.40
25	1H	1673	U	N3-C2-O2	7.25	127.28	122.20
1	13	966	G	C8-N9-C4	7.25	109.30	106.40
25	1H	2271	G	C8-N9-C1'	-7.25	117.58	127.00
25	1H	2598	A	OP2-P-O3'	7.25	121.15	105.20
25	14	1400	G	O5'-P-OP1	7.25	119.40	110.70
25	14	1899	G	N7-C8-N9	7.25	116.72	113.10
25	1H	247	G	N9-C4-C5	-7.24	102.50	105.40
25	14	133	C	N3-C4-C5	7.24	124.80	121.90

Continued on next page...

Continued from previous page...

Mol	Chain	Res	Type	Atoms	Z	Observed(°)	Ideal(°)
25	14	1332	G	C4-C5-C6	-7.24	114.45	118.80
25	1H	1349	A	N1-C6-N6	7.24	122.94	118.60
25	14	2027	G	N1-C6-O6	7.24	124.24	119.90
25	1H	2623	G	N3-C4-C5	-7.24	124.98	128.60
25	1H	860	U	C2-N3-C4	-7.24	122.66	127.00
25	14	2502	G	N7-C8-N9	7.24	116.72	113.10
23	2K	77	A	N1-C6-N6	7.23	122.94	118.60
25	1H	1564	C	N3-C2-O2	-7.23	116.84	121.90
25	1H	1653	G	N3-C4-N9	7.23	130.34	126.00
25	1H	2346	A	C5-N7-C8	-7.23	100.28	103.90
25	1H	1802	A	C8-N9-C4	7.23	108.69	105.80
25	1H	530	G	C5-N7-C8	-7.22	100.69	104.30
25	1H	2689	U	C2-N3-C4	-7.22	122.67	127.00
1	13	792	A	C3'-C2'-C1'	-7.22	95.72	101.50
25	14	2424	C	O5'-P-OP1	-7.22	99.20	105.70
25	1H	213	A	C4-C5-N7	7.22	114.31	110.70
25	1H	536	A	C6-N1-C2	-7.22	114.27	118.60
25	1H	1616	A	C8-N9-C4	-7.22	102.91	105.80
25	14	528	A	N3-C4-C5	7.22	131.85	126.80
25	1H	676	A	C6-N1-C2	7.21	122.93	118.60
25	14	1379	A	C5-N7-C8	-7.21	100.29	103.90
25	1H	2318	G	O4'-C1'-N9	7.21	113.97	108.20
25	14	1964	G	N1-C6-O6	-7.21	115.58	119.90
34	25	8	LEU	CA-CB-CG	7.21	131.87	115.30
25	1H	142	G	C4-N9-C1'	-7.20	117.13	126.50
25	1H	2440	C	C2-N3-C4	7.20	123.50	119.90
25	14	1304	C	N3-C4-C5	7.20	124.78	121.90
25	1H	2773	C	C5-C6-N1	-7.20	117.40	121.00
25	1H	208	C	C5-C6-N1	-7.20	117.40	121.00
25	14	2346	A	O4'-C1'-N9	7.20	113.96	108.20
25	14	2502	G	N9-C4-C5	7.20	108.28	105.40
25	1H	839	U	C4-C5-C6	7.20	124.02	119.70
25	1H	936	C	C6-N1-C2	7.20	123.18	120.30
25	1H	2388	A	O4'-C1'-N9	7.20	113.96	108.20
25	14	1673	U	O5'-P-OP2	7.20	119.33	110.70
25	1H	1021	A	N1-C2-N3	7.19	132.90	129.30
25	1H	747	U	O5'-P-OP1	-7.19	99.23	105.70
25	1H	1300	U	O5'-P-OP2	-7.19	99.23	105.70
25	14	1695	G	C4-C5-N7	7.19	113.67	110.80
25	1H	1382	G	N1-C6-O6	7.19	124.21	119.90
25	1H	1430	C	C5-C4-N4	7.18	125.23	120.20
25	1H	1790	C	C2-N3-C4	-7.18	116.31	119.90

Continued on next page...

Continued from previous page...

Mol	Chain	Res	Type	Atoms	Z	Observed(°)	Ideal(°)
55	1G	20	U	O5'-P-OP2	-7.18	99.23	105.70
25	14	1965	C	C5-C6-N1	-7.18	117.41	121.00
25	14	621	A	C8-N9-C4	-7.18	102.93	105.80
25	1H	2446	G	C4-C5-N7	7.18	113.67	110.80
25	14	691	C	C2-N3-C4	-7.18	116.31	119.90
1	13	108	G	C4-C5-N7	7.18	113.67	110.80
25	1H	1780	A	N1-C2-N3	7.18	132.89	129.30
25	1H	2617	C	C6-N1-C2	7.18	123.17	120.30
1	13	1502	A	C4-C5-N7	7.17	114.29	110.70
25	14	1698	A	C4-C5-C6	7.17	120.59	117.00
1	13	652	U	C5-C6-N1	7.17	126.29	122.70
25	1H	2518	A	C4-C5-N7	7.17	114.29	110.70
25	1H	1379	A	N1-C6-N6	7.17	122.90	118.60
25	1H	2303	G	OP1-P-O3'	7.17	120.98	105.20
25	1H	2312	U	O5'-P-OP1	-7.17	99.25	105.70
25	1H	1950	G	C4-C5-N7	7.17	113.67	110.80
25	1H	2307	G	C6-C5-N7	-7.17	126.10	130.40
25	1H	2689	U	C5-C6-N1	-7.17	119.12	122.70
25	14	2056	G	C6-C5-N7	-7.17	126.10	130.40
25	14	801	G	C4-C5-N7	-7.17	107.93	110.80
25	1H	1790	C	C5-C6-N1	-7.16	117.42	121.00
25	1H	2029	G	C4-C5-N7	7.16	113.67	110.80
25	1H	2593	U	C2-N3-C4	-7.16	122.70	127.00
1	13	775	G	C5-C6-O6	-7.16	124.30	128.60
25	1H	382	G	C8-N9-C4	7.16	109.26	106.40
25	1H	265	A	C5-N7-C8	-7.16	100.32	103.90
25	1H	723	G	N7-C8-N9	-7.16	109.52	113.10
25	1H	1899	G	C5-C6-O6	7.16	132.90	128.60
25	1H	667	U	N1-C2-O2	-7.16	117.79	122.80
25	1H	739	G	N1-C6-O6	7.16	124.19	119.90
25	1H	1249	U	C6-N1-C2	7.16	125.29	121.00
25	1H	1950	G	N3-C2-N2	7.16	124.91	119.90
25	1H	1021	A	N3-C4-C5	7.16	131.81	126.80
25	1H	1804	C	N3-C4-N4	-7.16	112.99	118.00
55	1G	690	G	N9-C4-C5	7.15	108.26	105.40
25	14	929	G	C5-C6-O6	-7.15	124.31	128.60
25	14	1380	G	O5'-P-OP2	-7.15	99.26	105.70
25	1H	828	U	C6-N1-C2	-7.15	116.71	121.00
25	1H	2422	A	C2-N3-C4	-7.15	107.03	110.60
25	1H	1516	U	N3-C2-O2	-7.15	117.20	122.20
25	14	1379	A	C4-C5-N7	7.15	114.27	110.70
1	13	888	G	N3-C4-C5	7.15	132.17	128.60

Continued on next page...

Continued from previous page...

Mol	Chain	Res	Type	Atoms	Z	Observed(°)	Ideal(°)
25	14	201	C	C2-N3-C4	-7.15	116.33	119.90
25	14	827	U	N1-C2-O2	-7.15	117.80	122.80
25	14	2689	U	C5-C6-N1	-7.14	119.13	122.70
25	14	2726	U	N3-C4-O4	-7.14	114.40	119.40
12	3A	27	LEU	CA-CB-CG	7.14	131.73	115.30
25	1H	2552	U	C4-C5-C6	7.14	123.98	119.70
25	1H	196	A	O5'-P-OP2	-7.14	99.28	105.70
25	1H	967	C	O5'-P-OP2	-7.14	99.28	105.70
25	1H	1602	U	C4-C5-C6	7.14	123.98	119.70
25	1H	2447	G	C6-N1-C2	-7.14	120.82	125.10
26	16	48	A	N1-C6-N6	7.14	122.88	118.60
55	1G	352	C	N1-C2-O2	-7.14	114.62	118.90
25	14	1304	C	N3-C4-N4	-7.14	113.00	118.00
25	1H	962	G	OP1-P-OP2	-7.13	108.90	119.60
25	1H	2007	C	C2-N3-C4	-7.13	116.33	119.90
25	14	446	G	N1-C6-O6	7.13	124.18	119.90
25	14	1640	C	N3-C4-C5	7.13	124.75	121.90
25	1H	1830	C	C5-C4-N4	-7.13	115.21	120.20
25	1H	1258	C	OP2-P-O3'	7.13	120.89	105.20
25	1H	684	G	N3-C4-C5	-7.13	125.03	128.60
55	1G	691	G	N1-C6-O6	7.13	124.18	119.90
25	1H	1616	A	C2-N3-C4	-7.12	107.04	110.60
25	14	671	C	N1-C2-O2	-7.12	114.62	118.90
25	1H	739	G	C5-C6-O6	-7.12	124.33	128.60
25	1H	1614	A	N7-C8-N9	7.12	117.36	113.80
25	1H	2490	G	C8-N9-C4	-7.12	103.55	106.40
25	1H	1430	C	N3-C2-O2	-7.12	116.92	121.90
25	1H	432	A	C5-C6-N6	-7.12	118.01	123.70
25	1H	982	C	C6-N1-C2	-7.12	117.45	120.30
25	14	1598	C	O5'-P-OP1	-7.12	99.30	105.70
25	1H	2324	C	C6-N1-C2	7.11	123.14	120.30
25	1H	2494	G	O5'-P-OP1	-7.11	99.30	105.70
1	13	963	G	N1-C2-N2	-7.11	109.80	116.20
25	1H	1820	U	C5-C6-N1	-7.11	119.14	122.70
25	1H	2830	G	O5'-P-OP2	-7.11	99.30	105.70
25	14	983	A	OP2-P-O3'	7.11	120.84	105.20
25	14	1496	A	C4-C5-N7	7.11	114.25	110.70
25	14	2700	C	C5-C4-N4	-7.11	115.22	120.20
25	1H	769	G	N1-C2-N2	-7.11	109.80	116.20
25	1H	1625	C	N1-C2-O2	7.11	123.17	118.90
25	1H	217	G	N9-C4-C5	7.11	108.24	105.40
25	1H	688	U	N1-C2-N3	7.11	119.16	114.90

Continued on next page...

Continued from previous page...

Mol	Chain	Res	Type	Atoms	Z	Observed(°)	Ideal(°)
25	14	141	A	C5-N7-C8	-7.11	100.35	103.90
25	1H	816	C	O5'-P-OP1	7.10	119.22	110.70
25	14	1742	C	C6-N1-C2	-7.10	117.46	120.30
1	13	1492	A	C2-N3-C4	-7.10	107.05	110.60
55	1G	237	C	C6-N1-C2	7.10	123.14	120.30
1	13	1499	A	O5'-P-OP1	-7.10	99.31	105.70
25	1H	628	G	C8-N9-C4	7.10	109.24	106.40
25	14	1653	G	O5'-P-OP2	-7.10	99.31	105.70
25	1H	237	C	C2-N3-C4	-7.10	116.35	119.90
25	1H	795	C	O5'-P-OP1	-7.10	99.31	105.70
25	1H	1496	A	N1-C6-N6	7.09	122.86	118.60
1	13	1499	A	C8-N9-C4	7.09	108.64	105.80
25	1H	1189	A	C5-C6-N6	-7.09	118.03	123.70
25	1H	2029	G	C5-C6-O6	-7.09	124.34	128.60
25	1H	2713	A	C5-C6-N1	-7.09	114.15	117.70
25	1H	115	C	C5-C4-N4	-7.09	115.24	120.20
56	19	272	ALA	N-CA-C	7.09	130.15	111.00
25	14	2443	C	N3-C4-N4	7.09	122.96	118.00
25	1H	1404	C	OP1-P-OP2	7.09	130.23	119.60
25	1H	2275	C	N3-C4-C5	-7.09	119.06	121.90
25	1H	574	C	N3-C4-C5	-7.09	119.06	121.90
25	14	949	C	C2-N1-C1'	-7.09	111.00	118.80
25	14	1992	G	C8-N9-C4	-7.08	103.57	106.40
25	14	2880	C	C2-N1-C1'	7.08	126.59	118.80
25	1H	2392	A	O5'-P-OP1	-7.08	99.33	105.70
25	1H	951	C	N3-C4-N4	-7.08	113.04	118.00
25	1H	1573	G	C5-C6-O6	-7.08	124.35	128.60
55	1G	1420	C	O5'-P-OP1	-7.08	99.33	105.70
1	13	1479	C	C5-C4-N4	-7.08	115.25	120.20
25	1H	482	A	C8-N9-C4	-7.08	102.97	105.80
25	14	241	A	O5'-P-OP2	-7.08	99.33	105.70
35	78	61	ARG	NE-CZ-NH2	7.08	123.84	120.30
25	1H	2088	G	O5'-P-OP2	7.07	119.19	110.70
25	1H	1837	C	O5'-P-OP1	-7.07	99.34	105.70
25	1H	2708	G	N1-C2-N3	7.07	128.14	123.90
25	14	2013	A	C2-N3-C4	-7.07	107.06	110.60
25	14	2610	C	O5'-P-OP1	-7.07	99.34	105.70
44	G8	76	CYS	CA-CB-SG	-7.07	101.28	114.00
55	1G	911	U	C5-C4-O4	7.07	130.14	125.90
25	14	2563	U	C5-C6-N1	-7.07	119.17	122.70
1	13	1158	C	N3-C2-O2	-7.07	116.95	121.90
25	1H	1378	A	C2-N3-C4	-7.06	107.07	110.60

Continued on next page...

Continued from previous page...

Mol	Chain	Res	Type	Atoms	Z	Observed(°)	Ideal(°)
25	1H	640	C	C6-N1-C2	-7.06	117.47	120.30
25	1H	2552	U	C5-C6-N1	-7.06	119.17	122.70
25	14	2689	U	OP2-P-O3'	7.06	120.74	105.20
23	2L	27	G	C8-N9-C4	7.06	109.22	106.40
25	14	1302	A	OP1-P-OP2	7.06	130.19	119.60
25	14	2779	U	C5-C6-N1	-7.06	119.17	122.70
25	14	2675	A	C2-N3-C4	-7.06	107.07	110.60
25	1H	470	A	C5-N7-C8	-7.06	100.37	103.90
25	1H	1957	C	N1-C2-O2	-7.06	114.67	118.90
25	1H	47	C	C2-N3-C4	-7.05	116.37	119.90
1	13	975	A	C5-N7-C8	-7.05	100.37	103.90
25	14	1349	A	C5-N7-C8	-7.05	100.37	103.90
25	14	1827	C	N3-C2-O2	-7.05	116.96	121.90
1	13	263	A	O5'-P-OP1	-7.05	99.36	105.70
25	14	68	G	C5-C6-N1	-7.04	107.98	111.50
25	1H	407	G	N1-C2-N2	-7.04	109.86	116.20
25	1H	115	C	N3-C4-N4	7.04	122.93	118.00
25	1H	676	A	C4-C5-N7	7.04	114.22	110.70
25	1H	1544	C	N1-C2-O2	7.04	123.12	118.90
25	1H	1163	G	O5'-P-OP1	-7.04	99.37	105.70
28	21	186	GLY	N-CA-C	7.04	130.69	113.10
25	14	935	C	C6-N1-C2	7.04	123.11	120.30
1	13	917	G	O5'-P-OP1	-7.04	99.37	105.70
1	13	1227	A	O5'-P-OP2	-7.04	99.37	105.70
25	1H	698	C	C2-N3-C4	-7.04	116.38	119.90
25	1H	957	A	N1-C6-N6	7.04	122.82	118.60
25	1H	1607	C	C2-N1-C1'	7.04	126.54	118.80
25	1H	2066	C	O5'-P-OP1	-7.04	99.37	105.70
25	14	2518	A	N3-C4-N9	-7.04	121.77	127.40
25	1H	860	U	N1-C2-O2	7.03	127.72	122.80
25	14	74	A	N3-C4-C5	7.03	131.72	126.80
25	1H	1614	A	C6-C5-N7	-7.03	127.38	132.30
25	1H	1819	A	C4-C5-N7	7.03	114.21	110.70
25	1H	1310	G	O5'-P-OP1	-7.03	99.38	105.70
25	14	127	A	C5-C6-N1	7.03	121.21	117.70
25	14	2503	A	C2-N3-C4	7.03	114.11	110.60
26	16	99	A	OP1-P-OP2	7.02	130.14	119.60
1	13	1491	G	OP2-P-O3'	7.02	120.64	105.20
25	1H	2445	G	C8-N9-C4	-7.02	103.59	106.40
26	16	6	C	C5-C4-N4	-7.02	115.29	120.20
25	14	2430	A	C4-C5-C6	7.02	120.51	117.00
55	1G	254	G	O5'-P-OP1	-7.02	99.39	105.70

Continued on next page...

Continued from previous page...

Mol	Chain	Res	Type	Atoms	Z	Observed(°)	Ideal(°)
25	1H	812	C	N3-C2-O2	7.01	126.81	121.90
25	14	1948	G	O5'-P-OP1	-7.01	99.39	105.70
25	1H	2593	U	C5-C4-O4	-7.01	121.69	125.90
25	1H	935	C	C5-C6-N1	-7.01	117.50	121.00
25	1H	1957	C	C2-N3-C4	-7.01	116.40	119.90
25	14	1804	C	OP1-P-OP2	-7.01	109.09	119.60
26	1J	102	G	C8-N9-C4	7.01	109.20	106.40
25	1H	1821	A	N9-C4-C5	7.00	108.60	105.80
25	1H	917	A	N3-C4-C5	7.00	131.70	126.80
55	1G	906	G	C8-N9-C4	7.00	109.20	106.40
1	13	250	A	N1-C6-N6	7.00	122.80	118.60
25	1H	2082	A	N1-C2-N3	7.00	132.80	129.30
25	14	1029	A	N9-C4-C5	-7.00	103.00	105.80
25	1H	2328	A	N1-C2-N3	7.00	132.80	129.30
1	13	1432	G	C6-C5-N7	-6.99	126.20	130.40
25	1H	1839	G	N9-C4-C5	-6.99	102.60	105.40
25	1H	1543	A	C2-N3-C4	-6.99	107.10	110.60
25	1H	1430	C	N1-C2-O2	6.99	123.09	118.90
25	1H	1623	G	C5-C6-O6	6.99	132.79	128.60
25	1H	131	G	C4-C5-N7	6.99	113.59	110.80
25	1H	470	A	O5'-P-OP1	-6.98	99.42	105.70
25	1H	2538	C	C5-C6-N1	-6.98	117.51	121.00
25	14	2601	C	C2-N3-C4	-6.98	116.41	119.90
25	1H	2392	A	O4'-C1'-N9	6.98	113.79	108.20
25	1H	2497	A	OP1-P-OP2	-6.98	109.13	119.60
1	13	1518	A	C8-N9-C4	6.98	108.59	105.80
25	1H	132	G	O5'-P-OP1	-6.98	99.42	105.70
25	1H	193	U	N1-C2-N3	6.98	119.09	114.90
25	1H	391	G	N3-C2-N2	-6.98	115.01	119.90
25	1H	874	G	O5'-P-OP2	-6.98	99.42	105.70
25	1H	2518	A	C5-C6-N6	-6.98	118.12	123.70
25	14	2522	U	C5-C6-N1	-6.98	119.21	122.70
1	13	580	U	N3-C2-O2	-6.98	117.32	122.20
25	1H	2440	C	C6-N1-C1'	6.98	129.17	120.80
25	1H	389	G	N9-C4-C5	-6.97	102.61	105.40
25	1H	794	G	C8-N9-C4	6.97	109.19	106.40
25	1H	1606	G	N7-C8-N9	-6.97	109.61	113.10
25	14	2702	U	N3-C2-O2	-6.97	117.32	122.20
25	1H	1535	U	C2-N1-C1'	6.97	126.07	117.70
25	1H	2084	C	C6-N1-C2	6.97	123.09	120.30
25	1H	793	A	C4-C5-C6	6.97	120.48	117.00
25	14	970	C	O5'-P-OP1	-6.97	99.43	105.70

Continued on next page...

Continued from previous page...

Mol	Chain	Res	Type	Atoms	Z	Observed(°)	Ideal(°)
25	14	2607	G	O5'-P-OP1	6.97	119.06	110.70
25	1H	594	U	C5-C6-N1	-6.97	119.22	122.70
25	1H	2845	G	O5'-P-OP2	-6.97	99.43	105.70
25	1H	1555	G	C5-C6-O6	-6.97	124.42	128.60
23	2L	77	A	C8-N9-C4	6.97	108.59	105.80
25	14	2346	A	N1-C6-N6	6.97	122.78	118.60
25	1H	299	A	OP2-P-O3'	6.96	120.52	105.20
25	1H	1489	U	N1-C2-N3	6.96	119.08	114.90
1	13	1455	G	C8-N9-C4	6.96	109.19	106.40
25	1H	663	G	C4-C5-C6	6.96	122.98	118.80
25	1H	1310	G	O5'-P-OP2	6.96	119.05	110.70
25	1H	621	A	N1-C2-N3	6.96	132.78	129.30
25	1H	2375	G	C5-C6-O6	-6.96	124.42	128.60
25	14	1400	G	O5'-P-OP2	-6.96	99.44	105.70
25	1H	1888	G	N3-C4-N9	6.96	130.18	126.00
25	1H	2023	G	O5'-P-OP1	-6.96	99.44	105.70
55	1G	906	G	C5-C6-O6	-6.96	124.43	128.60
25	1H	918	A	O5'-P-OP1	-6.96	99.44	105.70
25	14	2256	G	N1-C2-N2	-6.96	109.94	116.20
1	13	770	C	C5-C4-N4	-6.95	115.33	120.20
25	1H	195	A	C4-C5-N7	6.95	114.18	110.70
25	14	141	A	N3-C4-C5	6.95	131.67	126.80
25	14	2073	C	N1-C2-O2	-6.95	114.73	118.90
25	1H	23	G	N3-C2-N2	-6.95	115.03	119.90
25	1H	832	G	C8-N9-C4	-6.95	103.62	106.40
25	14	1395	A	O5'-P-OP2	6.95	119.04	110.70
25	14	1681	G	C4-C5-N7	6.95	113.58	110.80
25	1H	480	A	N1-C6-N6	6.95	122.77	118.60
25	1H	530	G	N3-C4-N9	-6.95	121.83	126.00
25	14	528	A	N3-C4-N9	-6.95	121.84	127.40
25	1H	2010	G	O5'-P-OP2	6.95	119.03	110.70
25	1H	2251	G	O5'-P-OP1	-6.94	99.45	105.70
25	1H	679	C	N1-C2-O2	-6.94	114.73	118.90
25	1H	1729	A	O4'-C1'-N9	6.94	113.75	108.20
25	1H	1993	U	O5'-P-OP1	-6.94	99.45	105.70
25	1H	2591	C	N3-C4-N4	6.94	122.86	118.00
1	13	281	G	O5'-P-OP1	-6.94	99.45	105.70
1	13	319	G	O5'-P-OP2	-6.94	99.45	105.70
25	1H	1771	C	N3-C4-N4	-6.94	113.14	118.00
25	14	1971	A	OP1-P-O3'	6.94	120.47	105.20
25	14	1496	A	C8-N9-C4	-6.94	103.03	105.80
25	1H	1347	G	N1-C6-O6	6.94	124.06	119.90

Continued on next page...

Continued from previous page...

Mol	Chain	Res	Type	Atoms	Z	Observed(°)	Ideal(°)
25	1H	208	C	C2-N3-C4	-6.93	116.43	119.90
25	1H	443	A	C5-C6-N6	-6.93	118.15	123.70
25	1H	1387	C	C6-N1-C2	-6.93	117.53	120.30
25	14	1204	A	N1-C6-N6	6.93	122.76	118.60
25	1H	840	C	O5'-P-OP2	-6.93	99.46	105.70
25	14	2092	U	C5-C4-O4	6.93	130.06	125.90
25	14	2252	G	C8-N9-C4	6.93	109.17	106.40
1	13	47	C	C6-N1-C2	6.93	123.07	120.30
25	1H	1035	U	C5-C4-O4	6.93	130.06	125.90
11	2I	102	GLY	N-CA-C	-6.92	95.79	113.10
25	14	2386	C	C5-C6-N1	-6.92	117.54	121.00
1	13	990	C	C6-N1-C2	-6.92	117.53	120.30
25	1H	2434	A	C2-N3-C4	-6.92	107.14	110.60
25	1H	2327	A	N1-C6-N6	-6.92	114.45	118.60
55	1G	674	G	N1-C6-O6	6.92	124.05	119.90
55	1G	811	C	N1-C2-O2	-6.92	114.75	118.90
25	14	1342	A	O4'-C1'-N9	6.92	113.74	108.20
55	1G	266	G	P-O3'-C3'	6.92	128.00	119.70
25	1H	47	C	N3-C4-C5	6.92	124.67	121.90
25	1H	619	G	C8-N9-C4	6.91	109.17	106.40
25	14	1342	A	C4-C5-C6	6.91	120.46	117.00
25	14	2287	A	N1-C6-N6	6.91	122.75	118.60
25	1H	1554	A	C4-C5-C6	6.91	120.45	117.00
25	14	1633	G	C8-N9-C4	-6.91	103.64	106.40
25	14	1995	U	O5'-P-OP2	-6.91	99.48	105.70
25	1H	681	G	C8-N9-C4	6.90	109.16	106.40
25	14	752	A	P-O3'-C3'	6.90	127.98	119.70
25	14	1999	C	C5-C4-N4	-6.90	115.37	120.20
25	14	566	U	C6-N1-C2	6.90	125.14	121.00
1	13	890	G	O4'-C1'-N9	6.90	113.72	108.20
1	13	1404	C	N3-C4-N4	-6.90	113.17	118.00
25	1H	2584	U	N3-C4-O4	-6.90	114.57	119.40
55	1G	180	U	C5-C6-N1	6.90	126.15	122.70
25	14	1950	G	O4'-C1'-N9	6.90	113.72	108.20
25	14	2080	G	O5'-P-OP2	-6.90	99.49	105.70
1	13	357	G	C5-C6-O6	-6.90	124.46	128.60
55	1G	909	A	N1-C6-N6	6.90	122.74	118.60
25	14	2386	C	N1-C2-O2	-6.90	114.76	118.90
25	1H	138	G	O4'-C1'-N9	6.89	113.72	108.20
25	1H	1766	U	C5-C4-O4	-6.89	121.76	125.90
25	1H	1781	C	C5-C4-N4	6.89	125.03	120.20
25	14	2707	G	C6-N1-C2	-6.89	120.96	125.10

Continued on next page...

Continued from previous page...

Mol	Chain	Res	Type	Atoms	Z	Observed(°)	Ideal(°)
25	14	1695	G	N1-C6-O6	6.89	124.03	119.90
1	13	974	A	N1-C6-N6	6.89	122.73	118.60
25	1H	792	G	N3-C2-N2	6.89	124.72	119.90
55	1G	826	C	O5'-P-OP2	-6.89	99.50	105.70
25	1H	1972	A	C5-C6-N1	6.89	121.14	117.70
25	1H	1342	A	C5-C6-N6	-6.89	118.19	123.70
26	16	16	G	N1-C6-O6	6.89	124.03	119.90
25	1H	148	C	C2-N3-C4	-6.88	116.46	119.90
55	1G	687	A	P-O3'-C3'	6.88	127.96	119.70
25	14	2258	C	N3-C4-N4	6.88	122.82	118.00
25	14	668	G	C8-N9-C4	6.88	109.15	106.40
25	14	2598	A	C5-C6-N1	6.88	121.14	117.70
1	13	768	A	C6-N1-C2	-6.88	114.47	118.60
25	1H	795	C	C5-C6-N1	-6.88	117.56	121.00
25	1H	2601	C	C6-N1-C2	-6.88	117.55	120.30
25	14	2688	U	N1-C2-N3	6.88	119.03	114.90
25	14	130	C	C5-C4-N4	-6.87	115.39	120.20
25	14	2591	C	N3-C2-O2	6.87	126.71	121.90
55	1G	913	A	C8-N9-C4	-6.87	103.05	105.80
25	1H	2045	C	C6-N1-C2	6.87	123.05	120.30
25	14	2068	U	OP1-P-O3'	6.87	120.31	105.20
1	13	656	C	C5-C6-N1	6.87	124.43	121.00
25	1H	2386	C	C6-N1-C2	6.87	123.05	120.30
25	1H	180	G	N9-C4-C5	-6.87	102.65	105.40
25	1H	1786	A	C6-N1-C2	-6.87	114.48	118.60
25	1H	2330	G	C5-C6-O6	-6.87	124.48	128.60
55	1G	1467	G	N1-C6-O6	6.87	124.02	119.90
25	14	1646	C	C6-N1-C2	6.87	123.05	120.30
25	14	1728	G	C2-N3-C4	6.87	115.33	111.90
25	1H	2311	A	N1-C2-N3	6.86	132.73	129.30
25	14	747	U	C5-C6-N1	-6.86	119.27	122.70
1	13	1058	G	N9-C4-C5	-6.86	102.66	105.40
25	1H	1898	U	O5'-P-OP2	-6.86	99.53	105.70
55	1G	1158	C	C2-N1-C1'	6.86	126.34	118.80
25	14	2211	G	O5'-P-OP2	-6.86	99.53	105.70
25	1H	1204	A	C4-C5-N7	6.86	114.13	110.70
25	1H	1559	G	N3-C4-C5	6.86	132.03	128.60
25	1H	187	G	C8-N9-C1'	-6.85	118.09	127.00
25	1H	2338	G	C5-C6-O6	-6.85	124.49	128.60
1	13	800	G	N1-C6-O6	6.85	124.01	119.90
25	1H	388	G	O5'-P-OP2	-6.85	99.54	105.70
25	14	203	C	C6-N1-C2	6.85	123.04	120.30

Continued on next page...

Continued from previous page...

Mol	Chain	Res	Type	Atoms	Z	Observed(°)	Ideal(°)
25	1H	731	C	O5'-P-OP2	6.84	118.91	110.70
25	1H	793	A	C6-N1-C2	-6.84	114.49	118.60
25	1H	1312	U	C5-C4-O4	6.84	130.01	125.90
25	1H	249	C	N1-C2-O2	6.84	123.00	118.90
25	1H	1489	U	C5-C4-O4	6.84	130.00	125.90
25	1H	2502	G	C8-N9-C4	-6.84	103.66	106.40
25	14	265	A	N7-C8-N9	6.84	117.22	113.80
25	1H	2446	G	C5-C6-O6	-6.84	124.50	128.60
25	14	1344	G	N1-C6-O6	6.84	124.00	119.90
25	1H	908	C	OP2-P-O3'	6.84	120.24	105.20
25	1H	2307	G	C2-N3-C4	-6.84	108.48	111.90
25	1H	2718	G	N1-C6-O6	6.84	124.00	119.90
25	14	1342	A	C5-N7-C8	-6.84	100.48	103.90
25	1H	1307	A	C5-C6-N6	-6.83	118.23	123.70
25	14	2708	G	C8-N9-C4	6.83	109.13	106.40
25	1H	2253	G	C6-C5-N7	-6.83	126.30	130.40
25	1H	2466	C	C5-C4-N4	-6.83	115.42	120.20
25	14	209	C	C5-C4-N4	-6.83	115.42	120.20
25	14	2056	G	N3-C4-N9	6.83	130.10	126.00
25	1H	935	C	C6-N1-C2	6.83	123.03	120.30
1	13	767	A	C8-N9-C4	6.83	108.53	105.80
25	1H	1300	U	N1-C2-N3	6.83	119.00	114.90
25	14	786	C	N3-C4-C5	6.83	124.63	121.90
25	14	1984	G	C8-N9-C4	6.83	109.13	106.40
25	1H	148	C	C5-C6-N1	-6.83	117.59	121.00
25	1H	2467	C	N3-C4-N4	-6.83	113.22	118.00
25	14	1658	C	N3-C4-C5	-6.83	119.17	121.90
25	14	2045	C	N3-C4-C5	6.82	124.63	121.90
1	13	414	A	O5'-P-OP2	-6.82	99.56	105.70
25	1H	232	G	C6-C5-N7	-6.82	126.31	130.40
25	14	1549	C	O5'-P-OP1	-6.82	99.56	105.70
25	1H	1781	C	N1-C2-O2	6.82	122.99	118.90
25	1H	383	U	O5'-P-OP1	-6.82	99.56	105.70
25	1H	451	C	C6-N1-C2	6.82	123.03	120.30
25	1H	1348	G	O5'-P-OP2	6.82	118.88	110.70
1	13	687	A	P-O3'-C3'	6.81	127.88	119.70
25	14	2706	G	O5'-P-OP1	-6.81	99.57	105.70
25	1H	2053	G	C6-N1-C2	-6.81	121.01	125.10
25	1H	2494	G	C2-N3-C4	-6.81	108.50	111.90
25	1H	2578	G	C6-N1-C2	-6.81	121.02	125.10
1	13	1506	U	N1-C2-O2	-6.81	118.03	122.80
25	1H	1306	C	C5-C6-N1	-6.81	117.60	121.00

Continued on next page...

Continued from previous page...

Mol	Chain	Res	Type	Atoms	Z	Observed(°)	Ideal(°)
25	1H	1915	U	N1-C2-O2	6.81	127.56	122.80
25	14	2840	C	C5-C6-N1	-6.81	117.60	121.00
1	13	580	U	N3-C4-O4	-6.80	114.64	119.40
1	13	586	C	C6-N1-C2	6.80	123.02	120.30
25	1H	1210	A	C8-N9-C4	-6.80	103.08	105.80
25	1H	2240	C	O5'-P-OP1	6.80	118.86	110.70
25	14	803	U	O5'-P-OP2	-6.80	99.58	105.70
25	14	2433	A	C6-C5-N7	-6.80	127.54	132.30
25	1H	200	U	C5-C6-N1	-6.80	119.30	122.70
25	1H	1623	G	N1-C6-O6	-6.80	115.82	119.90
55	1G	1192	C	C6-N1-C2	-6.80	117.58	120.30
1	13	529	G	N1-C6-O6	6.80	123.98	119.90
25	1H	2253	G	O5'-P-OP1	6.80	118.86	110.70
25	1H	252	G	N1-C6-O6	-6.80	115.82	119.90
25	14	2502	G	C5-N7-C8	-6.80	100.90	104.30
25	1H	1166	C	C2-N1-C1'	6.79	126.27	118.80
25	14	2047	U	N3-C4-C5	6.79	118.68	114.60
25	1H	74	A	O4'-C1'-N9	-6.79	102.77	108.20
25	1H	1831	G	O5'-P-OP2	6.79	118.85	110.70
26	1J	47	C	C6-N1-C2	6.79	123.02	120.30
25	1H	59	U	N3-C4-C5	-6.79	110.53	114.60
25	1H	989	G	N3-C2-N2	-6.79	115.15	119.90
25	1H	917	A	C5-C6-N1	-6.79	114.31	117.70
25	1H	265	A	N3-C4-C5	6.78	131.55	126.80
25	1H	552	G	N3-C4-C5	6.78	131.99	128.60
25	1H	1673	U	C2-N3-C4	-6.78	122.93	127.00
25	1H	2761	G	N1-C2-N3	6.78	127.97	123.90
25	14	71	A	C4-C5-N7	6.78	114.09	110.70
25	14	530	G	N7-C8-N9	-6.78	109.71	113.10
25	14	1277	G	C8-N9-C4	6.78	109.11	106.40
25	14	2873	A	C4-C5-N7	6.78	114.09	110.70
1	13	502	G	C5-C6-O6	-6.78	124.53	128.60
1	13	888	G	N3-C4-N9	-6.78	121.93	126.00
25	1H	114	U	OP1-P-O3'	6.78	120.11	105.20
25	1H	716	A	O5'-P-OP2	6.78	118.83	110.70
25	1H	1983	C	C2-N3-C4	-6.78	116.51	119.90
25	14	801	G	C6-C5-N7	6.78	134.47	130.40
25	14	2287	A	C8-N9-C4	6.78	108.51	105.80
25	1H	1653	G	P-O3'-C3'	6.78	127.83	119.70
25	1H	1812	A	OP1-P-OP2	6.78	129.76	119.60
26	16	6	C	N3-C4-N4	6.78	122.74	118.00
25	14	2235	G	N3-C4-N9	6.78	130.06	126.00

Continued on next page...

Continued from previous page...

Mol	Chain	Res	Type	Atoms	Z	Observed(°)	Ideal(°)
1	13	1502	A	N9-C1'-C2'	6.77	122.80	114.00
25	1H	180	G	C5-C6-O6	-6.77	124.54	128.60
25	1H	1939	U	N3-C2-O2	6.77	126.94	122.20
25	1H	1984	G	C5-N7-C8	6.77	107.69	104.30
55	1G	690	G	N7-C8-N9	6.77	116.49	113.10
1	13	1432	G	N1-C6-O6	6.77	123.96	119.90
25	1H	695	G	N1-C6-O6	-6.77	115.84	119.90
25	14	2374	C	C5-C6-N1	-6.77	117.61	121.00
25	1H	990	A	C8-N9-C4	-6.77	103.09	105.80
25	1H	2689	U	OP2-P-O3'	6.77	120.09	105.20
25	14	2826	A	N1-C6-N6	-6.77	114.54	118.60
25	1H	198	C	N3-C2-O2	-6.77	117.16	121.90
25	1H	826	U	O5'-P-OP2	-6.77	99.61	105.70
25	1H	2071	A	N1-C2-N3	6.77	132.68	129.30
25	1H	1342	A	N1-C6-N6	6.76	122.66	118.60
25	14	203	C	N3-C4-C5	6.76	124.61	121.90
25	14	209	C	C2-N3-C4	-6.76	116.52	119.90
25	14	2700	C	C2-N3-C4	-6.76	116.52	119.90
25	1H	2444	G	N3-C2-N2	-6.76	115.17	119.90
25	14	2333	A	C5-N7-C8	6.76	107.28	103.90
25	1H	19	C	C4-C5-C6	6.76	120.78	117.40
25	1H	500	G	O5'-P-OP1	-6.76	99.62	105.70
26	1J	30	C	C6-N1-C2	-6.76	117.60	120.30
25	1H	205	G	O5'-P-OP2	-6.76	99.62	105.70
1	13	1374	A	C2-N3-C4	-6.76	107.22	110.60
25	1H	686	G	N9-C4-C5	-6.76	102.70	105.40
25	1H	1249	U	C2-N3-C4	-6.76	122.95	127.00
25	1H	2253	G	C4-C5-N7	6.76	113.50	110.80
59	M5	33	ASN	C-N-CA	6.76	138.59	121.70
25	1H	2822	G	C5-C6-O6	-6.75	124.55	128.60
55	1G	243	A	P-O3'-C3'	6.75	127.80	119.70
25	1H	594	U	C6-N1-C2	6.75	125.05	121.00
25	1H	2822	G	C6-C5-N7	-6.75	126.35	130.40
25	1H	1660	C	N3-C4-C5	6.75	124.60	121.90
25	1H	1210	A	C2-N3-C4	-6.74	107.23	110.60
25	14	2600	A	C4-C5-N7	-6.74	107.33	110.70
25	1H	138	G	O5'-P-OP2	-6.74	99.63	105.70
25	1H	1950	G	C2-N3-C4	-6.74	108.53	111.90
25	14	1241	A	N1-C6-N6	6.74	122.64	118.60
25	14	678	C	C5-C6-N1	-6.74	117.63	121.00
25	1H	1967	C	N1-C2-N3	6.74	123.92	119.20
25	1H	2446	G	N9-C4-C5	-6.74	102.71	105.40

Continued on next page...

Continued from previous page...

Mol	Chain	Res	Type	Atoms	Z	Observed(°)	Ideal(°)
25	14	1021	A	C2-N3-C4	-6.74	107.23	110.60
25	14	1698	A	N7-C8-N9	6.74	117.17	113.80
25	1H	1129	A	OP1-P-OP2	6.73	129.70	119.60
25	14	2702	U	C5'-C4'-O4'	6.73	117.18	109.10
25	1H	1428	C	C5-C6-N1	-6.73	117.64	121.00
25	1H	1900	A	C8-N9-C4	-6.73	103.11	105.80
25	1H	739	G	N7-C8-N9	-6.72	109.74	113.10
25	1H	798	G	N1-C2-N3	6.72	127.94	123.90
25	1H	1328	G	N3-C4-N9	6.72	130.03	126.00
25	14	561	G	N3-C4-N9	-6.72	121.97	126.00
25	14	1236	G	C8-N9-C4	6.72	109.09	106.40
25	1H	508	G	N7-C8-N9	6.72	116.46	113.10
25	14	922	U	C5-C6-N1	6.72	126.06	122.70
25	14	2551	C	C2-N1-C1'	-6.72	111.41	118.80
25	1H	1307	A	N9-C4-C5	-6.72	103.11	105.80
1	13	903	G	O5'-P-OP2	-6.72	99.65	105.70
25	1H	245	G	C5-C6-O6	-6.72	124.57	128.60
1	13	865	A	N7-C8-N9	6.72	117.16	113.80
26	16	44	G	C4-N9-C1'	-6.72	117.77	126.50
25	14	1661	G	C5-C6-O6	-6.72	124.57	128.60
25	14	2726	U	C5-C6-N1	-6.72	119.34	122.70
25	1H	852	G	O5'-P-OP2	-6.71	99.66	105.70
25	1H	906	G	N3-C4-N9	-6.71	121.97	126.00
25	14	579	G	C5-C6-O6	-6.71	124.57	128.60
25	14	1614	A	C6-C5-N7	-6.71	127.60	132.30
26	1J	60	C	C6-N1-C2	-6.71	117.61	120.30
25	1H	443	A	N9-C4-C5	-6.71	103.11	105.80
25	1H	749	C	N3-C4-C5	-6.71	119.22	121.90
25	1H	2600	A	C6-N1-C2	-6.71	114.57	118.60
25	1H	208	C	C6-N1-C2	6.71	122.98	120.30
25	1H	636	G	N1-C6-O6	6.71	123.93	119.90
25	1H	1702	G	O5'-P-OP1	-6.71	99.66	105.70
25	14	1602	U	O5'-P-OP1	-6.71	99.66	105.70
25	1H	736	C	N3-C2-O2	6.71	126.60	121.90
25	1H	1241	A	N1-C6-N6	6.71	122.62	118.60
25	14	1784	A	C5-C6-N6	6.71	129.07	123.70
22	1K	39	A	N1-C6-N6	6.71	122.62	118.60
25	14	791	C	N1-C2-O2	-6.70	114.88	118.90
25	14	1616	A	OP1-P-OP2	6.70	129.66	119.60
25	1H	659	C	C2-N3-C4	-6.70	116.55	119.90
25	1H	682	G	C8-N9-C1'	-6.70	118.29	127.00
25	1H	188	G	C5-C6-O6	-6.70	124.58	128.60

Continued on next page...

Continued from previous page...

Mol	Chain	Res	Type	Atoms	Z	Observed(°)	Ideal(°)
25	14	598	G	N1-C6-O6	6.70	123.92	119.90
25	14	1617	C	N3-C4-C5	-6.70	119.22	121.90
25	14	1939	U	C2-N1-C1'	-6.70	109.66	117.70
25	1H	2229	C	C6-N1-C2	6.70	122.98	120.30
25	1H	2379	G	N3-C4-N9	6.70	130.02	126.00
53	P8	33	ARG	NE-CZ-NH1	-6.70	116.95	120.30
55	1G	449	C	N3-C2-O2	-6.69	117.21	121.90
25	1H	66	C	C6-N1-C2	-6.69	117.62	120.30
25	1H	999	U	N3-C2-O2	-6.69	117.52	122.20
25	1H	1558	A	P-O3'-C3'	6.69	127.73	119.70
25	14	2346	A	C6-C5-N7	-6.69	127.61	132.30
25	1H	517	C	C5-C4-N4	-6.69	115.52	120.20
25	1H	733	G	N9-C4-C5	-6.69	102.72	105.40
25	1H	931	G	N3-C4-C5	-6.69	125.26	128.60
25	14	1999	C	OP2-P-O3'	6.69	119.91	105.20
25	1H	1312	U	O5'-P-OP1	-6.68	99.68	105.70
25	1H	2062	A	O5'-P-OP2	-6.68	99.68	105.70
55	1G	360	A	C8-N9-C4	6.68	108.47	105.80
25	14	1128	A	C5-C6-N1	6.68	121.04	117.70
25	14	2198	A	O4'-C1'-N9	6.68	113.55	108.20
25	1H	1992	G	P-O3'-C3'	6.68	127.72	119.70
1	13	1356	G	C6-C5-N7	-6.68	126.39	130.40
25	1H	609	A	N1-C6-N6	6.68	122.61	118.60
25	1H	1363	C	O5'-P-OP2	-6.68	99.69	105.70
25	1H	2253	G	N3-C2-N2	-6.68	115.22	119.90
55	1G	990	C	C6-N1-C2	-6.68	117.63	120.30
25	14	1349	A	O5'-P-OP1	-6.68	99.69	105.70
1	13	575	G	O4'-C1'-N9	-6.68	102.86	108.20
25	1H	1201	C	N3-C2-O2	6.68	126.57	121.90
55	1G	361	G	O5'-P-OP2	6.68	118.71	110.70
25	14	1373	A	C8-N9-C4	6.68	108.47	105.80
25	1H	2828	C	N1-C2-O2	-6.67	114.89	118.90
25	14	1022	G	N9-C4-C5	6.67	108.07	105.40
25	1H	2433	A	N1-C2-N3	6.67	132.64	129.30
25	1H	838	C	C4-C5-C6	6.67	120.74	117.40
25	1H	1417	C	C6-N1-C2	-6.67	117.63	120.30
25	1H	1605	C	C2-N3-C4	-6.67	116.56	119.90
1	13	1506	U	N3-C4-O4	6.67	124.07	119.40
55	1G	108	G	C4-C5-N7	6.67	113.47	110.80
25	1H	428	A	C4-C5-C6	6.67	120.33	117.00
25	1H	1269	A	C8-N9-C4	-6.67	103.13	105.80
25	14	1771	C	C2-N3-C4	-6.67	116.57	119.90

Continued on next page...

Continued from previous page...

Mol	Chain	Res	Type	Atoms	Z	Observed(°)	Ideal(°)
25	14	2435	A	C5-C6-N1	6.67	121.03	117.70
25	1H	1224	G	C8-N9-C4	6.67	109.07	106.40
55	1G	354	G	O5'-P-OP2	-6.67	99.70	105.70
25	14	1366	A	C5-C6-N6	-6.67	118.37	123.70
25	1H	2337	G	C5-C6-O6	-6.67	124.60	128.60
25	14	2035	G	O4'-C1'-N9	6.67	113.53	108.20
55	1G	1301	U	C2-N1-C1'	6.66	125.70	117.70
25	14	2672	G	C5-C6-O6	-6.66	124.60	128.60
55	1G	1478	C	C5-C4-N4	6.66	124.86	120.20
25	14	2449	U	N3-C4-O4	6.66	124.06	119.40
1	13	977	A	N1-C6-N6	-6.66	114.61	118.60
25	1H	630	G	C8-N9-C4	6.66	109.06	106.40
25	14	2644	G	N3-C4-C5	6.66	131.93	128.60
1	13	1493	A	C8-N9-C4	-6.65	103.14	105.80
25	1H	127	A	C5-C6-N6	-6.65	118.38	123.70
25	1H	944	G	C5-C6-O6	6.65	132.59	128.60
25	1H	1268	A	O5'-P-OP2	-6.65	99.71	105.70
25	1H	133	C	C2-N3-C4	-6.65	116.58	119.90
25	1H	2232	U	N3-C2-O2	-6.65	117.55	122.20
25	1H	2277	G	C4-C5-N7	-6.65	108.14	110.80
25	14	659	C	C2-N3-C4	-6.65	116.58	119.90
25	1H	1425	G	C5-C6-O6	-6.65	124.61	128.60
54	Q8	32	LEU	CA-CB-CG	6.65	130.59	115.30
25	14	2032	G	C8-N9-C4	6.65	109.06	106.40
1	13	1437	C	N3-C4-C5	6.64	124.56	121.90
25	1H	1290	C	O5'-P-OP2	-6.64	99.72	105.70
25	1H	1369	G	N3-C4-N9	6.64	129.99	126.00
25	1H	2686	G	N3-C4-N9	6.64	129.99	126.00
25	14	2712	U	C2-N3-C4	-6.64	123.01	127.00
25	14	74	A	N7-C8-N9	6.64	117.12	113.80
25	14	750	A	C8-N9-C4	-6.64	103.14	105.80
25	14	1904	G	N1-C6-O6	-6.64	115.92	119.90
25	1H	1220	A	N1-C6-N6	-6.64	114.61	118.60
25	1H	1672	C	N3-C2-O2	6.64	126.55	121.90
25	14	693	C	N1-C2-O2	-6.64	114.92	118.90
25	14	2455	G	C5-C6-O6	-6.64	124.62	128.60
1	13	1055	A	N1-C6-N6	6.64	122.58	118.60
25	1H	290	G	N3-C4-N9	6.64	129.98	126.00
25	1H	405	U	N1-C2-O2	6.64	127.44	122.80
25	1H	1158	C	C5-C6-N1	-6.63	117.68	121.00
25	1H	2585	U	N1-C2-O2	6.63	127.44	122.80
25	1H	1691	C	C6-N1-C2	-6.63	117.65	120.30

Continued on next page...

Continued from previous page...

Mol	Chain	Res	Type	Atoms	Z	Observed(°)	Ideal(°)
25	1H	1852	C	C6-N1-C2	-6.63	117.65	120.30
25	14	989	G	O5'-P-OP1	-6.63	99.73	105.70
25	1H	141	A	N1-C6-N6	6.63	122.58	118.60
26	16	99	A	O5'-P-OP2	-6.63	99.73	105.70
25	14	828	U	N3-C4-O4	-6.63	114.76	119.40
25	1H	1658	C	N3-C4-C5	-6.63	119.25	121.90
25	1H	2069	G	N9-C4-C5	-6.62	102.75	105.40
25	1H	2442	C	C5-C6-N1	-6.62	117.69	121.00
25	1H	2592	G	N1-C2-N3	6.62	127.87	123.90
55	1G	1234	C	N3-C2-O2	-6.62	117.26	121.90
25	14	2436	G	C5-C6-O6	-6.62	124.63	128.60
25	1H	455	C	C4-C5-C6	-6.62	114.09	117.40
55	1G	442	C	C6-N1-C2	-6.62	117.65	120.30
25	1H	142	G	N3-C4-C5	6.62	131.91	128.60
25	1H	791	C	OP2-P-O3'	6.62	119.76	105.20
55	1G	1234	C	N1-C2-O2	6.62	122.87	118.90
55	1G	1484	C	C6-N1-C2	6.62	122.95	120.30
25	14	670	A	C5-C6-N6	-6.62	118.41	123.70
55	1G	1502	A	C5-N7-C8	-6.62	100.59	103.90
25	1H	55	G	C5-C6-O6	-6.62	124.63	128.60
25	1H	1393	A	O5'-P-OP2	-6.62	99.75	105.70
25	14	2688	U	C4-C5-C6	6.62	123.67	119.70
25	1H	561	G	N3-C2-N2	6.61	124.53	119.90
55	1G	1469	G	C5-C6-O6	-6.61	124.63	128.60
1	13	781	A	C5-C6-N6	-6.61	118.41	123.70
25	14	455	C	C6-N1-C2	6.61	122.94	120.30
25	14	1678	G	C4-C5-N7	6.61	113.44	110.80
25	1H	815	C	N3-C4-C5	6.61	124.54	121.90
25	14	138	G	O4'-C1'-N9	6.61	113.48	108.20
25	14	967	C	O5'-P-OP2	-6.61	99.75	105.70
1	13	792	A	N1-C2-N3	6.60	132.60	129.30
25	1H	2248	C	N3-C4-N4	-6.60	113.38	118.00
55	1G	11	G	O5'-P-OP2	6.60	118.62	110.70
25	1H	128	C	C6-N1-C2	6.60	122.94	120.30
25	1H	2029	G	C5-N7-C8	-6.60	101.00	104.30
1	13	1505	G	N9-C4-C5	6.60	108.04	105.40
25	1H	795	C	N3-C2-O2	6.60	126.52	121.90
25	14	1698	A	N9-C4-C5	-6.60	103.16	105.80
1	13	974	A	O4'-C1'-N9	6.60	113.48	108.20
1	13	1487	G	N7-C8-N9	-6.60	109.80	113.10
25	1H	115	C	N3-C2-O2	6.60	126.52	121.90
25	1H	790	C	N3-C2-O2	6.60	126.52	121.90

Continued on next page...

Continued from previous page...

Mol	Chain	Res	Type	Atoms	Z	Observed(°)	Ideal(°)
25	1H	1596	A	OP2-P-O3'	6.60	119.71	105.20
25	14	2649	U	N3-C4-O4	6.59	124.02	119.40
25	1H	2702	U	C5-C6-N1	6.59	126.00	122.70
25	14	446	G	C6-C5-N7	-6.59	126.44	130.40
25	14	621	A	C5-C6-N1	-6.59	114.41	117.70
25	14	668	G	N3-C4-C5	6.59	131.90	128.60
25	1H	365	C	N1-C2-O2	-6.59	114.95	118.90
25	1H	190	A	C5-C6-N1	6.59	120.99	117.70
25	14	1646	C	C2-N1-C1'	-6.59	111.56	118.80
25	1H	51	G	C8-N9-C4	6.58	109.03	106.40
25	1H	2699	C	C6-N1-C2	6.58	122.93	120.30
25	14	2374	C	N3-C4-C5	6.58	124.53	121.90
1	13	123	C	C5-C6-N1	-6.58	117.71	121.00
25	1H	1904	G	C8-N9-C4	6.58	109.03	106.40
25	1H	508	G	C5-N7-C8	-6.58	101.01	104.30
25	1H	451	C	C2-N1-C1'	-6.58	111.57	118.80
25	1H	639	U	C5-C4-O4	6.57	129.84	125.90
25	1H	1695	G	N3-C4-C5	-6.57	125.31	128.60
25	14	2253	G	C5-N7-C8	-6.57	101.01	104.30
25	1H	1029	A	N1-C6-N6	6.57	122.54	118.60
25	1H	1780	A	N1-C6-N6	-6.57	114.66	118.60
25	1H	1984	G	N1-C6-O6	-6.57	115.96	119.90
25	1H	2552	U	C2-N3-C4	-6.57	123.06	127.00
25	1H	115	C	O5'-P-OP1	-6.57	99.79	105.70
25	1H	1336	A	C2-N3-C4	6.57	113.89	110.60
25	14	2331	G	C6-N1-C2	-6.57	121.16	125.10
1	13	762	C	C6-N1-C2	6.57	122.93	120.30
25	1H	1189	A	C4-C5-N7	6.57	113.98	110.70
25	1H	839	U	N3-C4-C5	-6.57	110.66	114.60
55	1G	894	G	N1-C6-O6	6.57	123.84	119.90
25	1H	1161	C	C6-N1-C2	-6.56	117.67	120.30
25	1H	2028	U	O5'-P-OP1	-6.56	99.80	105.70
25	1H	815	C	C6-N1-C2	6.56	122.92	120.30
25	1H	917	A	N1-C2-N3	6.56	132.58	129.30
55	1G	893	C	C6-N1-C2	6.56	122.92	120.30
25	14	2238	G	O5'-P-OP2	-6.56	99.80	105.70
25	1H	2445	G	N7-C8-N9	6.56	116.38	113.10
25	1H	675	A	N9-C4-C5	-6.55	103.18	105.80
25	1H	772	C	C5-C6-N1	-6.55	117.72	121.00
25	1H	2001	A	C2-N3-C4	6.55	113.88	110.60
25	1H	1297	C	OP2-P-O3'	-6.55	90.79	105.20
25	1H	2598	A	O5'-P-OP2	6.55	118.56	110.70

Continued on next page...

Continued from previous page...

Mol	Chain	Res	Type	Atoms	Z	Observed(°)	Ideal(°)
25	1H	682	G	N9-C4-C5	-6.55	102.78	105.40
25	1H	792	G	C6-C5-N7	-6.55	126.47	130.40
25	1H	2004	G	OP1-P-OP2	6.55	129.43	119.60
25	1H	2610	C	P-O3'-C3'	6.55	127.56	119.70
25	14	56	A	C2-N3-C4	-6.55	107.33	110.60
25	14	1617	C	C4-C5-C6	6.55	120.67	117.40
25	1H	2007	C	N3-C2-O2	-6.55	117.32	121.90
25	1H	2273	A	N1-C2-N3	-6.55	126.03	129.30
25	14	1496	A	N1-C6-N6	6.55	122.53	118.60
25	1H	1977	A	C2-N3-C4	-6.54	107.33	110.60
25	1H	1241	A	C4-C5-N7	6.54	113.97	110.70
25	1H	1649	G	C8-N9-C4	-6.54	103.78	106.40
25	1H	1838	C	C6-N1-C2	6.54	122.92	120.30
25	1H	1900	A	O5'-P-OP1	6.54	118.55	110.70
25	1H	779	U	C6-N1-C2	6.54	124.92	121.00
25	1H	796	C	O5'-P-OP2	-6.54	99.81	105.70
25	14	138	G	N3-C4-N9	6.54	129.93	126.00
25	1H	2819	G	C8-N9-C4	6.54	109.02	106.40
25	1H	951	C	C5-C4-N4	6.54	124.78	120.20
25	1H	1900	A	C5'-C4'-O4'	-6.54	101.25	109.10
25	1H	1967	C	N3-C2-O2	-6.54	117.32	121.90
25	14	2061	G	C8-N9-C4	6.54	109.02	106.40
25	14	113	G	C5-C6-O6	-6.54	124.68	128.60
25	14	2042	A	C8-N9-C4	6.54	108.41	105.80
25	14	2820	A	N1-C6-N6	6.54	122.52	118.60
1	13	585	G	C8-N9-C4	6.53	109.01	106.40
1	13	827	U	C5-C4-O4	6.53	129.82	125.90
25	1H	909	A	O5'-P-OP2	-6.53	99.82	105.70
25	1H	2401	U	C6-N1-C2	-6.53	117.08	121.00
25	1H	2519	U	N3-C2-O2	6.53	126.77	122.20
25	1H	217	G	N1-C2-N3	6.53	127.82	123.90
25	1H	796	C	C5-C6-N1	-6.53	117.73	121.00
25	1H	1670	C	C4-C5-C6	6.53	120.67	117.40
55	1G	898	G	C8-N9-C4	6.53	109.01	106.40
25	1H	639	U	N3-C2-O2	-6.53	117.63	122.20
25	1H	2026	C	C4-C5-C6	6.53	120.66	117.40
25	14	2423	U	C5-C6-N1	-6.53	119.44	122.70
25	1H	451	C	N3-C2-O2	6.53	126.47	121.90
25	1H	1621	U	N1-C2-O2	-6.53	118.23	122.80
25	1H	847	U	C4-C5-C6	6.53	123.62	119.70
25	1H	830	G	C2-N3-C4	-6.52	108.64	111.90
25	1H	1980	G	C8-N9-C4	-6.52	103.79	106.40

Continued on next page...

Continued from previous page...

Mol	Chain	Res	Type	Atoms	Z	Observed(°)	Ideal(°)
1	13	893	C	N3-C4-C5	6.52	124.51	121.90
25	14	565	C	C5-C6-N1	-6.52	117.74	121.00
25	1H	792	G	N1-C2-N2	-6.52	110.33	116.20
25	1H	2494	G	C5-C6-N1	-6.52	108.24	111.50
25	14	2038	G	N9-C4-C5	-6.52	102.79	105.40
25	14	2430	A	C5-N7-C8	-6.52	100.64	103.90
25	1H	1482	U	C2-N1-C1'	-6.52	109.88	117.70
25	14	1781	C	C2-N1-C1'	6.52	125.97	118.80
25	14	1953	A	O5'-P-OP1	-6.52	99.83	105.70
25	14	684	G	N7-C8-N9	6.52	116.36	113.10
25	1H	859	G	C5-C6-O6	-6.51	124.69	128.60
25	1H	1369	G	N3-C4-C5	-6.51	125.34	128.60
25	1H	1313	U	N3-C4-O4	6.51	123.96	119.40
25	14	1241	A	C4-C5-N7	6.51	113.96	110.70
25	14	102	G	O4'-C1'-N9	6.51	113.41	108.20
25	14	265	A	C5-N7-C8	-6.51	100.64	103.90
25	14	583	G	N3-C2-N2	-6.51	115.34	119.90
25	14	659	C	C6-N1-C2	6.51	122.90	120.30
1	13	1158	C	C6-N1-C2	-6.51	117.70	120.30
25	1H	137	C	N3-C4-C5	6.51	124.50	121.90
25	1H	1626	G	N3-C2-N2	-6.51	115.34	119.90
55	1G	782	A	C8-N9-C4	6.51	108.40	105.80
25	14	1934	C	N3-C4-N4	-6.51	113.44	118.00
25	1H	127	A	N9-C4-C5	-6.50	103.20	105.80
25	14	788	A	C5-C6-N6	-6.50	118.50	123.70
25	1H	371	A	N1-C6-N6	6.50	122.50	118.60
25	14	1254	A	N1-C2-N3	6.50	132.55	129.30
25	1H	141	A	C2-N3-C4	-6.50	107.35	110.60
25	1H	698	C	N3-C2-O2	6.50	126.45	121.90
25	1H	1141	U	O4'-C1'-N1	6.50	113.40	108.20
25	1H	1241	A	C6-N1-C2	6.50	122.50	118.60
25	1H	1255	U	C4-C5-C6	6.50	123.60	119.70
25	1H	2690	C	N3-C4-C5	-6.50	119.30	121.90
25	1H	2708	G	C8-N9-C4	6.50	109.00	106.40
25	1H	49	A	C5-N7-C8	6.50	107.15	103.90
25	1H	700	G	C8-N9-C4	-6.50	103.80	106.40
25	1H	814	C	O5'-P-OP2	-6.50	99.85	105.70
25	1H	1430	C	N3-C4-N4	-6.49	113.45	118.00
25	1H	1830	C	N3-C2-O2	6.49	126.44	121.90
25	14	150	C	N3-C4-N4	-6.49	113.45	118.00
25	14	2713	A	C4-C5-N7	6.49	113.95	110.70
25	1H	670	A	N1-C2-N3	-6.49	126.06	129.30

Continued on next page...

Continued from previous page...

Mol	Chain	Res	Type	Atoms	Z	Observed(°)	Ideal(°)
25	1H	2446	G	N3-C4-N9	6.49	129.90	126.00
25	1H	1566	A	O5'-P-OP2	-6.49	99.86	105.70
25	1H	1939	U	O5'-P-OP1	-6.49	99.86	105.70
25	1H	2741	A	C8-N9-C4	6.49	108.39	105.80
25	14	698	C	OP1-P-OP2	6.49	129.33	119.60
25	14	1350	C	N1-C2-O2	-6.48	115.01	118.90
25	1H	1673	U	C5-C4-O4	-6.48	122.01	125.90
25	1H	2008	C	C2-N3-C4	-6.48	116.66	119.90
25	1H	2712(A)	A	O5'-P-OP1	-6.48	99.87	105.70
25	14	2290	G	O5'-P-OP1	-6.48	99.87	105.70
25	1H	1007	C	N1-C2-O2	-6.48	115.01	118.90
25	1H	1308	A	N1-C2-N3	6.48	132.54	129.30
25	1H	1376	C	C6-N1-C2	-6.48	117.71	120.30
25	1H	2259	G	OP1-P-OP2	-6.48	109.88	119.60
25	1H	1914	C	C2-N1-C1'	6.48	125.93	118.80
25	1H	762	U	C6-N1-C1'	-6.48	112.13	121.20
25	1H	2659	G	N1-C6-O6	6.48	123.79	119.90
25	1H	1616	A	C5-C6-N6	-6.48	118.52	123.70
25	1H	2427	C	O5'-P-OP2	6.47	118.47	110.70
25	14	1441	G	C8-N9-C4	6.47	108.99	106.40
25	1H	85	G	O5'-P-OP2	-6.47	99.88	105.70
25	14	2523	G	C5-C6-O6	-6.47	124.72	128.60
55	1G	898	G	N3-C4-C5	6.47	131.84	128.60
25	14	639	U	O5'-P-OP2	-6.47	99.88	105.70
55	1G	121	C	N3-C2-O2	-6.47	117.37	121.90
25	1H	193	U	C5-C6-N1	-6.47	119.47	122.70
25	1H	205	G	N3-C2-N2	6.47	124.43	119.90
25	1H	536	A	N9-C4-C5	6.47	108.39	105.80
25	1H	746	A	O4'-C1'-N9	6.47	113.37	108.20
25	1H	1603	A	N7-C8-N9	6.47	117.03	113.80
25	1H	389	G	C6-C5-N7	-6.46	126.52	130.40
25	1H	2626	C	N3-C4-C5	6.46	124.49	121.90
47	J8	80	LEU	CA-CB-CG	6.46	130.17	115.30
25	14	856	C	C5-C6-N1	6.46	124.23	121.00
25	14	1379	A	N3-C4-C5	6.46	131.32	126.80
25	14	2441	C	N3-C4-N4	-6.46	113.47	118.00
25	14	1827	C	C5-C6-N1	-6.46	117.77	121.00
25	1H	749	C	N1-C2-O2	6.46	122.78	118.90
25	1H	1396	U	N3-C4-O4	-6.46	114.88	119.40
1	13	1348	U	O5'-P-OP2	-6.46	99.89	105.70
25	1H	1801	G	N3-C4-N9	6.45	129.87	126.00
55	1G	906	G	N1-C6-O6	6.45	123.77	119.90

Continued on next page...

Continued from previous page...

Mol	Chain	Res	Type	Atoms	Z	Observed(°)	Ideal(°)
25	14	1363	C	O5'-P-OP2	-6.45	99.89	105.70
25	1H	1400	G	N9-C4-C5	6.45	107.98	105.40
25	1H	2822	G	C4-C5-N7	6.45	113.38	110.80
55	1G	630	G	C8-N9-C4	-6.45	103.82	106.40
25	14	1982	C	C5-C6-N1	6.45	124.22	121.00
25	14	2029	G	N9-C4-C5	6.45	107.98	105.40
1	13	789	U	C4-C5-C6	6.45	123.57	119.70
1	13	1177	G	O5'-P-OP1	6.45	118.44	110.70
25	14	1406	U	N1-C2-O2	6.45	127.31	122.80
25	14	1619	G	C5-C6-N1	6.45	114.72	111.50
25	1H	2578	G	OP2-P-O3'	6.45	119.38	105.20
25	1H	1142(A)	A	C5-N7-C8	-6.45	100.68	103.90
25	14	2598	A	O5'-P-OP2	6.45	118.43	110.70
25	14	1827	C	N3-C4-N4	-6.44	113.49	118.00
1	13	800	G	O5'-P-OP2	-6.44	99.90	105.70
25	1H	757	U	C5-C6-N1	-6.44	119.48	122.70
25	1H	1249	U	O5'-P-OP1	-6.44	99.90	105.70
25	1H	2438	U	N1-C2-O2	6.44	127.31	122.80
44	G8	81	LYS	C-N-CD	-6.44	106.43	120.60
25	1H	2574	G	C6-N1-C2	-6.44	121.24	125.10
25	1H	2616	C	N1-C2-O2	-6.44	115.04	118.90
26	1J	7	G	N9-C4-C5	-6.44	102.83	105.40
25	1H	1392	A	OP2-P-O3'	6.43	119.36	105.20
25	1H	2049	G	C8-N9-C4	6.43	108.97	106.40
25	1H	2385	C	O5'-P-OP2	-6.43	99.91	105.70
25	1H	2765	A	OP1-P-OP2	6.43	129.25	119.60
25	14	1274	A	N1-C6-N6	6.43	122.46	118.60
25	14	1695	G	N3-C4-N9	6.43	129.86	126.00
25	14	2258	C	N1-C2-O2	-6.43	115.04	118.90
25	1H	2052	G	OP2-P-O3'	6.43	119.35	105.20
25	14	2276	G	O5'-P-OP1	-6.43	99.91	105.70
25	1H	228	A	N1-C6-N6	6.43	122.46	118.60
25	1H	992	C	OP1-P-O3'	6.43	119.34	105.20
25	1H	2578	G	C5-C6-N1	6.43	114.71	111.50
1	13	972	C	N3-C2-O2	-6.43	117.40	121.90
25	1H	1632	A	N9-C4-C5	-6.43	103.23	105.80
25	1H	2271	G	C4-N9-C1'	6.43	134.85	126.50
25	14	2401	U	C5-C6-N1	6.43	125.91	122.70
25	14	2707	G	C5-C6-N1	6.42	114.71	111.50
25	1H	736	C	C5-C4-N4	-6.42	115.70	120.20
25	1H	2327	A	N9-C4-C5	6.42	108.37	105.80
25	14	945	A	N9-C4-C5	-6.42	103.23	105.80

Continued on next page...

Continued from previous page...

Mol	Chain	Res	Type	Atoms	Z	Observed(°)	Ideal(°)
25	1H	120	U	C5-C4-O4	6.42	129.75	125.90
25	1H	432	A	N9-C4-C5	-6.42	103.23	105.80
25	1H	1321	A	O5'-P-OP1	-6.42	99.92	105.70
25	1H	2029	G	N1-C6-O6	6.42	123.75	119.90
25	1H	2779	U	C5-C6-N1	-6.42	119.49	122.70
25	14	834	C	C4-C5-C6	6.42	120.61	117.40
47	F5	21	ARG	NE-CZ-NH1	-6.42	117.09	120.30
1	13	792	A	N3-C4-N9	-6.42	122.26	127.40
25	1H	787	U	N1-C2-N3	6.42	118.75	114.90
1	13	975	A	C4-C5-N7	6.42	113.91	110.70
25	1H	199	A	C2-N3-C4	6.42	113.81	110.60
25	1H	2412	A	N1-C2-N3	6.42	132.51	129.30
25	14	2436	G	O5'-P-OP1	-6.42	99.93	105.70
25	1H	330	A	C4-C5-N7	6.41	113.91	110.70
25	1H	772	C	N3-C4-N4	6.41	122.49	118.00
25	1H	1400	G	C8-N9-C4	-6.41	103.84	106.40
25	1H	1614	A	O4'-C1'-N9	6.41	113.33	108.20
25	14	2575	C	N3-C4-N4	-6.41	113.51	118.00
25	1H	951	C	N1-C2-O2	6.41	122.75	118.90
25	1H	1786	A	C5-C6-N6	-6.41	118.57	123.70
36	88	24	GLY	N-CA-C	-6.41	97.08	113.10
25	1H	1604	C	O5'-P-OP1	-6.41	99.93	105.70
1	13	992	U	P-O3'-C3'	6.41	127.39	119.70
25	1H	135	G	C8-N9-C4	6.40	108.96	106.40
25	1H	1607	C	C5-C4-N4	-6.40	115.72	120.20
55	1G	541	G	N1-C6-O6	6.40	123.74	119.90
38	A8	101	LEU	CA-CB-CG	6.40	130.02	115.30
25	1H	1977	A	C8-N9-C4	6.40	108.36	105.80
1	13	966	G	C4-C5-N7	6.40	113.36	110.80
25	1H	821	A	C4-C5-C6	6.40	120.20	117.00
25	1H	1797	C	C5-C6-N1	-6.40	117.80	121.00
25	1H	2525	G	OP2-P-O3'	6.40	119.27	105.20
55	1G	397	A	C8-N9-C4	-6.40	103.24	105.80
25	14	2580	U	C5-C4-O4	-6.40	122.06	125.90
25	1H	2078	C	C5-C4-N4	-6.40	115.72	120.20
25	1H	208	C	OP2-P-O3'	6.39	119.27	105.20
25	1H	695	G	N1-C2-N2	-6.39	110.44	116.20
25	14	1402	C	N1-C2-O2	-6.39	115.06	118.90
25	14	1830	C	C5-C4-N4	-6.39	115.72	120.20
25	1H	2069	G	N7-C8-N9	-6.39	109.90	113.10
25	1H	2437	U	C5-C4-O4	6.39	129.74	125.90
25	14	514	A	C8-N9-C4	6.39	108.36	105.80

Continued on next page...

Continued from previous page...

Mol	Chain	Res	Type	Atoms	Z	Observed(°)	Ideal(°)
25	14	774	A	C4-C5-N7	6.39	113.90	110.70
25	14	2386	C	N3-C2-O2	6.39	126.38	121.90
1	13	1404	C	C6-N1-C2	6.39	122.86	120.30
25	1H	1570	A	C8-N9-C4	6.39	108.36	105.80
25	14	741	G	O5'-P-OP2	6.39	118.37	110.70
25	14	1786	A	N3-C4-C5	6.39	131.27	126.80
25	1H	1535	U	N1-C2-O2	6.39	127.27	122.80
25	1H	971	C	N1-C2-O2	-6.39	115.07	118.90
25	1H	1306	C	C2-N3-C4	-6.39	116.71	119.90
25	1H	1950	G	C5-C6-N1	-6.39	108.31	111.50
55	1G	186	C	C6-N1-C2	-6.39	117.75	120.30
25	14	503	A	N1-C2-N3	6.39	132.49	129.30
25	1H	330	A	O5'-P-OP2	-6.38	99.95	105.70
25	14	2002	G	C5-C6-O6	-6.38	124.77	128.60
25	1H	568	U	C2-N3-C4	-6.38	123.17	127.00
25	1H	828	U	N3-C2-O2	-6.38	117.73	122.20
25	14	1298	C	N3-C4-C5	6.38	124.45	121.90
25	14	1475	G	N7-C8-N9	6.38	116.29	113.10
25	14	1978	A	OP2-P-O3'	6.38	119.24	105.20
25	14	1807	G	C8-N9-C4	6.38	108.95	106.40
25	14	2501	C	N1-C2-O2	-6.38	115.07	118.90
1	13	524	G	O5'-P-OP1	-6.38	99.96	105.70
25	1H	1607	C	C6-N1-C1'	-6.38	113.14	120.80
25	14	783	A	C5-C6-N1	-6.38	114.51	117.70
25	1H	94	G	C5-C6-O6	-6.38	124.77	128.60
25	1H	1799	G	P-O3'-C3'	6.38	127.35	119.70
25	1H	2246	G	N3-C4-N9	6.38	129.83	126.00
25	14	1785	A	C4-C5-C6	6.38	120.19	117.00
25	1H	1639	U	N3-C2-O2	-6.38	117.74	122.20
25	14	2506	U	P-O3'-C3'	6.38	127.35	119.70
25	1H	1835	G	N3-C4-C5	-6.38	125.41	128.60
25	14	574	C	N3-C4-N4	-6.38	113.54	118.00
25	1H	416	C	C6-N1-C2	6.37	122.85	120.30
25	1H	576	U	OP2-P-O3'	6.37	119.22	105.20
25	1H	988	A	C8-N9-C4	-6.37	103.25	105.80
25	1H	1784	A	O5'-P-OP1	-6.37	99.96	105.70
25	1H	2566	A	C8-N9-C4	-6.37	103.25	105.80
25	1H	2689	U	N1-C2-N3	6.37	118.72	114.90
25	1H	2821	A	N1-C6-N6	6.37	122.42	118.60
25	1H	2866	U	N3-C4-C5	-6.37	110.78	114.60
25	1H	524	U	N3-C2-O2	-6.37	117.74	122.20
25	1H	2059	A	O4'-C1'-N9	6.37	113.30	108.20

Continued on next page...

Continued from previous page...

Mol	Chain	Res	Type	Atoms	Z	Observed(°)	Ideal(°)
25	1H	430	G	N3-C4-N9	6.37	129.82	126.00
25	1H	528	A	N1-C6-N6	6.37	122.42	118.60
25	1H	557	U	C5-C6-N1	-6.37	119.52	122.70
25	14	93	C	C6-N1-C2	-6.37	117.75	120.30
25	1H	141	A	O4'-C1'-N9	6.37	113.29	108.20
25	14	562	U	C2-N1-C1'	6.37	125.34	117.70
25	1H	689	A	N9-C4-C5	6.36	108.34	105.80
25	1H	1827	C	C5-C6-N1	-6.36	117.82	121.00
25	1H	2618	G	C8-N9-C4	-6.36	103.86	106.40
25	14	1790	C	C5-C4-N4	-6.36	115.75	120.20
25	1H	2247	A	N1-C2-N3	6.36	132.48	129.30
25	1H	2499	C	C4-C5-C6	6.36	120.58	117.40
25	1H	2618	G	N9-C4-C5	6.36	107.94	105.40
25	14	180	G	C8-N9-C4	6.36	108.94	106.40
25	14	2427	C	N1-C2-O2	-6.36	115.08	118.90
25	14	2235	G	N3-C4-C5	-6.36	125.42	128.60
1	13	813	U	C4-C5-C6	-6.36	115.89	119.70
25	1H	1610	A	C6-C5-N7	-6.36	127.85	132.30
25	14	2051	A	C8-N9-C4	-6.36	103.26	105.80
25	1H	1899	G	OP2-P-O3'	6.35	119.18	105.20
25	1H	1010	A	C8-N9-C4	6.35	108.34	105.80
25	14	1760	A	O5'-P-OP2	-6.35	99.98	105.70
25	14	2430	A	O5'-P-OP2	6.35	118.32	110.70
25	1H	1025	G	C5-C6-O6	6.35	132.41	128.60
25	1H	1360	A	N1-C6-N6	6.35	122.41	118.60
25	14	832	G	C8-N9-C4	-6.35	103.86	106.40
25	1H	738	G	O5'-P-OP1	6.35	118.32	110.70
25	14	2070	G	O5'-P-OP2	-6.35	99.99	105.70
25	1H	2576	G	C8-N9-C4	6.35	108.94	106.40
25	14	2669	G	C8-N9-C4	6.35	108.94	106.40
25	1H	2020	A	C6-C5-N7	-6.34	127.86	132.30
25	14	676	A	C4-C5-N7	6.34	113.87	110.70
25	14	2335	A	O5'-P-OP1	-6.34	99.99	105.70
1	13	740	U	O5'-P-OP2	-6.34	99.99	105.70
25	1H	1925	C	OP2-P-O3'	6.34	119.15	105.20
55	1G	377	G	N9-C4-C5	-6.34	102.86	105.40
1	13	1233	G	N1-C6-O6	-6.34	116.10	119.90
25	1H	754	C	N3-C2-O2	-6.34	117.46	121.90
25	1H	1752	C	C6-N1-C2	6.34	122.84	120.30
25	14	265	A	C2-N3-C4	-6.34	107.43	110.60
25	14	621	A	N3-C4-C5	6.34	131.24	126.80
25	14	1520	U	C5-C4-O4	6.34	129.70	125.90

Continued on next page...

Continued from previous page...

Mol	Chain	Res	Type	Atoms	Z	Observed(°)	Ideal(°)
25	14	1444	G	N1-C6-O6	-6.34	116.10	119.90
25	1H	446	G	C6-C5-N7	-6.34	126.60	130.40
25	1H	688	U	C4-C5-C6	6.34	123.50	119.70
25	1H	1827	C	C2-N3-C4	-6.34	116.73	119.90
23	2K	6	G	C8-N9-C4	6.33	108.93	106.40
25	1H	321	G	C5-C6-O6	-6.33	124.80	128.60
25	1H	500	G	N9-C4-C5	6.33	107.93	105.40
25	1H	691	C	O5'-P-OP1	6.33	118.30	110.70
25	1H	708	C	C5-C6-N1	-6.33	117.83	121.00
25	1H	770	G	N7-C8-N9	-6.33	109.93	113.10
1	13	766	A	O5'-P-OP2	-6.33	100.00	105.70
1	13	812	C	P-O3'-C3'	6.33	127.30	119.70
25	14	268	C	C6-N1-C2	-6.33	117.77	120.30
25	14	531	C	C5-C6-N1	-6.33	117.83	121.00
26	1J	29	A	C8-N9-C4	-6.33	103.27	105.80
1	13	792	A	N9-C4-C5	-6.33	103.27	105.80
55	1G	1530	G	N3-C4-N9	-6.33	122.20	126.00
25	14	956	G	O5'-P-OP2	-6.33	100.00	105.70
25	14	1304	C	N3-C2-O2	-6.33	117.47	121.90
25	1H	2597	G	C5-C6-O6	-6.33	124.80	128.60
25	14	529	A	N1-C6-N6	6.33	122.40	118.60
25	14	2769	C	N3-C2-O2	-6.33	117.47	121.90
25	1H	1570	A	N7-C8-N9	-6.33	110.64	113.80
25	14	670	A	N1-C6-N6	6.33	122.39	118.60
25	1H	568	U	C5-C4-O4	-6.32	122.11	125.90
25	1H	2072	G	N9-C4-C5	-6.32	102.87	105.40
25	1H	2252	G	C2-N3-C4	-6.32	108.74	111.90
1	13	1344	C	O5'-P-OP2	-6.32	100.01	105.70
25	1H	691	C	N3-C4-C5	6.32	124.43	121.90
25	14	2036	C	O5'-P-OP1	6.32	118.29	110.70
1	13	47	C	C5-C6-N1	-6.32	117.84	121.00
1	13	1354	C	N3-C2-O2	-6.32	117.48	121.90
25	1H	180	G	C2-N3-C4	-6.32	108.74	111.90
25	1H	820	A	C2-N3-C4	-6.32	107.44	110.60
1	13	974	A	C4-C5-N7	6.32	113.86	110.70
25	1H	974	G	C5-C6-N1	6.32	114.66	111.50
25	1H	148	C	N3-C4-C5	6.32	124.43	121.90
25	1H	2513	G	O5'-P-OP2	-6.32	100.02	105.70
25	14	1211	U	O5'-P-OP2	-6.32	100.02	105.70
25	14	57	C	C6-N1-C2	6.31	122.83	120.30
25	14	729	G	N1-C2-N2	6.31	121.88	116.20
1	13	690	G	N7-C8-N9	6.31	116.26	113.10

Continued on next page...

Continued from previous page...

Mol	Chain	Res	Type	Atoms	Z	Observed(°)	Ideal(°)
25	1H	1950	G	N1-C2-N2	-6.31	110.52	116.20
25	1H	2056	G	C6-C5-N7	-6.31	126.61	130.40
25	1H	2379	G	C5-C6-O6	-6.31	124.81	128.60
25	14	1899	G	C4-C5-N7	6.31	113.33	110.80
35	35	36	LYS	C-N-CA	6.31	135.56	122.30
25	14	271(B)	G	N3-C4-C5	-6.31	125.44	128.60
25	1H	127	A	C8-N9-C4	6.31	108.32	105.80
25	1H	2347	C	OP2-P-O3'	6.31	119.08	105.20
25	14	1644	C	C6-N1-C2	-6.31	117.78	120.30
25	1H	141(A)	C	N3-C4-C5	6.31	124.42	121.90
25	1H	464	U	C4-C5-C6	6.31	123.48	119.70
25	1H	1241	A	N3-C4-C5	6.31	131.21	126.80
25	1H	1252	G	N7-C8-N9	-6.31	109.95	113.10
25	1H	1824	G	N1-C6-O6	6.31	123.68	119.90
1	13	1323	G	N1-C6-O6	6.30	123.68	119.90
25	1H	1417	C	C5-C6-N1	6.30	124.15	121.00
25	1H	2258	C	C4-C5-C6	6.30	120.55	117.40
25	14	2000	G	OP2-P-O3'	6.30	119.07	105.20
25	1H	770	G	C8-N9-C4	6.30	108.92	106.40
25	14	2388	A	O5'-P-OP1	6.30	118.26	110.70
25	1H	577	G	C5-C6-O6	-6.30	124.82	128.60
1	13	820	U	O5'-P-OP1	6.30	118.26	110.70
1	13	901	A	N1-C2-N3	6.30	132.45	129.30
25	1H	1482	U	C6-N1-C1'	6.30	130.02	121.20
55	1G	529	G	C4-C5-N7	6.30	113.32	110.80
25	14	1279	G	N1-C6-O6	-6.30	116.12	119.90
25	14	1313	U	C6-N1-C2	-6.30	117.22	121.00
26	16	61	G	C8-N9-C4	-6.30	103.88	106.40
25	14	1572	A	O5'-P-OP2	-6.30	100.03	105.70
25	14	748	G	N1-C6-O6	-6.29	116.12	119.90
25	14	932	G	N3-C4-N9	-6.29	122.22	126.00
25	14	1817	G	N3-C2-N2	6.29	124.31	119.90
25	1H	793	A	C6-C5-N7	-6.29	127.89	132.30
25	1H	2777	G	O4'-C1'-N9	-6.29	103.17	108.20
55	1G	1441	G	O5'-P-OP1	-6.29	100.04	105.70
25	14	1789	A	C6-N1-C2	-6.29	114.82	118.60
26	1J	56	G	N3-C4-N9	6.29	129.78	126.00
25	1H	263	C	N1-C2-O2	6.29	122.67	118.90
25	14	1950	G	C4-C5-N7	6.29	113.32	110.80
25	14	2332	U	N1-C2-O2	6.29	127.20	122.80
25	1H	1765	C	C2-N1-C1'	-6.29	111.88	118.80
25	1H	204	A	C6-N1-C2	-6.29	114.83	118.60

Continued on next page...

Continued from previous page...

Mol	Chain	Res	Type	Atoms	Z	Observed(°)	Ideal(°)
25	1H	2023	G	N1-C2-N3	6.29	127.67	123.90
25	1H	2701	C	N3-C2-O2	-6.29	117.50	121.90
25	14	2607	G	N3-C4-C5	-6.29	125.46	128.60
25	1H	530	G	N3-C4-C5	6.29	131.74	128.60
25	14	409	C	C6-N1-C2	6.29	122.81	120.30
25	14	621	A	N3-C4-N9	-6.29	122.37	127.40
1	13	621	A	N1-C6-N6	-6.28	114.83	118.60
25	1H	2258	C	C2-N3-C4	-6.28	116.76	119.90
25	14	2374	C	C6-N1-C2	6.28	122.81	120.30
25	1H	2579	C	O5'-P-OP2	-6.28	100.05	105.70
25	14	2413	G	C5-C6-O6	-6.28	124.83	128.60
25	1H	76	C	N3-C2-O2	-6.28	117.50	121.90
55	1G	366	C	C6-N1-C2	6.28	122.81	120.30
25	14	1281	G	C5-C6-O6	-6.28	124.83	128.60
25	14	1644	C	N3-C2-O2	-6.28	117.50	121.90
25	1H	189	G	C8-N9-C4	6.28	108.91	106.40
25	1H	1647	G	O4'-C1'-N9	-6.28	103.18	108.20
26	16	87	G	C8-N9-C4	6.28	108.91	106.40
25	1H	1340	U	N3-C4-O4	6.28	123.79	119.40
25	14	754	C	C5-C4-N4	-6.28	115.81	120.20
25	1H	199	A	N1-C2-N3	-6.28	126.16	129.30
25	1H	1771	C	C5-C6-N1	-6.28	117.86	121.00
25	14	1366	A	C4-C5-N7	6.28	113.84	110.70
25	14	2592	G	C6-N1-C2	-6.28	121.33	125.10
25	14	2592	G	N3-C4-C5	-6.28	125.46	128.60
23	2K	77	A	N9-C4-C5	-6.27	103.29	105.80
25	14	459	U	C5-C4-O4	6.27	129.66	125.90
25	14	2307	G	C4-N9-C1'	6.27	134.66	126.50
1	13	1498	U	C2-N3-C4	-6.27	123.24	127.00
25	1H	377	C	C6-N1-C2	6.27	122.81	120.30
55	1G	291	C	C5-C6-N1	-6.27	117.86	121.00
55	1G	518	C	O5'-P-OP2	-6.27	100.06	105.70
25	14	2060	A	OP1-P-OP2	-6.27	110.19	119.60
25	14	2233	U	N1-C2-O2	-6.27	118.41	122.80
25	14	2712	U	N3-C2-O2	-6.27	117.81	122.20
25	1H	112	U	N3-C2-O2	6.27	126.59	122.20
25	1H	141(A)	C	OP1-P-O3'	-6.27	91.40	105.20
25	1H	126	A	O5'-P-OP2	-6.27	100.06	105.70
25	1H	252	G	C4-C5-N7	-6.27	108.29	110.80
25	1H	815	C	O5'-P-OP1	6.27	118.22	110.70
25	1H	1639	U	N1-C2-O2	6.27	127.19	122.80
25	1H	2036	C	OP2-P-O3'	6.27	118.99	105.20

Continued on next page...

Continued from previous page...

Mol	Chain	Res	Type	Atoms	Z	Observed(°)	Ideal(°)
25	14	265	A	C8-N9-C4	-6.27	103.29	105.80
25	1H	1003	G	N7-C8-N9	-6.27	109.97	113.10
25	1H	1970	A	O4'-C1'-N9	-6.27	103.19	108.20
25	14	2551	C	N1-C2-O2	-6.27	115.14	118.90
25	1H	569	U	N1-C2-O2	-6.27	118.41	122.80
25	1H	2258	C	O5'-P-OP1	-6.27	100.06	105.70
25	14	605	C	C5-C6-N1	-6.27	117.87	121.00
1	13	1301	U	P-O3'-C3'	6.26	127.22	119.70
25	1H	116	C	N1-C2-O2	-6.26	115.14	118.90
25	14	791	C	N3-C4-C5	6.26	124.41	121.90
25	14	530	G	N9-C4-C5	-6.26	102.89	105.40
1	13	1279	A	C8-N9-C4	-6.26	103.30	105.80
25	1H	265	A	N3-C4-N9	-6.26	122.39	127.40
25	1H	672	C	OP2-P-O3'	6.26	118.98	105.20
25	14	673	C	O5'-P-OP1	6.26	118.21	110.70
25	1H	195	A	C6-C5-N7	-6.26	127.92	132.30
25	1H	416	C	N3-C4-C5	6.26	124.40	121.90
55	1G	121	C	C2-N1-C1'	6.26	125.68	118.80
25	14	854	G	N9-C4-C5	6.26	107.90	105.40
25	1H	508	G	C4-C5-N7	6.26	113.30	110.80
25	1H	1938	A	O5'-P-OP1	-6.26	100.07	105.70
55	1G	1400	C	N3-C4-C5	6.26	124.40	121.90
1	13	781	A	N9-C4-C5	-6.26	103.30	105.80
25	14	1029	A	C5-C6-N6	-6.26	118.69	123.70
25	14	1349	A	N1-C6-N6	6.26	122.35	118.60
25	14	684	G	N3-C4-C5	-6.25	125.47	128.60
23	2K	74	A	N1-C6-N6	6.25	122.35	118.60
25	14	689	A	O5'-P-OP2	-6.25	100.07	105.70
25	14	1612	C	C5-C4-N4	-6.25	115.82	120.20
25	14	1783	A	O5'-P-OP1	6.25	118.20	110.70
25	1H	782	A	N1-C2-N3	6.25	132.43	129.30
25	1H	2378	A	O5'-P-OP2	6.25	118.20	110.70
25	14	1762	A	C2-N3-C4	-6.25	107.47	110.60
1	13	738	C	C5-C6-N1	6.25	124.12	121.00
1	13	363	A	O5'-P-OP2	-6.25	100.08	105.70
25	1H	123	G	N1-C2-N3	6.25	127.65	123.90
25	1H	657	U	C6-N1-C2	6.25	124.75	121.00
55	1G	12	U	C5-C4-O4	6.25	129.65	125.90
25	1H	835	A	C5-C6-N1	6.25	120.82	117.70
1	13	1470	G	N1-C6-O6	6.24	123.65	119.90
25	1H	80	G	O5'-P-OP1	-6.24	100.08	105.70
25	14	338	G	C6-C5-N7	-6.24	126.65	130.40

Continued on next page...

Continued from previous page...

Mol	Chain	Res	Type	Atoms	Z	Observed(°)	Ideal(°)
1	13	988	G	N1-C6-O6	-6.24	116.16	119.90
25	1H	1216	G	O5'-P-OP2	6.24	118.19	110.70
25	1H	2708	G	N1-C2-N2	-6.24	110.58	116.20
25	14	1661	G	C6-N1-C2	-6.24	121.36	125.10
25	14	2365	G	N9-C4-C5	-6.24	102.90	105.40
25	14	2570	G	N1-C6-O6	6.24	123.64	119.90
1	13	1512	U	O5'-P-OP2	-6.24	100.08	105.70
25	1H	917	A	N7-C8-N9	6.24	116.92	113.80
25	1H	930	U	C5-C4-O4	6.24	129.64	125.90
25	1H	483	A	C8-N9-C4	-6.24	103.31	105.80
25	1H	2392	A	N1-C6-N6	6.24	122.34	118.60
25	14	1614	A	N1-C2-N3	6.24	132.42	129.30
25	1H	181	A	O5'-P-OP1	-6.24	100.09	105.70
25	1H	2277	G	C5-N7-C8	6.23	107.42	104.30
25	1H	1224	G	C6-C5-N7	6.23	134.14	130.40
25	1H	2312	U	C5-C4-O4	-6.23	122.16	125.90
25	14	556	G	N3-C4-N9	6.23	129.74	126.00
3	2E	188	LEU	CA-CB-CG	6.23	129.63	115.30
25	1H	1379	A	N7-C8-N9	6.23	116.92	113.80
25	1H	2430	A	N1-C2-N3	6.23	132.41	129.30
25	1H	2769	C	C6-N1-C2	-6.23	117.81	120.30
25	1H	1972	A	C2-N3-C4	6.23	113.71	110.60
25	1H	681	G	N3-C2-N2	6.22	124.26	119.90
25	1H	1252	G	C8-N9-C4	6.22	108.89	106.40
25	14	2620	C	C5-C4-N4	-6.22	115.84	120.20
1	13	811	C	N3-C4-C5	6.22	124.39	121.90
25	1H	825	C	N3-C2-O2	6.22	126.26	121.90
25	1H	1829	A	O5'-P-OP2	-6.22	100.10	105.70
26	1J	12	C	C2-N1-C1'	6.22	125.64	118.80
25	1H	1648	C	N1-C2-O2	-6.22	115.17	118.90
1	13	320	C	O5'-P-OP2	-6.22	100.10	105.70
25	1H	825	C	C4-C5-C6	6.22	120.51	117.40
25	14	1813	G	C8-N9-C4	6.22	108.89	106.40
1	13	1529	G	N3-C2-N2	6.22	124.25	119.90
25	14	1971	A	N9-C1'-C2'	-6.22	105.16	112.00
25	1H	210	C	C2-N3-C4	-6.22	116.79	119.90
25	1H	1742	C	C6-N1-C2	-6.22	117.81	120.30
25	1H	2241	A	C8-N9-C4	6.22	108.29	105.80
55	1G	111	G	N1-C6-O6	6.22	123.63	119.90
25	14	1342	A	N1-C6-N6	6.22	122.33	118.60
25	14	1695	G	C8-N9-C1'	-6.22	118.92	127.00
25	1H	663	G	C5-C6-N1	-6.21	108.39	111.50

Continued on next page...

Continued from previous page...

Mol	Chain	Res	Type	Atoms	Z	Observed(°)	Ideal(°)
25	1H	783	A	N9-C1'-C2'	-6.21	105.16	112.00
25	1H	1671	U	N3-C4-O4	6.21	123.75	119.40
25	1H	2871	C	N3-C4-N4	-6.21	113.65	118.00
25	14	1290	C	OP1-P-OP2	6.21	128.92	119.60
25	1H	1636	C	O5'-P-OP2	6.21	118.16	110.70
25	14	2068	U	OP2-P-O3'	-6.21	91.53	105.20
55	1G	960	U	N1-C2-N3	6.21	118.63	114.90
25	14	2313	C	C6-N1-C2	-6.21	117.81	120.30
25	1H	1804	C	O5'-P-OP1	6.21	118.15	110.70
25	14	1304	C	N1-C2-O2	6.21	122.63	118.90
25	14	1772	G	N9-C1'-C2'	-6.21	105.17	112.00
25	1H	2248	C	N3-C4-C5	6.21	124.38	121.90
25	1H	2554	U	C5-C4-O4	-6.21	122.17	125.90
55	1G	1490	C	O5'-P-OP2	-6.21	100.11	105.70
25	14	2003	G	C6-C5-N7	-6.21	126.67	130.40
25	14	2516	G	OP2-P-O3'	6.21	118.86	105.20
25	1H	1394	U	O5'-P-OP2	6.21	118.15	110.70
25	14	270(B)	A	C8-N9-C4	6.21	108.28	105.80
25	14	1981	A	N7-C8-N9	-6.21	110.70	113.80
25	1H	824	A	C2-N3-C4	-6.20	107.50	110.60
25	1H	929	G	N9-C4-C5	-6.20	102.92	105.40
25	1H	1979	C	N3-C4-N4	6.20	122.34	118.00
55	1G	1280	A	C8-N9-C4	6.20	108.28	105.80
1	13	419	C	C5-C6-N1	6.20	124.10	121.00
25	14	2443	C	O5'-P-OP2	6.20	118.14	110.70
25	1H	1471	A	N7-C8-N9	6.20	116.90	113.80
25	14	427	U	O5'-P-OP1	-6.20	100.12	105.70
25	14	1408	C	N3-C2-O2	6.20	126.24	121.90
25	1H	321	G	N1-C6-O6	6.20	123.62	119.90
25	1H	966	G	C4-C5-N7	-6.20	108.32	110.80
25	1H	2033	A	N7-C8-N9	6.20	116.90	113.80
25	14	1681	G	N3-C4-C5	6.20	131.70	128.60
1	13	966	G	N1-C6-O6	6.20	123.62	119.90
25	1H	2708	G	O5'-P-OP2	-6.20	100.12	105.70
25	14	189	G	C5-C6-O6	-6.20	124.88	128.60
25	14	530	G	N3-C4-C5	6.20	131.70	128.60
1	13	892	A	C6-C5-N7	-6.19	127.96	132.30
25	14	1598	C	C6-N1-C2	-6.19	117.82	120.30
1	13	1199	U	N3-C4-C5	-6.19	110.89	114.60
25	1H	931	G	N3-C4-N9	6.19	129.72	126.00
25	1H	1220	A	C5-C6-N6	6.19	128.65	123.70
25	1H	1516	U	N1-C2-O2	6.19	127.14	122.80

Continued on next page...

Continued from previous page...

Mol	Chain	Res	Type	Atoms	Z	Observed(°)	Ideal(°)
25	1H	1535	U	N3-C2-O2	-6.19	117.86	122.20
25	1H	1951	U	N1-C2-O2	-6.19	118.47	122.80
25	14	801	G	N9-C4-C5	6.19	107.88	105.40
1	13	422	C	P-O3'-C3'	6.19	127.13	119.70
25	1H	921	G	N1-C6-O6	6.19	123.61	119.90
25	1H	247	G	C5-C6-N1	6.19	114.59	111.50
25	1H	755	C	C6-N1-C2	-6.19	117.82	120.30
26	16	79	C	C2-N1-C1'	6.19	125.61	118.80
25	1H	576	U	N3-C2-O2	6.19	126.53	122.20
25	1H	2761	G	C2-N3-C4	-6.19	108.81	111.90
25	14	2037	G	C6-N1-C2	-6.19	121.39	125.10
25	1H	196	A	N7-C8-N9	6.19	116.89	113.80
25	1H	2270	G	C8-N9-C4	6.19	108.87	106.40
55	1G	790	A	N1-C6-N6	-6.18	114.89	118.60
25	14	1299	G	O5'-P-OP2	6.18	118.12	110.70
1	13	1323	G	C6-C5-N7	-6.18	126.69	130.40
25	1H	763	G	C6-N1-C2	-6.18	121.39	125.10
25	1H	1962	C	C5-C6-N1	6.18	124.09	121.00
25	14	693	C	N3-C4-N4	-6.18	113.67	118.00
25	14	2056	G	O5'-P-OP1	-6.18	100.14	105.70
25	1H	1564	C	N3-C4-N4	-6.18	113.67	118.00
55	1G	1528	U	C6-N1-C2	6.18	124.71	121.00
25	14	1379	A	C2-N3-C4	-6.18	107.51	110.60
25	14	1616	A	C4-C5-N7	6.18	113.79	110.70
25	14	2779	U	C5-C4-O4	6.18	129.61	125.90
1	13	266	G	N1-C6-O6	6.18	123.61	119.90
25	1H	509	C	N1-C2-O2	6.18	122.61	118.90
25	1H	1281	G	O5'-P-OP2	6.18	118.11	110.70
25	1H	1625	C	C5-C4-N4	6.18	124.53	120.20
25	1H	1819	A	C5-C6-N1	6.18	120.79	117.70
25	1H	2068	U	N1-C2-N3	-6.18	111.19	114.90
25	1H	2499	C	N3-C2-O2	6.18	126.22	121.90
25	1H	2638	G	C2-N3-C4	6.18	114.99	111.90
25	14	530	G	N1-C6-O6	6.18	123.61	119.90
25	14	694	U	N3-C2-O2	-6.18	117.87	122.20
25	14	992	C	N1-C2-O2	6.18	122.61	118.90
25	1H	574	C	C2-N3-C4	6.18	122.99	119.90
25	1H	1280	G	OP1-P-OP2	-6.18	110.34	119.60
25	1H	2392	A	C6-C5-N7	-6.18	127.98	132.30
25	14	1142(A)	A	N1-C2-N3	6.18	132.39	129.30
25	14	1241	A	C5-N7-C8	-6.18	100.81	103.90
25	14	1772	G	C5-C6-O6	-6.18	124.89	128.60

Continued on next page...

Continued from previous page...

Mol	Chain	Res	Type	Atoms	Z	Observed(°)	Ideal(°)
25	1H	74	A	C4-C5-C6	6.17	120.09	117.00
25	1H	197	A	C2-N3-C4	-6.17	107.51	110.60
1	13	813	U	N3-C4-C5	6.17	118.30	114.60
25	1H	989	G	N7-C8-N9	6.17	116.19	113.10
25	1H	1831	G	N1-C6-O6	6.17	123.60	119.90
25	1H	2545	G	N3-C2-N2	-6.17	115.58	119.90
25	14	2287	A	N3-C4-N9	-6.17	122.46	127.40
1	13	751	U	O5'-P-OP1	-6.17	100.15	105.70
1	13	1517	G	C5-C6-N1	6.17	114.58	111.50
25	1H	1955	U	C4-C5-C6	6.17	123.40	119.70
25	14	730	C	N3-C4-C5	6.17	124.37	121.90
25	1H	528	A	O4'-C1'-N9	-6.17	103.26	108.20
25	1H	821	A	N9-C4-C5	6.17	108.27	105.80
25	14	774	A	C6-N1-C2	6.17	122.30	118.60
25	1H	187	G	N3-C4-N9	6.17	129.70	126.00
25	1H	1830	C	N1-C2-O2	-6.17	115.20	118.90
25	1H	130	C	C4-C5-C6	6.17	120.48	117.40
25	1H	1764	G	C5-C6-O6	6.17	132.30	128.60
25	1H	1855	G	N3-C4-N9	6.17	129.70	126.00
25	14	1771	C	C5-C4-N4	-6.17	115.88	120.20
25	14	338	G	N1-C6-O6	6.16	123.60	119.90
25	14	2667	C	C6-N1-C2	-6.16	117.83	120.30
25	14	2713	A	N1-C6-N6	6.16	122.30	118.60
32	69	131	LYS	C-N-CD	-6.16	107.04	120.60
25	1H	194	G	C5-C6-O6	-6.16	124.90	128.60
25	1H	630	G	C5-C6-N1	6.16	114.58	111.50
25	1H	860	U	C2-N1-C1'	6.16	125.09	117.70
55	1G	899	C	N1-C2-O2	6.16	122.60	118.90
1	13	881	G	OP1-P-OP2	-6.16	110.36	119.60
25	1H	734	A	C2-N3-C4	-6.16	107.52	110.60
55	1G	960	U	C5-C6-N1	-6.16	119.62	122.70
25	14	396	G	C8-N9-C4	-6.16	103.94	106.40
25	1H	1678	G	N1-C2-N3	6.16	127.59	123.90
25	1H	2586	C	N1-C2-O2	-6.16	115.20	118.90
25	14	2620	C	C6-N1-C2	6.16	122.76	120.30
25	1H	698	C	OP1-P-OP2	6.16	128.83	119.60
25	14	2048	G	N9-C4-C5	6.16	107.86	105.40
55	1G	885	G	C8-N9-C4	6.15	108.86	106.40
25	14	583	G	C8-N9-C4	-6.15	103.94	106.40
25	1H	389	G	N1-C6-O6	6.15	123.59	119.90
25	1H	455	C	N3-C4-C5	6.15	124.36	121.90
25	1H	2575	C	C4-C5-C6	6.15	120.48	117.40

Continued on next page...

Continued from previous page...

Mol	Chain	Res	Type	Atoms	Z	Observed(°)	Ideal(°)
55	1G	1158	C	N1-C2-O2	6.15	122.59	118.90
25	14	468	G	N1-C6-O6	6.15	123.59	119.90
25	14	2392	A	C6-N1-C2	6.15	122.29	118.60
1	13	276	G	N3-C2-N2	-6.15	115.59	119.90
25	1H	575	A	O5'-P-OP1	-6.15	100.16	105.70
25	1H	1638	C	OP2-P-O3'	6.15	118.73	105.20
25	1H	1728	G	C4-C5-N7	6.15	113.26	110.80
25	14	2087	G	C8-N9-C4	6.15	108.86	106.40
1	13	1356	G	N7-C8-N9	6.15	116.17	113.10
25	1H	19	C	C2-N3-C4	-6.15	116.83	119.90
25	1H	1701	A	OP1-P-O3'	6.15	118.73	105.20
25	1H	696	G	O5'-P-OP2	6.15	118.08	110.70
26	16	31	C	N3-C4-N4	-6.15	113.70	118.00
25	1H	2427	C	O5'-P-OP1	-6.15	100.17	105.70
25	14	2600	A	C5-N7-C8	6.15	106.97	103.90
25	1H	1224	G	C5-C6-N1	6.14	114.57	111.50
1	13	186	C	C6-N1-C2	-6.14	117.84	120.30
25	1H	947	G	O5'-P-OP1	-6.14	100.17	105.70
25	1H	2782	G	N1-C6-O6	6.14	123.58	119.90
25	1H	2837	G	C8-N9-C4	-6.14	103.94	106.40
54	Q8	45	GLY	N-CA-C	6.14	128.46	113.10
25	1H	2518	A	O4'-C1'-N9	-6.14	103.29	108.20
25	1H	781	A	O5'-P-OP1	-6.14	100.17	105.70
25	1H	2447	G	N1-C2-N2	-6.14	110.67	116.20
1	13	545	C	N3-C2-O2	-6.14	117.60	121.90
25	14	775	G	N3-C4-N9	6.14	129.68	126.00
1	13	792	A	C1'-O4'-C4'	-6.14	104.99	109.90
25	1H	2699	C	C5-C4-N4	-6.14	115.91	120.20
26	16	105	G	C5-C6-O6	-6.14	124.92	128.60
25	14	2818	G	C8-N9-C4	6.14	108.85	106.40
25	1H	1325	G	C5-C6-O6	-6.13	124.92	128.60
25	1H	2377	A	N9-C4-C5	-6.13	103.35	105.80
25	1H	2420	C	O5'-P-OP1	-6.13	100.18	105.70
25	14	110	G	C8-N9-C4	6.13	108.85	106.40
25	14	2277	G	N1-C6-O6	-6.13	116.22	119.90
1	13	181	G	N3-C4-C5	-6.13	125.53	128.60
1	13	1211	U	N3-C2-O2	-6.13	117.91	122.20
25	1H	1775	U	OP2-P-O3'	6.13	118.69	105.20
55	1G	690	G	N1-C2-N2	6.13	121.72	116.20
25	1H	599	G	N3-C4-N9	6.13	129.68	126.00
25	1H	663	G	C6-C5-N7	-6.13	126.72	130.40
25	14	1941	C	O5'-P-OP1	-6.13	100.18	105.70

Continued on next page...

Continued from previous page...

Mol	Chain	Res	Type	Atoms	Z	Observed(°)	Ideal(°)
25	1H	106	C	C6-N1-C2	-6.13	117.85	120.30
25	1H	2715	C	N3-C4-C5	6.13	124.35	121.90
25	14	512	G	O4'-C1'-N9	6.13	113.10	108.20
40	85	3	ARG	NE-CZ-NH1	-6.13	117.24	120.30
25	1H	728	G	C8-N9-C4	6.13	108.85	106.40
25	1H	963	U	O5'-P-OP1	-6.13	100.19	105.70
25	1H	968	G	N1-C2-N2	-6.13	110.69	116.20
25	1H	1022	G	C5-C6-N1	6.13	114.56	111.50
25	14	83	G	N1-C6-O6	6.13	123.58	119.90
1	13	1519	A	C5-C6-N6	6.12	128.60	123.70
25	14	2688	U	N3-C4-O4	-6.12	115.11	119.40
25	14	2696	U	O5'-P-OP1	-6.12	100.19	105.70
1	13	963	G	C8-N9-C4	6.12	108.85	106.40
25	14	918	A	O5'-P-OP1	-6.12	100.19	105.70
25	14	2441	C	N1-C2-O2	6.12	122.57	118.90
25	14	68	G	N1-C6-O6	6.12	123.57	119.90
25	14	2576	G	O5'-P-OP1	6.12	118.04	110.70
25	14	2712	U	C5-C4-O4	6.12	129.57	125.90
1	13	960	U	C2-N1-C1'	6.12	125.04	117.70
1	13	1117	G	O5'-P-OP2	-6.12	100.19	105.70
25	1H	655	A	C8-N9-C4	-6.12	103.35	105.80
25	1H	1382	G	N3-C4-C5	6.12	131.66	128.60
25	1H	1616	A	N3-C4-C5	6.12	131.08	126.80
25	1H	2373	G	C6-N1-C2	-6.12	121.43	125.10
25	1H	2549	G	C8-N9-C4	6.12	108.85	106.40
25	14	1685	C	C5-C6-N1	-6.12	117.94	121.00
25	1H	1776	G	O5'-P-OP1	6.12	118.04	110.70
25	1H	49	A	N7-C8-N9	-6.12	110.74	113.80
25	1H	835	A	C6-N1-C2	-6.12	114.93	118.60
25	1H	1302	A	N9-C4-C5	6.12	108.25	105.80
25	1H	2330	G	N3-C4-C5	6.12	131.66	128.60
1	13	1484	C	N1-C2-O2	-6.11	115.23	118.90
25	1H	1382	G	OP2-P-O3'	6.11	118.65	105.20
1	13	784	C	O5'-P-OP1	-6.11	100.20	105.70
1	13	555	C	C6-N1-C2	-6.11	117.86	120.30
1	13	816	A	N9-C4-C5	6.11	108.24	105.80
25	1H	121	G	C5-C6-O6	-6.11	124.93	128.60
25	1H	2521	C	C6-N1-C2	6.11	122.75	120.30
25	14	133	C	C5-C6-N1	-6.11	117.94	121.00
25	14	145	G	C8-N9-C4	6.11	108.84	106.40
25	14	1685	C	N3-C4-C5	6.11	124.34	121.90
25	1H	200	U	O5'-P-OP1	-6.11	100.20	105.70

Continued on next page...

Continued from previous page...

Mol	Chain	Res	Type	Atoms	Z	Observed(°)	Ideal(°)
25	1H	676	A	C5-C6-N6	6.11	128.59	123.70
1	13	1338	G	N1-C6-O6	-6.11	116.23	119.90
25	1H	708	C	C2-N3-C4	-6.11	116.85	119.90
25	1H	1440	G	C5-C6-O6	6.11	132.26	128.60
25	1H	1901	A	C5-C6-N1	6.11	120.75	117.70
25	1H	2636	U	C6-N1-C2	6.11	124.67	121.00
55	1G	1498	U	P-O3'-C3'	6.11	127.03	119.70
25	1H	16	G	C8-N9-C4	-6.11	103.96	106.40
25	1H	1271	G	N9-C4-C5	-6.11	102.96	105.40
25	1H	1279	G	O5'-P-OP1	6.11	118.03	110.70
25	14	621	A	O4'-C1'-N9	6.11	113.08	108.20
25	14	2365	G	N3-C4-N9	6.11	129.66	126.00
25	1H	2636	U	N3-C4-O4	-6.10	115.13	119.40
25	1H	533	G	C8-N9-C4	6.10	108.84	106.40
25	1H	1804	C	N3-C4-C5	6.10	124.34	121.90
25	14	1989	G	N3-C2-N2	-6.10	115.63	119.90
25	1H	2438	U	C6-N1-C2	6.10	124.66	121.00
25	14	2003	G	N1-C6-O6	6.10	123.56	119.90
25	1H	481	G	O4'-C1'-N9	6.10	113.08	108.20
25	1H	989	G	C8-N9-C4	-6.10	103.96	106.40
55	1G	690	G	O4'-C1'-N9	6.10	113.08	108.20
1	13	1488	G	C5-C6-O6	-6.10	124.94	128.60
25	1H	542	C	C2-N3-C4	-6.10	116.85	119.90
25	1H	636	G	O5'-P-OP1	-6.10	100.21	105.70
25	1H	2377	A	C2-N3-C4	-6.10	107.55	110.60
26	1J	8	U	O5'-P-OP2	-6.10	100.21	105.70
1	13	570	G	C5-C6-O6	-6.10	124.94	128.60
25	14	1610	A	O5'-P-OP2	-6.09	100.22	105.70
25	14	2510	C	C5-C6-N1	-6.09	117.95	121.00
25	14	2829	C	N1-C2-O2	-6.09	115.24	118.90
1	13	1227	A	C2-N3-C4	-6.09	107.55	110.60
25	1H	187	G	C4-N9-C1'	6.09	134.42	126.50
27	11	71	ASP	CB-CG-OD1	-6.09	112.82	118.30
25	14	2518	A	C5-N7-C8	-6.09	100.86	103.90
1	13	787	A	C8-N9-C4	-6.09	103.36	105.80
1	13	901	A	C2-N3-C4	-6.09	107.56	110.60
1	13	1356	G	C4-N9-C1'	6.09	134.42	126.50
25	1H	378	C	C5-C4-N4	-6.09	115.94	120.20
25	1H	782	A	C5-C6-N6	-6.09	118.83	123.70
25	1H	1351	C	OP2-P-O3'	6.09	118.60	105.20
25	1H	2318	G	C5-N7-C8	-6.09	101.26	104.30
25	1H	2596	U	N1-C2-O2	-6.09	118.54	122.80

Continued on next page...

Continued from previous page...

Mol	Chain	Res	Type	Atoms	Z	Observed(°)	Ideal(°)
25	14	1934	C	N3-C4-C5	6.09	124.34	121.90
25	1H	2308	G	C6-N1-C2	6.09	128.75	125.10
25	14	560	C	C6-N1-C2	6.09	122.73	120.30
25	14	774	A	N1-C6-N6	6.09	122.25	118.60
25	14	955	C	N1-C2-O2	-6.09	115.25	118.90
55	1G	267	C	O5'-P-OP1	-6.08	100.22	105.70
25	14	1692	U	C2-N3-C4	-6.08	123.35	127.00
25	14	1992	G	C2'-C3'-O3'	6.08	123.43	113.70
25	1H	2237	G	C8-N9-C4	6.08	108.83	106.40
25	14	1992	G	N3-C4-C5	-6.08	125.56	128.60
25	14	2266	A	O5'-P-OP2	-6.08	100.23	105.70
25	14	2429	G	O5'-P-OP2	-6.08	100.23	105.70
25	1H	217	G	C5-C6-O6	6.08	132.25	128.60
25	1H	480	A	C5-N7-C8	-6.08	100.86	103.90
25	1H	1398	C	OP1-P-OP2	-6.08	110.48	119.60
25	1H	2053	G	N3-C2-N2	-6.08	115.64	119.90
1	13	975	A	O4'-C1'-N9	-6.08	103.34	108.20
25	14	330	A	C6-C5-N7	-6.08	128.05	132.30
25	1H	954	G	N3-C2-N2	-6.08	115.65	119.90
25	1H	1780	A	C8-N9-C4	-6.08	103.37	105.80
25	1H	2450	A	N1-C6-N6	-6.08	114.95	118.60
25	14	510	C	C6-N1-C2	-6.08	117.87	120.30
1	13	1492	A	O5'-P-OP1	6.07	117.99	110.70
25	1H	947	G	C5-C6-N1	-6.07	108.46	111.50
55	1G	183	G	N1-C6-O6	6.07	123.54	119.90
25	14	1597	A	C8-N9-C4	6.07	108.23	105.80
25	1H	916	G	O5'-P-OP2	6.07	117.99	110.70
25	1H	2417	C	O5'-P-OP2	-6.07	100.23	105.70
25	1H	2610	C	N1-C2-O2	6.07	122.54	118.90
25	14	1573	G	C5-C6-O6	-6.07	124.96	128.60
1	13	1506	U	C5-C4-O4	-6.07	122.26	125.90
25	1H	2844	G	OP2-P-O3'	6.07	118.55	105.20
25	14	1121	C	C6-N1-C2	6.07	122.73	120.30
25	1H	2328	A	N1-C6-N6	6.07	122.24	118.60
25	14	1271	G	N9-C4-C5	-6.07	102.97	105.40
1	13	552	U	C4-C5-C6	6.07	123.34	119.70
1	13	714	G	O5'-P-OP1	-6.07	100.24	105.70
25	1H	752	A	N1-C2-N3	6.07	132.33	129.30
25	1H	1972	A	C8-N9-C4	-6.07	103.37	105.80
55	1G	350	G	C4-N9-C1'	6.07	134.39	126.50
25	14	1933	G	C8-N9-C4	6.07	108.83	106.40
25	1H	314	A	N1-C6-N6	-6.07	114.96	118.60

Continued on next page...

Continued from previous page...

Mol	Chain	Res	Type	Atoms	Z	Observed(°)	Ideal(°)
25	1H	180	G	C4-C5-N7	6.06	113.22	110.80
25	1H	528	A	N7-C8-N9	6.06	116.83	113.80
25	1H	1957	C	C5-C6-N1	-6.06	117.97	121.00
25	1H	2469	A	C4-C5-N7	6.06	113.73	110.70
25	14	630	G	C8-N9-C4	6.06	108.83	106.40
25	14	704	G	C8-N9-C4	6.06	108.83	106.40
25	14	1983	C	C5-C4-N4	-6.06	115.96	120.20
25	14	2706	G	C5-C6-N1	6.06	114.53	111.50
25	14	330	A	C5-N7-C8	-6.06	100.87	103.90
25	1H	1007	C	O5'-P-OP1	-6.06	100.25	105.70
25	1H	2506	U	C2-N1-C1'	6.06	124.97	117.70
25	14	679	C	N1-C2-O2	-6.06	115.27	118.90
25	14	1899	G	C8-N9-C4	-6.06	103.98	106.40
1	13	1502	A	C4-N9-C1'	6.06	137.20	126.30
25	1H	955	C	OP1-P-O3'	6.06	118.53	105.20
25	1H	1122	G	C5-C6-O6	-6.06	124.97	128.60
25	1H	1213	A	O5'-P-OP2	6.06	117.97	110.70
25	14	141	A	C6-N1-C2	6.06	122.23	118.60
25	14	1612	C	N3-C4-N4	6.06	122.24	118.00
25	1H	29	U	N3-C4-O4	6.05	123.64	119.40
25	1H	443	A	N1-C2-N3	-6.05	126.27	129.30
25	1H	577	G	C4-C5-N7	6.05	113.22	110.80
25	14	2702	U	N1-C2-N3	6.05	118.53	114.90
25	14	2724	C	OP2-P-O3'	6.05	118.52	105.20
25	1H	732	C	N1-C2-O2	-6.05	115.27	118.90
25	1H	228	A	C4-C5-N7	6.05	113.73	110.70
25	1H	944	G	C4-N9-C1'	6.05	134.37	126.50
25	1H	2549	G	N7-C8-N9	-6.05	110.07	113.10
25	1H	2850	A	OP1-P-OP2	-6.05	110.53	119.60
25	14	138	G	C5-C6-O6	-6.05	124.97	128.60
23	2K	17	C	N1-C2-O2	6.05	122.53	118.90
25	14	1791	A	OP1-P-OP2	-6.05	110.53	119.60
25	1H	271(B)	G	C5-C6-N1	6.05	114.52	111.50
25	1H	530	G	N7-C8-N9	6.05	116.12	113.10
55	1G	1498	U	O5'-P-OP1	-6.05	100.26	105.70
25	14	79	G	C5-C6-O6	-6.05	124.97	128.60
25	1H	2307	G	C5-C6-O6	-6.04	124.97	128.60
25	1H	128	C	N3-C4-C5	6.04	124.32	121.90
25	1H	858	U	O5'-P-OP2	-6.04	100.26	105.70
25	1H	1698	A	C8-N9-C4	-6.04	103.38	105.80
25	1H	2718	G	C5-C6-O6	-6.04	124.97	128.60
55	1G	782	A	N7-C8-N9	-6.04	110.78	113.80

Continued on next page...

Continued from previous page...

Mol	Chain	Res	Type	Atoms	Z	Observed(°)	Ideal(°)
25	14	1806	C	O5'-P-OP2	-6.04	100.26	105.70
25	1H	1623	G	N1-C2-N2	-6.04	110.76	116.20
25	1H	1632	A	C5-C6-N6	-6.04	118.87	123.70
26	16	79	C	C6-N1-C2	-6.04	117.88	120.30
25	14	1395	A	O4'-C1'-N9	6.04	113.03	108.20
25	1H	2282	G	O5'-P-OP2	6.04	117.94	110.70
1	13	354	G	C4-C5-N7	6.04	113.21	110.80
25	1H	2318	G	N3-C4-N9	-6.04	122.38	126.00
55	1G	1467	G	O5'-P-OP2	-6.04	100.27	105.70
25	14	1347	G	OP1-P-O3'	6.04	118.48	105.20
25	1H	2231	C	N1-C2-O2	-6.03	115.28	118.90
25	14	228	A	N1-C6-N6	6.03	122.22	118.60
25	14	788	A	C4-C5-C6	6.03	120.02	117.00
25	14	2011	U	N3-C2-O2	6.03	126.42	122.20
26	16	11	C	N1-C2-O2	6.03	122.52	118.90
25	14	2331	G	C5-C6-O6	-6.03	124.98	128.60
25	14	113	G	N1-C6-O6	6.03	123.52	119.90
25	14	803	U	C5-C6-N1	-6.03	119.69	122.70
25	14	1346	G	C5-N7-C8	6.03	107.31	104.30
25	14	2871	C	O5'-P-OP2	-6.03	100.28	105.70
25	1H	695	G	C5-C6-O6	6.03	132.22	128.60
25	1H	1379	A	C5-C6-N6	-6.03	118.88	123.70
25	14	642	G	N1-C6-O6	6.03	123.52	119.90
25	14	729	G	N1-C6-O6	6.03	123.52	119.90
25	14	1257	C	N1-C2-O2	-6.03	115.28	118.90
25	1H	845	G	N3-C4-C5	6.02	131.61	128.60
25	1H	951	C	N3-C2-O2	-6.02	117.68	121.90
25	1H	1297	C	OP1-P-O3'	6.02	118.45	105.20
25	1H	1394	U	OP1-P-OP2	-6.02	110.56	119.60
25	14	1650	G	N9-C4-C5	6.02	107.81	105.40
25	1H	1559	G	C4-C5-N7	6.02	113.21	110.80
25	1H	1950	G	O5'-P-OP1	-6.02	100.28	105.70
25	1H	2577	A	C4-C5-N7	-6.02	107.69	110.70
25	1H	2608	G	O5'-P-OP2	6.02	117.93	110.70
55	1G	353	A	C5-N7-C8	-6.02	100.89	103.90
55	1G	1322	C	C2-N1-C1'	6.02	125.42	118.80
25	14	949	C	N3-C2-O2	6.02	126.12	121.90
25	1H	2374	C	C4-C5-C6	6.02	120.41	117.40
25	1H	410	G	N1-C6-O6	6.02	123.51	119.90
25	1H	2709	G	O5'-P-OP1	6.02	117.92	110.70
1	13	1062	U	O5'-P-OP2	-6.02	100.28	105.70
25	14	1955	U	N3-C2-O2	-6.02	117.99	122.20

Continued on next page...

Continued from previous page...

Mol	Chain	Res	Type	Atoms	Z	Observed(°)	Ideal(°)
25	1H	2439	A	P-O3'-C3'	6.02	126.92	119.70
25	14	2741	A	C8-N9-C4	6.02	108.21	105.80
25	1H	906	G	C8-N9-C1'	6.01	134.82	127.00
26	16	49	C	N3-C2-O2	6.01	126.11	121.90
25	14	1300	U	C2-N3-C4	-6.01	123.39	127.00
25	14	1381	G	C5-C6-O6	-6.01	124.99	128.60
25	14	1394	U	OP1-P-OP2	-6.01	110.58	119.60
25	1H	1259	G	OP2-P-O3'	6.01	118.43	105.20
25	1H	779	U	C5-C6-N1	-6.01	119.69	122.70
25	1H	807	U	OP1-P-OP2	6.01	128.62	119.60
25	14	819	A	C8-N9-C4	-6.01	103.40	105.80
1	13	963	G	N3-C2-N2	6.01	124.11	119.90
25	1H	2317	C	N3-C4-N4	6.01	122.21	118.00
27	11	131	LEU	CB-CG-CD2	-6.01	100.78	111.00
25	14	1348	G	O5'-P-OP2	6.01	117.91	110.70
25	14	2518	A	O4'-C1'-N9	-6.01	103.39	108.20
25	14	2593	U	N3-C4-C5	-6.01	110.99	114.60
25	1H	764	A	C8-N9-C4	-6.01	103.40	105.80
25	14	1573	G	N1-C6-O6	6.01	123.50	119.90
25	14	1815	A	OP1-P-O3'	6.01	118.42	105.20
1	13	1050	G	N1-C6-O6	-6.01	116.30	119.90
25	1H	965	C	N3-C4-N4	6.01	122.20	118.00
25	1H	1602	U	C5-C6-N1	-6.01	119.70	122.70
25	14	2083	G	N1-C2-N2	-6.01	110.80	116.20
25	1H	970	C	N3-C4-N4	6.00	122.20	118.00
25	1H	2062	A	P-O3'-C3'	-6.00	112.49	119.70
25	14	2069	G	C5-C6-N1	6.00	114.50	111.50
1	13	1530	G	N3-C4-C5	6.00	131.60	128.60
25	1H	736	C	O5'-P-OP1	-6.00	100.30	105.70
25	1H	2611	U	N3-C2-O2	-6.00	118.00	122.20
25	1H	2779	U	C5-C4-O4	6.00	129.50	125.90
55	1G	354	G	C6-C5-N7	-6.00	126.80	130.40
55	1G	819	A	C5-C6-N6	-6.00	118.90	123.70
55	1G	1446	A	O5'-P-OP1	6.00	117.90	110.70
25	1H	1166	C	N1-C2-O2	6.00	122.50	118.90
25	1H	1835	G	N1-C6-O6	-6.00	116.30	119.90
25	14	2024	G	C2-N3-C4	-6.00	108.90	111.90
1	13	694	A	C2-N3-C4	-6.00	107.60	110.60
25	14	188	G	O5'-P-OP2	-6.00	100.30	105.70
1	13	881	G	C8-N9-C4	6.00	108.80	106.40
25	1H	2540	C	C6-N1-C2	6.00	122.70	120.30
25	14	693	C	C2-N3-C4	-6.00	116.90	119.90

Continued on next page...

Continued from previous page...

Mol	Chain	Res	Type	Atoms	Z	Observed(°)	Ideal(°)
25	1H	131	G	C6-C5-N7	-6.00	126.80	130.40
25	1H	1574	C	OP1-P-O3'	-6.00	92.01	105.20
25	1H	2584	U	N1-C2-O2	6.00	127.00	122.80
25	14	1267	U	OP2-P-O3'	6.00	118.39	105.20
25	14	1322	A	N9-C4-C5	6.00	108.20	105.80
25	1H	729	G	C4-N9-C1'	6.00	134.29	126.50
25	14	1367	A	C2-N3-C4	-6.00	107.60	110.60
1	13	690	G	OP1-P-OP2	5.99	128.59	119.60
1	13	1279	A	N7-C8-N9	5.99	116.80	113.80
25	1H	782	A	C6-N1-C2	-5.99	115.00	118.60
25	1H	1502	C	C6-N1-C2	-5.99	117.90	120.30
55	1G	328	C	C6-N1-C2	-5.99	117.90	120.30
25	14	1786	A	N9-C1'-C2'	5.99	121.79	114.00
25	14	1998	G	C2-N3-C4	-5.99	108.90	111.90
25	1H	974	G	OP2-P-O3'	5.99	118.38	105.20
25	1H	651	G	C8-N9-C4	-5.99	104.00	106.40
25	1H	1518	C	O5'-P-OP2	5.99	117.89	110.70
25	1H	2217	G	C8-N9-C4	-5.99	104.00	106.40
25	14	2568	C	N1-C2-O2	-5.99	115.31	118.90
1	13	809	G	OP1-P-OP2	5.99	128.58	119.60
25	14	798	G	C6-C5-N7	-5.99	126.81	130.40
25	14	2607	G	C6-C5-N7	-5.99	126.81	130.40
25	1H	694	U	O5'-P-OP1	5.99	117.89	110.70
25	1H	1332	G	OP1-P-O3'	5.99	118.37	105.20
25	1H	77	C	C2-N1-C1'	5.99	125.39	118.80
25	1H	1456	G	N1-C6-O6	5.99	123.49	119.90
29	31	65	TRP	CE2-CD2-CG	-5.99	102.51	107.30
25	14	1775	U	OP1-P-O3'	5.99	118.37	105.20
25	1H	2639	A	C2-N3-C4	-5.98	107.61	110.60
25	1H	142	G	N3-C4-N9	-5.98	122.41	126.00
25	1H	422	A	N1-C2-N3	5.98	132.29	129.30
25	1H	508	G	OP1-P-OP2	5.98	128.57	119.60
25	1H	700	G	C5-N7-C8	-5.98	101.31	104.30
25	14	2498	C	C5-C6-N1	-5.98	118.01	121.00
25	1H	694	U	N1-C2-O2	5.98	126.99	122.80
25	1H	1955	U	C5-C4-O4	5.98	129.49	125.90
25	14	577	G	C5-C6-O6	-5.98	125.01	128.60
25	14	693	C	C5-C6-N1	-5.98	118.01	121.00
25	14	2240	C	C5-C6-N1	5.98	123.99	121.00
25	1H	48	G	N1-C6-O6	-5.98	116.31	119.90
25	1H	509	C	N3-C2-O2	-5.98	117.72	121.90
25	1H	1023	U	O5'-P-OP1	-5.98	100.32	105.70

Continued on next page...

Continued from previous page...

Mol	Chain	Res	Type	Atoms	Z	Observed(°)	Ideal(°)
25	1H	1555	G	N1-C6-O6	5.98	123.49	119.90
25	1H	1695	G	N3-C2-N2	5.98	124.08	119.90
41	D8	40	LEU	CA-CB-CG	5.98	129.05	115.30
55	1G	687	A	N7-C8-N9	5.98	116.79	113.80
25	14	1332	G	N7-C8-N9	5.98	116.09	113.10
25	1H	266	G	N7-C8-N9	-5.98	110.11	113.10
25	14	1142(A)	A	C5-C6-N1	-5.98	114.71	117.70
25	1H	2070	G	C6-N1-C2	-5.97	121.52	125.10
25	1H	2488	A	N1-C6-N6	5.97	122.18	118.60
55	1G	950	U	O5'-P-OP2	5.97	117.87	110.70
25	14	454	A	C8-N9-C4	5.97	108.19	105.80
1	13	356	A	O4'-C1'-N9	5.97	112.98	108.20
1	13	1151	A	O4'-C1'-N9	5.97	112.98	108.20
25	1H	180	G	N1-C6-O6	5.97	123.48	119.90
25	14	131	G	N3-C4-N9	5.97	129.58	126.00
25	14	252	G	C4-C5-N7	-5.97	108.41	110.80
25	14	2506	U	N1-C2-O2	5.97	126.98	122.80
25	1H	589	C	C2-N3-C4	-5.97	116.92	119.90
25	1H	1021	A	N3-C4-N9	-5.97	122.62	127.40
25	1H	593	G	N1-C2-N3	5.97	127.48	123.90
25	1H	1806	C	O5'-P-OP2	-5.97	100.33	105.70
25	14	138	G	C4-N9-C1'	5.97	134.26	126.50
25	14	2426	A	C5-N7-C8	-5.97	100.92	103.90
25	1H	693	C	C4-C5-C6	5.97	120.38	117.40
25	1H	837	C	N1-C2-O2	-5.97	115.32	118.90
25	14	657	U	C5-C6-N1	-5.97	119.72	122.70
25	14	1801	G	C5-C6-O6	-5.97	125.02	128.60
1	13	928	G	O5'-P-OP1	-5.97	100.33	105.70
25	1H	1980	G	C2-N3-C4	5.97	114.88	111.90
25	14	1322	A	OP2-P-O3'	5.97	118.33	105.20
25	14	1635	G	O5'-P-OP2	-5.97	100.33	105.70
25	14	2385	C	N1-C2-O2	-5.97	115.32	118.90
1	13	584	G	N1-C2-N2	-5.96	110.83	116.20
1	13	817	C	C5-C6-N1	-5.96	118.02	121.00
25	1H	103	A	N9-C4-C5	-5.96	103.42	105.80
25	1H	2490	G	O4'-C1'-N9	5.96	112.97	108.20
55	1G	631	G	C8-N9-C4	5.96	108.78	106.40
25	14	1961	C	O5'-P-OP1	5.96	117.86	110.70
25	14	2439	A	C8-N9-C4	-5.96	103.41	105.80
25	14	1778	U	OP2-P-O3'	5.96	118.32	105.20
25	1H	1187	G	C6-C5-N7	-5.96	126.82	130.40
25	14	1210	A	C2-N3-C4	-5.96	107.62	110.60

Continued on next page...

Continued from previous page...

Mol	Chain	Res	Type	Atoms	Z	Observed(°)	Ideal(°)
25	14	1577	C	O5'-P-OP2	-5.96	100.33	105.70
25	14	2083	G	N1-C2-N3	5.96	127.48	123.90
25	14	2506	U	C2-N1-C1'	5.96	124.85	117.70
1	13	687	A	C8-N9-C4	-5.96	103.42	105.80
25	1H	1135	C	C2-N1-C1'	5.96	125.35	118.80
25	1H	1237	A	O5'-P-OP1	5.96	117.85	110.70
25	14	1616	A	C6-C5-N7	-5.96	128.13	132.30
25	1H	691	C	C2-N3-C4	-5.96	116.92	119.90
25	1H	967	C	C5-C6-N1	-5.96	118.02	121.00
25	1H	2538	C	C2-N3-C4	-5.96	116.92	119.90
26	1J	81	G	C5-N7-C8	-5.96	101.32	104.30
25	1H	192	C	C5-C6-N1	-5.95	118.02	121.00
25	1H	593	G	C8-N9-C4	5.95	108.78	106.40
25	1H	1394	U	C5-C6-N1	5.95	125.68	122.70
25	1H	1657	C	C4-C5-C6	5.95	120.38	117.40
25	1H	2244	U	OP1-P-OP2	-5.95	110.67	119.60
24	4L	21	C	C6-N1-C2	-5.95	117.92	120.30
25	14	2501	C	P-O3'-C3'	5.95	126.84	119.70
1	13	810	C	C4-C5-C6	5.95	120.38	117.40
25	14	205	G	N9-C4-C5	-5.95	103.02	105.40
1	13	890	G	C8-N9-C4	5.95	108.78	106.40
25	1H	758	C	N3-C4-C5	5.95	124.28	121.90
25	1H	1593	G	OP1-P-O3'	5.95	118.29	105.20
25	1H	2053	G	C2-N3-C4	5.95	114.88	111.90
25	14	664	C	OP1-P-OP2	5.95	128.53	119.60
25	14	1982	C	C6-N1-C2	-5.95	117.92	120.30
26	1J	12	C	N1-C2-O2	5.95	122.47	118.90
25	1H	40	C	C2-N3-C4	-5.95	116.93	119.90
25	1H	464	U	C6-N1-C2	5.95	124.57	121.00
25	1H	966	G	O5'-P-OP2	-5.95	100.34	105.70
25	14	2584	U	C2-N1-C1'	5.95	124.84	117.70
25	1H	211	A	N1-C6-N6	5.95	122.17	118.60
25	1H	741	G	C5-C6-O6	-5.95	125.03	128.60
25	1H	2243	U	N1-C2-N3	5.95	118.47	114.90
55	1G	960	U	C4-C5-C6	5.95	123.27	119.70
25	14	205	G	C8-N9-C4	5.95	108.78	106.40
25	14	1022	G	C8-N9-C4	-5.95	104.02	106.40
25	1H	2017	U	N1-C2-O2	-5.94	118.64	122.80
25	1H	2688	U	C5-C6-N1	-5.94	119.73	122.70
25	14	2457	U	N3-C2-O2	-5.94	118.04	122.20
1	13	872	A	O4'-C1'-N9	5.94	112.95	108.20
25	1H	517	C	OP2-P-O3'	5.94	118.28	105.20

Continued on next page...

Continued from previous page...

Mol	Chain	Res	Type	Atoms	Z	Observed(°)	Ideal(°)
25	1H	1625	C	N3-C2-O2	-5.94	117.74	121.90
25	1H	602	G	O5'-P-OP1	5.94	117.83	110.70
25	14	945	A	O4'-C1'-N9	5.94	112.95	108.20
25	14	1283	G	N3-C2-N2	5.94	124.06	119.90
25	1H	1138	G	O5'-P-OP1	-5.94	100.36	105.70
1	13	690	G	C5-C6-O6	-5.94	125.04	128.60
25	1H	757	U	C4-C5-C6	5.94	123.26	119.70
25	1H	1187	G	N9-C4-C5	-5.94	103.03	105.40
25	14	1141	U	P-O3'-C3'	5.94	126.83	119.70
25	14	2504	U	N3-C2-O2	-5.94	118.04	122.20
25	1H	122	G	OP1-P-OP2	5.94	128.50	119.60
25	1H	965	C	N1-C2-O2	-5.94	115.34	118.90
25	1H	2544	G	N9-C4-C5	-5.94	103.03	105.40
25	14	562	U	N1-C2-O2	5.94	126.95	122.80
25	1H	125	G	C5-C6-O6	-5.93	125.04	128.60
25	1H	1239	G	OP2-P-O3'	5.93	118.26	105.20
25	1H	205	G	N3-C4-N9	5.93	129.56	126.00
25	1H	1559	G	C2-N3-C4	-5.93	108.93	111.90
25	14	2432	A	N1-C6-N6	5.93	122.16	118.60
25	1H	2275	C	OP1-P-O3'	5.93	118.25	105.20
26	16	33	G	O5'-P-OP2	-5.93	100.36	105.70
55	1G	1301	U	N1-C2-O2	5.93	126.95	122.80
23	2L	11	A	N1-C6-N6	-5.93	115.04	118.60
25	14	669	G	P-O3'-C3'	5.93	126.82	119.70
25	14	2607	G	N3-C2-N2	5.93	124.05	119.90
1	13	892	A	N1-C2-N3	5.93	132.26	129.30
25	1H	2438	U	C5-C6-N1	-5.93	119.73	122.70
25	1H	142	G	C8-N9-C1'	5.93	134.71	127.00
25	1H	74	A	N1-C6-N6	5.93	122.16	118.60
25	1H	410	G	C5-C6-O6	-5.93	125.04	128.60
25	1H	1900	A	C2-N3-C4	5.93	113.56	110.60
25	1H	2252	G	N7-C8-N9	-5.93	110.14	113.10
25	1H	2606	C	OP1-P-OP2	5.93	128.49	119.60
25	14	564	C	C2-N3-C4	-5.93	116.94	119.90
25	14	620	G	C6-C5-N7	-5.93	126.84	130.40
25	14	2435	A	C6-N1-C2	-5.93	115.04	118.60
25	1H	918	A	O5'-P-OP2	5.92	117.81	110.70
25	1H	1904	G	N7-C8-N9	-5.92	110.14	113.10
25	1H	1942	C	C4-C5-C6	-5.92	114.44	117.40
25	1H	2441	C	C2-N3-C4	-5.92	116.94	119.90
25	14	728	G	N3-C4-N9	5.92	129.56	126.00
55	1G	819	A	C6-C5-N7	-5.92	128.15	132.30

Continued on next page...

Continued from previous page...

Mol	Chain	Res	Type	Atoms	Z	Observed(°)	Ideal(°)
25	1H	422	A	C4-C5-C6	5.92	119.96	117.00
25	1H	651	G	OP1-P-OP2	-5.92	110.72	119.60
25	1H	835	A	OP2-P-O3'	5.92	118.23	105.20
28	29	80	GLU	N-CA-C	5.92	126.99	111.00
25	1H	2496	C	OP1-P-O3'	5.92	118.22	105.20
23	2K	77	A	C5-C6-N6	-5.92	118.96	123.70
25	1H	560	C	O5'-P-OP2	5.92	117.80	110.70
25	1H	742	G	C4-C5-N7	-5.92	108.43	110.80
25	1H	866	A	C4-N9-C1'	5.92	136.95	126.30
25	1H	1597	A	O4'-C1'-N9	5.92	112.94	108.20
25	1H	2743	C	N1-C2-O2	-5.92	115.35	118.90
25	14	1279	G	O5'-P-OP1	5.92	117.80	110.70
25	14	2440	C	C2-N3-C4	5.92	122.86	119.90
25	14	194	G	O5'-P-OP2	5.92	117.80	110.70
25	14	2252	G	N1-C2-N2	-5.92	110.88	116.20
25	1H	412	A	C8-N9-C4	5.92	108.17	105.80
25	1H	1528	A	C5-N7-C8	-5.92	100.94	103.90
55	1G	960	U	N1-C2-O2	-5.92	118.66	122.80
25	1H	252	G	N3-C4-C5	-5.91	125.64	128.60
25	1H	1445	C	C6-N1-C2	-5.91	117.94	120.30
25	1H	1772	G	N1-C6-O6	-5.91	116.35	119.90
25	1H	2620	C	C2-N3-C4	-5.91	116.94	119.90
25	14	1190	G	OP1-P-O3'	5.91	118.21	105.20
25	14	1959	G	C5-C6-O6	5.91	132.15	128.60
1	13	1356	G	N3-C4-C5	-5.91	125.64	128.60
25	1H	76	C	N1-C2-O2	5.91	122.45	118.90
25	1H	79	G	N3-C2-N2	-5.91	115.76	119.90
25	1H	735	A	N9-C4-C5	-5.91	103.44	105.80
25	1H	826	U	OP1-P-OP2	5.91	128.46	119.60
25	14	187	G	C4-N9-C1'	5.91	134.19	126.50
25	14	1332	G	OP1-P-O3'	5.91	118.20	105.20
25	14	1823	G	N1-C6-O6	-5.91	116.35	119.90
1	13	527	G	C5-C6-O6	5.91	132.15	128.60
1	13	943	U	O5'-P-OP2	5.91	117.79	110.70
25	1H	2818	G	N1-C2-N2	-5.91	110.88	116.20
55	1G	1530	G	C6-C5-N7	5.91	133.94	130.40
25	1H	76	C	C2-N1-C1'	5.91	125.30	118.80
25	1H	1839	G	C8-N9-C4	5.91	108.76	106.40
25	14	204	A	C6-N1-C2	-5.91	115.06	118.60
25	14	803	U	O5'-P-OP1	5.91	117.79	110.70
25	14	1686	C	C6-N1-C2	5.91	122.66	120.30
1	13	1221	G	OP2-P-O3'	5.90	118.19	105.20

Continued on next page...

Continued from previous page...

Mol	Chain	Res	Type	Atoms	Z	Observed(°)	Ideal(°)
25	14	1394	U	O5'-P-OP2	5.90	117.78	110.70
25	14	2380	C	C5-C4-N4	-5.90	116.07	120.20
23	2K	77	A	C6-C5-N7	-5.90	128.17	132.30
25	1H	389	G	C8-N9-C4	5.90	108.76	106.40
25	1H	783	A	C5-C6-N1	-5.90	114.75	117.70
25	1H	1594	G	OP1-P-O3'	5.90	118.18	105.20
55	1G	1484	C	C5-C6-N1	-5.90	118.05	121.00
25	14	782	A	N1-C6-N6	-5.90	115.06	118.60
25	14	1998	G	C8-N9-C4	5.90	108.76	106.40
55	1G	1502	A	C6-C5-N7	-5.90	128.17	132.30
25	14	1351	C	C5-C6-N1	-5.90	118.05	121.00
1	13	1514	C	N1-C2-O2	-5.90	115.36	118.90
25	1H	2007	C	C4-C5-C6	5.90	120.35	117.40
25	1H	2007	C	C5-C6-N1	-5.90	118.05	121.00
25	1H	2040	C	N3-C2-O2	5.90	126.03	121.90
25	1H	2726	U	N3-C4-O4	-5.90	115.27	119.40
25	14	1932	A	O5'-P-OP1	-5.90	100.39	105.70
25	14	1638	C	C5-C6-N1	-5.90	118.05	121.00
25	14	798	G	N1-C6-O6	5.89	123.44	119.90
25	14	1769	G	C6-C5-N7	-5.89	126.86	130.40
25	14	2385	C	C5-C4-N4	-5.89	116.07	120.20
25	1H	1240	U	O5'-P-OP2	-5.89	100.40	105.70
25	1H	1482	U	C5-C4-O4	5.89	129.44	125.90
25	1H	1900	A	N3-C4-C5	-5.89	122.67	126.80
25	1H	1985	G	C5-C6-N1	5.89	114.45	111.50
25	1H	2616	C	C2-N3-C4	-5.89	116.95	119.90
25	14	704	G	N3-C2-N2	-5.89	115.78	119.90
25	1H	936	C	N3-C4-C5	5.89	124.26	121.90
55	1G	1483	A	N1-C2-N3	-5.89	126.36	129.30
25	14	668	G	C4-N9-C1'	-5.89	118.84	126.50
1	13	1504	G	P-O3'-C3'	5.89	126.77	119.70
25	1H	602	G	N1-C2-N2	-5.89	110.90	116.20
25	1H	811	U	C5-C6-N1	-5.89	119.75	122.70
25	1H	1187	G	C8-N9-C4	5.89	108.76	106.40
1	13	312	C	OP2-P-O3'	5.89	118.15	105.20
1	13	860	A	OP1-P-OP2	-5.89	110.77	119.60
25	1H	2210	G	C4-N9-C1'	5.89	134.15	126.50
1	13	582	U	N3-C4-C5	5.89	118.13	114.60
25	1H	805	G	C2-N3-C4	-5.89	108.96	111.90
25	1H	869	G	N1-C6-O6	-5.89	116.37	119.90
25	1H	1250	G	N3-C4-C5	-5.89	125.66	128.60
25	1H	2326	C	C5-C6-N1	5.89	123.94	121.00

Continued on next page...

Continued from previous page...

Mol	Chain	Res	Type	Atoms	Z	Observed(°)	Ideal(°)
1	13	812	C	C2-N3-C4	5.88	122.84	119.90
25	1H	530	G	C2-N3-C4	-5.88	108.96	111.90
25	1H	830	G	N1-C2-N3	5.88	127.43	123.90
25	1H	1266	G	N3-C4-N9	5.88	129.53	126.00
25	1H	1313	U	C6-N1-C2	-5.88	117.47	121.00
25	1H	1973	G	N1-C2-N2	-5.88	110.90	116.20
25	14	1678	G	C8-N9-C4	-5.88	104.05	106.40
26	1J	86	G	C5-C6-O6	-5.88	125.07	128.60
25	1H	1378	A	N1-C6-N6	5.88	122.13	118.60
25	1H	1620	G	OP1-P-O3'	5.88	118.14	105.20
25	14	2256	G	N3-C2-N2	5.88	124.02	119.90
1	13	1505	G	C4-C5-N7	-5.88	108.45	110.80
25	1H	840	C	C5-C6-N1	-5.88	118.06	121.00
25	1H	866	A	C8-N9-C1'	-5.88	117.11	127.70
25	1H	2023	G	N1-C2-N2	-5.88	110.91	116.20
25	1H	2449	U	N3-C4-O4	5.88	123.52	119.40
55	1G	1057	G	C8-N9-C4	5.88	108.75	106.40
25	14	1489	U	C2-N1-C1'	-5.88	110.64	117.70
25	1H	318	C	O5'-P-OP1	-5.88	100.41	105.70
25	1H	1669	A	N1-C2-N3	5.88	132.24	129.30
25	14	930	U	N3-C2-O2	-5.88	118.08	122.20
25	14	2588	G	O5'-P-OP2	-5.88	100.41	105.70
25	1H	252	G	O5'-P-OP1	5.88	117.75	110.70
25	1H	2294	C	C6-N1-C2	-5.88	117.95	120.30
25	1H	2550	G	C5-C6-O6	-5.88	125.07	128.60
55	1G	894	G	C5-C6-O6	-5.88	125.07	128.60
25	14	2445	G	N3-C4-N9	5.88	129.53	126.00
1	13	422	C	N3-C2-O2	-5.88	117.79	121.90
25	1H	378	C	C6-N1-C2	5.88	122.65	120.30
25	1H	1338	G	OP1-P-OP2	-5.88	110.78	119.60
25	1H	1784	A	N1-C2-N3	5.88	132.24	129.30
25	14	2779	U	N1-C2-O2	5.88	126.91	122.80
25	1H	1624	G	N7-C8-N9	-5.88	110.16	113.10
1	13	328	C	N1-C2-O2	5.87	122.42	118.90
23	2K	77	A	C5-N7-C8	-5.87	100.96	103.90
25	1H	1302	A	C8-N9-C4	-5.87	103.45	105.80
55	1G	900	A	N1-C6-N6	5.87	122.12	118.60
25	14	271(B)	G	C5-C6-N1	5.87	114.44	111.50
25	14	1926	U	N3-C2-O2	-5.87	118.09	122.20
26	1J	71	C	C2-N1-C1'	5.87	125.26	118.80
25	1H	599	G	C8-N9-C4	5.87	108.75	106.40
25	1H	1201	C	N1-C2-O2	-5.87	115.38	118.90

Continued on next page...

Continued from previous page...

Mol	Chain	Res	Type	Atoms	Z	Observed(°)	Ideal(°)
25	1H	1693	U	O5'-P-OP1	-5.87	100.42	105.70
25	1H	2050	C	N3-C4-N4	5.87	122.11	118.00
25	14	2335	A	N1-C6-N6	-5.87	115.08	118.60
25	1H	2442	C	C4-C5-C6	5.87	120.33	117.40
25	1H	668	G	C5-C6-O6	-5.87	125.08	128.60
25	1H	805	G	C6-C5-N7	-5.87	126.88	130.40
25	1H	1197	G	O5'-P-OP1	-5.87	100.42	105.70
25	1H	1380	G	N9-C4-C5	-5.87	103.05	105.40
25	1H	1761	C	C6-N1-C2	5.87	122.65	120.30
25	1H	2395	C	C6-N1-C2	5.87	122.65	120.30
25	1H	2869	G	C8-N9-C4	-5.87	104.05	106.40
25	14	574	C	C2-N1-C1'	-5.87	112.34	118.80
25	14	2552	U	C2-N3-C4	-5.87	123.48	127.00
25	14	664	C	C2-N3-C4	-5.87	116.97	119.90
25	14	1776	G	N3-C4-N9	5.87	129.52	126.00
1	13	819	A	O5'-P-OP1	-5.87	100.42	105.70
25	1H	981	A	N1-C2-N3	-5.87	126.37	129.30
25	1H	19	C	C6-N1-C2	5.86	122.65	120.30
25	1H	192	C	N1-C2-O2	-5.86	115.38	118.90
25	1H	633	A	C4-C5-N7	5.86	113.63	110.70
25	1H	1681	G	C4-C5-N7	5.86	113.14	110.80
25	1H	1983	C	N1-C2-O2	-5.86	115.38	118.90
25	1H	2509	G	C8-N9-C4	5.86	108.75	106.40
25	14	1204	A	C5-C6-N1	-5.86	114.77	117.70
25	14	2252	G	N7-C8-N9	-5.86	110.17	113.10
25	14	2324	C	C2-N3-C4	-5.86	116.97	119.90
25	1H	1022	G	P-O3'-C3'	5.86	126.73	119.70
25	1H	1543	A	C5-C6-N1	-5.86	114.77	117.70
25	1H	1994	C	C5-C6-N1	-5.86	118.07	121.00
25	1H	2515	C	O5'-P-OP1	5.86	117.73	110.70
25	1H	2554	U	N3-C4-O4	5.86	123.50	119.40
25	1H	2607	G	C6-N1-C2	-5.86	121.58	125.10
25	14	1661	G	N7-C8-N9	-5.86	110.17	113.10
25	1H	34	C	C2-N1-C1'	5.86	125.24	118.80
25	1H	2048	G	N9-C4-C5	5.86	107.74	105.40
25	1H	2235	G	C5-C6-O6	-5.86	125.09	128.60
25	1H	2256	G	N1-C2-N2	-5.86	110.93	116.20
25	1H	2349	G	N1-C6-O6	-5.86	116.39	119.90
25	14	120	U	OP1-P-OP2	-5.86	110.81	119.60
25	14	2048	G	C8-N9-C4	-5.86	104.06	106.40
25	1H	86	C	N1-C2-O2	-5.86	115.39	118.90
25	1H	1649	G	C2-N3-C4	5.86	114.83	111.90

Continued on next page...

Continued from previous page...

Mol	Chain	Res	Type	Atoms	Z	Observed(°)	Ideal(°)
25	14	1644	C	C2-N1-C1'	5.86	125.24	118.80
38	65	101	LEU	CA-CB-CG	5.86	128.77	115.30
25	14	1771	C	N3-C4-C5	5.85	124.24	121.90
25	14	1777	U	N3-C2-O2	-5.85	118.10	122.20
25	14	2040	C	O5'-P-OP1	-5.85	100.43	105.70
25	1H	67	U	C6-N1-C2	-5.85	117.49	121.00
25	1H	784	A	O4'-C1'-N9	5.85	112.88	108.20
25	1H	1780	A	C5-C6-N6	5.85	128.38	123.70
25	1H	1914	C	N3-C2-O2	-5.85	117.80	121.90
1	13	1356	G	N3-C4-N9	5.85	129.51	126.00
26	16	19	G	N3-C4-C5	5.85	131.53	128.60
1	13	370	C	O5'-P-OP2	-5.85	100.44	105.70
25	1H	571	A	N1-C6-N6	-5.85	115.09	118.60
25	1H	949	C	OP2-P-O3'	5.85	118.07	105.20
25	1H	1790	C	N3-C4-C5	5.85	124.24	121.90
25	1H	2271	G	N1-C2-N2	-5.85	110.94	116.20
25	14	1695	G	C4-N9-C1'	5.85	134.10	126.50
25	14	2442	C	C2-N3-C4	-5.85	116.98	119.90
25	14	2532	G	C8-N9-C4	5.85	108.74	106.40
25	14	2582	G	C6-C5-N7	-5.85	126.89	130.40
25	1H	263	C	O5'-P-OP1	5.85	117.72	110.70
25	1H	271(B)	G	C6-N1-C2	-5.85	121.59	125.10
25	1H	2025	C	C6-N1-C2	-5.85	117.96	120.30
25	14	138	G	N3-C4-C5	-5.85	125.68	128.60
25	14	732	C	N3-C4-N4	5.85	122.09	118.00
25	1H	125	G	C4-C5-N7	5.85	113.14	110.80
25	1H	1309	G	C5-C6-N1	-5.85	108.58	111.50
25	14	1728	G	N3-C4-C5	-5.85	125.68	128.60
25	14	2392	A	N3-C4-C5	5.85	130.89	126.80
25	1H	2246	G	C5-C6-O6	-5.84	125.09	128.60
25	14	694	U	O5'-P-OP2	-5.84	100.44	105.70
25	14	1725	G	C4-N9-C1'	5.84	134.10	126.50
25	1H	1624	G	N1-C6-O6	-5.84	116.39	119.90
25	1H	1253	A	N7-C8-N9	-5.84	110.88	113.80
25	1H	2620	C	C6-N1-C2	5.84	122.64	120.30
25	1H	96	G	N1-C6-O6	5.84	123.40	119.90
25	1H	989	G	O5'-P-OP1	-5.84	100.44	105.70
25	1H	1188	U	C2-N3-C4	-5.84	123.50	127.00
43	F8	67	GLY	N-CA-C	-5.84	98.50	113.10
55	1G	1297	C	P-O3'-C3'	5.84	126.71	119.70
25	14	1839	G	N7-C8-N9	-5.84	110.18	113.10
25	14	2599	G	N1-C6-O6	-5.84	116.40	119.90

Continued on next page...

Continued from previous page...

Mol	Chain	Res	Type	Atoms	Z	Observed(°)	Ideal(°)
1	13	827	U	N1-C2-O2	5.84	126.89	122.80
25	1H	780	G	C4-C5-N7	5.84	113.14	110.80
25	14	134	C	C6-N1-C2	5.84	122.64	120.30
25	1H	307	G	OP1-P-O3'	5.84	118.04	105.20
25	1H	307	G	N3-C2-N2	5.84	123.99	119.90
25	1H	695	G	N3-C2-N2	5.84	123.98	119.90
25	1H	859	G	N3-C2-N2	-5.84	115.81	119.90
25	1H	990	A	N7-C8-N9	5.84	116.72	113.80
25	1H	1646	C	OP1-P-O3'	5.84	118.04	105.20
25	14	837	C	O5'-P-OP1	-5.83	100.45	105.70
25	14	1930	G	C4-N9-C1'	-5.83	118.91	126.50
1	13	724	G	OP1-P-O3'	5.83	118.03	105.20
25	1H	839	U	C5-C6-N1	-5.83	119.78	122.70
25	1H	1605	C	N3-C4-C5	5.83	124.23	121.90
25	14	2723	C	C6-N1-C2	-5.83	117.97	120.30
25	1H	271(B)	G	N3-C4-N9	5.83	129.50	126.00
25	1H	480	A	C4-C5-N7	5.83	113.62	110.70
25	1H	552	G	C5-N7-C8	-5.83	101.38	104.30
25	1H	560	C	C6-N1-C2	5.83	122.63	120.30
25	1H	621	A	O5'-P-OP1	-5.83	100.45	105.70
25	14	201	C	C6-N1-C2	5.83	122.63	120.30
1	13	690	G	N9-C4-C5	-5.83	103.07	105.40
25	1H	2424	C	OP1-P-OP2	5.83	128.35	119.60
25	14	486	C	N3-C4-N4	5.83	122.08	118.00
25	14	1254	A	C6-N1-C2	-5.83	115.10	118.60
25	14	2237	G	N3-C2-N2	5.83	123.98	119.90
1	13	873	A	C8-N9-C4	-5.83	103.47	105.80
25	1H	666	G	N3-C2-N2	-5.83	115.82	119.90
25	1H	763	G	N3-C2-N2	-5.83	115.82	119.90
25	1H	1241	A	C5-N7-C8	-5.83	100.98	103.90
25	1H	2530	A	O5'-P-OP2	-5.83	100.45	105.70
25	14	121	G	C8-N9-C1'	-5.83	119.42	127.00
23	2K	17	C	N3-C2-O2	-5.83	117.82	121.90
25	1H	1792	G	O5'-P-OP1	-5.83	100.46	105.70
25	1H	2363	C	OP2-P-O3'	5.83	118.01	105.20
26	16	101	A	C8-N9-C4	5.83	108.13	105.80
25	14	1141	U	OP2-P-O3'	5.83	118.02	105.20
25	14	1618	A	N9-C4-C5	5.83	108.13	105.80
25	14	1806	C	N3-C4-C5	5.83	124.23	121.90
25	14	2029	G	N7-C8-N9	5.83	116.01	113.10
25	1H	2841	C	N3-C4-C5	5.82	124.23	121.90
25	14	141	A	C4-C5-N7	5.82	113.61	110.70

Continued on next page...

Continued from previous page...

Mol	Chain	Res	Type	Atoms	Z	Observed(°)	Ideal(°)
25	14	482	A	O5'-P-OP2	-5.82	100.46	105.70
25	14	963	U	O5'-P-OP1	-5.82	100.46	105.70
25	14	1259	G	C6-C5-N7	-5.82	126.91	130.40
25	1H	729	G	N7-C8-N9	5.82	116.01	113.10
25	1H	1778	U	C2-N3-C4	-5.82	123.51	127.00
25	1H	1940	U	N1-C2-N3	5.82	118.39	114.90
55	1G	903	G	N1-C6-O6	5.82	123.39	119.90
25	14	801	G	C4-N9-C1'	-5.82	118.94	126.50
25	14	937	U	N1-C2-O2	-5.82	118.73	122.80
25	1H	400	G	N1-C6-O6	5.82	123.39	119.90
25	1H	2523	G	N1-C6-O6	-5.82	116.41	119.90
25	1H	67	U	C5-C6-N1	5.82	125.61	122.70
25	1H	579	G	C4-C5-N7	-5.82	108.47	110.80
25	1H	768	G	O5'-P-OP2	-5.82	100.47	105.70
25	14	115	C	C6-N1-C2	5.82	122.63	120.30
1	13	961	U	O5'-P-OP2	-5.82	100.47	105.70
25	1H	122	G	N1-C2-N3	5.82	127.39	123.90
25	1H	619	G	N9-C4-C5	-5.82	103.07	105.40
25	1H	1555	G	N1-C2-N2	5.82	121.43	116.20
25	1H	1771	C	C2-N3-C4	-5.82	116.99	119.90
25	1H	2638	G	N3-C4-C5	-5.82	125.69	128.60
55	1G	1420	C	O5'-P-OP2	5.82	117.68	110.70
25	14	245	G	N1-C6-O6	5.82	123.39	119.90
25	1H	82	G	OP1-P-O3'	5.81	117.99	105.20
1	13	366	C	N1-C2-O2	-5.81	115.41	118.90
1	13	775	G	N3-C2-N2	-5.81	115.83	119.90
25	1H	224	G	O5'-P-OP2	-5.81	100.47	105.70
25	1H	2703	C	C6-N1-C2	-5.81	117.97	120.30
55	1G	963	G	C4-N9-C1'	5.81	134.06	126.50
25	1H	2430	A	C4-N9-C1'	-5.81	115.84	126.30
25	14	1307	A	C2-N3-C4	-5.81	107.70	110.60
25	14	1329	U	N1-C2-N3	5.81	118.39	114.90
1	13	1408	A	N1-C6-N6	5.81	122.08	118.60
25	1H	629	G	N1-C6-O6	-5.81	116.42	119.90
25	1H	2592	G	N3-C4-N9	5.81	129.48	126.00
55	1G	894	G	C4-C5-N7	5.81	113.12	110.80
25	14	186	G	O5'-P-OP1	-5.81	100.47	105.70
25	14	733	G	N1-C2-N2	-5.81	110.97	116.20
25	14	783	A	N3-C4-N9	-5.81	122.75	127.40
25	14	1695	G	N1-C2-N2	-5.81	110.97	116.20
25	1H	1905	C	N3-C4-N4	5.81	122.06	118.00
25	14	486	C	C5-C4-N4	-5.81	116.14	120.20

Continued on next page...

Continued from previous page...

Mol	Chain	Res	Type	Atoms	Z	Observed(°)	Ideal(°)
25	14	1204	A	C5-N7-C8	-5.81	101.00	103.90
1	13	263	A	O5'-P-OP2	5.80	117.67	110.70
25	1H	1330	C	C5-C6-N1	5.80	123.90	121.00
25	14	1260	G	C8-N9-C4	5.80	108.72	106.40
25	14	1277	G	N9-C4-C5	-5.80	103.08	105.40
1	13	238	G	N7-C8-N9	-5.80	110.20	113.10
1	13	384	G	N1-C6-O6	-5.80	116.42	119.90
1	13	833	U	C2-N1-C1'	-5.80	110.74	117.70
25	1H	15	G	OP2-P-O3'	5.80	117.96	105.20
25	1H	1939	U	C4-C5-C6	-5.80	116.22	119.70
1	13	47	C	C2-N3-C4	-5.80	117.00	119.90
25	1H	245	G	N1-C6-O6	5.80	123.38	119.90
25	1H	733	G	C8-N9-C1'	-5.80	119.46	127.00
25	14	2873	A	N1-C6-N6	5.80	122.08	118.60
26	1J	47	C	OP1-P-O3'	5.80	117.96	105.20
25	1H	2713	A	N3-C4-N9	-5.80	122.76	127.40
25	14	127	A	N7-C8-N9	-5.80	110.90	113.80
25	1H	909	A	OP2-P-O3'	5.80	117.95	105.20
25	1H	1428	C	C2-N3-C4	-5.80	117.00	119.90
25	1H	2513	G	C5-C6-O6	-5.80	125.12	128.60
25	14	2512	C	C6-N1-C2	5.80	122.62	120.30
25	14	2608	G	OP1-P-OP2	-5.80	110.91	119.60
39	75	10	VAL	N-CA-C	-5.80	95.35	111.00
25	1H	122	G	O5'-P-OP2	-5.79	100.48	105.70
25	1H	675	A	C4-C5-N7	5.79	113.60	110.70
25	14	1349	A	C4-C5-N7	5.79	113.60	110.70
25	1H	1623	G	OP2-P-O3'	5.79	117.94	105.20
25	14	2587	A	C4-C5-N7	5.79	113.60	110.70
25	1H	602	G	N3-C2-N2	5.79	123.95	119.90
25	1H	1159	U	N3-C2-O2	-5.79	118.14	122.20
55	1G	963	G	C6-C5-N7	-5.79	126.92	130.40
25	14	575	A	C6-N1-C2	-5.79	115.12	118.60
25	1H	793	A	O4'-C1'-N9	-5.79	103.57	108.20
25	14	197	A	C6-N1-C2	-5.79	115.13	118.60
25	14	1024	G	N3-C2-N2	-5.79	115.85	119.90
25	1H	201	C	C5-C6-N1	-5.79	118.11	121.00
25	1H	1136	G	C5-C6-O6	-5.79	125.13	128.60
25	1H	1323	U	OP1-P-OP2	-5.79	110.92	119.60
55	1G	251	G	O4'-C1'-N9	-5.79	103.57	108.20
25	14	1970	A	O4'-C1'-N9	-5.79	103.57	108.20
25	1H	2060	A	N1-C6-N6	-5.79	115.13	118.60
25	1H	1797	C	N1-C2-O2	-5.79	115.43	118.90

Continued on next page...

Continued from previous page...

Mol	Chain	Res	Type	Atoms	Z	Observed(°)	Ideal(°)
1	13	1430	C	O5'-P-OP1	-5.78	100.50	105.70
25	1H	2570	G	C5-N7-C8	-5.78	101.41	104.30
25	14	187	G	N3-C4-C5	-5.78	125.71	128.60
25	14	2436	G	N3-C2-N2	-5.78	115.85	119.90
25	14	2776	A	P-O3'-C3'	5.78	126.64	119.70
25	14	2836	U	C5-C4-O4	5.78	129.37	125.90
40	85	95	LEU	CA-CB-CG	-5.78	102.00	115.30
25	1H	2287	A	N1-C2-N3	5.78	132.19	129.30
25	1H	1757	U	OP1-P-O3'	5.78	117.92	105.20
25	1H	2563	U	C5-C6-N1	-5.78	119.81	122.70
55	1G	413	G	O4'-C1'-N9	5.78	112.83	108.20
25	14	2510	C	C5-C4-N4	5.78	124.25	120.20
25	1H	1573	G	C4-C5-N7	5.78	113.11	110.80
25	1H	1801	G	C5-C6-O6	-5.78	125.13	128.60
25	14	134	C	C5-C6-N1	-5.78	118.11	121.00
25	14	2066	C	OP1-P-O3'	5.78	117.91	105.20
25	1H	772	C	N3-C4-C5	-5.78	119.59	121.90
25	1H	853	G	O5'-P-OP1	5.78	117.63	110.70
25	1H	1446	C	C6-N1-C2	-5.78	117.99	120.30
25	1H	2258	C	C5-C4-N4	-5.78	116.16	120.20
25	14	640	C	O5'-P-OP2	-5.78	100.50	105.70
25	14	1528	A	C5-N7-C8	-5.78	101.01	103.90
25	14	2463	C	C6-N1-C2	5.78	122.61	120.30
1	13	913	A	P-O3'-C3'	5.78	126.63	119.70
25	1H	294	A	C8-N9-C4	5.78	108.11	105.80
25	1H	1413	G	C8-N9-C4	-5.78	104.09	106.40
25	14	84	A	C8-N9-C4	5.78	108.11	105.80
25	14	843	G	C8-N9-C4	5.78	108.71	106.40
25	1H	196	A	C8-N9-C4	-5.77	103.49	105.80
25	1H	1766	U	N3-C4-O4	5.77	123.44	119.40
25	1H	1787	A	O4'-C1'-N9	-5.77	103.58	108.20
25	1H	2034	U	N1-C2-N3	5.77	118.36	114.90
25	14	1659	U	N1-C2-O2	-5.77	118.76	122.80
25	1H	803	U	C5-C6-N1	-5.77	119.81	122.70
25	1H	1658	C	C6-N1-C2	-5.77	117.99	120.30
25	1H	1955	U	C5-C6-N1	-5.77	119.81	122.70
25	1H	2466	C	N3-C4-C5	5.77	124.21	121.90
25	14	70	G	N3-C4-C5	-5.77	125.71	128.60
25	14	783	A	C5-C6-N6	-5.77	119.08	123.70
26	1J	114	G	C8-N9-C4	5.77	108.71	106.40
25	1H	1695	G	C4-N9-C1'	5.77	134.00	126.50
25	1H	1805	U	C4-C5-C6	5.77	123.16	119.70

Continued on next page...

Continued from previous page...

Mol	Chain	Res	Type	Atoms	Z	Observed(°)	Ideal(°)
25	1H	2070	G	N3-C4-N9	5.77	129.46	126.00
25	14	2045	C	C2-N3-C4	-5.77	117.02	119.90
25	14	2045	C	C6-N1-C2	5.77	122.61	120.30
25	1H	388	G	N3-C4-N9	5.77	129.46	126.00
25	1H	681	G	C2-N3-C4	-5.77	109.02	111.90
25	14	791	C	C2-N3-C4	-5.77	117.02	119.90
25	14	1313	U	C2-N1-C1'	5.77	124.62	117.70
25	14	2449	U	C5-C4-O4	-5.77	122.44	125.90
1	13	482	A	N1-C6-N6	-5.77	115.14	118.60
1	13	810	C	C2-N1-C1'	5.77	125.14	118.80
25	1H	265	A	C5-C6-N1	-5.77	114.82	117.70
25	1H	670	A	O4'-C1'-N9	-5.77	103.58	108.20
25	1H	1914	C	C6-N1-C2	-5.77	117.99	120.30
55	1G	266	G	O4'-C1'-N9	-5.77	103.59	108.20
25	14	70	G	N3-C4-N9	5.77	129.46	126.00
25	1H	2525	G	C8-N9-C4	5.77	108.71	106.40
1	13	529	G	C5-C6-O6	-5.76	125.14	128.60
25	1H	2549	G	C5-C6-O6	-5.76	125.14	128.60
25	1H	1211	U	OP1-P-OP2	5.76	128.25	119.60
25	14	774	A	C5-C6-N1	-5.76	114.82	117.70
51	J5	51	TYR	CA-CB-CG	5.76	124.35	113.40
25	1H	271	G	C5-C6-O6	-5.76	125.14	128.60
25	1H	403	U	N3-C2-O2	-5.76	118.17	122.20
25	1H	1284	A	OP1-P-OP2	5.76	128.24	119.60
25	1H	2212	A	O5'-P-OP2	-5.76	100.51	105.70
25	1H	2712	U	P-O3'-C3'	5.76	126.61	119.70
25	14	210	C	C6-N1-C2	5.76	122.61	120.30
25	14	670	A	O4'-C1'-N9	-5.76	103.59	108.20
25	14	2763	G	N3-C4-C5	-5.76	125.72	128.60
1	13	502	G	N1-C6-O6	5.76	123.36	119.90
25	1H	790	C	N1-C2-O2	-5.76	115.44	118.90
25	1H	1610	A	C5-N7-C8	-5.76	101.02	103.90
25	1H	2456	C	OP1-P-OP2	-5.76	110.96	119.60
25	14	196	A	OP1-P-OP2	5.76	128.24	119.60
25	14	211	A	C5-N7-C8	-5.76	101.02	103.90
25	14	788	A	O5'-P-OP1	-5.76	100.52	105.70
25	1H	796	C	O5'-P-OP1	5.76	117.61	110.70
25	1H	1153	C	N1-C2-O2	-5.76	115.44	118.90
25	1H	1698	A	C4-C5-C6	5.76	119.88	117.00
55	1G	317	G	C4-N9-C1'	5.76	133.99	126.50
25	14	90	U	O4'-C1'-N1	5.76	112.81	108.20
25	14	792	G	OP2-P-O3'	5.76	117.87	105.20

Continued on next page...

Continued from previous page...

Mol	Chain	Res	Type	Atoms	Z	Observed(°)	Ideal(°)
25	1H	462	C	C5-C6-N1	-5.76	118.12	121.00
25	1H	681	G	N1-C2-N3	5.76	127.35	123.90
25	14	113	G	N3-C4-C5	5.76	131.48	128.60
25	14	462	C	C5-C6-N1	-5.76	118.12	121.00
25	14	2000	G	C5-C6-O6	-5.76	125.15	128.60
25	14	1790	C	OP1-P-O3'	5.75	117.86	105.20
25	1H	1482	U	N1-C2-O2	-5.75	118.77	122.80
25	1H	1698	A	N3-C4-N9	-5.75	122.80	127.40
25	1H	2582	G	N3-C2-N2	5.75	123.93	119.90
55	1G	1079	G	C5-C6-N1	-5.75	108.62	111.50
25	14	760	G	OP1-P-O3'	5.75	117.85	105.20
25	14	2078	C	N3-C4-C5	-5.75	119.60	121.90
25	14	2867	G	O5'-P-OP1	-5.75	100.52	105.70
1	13	893	C	N1-C2-O2	5.75	122.35	118.90
25	1H	1295	C	N3-C4-C5	5.75	124.20	121.90
25	1H	179	G	C8-N9-C4	5.75	108.70	106.40
25	1H	211	A	C2-N3-C4	-5.75	107.73	110.60
25	14	1365	A	N9-C4-C5	5.75	108.10	105.80
25	14	2323	G	C8-N9-C4	5.75	108.70	106.40
25	1H	1386	C	C5-C6-N1	5.75	123.87	121.00
25	1H	1773	A	N9-C1'-C2'	-5.75	105.68	112.00
55	1G	1059	C	C6-N1-C2	-5.75	118.00	120.30
25	14	188	G	OP1-P-OP2	5.75	128.22	119.60
25	14	1396	U	N3-C2-O2	-5.75	118.18	122.20
25	14	1614	A	N7-C8-N9	5.75	116.67	113.80
55	1G	111	G	O5'-P-OP2	-5.74	100.53	105.70
25	14	826	U	N3-C4-C5	-5.74	111.15	114.60
25	14	1475	G	C8-N9-C4	-5.74	104.10	106.40
25	14	1618	A	N1-C6-N6	-5.74	115.15	118.60
25	14	1790	C	N3-C4-N4	5.74	122.02	118.00
1	13	623	C	C6-N1-C2	-5.74	118.00	120.30
25	1H	628	G	N7-C8-N9	-5.74	110.23	113.10
25	14	929	G	N7-C8-N9	5.74	115.97	113.10
25	1H	978	G	OP1-P-O3'	5.74	117.83	105.20
25	1H	1352	U	C5-C6-N1	-5.74	119.83	122.70
55	1G	812	C	C2-N1-C1'	5.74	125.11	118.80
25	1H	791	C	C5-C6-N1	-5.74	118.13	121.00
25	14	1298	C	C4-C5-C6	-5.74	114.53	117.40
25	14	1443	G	C4-N9-C1'	5.74	133.96	126.50
25	14	1772	G	N1-C6-O6	5.74	123.34	119.90
25	14	1991	U	N3-C2-O2	-5.74	118.18	122.20
25	1H	463	G	N1-C6-O6	-5.74	116.46	119.90

Continued on next page...

Continued from previous page...

Mol	Chain	Res	Type	Atoms	Z	Observed(°)	Ideal(°)
25	1H	1155	A	C8-N9-C4	-5.74	103.51	105.80
25	1H	2085	C	C6-N1-C2	5.74	122.59	120.30
25	14	571	A	C2-N3-C4	5.74	113.47	110.60
25	14	698	C	C4-C5-C6	5.74	120.27	117.40
25	1H	1271	G	C8-N9-C4	5.73	108.69	106.40
25	14	569	U	OP1-P-OP2	5.73	128.20	119.60
25	1H	505	A	C5-C6-N6	-5.73	119.11	123.70
25	1H	845	G	P-O3'-C3'	5.73	126.58	119.70
25	1H	1347	G	N3-C2-N2	-5.73	115.89	119.90
25	1H	2266	A	N1-C2-N3	5.73	132.17	129.30
25	1H	2767	C	C2-N1-C1'	5.73	125.11	118.80
55	1G	31	G	N3-C4-C5	5.73	131.47	128.60
25	14	982	C	N3-C4-C5	-5.73	119.61	121.90
25	14	2562	U	C5-C6-N1	-5.73	119.83	122.70
25	1H	568	U	C6-N1-C2	5.73	124.44	121.00
25	14	2031	A	C6-N1-C2	-5.73	115.16	118.60
25	14	2399	G	N1-C6-O6	-5.73	116.46	119.90
25	1H	131	G	C5-C6-N1	5.73	114.36	111.50
25	1H	187	G	C4-C5-C6	5.73	122.24	118.80
25	1H	2084	C	C2-N3-C4	-5.73	117.04	119.90
26	16	6	C	C5-C6-N1	-5.73	118.14	121.00
25	14	2496	C	C5-C4-N4	-5.73	116.19	120.20
25	1H	483	A	N9-C4-C5	5.73	108.09	105.80
25	1H	1189	A	C5-N7-C8	-5.73	101.04	103.90
25	1H	1371	G	N3-C2-N2	-5.72	115.89	119.90
25	1H	1516	U	C5-C4-O4	5.72	129.34	125.90
25	1H	2553	G	OP1-P-O3'	5.72	117.79	105.20
25	14	1781	C	C6-N1-C2	5.72	122.59	120.30
25	1H	203	C	C2-N3-C4	-5.72	117.04	119.90
25	1H	831	G	N9-C4-C5	-5.72	103.11	105.40
25	1H	1204	A	N7-C8-N9	5.72	116.66	113.80
25	14	2237	G	C8-N9-C4	5.72	108.69	106.40
25	1H	194	G	C8-N9-C4	5.72	108.69	106.40
26	16	56	G	O5'-P-OP2	-5.72	100.55	105.70
25	14	2681	C	N3-C2-O2	-5.72	117.89	121.90
23	2K	4	G	OP1-P-OP2	5.72	128.18	119.60
25	1H	852	G	N1-C6-O6	-5.72	116.47	119.90
25	1H	1824	G	C4-C5-C6	5.72	122.23	118.80
25	1H	2020	A	C4-C5-C6	5.72	119.86	117.00
25	1H	2827	C	N3-C2-O2	5.72	125.90	121.90
25	14	71	A	N1-C6-N6	5.72	122.03	118.60
25	14	187	G	C5-N7-C8	5.72	107.16	104.30

Continued on next page...

Continued from previous page...

Mol	Chain	Res	Type	Atoms	Z	Observed(°)	Ideal(°)
1	13	136	C	O5'-P-OP2	-5.72	100.55	105.70
1	13	449	C	C2-N1-C1'	5.72	125.09	118.80
25	1H	866	A	N9-C4-C5	-5.72	103.51	105.80
25	1H	1186	G	N1-C2-N2	5.72	121.35	116.20
25	1H	2346	A	N3-C4-C5	5.72	130.80	126.80
25	14	2272	U	N3-C2-O2	-5.72	118.20	122.20
25	1H	198	C	N1-C2-O2	5.72	122.33	118.90
25	1H	699	A	N1-C6-N6	5.72	122.03	118.60
25	1H	2328	A	C8-N9-C4	5.72	108.09	105.80
25	1H	2375	G	N7-C8-N9	-5.72	110.24	113.10
26	16	45	A	C2-N3-C4	-5.72	107.74	110.60
25	14	693	C	C2-N1-C1'	-5.72	112.51	118.80
25	1H	140	A	OP2-P-O3'	5.71	117.77	105.20
25	1H	944	G	C8-N9-C1'	-5.71	119.57	127.00
25	1H	1957	C	C4-C5-C6	5.71	120.26	117.40
55	1G	320	C	N3-C2-O2	5.71	125.90	121.90
25	14	731	C	C4-C5-C6	5.71	120.26	117.40
1	13	250	A	N9-C4-C5	-5.71	103.52	105.80
55	1G	1414	U	C2-N1-C1'	-5.71	110.84	117.70
25	14	1271	G	C8-N9-C1'	-5.71	119.57	127.00
1	13	187	C	C6-N1-C2	-5.71	118.02	120.30
25	1H	736	C	N3-C4-C5	5.71	124.19	121.90
25	1H	1799	G	N3-C4-N9	5.71	129.43	126.00
25	1H	2861	G	C5-C6-O6	-5.71	125.17	128.60
26	16	105	G	OP2-P-O3'	5.71	117.77	105.20
25	14	24	G	O5'-P-OP1	-5.71	100.56	105.70
25	14	1652	A	O5'-P-OP1	-5.71	100.56	105.70
25	14	2386	C	C2-N3-C4	-5.71	117.05	119.90
1	13	422	C	O4'-C1'-N1	5.71	112.77	108.20
25	1H	936	C	C5-C4-N4	-5.71	116.20	120.20
25	1H	1764	G	N1-C6-O6	-5.71	116.47	119.90
1	13	783	C	C6-N1-C2	5.71	122.58	120.30
1	13	1519	A	C8-N9-C4	-5.71	103.52	105.80
25	1H	482	A	N7-C8-N9	5.71	116.65	113.80
25	1H	708	C	N3-C4-C5	5.71	124.18	121.90
25	1H	911	A	C8-N9-C4	-5.71	103.52	105.80
25	1H	999	U	OP1-P-OP2	-5.71	111.04	119.60
25	1H	1340	U	C5-C4-O4	-5.71	122.47	125.90
25	1H	2063	C	C2-N1-C1'	-5.71	112.52	118.80
25	14	1336	A	O5'-P-OP2	-5.71	100.56	105.70
1	13	219	C	C6-N1-C2	-5.71	118.02	120.30
1	13	872	A	C6-N1-C2	5.71	122.02	118.60

Continued on next page...

Continued from previous page...

Mol	Chain	Res	Type	Atoms	Z	Observed(°)	Ideal(°)
25	1H	1673	U	N3-C4-C5	5.71	118.02	114.60
25	1H	1899	G	C8-N9-C4	-5.71	104.12	106.40
25	1H	2822	G	N9-C4-C5	-5.71	103.12	105.40
55	1G	332	G	C8-N9-C4	5.71	108.68	106.40
55	1G	691	G	C6-C5-N7	-5.71	126.98	130.40
25	14	214	G	N3-C4-C5	-5.71	125.75	128.60
25	14	2037	G	C5-C6-N1	5.71	114.35	111.50
25	14	2271	G	OP2-P-O3'	5.71	117.75	105.20
25	14	2409	G	C6-C5-N7	-5.71	126.98	130.40
25	1H	2246	G	C5-N7-C8	5.71	107.15	104.30
25	1H	2499	C	N3-C4-C5	-5.71	119.62	121.90
25	1H	2521	C	C5-C6-N1	-5.71	118.15	121.00
25	1H	144	C	C2-N3-C4	-5.70	117.05	119.90
25	1H	799	G	N7-C8-N9	-5.70	110.25	113.10
25	1H	1601	G	C5-C6-N1	5.70	114.35	111.50
55	1G	1502	A	C2-N3-C4	-5.70	107.75	110.60
25	14	729	G	N3-C2-N2	-5.70	115.91	119.90
25	14	1367	A	C5-C6-N6	-5.70	119.14	123.70
1	13	892	A	C4-C5-N7	5.70	113.55	110.70
25	1H	2268	A	N9-C4-C5	-5.70	103.52	105.80
25	14	788	A	N9-C4-C5	-5.70	103.52	105.80
25	14	1012	U	N3-C2-O2	-5.70	118.21	122.20
1	13	881	G	N7-C8-N9	-5.70	110.25	113.10
25	1H	252	G	C2-N3-C4	5.70	114.75	111.90
25	1H	1554	A	N1-C6-N6	5.70	122.02	118.60
55	1G	1466	C	OP2-P-O3'	5.70	117.74	105.20
25	14	1827	C	C2-N3-C4	-5.70	117.05	119.90
1	13	1414	U	C6-N1-C2	5.70	124.42	121.00
25	1H	2068	U	C4-C5-C6	-5.70	116.28	119.70
25	1H	2405	G	OP1-P-O3'	5.70	117.73	105.20
25	1H	2439	A	N1-C6-N6	5.70	122.02	118.60
25	1H	2453	A	C6-N1-C2	-5.70	115.18	118.60
25	1H	2622	C	C4-C5-C6	5.70	120.25	117.40
26	16	40	U	C2-N1-C1'	5.70	124.54	117.70
26	16	78	A	C8-N9-C4	5.70	108.08	105.80
25	14	2587	A	C6-C5-N7	-5.70	128.31	132.30
25	14	95	G	C6-C5-N7	-5.70	126.98	130.40
25	1H	749	C	C4-C5-C6	5.70	120.25	117.40
25	1H	1516	U	N3-C4-O4	-5.70	115.41	119.40
25	1H	1786	A	C5-C6-N1	-5.70	114.85	117.70
25	1H	2603	G	O5'-P-OP1	-5.70	100.57	105.70
55	1G	328	C	N3-C2-O2	-5.70	117.91	121.90

Continued on next page...

Continued from previous page...

Mol	Chain	Res	Type	Atoms	Z	Observed(°)	Ideal(°)
25	14	711	G	N1-C6-O6	5.70	123.32	119.90
25	14	2552	U	N1-C2-O2	-5.70	118.81	122.80
1	13	858	G	C5-C6-O6	5.69	132.02	128.60
25	14	686	G	OP1-P-OP2	5.69	128.14	119.60
25	1H	663	G	C8-N9-C4	-5.69	104.12	106.40
25	1H	686	G	C5-C6-O6	-5.69	125.19	128.60
25	1H	735	A	N1-C6-N6	5.69	122.01	118.60
25	1H	835	A	O5'-P-OP1	5.69	117.53	110.70
25	1H	2056	G	N9-C4-C5	-5.69	103.12	105.40
25	1H	2252	G	N3-C4-C5	5.69	131.44	128.60
25	1H	2312	U	N3-C2-O2	5.69	126.18	122.20
55	1G	115	G	P-O3'-C3'	5.69	126.53	119.70
25	14	265	A	C6-C5-N7	-5.69	128.32	132.30
25	1H	1203	G	N3-C2-N2	5.69	123.88	119.90
25	14	935	C	N3-C4-C5	5.69	124.17	121.90
25	14	1654	A	N1-C6-N6	-5.69	115.19	118.60
25	14	1835	G	N1-C6-O6	-5.69	116.49	119.90
25	1H	441	U	C5-C4-O4	-5.69	122.49	125.90
25	1H	592	G	OP1-P-OP2	5.69	128.13	119.60
25	1H	1801	G	N3-C4-C5	-5.69	125.76	128.60
25	1H	1992	G	C5-C6-N1	5.69	114.34	111.50
25	14	47	C	N3-C4-C5	5.69	124.17	121.90
25	14	1968	G	N3-C4-N9	-5.69	122.59	126.00
25	14	2307	G	C8-N9-C1'	-5.68	119.61	127.00
25	14	2498	C	C6-N1-C2	5.68	122.57	120.30
25	1H	1835	G	C5-C6-N1	5.68	114.34	111.50
25	1H	1983	C	N3-C4-C5	5.68	124.17	121.90
25	14	667	U	O5'-P-OP2	5.68	117.52	110.70
1	13	748	C	P-O3'-C3'	5.68	126.52	119.70
25	1H	193	U	C2-N3-C4	-5.68	123.59	127.00
25	1H	975	G	N3-C2-N2	-5.68	115.92	119.90
25	14	26	G	C8-N9-C4	-5.68	104.13	106.40
25	14	693	C	N3-C4-C5	5.68	124.17	121.90
25	1H	62	C	C5-C6-N1	-5.68	118.16	121.00
25	1H	583	G	N1-C2-N2	5.68	121.31	116.20
25	1H	929	G	C8-N9-C4	5.68	108.67	106.40
25	14	270(X)	G	C5-C6-N1	-5.68	108.66	111.50
25	1H	70	G	N1-C2-N2	-5.68	111.09	116.20
25	1H	1891	G	OP2-P-O3'	5.68	117.69	105.20
25	1H	2239	G	N3-C2-N2	5.68	123.88	119.90
25	1H	1783	A	OP1-P-OP2	-5.68	111.08	119.60
25	14	2059	A	OP1-P-O3'	5.68	117.69	105.20

Continued on next page...

Continued from previous page...

Mol	Chain	Res	Type	Atoms	Z	Observed(°)	Ideal(°)
1	13	1335	C	C6-N1-C2	5.67	122.57	120.30
25	1H	40	C	C5-C4-N4	-5.67	116.23	120.20
25	1H	1661	G	C5-N7-C8	5.67	107.14	104.30
25	1H	1704	G	C8-N9-C4	5.67	108.67	106.40
25	1H	2271	G	C6-C5-N7	-5.67	127.00	130.40
55	1G	974	A	O4'-C1'-N9	5.67	112.74	108.20
25	1H	27	G	N3-C4-N9	5.67	129.40	126.00
25	1H	2247	A	C5-C6-N1	-5.67	114.86	117.70
25	1H	2430	A	C8-N9-C1'	5.67	137.91	127.70
25	1H	2515	C	N3-C4-C5	5.67	124.17	121.90
25	14	675	A	C8-N9-C4	5.67	108.07	105.80
25	1H	141	A	N3-C4-C5	5.67	130.77	126.80
25	14	1826	G	N3-C4-C5	-5.67	125.77	128.60
1	13	727	G	O5'-P-OP1	-5.67	100.60	105.70
25	1H	2039	C	O5'-P-OP2	-5.67	100.60	105.70
25	1H	2589	A	C5-N7-C8	5.67	106.73	103.90
55	1G	1528	U	C5-C6-N1	-5.67	119.87	122.70
25	14	212	G	O5'-P-OP2	-5.67	100.60	105.70
25	14	2067	G	C8-N9-C4	-5.67	104.13	106.40
23	2K	57	C	OP1-P-OP2	5.67	128.10	119.60
25	1H	46	C	C4-C5-C6	5.67	120.23	117.40
25	1H	1564	C	C6-N1-C2	-5.67	118.03	120.30
25	1H	2247	A	C4-C5-C6	5.67	119.83	117.00
55	1G	1498	U	C2-N1-C1'	5.67	124.50	117.70
25	14	1409	C	O5'-P-OP2	-5.67	100.60	105.70
25	1H	271(B)	G	C4-N9-C1'	5.67	133.86	126.50
1	13	827	U	C4-C5-C6	5.66	123.10	119.70
25	1H	2324	C	C6-N1-C1'	-5.66	114.00	120.80
25	1H	453	C	C6-N1-C2	5.66	122.56	120.30
25	1H	1318	C	O5'-P-OP2	5.66	117.49	110.70
25	14	801	G	C8-N9-C1'	5.66	134.36	127.00
25	14	1769	G	N3-C4-C5	-5.66	125.77	128.60
26	1J	114	G	OP1-P-OP2	5.66	128.09	119.60
1	13	811	C	C6-N1-C2	5.66	122.56	120.30
1	13	1058	G	N7-C8-N9	-5.66	110.27	113.10
25	1H	222	A	C8-N9-C4	5.66	108.06	105.80
25	1H	1649	G	N3-C4-N9	5.66	129.40	126.00
25	1H	1797	C	C4-C5-C6	5.66	120.23	117.40
25	1H	2056	G	C5-C6-N1	-5.66	108.67	111.50
55	1G	378	G	N3-C4-C5	5.66	131.43	128.60
55	1G	442	C	C5-C6-N1	5.66	123.83	121.00
25	1H	145	G	C5-C6-O6	-5.66	125.20	128.60

Continued on next page...

Continued from previous page...

Mol	Chain	Res	Type	Atoms	Z	Observed(°)	Ideal(°)
25	1H	180	G	C8-N9-C4	5.66	108.66	106.40
25	1H	1669	A	C6-N1-C2	-5.66	115.20	118.60
25	1H	2040	C	C5-C4-N4	-5.66	116.24	120.20
25	1H	2638	G	N3-C2-N2	5.66	123.86	119.90
55	1G	691	G	N9-C4-C5	-5.66	103.14	105.40
25	1H	193	U	C4-C5-C6	5.66	123.09	119.70
25	14	2595	G	N1-C6-O6	5.66	123.29	119.90
1	13	266	G	C6-C5-N7	-5.66	127.01	130.40
1	13	1489	G	O5'-P-OP2	5.66	117.49	110.70
25	1H	290	G	N3-C4-C5	-5.66	125.77	128.60
25	1H	2599	G	C5-N7-C8	5.66	107.13	104.30
55	1G	117	G	N9-C4-C5	-5.66	103.14	105.40
25	14	1443	G	C8-N9-C1'	-5.66	119.65	127.00
1	13	300	A	N1-C6-N6	5.65	121.99	118.60
25	1H	205	G	C8-N9-C4	5.65	108.66	106.40
25	14	245	G	C5-C6-O6	-5.65	125.21	128.60
25	14	1333	C	OP1-P-OP2	-5.65	111.12	119.60
1	13	1356	G	C8-N9-C4	-5.65	104.14	106.40
1	13	1512	U	N1-C2-O2	5.65	126.76	122.80
25	14	2363	C	C2-N3-C4	-5.65	117.07	119.90
1	13	380	G	C4-N9-C1'	-5.65	119.15	126.50
25	1H	365	C	C4-C5-C6	5.65	120.22	117.40
25	1H	734	A	OP1-P-OP2	5.65	128.07	119.60
25	14	2579	C	N3-C4-C5	5.65	124.16	121.90
5	4E	12	LEU	CA-CB-CG	5.65	128.29	115.30
25	14	18	C	O5'-P-OP1	-5.65	100.62	105.70
25	14	1694	C	N3-C4-C5	5.65	124.16	121.90
1	13	437	U	C6-N1-C2	-5.65	117.61	121.00
1	13	508	C	O5'-P-OP1	-5.65	100.62	105.70
1	13	1508	G	O5'-P-OP1	-5.65	100.62	105.70
25	1H	542	C	C4-C5-C6	5.65	120.22	117.40
25	1H	809	G	C5-C6-N1	5.65	114.32	111.50
25	1H	2007	C	N1-C2-N3	5.65	123.15	119.20
25	1H	2700	C	C5-C4-N4	-5.65	116.25	120.20
25	14	2066	C	N3-C4-N4	5.65	121.95	118.00
25	14	2676	C	O5'-P-OP1	-5.65	100.62	105.70
25	14	1970	A	O5'-P-OP2	-5.65	100.62	105.70
25	1H	716	A	O5'-P-OP1	-5.64	100.62	105.70
25	1H	1224	G	C4-C5-C6	-5.64	115.41	118.80
26	16	12	C	C5-C6-N1	-5.64	118.18	121.00
25	14	1820	U	C2-N1-C1'	-5.64	110.93	117.70
25	14	2360	A	C8-N9-C4	5.64	108.06	105.80

Continued on next page...

Continued from previous page...

Mol	Chain	Res	Type	Atoms	Z	Observed(°)	Ideal(°)
25	1H	1659	U	N1-C2-N3	5.64	118.28	114.90
25	14	2847	U	N3-C4-O4	5.64	123.35	119.40
25	1H	596	G	N1-C6-O6	5.64	123.28	119.90
25	1H	827	U	C2-N1-C1'	-5.64	110.93	117.70
26	16	33	G	OP1-P-O3'	5.64	117.61	105.20
25	1H	495	G	C5-C6-O6	-5.64	125.22	128.60
25	1H	749	C	N3-C2-O2	-5.64	117.95	121.90
25	14	1594	G	O5'-P-OP2	5.64	117.47	110.70
1	13	1502	A	C5-C6-N1	-5.64	114.88	117.70
25	1H	633	A	C6-C5-N7	-5.64	128.35	132.30
25	1H	2640	G	C6-C5-N7	-5.64	127.02	130.40
55	1G	449	C	N3-C4-N4	-5.64	114.06	118.00
55	1G	701	C	N1-C2-O2	5.64	122.28	118.90
25	14	1616	A	C2-N3-C4	-5.64	107.78	110.60
2	1E	187	LEU	CA-CB-CG	5.63	128.26	115.30
25	1H	536	A	C8-N9-C4	-5.63	103.55	105.80
55	1G	519	C	C6-N1-C2	5.63	122.55	120.30
25	14	93	C	C2-N1-C1'	5.63	125.00	118.80
25	14	2426	A	N7-C8-N9	5.63	116.62	113.80
25	1H	1932	A	N1-C6-N6	5.63	121.98	118.60
1	13	865	A	C5-N7-C8	-5.63	101.08	103.90
25	1H	576	U	N3-C4-O4	5.63	123.34	119.40
25	1H	2494	G	N3-C2-N2	-5.63	115.96	119.90
25	14	1128	A	N7-C8-N9	-5.63	110.98	113.80
25	14	2019	A	C5-C6-N6	-5.63	119.19	123.70
23	2K	27	G	N1-C6-O6	5.63	123.28	119.90
25	1H	1815	A	O5'-P-OP2	-5.63	100.63	105.70
26	1J	56	G	C4-N9-C1'	5.63	133.82	126.50
1	13	428	G	N1-C2-N3	5.63	127.28	123.90
1	13	656	C	C6-N1-C2	-5.63	118.05	120.30
25	14	531	C	C2-N1-C1'	-5.63	112.61	118.80
25	1H	470	A	C8-N9-C4	-5.63	103.55	105.80
25	1H	838	C	C2-N3-C4	-5.63	117.09	119.90
25	1H	1300	U	C5-C4-O4	5.63	129.28	125.90
25	1H	2701	C	C6-N1-C2	-5.63	118.05	120.30
25	1H	674	G	N7-C8-N9	-5.62	110.29	113.10
25	1H	389	G	C2-N3-C4	-5.62	109.09	111.90
25	1H	664	C	N3-C4-C5	5.62	124.15	121.90
25	1H	2051	A	C8-N9-C4	-5.62	103.55	105.80
25	14	569	U	C5-C6-N1	-5.62	119.89	122.70
25	14	794	G	C4-C5-N7	-5.62	108.55	110.80
25	14	813	U	N1-C2-N3	5.62	118.27	114.90

Continued on next page...

Continued from previous page...

Mol	Chain	Res	Type	Atoms	Z	Observed(°)	Ideal(°)
1	13	1327	C	C6-N1-C2	5.62	122.55	120.30
25	1H	36	G	O5'-P-OP2	-5.62	100.64	105.70
26	16	111	U	C5-C6-N1	-5.62	119.89	122.70
55	1G	1335	C	O5'-P-OP1	-5.62	100.64	105.70
25	14	1403	C	N3-C4-C5	-5.62	119.65	121.90
25	14	2047	U	N3-C4-O4	-5.62	115.46	119.40
14	5I	44	LEU	CA-CB-CG	5.62	128.23	115.30
25	1H	2387	U	OP2-P-O3'	5.62	117.56	105.20
25	1H	2853	C	OP2-P-O3'	5.62	117.56	105.20
55	1G	1432	G	C4-C5-C6	5.62	122.17	118.80
1	13	281	G	C8-N9-C4	-5.62	104.15	106.40
55	1G	1471	G	C8-N9-C4	5.62	108.65	106.40
25	14	728	G	N7-C8-N9	-5.62	110.29	113.10
25	14	1765	C	C5-C6-N1	-5.62	118.19	121.00
25	14	1999	C	N3-C4-N4	5.62	121.93	118.00
25	14	2296	U	N3-C2-O2	-5.62	118.27	122.20
26	1J	117	G	N3-C4-C5	5.62	131.41	128.60
25	1H	1017	G	N1-C2-N2	5.62	121.25	116.20
25	14	2511	U	O5'-P-OP2	-5.62	100.64	105.70
25	1H	1279	G	N1-C6-O6	-5.62	116.53	119.90
25	1H	1338	G	C8-N9-C4	5.62	108.65	106.40
25	1H	2379	G	C8-N9-C1'	-5.62	119.70	127.00
25	1H	2425	A	O5'-P-OP2	-5.62	100.65	105.70
25	1H	2821	A	C5-C6-N6	-5.62	119.21	123.70
25	14	1342	A	C4-N9-C1'	5.62	136.41	126.30
25	1H	1489	U	N3-C4-C5	-5.61	111.23	114.60
25	1H	1648	C	C2-N1-C1'	-5.61	112.62	118.80
25	1H	1653	G	N3-C4-C5	-5.61	125.79	128.60
1	13	886	G	O5'-P-OP2	-5.61	100.65	105.70
25	1H	1694	C	P-O3'-C3'	5.61	126.43	119.70
25	1H	2346	A	P-O3'-C3'	5.61	126.44	119.70
25	14	1031	G	C5-C6-O6	-5.61	125.23	128.60
25	1H	859	G	N1-C2-N2	5.61	121.25	116.20
25	1H	937	U	N1-C2-O2	-5.61	118.87	122.80
25	1H	1261	C	N1-C2-O2	-5.61	115.53	118.90
25	1H	2515	C	OP1-P-OP2	-5.61	111.18	119.60
25	1H	2822	G	N1-C6-O6	5.61	123.27	119.90
26	16	114	G	C5-C6-O6	-5.61	125.23	128.60
25	14	1204	A	C4-C5-N7	5.61	113.51	110.70
25	1H	1931	U	N1-C2-O2	5.61	126.73	122.80
25	1H	637	A	C8-N9-C4	5.61	108.04	105.80
25	1H	1521	G	C8-N9-C4	-5.61	104.16	106.40

Continued on next page...

Continued from previous page...

Mol	Chain	Res	Type	Atoms	Z	Observed(°)	Ideal(°)
25	1H	2084	C	N3-C4-C5	5.61	124.14	121.90
25	1H	2866	U	C2-N3-C4	5.61	130.37	127.00
55	1G	754	C	C2-N1-C1'	5.61	124.97	118.80
25	14	1836	C	OP1-P-O3'	5.61	117.54	105.20
1	13	386	C	C2-N1-C1'	-5.61	112.63	118.80
1	13	767	A	N1-C2-N3	5.61	132.10	129.30
1	13	1230	C	O5'-P-OP1	-5.61	100.66	105.70
25	1H	103	A	N7-C8-N9	-5.61	111.00	113.80
25	1H	188	G	C6-N1-C2	-5.61	121.74	125.10
25	1H	1623	G	N1-C2-N3	5.61	127.26	123.90
1	13	1329	A	N1-C6-N6	5.60	121.96	118.60
25	14	2779	U	N3-C4-O4	-5.60	115.48	119.40
25	1H	1440	G	N1-C6-O6	-5.60	116.54	119.90
25	14	776	G	C8-N9-C4	-5.60	104.16	106.40
25	1H	1812	A	O5'-P-OP2	-5.60	100.66	105.70
25	14	784	A	P-O3'-C3'	5.60	126.42	119.70
25	14	2681	C	N3-C4-N4	-5.60	114.08	118.00
25	1H	1275	A	N9-C4-C5	-5.60	103.56	105.80
25	1H	1682	G	C8-N9-C4	5.60	108.64	106.40
55	1G	630	G	N7-C8-N9	5.60	115.90	113.10
25	14	1762	A	C5-C6-N1	-5.60	114.90	117.70
1	13	169	C	C6-N1-C2	-5.60	118.06	120.30
1	13	1512	U	N3-C2-O2	-5.60	118.28	122.20
25	1H	197	A	OP1-P-O3'	-5.60	92.89	105.20
44	G8	81	LYS	C-N-CA	5.60	145.51	122.00
25	14	1623	G	N3-C2-N2	-5.60	115.98	119.90
25	14	2678	C	C5-C6-N1	-5.60	118.20	121.00
1	13	1339	A	C2-N3-C4	5.60	113.40	110.60
25	1H	686	G	OP1-P-OP2	5.60	127.99	119.60
25	14	1672	C	N1-C2-O2	-5.60	115.54	118.90
25	1H	201	C	C2-N3-C4	-5.59	117.10	119.90
25	1H	674	G	N9-C4-C5	-5.59	103.16	105.40
25	1H	968	G	N3-C2-N2	5.59	123.82	119.90
25	1H	1222	C	C2-N1-C1'	5.59	124.95	118.80
25	1H	2053	G	C5-C6-O6	-5.59	125.24	128.60
25	14	682	G	N3-C4-C5	-5.59	125.80	128.60
25	14	2598	A	OP2-P-O3'	5.59	117.51	105.20
25	1H	792	G	C4-N9-C1'	5.59	133.77	126.50
25	1H	407	G	N3-C2-N2	5.59	123.81	119.90
25	1H	528	A	C8-N9-C1'	5.59	137.77	127.70
25	1H	772	C	OP2-P-O3'	5.59	117.50	105.20
25	1H	828	U	C4-C5-C6	5.59	123.06	119.70

Continued on next page...

Continued from previous page...

Mol	Chain	Res	Type	Atoms	Z	Observed(°)	Ideal(°)
25	1H	963	U	O5'-P-OP2	5.59	117.41	110.70
25	1H	1312	U	P-O3'-C3'	5.59	126.41	119.70
26	16	48	A	N9-C4-C5	-5.59	103.56	105.80
25	14	2375	G	C8-N9-C4	5.59	108.64	106.40
25	14	2581	G	OP1-P-OP2	5.59	127.99	119.60
25	14	250	G	C8-N9-C4	-5.59	104.16	106.40
25	14	735	A	C8-N9-C4	5.59	108.04	105.80
25	14	2445	G	N3-C4-C5	-5.59	125.81	128.60
23	2K	9	G	C2-N3-C4	5.59	114.69	111.90
25	1H	782	A	C2-N3-C4	-5.59	107.81	110.60
25	1H	913	U	OP1-P-OP2	5.59	127.98	119.60
27	11	206	LEU	CA-CB-CG	-5.59	102.45	115.30
25	14	459	U	C6-N1-C2	-5.59	117.65	121.00
25	14	1819	A	O5'-P-OP1	-5.59	100.67	105.70
25	1H	29	U	C5-C4-O4	-5.58	122.55	125.90
25	1H	1893	C	C4-C5-C6	5.58	120.19	117.40
25	1H	2086	U	O5'-P-OP2	-5.58	100.67	105.70
55	1G	328	C	N1-C2-O2	5.58	122.25	118.90
1	13	520	A	C5-C6-N6	-5.58	119.23	123.70
25	1H	2548	G	C5-C6-N1	5.58	114.29	111.50
25	1H	2702	U	C5'-C4'-O4'	5.58	115.80	109.10
25	14	187	G	C6-N1-C2	-5.58	121.75	125.10
25	14	679	C	C5-C6-N1	-5.58	118.21	121.00
25	14	2278	A	N1-C2-N3	5.58	132.09	129.30
25	1H	192	C	N3-C2-O2	5.58	125.81	121.90
25	1H	1513	C	C5-C6-N1	5.58	123.79	121.00
25	1H	1656	C	N3-C4-C5	5.58	124.13	121.90
25	1H	1829	A	OP1-P-OP2	5.58	127.97	119.60
25	1H	2582	G	N1-C2-N2	-5.58	111.18	116.20
25	1H	2639	A	N1-C6-N6	5.58	121.95	118.60
25	1H	2706	G	N1-C6-O6	-5.58	116.55	119.90
26	16	11	C	N3-C2-O2	-5.58	117.99	121.90
25	14	755	C	N1-C2-O2	-5.58	115.55	118.90
25	14	1377	G	O5'-P-OP2	-5.58	100.68	105.70
25	14	1517	G	OP1-P-O3'	5.58	117.48	105.20
25	14	2004	G	N1-C6-O6	5.58	123.25	119.90
1	13	1501	C	OP2-P-O3'	5.58	117.48	105.20
25	1H	2238	G	OP1-P-OP2	5.58	127.97	119.60
25	14	1417	C	C5-C6-N1	5.58	123.79	121.00
25	14	2347	C	N3-C2-O2	-5.58	117.99	121.90
25	1H	681	G	N9-C4-C5	-5.58	103.17	105.40
25	1H	1413	G	N7-C8-N9	5.58	115.89	113.10

Continued on next page...

Continued from previous page...

Mol	Chain	Res	Type	Atoms	Z	Observed(°)	Ideal(°)
25	1H	1827	C	OP1-P-OP2	-5.58	111.23	119.60
25	14	1975	G	N9-C4-C5	-5.58	103.17	105.40
25	14	1983	C	C6-N1-C2	5.58	122.53	120.30
25	1H	1240	U	OP2-P-O3'	5.58	117.47	105.20
25	1H	1265	A	C4-C5-C6	5.58	119.79	117.00
37	98	2	ARG	NE-CZ-NH1	5.58	123.09	120.30
25	14	1518	C	O5'-P-OP2	5.58	117.39	110.70
1	13	1432	G	N9-C4-C5	-5.58	103.17	105.40
25	1H	49	A	OP1-P-OP2	5.58	127.96	119.60
25	1H	74	A	N3-C4-N9	-5.58	122.94	127.40
25	1H	2509	G	C5-C6-N1	5.58	114.29	111.50
27	11	271	ILE	N-CA-C	5.58	126.05	111.00
55	1G	1478	C	N3-C4-N4	-5.58	114.10	118.00
25	14	666	G	C2-N3-C4	-5.58	109.11	111.90
25	14	1156	A	N9-C4-C5	-5.58	103.57	105.80
25	14	1338	G	N3-C4-N9	5.58	129.34	126.00
23	2K	1	C	C6-N1-C2	-5.57	118.07	120.30
25	1H	196	A	OP1-P-OP2	5.57	127.96	119.60
25	1H	205	G	C5-C6-N1	5.57	114.29	111.50
25	1H	575	A	N1-C2-N3	5.57	132.09	129.30
25	1H	1788	C	N1-C2-O2	5.57	122.24	118.90
25	1H	2736	G	N3-C4-C5	5.57	131.39	128.60
25	14	870	A	OP1-P-O3'	5.57	117.46	105.20
25	14	1590	U	O5'-P-OP1	-5.57	100.69	105.70
25	14	2523	G	C4-C5-N7	5.57	113.03	110.80
25	14	2843	G	N1-C6-O6	5.57	123.24	119.90
25	1H	489	G	C5-C6-O6	-5.57	125.26	128.60
25	1H	508	G	C8-N9-C4	-5.57	104.17	106.40
25	1H	768	G	N7-C8-N9	-5.57	110.31	113.10
25	1H	2871	C	N3-C2-O2	-5.57	118.00	121.90
55	1G	1530	G	C8-N9-C1'	5.57	134.24	127.00
25	14	394	A	N1-C6-N6	5.57	121.94	118.60
25	14	2339	G	O5'-P-OP2	-5.57	100.69	105.70
25	1H	523	C	C6-N1-C2	-5.57	118.07	120.30
1	13	567	G	O5'-P-OP1	-5.57	100.69	105.70
25	1H	1149	G	C5-C6-O6	-5.57	125.26	128.60
25	14	1605	C	N1-C2-O2	-5.57	115.56	118.90
25	1H	929	G	C5-C6-O6	-5.57	125.26	128.60
25	1H	1678	G	N3-C4-N9	-5.57	122.66	126.00
29	31	45	ARG	NE-CZ-NH2	-5.57	117.52	120.30
55	1G	353	A	N1-C6-N6	5.57	121.94	118.60
25	14	827	U	C6-N1-C2	5.57	124.34	121.00

Continued on next page...

Continued from previous page...

Mol	Chain	Res	Type	Atoms	Z	Observed(°)	Ideal(°)
25	14	2859	G	C8-N9-C4	-5.57	104.17	106.40
1	13	1227	A	C5-N7-C8	-5.56	101.12	103.90
25	1H	134	C	C5-C6-N1	-5.56	118.22	121.00
25	1H	2410	G	C8-N9-C4	-5.56	104.17	106.40
29	31	46	ARG	NE-CZ-NH2	-5.56	117.52	120.30
25	14	36	G	N3-C2-N2	-5.56	116.00	119.90
25	14	771	G	N1-C6-O6	5.56	123.24	119.90
25	14	2002	G	N9-C4-C5	-5.56	103.17	105.40
25	1H	209	C	C2-N3-C4	-5.56	117.12	119.90
25	1H	1191	G	N1-C6-O6	-5.56	116.56	119.90
25	1H	2023	G	C6-C5-N7	-5.56	127.06	130.40
38	A8	58	LEU	CA-CB-CG	5.56	128.09	115.30
25	14	1657	C	C6-N1-C2	-5.56	118.08	120.30
25	14	2779	U	C4-C5-C6	5.56	123.04	119.70
1	13	802	A	N1-C6-N6	5.56	121.94	118.60
25	1H	431	U	N3-C4-C5	-5.56	111.26	114.60
25	1H	1343	G	N3-C4-C5	-5.56	125.82	128.60
25	1H	1343	G	N3-C4-N9	5.56	129.34	126.00
25	1H	842	G	C8-N9-C4	5.56	108.62	106.40
25	1H	1348	G	O5'-P-OP1	-5.56	100.70	105.70
25	1H	1364	G	C5-C6-N1	5.56	114.28	111.50
55	1G	399	G	C8-N9-C4	5.56	108.62	106.40
25	14	179	G	C8-N9-C4	5.56	108.62	106.40
25	14	1780	A	N9-C4-C5	5.56	108.02	105.80
1	13	781	A	N1-C6-N6	5.56	121.94	118.60
25	1H	1166	C	C6-N1-C1'	-5.56	114.13	120.80
25	1H	1760	A	C8-N9-C4	5.56	108.02	105.80
25	1H	2458	G	C4-N9-C1'	5.56	133.72	126.50
25	1H	2702	U	O4'-C1'-N1	5.56	112.65	108.20
55	1G	660	G	C8-N9-C4	5.56	108.62	106.40
25	14	2542	A	C8-N9-C4	5.56	108.02	105.80
25	14	1993	U	O5'-P-OP1	-5.56	100.70	105.70
1	13	1205	U	N1-C2-N3	5.55	118.23	114.90
1	13	1432	G	C5-C6-O6	-5.55	125.27	128.60
25	1H	784	A	C4-C5-N7	-5.55	107.92	110.70
25	1H	842	G	C5-C6-O6	-5.55	125.27	128.60
25	1H	947	G	N1-C6-O6	5.55	123.23	119.90
25	1H	1967	C	C5-C4-N4	5.55	124.09	120.20
25	14	492	A	C6-N1-C2	-5.55	115.27	118.60
25	14	1137	G	C8-N9-C4	5.55	108.62	106.40
25	1H	1893	C	C5-C6-N1	-5.55	118.22	121.00
40	C8	74	LEU	CA-CB-CG	5.55	128.07	115.30

Continued on next page...

Continued from previous page...

Mol	Chain	Res	Type	Atoms	Z	Observed(°)	Ideal(°)
1	13	578	C	OP2-P-O3'	5.55	117.41	105.20
1	13	612	C	O5'-P-OP1	-5.55	100.70	105.70
1	13	1492	A	O5'-P-OP2	-5.55	100.70	105.70
23	2K	74	A	C5-C6-N6	-5.55	119.26	123.70
25	1H	1332	G	N3-C2-N2	-5.55	116.02	119.90
25	1H	2269	A	C2-N3-C4	-5.55	107.83	110.60
25	1H	2394	C	O5'-P-OP2	-5.55	100.70	105.70
25	1H	2446	G	N1-C6-O6	5.55	123.23	119.90
25	14	1684	C	C4-C5-C6	5.55	120.18	117.40
25	1H	430	G	N9-C4-C5	-5.55	103.18	105.40
25	1H	798	G	C5-C6-N1	-5.55	108.72	111.50
25	1H	1217	C	N1-C2-O2	-5.55	115.57	118.90
25	1H	1283	G	N3-C4-C5	-5.55	125.83	128.60
25	1H	2685	G	OP1-P-O3'	5.55	117.41	105.20
25	14	945	A	C5-C6-N1	-5.55	114.92	117.70
25	1H	145	G	N1-C6-O6	5.55	123.23	119.90
25	14	1197	G	C5-C6-O6	5.55	131.93	128.60
25	1H	725	G	C4-C5-N7	5.55	113.02	110.80
25	1H	859	G	N1-C6-O6	5.55	123.23	119.90
25	1H	937	U	O5'-P-OP1	5.55	117.36	110.70
25	1H	1693	U	N3-C2-O2	-5.55	118.32	122.20
25	1H	1992	G	C8-N9-C4	-5.55	104.18	106.40
25	14	150	C	C5-C4-N4	5.55	124.08	120.20
25	14	307	G	OP1-P-OP2	5.55	127.92	119.60
25	14	791	C	P-O3'-C3'	5.55	126.36	119.70
25	14	1528	A	N1-C6-N6	5.55	121.93	118.60
25	14	2327	A	C8-N9-C4	5.55	108.02	105.80
25	14	2596	U	C5-C6-N1	-5.55	119.93	122.70
25	1H	677	A	O5'-P-OP1	-5.54	100.71	105.70
25	14	842	G	N3-C4-N9	5.54	129.33	126.00
25	14	2595	G	C5-N7-C8	-5.54	101.53	104.30
1	13	570	G	N1-C6-O6	5.54	123.23	119.90
1	13	703	G	C4-N9-C1'	5.54	133.71	126.50
1	13	789	U	N3-C4-O4	-5.54	115.52	119.40
25	1H	860	U	N1-C2-N3	5.54	118.23	114.90
25	1H	1334	G	C4-N9-C1'	5.54	133.71	126.50
25	1H	1354	A	C4-C5-N7	5.54	113.47	110.70
25	1H	2638	G	C5-C6-O6	-5.54	125.27	128.60
25	14	440	G	C4-C5-N7	5.54	113.02	110.80
25	14	1192	G	C8-N9-C4	5.54	108.62	106.40
25	14	1373	A	N7-C8-N9	-5.54	111.03	113.80
25	14	2433	A	C4-C5-N7	5.54	113.47	110.70

Continued on next page...

Continued from previous page...

Mol	Chain	Res	Type	Atoms	Z	Observed(°)	Ideal(°)
25	1H	1188	U	C5-C6-N1	-5.54	119.93	122.70
55	1G	790	A	C5-C6-N6	5.54	128.13	123.70
25	14	647	G	C5-C6-O6	-5.54	125.28	128.60
25	14	2885	C	C6-N1-C2	-5.54	118.08	120.30
25	1H	245	G	C6-C5-N7	-5.54	127.08	130.40
25	1H	508	G	P-O3'-C3'	5.54	126.35	119.70
25	1H	1022	G	N1-C2-N3	5.54	127.22	123.90
26	16	48	A	C5-C6-N6	-5.54	119.27	123.70
25	14	2392	A	C4-C5-N7	5.54	113.47	110.70
1	13	244	U	P-O3'-C3'	5.54	126.35	119.70
1	13	580	U	N3-C4-C5	5.54	117.92	114.60
25	1H	824	A	N1-C2-N3	5.54	132.07	129.30
25	1H	1252	G	O4'-C1'-N9	-5.54	103.77	108.20
25	1H	1360	A	C5-N7-C8	-5.54	101.13	103.90
38	A8	30	ARG	NE-CZ-NH1	5.54	123.07	120.30
55	1G	1502	A	N7-C8-N9	5.54	116.57	113.80
25	14	188	G	N9-C4-C5	-5.54	103.18	105.40
25	14	2288	A	N1-C6-N6	5.54	121.92	118.60
1	13	884	U	O5'-P-OP2	-5.54	100.72	105.70
25	1H	940	G	C6-N1-C2	-5.54	121.78	125.10
25	1H	2236	C	N3-C2-O2	5.54	125.78	121.90
25	1H	2519	U	C5-C4-O4	-5.54	122.58	125.90
55	1G	377	G	C6-C5-N7	-5.54	127.08	130.40
1	13	765	G	C8-N9-C1'	-5.54	119.80	127.00
25	1H	596	G	C6-N1-C2	-5.54	121.78	125.10
25	1H	2239	G	OP1-P-OP2	-5.54	111.30	119.60
25	1H	2619	C	C5-C4-N4	-5.54	116.33	120.20
25	14	188	G	N3-C4-N9	5.54	129.32	126.00
25	14	1905	C	C4-C5-C6	5.54	120.17	117.40
1	13	817	C	C5-C4-N4	-5.53	116.33	120.20
25	1H	723	G	N3-C4-N9	5.53	129.32	126.00
25	1H	1158	C	C2-N3-C4	-5.53	117.13	119.90
26	1J	56	G	N3-C4-C5	-5.53	125.83	128.60
25	1H	1695	G	C8-N9-C1'	-5.53	119.81	127.00
55	1G	631	G	N1-C6-O6	5.53	123.22	119.90
25	14	1261	C	C5-C6-N1	-5.53	118.23	121.00
23	2K	74	A	N9-C4-C5	-5.53	103.59	105.80
25	1H	630	G	N7-C8-N9	-5.53	110.33	113.10
25	1H	1855	G	C8-N9-C1'	-5.53	119.81	127.00
25	1H	1978	A	C5-N7-C8	5.53	106.67	103.90
25	14	2665	A	O4'-C1'-N9	5.53	112.62	108.20
25	1H	2488	A	C8-N9-C4	5.53	108.01	105.80

Continued on next page...

Continued from previous page...

Mol	Chain	Res	Type	Atoms	Z	Observed(°)	Ideal(°)
25	14	1795	C	C6-N1-C2	-5.53	118.09	120.30
25	14	2690	C	O5'-P-OP2	-5.53	100.72	105.70
25	1H	1681	G	C5-C6-N1	-5.53	108.74	111.50
25	1H	2251	G	N3-C2-N2	-5.53	116.03	119.90
25	1H	2287	A	C5-N7-C8	-5.53	101.14	103.90
25	1H	2328	A	C6-C5-N7	-5.53	128.43	132.30
25	1H	2688	U	C6-N1-C2	-5.53	117.68	121.00
55	1G	333	G	C8-N9-C4	5.53	108.61	106.40
25	14	777	A	C6-N1-C2	-5.53	115.28	118.60
25	14	1261	C	C2-N3-C4	-5.53	117.14	119.90
25	14	2057	A	C8-N9-C4	5.53	108.01	105.80
25	1H	252	G	O5'-P-OP2	-5.53	100.73	105.70
25	1H	928	G	N1-C6-O6	5.53	123.22	119.90
25	1H	2299	G	O5'-P-OP2	5.53	117.33	110.70
25	1H	2706	G	N1-C2-N2	-5.53	111.23	116.20
55	1G	121	C	C6-N1-C1'	-5.53	114.17	120.80
25	14	664	C	C6-N1-C2	5.53	122.51	120.30
25	14	681	G	C8-N9-C4	5.53	108.61	106.40
25	14	2000	G	C6-N1-C2	-5.53	121.78	125.10
1	13	899	C	C6-N1-C2	5.52	122.51	120.30
25	14	602	G	C8-N9-C1'	-5.52	119.82	127.00
1	13	1104	G	C5-C6-O6	-5.52	125.29	128.60
25	1H	322	A	OP2-P-O3'	5.52	117.35	105.20
25	1H	692	C	O5'-P-OP1	5.52	117.33	110.70
25	1H	1838	C	N3-C4-N4	5.52	121.87	118.00
25	1H	2427	C	C2-N1-C1'	-5.52	112.72	118.80
25	1H	2513	G	C8-N9-C4	-5.52	104.19	106.40
25	14	192	C	C4-C5-C6	5.52	120.16	117.40
25	14	1618	A	N7-C8-N9	5.52	116.56	113.80
25	14	2329	G	N7-C8-N9	-5.52	110.34	113.10
25	1H	814	C	N3-C4-C5	5.52	124.11	121.90
25	1H	2071	A	C2-N3-C4	-5.52	107.84	110.60
25	1H	2410	G	O5'-P-OP1	-5.52	100.73	105.70
25	1H	585	G	N3-C4-C5	-5.52	125.84	128.60
25	1H	590	A	C5-C6-N1	5.52	120.46	117.70
25	1H	965	C	N3-C4-C5	-5.52	119.69	121.90
55	1G	45	U	C5-C6-N1	-5.52	119.94	122.70
25	14	1332	G	C8-N9-C4	-5.52	104.19	106.40
25	14	1341	U	OP1-P-O3'	5.52	117.34	105.20
1	13	1266	G	C5-C6-O6	5.52	131.91	128.60
25	1H	67	U	C2-N3-C4	5.52	130.31	127.00
25	1H	102	G	OP1-P-O3'	5.52	117.34	105.20

Continued on next page...

Continued from previous page...

Mol	Chain	Res	Type	Atoms	Z	Observed(°)	Ideal(°)
25	1H	222	A	N7-C8-N9	-5.52	111.04	113.80
25	1H	2594	C	C2-N3-C4	-5.52	117.14	119.90
25	14	2776	A	N7-C8-N9	5.52	116.56	113.80
1	13	1464	G	C5-C6-O6	-5.52	125.29	128.60
25	1H	428	A	N1-C2-N3	5.52	132.06	129.30
25	1H	2707	G	N1-C2-N2	5.52	121.17	116.20
1	13	527	G	N3-C4-N9	-5.51	122.69	126.00
1	13	1219	U	N3-C4-O4	5.51	123.26	119.40
23	2K	10	G	C8-N9-C4	5.51	108.61	106.40
25	1H	640	C	OP1-P-O3'	5.51	117.33	105.20
25	1H	769	G	N3-C2-N2	5.51	123.76	119.90
25	1H	999	U	N1-C2-O2	5.51	126.66	122.80
25	1H	1192	G	OP2-P-O3'	5.51	117.33	105.20
55	1G	353	A	C4-C5-N7	5.51	113.46	110.70
25	14	436	C	C6-N1-C2	5.51	122.51	120.30
25	14	508	G	O5'-P-OP1	-5.51	100.74	105.70
25	14	910	A	N1-C6-N6	5.51	121.91	118.60
25	14	1024	G	C5-C6-N1	-5.51	108.74	111.50
25	14	1236	G	N9-C4-C5	-5.51	103.19	105.40
25	14	2647	U	O5'-P-OP2	-5.51	100.74	105.70
25	1H	232	G	N3-C4-N9	5.51	129.31	126.00
25	1H	2326	C	C6-N1-C2	-5.51	118.09	120.30
25	14	671	C	C6-N1-C1'	5.51	127.42	120.80
25	14	1559	G	N1-C6-O6	5.51	123.21	119.90
25	14	2365	G	N3-C2-N2	5.51	123.76	119.90
1	13	812	C	O5'-P-OP2	5.51	117.31	110.70
25	1H	241	A	C2-N3-C4	-5.51	107.84	110.60
25	14	789	A	O5'-P-OP1	-5.51	100.74	105.70
25	14	835	A	C5-C6-N1	5.51	120.46	117.70
25	14	1443	G	C6-C5-N7	-5.51	127.09	130.40
25	14	1695	G	N3-C2-N2	5.51	123.76	119.90
25	1H	793	A	N3-C4-N9	5.51	131.81	127.40
25	1H	935	C	C2-N3-C4	-5.51	117.14	119.90
25	1H	1765	C	C6-N1-C1'	5.51	127.41	120.80
25	14	34	C	N3-C4-N4	-5.51	114.14	118.00
25	14	1368	G	OP1-P-O3'	5.51	117.32	105.20
25	14	2390	U	C6-N1-C2	-5.51	117.69	121.00
35	35	62	LEU	N-CA-C	5.51	125.88	111.00
25	1H	197	A	C5-N7-C8	-5.51	101.15	103.90
25	1H	1695	G	N1-C2-N2	-5.51	111.24	116.20
55	1G	1502	A	C4-C5-N7	5.51	113.45	110.70
25	14	854	G	C8-N9-C4	-5.51	104.20	106.40

Continued on next page...

Continued from previous page...

Mol	Chain	Res	Type	Atoms	Z	Observed(°)	Ideal(°)
25	14	2346	A	C8-N9-C4	-5.51	103.60	105.80
1	13	972	C	C6-N1-C2	-5.51	118.10	120.30
25	1H	743	G	OP1-P-OP2	5.51	127.86	119.60
25	1H	784	A	OP1-P-O3'	5.51	117.31	105.20
25	1H	1660	C	C5-C6-N1	-5.51	118.25	121.00
25	1H	1779	U	OP1-P-OP2	5.51	127.86	119.60
25	1H	1816	G	C4-N9-C1'	-5.51	119.34	126.50
25	1H	2020	A	N1-C6-N6	5.51	121.90	118.60
25	1H	2708	G	C2-N3-C4	-5.51	109.15	111.90
55	1G	481	G	N3-C4-C5	-5.51	125.85	128.60
25	14	1950	G	C6-C5-N7	-5.51	127.10	130.40
25	14	2002	G	C5-N7-C8	-5.51	101.55	104.30
24	4K	17	U	C5-C6-N1	-5.50	119.95	122.70
25	1H	909	A	C2-N3-C4	5.50	113.35	110.60
25	1H	1834	U	C4-C5-C6	5.50	123.00	119.70
25	14	1899	G	C5-N7-C8	-5.50	101.55	104.30
1	13	1416	G	N9-C4-C5	5.50	107.60	105.40
25	1H	404	C	P-O3'-C3'	5.50	126.31	119.70
25	1H	827	U	N1-C2-O2	-5.50	118.95	122.80
25	1H	1244	G	C5-C6-O6	-5.50	125.30	128.60
25	1H	2008	C	C5-C6-N1	-5.50	118.25	121.00
25	1H	2395	C	C5-C4-N4	-5.50	116.35	120.20
25	1H	2053	G	C5-C6-N1	5.50	114.25	111.50
25	1H	2271	G	OP2-P-O3'	5.50	117.30	105.20
25	1H	2495	G	N7-C8-N9	-5.50	110.35	113.10
25	14	1923	U	N1-C2-O2	5.50	126.65	122.80
25	14	2517	C	O4'-C1'-N1	5.50	112.60	108.20
1	13	336	C	N1-C2-O2	-5.50	115.60	118.90
1	13	757	U	C5-C6-N1	-5.50	119.95	122.70
25	14	1757	U	C6-N1-C2	5.50	124.30	121.00
25	14	1640	C	OP2-P-O3'	5.50	117.30	105.20
25	14	2067	G	N3-C2-N2	-5.50	116.05	119.90
25	14	211	A	C5-C6-N6	-5.50	119.30	123.70
1	13	1394	A	C8-N9-C4	5.50	108.00	105.80
25	14	2431	U	C5-C6-N1	-5.50	119.95	122.70
1	13	1438	G	C5-C6-O6	-5.49	125.30	128.60
25	1H	730	C	N3-C4-N4	-5.49	114.15	118.00
25	1H	1776	G	C4-C5-N7	5.49	113.00	110.80
25	1H	2578	G	N1-C6-O6	-5.49	116.60	119.90
25	1H	2606	C	OP1-P-O3'	5.49	117.28	105.20
55	1G	350	G	C8-N9-C1'	-5.49	119.86	127.00
25	14	567	A	N1-C6-N6	5.49	121.90	118.60

Continued on next page...

Continued from previous page...

Mol	Chain	Res	Type	Atoms	Z	Observed(°)	Ideal(°)
25	14	1650	G	C8-N9-C4	-5.49	104.20	106.40
25	14	1700	A	P-O3'-C3'	5.49	126.29	119.70
25	14	2606	C	C5-C6-N1	-5.49	118.25	121.00
25	14	2880	C	N3-C4-C5	-5.49	119.70	121.90
25	1H	2821	A	C4-C5-C6	5.49	119.75	117.00
25	14	808	G	O5'-P-OP2	-5.49	100.76	105.70
25	1H	256	A	C2-N3-C4	-5.49	107.86	110.60
25	1H	589	C	N3-C4-C5	5.49	124.10	121.90
25	1H	1453	A	C8-N9-C4	5.49	108.00	105.80
25	1H	1224	G	N1-C6-O6	-5.49	116.61	119.90
25	1H	1905	C	C4-C5-C6	5.49	120.14	117.40
25	14	796	C	C2-N3-C4	-5.49	117.16	119.90
25	14	1259	G	C2-N3-C4	-5.49	109.16	111.90
25	14	2601	C	C4-C5-C6	5.49	120.14	117.40
25	1H	265	A	N7-C8-N9	5.49	116.54	113.80
25	1H	676	A	N9-C4-C5	5.49	108.00	105.80
25	1H	2027	G	C5-N7-C8	5.49	107.04	104.30
25	1H	1784	A	C2-N3-C4	-5.49	107.86	110.60
25	1H	2666	C	C6-N1-C2	-5.49	118.11	120.30
25	14	389	G	C5-C6-N1	5.49	114.24	111.50
25	14	1946	U	N3-C4-C5	5.49	117.89	114.60
55	1G	808	C	N3-C4-N4	-5.48	114.16	118.00
1	13	767	A	C2-N3-C4	-5.48	107.86	110.60
25	14	486	C	C5-C6-N1	5.48	123.74	121.00
25	14	1892	C	N1-C2-O2	-5.48	115.61	118.90
25	1H	508	G	C6-C5-N7	-5.48	127.11	130.40
25	1H	1395	A	O5'-P-OP2	-5.48	100.77	105.70
25	1H	2439	A	C8-N9-C4	-5.48	103.61	105.80
25	14	856	C	O5'-P-OP1	-5.48	100.77	105.70
57	39	24	LEU	CA-CB-CG	5.48	127.90	115.30
25	1H	2254	C	N3-C4-C5	-5.48	119.71	121.90
1	13	510	A	N7-C8-N9	5.48	116.54	113.80
25	1H	113	G	N3-C4-N9	-5.48	122.71	126.00
25	1H	258	G	C8-N9-C4	5.48	108.59	106.40
25	1H	1003	G	C8-N9-C1'	-5.48	119.88	127.00
25	1H	1807	G	C6-N1-C2	-5.48	121.81	125.10
25	1H	2025	C	N3-C4-N4	5.48	121.83	118.00
55	1G	317	G	C6-C5-N7	-5.48	127.11	130.40
25	14	933	A	C5-N7-C8	-5.48	101.16	103.90
25	14	1199	U	O5'-P-OP1	-5.48	100.77	105.70
25	14	2510	C	N3-C4-N4	-5.48	114.17	118.00
57	39	125	LEU	CA-CB-CG	5.48	127.90	115.30

Continued on next page...

Continued from previous page...

Mol	Chain	Res	Type	Atoms	Z	Observed(°)	Ideal(°)
25	1H	783	A	C5-C6-N6	-5.48	119.32	123.70
25	1H	912	C	C6-N1-C2	-5.48	118.11	120.30
25	1H	198	C	N3-C4-C5	5.47	124.09	121.90
25	1H	972	G	N7-C8-N9	-5.47	110.36	113.10
25	1H	973	A	C2-N3-C4	-5.47	107.86	110.60
25	1H	1314	C	N1-C2-O2	5.47	122.19	118.90
25	1H	1937	A	N7-C8-N9	-5.47	111.06	113.80
25	14	211	A	C4-C5-N7	5.47	113.44	110.70
25	1H	202	U	C6-N1-C2	5.47	124.28	121.00
25	1H	869	G	OP1-P-O3'	5.47	117.24	105.20
25	1H	1517	G	OP1-P-O3'	5.47	117.24	105.20
25	1H	1634	A	OP1-P-OP2	5.47	127.81	119.60
25	14	954	G	O5'-P-OP1	-5.47	100.78	105.70
25	14	1191	G	O5'-P-OP2	-5.47	100.78	105.70
25	14	2622	C	C5-C6-N1	-5.47	118.26	121.00
1	13	1489	G	O5'-P-OP1	-5.47	100.78	105.70
25	14	53	A	C8-N9-C4	-5.47	103.61	105.80
25	14	114	U	C6-N1-C1'	-5.47	113.54	121.20
25	14	2391	G	N3-C4-N9	-5.47	122.72	126.00
25	1H	134	C	N3-C4-C5	5.47	124.09	121.90
25	1H	731	C	OP1-P-O3'	5.47	117.23	105.20
25	1H	929	G	N3-C4-N9	5.47	129.28	126.00
25	1H	1354	A	C2-N3-C4	-5.47	107.86	110.60
25	14	1653	G	N3-C4-N9	5.47	129.28	126.00
25	14	1800	C	N1-C2-O2	-5.47	115.62	118.90
25	14	2258	C	C4-C5-C6	5.47	120.14	117.40
25	1H	55	G	N3-C2-N2	-5.47	116.07	119.90
25	1H	142	G	C2-N3-C4	-5.47	109.17	111.90
25	1H	152	G	C5-C6-O6	5.47	131.88	128.60
1	13	1322	C	C5-C6-N1	5.47	123.73	121.00
55	1G	509	A	C8-N9-C4	-5.47	103.61	105.80
23	2L	72	C	N3-C4-C5	5.47	124.09	121.90
25	14	1145	C	C5-C6-N1	5.47	123.73	121.00
25	14	1823	G	C5-C6-O6	5.47	131.88	128.60
25	14	1827	C	N3-C4-C5	5.47	124.09	121.90
25	14	2087	G	N7-C8-N9	-5.47	110.37	113.10
25	14	2778	A	OP1-P-O3'	5.47	117.22	105.20
25	1H	210	C	OP2-P-O3'	5.46	117.22	105.20
25	1H	1352	U	C2-N3-C4	-5.46	123.72	127.00
25	1H	2770	G	N1-C6-O6	5.46	123.18	119.90
55	1G	1496	C	N3-C2-O2	-5.46	118.08	121.90
25	1H	204	A	N9-C4-C5	5.46	107.98	105.80

Continued on next page...

Continued from previous page...

Mol	Chain	Res	Type	Atoms	Z	Observed(°)	Ideal(°)
25	1H	1824	G	C5-C6-O6	-5.46	125.32	128.60
25	1H	1941	C	N3-C4-C5	-5.46	119.72	121.90
25	1H	2501	C	C6-N1-C2	5.46	122.48	120.30
25	14	236	C	C5-C6-N1	-5.46	118.27	121.00
25	1H	530	G	C8-N9-C4	-5.46	104.22	106.40
25	1H	937	U	C5-C6-N1	-5.46	119.97	122.70
25	1H	1203	G	N1-C6-O6	-5.46	116.62	119.90
25	1H	2258	C	N3-C4-N4	5.46	121.82	118.00
25	1H	2729	G	N1-C6-O6	5.46	123.18	119.90
25	14	453	C	N3-C4-C5	5.46	124.08	121.90
25	14	993	G	OP1-P-OP2	-5.46	111.41	119.60
25	14	2475	C	C6-N1-C2	-5.46	118.11	120.30
25	14	187	G	N7-C8-N9	-5.46	110.37	113.10
25	14	1803	A	OP2-P-O3'	5.46	117.21	105.20
25	1H	585	G	C4-N9-C1'	5.46	133.59	126.50
25	1H	1157	G	N1-C6-O6	5.46	123.17	119.90
39	B8	105	LEU	CA-CB-CG	5.46	127.86	115.30
55	1G	1480	G	C5-C6-O6	-5.46	125.33	128.60
25	14	1669	A	C8-N9-C4	-5.46	103.62	105.80
1	13	253	U	O5'-P-OP1	-5.46	100.79	105.70
1	13	1496	C	C2-N3-C4	-5.46	117.17	119.90
22	1K	70	C	N1-C2-O2	5.46	122.17	118.90
25	1H	461	C	N3-C4-C5	-5.46	119.72	121.90
25	1H	723	G	N9-C4-C5	-5.46	103.22	105.40
25	1H	1985	G	C2-N3-C4	5.46	114.63	111.90
25	14	59	U	N3-C2-O2	-5.46	118.38	122.20
25	14	1627	G	C5-C6-O6	5.46	131.87	128.60
25	14	1939	U	N3-C4-O4	-5.46	115.58	119.40
25	1H	96	G	C5-C6-O6	-5.46	125.33	128.60
25	1H	2507	C	C6-N1-C2	-5.46	118.12	120.30
25	1H	182	A	C8-N9-C4	5.45	107.98	105.80
25	1H	405	U	C2-N1-C1'	5.45	124.24	117.70
25	1H	1159	U	C5-C6-N1	-5.45	119.97	122.70
25	1H	1653	G	C8-N9-C1'	-5.45	119.91	127.00
25	1H	1807	G	C5-C6-N1	5.45	114.23	111.50
25	1H	1968	G	OP2-P-O3'	5.45	117.20	105.20
25	1H	2403	C	C6-N1-C2	-5.45	118.12	120.30
25	1H	2714	G	O5'-P-OP2	5.45	117.24	110.70
55	1G	1499	A	C4-C5-C6	-5.45	114.27	117.00
25	14	1496	A	C6-C5-N7	-5.45	128.48	132.30
25	1H	2226	C	C6-N1-C2	5.45	122.48	120.30
25	1H	2566	A	N9-C4-C5	5.45	107.98	105.80

Continued on next page...

Continued from previous page...

Mol	Chain	Res	Type	Atoms	Z	Observed(°)	Ideal(°)
1	13	172	A	C8-N9-C4	-5.45	103.62	105.80
23	2K	13	C	C6-N1-C2	-5.45	118.12	120.30
25	1H	1566	A	C5-C6-N6	-5.45	119.34	123.70
25	1H	1673	U	N1-C2-O2	-5.45	118.98	122.80
25	1H	2243	U	N1-C2-O2	-5.45	118.98	122.80
25	1H	2565	A	N1-C2-N3	-5.45	126.58	129.30
55	1G	328	C	P-O3'-C3'	5.45	126.24	119.70
55	1G	826	C	C6-N1-C2	5.45	122.48	120.30
25	14	2601	C	N1-C2-N3	5.45	123.02	119.20
1	13	1116	C	C5-C6-N1	-5.45	118.28	121.00
25	1H	1216	G	OP1-P-OP2	-5.45	111.43	119.60
55	1G	356	A	C8-N9-C4	-5.45	103.62	105.80
25	14	1314	C	N1-C2-O2	5.45	122.17	118.90
25	1H	956	G	C5-C6-O6	-5.45	125.33	128.60
25	1H	1611	C	C4-C5-C6	5.45	120.12	117.40
25	1H	1984	G	C5'-C4'-O4'	5.45	115.64	109.10
1	13	1177	G	C8-N9-C4	5.45	108.58	106.40
1	13	1517	G	C5-C6-O6	-5.45	125.33	128.60
25	1H	509	C	C6-N1-C2	-5.45	118.12	120.30
25	1H	528	A	C8-N9-C4	-5.45	103.62	105.80
25	1H	616	A	OP2-P-O3'	5.45	117.18	105.20
25	1H	1401	G	C8-N9-C4	-5.45	104.22	106.40
25	1H	1599	C	O5'-P-OP2	-5.45	100.80	105.70
25	14	1011	G	C8-N9-C4	5.45	108.58	106.40
25	14	1404	C	N1-C2-O2	5.45	122.17	118.90
25	1H	1937	A	C5-N7-C8	5.44	106.62	103.90
25	14	250	G	N7-C8-N9	5.44	115.82	113.10
25	1H	94	G	N1-C6-O6	5.44	123.17	119.90
25	1H	1471	A	C5-N7-C8	-5.44	101.18	103.90
25	1H	1992	G	C2'-C3'-O3'	5.44	122.41	113.70
25	14	1614	A	C5-N7-C8	-5.44	101.18	103.90
25	14	2681	C	C4-C5-C6	5.44	120.12	117.40
25	1H	82	G	C2-N3-C4	5.44	114.62	111.90
25	1H	659	C	O5'-P-OP2	-5.44	100.80	105.70
25	14	123	G	N3-C2-N2	5.44	123.71	119.90
25	14	422	A	N1-C2-N3	5.44	132.02	129.30
25	14	574	C	N3-C4-C5	5.44	124.08	121.90
25	14	1528	A	N7-C8-N9	5.44	116.52	113.80
25	14	2385	C	C2-N3-C4	-5.44	117.18	119.90
25	14	2506	U	C5-C6-N1	5.44	125.42	122.70
26	1J	56	G	C8-N9-C1'	-5.44	119.93	127.00
1	13	246	A	N9-C4-C5	-5.44	103.62	105.80

Continued on next page...

Continued from previous page...

Mol	Chain	Res	Type	Atoms	Z	Observed(°)	Ideal(°)
25	1H	2440	C	O5'-P-OP1	-5.44	100.81	105.70
1	13	580	U	C2-N3-C4	-5.44	123.74	127.00
25	1H	238	C	C5-C6-N1	-5.44	118.28	121.00
25	1H	1347	G	N1-C2-N2	5.44	121.09	116.20
25	14	574	C	C6-N1-C2	5.44	122.47	120.30
25	14	788	A	C4-C5-N7	5.44	113.42	110.70
25	14	1656	C	OP2-P-O3'	5.44	117.16	105.20
25	14	2053	G	OP1-P-OP2	-5.44	111.44	119.60
25	14	2441	C	C6-N1-C2	5.44	122.47	120.30
25	1H	1495	A	C5-C6-N1	5.44	120.42	117.70
25	14	730	C	C2-N3-C4	-5.44	117.18	119.90
25	1H	1437	C	C2-N1-C1'	5.43	124.78	118.80
25	1H	1972	A	C6-N1-C2	-5.43	115.34	118.60
25	1H	2328	A	N9-C4-C5	-5.43	103.63	105.80
55	1G	377	G	N1-C6-O6	5.43	123.16	119.90
22	1L	83	C	N3-C2-O2	-5.43	118.09	121.90
25	14	1480	G	C6-C5-N7	-5.43	127.14	130.40
25	14	2045	C	C5-C4-N4	-5.43	116.40	120.20
1	13	782	A	N1-C6-N6	5.43	121.86	118.60
25	1H	238	C	C4-C5-C6	5.43	120.12	117.40
25	1H	973	A	N1-C2-N3	5.43	132.02	129.30
25	1H	1004	C	C4-C5-C6	5.43	120.12	117.40
25	1H	2281	C	C5-C4-N4	-5.43	116.40	120.20
25	14	2282	G	N3-C2-N2	-5.43	116.10	119.90
48	G5	16	LEU	CA-CB-CG	5.43	127.79	115.30
25	1H	2374	C	C2-N3-C4	-5.43	117.19	119.90
25	1H	552	G	C2-N3-C4	-5.43	109.19	111.90
25	1H	1572	A	C2-N3-C4	-5.43	107.89	110.60
25	14	737	C	C2-N3-C4	-5.43	117.19	119.90
25	14	1797	C	C5-C4-N4	-5.43	116.40	120.20
25	14	2598	A	O5'-P-OP1	-5.43	100.81	105.70
25	14	1142(A)	A	O4'-C1'-N9	-5.43	103.86	108.20
25	14	2361	A	C2-N3-C4	-5.43	107.89	110.60
25	1H	1476	C	C6-N1-C2	-5.42	118.13	120.30
25	1H	1831	G	C5-C6-O6	-5.42	125.34	128.60
25	1H	1853	A	C4-C5-C6	5.42	119.71	117.00
25	1H	2756	U	OP1-P-O3'	5.42	117.13	105.20
25	14	95	G	C8-N9-C1'	-5.42	119.95	127.00
25	14	191	A	C8-N9-C4	5.42	107.97	105.80
25	1H	247	G	N7-C8-N9	-5.42	110.39	113.10
25	1H	757	U	C5-C4-O4	5.42	129.15	125.90
25	1H	2040	C	O5'-P-OP1	-5.42	100.82	105.70

Continued on next page...

Continued from previous page...

Mol	Chain	Res	Type	Atoms	Z	Observed(°)	Ideal(°)
25	1H	2277	G	C2-N3-C4	5.42	114.61	111.90
25	1H	2337	G	N1-C6-O6	5.42	123.15	119.90
1	13	717	C	N3-C4-C5	5.42	124.07	121.90
1	13	963	G	C8-N9-C1'	-5.42	119.95	127.00
25	1H	508	G	C4-N9-C1'	5.42	133.55	126.50
25	1H	578	A	O5'-P-OP2	-5.42	100.82	105.70
25	1H	1330	C	C6-N1-C2	-5.42	118.13	120.30
25	1H	1403	C	N3-C2-O2	-5.42	118.11	121.90
25	1H	2526	G	OP1-P-OP2	-5.42	111.47	119.60
25	14	1261	C	C6-N1-C2	5.42	122.47	120.30
1	13	1511	G	N1-C2-N2	-5.42	111.32	116.20
25	1H	698	C	N3-C4-N4	5.42	121.79	118.00
25	14	2392	A	N3-C4-N9	-5.42	123.06	127.40
25	14	2406	U	O4'-C1'-N1	-5.42	103.86	108.20
25	14	2413	G	N1-C6-O6	5.42	123.15	119.90
25	1H	528	A	C4-C5-N7	5.42	113.41	110.70
25	1H	1888	G	C5-C6-O6	-5.42	125.35	128.60
25	1H	2040	C	N3-C4-N4	5.42	121.79	118.00
25	1H	2287	A	C6-N1-C2	5.42	121.85	118.60
23	2L	76	C	N1-C2-O2	-5.42	115.65	118.90
25	14	204	A	P-O3'-C3'	5.42	126.20	119.70
25	14	796	C	C6-N1-C2	5.42	122.47	120.30
25	1H	681	G	N3-C4-N9	5.42	129.25	126.00
25	1H	2518	A	C8-N9-C4	-5.42	103.63	105.80
25	1H	2598	A	C8-N9-C4	5.42	107.97	105.80
25	14	725	G	C5-C6-N1	-5.42	108.79	111.50
25	14	2005	A	C2-N3-C4	5.42	113.31	110.60
25	14	2604	U	C5-C4-O4	-5.42	122.65	125.90
1	13	813	U	N3-C4-O4	-5.42	115.61	119.40
25	14	127	A	OP1-P-O3'	5.42	117.11	105.20
25	14	211	A	N1-C6-N6	5.42	121.85	118.60
1	13	1407	C	C5-C4-N4	5.41	123.99	120.20
25	1H	1940	U	C5-C4-O4	-5.41	122.65	125.90
1	13	792	A	N7-C8-N9	5.41	116.51	113.80
25	14	1908	C	OP2-P-O3'	5.41	117.11	105.20
1	13	294	U	OP2-P-O3'	5.41	117.10	105.20
25	14	600	G	N1-C6-O6	5.41	123.15	119.90
25	14	670	A	OP1-P-OP2	-5.41	111.48	119.60
25	14	1284	A	N1-C6-N6	5.41	121.85	118.60
25	14	1333	C	N3-C4-C5	5.41	124.06	121.90
25	14	1339	G	O5'-P-OP2	5.41	117.19	110.70
25	1H	30	G	N3-C4-N9	5.41	129.25	126.00

Continued on next page...

Continued from previous page...

Mol	Chain	Res	Type	Atoms	Z	Observed(°)	Ideal(°)
25	1H	1430	C	C6-N1-C2	-5.41	118.14	120.30
25	1H	2515	C	C6-N1-C2	5.41	122.46	120.30
25	14	1558	A	C8-N9-C4	-5.41	103.64	105.80
25	14	2084	C	C5-C6-N1	-5.41	118.30	121.00
1	13	758	G	N3-C4-C5	5.41	131.30	128.60
1	13	108	G	C6-C5-N7	-5.41	127.16	130.40
1	13	1234	C	N3-C2-O2	-5.41	118.12	121.90
25	1H	863	A	C5-C6-N1	5.41	120.40	117.70
25	1H	1664	A	O5'-P-OP2	5.41	117.19	110.70
55	1G	353	A	N7-C8-N9	5.41	116.50	113.80
25	14	672	C	O5'-P-OP1	5.41	117.19	110.70
25	14	2816	C	O5'-P-OP1	-5.41	100.83	105.70
25	14	57	C	N3-C2-O2	5.40	125.68	121.90
1	13	963	G	N3-C4-C5	-5.40	125.90	128.60
1	13	1144	G	N3-C4-N9	-5.40	122.76	126.00
25	1H	613	U	N3-C2-O2	-5.40	118.42	122.20
25	1H	1130	U	N3-C2-O2	-5.40	118.42	122.20
25	1H	1417	C	N3-C4-C5	-5.40	119.74	121.90
25	1H	2006	C	N3-C2-O2	5.40	125.68	121.90
55	1G	377	G	N3-C4-N9	5.40	129.24	126.00
1	13	583	A	O5'-P-OP1	-5.40	100.84	105.70
55	1G	332	G	N9-C4-C5	-5.40	103.24	105.40
25	14	197	A	P-O3'-C3'	5.40	126.18	119.70
25	14	1725	G	C8-N9-C1'	-5.40	119.98	127.00
1	13	690	G	C5-C6-N1	-5.40	108.80	111.50
25	1H	2450	A	O5'-P-OP2	-5.40	100.84	105.70
55	1G	345	C	P-O3'-C3'	5.40	126.18	119.70
25	14	703	U	C5-C4-O4	5.40	129.14	125.90
25	14	1835	G	O5'-P-OP1	-5.40	100.84	105.70
25	14	2713	A	N3-C4-N9	-5.40	123.08	127.40
22	1K	83	C	C2-N1-C1'	5.40	124.74	118.80
25	1H	992	C	C6-N1-C2	-5.40	118.14	120.30
25	1H	1017	G	N3-C2-N2	-5.40	116.12	119.90
25	1H	1825	A	C5-C6-N1	5.40	120.40	117.70
25	1H	1968	G	C5-C6-O6	-5.40	125.36	128.60
55	1G	427	U	N3-C2-O2	-5.40	118.42	122.20
55	1G	540	G	C8-N9-C4	5.40	108.56	106.40
25	14	140	A	C5-N7-C8	-5.40	101.20	103.90
25	14	1800	C	C2-N3-C4	-5.40	117.20	119.90
25	14	2433	A	C5-N7-C8	-5.40	101.20	103.90
25	1H	968	G	C5-C6-O6	5.40	131.84	128.60
25	1H	1839	G	N1-C6-O6	5.40	123.14	119.90

Continued on next page...

Continued from previous page...

Mol	Chain	Res	Type	Atoms	Z	Observed(°)	Ideal(°)
25	14	773	U	N1-C2-N3	5.40	118.14	114.90
1	13	586	C	C5-C6-N1	-5.39	118.30	121.00
25	1H	483	A	N1-C2-N3	5.39	132.00	129.30
25	1H	839	U	N1-C2-N3	5.39	118.14	114.90
25	1H	1322	A	OP2-P-O3'	5.39	117.07	105.20
25	1H	2337	G	C4-C5-N7	5.39	112.96	110.80
25	14	130	C	C5-C6-N1	-5.39	118.30	121.00
25	14	627	A	N1-C6-N6	5.39	121.84	118.60
25	1H	733	G	N1-C2-N2	-5.39	111.35	116.20
25	1H	811	U	N1-C2-N3	5.39	118.14	114.90
26	16	5	C	C6-N1-C2	5.39	122.46	120.30
25	14	479	A	C4-C5-N7	-5.39	108.00	110.70
25	14	621	A	C4-C5-N7	5.39	113.40	110.70
25	14	2442	C	C4-C5-C6	5.39	120.10	117.40
25	14	2508	G	C8-N9-C4	-5.39	104.24	106.40
25	1H	679	C	N3-C4-C5	5.39	124.06	121.90
25	14	2057	A	OP1-P-OP2	5.39	127.69	119.60
25	1H	1126	A	C2-N3-C4	-5.39	107.91	110.60
25	1H	1710	C	C6-N1-C2	5.39	122.45	120.30
25	14	835	A	C6-N1-C2	-5.39	115.37	118.60
1	13	1190	G	N1-C6-O6	5.39	123.13	119.90
25	1H	612	G	C5-C6-O6	-5.39	125.37	128.60
25	1H	1188	U	C6-N1-C2	5.39	124.23	121.00
25	14	2590	A	N7-C8-N9	-5.39	111.11	113.80
1	13	975	A	C6-C5-N7	-5.39	128.53	132.30
25	1H	844	C	C2-N1-C1'	5.39	124.73	118.80
25	1H	906	G	N9-C4-C5	5.39	107.56	105.40
25	1H	1132	A	N1-C6-N6	-5.39	115.37	118.60
25	1H	1187	G	C8-N9-C1'	-5.39	120.00	127.00
25	1H	1617	C	N1-C2-O2	-5.39	115.67	118.90
25	1H	2640	G	C8-N9-C4	-5.39	104.25	106.40
25	14	498	G	N3-C2-N2	-5.39	116.13	119.90
25	14	694	U	N1-C2-O2	5.39	126.57	122.80
25	14	1950	G	C4-N9-C1'	5.39	133.50	126.50
25	14	1954	G	C8-N9-C1'	5.39	134.00	127.00
25	14	2067	G	N9-C4-C5	5.39	107.56	105.40
25	14	2257	U	N3-C4-O4	5.39	123.17	119.40
1	13	544	G	C6-C5-N7	-5.38	127.17	130.40
1	13	811	C	O4'-C1'-N1	-5.38	103.89	108.20
1	13	985	C	C5-C6-N1	5.38	123.69	121.00
25	1H	2377	A	N3-C4-C5	5.38	130.57	126.80
25	14	1768	U	N3-C4-O4	-5.38	115.63	119.40

Continued on next page...

Continued from previous page...

Mol	Chain	Res	Type	Atoms	Z	Observed(°)	Ideal(°)
25	14	1812	A	OP1-P-OP2	5.38	127.68	119.60
25	14	1939	U	C6-N1-C1'	5.38	128.74	121.20
25	14	2244	U	N1-C2-O2	-5.38	119.03	122.80
1	13	731	G	C8-N9-C4	-5.38	104.25	106.40
25	1H	46	C	N1-C2-O2	-5.38	115.67	118.90
25	1H	459	U	O5'-P-OP1	5.38	117.16	110.70
25	1H	1926	U	C2-N1-C1'	-5.38	111.24	117.70
25	1H	579	G	C5-N7-C8	5.38	106.99	104.30
26	16	44	G	N7-C8-N9	-5.38	110.41	113.10
25	14	71	A	N3-C4-C5	5.38	130.57	126.80
25	14	565	C	C4-C5-C6	5.38	120.09	117.40
25	14	1395	A	OP1-P-OP2	-5.38	111.53	119.60
25	14	1404	C	O5'-P-OP1	-5.38	100.86	105.70
25	14	2840	C	C4-C5-C6	5.38	120.09	117.40
25	1H	877	U	C5-C6-N1	5.38	125.39	122.70
25	14	691	C	C4-C5-C6	5.38	120.09	117.40
25	14	1442	G	C8-N9-C4	5.38	108.55	106.40
1	13	1327	C	N3-C4-C5	5.38	124.05	121.90
25	1H	1636	C	N3-C2-O2	5.38	125.67	121.90
25	1H	2060	A	C4-C5-C6	-5.38	114.31	117.00
25	1H	2296	U	N3-C4-O4	5.38	123.16	119.40
25	14	2436	G	N1-C6-O6	5.38	123.13	119.90
25	14	2848	G	O5'-P-OP2	-5.38	100.86	105.70
25	1H	441	U	N3-C4-O4	5.38	123.16	119.40
25	1H	500	G	OP1-P-OP2	5.38	127.67	119.60
25	1H	1728	G	C5-N7-C8	-5.38	101.61	104.30
25	1H	1857	G	N9-C4-C5	-5.38	103.25	105.40
25	14	210	C	C5-C6-N1	-5.38	118.31	121.00
25	14	306	U	N1-C2-O2	-5.38	119.04	122.80
25	14	1576	U	OP2-P-O3'	5.38	117.03	105.20
25	14	2031	A	C5-C6-N6	-5.38	119.40	123.70
55	1G	262	A	N1-C6-N6	5.38	121.83	118.60
55	1G	377	G	C5-C6-O6	-5.38	125.38	128.60
25	14	1665	A	OP2-P-O3'	5.38	117.03	105.20
25	14	2047	U	C4-C5-C6	-5.38	116.47	119.70
39	75	4	GLY	N-CA-C	-5.38	99.66	113.10
1	13	545	C	N1-C2-O2	5.37	122.12	118.90
25	1H	2622	C	C5-C6-N1	-5.37	118.31	121.00
25	14	771	G	N1-C2-N2	5.37	121.04	116.20
25	14	792	G	N1-C6-O6	-5.37	116.68	119.90
25	14	1278	A	C2-N3-C4	-5.37	107.91	110.60
25	1H	395	U	C5-C4-O4	-5.37	122.68	125.90

Continued on next page...

Continued from previous page...

Mol	Chain	Res	Type	Atoms	Z	Observed(°)	Ideal(°)
25	1H	1334	G	O5'-P-OP2	5.37	117.15	110.70
25	1H	1673	U	C2-N1-C1'	-5.37	111.25	117.70
32	61	131	LYS	C-N-CD	-5.37	108.78	120.60
54	Q8	7	HIS	N-CA-CB	-5.37	100.93	110.60
25	14	828	U	N3-C2-O2	-5.37	118.44	122.20
25	14	2210	G	C4-N9-C1'	5.37	133.48	126.50
25	14	2587	A	C5-C6-N6	-5.37	119.40	123.70
25	1H	2698	U	C4-C5-C6	5.37	122.92	119.70
55	1G	894	G	C6-C5-N7	-5.37	127.18	130.40
25	14	95	G	N3-C4-N9	5.37	129.22	126.00
25	14	698	C	N3-C4-C5	-5.37	119.75	121.90
25	14	1558	A	OP2-P-O3'	5.37	117.01	105.20
25	14	1728	G	N1-C6-O6	-5.37	116.68	119.90
25	1H	429	A	N1-C2-N3	5.37	131.98	129.30
25	1H	981	A	C6-N1-C2	5.37	121.82	118.60
25	1H	1977	A	O5'-P-OP2	-5.37	100.87	105.70
25	1H	2331	G	C2-N3-C4	-5.37	109.22	111.90
25	14	728	G	C8-N9-C4	5.37	108.55	106.40
25	14	1614	A	C8-N9-C4	-5.37	103.65	105.80
25	1H	696	G	C5-C6-N1	5.37	114.18	111.50
25	1H	866	A	O4'-C1'-N9	-5.37	103.91	108.20
25	1H	1368	G	N3-C4-C5	-5.37	125.92	128.60
25	14	2843	G	C8-N9-C4	5.37	108.55	106.40
25	1H	1325	G	C5-C6-N1	5.37	114.18	111.50
25	1H	1817	G	N1-C6-O6	-5.37	116.68	119.90
25	1H	1839	G	C4-C5-N7	5.37	112.95	110.80
25	1H	1888	G	C4-C5-N7	5.37	112.95	110.80
55	1G	1239	A	O5'-P-OP2	-5.37	100.87	105.70
25	14	1980	G	C4-C5-N7	5.37	112.95	110.80
25	14	2038	G	N3-C2-N2	5.37	123.66	119.90
1	13	1470	G	C5-C6-O6	-5.36	125.38	128.60
25	1H	250	G	N7-C8-N9	5.36	115.78	113.10
25	1H	541	C	N3-C4-C5	-5.36	119.75	121.90
25	1H	1313	U	N3-C4-C5	-5.36	111.38	114.60
25	1H	2582	G	N3-C4-N9	5.36	129.22	126.00
25	1H	2744	G	C2-N3-C4	-5.36	109.22	111.90
55	1G	1502	A	N1-C6-N6	5.36	121.82	118.60
25	14	1835	G	C5-C6-N1	5.36	114.18	111.50
25	14	2247	A	N1-C2-N3	5.36	131.98	129.30
25	1H	1831	G	C6-C5-N7	-5.36	127.18	130.40
25	1H	1955	U	N3-C2-O2	-5.36	118.45	122.20
25	1H	2555	U	N1-C2-O2	-5.36	119.05	122.80

Continued on next page...

Continued from previous page...

Mol	Chain	Res	Type	Atoms	Z	Observed(°)	Ideal(°)
25	14	1826	G	N3-C4-N9	5.36	129.22	126.00
25	1H	609	A	C5-C6-N6	-5.36	119.41	123.70
25	1H	1489	U	C6-N1-C1'	5.36	128.71	121.20
25	1H	1519	G	C5-C6-O6	5.36	131.82	128.60
25	14	1601	G	N9-C4-C5	-5.36	103.26	105.40
1	13	652	U	O4'-C1'-N1	5.36	112.49	108.20
1	13	1530	G	C5-N7-C8	-5.36	101.62	104.30
25	1H	398	G	OP2-P-O3'	5.36	116.99	105.20
1	13	115	G	P-O3'-C3'	5.36	126.13	119.70
1	13	910	C	C6-N1-C2	5.36	122.44	120.30
25	1H	382	G	N9-C4-C5	-5.36	103.26	105.40
25	1H	410	G	C6-C5-N7	-5.36	127.19	130.40
25	1H	1831	G	C4-C5-N7	5.36	112.94	110.80
25	1H	2260	C	OP2-P-O3'	5.36	116.98	105.20
25	1H	2339	G	C8-N9-C4	5.36	108.54	106.40
55	1G	1432	G	C5-C6-N1	-5.36	108.82	111.50
25	14	662	G	O5'-P-OP1	-5.36	100.88	105.70
25	14	854	G	C5-C6-O6	5.36	131.81	128.60
25	14	1823	G	N9-C4-C5	5.36	107.54	105.40
1	13	380	G	C6-C5-N7	5.35	133.61	130.40
25	1H	25	U	C5-C4-O4	-5.35	122.69	125.90
25	1H	1806	C	C2-N1-C1'	-5.35	112.91	118.80
26	16	11	C	C2-N1-C1'	5.35	124.69	118.80
25	14	1965	C	C2-N1-C1'	-5.35	112.91	118.80
1	13	532	A	N1-C6-N6	5.35	121.81	118.60
25	1H	73	A	C2-N3-C4	5.35	113.28	110.60
55	1G	483	C	C6-N1-C2	5.35	122.44	120.30
55	1G	1242	C	C6-N1-C2	5.35	122.44	120.30
25	14	598	G	C6-N1-C2	-5.35	121.89	125.10
1	13	1432	G	C8-N9-C1'	-5.35	120.04	127.00
25	1H	1322	A	C5-N7-C8	-5.35	101.22	103.90
25	1H	2507	C	N1-C2-O2	5.35	122.11	118.90
1	13	684	A	C8-N9-C4	-5.35	103.66	105.80
2	1E	158	LEU	CA-CB-CG	5.35	127.61	115.30
23	2K	6	G	C5-C6-O6	-5.35	125.39	128.60
25	1H	779	U	OP1-P-O3'	5.35	116.97	105.20
25	1H	2441	C	OP1-P-OP2	-5.35	111.58	119.60
25	14	215	G	OP1-P-O3'	5.35	116.97	105.20
25	14	985	C	N1-C2-O2	5.35	122.11	118.90
25	14	2773	C	C5-C6-N1	-5.35	118.33	121.00
25	1H	768	G	C5-N7-C8	5.35	106.97	104.30
25	1H	808	G	OP1-P-OP2	5.35	127.62	119.60

Continued on next page...

Continued from previous page...

Mol	Chain	Res	Type	Atoms	Z	Observed(°)	Ideal(°)
25	1H	844	C	N3-C4-N4	5.35	121.74	118.00
25	1H	1347	G	C5-C6-O6	-5.35	125.39	128.60
55	1G	20	U	OP1-P-OP2	5.35	127.62	119.60
25	14	670	A	C8-N9-C4	5.35	107.94	105.80
25	14	1685	C	C6-N1-C2	5.35	122.44	120.30
25	14	1687	G	O5'-P-OP2	5.35	117.12	110.70
25	1H	2560	C	O5'-P-OP1	-5.35	100.89	105.70
25	14	472	A	O5'-P-OP1	5.35	117.11	110.70
25	14	1653	G	OP1-P-OP2	5.35	127.62	119.60
25	14	2591	C	C2-N1-C1'	-5.35	112.92	118.80
1	13	690	G	N1-C2-N3	5.34	127.11	123.90
1	13	770	C	N3-C4-N4	5.34	121.74	118.00
1	13	928	G	C8-N9-C4	5.34	108.54	106.40
23	2K	31	G	O5'-P-OP2	5.34	117.11	110.70
25	1H	2368	C	N3-C4-C5	-5.34	119.76	121.90
48	K8	59	ARG	NE-CZ-NH2	5.34	122.97	120.30
25	14	27	G	OP1-P-O3'	5.34	116.96	105.20
25	14	574	C	OP1-P-O3'	5.34	116.96	105.20
55	1G	317	G	N7-C8-N9	5.34	115.77	113.10
25	14	480	A	N1-C6-N6	-5.34	115.39	118.60
25	14	1366	A	N9-C4-C5	-5.34	103.66	105.80
25	14	1788	C	N1-C2-O2	5.34	122.11	118.90
25	1H	141(A)	C	OP2-P-O3'	5.34	116.95	105.20
25	1H	1224	G	C4-N9-C1'	-5.34	119.56	126.50
25	1H	1960	A	OP1-P-O3'	5.34	116.95	105.20
55	1G	528	C	O4'-C1'-N1	5.34	112.47	108.20
25	14	177	G	N1-C6-O6	-5.34	116.69	119.90
25	14	2850	A	OP1-P-O3'	5.34	116.95	105.20
1	13	1432	G	N3-C4-N9	5.34	129.20	126.00
25	1H	470	A	N7-C8-N9	5.34	116.47	113.80
25	1H	594	U	OP2-P-O3'	5.34	116.95	105.20
25	1H	675	A	N1-C2-N3	-5.34	126.63	129.30
25	1H	1430	C	OP1-P-O3'	5.34	116.95	105.20
23	2L	68	C	N1-C2-O2	5.34	122.10	118.90
25	14	728	G	OP2-P-O3'	5.34	116.95	105.20
25	14	747	U	N3-C4-C5	5.34	117.80	114.60
25	14	2056	G	C8-N9-C4	5.34	108.54	106.40
25	14	2624	G	N3-C4-N9	5.34	129.20	126.00
25	1H	1816	G	C6-C5-N7	5.34	133.60	130.40
55	1G	301	G	N1-C6-O6	5.34	123.10	119.90
25	1H	131	G	C5-N7-C8	-5.34	101.63	104.30
25	14	566	U	C4-C5-C6	5.34	122.90	119.70

Continued on next page...

Continued from previous page...

Mol	Chain	Res	Type	Atoms	Z	Observed(°)	Ideal(°)
25	14	1024	G	C6-C5-N7	-5.34	127.20	130.40
25	1H	110	G	C5-C6-N1	5.33	114.17	111.50
25	1H	1416	G	O4'-C1'-N9	5.33	112.47	108.20
25	1H	2232	U	N3-C4-O4	-5.33	115.67	119.40
25	14	479	A	C5-C6-N6	5.33	127.97	123.70
25	14	2843	G	N9-C4-C5	-5.33	103.27	105.40
25	1H	147	U	C6-N1-C2	5.33	124.20	121.00
25	1H	1938	A	N1-C2-N3	5.33	131.97	129.30
25	1H	138	G	C5-C6-O6	-5.33	125.40	128.60
25	1H	226	G	OP1-P-O3'	5.33	116.93	105.20
25	1H	602	G	C6-C5-N7	-5.33	127.20	130.40
25	1H	1266	G	N9-C4-C5	-5.33	103.27	105.40
25	1H	1572	A	N1-C2-N3	5.33	131.97	129.30
25	1H	1601	G	N1-C6-O6	-5.33	116.70	119.90
25	1H	2872	G	O5'-P-OP2	-5.33	100.90	105.70
25	14	805	G	OP1-P-O3'	5.33	116.93	105.20
25	14	821	A	C4-C5-C6	5.33	119.67	117.00
25	14	2345	G	N1-C2-N3	5.33	127.10	123.90
25	14	2754	U	C5-C6-N1	5.33	125.37	122.70
1	13	672	U	O5'-P-OP1	-5.33	100.90	105.70
25	1H	624	C	N1-C2-O2	-5.33	115.70	118.90
25	14	1984	G	N7-C8-N9	-5.33	110.44	113.10
25	14	2334	G	C8-N9-C4	5.33	108.53	106.40
25	1H	622	G	N9-C4-C5	-5.33	103.27	105.40
25	1H	702	G	O5'-P-OP2	-5.33	100.91	105.70
25	1H	2516	G	N1-C2-N2	5.33	121.00	116.20
25	14	388	G	N3-C4-N9	-5.33	122.80	126.00
25	14	945	A	N9-C1'-C2'	5.33	120.93	114.00
25	14	2564	A	C2-N3-C4	5.33	113.26	110.60
1	13	295	C	O5'-P-OP2	-5.33	100.91	105.70
25	1H	593	G	C6-N1-C2	-5.33	121.90	125.10
25	1H	2548	G	C5-C6-O6	-5.33	125.40	128.60
55	1G	963	G	N3-C4-N9	5.33	129.20	126.00
25	14	2591	C	C6-N1-C1'	5.33	127.19	120.80
1	13	771	G	C5-C6-O6	5.33	131.80	128.60
55	1G	1335	C	C6-N1-C2	5.33	122.43	120.30
25	14	74	A	C4-C5-C6	5.33	119.66	117.00
25	14	664	C	C4-C5-C6	5.33	120.06	117.40
25	14	1759	A	C8-N9-C4	5.33	107.93	105.80
25	14	1803	A	C5-C6-N6	-5.33	119.44	123.70
25	14	2826	A	C5-C6-N6	5.33	127.96	123.70
1	13	1479	C	N3-C4-N4	5.32	121.73	118.00

Continued on next page...

Continued from previous page...

Mol	Chain	Res	Type	Atoms	Z	Observed(°)	Ideal(°)
25	1H	146	G	C8-N9-C4	5.32	108.53	106.40
25	1H	480	A	C6-C5-N7	-5.32	128.57	132.30
25	1H	618(A)	C	C5-C4-N4	-5.32	116.47	120.20
25	14	121	G	C4-N9-C1'	5.32	133.42	126.50
25	14	1923	U	N3-C2-O2	-5.32	118.47	122.20
25	14	2696	U	N3-C4-O4	-5.32	115.67	119.40
1	13	320	C	C2-N1-C1'	-5.32	112.95	118.80
25	1H	2544	G	C4-C5-N7	5.32	112.93	110.80
25	14	187	G	C8-N9-C4	5.32	108.53	106.40
1	13	135	C	N1-C2-O2	-5.32	115.71	118.90
25	1H	683	C	N3-C4-C5	5.32	124.03	121.90
25	14	1318	C	C6-N1-C2	-5.32	118.17	120.30
25	14	2249	U	C2-N1-C1'	5.32	124.08	117.70
25	1H	74	A	N3-C4-C5	5.32	130.52	126.80
55	1G	1228	C	N3-C2-O2	-5.32	118.18	121.90
25	14	863	A	O5'-P-OP2	-5.32	100.91	105.70
25	14	2441	C	OP1-P-OP2	-5.32	111.62	119.60
1	13	425	G	C8-N9-C4	-5.32	104.27	106.40
25	1H	541	C	C6-N1-C2	-5.32	118.17	120.30
25	1H	632	A	C4-C5-N7	5.32	113.36	110.70
25	1H	1548	C	OP1-P-O3'	5.32	116.90	105.20
25	1H	2390	U	O5'-P-OP2	5.32	117.08	110.70
55	1G	525	C	N3-C4-N4	5.32	121.72	118.00
25	14	2002	G	N1-C6-O6	5.32	123.09	119.90
25	14	2048	G	C5-C6-O6	5.32	131.79	128.60
1	13	245	C	OP2-P-O3'	5.32	116.89	105.20
25	1H	626	U	OP1-P-O3'	5.32	116.89	105.20
26	16	6	C	C6-N1-C2	5.32	122.43	120.30
25	14	1521	G	C8-N9-C4	-5.32	104.27	106.40
25	14	1790	C	N3-C2-O2	5.32	125.62	121.90
25	14	2551	C	C6-N1-C1'	5.32	127.18	120.80
25	14	2696	U	C2-N1-C1'	-5.32	111.32	117.70
25	1H	724	U	C5-C6-N1	-5.31	120.04	122.70
25	14	821	A	C8-N9-C4	-5.31	103.67	105.80
1	13	354	G	O5'-P-OP2	-5.31	100.92	105.70
1	13	1519	A	N9-C4-C5	5.31	107.92	105.80
25	1H	132	G	N1-C2-N2	-5.31	111.42	116.20
25	1H	698	C	N1-C2-O2	-5.31	115.71	118.90
25	1H	1188	U	C5-C4-O4	-5.31	122.71	125.90
25	1H	1281	G	OP1-P-OP2	-5.31	111.63	119.60
25	1H	1518	C	O5'-P-OP1	-5.31	100.92	105.70
25	1H	1578	U	C5-C4-O4	5.31	129.09	125.90

Continued on next page...

Continued from previous page...

Mol	Chain	Res	Type	Atoms	Z	Observed(°)	Ideal(°)
25	1H	2843	G	O5'-P-OP1	-5.31	100.92	105.70
25	14	131	G	C8-N9-C4	5.31	108.53	106.40
25	14	1792	G	N7-C8-N9	-5.31	110.44	113.10
25	14	1914	C	C2-N1-C1'	5.31	124.64	118.80
25	14	1964	G	N3-C4-C5	-5.31	125.94	128.60
25	1H	1782	C	O5'-P-OP1	-5.31	100.92	105.70
25	14	823	G	N3-C2-N2	5.31	123.62	119.90
23	2K	48	U	P-O3'-C3'	5.31	126.07	119.70
25	1H	686	G	N3-C4-N9	5.31	129.19	126.00
25	1H	974(A)	C	N3-C4-C5	-5.31	119.78	121.90
25	1H	1352	U	O5'-P-OP2	-5.31	100.92	105.70
25	1H	1555	G	N3-C2-N2	-5.31	116.18	119.90
25	1H	2871	C	O5'-P-OP2	-5.31	100.92	105.70
23	2L	41	C	C6-N1-C2	-5.31	118.18	120.30
25	14	985	C	N3-C2-O2	-5.31	118.18	121.90
25	14	1955	U	C5-C4-O4	5.31	129.09	125.90
1	13	816	A	O5'-P-OP2	5.31	117.07	110.70
1	13	821	G	N3-C4-C5	-5.31	125.95	128.60
25	1H	1184	G	OP2-P-O3'	5.31	116.88	105.20
25	1H	1921	G	C8-N9-C4	5.31	108.52	106.40
55	1G	812	C	N3-C4-N4	5.31	121.72	118.00
25	14	213	A	C5-C6-N6	-5.31	119.45	123.70
1	13	988	G	N3-C4-C5	-5.31	125.95	128.60
25	1H	71	A	N1-C6-N6	5.31	121.78	118.60
25	1H	533	G	O5'-P-OP2	5.31	117.07	110.70
25	14	595	C	C5-C6-N1	5.31	123.65	121.00
25	14	1955	U	C2-N3-C4	-5.31	123.82	127.00
25	14	1968	G	N3-C4-C5	5.31	131.25	128.60
25	14	2830	G	N3-C4-N9	-5.31	122.82	126.00
1	13	666	G	O5'-P-OP1	-5.30	100.93	105.70
25	1H	411	G	N3-C4-C5	-5.30	125.95	128.60
25	1H	692	C	C6-N1-C2	5.30	122.42	120.30
25	1H	1355	G	C8-N9-C4	-5.30	104.28	106.40
25	1H	1643	G	C5-C6-O6	5.30	131.78	128.60
25	14	2624	G	C2-N3-C4	5.30	114.55	111.90
1	13	568	G	O5'-P-OP1	-5.30	100.93	105.70
1	13	1344	C	OP1-P-O3'	5.30	116.86	105.20
25	1H	121	G	C6-N1-C2	-5.30	121.92	125.10
25	1H	655	A	N7-C8-N9	5.30	116.45	113.80
25	1H	741	G	C5-N7-C8	-5.30	101.65	104.30
25	1H	1295	C	C2-N3-C4	-5.30	117.25	119.90
25	1H	2438	U	C6-N1-C1'	-5.30	113.78	121.20

Continued on next page...

Continued from previous page...

Mol	Chain	Res	Type	Atoms	Z	Observed(°)	Ideal(°)
45	H8	117	LEU	CA-CB-CG	5.30	127.50	115.30
55	1G	291	C	C2-N3-C4	-5.30	117.25	119.90
25	14	912	C	C2-N1-C1'	5.30	124.63	118.80
25	1H	2415	G	N3-C2-N2	-5.30	116.19	119.90
25	14	256	A	C2-N3-C4	-5.30	107.95	110.60
25	14	338	G	C8-N9-C1'	-5.30	120.11	127.00
25	14	2069	G	OP1-P-OP2	5.30	127.55	119.60
25	1H	199	A	C4-C5-C6	-5.30	114.35	117.00
25	1H	779	U	OP1-P-OP2	-5.30	111.65	119.60
25	1H	1984	G	N7-C8-N9	-5.30	110.45	113.10
25	1H	2062	A	C5'-C4'-C3'	-5.30	107.52	116.00
25	14	1999	C	C2-N3-C4	-5.30	117.25	119.90
25	1H	107	C	N1-C2-O2	-5.30	115.72	118.90
25	1H	1348	G	OP1-P-O3'	5.30	116.85	105.20
25	1H	2275	C	C5-C6-N1	5.30	123.65	121.00
55	1G	1074	G	C5-C6-N1	-5.30	108.85	111.50
25	14	110	G	C5-C6-O6	-5.30	125.42	128.60
25	14	2623	G	N3-C4-C5	-5.30	125.95	128.60
1	13	49	U	O5'-P-OP2	-5.29	100.94	105.70
1	13	1366	C	C5-C6-N1	5.29	123.65	121.00
25	1H	1905	C	C5-C4-N4	-5.29	116.49	120.20
25	14	2003	G	N3-C4-N9	5.29	129.18	126.00
1	13	975	A	N7-C8-N9	5.29	116.45	113.80
25	1H	509	C	C2-N1-C1'	5.29	124.62	118.80
25	1H	2452	C	N1-C2-O2	-5.29	115.72	118.90
25	1H	2467	C	N3-C4-C5	5.29	124.02	121.90
22	1L	83	C	C2-N1-C1'	5.29	124.62	118.80
25	14	832	G	N9-C4-C5	5.29	107.52	105.40
1	13	510	A	N1-C6-N6	5.29	121.78	118.60
25	1H	23	G	N9-C4-C5	5.29	107.52	105.40
25	1H	2447	G	N1-C2-N3	5.29	127.08	123.90
25	1H	2619	C	C2-N3-C4	-5.29	117.25	119.90
25	14	459	U	O5'-P-OP2	-5.29	100.94	105.70
25	14	988	A	N1-C6-N6	5.29	121.78	118.60
25	14	1031	G	N1-C6-O6	5.29	123.08	119.90
25	14	1269	A	C2-N3-C4	-5.29	107.95	110.60
25	14	1703	G	C8-N9-C4	5.29	108.52	106.40
25	14	2452	C	N3-C2-O2	5.29	125.61	121.90
25	14	2551	C	C5-C6-N1	-5.29	118.35	121.00
35	35	85	LEU	CA-CB-CG	5.29	127.47	115.30
25	1H	1017	G	N3-C4-N9	-5.29	122.83	126.00
25	1H	2178	C	C6-N1-C2	-5.29	118.18	120.30

Continued on next page...

Continued from previous page...

Mol	Chain	Res	Type	Atoms	Z	Observed(°)	Ideal(°)
25	1H	2713	A	C8-N9-C4	-5.29	103.68	105.80
55	1G	1507	A	C6-N1-C2	-5.29	115.43	118.60
25	14	2061	G	N9-C4-C5	-5.29	103.28	105.40
25	14	2451	A	N1-C2-N3	5.29	131.94	129.30
25	1H	2545	G	C6-N1-C2	-5.29	121.93	125.10
55	1G	691	G	C5-C6-O6	-5.29	125.43	128.60
55	1G	897	C	N3-C2-O2	5.29	125.60	121.90
55	1G	900	A	N9-C4-C5	-5.29	103.69	105.80
25	1H	239	U	N3-C4-O4	-5.29	115.70	119.40
25	1H	773	U	N3-C2-O2	-5.29	118.50	122.20
25	1H	1820	U	O5'-P-OP2	-5.29	100.94	105.70
22	3L	36	U	O5'-P-OP2	-5.29	100.94	105.70
25	14	1646	C	OP1-P-O3'	5.29	116.83	105.20
25	1H	111	A	C5-C6-N1	5.29	120.34	117.70
25	1H	673	C	N1-C2-O2	-5.29	115.73	118.90
25	1H	801	G	N9-C4-C5	5.29	107.51	105.40
25	1H	1693	U	C4-C5-C6	5.29	122.87	119.70
25	1H	1818	U	C2-N3-C4	-5.29	123.83	127.00
26	16	35	U	N3-C2-O2	-5.29	118.50	122.20
25	14	246	C	O5'-P-OP1	-5.29	100.94	105.70
25	14	1346	G	N1-C6-O6	-5.29	116.73	119.90
25	14	1925	C	OP2-P-O3'	5.29	116.83	105.20
25	1H	383	U	C2-N1-C1'	-5.28	111.36	117.70
25	1H	633	A	C2-N3-C4	-5.28	107.96	110.60
25	1H	784	A	C5-N7-C8	5.28	106.54	103.90
25	1H	1622	G	N3-C2-N2	-5.28	116.20	119.90
25	1H	1678	G	C5-C6-N1	-5.28	108.86	111.50
25	1H	1789	A	C5-C6-N1	5.28	120.34	117.70
25	1H	1835	G	N3-C4-N9	5.28	129.17	126.00
25	14	954	G	C4-C5-N7	-5.28	108.69	110.80
25	14	1820	U	O5'-P-OP1	-5.28	100.94	105.70
25	1H	593	G	N7-C8-N9	-5.28	110.46	113.10
25	1H	621	A	O4'-C1'-N9	5.28	112.43	108.20
25	1H	630	G	C4-N9-C1'	-5.28	119.63	126.50
25	1H	1937	A	C8-N9-C4	5.28	107.91	105.80
25	1H	2028	U	O5'-P-OP2	5.28	117.04	110.70
25	1H	2502	G	N9-C4-C5	5.28	107.51	105.40
25	14	2301	C	C5-C6-N1	5.28	123.64	121.00
2	1E	196	LEU	CA-CB-CG	5.28	127.45	115.30
25	1H	821	A	O5'-P-OP2	-5.28	100.95	105.70
25	1H	1382	G	C2-N3-C4	-5.28	109.26	111.90
25	1H	2048	G	C8-N9-C4	-5.28	104.29	106.40

Continued on next page...

Continued from previous page...

Mol	Chain	Res	Type	Atoms	Z	Observed(°)	Ideal(°)
25	1H	2230	G	N1-C6-O6	5.28	123.07	119.90
25	1H	253	C	O5'-P-OP2	5.28	117.03	110.70
25	1H	1672	C	O5'-P-OP2	5.28	117.03	110.70
25	1H	2019	A	N1-C6-N6	5.28	121.77	118.60
25	14	194	G	N3-C2-N2	-5.28	116.20	119.90
25	14	992	C	C6-N1-C2	-5.28	118.19	120.30
1	13	856	C	C6-N1-C2	-5.28	118.19	120.30
1	13	1527	C	N1-C2-O2	-5.28	115.73	118.90
25	1H	266	G	C8-N9-C4	5.28	108.51	106.40
25	1H	1728	G	N7-C8-N9	5.28	115.74	113.10
25	1H	2011	U	OP1-P-O3'	5.28	116.81	105.20
25	1H	2288	A	N1-C6-N6	5.28	121.77	118.60
25	1H	2501	C	C6-N1-C1'	5.28	127.13	120.80
55	1G	899	C	C6-N1-C2	5.28	122.41	120.30
1	13	872	A	N1-C2-N3	-5.28	126.66	129.30
25	1H	200	U	C2-N3-C4	-5.28	123.83	127.00
25	1H	1202	C	C4-C5-C6	5.28	120.04	117.40
25	1H	1344	G	C4-C5-N7	5.28	112.91	110.80
25	1H	1564	C	C5-C4-N4	5.28	123.89	120.20
25	1H	2427	C	C5-C6-N1	-5.28	118.36	121.00
25	14	598	G	N3-C4-N9	5.28	129.16	126.00
25	1H	1964	G	O4'-C1'-N9	-5.27	103.98	108.20
25	14	2425	A	N1-C2-N3	5.27	131.94	129.30
1	13	237	C	N1-C2-O2	-5.27	115.74	118.90
1	13	1337	G	N3-C4-N9	-5.27	122.84	126.00
25	1H	182	A	N1-C6-N6	5.27	121.76	118.60
25	1H	788	A	C5-C6-N6	-5.27	119.48	123.70
25	1H	793	A	O5'-P-OP2	-5.27	100.95	105.70
25	1H	816	C	N3-C4-N4	5.27	121.69	118.00
25	1H	1003	G	C5-N7-C8	5.27	106.94	104.30
25	1H	1830	C	N3-C4-C5	5.27	124.01	121.90
25	1H	2568	C	C5-C6-N1	-5.27	118.36	121.00
25	14	669	G	C6-N1-C2	-5.27	121.94	125.10
25	14	1333	C	C5-C4-N4	-5.27	116.51	120.20
25	14	2055	C	C6-N1-C2	5.27	122.41	120.30
25	1H	263	C	N3-C2-O2	-5.27	118.21	121.90
25	1H	1997	G	N1-C2-N2	-5.27	111.46	116.20
25	1H	2787	C	C5-C6-N1	5.27	123.64	121.00
25	14	375	C	C2-N3-C4	-5.27	117.27	119.90
25	14	2426	A	C4-C5-N7	5.27	113.34	110.70
1	13	428	G	C2-N3-C4	-5.27	109.27	111.90
1	13	882	C	C6-N1-C2	-5.27	118.19	120.30

Continued on next page...

Continued from previous page...

Mol	Chain	Res	Type	Atoms	Z	Observed(°)	Ideal(°)
25	1H	273(A)	G	N9-C4-C5	-5.27	103.29	105.40
25	1H	1189	A	N1-C2-N3	-5.27	126.67	129.30
25	14	1808	U	O5'-P-OP1	-5.27	100.96	105.70
1	13	266	G	N7-C8-N9	5.27	115.73	113.10
1	13	926	G	N1-C6-O6	-5.27	116.74	119.90
25	1H	138	G	C5-C6-N1	5.27	114.13	111.50
25	1H	330	A	N1-C6-N6	5.27	121.76	118.60
25	1H	566	U	N3-C2-O2	5.27	125.89	122.20
36	88	2	LEU	CA-CB-CG	5.27	127.41	115.30
54	Q8	62	LEU	N-CA-C	-5.27	96.78	111.00
25	14	577	G	O5'-P-OP1	-5.27	100.96	105.70
25	1H	1520	U	O5'-P-OP2	-5.27	100.96	105.70
25	1H	2032	G	C8-N9-C1'	-5.27	120.16	127.00
25	1H	2600	A	N1-C2-N3	5.27	131.93	129.30
25	14	561	G	C8-N9-C1'	5.27	133.85	127.00
25	14	2387	U	C5-C6-N1	-5.27	120.07	122.70
1	13	1197	G	OP1-P-O3'	5.26	116.78	105.20
25	1H	202	U	N1-C2-N3	-5.26	111.74	114.90
25	1H	2308	G	C4-C5-N7	5.26	112.91	110.80
25	1H	2519	U	N3-C4-O4	5.26	123.08	119.40
25	14	2071	A	C6-N1-C2	-5.26	115.44	118.60
25	1H	1805	U	OP2-P-O3'	5.26	116.78	105.20
25	1H	2461	C	OP1-P-OP2	5.26	127.50	119.60
25	1H	2284	C	N3-C2-O2	5.26	125.58	121.90
55	1G	1190	G	C4-C5-N7	-5.26	108.69	110.80
25	14	912	C	C5-C6-N1	5.26	123.63	121.00
25	14	1786	A	C4-N9-C1'	5.26	135.77	126.30
25	14	2600	A	C5-C6-N6	5.26	127.91	123.70
1	13	612	C	N1-C2-O2	-5.26	115.75	118.90
1	13	703	G	C8-N9-C1'	-5.26	120.16	127.00
25	1H	99	U	N1-C2-O2	5.26	126.48	122.80
25	1H	658	C	O5'-P-OP2	-5.26	100.97	105.70
25	1H	686	G	C4-C5-N7	5.26	112.90	110.80
25	1H	1283	G	C2-N3-C4	5.26	114.53	111.90
25	1H	2507	C	C2-N3-C4	5.26	122.53	119.90
26	16	26	A	O5'-P-OP2	5.26	117.01	110.70
24	4L	21	C	C5-C6-N1	5.26	123.63	121.00
25	14	208	C	OP2-P-O3'	5.26	116.77	105.20
25	14	1349	A	N7-C8-N9	5.26	116.43	113.80
25	14	1610	A	N9-C4-C5	-5.26	103.70	105.80
25	1H	1648	C	N3-C2-O2	5.26	125.58	121.90
25	1H	2050	C	C5-C4-N4	-5.26	116.52	120.20

Continued on next page...

Continued from previous page...

Mol	Chain	Res	Type	Atoms	Z	Observed(°)	Ideal(°)
25	1H	2266	A	C6-N1-C2	-5.26	115.45	118.60
25	1H	2617	C	N1-C2-O2	-5.26	115.75	118.90
25	1H	2700	C	N3-C4-C5	5.26	124.00	121.90
25	1H	2710	C	OP2-P-O3'	5.26	116.76	105.20
35	78	26	GLY	N-CA-C	-5.26	99.96	113.10
25	14	189	G	O5'-P-OP1	-5.26	100.97	105.70
25	14	1324	G	C8-N9-C4	-5.26	104.30	106.40
25	14	2606	C	N1-C2-N3	5.26	122.88	119.20
25	1H	1652	A	O5'-P-OP1	-5.25	100.97	105.70
25	14	1687	G	C8-N9-C4	5.25	108.50	106.40
1	13	905	U	C5-C4-O4	-5.25	122.75	125.90
1	13	946	A	C8-N9-C4	5.25	107.90	105.80
1	13	960	U	N3-C4-O4	5.25	123.08	119.40
25	1H	481	G	P-O3'-C3'	5.25	126.00	119.70
25	1H	693	C	OP2-P-O3'	5.25	116.76	105.20
25	1H	1338	G	N7-C8-N9	-5.25	110.47	113.10
25	1H	1489	U	C4-C5-C6	5.25	122.85	119.70
25	1H	2070	G	N9-C4-C5	-5.25	103.30	105.40
25	14	737	C	C6-N1-C2	5.25	122.40	120.30
25	1H	1318	C	N3-C4-C5	5.25	124.00	121.90
25	1H	1695	G	C6-C5-N7	-5.25	127.25	130.40
25	14	528	A	C5-N7-C8	-5.25	101.27	103.90
25	14	679	C	C6-N1-C2	5.25	122.40	120.30
25	14	1283	G	OP1-P-OP2	5.25	127.48	119.60
25	1H	1197	G	N1-C6-O6	-5.25	116.75	119.90
25	1H	1776	G	N3-C4-N9	5.25	129.15	126.00
25	1H	1984	G	OP2-P-O3'	5.25	116.75	105.20
25	14	575	A	O4'-C1'-N9	5.25	112.40	108.20
25	14	659	C	C5-C6-N1	-5.25	118.38	121.00
25	14	1899	G	C5-C6-N1	-5.25	108.88	111.50
25	14	2062	A	OP2-P-O3'	5.25	116.75	105.20
25	14	2444	G	N3-C2-N2	-5.25	116.22	119.90
1	13	1065	U	C2-N1-C1'	-5.25	111.40	117.70
22	1K	45	C	OP1-P-O3'	5.25	116.75	105.20
25	1H	792	G	C8-N9-C1'	-5.25	120.18	127.00
55	1G	237	C	C5-C6-N1	-5.25	118.38	121.00
25	14	624	C	N3-C2-O2	5.25	125.57	121.90
25	14	1407	C	C4-C5-C6	-5.25	114.78	117.40
25	14	1489	U	C6-N1-C1'	5.25	128.55	121.20
25	14	1959	G	N1-C6-O6	-5.25	116.75	119.90
25	1H	784	A	C5-C6-N6	5.25	127.90	123.70
25	1H	1188	U	N3-C4-C5	5.25	117.75	114.60

Continued on next page...

Continued from previous page...

Mol	Chain	Res	Type	Atoms	Z	Observed(°)	Ideal(°)
25	1H	1800	C	C6-N1-C1'	5.25	127.09	120.80
55	1G	576	G	C4-N9-C1'	5.25	133.32	126.50
23	2L	48	U	P-O3'-C3'	5.25	126.00	119.70
25	14	670	A	N9-C4-C5	-5.25	103.70	105.80
25	14	1807	G	O5'-P-OP2	-5.25	100.98	105.70
25	14	2197	U	C6-N1-C2	5.25	124.15	121.00
1	13	912	C	C6-N1-C2	5.25	122.40	120.30
1	13	1498	U	OP2-P-O3'	5.25	116.74	105.20
25	1H	752	A	C5'-C4'-O4'	-5.25	102.81	109.10
25	1H	1331	A	N1-C2-N3	5.25	131.92	129.30
25	1H	1370	C	O5'-P-OP2	5.25	116.99	110.70
25	14	1796	U	O5'-P-OP1	-5.25	100.98	105.70
1	13	794	A	C8-N9-C4	-5.24	103.70	105.80
1	13	1056	U	N3-C4-C5	-5.24	111.45	114.60
25	1H	108	U	OP1-P-OP2	5.24	127.47	119.60
25	1H	464	U	C2-N3-C4	-5.24	123.85	127.00
25	1H	569	U	N1-C2-N3	5.24	118.05	114.90
25	14	188	G	C4-C5-N7	5.24	112.90	110.80
25	14	2526	G	N3-C4-N9	-5.24	122.85	126.00
25	14	1786	A	C6-N1-C2	5.24	121.75	118.60
1	13	936	C	N3-C2-O2	-5.24	118.23	121.90
25	1H	87	C	C5-C4-N4	-5.24	116.53	120.20
25	1H	560	C	C5-C6-N1	-5.24	118.38	121.00
25	1H	2558	C	N1-C2-O2	-5.24	115.76	118.90
25	1H	2772	C	C6-N1-C2	5.24	122.40	120.30
25	1H	2827	C	C5-C4-N4	-5.24	116.53	120.20
25	1H	2827	C	N1-C2-O2	-5.24	115.75	118.90
55	1G	577	G	N1-C6-O6	-5.24	116.76	119.90
25	14	1012	U	N3-C4-O4	-5.24	115.73	119.40
25	14	1307	A	C8-N9-C4	5.24	107.90	105.80
25	14	1434	A	C8-N9-C4	5.24	107.90	105.80
1	13	1310	G	N3-C4-N9	5.24	129.14	126.00
25	1H	347	A	O5'-P-OP1	-5.24	100.98	105.70
55	1G	898	G	N9-C1'-C2'	-5.24	106.24	112.00
25	1H	906	G	C6-C5-N7	5.24	133.54	130.40
25	1H	663	G	N7-C8-N9	5.24	115.72	113.10
25	1H	2715	C	C2-N3-C4	-5.24	117.28	119.90
25	1H	2779	U	C4-C5-C6	5.24	122.84	119.70
26	16	105	G	C5-C6-N1	5.24	114.12	111.50
35	78	15	ARG	NE-CZ-NH1	-5.24	117.68	120.30
55	1G	890	G	O4'-C1'-N9	5.24	112.39	108.20
25	14	1281	G	OP1-P-OP2	-5.24	111.75	119.60

Continued on next page...

Continued from previous page...

Mol	Chain	Res	Type	Atoms	Z	Observed(°)	Ideal(°)
25	14	1597	A	N7-C8-N9	-5.24	111.18	113.80
25	14	2847	U	C6-N1-C1'	-5.24	113.87	121.20
25	1H	59	U	C6-N1-C2	-5.23	117.86	121.00
25	1H	944	G	C5-C6-N1	-5.23	108.88	111.50
25	1H	1497	U	C6-N1-C2	-5.23	117.86	121.00
25	1H	1573	G	OP1-P-O3'	-5.23	93.69	105.20
25	1H	2272	U	O5'-P-OP1	5.23	116.98	110.70
55	1G	1380	U	C6-N1-C2	5.23	124.14	121.00
25	14	455	C	C5-C6-N1	-5.23	118.38	121.00
1	13	787	A	C4-C5-C6	5.23	119.62	117.00
1	13	878	G	C8-N9-C4	5.23	108.49	106.40
1	13	1446	A	O5'-P-OP1	5.23	116.98	110.70
25	1H	814	C	C2-N3-C4	-5.23	117.28	119.90
25	1H	1377	G	OP1-P-OP2	5.23	127.45	119.60
25	1H	2258	C	N1-C2-O2	-5.23	115.76	118.90
55	1G	690	G	C2-N3-C4	-5.23	109.28	111.90
55	1G	915	A	N7-C8-N9	-5.23	111.18	113.80
25	14	1031	G	C6-C5-N7	-5.23	127.26	130.40
25	14	2391	G	N9-C4-C5	5.23	107.49	105.40
25	14	2762	G	C5-C6-O6	-5.23	125.46	128.60
25	1H	2241	A	N7-C8-N9	-5.23	111.18	113.80
25	14	149	A	C2-N3-C4	-5.23	107.98	110.60
25	14	399	G	O5'-P-OP2	-5.23	100.99	105.70
25	14	532	A	OP1-P-O3'	5.23	116.71	105.20
25	14	1402	C	C5-C4-N4	-5.23	116.54	120.20
25	14	1653	G	OP1-P-O3'	5.23	116.70	105.20
25	14	2083	G	C2-N3-C4	-5.23	109.28	111.90
25	14	2362	G	N9-C4-C5	-5.23	103.31	105.40
25	1H	1554	A	N3-C4-C5	-5.23	123.14	126.80
25	14	1823	G	C6-C5-N7	5.23	133.54	130.40
25	14	2003	G	N3-C4-C5	-5.23	125.99	128.60
1	13	387	U	OP1-P-O3'	5.23	116.70	105.20
1	13	798	G	OP2-P-O3'	5.23	116.70	105.20
1	13	974	A	C5-N7-C8	-5.23	101.29	103.90
25	1H	2002	G	N1-C6-O6	5.23	123.04	119.90
26	16	9	G	OP2-P-O3'	5.23	116.70	105.20
38	A8	101	LEU	CB-CG-CD1	5.23	119.89	111.00
25	1H	1603	A	C5-N7-C8	-5.23	101.29	103.90
25	14	1339	G	OP1-P-OP2	-5.23	111.76	119.60
1	13	524	G	N9-C4-C5	5.22	107.49	105.40
1	13	621	A	N9-C4-C5	5.22	107.89	105.80
1	13	1493	A	C4-C5-C6	5.22	119.61	117.00

Continued on next page...

Continued from previous page...

Mol	Chain	Res	Type	Atoms	Z	Observed(°)	Ideal(°)
23	2K	71	G	N3-C4-C5	5.22	131.21	128.60
25	1H	478	A	C6-N1-C2	-5.22	115.47	118.60
25	1H	1836	C	N1-C2-O2	5.22	122.03	118.90
25	14	1402	C	N3-C4-N4	5.22	121.66	118.00
25	14	2441	C	C5-C6-N1	-5.22	118.39	121.00
25	1H	188	G	N3-C4-N9	5.22	129.13	126.00
25	1H	212	G	OP2-P-O3'	5.22	116.69	105.20
25	14	503	A	N9-C4-C5	5.22	107.89	105.80
25	14	613	U	N3-C4-O4	-5.22	115.74	119.40
1	13	274	A	N1-C6-N6	-5.22	115.47	118.60
25	1H	433	C	OP2-P-O3'	5.22	116.69	105.20
25	1H	1261	C	C2-N3-C4	-5.22	117.29	119.90
25	1H	2516	G	C5-C6-O6	-5.22	125.47	128.60
1	13	326	G	C5-C6-O6	5.22	131.73	128.60
25	1H	389	G	C4-C5-N7	5.22	112.89	110.80
25	1H	516	C	N3-C4-C5	5.22	123.99	121.90
25	1H	2618	G	C4-C5-N7	-5.22	108.71	110.80
25	14	1210	A	C4-C5-N7	5.22	113.31	110.70
25	14	1367	A	N9-C4-C5	-5.22	103.71	105.80
26	1J	25	A	OP1-P-O3'	5.22	116.68	105.20
1	13	1227	A	N3-C4-C5	5.22	130.45	126.80
25	1H	632	A	C2-N3-C4	-5.22	107.99	110.60
25	1H	1784	A	C8-N9-C4	5.22	107.89	105.80
26	1J	6	C	C5-C6-N1	-5.22	118.39	121.00
25	1H	460	A	C5-C6-N6	5.22	127.87	123.70
25	1H	2271	G	N9-C4-C5	-5.22	103.31	105.40
25	14	194	G	OP1-P-OP2	-5.22	111.77	119.60
25	14	950	G	N1-C6-O6	-5.22	116.77	119.90
25	14	1444	G	C5-C6-O6	5.22	131.73	128.60
25	14	2262	U	OP1-P-O3'	5.22	116.68	105.20
25	14	2375	G	C5-C6-O6	-5.22	125.47	128.60
1	13	108	G	C5-N7-C8	-5.21	101.69	104.30
1	13	966	G	N1-C2-N3	-5.21	120.77	123.90
25	1H	486	C	O5'-P-OP2	5.21	116.96	110.70
25	1H	623	G	C8-N9-C4	5.21	108.49	106.40
25	1H	1849	G	O5'-P-OP1	-5.21	101.01	105.70
25	1H	2541	A	N9-C4-C5	5.21	107.89	105.80
25	1H	2861	G	N1-C6-O6	5.21	123.03	119.90
1	13	1227	A	N3-C4-N9	-5.21	123.23	127.40
25	1H	2008	C	N3-C2-O2	-5.21	118.25	121.90
26	16	81	G	OP2-P-O3'	5.21	116.67	105.20
25	14	1459	G	N1-C6-O6	-5.21	116.77	119.90

Continued on next page...

Continued from previous page...

Mol	Chain	Res	Type	Atoms	Z	Observed(°)	Ideal(°)
25	1H	577	G	N3-C4-N9	5.21	129.13	126.00
25	1H	2393	A	C8-N9-C4	-5.21	103.72	105.80
25	1H	2513	G	N3-C4-C5	-5.21	125.99	128.60
25	1H	2538	C	C6-N1-C2	5.21	122.39	120.30
27	11	229	VAL	CB-CA-C	-5.21	101.50	111.40
55	1G	699	C	O5'-P-OP2	5.21	116.95	110.70
25	14	1314	C	OP2-P-O3'	5.21	116.67	105.20
25	14	1934	C	C2-N1-C1'	-5.21	113.07	118.80
25	14	2333	A	C4-C5-N7	-5.21	108.09	110.70
25	14	2554	U	O5'-P-OP1	-5.21	101.01	105.70
25	14	2571	C	OP1-P-OP2	5.21	127.42	119.60
25	14	2847	U	C2-N1-C1'	5.21	123.95	117.70
25	1H	580	C	N1-C2-O2	-5.21	115.77	118.90
25	14	1266	G	N7-C8-N9	-5.21	110.50	113.10
25	14	2234	G	C8-N9-C4	-5.21	104.32	106.40
1	13	1290	G	C8-N9-C4	-5.21	104.32	106.40
25	1H	542	C	C5-C6-N1	-5.21	118.40	121.00
25	1H	611	C	C5-C6-N1	-5.21	118.40	121.00
25	1H	1336	A	C5-C6-N1	5.21	120.30	117.70
25	1H	2469	A	C2-N3-C4	-5.21	108.00	110.60
25	14	2253	G	O5'-P-OP1	5.21	116.95	110.70
25	14	2420	C	N3-C4-C5	5.21	123.98	121.90
1	13	916	G	C8-N9-C4	-5.21	104.32	106.40
1	13	1317	C	N3-C4-C5	-5.21	119.82	121.90
25	1H	536	A	C5-C6-N1	5.21	120.30	117.70
25	1H	706	A	N1-C6-N6	5.21	121.72	118.60
25	1H	816	C	OP1-P-OP2	-5.21	111.79	119.60
25	1H	963	U	C2-N3-C4	-5.21	123.88	127.00
25	1H	1355	G	N9-C4-C5	5.21	107.48	105.40
25	1H	1360	A	C4-C5-N7	5.21	113.30	110.70
25	1H	1554	A	C8-N9-C4	-5.21	103.72	105.80
12	3A	26	ALA	C-N-CA	5.21	134.72	121.70
25	14	786	C	OP2-P-O3'	5.21	116.66	105.20
25	14	822	U	N1-C2-N3	5.21	118.02	114.90
25	14	961	C	N3-C4-C5	5.21	123.98	121.90
25	14	1549	C	O5'-P-OP2	5.21	116.95	110.70
1	13	422	C	OP2-P-O3'	5.21	116.65	105.20
23	2K	34	U	OP1-P-OP2	5.21	127.41	119.60
25	1H	209	C	O4'-C1'-N1	5.21	112.36	108.20
25	1H	622	G	N3-C2-N2	5.21	123.54	119.90
26	16	7	G	N1-C6-O6	5.21	123.02	119.90
25	14	584	C	C6-N1-C2	5.21	122.38	120.30

Continued on next page...

Continued from previous page...

Mol	Chain	Res	Type	Atoms	Z	Observed(°)	Ideal(°)
1	13	731	G	OP1-P-O3'	5.20	116.65	105.20
25	1H	833	U	C4-C5-C6	5.20	122.82	119.70
25	1H	2283	C	N1-C2-O2	-5.20	115.78	118.90
25	1H	2441	C	C5-C4-N4	5.20	123.84	120.20
25	1H	2497	A	N1-C6-N6	-5.20	115.48	118.60
25	1H	2783	G	O5'-P-OP2	-5.20	101.02	105.70
25	14	252	G	C5-C6-O6	5.20	131.72	128.60
25	14	463	G	N3-C2-N2	5.20	123.54	119.90
25	1H	2772	C	C5-C6-N1	-5.20	118.40	121.00
25	1H	729	G	OP2-P-O3'	5.20	116.64	105.20
25	1H	1391	U	C2-N1-C1'	5.20	123.94	117.70
25	1H	2486	G	OP1-P-O3'	5.20	116.64	105.20
25	1H	2706	G	C6-N1-C2	-5.20	121.98	125.10
55	1G	896	C	C2-N3-C4	-5.20	117.30	119.90
25	14	488	G	N9-C4-C5	-5.20	103.32	105.40
25	14	1785	A	N1-C6-N6	5.20	121.72	118.60
25	1H	388	G	N1-C2-N2	-5.20	111.52	116.20
25	1H	1674	G	O4'-C1'-N9	-5.20	104.04	108.20
25	1H	1806	C	OP1-P-OP2	5.20	127.40	119.60
25	1H	1882	C	C6-N1-C2	-5.20	118.22	120.30
25	1H	2461	C	N3-C4-C5	5.20	123.98	121.90
25	14	1604	C	N3-C4-N4	5.20	121.64	118.00
25	14	2078	C	C6-N1-C2	-5.20	118.22	120.30
25	1H	766	C	C5-C4-N4	-5.20	116.56	120.20
25	14	2284	C	OP1-P-OP2	5.20	127.39	119.60
1	13	836	G	N1-C6-O6	5.20	123.02	119.90
25	1H	141(A)	C	C2-N3-C4	-5.20	117.30	119.90
25	1H	657	U	O5'-P-OP2	-5.20	101.02	105.70
25	1H	807	U	C2-N3-C4	-5.20	123.88	127.00
25	1H	1444(A)	A	O5'-P-OP1	-5.20	101.02	105.70
25	1H	2635	C	C6-N1-C2	5.20	122.38	120.30
25	14	750	A	OP1-P-O3'	5.20	116.63	105.20
25	14	1402	C	N3-C2-O2	5.20	125.54	121.90
25	14	2392	A	C6-C5-N7	-5.20	128.66	132.30
25	1H	388	G	N3-C2-N2	5.19	123.54	119.90
25	1H	2230	G	C5-C6-O6	-5.19	125.48	128.60
25	14	932	G	N3-C4-C5	5.19	131.20	128.60
1	13	778	G	O5'-P-OP2	-5.19	101.03	105.70
25	1H	936	C	C2-N3-C4	-5.19	117.30	119.90
25	1H	1814	G	C5-N7-C8	5.19	106.90	104.30
25	14	1210	A	N7-C8-N9	5.19	116.40	113.80
25	14	1346	G	N7-C8-N9	-5.19	110.50	113.10

Continued on next page...

Continued from previous page...

Mol	Chain	Res	Type	Atoms	Z	Observed(°)	Ideal(°)
25	14	1348	G	O5'-P-OP1	-5.19	101.03	105.70
25	14	1968	G	C5-N7-C8	-5.19	101.70	104.30
23	2K	24	C	N3-C4-N4	-5.19	114.37	118.00
25	1H	262	A	N1-C6-N6	5.19	121.71	118.60
25	1H	794	G	O5'-P-OP2	5.19	116.93	110.70
25	1H	1636	C	N1-C2-O2	-5.19	115.79	118.90
25	1H	1790	C	P-O3'-C3'	5.19	125.93	119.70
25	1H	1818	U	N3-C4-C5	5.19	117.71	114.60
25	1H	1899	G	C5-C6-N1	-5.19	108.90	111.50
26	16	56	G	C8-N9-C4	-5.19	104.32	106.40
25	14	1781	C	C5-C4-N4	-5.19	116.57	120.20
25	14	1905	C	C5-C6-N1	-5.19	118.41	121.00
25	1H	1197	G	OP2-P-O3'	5.19	116.61	105.20
25	1H	1688	U	OP2-P-O3'	5.19	116.61	105.20
25	1H	2547	U	N3-C2-O2	5.19	125.83	122.20
25	14	767	U	N3-C4-O4	-5.19	115.77	119.40
25	1H	217	G	C5-C6-N1	-5.19	108.91	111.50
25	1H	242	G	O4'-C1'-N9	5.19	112.35	108.20
25	1H	1497	U	N3-C4-O4	5.19	123.03	119.40
25	1H	2036	C	OP1-P-O3'	-5.19	93.79	105.20
25	1H	2246	G	N3-C4-C5	-5.19	126.01	128.60
25	1H	2565	A	C8-N9-C4	5.19	107.88	105.80
25	14	1616	A	O4'-C1'-N9	5.19	112.35	108.20
20	BI	24	LEU	CA-CB-CG	5.19	127.23	115.30
25	1H	1996	C	C5-C6-N1	-5.19	118.41	121.00
25	1H	2296	U	N3-C4-C5	-5.19	111.49	114.60
25	1H	2359	C	N3-C4-N4	-5.19	114.37	118.00
25	14	1697	G	C2-N3-C4	-5.19	109.31	111.90
25	1H	260	G	C6-N1-C2	-5.18	121.99	125.10
25	1H	787	U	OP1-P-OP2	-5.18	111.82	119.60
25	1H	874	G	O5'-P-OP1	5.18	116.92	110.70
25	1H	915	C	OP1-P-OP2	-5.18	111.82	119.60
25	1H	1305	C	C5-C6-N1	-5.18	118.41	121.00
25	1H	2610	C	OP2-P-O3'	5.18	116.61	105.20
25	1H	2621	A	C8-N9-C4	5.18	107.87	105.80
55	1G	579	G	C8-N9-C4	-5.18	104.33	106.40
25	14	481	G	O4'-C1'-N9	5.18	112.35	108.20
25	14	668	G	C2-N3-C4	-5.18	109.31	111.90
25	14	686	G	C6-C5-N7	-5.18	127.29	130.40
25	14	711	G	C4-C5-N7	5.18	112.87	110.80
25	14	1785	A	C6-C5-N7	-5.18	128.67	132.30
25	14	2237	G	N9-C4-C5	-5.18	103.33	105.40

Continued on next page...

Continued from previous page...

Mol	Chain	Res	Type	Atoms	Z	Observed(°)	Ideal(°)
1	13	884	U	N1-C2-N3	-5.18	111.79	114.90
25	1H	1769	G	N1-C2-N3	5.18	127.01	123.90
25	14	556	G	N3-C4-C5	-5.18	126.01	128.60
25	14	1897	G	N9-C4-C5	-5.18	103.33	105.40
25	14	1929	G	N3-C4-N9	5.18	129.11	126.00
25	14	2365	G	N1-C2-N2	-5.18	111.54	116.20
25	14	2764	A	C8-N9-C4	5.18	107.87	105.80
26	16	52	A	N1-C6-N6	5.18	121.71	118.60
25	14	416	C	N3-C4-C5	5.18	123.97	121.90
25	14	778	G	C5-N7-C8	5.18	106.89	104.30
25	1H	1371	G	N1-C2-N2	5.18	120.86	116.20
25	1H	1569	A	OP1-P-OP2	5.18	127.37	119.60
25	1H	1802	A	N7-C8-N9	-5.18	111.21	113.80
25	1H	2070	G	C8-N9-C4	5.18	108.47	106.40
25	14	113	G	C8-N9-C4	5.18	108.47	106.40
25	14	728	G	C5-N7-C8	5.18	106.89	104.30
25	14	830	G	OP1-P-O3'	5.18	116.59	105.20
25	14	2194	G	N1-C6-O6	-5.18	116.79	119.90
25	14	2492	U	O5'-P-OP2	5.18	116.92	110.70
25	1H	145	G	C6-C5-N7	-5.18	127.29	130.40
25	14	117	G	OP1-P-OP2	-5.18	111.83	119.60
1	13	771	G	N1-C6-O6	-5.18	116.79	119.90
15	6I	38	ARG	NE-CZ-NH1	5.18	122.89	120.30
25	1H	26	G	C4-C5-N7	5.18	112.87	110.80
25	1H	225	A	C2-N3-C4	-5.18	108.01	110.60
25	1H	420	C	C6-N1-C2	5.18	122.37	120.30
25	1H	432	A	C4-C5-N7	5.18	113.29	110.70
25	1H	1374	G	N1-C6-O6	5.18	123.01	119.90
25	14	2453	A	C5-C6-N6	-5.18	119.56	123.70
1	13	943	U	O5'-P-OP1	-5.17	101.04	105.70
1	13	1356	G	C4-C5-C6	5.17	121.91	118.80
25	1H	34	C	OP1-P-OP2	5.17	127.36	119.60
25	1H	348	G	N1-C6-O6	5.17	123.00	119.90
25	1H	658	C	OP2-P-O3'	5.17	116.59	105.20
25	1H	780	G	O4'-C1'-N9	-5.17	104.06	108.20
25	1H	1939	U	C2-N1-C1'	-5.17	111.49	117.70
25	14	2401	U	C6-N1-C2	-5.17	117.89	121.00
1	13	818	G	N7-C8-N9	-5.17	110.51	113.10
25	1H	113	G	OP1-P-O3'	5.17	116.58	105.20
25	14	1660	C	N3-C4-C5	5.17	123.97	121.90
25	14	1903	G	OP2-P-O3'	5.17	116.58	105.20
25	1H	687	C	C2-N3-C4	5.17	122.49	119.90

Continued on next page...

Continued from previous page...

Mol	Chain	Res	Type	Atoms	Z	Observed(°)	Ideal(°)
25	1H	764	A	C4-C5-C6	5.17	119.59	117.00
25	1H	988	A	OP1-P-OP2	-5.17	111.84	119.60
25	14	2031	A	N3-C4-C5	-5.17	123.18	126.80
25	14	2442	C	C5-C6-N1	-5.17	118.41	121.00
25	1H	2702	U	C6-N1-C2	-5.17	117.90	121.00
55	1G	353	A	OP2-P-O3'	5.17	116.58	105.20
25	14	630	G	C2-N3-C4	-5.17	109.31	111.90
25	1H	107	C	N3-C2-O2	5.17	125.52	121.90
25	1H	1036	G	C5-C6-O6	-5.17	125.50	128.60
25	1H	1967	C	OP1-P-OP2	5.17	127.35	119.60
25	1H	2000	G	C6-N1-C2	-5.17	122.00	125.10
25	1H	2674	G	N3-C4-C5	-5.17	126.02	128.60
25	1H	2713	A	OP1-P-O3'	-5.17	93.83	105.20
25	1H	2845	G	N1-C6-O6	5.17	123.00	119.90
26	16	46	A	C8-N9-C4	5.17	107.87	105.80
55	1G	46	G	C8-N9-C4	5.17	108.47	106.40
25	14	1332	G	C6-C5-N7	5.17	133.50	130.40
25	14	1930	G	C4-C5-N7	-5.17	108.73	110.80
25	14	2607	G	C6-N1-C2	-5.17	122.00	125.10
25	14	2712	U	N1-C2-N3	5.17	118.00	114.90
1	13	527	G	N1-C6-O6	-5.17	116.80	119.90
1	13	1369	C	O5'-P-OP2	-5.17	101.05	105.70
25	14	564	C	C5-C4-N4	-5.17	116.58	120.20
25	14	1156	A	C8-N9-C4	5.17	107.87	105.80
25	14	1574	C	OP2-P-O3'	5.17	116.56	105.20
1	13	290	C	C6-N1-C2	5.17	122.37	120.30
25	1H	533	G	N7-C8-N9	-5.17	110.52	113.10
25	1H	577	G	C5-C6-N1	5.17	114.08	111.50
1	13	612	C	N3-C2-O2	5.16	125.51	121.90
1	13	807	A	N1-C6-N6	-5.16	115.50	118.60
25	1H	120	U	N1-C2-N3	5.16	118.00	114.90
25	1H	120	U	N3-C2-O2	-5.16	118.59	122.20
25	1H	795	C	C2-N1-C1'	-5.16	113.12	118.80
55	1G	1478	C	N3-C2-O2	-5.16	118.29	121.90
25	14	1816	G	C2-N3-C4	5.16	114.48	111.90
25	1H	55	G	N1-C6-O6	5.16	123.00	119.90
25	1H	2638	G	N9-C4-C5	-5.16	103.33	105.40
25	14	330	A	C4-C5-N7	5.16	113.28	110.70
25	1H	210	C	N3-C4-C5	5.16	123.96	121.90
25	1H	860	U	C6-N1-C1'	-5.16	113.97	121.20
25	14	773	U	C5-C6-N1	-5.16	120.12	122.70
25	14	1528	A	C4-C5-N7	5.16	113.28	110.70

Continued on next page...

Continued from previous page...

Mol	Chain	Res	Type	Atoms	Z	Observed(°)	Ideal(°)
25	14	1594	G	O5'-P-OP1	-5.16	101.06	105.70
25	14	2597	G	C6-C5-N7	-5.16	127.30	130.40
25	14	2696	U	C5-C4-O4	5.16	129.00	125.90
1	13	660	G	N1-C6-O6	5.16	123.00	119.90
25	1H	1614	A	N3-C4-N9	-5.16	123.27	127.40
25	1H	2316	C	C5-C6-N1	5.16	123.58	121.00
25	1H	2568	C	C4-C5-C6	5.16	119.98	117.40
25	14	472	A	O5'-P-OP2	-5.16	101.06	105.70
25	14	1595	G	O5'-P-OP2	5.16	116.89	110.70
25	14	2707	G	N3-C4-N9	5.16	129.10	126.00
25	1H	2282	G	C5-C6-O6	5.16	131.69	128.60
1	13	733	A	O5'-P-OP2	-5.16	101.06	105.70
25	1H	139	G	C2-N3-C4	5.16	114.48	111.90
25	1H	1823	G	N1-C2-N2	-5.16	111.56	116.20
25	1H	2019	A	C5-C6-N6	-5.16	119.58	123.70
25	14	40	C	C6-N1-C2	-5.16	118.24	120.30
25	14	492	A	N1-C2-N3	5.16	131.88	129.30
25	14	1774	C	C4-C5-C6	5.16	119.98	117.40
25	14	2867	G	O4'-C1'-N9	5.16	112.32	108.20
1	13	337	C	N3-C4-N4	5.15	121.61	118.00
25	1H	930	U	N3-C4-O4	-5.15	115.79	119.40
25	1H	1181	C	C6-N1-C2	5.15	122.36	120.30
25	1H	2328	A	C8-N9-C1'	-5.15	118.42	127.70
25	14	1965	C	N1-C2-O2	-5.15	115.81	118.90
36	45	78	PRO	N-CA-C	5.15	125.50	112.10
1	13	1213	A	O4'-C1'-N9	5.15	112.32	108.20
25	1H	26	G	C6-C5-N7	-5.15	127.31	130.40
25	1H	237	C	C5-C6-N1	-5.15	118.42	121.00
25	1H	443	A	C4-C5-N7	5.15	113.28	110.70
25	1H	636	G	O5'-P-OP2	5.15	116.88	110.70
25	1H	1013	C	C6-N1-C2	5.15	122.36	120.30
25	1H	1765	C	N3-C4-N4	-5.15	114.39	118.00
25	1H	1935	G	C5-C6-N1	-5.15	108.92	111.50
25	1H	2419	U	OP1-P-O3'	5.15	116.53	105.20
20	BA	80	ARG	NE-CZ-NH2	-5.15	117.72	120.30
25	14	729	G	C8-N9-C4	-5.15	104.34	106.40
25	14	737	C	C5-C6-N1	-5.15	118.42	121.00
25	14	1612	C	N1-C2-O2	-5.15	115.81	118.90
1	13	810	C	C6-N1-C1'	-5.15	114.62	120.80
25	1H	845	G	OP1-P-O3'	5.15	116.53	105.20
25	1H	847	U	N3-C2-O2	-5.15	118.59	122.20
25	1H	1192	G	N7-C8-N9	-5.15	110.53	113.10

Continued on next page...

Continued from previous page...

Mol	Chain	Res	Type	Atoms	Z	Observed(°)	Ideal(°)
25	1H	1234	U	O5'-P-OP2	-5.15	101.06	105.70
25	1H	1903	G	OP2-P-O3'	5.15	116.53	105.20
25	1H	2592	G	C6-C5-N7	-5.15	127.31	130.40
55	1G	412	A	P-O3'-C3'	5.15	125.88	119.70
55	1G	895	G	O5'-P-OP1	-5.15	101.06	105.70
55	1G	904	C	O5'-P-OP2	5.15	116.88	110.70
25	14	87	C	C6-N1-C2	-5.15	118.24	120.30
25	14	676	A	C5-C6-N1	-5.15	115.12	117.70
25	14	2452	C	N1-C2-O2	-5.15	115.81	118.90
55	1G	375	U	O5'-P-OP1	-5.15	101.07	105.70
1	13	585	G	N1-C6-O6	5.15	122.99	119.90
23	2K	57	C	C5-C6-N1	-5.15	118.43	121.00
25	1H	1778	U	N3-C4-C5	5.15	117.69	114.60
25	1H	1790	C	OP1-P-O3'	5.15	116.53	105.20
25	1H	1888	G	N9-C4-C5	-5.15	103.34	105.40
1	13	675	A	N1-C6-N6	5.15	121.69	118.60
25	1H	374	A	C8-N9-C4	-5.15	103.74	105.80
25	1H	865	C	O5'-P-OP2	5.15	116.88	110.70
25	1H	1135	C	N3-C2-O2	-5.15	118.30	121.90
55	1G	942	G	N3-C4-N9	5.15	129.09	126.00
25	14	1406	U	OP1-P-O3'	5.15	116.52	105.20
25	14	1806	C	OP2-P-O3'	5.15	116.52	105.20
1	13	520	A	C6-C5-N7	-5.14	128.70	132.30
1	13	1205	U	C5-C4-O4	5.14	128.99	125.90
1	13	1496	C	N1-C2-O2	-5.14	115.81	118.90
25	1H	696	G	N1-C2-N2	-5.14	111.57	116.20
25	1H	1364	G	N3-C2-N2	5.14	123.50	119.90
25	1H	2028	U	C5-C6-N1	-5.14	120.13	122.70
25	14	123	G	C8-N9-C4	5.14	108.46	106.40
25	14	751	A	OP1-P-OP2	-5.14	111.88	119.60
25	14	778	G	N1-C6-O6	-5.14	116.81	119.90
25	14	1237	A	O5'-P-OP1	5.14	116.87	110.70
1	13	1487	G	C5-N7-C8	5.14	106.87	104.30
1	13	1509	C	C6-N1-C2	5.14	122.36	120.30
25	1H	598	G	C5-C6-O6	-5.14	125.52	128.60
25	1H	631	A	N7-C8-N9	-5.14	111.23	113.80
25	1H	954	G	C8-N9-C4	-5.14	104.34	106.40
25	1H	1634	A	C4-C5-C6	5.14	119.57	117.00
25	1H	1681	G	N3-C4-N9	-5.14	122.91	126.00
25	1H	2032	G	C2-N3-C4	-5.14	109.33	111.90
35	78	36	LYS	C-N-CA	5.14	133.10	122.30
55	1G	1527	C	N3-C4-C5	5.14	123.96	121.90

Continued on next page...

Continued from previous page...

Mol	Chain	Res	Type	Atoms	Z	Observed(°)	Ideal(°)
25	14	1403	C	O5'-P-OP1	-5.14	101.07	105.70
25	1H	305	U	C6-N1-C2	-5.14	117.92	121.00
25	1H	821	A	OP1-P-OP2	5.14	127.31	119.60
25	14	247	G	C8-N9-C4	5.14	108.46	106.40
25	14	453	C	C5-C6-N1	-5.14	118.43	121.00
1	13	1052	U	O5'-P-OP1	5.14	116.87	110.70
1	13	1421	G	OP2-P-O3'	5.14	116.51	105.20
25	1H	575	A	O5'-P-OP2	5.14	116.87	110.70
25	1H	664	C	OP1-P-OP2	5.14	127.31	119.60
25	1H	675	A	C4-C5-C6	-5.14	114.43	117.00
25	1H	1685	C	C2-N3-C4	-5.14	117.33	119.90
25	14	736	C	O5'-P-OP1	-5.14	101.08	105.70
25	14	2057	A	N9-C4-C5	-5.14	103.75	105.80
1	13	11	G	OP1-P-O3'	5.14	116.50	105.20
25	1H	132	G	OP1-P-OP2	5.14	127.31	119.60
25	1H	967	C	N3-C4-C5	5.14	123.95	121.90
55	1G	1346	A	OP2-P-O3'	5.14	116.50	105.20
25	14	2510	C	O5'-P-OP2	-5.14	101.08	105.70
1	13	726	C	O5'-P-OP1	-5.14	101.08	105.70
25	1H	690	G	C5-C6-O6	-5.14	125.52	128.60
25	1H	2454	G	N1-C2-N2	-5.14	111.58	116.20
25	1H	2614	A	C2-N3-C4	5.14	113.17	110.60
25	14	138	G	C6-C5-N7	-5.14	127.32	130.40
25	14	784	A	O5'-P-OP2	-5.14	101.08	105.70
25	14	954	G	O5'-P-OP2	5.14	116.86	110.70
25	14	1696	G	O5'-P-OP2	-5.14	101.08	105.70
25	14	1914	C	C6-N1-C2	-5.14	118.25	120.30
25	14	1975	G	C5-C6-O6	-5.14	125.52	128.60
25	14	2422	A	O5'-P-OP2	-5.14	101.08	105.70
25	14	2873	A	O4'-C1'-N9	5.14	112.31	108.20
1	13	45	U	OP2-P-O3'	5.13	116.50	105.20
1	13	1220	G	C8-N9-C4	-5.13	104.35	106.40
25	1H	110	G	N1-C6-O6	-5.13	116.82	119.90
25	1H	2252	G	OP1-P-OP2	5.13	127.30	119.60
25	1H	2516	G	C5-C6-N1	5.13	114.07	111.50
55	1G	1496	C	N1-C2-O2	5.13	121.98	118.90
25	14	187	G	C4-C5-C6	5.13	121.88	118.80
25	14	2001	A	C6-N1-C2	-5.13	115.52	118.60
25	14	2284	C	N1-C2-O2	-5.13	115.82	118.90
25	1H	1968	G	N1-C6-O6	5.13	122.98	119.90
25	1H	2609	U	C2-N3-C4	-5.13	123.92	127.00
25	1H	2659	G	C5-C6-O6	-5.13	125.52	128.60

Continued on next page...

Continued from previous page...

Mol	Chain	Res	Type	Atoms	Z	Observed(°)	Ideal(°)
25	14	791	C	N3-C2-O2	5.13	125.49	121.90
25	14	1763	G	O5'-P-OP2	-5.13	101.08	105.70
25	14	2453	A	N1-C6-N6	5.13	121.68	118.60
25	14	2669	G	N9-C4-C5	-5.13	103.35	105.40
1	13	767	A	N7-C8-N9	-5.13	111.23	113.80
25	1H	134	C	C2-N3-C4	-5.13	117.33	119.90
25	1H	422	A	C2-N3-C4	-5.13	108.03	110.60
25	1H	1332	G	O4'-C1'-N9	-5.13	104.09	108.20
25	1H	2330	G	N1-C6-O6	5.13	122.98	119.90
25	1H	2741	A	N7-C8-N9	-5.13	111.23	113.80
25	14	381	G	C8-N9-C4	5.13	108.45	106.40
25	14	1585	C	N1-C2-O2	5.13	121.98	118.90
25	14	1601	G	N1-C2-N2	-5.13	111.58	116.20
25	14	2072	G	OP1-P-OP2	-5.13	111.90	119.60
25	14	2461	C	O5'-P-OP1	-5.13	101.08	105.70
1	13	904	C	N3-C4-N4	-5.13	114.41	118.00
25	14	912	C	OP2-P-O3'	5.13	116.48	105.20
56	19	235	GLY	N-CA-C	5.13	125.93	113.10
25	1H	2042	A	O5'-P-OP1	5.13	116.85	110.70
25	1H	2506	U	C6-N1-C1'	-5.13	114.02	121.20
25	14	2013	A	N1-C2-N3	5.13	131.86	129.30
25	14	2052	G	OP2-P-O3'	5.13	116.48	105.20
1	13	1496	C	C5-C6-N1	-5.13	118.44	121.00
25	1H	635	C	C2-N3-C4	-5.13	117.34	119.90
25	1H	2304	G	O5'-P-OP1	-5.13	101.09	105.70
40	C8	90	VAL	N-CA-C	-5.13	97.16	111.00
25	14	20	C	OP1-P-O3'	5.13	116.48	105.20
25	14	444	C	OP2-P-O3'	5.13	116.48	105.20
25	14	1588	C	C6-N1-C2	-5.13	118.25	120.30
56	19	147	LEU	CA-CB-CG	5.12	127.09	115.30
25	1H	1303	G	C5-C6-O6	5.12	131.67	128.60
25	1H	1912	A	O4'-C1'-N9	5.12	112.30	108.20
26	16	30	C	O5'-P-OP2	5.12	116.85	110.70
25	14	1707	G	O5'-P-OP1	-5.12	101.09	105.70
25	14	1758	G	N3-C4-N9	5.12	129.07	126.00
25	14	2071	A	C5-C6-N1	5.12	120.26	117.70
25	14	2490	G	O4'-C1'-N9	5.12	112.30	108.20
25	14	2710	C	N1-C2-O2	-5.12	115.83	118.90
1	13	809	G	OP1-P-O3'	5.12	116.47	105.20
25	1H	48	G	OP2-P-O3'	5.12	116.47	105.20
25	1H	187	G	N3-C4-C5	-5.12	126.04	128.60
25	1H	250	G	C8-N9-C4	-5.12	104.35	106.40

Continued on next page...

Continued from previous page...

Mol	Chain	Res	Type	Atoms	Z	Observed(°)	Ideal(°)
25	1H	968	G	N1-C6-O6	-5.12	116.83	119.90
25	1H	1418	G	N1-C6-O6	-5.12	116.83	119.90
25	1H	1944	U	C5-C6-N1	-5.12	120.14	122.70
25	1H	2363	C	N3-C4-C5	5.12	123.95	121.90
25	14	522	G	O5'-P-OP1	-5.12	101.09	105.70
25	14	2025	C	N3-C4-C5	-5.12	119.85	121.90
1	13	1511	G	C8-N9-C1'	-5.12	120.34	127.00
55	1G	569	C	C2-N1-C1'	5.12	124.43	118.80
55	1G	1192	C	C5-C6-N1	5.12	123.56	121.00
55	1G	1300	G	P-O3'-C3'	5.12	125.84	119.70
25	1H	791	C	OP1-P-O3'	-5.12	93.94	105.20
25	1H	1495	A	OP1-P-O3'	5.12	116.46	105.20
25	1H	2451	A	N1-C6-N6	-5.12	115.53	118.60
25	1H	2767	C	C6-N1-C1'	-5.12	114.66	120.80
25	1H	2782	G	C6-C5-N7	-5.12	127.33	130.40
55	1G	954	G	C8-N9-C4	5.12	108.45	106.40
25	14	180	G	N9-C4-C5	-5.12	103.35	105.40
25	14	2570	G	N3-C2-N2	-5.12	116.32	119.90
2	1E	111	ARG	NE-CZ-NH1	5.12	122.86	120.30
25	1H	713	G	C8-N9-C4	5.12	108.45	106.40
25	1H	2406	U	O4'-C1'-N1	-5.12	104.11	108.20
55	1G	1115	C	C6-N1-C2	-5.12	118.25	120.30
25	14	775	G	C5-C6-N1	5.12	114.06	111.50
25	14	2423	U	C6-N1-C2	5.12	124.07	121.00
1	13	1529	G	N3-C4-C5	5.12	131.16	128.60
25	1H	1183	G	OP2-P-O3'	5.12	116.45	105.20
25	1H	1514	U	OP2-P-O3'	5.12	116.45	105.20
25	1H	2439	A	OP1-P-OP2	5.12	127.27	119.60
55	1G	898	G	C4-N9-C1'	-5.12	119.85	126.50
25	14	2606	C	C2-N3-C4	-5.12	117.34	119.90
1	13	652	U	O5'-P-OP1	-5.11	101.10	105.70
25	1H	188	G	C6-C5-N7	-5.11	127.33	130.40
25	1H	848	G	O5'-P-OP1	5.11	116.84	110.70
25	1H	2048	G	N3-C2-N2	-5.11	116.32	119.90
25	1H	2334	G	OP2-P-O3'	5.11	116.45	105.20
25	14	582	G	C5-C6-O6	-5.11	125.53	128.60
25	14	762	U	N1-C2-N3	-5.11	111.83	114.90
25	14	1696	G	C2-N3-C4	5.11	114.46	111.90
25	14	2423	U	C2-N1-C1'	-5.11	111.56	117.70
25	14	2453	A	C8-N9-C4	5.11	107.84	105.80
1	13	1505	G	C8-N9-C1'	5.11	133.65	127.00
25	1H	2623	G	C6-N1-C2	-5.11	122.03	125.10

Continued on next page...

Continued from previous page...

Mol	Chain	Res	Type	Atoms	Z	Observed(°)	Ideal(°)
1	13	821	G	C8-N9-C1'	-5.11	120.36	127.00
1	13	1394	A	N9-C4-C5	-5.11	103.76	105.80
25	1H	755	C	N3-C4-C5	-5.11	119.86	121.90
25	1H	1482	U	N1-C2-N3	5.11	117.97	114.90
25	1H	2451	A	N9-C4-C5	5.11	107.84	105.80
55	1G	576	G	C6-C5-N7	-5.11	127.33	130.40
25	14	982	C	C5-C6-N1	5.11	123.56	121.00
25	14	1325	G	OP1-P-OP2	-5.11	111.93	119.60
25	14	2003	G	C6-N1-C2	-5.11	122.03	125.10
25	14	2073	C	OP2-P-O3'	5.11	116.44	105.20
25	14	2416	C	OP2-P-O3'	5.11	116.44	105.20
25	1H	1326	U	OP2-P-O3'	5.11	116.44	105.20
25	1H	1604	C	OP1-P-OP2	5.11	127.26	119.60
25	1H	1670	C	C2-N3-C4	-5.11	117.34	119.90
25	1H	2559	C	C6-N1-C2	5.11	122.34	120.30
25	14	2237	G	N1-C2-N2	-5.11	111.60	116.20
1	13	377	G	N1-C2-N2	-5.11	111.60	116.20
25	1H	849	A	N1-C6-N6	5.11	121.66	118.60
25	1H	1844	C	C6-N1-C2	5.11	122.34	120.30
55	1G	630	G	O4'-C1'-N9	5.11	112.29	108.20
55	1G	1200	C	N3-C2-O2	-5.11	118.33	121.90
25	14	598	G	C5-C6-N1	5.11	114.05	111.50
25	14	1934	C	N1-C2-O2	5.11	121.96	118.90
25	14	1984	G	C2-N3-C4	-5.11	109.35	111.90
25	14	2019	A	C8-N9-C4	5.11	107.84	105.80
25	1H	402	A	N1-C2-N3	5.11	131.85	129.30
25	1H	1917	U	N1-C2-O2	5.11	126.37	122.80
25	1H	2056	G	N1-C6-O6	5.11	122.96	119.90
25	1H	2317	C	C6-N1-C2	-5.11	118.26	120.30
55	1G	117	G	C4-C5-N7	5.11	112.84	110.80
25	14	320	A	O5'-P-OP2	-5.11	101.11	105.70
1	13	1224	G	O5'-P-OP1	5.10	116.82	110.70
25	1H	396	G	C4-C5-N7	5.10	112.84	110.80
25	1H	768	G	C5-C6-O6	5.10	131.66	128.60
25	14	488	G	N1-C6-O6	5.10	122.96	119.90
25	14	1396	U	O5'-P-OP1	-5.10	101.11	105.70
25	1H	1805	U	N3-C4-O4	5.10	122.97	119.40
25	1H	2422	A	N7-C8-N9	-5.10	111.25	113.80
25	14	1128	A	C8-N9-C4	5.10	107.84	105.80
25	14	1301	A	N9-C4-C5	-5.10	103.76	105.80
25	1H	751	A	O5'-P-OP1	-5.10	101.11	105.70
25	1H	1265	A	N1-C2-N3	5.10	131.85	129.30

Continued on next page...

Continued from previous page...

Mol	Chain	Res	Type	Atoms	Z	Observed(°)	Ideal(°)
25	1H	1559	G	C6-C5-N7	-5.10	127.34	130.40
25	1H	2375	G	N9-C4-C5	-5.10	103.36	105.40
25	14	1359	A	C8-N9-C4	5.10	107.84	105.80
25	14	1700	A	O5'-P-OP1	-5.10	101.11	105.70
25	1H	1349	A	C4-C5-N7	5.10	113.25	110.70
25	1H	1762	A	C4-C5-C6	-5.10	114.45	117.00
25	1H	2700	C	C6-N1-C1'	-5.10	114.68	120.80
55	1G	264	U	N3-C4-O4	5.10	122.97	119.40
55	1G	281	G	N3-C4-N9	5.10	129.06	126.00
25	14	1269	A	N1-C6-N6	5.10	121.66	118.60
25	14	1755	A	N1-C6-N6	-5.10	115.54	118.60
25	14	2085	C	C2-N3-C4	-5.10	117.35	119.90
25	14	2508	G	N7-C8-N9	5.10	115.65	113.10
26	1J	71	C	C6-N1-C1'	-5.10	114.68	120.80
1	13	1482	G	N1-C6-O6	5.10	122.96	119.90
25	1H	252	G	N9-C4-C5	5.10	107.44	105.40
25	1H	969	U	C5-C4-O4	-5.10	122.84	125.90
25	1H	1437	C	N3-C2-O2	-5.10	118.33	121.90
25	1H	2590	A	C2-N3-C4	-5.10	108.05	110.60
26	16	71	C	N3-C4-N4	5.10	121.57	118.00
25	14	140	A	N7-C8-N9	5.10	116.35	113.80
25	14	2441	C	N3-C2-O2	-5.10	118.33	121.90
1	13	351	G	C5-C6-O6	-5.09	125.54	128.60
25	1H	1241	A	C6-C5-N7	-5.09	128.74	132.30
25	1H	1804	C	N3-C2-O2	-5.09	118.33	121.90
25	1H	1843	C	C4-C5-C6	5.09	119.95	117.40
25	1H	2229	C	C5-C6-N1	-5.09	118.45	121.00
25	1H	2275	C	N3-C2-O2	-5.09	118.33	121.90
25	1H	2385	C	C2-N3-C4	-5.09	117.35	119.90
25	1H	2640	G	N1-C6-O6	5.09	122.96	119.90
55	1G	1475	G	N1-C6-O6	5.09	122.96	119.90
25	14	2364	C	C5-C6-N1	-5.09	118.45	121.00
25	1H	125	G	N1-C2-N2	-5.09	111.62	116.20
25	1H	946	G	C8-N9-C4	5.09	108.44	106.40
25	14	1617	C	N1-C2-N3	5.09	122.77	119.20
1	13	509	A	C2'-C3'-O3'	5.09	121.84	113.70
1	13	1519	A	C4-C5-C6	5.09	119.55	117.00
25	1H	699	A	N7-C8-N9	-5.09	111.25	113.80
25	1H	1786	A	OP1-P-O3'	5.09	116.40	105.20
25	1H	1990	C	C2-N3-C4	-5.09	117.35	119.90
26	16	6	C	C4-C5-C6	5.09	119.95	117.40
55	1G	538	G	O5'-P-OP1	-5.09	101.12	105.70

Continued on next page...

Continued from previous page...

Mol	Chain	Res	Type	Atoms	Z	Observed(°)	Ideal(°)
25	14	2700	C	C5-C6-N1	-5.09	118.45	121.00
25	1H	936	C	N1-C2-O2	-5.09	115.85	118.90
25	1H	1632	A	C4-C5-N7	5.09	113.25	110.70
25	1H	1844	C	N3-C4-N4	5.09	121.56	118.00
55	1G	1322	C	C6-N1-C1'	-5.09	114.69	120.80
25	14	1327	C	N3-C4-C5	-5.09	119.86	121.90
25	14	1639	U	C2-N3-C4	-5.09	123.95	127.00
25	14	2249	U	N1-C2-N3	5.09	117.95	114.90
1	13	884	U	N3-C2-O2	5.09	125.76	122.20
25	1H	228	A	C5-C6-N6	-5.09	119.63	123.70
25	1H	941	A	N1-C6-N6	5.09	121.65	118.60
25	1H	1327	C	C4-C5-C6	5.09	119.94	117.40
25	1H	2612	C	C6-N1-C2	5.09	122.33	120.30
25	1H	2743	C	N3-C4-C5	5.09	123.94	121.90
25	1H	2827	C	C2-N3-C4	-5.09	117.36	119.90
25	14	531	C	C2-N3-C4	-5.09	117.36	119.90
25	14	1803	A	C4-C5-N7	5.09	113.24	110.70
25	14	1925	C	C6-N1-C2	-5.09	118.27	120.30
25	14	2234	G	N3-C4-C5	-5.09	126.06	128.60
25	1H	468	G	C2-N3-C4	-5.09	109.36	111.90
25	1H	847	U	C2-N3-C4	-5.09	123.95	127.00
25	1H	2256	G	N3-C2-N2	5.09	123.46	119.90
25	14	669	G	C3'-C2'-C1'	5.09	105.57	101.50
25	14	2049	G	C2-N3-C4	-5.09	109.36	111.90
25	14	2817	G	C5-C6-N1	5.09	114.04	111.50
1	13	866	C	O5'-P-OP1	-5.08	101.12	105.70
25	1H	1942	C	C5-C6-N1	5.08	123.54	121.00
55	1G	377	G	C8-N9-C4	5.08	108.43	106.40
55	1G	970	C	O5'-P-OP2	5.08	116.80	110.70
1	13	915	A	OP1-P-O3'	5.08	116.38	105.20
25	1H	592	G	O5'-P-OP1	-5.08	101.12	105.70
25	1H	1192	G	N3-C4-N9	5.08	129.05	126.00
25	1H	2709	G	C8-N9-C4	-5.08	104.37	106.40
25	14	1252	G	O4'-C1'-N9	-5.08	104.13	108.20
25	1H	1298	C	N1-C2-O2	5.08	121.95	118.90
25	1H	2415	G	N1-C6-O6	5.08	122.95	119.90
32	61	35	LEU	CA-CB-CG	5.08	126.98	115.30
25	14	828	U	C4-C5-C6	5.08	122.75	119.70
25	14	834	C	N3-C4-C5	-5.08	119.87	121.90
25	14	2556	C	OP2-P-O3'	5.08	116.38	105.20
25	1H	685	A	C2-N3-C4	-5.08	108.06	110.60
25	1H	708	C	C5-C4-N4	-5.08	116.64	120.20

Continued on next page...

Continued from previous page...

Mol	Chain	Res	Type	Atoms	Z	Observed(°)	Ideal(°)
25	1H	1839	G	C6-C5-N7	-5.08	127.35	130.40
25	1H	2422	A	N3-C4-N9	-5.08	123.34	127.40
25	14	2049	G	O5'-P-OP1	-5.08	101.13	105.70
1	13	865	A	C4-C5-N7	5.08	113.24	110.70
25	1H	455	C	N3-C4-N4	-5.08	114.44	118.00
53	P8	33	ARG	NE-CZ-NH2	5.08	122.84	120.30
25	14	77	C	N3-C4-C5	5.08	123.93	121.90
25	14	2364	C	C4-C5-C6	5.08	119.94	117.40
25	1H	430	G	C8-N9-C4	5.08	108.43	106.40
25	1H	2270	G	C2-N3-C4	-5.08	109.36	111.90
25	1H	2870	C	OP2-P-O3'	5.08	116.37	105.20
55	1G	915	A	C8-N9-C4	5.08	107.83	105.80
25	14	252	G	C5-N7-C8	5.08	106.84	104.30
1	13	328	C	N3-C2-O2	-5.08	118.35	121.90
25	1H	123	G	C5-C6-N1	5.08	114.04	111.50
25	1H	513	A	OP2-P-O3'	5.08	116.36	105.20
25	1H	2546	U	C5-C6-N1	-5.08	120.16	122.70
25	1H	2617	C	N3-C2-O2	5.08	125.45	121.90
25	14	1333	C	C2-N1-C1'	5.08	124.38	118.80
25	14	2263	C	OP1-P-O3'	5.08	116.37	105.20
25	14	2706	G	C6-N1-C2	-5.08	122.06	125.10
25	1H	671	C	N3-C4-C5	5.07	123.93	121.90
25	1H	808	G	C8-N9-C4	5.07	108.43	106.40
25	1H	1797	C	C2-N3-C4	-5.07	117.36	119.90
25	1H	2426	A	N9-C4-C5	-5.07	103.77	105.80
55	1G	258	G	N1-C6-O6	5.07	122.94	119.90
25	14	678	C	N3-C4-C5	5.07	123.93	121.90
25	14	1258	C	OP2-P-O3'	5.07	116.36	105.20
25	14	1758	G	C8-N9-C1'	-5.07	120.40	127.00
25	14	2624	G	C6-N1-C2	-5.07	122.06	125.10
1	13	1369	C	O5'-P-OP1	5.07	116.79	110.70
25	1H	2403	C	N3-C2-O2	5.07	125.45	121.90
55	1G	337	C	N3-C4-N4	5.07	121.55	118.00
25	14	953	A	N1-C6-N6	5.07	121.64	118.60
1	13	8	A	C2-N3-C4	-5.07	108.06	110.60
1	13	138	G	N1-C6-O6	5.07	122.94	119.90
1	13	863	U	N1-C2-N3	5.07	117.94	114.90
25	1H	1626	G	O5'-P-OP2	5.07	116.78	110.70
25	1H	1910	G	C5-C6-O6	5.07	131.64	128.60
25	1H	2026	C	C5-C6-N1	-5.07	118.47	121.00
25	1H	2346	A	N9-C4-C5	5.07	107.83	105.80
55	1G	180	U	C6-N1-C2	-5.07	117.96	121.00

Continued on next page...

Continued from previous page...

Mol	Chain	Res	Type	Atoms	Z	Observed(°)	Ideal(°)
25	14	1274	A	C5-C6-N6	-5.07	119.64	123.70
25	14	2584	U	N3-C2-O2	-5.07	118.65	122.20
56	19	41	GLY	N-CA-C	-5.07	100.42	113.10
18	9I	31	LEU	CA-CB-CG	5.07	126.96	115.30
22	1K	39	A	C5-C6-N6	-5.07	119.64	123.70
25	1H	471	A	N1-C6-N6	5.07	121.64	118.60
25	1H	2603	G	OP1-P-O3'	5.07	116.35	105.20
25	14	699	A	N9-C4-C5	5.07	107.83	105.80
1	13	326	G	C4-C5-N7	-5.07	108.77	110.80
1	13	402	G	O5'-P-OP1	5.07	116.78	110.70
25	1H	636	G	N3-C2-N2	-5.07	116.35	119.90
25	1H	2595	G	C4-N9-C1'	-5.07	119.91	126.50
55	1G	305	G	C5-C6-O6	5.07	131.64	128.60
25	14	1658	C	C2-N3-C4	5.07	122.43	119.90
25	14	1681	G	C2-N3-C4	-5.07	109.37	111.90
1	13	974	A	C6-C5-N7	-5.07	128.75	132.30
25	1H	683	C	C6-N1-C2	5.07	122.33	120.30
25	1H	726	G	N1-C2-N3	5.07	126.94	123.90
25	1H	863	A	OP2-P-O3'	5.07	116.34	105.20
25	1H	2718	G	O5'-P-OP1	-5.07	101.14	105.70
25	14	1372	U	N1-C2-O2	-5.07	119.25	122.80
56	19	43	ARG	CG-CD-NE	5.07	122.44	111.80
25	1H	571	A	C5-C6-N6	5.06	127.75	123.70
25	1H	1694	C	N3-C4-N4	5.06	121.55	118.00
25	14	657	U	C5-C4-O4	5.06	128.94	125.90
25	14	2688	U	N1-C2-O2	5.06	126.34	122.80
1	13	549	C	N3-C4-C5	5.06	123.92	121.90
1	13	1518	A	N7-C8-N9	-5.06	111.27	113.80
25	1H	339	U	OP1-P-OP2	-5.06	112.01	119.60
25	1H	1183	G	C5-C6-N1	-5.06	108.97	111.50
25	1H	1215	G	OP1-P-O3'	5.06	116.34	105.20
25	1H	1683	C	N1-C2-O2	-5.06	115.86	118.90
55	1G	110	C	C6-N1-C2	5.06	122.33	120.30
25	14	1929	G	OP1-P-OP2	5.06	127.19	119.60
25	1H	742	G	C5-N7-C8	5.06	106.83	104.30
25	1H	2549	G	N1-C6-O6	5.06	122.94	119.90
25	14	477	A	C5-C6-N6	5.06	127.75	123.70
25	14	1011	G	C4-N9-C1'	-5.06	119.92	126.50
25	14	1633	G	N7-C8-N9	5.06	115.63	113.10
25	14	2588	G	C5-N7-C8	5.06	106.83	104.30
1	13	520	A	C4-C5-N7	5.06	113.23	110.70
1	13	1201	A	O5'-P-OP2	-5.06	101.15	105.70

Continued on next page...

Continued from previous page...

Mol	Chain	Res	Type	Atoms	Z	Observed(°)	Ideal(°)
25	1H	189	G	N7-C8-N9	-5.06	110.57	113.10
25	1H	627	A	OP1-P-O3'	5.06	116.33	105.20
25	1H	820	A	C5-C6-N1	-5.06	115.17	117.70
25	1H	1471	A	C8-N9-C4	-5.06	103.78	105.80
25	1H	1763	G	N7-C8-N9	-5.06	110.57	113.10
25	1H	2444	G	C8-N9-C4	-5.06	104.38	106.40
26	16	60	C	C5-C6-N1	5.06	123.53	121.00
29	31	46	ARG	NE-CZ-NH1	5.06	122.83	120.30
25	14	2087	G	O5'-P-OP2	-5.06	101.15	105.70
1	13	1489	G	OP2-P-O3'	5.06	116.33	105.20
23	2K	60	A	OP1-P-OP2	5.06	127.19	119.60
25	1H	139	G	C6-N1-C2	-5.06	122.06	125.10
25	1H	467	G	N7-C8-N9	-5.06	110.57	113.10
25	1H	639	U	N1-C2-O2	5.06	126.34	122.80
25	1H	1159	U	N1-C2-N3	5.06	117.93	114.90
25	1H	1546	C	O5'-P-OP1	-5.06	101.15	105.70
25	14	121	G	C6-N1-C2	-5.06	122.06	125.10
25	14	2582	G	C4-N9-C1'	5.06	133.07	126.50
25	14	142	G	C8-N9-C4	5.06	108.42	106.40
25	14	962	G	N1-C6-O6	5.06	122.93	119.90
25	14	1031	G	C4-C5-N7	5.06	112.82	110.80
25	1H	23	G	C4-C5-N7	-5.05	108.78	110.80
25	1H	201	C	C5-C4-N4	-5.05	116.66	120.20
25	1H	617	G	OP1-P-OP2	-5.05	112.02	119.60
25	1H	970	C	C5-C4-N4	-5.05	116.66	120.20
25	1H	2408	U	OP2-P-O3'	5.05	116.32	105.20
25	14	1418	G	C4-C5-N7	5.05	112.82	110.80
25	14	2029	G	C5-C6-N1	-5.05	108.97	111.50
25	14	2775	A	C8-N9-C4	5.05	107.82	105.80
1	13	20	U	N3-C2-O2	-5.05	118.66	122.20
25	1H	236	C	C5-C6-N1	-5.05	118.47	121.00
25	1H	708	C	O5'-P-OP2	-5.05	101.15	105.70
25	1H	2278	A	C6-N1-C2	-5.05	115.57	118.60
25	14	696	G	O5'-P-OP2	5.05	116.76	110.70
25	14	1275	A	N1-C6-N6	5.05	121.63	118.60
25	14	2433	A	N9-C4-C5	-5.05	103.78	105.80
25	14	2593	U	N3-C4-O4	5.05	122.94	119.40
25	1H	1303	G	OP2-P-O3'	5.05	116.31	105.20
25	1H	1934	C	C6-N1-C2	5.05	122.32	120.30
25	14	2211	G	C4-N9-C1'	5.05	133.07	126.50
1	13	770	C	C6-N1-C2	5.05	122.32	120.30
25	1H	1166	C	N3-C2-O2	-5.05	118.37	121.90

Continued on next page...

Continued from previous page...

Mol	Chain	Res	Type	Atoms	Z	Observed(°)	Ideal(°)
25	14	270(Y)	G	C5-C6-O6	5.05	131.63	128.60
25	14	2328	A	N1-C6-N6	5.05	121.63	118.60
25	14	2426	A	N1-C6-N6	5.05	121.63	118.60
1	13	1116	C	C4-C5-C6	5.05	119.92	117.40
1	13	1224	G	C5-C6-N1	5.05	114.02	111.50
25	1H	410	G	O5'-P-OP2	5.05	116.76	110.70
25	1H	520	G	N1-C2-N2	-5.05	111.66	116.20
25	1H	1826	G	C5-N7-C8	5.05	106.82	104.30
25	1H	1834	U	N3-C4-O4	5.05	122.93	119.40
25	14	468	G	C8-N9-C4	5.05	108.42	106.40
25	14	2333	A	C2-N3-C4	5.05	113.12	110.60
1	13	1055	A	C5-C6-N6	-5.05	119.66	123.70
25	1H	1286	A	O4'-C1'-N9	5.05	112.24	108.20
25	1H	2311	A	C5-N7-C8	-5.05	101.38	103.90
25	1H	2699	C	N3-C4-C5	5.05	123.92	121.90
55	1G	676	A	C8-N9-C4	-5.05	103.78	105.80
25	14	676	A	N1-C2-N3	5.05	131.82	129.30
25	14	729	G	C5-N7-C8	-5.05	101.78	104.30
25	14	2272	U	O5'-P-OP2	-5.05	101.16	105.70
25	14	2279	G	C4-C5-N7	5.05	112.82	110.80
25	14	2575	C	N3-C4-C5	-5.05	119.88	121.90
25	1H	2453	A	C5-C6-N1	5.04	120.22	117.70
55	1G	361	G	O5'-P-OP1	-5.04	101.16	105.70
25	14	2463	C	C5-C6-N1	-5.04	118.48	121.00
1	13	1480	G	C2-N3-C4	-5.04	109.38	111.90
23	2K	6	G	C2-N3-C4	-5.04	109.38	111.90
25	1H	684	G	C8-N9-C4	-5.04	104.38	106.40
25	1H	863	A	O5'-P-OP1	5.04	116.75	110.70
25	1H	960	A	C5-C6-N1	-5.04	115.18	117.70
25	1H	2250	G	OP1-P-O3'	5.04	116.30	105.20
25	1H	2819	G	N9-C4-C5	-5.04	103.38	105.40
25	14	934	G	O5'-P-OP2	-5.04	101.16	105.70
25	14	1958	C	C5-C6-N1	-5.04	118.48	121.00
1	13	1224	G	C2-N3-C4	5.04	114.42	111.90
1	13	1472	U	N3-C2-O2	-5.04	118.67	122.20
25	1H	754	C	C6-N1-C2	-5.04	118.28	120.30
25	1H	832	G	C5-C6-N1	-5.04	108.98	111.50
25	1H	2515	C	C5-C4-N4	-5.04	116.67	120.20
25	1H	2707	G	C6-N1-C2	-5.04	122.08	125.10
26	16	13	A	OP1-P-OP2	5.04	127.16	119.60
35	78	27	HIS	N-CA-C	5.04	124.61	111.00
25	14	141	A	N7-C8-N9	5.04	116.32	113.80

Continued on next page...

Continued from previous page...

Mol	Chain	Res	Type	Atoms	Z	Observed(°)	Ideal(°)
26	1J	89(A)	A	C2-N3-C4	5.04	113.12	110.60
1	13	186(A)	C	C6-N1-C2	-5.04	118.28	120.30
25	1H	51	G	OP2-P-O3'	5.04	116.29	105.20
25	1H	2276	G	N3-C4-C5	-5.04	126.08	128.60
25	14	2887	U	N3-C4-C5	-5.04	111.58	114.60
1	13	31	G	C5-C6-O6	-5.04	125.58	128.60
22	1K	78	C	P-O3'-C3'	5.04	125.75	119.70
25	1H	420	C	N3-C4-C5	5.04	123.92	121.90
25	1H	1158	C	C6-N1-C2	5.04	122.31	120.30
25	1H	1241	A	N9-C4-C5	-5.04	103.78	105.80
25	1H	1569	A	C8-N9-C4	-5.04	103.78	105.80
25	1H	1980	G	N9-C4-C5	5.04	107.42	105.40
55	1G	118	U	C2-N1-C1'	5.04	123.75	117.70
55	1G	180	U	C2-N1-C1'	5.04	123.75	117.70
25	14	949	C	C6-N1-C1'	5.04	126.85	120.80
25	1H	177	G	C5-C6-O6	5.04	131.62	128.60
25	1H	1558	A	C6-C5-N7	-5.04	128.77	132.30
25	14	2620	C	C6-N1-C1'	-5.04	114.75	120.80
25	1H	510	C	N3-C4-C5	-5.04	119.89	121.90
25	1H	672	C	N3-C4-C5	5.04	123.91	121.90
25	1H	1326	U	N3-C2-O2	-5.04	118.67	122.20
25	1H	2616	C	O5'-P-OP2	5.04	116.74	110.70
25	14	961	C	C6-N1-C2	5.04	122.31	120.30
25	14	1955	U	N3-C4-O4	-5.04	115.88	119.40
25	14	2781	A	C2-N3-C4	-5.04	108.08	110.60
1	13	910	C	N3-C4-C5	5.03	123.91	121.90
25	1H	616	A	N1-C6-N6	5.03	121.62	118.60
25	1H	1857	G	C4-C5-N7	5.03	112.81	110.80
25	1H	2372	G	C8-N9-C4	5.03	108.41	106.40
25	1H	2826	A	N1-C2-N3	5.03	131.82	129.30
55	1G	1286	A	C8-N9-C4	-5.03	103.79	105.80
25	14	208	C	N3-C4-C5	5.03	123.91	121.90
25	14	503	A	N1-C6-N6	-5.03	115.58	118.60
25	14	791	C	OP2-P-O3'	5.03	116.28	105.20
25	14	1817	G	C5-C6-O6	5.03	131.62	128.60
25	14	1833	U	N3-C2-O2	-5.03	118.68	122.20
25	14	1839	G	O5'-P-OP1	-5.03	101.17	105.70
25	1H	217	G	N3-C2-N2	-5.03	116.38	119.90
25	1H	2217	G	N3-C4-C5	-5.03	126.08	128.60
25	14	729	G	OP2-P-O3'	5.03	116.27	105.20
26	1J	81	G	C6-C5-N7	-5.03	127.38	130.40
1	13	108	G	N9-C4-C5	-5.03	103.39	105.40

Continued on next page...

Continued from previous page...

Mol	Chain	Res	Type	Atoms	Z	Observed(°)	Ideal(°)
25	1H	129	C	C5-C4-N4	-5.03	116.68	120.20
25	1H	662	G	C8-N9-C4	5.03	108.41	106.40
25	1H	689	A	C8-N9-C4	-5.03	103.79	105.80
25	1H	802	A	O5'-P-OP1	5.03	116.74	110.70
25	1H	992	C	C5-C6-N1	5.03	123.52	121.00
25	1H	1262	A	OP1-P-O3'	5.03	116.27	105.20
25	1H	2726	U	N1-C2-O2	5.03	126.32	122.80
55	1G	819	A	C4-C5-N7	5.03	113.22	110.70
25	14	1407	C	C5-C6-N1	5.03	123.52	121.00
25	14	1983	C	N3-C4-N4	5.03	121.52	118.00
25	14	2037	G	N3-C4-C5	-5.03	126.08	128.60
25	14	2386	C	N3-C4-C5	5.03	123.91	121.90
25	14	2845	G	N3-C2-N2	5.03	123.42	119.90
1	13	336	C	N3-C2-O2	5.03	125.42	121.90
25	1H	1758	G	C5-C6-O6	-5.03	125.58	128.60
25	1H	2307	G	N9-C4-C5	-5.03	103.39	105.40
26	16	19	G	N1-C6-O6	5.03	122.92	119.90
25	14	141	A	N3-C4-N9	-5.03	123.38	127.40
25	1H	118	A	N1-C6-N6	5.03	121.62	118.60
25	1H	127	A	C2-N3-C4	-5.03	108.09	110.60
25	1H	733	G	N3-C4-N9	5.03	129.02	126.00
25	1H	788	A	C6-N1-C2	5.03	121.62	118.60
25	1H	2257	U	O4'-C1'-N1	5.03	112.22	108.20
52	O8	36	LEU	CA-CB-CG	5.03	126.86	115.30
25	14	1355	G	N3-C2-N2	-5.03	116.38	119.90
25	14	1462	C	N1-C2-O2	-5.03	115.88	118.90
25	14	2356	C	C6-N1-C2	5.03	122.31	120.30
25	14	2827	C	N3-C4-C5	5.03	123.91	121.90
1	13	740	U	OP1-P-OP2	5.03	127.14	119.60
25	1H	1692	U	N3-C4-O4	5.03	122.92	119.40
25	1H	1999	C	OP2-P-O3'	5.03	116.26	105.20
25	1H	2427	C	C4-C5-C6	5.03	119.91	117.40
25	1H	2468	G	C4-N9-C1'	5.03	133.03	126.50
55	1G	890	G	C2-N3-C4	5.03	114.41	111.90
25	14	53	A	C6-N1-C2	-5.03	115.58	118.60
25	14	2356	C	C2-N1-C1'	-5.03	113.27	118.80
25	1H	827	U	O4'-C1'-N1	5.02	112.22	108.20
25	1H	1984	G	O5'-P-OP1	5.02	116.73	110.70
25	1H	2520	C	N3-C4-C5	-5.02	119.89	121.90
1	13	442	C	C6-N1-C2	-5.02	118.29	120.30
1	13	608	A	C2-N3-C4	-5.02	108.09	110.60
1	13	857	C	N3-C4-C5	-5.02	119.89	121.90

Continued on next page...

Continued from previous page...

Mol	Chain	Res	Type	Atoms	Z	Observed(°)	Ideal(°)
1	13	1104	G	C4-C5-N7	5.02	112.81	110.80
1	13	1524	C	C6-N1-C2	5.02	122.31	120.30
1	13	1529	G	C2-N3-C4	-5.02	109.39	111.90
25	1H	125	G	C6-C5-N7	-5.02	127.39	130.40
25	1H	431	U	N3-C4-O4	5.02	122.92	119.40
25	1H	667	U	N3-C4-O4	5.02	122.92	119.40
25	1H	1763	G	O5'-P-OP1	5.02	116.73	110.70
36	88	85	LYS	N-CA-C	-5.02	97.44	111.00
55	1G	811	C	N3-C2-O2	5.02	125.42	121.90
55	1G	1055	A	C8-N9-C4	-5.02	103.79	105.80
25	14	813	U	C4-C5-C6	5.02	122.71	119.70
1	13	818	G	C5-N7-C8	5.02	106.81	104.30
1	13	1494	G	C8-N9-C4	-5.02	104.39	106.40
25	1H	443	A	O5'-P-OP2	-5.02	101.18	105.70
1	13	971	G	O5'-P-OP1	5.02	116.72	110.70
1	13	1266	G	C6-C5-N7	5.02	133.41	130.40
25	1H	682	G	N3-C4-N9	5.02	129.01	126.00
25	1H	2327	A	C4-C5-N7	-5.02	108.19	110.70
25	1H	2481	G	C8-N9-C4	-5.02	104.39	106.40
25	14	577	G	O5'-P-OP2	5.02	116.72	110.70
1	13	1502	A	N1-C6-N6	5.02	121.61	118.60
25	1H	505	A	N1-C6-N6	5.02	121.61	118.60
25	1H	1942	C	N3-C4-N4	-5.02	114.49	118.00
55	1G	808	C	C6-N1-C1'	5.02	126.82	120.80
55	1G	1199	U	C2-N1-C1'	-5.02	111.68	117.70
25	14	177	G	C5-C6-O6	5.02	131.61	128.60
25	14	193	U	C5-C6-N1	-5.02	120.19	122.70
25	14	382	G	C8-N9-C4	5.02	108.41	106.40
25	14	2880	C	N3-C4-N4	5.02	121.51	118.00
1	13	317	G	OP1-P-O3'	5.02	116.23	105.20
1	13	1389	C	O5'-P-OP2	5.02	116.72	110.70
25	1H	906	G	N1-C6-O6	-5.02	116.89	119.90
25	14	733	G	N3-C2-N2	5.02	123.41	119.90
1	13	865	A	C6-C5-N7	-5.01	128.79	132.30
23	2K	27	G	C5-C6-O6	-5.01	125.59	128.60
55	1G	1054	C	C2-N1-C1'	5.01	124.31	118.80
25	14	228	A	C4-C5-N7	5.01	113.21	110.70
25	14	2329	G	C8-N9-C4	5.01	108.41	106.40
25	14	2365	G	C4-C5-N7	5.01	112.81	110.80
26	1J	22	U	C6-N1-C2	-5.01	117.99	121.00
25	1H	247	G	N3-C2-N2	5.01	123.41	119.90
25	1H	928	G	N3-C2-N2	-5.01	116.39	119.90

Continued on next page...

Continued from previous page...

Mol	Chain	Res	Type	Atoms	Z	Observed(°)	Ideal(°)
1	13	353	A	C8-N9-C4	-5.01	103.80	105.80
25	1H	604	G	O5'-P-OP1	-5.01	101.19	105.70
25	1H	1153	C	C6-N1-C2	-5.01	118.30	120.30
25	1H	1309	G	C5-N7-C8	5.01	106.81	104.30
55	1G	913	A	N9-C4-C5	5.01	107.81	105.80
1	13	181	G	N3-C4-N9	5.01	129.01	126.00
1	13	1433	A	N1-C2-N3	5.01	131.81	129.30
25	1H	104	U	C5-C6-N1	-5.01	120.19	122.70
25	1H	2074	U	C6-N1-C2	-5.01	118.00	121.00
25	1H	2190	G	N1-C6-O6	5.01	122.91	119.90
25	1H	2436	G	N3-C2-N2	-5.01	116.39	119.90
26	16	100	G	N3-C4-N9	5.01	129.01	126.00
55	1G	1198	G	O5'-P-OP1	-5.01	101.19	105.70
25	14	459	U	N1-C2-N3	5.01	117.91	114.90
25	14	2032	G	N9-C4-C5	-5.01	103.40	105.40
25	14	2346	A	C4-C5-C6	5.01	119.50	117.00
26	1J	103	U	C5-C6-N1	-5.01	120.19	122.70
1	13	522	C	O5'-P-OP2	-5.01	101.19	105.70
1	13	1126	U	N1-C2-O2	5.01	126.31	122.80
1	13	1329	A	N9-C4-C5	-5.01	103.80	105.80
25	1H	780	G	C6-C5-N7	-5.01	127.39	130.40
25	1H	2443	C	N3-C4-N4	5.01	121.50	118.00
25	14	2425	A	N9-C4-C5	5.01	107.80	105.80
1	13	190	G	C4-N9-C1'	5.01	133.01	126.50
25	1H	257	A	O5'-P-OP2	-5.01	101.19	105.70
25	1H	324	A	O5'-P-OP1	-5.01	101.19	105.70
25	1H	543	C	C5-C6-N1	-5.01	118.50	121.00
25	1H	982	C	N1-C2-O2	-5.01	115.90	118.90
25	1H	2512	C	C6-N1-C2	5.01	122.30	120.30
25	14	193	U	C4-C5-C6	5.01	122.70	119.70
25	14	493	G	N3-C4-C5	5.01	131.10	128.60
25	14	2363	C	N3-C4-C5	5.01	123.90	121.90
1	13	959	A	N1-C6-N6	5.00	121.60	118.60
29	31	32	LEU	CA-CB-CG	5.00	126.81	115.30
25	14	560	C	N3-C4-C5	5.00	123.90	121.90
25	14	1260	G	N1-C6-O6	5.00	122.90	119.90
25	14	2553	G	O5'-P-OP1	-5.00	101.19	105.70
1	13	569	C	OP1-P-OP2	5.00	127.11	119.60
25	1H	574	C	OP1-P-OP2	5.00	127.10	119.60
25	1H	633	A	C5-N7-C8	-5.00	101.40	103.90
25	1H	697	C	C5-C4-N4	-5.00	116.70	120.20
25	1H	1643	G	C5-C6-N1	5.00	114.00	111.50

Continued on next page...

Continued from previous page...

Mol	Chain	Res	Type	Atoms	Z	Observed(°)	Ideal(°)
25	1H	2012	G	N3-C4-N9	5.00	129.00	126.00
25	1H	2434	A	N1-C2-N3	5.00	131.80	129.30
25	14	666	G	C8-N9-C4	5.00	108.40	106.40
25	14	1441	G	N7-C8-N9	-5.00	110.60	113.10
25	14	1669	A	OP1-P-OP2	5.00	127.10	119.60
26	1J	79	C	OP2-P-O3'	5.00	116.21	105.20
25	1H	601	C	N1-C2-O2	5.00	121.90	118.90
25	1H	1973	G	N1-C2-N3	5.00	126.90	123.90
25	1H	2210	G	C8-N9-C4	-5.00	104.40	106.40
25	1H	2433	A	C5-C6-N1	-5.00	115.20	117.70
47	J8	86	SER	CB-CA-C	5.00	119.60	110.10
55	1G	1418	A	O5'-P-OP1	5.00	116.70	110.70
55	1G	1522	U	N1-C2-O2	-5.00	119.30	122.80
25	14	1254	A	C4-C5-C6	5.00	119.50	117.00

There are no chirality outliers.

All (82) planarity outliers are listed below:

Mol	Chain	Res	Type	Group
27	11	197	GLY	Peptide
27	11	28	GLU	Peptide
27	11	32	SER	Peptide
56	19	237	GLU	Peptide
56	19	271	ILE	Peptide
56	19	32	SER	Peptide
56	19	37	LEU	Peptide
10	1A	87	THR	Peptide
28	21	153	GLY	Peptide
28	21	186	GLY	Peptide
28	21	64	LYS	Peptide
28	21	78	LEU	Peptide
28	29	117	MET	Peptide
28	29	186	GLY	Peptide
28	29	201	THR	Peptide
28	29	61	ARG	Peptide
28	29	77	ILE	Peptide
35	35	20	GLY	Peptide
35	35	52	GLU	Peptide
35	35	70	GLN	Peptide
57	39	85	GLY	Peptide
4	3E	85	LYS	Peptide
12	3I	87	GLY	Peptide

Continued on next page...

Continued from previous page...

Mol	Chain	Res	Type	Group
30	41	95	ARG	Peptide
36	45	117	ALA	Peptide
36	45	134	ARG	Peptide
36	45	86	GLY	Peptide
13	4I	107	ALA	Peptide
31	51	12	PRO	Peptide
33	58	77	GLY	Peptide
31	59	171	LEU	Peptide
14	5A	27	CYS	Peptide
14	5I	13	THR	Peptide
32	61	11	ASN	Peptide
32	61	114	LEU	Peptide
32	61	134	PRO	Peptide
32	61	82	ARG	Peptide
32	69	112	LYS	Peptide
39	75	54	ARG	Peptide
35	78	11	GLY	Peptide
35	78	115	LEU	Peptide
35	78	20	GLY	Peptide
35	78	24	GLY	Peptide
35	78	65	ARG	Peptide
35	78	70	GLN	Peptide
40	85	98	LEU	Peptide
36	88	79	LEU	Peptide
36	88	81	VAL	Peptide
41	95	86	GLY	Peptide
37	98	106	GLY	Peptide
19	AI	4	SER	Peptide
19	AI	6	LYS	Peptide
43	B5	61	GLY	Peptide
39	B8	58	ASN	Peptide
20	BA	11	SER	Peptide
44	C5	100	ALA	Peptide
44	C5	81	LYS	Peptide
40	C8	91	ASP	Peptide
40	C8	92	ARG	Peptide
47	F5	85	LEU	Peptide
48	G5	15	LYS	Peptide
48	G5	17	SER	Peptide
48	G5	43	GLN	Peptide
44	G8	104	GLY	Peptide
44	G8	53	PRO	Peptide

Continued on next page...

Continued from previous page...

Mol	Chain	Res	Type	Group
44	G8	54	LYS	Peptide
44	G8	80	GLY	Peptide
45	H8	165	VAL	Peptide
45	H8	59	LEU	Peptide
45	H8	63	ASP	Peptide
52	K5	44	ARG	Peptide
48	K8	17	SER	Peptide
59	M5	30	ARG	Peptide
59	M5	40	GLU	Peptide
59	M5	49	VAL	Peptide
50	M8	40	HIS	Peptide
54	Q8	36	LYS	Peptide
54	Q8	37	SER	Peptide
54	Q8	38	GLY	Peptide
54	Q8	62	LEU	Peptide
54	Q8	7	HIS	Peptide
54	Q8	9	GLY	Peptide

5.2 Too-close contacts ⓘ

In the following table, the Non-H and H(model) columns list the number of non-hydrogen atoms and hydrogen atoms in the chain respectively. The H(added) column lists the number of hydrogen atoms added and optimized by MolProbity. The Clashes column lists the number of clashes within the asymmetric unit, whereas Symm-Clashes lists symmetry related clashes.

Mol	Chain	Non-H	H(model)	H(added)	Clashes	Symm-Clashes
1	13	32207	0	16254	796	0
2	12	1924	0	1975	84	0
2	1E	1924	0	1975	77	0
3	22	1612	0	1677	69	0
3	2E	1605	0	1668	53	0
4	32	1702	0	1763	85	1
4	3E	1702	0	1763	84	0
5	42	1155	0	1213	42	0
5	4E	1155	0	1213	50	0
6	52	842	0	857	30	0
6	5E	842	0	857	33	1
7	62	1256	0	1296	53	0
7	6E	1256	0	1296	43	0
8	72	1115	0	1177	30	0
8	7E	1115	0	1177	46	0
9	82	1009	0	1037	66	0

Continued on next page...

Continued from previous page...

Mol	Chain	Non-H	H(model)	H(added)	Clashes	Symm-Clashes
9	8E	1009	0	1037	52	0
10	1A	801	0	849	53	0
10	1I	801	0	849	46	0
11	2A	884	0	904	39	0
11	2I	884	0	904	28	0
12	3A	975	0	1062	42	0
12	3I	975	0	1062	38	0
13	4A	933	0	992	49	0
13	4I	928	0	987	50	0
14	5A	475	0	511	27	0
14	5I	498	0	537	30	0
15	6A	733	0	771	27	0
15	6I	733	0	771	22	0
16	7A	705	0	725	21	0
16	7I	705	0	725	49	0
17	8A	834	0	904	27	0
17	8I	834	0	904	39	0
18	9A	590	0	662	13	0
18	9I	590	0	662	23	0
19	AA	640	0	633	38	0
19	AI	665	0	686	34	0
20	BA	762	0	861	35	0
20	BI	762	0	861	36	0
21	1B	217	0	234	11	0
21	1F	217	0	234	9	0
22	1K	1825	0	946	36	0
22	1L	1595	0	830	24	0
22	3K	1595	0	830	36	0
22	3L	1615	0	840	30	0
23	2K	1645	0	843	36	0
23	2L	1645	0	843	31	0
24	4K	325	0	165	6	0
24	4L	347	0	176	6	0
25	14	62605	0	31558	1370	0
25	1H	62707	0	31607	1469	0
26	16	2617	0	1328	79	0
26	1J	2617	0	1328	75	0
27	11	2115	0	2195	120	0
28	21	1568	0	1634	107	0
28	29	1568	0	1634	100	0
29	31	1585	0	1632	84	0
30	41	1473	0	1535	76	0

Continued on next page...

Continued from previous page...

Mol	Chain	Non-H	H(model)	H(added)	Clashes	Symm-Clashes
30	49	1473	0	1535	56	0
31	51	1336	0	1418	61	0
31	59	1316	0	1395	52	0
32	61	1136	0	1223	48	1
32	69	1136	0	1223	53	0
33	15	1104	0	1180	45	0
33	58	1104	0	1180	64	0
34	25	932	0	996	41	0
34	68	932	0	996	34	0
35	35	1144	0	1228	102	0
35	78	1144	0	1228	89	0
36	45	1121	0	1179	65	0
36	88	1121	0	1179	59	0
37	55	959	0	1021	47	0
37	98	967	0	1033	59	0
38	65	881	0	943	46	0
38	A8	881	0	943	53	0
39	75	1141	0	1202	47	0
39	B8	1133	0	1190	55	0
40	85	963	0	1022	46	0
40	C8	963	0	1022	60	0
41	95	778	0	852	56	0
41	D8	778	0	852	21	0
42	A5	899	0	964	32	0
42	E8	899	0	964	34	0
43	B5	725	0	778	29	0
43	F8	742	0	803	42	0
44	C5	794	0	883	47	0
44	G8	791	0	880	61	0
45	H8	1397	0	1430	71	0
46	E5	612	0	633	39	0
46	I8	612	0	633	28	0
47	F5	762	0	848	30	0
47	J8	762	0	848	29	0
48	G5	558	0	610	24	0
48	K8	558	0	610	31	0
49	H5	468	0	518	18	0
49	L8	468	0	518	15	0
50	I5	515	0	514	34	0
50	M8	533	0	526	22	0
51	J5	453	0	475	20	0
51	N8	458	0	480	25	0

Continued on next page...

Continued from previous page...

Mol	Chain	Non-H	H(model)	H(added)	Clashes	Symm-Clashes
52	K5	389	0	404	24	0
52	O8	389	0	404	23	0
53	L5	391	0	432	14	0
53	P8	391	0	432	15	0
54	Q8	442	0	452	59	0
55	1G	32204	0	16256	685	1
56	19	2120	0	2197	107	0
57	39	1627	0	1680	91	0
58	D5	1428	0	1454	51	0
59	M5	480	0	549	43	0
60	11	2	0	0	0	0
60	13	140	0	0	0	0
60	14	386	0	0	0	0
60	16	12	0	0	0	0
60	19	1	0	0	0	0
60	1G	104	0	0	0	0
60	1H	438	0	0	0	0
60	1J	7	0	0	0	0
60	1K	1	0	0	0	0
60	21	2	0	0	0	0
60	25	1	0	0	0	0
60	29	2	0	0	0	0
60	2K	4	0	0	0	0
60	2L	3	0	0	0	0
60	39	1	0	0	0	0
60	3I	1	0	0	0	0
60	3K	1	0	0	0	0
60	41	1	0	0	0	0
60	45	3	0	0	0	0
60	49	1	0	0	0	0
60	4I	1	0	0	0	0
60	52	1	0	0	0	0
60	5I	1	0	0	0	0
60	68	1	0	0	0	0
60	78	3	0	0	0	0
60	85	1	0	0	0	0
60	88	2	0	0	0	0
60	98	2	0	0	0	0
60	B8	1	0	0	0	0
60	C5	1	0	0	0	0
60	C8	1	0	0	0	0
60	E5	1	0	0	0	0

Continued on next page...

Continued from previous page...

Mol	Chain	Non-H	H(model)	H(added)	Clashes	Symm-Clashes
60	I8	2	0	0	0	0
60	K8	1	0	0	0	0
60	P8	1	0	0	0	0
61	32	1	0	0	0	0
61	3E	1	0	0	0	0
61	5A	1	0	0	0	0
61	5I	1	0	0	0	0
61	C5	1	0	0	0	0
61	G8	1	0	0	0	0
62	11	10	0	0	0	0
62	13	125	0	0	36	0
62	14	446	0	0	126	0
62	16	15	0	0	3	0
62	19	8	0	0	1	0
62	1G	74	0	0	23	0
62	1H	738	0	0	226	0
62	1J	12	0	0	5	0
62	1K	4	0	0	0	0
62	21	4	0	0	2	0
62	25	6	0	0	1	0
62	31	5	0	0	0	0
62	39	1	0	0	0	0
62	3E	4	0	0	0	0
62	3I	1	0	0	0	0
62	3K	1	0	0	0	0
62	4K	1	0	0	0	0
62	4L	1	0	0	0	0
62	5I	2	0	0	0	0
62	78	3	0	0	0	0
62	7I	1	0	0	0	0
62	82	1	0	0	0	0
62	85	2	0	0	1	0
62	98	3	0	0	1	0
62	A5	1	0	0	0	0
62	B8	1	0	0	0	0
62	BA	2	0	0	1	0
62	C8	2	0	0	0	0
62	D8	2	0	0	0	0
62	E5	1	0	0	0	0
62	G8	2	0	0	0	0
62	L5	1	0	0	0	0
62	L8	3	0	0	0	0

Continued on next page...

Continued from previous page...

Mol	Chain	Non-H	H(model)	H(added)	Clashes	Symm-Clashes
62	M5	2	0	0	0	0
62	Q8	1	0	0	0	0
All	All	299951	0	200664	8116	2

The all-atom clashscore is defined as the number of clashes found per 1000 atoms (including hydrogen atoms). The all-atom clashscore for this structure is 17.

All (8116) close contacts within the same asymmetric unit are listed below, sorted by their clash magnitude.

Atom-1	Atom-2	Interatomic distance (Å)	Clash overlap (Å)
22:1L:35:QUO:C4	22:1L:35:QUO:N3	1.71	1.53
22:1K:35:QUO:N3	22:1K:35:QUO:C4	1.69	1.53
22:3K:35:QUO:C4	22:3K:35:QUO:N3	1.71	1.52
22:3L:35:QUO:N3	22:3L:35:QUO:C4	1.72	1.49
25:1H:973:A:OP2	62:1H:3767:HOH:O	1.69	1.10
28:21:77:ILE:HB	28:21:79:ARG:HE	1.21	1.05
25:1H:761:A:OP1	62:1H:3598:HOH:O	1.73	1.05
25:1H:1780:A:OP1	62:1H:3535:HOH:O	1.73	1.04
25:1H:450:G:OP2	62:1H:3811:HOH:O	1.75	1.04
32:61:110:ASP:HB2	32:61:112:LYS:H	1.23	1.04
25:1H:2593:U:O4	62:1H:3588:HOH:O	1.76	1.03
25:14:1780:A:OP1	62:14:3409:HOH:O	1.76	1.03
1:13:664:G:H22	1:13:741:G:H1	1.07	1.03
25:14:1614:A:OP1	62:14:3428:HOH:O	1.75	1.03
9:82:112:LYS:HA	9:82:119:ALA:HB2	1.42	1.01
25:14:1582:C:HO2'	25:14:1586:A:H8	1.09	1.00
54:Q8:50:LEU:O	54:Q8:52:LYS:N	1.93	1.00
25:1H:567:A:OP1	62:1H:3504:HOH:O	1.77	1.00
25:14:2032:G:H21	28:29:146:THR:HG23	1.25	0.99
25:14:1774:C:OP1	62:14:3506:HOH:O	1.80	0.99
25:14:67:U:H3	25:14:74:A:H2	1.04	0.99
25:1H:945:A:OP1	62:1H:4009:HOH:O	1.80	0.99
25:1H:607:U:H3	25:1H:621:A:H2	1.11	0.99
25:1H:67:U:H3	25:1H:74:A:H2	1.04	0.98
25:14:187:G:N7	62:14:3757:HOH:O	1.96	0.97
25:1H:883:G:H1	25:1H:893:C:H42	1.11	0.96
25:1H:1496:A:H8	25:1H:1577:C:HO2'	1.04	0.96
1:13:352:C:OP2	62:13:1857:HOH:O	1.83	0.95
54:Q8:60:LEU:HD23	54:Q8:61:LEU:HD22	1.47	0.95
25:14:1496:A:H8	25:14:1577:C:HO2'	1.05	0.95
25:14:784:A:OP2	62:14:3533:HOH:O	1.82	0.95

Continued on next page...

Continued from previous page...

Atom-1	Atom-2	Interatomic distance (Å)	Clash overlap (Å)
25:1H:676:A:H8	25:1H:2069:G:H21	1.14	0.95
45:H8:30:ASN:HD22	45:H8:90:VAL:HB	1.29	0.95
25:14:84:A:N6	25:14:102:G:O2'	1.99	0.95
25:1H:1798:U:H5'	27:11:259:THR:HG22	1.48	0.95
20:BI:73:HIS:HB3	20:BI:74:LYS:HG2	1.48	0.95
2:1E:185:ILE:HG22	2:1E:199:TYR:HB2	1.46	0.95
25:1H:2615:U:OP1	62:1H:3513:HOH:O	1.84	0.94
25:1H:192:C:N3	62:1H:3567:HOH:O	1.99	0.94
2:1E:111:ARG:HG2	2:1E:111:ARG:HH11	1.31	0.94
25:1H:568:U:O4	62:1H:3767:HOH:O	1.86	0.94
25:14:1783:A:OP2	62:14:3412:HOH:O	1.85	0.94
1:13:677:U:H3	1:13:713:G:H22	1.10	0.94
25:1H:2032:G:N7	62:1H:3606:HOH:O	1.98	0.94
25:14:676:A:H8	25:14:2069:G:H21	1.14	0.94
25:14:739:G:OP1	62:14:3406:HOH:O	1.84	0.94
55:1G:258:G:N7	62:1G:1864:HOH:O	2.01	0.93
25:1H:138:G:N2	43:F8:44:GLU:OE2	2.02	0.93
40:C8:91:ASP:HA	40:C8:92:ARG:HB2	1.51	0.93
26:1J:80:U:H2'	26:1J:81:G:H21	1.34	0.93
36:45:27:VAL:HG13	58:D5:81:ARG:HH22	1.33	0.93
25:1H:1113:U:H5'	31:51:2:SER:HB2	1.50	0.93
22:3L:19:C:H2'	22:3L:20:C:H4'	1.49	0.93
25:14:1664:A:OP2	62:14:3559:HOH:O	1.87	0.92
25:1H:1632:A:N7	62:1H:3650:HOH:O	2.00	0.92
25:1H:1997:G:OP2	62:1H:3908:HOH:O	1.87	0.92
1:13:1281:U:O2	62:13:1905:HOH:O	1.86	0.92
25:14:86:C:HO2'	25:14:104:U:HO2'	1.13	0.92
42:E8:18:ARG:HD3	42:E8:76:VAL:HG13	1.52	0.92
25:14:2032:G:N7	62:14:3597:HOH:O	2.02	0.91
55:1G:533:A:OP1	62:1G:1843:HOH:O	1.88	0.91
25:1H:574:C:OP2	62:1H:3914:HOH:O	1.86	0.91
25:1H:818:G:OP2	62:1H:3777:HOH:O	1.88	0.91
40:C8:8:VAL:HG23	40:C8:11:ARG:HH21	1.34	0.91
45:H8:128:VAL:HA	45:H8:161:VAL:HG11	1.50	0.91
54:Q8:49:VAL:HA	54:Q8:50:LEU:O	1.69	0.91
25:14:141:A:H8	25:14:1595:G:H21	1.17	0.91
25:1H:2406:U:OP1	62:1H:3645:HOH:O	1.86	0.91
28:21:50:GLY:HA2	28:21:77:ILE:HA	1.52	0.91
25:14:1689:A:H62	25:14:1698:A:H2	1.18	0.91
25:14:1782:C:OP1	62:14:3408:HOH:O	1.87	0.91
25:14:2552:U:OP2	62:14:3676:HOH:O	1.87	0.91

Continued on next page...

Continued from previous page...

Atom-1	Atom-2	Interatomic distance (Å)	Clash overlap (Å)
25:14:2505:G:O6	62:14:3680:HOH:O	1.86	0.91
25:1H:2308:G:H1	25:1H:2311:A:H2	1.10	0.91
56:19:69:ARG:NH2	56:19:128:GLY:O	2.05	0.90
25:1H:847:U:OP2	62:1H:3787:HOH:O	1.89	0.90
25:14:2096:U:H3	25:14:2193:G:H1	1.16	0.90
10:1A:30:SER:HB2	10:1A:81:THR:HG22	1.52	0.90
25:1H:1689:A:H62	25:1H:1698:A:H2	1.15	0.90
25:14:1327:C:OP2	62:14:3577:HOH:O	1.89	0.90
41:D8:24:LYS:HA	41:D8:92:THR:HG23	1.51	0.90
25:1H:1774:C:OP1	62:1H:3699:HOH:O	1.90	0.90
33:58:96:GLU:HG2	33:58:97:ARG:H	1.36	0.90
25:1H:1456:G:OP2	62:1H:3656:HOH:O	1.89	0.90
31:59:159:GLU:O	31:59:163:TYR:OH	1.89	0.90
1:13:1486:G:O6	62:13:1919:HOH:O	1.88	0.89
43:B5:24:GLY:HA3	43:B5:82:GLN:HE22	1.36	0.89
25:14:1899:G:H21	25:14:1902:C:N4	1.69	0.89
1:13:1502:A:H2	1:13:1505:G:H1	1.20	0.89
25:1H:2062:A:OP2	62:1H:3736:HOH:O	1.89	0.89
55:1G:1508:G:OP1	62:1G:1806:HOH:O	1.88	0.89
22:1K:17:OMG:N2	22:1K:64:PSU:O4	2.06	0.89
1:13:1125:U:OP2	1:13:1145:C:N4	2.06	0.89
1:13:877:C:OP1	8:7E:88:LYS:NZ	2.05	0.89
27:11:8:PRO:HB3	27:11:14:ARG:HB3	1.55	0.89
25:1H:142:G:H1'	43:F8:37:THR:HG21	1.54	0.89
25:1H:1614:A:OP1	62:1H:3844:HOH:O	1.91	0.89
32:61:92:VAL:HG13	32:61:120:ILE:HG23	1.55	0.89
25:1H:2058:A:N6	62:1H:3521:HOH:O	2.03	0.89
25:14:686:G:H5''	53:L5:11:LYS:HE2	1.54	0.88
25:1H:751:A:OP1	62:1H:3846:HOH:O	1.91	0.88
25:14:397:G:N7	62:14:3793:HOH:O	2.06	0.88
57:39:188:ARG:HA	35:35:3:LEU:HD11	1.55	0.88
37:55:48:VAL:HA	37:55:51:LEU:HD12	1.56	0.88
25:1H:2074:U:OP1	62:1H:3593:HOH:O	1.91	0.88
25:1H:2431:U:OP2	62:1H:3828:HOH:O	1.89	0.88
35:35:64:LYS:HB2	59:M5:30:ARG:HH22	1.36	0.88
25:1H:1639:U:OP1	62:1H:3587:HOH:O	1.89	0.88
25:14:2136:C:H42	25:14:2155:G:H1	1.20	0.88
25:1H:846:C:O2'	62:1H:3667:HOH:O	1.91	0.88
25:14:662:G:OP1	35:35:15:ARG:NH2	2.07	0.88
25:1H:1187:G:OP2	62:1H:3781:HOH:O	1.91	0.88
28:21:117:MET:HE1	28:21:136:ARG:HA	1.53	0.88

Continued on next page...

Continued from previous page...

Atom-1	Atom-2	Interatomic distance (Å)	Clash overlap (Å)
25:1H:2056:G:OP2	62:1H:3519:HOH:O	1.91	0.88
25:1H:2781:A:H5''	25:1H:2782:G:H5'	1.55	0.88
25:1H:187:G:N7	62:1H:4107:HOH:O	2.06	0.87
36:88:14:ARG:HG2	36:88:41:TRP:HH2	1.39	0.87
18:9I:58:LEU:HD23	18:9I:62:GLU:HB3	1.56	0.87
25:14:1970:A:OP1	62:14:3517:HOH:O	1.93	0.87
25:1H:531:C:OP2	62:1H:3939:HOH:O	1.92	0.87
25:1H:1250:G:N7	35:78:18:ARG:NH2	2.23	0.87
25:1H:1664:A:OP2	62:1H:3977:HOH:O	1.92	0.87
25:14:2720:U:H3	25:14:2873:A:H2	1.21	0.86
25:14:847:U:O4	25:14:933:A:N6	2.07	0.86
25:14:1022:G:H22	25:14:1142(A):A:H2	1.21	0.86
25:1H:370:G:OP2	62:1H:3717:HOH:O	1.93	0.86
25:1H:620:G:H4'	25:1H:621:A:H5''	1.55	0.86
25:1H:1678:G:N2	25:1H:1989:G:H22	1.73	0.86
25:1H:1857:G:O6	62:1H:4172:HOH:O	1.91	0.86
25:1H:810:U:OP1	62:1H:3630:HOH:O	1.92	0.86
25:1H:1771:C:HO2'	25:1H:1786:A:H8	0.89	0.86
25:14:517:C:OP1	51:J5:16:ARG:NH2	2.08	0.86
4:3E:190:ASP:H	4:3E:193:ASP:HB2	1.41	0.86
25:14:2791:C:H42	25:14:2805:G:H1	1.23	0.86
25:1H:2656:U:H3	25:1H:2665:A:H2	1.23	0.86
25:1H:49:A:N7	25:1H:120:U:H5	1.73	0.86
23:2L:50:G:H1	23:2L:66:C:H42	1.22	0.86
25:14:1048:A:N6	25:14:1112:G:O2'	2.08	0.86
9:82:28:VAL:HG22	9:82:63:ILE:HB	1.56	0.86
25:1H:929:G:O6	62:1H:3787:HOH:O	1.93	0.86
25:14:660:G:H21	35:35:12:ALA:HB2	1.41	0.85
25:1H:674:G:H1'	29:31:74:ARG:HD3	1.57	0.85
58:D5:40:ASP:HB3	58:D5:43:GLU:HG3	1.58	0.85
5:4E:153:LYS:HD3	5:4E:154:GLY:H	1.40	0.85
26:1J:40:U:O2	26:1J:45:A:N6	2.09	0.85
25:1H:1376:C:OP2	62:1H:3557:HOH:O	1.92	0.85
25:14:2588:G:OP2	62:14:3543:HOH:O	1.92	0.85
55:1G:1129:C:H4'	55:1G:1130:A:H5'	1.57	0.85
25:14:2589:A:OP1	62:14:3533:HOH:O	1.92	0.85
27:11:71:ASP:N	27:11:71:ASP:OD1	2.08	0.85
25:14:2357:U:OP1	46:E5:20:ARG:NH1	2.10	0.85
25:1H:1021:A:H62	25:1H:1141:U:H3	1.20	0.85
1:13:1525:G:OP1	11:2I:120:ARG:NH2	2.08	0.84
3:22:34:LEU:HG	3:22:38:ARG:HH21	1.41	0.84

Continued on next page...

Continued from previous page...

Atom-1	Atom-2	Interatomic distance (Å)	Clash overlap (Å)
11:2I:79:SER:HB2	11:2I:106:LYS:HD2	1.59	0.84
29:31:6:VAL:HG21	29:31:119:ARG:HB2	1.59	0.84
1:13:812:C:N3	62:13:1809:HOH:O	2.11	0.84
25:1H:2592:G:OP1	62:1H:3893:HOH:O	1.95	0.84
35:78:47:ASP:OD2	35:78:50:ARG:NH2	2.10	0.84
1:13:78:G:O6	1:13:90:C:N4	2.10	0.84
22:3K:62:G:H1	22:3K:70:C:H42	1.21	0.84
25:1H:1763:G:OP1	62:1H:3968:HOH:O	1.95	0.84
25:1H:2271:G:N7	62:1H:4113:HOH:O	2.11	0.84
55:1G:490:G:OP2	4:32:132:ARG:NH2	2.11	0.84
25:1H:1636:C:OP2	62:1H:3511:HOH:O	1.94	0.84
25:1H:1982:C:OP2	62:1H:4220:HOH:O	1.96	0.84
25:1H:453:C:OP1	62:1H:3817:HOH:O	1.95	0.84
56:19:242:ARG:O	62:19:407:HOH:O	1.95	0.83
25:1H:1253:A:N7	62:1H:3634:HOH:O	2.09	0.83
25:1H:1395:A:OP2	62:1H:3549:HOH:O	1.94	0.83
25:1H:674:G:OP2	62:1H:3822:HOH:O	1.96	0.83
1:13:74:C:H42	1:13:96:G:H1	1.21	0.83
55:1G:560:U:H5'	55:1G:566:G:N2	1.92	0.83
41:95:85:LYS:HG3	41:95:87:HIS:H	1.43	0.83
25:1H:577:G:O6	62:1H:3911:HOH:O	1.96	0.83
25:14:463:G:OP2	62:14:3826:HOH:O	1.95	0.83
22:3L:20:C:H5''	22:3L:68:A:H62	1.42	0.83
1:13:1506:U:O2'	62:13:1803:HOH:O	1.94	0.83
1:13:413:G:O2'	1:13:428:G:N2	2.11	0.83
12:3I:126:LYS:HG3	12:3I:128:ALA:H	1.41	0.83
25:14:593:G:H4'	59:M5:61:LEU:HD22	1.60	0.83
52:O8:18:ARG:NH2	52:O8:43:CYS:SG	2.51	0.83
25:1H:987:G:OP2	62:1H:3903:HOH:O	1.97	0.83
25:14:152:G:H1	25:14:174:C:H42	1.26	0.83
50:I5:1:MET:SD	50:I5:1:MET:N	2.50	0.83
25:14:1332:G:N2	25:14:1609:A:O2'	2.11	0.83
28:21:78:LEU:HA	28:21:79:ARG:HD2	1.61	0.83
25:1H:654(D):G:H1	25:1H:654(Q):C:H42	1.27	0.83
29:31:185:ASP:OD1	29:31:188:ARG:NH1	2.12	0.83
13:4I:108:ARG:HH11	13:4I:108:ARG:HG3	1.44	0.83
2:12:32:ILE:HD11	2:12:40:HIS:HB3	1.59	0.82
55:1G:1321:C:H41	55:1G:1322:C:H41	1.23	0.82
25:1H:2705:A:OP2	62:1H:3984:HOH:O	1.95	0.82
25:14:1786:A:OP1	62:14:3502:HOH:O	1.96	0.82
25:1H:1495:A:OP2	62:1H:4162:HOH:O	1.95	0.82

Continued on next page...

Continued from previous page...

Atom-1	Atom-2	Interatomic distance (Å)	Clash overlap (Å)
25:1H:1828:G:OP2	62:1H:3626:HOH:O	1.95	0.82
25:1H:860:U:H5	25:1H:917:A:C2	1.97	0.82
25:14:2777:G:H5''	25:14:2778:A:H5'	1.58	0.82
25:14:1141:U:OP2	33:15:63:THR:OG1	1.95	0.82
25:14:741:G:OP1	62:14:3496:HOH:O	1.96	0.82
10:1A:44:VAL:HG22	10:1A:66:ARG:HG2	1.62	0.82
25:1H:2059:A:OP2	62:1H:4102:HOH:O	1.97	0.82
25:1H:2518:A:OP2	62:1H:3953:HOH:O	1.98	0.82
25:14:2499:C:OP2	62:14:3455:HOH:O	1.98	0.82
55:1G:448:A:OP2	55:1G:485:G:N2	2.09	0.82
1:13:1028:C:H42	1:13:1033:G:H1	1.27	0.82
37:98:51:LEU:HD22	37:98:66:VAL:HG13	1.61	0.82
25:1H:249:C:OP1	62:1H:3575:HOH:O	1.98	0.81
10:1I:61:GLU:OE2	14:5I:45:ARG:NH1	2.12	0.81
32:61:144:VAL:HG13	32:61:145:VAL:HG22	1.62	0.81
40:C8:52:ARG:HA	40:C8:55:ARG:HG3	1.62	0.81
1:13:21:G:OP1	62:13:1825:HOH:O	1.96	0.81
25:14:2393:A:H4'	35:35:62:LEU:H	1.44	0.81
25:14:1226:G:H5'	41:95:85:LYS:H	1.45	0.81
25:1H:2502:G:OP2	62:1H:3537:HOH:O	1.99	0.81
25:14:1130:U:O2	28:29:149:ARG:NH2	2.13	0.81
55:1G:1506:U:O2'	62:1G:1802:HOH:O	1.96	0.81
55:1G:631:G:H2'	55:1G:632:A:H8	1.44	0.81
19:AI:40:ILE:HG23	19:AI:41:VAL:HG13	1.63	0.81
55:1G:1129:C:N4	55:1G:1142:G:O6	2.13	0.81
26:1J:4:C:H42	26:1J:116:G:H1	1.28	0.81
25:14:2503:A:OP1	62:14:3579:HOH:O	1.98	0.81
6:52:2:ARG:HH21	6:52:69:GLU:HG3	1.43	0.81
1:13:1318:A:H1'	19:AI:37:ARG:HH21	1.44	0.81
31:59:4:ILE:HB	31:59:6:ARG:HE	1.44	0.81
25:14:2269:A:OP1	62:14:3811:HOH:O	1.99	0.81
26:16:100:G:OP2	62:16:303:HOH:O	1.98	0.81
37:98:2:ARG:O	62:98:302:HOH:O	1.99	0.81
13:4I:108:ARG:NH1	13:4I:112:GLY:O	2.13	0.81
34:68:75:SER:OG	39:B8:74:ARG:NH2	2.14	0.81
25:1H:958:U:OP2	36:88:14:ARG:NH1	2.12	0.81
25:1H:1138:G:H21	33:58:106:MET:HE3	1.46	0.81
25:1H:2576:G:OP1	62:1H:3701:HOH:O	1.99	0.81
35:35:39:LYS:HD2	35:35:45:LEU:HD21	1.63	0.81
25:14:586:A:OP2	62:14:3443:HOH:O	1.98	0.80
55:1G:1120:G:OP2	62:1G:1855:HOH:O	1.99	0.80

Continued on next page...

Continued from previous page...

Atom-1	Atom-2	Interatomic distance (Å)	Clash overlap (Å)
25:1H:376:C:OP2	62:1H:3663:HOH:O	1.98	0.80
25:1H:848:G:H2'	25:1H:849:A:C8	2.16	0.80
25:14:761:A:N7	62:14:3419:HOH:O	2.13	0.80
25:14:124:G:N7	62:14:3693:HOH:O	2.12	0.80
25:14:2598:A:OP1	62:14:3845:HOH:O	1.99	0.80
25:1H:422:A:OP2	62:1H:3719:HOH:O	1.97	0.80
15:6A:26:GLU:OE2	15:6A:77:ARG:NH1	2.15	0.80
37:98:67:LEU:HD13	37:98:76:VAL:HG21	1.63	0.80
55:1G:1435:G:H2'	55:1G:1436:U:C6	2.16	0.80
40:85:88:ILE:HG22	41:95:49:THR:HA	1.62	0.80
41:95:37:VAL:HG21	41:95:57:VAL:HG12	1.64	0.80
20:BI:71:THR:HG22	20:BI:72:LEU:H	1.47	0.80
40:C8:90:VAL:HB	41:D8:39:LEU:HG	1.63	0.80
13:4A:8:GLU:HG3	13:4A:22:ILE:HG12	1.64	0.80
25:1H:2789:C:O2	25:1H:2894:G:N2	2.12	0.80
11:2I:85:ARG:HD3	11:2I:113:PRO:HD3	1.63	0.80
5:42:91:LEU:HD12	5:42:120:THR:HG22	1.64	0.80
3:22:119:ARG:HH22	3:22:140:ARG:HD2	1.47	0.80
55:1G:631:G:H5''	8:72:98:LYS:HE2	1.62	0.80
25:1H:71:A:H2	43:F8:31:HIS:HE1	1.30	0.80
1:13:1110:A:OP2	62:13:1878:HOH:O	1.99	0.80
1:13:186(E):C:N3	1:13:191(B):G:N2	2.30	0.80
10:1I:38:ILE:HG23	10:1I:71:LEU:HB3	1.63	0.80
25:14:2:G:H1	25:14:2901:C:H42	1.30	0.79
25:1H:1968:G:OP1	62:1H:3889:HOH:O	1.99	0.79
51:N8:45:VAL:HG13	51:N8:50:GLY:HA3	1.63	0.79
55:1G:673:G:H2'	55:1G:674:G:C8	2.18	0.79
25:1H:631:A:OP1	35:78:65:ARG:NH1	2.14	0.79
40:C8:95:LEU:O	40:C8:97:ASP:N	2.15	0.79
55:1G:1502:A:H2	55:1G:1505:G:H1	1.29	0.79
25:1H:1381:G:N7	62:1H:3915:HOH:O	2.16	0.79
25:1H:743:G:O3'	62:1H:3619:HOH:O	2.00	0.79
22:1K:7:G:O6	22:1K:75:C:N4	2.16	0.79
25:14:2705:A:OP2	62:14:3562:HOH:O	2.00	0.79
25:14:270(F):U:H3	25:14:270(T):G:H1	1.30	0.79
3:22:8:ILE:HG23	3:22:16:ARG:HG2	1.63	0.79
1:13:786:G:N7	62:13:1863:HOH:O	2.15	0.79
25:1H:2053:G:OP1	62:1H:3702:HOH:O	2.01	0.79
34:25:98:VAL:HG12	34:25:117:LEU:HB3	1.63	0.79
54:Q8:62:LEU:HB3	54:Q8:63:PRO:HD3	1.63	0.79
25:14:1364:G:OP2	47:F5:2:SER:N	2.16	0.79

Continued on next page...

Continued from previous page...

Atom-1	Atom-2	Interatomic distance (Å)	Clash overlap (Å)
25:1H:2061:G:OP2	62:1H:3538:HOH:O	1.99	0.79
29:31:185:ASP:HA	29:31:188:ARG:HD3	1.63	0.79
44:G8:87:LYS:HB2	44:G8:96:ILE:HD11	1.65	0.79
25:1H:2758:A:OP2	62:1H:4184:HOH:O	1.99	0.79
35:35:63:PRO:HA	59:M5:13:ARG:HG2	1.64	0.79
1:13:186(E):C:H42	1:13:191(B):G:H1	1.27	0.79
1:13:737:A:H2'	1:13:738:C:C6	2.18	0.79
25:14:1225:C:H4'	41:95:85:LYS:HG2	1.65	0.79
25:14:1970:A:OP2	62:14:3524:HOH:O	1.99	0.79
25:1H:2841:C:N4	25:1H:2876:G:O6	2.14	0.79
15:6I:26:GLU:OE2	15:6I:77:ARG:NH1	2.15	0.79
1:13:1322:C:H5'	13:4I:100:GLY:HA2	1.63	0.79
1:13:1348:U:H4'	9:8E:120:ARG:HD2	1.65	0.79
25:1H:2210:G:H5'	25:1H:2211:G:C8	2.18	0.79
3:22:79:ARG:HE	3:22:79:ARG:H	1.31	0.79
25:14:2572:A:C8	28:29:144:ARG:HD2	2.16	0.79
44:G8:76:CYS:HB2	44:G8:82:PRO:HD3	1.64	0.79
26:16:15:A:H5'	26:16:16:G:C8	2.18	0.78
30:49:161:THR:HG22	30:49:163:ALA:H	1.48	0.78
55:1G:1298:C:OP2	7:62:114:ARG:NH2	2.16	0.78
7:62:113:GLU:HB2	7:62:119:ARG:HG2	1.64	0.78
1:13:454:C:OP1	16:7I:75:ARG:NH2	2.17	0.78
25:1H:1265:A:OP2	62:1H:3513:HOH:O	2.00	0.78
25:1H:1388:G:H2'	25:1H:1389:G:H8	1.48	0.78
25:1H:1900:A:H5'	25:1H:1900:A:H8	1.47	0.78
44:G8:82:PRO:HG3	44:G8:97:ARG:HD2	1.64	0.78
25:1H:2027:G:N7	62:1H:3949:HOH:O	2.14	0.78
35:35:63:PRO:HG3	59:M5:13:ARG:CZ	2.13	0.78
25:1H:1603:A:OP1	62:1H:3548:HOH:O	2.01	0.78
58:D5:24:LEU:HD11	58:D5:86:VAL:HG23	1.64	0.78
1:13:975:A:H4'	1:13:976:G:H5''	1.65	0.78
25:1H:1386:C:H2'	25:1H:1387:C:H6	1.47	0.78
39:B8:3:ARG:HG3	39:B8:7:ILE:HG13	1.65	0.78
25:1H:2577:A:OP1	62:1H:3701:HOH:O	2.00	0.78
28:29:101:ARG:HB2	28:29:203:LYS:HD2	1.65	0.78
25:14:2808:U:O2	25:14:2892:A:N6	2.17	0.78
25:14:576:U:OP1	62:14:3579:HOH:O	2.00	0.78
55:1G:1348:U:H3	55:1G:1374:A:H2	1.29	0.78
25:1H:1981:A:OP1	62:1H:4222:HOH:O	2.01	0.78
25:1H:409:C:OP1	62:1H:3664:HOH:O	2.01	0.78
3:2E:70:VAL:HG12	3:2E:72:LYS:H	1.47	0.78

Continued on next page...

Continued from previous page...

Atom-1	Atom-2	Interatomic distance (Å)	Clash overlap (Å)
1:13:1500:A:OP1	62:13:1804:HOH:O	2.02	0.78
25:1H:2588:G:OP2	62:1H:3579:HOH:O	2.02	0.78
33:58:96:GLU:HG2	33:58:97:ARG:N	1.98	0.78
25:14:259:G:H21	25:14:621:A:H8	1.31	0.77
25:1H:2392:A:H2	25:1H:2424:C:H42	1.29	0.77
55:1G:591:U:OP2	8:72:30:ARG:NH1	2.17	0.77
25:14:2439:A:C8	25:14:2439:A:H5'	2.19	0.77
25:1H:1783:A:OP2	62:1H:3534:HOH:O	2.02	0.77
10:1I:48:THR:HA	10:1I:62:HIS:HB3	1.64	0.77
35:35:62:LEU:HD23	59:M5:27:THR:HA	1.67	0.77
8:7E:120:THR:H	8:7E:123:GLU:HB3	1.49	0.77
25:1H:993:G:OP1	40:C8:50:ARG:NH2	2.17	0.77
1:13:1126:U:OP2	62:13:1905:HOH:O	2.01	0.77
55:1G:572:A:OP1	62:1G:1830:HOH:O	2.02	0.77
25:1H:450:G:O6	62:1H:3814:HOH:O	2.01	0.77
25:1H:731:C:OP2	62:1H:3601:HOH:O	2.02	0.77
25:14:574:C:N3	28:29:145:LYS:NZ	2.29	0.77
39:75:50:ILE:HD11	39:75:102:ILE:HD11	1.64	0.77
55:1G:1305:G:H22	55:1G:1331:G:H2'	1.49	0.77
25:1H:1022:G:N2	25:1H:1023:U:O4	2.16	0.77
44:G8:28:LYS:NZ	44:G8:64:GLU:OE2	2.18	0.77
47:J8:92:LYS:HA	47:J8:95:LEU:HB2	1.66	0.77
27:11:60:ARG:HD3	27:11:86:PRO:HB2	1.65	0.77
25:14:1382:G:N7	62:14:3657:HOH:O	2.17	0.77
55:1G:838:G:N2	55:1G:848:C:N3	2.31	0.77
25:1H:751:A:OP1	62:1H:3843:HOH:O	2.00	0.77
4:3E:84:LYS:N	4:3E:85:LYS:HB3	1.99	0.77
47:J8:91:LYS:O	47:J8:94:LEU:N	2.17	0.77
50:M8:62:ARG:O	50:M8:66:SER:OG	2.03	0.77
5:42:102:ALA:HB1	5:42:106:PRO:HG2	1.67	0.77
9:82:48:GLU:OE1	9:82:51:ARG:NH1	2.16	0.77
1:13:1182:G:H4'	1:13:1183:A:H5''	1.66	0.77
29:31:6:VAL:N	29:31:24:LEU:O	2.18	0.77
25:14:1676:A:OP2	62:14:3487:HOH:O	2.02	0.77
55:1G:1133:G:N2	55:1G:1141:C:O2	2.15	0.77
32:61:7:GLU:HA	32:61:15:VAL:HG22	1.67	0.77
10:1A:48:THR:HA	10:1A:62:HIS:HB3	1.68	0.76
55:1G:933:G:O6	7:62:3:ARG:NH2	2.18	0.76
25:1H:810:U:OP1	62:1H:3632:HOH:O	2.03	0.76
35:35:55:ARG:HG2	35:35:56:SER:H	1.50	0.76
9:8E:3:GLN:OE1	9:8E:20:ARG:NH1	2.18	0.76

Continued on next page...

Continued from previous page...

Atom-1	Atom-2	Interatomic distance (Å)	Clash overlap (Å)
1:13:1260:C:O2	1:13:1275:A:N6	2.18	0.76
25:14:1249:U:OP1	62:14:3446:HOH:O	2.03	0.76
25:14:1298:C:OP2	62:14:3440:HOH:O	2.03	0.76
25:1H:941:A:H4'	62:1H:3675:HOH:O	1.85	0.76
43:B5:88:LYS:HE2	43:B5:90:GLU:HG2	1.68	0.76
25:14:1342:A:H2	25:14:1602:U:H3	1.32	0.76
25:14:1639:U:OP1	62:14:3493:HOH:O	2.04	0.76
55:1G:664:G:H22	55:1G:741:G:H1	1.32	0.76
1:13:1145:C:H4'	1:13:1146:A:H8	1.50	0.76
25:14:1828:G:OP2	62:14:3469:HOH:O	2.01	0.76
26:1J:42:C:O2	30:49:93:THR:N	2.15	0.76
3:22:150:LYS:HG3	3:22:169:ALA:HB2	1.66	0.76
3:22:81:GLY:HA2	3:22:85:ARG:HD3	1.67	0.76
5:4E:126:ARG:HH11	5:4E:126:ARG:HG3	1.49	0.76
50:M8:9:LEU:H	50:M8:27:THR:HG23	1.51	0.76
1:13:1305:G:N2	1:13:1331:G:H2'	2.01	0.76
57:39:66:PRO:O	57:39:67:GLN:HB3	1.83	0.76
30:41:37:VAL:HG23	30:41:99:MET:HE3	1.67	0.76
25:14:125:G:H5''	53:L5:19:ARG:HD3	1.68	0.76
1:13:1126:U:OP1	62:13:1902:HOH:O	2.02	0.76
1:13:1130:A:H62	1:13:1144:G:H21	1.32	0.76
25:14:1858:G:O2'	25:14:1884:A:N6	2.18	0.76
1:13:664:G:N2	1:13:741:G:H1	1.83	0.76
25:14:123:G:O6	62:14:3472:HOH:O	2.03	0.76
25:14:784:A:OP2	62:14:3531:HOH:O	2.03	0.76
28:21:167:VAL:HG21	28:21:187:ALA:HB3	1.68	0.76
25:14:2255:G:OP2	62:14:3633:HOH:O	2.02	0.76
55:1G:539:A:OP2	12:3A:115:LYS:NZ	2.19	0.76
25:1H:1024:G:H3'	25:1H:1025:G:H5''	1.67	0.76
1:13:1240:U:OP2	7:6E:116:ALA:N	2.17	0.76
1:13:187:C:O2	1:13:191(A):G:N1	2.20	0.75
10:1A:61:GLU:OE2	14:5A:45:ARG:NH1	2.19	0.75
25:1H:2033:A:H8	62:1H:3947:HOH:O	1.69	0.75
25:1H:2429:G:OP1	62:1H:3830:HOH:O	2.03	0.75
25:1H:2502:G:N7	62:1H:3741:HOH:O	2.19	0.75
57:39:157:VAL:HB	57:39:194:MET:HG3	1.68	0.75
8:7E:41:ARG:NH2	8:7E:123:GLU:OE1	2.19	0.75
44:G8:85:VAL:HG23	44:G8:96:ILE:HB	1.68	0.75
25:1H:2432:A:OP2	62:1H:3824:HOH:O	2.03	0.75
25:1H:770:G:OP2	62:1H:4157:HOH:O	2.02	0.75
25:14:2420:C:H41	59:M5:31:HIS:HB3	1.51	0.75

Continued on next page...

Continued from previous page...

Atom-1	Atom-2	Interatomic distance (Å)	Clash overlap (Å)
25:14:2292:C:OP1	38:65:17:ARG:NH2	2.20	0.75
35:78:50:ARG:HD3	54:Q8:58:ILE:HD11	1.67	0.75
1:13:1306:A:H61	1:13:1331:G:H1'	1.51	0.75
11:2A:101:SER:HB2	11:2A:103:LEU:H	1.52	0.75
16:7I:74:LEU:HA	16:7I:77:ALA:HB2	1.68	0.75
25:14:1209:G:OP2	62:14:3827:HOH:O	2.03	0.75
25:1H:1782:C:OP1	62:1H:3532:HOH:O	2.05	0.75
12:3A:27:LEU:HB2	12:3A:33:ARG:HB2	1.67	0.75
25:14:2880:C:H1'	37:55:92:GLY:HA3	1.66	0.75
39:75:56:GLY:O	39:75:59:THR:HG23	1.85	0.75
25:14:2652:C:H42	25:14:2668:G:H1	1.33	0.75
45:H8:76:LEU:HD22	45:H8:76:LEU:H	1.51	0.75
25:1H:517:C:OP1	51:N8:16:ARG:NH2	2.18	0.75
25:14:2597:G:O3'	62:14:3846:HOH:O	2.05	0.75
25:1H:1828:G:OP1	62:1H:3880:HOH:O	2.04	0.75
29:31:66:PRO:O	29:31:67:GLN:HB3	1.87	0.75
1:13:974:A:OP2	14:5I:41:ARG:NH1	2.20	0.75
25:14:607:U:H3	25:14:621:A:H2	1.32	0.75
55:1G:1129:C:H41	55:1G:1141:C:H42	1.35	0.75
57:39:46:ARG:HG2	57:39:46:ARG:HH11	1.51	0.75
25:14:486:C:O2'	42:A5:60:ASN:ND2	2.19	0.75
58:D5:60:GLU:HB2	58:D5:66:SER:HA	1.68	0.75
25:1H:1778:U:H2'	25:1H:1784:A:N6	2.01	0.74
1:13:509:A:OP2	62:13:1817:HOH:O	2.05	0.74
25:1H:1061:U:H4'	25:1H:1070:A:H1'	1.70	0.74
37:98:12:ARG:HG2	37:98:12:ARG:HH11	1.52	0.74
48:G5:31:GLU:HB2	48:G5:53:LEU:HD11	1.68	0.74
45:H8:116:VAL:H	45:H8:174:VAL:HG13	1.50	0.74
26:16:12:C:O2	46:I8:74:ARG:NH1	2.20	0.74
55:1G:963:G:H21	10:1A:55:LYS:HZ2	1.35	0.74
55:1G:353:A:H8	55:1G:353:A:H5'	1.52	0.74
25:1H:2287:A:H62	25:1H:2344:U:H3	1.35	0.74
40:85:92:ARG:HD2	40:85:95:LEU:HD12	1.69	0.74
17:8I:66:SER:O	17:8I:70:ARG:NH1	2.20	0.74
1:13:136:C:H42	1:13:227:G:H1	1.35	0.74
25:14:1007:C:OP1	33:15:35:ARG:NH1	2.19	0.74
25:1H:242:G:OP1	62:1H:4236:HOH:O	2.05	0.74
25:1H:730:C:OP2	62:1H:3598:HOH:O	2.05	0.74
14:5A:23:ARG:NH1	14:5A:29:ARG:O	2.19	0.74
55:1G:1119:C:OP2	9:82:9:ARG:NH2	2.20	0.74
1:13:1311:G:N2	1:13:1326:C:O2	2.15	0.74

Continued on next page...

Continued from previous page...

Atom-1	Atom-2	Interatomic distance (Å)	Clash overlap (Å)
36:45:21:THR:HG22	36:45:23:GLY:HA3	1.69	0.74
32:61:110:ASP:HB2	32:61:112:LYS:N	2.01	0.74
9:8E:8:GLY:HA3	9:8E:79:LEU:HB3	1.67	0.74
43:F8:11:PRO:HB3	43:F8:92:LEU:HD21	1.69	0.74
45:H8:7:ALA:HB2	45:H8:59:LEU:HD22	1.69	0.74
46:I8:53:MET:HG3	46:I8:59:LEU:HD23	1.68	0.74
52:K5:34:LEU:HB2	52:K5:51:GLU:HB3	1.70	0.74
25:14:751:A:OP1	62:14:3429:HOH:O	2.05	0.74
55:1G:1505:G:OP1	62:1G:1804:HOH:O	2.05	0.74
55:1G:975:A:H4'	55:1G:976:G:H5''	1.69	0.74
25:1H:1779:U:H2'	62:1H:3530:HOH:O	1.86	0.74
25:1H:731:C:OP1	62:1H:4192:HOH:O	2.06	0.74
25:1H:1021:A:H8	25:1H:1022:G:H5''	1.52	0.74
25:1H:973:A:OP2	62:1H:3763:HOH:O	2.05	0.74
30:49:37:VAL:HG23	30:49:99:MET:HE2	1.70	0.74
17:8I:18:THR:OG1	17:8I:69:LYS:NZ	2.16	0.74
1:13:601:C:H2'	1:13:602:A:H8	1.51	0.74
25:14:588:U:H2'	25:14:589:C:C6	2.23	0.74
4:32:70:ILE:HD11	4:32:100:ARG:HD2	1.70	0.74
25:14:889:C:H2'	25:14:890:A:H4'	1.69	0.74
25:1H:818:G:OP2	62:1H:3774:HOH:O	2.06	0.74
57:39:103:LYS:HA	57:39:106:ARG:HG3	1.69	0.74
48:K8:50:ILE:HD12	48:K8:51:ARG:H	1.53	0.74
25:14:1264:G:OP1	51:J5:19:ARG:NH2	2.18	0.73
22:1K:1:G:O6	22:1K:81:C:N4	2.17	0.73
44:G8:76:CYS:SG	44:G8:97:ARG:HG3	2.28	0.73
25:14:1022:G:O2'	25:14:1023:U:OP2	2.05	0.73
25:14:2262:U:OP2	46:E5:19:LYS:NZ	2.21	0.73
26:16:102:G:N7	62:16:314:HOH:O	2.20	0.73
25:1H:1786:A:H2	25:1H:2606:C:H1'	1.53	0.73
25:1H:1899:G:H22	25:1H:1902:C:H5	1.36	0.73
25:1H:576:U:OP1	62:1H:3529:HOH:O	2.05	0.73
30:41:21:ARG:HG2	30:41:21:ARG:HH11	1.52	0.73
9:82:128:ARG:NH2	23:2L:34:U:OP2	2.22	0.73
54:Q8:31:HIS:HB2	54:Q8:34:TRP:HD1	1.51	0.73
1:13:1194:U:H2'	1:13:1195:C:C6	2.23	0.73
25:1H:422:A:O5'	62:1H:3718:HOH:O	2.07	0.73
36:88:35:VAL:HG13	36:88:130:LYS:HB3	1.70	0.73
25:14:138:G:N2	43:B5:44:GLU:OE2	2.21	0.73
41:D8:59:ALA:HB2	41:D8:96:ILE:HD13	1.70	0.73
1:13:673:G:H2'	1:13:674:G:C8	2.24	0.73

Continued on next page...

Continued from previous page...

Atom-1	Atom-2	Interatomic distance (Å)	Clash overlap (Å)
25:1H:2314:C:H2'	25:1H:2315:G:H8	1.53	0.73
25:14:1262:A:N3	51:J5:10:LYS:NZ	2.33	0.73
55:1G:521:G:O6	55:1G:528:C:N4	2.17	0.73
25:1H:1187:G:N7	62:1H:3776:HOH:O	2.22	0.73
25:1H:1386:C:H2'	25:1H:1387:C:C6	2.23	0.73
25:14:1783:A:OP2	62:14:3410:HOH:O	2.04	0.73
25:1H:2033:A:OP1	62:1H:3947:HOH:O	2.06	0.73
25:1H:2035:G:OP1	62:1H:3691:HOH:O	2.07	0.73
3:22:70:VAL:HG12	3:22:72:LYS:H	1.51	0.73
55:1G:1075:C:OP1	2:12:179:LYS:NZ	2.22	0.73
55:1G:1500:A:OP1	62:1G:1806:HOH:O	2.07	0.73
55:1G:572:A:OP1	62:1G:1832:HOH:O	2.07	0.73
19:AI:25:LYS:HD3	19:AI:27:GLU:HB2	1.69	0.73
20:BI:69:GLY:O	20:BI:73:HIS:NE2	2.22	0.73
25:14:1754:C:OP2	39:75:113:LYS:NZ	2.22	0.73
25:14:1757:U:H3	25:14:1762:A:H2	1.36	0.73
25:1H:1632:A:OP2	62:1H:3648:HOH:O	2.06	0.73
25:1H:563:G:OP2	62:1H:3547:HOH:O	2.06	0.73
25:1H:941:A:O3'	62:1H:3672:HOH:O	2.06	0.73
57:39:123:LEU:O	57:39:125:LEU:N	2.16	0.73
55:1G:765:G:N2	55:1G:813:U:OP2	2.21	0.73
25:1H:537:C:O2	25:1H:556:G:N2	2.17	0.73
25:1H:827:U:OP2	62:1H:3831:HOH:O	2.06	0.73
3:22:7:PRO:O	3:22:11:ARG:NH1	2.21	0.73
23:2L:8:4SU:O2	23:2L:14:A:N6	2.20	0.73
4:3E:31:CYS:HB3	4:3E:33:MET:HB2	1.70	0.73
5:42:152:ARG:O	8:72:64:LYS:NZ	2.21	0.73
59:M5:33:ASN:HA	59:M5:34:TRP:HB3	1.71	0.73
1:13:1062:U:H2'	1:13:1063:C:C6	2.24	0.72
55:1G:108:G:H5'	55:1G:109:A:H5''	1.72	0.72
25:1H:1430:C:H2'	25:1H:1431:U:H6	1.54	0.72
25:1H:2168:G:H22	25:1H:2170:A:H62	1.37	0.72
4:3E:15:GLU:OE1	4:3E:66:ARG:NH1	2.22	0.72
47:F5:92:LYS:O	47:F5:94:LEU:N	2.20	0.72
25:14:90:U:HO2'	25:14:91:A:H8	1.37	0.72
55:1G:352:C:OP2	62:1G:1827:HOH:O	2.07	0.72
25:1H:1455:G:OP2	62:1H:3656:HOH:O	2.07	0.72
22:1L:62:G:H1	22:1L:70:C:H42	1.38	0.72
25:1H:71:A:H2	43:F8:31:HIS:CE1	2.07	0.72
1:13:766:A:OP2	62:13:1810:HOH:O	2.08	0.72
25:14:801:G:OP2	62:14:3709:HOH:O	2.07	0.72

Continued on next page...

Continued from previous page...

Atom-1	Atom-2	Interatomic distance (Å)	Clash overlap (Å)
55:1G:278:G:OP2	17:8A:41:LYS:NZ	2.17	0.72
25:1H:1664:A:OP1	62:1H:3636:HOH:O	2.07	0.72
25:1H:2635:C:H5''	28:21:79:ARG:CZ	2.19	0.72
46:18:27:GLU:HG3	46:18:68:GLU:HA	1.71	0.72
1:13:1177:G:OP1	1:13:1177:G:H4'	1.88	0.72
25:14:399:G:OP2	62:14:3666:HOH:O	2.07	0.72
33:15:19:GLU:HB2	33:15:59:LYS:HE3	1.72	0.72
25:1H:761:A:N7	62:1H:3959:HOH:O	2.23	0.72
25:14:587:C:O2	35:35:33:ARG:NH1	2.23	0.72
8:7E:34:GLU:OE1	8:7E:37:ARG:NH1	2.22	0.72
55:1G:1118:C:OP1	9:82:104:ARG:NH1	2.21	0.72
25:1H:1798:U:C5'	27:11:259:THR:HG22	2.19	0.72
3:2E:40:ARG:O	3:2E:44:GLU:HG2	1.89	0.72
1:13:1160:G:H1	1:13:1177:G:H1	1.36	0.72
25:14:2499:C:N3	62:14:3596:HOH:O	2.22	0.72
25:14:662:G:H5'	35:35:15:ARG:HA	1.72	0.72
39:B8:56:GLY:O	39:B8:59:THR:HG23	1.90	0.72
25:1H:71:A:C2	43:F8:31:HIS:HE1	2.08	0.72
48:K8:48:HIS:H	48:K8:50:ILE:HD11	1.54	0.72
54:Q8:8:LYS:H	54:Q8:8:LYS:HD2	1.53	0.72
25:14:2392:A:H2	25:14:2424:C:H42	1.37	0.72
56:19:12:SER:HB2	56:19:208:LYS:HB3	1.70	0.72
55:1G:1321:C:N4	55:1G:1322:C:H41	1.87	0.72
25:1H:2400:G:H2'	25:1H:2401:U:C6	2.25	0.72
25:1H:624:C:OP1	62:1H:4237:HOH:O	2.07	0.72
25:1H:945:A:OP2	62:1H:4002:HOH:O	2.06	0.72
28:21:78:LEU:HD12	28:21:79:ARG:NH2	2.05	0.72
23:2L:62:C:H2'	23:2L:63:C:H6	1.54	0.72
26:1J:52:A:H62	38:65:33:LYS:HG3	1.55	0.72
25:1H:764:A:N3	27:11:213:ARG:NH1	2.38	0.72
25:14:399:G:OP2	62:14:3668:HOH:O	2.06	0.72
29:31:46:ARG:HG2	29:31:46:ARG:HH11	1.53	0.72
33:58:39:ARG:NH1	33:58:41:ASP:OD2	2.21	0.72
45:H8:5:LEU:HD21	45:H8:43:GLU:HB3	1.72	0.72
25:1H:943:U:OP2	35:78:36:LYS:NZ	2.14	0.71
28:21:38:THR:HG22	28:21:40:GLU:H	1.53	0.71
57:39:8:GLN:HG2	57:39:124:LEU:HD11	1.72	0.71
18:9I:59:SER:HB3	18:9I:62:GLU:HB2	1.71	0.71
25:1H:122:G:N7	62:1H:4032:HOH:O	2.22	0.71
25:1H:1264:G:OP1	51:N8:19:ARG:NH2	2.17	0.71
25:1H:2580:U:H4'	28:21:130:GLY:HA3	1.70	0.71

Continued on next page...

Continued from previous page...

Atom-1	Atom-2	Interatomic distance (Å)	Clash overlap (Å)
40:85:90:VAL:HG22	41:95:39:LEU:HB3	1.72	0.71
1:13:339:C:OP2	34:68:97:ARG:NH1	2.23	0.71
11:2A:98:LEU:O	11:2A:101:SER:HB3	1.89	0.71
27:11:132:PRO:HD3	27:11:190:TYR:CZ	2.26	0.71
2:12:19:HIS:NE2	2:12:205:ASP:OD1	2.23	0.71
25:14:1477:A:N6	25:14:1516:U:O4	2.17	0.71
25:1H:1047:G:O2'	25:1H:1111:A:N6	2.24	0.71
25:1H:1992:G:OP2	62:1H:3978:HOH:O	2.07	0.71
25:14:651:G:H5'	59:M5:18:ALA:HB3	1.71	0.71
33:15:4:TYR:O	40:85:64:ARG:NH1	2.24	0.71
25:1H:1190:G:N7	62:1H:3770:HOH:O	2.22	0.71
37:55:20:LEU:HD21	37:55:40:LYS:HD3	1.70	0.71
55:1G:1460:A:OP2	20:BA:27:LYS:NZ	2.24	0.71
42:E8:70:TYR:H	42:E8:70:TYR:HD1	1.36	0.71
1:13:1525:G:P	11:2I:120:ARG:HH22	2.13	0.71
1:13:330:C:O2	62:13:1862:HOH:O	2.06	0.71
25:14:2250:G:C4	36:45:82:ARG:HG3	2.25	0.71
25:1H:192:C:O2	62:1H:3563:HOH:O	2.06	0.71
3:22:20:SER:HB2	3:22:40:ARG:HH22	1.55	0.71
55:1G:1147:C:O2	9:82:16:ARG:NH1	2.23	0.71
41:95:35:LEU:O	41:95:37:VAL:HG22	1.90	0.71
25:14:1614:A:H61	42:A5:88:ARG:H	1.38	0.71
47:F5:92:LYS:C	47:F5:94:LEU:H	1.94	0.71
25:14:2114:A:H61	25:14:2170:A:H62	1.36	0.71
25:14:531:C:OP1	25:14:561:G:N2	2.24	0.71
1:13:963:G:N3	10:1I:55:LYS:NZ	2.38	0.71
29:31:184:TYR:O	29:31:188:ARG:HG3	1.90	0.71
34:68:2:ILE:HD12	34:68:6:THR:HG21	1.72	0.71
39:B8:26:ASP:HB2	39:B8:91:ARG:HA	1.73	0.71
45:H8:72:ARG:NH2	45:H8:97:GLU:O	2.17	0.71
47:J8:85:LEU:HD12	47:J8:88:LYS:HB2	1.72	0.71
25:14:468:G:N7	53:L5:39:ARG:NH2	2.38	0.71
1:13:438:G:O2'	1:13:496:A:N6	2.24	0.71
25:14:780:G:H21	25:14:783:A:H62	1.39	0.71
25:1H:1171:G:N2	25:1H:1178:C:N3	2.39	0.71
25:1H:1430:C:H2'	25:1H:1431:U:C6	2.25	0.71
25:1H:1434:A:H61	25:1H:1558:A:N6	1.88	0.71
26:1J:86:G:N2	26:1J:90:C:O2	2.19	0.71
28:21:119:ARG:HG3	28:21:119:ARG:HH11	1.56	0.71
28:21:128:SER:OG	28:21:129:HIS:N	2.23	0.71
25:14:1952:A:C6	34:25:22:ILE:HD11	2.25	0.71

Continued on next page...

Continued from previous page...

Atom-1	Atom-2	Interatomic distance (Å)	Clash overlap (Å)
52:K5:24:GLU:HG3	52:K5:25:LYS:H	1.56	0.71
1:13:1322:C:O2'	1:13:1323:G:O5'	2.09	0.71
55:1G:624:C:H2'	55:1G:625:G:H8	1.56	0.71
57:39:53:THR:HG22	57:39:56:GLU:HG3	1.73	0.71
31:59:6:ARG:NH1	31:59:62:LYS:O	2.24	0.71
19:AA:20:LEU:O	19:AA:23:ASN:ND2	2.23	0.71
45:H8:19:ARG:NH1	45:H8:84:GLU:O	2.21	0.71
1:13:21:G:OP1	62:13:1827:HOH:O	2.08	0.70
25:14:1416:G:O2'	25:14:1417:C:O5'	2.08	0.70
25:14:2849:U:O4	39:75:23:ARG:NH2	2.23	0.70
25:1H:1780:A:OP2	62:1H:3532:HOH:O	2.09	0.70
25:1H:943:U:OP2	35:78:36:LYS:HG3	1.91	0.70
8:7E:10:LEU:HD22	8:7E:83:ILE:HD11	1.72	0.70
25:1H:2256:G:N7	62:1H:4011:HOH:O	2.23	0.70
57:39:195:ASP:HB3	57:39:198:ALA:H	1.56	0.70
42:E8:13:SER:HB3	42:E8:16:LYS:HD2	1.72	0.70
44:G8:85:VAL:O	44:G8:86:ARG:HD3	1.91	0.70
25:14:1434:A:H61	25:14:1558:A:H62	1.38	0.70
33:15:67:LEU:HG	33:15:88:GLU:HG2	1.72	0.70
25:1H:1253:A:N7	62:1H:3630:HOH:O	2.22	0.70
16:7I:53:VAL:HG13	16:7I:79:VAL:HG22	1.74	0.70
42:A5:13:SER:HB3	42:A5:16:LYS:HD2	1.71	0.70
23:2K:16:C:OP2	23:2K:17:C:N4	2.25	0.70
12:3I:49:ASN:ND2	12:3I:92:ASP:OD2	2.22	0.70
46:E5:27:GLU:HB2	46:E5:69:PHE:HD1	1.55	0.70
25:14:2324:C:H5''	25:14:2325:G:H5'	1.73	0.70
55:1G:1298:C:H4'	55:1G:1299:A:C8	2.27	0.70
25:1H:945:A:N3	62:1H:3752:HOH:O	2.23	0.70
28:21:51:PHE:HD2	28:21:52:LEU:HG	1.57	0.70
33:58:34:LEU:HD21	33:58:120:LEU:HB2	1.72	0.70
7:6E:111:ARG:NH1	7:6E:113:GLU:OE2	2.24	0.70
37:98:97:VAL:HG22	37:98:114:VAL:HG22	1.73	0.70
27:11:27:THR:OG1	27:11:28:GLU:N	2.24	0.70
1:13:1504:G:O3'	62:13:1804:HOH:O	2.10	0.70
25:1H:1771:C:O2'	25:1H:1786:A:H8	1.70	0.70
25:1H:302:C:H2'	25:1H:303:U:C6	2.27	0.70
25:1H:2053:G:OP1	28:21:144:ARG:HD3	1.91	0.70
12:3I:53:ARG:HG3	12:3I:93:LEU:HD21	1.72	0.70
30:41:97:ASP:O	30:41:100:TRP:N	2.24	0.70
26:16:42:C:H4'	30:41:67:LYS:HE3	1.73	0.70
39:B8:77:PRO:HG2	39:B8:80:SER:HB2	1.72	0.70

Continued on next page...

Continued from previous page...

Atom-1	Atom-2	Interatomic distance (Å)	Clash overlap (Å)
25:14:785:G:OP2	62:14:3453:HOH:O	2.10	0.70
10:1A:3:LYS:N	10:1A:74:ILE:O	2.24	0.70
25:1H:1665:A:OP2	62:1H:3637:HOH:O	2.10	0.70
25:1H:1130:U:O2	28:21:149:ARG:NH2	2.24	0.70
55:1G:1379:G:OP1	7:62:6:ARG:NH1	2.25	0.70
25:1H:811:U:H2'	35:78:21:ARG:HA	1.74	0.70
25:14:1614:A:H62	42:A5:93:ALA:HB2	1.55	0.70
25:14:90:U:O2'	25:14:91:A:H5''	1.92	0.70
22:1K:18:G:N7	25:1H:881:G:N2	2.39	0.70
25:1H:882:G:H22	25:1H:894:C:H42	1.37	0.70
22:1K:35:QUO:C2	22:1K:35:QUO:C4	2.67	0.70
39:75:24:PRO:HA	39:75:49:VAL:HG23	1.71	0.70
49:L8:26:LEU:HB2	49:L8:28:LEU:HD12	1.73	0.70
25:14:2693:A:H2'	25:14:2694:G:H8	1.56	0.70
25:14:784:A:OP1	62:14:3541:HOH:O	2.09	0.70
28:21:77:ILE:HB	28:21:79:ARG:NE	2.00	0.70
13:4I:4:ILE:HG21	13:4I:22:ILE:HD13	1.72	0.70
38:A8:93:LYS:HG2	38:A8:95:HIS:HB2	1.74	0.70
43:B5:65:ARG:HG3	43:B5:67:GLY:H	1.56	0.70
55:1G:56:U:H2'	55:1G:57:G:C8	2.27	0.70
25:1H:2257:U:O2'	25:1H:2258:C:H5'	1.92	0.70
1:13:1508:G:OP1	62:13:1805:HOH:O	2.10	0.69
1:13:682:G:N7	62:13:1914:HOH:O	2.23	0.69
25:14:102:G:OP1	48:G5:7:ARG:NH2	2.25	0.69
25:14:751:A:OP1	62:14:3427:HOH:O	2.10	0.69
25:1H:1973:G:OP1	62:1H:3890:HOH:O	2.10	0.69
25:1H:2062:A:OP2	62:1H:3733:HOH:O	2.09	0.69
28:21:135:HIS:NE2	62:21:402:HOH:O	2.25	0.69
25:14:2287:A:H62	25:14:2344:U:H3	1.39	0.69
8:72:20:TYR:HE2	8:72:75:ARG:HD2	1.57	0.69
40:C8:92:ARG:HD3	40:C8:95:LEU:HB2	1.72	0.69
25:14:120:U:OP1	62:14:3694:HOH:O	2.10	0.69
25:14:2498:C:OP2	62:14:3456:HOH:O	2.09	0.69
25:1H:1580:A:OP2	25:1H:1580:A:H8	1.74	0.69
25:1H:2429:G:OP2	62:1H:3833:HOH:O	2.11	0.69
27:11:68:LYS:HB3	27:11:70:TRP:CH2	2.27	0.69
1:13:153:C:H42	1:13:168:G:H1	1.38	0.69
10:1A:51:ARG:HB2	10:1A:60:ARG:HA	1.73	0.69
55:1G:1507:A:O3'	62:1G:1803:HOH:O	2.09	0.69
34:25:2:ILE:HD12	34:25:6:THR:HG21	1.74	0.69
39:75:80:SER:HB3	39:75:83:ILE:HG13	1.73	0.69

Continued on next page...

Continued from previous page...

Atom-1	Atom-2	Interatomic distance (Å)	Clash overlap (Å)
1:13:1226:C:O2'	13:4I:111:LYS:NZ	2.26	0.69
25:14:142:G:H5''	25:14:1598:C:O2'	1.92	0.69
25:14:2503:A:OP1	62:14:3583:HOH:O	2.10	0.69
25:1H:1088:A:H5'	25:1H:1089:G:H5'	1.73	0.69
25:1H:1899:G:N2	25:1H:1902:C:H5	1.91	0.69
28:29:111:ARG:HA	37:55:2:ARG:HH12	1.58	0.69
25:14:491:G:H2'	25:14:492:A:C8	2.27	0.69
25:14:958:U:OP2	36:45:14:ARG:NH1	2.26	0.69
25:1H:1094:U:O2'	25:1H:1096:A:OP1	2.09	0.69
3:22:172:ARG:HH21	3:22:174:PRO:HG2	1.58	0.69
34:25:24:VAL:HB	34:25:33:ALA:HB2	1.73	0.69
27:11:182:LEU:H	27:11:272:ALA:HB3	1.58	0.69
2:12:236:TYR:HB2	2:12:239:VAL:HB	1.74	0.69
25:14:469:G:O6	53:L5:37:LYS:HE2	1.93	0.69
25:14:93:C:H5'	25:14:94:G:OP2	1.92	0.69
55:1G:516:U:O4	62:1G:1843:HOH:O	2.09	0.69
25:1H:1479:G:N7	25:1H:1510:A:N6	2.41	0.69
26:1J:22:U:H3	26:1J:61:G:H1	1.41	0.69
41:95:85:LYS:CG	41:95:87:HIS:H	2.04	0.69
50:M8:54:GLY:HA2	50:M8:57:GLU:HB3	1.74	0.69
1:13:407:G:OP1	4:3E:115:ARG:NH2	2.25	0.69
25:14:635:C:O2'	25:14:639:U:OP1	2.11	0.69
55:1G:352:C:OP2	62:1G:1824:HOH:O	2.09	0.69
25:1H:376:C:OP1	62:1H:3659:HOH:O	2.09	0.69
26:1J:58:A:OP2	62:1J:305:HOH:O	2.10	0.69
1:13:881:G:OP2	12:3I:12:ARG:NH2	2.25	0.69
5:4E:12:LEU:HD21	5:4E:14:ARG:HG3	1.75	0.69
54:Q8:60:LEU:HD22	54:Q8:60:LEU:H	1.56	0.69
25:1H:1803:A:O2'	27:11:259:THR:HG21	1.93	0.69
1:13:659:U:H2'	1:13:660:G:C8	2.28	0.69
55:1G:413:G:O2'	55:1G:428:G:N2	2.26	0.69
55:1G:619:U:O2	4:32:135:LEU:HD22	1.92	0.69
25:1H:1026:U:H1'	25:1H:1027:A:O5'	1.93	0.69
25:1H:1525:G:H2'	25:1H:1526:G:H8	1.56	0.69
25:1H:2822:G:O6	62:1H:4231:HOH:O	2.08	0.69
30:41:37:VAL:HG22	30:41:159:VAL:HG12	1.75	0.69
23:2K:57:C:H42	30:41:83:ARG:HH22	1.39	0.69
42:A5:65:LEU:HD13	42:A5:68:ARG:HD2	1.75	0.69
25:14:2256:G:O6	62:14:3634:HOH:O	2.09	0.69
25:14:446:G:OP2	62:14:3664:HOH:O	2.09	0.69
35:35:65:ARG:HB2	35:35:65:ARG:HH11	1.58	0.69

Continued on next page...

Continued from previous page...

Atom-1	Atom-2	Interatomic distance (Å)	Clash overlap (Å)
33:58:96:GLU:C	33:58:98:VAL:H	1.96	0.69
36:88:135:ASP:HB3	36:88:137:TYR:H	1.58	0.69
1:13:1442:G:H1	1:13:1461:G:H21	1.41	0.68
25:14:2119:A:N6	25:14:2170:A:N7	2.40	0.68
55:1G:1125:U:O4	10:1A:5:ARG:NH1	2.25	0.68
25:1H:2492:U:H2'	25:1H:2493:U:C6	2.28	0.68
55:1G:438:G:H4'	4:32:123:HIS:HD2	1.57	0.68
4:32:60:GLU:OE2	4:32:199:ASN:N	2.25	0.68
35:35:19:VAL:HG13	35:35:21:ARG:H	1.58	0.68
31:51:86:GLU:HG3	31:51:165:ALA:HB3	1.74	0.68
40:C8:97:ASP:O	40:C8:101:ARG:N	2.26	0.68
26:16:101:A:OP2	62:16:312:HOH:O	2.11	0.68
55:1G:974:A:OP2	14:5A:41:ARG:NH1	2.22	0.68
25:1H:123:G:O6	62:1H:4034:HOH:O	2.08	0.68
25:1H:1633:G:O6	62:1H:3647:HOH:O	2.11	0.68
25:14:1772:G:N3	62:14:3506:HOH:O	2.26	0.68
25:14:1828:G:OP1	62:14:3512:HOH:O	2.11	0.68
25:14:2150:U:H2'	25:14:2151:G:H8	1.58	0.68
55:1G:827:U:H3	55:1G:872:A:H62	1.41	0.68
25:1H:1140:C:OP1	33:58:23:LEU:HB3	1.93	0.68
25:1H:1412:A:H2'	25:1H:1413:G:C8	2.28	0.68
3:22:131:ARG:HH21	3:22:166:GLU:HG2	1.58	0.68
12:3A:26:ALA:HA	12:3A:27:LEU:HD23	1.75	0.68
38:65:106:ARG:O	38:65:106:ARG:NH1	2.26	0.68
20:BI:49:ALA:HB1	20:BI:99:LEU:HB2	1.75	0.68
1:13:390:C:O3'	16:7I:28:ARG:NH2	2.26	0.68
25:14:2127:G:O6	25:14:2161:C:N4	2.26	0.68
25:14:733:G:O6	62:14:3419:HOH:O	2.11	0.68
25:1H:1139:G:O2'	25:1H:1143:A:N1	2.24	0.68
25:1H:796:C:H2'	25:1H:797:C:C6	2.28	0.68
26:1J:15:A:H3'	26:1J:16:G:H5'	1.75	0.68
26:1J:80:U:H2'	26:1J:81:G:N2	2.07	0.68
5:42:11:ILE:HD12	5:42:31:LEU:HD12	1.75	0.68
4:3E:197:PRO:HD3	6:52:16:GLN:HG3	1.75	0.68
2:12:73:THR:HG21	2:12:97:TRP:H	1.58	0.68
55:1G:114:U:H2'	55:1G:115:G:C8	2.29	0.68
25:1H:1510:A:O2'	25:1H:1512:G:N7	2.26	0.68
45:H8:117:LEU:HD13	45:H8:118:GLN:H	1.59	0.68
31:59:6:ARG:HH22	31:59:62:LYS:HB2	1.59	0.68
25:14:1639:U:OP1	62:14:3489:HOH:O	2.11	0.68
55:1G:1023:G:H3'	55:1G:1024:G:H5''	1.76	0.68

Continued on next page...

Continued from previous page...

Atom-1	Atom-2	Interatomic distance (Å)	Clash overlap (Å)
25:1H:1971:A:C4	27:11:241:PRO:HD3	2.28	0.68
25:1H:780:G:H21	25:1H:783:A:H62	1.40	0.68
20:BA:50:GLU:HB2	20:BA:100:ILE:HG12	1.75	0.68
55:1G:588:G:H1	55:1G:651:C:H42	1.42	0.68
3:2E:150:LYS:HE2	3:2E:152:ILE:HD11	1.75	0.68
7:6E:27:ILE:HA	7:6E:30:ILE:HD12	1.75	0.68
59:M5:56:GLU:O	59:M5:58:ILE:N	2.24	0.68
1:13:659:U:H2'	1:13:660:G:H8	1.57	0.68
25:14:192:C:P	62:14:3609:HOH:O	2.51	0.68
25:14:741:G:P	62:14:3496:HOH:O	2.51	0.68
25:1H:581:C:H2'	25:1H:582:G:H8	1.59	0.68
47:J8:60:PHE:HE2	47:J8:91:LYS:HZ1	1.42	0.68
25:1H:1177:A:H5''	25:1H:1178:C:H6	1.57	0.68
25:1H:1871:A:H2'	25:1H:1872:A:C8	2.29	0.68
25:1H:2154:G:H2'	25:1H:2155:G:H8	1.58	0.68
30:41:66:GLN:OE1	30:41:98:ARG:NH1	2.27	0.68
42:E8:86:LEU:HD12	42:E8:87:PRO:HD2	1.74	0.68
1:13:262:A:H2'	1:13:263:A:C8	2.29	0.67
25:1H:987:G:OP2	62:1H:3902:HOH:O	2.12	0.67
39:B8:3:ARG:HB2	39:B8:6:LEU:HB3	1.75	0.67
50:I5:1:MET:HG2	50:I5:3:GLU:HG2	1.76	0.67
25:1H:330:A:H2	25:1H:1210:A:HO2'	1.40	0.67
25:1H:568:U:H5'	25:1H:945:A:C2	2.28	0.67
4:32:189:PRO:HB2	4:32:194:LEU:HD21	1.76	0.67
32:61:21:VAL:HG21	32:61:25:TYR:HD2	1.58	0.67
25:14:2681:C:H5	25:14:2725:A:H62	1.41	0.67
25:14:654(D):G:N2	25:14:654(Q):C:N3	2.39	0.67
25:14:733:G:N7	62:14:3419:HOH:O	2.27	0.67
28:29:25:VAL:HG12	28:29:26:ILE:H	1.59	0.67
37:55:86:ARG:NH2	37:55:87:TYR:OH	2.26	0.67
1:13:1029:G:O2'	1:13:1032(A):G:N2	2.27	0.67
25:14:2243:U:OP1	62:14:3613:HOH:O	2.13	0.67
25:1H:1453:A:OP2	62:1H:3655:HOH:O	2.11	0.67
25:1H:1900:A:C8	25:1H:1900:A:H5'	2.29	0.67
25:1H:527:C:OP2	25:1H:2779:U:H5	1.77	0.67
26:1J:93:C:H2'	26:1J:94:C:H6	1.60	0.67
36:45:34:LEU:HB2	36:45:118:LEU:HD22	1.76	0.67
31:59:10:PRO:HD2	31:59:50:VAL:HG13	1.77	0.67
25:14:2611:U:H5'	25:14:2611:U:H6	1.59	0.67
55:1G:1054:C:O2'	55:1G:1055:A:O5'	2.11	0.67
25:1H:2701:C:H3'	25:1H:2702:U:H5''	1.77	0.67

Continued on next page...

Continued from previous page...

Atom-1	Atom-2	Interatomic distance (Å)	Clash overlap (Å)
25:1H:732:C:H3'	62:1H:3961:HOH:O	1.93	0.67
17:8I:81:ARG:NH2	17:8I:83:ASP:OD2	2.27	0.67
26:16:8:U:N3	26:16:112:G:O6	2.17	0.67
25:1H:1665:A:OP2	62:1H:3640:HOH:O	2.12	0.67
25:1H:319:C:OP1	29:31:137:LYS:NZ	2.18	0.67
26:1J:15:A:H5''	26:1J:16:G:H8	1.60	0.67
28:29:2:LYS:HG2	28:29:95:ILE:HG23	1.77	0.67
13:4I:23:TYR:HD2	13:4I:67:GLU:HA	1.59	0.67
25:14:1324:G:N7	62:14:3574:HOH:O	2.28	0.67
55:1G:1235:U:O2'	55:1G:1305:G:O5'	2.12	0.67
28:21:51:PHE:CD2	28:21:52:LEU:HG	2.30	0.67
12:3A:117:ARG:HB3	12:3A:122:THR:HB	1.76	0.67
1:13:510:A:OP2	4:3E:49:ARG:NH2	2.28	0.67
6:5E:68:PRO:HG2	6:5E:71:ARG:HG3	1.76	0.67
32:69:29:TYR:HD1	32:69:30:LEU:HD23	1.60	0.67
55:1G:750:G:N3	15:6A:23:GLY:HA3	2.08	0.67
17:8I:22:LEU:HD11	17:8I:39:SER:HB3	1.77	0.67
40:C8:14:HIS:O	40:C8:18:LEU:HD12	1.94	0.67
59:M5:40:GLU:H	59:M5:43:GLN:HG3	1.58	0.67
1:13:1054:C:H4'	1:13:1055:A:OP1	1.94	0.67
26:1J:22:U:O4	62:1J:302:HOH:O	2.11	0.67
29:31:101:LEU:O	29:31:106:ARG:NH1	2.27	0.67
22:3K:19:C:N4	22:3K:20:C:O2	2.27	0.67
30:41:17:PRO:HA	30:41:20:ILE:HD12	1.76	0.67
1:13:1423:G:OP1	34:68:49:ARG:NH2	2.28	0.67
15:6A:87:ILE:HG22	15:6A:88:ARG:H	1.58	0.67
27:11:136:ILE:O	27:11:168:ARG:NH2	2.28	0.67
55:1G:1086:U:H3	55:1G:1099:G:H22	1.43	0.67
55:1G:76:G:O6	55:1G:93:U:N3	2.19	0.67
25:1H:516:C:OP1	51:N8:13:LYS:NZ	2.28	0.67
25:1H:833:U:O2	35:78:55:ARG:NH2	2.28	0.67
28:21:79:ARG:HD2	28:21:79:ARG:N	2.10	0.67
34:25:115:VAL:HG13	34:25:121:VAL:HG21	1.77	0.67
57:39:192:LEU:HD22	57:39:194:MET:HE2	1.77	0.67
35:78:39:LYS:HG3	35:78:45:LEU:HD22	1.77	0.67
44:C5:19:LYS:HG3	44:C5:20:TYR:H	1.59	0.67
44:C5:73:ARG:NH2	44:C5:81:LYS:O	2.27	0.67
1:13:1305:G:H21	1:13:1331:G:H2'	1.59	0.67
25:14:566:U:H5''	35:35:29:LYS:HE3	1.76	0.67
26:16:44:G:H1'	26:16:47:C:H42	1.60	0.67
55:1G:963:G:N2	10:1A:55:LYS:HZ2	1.93	0.67

Continued on next page...

Continued from previous page...

Atom-1	Atom-2	Interatomic distance (Å)	Clash overlap (Å)
10:1I:6:ILE:HG22	10:1I:98:ILE:HG13	1.77	0.67
25:1H:298:G:OP2	44:G8:84:ARG:NH1	2.28	0.67
1:13:1391:U:H2'	1:13:1392:G:C8	2.30	0.66
55:1G:620:C:H2'	55:1G:621:A:O4'	1.95	0.66
25:1H:2232:U:P	47:J8:40:ARG:HH12	2.18	0.66
25:1H:2334:G:O6	46:I8:74:ARG:NH2	2.20	0.66
25:1H:573:G:O2'	25:1H:574:C:H3'	1.94	0.66
25:1H:846:C:O3'	62:1H:3669:HOH:O	2.12	0.66
25:14:586:A:H5'	57:39:89:VAL:HG21	1.77	0.66
1:13:1263:C:H2'	1:13:1264:C:H6	1.60	0.66
25:14:2392:A:OP2	59:M5:32:LEU:HD12	1.95	0.66
55:1G:1015:A:N3	55:1G:1218:C:O2'	2.29	0.66
25:1H:320:A:H2'	29:31:136:THR:HG21	1.76	0.66
25:1H:2787:C:H1'	28:21:62:PRO:HG3	1.77	0.66
28:29:11:MET:HA	28:29:24:THR:HA	1.77	0.66
25:14:2784:C:H1'	28:29:37:ARG:HH21	1.60	0.66
25:1H:674:G:C1'	29:31:74:ARG:HD3	2.25	0.66
44:G8:49:VAL:HG21	44:G8:55:TYR:CE2	2.29	0.66
25:14:2126:A:N6	25:14:2163:C:O2'	2.18	0.66
25:14:2327:A:H2'	25:14:2328:A:C8	2.31	0.66
25:14:674:G:O2'	57:39:74:ARG:HG3	1.95	0.66
55:1G:1508:G:OP1	62:1G:1802:HOH:O	2.14	0.66
25:1H:1352:U:OP2	62:1H:3553:HOH:O	2.13	0.66
26:1J:104:A:H2'	26:1J:105:G:O4'	1.94	0.66
26:1J:15:A:H1'	26:1J:109:G:C8	2.30	0.66
3:22:152:ILE:HB	3:22:199:LYS:HB2	1.77	0.66
1:13:1157:A:N6	1:13:1178:G:H21	1.94	0.66
1:13:1160:G:H1	1:13:1177:G:H22	1.43	0.66
1:13:973:G:H3'	1:13:974:A:H5''	1.75	0.66
25:14:1945:G:H2'	25:14:1946:U:H6	1.61	0.66
25:14:2350:C:OP2	62:14:3769:HOH:O	2.12	0.66
55:1G:984:C:H2'	55:1G:985:C:H6	1.60	0.66
4:3E:173:TRP:CD1	4:3E:174:LEU:HG	2.30	0.66
36:45:80:GLU:HG3	36:45:81:VAL:H	1.60	0.66
46:E5:51:VAL:N	46:E5:62:LEU:HD12	2.10	0.66
54:Q8:61:LEU:HA	54:Q8:62:LEU:HD22	1.76	0.66
25:14:1639:U:OP2	62:14:3437:HOH:O	2.12	0.66
25:14:2588:G:OP1	62:14:3539:HOH:O	2.14	0.66
25:14:2776:A:OP1	25:14:2776:A:H3'	1.96	0.66
25:14:1952:A:C5	34:25:22:ILE:HD11	2.30	0.66
16:7I:22:THR:HA	16:7I:33:ILE:HG13	1.78	0.66

Continued on next page...

Continued from previous page...

Atom-1	Atom-2	Interatomic distance (Å)	Clash overlap (Å)
40:85:92:ARG:HD3	40:85:94:ASN:HB3	1.78	0.66
20:BA:51:GLU:HA	20:BA:54:LYS:HB3	1.78	0.66
20:BA:61:SER:OG	20:BA:65:LYS:NZ	2.28	0.66
46:E5:36:ILE:HD13	46:E5:36:ILE:O	1.96	0.66
1:13:657:G:N2	1:13:749:C:O2	2.28	0.66
25:14:1754:C:OP1	39:75:96:ARG:NH1	2.29	0.66
56:19:93:ALA:HB3	56:19:105:ILE:HG22	1.77	0.66
55:1G:619:U:H3	4:32:135:LEU:HD13	1.59	0.66
25:1H:1250:G:OP1	62:1H:3806:HOH:O	2.12	0.66
25:1H:1728:G:H3'	25:1H:1729:A:H5''	1.77	0.66
13:4A:60:VAL:HG13	13:4A:64:TRP:HE1	1.60	0.66
38:65:14:VAL:HG11	38:65:89:ARG:HH12	1.60	0.66
25:1H:945:A:OP1	62:1H:4008:HOH:O	2.14	0.66
23:2L:16:C:O2'	23:2L:62:C:OP1	2.13	0.66
35:35:85:LEU:HA	35:35:88:LEU:HB3	1.76	0.66
9:82:43:ALA:HA	9:82:74:ILE:HD13	1.78	0.66
1:13:1314:C:N4	19:AI:4:SER:OG	2.29	0.66
1:13:963:G:N2	1:13:972:C:N3	2.38	0.66
25:1H:2334:G:H5'	38:A8:9:ARG:HG2	1.78	0.66
1:13:963:G:H21	10:1I:55:LYS:HE2	1.60	0.66
26:1J:2:C:H2'	26:1J:3:C:H6	1.59	0.66
22:3L:20:C:O2'	22:3L:22:A:O5'	2.13	0.66
40:C8:88:ILE:O	40:C8:90:VAL:N	2.29	0.66
47:F5:85:LEU:HA	47:F5:87:PRO:HD2	1.78	0.66
52:K5:40:CYS:SG	52:K5:45:LYS:NZ	2.68	0.66
1:13:737:A:H2'	1:13:738:C:H6	1.57	0.66
25:14:990:A:H8	25:14:990:A:H5'	1.61	0.66
25:1H:1525:G:H2'	25:1H:1526:G:C8	2.31	0.66
25:1H:2057:A:OP2	62:1H:3523:HOH:O	2.13	0.66
25:1H:2849:U:O4	39:B8:23:ARG:NH2	2.29	0.66
23:2L:24:C:H2'	23:2L:25:U:H6	1.60	0.66
35:35:52:GLU:O	35:35:54:GLY:N	2.26	0.66
13:4A:39:ILE:HD13	13:4A:52:GLU:HB3	1.76	0.66
59:M5:49:VAL:HG12	59:M5:50:LEU:HD22	1.78	0.66
1:13:271:C:H2'	1:13:272:C:H6	1.60	0.66
25:14:2447:G:O3'	62:14:3459:HOH:O	2.14	0.66
55:1G:359:U:H2'	55:1G:360:A:C8	2.31	0.66
55:1G:957:U:H1'	55:1G:960:U:C5	2.31	0.66
25:1H:120:U:OP2	62:1H:4033:HOH:O	2.13	0.66
25:1H:1632:A:N6	62:1H:3647:HOH:O	2.07	0.66
25:1H:2751:G:OP2	31:51:4:ILE:HG23	1.94	0.66

Continued on next page...

Continued from previous page...

Atom-1	Atom-2	Interatomic distance (Å)	Clash overlap (Å)
39:75:4:GLY:O	39:75:6:LEU:N	2.28	0.66
52:K5:35:GLU:HB2	52:K5:51:GLU:HB2	1.78	0.66
50:M8:12:ALA:HB3	50:M8:24:THR:HB	1.78	0.66
25:14:2032:G:N7	62:14:3601:HOH:O	2.28	0.65
25:14:2734:A:H1'	28:29:204:ALA:HB2	1.76	0.65
3:2E:177:THR:HB	3:2E:180:ALA:HB2	1.79	0.65
36:45:31:ASP:H	36:45:107:ALA:HB2	1.61	0.65
13:4I:13:LYS:O	13:4I:44:ARG:NH1	2.28	0.65
39:B8:26:ASP:HB3	39:B8:92:GLY:H	1.61	0.65
42:E8:22:ASP:HA	42:E8:25:ARG:HH12	1.61	0.65
30:41:65:GLY:HA2	50:M8:7:PRO:HG2	1.78	0.65
25:14:162:U:H4'	25:14:171:G:C4	2.32	0.65
25:14:2588:G:OP1	62:14:3537:HOH:O	2.13	0.65
10:1A:34:VAL:HG22	10:1A:74:ILE:HG22	1.78	0.65
25:1H:2212:A:H1'	25:1H:2215:G:C5	2.31	0.65
4:32:119:GLN:O	4:32:123:HIS:ND1	2.25	0.65
30:49:76:SER:OG	30:49:84:LYS:N	2.30	0.65
32:69:75:LEU:HD23	32:69:76:THR:H	1.62	0.65
25:1H:2392:A:H8	35:78:61:ARG:HG2	1.61	0.65
1:13:1187:G:O5'	9:8E:113:LYS:NZ	2.28	0.65
54:Q8:61:LEU:HD23	54:Q8:61:LEU:O	1.96	0.65
2:12:5:ILE:HG12	2:12:6:THR:HG22	1.78	0.65
55:1G:501:C:H2'	55:1G:502:G:H8	1.61	0.65
38:65:74:ALA:HB1	38:65:107:GLU:HB2	1.78	0.65
41:95:71:LEU:N	41:95:86:GLY:HA3	2.11	0.65
44:G8:40:GLU:HB2	44:G8:64:GLU:OE1	1.96	0.65
25:14:1203:G:H3'	25:14:1204:A:H5''	1.77	0.65
25:14:945:A:OP1	62:14:3641:HOH:O	2.14	0.65
25:1H:1221:C:H2'	25:1H:1222:C:C6	2.32	0.65
4:32:191:ARG:NH1	4:32:200:GLU:OE1	2.30	0.65
36:45:66:ILE:HG13	36:45:67:ARG:H	1.60	0.65
14:5I:24:CYS:SG	14:5I:40:CYS:HB3	2.35	0.65
7:62:26:PHE:CE2	7:62:30:ILE:HD11	2.32	0.65
25:1H:1188:U:H4'	41:D8:79:VAL:HG22	1.78	0.65
25:14:2396:G:H4'	47:F5:30:VAL:H	1.61	0.65
45:H8:165:VAL:HB	45:H8:167:PRO:HD3	1.78	0.65
25:14:2296:U:OP2	38:65:9:ARG:NH1	2.25	0.65
25:1H:763:G:OP1	62:1H:3600:HOH:O	2.13	0.65
28:29:55:ASN:O	28:29:57:LYS:NZ	2.30	0.65
25:14:1174:A:N6	25:14:1176:G:O2'	2.28	0.65
25:14:323:G:HO2'	25:14:1205:U:H3	0.69	0.65

Continued on next page...

Continued from previous page...

Atom-1	Atom-2	Interatomic distance (Å)	Clash overlap (Å)
27:11:26:LYS:HE3	27:11:84:TYR:HB3	1.78	0.65
1:13:1500:A:OP1	62:13:1805:HOH:O	2.13	0.65
25:14:1020:A:N6	25:14:1141:U:O2'	2.30	0.65
25:14:607:U:OP1	57:39:102:PRO:HA	1.96	0.65
25:1H:2096:U:H3	25:1H:2193:G:H1	1.44	0.65
5:4E:45:PHE:CE2	5:4E:47:LYS:HD2	2.32	0.65
3:22:164:ARG:NH2	24:4L:25:A:O2'	2.30	0.65
1:13:971:G:N2	1:13:1363:A:OP2	2.25	0.65
25:14:848:G:H2'	25:14:849:A:C8	2.31	0.65
26:16:15:A:H1'	26:16:109:G:C8	2.32	0.65
56:19:72:LYS:HB3	56:19:75:ILE:HD12	1.79	0.65
55:1G:67:C:H2'	55:1G:68:G:C8	2.32	0.65
3:22:65:ALA:HA	3:22:100:ALA:HB3	1.79	0.65
35:35:64:LYS:HB2	59:M5:30:ARG:NH2	2.10	0.65
38:A8:11:LYS:HD3	38:A8:91:PRO:HD3	1.78	0.65
52:K5:26:ASN:O	52:K5:28:ARG:NH1	2.29	0.65
25:14:459:U:H5''	53:L5:40:TRP:CD2	2.32	0.65
1:13:1287:A:H2'	1:13:1288:A:C8	2.31	0.65
1:13:376:G:H1	1:13:387:U:H3	1.44	0.65
25:14:2393:A:O3'	35:35:63:PRO:HD2	1.97	0.65
25:14:2720:U:N3	25:14:2873:A:H2	1.93	0.65
25:14:586:A:OP1	62:14:3447:HOH:O	2.14	0.65
25:1H:1143:A:OP1	33:58:25:ARG:NH2	2.26	0.65
25:1H:2468:G:H5''	36:88:120:ILE:HD12	1.77	0.65
23:2K:62:C:H2'	23:2K:63:C:H6	1.62	0.65
38:A8:48:LEU:HD23	38:A8:82:ILE:HD11	1.79	0.65
39:B8:60:THR:HG22	39:B8:77:PRO:HA	1.78	0.65
20:BA:71:THR:O	62:BA:201:HOH:O	2.15	0.65
54:Q8:31:HIS:CB	54:Q8:34:TRP:HD1	2.10	0.65
25:14:2557:G:H2'	25:14:2558:C:C6	2.31	0.65
29:31:45:ARG:HG2	29:31:45:ARG:HH11	1.61	0.65
55:1G:438:G:H4'	4:32:123:HIS:CD2	2.32	0.65
33:58:96:GLU:O	33:58:98:VAL:HG12	1.97	0.65
42:E8:14:PRO:HG2	42:E8:78:GLU:HB2	1.79	0.65
25:14:2689:U:P	25:14:2719:G:H22	2.21	0.64
33:15:33:LEU:HD12	33:15:38:HIS:CD2	2.32	0.64
2:1E:219:VAL:HA	2:1E:222:ILE:HD12	1.79	0.64
2:1E:87:ARG:NH2	2:1E:220:ASP:OD1	2.30	0.64
25:1H:881:G:H3'	25:1H:882:G:O4'	1.97	0.64
25:1H:2611:U:C4	51:N8:3:LYS:HG3	2.32	0.64
1:13:515:G:N7	62:13:1838:HOH:O	2.29	0.64

Continued on next page...

Continued from previous page...

Atom-1	Atom-2	Interatomic distance (Å)	Clash overlap (Å)
25:14:1011:G:H2'	25:14:1013:C:H5''	1.78	0.64
25:14:1327:C:OP2	62:14:3575:HOH:O	2.15	0.64
25:14:2245:U:H5''	25:14:2246:G:H5'	1.79	0.64
25:14:910:A:H62	36:45:12:GLN:HA	1.62	0.64
26:16:7:G:H4'	38:A8:29:PHE:CD2	2.32	0.64
56:19:32:SER:OG	56:19:32:SER:O	2.14	0.64
55:1G:1221:G:OP1	55:1G:1321:C:N4	2.30	0.64
25:1H:1332:G:H21	25:1H:1610:A:H8	1.44	0.64
25:1H:860:U:C5	25:1H:917:A:C2	2.85	0.64
50:I5:16:CYS:SG	50:I5:17:GLY:N	2.70	0.64
54:Q8:26:LYS:HE2	54:Q8:41:ILE:HG23	1.79	0.64
25:14:142:G:H2'	25:14:143:C:C6	2.32	0.64
56:19:65:ILE:HD11	56:19:67:PHE:CE1	2.32	0.64
55:1G:1237:C:O2'	55:1G:1300:G:N2	2.31	0.64
35:35:55:ARG:HG2	35:35:56:SER:N	2.11	0.64
33:58:47:ALA:HB1	33:58:116:LEU:HD21	1.79	0.64
7:62:115:ARG:HB3	7:62:118:VAL:HG13	1.78	0.64
32:69:98:ALA:HA	32:69:109:ILE:HD11	1.79	0.64
41:95:85:LYS:HG3	41:95:87:HIS:N	2.11	0.64
39:B8:50:ILE:HD11	39:B8:102:ILE:HD11	1.78	0.64
45:H8:27:VAL:HG12	45:H8:87:ASP:HB3	1.79	0.64
25:14:1266:G:O5'	42:A5:15:ARG:NH2	2.30	0.64
25:14:1416:G:HO2'	25:14:1417:C:H6	1.46	0.64
25:14:1673:U:H5'	62:14:3677:HOH:O	1.96	0.64
25:14:67:U:H2'	25:14:68:G:H8	1.61	0.64
25:14:94:G:N3	48:G5:47:ASN:ND2	2.45	0.64
28:29:12:THR:HG21	39:75:11:GLU:OE2	1.97	0.64
9:8E:111:ARG:O	9:8E:113:LYS:HD2	1.98	0.64
46:E5:27:GLU:HG3	46:E5:68:GLU:HA	1.79	0.64
50:I5:61:ARG:HB3	50:I5:62:ARG:HH11	1.62	0.64
1:13:559:A:H4'	1:13:560:U:H5''	1.80	0.64
25:14:1298:C:OP2	62:14:3436:HOH:O	2.14	0.64
2:1E:69:LEU:HB3	2:1E:162:ILE:HG22	1.80	0.64
25:1H:141:A:C8	25:1H:1408:C:H1'	2.33	0.64
29:31:135:LYS:HB3	29:31:138:GLU:HG3	1.80	0.64
1:13:547:A:OP1	4:3E:73:ARG:NH2	2.30	0.64
36:45:18:LYS:H	36:45:98:LYS:NZ	1.94	0.64
13:4I:10:PRO:HB2	13:4I:18:ALA:HB1	1.78	0.64
9:8E:13:ALA:HB2	9:8E:68:GLY:HA3	1.80	0.64
39:B8:108:ARG:HA	39:B8:111:ARG:NE	2.12	0.64
48:K8:47:ASN:HB2	48:K8:50:ILE:HD11	1.78	0.64

Continued on next page...

Continued from previous page...

Atom-1	Atom-2	Interatomic distance (Å)	Clash overlap (Å)
25:1H:1805:U:O2	27:11:50:THR:HB	1.97	0.64
1:13:601:C:H2'	1:13:602:A:C8	2.32	0.64
25:14:259:G:N2	25:14:621:A:H8	1.96	0.64
25:1H:1021:A:H8	25:1H:1021:A:H3'	1.63	0.64
25:1H:1631:A:OP1	62:1H:3651:HOH:O	2.14	0.64
25:1H:2327:A:H2'	25:1H:2328:A:C8	2.33	0.64
28:21:143:ASN:HD22	28:21:147:PRO:HD2	1.63	0.64
33:58:38:HIS:NE2	33:58:50:ASP:OD2	2.31	0.64
32:61:110:ASP:HB3	32:61:112:LYS:HG2	1.79	0.64
39:75:64:ARG:HB2	39:75:73:GLU:HG2	1.80	0.64
50:15:40:HIS:HA	50:15:44:THR:HB	1.79	0.64
47:J8:86:SER:O	47:J8:88:LYS:N	2.31	0.64
25:14:1337:G:H2'	25:14:1338:G:H8	1.62	0.64
25:14:67:U:N3	25:14:74:A:H2	1.87	0.64
55:1G:1127:G:H22	55:1G:1144:G:H22	1.45	0.64
28:29:11:MET:HE3	28:29:186:GLY:HA2	1.79	0.64
25:14:993:G:H1'	41:95:87:HIS:CE1	2.33	0.64
19:AA:41:VAL:HG12	19:AA:43:GLU:H	1.62	0.64
20:BA:65:LYS:HA	20:BA:68:LYS:HD3	1.80	0.64
59:M5:30:ARG:O	59:M5:32:LEU:N	2.30	0.64
2:12:42:ILE:HD11	2:12:202:PRO:HB2	1.79	0.64
25:14:796:C:H2'	25:14:797:C:C6	2.33	0.64
55:1G:1189:C:P	10:1A:51:ARG:HH22	2.21	0.64
55:1G:1343:G:H2'	55:1G:1344:C:C6	2.33	0.64
25:1H:1963:U:H6	25:1H:1963:U:OP1	1.81	0.64
25:1H:370:G:OP2	62:1H:3720:HOH:O	2.15	0.64
25:1H:323:G:C8	29:31:171:PRO:HG3	2.32	0.64
5:42:18:ARG:HH21	5:42:25:ARG:HB3	1.62	0.64
6:52:33:TYR:CE2	6:52:78:GLU:HG3	2.32	0.64
36:88:14:ARG:HG2	36:88:41:TRP:CH2	2.27	0.64
37:98:20:LEU:HD21	37:98:40:LYS:HD3	1.79	0.64
58:D5:1:MET:N	58:D5:135:GLU:OE2	2.31	0.64
45:H8:9:TYR:HE1	45:H8:35:ARG:HD3	1.63	0.64
48:K8:32:LEU:HD11	48:K8:54:LYS:HG2	1.79	0.64
1:13:1077:G:N2	1:13:1080:A:OP2	2.30	0.64
25:1H:1221:C:H2'	25:1H:1222:C:H6	1.63	0.64
26:1J:44:G:H1'	26:1J:47:C:H42	1.63	0.64
15:6A:82:ILE:HD11	15:6A:88:ARG:HB2	1.79	0.64
41:95:6:LYS:H	41:95:37:VAL:HG12	1.63	0.64
45:H8:154:ASP:OD1	45:H8:154:ASP:N	2.30	0.64
45:H8:163:LEU:HB3	45:H8:165:VAL:H	1.62	0.64

Continued on next page...

Continued from previous page...

Atom-1	Atom-2	Interatomic distance (Å)	Clash overlap (Å)
25:14:2611:U:H2'	51:J5:3:LYS:HD3	1.80	0.64
27:11:26:LYS:HE3	27:11:84:TYR:H	1.62	0.64
25:14:2306:C:H3'	25:14:2307:G:H5''	1.80	0.64
55:1G:1141:C:H2'	55:1G:1142:G:H8	1.63	0.64
25:1H:1590:U:H2'	25:1H:1591:G:C8	2.33	0.64
25:14:1247:A:OP1	57:39:95:ARG:NH2	2.31	0.64
38:65:10:ARG:O	38:65:14:VAL:HG13	1.97	0.64
25:14:2378:A:H4'	38:65:23:ARG:NH1	2.13	0.64
8:7E:87:SER:HA	8:7E:93:VAL:HG23	1.79	0.64
19:AA:50:ALA:HB1	19:AA:57:HIS:HB3	1.80	0.64
54:Q8:49:VAL:HG23	54:Q8:53:PRO:HD2	1.79	0.64
1:13:1506:U:H2'	62:13:1801:HOH:O	1.98	0.63
25:14:2238:G:N7	62:14:3602:HOH:O	2.31	0.63
55:1G:1300:G:O2'	55:1G:1301:U:O5'	2.16	0.63
55:1G:1305:G:H22	55:1G:1331:G:C2'	2.12	0.63
55:1G:690:G:H2'	55:1G:691:G:O4'	1.97	0.63
25:1H:141:A:H8	25:1H:1408:C:H1'	1.63	0.63
25:1H:1782:C:OP1	62:1H:3534:HOH:O	2.15	0.63
25:1H:2635:C:H5''	28:21:79:ARG:NE	2.13	0.63
7:62:15:ASP:HB3	7:62:19:GLY:H	1.63	0.63
1:13:310:G:OP2	16:7I:27:LYS:NZ	2.27	0.63
25:14:94:G:H21	48:G5:47:ASN:HD22	1.44	0.63
25:1H:1063:G:N2	25:1H:1076:C:O2	2.31	0.63
28:29:119:ARG:HG3	28:29:160:TYR:HB2	1.80	0.63
45:H8:63:ASP:OD1	45:H8:65:GLN:NE2	2.25	0.63
50:I5:61:ARG:HB3	50:I5:62:ARG:NH1	2.13	0.63
25:14:2641:G:OP2	33:15:74:ARG:NH2	2.32	0.63
25:14:483:A:H5''	44:C5:49:VAL:HG13	1.80	0.63
55:1G:80:G:H1	55:1G:89:U:H3	1.46	0.63
1:13:963:G:H21	10:1I:55:LYS:CE	2.11	0.63
31:51:4:ILE:O	31:51:6:ARG:NH1	2.31	0.63
36:88:19:GLY:O	36:88:21:THR:OG1	2.15	0.63
19:AA:18:LYS:O	19:AA:22:LEU:HB2	1.98	0.63
1:13:1505:G:P	62:13:1804:HOH:O	2.56	0.63
55:1G:991:U:O4	55:1G:1212:U:O2'	2.15	0.63
25:1H:607:U:OP1	29:31:102:PRO:HA	1.99	0.63
3:22:44:GLU:HG2	3:22:52:LEU:HD11	1.81	0.63
34:68:68:GLU:OE2	34:68:78:ARG:NH1	2.32	0.63
35:78:75:ILE:HG13	35:78:77:ARG:NH1	2.12	0.63
16:7I:28:ARG:HG2	16:7I:29:ASP:OD1	1.99	0.63
1:13:113:G:H2'	1:13:114:U:H6	1.63	0.63

Continued on next page...

Continued from previous page...

Atom-1	Atom-2	Interatomic distance (Å)	Clash overlap (Å)
1:13:1507:A:O3'	62:13:1803:HOH:O	2.15	0.63
25:14:1159:U:H2'	25:14:1160:G:H8	1.63	0.63
33:15:47:ALA:HB2	33:15:112:LEU:HD21	1.80	0.63
55:1G:1305:G:O2'	55:1G:1306:A:H8	1.82	0.63
25:1H:1728:G:H8	25:1H:1732:A:H62	1.45	0.63
25:1H:330:A:HO2'	25:1H:331:A:H8	1.43	0.63
11:2I:18:ARG:HB3	11:2I:33:THR:OG1	1.98	0.63
35:35:3:LEU:HD12	35:35:3:LEU:H	1.62	0.63
5:42:43:LEU:HD22	5:42:136:MET:HG3	1.80	0.63
1:13:352:C:H6	1:13:352:C:H5''	1.63	0.63
25:14:2287:A:O2'	25:14:2288:A:H5''	1.97	0.63
25:14:2808:U:H2'	25:14:2809:A:H8	1.62	0.63
25:14:90:U:O2'	25:14:91:A:H8	1.81	0.63
2:1E:17:PHE:HB3	2:1E:44:LEU:HD11	1.80	0.63
28:21:105:THR:OG1	28:21:199:ARG:NH2	2.31	0.63
35:35:128:HIS:HA	35:35:147:LEU:HA	1.80	0.63
35:78:19:VAL:HG12	35:78:20:GLY:C	2.19	0.63
41:95:35:LEU:HB3	41:95:37:VAL:CG1	2.29	0.63
18:9I:59:SER:OG	18:9I:60:ALA:N	2.31	0.63
19:AA:66:MET:SD	19:AA:66:MET:N	2.71	0.63
45:H8:28:MET:HB2	45:H8:37:VAL:HG11	1.80	0.63
47:J8:83:GLU:HG2	47:J8:84:GLY:O	1.97	0.63
2:12:54:THR:HG23	2:12:199:TYR:HB3	1.81	0.63
1:13:1129:C:N4	1:13:1142:G:O6	2.31	0.63
56:19:10:THR:OG1	56:19:13:ARG:HB2	1.99	0.63
55:1G:745:C:OP1	55:1G:851:G:O2'	2.17	0.63
25:1H:1899:G:H1	25:1H:1902:C:H41	1.45	0.63
25:1H:809:G:N7	62:1H:3503:HOH:O	2.31	0.63
28:29:61:ARG:O	28:29:63:LEU:N	2.32	0.63
6:5E:82:ARG:HG3	6:5E:83:ASP:HA	1.80	0.63
2:12:8:LYS:HB2	2:12:217:ARG:HE	1.62	0.63
2:1E:67:THR:HG21	2:1E:155:LEU:HG	1.80	0.63
25:1H:1405:U:H2'	25:1H:1406:U:C6	2.33	0.63
25:1H:2065:C:H2'	25:1H:2066:C:C6	2.34	0.63
25:1H:252:G:OP2	35:78:50:ARG:NH1	2.31	0.63
5:42:101:ILE:HD11	5:42:119:LEU:HD23	1.81	0.63
13:4I:13:LYS:O	13:4I:44:ARG:HD2	1.99	0.63
25:1H:1567:A:H5''	27:11:58:HIS:CD2	2.34	0.63
2:12:98:LEU:O	2:12:101:MET:HG2	1.98	0.63
25:14:2520:C:H41	25:14:2542:A:H62	1.46	0.63
25:1H:1021:A:C8	25:1H:1021:A:H3'	2.34	0.63

Continued on next page...

Continued from previous page...

Atom-1	Atom-2	Interatomic distance (Å)	Clash overlap (Å)
29:31:9:ILE:HD11	29:31:125:LEU:HG	1.80	0.63
46:E5:74:ARG:HB2	46:E5:74:ARG:HH11	1.64	0.63
1:13:1074:G:O2'	1:13:1101:A:N1	2.25	0.62
1:13:1149:C:H2'	1:13:1150:U:C6	2.34	0.62
1:13:452:A:H2'	1:13:453:A:C8	2.34	0.62
1:13:812:C:H4'	1:13:813:U:H5'	1.81	0.62
1:13:757:U:H5''	1:13:822:C:O2	1.99	0.62
25:14:1434:A:H61	25:14:1558:A:N6	1.97	0.62
25:14:1542:G:H3'	25:14:1543:A:H5''	1.81	0.62
25:14:1971:A:OP1	62:14:3514:HOH:O	2.16	0.62
25:14:2836:U:H2'	25:14:2837:G:C8	2.33	0.62
55:1G:1321:C:H41	55:1G:1322:C:N4	1.96	0.62
55:1G:1504:G:H3'	62:1G:1805:HOH:O	1.99	0.62
25:1H:1406:U:H2'	25:1H:1407:C:C6	2.34	0.62
25:1H:1466:G:N2	25:1H:1547:C:N3	2.47	0.62
25:1H:302:C:H2'	25:1H:303:U:H6	1.64	0.62
25:1H:2635:C:O3'	28:21:79:ARG:HD3	1.98	0.62
4:32:20:TYR:HA	4:32:26:CYS:HB3	1.81	0.62
15:6A:39:LEU:HD12	15:6A:56:LEU:HB2	1.81	0.62
36:88:79:LEU:N	36:88:80:GLU:HG2	2.14	0.62
17:8I:75:ARG:NH1	17:8I:76:LEU:O	2.31	0.62
37:98:79:LEU:HA	37:98:83:ILE:HD12	1.80	0.62
58:D5:8:TYR:HD1	58:D5:62:PRO:HG3	1.63	0.62
25:14:2773:C:OP1	28:29:166:THR:OG1	2.17	0.62
56:19:72:LYS:NZ	56:19:99:ASP:OD2	2.32	0.62
28:21:78:LEU:CA	28:21:79:ARG:HD2	2.29	0.62
13:4A:2:ALA:HB1	50:I5:34:GLU:HB3	1.81	0.62
37:98:12:ARG:HD3	37:98:16:HIS:CG	2.34	0.62
45:H8:60:GLU:O	45:H8:61:LEU:HB3	1.99	0.62
1:13:1497:G:H2'	1:13:1498:U:H5'	1.82	0.62
25:14:2448:A:OP2	62:14:3456:HOH:O	2.16	0.62
25:1H:1570:A:H2'	25:1H:1571:A:C8	2.32	0.62
25:1H:600:G:N2	25:1H:605:C:O3'	2.32	0.62
25:1H:625:G:N7	35:78:107:LYS:NZ	2.46	0.62
9:82:112:LYS:HA	9:82:119:ALA:CB	2.25	0.62
45:H8:31:ARG:NH1	45:H8:94:GLU:OE2	2.32	0.62
25:14:2138:C:O2	25:14:2154:G:N2	2.32	0.62
25:14:1800:C:OP2	56:19:183:ARG:NH2	2.32	0.62
55:1G:1137:C:H4'	55:1G:1138:G:C2	2.34	0.62
36:45:85:LYS:HG2	36:45:86:GLY:H	1.64	0.62
34:68:98:VAL:HG11	34:68:114:ILE:HG23	1.81	0.62

Continued on next page...

Continued from previous page...

Atom-1	Atom-2	Interatomic distance (Å)	Clash overlap (Å)
19:AA:11:VAL:HG22	19:AA:12:ASP:H	1.64	0.62
1:13:223:U:H2'	1:13:224:C:H6	1.63	0.62
25:14:1693:U:O2'	56:19:14:ARG:NH2	2.32	0.62
2:1E:17:PHE:H	2:1E:17:PHE:HD1	1.46	0.62
25:1H:1416:G:O2'	25:1H:1417:C:O5'	2.13	0.62
25:1H:2314:C:H2'	25:1H:2315:G:C8	2.34	0.62
25:1H:443:A:H1'	25:1H:1201:C:O4'	1.99	0.62
25:1H:527:C:H4'	25:1H:528:A:O5'	2.00	0.62
9:8E:112:LYS:HA	9:8E:119:ALA:HB2	1.82	0.62
40:C8:66:ASN:HB2	40:C8:76:TYR:HB2	1.82	0.62
47:F5:80:LEU:HD12	47:F5:82:LEU:HD21	1.81	0.62
54:Q8:49:VAL:HA	54:Q8:50:LEU:C	2.17	0.62
25:14:1709:U:H2'	25:14:1710:C:C6	2.34	0.62
25:14:827:U:H2'	25:14:2430:A:H2	1.65	0.62
25:14:831:G:H5''	25:14:832:G:OP2	1.99	0.62
55:1G:964:A:N3	55:1G:969:A:O2'	2.27	0.62
25:1H:1701:A:OP2	62:1H:4148:HOH:O	2.16	0.62
25:1H:2261:C:H1'	25:1H:2388:A:N3	2.13	0.62
30:41:161:THR:HG22	30:41:163:ALA:H	1.65	0.62
32:69:14:ASP:OD1	32:69:15:VAL:N	2.30	0.62
26:16:7:G:H4'	38:A8:29:PHE:HD2	1.64	0.62
47:F5:82:LEU:HD23	47:F5:82:LEU:H	1.63	0.62
27:11:112:GLN:CD	27:11:115:GLN:HE21	2.02	0.62
55:1G:628:G:H2'	55:1G:629:G:C8	2.35	0.62
39:75:26:ASP:O	39:75:49:VAL:HG22	2.00	0.62
40:C8:92:ARG:CZ	40:C8:96:ALA:H	2.12	0.62
43:F8:5:TYR:CE1	48:K8:30:ARG:HG3	2.35	0.62
50:M8:16:CYS:SG	50:M8:17:GLY:N	2.73	0.62
1:13:448:A:OP2	1:13:485:G:N2	2.21	0.62
25:14:2415:G:H4'	35:35:67:MET:N	2.15	0.62
25:1H:1590:U:H2'	25:1H:1591:G:H8	1.64	0.62
25:1H:800:A:OP1	62:1H:3566:HOH:O	2.16	0.62
25:14:910:A:C5	36:45:13:GLN:HG3	2.35	0.62
36:45:37:LEU:HD21	36:45:130:LYS:HB2	1.82	0.62
32:69:2:LYS:HA	32:69:20:ASP:HA	1.82	0.62
19:AA:18:LYS:HG2	19:AA:31:ILE:HG12	1.81	0.62
51:N8:33:CYS:SG	51:N8:40:LYS:HD3	2.40	0.62
25:14:1342:A:H2	25:14:1602:U:N3	1.96	0.62
55:1G:1298:C:H41	7:62:114:ARG:HB3	1.62	0.62
55:1G:631:G:H2'	55:1G:632:A:C8	2.30	0.62
25:1H:2855:C:H2'	25:1H:2856:C:H6	1.64	0.62

Continued on next page...

Continued from previous page...

Atom-1	Atom-2	Interatomic distance (Å)	Clash overlap (Å)
31:51:153:LYS:HD2	31:51:153:LYS:H	1.63	0.62
1:13:1422:G:H5''	34:68:48:PRO:HB3	1.82	0.62
44:C5:42:VAL:HG13	44:C5:65:ALA:HB3	1.81	0.62
45:H8:143:GLY:HA2	45:H8:144:LEU:HB2	1.81	0.62
25:14:2593:U:H2'	25:14:2594:C:C6	2.34	0.62
25:1H:2761:G:H1'	31:51:143:GLN:OE1	2.00	0.62
25:1H:2845:G:H5''	39:B8:54:ARG:O	2.00	0.62
55:1G:407:G:OP1	4:32:115:ARG:NE	2.31	0.62
4:3E:190:ASP:N	4:3E:193:ASP:HB2	2.14	0.62
5:42:60:TYR:HB2	5:42:64:ARG:HH21	1.65	0.62
31:59:9:ILE:HG21	31:59:51:ARG:HG2	1.82	0.62
7:6E:16:LEU:HD12	9:8E:42:ARG:HA	1.81	0.62
55:1G:1320:C:O2	19:AA:36:ARG:NH2	2.33	0.62
1:13:1313:U:C5	19:AI:4:SER:HB3	2.35	0.62
43:F8:67:GLY:O	43:F8:69:TYR:N	2.32	0.62
50:M8:37:SER:O	50:M8:40:HIS:N	2.33	0.62
1:13:1128:C:O2'	1:13:1130:A:N7	2.31	0.61
25:14:1040:C:H2'	25:14:1041:C:C6	2.35	0.61
25:14:527:C:OP2	25:14:2779:U:H5	1.83	0.61
25:14:196:A:O2'	25:14:805:G:O6	2.15	0.61
25:1H:1165:U:H2'	25:1H:1166:C:C6	2.34	0.61
25:1H:1678:G:H22	25:1H:1989:G:H22	1.48	0.61
25:1H:2140:C:H2'	25:1H:2141:G:H8	1.65	0.61
25:1H:2784:C:H1'	28:21:37:ARG:HH12	1.64	0.61
25:1H:676:A:H8	25:1H:2069:G:N2	1.94	0.61
11:2A:57:THR:HG22	11:2A:59:TYR:H	1.65	0.61
35:35:121:LYS:HG3	35:35:122:PRO:HD2	1.82	0.61
12:3I:90:VAL:HG12	12:3I:92:ASP:H	1.64	0.61
33:58:49:GLY:H	33:58:119:ARG:HH12	1.48	0.61
1:13:1178:G:N7	9:8E:97:LYS:NZ	2.47	0.61
1:13:984:C:H2'	1:13:985:C:C6	2.35	0.61
55:1G:179:A:H2'	55:1G:180:U:C6	2.34	0.61
55:1G:736:C:H2'	55:1G:737:A:C8	2.35	0.61
4:32:15:GLU:OE1	4:32:59:ARG:NH2	2.25	0.61
35:35:85:LEU:HB3	35:35:114:ILE:HD11	1.82	0.61
22:3L:42:U:H2'	22:3L:43:G:H8	1.65	0.61
30:49:20:ILE:HG23	30:49:25:TYR:HB2	1.81	0.61
33:58:58:ASP:OD1	33:58:58:ASP:N	2.33	0.61
1:13:974:A:OP2	14:5I:29:ARG:NH2	2.33	0.61
1:13:453:A:H4'	16:7I:72:ARG:HB2	1.82	0.61
1:13:1057:G:H2'	1:13:1058:G:O4'	2.01	0.61

Continued on next page...

Continued from previous page...

Atom-1	Atom-2	Interatomic distance (Å)	Clash overlap (Å)
25:14:1430:C:H2'	25:14:1431:U:C6	2.36	0.61
25:14:1729:A:H2'	25:14:1731:G:N2	2.16	0.61
25:14:639:U:H2'	25:14:640:C:C6	2.34	0.61
56:19:264:LYS:HG2	56:19:266:SER:HB3	1.80	0.61
55:1G:1316:G:H4'	14:5A:18:VAL:HG11	1.81	0.61
25:1H:2439:A:C8	25:1H:2439:A:H5'	2.35	0.61
23:2K:54:G:H2'	23:2K:55:5MU:H6	1.65	0.61
25:14:2429:G:O6	35:35:61:ARG:NH2	2.32	0.61
42:E8:40:ASN:O	42:E8:41:LYS:HG2	2.00	0.61
45:H8:165:VAL:HB	45:H8:166:SER:HA	1.81	0.61
49:L8:7:LYS:HB2	49:L8:34:GLU:HG2	1.83	0.61
62:14:3417:HOH:O	56:19:244:ARG:NH2	2.33	0.61
21:1B:6:ARG:HG2	21:1B:15:ARG:HH21	1.66	0.61
55:1G:1513:A:H2'	55:1G:1514:C:C6	2.34	0.61
25:1H:1111:A:N3	25:1H:1112:G:H1'	2.15	0.61
25:1H:1204:A:H2	25:1H:1241:A:N1	1.99	0.61
25:1H:1255:U:O2	62:1H:4101:HOH:O	2.16	0.61
25:1H:1689:A:N6	25:1H:1698:A:H2	1.94	0.61
25:1H:1796:U:H2'	25:1H:1797:C:C6	2.35	0.61
25:1H:1127:A:O2'	25:1H:2518:A:OP1	2.15	0.61
7:62:143:ARG:NH1	22:3L:43:G:H5'	2.15	0.61
16:7I:20:VAL:HG21	16:7I:32:TYR:CD2	2.34	0.61
36:88:79:LEU:H	36:88:80:GLU:HG2	1.66	0.61
20:BA:69:GLY:O	20:BA:73:HIS:ND1	2.33	0.61
44:C5:47:LYS:H	44:C5:60:PHE:HB3	1.65	0.61
25:1H:535:C:O3'	40:C8:53:ARG:NH1	2.34	0.61
25:14:2557:G:H2'	25:14:2558:C:H6	1.65	0.61
25:14:2648:C:H2'	25:14:2649:U:C6	2.36	0.61
33:15:35:ARG:HB2	33:15:42:TRP:CZ3	2.35	0.61
55:1G:624:C:H2'	55:1G:625:G:C8	2.36	0.61
55:1G:652:U:H1'	55:1G:653:A:H2	1.66	0.61
25:1H:1516:U:H2'	25:1H:1517:G:H8	1.65	0.61
25:1H:646:A:H2'	25:1H:647:G:O4'	2.01	0.61
4:32:175:SER:HB3	4:32:186:LEU:HD11	1.82	0.61
30:41:35:GLU:HG3	30:41:36:LYS:HB2	1.81	0.61
36:45:25:ASP:HB3	36:45:102:VAL:HB	1.82	0.61
5:4E:153:LYS:NZ	5:4E:154:GLY:O	2.18	0.61
54:Q8:41:ILE:HA	54:Q8:43:GLN:H	1.65	0.61
25:14:1210:A:H5'	25:14:1210:A:H8	1.66	0.61
55:1G:1251:A:H2'	55:1G:1252:A:C8	2.35	0.61
25:1H:518:G:H2'	25:1H:519:U:C6	2.36	0.61

Continued on next page...

Continued from previous page...

Atom-1	Atom-2	Interatomic distance (Å)	Clash overlap (Å)
25:1H:524:U:H2'	25:1H:525:U:C6	2.35	0.61
25:1H:946:G:OP2	62:1H:3999:HOH:O	2.16	0.61
28:29:23:VAL:HG11	28:29:183:LEU:HD23	1.81	0.61
23:2L:62:C:H2'	23:2L:63:C:C6	2.36	0.61
36:45:25:ASP:HA	36:45:67:ARG:NH1	2.16	0.61
47:F5:49:VAL:HG21	47:F5:67:ILE:HG23	1.82	0.61
45:H8:103:ARG:HG3	45:H8:136:PHE:CD2	2.36	0.61
47:J8:65:SER:OG	47:J8:66:HIS:ND1	2.29	0.61
25:14:1962:C:O2'	25:14:1964:G:OP2	2.18	0.61
25:14:521:G:H2'	25:14:522:G:H8	1.66	0.61
30:41:73:ALA:HB3	30:41:85:GLY:H	1.65	0.61
41:D8:44:LYS:O	41:D8:46:VAL:N	2.34	0.61
59:M5:40:GLU:HA	59:M5:43:GLN:HB2	1.81	0.61
1:13:1145:C:H4'	1:13:1146:A:C8	2.36	0.61
1:13:727:G:N2	1:13:730:G:OP2	2.28	0.61
1:13:939:G:H2'	1:13:940:C:C6	2.36	0.61
25:14:214:G:OP1	25:14:214:G:H4'	2.01	0.61
25:14:833:U:O2	35:35:55:ARG:NH1	2.33	0.61
25:14:889:C:N4	25:14:890:A:N3	2.48	0.61
55:1G:976:G:N2	55:1G:1362(A):C:OP2	2.29	0.61
25:1H:1189:A:OP2	62:1H:3770:HOH:O	2.16	0.61
25:1H:1593:G:H2'	25:1H:1594:G:C8	2.36	0.61
25:1H:446:G:OP2	62:1H:3612:HOH:O	2.16	0.61
25:14:2823:A:OP1	28:29:113:PHE:HB2	2.01	0.61
5:4E:12:LEU:HB3	5:4E:31:LEU:HB2	1.81	0.61
33:58:35:ARG:HD3	33:58:37:LYS:HD2	1.81	0.61
40:85:28:ARG:NH1	40:85:38:THR:OG1	2.29	0.61
45:H8:10:ARG:HD3	45:H8:38:TYR:HB3	1.83	0.61
1:13:498:A:H4'	1:13:500:G:OP1	1.99	0.61
1:13:975:A:N6	10:11:60:ARG:HH12	1.97	0.61
25:14:2272:U:O4	62:14:3751:HOH:O	2.15	0.61
56:19:255:LYS:CE	56:19:255:LYS:H	2.13	0.61
25:1H:2689:U:H5''	25:1H:2713:A:C2	2.36	0.61
25:1H:315:G:H2'	25:1H:316:C:C6	2.36	0.61
28:29:76:ARG:HG3	28:29:195:LEU:HD22	1.83	0.61
29:31:101:LEU:HD22	29:31:102:PRO:HD2	1.82	0.61
57:39:7:TYR:CD1	57:39:18:ARG:HB2	2.36	0.61
4:3E:11:LEU:HD13	4:3E:66:ARG:HG3	1.82	0.61
36:45:81:VAL:O	36:45:82:ARG:NH1	2.34	0.61
6:52:61:LEU:HD23	6:52:63:TYR:OH	1.99	0.61
38:65:102:ALA:HA	38:65:105:ALA:HB3	1.82	0.61

Continued on next page...

Continued from previous page...

Atom-1	Atom-2	Interatomic distance (Å)	Clash overlap (Å)
36:88:66:ILE:O	36:88:104:PHE:N	2.34	0.61
58:D5:8:TYR:CD1	58:D5:62:PRO:HG3	2.36	0.61
25:14:1041:C:H42	25:14:1114:G:H1	1.49	0.61
25:14:395:U:H2'	25:14:396:G:N7	2.16	0.61
25:14:74:A:H4'	25:14:75:G:O5'	2.01	0.61
55:1G:999:U:H2'	55:1G:1000:A:H8	1.66	0.61
25:1H:1429:G:H2'	25:1H:1430:C:C6	2.36	0.61
11:2A:101:SER:CB	11:2A:103:LEU:H	2.14	0.61
36:88:127:ILE:H	36:88:127:ILE:HD13	1.65	0.61
9:8E:17:VAL:HG11	9:8E:81:ILE:HD13	1.82	0.61
6:5E:50:TYR:OH	18:9I:74:ARG:O	2.06	0.61
50:I5:16:CYS:HA	50:I5:33:VAL:HG13	1.81	0.61
2:12:87:ARG:NH1	2:12:220:ASP:OD1	2.33	0.60
25:14:1047:G:H21	25:14:1111:A:H62	1.49	0.60
25:1H:49:A:N7	25:1H:120:U:C5	2.63	0.60
25:1H:606:U:H4'	25:1H:658:C:H4'	1.83	0.60
22:3K:19:C:H2'	22:3K:20:C:H4'	1.83	0.60
32:69:101:LEU:H	32:69:101:LEU:HD23	1.66	0.60
2:12:7:VAL:O	2:12:217:ARG:NH2	2.32	0.60
1:13:1151:A:H5'	10:1I:41:PRO:HA	1.83	0.60
25:14:1664:A:OP2	62:14:3556:HOH:O	2.16	0.60
25:14:1666:G:OP1	34:25:66:LYS:HD3	2.01	0.60
25:14:2658:C:OP1	31:59:160:LYS:NZ	2.30	0.60
55:1G:920:U:H2'	55:1G:921:U:C6	2.36	0.60
4:32:8:VAL:O	4:32:11:LEU:N	2.33	0.60
57:39:116:ASP:OD2	35:35:1:MET:N	2.27	0.60
55:1G:1291:G:OP1	7:62:37:ASN:ND2	2.34	0.60
37:98:103:ARG:HD2	37:98:108:GLY:O	2.01	0.60
19:AI:50:ALA:HB1	19:AI:57:HIS:HB3	1.83	0.60
20:BA:36:LEU:HD12	20:BA:55:ILE:HG23	1.82	0.60
58:D5:76:LEU:HA	58:D5:83:PRO:HA	1.83	0.60
32:69:27:ARG:HG2	47:F5:71:TYR:CZ	2.36	0.60
44:G8:97:ARG:NH2	44:G8:104:GLY:HA3	2.15	0.60
27:11:223:GLY:HA3	27:11:231:HIS:ND1	2.16	0.60
27:11:238:GLY:O	27:11:240:ALA:N	2.34	0.60
25:14:1153:C:OP1	40:85:93:LYS:NZ	2.34	0.60
25:14:1328:G:O6	62:14:3574:HOH:O	2.14	0.60
25:14:1894:C:O2'	25:14:1895:C:H5'	2.01	0.60
25:14:2419:U:H4'	52:K5:23:THR:HG21	1.82	0.60
25:14:989:G:OP2	49:H5:11:SER:HB3	2.02	0.60
55:1G:804:U:H5''	55:1G:805:C:OP2	2.01	0.60

Continued on next page...

Continued from previous page...

Atom-1	Atom-2	Interatomic distance (Å)	Clash overlap (Å)
55:1G:957:U:H1'	55:1G:960:U:H5	1.65	0.60
25:1H:249:C:P	62:1H:3575:HOH:O	2.59	0.60
35:35:98:GLU:O	35:35:102:ARG:HB2	2.01	0.60
22:3L:35:QUO:C2	22:3L:35:QUO:C4	2.74	0.60
23:2K:57:C:N4	30:41:83:ARG:HH22	2.00	0.60
30:49:125:PHE:HB3	30:49:166:ASP:HB2	1.81	0.60
7:6E:49:ILE:O	7:6E:53:LYS:HB2	2.01	0.60
36:88:79:LEU:O	36:88:81:VAL:HG23	2.02	0.60
25:14:1225:C:H4'	41:95:85:LYS:CG	2.32	0.60
37:98:10:LEU:O	37:98:12:ARG:HG2	2.01	0.60
39:B8:55:ASN:N	39:B8:59:THR:HG22	2.16	0.60
1:13:864:A:H2'	1:13:865:A:C8	2.37	0.60
25:14:2849:U:OP1	39:75:95:ARG:NH1	2.34	0.60
26:16:15:A:H5'	26:16:16:G:H8	1.67	0.60
55:1G:1127:G:H22	55:1G:1144:G:N2	1.98	0.60
55:1G:165:C:H2'	55:1G:166:G:C8	2.37	0.60
55:1G:359:U:H2'	55:1G:360:A:H8	1.64	0.60
25:1H:2168:G:N2	25:1H:2170:A:H62	1.99	0.60
25:1H:848:G:H2'	25:1H:849:A:H8	1.67	0.60
57:39:29:ASN:H	57:39:112:MET:HE3	1.65	0.60
7:62:143:ARG:NH1	22:3L:42:U:O2'	2.34	0.60
25:1H:910:A:H62	36:88:12:GLN:HA	1.65	0.60
41:95:21:ARG:HG3	41:95:93:GLU:HG3	1.84	0.60
25:14:2420:C:N4	59:M5:31:HIS:HB3	2.15	0.60
27:11:59:LYS:HD2	27:11:60:ARG:H	1.66	0.60
1:13:920:U:H2'	1:13:921:U:C6	2.37	0.60
25:14:2074:U:OP1	62:14:3416:HOH:O	2.16	0.60
56:19:40:THR:OG1	56:19:41:GLY:N	2.34	0.60
56:19:43:ARG:HH11	56:19:43:ARG:CG	2.15	0.60
2:1E:189:ASP:HB2	2:1E:205:ASP:HB3	1.83	0.60
25:1H:1434:A:H61	25:1H:1558:A:H62	1.48	0.60
25:1H:588:U:H2'	25:1H:589:C:C6	2.37	0.60
25:1H:259:G:O2'	25:1H:621:A:O2'	2.06	0.60
25:1H:882:G:H1	25:1H:894:C:H42	1.49	0.60
3:2E:130:VAL:O	3:2E:134:ILE:HG12	2.00	0.60
12:3A:117:ARG:HG3	12:3A:117:ARG:HH11	1.66	0.60
5:4E:153:LYS:HD3	5:4E:154:GLY:N	2.15	0.60
31:51:20:ALA:HB1	31:51:21:PRO:HD2	1.83	0.60
14:5I:29:ARG:HD3	14:5I:40:CYS:HB2	1.84	0.60
43:F8:41:ASN:O	43:F8:45:THR:HG23	2.00	0.60
2:12:168:THR:HG23	2:12:192:SER:HB3	1.83	0.60

Continued on next page...

Continued from previous page...

Atom-1	Atom-2	Interatomic distance (Å)	Clash overlap (Å)
1:13:1239:A:H62	1:13:1299:A:H62	1.48	0.60
25:14:1942:C:OP2	25:14:1943:U:O2'	2.12	0.60
25:14:2392:A:H2	25:14:2424:C:N4	1.98	0.60
10:1A:17:ASP:OD1	10:1A:70:ARG:NH1	2.35	0.60
2:1E:166:ASP:HB3	2:1E:169:LYS:HB2	1.82	0.60
55:1G:1154:G:H2'	55:1G:1155:G:H8	1.67	0.60
25:1H:634:C:H2'	25:1H:635:C:C6	2.36	0.60
26:1J:40:U:H3	26:1J:43:C:H5''	1.66	0.60
28:29:97:LYS:N	28:29:100:GLU:OE1	2.28	0.60
7:6E:80:VAL:HG21	7:6E:85:TYR:CE2	2.37	0.60
42:A5:41:LYS:HD2	51:J5:25:LEU:HD11	1.82	0.60
25:1H:1321:A:H2'	25:1H:1322:A:O4'	2.00	0.60
25:1H:1388:G:H2'	25:1H:1389:G:C8	2.33	0.60
25:1H:1849:G:OP2	62:1H:4137:HOH:O	2.15	0.60
25:1H:2853:C:H2'	25:1H:2854:G:H8	1.67	0.60
25:1H:85:G:OP2	44:G8:9:LYS:HB2	2.02	0.60
22:1K:57:C:O2'	22:1K:68:A:H4'	2.02	0.60
3:22:14:ILE:HG12	3:22:15:THR:H	1.66	0.60
28:29:49:LEU:O	28:29:78:LEU:HA	2.01	0.60
11:2I:98:LEU:O	11:2I:101:SER:OG	2.16	0.60
23:2L:48:U:O2'	23:2L:49:C:OP2	2.17	0.60
22:3K:8:4SU:O5'	22:3K:8:4SU:H6	2.02	0.60
13:4I:39:ILE:HD12	13:4I:56:LEU:HD22	1.82	0.60
31:51:17:VAL:HG21	31:51:50:VAL:HG11	1.84	0.60
55:1G:564:C:O2'	8:72:91:ARG:NH2	2.34	0.60
25:1H:2318:G:H22	38:A8:2:ALA:HA	1.66	0.60
58:D5:53:ILE:HG22	58:D5:71:VAL:HG13	1.83	0.60
54:Q8:52:LYS:O	54:Q8:56:GLU:HB2	2.02	0.60
25:14:305:U:H2'	25:14:306:U:C6	2.36	0.60
25:14:83:G:N2	25:14:102:G:O2'	2.34	0.60
26:16:44:G:H1'	26:16:47:C:N4	2.17	0.60
55:1G:1292:U:H5'	9:82:38:GLN:HE21	1.66	0.60
55:1G:4:U:H3	8:72:102:ARG:HH11	1.48	0.60
25:1H:1899:G:H1	25:1H:1902:C:N4	2.00	0.60
25:1H:2065:C:H2'	25:1H:2066:C:H6	1.66	0.60
25:1H:39:C:O2	29:31:46:ARG:NH2	2.35	0.60
4:3E:108:LEU:HD23	4:3E:110:PHE:HE1	1.67	0.60
36:45:11:LYS:NZ	36:45:86:GLY:O	2.25	0.60
31:51:91:GLY:HA3	31:51:160:LYS:HG2	1.84	0.60
38:65:34:HIS:ND1	38:65:53:SER:OG	2.31	0.60
25:14:1499:C:H2'	25:14:1500:G:C8	2.36	0.60

Continued on next page...

Continued from previous page...

Atom-1	Atom-2	Interatomic distance (Å)	Clash overlap (Å)
26:16:73:A:C4	26:16:104:A:C2	2.90	0.60
55:1G:1387:G:H2'	55:1G:1388:C:C6	2.37	0.60
55:1G:1530:G:H3'	55:1G:1531:A:OP2	2.02	0.60
55:1G:837:G:N2	55:1G:850:U:O2	2.35	0.60
25:1H:563:G:OP2	62:1H:3545:HOH:O	2.16	0.60
4:3E:111:ALA:HB2	4:3E:120:LEU:HD12	1.84	0.60
38:65:87:PHE:CE1	38:65:102:ALA:HB2	2.37	0.60
32:69:101:LEU:HB2	32:69:105:HIS:HB2	1.84	0.60
36:88:106:VAL:HG21	36:88:114:ALA:HB1	1.83	0.60
39:B8:107:ASP:O	39:B8:110:ILE:HG23	2.01	0.60
40:C8:92:ARG:NE	40:C8:96:ALA:H	1.99	0.60
54:Q8:7:HIS:O	54:Q8:7:HIS:ND1	2.35	0.60
1:13:116:A:H61	1:13:313:A:H1'	1.67	0.60
25:14:271(B):G:N7	25:14:421:U:H2'	2.17	0.60
55:1G:1322:C:O2'	55:1G:1323:G:H5'	2.02	0.60
34:25:113:LYS:NZ	62:25:301:HOH:O	2.35	0.60
57:39:53:THR:HG23	57:39:55:GLY:H	1.66	0.60
26:1J:90:C:P	36:45:16:ARG:HH21	2.24	0.60
13:4A:97:PRO:HA	13:4A:110:ARG:HD3	1.83	0.60
31:59:137:ASP:HB3	31:59:140:LYS:HB2	1.84	0.60
25:1H:598:G:H5'	35:78:11:GLY:HA3	1.82	0.60
19:AA:40:ILE:HD13	19:AA:62:ILE:HG13	1.84	0.60
39:B8:74:ARG:HD3	39:B8:76:PHE:CZ	2.37	0.60
48:G5:47:ASN:O	48:G5:49:LYS:N	2.31	0.60
2:12:74:LYS:HD2	2:12:166:ASP:HB2	1.83	0.59
1:13:1149:C:H2'	1:13:1150:U:H6	1.66	0.59
1:13:626:U:C2	1:13:627:G:C8	2.90	0.59
25:14:576:U:OP1	62:14:3581:HOH:O	2.16	0.59
6:52:81:ILE:HD11	56:19:125:ILE:HG12	1.84	0.59
55:1G:1310:G:OP1	13:4A:77:ASN:ND2	2.33	0.59
25:1H:1509:C:H3'	25:1H:1510:A:H5''	1.84	0.59
25:1H:2211:G:H4'	25:1H:2212:A:OP2	2.02	0.59
25:1H:2238:G:H4'	25:1H:2239:G:OP1	2.02	0.59
57:39:80:ALA:O	57:39:83:PHE:HB2	2.02	0.59
38:65:33:LYS:HB3	38:65:34:HIS:CD2	2.36	0.59
35:78:19:VAL:HG13	35:78:21:ARG:HB2	1.84	0.59
8:7E:121:ASP:HB2	8:7E:125:ARG:NH2	2.16	0.59
44:C5:87:LYS:H	44:C5:94:LYS:HB3	1.67	0.59
58:D5:23:LYS:HB3	58:D5:38:TYR:CD1	2.37	0.59
1:13:1386:G:O2'	1:13:1387:G:H5'	2.01	0.59
1:13:953:G:N7	13:4I:104:ARG:NH2	2.49	0.59

Continued on next page...

Continued from previous page...

Atom-1	Atom-2	Interatomic distance (Å)	Clash overlap (Å)
25:14:987:G:O2'	25:14:1000:A:N3	2.34	0.59
25:14:1780:A:P	62:14:3411:HOH:O	2.60	0.59
25:14:668:G:H2'	25:14:670:A:H62	1.67	0.59
25:14:71:A:H2	43:B5:31:HIS:HE2	1.49	0.59
55:1G:963:G:H21	10:1A:55:LYS:NZ	1.99	0.59
25:1H:1412:A:H2'	25:1H:1413:G:H8	1.67	0.59
25:1H:2275:C:H5'	25:1H:2275:C:H6	1.66	0.59
25:1H:2685:G:OP2	39:B8:51:ARG:NH2	2.34	0.59
25:1H:730:C:H3'	62:1H:3603:HOH:O	2.02	0.59
31:59:6:ARG:HH12	31:59:62:LYS:HB2	1.66	0.59
25:1H:2818:G:OP2	37:98:42:LYS:NZ	2.35	0.59
54:Q8:60:LEU:N	54:Q8:60:LEU:HD22	2.16	0.59
1:13:1160:G:H22	1:13:1177:G:H22	1.50	0.59
25:14:184:C:H2'	25:14:185:U:C6	2.38	0.59
25:14:2107:C:H42	25:14:2182:G:H1	1.50	0.59
55:1G:345:C:H1'	55:1G:346:G:C2	2.37	0.59
25:1H:1339:G:H21	25:1H:1603:A:H1'	1.67	0.59
25:1H:1516:U:H2'	25:1H:1517:G:C8	2.37	0.59
25:1H:2292:C:P	38:A8:17:ARG:HH22	2.24	0.59
25:1H:389:G:H22	35:78:72:PRO:HD3	1.65	0.59
25:1H:72:U:H3	48:K8:62:THR:HG23	1.67	0.59
11:2A:27:ASN:OD1	11:2A:28:THR:N	2.35	0.59
5:4E:81:GLU:HG2	5:4E:90:VAL:HG23	1.83	0.59
13:4I:16:ASP:HB3	13:4I:41:PRO:HB3	1.84	0.59
9:82:16:ARG:HH21	9:82:64:THR:HG21	1.68	0.59
36:88:66:ILE:HG22	36:88:67:ARG:N	2.17	0.59
9:8E:9:ARG:HB2	9:8E:13:ALA:O	2.01	0.59
20:BI:26:ASN:HB2	20:BI:71:THR:HG23	1.83	0.59
20:BI:57:ARG:HH11	20:BI:102:GLY:HA2	1.67	0.59
46:E5:47:PRO:HG3	46:E5:53:MET:HB2	1.84	0.59
59:M5:8:LYS:HB3	59:M5:12:LYS:HE3	1.82	0.59
27:11:108:PRO:HG3	27:11:143:HIS:CE1	2.37	0.59
1:13:113:G:H2'	1:13:114:U:C6	2.37	0.59
1:13:1118:C:H1'	1:13:1179:A:C4	2.37	0.59
1:13:233:C:H2'	1:13:234:C:H6	1.66	0.59
1:13:405:U:O4	4:3E:2:GLY:N	2.35	0.59
25:14:1593:G:H2'	25:14:1594:G:C8	2.36	0.59
25:14:1945:G:H2'	25:14:1946:U:C6	2.36	0.59
25:1H:298:G:N7	62:1H:4045:HOH:O	2.32	0.59
25:1H:800:A:OP1	62:1H:3564:HOH:O	2.17	0.59
8:7E:49:GLU:HG2	8:7E:62:TYR:HE2	1.67	0.59

Continued on next page...

Continued from previous page...

Atom-1	Atom-2	Interatomic distance (Å)	Clash overlap (Å)
9:82:26:VAL:HG13	9:82:61:ALA:HB3	1.85	0.59
44:C5:87:LYS:HE2	44:C5:88:LYS:HD2	1.84	0.59
40:C8:95:LEU:HD22	41:D8:4:ILE:HD13	1.85	0.59
48:K8:42:GLY:O	48:K8:44:LEU:N	2.35	0.59
1:13:1122:U:O4	1:13:1123:A:N6	2.36	0.59
1:13:1263:C:H2'	1:13:1264:C:C6	2.37	0.59
1:13:1510:U:H2'	1:13:1511:G:C8	2.37	0.59
1:13:353:A:H5'	1:13:353:A:H8	1.67	0.59
33:15:33:LEU:HD12	33:15:38:HIS:HD2	1.68	0.59
55:1G:1239:A:H4'	55:1G:1240:U:H5'	1.83	0.59
25:1H:534:U:H5'	40:C8:42:ALA:HB1	1.83	0.59
55:1G:690:G:H22	11:2A:55:LYS:HZ3	1.50	0.59
4:32:70:ILE:HD11	4:32:100:ARG:CD	2.32	0.59
35:35:86:LYS:HG3	35:35:87:ASP:H	1.66	0.59
30:41:7:LEU:HD11	30:41:176:LEU:HD22	1.84	0.59
5:4E:144:THR:OG1	5:4E:147:ASP:OD1	2.11	0.59
14:5A:21:TYR:OH	14:5A:23:ARG:NH2	2.35	0.59
45:H8:69:THR:HG22	45:H8:90:VAL:HG22	1.84	0.59
1:13:266:G:H5''	1:13:267:C:C5	2.38	0.59
25:14:1828:G:OP1	62:14:3510:HOH:O	2.17	0.59
2:1E:178:ARG:HG3	8:7E:72:PRO:HA	1.82	0.59
55:1G:1500:A:OP1	62:1G:1804:HOH:O	2.17	0.59
25:1H:307:G:N7	62:1H:4135:HOH:O	2.32	0.59
25:1H:926:A:N7	62:1H:3788:HOH:O	2.31	0.59
23:2L:24:C:H2'	23:2L:25:U:C6	2.38	0.59
6:5E:4:TYR:HD1	6:5E:92:LYS:HA	1.68	0.59
7:6E:23:VAL:O	7:6E:27:ILE:HG13	2.03	0.59
36:88:133:ARG:O	36:88:134:ARG:HB2	2.01	0.59
38:A8:70:GLY:HA2	38:A8:101:LEU:HD13	1.85	0.59
44:C5:42:VAL:O	44:C5:65:ALA:N	2.34	0.59
1:13:814:A:N7	1:13:816:A:C4	2.71	0.59
25:14:1776:G:OP2	62:14:3479:HOH:O	2.16	0.59
25:14:1871:A:H2'	25:14:1872:A:C8	2.38	0.59
25:14:2001:A:H2'	25:14:2002:G:C8	2.38	0.59
25:14:2784:C:O2	28:29:37:ARG:NH2	2.34	0.59
10:1A:99:LYS:HD3	10:1A:100:THR:N	2.18	0.59
25:1H:1254:A:H5''	25:1H:1255:U:H5''	1.83	0.59
7:62:149:ARG:HD3	11:2A:59:TYR:CZ	2.38	0.59
25:14:943:U:OP2	35:35:36:LYS:HG3	2.02	0.59
7:62:26:PHE:O	7:62:30:ILE:HG13	2.03	0.59
7:6E:35:LYS:HD3	7:6E:38:LEU:HD23	1.85	0.59

Continued on next page...

Continued from previous page...

Atom-1	Atom-2	Interatomic distance (Å)	Clash overlap (Å)
37:98:10:LEU:O	37:98:12:ARG:N	2.35	0.59
55:1G:261:U:OP2	20:BA:79:ARG:NH2	2.36	0.59
25:14:2016:U:O2	51:J5:7:PRO:HG2	2.02	0.59
47:J8:85:LEU:H	47:J8:87:PRO:HD2	1.67	0.59
25:14:1331:A:O2'	25:14:1332:G:H8	1.86	0.59
10:1A:49:VAL:O	10:1A:60:ARG:HB2	2.03	0.59
55:1G:1322:C:O2	55:1G:1322:C:H2'	2.03	0.59
25:1H:141:A:H8	25:1H:1595:G:H21	1.49	0.59
25:1H:2123:G:H1	25:1H:2175:C:H42	1.48	0.59
4:3E:30:LYS:O	4:3E:33:MET:N	2.35	0.59
4:3E:65:ARG:HG3	4:3E:70:ILE:HG22	1.84	0.59
33:58:6:PRO:HG3	33:58:41:ASP:HB2	1.85	0.59
9:8E:44:VAL:O	9:8E:51:ARG:NH2	2.35	0.59
17:8I:29:HIS:CD2	17:8I:30:PRO:HD2	2.37	0.59
1:13:280:C:C2	17:8I:38:ARG:HG3	2.37	0.59
38:A8:23:ARG:NH2	38:A8:84:GLN:OE1	2.35	0.59
49:H5:46:ASN:O	49:H5:50:VAL:HG22	2.03	0.59
1:13:1014:A:C2	1:13:1219:U:H1'	2.38	0.59
25:14:1718:G:N2	25:14:1741:C:O2	2.27	0.59
25:14:2016:U:OP1	62:14:3743:HOH:O	2.17	0.59
26:16:10:C:H2'	26:16:11:C:H6	1.67	0.59
2:1E:88:ALA:HB2	2:1E:219:VAL:HG13	1.85	0.59
25:1H:1348:G:H2'	25:1H:1349:A:H5''	1.85	0.59
25:1H:2061:G:P	62:1H:3538:HOH:O	2.59	0.59
25:1H:2110:G:H5''	25:1H:2145:C:H42	1.68	0.59
25:1H:2728:U:H2'	25:1H:2729:G:C8	2.38	0.59
55:1G:1226:C:N4	13:4A:104:ARG:HD2	2.18	0.59
35:78:138:LEU:HD12	35:78:144:GLU:HG3	1.85	0.59
43:F8:12:VAL:HG13	43:F8:27:THR:O	2.02	0.59
1:13:74:C:N4	1:13:96:G:H1	1.97	0.59
25:14:2037:G:H2'	25:14:2038:G:C8	2.37	0.59
25:14:2273:A:O2'	25:14:2274:A:H5'	2.02	0.59
2:1E:21:ARG:HB2	2:1E:39:ILE:HG12	1.84	0.59
28:21:101:ARG:CZ	28:21:171:GLU:HB2	2.33	0.59
25:1H:2053:G:H5'	28:21:144:ARG:O	2.02	0.59
34:25:68:GLU:OE2	34:25:78:ARG:NH1	2.35	0.59
36:88:17:LEU:HD13	36:88:39:PRO:HB2	1.85	0.59
25:14:1449:A:O2'	25:14:1530:G:N2	2.30	0.58
25:14:819:A:OP2	25:14:1187:G:N2	2.33	0.58
25:14:824:A:H1'	25:14:2358:G:N7	2.18	0.58
55:1G:1127:G:H1	55:1G:1144:G:H1	1.51	0.58

Continued on next page...

Continued from previous page...

Atom-1	Atom-2	Interatomic distance (Å)	Clash overlap (Å)
55:1G:1157:A:H62	55:1G:1178:G:H21	1.51	0.58
25:1H:450:G:O6	62:1H:3812:HOH:O	2.17	0.58
26:1J:52:A:N6	38:65:33:LYS:HG3	2.18	0.58
28:29:105:THR:OG1	28:29:199:ARG:NH2	2.36	0.58
4:32:23:GLY:H	4:32:26:CYS:HB2	1.68	0.58
22:3K:62:G:N2	22:3K:70:C:N3	2.46	0.58
30:49:121:ASN:HD22	30:49:181:ARG:HH12	1.48	0.58
30:49:62:LEU:HD21	50:I5:28:LYS:HE2	1.84	0.58
7:62:113:GLU:O	7:62:119:ARG:HD3	2.03	0.58
7:6E:38:LEU:HD22	7:6E:38:LEU:H	1.66	0.58
35:78:18:ARG:O	35:78:19:VAL:HG22	2.03	0.58
37:98:72:ASP:O	37:98:76:VAL:HG23	2.03	0.58
38:A8:100:ALA:HA	38:A8:103:GLU:HG2	1.84	0.58
51:N8:41:PRO:O	51:N8:44:THR:OG1	2.21	0.58
1:13:1502:A:H2	1:13:1505:G:N1	1.97	0.58
25:1H:1464:C:HO2'	25:1H:1528:A:H8	1.50	0.58
25:1H:1859:A:N6	25:1H:1883:G:O2'	2.37	0.58
25:1H:32:C:O2'	25:1H:33:U:H5'	2.02	0.58
38:65:38:GLN:OE1	38:65:47:THR:OG1	2.19	0.58
35:78:59:LEU:HD22	35:78:60:MET:H	1.68	0.58
38:A8:34:HIS:HB2	38:A8:36:TYR:CE1	2.38	0.58
2:12:163:PHE:HD1	2:12:185:ILE:HB	1.69	0.58
1:13:1130:A:N6	1:13:1144:G:H21	2.00	0.58
1:13:1147:C:O2	9:8E:16:ARG:NH1	2.36	0.58
25:14:152:G:H1	25:14:174:C:N4	1.98	0.58
55:1G:719:C:OP2	55:1G:720:C:N4	2.28	0.58
25:1H:2069:G:H4'	62:1H:4205:HOH:O	2.03	0.58
13:4A:66:LEU:HA	13:4A:70:LEU:HB2	1.83	0.58
6:52:38:GLU:HG2	6:52:39:LYS:HG3	1.85	0.58
1:13:1368:G:H5''	9:8E:112:LYS:HB3	1.86	0.58
41:95:44:LYS:C	41:95:46:VAL:H	2.07	0.58
55:1G:191(F):U:O2	20:BA:105:SER:HB2	2.04	0.58
44:G8:39:VAL:HB	44:G8:42:VAL:CG2	2.32	0.58
25:14:1669:A:H5''	25:14:1670:C:OP2	2.03	0.58
25:14:1794:U:H2'	25:14:1795:C:H6	1.68	0.58
25:14:2111:C:H41	25:14:2147:G:N2	2.02	0.58
25:14:30:G:H2'	25:14:31:C:C6	2.38	0.58
55:1G:243:A:H4'	55:1G:244:U:O5'	2.04	0.58
25:1H:484:C:H2'	25:1H:485:C:C6	2.38	0.58
25:1H:50:U:H3'	25:1H:51:G:H5'	1.85	0.58
25:1H:547:A:H2'	25:1H:548:A:C8	2.38	0.58

Continued on next page...

Continued from previous page...

Atom-1	Atom-2	Interatomic distance (Å)	Clash overlap (Å)
28:29:188:VAL:HG23	28:29:189:PRO:HD2	1.85	0.58
12:3I:117:ARG:HB3	12:3I:122:THR:HB	1.85	0.58
15:6I:16:ALA:HB1	15:6I:21:ASP:HB3	1.84	0.58
39:75:4:GLY:O	39:75:7:ILE:N	2.29	0.58
25:1H:2870:C:H5''	37:98:65:LEU:HD21	1.84	0.58
51:J5:4:HIS:O	51:J5:4:HIS:ND1	2.31	0.58
2:12:6:THR:OG1	2:12:7:VAL:N	2.37	0.58
25:14:2402:C:N4	25:14:2416:C:H1'	2.19	0.58
25:1H:1138:G:H21	33:58:106:MET:CE	2.16	0.58
25:1H:1330:C:OP1	62:1H:3866:HOH:O	2.17	0.58
25:1H:2438:U:O3'	25:1H:2439:A:H3'	2.04	0.58
25:1H:2728:U:H2'	25:1H:2729:G:H8	1.68	0.58
25:1H:928:G:N7	62:1H:3789:HOH:O	2.32	0.58
25:1H:2572:A:N7	28:21:145:LYS:HB2	2.18	0.58
22:3L:15:G:N2	22:3L:57:C:O2	2.32	0.58
25:1H:2313:C:H4'	30:41:91:ARG:HG3	1.84	0.58
36:45:58:PHE:HZ	36:45:106:VAL:HG11	1.68	0.58
37:55:103:ARG:HH11	37:55:110:PRO:HD3	1.68	0.58
25:1H:2404:C:O3'	35:78:77:ARG:NH2	2.35	0.58
1:13:376:G:OP1	16:7I:5:ARG:HB2	2.03	0.58
19:AI:5:LEU:CD1	19:AI:10:PHE:H	2.17	0.58
52:O8:15:GLU:OE2	52:O8:44:ARG:NH2	2.37	0.58
1:13:157:G:H1	1:13:164:U:H3	1.51	0.58
1:13:171:A:H2'	1:13:172:A:C8	2.39	0.58
55:1G:972:C:O3'	10:1A:57:LYS:HG3	2.02	0.58
55:1G:1055:A:H5'	55:1G:1055:A:H8	1.69	0.58
25:1H:1658:C:OP1	62:1H:3617:HOH:O	2.17	0.58
25:1H:1899:G:H22	25:1H:1902:C:H41	1.51	0.58
25:1H:1980:G:O2'	25:1H:1982:C:OP2	2.19	0.58
25:1H:2695:C:H2'	25:1H:2696:U:H6	1.68	0.58
25:1H:459:U:H5''	53:P8:40:TRP:CD2	2.38	0.58
25:1H:607:U:N3	25:1H:621:A:H2	1.92	0.58
10:1I:29:ARG:HH12	10:1I:84:GLN:HE22	1.51	0.58
34:25:68:GLU:HB3	34:25:78:ARG:NH1	2.18	0.58
35:35:101:VAL:HA	35:35:105:LEU:O	2.04	0.58
37:98:27:SER:HB3	37:98:34:ILE:HD11	1.85	0.58
6:5E:97:PHE:N	18:9I:30:ASP:OD1	2.34	0.58
26:16:30:C:OP2	38:A8:32:LEU:HD11	2.03	0.58
58:D5:30:ASN:HA	58:D5:89:PHE:HE1	1.68	0.58
1:13:1129:C:N4	1:13:1139:G:H1	2.02	0.58
1:13:1414:U:N3	62:13:1919:HOH:O	2.25	0.58

Continued on next page...

Continued from previous page...

Atom-1	Atom-2	Interatomic distance (Å)	Clash overlap (Å)
25:14:1678:G:H22	25:14:1989:G:H22	1.52	0.58
25:14:2134:A:H62	25:14:2157:G:H1'	1.69	0.58
28:29:167:VAL:HG11	28:29:189:PRO:HD3	1.86	0.58
35:35:15:ARG:HH21	35:35:17:LYS:HE3	1.69	0.58
57:39:63:LYS:HZ2	57:39:67:GLN:HB2	1.68	0.58
34:68:34:THR:OG1	34:68:35:VAL:N	2.37	0.58
7:62:16:LEU:HD12	9:82:42:ARG:HA	1.85	0.58
26:16:90:C:H5'	36:88:18:LYS:HA	1.85	0.58
41:95:35:LEU:HB3	41:95:37:VAL:HG11	1.86	0.58
38:A8:34:HIS:O	38:A8:97:ARG:NH2	2.36	0.58
25:14:2293:C:H5''	38:65:89:ARG:HH21	1.68	0.58
25:14:2656:U:H3	25:14:2665:A:H2	1.51	0.58
55:1G:1423:G:H2'	55:1G:1424:C:C6	2.38	0.58
55:1G:45:U:H2'	55:1G:46:G:C8	2.38	0.58
55:1G:957:U:O2'	55:1G:959:A:N7	2.29	0.58
55:1G:999:U:H2'	55:1G:1000:A:C8	2.38	0.58
25:1H:1013:C:O2'	25:1H:1014:U:H5'	2.03	0.58
25:1H:1520:U:H2'	25:1H:1521:G:O4'	2.04	0.58
25:1H:2702:U:H6	25:1H:2702:U:OP1	1.86	0.58
55:1G:1321:C:H4'	13:4A:87:TYR:CE1	2.39	0.58
38:65:89:ARG:HG3	38:65:92:TYR:O	2.04	0.58
25:1H:953:A:OP2	36:88:16:ARG:HD3	2.04	0.58
1:13:736:C:H2'	1:13:737:A:C8	2.37	0.58
25:14:1434:A:H2'	25:14:1435:G:C8	2.39	0.58
25:14:1428:C:N4	25:14:1570:A:OP2	2.29	0.58
25:14:1794:U:H2'	25:14:1795:C:C6	2.39	0.58
26:16:112:G:H2'	26:16:113:C:C6	2.38	0.58
55:1G:1352:C:H42	55:1G:1370:G:H1	1.50	0.58
55:1G:192:U:H2'	55:1G:193:C:H6	1.68	0.58
25:1H:67:U:N3	25:1H:74:A:H2	1.87	0.58
25:1H:780:G:H21	25:1H:783:A:N6	2.01	0.58
28:29:199:ARG:HB3	28:29:200:GLU:OE1	2.04	0.58
57:39:101:LEU:O	57:39:106:ARG:NH1	2.36	0.58
30:41:76:SER:OG	30:41:84:LYS:N	2.37	0.58
13:4A:79:LYS:O	13:4A:82:MET:HB3	2.03	0.58
13:4I:14:ARG:HB2	13:4I:17:VAL:HG23	1.85	0.58
13:4I:40:ASN:HB3	13:4I:43:THR:HG23	1.85	0.58
3:22:13:GLY:HA2	14:5A:57:ARG:HD2	1.85	0.58
32:61:132:PRO:O	32:61:133:HIS:ND1	2.36	0.58
1:13:823:G:H21	8:7E:1:MET:HE3	1.69	0.58
42:A5:71:VAL:HA	42:A5:107:LEU:HD12	1.86	0.58

Continued on next page...

Continued from previous page...

Atom-1	Atom-2	Interatomic distance (Å)	Clash overlap (Å)
43:B5:32:PRO:HA	43:B5:77:LYS:HB2	1.86	0.58
28:21:181:LEU:HD21	39:B8:7:ILE:HG23	1.86	0.58
27:11:33:LEU:O	27:11:64:ILE:HG23	2.03	0.58
25:14:34:C:O2	25:14:34:C:O2'	2.09	0.58
33:15:104:LYS:HA	33:15:107:LEU:HD12	1.85	0.58
55:1G:1189:C:OP1	14:5A:58:LYS:NZ	2.37	0.58
25:1H:1021:A:H3'	25:1H:1022:G:H5''	1.85	0.58
25:1H:125:G:H5'	25:1H:125:G:H8	1.69	0.58
25:1H:1416:G:HO2'	25:1H:1417:C:H6	1.51	0.58
25:1H:1534:G:H2'	25:1H:1535:U:H4'	1.86	0.58
25:1H:2068:U:H3	25:1H:2430:A:H2	1.48	0.58
4:32:24:GLU:OE2	4:32:24:GLU:N	2.37	0.58
35:35:127:ALA:O	35:35:147:LEU:N	2.36	0.58
57:39:65:TRP:CZ3	57:39:72:ARG:HB3	2.38	0.58
32:69:56:LYS:O	32:69:60:GLU:HB3	2.03	0.58
55:1G:1443:G:N2	39:75:119:LYS:HB2	2.19	0.58
35:78:75:ILE:HD13	35:78:75:ILE:H	1.68	0.58
18:9I:66:LEU:O	18:9I:70:ILE:HG13	2.04	0.58
1:13:718:G:N2	18:9I:82:THR:HG23	2.19	0.58
19:AA:48:THR:HG22	19:AA:61:TYR:HB2	1.86	0.58
1:13:1528:U:C2	1:13:1530:G:C8	2.92	0.57
1:13:272:C:H2'	1:13:273:A:H8	1.69	0.57
1:13:484:G:O2'	1:13:485:G:OP2	2.21	0.57
25:14:1019:U:H3	25:14:1142(A):A:H62	1.52	0.57
55:1G:1376:U:OP1	7:62:98:SER:OG	2.21	0.57
55:1G:411:A:H62	55:1G:413:G:H21	1.51	0.57
55:1G:827:U:H5''	55:1G:828:A:OP2	2.04	0.57
55:1G:973:G:H3'	55:1G:974:A:H5''	1.86	0.57
25:1H:1339:G:N2	25:1H:1603:A:H1'	2.19	0.57
25:1H:2552:U:H2'	25:1H:2554:U:OP2	2.04	0.57
25:1H:2774:C:H2'	25:1H:2775:A:O4'	2.03	0.57
25:1H:422:A:P	62:1H:3718:HOH:O	2.61	0.57
30:41:124:SER:HB2	30:41:131:TYR:CE1	2.39	0.57
31:51:87:LEU:HB2	31:51:131:VAL:HG12	1.86	0.57
55:1G:1216:G:H5''	14:5A:5:ALA:HB3	1.85	0.57
40:85:76:TYR:CZ	40:85:80:ILE:HG13	2.40	0.57
19:AA:10:PHE:HB2	19:AA:39:THR:OG1	2.04	0.57
43:B5:24:GLY:HA3	43:B5:82:GLN:NE2	2.14	0.57
58:D5:29:TYR:HE2	58:D5:87:ASP:HB3	1.68	0.57
25:14:2331:G:O3'	46:E5:43:THR:HG22	2.04	0.57
46:E5:49:LYS:HG3	46:E5:80:HIS:HB3	1.85	0.57

Continued on next page...

Continued from previous page...

Atom-1	Atom-2	Interatomic distance (Å)	Clash overlap (Å)
45:H8:73:GLN:HB2	45:H8:87:ASP:OD1	2.04	0.57
54:Q8:33:ASN:O	54:Q8:33:ASN:ND2	2.36	0.57
1:13:1000:A:H2'	1:13:1001:G:H8	1.69	0.57
1:13:1086:U:H3	1:13:1099:G:H22	1.52	0.57
1:13:652:U:O4	1:13:752:G:O2'	2.17	0.57
55:1G:1125:U:OP2	55:1G:1145:C:N4	2.37	0.57
55:1G:362:G:O2'	12:3A:33:ARG:NH2	2.36	0.57
25:1H:1404:C:O2'	25:1H:1405:U:H5'	2.04	0.57
25:1H:176:G:O2'	25:1H:177:G:H5'	2.04	0.57
25:1H:469:G:O6	53:P8:37:LYS:NZ	2.37	0.57
25:1H:492:A:H2'	25:1H:493:G:O4'	2.04	0.57
11:2I:57:THR:HG23	11:2I:60:ALA:H	1.69	0.57
37:55:100:LEU:HG	37:55:112:ALA:HA	1.86	0.57
28:29:111:ARG:HA	37:55:2:ARG:NH1	2.18	0.57
8:72:12:ARG:HD3	8:72:26:VAL:HG12	1.86	0.57
2:12:178:ARG:HH21	8:72:74:PRO:HG3	1.69	0.57
43:B5:15:GLU:H	43:B5:15:GLU:CD	2.07	0.57
41:D8:65:GLY:HA3	41:D8:91:TYR:CE1	2.40	0.57
44:G8:87:LYS:HG2	44:G8:88:LYS:H	1.68	0.57
2:12:200:ILE:HG22	2:12:202:PRO:HD3	1.87	0.57
1:13:1333:A:H2'	1:13:1334:G:O4'	2.05	0.57
25:14:1257:C:H4'	57:39:83:PHE:CE1	2.39	0.57
25:14:2438:U:O3'	25:14:2439:A:H3'	2.04	0.57
55:1G:1109:C:H2'	55:1G:1110:A:O4'	2.04	0.57
10:1I:50:ILE:HD11	10:1I:57:LYS:HD3	1.85	0.57
26:1J:2:C:H2'	26:1J:3:C:C6	2.39	0.57
23:2L:54:G:H2'	23:2L:55:5MU:H6	1.69	0.57
35:35:65:ARG:HB2	35:35:65:ARG:NH1	2.18	0.57
22:3L:15:G:H4'	22:3L:15:G:OP1	2.04	0.57
30:41:36:LYS:HG2	30:41:38:VAL:HG23	1.86	0.57
30:41:77:ILE:HG22	30:41:82:LEU:HD12	1.85	0.57
33:58:73:THR:HG22	33:58:84:LYS:HG2	1.85	0.57
31:59:74:ASN:O	31:59:78:GLY:N	2.35	0.57
39:B8:55:ASN:H	39:B8:59:THR:HG22	1.68	0.57
27:11:142:VAL:HG23	27:11:193:VAL:HA	1.86	0.57
27:11:37:LEU:HD13	27:11:62:TYR:HB2	1.85	0.57
25:14:1071:G:H22	25:14:1090:U:H5	1.51	0.57
25:14:1642:G:N7	62:14:3794:HOH:O	2.32	0.57
25:14:2787:C:H1'	28:29:62:PRO:HB3	1.87	0.57
55:1G:1382:C:O2'	7:62:79:ARG:NH1	2.37	0.57
25:1H:1416:G:O2'	25:1H:1417:C:H6	1.87	0.57

Continued on next page...

Continued from previous page...

Atom-1	Atom-2	Interatomic distance (Å)	Clash overlap (Å)
25:1H:2151:G:H2'	25:1H:2152:G:C8	2.40	0.57
25:1H:2171:A:O2'	25:1H:2172:U:O4'	2.22	0.57
25:1H:2849:U:H4'	25:1H:2868:A:C2	2.40	0.57
25:1H:330:A:O2'	25:1H:331:A:H8	1.87	0.57
25:1H:65:C:H2'	25:1H:66:C:H6	1.69	0.57
25:1H:988:A:O5'	49:L8:11:SER:OG	2.22	0.57
28:29:55:ASN:O	28:29:57:LYS:N	2.34	0.57
3:2E:11:ARG:HH21	3:2E:180:ALA:HB3	1.68	0.57
55:1G:404:U:H5'	4:32:122:ARG:HD2	1.85	0.57
4:32:187:ARG:NH2	4:32:193:ASP:OD2	2.37	0.57
57:39:9:ILE:HG12	57:39:14:PRO:HA	1.85	0.57
30:41:98:ARG:HA	30:41:101:ILE:HG23	1.85	0.57
13:4A:58:GLU:O	13:4A:62:ASN:ND2	2.33	0.57
31:59:117:PRO:HB3	31:59:123:PHE:HZ	1.69	0.57
55:1G:974:A:P	14:5A:41:ARG:HH12	2.28	0.57
32:61:9:LEU:HD21	32:61:35:LEU:HD13	1.85	0.57
55:1G:1240:U:O3'	7:62:38:LEU:HD21	2.04	0.57
7:6E:73:MET:HG2	7:6E:90:GLU:HA	1.86	0.57
9:82:16:ARG:NH2	9:82:64:THR:HG21	2.19	0.57
2:12:50:GLU:O	2:12:54:THR:OG1	2.21	0.57
1:13:464:G:C6	1:13:466:C:H5'	2.39	0.57
1:13:651:C:H2'	1:13:652:U:C6	2.40	0.57
25:14:1839:G:C8	25:14:1927:A:H1'	2.39	0.57
55:1G:1095:U:P	55:1G:1108:G:H1	2.27	0.57
25:1H:1316:U:H2'	25:1H:1317:A:H8	1.68	0.57
25:1H:654(A):A:H2	25:1H:654(T):A:N1	2.02	0.57
35:35:14:LYS:O	35:35:16:ARG:N	2.37	0.57
36:45:38:GLU:HB2	36:45:127:ILE:HG22	1.86	0.57
31:51:101:ARG:NH1	31:51:122:THR:OG1	2.37	0.57
34:68:63:VAL:HG12	34:68:106:LEU:HD11	1.86	0.57
40:85:52:ARG:HH11	40:85:52:ARG:HB3	1.67	0.57
33:58:40:PRO:HB3	40:C8:68:ALA:HB2	1.87	0.57
46:E5:49:LYS:NZ	46:E5:68:GLU:OE2	2.22	0.57
26:1J:39:A:N1	50:I5:1:MET:N	2.50	0.57
1:13:1080:A:H5'	5:4E:14:ARG:NH2	2.20	0.57
1:13:1132:C:H2'	1:13:1133:G:C8	2.40	0.57
1:13:201:C:H42	1:13:216:G:H1	1.51	0.57
56:19:145:VAL:HG13	56:19:191:ALA:HB2	1.85	0.57
62:14:3531:HOH:O	56:19:227:ASN:ND2	2.34	0.57
55:1G:222:U:H2'	55:1G:223:U:C6	2.39	0.57
25:1H:1332:G:N2	25:1H:1610:A:C8	2.73	0.57

Continued on next page...

Continued from previous page...

Atom-1	Atom-2	Interatomic distance (Å)	Clash overlap (Å)
25:1H:1794:U:H2'	25:1H:1795:C:H6	1.69	0.57
25:1H:2787:C:O2'	28:21:61:ARG:HB3	2.05	0.57
25:1H:883:G:H1	25:1H:893:C:N4	1.93	0.57
25:14:389:G:H22	35:35:72:PRO:HD3	1.69	0.57
30:49:121:ASN:HB2	30:49:181:ARG:HH22	1.70	0.57
13:4I:107:ALA:HB3	13:4I:111:LYS:HD2	1.87	0.57
6:52:11:ASN:O	6:52:14:LEU:HD22	2.04	0.57
7:6E:5:ARG:HB3	7:6E:7:ALA:H	1.70	0.57
35:78:85:LEU:HA	35:78:88:LEU:HD22	1.86	0.57
9:82:9:ARG:HG2	9:82:14:VAL:HG22	1.86	0.57
47:J8:85:LEU:N	47:J8:86:SER:HB2	2.18	0.57
1:13:1286:A:H5''	21:1F:26:LYS:HD3	1.86	0.57
1:13:991:U:O2'	1:13:992:U:O5'	2.23	0.57
25:14:2143:C:H2'	25:14:2144:U:O4'	2.04	0.57
25:14:273(F):C:H3'	25:14:274:G:H5''	1.84	0.57
25:14:491:G:H2'	25:14:492:A:H8	1.70	0.57
33:15:91:LEU:O	33:15:95:PRO:HB3	2.03	0.57
55:1G:108:G:OP1	55:1G:326:G:N2	2.36	0.57
25:1H:1019:U:HO2'	25:1H:1021:A:H2	1.51	0.57
25:1H:1231:G:H2'	25:1H:1232:G:C8	2.40	0.57
25:1H:1678:G:O5'	25:1H:1678:G:H8	1.87	0.57
25:1H:1693:U:H1'	27:11:14:ARG:NH2	2.19	0.57
25:1H:2212:A:H1'	25:1H:2215:G:C4	2.39	0.57
22:1L:20:C:O2'	22:1L:68:A:N7	2.37	0.57
4:32:13:ARG:NH1	4:32:38:TYR:O	2.34	0.57
13:4A:91:ARG:HB2	13:4A:98:VAL:HG12	1.87	0.57
34:68:8:LEU:HB2	34:68:19:ILE:HG13	1.86	0.57
55:1G:4:U:H3	8:72:102:ARG:HD3	1.68	0.57
38:A8:7:TYR:CE2	38:A8:11:LYS:HE2	2.40	0.57
52:O8:27:LYS:HB2	52:O8:27:LYS:HZ2	1.69	0.57
27:11:26:LYS:O	27:11:26:LYS:HG2	2.03	0.57
1:13:1226:C:OP1	19:AI:78:ARG:NH1	2.37	0.57
1:13:439:A:OP2	1:13:493:G:N1	2.30	0.57
25:14:1021:A:H62	25:14:1141:U:H3	1.51	0.57
25:14:1024:G:H3'	25:14:1025:G:H5''	1.84	0.57
25:14:193:U:H5	62:14:3609:HOH:O	1.87	0.57
25:14:610:C:H2'	25:14:611:C:C6	2.39	0.57
25:14:67:U:H2'	25:14:68:G:C8	2.40	0.57
33:15:39:ARG:HD2	33:15:48:MET:HE3	1.86	0.57
2:1E:8:LYS:HG2	2:1E:10:LEU:H	1.70	0.57
55:1G:1348:U:N3	55:1G:1374:A:H2	2.01	0.57

Continued on next page...

Continued from previous page...

Atom-1	Atom-2	Interatomic distance (Å)	Clash overlap (Å)
55:1G:316:G:H2'	55:1G:317:G:C8	2.39	0.57
55:1G:555:C:H2'	55:1G:556:C:C6	2.39	0.57
25:1H:1164:G:H2'	25:1H:1165:U:C6	2.39	0.57
25:1H:1453:A:O2'	25:1H:1454:U:H2'	2.04	0.57
25:1H:1542:G:OP2	25:1H:1543:A:O2'	2.23	0.57
22:1K:65:C:N4	25:1H:897:C:H4'	2.20	0.57
26:1J:23:G:O6	62:1J:306:HOH:O	2.13	0.57
22:1K:48:C:H3'	22:1K:49:A:H8	1.69	0.57
57:39:125:LEU:HD12	57:39:196:LEU:HD22	1.86	0.57
30:41:128:ARG:NH2	30:41:128:ARG:HB2	2.20	0.57
13:4A:59:TYR:O	13:4A:63:THR:OG1	2.14	0.57
14:5I:10:ALA:HB2	14:5I:23:ARG:HE	1.70	0.57
38:65:17:ARG:HG3	38:65:17:ARG:HH11	1.69	0.57
38:65:66:ALA:HA	38:65:69:VAL:HG12	1.86	0.57
16:7I:20:VAL:HG23	16:7I:35:LYS:HA	1.87	0.57
17:8A:67:LYS:O	17:8A:68:ARG:HB3	2.05	0.57
46:E5:26:TYR:O	46:E5:29:GLN:HB2	2.05	0.57
42:E8:75:TYR:CZ	42:E8:104:THR:HG21	2.40	0.57
2:12:88:ALA:HB2	2:12:219:VAL:HG23	1.87	0.57
1:13:167:G:H2'	1:13:168:G:C8	2.40	0.57
25:14:1210:A:H5''	25:14:1212:G:H5'	1.86	0.57
25:14:1443:G:H1	25:14:1548:C:H42	1.52	0.57
25:14:2114:A:H61	25:14:2170:A:N6	2.02	0.57
25:14:330:A:H2	25:14:1210:A:HO2'	1.50	0.57
25:14:443:A:H1'	25:14:1201:C:O4'	2.04	0.57
25:14:571:A:O2'	41:95:78:LYS:NZ	2.38	0.57
25:14:882:G:H1	25:14:894:C:H42	1.53	0.57
55:1G:108:G:H5'	55:1G:109:A:C5'	2.34	0.57
55:1G:485:G:H1'	55:1G:486:U:H5	1.70	0.57
25:1H:1038:C:H2'	25:1H:1039:G:O4'	2.05	0.57
25:1H:31:C:OP1	62:1H:3684:HOH:O	2.18	0.57
35:35:86:LYS:HG3	35:35:87:ASP:N	2.20	0.57
38:65:42:ASP:C	38:65:44:LYS:H	2.08	0.57
15:6A:55:GLY:O	15:6A:59:MET:HG3	2.05	0.57
7:6E:91:VAL:HG12	7:6E:95:ARG:HB3	1.86	0.57
43:F8:1:MET:C	43:F8:3:THR:H	2.08	0.57
44:G8:49:VAL:HG21	44:G8:55:TYR:HE2	1.69	0.57
27:11:68:LYS:HB3	27:11:70:TRP:CZ3	2.39	0.57
2:12:91:PRO:HG3	2:12:154:LEU:HB2	1.87	0.57
25:14:1405:U:H2'	25:14:1406:U:C6	2.40	0.57
25:14:1499:C:H2'	25:14:1500:G:H8	1.70	0.57

Continued on next page...

Continued from previous page...

Atom-1	Atom-2	Interatomic distance (Å)	Clash overlap (Å)
25:14:1678:G:N2	25:14:1989:G:H22	2.03	0.57
25:14:2342:C:O2'	25:14:2374:C:H5''	2.04	0.57
25:14:579:G:H2'	25:14:580:C:C6	2.40	0.57
55:1G:179:A:H2'	55:1G:180:U:H6	1.70	0.57
55:1G:600:C:H2'	55:1G:601:C:H6	1.70	0.57
25:1H:1265:A:OP1	25:1H:1265:A:H8	1.88	0.57
3:22:155:GLY:HA3	3:22:196:LEU:HD13	1.86	0.57
36:45:69:PHE:CD1	36:45:70:PRO:HD2	2.39	0.57
14:5A:39:LEU:HD13	14:5A:47:LEU:HD12	1.85	0.57
32:61:3:VAL:HG12	32:61:38:LEU:HA	1.85	0.57
36:88:104:PHE:HE2	36:88:125:LEU:HD11	1.70	0.57
41:95:70:ILE:N	41:95:86:GLY:O	2.20	0.57
1:13:1485:U:O4	62:13:1918:HOH:O	2.16	0.56
25:14:1190:G:H2'	25:14:1191:G:H8	1.70	0.56
25:14:2103:C:H2'	25:14:2104:G:C8	2.40	0.56
33:15:56:ASN:H	33:15:125:GLY:HA3	1.70	0.56
55:1G:1131:G:H2'	55:1G:1132:C:C6	2.40	0.56
55:1G:1347:G:N2	55:1G:1373:G:H2'	2.20	0.56
55:1G:20:U:H2'	55:1G:21:G:O4'	2.04	0.56
25:1H:1509:C:H2'	25:1H:1511:A:C8	2.39	0.56
25:1H:299:A:H5'	25:1H:300:A:OP2	2.04	0.56
25:1H:307:G:H21	25:1H:330:A:H62	1.53	0.56
3:22:79:ARG:HE	3:22:79:ARG:N	2.02	0.56
34:25:1:MET:HE2	34:25:32:TYR:CE2	2.40	0.56
4:3E:102:ASP:HB3	4:3E:136:PRO:HB3	1.86	0.56
4:3E:154:ASN:OD1	4:3E:154:ASN:N	2.38	0.56
9:8E:7:THR:O	9:8E:83:ARG:HD2	2.04	0.56
37:98:9:LYS:HA	37:98:17:ARG:NE	2.20	0.56
42:E8:27:LYS:HB3	42:E8:31:GLU:HG3	1.87	0.56
25:14:2285:C:C5	52:K5:27:LYS:HE3	2.40	0.56
1:13:1448:C:H42	1:13:1455:G:H1	1.51	0.56
1:13:771:G:O2'	1:13:772:U:H5'	2.05	0.56
25:14:1488:G:H5'	25:14:1489:U:OP2	2.05	0.56
25:14:2292:C:P	38:65:17:ARG:HH21	2.28	0.56
55:1G:683:G:N2	55:1G:707:C:O2	2.36	0.56
25:1H:673:C:H5''	29:31:81:PRO:HD2	1.85	0.56
3:2E:123:GLN:O	3:2E:128:PHE:HB2	2.05	0.56
23:2K:21:H2U:H4'	23:2K:22:A:O5'	2.03	0.56
23:2K:73:A:C6	23:2K:74:A:C6	2.93	0.56
31:51:77:LYS:HE2	31:51:138:LYS:HD2	1.85	0.56
25:14:1652:A:OP1	37:55:8:ARG:NH1	2.38	0.56

Continued on next page...

Continued from previous page...

Atom-1	Atom-2	Interatomic distance (Å)	Clash overlap (Å)
14:5I:23:ARG:NH1	14:5I:30:ALA:HB2	2.20	0.56
1:13:1060:C:OP1	14:5I:45:ARG:NH2	2.38	0.56
25:1H:581:C:OP1	40:C8:33:ARG:HG3	2.05	0.56
52:O8:25:LYS:HE2	54:Q8:33:ASN:HB3	1.87	0.56
25:14:1420:U:HO2'	25:14:1421:G:P	2.28	0.56
25:14:71:A:H5'	25:14:71:A:C8	2.40	0.56
10:1A:8:LEU:HD22	10:1A:20:ALA:HB2	1.85	0.56
2:1E:195:ASP:O	8:7E:74:PRO:HG3	2.05	0.56
1:13:1328:C:OP1	21:1F:21:TYR:OH	2.21	0.56
55:1G:748:C:H4'	55:1G:749:C:O5'	2.05	0.56
25:1H:1329:U:H5''	25:1H:1330:C:H5	1.71	0.56
25:1H:2048:G:N7	62:1H:3928:HOH:O	2.32	0.56
25:1H:2361:A:OP1	54:Q8:27:THR:OG1	2.22	0.56
1:13:1367:C:H4'	10:1I:48:THR:HG21	1.87	0.56
22:1K:51:C:C4	22:1K:52:G:H1'	2.40	0.56
12:3A:24:VAL:HG13	12:3A:98:TYR:HE1	1.70	0.56
22:3K:35:QUO:C4	22:3K:35:QUO:C2	2.73	0.56
30:41:170:ARG:HE	30:41:174:GLU:HG2	1.70	0.56
34:68:93:PRO:HG3	34:68:114:ILE:HG12	1.87	0.56
42:A5:1:MET:HG2	42:A5:2:GLU:H	1.69	0.56
58:D5:4:ARG:NH1	58:D5:60:GLU:OE2	2.38	0.56
25:1H:142:G:C1'	43:F8:37:THR:HG21	2.33	0.56
27:11:223:GLY:HA3	27:11:231:HIS:CE1	2.39	0.56
25:14:1292:U:H2'	25:14:1293:C:C6	2.39	0.56
25:14:288:C:H2'	25:14:289:A:C8	2.41	0.56
55:1G:1285:A:H4'	55:1G:1286:A:O5'	2.05	0.56
25:1H:1057:A:O2'	25:1H:1058:U:O4'	2.23	0.56
25:1H:2400:G:H2'	25:1H:2401:U:H6	1.68	0.56
57:39:29:ASN:N	57:39:112:MET:HE3	2.20	0.56
22:3K:24:G:H2'	22:3K:25:G:H8	1.70	0.56
7:6E:115:ARG:O	7:6E:118:VAL:HG12	2.06	0.56
25:14:907:U:O2'	36:45:101:ARG:NH2	2.38	0.56
55:1G:1022:G:H2'	55:1G:1023:G:O4'	2.05	0.56
25:1H:1105:U:H2'	25:1H:1106:G:C8	2.40	0.56
25:1H:270:A:OP1	62:1H:4038:HOH:O	2.18	0.56
3:22:57:ILE:HG12	3:22:66:VAL:HG22	1.86	0.56
3:22:60:ALA:HA	10:1A:93:GLY:HA2	1.86	0.56
30:49:41:GLN:NE2	30:49:154:GLY:O	2.25	0.56
31:59:118:PRO:HG2	31:59:121:ILE:HG13	1.86	0.56
6:5E:75:LEU:HD22	6:5E:79:LEU:HG	1.88	0.56
7:6E:74:GLU:HG2	7:6E:91:VAL:HG22	1.88	0.56

Continued on next page...

Continued from previous page...

Atom-1	Atom-2	Interatomic distance (Å)	Clash overlap (Å)
55:1G:1249:C:O2'	9:82:73:GLN:OE1	2.23	0.56
48:K8:48:HIS:H	48:K8:50:ILE:CD1	2.18	0.56
25:14:634:C:H2'	25:14:635:C:C6	2.40	0.56
25:14:605:C:O2	25:14:657:U:O2'	2.23	0.56
25:1H:2635:C:H5''	28:21:79:ARG:HD3	1.87	0.56
25:1H:565:C:H4'	62:1H:3631:HOH:O	2.04	0.56
10:1I:3:LYS:N	10:1I:74:ILE:O	2.39	0.56
28:21:116:VAL:O	28:21:117:MET:HB3	2.04	0.56
28:21:14:ILE:HG22	28:21:21:VAL:HB	1.86	0.56
11:2A:101:SER:OG	11:2A:102:GLY:N	2.34	0.56
15:6A:12:ILE:HG12	15:6A:31:LEU:HD11	1.86	0.56
35:78:39:LYS:HG3	35:78:45:LEU:CD2	2.34	0.56
47:F5:87:PRO:HA	47:F5:90:ILE:HG13	1.86	0.56
53:P8:12:ARG:NH2	53:P8:44:PRO:HB3	2.19	0.56
25:14:226:G:H21	25:14:228:A:H62	1.52	0.56
55:1G:952:U:H4'	55:1G:964:A:N1	2.21	0.56
25:1H:1064:C:N4	25:1H:1070:A:OP1	2.39	0.56
25:1H:1166:C:O2'	62:1H:3799:HOH:O	2.18	0.56
25:1H:2689:U:OP2	25:1H:2719:G:N2	2.34	0.56
4:32:159:ARG:HD3	4:32:160:GLN:H	1.71	0.56
4:3E:150:GLU:HG3	4:3E:153:ARG:HE	1.69	0.56
1:13:881:G:P	12:3I:12:ARG:HH22	2.29	0.56
6:52:61:LEU:HB3	6:52:63:TYR:HE1	1.69	0.56
38:65:26:LEU:HD22	38:65:87:PHE:CD1	2.41	0.56
8:7E:86:ILE:HG12	8:7E:135:CYS:HA	1.88	0.56
20:BI:89:ARG:O	20:BI:93:GLU:N	2.39	0.56
58:D5:60:GLU:HA	58:D5:67:LEU:H	1.71	0.56
48:K8:46:GLN:OE1	48:K8:46:GLN:HA	2.06	0.56
1:13:1256:A:OP2	3:2E:26:LYS:NZ	2.35	0.56
1:13:1336:C:H4'	1:13:1336:C:OP1	2.05	0.56
1:13:411:A:N6	1:13:413:G:H21	2.04	0.56
25:14:1864:U:OP1	25:14:2410:G:O2'	2.21	0.56
25:14:2610:C:O2'	62:14:3681:HOH:O	2.12	0.56
25:14:336:C:OP1	44:C5:83:THR:HG23	2.05	0.56
25:14:528:A:C2	25:14:2043:C:H4'	2.40	0.56
25:14:827:U:H2'	25:14:2430:A:C2	2.40	0.56
56:19:253:GLN:HB3	56:19:255:LYS:NZ	2.21	0.56
25:1H:1228:G:OP2	40:C8:16:LYS:NZ	2.34	0.56
25:1H:1231:G:H2'	25:1H:1232:G:H8	1.71	0.56
25:1H:1853:A:N1	25:1H:2087:G:H1'	2.20	0.56
25:1H:2154:G:H2'	25:1H:2155:G:C8	2.41	0.56

Continued on next page...

Continued from previous page...

Atom-1	Atom-2	Interatomic distance (Å)	Clash overlap (Å)
25:1H:818:G:H4'	25:1H:838:C:O3'	2.05	0.56
25:1H:882:G:N2	25:1H:894:C:H42	2.03	0.56
29:31:160:ASN:OD1	29:31:163:VAL:HG23	2.06	0.56
57:39:21:ALA:C	57:39:23:ASP:H	2.09	0.56
3:2E:6:HIS:CD2	14:5I:49:HIS:HB3	2.41	0.56
16:7I:50:LYS:HD3	16:7I:51:VAL:H	1.69	0.56
36:88:33:GLY:HA2	36:88:105:GLU:HA	1.88	0.56
9:8E:86:VAL:O	9:8E:90:PRO:HB3	2.06	0.56
37:98:21:TYR:OH	37:98:43:GLU:HG2	2.05	0.56
18:9A:61:LYS:O	18:9A:65:ILE:HG23	2.06	0.56
46:I8:29:GLN:H	46:I8:67:VAL:HG23	1.70	0.56
1:13:535:A:H5''	62:13:1842:HOH:O	2.06	0.56
1:13:625:G:H2'	1:13:626:U:H6	1.71	0.56
25:14:1291:C:H2'	25:14:1292:U:C6	2.41	0.56
25:14:603:A:H8	25:14:604:G:H1'	1.70	0.56
25:1H:1265:A:H3'	51:N8:19:ARG:NH1	2.21	0.56
25:1H:1359:A:H2'	25:1H:1360:A:H5'	1.88	0.56
25:1H:1400:G:H2'	25:1H:1401:G:C8	2.41	0.56
25:1H:1899:G:H22	25:1H:1902:C:N4	2.03	0.56
25:1H:2785:C:H2'	25:1H:2786:U:O4'	2.05	0.56
25:1H:370:G:H4'	25:1H:371:A:OP2	2.05	0.56
25:1H:569:U:C4	25:1H:570:G:C6	2.94	0.56
22:1K:52:G:H2'	22:1K:53:A:H8	1.71	0.56
11:2I:19:ALA:O	11:2I:82:VAL:HA	2.06	0.56
23:2K:17:C:H2'	23:2K:18:C:H2'	1.87	0.56
5:42:50:GLU:HB2	5:42:53:LEU:HD13	1.87	0.56
55:1G:1295:G:O2'	13:4A:14:ARG:NH1	2.38	0.56
42:A5:75:TYR:CZ	42:A5:104:THR:HG21	2.41	0.56
1:13:191:G:C4	20:BI:105:SER:HB2	2.41	0.56
42:E8:22:ASP:HA	42:E8:25:ARG:NH1	2.21	0.56
44:G8:83:THR:HG22	44:G8:84:ARG:HE	1.71	0.56
45:H8:111:VAL:HG11	45:H8:146:ILE:HG12	1.86	0.56
50:I5:18:CYS:H	50:I5:19:GLY:HA2	1.70	0.56
25:14:2815:C:H5'	51:J5:29:THR:HG21	1.88	0.56
25:1H:813:U:H2'	25:1H:814:C:C6	2.40	0.56
25:1H:827:U:H5'	25:1H:828:U:O5'	2.05	0.56
25:1H:882:G:H22	25:1H:894:C:N4	2.01	0.56
3:22:77:ILE:HA	3:22:84:ILE:HB	1.88	0.56
23:2K:64:G:H2'	23:2K:65:G:H8	1.71	0.56
35:35:97:PRO:HG3	35:35:112:LEU:HD12	1.88	0.56
4:3E:148:VAL:HG21	4:3E:158:ILE:HG21	1.88	0.56

Continued on next page...

Continued from previous page...

Atom-1	Atom-2	Interatomic distance (Å)	Clash overlap (Å)
30:41:43:LEU:HB2	30:41:89:GLY:HA2	1.88	0.56
31:59:77:LYS:HE2	31:59:81:GLU:HB3	1.86	0.56
32:69:124:GLY:H	32:69:142:VAL:HG12	1.71	0.56
35:78:80:TYR:CE1	35:78:111:ARG:HD3	2.41	0.56
16:71:43:LYS:HG2	16:71:48:TRP:CE3	2.41	0.56
27:11:213:ARG:HG3	27:11:213:ARG:HH11	1.70	0.56
25:14:1858:G:H8	25:14:1858:G:OP2	1.88	0.56
25:14:2496:C:P	36:45:81:VAL:HG12	2.46	0.56
25:14:830:G:H4'	25:14:831:G:OP2	2.06	0.56
55:1G:1118:C:H1'	55:1G:1179:A:C4	2.41	0.56
55:1G:1292:U:H2'	55:1G:1293:G:C8	2.41	0.56
55:1G:1478:C:H2'	55:1G:1479:C:C6	2.41	0.56
25:1H:234:C:H2'	25:1H:235:U:H6	1.71	0.56
25:1H:2588:G:P	62:1H:3579:HOH:O	2.64	0.56
25:1H:74:A:H8	25:1H:74:A:H5''	1.70	0.56
22:1K:77:C:N3	22:1K:78:C:N4	2.53	0.56
28:21:57:LYS:HG2	28:21:59:VAL:HG12	1.87	0.56
55:1G:552:U:O2'	12:3A:86:ARG:O	2.23	0.56
1:13:10:A:OP2	5:4E:126:ARG:HD3	2.05	0.56
9:8E:48:GLU:HG2	9:8E:51:ARG:HH21	1.71	0.56
1:13:636:U:H5'	17:8I:2:PRO:HG3	1.88	0.56
37:98:42:LYS:HA	37:98:45:ARG:HD2	1.88	0.56
38:A8:34:HIS:HB2	38:A8:36:TYR:HE1	1.70	0.56
13:4A:80:ARG:HH22	19:AA:66:MET:HG2	1.71	0.56
20:BA:53:LEU:HD11	20:BA:104:LEU:HD12	1.87	0.56
20:BI:75:ASN:N	20:BI:75:ASN:OD1	2.38	0.56
47:F5:34:THR:HG22	47:F5:36:GLY:H	1.70	0.56
46:I8:51:VAL:HG21	46:I8:79:VAL:HG12	1.87	0.56
35:35:49:ARG:HD2	59:M5:58:ILE:HG23	1.88	0.56
1:13:953:G:H2'	1:13:954:G:O4'	2.06	0.55
1:13:967:C:OP2	1:13:968:A:O2'	2.21	0.55
25:14:1449:A:HO2'	25:14:1530:G:H21	1.49	0.55
56:19:206:LEU:HD22	56:19:211:ARG:HG2	1.88	0.55
55:1G:1131:G:H2'	55:1G:1132:C:H6	1.70	0.55
55:1G:1382:C:H1'	7:62:79:ARG:HD2	1.88	0.55
55:1G:464:G:C6	55:1G:466:C:H5'	2.41	0.55
55:1G:757:U:H2'	55:1G:758:G:O4'	2.05	0.55
25:1H:1253:A:C8	62:1H:3630:HOH:O	2.58	0.55
25:1H:1263:U:H2'	25:1H:1264:G:C8	2.41	0.55
25:1H:2032:G:H21	28:21:146:THR:HG23	1.72	0.55
25:1H:2156:G:H2'	25:1H:2157:G:C2	2.42	0.55

Continued on next page...

Continued from previous page...

Atom-1	Atom-2	Interatomic distance (Å)	Clash overlap (Å)
25:1H:2320:A:N3	25:1H:2320:A:H2'	2.20	0.55
25:1H:2562:U:O2'	34:68:23:ARG:HD3	2.06	0.55
25:1H:581:C:H2'	25:1H:582:G:C8	2.39	0.55
25:1H:603:A:O4'	25:1H:655:A:N6	2.39	0.55
28:21:5:LEU:HD11	28:21:78:LEU:O	2.06	0.55
25:14:2787:C:C1'	28:29:62:PRO:HB3	2.36	0.55
23:2L:24:C:C2	23:2L:25:U:C5	2.94	0.55
31:51:10:PRO:HB2	31:51:50:VAL:H	1.71	0.55
31:59:163:TYR:CE1	31:59:169:VAL:HG21	2.42	0.55
39:75:12:SER:OG	39:75:13:ARG:N	2.38	0.55
16:7I:19:ILE:HG22	16:7I:36:ILE:HG13	1.88	0.55
40:85:97:ASP:OD1	40:85:101:ARG:NE	2.36	0.55
19:AI:40:ILE:HA	19:AI:44:MET:SD	2.46	0.55
25:1H:1754:C:OP1	39:B8:96:ARG:NH1	2.39	0.55
46:E5:12:ASN:HA	46:E5:14:ARG:HH21	1.71	0.55
59:M5:50:LEU:HG	59:M5:51:ALA:H	1.72	0.55
2:12:8:LYS:HE3	2:12:11:LEU:HD23	1.88	0.55
1:13:1202:G:O4'	14:5I:29:ARG:NH1	2.39	0.55
1:13:1504:G:OP1	1:13:1507:A:H4'	2.06	0.55
1:13:658:G:O2'	1:13:659:U:H5'	2.05	0.55
25:14:1991:U:H2'	25:14:1992:G:H5''	1.88	0.55
25:14:270(F):U:H2'	25:14:270(G):C:C6	2.41	0.55
10:1A:61:GLU:OE1	14:5A:58:LYS:NZ	2.29	0.55
55:1G:1141:C:H2'	55:1G:1142:G:C8	2.41	0.55
55:1G:222:U:H2'	55:1G:223:U:H6	1.70	0.55
25:1H:1125:G:OP2	25:1H:1126:A:O2'	2.23	0.55
25:1H:2433:A:OP2	62:1H:3826:HOH:O	2.18	0.55
25:1H:2593:U:H2'	25:1H:2594:C:C6	2.42	0.55
55:1G:797:C:OP1	11:2A:124:LYS:HD2	2.06	0.55
22:3K:25:G:H2'	22:3K:26:G:C8	2.41	0.55
33:58:73:THR:HB	33:58:82:LEU:HD11	1.86	0.55
35:78:121:LYS:O	35:78:123:LEU:N	2.36	0.55
9:82:77:ILE:O	9:82:81:ILE:HG12	2.06	0.55
36:88:66:ILE:O	36:88:67:ARG:HB2	2.06	0.55
39:B8:107:ASP:OD1	39:B8:107:ASP:N	2.28	0.55
45:H8:113:ALA:N	45:H8:114:GLY:HA2	2.21	0.55
26:IJ:39:A:N6	50:I5:1:MET:HB3	2.20	0.55
27:11:146:GLU:HB2	27:11:189:CYS:HB3	1.87	0.55
1:13:1497:G:C2'	1:13:1498:U:H5'	2.37	0.55
25:14:1771:C:O2'	25:14:1786:A:H8	1.88	0.55
25:14:864:G:C6	25:14:865:C:N4	2.74	0.55

Continued on next page...

Continued from previous page...

Atom-1	Atom-2	Interatomic distance (Å)	Clash overlap (Å)
55:1G:783:C:H2'	55:1G:784:C:H6	1.72	0.55
55:1G:78:G:H1	55:1G:91:C:H42	1.54	0.55
25:1H:125:G:H5'	25:1H:125:G:C8	2.42	0.55
25:1H:1729:A:H8	25:1H:1730:U:H5	1.53	0.55
22:1L:29:C:H2'	22:1L:30:A:C8	2.41	0.55
4:32:58:LEU:HD22	4:32:62:GLN:HG2	1.88	0.55
4:32:72:GLU:OE1	4:32:207:TYR:OH	2.24	0.55
32:69:73:GLU:HG3	32:69:136:VAL:HG23	1.88	0.55
40:C8:92:ARG:C	40:C8:94:ASN:H	2.10	0.55
44:G8:104:GLY:H	44:G8:105:ALA:HB3	1.71	0.55
1:13:620:C:H5''	62:13:1897:HOH:O	2.05	0.55
25:14:1778:U:H2'	25:14:1784:A:N6	2.21	0.55
25:14:188:G:H1	25:14:208:C:H42	1.54	0.55
55:1G:1392:G:H21	55:1G:1502:A:H8	1.54	0.55
55:1G:34:C:H2'	55:1G:35:G:C8	2.42	0.55
25:1H:2142:C:H2'	25:1H:2143:C:C6	2.42	0.55
25:1H:2233:U:H2'	25:1H:2234:G:C8	2.41	0.55
25:1H:250:G:H2'	25:1H:251:A:C8	2.40	0.55
25:1H:481:G:H1'	25:1H:507:A:N1	2.21	0.55
23:2L:76:C:H2'	23:2L:77:A:C8	2.41	0.55
12:3A:26:ALA:HB1	12:3A:27:LEU:C	2.27	0.55
7:62:26:PHE:HE2	7:62:30:ILE:HD11	1.70	0.55
26:1J:8:U:O3'	38:65:25:ARG:NH2	2.37	0.55
15:6A:87:ILE:HG22	15:6A:88:ARG:N	2.21	0.55
39:75:99:LEU:HD22	39:75:101:PHE:HE1	1.71	0.55
40:85:91:ASP:O	40:85:92:ARG:HG3	2.05	0.55
58:D5:33:LEU:HD23	58:D5:90:VAL:HG21	1.89	0.55
46:E5:72:ARG:HB3	46:E5:75:LEU:HB2	1.87	0.55
45:H8:29:TYR:HE1	45:H8:87:ASP:HB2	1.71	0.55
54:Q8:32:LEU:HD13	54:Q8:33:ASN:H	1.71	0.55
27:11:147:LEU:HD22	27:11:155:LEU:HD11	1.89	0.55
1:13:323:U:H2'	1:13:324:G:O4'	2.05	0.55
1:13:827:U:C5	1:13:870:U:C4	2.95	0.55
1:13:963:G:H21	10:1I:55:LYS:NZ	2.04	0.55
25:14:1420:U:O2'	25:14:1421:G:OP1	2.21	0.55
25:14:2702:U:H1'	25:14:2703:C:H5	1.70	0.55
56:19:68:LYS:HD3	56:19:70:TRP:CZ2	2.41	0.55
55:1G:328:C:O2	55:1G:328:C:H2'	2.06	0.55
25:1H:185:U:H4'	25:1H:218:A:H4'	1.89	0.55
25:1H:2266:A:H4'	25:1H:2267:A:N3	2.22	0.55
25:1H:2688:U:H5	25:1H:2720:U:OP2	1.89	0.55

Continued on next page...

Continued from previous page...

Atom-1	Atom-2	Interatomic distance (Å)	Clash overlap (Å)
28:29:63:LEU:HD23	28:29:63:LEU:H	1.72	0.55
25:14:2416:C:OP1	35:35:64:LYS:HG3	2.06	0.55
12:3I:47:LYS:HB2	12:3I:48:PRO:HA	1.89	0.55
25:14:2293:C:H5''	38:65:89:ARG:NH2	2.21	0.55
55:1G:878:G:H5'	8:72:89:PRO:HG2	1.89	0.55
34:68:107:ARG:NH1	39:B8:36:GLU:OE2	2.40	0.55
47:F5:49:VAL:HG11	47:F5:70:VAL:HG11	1.88	0.55
47:F5:92:LYS:C	47:F5:94:LEU:N	2.60	0.55
53:L5:19:ARG:HG2	53:L5:19:ARG:HH11	1.72	0.55
59:M5:33:ASN:HB3	59:M5:34:TRP:HD1	1.70	0.55
1:13:401:C:O2'	1:13:621:A:N3	2.31	0.55
2:1E:100:GLY:O	2:1E:104:ASN:N	2.39	0.55
55:1G:1238:A:H62	55:1G:1301:U:H3	1.53	0.55
55:1G:129(A):G:C6	55:1G:188:U:H4'	2.41	0.55
25:1H:1371:G:N7	62:1H:3926:HOH:O	2.33	0.55
25:1H:1780:A:P	62:1H:3532:HOH:O	2.65	0.55
25:1H:325:G:O2'	25:1H:326:G:H5'	2.07	0.55
22:1L:75:C:H2'	22:1L:76:C:C6	2.42	0.55
11:2A:82:VAL:HB	11:2A:108:ILE:HG23	1.87	0.55
25:14:39:C:O2	57:39:46:ARG:NH2	2.37	0.55
14:5I:24:CYS:O	14:5I:25:VAL:HG22	2.07	0.55
35:78:50:ARG:HD2	54:Q8:7:HIS:CD2	2.41	0.55
19:AA:78:ARG:HD3	19:AA:78:ARG:H	1.71	0.55
25:14:1248:G:C5	40:85:3:ARG:HB2	2.42	0.55
25:14:142:G:H2'	25:14:143:C:H6	1.70	0.55
25:14:2074:U:H2'	25:14:2075:U:C6	2.41	0.55
25:14:2107:C:N3	25:14:2182:G:N2	2.49	0.55
25:14:2355:C:H5''	25:14:2356:C:OP2	2.07	0.55
25:14:38:A:H2'	25:14:39:C:C6	2.41	0.55
25:14:848:G:H2'	25:14:849:A:H8	1.70	0.55
25:1H:2426:A:O2'	62:1H:3832:HOH:O	2.18	0.55
26:1J:44:G:H1'	26:1J:47:C:N4	2.20	0.55
28:21:48:GLN:O	28:21:49:LEU:HD12	2.06	0.55
25:14:2414:G:H21	35:35:67:MET:CE	2.19	0.55
32:61:12:LEU:HG	32:61:19:VAL:HG21	1.89	0.55
37:98:105:ARG:O	37:98:105:ARG:HG3	2.07	0.55
18:9A:22:VAL:HG22	18:9A:23:LYS:H	1.71	0.55
45:H8:52:SER:O	45:H8:53:ILE:HG12	2.06	0.55
2:12:16:HIS:HD2	2:12:210:SER:HA	1.72	0.55
1:13:486:U:H2'	1:13:487:A:C8	2.42	0.55
25:14:1857:G:O2'	25:14:1885:A:N6	2.39	0.55

Continued on next page...

Continued from previous page...

Atom-1	Atom-2	Interatomic distance (Å)	Clash overlap (Å)
25:14:590:A:H2'	25:14:591:C:C6	2.42	0.55
25:14:623:G:H2'	25:14:624:C:C6	2.42	0.55
25:14:751:A:H5'	42:A5:90:ARG:HA	1.89	0.55
56:19:71:ASP:OD2	56:19:103:ARG:NH2	2.36	0.55
2:1E:236:TYR:HA	2:1E:239:VAL:HG21	1.89	0.55
55:1G:1288:A:N1	55:1G:1371:G:H1'	2.21	0.55
55:1G:1478:C:H2'	55:1G:1479:C:H6	1.70	0.55
25:1H:1290:C:H2'	25:1H:1291:C:C6	2.42	0.55
25:1H:1777:U:O2'	25:1H:1778:U:H5'	2.07	0.55
25:1H:2028:U:H2'	25:1H:2029:G:O4'	2.07	0.55
25:1H:2150:U:H2'	25:1H:2151:G:C8	2.41	0.55
10:1I:46:ARG:NH2	10:1I:64:GLU:OE1	2.38	0.55
29:31:67:GLN:HG3	29:31:67:GLN:O	2.04	0.55
35:78:122:PRO:HA	35:78:142:GLY:HA3	1.89	0.55
1:13:376:G:H5''	16:7I:5:ARG:HD2	1.87	0.55
9:82:70:LYS:O	9:82:74:ILE:HG13	2.07	0.55
55:1G:322:C:O3'	20:BA:23:ARG:HG3	2.05	0.55
44:G8:81:LYS:HB3	44:G8:82:PRO:HA	1.88	0.55
1:13:102:G:O2'	1:13:151:A:N3	2.34	0.55
1:13:791:G:C6	1:13:792:A:C2	2.95	0.55
1:13:793:U:H5'	1:13:794:A:H5''	1.89	0.55
25:14:2299:G:N1	25:14:2318:G:H8	2.04	0.55
2:1E:6:THR:OG1	2:1E:7:VAL:N	2.39	0.55
55:1G:1116:C:H42	55:1G:1184:G:H1	1.55	0.55
55:1G:1289:A:P	21:1B:9:ARG:HH22	2.29	0.55
55:1G:1446:A:H4'	55:1G:1446:A:OP1	2.07	0.55
55:1G:411:A:C5	55:1G:413:G:H1'	2.41	0.55
25:1H:2347:C:H4'	52:O8:39:TYR:HE1	1.72	0.55
25:1H:654(E):C:N3	25:1H:654(P):G:N2	2.45	0.55
26:1J:93:C:H2'	26:1J:94:C:C6	2.41	0.55
22:3L:18:G:H1'	22:3L:19:C:OP2	2.07	0.55
25:1H:1022:G:N7	33:58:66:LYS:NZ	2.54	0.55
39:75:20:PRO:HD2	39:75:86:ILE:HG23	1.88	0.55
43:B5:57:LEU:N	43:B5:57:LEU:HD23	2.22	0.55
43:F8:2:LYS:O	43:F8:3:THR:OG1	2.22	0.55
47:J8:73:LEU:HD13	47:J8:90:ILE:HG23	1.89	0.55
27:11:17:THR:HG22	27:11:204:ILE:HA	1.88	0.55
2:12:142:LEU:HA	2:12:145:LEU:HB2	1.89	0.55
1:13:413:G:HO2'	1:13:414:A:P	2.30	0.55
25:14:107:C:H2'	25:14:108:U:C6	2.42	0.55
25:14:2126:A:H2	25:14:2162:G:H21	1.55	0.55

Continued on next page...

Continued from previous page...

Atom-1	Atom-2	Interatomic distance (Å)	Clash overlap (Å)
25:14:2316:C:O2'	30:49:128:ARG:NH1	2.40	0.55
25:14:2749:A:N1	25:14:2750:A:N6	2.55	0.55
25:14:2811:G:OP1	28:29:61:ARG:HB2	2.07	0.55
10:1A:42:THR:HG23	10:1A:68:HIS:HA	1.88	0.55
55:1G:345:C:O2'	55:1G:346:G:O5'	2.24	0.55
25:1H:987:G:O2'	25:1H:1000:A:N3	2.37	0.55
25:1H:1126:A:H4'	25:1H:1127:A:O5'	2.06	0.55
25:1H:1216:G:OP2	40:C8:12:ARG:NH2	2.36	0.55
25:1H:1639:U:OP1	62:1H:3582:HOH:O	2.18	0.55
25:1H:2331:G:O3'	46:I8:43:THR:HG22	2.06	0.55
25:1H:32:C:C2'	25:1H:33:U:H5'	2.36	0.55
25:1H:4:C:H2'	25:1H:5:A:C8	2.42	0.55
25:1H:792:G:H5''	25:1H:793:A:H5'	1.89	0.55
22:1L:38:MIA:H152	22:1L:38:MIA:HN6	1.70	0.55
25:14:2674:G:H5'	34:25:26:LYS:HD2	1.88	0.55
12:3A:58:VAL:O	12:3A:65:GLU:HA	2.07	0.55
5:42:37:ARG:HG2	5:42:112:LEU:HA	1.89	0.55
36:45:22:LYS:N	36:45:23:GLY:HA3	2.22	0.55
6:5E:35:ALA:HA	6:5E:67:MET:HB3	1.89	0.55
6:5E:86:ARG:O	6:5E:87:ARG:HG2	2.07	0.55
8:72:10:LEU:HD22	8:72:83:ILE:HD11	1.89	0.55
8:7E:9:MET:HG3	8:7E:26:VAL:HG11	1.89	0.55
16:7I:8:ARG:HB3	16:7I:28:ARG:NH1	2.22	0.55
44:C5:17:SER:O	44:C5:21:LYS:HB2	2.07	0.55
44:C5:19:LYS:CG	44:C5:20:TYR:H	2.20	0.55
40:C8:95:LEU:C	40:C8:97:ASP:H	2.10	0.55
52:O8:19:ARG:NE	52:O8:21:TYR:OH	2.37	0.55
1:13:1070:U:H2'	1:13:1071:C:C6	2.41	0.54
1:13:1120:G:H2'	1:13:1121:U:C6	2.42	0.54
1:13:1346:A:OP1	9:8E:120:ARG:NH1	2.38	0.54
1:13:658:G:H2'	1:13:659:U:H6	1.72	0.54
25:14:1028:A:N3	25:14:2486:G:O2'	2.36	0.54
25:14:2019:A:OP2	51:J5:9:LYS:NZ	2.38	0.54
25:14:2808:U:H2'	25:14:2809:A:C8	2.42	0.54
25:14:459:U:H2'	25:14:460:A:H8	1.72	0.54
25:14:753:C:O2'	25:14:754:C:H5'	2.07	0.54
25:14:881:G:O6	25:14:882:G:N1	2.39	0.54
26:16:15:A:H1'	26:16:109:G:N9	2.22	0.54
25:1H:1109:C:O2'	25:1H:1110:G:O4'	2.25	0.54
25:1H:2392:A:C8	35:78:61:ARG:HG2	2.42	0.54
26:1J:52:A:O2'	26:1J:53:A:N7	2.40	0.54

Continued on next page...

Continued from previous page...

Atom-1	Atom-2	Interatomic distance (Å)	Clash overlap (Å)
35:35:37:GLY:O	35:35:40:SER:OG	2.18	0.54
4:3E:7:PRO:HB2	4:3E:10:ARG:HG2	1.90	0.54
22:3K:18:G:H1'	22:3K:19:C:OP2	2.07	0.54
31:51:4:ILE:HB	31:51:6:ARG:HD3	1.89	0.54
38:65:48:LEU:HD23	38:65:82:ILE:HD11	1.88	0.54
39:75:77:PRO:HG2	39:75:80:SER:HB2	1.89	0.54
1:13:375:U:O3'	16:7I:6:LEU:HB2	2.06	0.54
36:88:109:VAL:HG13	36:88:113:GLN:HB3	1.89	0.54
41:95:21:ARG:HB3	41:95:91:TYR:HE1	1.73	0.54
20:BI:40:ALA:HB2	20:BI:55:ILE:HG22	1.90	0.54
40:C8:17:ILE:HG23	40:C8:39:LEU:HD12	1.88	0.54
45:H8:93:ASP:HA	45:H8:130:PRO:HG2	1.89	0.54
2:12:36:ARG:O	2:12:37:ASN:ND2	2.40	0.54
1:13:8:A:H62	4:3E:208:SER:HB2	1.72	0.54
25:14:1444(A):A:N3	25:14:1444(A):A:H2'	2.22	0.54
56:19:141:VAL:HG23	56:19:162:SER:HB2	1.89	0.54
2:1E:187:LEU:HD23	2:1E:201:ILE:HG22	1.87	0.54
2:1E:212:GLN:O	2:1E:216:SER:OG	2.25	0.54
55:1G:1356:G:H2'	55:1G:1357:A:C8	2.42	0.54
25:1H:1332:G:C8	25:1H:1332:G:H5'	2.42	0.54
25:1H:1396:U:H2'	25:1H:1396:U:O2	2.08	0.54
25:1H:1785:A:OP2	62:1H:4225:HOH:O	2.18	0.54
25:1H:191:A:H2'	25:1H:192:C:C6	2.42	0.54
25:1H:2263:C:H2'	25:1H:2264:C:H6	1.72	0.54
25:1H:2404:C:OP2	62:1H:4093:HOH:O	2.18	0.54
25:1H:2577:A:H5'	51:N8:3:LYS:HD3	1.88	0.54
13:4I:3:ARG:HE	13:4I:9:ILE:HD11	1.72	0.54
13:4I:4:ILE:HG22	13:4I:5:ALA:H	1.71	0.54
6:5E:69:GLU:O	6:5E:72:VAL:HG12	2.07	0.54
1:13:1186:G:H21	14:5I:61:TRP:C	2.11	0.54
36:88:66:ILE:HG22	36:88:67:ARG:H	1.71	0.54
36:88:79:LEU:O	36:88:81:VAL:N	2.40	0.54
1:13:1368:G:OP2	9:8E:112:LYS:HE2	2.07	0.54
25:14:1188:U:O2'	25:14:1189:A:H5'	2.07	0.54
25:14:1889:A:N1	25:14:2234:G:H1'	2.21	0.54
25:14:2520:C:H41	25:14:2542:A:N6	2.04	0.54
25:14:2854:G:C2	25:14:2864:G:C2	2.95	0.54
25:14:29:U:H2'	25:14:30:G:C8	2.42	0.54
55:1G:1157:A:H62	55:1G:1178:G:N2	2.05	0.54
25:1H:1204:A:C2	25:1H:1241:A:N1	2.75	0.54
25:1H:1316:U:H2'	25:1H:1317:A:C8	2.43	0.54

Continued on next page...

Continued from previous page...

Atom-1	Atom-2	Interatomic distance (Å)	Clash overlap (Å)
25:1H:142:G:H2'	25:1H:143:C:C6	2.43	0.54
25:1H:259:G:H21	25:1H:621:A:H8	1.54	0.54
25:1H:2600:A:N6	62:1H:3588:HOH:O	2.14	0.54
25:1H:2756:U:H4'	25:1H:2757:A:OP1	2.05	0.54
25:1H:2845:G:O2'	25:1H:2846:G:H5'	2.07	0.54
28:21:105:THR:HG21	28:21:164:ARG:CZ	2.37	0.54
29:31:45:ARG:CG	29:31:45:ARG:HH11	2.19	0.54
25:1H:1257:C:H4'	29:31:83:PHE:CD1	2.42	0.54
57:39:183:VAL:O	57:39:187:VAL:HG23	2.07	0.54
31:59:26:VAL:HG12	31:59:33:LEU:H	1.71	0.54
32:61:8:PRO:HA	32:61:14:ASP:HA	1.89	0.54
38:65:106:ARG:NH1	38:65:107:GLU:OE1	2.39	0.54
38:65:84:GLN:HA	38:65:110:LEU:HB2	1.90	0.54
7:6E:35:LYS:HB3	7:6E:38:LEU:HD23	1.88	0.54
8:7E:7:ALA:HB2	8:7E:85:ARG:HD2	1.90	0.54
48:K8:42:GLY:C	48:K8:44:LEU:H	2.09	0.54
51:N8:46:CYS:SG	51:N8:50:GLY:HA2	2.47	0.54
25:1H:1901:A:OP2	27:11:255:LYS:HE2	2.07	0.54
1:13:1106:G:H2'	1:13:1107:C:H6	1.72	0.54
1:13:486:U:H2'	1:13:487:A:H8	1.72	0.54
1:13:559:A:OP1	5:4E:126:ARG:NH2	2.41	0.54
25:14:1686:C:H2'	25:14:1687:G:O4'	2.07	0.54
25:14:226:G:H21	25:14:228:A:N6	2.06	0.54
25:14:2273:A:H2'	25:14:2274:A:C8	2.43	0.54
33:15:13:TRP:O	33:15:135:PRO:HD2	2.07	0.54
25:1H:2759:G:OP2	62:1H:4188:HOH:O	2.18	0.54
26:1J:102:G:N7	62:1J:312:HOH:O	2.33	0.54
34:25:68:GLU:HB3	34:25:78:ARG:HH11	1.72	0.54
1:13:1057:G:H5''	3:2E:154:SER:O	2.06	0.54
4:32:3:ARG:HD2	4:32:118:ARG:HD3	1.88	0.54
31:51:8:PRO:HG2	31:51:69:ARG:NH2	2.22	0.54
9:82:95:LYS:HD3	9:82:96:LEU:H	1.72	0.54
27:11:69:ARG:HD3	27:11:105:ILE:HD11	1.88	0.54
2:12:204:ASN:HB2	2:12:210:SER:HB3	1.88	0.54
1:13:667:G:H4'	15:6I:51:HIS:ND1	2.23	0.54
1:13:973:G:OP1	10:1I:57:LYS:NZ	2.41	0.54
25:14:1357:U:H2'	25:14:1358:G:O4'	2.08	0.54
25:14:2572:A:OP1	25:14:2574:G:O2'	2.24	0.54
26:16:7:G:H2'	26:16:8:U:O4'	2.07	0.54
25:1H:1913:A:H4'	25:1H:1914:C:H5'	1.89	0.54
25:1H:747:U:O2	25:1H:2014:A:HI'	2.08	0.54

Continued on next page...

Continued from previous page...

Atom-1	Atom-2	Interatomic distance (Å)	Clash overlap (Å)
28:21:119:ARG:HG3	28:21:119:ARG:NH1	2.22	0.54
30:41:49:ASP:OD2	30:41:52:ILE:HG12	2.08	0.54
37:55:32:GLY:HA2	37:55:116:LEU:HD12	1.90	0.54
33:58:38:HIS:CE1	33:58:39:ARG:HG3	2.43	0.54
42:A5:70:TYR:O	42:A5:107:LEU:HD12	2.08	0.54
39:B8:20:PRO:HD2	39:B8:86:ILE:HG23	1.89	0.54
25:14:2232:U:P	47:F5:40:ARG:HH12	2.30	0.54
1:13:109:A:C8	1:13:326:G:H2'	2.43	0.54
1:13:1301:U:O2'	1:13:1302:U:OP1	2.26	0.54
1:13:1349:A:H2'	1:13:1350:A:H8	1.72	0.54
1:13:36:C:OP1	12:3I:123:LYS:NZ	2.37	0.54
25:14:2588:G:OP2	62:14:3546:HOH:O	2.18	0.54
25:14:2591:C:P	56:19:239:ARG:HG3	2.47	0.54
25:14:2602:A:H4'	25:14:2603:G:O5'	2.07	0.54
55:1G:157:G:H1	55:1G:164:U:H3	1.55	0.54
25:1H:1101:U:H2'	25:1H:1102:C:C6	2.43	0.54
25:1H:1899:G:N2	25:1H:1902:C:H41	2.06	0.54
25:1H:1968:G:OP1	62:1H:3892:HOH:O	2.19	0.54
25:1H:2499:C:N3	62:1H:3609:HOH:O	2.33	0.54
25:1H:671:C:OP1	35:78:42:SER:O	2.25	0.54
1:13:667:G:H4'	15:6I:51:HIS:CE1	2.42	0.54
35:78:115:LEU:HA	35:78:134:ALA:HB2	1.89	0.54
52:O8:28:ARG:HE	52:O8:30:THR:HG22	1.73	0.54
1:13:820:U:H4'	1:13:821:G:OP2	2.07	0.54
1:13:859:A:H2'	1:13:860:A:C8	2.43	0.54
25:14:1053:C:H42	25:14:1106:G:H1	1.54	0.54
25:14:940:G:N3	25:14:1191:G:H4'	2.23	0.54
25:14:2274:A:C5	25:14:2276:G:C8	2.96	0.54
55:1G:316:G:H2'	55:1G:317:G:H8	1.72	0.54
55:1G:377:G:OP1	16:7A:3:LYS:NZ	2.39	0.54
55:1G:576:G:OP2	62:1G:1816:HOH:O	2.19	0.54
25:1H:1641:A:H2'	25:1H:1642:G:O4'	2.07	0.54
25:1H:1796:U:H2'	25:1H:1797:C:H6	1.72	0.54
25:1H:2298:A:H2'	25:1H:2299:G:O4'	2.07	0.54
26:1J:56:G:H4'	26:1J:57:A:C8	2.43	0.54
30:41:14:GLU:O	30:41:17:PRO:HG2	2.07	0.54
5:4E:68:GLU:O	5:4E:70:PRO:HD3	2.07	0.54
43:F8:3:THR:CB	43:F8:4:ALA:HA	2.38	0.54
44:G8:5:MET:HE1	44:G8:32:PRO:HB3	1.89	0.54
1:13:1435:G:H2'	1:13:1436:U:C6	2.43	0.54
1:13:396:G:O2'	1:13:398:C:OP1	2.17	0.54

Continued on next page...

Continued from previous page...

Atom-1	Atom-2	Interatomic distance (Å)	Clash overlap (Å)
25:14:1006:C:H1'	33:15:106:MET:HE3	1.90	0.54
25:14:1003:G:O2'	25:14:1010:A:N1	2.35	0.54
55:1G:1206:G:O4'	3:22:194:GLY:HA2	2.07	0.54
22:1L:73:U:H2'	22:1L:74:C:C6	2.41	0.54
3:22:9:GLY:HA3	14:5A:49:HIS:HA	1.89	0.54
11:2A:29:ILE:HG22	11:2A:44:SER:HB2	1.88	0.54
3:2E:134:ILE:HG22	3:2E:168:ALA:HB3	1.90	0.54
4:32:98:GLU:OE2	4:32:103:ASN:ND2	2.35	0.54
6:5E:99:ALA:O	18:9I:28:GLU:HA	2.08	0.54
32:61:124:GLY:H	32:61:142:VAL:HG23	1.72	0.54
41:95:44:LYS:O	41:95:46:VAL:N	2.40	0.54
38:A8:67:ARG:HG3	38:A8:104:GLY:HA3	1.90	0.54
58:D5:29:TYR:CE2	58:D5:87:ASP:HB3	2.42	0.54
43:F8:49:VAL:HG22	43:F8:87:GLN:HG2	1.89	0.54
44:G8:90:LEU:HG	44:G8:91:GLU:HA	1.89	0.54
48:K8:47:ASN:O	48:K8:48:HIS:ND1	2.41	0.54
54:Q8:31:HIS:ND1	54:Q8:31:HIS:O	2.41	0.54
54:Q8:55:ALA:O	54:Q8:57:ARG:N	2.41	0.54
1:13:109:A:N7	1:13:326:G:H2'	2.22	0.54
1:13:266:G:H5''	1:13:267:C:H5	1.71	0.54
1:13:501:C:H2'	1:13:502:G:H8	1.73	0.54
25:14:1025:G:C4	25:14:1135:C:H1'	2.43	0.54
25:14:620:G:H4'	25:14:621:A:H5''	1.90	0.54
25:14:666:G:H5''	35:35:47:ASP:O	2.08	0.54
25:14:96:G:H4'	48:G5:48:HIS:CD2	2.42	0.54
55:1G:1177:G:O2'	55:1G:1178:G:O4'	2.26	0.54
55:1G:992:U:H3	55:1G:1044:A:H62	1.56	0.54
25:1H:1187:G:P	62:1H:3781:HOH:O	2.60	0.54
25:1H:1913:A:H4'	25:1H:1914:C:C5'	2.38	0.54
25:1H:2439:A:P	25:1H:2439:A:H3'	2.47	0.54
25:1H:71:A:C2	43:F8:31:HIS:CE1	2.90	0.54
10:1I:32:ALA:HB3	10:1I:76:ASN:O	2.07	0.54
3:2E:121:ALA:O	3:2E:125:GLU:HG3	2.08	0.54
23:2L:54:G:H2'	23:2L:55:5MU:C6	2.43	0.54
4:32:31:CYS:C	4:32:33:MET:H	2.11	0.54
4:3E:153:ARG:NH1	4:3E:181:MET:HB2	2.23	0.54
1:13:112:G:OP2	16:7I:27:LYS:HD2	2.08	0.54
36:88:76:LYS:HD2	36:88:77:LYS:H	1.73	0.54
37:98:38:VAL:HB	37:98:39:PRO:HD3	1.89	0.54
42:E8:68:ARG:O	42:E8:110:LYS:N	2.38	0.54
54:Q8:31:HIS:HB2	54:Q8:34:TRP:CD1	2.37	0.54

Continued on next page...

Continued from previous page...

Atom-1	Atom-2	Interatomic distance (Å)	Clash overlap (Å)
2:12:179:LYS:HA	8:72:72:PRO:HG3	1.89	0.54
1:13:1329:A:H5'	13:4I:29:ARG:HD2	1.90	0.54
1:13:1372:U:H5''	9:8E:71:SER:HB2	1.89	0.54
25:14:1187:G:H8	25:14:1187:G:O5'	1.91	0.54
25:14:2543:G:H2'	25:14:2544:G:C8	2.43	0.54
25:14:2576:G:O2'	25:14:2579:C:OP2	2.24	0.54
25:14:2648:C:H2'	25:14:2649:U:H6	1.70	0.54
33:15:15:LEU:HB2	33:15:134:ARG:HG2	1.89	0.54
26:16:94:C:H2'	26:16:95:U:C6	2.43	0.54
55:1G:281:G:H8	55:1G:281:G:OP2	1.91	0.54
25:1H:330:A:H2	25:1H:1210:A:O2'	1.91	0.54
25:1H:1438:U:H2'	25:1H:1439:A:H8	1.73	0.54
25:1H:2492:U:H2'	25:1H:2493:U:H6	1.73	0.54
25:1H:71:A:H4'	25:1H:72:U:H5''	1.90	0.54
26:1J:45:A:OP2	30:49:96:ARG:NH1	2.41	0.54
22:1K:38:MIA:S10	24:4K:19:C:H1'	2.48	0.54
28:29:68:ALA:C	28:29:70:ALA:H	2.10	0.54
11:2I:21:ILE:HB	11:2I:84:VAL:HG12	1.90	0.54
25:14:390:A:C6	35:35:71:VAL:HG21	2.43	0.54
4:3E:141:ARG:HB2	4:3E:141:ARG:CZ	2.38	0.54
30:41:96:ARG:N	30:41:99:MET:HG2	2.23	0.54
30:49:114:ILE:HB	30:49:117:PHE:HB2	1.90	0.54
26:1J:50:G:OP1	38:65:62:LYS:HB2	2.08	0.54
39:75:50:ILE:HD11	39:75:102:ILE:CD1	2.37	0.54
8:7E:64:LYS:HG2	8:7E:79:VAL:HG21	1.90	0.54
41:95:48:GLY:HA3	41:95:51:VAL:C	2.28	0.54
39:B8:99:LEU:HB3	39:B8:101:PHE:CE1	2.43	0.54
27:11:26:LYS:HE3	27:11:84:TYR:N	2.23	0.53
1:13:1301:U:HO2'	1:13:1302:U:P	2.30	0.53
1:13:316:G:OP2	1:13:351:G:O2'	2.26	0.53
25:14:1331:A:HO2'	25:14:1332:G:H8	1.56	0.53
25:14:1853:A:N1	25:14:2087:G:H1'	2.24	0.53
25:14:2116:G:H2'	25:14:2117:A:C4	2.43	0.53
25:14:2315:G:H2'	25:14:2316:C:H6	1.74	0.53
25:14:2865:U:C4	25:14:2866:U:C4	2.95	0.53
25:14:600:G:H1	25:14:657:U:H3	1.55	0.53
25:14:890:A:H2'	25:14:892:G:C8	2.43	0.53
25:14:934:G:H2'	25:14:935:C:C6	2.43	0.53
55:1G:1152:A:OP1	10:1A:68:HIS:ND1	2.41	0.53
55:1G:1321:C:H3'	55:1G:1322:C:H5''	1.90	0.53
55:1G:146:G:H2'	55:1G:147:G:H8	1.73	0.53

Continued on next page...

Continued from previous page...

Atom-1	Atom-2	Interatomic distance (Å)	Clash overlap (Å)
55:1G:501:C:H2'	55:1G:502:G:C8	2.40	0.53
25:1H:2140:C:O2	25:1H:2151:G:N2	2.36	0.53
25:1H:2564:A:C2	25:1H:2647:U:H4'	2.43	0.53
25:1H:2784:C:H1'	28:21:37:ARG:NH1	2.23	0.53
25:1H:536:A:H2'	25:1H:537:C:C6	2.43	0.53
22:1K:35:QUO:O5'	22:1K:35:QUO:H8	2.07	0.53
28:21:119:ARG:HH11	28:21:119:ARG:CG	2.20	0.53
28:29:33:VAL:HG12	28:29:89:ASP:HA	1.89	0.53
29:31:45:ARG:NH1	29:31:45:ARG:HG2	2.23	0.53
5:4E:101:ILE:O	5:4E:120:THR:OG1	2.24	0.53
33:58:4:TYR:CE2	40:C8:100:VAL:HG11	2.43	0.53
1:13:933:G:OP2	7:6E:3:ARG:HB2	2.08	0.53
35:78:122:PRO:HA	35:78:142:GLY:CA	2.39	0.53
9:8E:118:LYS:O	9:8E:119:ALA:HB3	2.08	0.53
17:8I:59:ILE:HG13	17:8I:71:PHE:HD2	1.73	0.53
18:9I:31:LEU:H	18:9I:31:LEU:HD23	1.72	0.53
38:A8:88:ASP:OD1	38:A8:90:GLY:N	2.41	0.53
45:H8:9:TYR:CE1	45:H8:35:ARG:HD3	2.43	0.53
48:K8:17:SER:HB3	48:K8:67:LYS:HE2	1.91	0.53
25:1H:2599:G:N7	27:11:237:GLU:HG2	2.23	0.53
25:14:243:U:OP1	59:M5:6:THR:OG1	2.19	0.53
25:14:476:G:N1	25:14:479:A:OP2	2.41	0.53
55:1G:1324:A:H2'	55:1G:1325:C:H6	1.74	0.53
25:1H:530:G:C5	25:1H:2022:U:H5''	2.43	0.53
25:1H:382:G:H5''	25:1H:383:U:OP2	2.08	0.53
25:1H:883:G:H2'	25:1H:884:C:H4'	1.89	0.53
25:1H:944:G:H5''	25:1H:945:A:H5'	1.90	0.53
10:1I:29:ARG:NH1	10:1I:84:GLN:HE22	2.06	0.53
57:39:123:LEU:HA	57:39:192:LEU:O	2.08	0.53
12:3A:41:ARG:NH1	12:3A:42:THR:O	2.41	0.53
12:3A:70:ILE:HD13	12:3A:77:LEU:HD12	1.89	0.53
30:41:16:ARG:HH11	30:41:16:ARG:HG2	1.72	0.53
5:42:51:VAL:O	5:42:55:VAL:HG23	2.07	0.53
31:51:83:TYR:HB3	31:51:135:GLY:H	1.74	0.53
32:69:133:HIS:CD2	32:69:134:PRO:HD3	2.44	0.53
37:98:91:GLN:CD	37:98:91:GLN:H	2.11	0.53
40:C8:92:ARG:HH21	40:C8:98:LEU:HB3	1.73	0.53
59:M5:34:TRP:H	59:M5:36:LYS:HE2	1.73	0.53
52:O8:41:PRO:HD2	52:O8:46:HIS:H	1.72	0.53
2:12:69:LEU:HD23	2:12:70:PHE:H	1.73	0.53
25:14:140:A:C8	25:14:1408:C:O2'	2.61	0.53

Continued on next page...

Continued from previous page...

Atom-1	Atom-2	Interatomic distance (Å)	Clash overlap (Å)
25:14:943:U:P	35:35:36:LYS:HG3	2.49	0.53
33:15:39:ARG:HD3	33:15:41:ASP:HB2	1.90	0.53
26:16:11:C:OP2	26:16:12:C:H5	1.92	0.53
10:1A:38:ILE:HB	10:1A:71:LEU:HB3	1.91	0.53
55:1G:219:C:H2'	55:1G:220:G:O4'	2.08	0.53
55:1G:730:G:C5	55:1G:731:G:H1'	2.43	0.53
55:1G:963:G:N3	10:1A:55:LYS:NZ	2.57	0.53
25:1H:1470:G:H5''	25:1H:1471:A:OP1	2.09	0.53
25:1H:1478:G:H2'	25:1H:1479:G:H8	1.72	0.53
25:1H:2036:C:OP1	62:1H:3943:HOH:O	2.19	0.53
25:1H:2380:C:OP1	38:A8:20:ARG:NH2	2.41	0.53
3:2E:148:GLY:HA3	3:2E:172:ARG:O	2.08	0.53
55:1G:8:A:N6	4:32:209:ARG:HB2	2.22	0.53
36:45:117:ALA:HA	36:45:120:ILE:HB	1.88	0.53
41:95:34:GLU:OE1	41:95:56:SER:OG	2.11	0.53
1:13:1226:C:H4'	19:AI:80:TYR:CZ	2.43	0.53
45:H8:152:ALA:HB1	45:H8:163:LEU:HD11	1.91	0.53
45:H8:15:PRO:O	45:H8:19:ARG:HB2	2.08	0.53
46:I8:49:LYS:HE2	46:I8:80:HIS:HB3	1.89	0.53
1:13:501:C:H2'	1:13:502:G:C8	2.43	0.53
1:13:551:U:H2'	1:13:552:U:C6	2.43	0.53
1:13:712:A:H2'	1:13:713:G:C8	2.43	0.53
1:13:880:C:P	12:3I:8:ASN:HD22	2.31	0.53
1:13:917:G:H2'	1:13:918:A:C8	2.43	0.53
1:13:93:U:H2'	1:13:95:G:O4'	2.07	0.53
25:14:2340:G:O2'	25:14:2341:G:H5'	2.08	0.53
25:14:307:G:N2	25:14:309:G:H3'	2.23	0.53
25:14:828:U:H4'	25:14:831:G:N1	2.23	0.53
55:1G:677:U:H3	55:1G:713:G:H22	1.57	0.53
25:1H:1677:A:H2'	25:1H:1678:G:C8	2.42	0.53
25:1H:2254:C:H3'	62:1H:4013:HOH:O	2.08	0.53
25:1H:2273:A:H2'	25:1H:2274:A:C8	2.43	0.53
25:1H:2502:G:OP2	62:1H:3540:HOH:O	2.19	0.53
12:3I:7:ILE:O	12:3I:11:VAL:HG23	2.09	0.53
5:42:60:TYR:HB2	5:42:64:ARG:NH2	2.23	0.53
5:4E:100:VAL:HA	5:4E:118:ILE:HG22	1.89	0.53
31:59:163:TYR:CD1	31:59:169:VAL:HG21	2.43	0.53
16:7I:17:TYR:HE1	16:7I:41:PRO:HG3	1.74	0.53
36:88:110:THR:HG23	36:88:113:GLN:OE1	2.08	0.53
40:C8:92:ARG:C	40:C8:94:ASN:N	2.59	0.53
42:E8:82:LEU:HB2	42:E8:98:LYS:HB2	1.89	0.53

Continued on next page...

Continued from previous page...

Atom-1	Atom-2	Interatomic distance (Å)	Clash overlap (Å)
1:13:1015:A:H2'	1:13:1016:A:C8	2.44	0.53
1:13:136:C:N4	1:13:227:G:H1	2.03	0.53
1:13:474:G:H2'	1:13:475:G:H8	1.71	0.53
1:13:580:U:H2'	1:13:581:G:O4'	2.08	0.53
25:14:198:C:O2'	25:14:199:A:H5'	2.09	0.53
25:14:2212:A:H1'	25:14:2215:G:C4	2.43	0.53
25:14:74:A:H8	25:14:74:A:H5''	1.73	0.53
25:1H:1592:C:H2'	25:1H:1593:G:H8	1.74	0.53
25:1H:162:U:N3	25:1H:164:U:O4	2.35	0.53
25:1H:2610:C:H4'	25:1H:2611:U:OP2	2.09	0.53
25:1H:2690:C:H5''	25:1H:2872:G:H21	1.73	0.53
25:1H:270(K):C:N3	25:1H:270(M):U:H5''	2.23	0.53
31:59:20:ALA:O	31:59:22:GLY:N	2.38	0.53
15:6A:17:ARG:HG3	15:6A:26:GLU:HG3	1.91	0.53
25:14:309:G:H4'	44:C5:18:GLY:HA3	1.90	0.53
44:C5:20:TYR:CZ	44:C5:42:VAL:HA	2.44	0.53
41:D8:53:GLU:HG3	41:D8:54:GLY:N	2.23	0.53
25:1H:1188:U:C4'	41:D8:79:VAL:HG22	2.38	0.53
45:H8:152:ALA:O	45:H8:155:LEU:HB2	2.08	0.53
47:J8:82:LEU:HD22	47:J8:82:LEU:H	1.73	0.53
50:M8:46:GLN:HG2	50:M8:48:ARG:HG3	1.90	0.53
2:12:189:ASP:OD2	2:12:191:ASP:HB2	2.08	0.53
1:13:1278:U:H5''	1:13:1279:A:O4'	2.08	0.53
1:13:785:G:N7	62:13:1865:HOH:O	2.33	0.53
25:14:2287:A:N6	25:14:2344:U:H3	2.07	0.53
26:16:60:C:H2'	26:16:61:G:H8	1.73	0.53
55:1G:1132:C:H2'	55:1G:1133:G:H8	1.73	0.53
25:1H:1025:G:C4	25:1H:1135:C:H1'	2.44	0.53
25:1H:1858:G:H2'	25:1H:1883:G:N2	2.22	0.53
25:1H:1931:U:H5	25:1H:1969:A:N7	2.07	0.53
25:1H:2518:A:H8	25:1H:2518:A:H5'	1.73	0.53
25:1H:322:A:OP2	29:31:169:ASN:HB2	2.09	0.53
28:21:101:ARG:HG2	28:21:169:ASN:OD1	2.08	0.53
23:2K:8:4SU:H6	23:2K:8:4SU:O5'	2.08	0.53
5:4E:8:GLU:HG2	5:4E:34:VAL:HG22	1.91	0.53
6:52:2:ARG:HE	6:52:69:GLU:HB3	1.74	0.53
6:52:74:ASP:N	6:52:74:ASP:OD1	2.42	0.53
33:58:47:ALA:CB	33:58:116:LEU:HD21	2.38	0.53
33:58:133:GLN:OE1	33:58:133:GLN:N	2.36	0.53
31:59:99:VAL:HG13	31:59:100:GLY:H	1.74	0.53
25:1H:2562:U:H1'	34:68:23:ARG:NH1	2.24	0.53

Continued on next page...

Continued from previous page...

Atom-1	Atom-2	Interatomic distance (Å)	Clash overlap (Å)
32:69:133:HIS:CG	32:69:134:PRO:HD3	2.43	0.53
49:H5:18:ASP:OD1	49:H5:18:ASP:N	2.39	0.53
1:13:1513:A:H2'	1:13:1514:C:C6	2.44	0.53
25:14:1537:C:H2'	25:14:1538:G:O4'	2.09	0.53
25:14:1709:U:H2'	25:14:1710:C:H6	1.74	0.53
25:14:2130:U:H2'	25:14:2158:A:N1	2.24	0.53
25:14:934:G:H2'	25:14:935:C:H6	1.73	0.53
25:14:1568:G:H5''	56:19:61:LEU:HD22	1.89	0.53
55:1G:520:A:N1	55:1G:536:C:H1'	2.24	0.53
25:1H:1093:G:H1'	25:1H:1099:G:N2	2.24	0.53
25:1H:184:C:H2'	25:1H:185:U:C6	2.44	0.53
25:1H:754:C:H2'	25:1H:755:C:H6	1.73	0.53
35:35:59:LEU:O	35:35:59:LEU:HD22	2.08	0.53
55:1G:922:G:H4'	5:42:20:GLN:HA	1.91	0.53
36:45:75:THR:HA	36:45:89:ASN:HA	1.90	0.53
32:61:1:MET:O	32:61:20:ASP:HA	2.09	0.53
38:65:33:LYS:HB3	38:65:34:HIS:HD2	1.73	0.53
17:8A:81:ARG:HE	17:8A:84:LEU:HD12	1.73	0.53
44:G8:28:LYS:HZ1	44:G8:40:GLU:HG3	1.74	0.53
50:M8:23:GLU:OE1	50:M8:24:THR:N	2.42	0.53
1:13:1160:G:H22	1:13:1177:G:N2	2.05	0.53
1:13:539:A:H2'	1:13:540:G:C8	2.44	0.53
1:13:642:A:N3	8:7E:113:SER:OG	2.38	0.53
1:13:658:G:H2'	1:13:659:U:C6	2.44	0.53
25:14:1024:G:H8	25:14:1024:G:O5'	1.92	0.53
25:14:2420:C:N4	59:M5:31:HIS:O	2.41	0.53
21:1B:7:ARG:HB3	21:1B:21:TYR:CD2	2.44	0.53
55:1G:565:U:OP2	55:1G:566:G:O2'	2.20	0.53
25:1H:1932:A:H2'	25:1H:1933:G:O4'	2.09	0.53
25:1H:2427:C:H5''	25:1H:2428:G:OP1	2.08	0.53
25:1H:2518:A:C8	25:1H:2518:A:H5'	2.43	0.53
25:1H:2871:C:H5''	25:1H:2872:G:OP1	2.08	0.53
25:1H:1657:C:P	28:21:136:ARG:HB2	2.48	0.53
4:32:33:MET:C	4:32:35:ARG:H	2.12	0.53
57:39:167:ALA:HB1	57:39:173:VAL:HG11	1.91	0.53
5:4E:100:VAL:O	5:4E:107:ARG:NH2	2.40	0.53
13:4I:57:ARG:HB2	13:4I:57:ARG:HH11	1.74	0.53
6:52:86:ARG:O	6:52:87:ARG:HG2	2.09	0.53
38:A8:26:LEU:HD22	38:A8:87:PHE:HD1	1.73	0.53
42:E8:37:ARG:HD3	42:E8:38:TYR:CE2	2.44	0.53
44:G8:9:LYS:HA	44:G8:27:VAL:HG22	1.91	0.53

Continued on next page...

Continued from previous page...

Atom-1	Atom-2	Interatomic distance (Å)	Clash overlap (Å)
51:J5:41:PRO:O	51:J5:44:THR:OG1	2.25	0.53
54:Q8:26:LYS:HE2	54:Q8:41:ILE:CG2	2.38	0.53
1:13:545:C:O2'	1:13:549:C:OP1	2.26	0.53
1:13:633:G:OP2	1:13:633:G:H8	1.91	0.53
25:14:2241:A:H2'	25:14:2242:G:C8	2.43	0.53
25:14:2315:G:H2'	25:14:2316:C:C6	2.44	0.53
25:14:247:G:H4'	25:14:386:G:C5	2.44	0.53
26:16:40:U:H1'	26:16:45:A:H61	1.73	0.53
55:1G:1127:G:N2	55:1G:1144:G:H22	2.07	0.53
55:1G:1508:G:H5'	62:1G:1803:HOH:O	2.09	0.53
25:1H:1606:G:H5''	25:1H:1607:C:OP1	2.09	0.53
25:1H:2282:G:H4'	25:1H:2389:G:O2'	2.08	0.53
25:1H:906:G:OP1	36:88:26:TYR:OH	2.20	0.53
35:35:15:ARG:CZ	35:35:15:ARG:HB2	2.38	0.53
35:35:47:ASP:OD1	35:35:49:ARG:NE	2.29	0.53
57:39:150:GLY:HA2	57:39:172:TRP:CD2	2.44	0.53
13:4I:4:ILE:HG22	13:4I:5:ALA:N	2.23	0.53
13:4I:81:LEU:HD13	13:4I:88:ARG:HD2	1.91	0.53
7:62:143:ARG:CZ	22:3L:43:G:H5'	2.39	0.53
55:1G:1342:C:H4'	9:82:125:TYR:HB3	1.91	0.53
20:BI:26:ASN:O	20:BI:30:LYS:HB2	2.08	0.53
43:F8:31:HIS:CD2	43:F8:33:LYS:H	2.27	0.53
26:1J:39:A:H61	50:I5:1:MET:HB3	1.74	0.53
51:J5:49:CYS:SG	51:J5:50:GLY:N	2.82	0.53
1:13:1157:A:H1'	1:13:1158:C:C4	2.44	0.53
1:13:1177:G:O2'	1:13:1178:G:O4'	2.27	0.53
1:13:1206:G:C6	1:13:1207:G:C5	2.97	0.53
1:13:1291:G:OP1	7:6E:41:ARG:NH2	2.40	0.53
1:13:163:C:H2'	1:13:164:U:C6	2.43	0.53
55:1G:1054:C:HO2'	55:1G:1055:A:P	2.30	0.53
55:1G:34:C:H2'	55:1G:35:G:H8	1.74	0.53
55:1G:554:C:H2'	55:1G:555:C:C6	2.44	0.53
25:1H:1142(A):A:C4	25:1H:1144:G:C8	2.97	0.53
25:1H:1566:A:O2'	25:1H:1567:A:H5'	2.09	0.53
25:1H:1771:C:H1'	25:1H:1786:A:C8	2.44	0.53
25:1H:1799:G:H5''	25:1H:1819:A:N6	2.24	0.53
3:22:8:ILE:O	3:22:11:ARG:N	2.40	0.53
29:31:8:GLN:CD	29:31:8:GLN:H	2.12	0.53
4:32:57:ARG:NE	4:32:205:GLU:OE2	2.39	0.53
4:3E:129:ASN:ND2	4:3E:144:ASP:OD1	2.34	0.53
31:59:7:LEU:HG	31:59:8:PRO:HD3	1.90	0.53

Continued on next page...

Continued from previous page...

Atom-1	Atom-2	Interatomic distance (Å)	Clash overlap (Å)
17:8I:83:ASP:OD1	17:8I:83:ASP:N	2.41	0.53
13:4I:84:ILE:HD11	19:AI:66:MET:HE2	1.89	0.53
58:D5:4:ARG:CZ	58:D5:58:VAL:HG11	2.39	0.53
49:H5:50:VAL:O	49:H5:54:VAL:HG23	2.08	0.53
50:I5:42:PHE:O	50:I5:43:TYR:HB3	2.09	0.53
46:I8:23:VAL:HA	46:I8:38:VAL:HG22	1.91	0.53
52:O8:33:LYS:O	52:O8:35:GLU:HG3	2.09	0.53
27:11:59:LYS:HD2	27:11:60:ARG:N	2.24	0.52
1:13:1503:A:O2'	24:4K:13:A:N6	2.42	0.52
1:13:411:A:H62	1:13:413:G:H21	1.55	0.52
1:13:922:G:C6	1:13:923:A:C6	2.98	0.52
25:14:1028:A:N6	25:14:1125:G:H2'	2.24	0.52
25:14:1712:C:H2'	25:14:1716:U:H6	1.74	0.52
25:14:761:A:C8	62:14:3419:HOH:O	2.55	0.52
25:14:912:C:C2	25:14:913:U:C5	2.96	0.52
25:1H:107:C:H2'	25:1H:108:U:H6	1.73	0.52
25:1H:1607:C:H4'	25:1H:1608:A:O5'	2.09	0.52
25:1H:1811:G:H2'	25:1H:1812:A:O4'	2.09	0.52
25:1H:17:G:H2'	25:1H:18:C:C6	2.44	0.52
25:1H:2281:C:O2'	25:1H:2282:G:H5'	2.10	0.52
25:1H:2324:C:H5''	25:1H:2325:G:H5'	1.91	0.52
25:1H:685:A:OP1	25:1H:686:G:N2	2.41	0.52
25:1H:2729:G:N3	28:21:187:ALA:HB2	2.24	0.52
28:21:67:PHE:O	28:21:69:LYS:N	2.42	0.52
28:29:120:TRP:CE3	28:29:155:LYS:HD3	2.44	0.52
57:39:7:TYR:CE2	57:39:10:PRO:HG3	2.44	0.52
5:4E:142:LEU:O	5:4E:143:ARG:NH1	2.40	0.52
33:58:47:ALA:HB2	33:58:112:LEU:HD11	1.91	0.52
7:6E:120:ILE:HG22	7:6E:124:LEU:HD12	1.91	0.52
16:7I:58:TYR:O	16:7I:62:VAL:HG22	2.08	0.52
9:8E:10:ARG:HD2	9:8E:11:LYS:HG3	1.91	0.52
37:98:55:ALA:HB2	37:98:79:LEU:HD13	1.89	0.52
19:AI:40:ILE:O	19:AI:41:VAL:HG22	2.09	0.52
47:F5:41:ARG:HD3	47:F5:43:TYR:OH	2.09	0.52
44:G8:52:SER:O	44:G8:56:PRO:HA	2.08	0.52
45:H8:98:MET:O	45:H8:125:LEU:HA	2.09	0.52
48:K8:64:LEU:HD11	48:K8:68:ARG:HH21	1.74	0.52
1:13:1190:G:OP1	3:2E:4:LYS:HA	2.09	0.52
1:13:1226:C:H4'	19:AI:80:TYR:OH	2.07	0.52
1:13:1313:U:H5	19:AI:4:SER:HB3	1.74	0.52
1:13:1486:G:H2'	1:13:1487:G:O4'	2.09	0.52

Continued on next page...

Continued from previous page...

Atom-1	Atom-2	Interatomic distance (Å)	Clash overlap (Å)
1:13:61:G:H2'	1:13:62:U:O4'	2.09	0.52
25:14:1149:G:H2'	25:14:1150:C:C6	2.43	0.52
25:14:2410:G:C2	25:14:2411:A:H1'	2.43	0.52
25:14:717:G:H2'	25:14:718:A:O4'	2.10	0.52
2:1E:174:VAL:HG13	2:1E:184:VAL:HG11	1.92	0.52
55:1G:518:C:H5''	55:1G:519:C:C6	2.44	0.52
55:1G:756:C:H2'	55:1G:757:U:O4'	2.10	0.52
25:1H:1424:G:H2'	25:1H:1425:G:O4'	2.09	0.52
25:1H:1538:G:H2'	25:1H:1539:G:H8	1.74	0.52
34:25:4:PRO:O	34:25:5:GLN:HB2	2.08	0.52
34:25:8:LEU:HD13	34:25:82:ASN:HB3	1.91	0.52
29:31:42:ALA:O	29:31:45:ARG:HB2	2.09	0.52
35:35:30:THR:HG21	35:35:35:HIS:H	1.74	0.52
1:13:523:A:H61	12:3I:92:ASP:HB2	1.74	0.52
34:68:64:ARG:HG2	34:68:79:PHE:CG	2.44	0.52
32:69:75:LEU:CD2	32:69:76:THR:H	2.21	0.52
17:8I:67:LYS:O	17:8I:68:ARG:HB3	2.09	0.52
41:95:76:LYS:HD2	41:95:80:GLN:O	2.09	0.52
37:98:12:ARG:HG2	37:98:12:ARG:NH1	2.22	0.52
37:98:2:ARG:HA	37:98:5:LYS:HE3	1.91	0.52
50:I5:34:GLU:HG2	50:I5:35:VAL:H	1.74	0.52
30:49:67:LYS:H	50:I5:6:HIS:CE1	2.26	0.52
54:Q8:40:GLU:HG2	54:Q8:41:ILE:HB	1.91	0.52
27:11:213:ARG:HG3	27:11:213:ARG:NH1	2.25	0.52
2:12:178:ARG:NH2	8:72:74:PRO:HG3	2.25	0.52
1:13:1227:A:O3'	13:4I:115:LYS:NZ	2.34	0.52
1:13:1352:C:H2'	1:13:1353:G:C8	2.43	0.52
25:14:1047:G:H21	25:14:1111:A:N6	2.07	0.52
25:14:111:A:H4'	48:G5:69:ARG:NH2	2.25	0.52
25:14:2261:C:H1'	25:14:2388:A:N3	2.23	0.52
25:14:2875:C:OP1	39:75:3:ARG:NH1	2.42	0.52
55:1G:1277:C:HO2'	55:1G:1279:A:H8	1.55	0.52
25:1H:1164:G:H2'	25:1H:1165:U:H6	1.74	0.52
25:1H:1213:A:H1'	25:1H:1238:G:N3	2.23	0.52
25:1H:1372:U:H2'	25:1H:1373:A:O4'	2.09	0.52
25:1H:945:A:OP2	25:1H:945:A:H4'	2.09	0.52
10:1I:78:ASN:HB2	10:1I:81:THR:HG23	1.91	0.52
25:1H:2032:G:C4	28:21:145:LYS:HD3	2.44	0.52
3:22:131:ARG:NH1	5:42:50:GLU:HG3	2.23	0.52
3:2E:19:GLU:HG2	3:2E:54:ARG:NH1	2.24	0.52
1:13:8:A:N7	4:3E:208:SER:HB3	2.24	0.52

Continued on next page...

Continued from previous page...

Atom-1	Atom-2	Interatomic distance (Å)	Clash overlap (Å)
12:3I:24:VAL:HB	12:3I:27:LEU:HD12	1.90	0.52
36:45:56:ARG:HH11	36:45:56:ARG:HB2	1.74	0.52
10:1I:49:VAL:CG2	14:5I:41:ARG:HB2	2.40	0.52
15:6A:25:THR:HG21	15:6A:70:LEU:HB2	1.92	0.52
16:7I:11:SER:HB2	16:7I:14:ASN:HB3	1.89	0.52
9:82:42:ARG:HD3	9:82:71:SER:HB3	1.91	0.52
42:E8:88:ARG:HB3	42:E8:92:ARG:HB3	1.89	0.52
47:F5:86:SER:N	47:F5:87:PRO:HD2	2.23	0.52
54:Q8:7:HIS:HB3	54:Q8:58:ILE:HG23	1.92	0.52
25:1H:1903:G:OP1	27:11:241:PRO:HB2	2.10	0.52
2:12:68:ILE:HG12	2:12:161:ALA:HB3	1.90	0.52
1:13:1234:C:H2'	1:13:1235:U:C6	2.45	0.52
25:14:1040:C:H2'	25:14:1041:C:H6	1.73	0.52
25:14:1198:U:H2'	25:14:1199:U:H6	1.75	0.52
25:14:1786:A:C2	25:14:2606:C:H1'	2.44	0.52
25:14:1849:G:H2'	25:14:1850:G:H8	1.75	0.52
25:14:860:U:C2	25:14:2268:A:C8	2.97	0.52
25:14:2680:C:H2'	25:14:2681:C:O2	2.09	0.52
25:14:2702:U:OP1	25:14:2702:U:C6	2.63	0.52
55:1G:1280:A:P	10:1A:40:LEU:HD21	2.49	0.52
55:1G:1126:U:H5''	55:1G:1127:G:OP1	2.09	0.52
55:1G:4:U:N3	8:72:102:ARG:HD3	2.24	0.52
55:1G:607:A:H2'	55:1G:608:A:O4'	2.10	0.52
25:1H:1486:A:H2'	25:1H:1487:G:H8	1.74	0.52
25:1H:2321:G:H5''	25:1H:2322:A:OP2	2.09	0.52
25:1H:2862:G:H2'	25:1H:2863:C:H6	1.75	0.52
25:1H:7:G:H1	25:1H:2896:C:H42	1.56	0.52
25:1H:775:G:O5'	25:1H:777:A:H1'	2.10	0.52
25:1H:860:U:C5	25:1H:917:A:H2	2.27	0.52
11:2I:78:GLN:O	11:2I:103:LEU:HA	2.10	0.52
57:39:23:ASP:O	57:39:25:PRO:HD3	2.08	0.52
30:49:120:LEU:N	30:49:179:PRO:O	2.39	0.52
9:8E:77:ILE:O	9:8E:81:ILE:HG12	2.09	0.52
39:B8:29:ARG:HB2	39:B8:46:GLU:HB2	1.91	0.52
20:BI:10:LEU:HD11	20:BI:12:ALA:HB3	1.91	0.52
44:G8:87:LYS:O	44:G8:94:LYS:HB2	2.10	0.52
47:J8:18:ILE:HG12	47:J8:37:ILE:HG23	1.90	0.52
1:13:1070:U:H2'	1:13:1071:C:H6	1.73	0.52
1:13:280:C:H3'	1:13:281:G:H5'	1.91	0.52
1:13:411:A:C4	1:13:413:G:H1'	2.45	0.52
25:14:17:G:H2'	25:14:18:C:C6	2.45	0.52

Continued on next page...

Continued from previous page...

Atom-1	Atom-2	Interatomic distance (Å)	Clash overlap (Å)
25:14:2541:A:H5''	25:14:2542:A:OP2	2.09	0.52
25:14:363(F):A:OP2	25:14:363(F):A:H8	1.93	0.52
25:14:667:U:O2	59:M5:2:PRO:HD2	2.09	0.52
25:14:820:A:H2'	25:14:821:A:O4'	2.10	0.52
10:1A:4:ILE:HG12	10:1A:100:THR:HG22	1.91	0.52
2:1E:98:LEU:HB2	2:1E:101:MET:HG3	1.92	0.52
55:1G:409:G:H2'	55:1G:410:G:O4'	2.09	0.52
55:1G:519:C:H2'	55:1G:520:A:O4'	2.09	0.52
55:1G:674:G:N2	55:1G:717:C:O2	2.42	0.52
25:1H:2272:U:H5''	25:1H:2273:A:OP1	2.10	0.52
25:1H:2341:G:H2'	25:1H:2342:C:C6	2.44	0.52
25:1H:2371:G:O6	62:1H:4208:HOH:O	2.16	0.52
25:1H:2689:U:H5''	25:1H:2713:A:H2	1.74	0.52
25:1H:619:G:H5''	25:1H:620:G:OP2	2.08	0.52
25:1H:754:C:H2'	25:1H:755:C:C6	2.44	0.52
1:13:1059:C:O2'	10:1I:53:PRO:HD3	2.09	0.52
25:1H:2635:C:H5''	28:2I:79:ARG:CD	2.39	0.52
23:2L:51:U:H2'	23:2L:52:C:C6	2.44	0.52
4:3E:24:GLU:O	4:3E:27:TYR:N	2.35	0.52
14:5I:9:LYS:HG3	14:5I:12:ARG:HE	1.75	0.52
37:98:55:ALA:HA	37:98:80:PHE:CZ	2.44	0.52
19:AI:41:VAL:HG21	19:AI:67:VAL:HG12	1.89	0.52
43:F8:3:THR:HA	43:F8:6:ASP:HB2	1.92	0.52
48:K8:10:LEU:HG	48:K8:59:ARG:HG2	1.92	0.52
25:1H:1568:G:H21	27:11:58:HIS:CE1	2.27	0.52
27:11:71:ASP:OD2	27:11:103:ARG:NH2	2.43	0.52
1:13:67:C:H2'	1:13:68:G:H8	1.74	0.52
25:14:1101:U:H2'	25:14:1102:C:C6	2.44	0.52
56:19:255:LYS:H	56:19:255:LYS:HE3	1.75	0.52
55:1G:838:G:N2	55:1G:849:C:N3	2.57	0.52
25:1H:1168:G:C2	25:1H:1182:A:C2	2.97	0.52
25:1H:500:G:N1	25:1H:503:A:OP2	2.41	0.52
25:1H:929:G:O6	62:1H:3668:HOH:O	2.19	0.52
4:32:105:VAL:HG13	4:32:110:PHE:HB2	1.90	0.52
22:3K:24:G:H2'	22:3K:25:G:C8	2.45	0.52
24:4L:25:A:O5'	24:4L:25:A:H8	1.92	0.52
31:51:83:TYR:HB2	31:51:134:SER:HA	1.91	0.52
33:58:76:SER:N	33:58:81:GLY:O	2.37	0.52
14:5I:6:LEU:HB3	14:5I:23:ARG:NH2	2.24	0.52
7:62:111:ARG:NH2	7:62:122:HIS:HB3	2.25	0.52
39:B8:122:ASP:OD1	39:B8:125:ARG:NH2	2.43	0.52

Continued on next page...

Continued from previous page...

Atom-1	Atom-2	Interatomic distance (Å)	Clash overlap (Å)
44:C5:87:LYS:N	44:C5:94:LYS:HB3	2.24	0.52
25:14:2271:G:OP1	46:E5:18:ALA:HB1	2.10	0.52
51:J5:38:ALA:HB3	51:J5:48:GLU:HG3	1.92	0.52
1:13:1120:G:H2'	1:13:1121:U:H6	1.75	0.52
25:14:1012:U:O4	33:15:25:ARG:HA	2.09	0.52
25:14:1252:G:N3	40:85:33:ARG:HD2	2.25	0.52
25:14:817:C:O2'	25:14:839:U:H5''	2.09	0.52
25:14:952:G:C6	25:14:966:G:C6	2.98	0.52
25:1H:1278:A:OP1	37:98:36:THR:HG22	2.08	0.52
25:1H:1945:G:H2'	25:1H:1946:U:C6	2.44	0.52
25:1H:2119:A:H2	25:1H:2171:A:H1'	1.75	0.52
25:1H:2432:A:OP2	62:1H:3826:HOH:O	2.18	0.52
25:1H:536:A:H5'	40:C8:53:ARG:HD3	1.90	0.52
25:1H:638:G:C5	25:1H:651:G:C2	2.97	0.52
25:1H:654(M):C:H5'	25:1H:654(N):G:N7	2.24	0.52
28:21:48:GLN:HA	28:21:79:ARG:HB3	1.92	0.52
3:22:113:ALA:HB2	3:22:202:ILE:HG13	1.92	0.52
28:29:101:ARG:O	28:29:201:THR:OG1	2.28	0.52
23:2K:24:C:H2'	23:2K:25:U:C6	2.44	0.52
22:3L:42:U:H2'	22:3L:43:G:C8	2.45	0.52
20:BI:13:LEU:HD12	20:BI:14:LYS:N	2.25	0.52
58:D5:45:ASP:OD1	58:D5:49:ARG:NH2	2.41	0.52
48:K8:23:LYS:NZ	48:K8:27:GLU:OE2	2.42	0.52
48:K8:31:GLU:HG2	48:K8:53:LEU:HD11	1.92	0.52
27:11:145:VAL:HG12	27:11:146:GLU:O	2.10	0.52
2:12:194:PRO:HG2	2:12:195:ASP:OD1	2.10	0.52
25:14:996:A:N6	25:14:1160:G:C6	2.78	0.52
25:14:1711:C:H2'	25:14:1712:C:C6	2.44	0.52
25:14:1999:C:H4'	25:14:2723:C:O2	2.09	0.52
25:14:2133:G:O2'	25:14:2158:A:N6	2.41	0.52
25:14:2849:U:H4'	25:14:2868:A:C2	2.45	0.52
25:14:481:G:OP2	44:C5:47:LYS:HB2	2.10	0.52
25:14:654(I):C:N3	25:14:654(M):C:N4	2.54	0.52
25:14:876:C:N4	25:14:877:U:O4	2.42	0.52
26:16:31:C:H2'	26:16:32:C:H6	1.75	0.52
56:19:6:PHE:HE1	56:19:18:VAL:HG13	1.75	0.52
2:1E:178:ARG:NH1	2:1E:196:LEU:O	2.20	0.52
55:1G:1004:A:C6	55:1G:1025:U:H1'	2.44	0.52
55:1G:1313:U:O4	19:AA:3:ARG:N	2.43	0.52
55:1G:584:G:H5'	17:8A:91:ARG:NH1	2.25	0.52
55:1G:853:G:H2'	55:1G:854:G:H8	1.74	0.52

Continued on next page...

Continued from previous page...

Atom-1	Atom-2	Interatomic distance (Å)	Clash overlap (Å)
55:1G:980:C:H5'	55:1G:981:U:OP2	2.10	0.52
25:1H:2335:A:C8	25:1H:2337:G:C5	2.98	0.52
25:1H:607:U:N3	25:1H:621:A:C2	2.71	0.52
31:51:150:ALA:O	31:51:153:LYS:HE2	2.10	0.52
37:55:55:ALA:HB2	37:55:79:LEU:HD13	1.92	0.52
8:7E:87:SER:CB	8:7E:93:VAL:H	2.22	0.52
45:H8:93:ASP:OD1	45:H8:93:ASP:N	2.41	0.52
47:J8:23:LYS:HB3	47:J8:29:GLY:HA3	1.92	0.52
59:M5:56:GLU:C	59:M5:58:ILE:H	2.09	0.52
1:13:1129:C:H4'	1:13:1130:A:H5'	1.92	0.52
1:13:1442:G:H1	1:13:1461:G:N2	2.07	0.52
1:13:1489:G:H2'	1:13:1490:C:O4'	2.10	0.52
1:13:454:C:OP2	1:13:455:C:N4	2.33	0.52
1:13:735:C:H2'	1:13:736:C:H6	1.75	0.52
25:14:1051:G:H8	25:14:1051:G:OP2	1.92	0.52
25:14:1291:C:H2'	25:14:1292:U:H6	1.74	0.52
25:14:1754:C:H2'	25:14:1755:A:C8	2.45	0.52
25:14:1782:C:H3'	62:14:3410:HOH:O	2.09	0.52
25:14:1810:A:H2'	25:14:1811:G:O4'	2.10	0.52
25:14:582:G:H2'	25:14:583:G:C8	2.45	0.52
25:14:873:G:N2	25:14:905:U:C2	2.78	0.52
33:15:97:ARG:HA	33:15:100:GLU:HB2	1.92	0.52
55:1G:1056:U:H5'	3:22:163:ALA:HB2	1.92	0.52
55:1G:165:C:H2'	55:1G:166:G:H8	1.75	0.52
55:1G:600:C:H2'	55:1G:601:C:C6	2.44	0.52
25:1H:1195:G:N3	25:1H:1227:A:H2	2.07	0.52
25:1H:1678:G:N2	25:1H:1989:G:N2	2.52	0.52
25:1H:1050:A:H1'	25:1H:2751:G:C8	2.45	0.52
10:1I:54:PHE:HZ	10:1I:55:LYS:HZ2	1.55	0.52
4:3E:190:ASP:HB2	4:3E:193:ASP:H	1.75	0.52
5:4E:76:ILE:HB	5:4E:77:PRO:HD2	1.92	0.52
13:4I:49:THR:HB	13:4I:52:GLU:HG3	1.91	0.52
32:69:52:ARG:HA	32:69:55:ALA:HB3	1.92	0.52
36:88:116:GLU:O	36:88:120:ILE:HG12	2.09	0.52
41:D8:76:LYS:HB2	41:D8:81:TYR:HB3	1.91	0.52
1:13:458:C:H2'	1:13:464:G:H8	1.75	0.52
25:14:1332:G:N2	25:14:1610:A:C8	2.78	0.52
25:14:1341:U:OP2	25:14:1394:U:O2'	2.15	0.52
25:14:1759:A:H4'	25:14:2715:C:O4'	2.10	0.52
25:14:2153:G:H2'	25:14:2154:G:C8	2.45	0.52
25:14:2394:C:OP1	35:35:63:PRO:HB2	2.11	0.52

Continued on next page...

Continued from previous page...

Atom-1	Atom-2	Interatomic distance (Å)	Clash overlap (Å)
25:14:607:U:N3	25:14:621:A:C2	2.76	0.52
55:1G:1154:G:H2'	55:1G:1155:G:C8	2.45	0.52
55:1G:1386:G:C2	55:1G:1387:G:C8	2.98	0.52
25:1H:1727:U:H2'	25:1H:1728:G:O4'	2.09	0.52
25:1H:1971:A:C5	27:11:241:PRO:HD3	2.44	0.52
25:1H:2058:A:H5''	62:1H:4102:HOH:O	2.08	0.52
25:1H:2156:G:H2'	25:1H:2157:G:N3	2.25	0.52
25:1H:2709:G:O2'	62:1H:3585:HOH:O	2.19	0.52
4:3E:108:LEU:HB3	4:3E:110:PHE:CD1	2.44	0.52
7:62:144:MET:HE1	22:3L:31:G:H21	1.75	0.52
7:62:16:LEU:HD11	9:82:45:ALA:HB2	1.92	0.52
40:85:106:PHE:O	40:85:109:LEU:N	2.43	0.52
9:8E:21:PRO:HA	9:8E:59:PHE:HA	1.91	0.52
48:G5:25:VAL:HG12	48:G5:60:LEU:HD23	1.92	0.52
1:13:110:C:H2'	1:13:111:G:O4'	2.11	0.51
1:13:1184:G:H2'	1:13:1185:G:C8	2.45	0.51
1:13:186:C:H2'	1:13:186(A):C:H6	1.74	0.51
25:14:2262:U:O2'	25:14:2263:C:H5'	2.10	0.51
25:14:1783:A:H5'	25:14:2608:G:H4'	1.92	0.51
25:14:895:U:H4'	25:14:896:A:C5	2.44	0.51
25:1H:2343:C:O2'	25:1H:2373:G:O2'	2.27	0.51
25:1H:2695:C:H2'	25:1H:2696:U:C6	2.45	0.51
25:1H:620:G:H4'	25:1H:621:A:C5'	2.34	0.51
25:1H:639:U:H2'	25:1H:640:C:C6	2.44	0.51
25:1H:654(B):C:H2'	25:1H:654(C):G:C8	2.45	0.51
25:1H:989:G:OP2	49:L8:11:SER:HB3	2.10	0.51
3:22:134:ILE:HG23	3:22:151:VAL:HB	1.93	0.51
55:1G:619:U:C2	4:32:135:LEU:HD22	2.45	0.51
13:4I:15:VAL:HG23	13:4I:43:THR:O	2.10	0.51
31:51:30:LYS:HD2	31:51:81:GLU:H	1.75	0.51
31:59:163:TYR:HE1	31:59:169:VAL:HG11	1.75	0.51
6:5E:18:GLN:HA	6:5E:21:LEU:HB2	1.91	0.51
9:8E:99:LEU:HB3	9:8E:101:PHE:CE2	2.45	0.51
43:F8:67:GLY:C	43:F8:69:TYR:H	2.14	0.51
52:O8:41:PRO:HD2	52:O8:46:HIS:N	2.25	0.51
1:13:1427:U:H2'	1:13:1428:A:C8	2.45	0.51
1:13:880:C:OP1	12:3I:8:ASN:ND2	2.40	0.51
25:14:2318:G:H1	38:65:2:ALA:HA	1.74	0.51
25:14:2402:C:H41	25:14:2416:C:H1'	1.75	0.51
25:14:2599:G:C8	56:19:236:GLY:HA2	2.45	0.51
25:14:309:G:N3	25:14:329:G:O2'	2.43	0.51

Continued on next page...

Continued from previous page...

Atom-1	Atom-2	Interatomic distance (Å)	Clash overlap (Å)
25:14:478:A:N1	25:14:500:G:H4'	2.25	0.51
33:15:58:ASP:N	33:15:58:ASP:OD1	2.38	0.51
2:1E:8:LYS:HE3	2:1E:11:LEU:H	1.75	0.51
2:1E:33:TYR:HB2	2:1E:43:ASP:HB2	1.93	0.51
55:1G:1423:G:H2'	55:1G:1424:C:H6	1.75	0.51
55:1G:17:U:H2'	55:1G:18:C:C6	2.45	0.51
25:1H:1019:U:H3	25:1H:1142(A):A:H62	1.59	0.51
25:1H:748:G:C8	42:E8:89:ALA:HB1	2.45	0.51
25:1H:957:A:N1	25:1H:2458:G:H4'	2.25	0.51
25:1H:997:G:C2'	25:1H:998:C:H5'	2.40	0.51
10:1I:6:ILE:HG12	10:1I:72:VAL:O	2.10	0.51
22:1K:42:U:H2'	22:1K:43:G:C8	2.45	0.51
3:2E:59:ARG:HG2	3:2E:64:VAL:HG22	1.93	0.51
57:39:132:VAL:HG22	57:39:133:ASN:H	1.75	0.51
36:45:98:LYS:HB3	36:45:99:PRO:HD2	1.92	0.51
31:51:154:PRO:HB3	31:51:163:TYR:CZ	2.46	0.51
31:51:64:LEU:HD23	31:51:67:LEU:HD23	1.93	0.51
7:62:116:ALA:HA	7:62:119:ARG:HE	1.75	0.51
32:69:77:LEU:HD13	32:69:141:LYS:HB3	1.91	0.51
39:75:62:THR:HG22	39:75:75:ILE:HG12	1.90	0.51
19:AA:48:THR:HA	19:AA:61:TYR:HA	1.91	0.51
19:AI:32:LYS:HD3	19:AI:57:HIS:CD2	2.46	0.51
39:B8:16:ARG:HB2	39:B8:18:ASP:OD1	2.10	0.51
20:BA:79:ARG:O	20:BA:83:ARG:HG3	2.10	0.51
40:C8:92:ARG:NH2	40:C8:96:ALA:HA	2.25	0.51
42:E8:64:MET:HE3	42:E8:109:GLU:HG3	1.92	0.51
45:H8:3:TYR:HE2	45:H8:55:HIS:HD2	1.57	0.51
35:35:62:LEU:HB2	59:M5:27:THR:HG22	1.91	0.51
2:12:172:ILE:H	2:12:172:ILE:HD12	1.75	0.51
2:12:74:LYS:NZ	2:12:205:ASP:O	2.36	0.51
1:13:509:A:H3'	62:13:1813:HOH:O	2.10	0.51
1:13:730:G:C5	1:13:731:G:H1'	2.45	0.51
1:13:909:A:H2'	1:13:910:C:O4'	2.10	0.51
25:14:1579:A:H2'	25:14:1580:A:C8	2.46	0.51
2:1E:84:GLU:HB3	2:1E:219:VAL:HG21	1.91	0.51
55:1G:1429:C:H2'	55:1G:1430:C:C6	2.45	0.51
55:1G:1443:G:O2'	39:75:122:ASP:OD2	2.28	0.51
25:1H:2592:G:N7	62:1H:3590:HOH:O	2.35	0.51
25:1H:389:G:H1	35:78:71:VAL:HG12	1.76	0.51
25:1H:568:U:H5'	25:1H:945:A:N1	2.25	0.51
22:1K:3:U:O2'	22:1K:4:G:O5'	2.23	0.51

Continued on next page...

Continued from previous page...

Atom-1	Atom-2	Interatomic distance (Å)	Clash overlap (Å)
22:1K:52:G:H2'	22:1K:53:A:C8	2.46	0.51
3:22:46:GLU:O	3:22:83:ARG:NH2	2.43	0.51
28:29:57:LYS:HZ2	28:29:57:LYS:H	1.58	0.51
55:1G:1070:U:OP1	5:42:25:ARG:NH1	2.43	0.51
36:45:39:PRO:HA	36:45:97:VAL:O	2.10	0.51
13:4A:97:PRO:HB2	13:4A:101:GLN:HG3	1.91	0.51
13:4A:47:ASP:OD1	13:4A:47:ASP:N	2.39	0.51
25:14:2745:C:H4'	31:59:142:GLY:O	2.10	0.51
6:5E:101:ALA:HB2	18:9I:28:GLU:HG2	1.92	0.51
6:5E:97:PHE:O	18:9I:31:LEU:HD23	2.10	0.51
1:13:751:U:H4'	15:6I:24:SER:HB2	1.93	0.51
17:8A:45:HIS:CD2	17:8A:47:PRO:HD3	2.45	0.51
1:13:1346:A:H5''	9:8E:120:ARG:NH1	2.25	0.51
50:M8:38:LYS:N	50:M8:38:LYS:HD2	2.24	0.51
1:13:1085:U:H3'	1:13:1086:U:H5	1.75	0.51
1:13:1348:U:H3	1:13:1374:A:H2	1.53	0.51
25:14:1047:G:H2'	25:14:1110:G:H1	1.75	0.51
25:14:1964:G:H4'	25:14:1965:C:OP2	2.10	0.51
25:14:2688:U:H5	25:14:2720:U:OP2	1.94	0.51
25:14:587:C:OP2	35:35:21:ARG:NH2	2.43	0.51
55:1G:1259:C:N4	55:1G:1260:C:O2	2.43	0.51
55:1G:984:C:H2'	55:1G:985:C:C6	2.43	0.51
25:1H:197:A:N6	25:1H:2430:A:H2'	2.25	0.51
25:1H:270(B):A:H61	25:1H:270(Y):G:H1'	1.76	0.51
29:31:101:LEU:HD22	29:31:102:PRO:CD	2.40	0.51
5:42:71:LEU:HD21	5:42:115:VAL:HG22	1.91	0.51
13:4I:3:ARG:HG2	13:4I:9:ILE:HG12	1.92	0.51
7:62:101:LEU:O	7:62:105:VAL:HG23	2.10	0.51
26:1J:50:G:OP1	38:65:63:THR:HG23	2.09	0.51
34:68:23:ARG:HG3	34:68:24:VAL:N	2.24	0.51
20:BA:50:GLU:CB	20:BA:100:ILE:HG12	2.39	0.51
58:D5:128:VAL:HG22	58:D5:129:SER:H	1.76	0.51
25:14:2261:C:C5	46:E5:16:SER:HB3	2.45	0.51
49:L8:43:ILE:O	49:L8:47:VAL:HG23	2.11	0.51
1:13:1072:G:H2'	1:13:1073:U:C6	2.45	0.51
1:13:345:C:HO2'	1:13:346:G:N2	2.09	0.51
1:13:586:C:O2'	1:13:878:G:H4'	2.10	0.51
25:14:176:G:O2'	25:14:177:G:H5'	2.10	0.51
25:14:2542:A:H4'	25:14:2542:A:OP1	2.09	0.51
25:14:2610:C:O2	62:14:3678:HOH:O	2.18	0.51
25:14:1138:G:H21	33:15:106:MET:HE3	1.75	0.51

Continued on next page...

Continued from previous page...

Atom-1	Atom-2	Interatomic distance (Å)	Clash overlap (Å)
55:1G:107:G:C2	55:1G:108:G:H1'	2.45	0.51
55:1G:1324:A:H2'	55:1G:1325:C:C6	2.45	0.51
55:1G:1489:G:H2'	55:1G:1490:C:O4'	2.11	0.51
25:1H:11:G:H2'	25:1H:12:U:H5'	1.91	0.51
25:1H:1657:C:H2'	25:1H:1658:C:C6	2.46	0.51
25:1H:2001:A:H2'	25:1H:2002:G:C8	2.45	0.51
26:1J:76:G:H2'	26:1J:77:U:O4'	2.11	0.51
25:1H:2635:C:OP1	28:21:79:ARG:NH2	2.43	0.51
3:22:112:SER:O	3:22:116:VAL:HG23	2.10	0.51
3:22:39:ILE:O	3:22:43:LEU:HB2	2.10	0.51
25:1H:444:C:H4'	29:31:49:ALA:HB2	1.92	0.51
4:32:173:TRP:CZ3	4:32:193:ASP:HB3	2.45	0.51
35:35:93:GLY:O	35:35:123:LEU:HB2	2.11	0.51
4:3E:98:GLU:HG2	4:3E:189:PRO:HG2	1.93	0.51
25:14:2467:C:H4'	36:45:123:HIS:CD2	2.45	0.51
14:5I:4:LYS:HA	14:5I:7:ILE:HG12	1.92	0.51
7:62:23:VAL:O	7:62:27:ILE:HG12	2.10	0.51
22:1K:66:G:OP2	36:88:60:ARG:NH2	2.43	0.51
18:9A:59:SER:HB2	18:9A:62:GLU:H	1.75	0.51
19:AA:63:THR:OG1	19:AA:65:ASN:OD1	2.28	0.51
20:BA:50:GLU:HA	20:BA:100:ILE:HG21	1.92	0.51
46:I8:11:ARG:O	46:I8:14:ARG:NH2	2.43	0.51
49:L8:31:LEU:O	49:L8:32:GLN:HB2	2.09	0.51
27:11:124:PRO:HG2	27:11:129:ASN:HD21	1.75	0.51
1:13:1053:G:H4'	1:13:1054:C:H5'	1.92	0.51
1:13:851:G:H2'	1:13:852:G:C8	2.46	0.51
25:14:1268:A:H2'	25:14:1269:A:O4'	2.11	0.51
25:14:1657:C:H2'	25:14:1658:C:H6	1.76	0.51
25:14:2468:G:N2	25:14:2481:G:O2'	2.36	0.51
25:14:638:G:H2'	25:14:639:U:C6	2.45	0.51
25:14:747:U:O2	25:14:2014:A:H1'	2.10	0.51
25:14:957:A:H5'	36:45:76:LYS:HD3	1.93	0.51
25:14:996:A:C2	25:14:997:G:C8	2.98	0.51
55:1G:626:U:C2	55:1G:627:G:C8	2.99	0.51
55:1G:986:A:H1'	19:AA:55:LYS:HA	1.92	0.51
25:1H:1021:A:OP2	33:58:65:LYS:NZ	2.44	0.51
25:1H:1108:U:C2'	25:1H:1109:C:H5'	2.40	0.51
25:1H:1564:C:O2'	25:1H:1565:C:H5'	2.10	0.51
25:1H:207:A:H2'	25:1H:208:C:O4'	2.11	0.51
25:1H:467:G:OP1	53:P8:33:ARG:NH1	2.41	0.51
31:59:144:VAL:O	31:59:148:ILE:HG12	2.11	0.51

Continued on next page...

Continued from previous page...

Atom-1	Atom-2	Interatomic distance (Å)	Clash overlap (Å)
7:62:26:PHE:HD1	7:62:101:LEU:HD22	1.76	0.51
15:6A:54:ARG:NH1	15:6A:58:MET:SD	2.84	0.51
42:E8:92:ARG:NH1	42:E8:94:ASP:OD1	2.44	0.51
47:J8:85:LEU:HA	47:J8:86:SER:C	2.31	0.51
1:13:779:C:H2'	1:13:780:A:O4'	2.11	0.51
1:13:807:A:H2'	1:13:808:C:C6	2.44	0.51
25:14:1055:G:O2'	25:14:1085:A:N1	2.33	0.51
25:14:1358:G:N2	25:14:1372:U:C5	2.79	0.51
25:14:1636:C:H2'	25:14:1637:A:C8	2.46	0.51
25:14:1796:U:H2'	25:14:1797:C:C6	2.46	0.51
25:14:2537:U:H2'	25:14:2538:C:C6	2.45	0.51
26:16:87:G:N2	26:16:89(A):A:OP2	2.39	0.51
25:14:1500:G:O2'	56:19:100:GLY:O	2.27	0.51
55:1G:1326:C:OP1	21:1B:17:THR:OG1	2.20	0.51
55:1G:920:U:H2'	55:1G:921:U:H6	1.75	0.51
55:1G:954:G:H2'	55:1G:955:U:C6	2.46	0.51
25:1H:1239:G:H2'	25:1H:1240:U:O4'	2.11	0.51
25:1H:1386:C:OP2	25:1H:1396:U:H5	1.93	0.51
25:1H:2156:G:N3	25:1H:2157:G:N2	2.58	0.51
25:1H:2168:G:H1	25:1H:2170:A:H62	1.58	0.51
25:1H:2246:G:H2'	25:1H:2247:A:C8	2.46	0.51
25:1H:2860:A:C8	25:1H:2861:G:H1'	2.45	0.51
25:1H:287:C:H2'	25:1H:288:C:H6	1.75	0.51
28:21:1:MET:HB3	28:21:200:GLU:OE1	2.11	0.51
29:31:183:VAL:O	29:31:187:VAL:HG23	2.11	0.51
4:32:60:GLU:HG2	4:32:202:LEU:HB2	1.93	0.51
25:14:943:U:OP2	35:35:36:LYS:HE3	2.11	0.51
5:4E:82:VAL:HG21	5:4E:138:ALA:HA	1.93	0.51
7:62:135:VAL:O	7:62:139:GLU:HG3	2.10	0.51
32:69:125:GLU:OE1	32:69:141:LYS:HG3	2.11	0.51
52:O8:44:ARG:HD3	52:O8:44:ARG:H	1.76	0.51
54:Q8:48:PHE:O	54:Q8:49:VAL:HB	2.11	0.51
1:13:1053:G:N7	1:13:1199:U:H3'	2.25	0.51
1:13:690:G:H2'	1:13:691:G:O4'	2.11	0.51
25:14:1543:A:H2'	25:14:1544:C:H3'	1.93	0.51
25:14:1628:G:H2'	25:14:1629:U:C6	2.46	0.51
25:14:1819:A:H4'	25:14:1820:U:O5'	2.09	0.51
25:14:1266:G:O2'	25:14:2012:G:O6	2.21	0.51
25:14:2638:G:O2'	25:14:2639:A:C8	2.64	0.51
25:1H:1021:A:C8	25:1H:1022:G:H5''	2.39	0.51
25:1H:1997:G:P	62:1H:3908:HOH:O	2.65	0.51

Continued on next page...

Continued from previous page...

Atom-1	Atom-2	Interatomic distance (Å)	Clash overlap (Å)
25:1H:226:G:H21	25:1H:228:A:H2	1.58	0.51
26:1J:70:C:H2'	26:1J:71:C:H6	1.76	0.51
4:32:22:LYS:HB2	4:32:26:CYS:SG	2.50	0.51
22:3K:17:OMG:H1'	22:3K:18:G:OP1	2.11	0.51
15:6A:11:VAL:HG21	15:6A:34:LEU:HD22	1.93	0.51
44:C5:47:LYS:N	44:C5:60:PHE:HB3	2.25	0.51
40:C8:91:ASP:H	41:D8:11:GLN:HE22	1.58	0.51
43:F8:26:TYR:O	43:F8:81:VAL:HG12	2.11	0.51
52:K5:15:GLU:HG2	52:K5:47:THR:HG21	1.92	0.51
2:12:69:LEU:HD23	2:12:70:PHE:N	2.26	0.51
1:13:1000:A:H2'	1:13:1001:G:C8	2.46	0.51
1:13:313:A:H2'	1:13:314:C:H6	1.76	0.51
1:13:625:G:H4'	16:7I:16:HIS:ND1	2.25	0.51
1:13:665:A:N3	1:13:732:C:H2'	2.26	0.51
1:13:838:G:OP2	1:13:842:C:N4	2.43	0.51
25:14:244:A:C2	25:14:255:A:C4	2.99	0.51
25:14:513:A:C2	25:14:514:A:C5	2.99	0.51
33:15:120:LEU:HG	33:15:122:VAL:HG23	1.93	0.51
26:16:15:A:H3'	26:16:16:G:H5'	1.93	0.51
2:1E:163:PHE:CD1	2:1E:185:ILE:HG13	2.45	0.51
2:1E:8:LYS:HE2	2:1E:8:LYS:O	2.10	0.51
55:1G:390:C:O2'	16:7A:28:ARG:NH1	2.44	0.51
25:1H:1045:A:H1'	25:1H:1047:G:N3	2.26	0.51
25:1H:1794:U:H2'	25:1H:1795:C:C6	2.45	0.51
25:1H:2352:A:C4	25:1H:2366:A:C2	2.99	0.51
25:1H:2646:C:H2'	25:1H:2647:U:O4'	2.11	0.51
34:25:93:PRO:HD2	34:25:113:LYS:HG3	1.93	0.51
29:31:152:GLU:HB2	29:31:191:ARG:HD2	1.93	0.51
57:39:28:ILE:HA	57:39:112:MET:HG2	1.93	0.51
4:3E:134:ASP:HB2	4:3E:135:LEU:HD13	1.92	0.51
25:14:2469:A:O2'	36:45:56:ARG:HG2	2.11	0.51
31:51:125:VAL:HG12	31:51:127:GLU:O	2.10	0.51
32:69:29:TYR:O	32:69:32:PRO:HD2	2.10	0.51
29:31:34:TRP:HB2	35:78:6:LEU:HG	1.92	0.51
9:82:17:VAL:HA	9:82:63:ILE:HG12	1.92	0.51
40:85:8:VAL:O	40:85:12:ARG:HG3	2.11	0.51
38:A8:41:ASP:OD2	38:A8:44:LYS:HB2	2.11	0.51
47:F5:85:LEU:HD23	47:F5:85:LEU:H	1.76	0.51
46:I8:49:LYS:HG3	46:I8:80:HIS:ND1	2.26	0.51
54:Q8:9:GLY:HA2	54:Q8:12:LYS:H	1.76	0.51
1:13:1322:C:HO2'	1:13:1323:G:P	2.33	0.51

Continued on next page...

Continued from previous page...

Atom-1	Atom-2	Interatomic distance (Å)	Clash overlap (Å)
25:14:1658:C:H2'	25:14:1659:U:C6	2.46	0.51
25:14:2311:A:H8	30:49:88:ILE:HG12	1.76	0.51
55:1G:1074:G:O2'	55:1G:1101:A:N1	2.41	0.51
55:1G:1129:C:H41	55:1G:1141:C:N4	2.05	0.51
25:1H:1264:G:H5'	51:N8:11:THR:HG23	1.92	0.51
25:1H:1537:C:H2'	25:1H:1538:G:O4'	2.11	0.51
28:21:101:ARG:NH1	28:21:171:GLU:HB2	2.26	0.51
4:32:13:ARG:C	4:32:15:GLU:H	2.14	0.51
4:32:26:CYS:HA	4:32:31:CYS:SG	2.50	0.51
12:3A:47:LYS:HG3	12:3A:48:PRO:HD2	1.92	0.51
4:3E:15:GLU:OE2	4:3E:59:ARG:NE	2.44	0.51
36:45:25:ASP:HB3	36:45:102:VAL:H	1.76	0.51
1:13:18:C:OP1	5:4E:127:ASN:ND2	2.44	0.51
16:7I:3:LYS:O	16:7I:21:VAL:HA	2.11	0.51
9:82:4:TYR:HB2	9:82:19:LEU:HB2	1.93	0.51
20:BI:89:ARG:HH21	20:BI:104:LEU:HD11	1.76	0.51
44:C5:23:ARG:HH11	44:C5:23:ARG:HG3	1.76	0.51
44:G8:29:GLU:HB3	44:G8:38:ILE:HG23	1.92	0.51
2:12:97:TRP:CZ2	2:12:101:MET:HB2	2.45	0.50
1:13:1020:U:H2'	1:13:1021:G:C8	2.46	0.50
1:13:826:C:H2'	1:13:827:U:O2	2.11	0.50
25:14:1421:G:C2	25:14:1422:G:C8	2.99	0.50
25:14:146:G:H2'	25:14:147:U:O4'	2.11	0.50
25:14:2064:C:H2'	25:14:2065:C:C6	2.46	0.50
25:14:2150:U:H2'	25:14:2151:G:C8	2.44	0.50
25:14:2439:A:C5'	25:14:2439:A:C8	2.93	0.50
25:14:2646:C:H2'	25:14:2647:U:O4'	2.11	0.50
26:16:6:C:H2'	26:16:7:G:H5''	1.93	0.50
56:19:70:TRP:CH2	56:19:150:LYS:HA	2.47	0.50
2:1E:18:GLY:N	2:1E:42:ILE:HG22	2.26	0.50
55:1G:1226:C:H2'	13:4A:103:THR:HB	1.93	0.50
55:1G:45:U:H2'	55:1G:46:G:H8	1.75	0.50
55:1G:963:G:H1	55:1G:972:C:H42	1.59	0.50
25:1H:2712:U:H1'	25:1H:2712(A):A:C8	2.45	0.50
25:1H:642:G:H21	25:1H:646:A:H2	1.58	0.50
22:1L:73:U:H2'	22:1L:74:C:H6	1.75	0.50
3:22:130:VAL:O	3:22:134:ILE:HG12	2.11	0.50
4:3E:61:LYS:HA	4:3E:203:VAL:HG22	1.93	0.50
36:45:25:ASP:CB	36:45:102:VAL:H	2.22	0.50
30:49:42:GLY:O	30:49:43:LEU:HD13	2.10	0.50
34:68:7:TYR:CZ	34:68:44:LYS:HG3	2.46	0.50

Continued on next page...

Continued from previous page...

Atom-1	Atom-2	Interatomic distance (Å)	Clash overlap (Å)
32:69:93:THR:H	32:69:96:ASP:HB2	1.75	0.50
25:1H:566:U:OP1	35:78:29:LYS:HD2	2.12	0.50
16:7A:75:ARG:HG3	16:7A:80:PHE:CD2	2.46	0.50
25:14:1252:G:N1	40:85:37:GLU:OE2	2.42	0.50
25:1H:910:A:C5	36:88:13:GLN:HG3	2.46	0.50
25:14:388:G:H5'	47:F5:25:LYS:HB2	1.94	0.50
42:A5:19:LEU:HD23	51:J5:25:LEU:HD21	1.92	0.50
1:13:1228:C:OP1	13:4I:115:LYS:HE3	2.11	0.50
1:13:282:A:N3	1:13:282:A:H2'	2.26	0.50
25:14:1053:C:N4	25:14:1106:G:H1	2.09	0.50
25:14:7:G:H1	25:14:2896:C:H42	1.59	0.50
55:1G:32:A:C2	55:1G:33:A:C4	2.99	0.50
25:1H:1105:U:H2'	25:1H:1106:G:H8	1.76	0.50
25:1H:1167:U:C2	25:1H:1183:G:N2	2.79	0.50
25:1H:1413:G:N2	25:1H:1589:C:O2	2.41	0.50
25:1H:1654:A:OP2	37:98:2:ARG:HD3	2.12	0.50
22:1K:50:U:H2'	22:1K:51:C:O4'	2.11	0.50
28:29:128:SER:OG	28:29:129:HIS:N	2.44	0.50
4:32:159:ARG:O	4:32:163:GLU:N	2.43	0.50
35:35:62:LEU:HD23	59:M5:27:THR:HG22	1.92	0.50
57:39:51:THR:HG23	57:39:92:PRO:HG2	1.94	0.50
12:3A:26:ALA:HB1	12:3A:27:LEU:HG	1.93	0.50
12:3A:59:ARG:NH2	12:3A:65:GLU:OE1	2.44	0.50
13:4I:108:ARG:NH1	13:4I:108:ARG:HG3	2.18	0.50
35:78:46:LYS:O	35:78:47:ASP:HB3	2.12	0.50
17:8A:87:LYS:O	17:8A:91:ARG:HG3	2.12	0.50
20:BA:67:ALA:HA	20:BA:73:HIS:H	1.75	0.50
44:C5:48:ALA:HB3	44:C5:59:GLY:HA2	1.92	0.50
49:L8:4:LEU:O	49:L8:36:VAL:HA	2.11	0.50
1:13:1277:C:O2'	1:13:1279:A:H1'	2.10	0.50
1:13:224:C:H2'	1:13:225:C:C6	2.46	0.50
25:14:1450:C:H2'	25:14:1451:C:C6	2.46	0.50
25:14:1688:U:O2	25:14:1700:A:H5'	2.12	0.50
25:14:2056:G:C2	25:14:2057:A:C8	2.99	0.50
25:14:882:G:H1	25:14:894:C:N4	2.09	0.50
56:19:32:SER:O	56:19:33:LEU:HB2	2.09	0.50
25:1H:1803:A:H4'	27:11:259:THR:HG23	1.92	0.50
25:1H:2303:G:O2'	30:41:132:ASN:HB2	2.11	0.50
22:1K:16:C:H2'	22:1K:18:G:OP2	2.12	0.50
7:62:149:ARG:HD3	11:2A:59:TYR:CE1	2.46	0.50
11:2I:41:THR:HG21	11:2I:71:LYS:HB2	1.92	0.50

Continued on next page...

Continued from previous page...

Atom-1	Atom-2	Interatomic distance (Å)	Clash overlap (Å)
1:13:438:G:H4'	4:3E:123:HIS:CD2	2.45	0.50
30:41:173:LEU:HB3	30:41:178:PHE:CD2	2.46	0.50
25:14:871:U:OP1	36:45:5:ARG:HG2	2.11	0.50
1:13:1227:A:P	13:4I:111:LYS:HZ1	2.35	0.50
14:5I:42:ILE:O	14:5I:46:GLU:HG3	2.12	0.50
8:72:123:GLU:O	8:72:127:LEU:HB2	2.12	0.50
16:7I:26:ARG:HE	16:7I:31:LYS:HB3	1.77	0.50
9:8E:95:LYS:O	9:8E:95:LYS:NZ	2.28	0.50
6:5E:100:ASN:ND2	18:9I:27:GLY:O	2.44	0.50
55:1G:986:A:O2'	19:AA:55:LYS:O	2.28	0.50
58:D5:126:VAL:HG12	58:D5:163:LEU:HB2	1.94	0.50
50:I5:60:GLN:OE1	50:I5:60:GLN:N	2.44	0.50
25:1H:2208:U:H4'	27:11:151:LYS:HG2	1.94	0.50
1:13:1160:G:H1	1:13:1177:G:N2	2.08	0.50
1:13:1193:G:O2'	5:4E:25:ARG:NH2	2.44	0.50
1:13:1442:G:O6	1:13:1446:A:N6	2.44	0.50
25:14:1021:A:H3'	25:14:1021:A:C8	2.47	0.50
25:14:1849:G:H2'	25:14:1850:G:C8	2.46	0.50
25:14:2567:G:H2'	25:14:2568:C:C6	2.47	0.50
25:14:273(C):C:H42	25:14:363(C):G:H1	1.58	0.50
25:14:527:C:H4'	25:14:528:A:H5'	1.93	0.50
25:14:975:G:H1'	25:14:990:A:C2	2.47	0.50
26:16:31:C:H2'	26:16:32:C:C6	2.47	0.50
21:1B:9:ARG:HG3	21:1B:10:ARG:H	1.76	0.50
55:1G:947:G:O3'	13:4A:109:THR:OG1	2.28	0.50
25:1H:1022:G:O6	33:58:66:LYS:NZ	2.36	0.50
25:1H:1441:G:H2'	25:1H:1442:G:H8	1.77	0.50
25:1H:1728:G:H3'	25:1H:1729:A:C5'	2.41	0.50
25:1H:1781:C:H3'	62:1H:3532:HOH:O	2.11	0.50
25:1H:1858:G:OP2	25:1H:1858:G:H8	1.94	0.50
25:1H:1968:G:H5'	62:1H:3892:HOH:O	2.11	0.50
25:1H:2127:G:H2'	25:1H:2128:C:O4'	2.12	0.50
28:29:55:ASN:ND2	28:29:73:GLU:O	2.44	0.50
11:2A:87:THR:HG22	11:2A:91:ARG:NH2	2.26	0.50
3:2E:138:VAL:HG13	3:2E:149:ALA:HB3	1.93	0.50
3:2E:140:ARG:O	3:2E:144:SER:HB2	2.11	0.50
29:31:6:VAL:HG11	29:31:119:ARG:HA	1.92	0.50
12:3I:47:LYS:HA	12:3I:49:ASN:H	1.76	0.50
31:51:139:GLN:HG3	31:51:140:LYS:N	2.25	0.50
32:61:33:ARG:HB3	32:61:35:LEU:HD23	1.94	0.50
15:6I:38:ARG:HH11	15:6I:38:ARG:HG2	1.76	0.50

Continued on next page...

Continued from previous page...

Atom-1	Atom-2	Interatomic distance (Å)	Clash overlap (Å)
8:7E:38:ILE:HD11	8:7E:118:VAL:O	2.12	0.50
8:7E:65:TYR:HA	8:7E:79:VAL:HG23	1.93	0.50
43:B5:39:ILE:O	43:B5:43:VAL:HG13	2.11	0.50
44:C5:99:CYS:SG	44:C5:100:ALA:N	2.84	0.50
44:C5:76:CYS:CB	44:C5:97:ARG:HD3	2.42	0.50
45:H8:77:ASP:OD1	45:H8:80:ARG:NH1	2.44	0.50
1:13:1064:G:H4'	1:13:1065:U:OP1	2.09	0.50
1:13:1404:C:H2'	1:13:1405:G:C8	2.47	0.50
1:13:9:G:C6	1:13:26:A:N6	2.79	0.50
1:13:22:G:H4'	1:13:885:G:C8	2.47	0.50
25:14:1159:U:H2'	25:14:1160:G:C8	2.46	0.50
25:14:1677:A:H2'	25:14:1678:G:C8	2.47	0.50
25:14:2572:A:N7	28:29:145:LYS:HB2	2.27	0.50
25:14:528:A:N1	25:14:2042:A:H2'	2.26	0.50
25:14:678:C:H2'	25:14:679:C:C6	2.46	0.50
2:1E:22:LYS:NZ	2:1E:35:GLU:OE2	2.43	0.50
55:1G:390:C:H2'	55:1G:391:G:C8	2.46	0.50
25:1H:1113:U:H2'	25:1H:1114:G:C8	2.47	0.50
25:1H:142:G:H1'	43:F8:37:THR:CG2	2.33	0.50
25:1H:2209:C:O2	25:1H:2216:G:C2	2.64	0.50
25:1H:65:C:H2'	25:1H:66:C:C6	2.47	0.50
28:21:117:MET:CE	28:21:136:ARG:HA	2.34	0.50
34:25:47:ILE:HG13	34:25:48:PRO:HD2	1.93	0.50
29:31:164:ARG:HG3	29:31:175:THR:OG1	2.11	0.50
4:32:108:LEU:HB3	4:32:110:PHE:CE1	2.46	0.50
57:39:63:LYS:NZ	57:39:67:GLN:HE21	2.10	0.50
57:39:67:GLN:HG3	57:39:67:GLN:O	2.10	0.50
5:4E:68:GLU:O	5:4E:68:GLU:HG3	2.12	0.50
31:59:6:ARG:H	31:59:6:ARG:HD3	1.76	0.50
32:61:72:LEU:HD11	32:61:107:VAL:HG11	1.93	0.50
40:85:49:HIS:HA	40:85:52:ARG:HB2	1.94	0.50
47:F5:87:PRO:O	47:F5:91:LYS:N	2.40	0.50
46:I8:60:PHE:CD1	46:I8:60:PHE:N	2.79	0.50
53:P8:5:TRP:NE1	53:P8:7:PRO:HG3	2.27	0.50
53:P8:8:ASN:C	53:P8:8:ASN:OD1	2.50	0.50
2:12:115:LEU:HD13	2:12:145:LEU:HB3	1.94	0.50
1:13:1004:A:O2'	1:13:1036:G:N1	2.40	0.50
1:13:243:A:H4'	1:13:244:U:H5''	1.94	0.50
1:13:411:A:C5	1:13:413:G:H1'	2.46	0.50
25:14:107:C:H2'	25:14:108:U:H6	1.75	0.50
25:14:185:U:H2'	25:14:186:G:H8	1.76	0.50

Continued on next page...

Continued from previous page...

Atom-1	Atom-2	Interatomic distance (Å)	Clash overlap (Å)
25:14:2138:C:N3	25:14:2153:G:N2	2.60	0.50
33:15:111:PRO:HA	33:15:114:ARG:NH1	2.26	0.50
26:16:37:C:C2'	26:16:38:C:H5'	2.42	0.50
2:1E:82:ARG:NE	2:1E:92:TYR:OH	2.45	0.50
55:1G:1127:G:H21	55:1G:1146:A:H62	1.60	0.50
55:1G:38:G:H4'	55:1G:547:A:N6	2.27	0.50
25:1H:1416:G:H21	25:1H:1586:A:H62	1.59	0.50
25:1H:1438:U:H2'	25:1H:1439:A:C8	2.46	0.50
25:1H:1935:G:H1'	25:1H:1964:G:N2	2.27	0.50
25:1H:218:A:H2	25:1H:235:U:H4'	1.76	0.50
25:1H:336:C:OP1	44:G8:83:THR:HG23	2.11	0.50
25:1H:911:A:H2'	36:88:9:TYR:OH	2.11	0.50
11:2I:59:TYR:CZ	11:2I:63:LEU:HD11	2.47	0.50
25:14:673:C:H4'	57:39:82:ILE:HG12	1.93	0.50
12:3A:71:PRO:O	12:3A:102:ARG:NH1	2.38	0.50
4:3E:173:TRP:CG	4:3E:189:PRO:HG3	2.46	0.50
40:85:92:ARG:CD	40:85:94:ASN:HB3	2.42	0.50
1:13:1342:C:O2'	9:8E:124:GLN:HG3	2.11	0.50
48:G5:63:VAL:O	48:G5:66:GLU:HG2	2.11	0.50
26:16:77:U:P	45:H8:19:ARG:HH22	2.35	0.50
48:K8:28:LYS:HB3	48:K8:53:LEU:HD21	1.92	0.50
59:M5:14:VAL:HG13	59:M5:22:VAL:HG13	1.94	0.50
52:O8:34:LEU:HB2	52:O8:36:LEU:HD22	1.94	0.50
1:13:1044:A:C5	1:13:1045:C:H1'	2.46	0.50
1:13:1508:G:P	62:13:1803:HOH:O	2.69	0.50
25:14:1198:U:H2'	25:14:1199:U:C6	2.47	0.50
25:14:1225:C:O3'	41:95:85:LYS:HA	2.11	0.50
25:14:1581:G:H2'	25:14:1582:C:O4'	2.10	0.50
25:14:2655:G:N2	25:14:2665:A:OP2	2.39	0.50
25:14:826:U:H2'	25:14:828:U:O4'	2.12	0.50
55:1G:690:G:H22	11:2A:55:LYS:NZ	2.10	0.50
25:1H:2629:A:O2'	25:1H:2630:G:H5''	2.12	0.50
25:1H:2690:C:H5''	25:1H:2872:G:N2	2.27	0.50
25:1H:2789:C:H1'	25:1H:2892:A:H2	1.75	0.50
10:1I:48:THR:OG1	10:1I:62:HIS:HD2	1.93	0.50
28:21:131:ALA:HB1	62:21:401:HOH:O	2.12	0.50
34:25:2:ILE:HG13	34:25:8:LEU:HD11	1.94	0.50
25:14:1243:G:H1'	35:35:4:SER:O	2.11	0.50
31:51:102:ALA:HA	31:51:117:PRO:HD3	1.94	0.50
6:5E:67:MET:SD	6:5E:75:LEU:HD12	2.52	0.50
32:61:110:ASP:OD1	32:61:130:TYR:OH	2.25	0.50

Continued on next page...

Continued from previous page...

Atom-1	Atom-2	Interatomic distance (Å)	Clash overlap (Å)
38:A8:59:LYS:HG2	38:A8:60:GLY:H	1.77	0.50
19:AI:41:VAL:HA	19:AI:44:MET:HB2	1.92	0.50
25:1H:2864:G:OP1	39:B8:119:LYS:HD2	2.11	0.50
58:D5:127:LYS:O	58:D5:162:GLU:HB2	2.11	0.50
25:14:94:G:N2	48:G5:47:ASN:HD22	2.10	0.50
46:I8:51:VAL:N	46:I8:62:LEU:HD12	2.27	0.50
49:L8:40:THR:HG23	49:L8:43:ILE:HG13	1.93	0.50
1:13:1284:C:H3'	1:13:1285:A:C8	2.47	0.50
1:13:223:U:H2'	1:13:224:C:C6	2.44	0.50
1:13:652:U:C4	1:13:752:G:N3	2.80	0.50
25:14:1132:A:H2'	25:14:1133:U:C6	2.47	0.50
25:14:1520:U:H2'	25:14:1521:G:O4'	2.11	0.50
25:14:1728:G:H5''	25:14:1728:G:N3	2.27	0.50
25:14:2854:G:N2	25:14:2864:G:C4	2.80	0.50
55:1G:1432:G:OP1	39:75:107:ASP:HB2	2.12	0.50
55:1G:604:G:H2'	55:1G:605:U:O4'	2.11	0.50
25:1H:1378:A:O2'	25:1H:1380:G:N7	2.33	0.50
25:1H:1991:U:H2'	25:1H:1992:G:H5''	1.93	0.50
25:1H:2152:G:H2'	25:1H:2153:G:C8	2.47	0.50
3:22:34:LEU:HG	3:22:38:ARG:NH2	2.20	0.50
3:2E:78:GLY:HA3	3:2E:83:ARG:HB3	1.92	0.50
23:2K:22:A:H5''	23:2K:22:A:H8	1.77	0.50
5:4E:147:ASP:HA	5:4E:150:ARG:NH1	2.27	0.50
32:69:101:LEU:HA	32:69:104:GLN:HE21	1.75	0.50
35:78:59:LEU:HD22	35:78:60:MET:N	2.27	0.50
9:82:24:GLY:HA2	9:82:59:PHE:O	2.12	0.50
19:AA:80:TYR:CZ	19:AA:82:GLY:HA2	2.46	0.50
44:C5:44:ILE:HG13	44:C5:45:VAL:N	2.27	0.50
44:C5:82:PRO:HA	44:C5:99:CYS:HB3	1.94	0.50
48:G5:18:PRO:O	48:G5:21:LEU:HB2	2.11	0.50
44:G8:100:ALA:HB1	44:G8:101:LYS:HB2	1.93	0.50
44:G8:39:VAL:HB	44:G8:42:VAL:HG21	1.94	0.50
1:13:1004:A:C2	1:13:1025:U:H1'	2.47	0.50
1:13:1028(B):C:N4	1:13:1032(B):G:O6	2.44	0.50
25:14:2331:G:H4'	46:E5:43:THR:H	1.77	0.50
25:14:2506:U:O2'	25:14:2507:C:O5'	2.28	0.50
25:14:2542:A:N3	25:14:2542:A:H5''	2.26	0.50
25:14:2645:G:H3'	25:14:2646:C:H5'	1.94	0.50
25:14:620:G:H5'	25:14:620:G:N3	2.27	0.50
25:14:756:C:H2'	25:14:757:U:H5'	1.93	0.50
55:1G:963:G:H21	10:1A:55:LYS:HD2	1.77	0.50

Continued on next page...

Continued from previous page...

Atom-1	Atom-2	Interatomic distance (Å)	Clash overlap (Å)
55:1G:141:A:H1'	55:1G:182:U:O2	2.11	0.50
55:1G:624:C:H4'	16:7A:10:GLY:HA2	1.92	0.50
55:1G:625:G:H2'	55:1G:626:U:H6	1.77	0.50
55:1G:962:C:H42	55:1G:973:G:H1	1.60	0.50
25:1H:1534:G:H3'	25:1H:1534:G:N3	2.27	0.50
25:1H:1999:C:H4'	25:1H:2723:C:O2	2.12	0.50
25:1H:2152:G:H2'	25:1H:2153:G:H8	1.75	0.50
25:1H:2342:C:O2'	25:1H:2374:C:H5''	2.12	0.50
25:1H:2392:A:H2	25:1H:2424:C:N4	2.03	0.50
25:1H:962:G:H2'	25:1H:963:U:C6	2.46	0.50
22:1L:35:QUO:C4	22:1L:35:QUO:C2	2.72	0.50
11:2I:32:ILE:HD12	11:2I:72:ALA:HB2	1.94	0.50
30:4I:18:GLU:O	30:4I:22:ARG:HG3	2.11	0.50
31:5I:136:ILE:H	31:5I:136:ILE:HD12	1.75	0.50
31:5I:154:PRO:HB3	31:5I:163:TYR:CE2	2.47	0.50
14:5I:41:ARG:HA	14:5I:44:LEU:HB3	1.94	0.50
7:62:149:ARG:HH11	7:62:149:ARG:HG2	1.77	0.50
8:72:120:THR:HG23	8:72:122:ARG:H	1.77	0.50
8:72:20:TYR:HA	8:72:65:TYR:CZ	2.46	0.50
8:7E:121:ASP:OD1	8:7E:121:ASP:N	2.40	0.50
9:8E:114:TYR:HE2	10:1I:59:SER:HA	1.77	0.50
37:98:27:SER:HB3	37:98:34:ILE:CD1	2.42	0.50
19:AA:23:ASN:HA	19:AA:27:GLU:CD	2.32	0.50
44:C5:12:THR:HB	44:C5:75:ILE:HG21	1.93	0.50
42:E8:40:ASN:C	42:E8:41:LYS:HG2	2.33	0.50
1:13:313:A:H2'	1:13:314:C:C6	2.46	0.49
1:13:4:U:O2'	1:13:5:U:OP1	2.27	0.49
1:13:827:U:H5	1:13:872:A:N1	2.10	0.49
25:14:2127:G:H1	25:14:2161:C:H42	1.59	0.49
25:14:2233:U:H2'	25:14:2234:G:C8	2.46	0.49
22:3L:85:A:O2'	25:14:2394:C:O2	2.28	0.49
25:14:2494:G:H2'	25:14:2495:G:H8	1.77	0.49
25:14:55:G:H2'	25:14:56:A:H8	1.76	0.49
25:14:963:U:OP1	62:14:3595:HOH:O	2.18	0.49
26:16:112:G:H2'	26:16:113:C:H6	1.76	0.49
21:1B:2:GLY:O	21:1B:4:GLY:N	2.45	0.49
55:1G:1213:A:N6	55:1G:1215:G:N3	2.60	0.49
55:1G:720:C:H6	55:1G:720:C:O5'	1.95	0.49
55:1G:977:A:H2'	55:1G:978:A:H5'	1.94	0.49
25:1H:11:G:C2'	25:1H:12:U:H5'	2.42	0.49
22:3K:80:C:H4'	25:1H:1851:U:H4'	1.92	0.49

Continued on next page...

Continued from previous page...

Atom-1	Atom-2	Interatomic distance (Å)	Clash overlap (Å)
25:1H:2023:G:H5'	25:1H:2617:C:H4'	1.93	0.49
25:1H:240:G:O5'	25:1H:240:G:H8	1.93	0.49
10:1I:48:THR:OG1	10:1I:62:HIS:CD2	2.65	0.49
28:21:111:ARG:HD2	28:21:160:TYR:CD2	2.47	0.49
28:29:89:ASP:O	28:29:90:THR:OG1	2.28	0.49
57:39:78:ILE:HA	57:39:83:PHE:CD2	2.46	0.49
12:3A:117:ARG:HH21	12:3A:124:LYS:HA	1.77	0.49
4:3E:158:ILE:O	4:3E:162:LEU:N	2.41	0.49
30:41:11:TYR:HA	30:41:15:VAL:HB	1.93	0.49
5:42:142:LEU:O	5:42:143:ARG:NE	2.44	0.49
36:45:66:ILE:HG13	36:45:67:ARG:N	2.25	0.49
5:4E:28:PHE:O	5:4E:47:LYS:HA	2.11	0.49
32:61:69:LYS:HA	32:61:136:VAL:HB	1.92	0.49
32:69:129:THR:HA	32:69:137:PRO:HA	1.94	0.49
19:AI:42:PRO:HD3	50:M8:63:TYR:OH	2.12	0.49
1:13:417:C:H2'	1:13:418:C:C6	2.48	0.49
1:13:813:U:OP2	1:13:813:U:H6	1.95	0.49
25:14:184:C:H2'	25:14:185:U:H6	1.78	0.49
25:14:2651:C:H42	25:14:2669:G:H1	1.59	0.49
25:14:654(C):G:H2'	25:14:654(D):G:O4'	2.11	0.49
56:19:16:MET:HG3	56:19:206:LEU:O	2.12	0.49
2:1E:163:PHE:HA	2:1E:185:ILE:O	2.13	0.49
2:1E:19:HIS:NE2	2:1E:206:ASP:OD2	2.40	0.49
55:1G:1189:C:OP1	10:1A:51:ARG:NH2	2.34	0.49
55:1G:1466:C:H2'	55:1G:1467:G:O4'	2.12	0.49
25:1H:1076:C:H2'	25:1H:1077:A:H5''	1.94	0.49
25:1H:1032:A:H2	25:1H:1122:G:H22	1.59	0.49
25:1H:2173:A:H3'	25:1H:2174:C:C6	2.47	0.49
25:1H:2340:G:O2'	25:1H:2341:G:H5'	2.11	0.49
25:1H:2461:C:H2'	25:1H:2462:U:C6	2.47	0.49
25:1H:498:G:C6	25:1H:499:U:C4	3.00	0.49
3:2E:79:ARG:HH22	11:2A:105:VAL:HG13	1.77	0.49
5:42:96:PRO:HA	5:42:117:ASP:OD2	2.12	0.49
36:45:35:VAL:HB	36:45:130:LYS:HB3	1.94	0.49
30:49:106:LEU:HA	30:49:110:ALA:HB3	1.93	0.49
37:55:103:ARG:HD2	37:55:108:GLY:O	2.12	0.49
25:14:2873:A:H8	37:55:6:SER:N	2.09	0.49
33:58:96:GLU:C	33:58:98:VAL:N	2.65	0.49
38:65:88:ASP:OD1	38:65:90:GLY:N	2.39	0.49
8:72:64:LYS:HG2	8:72:79:VAL:HG21	1.93	0.49
8:7E:82:HIS:HE1	8:7E:136:GLU:OE2	1.94	0.49

Continued on next page...

Continued from previous page...

Atom-1	Atom-2	Interatomic distance (Å)	Clash overlap (Å)
9:82:33:PHE:HE1	9:82:37:PHE:HD2	1.59	0.49
58:D5:69:THR:HG22	58:D5:90:VAL:HG22	1.93	0.49
49:H5:6:VAL:O	49:H5:34:GLU:HA	2.12	0.49
1:13:1132:C:H2'	1:13:1133:G:H8	1.75	0.49
1:13:591:U:H2'	1:13:592:G:H8	1.77	0.49
1:13:735:C:O2'	1:13:736:C:H5'	2.12	0.49
1:13:946:A:H2'	1:13:947:G:C8	2.46	0.49
25:14:1045:A:N3	25:14:1047:G:N2	2.61	0.49
25:14:185:U:H4'	25:14:218:A:H4'	1.95	0.49
25:14:1769:G:O2'	25:14:1958:C:OP1	2.24	0.49
56:19:44:ASN:ND2	56:19:46:GLN:HG3	2.27	0.49
55:1G:536:C:OP2	62:1G:1849:HOH:O	2.19	0.49
25:1H:1785:A:H4'	25:1H:1982:C:O2'	2.12	0.49
25:1H:194:G:H2'	25:1H:195:A:O4'	2.12	0.49
25:1H:1889:A:N1	25:1H:2234:G:H1'	2.28	0.49
25:1H:232:G:OP2	25:1H:232:G:H8	1.95	0.49
25:1H:2356:C:H2'	25:1H:2357:U:O4'	2.12	0.49
25:1H:244:A:H4'	35:78:74:GLU:HB2	1.93	0.49
25:1H:280:C:C2	25:1H:361:G:C2	3.01	0.49
25:1H:306:U:H2'	25:1H:307:G:O4'	2.12	0.49
25:1H:656:G:H2'	25:1H:657:U:O4'	2.12	0.49
25:1H:658:C:H2'	25:1H:659:C:C6	2.47	0.49
25:1H:826:U:H2'	25:1H:828:U:O4'	2.12	0.49
4:32:42:GLN:HG3	4:32:43:HIS:ND1	2.27	0.49
1:13:501:C:OP2	12:3I:124:LYS:HE2	2.13	0.49
22:3K:71:C:H2'	22:3K:72:U:H6	1.78	0.49
30:49:143:GLU:OE2	30:49:143:GLU:N	2.45	0.49
37:55:12:ARG:HD3	37:55:16:HIS:CG	2.47	0.49
33:58:96:GLU:O	33:58:98:VAL:N	2.42	0.49
31:59:103:LEU:HD23	31:59:103:LEU:H	1.76	0.49
15:6I:74:ASP:HB3	15:6I:77:ARG:HG2	1.94	0.49
39:75:18:ASP:N	39:75:18:ASP:OD1	2.43	0.49
25:1H:587:C:N3	35:78:33:ARG:NH1	2.60	0.49
41:95:85:LYS:CD	41:95:87:HIS:H	2.26	0.49
39:B8:2:ASN:O	39:B8:3:ARG:HG2	2.12	0.49
20:BI:26:ASN:HB2	20:BI:71:THR:CG2	2.42	0.49
25:14:2262:U:P	46:E5:19:LYS:HZ3	2.35	0.49
48:K8:50:ILE:HD12	48:K8:51:ARG:N	2.24	0.49
1:13:1349:A:H2'	1:13:1350:A:C8	2.46	0.49
1:13:748:C:O5'	1:13:748:C:H6	1.95	0.49
1:13:945:G:C2	1:13:946:A:C8	2.99	0.49

Continued on next page...

Continued from previous page...

Atom-1	Atom-2	Interatomic distance (Å)	Clash overlap (Å)
25:14:1784:A:H4'	25:14:1785:A:O5'	2.13	0.49
25:14:1268:A:C2	25:14:2013:A:C4	3.01	0.49
25:14:2250:G:C6	36:45:82:ARG:HD2	2.46	0.49
25:14:279:C:N4	25:14:361:G:H1	2.11	0.49
25:14:982:C:H6	25:14:982:C:O5'	1.95	0.49
6:52:81:ILE:HD11	56:19:125:ILE:CG1	2.42	0.49
55:1G:408:A:H2'	55:1G:409:G:O4'	2.13	0.49
55:1G:779:C:H2'	55:1G:780:A:O4'	2.12	0.49
55:1G:976:G:OP1	14:5A:31:ARG:HB3	2.13	0.49
25:1H:1640:C:H2'	25:1H:1641:A:C8	2.48	0.49
25:1H:2378:A:H4'	38:A8:23:ARG:NH1	2.27	0.49
25:1H:527:C:N4	25:1H:2777:G:O2'	2.45	0.49
25:1H:2:G:H1	25:1H:2901:C:H42	1.60	0.49
26:1J:46:A:H2'	26:1J:47:C:C6	2.47	0.49
25:1H:2724:C:OP1	28:21:118:LYS:HE3	2.12	0.49
3:2E:175:LEU:HD21	3:2E:201:TYR:CE2	2.48	0.49
23:2L:10:G:N2	23:2L:27:G:H1'	2.27	0.49
29:31:64:ILE:HG23	29:31:65:TRP:CD1	2.47	0.49
25:14:636:G:N7	35:35:113:LYS:HE2	2.27	0.49
35:35:39:LYS:HB2	35:35:45:LEU:HD11	1.93	0.49
22:3L:14:A:H3'	22:3L:15:G:H5''	1.95	0.49
30:49:32:PRO:HB2	30:49:172:LEU:HD22	1.93	0.49
1:13:1187:G:N3	14:5I:60:SER:OG	2.45	0.49
7:6E:65:ALA:HB2	7:6E:128:ALA:HB2	1.94	0.49
15:6I:39:LEU:HD13	15:6I:56:LEU:HB2	1.93	0.49
9:82:63:ILE:HD11	9:82:81:ILE:HD11	1.94	0.49
19:AA:66:MET:N	19:AA:67:VAL:HB	2.28	0.49
44:G8:97:ARG:CG	44:G8:102:CYS:HB2	2.41	0.49
50:I5:16:CYS:SG	50:I5:36:CYS:HA	2.52	0.49
52:K5:52:VAL:HG22	52:K5:53:LYS:H	1.77	0.49
1:13:1315:U:H2'	1:13:1316:G:O4'	2.12	0.49
1:13:269:C:H2'	1:13:270:A:C8	2.47	0.49
25:14:1013:C:H2'	25:14:1014:U:H6	1.76	0.49
25:14:1432:C:H2'	25:14:1433:U:O4'	2.11	0.49
25:14:332:A:O2'	25:14:334:C:OP2	2.28	0.49
25:14:740:U:O3'	62:14:3496:HOH:O	2.19	0.49
33:15:136:GLU:O	33:15:137:LYS:NZ	2.36	0.49
33:15:28:THR:HG22	33:15:106:MET:HE1	1.94	0.49
25:14:2768:C:O2'	33:15:89:LYS:HE2	2.12	0.49
2:1E:80:ILE:HD13	2:1E:212:GLN:HG2	1.94	0.49
55:1G:1004:A:OP1	55:1G:1024:G:N1	2.45	0.49

Continued on next page...

Continued from previous page...

Atom-1	Atom-2	Interatomic distance (Å)	Clash overlap (Å)
55:1G:1053:G:O6	55:1G:1199:U:H2'	2.12	0.49
55:1G:1348:U:H4'	9:82:120:ARG:HD2	1.93	0.49
55:1G:1368:G:OP1	9:82:111:ARG:NH2	2.42	0.49
55:1G:1504:G:OP1	55:1G:1507:A:H4'	2.13	0.49
25:1H:550:G:O2'	25:1H:1220:A:N3	2.38	0.49
25:1H:821:A:H2'	25:1H:946:G:H5''	1.93	0.49
28:21:51:PHE:O	28:21:74:PRO:HB2	2.11	0.49
55:1G:1192:C:OP2	3:22:4:LYS:NZ	2.45	0.49
28:29:14:ILE:HD11	28:29:173:VAL:HG11	1.94	0.49
28:29:41:LYS:HG3	28:29:42:ASP:H	1.78	0.49
11:2A:32:ILE:HD13	11:2A:72:ALA:HB2	1.95	0.49
23:2L:65:G:OP1	46:E5:11:ARG:NH2	2.42	0.49
29:31:24:LEU:HD21	29:31:114:VAL:HG12	1.94	0.49
29:31:66:PRO:O	29:31:67:GLN:CB	2.60	0.49
22:3K:42:U:H2'	22:3K:43:G:C8	2.48	0.49
31:51:22:GLY:O	31:51:37:VAL:HG23	2.12	0.49
33:58:39:ARG:HB3	33:58:41:ASP:OD1	2.12	0.49
31:59:106:THR:HG22	31:59:112:PRO:HB3	1.93	0.49
32:61:29:TYR:O	32:61:33:ARG:HB2	2.13	0.49
32:61:67:ARG:O	32:61:71:ILE:HG22	2.12	0.49
1:13:128:G:H4'	17:8I:3:LYS:HG2	1.94	0.49
37:98:48:VAL:O	37:98:51:LEU:N	2.45	0.49
40:C8:92:ARG:CZ	40:C8:96:ALA:HA	2.42	0.49
42:E8:12:ILE:HG13	42:E8:42:ARG:HH11	1.76	0.49
44:G8:85:VAL:HG22	44:G8:98:VAL:HB	1.94	0.49
52:O8:47:THR:HG22	52:O8:48:VAL:H	1.76	0.49
1:13:1128:C:C2	1:13:1144:G:N2	2.79	0.49
1:13:272:C:H2'	1:13:273:A:C8	2.47	0.49
1:13:520:A:N1	1:13:536:C:H1'	2.28	0.49
1:13:901:A:C5	1:13:902:G:H1'	2.47	0.49
25:14:117:G:C6	25:14:119:A:C6	3.01	0.49
25:14:1224:G:N2	25:14:1227:A:OP2	2.34	0.49
25:14:1337:G:H2'	25:14:1338:G:C8	2.44	0.49
25:14:1430:C:H2'	25:14:1431:U:H6	1.78	0.49
25:14:1495:A:O2'	25:14:1496:A:H5'	2.12	0.49
25:14:1776:G:OP2	62:14:3478:HOH:O	2.19	0.49
25:14:2820:A:C5	37:55:4:LEU:HD11	2.47	0.49
10:1A:25:GLU:O	10:1A:29:ARG:HB3	2.13	0.49
2:1E:12:GLU:HA	2:1E:16:HIS:ND1	2.27	0.49
25:1H:1591:G:H2'	25:1H:1592:C:C6	2.47	0.49
25:1H:249:C:H4'	25:1H:250:G:O5'	2.13	0.49

Continued on next page...

Continued from previous page...

Atom-1	Atom-2	Interatomic distance (Å)	Clash overlap (Å)
25:1H:286:C:H2'	25:1H:287:C:H6	1.77	0.49
25:1H:455:C:N3	25:1H:472:A:H2'	2.28	0.49
26:1J:40:U:N3	26:1J:43:C:H5''	2.28	0.49
23:2L:32:G:H2'	23:2L:33:OMC:H6	1.78	0.49
57:39:107:LYS:HE2	57:39:205:ARG:HD2	1.94	0.49
36:45:120:ILE:O	36:45:123:HIS:HB2	2.13	0.49
7:6E:26:PHE:CE2	7:6E:30:ILE:HD11	2.47	0.49
35:78:94:GLU:OE2	35:78:124:LYS:HD3	2.12	0.49
17:8I:27:PHE:CE1	17:8I:36:ILE:HD11	2.48	0.49
25:14:1614:A:N6	42:A5:87:PRO:HA	2.27	0.49
38:A8:42:ASP:O	38:A8:43:GLU:HB2	2.12	0.49
20:BA:13:LEU:O	20:BA:17:ARG:HG3	2.12	0.49
58:D5:45:ASP:O	58:D5:49:ARG:HG2	2.12	0.49
1:13:1002:G:C4	1:13:1003:G:C8	3.00	0.49
1:13:1229:A:H2'	1:13:1230:C:C6	2.47	0.49
25:14:102:G:O6	44:C5:92:ASN:ND2	2.43	0.49
25:14:1833:U:O2'	25:14:1969:A:N1	2.34	0.49
25:14:1971:A:H5''	62:14:3514:HOH:O	2.13	0.49
25:14:2319:G:N1	25:14:2334:G:OP2	2.43	0.49
25:14:821:A:H5''	25:14:822:U:O5'	2.12	0.49
55:1G:1057:G:C4	55:1G:1204:A:C2	3.00	0.49
55:1G:187:C:H2'	55:1G:188:U:O4'	2.13	0.49
55:1G:411:A:H62	55:1G:413:G:N2	2.10	0.49
25:1H:1209:G:H21	25:1H:1210:A:H62	1.61	0.49
25:1H:2036:C:P	62:1H:3941:HOH:O	2.70	0.49
25:1H:298:G:P	44:G8:84:ARG:HH12	2.35	0.49
28:29:117:MET:HA	28:29:122:PHE:N	2.27	0.49
57:39:79:GLY:HA2	57:39:86:GLY:HA2	1.94	0.49
4:3E:19:LEU:HD23	4:3E:21:LEU:HD11	1.92	0.49
4:3E:92:VAL:O	4:3E:96:LEU:HD13	2.13	0.49
23:2K:20:G:O6	30:41:83:ARG:NH2	2.45	0.49
5:42:42:GLY:HA3	5:42:65:ASN:O	2.12	0.49
31:51:12:PRO:HG2	31:51:13:LYS:HE2	1.95	0.49
34:68:85:VAL:HG11	34:68:114:ILE:HD13	1.95	0.49
32:69:130:TYR:HB3	32:69:136:VAL:HG13	1.94	0.49
32:69:47:LEU:O	32:69:51:ILE:HG13	2.12	0.49
17:8A:64:PRO:HB3	17:8A:70:ARG:NH1	2.27	0.49
17:8A:45:HIS:O	17:8A:73:VAL:HG12	2.12	0.49
17:8I:31:LEU:HD23	17:8I:32:TYR:CZ	2.48	0.49
38:A8:36:TYR:N	38:A8:36:TYR:CD1	2.80	0.49
25:14:593:G:H1'	59:M5:4:MET:HE1	1.92	0.49

Continued on next page...

Continued from previous page...

Atom-1	Atom-2	Interatomic distance (Å)	Clash overlap (Å)
27:11:112:GLN:O	27:11:115:GLN:HG3	2.13	0.49
1:13:1262:C:H2'	1:13:1263:C:C6	2.47	0.49
1:13:1348:U:H2'	1:13:1349:A:H8	1.77	0.49
1:13:502:G:C6	1:13:503:C:C4	3.01	0.49
1:13:686:U:O4	1:13:703:G:H1'	2.13	0.49
1:13:713:G:N2	1:13:714:G:C2	2.80	0.49
1:13:714:G:H2'	1:13:715:A:C8	2.48	0.49
1:13:756:C:H2'	1:13:757:U:O4'	2.13	0.49
25:14:2310:A:H5'	25:14:2311:A:OP2	2.13	0.49
25:14:2459:A:C5	25:14:2460:U:C5	3.00	0.49
25:14:29:U:H2'	25:14:30:G:H8	1.76	0.49
25:14:522:G:H2'	25:14:523:C:C6	2.47	0.49
55:1G:1127:G:N2	55:1G:1146:A:H62	2.10	0.49
25:1H:1110:G:O2'	25:1H:1111:A:H8	1.95	0.49
25:1H:1257:C:H4'	29:31:83:PHE:CE1	2.48	0.49
25:1H:1514:U:H2'	25:1H:1515:C:C6	2.47	0.49
25:1H:1899:G:N2	25:1H:1902:C:C5	2.65	0.49
25:1H:229:A:OP2	35:78:150:ALA:HB1	2.13	0.49
25:1H:2461:C:H2'	25:1H:2462:U:H6	1.77	0.49
25:1H:839:U:H2'	25:1H:840:C:C6	2.48	0.49
25:1H:918:A:H8	25:1H:918:A:O5'	1.96	0.49
10:1I:40:LEU:HB2	10:1I:69:ASN:HB2	1.94	0.49
11:2A:34:ASP:OD1	11:2A:38:ASN:N	2.44	0.49
23:2K:8:4SU:O2	23:2K:22:A:H2	1.94	0.49
4:3E:30:LYS:C	4:3E:32:ALA:N	2.66	0.49
12:3I:27:LEU:HD23	12:3I:33:ARG:HB2	1.93	0.49
30:41:109:VAL:O	30:41:113:ARG:HG3	2.13	0.49
36:45:75:THR:HB	36:45:86:GLY:HA3	1.94	0.49
13:4A:33:ALA:O	13:4A:37:THR:OG1	2.19	0.49
25:14:2818:G:OP2	37:55:42:LYS:NZ	2.46	0.49
7:62:15:ASP:OD1	7:62:44:TYR:OH	2.31	0.49
7:6E:113:GLU:CG	7:6E:119:ARG:HG2	2.42	0.49
55:1G:1250:A:H4'	9:82:68:GLY:N	2.27	0.49
17:8A:59:ILE:HG22	17:8A:71:PHE:CD2	2.48	0.49
9:8E:43:ALA:HA	9:8E:74:ILE:HD13	1.94	0.49
41:95:67:GLY:O	41:95:88:ARG:NH1	2.41	0.49
42:A5:65:LEU:CD1	42:A5:68:ARG:HD2	2.41	0.49
1:13:1313:U:OP1	19:AI:6:LYS:HB2	2.13	0.49
45:H8:111:VAL:HG21	45:H8:174:VAL:HG11	1.95	0.49
59:M5:60:LEU:C	59:M5:61:LEU:HG	2.33	0.49
27:11:131:LEU:HB2	27:11:136:ILE:HD11	1.94	0.49

Continued on next page...

Continued from previous page...

Atom-1	Atom-2	Interatomic distance (Å)	Clash overlap (Å)
27:11:10:THR:OG1	27:11:13:ARG:HB2	2.12	0.49
1:13:1262:C:H2'	1:13:1263:C:H6	1.78	0.49
1:13:836:G:C6	1:13:851:G:C6	3.01	0.49
25:14:732:C:H3'	62:14:3423:HOH:O	2.11	0.49
55:1G:1119:C:H2'	55:1G:1120:G:H8	1.78	0.49
55:1G:1119:C:H2'	55:1G:1120:G:C8	2.47	0.49
55:1G:717:C:H6	55:1G:717:C:H5''	1.77	0.49
55:1G:926:G:H5'	55:1G:927:G:O5'	2.12	0.49
25:1H:1195:G:H5''	25:1H:1195:G:H8	1.77	0.49
25:1H:1680:U:H2'	25:1H:1681:G:O4'	2.12	0.49
25:1H:2836:U:H2'	25:1H:2837:G:C8	2.48	0.49
25:1H:330:A:O2'	25:1H:331:A:C8	2.65	0.49
28:21:144:ARG:HG3	28:21:144:ARG:HH11	1.78	0.49
34:25:7:TYR:HE1	34:25:20:MET:HE3	1.78	0.49
34:25:24:VAL:HA	34:25:39:ILE:HG22	1.95	0.49
28:29:117:MET:HA	28:29:122:PHE:H	1.78	0.49
4:32:127:THR:HG21	4:32:149:ALA:HB2	1.95	0.49
22:3L:79:A:H2'	22:3L:80:C:O4'	2.12	0.49
7:62:15:ASP:HB3	7:62:19:GLY:N	2.27	0.49
32:69:76:THR:HG23	32:69:77:LEU:H	1.76	0.49
39:75:2:ASN:O	39:75:2:ASN:ND2	2.45	0.49
39:75:5:ALA:HA	39:75:8:LYS:HB2	1.94	0.49
40:85:92:ARG:NH2	41:95:11:GLN:H	2.10	0.49
25:1H:955:C:OP1	36:88:87:LYS:HE2	2.13	0.49
38:A8:26:LEU:HD22	38:A8:87:PHE:CD1	2.48	0.49
25:14:2370:G:H21	52:K5:45:LYS:NZ	2.10	0.49
52:K5:16:CYS:H	52:K5:47:THR:HG21	1.78	0.49
53:P8:15:THR:HG22	53:P8:16:HIS:CE1	2.48	0.49
2:12:101:MET:O	2:12:105:PHE:HB2	2.12	0.49
1:13:1366:C:H2'	1:13:1367:C:C6	2.47	0.49
25:14:330:A:H2	25:14:1210:A:O2'	1.95	0.49
25:14:2100:G:N2	25:14:2190:G:H1'	2.28	0.49
25:14:2712:U:H2'	25:14:2714:G:H5''	1.94	0.49
25:14:303:U:H2'	25:14:304:G:O4'	2.13	0.49
25:14:606:U:H4'	25:14:658:C:H4'	1.95	0.49
56:19:228:PRO:HD3	56:19:234:GLY:C	2.33	0.49
55:1G:963:G:H21	10:1A:55:LYS:CE	2.25	0.49
55:1G:1105:A:H2'	55:1G:1106:G:H8	1.76	0.49
55:1G:1346:A:H5''	55:1G:1348:U:H1'	1.94	0.49
55:1G:793:U:O2	55:1G:1516:G:H4'	2.13	0.49
55:1G:877:C:H5''	8:72:88:LYS:HD3	1.95	0.49

Continued on next page...

Continued from previous page...

Atom-1	Atom-2	Interatomic distance (Å)	Clash overlap (Å)
25:1H:1534:G:H22	25:1H:1538:G:N2	2.11	0.49
25:1H:2038:G:H2'	25:1H:2039:C:H6	1.78	0.49
25:1H:223:A:H5''	25:1H:422:A:H5'	1.95	0.49
25:1H:236:C:H2'	25:1H:237:C:H6	1.78	0.49
25:1H:557:U:H2'	25:1H:558:G:H8	1.78	0.49
25:1H:654(B):C:H2'	25:1H:654(C):G:H8	1.77	0.49
23:2K:20:G:C2	23:2K:58:A:N3	2.81	0.49
35:35:57:THR:HB	35:35:60:MET:HB2	1.95	0.49
4:3E:11:LEU:HD12	4:3E:21:LEU:HD13	1.94	0.49
22:3K:71:C:H2'	22:3K:72:U:C6	2.48	0.49
36:45:18:LYS:H	36:45:98:LYS:HZ3	1.59	0.49
30:49:102:PHE:HA	30:49:105:LYS:HE3	1.95	0.49
42:A5:36:LEU:HD11	42:A5:47:VAL:HG12	1.95	0.49
38:A8:28:VAL:HG11	38:A8:98:VAL:HG13	1.95	0.49
58:D5:151:HIS:HB3	58:D5:167:PRO:HB3	1.95	0.49
2:12:15:VAL:HB	2:12:16:HIS:ND1	2.28	0.48
1:13:474:G:H2'	1:13:475:G:C8	2.47	0.48
1:13:517:G:N1	1:13:533:A:OP2	2.44	0.48
25:14:1511:A:H2'	25:14:1512:G:C8	2.48	0.48
25:14:118:A:N3	25:14:178:G:H1'	2.27	0.48
25:14:1859:A:N6	25:14:1883:G:O2'	2.46	0.48
25:14:188:G:H1	25:14:208:C:N4	2.10	0.48
25:14:2340:G:H2'	25:14:2341:G:H8	1.78	0.48
25:14:2503:A:P	62:14:3583:HOH:O	2.71	0.48
25:14:483:A:H4'	44:C5:49:VAL:HA	1.94	0.48
25:14:632:A:H2'	25:14:633:A:C8	2.48	0.48
25:14:661:C:H1'	35:35:12:ALA:HA	1.95	0.48
56:19:218:ARG:HB3	56:19:219:PRO:HD2	1.94	0.48
10:1A:22:LYS:NZ	10:1A:88:LEU:O	2.40	0.48
2:1E:215:LEU:O	2:1E:219:VAL:HG23	2.13	0.48
55:1G:1208:C:H2'	55:1G:1209:C:C6	2.47	0.48
55:1G:957:U:H2'	55:1G:959:A:OP2	2.12	0.48
25:1H:1204:A:H61	25:1H:1240:U:H2'	1.78	0.48
25:1H:2467:C:C2'	25:1H:2468:G:H5'	2.43	0.48
25:1H:890:A:H8	25:1H:892:G:C8	2.30	0.48
28:29:26:ILE:HB	28:29:182:LEU:HB3	1.94	0.48
11:2A:51:LYS:HB2	11:2A:51:LYS:HE3	1.58	0.48
29:31:101:LEU:HB3	29:31:106:ARG:HD3	1.95	0.48
6:52:33:TYR:CZ	6:52:78:GLU:HG3	2.48	0.48
37:55:12:ARG:HH11	37:55:12:ARG:HG3	1.77	0.48
37:55:14:SER:HA	37:55:17:ARG:NH1	2.28	0.48

Continued on next page...

Continued from previous page...

Atom-1	Atom-2	Interatomic distance (Å)	Clash overlap (Å)
7:6E:13:GLN:O	7:6E:24:THR:HG21	2.13	0.48
35:78:18:ARG:O	35:78:18:ARG:HG3	2.13	0.48
13:4A:86:CYS:HB3	19:AA:74:PHE:HE1	1.77	0.48
25:1H:559:G:H22	40:C8:49:HIS:CE1	2.31	0.48
40:C8:75:ASN:HB3	40:C8:77:SER:N	2.28	0.48
47:J8:24:ALA:HB1	47:J8:26:ARG:HG3	1.94	0.48
54:Q8:40:GLU:HG3	54:Q8:41:ILE:HD13	1.95	0.48
1:13:1402:C:H2'	1:13:1403:C:O4'	2.11	0.48
1:13:598:U:H4'	8:7E:94:TYR:CD2	2.47	0.48
25:14:1022:G:C6	25:14:1140:C:C4	3.00	0.48
25:14:1035:U:H2'	25:14:1036:G:C8	2.48	0.48
25:14:1818:U:H2'	56:19:157:ARG:HG3	1.95	0.48
25:14:2153:G:O2'	25:14:2154:G:O4'	2.23	0.48
26:16:71:C:C2	26:16:72:G:C8	3.01	0.48
55:1G:1167:A:H2'	55:1G:1169:A:O4'	2.13	0.48
55:1G:1226:C:H4'	19:AA:80:TYR:OH	2.12	0.48
55:1G:1306:A:N6	55:1G:1331:G:H1'	2.27	0.48
55:1G:540:G:H2'	55:1G:541:G:O4'	2.13	0.48
55:1G:735:C:H2'	55:1G:736:C:H6	1.78	0.48
55:1G:95:G:H2'	55:1G:96:G:O4'	2.13	0.48
25:1H:1042:G:H1	25:1H:1113:U:H3	1.61	0.48
25:1H:1956:U:H1'	25:1H:2552:U:OP1	2.13	0.48
25:1H:2053:G:P	62:1H:3702:HOH:O	2.70	0.48
25:1H:973:A:O4'	25:1H:1188:U:C6	2.65	0.48
22:1K:27:A:H3'	22:1K:28:G:H8	1.78	0.48
11:2I:69:ALA:HB1	11:2I:103:LEU:HD21	1.95	0.48
23:2K:37:U:H2'	23:2K:38:A:H8	1.77	0.48
4:32:14:ARG:HH11	4:32:14:ARG:HG3	1.78	0.48
4:32:33:MET:O	4:32:35:ARG:N	2.46	0.48
30:49:55:LYS:HA	30:49:58:GLN:HE21	1.78	0.48
31:51:3:ARG:NE	31:51:3:ARG:HA	2.28	0.48
38:65:74:ALA:HB1	38:65:107:GLU:CB	2.42	0.48
15:6A:39:LEU:CD1	15:6A:56:LEU:HB2	2.42	0.48
7:6E:120:ILE:O	7:6E:124:LEU:HB2	2.13	0.48
1:13:624:C:O3'	16:7I:10:GLY:HA2	2.13	0.48
41:95:48:GLY:HA3	41:95:52:VAL:N	2.28	0.48
25:14:1224:G:OP2	41:95:66:ARG:NH2	2.47	0.48
37:98:62:ALA:O	37:98:66:VAL:HG23	2.13	0.48
38:A8:67:ARG:O	38:A8:71:ARG:HG3	2.14	0.48
19:AI:40:ILE:HG22	19:AI:69:HIS:O	2.12	0.48
44:G8:94:LYS:HG3	44:G8:95:LYS:H	1.77	0.48

Continued on next page...

Continued from previous page...

Atom-1	Atom-2	Interatomic distance (Å)	Clash overlap (Å)
2:12:180:LEU:HB2	2:12:182:ILE:HD13	1.95	0.48
1:13:1106:G:C4	1:13:1107:C:C5	3.01	0.48
1:13:1322:C:O2'	1:13:1323:G:P	2.71	0.48
1:13:222:U:H2'	1:13:223:U:C6	2.48	0.48
1:13:60:A:H4'	1:13:61:G:H5'	1.95	0.48
25:14:1060:U:H4'	25:14:1061:U:H5''	1.94	0.48
25:14:2465:C:O2	25:14:2486:G:C2	2.67	0.48
25:14:2600:A:H2'	25:14:2601:C:C6	2.48	0.48
25:14:654(B):C:H2'	25:14:654(C):G:C8	2.47	0.48
25:14:746:A:H2'	25:14:2612:C:H5''	1.95	0.48
26:16:40:U:C2'	26:16:45:A:H61	2.25	0.48
55:1G:192:U:H2'	55:1G:193:C:C6	2.49	0.48
55:1G:601:C:H2'	55:1G:602:A:C8	2.48	0.48
55:1G:741:G:H2'	55:1G:742:G:O4'	2.14	0.48
55:1G:78:G:H1	55:1G:91:C:N4	2.11	0.48
25:1H:1021:A:C3'	25:1H:1021:A:C8	2.95	0.48
25:1H:1093:G:N1	25:1H:1097:U:OP2	2.35	0.48
25:1H:1474:C:H2'	25:1H:1475:G:C8	2.48	0.48
25:1H:1567:A:H5''	27:11:58:HIS:CG	2.47	0.48
25:1H:2309:A:C2	25:1H:2310:A:N7	2.81	0.48
25:1H:654(H):G:N7	25:1H:654(N):G:N2	2.60	0.48
28:29:56:PRO:HD2	28:29:58:ARG:NH2	2.28	0.48
3:2E:151:VAL:HA	3:2E:199:LYS:O	2.13	0.48
30:41:107:LEU:HD11	30:41:178:PHE:CE1	2.49	0.48
24:4L:13:A:O2'	24:4L:14:A:OP1	2.23	0.48
33:58:28:THR:HA	33:58:106:MET:HE2	1.95	0.48
8:7E:39:LEU:HB3	8:7E:45:ILE:HD11	1.94	0.48
16:7I:77:ALA:HB3	16:7I:79:VAL:H	1.77	0.48
55:1G:1372:U:OP1	9:82:72:GLY:N	2.46	0.48
40:85:11:ARG:HG3	40:85:11:ARG:HH11	1.77	0.48
47:J8:60:PHE:HE2	47:J8:91:LYS:NZ	2.08	0.48
1:13:1238:A:N3	1:13:1241:G:O2'	2.38	0.48
1:13:1516:G:N1	1:13:1519:A:OP2	2.45	0.48
1:13:258:G:H2'	1:13:259:G:H8	1.77	0.48
1:13:412:A:H4'	1:13:413:G:O5'	2.12	0.48
1:13:712:A:O2'	1:13:713:G:H5'	2.14	0.48
1:13:792:A:H4'	1:13:793:U:O5'	2.13	0.48
25:14:1287:A:H8	37:55:104:ARG:HD2	1.78	0.48
25:14:1317:A:H2'	25:14:1318:C:C6	2.48	0.48
25:14:918:A:N3	26:1J:80:U:O2'	2.38	0.48
25:14:1140:C:H5'	33:15:24:GLY:HA3	1.94	0.48

Continued on next page...

Continued from previous page...

Atom-1	Atom-2	Interatomic distance (Å)	Clash overlap (Å)
55:1G:909:A:H2'	55:1G:910:C:O4'	2.13	0.48
25:1H:1177:A:H5''	25:1H:1178:C:C6	2.44	0.48
25:1H:1181:C:O2'	25:1H:1182:A:H5'	2.13	0.48
25:1H:1207:C:H2'	25:1H:1208:C:H6	1.78	0.48
25:1H:1215:G:C6	25:1H:1216:G:N7	2.81	0.48
25:1H:528:A:C2	25:1H:2043:C:H4'	2.49	0.48
25:1H:602:G:H3'	25:1H:654(V):A:H61	1.78	0.48
10:1I:29:ARG:HH12	10:1I:84:GLN:NE2	2.10	0.48
4:3E:82:ALA:O	4:3E:85:LYS:HB2	2.13	0.48
30:41:110:ALA:HA	30:41:140:ILE:O	2.14	0.48
30:41:165:THR:OG1	30:41:168:GLU:HG3	2.13	0.48
5:42:79:GLU:HB3	5:42:92:LYS:HG3	1.95	0.48
31:51:51:ARG:HG2	31:51:52:VAL:H	1.78	0.48
32:69:126:TYR:HB2	32:69:140:LEU:HB3	1.94	0.48
7:6E:15:ASP:OD1	7:6E:44:TYR:OH	2.31	0.48
40:85:8:VAL:HB	40:85:12:ARG:HE	1.78	0.48
17:8I:12:SER:HB2	17:8I:20:THR:HB	1.96	0.48
37:98:18:LEU:HD23	37:98:18:LEU:HA	1.68	0.48
43:B5:53:LYS:HB3	43:B5:82:GLN:HB3	1.95	0.48
44:C5:86:ARG:HG3	44:C5:87:LYS:N	2.28	0.48
40:C8:108:GLU:HG3	41:D8:44:LYS:HG2	1.93	0.48
44:G8:38:ILE:HD11	44:G8:64:GLU:HG3	1.94	0.48
45:H8:61:LEU:O	45:H8:64:GLY:HA2	2.12	0.48
46:I8:41:ARG:NE	46:I8:41:ARG:HA	2.28	0.48
1:13:1191:A:H5''	1:13:1192:C:OP2	2.13	0.48
1:13:4:U:HO2'	1:13:5:U:P	2.35	0.48
1:13:611:A:H61	1:13:629:G:H1	1.62	0.48
25:14:1313:U:H2'	25:14:1610:A:C2	2.48	0.48
25:14:1593:G:H2'	25:14:1594:G:H8	1.76	0.48
25:14:2324:C:H5''	25:14:2325:G:C5'	2.42	0.48
25:14:784:A:H5''	56:19:227:ASN:OD1	2.13	0.48
25:14:968:G:H2'	25:14:969:U:O4'	2.12	0.48
26:16:31:C:N4	38:A8:32:LEU:HD22	2.28	0.48
2:1E:8:LYS:HD3	2:1E:8:LYS:H	1.78	0.48
55:1G:1327:C:OP1	21:1B:20:LYS:HB3	2.13	0.48
25:1H:1965:C:H3'	25:1H:1966:A:H2'	1.96	0.48
25:1H:307:G:H21	25:1H:330:A:N6	2.10	0.48
22:1K:23:A:H2'	22:1K:24:G:H5'	1.95	0.48
5:4E:126:ARG:NH1	5:4E:126:ARG:HG3	2.22	0.48
33:58:35:ARG:O	33:58:42:TRP:HZ3	1.97	0.48
32:61:77:LEU:HD23	32:61:101:LEU:HD13	1.94	0.48

Continued on next page...

Continued from previous page...

Atom-1	Atom-2	Interatomic distance (Å)	Clash overlap (Å)
25:1H:2562:U:H1'	34:68:23:ARG:HH11	1.79	0.48
32:69:77:LEU:HA	32:69:141:LYS:HB3	1.94	0.48
55:1G:581:G:OP1	15:6A:61:GLY:HA3	2.13	0.48
7:6E:113:GLU:HG3	7:6E:119:ARG:HG2	1.95	0.48
39:75:16:ARG:NH2	39:75:19:LEU:HD21	2.28	0.48
35:78:138:LEU:CD1	35:78:144:GLU:HG3	2.43	0.48
36:88:32:TYR:OH	36:88:111:GLU:OE1	2.27	0.48
36:88:76:LYS:HD2	36:88:77:LYS:N	2.27	0.48
17:8I:18:THR:HG23	17:8I:69:LYS:HD2	1.96	0.48
18:9A:58:LEU:HD13	18:9A:63:GLN:HB2	1.95	0.48
44:G8:87:LYS:H	44:G8:94:LYS:HG2	1.78	0.48
1:13:1092:A:H2'	1:13:1093:A:C8	2.48	0.48
1:13:271:C:H2'	1:13:272:C:C6	2.44	0.48
25:14:1013:C:H2'	25:14:1014:U:C6	2.48	0.48
25:14:1416:G:H1	25:14:1582:C:H42	1.61	0.48
25:14:1628:G:H2'	25:14:1629:U:H6	1.77	0.48
25:14:1932:A:H2'	25:14:1933:G:O4'	2.13	0.48
25:14:2415:G:H4'	35:35:67:MET:H	1.79	0.48
25:14:375:C:H2'	25:14:376:C:C6	2.49	0.48
25:14:74:A:C5'	25:14:74:A:H8	2.25	0.48
55:1G:1060:C:N3	55:1G:1198:G:C2	2.82	0.48
55:1G:1346:A:OP2	55:1G:1346:A:H3'	2.14	0.48
55:1G:1372:U:H5''	9:82:71:SER:HB2	1.96	0.48
55:1G:1347:G:O2'	55:1G:1373:G:O6	2.24	0.48
55:1G:625:G:H2'	55:1G:626:U:C6	2.48	0.48
25:1H:1332:G:N2	25:1H:1609:A:O2'	2.46	0.48
25:1H:2127:G:H22	25:1H:2162:G:H1'	1.78	0.48
25:1H:2804:C:H2'	25:1H:2805:G:C8	2.48	0.48
25:1H:2864:G:H2'	25:1H:2865:U:C6	2.49	0.48
11:2A:87:THR:HG22	11:2A:91:ARG:CZ	2.43	0.48
29:31:78:ILE:HA	29:31:83:PHE:CD2	2.48	0.48
4:3E:176:LEU:HD12	4:3E:182:LYS:O	2.13	0.48
5:4E:67:VAL:HG13	5:4E:69:VAL:HG23	1.95	0.48
6:52:11:ASN:HB3	6:52:14:LEU:HD13	1.94	0.48
33:58:29:LYS:HG2	33:58:29:LYS:H	1.42	0.48
32:69:7:GLU:HG3	32:69:8:PRO:HD2	1.95	0.48
39:75:107:ASP:N	39:75:107:ASP:OD1	2.46	0.48
35:78:91:PHE:CD2	35:78:99:LEU:HD21	2.48	0.48
41:95:21:ARG:HG2	41:95:91:TYR:OH	2.13	0.48
18:9A:22:VAL:HG12	18:9A:56:THR:HA	1.96	0.48
18:9I:70:ILE:O	18:9I:74:ARG:HG3	2.13	0.48

Continued on next page...

Continued from previous page...

Atom-1	Atom-2	Interatomic distance (Å)	Clash overlap (Å)
38:A8:32:LEU:O	38:A8:62:LYS:NZ	2.45	0.48
38:A8:36:TYR:N	38:A8:36:TYR:HD1	2.11	0.48
39:B8:120:ARG:HA	39:B8:123:GLN:HG2	1.96	0.48
40:C8:8:VAL:HG23	40:C8:11:ARG:NH2	2.14	0.48
49:H5:59:VAL:HG12	49:H5:60:GLU:H	1.78	0.48
52:K5:12:GLU:HB3	52:K5:23:THR:HG22	1.94	0.48
48:K8:28:LYS:HB3	48:K8:53:LEU:CD2	2.43	0.48
1:13:626:U:N3	1:13:627:G:N7	2.62	0.48
1:13:977:A:O2'	1:13:979:C:OP2	2.20	0.48
25:14:1278:A:OP1	37:55:36:THR:HG22	2.13	0.48
25:14:2134:A:C2	25:14:2159:G:H1'	2.49	0.48
25:14:548:A:C4	25:14:549:G:H1'	2.49	0.48
55:1G:1490:C:H2'	55:1G:1491:G:O4'	2.13	0.48
55:1G:186(A):C:H2'	55:1G:186(B):C:C6	2.48	0.48
55:1G:991:U:O2	55:1G:993:G:H8	1.97	0.48
25:1H:2593:U:H2'	25:1H:2594:C:H6	1.77	0.48
25:1H:2615:U:P	62:1H:3515:HOH:O	2.72	0.48
25:1H:2771:C:H2'	25:1H:2772:C:C6	2.49	0.48
25:1H:699:A:H2'	25:1H:700:G:O4'	2.14	0.48
3:22:134:ILE:HG22	3:22:168:ALA:HB3	1.95	0.48
11:2A:21:ILE:HB	11:2A:84:VAL:HG12	1.96	0.48
23:2K:10:G:N2	23:2K:27:G:H1'	2.29	0.48
4:32:128:VAL:HG12	4:32:129:ASN:ND2	2.28	0.48
4:32:61:LYS:NZ	4:32:72:GLU:OE2	2.35	0.48
30:41:21:ARG:HG2	30:41:21:ARG:NH1	2.25	0.48
5:42:13:ILE:HA	5:42:29:GLY:O	2.14	0.48
36:45:34:LEU:HD12	36:45:130:LYS:O	2.13	0.48
5:4E:84:PHE:HB3	5:4E:134:ALA:HB2	1.96	0.48
13:4I:3:ARG:HD3	13:4I:7:VAL:HG13	1.94	0.48
7:62:13:GLN:O	7:62:24:THR:HG21	2.14	0.48
9:8E:121:ARG:NH1	9:8E:122:ALA:O	2.46	0.48
38:A8:14:VAL:O	38:A8:18:ILE:HG12	2.14	0.48
55:1G:956:U:H4'	19:AA:83:HIS:HB3	1.95	0.48
19:AI:44:MET:O	19:AI:47:HIS:HB2	2.14	0.48
20:BI:75:ASN:O	20:BI:79:ARG:HB2	2.13	0.48
45:H8:155:LEU:O	45:H8:157:LEU:HG	2.14	0.48
1:13:603:U:H2'	1:13:604:G:C8	2.49	0.48
1:13:858:G:N1	1:13:870:U:OP2	2.41	0.48
25:14:1321:A:H2'	25:14:1322:A:O4'	2.13	0.48
25:14:1839:G:H2'	25:14:1839:G:N3	2.27	0.48
25:14:2394:C:C5'	35:35:63:PRO:HG2	2.44	0.48

Continued on next page...

Continued from previous page...

Atom-1	Atom-2	Interatomic distance (Å)	Clash overlap (Å)
25:14:395:U:H3'	62:14:3789:HOH:O	2.13	0.48
25:14:729:G:O5'	56:19:208:LYS:NZ	2.46	0.48
25:14:733:G:C6	62:14:3419:HOH:O	2.64	0.48
25:14:817:C:H2'	25:14:818:G:O4'	2.13	0.48
25:14:918:A:C5	25:14:919:G:H1'	2.49	0.48
56:19:147:LEU:HD23	56:19:155:LEU:HD11	1.95	0.48
21:1F:3:LYS:HB3	21:1F:14:TRP:CD1	2.48	0.48
55:1G:1002:G:H2'	55:1G:1003:G:C8	2.49	0.48
55:1G:584:G:H5'	17:8A:91:ARG:HH12	1.79	0.48
25:1H:1592:C:H2'	25:1H:1593:G:C8	2.48	0.48
28:29:105:THR:HA	28:29:166:THR:HA	1.94	0.48
4:3E:98:GLU:O	4:3E:103:ASN:ND2	2.47	0.48
36:45:133:ARG:HB3	36:45:135:ASP:H	1.77	0.48
13:4A:15:VAL:O	13:4A:19:LEU:HG	2.13	0.48
37:55:33:ARG:HG3	37:55:115:GLU:HG3	1.94	0.48
32:61:128:LEU:O	32:61:138:ILE:HG22	2.13	0.48
32:69:109:ILE:H	32:69:109:ILE:HD13	1.78	0.48
32:69:125:GLU:HG3	32:69:141:LYS:HE2	1.95	0.48
35:78:96:THR:HG23	35:78:126:VAL:HG21	1.96	0.48
42:A5:2:GLU:OE1	42:A5:72:LYS:HE3	2.13	0.48
27:11:121:PRO:HB3	27:11:135:PHE:CE2	2.49	0.48
1:13:115:G:H4'	1:13:116:A:O5'	2.13	0.48
1:13:669:U:C2	1:13:670:G:C8	3.02	0.48
25:14:1716:U:H2'	25:14:1717:G:H8	1.79	0.48
25:14:2274:A:C6	25:14:2276:G:C8	3.01	0.48
25:14:2335:A:C8	25:14:2337:G:C5	3.02	0.48
25:14:2068:U:N3	25:14:2430:A:C2	2.77	0.48
25:14:2638:G:O2'	25:14:2639:A:H8	1.97	0.48
25:14:389:G:H1	35:35:71:VAL:H	1.61	0.48
25:14:516:C:P	51:J5:13:LYS:HZ1	2.37	0.48
25:14:573:G:O2'	25:14:574:C:H3'	2.14	0.48
56:19:95:LEU:HD11	56:19:105:ILE:HD12	1.95	0.48
55:1G:942:G:C2	55:1G:1342:C:C2	3.02	0.48
25:1H:1142(A):A:C4	25:1H:1144:G:N7	2.81	0.48
25:1H:127:A:H5''	25:1H:128:C:C6	2.49	0.48
25:1H:1289:C:H2'	25:1H:1290:C:C6	2.49	0.48
25:1H:1609:A:O2'	25:1H:1610:A:H5'	2.14	0.48
25:1H:1900:A:C5'	25:1H:1900:A:H8	2.23	0.48
25:1H:2108:C:H2'	25:1H:2109:U:O4'	2.14	0.48
25:1H:2439:A:H5'	25:1H:2439:A:H8	1.76	0.48
25:1H:2635:C:H2'	25:1H:2636:U:O4'	2.13	0.48

Continued on next page...

Continued from previous page...

Atom-1	Atom-2	Interatomic distance (Å)	Clash overlap (Å)
25:1H:265:A:H1'	25:1H:266:G:O4'	2.13	0.48
25:1H:500:G:N2	25:1H:502:A:H2'	2.29	0.48
25:1H:570:G:C6	25:1H:2030:A:C2	3.02	0.48
57:39:18:ARG:HE	57:39:19:GLU:N	2.12	0.48
7:6E:144:MET:HE1	22:3K:42:U:H1'	1.96	0.48
5:42:79:GLU:HA	5:42:91:LEU:O	2.14	0.48
6:5E:4:TYR:CD1	6:5E:92:LYS:HA	2.49	0.48
25:14:445:C:OP1	40:85:2:PRO:HA	2.13	0.48
36:88:137:TYR:HE2	45:H8:49:ARG:HH21	1.62	0.48
17:8I:67:LYS:HA	17:8I:70:ARG:NH1	2.29	0.48
55:1G:1220:G:O3'	19:AA:36:ARG:HD3	2.14	0.48
20:BA:25:ARG:O	20:BA:29:LYS:HG2	2.13	0.48
58:D5:139:VAL:HG22	58:D5:156:LYS:HE2	1.95	0.48
42:E8:57:ASN:O	42:E8:62:HIS:HD2	1.96	0.48
45:H8:54:HIS:NE2	45:H8:123:ASP:OD1	2.46	0.48
2:12:9:GLU:HB2	2:12:217:ARG:NH2	2.29	0.48
1:13:568:G:O2'	1:13:574:A:N1	2.45	0.48
1:13:649:G:H2'	1:13:650:G:H8	1.79	0.48
25:14:986:C:O2'	25:14:1001:A:O2'	2.20	0.48
25:14:2261:C:C6	46:E5:16:SER:HB3	2.49	0.48
25:14:2349:G:OP2	59:M5:42:ARG:NE	2.40	0.48
25:14:2698:U:H2'	25:14:2699:C:C6	2.48	0.48
26:16:2:C:H2'	26:16:3:C:C6	2.49	0.48
56:19:85:ASP:HB2	56:19:92:ILE:HG12	1.96	0.48
55:1G:142:G:H2'	55:1G:143:A:H8	1.79	0.48
55:1G:1508:G:P	62:1G:1802:HOH:O	2.71	0.48
55:1G:509:A:H5''	4:32:55:ALA:HB2	1.95	0.48
25:1H:1406:U:H2'	25:1H:1407:C:H6	1.78	0.48
25:1H:1448:G:H1'	25:1H:1528:A:H62	1.78	0.48
25:1H:2168:G:H22	25:1H:2170:A:N6	2.06	0.48
25:1H:2185:C:H2'	25:1H:2186:G:C8	2.49	0.48
25:1H:2262:U:OP1	25:1H:2387:U:O2'	2.23	0.48
25:1H:2503:A:OP1	62:1H:3529:HOH:O	2.20	0.48
25:1H:478:A:C6	25:1H:480:A:C6	3.02	0.48
25:1H:587:C:OP2	35:78:21:ARG:NH2	2.47	0.48
25:1H:729:G:OP2	27:11:13:ARG:NH1	2.43	0.48
10:1I:49:VAL:HG12	10:1I:61:GLU:O	2.14	0.48
28:29:37:ARG:NE	28:29:42:ASP:OD2	2.33	0.48
25:14:2810:A:O3'	28:29:61:ARG:HG2	2.14	0.48
4:32:33:MET:C	4:32:35:ARG:N	2.67	0.48
12:3A:109:GLY:HA3	12:3A:121:GLY:O	2.13	0.48

Continued on next page...

Continued from previous page...

Atom-1	Atom-2	Interatomic distance (Å)	Clash overlap (Å)
36:45:34:LEU:HB2	36:45:118:LEU:CD2	2.44	0.48
36:45:75:THR:HG21	36:45:85:LYS:HE3	1.96	0.48
30:49:109:VAL:HG13	50:I5:33:VAL:HG23	1.95	0.48
31:51:153:LYS:CD	31:51:153:LYS:H	2.22	0.48
38:A8:15:ARG:HD2	38:A8:88:ASP:OD2	2.14	0.48
38:A8:65:VAL:O	38:A8:68:GLN:HB2	2.13	0.48
47:F5:78:LYS:HG2	47:F5:79:GLY:N	2.28	0.48
43:F8:36:LYS:HE2	43:F8:54:VAL:O	2.14	0.48
45:H8:29:TYR:CE1	45:H8:87:ASP:HB2	2.49	0.48
49:L8:5:LYS:HB3	49:L8:57:GLU:HG2	1.95	0.48
1:13:31:G:O2'	1:13:48:C:N4	2.45	0.47
1:13:851:G:H2'	1:13:852:G:H8	1.79	0.47
25:14:1098:A:H2'	25:14:1099:G:H5'	1.95	0.47
25:14:1996:C:OP1	34:25:31:LYS:HE2	2.12	0.47
25:14:2238:G:H4'	25:14:2239:G:OP1	2.14	0.47
25:14:829:A:N7	25:14:2248:C:H5'	2.29	0.47
25:14:2872:G:C4	25:14:2873:A:C2	3.02	0.47
25:14:57:C:H2'	25:14:58:G:O4'	2.14	0.47
25:14:70:G:H21	25:14:71:A:H62	1.62	0.47
25:1H:1006:C:H1'	33:58:106:MET:HG2	1.96	0.47
25:1H:2050:C:H2'	25:1H:2051:A:C8	2.49	0.47
25:1H:2646:C:H6	25:1H:2646:C:O5'	1.96	0.47
25:1H:2688:U:C5	25:1H:2720:U:OP2	2.67	0.47
25:1H:26:G:C6	25:1H:27:G:N1	2.82	0.47
25:1H:566:U:P	35:78:29:LYS:HZ2	2.37	0.47
26:1J:15:A:H5''	26:1J:16:G:C8	2.46	0.47
28:29:119:ARG:HD2	28:29:120:TRP:CE2	2.49	0.47
11:2A:48:ILE:HG13	11:2A:63:LEU:HB2	1.95	0.47
3:2E:8:ILE:O	3:2E:11:ARG:N	2.46	0.47
30:49:11:TYR:HA	30:49:15:VAL:HB	1.95	0.47
5:4E:152:ARG:HA	8:7E:64:LYS:HZ3	1.79	0.47
25:14:1288:U:O4	37:55:106:GLY:HA3	2.14	0.47
31:59:22:GLY:O	31:59:37:VAL:HG12	2.14	0.47
32:61:92:VAL:HG11	32:61:142:VAL:HG11	1.96	0.47
19:AI:40:ILE:HD11	19:AI:62:ILE:HD13	1.95	0.47
54:Q8:14:VAL:O	54:Q8:15:LYS:HD3	2.14	0.47
62:1H:4235:HOH:O	54:Q8:62:LEU:HD23	2.14	0.47
2:12:63:MET:CG	2:12:225:ALA:HB1	2.44	0.47
2:12:69:LEU:HG	2:12:91:PRO:HB2	1.96	0.47
1:13:1276:G:N3	1:13:1282:C:O2'	2.42	0.47
1:13:688:G:H2'	1:13:689:C:H6	1.79	0.47

Continued on next page...

Continued from previous page...

Atom-1	Atom-2	Interatomic distance (Å)	Clash overlap (Å)
1:13:838:G:H1	1:13:848:C:N4	2.12	0.47
1:13:963:G:H1	1:13:972:C:H42	1.59	0.47
25:14:1416:G:O2'	25:14:1417:C:H6	1.97	0.47
25:14:1771:C:OP1	62:14:3551:HOH:O	2.20	0.47
25:14:1820:U:O2	56:19:201:HIS:HB3	2.14	0.47
25:14:1829:A:N3	56:19:15:PHE:HE2	2.12	0.47
25:14:1992:G:O6	62:14:3557:HOH:O	2.20	0.47
26:16:15:A:O2'	26:16:109:G:C8	2.62	0.47
56:19:33:LEU:HD21	56:19:103:ARG:HA	1.96	0.47
56:19:69:ARG:NE	56:19:105:ILE:HD11	2.29	0.47
55:1G:1027:C:N3	55:1G:1036:G:N2	2.62	0.47
55:1G:428:G:O4'	55:1G:430:A:C8	2.67	0.47
55:1G:686:U:O4	55:1G:703:G:H1'	2.13	0.47
25:1H:1049:C:H2'	25:1H:1050:A:H5'	1.96	0.47
25:1H:1254:A:H5''	25:1H:1255:U:C5'	2.44	0.47
25:1H:2298:A:H62	25:1H:2318:G:H8	1.58	0.47
25:1H:2364:C:H2'	25:1H:2365:G:O4'	2.13	0.47
25:1H:2531:A:H61	25:1H:2662:A:H61	1.63	0.47
25:1H:405:U:H2'	25:1H:405:U:O2	2.14	0.47
25:1H:654(A):A:C2	25:1H:654(T):A:N1	2.82	0.47
25:1H:907:U:O2'	36:88:101:ARG:NH2	2.47	0.47
26:1J:101:A:OP2	26:1J:101:A:H8	1.97	0.47
22:1K:62:G:H3'	22:1K:63:5MU:H71	1.96	0.47
3:22:60:ALA:HA	10:1A:93:GLY:CA	2.45	0.47
4:32:190:ASP:OD1	4:32:191:ARG:N	2.46	0.47
31:51:129:THR:OG1	31:51:129:THR:O	2.31	0.47
31:51:6:ARG:HG3	31:51:65:HIS:ND1	2.29	0.47
7:62:124:LEU:HD23	7:62:124:LEU:HA	1.74	0.47
9:82:16:ARG:O	9:82:63:ILE:HG23	2.15	0.47
40:85:75:ASN:HB2	40:85:78:THR:HG23	1.96	0.47
38:A8:78:LEU:HD12	38:A8:108:GLY:HA3	1.95	0.47
47:F5:29:GLY:O	47:F5:30:VAL:HG22	2.14	0.47
45:H8:52:SER:O	45:H8:52:SER:OG	2.13	0.47
51:N8:52:TYR:HD1	51:N8:53:ALA:H	1.62	0.47
53:P8:11:LYS:HE3	53:P8:15:THR:OG1	2.13	0.47
2:12:189:ASP:N	2:12:189:ASP:OD1	2.46	0.47
2:12:95:GLN:HG3	2:12:147:LYS:HE3	1.95	0.47
1:13:1350:A:C2	1:13:1351:U:C2	3.02	0.47
1:13:46:G:O2'	1:13:365:U:H1'	2.15	0.47
1:13:542:G:OP1	4:3E:10:ARG:NH2	2.46	0.47
25:14:1180:C:H2'	25:14:1181:C:C6	2.49	0.47

Continued on next page...

Continued from previous page...

Atom-1	Atom-2	Interatomic distance (Å)	Clash overlap (Å)
25:14:1441:G:H2'	25:14:1442:G:H8	1.77	0.47
25:14:2699:C:H2'	25:14:2700:C:O4'	2.14	0.47
25:14:459:U:H2'	25:14:460:A:C8	2.49	0.47
26:16:12:C:C2	46:I8:74:ARG:NH1	2.81	0.47
56:19:263:ARG:HB2	56:19:263:ARG:HE	1.38	0.47
56:19:68:LYS:HB3	56:19:70:TRP:CH2	2.50	0.47
2:1E:42:ILE:HG13	2:1E:43:ASP:N	2.29	0.47
55:1G:509:A:C8	55:1G:509:A:H3'	2.49	0.47
55:1G:701:C:O2	55:1G:703:G:N1	2.47	0.47
25:1H:1053:C:H42	25:1H:1106:G:H1	1.61	0.47
25:1H:1486:A:H2'	25:1H:1487:G:C8	2.48	0.47
25:1H:860:U:H5	25:1H:917:A:N1	2.10	0.47
3:2E:156:ARG:HB3	3:2E:160:ALA:O	2.14	0.47
4:32:52:SER:O	4:32:56:VAL:HG23	2.14	0.47
57:39:51:THR:HB	57:39:88:VAL:HG11	1.96	0.47
4:3E:30:LYS:HG3	4:3E:35:ARG:HE	1.79	0.47
13:4A:73:GLU:O	13:4A:77:ASN:HB2	2.14	0.47
7:6E:109:ASN:OD1	7:6E:119:ARG:NH2	2.40	0.47
35:78:116:GLY:H	35:78:134:ALA:HB2	1.78	0.47
36:88:103:MET:HB2	36:88:104:PHE:CD2	2.50	0.47
42:A5:66:GLU:HA	42:A5:69:LEU:HG	1.97	0.47
41:D8:8:GLY:O	41:D8:10:LYS:HE3	2.14	0.47
45:H8:116:VAL:N	45:H8:174:VAL:HG13	2.23	0.47
50:M8:13:ARG:O	50:M8:30:GLU:HA	2.14	0.47
54:Q8:41:ILE:O	54:Q8:41:ILE:HG22	2.14	0.47
27:11:182:LEU:O	27:11:271:ILE:HG13	2.14	0.47
27:11:172:TYR:HD1	27:11:185:VAL:C	2.17	0.47
1:13:1211:U:H4'	1:13:1212:U:O5'	2.13	0.47
1:13:616:G:C2	1:13:617:G:N7	2.83	0.47
1:13:977:A:H2'	1:13:978:A:H5''	1.95	0.47
25:14:1417:C:H42	25:14:1581:G:H1	1.62	0.47
25:14:1479:G:H5'	25:14:1558:A:H2	1.79	0.47
25:14:2280:G:O2'	25:14:2388:A:N1	2.44	0.47
25:14:343:C:H2'	25:14:344:G:C8	2.49	0.47
25:14:796:C:H2'	25:14:797:C:H6	1.79	0.47
25:14:860:U:O2'	25:14:861:A:H5'	2.14	0.47
25:14:997:G:OP1	40:85:93:LYS:HB2	2.15	0.47
55:1G:1327:C:H2'	55:1G:1328:C:C6	2.49	0.47
55:1G:373:A:C2	55:1G:374:A:C8	3.03	0.47
55:1G:452:A:O2'	55:1G:453:A:O4'	2.15	0.47
55:1G:683:G:C6	55:1G:684:A:C6	3.03	0.47

Continued on next page...

Continued from previous page...

Atom-1	Atom-2	Interatomic distance (Å)	Clash overlap (Å)
25:1H:1026:U:H4'	25:1H:1027:A:OP1	2.15	0.47
25:1H:1187:G:O5'	62:1H:3781:HOH:O	2.20	0.47
25:1H:2518:A:P	62:1H:3956:HOH:O	2.72	0.47
25:1H:442:G:C4	25:1H:444:C:C5	3.03	0.47
25:1H:654(M):C:H3'	25:1H:654(N):G:C8	2.49	0.47
26:1J:43:C:O2	30:49:95:ARG:NH2	2.30	0.47
26:1J:53:A:H2'	26:1J:54:G:O4'	2.15	0.47
3:2E:151:VAL:HG22	3:2E:200:ALA:HA	1.97	0.47
23:2K:2:G:H2'	23:2K:3:C:H6	1.79	0.47
12:3I:38:THR:HG22	12:3I:39:VAL:HG23	1.96	0.47
22:3L:14:A:H3'	22:3L:15:G:C5'	2.44	0.47
5:42:145:LYS:O	5:42:149:GLU:HG2	2.14	0.47
13:4I:90:LEU:HA	13:4I:93:ARG:HG3	1.96	0.47
25:1H:1006:C:O2	33:58:106:MET:HG2	2.13	0.47
38:65:95:HIS:N	38:65:99:LYS:HB2	2.30	0.47
16:7A:57:ARG:HA	16:7A:60:LEU:HD12	1.96	0.47
8:7E:87:SER:HB2	8:7E:93:VAL:HB	1.95	0.47
40:85:19:LYS:O	40:85:22:LYS:HG3	2.14	0.47
20:BA:38:LYS:O	20:BA:41:ILE:HG13	2.13	0.47
58:D5:7:ALA:O	58:D5:8:TYR:CG	2.67	0.47
25:14:96:G:H4'	48:G5:48:HIS:NE2	2.29	0.47
44:G8:47:LYS:HB3	44:G8:47:LYS:HE2	1.71	0.47
54:Q8:9:GLY:HA2	54:Q8:12:LYS:HB2	1.96	0.47
2:12:197:VAL:HG12	2:12:200:ILE:HG13	1.96	0.47
1:13:1118:C:P	9:8E:104:ARG:HH11	2.37	0.47
1:13:1409:C:H2'	1:13:1410:G:H8	1.79	0.47
1:13:1432:G:N1	62:13:1895:HOH:O	2.13	0.47
1:13:37:U:O2'	1:13:500:G:H4'	2.14	0.47
1:13:663:A:H2'	1:13:664:G:O4'	2.14	0.47
1:13:711:G:H2'	1:13:712:A:H8	1.78	0.47
1:13:791:G:C5	1:13:792:A:C2	3.02	0.47
2:1E:24:TRP:CZ3	2:1E:26:PRO:HA	2.50	0.47
21:1F:5:ASP:O	21:1F:11:GLY:HA3	2.13	0.47
55:1G:474:G:C2	55:1G:475:G:C5	3.02	0.47
55:1G:575:G:O2'	62:1G:1818:HOH:O	2.20	0.47
25:1H:1268:A:H2'	25:1H:1269:A:O4'	2.13	0.47
25:1H:1530:G:O6	25:1H:1542:G:N2	2.48	0.47
25:1H:1782:C:H3'	62:1H:3534:HOH:O	2.14	0.47
25:1H:218:A:C2	25:1H:235:U:H4'	2.49	0.47
1:13:1150:U:O2	10:1I:39:PRO:HG2	2.14	0.47
3:22:71:ALA:HB2	3:22:109:PRO:HB3	1.96	0.47

Continued on next page...

Continued from previous page...

Atom-1	Atom-2	Interatomic distance (Å)	Clash overlap (Å)
28:29:103:ASP:OD1	28:29:201:THR:HG23	2.14	0.47
4:32:25:ARG:CZ	4:32:30:LYS:HG3	2.45	0.47
25:14:321:G:N3	57:39:165:ARG:HD3	2.29	0.47
57:39:178:PRO:HB2	57:39:201:VAL:HG11	1.97	0.47
13:4I:82:MET:O	13:4I:84:ILE:N	2.45	0.47
35:78:19:VAL:HG11	35:78:25:SER:OG	2.15	0.47
16:7I:9:PHE:CE2	16:7I:18:ARG:HD2	2.50	0.47
41:95:44:LYS:O	41:95:46:VAL:HG12	2.14	0.47
18:9A:22:VAL:C	18:9A:24:ALA:H	2.16	0.47
19:AA:66:MET:HB3	19:AA:69:HIS:ND1	2.29	0.47
44:C5:75:ILE:HG23	44:C5:76:CYS:N	2.29	0.47
40:C8:65:ILE:HG12	40:C8:92:ARG:HH12	1.79	0.47
58:D5:141:VAL:HG21	58:D5:150:LEU:HD11	1.96	0.47
41:D8:18:LEU:HD13	41:D8:20:LEU:HB2	1.97	0.47
54:Q8:62:LEU:HB3	54:Q8:63:PRO:CD	2.40	0.47
2:12:103:THR:OG1	2:12:176:GLU:OE1	2.30	0.47
1:13:1020:U:H2'	1:13:1021:G:H8	1.80	0.47
1:13:1084:G:C5	1:13:1085:U:C4	3.02	0.47
1:13:1188:A:N6	62:13:1874:HOH:O	2.47	0.47
1:13:1348:U:C2	1:13:1349:A:C8	3.03	0.47
1:13:438:G:OP1	4:3E:125:HIS:HE1	1.98	0.47
25:14:1384:A:N3	25:14:1405:U:H1'	2.29	0.47
25:14:1654:A:H1'	25:14:2823:A:H5'	1.95	0.47
25:14:376:C:H2'	25:14:377:C:C6	2.49	0.47
25:14:637:A:OP1	35:35:133:SER:OG	2.32	0.47
26:16:16:G:N2	26:16:69:G:H1'	2.30	0.47
55:1G:1122:U:N3	55:1G:1123:A:N7	2.63	0.47
55:1G:979:C:OP1	55:1G:1223:C:N4	2.47	0.47
55:1G:197:A:OP2	55:1G:197:A:H3'	2.14	0.47
55:1G:6:G:H4'	55:1G:298:A:H4'	1.96	0.47
55:1G:583:A:H2'	55:1G:584:G:O4'	2.15	0.47
25:1H:1290:C:H2'	25:1H:1291:C:H6	1.80	0.47
25:1H:2114:A:H61	25:1H:2119:A:H62	1.61	0.47
25:1H:2246:G:H2'	25:1H:2247:A:H8	1.78	0.47
25:1H:2255:G:OP2	62:1H:4013:HOH:O	2.20	0.47
25:1H:236:C:H2'	25:1H:237:C:C6	2.50	0.47
25:1H:763:G:O2'	25:1H:764:A:H3'	2.14	0.47
25:1H:847:U:P	62:1H:3669:HOH:O	2.71	0.47
25:1H:882:G:H1	25:1H:894:C:N4	2.12	0.47
23:2K:38:A:H2'	23:2K:39:A:H8	1.80	0.47
29:31:136:THR:HG22	29:31:166:ALA:O	2.15	0.47

Continued on next page...

Continued from previous page...

Atom-1	Atom-2	Interatomic distance (Å)	Clash overlap (Å)
13:4A:81:LEU:HD21	13:4A:88:ARG:NH2	2.30	0.47
16:7A:53:VAL:HG13	16:7A:79:VAL:HG22	1.96	0.47
8:7E:121:ASP:O	8:7E:125:ARG:HB2	2.15	0.47
40:85:69:CYS:O	40:85:74:LEU:HD12	2.13	0.47
19:AI:41:VAL:HB	19:AI:42:PRO:HA	1.96	0.47
19:AI:53:ASN:O	19:AI:77:THR:HG22	2.14	0.47
43:B5:11:PRO:HG2	43:B5:13:LEU:HD21	1.96	0.47
43:B5:24:GLY:O	43:B5:83:VAL:HG12	2.15	0.47
39:B8:108:ARG:HA	39:B8:111:ARG:HE	1.78	0.47
25:14:76:C:O3'	48:G5:59:ARG:HG3	2.15	0.47
50:I5:16:CYS:SG	50:I5:20:ASN:ND2	2.83	0.47
52:O8:12:GLU:HA	52:O8:23:THR:HG22	1.96	0.47
54:Q8:55:ALA:O	54:Q8:56:GLU:C	2.53	0.47
1:13:827:U:C5	1:13:872:A:N1	2.81	0.47
1:13:958:A:C6	1:13:959:A:C6	3.02	0.47
25:14:1310:G:OP2	53:L5:9:ARG:NE	2.46	0.47
25:14:1386:C:H2'	25:14:1387:C:H6	1.80	0.47
25:14:1599:C:H2'	25:14:1600:C:H6	1.79	0.47
25:14:2136:C:H2'	25:14:2137:C:O4'	2.14	0.47
25:14:896:A:OP1	58:D5:176:PRO:HG3	2.15	0.47
56:19:201:HIS:O	56:19:204:ILE:HG23	2.15	0.47
2:1E:102:LEU:HB3	2:1E:180:LEU:HD12	1.95	0.47
55:1G:983:A:N1	55:1G:1222:G:N2	2.63	0.47
55:1G:1256:A:H62	55:1G:1277:C:H3'	1.80	0.47
55:1G:201:C:H4'	55:1G:208:U:OP1	2.14	0.47
55:1G:330:C:H2'	62:1G:1825:HOH:O	2.13	0.47
55:1G:338:A:H2	55:1G:351:G:H22	1.62	0.47
55:1G:427:U:H3'	55:1G:428:G:H2'	1.97	0.47
55:1G:487:A:H2'	55:1G:488:C:O4'	2.15	0.47
55:1G:590:C:H2'	55:1G:591:U:H6	1.79	0.47
25:1H:1480:G:C6	25:1H:1482:U:N3	2.82	0.47
25:1H:1510:A:N3	25:1H:1510:A:H2'	2.30	0.47
25:1H:459:U:H2'	25:1H:460:A:C8	2.49	0.47
25:1H:847:U:C5	25:1H:933:A:N1	2.83	0.47
28:21:78:LEU:HD12	28:21:79:ARG:HH22	1.79	0.47
23:2L:8:4SU:C2	23:2L:14:A:H62	2.24	0.47
4:3E:117:ALA:O	4:3E:120:LEU:HB2	2.15	0.47
30:41:62:LEU:HD12	30:41:62:LEU:HA	1.63	0.47
5:42:75:THR:OG1	5:42:117:ASP:O	2.17	0.47
33:58:127:ASP:OD1	33:58:127:ASP:N	2.48	0.47
32:61:131:LYS:HB3	32:61:132:PRO:HA	1.97	0.47

Continued on next page...

Continued from previous page...

Atom-1	Atom-2	Interatomic distance (Å)	Clash overlap (Å)
15:6A:26:GLU:H	15:6A:26:GLU:HG2	1.45	0.47
55:1G:376:G:OP1	16:7A:5:ARG:HB2	2.15	0.47
9:82:44:VAL:O	9:82:51:ARG:NH2	2.46	0.47
9:82:33:PHE:HE2	9:82:47:LEU:HD23	1.78	0.47
25:1H:2376:A:H2	38:A8:112:PHE:HB3	1.80	0.47
39:B8:74:ARG:HD3	39:B8:76:PHE:CE1	2.49	0.47
58:D5:161:VAL:HB	58:D5:162:GLU:H	1.39	0.47
47:F5:91:LYS:HZ3	47:F5:91:LYS:HA	1.79	0.47
51:J5:4:HIS:HA	51:J5:5:PRO:HD3	1.61	0.47
52:O8:19:ARG:HH22	52:O8:53:LYS:HE2	1.79	0.47
1:13:1224:G:C6	1:13:1322:C:H1'	2.50	0.47
1:13:1260:C:H4'	1:13:1284:C:H5'	1.96	0.47
1:13:1508:G:O5'	1:13:1508:G:H8	1.97	0.47
1:13:170:U:H2'	1:13:171:A:H8	1.80	0.47
1:13:303:A:H2'	1:13:304:U:O4'	2.15	0.47
1:13:323:U:O4'	20:BI:19:SER:OG	2.33	0.47
25:14:1729:A:H2	25:14:1730:U:H5	1.61	0.47
25:14:2188:C:H2'	25:14:2189:U:O4'	2.15	0.47
25:14:2068:U:N3	25:14:2430:A:H2	2.12	0.47
25:14:2748:A:H2'	25:14:2749:A:H8	1.80	0.47
25:14:26:G:C6	25:14:27:G:C6	3.03	0.47
25:14:515:A:N1	25:14:1260:G:O2'	2.38	0.47
25:14:540:G:H2'	25:14:541:C:H6	1.79	0.47
25:14:571:A:N6	25:14:2499:C:O3'	2.47	0.47
25:14:954:G:H4'	36:45:13:GLN:NE2	2.30	0.47
33:15:95:PRO:O	33:15:98:VAL:HG22	2.14	0.47
56:19:70:TRP:C	56:19:70:TRP:CD1	2.87	0.47
55:1G:390:C:O3'	16:7A:28:ARG:NH2	2.45	0.47
55:1G:538:G:H5''	12:3A:114:LYS:HB2	1.97	0.47
55:1G:554:C:H2'	55:1G:555:C:H6	1.80	0.47
55:1G:960:U:H4'	55:1G:961:U:H5''	1.97	0.47
25:1H:120:U:H4'	25:1H:121:G:H5''	1.97	0.47
25:1H:1534:G:H22	25:1H:1538:G:H22	1.63	0.47
25:1H:1828:G:P	62:1H:3626:HOH:O	2.68	0.47
25:1H:2577:A:P	62:1H:3701:HOH:O	2.70	0.47
26:1J:44:G:H5''	26:1J:45:A:OP1	2.15	0.47
3:22:73:PRO:O	3:22:76:VAL:HG22	2.13	0.47
28:29:112:GLY:O	28:29:159:HIS:HA	2.15	0.47
28:29:25:VAL:HG12	28:29:26:ILE:N	2.29	0.47
4:3E:99:SER:O	4:3E:140:VAL:HG22	2.15	0.47
22:3L:8:4SU:O5'	22:3L:8:4SU:H6	2.15	0.47

Continued on next page...

Continued from previous page...

Atom-1	Atom-2	Interatomic distance (Å)	Clash overlap (Å)
30:41:107:LEU:HD21	30:41:178:PHE:CE1	2.49	0.47
25:14:2250:G:C2	36:45:82:ARG:HB3	2.49	0.47
15:6I:7:GLU:O	15:6I:11:VAL:HG23	2.14	0.47
15:6I:6:GLU:OE2	15:6I:6:GLU:N	2.39	0.47
8:7E:21:LYS:O	8:7E:65:TYR:OH	2.27	0.47
8:7E:42:GLU:HG3	8:7E:109:ILE:HD12	1.96	0.47
43:F8:24:GLY:CA	43:F8:82:GLN:HE22	2.28	0.47
49:H5:23:LEU:HG	49:H5:50:VAL:HG11	1.97	0.47
13:4A:65:LYS:HE2	50:I5:52:THR:HA	1.96	0.47
46:I8:54:GLY:O	46:I8:57:PHE:N	2.45	0.47
30:41:66:GLN:HA	50:M8:6:HIS:CE1	2.50	0.47
27:11:25:THR:HG21	27:11:113:VAL:HG21	1.97	0.47
27:11:211:ARG:HG3	27:11:214:TRP:CE3	2.50	0.47
1:13:1004:A:OP1	1:13:1025:U:N3	2.48	0.47
1:13:1412:C:OP1	12:3I:57:LYS:NZ	2.40	0.47
1:13:626:U:H2'	1:13:627:G:H8	1.80	0.47
1:13:939:G:H2'	1:13:940:C:H6	1.80	0.47
25:14:1779:U:OP2	25:14:1784:A:N6	2.46	0.47
25:14:2697:G:H2'	25:14:2698:U:O4'	2.15	0.47
25:14:2845:G:N2	25:14:2871:C:O2	2.43	0.47
25:14:492:A:H2'	25:14:493:G:O4'	2.14	0.47
25:14:610:C:H2'	25:14:611:C:H6	1.77	0.47
25:14:956:G:H2'	25:14:957:A:H2'	1.96	0.47
25:14:95:G:H4'	48:G5:46:GLN:HB2	1.97	0.47
26:16:95:U:C2	26:16:96:G:C8	3.03	0.47
55:1G:1240:U:OP2	7:62:116:ALA:N	2.39	0.47
55:1G:280:C:H3'	55:1G:281:G:H5'	1.96	0.47
55:1G:458:C:H2'	55:1G:464:G:H8	1.79	0.47
55:1G:728:A:H2'	55:1G:729:A:C8	2.50	0.47
25:1H:1206:G:C6	25:1H:1207:C:C4	3.03	0.47
25:1H:1387:C:C2	25:1H:1388:G:C8	3.02	0.47
25:1H:1475:G:C2	25:1H:1519:G:C2	3.03	0.47
25:1H:1551:C:C2'	25:1H:1552:G:H5'	2.45	0.47
25:1H:1799:G:C5'	25:1H:1819:A:H61	2.28	0.47
25:1H:2206:C:H2'	25:1H:2207:C:H6	1.79	0.47
25:1H:2473:U:C2'	25:1H:2474:C:H5'	2.45	0.47
25:1H:289:A:H2'	25:1H:290:G:O4'	2.15	0.47
25:1H:731:C:OP1	62:1H:4194:HOH:O	2.20	0.47
26:1J:13:A:H2'	26:1J:70:C:O2'	2.14	0.47
23:2L:14:A:C2	23:2L:23:G:C4	3.03	0.47
35:35:27:HIS:HB3	35:35:32:THR:HG23	1.95	0.47

Continued on next page...

Continued from previous page...

Atom-1	Atom-2	Interatomic distance (Å)	Clash overlap (Å)
57:39:140:LEU:HD21	57:39:170:LEU:HD21	1.95	0.47
57:39:46:ARG:HG2	57:39:46:ARG:NH1	2.24	0.47
55:1G:537:G:H5'	12:3A:113:ARG:NH1	2.30	0.47
13:4A:37:THR:HG23	13:4A:59:TYR:CD2	2.50	0.47
32:61:110:ASP:CB	32:61:112:LYS:HG2	2.43	0.47
38:65:67:ARG:CZ	38:65:67:ARG:HB2	2.45	0.47
35:78:82:GLY:HA2	35:78:113:LYS:O	2.14	0.47
40:85:33:ARG:O	40:85:37:GLU:HG3	2.15	0.47
58:D5:59:LEU:HB3	58:D5:60:GLU:H	1.40	0.47
48:G5:31:GLU:O	48:G5:35:LEU:N	2.33	0.47
44:G8:47:LYS:O	44:G8:49:VAL:HG12	2.15	0.47
49:H5:43:ILE:O	49:H5:47:VAL:HG23	2.15	0.47
2:12:178:ARG:HH11	2:12:178:ARG:HB2	1.79	0.47
1:13:1004:A:N1	1:13:1025:U:H1'	2.30	0.47
1:13:60:A:N6	1:13:110:C:N3	2.56	0.47
1:13:1229:A:H2'	1:13:1230:C:H6	1.80	0.47
1:13:179:A:H2'	1:13:180:U:C6	2.50	0.47
1:13:524:G:H2'	1:13:525:C:C6	2.50	0.47
1:13:297:G:H4'	1:13:557:G:H4'	1.97	0.47
1:13:708:C:OP1	11:2I:85:ARG:NH2	2.46	0.47
1:13:874:G:C6	1:13:875:C:C4	3.03	0.47
1:13:984:C:H2'	1:13:985:C:H6	1.77	0.47
25:14:1339:G:H21	25:14:1603:A:H1'	1.80	0.47
25:14:2346:A:H8	52:K5:24:GLU:HG2	1.80	0.47
25:14:2534:A:C6	25:14:2535:G:C8	3.03	0.47
25:14:2022:U:O2'	25:14:2617:C:H5'	2.15	0.47
25:14:2702:U:OP1	25:14:2702:U:H6	1.97	0.47
25:14:2777:G:OP2	25:14:2781:A:O2'	2.21	0.47
26:16:88:C:H2'	26:16:89:G:O4'	2.15	0.47
56:19:244:ARG:HB2	56:19:245:PRO:HD2	1.97	0.47
55:1G:1153:C:P	10:1A:13:HIS:HE2	2.37	0.47
55:1G:303:A:H2'	55:1G:304:U:O4'	2.14	0.47
55:1G:509:A:C6	55:1G:510:A:N1	2.83	0.47
55:1G:539:A:H2'	55:1G:540:G:C8	2.50	0.47
25:1H:1340:U:H4'	25:1H:1341:U:OP2	2.15	0.47
25:1H:1474:C:H2'	25:1H:1475:G:H8	1.80	0.47
25:1H:155:C:H42	25:1H:171:G:H1	1.63	0.47
25:1H:562:U:C4	25:1H:2036:C:O4'	2.68	0.47
25:1H:2383:G:O2'	25:1H:2384:G:H5'	2.15	0.47
25:1H:1983:C:H4'	25:1H:2606:C:H4'	1.96	0.47
25:1H:349:G:H2'	25:1H:350:U:O4'	2.15	0.47

Continued on next page...

Continued from previous page...

Atom-1	Atom-2	Interatomic distance (Å)	Clash overlap (Å)
25:1H:863:A:H2'	25:1H:864:G:H8	1.80	0.47
26:1J:31:C:H2'	26:1J:32:C:H5'	1.97	0.47
34:25:64:ARG:NH1	34:25:81:ASP:OD1	2.48	0.47
28:29:137:HIS:HB3	28:29:138:PRO:HD2	1.97	0.47
4:32:39:PRO:HA	4:32:40:PRO:HD3	1.81	0.47
4:3E:128:VAL:HG22	4:3E:146:ILE:HG23	1.96	0.47
31:59:152:ARG:HD2	31:59:153:LYS:HG3	1.97	0.47
14:5A:53:LEU:HD23	14:5A:53:LEU:HA	1.61	0.47
32:61:21:VAL:HG21	32:61:25:TYR:CD2	2.46	0.47
32:61:93:THR:O	32:61:97:ILE:HG12	2.15	0.47
34:68:4:PRO:O	34:68:5:GLN:HB2	2.14	0.47
39:75:92:GLY:HA2	39:75:117:ASP:H	1.79	0.47
36:88:35:VAL:CG1	36:88:130:LYS:HB3	2.44	0.47
38:A8:99:LYS:HE2	38:A8:103:GLU:OE1	2.15	0.47
20:BA:67:ALA:HA	20:BA:73:HIS:HA	1.96	0.47
27:11:134:ARG:HG3	27:11:135:PHE:CD1	2.50	0.47
2:12:188:ALA:O	2:12:203:GLY:N	2.33	0.47
1:13:942:G:C2	1:13:1342:C:C2	3.03	0.47
1:13:1347:G:H22	1:13:1374:A:P	2.37	0.47
1:13:342:C:H2'	1:13:343:U:O4'	2.15	0.47
1:13:57:G:H2'	1:13:58:C:C6	2.50	0.47
25:14:1250:G:OP2	35:35:21:ARG:HD3	2.15	0.47
25:14:1387:C:C2	25:14:1388:G:C8	3.02	0.47
25:14:1771:C:HO2'	25:14:1786:A:H8	1.63	0.47
25:14:1894:C:C2'	25:14:1895:C:H5'	2.45	0.47
25:14:2520:C:N4	25:14:2542:A:H62	2.13	0.47
25:14:2575:C:H2'	25:14:2578:G:O6	2.15	0.47
56:19:43:ARG:HA	56:19:49:ILE:HA	1.97	0.47
10:1A:82:ILE:O	10:1A:86:MET:HG3	2.15	0.47
55:1G:1202:G:H2'	55:1G:1203:C:O4'	2.15	0.47
55:1G:1298:C:P	7:62:114:ARG:HH22	2.37	0.47
55:1G:296:U:H2'	55:1G:297:G:O4'	2.15	0.47
25:1H:1001:A:H2'	25:1H:1002:G:O4'	2.14	0.47
25:1H:1087:G:H2'	25:1H:1089:G:H4'	1.96	0.47
25:1H:1652:A:H2'	25:1H:1653:G:H5'	1.97	0.47
25:1H:2138:C:H42	25:1H:2153:G:H1	1.62	0.47
25:1H:2308:G:N1	25:1H:2311:A:H2	1.93	0.47
25:1H:2355:C:O2	46:I8:39:ARG:NH2	2.46	0.47
25:1H:2543:G:H2'	25:1H:2544:G:C8	2.49	0.47
25:1H:2584:U:H2'	25:1H:2585:U:H2'	1.97	0.47
25:1H:2771:C:H2'	25:1H:2772:C:H6	1.80	0.47

Continued on next page...

Continued from previous page...

Atom-1	Atom-2	Interatomic distance (Å)	Clash overlap (Å)
22:1L:23:A:N6	22:1L:24:G:O6	2.48	0.47
25:1H:588:U:C2	29:31:90:PHE:CE1	3.03	0.47
57:39:21:ALA:O	57:39:23:ASP:N	2.47	0.47
57:39:82:ILE:HG13	57:39:82:ILE:H	1.50	0.47
12:3A:117:ARG:HH21	12:3A:124:LYS:CA	2.28	0.47
12:3A:60:LEU:HB2	12:3A:64:TYR:HB2	1.96	0.47
1:13:35:G:O2'	12:3I:118:SER:O	2.25	0.47
22:3K:17:OMG:H4'	22:3K:18:G:OP2	2.14	0.47
30:41:33:ARG:O	30:41:162:THR:HG23	2.14	0.47
32:61:46:ALA:O	32:61:50:ARG:N	2.48	0.47
34:68:25:LEU:HD12	34:68:38:VAL:HG22	1.95	0.47
8:72:1:MET:SD	8:72:1:MET:N	2.88	0.47
18:9I:43:PHE:O	18:9I:51:LEU:HG	2.14	0.47
13:4A:86:CYS:HB3	19:AA:74:PHE:CE1	2.50	0.47
43:B5:44:GLU:HG3	43:B5:51:VAL:HG23	1.96	0.47
40:C8:83:LEU:HG	40:C8:88:ILE:HB	1.95	0.47
58:D5:105:VAL:HG13	58:D5:106:GLY:H	1.79	0.47
46:E5:53:MET:HG3	46:E5:59:LEU:HD23	1.97	0.47
27:11:46:GLN:H	27:11:46:GLN:HG3	1.35	0.46
1:13:1051:C:O2'	1:13:1052:U:H5'	2.15	0.46
1:13:491:G:H2'	1:13:492:G:O4'	2.16	0.46
1:13:736:C:H2'	1:13:737:A:H8	1.80	0.46
1:13:746:A:H2'	1:13:747:C:H6	1.80	0.46
1:13:836:G:OP1	18:9I:61:LYS:NZ	2.41	0.46
25:14:1348:G:H2'	25:14:1349:A:H5''	1.95	0.46
25:14:1558:A:O2'	25:14:1559:G:OP2	2.22	0.46
25:14:1572:A:H2'	25:14:1573:G:O4'	2.15	0.46
25:14:2135:A:H8	25:14:2135:A:OP2	1.99	0.46
25:14:249:C:H4'	25:14:250:G:O5'	2.15	0.46
25:14:2702:U:H1'	25:14:2703:C:C5	2.49	0.46
25:14:673:C:H5''	57:39:81:PRO:HD2	1.96	0.46
25:14:706:A:H2'	25:14:707:G:O4'	2.16	0.46
25:14:945:A:C4	25:14:2448:A:C2	3.03	0.46
33:15:30:ILE:HG22	33:15:34:LEU:HD22	1.97	0.46
55:1G:1200:C:H5'	55:1G:1201:A:H5'	1.96	0.46
55:1G:1286:A:C8	55:1G:1287:A:H4'	2.50	0.46
55:1G:976:G:H5'	55:1G:1358:U:O2'	2.16	0.46
55:1G:1429:C:H2'	55:1G:1430:C:H6	1.80	0.46
55:1G:169:C:H5'	55:1G:170:U:OP2	2.15	0.46
55:1G:57:G:C6	55:1G:58:C:C4	3.03	0.46
25:1H:270(E):G:C6	25:1H:270(F):U:C4	3.03	0.46

Continued on next page...

Continued from previous page...

Atom-1	Atom-2	Interatomic distance (Å)	Clash overlap (Å)
25:1H:2877:G:O2'	25:1H:2878:U:H5'	2.15	0.46
26:1J:44:G:C2	26:1J:48:A:C2	3.03	0.46
28:21:77:ILE:CG1	28:21:79:ARG:HH11	2.28	0.46
29:31:77:ASP:OD1	29:31:77:ASP:N	2.38	0.46
4:32:4:TYR:CE2	4:32:11:LEU:HD11	2.51	0.46
57:39:181:LEU:CD2	57:39:186:ILE:HD11	2.45	0.46
30:41:130:ASN:HB3	30:41:159:VAL:O	2.15	0.46
30:41:97:ASP:O	30:41:99:MET:N	2.48	0.46
5:42:110:LEU:HD13	5:42:118:ILE:HG21	1.97	0.46
30:49:36:LYS:HE3	30:49:38:VAL:HG21	1.97	0.46
30:49:96:ARG:HG3	30:49:96:ARG:H	1.34	0.46
32:69:29:TYR:C	32:69:32:PRO:HD2	2.36	0.46
35:78:35:HIS:HB3	35:78:36:LYS:H	1.37	0.46
16:7A:22:THR:HA	16:7A:33:ILE:HG12	1.96	0.46
9:82:3:GLN:HG2	9:82:20:ARG:HG3	1.97	0.46
38:A8:56:LEU:HB2	38:A8:58:LEU:HD22	1.97	0.46
25:1H:480:A:OP2	44:G8:47:LYS:HD3	2.15	0.46
51:N8:38:ALA:HB3	51:N8:40:LYS:HE3	1.95	0.46
2:12:87:ARG:NH2	2:12:233:SER:H	2.14	0.46
25:14:1019:U:O2'	25:14:1021:A:H2	1.98	0.46
25:14:1131:G:O6	25:14:2040:C:H1'	2.14	0.46
25:14:1485:G:H2'	25:14:1486:A:C8	2.51	0.46
25:14:1485:G:H2'	25:14:1486:A:H8	1.81	0.46
25:14:1639:U:P	62:14:3437:HOH:O	2.72	0.46
25:14:1729:A:C2	25:14:1730:U:H5	2.33	0.46
25:14:2607:G:H2'	25:14:2608:G:O4'	2.15	0.46
25:14:302:C:H2'	25:14:303:U:C6	2.50	0.46
25:14:540:G:H2'	25:14:541:C:C6	2.50	0.46
33:15:15:LEU:HD23	33:15:134:ARG:HD2	1.97	0.46
56:19:71:ASP:CG	56:19:103:ARG:HH22	2.16	0.46
56:19:108:PRO:HB3	56:19:143:HIS:NE2	2.29	0.46
2:1E:68:ILE:HG13	2:1E:161:ALA:HB3	1.98	0.46
55:1G:262:A:C6	55:1G:263:A:C6	3.03	0.46
25:1H:953:A:O2'	25:1H:2266:A:OP2	2.27	0.46
26:1J:40:U:O4	50:I5:1:MET:N	2.45	0.46
28:29:52:LEU:C	28:29:74:PRO:HB3	2.36	0.46
12:3I:66:VAL:HG21	12:3I:98:TYR:CE1	2.50	0.46
22:3L:37:A:N6	22:3L:38:MIA:H122	2.30	0.46
5:4E:80:ILE:HG12	5:4E:81:GLU:H	1.80	0.46
37:55:103:ARG:NH1	37:55:110:PRO:HD3	2.30	0.46
25:14:2882:A:H5'	37:55:96:ARG:HG3	1.96	0.46

Continued on next page...

Continued from previous page...

Atom-1	Atom-2	Interatomic distance (Å)	Clash overlap (Å)
34:68:86:ILE:HG22	34:68:94:ARG:HG3	1.97	0.46
16:71:17:TYR:CE1	16:71:41:PRO:HG3	2.51	0.46
36:88:135:ASP:HB3	36:88:137:TYR:N	2.27	0.46
43:B5:48:LYS:HD3	43:B5:48:LYS:HA	1.78	0.46
20:BI:63:ILE:HG22	20:BI:77:ALA:HB1	1.96	0.46
40:C8:68:ALA:O	40:C8:71:GLN:HB2	2.15	0.46
58:D5:10:ARG:HH21	58:D5:26:GLY:N	2.12	0.46
46:E5:37:LEU:HG	46:E5:60:PHE:HA	1.98	0.46
42:E8:88:ARG:NH1	42:E8:94:ASP:OD2	2.48	0.46
50:I5:36:CYS:SG	50:I5:37:SER:N	2.88	0.46
50:I5:37:SER:OG	50:I5:38:LYS:N	2.46	0.46
46:I8:51:VAL:HG23	46:I8:81:VAL:HG23	1.96	0.46
35:35:63:PRO:HD3	59:M5:13:ARG:NH1	2.30	0.46
30:41:5:VAL:H	50:M8:25:TYR:HE2	1.62	0.46
1:13:1291:G:C6	1:13:1292:U:C4	3.03	0.46
1:13:1504:G:P	1:13:1504:G:H3'	2.55	0.46
1:13:188:U:H2'	1:13:189:U:H5'	1.97	0.46
1:13:221:C:H2'	1:13:222:U:H6	1.80	0.46
1:13:674:G:H2'	1:13:675:A:C8	2.50	0.46
25:14:1317:A:H2'	25:14:1318:C:H6	1.80	0.46
25:14:1952:A:C6	34:25:22:ILE:CD1	2.98	0.46
25:14:1954:G:H1'	25:14:1956:U:O4	2.15	0.46
25:14:2115:G:N2	25:14:2172:U:H3	2.13	0.46
25:14:948:G:C2	25:14:970:C:O2	2.68	0.46
26:16:11:C:OP2	26:16:12:C:C5	2.68	0.46
26:16:89:G:C6	26:16:89(A):A:C6	3.04	0.46
2:1E:212:GLN:OE1	2:1E:216:SER:OG	2.33	0.46
55:1G:1312:G:H2'	55:1G:1313:U:H6	1.81	0.46
25:1H:1107:G:H2'	25:1H:1108:U:H6	1.79	0.46
25:1H:1911:U:H2'	25:1H:1918:A:N1	2.29	0.46
25:1H:2212:A:N3	25:1H:2215:G:N1	2.63	0.46
25:1H:2369:A:H2'	25:1H:2370:G:H8	1.80	0.46
25:1H:2473:U:H2'	25:1H:2474:C:H5'	1.96	0.46
25:1H:2881:C:C2	25:1H:2882:A:C8	3.03	0.46
25:1H:975:G:H1'	25:1H:990:A:C2	2.50	0.46
55:1G:1423:G:P	34:25:49:ARG:HH12	2.39	0.46
28:29:56:PRO:HD2	28:29:58:ARG:HH22	1.80	0.46
23:2L:22:A:N6	23:2L:47:G:H2'	2.30	0.46
35:35:107:LYS:O	35:35:109:GLY:N	2.49	0.46
57:39:83:PHE:O	57:39:84:VAL:HB	2.14	0.46
13:4A:96:LEU:O	13:4A:110:ARG:NE	2.47	0.46

Continued on next page...

Continued from previous page...

Atom-1	Atom-2	Interatomic distance (Å)	Clash overlap (Å)
35:78:47:ASP:HA	35:78:48:PRO:HD3	1.68	0.46
8:7E:100:ILE:HA	8:7E:101:PRO:HD3	1.78	0.46
8:7E:85:ARG:NE	8:7E:87:SER:O	2.48	0.46
19:AI:64:GLU:O	19:AI:67:VAL:HG13	2.14	0.46
20:BI:89:ARG:NH2	20:BI:104:LEU:HD11	2.29	0.46
44:C5:29:GLU:OE1	44:C5:29:GLU:N	2.48	0.46
44:C5:52:SER:HA	44:C5:55:TYR:O	2.15	0.46
41:D8:35:LEU:HB2	41:D8:37:VAL:HG23	1.98	0.46
25:1H:64:A:C5	43:F8:66:LEU:HD22	2.50	0.46
46:I8:47:PRO:HB3	46:I8:51:VAL:HG12	1.97	0.46
49:L8:52:HIS:CD2	49:L8:53:LEU:HG	2.51	0.46
27:11:213:ARG:CG	27:11:213:ARG:HH11	2.27	0.46
1:13:114:U:H2'	1:13:115:G:C8	2.51	0.46
1:13:721:G:H4'	1:13:722:A:O4'	2.15	0.46
25:14:1657:C:H2'	25:14:1658:C:C6	2.51	0.46
25:14:315:G:H2'	25:14:316:C:C6	2.50	0.46
2:1E:60:ASP:HB3	2:1E:64:ARG:CZ	2.46	0.46
55:1G:971:G:N2	55:1G:1363:A:OP2	2.30	0.46
55:1G:854:G:C2	55:1G:855:G:C8	3.04	0.46
25:1H:1178:C:H4'	25:1H:1179:C:OP1	2.15	0.46
25:1H:1312:U:H4'	25:1H:1313:U:O5'	2.16	0.46
25:1H:182:A:H2	25:1H:433:C:O2	1.98	0.46
25:1H:2057:A:P	62:1H:3523:HOH:O	2.71	0.46
25:1H:2627:G:N2	25:1H:2777:G:OP2	2.46	0.46
25:1H:493:G:H2'	25:1H:494:G:O4'	2.14	0.46
25:1H:654(N):G:H2'	25:1H:654(O):G:C8	2.51	0.46
34:25:87:ILE:HG23	34:25:88:ASN:O	2.16	0.46
11:2I:34:ASP:HB3	11:2I:40:ILE:HD11	1.96	0.46
23:2L:32:G:C5	23:2L:33:OMC:C5	3.03	0.46
4:32:150:GLU:C	4:32:152:SER:H	2.18	0.46
35:35:39:LYS:CD	35:35:45:LEU:HD21	2.41	0.46
57:39:141:ALA:O	57:39:144:LYS:HB3	2.16	0.46
1:13:407:G:O2'	4:3E:116:GLN:HG3	2.14	0.46
30:41:64:THR:HG22	30:41:66:GLN:N	2.31	0.46
13:4A:79:LYS:HA	13:4A:82:MET:HB2	1.98	0.46
25:14:2817:G:OP1	37:55:99:LYS:HE2	2.16	0.46
33:58:62:VAL:HG22	33:58:63:THR:H	1.80	0.46
8:72:86:ILE:HG12	8:72:135:CYS:HA	1.98	0.46
35:78:101:VAL:HA	35:78:105:LEU:O	2.16	0.46
35:78:38:GLN:O	35:78:41:ARG:HB2	2.16	0.46
1:13:600:C:OP1	8:7E:97:VAL:HG12	2.15	0.46

Continued on next page...

Continued from previous page...

Atom-1	Atom-2	Interatomic distance (Å)	Clash overlap (Å)
16:7I:53:VAL:O	16:7I:57:ARG:HG2	2.15	0.46
9:82:17:VAL:HG22	9:82:63:ILE:HG12	1.98	0.46
36:88:32:TYR:O	36:88:105:GLU:HA	2.16	0.46
17:8A:59:ILE:HG22	17:8A:71:PHE:HD2	1.80	0.46
9:8E:26:VAL:HG13	9:8E:61:ALA:HB3	1.96	0.46
1:13:265:G:O2'	17:8I:67:LYS:N	2.49	0.46
44:C5:83:THR:HG22	44:C5:84:ARG:H	1.80	0.46
25:1H:242:G:H5''	54:Q8:61:LEU:HD21	1.97	0.46
27:11:176:ARG:HA	27:11:182:LEU:HD23	1.96	0.46
1:13:1167:A:OP1	1:13:1167:A:H8	1.98	0.46
1:13:1417:G:N2	1:13:1482:G:H2'	2.31	0.46
1:13:1505:G:H5'	62:13:1806:HOH:O	2.14	0.46
1:13:67:C:H2'	1:13:68:G:C8	2.50	0.46
1:13:991:U:HO2'	1:13:992:U:P	2.38	0.46
25:14:1257:C:H4'	57:39:83:PHE:CD1	2.50	0.46
25:14:1435:G:H2'	25:14:1436:G:O4'	2.15	0.46
25:14:1466:G:H2'	25:14:1466:G:N3	2.31	0.46
25:14:856:C:H6	25:14:856:C:O5'	1.98	0.46
25:14:921:G:H2'	25:14:922:U:C6	2.50	0.46
33:15:16:ILE:HB	33:15:54:VAL:HG22	1.98	0.46
26:16:24:G:N7	26:16:56:G:H2'	2.30	0.46
55:1G:1053:G:HO2'	55:1G:1054:C:P	2.38	0.46
55:1G:1062:U:H2'	55:1G:1063:C:C6	2.51	0.46
55:1G:1338:G:C6	55:1G:1339:A:C6	3.03	0.46
55:1G:1392:G:N2	55:1G:1502:A:H8	2.13	0.46
25:1H:1094:U:HO2'	25:1H:1096:A:P	2.38	0.46
25:1H:1331:A:O2'	25:1H:1332:G:H8	1.98	0.46
25:1H:1420:U:O2'	25:1H:1421:G:OP1	2.33	0.46
25:1H:1541:U:H2'	25:1H:1542:G:O4'	2.16	0.46
25:1H:2054:A:H5''	25:1H:2055:C:O5'	2.16	0.46
25:1H:852:G:H2'	25:1H:853:G:C8	2.50	0.46
25:1H:908:C:O2'	25:1H:909:A:H5'	2.15	0.46
25:1H:991:C:H2'	25:1H:992:C:H6	1.80	0.46
3:2E:13:GLY:HA3	14:5I:57:ARG:NH1	2.31	0.46
35:35:18:ARG:O	35:35:19:VAL:HG23	2.16	0.46
57:39:124:LEU:HG	57:39:126:VAL:HG12	1.96	0.46
12:3A:51:ALA:O	12:3A:52:LEU:HD23	2.15	0.46
36:45:103:MET:HG3	36:45:103:MET:H	1.60	0.46
13:4A:86:CYS:O	13:4A:89:GLY:N	2.40	0.46
25:14:2708:G:H5'	37:55:68:ARG:HG2	1.97	0.46
33:58:47:ALA:CB	33:58:112:LEU:HD11	2.45	0.46

Continued on next page...

Continued from previous page...

Atom-1	Atom-2	Interatomic distance (Å)	Clash overlap (Å)
31:59:107:VAL:HB	31:59:152:ARG:HG2	1.98	0.46
6:5E:3:ARG:HB3	6:5E:93:SER:HB2	1.98	0.46
35:78:83:VAL:HG12	35:78:112:LEU:HD21	1.98	0.46
8:7E:34:GLU:HB3	8:7E:118:VAL:HG21	1.97	0.46
16:7I:20:VAL:HG21	16:7I:32:TYR:CG	2.51	0.46
9:8E:70:LYS:O	9:8E:74:ILE:HG13	2.15	0.46
43:B5:27:THR:HB	43:B5:80:ILE:HG22	1.97	0.46
44:C5:57:GLN:HB3	44:C5:58:GLY:H	1.52	0.46
44:G8:94:LYS:HZ2	44:G8:95:LYS:H	1.64	0.46
50:M8:16:CYS:SG	50:M8:36:CYS:N	2.65	0.46
27:11:70:TRP:CH2	27:11:150:LYS:HA	2.50	0.46
27:11:182:LEU:N	27:11:272:ALA:HB3	2.27	0.46
25:14:144:C:H2'	25:14:145:G:H8	1.79	0.46
25:14:2432:A:H2'	25:14:2433:A:C8	2.50	0.46
25:14:400:G:O6	62:14:3669:HOH:O	2.15	0.46
25:14:933:A:C5	25:14:934:G:C8	3.03	0.46
33:15:134:ARG:NH1	33:15:134:ARG:HB3	2.30	0.46
26:16:75:G:H5''	26:16:76:G:OP2	2.15	0.46
21:1B:8:THR:HG22	21:1B:11:GLY:H	1.80	0.46
21:1F:6:ARG:HG3	21:1F:6:ARG:H	1.41	0.46
55:1G:1010:G:N2	55:1G:1020:U:H1'	2.30	0.46
55:1G:1028(A):C:O2	55:1G:1033:G:N1	2.48	0.46
55:1G:1189:C:O5'	55:1G:1189:C:H6	1.99	0.46
55:1G:1238:A:N3	55:1G:1241:G:O2'	2.41	0.46
55:1G:502:G:OP1	12:3A:118:SER:HB3	2.14	0.46
25:1H:1086:A:H1'	25:1H:1103:A:N1	2.31	0.46
25:1H:1110:G:O2'	25:1H:1111:A:O5'	2.26	0.46
25:1H:1591:G:H2'	25:1H:1592:C:H6	1.80	0.46
25:1H:2134:A:C8	25:1H:2158:A:H2	2.33	0.46
25:1H:2318:G:H22	38:A8:2:ALA:CA	2.28	0.46
25:1H:2323:G:H2'	25:1H:2324:C:O4'	2.16	0.46
25:1H:2389:G:H5''	25:1H:2390:U:H5'	1.98	0.46
26:1J:10:C:C4	26:1J:11:C:C5	3.04	0.46
34:25:64:ARG:HB2	34:25:83:ALA:HB3	1.97	0.46
57:39:63:LYS:NZ	57:39:67:GLN:HB2	2.31	0.46
4:3E:112:VAL:HG12	4:3E:116:GLN:OE1	2.16	0.46
30:49:4:ASP:OD1	30:49:9:ARG:NH2	2.34	0.46
31:51:88:LEU:HB3	31:51:130:ARG:HG2	1.97	0.46
36:88:35:VAL:HA	36:88:101:ARG:O	2.15	0.46
36:88:72:LYS:HB3	36:88:94:VAL:HG23	1.97	0.46
36:88:20:ALA:HB2	36:88:99:PRO:HD2	1.98	0.46

Continued on next page...

Continued from previous page...

Atom-1	Atom-2	Interatomic distance (Å)	Clash overlap (Å)
17:8A:45:HIS:HB3	17:8A:72:ARG:HG2	1.97	0.46
41:95:5:VAL:HG11	41:95:57:VAL:HG11	1.98	0.46
20:BA:51:GLU:HB3	20:BA:54:LYS:NZ	2.30	0.46
44:C5:97:ARG:HG3	44:C5:102:CYS:HB2	1.98	0.46
51:N8:20:ARG:HG2	51:N8:23:HIS:ND1	2.30	0.46
27:11:2:ALA:HA	27:11:20:ASP:HB2	1.98	0.46
1:13:1203:C:H2'	1:13:1204:A:O4'	2.16	0.46
1:13:1233:G:H2'	1:13:1234:C:C6	2.50	0.46
1:13:1252:A:H2'	1:13:1253:G:O4'	2.15	0.46
1:13:164:U:H2'	1:13:165:C:C6	2.51	0.46
1:13:538:G:H5''	12:3I:114:LYS:HB2	1.96	0.46
1:13:859:A:H2'	1:13:860:A:H8	1.79	0.46
25:14:1011:G:C6	25:14:1013:C:C4	3.04	0.46
25:14:1338:G:N3	25:14:1393:A:H2	2.14	0.46
25:14:185:U:H2'	25:14:186:G:C8	2.51	0.46
33:15:5:VAL:HA	33:15:6:PRO:HD2	1.81	0.46
56:19:179:SER:OG	56:19:181:GLU:HB3	2.14	0.46
10:1A:22:LYS:HE2	10:1A:90:LEU:HD12	1.98	0.46
2:1E:145:LEU:HD13	2:1E:149:LEU:HD12	1.97	0.46
55:1G:111:G:O5'	55:1G:111:G:H8	1.98	0.46
55:1G:1305:G:HO2'	55:1G:1306:A:P	2.39	0.46
55:1G:151:A:H2'	55:1G:152:A:O4'	2.15	0.46
55:1G:673:G:O3'	6:52:87:ARG:NH2	2.49	0.46
55:1G:797:C:O2'	55:1G:798:G:H5'	2.16	0.46
25:1H:2336:A:H61	46:I8:43:THR:HG21	1.80	0.46
25:1H:1662:C:O2'	25:1H:2687:U:OP1	2.33	0.46
25:1H:805:G:H4'	25:1H:806:C:OP2	2.16	0.46
1:13:975:A:H62	10:1I:60:ARG:HH12	1.63	0.46
28:29:15:PHE:CD2	39:75:81:PRO:HD3	2.51	0.46
3:2E:150:LYS:HG3	3:2E:169:ALA:HB2	1.97	0.46
23:2L:20:G:C2	23:2L:58:A:C2	3.04	0.46
25:1H:443:A:C5	29:31:45:ARG:HD2	2.50	0.46
12:3I:15:ARG:O	12:3I:16:GLU:HB3	2.16	0.46
5:42:81:GLU:HG2	5:42:90:VAL:HG13	1.97	0.46
36:45:48:GLU:O	36:45:52:VAL:HG23	2.15	0.46
5:4E:79:GLU:HB3	5:4E:92:LYS:HG3	1.97	0.46
13:4I:12:ASN:OD1	13:4I:13:LYS:N	2.47	0.46
13:4I:20:THR:HG23	13:4I:26:GLY:HA3	1.98	0.46
33:58:7:LYS:H	33:58:7:LYS:HD2	1.80	0.46
31:59:6:ARG:HB3	31:59:66:GLY:HA2	1.97	0.46
14:5A:27:CYS:O	14:5A:27:CYS:SG	2.74	0.46

Continued on next page...

Continued from previous page...

Atom-1	Atom-2	Interatomic distance (Å)	Clash overlap (Å)
38:65:14:VAL:HG11	38:65:89:ARG:NH1	2.28	0.46
15:6A:5:LYS:O	15:6A:9:GLN:HG2	2.16	0.46
8:7E:129:VAL:HG23	8:7E:130:GLY:H	1.81	0.46
9:8E:46:ALA:HB2	9:8E:74:ILE:HG23	1.98	0.46
20:BA:29:LYS:HG2	20:BA:29:LYS:H	1.45	0.46
46:E5:24:LYS:HB2	46:E5:36:ILE:HG12	1.98	0.46
45:H8:7:ALA:HB3	45:H8:61:LEU:CB	2.46	0.46
45:H8:27:VAL:HG12	45:H8:87:ASP:CB	2.43	0.46
50:I5:43:TYR:O	50:I5:43:TYR:CG	2.69	0.46
25:1H:2336:A:H61	46:I8:43:THR:CG2	2.29	0.46
27:11:273:ARG:O	27:11:273:ARG:HG3	2.15	0.46
1:13:1113:C:H2'	1:13:1114:C:H6	1.79	0.46
1:13:1286:A:C8	1:13:1287:A:H4'	2.51	0.46
1:13:918:A:H2'	1:13:919:A:C8	2.51	0.46
25:14:1378:A:O2'	25:14:1380:G:N7	2.35	0.46
25:14:2558:C:H2'	25:14:2559:C:O4'	2.16	0.46
25:14:2786:U:H4'	28:29:65:GLY:N	2.31	0.46
2:1E:59:GLU:HG3	2:1E:225:ALA:HB2	1.98	0.46
55:1G:1226:C:H41	13:4A:104:ARG:HD2	1.80	0.46
55:1G:314:C:O2'	55:1G:315:A:H5'	2.15	0.46
55:1G:872:A:C4	55:1G:874:G:C8	3.04	0.46
25:1H:129:C:H2'	25:1H:130:C:C6	2.51	0.46
25:1H:1392:A:C6	25:1H:1393:A:N1	2.84	0.46
25:1H:1416:G:O2'	25:1H:1417:C:C6	2.66	0.46
25:1H:2591:C:OP1	27:11:239:ARG:HG3	2.16	0.46
25:1H:363:G:H2'	25:1H:363(A):A:H8	1.80	0.46
25:1H:589:C:H2'	25:1H:590:A:C8	2.51	0.46
22:1L:85:A:H1'	25:14:2583:G:N2	2.31	0.46
3:22:70:VAL:HG12	3:22:72:LYS:N	2.26	0.46
25:14:2392:A:C8	35:35:61:ARG:HD2	2.51	0.46
22:3K:7:G:N2	22:3K:75:C:O2	2.41	0.46
36:45:35:VAL:HG22	36:45:102:VAL:HG22	1.97	0.46
36:45:4:PRO:HD3	36:45:70:PRO:O	2.16	0.46
30:49:103:LEU:HD23	30:49:106:LEU:HD23	1.98	0.46
31:59:149:ARG:HG3	31:59:162:ILE:HG22	1.97	0.46
14:5A:37:PHE:HE1	14:5A:53:LEU:HD22	1.81	0.46
32:61:110:ASP:CB	32:61:112:LYS:H	2.10	0.46
32:69:76:THR:HG21	32:69:140:LEU:HA	1.98	0.46
25:14:2876:G:O5'	39:75:2:ASN:HA	2.16	0.46
16:7A:25:ARG:HH11	16:7A:25:ARG:HG3	1.81	0.46
40:85:91:ASP:OD1	40:85:96:ALA:HB2	2.16	0.46

Continued on next page...

Continued from previous page...

Atom-1	Atom-2	Interatomic distance (Å)	Clash overlap (Å)
40:85:99:ALA:HB2	40:85:106:PHE:CG	2.51	0.46
39:B8:16:ARG:NH2	39:B8:83:ILE:O	2.47	0.46
44:G8:104:GLY:N	44:G8:105:ALA:HB3	2.30	0.46
44:G8:94:LYS:HA	44:G8:94:LYS:NZ	2.31	0.46
49:H5:23:LEU:HD11	49:H5:53:LEU:HD13	1.98	0.46
50:I5:37:SER:HB3	50:I5:39:CYS:HB2	1.98	0.46
26:16:11:C:OP2	46:I8:72:ARG:NH2	2.49	0.46
1:13:1394:A:C6	1:13:1501:C:H4'	2.51	0.46
1:13:501:C:OP1	12:3I:117:ARG:NH2	2.41	0.46
1:13:501:C:H1'	1:13:549:C:H1'	1.98	0.46
1:13:792:A:C8	1:13:794:A:C5	3.04	0.46
1:13:868:C:H2'	1:13:869:G:O4'	2.15	0.46
25:14:1209:G:H21	25:14:1210:A:H62	1.63	0.46
25:14:1386:C:OP2	25:14:1396:U:H5	1.99	0.46
25:14:1425:G:H2'	25:14:1426:G:O4'	2.16	0.46
25:14:1426:G:H5''	25:14:1427:A:OP2	2.16	0.46
25:14:194:G:H2'	25:14:195:A:O4'	2.16	0.46
25:14:2112:G:C2	25:14:2114:A:H2	2.34	0.46
25:14:2845:G:H5''	39:75:55:ASN:HA	1.97	0.46
25:14:307:G:H21	25:14:330:A:H62	1.62	0.46
25:14:845:G:H21	25:14:933:A:H61	1.62	0.46
26:16:40:U:O2'	26:16:45:A:N6	2.43	0.46
25:14:2228:G:OP1	56:19:261:LYS:HE3	2.16	0.46
10:1A:69:ASN:O	10:1A:70:ARG:NE	2.47	0.46
55:1G:1325:C:OP1	21:1B:15:ARG:HD2	2.15	0.46
55:1G:735:C:H2'	55:1G:736:C:C6	2.51	0.46
25:1H:1215:G:C4	25:1H:1216:G:C8	3.04	0.46
25:1H:1441:G:H2'	25:1H:1442:G:C8	2.50	0.46
25:1H:1774:C:H5''	62:1H:3695:HOH:O	2.16	0.46
25:1H:273(F):C:H3'	25:1H:274:G:H5''	1.98	0.46
25:1H:57:C:H2'	25:1H:58:G:O4'	2.15	0.46
11:2A:122:LYS:HB2	11:2A:124:LYS:HG3	1.97	0.46
35:35:111:ARG:HB3	35:35:112:LEU:H	1.64	0.46
31:51:56:SER:OG	31:51:61:HIS:ND1	2.46	0.46
37:55:82:GLU:H	37:55:85:PRO:HG2	1.80	0.46
31:59:117:PRO:HB3	31:59:123:PHE:CZ	2.50	0.46
31:59:27:LYS:HA	31:59:32:GLU:HB3	1.98	0.46
31:59:6:ARG:NH2	31:59:62:LYS:HB2	2.27	0.46
18:9I:44:LEU:HD11	18:9I:70:ILE:HG21	1.96	0.46
20:BA:40:ALA:HB2	20:BA:55:ILE:HG22	1.98	0.46
46:E5:74:ARG:HB2	46:E5:74:ARG:NH1	2.29	0.46

Continued on next page...

Continued from previous page...

Atom-1	Atom-2	Interatomic distance (Å)	Clash overlap (Å)
43:F8:3:THR:HA	43:F8:6:ASP:OD2	2.15	0.46
2:12:119:GLU:HG2	2:12:142:LEU:HD11	1.97	0.46
1:13:1225:A:N3	1:13:1225:A:H2'	2.31	0.46
1:13:536:C:H2'	1:13:537:G:C8	2.51	0.46
1:13:609:A:H2'	1:13:610:G:H5'	1.98	0.46
1:13:741:G:H2'	1:13:742:G:O4'	2.15	0.46
1:13:834:C:C2	1:13:853:G:C2	3.03	0.46
1:13:954:G:H2'	1:13:955:U:C6	2.51	0.46
25:14:1111:A:H4'	31:59:3:ARG:HH11	1.79	0.46
25:14:1011:G:C2	25:14:1151:G:C2	3.04	0.46
25:14:1210:A:C8	25:14:1210:A:H5'	2.49	0.46
25:14:218:A:H2	25:14:235:U:H4'	1.81	0.46
25:14:2238:G:N3	25:14:2238:G:H2'	2.31	0.46
25:14:994:C:OP1	40:85:53:ARG:NH2	2.49	0.46
26:16:48:A:OP2	38:A8:30:ARG:NH2	2.49	0.46
26:16:79:C:H6	26:16:79:C:O5'	1.98	0.46
25:14:1826:G:H4'	56:19:242:ARG:CZ	2.46	0.46
56:19:92:ILE:HA	56:19:105:ILE:O	2.16	0.46
10:1A:6:ILE:CG2	10:1A:98:ILE:HG23	2.46	0.46
2:1E:77:ALA:HB2	2:1E:211:ILE:HD13	1.97	0.46
55:1G:1321:C:H4'	13:4A:87:TYR:CZ	2.50	0.46
55:1G:240:C:H2'	55:1G:241:C:C6	2.51	0.46
25:1H:1024:G:C3'	25:1H:1025:G:H5''	2.40	0.46
25:1H:109:G:H2'	25:1H:110:G:O4'	2.16	0.46
25:1H:1352:U:H5	62:1H:3555:HOH:O	1.98	0.46
25:1H:1697:G:OP2	25:1H:1698:A:O2'	2.24	0.46
25:1H:1843:C:H5'	27:11:253:GLN:OE1	2.16	0.46
25:1H:1900:A:C8	25:1H:1900:A:C5'	2.97	0.46
25:1H:2291:U:H2'	25:1H:2292:C:C6	2.50	0.46
25:1H:2327:A:H2'	25:1H:2328:A:H8	1.78	0.46
25:1H:2068:U:N3	25:1H:2430:A:H2	2.12	0.46
25:1H:2431:U:P	62:1H:3828:HOH:O	2.66	0.46
25:1H:270(X):G:C6	25:1H:270(Y):G:C6	3.04	0.46
25:1H:2864:G:O2'	25:1H:2865:U:H5'	2.16	0.46
25:1H:783:A:C8	25:1H:783:A:H3'	2.51	0.46
28:21:119:ARG:HB3	28:21:120:TRP:CD1	2.51	0.46
28:21:96:PHE:O	28:21:175:VAL:HG11	2.14	0.46
3:22:95:THR:HG22	3:22:97:LYS:H	1.81	0.46
25:14:2787:C:O4'	28:29:62:PRO:HB3	2.16	0.46
11:2I:17:GLY:HA3	11:2I:77:MET:SD	2.56	0.46
4:32:178:VAL:C	4:32:180:GLY:H	2.19	0.46

Continued on next page...

Continued from previous page...

Atom-1	Atom-2	Interatomic distance (Å)	Clash overlap (Å)
35:35:146:VAL:HG22	35:35:147:LEU:HD13	1.97	0.46
30:41:131:TYR:O	30:41:159:VAL:HG22	2.16	0.46
36:45:29:PHE:HD2	36:45:65:PHE:CE2	2.33	0.46
32:61:93:THR:HG22	32:61:119:PRO:HB3	1.97	0.46
7:62:20:ASP:O	7:62:23:VAL:HG23	2.15	0.46
25:1H:1665:A:H4'	34:68:67:LYS:HB2	1.98	0.46
55:1G:238:G:OP1	17:8A:25:ARG:NH2	2.49	0.46
1:13:280:C:O2	17:8I:38:ARG:HG3	2.16	0.46
13:4A:84:ILE:HG23	19:AA:74:PHE:CZ	2.51	0.46
43:B5:43:VAL:HG22	43:B5:51:VAL:HG21	1.96	0.46
20:BI:104:LEU:HD12	20:BI:105:SER:H	1.81	0.46
27:11:70:TRP:CE2	27:11:150:LYS:HD3	2.51	0.45
27:11:12:SER:O	27:11:16:MET:HB2	2.16	0.45
27:11:17:THR:CG2	27:11:204:ILE:HA	2.45	0.45
27:11:245:PRO:HA	27:11:246:PRO:HD3	1.78	0.45
27:11:26:LYS:CE	27:11:84:TYR:H	2.29	0.45
1:13:1004:A:P	1:13:1025:U:H3	2.39	0.45
1:13:1160:G:N2	1:13:1177:G:H22	2.14	0.45
1:13:1427:U:H2'	1:13:1428:A:H8	1.81	0.45
1:13:237:C:H5''	17:8I:25:ARG:CZ	2.46	0.45
25:14:1260:G:H2'	25:14:1261:C:O4'	2.16	0.45
25:14:1419:A:N7	25:14:1421:G:C6	2.84	0.45
25:14:2142:C:H2'	25:14:2143:C:H6	1.81	0.45
25:14:2439:A:H8	25:14:2439:A:H5'	1.72	0.45
25:14:2600:A:C6	25:14:2601:C:N4	2.84	0.45
25:14:2754:U:H5'	25:14:2755:C:OP2	2.17	0.45
25:14:656:G:H2'	25:14:657:U:O4'	2.17	0.45
26:16:61:G:C6	26:16:62:C:C4	3.04	0.45
56:19:76:PRO:HA	56:19:118:VAL:HG23	1.98	0.45
55:1G:1129:C:OP2	9:82:62:TYR:OH	2.25	0.45
55:1G:1238:A:N7	55:1G:1303:C:H1'	2.31	0.45
55:1G:1521:G:H2'	55:1G:1522:U:C6	2.51	0.45
55:1G:889:A:H8	55:1G:889:A:OP1	2.00	0.45
25:1H:1286:A:H4'	25:1H:1287:A:OP1	2.16	0.45
25:1H:1511:A:H2'	25:1H:1512:G:O4'	2.16	0.45
25:1H:1581:G:H2'	25:1H:1582:C:O4'	2.17	0.45
25:1H:468:G:N7	53:P8:39:ARG:NH2	2.59	0.45
25:1H:880:G:N2	25:1H:897:C:N3	2.64	0.45
22:1L:18:G:N2	22:1L:65:C:O2	2.48	0.45
3:22:14:ILE:HG12	3:22:15:THR:N	2.30	0.45
28:29:2:LYS:HG2	28:29:95:ILE:CG2	2.44	0.45

Continued on next page...

Continued from previous page...

Atom-1	Atom-2	Interatomic distance (Å)	Clash overlap (Å)
11:2I:69:ALA:HB1	11:2I:103:LEU:CD2	2.45	0.45
4:3E:111:ALA:HB2	4:3E:120:LEU:CD1	2.46	0.45
30:41:16:ARG:N	30:41:17:PRO:HD2	2.31	0.45
5:42:82:VAL:HG11	5:42:137:GLU:HB3	1.97	0.45
31:51:51:ARG:HG2	31:51:52:VAL:N	2.31	0.45
33:58:128:HIS:HE1	33:58:134:ARG:HD2	1.81	0.45
33:58:35:ARG:HB2	33:58:37:LYS:HG3	1.97	0.45
39:75:53:ARG:HG3	39:75:53:ARG:O	2.16	0.45
16:7I:5:ARG:HE	16:7I:22:THR:HG21	1.81	0.45
18:9I:54:ARG:HG3	18:9I:55:ARG:N	2.31	0.45
43:B5:18:TYR:O	43:B5:20:GLY:N	2.49	0.45
43:B5:67:GLY:C	43:B5:69:TYR:H	2.19	0.45
39:B8:108:ARG:O	39:B8:111:ARG:HG2	2.16	0.45
58:D5:4:ARG:HG2	58:D5:58:VAL:HB	1.98	0.45
48:K8:55:ARG:O	48:K8:58:ALA:HB3	2.17	0.45
25:1H:458:G:O2'	53:P8:39:ARG:HD3	2.16	0.45
2:12:100:GLY:N	2:12:176:GLU:OE2	2.35	0.45
1:13:1129:C:H42	1:13:1143:G:N2	2.14	0.45
1:13:1280:A:H3'	1:13:1281:U:H5'	1.97	0.45
1:13:1521:G:H2'	1:13:1522:U:C6	2.51	0.45
25:14:1375:C:H2'	25:14:1376:C:H6	1.81	0.45
25:14:1758:G:C2	25:14:2696:U:H5'	2.51	0.45
25:14:350:U:H2'	25:14:351:G:O4'	2.16	0.45
56:19:12:SER:O	56:19:16:MET:HB2	2.16	0.45
25:14:1825:A:OP1	56:19:249:PRO:HD3	2.16	0.45
55:1G:1347:G:H22	55:1G:1373:G:H2'	1.81	0.45
25:1H:1831:G:H2'	25:1H:1832:C:C6	2.51	0.45
25:1H:2038:G:H2'	25:1H:2039:C:C6	2.52	0.45
25:1H:2309:A:O5'	25:1H:2309:A:H8	1.99	0.45
25:1H:2545:G:H2'	25:1H:2546:U:O4'	2.17	0.45
25:1H:253:C:C2'	25:1H:254:G:H5'	2.46	0.45
25:1H:2648:C:H2'	25:1H:2649:U:C6	2.52	0.45
25:1H:483:A:O2'	44:G8:59:GLY:HA2	2.16	0.45
25:1H:71:A:OP1	25:1H:72:U:H2'	2.16	0.45
25:1H:882:G:H3'	25:1H:883:G:H5''	1.98	0.45
25:14:2728:U:P	34:25:70:LYS:HZ1	2.39	0.45
11:2A:12:ARG:NH2	11:2A:13:GLN:O	2.50	0.45
4:32:59:ARG:HA	4:32:62:GLN:HB2	1.98	0.45
5:4E:51:VAL:O	5:4E:55:VAL:HG23	2.16	0.45
13:4I:49:THR:HG22	13:4I:51:ALA:H	1.81	0.45
13:4I:82:MET:C	13:4I:84:ILE:H	2.20	0.45

Continued on next page...

Continued from previous page...

Atom-1	Atom-2	Interatomic distance (Å)	Clash overlap (Å)
25:14:2839:G:H5'	37:55:46:GLY:HA2	1.98	0.45
25:14:2757:A:N1	31:59:67:LEU:HD22	2.31	0.45
32:69:128:LEU:HB2	32:69:138:ILE:HG22	1.98	0.45
36:88:75:THR:HA	36:88:90:VAL:HA	1.98	0.45
41:95:3:ALA:HB2	41:95:99:ILE:HG23	1.96	0.45
37:98:48:VAL:HA	37:98:51:LEU:HB2	1.97	0.45
37:98:57:ARG:HB3	37:98:59:ASP:OD1	2.16	0.45
20:BA:63:ILE:HG21	20:BA:81:LYS:HG3	1.97	0.45
40:C8:69:CYS:SG	40:C8:79:PHE:HD2	2.39	0.45
58:D5:104:PHE:HB3	58:D5:105:VAL:H	1.42	0.45
25:1H:1614:A:N6	42:E8:88:ARG:H	2.14	0.45
44:G8:55:TYR:CZ	44:G8:61:ILE:HD11	2.51	0.45
52:K5:29:ASN:O	52:K5:32:ASN:HB2	2.17	0.45
53:L5:5:TRP:CD1	53:L5:7:PRO:HG3	2.51	0.45
1:13:1284:C:H3'	1:13:1285:A:H8	1.80	0.45
1:13:337:C:H2'	1:13:338:A:C8	2.51	0.45
1:13:652:U:HO2'	1:13:653:A:P	2.40	0.45
1:13:875:C:O2'	8:7E:14:ARG:NH1	2.49	0.45
25:14:1069:A:H2	25:14:1094:U:H3	1.63	0.45
25:14:1120:G:H2'	25:14:1121:C:O4'	2.16	0.45
25:14:1131:G:C2	25:14:1132:A:C4	3.05	0.45
25:14:127:A:H5''	25:14:128:C:C6	2.51	0.45
25:14:2788:C:H5''	25:14:2789:C:OP2	2.16	0.45
25:14:2852:G:H2'	25:14:2853:C:C6	2.51	0.45
25:14:639:U:H2'	25:14:640:C:H6	1.78	0.45
55:1G:375:U:OP1	16:7A:69:THR:OG1	2.21	0.45
55:1G:983:A:H2	55:1G:984:C:C6	2.34	0.45
25:1H:1049:C:C2'	25:1H:1050:A:H5'	2.46	0.45
25:1H:1871:A:H2'	25:1H:1872:A:H8	1.80	0.45
25:1H:2025:C:H2'	25:1H:2026:C:C6	2.52	0.45
25:1H:299:A:C6	25:1H:300:A:N1	2.84	0.45
25:1H:962:G:H2'	25:1H:963:U:H6	1.81	0.45
26:1J:31:C:C2'	26:1J:32:C:H5'	2.46	0.45
55:1G:690:G:N2	11:2A:55:LYS:HZ3	2.14	0.45
23:2K:33:OMC:HM23	23:2K:33:OMC:H1'	1.61	0.45
29:31:125:LEU:HB3	29:31:196:LEU:CD2	2.47	0.45
29:31:37:VAL:HG21	35:78:6:LEU:HD21	1.98	0.45
4:32:9:CYS:O	4:32:12:CYS:HB2	2.15	0.45
4:3E:108:LEU:HD12	4:3E:170:VAL:HG21	1.97	0.45
5:42:18:ARG:HH21	5:42:25:ARG:CB	2.27	0.45
31:51:118:PRO:HD2	31:51:121:ILE:HB	1.98	0.45

Continued on next page...

Continued from previous page...

Atom-1	Atom-2	Interatomic distance (Å)	Clash overlap (Å)
6:5E:5:GLU:HB3	6:5E:62:TRP:NE1	2.31	0.45
32:61:88:ILE:O	32:61:121:LYS:HE3	2.16	0.45
25:1H:831:G:N2	35:78:53:GLY:O	2.50	0.45
45:H8:116:VAL:O	45:H8:174:VAL:HG22	2.16	0.45
51:J5:36:CYS:SG	51:J5:49:CYS:SG	3.14	0.45
51:N8:9:LYS:HA	51:N8:9:LYS:HD3	1.82	0.45
2:12:12:GLU:HB3	2:12:213:LEU:HD22	1.97	0.45
2:12:77:ALA:O	2:12:81:VAL:HG23	2.16	0.45
2:12:75:LYS:HA	2:12:78:GLN:HB2	1.99	0.45
1:13:1429:C:H2'	1:13:1430:C:C6	2.51	0.45
1:13:757:U:H2'	1:13:758:G:O4'	2.15	0.45
25:14:1198:U:C2	25:14:1199:U:C5	3.04	0.45
25:14:120:U:P	62:14:3474:HOH:O	2.73	0.45
25:14:2014:A:H2'	25:14:2015:A:C8	2.52	0.45
25:14:216:A:H2'	25:14:217:G:O4'	2.16	0.45
25:14:2173:A:H8	25:14:2173:A:OP1	1.99	0.45
25:14:270(H):C:H2'	25:14:270(I):G:C8	2.52	0.45
25:14:522:G:H2'	25:14:523:C:H6	1.81	0.45
25:14:654(H):G:N7	25:14:654(N):G:N1	2.64	0.45
25:14:857:C:N3	25:14:858:U:C4	2.85	0.45
26:16:42:C:O2	30:41:93:THR:N	2.43	0.45
55:1G:1218:C:OP2	14:5A:9:LYS:NZ	2.29	0.45
25:1H:1068:G:H4'	25:1H:1070:A:N6	2.32	0.45
25:1H:1705:G:C2'	25:1H:1706:U:H5'	2.47	0.45
25:1H:1268:A:C2	25:1H:2013:A:C4	3.04	0.45
25:1H:2119:A:C2	25:1H:2171:A:H1'	2.51	0.45
25:1H:858:U:O2	25:1H:2268:A:H2'	2.17	0.45
25:1H:2591:C:H2'	25:1H:2592:G:C8	2.52	0.45
25:1H:863:A:H2'	25:1H:864:G:C8	2.51	0.45
22:1K:51:C:C5	22:1K:52:G:H1'	2.51	0.45
3:22:44:GLU:HA	3:22:52:LEU:HD11	1.98	0.45
28:29:37:ARG:HD3	28:29:44:TYR:CE2	2.52	0.45
3:2E:175:LEU:HD21	3:2E:201:TYR:CD2	2.52	0.45
4:32:25:ARG:NH2	4:32:30:LYS:HG3	2.31	0.45
55:1G:521:G:O5'	12:3A:73:GLU:HG2	2.16	0.45
4:3E:146:ILE:H	4:3E:146:ILE:HD12	1.82	0.45
22:3K:20:C:H6	22:3K:68:A:H61	1.65	0.45
22:3L:57:C:H4'	22:3L:58:G:O5'	2.16	0.45
30:41:118:ARG:O	30:41:181:ARG:HG3	2.16	0.45
30:41:69:ALA:O	30:41:90:LEU:HD12	2.15	0.45
55:1G:1227:A:OP2	13:4A:111:LYS:HD3	2.16	0.45

Continued on next page...

Continued from previous page...

Atom-1	Atom-2	Interatomic distance (Å)	Clash overlap (Å)
13:4A:79:LYS:HG2	13:4A:82:MET:SD	2.56	0.45
5:4E:33:VAL:HG11	5:4E:109:ILE:HA	1.97	0.45
5:4E:6:PHE:CE2	5:4E:66:MET:HE3	2.51	0.45
31:51:12:PRO:HB2	31:51:13:LYS:HG3	1.97	0.45
35:78:75:ILE:H	35:78:75:ILE:CD1	2.26	0.45
38:A8:14:VAL:HG11	38:A8:90:GLY:O	2.17	0.45
19:AA:33:THR:HG1	19:AA:35:SER:HG	1.64	0.45
20:BA:97:ALA:HB3	20:BA:99:LEU:HD12	1.97	0.45
20:BI:35:THR:O	20:BI:38:LYS:HB2	2.16	0.45
50:I5:26:SER:OG	50:I5:27:THR:N	2.49	0.45
54:Q8:9:GLY:CA	54:Q8:12:LYS:H	2.29	0.45
54:Q8:50:LEU:C	54:Q8:52:LYS:N	2.65	0.45
2:12:48:MET:O	2:12:52:GLU:N	2.42	0.45
25:14:1030:G:OP2	36:45:128:LYS:NZ	2.36	0.45
25:14:1260:G:C6	25:14:1261:C:C4	3.03	0.45
25:14:1336:A:H2'	25:14:1337:G:C8	2.51	0.45
25:14:1386:C:H2'	25:14:1387:C:C6	2.51	0.45
25:14:2046:G:H5'	51:J5:19:ARG:HG3	1.99	0.45
25:14:2579:C:H2'	25:14:2580:U:O4'	2.16	0.45
25:14:2543:G:H21	25:14:2646:C:H5''	1.82	0.45
25:14:2700:C:C2'	25:14:2701:C:H5'	2.47	0.45
25:14:2766:G:C2	25:14:2767:C:C6	3.04	0.45
25:14:455:C:N3	25:14:473:G:H5'	2.31	0.45
25:14:500:G:N2	25:14:502:A:H3'	2.31	0.45
25:14:50:U:H4'	25:14:51:G:OP2	2.15	0.45
25:14:646:A:H2'	25:14:647:G:O4'	2.16	0.45
25:14:764:A:O4'	56:19:213:ARG:HG3	2.16	0.45
25:14:806:C:OP2	35:35:41:ARG:HD3	2.16	0.45
33:15:62:VAL:HG22	33:15:66:LYS:HD2	1.97	0.45
55:1G:1033:G:H2'	55:1G:1034:G:C8	2.51	0.45
55:1G:1272:G:H2'	55:1G:1273:G:O4'	2.15	0.45
55:1G:790:A:N1	55:1G:1497:G:H5''	2.31	0.45
25:1H:1124:C:H2'	25:1H:1125:G:O4'	2.17	0.45
25:1H:1405:U:H2'	25:1H:1406:U:H6	1.76	0.45
25:1H:1416:G:HO2'	25:1H:1417:C:P	2.36	0.45
25:1H:2855:C:H2'	25:1H:2856:C:C6	2.50	0.45
25:1H:2808:U:H5'	25:1H:2891:G:O6	2.17	0.45
25:1H:247:G:H4'	25:1H:386:G:C5	2.51	0.45
25:1H:459:U:H2'	25:1H:460:A:H8	1.82	0.45
10:1I:21:GLN:O	10:1I:25:GLU:HG3	2.17	0.45
22:1L:30:A:H2'	22:1L:31:G:C8	2.52	0.45

Continued on next page...

Continued from previous page...

Atom-1	Atom-2	Interatomic distance (Å)	Clash overlap (Å)
28:21:78:LEU:HA	28:21:79:ARG:CD	2.41	0.45
11:2A:70:LYS:HB2	11:2A:70:LYS:HE3	1.75	0.45
3:2E:19:GLU:O	3:2E:40:ARG:NH2	2.48	0.45
3:2E:62:ASP:N	3:2E:62:ASP:OD1	2.49	0.45
3:2E:95:THR:HG22	3:2E:96:GLY:H	1.81	0.45
11:2I:86:GLY:N	11:2I:112:THR:OG1	2.31	0.45
57:39:204:ASN:OD1	57:39:204:ASN:N	2.50	0.45
57:39:41:LEU:O	57:39:44:ARG:HG2	2.16	0.45
12:3A:59:ARG:HH11	12:3A:63:GLY:HA2	1.81	0.45
22:3K:14:A:H3'	22:3K:15:G:H5''	1.99	0.45
36:45:43:THR:HA	36:45:94:VAL:HG12	1.98	0.45
30:49:93:THR:HG21	30:49:95:ARG:NH2	2.31	0.45
25:14:2873:A:C8	37:55:5:LYS:HA	2.51	0.45
37:55:29:LEU:HD23	37:55:70:LEU:HD11	1.98	0.45
33:58:133:GLN:O	33:58:134:ARG:NE	2.47	0.45
31:59:20:ALA:HB3	31:59:23:ARG:HG3	1.99	0.45
7:6E:102:ARG:O	7:6E:106:GLN:HG3	2.16	0.45
35:78:98:GLU:O	35:78:101:VAL:HG13	2.17	0.45
9:82:117:HIS:HB2	9:82:121:ARG:O	2.16	0.45
36:88:37:LEU:HD21	36:88:130:LYS:HE2	1.99	0.45
58:D5:5:LEU:HD11	58:D5:44:PHE:HA	1.97	0.45
46:E5:48:GLY:HA3	46:E5:80:HIS:ND1	2.31	0.45
25:1H:2432:A:C4	47:J8:33:LYS:HD2	2.51	0.45
59:M5:59:LYS:HE2	59:M5:59:LYS:HB3	1.52	0.45
50:M8:9:LEU:HD12	50:M8:26:SER:HA	1.98	0.45
27:11:37:LEU:HD12	27:11:37:LEU:HA	1.55	0.45
2:12:222:ILE:O	2:12:226:ARG:HG3	2.17	0.45
2:12:53:ARG:HH12	2:12:199:TYR:HA	1.81	0.45
1:13:186(A):C:C2	20:BI:105:SER:HB3	2.51	0.45
25:14:1058:U:H2'	25:14:1059:G:C8	2.52	0.45
25:14:2591:C:OP1	56:19:239:ARG:HG3	2.16	0.45
25:14:2684:U:H3	25:14:2725:A:H61	1.62	0.45
25:14:513:A:C2	25:14:514:A:C4	3.04	0.45
25:14:818:G:H4'	25:14:838:C:O3'	2.17	0.45
25:14:863:A:H2'	25:14:864:G:C8	2.51	0.45
25:14:908:C:OP2	36:45:22:LYS:HD3	2.16	0.45
55:1G:1505:G:H5'	62:1G:1805:HOH:O	2.17	0.45
55:1G:689:C:H3'	55:1G:690:G:N2	2.31	0.45
25:1H:1027:A:C2	25:1H:2488:A:H5'	2.52	0.45
25:1H:1170:G:N2	25:1H:1180:C:C2	2.84	0.45
25:1H:1262:A:N3	51:N8:10:LYS:HE3	2.32	0.45

Continued on next page...

Continued from previous page...

Atom-1	Atom-2	Interatomic distance (Å)	Clash overlap (Å)
25:1H:1264:G:H5'	51:N8:11:THR:CG2	2.47	0.45
25:1H:1598:C:H2'	25:1H:1599:C:H6	1.82	0.45
25:1H:2104:G:H2'	25:1H:2105:C:C6	2.51	0.45
25:1H:2111:C:H5	25:1H:2147:G:H1	1.63	0.45
25:1H:676:A:H2	25:1H:802:A:H61	1.65	0.45
26:1J:56:G:H4'	26:1J:57:A:H8	1.82	0.45
11:2A:20:TYR:CZ	11:2A:83:ILE:HD12	2.52	0.45
23:2K:62:C:H2'	23:2K:63:C:C6	2.48	0.45
23:2K:63:C:O2	23:2K:64:G:C8	2.70	0.45
29:31:167:ALA:HB1	29:31:173:VAL:HG11	1.97	0.45
4:32:149:ALA:O	4:32:153:ARG:NE	2.50	0.45
4:32:68:TYR:OH	4:32:98:GLU:OE1	2.24	0.45
57:39:122:LYS:HD2	57:39:191:ARG:HE	1.81	0.45
30:41:117:PHE:HZ	30:41:179:PRO:HG2	1.82	0.45
30:41:29:TRP:O	30:41:33:ARG:NH1	2.49	0.45
13:4I:81:LEU:HD22	13:4I:88:ARG:HB3	1.98	0.45
25:14:2839:G:H21	37:55:92:GLY:HA2	1.81	0.45
31:59:41:MET:SD	31:59:41:MET:N	2.90	0.45
6:5E:22:GLU:O	6:5E:26:ILE:HG13	2.17	0.45
9:82:119:ALA:O	9:82:120:ARG:HB2	2.17	0.45
9:8E:50:LEU:HD23	9:8E:85:LEU:HD11	1.99	0.45
41:95:22:VAL:HG22	41:95:23:GLU:H	1.81	0.45
37:98:83:ILE:HG22	37:98:87:TYR:HE2	1.82	0.45
42:A5:96:ILE:O	42:A5:96:ILE:HG13	2.16	0.45
19:AI:30:LEU:HD22	19:AI:30:LEU:H	1.81	0.45
40:C8:69:CYS:HG	40:C8:79:PHE:HD2	1.63	0.45
42:E8:73:ALA:HB3	42:E8:106:ILE:HD12	1.98	0.45
42:E8:11:ARG:HH21	42:E8:99:ARG:N	2.14	0.45
44:G8:45:VAL:HG22	44:G8:46:LYS:H	1.81	0.45
46:I8:19:LYS:HD3	46:I8:19:LYS:HA	1.54	0.45
54:Q8:34:TRP:HE3	54:Q8:35:GLN:H	1.63	0.45
2:12:166:ASP:OD2	2:12:169:LYS:HB2	2.16	0.45
2:12:54:THR:HG21	2:12:201:ILE:HD11	1.99	0.45
1:13:9:G:C2	1:13:10:A:C8	3.04	0.45
1:13:1504:G:OP2	1:13:1504:G:H3'	2.17	0.45
1:13:6:G:H4'	1:13:298:A:H4'	1.97	0.45
1:13:393:A:OP2	16:7I:12:LYS:HD2	2.15	0.45
1:13:945:G:C2	1:13:1337:G:C2	3.05	0.45
1:13:983:A:H2	1:13:984:C:C6	2.35	0.45
25:14:1069:A:O2'	25:14:1072:C:OP2	2.30	0.45
25:14:1356:G:C5	25:14:1357:U:C5	3.04	0.45

Continued on next page...

Continued from previous page...

Atom-1	Atom-2	Interatomic distance (Å)	Clash overlap (Å)
25:14:1787:A:O4'	25:14:2589:A:H4'	2.17	0.45
25:14:850:C:O5'	25:14:850:C:H6	2.00	0.45
10:1A:46:ARG:HA	10:1A:64:GLU:HA	1.99	0.45
2:1E:82:ARG:HH21	2:1E:150:SER:HB3	1.82	0.45
55:1G:1511:G:H2'	55:1G:1512:U:O4'	2.16	0.45
55:1G:565:U:H3'	55:1G:566:G:H2'	1.98	0.45
55:1G:828:A:H5''	55:1G:859:A:C2	2.51	0.45
25:1H:1675:C:H2'	25:1H:1676:A:O4'	2.17	0.45
25:1H:2118:U:O2	25:1H:2148:G:O2'	2.26	0.45
25:1H:2182:G:H2'	25:1H:2183:C:C6	2.51	0.45
25:1H:270(B):A:H61	25:1H:270(Y):G:C1'	2.30	0.45
25:1H:2783:G:H2'	25:1H:2784:C:C6	2.52	0.45
25:1H:2875:C:H4'	39:B8:5:ALA:HB2	1.99	0.45
25:1H:527:C:OP2	25:1H:2779:U:C5	2.65	0.45
25:1H:950:G:H2'	25:1H:951:C:C6	2.52	0.45
10:1I:47:PHE:CZ	14:5I:37:PHE:HE2	2.35	0.45
26:1J:5:C:O2'	26:1J:27:C:O2	2.35	0.45
3:22:47:LEU:HD23	3:22:52:LEU:HB3	1.98	0.45
34:25:87:ILE:HA	34:25:87:ILE:HD12	1.72	0.45
3:2E:24:ALA:HB1	3:2E:28:GLN:HB2	1.98	0.45
29:31:125:LEU:HD21	29:31:199:TRP:CE3	2.51	0.45
4:3E:62:GLN:O	4:3E:66:ARG:HD3	2.17	0.45
22:3L:31:G:O6	22:3L:32:A:N6	2.50	0.45
30:41:66:GLN:NE2	30:41:93:THR:O	2.48	0.45
13:4I:70:LEU:O	13:4I:74:VAL:HG23	2.15	0.45
31:59:20:ALA:HB3	31:59:23:ARG:O	2.17	0.45
32:61:31:LEU:HD21	32:61:38:LEU:HG	1.97	0.45
32:61:4:ILE:HD11	32:61:44:LEU:HD13	1.98	0.45
32:69:5:LEU:HD22	32:69:9:LEU:HD12	1.98	0.45
7:6E:6:ARG:HB3	7:6E:6:ARG:HE	1.62	0.45
35:78:15:ARG:HA	35:78:16:ARG:HB2	1.99	0.45
25:1H:389:G:N1	35:78:71:VAL:HG12	2.31	0.45
16:7A:33:ILE:H	16:7A:33:ILE:HG12	1.59	0.45
25:14:1228:G:OP1	40:85:13:LYS:HE2	2.16	0.45
41:95:21:ARG:HB3	41:95:91:TYR:CE1	2.51	0.45
38:A8:87:PHE:HZ	38:A8:98:VAL:HG12	1.81	0.45
20:BA:87:LYS:HD2	20:BA:87:LYS:HA	1.63	0.45
45:H8:28:MET:HB2	45:H8:37:VAL:CG1	2.45	0.45
46:I8:31:VAL:HG23	46:I8:32:ARG:N	2.32	0.45
25:1H:2016:U:H1'	51:N8:6:VAL:HG13	1.99	0.45
1:13:342:C:N3	1:13:348:G:C2	2.84	0.45

Continued on next page...

Continued from previous page...

Atom-1	Atom-2	Interatomic distance (Å)	Clash overlap (Å)
1:13:411:A:H62	1:13:413:G:N2	2.15	0.45
1:13:474:G:H5''	16:7I:81:ARG:NH2	2.32	0.45
1:13:502:G:OP1	12:3I:118:SER:HB2	2.17	0.45
25:14:221:A:N6	25:14:265:A:C8	2.84	0.45
25:14:2674:G:H4'	34:25:30:ALA:HB2	1.99	0.45
56:19:164:GLN:OE1	56:19:176:ARG:NH2	2.49	0.45
56:19:17:THR:O	56:19:211:ARG:NH2	2.47	0.45
55:1G:1052:U:H5''	55:1G:1053:G:OP2	2.16	0.45
55:1G:1117:G:O3'	9:82:104:ARG:HD2	2.17	0.45
55:1G:1158:C:H2'	55:1G:1158:C:O2	2.16	0.45
55:1G:1370:G:N7	9:82:109:VAL:HG11	2.31	0.45
55:1G:1387:G:H2'	55:1G:1388:C:H6	1.81	0.45
55:1G:1418:A:H5''	55:1G:1419:G:OP2	2.17	0.45
55:1G:337:C:H2'	55:1G:338:A:C8	2.52	0.45
55:1G:41:G:H2'	55:1G:42:G:C8	2.51	0.45
55:1G:588:G:H1	55:1G:651:C:N4	2.10	0.45
55:1G:93:U:H2'	55:1G:95:G:H5''	1.99	0.45
25:1H:1078:U:O2'	25:1H:1088:A:OP1	2.29	0.45
25:1H:1111:A:H5'	31:51:3:ARG:HD2	1.97	0.45
25:1H:116:C:O2'	25:1H:117:G:H5'	2.17	0.45
25:1H:1198:U:H2'	25:1H:1199:U:C6	2.52	0.45
25:1H:1568:G:H5'	27:11:60:ARG:HA	1.98	0.45
25:1H:1630(A):C:H2'	62:1H:3648:HOH:O	2.16	0.45
25:1H:1635:G:H3'	62:1H:3511:HOH:O	2.15	0.45
25:1H:1705:G:C6	25:1H:1706:U:C4	3.05	0.45
25:1H:2328:A:H2'	25:1H:2329:G:C8	2.52	0.45
25:1H:2345:G:H4'	25:1H:2346:A:O5'	2.17	0.45
25:1H:547:A:C6	25:1H:548:A:C6	3.05	0.45
25:1H:556:G:H2'	25:1H:557:U:C6	2.51	0.45
26:1J:16:G:H2'	26:1J:17:C:C6	2.51	0.45
26:1J:38:C:O2	26:1J:48:A:H1'	2.17	0.45
11:2A:59:TYR:CE1	11:2A:63:LEU:HD21	2.52	0.45
11:2I:107:SER:HA	18:9I:87:ARG:HD3	1.98	0.45
4:32:159:ARG:HG3	4:32:159:ARG:H	1.53	0.45
4:32:45:GLN:O	4:32:46:LYS:HG3	2.17	0.45
4:32:96:LEU:HB3	4:32:139:ARG:HH12	1.82	0.45
35:35:3:LEU:HD12	35:35:3:LEU:N	2.31	0.45
22:3K:23:A:H3'	22:3K:24:G:H8	1.82	0.45
31:51:98:LEU:HD12	31:51:102:ALA:O	2.17	0.45
31:59:166:GLY:O	31:59:167:GLU:HG2	2.16	0.45
32:61:42:SER:O	32:61:45:LYS:HB2	2.16	0.45

Continued on next page...

Continued from previous page...

Atom-1	Atom-2	Interatomic distance (Å)	Clash overlap (Å)
34:68:60:ALA:HB1	34:68:84:ALA:HB1	1.99	0.45
15:6A:3:ILE:HA	15:6A:7:GLU:OE2	2.16	0.45
39:75:5:ALA:HB2	39:75:8:LYS:HE2	1.98	0.45
36:88:43:THR:HG22	36:88:94:VAL:HG12	1.98	0.45
37:98:104:ARG:HD2	37:98:107:ASP:OD1	2.17	0.45
25:14:1614:A:N6	42:A5:88:ARG:H	2.09	0.45
19:AA:78:ARG:HH11	19:AA:79:THR:H	1.64	0.45
19:AI:41:VAL:H	19:AI:44:MET:HB2	1.82	0.45
25:14:64:A:O3'	43:B5:71:GLY:HA3	2.17	0.45
58:D5:76:LEU:HD23	58:D5:76:LEU:H	1.81	0.45
47:F5:73:LEU:HA	47:F5:73:LEU:HD23	1.73	0.45
25:1H:2612:C:OP2	51:N8:2:ALA:HB3	2.17	0.45
27:11:262:ARG:H	27:11:262:ARG:HG2	1.46	0.45
27:11:38:LYS:HD2	27:11:39:LYS:N	2.32	0.45
1:13:1178:G:N2	1:13:1181:G:H8	2.15	0.45
1:13:135:C:H2'	1:13:136:C:H5'	1.99	0.45
1:13:448:A:P	1:13:485:G:H22	2.35	0.45
1:13:719:C:H1'	18:9I:49:LYS:HB3	1.99	0.45
25:14:1122:G:H2'	25:14:1122:G:N3	2.31	0.45
25:14:55:G:C2	25:14:116:C:C2	3.05	0.45
25:14:1783:A:P	62:14:3410:HOH:O	2.74	0.45
25:14:2191:G:O2'	25:14:2192:G:OP1	2.28	0.45
25:14:2414:G:H21	35:35:67:MET:HE1	1.81	0.45
25:14:734:A:O2'	25:14:1635:G:H5'	2.17	0.45
25:14:863:A:H2'	25:14:864:G:H8	1.82	0.45
25:14:879:G:H22	25:14:899:A:H1'	1.81	0.45
33:15:31:ALA:O	33:15:35:ARG:HG2	2.16	0.45
56:19:166:GLN:HA	56:19:166:GLN:OE1	2.17	0.45
21:1F:5:ASP:HB3	21:1F:8:THR:HG23	1.99	0.45
55:1G:1239:A:O2'	55:1G:1298:C:N4	2.50	0.45
55:1G:384:G:H2'	55:1G:385:C:C6	2.51	0.45
25:1H:1449:A:H5'	25:1H:1449(A):G:OP2	2.16	0.45
25:1H:2528:U:H2'	25:1H:2530:A:O5'	2.17	0.45
25:1H:311:A:C6	25:1H:328:U:C4	3.04	0.45
25:1H:654(J):A:H2'	25:1H:654(K):C:H5	1.82	0.45
25:1H:733:G:N7	62:1H:3959:HOH:O	2.47	0.45
22:1L:83:C:C4	25:14:2555:U:C2	3.04	0.45
3:22:119:ARG:NH2	3:22:140:ARG:HD2	2.25	0.45
3:22:199:LYS:HB3	3:22:201:TYR:CE2	2.52	0.45
28:29:25:VAL:CG1	28:29:181:LEU:HG	2.47	0.45
28:29:67:PHE:HD1	28:29:67:PHE:H	1.65	0.45

Continued on next page...

Continued from previous page...

Atom-1	Atom-2	Interatomic distance (Å)	Clash overlap (Å)
11:2A:84:VAL:HG23	11:2A:110:ASP:HA	1.99	0.45
3:2E:162:GLN:HG2	24:4K:24:A:H1'	1.99	0.45
23:2K:44:A:H2'	23:2K:45:A:C8	2.52	0.45
4:32:59:ARG:O	4:32:63:LYS:HB2	2.17	0.45
35:35:131:SER:HB3	35:35:134:ALA:HB2	1.99	0.45
57:39:152:GLU:HA	57:39:190:GLU:OE2	2.16	0.45
12:3I:90:VAL:HG11	12:3I:93:LEU:HG	1.98	0.45
22:3L:62:G:C5	22:3L:63:5MU:H72	2.52	0.45
5:4E:110:LEU:O	5:4E:115:VAL:HB	2.16	0.45
1:13:1080:A:H5'	5:4E:14:ARG:HH22	1.81	0.45
6:5E:81:ILE:C	6:5E:82:ARG:HG2	2.37	0.45
14:5I:17:LYS:H	14:5I:17:LYS:HG3	1.54	0.45
32:69:86:THR:O	32:69:123:LEU:HG	2.16	0.45
7:6E:15:ASP:HB3	7:6E:20:ASP:H	1.82	0.45
1:13:660:G:OP1	15:6I:5:LYS:HD3	2.17	0.45
55:1G:4:U:O4	8:72:105:ARG:HD3	2.17	0.45
8:72:92:ARG:HD2	8:72:92:ARG:HA	1.58	0.45
39:75:27:THR:HG23	39:75:89:VAL:HG22	1.99	0.45
8:7E:54:ASP:O	8:7E:56:LYS:HG3	2.17	0.45
7:6E:16:LEU:HD11	9:8E:45:ALA:HB2	1.99	0.45
17:8I:92:ARG:HA	17:8I:92:ARG:HD3	1.65	0.45
25:1H:2839:G:H5''	37:98:46:GLY:HA2	1.99	0.45
38:A8:27:SER:HA	38:A8:88:ASP:CB	2.47	0.45
1:13:1446:A:H1'	39:B8:125:ARG:NH2	2.30	0.45
44:C5:104:GLY:HA2	44:C5:105:ALA:HA	1.74	0.45
58:D5:70:LEU:O	58:D5:89:PHE:N	2.38	0.45
41:D8:66:ARG:CZ	41:D8:88:ARG:HD3	2.47	0.45
25:14:2355:C:H5'	46:E5:36:ILE:HD11	1.99	0.45
43:F8:55:ASN:HB2	43:F8:80:ILE:HG13	1.98	0.45
51:N8:33:CYS:HB2	51:N8:38:ALA:O	2.16	0.45
52:O8:20:ASN:C	52:O8:21:TYR:CG	2.90	0.45
27:11:85:ASP:HB2	27:11:92:ILE:HD13	1.98	0.45
1:13:1023:G:H3'	1:13:1024:G:H5''	1.98	0.45
1:13:1316:G:N1	1:13:1319:A:OP2	2.49	0.45
1:13:308:C:H2'	1:13:309:G:H8	1.82	0.45
1:13:595:G:H22	1:13:643:C:N4	2.15	0.45
25:14:1180:C:H2'	25:14:1181:C:H6	1.81	0.45
25:14:1858:G:H2'	25:14:1883:G:N2	2.32	0.45
56:19:267:SER:O	56:19:268:ARG:HG2	2.17	0.45
2:1E:61:LEU:HD23	2:1E:68:ILE:HD11	1.99	0.45
55:1G:15:G:H1'	5:42:19:MET:CE	2.47	0.45

Continued on next page...

Continued from previous page...

Atom-1	Atom-2	Interatomic distance (Å)	Clash overlap (Å)
55:1G:266:G:H2'	55:1G:266:G:N3	2.31	0.45
55:1G:440:A:H3'	55:1G:442:C:C6	2.52	0.45
25:1H:1676:A:OP2	62:1H:3622:HOH:O	2.21	0.45
25:1H:234:C:H2'	25:1H:235:U:C6	2.51	0.45
25:1H:868:U:C4	25:1H:869:G:N7	2.85	0.45
10:1I:76:ASN:HA	10:1I:77:PRO:HD2	1.81	0.45
3:22:195:VAL:O	3:22:196:LEU:HD22	2.17	0.45
28:29:101:ARG:CZ	28:29:171:GLU:HB2	2.47	0.45
28:29:80:GLU:O	28:29:82:ARG:N	2.49	0.45
55:1G:1523:G:OP1	11:2A:123:LYS:HD3	2.17	0.45
11:2I:50:TYR:CD2	11:2I:54:ARG:HB3	2.52	0.45
29:31:68:LYS:O	29:31:69:HIS:HB2	2.17	0.45
22:3L:10:C:H2'	22:3L:11:C:C6	2.52	0.45
30:41:101:ILE:O	30:41:105:LYS:HE3	2.16	0.45
30:49:102:PHE:HE1	30:49:141:PHE:CE2	2.35	0.45
30:49:81:LYS:HB3	30:49:82:LEU:H	1.46	0.45
13:4I:15:VAL:O	13:4I:19:LEU:HD22	2.17	0.45
24:4K:24:A:H2'	24:4K:25:A:C8	2.51	0.45
6:52:19:LEU:HD11	6:52:59:TYR:CE1	2.52	0.45
6:5E:8:ILE:HD11	6:5E:79:LEU:HD13	1.98	0.45
1:13:974:A:OP1	14:5I:31:ARG:HD3	2.16	0.45
8:7E:94:TYR:HE1	8:7E:132:GLU:HB2	1.82	0.45
16:7I:72:ARG:HA	16:7I:75:ARG:HB2	1.98	0.45
17:8I:65:ILE:HG21	17:8I:69:LYS:HE2	1.99	0.45
37:98:12:ARG:HD3	37:98:16:HIS:CD2	2.52	0.45
27:11:31:LYS:HB3	27:11:33:LEU:HD12	1.99	0.44
2:12:17:PHE:CE2	2:12:44:LEU:HA	2.52	0.44
1:13:1047:G:C2'	1:13:1048:G:H5'	2.47	0.44
1:13:1180:A:H5''	1:13:1181:G:OP1	2.17	0.44
1:13:321:A:C2	1:13:333:G:C2	3.05	0.44
1:13:500:G:N2	1:13:546:G:H1'	2.32	0.44
1:13:724:G:C2	1:13:725:G:C8	3.06	0.44
25:14:120:U:H4'	25:14:121:G:H5''	1.99	0.44
25:14:1327:C:H2'	25:14:1328:G:O4'	2.17	0.44
25:14:1462:C:H4'	25:14:2703:C:H5'	1.99	0.44
25:14:2688:U:H1'	25:14:2721:A:N6	2.32	0.44
25:14:273(C):C:N4	25:14:363(C):G:H1	2.15	0.44
25:14:829:A:N7	25:14:2247:A:O2'	2.42	0.44
33:15:71:ILE:HD12	33:15:71:ILE:O	2.17	0.44
56:19:108:PRO:HG2	56:19:111:LEU:HB2	1.98	0.44
56:19:120:GLY:HA2	56:19:190:TYR:OH	2.17	0.44

Continued on next page...

Continued from previous page...

Atom-1	Atom-2	Interatomic distance (Å)	Clash overlap (Å)
56:19:43:ARG:HH11	56:19:43:ARG:HG2	1.80	0.44
10:1A:6:ILE:HA	10:1A:97:GLU:O	2.17	0.44
55:1G:1018:C:H2'	55:1G:1019:C:O4'	2.18	0.44
55:1G:109:A:H5'	55:1G:110:C:C5	2.52	0.44
55:1G:1277:C:O2'	55:1G:1279:A:H8	1.99	0.44
55:1G:1320:C:OP1	19:AA:70:LYS:HE3	2.17	0.44
55:1G:186(F):C:H2'	55:1G:187:C:O4'	2.15	0.44
55:1G:109:A:C6	55:1G:326:G:C6	3.05	0.44
25:1H:1494:A:C2'	25:1H:1495:A:H5'	2.47	0.44
25:1H:1380:G:N2	25:1H:1570:A:C2	2.86	0.44
25:1H:184:C:H2'	25:1H:185:U:H6	1.81	0.44
25:1H:1858:G:H2'	25:1H:1883:G:H22	1.82	0.44
25:1H:239:U:H2'	25:1H:240:G:C8	2.51	0.44
25:1H:270(B):A:N1	25:1H:273:G:O2'	2.40	0.44
25:1H:2689:U:P	25:1H:2719:G:H22	2.40	0.44
26:1J:15:A:OP2	26:1J:107:U:O2'	2.34	0.44
22:1K:35:QUO:H102	22:1K:35:QUO:O13	2.17	0.44
28:21:115:GLY:O	28:21:119:ARG:HB2	2.16	0.44
11:2A:56:GLY:O	11:2A:89:ALA:HB3	2.17	0.44
57:39:132:VAL:O	57:39:134:GLY:N	2.50	0.44
12:3I:58:VAL:HG21	12:3I:85:ILE:HD11	1.99	0.44
22:3K:77:C:H2'	22:3K:78:C:C6	2.52	0.44
30:41:83:ARG:H	30:41:86:MET:HE1	1.81	0.44
25:14:911:A:H2'	36:45:9:TYR:OH	2.17	0.44
5:4E:27:ARG:HE	5:4E:27:ARG:HB2	1.62	0.44
25:1H:2531:A:C8	31:51:175:LYS:HB3	2.53	0.44
14:5I:37:PHE:CE1	14:5I:53:LEU:HD13	2.51	0.44
25:1H:1668:A:OP1	34:68:5:GLN:HG3	2.17	0.44
7:6E:66:VAL:O	7:6E:70:LYS:HG3	2.17	0.44
15:6I:9:GLN:HA	15:6I:12:ILE:HD12	1.99	0.44
35:78:100:LEU:HD23	35:78:112:LEU:HD11	1.99	0.44
29:31:117:ARG:NH2	35:78:1:MET:O	2.50	0.44
9:82:50:LEU:HB3	9:82:56:LEU:HA	1.99	0.44
42:A5:69:LEU:HA	42:A5:108:GLY:O	2.17	0.44
39:B8:93:ARG:HH11	39:B8:93:ARG:HG3	1.82	0.44
44:C5:52:SER:HB2	44:C5:56:PRO:HA	1.99	0.44
40:C8:94:ASN:O	40:C8:94:ASN:ND2	2.48	0.44
46:E5:72:ARG:CB	46:E5:75:LEU:HB2	2.47	0.44
27:11:155:LEU:HD23	27:11:177:LEU:HD21	2.00	0.44
1:13:1152:A:H2'	1:13:1153:C:H6	1.83	0.44
1:13:1355:G:H2'	1:13:1356:G:C8	2.52	0.44

Continued on next page...

Continued from previous page...

Atom-1	Atom-2	Interatomic distance (Å)	Clash overlap (Å)
1:13:160:A:H1'	1:13:344:A:C8	2.53	0.44
1:13:174:C:H6	1:13:174:C:H5'	1.81	0.44
25:14:1678:G:N2	25:14:1989:G:N2	2.64	0.44
25:14:1777:U:O2'	25:14:1778:U:H5'	2.16	0.44
25:14:2142:C:H2'	25:14:2143:C:C6	2.52	0.44
25:14:198:C:H4'	25:14:2243:U:O2'	2.17	0.44
25:14:2370:G:H21	52:K5:45:LYS:HZ1	1.65	0.44
25:14:2439:A:H8	25:14:2439:A:C5'	2.28	0.44
25:14:2593:U:H2'	25:14:2594:C:H6	1.79	0.44
25:14:2754:U:H6	25:14:2754:U:H5''	1.82	0.44
25:14:274:G:H2'	25:14:275:G:O4'	2.17	0.44
2:1E:205:ASP:OD1	2:1E:206:ASP:N	2.50	0.44
55:1G:373:A:N3	55:1G:374:A:C8	2.85	0.44
55:1G:558:G:H3'	55:1G:559:A:H5'	1.99	0.44
55:1G:685:G:C2	55:1G:686:U:C5	3.05	0.44
55:1G:833:U:O2	55:1G:854:G:C2	2.71	0.44
55:1G:924:C:H2'	55:1G:925:G:C8	2.52	0.44
25:1H:1142(A):A:H4'	25:1H:1143:A:OP1	2.17	0.44
25:1H:1204:A:N1	25:1H:1241:A:C2	2.86	0.44
25:1H:2766:G:N3	25:1H:2766:G:H2'	2.33	0.44
25:1H:2772:C:H2'	25:1H:2773:C:C6	2.52	0.44
25:1H:278:A:H3'	25:1H:279:C:C6	2.52	0.44
25:1H:2853:C:H2'	25:1H:2854:G:C8	2.49	0.44
28:21:144:ARG:HB3	28:21:145:LYS:H	1.60	0.44
28:29:63:LEU:HG	28:29:64:LYS:H	1.82	0.44
35:35:15:ARG:NH1	35:35:15:ARG:HB2	2.32	0.44
22:3K:7:G:H8	22:3K:7:G:OP2	2.00	0.44
5:42:35:GLY:HA3	5:42:41:VAL:HG12	1.99	0.44
31:51:9:ILE:HG13	31:51:9:ILE:H	1.62	0.44
37:55:28:LEU:HD23	37:55:28:LEU:HA	1.66	0.44
14:5I:27:CYS:SG	14:5I:29:ARG:HB2	2.57	0.44
15:6I:78:TYR:OH	15:6I:88:ARG:HD2	2.17	0.44
39:75:105:LEU:HD23	39:75:109:GLU:HG3	1.98	0.44
39:B8:13:ARG:HG3	39:B8:13:ARG:H	1.56	0.44
39:B8:20:PRO:HG2	39:B8:86:ILE:O	2.17	0.44
46:E5:12:ASN:HA	46:E5:14:ARG:NH2	2.31	0.44
48:G5:21:LEU:O	48:G5:25:VAL:HG13	2.17	0.44
48:G5:32:LEU:HD11	48:G5:50:ILE:HG23	2.00	0.44
25:14:95:G:O2'	48:G5:48:HIS:HB3	2.16	0.44
36:88:10:ARG:HH22	46:I8:11:ARG:NH2	2.15	0.44
25:1H:190:A:OP2	47:J8:39:LYS:HE3	2.17	0.44

Continued on next page...

Continued from previous page...

Atom-1	Atom-2	Interatomic distance (Å)	Clash overlap (Å)
52:K5:44:ARG:O	52:K5:45:LYS:HB2	2.18	0.44
1:13:1291:G:OP1	7:6E:37:ASN:ND2	2.50	0.44
1:13:1392:G:O2'	1:13:1393:U:H5'	2.17	0.44
1:13:236:G:OP1	17:8I:40:LYS:NZ	2.44	0.44
1:13:648:A:H2'	1:13:649:G:C8	2.53	0.44
1:13:967:C:H3'	1:13:968:A:H2'	1.98	0.44
25:14:1025:G:C5	25:14:1135:C:H1'	2.52	0.44
25:14:1980:G:H4'	62:14:3482:HOH:O	2.17	0.44
25:14:2205:C:H2'	25:14:2206:C:H6	1.81	0.44
25:14:602:G:OP2	25:14:602:G:H8	2.01	0.44
25:14:676:A:H8	25:14:2069:G:N2	1.97	0.44
2:1E:69:LEU:HD12	2:1E:70:PHE:N	2.32	0.44
55:1G:1016:A:HO2'	55:1G:1217:C:HO2'	1.59	0.44
55:1G:376:G:H1	55:1G:387:U:H3	1.66	0.44
55:1G:406:G:H5'	4:32:5:ILE:HG22	1.99	0.44
55:1G:51:A:C6	55:1G:353:A:C2	3.05	0.44
25:1H:1107:G:H2'	25:1H:1108:U:C6	2.53	0.44
25:1H:1287:A:N7	37:98:107:ASP:HB3	2.32	0.44
25:1H:1359:A:C2	25:1H:1372:U:O4	2.71	0.44
25:1H:1805:U:H5''	27:11:250:TRP:CD2	2.52	0.44
25:1H:241:A:N1	62:1H:4180:HOH:O	2.36	0.44
25:1H:2490:G:N3	25:1H:2490:G:H2'	2.33	0.44
25:1H:265:A:C8	25:1H:266:G:H1'	2.52	0.44
25:1H:273:G:N2	25:1H:365:C:C2	2.86	0.44
25:1H:2779:U:O4'	25:1H:2779:U:O2	2.32	0.44
25:1H:459:U:H4'	53:P8:40:TRP:CZ3	2.53	0.44
25:1H:522:G:H2'	25:1H:523:C:C6	2.52	0.44
26:1J:14:U:H5'	26:1J:71:C:C1'	2.47	0.44
22:1L:75:C:H2'	22:1L:76:C:C5	2.52	0.44
28:21:116:VAL:HG13	28:21:122:PHE:HB2	1.98	0.44
3:22:37:GLN:O	3:22:41:GLY:N	2.49	0.44
4:32:9:CYS:HA	4:32:12:CYS:HB2	1.98	0.44
25:14:833:U:O2'	35:35:52:GLU:HG2	2.18	0.44
1:13:1296:C:OP1	13:4I:44:ARG:NH2	2.51	0.44
31:51:86:GLU:O	31:51:131:VAL:O	2.35	0.44
6:5E:79:LEU:HA	6:5E:79:LEU:HD23	1.87	0.44
7:62:69:VAL:HG13	7:62:134:ALA:O	2.17	0.44
40:85:85:LYS:HD3	40:85:116:ALA:O	2.17	0.44
1:13:189:U:C2	17:8I:72:ARG:NH1	2.85	0.44
42:A5:59:VAL:O	42:A5:63:ASP:HA	2.18	0.44
39:B8:88:ILE:O	39:B8:88:ILE:HG13	2.17	0.44

Continued on next page...

Continued from previous page...

Atom-1	Atom-2	Interatomic distance (Å)	Clash overlap (Å)
40:C8:11:ARG:O	40:C8:15:LYS:HG3	2.17	0.44
52:O8:41:PRO:HB2	52:O8:44:ARG:NH1	2.33	0.44
27:11:17:THR:HG22	27:11:205:VAL:H	1.81	0.44
1:13:1179:A:H2'	1:13:1180:A:O4'	2.17	0.44
1:13:129(A):G:C2	1:13:188:U:O2'	2.70	0.44
1:13:540:G:H2'	1:13:541:G:O4'	2.16	0.44
1:13:765:G:H5''	1:13:766:A:OP1	2.18	0.44
1:13:838:G:H1	1:13:848:C:H42	1.66	0.44
25:14:1000:A:C6	25:14:1001:A:N1	2.85	0.44
25:14:1048:A:P	25:14:1109:C:H42	2.40	0.44
25:14:1395:A:C6	25:14:1398:C:C2	3.06	0.44
25:14:1429:G:H2'	25:14:1430:C:C6	2.53	0.44
25:14:1673:U:P	62:14:3677:HOH:O	2.74	0.44
25:14:1786:A:H1'	25:14:1938:A:N6	2.32	0.44
25:14:2286:A:H5'	52:K5:28:ARG:NE	2.32	0.44
25:14:2364:C:H4'	46:E5:56:ASP:OD1	2.18	0.44
25:14:2873:A:C8	37:55:6:SER:N	2.86	0.44
25:14:361:G:N2	25:14:362:U:O2	2.50	0.44
56:19:11:PRO:C	56:19:13:ARG:H	2.21	0.44
56:19:42:GLY:N	56:19:43:ARG:HD2	2.33	0.44
55:1G:1443:G:H22	39:75:119:LYS:HB2	1.82	0.44
55:1G:189:U:O2	17:8A:63:ARG:NH2	2.46	0.44
55:1G:468:A:H2'	55:1G:474:G:H5'	1.97	0.44
55:1G:616:G:C2	55:1G:617:G:C8	3.05	0.44
55:1G:719:C:C5	55:1G:720:C:C4	3.06	0.44
55:1G:828:A:H5''	55:1G:859:A:N1	2.32	0.44
55:1G:965:A:C2	55:1G:969:A:C2	3.06	0.44
25:1H:130:C:O3'	25:1H:1349:A:H1'	2.18	0.44
25:1H:1358:G:N2	25:1H:1372:U:C5	2.86	0.44
25:1H:152:G:H2'	25:1H:153:C:C6	2.53	0.44
25:1H:1858:G:H1'	25:1H:1884:A:N6	2.32	0.44
25:1H:2067:G:H4'	25:1H:2068:U:OP2	2.16	0.44
25:1H:2807:G:H3'	25:1H:2808:U:H5''	1.98	0.44
25:1H:2887:U:H2'	25:1H:2888:C:C6	2.53	0.44
25:1H:627:A:H4'	25:1H:628:G:OP1	2.17	0.44
25:1H:685:A:H1'	25:1H:688:U:O4	2.18	0.44
10:1I:26:ALA:O	10:1I:30:SER:OG	2.35	0.44
28:21:14:ILE:HD12	28:21:14:ILE:HA	1.70	0.44
28:21:176:ILE:HB	28:21:181:LEU:HB2	1.99	0.44
28:21:15:PHE:HA	28:21:19:ARG:O	2.16	0.44
29:31:64:ILE:HA	29:31:64:ILE:HD13	1.65	0.44

Continued on next page...

Continued from previous page...

Atom-1	Atom-2	Interatomic distance (Å)	Clash overlap (Å)
35:35:125:VAL:HG13	35:35:144:GLU:HB3	2.00	0.44
4:3E:84:LYS:H	4:3E:85:LYS:HD3	1.82	0.44
30:41:66:GLN:HA	50:M8:6:HIS:HE1	1.83	0.44
5:4E:147:ASP:OD1	5:4E:147:ASP:N	2.44	0.44
6:52:61:LEU:HB3	6:52:63:TYR:CE1	2.50	0.44
31:59:6:ARG:NH1	31:59:62:LYS:HB2	2.33	0.44
6:5E:82:ARG:CG	6:5E:83:ASP:HA	2.47	0.44
15:6A:41:GLU:O	15:6A:45:VAL:HG23	2.18	0.44
15:6I:63:ARG:HG2	15:6I:67:LEU:HD12	2.00	0.44
35:78:24:GLY:C	35:78:26:GLY:H	2.21	0.44
55:1G:1148:U:O3'	9:82:14:VAL:HG11	2.17	0.44
55:1G:1128:C:H4'	9:82:16:ARG:NH2	2.32	0.44
17:8A:45:HIS:HA	17:8A:69:LYS:HZ1	1.83	0.44
37:98:41:ALA:O	37:98:44:LEU:N	2.45	0.44
37:98:56:LYS:NZ	37:98:90:ARG:O	2.50	0.44
44:C5:76:CYS:HB2	44:C5:82:PRO:HG3	2.00	0.44
33:58:4:TYR:CD2	40:C8:100:VAL:HG11	2.52	0.44
40:C8:47:TYR:C	40:C8:47:TYR:CD1	2.91	0.44
46:I8:23:VAL:HG13	46:I8:38:VAL:HG23	1.98	0.44
51:N8:42:PRO:HB2	51:N8:43:HIS:ND1	2.32	0.44
1:13:345:C:O2'	1:13:346:G:N2	2.51	0.44
1:13:417:C:H2'	1:13:418:C:H6	1.83	0.44
1:13:606:G:H22	1:13:631:G:H5''	1.81	0.44
1:13:728:A:H2'	1:13:729:A:C8	2.52	0.44
1:13:940:C:H2'	1:13:941:G:C8	2.53	0.44
25:14:1901:A:H2'	25:14:1901:A:N3	2.33	0.44
25:14:195:A:H61	25:14:198:C:H3'	1.81	0.44
25:14:2059:A:H5''	25:14:2060:A:OP2	2.17	0.44
25:14:2162:G:H5''	25:14:2172:U:C5	2.52	0.44
25:14:2419:U:O4	59:M5:31:HIS:CG	2.70	0.44
25:14:2851:A:H2'	25:14:2852:G:H8	1.83	0.44
25:14:565:C:H2'	25:14:566:U:O4'	2.17	0.44
25:14:810:U:H6	25:14:810:U:O5'	2.01	0.44
25:14:959:A:C6	25:14:960:A:N1	2.86	0.44
33:15:35:ARG:HB2	33:15:42:TRP:HZ3	1.82	0.44
55:1G:1028(A):C:N4	55:1G:1028(B):C:H41	2.16	0.44
55:1G:1069:C:O2'	55:1G:1192:C:H1'	2.17	0.44
55:1G:25:C:H2'	55:1G:26:A:C8	2.52	0.44
55:1G:807:A:H2'	55:1G:808:C:C6	2.52	0.44
55:1G:890:G:O2'	55:1G:906:G:O6	2.26	0.44
25:1H:1087:G:C5	25:1H:1089:G:H1'	2.53	0.44

Continued on next page...

Continued from previous page...

Atom-1	Atom-2	Interatomic distance (Å)	Clash overlap (Å)
25:1H:1652:A:C2'	25:1H:1653:G:H5'	2.48	0.44
25:1H:1786:A:H2	25:1H:2606:C:C1'	2.27	0.44
25:1H:2248:C:H2'	25:1H:2249:U:O4'	2.18	0.44
25:1H:2280:G:C2'	25:1H:2281:C:H5'	2.48	0.44
25:1H:2600:A:H2'	25:1H:2601:C:C6	2.53	0.44
25:1H:2706:G:H2'	25:1H:2707:G:O4'	2.17	0.44
25:1H:552:G:H2'	25:1H:553:U:O4'	2.18	0.44
26:1J:11:C:OP2	26:1J:12:C:N4	2.39	0.44
28:21:82:ARG:O	28:21:84:PHE:N	2.50	0.44
3:22:34:LEU:HD13	14:5A:25:VAL:HG11	2.00	0.44
3:2E:27:LYS:HE2	3:2E:27:LYS:HA	1.99	0.44
3:2E:50:ALA:HB1	3:2E:70:VAL:HG11	1.98	0.44
23:2K:37:U:H2'	23:2K:38:A:C8	2.53	0.44
26:16:43:C:P	30:41:67:LYS:HZ1	2.40	0.44
5:42:40:ARG:HH21	5:42:66:MET:HG2	1.82	0.44
30:49:64:THR:HG23	30:49:66:GLN:H	1.82	0.44
13:4I:64:TRP:HA	50:M8:50:VAL:HG21	2.00	0.44
25:14:2873:A:C8	37:55:6:SER:HB2	2.53	0.44
14:5I:53:LEU:HB3	14:5I:56:VAL:HG21	1.98	0.44
32:61:57:ARG:HA	32:61:60:GLU:HB3	2.00	0.44
32:61:64:GLU:HG3	32:61:67:ARG:NH2	2.32	0.44
35:78:21:ARG:HB3	35:78:22:GLY:H	1.66	0.44
35:78:39:LYS:HA	35:78:45:LEU:HD13	2.00	0.44
35:78:63:PRO:HG2	54:Q8:25:MET:HB2	1.99	0.44
17:8I:101:ARG:HB2	17:8I:101:ARG:CZ	2.48	0.44
41:95:76:LYS:HB2	41:95:79:VAL:HG23	1.98	0.44
58:D5:91:LEU:HB3	58:D5:130:PRO:HG3	1.99	0.44
46:E5:50:ASN:C	46:E5:62:LEU:HD12	2.38	0.44
35:78:65:ARG:HD2	54:Q8:25:MET:HE3	1.99	0.44
2:12:67:THR:HG21	2:12:155:LEU:HG	2.00	0.44
1:13:1234:C:H2'	1:13:1235:U:H6	1.83	0.44
1:13:156:G:H2'	1:13:157:G:H8	1.82	0.44
1:13:734:G:C6	1:13:735:C:C4	3.05	0.44
1:13:963:G:N2	10:1I:55:LYS:NZ	2.66	0.44
25:14:1021:A:H3'	25:14:1021:A:H8	1.82	0.44
25:14:1024:G:C3'	25:14:1025:G:H5''	2.46	0.44
25:14:1323:U:H2'	25:14:1324:G:H5'	1.99	0.44
25:14:1366:A:H2'	25:14:1367:A:O4'	2.18	0.44
25:14:1416:G:O2'	25:14:1417:C:P	2.75	0.44
25:14:1678:G:H22	25:14:1989:G:N2	2.16	0.44
25:14:2329:G:H2'	25:14:2330:G:C8	2.52	0.44

Continued on next page...

Continued from previous page...

Atom-1	Atom-2	Interatomic distance (Å)	Clash overlap (Å)
25:14:26:G:C6	25:14:27:G:N1	2.85	0.44
25:14:2881:C:H2'	25:14:2882:A:O4'	2.18	0.44
25:14:586:A:P	62:14:3447:HOH:O	2.75	0.44
25:14:590:A:H2'	25:14:591:C:O4'	2.17	0.44
25:14:729:G:OP2	56:19:13:ARG:NH1	2.41	0.44
25:14:756:C:C2'	25:14:757:U:H5'	2.47	0.44
26:16:15:A:H1'	26:16:109:G:C4	2.52	0.44
56:19:126:GLN:HB2	56:19:129:ASN:ND2	2.33	0.44
55:1G:109:A:H2'	55:1G:326:G:N2	2.32	0.44
55:1G:1291:G:H4'	9:82:39:GLY:HA3	1.99	0.44
55:1G:313:A:H2'	55:1G:314:C:C6	2.53	0.44
55:1G:707:C:H2'	55:1G:708:C:C6	2.53	0.44
55:1G:983:A:H2	55:1G:984:C:C5	2.36	0.44
25:1H:1047:G:HO2'	25:1H:1111:A:N6	2.15	0.44
25:1H:2115:G:C6	25:1H:2117:A:C8	3.06	0.44
25:1H:2302:G:C6	25:1H:2315:G:C6	3.06	0.44
25:1H:2683:C:OP1	39:B8:53:ARG:NH2	2.48	0.44
25:1H:2729:G:H2'	25:1H:2730:C:C6	2.52	0.44
25:1H:69:C:H2'	25:1H:70:G:C8	2.53	0.44
25:1H:761:A:N7	62:1H:3962:HOH:O	2.50	0.44
25:1H:844:C:H3'	25:1H:845:G:C8	2.53	0.44
25:1H:878:A:C6	25:1H:900:A:C8	3.05	0.44
10:1I:34:VAL:HG12	10:1I:74:ILE:HG12	2.00	0.44
28:21:5:LEU:HD12	28:21:51:PHE:HB2	2.00	0.44
28:29:37:ARG:HD3	28:29:44:TYR:CZ	2.53	0.44
25:1H:444:C:C4'	29:31:49:ALA:HB2	2.48	0.44
25:14:797:C:OP2	57:39:62:ARG:HG3	2.18	0.44
12:3A:36:VAL:O	12:3A:59:ARG:N	2.47	0.44
22:3K:80:C:H2'	22:3K:81:C:C6	2.53	0.44
13:4A:96:LEU:C	13:4A:110:ARG:HE	2.20	0.44
37:55:13:HIS:HD2	37:55:15:SER:H	1.65	0.44
25:14:2744:G:H21	31:59:143:GLN:HE22	1.66	0.44
31:59:149:ARG:CZ	31:59:154:PRO:HB3	2.47	0.44
14:5A:12:ARG:HB2	14:5A:14:PRO:HD3	2.00	0.44
16:7I:68:ASP:O	16:7I:71:ARG:HB3	2.17	0.44
9:82:118:LYS:O	9:82:119:ALA:HB3	2.18	0.44
9:82:128:ARG:HH22	23:2L:34:U:P	2.41	0.44
9:82:88:TYR:HB3	9:82:89:ASN:OD1	2.18	0.44
9:8E:18:PHE:HD2	9:8E:62:TYR:HD2	1.65	0.44
41:95:2:PHE:O	41:95:42:GLY:N	2.50	0.44
41:95:94:LEU:HA	41:95:94:LEU:HD23	1.73	0.44

Continued on next page...

Continued from previous page...

Atom-1	Atom-2	Interatomic distance (Å)	Clash overlap (Å)
25:1H:2820:A:O5'	37:98:4:LEU:HD23	2.18	0.44
19:AA:66:MET:HA	19:AA:67:VAL:O	2.17	0.44
40:C8:75:ASN:HD22	40:C8:77:SER:HB2	1.82	0.44
36:45:137:TYR:CE2	58:D5:83:PRO:HG3	2.53	0.44
50:I5:11:PRO:HB3	50:I5:25:TYR:CE1	2.52	0.44
50:I5:20:ASN:ND2	50:I5:36:CYS:HB2	2.33	0.44
52:K5:27:LYS:HB2	52:K5:27:LYS:HE2	1.75	0.44
53:L5:24:THR:O	53:L5:28:ARG:HG3	2.17	0.44
25:1H:1820:U:C2	27:11:202:LYS:HB3	2.53	0.44
27:11:26:LYS:HD2	27:11:84:TYR:H	1.82	0.44
1:13:1438:G:H2'	1:13:1439:C:C6	2.52	0.44
1:13:799:G:C6	1:13:800:G:C4	3.06	0.44
25:14:1064:C:O2	25:14:1074:G:N2	2.50	0.44
25:14:1287:A:C5	25:14:1288:U:C4	3.06	0.44
25:14:1427:A:H4'	25:14:1428:C:O4'	2.18	0.44
25:14:1751:C:O2'	25:14:1752:C:H5'	2.17	0.44
25:14:1757:U:N3	25:14:1762:A:H2	2.08	0.44
25:14:195:A:OP1	35:35:46:LYS:HE2	2.17	0.44
25:14:244:A:H2'	25:14:245:G:O4'	2.18	0.44
25:14:2469:A:H2	25:14:2481:G:N2	2.16	0.44
25:14:2637:U:H2'	25:14:2638:G:O4'	2.18	0.44
25:14:271(B):G:N3	25:14:271:G:H1'	2.32	0.44
25:14:2836:U:C4	25:14:2883:A:N6	2.86	0.44
25:14:299:A:N1	25:14:322:A:O2'	2.47	0.44
25:14:320:A:H4'	25:14:322:A:C8	2.52	0.44
26:16:1:U:H3	26:16:119:A:H2	1.65	0.44
2:1E:215:LEU:HA	2:1E:215:LEU:HD13	1.82	0.44
55:1G:1065:U:H6	55:1G:1190:G:H21	1.66	0.44
55:1G:428:G:C5	55:1G:430:A:C6	3.05	0.44
55:1G:440:A:H8	55:1G:440:A:OP2	2.01	0.44
55:1G:582:U:C2	55:1G:760:G:C6	3.06	0.44
25:1H:1144:G:C6	25:1H:1145:C:N4	2.86	0.44
25:1H:1535:U:O2	25:1H:1536:A:H5''	2.18	0.44
25:1H:1538:G:H2'	25:1H:1539:G:C8	2.53	0.44
25:1H:1776:G:H2'	25:1H:1776:G:N3	2.31	0.44
25:1H:2029:G:N7	25:1H:2031:A:H5'	2.33	0.44
25:1H:2171:A:O2'	25:1H:2172:U:O5'	2.35	0.44
25:1H:2639:A:H2'	25:1H:2640:G:O4'	2.17	0.44
25:1H:270(V):G:H2'	25:1H:270(W):G:O4'	2.18	0.44
25:1H:2757:A:N1	31:51:67:LEU:HD22	2.33	0.44
25:1H:53:A:H2'	25:1H:54:G:O4'	2.17	0.44

Continued on next page...

Continued from previous page...

Atom-1	Atom-2	Interatomic distance (Å)	Clash overlap (Å)
25:1H:730:C:OP2	25:1H:731:C:OP2	2.35	0.44
28:21:181:LEU:HD12	28:21:181:LEU:HA	1.79	0.44
3:22:47:LEU:CD2	3:22:68:VAL:HG11	2.47	0.44
3:22:59:ARG:HH12	3:22:97:LYS:HD2	1.82	0.44
28:29:57:LYS:HD3	28:29:57:LYS:HA	1.72	0.44
4:32:148:VAL:O	4:32:152:SER:OG	2.35	0.44
57:39:181:LEU:HD22	57:39:186:ILE:HD11	1.99	0.44
12:3A:24:VAL:HG13	12:3A:98:TYR:CE1	2.50	0.44
30:49:27:ASN:HB3	30:49:30:GLU:HG3	1.99	0.44
13:4A:22:ILE:HB	13:4A:25:ILE:CG1	2.48	0.44
37:55:79:LEU:HA	37:55:83:ILE:HB	2.00	0.44
31:59:26:VAL:CG1	31:59:33:LEU:H	2.30	0.44
17:8A:45:HIS:HB2	17:8A:65:ILE:HD13	2.00	0.44
40:85:92:ARG:HG2	41:95:11:GLN:OE1	2.18	0.44
42:A5:72:LYS:HB3	42:A5:106:ILE:HG13	1.99	0.44
39:B8:92:GLY:HA2	39:B8:116:ALA:HA	2.00	0.44
44:C5:100:ALA:O	44:C5:102:CYS:SG	2.76	0.44
45:H8:48:PHE:HE1	45:H8:71:VAL:HG11	1.83	0.44
47:J8:87:PRO:HA	47:J8:90:ILE:HB	1.99	0.44
52:K5:38:LYS:HE3	52:K5:38:LYS:HB3	1.80	0.44
25:14:54:G:O2'	53:L5:35:ARG:HD3	2.18	0.44
27:11:119:ALA:HB1	27:11:130:ALA:HB3	2.00	0.44
27:11:71:ASP:HB2	27:11:103:ARG:HH22	1.82	0.44
1:13:1218:C:H2'	1:13:1219:U:C6	2.53	0.44
1:13:1316:G:H22	1:13:1319:A:H5''	1.83	0.44
1:13:22:G:H2'	1:13:23:C:C6	2.53	0.44
1:13:562:C:H1'	12:3I:15:ARG:HD2	2.00	0.44
1:13:773:G:O3'	27:11:202:LYS:NZ	2.45	0.44
25:14:1343:G:O2'	25:14:1344:G:H5'	2.17	0.44
25:14:1802:A:N1	25:14:1822:G:H1'	2.33	0.44
25:14:1840:G:OP2	62:14:3685:HOH:O	2.20	0.44
25:14:1963:U:H5''	25:14:1963:U:O2	2.18	0.44
25:14:2061:G:H5''	25:14:2503:A:C2	2.53	0.44
25:14:2299:G:H2'	25:14:2300:G:C8	2.52	0.44
25:14:2689:U:H5''	25:14:2713:A:C2	2.52	0.44
25:14:2692:C:H1'	25:14:2847:U:H1'	1.99	0.44
25:14:2851:A:H2'	25:14:2852:G:C8	2.52	0.44
25:14:2854:G:N2	25:14:2864:G:N3	2.66	0.44
25:14:27:G:O2'	25:14:28:A:OP2	2.32	0.44
25:14:476:G:H4'	25:14:502:A:N1	2.32	0.44
55:1G:1206:G:C6	55:1G:1207:G:C5	3.06	0.44

Continued on next page...

Continued from previous page...

Atom-1	Atom-2	Interatomic distance (Å)	Clash overlap (Å)
55:1G:457:C:H2'	55:1G:458:C:C6	2.53	0.44
55:1G:998(A):C:H2'	55:1G:999:U:C6	2.52	0.44
25:1H:1215:G:C5	25:1H:1216:G:N7	2.86	0.44
25:1H:139:G:N3	25:1H:141:A:N1	2.65	0.44
25:1H:1668:A:H4'	25:1H:1669:A:O5'	2.17	0.44
25:1H:1790:C:H5''	25:1H:1791:A:OP1	2.16	0.44
25:1H:1916:A:H2'	25:1H:1917:U:O4'	2.18	0.44
25:1H:2262:U:H4'	25:1H:2328:A:C2	2.52	0.44
25:1H:495:G:H1'	42:E8:57:ASN:OD1	2.17	0.44
10:1I:27:ALA:O	10:1I:31:GLY:N	2.51	0.44
1:13:1060:C:C5'	10:1I:51:ARG:HG2	2.47	0.44
22:1K:38:MIA:H162	22:1K:38:MIA:H122	1.60	0.44
28:21:65:GLY:HA2	28:21:68:ALA:HA	1.99	0.44
4:32:30:LYS:C	4:32:32:ALA:H	2.21	0.44
35:35:15:ARG:NH2	35:35:17:LYS:HE3	2.33	0.44
25:14:600:G:O3'	57:39:108:LYS:HE2	2.18	0.44
13:4A:108:ARG:HG3	13:4A:112:GLY:O	2.18	0.44
14:5I:24:CYS:C	14:5I:26:ARG:H	2.21	0.44
32:69:40:THR:O	32:69:44:LEU:HB2	2.18	0.44
7:6E:13:GLN:HA	7:6E:14:PRO:HD3	1.90	0.44
35:78:13:ASN:OD1	35:78:15:ARG:HG3	2.17	0.44
16:7I:79:VAL:HG12	16:7I:80:PHE:HD1	1.83	0.44
9:82:21:PRO:HA	9:82:59:PHE:HA	2.00	0.44
9:8E:82:ALA:O	9:8E:86:VAL:HG23	2.17	0.44
38:A8:106:ARG:HH12	38:A8:107:GLU:HB2	1.82	0.44
58:D5:10:ARG:HH21	58:D5:26:GLY:H	1.66	0.44
43:F8:3:THR:HB	43:F8:4:ALA:HA	2.00	0.44
45:H8:10:ARG:HG3	45:H8:36:LYS:HB3	2.00	0.44
45:H8:28:MET:O	45:H8:35:ARG:N	2.42	0.44
27:11:26:LYS:HE3	27:11:84:TYR:CB	2.47	0.44
1:13:112:G:P	16:7I:27:LYS:HD2	2.58	0.44
1:13:1423:G:P	34:68:49:ARG:HH22	2.40	0.44
1:13:181:G:HO2'	1:13:182:U:H6	1.62	0.44
1:13:260:G:H2'	1:13:261:U:C6	2.52	0.44
1:13:33:A:C6	1:13:34:C:N4	2.85	0.44
25:14:1171:G:N2	25:14:1174:A:N1	2.66	0.44
25:14:1181:C:H2'	25:14:1182:A:C8	2.53	0.44
25:14:1394:U:H6	25:14:1394:U:H3'	1.83	0.44
25:14:2353:G:H2'	25:14:2354:G:O4'	2.18	0.44
25:14:235:U:H2'	25:14:236:C:C6	2.52	0.44
25:14:957:A:N6	25:14:2459:A:C8	2.86	0.44

Continued on next page...

Continued from previous page...

Atom-1	Atom-2	Interatomic distance (Å)	Clash overlap (Å)
25:14:993:G:H1'	41:95:87:HIS:HE1	1.80	0.44
10:1A:8:LEU:HB3	10:1A:16:LEU:HD22	1.99	0.44
2:1E:5:ILE:HG13	2:1E:6:THR:H	1.82	0.44
55:1G:1388:C:H2'	55:1G:1389:C:C6	2.53	0.44
55:1G:1402:C:H2'	55:1G:1403:C:O4'	2.18	0.44
55:1G:562:C:H4'	55:1G:563:A:O5'	2.18	0.44
55:1G:841:U:H4'	55:1G:842:C:C5	2.53	0.44
25:1H:1348:G:C2'	25:1H:1349:A:H5''	2.47	0.44
25:1H:1433:U:O2	25:1H:1561:G:C2	2.71	0.44
25:1H:1454:U:O2'	25:1H:1455:G:N7	2.45	0.44
25:1H:2068:U:H6	25:1H:2068:U:H5''	1.83	0.44
25:1H:705:A:C2	25:1H:706:A:C4	3.06	0.44
28:21:59:VAL:HG21	28:21:73:GLU:HG2	2.00	0.44
28:29:182:LEU:HA	28:29:182:LEU:HD12	1.69	0.44
28:29:26:ILE:HG21	28:29:28:ALA:HB2	1.99	0.44
28:29:9:VAL:HG12	39:75:7:ILE:HD12	2.00	0.44
3:2E:4:LYS:HE2	3:2E:4:LYS:HB3	1.40	0.44
1:13:1190:G:OP2	3:2E:5:ILE:HG23	2.18	0.44
23:2K:2:G:C4	23:2K:3:C:C5	3.06	0.44
29:31:65:TRP:CZ3	29:31:72:ARG:HB3	2.52	0.44
12:3A:39:VAL:HG23	12:3A:57:LYS:HE3	1.99	0.44
1:13:403:C:O3'	4:3E:122:ARG:HD2	2.18	0.44
30:49:102:PHE:CE1	30:49:141:PHE:CE2	3.06	0.44
30:49:80:PHE:O	30:49:82:LEU:HB2	2.18	0.44
13:4A:81:LEU:HD21	13:4A:88:ARG:CZ	2.48	0.44
5:4E:145:LYS:HB3	5:4E:145:LYS:HE2	1.79	0.44
13:4I:4:ILE:CG2	13:4I:5:ALA:H	2.30	0.44
33:58:91:LEU:HA	33:58:95:PRO:HA	2.00	0.44
14:5A:12:ARG:HG3	14:5A:12:ARG:H	1.37	0.44
6:5E:80:ARG:HG3	6:5E:82:ARG:HH11	1.83	0.44
14:5I:4:LYS:HA	14:5I:7:ILE:CG1	2.48	0.44
38:65:106:ARG:HA	38:65:110:LEU:HD21	2.00	0.44
8:72:20:TYR:HD1	8:72:65:TYR:CD2	2.36	0.44
35:78:114:ILE:HG12	35:78:130:PHE:CD2	2.53	0.44
40:85:83:LEU:HA	40:85:83:LEU:HD12	1.73	0.44
36:88:47:ILE:CD1	36:88:70:PRO:HD3	2.47	0.44
12:3A:8:ASN:HB2	17:8A:34:LYS:HE2	2.00	0.44
18:9I:73:ALA:HB3	18:9I:79:LEU:HD12	1.99	0.44
19:AI:43:GLU:HG2	19:AI:43:GLU:H	1.55	0.44
43:B5:31:HIS:HA	43:B5:32:PRO:HD3	1.79	0.44
20:BA:41:ILE:HG22	20:BA:91:LEU:HD12	2.00	0.44

Continued on next page...

Continued from previous page...

Atom-1	Atom-2	Interatomic distance (Å)	Clash overlap (Å)
20:BI:39:LYS:O	20:BI:43:LEU:HG	2.17	0.44
40:C8:108:GLU:OE2	40:C8:112:ARG:NH1	2.51	0.44
42:E8:71:VAL:HA	42:E8:107:LEU:HD12	1.98	0.44
48:K8:18:PRO:O	48:K8:21:LEU:N	2.51	0.44
52:O8:39:TYR:O	52:O8:46:HIS:HA	2.18	0.44
27:11:238:GLY:O	27:11:239:ARG:C	2.57	0.43
1:13:1316:G:N2	1:13:1318:A:H3'	2.33	0.43
1:13:1320:C:H2'	1:13:1321:C:O4'	2.17	0.43
25:14:1418:G:H8	25:14:1418:G:O5'	2.01	0.43
25:14:1639:U:C2'	25:14:1640:C:H5'	2.48	0.43
25:14:1954:G:C2	25:14:2551:C:H5''	2.53	0.43
25:14:322:A:H3'	57:39:169:ASN:OD1	2.17	0.43
56:19:270:ILE:HG12	56:19:270:ILE:H	1.26	0.43
56:19:64:ILE:O	56:19:64:ILE:HG12	2.17	0.43
2:1E:111:ARG:NH1	2:1E:111:ARG:HG2	2.10	0.43
55:1G:1095:U:OP1	55:1G:1108:G:N1	2.46	0.43
55:1G:814:A:N7	55:1G:816:A:C4	2.86	0.43
25:1H:1194:A:OP2	25:1H:1194:A:H8	2.01	0.43
25:1H:142:G:O3'	43:F8:35:THR:HG21	2.18	0.43
25:1H:1568:G:N3	27:11:58:HIS:NE2	2.66	0.43
25:1H:2147:G:H2'	25:1H:2148:G:H4'	2.00	0.43
25:1H:2383:G:C2'	25:1H:2384:G:H5'	2.48	0.43
25:1H:2503:A:P	62:1H:3525:HOH:O	2.75	0.43
25:1H:2830:G:H8	25:1H:2830:G:H5''	1.83	0.43
25:1H:498:G:O2'	25:1H:499:U:H5'	2.17	0.43
25:1H:524:U:O2'	25:1H:554:U:H4'	2.18	0.43
26:1J:109:G:C6	26:1J:110:G:C5	3.06	0.43
26:1J:14:U:H5'	26:1J:71:C:H1'	2.00	0.43
22:1L:83:C:O2'	22:1L:84:C:O5'	2.36	0.43
23:2L:38:A:H2'	23:2L:39:A:O4'	2.18	0.43
4:32:172:PRO:HB2	4:32:187:ARG:HH12	1.83	0.43
4:32:30:LYS:C	4:32:32:ALA:N	2.71	0.43
35:35:6:LEU:HB3	35:35:7:ARG:H	1.75	0.43
4:3E:120:LEU:HA	4:3E:120:LEU:HD23	1.82	0.43
5:4E:57:LYS:HA	5:4E:60:TYR:HB3	1.99	0.43
31:51:52:VAL:HG21	31:51:68:THR:HG22	2.00	0.43
6:52:63:TYR:N	6:52:63:TYR:CD1	2.86	0.43
7:62:46:ALA:O	7:62:50:ILE:HG12	2.17	0.43
34:68:87:ILE:HD12	34:68:91:LEU:HG	2.00	0.43
8:72:39:LEU:HD12	8:72:39:LEU:HA	1.84	0.43
9:82:95:LYS:HD3	9:82:96:LEU:N	2.33	0.43

Continued on next page...

Continued from previous page...

Atom-1	Atom-2	Interatomic distance (Å)	Clash overlap (Å)
36:88:39:PRO:HA	36:88:97:VAL:O	2.18	0.43
20:BI:25:ARG:HH11	20:BI:25:ARG:HG3	1.83	0.43
48:G5:22:GLU:HG2	48:G5:64:LEU:HD11	1.98	0.43
50:I5:18:CYS:SG	50:I5:36:CYS:HB3	2.58	0.43
27:11:70:TRP:C	27:11:70:TRP:CD1	2.91	0.43
2:12:213:LEU:O	2:12:213:LEU:HD23	2.18	0.43
1:13:1128:C:H2'	1:13:1139:G:O6	2.18	0.43
1:13:134:A:H1'	1:13:325:A:C5	2.53	0.43
1:13:431:A:H2'	1:13:432:A:O4'	2.19	0.43
1:13:711:G:H2'	1:13:712:A:C8	2.54	0.43
25:14:1208:C:H3'	62:14:3827:HOH:O	2.17	0.43
25:14:1319:G:C6	25:14:1320:C:N4	2.86	0.43
25:14:1494:A:C2	25:14:1495:A:C4	3.07	0.43
25:14:2617:C:H2'	25:14:2618:G:O4'	2.18	0.43
25:14:528:A:OP2	33:15:114:ARG:NH1	2.50	0.43
25:14:68:G:H2'	25:14:69:C:C6	2.53	0.43
25:14:877:U:O4	25:14:899:A:N6	2.51	0.43
26:16:20:C:H2'	26:16:21:G:O4'	2.18	0.43
56:19:246:PRO:HD2	56:19:255:LYS:HD3	1.99	0.43
55:1G:60:A:N6	55:1G:110:C:N3	2.64	0.43
55:1G:689:C:H3'	55:1G:690:G:H21	1.82	0.43
55:1G:993:G:O2'	55:1G:994:A:N7	2.50	0.43
25:1H:1056:G:H4'	25:1H:1086:A:N7	2.33	0.43
25:1H:1203:G:H3'	25:1H:1204:A:H5''	2.00	0.43
25:1H:1291:C:H4'	25:1H:1536:A:OP1	2.18	0.43
25:1H:1593:G:H2'	25:1H:1594:G:H8	1.80	0.43
25:1H:2056:G:C2	25:1H:2057:A:C8	3.06	0.43
25:1H:2206:C:H2'	25:1H:2207:C:C6	2.52	0.43
25:1H:2287:A:N6	25:1H:2344:U:H3	2.07	0.43
25:1H:2723:C:OP2	28:21:109:LYS:NZ	2.47	0.43
25:1H:2820:A:O2'	25:1H:2821:A:OP1	2.33	0.43
25:1H:2860:A:N7	25:1H:2861:G:H1'	2.33	0.43
25:1H:524:U:H4'	25:1H:554:U:H4'	2.00	0.43
25:1H:585:G:P	62:1H:3730:HOH:O	2.76	0.43
25:1H:686:G:H4'	25:1H:687:C:OP2	2.18	0.43
26:1J:58:A:OP2	62:1J:301:HOH:O	2.21	0.43
28:21:111:ARG:HD2	28:21:160:TYR:CE2	2.54	0.43
28:21:67:PHE:C	28:21:69:LYS:H	2.20	0.43
25:14:2785:C:O2'	28:29:64:LYS:HE2	2.19	0.43
11:2A:57:THR:HG22	11:2A:59:TYR:N	2.31	0.43
29:31:46:ARG:HH11	29:31:46:ARG:CG	2.27	0.43

Continued on next page...

Continued from previous page...

Atom-1	Atom-2	Interatomic distance (Å)	Clash overlap (Å)
22:3K:12:C:H2'	22:3K:13:G:O4'	2.18	0.43
22:3K:18:G:OP1	22:3K:66:G:N2	2.51	0.43
5:42:30:ALA:O	5:42:45:PHE:HA	2.17	0.43
30:49:173:LEU:HD22	30:49:178:PHE:CE1	2.53	0.43
30:49:58:GLN:HG3	30:49:58:GLN:H	1.68	0.43
25:1H:2758:A:C4	31:51:67:LEU:HD21	2.52	0.43
16:7A:8:ARG:HD3	16:7A:17:TYR:CE1	2.53	0.43
18:9A:19:LYS:HG3	18:9A:20:ALA:H	1.83	0.43
25:14:142:G:H1'	43:B5:37:THR:CG2	2.49	0.43
20:BA:30:LYS:HE3	20:BA:30:LYS:HB2	1.53	0.43
20:BI:53:LEU:HD22	20:BI:53:LEU:H	1.83	0.43
40:C8:58:ARG:HA	40:C8:61:TRP:CE3	2.52	0.43
43:F8:15:GLU:HG3	43:F8:16:LYS:N	2.33	0.43
25:1H:2017:U:O2	51:N8:10:LYS:HB2	2.17	0.43
27:11:239:ARG:HG3	27:11:239:ARG:HH21	1.83	0.43
27:11:9:TYR:CZ	27:11:13:ARG:HG2	2.53	0.43
1:13:1326:C:H2'	1:13:1327:C:C6	2.53	0.43
25:14:1157:G:C2	25:14:1158:C:C2	3.06	0.43
25:14:1261:C:OP2	42:A5:83:LYS:NZ	2.51	0.43
25:14:2395:C:H2'	25:14:2396:G:O4'	2.18	0.43
25:14:2416:C:H2'	25:14:2417:C:C6	2.53	0.43
25:14:2809:A:N6	25:14:2891:G:H2'	2.33	0.43
25:14:2820:A:O5'	37:55:4:LEU:HD23	2.18	0.43
25:14:433:C:H2'	25:14:434:U:C6	2.53	0.43
25:14:91:A:H2'	25:14:92:G:O4'	2.18	0.43
26:16:54:G:H2'	26:16:55:U:H6	1.84	0.43
56:19:242:ARG:H	56:19:242:ARG:HG2	1.36	0.43
56:19:70:TRP:HZ3	56:19:146:GLU:CD	2.22	0.43
2:1E:97:TRP:HZ2	2:1E:102:LEU:HD13	1.82	0.43
55:1G:468:A:O2'	16:7A:82:GLN:HG2	2.19	0.43
55:1G:690:G:O4'	55:1G:690:G:N3	2.50	0.43
55:1G:691:G:H1	11:2A:52:GLY:HA2	1.82	0.43
55:1G:865:A:H5'	55:1G:1078:U:C5	2.53	0.43
25:1H:2031:A:N3	25:1H:2455:G:O2'	2.36	0.43
25:1H:2117:A:N6	25:1H:2172:U:O2	2.51	0.43
25:1H:2238:G:H2'	25:1H:2238:G:N3	2.32	0.43
25:1H:2702:U:C6	25:1H:2702:U:OP1	2.69	0.43
25:1H:934:G:H2'	25:1H:935:C:H6	1.84	0.43
1:13:963:G:C2	10:1I:55:LYS:NZ	2.84	0.43
26:1J:79:C:H2'	26:1J:80:U:O4'	2.18	0.43
22:1K:49:A:H2'	22:1K:50:U:H5''	1.99	0.43

Continued on next page...

Continued from previous page...

Atom-1	Atom-2	Interatomic distance (Å)	Clash overlap (Å)
3:2E:12:LEU:HA	3:2E:12:LEU:HD23	1.80	0.43
29:31:24:LEU:HA	29:31:25:PRO:HD2	1.82	0.43
29:31:64:ILE:O	29:31:65:TRP:CD1	2.71	0.43
25:14:252:G:P	35:35:50:ARG:HH21	2.41	0.43
6:52:2:ARG:HE	6:52:69:GLU:CB	2.31	0.43
33:58:128:HIS:ND1	33:58:129:PRO:O	2.49	0.43
34:68:71:ARG:NH2	34:68:122:LEU:O	2.51	0.43
32:69:29:TYR:CD1	32:69:30:LEU:HD23	2.47	0.43
32:69:4:ILE:HD12	32:69:43:ASN:HB3	1.99	0.43
32:69:97:ILE:O	32:69:100:ALA:HB3	2.17	0.43
40:85:100:VAL:O	40:85:101:ARG:HG2	2.18	0.43
37:98:100:LEU:HD11	37:98:113:LEU:HD13	2.00	0.43
37:98:2:ARG:HB3	37:98:5:LYS:HD2	2.01	0.43
37:98:51:LEU:HD23	37:98:51:LEU:HA	1.77	0.43
18:9A:53:ARG:HA	18:9A:56:THR:OG1	2.18	0.43
38:A8:108:GLY:H	38:A8:110:LEU:HD21	1.82	0.43
44:G8:40:GLU:C	44:G8:42:VAL:H	2.22	0.43
49:H5:12:PRO:O	49:H5:15:TYR:HB2	2.18	0.43
45:H8:59:LEU:HA	45:H8:59:LEU:HD23	1.71	0.43
47:J8:49:VAL:HG11	47:J8:70:VAL:HG11	1.99	0.43
2:12:97:TRP:CE2	2:12:101:MET:HG3	2.54	0.43
1:13:1500:A:P	62:13:1804:HOH:O	2.74	0.43
1:13:17:U:H2'	1:13:18:C:C6	2.54	0.43
1:13:336:C:O2'	1:13:337:C:H5'	2.18	0.43
1:13:513:C:H2'	1:13:514:C:O4'	2.18	0.43
1:13:919:A:O2'	1:13:920:U:H5'	2.19	0.43
25:14:51:G:N3	25:14:119:A:C2	2.87	0.43
25:14:1460:A:O2'	25:14:1461:G:OP1	2.34	0.43
25:14:1784:A:H4'	25:14:1785:A:C5'	2.49	0.43
25:14:239:U:H2'	25:14:240:G:O4'	2.18	0.43
25:14:2723:C:H4'	37:55:2:ARG:HH21	1.82	0.43
25:14:1654:A:C1'	25:14:2823:A:H5'	2.49	0.43
25:14:389:G:H22	35:35:72:PRO:CD	2.31	0.43
25:14:68:G:H2'	25:14:69:C:H6	1.83	0.43
25:14:868:U:C2	25:14:869:G:C8	3.06	0.43
25:14:913:U:H4'	25:14:914:C:OP1	2.17	0.43
2:1E:109:SER:O	2:1E:112:VAL:N	2.51	0.43
55:1G:1035:A:H3'	55:1G:1036:G:H5''	1.99	0.43
55:1G:1084:G:H5'	55:1G:1102:A:OP2	2.18	0.43
55:1G:407:G:C2	55:1G:436:C:C2	3.06	0.43
55:1G:986:A:N3	19:AA:52:TYR:OH	2.43	0.43

Continued on next page...

Continued from previous page...

Atom-1	Atom-2	Interatomic distance (Å)	Clash overlap (Å)
25:1H:1692:U:O2'	25:1H:1693:U:H2'	2.18	0.43
25:1H:1728:G:H1'	25:1H:1732:A:N6	2.33	0.43
25:1H:37:C:H2'	25:1H:38:A:C8	2.53	0.43
22:1K:48:C:H3'	22:1K:49:A:C8	2.50	0.43
28:21:103:ASP:OD1	28:21:201:THR:HG23	2.19	0.43
3:22:117:ALA:HB2	3:22:200:ALA:HB2	1.99	0.43
3:22:172:ARG:HE	3:22:172:ARG:HB3	1.61	0.43
34:25:63:VAL:HG23	34:25:64:ARG:HG3	2.00	0.43
25:14:2055:C:H1'	28:29:145:LYS:HE2	1.99	0.43
11:2A:73:MET:HG2	11:2A:103:LEU:HD11	1.99	0.43
3:2E:3:ASN:C	3:2E:4:LYS:HG2	2.38	0.43
11:2I:114:VAL:HA	11:2I:115:PRO:HD2	1.79	0.43
23:2L:57:C:N4	30:49:83:ARG:HH22	2.17	0.43
29:31:155:LEU:HD11	29:31:176:LEU:HD13	2.00	0.43
29:31:123:LEU:HD21	29:31:199:TRP:CZ3	2.53	0.43
55:1G:552:U:H1'	12:3A:32:PHE:CZ	2.53	0.43
4:3E:9:CYS:O	4:3E:13:ARG:HG3	2.18	0.43
30:49:135:LEU:O	30:49:154:GLY:HA3	2.18	0.43
31:51:9:ILE:HA	31:51:10:PRO:HD2	1.78	0.43
32:61:47:LEU:O	32:61:51:ILE:HG13	2.18	0.43
7:62:146:GLU:O	7:62:149:ARG:HB2	2.18	0.43
8:7E:50:ARG:H	8:7E:50:ARG:HG3	1.59	0.43
25:1H:2250:G:C5	36:88:83:MET:HB2	2.54	0.43
17:8A:95:TYR:HA	17:8A:98:LEU:HD12	2.01	0.43
41:95:59:ALA:HA	41:95:95:LEU:O	2.19	0.43
25:1H:2820:A:C4	37:98:4:LEU:HD11	2.53	0.43
42:A5:19:LEU:O	42:A5:22:ASP:HB2	2.19	0.43
39:B8:19:LEU:HA	39:B8:20:PRO:HD3	1.80	0.43
39:B8:99:LEU:HB3	39:B8:101:PHE:HE1	1.83	0.43
20:BA:41:ILE:O	20:BA:44:ALA:N	2.51	0.43
20:BI:73:HIS:O	20:BI:76:ALA:HB3	2.18	0.43
40:C8:95:LEU:HD22	41:D8:4:ILE:CD1	2.48	0.43
45:H8:130:PRO:O	45:H8:133:ILE:HG13	2.18	0.43
52:O8:31:PRO:HG2	52:O8:35:GLU:HG2	2.00	0.43
25:1H:2392:A:O3'	54:Q8:27:THR:HG22	2.18	0.43
2:12:217:ARG:HB2	2:12:217:ARG:NH1	2.33	0.43
1:13:1103:C:H2'	1:13:1104:G:O4'	2.18	0.43
1:13:114:U:O2'	1:13:115:G:H5'	2.18	0.43
1:13:556:C:H2'	1:13:557:G:H8	1.84	0.43
1:13:689:C:OP1	11:2I:27:ASN:ND2	2.49	0.43
25:14:1100:C:H2'	25:14:1101:U:C6	2.53	0.43

Continued on next page...

Continued from previous page...

Atom-1	Atom-2	Interatomic distance (Å)	Clash overlap (Å)
25:14:1167:U:O2	25:14:1183:G:N2	2.50	0.43
25:14:1252:G:O4'	40:85:33:ARG:HD3	2.18	0.43
25:14:139:G:N3	25:14:141:A:N1	2.67	0.43
25:14:1788:C:C2	25:14:1789:A:C8	3.06	0.43
25:14:2294:C:P	38:65:89:ARG:HH22	2.41	0.43
26:16:40:U:C1'	26:16:45:A:H61	2.31	0.43
26:16:32:C:C2	26:16:51:G:N2	2.86	0.43
56:19:6:PHE:CE1	56:19:18:VAL:HG13	2.51	0.43
2:1E:167:PRO:HG2	2:1E:192:SER:HB3	2.01	0.43
55:1G:1060:C:H5'	10:1A:51:ARG:HG2	2.00	0.43
55:1G:1280:A:H5'	55:1G:1281:U:OP2	2.19	0.43
55:1G:688:G:H2'	55:1G:689:C:H6	1.83	0.43
55:1G:97:U:H2'	55:1G:99:C:C6	2.53	0.43
25:1H:1265:A:C8	25:1H:1267:U:C2	3.06	0.43
25:1H:1698:A:H4'	25:1H:1699:G:OP1	2.18	0.43
25:1H:1786:A:H1'	25:1H:1938:A:N6	2.34	0.43
25:1H:2394:C:H2'	25:1H:2395:C:H6	1.83	0.43
25:1H:2503:A:OP1	62:1H:3526:HOH:O	2.21	0.43
25:1H:2793:G:OP2	25:1H:2793:G:H8	2.01	0.43
25:1H:783:A:C3'	25:1H:783:A:C8	3.00	0.43
25:1H:971:C:H2'	25:1H:972:G:O4'	2.19	0.43
3:22:90:GLU:O	3:22:93:LYS:HB3	2.18	0.43
28:29:9:VAL:HB	28:29:10:GLY:H	1.52	0.43
23:2K:21:H2U:H4'	23:2K:22:A:OP2	2.11	0.43
4:32:29:PRO:HD2	4:32:30:LYS:HE3	2.00	0.43
57:39:198:ALA:O	57:39:201:VAL:HG12	2.18	0.43
22:3K:75:C:H2'	22:3K:76:C:C6	2.54	0.43
6:52:5:GLU:HB3	6:52:62:TRP:HE1	1.84	0.43
37:55:12:ARG:HG3	37:55:12:ARG:NH1	2.33	0.43
33:58:62:VAL:HG22	33:58:63:THR:N	2.34	0.43
3:22:13:GLY:CA	14:5A:57:ARG:HD2	2.49	0.43
6:5E:46:ARG:HB3	6:5E:60:PHE:CE1	2.53	0.43
35:78:100:LEU:HD12	35:78:100:LEU:HA	1.85	0.43
16:7I:28:ARG:NH1	16:7I:29:ASP:OD1	2.50	0.43
36:88:72:LYS:HA	36:88:73:PRO:HD3	1.85	0.43
17:8I:70:ARG:O	17:8I:71:PHE:HD1	2.01	0.43
42:A5:59:VAL:HA	42:A5:64:MET:H	1.83	0.43
38:A8:29:PHE:C	38:A8:29:PHE:CD1	2.90	0.43
43:B5:84:ALA:O	43:B5:87:GLN:HG3	2.18	0.43
1:13:186(A):C:O2	20:BI:105:SER:HB3	2.18	0.43
20:BI:71:THR:HG22	20:BI:72:LEU:N	2.25	0.43

Continued on next page...

Continued from previous page...

Atom-1	Atom-2	Interatomic distance (Å)	Clash overlap (Å)
44:C5:88:LYS:O	44:C5:89:PHE:HB3	2.19	0.43
58:D5:132:ASN:N	58:D5:132:ASN:OD1	2.52	0.43
42:E8:61:ASN:HB2	42:E8:62:HIS:CD2	2.54	0.43
42:E8:88:ARG:HB2	42:E8:93:ALA:H	1.84	0.43
44:G8:76:CYS:HA	44:G8:77:PRO:HD2	1.87	0.43
45:H8:57:ILE:HG22	45:H8:59:LEU:H	1.83	0.43
48:K8:64:LEU:O	48:K8:64:LEU:HD22	2.19	0.43
53:L5:35:ARG:HG3	53:L5:42:LEU:HD11	2.00	0.43
49:L8:3:ARG:HG2	49:L8:38:GLU:HA	2.01	0.43
52:O8:28:ARG:HB3	52:O8:30:THR:H	1.84	0.43
27:11:134:ARG:HG3	27:11:135:PHE:CE1	2.53	0.43
2:12:43:ASP:O	2:12:47:THR:OG1	2.37	0.43
1:13:1148:U:H2'	1:13:1149:C:O4'	2.17	0.43
1:13:1167:A:C6	1:13:1169:A:C6	3.06	0.43
1:13:167:G:H2'	1:13:168:G:H8	1.81	0.43
25:14:1343:G:C2'	25:14:1344:G:H5'	2.48	0.43
25:14:1643:G:N7	62:14:3797:HOH:O	2.36	0.43
25:14:2307:G:H1	30:49:44:GLY:H	1.67	0.43
25:14:242:G:O5'	59:M5:3:LYS:HE3	2.19	0.43
25:14:2453:A:H2'	25:14:2454:G:O4'	2.18	0.43
25:14:270(H):C:H2'	25:14:270(I):G:H8	1.82	0.43
25:14:667:U:H2'	25:14:668:G:O4'	2.19	0.43
25:14:754:C:H2'	25:14:755:C:C6	2.54	0.43
25:14:942:G:H4'	25:14:1190:G:H5'	2.00	0.43
26:16:116:G:H2'	26:16:117:G:O4'	2.18	0.43
55:1G:1122:U:O4	55:1G:1123:A:N6	2.52	0.43
55:1G:116:A:C4	55:1G:117:G:C8	3.07	0.43
55:1G:1386:G:C2	55:1G:1387:G:N7	2.87	0.43
55:1G:1405:G:H1	55:1G:1496:C:H42	1.65	0.43
55:1G:232:G:H2'	55:1G:233:C:O4'	2.18	0.43
55:1G:278:G:O4'	55:1G:282:A:H1'	2.19	0.43
25:1H:82:G:N1	25:1H:103:A:OP2	2.40	0.43
25:1H:1028:A:N6	25:1H:1125:G:H2'	2.33	0.43
25:1H:1494:A:O2'	25:1H:1495:A:H5'	2.19	0.43
25:1H:1783:A:P	62:1H:3534:HOH:O	2.73	0.43
25:1H:1912:A:H5''	25:1H:1913:A:P	2.59	0.43
25:1H:2082:A:H2'	25:1H:2083:G:O4'	2.19	0.43
25:1H:2331:G:O2'	25:1H:2336:A:N1	2.36	0.43
25:1H:2335:A:N7	25:1H:2337:G:C5	2.86	0.43
25:1H:460:A:H5''	25:1H:461:C:OP2	2.19	0.43
25:1H:589:C:H2'	25:1H:590:A:H8	1.84	0.43

Continued on next page...

Continued from previous page...

Atom-1	Atom-2	Interatomic distance (Å)	Clash overlap (Å)
25:1H:836:G:C5	25:1H:837:C:C4	3.06	0.43
22:1K:72:U:H6	22:1K:72:U:OP2	2.01	0.43
28:21:6:GLY:HA3	28:21:26:ILE:HD11	2.00	0.43
11:2I:21:ILE:HG12	11:2I:30:VAL:HG12	1.99	0.43
23:2K:64:G:H2'	23:2K:65:G:C8	2.52	0.43
29:31:123:LEU:HD12	29:31:124:LEU:N	2.34	0.43
29:31:175:THR:O	29:31:176:LEU:HD12	2.18	0.43
4:32:5:ILE:H	4:32:5:ILE:HG13	1.64	0.43
35:35:111:ARG:HD2	35:35:128:HIS:CG	2.53	0.43
35:35:2:LYS:HE3	35:35:4:SER:HB2	2.01	0.43
57:39:107:LYS:HA	57:39:107:LYS:HD3	1.50	0.43
12:3A:6:THR:OG1	12:3A:9:GLN:N	2.44	0.43
12:3A:71:PRO:O	12:3A:102:ARG:HD3	2.18	0.43
4:3E:58:LEU:HD23	4:3E:206:PHE:CE1	2.53	0.43
22:3K:35:QUO:H101	22:3K:35:QUO:H162	1.39	0.43
36:45:58:PHE:CZ	36:45:106:VAL:HG11	2.50	0.43
30:49:122:PRO:O	30:49:125:PHE:HD2	2.02	0.43
13:4A:86:CYS:HB2	19:AA:73:GLU:HB3	2.00	0.43
25:1H:1665:A:H1'	34:68:1:MET:HG3	2.01	0.43
35:78:121:LYS:HB3	35:78:123:LEU:HG	2.01	0.43
35:78:126:VAL:HG12	35:78:147:LEU:HD13	2.00	0.43
55:1G:1178:G:H5'	9:82:93:ARG:HH21	1.82	0.43
17:8A:29:HIS:CG	17:8A:30:PRO:HD2	2.53	0.43
17:8A:21:VAL:HG21	17:8A:59:ILE:HD11	1.99	0.43
17:8A:83:ASP:O	17:8A:87:LYS:HG2	2.17	0.43
42:A5:14:PRO:HG2	42:A5:78:GLU:HB2	2.00	0.43
44:G8:38:ILE:HG12	44:G8:38:ILE:O	2.19	0.43
45:H8:103:ARG:HG3	45:H8:136:PHE:HD2	1.83	0.43
45:H8:76:LEU:HA	45:H8:83:PRO:HA	1.99	0.43
52:K5:31:PRO:C	52:K5:33:LYS:H	2.22	0.43
54:Q8:60:LEU:O	54:Q8:61:LEU:C	2.56	0.43
27:11:149:PRO:O	27:11:150:LYS:HB2	2.19	0.43
1:13:595:G:N2	1:13:643:C:N4	2.67	0.43
1:13:671:G:C4	1:13:672:U:C6	3.07	0.43
25:14:1155:A:C4	25:14:1157:G:C8	3.06	0.43
25:14:152:G:H2'	25:14:153:C:C6	2.54	0.43
25:14:188:G:N2	25:14:208:C:N3	2.59	0.43
25:14:2115:G:O2'	25:14:2171:A:N1	2.35	0.43
25:14:2291:U:H5''	25:14:2380:C:O2'	2.19	0.43
25:14:2747:G:O6	25:14:2755:C:H5''	2.19	0.43
25:14:581:C:H2'	25:14:582:G:H8	1.84	0.43

Continued on next page...

Continued from previous page...

Atom-1	Atom-2	Interatomic distance (Å)	Clash overlap (Å)
25:14:748:G:OP1	25:14:2612:C:N4	2.52	0.43
55:1G:1352:C:N4	55:1G:1370:G:H1	2.14	0.43
55:1G:1323:G:H4'	55:1G:1362(A):C:N3	2.33	0.43
55:1G:146:G:H2'	55:1G:147:G:C8	2.52	0.43
55:1G:66:G:C2	55:1G:67:C:C6	3.07	0.43
55:1G:885:G:O2'	55:1G:914:A:N1	2.39	0.43
55:1G:986:A:H2'	55:1G:987:G:O4'	2.18	0.43
25:1H:1798:U:H5'	27:11:259:THR:CG2	2.33	0.43
25:1H:2064:C:H1'	25:1H:2450:A:C2	2.54	0.43
25:1H:2574:G:O2'	28:21:143:ASN:HB3	2.18	0.43
25:1H:2592:G:C6	25:1H:2593:U:C4	3.06	0.43
25:1H:2773:C:OP1	28:21:166:THR:OG1	2.36	0.43
25:1H:483:A:O4'	44:G8:48:ALA:HB1	2.19	0.43
25:1H:630:G:H4'	25:1H:640:C:H4'	2.01	0.43
28:29:171:GLU:O	28:29:184:VAL:HA	2.18	0.43
28:29:95:ILE:HD13	28:29:95:ILE:HG21	1.80	0.43
28:29:98:PRO:HD3	28:29:175:VAL:HG13	2.00	0.43
11:2A:41:THR:HG21	11:2A:71:LYS:HB2	1.99	0.43
3:2E:150:LYS:HB3	3:2E:201:TYR:HB2	1.99	0.43
23:2K:21:H2U:C4'	23:2K:22:A:OP2	2.67	0.43
23:2L:60:A:H2'	23:2L:61:U:H5'	1.99	0.43
55:1G:537:G:H5''	12:3A:113:ARG:HH12	1.83	0.43
4:3E:107:ARG:HA	4:3E:107:ARG:HD3	1.54	0.43
22:3K:17:OMG:N2	22:3K:64:PSU:HN3	2.17	0.43
5:42:110:LEU:HD21	5:42:139:LEU:HD21	2.01	0.43
31:51:3:ARG:HH21	31:51:7:LEU:HD11	1.83	0.43
32:69:109:ILE:HB	32:69:130:TYR:OH	2.17	0.43
7:6E:49:ILE:HG22	7:6E:53:LYS:HD3	2.01	0.43
16:7I:4:ILE:HD12	16:7I:66:PRO:HD3	2.01	0.43
41:95:70:ILE:HG22	41:95:70:ILE:O	2.19	0.43
18:9A:41:LYS:O	18:9A:41:LYS:HD3	2.19	0.43
39:B8:113:LYS:HD2	39:B8:113:LYS:HA	1.75	0.43
40:C8:79:PHE:C	40:C8:79:PHE:CD1	2.92	0.43
47:F5:25:LYS:HB3	47:F5:25:LYS:HE2	1.80	0.43
44:G8:35:TYR:CE2	44:G8:69:ALA:HB3	2.53	0.43
53:L5:5:TRP:NE1	53:L5:7:PRO:HG3	2.33	0.43
54:Q8:50:LEU:HA	54:Q8:53:PRO:HD2	2.01	0.43
27:11:44:ASN:O	27:11:46:GLN:O	2.36	0.43
2:12:75:LYS:HD3	2:12:75:LYS:O	2.19	0.43
1:13:429:U:H1'	1:13:430:A:H5''	2.01	0.43
1:13:872:A:C5	1:13:874:G:C8	3.07	0.43

Continued on next page...

Continued from previous page...

Atom-1	Atom-2	Interatomic distance (Å)	Clash overlap (Å)
1:13:939:G:C6	1:13:940:C:N4	2.86	0.43
25:14:1141:U:H3'	33:15:63:THR:HG21	2.01	0.43
25:14:1344:G:H4'	25:14:1384:A:C5	2.54	0.43
25:14:1779:U:C6	25:14:1783:A:N7	2.86	0.43
25:14:118:A:H1'	25:14:178:G:O4'	2.19	0.43
25:14:1808:U:H5''	25:14:1809:A:OP2	2.18	0.43
25:14:2720:U:H2'	25:14:2721:A:C8	2.54	0.43
25:14:2820:A:O2'	25:14:2821:A:OP1	2.33	0.43
25:14:2830:G:H2'	25:14:2831:G:O4'	2.19	0.43
25:14:566:U:H2'	25:14:567:A:O4'	2.19	0.43
25:14:596:G:H2'	25:14:597:U:O4'	2.19	0.43
25:14:948:G:N2	25:14:970:C:O2	2.51	0.43
26:16:44:G:C2	26:16:48:A:C2	3.07	0.43
10:1A:27:ALA:HB2	10:1A:85:LEU:HD11	2.01	0.43
55:1G:1326:C:H5''	21:1B:12:LYS:HZ2	1.83	0.43
55:1G:1064:G:O6	55:1G:1191:A:N6	2.49	0.43
55:1G:1215:G:C2	55:1G:1216:G:C8	3.07	0.43
55:1G:1321:C:C5	55:1G:1322:C:C5	3.07	0.43
55:1G:186(A):C:H2'	55:1G:186(B):C:H6	1.83	0.43
55:1G:452:A:H2'	55:1G:453:A:C8	2.54	0.43
55:1G:664:G:N2	55:1G:741:G:H1	2.09	0.43
25:1H:1271:G:N2	25:1H:1617:C:O4'	2.52	0.43
25:1H:2110:G:H5''	25:1H:2145:C:N4	2.33	0.43
25:1H:2140:C:H2'	25:1H:2141:G:C8	2.48	0.43
25:1H:2352:A:H2'	25:1H:2353:G:O4'	2.18	0.43
25:1H:36:G:N3	25:1H:450:G:O2'	2.52	0.43
25:1H:448:U:H5'	62:1H:3816:HOH:O	2.19	0.43
28:21:119:ARG:HD3	28:21:160:TYR:HB2	2.00	0.43
28:21:201:THR:HG22	28:21:203:LYS:H	1.83	0.43
11:2I:112:THR:HA	11:2I:113:PRO:HD3	1.83	0.43
29:31:170:LEU:HA	29:31:170:LEU:HD13	1.78	0.43
57:39:140:LEU:HD13	57:39:140:LEU:HA	1.85	0.43
4:3E:108:LEU:CD1	4:3E:174:LEU:HD13	2.49	0.43
4:3E:82:ALA:O	4:3E:89:THR:HG23	2.19	0.43
30:41:44:GLY:O	30:41:47:LYS:HE2	2.19	0.43
5:42:99:GLY:O	5:42:117:ASP:HA	2.19	0.43
30:49:167:GLU:O	30:49:170:ARG:HB3	2.19	0.43
30:49:72:ARG:HD2	30:49:85:GLY:O	2.19	0.43
6:52:69:GLU:CD	6:52:69:GLU:H	2.22	0.43
33:58:13:TRP:O	33:58:135:PRO:HD2	2.18	0.43
33:58:73:THR:HA	33:58:83:LYS:O	2.18	0.43

Continued on next page...

Continued from previous page...

Atom-1	Atom-2	Interatomic distance (Å)	Clash overlap (Å)
55:1G:751:U:H4'	15:6A:24:SER:HA	2.01	0.43
16:7I:72:ARG:HA	16:7I:75:ARG:HH11	1.83	0.43
39:B8:5:ALA:O	39:B8:9:LEU:HB2	2.19	0.43
20:BI:57:ARG:NH1	20:BI:102:GLY:HA2	2.33	0.43
25:14:988:A:O5'	49:H5:11:SER:OG	2.37	0.43
46:I8:75:LEU:HA	46:I8:75:LEU:HD23	1.68	0.43
59:M5:54:GLU:HG2	59:M5:57:ARG:HE	1.84	0.43
27:11:89:SER:HB2	27:11:201:HIS:CD2	2.54	0.43
1:13:1374:A:H2'	1:13:1375:A:H5'	2.00	0.43
1:13:1503:A:O2'	1:13:1504:G:P	2.76	0.43
1:13:343:U:H1'	1:13:347:G:H22	1.82	0.43
1:13:704:A:OP2	1:13:704:A:H8	2.00	0.43
25:14:108:U:H2'	25:14:109:G:C8	2.54	0.43
25:14:1169:G:H2'	25:14:1170:G:O4'	2.18	0.43
25:14:2157:G:O2'	25:14:2158:A:H8	2.02	0.43
25:14:2693:A:H2'	25:14:2694:G:C8	2.45	0.43
25:14:2748:A:H2'	25:14:2749:A:C8	2.53	0.43
25:14:340:A:H2'	25:14:341:G:O4'	2.19	0.43
25:14:414:C:H2'	25:14:415:A:C8	2.54	0.43
25:14:799:G:C6	25:14:800:A:C6	3.07	0.43
25:14:886:C:H1'	25:14:890:A:C2	2.53	0.43
10:1A:78:ASN:OD1	10:1A:81:THR:HG23	2.19	0.43
10:1A:99:LYS:HD3	10:1A:100:THR:H	1.83	0.43
55:1G:259:G:H2'	55:1G:260:G:O4'	2.18	0.43
55:1G:455:C:H42	55:1G:477:G:H1	1.67	0.43
25:1H:1243:G:H4'	35:78:7:ARG:HH21	1.83	0.43
25:1H:1336:A:OP2	43:F8:64:LYS:NZ	2.35	0.43
25:1H:2315:G:H2'	25:1H:2316:C:C6	2.54	0.43
25:1H:2390:U:O2'	25:1H:2391:G:H5'	2.18	0.43
25:1H:746:A:C6	25:1H:2611:U:H5''	2.54	0.43
25:1H:346:A:H5''	25:1H:347:A:OP2	2.19	0.43
34:25:19:ILE:HG22	34:25:43:VAL:HA	2.00	0.43
11:2I:18:ARG:O	11:2I:32:ILE:HG22	2.19	0.43
23:2K:24:C:H2'	23:2K:25:U:H6	1.84	0.43
29:31:63:LYS:NZ	29:31:75:HIS:O	2.48	0.43
35:35:100:LEU:HB2	35:35:106:LEU:HD22	2.01	0.43
57:39:132:VAL:C	57:39:134:GLY:H	2.22	0.43
57:39:155:LEU:HD11	57:39:176:LEU:HD23	2.01	0.43
4:3E:162:LEU:HD13	4:3E:181:MET:HG2	2.01	0.43
30:41:107:LEU:HD21	30:41:178:PHE:CD1	2.54	0.43
30:41:15:VAL:HG22	30:41:175:LEU:HB3	2.00	0.43

Continued on next page...

Continued from previous page...

Atom-1	Atom-2	Interatomic distance (Å)	Clash overlap (Å)
36:45:25:ASP:HA	36:45:67:ARG:HH12	1.81	0.43
30:49:61:ALA:HA	30:49:66:GLN:O	2.18	0.43
13:4A:35:GLU:O	13:4A:38:GLY:N	2.50	0.43
31:51:83:TYR:CB	31:51:134:SER:HA	2.49	0.43
38:65:42:ASP:C	38:65:44:LYS:N	2.72	0.43
15:6I:8:LYS:O	15:6I:11:VAL:N	2.51	0.43
40:85:92:ARG:CZ	41:95:11:GLN:H	2.32	0.43
9:8E:112:LYS:HD2	9:8E:113:LYS:N	2.34	0.43
17:8I:45:HIS:O	17:8I:73:VAL:HG23	2.19	0.43
38:A8:11:LYS:HD3	38:A8:91:PRO:CD	2.46	0.43
38:A8:48:LEU:CD2	38:A8:82:ILE:HD11	2.47	0.43
20:BA:24:LEU:HD13	20:BA:24:LEU:HA	1.84	0.43
44:C5:17:SER:HB2	44:C5:71:LYS:CE	2.49	0.43
44:C5:62:GLU:OE1	44:C5:63:LYS:N	2.34	0.43
25:1H:536:A:OP1	40:C8:53:ARG:NH1	2.52	0.43
40:C8:79:PHE:CE1	40:C8:83:LEU:HD13	2.54	0.43
25:14:2271:G:H5''	46:E5:20:ARG:NE	2.33	0.43
42:E8:17:VAL:HG13	42:E8:76:VAL:HG11	2.00	0.43
45:H8:46:LYS:HE3	45:H8:46:LYS:HB2	1.77	0.43
51:J5:48:GLU:HG2	51:J5:48:GLU:H	1.68	0.43
51:N8:4:HIS:O	51:N8:5:PRO:C	2.56	0.43
27:11:72:LYS:HD2	27:11:72:LYS:HA	1.77	0.43
2:12:134:GLU:HA	2:12:137:ARG:HB2	2.01	0.43
1:13:926:G:C6	1:13:1505:G:C5	3.06	0.43
1:13:165:C:H2'	1:13:166:G:C8	2.54	0.43
1:13:233:C:H2'	1:13:234:C:C6	2.51	0.43
1:13:321:A:H62	1:13:328:C:H1'	1.84	0.43
1:13:323:U:C4'	20:BI:19:SER:HG	2.31	0.43
1:13:592:G:C2	1:13:593:G:C8	3.06	0.43
1:13:789:U:H5	1:13:792:A:OP2	2.01	0.43
1:13:76:G:H1'	1:13:95:G:H22	1.84	0.43
25:14:1048:A:H2	25:14:1112:G:H21	1.66	0.43
25:14:1072:C:N4	25:14:1098:A:OP2	2.52	0.43
25:14:1167:U:C2	25:14:1183:G:N2	2.87	0.43
25:14:1771:C:H1'	25:14:1786:A:C8	2.54	0.43
25:14:2363:C:O2	46:E5:39:ARG:NH2	2.51	0.43
25:14:374:A:C2	25:14:401:A:C4	3.07	0.43
25:14:533:G:H2'	25:14:534:U:O4'	2.19	0.43
25:14:71:A:H2	43:B5:31:HIS:NE2	2.15	0.43
56:19:223:GLY:HA2	56:19:226:MET:HG3	2.00	0.43
56:19:42:GLY:HA3	56:19:51:VAL:O	2.19	0.43

Continued on next page...

Continued from previous page...

Atom-1	Atom-2	Interatomic distance (Å)	Clash overlap (Å)
10:1A:24:VAL:O	10:1A:28:ARG:HB3	2.19	0.43
55:1G:353:A:H5'	55:1G:353:A:C8	2.41	0.43
55:1G:49:U:C2	55:1G:361:G:N2	2.87	0.43
55:1G:768:A:N3	55:1G:1512:U:O2'	2.49	0.43
55:1G:791:G:O6	55:1G:792:A:N6	2.48	0.43
25:1H:2068:U:N3	25:1H:2430:A:C2	2.71	0.43
25:1H:419:C:H2'	25:1H:420:C:O4'	2.19	0.43
25:1H:639:U:O2'	25:1H:640:C:H5'	2.19	0.43
25:1H:717:G:H2'	25:1H:718:A:O4'	2.19	0.43
10:1I:54:PHE:CD2	10:1I:55:LYS:HG2	2.54	0.43
36:45:25:ASP:OD1	36:45:25:ASP:N	2.52	0.43
13:4I:5:ALA:HB2	13:4I:61:GLU:HG3	2.01	0.43
7:6E:113:GLU:HG2	7:6E:113:GLU:H	1.48	0.43
15:6I:74:ASP:OD1	15:6I:77:ARG:N	2.33	0.43
35:78:84:ASN:OD1	35:78:115:LEU:HD12	2.19	0.43
35:78:121:LYS:HE2	35:78:123:LEU:HD11	2.00	0.43
35:78:19:VAL:HG12	35:78:20:GLY:O	2.19	0.43
16:7I:6:LEU:HB3	16:7I:17:TYR:CD2	2.54	0.43
1:13:377:G:H5'	16:7I:5:ARG:HH12	1.84	0.43
17:8I:101:ARG:NH2	17:8I:101:ARG:HB2	2.34	0.43
46:E5:56:ASP:CG	46:E5:58:THR:HG1	2.21	0.43
62:14:3671:HOH:O	47:F5:65:SER:HA	2.19	0.43
44:G8:7:VAL:HG12	44:G8:74:PRO:HG3	1.99	0.43
49:H5:59:VAL:HG12	49:H5:60:GLU:N	2.33	0.43
25:1H:2239:G:H5'	27:11:251:GLY:HA3	2.01	0.42
27:11:31:LYS:HA	27:11:31:LYS:HE3	2.01	0.42
25:1H:1816:G:H8	27:11:62:TYR:CZ	2.37	0.42
27:11:79:VAL:HG12	27:11:113:VAL:HA	2.01	0.42
27:11:85:ASP:HA	27:11:86:PRO:HD2	1.89	0.42
2:12:63:MET:HG2	2:12:225:ALA:HB1	2.01	0.42
2:12:22:LYS:HB3	2:12:22:LYS:HE3	1.88	0.42
1:13:1126:U:O4	1:13:1127:G:N2	2.52	0.42
1:13:183:G:H2'	1:13:184:G:C8	2.54	0.42
1:13:199:G:O6	1:13:218:C:N4	2.52	0.42
1:13:439:A:C4	1:13:496:A:C2	3.06	0.42
1:13:816:A:OP1	1:13:1526:G:O2'	2.25	0.42
25:14:111:A:C2	25:14:112:U:C2	3.06	0.42
25:14:1010:A:H1'	25:14:1153:C:H1'	2.01	0.42
25:14:1535:U:H2'	25:14:1536:A:O4'	2.18	0.42
25:14:1568:G:H5'	56:19:60:ARG:HA	2.01	0.42
25:14:674:G:H1'	57:39:74:ARG:HD3	2.00	0.42

Continued on next page...

Continued from previous page...

Atom-1	Atom-2	Interatomic distance (Å)	Clash overlap (Å)
25:14:733:G:C5	62:14:3419:HOH:O	2.71	0.42
25:14:868:U:C4	25:14:869:G:N7	2.87	0.42
25:14:997:G:O2'	25:14:998:C:H5'	2.19	0.42
25:14:1813:G:H1'	56:19:50:THR:OG1	2.19	0.42
2:1E:28:PHE:HD1	2:1E:194:PRO:HD3	1.84	0.42
55:1G:297:G:N2	55:1G:300:A:OP2	2.42	0.42
55:1G:580:U:H2'	55:1G:581:G:O4'	2.19	0.42
55:1G:652:U:O2'	55:1G:653:A:O5'	2.37	0.42
55:1G:683:G:H2'	55:1G:684:A:C8	2.54	0.42
55:1G:818:G:HO2'	55:1G:820:U:H6	1.66	0.42
25:1H:120:U:C5	25:1H:149:A:N6	2.87	0.42
25:1H:2035:G:P	62:1H:3691:HOH:O	2.74	0.42
25:1H:2061:G:C2	25:1H:2063:C:C4	3.07	0.42
25:1H:2159:G:H2'	25:1H:2160:G:C8	2.53	0.42
25:1H:2270:G:H2'	25:1H:2271:G:O4'	2.19	0.42
25:1H:250:G:H5'	35:78:60:MET:SD	2.59	0.42
25:1H:2679:A:H4'	28:21:165:VAL:HG11	2.01	0.42
25:1H:2712:U:OP1	25:1H:2714:G:H4'	2.19	0.42
25:1H:415:A:H2'	25:1H:416:C:O4'	2.19	0.42
25:1H:511:U:C5	25:1H:512:G:C5	3.07	0.42
25:1H:883:G:H2'	25:1H:884:C:C4'	2.48	0.42
25:1H:960:A:C8	25:1H:962:G:C8	3.06	0.42
10:1I:80:LYS:NZ	10:1I:80:LYS:HA	2.34	0.42
22:1L:17:OMG:N2	22:1L:64:PSU:C6	2.87	0.42
28:21:64:LYS:O	28:21:70:ALA:HB3	2.18	0.42
23:2K:73:A:H2'	23:2K:74:A:C8	2.54	0.42
29:31:101:LEU:HA	29:31:101:LEU:HD23	1.73	0.42
4:32:42:GLN:HG3	4:32:43:HIS:CE1	2.54	0.42
30:41:107:LEU:HD11	30:41:178:PHE:CD1	2.54	0.42
30:49:60:LEU:O	30:49:64:THR:HG22	2.19	0.42
6:52:55:ASP:HA	6:52:56:PRO:HD3	1.82	0.42
33:58:16:ILE:HB	33:58:54:VAL:HG22	2.00	0.42
31:59:136:ILE:H	31:59:136:ILE:HD12	1.84	0.42
32:61:11:ASN:O	32:61:12:LEU:HB2	2.19	0.42
32:69:92:VAL:HB	32:69:120:ILE:HB	2.01	0.42
15:6A:34:LEU:HA	15:6A:34:LEU:HD12	1.79	0.42
15:6I:63:ARG:O	15:6I:67:LEU:HD12	2.19	0.42
35:78:19:VAL:HB	35:78:27:HIS:CB	2.49	0.42
16:7A:75:ARG:HA	16:7A:80:PHE:HD2	1.83	0.42
36:88:10:ARG:HH22	46:18:11:ARG:HH22	1.66	0.42
36:88:110:THR:HG23	36:88:113:GLN:HB2	2.02	0.42

Continued on next page...

Continued from previous page...

Atom-1	Atom-2	Interatomic distance (Å)	Clash overlap (Å)
17:8A:66:SER:HB3	17:8A:69:LYS:HB2	2.00	0.42
17:8I:29:HIS:N	17:8I:34:LYS:O	2.45	0.42
41:95:87:HIS:CE1	41:95:89:GLN:HB2	2.54	0.42
19:AI:15:LEU:O	19:AI:19:VAL:HG23	2.19	0.42
43:B5:67:GLY:O	43:B5:69:TYR:N	2.50	0.42
26:1J:103:U:O2'	58:D5:29:TYR:OH	2.32	0.42
41:D8:28:GLU:O	41:D8:61:VAL:HG21	2.19	0.42
59:M5:56:GLU:N	59:M5:56:GLU:OE1	2.52	0.42
25:1H:2393:A:P	54:Q8:27:THR:HG22	2.60	0.42
54:Q8:59:LYS:HE3	54:Q8:59:LYS:HB3	1.69	0.42
54:Q8:60:LEU:CD2	54:Q8:61:LEU:HD22	2.33	0.42
1:13:1008:C:H3'	1:13:1009:G:H5''	2.00	0.42
1:13:712:A:C6	1:13:713:G:C6	3.07	0.42
25:14:1171:G:H2'	25:14:1171:G:OP2	2.19	0.42
25:14:1614:A:H2	62:14:3428:HOH:O	2.03	0.42
25:14:2701:C:H3'	25:14:2702:U:H5''	2.01	0.42
25:14:2887:U:H2'	25:14:2888:C:H6	1.84	0.42
25:14:817:C:HO2'	25:14:839:U:H5''	1.82	0.42
33:15:134:ARG:HB3	33:15:134:ARG:HH11	1.83	0.42
26:16:37:C:H2'	26:16:38:C:O4'	2.19	0.42
26:16:95:U:H2'	26:16:96:G:C8	2.54	0.42
26:16:78:A:C2	26:16:99:A:C4	3.07	0.42
56:19:33:LEU:HD12	56:19:33:LEU:HA	1.77	0.42
10:1A:6:ILE:HG13	10:1A:72:VAL:HB	2.01	0.42
2:1E:100:GLY:O	2:1E:102:LEU:N	2.51	0.42
55:1G:1014:A:H2'	55:1G:1015:A:C8	2.54	0.42
55:1G:1207:G:C2	55:1G:1208:C:C2	3.06	0.42
55:1G:1411:C:H2'	55:1G:1412:C:C6	2.53	0.42
55:1G:266:G:H5''	55:1G:268:C:H41	1.84	0.42
55:1G:321:A:C2	55:1G:333:G:C2	3.07	0.42
55:1G:521:G:H4'	12:3A:73:GLU:HG2	2.00	0.42
55:1G:781:A:C3'	55:1G:782:A:H5'	2.49	0.42
25:1H:117:G:C6	25:1H:119:A:C6	3.08	0.42
25:1H:1575:C:H2'	25:1H:1576:U:C6	2.54	0.42
25:1H:1852:C:H3'	25:1H:1852:C:H6	1.85	0.42
25:1H:282:A:C4	25:1H:359:A:C2	3.07	0.42
25:1H:628:G:H2'	25:1H:629:G:C8	2.54	0.42
25:1H:654(E):C:H42	25:1H:654(P):G:H1	1.67	0.42
25:1H:657:U:H2'	25:1H:658:C:H6	1.84	0.42
25:1H:955:C:N4	25:1H:956:G:C5	2.87	0.42
26:1J:46:A:C5	26:1J:47:C:C4	3.07	0.42

Continued on next page...

Continued from previous page...

Atom-1	Atom-2	Interatomic distance (Å)	Clash overlap (Å)
28:21:82:ARG:HD3	28:21:82:ARG:HA	1.78	0.42
3:22:11:ARG:NH2	3:22:182:ILE:HD11	2.34	0.42
4:32:26:CYS:HA	4:32:31:CYS:CB	2.48	0.42
12:3I:58:VAL:O	12:3I:65:GLU:HA	2.19	0.42
22:3K:84:C:H5'	22:3K:85:A:OP1	2.19	0.42
30:41:99:MET:HB2	30:41:99:MET:HE3	1.93	0.42
33:58:118:LYS:O	33:58:121:LYS:HE2	2.19	0.42
6:5E:82:ARG:CB	6:5E:83:ASP:HA	2.50	0.42
32:61:5:LEU:HA	32:61:5:LEU:HD23	1.74	0.42
38:65:26:LEU:HD12	38:65:39:ILE:HD11	2.00	0.42
8:72:109:ILE:HG22	8:72:137:VAL:HB	2.00	0.42
9:82:33:PHE:CE2	9:82:47:LEU:HD23	2.54	0.42
40:85:6:THR:N	62:85:301:HOH:O	2.52	0.42
17:8A:12:SER:HB3	17:8A:20:THR:HB	2.01	0.42
17:8A:81:ARG:HE	17:8A:84:LEU:CD1	2.32	0.42
17:8I:59:ILE:HG13	17:8I:71:PHE:CD2	2.53	0.42
17:8I:54:GLY:CA	17:8I:81:ARG:H	2.32	0.42
41:95:71:LEU:HD13	41:95:71:LEU:HA	1.63	0.42
37:98:10:LEU:O	37:98:11:ASN:C	2.58	0.42
1:13:323:U:H5'	20:BI:23:ARG:HB2	2.01	0.42
40:C8:92:ARG:CZ	40:C8:96:ALA:N	2.80	0.42
58:D5:105:VAL:HG13	58:D5:106:GLY:N	2.34	0.42
2:12:4:GLU:OE2	2:12:4:GLU:N	2.52	0.42
2:12:7:VAL:HG22	2:12:8:LYS:H	1.84	0.42
1:13:1333:A:H3'	1:13:1334:G:H8	1.84	0.42
1:13:1365:G:H2'	1:13:1366:C:H6	1.84	0.42
1:13:396:G:C2	1:13:398:C:C4	3.07	0.42
1:13:659:U:C2	1:13:660:G:C8	3.07	0.42
1:13:76:G:H1'	1:13:95:G:N2	2.33	0.42
25:14:1717:G:C6	25:14:1743:G:C6	3.07	0.42
25:14:2097:C:H2'	25:14:2098:U:C6	2.55	0.42
25:14:2393:A:H62	25:14:2422:A:H61	1.65	0.42
25:14:2459:A:C4	25:14:2460:U:C6	3.08	0.42
25:14:2469:A:H2	25:14:2481:G:H21	1.67	0.42
25:14:2715:C:O2'	25:14:2716:U:H5'	2.19	0.42
25:14:2747:G:C2	25:14:2754:U:C4	3.07	0.42
25:14:343:C:H2'	25:14:344:G:H8	1.83	0.42
25:14:781:A:H2	25:14:1776:G:N3	2.17	0.42
33:15:96:GLU:CD	33:15:96:GLU:H	2.22	0.42
21:1B:25:LYS:HD2	21:1B:25:LYS:HA	1.81	0.42
55:1G:1016:A:O2'	55:1G:1217:C:O2'	2.32	0.42

Continued on next page...

Continued from previous page...

Atom-1	Atom-2	Interatomic distance (Å)	Clash overlap (Å)
55:1G:1256:A:N6	55:1G:1277:C:H3'	2.35	0.42
55:1G:134:A:H61	16:7A:25:ARG:NH1	2.17	0.42
55:1G:1441:G:H4'	55:1G:1442:G:C4	2.54	0.42
55:1G:242:C:H2'	55:1G:243:A:H5'	2.01	0.42
55:1G:377:G:H1	55:1G:386:C:H42	1.67	0.42
55:1G:589:C:H42	55:1G:650:G:H1	1.67	0.42
25:1H:1408:C:C2	25:1H:1595:G:N2	2.87	0.42
25:1H:1858:G:N2	25:1H:1883:G:H2'	2.34	0.42
25:1H:1839:G:C8	25:1H:1927:A:H1'	2.54	0.42
25:1H:576:U:H5	62:1H:3910:HOH:O	2.02	0.42
25:1H:902:C:H2'	25:1H:903:C:C6	2.55	0.42
22:1K:55:U:HO2'	22:1K:56:U:H6	1.66	0.42
28:29:181:LEU:HA	28:29:181:LEU:HD12	1.72	0.42
3:2E:33:LEU:O	3:2E:36:ASP:HB2	2.20	0.42
11:2I:67:ASP:OD1	11:2I:71:LYS:HE3	2.19	0.42
23:2L:20:G:C2	23:2L:58:A:N3	2.87	0.42
29:31:140:LEU:HA	29:31:140:LEU:HD12	1.88	0.42
4:3E:167:GLY:H	56:19:135:PHE:HZ	1.67	0.42
12:3I:90:VAL:HG12	12:3I:91:LYS:N	2.33	0.42
38:65:29:PHE:CD1	38:65:30:ARG:N	2.87	0.42
35:78:19:VAL:HB	35:78:27:HIS:HB3	2.01	0.42
8:7E:87:SER:HB2	8:7E:93:VAL:H	1.83	0.42
9:82:118:LYS:HB3	9:82:118:LYS:HZ3	1.84	0.42
9:8E:23:ASN:HD22	9:8E:23:ASN:H	1.68	0.42
17:8I:21:VAL:HG21	17:8I:59:ILE:HG21	2.01	0.42
41:95:14:VAL:HB	41:95:96:ILE:HG13	2.02	0.42
37:98:34:ILE:HG22	37:98:114:VAL:HB	2.00	0.42
38:A8:94:TYR:CE1	38:A8:99:LYS:HG3	2.55	0.42
39:B8:114:LEU:HD23	39:B8:114:LEU:HA	1.67	0.42
39:B8:18:ASP:OD1	39:B8:18:ASP:N	2.50	0.42
48:G5:44:LEU:HD23	48:G5:44:LEU:HA	1.89	0.42
45:H8:107:THR:HB	45:H8:108:PRO:HD2	2.02	0.42
51:N8:42:PRO:O	51:N8:44:THR:N	2.53	0.42
53:P8:10:ARG:O	53:P8:14:LYS:HB2	2.19	0.42
54:Q8:5:LYS:O	54:Q8:6:THR:O	2.37	0.42
27:11:105:ILE:HA	27:11:105:ILE:HD12	1.43	0.42
1:13:1029:G:H1'	1:13:1032(A):G:H1	1.84	0.42
1:13:1090:U:H2'	1:13:1091:U:H6	1.83	0.42
1:13:1142:G:H2'	1:13:1143:G:O4'	2.19	0.42
1:13:1162:C:O5'	1:13:1162:C:H6	2.02	0.42
1:13:1177:G:O6	1:13:1181:G:N7	2.53	0.42

Continued on next page...

Continued from previous page...

Atom-1	Atom-2	Interatomic distance (Å)	Clash overlap (Å)
1:13:1360:A:H2'	1:13:1361:G:C8	2.54	0.42
1:13:1394:A:C5	1:13:1501:C:H4'	2.54	0.42
1:13:358:U:H2'	1:13:359:U:O4'	2.19	0.42
1:13:685:G:O2'	1:13:686:U:H5'	2.19	0.42
25:14:1124:C:H2'	25:14:1125:G:O4'	2.20	0.42
25:14:17:G:H2'	25:14:18:C:H6	1.83	0.42
25:14:1889:A:O2'	25:14:2087:G:H5'	2.19	0.42
25:14:2115:G:C6	25:14:2117:A:H8	2.38	0.42
25:14:980:A:N3	25:14:2037:G:O2'	2.39	0.42
56:19:37:LEU:HA	56:19:38:LYS:HB3	2.01	0.42
21:1F:10:ARG:HG2	21:1F:13:ILE:HD12	2.00	0.42
55:1G:1015:A:C6	55:1G:1016:A:C6	3.07	0.42
55:1G:1292:U:H5'	9:82:38:GLN:NE2	2.31	0.42
55:1G:142:G:H2'	55:1G:143:A:C8	2.54	0.42
55:1G:309:G:H1'	55:1G:608:A:C2	2.55	0.42
55:1G:376:G:N2	55:1G:387:U:O2	2.41	0.42
55:1G:458:C:H2'	55:1G:464:G:C8	2.54	0.42
25:1H:1019:U:O2'	25:1H:1021:A:H2	2.03	0.42
25:1H:106:C:H2'	25:1H:107:C:H6	1.84	0.42
25:1H:1093:G:H1'	25:1H:1099:G:H22	1.81	0.42
25:1H:997:G:C2	25:1H:1159:U:C2	3.07	0.42
25:1H:1359:A:H2	25:1H:1372:U:O4	2.02	0.42
25:1H:1639:U:H5'	62:1H:3584:HOH:O	2.19	0.42
25:1H:2032:G:H1'	28:21:145:LYS:HE3	2.00	0.42
25:1H:2600:A:N7	27:11:237:GLU:HG3	2.34	0.42
25:1H:2746:U:O4	25:1H:2755:C:H4'	2.19	0.42
25:1H:456:C:C4	43:F8:69:TYR:CE1	3.06	0.42
25:1H:844:C:H3'	25:1H:845:G:H8	1.84	0.42
25:1H:900:A:H3'	25:1H:901:A:H8	1.85	0.42
22:1K:11:C:H2'	22:1K:12:C:H6	1.85	0.42
3:2E:7:PRO:O	3:2E:11:ARG:HG2	2.20	0.42
23:2K:54:G:H2'	23:2K:55:5MU:C6	2.52	0.42
4:32:108:LEU:HD21	4:32:183:GLY:HA3	2.00	0.42
12:3A:46:LYS:HD2	12:3A:94:PRO:HD3	2.00	0.42
4:3E:62:GLN:O	4:3E:66:ARG:HB2	2.19	0.42
25:14:1651:G:P	37:55:40:LYS:HZ2	2.43	0.42
31:59:164:TYR:HA	31:59:164:TYR:HD1	1.78	0.42
38:65:30:ARG:HE	38:65:30:ARG:HB3	1.46	0.42
32:69:14:ASP:N	32:69:17:GLN:OE1	2.50	0.42
15:6A:7:GLU:O	15:6A:11:VAL:HG23	2.18	0.42
8:7E:49:GLU:HG2	8:7E:62:TYR:CE2	2.51	0.42

Continued on next page...

Continued from previous page...

Atom-1	Atom-2	Interatomic distance (Å)	Clash overlap (Å)
9:82:48:GLU:N	9:82:49:PRO:HD2	2.34	0.42
9:8E:96:LEU:HD12	9:8E:96:LEU:HA	1.68	0.42
41:95:71:LEU:O	41:95:72:VAL:HG12	2.20	0.42
18:9A:32:ARG:HD3	18:9A:65:ILE:HD12	2.00	0.42
25:14:748:G:C8	42:A5:89:ALA:HB1	2.55	0.42
39:B8:57:PHE:O	39:B8:58:ASN:OD1	2.37	0.42
44:G8:64:GLU:HG2	44:G8:64:GLU:H	1.42	0.42
49:H5:20:LYS:HA	49:H5:23:LEU:HD12	2.02	0.42
49:H5:4:LEU:O	49:H5:36:VAL:HA	2.18	0.42
45:H8:19:ARG:HD3	45:H8:25:PRO:HD2	2.01	0.42
54:Q8:57:ARG:O	54:Q8:60:LEU:HD12	2.19	0.42
1:13:1085:U:C2	1:13:1094:G:O6	2.73	0.42
1:13:141:A:H1'	1:13:182:U:O2	2.20	0.42
1:13:246:A:C2	1:13:282:A:C5	3.07	0.42
1:13:422:C:H1'	1:13:423:G:C2	2.54	0.42
1:13:533:A:OP1	62:13:1836:HOH:O	2.21	0.42
1:13:300:A:H1'	1:13:565:U:O2	2.19	0.42
1:13:813:U:H5''	1:13:903:G:O3'	2.20	0.42
25:14:1032:A:H2	25:14:1122:G:H1	1.67	0.42
25:14:1359:A:N7	25:14:1372:U:C4	2.87	0.42
25:14:2048:G:H1'	25:14:2823:A:N6	2.34	0.42
25:14:270(F):U:O2	25:14:270(T):G:N2	2.36	0.42
56:19:106:ILE:O	56:19:108:PRO:HD3	2.18	0.42
55:1G:1081:G:N7	5:42:47:LYS:NZ	2.63	0.42
55:1G:110:C:H2'	55:1G:111:G:O4'	2.19	0.42
55:1G:949:A:C2	55:1G:1233:G:N3	2.88	0.42
55:1G:1258:G:H2'	55:1G:1259:C:C6	2.55	0.42
55:1G:1261:A:C6	55:1G:1262:C:C2	3.08	0.42
55:1G:1323:G:H4'	55:1G:1362(A):C:C2	2.54	0.42
55:1G:1402:C:O2	55:1G:1500:A:N1	2.52	0.42
25:1H:1206:G:C4	25:1H:1207:C:C5	3.07	0.42
25:1H:1819:A:H5''	27:11:158:ALA:HB3	2.01	0.42
25:1H:1933:G:C6	25:1H:1934:C:C4	3.08	0.42
25:1H:2098:U:C4	25:1H:2099:U:C5	3.07	0.42
25:1H:2392:A:N1	25:1H:2424:C:N3	2.67	0.42
25:1H:2591:C:OP2	27:11:238:GLY:HA3	2.19	0.42
25:1H:412:A:H5''	25:1H:413:C:OP2	2.19	0.42
25:1H:524:U:H2'	25:1H:525:U:H6	1.81	0.42
22:1L:18:G:O4'	22:1L:66:G:N2	2.52	0.42
22:1L:85:A:H8	25:14:2583:G:H21	1.66	0.42
28:21:102:VAL:HG21	28:21:198:VAL:HG13	2.01	0.42

Continued on next page...

Continued from previous page...

Atom-1	Atom-2	Interatomic distance (Å)	Clash overlap (Å)
28:21:197:ILE:HD11	28:21:199:ARG:HE	1.84	0.42
34:25:96:THR:OG1	34:25:97:ARG:N	2.53	0.42
28:29:101:ARG:CB	28:29:203:LYS:HD2	2.44	0.42
23:2L:21:H2U:H2'	23:2L:21:H2U:O2	2.18	0.42
29:31:59:TYR:CD2	29:31:78:ILE:HG13	2.53	0.42
12:3A:18:VAL:O	12:3A:19:ARG:HB2	2.18	0.42
30:41:121:ASN:HB2	30:41:181:ARG:HH22	1.84	0.42
30:49:94:LEU:HD12	30:49:99:MET:HA	2.02	0.42
37:55:24:GLN:HB3	37:55:44:LEU:HD11	2.01	0.42
37:55:73:VAL:O	37:55:76:VAL:HG12	2.18	0.42
7:62:95:ARG:HH21	7:62:99:LEU:HD11	1.85	0.42
15:6I:18:PHE:HD1	15:6I:19:PRO:O	2.02	0.42
39:75:19:LEU:HA	39:75:20:PRO:HD3	1.83	0.42
16:7A:21:VAL:HG22	16:7A:33:ILE:HG13	2.02	0.42
16:7I:23:ASP:OD1	16:7I:24:ALA:N	2.53	0.42
41:95:35:LEU:HB3	41:95:37:VAL:HG13	2.00	0.42
41:95:71:LEU:H	41:95:86:GLY:HA3	1.80	0.42
25:1H:2820:A:C5	37:98:4:LEU:HD11	2.55	0.42
18:9A:76:LEU:HA	18:9A:76:LEU:HD23	1.81	0.42
42:A5:18:ARG:HG3	42:A5:76:VAL:HG13	2.01	0.42
44:C5:36:ALA:HA	44:C5:67:LEU:O	2.19	0.42
58:D5:120:ILE:HG13	58:D5:170:THR:HG23	2.02	0.42
46:E5:26:TYR:HB2	46:E5:29:GLN:OE1	2.19	0.42
42:E8:80:PRO:O	42:E8:100:THR:HB	2.19	0.42
47:F5:76:ARG:HG3	47:F5:94:LEU:HD13	2.00	0.42
43:F8:25:LYS:HA	43:F8:81:VAL:O	2.20	0.42
43:F8:89:ILE:HG22	43:F8:92:LEU:HB2	2.01	0.42
45:H8:67:LEU:HD22	45:H8:90:VAL:HG11	2.01	0.42
51:J5:20:ARG:HG2	51:J5:23:HIS:CD2	2.55	0.42
48:K8:17:SER:CB	48:K8:67:LYS:HE2	2.49	0.42
54:Q8:4:MET:HB3	54:Q8:4:MET:HE2	1.96	0.42
1:13:1098:C:C2	1:13:1099:G:C8	3.07	0.42
1:13:1124:G:H3'	1:13:1145:C:H41	1.85	0.42
1:13:1014:A:H2	1:13:1219:U:H1'	1.84	0.42
1:13:1304:G:C6	1:13:1305:G:N1	2.87	0.42
1:13:1409:C:H2'	1:13:1410:G:C8	2.55	0.42
1:13:1410:G:H2'	1:13:1411:C:C6	2.55	0.42
1:13:142:G:C2	1:13:143:A:C8	3.08	0.42
1:13:533:A:P	62:13:1834:HOH:O	2.78	0.42
1:13:600:C:H2'	1:13:601:C:C6	2.53	0.42
25:14:1006:C:H1'	33:15:106:MET:CE	2.49	0.42

Continued on next page...

Continued from previous page...

Atom-1	Atom-2	Interatomic distance (Å)	Clash overlap (Å)
25:14:1217:C:OP2	40:85:15:LYS:HE3	2.20	0.42
25:14:1449:A:HO2'	25:14:1530:G:N2	2.13	0.42
25:14:1789:A:H2'	25:14:1790:C:O4'	2.20	0.42
25:14:1806:C:C4	25:14:1807:G:N7	2.88	0.42
25:14:2615:U:H2'	25:14:2616:C:H6	1.85	0.42
25:14:2766:G:N3	25:14:2766:G:H2'	2.33	0.42
25:14:580:C:H2'	25:14:581:C:C6	2.55	0.42
25:14:696:G:H2'	25:14:697:C:H6	1.85	0.42
25:14:903:C:H2'	25:14:904:C:C6	2.54	0.42
26:16:92:G:H2'	26:16:93:C:H6	1.85	0.42
56:19:146:GLU:HB2	56:19:189:CYS:HB3	2.01	0.42
56:19:37:LEU:HA	56:19:38:LYS:CB	2.49	0.42
3:22:59:ARG:O	10:1A:93:GLY:HA3	2.20	0.42
55:1G:1149:C:HO2'	55:1G:1280:A:H2	1.62	0.42
55:1G:1207:G:C6	55:1G:1208:C:C4	3.08	0.42
55:1G:1399:C:C2	55:1G:1502:A:N6	2.88	0.42
55:1G:186(A):C:H1'	20:BA:104:LEU:HD23	2.01	0.42
55:1G:201:C:O2'	55:1G:209:U:OP2	2.34	0.42
55:1G:332:G:C2	55:1G:333:G:C8	3.08	0.42
55:1G:34:C:O2'	55:1G:35:G:H5'	2.19	0.42
55:1G:35:G:C4	55:1G:550:G:N2	2.88	0.42
55:1G:775:G:H2'	55:1G:776:G:O4'	2.20	0.42
55:1G:892:A:O2'	55:1G:1415:G:H4'	2.19	0.42
25:1H:1227:A:OP1	41:D8:84:LYS:NZ	2.50	0.42
25:1H:1260:G:C6	25:1H:1261:C:C4	3.07	0.42
25:1H:1320:C:H4'	25:1H:1321:A:OP1	2.19	0.42
25:1H:1360:A:H2'	25:1H:1361:G:O4'	2.20	0.42
25:1H:210:C:OP2	53:P8:29:LYS:HE3	2.19	0.42
25:1H:2700:C:O2'	25:1H:2701:C:H5'	2.20	0.42
25:1H:1297:C:OP1	25:1H:2710:C:H4'	2.19	0.42
25:1H:2846:G:P	39:B8:54:ARG:HB2	2.60	0.42
25:1H:608:A:C4	25:1H:621:A:C6	3.07	0.42
22:1L:59:A:C6	22:1L:60:A:C5	3.07	0.42
28:21:77:ILE:O	28:21:79:ARG:HG3	2.20	0.42
3:22:114:PRO:HA	3:22:185:GLY:HA3	2.00	0.42
28:29:107:THR:O	28:29:190:GLY:HA2	2.20	0.42
28:29:120:TRP:CD1	28:29:155:LYS:HB3	2.55	0.42
23:2K:2:G:H2'	23:2K:3:C:C6	2.53	0.42
35:35:90:ARG:HG3	35:35:91:PHE:CD2	2.54	0.42
13:4I:27:LYS:HD3	13:4I:31:LYS:NZ	2.35	0.42
14:5A:47:LEU:HA	14:5A:47:LEU:HD23	1.73	0.42

Continued on next page...

Continued from previous page...

Atom-1	Atom-2	Interatomic distance (Å)	Clash overlap (Å)
7:62:149:ARG:HG2	7:62:149:ARG:NH1	2.34	0.42
16:7A:27:LYS:HG2	16:7A:30:GLY:HA3	2.02	0.42
8:7E:127:LEU:HD23	8:7E:127:LEU:N	2.35	0.42
9:8E:45:ALA:O	9:8E:48:GLU:HB2	2.19	0.42
9:8E:48:GLU:N	9:8E:49:PRO:HD2	2.35	0.42
42:A5:11:ARG:NH1	42:A5:98:LYS:HG2	2.35	0.42
39:B8:42:ILE:HD12	39:B8:42:ILE:H	1.85	0.42
44:C5:67:LEU:HD12	44:C5:67:LEU:HA	1.70	0.42
42:E8:70:TYR:N	42:E8:70:TYR:CD1	2.81	0.42
43:F8:3:THR:OG1	43:F8:4:ALA:HA	2.20	0.42
44:G8:94:LYS:HZ2	44:G8:95:LYS:N	2.18	0.42
48:K8:15:LYS:H	48:K8:67:LYS:NZ	2.17	0.42
25:14:593:G:C1'	59:M5:4:MET:HE1	2.49	0.42
59:M5:21:LYS:HB3	59:M5:50:LEU:HD13	2.01	0.42
52:O8:27:LYS:HB2	52:O8:27:LYS:NZ	2.34	0.42
54:Q8:26:LYS:HG2	54:Q8:43:GLN:O	2.19	0.42
27:11:54:ARG:O	27:11:218:ARG:HD3	2.20	0.42
1:13:99:C:H2'	1:13:101:A:C8	2.55	0.42
1:13:1022:G:C4	1:13:1023:G:C8	3.08	0.42
1:13:347:G:H2'	1:13:348:G:O4'	2.19	0.42
1:13:684:A:H1'	11:2I:38:ASN:HB3	2.02	0.42
1:13:575:G:C5	1:13:881:G:C2	3.07	0.42
1:13:947:G:H2'	1:13:948:C:O4'	2.19	0.42
25:14:1316:U:H2'	25:14:1317:A:C8	2.54	0.42
25:14:1894:C:H2'	25:14:1895:C:H6	1.84	0.42
25:14:1969:A:H5'	62:14:3513:HOH:O	2.19	0.42
25:14:2033:A:H4'	25:14:2034:U:OP1	2.20	0.42
25:14:2148:G:H2'	25:14:2149:G:H8	1.84	0.42
25:14:2141:G:C6	25:14:2151:G:C6	3.07	0.42
25:14:2185:C:H2'	25:14:2186:G:O4'	2.20	0.42
25:14:780:G:C2	25:14:782:A:C2	3.08	0.42
26:16:0:A:H2'	26:16:1:U:C6	2.54	0.42
2:1E:78:GLN:O	2:1E:81:VAL:HG12	2.19	0.42
55:1G:1205:U:O2'	3:22:195:VAL:HG13	2.20	0.42
55:1G:1227:A:OP1	19:AA:80:TYR:OH	2.16	0.42
55:1G:1300:G:HO2'	55:1G:1301:U:P	2.43	0.42
55:1G:1434:A:H2'	55:1G:1435:G:O4'	2.20	0.42
25:1H:1045:A:O2'	25:1H:1047:G:C4	2.67	0.42
25:1H:1058:U:H2'	25:1H:1059:G:C8	2.55	0.42
25:1H:2556:C:H2'	25:1H:2557:G:O4'	2.20	0.42
25:1H:664:C:H4'	25:1H:941:A:OP1	2.20	0.42

Continued on next page...

Continued from previous page...

Atom-1	Atom-2	Interatomic distance (Å)	Clash overlap (Å)
10:1I:54:PHE:CZ	10:1I:55:LYS:NZ	2.78	0.42
28:21:77:ILE:H	28:21:79:ARG:NH1	2.18	0.42
3:2E:178:LEU:HD13	3:2E:178:LEU:HA	1.84	0.42
3:2E:116:VAL:HG21	3:2E:202:ILE:HD11	2.02	0.42
4:32:76:ARG:NH2	4:32:80:GLU:OE1	2.50	0.42
35:35:46:LYS:HD3	35:35:51:PHE:CD1	2.55	0.42
1:13:412:A:OP2	4:3E:35:ARG:NH2	2.53	0.42
5:4E:31:LEU:HD23	5:4E:31:LEU:HA	1.74	0.42
33:58:111:PRO:HA	33:58:114:ARG:NH1	2.35	0.42
33:58:96:GLU:CG	33:58:97:ARG:N	2.74	0.42
31:59:90:LYS:HE2	31:59:90:LYS:HB3	1.95	0.42
6:5E:28:ARG:O	6:5E:32:ASN:N	2.50	0.42
7:62:47:CYS:O	7:62:50:ILE:HB	2.20	0.42
34:68:64:ARG:O	34:68:82:ASN:HA	2.19	0.42
8:7E:94:TYR:CE1	8:7E:132:GLU:HB2	2.55	0.42
40:85:88:ILE:HB	40:85:90:VAL:HG23	2.02	0.42
25:1H:445:C:OP1	40:C8:2:PRO:HA	2.19	0.42
40:C8:28:ARG:HD3	40:C8:38:THR:OG1	2.20	0.42
47:F5:6:GLU:OE1	47:F5:60:PHE:HA	2.19	0.42
27:11:108:PRO:HD2	27:11:111:LEU:HG	2.02	0.42
1:13:128:G:O2'	17:8I:3:LYS:HE2	2.19	0.42
1:13:137:C:H42	1:13:226:G:H1	1.66	0.42
1:13:1406:U:H2'	1:13:1407:C:H5'	2.01	0.42
1:13:1434:A:H2'	1:13:1435:G:O4'	2.20	0.42
1:13:591:U:H2'	1:13:592:G:C8	2.55	0.42
1:13:625:G:H2'	1:13:626:U:C6	2.51	0.42
1:13:64:G:H4'	1:13:65:U:H5'	2.02	0.42
25:14:1425:G:N2	25:14:1573:G:N7	2.68	0.42
25:14:1475:G:H5'	25:14:1476:C:OP2	2.20	0.42
25:14:1680:U:O2	25:14:1763:G:H3'	2.20	0.42
25:14:1683:C:H2'	25:14:1684:C:H6	1.85	0.42
25:14:2296:U:H4'	25:14:2297:C:OP1	2.18	0.42
25:14:2299:G:H2'	25:14:2300:G:H8	1.85	0.42
25:14:2608:G:O5'	25:14:2608:G:H8	2.01	0.42
25:14:2817:G:OP1	37:55:42:LYS:NZ	2.48	0.42
25:14:342:G:C6	25:14:343:C:C4	3.07	0.42
25:14:39:C:H2'	25:14:40:C:C6	2.54	0.42
25:14:442:G:C4	25:14:444:C:C5	3.08	0.42
25:14:558:G:H2'	25:14:559:G:H8	1.84	0.42
25:14:714:U:O2	25:14:716:A:C8	2.72	0.42
25:14:71:A:C2	43:B5:31:HIS:NE2	2.87	0.42

Continued on next page...

Continued from previous page...

Atom-1	Atom-2	Interatomic distance (Å)	Clash overlap (Å)
26:16:70:C:C2	26:16:71:C:C5	3.08	0.42
56:19:130:ALA:HA	56:19:192:THR:HA	2.01	0.42
55:1G:1367:C:OP2	9:82:112:LYS:NZ	2.53	0.42
55:1G:360:A:H2'	55:1G:361:G:C8	2.55	0.42
25:1H:1019:U:OP1	25:1H:1120:G:N2	2.49	0.42
25:1H:1116:C:H2'	25:1H:1117:G:H8	1.84	0.42
25:1H:1142(A):A:C5	25:1H:1144:G:C5	3.08	0.42
25:1H:1728:G:H5'	25:1H:1729:A:OP2	2.19	0.42
25:1H:2074:U:H2'	25:1H:2075:U:C6	2.55	0.42
25:1H:2243:U:H2'	25:1H:2244:U:C6	2.55	0.42
25:1H:2262:U:O2'	25:1H:2263:C:H5'	2.20	0.42
25:1H:2590:A:C2	25:1H:2605:U:C2	3.08	0.42
25:1H:1638:C:H1'	25:1H:2698:U:O2'	2.20	0.42
25:1H:270(F):U:H2'	25:1H:270(G):C:C6	2.55	0.42
25:1H:277:C:H3'	25:1H:278:A:O4'	2.20	0.42
25:1H:322:A:H5'	25:1H:340:A:H1'	2.00	0.42
25:1H:720:C:H2'	25:1H:721:C:C6	2.54	0.42
25:1H:780:G:O5'	25:1H:780:G:H8	2.03	0.42
25:1H:827:U:P	62:1H:3831:HOH:O	2.76	0.42
25:1H:997:G:OP1	40:C8:93:LYS:N	2.43	0.42
22:1L:75:C:O2'	22:1L:76:C:OP1	2.29	0.42
28:21:4:ILE:HG12	28:21:28:ALA:HB1	2.02	0.42
28:29:134:ILE:H	28:29:134:ILE:HG13	1.75	0.42
23:2K:6:G:C2	23:2K:69:C:C2	3.07	0.42
25:14:832:G:H5'	35:35:45:LEU:CD1	2.50	0.42
57:39:155:LEU:HB2	57:39:189:THR:HG21	2.01	0.42
57:39:40:GLN:OE1	57:39:182:ASN:HB2	2.20	0.42
57:39:54:ARG:HB3	57:39:79:GLY:O	2.20	0.42
5:42:41:VAL:O	5:42:67:VAL:HG12	2.19	0.42
25:14:2311:A:C8	30:49:88:ILE:HG12	2.53	0.42
31:51:6:ARG:NH1	31:51:6:ARG:HG2	2.35	0.42
33:58:95:PRO:O	33:58:96:GLU:CD	2.57	0.42
32:69:81:VAL:HG22	32:69:143:SER:HB2	2.02	0.42
9:8E:46:ALA:HA	9:8E:78:LYS:HB2	2.01	0.42
17:8I:9:VAL:O	17:8I:21:VAL:HA	2.19	0.42
19:AA:66:MET:HA	19:AA:67:VAL:C	2.40	0.42
58:D5:29:TYR:OH	58:D5:72:ARG:HB3	2.19	0.42
41:D8:21:ARG:HB2	41:D8:21:ARG:HE	1.68	0.42
48:K8:49:LYS:O	48:K8:53:LEU:HB2	2.20	0.42
53:P8:27:GLY:HA2	53:P8:30:VAL:HG23	2.02	0.42
1:13:1184:G:H2'	1:13:1185:G:H8	1.85	0.42

Continued on next page...

Continued from previous page...

Atom-1	Atom-2	Interatomic distance (Å)	Clash overlap (Å)
1:13:1258:G:O2'	1:13:1259:C:H5'	2.19	0.42
1:13:1321:C:H3'	1:13:1322:C:H5''	2.02	0.42
1:13:1396:A:H4'	1:13:1397:C:H5''	2.01	0.42
1:13:198:G:H2'	1:13:199:G:H8	1.85	0.42
1:13:352:C:O2'	1:13:354:G:OP1	2.29	0.42
25:14:1141:U:O2'	25:14:1142:U:OP2	2.38	0.42
25:14:1480:G:C6	25:14:1482:U:C4	3.08	0.42
25:14:2111:C:N3	25:14:2118:U:O2'	2.50	0.42
25:14:2859:G:H3'	25:14:2859:G:C8	2.55	0.42
25:14:320:A:H4'	25:14:322:A:N7	2.35	0.42
25:14:329:G:OP2	44:C5:71:LYS:HE3	2.19	0.42
25:14:838:C:C2	25:14:839:U:C6	3.08	0.42
56:19:237:GLU:HB3	56:19:238:GLY:H	1.65	0.42
55:1G:1142:G:H3'	55:1G:1143:G:C8	2.55	0.42
55:1G:114:U:O2'	55:1G:115:G:H5'	2.19	0.42
55:1G:1179:A:H2'	55:1G:1180:A:O4'	2.19	0.42
55:1G:191:G:C2	55:1G:192:U:C2	3.08	0.42
55:1G:302:G:O2'	55:1G:556:C:H5''	2.20	0.42
25:1H:1074:G:H2'	25:1H:1075:C:C5	2.55	0.42
25:1H:1688:U:H2'	25:1H:1698:A:N6	2.35	0.42
25:1H:1754:C:H2'	25:1H:1755:A:O4'	2.20	0.42
25:1H:2126:A:H8	25:1H:2127:G:N3	2.18	0.42
25:1H:2259:G:C2	25:1H:2282:G:C6	3.08	0.42
25:1H:2261:C:O4'	25:1H:2388:A:H1'	2.20	0.42
25:1H:244:A:C2	25:1H:255:A:C4	3.08	0.42
25:1H:263:C:O4'	25:1H:430:G:H1'	2.20	0.42
25:1H:412:A:H2'	25:1H:412:A:N3	2.35	0.42
25:1H:479:A:O2'	25:1H:481:G:H2'	2.20	0.42
25:1H:705:A:H2'	25:1H:706:A:O4'	2.19	0.42
25:1H:724:U:H2'	25:1H:725:G:O4'	2.20	0.42
4:3E:39:PRO:O	4:3E:44:GLY:HA3	2.20	0.42
22:3K:3:U:H2'	22:3K:4:G:C8	2.55	0.42
22:3K:76:C:O5'	22:3K:76:C:H6	2.02	0.42
30:49:56:ALA:HB2	30:49:153:ARG:NE	2.34	0.42
32:61:21:VAL:CG2	32:61:25:TYR:HD2	2.31	0.42
34:68:118:ALA:HA	34:68:119:PRO:HD2	1.83	0.42
15:6A:82:ILE:HG12	15:6A:87:ILE:HB	2.02	0.42
41:95:72:VAL:HG13	41:95:72:VAL:O	2.20	0.42
37:98:58:GLY:HA2	37:98:80:PHE:HE2	1.85	0.42
25:14:26:G:OP1	42:A5:80:PRO:HB3	2.20	0.42
25:1H:1156:A:C8	40:C8:51:LYS:HD2	2.55	0.42

Continued on next page...

Continued from previous page...

Atom-1	Atom-2	Interatomic distance (Å)	Clash overlap (Å)
58:D5:75:ASN:O	58:D5:84:GLU:HG3	2.19	0.42
42:E8:25:ARG:NH1	42:E8:25:ARG:HB2	2.34	0.42
44:G8:39:VAL:HB	44:G8:42:VAL:HG22	2.01	0.42
44:G8:63:LYS:HA	44:G8:63:LYS:HD2	1.95	0.42
44:G8:87:LYS:HG2	44:G8:88:LYS:N	2.34	0.42
47:J8:3:LYS:O	47:J8:12:PRO:HD3	2.20	0.42
47:J8:73:LEU:HD23	47:J8:73:LEU:HA	1.88	0.42
52:K5:15:GLU:HG2	52:K5:47:THR:CG2	2.50	0.42
49:L8:30:ARG:O	49:L8:33:GLN:HB3	2.20	0.42
2:12:19:HIS:CE1	2:12:206:ASP:HB2	2.54	0.42
2:12:25:ASN:OD1	2:12:27:LYS:N	2.46	0.42
1:13:1013:G:N2	1:13:1016:A:OP2	2.47	0.42
1:13:1007:C:H42	1:13:1022:G:H1	1.66	0.42
1:13:107:G:H2'	1:13:108:G:O4'	2.20	0.42
1:13:955:U:H1'	1:13:1227:A:N6	2.35	0.42
1:13:1306:A:N6	1:13:1331:G:H1'	2.28	0.42
1:13:1399:C:C2	1:13:1502:A:N6	2.88	0.42
1:13:604:G:C6	1:13:605:U:C4	3.08	0.42
1:13:626:U:H2'	1:13:627:G:C8	2.55	0.42
1:13:763:G:H2'	1:13:764:C:H6	1.85	0.42
1:13:865:A:H2	1:13:918:A:H4'	1.85	0.42
25:14:1337:G:C4	25:14:1338:G:C8	3.08	0.42
25:14:1664:A:P	62:14:3559:HOH:O	2.70	0.42
25:14:1834:U:H4'	25:14:1969:A:C6	2.55	0.42
25:14:2272:U:H5''	25:14:2273:A:OP1	2.20	0.42
25:14:1755:A:N6	25:14:2694:G:O2'	2.53	0.42
25:14:2732:G:H3'	25:14:2733:A:O4'	2.19	0.42
25:14:30:G:H2'	25:14:31:C:H6	1.80	0.42
25:14:535:C:O2'	25:14:536:A:H5'	2.19	0.42
10:1A:4:ILE:HA	10:1A:100:THR:HA	2.01	0.42
55:1G:1278:U:H5'	55:1G:1279:A:O4'	2.20	0.42
55:1G:498:A:H4'	55:1G:500:G:OP1	2.19	0.42
55:1G:527:G:H2'	55:1G:528:C:H5'	2.01	0.42
55:1G:689:C:OP1	11:2A:27:ASN:ND2	2.50	0.42
55:1G:859:A:H2'	55:1G:860:A:O4'	2.20	0.42
25:1H:1056:G:H4'	25:1H:1086:A:C8	2.55	0.42
25:1H:120:U:OP2	62:1H:4030:HOH:O	2.21	0.42
25:1H:1427:A:H4'	25:1H:1428:C:O4'	2.20	0.42
25:1H:1551:C:H2'	25:1H:1552:G:H5'	2.02	0.42
25:1H:2010:G:N7	62:1H:4168:HOH:O	2.37	0.42
25:1H:243:U:OP1	54:Q8:6:THR:HG21	2.20	0.42

Continued on next page...

Continued from previous page...

Atom-1	Atom-2	Interatomic distance (Å)	Clash overlap (Å)
25:1H:245:G:O6	54:Q8:8:LYS:NZ	2.53	0.42
25:1H:248:G:H5'	25:1H:250:G:N7	2.34	0.42
25:1H:2687:U:C4	25:1H:2688:U:C5	3.06	0.42
25:1H:270(X):G:C6	25:1H:270(Y):G:N1	2.88	0.42
25:1H:823:G:H2'	25:1H:824:A:C8	2.55	0.42
25:1H:84:A:OP2	44:G8:8:LYS:NZ	2.31	0.42
25:1H:2679:A:O2'	28:21:187:ALA:O	2.35	0.42
11:2A:22:HIS:HB3	11:2A:29:ILE:HG12	2.02	0.42
29:31:10:PRO:HA	29:31:19:GLU:HG2	2.02	0.42
57:39:2:LYS:O	57:39:2:LYS:HG2	2.20	0.42
12:3I:60:LEU:HD12	12:3I:60:LEU:HA	1.85	0.42
22:3K:59:A:H2'	22:3K:60:A:C8	2.54	0.42
22:3L:26:G:H2'	22:3L:27:A:O4'	2.19	0.42
30:41:82:LEU:HD21	30:41:88:ILE:HD11	2.02	0.42
5:4E:148:VAL:O	5:4E:152:ARG:HG3	2.20	0.42
55:1G:1503:A:O2'	24:4L:13:A:N1	2.33	0.42
31:51:94:TYR:HA	31:51:106:THR:O	2.20	0.42
6:52:19:LEU:O	6:52:23:LYS:HG3	2.20	0.42
31:59:170:ARG:HB2	31:59:171:LEU:H	1.70	0.42
32:61:21:VAL:HG22	32:61:22:LYS:N	2.35	0.42
7:62:73:MET:HG3	7:62:89:MET:O	2.20	0.42
34:68:7:TYR:C	34:68:8:LEU:HD22	2.39	0.42
7:6E:80:VAL:HG21	7:6E:85:TYR:CD2	2.54	0.42
15:6I:26:GLU:H	15:6I:26:GLU:HG2	1.49	0.42
16:7A:82:GLN:HE21	16:7A:82:GLN:HB3	1.63	0.42
18:9A:19:LYS:HD2	18:9A:19:LYS:HA	1.72	0.42
19:AI:52:TYR:HA	19:AI:56:GLN:O	2.20	0.42
19:AI:7:LYS:NZ	19:AI:7:LYS:HB3	2.34	0.42
20:BI:13:LEU:C	20:BI:13:LEU:HD12	2.40	0.42
48:G5:27:GLU:O	48:G5:31:GLU:HG3	2.20	0.42
44:G8:54:LYS:H	44:G8:54:LYS:NZ	2.18	0.42
44:G8:96:ILE:HG22	44:G8:97:ARG:N	2.35	0.42
45:H8:87:ASP:N	45:H8:87:ASP:OD1	2.53	0.42
54:Q8:26:LYS:HG3	54:Q8:41:ILE:HG23	2.02	0.42
1:13:1091:U:H1'	1:13:1095:U:O2	2.20	0.41
1:13:1363:A:H4'	1:13:1364:U:O5'	2.20	0.41
1:13:195:A:C5	1:13:196:A:N1	2.88	0.41
1:13:447:G:O5'	1:13:447:G:H8	2.03	0.41
1:13:7:G:H5'	1:13:298:A:O4'	2.20	0.41
25:14:2126:A:H61	25:14:2163:C:HO2'	1.56	0.41
25:14:2328:A:H2'	25:14:2329:G:O4'	2.20	0.41

Continued on next page...

Continued from previous page...

Atom-1	Atom-2	Interatomic distance (Å)	Clash overlap (Å)
25:14:993:G:N3	41:95:89:GLN:NE2	2.48	0.41
10:1A:16:LEU:HD23	10:1A:16:LEU:HA	1.91	0.41
25:1H:1429:G:H2'	25:1H:1430:C:H6	1.83	0.41
25:1H:1658:C:H2'	25:1H:1659:U:C6	2.55	0.41
25:1H:198:C:H5'	25:1H:2244:U:OP1	2.20	0.41
25:1H:2137:C:H42	25:1H:2154:G:N2	2.19	0.41
25:1H:2334:G:C2	38:A8:12:PHE:CD1	3.08	0.41
25:1H:2704:C:H2'	25:1H:2705:A:C8	2.55	0.41
25:1H:442:G:C6	25:1H:444:C:N4	2.88	0.41
25:1H:755:C:H2'	25:1H:756:C:C6	2.55	0.41
25:1H:959:A:C6	25:1H:960:A:N1	2.88	0.41
26:1J:15:A:H1'	26:1J:109:G:N7	2.35	0.41
26:1J:94:C:H2'	26:1J:95:U:C6	2.55	0.41
28:21:167:VAL:HG22	28:21:170:LEU:HD11	2.02	0.41
25:1H:2635:C:C4'	28:21:79:ARG:HD3	2.50	0.41
3:22:95:THR:CG2	3:22:97:LYS:HG2	2.49	0.41
29:31:34:TRP:CZ3	29:31:35:GLU:HG2	2.54	0.41
35:35:146:VAL:HG13	35:35:147:LEU:HD22	2.02	0.41
25:14:390:A:N6	35:35:71:VAL:HG21	2.35	0.41
57:39:177:ALA:HB1	57:39:178:PRO:HD2	2.02	0.41
30:41:43:LEU:HD23	30:41:90:LEU:HD22	2.02	0.41
5:42:26:PHE:N	5:42:26:PHE:CD1	2.88	0.41
30:49:114:ILE:HD11	30:49:140:ILE:HD13	2.01	0.41
30:49:125:PHE:HB3	30:49:166:ASP:CB	2.48	0.41
30:49:131:TYR:HB3	30:49:159:VAL:HG22	2.02	0.41
31:51:92:ILE:CD1	31:51:93:GLY:H	2.32	0.41
25:14:2531:A:H5''	31:59:157:TYR:CE2	2.55	0.41
7:62:69:VAL:HG12	7:62:103:TRP:HE3	1.85	0.41
32:69:104:GLN:HB3	32:69:104:GLN:HE21	1.70	0.41
7:6E:136:LYS:NZ	7:6E:136:LYS:HB3	2.35	0.41
39:75:99:LEU:HD23	39:75:99:LEU:HA	1.77	0.41
25:14:1161:C:H1'	41:95:8:GLY:O	2.20	0.41
37:98:98:LEU:HA	37:98:98:LEU:HD23	1.78	0.41
26:16:50:G:OP1	38:A8:63:THR:HG23	2.20	0.41
45:H8:60:GLU:O	45:H8:61:LEU:CB	2.67	0.41
25:14:752:A:H3'	53:L5:1:MET:SD	2.60	0.41
50:M8:12:ALA:C	50:M8:24:THR:HG21	2.40	0.41
25:1H:2393:A:OP1	54:Q8:27:THR:HG22	2.19	0.41
1:13:1326:C:H2'	1:13:1327:C:H6	1.85	0.41
1:13:1346:A:H5''	9:8E:120:ARG:HH12	1.85	0.41
25:14:1062:G:H1	25:14:1076:C:H42	1.67	0.41

Continued on next page...

Continued from previous page...

Atom-1	Atom-2	Interatomic distance (Å)	Clash overlap (Å)
25:14:1217:C:P	40:85:15:LYS:HE3	2.59	0.41
25:14:1514:U:H2'	25:14:1515:C:C6	2.54	0.41
25:14:175:G:H5''	25:14:175:G:H8	1.84	0.41
25:14:2013:A:N6	25:14:2014:A:C6	2.88	0.41
25:14:2038:G:H2'	25:14:2039:C:C6	2.55	0.41
25:14:2101:G:H2'	25:14:2102:U:O4'	2.21	0.41
25:14:2114:A:N6	25:14:2119:A:H62	2.18	0.41
25:14:2266:A:N3	25:14:2272:U:C4	2.88	0.41
25:14:2356:C:H4'	46:E5:20:ARG:HG3	2.01	0.41
25:14:2392:A:N1	25:14:2424:C:N3	2.68	0.41
25:14:2569:G:C2	25:14:2570:G:C8	3.08	0.41
25:14:480:A:H2	25:14:499:U:O2	2.03	0.41
33:15:48:MET:HB2	33:15:48:MET:HE3	1.83	0.41
26:16:55:U:H2'	26:16:56:G:O4'	2.20	0.41
2:1E:64:ARG:HE	2:1E:64:ARG:HB3	1.62	0.41
55:1G:1044:A:C6	55:1G:1045:C:H1'	2.55	0.41
55:1G:1281:U:H3'	55:1G:1282:C:C5	2.54	0.41
55:1G:1411:C:H2'	55:1G:1412:C:H6	1.84	0.41
55:1G:836:G:C6	55:1G:851:G:C6	3.08	0.41
55:1G:939:G:H2'	55:1G:940:C:C6	2.54	0.41
25:1H:1110:G:HO2'	25:1H:1111:A:H8	1.69	0.41
25:1H:1266:G:O2'	25:1H:2012:G:O6	2.31	0.41
25:1H:2308:G:N3	25:1H:2308:G:H2'	2.36	0.41
25:1H:2339:G:H2'	25:1H:2340:G:H8	1.85	0.41
25:1H:2377:A:H2'	25:1H:2378:A:C8	2.55	0.41
25:1H:569:U:O4	25:1H:570:G:C6	2.74	0.41
25:1H:657:U:H2'	25:1H:658:C:C6	2.55	0.41
25:1H:725:G:C6	25:1H:726:G:N1	2.89	0.41
25:1H:795:C:H2'	25:1H:796:C:H6	1.85	0.41
25:1H:824:A:H1'	25:1H:2358:G:N7	2.35	0.41
26:1J:40:U:C2'	26:1J:45:A:H61	2.33	0.41
26:1J:40:U:H1'	26:1J:46:A:N1	2.35	0.41
22:1K:38:MIA:H121	22:1K:39:A:C2	2.55	0.41
25:14:2052:G:O4'	28:29:142:GLY:HA3	2.19	0.41
3:2E:93:LYS:O	3:2E:93:LYS:HD3	2.20	0.41
29:31:41:LEU:HA	29:31:44:ARG:HD3	2.02	0.41
35:35:52:GLU:OE2	35:35:57:THR:HA	2.20	0.41
57:39:21:ALA:C	57:39:23:ASP:N	2.74	0.41
57:39:29:ASN:HA	57:39:30:PRO:HD3	1.92	0.41
12:3A:41:ARG:O	12:3A:55:VAL:HG12	2.20	0.41
12:3I:42:THR:HA	12:3I:53:ARG:O	2.21	0.41

Continued on next page...

Continued from previous page...

Atom-1	Atom-2	Interatomic distance (Å)	Clash overlap (Å)
22:3K:20:C:H6	22:3K:68:A:N6	2.18	0.41
30:41:130:ASN:OD1	30:41:160:VAL:HG13	2.20	0.41
5:42:87:SER:HB3	5:42:125:SER:O	2.20	0.41
5:4E:41:VAL:HG22	5:4E:113:ALA:HB2	2.01	0.41
31:51:43:VAL:HB	31:51:52:VAL:HG22	2.02	0.41
7:62:90:GLU:HG2	7:62:90:GLU:H	1.59	0.41
32:69:83:ALA:CB	32:69:123:LEU:HD21	2.50	0.41
39:75:113:LYS:HA	39:75:113:LYS:HD2	1.82	0.41
35:78:70:GLN:CD	35:78:70:GLN:N	2.74	0.41
17:8A:82:MET:O	17:8A:86:GLU:N	2.25	0.41
9:8E:99:LEU:HB3	9:8E:101:PHE:CD2	2.55	0.41
38:A8:106:ARG:HG3	38:A8:106:ARG:H	1.38	0.41
44:C5:23:ARG:HG3	44:C5:23:ARG:NH1	2.36	0.41
40:C8:88:ILE:O	40:C8:88:ILE:HG22	2.19	0.41
40:C8:97:ASP:OD1	40:C8:98:LEU:N	2.53	0.41
42:E8:79:GLY:CA	42:E8:100:THR:HG22	2.50	0.41
47:F5:13:ILE:HG13	47:F5:42:GLN:HG3	2.02	0.41
43:F8:50:LYS:HG2	43:F8:84:ALA:HB2	2.02	0.41
44:G8:81:LYS:HB3	44:G8:82:PRO:CA	2.50	0.41
45:H8:116:VAL:HG12	45:H8:118:GLN:HB2	2.02	0.41
25:14:2351:G:O6	59:M5:39:LYS:HG3	2.21	0.41
51:N8:58:LEU:HD22	51:N8:60:VAL:HG13	2.02	0.41
27:11:69:ARG:HH11	27:11:69:ARG:HG3	1.84	0.41
2:12:189:ASP:HB3	2:12:203:GLY:O	2.20	0.41
1:13:1063:C:H3'	1:13:1064:G:H2'	2.02	0.41
1:13:1072:G:C5	1:13:1073:U:C4	3.08	0.41
1:13:1124:G:C2	1:13:1126:U:O4	2.73	0.41
1:13:1269:A:H2	1:13:1312:G:N3	2.18	0.41
1:13:1331:G:OP2	13:4I:23:TYR:HD1	2.04	0.41
1:13:1362(A):C:H5'	1:13:1363:A:H2'	2.01	0.41
1:13:1478:C:H2'	1:13:1479:C:C6	2.56	0.41
1:13:153:C:N4	1:13:168:G:H1	2.11	0.41
1:13:45:U:H2'	1:13:46:G:C8	2.55	0.41
1:13:900:A:H2'	1:13:901:A:C8	2.55	0.41
25:14:1151:G:H4'	40:85:81:HIS:CG	2.56	0.41
25:14:1252:G:C2	40:85:33:ARG:HD2	2.55	0.41
25:14:1425:G:H2'	25:14:1426:G:C8	2.55	0.41
25:14:1785:A:H2'	25:14:1787:A:N7	2.35	0.41
25:14:1790:C:H5''	25:14:1791:A:OP1	2.21	0.41
25:14:1805:U:H5''	56:19:250:TRP:CD2	2.55	0.41
25:14:2319:G:O6	38:65:4:LEU:HB3	2.20	0.41

Continued on next page...

Continued from previous page...

Atom-1	Atom-2	Interatomic distance (Å)	Clash overlap (Å)
25:14:2323:G:H2'	25:14:2324:C:O4'	2.21	0.41
25:14:2371:G:C6	25:14:2372:G:N7	2.89	0.41
25:14:2461:C:H2'	25:14:2462:U:H6	1.83	0.41
25:14:223:A:O2'	25:14:420:C:O2	2.35	0.41
25:14:588:U:O4	25:14:670:A:H1'	2.19	0.41
25:14:775:G:C4	25:14:794:G:C8	3.09	0.41
25:14:85:G:C5	25:14:98:G:C2	3.08	0.41
56:19:177:LEU:HD12	56:19:181:GLU:HG2	2.01	0.41
55:1G:1157:A:H1'	55:1G:1158:C:C4	2.55	0.41
55:1G:1349:A:P	9:82:118:LYS:NZ	2.93	0.41
55:1G:616:G:N3	55:1G:617:G:C8	2.87	0.41
55:1G:811:C:H4'	55:1G:900:A:N6	2.36	0.41
25:1H:1344:G:H4'	25:1H:1384:A:C5	2.55	0.41
25:1H:1659:U:C4	25:1H:1660:C:C5	3.08	0.41
25:1H:2315:G:OP1	30:41:36:LYS:NZ	2.44	0.41
25:1H:2389:G:C5'	25:1H:2390:U:H5'	2.50	0.41
25:1H:2666:C:H5''	25:1H:2667:C:OP2	2.19	0.41
25:1H:529:A:H8	25:1H:530:G:C6	2.38	0.41
25:1H:705:A:C8	25:1H:727:A:C2	3.08	0.41
25:1H:894:C:N4	25:1H:895:U:O4	2.53	0.41
25:1H:99:U:C6	25:1H:102:G:C2	3.08	0.41
28:21:120:TRP:CD1	28:21:155:LYS:HB3	2.55	0.41
3:22:15:THR:HG21	3:22:181:ASN:HA	2.02	0.41
28:29:26:ILE:HG22	28:29:27:LEU:C	2.41	0.41
23:2K:21:H2U:P	23:2K:21:H2U:H62	2.60	0.41
57:39:32:LEU:HB3	57:39:112:MET:HE1	2.01	0.41
57:39:11:VAL:HG23	57:39:12:LEU:H	1.86	0.41
22:3L:22:A:C5	22:3L:57:C:N4	2.88	0.41
55:1G:10:A:OP2	5:42:126:ARG:HG2	2.20	0.41
13:4A:112:GLY:HA3	13:4A:113:PRO:HD3	1.85	0.41
6:52:82:ARG:HB2	6:52:85:VAL:HG23	2.03	0.41
37:55:59:ASP:OD2	37:55:61:HIS:HB3	2.20	0.41
37:55:78:LYS:O	37:55:83:ILE:HG13	2.21	0.41
6:5E:60:PHE:CE2	18:9I:78:LEU:HD21	2.56	0.41
15:6A:84:LYS:HB2	15:6A:84:LYS:HE2	1.77	0.41
8:72:20:TYR:CE2	8:72:75:ARG:HB3	2.56	0.41
39:75:50:ILE:HD12	39:75:50:ILE:HA	1.70	0.41
1:13:626:U:H5''	16:7I:38:TYR:CD2	2.55	0.41
9:8E:53:VAL:HG21	9:8E:92:TYR:CE2	2.55	0.41
17:8I:29:HIS:O	17:8I:33:GLY:N	2.41	0.41
17:8I:43:LEU:O	17:8I:69:LYS:HG3	2.20	0.41

Continued on next page...

Continued from previous page...

Atom-1	Atom-2	Interatomic distance (Å)	Clash overlap (Å)
19:AA:37:ARG:O	19:AA:70:LYS:NZ	2.54	0.41
43:F8:61:GLY:HA3	43:F8:72:LYS:HD2	2.03	0.41
25:1H:484:C:OP1	44:G8:51:VAL:HG22	2.21	0.41
48:K8:14:ARG:NH1	48:K8:66:GLU:OE2	2.54	0.41
25:1H:2347:C:P	52:O8:39:TYR:HH	2.43	0.41
54:Q8:8:LYS:HD2	54:Q8:8:LYS:N	2.22	0.41
2:12:61:LEU:HD11	2:12:66:GLY:HA3	2.03	0.41
1:13:1129:C:C4	1:13:1132:C:N4	2.88	0.41
1:13:1143:G:C6	1:13:1144:G:C6	3.08	0.41
1:13:1203:C:H2'	1:13:1204:A:H8	1.85	0.41
1:13:280:C:H4'	1:13:281:G:OP2	2.21	0.41
1:13:329:A:C5	1:13:332:G:C6	3.09	0.41
1:13:343:U:H1'	1:13:347:G:N2	2.35	0.41
1:13:558:G:C4	1:13:559:A:C2	3.08	0.41
25:14:1027:A:C2	25:14:2488:A:H5'	2.55	0.41
25:14:1299:G:H3'	25:14:1639:U:O4	2.20	0.41
25:14:1316:U:O2'	25:14:1317:A:H5'	2.21	0.41
25:14:770:G:N3	25:14:1354:A:H2	2.18	0.41
25:14:1467:C:C5	25:14:1546:C:H2'	2.56	0.41
25:14:1782:C:OP1	62:14:3410:HOH:O	2.21	0.41
25:14:1909:C:H2'	25:14:1910:G:H8	1.85	0.41
25:14:2448:A:N1	62:14:3648:HOH:O	2.37	0.41
25:14:1953:A:H2	25:14:2549:G:N3	2.17	0.41
25:14:270(R):G:OP1	32:69:42:SER:OG	2.32	0.41
25:14:2540:C:O2'	25:14:2740:A:N3	2.48	0.41
25:14:718:A:H3'	25:14:719:C:H6	1.85	0.41
25:14:738:G:C6	25:14:739:G:C2	3.08	0.41
25:14:827:U:O2	25:14:2246:G:H4'	2.20	0.41
26:16:94:C:H2'	26:16:95:U:H6	1.85	0.41
56:19:136:ILE:HG22	56:19:140:THR:OG1	2.19	0.41
2:1E:55:PHE:HD1	2:1E:55:PHE:HA	1.69	0.41
2:1E:62:ALA:HB2	2:1E:222:ILE:HG23	2.02	0.41
2:1E:72:GLY:HA3	2:1E:165:VAL:CG2	2.49	0.41
55:1G:1443:G:H3'	55:1G:1446:A:C5'	2.50	0.41
55:1G:465:A:N6	55:1G:467:G:C2	2.88	0.41
55:1G:446:G:H1	55:1G:488:C:H42	1.69	0.41
55:1G:627:G:H2'	55:1G:628:G:H8	1.85	0.41
55:1G:951:G:OP2	13:4A:102:ARG:NH2	2.54	0.41
25:1H:1400:G:H2'	25:1H:1401:G:H8	1.84	0.41
25:1H:1478:G:O2'	25:1H:1558:A:C2	2.74	0.41
25:1H:15:G:C2	25:1H:16:G:C8	3.07	0.41

Continued on next page...

Continued from previous page...

Atom-1	Atom-2	Interatomic distance (Å)	Clash overlap (Å)
25:1H:1775:U:H5''	62:1H:4195:HOH:O	2.20	0.41
22:1K:39:A:H5'	25:1H:1913:A:C6	2.56	0.41
25:1H:2142:C:H2'	25:1H:2143:C:H6	1.82	0.41
25:1H:2567:G:H2'	25:1H:2568:C:C6	2.55	0.41
25:1H:2667:C:H2'	25:1H:2668:G:O4'	2.21	0.41
25:1H:2747:G:OP1	31:51:138:LYS:NZ	2.47	0.41
25:1H:299:A:C2	25:1H:322:A:C4	3.08	0.41
25:1H:430:G:H5''	25:1H:431:U:OP2	2.20	0.41
25:1H:782:A:H5'	25:1H:783:A:C2	2.56	0.41
25:1H:844:C:H2'	25:1H:845:G:O4'	2.20	0.41
26:1J:65:C:H41	26:1J:108:C:C2'	2.34	0.41
22:1K:70:C:O2	22:1K:70:C:H2'	2.19	0.41
1:13:1108:G:OP1	3:2E:175:LEU:HB2	2.20	0.41
3:2E:97:LYS:HB2	3:2E:97:LYS:HE2	1.88	0.41
29:31:108:LYS:O	29:31:112:MET:HG3	2.20	0.41
12:3I:78:GLN:O	12:3I:81:SER:OG	2.37	0.41
30:41:43:LEU:HD12	30:41:43:LEU:HA	1.89	0.41
30:41:96:ARG:O	30:41:97:ASP:HB2	2.19	0.41
13:4A:7:VAL:HG11	30:49:115:ARG:CZ	2.50	0.41
5:4E:12:LEU:O	5:4E:13:ILE:HG13	2.20	0.41
5:4E:57:LYS:HG2	5:4E:57:LYS:H	1.52	0.41
6:5E:82:ARG:HA	6:5E:85:VAL:H	1.85	0.41
7:62:60:LYS:HD2	7:62:60:LYS:HA	1.59	0.41
7:6E:49:ILE:HG12	7:6E:49:ILE:H	1.73	0.41
35:78:78:PRO:HB3	35:78:111:ARG:NH2	2.36	0.41
16:7A:1:MET:HE3	16:7A:1:MET:HB2	1.86	0.41
8:7E:80:ILE:H	8:7E:80:ILE:HG12	1.75	0.41
17:8I:52:LYS:HD2	17:8I:55:ASP:OD1	2.20	0.41
34:68:122:LEU:HD23	39:B8:43:GLN:HE22	1.85	0.41
39:B8:50:ILE:CD1	39:B8:64:ARG:HB3	2.51	0.41
58:D5:130:PRO:HA	58:D5:133:ILE:HD11	2.02	0.41
42:E8:95:ILE:HD13	42:E8:95:ILE:HG21	1.65	0.41
49:H5:23:LEU:HD11	49:H5:53:LEU:CD1	2.50	0.41
47:J8:20:ARG:HB3	47:J8:32:LYS:HD2	2.03	0.41
59:M5:14:VAL:HG12	59:M5:15:LYS:N	2.34	0.41
27:11:18:VAL:HA	27:11:211:ARG:HH22	1.85	0.41
1:13:312:C:H2'	1:13:313:A:H8	1.86	0.41
25:14:1011:G:C2	25:14:1013:C:C2	3.09	0.41
25:14:1036:G:H2'	25:14:1037:G:O4'	2.21	0.41
25:14:1070:A:H5'	25:14:1071:G:H5''	2.02	0.41
25:14:108:U:H2'	25:14:109:G:H8	1.85	0.41

Continued on next page...

Continued from previous page...

Atom-1	Atom-2	Interatomic distance (Å)	Clash overlap (Å)
25:14:1437:C:H2'	25:14:1438:U:H6	1.85	0.41
25:14:150:C:H42	25:14:176:G:H1	1.67	0.41
25:14:1651:G:H2'	25:14:1652:A:O4'	2.21	0.41
25:14:1848:A:C4	25:14:1849:G:C8	3.09	0.41
25:14:2303:G:O2'	25:14:2304:G:H5'	2.21	0.41
25:14:2303:G:O2'	30:49:132:ASN:HB2	2.21	0.41
25:14:2346:A:H8	52:K5:24:GLU:CG	2.33	0.41
25:14:270(C):C:O2'	25:14:273(B):C:H5''	2.21	0.41
25:14:2744:G:H21	31:59:143:GLN:NE2	2.19	0.41
25:14:286:C:O2'	25:14:287:C:H5'	2.20	0.41
25:14:43:G:H2'	25:14:44:A:O4'	2.21	0.41
2:1E:200:ILE:O	2:1E:201:ILE:HD13	2.21	0.41
2:1E:53:ARG:HA	2:1E:56:ARG:NH1	2.36	0.41
2:1E:8:LYS:HZ2	2:1E:11:LEU:HD22	1.84	0.41
55:1G:1208:C:H2'	55:1G:1209:C:H6	1.85	0.41
55:1G:1480:G:C5	55:1G:1481:U:C5	3.09	0.41
55:1G:685:G:N2	55:1G:686:U:C4	2.89	0.41
25:1H:1166:C:O2	25:1H:1183:G:N2	2.39	0.41
25:1H:117:G:C6	25:1H:119:A:N6	2.89	0.41
25:1H:2151:G:H2'	25:1H:2152:G:H8	1.85	0.41
25:1H:2791:C:H42	25:1H:2805:G:H1	1.67	0.41
25:1H:696:G:O2'	25:1H:697:C:H5'	2.20	0.41
25:1H:932:G:H4'	25:1H:933:A:O5'	2.20	0.41
26:1J:78:A:C2	26:1J:99:A:C4	3.08	0.41
3:22:52:LEU:HD12	3:22:55:VAL:HG23	2.02	0.41
28:29:51:PHE:O	28:29:52:LEU:HB2	2.21	0.41
28:29:48:GLN:OE1	28:29:78:LEU:HD13	2.19	0.41
11:2A:120:ARG:HA	11:2A:121:PRO:HD3	1.83	0.41
3:2E:6:HIS:ND1	3:2E:7:PRO:HD2	2.35	0.41
23:2L:73:A:C6	23:2L:74:A:C6	3.09	0.41
4:32:9:CYS:HB3	4:32:32:ALA:HB3	2.02	0.41
35:35:62:LEU:HD12	35:35:63:PRO:O	2.21	0.41
4:3E:112:VAL:N	4:3E:116:GLN:OE1	2.44	0.41
12:3I:93:LEU:O	12:3I:96:VAL:HG13	2.19	0.41
30:41:64:THR:HG22	30:41:66:GLN:H	1.84	0.41
36:45:56:ARG:NH1	36:45:56:ARG:HB2	2.35	0.41
26:1J:41:U:O4	30:49:70:VAL:HG23	2.20	0.41
5:4E:69:VAL:O	5:4E:71:LEU:HG	2.20	0.41
25:14:2820:A:C6	37:55:4:LEU:HD11	2.55	0.41
25:14:1653:G:C6	37:55:9:LYS:HB2	2.56	0.41
31:59:6:ARG:N	31:59:6:ARG:HD3	2.35	0.41

Continued on next page...

Continued from previous page...

Atom-1	Atom-2	Interatomic distance (Å)	Clash overlap (Å)
6:5E:81:ILE:O	6:5E:81:ILE:HG22	2.19	0.41
32:61:114:LEU:HD12	32:61:129:THR:O	2.20	0.41
32:61:40:THR:HB	32:61:43:ASN:H	1.85	0.41
7:62:94:ARG:H	7:62:94:ARG:HD3	1.84	0.41
32:69:93:THR:HG22	32:69:119:PRO:HG3	2.03	0.41
8:7E:17:THR:HG21	8:7E:80:ILE:HD11	2.03	0.41
16:7I:28:ARG:HG2	16:7I:28:ARG:HH11	1.85	0.41
40:C8:39:LEU:HD23	40:C8:39:LEU:HA	1.66	0.41
47:F5:53:VAL:CG2	47:F5:74:VAL:HG22	2.50	0.41
27:11:94:LEU:HD23	27:11:95:LEU:N	2.36	0.41
1:13:1014:A:H4'	19:AI:14:HIS:CG	2.55	0.41
1:13:1418:A:C2	1:13:1483:A:C2	3.09	0.41
1:13:156:G:H2'	1:13:157:G:C8	2.56	0.41
1:13:15:G:H4'	5:4E:24:ARG:NH1	2.35	0.41
1:13:172:A:OP2	1:13:172:A:H8	2.04	0.41
1:13:280:C:N3	17:8I:39:SER:N	2.66	0.41
1:13:632:A:H8	1:13:633:G:N9	2.19	0.41
1:13:828:A:H2'	1:13:829:G:O4'	2.20	0.41
25:14:1057:A:H2'	25:14:1058:U:O4'	2.21	0.41
25:14:1198:U:O2	25:14:1249:U:H1'	2.20	0.41
25:14:1301:A:O3'	25:14:1302:A:H2'	2.20	0.41
25:14:1525:G:C2	25:14:1526:G:C4	3.09	0.41
25:14:1418:G:OP1	25:14:1588:C:O2'	2.37	0.41
25:14:177:G:OP2	25:14:177:G:N2	2.39	0.41
22:3L:65:C:N4	25:14:2169:A:H62	2.18	0.41
25:14:2228:G:C5	25:14:2229:C:C4	3.09	0.41
25:14:2250:G:OP1	36:45:83:MET:HE3	2.20	0.41
25:14:2292:C:H2'	25:14:2293:C:C6	2.55	0.41
25:14:2302:G:C6	25:14:2315:G:C6	3.08	0.41
25:14:2528:U:H4'	25:14:2529:G:N2	2.36	0.41
25:14:2630:G:H4'	25:14:2630:G:OP2	2.21	0.41
25:14:221:A:C4	25:14:266:G:N7	2.89	0.41
25:14:270(E):G:C6	25:14:270(F):U:C4	3.08	0.41
25:14:363(E):U:H5'	25:14:363(F):A:OP2	2.21	0.41
25:14:687:C:H42	25:14:787:U:H4'	1.85	0.41
25:14:848:G:C2	25:14:849:A:C5	3.09	0.41
10:1A:3:LYS:N	10:1A:75:ILE:HA	2.35	0.41
2:1E:102:LEU:HB3	2:1E:180:LEU:CD1	2.50	0.41
55:1G:1106:G:H5''	3:22:172:ARG:HG2	2.02	0.41
55:1G:1128:C:O2'	55:1G:1129:C:OP1	2.39	0.41
55:1G:1148:U:H2'	55:1G:1149:C:O4'	2.20	0.41

Continued on next page...

Continued from previous page...

Atom-1	Atom-2	Interatomic distance (Å)	Clash overlap (Å)
55:1G:28:G:C6	55:1G:29:G:C5	3.09	0.41
25:1H:819:A:C4	25:1H:1189:A:C2	3.08	0.41
25:1H:1389:G:C2	25:1H:1399:C:O2	2.74	0.41
25:1H:1913:A:H4'	25:1H:1914:C:O5'	2.20	0.41
25:1H:2409:G:H2'	25:1H:2410:G:O4'	2.21	0.41
25:1H:301:G:C4	25:1H:302:C:C5	3.08	0.41
26:1J:28:C:OP1	38:65:36:TYR:OH	2.28	0.41
22:1L:34:U:O2'	22:1L:36:U:H5	2.02	0.41
22:1L:77:C:N3	22:1L:78:C:N4	2.68	0.41
28:21:179:GLU:O	28:21:180:ASN:HB2	2.20	0.41
34:25:93:PRO:CD	34:25:113:LYS:HG3	2.50	0.41
34:25:2:ILE:HG21	34:25:8:LEU:HD21	2.01	0.41
29:31:136:THR:O	29:31:140:LEU:HB2	2.21	0.41
29:31:33:LEU:HA	29:31:33:LEU:HD12	1.83	0.41
4:32:148:VAL:HG12	4:32:152:SER:OG	2.21	0.41
4:32:3:ARG:HD2	4:32:118:ARG:CD	2.50	0.41
57:39:7:TYR:HE2	57:39:10:PRO:HG3	1.84	0.41
57:39:122:LYS:HB3	57:39:191:ARG:HB2	2.01	0.41
12:3A:126:LYS:HB2	12:3A:126:LYS:HE2	1.85	0.41
12:3A:46:LYS:HE3	12:3A:91:LYS:O	2.21	0.41
30:41:115:ARG:H	30:41:115:ARG:HG3	1.71	0.41
30:49:124:SER:HB2	30:49:131:TYR:CE1	2.55	0.41
6:52:80:ARG:HD3	6:52:80:ARG:HH11	1.69	0.41
33:58:35:ARG:O	33:58:42:TRP:CZ3	2.74	0.41
31:59:30:LYS:HA	31:59:30:LYS:HD2	1.72	0.41
55:1G:1375:A:H4'	7:62:29:LYS:HE3	2.02	0.41
32:69:2:LYS:H	32:69:2:LYS:HG2	1.58	0.41
15:6A:39:LEU:HD12	15:6A:56:LEU:HD13	2.01	0.41
7:6E:139:GLU:O	7:6E:142:GLU:N	2.54	0.41
7:6E:95:ARG:CZ	7:6E:99:LEU:HD11	2.51	0.41
55:1G:393:A:OP2	16:7A:12:LYS:HD3	2.20	0.41
9:82:99:LEU:HB3	9:82:101:PHE:CE1	2.55	0.41
38:A8:61:ASN:O	38:A8:61:ASN:ND2	2.52	0.41
43:B5:25:LYS:HA	43:B5:81:VAL:O	2.20	0.41
43:B5:8:ILE:H	43:B5:8:ILE:HD12	1.86	0.41
20:BA:31:SER:O	20:BA:35:THR:HG23	2.21	0.41
43:F8:36:LYS:HG2	43:F8:54:VAL:HB	2.03	0.41
27:11:159:ALA:HB1	27:11:198:ASN:O	2.20	0.41
2:12:108:ILE:HD13	2:12:108:ILE:HA	1.71	0.41
1:13:1128:C:O2	1:13:1144:G:N2	2.54	0.41
1:13:1221:G:O3'	19:AI:77:THR:HG21	2.21	0.41

Continued on next page...

Continued from previous page...

Atom-1	Atom-2	Interatomic distance (Å)	Clash overlap (Å)
1:13:1301:U:O2'	1:13:1302:U:P	2.79	0.41
1:13:976:G:N2	1:13:1362(A):C:OP2	2.50	0.41
1:13:15:G:C4	1:13:16:A:C8	3.09	0.41
1:13:232:G:C5	1:13:233:C:C5	3.09	0.41
1:13:900:A:H8	1:13:900:A:O5'	2.04	0.41
25:14:1271:G:O3'	25:14:1272:A:H4'	2.21	0.41
25:14:2306:C:O5'	25:14:2307:G:H5''	2.20	0.41
25:14:260:G:O4'	25:14:621:A:H1'	2.20	0.41
25:14:668:G:H2'	25:14:670:A:N6	2.34	0.41
56:19:158:ALA:O	56:19:159:ALA:C	2.59	0.41
2:1E:120:ALA:O	2:1E:124:SER:OG	2.30	0.41
2:1E:163:PHE:HA	2:1E:163:PHE:HD1	1.71	0.41
55:1G:1006:C:H2'	55:1G:1007:C:C6	2.55	0.41
55:1G:1056:U:O4	55:1G:1200:C:C2	2.74	0.41
55:1G:1162:C:C2	55:1G:1175:G:C2	3.08	0.41
55:1G:328:C:H4'	55:1G:329:A:C5'	2.50	0.41
25:1H:1207:C:C2	25:1H:1208:C:C5	3.09	0.41
25:1H:1464:C:O2'	25:1H:1528:A:H8	2.03	0.41
25:1H:1671:U:O2'	25:1H:1673:U:H5	2.04	0.41
25:1H:1782:C:P	62:1H:3532:HOH:O	2.74	0.41
25:1H:2299:G:N1	25:1H:2318:G:C8	2.89	0.41
25:1H:2339:G:H2'	25:1H:2340:G:C8	2.55	0.41
25:1H:2660:A:H2'	25:1H:2661:G:O4'	2.21	0.41
25:1H:275:G:N2	25:1H:276:A:N1	2.45	0.41
25:1H:7:G:C2	25:1H:8:A:C4	3.09	0.41
25:1H:909:A:O2'	25:1H:910:A:H5''	2.21	0.41
25:1H:934:G:H2'	25:1H:935:C:C6	2.54	0.41
10:1I:29:ARG:HH22	10:1I:84:GLN:NE2	2.18	0.41
28:29:8:LYS:HG3	28:29:8:LYS:O	2.20	0.41
23:2L:73:A:N6	23:2L:74:A:C6	2.88	0.41
25:14:587:C:P	35:35:21:ARG:HH22	2.44	0.41
57:39:110:LEU:HD22	57:39:202:PHE:HE1	1.85	0.41
57:39:178:PRO:HB3	57:39:198:ALA:CB	2.51	0.41
4:3E:110:PHE:CE2	4:3E:148:VAL:HG23	2.55	0.41
22:3L:62:G:H2'	22:3L:63:5MU:C6	2.55	0.41
5:42:9:LYS:HB2	5:42:112:LEU:HD11	2.02	0.41
36:45:42:ILE:HG22	36:45:47:ILE:HG13	2.02	0.41
13:4A:40:ASN:OD1	13:4A:41:PRO:HD2	2.20	0.41
31:51:171:LEU:HG	31:51:173:PRO:HA	2.02	0.41
31:51:55:PRO:HD2	31:51:61:HIS:CD2	2.56	0.41
25:1H:1141:U:H6	33:58:63:THR:OG1	2.03	0.41

Continued on next page...

Continued from previous page...

Atom-1	Atom-2	Interatomic distance (Å)	Clash overlap (Å)
32:61:40:THR:O	32:61:44:LEU:HD22	2.21	0.41
15:6I:78:TYR:CZ	15:6I:82:ILE:HD11	2.56	0.41
8:72:1:MET:HE2	8:72:3:THR:HG23	2.02	0.41
35:78:135:LEU:HA	35:78:135:LEU:HD23	1.82	0.41
16:7I:47:ASP:N	16:7I:47:ASP:OD1	2.54	0.41
9:82:118:LYS:HB2	9:82:121:ARG:HB3	2.03	0.41
36:88:20:ALA:HA	36:88:98:LYS:HB3	2.01	0.41
36:88:51:ARG:O	36:88:55:VAL:HG13	2.21	0.41
9:8E:23:ASN:H	9:8E:23:ASN:ND2	2.19	0.41
42:A5:38:TYR:CD2	51:J5:30:LEU:HD21	2.55	0.41
20:BA:50:GLU:CA	20:BA:100:ILE:HG12	2.50	0.41
40:C8:19:LYS:O	40:C8:22:LYS:HG3	2.20	0.41
41:D8:7:THR:HG23	41:D8:12:TYR:CE1	2.56	0.41
43:F8:31:HIS:HA	43:F8:32:PRO:HD3	1.80	0.41
47:J8:13:ILE:HD13	47:J8:13:ILE:HG21	1.76	0.41
59:M5:50:LEU:O	59:M5:51:ALA:HB2	2.20	0.41
2:12:214:ILE:HD13	2:12:214:ILE:HA	1.91	0.41
1:13:1073:U:H2'	1:13:1074:G:H8	1.86	0.41
1:13:959:A:C2	1:13:1222:G:O4'	2.74	0.41
1:13:244:U:H4'	1:13:245:C:C5'	2.51	0.41
1:13:324:G:N1	1:13:327:A:OP2	2.50	0.41
1:13:342:C:H2'	1:13:343:U:C6	2.56	0.41
1:13:349:A:O2'	1:13:350:G:H5'	2.21	0.41
1:13:79:G:H22	1:13:89:U:H3	1.68	0.41
1:13:842:C:H4'	1:13:843:U:OP1	2.21	0.41
1:13:835:U:H3	1:13:851:G:H1	1.68	0.41
1:13:994:A:N7	1:13:1216:G:H4'	2.35	0.41
25:14:1021:A:H2'	25:14:1023:U:H5'	2.03	0.41
25:14:1022:G:O2'	25:14:1024:G:O6	2.38	0.41
25:14:1299:G:H5'	25:14:1301:A:O4'	2.20	0.41
25:14:1327:C:C4	25:14:1328:G:C6	3.08	0.41
25:14:1826:G:C5	25:14:1827:C:C5	3.09	0.41
25:14:1927:A:H2'	25:14:1928:A:C8	2.56	0.41
25:14:2055:C:OP1	25:14:2056:G:H4'	2.21	0.41
25:14:536:A:H2'	25:14:537:C:C6	2.56	0.41
25:14:739:G:OP2	25:14:739:G:H8	2.04	0.41
25:14:971:C:H2'	25:14:972:G:O4'	2.21	0.41
26:16:95:U:N3	26:16:96:G:N7	2.68	0.41
56:19:273:ARG:HG2	56:19:273:ARG:O	2.21	0.41
10:1A:55:LYS:HB2	10:1A:55:LYS:HE2	1.74	0.41
2:1E:192:SER:OG	2:1E:193:ASP:N	2.53	0.41

Continued on next page...

Continued from previous page...

Atom-1	Atom-2	Interatomic distance (Å)	Clash overlap (Å)
2:1E:207:ALA:O	2:1E:210:SER:N	2.51	0.41
55:1G:1179:A:O3'	9:82:103:THR:HG23	2.21	0.41
55:1G:1194:U:H2'	55:1G:1195:C:C6	2.55	0.41
55:1G:1280:A:OP1	10:1A:40:LEU:HD21	2.21	0.41
55:1G:828:A:H2'	55:1G:829:G:O4'	2.21	0.41
25:1H:139:G:N2	25:1H:141:A:N1	2.67	0.41
25:1H:1793:C:O2	25:1H:1900:A:H2	2.03	0.41
25:1H:2064:C:H2'	25:1H:2065:C:C6	2.56	0.41
25:1H:2224:G:H4'	25:1H:2226:C:C2	2.56	0.41
25:1H:263:C:H2'	25:1H:264:C:O4'	2.20	0.41
10:1I:9:ARG:HG2	10:1I:69:ASN:OD1	2.21	0.41
26:1J:15:A:H1'	26:1J:109:G:C5	2.56	0.41
28:21:120:TRP:CE3	28:21:155:LYS:HD3	2.55	0.41
28:21:24:THR:HG21	28:21:188:VAL:HG13	2.01	0.41
28:21:60:ASN:OD1	28:21:62:PRO:HD2	2.21	0.41
28:21:95:ILE:HD13	28:21:95:ILE:HA	1.76	0.41
3:22:26:LYS:HG3	3:22:27:LYS:N	2.36	0.41
34:25:122:LEU:HD13	39:75:72:VAL:HG11	2.02	0.41
28:29:25:VAL:O	28:29:26:ILE:HG12	2.21	0.41
28:29:26:ILE:HG22	28:29:28:ALA:N	2.36	0.41
29:31:7:TYR:O	29:31:21:ALA:HA	2.20	0.41
57:39:6:VAL:HG22	57:39:17:ARG:HE	1.85	0.41
4:3E:102:ASP:OD1	4:3E:103:ASN:N	2.54	0.41
12:3I:17:LYS:H	12:3I:17:LYS:HG3	1.59	0.41
30:41:170:ARG:NE	30:41:174:GLU:HG2	2.35	0.41
13:4A:45:VAL:O	13:4A:48:LEU:HD22	2.20	0.41
13:4I:25:ILE:HD11	13:4I:66:LEU:HD11	2.02	0.41
24:4K:20:A:C5	24:4K:21:C:C5	3.09	0.41
31:51:11:VAL:HA	31:51:12:PRO:HD3	1.76	0.41
33:58:39:ARG:HA	33:58:40:PRO:HD2	1.93	0.41
6:5E:19:LEU:O	6:5E:23:LYS:HB2	2.21	0.41
14:5I:50:LYS:HB3	14:5I:50:LYS:HE2	1.73	0.41
32:61:109:ILE:HB	32:61:130:TYR:CZ	2.55	0.41
32:61:98:ALA:HB2	32:61:111:PRO:HB3	2.03	0.41
38:65:17:ARG:CG	38:65:17:ARG:HH11	2.32	0.41
8:72:42:GLU:HG3	8:72:109:ILE:HD11	2.02	0.41
8:72:86:ILE:HD13	8:72:86:ILE:HA	1.92	0.41
16:7I:4:ILE:HG12	16:7I:21:VAL:HG22	2.02	0.41
17:8I:89:LEU:O	17:8I:93:GLN:N	2.52	0.41
39:B8:50:ILE:CD1	39:B8:102:ILE:HD11	2.46	0.41
40:C8:69:CYS:O	40:C8:74:LEU:HD12	2.21	0.41

Continued on next page...

Continued from previous page...

Atom-1	Atom-2	Interatomic distance (Å)	Clash overlap (Å)
58:D5:52:SER:O	58:D5:54:HIS:N	2.54	0.41
46:E5:49:LYS:HG3	46:E5:80:HIS:ND1	2.35	0.41
48:G5:23:LYS:HE2	48:G5:27:GLU:OE2	2.21	0.41
25:14:851:U:H5'	49:H5:49:LYS:HD2	2.02	0.41
50:I5:24:THR:HB	50:I5:25:TYR:H	1.58	0.41
47:J8:64:ALA:HA	47:J8:67:ILE:HG13	2.02	0.41
48:K8:42:GLY:C	48:K8:44:LEU:N	2.72	0.41
59:M5:49:VAL:CG1	59:M5:50:LEU:HD22	2.48	0.41
27:11:249:PRO:HD2	27:11:250:TRP:CZ3	2.55	0.41
2:12:63:MET:HG3	2:12:225:ALA:HB1	2.03	0.41
1:13:1017:G:H2'	1:13:1018:C:C6	2.55	0.41
1:13:1429:C:H2'	1:13:1430:C:H6	1.86	0.41
1:13:184:G:H2'	1:13:185:A:H8	1.86	0.41
1:13:187:C:O2	1:13:191(A):G:C2	2.74	0.41
1:13:192:U:C4'	20:BI:103:GLY:HA2	2.51	0.41
1:13:28:G:N2	1:13:29:G:H1'	2.36	0.41
1:13:509:A:H5''	4:3E:55:ALA:HB2	2.02	0.41
1:13:678:U:H2'	1:13:679:C:C6	2.56	0.41
1:13:734:G:C2	1:13:735:C:C2	3.09	0.41
1:13:964:A:N3	1:13:969:A:O2'	2.41	0.41
25:14:144:C:H2'	25:14:145:G:C8	2.56	0.41
25:14:2027:G:H2'	25:14:2028:U:O4'	2.20	0.41
25:14:2286:A:H4'	25:14:2287:A:O4'	2.20	0.41
25:14:2286:A:H8	25:14:2287:A:N6	2.19	0.41
25:14:506:G:O3'	25:14:507:A:H8	2.04	0.41
25:14:553:U:C4	25:14:554:U:C4	3.08	0.41
25:14:685:A:H1'	25:14:688:U:O4	2.21	0.41
25:14:192:C:O2'	25:14:802:A:N3	2.39	0.41
26:16:4:C:H2'	26:16:5:C:C6	2.56	0.41
2:1E:108:ILE:O	2:1E:111:ARG:HB2	2.21	0.41
55:1G:1243:C:O2	55:1G:1295:G:N2	2.54	0.41
55:1G:1388:C:H2'	55:1G:1389:C:H6	1.85	0.41
55:1G:266:G:C5'	55:1G:268:C:H41	2.34	0.41
55:1G:567:G:H2'	55:1G:568:G:O4'	2.21	0.41
25:1H:116:C:H2'	25:1H:117:G:O4'	2.20	0.41
25:1H:1182:A:H2'	25:1H:1183:G:O4'	2.21	0.41
25:1H:1241:A:O4'	25:1H:1241:A:N3	2.54	0.41
25:1H:1847:A:O2'	25:1H:1848:A:H5'	2.21	0.41
25:1H:1965:C:H2'	25:1H:1966:A:C8	2.56	0.41
25:1H:2391:G:O6	25:1H:2425:A:H8	2.02	0.41
25:1H:429:A:H2'	25:1H:430:G:C8	2.56	0.41

Continued on next page...

Continued from previous page...

Atom-1	Atom-2	Interatomic distance (Å)	Clash overlap (Å)
25:1H:442:G:C6	25:1H:444:C:C4	3.08	0.41
25:1H:557:U:H2'	25:1H:558:G:C8	2.55	0.41
25:1H:66:C:O2'	25:1H:67:U:H5'	2.21	0.41
25:1H:890:A:C8	25:1H:892:G:C8	3.08	0.41
25:1H:899:A:C2'	25:1H:900:A:H5''	2.51	0.41
26:1J:21:G:H2'	26:1J:22:U:O4'	2.20	0.41
22:1K:17:OMG:H5''	22:1K:69:U:O2'	2.21	0.41
28:21:177:PRO:HD2	28:21:178:GLU:OE1	2.20	0.41
28:29:26:ILE:HG23	28:29:26:ILE:HD12	1.77	0.41
28:29:64:LYS:HD2	28:29:64:LYS:HA	1.97	0.41
11:2A:105:VAL:HG22	11:2A:105:VAL:O	2.21	0.41
3:2E:149:ALA:HA	3:2E:201:TYR:O	2.20	0.41
3:2E:83:ARG:O	3:2E:86:VAL:HG22	2.20	0.41
25:1H:588:U:H1'	29:31:90:PHE:CD1	2.56	0.41
57:39:169:ASN:O	57:39:169:ASN:ND2	2.54	0.41
12:3I:51:ALA:O	12:3I:52:LEU:HD23	2.21	0.41
30:41:176:LEU:HA	30:41:176:LEU:HD23	1.80	0.41
13:4A:10:PRO:HB2	13:4A:18:ALA:HB1	2.03	0.41
5:4E:34:VAL:O	5:4E:41:VAL:HA	2.20	0.41
5:4E:72:GLN:O	5:4E:75:THR:HG22	2.21	0.41
6:52:22:GLU:OE1	6:52:84:ASN:ND2	2.52	0.41
33:58:41:ASP:OD1	33:58:41:ASP:N	2.48	0.41
33:58:16:ILE:O	33:58:55:VAL:HG22	2.21	0.41
6:5E:5:GLU:HB3	6:5E:62:TRP:HE1	1.85	0.41
6:5E:97:PHE:HD1	18:9I:31:LEU:HD21	1.86	0.41
7:6E:69:VAL:O	7:6E:69:VAL:HG12	2.20	0.41
9:82:10:ARG:HD2	9:82:105:ASP:HB3	2.02	0.41
40:85:25:TRP:CD1	40:85:26:GLY:N	2.88	0.41
36:88:112:GLU:CD	36:88:112:GLU:H	2.25	0.41
17:8A:10:VAL:HG23	17:8A:54:GLY:H	1.85	0.41
55:1G:264:U:O2'	17:8A:63:ARG:HG2	2.21	0.41
41:95:19:LYS:H	41:95:19:LYS:HG3	1.62	0.41
37:98:40:LYS:HG3	37:98:40:LYS:HZ3	1.68	0.41
37:98:74:LYS:HD3	37:98:77:ARG:HH21	1.86	0.41
43:B5:65:ARG:HG3	43:B5:67:GLY:N	2.29	0.41
20:BI:25:ARG:O	20:BI:29:LYS:HG3	2.20	0.41
20:BI:26:ASN:HD22	20:BI:71:THR:HA	1.86	0.41
46:E5:23:VAL:HG13	46:E5:38:VAL:HG23	2.02	0.41
49:H5:18:ASP:HB2	49:H5:49:LYS:HE3	2.03	0.41
45:H8:23:LYS:O	45:H8:25:PRO:HD3	2.20	0.41
47:J8:78:LYS:HG2	47:J8:78:LYS:O	2.21	0.41

Continued on next page...

Continued from previous page...

Atom-1	Atom-2	Interatomic distance (Å)	Clash overlap (Å)
47:J8:7:ILE:HD12	47:J8:62:VAL:HG11	2.02	0.41
25:14:2286:A:H5'	52:K5:28:ARG:HE	1.85	0.41
48:K8:5:GLU:HG3	48:K8:5:GLU:H	1.48	0.41
30:41:112:PRO:HB3	50:M8:37:SER:HB2	2.02	0.41
50:M8:37:SER:HB3	50:M8:38:LYS:HD2	2.02	0.41
53:P8:35:ARG:HG3	53:P8:42:LEU:HD11	2.03	0.41
2:12:77:ALA:HB2	2:12:211:ILE:HD13	2.02	0.41
2:12:215:LEU:O	2:12:219:VAL:HG12	2.21	0.41
1:13:1212:U:H4'	1:13:1213:A:C8	2.56	0.41
1:13:1376:U:H2'	1:13:1377:A:C8	2.56	0.41
1:13:329:A:C4	1:13:332:G:C5	3.09	0.41
1:13:391:G:O3'	16:7I:8:ARG:NH2	2.53	0.41
1:13:558:G:C5	1:13:559:A:C2	3.09	0.41
25:14:1213:A:O5'	25:14:1213:A:H8	2.03	0.41
25:14:123:G:H8	62:14:3695:HOH:O	2.04	0.41
25:14:2535:G:C4	25:14:2536:G:C8	3.09	0.41
25:14:2747:G:C6	25:14:2754:U:C5	3.08	0.41
25:14:757:U:H2'	25:14:758:C:O4'	2.20	0.41
33:15:36:GLY:H	33:15:42:TRP:HZ3	1.69	0.41
26:16:25:A:H2'	26:16:26:A:O4'	2.21	0.41
56:19:124:PRO:HG2	56:19:129:ASN:ND2	2.36	0.41
56:19:147:LEU:HD23	56:19:155:LEU:CD1	2.51	0.41
56:19:71:ASP:OD1	56:19:71:ASP:N	2.53	0.41
21:1F:10:ARG:HA	21:1F:13:ILE:HD12	2.03	0.41
21:1F:9:ARG:O	21:1F:13:ILE:HG13	2.20	0.41
55:1G:114:U:H2'	55:1G:115:G:H8	1.79	0.41
55:1G:1312:G:H2'	55:1G:1313:U:C6	2.56	0.41
55:1G:619:U:H3	4:32:135:LEU:CD1	2.31	0.41
55:1G:946:A:H2'	55:1G:947:G:C8	2.56	0.41
25:1H:1036:G:H2'	25:1H:1037:G:O4'	2.21	0.41
25:1H:1253:A:N6	62:1H:3634:HOH:O	2.40	0.41
25:1H:1301:A:H2'	25:1H:1301:A:N3	2.36	0.41
25:1H:1401:G:H2'	25:1H:1402:C:C6	2.55	0.41
25:1H:1888:G:H5'	25:1H:1889:A:P	2.61	0.41
25:1H:2121:G:H2'	25:1H:2122:U:C6	2.56	0.41
25:1H:2838:G:C6	25:1H:2839:G:C5	3.09	0.41
28:21:143:ASN:ND2	28:21:147:PRO:HD2	2.31	0.41
28:21:37:ARG:HA	28:21:42:ASP:OD2	2.20	0.41
25:1H:2785:C:P	28:21:41:LYS:HZ2	2.44	0.41
28:21:77:ILE:HG13	28:21:79:ARG:HH11	1.85	0.41
25:14:2547:U:O2	34:25:23:ARG:NH2	2.54	0.41

Continued on next page...

Continued from previous page...

Atom-1	Atom-2	Interatomic distance (Å)	Clash overlap (Å)
34:25:71:ARG:HG3	34:25:71:ARG:HH11	1.86	0.41
28:29:27:LEU:HA	28:29:27:LEU:HD22	1.88	0.41
57:39:20:LEU:HD12	57:39:203:GLN:HE21	1.86	0.41
4:3E:9:CYS:SG	4:3E:31:CYS:O	2.78	0.41
13:4I:64:TRP:CD1	13:4I:64:TRP:N	2.89	0.41
25:1H:2531:A:H5'	31:51:157:TYR:CE1	2.56	0.41
25:14:2667:C:N3	31:59:110:SER:OG	2.54	0.41
9:82:55:ALA:HB1	9:82:59:PHE:HE1	1.86	0.41
37:98:113:LEU:HA	37:98:113:LEU:HD12	1.85	0.41
20:BA:36:LEU:HD13	20:BA:36:LEU:HA	1.76	0.41
58:D5:132:ASN:HD22	58:D5:159:PRO:HB2	1.86	0.41
47:F5:79:GLY:O	47:F5:80:LEU:HD13	2.21	0.41
44:G8:97:ARG:HG3	44:G8:102:CYS:HB2	2.03	0.41
45:H8:7:ALA:HB3	45:H8:61:LEU:HB2	2.03	0.41
50:I5:38:LYS:HZ2	50:I5:38:LYS:HB2	1.86	0.41
27:11:38:LYS:HD2	27:11:38:LYS:C	2.41	0.41
2:12:72:GLY:HA3	2:12:81:VAL:HG21	2.02	0.41
1:13:308:C:H2'	1:13:309:G:C8	2.55	0.41
1:13:370:C:C2	1:13:392:G:N2	2.89	0.41
1:13:374:A:C4	1:13:375:U:C5	3.09	0.41
1:13:484:G:O5'	1:13:484:G:H8	2.04	0.41
1:13:614:A:C5	1:13:615:C:C5	3.09	0.41
1:13:859:A:H2'	1:13:860:A:O4'	2.21	0.41
1:13:865:A:C2	1:13:918:A:H4'	2.56	0.41
25:14:1188:U:C2'	25:14:1189:A:H5'	2.50	0.41
25:14:120:U:OP2	62:14:3476:HOH:O	2.21	0.41
25:14:1282:U:H2'	25:14:1283:G:O4'	2.21	0.41
25:14:1348:G:C2'	25:14:1349:A:H5''	2.51	0.41
25:14:1519:G:C6	25:14:1520:U:C4	3.09	0.41
25:14:221:A:N6	25:14:265:A:H8	2.18	0.41
25:14:218:A:C2	25:14:235:U:H4'	2.56	0.41
25:14:2639:A:C2	25:14:2778:A:C8	3.09	0.41
25:14:699:A:H2'	25:14:700:G:O4'	2.21	0.41
25:14:735:A:H5''	25:14:736:C:OP2	2.21	0.41
25:14:828:U:C5	25:14:829:A:N6	2.89	0.41
26:16:29:A:H2'	26:16:30:C:O4'	2.20	0.41
56:19:130:ALA:C	56:19:131:LEU:HD12	2.42	0.41
56:19:149:PRO:O	56:19:150:LYS:HB2	2.21	0.41
2:1E:178:ARG:HA	2:1E:178:ARG:HD3	1.88	0.41
55:1G:1095:U:H5''	55:1G:1109:C:O2	2.20	0.41
55:1G:1342:C:O2'	55:1G:1343:G:H5'	2.20	0.41

Continued on next page...

Continued from previous page...

Atom-1	Atom-2	Interatomic distance (Å)	Clash overlap (Å)
55:1G:685:G:C2	55:1G:686:U:C4	3.09	0.41
25:1H:1058:U:H2'	25:1H:1059:G:H8	1.86	0.41
25:1H:51:G:N3	25:1H:119:A:C2	2.89	0.41
25:1H:1813:G:H2'	25:1H:1814:G:H5'	2.03	0.41
25:1H:2296:U:H4'	25:1H:2297:C:OP1	2.21	0.41
25:1H:2789:C:O2'	25:1H:2893:G:N2	2.48	0.41
34:25:107:ARG:HB2	34:25:115:VAL:HG21	2.03	0.41
34:25:120:GLU:HB2	39:75:68:TYR:HE2	1.86	0.41
28:29:111:ARG:HB2	28:29:160:TYR:O	2.21	0.41
29:31:23:ASP:OD1	29:31:23:ASP:N	2.54	0.41
4:32:163:GLU:HA	4:32:166:LYS:HE3	2.02	0.41
4:32:57:ARG:NH2	4:32:205:GLU:OE2	2.51	0.41
4:32:63:LYS:HB2	4:32:63:LYS:HE3	1.91	0.41
22:3L:24:G:H2'	22:3L:25:G:H8	1.85	0.41
30:41:12:TYR:CD1	30:41:16:ARG:HD3	2.56	0.41
13:4I:108:ARG:HH11	13:4I:108:ARG:CG	2.24	0.41
6:52:14:LEU:HB2	6:52:18:GLN:OE1	2.21	0.41
15:6A:43:LEU:HD11	15:6A:53:HIS:HA	2.03	0.41
7:6E:101:LEU:HA	7:6E:101:LEU:HD23	1.90	0.41
25:1H:661:C:O2'	35:78:13:ASN:HA	2.21	0.41
36:88:79:LEU:H	36:88:80:GLU:CG	2.34	0.41
41:95:72:VAL:HG12	41:95:86:GLY:HA2	2.03	0.41
18:9A:63:GLN:O	18:9A:63:GLN:HG3	2.20	0.41
25:1H:102:G:OP1	48:K8:7:ARG:NH2	2.54	0.41
49:L8:31:LEU:HD22	49:L8:31:LEU:HA	1.95	0.41
2:12:239:VAL:HG12	2:12:240:GLN:HG3	2.02	0.40
1:13:1387:G:H2'	1:13:1388:C:C6	2.55	0.40
1:13:216:G:H2'	1:13:217:C:C6	2.56	0.40
1:13:631:G:H3'	1:13:632:A:H5''	2.02	0.40
25:14:1570:A:H2'	25:14:1571:A:C8	2.56	0.40
25:14:1788:C:H2'	25:14:1789:A:H8	1.86	0.40
25:14:2190:G:H2'	25:14:2191:G:O4'	2.21	0.40
25:14:2729:G:H2'	25:14:2730:C:C6	2.57	0.40
25:14:2729:G:H2'	25:14:2730:C:H6	1.86	0.40
26:16:24:G:C2	26:16:56:G:C2	3.08	0.40
26:16:63:G:H2'	26:16:64:C:C6	2.56	0.40
56:19:183:ARG:HG2	56:19:184:LYS:N	2.37	0.40
2:1E:28:PHE:O	2:1E:32:ILE:HG13	2.22	0.40
2:1E:86:GLU:C	2:1E:89:GLY:H	2.25	0.40
55:1G:1009:G:C2	55:1G:1010:G:C8	3.09	0.40
55:1G:1441:G:H4'	55:1G:1442:G:C5	2.57	0.40

Continued on next page...

Continued from previous page...

Atom-1	Atom-2	Interatomic distance (Å)	Clash overlap (Å)
55:1G:504:C:C2	55:1G:542:G:C2	3.09	0.40
55:1G:590:C:H2'	55:1G:591:U:C6	2.55	0.40
55:1G:995:C:O2	14:5A:4:LYS:HE2	2.22	0.40
25:1H:1069:A:H4'	25:1H:1070:A:H5''	2.03	0.40
25:1H:1131:G:N2	25:1H:1132:A:N3	2.69	0.40
25:1H:1260:G:H2'	25:1H:1261:C:C6	2.56	0.40
25:1H:1312:U:C2	25:1H:1603:A:C2	3.09	0.40
25:1H:1498:C:O4'	25:1H:1577:C:H4'	2.21	0.40
25:1H:1639:U:C2'	25:1H:1640:C:H5'	2.51	0.40
25:1H:1691:C:C4	25:1H:1692:U:C4	3.09	0.40
25:1H:2168:G:N3	25:1H:2168:G:H3'	2.36	0.40
25:1H:2453:A:H2	62:1H:3607:HOH:O	2.03	0.40
25:1H:250:G:C6	25:1H:251:A:C6	3.09	0.40
25:1H:2682:U:O2'	39:B8:58:ASN:ND2	2.54	0.40
25:1H:2699:C:H2'	25:1H:2700:C:O4'	2.21	0.40
25:1H:2791:C:N3	25:1H:2807:G:N2	2.65	0.40
25:1H:442:G:C4'	29:31:46:ARG:HD3	2.51	0.40
25:1H:756:C:C4	25:1H:757:U:C5	3.10	0.40
22:1K:16:C:H41	22:1K:68:A:H61	1.68	0.40
28:21:188:VAL:HA	28:21:189:PRO:HD3	1.66	0.40
3:22:45:LYS:O	3:22:48:TYR:HB3	2.20	0.40
28:29:33:VAL:CG1	28:29:89:ASP:HA	2.50	0.40
23:2K:21:H2U:OP1	23:2K:21:H2U:H62	2.21	0.40
29:31:108:LYS:HE3	29:31:108:LYS:HB3	1.85	0.40
29:31:117:ARG:HD2	29:31:117:ARG:HA	1.79	0.40
25:14:587:C:C2	35:35:33:ARG:NH1	2.89	0.40
35:35:90:ARG:HG3	35:35:91:PHE:H	1.86	0.40
57:39:53:THR:HB	57:39:56:GLU:OE2	2.21	0.40
4:3E:188:LEU:HA	4:3E:189:PRO:HD3	1.87	0.40
4:3E:30:LYS:C	4:3E:32:ALA:H	2.24	0.40
55:1G:1330:U:H4'	13:4A:23:TYR:CE2	2.56	0.40
24:4K:20:A:C6	24:4K:21:C:C4	3.09	0.40
31:51:154:PRO:HD3	31:51:162:ILE:O	2.21	0.40
32:61:130:TYR:HB3	32:61:136:VAL:HG13	2.03	0.40
7:62:126:ASP:O	7:62:129:GLU:HG2	2.21	0.40
7:62:84:ASN:OD1	7:62:84:ASN:N	2.53	0.40
34:68:4:PRO:O	34:68:5:GLN:CB	2.69	0.40
32:69:113:ARG:HD3	32:69:113:ARG:HA	1.91	0.40
32:69:121:LYS:HD2	32:69:121:LYS:HA	1.95	0.40
32:69:44:LEU:HD23	32:69:44:LEU:HA	1.76	0.40
32:69:93:THR:O	32:69:97:ILE:HG13	2.20	0.40

Continued on next page...

Continued from previous page...

Atom-1	Atom-2	Interatomic distance (Å)	Clash overlap (Å)
8:7E:100:ILE:HD11	8:7E:112:LEU:HD11	2.01	0.40
16:7I:3:LYS:HG3	16:7I:24:ALA:HB2	2.03	0.40
41:95:89:GLN:HG3	41:95:90:PRO:N	2.36	0.40
37:98:70:LEU:HD23	37:98:70:LEU:HA	1.72	0.40
39:B8:50:ILE:O	39:B8:99:LEU:HD12	2.21	0.40
58:D5:157:LEU:HA	58:D5:158:PRO:HD2	1.90	0.40
43:F8:3:THR:HB	43:F8:7:VAL:HG23	2.02	0.40
49:H5:5:LYS:HE3	49:H5:59:VAL:HG21	2.02	0.40
50:I5:14:ILE:HD11	50:I5:33:VAL:HG11	2.04	0.40
52:K5:24:GLU:HG3	52:K5:25:LYS:N	2.32	0.40
49:L8:7:LYS:HE2	49:L8:32:GLN:O	2.21	0.40
50:M8:16:CYS:SG	50:M8:36:CYS:HB3	2.61	0.40
27:11:124:PRO:HG2	27:11:129:ASN:ND2	2.34	0.40
1:13:1051:C:H2'	1:13:1052:U:C6	2.56	0.40
1:13:1054:C:H5	1:13:1196:U:HO2'	1.67	0.40
1:13:1273:G:C6	1:13:1274:G:C4	3.09	0.40
1:13:1443:G:OP2	1:13:1443:G:H3'	2.21	0.40
1:13:632:A:H8	1:13:633:G:C8	2.39	0.40
1:13:654:G:C4	1:13:753:A:C5	3.09	0.40
1:13:721:G:N1	1:13:733:A:C2	2.89	0.40
1:13:725:G:H2'	1:13:726:C:H6	1.86	0.40
1:13:787:A:H8	1:13:787:A:H5''	1.86	0.40
1:13:872:A:C4	1:13:874:G:N7	2.89	0.40
25:14:1297:C:H2'	25:14:1298:C:H6	1.86	0.40
25:14:1354:A:H2'	25:14:1355:G:O4'	2.21	0.40
25:14:1671:U:O2'	25:14:1673:U:H5	2.04	0.40
25:14:1774:C:O5'	25:14:1774:C:H6	2.04	0.40
25:14:49:A:C6	25:14:177:G:C5	3.10	0.40
25:14:185:U:C2	25:14:186:G:C8	3.09	0.40
25:14:1939:U:OP1	25:14:2604:U:O2'	2.38	0.40
25:14:2057:A:H2'	25:14:2058:A:O4'	2.22	0.40
25:14:2388:A:C2'	25:14:2389:G:H5'	2.51	0.40
25:14:243:U:C2'	25:14:244:A:H5'	2.51	0.40
25:14:2630:G:H1'	25:14:2894:G:N9	2.36	0.40
25:14:608:A:H2'	25:14:609:A:C8	2.56	0.40
25:14:984:A:H5''	25:14:985:C:H5	1.87	0.40
55:1G:1187:G:H2'	55:1G:1187:G:N3	2.36	0.40
55:1G:222:U:C2	55:1G:223:U:C5	3.10	0.40
55:1G:389:A:C6	55:1G:390:C:H1'	2.57	0.40
55:1G:737:A:H2'	55:1G:738:C:C6	2.56	0.40
55:1G:652:U:O4	55:1G:752:G:H1'	2.22	0.40

Continued on next page...

Continued from previous page...

Atom-1	Atom-2	Interatomic distance (Å)	Clash overlap (Å)
55:1G:980:C:H3'	55:1G:981:U:C6	2.56	0.40
25:1H:1009:A:OP2	33:58:37:LYS:NZ	2.51	0.40
25:1H:1222:C:H2'	25:1H:1223:C:C6	2.57	0.40
25:1H:1392:A:C6	25:1H:1393:A:C6	3.09	0.40
25:1H:150:C:H2'	25:1H:151:C:C6	2.56	0.40
25:1H:1711:C:H2'	25:1H:1712:C:C6	2.56	0.40
25:1H:174:C:H2'	25:1H:175:G:O4'	2.21	0.40
25:1H:1904:G:C2'	25:1H:1905:C:O5'	2.69	0.40
25:1H:2469:A:N3	25:1H:2469:A:H5'	2.36	0.40
25:1H:2590:A:H2'	25:1H:2591:C:C6	2.57	0.40
25:1H:2862:G:C5	25:1H:2863:C:C5	3.09	0.40
25:1H:305:U:H2'	25:1H:306:U:C6	2.56	0.40
25:1H:375:C:H2'	25:1H:376:C:C6	2.56	0.40
25:1H:818:G:H5'	25:1H:839:U:OP1	2.22	0.40
10:1I:30:SER:HB2	10:1I:80:LYS:HG3	2.03	0.40
26:1J:73:A:C4	26:1J:104:A:C2	3.10	0.40
26:1J:99:A:OP1	26:1J:99:A:H4'	2.19	0.40
28:29:119:ARG:HA	28:29:160:TYR:CD2	2.56	0.40
28:29:8:LYS:NZ	28:29:188:VAL:O	2.50	0.40
23:2K:20:G:H4'	23:2K:21:H2U:OP2	2.22	0.40
23:2L:59:A:H2	23:2L:61:U:HO2'	1.69	0.40
29:31:125:LEU:HB3	29:31:196:LEU:HD21	2.03	0.40
35:35:84:ASN:CG	35:35:117:GLU:HB3	2.41	0.40
4:3E:173:TRP:CD1	4:3E:189:PRO:HG3	2.56	0.40
30:41:6:ALA:HB3	30:41:104:GLU:OE2	2.21	0.40
5:42:76:ILE:O	5:42:93:PRO:HB3	2.22	0.40
5:4E:63:ARG:HA	5:4E:66:MET:CE	2.51	0.40
13:4I:66:LEU:HB3	13:4I:67:GLU:H	1.72	0.40
6:52:14:LEU:O	6:52:14:LEU:HD23	2.21	0.40
6:52:30:LEU:HD23	6:52:30:LEU:HA	1.69	0.40
33:58:133:GLN:HG2	33:58:134:ARG:H	1.87	0.40
55:1G:1219:U:P	14:5A:19:ARG:HH12	2.44	0.40
14:5A:24:CYS:HB3	14:5A:27:CYS:O	2.21	0.40
7:62:115:ARG:O	7:62:119:ARG:HG3	2.20	0.40
38:65:63:THR:OG1	38:65:64:GLU:N	2.55	0.40
15:6A:32:LEU:HA	15:6A:32:LEU:HD23	1.87	0.40
15:6I:63:ARG:CZ	15:6I:87:ILE:HD13	2.51	0.40
35:78:59:LEU:HA	35:78:62:LEU:HD22	2.04	0.40
25:1H:2428:G:N3	35:78:61:ARG:NH1	2.68	0.40
35:78:96:THR:HG22	35:78:97:PRO:HD2	2.03	0.40
9:82:95:LYS:HE2	9:82:95:LYS:HB2	1.82	0.40

Continued on next page...

Continued from previous page...

Atom-1	Atom-2	Interatomic distance (Å)	Clash overlap (Å)
40:85:47:TYR:HA	40:85:50:ARG:NH2	2.36	0.40
9:8E:33:PHE:HD2	9:8E:34:ASN:OD1	2.04	0.40
9:8E:9:ARG:HA	9:8E:76:ALA:CB	2.51	0.40
37:98:29:LEU:HD12	37:98:29:LEU:HA	1.79	0.40
37:98:78:LYS:O	37:98:83:ILE:HG13	2.21	0.40
18:9I:68:LYS:HB2	18:9I:68:LYS:HE2	1.74	0.40
46:E5:82:ARG:HA	46:E5:83:PRO:HD2	1.69	0.40
43:F8:1:MET:C	43:F8:3:THR:N	2.73	0.40
43:F8:39:ILE:O	43:F8:43:VAL:HG23	2.21	0.40
25:14:76:C:O2'	48:G5:62:THR:OG1	2.22	0.40
50:I5:12:ALA:HB1	50:I5:29:PRO:HB3	2.02	0.40
49:L8:51:ALA:HA	49:L8:54:VAL:HG12	2.03	0.40
52:O8:19:ARG:NH2	52:O8:53:LYS:HE2	2.35	0.40
27:11:69:ARG:NH2	27:11:128:GLY:O	2.26	0.40
1:13:17:U:O4'	1:13:1080:A:H1'	2.21	0.40
1:13:323:U:H4'	20:BI:22:ARG:HB3	2.03	0.40
1:13:685:G:N2	1:13:686:U:O4	2.54	0.40
1:13:924:C:H2'	1:13:925:G:C8	2.56	0.40
1:13:950:U:C5	13:4I:102:ARG:NH1	2.90	0.40
1:13:953:G:C2	1:13:954:G:H1'	2.56	0.40
25:14:1385:G:C4	25:14:1386:C:C5	3.09	0.40
25:14:1509:C:H5'	25:14:1510:A:O4'	2.21	0.40
25:14:1519:G:H2'	25:14:1520:U:O4'	2.21	0.40
25:14:2115:G:C6	25:14:2117:A:C8	3.09	0.40
25:14:2256:G:O2'	25:14:2257:U:H5'	2.21	0.40
25:14:270(Y):G:C2	25:14:270(Z):U:O4	2.74	0.40
25:14:287:C:H2'	25:14:288:C:C6	2.56	0.40
25:14:332:A:C4	25:14:335:C:N4	2.89	0.40
25:14:638:G:C5	25:14:651:G:C2	3.09	0.40
25:14:844:C:C5	25:14:845:G:C6	3.09	0.40
25:14:950:G:C2	25:14:968:G:C2	3.10	0.40
25:14:966:G:H2'	25:14:967:C:C6	2.56	0.40
26:16:79:C:H2'	26:16:80:U:O4'	2.21	0.40
26:16:89(A):A:O5'	26:16:89(A):A:H8	2.03	0.40
25:14:1695:G:N7	56:19:14:ARG:NH2	2.69	0.40
56:19:5:LYS:HG3	56:19:17:THR:HG22	2.03	0.40
10:1A:81:THR:OG1	10:1A:82:ILE:N	2.54	0.40
55:1G:1068:G:N3	55:1G:1191:A:C2	2.89	0.40
55:1G:1111:A:H2'	55:1G:1112:C:H6	1.86	0.40
55:1G:1185:G:H2'	55:1G:1186:G:O4'	2.21	0.40
55:1G:192:U:C4'	20:BA:103:GLY:HA2	2.51	0.40

Continued on next page...

Continued from previous page...

Atom-1	Atom-2	Interatomic distance (Å)	Clash overlap (Å)
55:1G:382:A:H2'	55:1G:383:A:C8	2.57	0.40
55:1G:641:U:O3'	55:1G:642:A:H8	2.04	0.40
55:1G:745:C:H2'	55:1G:746:A:C8	2.56	0.40
25:1H:1515:C:H2'	25:1H:1516:U:H6	1.86	0.40
25:1H:1751:C:H2'	25:1H:1752:C:C6	2.57	0.40
25:1H:2788:C:O2'	25:1H:2809:A:N3	2.43	0.40
25:1H:383:U:H2'	25:1H:385:C:H5	1.85	0.40
25:1H:52:A:O2'	25:1H:53:A:H5'	2.21	0.40
25:1H:611:C:C2	25:1H:612:G:C8	3.09	0.40
25:1H:720:C:H2'	25:1H:721:C:H6	1.87	0.40
25:1H:751:A:C6	25:1H:789:A:C5	3.10	0.40
25:1H:910:A:N1	25:1H:2277:G:H1'	2.35	0.40
3:22:72:LYS:NZ	3:22:75:VAL:HG23	2.36	0.40
28:29:10:GLY:O	28:29:24:THR:O	2.39	0.40
11:2A:124:LYS:HG2	11:2A:124:LYS:H	1.45	0.40
29:31:10:PRO:O	29:31:124:LEU:HD12	2.21	0.40
29:31:163:VAL:O	29:31:166:ALA:HB3	2.22	0.40
29:31:64:ILE:HG23	29:31:65:TRP:NE1	2.35	0.40
4:3E:107:ARG:HH21	4:3E:114:ARG:HH22	1.69	0.40
4:3E:162:LEU:CD1	4:3E:181:MET:HG2	2.51	0.40
4:3E:53:ASP:O	4:3E:57:ARG:HD2	2.21	0.40
4:3E:3:ARG:NH2	4:3E:5:ILE:HD11	2.36	0.40
12:3I:52:LEU:O	12:3I:54:LYS:HD2	2.21	0.40
12:3I:85:ILE:HG23	12:3I:98:TYR:HB3	2.04	0.40
22:3L:17:OMG:C2	22:3L:67:A:C5	3.09	0.40
5:42:84:PHE:HB3	5:42:134:ALA:HB2	2.03	0.40
36:45:31:ASP:HA	36:45:134:ARG:HE	1.86	0.40
6:52:8:ILE:N	6:52:8:ILE:HD12	2.37	0.40
33:58:46:VAL:O	33:58:47:ALA:HB3	2.22	0.40
3:2E:13:GLY:HA3	14:5I:57:ARG:HH11	1.86	0.40
15:6A:61:GLY:O	15:6A:64:ARG:HB3	2.21	0.40
1:13:668:G:O2'	15:6I:46:HIS:HB3	2.22	0.40
55:1G:1446:A:C6	39:75:118:ARG:NH2	2.89	0.40
8:7E:86:ILE:HG22	8:7E:93:VAL:HG21	2.04	0.40
8:7E:88:LYS:O	8:7E:92:ARG:HD3	2.21	0.40
40:85:59:ARG:O	40:85:63:VAL:HG23	2.21	0.40
9:8E:4:TYR:CD2	9:8E:88:TYR:HB2	2.56	0.40
37:98:72:ASP:OD2	37:98:75:LEU:HB2	2.21	0.40
19:AI:51:VAL:O	19:AI:57:HIS:HA	2.22	0.40
44:C5:17:SER:HB3	44:C5:71:LYS:HB3	2.01	0.40
46:E5:65:GLY:O	46:E5:81:VAL:HG13	2.21	0.40

Continued on next page...

Continued from previous page...

Atom-1	Atom-2	Interatomic distance (Å)	Clash overlap (Å)
43:F8:24:GLY:HA3	43:F8:82:GLN:HE22	1.86	0.40
45:H8:161:VAL:HB	45:H8:162:GLU:H	1.71	0.40
26:16:91:C:H5''	45:H8:79:ARG:NH2	2.37	0.40
48:K8:35:LEU:HD12	48:K8:35:LEU:HA	1.88	0.40
25:14:686:G:N7	53:L5:5:TRP:CH2	2.90	0.40
27:11:11:PRO:O	27:11:12:SER:OG	2.28	0.40
25:1H:1568:G:H4'	27:11:59:LYS:HG3	2.03	0.40
27:11:85:ASP:OD2	27:11:88:ARG:HD2	2.22	0.40
1:13:1126:U:C4	1:13:1127:G:C2	3.09	0.40
1:13:1319:A:C2	1:13:1323:G:H1'	2.56	0.40
1:13:1516:G:H2'	1:13:1518:A:OP2	2.20	0.40
1:13:426:G:OP1	4:3E:38:TYR:OH	2.24	0.40
1:13:397:A:C6	1:13:548:G:N7	2.89	0.40
1:13:605:U:H2'	1:13:606:G:O4'	2.21	0.40
1:13:991:U:O4	1:13:1212:U:O2'	2.34	0.40
25:14:1027:A:H8	25:14:1027:A:OP2	2.05	0.40
25:14:1166:C:O2	25:14:1184:G:C2	2.75	0.40
25:14:1324:G:H4'	25:14:1616:A:C2	2.57	0.40
25:14:1328:G:H2'	25:14:1330:C:C4	2.57	0.40
25:14:1649:G:C6	25:14:2009:G:C6	3.09	0.40
25:14:1794:U:O2'	25:14:1795:C:H5'	2.22	0.40
25:14:2197:U:H1'	25:14:2198:A:C8	2.56	0.40
25:14:2238:G:N3	25:14:2238:G:H5''	2.36	0.40
25:14:2391:G:O6	25:14:2425:A:H8	2.04	0.40
25:14:2499:C:OP2	62:14:3459:HOH:O	2.22	0.40
25:14:2677:G:H2'	25:14:2678:C:C6	2.56	0.40
25:14:2687:U:C4	25:14:2688:U:C5	3.09	0.40
25:14:2784:C:H1'	28:29:37:ARG:NH2	2.33	0.40
25:14:319:C:O2'	25:14:320:A:H5'	2.21	0.40
25:14:654(S):G:H1'	25:14:654(T):A:N7	2.37	0.40
26:16:29:A:H2'	26:16:30:C:C6	2.57	0.40
56:19:37:LEU:HB3	56:19:38:LYS:HE2	2.04	0.40
2:1E:69:LEU:HD13	2:1E:91:PRO:HB2	2.03	0.40
55:1G:407:G:H2'	55:1G:408:A:C8	2.56	0.40
55:1G:727:G:N2	55:1G:730:G:OP2	2.44	0.40
55:1G:857:C:H2'	55:1G:858:G:O4'	2.22	0.40
25:1H:2081:C:H2'	25:1H:2082:A:C8	2.57	0.40
25:1H:2345:G:N3	25:1H:2381:C:H2'	2.36	0.40
25:1H:2700:C:C2'	25:1H:2701:C:H5'	2.51	0.40
25:1H:2862:G:C4	25:1H:2863:C:C5	3.10	0.40
25:1H:387:U:H4'	25:1H:388:G:O5'	2.20	0.40

Continued on next page...

Continued from previous page...

Atom-1	Atom-2	Interatomic distance (Å)	Clash overlap (Å)
25:1H:775:G:C4	25:1H:794:G:C8	3.10	0.40
22:1L:23:A:C6	22:1L:24:G:N7	2.90	0.40
3:22:127:ARG:NH2	3:22:192:THR:OG1	2.52	0.40
3:22:4:LYS:HE3	3:22:4:LYS:HB2	1.94	0.40
3:2E:181:ASN:OD1	3:2E:204:LEU:HB2	2.22	0.40
29:31:36:VAL:HG11	29:31:183:VAL:HG11	2.03	0.40
4:32:3:ARG:HB3	4:32:4:TYR:H	1.59	0.40
35:35:14:LYS:C	35:35:16:ARG:N	2.73	0.40
57:39:127:GLU:HA	57:39:127:GLU:OE1	2.18	0.40
36:45:42:ILE:HD13	36:45:97:VAL:CG2	2.52	0.40
13:4A:33:ALA:HA	13:4A:59:TYR:HE2	1.86	0.40
24:4L:12:A:H4'	24:4L:13:A:OP1	2.21	0.40
33:58:26:LEU:O	33:58:30:ILE:HG13	2.20	0.40
10:1A:53:PRO:HA	14:5A:42:ILE:HD12	2.02	0.40
32:61:29:TYR:HD2	32:61:30:LEU:HD23	1.85	0.40
32:69:77:LEU:O	32:69:79:ILE:HG12	2.22	0.40
32:69:93:THR:N	32:69:96:ASP:HB2	2.36	0.40
39:75:45:PHE:CE2	39:75:74:ARG:HB2	2.57	0.40
35:78:19:VAL:HA	35:78:20:GLY:HA3	1.77	0.40
9:82:118:LYS:CB	9:82:118:LYS:HZ3	2.34	0.40
9:82:28:VAL:HA	9:82:63:ILE:O	2.22	0.40
36:88:48:GLU:HG3	36:88:48:GLU:O	2.21	0.40
37:98:107:ASP:OD1	37:98:107:ASP:C	2.60	0.40
44:C5:19:LYS:HB2	44:C5:20:TYR:HD1	1.86	0.40
44:C5:59:GLY:O	44:C5:61:ILE:HG13	2.21	0.40
45:H8:14:LYS:HA	45:H8:15:PRO:HD2	1.88	0.40
2:12:149:LEU:HA	2:12:149:LEU:HD23	1.72	0.40
1:13:1053:G:O5'	1:13:1054:C:H3'	2.21	0.40
1:13:1177:G:H2'	1:13:1178:G:C8	2.57	0.40
1:13:355:C:H2'	1:13:356:A:O4'	2.22	0.40
1:13:438:G:H4'	4:3E:123:HIS:CG	2.57	0.40
1:13:452:A:H2'	1:13:453:A:H8	1.84	0.40
1:13:575:G:H4'	1:13:576:G:O5'	2.22	0.40
1:13:622:A:H2'	1:13:623:C:O4'	2.21	0.40
1:13:625:G:O2'	1:13:626:U:H5'	2.22	0.40
1:13:8:A:N6	4:3E:205:GLU:O	2.55	0.40
25:14:1625:C:H2'	25:14:1626:G:O4'	2.21	0.40
25:14:688:U:H5'	25:14:1780:A:C2	2.56	0.40
25:14:1885:A:H5'	25:14:1886:C:OP2	2.20	0.40
25:14:2050:C:H2'	25:14:2051:A:O4'	2.21	0.40
25:14:2228:G:C6	25:14:2229:C:C4	3.10	0.40

Continued on next page...

Continued from previous page...

Atom-1	Atom-2	Interatomic distance (Å)	Clash overlap (Å)
25:14:2692:C:H2'	25:14:2693:A:C8	2.56	0.40
25:14:511:U:C5	25:14:512:G:C5	3.09	0.40
2:1E:113:HIS:O	2:1E:116:GLU:HB2	2.21	0.40
55:1G:308:C:H2'	55:1G:309:G:H8	1.86	0.40
55:1G:652:U:C4	55:1G:752:G:N3	2.89	0.40
25:1H:1051:G:OP2	25:1H:1051:G:H8	2.05	0.40
25:1H:1085:A:H4'	25:1H:1086:A:OP1	2.19	0.40
25:1H:1171:G:C6	25:1H:1174:A:C6	3.09	0.40
25:1H:1215:G:C5	25:1H:1216:G:C8	3.09	0.40
25:1H:1324:G:C4	25:1H:1328:G:O6	2.74	0.40
25:1H:1559:G:N3	25:1H:1559:G:H5'	2.37	0.40
25:1H:1759:A:H4'	25:1H:2715:C:O4'	2.22	0.40
25:1H:2014:A:H2'	25:1H:2015:A:C8	2.56	0.40
25:1H:2210:G:H5'	25:1H:2211:G:N7	2.34	0.40
25:1H:2075:U:C4	25:1H:2238:G:C6	3.09	0.40
25:1H:826:U:OP1	25:1H:2428:G:H3'	2.21	0.40
25:1H:2692:C:OP1	25:1H:2871:C:H5'	2.21	0.40
25:1H:2795:G:H3'	25:1H:2797:U:C5'	2.50	0.40
25:1H:864:G:O2'	25:1H:865:C:H5'	2.22	0.40
28:21:69:LYS:HE2	28:21:69:LYS:HB2	1.78	0.40
3:22:79:ARG:HG2	3:22:79:ARG:O	2.21	0.40
34:25:59:LYS:HB3	34:25:87:ILE:HG22	2.04	0.40
25:14:1665:A:H4'	34:25:67:LYS:HB2	2.03	0.40
3:2E:108:ASN:HA	3:2E:109:PRO:HD2	1.85	0.40
29:31:12:LEU:HD12	29:31:12:LEU:HA	1.91	0.40
4:32:121:VAL:O	4:32:134:ASP:HA	2.20	0.40
4:32:162:LEU:HD23	4:32:162:LEU:HA	1.87	0.40
25:14:670:A:H5''	35:35:42:SER:O	2.21	0.40
12:3A:60:LEU:HD13	12:3A:60:LEU:HA	1.83	0.40
12:3A:60:LEU:HD23	12:3A:66:VAL:HG22	2.04	0.40
4:3E:139:ARG:HE	4:3E:139:ARG:HB2	1.62	0.40
22:3K:22:A:H5'	22:3K:23:A:OP1	2.22	0.40
24:4L:17:U:O2'	24:4L:18:G:H5'	2.21	0.40
31:51:169:VAL:HG13	31:51:170:ARG:N	2.36	0.40
31:51:87:LEU:HA	31:51:163:TYR:O	2.22	0.40
33:58:99:LEU:HA	33:58:99:LEU:HD23	1.97	0.40
14:5A:29:ARG:HH21	14:5A:42:ILE:HG13	1.86	0.40
38:65:65:VAL:O	38:65:68:GLN:HB2	2.21	0.40
39:75:51:ARG:HG2	39:75:98:LYS:HD2	2.04	0.40
35:78:3:LEU:HA	35:78:3:LEU:HD23	1.93	0.40
37:98:118:GLU:OE1	37:98:118:GLU:HA	2.22	0.40

Continued on next page...

Continued from previous page...

Atom-1	Atom-2	Interatomic distance (Å)	Clash overlap (Å)
19:AA:81:ARG:HG2	19:AA:81:ARG:HH11	1.87	0.40
44:C5:90:LEU:HA	44:C5:91:GLU:HA	1.74	0.40
58:D5:30:ASN:N	58:D5:33:LEU:O	2.54	0.40
48:G5:25:VAL:O	48:G5:29:LYS:HG3	2.20	0.40
44:G8:28:LYS:HE3	44:G8:28:LYS:HB2	1.90	0.40
45:H8:58:VAL:O	45:H8:60:GLU:N	2.53	0.40
47:J8:63:ALA:C	47:J8:65:SER:N	2.75	0.40
48:K8:64:LEU:HD21	48:K8:68:ARG:NH2	2.36	0.40

All (2) symmetry-related close contacts are listed below. The label for Atom-2 includes the symmetry operator and encoded unit-cell translations to be applied.

Atom-1	Atom-2	Interatomic distance (Å)	Clash overlap (Å)
6:5E:15:ASP:OD2	4:32:27:TYR:OH[4_555]	2.10	0.10
32:61:91:SER:OG	55:1G:368:U:OP1[4_555]	2.18	0.02

5.3 Torsion angles ⓘ

5.3.1 Protein backbone ⓘ

In the following table, the Percentiles column shows the percent Ramachandran outliers of the chain as a percentile score with respect to all X-ray entries followed by that with respect to entries of similar resolution.

The Analysed column shows the number of residues for which the backbone conformation was analysed, and the total number of residues.

Mol	Chain	Analysed	Favoured	Allowed	Outliers	Percentiles	
2	12	235/256 (92%)	207 (88%)	25 (11%)	3 (1%)	12	42
2	1E	235/256 (92%)	202 (86%)	32 (14%)	1 (0%)	34	69
3	22	204/239 (85%)	188 (92%)	16 (8%)	0	100	100
3	2E	203/239 (85%)	187 (92%)	16 (8%)	0	100	100
4	32	206/208 (99%)	184 (89%)	22 (11%)	0	100	100
4	3E	206/208 (99%)	193 (94%)	13 (6%)	0	100	100
5	42	149/162 (92%)	145 (97%)	4 (3%)	0	100	100
5	4E	149/162 (92%)	145 (97%)	3 (2%)	1 (1%)	22	57
6	52	99/101 (98%)	98 (99%)	1 (1%)	0	100	100

Continued on next page...

Continued from previous page...

Mol	Chain	Analysed	Favoured	Allowed	Outliers	Percentiles	
6	5E	99/101 (98%)	94 (95%)	5 (5%)	0	100	100
7	62	153/156 (98%)	146 (95%)	7 (5%)	0	100	100
7	6E	153/156 (98%)	145 (95%)	8 (5%)	0	100	100
8	72	136/138 (99%)	127 (93%)	8 (6%)	1 (1%)	22	57
8	7E	136/138 (99%)	129 (95%)	7 (5%)	0	100	100
9	82	125/128 (98%)	115 (92%)	10 (8%)	0	100	100
9	8E	125/128 (98%)	109 (87%)	15 (12%)	1 (1%)	19	54
10	1A	97/105 (92%)	89 (92%)	8 (8%)	0	100	100
10	1I	97/105 (92%)	88 (91%)	9 (9%)	0	100	100
11	2A	117/129 (91%)	105 (90%)	12 (10%)	0	100	100
11	2I	117/129 (91%)	102 (87%)	13 (11%)	2 (2%)	9	36
12	3A	123/132 (93%)	105 (85%)	14 (11%)	4 (3%)	4	21
12	3I	123/132 (93%)	108 (88%)	15 (12%)	0	100	100
13	4A	115/126 (91%)	98 (85%)	16 (14%)	1 (1%)	17	52
13	4I	114/126 (90%)	97 (85%)	17 (15%)	0	100	100
14	5A	56/61 (92%)	48 (86%)	8 (14%)	0	100	100
14	5I	59/61 (97%)	49 (83%)	9 (15%)	1 (2%)	9	36
15	6A	86/89 (97%)	81 (94%)	5 (6%)	0	100	100
15	6I	86/89 (97%)	76 (88%)	10 (12%)	0	100	100
16	7A	82/88 (93%)	78 (95%)	4 (5%)	0	100	100
16	7I	82/88 (93%)	78 (95%)	4 (5%)	0	100	100
17	8A	98/105 (93%)	90 (92%)	8 (8%)	0	100	100
17	8I	98/105 (93%)	94 (96%)	4 (4%)	0	100	100
18	9A	70/88 (80%)	65 (93%)	5 (7%)	0	100	100
18	9I	70/88 (80%)	62 (89%)	7 (10%)	1 (1%)	11	40
19	AA	80/93 (86%)	65 (81%)	13 (16%)	2 (2%)	5	27
19	AI	81/93 (87%)	70 (86%)	9 (11%)	2 (2%)	5	27
20	BA	97/106 (92%)	88 (91%)	9 (9%)	0	100	100
20	BI	97/106 (92%)	89 (92%)	8 (8%)	0	100	100
21	1B	23/27 (85%)	19 (83%)	4 (17%)	0	100	100
21	1F	23/27 (85%)	21 (91%)	2 (9%)	0	100	100

Continued on next page...

Continued from previous page...

Mol	Chain	Analysed	Favoured	Allowed	Outliers	Percentiles	
27	11	270/272 (99%)	251 (93%)	15 (6%)	4 (2%)	10	39
28	21	203/205 (99%)	172 (85%)	28 (14%)	3 (2%)	10	39
28	29	203/205 (99%)	162 (80%)	33 (16%)	8 (4%)	3	18
29	31	200/202 (99%)	185 (92%)	14 (7%)	1 (0%)	29	64
30	41	179/181 (99%)	159 (89%)	17 (10%)	3 (2%)	9	36
30	49	179/181 (99%)	160 (89%)	16 (9%)	3 (2%)	9	36
31	51	172/180 (96%)	150 (87%)	17 (10%)	5 (3%)	4	24
31	59	169/180 (94%)	138 (82%)	27 (16%)	4 (2%)	6	27
32	61	144/146 (99%)	120 (83%)	20 (14%)	4 (3%)	5	25
32	69	144/146 (99%)	120 (83%)	21 (15%)	3 (2%)	7	30
33	15	136/138 (99%)	123 (90%)	12 (9%)	1 (1%)	22	57
33	58	136/138 (99%)	121 (89%)	10 (7%)	5 (4%)	3	19
34	25	120/122 (98%)	114 (95%)	6 (5%)	0	100	100
34	68	120/122 (98%)	114 (95%)	6 (5%)	0	100	100
35	35	148/150 (99%)	109 (74%)	31 (21%)	8 (5%)	2	12
35	78	148/150 (99%)	116 (78%)	28 (19%)	4 (3%)	5	25
36	45	139/141 (99%)	115 (83%)	23 (16%)	1 (1%)	22	57
36	88	139/141 (99%)	109 (78%)	26 (19%)	4 (3%)	4	24
37	55	115/118 (98%)	107 (93%)	8 (7%)	0	100	100
37	98	116/118 (98%)	105 (90%)	10 (9%)	1 (1%)	17	52
38	65	109/111 (98%)	89 (82%)	19 (17%)	1 (1%)	17	52
38	A8	109/111 (98%)	93 (85%)	15 (14%)	1 (1%)	17	52
39	75	135/137 (98%)	117 (87%)	15 (11%)	3 (2%)	6	29
39	B8	134/137 (98%)	123 (92%)	11 (8%)	0	100	100
40	85	115/117 (98%)	109 (95%)	5 (4%)	1 (1%)	17	52
40	C8	115/117 (98%)	104 (90%)	8 (7%)	3 (3%)	5	26
41	95	99/101 (98%)	78 (79%)	17 (17%)	4 (4%)	3	17
41	D8	99/101 (98%)	94 (95%)	3 (3%)	2 (2%)	7	31
42	A5	111/113 (98%)	105 (95%)	6 (5%)	0	100	100
42	E8	111/113 (98%)	106 (96%)	4 (4%)	1 (1%)	17	52
43	B5	90/94 (96%)	83 (92%)	6 (7%)	1 (1%)	14	46

Continued on next page...

Continued from previous page...

Mol	Chain	Analysed	Favoured	Allowed	Outliers	Percentiles	
43	F8	92/94 (98%)	86 (94%)	4 (4%)	2 (2%)	6	29
44	C5	102/110 (93%)	76 (74%)	24 (24%)	2 (2%)	7	31
44	G8	102/110 (93%)	78 (76%)	18 (18%)	6 (6%)	1	10
45	H8	173/175 (99%)	146 (84%)	18 (10%)	9 (5%)	2	12
46	E5	75/85 (88%)	72 (96%)	3 (4%)	0	100	100
46	I8	75/85 (88%)	66 (88%)	8 (11%)	1 (1%)	12	42
47	F5	95/98 (97%)	88 (93%)	5 (5%)	2 (2%)	7	30
47	J8	95/98 (97%)	86 (90%)	7 (7%)	2 (2%)	7	30
48	G5	64/66 (97%)	60 (94%)	2 (3%)	2 (3%)	4	23
48	K8	64/66 (97%)	60 (94%)	4 (6%)	0	100	100
49	H5	57/59 (97%)	53 (93%)	4 (7%)	0	100	100
49	L8	57/59 (97%)	55 (96%)	2 (4%)	0	100	100
50	I5	61/66 (92%)	36 (59%)	23 (38%)	2 (3%)	4	21
50	M8	64/66 (97%)	43 (67%)	19 (30%)	2 (3%)	4	23
51	J5	56/59 (95%)	50 (89%)	5 (9%)	1 (2%)	8	34
51	N8	57/59 (97%)	51 (90%)	6 (10%)	0	100	100
52	K5	43/45 (96%)	27 (63%)	16 (37%)	0	100	100
52	O8	43/45 (96%)	32 (74%)	11 (26%)	0	100	100
53	L5	43/49 (88%)	42 (98%)	1 (2%)	0	100	100
53	P8	43/49 (88%)	41 (95%)	2 (5%)	0	100	100
54	Q8	60/65 (92%)	39 (65%)	11 (18%)	10 (17%)	0	0
56	19	271/276 (98%)	258 (95%)	9 (3%)	4 (2%)	10	39
57	39	206/210 (98%)	175 (85%)	26 (13%)	5 (2%)	6	27
58	D5	177/206 (86%)	139 (78%)	30 (17%)	8 (4%)	2	15
59	M5	58/61 (95%)	46 (79%)	9 (16%)	3 (5%)	2	12
All	All	11344/11923 (95%)	10035 (88%)	1149 (10%)	160 (1%)	11	40

All (160) Ramachandran outliers are listed below:

Mol	Chain	Res	Type
14	5I	25	VAL
18	9I	22	VAL
36	88	80	GLU

Continued on next page...

Continued from previous page...

Mol	Chain	Res	Type
44	G8	53	PRO
44	G8	81	LYS
47	J8	86	SER
54	Q8	48	PHE
54	Q8	50	LEU
54	Q8	51	ALA
56	19	237	GLU
28	29	25	VAL
28	29	62	PRO
28	29	81	ILE
57	39	84	VAL
35	35	63	PRO
39	75	5	ALA
58	D5	53	ILE
58	D5	165	VAL
47	F5	30	VAL
50	I5	5	ILE
59	M5	51	ALA
37	98	11	ASN
40	C8	89	GLU
44	G8	78	ALA
45	H8	53	ILE
45	H8	60	GLU
45	H8	165	VAL
54	Q8	8	LYS
54	Q8	49	VAL
12	3A	18	VAL
19	AA	9	VAL
56	19	33	LEU
28	29	51	PHE
28	29	61	ARG
57	39	128	ALA
35	35	108	LYS
48	G5	47	ASN
48	G5	48	HIS
51	J5	57	VAL
28	21	118	LYS
35	78	27	HIS
36	88	66	ILE
40	C8	96	ALA
41	D8	45	THR
42	E8	66	GLU

Continued on next page...

Continued from previous page...

Mol	Chain	Res	Type
43	F8	68	ARG
44	G8	54	LYS
54	Q8	6	THR
54	Q8	56	GLU
28	29	9	VAL
57	39	124	LEU
57	39	146	ALA
32	69	145	VAL
35	35	6	LEU
35	35	35	HIS
35	35	64	LYS
36	45	78	PRO
58	D5	161	VAL
47	F5	93	GLU
59	M5	31	HIS
11	2I	82	VAL
19	AI	67	VAL
27	11	239	ARG
28	21	56	PRO
30	41	98	ARG
32	61	144	VAL
32	61	145	VAL
33	58	22	THR
33	58	76	SER
36	88	134	ARG
40	C8	93	LYS
43	F8	40	LYS
50	M8	34	GLU
2	12	7	VAL
57	39	22	ALA
30	49	47	LYS
31	59	92	ILE
35	35	15	ARG
39	75	11	GLU
44	C5	29	GLU
58	D5	105	VAL
58	D5	116	VAL
58	D5	171	ILE
30	41	96	ARG
31	51	10	PRO
31	51	83	TYR
31	51	92	ILE

Continued on next page...

Continued from previous page...

Mol	Chain	Res	Type
32	61	12	LEU
33	58	97	ARG
33	58	127	ASP
33	58	128	HIS
35	78	140	ALA
38	A8	88	ASP
44	G8	77	PRO
45	H8	6	LYS
45	H8	51	ALA
54	Q8	46	ARG
8	72	22	GLU
12	3A	79	GLU
31	59	131	VAL
40	85	93	LYS
41	95	45	THR
43	B5	68	ARG
9	8E	56	LEU
11	2I	108	ILE
27	11	240	ALA
30	41	5	VAL
44	G8	76	CYS
45	H8	59	LEU
54	Q8	57	ARG
30	49	5	VAL
30	49	110	ALA
38	65	61	ASN
39	75	10	VAL
59	M5	50	LEU
2	1E	239	VAL
28	21	55	ASN
29	31	132	VAL
35	78	95	VAL
2	12	32	ILE
12	3A	47	LYS
56	19	3	VAL
56	19	240	ALA
27	11	3	VAL
32	61	133	HIS
46	I8	83	PRO
47	J8	87	PRO
50	M8	5	ILE
28	29	26	ILE

Continued on next page...

Continued from previous page...

Mol	Chain	Res	Type
28	29	59	VAL
32	69	111	PRO
50	I5	33	VAL
5	4E	115	VAL
19	AI	41	VAL
31	51	12	PRO
45	H8	61	LEU
54	Q8	41	ILE
13	4A	84	ILE
19	AA	67	VAL
31	59	169	VAL
33	15	128	HIS
41	95	37	VAL
31	51	127	GLU
35	78	7	ARG
36	88	27	VAL
41	D8	49	THR
45	H8	141	VAL
2	12	39	ILE
12	3A	96	VAL
32	69	144	VAL
35	35	7	ARG
35	35	34	GLY
41	95	72	VAL
41	95	99	ILE
58	D5	141	VAL
27	11	123	ALA
45	H8	161	VAL
31	59	167	GLU
44	C5	3	VAL
58	D5	176	PRO

5.3.2 Protein sidechains ⓘ

In the following table, the Percentiles column shows the percent sidechain outliers of the chain as a percentile score with respect to all X-ray entries followed by that with respect to entries of similar resolution.

The Analysed column shows the number of residues for which the sidechain conformation was analysed, and the total number of residues.

Continued on next page...

Continued from previous page...

Mol	Chain	Analysed	Rotameric	Outliers	Percentiles	
2	12	205/220 (93%)	181 (88%)	24 (12%)	5	22
2	1E	205/220 (93%)	176 (86%)	29 (14%)	3	15
3	22	160/188 (85%)	140 (88%)	20 (12%)	4	18
3	2E	159/188 (85%)	140 (88%)	19 (12%)	5	20
4	32	180/180 (100%)	153 (85%)	27 (15%)	3	12
4	3E	180/180 (100%)	148 (82%)	32 (18%)	2	8
5	42	116/123 (94%)	94 (81%)	22 (19%)	1	6
5	4E	116/123 (94%)	98 (84%)	18 (16%)	2	11
6	52	90/90 (100%)	79 (88%)	11 (12%)	5	19
6	5E	90/90 (100%)	81 (90%)	9 (10%)	7	28
7	62	126/127 (99%)	105 (83%)	21 (17%)	2	9
7	6E	126/127 (99%)	107 (85%)	19 (15%)	3	12
8	72	119/119 (100%)	106 (89%)	13 (11%)	6	25
8	7E	119/119 (100%)	96 (81%)	23 (19%)	1	6
9	82	98/99 (99%)	85 (87%)	13 (13%)	4	16
9	8E	98/99 (99%)	77 (79%)	21 (21%)	1	4
10	1A	89/92 (97%)	81 (91%)	8 (9%)	9	34
10	1I	89/92 (97%)	78 (88%)	11 (12%)	4	19
11	2A	90/99 (91%)	82 (91%)	8 (9%)	9	34
11	2I	90/99 (91%)	81 (90%)	9 (10%)	7	28
12	3A	104/109 (95%)	91 (88%)	13 (12%)	4	18
12	3I	104/109 (95%)	92 (88%)	12 (12%)	5	22
13	4A	94/101 (93%)	77 (82%)	17 (18%)	1	7
13	4I	94/101 (93%)	76 (81%)	18 (19%)	1	6
14	5A	48/50 (96%)	43 (90%)	5 (10%)	7	27
14	5I	50/50 (100%)	39 (78%)	11 (22%)	1	4
15	6A	79/80 (99%)	71 (90%)	8 (10%)	7	28
15	6I	79/80 (99%)	67 (85%)	12 (15%)	3	12
16	7A	72/74 (97%)	63 (88%)	9 (12%)	4	18
16	7I	72/74 (97%)	58 (81%)	14 (19%)	1	6

Continued on next page...

Continued from previous page...

Mol	Chain	Analysed	Rotameric	Outliers	Percentiles	
17	8A	95/97 (98%)	88 (93%)	7 (7%)	13	42
17	8I	95/97 (98%)	79 (83%)	16 (17%)	2	9
18	9A	63/77 (82%)	49 (78%)	14 (22%)	1	4
18	9I	63/77 (82%)	55 (87%)	8 (13%)	4	18
19	AA	66/80 (82%)	55 (83%)	11 (17%)	2	9
19	AI	72/80 (90%)	58 (81%)	14 (19%)	1	6
20	BA	76/82 (93%)	57 (75%)	19 (25%)	0	2
20	BI	76/82 (93%)	67 (88%)	9 (12%)	5	21
21	1B	20/22 (91%)	19 (95%)	1 (5%)	24	57
21	1F	20/22 (91%)	17 (85%)	3 (15%)	3	12
27	11	214/214 (100%)	174 (81%)	40 (19%)	1	7
28	21	165/165 (100%)	131 (79%)	34 (21%)	1	5
28	29	165/165 (100%)	131 (79%)	34 (21%)	1	5
29	31	161/161 (100%)	133 (83%)	28 (17%)	2	9
30	41	155/155 (100%)	133 (86%)	22 (14%)	3	14
30	49	155/155 (100%)	132 (85%)	23 (15%)	3	13
31	51	145/148 (98%)	112 (77%)	33 (23%)	1	3
31	59	143/148 (97%)	128 (90%)	15 (10%)	7	26
32	61	122/122 (100%)	97 (80%)	25 (20%)	1	5
32	69	122/122 (100%)	102 (84%)	20 (16%)	2	10
33	15	117/117 (100%)	96 (82%)	21 (18%)	2	8
33	58	117/117 (100%)	92 (79%)	25 (21%)	1	4
34	25	100/100 (100%)	83 (83%)	17 (17%)	2	9
34	68	100/100 (100%)	87 (87%)	13 (13%)	4	18
35	35	116/116 (100%)	82 (71%)	34 (29%)	0	1
35	78	116/116 (100%)	84 (72%)	32 (28%)	0	1
36	45	111/111 (100%)	92 (83%)	19 (17%)	2	9
36	88	111/111 (100%)	90 (81%)	21 (19%)	1	6
37	55	100/101 (99%)	79 (79%)	21 (21%)	1	5
37	98	101/101 (100%)	81 (80%)	20 (20%)	1	5
38	65	87/87 (100%)	69 (79%)	18 (21%)	1	5

Continued on next page...

Continued from previous page...

Mol	Chain	Analysed	Rotameric	Outliers	Percentiles	
38	A8	87/87 (100%)	66 (76%)	21 (24%)	0	2
39	75	120/120 (100%)	95 (79%)	25 (21%)	1	5
39	B8	119/120 (99%)	91 (76%)	28 (24%)	1	3
40	85	93/93 (100%)	78 (84%)	15 (16%)	2	10
40	C8	93/93 (100%)	78 (84%)	15 (16%)	2	10
41	95	82/82 (100%)	63 (77%)	19 (23%)	1	3
41	D8	82/82 (100%)	57 (70%)	25 (30%)	0	0
42	A5	92/92 (100%)	70 (76%)	22 (24%)	0	2
42	E8	92/92 (100%)	74 (80%)	18 (20%)	1	6
43	B5	74/76 (97%)	56 (76%)	18 (24%)	0	2
43	F8	76/76 (100%)	62 (82%)	14 (18%)	1	7
44	C5	85/91 (93%)	64 (75%)	21 (25%)	0	2
44	G8	85/91 (93%)	69 (81%)	16 (19%)	1	6
45	H8	154/154 (100%)	129 (84%)	25 (16%)	2	10
46	E5	62/67 (92%)	54 (87%)	8 (13%)	4	18
46	I8	62/67 (92%)	54 (87%)	8 (13%)	4	18
47	F5	82/83 (99%)	68 (83%)	14 (17%)	2	9
47	J8	82/83 (99%)	67 (82%)	15 (18%)	1	7
48	G5	62/62 (100%)	46 (74%)	16 (26%)	0	1
48	K8	62/62 (100%)	44 (71%)	18 (29%)	0	1
49	H5	51/51 (100%)	41 (80%)	10 (20%)	1	6
49	L8	51/51 (100%)	41 (80%)	10 (20%)	1	6
50	I5	57/59 (97%)	47 (82%)	10 (18%)	2	8
50	M8	59/59 (100%)	50 (85%)	9 (15%)	2	12
51	J5	51/51 (100%)	42 (82%)	9 (18%)	2	8
51	N8	51/51 (100%)	41 (80%)	10 (20%)	1	6
52	K5	44/44 (100%)	38 (86%)	6 (14%)	3	16
52	O8	44/44 (100%)	32 (73%)	12 (27%)	0	1
53	L5	38/42 (90%)	31 (82%)	7 (18%)	1	7
53	P8	38/42 (90%)	31 (82%)	7 (18%)	1	7
54	Q8	41/55 (74%)	26 (63%)	15 (37%)	0	0

Continued on next page...

Continued from previous page...

Mol	Chain	Analysed	Rotameric	Outliers	Percentiles	
56	19	214/218 (98%)	165 (77%)	49 (23%)	1	3
57	39	165/166 (99%)	132 (80%)	33 (20%)	1	5
58	D5	158/179 (88%)	132 (84%)	26 (16%)	2	10
59	M5	50/51 (98%)	35 (70%)	15 (30%)	0	0
All	All	9568/9886 (97%)	7886 (82%)	1682 (18%)	2	8

All (1682) residues with a non-rotameric sidechain are listed below:

Mol	Chain	Res	Type
2	1E	8	LYS
2	1E	9	GLU
2	1E	15	VAL
2	1E	17	PHE
2	1E	41	ILE
2	1E	51	LEU
2	1E	55	PHE
2	1E	64	ARG
2	1E	69	LEU
2	1E	71	VAL
2	1E	74	LYS
2	1E	96	ARG
2	1E	108	ILE
2	1E	111	ARG
2	1E	122	PHE
2	1E	136	VAL
2	1E	145	LEU
2	1E	153	ARG
2	1E	154	LEU
2	1E	162	ILE
2	1E	163	PHE
2	1E	165	VAL
2	1E	168	THR
2	1E	172	ILE
2	1E	178	ARG
2	1E	187	LEU
2	1E	196	LEU
2	1E	215	LEU
2	1E	229	VAL
3	2E	3	ASN
3	2E	4	LYS
3	2E	5	ILE

Continued on next page...

Continued from previous page...

Mol	Chain	Res	Type
3	2E	21	ARG
3	2E	49	SER
3	2E	52	LEU
3	2E	54	ARG
3	2E	62	ASP
3	2E	63	ASN
3	2E	86	VAL
3	2E	104	GLN
3	2E	127	ARG
3	2E	128	PHE
3	2E	154	SER
3	2E	178	LEU
3	2E	188	LEU
3	2E	190	ARG
3	2E	196	LEU
3	2E	202	ILE
4	3E	3	ARG
4	3E	5	ILE
4	3E	8	VAL
4	3E	10	ARG
4	3E	15	GLU
4	3E	19	LEU
4	3E	28	SER
4	3E	30	LYS
4	3E	47	ARG
4	3E	53	ASP
4	3E	58	LEU
4	3E	61	LYS
4	3E	66	ARG
4	3E	84	LYS
4	3E	85	LYS
4	3E	104	VAL
4	3E	106	TYR
4	3E	108	LEU
4	3E	122	ARG
4	3E	127	THR
4	3E	135	LEU
4	3E	137	SER
4	3E	146	ILE
4	3E	151	LYS
4	3E	154	ASN
4	3E	155	LEU

Continued on next page...

Continued from previous page...

Mol	Chain	Res	Type
4	3E	170	VAL
4	3E	177	ASP
4	3E	179	GLU
4	3E	193	ASP
4	3E	196	LEU
4	3E	200	GLU
5	4E	5	ASP
5	4E	6	PHE
5	4E	11	ILE
5	4E	16	THR
5	4E	24	ARG
5	4E	31	LEU
5	4E	33	VAL
5	4E	41	VAL
5	4E	68	GLU
5	4E	72	GLN
5	4E	79	GLU
5	4E	80	ILE
5	4E	92	LYS
5	4E	120	THR
5	4E	131	ILE
5	4E	144	THR
5	4E	147	ASP
5	4E	153	LYS
6	5E	21	LEU
6	5E	25	ILE
6	5E	40	VAL
6	5E	55	ASP
6	5E	65	VAL
6	5E	75	LEU
6	5E	87	ARG
6	5E	89	MET
6	5E	91	VAL
7	6E	3	ARG
7	6E	10	ARG
7	6E	22	LEU
7	6E	42	ILE
7	6E	49	ILE
7	6E	54	THR
7	6E	59	LEU
7	6E	78	ARG
7	6E	80	VAL

Continued on next page...

Continued from previous page...

Mol	Chain	Res	Type
7	6E	89	MET
7	6E	90	GLU
7	6E	91	VAL
7	6E	104	LEU
7	6E	111	ARG
7	6E	113	GLU
7	6E	124	LEU
7	6E	136	LYS
7	6E	155	ARG
7	6E	156	TRP
8	7E	6	ILE
8	7E	19	VAL
8	7E	23	SER
8	7E	26	VAL
8	7E	35	ILE
8	7E	37	ARG
8	7E	45	ILE
8	7E	50	ARG
8	7E	52	ASP
8	7E	54	ASP
8	7E	68	ARG
8	7E	77	GLU
8	7E	80	ILE
8	7E	85	ARG
8	7E	91	ARG
8	7E	95	VAL
8	7E	102	ARG
8	7E	104	ARG
8	7E	105	ARG
8	7E	112	LEU
8	7E	121	ASP
8	7E	122	ARG
8	7E	125	ARG
9	8E	9	ARG
9	8E	10	ARG
9	8E	16	ARG
9	8E	20	ARG
9	8E	41	VAL
9	8E	42	ARG
9	8E	47	LEU
9	8E	53	VAL
9	8E	64	THR

Continued on next page...

Continued from previous page...

Mol	Chain	Res	Type
9	8E	66	ARG
9	8E	79	LEU
9	8E	81	ILE
9	8E	93	ARG
9	8E	95	LYS
9	8E	99	LEU
9	8E	108	VAL
9	8E	111	ARG
9	8E	112	LYS
9	8E	113	LYS
9	8E	121	ARG
9	8E	125	TYR
10	1I	16	LEU
10	1I	38	ILE
10	1I	48	THR
10	1I	62	HIS
10	1I	66	ARG
10	1I	70	ARG
10	1I	75	ILE
10	1I	80	LYS
10	1I	91	PRO
10	1I	92	THR
10	1I	96	ILE
11	2I	29	ILE
11	2I	30	VAL
11	2I	32	ILE
11	2I	38	ASN
11	2I	41	THR
11	2I	105	VAL
11	2I	108	ILE
11	2I	109	VAL
11	2I	116	HIS
12	3I	20	LYS
12	3I	47	LYS
12	3I	50	SER
12	3I	55	VAL
12	3I	60	LEU
12	3I	62	SER
12	3I	64	TYR
12	3I	67	THR
12	3I	83	VAL
12	3I	85	ILE

Continued on next page...

Continued from previous page...

Mol	Chain	Res	Type
12	3I	91	LYS
12	3I	118	SER
13	4I	19	LEU
13	4I	20	THR
13	4I	32	GLU
13	4I	48	LEU
13	4I	52	GLU
13	4I	56	LEU
13	4I	57	ARG
13	4I	64	TRP
13	4I	70	LEU
13	4I	83	ASP
13	4I	86	CYS
13	4I	88	ARG
13	4I	90	LEU
13	4I	99	ARG
13	4I	106	ASN
13	4I	108	ARG
13	4I	114	ARG
13	4I	115	LYS
14	5I	1	MET
14	5I	12	ARG
14	5I	17	LYS
14	5I	18	VAL
14	5I	22	THR
14	5I	23	ARG
14	5I	31	ARG
14	5I	33	VAL
14	5I	41	ARG
14	5I	44	LEU
14	5I	50	LYS
15	6I	3	ILE
15	6I	22	THR
15	6I	26	GLU
15	6I	31	LEU
15	6I	35	ARG
15	6I	39	LEU
15	6I	41	GLU
15	6I	47	LYS
15	6I	59	MET
15	6I	66	LEU
15	6I	72	ARG

Continued on next page...

Continued from previous page...

Mol	Chain	Res	Type
15	6I	76	GLU
16	7I	1	MET
16	7I	2	VAL
16	7I	8	ARG
16	7I	20	VAL
16	7I	25	ARG
16	7I	27	LYS
16	7I	32	TYR
16	7I	45	THR
16	7I	47	ASP
16	7I	50	LYS
16	7I	67	THR
16	7I	69	THR
16	7I	72	ARG
16	7I	76	GLN
17	8I	26	GLN
17	8I	45	HIS
17	8I	48	GLU
17	8I	50	LYS
17	8I	52	LYS
17	8I	57	VAL
17	8I	60	ILE
17	8I	62	SER
17	8I	68	ARG
17	8I	74	LEU
17	8I	85	VAL
17	8I	86	GLU
17	8I	89	LEU
17	8I	92	ARG
17	8I	94	ASN
17	8I	101	ARG
18	9I	18	ARG
18	9I	25	THR
18	9I	26	LEU
18	9I	31	LEU
18	9I	32	ARG
18	9I	68	LYS
18	9I	82	THR
18	9I	86	VAL
19	AI	7	LYS
19	AI	9	VAL
19	AI	11	VAL

Continued on next page...

Continued from previous page...

Mol	Chain	Res	Type
19	AI	22	LEU
19	AI	29	ARG
19	AI	30	LEU
19	AI	31	ILE
19	AI	37	ARG
19	AI	43	GLU
19	AI	60	VAL
19	AI	61	TYR
19	AI	67	VAL
19	AI	77	THR
19	AI	78	ARG
20	BI	10	LEU
20	BI	24	LEU
20	BI	31	SER
20	BI	33	ILE
20	BI	46	GLU
20	BI	72	LEU
20	BI	73	HIS
20	BI	75	ASN
20	BI	84	LEU
21	1F	6	ARG
21	1F	8	THR
21	1F	24	ARG
27	11	13	ARG
27	11	14	ARG
27	11	16	MET
27	11	17	THR
27	11	26	LYS
27	11	27	THR
27	11	28	GLU
27	11	30	GLU
27	11	31	LYS
27	11	33	LEU
27	11	46	GLN
27	11	61	LEU
27	11	64	ILE
27	11	65	ILE
27	11	68	LYS
27	11	71	ASP
27	11	88	ARG
27	11	94	LEU
27	11	99	ASP

Continued on next page...

Continued from previous page...

Mol	Chain	Res	Type
27	11	103	ARG
27	11	105	ILE
27	11	106	ILE
27	11	127	VAL
27	11	136	ILE
27	11	140	THR
27	11	155	LEU
27	11	173	VAL
27	11	192	THR
27	11	200	ASP
27	11	217	ARG
27	11	229	VAL
27	11	232	PRO
27	11	242	ARG
27	11	257	LEU
27	11	259	THR
27	11	260	ARG
27	11	262	ARG
27	11	266	SER
27	11	271	ILE
27	11	273	ARG
28	21	2	LYS
28	21	13	ARG
28	21	14	ILE
28	21	25	VAL
28	21	26	ILE
28	21	27	LEU
28	21	47	VAL
28	21	49	LEU
28	21	54	GLN
28	21	55	ASN
28	21	57	LYS
28	21	63	LEU
28	21	77	ILE
28	21	78	LEU
28	21	82	ARG
28	21	87	GLU
28	21	92	THR
28	21	101	ARG
28	21	102	VAL
28	21	111	ARG
28	21	113	PHE

Continued on next page...

Continued from previous page...

Mol	Chain	Res	Type
28	21	116	VAL
28	21	119	ARG
28	21	128	SER
28	21	144	ARG
28	21	146	THR
28	21	175	VAL
28	21	179	GLU
28	21	181	LEU
28	21	188	VAL
28	21	196	VAL
28	21	197	ILE
28	21	201	THR
28	21	203	LYS
29	31	7	TYR
29	31	8	GLN
29	31	9	ILE
29	31	24	LEU
29	31	32	LEU
29	31	33	LEU
29	31	45	ARG
29	31	46	ARG
29	31	48	THR
29	31	57	VAL
29	31	64	ILE
29	31	67	GLN
29	31	74	ARG
29	31	77	ASP
29	31	101	LEU
29	31	106	ARG
29	31	117	ARG
29	31	127	GLU
29	31	136	THR
29	31	158	THR
29	31	161	GLU
29	31	164	ARG
29	31	170	LEU
29	31	175	THR
29	31	181	LEU
29	31	183	VAL
29	31	196	LEU
29	31	203	GLN
30	41	3	LEU

Continued on next page...

Continued from previous page...

Mol	Chain	Res	Type
30	41	10	LYS
30	41	31	VAL
30	41	43	LEU
30	41	45	GLU
30	41	63	ILE
30	41	67	LYS
30	41	70	VAL
30	41	82	LEU
30	41	90	LEU
30	41	94	LEU
30	41	101	ILE
30	41	116	ASP
30	41	118	ARG
30	41	121	ASN
30	41	128	ARG
30	41	133	LEU
30	41	139	LEU
30	41	152	LEU
30	41	162	THR
30	41	165	THR
30	41	166	ASP
31	51	4	ILE
31	51	6	ARG
31	51	7	LEU
31	51	10	PRO
31	51	11	VAL
31	51	24	VAL
31	51	37	VAL
31	51	43	VAL
31	51	45	VAL
31	51	50	VAL
31	51	60	ARG
31	51	71	LEU
31	51	77	LYS
31	51	80	SER
31	51	86	GLU
31	51	88	LEU
31	51	92	ILE
31	51	95	ARG
31	51	97	ARG
31	51	105	LEU
31	51	107	VAL

Continued on next page...

Continued from previous page...

Mol	Chain	Res	Type
31	51	116	GLU
31	51	122	THR
31	51	125	VAL
31	51	129	THR
31	51	131	VAL
31	51	132	ARG
31	51	139	GLN
31	51	149	ARG
31	51	153	LYS
31	51	169	VAL
31	51	170	ARG
31	51	171	LEU
32	61	3	VAL
32	61	9	LEU
32	61	14	ASP
32	61	25	TYR
32	61	38	LEU
32	61	41	GLU
32	61	44	LEU
32	61	64	GLU
32	61	70	GLU
32	61	74	ASN
32	61	85	GLU
32	61	87	LYS
32	61	88	ILE
32	61	92	VAL
32	61	95	LYS
32	61	96	ASP
32	61	102	SER
32	61	108	THR
32	61	122	GLU
32	61	130	TYR
32	61	131	LYS
32	61	135	GLU
32	61	136	VAL
32	61	140	LEU
32	61	142	VAL
33	58	1	MET
33	58	7	LYS
33	58	12	ARG
33	58	29	LYS
33	58	34	LEU

Continued on next page...

Continued from previous page...

Mol	Chain	Res	Type
33	58	43	THR
33	58	48	MET
33	58	58	ASP
33	58	60	ILE
33	58	61	ARG
33	58	63	THR
33	58	65	LYS
33	58	67	LEU
33	58	79	PRO
33	58	87	LEU
33	58	90	MET
33	58	96	GLU
33	58	97	ARG
33	58	98	VAL
33	58	99	LEU
33	58	103	VAL
33	58	120	LEU
33	58	127	ASP
33	58	130	HIS
33	58	134	ARG
34	68	9	GLU
34	68	20	MET
34	68	24	VAL
34	68	28	SER
34	68	31	LYS
34	68	32	TYR
34	68	38	VAL
34	68	47	ILE
34	68	52	VAL
34	68	66	LYS
34	68	78	ARG
34	68	92	GLU
34	68	94	ARG
35	78	4	SER
35	78	7	ARG
35	78	10	PRO
35	78	16	ARG
35	78	18	ARG
35	78	19	VAL
35	78	21	ARG
35	78	36	LYS
35	78	41	ARG

Continued on next page...

Continued from previous page...

Mol	Chain	Res	Type
35	78	45	LEU
35	78	49	ARG
35	78	58	THR
35	78	59	LEU
35	78	61	ARG
35	78	62	LEU
35	78	65	ARG
35	78	75	ILE
35	78	76	LYS
35	78	77	ARG
35	78	88	LEU
35	78	96	THR
35	78	99	LEU
35	78	100	LEU
35	78	105	LEU
35	78	106	LEU
35	78	112	LEU
35	78	126	VAL
35	78	135	LEU
35	78	138	LEU
35	78	144	GLU
35	78	146	VAL
35	78	147	LEU
36	88	3	MET
36	88	5	ARG
36	88	7	MET
36	88	10	ARG
36	88	16	ARG
36	88	17	LEU
36	88	21	THR
36	88	25	ASP
36	88	26	TYR
36	88	35	VAL
36	88	45	GLN
36	88	51	ARG
36	88	59	ARG
36	88	76	LYS
36	88	79	LEU
36	88	80	GLU
36	88	82	ARG
36	88	110	THR
36	88	127	ILE

Continued on next page...

Continued from previous page...

Mol	Chain	Res	Type
36	88	139	GLU
36	88	141	GLN
37	98	1	MET
37	98	6	SER
37	98	9	LYS
37	98	10	LEU
37	98	12	ARG
37	98	18	LEU
37	98	27	SER
37	98	28	LEU
37	98	29	LEU
37	98	34	ILE
37	98	36	THR
37	98	44	LEU
37	98	54	LEU
37	98	57	ARG
37	98	65	LEU
37	98	75	LEU
37	98	79	LEU
37	98	91	GLN
37	98	95	THR
37	98	105	ARG
38	A8	4	LEU
38	A8	10	ARG
38	A8	15	ARG
38	A8	19	LYS
38	A8	24	LEU
38	A8	29	PHE
38	A8	30	ARG
38	A8	36	TYR
38	A8	38	GLN
38	A8	50	SER
38	A8	52	SER
38	A8	54	LEU
38	A8	58	LEU
38	A8	61	ASN
38	A8	62	LYS
38	A8	69	VAL
38	A8	73	LEU
38	A8	83	LYS
38	A8	101	LEU
38	A8	106	ARG

Continued on next page...

Continued from previous page...

Mol	Chain	Res	Type
38	A8	112	PHE
39	B8	10	VAL
39	B8	12	SER
39	B8	13	ARG
39	B8	17	THR
39	B8	19	LEU
39	B8	21	GLU
39	B8	23	ARG
39	B8	27	THR
39	B8	30	VAL
39	B8	33	LYS
39	B8	42	ILE
39	B8	48	ILE
39	B8	49	VAL
39	B8	50	ILE
39	B8	62	THR
39	B8	86	ILE
39	B8	87	ASP
39	B8	88	ILE
39	B8	89	VAL
39	B8	98	LYS
39	B8	99	LEU
39	B8	104	ASN
39	B8	105	LEU
39	B8	106	SER
39	B8	108	ARG
39	B8	110	ILE
39	B8	111	ARG
39	B8	113	LYS
40	C8	3	ARG
40	C8	5	LYS
40	C8	13	LYS
40	C8	27	LEU
40	C8	34	LYS
40	C8	60	LEU
40	C8	74	LEU
40	C8	79	PHE
40	C8	89	GLU
40	C8	92	ARG
40	C8	94	ASN
40	C8	95	LEU
40	C8	104	GLN

Continued on next page...

Continued from previous page...

Mol	Chain	Res	Type
40	C8	111	GLU
40	C8	112	ARG
41	D8	1	MET
41	D8	5	VAL
41	D8	7	THR
41	D8	18	LEU
41	D8	21	ARG
41	D8	22	VAL
41	D8	24	LYS
41	D8	25	LEU
41	D8	33	VAL
41	D8	34	GLU
41	D8	35	LEU
41	D8	37	VAL
41	D8	39	LEU
41	D8	40	LEU
41	D8	43	GLU
41	D8	47	VAL
41	D8	52	VAL
41	D8	53	GLU
41	D8	57	VAL
41	D8	60	GLU
41	D8	70	ILE
41	D8	72	VAL
41	D8	73	SER
41	D8	79	VAL
41	D8	85	LYS
42	E8	11	ARG
42	E8	17	VAL
42	E8	19	LEU
42	E8	41	LYS
42	E8	51	LEU
42	E8	66	GLU
42	E8	67	ASP
42	E8	69	LEU
42	E8	70	TYR
42	E8	76	VAL
42	E8	78	GLU
42	E8	83	LYS
42	E8	88	ARG
42	E8	92	ARG
42	E8	96	ILE

Continued on next page...

Continued from previous page...

Mol	Chain	Res	Type
42	E8	100	THR
42	E8	107	LEU
42	E8	111	HIS
43	F8	1	MET
43	F8	2	LYS
43	F8	15	GLU
43	F8	27	THR
43	F8	45	THR
43	F8	49	VAL
43	F8	57	LEU
43	F8	60	ARG
43	F8	70	LEU
43	F8	80	ILE
43	F8	87	GLN
43	F8	88	LYS
43	F8	89	ILE
43	F8	92	LEU
44	G8	6	HIS
44	G8	14	LEU
44	G8	24	VAL
44	G8	33	LYS
44	G8	38	ILE
44	G8	42	VAL
44	G8	54	LYS
44	G8	57	GLN
44	G8	64	GLU
44	G8	67	LEU
44	G8	84	ARG
44	G8	85	VAL
44	G8	86	ARG
44	G8	90	LEU
44	G8	99	CYS
44	G8	106	LEU
45	H8	5	LEU
45	H8	11	GLU
45	H8	16	SER
45	H8	19	ARG
45	H8	20	ARG
45	H8	37	VAL
45	H8	42	VAL
45	H8	49	ARG
45	H8	61	LEU

Continued on next page...

Continued from previous page...

Mol	Chain	Res	Type
45	H8	71	VAL
45	H8	76	LEU
45	H8	77	ASP
45	H8	80	ARG
45	H8	81	ARG
45	H8	86	VAL
45	H8	91	LEU
45	H8	93	ASP
45	H8	94	GLU
45	H8	117	LEU
45	H8	119	GLU
45	H8	121	HIS
45	H8	122	ARG
45	H8	140	ASP
45	H8	154	ASP
45	H8	169	GLU
46	I8	11	ARG
46	I8	36	ILE
46	I8	41	ARG
46	I8	55	ARG
46	I8	60	PHE
46	I8	64	ASP
46	I8	67	VAL
46	I8	74	ARG
47	J8	4	VAL
47	J8	19	GLN
47	J8	25	LYS
47	J8	41	ARG
47	J8	46	LEU
47	J8	65	SER
47	J8	78	LYS
47	J8	80	LEU
47	J8	81	LYS
47	J8	82	LEU
47	J8	83	GLU
47	J8	90	ILE
47	J8	91	LYS
47	J8	94	LEU
47	J8	98	LEU
48	K8	5	GLU
48	K8	15	LYS
48	K8	16	LEU

Continued on next page...

Continued from previous page...

Mol	Chain	Res	Type
48	K8	17	SER
48	K8	19	VAL
48	K8	24	LEU
48	K8	28	LYS
48	K8	35	LEU
48	K8	40	SER
48	K8	41	ILE
48	K8	47	ASN
48	K8	50	ILE
48	K8	53	LEU
48	K8	54	LYS
48	K8	55	ARG
48	K8	62	THR
48	K8	64	LEU
48	K8	68	ARG
49	L8	6	VAL
49	L8	8	LEU
49	L8	11	SER
49	L8	28	LEU
49	L8	30	ARG
49	L8	31	LEU
49	L8	32	GLN
49	L8	37	LEU
49	L8	40	THR
49	L8	56	VAL
50	M8	6	HIS
50	M8	27	THR
50	M8	36	CYS
50	M8	43	TYR
50	M8	52	THR
50	M8	55	ARG
50	M8	60	GLN
50	M8	61	ARG
50	M8	63	TYR
51	N8	6	VAL
51	N8	11	THR
51	N8	15	ARG
51	N8	16	ARG
51	N8	35	GLU
51	N8	40	LYS
51	N8	44	THR
51	N8	46	CYS

Continued on next page...

Continued from previous page...

Mol	Chain	Res	Type
51	N8	52	TYR
51	N8	56	LYS
52	O8	10	LEU
52	O8	12	GLU
52	O8	15	GLU
52	O8	27	LYS
52	O8	30	THR
52	O8	32	ASN
52	O8	33	LYS
52	O8	39	TYR
52	O8	43	CYS
52	O8	44	ARG
52	O8	47	THR
52	O8	51	GLU
53	P8	1	MET
53	P8	4	THR
53	P8	8	ASN
53	P8	14	LYS
53	P8	24	THR
53	P8	41	ARG
53	P8	43	THR
54	Q8	6	THR
54	Q8	7	HIS
54	Q8	8	LYS
54	Q8	11	LYS
54	Q8	13	ARG
54	Q8	27	THR
54	Q8	31	HIS
54	Q8	32	LEU
54	Q8	33	ASN
54	Q8	34	TRP
54	Q8	53	PRO
54	Q8	58	ILE
54	Q8	59	LYS
54	Q8	60	LEU
54	Q8	61	LEU
2	12	5	ILE
2	12	20	GLU
2	12	23	ARG
2	12	24	TRP
2	12	36	ARG
2	12	37	ASN

Continued on next page...

Continued from previous page...

Mol	Chain	Res	Type
2	12	42	ILE
2	12	51	LEU
2	12	69	LEU
2	12	80	ILE
2	12	108	ILE
2	12	137	ARG
2	12	147	LYS
2	12	155	LEU
2	12	165	VAL
2	12	168	THR
2	12	172	ILE
2	12	178	ARG
2	12	179	LYS
2	12	185	ILE
2	12	195	ASP
2	12	196	LEU
2	12	217	ARG
2	12	238	LEU
3	22	4	LYS
3	22	5	ILE
3	22	16	ARG
3	22	21	ARG
3	22	29	TYR
3	22	36	ASP
3	22	43	LEU
3	22	76	VAL
3	22	79	ARG
3	22	85	ARG
3	22	112	SER
3	22	131	ARG
3	22	140	ARG
3	22	151	VAL
3	22	166	GLU
3	22	167	TRP
3	22	178	LEU
3	22	182	ILE
3	22	192	THR
3	22	196	LEU
4	32	5	ILE
4	32	8	VAL
4	32	13	ARG
4	32	18	LYS

Continued on next page...

Continued from previous page...

Mol	Chain	Res	Type
4	32	19	LEU
4	32	24	GLU
4	32	28	SER
4	32	30	LYS
4	32	36	ARG
4	32	58	LEU
4	32	59	ARG
4	32	61	LYS
4	32	73	ARG
4	32	76	ARG
4	32	112	VAL
4	32	119	GLN
4	32	122	ARG
4	32	127	THR
4	32	134	ASP
4	32	141	ARG
4	32	155	LEU
4	32	159	ARG
4	32	170	VAL
4	32	187	ARG
4	32	191	ARG
4	32	192	GLU
4	32	200	GLU
5	42	10	MET
5	42	12	LEU
5	42	31	LEU
5	42	40	ARG
5	42	41	VAL
5	42	43	LEU
5	42	47	LYS
5	42	51	VAL
5	42	60	TYR
5	42	61	TYR
5	42	65	ASN
5	42	68	GLU
5	42	72	GLN
5	42	75	THR
5	42	78	HIS
5	42	79	GLU
5	42	87	SER
5	42	91	LEU
5	42	101	ILE

Continued on next page...

Continued from previous page...

Mol	Chain	Res	Type
5	42	118	ILE
5	42	126	ARG
5	42	144	THR
6	52	2	ARG
6	52	14	LEU
6	52	16	GLN
6	52	19	LEU
6	52	28	ARG
6	52	40	VAL
6	52	57	GLN
6	52	63	TYR
6	52	74	ASP
6	52	93	SER
6	52	98	LEU
7	62	8	GLU
7	62	23	VAL
7	62	24	THR
7	62	45	ASP
7	62	59	LEU
7	62	60	LYS
7	62	72	ARG
7	62	73	MET
7	62	84	ASN
7	62	89	MET
7	62	90	GLU
7	62	94	ARG
7	62	97	GLN
7	62	98	SER
7	62	104	LEU
7	62	113	GLU
7	62	114	ARG
7	62	118	VAL
7	62	131	LYS
7	62	137	LYS
7	62	155	ARG
8	72	1	MET
8	72	23	SER
8	72	25	ASP
8	72	82	HIS
8	72	84	ARG
8	72	91	ARG
8	72	92	ARG

Continued on next page...

Continued from previous page...

Mol	Chain	Res	Type
8	72	97	VAL
8	72	99	GLU
8	72	102	ARG
8	72	109	ILE
8	72	112	LEU
8	72	121	ASP
9	82	4	TYR
9	82	10	ARG
9	82	20	ARG
9	82	33	PHE
9	82	38	GLN
9	82	42	ARG
9	82	79	LEU
9	82	88	TYR
9	82	95	LYS
9	82	104	ARG
9	82	110	GLU
9	82	117	HIS
9	82	126	SER
10	1A	13	HIS
10	1A	17	ASP
10	1A	24	VAL
10	1A	59	SER
10	1A	62	HIS
10	1A	70	ARG
10	1A	79	ARG
10	1A	96	ILE
11	2A	29	ILE
11	2A	48	ILE
11	2A	54	ARG
11	2A	84	VAL
11	2A	96	ARG
11	2A	105	VAL
11	2A	106	LYS
11	2A	124	LYS
12	3A	19	ARG
12	3A	27	LEU
12	3A	33	ARG
12	3A	39	VAL
12	3A	42	THR
12	3A	46	LYS
12	3A	57	LYS

Continued on next page...

Continued from previous page...

Mol	Chain	Res	Type
12	3A	60	LEU
12	3A	64	TYR
12	3A	85	ILE
12	3A	102	ARG
12	3A	117	ARG
12	3A	118	SER
13	4A	4	ILE
13	4A	8	GLU
13	4A	17	VAL
13	4A	32	GLU
13	4A	37	THR
13	4A	47	ASP
13	4A	49	THR
13	4A	64	TRP
13	4A	66	LEU
13	4A	70	LEU
13	4A	77	ASN
13	4A	83	ASP
13	4A	91	ARG
13	4A	94	ARG
13	4A	103	THR
13	4A	108	ARG
13	4A	117	VAL
14	5A	12	ARG
14	5A	15	LYS
14	5A	26	ARG
14	5A	27	CYS
14	5A	44	LEU
15	6A	3	ILE
15	6A	4	THR
15	6A	17	ARG
15	6A	26	GLU
15	6A	39	LEU
15	6A	48	LYS
15	6A	82	ILE
15	6A	88	ARG
16	7A	1	MET
16	7A	2	VAL
16	7A	8	ARG
16	7A	11	SER
16	7A	21	VAL
16	7A	33	ILE

Continued on next page...

Continued from previous page...

Mol	Chain	Res	Type
16	7A	45	THR
16	7A	67	THR
16	7A	74	LEU
17	8A	49	GLU
17	8A	60	ILE
17	8A	63	ARG
17	8A	68	ARG
17	8A	70	ARG
17	8A	74	LEU
17	8A	90	ILE
18	9A	21	LYS
18	9A	23	LYS
18	9A	26	LEU
18	9A	32	ARG
18	9A	36	ASN
18	9A	42	ARG
18	9A	44	LEU
18	9A	47	THR
18	9A	53	ARG
18	9A	58	LEU
18	9A	74	ARG
18	9A	82	THR
18	9A	86	VAL
18	9A	87	ARG
19	AA	9	VAL
19	AA	22	LEU
19	AA	23	ASN
19	AA	25	LYS
19	AA	29	ARG
19	AA	30	LEU
19	AA	60	VAL
19	AA	63	THR
19	AA	66	MET
19	AA	78	ARG
19	AA	83	HIS
20	BA	11	SER
20	BA	13	LEU
20	BA	14	LYS
20	BA	24	LEU
20	BA	29	LYS
20	BA	30	LYS
20	BA	36	LEU

Continued on next page...

Continued from previous page...

Mol	Chain	Res	Type
20	BA	41	ILE
20	BA	56	MET
20	BA	61	SER
20	BA	73	HIS
20	BA	74	LYS
20	BA	75	ASN
20	BA	83	ARG
20	BA	84	LEU
20	BA	85	MET
20	BA	93	GLU
20	BA	99	LEU
20	BA	100	ILE
21	1B	7	ARG
56	19	5	LYS
56	19	18	VAL
56	19	24	ILE
56	19	28	GLU
56	19	31	LYS
56	19	33	LEU
56	19	35	LYS
56	19	43	ARG
56	19	46	GLN
56	19	49	ILE
56	19	61	LEU
56	19	64	ILE
56	19	65	ILE
56	19	68	LYS
56	19	69	ARG
56	19	71	ASP
56	19	72	LYS
56	19	88	ARG
56	19	89	SER
56	19	94	LEU
56	19	99	ASP
56	19	103	ARG
56	19	105	ILE
56	19	138	VAL
56	19	141	VAL
56	19	147	LEU
56	19	157	ARG
56	19	166	GLN
56	19	181	GLU

Continued on next page...

Continued from previous page...

Mol	Chain	Res	Type
56	19	182	LEU
56	19	192	THR
56	19	200	ASP
56	19	204	ILE
56	19	211	ARG
56	19	212	SER
56	19	217	ARG
56	19	232	PRO
56	19	237	GLU
56	19	239	ARG
56	19	242	ARG
56	19	244	ARG
56	19	255	LYS
56	19	257	LEU
56	19	260	ARG
56	19	263	ARG
56	19	266	SER
56	19	268	ARG
56	19	270	ILE
56	19	271	ILE
28	29	1	MET
28	29	5	LEU
28	29	7	VAL
28	29	9	VAL
28	29	14	ILE
28	29	23	VAL
28	29	33	VAL
28	29	37	ARG
28	29	63	LEU
28	29	64	LYS
28	29	67	PHE
28	29	72	VAL
28	29	75	VAL
28	29	76	ARG
28	29	89	ASP
28	29	93	VAL
28	29	111	ARG
28	29	116	VAL
28	29	117	MET
28	29	119	ARG
28	29	144	ARG
28	29	145	LYS

Continued on next page...

Continued from previous page...

Mol	Chain	Res	Type
28	29	146	THR
28	29	163	GLU
28	29	167	VAL
28	29	170	LEU
28	29	175	VAL
28	29	179	GLU
28	29	181	LEU
28	29	185	LYS
28	29	188	VAL
28	29	197	ILE
28	29	200	GLU
28	29	201	THR
57	39	2	LYS
57	39	7	TYR
57	39	11	VAL
57	39	17	ARG
57	39	18	ARG
57	39	20	LEU
57	39	24	LEU
57	39	38	ARG
57	39	53	THR
57	39	57	VAL
57	39	62	ARG
57	39	63	LYS
57	39	65	TRP
57	39	66	PRO
57	39	67	GLN
57	39	72	ARG
57	39	74	ARG
57	39	82	ILE
57	39	83	PHE
57	39	96	ASP
57	39	98	SER
57	39	100	THR
57	39	106	ARG
57	39	123	LEU
57	39	125	LEU
57	39	149	ASP
57	39	153	SER
57	39	158	THR
57	39	165	ARG
57	39	183	VAL

Continued on next page...

Continued from previous page...

Mol	Chain	Res	Type
57	39	196	LEU
57	39	204	ASN
57	39	205	ARG
30	49	7	LEU
30	49	20	ILE
30	49	28	VAL
30	49	35	GLU
30	49	45	GLU
30	49	52	ILE
30	49	58	GLN
30	49	71	THR
30	49	80	PHE
30	49	82	LEU
30	49	83	ARG
30	49	91	ARG
30	49	94	LEU
30	49	95	ARG
30	49	96	ARG
30	49	99	MET
30	49	116	ASP
30	49	118	ARG
30	49	133	LEU
30	49	136	ARG
30	49	153	ARG
30	49	159	VAL
30	49	165	THR
31	59	6	ARG
31	59	19	VAL
31	59	41	MET
31	59	71	LEU
31	59	72	ILE
31	59	83	TYR
31	59	85	LYS
31	59	89	ILE
31	59	110	SER
31	59	123	PHE
31	59	125	VAL
31	59	129	THR
31	59	131	VAL
31	59	136	ILE
31	59	143	GLN
32	69	2	LYS

Continued on next page...

Continued from previous page...

Mol	Chain	Res	Type
32	69	40	THR
32	69	44	LEU
32	69	52	ARG
32	69	56	LYS
32	69	75	LEU
32	69	76	THR
32	69	77	LEU
32	69	78	THR
32	69	79	ILE
32	69	101	LEU
32	69	104	GLN
32	69	105	HIS
32	69	109	ILE
32	69	114	LEU
32	69	117	GLU
32	69	118	LYS
32	69	122	GLU
32	69	125	GLU
32	69	128	LEU
33	15	1	MET
33	15	5	VAL
33	15	9	VAL
33	15	28	THR
33	15	32	THR
33	15	33	LEU
33	15	34	LEU
33	15	35	ARG
33	15	48	MET
33	15	58	ASP
33	15	62	VAL
33	15	63	THR
33	15	68	GLU
33	15	69	GLN
33	15	73	THR
33	15	76	SER
33	15	87	LEU
33	15	91	LEU
33	15	93	THR
33	15	94	HIS
33	15	99	LEU
34	25	3	GLN
34	25	8	LEU

Continued on next page...

Continued from previous page...

Mol	Chain	Res	Type
34	25	9	GLU
34	25	22	ILE
34	25	26	LYS
34	25	29	ASN
34	25	42	SER
34	25	78	ARG
34	25	87	ILE
34	25	91	LEU
34	25	94	ARG
34	25	96	THR
34	25	105	GLU
34	25	113	LYS
34	25	114	ILE
34	25	116	SER
34	25	117	LEU
35	35	3	LEU
35	35	6	LEU
35	35	7	ARG
35	35	13	ASN
35	35	14	LYS
35	35	15	ARG
35	35	18	ARG
35	35	19	VAL
35	35	21	ARG
35	35	27	HIS
35	35	30	THR
35	35	36	LYS
35	35	41	ARG
35	35	55	ARG
35	35	62	LEU
35	35	67	MET
35	35	70	GLN
35	35	79	ARG
35	35	81	GLN
35	35	83	VAL
35	35	85	LEU
35	35	87	ASP
35	35	98	GLU
35	35	101	VAL
35	35	105	LEU
35	35	110	TYR
35	35	113	LYS

Continued on next page...

Continued from previous page...

Mol	Chain	Res	Type
35	35	114	ILE
35	35	121	LYS
35	35	125	VAL
35	35	135	LEU
35	35	138	LEU
35	35	144	GLU
35	35	147	LEU
36	45	10	ARG
36	45	16	ARG
36	45	25	ASP
36	45	45	GLN
36	45	56	ARG
36	45	59	ARG
36	45	60	ARG
36	45	64	ILE
36	45	76	LYS
36	45	81	VAL
36	45	83	MET
36	45	89	ASN
36	45	91	GLU
36	45	103	MET
36	45	106	VAL
36	45	110	THR
36	45	127	ILE
36	45	132	VAL
36	45	133	ARG
37	55	2	ARG
37	55	6	SER
37	55	15	SER
37	55	18	LEU
37	55	26	LYS
37	55	27	SER
37	55	28	LEU
37	55	29	LEU
37	55	44	LEU
37	55	48	VAL
37	55	54	LEU
37	55	65	LEU
37	55	67	LEU
37	55	75	LEU
37	55	76	VAL
37	55	79	LEU

Continued on next page...

Continued from previous page...

Mol	Chain	Res	Type
37	55	81	ASP
37	55	82	GLU
37	55	97	VAL
37	55	105	ARG
37	55	113	LEU
38	65	4	LEU
38	65	8	GLU
38	65	12	PHE
38	65	14	VAL
38	65	17	ARG
38	65	21	THR
38	65	23	ARG
38	65	25	ARG
38	65	27	SER
38	65	30	ARG
38	65	50	SER
38	65	58	LEU
38	65	71	ARG
38	65	73	LEU
38	65	78	LEU
38	65	101	LEU
38	65	106	ARG
38	65	110	LEU
39	75	7	ILE
39	75	9	LEU
39	75	13	ARG
39	75	15	VAL
39	75	23	ARG
39	75	27	THR
39	75	28	VAL
39	75	33	LYS
39	75	36	GLU
39	75	40	THR
39	75	41	ARG
39	75	50	ILE
39	75	55	ASN
39	75	57	PHE
39	75	60	THR
39	75	63	VAL
39	75	64	ARG
39	75	74	ARG
39	75	86	ILE

Continued on next page...

Continued from previous page...

Mol	Chain	Res	Type
39	75	91	ARG
39	75	106	SER
39	75	107	ASP
39	75	112	ARG
39	75	132	LYS
39	75	133	GLU
40	85	3	ARG
40	85	11	ARG
40	85	20	LEU
40	85	27	LEU
40	85	31	SER
40	85	52	ARG
40	85	55	ARG
40	85	60	LEU
40	85	64	ARG
40	85	74	LEU
40	85	83	LEU
40	85	92	ARG
40	85	97	ASP
40	85	104	GLN
40	85	111	GLU
41	95	5	VAL
41	95	10	LYS
41	95	19	LYS
41	95	24	LYS
41	95	33	VAL
41	95	40	LEU
41	95	44	LYS
41	95	47	VAL
41	95	49	THR
41	95	76	LYS
41	95	79	VAL
41	95	80	GLN
41	95	84	LYS
41	95	85	LYS
41	95	88	ARG
41	95	89	GLN
41	95	91	TYR
41	95	92	THR
41	95	95	LEU
42	A5	11	ARG
42	A5	23	LEU

Continued on next page...

Continued from previous page...

Mol	Chain	Res	Type
42	A5	28	SER
42	A5	37	ARG
42	A5	41	LYS
42	A5	50	VAL
42	A5	51	LEU
42	A5	59	VAL
42	A5	65	LEU
42	A5	67	ASP
42	A5	68	ARG
42	A5	70	TYR
42	A5	76	VAL
42	A5	78	GLU
42	A5	88	ARG
42	A5	94	ASP
42	A5	97	LYS
42	A5	100	THR
42	A5	103	ILE
42	A5	107	LEU
42	A5	110	LYS
42	A5	111	HIS
43	B5	12	VAL
43	B5	27	THR
43	B5	30	VAL
43	B5	35	THR
43	B5	37	THR
43	B5	43	VAL
43	B5	45	THR
43	B5	53	LYS
43	B5	54	VAL
43	B5	63	LYS
43	B5	65	ARG
43	B5	66	LEU
43	B5	69	TYR
43	B5	70	LEU
43	B5	73	ARG
43	B5	78	LYS
43	B5	80	ILE
43	B5	81	VAL
44	C5	9	LYS
44	C5	24	VAL
44	C5	43	ASN
44	C5	44	ILE

Continued on next page...

Continued from previous page...

Mol	Chain	Res	Type
44	C5	45	VAL
44	C5	50	ARG
44	C5	55	TYR
44	C5	60	PHE
44	C5	62	GLU
44	C5	63	LYS
44	C5	71	LYS
44	C5	72	VAL
44	C5	84	ARG
44	C5	86	ARG
44	C5	87	LYS
44	C5	88	LYS
44	C5	89	PHE
44	C5	90	LEU
44	C5	94	LYS
44	C5	97	ARG
44	C5	99	CYS
58	D5	5	LEU
58	D5	14	LYS
58	D5	16	SER
58	D5	18	LEU
58	D5	19	ARG
58	D5	24	LEU
58	D5	30	ASN
58	D5	32	HIS
58	D5	53	ILE
58	D5	59	LEU
58	D5	63	ASP
58	D5	70	LEU
58	D5	72	ARG
58	D5	74	VAL
58	D5	76	LEU
58	D5	81	ARG
58	D5	82	ARG
58	D5	84	GLU
58	D5	94	GLU
58	D5	119	GLU
58	D5	121	HIS
58	D5	136	PHE
58	D5	144	LEU
58	D5	161	VAL
58	D5	165	VAL

Continued on next page...

Continued from previous page...

Mol	Chain	Res	Type
58	D5	168	GLU
46	E5	9	SER
46	E5	10	THR
46	E5	11	ARG
46	E5	36	ILE
46	E5	38	VAL
46	E5	43	THR
46	E5	49	LYS
46	E5	74	ARG
47	F5	4	VAL
47	F5	19	GLN
47	F5	42	GLN
47	F5	46	LEU
47	F5	56	GLN
47	F5	65	SER
47	F5	76	ARG
47	F5	78	LYS
47	F5	81	LYS
47	F5	82	LEU
47	F5	85	LEU
47	F5	90	ILE
47	F5	91	LYS
47	F5	97	LEU
48	G5	4	SER
48	G5	5	GLU
48	G5	12	GLU
48	G5	17	SER
48	G5	19	VAL
48	G5	24	LEU
48	G5	30	ARG
48	G5	46	GLN
48	G5	47	ASN
48	G5	48	HIS
48	G5	51	ARG
48	G5	53	LEU
48	G5	56	GLN
48	G5	60	LEU
48	G5	64	LEU
48	G5	67	LYS
49	H5	8	LEU
49	H5	11	SER
49	H5	17	LYS

Continued on next page...

Continued from previous page...

Mol	Chain	Res	Type
49	H5	18	ASP
49	H5	32	GLN
49	H5	33	GLN
49	H5	35	ARG
49	H5	36	VAL
49	H5	40	THR
49	H5	53	LEU
50	I5	1	MET
50	I5	20	ASN
50	I5	21	VAL
50	I5	22	ILE
50	I5	24	THR
50	I5	30	GLU
50	I5	38	LYS
50	I5	53	GLU
50	I5	59	PHE
50	I5	61	ARG
51	J5	3	LYS
51	J5	4	HIS
51	J5	16	ARG
51	J5	23	HIS
51	J5	25	LEU
51	J5	29	THR
51	J5	35	GLU
51	J5	55	ARG
51	J5	57	VAL
52	K5	10	LEU
52	K5	15	GLU
52	K5	18	ARG
52	K5	34	LEU
52	K5	37	ARG
52	K5	47	THR
53	L5	1	MET
53	L5	2	LYS
53	L5	3	ARG
53	L5	4	THR
53	L5	8	ASN
53	L5	33	ARG
53	L5	43	THR
59	M5	4	MET
59	M5	6	THR
59	M5	22	VAL

Continued on next page...

Continued from previous page...

Mol	Chain	Res	Type
59	M5	23	VAL
59	M5	26	LYS
59	M5	29	LYS
59	M5	31	HIS
59	M5	32	LEU
59	M5	33	ASN
59	M5	34	TRP
59	M5	43	GLN
59	M5	50	LEU
59	M5	53	PRO
59	M5	59	LYS
59	M5	61	LEU

Some sidechains can be flipped to improve hydrogen bonding and reduce clashes. All (19) such sidechains are listed below:

Mol	Chain	Res	Type
10	1I	62	HIS
10	1I	84	GLN
19	AI	57	HIS
27	11	115	GLN
28	21	143	ASN
39	B8	58	ASN
40	C8	75	ASN
42	E8	60	ASN
43	F8	31	HIS
12	3A	9	GLN
18	9A	63	GLN
57	39	67	GLN
32	69	104	GLN
32	69	105	HIS
39	75	55	ASN
41	95	87	HIS
42	A5	60	ASN
48	G5	47	ASN
50	I5	20	ASN

5.3.3 RNA [i](#)

Mol	Chain	Analysed	Backbone Outliers	Pucker Outliers
1	13	1496/1522 (98%)	320 (21%)	31 (2%)

Continued on next page...

Continued from previous page...

Mol	Chain	Analysed	Backbone Outliers	Pucker Outliers
22	1K	82/85 (96%)	30 (36%)	8 (9%)
22	1L	70/85 (82%)	26 (37%)	3 (4%)
22	3K	70/85 (82%)	15 (21%)	2 (2%)
22	3L	71/85 (83%)	16 (22%)	3 (4%)
23	2K	76/77 (98%)	19 (25%)	2 (2%)
23	2L	76/77 (98%)	14 (18%)	2 (2%)
24	4K	14/30 (46%)	6 (42%)	0
24	4L	15/30 (50%)	6 (40%)	1 (6%)
25	14	2905/2912 (99%)	646 (22%)	39 (1%)
25	1H	2911/2912 (99%)	636 (21%)	55 (1%)
26	16	121/122 (99%)	22 (18%)	1 (0%)
26	1J	121/122 (99%)	35 (28%)	1 (0%)
55	1G	1496/1522 (98%)	322 (21%)	36 (2%)
All	All	9524/9666 (98%)	2113 (22%)	184 (1%)

All (2113) RNA backbone outliers are listed below:

Mol	Chain	Res	Type
1	13	5	U
1	13	9	G
1	13	13	U
1	13	30	U
1	13	32	A
1	13	39	G
1	13	48	C
1	13	50	A
1	13	51	A
1	13	54	C
1	13	59	A
1	13	61	G
1	13	65	U
1	13	66	G
1	13	76	G
1	13	90	C
1	13	91	C
1	13	95	G
1	13	101	A
1	13	116	A
1	13	120	A
1	13	121	C
1	13	129	U
1	13	131	C

Continued on next page...

Continued from previous page...

Mol	Chain	Res	Type
1	13	142	G
1	13	144	G
1	13	163	C
1	13	169	C
1	13	172	A
1	13	173	U
1	13	174	C
1	13	189	U
1	13	190	G
1	13	191(A)	G
1	13	195	A
1	13	197	A
1	13	199	G
1	13	201	C
1	13	208	U
1	13	209	U
1	13	210	U
1	13	216	G
1	13	231	G
1	13	240	C
1	13	244	U
1	13	245	C
1	13	247	G
1	13	251	G
1	13	262	A
1	13	266	G
1	13	267	C
1	13	280	C
1	13	281	G
1	13	288	A
1	13	289	G
1	13	317	G
1	13	321	A
1	13	328	C
1	13	330	C
1	13	332	G
1	13	342	C
1	13	344	A
1	13	345	C
1	13	352	C
1	13	353	A
1	13	354	G

Continued on next page...

Continued from previous page...

Mol	Chain	Res	Type
1	13	357	G
1	13	367	U
1	13	372	C
1	13	373	A
1	13	384	G
1	13	388	G
1	13	390	C
1	13	397	A
1	13	398	C
1	13	406	G
1	13	412	A
1	13	413	G
1	13	419	C
1	13	422	C
1	13	423	G
1	13	424	G
1	13	429	U
1	13	430	A
1	13	438	G
1	13	439	A
1	13	450	G
1	13	452	A
1	13	466	C
1	13	467	G
1	13	483	C
1	13	485	G
1	13	496	A
1	13	497	U
1	13	505	G
1	13	508	C
1	13	509	A
1	13	510	A
1	13	511	C
1	13	518	C
1	13	521	G
1	13	524	G
1	13	527	G
1	13	531	U
1	13	532	A
1	13	533	A
1	13	536	C
1	13	542	G

Continued on next page...

Continued from previous page...

Mol	Chain	Res	Type
1	13	546	G
1	13	547	A
1	13	559	A
1	13	560	U
1	13	561	U
1	13	572	A
1	13	573	A
1	13	576	G
1	13	577	G
1	13	581	G
1	13	592	G
1	13	596	C
1	13	607	A
1	13	610	G
1	13	615	C
1	13	620	C
1	13	630	G
1	13	631	G
1	13	632	A
1	13	633	G
1	13	650	G
1	13	653	A
1	13	656	C
1	13	665	A
1	13	687	A
1	13	688	G
1	13	702	A
1	13	703	G
1	13	704	A
1	13	721	G
1	13	723	U
1	13	724	G
1	13	734	G
1	13	749	C
1	13	753	A
1	13	755	G
1	13	757	U
1	13	766	A
1	13	767	A
1	13	777	A
1	13	779	C
1	13	792	A

Continued on next page...

Continued from previous page...

Mol	Chain	Res	Type
1	13	793	U
1	13	794	A
1	13	806	C
1	13	812	C
1	13	813	U
1	13	817	C
1	13	820	U
1	13	828	A
1	13	841	U
1	13	843	U
1	13	848	C
1	13	859	A
1	13	870	U
1	13	872	A
1	13	874	G
1	13	882	C
1	13	902	G
1	13	914	A
1	13	916	G
1	13	926	G
1	13	927	G
1	13	934	C
1	13	935	A
1	13	936	C
1	13	940	C
1	13	942	G
1	13	948	C
1	13	949	A
1	13	960	U
1	13	968	A
1	13	969	A
1	13	971	G
1	13	972	C
1	13	974	A
1	13	975	A
1	13	976	G
1	13	977	A
1	13	983	A
1	13	991	U
1	13	992	U
1	13	993	G
1	13	994	A

Continued on next page...

Continued from previous page...

Mol	Chain	Res	Type
1	13	1004	A
1	13	1006	C
1	13	1007	C
1	13	1009	G
1	13	1021	G
1	13	1024	G
1	13	1025	U
1	13	1028	C
1	13	1029	G
1	13	1032(A)	G
1	13	1040	U
1	13	1046	A
1	13	1048	G
1	13	1053	G
1	13	1054	C
1	13	1055	A
1	13	1058	G
1	13	1064	G
1	13	1065	U
1	13	1081	G
1	13	1094	G
1	13	1095	U
1	13	1101	A
1	13	1124	G
1	13	1125	U
1	13	1126	U
1	13	1127	G
1	13	1129	C
1	13	1130	A
1	13	1131	G
1	13	1133	G
1	13	1136	U
1	13	1137	C
1	13	1138	G
1	13	1139	G
1	13	1146	A
1	13	1152	A
1	13	1154	G
1	13	1155	G
1	13	1157	A
1	13	1158	C
1	13	1159	U

Continued on next page...

Continued from previous page...

Mol	Chain	Res	Type
1	13	1177	G
1	13	1178	G
1	13	1181	G
1	13	1183	A
1	13	1184	G
1	13	1188	A
1	13	1191	A
1	13	1193	G
1	13	1196	U
1	13	1197	G
1	13	1198	G
1	13	1201	A
1	13	1211	U
1	13	1212	U
1	13	1214	C
1	13	1218	C
1	13	1225	A
1	13	1227	A
1	13	1236	A
1	13	1238	A
1	13	1240	U
1	13	1241	G
1	13	1250	A
1	13	1253	G
1	13	1256	A
1	13	1257	U
1	13	1258	G
1	13	1273	G
1	13	1278	U
1	13	1280	A
1	13	1281	U
1	13	1286	A
1	13	1287	A
1	13	1299	A
1	13	1300	G
1	13	1302	U
1	13	1303	C
1	13	1305	G
1	13	1306	A
1	13	1307	U
1	13	1319	A
1	13	1320	C

Continued on next page...

Continued from previous page...

Mol	Chain	Res	Type
1	13	1322	C
1	13	1323	G
1	13	1331	G
1	13	1336	C
1	13	1337	G
1	13	1340	A
1	13	1346	A
1	13	1347	G
1	13	1350	A
1	13	1353	G
1	13	1356	G
1	13	1363	A
1	13	1364	U
1	13	1370	G
1	13	1378	C
1	13	1388	C
1	13	1396	A
1	13	1398	A
1	13	1401	G
1	13	1406	U
1	13	1419	G
1	13	1441	G
1	13	1442	G
1	13	1443	G
1	13	1446	A
1	13	1451	A
1	13	1452	C
1	13	1453	G
1	13	1469	G
1	13	1487	G
1	13	1492	A
1	13	1494	G
1	13	1497	G
1	13	1498	U
1	13	1499	A
1	13	1502	A
1	13	1503	A
1	13	1504	G
1	13	1505	G
1	13	1506	U
1	13	1517	G
1	13	1519	A

Continued on next page...

Continued from previous page...

Mol	Chain	Res	Type
1	13	1529	G
1	13	1530	G
22	1K	4	G
22	1K	6	G
22	1K	7	G
22	1K	9	U
22	1K	14	A
22	1K	16	C
22	1K	17	OMG
22	1K	18	G
22	1K	19	C
22	1K	20	C
22	1K	22	A
22	1K	24	G
22	1K	27	A
22	1K	46	G
22	1K	48	C
22	1K	50	U
22	1K	51	C
22	1K	52	G
22	1K	54	C
22	1K	56	U
22	1K	57	C
22	1K	58	G
22	1K	70	C
22	1K	72	U
22	1K	76	C
22	1K	78	C
22	1K	79	A
22	1K	80	C
22	1K	82	A
22	1K	83	C
23	2K	2	G
23	2K	6	G
23	2K	9	G
23	2K	13	C
23	2K	18	C
23	2K	20	G
23	2K	21	H2U
23	2K	22	A
23	2K	23	G
23	2K	31	G

Continued on next page...

Continued from previous page...

Mol	Chain	Res	Type
23	2K	35	C
23	2K	39	A
23	2K	48	U
23	2K	49	C
23	2K	50	G
23	2K	53	G
23	2K	54	G
23	2K	68	C
23	2K	77	A
22	3K	6	G
22	3K	7	G
22	3K	14	A
22	3K	15	G
22	3K	17	OMG
22	3K	18	G
22	3K	19	C
22	3K	20	C
22	3K	21	A
22	3K	25	G
22	3K	39	A
22	3K	43	G
22	3K	63	5MU
22	3K	64	PSU
22	3K	85	A
24	4K	13	A
24	4K	14	A
24	4K	19	C
24	4K	23	A
24	4K	25	A
24	4K	26	A
25	1H	12	U
25	1H	15	G
25	1H	27	G
25	1H	33	U
25	1H	34	C
25	1H	35	G
25	1H	36	G
25	1H	46	C
25	1H	51	G
25	1H	61	G
25	1H	63	U
25	1H	71	A

Continued on next page...

Continued from previous page...

Mol	Chain	Res	Type
25	1H	72	U
25	1H	74	A
25	1H	75	G
25	1H	85	G
25	1H	95	G
25	1H	99	U
25	1H	118	A
25	1H	119	A
25	1H	120	U
25	1H	121	G
25	1H	155	C
25	1H	163	U
25	1H	164	U
25	1H	171	G
25	1H	181	A
25	1H	188	G
25	1H	196	A
25	1H	197	A
25	1H	199	A
25	1H	215	G
25	1H	216	A
25	1H	221	A
25	1H	222	A
25	1H	223	A
25	1H	225	A
25	1H	227	A
25	1H	228	A
25	1H	229	A
25	1H	230	U
25	1H	233	A
25	1H	248	G
25	1H	249	C
25	1H	250	G
25	1H	252	G
25	1H	265	A
25	1H	269	U
25	1H	270(F)	U
25	1H	270(G)	C
25	1H	270(M)	U
25	1H	270(N)	G
25	1H	270(P)	C
25	1H	271(B)	G

Continued on next page...

Continued from previous page...

Mol	Chain	Res	Type
25	1H	271(C)	U
25	1H	271	G
25	1H	274	G
25	1H	275	G
25	1H	278	A
25	1H	279	C
25	1H	299	A
25	1H	311	A
25	1H	323	G
25	1H	324	A
25	1H	328	U
25	1H	329	G
25	1H	330	A
25	1H	346	A
25	1H	352	G
25	1H	363	G
25	1H	364	C
25	1H	370	G
25	1H	372	G
25	1H	382	G
25	1H	386	G
25	1H	405	U
25	1H	407	G
25	1H	411	G
25	1H	412	A
25	1H	413	C
25	1H	428	A
25	1H	443	A
25	1H	444	C
25	1H	448	U
25	1H	452	G
25	1H	454	A
25	1H	455	C
25	1H	457	A
25	1H	460	A
25	1H	463	G
25	1H	470	A
25	1H	471	A
25	1H	481	G
25	1H	482	A
25	1H	485	C
25	1H	502	A

Continued on next page...

Continued from previous page...

Mol	Chain	Res	Type
25	1H	505	A
25	1H	508	G
25	1H	509	C
25	1H	528	A
25	1H	529	A
25	1H	530	G
25	1H	531	C
25	1H	532	A
25	1H	533	G
25	1H	546	C
25	1H	549	G
25	1H	550	G
25	1H	556	G
25	1H	563	G
25	1H	564	C
25	1H	573	G
25	1H	575	A
25	1H	584	C
25	1H	587	C
25	1H	588	U
25	1H	603	A
25	1H	607	U
25	1H	609	A
25	1H	613	U
25	1H	614	U
25	1H	617	G
25	1H	621	A
25	1H	622	G
25	1H	626	U
25	1H	627	A
25	1H	637	A
25	1H	645	C
25	1H	646	A
25	1H	649	G
25	1H	654	A
25	1H	654(A)	A
25	1H	654(C)	G
25	1H	654(G)	C
25	1H	654(I)	C
25	1H	654(J)	A
25	1H	654(M)	C
25	1H	654(N)	G

Continued on next page...

Continued from previous page...

Mol	Chain	Res	Type
25	1H	654(T)	A
25	1H	686	G
25	1H	715	G
25	1H	717	G
25	1H	719	C
25	1H	730	C
25	1H	752	A
25	1H	753	C
25	1H	762	U
25	1H	764	A
25	1H	765	G
25	1H	776	G
25	1H	777	A
25	1H	782	A
25	1H	784	A
25	1H	785	G
25	1H	790	C
25	1H	791	C
25	1H	792	G
25	1H	801	G
25	1H	805	G
25	1H	812	C
25	1H	827	U
25	1H	828	U
25	1H	845	G
25	1H	846	C
25	1H	847	U
25	1H	855	G
25	1H	859	G
25	1H	866	A
25	1H	880	G
25	1H	881	G
25	1H	882	G
25	1H	883	G
25	1H	884	C
25	1H	885	C
25	1H	886	C
25	1H	887	A
25	1H	888	C
25	1H	890	A
25	1H	893	C
25	1H	894	C

Continued on next page...

Continued from previous page...

Mol	Chain	Res	Type
25	1H	895	U
25	1H	897	C
25	1H	898	C
25	1H	899	A
25	1H	900	A
25	1H	901	A
25	1H	902	C
25	1H	904	C
25	1H	907	U
25	1H	910	A
25	1H	917	A
25	1H	925	C
25	1H	926	A
25	1H	932	G
25	1H	938	G
25	1H	941	A
25	1H	946	G
25	1H	958	U
25	1H	959	A
25	1H	961	C
25	1H	968	G
25	1H	974	G
25	1H	974(A)	C
25	1H	983	A
25	1H	996	A
25	1H	997	G
25	1H	998	C
25	1H	1005	C
25	1H	1011	G
25	1H	1012	U
25	1H	1013	C
25	1H	1022	G
25	1H	1023	U
25	1H	1025	G
25	1H	1026	U
25	1H	1027	A
25	1H	1033	U
25	1H	1037	G
25	1H	1039	G
25	1H	1045	A
25	1H	1046	A
25	1H	1047	G

Continued on next page...

Continued from previous page...

Mol	Chain	Res	Type
25	1H	1057	A
25	1H	1061	U
25	1H	1062	G
25	1H	1068	G
25	1H	1070	A
25	1H	1071	G
25	1H	1076	C
25	1H	1077	A
25	1H	1078	U
25	1H	1082	U
25	1H	1085	A
25	1H	1086	A
25	1H	1087	G
25	1H	1088	A
25	1H	1095	A
25	1H	1096	A
25	1H	1097	U
25	1H	1107	G
25	1H	1109	C
25	1H	1111	A
25	1H	1112	G
25	1H	1122	G
25	1H	1127	A
25	1H	1128	A
25	1H	1129	A
25	1H	1130	U
25	1H	1132	A
25	1H	1135	C
25	1H	1136	G
25	1H	1139	G
25	1H	1142	U
25	1H	1142(A)	A
25	1H	1144	G
25	1H	1149	G
25	1H	1151	G
25	1H	1156	A
25	1H	1176	G
25	1H	1178	C
25	1H	1179	C
25	1H	1187	G
25	1H	1188	U
25	1H	1192	G

Continued on next page...

Continued from previous page...

Mol	Chain	Res	Type
25	1H	1194	A
25	1H	1195	G
25	1H	1204	A
25	1H	1205	U
25	1H	1220	A
25	1H	1241	A
25	1H	1244	G
25	1H	1250	G
25	1H	1253	A
25	1H	1256	G
25	1H	1265	A
25	1H	1267	U
25	1H	1271	G
25	1H	1272	A
25	1H	1273	U
25	1H	1275	A
25	1H	1292	U
25	1H	1300	U
25	1H	1301	A
25	1H	1312	U
25	1H	1313	U
25	1H	1314	C
25	1H	1321	A
25	1H	1329	U
25	1H	1338	G
25	1H	1344	G
25	1H	1345	C
25	1H	1349	A
25	1H	1352	U
25	1H	1358	G
25	1H	1359	A
25	1H	1360	A
25	1H	1365	A
25	1H	1368	G
25	1H	1369	G
25	1H	1378	A
25	1H	1380	G
25	1H	1385	G
25	1H	1386	C
25	1H	1395	A
25	1H	1397	U
25	1H	1407	C

Continued on next page...

Continued from previous page...

Mol	Chain	Res	Type
25	1H	1412	A
25	1H	1416	G
25	1H	1417	C
25	1H	1420	U
25	1H	1421	G
25	1H	1428	C
25	1H	1437	C
25	1H	1444(A)	A
25	1H	1449	A
25	1H	1449(A)	G
25	1H	1453	A
25	1H	1455	G
25	1H	1458	C
25	1H	1459	G
25	1H	1460	A
25	1H	1461	G
25	1H	1467	C
25	1H	1470	G
25	1H	1471	A
25	1H	1483	G
25	1H	1493	C
25	1H	1494	A
25	1H	1495	A
25	1H	1497	U
25	1H	1507	A
25	1H	1508	A
25	1H	1509	C
25	1H	1510	A
25	1H	1511	A
25	1H	1517	G
25	1H	1522	G
25	1H	1526	G
25	1H	1534	G
25	1H	1535	U
25	1H	1536	A
25	1H	1537	C
25	1H	1538	G
25	1H	1540	G
25	1H	1543	A
25	1H	1545	A
25	1H	1547	C
25	1H	1548	C

Continued on next page...

Continued from previous page...

Mol	Chain	Res	Type
25	1H	1552	G
25	1H	1554	A
25	1H	1558	A
25	1H	1559	G
25	1H	1560	G
25	1H	1561	G
25	1H	1566	A
25	1H	1567	A
25	1H	1569	A
25	1H	1578	U
25	1H	1580	A
25	1H	1582	C
25	1H	1586	A
25	1H	1587	A
25	1H	1595	G
25	1H	1608	A
25	1H	1609	A
25	1H	1610	A
25	1H	1617	C
25	1H	1618	A
25	1H	1640	C
25	1H	1644	C
25	1H	1647	G
25	1H	1648	C
25	1H	1651	G
25	1H	1654	A
25	1H	1672	C
25	1H	1674	G
25	1H	1675	C
25	1H	1678	G
25	1H	1695	G
25	1H	1699	G
25	1H	1728	G
25	1H	1729	A
25	1H	1731	G
25	1H	1743	G
25	1H	1756	G
25	1H	1758	G
25	1H	1762	A
25	1H	1763	G
25	1H	1764	G
25	1H	1773	A

Continued on next page...

Continued from previous page...

Mol	Chain	Res	Type
25	1H	1780	A
25	1H	1782	C
25	1H	1791	A
25	1H	1799	G
25	1H	1800	C
25	1H	1801	G
25	1H	1811	G
25	1H	1816	G
25	1H	1819	A
25	1H	1829	A
25	1H	1836	C
25	1H	1839	G
25	1H	1847	A
25	1H	1858	G
25	1H	1878	G
25	1H	1889	A
25	1H	1900	A
25	1H	1901	A
25	1H	1905	C
25	1H	1906	G
25	1H	1910	G
25	1H	1913	A
25	1H	1914	C
25	1H	1915	U
25	1H	1929	G
25	1H	1930	G
25	1H	1931	U
25	1H	1938	A
25	1H	1955	U
25	1H	1956	U
25	1H	1963	U
25	1H	1965	C
25	1H	1967	C
25	1H	1968	G
25	1H	1969	A
25	1H	1970	A
25	1H	1971	A
25	1H	1972	A
25	1H	1982	C
25	1H	1993	U
25	1H	2020	A
25	1H	2021	C

Continued on next page...

Continued from previous page...

Mol	Chain	Res	Type
25	1H	2023	G
25	1H	2031	A
25	1H	2033	A
25	1H	2034	U
25	1H	2039	C
25	1H	2043	C
25	1H	2049	G
25	1H	2051	A
25	1H	2055	C
25	1H	2056	G
25	1H	2060	A
25	1H	2061	G
25	1H	2062	A
25	1H	2068	U
25	1H	2069	G
25	1H	2070	G
25	1H	2087	G
25	1H	2111	C
25	1H	2112	G
25	1H	2113	U
25	1H	2114	A
25	1H	2115	G
25	1H	2118	U
25	1H	2126	A
25	1H	2128	C
25	1H	2131	G
25	1H	2132	U
25	1H	2133	G
25	1H	2136	C
25	1H	2146	C
25	1H	2147	G
25	1H	2148	G
25	1H	2161	C
25	1H	2166	G
25	1H	2168	G
25	1H	2169	A
25	1H	2172	U
25	1H	2173	A
25	1H	2181	G
25	1H	2190	G
25	1H	2194	G
25	1H	2198	A

Continued on next page...

Continued from previous page...

Mol	Chain	Res	Type
25	1H	2209	C
25	1H	2210	G
25	1H	2212	A
25	1H	2213	U
25	1H	2215	G
25	1H	2224	G
25	1H	2225	A
25	1H	2238	G
25	1H	2240	C
25	1H	2267	A
25	1H	2273	A
25	1H	2275	C
25	1H	2278	A
25	1H	2280	G
25	1H	2281	C
25	1H	2283	C
25	1H	2287	A
25	1H	2294	C
25	1H	2305	A
25	1H	2307	G
25	1H	2308	G
25	1H	2310	A
25	1H	2311	A
25	1H	2312	U
25	1H	2314	C
25	1H	2320	A
25	1H	2325	G
25	1H	2326	C
25	1H	2327	A
25	1H	2334	G
25	1H	2335	A
25	1H	2336	A
25	1H	2337	G
25	1H	2341	G
25	1H	2342	C
25	1H	2346	A
25	1H	2347	C
25	1H	2348	U
25	1H	2350	C
25	1H	2377	A
25	1H	2379	G
25	1H	2383	G

Continued on next page...

Continued from previous page...

Mol	Chain	Res	Type
25	1H	2385	C
25	1H	2393	A
25	1H	2396	G
25	1H	2402	C
25	1H	2403	C
25	1H	2405	G
25	1H	2406	U
25	1H	2410	G
25	1H	2418	A
25	1H	2424	C
25	1H	2425	A
25	1H	2426	A
25	1H	2428	G
25	1H	2429	G
25	1H	2430	A
25	1H	2431	U
25	1H	2435	A
25	1H	2439	A
25	1H	2440	C
25	1H	2441	C
25	1H	2448	A
25	1H	2449	U
25	1H	2468	G
25	1H	2469	A
25	1H	2474	C
25	1H	2476	A
25	1H	2477	C
25	1H	2478	A
25	1H	2480	C
25	1H	2481	G
25	1H	2484	G
25	1H	2494	G
25	1H	2497	A
25	1H	2502	G
25	1H	2505	G
25	1H	2506	U
25	1H	2507	C
25	1H	2518	A
25	1H	2520	C
25	1H	2525	G
25	1H	2529	G
25	1H	2531	A

Continued on next page...

Continued from previous page...

Mol	Chain	Res	Type
25	1H	2554	U
25	1H	2566	A
25	1H	2567	G
25	1H	2573	C
25	1H	2582	G
25	1H	2601	C
25	1H	2602	A
25	1H	2608	G
25	1H	2609	U
25	1H	2611	U
25	1H	2612	C
25	1H	2621	A
25	1H	2629	A
25	1H	2632	A
25	1H	2634	G
25	1H	2636	U
25	1H	2637	U
25	1H	2641	G
25	1H	2654	A
25	1H	2663	G
25	1H	2665	A
25	1H	2666	C
25	1H	2673	G
25	1H	2676	C
25	1H	2682	U
25	1H	2689	U
25	1H	2690	C
25	1H	2691	C
25	1H	2701	C
25	1H	2702	U
25	1H	2704	C
25	1H	2707	G
25	1H	2712(A)	A
25	1H	2713	A
25	1H	2714	G
25	1H	2718	G
25	1H	2726	U
25	1H	2733	A
25	1H	2744	G
25	1H	2755	C
25	1H	2757	A
25	1H	2758	A

Continued on next page...

Continued from previous page...

Mol	Chain	Res	Type
25	1H	2764	A
25	1H	2765	A
25	1H	2766	G
25	1H	2778	A
25	1H	2779	U
25	1H	2780	G
25	1H	2781	A
25	1H	2787	C
25	1H	2789	C
25	1H	2791	C
25	1H	2793	G
25	1H	2794	C
25	1H	2795	G
25	1H	2797	U
25	1H	2801	A
25	1H	2807	G
25	1H	2808	U
25	1H	2812	G
25	1H	2813	A
25	1H	2818	G
25	1H	2820	A
25	1H	2821	A
25	1H	2825	C
25	1H	2830	G
25	1H	2833	G
25	1H	2834	G
25	1H	2835	A
25	1H	2847	U
25	1H	2850	A
25	1H	2871	C
25	1H	2872	G
25	1H	2889	C
25	1H	2891	G
25	1H	2892	A
25	1H	2893	G
25	1H	2894	G
26	16	3	C
26	16	7	G
26	16	13	A
26	16	15	A
26	16	25	A
26	16	27	C

Continued on next page...

Continued from previous page...

Mol	Chain	Res	Type
26	16	33	G
26	16	35	U
26	16	38	C
26	16	41	U
26	16	44	G
26	16	45	A
26	16	56	G
26	16	65	C
26	16	66	A
26	16	72	G
26	16	73	A
26	16	74	U
26	16	75	G
26	16	105	G
26	16	109	G
26	16	115	G
55	1G	5	U
55	1G	9	G
55	1G	22	G
55	1G	32	A
55	1G	39	G
55	1G	47	C
55	1G	48	C
55	1G	50	A
55	1G	51	A
55	1G	67	C
55	1G	76	G
55	1G	90	C
55	1G	91	C
55	1G	95	G
55	1G	101	A
55	1G	114	U
55	1G	116	A
55	1G	121	C
55	1G	131	C
55	1G	163	C
55	1G	174	C
55	1G	185	A
55	1G	187	C
55	1G	188	U
55	1G	189	U
55	1G	190	G

Continued on next page...

Continued from previous page...

Mol	Chain	Res	Type
55	1G	191(A)	G
55	1G	191(D)	U
55	1G	195	A
55	1G	196	A
55	1G	197	A
55	1G	198	G
55	1G	209	U
55	1G	210	U
55	1G	216	G
55	1G	244	U
55	1G	247	G
55	1G	250	A
55	1G	251	G
55	1G	256	U
55	1G	266	G
55	1G	267	C
55	1G	274	A
55	1G	280	C
55	1G	281	G
55	1G	289	G
55	1G	298	A
55	1G	316	G
55	1G	321	A
55	1G	328	C
55	1G	329	A
55	1G	330	C
55	1G	332	G
55	1G	345	C
55	1G	346	G
55	1G	347	G
55	1G	349	A
55	1G	350	G
55	1G	352	C
55	1G	353	A
55	1G	354	G
55	1G	356	A
55	1G	363	A
55	1G	366	C
55	1G	367	U
55	1G	372	C
55	1G	384	G
55	1G	388	G

Continued on next page...

Continued from previous page...

Mol	Chain	Res	Type
55	1G	397	A
55	1G	398	C
55	1G	406	G
55	1G	411	A
55	1G	412	A
55	1G	413	G
55	1G	421	U
55	1G	422	C
55	1G	423	G
55	1G	424	G
55	1G	429	U
55	1G	439	A
55	1G	442	C
55	1G	452	A
55	1G	457	C
55	1G	466	C
55	1G	467	G
55	1G	475	G
55	1G	484	G
55	1G	485	G
55	1G	486	U
55	1G	496	A
55	1G	497	U
55	1G	505	G
55	1G	509	A
55	1G	510	A
55	1G	511	C
55	1G	513	C
55	1G	517	G
55	1G	518	C
55	1G	521	G
55	1G	527	G
55	1G	530	G
55	1G	531	U
55	1G	532	A
55	1G	533	A
55	1G	544	G
55	1G	547	A
55	1G	553	A
55	1G	559	A
55	1G	562	C
55	1G	564	C

Continued on next page...

Continued from previous page...

Mol	Chain	Res	Type
55	1G	566	G
55	1G	572	A
55	1G	573	A
55	1G	575	G
55	1G	576	G
55	1G	577	G
55	1G	596	C
55	1G	601	C
55	1G	607	A
55	1G	614	A
55	1G	615	C
55	1G	618	C
55	1G	630	G
55	1G	631	G
55	1G	633	G
55	1G	651	C
55	1G	653	A
55	1G	656	C
55	1G	661	G
55	1G	665	A
55	1G	686	U
55	1G	687	A
55	1G	688	G
55	1G	702	A
55	1G	704	A
55	1G	707	C
55	1G	722	A
55	1G	723	U
55	1G	724	G
55	1G	731	G
55	1G	749	C
55	1G	755	G
55	1G	769	G
55	1G	776	G
55	1G	777	A
55	1G	782	A
55	1G	792	A
55	1G	793	U
55	1G	794	A
55	1G	813	U
55	1G	816	A
55	1G	817	C

Continued on next page...

Continued from previous page...

Mol	Chain	Res	Type
55	1G	821	G
55	1G	827	U
55	1G	828	A
55	1G	841	U
55	1G	842	C
55	1G	843	U
55	1G	848	C
55	1G	859	A
55	1G	873	A
55	1G	876	G
55	1G	885	G
55	1G	913	A
55	1G	914	A
55	1G	926	G
55	1G	927	G
55	1G	934	C
55	1G	935	A
55	1G	936	C
55	1G	958	A
55	1G	960	U
55	1G	961	U
55	1G	966	G
55	1G	968	A
55	1G	969	A
55	1G	971	G
55	1G	974	A
55	1G	975	A
55	1G	976	G
55	1G	977	A
55	1G	978	A
55	1G	979	C
55	1G	981	U
55	1G	982	U
55	1G	991	U
55	1G	992	U
55	1G	993	G
55	1G	1004	A
55	1G	1006	C
55	1G	1009	G
55	1G	1016	A
55	1G	1021	G
55	1G	1024	G

Continued on next page...

Continued from previous page...

Mol	Chain	Res	Type
55	1G	1025	U
55	1G	1028	C
55	1G	1028(A)	C
55	1G	1029	G
55	1G	1032(A)	G
55	1G	1036	G
55	1G	1040	U
55	1G	1050	G
55	1G	1053	G
55	1G	1054	C
55	1G	1055	A
55	1G	1056	U
55	1G	1063	C
55	1G	1066	C
55	1G	1081	G
55	1G	1092	A
55	1G	1094	G
55	1G	1095	U
55	1G	1101	A
55	1G	1107	C
55	1G	1109	C
55	1G	1118	C
55	1G	1124	G
55	1G	1125	U
55	1G	1126	U
55	1G	1127	G
55	1G	1129	C
55	1G	1130	A
55	1G	1131	G
55	1G	1136	U
55	1G	1137	C
55	1G	1138	G
55	1G	1139	G
55	1G	1146	A
55	1G	1150	U
55	1G	1154	G
55	1G	1157	A
55	1G	1158	C
55	1G	1159	U
55	1G	1160	G
55	1G	1177	G
55	1G	1178	G

Continued on next page...

Continued from previous page...

Mol	Chain	Res	Type
55	1G	1181	G
55	1G	1183	A
55	1G	1185	G
55	1G	1186	G
55	1G	1196	U
55	1G	1200	C
55	1G	1201	A
55	1G	1202	G
55	1G	1204	A
55	1G	1212	U
55	1G	1214	C
55	1G	1225	A
55	1G	1227	A
55	1G	1238	A
55	1G	1240	U
55	1G	1241	G
55	1G	1256	A
55	1G	1257	U
55	1G	1258	G
55	1G	1260	C
55	1G	1269	A
55	1G	1274	G
55	1G	1278	U
55	1G	1279	A
55	1G	1280	A
55	1G	1281	U
55	1G	1286	A
55	1G	1287	A
55	1G	1288	A
55	1G	1295	G
55	1G	1296	C
55	1G	1297	C
55	1G	1298	C
55	1G	1299	A
55	1G	1300	G
55	1G	1301	U
55	1G	1303	C
55	1G	1305	G
55	1G	1306	A
55	1G	1317	C
55	1G	1319	A
55	1G	1320	C

Continued on next page...

Continued from previous page...

Mol	Chain	Res	Type
55	1G	1322	C
55	1G	1323	G
55	1G	1331	G
55	1G	1335	C
55	1G	1336	C
55	1G	1338	G
55	1G	1346	A
55	1G	1347	G
55	1G	1353	G
55	1G	1359	C
55	1G	1363	A
55	1G	1364	U
55	1G	1370	G
55	1G	1379	G
55	1G	1382	C
55	1G	1388	C
55	1G	1398	A
55	1G	1401	G
55	1G	1402	C
55	1G	1406	U
55	1G	1416	G
55	1G	1417	G
55	1G	1419	G
55	1G	1442	G
55	1G	1443	G
55	1G	1446	A
55	1G	1450	U
55	1G	1451	A
55	1G	1453	G
55	1G	1454	G
55	1G	1482	G
55	1G	1492	A
55	1G	1494	G
55	1G	1499	A
55	1G	1502	A
55	1G	1503	A
55	1G	1504	G
55	1G	1506	U
55	1G	1507	A
55	1G	1517	G
55	1G	1519	A
55	1G	1520	G

Continued on next page...

Continued from previous page...

Mol	Chain	Res	Type
55	1G	1529	G
55	1G	1530	G
22	1L	4	G
22	1L	7	G
22	1L	8	4SU
22	1L	9	U
22	1L	14	A
22	1L	16	C
22	1L	17	OMG
22	1L	18	G
22	1L	19	C
22	1L	20	C
22	1L	21	A
22	1L	22	A
22	1L	23	A
22	1L	26	G
22	1L	27	A
22	1L	37	A
22	1L	41	C
22	1L	42	U
22	1L	70	C
22	1L	75	C
22	1L	76	C
22	1L	78	C
22	1L	79	A
22	1L	82	A
22	1L	83	C
22	1L	84	C
23	2L	6	G
23	2L	8	4SU
23	2L	9	G
23	2L	16	C
23	2L	17	C
23	2L	19	G
23	2L	20	G
23	2L	21	H2U
23	2L	22	A
23	2L	23	G
23	2L	48	U
23	2L	49	C
23	2L	57	C
23	2L	68	C

Continued on next page...

Continued from previous page...

Mol	Chain	Res	Type
22	3L	8	4SU
22	3L	9	U
22	3L	11	C
22	3L	15	G
22	3L	17	OMG
22	3L	18	G
22	3L	19	C
22	3L	20	C
22	3L	21	A
22	3L	34	U
22	3L	39	A
22	3L	42	U
22	3L	58	G
22	3L	67	A
22	3L	82	A
22	3L	85	A
24	4L	11	A
24	4L	12	A
24	4L	13	A
24	4L	14	A
24	4L	19	C
24	4L	23	A
25	14	5	A
25	14	9	U
25	14	15	G
25	14	34	C
25	14	35	G
25	14	46	C
25	14	55	G
25	14	58	G
25	14	61	G
25	14	71	A
25	14	72	U
25	14	74	A
25	14	75	G
25	14	82	G
25	14	83	G
25	14	90	U
25	14	91	A
25	14	93	C
25	14	95	G
25	14	99	U

Continued on next page...

Continued from previous page...

Mol	Chain	Res	Type
25	14	102	G
25	14	118	A
25	14	119	A
25	14	120	U
25	14	121	G
25	14	125	G
25	14	129	C
25	14	140	A
25	14	154	G
25	14	161	U
25	14	162	U
25	14	173	G
25	14	174	C
25	14	175	G
25	14	196	A
25	14	199	A
25	14	205	G
25	14	206	U
25	14	213	A
25	14	214	G
25	14	215	G
25	14	216	A
25	14	221	A
25	14	222	A
25	14	225	A
25	14	229	A
25	14	232	G
25	14	233	A
25	14	248	G
25	14	249	C
25	14	250	G
25	14	252	G
25	14	264	C
25	14	265	A
25	14	267	C
25	14	270(J)	G
25	14	270(K)	C
25	14	270(L)	U
25	14	270(M)	U
25	14	270(N)	G
25	14	270(O)	U
25	14	270(Z)	U

Continued on next page...

Continued from previous page...

Mol	Chain	Res	Type
25	14	271(B)	G
25	14	271(C)	U
25	14	271	G
25	14	273(B)	C
25	14	273(D)	C
25	14	274	G
25	14	279	C
25	14	283	A
25	14	289	A
25	14	311	A
25	14	312	G
25	14	317	G
25	14	324	A
25	14	327	G
25	14	329	G
25	14	330	A
25	14	352	G
25	14	363	G
25	14	363(A)	A
25	14	363(E)	U
25	14	363(F)	A
25	14	372	G
25	14	386	G
25	14	394	A
25	14	395	U
25	14	396	G
25	14	399	G
25	14	405	U
25	14	406	G
25	14	411	G
25	14	412	A
25	14	428	A
25	14	443	A
25	14	444	C
25	14	448	U
25	14	454	A
25	14	455	C
25	14	457	A
25	14	459	U
25	14	460	A
25	14	470	A
25	14	471	A

Continued on next page...

Continued from previous page...

Mol	Chain	Res	Type
25	14	481	G
25	14	501	A
25	14	504	U
25	14	505	A
25	14	509	C
25	14	519	U
25	14	530	G
25	14	531	C
25	14	532	A
25	14	533	G
25	14	537	C
25	14	543	C
25	14	547	A
25	14	549	G
25	14	556	G
25	14	563	G
25	14	567	A
25	14	568	U
25	14	573	G
25	14	575	A
25	14	583	G
25	14	592	G
25	14	593	G
25	14	603	A
25	14	607	U
25	14	609(A)	G
25	14	615	G
25	14	617	G
25	14	621	A
25	14	622	G
25	14	627	A
25	14	637	A
25	14	645	C
25	14	646	A
25	14	650	C
25	14	651	G
25	14	654	A
25	14	654(G)	C
25	14	654(I)	C
25	14	654(K)	C
25	14	654(L)	G
25	14	654(N)	G

Continued on next page...

Continued from previous page...

Mol	Chain	Res	Type
25	14	654(T)	A
25	14	656	G
25	14	669	G
25	14	670	A
25	14	686	G
25	14	717	G
25	14	722	A
25	14	730	C
25	14	739	G
25	14	740	U
25	14	751	A
25	14	752	A
25	14	753	C
25	14	770	G
25	14	775	G
25	14	776	G
25	14	779	U
25	14	782	A
25	14	784	A
25	14	785	G
25	14	789	A
25	14	792	G
25	14	805	G
25	14	812	C
25	14	816	C
25	14	819	A
25	14	820	A
25	14	822	U
25	14	827	U
25	14	828	U
25	14	831	G
25	14	832	G
25	14	845	G
25	14	846	C
25	14	859	G
25	14	865	C
25	14	866	A
25	14	878	A
25	14	880	G
25	14	882	G
25	14	887	A
25	14	888	C

Continued on next page...

Continued from previous page...

Mol	Chain	Res	Type
25	14	889	C
25	14	890	A
25	14	894	C
25	14	896	A
25	14	897	C
25	14	899	A
25	14	900	A
25	14	901	A
25	14	903	C
25	14	904	C
25	14	910	A
25	14	915	C
25	14	917	A
25	14	926	A
25	14	932	G
25	14	938	G
25	14	941	A
25	14	945	A
25	14	946	G
25	14	953	A
25	14	958	U
25	14	959	A
25	14	961	C
25	14	968	G
25	14	974	G
25	14	977	G
25	14	980	A
25	14	983	A
25	14	986	C
25	14	989	G
25	14	990	A
25	14	991	C
25	14	993	G
25	14	994	C
25	14	996	A
25	14	1012	U
25	14	1013	C
25	14	1017	G
25	14	1019	U
25	14	1020	A
25	14	1022	G
25	14	1023	U

Continued on next page...

Continued from previous page...

Mol	Chain	Res	Type
25	14	1025	G
25	14	1026	U
25	14	1027	A
25	14	1028	A
25	14	1037	G
25	14	1044	G
25	14	1045	A
25	14	1047	G
25	14	1048	A
25	14	1051	G
25	14	1054	A
25	14	1057	A
25	14	1060	U
25	14	1061	U
25	14	1067	A
25	14	1068	G
25	14	1070	A
25	14	1073	A
25	14	1085	A
25	14	1086	A
25	14	1087	G
25	14	1088	A
25	14	1090	U
25	14	1091	G
25	14	1093	G
25	14	1095	A
25	14	1096	A
25	14	1099	G
25	14	1105	U
25	14	1111	A
25	14	1112	G
25	14	1122	G
25	14	1128	A
25	14	1129	A
25	14	1130	U
25	14	1135	C
25	14	1136	G
25	14	1139	G
25	14	1142	U
25	14	1142(A)	A
25	14	1143	A
25	14	1151	G

Continued on next page...

Continued from previous page...

Mol	Chain	Res	Type
25	14	1155	A
25	14	1170	G
25	14	1171	G
25	14	1174	A
25	14	1175	U
25	14	1177	A
25	14	1178	C
25	14	1204	A
25	14	1205	U
25	14	1210	A
25	14	1212	G
25	14	1220	A
25	14	1248	G
25	14	1250	G
25	14	1253	A
25	14	1256	G
25	14	1268	A
25	14	1271	G
25	14	1272	A
25	14	1273	U
25	14	1287	A
25	14	1289	C
25	14	1300	U
25	14	1301	A
25	14	1303	G
25	14	1306	C
25	14	1313	U
25	14	1314	C
25	14	1317	A
25	14	1318	C
25	14	1319	G
25	14	1321	A
25	14	1325	G
25	14	1332	G
25	14	1338	G
25	14	1345	C
25	14	1349	A
25	14	1359	A
25	14	1360	A
25	14	1365	A
25	14	1368	G
25	14	1370	C

Continued on next page...

Continued from previous page...

Mol	Chain	Res	Type
25	14	1377	G
25	14	1385	G
25	14	1386	C
25	14	1400	G
25	14	1403	C
25	14	1406	U
25	14	1407	C
25	14	1408	C
25	14	1416	G
25	14	1417	C
25	14	1419	A
25	14	1420	U
25	14	1421	G
25	14	1425	G
25	14	1427	A
25	14	1428	C
25	14	1444(A)	A
25	14	1445	C
25	14	1449	A
25	14	1449(A)	G
25	14	1458	C
25	14	1460	A
25	14	1461	G
25	14	1467	C
25	14	1471	A
25	14	1475	G
25	14	1482	U
25	14	1483	G
25	14	1488	G
25	14	1490	A
25	14	1493	C
25	14	1494	A
25	14	1506	C
25	14	1508	A
25	14	1509	C
25	14	1510	A
25	14	1515	C
25	14	1523	U
25	14	1533	C
25	14	1535	U
25	14	1543	A
25	14	1547	C

Continued on next page...

Continued from previous page...

Mol	Chain	Res	Type
25	14	1554	A
25	14	1558	A
25	14	1559	G
25	14	1560	G
25	14	1566	A
25	14	1569	A
25	14	1573	G
25	14	1578	U
25	14	1581	G
25	14	1585	C
25	14	1586	A
25	14	1588	C
25	14	1593	G
25	14	1608	A
25	14	1609	A
25	14	1610	A
25	14	1617	C
25	14	1618	A
25	14	1640	C
25	14	1647	G
25	14	1648	C
25	14	1651	G
25	14	1669	A
25	14	1670	C
25	14	1672	C
25	14	1674	G
25	14	1675	C
25	14	1695	G
25	14	1696	G
25	14	1700	A
25	14	1701	A
25	14	1703	G
25	14	1725	G
25	14	1728	G
25	14	1729	A
25	14	1730	U
25	14	1731	G
25	14	1742	C
25	14	1743	G
25	14	1758	G
25	14	1762	A
25	14	1763	G

Continued on next page...

Continued from previous page...

Mol	Chain	Res	Type
25	14	1764	G
25	14	1773	A
25	14	1776	G
25	14	1780	A
25	14	1781	C
25	14	1782	C
25	14	1783	A
25	14	1787	A
25	14	1791	A
25	14	1800	C
25	14	1801	G
25	14	1812	A
25	14	1816	G
25	14	1819	A
25	14	1820	U
25	14	1829	A
25	14	1835	G
25	14	1836	C
25	14	1847	A
25	14	1848	A
25	14	1858	G
25	14	1859	A
25	14	1860	G
25	14	1878	G
25	14	1888	G
25	14	1889	A
25	14	1895	C
25	14	1906	G
25	14	1914	C
25	14	1919	A
25	14	1929	G
25	14	1930	G
25	14	1936	A
25	14	1938	A
25	14	1955	U
25	14	1960	A
25	14	1963	U
25	14	1967	C
25	14	1968	G
25	14	1970	A
25	14	1971	A
25	14	1972	A

Continued on next page...

Continued from previous page...

Mol	Chain	Res	Type
25	14	1985	G
25	14	1992	G
25	14	1993	U
25	14	2020	A
25	14	2023	G
25	14	2031	A
25	14	2033	A
25	14	2039	C
25	14	2043	C
25	14	2048	G
25	14	2049	G
25	14	2055	C
25	14	2056	G
25	14	2059	A
25	14	2060	A
25	14	2061	G
25	14	2062	A
25	14	2063	C
25	14	2069	G
25	14	2082	A
25	14	2093	G
25	14	2100	G
25	14	2108	C
25	14	2111	C
25	14	2112	G
25	14	2113	U
25	14	2114	A
25	14	2117	A
25	14	2118	U
25	14	2120	G
25	14	2126	A
25	14	2127	G
25	14	2128	C
25	14	2131	G
25	14	2132	U
25	14	2133	G
25	14	2136	C
25	14	2139	C
25	14	2145	C
25	14	2146	C
25	14	2147	G
25	14	2148	G

Continued on next page...

Continued from previous page...

Mol	Chain	Res	Type
25	14	2166	G
25	14	2169	A
25	14	2171	A
25	14	2172	U
25	14	2173	A
25	14	2177	C
25	14	2181	G
25	14	2191	G
25	14	2192	G
25	14	2198	A
25	14	2210	G
25	14	2211	G
25	14	2212	A
25	14	2215	G
25	14	2225	A
25	14	2226	C
25	14	2231	C
25	14	2238	G
25	14	2239	G
25	14	2240	C
25	14	2249	U
25	14	2253	G
25	14	2267	A
25	14	2274	A
25	14	2275	C
25	14	2278	A
25	14	2280	G
25	14	2283	C
25	14	2287	A
25	14	2288	A
25	14	2307	G
25	14	2308	G
25	14	2311	A
25	14	2321	G
25	14	2324	C
25	14	2325	G
25	14	2326	C
25	14	2334	G
25	14	2335	A
25	14	2336	A
25	14	2342	C
25	14	2343	C

Continued on next page...

Continued from previous page...

Mol	Chain	Res	Type
25	14	2346	A
25	14	2347	C
25	14	2350	C
25	14	2354	G
25	14	2355	C
25	14	2372	G
25	14	2383	G
25	14	2385	C
25	14	2388	A
25	14	2389	G
25	14	2392	A
25	14	2400	G
25	14	2401	U
25	14	2402	C
25	14	2406	U
25	14	2410	G
25	14	2414	G
25	14	2422	A
25	14	2423	U
25	14	2425	A
25	14	2429	G
25	14	2430	A
25	14	2431	U
25	14	2434	A
25	14	2435	A
25	14	2439	A
25	14	2440	C
25	14	2441	C
25	14	2445	G
25	14	2448	A
25	14	2449	U
25	14	2468	G
25	14	2469	A
25	14	2470	G
25	14	2474	C
25	14	2475	C
25	14	2482	G
25	14	2483	C
25	14	2484	G
25	14	2487	G
25	14	2496	C
25	14	2497	A

Continued on next page...

Continued from previous page...

Mol	Chain	Res	Type
25	14	2502	G
25	14	2504	U
25	14	2505	G
25	14	2506	U
25	14	2507	C
25	14	2518	A
25	14	2525	G
25	14	2532	G
25	14	2542	A
25	14	2543	G
25	14	2554	U
25	14	2564	A
25	14	2566	A
25	14	2567	G
25	14	2569	G
25	14	2573	C
25	14	2584	U
25	14	2585	U
25	14	2602	A
25	14	2603	G
25	14	2608	G
25	14	2609	U
25	14	2611	U
25	14	2612	C
25	14	2613	U
25	14	2615	U
25	14	2621	A
25	14	2630	G
25	14	2636	U
25	14	2641	G
25	14	2646	C
25	14	2665	A
25	14	2667	C
25	14	2673	G
25	14	2682	U
25	14	2689	U
25	14	2690	C
25	14	2702	U
25	14	2706	G
25	14	2712(A)	A
25	14	2713	A
25	14	2726	U

Continued on next page...

Continued from previous page...

Mol	Chain	Res	Type
25	14	2732	G
25	14	2733	A
25	14	2744	G
25	14	2748	A
25	14	2750	A
25	14	2751	G
25	14	2752	C
25	14	2754	U
25	14	2758	A
25	14	2761	G
25	14	2762	G
25	14	2764	A
25	14	2765	A
25	14	2766	G
25	14	2769	C
25	14	2777	G
25	14	2778	A
25	14	2779	U
25	14	2789	C
25	14	2790	A
25	14	2791	C
25	14	2797	U
25	14	2818	G
25	14	2820	A
25	14	2821	A
25	14	2833	G
25	14	2834	G
25	14	2835	A
25	14	2838	G
25	14	2845	G
25	14	2849	U
25	14	2860	A
25	14	2872	G
25	14	2873	A
25	14	2880	C
25	14	2892	A
25	14	2894	G
25	14	2896	C
26	1J	0	A
26	1J	3	C
26	1J	8	U
26	1J	13	A

Continued on next page...

Continued from previous page...

Mol	Chain	Res	Type
26	1J	15	A
26	1J	16	G
26	1J	22	U
26	1J	25	A
26	1J	26	A
26	1J	28	C
26	1J	29	A
26	1J	30	C
26	1J	32	C
26	1J	34	U
26	1J	40	U
26	1J	41	U
26	1J	42	C
26	1J	45	A
26	1J	46	A
26	1J	47	C
26	1J	53	A
26	1J	54	G
26	1J	66	A
26	1J	73	A
26	1J	74	U
26	1J	75	G
26	1J	81	G
26	1J	88	C
26	1J	89	G
26	1J	89(A)	A
26	1J	90	C
26	1J	99	A
26	1J	101	A
26	1J	108	C
26	1J	109	G

All (184) RNA pucker outliers are listed below:

Mol	Chain	Res	Type
1	13	115	G
1	13	190	G
1	13	244	U
1	13	251	G
1	13	266	G
1	13	412	A
1	13	422	C

Continued on next page...

Continued from previous page...

Mol	Chain	Res	Type
1	13	428	G
1	13	429	U
1	13	484	G
1	13	509	A
1	13	687	A
1	13	703	G
1	13	748	C
1	13	793	U
1	13	812	C
1	13	913	A
1	13	991	U
1	13	992	U
1	13	1027	C
1	13	1054	C
1	13	1211	U
1	13	1225	A
1	13	1256	A
1	13	1285	A
1	13	1301	U
1	13	1322	C
1	13	1452	C
1	13	1498	U
1	13	1504	G
1	13	1529	G
22	1K	3	U
22	1K	18	G
22	1K	45	C
22	1K	50	U
22	1K	57	C
22	1K	69	U
22	1K	75	C
22	1K	78	C
23	2K	21	H2U
23	2K	48	U
22	3K	17	OMG
22	3K	18	G
25	1H	125	G
25	1H	196	A
25	1H	229	A
25	1H	271(B)	G
25	1H	404	C
25	1H	481	G

Continued on next page...

Continued from previous page...

Mol	Chain	Res	Type
25	1H	508	G
25	1H	587	C
25	1H	685	A
25	1H	752	A
25	1H	764	A
25	1H	776	G
25	1H	800	A
25	1H	827	U
25	1H	859	G
25	1H	974	G
25	1H	1012	U
25	1H	1022	G
25	1H	1026	U
25	1H	1060	U
25	1H	1081	U
25	1H	1084	A
25	1H	1085	A
25	1H	1110	G
25	1H	1178	C
25	1H	1312	U
25	1H	1378	A
25	1H	1420	U
25	1H	1451	C
25	1H	1508	A
25	1H	1558	A
25	1H	1559	G
25	1H	1608	A
25	1H	1609	A
25	1H	1617	C
25	1H	1653	G
25	1H	1694	C
25	1H	1698	A
25	1H	1757	U
25	1H	1762	A
25	1H	1799	G
25	1H	1913	A
25	1H	1984	G
25	1H	1992	G
25	1H	2171	A
25	1H	2211	G
25	1H	2428	G
25	1H	2430	A

Continued on next page...

Continued from previous page...

Mol	Chain	Res	Type
25	1H	2439	A
25	1H	2448	A
25	1H	2476	A
25	1H	2566	A
25	1H	2610	C
25	1H	2689	U
25	1H	2756	U
26	16	108	C
55	1G	89	U
55	1G	115	G
55	1G	119	A
55	1G	197	A
55	1G	209	U
55	1G	243	A
55	1G	250	A
55	1G	266	G
55	1G	327	A
55	1G	328	C
55	1G	345	C
55	1G	350	G
55	1G	412	A
55	1G	485	G
55	1G	509	A
55	1G	630	G
55	1G	686	U
55	1G	687	A
55	1G	748	C
55	1G	793	U
55	1G	812	C
55	1G	913	A
55	1G	992	U
55	1G	1053	G
55	1G	1054	C
55	1G	1128	C
55	1G	1145	C
55	1G	1157	A
55	1G	1285	A
55	1G	1297	C
55	1G	1300	G
55	1G	1305	G
55	1G	1346	A
55	1G	1442	G

Continued on next page...

Continued from previous page...

Mol	Chain	Res	Type
55	1G	1453	G
55	1G	1498	U
22	1L	3	U
22	1L	75	C
22	1L	78	C
23	2L	21	H2U
23	2L	48	U
22	3L	17	OMG
22	3L	18	G
22	3L	57	C
24	4L	13	A
25	14	128	C
25	14	196	A
25	14	204	A
25	14	205	G
25	14	278	A
25	14	310	A
25	14	669	G
25	14	685	A
25	14	752	A
25	14	764	A
25	14	827	U
25	14	877	U
25	14	1022	G
25	14	1085	A
25	14	1141	U
25	14	1416	G
25	14	1420	U
25	14	1460	A
25	14	1558	A
25	14	1608	A
25	14	1647	G
25	14	1801	G
25	14	1819	A
25	14	1971	A
25	14	1984	G
25	14	1992	G
25	14	2191	G
25	14	2210	G
25	14	2225	A
25	14	2320	A
25	14	2406	U

Continued on next page...

Continued from previous page...

Mol	Chain	Res	Type
25	14	2439	A
25	14	2506	U
25	14	2602	A
25	14	2611	U
25	14	2629	A
25	14	2689	U
25	14	2776	A
25	14	2859	G
26	1J	56	G

5.4 Non-standard residues in protein, DNA, RNA chains ⓘ

38 non-standard protein/DNA/RNA residues are modelled in this entry.

In the following table, the Counts columns list the number of bonds (or angles) for which Mogul statistics could be retrieved, the number of bonds (or angles) that are observed in the model and the number of bonds (or angles) that are defined in the Chemical Component Dictionary. The Link column lists molecule types, if any, to which the group is linked. The Z score for a bond length (or angle) is the number of standard deviations the observed value is removed from the expected value. A bond length (or angle) with $|Z| > 2$ is considered an outlier worth inspection. RMSZ is the root-mean-square of all Z scores of the bond lengths (or angles).

Mol	Type	Chain	Res	Link	Bond lengths			Bond angles		
					Counts	RMSZ	# Z > 2	Counts	RMSZ	# Z > 2
22	QUO	3L	35	22	28,35,36	5.78	9 (32%)	32,52,55	5.28	13 (40%)
22	5MU	1L	63	22	15,22,23	2.18	3 (20%)	16,32,35	1.75	2 (12%)
22	PSU	3K	40	22	17,21,22	0.97	1 (5%)	20,30,33	3.58	7 (35%)
22	QUO	1L	35	24,22	28,35,36	5.77	10 (35%)	32,52,55	5.15	11 (34%)
22	PSU	1L	64	22	17,21,22	0.92	1 (5%)	20,30,33	3.46	7 (35%)
22	4SU	1L	8	22	14,21,22	3.28	2 (14%)	15,30,33	1.26	2 (13%)
22	4SU	3K	8	22	14,21,22	3.23	2 (14%)	15,30,33	1.24	2 (13%)
22	PSU	1L	40	22	17,21,22	1.10	2 (11%)	20,30,33	3.40	6 (30%)
22	PSU	1K	64	22	17,21,22	1.23	3 (17%)	20,30,33	3.21	6 (30%)
23	OMC	2L	33	23	15,22,23	2.20	4 (26%)	17,31,34	1.29	2 (11%)
22	5MU	1K	63	22	15,22,23	2.06	3 (20%)	16,32,35	1.83	2 (12%)
22	MIA	3K	38	22	24,31,32	2.44	3 (12%)	26,44,47	2.72	8 (30%)
22	OMG	1L	17	22	18,26,27	5.67	6 (33%)	20,38,41	5.42	7 (35%)
22	OMG	3K	17	22	18,26,27	5.78	6 (33%)	20,38,41	5.46	7 (35%)
22	PSU	3L	40	22	17,21,22	1.19	2 (11%)	20,30,33	3.65	6 (30%)

Mol	Type	Chain	Res	Link	Bond lengths			Bond angles		
					Counts	RMSZ	# Z > 2	Counts	RMSZ	# Z > 2
22	QUO	3K	35	22	28,35,36	5.73	9 (32%)	32,52,55	4.85	11 (34%)
23	PSU	2K	56	23	17,21,22	1.20	2 (11%)	20,30,33	3.06	5 (25%)
23	H2U	2K	21	23	18,21,22	2.03	4 (22%)	21,30,33	2.08	5 (23%)
22	5MU	3L	63	22	15,22,23	2.12	3 (20%)	16,32,35	1.73	2 (12%)
22	PSU	3K	64	22	17,21,22	1.21	3 (17%)	20,30,33	3.28	7 (35%)
22	OMG	3L	17	22	18,26,27	5.82	7 (38%)	20,38,41	5.50	8 (40%)
23	H2U	2L	21	23	18,21,22	2.19	4 (22%)	21,30,33	1.74	4 (19%)
22	4SU	3L	8	22	14,21,22	3.43	2 (14%)	15,30,33	1.25	2 (13%)
22	PSU	1K	40	22	17,21,22	0.97	1 (5%)	20,30,33	3.18	6 (30%)
23	5MU	2K	55	60,23	15,22,23	2.21	3 (20%)	16,32,35	2.01	2 (12%)
23	4SU	2L	8	23	14,21,22	3.42	2 (14%)	15,30,33	0.85	1 (6%)
22	MIA	1K	38	22	24,31,32	2.37	4 (16%)	26,44,47	3.27	8 (30%)
22	5MU	3K	63	22	15,22,23	2.08	3 (20%)	16,32,35	1.74	2 (12%)
22	4SU	1K	8	22	14,21,22	3.30	2 (14%)	15,30,33	1.27	2 (13%)
23	4SU	2K	8	23	14,21,22	3.47	2 (14%)	15,30,33	0.97	1 (6%)
22	MIA	1L	38	22	24,31,32	2.38	3 (12%)	26,44,47	3.51	10 (38%)
23	5MU	2L	55	23	15,22,23	2.18	3 (20%)	16,32,35	1.91	2 (12%)
22	PSU	3L	64	22	17,21,22	0.98	1 (5%)	20,30,33	3.08	6 (30%)
22	MIA	3L	38	22	24,31,32	2.35	4 (16%)	26,44,47	2.41	8 (30%)
22	OMG	1K	17	22	18,26,27	5.55	6 (33%)	20,38,41	5.37	7 (35%)
22	QUO	1K	35	24,22	28,35,36	5.45	9 (32%)	32,52,55	4.83	9 (28%)
23	OMC	2K	33	23	15,22,23	2.22	4 (26%)	17,31,34	1.28	2 (11%)
23	PSU	2L	56	23	17,21,22	1.07	1 (5%)	20,30,33	3.33	5 (25%)

In the following table, the Chirals column lists the number of chiral outliers, the number of chiral centers analysed, the number of these observed in the model and the number defined in the Chemical Component Dictionary. Similar counts are reported in the Torsion and Rings columns. '-' means no outliers of that kind were identified.

Mol	Type	Chain	Res	Link	Chirals	Torsions	Rings
22	QUO	3L	35	22	-	2/6/43/44	0/4/4/4
22	5MU	1L	63	22	-	0/5/25/26	0/2/2/2
22	PSU	3K	40	22	-	0/7/25/26	0/2/2/2
22	QUO	1L	35	24,22	-	3/6/43/44	0/4/4/4
22	PSU	1L	64	22	-	2/7/25/26	0/2/2/2
22	4SU	1L	8	22	-	2/5/25/26	0/2/2/2

Continued on next page...

Continued from previous page...

Mol	Type	Chain	Res	Link	Chirals	Torsions	Rings
22	4SU	3K	8	22	-	0/5/25/26	0/2/2/2
22	PSU	1L	40	22	-	0/7/25/26	0/2/2/2
22	PSU	1K	64	22	-	0/7/25/26	0/2/2/2
23	OMC	2L	33	23	-	1/7/27/28	0/2/2/2
22	5MU	1K	63	22	-	1/5/25/26	0/2/2/2
22	MIA	3K	38	22	-	6/11/33/34	0/3/3/3
22	OMG	1L	17	22	-	3/5/27/28	0/3/3/3
22	OMG	3K	17	22	-	2/5/27/28	0/3/3/3
22	PSU	3L	40	22	-	0/7/25/26	0/2/2/2
22	QUO	3K	35	22	-	3/6/43/44	0/4/4/4
23	PSU	2K	56	23	-	0/7/25/26	0/2/2/2
23	H2U	2K	21	23	-	3/7/38/39	0/2/2/2
22	5MU	3L	63	22	-	0/5/25/26	0/2/2/2
22	PSU	3K	64	22	-	3/7/25/26	0/2/2/2
22	OMG	3L	17	22	-	2/5/27/28	0/3/3/3
23	H2U	2L	21	23	-	6/7/38/39	0/2/2/2
22	4SU	3L	8	22	-	0/5/25/26	0/2/2/2
22	PSU	1K	40	22	-	0/7/25/26	0/2/2/2
23	5MU	2K	55	60,23	-	0/5/25/26	0/2/2/2
23	4SU	2L	8	23	-	0/5/25/26	0/2/2/2
22	MIA	1K	38	22	-	6/11/33/34	0/3/3/3
22	5MU	3K	63	22	-	2/5/25/26	0/2/2/2
22	4SU	1K	8	22	-	2/5/25/26	0/2/2/2
23	4SU	2K	8	23	-	0/5/25/26	0/2/2/2
22	MIA	1L	38	22	-	7/11/33/34	0/3/3/3
23	5MU	2L	55	23	-	0/5/25/26	0/2/2/2
22	PSU	3L	64	22	-	0/7/25/26	0/2/2/2
22	MIA	3L	38	22	-	8/11/33/34	0/3/3/3
22	OMG	1K	17	22	-	2/5/27/28	0/3/3/3
22	QUO	1K	35	24,22	-	4/6/43/44	0/4/4/4
23	OMC	2K	33	23	-	1/7/27/28	0/2/2/2
23	PSU	2L	56	23	-	0/7/25/26	0/2/2/2

All (139) bond length outliers are listed below:

Mol	Chain	Res	Type	Atoms	Z	Observed(Å)	Ideal(Å)
22	3L	35	QUO	C4-N3	23.26	1.72	1.35
22	1L	35	QUO	C4-N3	22.92	1.71	1.35
22	3K	35	QUO	C4-N3	22.86	1.71	1.35

Continued on next page...

Continued from previous page...

Mol	Chain	Res	Type	Atoms	Z	Observed(Å)	Ideal(Å)
22	1K	35	QUO	C4-N3	21.31	1.69	1.35
22	3L	17	OMG	C4-N3	16.72	1.61	1.35
22	3K	17	OMG	C4-N3	16.45	1.61	1.35
22	1L	17	OMG	C4-N3	16.20	1.61	1.35
22	1K	17	OMG	C4-N3	15.52	1.60	1.35
22	3L	17	OMG	C8-N7	-14.76	1.08	1.34
22	3K	17	OMG	C8-N7	-14.67	1.08	1.34
22	1K	17	OMG	C8-N7	-14.53	1.08	1.34
22	1L	17	OMG	C8-N7	-14.38	1.09	1.34
22	1L	35	QUO	C6-N1	-10.75	1.14	1.33
22	1K	35	QUO	C6-N1	-10.42	1.14	1.33
23	2L	8	4SU	C5-C4	10.32	1.50	1.38
23	2K	8	4SU	C5-C4	10.32	1.50	1.38
22	3L	35	QUO	C6-N1	-10.21	1.15	1.33
22	3L	8	4SU	C5-C4	10.19	1.50	1.38
22	1L	35	QUO	C7-C5	10.16	1.57	1.41
22	3K	35	QUO	C8-N9	-10.13	1.23	1.38
22	1L	8	4SU	C5-C4	9.93	1.49	1.38
22	3L	35	QUO	C8-N9	-9.90	1.23	1.38
22	3K	35	QUO	C6-N1	-9.86	1.15	1.33
22	1K	8	4SU	C5-C4	9.75	1.49	1.38
22	3K	8	4SU	C5-C4	9.69	1.49	1.38
22	3L	35	QUO	C7-C5	9.63	1.56	1.41
22	1L	35	QUO	C8-N9	-9.58	1.23	1.38
22	3K	35	QUO	C7-C5	9.56	1.56	1.41
22	1K	35	QUO	C8-N9	-9.54	1.24	1.38
22	1K	35	QUO	C7-C5	9.47	1.56	1.41
22	3L	38	MIA	C13-C14	8.67	1.57	1.32
22	1K	38	MIA	C13-C14	8.65	1.57	1.32
22	1L	38	MIA	C13-C14	8.52	1.56	1.32
22	3K	38	MIA	C13-C14	8.28	1.56	1.32
22	3K	17	OMG	C5-C4	7.88	1.61	1.40
22	3L	17	OMG	C5-C4	7.87	1.61	1.40
22	1L	17	OMG	C5-C4	7.83	1.61	1.40
22	1K	17	OMG	C5-C4	7.73	1.61	1.40
23	2K	8	4SU	C6-N1	7.72	1.45	1.35
22	3L	8	4SU	C6-N1	7.47	1.45	1.35
23	2L	8	4SU	C6-N1	7.30	1.44	1.35
22	1K	8	4SU	C6-N1	7.18	1.44	1.35
22	1L	8	4SU	C6-N1	6.90	1.44	1.35
22	3K	8	4SU	C6-N1	6.89	1.44	1.35
23	2L	21	H2U	C2-N1	6.72	1.45	1.35

Continued on next page...

Continued from previous page...

Mol	Chain	Res	Type	Atoms	Z	Observed(Å)	Ideal(Å)
23	2K	21	H2U	C2-N1	6.07	1.44	1.35
22	3K	38	MIA	C6-N6	5.72	1.45	1.34
23	2K	55	5MU	C4-C5	5.68	1.53	1.41
22	3K	35	QUO	C13-C12	-5.58	1.47	1.53
22	1L	38	MIA	C6-N6	5.57	1.44	1.34
22	1K	38	MIA	C6-N6	5.57	1.44	1.34
23	2L	55	5MU	C4-C5	5.54	1.53	1.41
22	1L	63	5MU	C4-C5	5.46	1.53	1.41
22	3L	38	MIA	C6-N6	5.46	1.44	1.34
23	2L	33	OMC	C6-N1	5.30	1.42	1.35
22	3L	35	QUO	C2-N2	5.23	1.44	1.33
22	3L	63	5MU	C4-C5	5.20	1.52	1.41
22	3K	35	QUO	C2-N2	5.18	1.44	1.33
23	2K	33	OMC	C6-N1	5.15	1.42	1.35
22	1L	35	QUO	C13-C12	-5.12	1.48	1.53
22	3K	38	MIA	C2-S10	5.10	1.80	1.75
23	2K	55	5MU	C2-N3	5.01	1.48	1.38
22	3K	17	OMG	C6-N1	-4.96	1.24	1.33
22	3L	63	5MU	C2-N3	4.96	1.48	1.38
22	1K	63	5MU	C4-C5	4.95	1.52	1.41
22	3K	63	5MU	C4-C5	4.94	1.52	1.41
22	1L	63	5MU	C2-N3	4.86	1.47	1.38
22	3L	17	OMG	C6-N1	-4.83	1.24	1.33
22	3L	35	QUO	C13-C12	-4.81	1.48	1.53
22	3K	63	5MU	C2-N3	4.80	1.47	1.38
22	1K	63	5MU	C2-N3	4.76	1.47	1.38
23	2L	55	5MU	C2-N3	4.76	1.47	1.38
22	1K	35	QUO	C13-C12	-4.75	1.48	1.53
22	1K	35	QUO	C2-N2	4.72	1.43	1.33
22	1L	17	OMG	C6-N1	-4.47	1.25	1.33
22	1K	17	OMG	C6-N1	-4.47	1.25	1.33
22	1L	35	QUO	C2-N2	4.46	1.42	1.33
23	2L	33	OMC	C5-C4	4.27	1.51	1.41
23	2L	21	H2U	C2-N3	4.15	1.45	1.38
23	2K	33	OMC	C5-C4	4.04	1.50	1.41
22	1L	38	MIA	C2-S10	3.97	1.79	1.75
23	2K	21	H2U	C2-N3	3.94	1.45	1.38
22	3L	35	QUO	C2-N3	3.86	1.52	1.34
22	3K	35	QUO	C2-N3	3.73	1.52	1.34
23	2K	33	OMC	C2-N3	3.73	1.45	1.38
22	1L	17	OMG	C2-N2	3.72	1.41	1.33
23	2L	21	H2U	C4-N3	3.69	1.43	1.37

Continued on next page...

Continued from previous page...

Mol	Chain	Res	Type	Atoms	Z	Observed(Å)	Ideal(Å)
22	1L	63	5MU	C4-N3	-3.62	1.26	1.33
22	3K	17	OMG	C2-N2	3.60	1.41	1.33
22	1L	35	QUO	C2-N3	3.59	1.51	1.34
22	3L	17	OMG	C2-N2	3.51	1.40	1.33
22	1K	17	OMG	C2-N2	3.47	1.40	1.33
22	3K	63	5MU	C4-N3	-3.45	1.27	1.33
23	2L	56	PSU	C4-N3	3.40	1.39	1.33
23	2L	33	OMC	C2-N3	3.39	1.44	1.38
22	1K	35	QUO	C2-N3	3.39	1.50	1.34
23	2L	55	5MU	C4-N3	-3.39	1.27	1.33
22	1L	40	PSU	C4-N3	3.37	1.38	1.33
22	3L	63	5MU	C4-N3	-3.35	1.27	1.33
22	3L	40	PSU	C4-N3	3.34	1.38	1.33
22	3L	35	QUO	C14-C13	-3.33	1.48	1.53
22	1K	63	5MU	C4-N3	-3.32	1.27	1.33
23	2K	21	H2U	C4-N3	3.31	1.43	1.37
23	2K	33	OMC	C4-N4	3.28	1.44	1.35
22	1L	35	QUO	C14-C13	-3.17	1.48	1.53
23	2L	33	OMC	C4-N4	3.17	1.44	1.35
22	3K	64	PSU	C4-N3	3.14	1.38	1.33
22	1L	64	PSU	C4-N3	2.93	1.38	1.33
22	3L	64	PSU	C4-N3	2.90	1.38	1.33
23	2K	56	PSU	C4-N3	2.90	1.38	1.33
22	3K	40	PSU	C4-N3	2.88	1.38	1.33
23	2K	55	5MU	C4-N3	-2.87	1.28	1.33
22	3K	35	QUO	C14-C13	-2.86	1.49	1.53
22	3L	38	MIA	C6-N1	2.84	1.36	1.32
22	1K	64	PSU	C4-N3	2.75	1.37	1.33
22	3L	38	MIA	C2-S10	2.69	1.78	1.75
22	1K	35	QUO	C16-C15	2.65	1.61	1.54
22	1K	35	QUO	C14-C13	-2.61	1.49	1.53
22	1K	40	PSU	C4-N3	2.60	1.37	1.33
22	3K	17	OMG	O6-C6	-2.59	1.18	1.24
23	2K	56	PSU	C5-C1'	-2.56	1.50	1.52
22	3L	35	QUO	C16-C15	2.56	1.61	1.54
22	3L	17	OMG	O6-C6	-2.56	1.18	1.24
22	1L	17	OMG	O6-C6	-2.54	1.18	1.24
22	3K	35	QUO	C16-C15	2.53	1.60	1.54
22	1L	35	QUO	C2-N1	-2.52	1.30	1.35
22	3K	64	PSU	O4'-C1'	-2.38	1.41	1.44
23	2K	21	H2U	C6-N1	-2.38	1.42	1.47
22	1K	38	MIA	C2-S10	2.31	1.77	1.75

Continued on next page...

Continued from previous page...

Mol	Chain	Res	Type	Atoms	Z	Observed(Å)	Ideal(Å)
22	1K	17	OMG	O6-C6	-2.29	1.18	1.24
23	2L	21	H2U	C6-N1	-2.26	1.43	1.47
22	1K	64	PSU	C5-C1'	-2.24	1.50	1.52
22	1L	35	QUO	C16-C15	2.20	1.60	1.54
22	3K	64	PSU	C5-C1'	-2.20	1.50	1.52
22	1K	64	PSU	O4'-C1'	-2.11	1.41	1.44
22	1L	40	PSU	O4'-C1'	-2.07	1.41	1.44
22	1K	38	MIA	C6-N1	2.07	1.35	1.32
22	3L	17	OMG	C2-N1	-2.03	1.31	1.35
22	3L	40	PSU	O4'-C1'	-2.01	1.41	1.44

All (203) bond angle outliers are listed below:

Mol	Chain	Res	Type	Atoms	Z	Observed(°)	Ideal(°)
22	1K	35	QUO	C6-C5-C4	21.44	127.12	115.01
22	1L	35	QUO	C6-C5-C4	21.37	127.08	115.01
22	3L	35	QUO	C6-C5-C4	21.13	126.94	115.01
22	3K	35	QUO	C6-C5-C4	19.63	126.09	115.01
22	1K	17	OMG	C6-C5-C4	-14.81	106.66	120.80
22	3L	17	OMG	C6-C5-C4	-14.27	107.18	120.80
22	1L	17	OMG	C6-C5-C4	-14.15	107.30	120.80
22	3K	17	OMG	C1'-N9-C4	14.10	151.42	126.64
22	3L	35	QUO	C8-N9-C1'	-14.02	113.07	125.48
22	3K	17	OMG	C6-C5-C4	-13.81	107.62	120.80
22	3L	17	OMG	C1'-N9-C4	13.74	150.78	126.64
22	1L	35	QUO	C8-N9-C1'	-13.19	113.80	125.48
22	1L	17	OMG	C1'-N9-C4	13.14	149.72	126.64
22	3L	40	PSU	N1-C2-N3	-12.70	118.33	128.43
22	1L	38	MIA	C11-S10-C2	12.57	111.65	102.27
22	3K	40	PSU	N1-C2-N3	-12.19	118.74	128.43
22	1L	40	PSU	N1-C2-N3	-11.91	118.96	128.43
22	1K	17	OMG	C1'-N9-C4	11.84	147.45	126.64
23	2L	56	PSU	N1-C2-N3	-11.76	119.08	128.43
22	1K	64	PSU	N1-C2-N3	-11.37	119.39	128.43
22	1L	64	PSU	N1-C2-N3	-11.34	119.42	128.43
22	3K	35	QUO	C8-N9-C1'	-10.97	115.77	125.48
22	1K	40	PSU	N1-C2-N3	-10.51	120.08	128.43
22	3K	64	PSU	N1-C2-N3	-10.43	120.14	128.43
23	2K	56	PSU	N1-C2-N3	-10.26	120.28	128.43
22	1K	38	MIA	C11-S10-C2	10.21	109.89	102.27
22	3L	64	PSU	N1-C2-N3	-10.09	120.41	128.43
22	1K	38	MIA	C12-C13-C14	-9.59	108.49	127.14

Continued on next page...

Continued from previous page...

Mol	Chain	Res	Type	Atoms	Z	Observed(°)	Ideal(°)
22	3K	38	MIA	C12-C13-C14	-9.19	109.26	127.14
22	1K	17	OMG	C6-N1-C2	9.01	130.25	115.93
22	3L	17	OMG	C6-N1-C2	9.00	130.23	115.93
22	3K	17	OMG	C6-N1-C2	8.95	130.15	115.93
22	1L	17	OMG	C6-N1-C2	8.93	130.12	115.93
22	1K	35	QUO	C8-N9-C1'	-8.91	117.59	125.48
22	3K	35	QUO	N3-C2-N1	-8.89	115.37	127.22
22	3L	35	QUO	N3-C2-N1	-8.81	115.47	127.22
22	1L	38	MIA	C12-C13-C14	-8.44	110.72	127.14
22	1L	35	QUO	N3-C2-N1	-7.91	116.67	127.22
22	3L	38	MIA	C12-C13-C14	-7.57	112.42	127.14
22	1K	17	OMG	C4-C5-N7	-7.46	101.63	109.40
22	1K	35	QUO	N3-C2-N1	-7.33	117.45	127.22
22	1K	35	QUO	C1'-N9-C4	-7.31	113.80	126.64
22	3K	35	QUO	C6-N1-C2	7.20	127.38	115.93
22	1L	17	OMG	C4-C5-N7	-7.06	102.04	109.40
22	3K	40	PSU	C4-N3-C2	7.04	121.08	115.14
22	3L	35	QUO	C6-N1-C2	6.85	126.82	115.93
22	3K	17	OMG	C4-C5-N7	-6.81	102.31	109.40
22	1L	35	QUO	C6-N1-C2	6.77	126.69	115.93
22	1L	64	PSU	C4-N3-C2	6.74	120.83	115.14
22	3L	17	OMG	N3-C2-N1	-6.65	118.35	127.22
22	1K	35	QUO	C6-N1-C2	6.65	126.49	115.93
22	1L	17	OMG	N3-C2-N1	-6.62	118.39	127.22
23	2K	21	H2U	C4-N3-C2	-6.59	120.32	125.79
22	3K	17	OMG	N3-C2-N1	-6.50	118.55	127.22
22	3K	64	PSU	C4-N3-C2	6.47	120.61	115.14
22	1L	40	PSU	C4-N3-C2	6.45	120.59	115.14
22	3L	17	OMG	C4-C5-N7	-6.35	102.78	109.40
23	2L	55	5MU	C5-C6-N1	-6.30	115.41	122.19
22	3K	35	QUO	C1'-N9-C4	-6.19	115.77	126.64
22	1K	40	PSU	C4-N3-C2	5.99	120.20	115.14
22	1K	17	OMG	N3-C2-N1	-5.96	119.27	127.22
22	3L	40	PSU	C4-N3-C2	5.92	120.14	115.14
22	3L	35	QUO	C5-C6-N1	5.86	129.28	124.09
23	2K	56	PSU	C4-N3-C2	5.79	120.03	115.14
22	3L	64	PSU	C4-N3-C2	5.53	119.81	115.14
23	2K	55	5MU	C5-C6-N1	-5.49	116.27	122.19
22	3K	35	QUO	C5-C6-N1	5.39	128.86	124.09
23	2L	56	PSU	C4-N3-C2	5.37	119.68	115.14
22	1K	63	5MU	C4-N3-C2	5.34	119.66	115.14
23	2K	55	5MU	C4-N3-C2	5.29	119.61	115.14

Continued on next page...

Continued from previous page...

Mol	Chain	Res	Type	Atoms	Z	Observed(°)	Ideal(°)
22	1L	35	QUO	C5-C6-N1	5.19	128.69	124.09
22	3K	64	PSU	C5-C4-N3	-5.11	118.78	125.36
22	3L	17	OMG	C5-C6-N1	5.04	130.33	123.43
22	3K	63	5MU	C5-C6-N1	-5.00	116.81	122.19
22	1K	38	MIA	C15-C14-C13	-4.90	108.49	122.65
22	3L	63	5MU	C4-N3-C2	4.87	119.26	115.14
23	2K	56	PSU	C5-C4-N3	-4.83	119.14	125.36
22	3K	17	OMG	C5-C6-N1	4.80	130.00	123.43
22	3K	38	MIA	C16-C14-C13	-4.78	108.83	122.65
23	2L	21	H2U	C4-N3-C2	-4.75	121.85	125.79
22	1L	35	QUO	C1'-N9-C4	-4.75	118.30	126.64
22	3K	38	MIA	C15-C14-C13	-4.70	109.07	122.65
22	3L	38	MIA	C15-C14-C13	-4.69	109.10	122.65
22	1L	17	OMG	C5-C6-N1	4.66	129.81	123.43
22	1K	40	PSU	C5-C4-N3	-4.63	119.39	125.36
22	1L	63	5MU	C5-C6-N1	-4.61	117.22	122.19
22	1K	64	PSU	C4-N3-C2	4.58	119.01	115.14
22	1L	63	5MU	C4-N3-C2	4.55	118.98	115.14
22	3L	35	QUO	C1'-N9-C4	-4.51	118.72	126.64
22	1K	63	5MU	C5-C6-N1	-4.47	117.37	122.19
22	3L	63	5MU	C5-C6-N1	-4.41	117.44	122.19
22	3K	63	5MU	C4-N3-C2	4.41	118.86	115.14
22	3L	64	PSU	C5-C4-N3	-4.39	119.71	125.36
22	3L	38	MIA	C16-C14-C13	-4.39	109.97	122.65
22	1K	35	QUO	N2-C2-N1	4.36	124.04	117.25
22	3L	35	QUO	C16-C12-C13	4.36	109.65	103.18
22	1L	64	PSU	C5-C4-N3	-4.36	119.75	125.36
22	1L	35	QUO	C16-C12-C13	4.27	109.52	103.18
22	1K	17	OMG	N2-C2-N1	4.26	123.87	117.25
22	3K	38	MIA	C2-N3-C4	4.23	121.15	115.32
22	1L	38	MIA	C15-C14-C13	-4.18	110.58	122.65
22	3K	40	PSU	C5-C4-N3	-4.15	120.01	125.36
22	1L	17	OMG	N2-C2-N1	4.13	123.68	117.25
22	3L	40	PSU	C6-N1-C2	4.10	122.13	115.36
22	1K	17	OMG	C5-C6-N1	4.08	129.02	123.43
22	1L	38	MIA	C16-C14-C13	-4.06	110.90	122.65
22	1L	40	PSU	C5-C4-N3	-4.05	120.14	125.36
22	1L	38	MIA	C2-N3-C4	4.03	120.88	115.32
23	2K	21	H2U	C5-C4-N3	3.95	121.08	116.65
22	1K	64	PSU	C5-C6-N1	-3.93	119.61	124.44
23	2L	56	PSU	C6-N1-C2	3.91	121.81	115.36
22	1K	38	MIA	C16-C14-C13	-3.83	111.58	122.65

Continued on next page...

Continued from previous page...

Mol	Chain	Res	Type	Atoms	Z	Observed(°)	Ideal(°)
22	3L	40	PSU	C5-C6-N1	-3.82	119.74	124.44
22	3L	40	PSU	C5-C4-N3	-3.75	120.53	125.36
23	2L	56	PSU	C5-C6-N1	-3.73	119.85	124.44
22	3K	40	PSU	C6-N1-C2	3.68	121.43	115.36
23	2L	33	OMC	C2-N3-C4	3.68	120.07	116.34
22	1K	35	QUO	C5-C6-N1	3.64	127.32	124.09
22	1L	35	QUO	C15-C14-C13	3.63	109.69	103.91
23	2L	56	PSU	C5-C4-N3	-3.62	120.70	125.36
22	3K	64	PSU	C5-C1'-C2'	-3.60	108.91	115.32
22	1K	64	PSU	C6-N1-C2	3.56	121.23	115.36
22	1K	8	4SU	C2-N3-C4	3.53	120.27	115.15
22	3L	38	MIA	C2-N3-C4	3.53	120.19	115.32
22	1L	64	PSU	O4'-C1'-C5	3.50	115.35	109.93
23	2L	55	5MU	C4-N3-C2	3.44	118.05	115.14
23	2K	21	H2U	N3-C2-N1	3.43	120.28	116.65
22	3L	40	PSU	C5-C1'-C2'	-3.43	109.20	115.32
23	2L	21	H2U	C5-C4-N3	3.42	120.49	116.65
23	2L	21	H2U	C5-C6-N1	3.37	122.72	111.61
22	1L	8	4SU	C2-N3-C4	3.36	120.02	115.15
22	3L	35	QUO	N2-C2-N3	3.33	123.21	117.79
22	3L	8	4SU	C2-N3-C4	3.31	119.94	115.15
22	3K	35	QUO	C15-C14-C13	3.30	109.16	103.91
22	1L	40	PSU	C6-N1-C2	3.28	120.77	115.36
22	3L	35	QUO	C15-C14-C13	3.19	108.99	103.91
23	2K	33	OMC	N4-C4-N3	3.19	121.53	116.49
22	1K	38	MIA	C2-N3-C4	3.15	119.67	115.32
22	3L	64	PSU	C5-C6-N1	-3.13	120.60	124.44
22	3L	38	MIA	C11-S10-C2	3.09	104.57	102.27
22	1K	38	MIA	C5-C6-N1	-3.08	118.25	120.81
22	3K	35	QUO	N2-C2-N1	3.08	122.05	117.25
22	3K	8	4SU	C2-N3-C4	3.08	119.62	115.15
22	3L	64	PSU	C5-C1'-C2'	-3.07	109.84	115.32
22	1K	40	PSU	C5-C6-N1	-3.05	120.69	124.44
22	1L	8	4SU	C5-C4-N3	-3.05	119.75	123.83
22	1K	40	PSU	C6-N1-C2	3.01	120.32	115.36
22	1K	40	PSU	C5-C1'-C2'	-2.97	110.03	115.32
23	2K	56	PSU	C5-C6-N1	-2.96	120.80	124.44
22	3L	8	4SU	C5-C4-N3	-2.95	119.88	123.83
22	1K	64	PSU	C5-C4-N3	-2.94	121.57	125.36
22	3K	35	QUO	N2-C2-N3	2.94	122.58	117.79
23	2K	33	OMC	C2-N3-C4	2.94	119.32	116.34
22	3L	64	PSU	C6-N1-C2	2.93	120.20	115.36

Continued on next page...

Continued from previous page...

Mol	Chain	Res	Type	Atoms	Z	Observed(°)	Ideal(°)
22	3K	35	QUO	C16-C12-C13	2.92	107.52	103.18
22	3K	17	OMG	N2-C2-N1	2.92	121.79	117.25
22	3K	8	4SU	C5-C4-N3	-2.88	119.98	123.83
22	1L	64	PSU	C6-N1-C2	2.87	120.10	115.36
22	1K	8	4SU	C5-C4-N3	-2.86	120.01	123.83
22	1K	35	QUO	C7-C8-N9	-2.84	100.92	108.55
23	2L	33	OMC	N4-C4-N3	2.80	120.91	116.49
23	2K	8	4SU	C2-N3-C4	2.75	119.14	115.15
22	3K	38	MIA	O3'-C3'-C2'	2.75	120.71	111.82
23	2K	21	H2U	C5-C6-N1	2.72	120.57	111.61
22	1L	35	QUO	N2-C2-N3	2.70	122.19	117.79
22	1L	64	PSU	C4-C5-C1'	2.70	126.21	121.12
22	3K	38	MIA	C4-C5-N7	-2.68	106.61	109.40
22	1L	38	MIA	N3-C2-N1	-2.62	122.17	126.98
22	1L	38	MIA	C4-C5-N7	-2.62	106.67	109.40
22	1L	38	MIA	C5-C6-N1	-2.62	118.63	120.81
22	3L	35	QUO	N2-C2-N1	2.61	121.31	117.25
22	3L	17	OMG	N2-C2-N1	2.61	121.30	117.25
22	1L	40	PSU	C5-C1'-C2'	-2.58	110.71	115.32
23	2L	21	H2U	N3-C2-N1	2.55	119.36	116.65
22	3K	64	PSU	C6-N1-C2	2.55	119.56	115.36
22	3K	64	PSU	C5-C6-N1	-2.54	121.31	124.44
23	2K	21	H2U	O2-C2-N1	-2.54	119.92	123.11
22	1L	40	PSU	C5-C6-N1	-2.52	121.34	124.44
22	1L	35	QUO	C7-C8-N9	-2.51	101.82	108.55
23	2K	56	PSU	C6-N1-C2	2.50	119.49	115.36
22	1L	35	QUO	N2-C2-N1	2.50	121.14	117.25
22	3L	35	QUO	C7-C8-N9	-2.45	101.96	108.55
22	3K	35	QUO	C7-C8-N9	-2.44	102.00	108.55
22	3K	40	PSU	C5-C6-N1	-2.44	121.44	124.44
22	3L	38	MIA	C5-C6-N1	-2.40	118.81	120.81
22	3L	38	MIA	C16-C14-C15	-2.38	109.34	114.60
22	1L	64	PSU	C5-C1'-C2'	-2.35	111.13	115.32
22	1L	38	MIA	C2-N1-C6	2.31	121.33	117.19
22	3K	38	MIA	N3-C2-N1	-2.31	122.73	126.98
23	2L	8	4SU	C2-N3-C4	2.31	118.49	115.15
22	3L	38	MIA	C4-C5-N7	-2.30	107.00	109.40
22	3K	38	MIA	C16-C14-C15	-2.28	109.56	114.60
22	3K	40	PSU	O2'-C2'-C1'	-2.26	106.57	111.94
22	3L	17	OMG	C3'-C2'-C1'	-2.16	98.84	102.89
22	1K	38	MIA	C4-C5-N7	-2.15	107.16	109.40
22	3L	35	QUO	O13-C13-C14	-2.15	106.87	112.04

Continued on next page...

Continued from previous page...

Mol	Chain	Res	Type	Atoms	Z	Observed(°)	Ideal(°)
22	3L	35	QUO	C10-N11-C12	-2.13	110.43	114.90
22	1K	35	QUO	C16-C15-C14	-2.11	102.07	105.68
22	3K	40	PSU	C3'-C2'-C1'	-2.09	99.52	101.93
22	1K	38	MIA	N3-C2-N1	-2.08	123.15	126.98
22	3K	64	PSU	O4'-C1'-C5	-2.07	106.72	109.93
22	1K	64	PSU	C5-C1'-C2'	-2.04	111.67	115.32
22	1L	38	MIA	C12-N6-C6	-2.01	119.57	122.55

There are no chirality outliers.

All (71) torsion outliers are listed below:

Mol	Chain	Res	Type	Atoms
22	1L	35	QUO	O4'-C4'-C5'-O5'
22	1L	35	QUO	C3'-C4'-C5'-O5'
22	1L	64	PSU	O4'-C1'-C5-C4
22	1L	64	PSU	O4'-C1'-C5-C6
23	2L	33	OMC	C2'-C1'-N1-C6
22	3K	38	MIA	O4'-C4'-C5'-O5'
22	3K	38	MIA	C3'-C4'-C5'-O5'
22	3K	38	MIA	C5-C6-N6-C12
22	3K	38	MIA	C12-C13-C14-C15
22	3K	38	MIA	C12-C13-C14-C16
22	3K	35	QUO	C13-C12-N11-C10
22	3K	35	QUO	C16-C12-N11-C10
23	2L	21	H2U	O4'-C1'-N1-C6
23	2K	33	OMC	C1'-C2'-O2'-CM2
22	1K	38	MIA	N1-C2-S10-C11
22	1K	38	MIA	N3-C2-S10-C11
22	1K	38	MIA	C12-C13-C14-C15
22	1K	38	MIA	C12-C13-C14-C16
22	3K	63	5MU	O4'-C4'-C5'-O5'
22	1L	38	MIA	O4'-C4'-C5'-O5'
22	1L	38	MIA	C3'-C4'-C5'-O5'
22	1L	38	MIA	N1-C2-S10-C11
22	1L	38	MIA	N3-C2-S10-C11
22	1L	38	MIA	N6-C12-C13-C14
22	1L	38	MIA	C12-C13-C14-C15
22	1L	38	MIA	C12-C13-C14-C16
22	3L	38	MIA	C5-C6-N6-C12
22	3L	38	MIA	N1-C6-N6-C12
22	3L	38	MIA	N6-C12-C13-C14
22	3L	38	MIA	C12-C13-C14-C15

Continued on next page...

Continued from previous page...

Mol	Chain	Res	Type	Atoms
22	3L	38	MIA	C12-C13-C14-C16
22	1K	35	QUO	C13-C12-N11-C10
22	1L	17	OMG	C4'-C5'-O5'-P
22	3K	64	PSU	C4'-C5'-O5'-P
23	2K	21	H2U	O4'-C4'-C5'-O5'
23	2K	21	H2U	C3'-C4'-C5'-O5'
22	3K	64	PSU	C3'-C4'-C5'-O5'
22	3K	63	5MU	C3'-C4'-C5'-O5'
22	3K	35	QUO	C7-C10-N11-C12
22	1K	35	QUO	C7-C10-N11-C12
22	3K	64	PSU	O4'-C4'-C5'-O5'
22	3L	35	QUO	C7-C10-N11-C12
22	3K	38	MIA	N1-C6-N6-C12
22	1L	17	OMG	C3'-C4'-C5'-O5'
22	1K	8	4SU	O4'-C4'-C5'-O5'
22	1L	35	QUO	C7-C10-N11-C12
22	1K	35	QUO	O4'-C4'-C5'-O5'
23	2L	21	H2U	C2'-C1'-N1-C2
23	2K	21	H2U	C4'-C5'-O5'-P
23	2L	21	H2U	C2'-C1'-N1-C6
22	1L	8	4SU	O4'-C4'-C5'-O5'
22	3L	38	MIA	C4'-C5'-O5'-P
23	2L	21	H2U	C3'-C4'-C5'-O5'
23	2L	21	H2U	O4'-C1'-N1-C2
22	3L	38	MIA	C3'-C4'-C5'-O5'
22	3K	17	OMG	C3'-C2'-O2'-CM2
22	1K	8	4SU	C3'-C4'-C5'-O5'
23	2L	21	H2U	O4'-C4'-C5'-O5'
22	1K	17	OMG	C4'-C5'-O5'-P
22	3L	17	OMG	C3'-C2'-O2'-CM2
22	3L	35	QUO	O4'-C4'-C5'-O5'
22	3L	17	OMG	C3'-C4'-C5'-O5'
22	1K	35	QUO	C3'-C4'-C5'-O5'
22	1K	38	MIA	N1-C6-N6-C12
22	1L	17	OMG	O4'-C4'-C5'-O5'
22	3L	38	MIA	O4'-C4'-C5'-O5'
22	1K	17	OMG	O4'-C4'-C5'-O5'
22	1L	8	4SU	C3'-C4'-C5'-O5'
22	1K	63	5MU	C3'-C4'-C5'-O5'
22	3K	17	OMG	O4'-C4'-C5'-O5'
22	1K	38	MIA	C5-C6-N6-C12

There are no ring outliers.

26 monomers are involved in 46 short contacts:

Mol	Chain	Res	Type	Clashes	Symm-Clashes
22	3L	35	QUO	2	0
22	1L	35	QUO	2	0
22	1L	64	PSU	1	0
22	3K	8	4SU	1	0
22	1K	64	PSU	1	0
23	2L	33	OMC	2	0
22	1K	63	5MU	1	0
22	1L	17	OMG	1	0
22	3K	17	OMG	3	0
22	3K	35	QUO	3	0
23	2K	21	H2U	6	0
22	3L	63	5MU	2	0
22	3K	64	PSU	1	0
22	3L	17	OMG	1	0
23	2L	21	H2U	1	0
22	3L	8	4SU	1	0
23	2K	55	5MU	2	0
23	2L	8	4SU	2	0
22	1K	38	MIA	3	0
23	2K	8	4SU	2	0
22	1L	38	MIA	1	0
23	2L	55	5MU	2	0
22	3L	38	MIA	1	0
22	1K	17	OMG	2	0
22	1K	35	QUO	4	0
23	2K	33	OMC	1	0

5.5 Carbohydrates [i](#)

There are no carbohydrates in this entry.

5.6 Ligand geometry [i](#)

Of 1137 ligands modelled in this entry, 1137 are monoatomic - leaving 0 for Mogul analysis.

There are no bond length outliers.

There are no bond angle outliers.

There are no chirality outliers.

There are no torsion outliers.

There are no ring outliers.

No monomer is involved in short contacts.

5.7 Other polymers

There are no such residues in this entry.

5.8 Polymer linkage issues

The following chains have linkage breaks:

Mol	Chain	Number of breaks
55	1G	1

All chain breaks are listed below:

Model	Chain	Residue-1	Atom-1	Residue-2	Atom-2	Distance (Å)
1	1G	1530:G	O3'	1531:A	P	3.01

6 Fit of model and data ⓘ

6.1 Protein, DNA and RNA chains ⓘ

In the following table, the column labelled ‘#RSRZ> 2’ contains the number (and percentage) of RSRZ outliers, followed by percent RSRZ outliers for the chain as percentile scores relative to all X-ray entries and entries of similar resolution. The OWAB column contains the minimum, median, 95th percentile and maximum values of the occupancy-weighted average B-factor per residue. The column labelled ‘Q< 0.9’ lists the number of (and percentage) of residues with an average occupancy less than 0.9.

Mol	Chain	Analysed	<RSRZ>	#RSRZ>2	OWAB(Å ²)	Q<0.9
1	13	1498/1522 (98%)	-0.47	8 (0%) 91 81	52, 95, 191, 430	0
2	12	237/256 (92%)	0.24	12 (5%) 28 13	115, 168, 226, 251	0
2	1E	237/256 (92%)	-0.08	3 (1%) 77 59	104, 142, 195, 252	0
3	22	206/239 (86%)	0.83	27 (13%) 3 1	124, 151, 185, 240	0
3	2E	205/239 (85%)	0.29	10 (4%) 29 14	83, 109, 154, 191	0
4	32	208/208 (100%)	0.70	23 (11%) 5 2	90, 116, 161, 199	0
4	3E	208/208 (100%)	0.44	12 (5%) 23 10	75, 106, 145, 171	0
5	42	151/162 (93%)	0.32	3 (1%) 65 44	98, 124, 157, 188	0
5	4E	151/162 (93%)	0.10	3 (1%) 65 44	73, 98, 129, 175	0
6	52	101/101 (100%)	0.14	1 (0%) 82 67	78, 101, 133, 177	0
6	5E	101/101 (100%)	0.07	1 (0%) 82 67	75, 102, 131, 171	0
7	62	155/156 (99%)	1.02	28 (18%) 1 0	101, 128, 163, 204	0
7	6E	155/156 (99%)	0.28	7 (4%) 33 16	95, 117, 154, 199	0
8	72	138/138 (100%)	0.76	18 (13%) 3 1	93, 127, 152, 171	0
8	7E	138/138 (100%)	0.15	1 (0%) 87 75	81, 106, 133, 157	0
9	82	127/128 (99%)	0.77	13 (10%) 6 2	110, 159, 203, 214	0
9	8E	127/128 (99%)	0.12	5 (3%) 39 20	86, 139, 183, 217	0
10	1A	99/105 (94%)	0.64	10 (10%) 7 2	120, 162, 202, 221	0
10	1I	99/105 (94%)	0.06	3 (3%) 50 27	84, 134, 180, 197	0
11	2A	119/129 (92%)	1.16	15 (12%) 3 1	85, 111, 149, 259	0
11	2I	119/129 (92%)	0.45	11 (9%) 9 3	68, 101, 158, 186	0
12	3A	125/132 (94%)	1.43	35 (28%) 0 0	78, 103, 165, 208	0
12	3I	125/132 (94%)	0.13	5 (4%) 38 19	60, 72, 138, 239	0
13	4A	117/126 (92%)	1.75	43 (36%) 0 0	107, 146, 182, 217	0

Continued on next page...

Continued from previous page...

Mol	Chain	Analysed	<RSRZ>	#RSRZ>2	OWAB(Å ²)	Q<0.9
13	4I	116/126 (92%)	0.36	7 (6%) 21 10	85, 122, 159, 196	0
14	5A	58/61 (95%)	1.91	27 (46%) 0 0	120, 150, 175, 199	0
14	5I	61/61 (100%)	0.04	0 100 100	83, 100, 131, 187	0
15	6A	88/89 (98%)	0.62	5 (5%) 23 11	78, 110, 141, 162	0
15	6I	88/89 (98%)	-0.23	0 100 100	75, 99, 133, 167	0
16	7A	84/88 (95%)	0.65	3 (3%) 42 22	87, 101, 148, 183	0
16	7I	84/88 (95%)	0.57	8 (9%) 8 2	95, 115, 160, 193	0
17	8A	100/105 (95%)	1.26	24 (24%) 0 0	88, 111, 142, 212	0
17	8I	100/105 (95%)	-0.08	2 (2%) 65 44	85, 108, 137, 174	0
18	9A	72/88 (81%)	0.93	8 (11%) 5 2	90, 117, 165, 216	0
18	9I	72/88 (81%)	0.24	3 (4%) 36 18	81, 106, 165, 192	0
19	AA	82/93 (88%)	2.10	44 (53%) 0 0	120, 163, 207, 254	0
19	AI	83/93 (89%)	0.23	6 (7%) 15 6	91, 122, 184, 229	0
20	BA	99/106 (93%)	0.55	6 (6%) 21 9	85, 110, 159, 210	0
20	BI	99/106 (93%)	0.51	9 (9%) 9 3	101, 123, 179, 208	0
21	1B	25/27 (92%)	1.85	11 (44%) 0 0	109, 131, 161, 194	0
21	1F	25/27 (92%)	0.45	1 (4%) 38 19	88, 106, 144, 196	0
22	1K	78/85 (91%)	-0.06	2 (2%) 56 33	78, 184, 302, 353	0
22	1L	67/85 (78%)	0.85	11 (16%) 1 1	118, 208, 263, 287	0
22	3K	67/85 (78%)	-0.51	0 100 100	64, 176, 247, 292	0
22	3L	68/85 (80%)	-0.28	0 100 100	72, 188, 243, 285	0
23	2K	72/77 (93%)	-0.53	0 100 100	61, 89, 126, 155	0
23	2L	72/77 (93%)	-0.39	0 100 100	72, 104, 146, 163	0
24	4K	15/30 (50%)	-0.33	0 100 100	64, 95, 185, 192	0
24	4L	16/30 (53%)	0.59	1 (6%) 20 8	84, 129, 213, 234	0
25	14	2907/2912 (99%)	-0.22	53 (1%) 68 47	48, 80, 246, 500	0
25	1H	2912/2912 (100%)	-0.13	35 (1%) 79 61	37, 68, 231, 416	0
26	16	122/122 (100%)	-0.33	2 (1%) 72 51	65, 88, 112, 273	0
26	1J	122/122 (100%)	-0.56	0 100 100	79, 111, 139, 235	0
27	11	272/272 (100%)	0.05	2 (0%) 87 75	39, 60, 90, 171	0
28	21	205/205 (100%)	0.52	10 (4%) 29 14	47, 86, 159, 217	0

Continued on next page...

Continued from previous page...

Mol	Chain	Analysed	<RSRZ>	#RSRZ>2	OWAB(Å ²)	Q<0.9
28	29	205/205 (100%)	0.21	10 (4%) 29 14	55, 92, 186, 254	0
29	31	202/202 (100%)	-0.13	0 100 100	44, 75, 130, 195	0
30	41	181/181 (100%)	0.51	16 (8%) 10 4	80, 104, 155, 203	0
30	49	181/181 (100%)	1.51	52 (28%) 0 0	99, 133, 183, 213	0
31	51	174/180 (96%)	0.25	5 (2%) 51 28	74, 108, 142, 187	0
31	59	171/180 (95%)	1.28	45 (26%) 0 0	129, 194, 264, 306	0
32	61	146/146 (100%)	0.30	5 (3%) 45 24	71, 128, 164, 189	0
32	69	146/146 (100%)	0.43	9 (6%) 20 9	78, 126, 180, 217	0
33	15	138/138 (100%)	-0.30	0 100 100	73, 104, 157, 174	0
33	58	138/138 (100%)	0.80	12 (8%) 10 4	60, 90, 143, 192	0
34	25	122/122 (100%)	0.34	4 (3%) 46 24	64, 84, 113, 129	0
34	68	122/122 (100%)	0.40	1 (0%) 86 72	54, 72, 94, 105	0
35	35	150/150 (100%)	0.45	14 (9%) 8 3	55, 107, 169, 217	0
35	78	150/150 (100%)	-0.18	3 (2%) 65 44	45, 82, 117, 215	0
36	45	141/141 (100%)	0.35	9 (6%) 19 8	73, 107, 152, 190	0
36	88	141/141 (100%)	0.39	8 (5%) 23 11	55, 79, 127, 152	0
37	55	117/118 (99%)	-0.21	0 100 100	54, 77, 104, 141	0
37	98	118/118 (100%)	0.69	9 (7%) 13 5	55, 79, 105, 134	0
38	65	111/111 (100%)	0.97	17 (15%) 2 1	87, 113, 162, 235	0
38	A8	111/111 (100%)	0.35	5 (4%) 33 16	72, 90, 136, 206	0
39	75	137/137 (100%)	-0.14	2 (1%) 73 54	75, 95, 162, 229	0
39	B8	136/137 (99%)	0.08	1 (0%) 87 75	67, 90, 153, 191	0
40	85	117/117 (100%)	-0.07	1 (0%) 84 69	65, 89, 142, 206	0
40	C8	117/117 (100%)	0.67	14 (11%) 4 2	51, 79, 131, 184	0
41	95	101/101 (100%)	0.51	7 (6%) 16 7	61, 129, 158, 199	0
41	D8	101/101 (100%)	0.96	9 (8%) 9 3	53, 105, 180, 251	0
42	A5	113/113 (100%)	-0.02	1 (0%) 84 69	57, 72, 119, 205	0
42	E8	113/113 (100%)	0.83	6 (5%) 26 12	54, 69, 115, 197	0
43	B5	92/94 (97%)	0.02	1 (1%) 80 64	60, 80, 115, 161	0
43	F8	94/94 (100%)	0.50	3 (3%) 47 25	51, 66, 102, 137	0
44	C5	104/110 (94%)	0.83	15 (14%) 2 1	88, 130, 215, 257	0

Continued on next page...

Continued from previous page...

Mol	Chain	Analysed	<RSRZ>	#RSRZ>2	OWAB(Å ²)	Q<0.9
44	G8	104/110 (94%)	0.22	3 (2%) 51 28	67, 98, 165, 204	0
45	H8	175/175 (100%)	1.85	66 (37%) 0 0	83, 136, 224, 250	0
46	E5	77/85 (90%)	0.45	4 (5%) 27 12	61, 85, 112, 202	0
46	I8	77/85 (90%)	0.30	1 (1%) 77 59	52, 69, 99, 223	0
47	F5	97/98 (98%)	0.75	10 (10%) 6 2	55, 80, 162, 236	0
47	J8	97/98 (98%)	0.39	8 (8%) 11 4	46, 69, 184, 208	0
48	G5	66/66 (100%)	0.38	4 (6%) 21 9	77, 102, 150, 231	0
48	K8	66/66 (100%)	0.24	2 (3%) 50 27	58, 77, 117, 208	0
49	H5	59/59 (100%)	0.09	0 100 100	76, 98, 151, 172	0
49	L8	59/59 (100%)	0.50	2 (3%) 45 24	59, 77, 114, 147	0
50	I5	63/66 (95%)	4.55	49 (77%) 0 0	165, 220, 260, 276	0
50	M8	66/66 (100%)	1.75	25 (37%) 0 0	114, 177, 241, 262	0
51	J5	58/59 (98%)	-0.07	2 (3%) 45 24	56, 81, 192, 229	0
51	N8	59/59 (100%)	1.43	9 (15%) 2 1	46, 82, 212, 227	0
52	K5	45/45 (100%)	4.29	37 (82%) 0 0	136, 199, 245, 278	0
52	O8	45/45 (100%)	2.50	26 (57%) 0 0	111, 162, 201, 227	0
53	L5	45/49 (91%)	-0.02	0 100 100	47, 56, 71, 90	0
53	P8	45/49 (91%)	-0.21	0 100 100	38, 46, 61, 76	0
54	Q8	62/65 (95%)	0.20	3 (4%) 30 14	56, 72, 111, 166	0
55	1G	1498/1522 (98%)	-0.28	5 (0%) 94 88	65, 110, 185, 415	0
56	19	273/276 (98%)	0.30	7 (2%) 56 33	47, 71, 97, 127	0
57	39	208/210 (99%)	0.30	9 (4%) 35 17	56, 99, 194, 251	0
58	D5	179/206 (86%)	0.89	31 (17%) 1 0	111, 162, 259, 295	0
59	M5	60/61 (98%)	0.45	4 (6%) 17 7	67, 81, 131, 191	0
All	All	21050/21589 (97%)	0.18	1168 (5%) 25 11	37, 98, 201, 500	0

All (1168) RSRZ outliers are listed below:

Mol	Chain	Res	Type	RSRZ
50	I5	31	ILE	17.4
51	N8	59	GLU	16.3
12	3I	129	ALA	13.8
25	1H	2799	A	13.7
28	29	205	ALA	13.6

Continued on next page...

Continued from previous page...

Mol	Chain	Res	Type	RSRZ
25	1H	2901	C	13.5
50	I5	52	THR	12.7
50	I5	32	TYR	12.6
11	2A	129	SER	12.5
30	49	2	PRO	12.3
51	N8	60	VAL	12.3
31	59	99	VAL	12.2
25	1H	2798	C	12.2
50	I5	63	TYR	12.1
45	H8	106	GLY	11.9
25	1H	654(K)	C	11.4
25	14	654(J)	A	10.8
25	1H	2902	C	10.7
52	K5	42	TRP	10.7
45	H8	147	GLY	10.7
40	C8	118	GLY	10.4
41	D8	36	PRO	10.3
57	39	1	MET	10.3
50	I5	29	PRO	10.3
11	2A	128	ALA	10.2
47	F5	98	LEU	10.1
50	I5	46	GLN	10.0
50	I5	30	GLU	9.8
13	4A	6	GLY	9.8
52	K5	50	ARG	9.8
50	I5	28	LYS	9.7
11	2I	129	SER	9.7
52	K5	13	CYS	9.7
13	4A	7	VAL	9.5
2	12	240	GLN	9.5
51	N8	54	GLY	9.5
50	I5	40	HIS	9.4
13	4A	8	GLU	9.4
18	9A	88	LYS	9.3
47	F5	97	LEU	9.2
44	C5	59	GLY	8.9
28	21	205	ALA	8.9
25	14	2799	A	8.7
50	I5	54	GLY	8.7
25	1H	2	G	8.6
25	1H	1	G	8.6
44	C5	92	ASN	8.6

Continued on next page...

Continued from previous page...

Mol	Chain	Res	Type	RSRZ
31	59	125	VAL	8.3
17	8A	101	ARG	8.3
41	D8	45	THR	8.2
50	I5	55	ARG	8.2
52	K5	25	LYS	8.0
52	K5	14	THR	8.0
25	14	2901	C	8.0
12	3A	129	ALA	8.0
40	C8	117	GLN	7.9
25	1H	2801	A	7.8
11	2A	11	LYS	7.8
13	4A	4	ILE	7.7
50	M8	32	TYR	7.7
38	65	109	GLY	7.7
52	K5	30	THR	7.6
31	59	98	LEU	7.6
52	K5	51	GLU	7.4
30	41	2	PRO	7.4
45	H8	146	ILE	7.4
25	14	2802	G	7.3
45	H8	105	VAL	7.3
1	13	1032	A	7.3
12	3A	64	TYR	7.3
25	14	2899	G	7.2
13	4A	3	ARG	7.2
31	59	96	ALA	7.2
7	62	82	GLY	7.1
50	I5	8	LYS	7.1
52	K5	22	ALA	7.0
30	49	138	GLN	7.0
45	H8	113	ALA	7.0
52	K5	49	HIS	6.9
50	I5	9	LEU	6.9
36	45	1	MET	6.9
46	I8	85	ALA	6.9
52	K5	53	LYS	6.9
25	14	654(K)	C	6.9
50	M8	34	GLU	6.9
31	59	128	PRO	6.8
38	65	108	GLY	6.8
7	62	81	GLY	6.7
25	1H	2900	A	6.6

Continued on next page...

Continued from previous page...

Mol	Chain	Res	Type	RSRZ
50	I5	42	PHE	6.6
52	O8	42	TRP	6.6
30	49	146	TYR	6.6
25	1H	2795	G	6.5
14	5A	39	LEU	6.5
11	2A	13	GLN	6.5
51	N8	55	ARG	6.5
25	14	654(L)	G	6.5
25	14	2797	U	6.5
30	49	139	LEU	6.4
28	21	204	ALA	6.4
42	E8	113	LYS	6.4
25	14	654(I)	C	6.4
5	4E	155	GLU	6.3
45	H8	172	ALA	6.3
58	D5	146	ILE	6.2
11	2I	12	ARG	6.2
25	1H	4	C	6.2
52	K5	23	THR	6.2
25	1H	2797	U	6.1
13	4I	6	GLY	6.1
45	H8	173	ALA	6.1
22	1L	16	C	6.1
38	A8	2	ALA	6.1
52	K5	41	PRO	6.1
50	I5	51	ASP	6.1
50	I5	56	VAL	6.0
58	D5	112	ARG	6.0
31	59	124	GLU	5.9
13	4A	2	ALA	5.9
51	N8	57	VAL	5.9
45	H8	107	THR	5.9
50	I5	39	CYS	5.8
50	M8	31	ILE	5.8
50	I5	12	ALA	5.8
12	3A	128	ALA	5.8
26	16	1(M)	A	5.8
52	K5	31	PRO	5.7
25	1H	1536	A	5.7
50	I5	44	THR	5.7
19	AA	67	VAL	5.7
13	4A	100	GLY	5.7

Continued on next page...

Continued from previous page...

Mol	Chain	Res	Type	RSRZ
25	1H	654(J)	A	5.7
57	39	133	ASN	5.6
25	14	2902	C	5.6
45	H8	104	PHE	5.6
31	59	115	VAL	5.5
51	N8	58	LEU	5.5
1	13	1031	G	5.4
25	1H	2803	C	5.4
31	59	32	GLU	5.4
25	14	2795	G	5.4
30	49	152	LEU	5.3
25	1H	896	A	5.3
18	9A	17	SER	5.3
45	H8	1	MET	5.3
13	4A	5	ALA	5.3
19	AI	2	PRO	5.2
38	A8	109	GLY	5.2
25	14	2900	A	5.2
52	K5	39	TYR	5.2
30	49	116	ASP	5.1
25	1H	3	U	5.1
13	4A	80	ARG	5.1
50	M8	3	GLU	5.1
52	K5	29	ASN	5.1
52	K5	35	GLU	5.1
50	I5	13	ARG	5.1
14	5A	29	ARG	5.0
36	45	91	GLU	5.0
52	O8	13	CYS	5.0
12	3A	94	PRO	5.0
19	AA	82	GLY	5.0
13	4I	5	ALA	5.0
52	K5	9	LEU	5.0
52	O8	53	LYS	5.0
38	65	33	LYS	5.0
19	AA	30	LEU	5.0
25	14	2798	C	5.0
28	29	73	GLU	5.0
45	H8	148	ASP	5.0
47	J8	96	LYS	4.9
30	49	39	ILE	4.9
52	K5	43	CYS	4.9

Continued on next page...

Continued from previous page...

Mol	Chain	Res	Type	RSRZ
51	J5	59	GLU	4.9
32	61	113	ARG	4.9
19	AA	79	THR	4.9
51	N8	53	ALA	4.9
30	49	137	GLU	4.9
40	85	90	VAL	4.9
55	1G	1032	A	4.9
13	4A	10	PRO	4.8
47	J8	98	LEU	4.8
35	35	149	GLU	4.8
45	H8	145	GLU	4.8
7	62	79	ARG	4.8
57	39	11	VAL	4.8
19	AA	78	ARG	4.8
50	I5	24	THR	4.8
28	29	59	VAL	4.8
30	49	62	LEU	4.8
45	H8	108	PRO	4.7
8	72	131	GLY	4.7
4	32	161	ASN	4.7
45	H8	121	HIS	4.7
58	D5	141	VAL	4.7
44	C5	58	GLY	4.7
35	35	110	TYR	4.7
30	49	155	MET	4.7
25	14	654(F)	C	4.7
17	8A	7	THR	4.6
25	14	1064	C	4.6
7	62	84	ASN	4.6
14	5A	38	GLY	4.6
28	29	69	LYS	4.6
50	I5	45	GLY	4.6
50	I5	47	GLN	4.6
57	39	12	LEU	4.6
45	H8	96	VAL	4.6
31	59	103	LEU	4.5
50	I5	27	THR	4.5
52	O8	49	HIS	4.5
12	3I	128	ALA	4.5
50	I5	10	VAL	4.5
6	5E	101	ALA	4.5
31	59	45	VAL	4.5

Continued on next page...

Continued from previous page...

Mol	Chain	Res	Type	RSRZ
3	2E	166	GLU	4.5
25	14	2801	A	4.5
10	1A	65	LEU	4.5
38	65	60	GLY	4.4
12	3A	62	SER	4.4
50	I5	43	TYR	4.4
7	62	83	ALA	4.4
30	49	140	ILE	4.4
47	J8	97	LEU	4.4
20	BA	104	LEU	4.4
30	49	145	THR	4.4
50	I5	22	ILE	4.4
25	14	2167	U	4.4
12	3A	55	VAL	4.4
38	65	37	ALA	4.4
50	I5	34	GLU	4.3
38	65	32	LEU	4.3
32	61	65	ALA	4.3
19	AA	71	LEU	4.3
50	M8	55	ARG	4.3
50	I5	33	VAL	4.3
52	O8	20	ASN	4.3
52	K5	40	CYS	4.3
2	12	5	ILE	4.2
58	D5	144	LEU	4.2
30	49	182	LYS	4.2
58	D5	121	HIS	4.2
52	O8	12	GLU	4.2
50	I5	11	PRO	4.2
52	O8	48	VAL	4.2
31	59	89	ILE	4.2
30	49	94	LEU	4.2
2	12	14	GLY	4.2
50	I5	26	SER	4.2
7	62	78	ARG	4.2
52	K5	19	ARG	4.2
14	5A	26	ARG	4.1
30	49	113	ARG	4.1
52	O8	23	THR	4.1
22	1L	24	G	4.1
12	3A	127	GLU	4.1
50	M8	40	HIS	4.1

Continued on next page...

Continued from previous page...

Mol	Chain	Res	Type	RSRZ
52	O8	34	LEU	4.1
12	3I	19	ARG	4.1
8	72	1	MET	4.1
13	4I	8	GLU	4.1
14	5A	37	PHE	4.0
20	BI	41	ILE	4.0
45	H8	2	GLU	4.0
1	13	345	C	4.0
45	H8	144	LEU	4.0
14	5A	34	TYR	4.0
19	AA	52	TYR	4.0
19	AA	69	HIS	4.0
30	49	133	LEU	4.0
31	59	33	LEU	4.0
41	D8	47	VAL	4.0
19	AA	10	PHE	4.0
7	62	104	LEU	3.9
58	D5	143	GLY	3.9
30	41	182	LYS	3.9
17	8A	24	GLU	3.9
52	K5	12	GLU	3.9
36	45	90	VAL	3.9
25	1H	1534	G	3.9
7	62	4	ARG	3.9
13	4A	25	ILE	3.9
25	14	887	A	3.9
31	59	155	SER	3.9
41	95	93	GLU	3.9
52	O8	26	ASN	3.9
7	62	156	TRP	3.9
13	4A	97	PRO	3.9
31	59	49	VAL	3.9
4	3E	110	PHE	3.9
30	49	147	ASP	3.9
12	3A	68	ALA	3.9
22	1L	80	C	3.9
7	62	80	VAL	3.9
30	49	34	LEU	3.9
12	3A	69	TYR	3.9
9	82	4	TYR	3.8
52	O8	52	VAL	3.8
50	M8	5	ILE	3.8

Continued on next page...

Continued from previous page...

Mol	Chain	Res	Type	RSRZ
30	49	118	ARG	3.8
7	62	85	TYR	3.8
21	1B	6	ARG	3.8
25	14	654(H)	G	3.8
44	C5	49	VAL	3.8
3	22	103	VAL	3.8
52	K5	21	TYR	3.8
31	59	105	LEU	3.8
45	H8	70	LEU	3.8
45	H8	99	TYR	3.8
31	59	106	THR	3.8
50	I5	5	ILE	3.8
52	K5	26	ASN	3.7
57	39	14	PRO	3.7
51	J5	60	VAL	3.7
25	1H	1176	G	3.7
52	K5	24	GLU	3.7
25	14	2	G	3.7
25	14	888	C	3.7
58	D5	51	ALA	3.7
28	21	187	ALA	3.7
52	K5	52	VAL	3.7
47	J8	92	LYS	3.7
19	AA	70	LYS	3.7
58	D5	147	GLY	3.7
3	22	101	LEU	3.7
31	51	171	LEU	3.7
52	K5	46	HIS	3.7
45	H8	140	ASP	3.6
31	59	97	ARG	3.6
45	H8	138	GLU	3.6
50	I5	35	VAL	3.6
19	AA	28	LYS	3.6
13	4A	65	LYS	3.6
14	5A	10	ALA	3.6
58	D5	179	ASP	3.6
12	3A	52	LEU	3.6
14	5A	6	LEU	3.6
44	C5	47	LYS	3.6
25	1H	5	A	3.6
3	22	64	VAL	3.6
47	J8	93	GLU	3.6

Continued on next page...

Continued from previous page...

Mol	Chain	Res	Type	RSRZ
25	14	1093	G	3.6
7	62	86	GLN	3.6
39	B8	106	SER	3.6
3	22	124	ILE	3.6
45	H8	97	GLU	3.6
50	I5	23	GLU	3.6
9	8E	36	TYR	3.6
19	AA	29	ARG	3.6
15	6A	2	PRO	3.6
31	59	123	PHE	3.6
8	72	84	ARG	3.6
12	3A	27	LEU	3.6
30	49	35	GLU	3.6
47	F5	96	LYS	3.6
50	M8	66	SER	3.6
8	72	2	LEU	3.6
33	58	72	TYR	3.6
13	4A	102	ARG	3.5
7	62	42	ILE	3.5
8	72	112	LEU	3.5
13	4A	88	ARG	3.5
45	H8	155	LEU	3.5
30	49	142	PRO	3.5
21	1B	10	ARG	3.5
50	I5	7	PRO	3.5
49	L8	60	GLU	3.5
50	M8	38	LYS	3.5
2	12	163	PHE	3.5
40	C8	113	ALA	3.5
4	3E	180	GLY	3.5
30	49	144	ILE	3.5
20	BA	103	GLY	3.5
14	5A	35	ARG	3.5
30	49	109	VAL	3.5
58	D5	117	LEU	3.5
25	1H	2802	G	3.5
45	H8	156	LYS	3.5
11	2A	31	THR	3.5
30	49	177	GLY	3.5
12	3A	65	GLU	3.4
10	1A	34	VAL	3.4
42	A5	112	GLY	3.4

Continued on next page...

Continued from previous page...

Mol	Chain	Res	Type	RSRZ
50	I5	25	TYR	3.4
25	1H	2899	G	3.4
7	62	5	ARG	3.4
14	5A	11	LYS	3.4
41	95	36	PRO	3.4
31	51	3	ARG	3.4
11	2A	12	ARG	3.4
17	8A	9	VAL	3.4
22	1L	23	A	3.4
13	4A	9	ILE	3.4
45	H8	66	SER	3.4
18	9A	87	ARG	3.4
38	65	20	ARG	3.4
13	4A	87	TYR	3.4
31	59	4	ILE	3.4
58	D5	145	GLU	3.4
30	49	181	ARG	3.4
11	2I	98	LEU	3.3
13	4A	98	VAL	3.3
50	M8	16	CYS	3.3
13	4I	3	ARG	3.3
28	29	204	ALA	3.3
35	78	150	ALA	3.3
30	49	157	ILE	3.3
15	6A	89	GLY	3.3
55	1G	1032(A)	G	3.3
12	3A	60	LEU	3.3
32	69	11	ASN	3.3
45	H8	131	ARG	3.3
19	AA	40	ILE	3.3
40	C8	89	GLU	3.3
41	95	94	LEU	3.3
14	5A	25	VAL	3.3
44	C5	93	GLY	3.3
36	45	104	PHE	3.3
45	H8	164	ALA	3.3
17	8A	22	LEU	3.3
35	35	148	LEU	3.3
30	49	108	ASN	3.3
25	14	1087	G	3.3
10	1A	66	ARG	3.3
30	49	149	VAL	3.3

Continued on next page...

Continued from previous page...

Mol	Chain	Res	Type	RSRZ
30	49	115	ARG	3.2
38	65	2	ALA	3.2
3	22	198	VAL	3.2
13	4A	90	LEU	3.2
8	72	133	LEU	3.2
18	9I	88	LYS	3.2
36	45	103	MET	3.2
30	41	139	LEU	3.2
4	32	156	GLU	3.2
25	14	3	U	3.2
30	49	143	GLU	3.2
30	49	58	GLN	3.2
52	O8	37	ARG	3.2
30	49	117	PHE	3.2
51	N8	51	TYR	3.2
25	14	1	G	3.2
59	M5	29	LYS	3.2
12	3A	72	GLY	3.2
32	61	140	LEU	3.2
31	59	100	GLY	3.2
43	F8	92	LEU	3.2
13	4I	56	LEU	3.2
28	29	77	ILE	3.2
21	1B	15	ARG	3.2
48	G5	43	GLN	3.2
52	O8	22	ALA	3.2
45	H8	134	PRO	3.2
13	4A	79	LYS	3.2
9	8E	51	ARG	3.2
41	D8	98	GLU	3.2
17	8A	11	VAL	3.1
50	M8	30	GLU	3.1
19	AA	12	ASP	3.1
57	39	23	ASP	3.1
12	3A	48	PRO	3.1
9	8E	8	GLY	3.1
19	AA	34	TRP	3.1
52	K5	37	ARG	3.1
19	AA	44	MET	3.1
36	88	140	ALA	3.1
58	D5	113	ALA	3.1
19	AA	33	THR	3.1

Continued on next page...

Continued from previous page...

Mol	Chain	Res	Type	RSRZ
59	M5	40	GLU	3.1
17	8A	75	ARG	3.1
44	C5	50	ARG	3.1
44	C5	53	PRO	3.1
45	H8	101	PRO	3.1
45	H8	169	GLU	3.1
50	I5	36	CYS	3.1
25	14	1063	G	3.1
13	4A	73	GLU	3.1
21	1B	14	TRP	3.1
45	H8	168	GLU	3.1
20	BI	72	LEU	3.1
28	29	54	GLN	3.1
11	2A	21	ILE	3.1
31	59	29	PRO	3.1
13	4A	24	GLY	3.1
22	1K	54	C	3.1
25	14	1177	A	3.1
25	14	2803	C	3.1
7	6E	16	LEU	3.1
32	69	35	LEU	3.1
21	1F	2	GLY	3.1
47	F5	28	GLY	3.1
45	H8	5	LEU	3.1
30	49	178	PHE	3.1
9	82	55	ALA	3.1
21	1B	2	GLY	3.1
8	72	129	VAL	3.1
37	98	102	GLU	3.1
25	14	2898	U	3.1
31	51	172	LYS	3.0
5	42	45	PHE	3.0
11	2A	25	TYR	3.0
12	3A	28	LYS	3.0
31	59	39	PRO	3.0
47	F5	93	GLU	3.0
30	41	135	LEU	3.0
48	G5	66	GLU	3.0
57	39	2	LYS	3.0
50	I5	48	ARG	3.0
4	32	160	GLN	3.0
7	62	130	GLY	3.0

Continued on next page...

Continued from previous page...

Mol	Chain	Res	Type	RSRZ
25	1H	9	U	3.0
58	D5	116	VAL	3.0
40	C8	91	ASP	3.0
30	49	23	PHE	3.0
31	59	95	ARG	3.0
50	M8	4	GLY	3.0
52	O8	25	LYS	3.0
30	49	19	LEU	3.0
21	1B	22	ARG	3.0
8	72	86	ILE	3.0
10	1A	62	HIS	3.0
58	D5	111	VAL	3.0
52	O8	11	LEU	3.0
19	AA	53	ASN	3.0
11	2I	14	VAL	3.0
14	5A	23	ARG	3.0
25	1H	2898	U	3.0
2	12	72	GLY	3.0
50	I5	38	LYS	3.0
19	AA	77	THR	3.0
19	AA	57	HIS	3.0
17	8A	8	GLY	3.0
13	4A	66	LEU	3.0
52	K5	36	LEU	3.0
48	K8	43	GLN	3.0
30	49	141	PHE	3.0
25	1H	2897	U	2.9
35	35	106	LEU	2.9
50	M8	33	VAL	2.9
41	95	45	THR	2.9
58	D5	69	THR	2.9
50	M8	63	TYR	2.9
12	3A	19	ARG	2.9
25	14	2794	C	2.9
45	H8	159	PRO	2.9
45	H8	171	ILE	2.9
45	H8	136	PHE	2.9
21	1B	5	ASP	2.9
45	H8	87	ASP	2.9
11	2I	11	LYS	2.9
19	AA	47	HIS	2.9
44	C5	90	LEU	2.9

Continued on next page...

Continued from previous page...

Mol	Chain	Res	Type	RSRZ
45	H8	174	VAL	2.9
35	35	92	GLU	2.9
19	AA	84	GLY	2.9
28	21	66	HIS	2.9
31	59	114	VAL	2.9
25	1H	2804	C	2.9
3	2E	60	ALA	2.9
50	M8	52	THR	2.9
44	C5	29	GLU	2.9
31	59	17	VAL	2.9
19	AA	50	ALA	2.9
1	13	208	U	2.9
25	1H	2790	A	2.9
4	32	23	GLY	2.9
8	72	119	LEU	2.9
14	5A	15	LYS	2.9
30	49	75	LYS	2.9
50	M8	28	LYS	2.9
3	2E	101	LEU	2.9
4	32	158	ILE	2.9
22	1L	85	A	2.9
13	4A	101	GLN	2.9
5	4E	154	GLY	2.9
31	59	131	VAL	2.9
4	32	179	GLU	2.9
28	29	76	ARG	2.9
38	A8	111	GLU	2.9
4	32	157	LEU	2.9
12	3A	56	ALA	2.8
14	5A	30	ALA	2.8
57	39	20	LEU	2.8
25	14	654(M)	C	2.8
4	32	176	LEU	2.8
18	9A	18	ARG	2.8
25	14	1057	A	2.8
3	22	19	GLU	2.8
25	1H	2793	G	2.8
12	3A	61	THR	2.8
50	M8	39	CYS	2.8
13	4A	61	GLU	2.8
14	5A	52	GLN	2.8
39	75	106	SER	2.8

Continued on next page...

Continued from previous page...

Mol	Chain	Res	Type	RSRZ
13	4A	85	GLY	2.8
31	59	101	ARG	2.8
8	72	111	ILE	2.8
11	2I	83	ILE	2.8
9	82	75	ASP	2.8
52	K5	16	CYS	2.8
41	D8	38	LEU	2.8
45	H8	142	SER	2.8
25	14	1103	A	2.8
19	AI	40	ILE	2.8
52	K5	48	VAL	2.8
13	4A	71	ARG	2.8
19	AA	75	ALA	2.8
25	1H	277	C	2.8
3	22	42	LEU	2.8
5	42	94	ALA	2.8
20	BI	8	ARG	2.8
45	H8	95	PRO	2.8
30	49	82	LEU	2.8
50	I5	49	PHE	2.8
3	22	190	ARG	2.8
19	AA	32	LYS	2.8
19	AA	11	VAL	2.8
9	82	127	LYS	2.8
25	1H	2896	C	2.8
34	25	13	ASN	2.8
27	11	27	THR	2.8
41	95	12	TYR	2.8
7	62	75	VAL	2.8
38	65	35	ILE	2.8
35	35	138	LEU	2.8
19	AA	62	ILE	2.8
58	D5	52	SER	2.8
20	BI	9	ASN	2.8
45	H8	25	PRO	2.8
47	F5	95	LEU	2.7
14	5A	17	LYS	2.7
20	BI	106	ALA	2.7
25	14	1072	C	2.7
45	H8	157	LEU	2.7
2	12	152	PHE	2.7
19	AA	80	TYR	2.7

Continued on next page...

Continued from previous page...

Mol	Chain	Res	Type	RSRZ
7	62	101	LEU	2.7
2	1E	14	GLY	2.7
3	2E	76	VAL	2.7
3	2E	193	TYR	2.7
58	D5	172	ALA	2.7
19	AA	38	SER	2.7
56	19	181	GLU	2.7
16	7I	18	ARG	2.7
18	9A	23	LYS	2.7
52	O8	18	ARG	2.7
1	13	1027	C	2.7
31	59	46	GLU	2.7
7	6E	56	GLN	2.7
17	8A	81	ARG	2.7
7	6E	84	ASN	2.7
48	G5	44	LEU	2.7
58	D5	148	ASP	2.7
13	4I	2	ALA	2.7
31	59	44	VAL	2.7
12	3A	21	LYS	2.7
13	4A	11	ARG	2.7
33	58	8	GLN	2.7
50	I5	21	VAL	2.7
56	19	2	ALA	2.7
55	1G	1032(B)	G	2.7
19	AA	76	PRO	2.7
41	D8	1	MET	2.7
3	22	79	ARG	2.7
8	72	31	PHE	2.7
19	AA	83	HIS	2.7
13	4A	74	VAL	2.7
4	3E	111	ALA	2.7
58	D5	173	ALA	2.7
2	12	70	PHE	2.7
19	AA	26	GLY	2.7
50	I5	58	ARG	2.7
20	BI	40	ALA	2.7
45	H8	162	GLU	2.7
1	13	1030	C	2.7
2	1E	122	PHE	2.7
14	5A	51	GLY	2.7
19	AA	31	ILE	2.7

Continued on next page...

Continued from previous page...

Mol	Chain	Res	Type	RSRZ
25	14	1078	U	2.7
50	I5	62	ARG	2.7
30	49	92	VAL	2.7
19	AA	25	LYS	2.6
21	1B	21	TYR	2.6
31	59	130	ARG	2.6
12	3A	32	PHE	2.6
19	AA	41	VAL	2.6
41	D8	44	LYS	2.6
40	C8	86	ALA	2.6
45	H8	122	ARG	2.6
22	1L	15	G	2.6
35	78	149	GLU	2.6
58	D5	107	THR	2.6
13	4A	84	ILE	2.6
33	58	15	LEU	2.6
45	H8	102	LEU	2.6
16	7I	48	TRP	2.6
2	12	164	VAL	2.6
17	8A	80	GLY	2.6
30	49	136	ARG	2.6
58	D5	178	GLU	2.6
58	D5	50	GLN	2.6
8	72	83	ILE	2.6
2	12	71	VAL	2.6
10	1I	5	ARG	2.6
22	1L	12	C	2.6
25	14	1509	C	2.6
56	19	147	LEU	2.6
2	12	232	PRO	2.6
56	19	5	LYS	2.6
19	AA	15	LEU	2.6
13	4A	92	HIS	2.6
17	8A	57	VAL	2.6
30	41	137	GLU	2.6
3	22	196	LEU	2.6
11	2A	83	ILE	2.6
52	K5	34	LEU	2.6
2	12	188	ALA	2.6
43	B5	69	TYR	2.6
2	12	165	VAL	2.6
45	H8	114	GLY	2.6

Continued on next page...

Continued from previous page...

Mol	Chain	Res	Type	RSRZ
37	98	113	LEU	2.6
50	M8	15	ILE	2.6
7	62	88	PRO	2.6
17	8A	10	VAL	2.6
17	8A	37	LYS	2.6
25	14	1062	G	2.6
52	O8	27	LYS	2.6
4	3E	3	ARG	2.6
15	6A	31	LEU	2.6
3	22	160	ALA	2.6
13	4A	75	ALA	2.6
14	5A	36	PHE	2.6
44	G8	102	CYS	2.6
17	8A	21	VAL	2.6
13	4A	64	TRP	2.6
4	32	111	ALA	2.6
12	3A	54	LYS	2.6
7	62	76	ARG	2.6
45	H8	85	HIS	2.6
56	19	38	LYS	2.5
4	32	112	VAL	2.5
25	1H	1535	U	2.5
35	35	71	VAL	2.5
10	1A	47	PHE	2.5
3	22	87	LEU	2.5
45	H8	154	ASP	2.5
19	AA	37	ARG	2.5
8	72	95	VAL	2.5
10	1A	90	LEU	2.5
19	AA	35	SER	2.5
33	58	11	PRO	2.5
52	K5	32	ASN	2.5
37	98	48	VAL	2.5
11	2A	127	LYS	2.5
12	3A	47	LYS	2.5
52	O8	45	LYS	2.5
9	82	33	PHE	2.5
42	E8	103	ILE	2.5
45	H8	4	ARG	2.5
56	19	270	ILE	2.5
30	49	179	PRO	2.5
35	35	13	ASN	2.5

Continued on next page...

Continued from previous page...

Mol	Chain	Res	Type	RSRZ
9	82	94	ALA	2.5
11	2I	82	VAL	2.5
18	9I	19	LYS	2.5
18	9I	21	LYS	2.5
12	3A	77	LEU	2.5
58	D5	55	HIS	2.5
25	14	1092	C	2.5
25	14	1096	A	2.5
36	88	104	PHE	2.5
9	82	36	TYR	2.5
38	65	36	TYR	2.5
51	N8	52	TYR	2.5
4	3E	135	LEU	2.5
32	69	12	LEU	2.5
31	51	39	PRO	2.5
31	59	126	PRO	2.5
38	A8	48	LEU	2.5
45	H8	38	TYR	2.5
17	8A	79	SER	2.5
18	9A	43	PHE	2.5
4	32	169	LYS	2.5
50	M8	2	LYS	2.5
55	1G	208	U	2.5
20	BA	8	ARG	2.5
45	H8	86	VAL	2.5
46	E5	21	LEU	2.5
54	Q8	62	LEU	2.5
7	62	2	ALA	2.5
19	AA	74	PHE	2.5
5	42	76	ILE	2.5
32	69	138	ILE	2.5
14	5A	12	ARG	2.5
19	AI	3	ARG	2.5
9	82	65	VAL	2.5
19	AI	74	PHE	2.5
36	45	65	PHE	2.5
3	22	45	LYS	2.4
9	82	106	ALA	2.4
19	AA	48	THR	2.4
10	1A	63	PHE	2.4
54	Q8	63	PRO	2.4
12	3A	46	LYS	2.4

Continued on next page...

Continued from previous page...

Mol	Chain	Res	Type	RSRZ
16	7I	49	LEU	2.4
3	22	187	ALA	2.4
20	BA	9	ASN	2.4
10	1A	64	GLU	2.4
16	7I	41	PRO	2.4
31	59	81	GLU	2.4
20	BI	85	MET	2.4
50	M8	65	ASP	2.4
7	62	103	TRP	2.4
4	32	168	ARG	2.4
15	6A	68	ARG	2.4
45	H8	72	ARG	2.4
19	AA	49	ILE	2.4
52	K5	10	LEU	2.4
11	2A	68	ALA	2.4
50	I5	57	GLU	2.4
9	82	7	THR	2.4
21	1B	4	GLY	2.4
30	49	135	LEU	2.4
38	65	73	LEU	2.4
52	K5	11	LEU	2.4
25	14	1059	G	2.4
3	22	53	ALA	2.4
3	22	189	ALA	2.4
40	C8	57	PHE	2.4
12	3A	57	LYS	2.4
45	H8	166	SER	2.4
9	82	20	ARG	2.4
12	3A	53	ARG	2.4
35	35	123	LEU	2.4
44	C5	88	LYS	2.4
25	1H	887	A	2.4
25	14	1067	A	2.4
3	22	40	ARG	2.4
12	3A	41	ARG	2.4
30	49	68	PRO	2.4
43	F8	11	PRO	2.4
46	E5	22	GLY	2.4
30	41	39	ILE	2.4
11	2A	30	VAL	2.4
12	3A	93	LEU	2.4
24	4L	11	A	2.4

Continued on next page...

Continued from previous page...

Mol	Chain	Res	Type	RSRZ
1	13	1032(A)	G	2.4
4	32	166	LYS	2.4
37	98	33	ARG	2.4
25	14	1065	U	2.4
25	14	1066	U	2.4
54	Q8	34	TRP	2.4
30	49	36	LYS	2.4
44	C5	87	LYS	2.4
14	5A	55	GLY	2.4
45	H8	165	VAL	2.4
37	98	101	ALA	2.4
17	8I	36	ILE	2.4
25	14	1061	U	2.4
45	H8	175	VAL	2.4
12	3A	70	ILE	2.4
13	4A	99	ARG	2.4
14	5A	19	ARG	2.4
50	M8	58	ARG	2.4
30	41	94	LEU	2.4
30	49	90	LEU	2.4
20	BI	101	GLY	2.3
25	14	1088	A	2.3
16	7I	39	TYR	2.3
20	BA	59	ALA	2.3
52	O8	31	PRO	2.3
52	O8	41	PRO	2.3
3	22	102	ASN	2.3
13	4A	60	VAL	2.3
25	14	1079	C	2.3
41	D8	37	VAL	2.3
43	F8	76	ARG	2.3
13	4A	13	LYS	2.3
14	5A	50	LYS	2.3
20	BA	106	ALA	2.3
28	21	72	VAL	2.3
38	65	34	HIS	2.3
12	3A	85	ILE	2.3
31	59	102	ALA	2.3
58	D5	109	ALA	2.3
1	13	210	U	2.3
31	51	61	HIS	2.3
50	M8	1	MET	2.3

Continued on next page...

Continued from previous page...

Mol	Chain	Res	Type	RSRZ
32	61	139	GLN	2.3
4	32	5	ILE	2.3
11	2I	128	ALA	2.3
12	3A	100	ILE	2.3
13	4A	23	TYR	2.3
22	1L	25	G	2.3
45	H8	120	ILE	2.3
10	1A	59	SER	2.3
58	D5	27	VAL	2.3
33	58	128	HIS	2.3
3	22	104	GLN	2.3
4	32	159	ARG	2.3
31	59	25	LYS	2.3
44	C5	81	LYS	2.3
50	I5	2	LYS	2.3
10	1I	10	GLY	2.3
16	7I	9	PHE	2.3
22	1L	26	G	2.3
32	69	1	MET	2.3
22	1L	14	A	2.3
47	F5	91	LYS	2.3
19	AI	75	ALA	2.3
35	35	150	ALA	2.3
42	E8	44	ALA	2.3
58	D5	142	SER	2.3
35	35	124	LYS	2.3
13	4A	96	LEU	2.3
25	1H	2131	G	2.3
42	E8	111	HIS	2.3
40	C8	80	ILE	2.3
50	I5	59	PHE	2.3
7	6E	55	GLY	2.3
13	4A	70	LEU	2.3
14	5A	7	ILE	2.3
28	29	67	PHE	2.3
47	J8	70	VAL	2.3
58	D5	83	PRO	2.3
17	8A	59	ILE	2.3
7	6E	83	ALA	2.3
30	49	22	ARG	2.3
30	49	37	VAL	2.3
38	65	87	PHE	2.3

Continued on next page...

Continued from previous page...

Mol	Chain	Res	Type	RSRZ
38	65	112	PHE	2.3
50	I5	53	GLU	2.3
4	32	162	LEU	2.3
17	8A	76	LEU	2.3
50	I5	1	MET	2.3
28	21	19	ARG	2.3
35	35	111	ARG	2.3
31	59	94	TYR	2.3
36	88	141	GLN	2.3
14	5A	58	LYS	2.3
37	98	112	ALA	2.3
45	H8	116	VAL	2.3
7	62	123	GLU	2.3
27	11	236	GLY	2.3
18	9A	26	LEU	2.3
15	6A	15	PHE	2.3
13	4A	26	GLY	2.2
35	35	118	GLY	2.2
59	M5	34	TRP	2.2
4	32	153	ARG	2.2
14	5A	53	LEU	2.2
32	69	38	LEU	2.2
34	25	65	THR	2.2
45	H8	69	THR	2.2
28	21	69	LYS	2.2
32	69	109	ILE	2.2
52	K5	27	LYS	2.2
3	22	60	ALA	2.2
50	M8	20	ASN	2.2
36	45	66	ILE	2.2
7	62	134	ALA	2.2
44	G8	106	LEU	2.2
30	41	140	ILE	2.2
17	8A	68	ARG	2.2
25	14	1068	G	2.2
12	3A	126	LYS	2.2
22	1K	16	C	2.2
25	14	2804	C	2.2
28	21	52	LEU	2.2
47	J8	95	LEU	2.2
45	H8	88	PHE	2.2
9	82	42	ARG	2.2

Continued on next page...

Continued from previous page...

Mol	Chain	Res	Type	RSRZ
16	7A	54	GLU	2.2
17	8A	100	LYS	2.2
46	E5	85	ALA	2.2
3	22	52	LEU	2.2
30	41	34	LEU	2.2
30	49	176	LEU	2.2
7	62	73	MET	2.2
8	72	87	SER	2.2
14	5A	16	PHE	2.2
14	5A	56	VAL	2.2
7	62	154	TYR	2.2
31	59	40	GLU	2.2
25	1H	2476	A	2.2
25	14	1070	A	2.2
36	88	81	VAL	2.2
56	19	261	LYS	2.2
3	22	23	TYR	2.2
8	72	130	GLY	2.2
41	95	30	GLY	2.2
6	52	89	MET	2.2
40	C8	116	ALA	2.2
32	61	12	LEU	2.2
12	3I	20	LYS	2.2
20	BI	87	LYS	2.2
25	1H	10	G	2.2
8	7E	1	MET	2.2
4	3E	167	GLY	2.2
50	M8	64	GLY	2.2
37	98	41	ALA	2.2
45	H8	3	TYR	2.2
52	O8	21	TYR	2.2
4	32	163	GLU	2.2
41	D8	99	ILE	2.2
48	G5	45	SER	2.2
4	32	119	GLN	2.2
30	41	63	ILE	2.2
31	59	50	VAL	2.2
31	59	53	GLU	2.2
31	59	169	VAL	2.2
33	58	53	VAL	2.2
35	78	71	VAL	2.2
11	2A	126	ARG	2.2

Continued on next page...

Continued from previous page...

Mol	Chain	Res	Type	RSRZ
8	72	107	LEU	2.2
47	J8	82	LEU	2.2
4	3E	137	SER	2.2
25	14	1094	U	2.2
30	41	26	GLN	2.2
7	62	105	VAL	2.2
34	25	12	ASP	2.2
36	45	7	MET	2.2
30	41	115	ARG	2.2
33	58	45	ASN	2.2
40	C8	94	ASN	2.2
52	O8	14	THR	2.2
3	22	188	LEU	2.1
4	32	11	LEU	2.1
52	O8	36	LEU	2.1
36	88	20	ALA	2.1
38	65	51	ALA	2.1
30	41	178	PHE	2.1
17	8A	56	VAL	2.1
48	K8	41	ILE	2.1
57	39	10	PRO	2.1
3	22	193	TYR	2.1
32	69	72	LEU	2.1
49	L8	53	LEU	2.1
17	8A	71	PHE	2.1
50	M8	59	PHE	2.1
2	1E	96	ARG	2.1
5	4E	89	ILE	2.1
34	68	66	LYS	2.1
25	14	1060	U	2.1
45	H8	123	ASP	2.1
31	59	7	LEU	2.1
3	2E	189	ALA	2.1
13	4A	76	ALA	2.1
30	49	25	TYR	2.1
33	58	73	THR	2.1
42	E8	74	ALA	2.1
4	3E	151	LYS	2.1
7	6E	53	LYS	2.1
18	9A	19	LYS	2.1
19	AA	56	GLN	2.1
21	1B	24	ARG	2.1

Continued on next page...

Continued from previous page...

Mol	Chain	Res	Type	RSRZ
26	16	0	A	2.1
40	C8	59	ARG	2.1
45	H8	133	ILE	2.1
31	59	111	HIS	2.1
3	22	67	THR	2.1
31	59	129	THR	2.1
37	98	99	LYS	2.1
59	M5	36	LYS	2.1
11	2A	14	VAL	2.1
50	I5	50	VAL	2.1
19	AA	66	MET	2.1
9	82	79	LEU	2.1
11	2I	15	ALA	2.1
52	K5	28	ARG	2.1
3	2E	39	ILE	2.1
8	72	118	VAL	2.1
28	21	55	ASN	2.1
16	7A	50	LYS	2.1
44	C5	86	ARG	2.1
45	H8	153	SER	2.1
3	22	149	ALA	2.1
11	2A	89	ALA	2.1
12	3I	64	TYR	2.1
19	AI	61	TYR	2.1
7	62	113	GLU	2.1
25	14	2897	U	2.1
4	3E	176	LEU	2.1
13	4A	27	LYS	2.1
16	7I	35	LYS	2.1
45	H8	141	VAL	2.1
3	2E	87	LEU	2.1
3	2E	91	LEU	2.1
12	3A	44	THR	2.1
58	D5	5	LEU	2.1
21	1B	23	PRO	2.1
4	3E	163	GLU	2.1
4	32	149	ALA	2.1
10	1A	55	LYS	2.1
13	4A	78	ILE	2.1
40	C8	56	ASP	2.1
36	88	10	ARG	2.1
25	14	1077	A	2.1

Continued on next page...

Continued from previous page...

Mol	Chain	Res	Type	RSRZ
22	1L	13	G	2.1
30	49	48	GLU	2.1
36	88	80	GLU	2.1
4	32	137	SER	2.1
11	2I	29	ILE	2.1
40	C8	90	VAL	2.1
17	8A	83	ASP	2.1
47	F5	90	ILE	2.1
58	D5	53	ILE	2.1
46	E5	84	LEU	2.1
58	D5	155	LEU	2.1
17	8A	32	TYR	2.1
10	1I	98	ILE	2.1
3	22	159	GLY	2.1
33	58	131	GLN	2.1
52	O8	40	CYS	2.1
30	41	118	ARG	2.1
16	7A	7	ALA	2.1
30	49	160	VAL	2.1
36	45	68	ILE	2.1
38	65	58	LEU	2.1
3	2E	72	LYS	2.0
4	3E	181	MET	2.1
12	3A	20	LYS	2.0
44	C5	60	PHE	2.0
44	G8	91	GLU	2.0
47	F5	57	GLU	2.0
52	O8	50	ARG	2.0
9	8E	30	GLY	2.0
28	29	78	LEU	2.0
39	75	99	LEU	2.0
42	E8	112	GLY	2.0
31	59	18	GLU	2.0
30	41	160	VAL	2.0
7	62	120	ILE	2.0
8	72	132	GLU	2.0
16	7I	17	TYR	2.0
33	58	46	VAL	2.0
33	58	62	VAL	2.0
55	1G	994	A	2.0
40	C8	83	LEU	2.0
33	58	133	GLN	2.0

Continued on next page...

Continued from previous page...

Mol	Chain	Res	Type	RSRZ
13	4I	7	VAL	2.0
31	59	90	LYS	2.0
34	25	58	VAL	2.0
17	8A	84	LEU	2.0
45	H8	127	LYS	2.0
58	D5	24	LEU	2.0
30	41	102	PHE	2.0
35	35	91	PHE	2.0
36	88	1	MET	2.0
4	32	27	TYR	2.0
11	2I	42	TRP	2.0
31	59	107	VAL	2.0
32	69	3	VAL	2.0
37	98	42	LYS	2.0
41	95	21	ARG	2.0
47	F5	21	ARG	2.0
45	H8	158	PRO	2.0
30	49	74	LYS	2.0
52	O8	47	THR	2.0
52	K5	20	ASN	2.0
4	3E	138	TYR	2.0
7	6E	154	TYR	2.0
9	8E	102	LEU	2.0
17	8I	101	ARG	2.0
19	AA	51	VAL	2.0
28	21	76	ARG	2.0
38	A8	49	VAL	2.0
38	65	26	LEU	2.0
45	H8	27	VAL	2.0

6.2 Non-standard residues in protein, DNA, RNA chains ⓘ

In the following table, the Atoms column lists the number of modelled atoms in the group and the number defined in the chemical component dictionary. The B-factors column lists the minimum, median, 95th percentile and maximum values of B factors of atoms in the group. The column labelled 'Q< 0.9' lists the number of atoms with occupancy less than 0.9.

Mol	Type	Chain	Res	Atoms	RSCC	RSR	B-factors(Å ²)	Q<0.9
22	OMG	1L	17	24/25	0.67	0.38	214,233,260,267	0
22	PSU	3L	64	20/21	0.71	0.22	190,201,215,215	0
22	OMG	3L	17	24/25	0.73	0.22	197,218,241,244	0
22	4SU	3L	8	20/21	0.74	0.13	189,200,212,215	0

Continued on next page...

Continued from previous page...

Mol	Type	Chain	Res	Atoms	RSCC	RSR	B-factors(Å ²)	Q<0.9
22	PSU	3K	64	20/21	0.78	0.17	204,248,266,281	0
22	4SU	1K	8	20/21	0.79	0.16	149,171,199,201	0
23	H2U	2L	21	20/21	0.81	0.21	165,170,178,179	0
22	4SU	3K	8	20/21	0.81	0.14	175,183,197,200	0
22	5MU	3K	63	21/22	0.85	0.17	197,231,241,247	0
22	4SU	1L	8	20/21	0.86	0.28	196,199,202,204	0
22	OMG	1K	17	24/25	0.86	0.16	148,195,234,241	0
22	PSU	1L	64	20/21	0.87	0.13	160,190,212,217	0
23	H2U	2K	21	20/21	0.87	0.23	133,176,266,270	0
22	OMG	3K	17	24/25	0.88	0.18	198,221,226,229	0
22	5MU	3L	63	21/22	0.88	0.20	184,193,204,205	0
22	5MU	1L	63	21/22	0.89	0.16	179,192,198,199	0
22	QUO	1L	35	32/33	0.90	0.32	107,128,151,155	0
22	QUO	3L	35	32/33	0.91	0.31	124,129,153,158	0
22	PSU	1L	40	20/21	0.91	0.17	106,139,158,159	0
22	PSU	1K	64	20/21	0.91	0.17	119,139,152,156	0
22	5MU	1K	63	21/22	0.91	0.22	137,144,151,152	0
23	4SU	2L	8	20/21	0.92	0.12	103,112,116,121	0
22	MIA	3L	38	29/30	0.93	0.18	112,126,138,143	0
22	MIA	1L	38	29/30	0.93	0.29	102,126,149,151	0
22	QUO	3K	35	32/33	0.94	0.14	109,116,133,141	0
22	PSU	3L	40	20/21	0.94	0.16	112,122,127,128	0
22	QUO	1K	35	32/33	0.94	0.18	73,84,105,108	0
23	PSU	2L	56	20/21	0.94	0.08	107,113,120,121	0
23	4SU	2K	8	20/21	0.95	0.14	87,91,98,101	0
22	PSU	3K	40	20/21	0.95	0.12	101,110,114,118	0
23	5MU	2L	55	21/22	0.95	0.12	118,122,133,134	0
22	PSU	1K	40	20/21	0.95	0.12	81,102,111,111	0
22	MIA	3K	38	29/30	0.95	0.14	100,113,136,140	0
22	MIA	1K	38	29/30	0.95	0.18	64,83,97,102	0
23	PSU	2K	56	20/21	0.95	0.09	92,99,106,110	0
23	5MU	2K	55	21/22	0.95	0.14	93,103,114,118	0
23	OMC	2K	33	21/22	0.97	0.17	72,75,81,86	0
23	OMC	2L	33	21/22	0.98	0.16	90,96,100,103	0

6.3 Carbohydrates ⓘ

There are no carbohydrates in this entry.

6.4 Ligands ⓘ

In the following table, the Atoms column lists the number of modelled atoms in the group and the number defined in the chemical component dictionary. The B-factors column lists the minimum, median, 95th percentile and maximum values of B factors of atoms in the group. The column labelled 'Q< 0.9' lists the number of atoms with occupancy less than 0.9.

Mol	Type	Chain	Res	Atoms	RSCC	RSR	B-factors(Å ²)	Q<0.9
60	MG	14	3261	1/1	0.23	0.28	136,136,136,136	0
60	MG	14	3018	1/1	0.24	0.31	103,103,103,103	0
60	MG	13	1667	1/1	0.35	0.41	102,102,102,102	0
60	MG	2L	102	1/1	0.38	0.36	95,95,95,95	0
60	MG	1H	3251	1/1	0.41	0.28	73,73,73,73	0
60	MG	1G	1703	1/1	0.43	0.13	128,128,128,128	0
60	MG	14	3163	1/1	0.45	0.21	80,80,80,80	0
60	MG	13	1699	1/1	0.47	0.25	89,89,89,89	0
60	MG	13	1709	1/1	0.48	0.23	81,81,81,81	0
60	MG	1H	3295	1/1	0.50	0.32	87,87,87,87	0
60	MG	13	1653	1/1	0.51	0.32	83,83,83,83	0
60	MG	13	1736	1/1	0.54	0.08	141,141,141,141	0
60	MG	1G	1659	1/1	0.54	0.26	118,118,118,118	0
60	MG	13	1668	1/1	0.54	0.46	114,114,114,114	0
60	MG	1H	3103	1/1	0.55	0.36	88,88,88,88	0
60	MG	13	1618	1/1	0.58	0.24	77,77,77,77	0
60	MG	E5	101	1/1	0.58	0.20	80,80,80,80	0
60	MG	14	3039	1/1	0.58	0.23	75,75,75,75	0
60	MG	14	3294	1/1	0.59	0.41	91,91,91,91	0
60	MG	1G	1641	1/1	0.59	0.14	130,130,130,130	0
60	MG	14	3253	1/1	0.60	0.58	71,71,71,71	0
60	MG	14	3216	1/1	0.60	0.51	80,80,80,80	0
60	MG	1H	3136	1/1	0.61	0.26	72,72,72,72	0
60	MG	1H	3167	1/1	0.62	0.38	83,83,83,83	0
60	MG	13	1656	1/1	0.63	0.32	84,84,84,84	0
60	MG	1H	3116	1/1	0.63	0.20	69,69,69,69	0
60	MG	1H	3239	1/1	0.63	0.25	48,48,48,48	0
60	MG	1H	3108	1/1	0.64	0.49	77,77,77,77	0
61	ZN	C5	202	1/1	0.64	0.18	197,197,197,197	0
60	MG	13	1696	1/1	0.64	0.17	82,82,82,82	0
60	MG	14	3064	1/1	0.64	0.48	70,70,70,70	0
60	MG	13	1711	1/1	0.64	0.41	83,83,83,83	0
60	MG	1H	3293	1/1	0.64	0.39	80,80,80,80	0
60	MG	1G	1635	1/1	0.64	0.38	104,104,104,104	0
60	MG	1H	3267	1/1	0.65	0.26	83,83,83,83	0
60	MG	13	1710	1/1	0.65	0.33	104,104,104,104	0

Continued on next page...

Continued from previous page...

Mol	Type	Chain	Res	Atoms	RSCC	RSR	B-factors(\AA^2)	Q<0.9
60	MG	1H	3031	1/1	0.65	0.40	78,78,78,78	0
60	MG	14	3128	1/1	0.67	0.31	86,86,86,86	0
60	MG	14	3245	1/1	0.67	0.27	82,82,82,82	0
60	MG	1J	202	1/1	0.67	0.29	85,85,85,85	0
60	MG	1H	3246	1/1	0.68	0.20	73,73,73,73	0
60	MG	1H	3255	1/1	0.69	0.38	71,71,71,71	0
60	MG	I8	101	1/1	0.69	0.22	70,70,70,70	0
60	MG	14	3152	1/1	0.69	0.14	96,96,96,96	0
60	MG	14	3371	1/1	0.69	0.07	106,106,106,106	0
60	MG	1H	3222	1/1	0.69	0.44	77,77,77,77	0
60	MG	1G	1656	1/1	0.69	0.38	86,86,86,86	0
60	MG	14	3096	1/1	0.69	0.22	60,60,60,60	0
60	MG	1H	3155	1/1	0.69	0.50	60,60,60,60	0
60	MG	14	3145	1/1	0.70	0.64	82,82,82,82	0
60	MG	14	3195	1/1	0.70	0.38	90,90,90,90	0
60	MG	14	3153	1/1	0.71	0.35	61,61,61,61	0
60	MG	1H	3147	1/1	0.71	0.42	76,76,76,76	0
60	MG	14	3028	1/1	0.71	0.35	77,77,77,77	0
60	MG	16	204	1/1	0.71	0.18	83,83,83,83	0
60	MG	14	3167	1/1	0.72	0.22	93,93,93,93	0
60	MG	1H	3194	1/1	0.72	0.31	71,71,71,71	0
60	MG	13	1692	1/1	0.72	0.25	78,78,78,78	0
60	MG	14	3147	1/1	0.72	0.32	99,99,99,99	0
60	MG	1H	3030	1/1	0.72	0.58	70,70,70,70	0
60	MG	14	3192	1/1	0.72	0.20	80,80,80,80	0
60	MG	14	3288	1/1	0.72	0.26	61,61,61,61	0
60	MG	13	1701	1/1	0.73	0.27	85,85,85,85	0
60	MG	13	1705	1/1	0.73	0.20	83,83,83,83	0
60	MG	14	3143	1/1	0.73	0.58	76,76,76,76	0
60	MG	68	201	1/1	0.73	0.46	83,83,83,83	0
60	MG	14	3093	1/1	0.73	0.46	70,70,70,70	0
60	MG	14	3358	1/1	0.73	0.27	86,86,86,86	0
60	MG	1H	3181	1/1	0.73	0.36	81,81,81,81	0
60	MG	1H	3298	1/1	0.74	0.43	56,56,56,56	0
60	MG	13	1689	1/1	0.74	0.14	83,83,83,83	0
60	MG	1H	3421	1/1	0.74	0.14	138,138,138,138	0
61	ZN	G8	201	1/1	0.74	0.30	209,209,209,209	0
60	MG	14	3141	1/1	0.74	0.30	85,85,85,85	0
60	MG	14	3237	1/1	0.74	0.21	66,66,66,66	0
60	MG	14	3378	1/1	0.74	0.10	75,75,75,75	0
60	MG	1G	1653	1/1	0.74	0.25	73,73,73,73	0
60	MG	14	3091	1/1	0.74	0.39	67,67,67,67	0

Continued on next page...

Continued from previous page...

Mol	Type	Chain	Res	Atoms	RSCC	RSR	B-factors(\AA^2)	Q<0.9
60	MG	88	202	1/1	0.74	0.17	78,78,78,78	0
60	MG	1H	3207	1/1	0.75	0.24	63,63,63,63	0
60	MG	1G	1657	1/1	0.75	0.30	102,102,102,102	0
60	MG	1H	3110	1/1	0.75	0.24	43,43,43,43	0
60	MG	13	1641	1/1	0.75	0.24	74,74,74,74	0
60	MG	1G	1701	1/1	0.76	0.08	106,106,106,106	0
60	MG	14	3356	1/1	0.76	0.08	66,66,66,66	0
60	MG	13	1728	1/1	0.76	0.08	88,88,88,88	0
60	MG	14	3277	1/1	0.76	0.14	81,81,81,81	0
60	MG	1G	1639	1/1	0.76	0.34	82,82,82,82	0
60	MG	14	3144	1/1	0.76	0.45	80,80,80,80	0
60	MG	13	1690	1/1	0.77	0.32	86,86,86,86	0
60	MG	1H	3154	1/1	0.77	0.30	89,89,89,89	0
60	MG	14	3285	1/1	0.77	0.14	62,62,62,62	0
60	MG	1H	3371	1/1	0.77	0.08	91,91,91,91	0
60	MG	14	3123	1/1	0.77	0.34	81,81,81,81	0
60	MG	1H	3149	1/1	0.77	0.18	56,56,56,56	0
60	MG	1H	3256	1/1	0.77	0.42	93,93,93,93	0
60	MG	14	3211	1/1	0.77	0.48	108,108,108,108	0
60	MG	1H	3390	1/1	0.77	0.14	74,74,74,74	0
60	MG	1H	3427	1/1	0.77	0.11	92,92,92,92	0
60	MG	1G	1665	1/1	0.77	0.39	75,75,75,75	0
60	MG	13	1630	1/1	0.78	0.15	51,51,51,51	0
60	MG	14	3189	1/1	0.78	0.73	73,73,73,73	0
60	MG	1H	3288	1/1	0.78	0.45	92,92,92,92	0
60	MG	14	3276	1/1	0.78	0.20	66,66,66,66	0
60	MG	13	1678	1/1	0.78	0.24	163,163,163,163	0
60	MG	I8	102	1/1	0.78	0.23	56,56,56,56	0
60	MG	1J	203	1/1	0.78	0.26	91,91,91,91	0
60	MG	14	3081	1/1	0.78	0.40	86,86,86,86	0
60	MG	49	201	1/1	0.78	0.12	93,93,93,93	0
60	MG	1G	1702	1/1	0.78	0.08	124,124,124,124	0
60	MG	14	3383	1/1	0.79	0.08	101,101,101,101	0
60	MG	1H	3186	1/1	0.79	0.32	79,79,79,79	0
60	MG	14	3252	1/1	0.79	0.38	76,76,76,76	0
60	MG	13	1681	1/1	0.79	0.19	88,88,88,88	0
60	MG	13	1673	1/1	0.79	0.09	69,69,69,69	0
60	MG	1H	3433	1/1	0.79	0.10	91,91,91,91	0
60	MG	14	3256	1/1	0.79	0.14	64,64,64,64	0
60	MG	14	3069	1/1	0.79	0.61	78,78,78,78	0
60	MG	13	1703	1/1	0.79	0.22	111,111,111,111	0
60	MG	13	1677	1/1	0.79	0.13	67,67,67,67	0

Continued on next page...

Continued from previous page...

Mol	Type	Chain	Res	Atoms	RSCC	RSR	B-factors(\AA^2)	Q<0.9
60	MG	16	207	1/1	0.80	0.09	62,62,62,62	0
60	MG	1H	3204	1/1	0.80	0.30	62,62,62,62	0
60	MG	1H	3153	1/1	0.80	0.36	59,59,59,59	0
60	MG	16	201	1/1	0.80	0.20	78,78,78,78	0
60	MG	14	3309	1/1	0.80	0.34	72,72,72,72	0
60	MG	14	3280	1/1	0.80	0.13	55,55,55,55	0
60	MG	16	203	1/1	0.80	0.24	77,77,77,77	0
60	MG	14	3193	1/1	0.80	0.35	76,76,76,76	0
60	MG	14	3291	1/1	0.80	0.18	80,80,80,80	0
60	MG	1H	3279	1/1	0.80	0.38	71,71,71,71	0
60	MG	1H	3172	1/1	0.80	0.18	71,71,71,71	0
60	MG	1H	3212	1/1	0.80	0.52	89,89,89,89	0
60	MG	14	3257	1/1	0.80	0.14	69,69,69,69	0
60	MG	1H	3375	1/1	0.80	0.11	48,48,48,48	0
60	MG	1G	1627	1/1	0.80	0.31	66,66,66,66	0
60	MG	1G	1675	1/1	0.80	0.19	86,86,86,86	0
60	MG	1H	3291	1/1	0.80	0.28	71,71,71,71	0
60	MG	1H	3093	1/1	0.81	0.20	64,64,64,64	0
60	MG	P8	101	1/1	0.81	0.55	70,70,70,70	0
60	MG	14	3260	1/1	0.81	0.14	73,73,73,73	0
60	MG	13	1663	1/1	0.81	0.34	93,93,93,93	0
60	MG	14	3135	1/1	0.81	0.36	78,78,78,78	0
60	MG	14	3104	1/1	0.81	0.33	70,70,70,70	0
60	MG	14	3148	1/1	0.81	0.32	86,86,86,86	0
60	MG	1H	3254	1/1	0.81	0.42	57,57,57,57	0
60	MG	14	3363	1/1	0.81	0.07	73,73,73,73	0
60	MG	13	1642	1/1	0.81	0.29	63,63,63,63	0
60	MG	1H	3196	1/1	0.81	0.70	91,91,91,91	0
60	MG	1H	3252	1/1	0.81	0.43	66,66,66,66	0
60	MG	1H	3407	1/1	0.81	0.10	76,76,76,76	0
60	MG	14	3272	1/1	0.81	0.25	55,55,55,55	0
60	MG	1J	207	1/1	0.81	0.10	92,92,92,92	0
60	MG	1G	1681	1/1	0.81	0.74	107,107,107,107	0
60	MG	1H	3162	1/1	0.81	0.14	67,67,67,67	0
60	MG	1H	3253	1/1	0.81	0.17	56,56,56,56	0
60	MG	14	3223	1/1	0.81	0.30	67,67,67,67	0
60	MG	25	201	1/1	0.81	0.04	125,125,125,125	0
60	MG	14	3325	1/1	0.81	0.10	50,50,50,50	0
60	MG	14	3226	1/1	0.81	0.44	68,68,68,68	0
60	MG	13	1688	1/1	0.82	0.34	66,66,66,66	0
60	MG	14	3215	1/1	0.82	0.48	69,69,69,69	0
60	MG	14	3105	1/1	0.82	0.23	82,82,82,82	0

Continued on next page...

Continued from previous page...

Mol	Type	Chain	Res	Atoms	RSCC	RSR	B-factors(\AA^2)	Q<0.9
60	MG	14	3273	1/1	0.82	0.21	65,65,65,65	0
60	MG	1H	3185	1/1	0.82	0.30	65,65,65,65	0
60	MG	1H	3276	1/1	0.82	0.57	76,76,76,76	0
60	MG	1H	3302	1/1	0.82	0.27	67,67,67,67	0
60	MG	1G	1676	1/1	0.82	0.30	90,90,90,90	0
60	MG	14	3232	1/1	0.82	0.66	92,92,92,92	0
60	MG	13	1713	1/1	0.82	0.25	96,96,96,96	0
60	MG	13	1648	1/1	0.82	0.48	76,76,76,76	0
60	MG	1H	3159	1/1	0.82	0.35	77,77,77,77	0
60	MG	1G	1613	1/1	0.82	0.14	116,116,116,116	0
60	MG	14	3346	1/1	0.82	0.07	108,108,108,108	0
60	MG	1G	1673	1/1	0.82	0.33	186,186,186,186	0
60	MG	14	3165	1/1	0.82	0.24	84,84,84,84	0
60	MG	1H	3294	1/1	0.82	0.22	66,66,66,66	0
60	MG	1H	3428	1/1	0.82	0.06	102,102,102,102	0
60	MG	1H	3365	1/1	0.82	0.12	88,88,88,88	0
60	MG	1J	206	1/1	0.83	0.10	125,125,125,125	0
60	MG	14	3188	1/1	0.83	0.22	93,93,93,93	0
60	MG	1G	1662	1/1	0.83	0.44	84,84,84,84	0
60	MG	1G	1680	1/1	0.83	0.37	162,162,162,162	0
60	MG	14	3187	1/1	0.83	0.58	84,84,84,84	0
60	MG	1H	3400	1/1	0.83	0.07	82,82,82,82	0
60	MG	14	3269	1/1	0.83	0.23	60,60,60,60	0
60	MG	1G	1689	1/1	0.83	0.38	86,86,86,86	0
60	MG	14	3305	1/1	0.83	0.28	94,94,94,94	0
60	MG	1G	1668	1/1	0.83	0.49	95,95,95,95	0
60	MG	41	201	1/1	0.83	0.10	75,75,75,75	0
60	MG	1H	3296	1/1	0.83	0.17	69,69,69,69	0
60	MG	1H	3424	1/1	0.83	0.08	115,115,115,115	0
60	MG	13	1702	1/1	0.83	0.21	80,80,80,80	0
60	MG	1H	3262	1/1	0.83	0.39	80,80,80,80	0
60	MG	78	203	1/1	0.83	0.39	87,87,87,87	0
60	MG	14	3281	1/1	0.83	0.22	63,63,63,63	0
60	MG	1H	3213	1/1	0.83	0.38	95,95,95,95	0
60	MG	14	3299	1/1	0.83	0.18	60,60,60,60	0
60	MG	85	201	1/1	0.83	0.42	71,71,71,71	0
60	MG	1H	3299	1/1	0.83	0.24	72,72,72,72	0
60	MG	1G	1645	1/1	0.83	0.17	78,78,78,78	0
60	MG	14	3121	1/1	0.83	0.42	64,64,64,64	0
60	MG	14	3184	1/1	0.83	0.57	75,75,75,75	0
60	MG	1H	3430	1/1	0.83	0.05	95,95,95,95	0
60	MG	1H	3218	1/1	0.84	0.39	84,84,84,84	0

Continued on next page...

Continued from previous page...

Mol	Type	Chain	Res	Atoms	RSCC	RSR	B-factors(\AA^2)	Q<0.9
60	MG	1H	3184	1/1	0.84	0.25	58,58,58,58	0
60	MG	1H	3280	1/1	0.84	0.22	70,70,70,70	0
60	MG	14	3037	1/1	0.84	0.42	79,79,79,79	0
60	MG	1G	1663	1/1	0.84	0.14	93,93,93,93	0
60	MG	14	3262	1/1	0.84	0.23	63,63,63,63	0
60	MG	14	3297	1/1	0.84	0.41	100,100,100,100	0
60	MG	1H	3165	1/1	0.84	0.27	77,77,77,77	0
60	MG	1H	3099	1/1	0.84	0.20	49,49,49,49	0
60	MG	14	3209	1/1	0.84	0.21	77,77,77,77	0
60	MG	1H	3410	1/1	0.84	0.07	87,87,87,87	0
60	MG	13	1658	1/1	0.84	0.16	57,57,57,57	0
60	MG	14	3274	1/1	0.84	0.33	79,79,79,79	0
60	MG	14	3244	1/1	0.84	0.29	75,75,75,75	0
60	MG	13	1665	1/1	0.84	0.32	91,91,91,91	0
60	MG	13	1617	1/1	0.84	0.17	99,99,99,99	0
60	MG	14	3150	1/1	0.84	0.23	92,92,92,92	0
60	MG	14	3207	1/1	0.84	0.25	74,74,74,74	0
60	MG	1G	1646	1/1	0.84	0.27	77,77,77,77	0
60	MG	1H	3409	1/1	0.84	0.17	99,99,99,99	0
60	MG	14	3307	1/1	0.84	0.43	82,82,82,82	0
60	MG	14	3259	1/1	0.85	0.20	76,76,76,76	0
60	MG	29	302	1/1	0.85	0.23	79,79,79,79	0
60	MG	1G	1651	1/1	0.85	0.43	87,87,87,87	0
60	MG	1H	3214	1/1	0.85	0.26	62,62,62,62	0
60	MG	1H	3118	1/1	0.85	0.13	56,56,56,56	0
60	MG	1H	3021	1/1	0.85	0.19	59,59,59,59	0
60	MG	1H	3164	1/1	0.85	0.25	60,60,60,60	0
60	MG	2K	103	1/1	0.85	0.34	76,76,76,76	0
60	MG	1H	3209	1/1	0.85	0.44	81,81,81,81	0
60	MG	14	3248	1/1	0.85	0.26	80,80,80,80	0
60	MG	1H	3306	1/1	0.85	0.48	77,77,77,77	0
60	MG	14	3031	1/1	0.85	0.14	75,75,75,75	0
60	MG	1H	3278	1/1	0.85	0.30	64,64,64,64	0
60	MG	14	3308	1/1	0.85	0.57	66,66,66,66	0
60	MG	1H	3141	1/1	0.85	0.53	70,70,70,70	0
60	MG	1H	3127	1/1	0.85	0.18	44,44,44,44	0
60	MG	13	1682	1/1	0.85	0.33	85,85,85,85	0
60	MG	13	1609	1/1	0.85	0.41	64,64,64,64	0
60	MG	1H	3223	1/1	0.85	0.21	44,44,44,44	0
60	MG	1H	3045	1/1	0.85	0.48	65,65,65,65	0
60	MG	1H	3145	1/1	0.85	0.33	63,63,63,63	0
60	MG	1H	3090	1/1	0.85	0.30	67,67,67,67	0

Continued on next page...

Continued from previous page...

Mol	Type	Chain	Res	Atoms	RSCC	RSR	B-factors(\AA^2)	Q<0.9
60	MG	4I	201	1/1	0.85	0.07	86,86,86,86	0
60	MG	13	1707	1/1	0.85	0.46	114,114,114,114	0
60	MG	1G	1687	1/1	0.85	0.15	83,83,83,83	0
60	MG	13	1693	1/1	0.86	0.17	89,89,89,89	0
60	MG	14	3286	1/1	0.86	0.93	60,60,60,60	0
60	MG	2K	101	1/1	0.86	0.15	81,81,81,81	0
60	MG	1H	3216	1/1	0.86	0.24	73,73,73,73	0
60	MG	1H	3250	1/1	0.86	0.41	68,68,68,68	0
60	MG	14	3198	1/1	0.86	0.34	63,63,63,63	0
60	MG	14	3258	1/1	0.86	0.31	65,65,65,65	0
60	MG	14	3200	1/1	0.86	0.80	91,91,91,91	0
60	MG	13	1708	1/1	0.86	0.36	167,167,167,167	0
60	MG	1H	3378	1/1	0.86	0.12	67,67,67,67	0
60	MG	C5	201	1/1	0.86	0.74	107,107,107,107	0
60	MG	13	1683	1/1	0.86	0.32	89,89,89,89	0
60	MG	14	3136	1/1	0.86	0.34	90,90,90,90	0
60	MG	13	1738	1/1	0.86	0.08	81,81,81,81	0
60	MG	1H	3089	1/1	0.86	0.24	69,69,69,69	0
60	MG	1H	3205	1/1	0.86	0.37	60,60,60,60	0
60	MG	13	1680	1/1	0.86	0.16	68,68,68,68	0
60	MG	14	3177	1/1	0.86	0.28	61,61,61,61	0
60	MG	1G	1625	1/1	0.86	0.27	72,72,72,72	0
60	MG	1H	3242	1/1	0.86	0.21	74,74,74,74	0
60	MG	1H	3086	1/1	0.86	0.18	53,53,53,53	0
60	MG	14	3357	1/1	0.86	0.06	96,96,96,96	0
60	MG	14	3185	1/1	0.86	0.42	76,76,76,76	0
60	MG	14	3210	1/1	0.86	0.44	79,79,79,79	0
60	MG	1H	3047	1/1	0.86	0.33	73,73,73,73	0
60	MG	14	3318	1/1	0.86	0.11	76,76,76,76	0
60	MG	14	3178	1/1	0.86	0.38	66,66,66,66	0
60	MG	5I	101	1/1	0.86	0.13	83,83,83,83	0
60	MG	14	3059	1/1	0.86	0.38	72,72,72,72	0
60	MG	14	3375	1/1	0.86	0.04	90,90,90,90	0
60	MG	1H	3180	1/1	0.86	0.26	87,87,87,87	0
60	MG	1H	3233	1/1	0.86	0.38	69,69,69,69	0
60	MG	1H	3335	1/1	0.86	0.10	74,74,74,74	0
60	MG	14	3384	1/1	0.86	0.04	122,122,122,122	0
60	MG	1G	1633	1/1	0.87	0.41	95,95,95,95	0
60	MG	14	3303	1/1	0.87	0.59	93,93,93,93	0
60	MG	14	3380	1/1	0.87	0.09	92,92,92,92	0
60	MG	1H	3140	1/1	0.87	0.28	59,59,59,59	0
60	MG	14	3301	1/1	0.87	0.21	75,75,75,75	0

Continued on next page...

Continued from previous page...

Mol	Type	Chain	Res	Atoms	RSCC	RSR	B-factors(\AA^2)	Q<0.9
60	MG	1G	1661	1/1	0.87	0.32	69,69,69,69	0
60	MG	1H	3048	1/1	0.87	0.26	51,51,51,51	0
60	MG	1H	3412	1/1	0.87	0.08	93,93,93,93	0
60	MG	14	3208	1/1	0.87	0.25	66,66,66,66	0
60	MG	14	3264	1/1	0.87	0.39	91,91,91,91	0
60	MG	14	3065	1/1	0.87	0.57	71,71,71,71	0
60	MG	14	3302	1/1	0.87	0.34	87,87,87,87	0
60	MG	11	302	1/1	0.87	0.21	54,54,54,54	0
60	MG	14	3048	1/1	0.87	0.27	59,59,59,59	0
60	MG	13	1649	1/1	0.87	0.20	75,75,75,75	0
60	MG	1H	3426	1/1	0.87	0.08	112,112,112,112	0
60	MG	13	1666	1/1	0.87	0.26	94,94,94,94	0
60	MG	1G	1684	1/1	0.87	0.23	91,91,91,91	0
60	MG	1H	3284	1/1	0.87	0.15	66,66,66,66	0
60	MG	45	203	1/1	0.88	0.17	66,66,66,66	0
60	MG	1H	3270	1/1	0.88	0.42	58,58,58,58	0
60	MG	1H	3192	1/1	0.88	0.16	84,84,84,84	0
60	MG	1H	3285	1/1	0.88	0.17	61,61,61,61	0
60	MG	14	3117	1/1	0.88	0.32	74,74,74,74	0
60	MG	1G	1700	1/1	0.88	0.09	152,152,152,152	0
60	MG	1H	3198	1/1	0.88	0.27	64,64,64,64	0
60	MG	14	3133	1/1	0.88	0.37	80,80,80,80	0
60	MG	1H	3415	1/1	0.88	0.10	75,75,75,75	0
60	MG	14	3317	1/1	0.88	0.10	54,54,54,54	0
60	MG	14	3186	1/1	0.88	0.53	62,62,62,62	0
60	MG	1H	3125	1/1	0.88	0.14	34,34,34,34	0
60	MG	13	1700	1/1	0.88	0.16	102,102,102,102	0
60	MG	1G	1643	1/1	0.88	0.22	80,80,80,80	0
60	MG	13	1716	1/1	0.88	0.19	77,77,77,77	0
60	MG	1H	3028	1/1	0.88	0.32	51,51,51,51	0
60	MG	14	3101	1/1	0.88	0.53	65,65,65,65	0
60	MG	1G	1632	1/1	0.88	0.41	89,89,89,89	0
60	MG	14	3279	1/1	0.88	0.16	76,76,76,76	0
60	MG	13	1714	1/1	0.88	0.22	89,89,89,89	0
60	MG	1H	3193	1/1	0.88	0.34	67,67,67,67	0
60	MG	14	3118	1/1	0.88	0.23	60,60,60,60	0
60	MG	1H	3413	1/1	0.88	0.11	103,103,103,103	0
60	MG	1H	3071	1/1	0.88	0.31	57,57,57,57	0
60	MG	14	3030	1/1	0.88	0.13	71,71,71,71	0
60	MG	14	3263	1/1	0.88	0.18	63,63,63,63	0
60	MG	13	1640	1/1	0.88	0.32	76,76,76,76	0
60	MG	1H	3169	1/1	0.88	0.21	63,63,63,63	0

Continued on next page...

Continued from previous page...

Mol	Type	Chain	Res	Atoms	RSCC	RSR	B-factors(\AA^2)	Q<0.9
60	MG	1H	3398	1/1	0.88	0.04	71,71,71,71	0
60	MG	1H	3332	1/1	0.88	0.10	49,49,49,49	0
60	MG	1H	3122	1/1	0.88	0.20	56,56,56,56	0
60	MG	14	3180	1/1	0.88	0.30	85,85,85,85	0
60	MG	1G	1671	1/1	0.88	0.18	77,77,77,77	0
60	MG	1G	1649	1/1	0.88	0.34	76,76,76,76	0
60	MG	16	211	1/1	0.88	0.08	87,87,87,87	0
60	MG	13	1638	1/1	0.88	0.35	80,80,80,80	0
60	MG	13	1631	1/1	0.88	0.28	74,74,74,74	0
60	MG	39	301	1/1	0.88	0.13	86,86,86,86	0
60	MG	14	3151	1/1	0.89	0.23	55,55,55,55	0
60	MG	1H	3241	1/1	0.89	0.31	61,61,61,61	0
60	MG	1H	3182	1/1	0.89	0.62	91,91,91,91	0
60	MG	1G	1617	1/1	0.89	0.08	83,83,83,83	0
60	MG	1J	201	1/1	0.89	0.10	105,105,105,105	0
60	MG	1H	3020	1/1	0.89	0.26	59,59,59,59	0
60	MG	1H	3143	1/1	0.89	0.27	50,50,50,50	0
60	MG	13	1620	1/1	0.89	0.33	64,64,64,64	0
60	MG	13	1662	1/1	0.89	0.17	89,89,89,89	0
60	MG	1G	1685	1/1	0.89	0.27	136,136,136,136	0
60	MG	16	202	1/1	0.89	0.51	82,82,82,82	0
60	MG	1H	3082	1/1	0.89	0.32	39,39,39,39	0
60	MG	14	3227	1/1	0.89	0.13	69,69,69,69	0
60	MG	1H	3379	1/1	0.89	0.18	75,75,75,75	0
60	MG	14	3275	1/1	0.89	0.52	76,76,76,76	0
60	MG	52	201	1/1	0.89	0.12	77,77,77,77	0
60	MG	14	3379	1/1	0.89	0.09	104,104,104,104	0
60	MG	14	3282	1/1	0.89	0.17	73,73,73,73	0
60	MG	1H	3309	1/1	0.89	0.10	56,56,56,56	0
60	MG	1G	1660	1/1	0.89	0.36	78,78,78,78	0
60	MG	14	3090	1/1	0.89	0.38	63,63,63,63	0
60	MG	1H	3144	1/1	0.89	0.23	78,78,78,78	0
60	MG	1H	3077	1/1	0.89	0.39	70,70,70,70	0
60	MG	1H	3339	1/1	0.89	0.15	75,75,75,75	0
60	MG	13	1629	1/1	0.89	0.34	62,62,62,62	0
60	MG	13	1735	1/1	0.89	0.12	153,153,153,153	0
60	MG	1H	3304	1/1	0.89	0.18	69,69,69,69	0
60	MG	1H	3231	1/1	0.89	0.30	91,91,91,91	0
60	MG	16	210	1/1	0.89	0.08	64,64,64,64	0
60	MG	13	1650	1/1	0.89	0.29	77,77,77,77	0
60	MG	1G	1610	1/1	0.89	0.15	78,78,78,78	0
60	MG	1H	3203	1/1	0.89	0.38	91,91,91,91	0

Continued on next page...

Continued from previous page...

Mol	Type	Chain	Res	Atoms	RSCC	RSR	B-factors(\AA^2)	Q<0.9
60	MG	1H	3156	1/1	0.89	0.15	62,62,62,62	0
60	MG	14	3201	1/1	0.89	0.58	81,81,81,81	0
60	MG	13	1706	1/1	0.89	0.35	85,85,85,85	0
60	MG	1H	3135	1/1	0.89	0.28	50,50,50,50	0
60	MG	1G	1616	1/1	0.89	0.14	125,125,125,125	0
60	MG	14	3283	1/1	0.89	0.60	79,79,79,79	0
60	MG	1G	1695	1/1	0.89	0.10	83,83,83,83	0
60	MG	13	1722	1/1	0.89	0.18	82,82,82,82	0
60	MG	1H	3197	1/1	0.89	0.30	70,70,70,70	0
60	MG	14	3174	1/1	0.89	0.44	77,77,77,77	0
60	MG	1H	3377	1/1	0.89	0.12	60,60,60,60	0
60	MG	78	202	1/1	0.89	0.20	46,46,46,46	0
60	MG	14	3370	1/1	0.89	0.07	116,116,116,116	0
60	MG	1H	3129	1/1	0.89	0.61	72,72,72,72	0
60	MG	13	1637	1/1	0.89	0.48	76,76,76,76	0
60	MG	1H	3178	1/1	0.89	0.31	80,80,80,80	0
60	MG	1H	3248	1/1	0.89	0.25	97,97,97,97	0
60	MG	1H	3150	1/1	0.89	0.29	63,63,63,63	0
60	MG	1H	3060	1/1	0.89	0.32	64,64,64,64	0
60	MG	1H	3297	1/1	0.89	0.48	63,63,63,63	0
60	MG	1H	3160	1/1	0.89	0.52	76,76,76,76	0
60	MG	14	3306	1/1	0.89	0.31	67,67,67,67	0
60	MG	1G	1648	1/1	0.89	0.29	78,78,78,78	0
60	MG	1H	3220	1/1	0.90	0.38	78,78,78,78	0
60	MG	14	3106	1/1	0.90	0.47	62,62,62,62	0
60	MG	14	3025	1/1	0.90	0.14	81,81,81,81	0
60	MG	1G	1626	1/1	0.90	0.10	87,87,87,87	0
60	MG	1H	3111	1/1	0.90	0.18	49,49,49,49	0
60	MG	13	1675	1/1	0.90	0.29	67,67,67,67	0
60	MG	14	3158	1/1	0.90	0.19	54,54,54,54	0
60	MG	2L	103	1/1	0.90	0.27	67,67,67,67	0
60	MG	1G	1652	1/1	0.90	0.37	72,72,72,72	0
60	MG	1H	3374	1/1	0.90	0.11	86,86,86,86	0
60	MG	14	3108	1/1	0.90	0.58	71,71,71,71	0
60	MG	14	3284	1/1	0.90	0.43	75,75,75,75	0
60	MG	1H	3312	1/1	0.90	0.12	45,45,45,45	0
60	MG	1H	3087	1/1	0.90	0.33	72,72,72,72	0
60	MG	14	3300	1/1	0.90	0.44	76,76,76,76	0
60	MG	14	3175	1/1	0.90	0.38	80,80,80,80	0
60	MG	1H	3338	1/1	0.90	0.06	83,83,83,83	0
60	MG	14	3205	1/1	0.90	0.35	72,72,72,72	0
60	MG	1H	3152	1/1	0.90	0.28	76,76,76,76	0

Continued on next page...

Continued from previous page...

Mol	Type	Chain	Res	Atoms	RSCC	RSR	B-factors(\AA^2)	Q<0.9
60	MG	1H	3058	1/1	0.90	0.20	57,57,57,57	0
60	MG	14	3063	1/1	0.90	0.51	70,70,70,70	0
60	MG	14	3338	1/1	0.90	0.16	52,52,52,52	0
60	MG	14	3197	1/1	0.90	0.28	79,79,79,79	0
60	MG	13	1628	1/1	0.90	0.47	72,72,72,72	0
60	MG	14	3109	1/1	0.90	0.51	82,82,82,82	0
60	MG	1H	3173	1/1	0.90	0.18	72,72,72,72	0
60	MG	1G	1658	1/1	0.90	0.33	71,71,71,71	0
60	MG	14	3250	1/1	0.90	0.33	65,65,65,65	0
60	MG	1H	3329	1/1	0.90	0.08	51,51,51,51	0
60	MG	14	3085	1/1	0.90	0.23	52,52,52,52	0
60	MG	1G	1682	1/1	0.90	0.24	115,115,115,115	0
60	MG	14	3355	1/1	0.90	0.08	68,68,68,68	0
60	MG	1H	3061	1/1	0.90	0.27	56,56,56,56	0
60	MG	14	3278	1/1	0.90	0.29	71,71,71,71	0
60	MG	14	3125	1/1	0.90	0.18	63,63,63,63	0
60	MG	1H	3286	1/1	0.90	0.29	72,72,72,72	0
60	MG	1H	3356	1/1	0.90	0.16	54,54,54,54	0
60	MG	1H	3419	1/1	0.90	0.09	99,99,99,99	0
60	MG	14	3164	1/1	0.90	0.44	75,75,75,75	0
60	MG	1G	1698	1/1	0.91	0.10	113,113,113,113	0
60	MG	1G	1683	1/1	0.91	0.24	109,109,109,109	0
60	MG	13	1715	1/1	0.91	0.36	82,82,82,82	0
60	MG	14	3156	1/1	0.91	0.26	54,54,54,54	0
60	MG	1H	3245	1/1	0.91	0.17	50,50,50,50	0
60	MG	1H	3072	1/1	0.91	0.45	70,70,70,70	0
60	MG	1H	3042	1/1	0.91	0.29	54,54,54,54	0
60	MG	1H	3187	1/1	0.91	0.26	60,60,60,60	0
60	MG	1H	3326	1/1	0.91	0.16	57,57,57,57	0
60	MG	14	3162	1/1	0.91	0.31	83,83,83,83	0
60	MG	14	3137	1/1	0.91	0.35	69,69,69,69	0
60	MG	1G	1638	1/1	0.91	0.43	88,88,88,88	0
60	MG	1H	3003	1/1	0.91	0.33	45,45,45,45	0
60	MG	1H	3305	1/1	0.91	0.31	99,99,99,99	0
60	MG	1H	3029	1/1	0.91	0.39	65,65,65,65	0
60	MG	1H	3229	1/1	0.91	0.27	56,56,56,56	0
60	MG	1H	3113	1/1	0.91	0.35	53,53,53,53	0
60	MG	1H	3403	1/1	0.91	0.18	83,83,83,83	0
60	MG	14	3304	1/1	0.91	0.44	66,66,66,66	0
60	MG	13	1634	1/1	0.91	0.39	67,67,67,67	0
60	MG	14	3015	1/1	0.91	0.11	50,50,50,50	0
60	MG	1G	1612	1/1	0.91	0.31	84,84,84,84	0

Continued on next page...

Continued from previous page...

Mol	Type	Chain	Res	Atoms	RSCC	RSR	B-factors(\AA^2)	Q<0.9
60	MG	1G	1654	1/1	0.91	0.27	66,66,66,66	0
60	MG	13	1661	1/1	0.91	0.42	70,70,70,70	0
60	MG	1G	1619	1/1	0.91	0.25	82,82,82,82	0
60	MG	1H	3272	1/1	0.91	0.30	72,72,72,72	0
60	MG	1G	1604	1/1	0.91	0.17	78,78,78,78	0
60	MG	1H	3355	1/1	0.91	0.11	51,51,51,51	0
60	MG	1G	1674	1/1	0.91	0.24	84,84,84,84	0
60	MG	13	1654	1/1	0.91	0.30	69,69,69,69	0
60	MG	1H	3273	1/1	0.91	0.27	55,55,55,55	0
60	MG	1H	3438	1/1	0.91	0.12	78,78,78,78	0
60	MG	1H	3041	1/1	0.91	0.48	58,58,58,58	0
60	MG	1H	3240	1/1	0.91	0.28	109,109,109,109	0
60	MG	1H	3100	1/1	0.91	0.58	74,74,74,74	0
60	MG	1H	3259	1/1	0.91	0.18	59,59,59,59	0
60	MG	16	205	1/1	0.91	0.27	79,79,79,79	0
60	MG	14	3295	1/1	0.91	0.18	77,77,77,77	0
60	MG	1H	3322	1/1	0.91	0.15	48,48,48,48	0
60	MG	13	1686	1/1	0.91	0.19	76,76,76,76	0
60	MG	1H	3418	1/1	0.91	0.08	81,81,81,81	0
60	MG	1H	3423	1/1	0.91	0.08	60,60,60,60	0
60	MG	13	1698	1/1	0.91	0.19	86,86,86,86	0
60	MG	13	1695	1/1	0.91	0.21	90,90,90,90	0
60	MG	14	3092	1/1	0.91	0.27	62,62,62,62	0
60	MG	1G	1699	1/1	0.91	0.12	108,108,108,108	0
60	MG	1G	1655	1/1	0.91	0.26	96,96,96,96	0
60	MG	1H	3349	1/1	0.91	0.09	58,58,58,58	0
60	MG	1H	3137	1/1	0.92	0.25	72,72,72,72	0
60	MG	14	3062	1/1	0.92	0.48	66,66,66,66	0
60	MG	1H	3191	1/1	0.92	0.33	73,73,73,73	0
60	MG	11	301	1/1	0.92	0.17	42,42,42,42	0
60	MG	14	3366	1/1	0.92	0.06	102,102,102,102	0
60	MG	1G	1608	1/1	0.92	0.27	95,95,95,95	0
60	MG	1H	3265	1/1	0.92	0.25	75,75,75,75	0
60	MG	1H	3056	1/1	0.92	0.21	67,67,67,67	0
60	MG	13	1676	1/1	0.92	0.23	63,63,63,63	0
60	MG	16	208	1/1	0.92	0.13	84,84,84,84	0
60	MG	14	3365	1/1	0.92	0.07	90,90,90,90	0
60	MG	1H	3366	1/1	0.92	0.16	53,53,53,53	0
60	MG	14	3166	1/1	0.92	0.38	73,73,73,73	0
60	MG	1H	3357	1/1	0.92	0.10	69,69,69,69	0
60	MG	14	3341	1/1	0.92	0.10	66,66,66,66	0
60	MG	14	3053	1/1	0.92	0.61	66,66,66,66	0

Continued on next page...

Continued from previous page...

Mol	Type	Chain	Res	Atoms	RSCC	RSR	B-factors(\AA^2)	Q<0.9
61	ZN	5A	101	1/1	0.92	0.12	129,129,129,129	0
60	MG	1G	1694	1/1	0.92	0.09	110,110,110,110	0
60	MG	14	3124	1/1	0.92	0.32	82,82,82,82	0
60	MG	14	3171	1/1	0.92	0.38	78,78,78,78	0
60	MG	1H	3120	1/1	0.92	0.36	63,63,63,63	0
60	MG	1H	3106	1/1	0.92	0.18	66,66,66,66	0
60	MG	78	201	1/1	0.92	0.21	66,66,66,66	0
60	MG	14	3191	1/1	0.92	0.33	69,69,69,69	0
60	MG	14	3098	1/1	0.92	0.47	59,59,59,59	0
60	MG	14	3095	1/1	0.92	0.21	66,66,66,66	0
60	MG	13	1616	1/1	0.92	0.23	100,100,100,100	0
60	MG	1H	3360	1/1	0.92	0.14	99,99,99,99	0
60	MG	1H	3115	1/1	0.92	0.41	52,52,52,52	0
60	MG	13	1659	1/1	0.92	0.33	79,79,79,79	0
60	MG	1H	3405	1/1	0.92	0.06	73,73,73,73	0
60	MG	14	3199	1/1	0.92	0.59	66,66,66,66	0
60	MG	1H	3050	1/1	0.92	0.32	54,54,54,54	0
60	MG	1H	3364	1/1	0.92	0.15	51,51,51,51	0
60	MG	13	1697	1/1	0.92	0.07	95,95,95,95	0
60	MG	13	1619	1/1	0.92	0.30	70,70,70,70	0
60	MG	14	3022	1/1	0.92	0.24	48,48,48,48	0
60	MG	1G	1690	1/1	0.92	0.43	75,75,75,75	0
60	MG	14	3329	1/1	0.92	0.12	65,65,65,65	0
60	MG	14	3347	1/1	0.92	0.15	83,83,83,83	0
60	MG	1H	3171	1/1	0.92	0.49	69,69,69,69	0
60	MG	14	3114	1/1	0.92	0.68	91,91,91,91	0
60	MG	1H	3432	1/1	0.92	0.07	107,107,107,107	0
60	MG	14	3154	1/1	0.92	0.24	64,64,64,64	0
60	MG	14	3332	1/1	0.92	0.14	71,71,71,71	0
60	MG	1H	3148	1/1	0.92	0.65	67,67,67,67	0
60	MG	1H	3146	1/1	0.92	0.35	84,84,84,84	0
60	MG	1H	3215	1/1	0.92	0.41	80,80,80,80	0
60	MG	13	1704	1/1	0.92	0.19	71,71,71,71	0
60	MG	1H	3131	1/1	0.92	0.46	76,76,76,76	0
60	MG	14	3206	1/1	0.92	0.26	63,63,63,63	0
60	MG	1H	3389	1/1	0.92	0.11	47,47,47,47	0
60	MG	14	3149	1/1	0.92	0.36	73,73,73,73	0
60	MG	14	3339	1/1	0.92	0.13	62,62,62,62	0
60	MG	13	1727	1/1	0.93	0.07	86,86,86,86	0
60	MG	1G	1670	1/1	0.93	0.08	93,93,93,93	0
60	MG	1H	3307	1/1	0.93	0.33	74,74,74,74	0
60	MG	1G	1621	1/1	0.93	0.09	68,68,68,68	0

Continued on next page...

Continued from previous page...

Mol	Type	Chain	Res	Atoms	RSCC	RSR	B-factors(\AA^2)	Q<0.9
60	MG	14	3348	1/1	0.93	0.10	83,83,83,83	0
60	MG	13	1691	1/1	0.93	0.13	96,96,96,96	0
60	MG	14	3361	1/1	0.93	0.16	60,60,60,60	0
60	MG	1H	3282	1/1	0.93	0.17	56,56,56,56	0
60	MG	14	3061	1/1	0.93	0.34	49,49,49,49	0
60	MG	1H	3337	1/1	0.93	0.15	66,66,66,66	0
60	MG	1H	3258	1/1	0.93	0.43	64,64,64,64	0
60	MG	14	3196	1/1	0.93	0.82	82,82,82,82	0
60	MG	1H	3318	1/1	0.93	0.08	45,45,45,45	0
60	MG	13	1740	1/1	0.93	0.12	54,54,54,54	0
60	MG	1G	1650	1/1	0.93	0.46	88,88,88,88	0
60	MG	14	3169	1/1	0.93	0.18	46,46,46,46	0
60	MG	1H	3350	1/1	0.93	0.14	47,47,47,47	0
60	MG	1H	3287	1/1	0.93	0.28	54,54,54,54	0
60	MG	1H	3166	1/1	0.93	0.36	83,83,83,83	0
60	MG	2K	102	1/1	0.93	0.21	84,84,84,84	0
60	MG	13	1647	1/1	0.93	0.42	83,83,83,83	0
60	MG	1H	3199	1/1	0.93	0.27	74,74,74,74	0
60	MG	1J	204	1/1	0.93	0.33	92,92,92,92	0
60	MG	1H	3331	1/1	0.93	0.09	44,44,44,44	0
60	MG	14	3351	1/1	0.93	0.14	93,93,93,93	0
60	MG	13	1671	1/1	0.93	0.13	64,64,64,64	0
60	MG	14	3040	1/1	0.93	0.29	66,66,66,66	0
60	MG	14	3217	1/1	0.93	0.20	71,71,71,71	0
60	MG	1H	3023	1/1	0.93	0.33	58,58,58,58	0
60	MG	14	3255	1/1	0.93	0.37	75,75,75,75	0
60	MG	1H	3264	1/1	0.93	0.14	66,66,66,66	0
60	MG	45	201	1/1	0.93	0.20	81,81,81,81	0
60	MG	14	3212	1/1	0.93	0.47	106,106,106,106	0
60	MG	13	1674	1/1	0.93	0.23	184,184,184,184	0
60	MG	1G	1630	1/1	0.93	0.26	80,80,80,80	0
60	MG	1H	3227	1/1	0.93	0.24	65,65,65,65	0
60	MG	1G	1669	1/1	0.93	0.23	84,84,84,84	0
60	MG	13	1643	1/1	0.93	0.06	75,75,75,75	0
60	MG	14	3334	1/1	0.93	0.07	80,80,80,80	0
60	MG	1H	3124	1/1	0.93	0.29	68,68,68,68	0
60	MG	14	3182	1/1	0.93	0.52	81,81,81,81	0
60	MG	13	1603	1/1	0.93	0.25	57,57,57,57	0
60	MG	1H	3114	1/1	0.93	0.38	61,61,61,61	0
60	MG	1G	1629	1/1	0.93	0.15	99,99,99,99	0
60	MG	13	1644	1/1	0.93	0.32	55,55,55,55	0
60	MG	14	3233	1/1	0.93	0.27	69,69,69,69	0

Continued on next page...

Continued from previous page...

Mol	Type	Chain	Res	Atoms	RSCC	RSR	B-factors(\AA^2)	Q<0.9
60	MG	1H	3234	1/1	0.93	0.45	53,53,53,53	0
60	MG	1H	3101	1/1	0.93	0.45	77,77,77,77	0
60	MG	1H	3395	1/1	0.93	0.09	69,69,69,69	0
60	MG	14	3129	1/1	0.93	0.28	56,56,56,56	0
60	MG	1G	1688	1/1	0.93	0.34	105,105,105,105	0
60	MG	14	3377	1/1	0.93	0.09	71,71,71,71	0
60	MG	14	3173	1/1	0.93	0.43	61,61,61,61	0
60	MG	1H	3382	1/1	0.93	0.06	68,68,68,68	0
60	MG	13	1664	1/1	0.93	0.26	68,68,68,68	0
60	MG	14	3204	1/1	0.93	0.29	105,105,105,105	0
60	MG	1G	1642	1/1	0.93	0.16	87,87,87,87	0
60	MG	1H	3130	1/1	0.93	0.38	73,73,73,73	0
60	MG	1H	3195	1/1	0.93	0.52	75,75,75,75	0
60	MG	1H	3107	1/1	0.93	0.47	63,63,63,63	0
60	MG	1H	3049	1/1	0.93	0.29	66,66,66,66	0
60	MG	1H	3317	1/1	0.93	0.16	74,74,74,74	0
60	MG	1H	3275	1/1	0.93	0.26	58,58,58,58	0
60	MG	1H	3211	1/1	0.93	0.26	84,84,84,84	0
60	MG	14	3354	1/1	0.93	0.09	74,74,74,74	0
60	MG	13	1730	1/1	0.93	0.08	103,103,103,103	0
60	MG	1G	1697	1/1	0.94	0.08	111,111,111,111	0
60	MG	14	3312	1/1	0.94	0.16	57,57,57,57	0
60	MG	1H	3142	1/1	0.94	0.26	57,57,57,57	0
60	MG	1H	3134	1/1	0.94	0.51	64,64,64,64	0
60	MG	14	3270	1/1	0.94	0.31	57,57,57,57	0
60	MG	1H	3342	1/1	0.94	0.10	59,59,59,59	0
60	MG	14	3360	1/1	0.94	0.10	103,103,103,103	0
60	MG	1H	3105	1/1	0.94	0.09	59,59,59,59	0
60	MG	1H	3434	1/1	0.94	0.08	44,44,44,44	0
60	MG	13	1615	1/1	0.94	0.31	75,75,75,75	0
60	MG	13	1657	1/1	0.94	0.47	73,73,73,73	0
60	MG	1H	3151	1/1	0.94	0.43	77,77,77,77	0
60	MG	13	1733	1/1	0.94	0.08	75,75,75,75	0
60	MG	14	3372	1/1	0.94	0.05	79,79,79,79	0
60	MG	1G	1602	1/1	0.94	0.23	69,69,69,69	0
60	MG	16	212	1/1	0.94	0.10	71,71,71,71	0
60	MG	14	3234	1/1	0.94	0.18	57,57,57,57	0
60	MG	13	1660	1/1	0.94	0.37	70,70,70,70	0
60	MG	14	3324	1/1	0.94	0.08	63,63,63,63	0
60	MG	1G	1678	1/1	0.94	0.24	79,79,79,79	0
60	MG	1H	3392	1/1	0.94	0.14	53,53,53,53	0
60	MG	1H	3201	1/1	0.94	0.52	65,65,65,65	0

Continued on next page...

Continued from previous page...

Mol	Type	Chain	Res	Atoms	RSCC	RSR	B-factors(\AA^2)	Q<0.9
60	MG	1H	3232	1/1	0.94	0.20	71,71,71,71	0
60	MG	14	3230	1/1	0.94	0.16	51,51,51,51	0
60	MG	14	3078	1/1	0.94	0.27	59,59,59,59	0
60	MG	14	3218	1/1	0.94	0.27	67,67,67,67	0
60	MG	14	3224	1/1	0.94	0.56	51,51,51,51	0
60	MG	1H	3290	1/1	0.94	0.15	76,76,76,76	0
60	MG	14	3327	1/1	0.94	0.15	58,58,58,58	0
60	MG	1H	3206	1/1	0.94	0.22	58,58,58,58	0
60	MG	1H	3384	1/1	0.94	0.08	85,85,85,85	0
60	MG	1H	3157	1/1	0.94	0.22	58,58,58,58	0
60	MG	1H	3361	1/1	0.94	0.16	78,78,78,78	0
60	MG	14	3042	1/1	0.94	0.27	44,44,44,44	0
60	MG	13	1724	1/1	0.94	0.05	82,82,82,82	0
60	MG	1H	3237	1/1	0.94	0.12	63,63,63,63	0
60	MG	1H	3396	1/1	0.94	0.10	56,56,56,56	0
60	MG	1G	1623	1/1	0.94	0.49	82,82,82,82	0
60	MG	1H	3330	1/1	0.94	0.11	51,51,51,51	0
60	MG	1H	3081	1/1	0.94	0.21	34,34,34,34	0
60	MG	1H	3133	1/1	0.94	0.52	83,83,83,83	0
60	MG	14	3254	1/1	0.94	0.19	78,78,78,78	0
60	MG	14	3075	1/1	0.94	0.40	49,49,49,49	0
60	MG	14	3066	1/1	0.94	0.43	47,47,47,47	0
60	MG	13	1614	1/1	0.94	0.27	82,82,82,82	0
60	MG	1H	3310	1/1	0.94	0.15	50,50,50,50	0
60	MG	1G	1615	1/1	0.94	0.30	87,87,87,87	0
60	MG	1H	3026	1/1	0.94	0.31	80,80,80,80	0
60	MG	1H	3303	1/1	0.94	0.66	90,90,90,90	0
60	MG	1H	3420	1/1	0.94	0.12	111,111,111,111	0
60	MG	13	1726	1/1	0.94	0.09	97,97,97,97	0
60	MG	1H	3126	1/1	0.94	0.12	79,79,79,79	0
60	MG	1H	3102	1/1	0.94	0.32	61,61,61,61	0
60	MG	13	1613	1/1	0.94	0.28	66,66,66,66	0
60	MG	14	3074	1/1	0.94	0.49	53,53,53,53	0
60	MG	1H	3038	1/1	0.94	0.61	59,59,59,59	0
60	MG	1G	1605	1/1	0.94	0.21	81,81,81,81	0
60	MG	14	3220	1/1	0.94	0.12	44,44,44,44	0
60	MG	21	302	1/1	0.94	0.13	64,64,64,64	0
60	MG	1G	1664	1/1	0.94	0.20	74,74,74,74	0
60	MG	14	3026	1/1	0.94	0.17	77,77,77,77	0
60	MG	14	3362	1/1	0.94	0.08	74,74,74,74	0
60	MG	14	3132	1/1	0.94	0.37	84,84,84,84	0
60	MG	1H	3362	1/1	0.94	0.15	47,47,47,47	0

Continued on next page...

Continued from previous page...

Mol	Type	Chain	Res	Atoms	RSCC	RSR	B-factors(\AA^2)	Q<0.9
60	MG	13	1625	1/1	0.94	0.49	75,75,75,75	0
60	MG	1H	3249	1/1	0.94	0.40	72,72,72,72	0
60	MG	1H	3179	1/1	0.94	0.33	57,57,57,57	0
60	MG	14	3032	1/1	0.94	0.10	103,103,103,103	0
60	MG	1H	3401	1/1	0.94	0.11	61,61,61,61	0
60	MG	14	3336	1/1	0.94	0.06	80,80,80,80	0
60	MG	14	3249	1/1	0.94	0.29	61,61,61,61	0
60	MG	1H	3217	1/1	0.94	0.39	75,75,75,75	0
60	MG	1J	205	1/1	0.94	0.10	119,119,119,119	0
60	MG	1H	3022	1/1	0.94	0.14	51,51,51,51	0
60	MG	14	3367	1/1	0.94	0.08	90,90,90,90	0
60	MG	1H	3281	1/1	0.94	0.15	69,69,69,69	0
60	MG	14	3057	1/1	0.94	0.41	62,62,62,62	0
60	MG	1H	3359	1/1	0.94	0.09	83,83,83,83	0
60	MG	1H	3188	1/1	0.94	0.22	63,63,63,63	0
60	MG	14	3374	1/1	0.94	0.05	107,107,107,107	0
60	MG	14	3003	1/1	0.94	0.34	45,45,45,45	0
60	MG	1H	3035	1/1	0.94	0.26	63,63,63,63	0
60	MG	14	3313	1/1	0.94	0.17	53,53,53,53	0
60	MG	14	3159	1/1	0.94	0.37	64,64,64,64	0
60	MG	14	3017	1/1	0.94	0.28	68,68,68,68	0
60	MG	14	3107	1/1	0.94	0.46	69,69,69,69	0
60	MG	1H	3230	1/1	0.94	0.11	39,39,39,39	0
60	MG	14	3240	1/1	0.94	0.30	50,50,50,50	0
60	MG	1H	3176	1/1	0.94	0.21	73,73,73,73	0
60	MG	1G	1704	1/1	0.94	0.15	91,91,91,91	0
60	MG	14	3364	1/1	0.94	0.12	89,89,89,89	0
60	MG	1H	3348	1/1	0.94	0.07	82,82,82,82	0
60	MG	1G	1618	1/1	0.94	0.49	86,86,86,86	0
60	MG	14	3140	1/1	0.94	0.17	46,46,46,46	0
60	MG	14	3330	1/1	0.94	0.13	58,58,58,58	0
60	MG	1G	1666	1/1	0.94	0.39	113,113,113,113	0
60	MG	13	1739	1/1	0.94	0.13	68,68,68,68	0
60	MG	14	3229	1/1	0.95	0.24	84,84,84,84	0
60	MG	14	3102	1/1	0.95	0.30	46,46,46,46	0
60	MG	14	3328	1/1	0.95	0.16	72,72,72,72	0
60	MG	14	3161	1/1	0.95	0.30	69,69,69,69	0
60	MG	1H	3367	1/1	0.95	0.06	56,56,56,56	0
60	MG	1H	3085	1/1	0.95	0.26	47,47,47,47	0
60	MG	1H	3235	1/1	0.95	0.17	59,59,59,59	0
60	MG	1H	3243	1/1	0.95	0.22	60,60,60,60	0
60	MG	1H	3078	1/1	0.95	0.16	46,46,46,46	0

Continued on next page...

Continued from previous page...

Mol	Type	Chain	Res	Atoms	RSCC	RSR	B-factors(\AA^2)	Q<0.9
60	MG	13	1646	1/1	0.95	0.13	111,111,111,111	0
60	MG	1G	1611	1/1	0.95	0.24	103,103,103,103	0
60	MG	1G	1634	1/1	0.95	0.19	112,112,112,112	0
60	MG	1H	3224	1/1	0.95	0.13	37,37,37,37	0
60	MG	13	1622	1/1	0.95	0.48	86,86,86,86	0
60	MG	14	3181	1/1	0.95	0.18	73,73,73,73	0
60	MG	13	1737	1/1	0.95	0.10	91,91,91,91	0
60	MG	1H	3012	1/1	0.95	0.52	49,49,49,49	0
60	MG	1H	3170	1/1	0.95	0.33	76,76,76,76	0
60	MG	13	1717	1/1	0.95	0.10	63,63,63,63	0
60	MG	1H	3314	1/1	0.95	0.14	38,38,38,38	0
60	MG	14	3122	1/1	0.95	0.39	66,66,66,66	0
60	MG	14	3131	1/1	0.95	0.39	39,39,39,39	0
60	MG	14	3381	1/1	0.95	0.10	79,79,79,79	0
60	MG	1H	3417	1/1	0.95	0.08	98,98,98,98	0
60	MG	1H	3096	1/1	0.95	0.32	53,53,53,53	0
60	MG	1H	3208	1/1	0.95	0.11	56,56,56,56	0
60	MG	1H	3091	1/1	0.95	0.18	60,60,60,60	0
60	MG	1H	3277	1/1	0.95	0.20	59,59,59,59	0
60	MG	14	3134	1/1	0.95	0.20	84,84,84,84	0
60	MG	14	3001	1/1	0.95	0.11	44,44,44,44	0
60	MG	13	1626	1/1	0.95	0.34	50,50,50,50	0
60	MG	14	3368	1/1	0.95	0.07	83,83,83,83	0
60	MG	14	3082	1/1	0.95	0.44	65,65,65,65	0
60	MG	1H	3074	1/1	0.95	0.40	57,57,57,57	0
60	MG	14	3138	1/1	0.95	0.50	50,50,50,50	0
60	MG	14	3126	1/1	0.95	0.20	82,82,82,82	0
60	MG	1G	1667	1/1	0.95	0.31	66,66,66,66	0
60	MG	1H	3271	1/1	0.95	0.15	62,62,62,62	0
60	MG	13	1632	1/1	0.95	0.17	55,55,55,55	0
60	MG	1H	3328	1/1	0.95	0.13	50,50,50,50	0
60	MG	14	3056	1/1	0.95	0.31	65,65,65,65	0
60	MG	14	3311	1/1	0.95	0.12	58,58,58,58	0
60	MG	13	1623	1/1	0.95	0.45	76,76,76,76	0
60	MG	14	3029	1/1	0.95	0.20	75,75,75,75	0
60	MG	13	1679	1/1	0.95	0.18	70,70,70,70	0
60	MG	45	202	1/1	0.95	0.06	94,94,94,94	0
60	MG	14	3088	1/1	0.95	0.29	64,64,64,64	0
60	MG	1H	3300	1/1	0.95	0.28	52,52,52,52	0
60	MG	1H	3311	1/1	0.95	0.11	42,42,42,42	0
60	MG	14	3142	1/1	0.95	0.29	68,68,68,68	0
60	MG	14	3268	1/1	0.95	0.13	74,74,74,74	0

Continued on next page...

Continued from previous page...

Mol	Type	Chain	Res	Atoms	RSCC	RSR	B-factors(\AA^2)	Q<0.9
60	MG	1H	3283	1/1	0.95	0.30	64,64,64,64	0
60	MG	14	3005	1/1	0.95	0.34	46,46,46,46	0
60	MG	1H	3431	1/1	0.95	0.08	73,73,73,73	0
60	MG	B8	201	1/1	0.95	0.19	97,97,97,97	0
60	MG	13	1652	1/1	0.95	0.38	61,61,61,61	0
60	MG	14	3002	1/1	0.95	0.35	50,50,50,50	0
60	MG	14	3266	1/1	0.95	0.46	81,81,81,81	0
60	MG	1H	3112	1/1	0.95	0.14	62,62,62,62	0
60	MG	1H	3429	1/1	0.95	0.11	61,61,61,61	0
60	MG	14	3241	1/1	0.95	0.20	65,65,65,65	0
60	MG	1H	3334	1/1	0.95	0.14	59,59,59,59	0
60	MG	19	301	1/1	0.95	0.15	87,87,87,87	0
60	MG	1H	3080	1/1	0.95	0.29	59,59,59,59	0
60	MG	14	3333	1/1	0.95	0.11	55,55,55,55	0
60	MG	14	3319	1/1	0.95	0.06	98,98,98,98	0
60	MG	16	206	1/1	0.95	0.32	70,70,70,70	0
60	MG	13	1635	1/1	0.95	0.34	63,63,63,63	0
60	MG	14	3070	1/1	0.95	0.42	61,61,61,61	0
60	MG	13	1610	1/1	0.95	0.16	67,67,67,67	0
60	MG	1H	3316	1/1	0.95	0.16	42,42,42,42	0
60	MG	1H	3411	1/1	0.95	0.10	68,68,68,68	0
60	MG	13	1655	1/1	0.95	0.27	97,97,97,97	0
60	MG	14	3203	1/1	0.95	0.31	66,66,66,66	0
60	MG	1H	3352	1/1	0.95	0.09	46,46,46,46	0
60	MG	14	3298	1/1	0.95	0.33	64,64,64,64	0
60	MG	14	3243	1/1	0.95	0.48	61,61,61,61	0
60	MG	1G	1679	1/1	0.95	0.11	71,71,71,71	0
60	MG	1H	3236	1/1	0.95	0.19	55,55,55,55	0
60	MG	14	3320	1/1	0.95	0.10	52,52,52,52	0
60	MG	1H	3006	1/1	0.95	0.27	42,42,42,42	0
60	MG	1H	3301	1/1	0.95	0.29	70,70,70,70	0
60	MG	14	3344	1/1	0.95	0.15	54,54,54,54	0
60	MG	1H	3168	1/1	0.95	0.38	72,72,72,72	0
60	MG	14	3111	1/1	0.95	0.49	72,72,72,72	0
60	MG	1H	3039	1/1	0.95	0.33	46,46,46,46	0
60	MG	13	1636	1/1	0.95	0.25	66,66,66,66	0
60	MG	1H	3324	1/1	0.95	0.09	45,45,45,45	0
60	MG	14	3021	1/1	0.95	0.12	68,68,68,68	0
60	MG	1H	3190	1/1	0.95	0.42	61,61,61,61	0
60	MG	14	3382	1/1	0.95	0.11	100,100,100,100	0
60	MG	1H	3001	1/1	0.95	0.31	36,36,36,36	0
60	MG	14	3014	1/1	0.95	0.31	79,79,79,79	0

Continued on next page...

Continued from previous page...

Mol	Type	Chain	Res	Atoms	RSCC	RSR	B-factors(\AA^2)	Q<0.9
60	MG	1H	3027	1/1	0.95	0.40	79,79,79,79	0
60	MG	1H	3345	1/1	0.95	0.09	65,65,65,65	0
60	MG	1H	3387	1/1	0.95	0.11	53,53,53,53	0
60	MG	1H	3406	1/1	0.95	0.11	44,44,44,44	0
60	MG	1H	3163	1/1	0.95	0.48	64,64,64,64	0
60	MG	1H	3202	1/1	0.95	0.46	43,43,43,43	0
60	MG	1H	3292	1/1	0.95	0.38	89,89,89,89	0
60	MG	1H	3123	1/1	0.95	0.23	65,65,65,65	0
60	MG	13	1720	1/1	0.95	0.06	96,96,96,96	0
60	MG	1H	3025	1/1	0.95	0.18	51,51,51,51	0
60	MG	1G	1620	1/1	0.95	0.14	83,83,83,83	0
60	MG	1H	3054	1/1	0.95	0.27	56,56,56,56	0
60	MG	14	3087	1/1	0.95	0.30	78,78,78,78	0
60	MG	14	3326	1/1	0.95	0.11	54,54,54,54	0
60	MG	14	3238	1/1	0.95	0.20	56,56,56,56	0
60	MG	3I	201	1/1	0.95	0.15	59,59,59,59	0
60	MG	14	3376	1/1	0.96	0.04	91,91,91,91	0
60	MG	14	3335	1/1	0.96	0.15	60,60,60,60	0
60	MG	1H	3414	1/1	0.96	0.07	75,75,75,75	0
60	MG	K8	101	1/1	0.96	0.34	69,69,69,69	0
60	MG	13	1729	1/1	0.96	0.04	76,76,76,76	0
60	MG	1H	3351	1/1	0.96	0.06	68,68,68,68	0
60	MG	1H	3174	1/1	0.96	0.60	53,53,53,53	0
60	MG	14	3043	1/1	0.96	0.33	64,64,64,64	0
60	MG	1H	3353	1/1	0.96	0.12	51,51,51,51	0
60	MG	1H	3257	1/1	0.96	0.08	52,52,52,52	0
60	MG	1H	3221	1/1	0.96	0.37	58,58,58,58	0
60	MG	14	3242	1/1	0.96	0.34	53,53,53,53	0
60	MG	14	3369	1/1	0.96	0.11	79,79,79,79	0
60	MG	14	3130	1/1	0.96	0.25	53,53,53,53	0
60	MG	14	3076	1/1	0.96	0.34	44,44,44,44	0
60	MG	14	3190	1/1	0.96	0.28	68,68,68,68	0
60	MG	14	3160	1/1	0.96	0.34	56,56,56,56	0
60	MG	13	1608	1/1	0.96	0.20	70,70,70,70	0
60	MG	1H	3040	1/1	0.96	0.12	58,58,58,58	0
60	MG	1H	3369	1/1	0.96	0.16	46,46,46,46	0
60	MG	98	202	1/1	0.96	0.11	69,69,69,69	0
60	MG	1G	1601	1/1	0.96	0.35	59,59,59,59	0
60	MG	14	3036	1/1	0.96	0.37	66,66,66,66	0
60	MG	1H	3244	1/1	0.96	0.28	56,56,56,56	0
60	MG	1G	1622	1/1	0.96	0.43	52,52,52,52	0
60	MG	14	3202	1/1	0.96	0.43	72,72,72,72	0

Continued on next page...

Continued from previous page...

Mol	Type	Chain	Res	Atoms	RSCC	RSR	B-factors(\AA^2)	Q<0.9
60	MG	1G	1672	1/1	0.96	0.20	84,84,84,84	0
60	MG	1H	3051	1/1	0.96	0.36	61,61,61,61	0
60	MG	14	3350	1/1	0.96	0.09	65,65,65,65	0
60	MG	14	3112	1/1	0.96	0.38	72,72,72,72	0
60	MG	14	3038	1/1	0.96	0.52	60,60,60,60	0
60	MG	14	3168	1/1	0.96	0.49	77,77,77,77	0
60	MG	13	1605	1/1	0.96	0.22	71,71,71,71	0
60	MG	14	3246	1/1	0.96	0.45	81,81,81,81	0
60	MG	1H	3070	1/1	0.96	0.47	45,45,45,45	0
60	MG	1G	1603	1/1	0.96	0.11	79,79,79,79	0
60	MG	14	3225	1/1	0.96	0.24	53,53,53,53	0
60	MG	1H	3138	1/1	0.96	0.52	81,81,81,81	0
60	MG	1H	3228	1/1	0.96	0.12	42,42,42,42	0
60	MG	1H	3128	1/1	0.96	0.42	49,49,49,49	0
60	MG	14	3247	1/1	0.96	0.24	73,73,73,73	0
60	MG	13	1639	1/1	0.96	0.12	93,93,93,93	0
60	MG	1H	3425	1/1	0.96	0.10	60,60,60,60	0
60	MG	1G	1647	1/1	0.96	0.53	76,76,76,76	0
60	MG	2K	104	1/1	0.96	0.28	54,54,54,54	0
60	MG	1H	3399	1/1	0.96	0.11	60,60,60,60	0
60	MG	14	3221	1/1	0.96	0.27	56,56,56,56	0
60	MG	14	3013	1/1	0.96	0.33	61,61,61,61	0
60	MG	14	3290	1/1	0.96	0.33	78,78,78,78	0
60	MG	1H	3381	1/1	0.96	0.12	41,41,41,41	0
60	MG	1H	3183	1/1	0.96	0.30	61,61,61,61	0
60	MG	1G	1640	1/1	0.96	0.59	105,105,105,105	0
60	MG	14	3067	1/1	0.96	0.51	48,48,48,48	0
60	MG	1H	3363	1/1	0.96	0.11	52,52,52,52	0
60	MG	14	3041	1/1	0.96	0.29	72,72,72,72	0
60	MG	1H	3402	1/1	0.96	0.11	109,109,109,109	0
60	MG	1H	3064	1/1	0.96	0.20	51,51,51,51	0
60	MG	1G	1631	1/1	0.96	0.32	83,83,83,83	0
60	MG	1H	3015	1/1	0.96	0.22	56,56,56,56	0
60	MG	14	3314	1/1	0.96	0.12	63,63,63,63	0
60	MG	1H	3109	1/1	0.96	0.30	50,50,50,50	0
60	MG	14	3060	1/1	0.96	0.29	63,63,63,63	0
60	MG	1H	3065	1/1	0.96	0.11	39,39,39,39	0
60	MG	13	1723	1/1	0.96	0.06	85,85,85,85	0
60	MG	1H	3009	1/1	0.96	0.23	48,48,48,48	0
60	MG	14	3027	1/1	0.96	0.25	65,65,65,65	0
60	MG	14	3157	1/1	0.96	0.34	69,69,69,69	0
60	MG	1G	1609	1/1	0.96	0.21	74,74,74,74	0

Continued on next page...

Continued from previous page...

Mol	Type	Chain	Res	Atoms	RSCC	RSR	B-factors(\AA^2)	Q<0.9
60	MG	14	3083	1/1	0.96	0.30	56,56,56,56	0
60	MG	14	3322	1/1	0.96	0.12	42,42,42,42	0
60	MG	1H	3117	1/1	0.96	0.31	57,57,57,57	0
60	MG	1H	3069	1/1	0.96	0.30	60,60,60,60	0
60	MG	1H	3416	1/1	0.96	0.07	55,55,55,55	0
60	MG	13	1734	1/1	0.96	0.10	108,108,108,108	0
60	MG	14	3072	1/1	0.96	0.34	66,66,66,66	0
60	MG	14	3321	1/1	0.96	0.10	78,78,78,78	0
60	MG	13	1725	1/1	0.96	0.05	96,96,96,96	0
60	MG	1H	3007	1/1	0.96	0.26	33,33,33,33	0
60	MG	13	1684	1/1	0.96	0.34	66,66,66,66	0
60	MG	14	3007	1/1	0.96	0.41	54,54,54,54	0
60	MG	1H	3158	1/1	0.96	0.49	65,65,65,65	0
60	MG	1H	3034	1/1	0.96	0.37	38,38,38,38	0
60	MG	14	3194	1/1	0.96	0.33	63,63,63,63	0
60	MG	1H	3088	1/1	0.96	0.25	66,66,66,66	0
60	MG	1H	3189	1/1	0.96	0.24	62,62,62,62	0
60	MG	1H	3289	1/1	0.96	0.48	71,71,71,71	0
60	MG	14	3084	1/1	0.96	0.27	60,60,60,60	0
60	MG	1H	3068	1/1	0.96	0.40	52,52,52,52	0
60	MG	1H	3098	1/1	0.96	0.37	69,69,69,69	0
60	MG	14	3047	1/1	0.96	0.29	72,72,72,72	0
60	MG	1H	3017	1/1	0.96	0.18	54,54,54,54	0
60	MG	1H	3268	1/1	0.96	0.47	58,58,58,58	0
60	MG	C8	201	1/1	0.96	0.23	89,89,89,89	0
60	MG	1H	3260	1/1	0.97	0.15	62,62,62,62	0
60	MG	1H	3046	1/1	0.97	0.17	90,90,90,90	0
60	MG	1H	3043	1/1	0.97	0.22	70,70,70,70	0
60	MG	1H	3385	1/1	0.97	0.10	66,66,66,66	0
60	MG	1K	101	1/1	0.97	0.04	93,93,93,93	0
60	MG	14	3385	1/1	0.97	0.07	44,44,44,44	0
60	MG	1H	3308	1/1	0.97	0.11	39,39,39,39	0
60	MG	1H	3083	1/1	0.97	0.37	44,44,44,44	0
60	MG	14	3011	1/1	0.97	0.21	58,58,58,58	0
60	MG	13	1718	1/1	0.97	0.13	54,54,54,54	0
60	MG	14	3019	1/1	0.97	0.07	44,44,44,44	0
60	MG	1H	3210	1/1	0.97	0.29	72,72,72,72	0
60	MG	1H	3376	1/1	0.97	0.10	43,43,43,43	0
60	MG	1H	3321	1/1	0.97	0.12	57,57,57,57	0
60	MG	14	3120	1/1	0.97	0.28	53,53,53,53	0
60	MG	1H	3344	1/1	0.97	0.17	47,47,47,47	0
60	MG	1H	3067	1/1	0.97	0.26	46,46,46,46	0

Continued on next page...

Continued from previous page...

Mol	Type	Chain	Res	Atoms	RSCC	RSR	B-factors(\AA^2)	Q<0.9
60	MG	14	3099	1/1	0.97	0.34	58,58,58,58	0
60	MG	14	3058	1/1	0.97	0.35	64,64,64,64	0
60	MG	1H	3018	1/1	0.97	0.28	53,53,53,53	0
60	MG	14	3359	1/1	0.97	0.11	69,69,69,69	0
60	MG	13	1687	1/1	0.97	0.12	73,73,73,73	0
60	MG	14	3049	1/1	0.97	0.17	53,53,53,53	0
60	MG	1H	3052	1/1	0.97	0.11	44,44,44,44	0
60	MG	1H	3225	1/1	0.97	0.16	38,38,38,38	0
60	MG	1H	3119	1/1	0.97	0.46	67,67,67,67	0
60	MG	14	3219	1/1	0.97	0.20	48,48,48,48	0
60	MG	1H	3370	1/1	0.97	0.12	45,45,45,45	0
60	MG	13	1732	1/1	0.97	0.07	86,86,86,86	0
60	MG	14	3139	1/1	0.97	0.23	53,53,53,53	0
60	MG	14	3044	1/1	0.97	0.19	39,39,39,39	0
60	MG	1H	3177	1/1	0.97	0.32	62,62,62,62	0
60	MG	14	3089	1/1	0.97	0.34	52,52,52,52	0
60	MG	1H	3372	1/1	0.97	0.10	61,61,61,61	0
60	MG	14	3100	1/1	0.97	0.46	49,49,49,49	0
60	MG	13	1670	1/1	0.97	0.07	66,66,66,66	0
60	MG	1G	1606	1/1	0.97	0.08	85,85,85,85	0
60	MG	1H	3076	1/1	0.97	0.35	44,44,44,44	0
60	MG	1G	1693	1/1	0.97	0.09	76,76,76,76	0
60	MG	1G	1677	1/1	0.97	0.22	88,88,88,88	0
60	MG	14	3023	1/1	0.97	0.26	74,74,74,74	0
60	MG	14	3236	1/1	0.97	0.30	66,66,66,66	0
60	MG	13	1719	1/1	0.97	0.11	74,74,74,74	0
60	MG	14	3213	1/1	0.97	0.28	69,69,69,69	0
60	MG	2L	101	1/1	0.97	0.25	72,72,72,72	0
60	MG	14	3080	1/1	0.97	0.27	78,78,78,78	0
60	MG	14	3222	1/1	0.97	0.30	43,43,43,43	0
60	MG	13	1627	1/1	0.97	0.39	50,50,50,50	0
60	MG	14	3115	1/1	0.97	0.34	39,39,39,39	0
60	MG	14	3170	1/1	0.97	0.37	81,81,81,81	0
60	MG	1H	3104	1/1	0.97	0.40	63,63,63,63	0
60	MG	1H	3004	1/1	0.97	0.35	45,45,45,45	0
60	MG	13	1606	1/1	0.97	0.30	78,78,78,78	0
60	MG	1H	3059	1/1	0.97	0.46	41,41,41,41	0
60	MG	14	3386	1/1	0.97	0.33	57,57,57,57	0
60	MG	1G	1637	1/1	0.97	0.22	67,67,67,67	0
60	MG	14	3337	1/1	0.97	0.08	59,59,59,59	0
60	MG	14	3176	1/1	0.97	0.28	67,67,67,67	0
60	MG	14	3077	1/1	0.97	0.30	49,49,49,49	0

Continued on next page...

Continued from previous page...

Mol	Type	Chain	Res	Atoms	RSCC	RSR	B-factors(\AA^2)	Q<0.9
60	MG	1G	1614	1/1	0.97	0.19	109,109,109,109	0
60	MG	1G	1696	1/1	0.97	0.07	108,108,108,108	0
60	MG	1G	1628	1/1	0.97	0.12	78,78,78,78	0
60	MG	14	3146	1/1	0.97	0.25	74,74,74,74	0
60	MG	13	1601	1/1	0.97	0.26	66,66,66,66	0
60	MG	1H	3014	1/1	0.97	0.33	52,52,52,52	0
60	MG	1H	3393	1/1	0.97	0.08	68,68,68,68	0
60	MG	1H	3238	1/1	0.97	0.35	50,50,50,50	0
60	MG	14	3235	1/1	0.97	0.31	78,78,78,78	0
60	MG	1H	3079	1/1	0.97	0.37	39,39,39,39	0
60	MG	14	3127	1/1	0.97	0.30	71,71,71,71	0
60	MG	14	3349	1/1	0.97	0.07	61,61,61,61	0
60	MG	1H	3219	1/1	0.97	0.25	123,123,123,123	0
60	MG	1H	3161	1/1	0.97	0.23	50,50,50,50	0
60	MG	14	3097	1/1	0.97	0.39	54,54,54,54	0
60	MG	13	1651	1/1	0.97	0.30	54,54,54,54	0
60	MG	1H	3323	1/1	0.97	0.10	58,58,58,58	0
60	MG	1H	3016	1/1	0.97	0.32	42,42,42,42	0
60	MG	1H	3055	1/1	0.97	0.20	45,45,45,45	0
60	MG	1H	3013	1/1	0.97	0.30	48,48,48,48	0
60	MG	1H	3263	1/1	0.97	0.42	72,72,72,72	0
60	MG	1H	3002	1/1	0.97	0.33	51,51,51,51	0
60	MG	1H	3037	1/1	0.97	0.24	53,53,53,53	0
60	MG	14	3292	1/1	0.97	0.14	77,77,77,77	0
60	MG	1H	3019	1/1	0.97	0.23	33,33,33,33	0
60	MG	14	3239	1/1	0.97	0.37	83,83,83,83	0
60	MG	1H	3175	1/1	0.97	0.32	81,81,81,81	0
60	MG	1H	3044	1/1	0.97	0.21	73,73,73,73	0
60	MG	14	3116	1/1	0.97	0.40	53,53,53,53	0
60	MG	14	3340	1/1	0.97	0.10	50,50,50,50	0
60	MG	14	3265	1/1	0.97	0.40	78,78,78,78	0
60	MG	14	3183	1/1	0.97	0.24	84,84,84,84	0
60	MG	14	3228	1/1	0.97	0.36	76,76,76,76	0
60	MG	1H	3336	1/1	0.97	0.11	88,88,88,88	0
60	MG	13	1624	1/1	0.97	0.41	77,77,77,77	0
60	MG	1H	3024	1/1	0.97	0.26	51,51,51,51	0
60	MG	1H	3313	1/1	0.97	0.09	36,36,36,36	0
60	MG	13	1731	1/1	0.97	0.08	63,63,63,63	0
60	MG	14	3045	1/1	0.97	0.34	45,45,45,45	0
60	MG	14	3050	1/1	0.97	0.15	54,54,54,54	0
60	MG	1G	1691	1/1	0.97	0.11	85,85,85,85	0
60	MG	1H	3094	1/1	0.97	0.13	35,35,35,35	0

Continued on next page...

Continued from previous page...

Mol	Type	Chain	Res	Atoms	RSCC	RSR	B-factors(\AA^2)	Q<0.9
61	ZN	3E	301	1/1	0.97	0.39	90,90,90,90	0
60	MG	14	3052	1/1	0.97	0.31	55,55,55,55	0
60	MG	14	3331	1/1	0.97	0.10	51,51,51,51	0
60	MG	14	3054	1/1	0.97	0.45	64,64,64,64	0
60	MG	14	3046	1/1	0.97	0.37	80,80,80,80	0
60	MG	1H	3422	1/1	0.97	0.04	87,87,87,87	0
60	MG	1H	3333	1/1	0.97	0.10	55,55,55,55	0
60	MG	1G	1607	1/1	0.97	0.20	98,98,98,98	0
60	MG	1H	3408	1/1	0.97	0.10	50,50,50,50	0
60	MG	1H	3261	1/1	0.97	0.14	44,44,44,44	0
60	MG	13	1604	1/1	0.97	0.29	74,74,74,74	0
60	MG	1G	1686	1/1	0.97	0.18	115,115,115,115	0
60	MG	1H	3274	1/1	0.98	0.19	71,71,71,71	0
60	MG	1H	3073	1/1	0.98	0.35	53,53,53,53	0
60	MG	1H	3346	1/1	0.98	0.05	67,67,67,67	0
60	MG	14	3068	1/1	0.98	0.37	53,53,53,53	0
60	MG	1H	3121	1/1	0.98	0.17	43,43,43,43	0
60	MG	1G	1644	1/1	0.98	0.24	85,85,85,85	0
60	MG	14	3079	1/1	0.98	0.35	68,68,68,68	0
60	MG	14	3251	1/1	0.98	0.31	69,69,69,69	0
60	MG	13	1611	1/1	0.98	0.08	84,84,84,84	0
60	MG	14	3353	1/1	0.98	0.07	72,72,72,72	0
60	MG	1H	3315	1/1	0.98	0.12	59,59,59,59	0
60	MG	14	3119	1/1	0.98	0.22	65,65,65,65	0
60	MG	14	3012	1/1	0.98	0.32	59,59,59,59	0
60	MG	1H	3437	1/1	0.98	0.25	52,52,52,52	0
60	MG	14	3296	1/1	0.98	0.24	135,135,135,135	0
60	MG	14	3310	1/1	0.98	0.14	46,46,46,46	0
60	MG	1H	3340	1/1	0.98	0.14	65,65,65,65	0
60	MG	13	1712	1/1	0.98	0.13	112,112,112,112	0
60	MG	14	3024	1/1	0.98	0.33	81,81,81,81	0
60	MG	14	3373	1/1	0.98	0.10	65,65,65,65	0
60	MG	1H	3380	1/1	0.98	0.13	53,53,53,53	0
60	MG	14	3010	1/1	0.98	0.38	54,54,54,54	0
60	MG	14	3289	1/1	0.98	0.22	65,65,65,65	0
60	MG	1H	3226	1/1	0.98	0.08	41,41,41,41	0
60	MG	13	1721	1/1	0.98	0.10	80,80,80,80	0
60	MG	14	3033	1/1	0.98	0.27	58,58,58,58	0
60	MG	14	3323	1/1	0.98	0.09	57,57,57,57	0
60	MG	14	3016	1/1	0.98	0.33	52,52,52,52	0
60	MG	13	1633	1/1	0.98	0.21	46,46,46,46	0
60	MG	14	3267	1/1	0.98	0.26	71,71,71,71	0

Continued on next page...

Continued from previous page...

Mol	Type	Chain	Res	Atoms	RSCC	RSR	B-factors(\AA^2)	Q<0.9
60	MG	13	1685	1/1	0.98	0.06	80,80,80,80	0
60	MG	14	3343	1/1	0.98	0.14	46,46,46,46	0
60	MG	14	3352	1/1	0.98	0.12	77,77,77,77	0
60	MG	14	3231	1/1	0.98	0.26	79,79,79,79	0
60	MG	1H	3266	1/1	0.98	0.15	65,65,65,65	0
60	MG	14	3020	1/1	0.98	0.25	57,57,57,57	0
60	MG	1H	3325	1/1	0.98	0.11	41,41,41,41	0
60	MG	1G	1624	1/1	0.98	0.38	70,70,70,70	0
60	MG	21	301	1/1	0.98	0.28	49,49,49,49	0
60	MG	13	1672	1/1	0.98	0.28	63,63,63,63	0
60	MG	13	1621	1/1	0.98	0.42	62,62,62,62	0
60	MG	14	3071	1/1	0.98	0.48	68,68,68,68	0
60	MG	88	201	1/1	0.98	0.30	81,81,81,81	0
60	MG	1H	3032	1/1	0.98	0.38	41,41,41,41	0
60	MG	14	3293	1/1	0.98	0.11	85,85,85,85	0
60	MG	29	301	1/1	0.98	0.30	48,48,48,48	0
60	MG	1H	3132	1/1	0.98	0.34	73,73,73,73	0
60	MG	14	3155	1/1	0.98	0.12	63,63,63,63	0
60	MG	1H	3005	1/1	0.98	0.23	47,47,47,47	0
60	MG	1H	3319	1/1	0.98	0.11	46,46,46,46	0
60	MG	1H	3358	1/1	0.98	0.10	55,55,55,55	0
60	MG	14	3103	1/1	0.98	0.13	55,55,55,55	0
60	MG	14	3113	1/1	0.98	0.34	58,58,58,58	0
60	MG	14	3008	1/1	0.98	0.45	53,53,53,53	0
60	MG	14	3214	1/1	0.98	0.34	84,84,84,84	0
60	MG	1H	3010	1/1	0.98	0.38	50,50,50,50	0
60	MG	1H	3036	1/1	0.98	0.34	52,52,52,52	0
60	MG	1H	3095	1/1	0.98	0.21	49,49,49,49	0
60	MG	1H	3053	1/1	0.98	0.23	51,51,51,51	0
60	MG	13	1669	1/1	0.98	0.40	84,84,84,84	0
60	MG	14	3094	1/1	0.98	0.40	58,58,58,58	0
60	MG	14	3034	1/1	0.98	0.28	62,62,62,62	0
60	MG	1H	3373	1/1	0.98	0.09	70,70,70,70	0
60	MG	98	201	1/1	0.98	0.27	62,62,62,62	0
60	MG	3K	101	1/1	0.98	0.20	83,83,83,83	0
60	MG	1H	3247	1/1	0.98	0.20	60,60,60,60	0
60	MG	1H	3391	1/1	0.98	0.06	58,58,58,58	0
60	MG	14	3315	1/1	0.98	0.10	52,52,52,52	0
60	MG	14	3009	1/1	0.98	0.23	50,50,50,50	0
60	MG	1H	3097	1/1	0.98	0.43	60,60,60,60	0
60	MG	1H	3066	1/1	0.98	0.34	36,36,36,36	0
60	MG	1H	3383	1/1	0.98	0.13	64,64,64,64	0

Continued on next page...

Continued from previous page...

Mol	Type	Chain	Res	Atoms	RSCC	RSR	B-factors(\AA^2)	Q<0.9
60	MG	1H	3200	1/1	0.98	0.44	69,69,69,69	0
60	MG	14	3051	1/1	0.98	0.26	61,61,61,61	0
60	MG	14	3110	1/1	0.98	0.54	56,56,56,56	0
60	MG	14	3172	1/1	0.98	0.20	57,57,57,57	0
60	MG	13	1607	1/1	0.98	0.09	75,75,75,75	0
60	MG	1H	3388	1/1	0.98	0.10	57,57,57,57	0
60	MG	1H	3435	1/1	0.98	0.09	36,36,36,36	0
61	ZN	32	301	1/1	0.98	0.35	108,108,108,108	0
60	MG	1G	1636	1/1	0.98	0.24	89,89,89,89	0
60	MG	1H	3269	1/1	0.98	0.34	58,58,58,58	0
60	MG	13	1694	1/1	0.98	0.09	115,115,115,115	0
60	MG	14	3342	1/1	0.98	0.11	48,48,48,48	0
60	MG	13	1612	1/1	0.98	0.18	67,67,67,67	0
60	MG	13	1645	1/1	0.98	0.39	57,57,57,57	0
60	MG	1H	3084	1/1	0.98	0.14	43,43,43,43	0
60	MG	1H	3075	1/1	0.99	0.28	41,41,41,41	0
60	MG	1H	3347	1/1	0.99	0.10	70,70,70,70	0
60	MG	16	209	1/1	0.99	0.12	81,81,81,81	0
60	MG	1H	3341	1/1	0.99	0.06	77,77,77,77	0
60	MG	1H	3063	1/1	0.99	0.20	43,43,43,43	0
60	MG	1H	3139	1/1	0.99	0.14	39,39,39,39	0
60	MG	13	1602	1/1	0.99	0.21	65,65,65,65	0
60	MG	14	3179	1/1	0.99	0.30	51,51,51,51	0
60	MG	1H	3394	1/1	0.99	0.10	43,43,43,43	0
60	MG	1H	3057	1/1	0.99	0.40	47,47,47,47	0
60	MG	1H	3404	1/1	0.99	0.18	79,79,79,79	0
60	MG	14	3006	1/1	0.99	0.30	49,49,49,49	0
60	MG	14	3055	1/1	0.99	0.40	60,60,60,60	0
60	MG	1H	3386	1/1	0.99	0.10	53,53,53,53	0
60	MG	14	3287	1/1	0.99	0.15	57,57,57,57	0
60	MG	14	3035	1/1	0.99	0.33	57,57,57,57	0
60	MG	1H	3343	1/1	0.99	0.11	44,44,44,44	0
60	MG	14	3073	1/1	0.99	0.43	40,40,40,40	0
60	MG	1H	3092	1/1	0.99	0.22	44,44,44,44	0
60	MG	1H	3354	1/1	0.99	0.07	39,39,39,39	0
60	MG	14	3345	1/1	0.99	0.15	69,69,69,69	0
60	MG	14	3316	1/1	0.99	0.12	58,58,58,58	0
60	MG	1H	3008	1/1	0.99	0.27	47,47,47,47	0
60	MG	1H	3368	1/1	0.99	0.08	46,46,46,46	0
60	MG	14	3004	1/1	0.99	0.25	53,53,53,53	0
60	MG	1H	3011	1/1	0.99	0.20	37,37,37,37	0
60	MG	1H	3436	1/1	0.99	0.22	63,63,63,63	0

Continued on next page...

Continued from previous page...

Mol	Type	Chain	Res	Atoms	RSCC	RSR	B-factors(\AA^2)	Q<0.9
60	MG	14	3086	1/1	0.99	0.45	48,48,48,48	0
61	ZN	5I	102	1/1	0.99	0.14	90,90,90,90	0
60	MG	1H	3320	1/1	0.99	0.11	41,41,41,41	0
60	MG	1G	1692	1/1	0.99	0.12	67,67,67,67	0
60	MG	1H	3062	1/1	0.99	0.21	39,39,39,39	0
60	MG	1H	3327	1/1	0.99	0.15	45,45,45,45	0
60	MG	14	3271	1/1	0.99	0.15	67,67,67,67	0
60	MG	1H	3397	1/1	0.99	0.10	50,50,50,50	0
60	MG	1H	3033	1/1	0.99	0.31	61,61,61,61	0

6.5 Other polymers [i](#)

There are no such residues in this entry.