



# wwPDB X-ray Structure Validation Summary Report ⓘ

May 16, 2020 – 08:37 pm BST

PDB ID : 4WQ1  
Title : Complex of 70S ribosome with tRNA-Tyr and mRNA with C-A mismatch in the first position in the A-site.  
Authors : Rozov, A.; Demeshkina, N.; Yusupov, M.; Yusupova, G.  
Deposited on : 2014-10-21  
Resolution : 3.10 Å(reported)

This is a wwPDB X-ray Structure Validation Summary Report for a publicly released PDB entry.

We welcome your comments at [validation@mail.wwpdb.org](mailto:validation@mail.wwpdb.org)

A user guide is available at

<https://www.wwpdb.org/validation/2017/XrayValidationReportHelp>

with specific help available everywhere you see the ⓘ symbol.

---

The following versions of software and data (see [references ⓘ](#)) were used in the production of this report:

MolProbity	:	4.02b-467
Mogul	:	1.8.5 (274361), CSD as541be (2020)
Xtriage (Phenix)	:	1.13
EDS	:	2.11
Percentile statistics	:	20191225.v01 (using entries in the PDB archive December 25th 2019)
Refmac	:	5.8.0158
CCP4	:	7.0.044 (Gargrove)
Ideal geometry (proteins)	:	Engh & Huber (2001)
Ideal geometry (DNA, RNA)	:	Parkinson et al. (1996)
Validation Pipeline (wwPDB-VP)	:	2.11

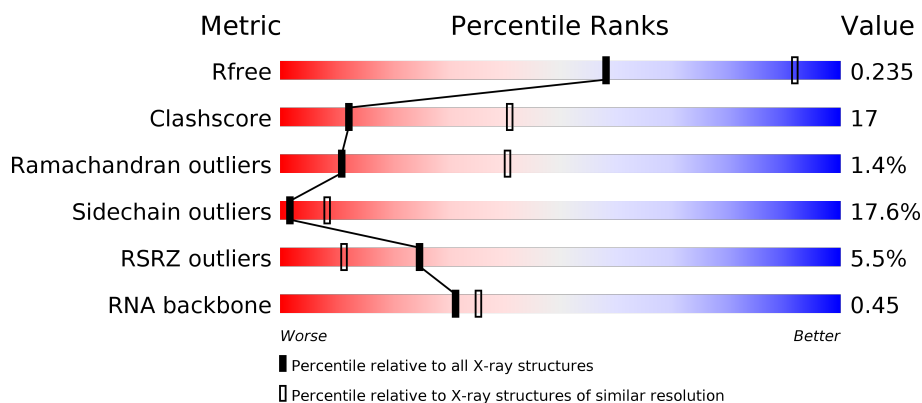
# 1 Overall quality at a glance

The following experimental techniques were used to determine the structure:

*X-RAY DIFFRACTION*

The reported resolution of this entry is 3.10 Å.

Percentile scores (ranging between 0-100) for global validation metrics of the entry are shown in the following graphic. The table shows the number of entries on which the scores are based.



Metric	Whole archive (#Entries)	Similar resolution (#Entries, resolution range(Å))
$R_{free}$	130704	1094 (3.10-3.10)
Clashscore	141614	1184 (3.10-3.10)
Ramachandran outliers	138981	1141 (3.10-3.10)
Sidechain outliers	138945	1141 (3.10-3.10)
RSRZ outliers	127900	1067 (3.10-3.10)
RNA backbone	3102	1116 (3.40-2.80)

The table below summarises the geometric issues observed across the polymeric chains and their fit to the electron density. The red, orange, yellow and green segments on the lower bar indicate the fraction of residues that contain outliers for  $\geq 3$ , 2, 1 and 0 types of geometric quality criteria respectively. A grey segment represents the fraction of residues that are not modelled. The numeric value for each fraction is indicated below the corresponding segment, with a dot representing fractions  $\leq 5\%$ . The upper red bar (where present) indicates the fraction of residues that have poor fit to the electron density. The numeric value is given above the bar.

Mol	Chain	Length	Quality of chain
1	13	1522	<div> <div>30%</div> <div>45%</div> <div>20%</div> <div>• •</div> </div>
2	12	256	<div> <div>5%</div> <div>48%</div> <div>38%</div> <div>7%</div> <div>7%</div> </div>
2	1E	256	<div> <div>47%</div> <div>39%</div> <div>5%</div> <div>7%</div> </div>
3	22	239	<div> <div>11%</div> <div>49%</div> <div>31%</div> <div>6%</div> <div>14%</div> </div>

*Continued on next page...*

Continued from previous page...

Mol	Chain	Length	Quality of chain
3	2E	239	
4	32	208	
4	3E	208	
5	42	162	
5	4E	162	
6	52	101	
6	5E	101	
7	62	156	
7	6E	156	
8	72	138	
8	7E	138	
9	82	128	
9	8E	128	
10	1A	105	
10	1I	105	
11	2A	129	
11	2I	129	
12	3A	132	
12	3I	132	
13	4A	126	
13	4I	126	
14	5A	61	
14	5I	61	
15	6A	89	
15	6I	89	

Continued on next page...

Continued from previous page...

Mol	Chain	Length	Quality of chain
16	7A	88	
16	7I	88	
17	8A	105	
17	8I	105	
18	9A	88	
18	9I	88	
19	AA	93	
19	AI	93	
20	BA	106	
20	BI	106	
21	1B	27	
21	1F	27	
22	1K	85	
22	1L	85	
22	3K	85	
22	3L	85	
23	2K	77	
23	2L	77	
24	4K	30	
24	4L	30	
25	14	2912	
25	1H	2912	
26	16	122	
26	1J	122	
27	11	272	

Continued on next page...

Continued from previous page...

Mol	Chain	Length	Quality of chain
28	21	205	
28	29	205	
29	31	202	
30	41	181	
30	49	181	
31	51	180	
31	59	180	
32	61	146	
32	69	146	
33	15	138	
33	58	138	
34	25	122	
34	68	122	
35	35	150	
35	78	150	
36	45	141	
36	88	141	
37	55	118	
37	98	118	
38	65	111	
38	A8	111	
39	75	137	
39	B8	137	
40	85	117	
40	C8	117	

Continued on next page...

Continued from previous page...

Mol	Chain	Length	Quality of chain
41	95	101	
41	D8	101	
42	A5	113	
42	E8	113	
43	B5	94	
43	F8	94	
44	C5	110	
44	G8	110	
45	H8	175	
46	E5	85	
46	I8	85	
47	F5	98	
47	J8	98	
48	G5	66	
48	K8	66	
49	H5	59	
49	L8	59	
50	I5	66	
50	M8	66	
51	J5	59	
51	N8	59	
52	K5	45	
52	O8	45	
53	L5	49	
53	P8	49	

Continued on next page...

Continued from previous page...

Mol	Chain	Length	Quality of chain
54	Q8	65	
55	1G	1522	
56	19	276	
57	39	210	
58	D5	206	
59	M5	61	

The following table lists non-polymeric compounds, carbohydrate monomers and non-standard residues in protein, DNA, RNA chains that are outliers for geometric or electron-density-fit criteria:

Mol	Type	Chain	Res	Chirality	Geometry	Clashes	Electron density
60	MG	13	1667	-	-	-	X
60	MG	13	1668	-	-	-	X
60	MG	13	1711	-	-	-	X
60	MG	14	3064	-	-	-	X
60	MG	14	3069	-	-	-	X
60	MG	14	3093	-	-	-	X
60	MG	14	3143	-	-	-	X
60	MG	14	3144	-	-	-	X
60	MG	14	3145	-	-	-	X
60	MG	14	3189	-	-	-	X
60	MG	14	3211	-	-	-	X
60	MG	14	3216	-	-	-	X
60	MG	14	3253	-	-	-	X
60	MG	14	3294	-	-	-	X
60	MG	1H	3030	-	-	-	X
60	MG	1H	3108	-	-	-	X
60	MG	1H	3147	-	-	-	X
60	MG	1H	3155	-	-	-	X
60	MG	1H	3222	-	-	-	X
60	MG	1H	3256	-	-	-	X
60	MG	1H	3288	-	-	-	X
60	MG	1H	3298	-	-	-	X
60	MG	68	201	-	-	-	X

## 2 Entry composition

There are 62 unique types of molecules in this entry. The entry contains 299951 atoms, of which 0 are hydrogens and 0 are deuteriums.

In the tables below, the ZeroOcc column contains the number of atoms modelled with zero occupancy, the AltConf column contains the number of residues with at least one atom in alternate conformation and the Trace column contains the number of residues modelled with at most 2 atoms.

- Molecule 1 is a RNA chain called 16S ribosomal RNA.

Mol	Chain	Residues	Atoms					ZeroOcc	AltConf	Trace
1	13	1498	Total	C	N	O	P	0	0	0
			32207	14334	5973	10402	1498			

- Molecule 2 is a protein called 30S ribosomal protein S2.

Mol	Chain	Residues	Atoms					ZeroOcc	AltConf	Trace
2	1E	237	Total	C	N	O	S	0	0	0
			1924	1228	344	347	5			
2	12	237	Total	C	N	O	S	0	0	0
			1924	1228	344	347	5			

- Molecule 3 is a protein called 30S ribosomal protein S3.

Mol	Chain	Residues	Atoms					ZeroOcc	AltConf	Trace
3	2E	205	Total	C	N	O	S	0	0	0
			1605	1011	313	280	1			
3	22	206	Total	C	N	O	S	0	0	0
			1612	1016	314	281	1			

- Molecule 4 is a protein called 30S ribosomal protein S4.

Mol	Chain	Residues	Atoms					ZeroOcc	AltConf	Trace
4	3E	208	Total	C	N	O	S	0	0	0
			1702	1066	339	290	7			
4	32	208	Total	C	N	O	S	0	0	0
			1702	1066	339	290	7			

- Molecule 5 is a protein called 30S ribosomal protein S5.

Mol	Chain	Residues	Atoms					ZeroOcc	AltConf	Trace
5	4E	151	Total	C	N	O	S	0	0	0
			1155	729	218	204	4			

*Continued on next page...*



*Continued from previous page...*

Mol	Chain	Residues	Atoms					ZeroOcc	AltConf	Trace
5	42	151	Total	C	N	O	S	0	0	0
			1155	729	218	204	4			

- Molecule 6 is a protein called 30S ribosomal protein S6.

Mol	Chain	Residues	Atoms					ZeroOcc	AltConf	Trace
6	5E	101	Total	C	N	O	S	0	0	0
			842	531	155	153	3			
6	52	101	Total	C	N	O	S	0	0	0
			842	531	155	153	3			

- Molecule 7 is a protein called 30S ribosomal protein S7.

Mol	Chain	Residues	Atoms					ZeroOcc	AltConf	Trace
7	6E	155	Total	C	N	O	S	0	0	0
			1256	781	252	217	6			
7	62	155	Total	C	N	O	S	0	0	0
			1256	781	252	217	6			

- Molecule 8 is a protein called 30S ribosomal protein S8.

Mol	Chain	Residues	Atoms					ZeroOcc	AltConf	Trace
8	7E	138	Total	C	N	O	S	0	0	0
			1115	705	215	192	3			
8	72	138	Total	C	N	O	S	0	0	0
			1115	705	215	192	3			

- Molecule 9 is a protein called 30S ribosomal protein S9.

Mol	Chain	Residues	Atoms				ZeroOcc	AltConf	Trace
9	8E	127	Total	C	N	O	0	0	0
			1009	639	197	173			
9	82	127	Total	C	N	O	0	0	0
			1009	639	197	173			

- Molecule 10 is a protein called 30S ribosomal protein S10.

Mol	Chain	Residues	Atoms					ZeroOcc	AltConf	Trace
10	1I	99	Total	C	N	O	S	0	0	0
			801	504	157	139	1			
10	1A	99	Total	C	N	O	S	0	0	0
			801	504	157	139	1			

- Molecule 11 is a protein called 30S ribosomal protein S11.

Mol	Chain	Residues	Atoms					ZeroOcc	AltConf	Trace
11	2I	119	Total	C	N	O	S	0	0	0
			884	549	168	164	3			
11	2A	119	Total	C	N	O	S	0	0	0
			884	549	168	164	3			

- Molecule 12 is a protein called 30S ribosomal protein S12.

Mol	Chain	Residues	Atoms					ZeroOcc	AltConf	Trace
12	3I	125	Total	C	N	O	S	0	0	0
			975	614	196	164	1			
12	3A	125	Total	C	N	O	S	0	0	0
			975	614	196	164	1			

- Molecule 13 is a protein called 30S ribosomal protein S13.

Mol	Chain	Residues	Atoms					ZeroOcc	AltConf	Trace
13	4I	116	Total	C	N	O	S	0	0	0
			928	574	191	161	2			
13	4A	117	Total	C	N	O	S	0	0	0
			933	577	192	162	2			

- Molecule 14 is a protein called 30S ribosomal protein S14 type Z.

Mol	Chain	Residues	Atoms					ZeroOcc	AltConf	Trace
14	5I	61	Total	C	N	O	S	0	0	0
			498	316	105	72	5			
14	5A	58	Total	C	N	O	S	0	0	0
			475	303	99	69	4			

- Molecule 15 is a protein called 30S ribosomal protein S15.

Mol	Chain	Residues	Atoms					ZeroOcc	AltConf	Trace
15	6I	88	Total	C	N	O	S	0	0	0
			733	459	147	125	2			
15	6A	88	Total	C	N	O	S	0	0	0
			733	459	147	125	2			

- Molecule 16 is a protein called 30S ribosomal protein S16.

Mol	Chain	Residues	Atoms					ZeroOcc	AltConf	Trace
16	7I	84	Total	C	N	O	S	0	0	0
			705	446	140	118	1			
16	7A	84	Total	C	N	O	S	0	0	0
			705	446	140	118	1			

- Molecule 17 is a protein called 30S ribosomal protein S17.

Mol	Chain	Residues	Atoms					ZeroOcc	AltConf	Trace
17	8I	100	Total	C	N	O	S	0	0	0
			834	534	155	143	2			
17	8A	100	Total	C	N	O	S	0	0	0
			834	534	155	143	2			

- Molecule 18 is a protein called 30S ribosomal protein S18.

Mol	Chain	Residues	Atoms					ZeroOcc	AltConf	Trace
18	9I	72	Total	C	N	O		0	0	0
			590	376	117	97				
18	9A	72	Total	C	N	O		0	0	0
			590	376	117	97				

- Molecule 19 is a protein called 30S ribosomal protein S19.

Mol	Chain	Residues	Atoms					ZeroOcc	AltConf	Trace
19	AI	83	Total	C	N	O	S	0	0	0
			665	424	124	115	2			
19	AA	82	Total	C	N	O	S	0	0	0
			640	407	118	113	2			

- Molecule 20 is a protein called 30S ribosomal protein S20.

Mol	Chain	Residues	Atoms					ZeroOcc	AltConf	Trace
20	BI	99	Total	C	N	O	S	0	0	0
			762	470	162	128	2			
20	BA	99	Total	C	N	O	S	0	0	0
			762	470	162	128	2			

- Molecule 21 is a protein called 30S ribosomal protein Thx.

Mol	Chain	Residues	Atoms				ZeroOcc	AltConf	Trace
21	1F	25	Total	C	N	O	0	0	0
			217	134	52	31			

*Continued on next page...*

*Continued from previous page...*

Mol	Chain	Residues	Atoms				ZeroOcc	AltConf	Trace
21	1B	25	Total	C	N	O	0	0	0
			217	134	52	31			

- Molecule 22 is a RNA chain called tRNA-Tyr.

Mol	Chain	Residues	Atoms						ZeroOcc	AltConf	Trace
22	1K	85	Total	C	N	O	P	S	0	0	0
			1825	822	323	593	85	2			
22	3K	74	Total	C	N	O	P	S	0	0	0
			1595	719	286	514	74	2			
22	1L	74	Total	C	N	O	P	S	0	0	0
			1595	719	286	514	74	2			
22	3L	75	Total	C	N	O	P	S	0	0	0
			1615	728	288	522	75	2			

- Molecule 23 is a RNA chain called tRNA-fMET.

Mol	Chain	Residues	Atoms						ZeroOcc	AltConf	Trace
23	2K	77	Total	C	N	O	P	S	0	0	0
			1645	734	298	535	77	1			
23	2L	77	Total	C	N	O	P	S	0	0	0
			1645	734	298	535	77	1			

There are 2 discrepancies between the modelled and reference sequences:

Chain	Residue	Modelled	Actual	Comment	Reference
2K	18	C	U	conflict	GB 675817920
2L	18	C	U	conflict	GB 675817920

- Molecule 24 is a RNA chain called mRNA.

Mol	Chain	Residues	Atoms					ZeroOcc	AltConf	Trace
24	4K	15	Total	C	N	O	P	0	0	0
			325	147	68	95	15			
24	4L	16	Total	C	N	O	P	0	0	0
			347	157	73	101	16			

- Molecule 25 is a RNA chain called 23S ribosomal RNA.

Mol	Chain	Residues	Atoms					ZeroOcc	AltConf	Trace
25	1H	2912	Total	C	N	O	P	0	0	0
			62707	27911	11722	20163	2911			

*Continued on next page...*

*Continued from previous page...*

Mol	Chain	Residues	Atoms					ZeroOcc	AltConf	Trace
25	14	2907	Total	C	N	O	P	0	0	0
			62605	27865	11708	20126	2906			

There are 6 discrepancies between the modelled and reference sequences:

Chain	Residue	Modelled	Actual	Comment	Reference
1H	161	U	-	insertion	GB 48268
1H	493	G	-	insertion	GB 48268
1H	1228	G	-	insertion	GB 48268
14	161	U	-	insertion	GB 48268
14	493	G	-	insertion	GB 48268
14	1228	G	-	insertion	GB 48268

- Molecule 26 is a RNA chain called 5S ribosomal RNA.

Mol	Chain	Residues	Atoms					ZeroOcc	AltConf	Trace
26	16	122	Total	C	N	O	P	0	0	0
			2617	1166	486	844	121			
26	1J	122	Total	C	N	O	P	0	0	0
			2617	1166	486	844	121			

- Molecule 27 is a protein called 50S ribosomal protein L2.

Mol	Chain	Residues	Atoms					ZeroOcc	AltConf	Trace
27	11	272	Total	C	N	O	S	0	0	0
			2115	1335	420	357	3			

- Molecule 28 is a protein called 50S ribosomal protein L3.

Mol	Chain	Residues	Atoms					ZeroOcc	AltConf	Trace
28	21	205	Total	C	N	O	S	0	0	0
			1568	991	300	271	6			
28	29	205	Total	C	N	O	S	0	0	0
			1568	991	300	271	6			

- Molecule 29 is a protein called 50S ribosomal protein L4.

Mol	Chain	Residues	Atoms					ZeroOcc	AltConf	Trace
29	31	202	Total	C	N	O	S	0	0	0
			1585	1011	297	275	2			

- Molecule 30 is a protein called 50S ribosomal protein L5.

Mol	Chain	Residues	Atoms					ZeroOcc	AltConf	Trace
30	41	181	Total	C	N	O	S	0	0	0
			1473	942	268	259	4			
30	49	181	Total	C	N	O	S	0	0	0
			1473	942	268	259	4			

- Molecule 31 is a protein called 50S ribosomal protein L6.

Mol	Chain	Residues	Atoms					ZeroOcc	AltConf	Trace
31	51	174	Total	C	N	O	S	0	0	0
			1336	848	251	236	1			
31	59	171	Total	C	N	O	S	0	0	0
			1316	835	247	233	1			

- Molecule 32 is a protein called 50S ribosomal protein L9.

Mol	Chain	Residues	Atoms					ZeroOcc	AltConf	Trace
32	61	146	Total	C	N	O	S	0	0	0
			1136	726	201	208	1			
32	69	146	Total	C	N	O	S	0	0	0
			1136	726	201	208	1			

- Molecule 33 is a protein called 50S ribosomal protein L13.

Mol	Chain	Residues	Atoms					ZeroOcc	AltConf	Trace
33	58	138	Total	C	N	O	S	0	0	0
			1104	712	206	182	4			
33	15	138	Total	C	N	O	S	0	0	0
			1104	712	206	182	4			

- Molecule 34 is a protein called 50S ribosomal protein L14.

Mol	Chain	Residues	Atoms					ZeroOcc	AltConf	Trace
34	68	122	Total	C	N	O	S	0	0	0
			932	588	171	169	4			
34	25	122	Total	C	N	O	S	0	0	0
			932	588	171	169	4			

- Molecule 35 is a protein called 50S ribosomal protein L15.

Mol	Chain	Residues	Atoms					ZeroOcc	AltConf	Trace
35	78	150	Total	C	N	O	S	0	0	0
			1144	712	232	197	3			

*Continued on next page...*

*Continued from previous page...*

Mol	Chain	Residues	Atoms					ZeroOcc	AltConf	Trace
35	35	150	Total	C	N	O	S	0	0	0
			1144	712	232	197	3			

- Molecule 36 is a protein called 50S ribosomal protein L16.

Mol	Chain	Residues	Atoms					ZeroOcc	AltConf	Trace
36	88	141	Total	C	N	O	S	0	0	0
			1121	715	212	187	7			
36	45	141	Total	C	N	O	S	0	0	0
			1121	715	212	187	7			

- Molecule 37 is a protein called 50S ribosomal protein L17.

Mol	Chain	Residues	Atoms					ZeroOcc	AltConf	Trace
37	98	118	Total	C	N	O	S	0	0	0
			967	604	203	159	1			
37	55	117	Total	C	N	O		0	0	0
			959	599	202	158				

- Molecule 38 is a protein called 50S ribosomal protein L18.

Mol	Chain	Residues	Atoms				ZeroOcc	AltConf	Trace
38	A8	111	Total	C	N	O	0	0	0
			881	556	176	149			
38	65	111	Total	C	N	O	0	0	0
			881	556	176	149			

- Molecule 39 is a protein called 50S ribosomal protein L19.

Mol	Chain	Residues	Atoms				ZeroOcc	AltConf	Trace
39	B8	136	Total	C	N	O	0	0	0
			1133	705	233	195			
39	75	137	Total	C	N	O	S	0	0
			1141	710	234	196	1		

- Molecule 40 is a protein called 50S ribosomal protein L20.

Mol	Chain	Residues	Atoms					ZeroOcc	AltConf	Trace
40	C8	117	Total	C	N	O	S	0	0	0
			963	610	202	150	1			
40	85	117	Total	C	N	O	S	0	0	0
			963	610	202	150	1			

- Molecule 41 is a protein called 50S ribosomal protein L21.

Mol	Chain	Residues	Atoms					ZeroOcc	AltConf	Trace
41	D8	101	Total	C	N	O	S	0	0	0
			778	501	142	134	1			
41	95	101	Total	C	N	O	S	0	0	0
			778	501	142	134	1			

- Molecule 42 is a protein called 50S ribosomal protein L22.

Mol	Chain	Residues	Atoms					ZeroOcc	AltConf	Trace
42	E8	113	Total	C	N	O	S	0	0	0
			899	566	177	154	2			
42	A5	113	Total	C	N	O	S	0	0	0
			899	566	177	154	2			

- Molecule 43 is a protein called 50S ribosomal protein L23.

Mol	Chain	Residues	Atoms					ZeroOcc	AltConf	Trace
43	F8	94	Total	C	N	O	S	0	0	0
			742	482	134	125	1			
43	B5	92	Total	C	N	O		0	0	0
			725	471	131	123				

- Molecule 44 is a protein called 50S ribosomal protein L24.

Mol	Chain	Residues	Atoms					ZeroOcc	AltConf	Trace
44	G8	104	Total	C	N	O	S	0	0	0
			791	510	149	127	5			
44	C5	104	Total	C	N	O	S	0	0	0
			794	510	152	127	5			

- Molecule 45 is a protein called 50S ribosomal protein L25.

Mol	Chain	Residues	Atoms					ZeroOcc	AltConf	Trace
45	H8	175	Total	C	N	O	S	0	0	0
			1397	892	251	251	3			

- Molecule 46 is a protein called 50S ribosomal protein L27.

Mol	Chain	Residues	Atoms					ZeroOcc	AltConf	Trace
46	I8	77	Total	C	N	O	S	0	0	0
			612	379	129	103	1			

*Continued on next page...*



*Continued from previous page...*

Mol	Chain	Residues	Atoms					ZeroOcc	AltConf	Trace
46	E5	77	Total	C	N	O	S	0	0	0
			612	379	129	103	1			

- Molecule 47 is a protein called 50S ribosomal protein L28.

Mol	Chain	Residues	Atoms					ZeroOcc	AltConf	Trace
47	J8	97	Total	C	N	O	S	0	0	0
			762	481	150	130	1			
47	F5	97	Total	C	N	O	S	0	0	0
			762	481	150	130	1			

- Molecule 48 is a protein called 50S ribosomal protein L29.

Mol	Chain	Residues	Atoms					ZeroOcc	AltConf	Trace
48	K8	66	Total	C	N	O	S	0	0	0
			558	346	113	98	1			
48	G5	66	Total	C	N	O	S	0	0	0
			558	346	113	98	1			

- Molecule 49 is a protein called 50S ribosomal protein L30.

Mol	Chain	Residues	Atoms					ZeroOcc	AltConf	Trace
49	L8	59	Total	C	N	O	S	0	0	0
			468	298	90	80				
49	H5	59	Total	C	N	O	S	0	0	0
			468	298	90	80				

- Molecule 50 is a protein called 50S ribosomal protein L31.

Mol	Chain	Residues	Atoms					ZeroOcc	AltConf	Trace
50	M8	66	Total	C	N	O	S	0	0	0
			533	335	96	97	5			
50	I5	63	Total	C	N	O	S	0	0	0
			515	326	93	91	5			

- Molecule 51 is a protein called 50S ribosomal protein L32.

Mol	Chain	Residues	Atoms					ZeroOcc	AltConf	Trace
51	N8	59	Total	C	N	O	S	0	0	0
			458	288	90	75	5			
51	J5	58	Total	C	N	O	S	0	0	0
			453	285	89	74	5			

- Molecule 52 is a protein called 50S ribosomal protein L33.

Mol	Chain	Residues	Atoms					ZeroOcc	AltConf	Trace
52	O8	45	Total	C	N	O	S	0	0	0
			389	241	79	65	4			
52	K5	45	Total	C	N	O	S	0	0	0
			389	241	79	65	4			

- Molecule 53 is a protein called 50S ribosomal protein L34.

Mol	Chain	Residues	Atoms					ZeroOcc	AltConf	Trace
53	P8	45	Total	C	N	O	S	0	0	0
			391	240	97	52	2			
53	L5	45	Total	C	N	O	S	0	0	0
			391	240	97	52	2			

- Molecule 54 is a protein called 50S ribosomal protein L35.

Mol	Chain	Residues	Atoms					ZeroOcc	AltConf	Trace
54	Q8	62	Total	C	N	O	S	0	0	0
			442	281	83	76	2			

- Molecule 55 is a RNA chain called 16S ribosomal RNA.

Mol	Chain	Residues	Atoms					ZeroOcc	AltConf	Trace
55	1G	1498	Total	C	N	O	P	0	0	0
			32204	14334	5973	10400	1497			

- Molecule 56 is a protein called 50S ribosomal protein L2.

Mol	Chain	Residues	Atoms					ZeroOcc	AltConf	Trace
56	19	273	Total	C	N	O	S	0	0	0
			2120	1338	421	358	3			

- Molecule 57 is a protein called 50S ribosomal protein L4.

Mol	Chain	Residues	Atoms					ZeroOcc	AltConf	Trace
57	39	208	Total	C	N	O	S	0	0	0
			1627	1037	304	283	3			

- Molecule 58 is a protein called 50S ribosomal protein L25.

Mol	Chain	Residues	Atoms					ZeroOcc	AltConf	Trace
58	D5	179	Total	C	N	O	S	0	0	0
			1428	911	255	259	3			

- Molecule 59 is a protein called 50S ribosomal protein L35.

Mol	Chain	Residues	Atoms					ZeroOcc	AltConf	Trace
59	M5	60	Total	C	N	O	S	0	0	0
			480	306	98	74	2			

- Molecule 60 is MAGNESIUM ION (three-letter code: MG) (formula: Mg).

Mol	Chain	Residues	Atoms		ZeroOcc	AltConf
60	98	2	Total	Mg	0	0
			2	2		
60	45	3	Total	Mg	0	0
			3	3		
60	P8	1	Total	Mg	0	0
			1	1		
60	85	1	Total	Mg	0	0
			1	1		
60	C5	1	Total	Mg	0	0
			1	1		
60	13	140	Total	Mg	0	0
			140	140		
60	B8	1	Total	Mg	0	0
			1	1		
60	K8	1	Total	Mg	0	0
			1	1		
60	5I	1	Total	Mg	0	0
			1	1		
60	C8	1	Total	Mg	0	0
			1	1		
60	16	12	Total	Mg	0	0
			12	12		
60	25	1	Total	Mg	0	0
			1	1		
60	3K	1	Total	Mg	0	0
			1	1		
60	21	2	Total	Mg	0	0
			2	2		
60	2K	4	Total	Mg	0	0
			4	4		
60	4I	1	Total	Mg	0	0
			1	1		

*Continued on next page...*

*Continued from previous page...*

Mol	Chain	Residues	Atoms		ZeroOcc	AltConf
60	3I	1	Total 1	Mg 1	0	0
60	I8	2	Total 2	Mg 2	0	0
60	52	1	Total 1	Mg 1	0	0
60	68	1	Total 1	Mg 1	0	0
60	29	2	Total 2	Mg 2	0	0
60	78	3	Total 3	Mg 3	0	0
60	39	1	Total 1	Mg 1	0	0
60	1G	104	Total 104	Mg 104	0	0
60	11	2	Total 2	Mg 2	0	0
60	1H	438	Total 438	Mg 438	0	0
60	E5	1	Total 1	Mg 1	0	0
60	88	2	Total 2	Mg 2	0	0
60	49	1	Total 1	Mg 1	0	0
60	14	386	Total 386	Mg 386	0	0
60	19	1	Total 1	Mg 1	0	0
60	1J	7	Total 7	Mg 7	0	0
60	1K	1	Total 1	Mg 1	0	0
60	41	1	Total 1	Mg 1	0	0
60	2L	3	Total 3	Mg 3	0	0

- Molecule 61 is ZINC ION (three-letter code: ZN) (formula: Zn).

Mol	Chain	Residues	Atoms		ZeroOcc	AltConf
61	32	1	Total 1	Zn 1	0	0
61	3E	1	Total 1	Zn 1	0	0
61	5I	1	Total 1	Zn 1	0	0
61	5A	1	Total 1	Zn 1	0	0
61	G8	1	Total 1	Zn 1	0	0
61	C5	1	Total 1	Zn 1	0	0

- Molecule 62 is water.

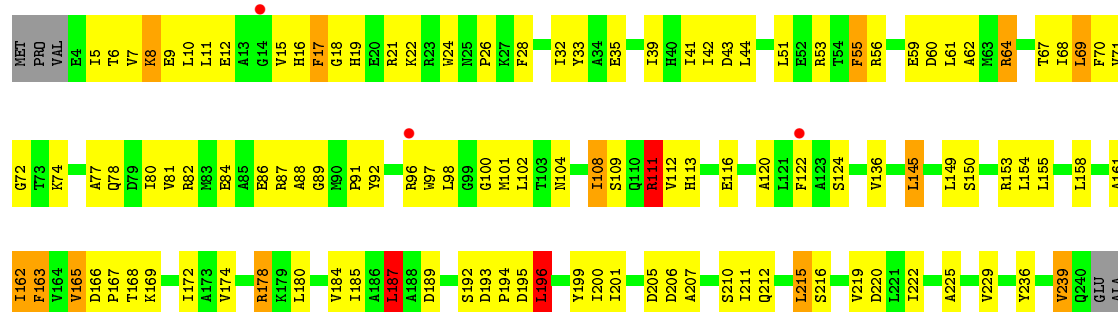
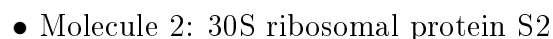
Mol	Chain	Residues	Atoms		ZeroOcc	AltConf
62	13	125	Total 125	O 125	0	0
62	3E	4	Total 4	O 4	0	0
62	3I	1	Total 1	O 1	0	0
62	5I	2	Total 2	O 2	0	0
62	7I	1	Total 1	O 1	0	0
62	1K	4	Total 4	O 4	0	0
62	3K	1	Total 1	O 1	0	0
62	4K	1	Total 1	O 1	0	0
62	1H	738	Total 738	O 738	0	0
62	16	15	Total 15	O 15	0	0
62	11	10	Total 10	O 10	0	0
62	21	4	Total 4	O 4	0	0
62	31	5	Total 5	O 5	0	0
62	78	3	Total 3	O 3	0	0

*Continued on next page...*

*Continued from previous page...*

Mol	Chain	Residues	Atoms		ZeroOcc	AltConf
62	98	3	Total 3	O 3	0	0
62	B8	1	Total 1	O 1	0	0
62	C8	2	Total 2	O 2	0	0
62	D8	2	Total 2	O 2	0	0
62	G8	2	Total 2	O 2	0	0
62	L8	3	Total 3	O 3	0	0
62	Q8	1	Total 1	O 1	0	0
62	1G	74	Total 74	O 74	0	0
62	82	1	Total 1	O 1	0	0
62	BA	2	Total 2	O 2	0	0
62	4L	1	Total 1	O 1	0	0
62	14	446	Total 446	O 446	0	0
62	1J	12	Total 12	O 12	0	0
62	19	8	Total 8	O 8	0	0
62	39	1	Total 1	O 1	0	0
62	25	6	Total 6	O 6	0	0
62	85	2	Total 2	O 2	0	0
62	A5	1	Total 1	O 1	0	0
62	E5	1	Total 1	O 1	0	0
62	L5	1	Total 1	O 1	0	0
62	M5	2	Total 2	O 2	0	0

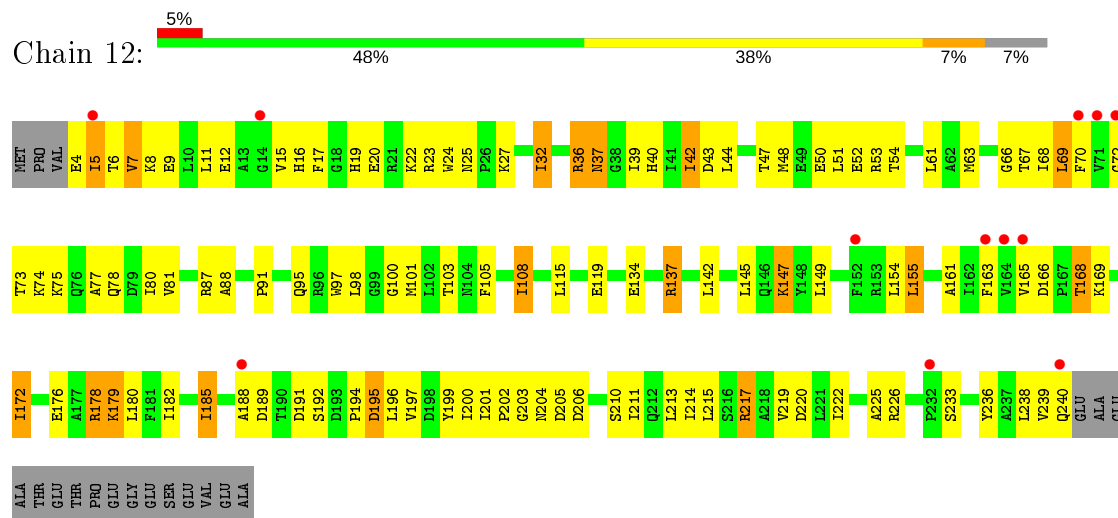




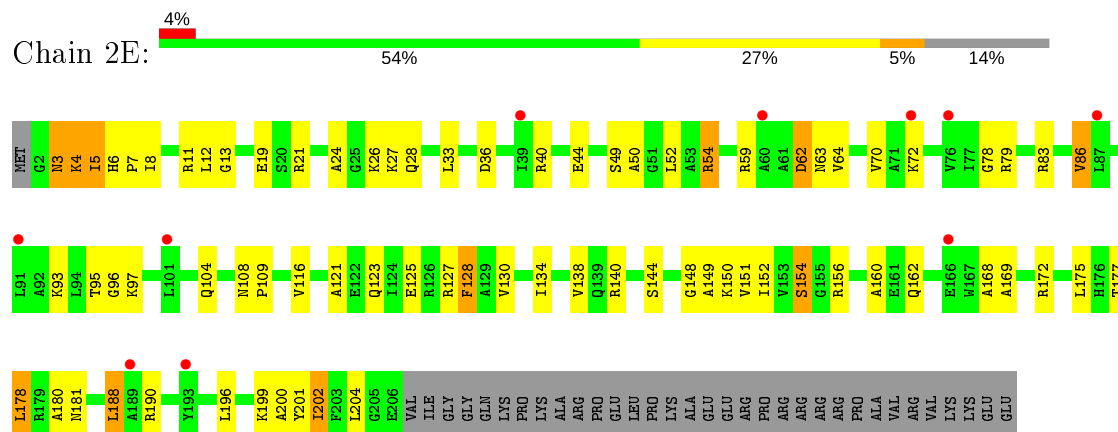


GLU  
ALA  
THR  
GLU  
THR  
PRO  
GLU  
GLY  
GLU  
SER  
GLU  
VAL  
ALA

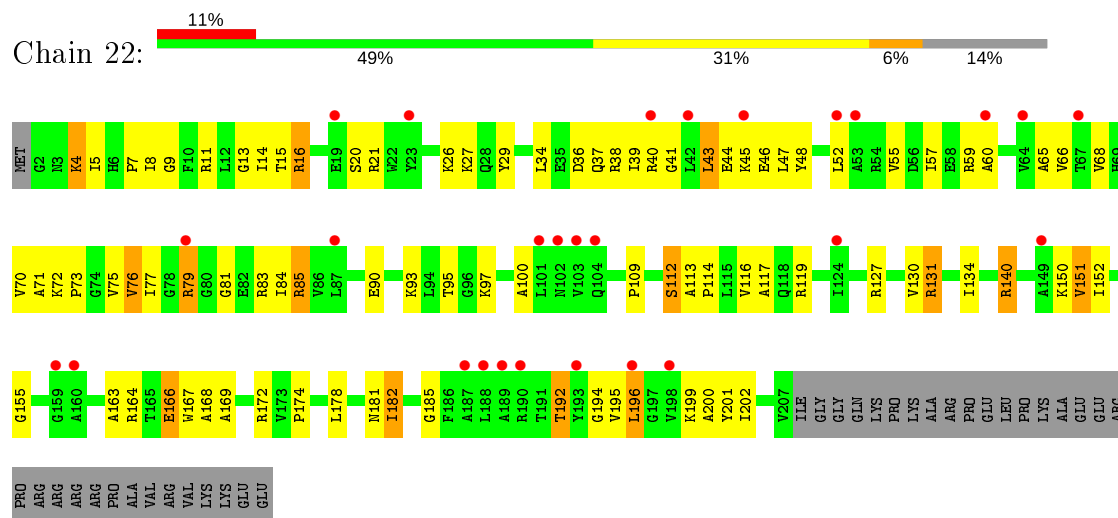
• Molecule 2: 30S ribosomal protein S2



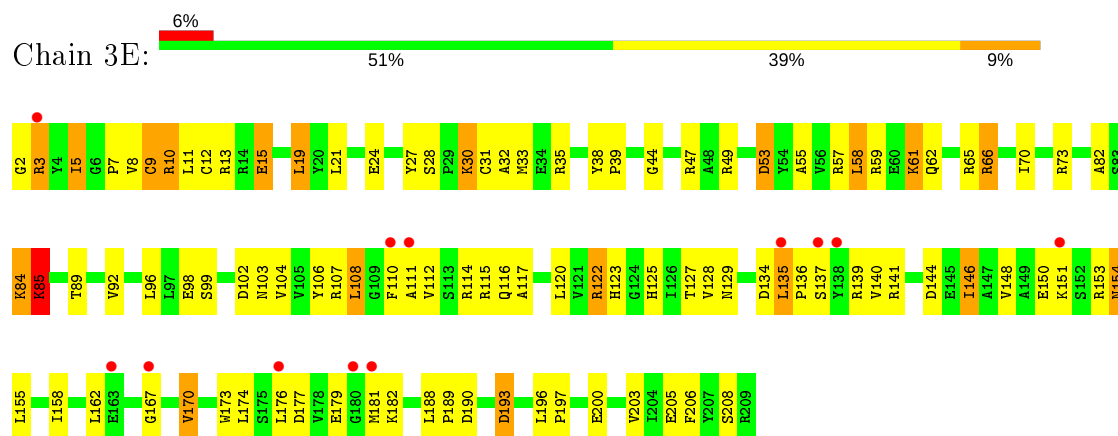
• Molecule 3: 30S ribosomal protein S3



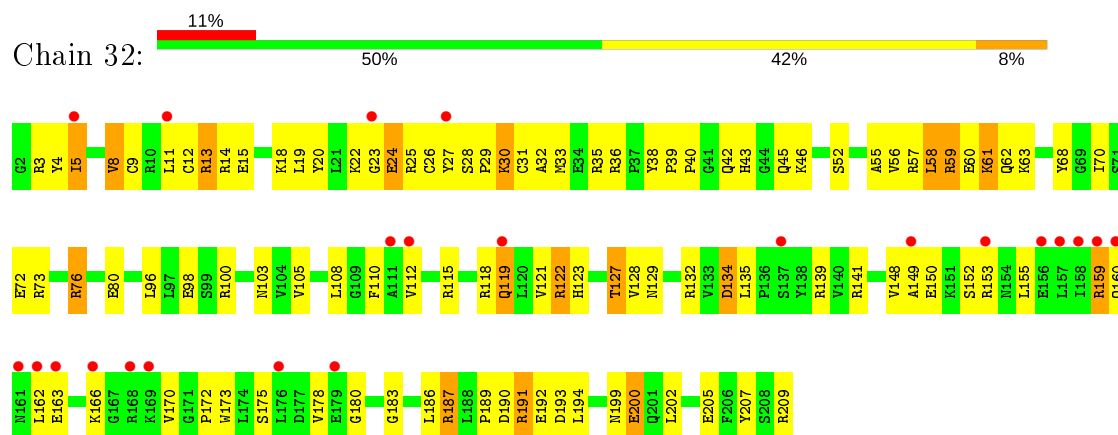
• Molecule 3: 30S ribosomal protein S3



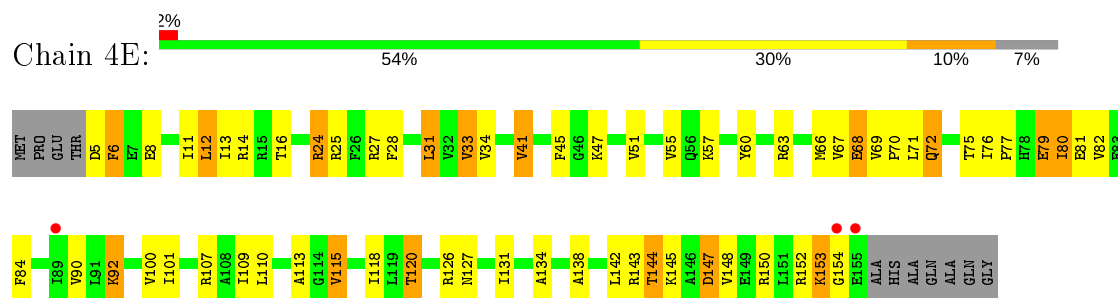
- Molecule 4: 30S ribosomal protein S4



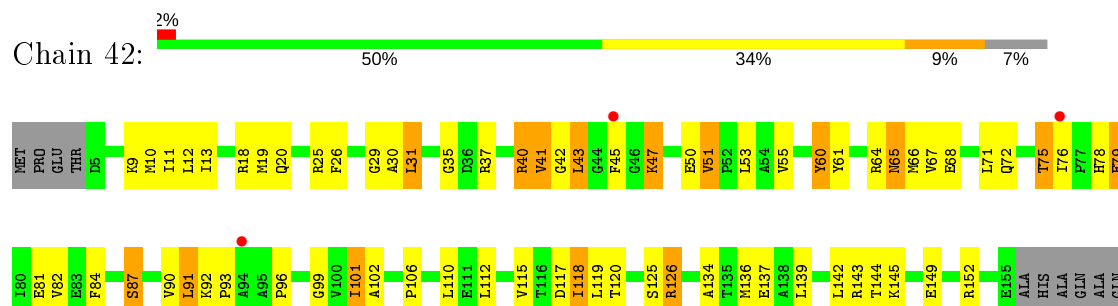
- Molecule 4: 30S ribosomal protein S4



- Molecule 5: 30S ribosomal protein S5

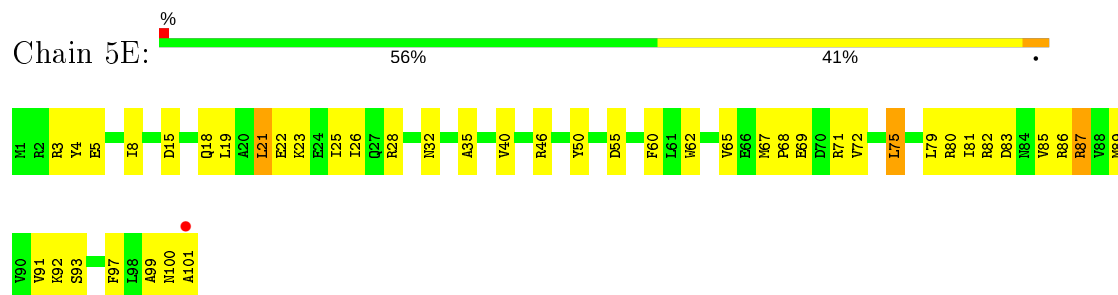


- Molecule 5: 30S ribosomal protein S5

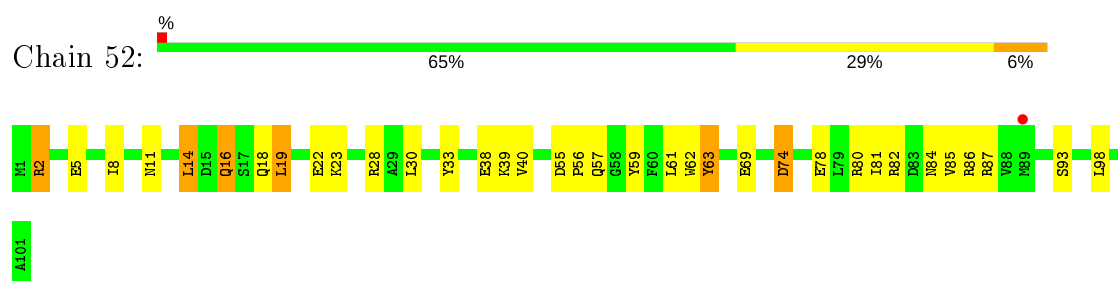


GLY

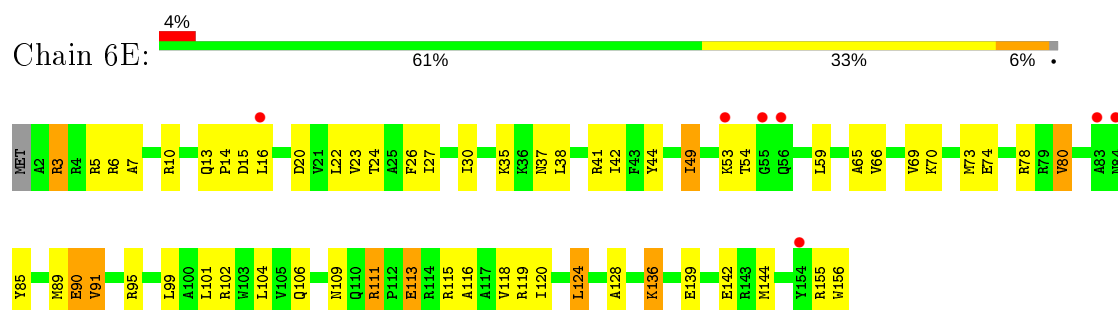
- Molecule 6: 30S ribosomal protein S6



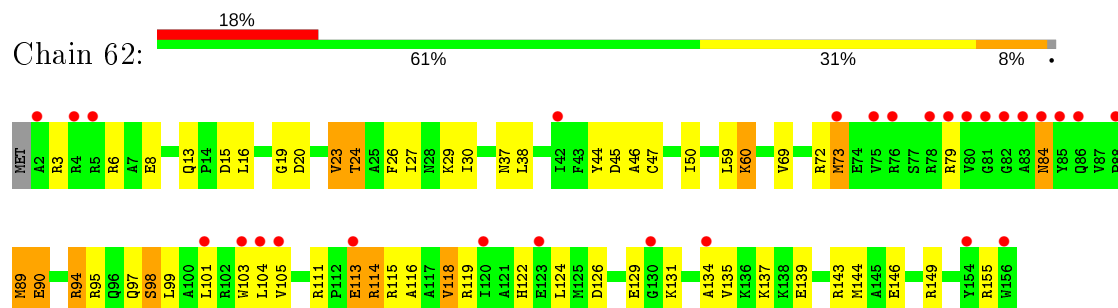
- Molecule 6: 30S ribosomal protein S6



- Molecule 7: 30S ribosomal protein S7

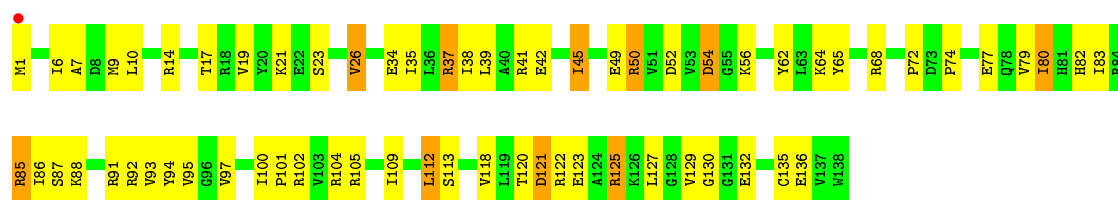


- Molecule 7: 30S ribosomal protein S7

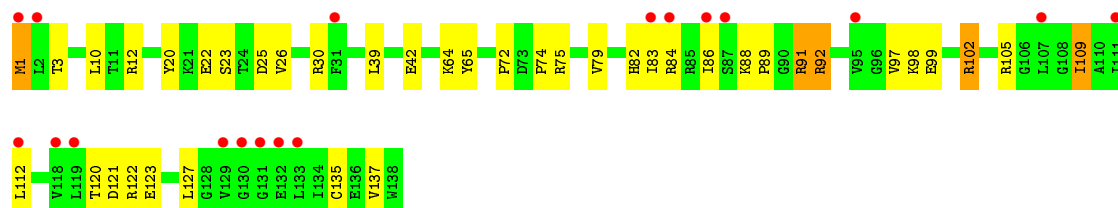


- Molecule 8: 30S ribosomal protein S8

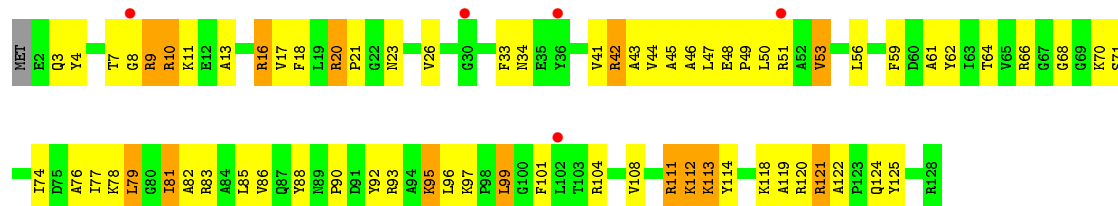




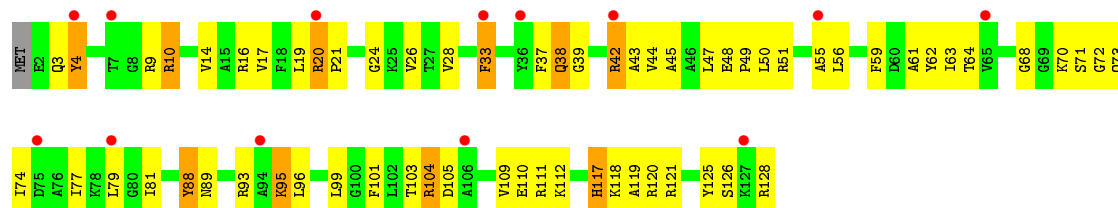
• Molecule 8: 30S ribosomal protein S8



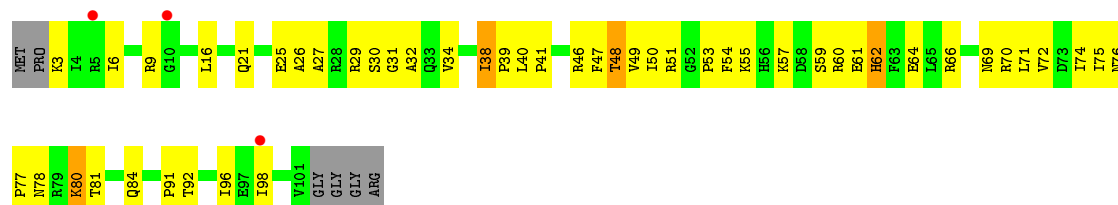
• Molecule 9: 30S ribosomal protein S9



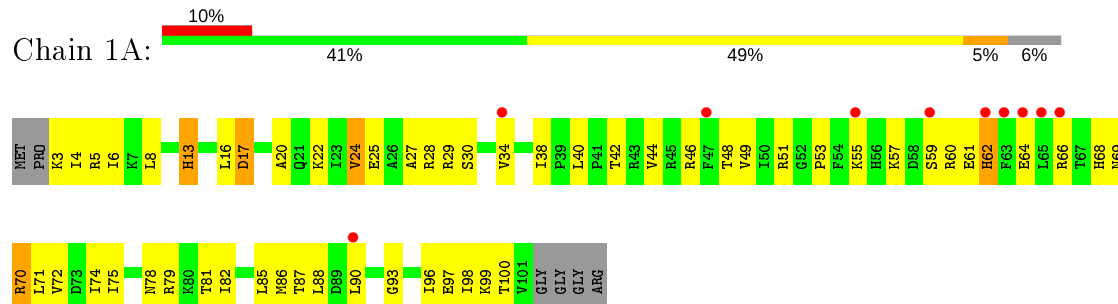
• Molecule 9: 30S ribosomal protein S9



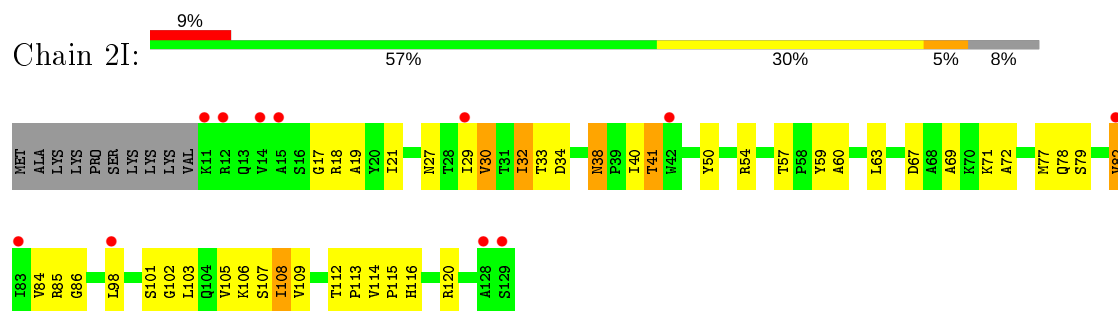
• Molecule 10: 30S ribosomal protein S10



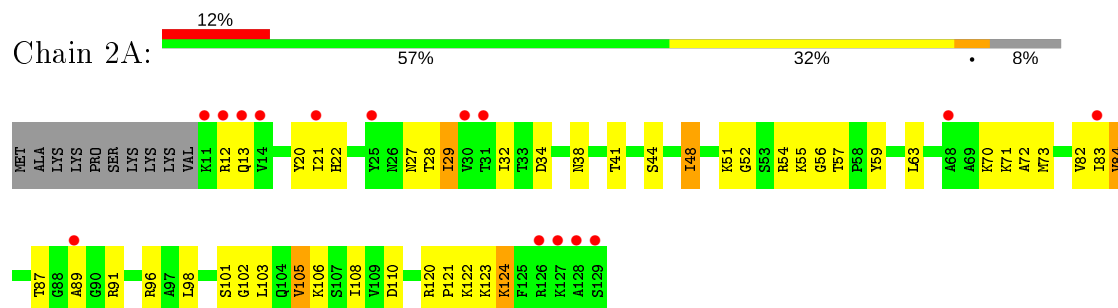
- Molecule 10: 30S ribosomal protein S10



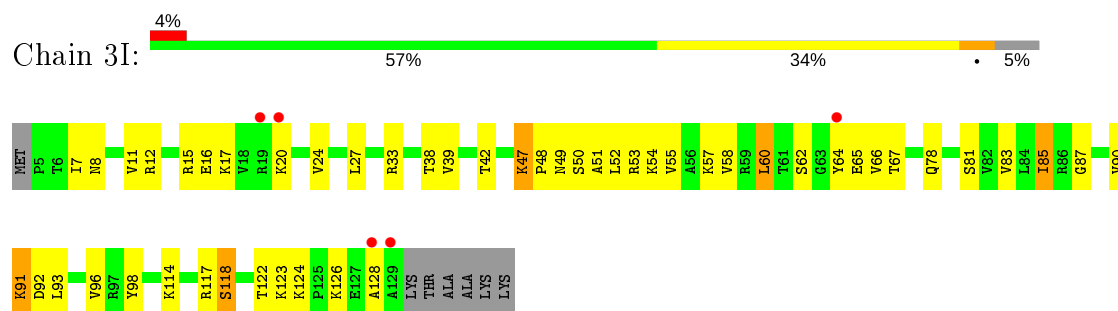
- Molecule 11: 30S ribosomal protein S11



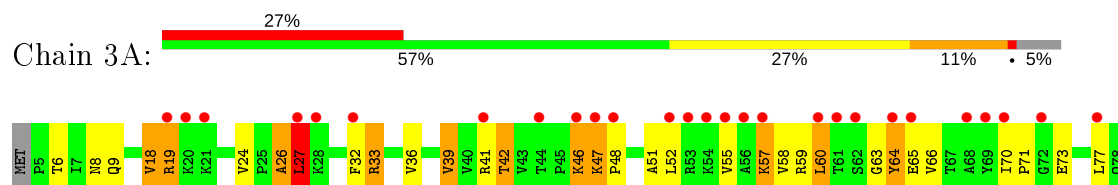
- Molecule 11: 30S ribosomal protein S11



- Molecule 12: 30S ribosomal protein S12

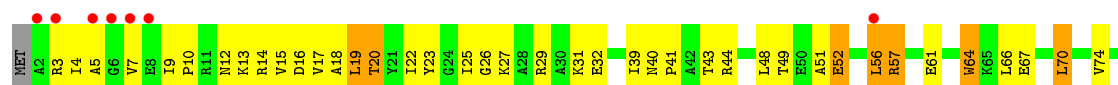


- Molecule 12: 30S ribosomal protein S12

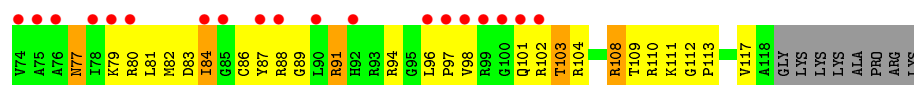
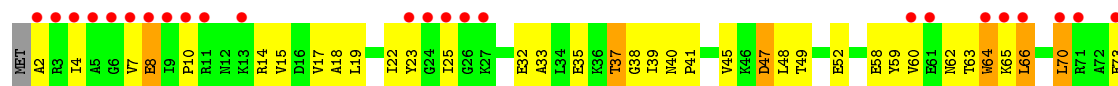
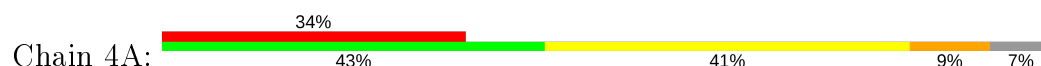




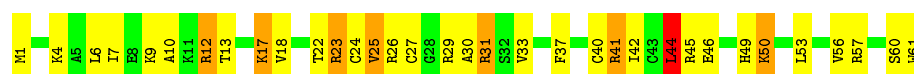
- Molecule 13: 30S ribosomal protein S13



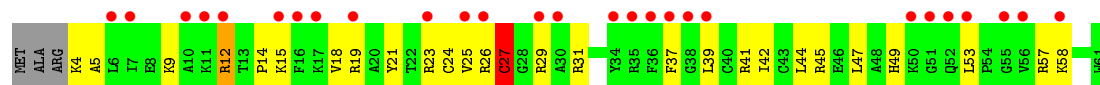
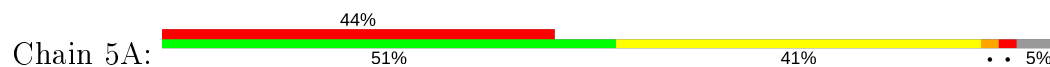
- Molecule 13: 30S ribosomal protein S13



- Molecule 14: 30S ribosomal protein S14 type Z



- Molecule 14: 30S ribosomal protein S14 type Z

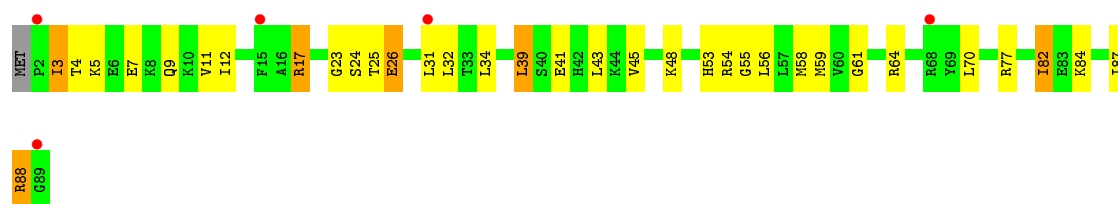


- Molecule 15: 30S ribosomal protein S15



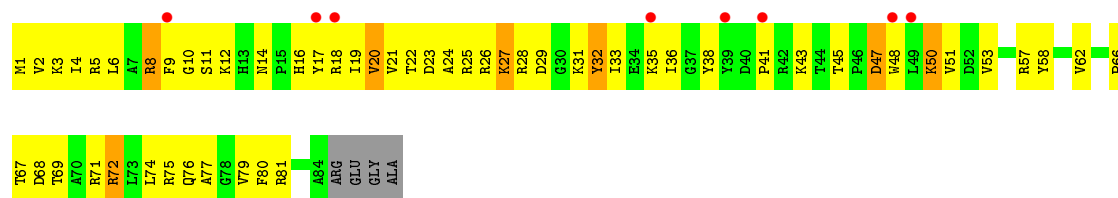
- Molecule 15: 30S ribosomal protein S15

Chain 6A: 



- Molecule 16: 30S ribosomal protein S16

Chain 7I: 



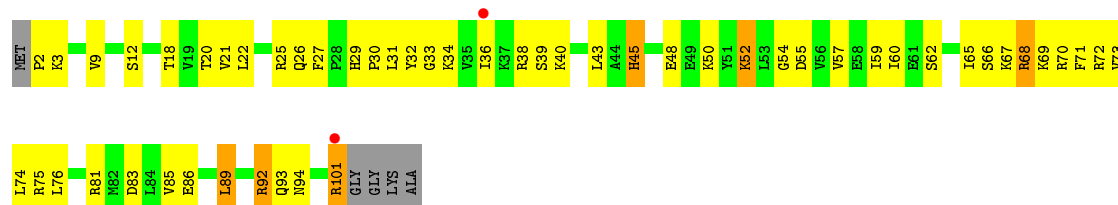
- Molecule 16: 30S ribosomal protein S16

Chain 7A: 



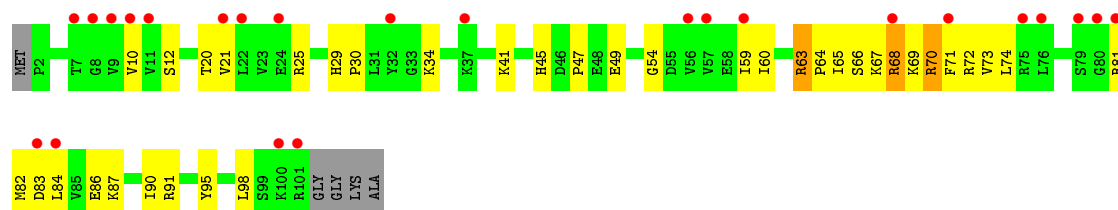
- Molecule 17: 30S ribosomal protein S17

Chain 8I: 



- Molecule 17: 30S ribosomal protein S17

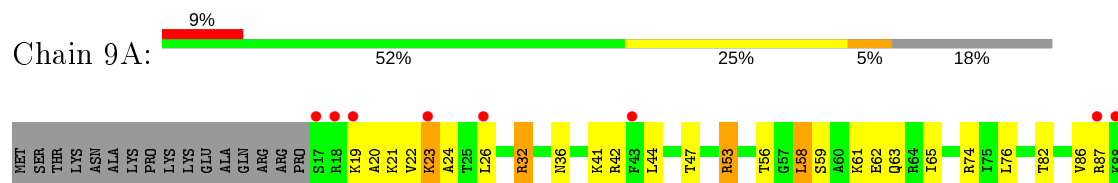
Chain 8A: 



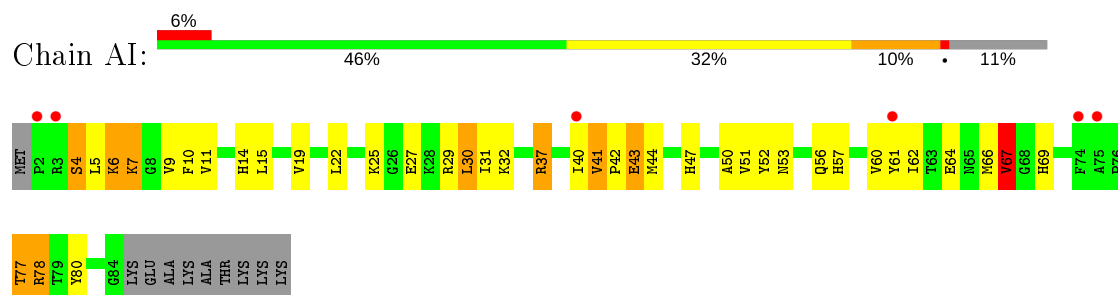
- Molecule 18: 30S ribosomal protein S18



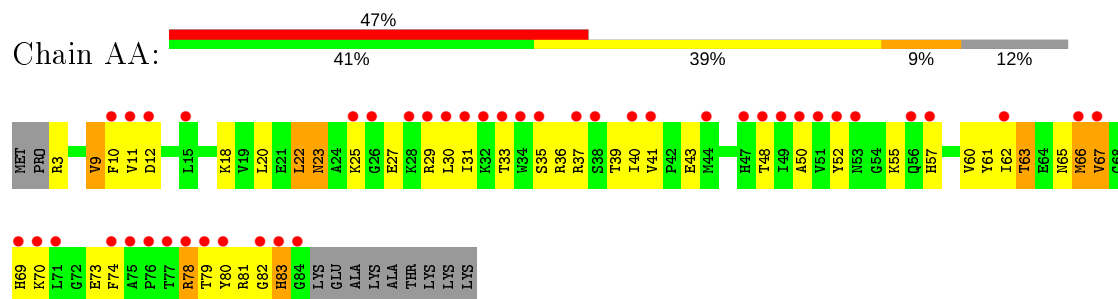
- Molecule 18: 30S ribosomal protein S18



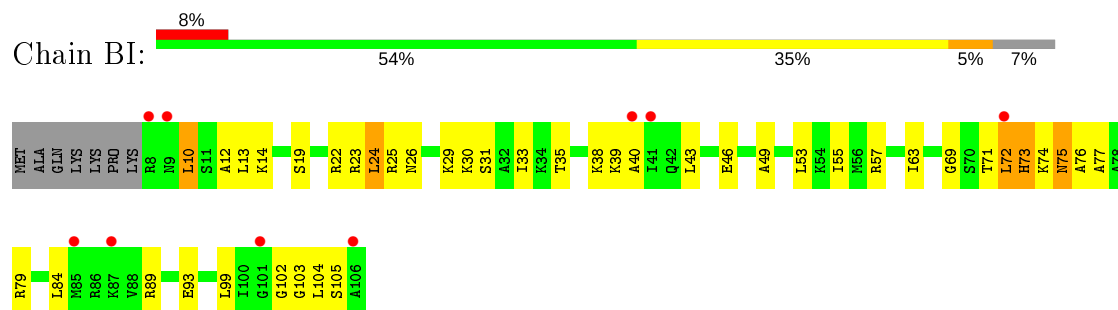
- Molecule 19: 30S ribosomal protein S19



- Molecule 19: 30S ribosomal protein S19

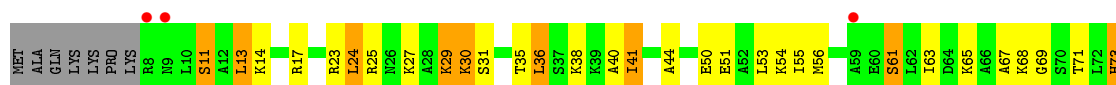


- Molecule 20: 30S ribosomal protein S20

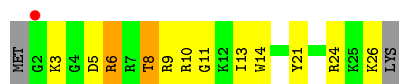


- Molecule 20: 30S ribosomal protein S20

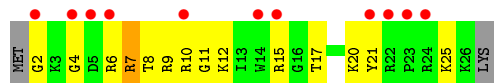
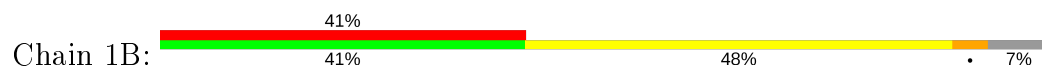




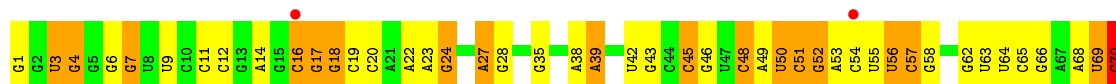
- Molecule 21: 30S ribosomal protein Thx



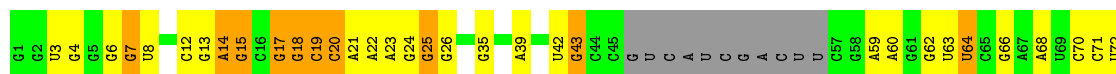
- Molecule 21: 30S ribosomal protein Thx



- Molecule 22: tRNA-Tyr

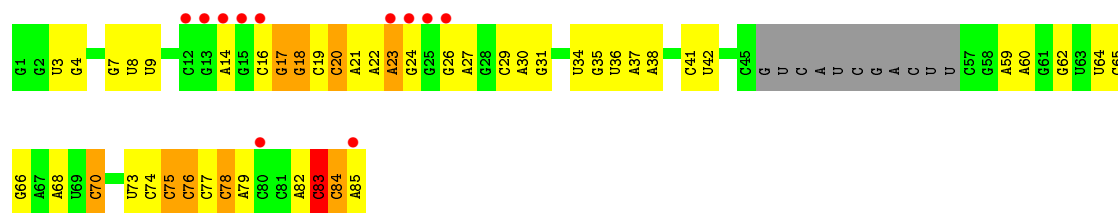


- Molecule 22: tRNA-Tyr

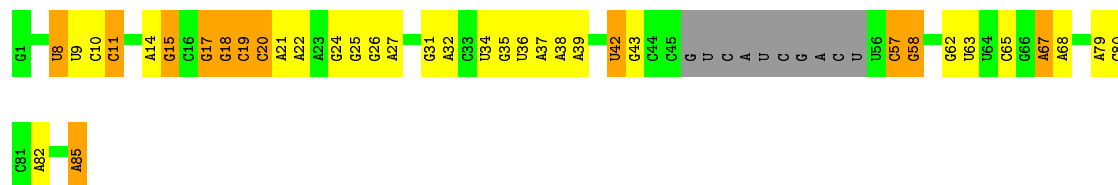


- Molecule 22: tRNA-Tyr

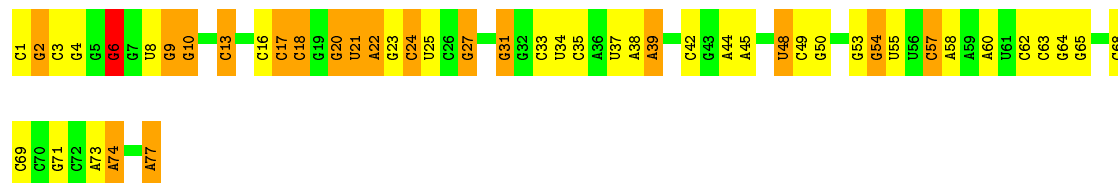




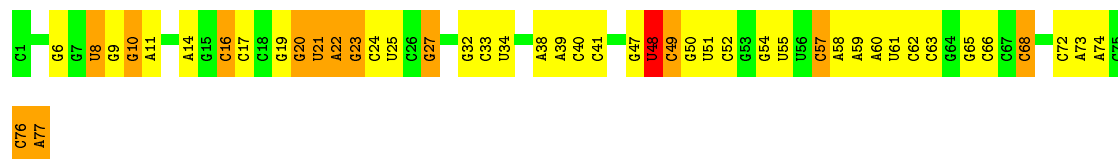
- Molecule 22: tRNA-Tyr



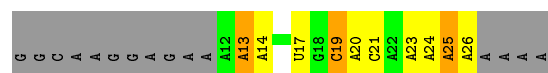
- Molecule 23: tRNA-fMET



- Molecule 23: tRNA-fMET



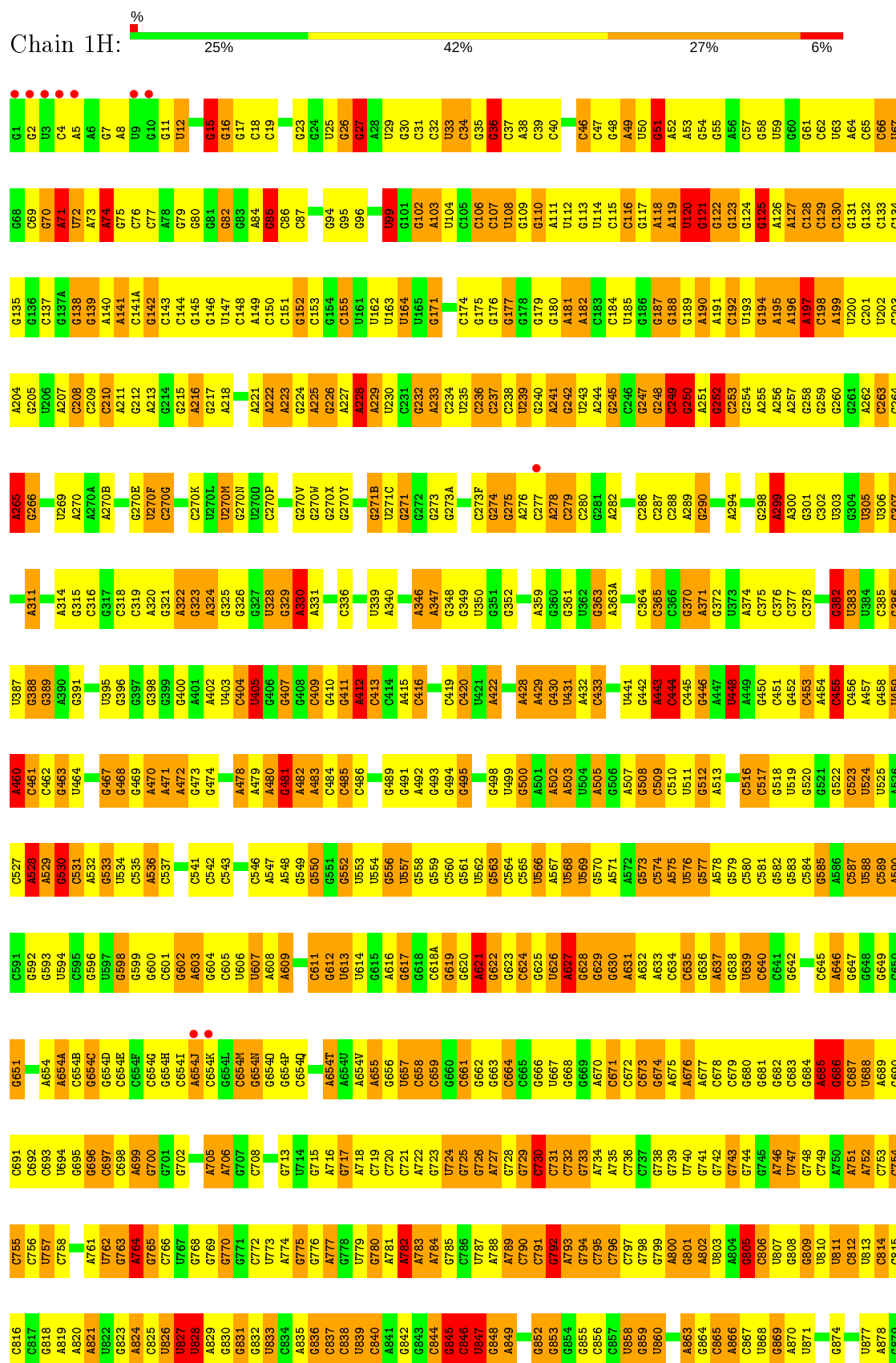
- Molecule 24: mRNA



- Molecule 24: mRNA

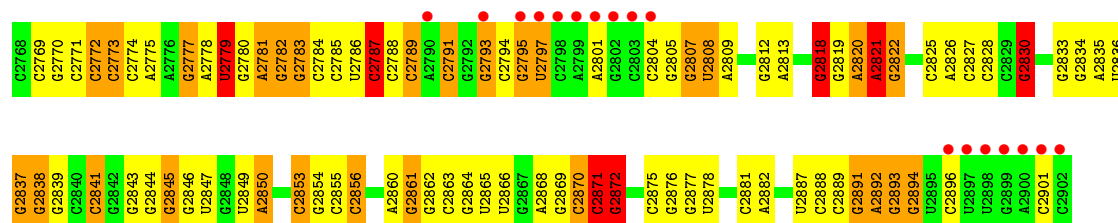


## ● Molecule 25: 23S ribosomal RNA

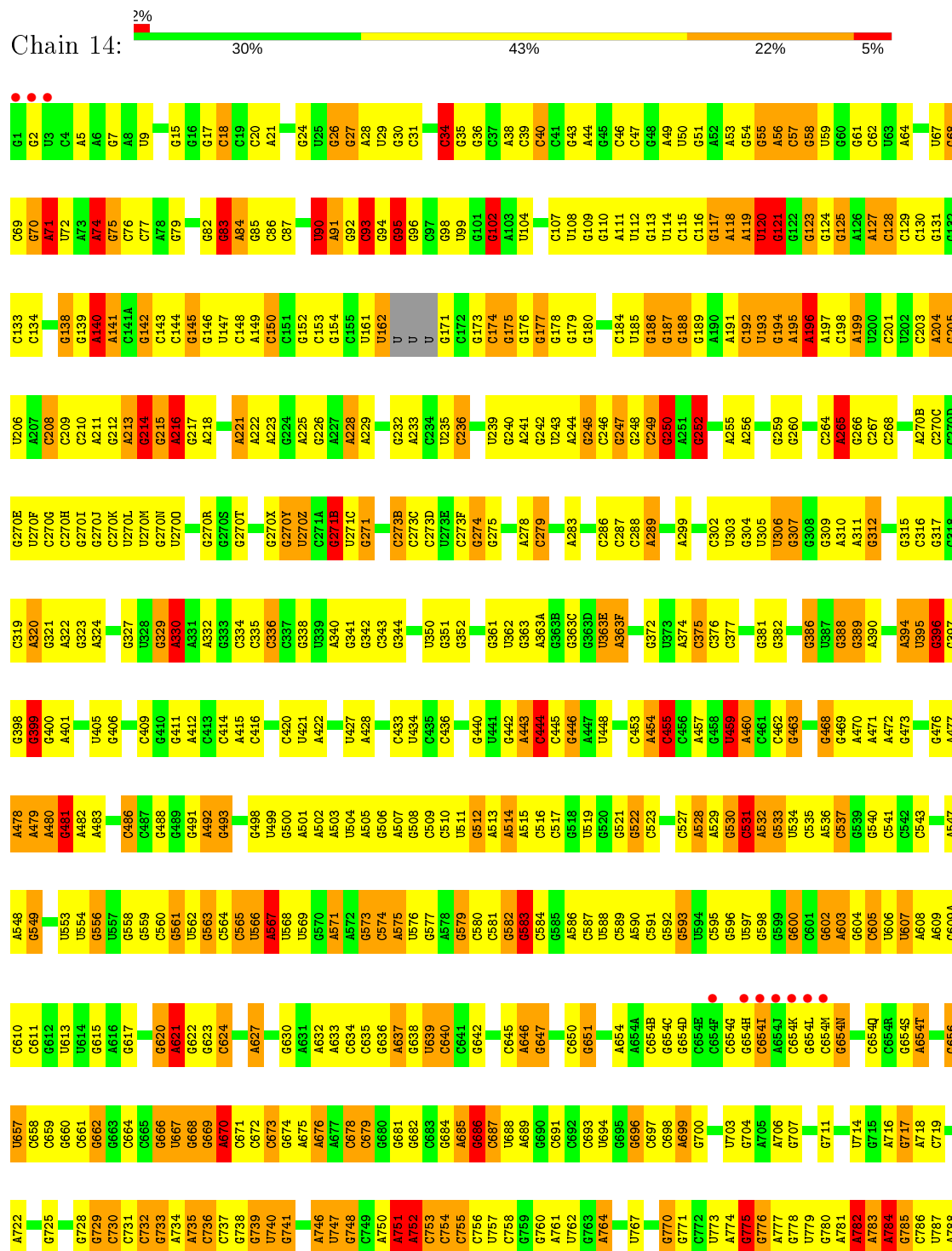


C1742	C1657	C1595	G1456	U1391	C1330	A1268	C1202	C1140	C1075	C1007	A945	G880
G1743	C1658	A1596	A1457	A1392	A1331	A1269	G1203	U1141	C1076	G1008	G946	G881
	U1659	A1597	C1458	A1393	G1332	C1270	A1204	A1142	A1077	A1009	G947	G882
C1751	C1660	G1534	G1459	U1394	C1333	G1271	U1205	A1142A	A1078	A1010	G948	G883
G1752	G1661	U1535	A1460	A1395	G1334	A1272	G1206	A1143		G1011	G949	G884
G1753	C1662	A1536	A1461	U1396	U1335	U1273	C1207	G1144	U1081	U1012	G950	G885
C1754	C1663	G1537		U1397	A1336	A1274	C1208	C1145	U1082	G1013	G951	G886
A1755	A1664	G1538	C1464	C1398	G1337		G1209		U1083	U1014	G952	G887
G1756	A1603	G1539	G1465	C1399	G1338		A1210	G1149	A953		G953	G888
	A1668	G1540	G1466	G1400	U1339	A1278	U1211	C1150	G954	G1017	G954	G889
U1757	C1604	G1540	C1467	G1401	U1340	A1279	G1212	A1086	G955	G1018	G955	A890
A1759	C1605	U1541		C1402	U1341	G1280	A1213	G1087	G956	U1019	G956	G892
G1760	G1606	G1542	G1470	C1403	A1342	G1281	A1214	A1088	G957	A1020	G957	G893
C1761	A1608	C1544	A1471	C1404	G1343	U1282	G1215	G1154	G958	A1021	U958	G894
	A1609	A1545	C1474	U1405	G1344	G1283	C1216	A1155		G1022	A959	U959
A1762	C1672	A1546	G1475	A1406	C1345	A1284	G1217	A1156	G1093	U1023	A960	A896
G1763	U1673	C1546	G1476	C1407	G1346	G1285		G1157	G1094	G1024	G961	C897
G1764	C1675	G1547	C1477	C1408	G1347	A1286	C1221	C1158	A1095	G1025	G962	C898
G1765	G1612	G1547			G1348	A1287	C1222	U1159	A1096	U1026	U963	A899
U1766	G1613	C1548	G1478	A1412	A1349	U1288	C1223	G1160	U1097	A1027	C964	A900
C1767	A1614		G1479	G1413	C1350	C1289	G1224	A1161	A1098	A1028	C965	A901
U1768	C1615	C1551	G1480	G1416	U1351	C1290	G1225	G1162	G1099	A1029	G966	C902
U1679	G1552	G1553	U1482	C1417	U1352	C1291	C1225	G1163	C1100		C967	C903
G1770	A1554	G1554	G1483	G1418	A1353	U1292	G1226	G1164	U1101	A1032	G968	G904
G1771	G1555			G1419	A1354		A1227	U1165	C1102	U1033	U969	U905
G1772	G1682		A1486	A1419	G1355	C1295	G1228	C1166	A1103	G1033	U969	G906
A1773	C1683		G1487	U1420	G1356	G1296		U1167	C1104	U1035	C970	
C1774	C1684	A1558	U1488	G1421	U1357	C1297	G1231	G1168		U1036	C971	U907
U1775	G1685	A1559	U1489	G1422	C1358	C1298	G1232	G1169	G1106	G1037	C972	C908
G1776	G1624	G1560		G1424	A1359	G1299	G1233	G1170	G107	A910	C973	A909
U1777	G1625	G1561	C1493	G1425	A1360	U1300	U1234	C1171	U1108	G1038	G974	A910
U1778	A1659		A1494	G1426	G1361	A1301		G1173	C1109	G1039	C974A	A911
U1779	A1690	C1564	A1495	A1427	C1362	A1302	A1237	A1174	G1110	G1042	G975	C912
	C1691	C1565	A1496	G1428	C1363	C1303	G1238	U1175	G1112	A1045	G978	C914
A1780	U1692	A1566	C1498	G1429	G1364	C1304	G1239	A1176	G1113	A1046	C915	C915
C1781	C1693	G1567	U1497	C1430	A1365	C1305	U1240	A1177	U1114	G1047	A981	G916
A1783	C1694	G1568	C1498	U1431		C1306	A1241	C1178	G1115	A1048	C982	A917
A1784	G1695	A1569		G1432	G1368	A1307	A1242	C1179		C1049	A983	A918
A1785	A1696	A1570	C1502	U1433	G1369	A1308	G1243	C1180	C1116	A1050		
A1786	G1697	A1571	A1507	U1434	C1370	G1309	G1244	C1181	G1117	G1051	G987	G921
A1787	A1698	A1572	A1508	A1434	G1371	G1310		A1182		C1052	A988	C925
C1788	G1699	G1573	C1509	C1437	U1372	G1311	U1249	G1183	G1120	C1053	A989	A926
A1789	A1700	C1574	A1510	U1438	A1373	U1312	G1250	G1184	C1121		G989	G928
G1790	C1639	G1575	A1511	A1439	G1374	U1313	G1251	C1185	G1123	G1056	A990	G929
A1791	C1640	U1576	G1512	G1440	C1375	C1314	G1252	G1186	C1124	A1057	C991	U930
G1792	A1641	C1577	G1514	G1441	G1376	A1253	A1254	U1188	G1125	U1058	G992	G931
C1793	G1642	U1578	U1514	G1442	C1377	U1316	U1255	A1189	A1126	G1059	G993	G932
U1794	G1643	A1579	C1515	G1443	A1378	A1317	G1256	A1190	A1127	U1060	C994	A933
C1795	C1644	A1580	C1516		A1379	C1318	G1257	G1191	A1128	U1061	A996	G934
U1796	G1645	G1581	U1516	A1444A	G1380	G1319	C1257	G1192	A1129	G1062	G997	C985
G1797	C1646	C1582	G1517	C1445	G1381	C1320	C1258	G1193	U1130	G1063	C998	G936
U1798	G1647		C1518	C1446	G1382	A1321	G1259	G1194	U1131	C1064	U999	U937
G1799	A1648	A1886	U1519	G1447	C1383	A1322	G1260	A1194	A1132		A1000	G938
C1800	G1649	A1587	U1520	A1448	U1384	U1323	C1261	G1195	C1133		G939	G940
G1801	U1727	C1588	G1521	A1449	A1384	G1324	A1262	C1196	U1133	G1068	A1001	G941
A1802	G1651	C1589	G1522	G1449A	C1385	G1325	U1263	C1197	C1135	A1069	G1002	A941
A1803	A1729	U1590		C1450	C1386	U1326	G1264	U1198	G1136	A1070	G1003	G942
C1804	U1730	G1591	G1525	C1451	C1387	U1327	A1265	U1199	G1137	G1071	C1004	U943
U1805	G1731	C1592	G1526	A1453	G1388	G1328	G1266	C1200	G1139		G1005	G944
C1806	A1654	G1593	U1527	U1454	G1389							
A1732			A1528	G1455	U1390	U1329	U1267	C1201		G1074		

G2697	G2698	G2699	G2700	G2701	G2702	G2703	G2704	A2705	G2706	G2707	G2708	G2709	G2710	A2711	A2712A	A2713	G2714	G2715	G2718	G2719	G2720	G2723	A2725	G2726	G2727	G2728	G2729	G2730	A2733	G2736	A2741	G2742	G2743	G2744	G2745	G2746	G2747	G2751	G2755	A2756	A2757	A2758	G2759	G2760	G2761	A2764	A2765	G2766	G2767																																																																																																																																																																																																																																																																													
G2626	G2627	G2628	A2629	G2630	G2631	G2632	G2633	G2634	G2635	G2636	G2637	G2638	A2639	G2640	G2641	G2642	G2643	G2646	G2647	G2648	G2649	A2654	G2655	G2656	G2659	A2660	G2661	A2662	G2663	G2664	G2665	G2667	G2668	G2673	G2674	A2675	G2676	A2679	G2682	G2683	G2685	G2686	G2687	G2688	G2689	G2690	G2691	G2692	G2695	G2696																																																																																																																																																																																																																																																																												
A2565	A2566	G2567	G2568	A2569	G2570	G2571	A2572	G2573	G2574	G2575	G2576	A2577	G2578	G2579	G2580	G2581	G2582	G2583	G2584	G2585	G2586	G2587	A2588	G2589	G2590	G2591	G2592	G2593	G2594	G2595	G2596	G2597	A2598	G2599	A2600	A2601	A2602	G2603	G2604	G2605	G2606	G2607	G2608	G2610	G2611	G2612	G2613	A2614	G2615	G2616	G2617	G2618	G2619	G2620	A2621	G2622	G2623																																																																																																																																																																																																																																																																					
C2499	G2500	G2501	G2502	A2503	G2504	G2505	G2506	G2507	G2508	G2509	G2512	G2513	G2514	G2515	G2516	G2517	A2518	G2519	G2520	G2521	G2522	G2523	G2524	G2525	G2526	G2527	G2528	G2529	A2530	A2531	G2538	G2539	G2540	A2541	G2542	G2543	G2544	G2545	G2546	G2547	G2548	G2549	G2550	G2551	G2552	G2553	G2554	G2555	G2556	G2557	G2558	G2559	G2560	A2561	G2562	G2563	A2564																																																																																																																																																																																																																																																																					
A2493	A2494	A2495	G2496	G2497	G2498	G2499	G2500	G2501	G2502	G2503	G2504	G2505	G2506	G2507	G2508	G2509	G2510	G2511	G2512	G2513	G2514	G2515	G2516	G2517	G2518	G2519	G2520	G2521	G2522	G2523	G2524	G2525	G2526	G2527	G2528	G2529	G2530	G2531	G2532	G2533	G2534	G2535	G2536	G2537	G2538	G2539	G2540	G2541	G2542	G2543	G2544	G2545	G2546	G2547	G2548	G2549	G2550	G2551	G2552	G2553	G2554	G2555	G2556	G2557	G2558	G2559	G2560	A2561	G2562	G2563	A2564																																																																																																																																																																																																																																																							
A2433	A2434	A2435	G2436	G2437	G2438	G2439	G2440	G2441	G2442	G2443	G2444	G2445	G2446	G2447	A2448	G2449	A2451	A2452	A2453	G2454	G2455	G2456	G2457	G2458	G2459	G2460	G2461	G2462	G2463	G2464	G2465	G2466	G2467	G2468	G2469	G2470	G2471	G2472	G2473	G2474	G2475	G2476	G2477	G2478	G2479	G2480	G2481	G2482	G2483	G2484	G2485	G2486	G2487	G2488	G2489	G2490	G2491	G2492	G2493	G2494	G2495	G2496	G2497	G2498	G2499	G2500	G2501	G2502	G2503	G2504	G2505	G2506	G2507	G2508	G2509	G2510	G2511	G2512	G2513	G2514	G2515	G2516	G2517	G2518	G2519	G2520	G2521	G2522	G2523	G2524	G2525	G2526	G2527	G2528	G2529	G2530	G2531	G2532	G2533	G2534	G2535	G2536	G2537	G2538	G2539	G2540	G2541	G2542	G2543	G2544	G2545	G2546	G2547	G2548	G2549	G2550	G2551	G2552	G2553	G2554	G2555	G2556	G2557	G2558	G2559	G2560	A2561	G2562	G2563	A2564																																																																																																																																																																																												
G2370	G2371	G2372	G2373	G2374	G2375	G2376	A2377	G2378	G2379	G2380	G2381	G2382	G2383	G2384	G2385	G2386	G2387	G2388	G2389	G2390	G2391	G2392	G2393	G2394	G2395	G2396	G2400	G2401	G2402	G2403	G2404	G2405	G2406	G2407	G2408	G2409	G2410	A2411	A2412	G2415	G2416	G2417	A2418	G2419	G2420	G2421	G2422	G2423	G2424	A2425	A2426	G2427	G2428	G2429	A2430	A2431	A2432	A2433	A2434	A2435	A2436	A2437	A2438	A2439	A2440	A2441	A2442	A2443	A2444	A2445	A2446	A2447	A2448	A2449	A2450	A2451	A2452	A2453	A2454	A2455	A2456	A2457	A2458	A2459	A2460	A2461	A2462	A2463	A2464	A2465	A2466	A2467	A2468	A2469	A2470	A2471	A2472	A2473	A2474	A2475	A2476	A2477	A2478	A2479	A2480	A2481	A2482	A2483	A2484	A2485	A2486	A2487	A2488	A2489	A2490	A2491	A2492	A2493	A2494	A2495	A2496	A2497	A2498	A2499	A2500	A2501	A2502	A2503	A2504	A2505	A2506	A2507	A2508	A2509	A2510	A2511	A2512	A2513	A2514	A2515	A2516	A2517	A2518	A2519	A2520	A2521	A2522	A2523	A2524	A2525	A2526	A2527	A2528	A2529	A2530	A2531	A2532	A2533	A2534	A2535	A2536	A2537	A2538	A2539	A2540	A2541	A2542	A2543	A2544	A2545	A2546	A2547	A2548	A2549	A2550	A2551	A2552	A2553	A2554	A2555	A2556	A2557	A2558	A2559	A2560	A2561	A2562	A2563	A2564																																																																																																																																	
A2309	A2310	A2311	A2312	A2313	A2314	A2315	A2316	A2317	A2318	A2319	A2320	A2321	A2322	A2323	A2324	A2325	A2326	A2327	A2328	A2329	A2330	A2331	A2332	A2333	A2334	A2335	A2336	A2337	A2338	A2339	A2340	A2341	A2342	A2343	A2344	A2345	A2346	A2347	A2348	A2349	A2350	A2351	A2352	A2353	A2354	A2355	A2356	A2357	A2358	A2359	A2360	A2361	A2362	A2363	A2364	A2365	A2366	A2367	A2368	A2369	A2370	A2371	A2372	A2373	A2374	A2375	A2376	A2377	A2378	A2379	A2380	A2381	A2382	A2383	A2384	A2385	A2386	A2387	A2388	A2389	A2390	A2391	A2392	A2393	A2394	A2395	A2396	A2397	A2398	A2399	A2400	A2401	A2402	A2403	A2404	A2405	A2406	A2407	A2408	A2409	A2410	A2411	A2412	A2413	A2414	A2415	A2416	A2417	A2418	A2419	A2420	A2421	A2422	A2423	A2424	A2425	A2426	A2427	A2428	A2429	A2430	A2431	A2432	A2433	A2434	A2435	A2436	A2437	A2438	A2439	A2440	A2441	A2442	A2443	A2444	A2445	A2446	A2447	A2448	A2449	A2450	A2451	A2452	A2453	A2454	A2455	A2456	A2457	A2458	A2459	A2460	A2461	A2462	A2463	A2464	A2465	A2466	A2467	A2468	A2469	A2470	A2471	A2472	A2473	A2474	A2475	A2476	A2477	A2478	A2479	A2480	A2481	A2482	A2483	A2484	A2485	A2486	A2487	A2488	A2489	A2490	A2491	A2492	A2493	A2494	A2495	A2496	A2497	A2498	A2499	A2500	A2501	A2502	A2503	A2504	A2505	A2506	A2507	A2508	A2509	A2510	A2511	A2512	A2513	A2514	A2515	A2516	A2517	A2518	A2519	A2520	A2521	A2522	A2523	A2524	A2525	A2526	A2527	A2528	A2529	A2530	A2531	A2532	A2533	A2534	A2535	A2536	A2537	A2538	A2539	A2540	A2541	A2542	A2543	A2544	A2545	A2546	A2547	A2548	A2549	A2550	A2551	A2552	A2553	A2554	A2555	A2556	A2557	A2558	A2559	A2560	A2561	A2562	A2563	A2564																																																															
G2246	A2247	G2248	G2249	G2250	G2251	G2252	G2253	G2254	G2255	G2256	G2257	G2258	G2259	G2260	G2261	G2262	G2263	G2264	G2265	A2266	A2267	A2268	A2269	A2270	A2271	A2272	A2273	A2274	G2275	G2276	G2277	A2278	G2279	G2280	G2281	G2282	G2283	G2284	A2285	A2286	A2287	A2288	A2289	A2290	A2291	G2292	G2293	G2294	G2295	G2296	G2297	A2298	G2299	G2300	G2301	G2302	G2303	G2304	G2305	G2306	G2307	G2308	G2309	G2310	G2311	G2312	G2313	G2314	G2315	G2316	G2317	G2318	G2319	G2320	G2321	G2322	G2323	G2324	G2325	G2326	G2327	G2328	G2329	G2330	G2331	G2332	G2333	G2334	G2335	G2336	G2337	G2338	G2339	G2340	G2341	G2342	G2343	G2344	G2345	G2346	G2347	G2348	G2349	G2350	G2351	G2352	G2353	G2354	G2355	G2356	G2357	G2358	G2359	A2360	A2361	A2362	A2363	A2364	A2365	A2366	A2367	A2368	A2369	A2370	A2371	A2372	A2373	A2374	A2375	A2376	A2377	A2378	A2379	A2380	A2381	A2382	A2383	A2384	A2385	A2386	A2387	A2388	A2389	A2390	A2391	A2392	A2393	A2394	A2395	A2396	A2397	A2398	A2399	A2400	A2401	A2402	A2403	A2404	A2405	A2406	A2407	A2408	A2409	A2410	A2411	A2412	A2413	A2414	A2415	A2416	A2417	A2418	A2419	A2420	A2421	A2422	A2423	A2424	A2425	A2426	A2427	A2428	A2429	A2430	A2431	A2432	A2433	A2434	A2435	A2436	A2437	A2438	A2439	A2440	A2441	A2442	A2443	A2444	A2445	A2446	A2447	A2448	A2449	A2450	A2451	A2452	A2453	A2454	A2455	A2456	A2457	A2458	A2459	A2460	A2461	A2462	A2463	A2464	A2465	A2466	A2467	A2468	A2469	A2470	A2471	A2472	A2473	A2474	A2475	A2476	A2477	A2478	A2479	A2480	A2481	A2482	A2483	A2484	A2485	A2486	A2487	A2488	A2489	A2490	A2491	A2492	A2493	A2494	A2495	A2496	A2497	A2498	A2499	A2500	A2501	A2502	A2503	A2504	A2505	A2506	A2507	A2508	A2509	A2510	A2511	A2512	A2513	A2514	A2515	A2516	A2517	A2518	A2519	A2520	A2521	A2522	A2523	A2524	A2525	A2526	A2527	A2528	A2529	A2530	A2531	A2532	A2533	A2534	A2535	A2536	A2537	A2538	A2539	A2540	A2541	A2542	A2543	A2544	A2545	A2546	A2547	A2548	A2549	A2550	A2551	A2552	A2553	A2554	A2555	A2556	A2557	A2558	A2559	A2560	A2561	A2562	A2563	A2564
G1811	G1812	G1813	G1814	G1815	G1816	G1817	G1818	G1819	G1820	G1821	G1822	G1823	G1824	G1825	G1826	G1827	G1828	A1829	G1830	G1831	G1832	G1833	G1834	G1835	G1836	G1837	G1838	G1839	G1843	G1844	A1847	A1848	G1849	G1850	G1851	G1852	A1853	A1854	G1855	G1856	G1857	A1858	A1859	A1871	A1872	G1878	G1882	G1883	A1884	G1888	A1889	G1891	G1892	G1893	G1894	G1895	G1896	G1897	G1898	G1899	G1900	G1901	G1902	G1903	G1904	G1905	G1906	G1910	G1911	G1912	G1913	G1914	G1915	A1916	G1917	A1918	G1921	G1925	G1926	G1927	G1928	G1929	G1930	G1931	G1932	G1933	G1934	G1935	G1936	G1937	A1938	G1939	G1940	G1941	G1942	G1943	G1944	G1945	G1946	G1950	G1951	G1955	G1956	G1957	G1958	G1959	G1960	G1961	G1962	G1963	G1964																																																																																																																																																																																																															
C2029	A2030	G2031	G2032	G2033	G2034	G2035	G2036	G2037	G2038	G2039	G2040	G2041	A2042	G2043	G2044	G2045	G2048	G2049	G2050	A2051	G2052	G2053	G2054	G2055	G2056	G2057	A2058	G2059	A2060	G2061	A2062	A2063	G2064	G2065	G2066	G2067	G2068	G2069	G2070	A2071	G2072	G2073	G2074	G2075	G2076	G2077	G2078	G2081	A2082	G2083	G2084	G2085	G2086	G2087	G2088	G2089	G2090	G2091	G2092																																																																																																																																																																																																																																																																			



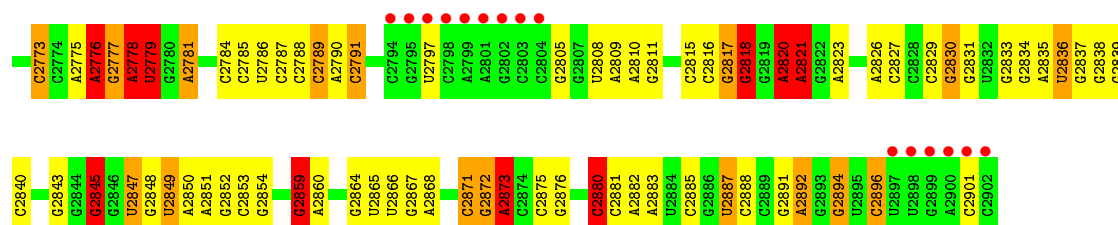
● Molecule 25: 23S ribosomal RNA



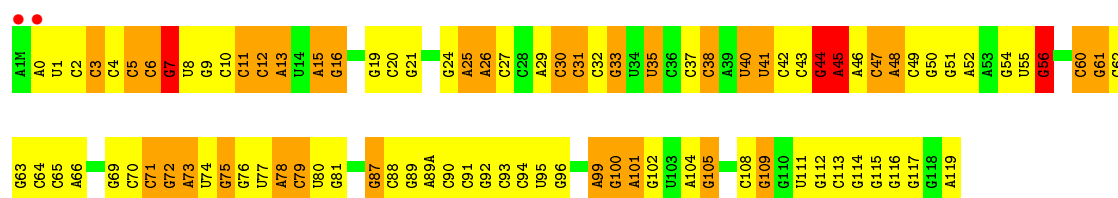




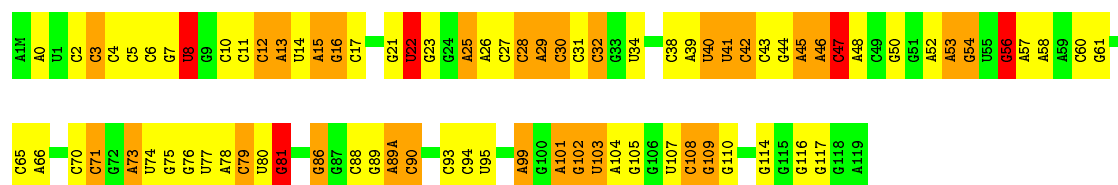




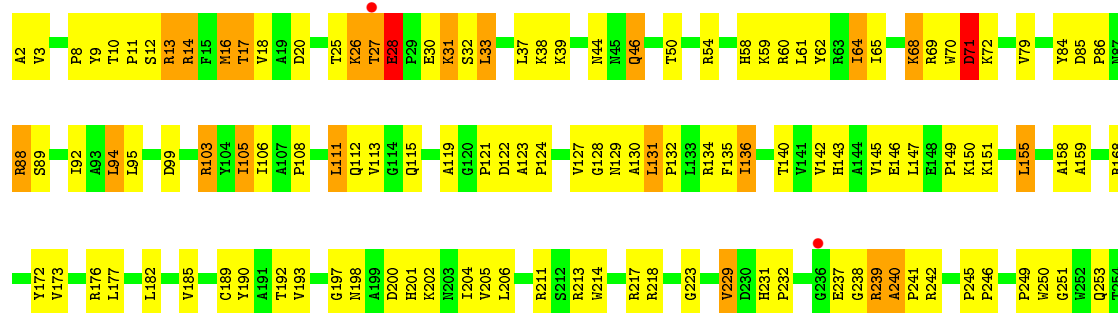
• Molecule 26: 5S ribosomal RNA



• Molecule 26: 5S ribosomal RNA



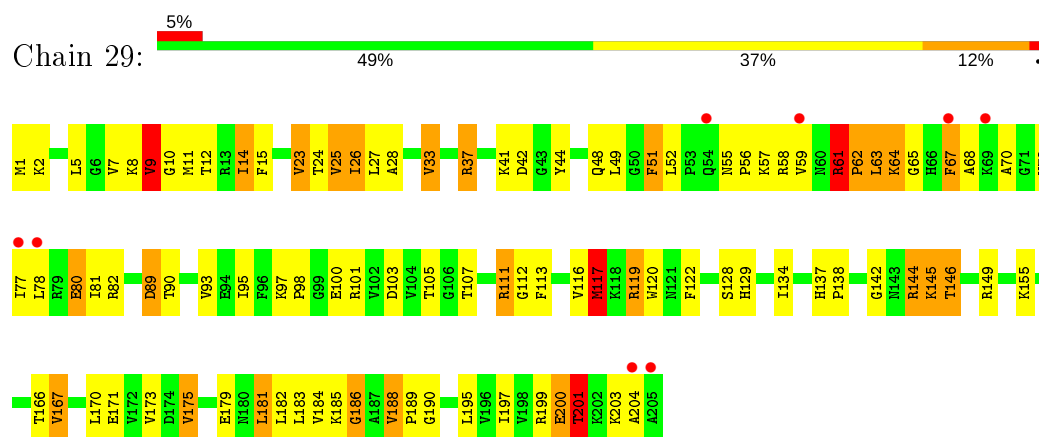
• Molecule 27: 50S ribosomal protein L2



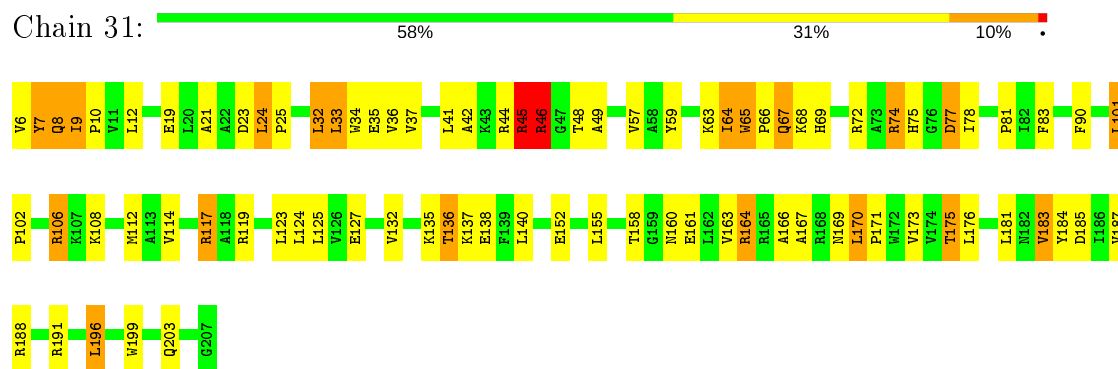
• Molecule 28: 50S ribosomal protein L3



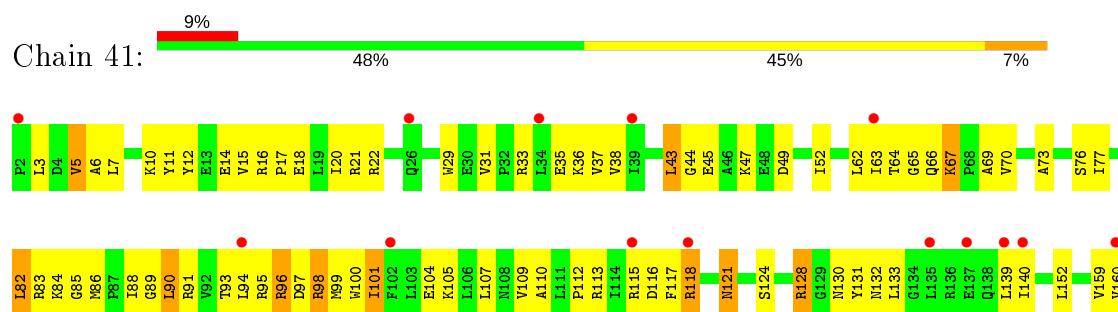
- Molecule 28: 50S ribosomal protein L3

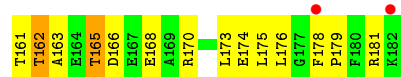


- Molecule 29: 50S ribosomal protein L4

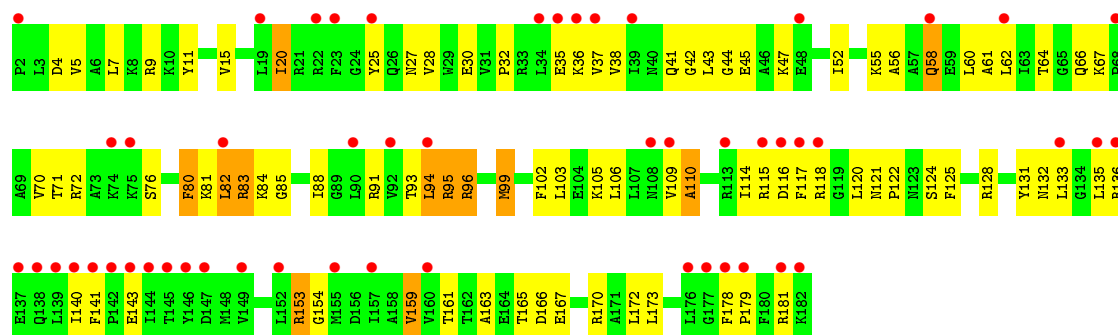


- Molecule 30: 50S ribosomal protein L5

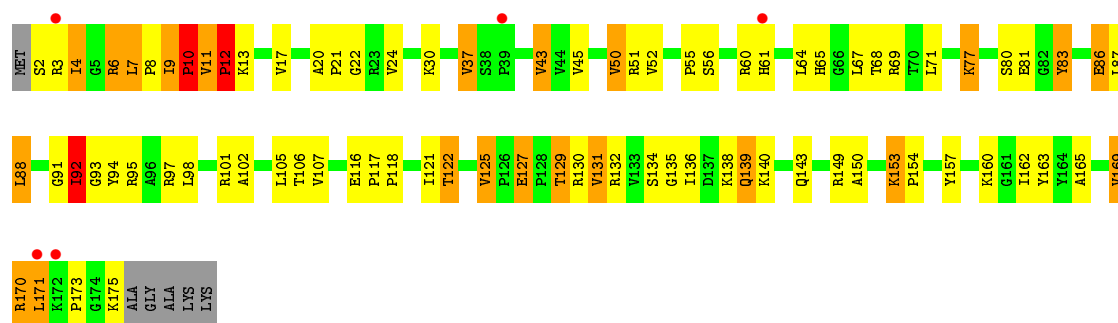




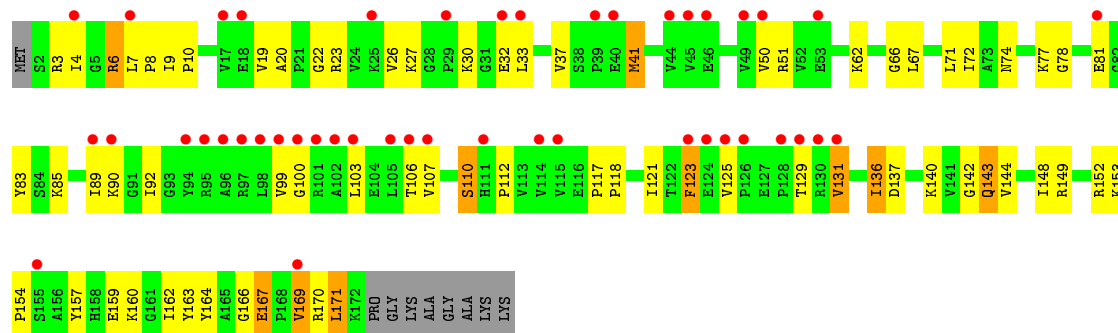
- Molecule 30: 50S ribosomal protein L5



- Molecule 31: 50S ribosomal protein L6

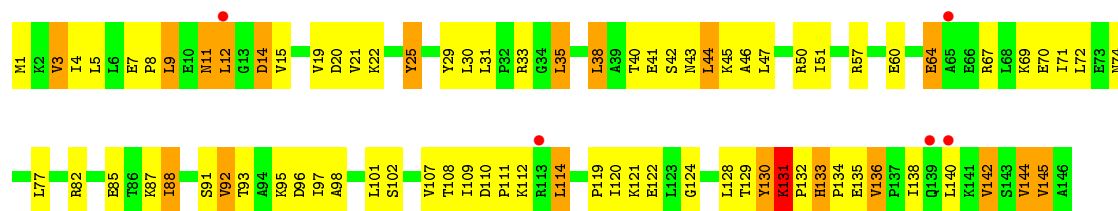


- Molecule 31: 50S ribosomal protein L6

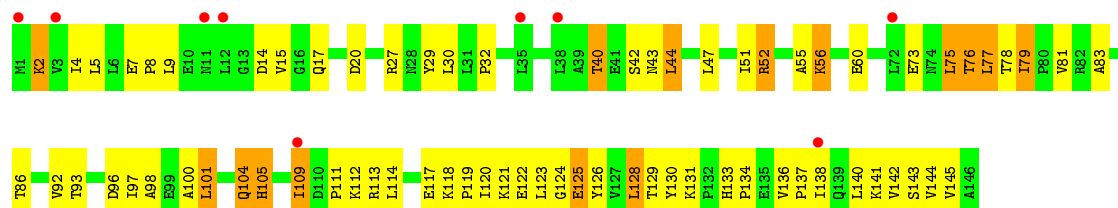


- Molecule 32: 50S ribosomal protein L9

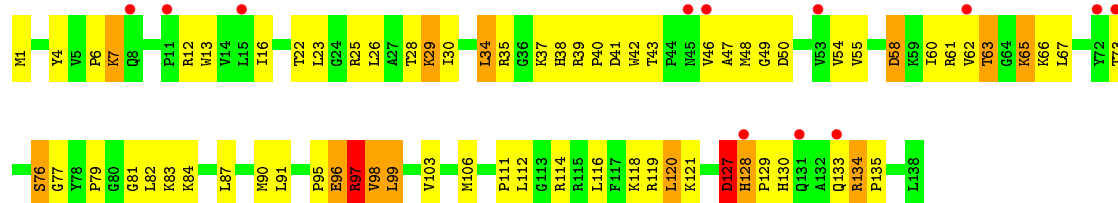




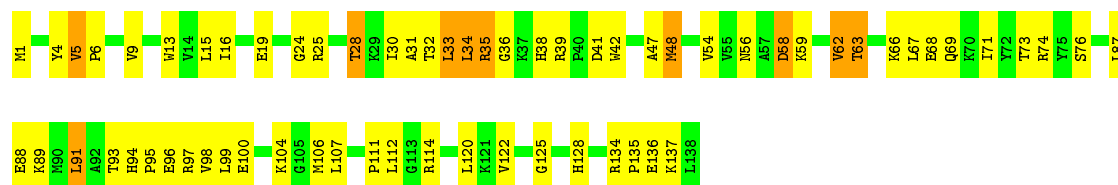
• Molecule 32: 50S ribosomal protein L9



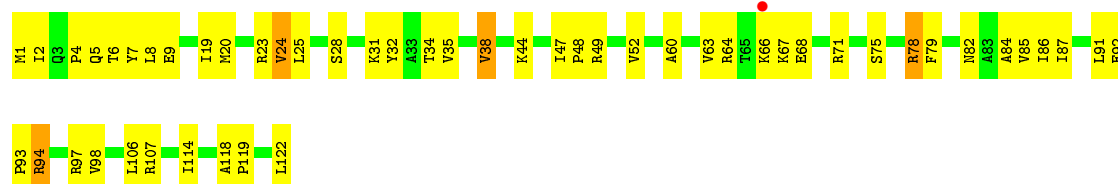
• Molecule 33: 50S ribosomal protein L13



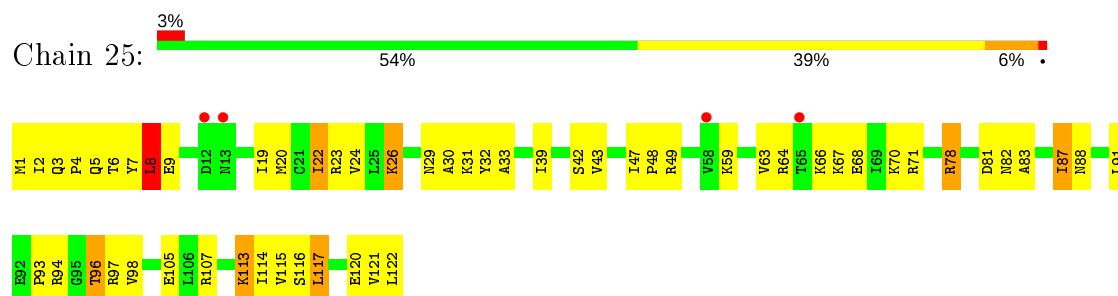
• Molecule 33: 50S ribosomal protein L13



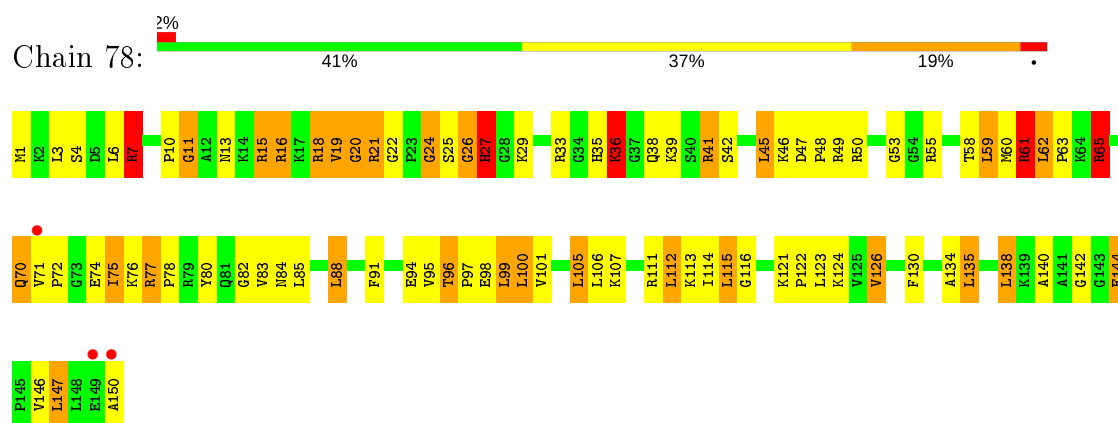
• Molecule 34: 50S ribosomal protein L14



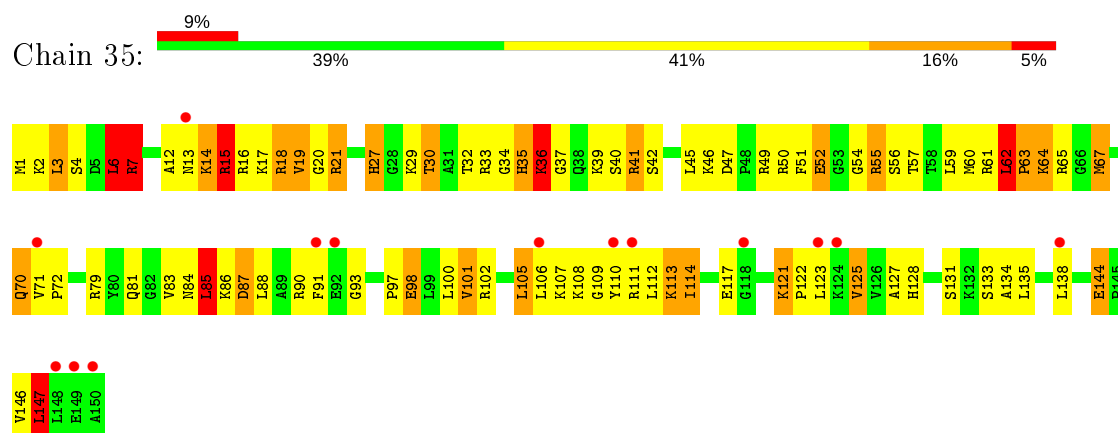
- Molecule 34: 50S ribosomal protein L14



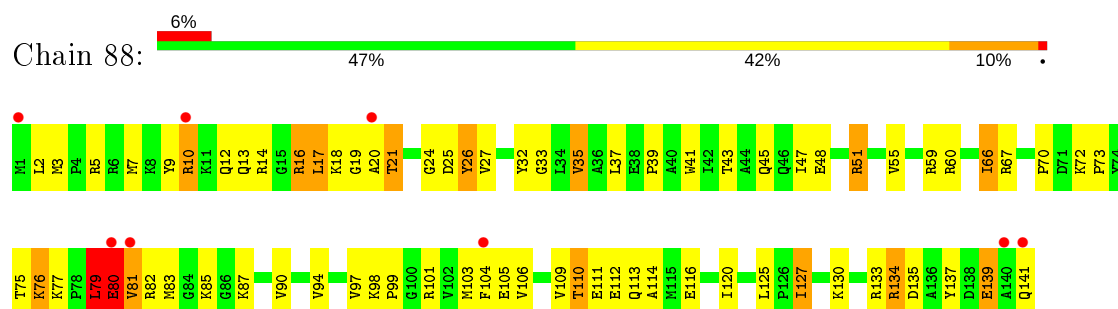
- Molecule 35: 50S ribosomal protein L15



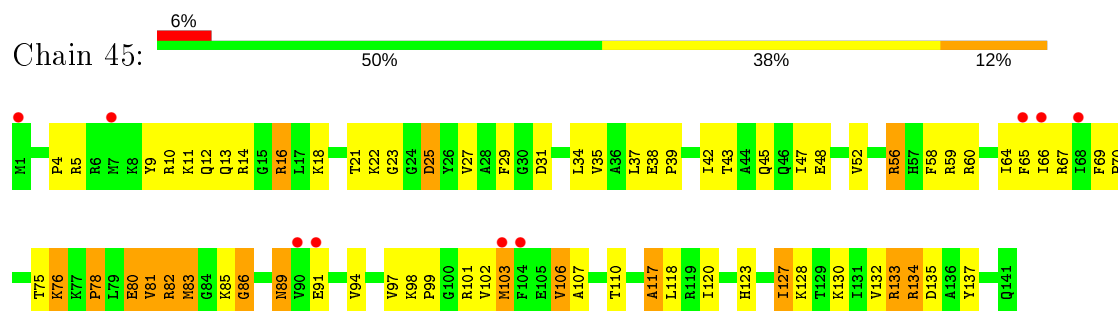
- Molecule 35: 50S ribosomal protein L15



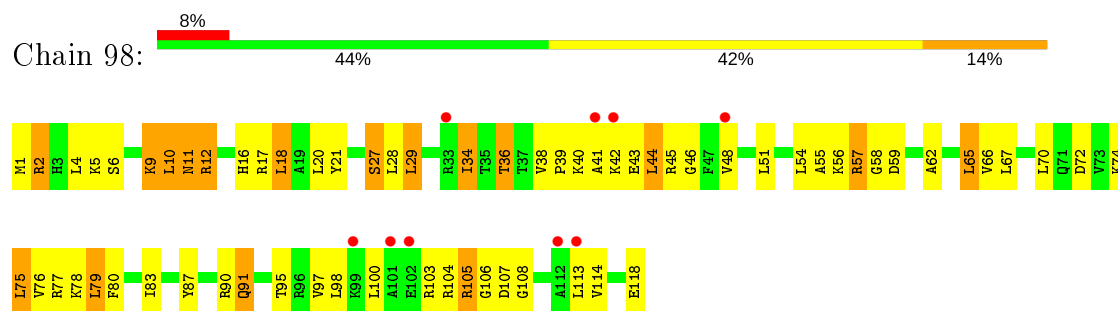
- Molecule 36: 50S ribosomal protein L16



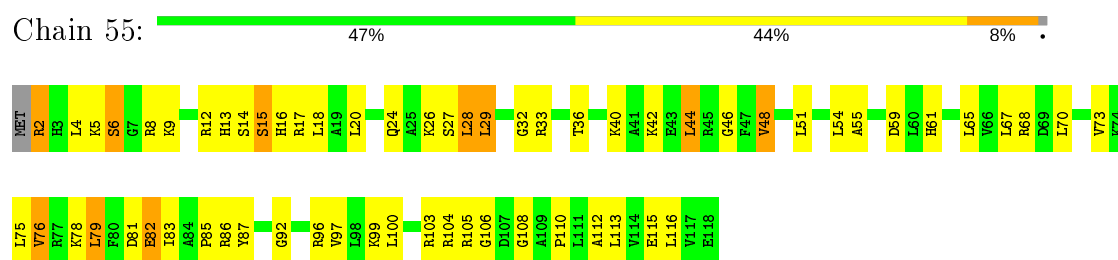
- Molecule 36: 50S ribosomal protein L16



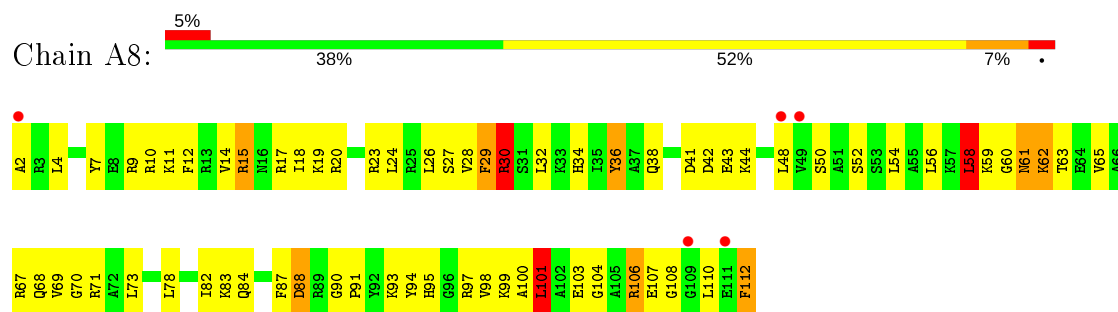
- Molecule 37: 50S ribosomal protein L17



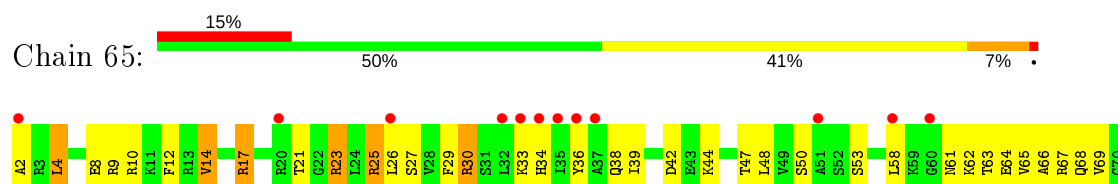
- Molecule 37: 50S ribosomal protein L17



- Molecule 38: 50S ribosomal protein L18



- Molecule 38: 50S ribosomal protein L18

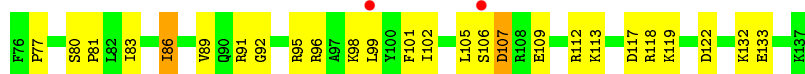




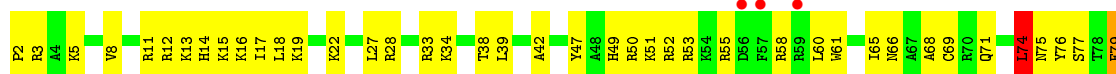
- Molecule 39: 50S ribosomal protein L19



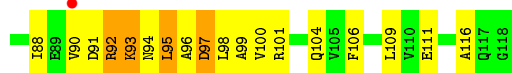
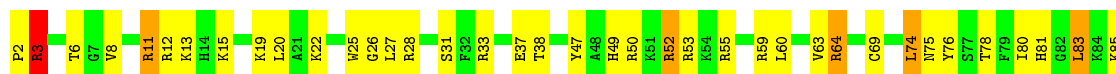
- Molecule 39: 50S ribosomal protein L19



- Molecule 40: 50S ribosomal protein L20

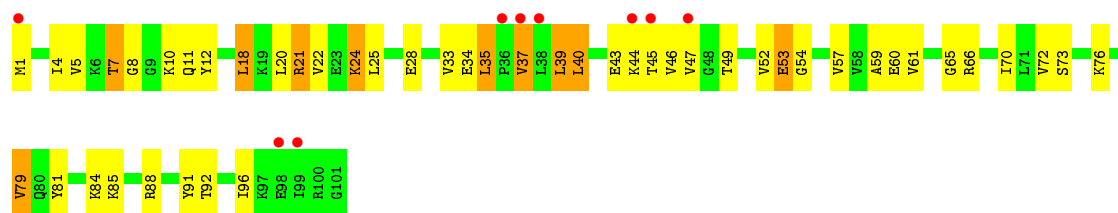


- Molecule 40: 50S ribosomal protein L20

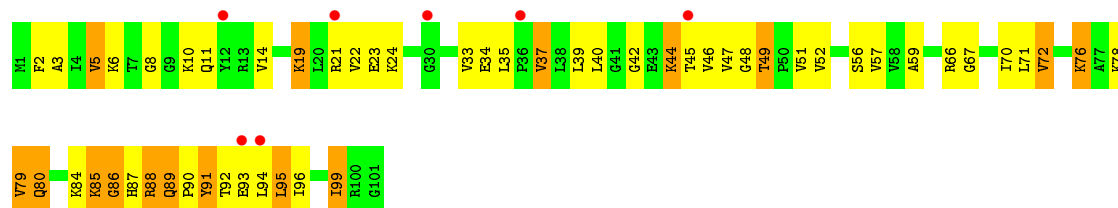


- Molecule 41: 50S ribosomal protein L21

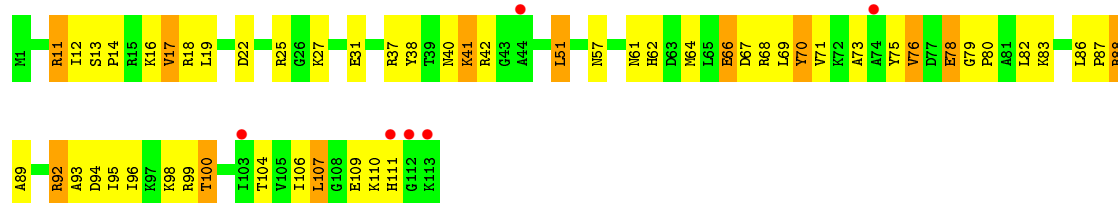




• Molecule 41: 50S ribosomal protein L21



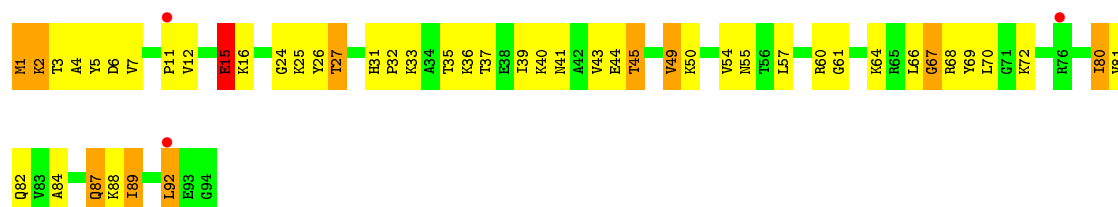
• Molecule 42: 50S ribosomal protein L22



• Molecule 42: 50S ribosomal protein L22

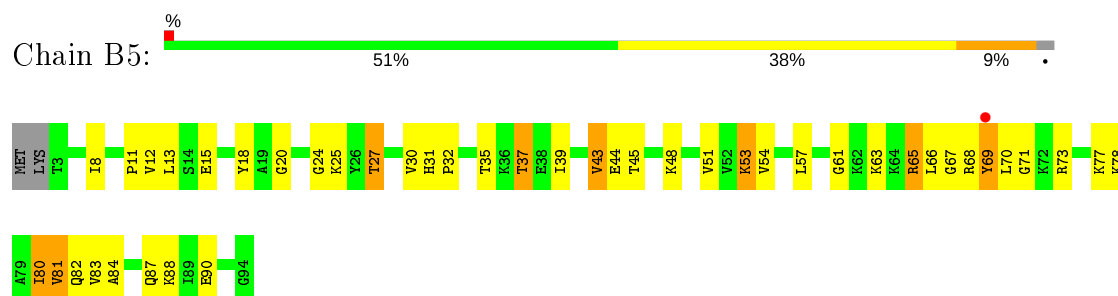


• Molecule 43: 50S ribosomal protein L23

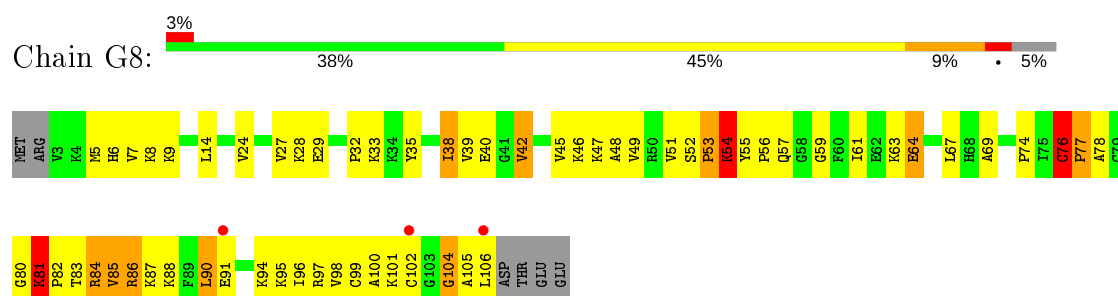




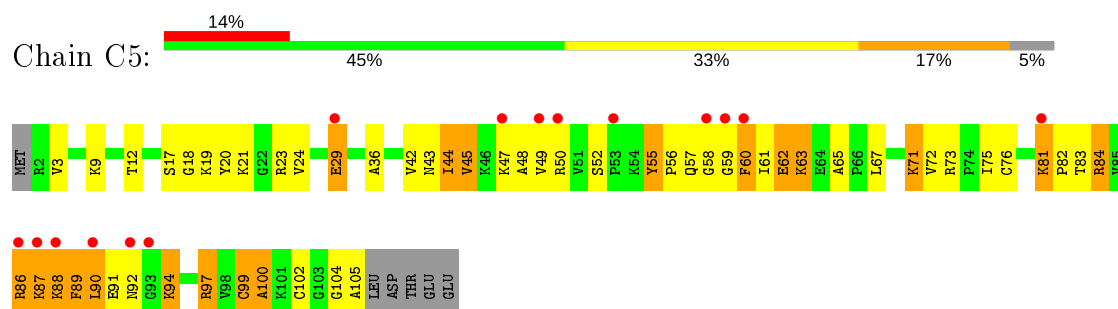
- Molecule 43: 50S ribosomal protein L23



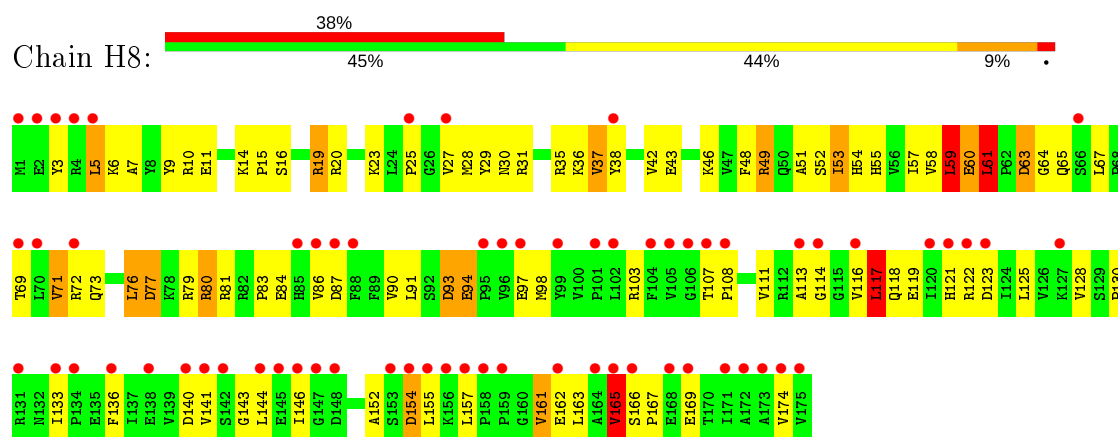
- Molecule 44: 50S ribosomal protein L24



- Molecule 44: 50S ribosomal protein L24

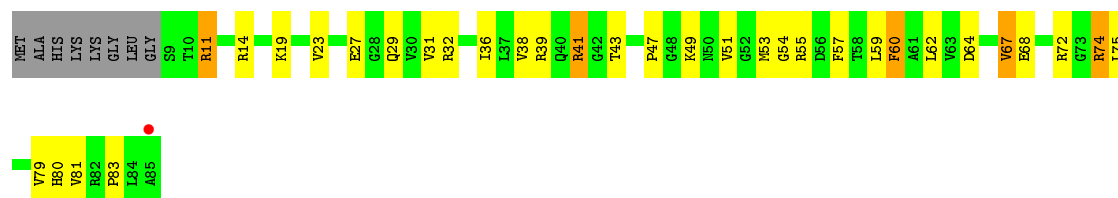


- Molecule 45: 50S ribosomal protein L25

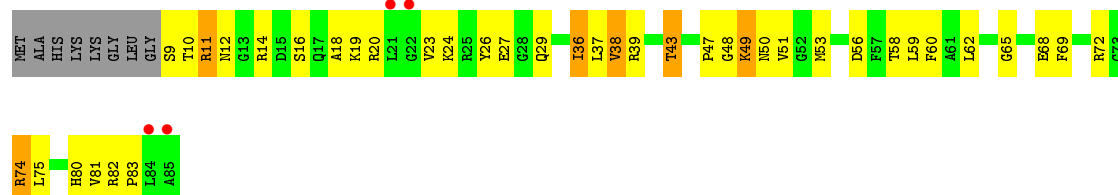


- Molecule 46: 50S ribosomal protein L27

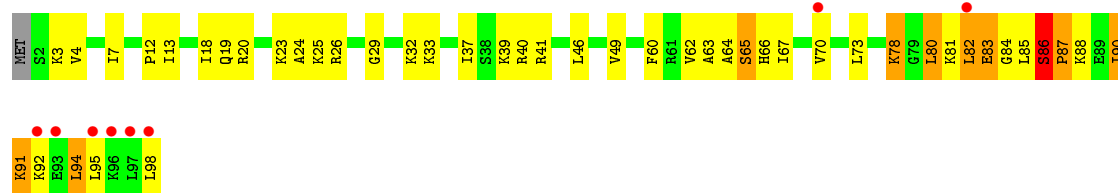




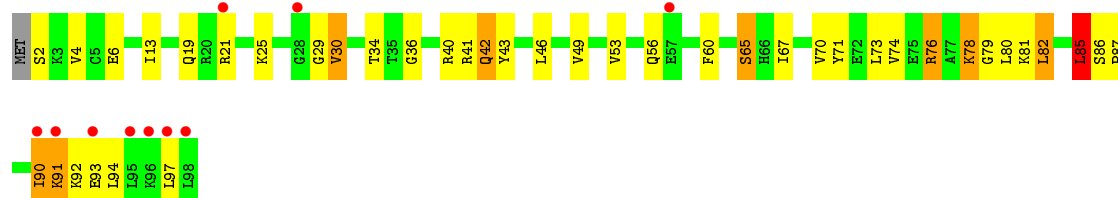
- Molecule 46: 50S ribosomal protein L27



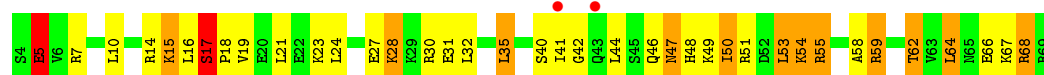
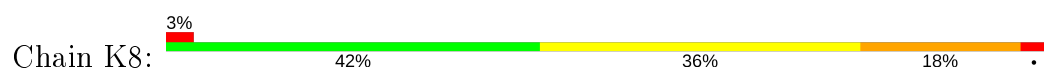
- Molecule 47: 50S ribosomal protein L28



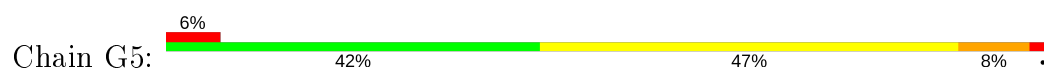
- Molecule 47: 50S ribosomal protein L28



- Molecule 48: 50S ribosomal protein L29

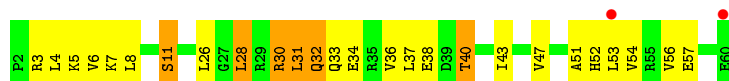


- Molecule 48: 50S ribosomal protein L29

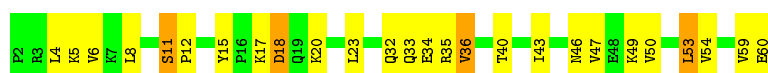




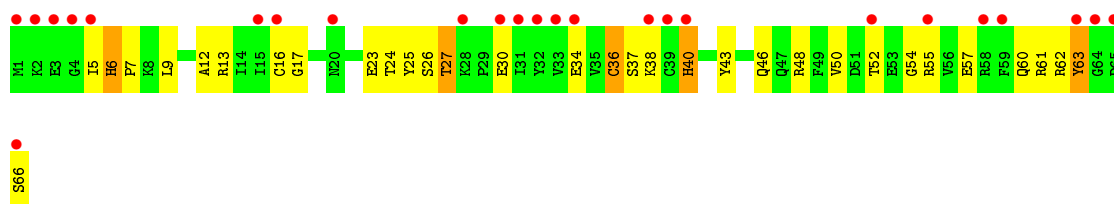
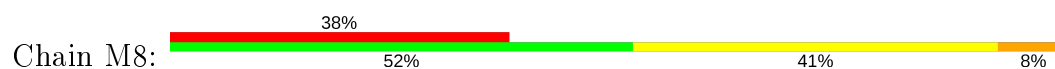
- Molecule 49: 50S ribosomal protein L30



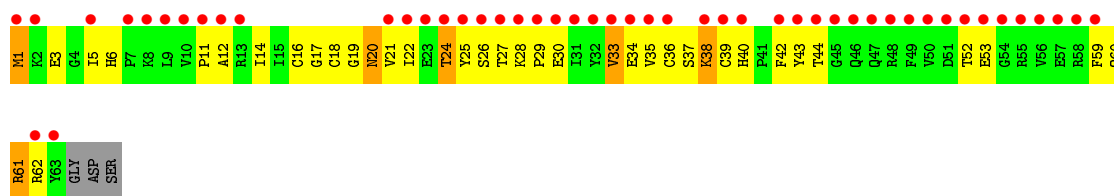
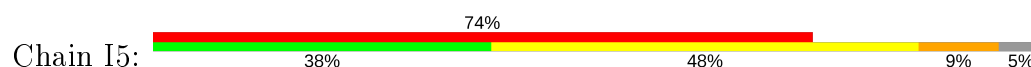
- Molecule 49: 50S ribosomal protein L30



- Molecule 50: 50S ribosomal protein L31



- Molecule 50: 50S ribosomal protein L31

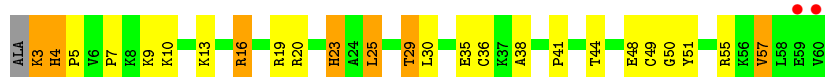


- Molecule 51: 50S ribosomal protein L32

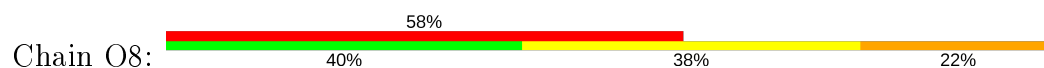


- Molecule 51: 50S ribosomal protein L32

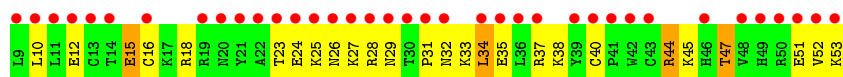
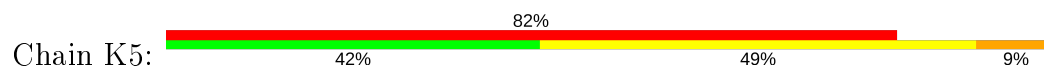




- Molecule 52: 50S ribosomal protein L33



- Molecule 52: 50S ribosomal protein L33




- Molecule 53: 50S ribosomal protein L34



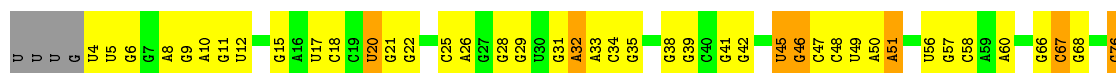
- Molecule 53: 50S ribosomal protein L34



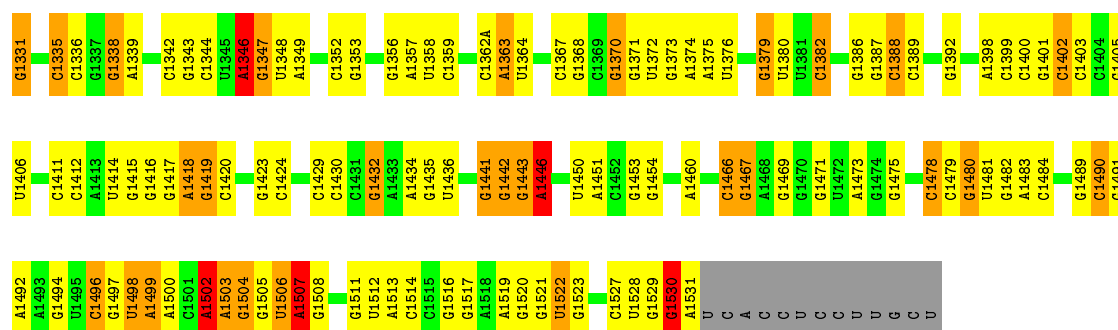
- Molecule 54: 50S ribosomal protein L35



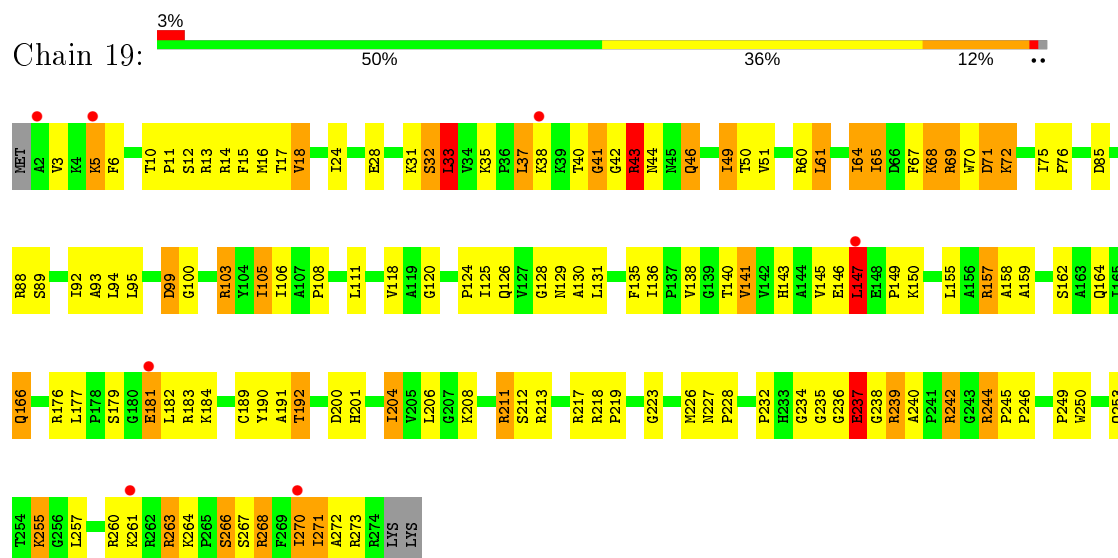
- Molecule 55: 16S ribosomal RNA



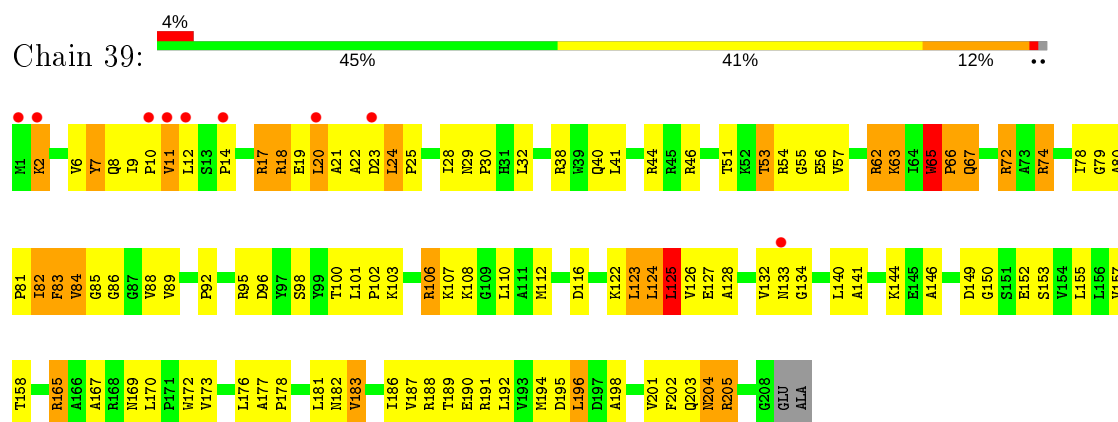




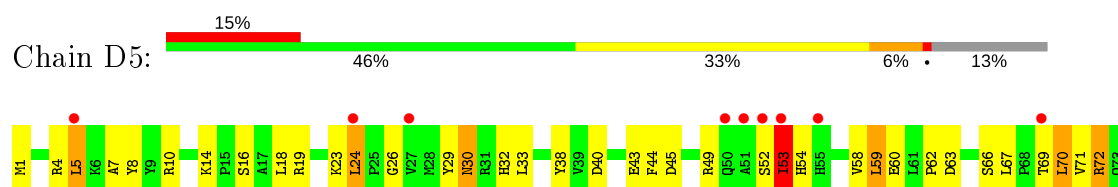
• Molecule 56: 50S ribosomal protein L2

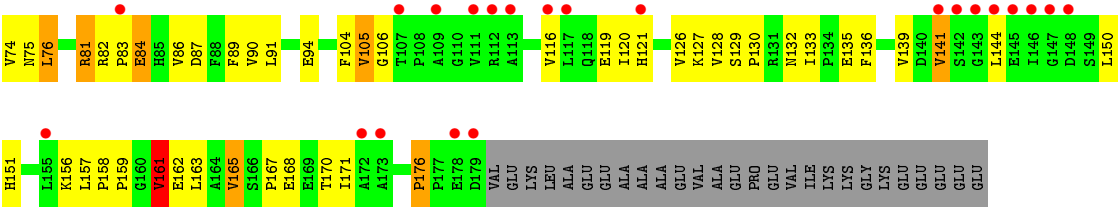


• Molecule 57: 50S ribosomal protein L4



• Molecule 58: 50S ribosomal protein L25





● Molecule 59: 50S ribosomal protein L35



## 4 Data and refinement statistics

Property	Value	Source
Space group	P 21 21 21	Depositor
Cell constants a, b, c, $\alpha$ , $\beta$ , $\gamma$	209.90Å 448.70Å 618.50Å 90.00° 90.00° 90.00°	Depositor
Resolution (Å)	151.80 – 3.10 187.34 – 3.10	Depositor EDS
% Data completeness (in resolution range)	99.9 (151.80-3.10) 94.5 (187.34-3.10)	Depositor EDS
$R_{merge}$	0.41	Depositor
$R_{sym}$	(Not available)	Depositor
$\langle I/\sigma(I) \rangle$ <sup>1</sup>	1.08 (at 3.07Å)	Xtriage
Refinement program	PHENIX	Depositor
R, $R_{free}$	0.188 , 0.235 0.189 , 0.235	Depositor DCC
$R_{free}$ test set	2000 reflections (0.19%)	wwPDB-VP
Wilson B-factor (Å <sup>2</sup> )	78.6	Xtriage
Anisotropy	0.285	Xtriage
Bulk solvent $k_{sol}$ (e/Å <sup>3</sup> ), $B_{sol}$ (Å <sup>2</sup> )	0.28 , 77.2	EDS
L-test for twinning <sup>2</sup>	$\langle  L  \rangle = 0.44$ , $\langle L^2 \rangle = 0.27$	Xtriage
Estimated twinning fraction	No twinning to report.	Xtriage
$F_o, F_c$ correlation	0.94	EDS
Total number of atoms	299951	wwPDB-VP
Average B, all atoms (Å <sup>2</sup> )	105.0	wwPDB-VP

Xtriage's analysis on translational NCS is as follows: *The largest off-origin peak in the Patterson function is 1.43% of the height of the origin peak. No significant pseudotranslation is detected.*

<sup>1</sup>Intensities estimated from amplitudes.

<sup>2</sup>Theoretical values of  $\langle |L| \rangle$ ,  $\langle L^2 \rangle$  for acentric reflections are 0.5, 0.333 respectively for untwinned datasets, and 0.375, 0.2 for perfectly twinned datasets.



## 5 Model quality ⓘ

### 5.1 Standard geometry ⓘ

Bond lengths and bond angles in the following residue types are not validated in this section: 5MU, OMC, ZN, OMG, MIA, MG, H2U, 4SU, QUO, PSU

The Z score for a bond length (or angle) is the number of standard deviations the observed value is removed from the expected value. A bond length (or angle) with  $|Z| > 5$  is considered an outlier worth inspection. RMSZ is the root-mean-square of all Z scores of the bond lengths (or angles).

Mol	Chain	Bond lengths		Bond angles	
		RMSZ	# $ Z  > 5$	RMSZ	# $ Z  > 5$
1	13	0.83	25/36053 (0.1%)	1.49	573/56270 (1.0%)
2	12	0.34	0/1959	0.57	0/2642
2	1E	0.42	0/1959	0.65	4/2642 (0.2%)
3	22	0.37	0/1636	0.56	0/2205
3	2E	0.49	0/1629	0.68	1/2195 (0.0%)
4	32	0.46	0/1732	0.66	0/2318
4	3E	0.61	2/1732 (0.1%)	0.73	1/2318 (0.0%)
5	42	0.43	0/1171	0.67	0/1576
5	4E	0.58	0/1171	0.75	1/1576 (0.1%)
6	52	0.54	0/855	0.68	0/1154
6	5E	0.54	0/855	0.75	0/1154
7	62	0.41	0/1275	0.58	0/1709
7	6E	0.46	0/1275	0.59	0/1709
8	72	0.42	0/1135	0.59	0/1527
8	7E	0.52	0/1135	0.70	0/1527
9	82	0.38	0/1028	0.60	0/1379
9	8E	0.41	0/1028	0.66	0/1379
10	1A	0.35	0/814	0.59	0/1095
10	1I	0.43	0/814	0.61	0/1095
11	2A	0.47	0/899	0.67	0/1213
11	2I	0.54	0/899	0.76	1/1213 (0.1%)
12	3A	0.52	0/991	0.78	2/1327 (0.2%)
12	3I	0.73	0/991	0.88	0/1327
13	4A	0.38	0/943	0.59	0/1265
13	4I	0.48	0/938	0.73	0/1258
14	5A	0.42	0/484	0.73	0/643
14	5I	0.63	0/507	0.88	1/672 (0.1%)
15	6A	0.48	0/744	0.63	0/992
15	6I	0.57	0/744	0.75	1/992 (0.1%)
16	7A	0.51	0/721	0.69	0/970
16	7I	0.48	0/721	0.74	0/970
17	8A	0.49	0/847	0.63	0/1131

Mol	Chain	Bond lengths		Bond angles	
		RMSZ	# Z  >5	RMSZ	# Z  >5
17	8I	0.53	0/847	0.75	0/1131
18	9A	0.49	0/595	0.71	0/790
18	9I	0.50	0/595	0.71	1/790 (0.1%)
19	AA	0.37	0/654	0.61	0/884
19	AI	0.48	0/680	0.75	0/915
20	BA	0.47	0/764	0.73	1/1007 (0.1%)
20	BI	0.40	0/764	0.69	1/1007 (0.1%)
21	1B	0.43	0/221	0.66	0/288
21	1F	0.40	0/221	0.58	0/288
22	1K	0.44	0/1851	1.06	7/2877 (0.2%)
22	1L	0.38	0/1594	0.92	3/2475 (0.1%)
22	3K	0.46	0/1594	0.98	1/2475 (0.0%)
22	3L	0.41	0/1616	0.92	1/2509 (0.0%)
23	2K	0.94	1/1725 (0.1%)	1.60	30/2689 (1.1%)
23	2L	0.76	1/1725 (0.1%)	1.35	10/2689 (0.4%)
24	4K	0.87	0/366	1.25	1/568 (0.2%)
24	4L	0.60	0/391	1.19	2/607 (0.3%)
25	14	0.97	94/70119 (0.1%)	1.69	1912/109464 (1.7%)
25	1H	1.16	199/70233 (0.3%)	1.94	3139/109643 (2.9%)
26	16	0.91	0/2928	1.65	54/4568 (1.2%)
26	1J	0.78	0/2928	1.48	38/4568 (0.8%)
27	11	0.87	1/2165 (0.0%)	1.03	6/2919 (0.2%)
28	21	0.68	0/1601	0.93	1/2160 (0.0%)
28	29	0.66	0/1601	0.89	1/2160 (0.0%)
29	31	0.79	3/1620 (0.2%)	0.93	6/2194 (0.3%)
30	41	0.52	0/1498	0.73	0/2016
30	49	0.40	0/1498	0.66	0/2016
31	51	0.58	0/1362	0.87	1/1841 (0.1%)
31	59	0.34	0/1341	0.59	0/1813
32	61	0.49	0/1151	0.75	2/1558 (0.1%)
32	69	0.47	0/1151	0.71	1/1558 (0.1%)
33	15	0.48	0/1131	0.67	0/1525
33	58	0.60	0/1131	0.82	0/1525
34	25	0.65	0/942	0.80	1/1269 (0.1%)
34	68	0.70	0/942	0.78	0/1269
35	35	0.64	0/1161	1.05	4/1544 (0.3%)
35	78	0.75	0/1161	1.10	6/1544 (0.4%)
36	45	0.65	1/1142 (0.1%)	0.88	2/1527 (0.1%)
36	88	0.84	1/1142 (0.1%)	1.03	3/1527 (0.2%)
37	55	0.65	0/973	0.84	0/1302
37	98	0.69	0/981	0.92	1/1312 (0.1%)
38	65	0.55	0/891	0.84	2/1187 (0.2%)
38	A8	0.62	0/891	0.93	4/1187 (0.3%)

Mol	Chain	Bond lengths		Bond angles	
		RMSZ	# Z  >5	RMSZ	# Z  >5
39	75	0.61	0/1155	0.79	2/1542 (0.1%)
39	B8	0.65	0/1147	0.83	1/1532 (0.1%)
40	85	0.62	0/981	0.81	2/1306 (0.2%)
40	C8	0.72	0/981	0.96	3/1306 (0.2%)
41	95	0.58	0/789	0.81	0/1057
41	D8	0.64	0/789	0.82	1/1057 (0.1%)
42	A5	0.69	0/910	0.85	0/1220
42	E8	0.73	0/910	0.93	1/1220 (0.1%)
43	B5	0.75	0/739	0.81	0/993
43	F8	0.89	2/756 (0.3%)	0.96	1/1014 (0.1%)
44	C5	0.55	0/807	0.79	0/1076
44	G8	0.71	0/804	1.02	3/1073 (0.3%)
45	H8	0.48	0/1427	0.78	1/1935 (0.1%)
46	E5	0.68	0/620	0.90	0/827
46	I8	0.80	0/620	0.96	0/827
47	F5	0.64	0/769	0.93	1/1022 (0.1%)
47	J8	0.72	0/769	0.94	2/1022 (0.2%)
48	G5	0.58	0/560	0.81	1/741 (0.1%)
48	K8	0.82	2/560 (0.4%)	0.94	1/741 (0.1%)
49	H5	0.50	0/473	0.67	0/635
49	L8	0.64	0/473	0.78	0/635
50	I5	0.36	0/527	0.67	0/709
50	M8	0.38	0/545	0.62	0/733
51	J5	0.64	0/467	0.84	1/632 (0.2%)
51	N8	0.66	0/472	0.86	0/639
52	K5	0.46	0/396	0.78	0/529
52	O8	0.61	0/396	0.80	1/529 (0.2%)
53	L5	0.74	0/399	0.92	0/526
53	P8	0.99	0/399	1.07	2/526 (0.4%)
54	Q8	1.16	0/448	1.48	5/600 (0.8%)
55	1G	0.71	4/36049 (0.0%)	1.33	281/56262 (0.5%)
56	19	0.75	0/2170	0.96	5/2926 (0.2%)
57	39	0.63	1/1662 (0.1%)	0.87	2/2249 (0.1%)
58	D5	0.38	0/1460	0.62	0/1982
59	M5	0.74	0/486	1.13	2/638 (0.3%)
All	All	0.87	337/322487 (0.1%)	1.49	6146/482889 (1.3%)

Chiral center outliers are detected by calculating the chiral volume of a chiral center and verifying if the center is modelled as a planar moiety or with the opposite hand. A planarity outlier is detected by checking planarity of atoms in a peptide group, atoms in a mainchain group or atoms of a sidechain that are expected to be planar.

Mol	Chain	#Chirality outliers	#Planarity outliers
4	3E	0	1
10	1A	0	1
12	3I	0	1
13	4I	0	1
14	5A	0	1
14	5I	0	1
19	AI	0	2
20	BA	0	1
27	11	0	3
28	21	0	4
28	29	0	5
30	41	0	1
31	51	0	1
31	59	0	1
32	61	0	4
32	69	0	1
33	58	0	1
35	35	0	3
35	78	0	6
36	45	0	3
36	88	0	2
37	98	0	1
39	75	0	1
39	B8	0	1
40	85	0	1
40	C8	0	2
41	95	0	1
43	B5	0	1
44	C5	0	2
44	G8	0	4
45	H8	0	3
47	F5	0	1
48	G5	0	3
48	K8	0	1
50	M8	0	1
52	K5	0	1
54	Q8	0	6
56	19	0	4
57	39	0	1
59	M5	0	3
All	All	0	82

The worst 5 of 337 bond length outliers are listed below:

Mol	Chain	Res	Type	Atoms	Z	Observed(Å)	Ideal(Å)
25	1H	1614	A	N9-C4	-12.72	1.30	1.37
25	1H	2430	A	N9-C4	-12.06	1.30	1.37
1	13	792	A	N9-C4	-11.71	1.30	1.37
25	1H	774	A	N9-C4	-11.62	1.30	1.37
25	1H	71	A	N9-C4	-11.59	1.30	1.37

The worst 5 of 6146 bond angle outliers are listed below:

Mol	Chain	Res	Type	Atoms	Z	Observed(°)	Ideal(°)
25	1H	1899	G	N3-C4-N9	-25.74	110.56	126.00
25	1H	676	A	C2-N3-C4	-22.98	99.11	110.60
25	1H	1899	G	N3-C4-C5	22.06	139.63	128.60
25	14	1332	G	N3-C4-N9	-21.72	112.97	126.00
25	14	1332	G	N3-C4-C5	20.07	138.63	128.60

There are no chirality outliers.

5 of 82 planarity outliers are listed below:

Mol	Chain	Res	Type	Group
4	3E	85	LYS	Peptide
12	3I	87	GLY	Peptide
13	4I	107	ALA	Peptide
14	5I	13	THR	Peptide
19	AI	4	SER	Peptide

## 5.2 Too-close contacts [i](#)

In the following table, the Non-H and H(model) columns list the number of non-hydrogen atoms and hydrogen atoms in the chain respectively. The H(added) column lists the number of hydrogen atoms added and optimized by MolProbity. The Clashes column lists the number of clashes within the asymmetric unit, whereas Symm-Clashes lists symmetry related clashes.

Mol	Chain	Non-H	H(model)	H(added)	Clashes	Symm-Clashes
1	13	32207	0	16254	796	0
2	12	1924	0	1975	84	0
2	1E	1924	0	1975	77	0
3	22	1612	0	1677	69	0
3	2E	1605	0	1668	53	0
4	32	1702	0	1763	85	1
4	3E	1702	0	1763	84	0
5	42	1155	0	1213	42	0
5	4E	1155	0	1213	50	0

*Continued on next page...*

*Continued from previous page...*

Mol	Chain	Non-H	H(model)	H(added)	Clashes	Symm-Clashes
6	52	842	0	857	30	0
6	5E	842	0	857	33	1
7	62	1256	0	1296	53	0
7	6E	1256	0	1296	43	0
8	72	1115	0	1177	30	0
8	7E	1115	0	1177	46	0
9	82	1009	0	1037	66	0
9	8E	1009	0	1037	52	0
10	1A	801	0	849	53	0
10	1I	801	0	849	46	0
11	2A	884	0	904	39	0
11	2I	884	0	904	28	0
12	3A	975	0	1062	42	0
12	3I	975	0	1062	38	0
13	4A	933	0	992	49	0
13	4I	928	0	987	50	0
14	5A	475	0	511	27	0
14	5I	498	0	537	30	0
15	6A	733	0	771	27	0
15	6I	733	0	771	22	0
16	7A	705	0	725	21	0
16	7I	705	0	725	49	0
17	8A	834	0	904	27	0
17	8I	834	0	904	39	0
18	9A	590	0	662	13	0
18	9I	590	0	662	23	0
19	AA	640	0	633	38	0
19	AI	665	0	686	34	0
20	BA	762	0	861	35	0
20	BI	762	0	861	36	0
21	1B	217	0	234	11	0
21	1F	217	0	234	9	0
22	1K	1825	0	946	36	0
22	1L	1595	0	830	24	0
22	3K	1595	0	830	36	0
22	3L	1615	0	840	30	0
23	2K	1645	0	843	36	0
23	2L	1645	0	843	31	0
24	4K	325	0	165	6	0
24	4L	347	0	176	6	0
25	14	62605	0	31558	1370	0
25	1H	62707	0	31607	1469	0

*Continued on next page...*

*Continued from previous page...*

Mol	Chain	Non-H	H(model)	H(added)	Clashes	Symm-Clashes
26	16	2617	0	1328	79	0
26	1J	2617	0	1328	75	0
27	11	2115	0	2195	120	0
28	21	1568	0	1634	107	0
28	29	1568	0	1634	100	0
29	31	1585	0	1632	84	0
30	41	1473	0	1535	76	0
30	49	1473	0	1535	56	0
31	51	1336	0	1418	61	0
31	59	1316	0	1395	52	0
32	61	1136	0	1223	48	1
32	69	1136	0	1223	53	0
33	15	1104	0	1180	45	0
33	58	1104	0	1180	64	0
34	25	932	0	996	41	0
34	68	932	0	996	34	0
35	35	1144	0	1228	102	0
35	78	1144	0	1228	89	0
36	45	1121	0	1179	65	0
36	88	1121	0	1179	59	0
37	55	959	0	1021	47	0
37	98	967	0	1033	59	0
38	65	881	0	943	46	0
38	A8	881	0	943	53	0
39	75	1141	0	1202	47	0
39	B8	1133	0	1190	55	0
40	85	963	0	1022	46	0
40	C8	963	0	1022	60	0
41	95	778	0	852	56	0
41	D8	778	0	852	21	0
42	A5	899	0	964	32	0
42	E8	899	0	964	34	0
43	B5	725	0	778	29	0
43	F8	742	0	803	42	0
44	C5	794	0	883	47	0
44	G8	791	0	880	61	0
45	H8	1397	0	1430	71	0
46	E5	612	0	633	39	0
46	I8	612	0	633	28	0
47	F5	762	0	848	30	0
47	J8	762	0	848	29	0
48	G5	558	0	610	24	0

*Continued on next page...*

*Continued from previous page...*

Mol	Chain	Non-H	H(model)	H(added)	Clashes	Symm-Clashes
48	K8	558	0	610	31	0
49	H5	468	0	518	18	0
49	L8	468	0	518	15	0
50	I5	515	0	514	34	0
50	M8	533	0	526	22	0
51	J5	453	0	475	20	0
51	N8	458	0	480	25	0
52	K5	389	0	404	24	0
52	O8	389	0	404	23	0
53	L5	391	0	432	14	0
53	P8	391	0	432	15	0
54	Q8	442	0	452	59	0
55	1G	32204	0	16256	685	1
56	19	2120	0	2197	107	0
57	39	1627	0	1680	91	0
58	D5	1428	0	1454	51	0
59	M5	480	0	549	43	0
60	11	2	0	0	0	0
60	13	140	0	0	0	0
60	14	386	0	0	0	0
60	16	12	0	0	0	0
60	19	1	0	0	0	0
60	1G	104	0	0	0	0
60	1H	438	0	0	0	0
60	1J	7	0	0	0	0
60	1K	1	0	0	0	0
60	21	2	0	0	0	0
60	25	1	0	0	0	0
60	29	2	0	0	0	0
60	2K	4	0	0	0	0
60	2L	3	0	0	0	0
60	39	1	0	0	0	0
60	3I	1	0	0	0	0
60	3K	1	0	0	0	0
60	41	1	0	0	0	0
60	45	3	0	0	0	0
60	49	1	0	0	0	0
60	4I	1	0	0	0	0
60	52	1	0	0	0	0
60	5I	1	0	0	0	0
60	68	1	0	0	0	0
60	78	3	0	0	0	0

*Continued on next page...*



*Continued from previous page...*

Mol	Chain	Non-H	H(model)	H(added)	Clashes	Symm-Clashes
60	85	1	0	0	0	0
60	88	2	0	0	0	0
60	98	2	0	0	0	0
60	B8	1	0	0	0	0
60	C5	1	0	0	0	0
60	C8	1	0	0	0	0
60	E5	1	0	0	0	0
60	I8	2	0	0	0	0
60	K8	1	0	0	0	0
60	P8	1	0	0	0	0
61	32	1	0	0	0	0
61	3E	1	0	0	0	0
61	5A	1	0	0	0	0
61	5I	1	0	0	0	0
61	C5	1	0	0	0	0
61	G8	1	0	0	0	0
62	11	10	0	0	0	0
62	13	125	0	0	36	0
62	14	446	0	0	126	0
62	16	15	0	0	3	0
62	19	8	0	0	1	0
62	1G	74	0	0	23	0
62	1H	738	0	0	226	0
62	1J	12	0	0	5	0
62	1K	4	0	0	0	0
62	21	4	0	0	2	0
62	25	6	0	0	1	0
62	31	5	0	0	0	0
62	39	1	0	0	0	0
62	3E	4	0	0	0	0
62	3I	1	0	0	0	0
62	3K	1	0	0	0	0
62	4K	1	0	0	0	0
62	4L	1	0	0	0	0
62	5I	2	0	0	0	0
62	78	3	0	0	0	0
62	7I	1	0	0	0	0
62	82	1	0	0	0	0
62	85	2	0	0	1	0
62	98	3	0	0	1	0
62	A5	1	0	0	0	0
62	B8	1	0	0	0	0

*Continued on next page...*

*Continued from previous page...*

Mol	Chain	Non-H	H(model)	H(added)	Clashes	Symm-Clashes
62	BA	2	0	0	1	0
62	C8	2	0	0	0	0
62	D8	2	0	0	0	0
62	E5	1	0	0	0	0
62	G8	2	0	0	0	0
62	L5	1	0	0	0	0
62	L8	3	0	0	0	0
62	M5	2	0	0	0	0
62	Q8	1	0	0	0	0
All	All	299951	0	200664	8116	2

The all-atom clashscore is defined as the number of clashes found per 1000 atoms (including hydrogen atoms). The all-atom clashscore for this structure is 17.

The worst 5 of 8116 close contacts within the same asymmetric unit are listed below, sorted by their clash magnitude.

Atom-1	Atom-2	Interatomic distance (Å)	Clash overlap (Å)
22:1L:35:QUO:C4	22:1L:35:QUO:N3	1.71	1.53
22:1K:35:QUO:N3	22:1K:35:QUO:C4	1.69	1.53
22:3K:35:QUO:C4	22:3K:35:QUO:N3	1.71	1.52
22:3L:35:QUO:N3	22:3L:35:QUO:C4	1.72	1.49
25:1H:973:A:OP2	62:1H:3767:HOH:O	1.69	1.10

All (2) symmetry-related close contacts are listed below. The label for Atom-2 includes the symmetry operator and encoded unit-cell translations to be applied.

Atom-1	Atom-2	Interatomic distance (Å)	Clash overlap (Å)
6:5E:15:ASP:OD2	4:32:27:TYR:OH[4_555]	2.10	0.10
32:61:91:SER:OG	55:1G:368:U:OP1[4_555]	2.18	0.02

## 5.3 Torsion angles

### 5.3.1 Protein backbone

In the following table, the Percentiles column shows the percent Ramachandran outliers of the chain as a percentile score with respect to all X-ray entries followed by that with respect to entries of similar resolution.

The Analysed column shows the number of residues for which the backbone conformation was analysed, and the total number of residues.

Mol	Chain	Analysed	Favoured	Allowed	Outliers	Percentiles	
2	12	235/256 (92%)	207 (88%)	25 (11%)	3 (1%)	12	42
2	1E	235/256 (92%)	202 (86%)	32 (14%)	1 (0%)	34	69
3	22	204/239 (85%)	188 (92%)	16 (8%)	0	100	100
3	2E	203/239 (85%)	187 (92%)	16 (8%)	0	100	100
4	32	206/208 (99%)	184 (89%)	22 (11%)	0	100	100
4	3E	206/208 (99%)	193 (94%)	13 (6%)	0	100	100
5	42	149/162 (92%)	145 (97%)	4 (3%)	0	100	100
5	4E	149/162 (92%)	145 (97%)	3 (2%)	1 (1%)	22	57
6	52	99/101 (98%)	98 (99%)	1 (1%)	0	100	100
6	5E	99/101 (98%)	94 (95%)	5 (5%)	0	100	100
7	62	153/156 (98%)	146 (95%)	7 (5%)	0	100	100
7	6E	153/156 (98%)	145 (95%)	8 (5%)	0	100	100
8	72	136/138 (99%)	127 (93%)	8 (6%)	1 (1%)	22	57
8	7E	136/138 (99%)	129 (95%)	7 (5%)	0	100	100
9	82	125/128 (98%)	115 (92%)	10 (8%)	0	100	100
9	8E	125/128 (98%)	109 (87%)	15 (12%)	1 (1%)	19	54
10	1A	97/105 (92%)	89 (92%)	8 (8%)	0	100	100
10	1I	97/105 (92%)	88 (91%)	9 (9%)	0	100	100
11	2A	117/129 (91%)	105 (90%)	12 (10%)	0	100	100
11	2I	117/129 (91%)	102 (87%)	13 (11%)	2 (2%)	9	36
12	3A	123/132 (93%)	105 (85%)	14 (11%)	4 (3%)	4	21
12	3I	123/132 (93%)	108 (88%)	15 (12%)	0	100	100
13	4A	115/126 (91%)	98 (85%)	16 (14%)	1 (1%)	17	52
13	4I	114/126 (90%)	97 (85%)	17 (15%)	0	100	100
14	5A	56/61 (92%)	48 (86%)	8 (14%)	0	100	100
14	5I	59/61 (97%)	49 (83%)	9 (15%)	1 (2%)	9	36
15	6A	86/89 (97%)	81 (94%)	5 (6%)	0	100	100
15	6I	86/89 (97%)	76 (88%)	10 (12%)	0	100	100
16	7A	82/88 (93%)	78 (95%)	4 (5%)	0	100	100
16	7I	82/88 (93%)	78 (95%)	4 (5%)	0	100	100
17	8A	98/105 (93%)	90 (92%)	8 (8%)	0	100	100
17	8I	98/105 (93%)	94 (96%)	4 (4%)	0	100	100

Continued on next page...

*Continued from previous page...*

Mol	Chain	Analysed	Favoured	Allowed	Outliers	Percentiles	
18	9A	70/88 (80%)	65 (93%)	5 (7%)	0	100	100
18	9I	70/88 (80%)	62 (89%)	7 (10%)	1 (1%)	11	40
19	AA	80/93 (86%)	65 (81%)	13 (16%)	2 (2%)	5	27
19	AI	81/93 (87%)	70 (86%)	9 (11%)	2 (2%)	5	27
20	BA	97/106 (92%)	88 (91%)	9 (9%)	0	100	100
20	BI	97/106 (92%)	89 (92%)	8 (8%)	0	100	100
21	1B	23/27 (85%)	19 (83%)	4 (17%)	0	100	100
21	1F	23/27 (85%)	21 (91%)	2 (9%)	0	100	100
27	11	270/272 (99%)	251 (93%)	15 (6%)	4 (2%)	10	39
28	21	203/205 (99%)	172 (85%)	28 (14%)	3 (2%)	10	39
28	29	203/205 (99%)	162 (80%)	33 (16%)	8 (4%)	3	18
29	31	200/202 (99%)	185 (92%)	14 (7%)	1 (0%)	29	64
30	41	179/181 (99%)	159 (89%)	17 (10%)	3 (2%)	9	36
30	49	179/181 (99%)	160 (89%)	16 (9%)	3 (2%)	9	36
31	51	172/180 (96%)	150 (87%)	17 (10%)	5 (3%)	4	24
31	59	169/180 (94%)	138 (82%)	27 (16%)	4 (2%)	6	27
32	61	144/146 (99%)	120 (83%)	20 (14%)	4 (3%)	5	25
32	69	144/146 (99%)	120 (83%)	21 (15%)	3 (2%)	7	30
33	15	136/138 (99%)	123 (90%)	12 (9%)	1 (1%)	22	57
33	58	136/138 (99%)	121 (89%)	10 (7%)	5 (4%)	3	19
34	25	120/122 (98%)	114 (95%)	6 (5%)	0	100	100
34	68	120/122 (98%)	114 (95%)	6 (5%)	0	100	100
35	35	148/150 (99%)	109 (74%)	31 (21%)	8 (5%)	2	12
35	78	148/150 (99%)	116 (78%)	28 (19%)	4 (3%)	5	25
36	45	139/141 (99%)	115 (83%)	23 (16%)	1 (1%)	22	57
36	88	139/141 (99%)	109 (78%)	26 (19%)	4 (3%)	4	24
37	55	115/118 (98%)	107 (93%)	8 (7%)	0	100	100
37	98	116/118 (98%)	105 (90%)	10 (9%)	1 (1%)	17	52
38	65	109/111 (98%)	89 (82%)	19 (17%)	1 (1%)	17	52
38	A8	109/111 (98%)	93 (85%)	15 (14%)	1 (1%)	17	52
39	75	135/137 (98%)	117 (87%)	15 (11%)	3 (2%)	6	29

*Continued on next page...*

*Continued from previous page...*

Mol	Chain	Analysed	Favoured	Allowed	Outliers	Percentiles	
39	B8	134/137 (98%)	123 (92%)	11 (8%)	0	100	100
40	85	115/117 (98%)	109 (95%)	5 (4%)	1 (1%)	17	52
40	C8	115/117 (98%)	104 (90%)	8 (7%)	3 (3%)	5	26
41	95	99/101 (98%)	78 (79%)	17 (17%)	4 (4%)	3	17
41	D8	99/101 (98%)	94 (95%)	3 (3%)	2 (2%)	7	31
42	A5	111/113 (98%)	105 (95%)	6 (5%)	0	100	100
42	E8	111/113 (98%)	106 (96%)	4 (4%)	1 (1%)	17	52
43	B5	90/94 (96%)	83 (92%)	6 (7%)	1 (1%)	14	46
43	F8	92/94 (98%)	86 (94%)	4 (4%)	2 (2%)	6	29
44	C5	102/110 (93%)	76 (74%)	24 (24%)	2 (2%)	7	31
44	G8	102/110 (93%)	78 (76%)	18 (18%)	6 (6%)	1	10
45	H8	173/175 (99%)	146 (84%)	18 (10%)	9 (5%)	2	12
46	E5	75/85 (88%)	72 (96%)	3 (4%)	0	100	100
46	I8	75/85 (88%)	66 (88%)	8 (11%)	1 (1%)	12	42
47	F5	95/98 (97%)	88 (93%)	5 (5%)	2 (2%)	7	30
47	J8	95/98 (97%)	86 (90%)	7 (7%)	2 (2%)	7	30
48	G5	64/66 (97%)	60 (94%)	2 (3%)	2 (3%)	4	23
48	K8	64/66 (97%)	60 (94%)	4 (6%)	0	100	100
49	H5	57/59 (97%)	53 (93%)	4 (7%)	0	100	100
49	L8	57/59 (97%)	55 (96%)	2 (4%)	0	100	100
50	I5	61/66 (92%)	36 (59%)	23 (38%)	2 (3%)	4	21
50	M8	64/66 (97%)	43 (67%)	19 (30%)	2 (3%)	4	23
51	J5	56/59 (95%)	50 (89%)	5 (9%)	1 (2%)	8	34
51	N8	57/59 (97%)	51 (90%)	6 (10%)	0	100	100
52	K5	43/45 (96%)	27 (63%)	16 (37%)	0	100	100
52	O8	43/45 (96%)	32 (74%)	11 (26%)	0	100	100
53	L5	43/49 (88%)	42 (98%)	1 (2%)	0	100	100
53	P8	43/49 (88%)	41 (95%)	2 (5%)	0	100	100
54	Q8	60/65 (92%)	39 (65%)	11 (18%)	10 (17%)	0	0
56	19	271/276 (98%)	258 (95%)	9 (3%)	4 (2%)	10	39
57	39	206/210 (98%)	175 (85%)	26 (13%)	5 (2%)	6	27

*Continued on next page...*

*Continued from previous page...*

Mol	Chain	Analysed	Favoured	Allowed	Outliers	Percentiles	
58	D5	177/206 (86%)	139 (78%)	30 (17%)	8 (4%)	2	15
59	M5	58/61 (95%)	46 (79%)	9 (16%)	3 (5%)	2	12
All	All	11344/11923 (95%)	10035 (88%)	1149 (10%)	160 (1%)	11	40

5 of 160 Ramachandran outliers are listed below:

Mol	Chain	Res	Type
14	5I	25	VAL
18	9I	22	VAL
36	88	80	GLU
44	G8	53	PRO
44	G8	81	LYS

### 5.3.2 Protein sidechains ⓘ

In the following table, the Percentiles column shows the percent sidechain outliers of the chain as a percentile score with respect to all X-ray entries followed by that with respect to entries of similar resolution.

The Analysed column shows the number of residues for which the sidechain conformation was analysed, and the total number of residues.

Mol	Chain	Analysed	Rotameric	Outliers	Percentiles	
2	12	205/220 (93%)	181 (88%)	24 (12%)	5	22
2	1E	205/220 (93%)	176 (86%)	29 (14%)	3	15
3	22	160/188 (85%)	140 (88%)	20 (12%)	4	18
3	2E	159/188 (85%)	140 (88%)	19 (12%)	5	20
4	32	180/180 (100%)	153 (85%)	27 (15%)	3	12
4	3E	180/180 (100%)	148 (82%)	32 (18%)	2	8
5	42	116/123 (94%)	94 (81%)	22 (19%)	1	6
5	4E	116/123 (94%)	98 (84%)	18 (16%)	2	11
6	52	90/90 (100%)	79 (88%)	11 (12%)	5	19
6	5E	90/90 (100%)	81 (90%)	9 (10%)	7	28
7	62	126/127 (99%)	105 (83%)	21 (17%)	2	9
7	6E	126/127 (99%)	107 (85%)	19 (15%)	3	12
8	72	119/119 (100%)	106 (89%)	13 (11%)	6	25
8	7E	119/119 (100%)	96 (81%)	23 (19%)	1	6

*Continued on next page...*

*Continued from previous page...*

Mol	Chain	Analysed	Rotameric	Outliers	Percentiles	
9	82	98/99 (99%)	85 (87%)	13 (13%)	4	16
9	8E	98/99 (99%)	77 (79%)	21 (21%)	1	4
10	1A	89/92 (97%)	81 (91%)	8 (9%)	9	34
10	1I	89/92 (97%)	78 (88%)	11 (12%)	4	19
11	2A	90/99 (91%)	82 (91%)	8 (9%)	9	34
11	2I	90/99 (91%)	81 (90%)	9 (10%)	7	28
12	3A	104/109 (95%)	91 (88%)	13 (12%)	4	18
12	3I	104/109 (95%)	92 (88%)	12 (12%)	5	22
13	4A	94/101 (93%)	77 (82%)	17 (18%)	1	7
13	4I	94/101 (93%)	76 (81%)	18 (19%)	1	6
14	5A	48/50 (96%)	43 (90%)	5 (10%)	7	27
14	5I	50/50 (100%)	39 (78%)	11 (22%)	1	4
15	6A	79/80 (99%)	71 (90%)	8 (10%)	7	28
15	6I	79/80 (99%)	67 (85%)	12 (15%)	3	12
16	7A	72/74 (97%)	63 (88%)	9 (12%)	4	18
16	7I	72/74 (97%)	58 (81%)	14 (19%)	1	6
17	8A	95/97 (98%)	88 (93%)	7 (7%)	13	42
17	8I	95/97 (98%)	79 (83%)	16 (17%)	2	9
18	9A	63/77 (82%)	49 (78%)	14 (22%)	1	4
18	9I	63/77 (82%)	55 (87%)	8 (13%)	4	18
19	AA	66/80 (82%)	55 (83%)	11 (17%)	2	9
19	AI	72/80 (90%)	58 (81%)	14 (19%)	1	6
20	BA	76/82 (93%)	57 (75%)	19 (25%)	0	2
20	BI	76/82 (93%)	67 (88%)	9 (12%)	5	21
21	1B	20/22 (91%)	19 (95%)	1 (5%)	24	57
21	1F	20/22 (91%)	17 (85%)	3 (15%)	3	12
27	11	214/214 (100%)	174 (81%)	40 (19%)	1	7
28	21	165/165 (100%)	131 (79%)	34 (21%)	1	5
28	29	165/165 (100%)	131 (79%)	34 (21%)	1	5
29	31	161/161 (100%)	133 (83%)	28 (17%)	2	9
30	41	155/155 (100%)	133 (86%)	22 (14%)	3	14

*Continued on next page...*

*Continued from previous page...*

Mol	Chain	Analysed	Rotameric	Outliers	Percentiles	
30	49	155/155 (100%)	132 (85%)	23 (15%)	3	13
31	51	145/148 (98%)	112 (77%)	33 (23%)	1	3
31	59	143/148 (97%)	128 (90%)	15 (10%)	7	26
32	61	122/122 (100%)	97 (80%)	25 (20%)	1	5
32	69	122/122 (100%)	102 (84%)	20 (16%)	2	10
33	15	117/117 (100%)	96 (82%)	21 (18%)	2	8
33	58	117/117 (100%)	92 (79%)	25 (21%)	1	4
34	25	100/100 (100%)	83 (83%)	17 (17%)	2	9
34	68	100/100 (100%)	87 (87%)	13 (13%)	4	18
35	35	116/116 (100%)	82 (71%)	34 (29%)	0	1
35	78	116/116 (100%)	84 (72%)	32 (28%)	0	1
36	45	111/111 (100%)	92 (83%)	19 (17%)	2	9
36	88	111/111 (100%)	90 (81%)	21 (19%)	1	6
37	55	100/101 (99%)	79 (79%)	21 (21%)	1	5
37	98	101/101 (100%)	81 (80%)	20 (20%)	1	5
38	65	87/87 (100%)	69 (79%)	18 (21%)	1	5
38	A8	87/87 (100%)	66 (76%)	21 (24%)	0	2
39	75	120/120 (100%)	95 (79%)	25 (21%)	1	5
39	B8	119/120 (99%)	91 (76%)	28 (24%)	1	3
40	85	93/93 (100%)	78 (84%)	15 (16%)	2	10
40	C8	93/93 (100%)	78 (84%)	15 (16%)	2	10
41	95	82/82 (100%)	63 (77%)	19 (23%)	1	3
41	D8	82/82 (100%)	57 (70%)	25 (30%)	0	0
42	A5	92/92 (100%)	70 (76%)	22 (24%)	0	2
42	E8	92/92 (100%)	74 (80%)	18 (20%)	1	6
43	B5	74/76 (97%)	56 (76%)	18 (24%)	0	2
43	F8	76/76 (100%)	62 (82%)	14 (18%)	1	7
44	C5	85/91 (93%)	64 (75%)	21 (25%)	0	2
44	G8	85/91 (93%)	69 (81%)	16 (19%)	1	6
45	H8	154/154 (100%)	129 (84%)	25 (16%)	2	10
46	E5	62/67 (92%)	54 (87%)	8 (13%)	4	18

*Continued on next page...*



*Continued from previous page...*

Mol	Chain	Analysed	Rotameric	Outliers	Percentiles	
46	I8	62/67 (92%)	54 (87%)	8 (13%)	4	18
47	F5	82/83 (99%)	68 (83%)	14 (17%)	2	9
47	J8	82/83 (99%)	67 (82%)	15 (18%)	1	7
48	G5	62/62 (100%)	46 (74%)	16 (26%)	0	1
48	K8	62/62 (100%)	44 (71%)	18 (29%)	0	1
49	H5	51/51 (100%)	41 (80%)	10 (20%)	1	6
49	L8	51/51 (100%)	41 (80%)	10 (20%)	1	6
50	I5	57/59 (97%)	47 (82%)	10 (18%)	2	8
50	M8	59/59 (100%)	50 (85%)	9 (15%)	2	12
51	J5	51/51 (100%)	42 (82%)	9 (18%)	2	8
51	N8	51/51 (100%)	41 (80%)	10 (20%)	1	6
52	K5	44/44 (100%)	38 (86%)	6 (14%)	3	16
52	O8	44/44 (100%)	32 (73%)	12 (27%)	0	1
53	L5	38/42 (90%)	31 (82%)	7 (18%)	1	7
53	P8	38/42 (90%)	31 (82%)	7 (18%)	1	7
54	Q8	41/55 (74%)	26 (63%)	15 (37%)	0	0
56	19	214/218 (98%)	165 (77%)	49 (23%)	1	3
57	39	165/166 (99%)	132 (80%)	33 (20%)	1	5
58	D5	158/179 (88%)	132 (84%)	26 (16%)	2	10
59	M5	50/51 (98%)	35 (70%)	15 (30%)	0	0
All	All	9568/9886 (97%)	7886 (82%)	1682 (18%)	2	8

5 of 1682 residues with a non-rotameric sidechain are listed below:

Mol	Chain	Res	Type
45	H8	154	ASP
5	42	41	VAL
44	C5	87	LYS
47	J8	94	LEU
54	Q8	11	LYS

Some sidechains can be flipped to improve hydrogen bonding and reduce clashes. 5 of 19 such sidechains are listed below:

Mol	Chain	Res	Type
43	F8	31	HIS
18	9A	63	GLN
41	95	87	HIS
42	E8	60	ASN
42	A5	60	ASN

### 5.3.3 RNA ⓘ

Mol	Chain	Analysed	Backbone Outliers	Pucker Outliers
1	13	1496/1522 (98%)	320 (21%)	31 (2%)
22	1K	82/85 (96%)	30 (36%)	8 (9%)
22	1L	70/85 (82%)	26 (37%)	3 (4%)
22	3K	70/85 (82%)	15 (21%)	2 (2%)
22	3L	71/85 (83%)	16 (22%)	3 (4%)
23	2K	76/77 (98%)	19 (25%)	2 (2%)
23	2L	76/77 (98%)	14 (18%)	2 (2%)
24	4K	14/30 (46%)	6 (42%)	0
24	4L	15/30 (50%)	6 (40%)	1 (6%)
25	14	2905/2912 (99%)	646 (22%)	39 (1%)
25	1H	2911/2912 (99%)	636 (21%)	55 (1%)
26	16	121/122 (99%)	22 (18%)	1 (0%)
26	1J	121/122 (99%)	35 (28%)	1 (0%)
55	1G	1496/1522 (98%)	322 (21%)	36 (2%)
All	All	9524/9666 (98%)	2113 (22%)	184 (1%)

5 of 2113 RNA backbone outliers are listed below:

Mol	Chain	Res	Type
1	13	5	U
1	13	9	G
1	13	13	U
1	13	30	U
1	13	32	A

5 of 184 RNA pucker outliers are listed below:

Mol	Chain	Res	Type
25	1H	1799	G
55	1G	197	A
25	14	2191	G
25	1H	1984	G
25	1H	2476	A

## 5.4 Non-standard residues in protein, DNA, RNA chains ⓘ

38 non-standard protein/DNA/RNA residues are modelled in this entry.

In the following table, the Counts columns list the number of bonds (or angles) for which Mogul statistics could be retrieved, the number of bonds (or angles) that are observed in the model and the number of bonds (or angles) that are defined in the Chemical Component Dictionary. The Link column lists molecule types, if any, to which the group is linked. The Z score for a bond length (or angle) is the number of standard deviations the observed value is removed from the expected value. A bond length (or angle) with  $|Z| > 2$  is considered an outlier worth inspection. RMSZ is the root-mean-square of all Z scores of the bond lengths (or angles).

Mol	Type	Chain	Res	Link	Bond lengths			Bond angles		
					Counts	RMSZ	# Z  > 2	Counts	RMSZ	# Z  > 2
22	QUO	3L	35	22	28,35,36	5.78	9 (32%)	32,52,55	5.28	13 (40%)
22	5MU	1L	63	22	15,22,23	2.18	3 (20%)	16,32,35	1.75	2 (12%)
22	PSU	3K	40	22	17,21,22	0.97	1 (5%)	20,30,33	3.58	7 (35%)
22	QUO	1L	35	24,22	28,35,36	5.77	10 (35%)	32,52,55	5.15	11 (34%)
22	PSU	1L	64	22	17,21,22	0.92	1 (5%)	20,30,33	3.46	7 (35%)
22	4SU	1L	8	22	14,21,22	3.28	2 (14%)	15,30,33	1.26	2 (13%)
22	4SU	3K	8	22	14,21,22	3.23	2 (14%)	15,30,33	1.24	2 (13%)
22	PSU	1L	40	22	17,21,22	1.10	2 (11%)	20,30,33	3.40	6 (30%)
22	PSU	1K	64	22	17,21,22	1.23	3 (17%)	20,30,33	3.21	6 (30%)
23	OMC	2L	33	23	15,22,23	2.20	4 (26%)	17,31,34	1.29	2 (11%)
22	5MU	1K	63	22	15,22,23	2.06	3 (20%)	16,32,35	1.83	2 (12%)
22	MIA	3K	38	22	24,31,32	2.44	3 (12%)	26,44,47	2.72	8 (30%)
22	OMG	1L	17	22	18,26,27	5.67	6 (33%)	20,38,41	5.42	7 (35%)
22	OMG	3K	17	22	18,26,27	5.78	6 (33%)	20,38,41	5.46	7 (35%)
22	PSU	3L	40	22	17,21,22	1.19	2 (11%)	20,30,33	3.65	6 (30%)
22	QUO	3K	35	22	28,35,36	5.73	9 (32%)	32,52,55	4.85	11 (34%)
23	PSU	2K	56	23	17,21,22	1.20	2 (11%)	20,30,33	3.06	5 (25%)
23	H2U	2K	21	23	18,21,22	2.03	4 (22%)	21,30,33	2.08	5 (23%)
22	5MU	3L	63	22	15,22,23	2.12	3 (20%)	16,32,35	1.73	2 (12%)
22	PSU	3K	64	22	17,21,22	1.21	3 (17%)	20,30,33	3.28	7 (35%)
22	OMG	3L	17	22	18,26,27	5.82	7 (38%)	20,38,41	5.50	8 (40%)
23	H2U	2L	21	23	18,21,22	2.19	4 (22%)	21,30,33	1.74	4 (19%)
22	4SU	3L	8	22	14,21,22	3.43	2 (14%)	15,30,33	1.25	2 (13%)
22	PSU	1K	40	22	17,21,22	0.97	1 (5%)	20,30,33	3.18	6 (30%)
23	5MU	2K	55	60,23	15,22,23	2.21	3 (20%)	16,32,35	2.01	2 (12%)
23	4SU	2L	8	23	14,21,22	3.42	2 (14%)	15,30,33	0.85	1 (6%)

Mol	Type	Chain	Res	Link	Bond lengths			Bond angles		
					Counts	RMSZ	# Z  > 2	Counts	RMSZ	# Z  > 2
22	MIA	1K	38	22	24,31,32	2.37	4 (16%)	26,44,47	3.27	8 (30%)
22	5MU	3K	63	22	15,22,23	2.08	3 (20%)	16,32,35	1.74	2 (12%)
22	4SU	1K	8	22	14,21,22	3.30	2 (14%)	15,30,33	1.27	2 (13%)
23	4SU	2K	8	23	14,21,22	3.47	2 (14%)	15,30,33	0.97	1 (6%)
22	MIA	1L	38	22	24,31,32	2.38	3 (12%)	26,44,47	3.51	10 (38%)
23	5MU	2L	55	23	15,22,23	2.18	3 (20%)	16,32,35	1.91	2 (12%)
22	PSU	3L	64	22	17,21,22	0.98	1 (5%)	20,30,33	3.08	6 (30%)
22	MIA	3L	38	22	24,31,32	2.35	4 (16%)	26,44,47	2.41	8 (30%)
22	OMG	1K	17	22	18,26,27	5.55	6 (33%)	20,38,41	5.37	7 (35%)
22	QUO	1K	35	24,22	28,35,36	5.45	9 (32%)	32,52,55	4.83	9 (28%)
23	OMC	2K	33	23	15,22,23	2.22	4 (26%)	17,31,34	1.28	2 (11%)
23	PSU	2L	56	23	17,21,22	1.07	1 (5%)	20,30,33	3.33	5 (25%)

In the following table, the Chirals column lists the number of chiral outliers, the number of chiral centers analysed, the number of these observed in the model and the number defined in the Chemical Component Dictionary. Similar counts are reported in the Torsion and Rings columns. '-' means no outliers of that kind were identified.

Mol	Type	Chain	Res	Link	Chirals	Torsions	Rings
22	QUO	3L	35	22	-	2/6/43/44	0/4/4/4
22	5MU	1L	63	22	-	0/5/25/26	0/2/2/2
22	PSU	3K	40	22	-	0/7/25/26	0/2/2/2
22	QUO	1L	35	24,22	-	3/6/43/44	0/4/4/4
22	PSU	1L	64	22	-	2/7/25/26	0/2/2/2
22	4SU	1L	8	22	-	2/5/25/26	0/2/2/2
22	4SU	3K	8	22	-	0/5/25/26	0/2/2/2
22	PSU	1L	40	22	-	0/7/25/26	0/2/2/2
22	PSU	1K	64	22	-	0/7/25/26	0/2/2/2
23	OMC	2L	33	23	-	1/7/27/28	0/2/2/2
22	5MU	1K	63	22	-	1/5/25/26	0/2/2/2
22	MIA	3K	38	22	-	6/11/33/34	0/3/3/3
22	OMG	1L	17	22	-	3/5/27/28	0/3/3/3
22	OMG	3K	17	22	-	2/5/27/28	0/3/3/3
22	PSU	3L	40	22	-	0/7/25/26	0/2/2/2
22	QUO	3K	35	22	-	3/6/43/44	0/4/4/4
23	PSU	2K	56	23	-	0/7/25/26	0/2/2/2
23	H2U	2K	21	23	-	3/7/38/39	0/2/2/2
22	5MU	3L	63	22	-	0/5/25/26	0/2/2/2

Continued on next page...

Continued from previous page...

Mol	Type	Chain	Res	Link	Chirals	Torsions	Rings
22	PSU	3K	64	22	-	3/7/25/26	0/2/2/2
22	OMG	3L	17	22	-	2/5/27/28	0/3/3/3
23	H2U	2L	21	23	-	6/7/38/39	0/2/2/2
22	4SU	3L	8	22	-	0/5/25/26	0/2/2/2
22	PSU	1K	40	22	-	0/7/25/26	0/2/2/2
23	5MU	2K	55	60,23	-	0/5/25/26	0/2/2/2
23	4SU	2L	8	23	-	0/5/25/26	0/2/2/2
22	MIA	1K	38	22	-	6/11/33/34	0/3/3/3
22	5MU	3K	63	22	-	2/5/25/26	0/2/2/2
22	4SU	1K	8	22	-	2/5/25/26	0/2/2/2
23	4SU	2K	8	23	-	0/5/25/26	0/2/2/2
22	MIA	1L	38	22	-	7/11/33/34	0/3/3/3
23	5MU	2L	55	23	-	0/5/25/26	0/2/2/2
22	PSU	3L	64	22	-	0/7/25/26	0/2/2/2
22	MIA	3L	38	22	-	8/11/33/34	0/3/3/3
22	OMG	1K	17	22	-	2/5/27/28	0/3/3/3
22	QUO	1K	35	24,22	-	4/6/43/44	0/4/4/4
23	OMC	2K	33	23	-	1/7/27/28	0/2/2/2
23	PSU	2L	56	23	-	0/7/25/26	0/2/2/2

The worst 5 of 139 bond length outliers are listed below:

Mol	Chain	Res	Type	Atoms	Z	Observed(Å)	Ideal(Å)
22	3L	35	QUO	C4-N3	23.26	1.72	1.35
22	1L	35	QUO	C4-N3	22.92	1.71	1.35
22	3K	35	QUO	C4-N3	22.86	1.71	1.35
22	1K	35	QUO	C4-N3	21.31	1.69	1.35
22	3L	17	OMG	C4-N3	16.72	1.61	1.35

The worst 5 of 203 bond angle outliers are listed below:

Mol	Chain	Res	Type	Atoms	Z	Observed(°)	Ideal(°)
22	1K	35	QUO	C6-C5-C4	21.44	127.12	115.01
22	1L	35	QUO	C6-C5-C4	21.37	127.08	115.01
22	3L	35	QUO	C6-C5-C4	21.13	126.94	115.01
22	3K	35	QUO	C6-C5-C4	19.63	126.09	115.01
22	1K	17	OMG	C6-C5-C4	-14.81	106.66	120.80

There are no chirality outliers.

5 of 71 torsion outliers are listed below:

Mol	Chain	Res	Type	Atoms
22	1L	35	QUO	O4'-C4'-C5'-O5'
22	1L	35	QUO	C3'-C4'-C5'-O5'
22	1L	64	PSU	O4'-C1'-C5-C4
22	1L	64	PSU	O4'-C1'-C5-C6
23	2L	33	OMC	C2'-C1'-N1-C6

There are no ring outliers.

26 monomers are involved in 46 short contacts:

Mol	Chain	Res	Type	Clashes	Symm-Clashes
22	3L	35	QUO	2	0
22	1L	35	QUO	2	0
22	1L	64	PSU	1	0
22	3K	8	4SU	1	0
22	1K	64	PSU	1	0
23	2L	33	OMC	2	0
22	1K	63	5MU	1	0
22	1L	17	OMG	1	0
22	3K	17	OMG	3	0
22	3K	35	QUO	3	0
23	2K	21	H2U	6	0
22	3L	63	5MU	2	0
22	3K	64	PSU	1	0
22	3L	17	OMG	1	0
23	2L	21	H2U	1	0
22	3L	8	4SU	1	0
23	2K	55	5MU	2	0
23	2L	8	4SU	2	0
22	1K	38	MIA	3	0
23	2K	8	4SU	2	0
22	1L	38	MIA	1	0
23	2L	55	5MU	2	0
22	3L	38	MIA	1	0
22	1K	17	OMG	2	0
22	1K	35	QUO	4	0
23	2K	33	OMC	1	0

## 5.5 Carbohydrates ⓘ

There are no carbohydrates in this entry.

## 5.6 Ligand geometry [i](#)

Of 1137 ligands modelled in this entry, 1137 are monoatomic - leaving 0 for Mogul analysis.

There are no bond length outliers.

There are no bond angle outliers.

There are no chirality outliers.

There are no torsion outliers.

There are no ring outliers.

No monomer is involved in short contacts.

## 5.7 Other polymers [i](#)

There are no such residues in this entry.

## 5.8 Polymer linkage issues [i](#)

The following chains have linkage breaks:

Mol	Chain	Number of breaks
55	1G	1

All chain breaks are listed below:

Model	Chain	Residue-1	Atom-1	Residue-2	Atom-2	Distance (Å)
1	1G	1530:G	O3'	1531:A	P	3.01

## 6 Fit of model and data ⓘ

### 6.1 Protein, DNA and RNA chains ⓘ

In the following table, the column labelled ‘#RSRZ> 2’ contains the number (and percentage) of RSRZ outliers, followed by percent RSRZ outliers for the chain as percentile scores relative to all X-ray entries and entries of similar resolution. The OWAB column contains the minimum, median, 95<sup>th</sup> percentile and maximum values of the occupancy-weighted average B-factor per residue. The column labelled ‘Q< 0.9’ lists the number of (and percentage) of residues with an average occupancy less than 0.9.

Mol	Chain	Analysed	<RSRZ>	#RSRZ>2	OWAB(Å <sup>2</sup> )	Q<0.9
1	13	1498/1522 (98%)	-0.47	8 (0%) 91 81	52, 95, 191, 430	0
2	12	237/256 (92%)	0.24	12 (5%) 28 13	115, 168, 226, 251	0
2	1E	237/256 (92%)	-0.08	3 (1%) 77 59	104, 142, 195, 252	0
3	22	206/239 (86%)	0.83	27 (13%) 3 1	124, 151, 185, 240	0
3	2E	205/239 (85%)	0.29	10 (4%) 29 14	83, 109, 154, 191	0
4	32	208/208 (100%)	0.70	23 (11%) 5 2	90, 116, 161, 199	0
4	3E	208/208 (100%)	0.44	12 (5%) 23 10	75, 106, 145, 171	0
5	42	151/162 (93%)	0.32	3 (1%) 65 44	98, 124, 157, 188	0
5	4E	151/162 (93%)	0.10	3 (1%) 65 44	73, 98, 129, 175	0
6	52	101/101 (100%)	0.14	1 (0%) 82 67	78, 101, 133, 177	0
6	5E	101/101 (100%)	0.07	1 (0%) 82 67	75, 102, 131, 171	0
7	62	155/156 (99%)	1.02	28 (18%) 1 0	101, 128, 163, 204	0
7	6E	155/156 (99%)	0.28	7 (4%) 33 16	95, 117, 154, 199	0
8	72	138/138 (100%)	0.76	18 (13%) 3 1	93, 127, 152, 171	0
8	7E	138/138 (100%)	0.15	1 (0%) 87 75	81, 106, 133, 157	0
9	82	127/128 (99%)	0.77	13 (10%) 6 2	110, 159, 203, 214	0
9	8E	127/128 (99%)	0.12	5 (3%) 39 20	86, 139, 183, 217	0
10	1A	99/105 (94%)	0.64	10 (10%) 7 2	120, 162, 202, 221	0
10	1I	99/105 (94%)	0.06	3 (3%) 50 27	84, 134, 180, 197	0
11	2A	119/129 (92%)	1.16	15 (12%) 3 1	85, 111, 149, 259	0
11	2I	119/129 (92%)	0.45	11 (9%) 9 3	68, 101, 158, 186	0
12	3A	125/132 (94%)	1.43	35 (28%) 0 0	78, 103, 165, 208	0
12	3I	125/132 (94%)	0.13	5 (4%) 38 19	60, 72, 138, 239	0
13	4A	117/126 (92%)	1.75	43 (36%) 0 0	107, 146, 182, 217	0

*Continued on next page...*



*Continued from previous page...*

Mol	Chain	Analysed	<RSRZ>	#RSRZ>2	OWAB(Å <sup>2</sup> )	Q<0.9
13	4I	116/126 (92%)	0.36	7 (6%) 21 10	85, 122, 159, 196	0
14	5A	58/61 (95%)	1.91	27 (46%) 0 0	120, 150, 175, 199	0
14	5I	61/61 (100%)	0.04	0 100 100	83, 100, 131, 187	0
15	6A	88/89 (98%)	0.62	5 (5%) 23 11	78, 110, 141, 162	0
15	6I	88/89 (98%)	-0.23	0 100 100	75, 99, 133, 167	0
16	7A	84/88 (95%)	0.65	3 (3%) 42 22	87, 101, 148, 183	0
16	7I	84/88 (95%)	0.57	8 (9%) 8 2	95, 115, 160, 193	0
17	8A	100/105 (95%)	1.26	24 (24%) 0 0	88, 111, 142, 212	0
17	8I	100/105 (95%)	-0.08	2 (2%) 65 44	85, 108, 137, 174	0
18	9A	72/88 (81%)	0.93	8 (11%) 5 2	90, 117, 165, 216	0
18	9I	72/88 (81%)	0.24	3 (4%) 36 18	81, 106, 165, 192	0
19	AA	82/93 (88%)	2.10	44 (53%) 0 0	120, 163, 207, 254	0
19	AI	83/93 (89%)	0.23	6 (7%) 15 6	91, 122, 184, 229	0
20	BA	99/106 (93%)	0.55	6 (6%) 21 9	85, 110, 159, 210	0
20	BI	99/106 (93%)	0.51	9 (9%) 9 3	101, 123, 179, 208	0
21	1B	25/27 (92%)	1.85	11 (44%) 0 0	109, 131, 161, 194	0
21	1F	25/27 (92%)	0.45	1 (4%) 38 19	88, 106, 144, 196	0
22	1K	78/85 (91%)	-0.06	2 (2%) 56 33	78, 184, 302, 353	0
22	1L	67/85 (78%)	0.85	11 (16%) 1 1	118, 208, 263, 287	0
22	3K	67/85 (78%)	-0.51	0 100 100	64, 176, 247, 292	0
22	3L	68/85 (80%)	-0.28	0 100 100	72, 188, 243, 285	0
23	2K	72/77 (93%)	-0.53	0 100 100	61, 89, 126, 155	0
23	2L	72/77 (93%)	-0.39	0 100 100	72, 104, 146, 163	0
24	4K	15/30 (50%)	-0.33	0 100 100	64, 95, 185, 192	0
24	4L	16/30 (53%)	0.59	1 (6%) 20 8	84, 129, 213, 234	0
25	14	2907/2912 (99%)	-0.22	53 (1%) 68 47	48, 80, 246, 500	0
25	1H	2912/2912 (100%)	-0.13	35 (1%) 79 61	37, 68, 231, 416	0
26	16	122/122 (100%)	-0.33	2 (1%) 72 51	65, 88, 112, 273	0
26	1J	122/122 (100%)	-0.56	0 100 100	79, 111, 139, 235	0
27	11	272/272 (100%)	0.05	2 (0%) 87 75	39, 60, 90, 171	0
28	21	205/205 (100%)	0.52	10 (4%) 29 14	47, 86, 159, 217	0

*Continued on next page...*

Continued from previous page...

Mol	Chain	Analysed	<RSRZ>	#RSRZ>2	OWAB(Å <sup>2</sup> )	Q<0.9
28	29	205/205 (100%)	0.21	10 (4%) 29 14	55, 92, 186, 254	0
29	31	202/202 (100%)	-0.13	0 100 100	44, 75, 130, 195	0
30	41	181/181 (100%)	0.51	16 (8%) 10 4	80, 104, 155, 203	0
30	49	181/181 (100%)	1.51	52 (28%) 0 0	99, 133, 183, 213	0
31	51	174/180 (96%)	0.25	5 (2%) 51 28	74, 108, 142, 187	0
31	59	171/180 (95%)	1.28	45 (26%) 0 0	129, 194, 264, 306	0
32	61	146/146 (100%)	0.30	5 (3%) 45 24	71, 128, 164, 189	0
32	69	146/146 (100%)	0.43	9 (6%) 20 9	78, 126, 180, 217	0
33	15	138/138 (100%)	-0.30	0 100 100	73, 104, 157, 174	0
33	58	138/138 (100%)	0.80	12 (8%) 10 4	60, 90, 143, 192	0
34	25	122/122 (100%)	0.34	4 (3%) 46 24	64, 84, 113, 129	0
34	68	122/122 (100%)	0.40	1 (0%) 86 72	54, 72, 94, 105	0
35	35	150/150 (100%)	0.45	14 (9%) 8 3	55, 107, 169, 217	0
35	78	150/150 (100%)	-0.18	3 (2%) 65 44	45, 82, 117, 215	0
36	45	141/141 (100%)	0.35	9 (6%) 19 8	73, 107, 152, 190	0
36	88	141/141 (100%)	0.39	8 (5%) 23 11	55, 79, 127, 152	0
37	55	117/118 (99%)	-0.21	0 100 100	54, 77, 104, 141	0
37	98	118/118 (100%)	0.69	9 (7%) 13 5	55, 79, 105, 134	0
38	65	111/111 (100%)	0.97	17 (15%) 2 1	87, 113, 162, 235	0
38	A8	111/111 (100%)	0.35	5 (4%) 33 16	72, 90, 136, 206	0
39	75	137/137 (100%)	-0.14	2 (1%) 73 54	75, 95, 162, 229	0
39	B8	136/137 (99%)	0.08	1 (0%) 87 75	67, 90, 153, 191	0
40	85	117/117 (100%)	-0.07	1 (0%) 84 69	65, 89, 142, 206	0
40	C8	117/117 (100%)	0.67	14 (11%) 4 2	51, 79, 131, 184	0
41	95	101/101 (100%)	0.51	7 (6%) 16 7	61, 129, 158, 199	0
41	D8	101/101 (100%)	0.96	9 (8%) 9 3	53, 105, 180, 251	0
42	A5	113/113 (100%)	-0.02	1 (0%) 84 69	57, 72, 119, 205	0
42	E8	113/113 (100%)	0.83	6 (5%) 26 12	54, 69, 115, 197	0
43	B5	92/94 (97%)	0.02	1 (1%) 80 64	60, 80, 115, 161	0
43	F8	94/94 (100%)	0.50	3 (3%) 47 25	51, 66, 102, 137	0
44	C5	104/110 (94%)	0.83	15 (14%) 2 1	88, 130, 215, 257	0

Continued on next page...

Continued from previous page...

Mol	Chain	Analysed	<RSRZ>	#RSRZ>2	OWAB(Å <sup>2</sup> )	Q<0.9
44	G8	104/110 (94%)	0.22	3 (2%) 51 28	67, 98, 165, 204	0
45	H8	175/175 (100%)	1.85	66 (37%) 0 0	83, 136, 224, 250	0
46	E5	77/85 (90%)	0.45	4 (5%) 27 12	61, 85, 112, 202	0
46	I8	77/85 (90%)	0.30	1 (1%) 77 59	52, 69, 99, 223	0
47	F5	97/98 (98%)	0.75	10 (10%) 6 2	55, 80, 162, 236	0
47	J8	97/98 (98%)	0.39	8 (8%) 11 4	46, 69, 184, 208	0
48	G5	66/66 (100%)	0.38	4 (6%) 21 9	77, 102, 150, 231	0
48	K8	66/66 (100%)	0.24	2 (3%) 50 27	58, 77, 117, 208	0
49	H5	59/59 (100%)	0.09	0 100 100	76, 98, 151, 172	0
49	L8	59/59 (100%)	0.50	2 (3%) 45 24	59, 77, 114, 147	0
50	I5	63/66 (95%)	4.55	49 (77%) 0 0	165, 220, 260, 276	0
50	M8	66/66 (100%)	1.75	25 (37%) 0 0	114, 177, 241, 262	0
51	J5	58/59 (98%)	-0.07	2 (3%) 45 24	56, 81, 192, 229	0
51	N8	59/59 (100%)	1.43	9 (15%) 2 1	46, 82, 212, 227	0
52	K5	45/45 (100%)	4.29	37 (82%) 0 0	136, 199, 245, 278	0
52	O8	45/45 (100%)	2.50	26 (57%) 0 0	111, 162, 201, 227	0
53	L5	45/49 (91%)	-0.02	0 100 100	47, 56, 71, 90	0
53	P8	45/49 (91%)	-0.21	0 100 100	38, 46, 61, 76	0
54	Q8	62/65 (95%)	0.20	3 (4%) 30 14	56, 72, 111, 166	0
55	1G	1498/1522 (98%)	-0.28	5 (0%) 94 88	65, 110, 185, 415	0
56	19	273/276 (98%)	0.30	7 (2%) 56 33	47, 71, 97, 127	0
57	39	208/210 (99%)	0.30	9 (4%) 35 17	56, 99, 194, 251	0
58	D5	179/206 (86%)	0.89	31 (17%) 1 0	111, 162, 259, 295	0
59	M5	60/61 (98%)	0.45	4 (6%) 17 7	67, 81, 131, 191	0
All	All	21050/21589 (97%)	0.18	1168 (5%) 25 11	37, 98, 201, 500	0

The worst 5 of 1168 RSRZ outliers are listed below:

Mol	Chain	Res	Type	RSRZ
50	I5	31	ILE	17.4
51	N8	59	GLU	16.3
12	3I	129	ALA	13.8
25	1H	2799	A	13.7
28	29	205	ALA	13.6

## 6.2 Non-standard residues in protein, DNA, RNA chains ⓘ

In the following table, the Atoms column lists the number of modelled atoms in the group and the number defined in the chemical component dictionary. The B-factors column lists the minimum, median, 95<sup>th</sup> percentile and maximum values of B factors of atoms in the group. The column labelled 'Q< 0.9' lists the number of atoms with occupancy less than 0.9.

Mol	Type	Chain	Res	Atoms	RSCC	RSR	B-factors(Å <sup>2</sup> )	Q<0.9
22	OMG	1L	17	24/25	0.67	0.38	214,233,260,267	0
22	PSU	3L	64	20/21	0.71	0.22	190,201,215,215	0
22	OMG	3L	17	24/25	0.73	0.22	197,218,241,244	0
22	4SU	3L	8	20/21	0.74	0.13	189,200,212,215	0
22	PSU	3K	64	20/21	0.78	0.17	204,248,266,281	0
22	4SU	1K	8	20/21	0.79	0.16	149,171,199,201	0
23	H2U	2L	21	20/21	0.81	0.21	165,170,178,179	0
22	4SU	3K	8	20/21	0.81	0.14	175,183,197,200	0
22	5MU	3K	63	21/22	0.85	0.17	197,231,241,247	0
22	4SU	1L	8	20/21	0.86	0.28	196,199,202,204	0
22	OMG	1K	17	24/25	0.86	0.16	148,195,234,241	0
22	PSU	1L	64	20/21	0.87	0.13	160,190,212,217	0
23	H2U	2K	21	20/21	0.87	0.23	133,176,266,270	0
22	OMG	3K	17	24/25	0.88	0.18	198,221,226,229	0
22	5MU	3L	63	21/22	0.88	0.20	184,193,204,205	0
22	5MU	1L	63	21/22	0.89	0.16	179,192,198,199	0
22	QUO	1L	35	32/33	0.90	0.32	107,128,151,155	0
22	QUO	3L	35	32/33	0.91	0.31	124,129,153,158	0
22	PSU	1L	40	20/21	0.91	0.17	106,139,158,159	0
22	PSU	1K	64	20/21	0.91	0.17	119,139,152,156	0
22	5MU	1K	63	21/22	0.91	0.22	137,144,151,152	0
23	4SU	2L	8	20/21	0.92	0.12	103,112,116,121	0
22	MIA	3L	38	29/30	0.93	0.18	112,126,138,143	0
22	MIA	1L	38	29/30	0.93	0.29	102,126,149,151	0
22	QUO	3K	35	32/33	0.94	0.14	109,116,133,141	0
22	PSU	3L	40	20/21	0.94	0.16	112,122,127,128	0
22	QUO	1K	35	32/33	0.94	0.18	73,84,105,108	0
23	PSU	2L	56	20/21	0.94	0.08	107,113,120,121	0
23	4SU	2K	8	20/21	0.95	0.14	87,91,98,101	0
22	PSU	3K	40	20/21	0.95	0.12	101,110,114,118	0
23	5MU	2L	55	21/22	0.95	0.12	118,122,133,134	0
22	PSU	1K	40	20/21	0.95	0.12	81,102,111,111	0
22	MIA	3K	38	29/30	0.95	0.14	100,113,136,140	0
22	MIA	1K	38	29/30	0.95	0.18	64,83,97,102	0
23	PSU	2K	56	20/21	0.95	0.09	92,99,106,110	0
23	5MU	2K	55	21/22	0.95	0.14	93,103,114,118	0
23	OMC	2K	33	21/22	0.97	0.17	72,75,81,86	0

*Continued on next page...*

*Continued from previous page...*

Mol	Type	Chain	Res	Atoms	RSCC	RSR	B-factors( $\text{\AA}^2$ )	Q<0.9
23	OMC	2L	33	21/22	0.98	0.16	90,96,100,103	0

### 6.3 Carbohydrates [i](#)

There are no carbohydrates in this entry.

### 6.4 Ligands [i](#)

In the following table, the Atoms column lists the number of modelled atoms in the group and the number defined in the chemical component dictionary. The B-factors column lists the minimum, median, 95<sup>th</sup> percentile and maximum values of B factors of atoms in the group. The column labelled 'Q< 0.9' lists the number of atoms with occupancy less than 0.9.

Mol	Type	Chain	Res	Atoms	RSCC	RSR	B-factors( $\text{\AA}^2$ )	Q<0.9
60	MG	14	3261	1/1	0.23	0.28	136,136,136,136	0
60	MG	14	3018	1/1	0.24	0.31	103,103,103,103	0
60	MG	13	1667	1/1	0.35	0.41	102,102,102,102	0
60	MG	2L	102	1/1	0.38	0.36	95,95,95,95	0
60	MG	1H	3251	1/1	0.41	0.28	73,73,73,73	0
60	MG	1G	1703	1/1	0.43	0.13	128,128,128,128	0
60	MG	14	3163	1/1	0.45	0.21	80,80,80,80	0
60	MG	13	1699	1/1	0.47	0.25	89,89,89,89	0
60	MG	13	1709	1/1	0.48	0.23	81,81,81,81	0
60	MG	1H	3295	1/1	0.50	0.32	87,87,87,87	0
60	MG	13	1653	1/1	0.51	0.32	83,83,83,83	0
60	MG	13	1736	1/1	0.54	0.08	141,141,141,141	0
60	MG	1G	1659	1/1	0.54	0.26	118,118,118,118	0
60	MG	13	1668	1/1	0.54	0.46	114,114,114,114	0
60	MG	1H	3103	1/1	0.55	0.36	88,88,88,88	0
60	MG	13	1618	1/1	0.58	0.24	77,77,77,77	0
60	MG	E5	101	1/1	0.58	0.20	80,80,80,80	0
60	MG	14	3039	1/1	0.58	0.23	75,75,75,75	0
60	MG	14	3294	1/1	0.59	0.41	91,91,91,91	0
60	MG	1G	1641	1/1	0.59	0.14	130,130,130,130	0
60	MG	14	3253	1/1	0.60	0.58	71,71,71,71	0
60	MG	14	3216	1/1	0.60	0.51	80,80,80,80	0
60	MG	1H	3136	1/1	0.61	0.26	72,72,72,72	0
60	MG	1H	3167	1/1	0.62	0.38	83,83,83,83	0
60	MG	13	1656	1/1	0.63	0.32	84,84,84,84	0
60	MG	1H	3116	1/1	0.63	0.20	69,69,69,69	0
60	MG	1H	3239	1/1	0.63	0.25	48,48,48,48	0

*Continued on next page...*

*Continued from previous page...*

Mol	Type	Chain	Res	Atoms	RSCC	RSR	B-factors( $\text{\AA}^2$ )	Q<0.9
60	MG	1H	3108	1/1	0.64	0.49	77,77,77,77	0
61	ZN	C5	202	1/1	0.64	0.18	197,197,197,197	0
60	MG	13	1696	1/1	0.64	0.17	82,82,82,82	0
60	MG	14	3064	1/1	0.64	0.48	70,70,70,70	0
60	MG	13	1711	1/1	0.64	0.41	83,83,83,83	0
60	MG	1H	3293	1/1	0.64	0.39	80,80,80,80	0
60	MG	1G	1635	1/1	0.64	0.38	104,104,104,104	0
60	MG	1H	3267	1/1	0.65	0.26	83,83,83,83	0
60	MG	13	1710	1/1	0.65	0.33	104,104,104,104	0
60	MG	1H	3031	1/1	0.65	0.40	78,78,78,78	0
60	MG	14	3128	1/1	0.67	0.31	86,86,86,86	0
60	MG	14	3245	1/1	0.67	0.27	82,82,82,82	0
60	MG	1J	202	1/1	0.67	0.29	85,85,85,85	0
60	MG	1H	3246	1/1	0.68	0.20	73,73,73,73	0
60	MG	1H	3255	1/1	0.69	0.38	71,71,71,71	0
60	MG	I8	101	1/1	0.69	0.22	70,70,70,70	0
60	MG	14	3152	1/1	0.69	0.14	96,96,96,96	0
60	MG	14	3371	1/1	0.69	0.07	106,106,106,106	0
60	MG	1H	3222	1/1	0.69	0.44	77,77,77,77	0
60	MG	1G	1656	1/1	0.69	0.38	86,86,86,86	0
60	MG	14	3096	1/1	0.69	0.22	60,60,60,60	0
60	MG	1H	3155	1/1	0.69	0.50	60,60,60,60	0
60	MG	14	3145	1/1	0.70	0.64	82,82,82,82	0
60	MG	14	3195	1/1	0.70	0.38	90,90,90,90	0
60	MG	14	3153	1/1	0.71	0.35	61,61,61,61	0
60	MG	1H	3147	1/1	0.71	0.42	76,76,76,76	0
60	MG	14	3028	1/1	0.71	0.35	77,77,77,77	0
60	MG	16	204	1/1	0.71	0.18	83,83,83,83	0
60	MG	14	3167	1/1	0.72	0.22	93,93,93,93	0
60	MG	1H	3194	1/1	0.72	0.31	71,71,71,71	0
60	MG	13	1692	1/1	0.72	0.25	78,78,78,78	0
60	MG	14	3147	1/1	0.72	0.32	99,99,99,99	0
60	MG	1H	3030	1/1	0.72	0.58	70,70,70,70	0
60	MG	14	3192	1/1	0.72	0.20	80,80,80,80	0
60	MG	14	3288	1/1	0.72	0.26	61,61,61,61	0
60	MG	13	1701	1/1	0.73	0.27	85,85,85,85	0
60	MG	13	1705	1/1	0.73	0.20	83,83,83,83	0
60	MG	14	3143	1/1	0.73	0.58	76,76,76,76	0
60	MG	68	201	1/1	0.73	0.46	83,83,83,83	0
60	MG	14	3093	1/1	0.73	0.46	70,70,70,70	0
60	MG	14	3358	1/1	0.73	0.27	86,86,86,86	0
60	MG	1H	3181	1/1	0.73	0.36	81,81,81,81	0

*Continued on next page...*

*Continued from previous page...*

Mol	Type	Chain	Res	Atoms	RSCC	RSR	B-factors( $\text{\AA}^2$ )	Q<0.9
60	MG	1H	3298	1/1	0.74	0.43	56,56,56,56	0
60	MG	13	1689	1/1	0.74	0.14	83,83,83,83	0
60	MG	1H	3421	1/1	0.74	0.14	138,138,138,138	0
61	ZN	G8	201	1/1	0.74	0.30	209,209,209,209	0
60	MG	14	3141	1/1	0.74	0.30	85,85,85,85	0
60	MG	14	3237	1/1	0.74	0.21	66,66,66,66	0
60	MG	14	3378	1/1	0.74	0.10	75,75,75,75	0
60	MG	1G	1653	1/1	0.74	0.25	73,73,73,73	0
60	MG	14	3091	1/1	0.74	0.39	67,67,67,67	0
60	MG	88	202	1/1	0.74	0.17	78,78,78,78	0
60	MG	1H	3207	1/1	0.75	0.24	63,63,63,63	0
60	MG	1G	1657	1/1	0.75	0.30	102,102,102,102	0
60	MG	1H	3110	1/1	0.75	0.24	43,43,43,43	0
60	MG	13	1641	1/1	0.75	0.24	74,74,74,74	0
60	MG	1G	1701	1/1	0.76	0.08	106,106,106,106	0
60	MG	14	3356	1/1	0.76	0.08	66,66,66,66	0
60	MG	13	1728	1/1	0.76	0.08	88,88,88,88	0
60	MG	14	3277	1/1	0.76	0.14	81,81,81,81	0
60	MG	1G	1639	1/1	0.76	0.34	82,82,82,82	0
60	MG	14	3144	1/1	0.76	0.45	80,80,80,80	0
60	MG	13	1690	1/1	0.77	0.32	86,86,86,86	0
60	MG	1H	3154	1/1	0.77	0.30	89,89,89,89	0
60	MG	14	3285	1/1	0.77	0.14	62,62,62,62	0
60	MG	1H	3371	1/1	0.77	0.08	91,91,91,91	0
60	MG	14	3123	1/1	0.77	0.34	81,81,81,81	0
60	MG	1H	3149	1/1	0.77	0.18	56,56,56,56	0
60	MG	1H	3256	1/1	0.77	0.42	93,93,93,93	0
60	MG	14	3211	1/1	0.77	0.48	108,108,108,108	0
60	MG	1H	3390	1/1	0.77	0.14	74,74,74,74	0
60	MG	1H	3427	1/1	0.77	0.11	92,92,92,92	0
60	MG	1G	1665	1/1	0.77	0.39	75,75,75,75	0
60	MG	13	1630	1/1	0.78	0.15	51,51,51,51	0
60	MG	14	3189	1/1	0.78	0.73	73,73,73,73	0
60	MG	1H	3288	1/1	0.78	0.45	92,92,92,92	0
60	MG	14	3276	1/1	0.78	0.20	66,66,66,66	0
60	MG	13	1678	1/1	0.78	0.24	163,163,163,163	0
60	MG	I8	102	1/1	0.78	0.23	56,56,56,56	0
60	MG	1J	203	1/1	0.78	0.26	91,91,91,91	0
60	MG	14	3081	1/1	0.78	0.40	86,86,86,86	0
60	MG	49	201	1/1	0.78	0.12	93,93,93,93	0
60	MG	1G	1702	1/1	0.78	0.08	124,124,124,124	0
60	MG	14	3383	1/1	0.79	0.08	101,101,101,101	0

*Continued on next page...*

*Continued from previous page...*

Mol	Type	Chain	Res	Atoms	RSCC	RSR	B-factors( $\text{\AA}^2$ )	Q<0.9
60	MG	1H	3186	1/1	0.79	0.32	79,79,79,79	0
60	MG	14	3252	1/1	0.79	0.38	76,76,76,76	0
60	MG	13	1681	1/1	0.79	0.19	88,88,88,88	0
60	MG	13	1673	1/1	0.79	0.09	69,69,69,69	0
60	MG	1H	3433	1/1	0.79	0.10	91,91,91,91	0
60	MG	14	3256	1/1	0.79	0.14	64,64,64,64	0
60	MG	14	3069	1/1	0.79	0.61	78,78,78,78	0
60	MG	13	1703	1/1	0.79	0.22	111,111,111,111	0
60	MG	13	1677	1/1	0.79	0.13	67,67,67,67	0
60	MG	16	207	1/1	0.80	0.09	62,62,62,62	0
60	MG	1H	3204	1/1	0.80	0.30	62,62,62,62	0
60	MG	1H	3153	1/1	0.80	0.36	59,59,59,59	0
60	MG	16	201	1/1	0.80	0.20	78,78,78,78	0
60	MG	14	3309	1/1	0.80	0.34	72,72,72,72	0
60	MG	14	3280	1/1	0.80	0.13	55,55,55,55	0
60	MG	16	203	1/1	0.80	0.24	77,77,77,77	0
60	MG	14	3193	1/1	0.80	0.35	76,76,76,76	0
60	MG	14	3291	1/1	0.80	0.18	80,80,80,80	0
60	MG	1H	3279	1/1	0.80	0.38	71,71,71,71	0
60	MG	1H	3172	1/1	0.80	0.18	71,71,71,71	0
60	MG	1H	3212	1/1	0.80	0.52	89,89,89,89	0
60	MG	14	3257	1/1	0.80	0.14	69,69,69,69	0
60	MG	1H	3375	1/1	0.80	0.11	48,48,48,48	0
60	MG	1G	1627	1/1	0.80	0.31	66,66,66,66	0
60	MG	1G	1675	1/1	0.80	0.19	86,86,86,86	0
60	MG	1H	3291	1/1	0.80	0.28	71,71,71,71	0
60	MG	1H	3093	1/1	0.81	0.20	64,64,64,64	0
60	MG	P8	101	1/1	0.81	0.55	70,70,70,70	0
60	MG	14	3260	1/1	0.81	0.14	73,73,73,73	0
60	MG	13	1663	1/1	0.81	0.34	93,93,93,93	0
60	MG	14	3135	1/1	0.81	0.36	78,78,78,78	0
60	MG	14	3104	1/1	0.81	0.33	70,70,70,70	0
60	MG	14	3148	1/1	0.81	0.32	86,86,86,86	0
60	MG	1H	3254	1/1	0.81	0.42	57,57,57,57	0
60	MG	14	3363	1/1	0.81	0.07	73,73,73,73	0
60	MG	13	1642	1/1	0.81	0.29	63,63,63,63	0
60	MG	1H	3196	1/1	0.81	0.70	91,91,91,91	0
60	MG	1H	3252	1/1	0.81	0.43	66,66,66,66	0
60	MG	1H	3407	1/1	0.81	0.10	76,76,76,76	0
60	MG	14	3272	1/1	0.81	0.25	55,55,55,55	0
60	MG	1J	207	1/1	0.81	0.10	92,92,92,92	0
60	MG	1G	1681	1/1	0.81	0.74	107,107,107,107	0

*Continued on next page...*



*Continued from previous page...*

Mol	Type	Chain	Res	Atoms	RSCC	RSR	B-factors( $\text{\AA}^2$ )	Q<0.9
60	MG	1H	3162	1/1	0.81	0.14	67,67,67,67	0
60	MG	1H	3253	1/1	0.81	0.17	56,56,56,56	0
60	MG	14	3223	1/1	0.81	0.30	67,67,67,67	0
60	MG	25	201	1/1	0.81	0.04	125,125,125,125	0
60	MG	14	3325	1/1	0.81	0.10	50,50,50,50	0
60	MG	14	3226	1/1	0.81	0.44	68,68,68,68	0
60	MG	13	1688	1/1	0.82	0.34	66,66,66,66	0
60	MG	14	3215	1/1	0.82	0.48	69,69,69,69	0
60	MG	14	3105	1/1	0.82	0.23	82,82,82,82	0
60	MG	14	3273	1/1	0.82	0.21	65,65,65,65	0
60	MG	1H	3185	1/1	0.82	0.30	65,65,65,65	0
60	MG	1H	3276	1/1	0.82	0.57	76,76,76,76	0
60	MG	1H	3302	1/1	0.82	0.27	67,67,67,67	0
60	MG	1G	1676	1/1	0.82	0.30	90,90,90,90	0
60	MG	14	3232	1/1	0.82	0.66	92,92,92,92	0
60	MG	13	1713	1/1	0.82	0.25	96,96,96,96	0
60	MG	13	1648	1/1	0.82	0.48	76,76,76,76	0
60	MG	1H	3159	1/1	0.82	0.35	77,77,77,77	0
60	MG	1G	1613	1/1	0.82	0.14	116,116,116,116	0
60	MG	14	3346	1/1	0.82	0.07	108,108,108,108	0
60	MG	1G	1673	1/1	0.82	0.33	186,186,186,186	0
60	MG	14	3165	1/1	0.82	0.24	84,84,84,84	0
60	MG	1H	3294	1/1	0.82	0.22	66,66,66,66	0
60	MG	1H	3428	1/1	0.82	0.06	102,102,102,102	0
60	MG	1H	3365	1/1	0.82	0.12	88,88,88,88	0
60	MG	1J	206	1/1	0.83	0.10	125,125,125,125	0
60	MG	14	3188	1/1	0.83	0.22	93,93,93,93	0
60	MG	1G	1662	1/1	0.83	0.44	84,84,84,84	0
60	MG	1G	1680	1/1	0.83	0.37	162,162,162,162	0
60	MG	14	3187	1/1	0.83	0.58	84,84,84,84	0
60	MG	1H	3400	1/1	0.83	0.07	82,82,82,82	0
60	MG	14	3269	1/1	0.83	0.23	60,60,60,60	0
60	MG	1G	1689	1/1	0.83	0.38	86,86,86,86	0
60	MG	14	3305	1/1	0.83	0.28	94,94,94,94	0
60	MG	1G	1668	1/1	0.83	0.49	95,95,95,95	0
60	MG	41	201	1/1	0.83	0.10	75,75,75,75	0
60	MG	1H	3296	1/1	0.83	0.17	69,69,69,69	0
60	MG	1H	3424	1/1	0.83	0.08	115,115,115,115	0
60	MG	13	1702	1/1	0.83	0.21	80,80,80,80	0
60	MG	1H	3262	1/1	0.83	0.39	80,80,80,80	0
60	MG	78	203	1/1	0.83	0.39	87,87,87,87	0
60	MG	14	3281	1/1	0.83	0.22	63,63,63,63	0

*Continued on next page...*

*Continued from previous page...*

Mol	Type	Chain	Res	Atoms	RSCC	RSR	B-factors( $\text{\AA}^2$ )	Q<0.9
60	MG	1H	3213	1/1	0.83	0.38	95,95,95,95	0
60	MG	14	3299	1/1	0.83	0.18	60,60,60,60	0
60	MG	85	201	1/1	0.83	0.42	71,71,71,71	0
60	MG	1H	3299	1/1	0.83	0.24	72,72,72,72	0
60	MG	1G	1645	1/1	0.83	0.17	78,78,78,78	0
60	MG	14	3121	1/1	0.83	0.42	64,64,64,64	0
60	MG	14	3184	1/1	0.83	0.57	75,75,75,75	0
60	MG	1H	3430	1/1	0.83	0.05	95,95,95,95	0
60	MG	1H	3218	1/1	0.84	0.39	84,84,84,84	0
60	MG	1H	3184	1/1	0.84	0.25	58,58,58,58	0
60	MG	1H	3280	1/1	0.84	0.22	70,70,70,70	0
60	MG	14	3037	1/1	0.84	0.42	79,79,79,79	0
60	MG	1G	1663	1/1	0.84	0.14	93,93,93,93	0
60	MG	14	3262	1/1	0.84	0.23	63,63,63,63	0
60	MG	14	3297	1/1	0.84	0.41	100,100,100,100	0
60	MG	1H	3165	1/1	0.84	0.27	77,77,77,77	0
60	MG	1H	3099	1/1	0.84	0.20	49,49,49,49	0
60	MG	14	3209	1/1	0.84	0.21	77,77,77,77	0
60	MG	1H	3410	1/1	0.84	0.07	87,87,87,87	0
60	MG	13	1658	1/1	0.84	0.16	57,57,57,57	0
60	MG	14	3274	1/1	0.84	0.33	79,79,79,79	0
60	MG	14	3244	1/1	0.84	0.29	75,75,75,75	0
60	MG	13	1665	1/1	0.84	0.32	91,91,91,91	0
60	MG	13	1617	1/1	0.84	0.17	99,99,99,99	0
60	MG	14	3150	1/1	0.84	0.23	92,92,92,92	0
60	MG	14	3207	1/1	0.84	0.25	74,74,74,74	0
60	MG	1G	1646	1/1	0.84	0.27	77,77,77,77	0
60	MG	1H	3409	1/1	0.84	0.17	99,99,99,99	0
60	MG	14	3307	1/1	0.84	0.43	82,82,82,82	0
60	MG	14	3259	1/1	0.85	0.20	76,76,76,76	0
60	MG	29	302	1/1	0.85	0.23	79,79,79,79	0
60	MG	1G	1651	1/1	0.85	0.43	87,87,87,87	0
60	MG	1H	3214	1/1	0.85	0.26	62,62,62,62	0
60	MG	1H	3118	1/1	0.85	0.13	56,56,56,56	0
60	MG	1H	3021	1/1	0.85	0.19	59,59,59,59	0
60	MG	1H	3164	1/1	0.85	0.25	60,60,60,60	0
60	MG	2K	103	1/1	0.85	0.34	76,76,76,76	0
60	MG	1H	3209	1/1	0.85	0.44	81,81,81,81	0
60	MG	14	3248	1/1	0.85	0.26	80,80,80,80	0
60	MG	1H	3306	1/1	0.85	0.48	77,77,77,77	0
60	MG	14	3031	1/1	0.85	0.14	75,75,75,75	0
60	MG	1H	3278	1/1	0.85	0.30	64,64,64,64	0

*Continued on next page...*

*Continued from previous page...*

Mol	Type	Chain	Res	Atoms	RSCC	RSR	B-factors( $\text{\AA}^2$ )	Q<0.9
60	MG	14	3308	1/1	0.85	0.57	66,66,66,66	0
60	MG	1H	3141	1/1	0.85	0.53	70,70,70,70	0
60	MG	1H	3127	1/1	0.85	0.18	44,44,44,44	0
60	MG	13	1682	1/1	0.85	0.33	85,85,85,85	0
60	MG	13	1609	1/1	0.85	0.41	64,64,64,64	0
60	MG	1H	3223	1/1	0.85	0.21	44,44,44,44	0
60	MG	1H	3045	1/1	0.85	0.48	65,65,65,65	0
60	MG	1H	3145	1/1	0.85	0.33	63,63,63,63	0
60	MG	1H	3090	1/1	0.85	0.30	67,67,67,67	0
60	MG	4I	201	1/1	0.85	0.07	86,86,86,86	0
60	MG	13	1707	1/1	0.85	0.46	114,114,114,114	0
60	MG	1G	1687	1/1	0.85	0.15	83,83,83,83	0
60	MG	13	1693	1/1	0.86	0.17	89,89,89,89	0
60	MG	14	3286	1/1	0.86	0.93	60,60,60,60	0
60	MG	2K	101	1/1	0.86	0.15	81,81,81,81	0
60	MG	1H	3216	1/1	0.86	0.24	73,73,73,73	0
60	MG	1H	3250	1/1	0.86	0.41	68,68,68,68	0
60	MG	14	3198	1/1	0.86	0.34	63,63,63,63	0
60	MG	14	3258	1/1	0.86	0.31	65,65,65,65	0
60	MG	14	3200	1/1	0.86	0.80	91,91,91,91	0
60	MG	13	1708	1/1	0.86	0.36	167,167,167,167	0
60	MG	1H	3378	1/1	0.86	0.12	67,67,67,67	0
60	MG	C5	201	1/1	0.86	0.74	107,107,107,107	0
60	MG	13	1683	1/1	0.86	0.32	89,89,89,89	0
60	MG	14	3136	1/1	0.86	0.34	90,90,90,90	0
60	MG	13	1738	1/1	0.86	0.08	81,81,81,81	0
60	MG	1H	3089	1/1	0.86	0.24	69,69,69,69	0
60	MG	1H	3205	1/1	0.86	0.37	60,60,60,60	0
60	MG	13	1680	1/1	0.86	0.16	68,68,68,68	0
60	MG	14	3177	1/1	0.86	0.28	61,61,61,61	0
60	MG	1G	1625	1/1	0.86	0.27	72,72,72,72	0
60	MG	1H	3242	1/1	0.86	0.21	74,74,74,74	0
60	MG	1H	3086	1/1	0.86	0.18	53,53,53,53	0
60	MG	14	3357	1/1	0.86	0.06	96,96,96,96	0
60	MG	14	3185	1/1	0.86	0.42	76,76,76,76	0
60	MG	14	3210	1/1	0.86	0.44	79,79,79,79	0
60	MG	1H	3047	1/1	0.86	0.33	73,73,73,73	0
60	MG	14	3318	1/1	0.86	0.11	76,76,76,76	0
60	MG	14	3178	1/1	0.86	0.38	66,66,66,66	0
60	MG	5I	101	1/1	0.86	0.13	83,83,83,83	0
60	MG	14	3059	1/1	0.86	0.38	72,72,72,72	0
60	MG	14	3375	1/1	0.86	0.04	90,90,90,90	0

*Continued on next page...*

*Continued from previous page...*

Mol	Type	Chain	Res	Atoms	RSCC	RSR	B-factors( $\text{\AA}^2$ )	Q<0.9
60	MG	1H	3180	1/1	0.86	0.26	87,87,87,87	0
60	MG	1H	3233	1/1	0.86	0.38	69,69,69,69	0
60	MG	1H	3335	1/1	0.86	0.10	74,74,74,74	0
60	MG	14	3384	1/1	0.86	0.04	122,122,122,122	0
60	MG	1G	1633	1/1	0.87	0.41	95,95,95,95	0
60	MG	14	3303	1/1	0.87	0.59	93,93,93,93	0
60	MG	14	3380	1/1	0.87	0.09	92,92,92,92	0
60	MG	1H	3140	1/1	0.87	0.28	59,59,59,59	0
60	MG	14	3301	1/1	0.87	0.21	75,75,75,75	0
60	MG	1G	1661	1/1	0.87	0.32	69,69,69,69	0
60	MG	1H	3048	1/1	0.87	0.26	51,51,51,51	0
60	MG	1H	3412	1/1	0.87	0.08	93,93,93,93	0
60	MG	14	3208	1/1	0.87	0.25	66,66,66,66	0
60	MG	14	3264	1/1	0.87	0.39	91,91,91,91	0
60	MG	14	3065	1/1	0.87	0.57	71,71,71,71	0
60	MG	14	3302	1/1	0.87	0.34	87,87,87,87	0
60	MG	11	302	1/1	0.87	0.21	54,54,54,54	0
60	MG	14	3048	1/1	0.87	0.27	59,59,59,59	0
60	MG	13	1649	1/1	0.87	0.20	75,75,75,75	0
60	MG	1H	3426	1/1	0.87	0.08	112,112,112,112	0
60	MG	13	1666	1/1	0.87	0.26	94,94,94,94	0
60	MG	1G	1684	1/1	0.87	0.23	91,91,91,91	0
60	MG	1H	3284	1/1	0.87	0.15	66,66,66,66	0
60	MG	45	203	1/1	0.88	0.17	66,66,66,66	0
60	MG	1H	3270	1/1	0.88	0.42	58,58,58,58	0
60	MG	1H	3192	1/1	0.88	0.16	84,84,84,84	0
60	MG	1H	3285	1/1	0.88	0.17	61,61,61,61	0
60	MG	14	3117	1/1	0.88	0.32	74,74,74,74	0
60	MG	1G	1700	1/1	0.88	0.09	152,152,152,152	0
60	MG	1H	3198	1/1	0.88	0.27	64,64,64,64	0
60	MG	14	3133	1/1	0.88	0.37	80,80,80,80	0
60	MG	1H	3415	1/1	0.88	0.10	75,75,75,75	0
60	MG	14	3317	1/1	0.88	0.10	54,54,54,54	0
60	MG	14	3186	1/1	0.88	0.53	62,62,62,62	0
60	MG	1H	3125	1/1	0.88	0.14	34,34,34,34	0
60	MG	13	1700	1/1	0.88	0.16	102,102,102,102	0
60	MG	1G	1643	1/1	0.88	0.22	80,80,80,80	0
60	MG	13	1716	1/1	0.88	0.19	77,77,77,77	0
60	MG	1H	3028	1/1	0.88	0.32	51,51,51,51	0
60	MG	14	3101	1/1	0.88	0.53	65,65,65,65	0
60	MG	1G	1632	1/1	0.88	0.41	89,89,89,89	0
60	MG	14	3279	1/1	0.88	0.16	76,76,76,76	0

*Continued on next page...*

*Continued from previous page...*

Mol	Type	Chain	Res	Atoms	RSCC	RSR	B-factors( $\text{\AA}^2$ )	Q<0.9
60	MG	13	1714	1/1	0.88	0.22	89,89,89,89	0
60	MG	1H	3193	1/1	0.88	0.34	67,67,67,67	0
60	MG	14	3118	1/1	0.88	0.23	60,60,60,60	0
60	MG	1H	3413	1/1	0.88	0.11	103,103,103,103	0
60	MG	1H	3071	1/1	0.88	0.31	57,57,57,57	0
60	MG	14	3030	1/1	0.88	0.13	71,71,71,71	0
60	MG	14	3263	1/1	0.88	0.18	63,63,63,63	0
60	MG	13	1640	1/1	0.88	0.32	76,76,76,76	0
60	MG	1H	3169	1/1	0.88	0.21	63,63,63,63	0
60	MG	1H	3398	1/1	0.88	0.04	71,71,71,71	0
60	MG	1H	3332	1/1	0.88	0.10	49,49,49,49	0
60	MG	1H	3122	1/1	0.88	0.20	56,56,56,56	0
60	MG	14	3180	1/1	0.88	0.30	85,85,85,85	0
60	MG	1G	1671	1/1	0.88	0.18	77,77,77,77	0
60	MG	1G	1649	1/1	0.88	0.34	76,76,76,76	0
60	MG	16	211	1/1	0.88	0.08	87,87,87,87	0
60	MG	13	1638	1/1	0.88	0.35	80,80,80,80	0
60	MG	13	1631	1/1	0.88	0.28	74,74,74,74	0
60	MG	39	301	1/1	0.88	0.13	86,86,86,86	0
60	MG	14	3151	1/1	0.89	0.23	55,55,55,55	0
60	MG	1H	3241	1/1	0.89	0.31	61,61,61,61	0
60	MG	1H	3182	1/1	0.89	0.62	91,91,91,91	0
60	MG	1G	1617	1/1	0.89	0.08	83,83,83,83	0
60	MG	1J	201	1/1	0.89	0.10	105,105,105,105	0
60	MG	1H	3020	1/1	0.89	0.26	59,59,59,59	0
60	MG	1H	3143	1/1	0.89	0.27	50,50,50,50	0
60	MG	13	1620	1/1	0.89	0.33	64,64,64,64	0
60	MG	13	1662	1/1	0.89	0.17	89,89,89,89	0
60	MG	1G	1685	1/1	0.89	0.27	136,136,136,136	0
60	MG	16	202	1/1	0.89	0.51	82,82,82,82	0
60	MG	1H	3082	1/1	0.89	0.32	39,39,39,39	0
60	MG	14	3227	1/1	0.89	0.13	69,69,69,69	0
60	MG	1H	3379	1/1	0.89	0.18	75,75,75,75	0
60	MG	14	3275	1/1	0.89	0.52	76,76,76,76	0
60	MG	52	201	1/1	0.89	0.12	77,77,77,77	0
60	MG	14	3379	1/1	0.89	0.09	104,104,104,104	0
60	MG	14	3282	1/1	0.89	0.17	73,73,73,73	0
60	MG	1H	3309	1/1	0.89	0.10	56,56,56,56	0
60	MG	1G	1660	1/1	0.89	0.36	78,78,78,78	0
60	MG	14	3090	1/1	0.89	0.38	63,63,63,63	0
60	MG	1H	3144	1/1	0.89	0.23	78,78,78,78	0
60	MG	1H	3077	1/1	0.89	0.39	70,70,70,70	0

*Continued on next page...*

*Continued from previous page...*

Mol	Type	Chain	Res	Atoms	RSCC	RSR	B-factors( $\text{\AA}^2$ )	Q<0.9
60	MG	1H	3339	1/1	0.89	0.15	75,75,75,75	0
60	MG	13	1629	1/1	0.89	0.34	62,62,62,62	0
60	MG	13	1735	1/1	0.89	0.12	153,153,153,153	0
60	MG	1H	3304	1/1	0.89	0.18	69,69,69,69	0
60	MG	1H	3231	1/1	0.89	0.30	91,91,91,91	0
60	MG	16	210	1/1	0.89	0.08	64,64,64,64	0
60	MG	13	1650	1/1	0.89	0.29	77,77,77,77	0
60	MG	1G	1610	1/1	0.89	0.15	78,78,78,78	0
60	MG	1H	3203	1/1	0.89	0.38	91,91,91,91	0
60	MG	1H	3156	1/1	0.89	0.15	62,62,62,62	0
60	MG	14	3201	1/1	0.89	0.58	81,81,81,81	0
60	MG	13	1706	1/1	0.89	0.35	85,85,85,85	0
60	MG	1H	3135	1/1	0.89	0.28	50,50,50,50	0
60	MG	1G	1616	1/1	0.89	0.14	125,125,125,125	0
60	MG	14	3283	1/1	0.89	0.60	79,79,79,79	0
60	MG	1G	1695	1/1	0.89	0.10	83,83,83,83	0
60	MG	13	1722	1/1	0.89	0.18	82,82,82,82	0
60	MG	1H	3197	1/1	0.89	0.30	70,70,70,70	0
60	MG	14	3174	1/1	0.89	0.44	77,77,77,77	0
60	MG	1H	3377	1/1	0.89	0.12	60,60,60,60	0
60	MG	78	202	1/1	0.89	0.20	46,46,46,46	0
60	MG	14	3370	1/1	0.89	0.07	116,116,116,116	0
60	MG	1H	3129	1/1	0.89	0.61	72,72,72,72	0
60	MG	13	1637	1/1	0.89	0.48	76,76,76,76	0
60	MG	1H	3178	1/1	0.89	0.31	80,80,80,80	0
60	MG	1H	3248	1/1	0.89	0.25	97,97,97,97	0
60	MG	1H	3150	1/1	0.89	0.29	63,63,63,63	0
60	MG	1H	3060	1/1	0.89	0.32	64,64,64,64	0
60	MG	1H	3297	1/1	0.89	0.48	63,63,63,63	0
60	MG	1H	3160	1/1	0.89	0.52	76,76,76,76	0
60	MG	14	3306	1/1	0.89	0.31	67,67,67,67	0
60	MG	1G	1648	1/1	0.89	0.29	78,78,78,78	0
60	MG	1H	3220	1/1	0.90	0.38	78,78,78,78	0
60	MG	14	3106	1/1	0.90	0.47	62,62,62,62	0
60	MG	14	3025	1/1	0.90	0.14	81,81,81,81	0
60	MG	1G	1626	1/1	0.90	0.10	87,87,87,87	0
60	MG	1H	3111	1/1	0.90	0.18	49,49,49,49	0
60	MG	13	1675	1/1	0.90	0.29	67,67,67,67	0
60	MG	14	3158	1/1	0.90	0.19	54,54,54,54	0
60	MG	2L	103	1/1	0.90	0.27	67,67,67,67	0
60	MG	1G	1652	1/1	0.90	0.37	72,72,72,72	0
60	MG	1H	3374	1/1	0.90	0.11	86,86,86,86	0

*Continued on next page...*

*Continued from previous page...*

Mol	Type	Chain	Res	Atoms	RSCC	RSR	B-factors( $\text{\AA}^2$ )	Q<0.9
60	MG	14	3108	1/1	0.90	0.58	71,71,71,71	0
60	MG	14	3284	1/1	0.90	0.43	75,75,75,75	0
60	MG	1H	3312	1/1	0.90	0.12	45,45,45,45	0
60	MG	1H	3087	1/1	0.90	0.33	72,72,72,72	0
60	MG	14	3300	1/1	0.90	0.44	76,76,76,76	0
60	MG	14	3175	1/1	0.90	0.38	80,80,80,80	0
60	MG	1H	3338	1/1	0.90	0.06	83,83,83,83	0
60	MG	14	3205	1/1	0.90	0.35	72,72,72,72	0
60	MG	1H	3152	1/1	0.90	0.28	76,76,76,76	0
60	MG	1H	3058	1/1	0.90	0.20	57,57,57,57	0
60	MG	14	3063	1/1	0.90	0.51	70,70,70,70	0
60	MG	14	3338	1/1	0.90	0.16	52,52,52,52	0
60	MG	14	3197	1/1	0.90	0.28	79,79,79,79	0
60	MG	13	1628	1/1	0.90	0.47	72,72,72,72	0
60	MG	14	3109	1/1	0.90	0.51	82,82,82,82	0
60	MG	1H	3173	1/1	0.90	0.18	72,72,72,72	0
60	MG	1G	1658	1/1	0.90	0.33	71,71,71,71	0
60	MG	14	3250	1/1	0.90	0.33	65,65,65,65	0
60	MG	1H	3329	1/1	0.90	0.08	51,51,51,51	0
60	MG	14	3085	1/1	0.90	0.23	52,52,52,52	0
60	MG	1G	1682	1/1	0.90	0.24	115,115,115,115	0
60	MG	14	3355	1/1	0.90	0.08	68,68,68,68	0
60	MG	1H	3061	1/1	0.90	0.27	56,56,56,56	0
60	MG	14	3278	1/1	0.90	0.29	71,71,71,71	0
60	MG	14	3125	1/1	0.90	0.18	63,63,63,63	0
60	MG	1H	3286	1/1	0.90	0.29	72,72,72,72	0
60	MG	1H	3356	1/1	0.90	0.16	54,54,54,54	0
60	MG	1H	3419	1/1	0.90	0.09	99,99,99,99	0
60	MG	14	3164	1/1	0.90	0.44	75,75,75,75	0
60	MG	1G	1698	1/1	0.91	0.10	113,113,113,113	0
60	MG	1G	1683	1/1	0.91	0.24	109,109,109,109	0
60	MG	13	1715	1/1	0.91	0.36	82,82,82,82	0
60	MG	14	3156	1/1	0.91	0.26	54,54,54,54	0
60	MG	1H	3245	1/1	0.91	0.17	50,50,50,50	0
60	MG	1H	3072	1/1	0.91	0.45	70,70,70,70	0
60	MG	1H	3042	1/1	0.91	0.29	54,54,54,54	0
60	MG	1H	3187	1/1	0.91	0.26	60,60,60,60	0
60	MG	1H	3326	1/1	0.91	0.16	57,57,57,57	0
60	MG	14	3162	1/1	0.91	0.31	83,83,83,83	0
60	MG	14	3137	1/1	0.91	0.35	69,69,69,69	0
60	MG	1G	1638	1/1	0.91	0.43	88,88,88,88	0
60	MG	1H	3003	1/1	0.91	0.33	45,45,45,45	0

*Continued on next page...*

*Continued from previous page...*

Mol	Type	Chain	Res	Atoms	RSCC	RSR	B-factors( $\text{\AA}^2$ )	Q<0.9
60	MG	1H	3305	1/1	0.91	0.31	99,99,99,99	0
60	MG	1H	3029	1/1	0.91	0.39	65,65,65,65	0
60	MG	1H	3229	1/1	0.91	0.27	56,56,56,56	0
60	MG	1H	3113	1/1	0.91	0.35	53,53,53,53	0
60	MG	1H	3403	1/1	0.91	0.18	83,83,83,83	0
60	MG	14	3304	1/1	0.91	0.44	66,66,66,66	0
60	MG	13	1634	1/1	0.91	0.39	67,67,67,67	0
60	MG	14	3015	1/1	0.91	0.11	50,50,50,50	0
60	MG	1G	1612	1/1	0.91	0.31	84,84,84,84	0
60	MG	1G	1654	1/1	0.91	0.27	66,66,66,66	0
60	MG	13	1661	1/1	0.91	0.42	70,70,70,70	0
60	MG	1G	1619	1/1	0.91	0.25	82,82,82,82	0
60	MG	1H	3272	1/1	0.91	0.30	72,72,72,72	0
60	MG	1G	1604	1/1	0.91	0.17	78,78,78,78	0
60	MG	1H	3355	1/1	0.91	0.11	51,51,51,51	0
60	MG	1G	1674	1/1	0.91	0.24	84,84,84,84	0
60	MG	13	1654	1/1	0.91	0.30	69,69,69,69	0
60	MG	1H	3273	1/1	0.91	0.27	55,55,55,55	0
60	MG	1H	3438	1/1	0.91	0.12	78,78,78,78	0
60	MG	1H	3041	1/1	0.91	0.48	58,58,58,58	0
60	MG	1H	3240	1/1	0.91	0.28	109,109,109,109	0
60	MG	1H	3100	1/1	0.91	0.58	74,74,74,74	0
60	MG	1H	3259	1/1	0.91	0.18	59,59,59,59	0
60	MG	16	205	1/1	0.91	0.27	79,79,79,79	0
60	MG	14	3295	1/1	0.91	0.18	77,77,77,77	0
60	MG	1H	3322	1/1	0.91	0.15	48,48,48,48	0
60	MG	13	1686	1/1	0.91	0.19	76,76,76,76	0
60	MG	1H	3418	1/1	0.91	0.08	81,81,81,81	0
60	MG	1H	3423	1/1	0.91	0.08	60,60,60,60	0
60	MG	13	1698	1/1	0.91	0.19	86,86,86,86	0
60	MG	13	1695	1/1	0.91	0.21	90,90,90,90	0
60	MG	14	3092	1/1	0.91	0.27	62,62,62,62	0
60	MG	1G	1699	1/1	0.91	0.12	108,108,108,108	0
60	MG	1G	1655	1/1	0.91	0.26	96,96,96,96	0
60	MG	1H	3349	1/1	0.91	0.09	58,58,58,58	0
60	MG	1H	3137	1/1	0.92	0.25	72,72,72,72	0
60	MG	14	3062	1/1	0.92	0.48	66,66,66,66	0
60	MG	1H	3191	1/1	0.92	0.33	73,73,73,73	0
60	MG	11	301	1/1	0.92	0.17	42,42,42,42	0
60	MG	14	3366	1/1	0.92	0.06	102,102,102,102	0
60	MG	1G	1608	1/1	0.92	0.27	95,95,95,95	0
60	MG	1H	3265	1/1	0.92	0.25	75,75,75,75	0

*Continued on next page...*



*Continued from previous page...*

Mol	Type	Chain	Res	Atoms	RSCC	RSR	B-factors( $\text{\AA}^2$ )	Q<0.9
60	MG	1H	3056	1/1	0.92	0.21	67,67,67,67	0
60	MG	13	1676	1/1	0.92	0.23	63,63,63,63	0
60	MG	16	208	1/1	0.92	0.13	84,84,84,84	0
60	MG	14	3365	1/1	0.92	0.07	90,90,90,90	0
60	MG	1H	3366	1/1	0.92	0.16	53,53,53,53	0
60	MG	14	3166	1/1	0.92	0.38	73,73,73,73	0
60	MG	1H	3357	1/1	0.92	0.10	69,69,69,69	0
60	MG	14	3341	1/1	0.92	0.10	66,66,66,66	0
60	MG	14	3053	1/1	0.92	0.61	66,66,66,66	0
61	ZN	5A	101	1/1	0.92	0.12	129,129,129,129	0
60	MG	1G	1694	1/1	0.92	0.09	110,110,110,110	0
60	MG	14	3124	1/1	0.92	0.32	82,82,82,82	0
60	MG	14	3171	1/1	0.92	0.38	78,78,78,78	0
60	MG	1H	3120	1/1	0.92	0.36	63,63,63,63	0
60	MG	1H	3106	1/1	0.92	0.18	66,66,66,66	0
60	MG	78	201	1/1	0.92	0.21	66,66,66,66	0
60	MG	14	3191	1/1	0.92	0.33	69,69,69,69	0
60	MG	14	3098	1/1	0.92	0.47	59,59,59,59	0
60	MG	14	3095	1/1	0.92	0.21	66,66,66,66	0
60	MG	13	1616	1/1	0.92	0.23	100,100,100,100	0
60	MG	1H	3360	1/1	0.92	0.14	99,99,99,99	0
60	MG	1H	3115	1/1	0.92	0.41	52,52,52,52	0
60	MG	13	1659	1/1	0.92	0.33	79,79,79,79	0
60	MG	1H	3405	1/1	0.92	0.06	73,73,73,73	0
60	MG	14	3199	1/1	0.92	0.59	66,66,66,66	0
60	MG	1H	3050	1/1	0.92	0.32	54,54,54,54	0
60	MG	1H	3364	1/1	0.92	0.15	51,51,51,51	0
60	MG	13	1697	1/1	0.92	0.07	95,95,95,95	0
60	MG	13	1619	1/1	0.92	0.30	70,70,70,70	0
60	MG	14	3022	1/1	0.92	0.24	48,48,48,48	0
60	MG	1G	1690	1/1	0.92	0.43	75,75,75,75	0
60	MG	14	3329	1/1	0.92	0.12	65,65,65,65	0
60	MG	14	3347	1/1	0.92	0.15	83,83,83,83	0
60	MG	1H	3171	1/1	0.92	0.49	69,69,69,69	0
60	MG	14	3114	1/1	0.92	0.68	91,91,91,91	0
60	MG	1H	3432	1/1	0.92	0.07	107,107,107,107	0
60	MG	14	3154	1/1	0.92	0.24	64,64,64,64	0
60	MG	14	3332	1/1	0.92	0.14	71,71,71,71	0
60	MG	1H	3148	1/1	0.92	0.65	67,67,67,67	0
60	MG	1H	3146	1/1	0.92	0.35	84,84,84,84	0
60	MG	1H	3215	1/1	0.92	0.41	80,80,80,80	0
60	MG	13	1704	1/1	0.92	0.19	71,71,71,71	0

*Continued on next page...*

*Continued from previous page...*

Mol	Type	Chain	Res	Atoms	RSCC	RSR	B-factors( $\text{\AA}^2$ )	Q<0.9
60	MG	1H	3131	1/1	0.92	0.46	76,76,76,76	0
60	MG	14	3206	1/1	0.92	0.26	63,63,63,63	0
60	MG	1H	3389	1/1	0.92	0.11	47,47,47,47	0
60	MG	14	3149	1/1	0.92	0.36	73,73,73,73	0
60	MG	14	3339	1/1	0.92	0.13	62,62,62,62	0
60	MG	13	1727	1/1	0.93	0.07	86,86,86,86	0
60	MG	1G	1670	1/1	0.93	0.08	93,93,93,93	0
60	MG	1H	3307	1/1	0.93	0.33	74,74,74,74	0
60	MG	1G	1621	1/1	0.93	0.09	68,68,68,68	0
60	MG	14	3348	1/1	0.93	0.10	83,83,83,83	0
60	MG	13	1691	1/1	0.93	0.13	96,96,96,96	0
60	MG	14	3361	1/1	0.93	0.16	60,60,60,60	0
60	MG	1H	3282	1/1	0.93	0.17	56,56,56,56	0
60	MG	14	3061	1/1	0.93	0.34	49,49,49,49	0
60	MG	1H	3337	1/1	0.93	0.15	66,66,66,66	0
60	MG	1H	3258	1/1	0.93	0.43	64,64,64,64	0
60	MG	14	3196	1/1	0.93	0.82	82,82,82,82	0
60	MG	1H	3318	1/1	0.93	0.08	45,45,45,45	0
60	MG	13	1740	1/1	0.93	0.12	54,54,54,54	0
60	MG	1G	1650	1/1	0.93	0.46	88,88,88,88	0
60	MG	14	3169	1/1	0.93	0.18	46,46,46,46	0
60	MG	1H	3350	1/1	0.93	0.14	47,47,47,47	0
60	MG	1H	3287	1/1	0.93	0.28	54,54,54,54	0
60	MG	1H	3166	1/1	0.93	0.36	83,83,83,83	0
60	MG	2K	102	1/1	0.93	0.21	84,84,84,84	0
60	MG	13	1647	1/1	0.93	0.42	83,83,83,83	0
60	MG	1H	3199	1/1	0.93	0.27	74,74,74,74	0
60	MG	1J	204	1/1	0.93	0.33	92,92,92,92	0
60	MG	1H	3331	1/1	0.93	0.09	44,44,44,44	0
60	MG	14	3351	1/1	0.93	0.14	93,93,93,93	0
60	MG	13	1671	1/1	0.93	0.13	64,64,64,64	0
60	MG	14	3040	1/1	0.93	0.29	66,66,66,66	0
60	MG	14	3217	1/1	0.93	0.20	71,71,71,71	0
60	MG	1H	3023	1/1	0.93	0.33	58,58,58,58	0
60	MG	14	3255	1/1	0.93	0.37	75,75,75,75	0
60	MG	1H	3264	1/1	0.93	0.14	66,66,66,66	0
60	MG	45	201	1/1	0.93	0.20	81,81,81,81	0
60	MG	14	3212	1/1	0.93	0.47	106,106,106,106	0
60	MG	13	1674	1/1	0.93	0.23	184,184,184,184	0
60	MG	1G	1630	1/1	0.93	0.26	80,80,80,80	0
60	MG	1H	3227	1/1	0.93	0.24	65,65,65,65	0
60	MG	1G	1669	1/1	0.93	0.23	84,84,84,84	0

*Continued on next page...*

*Continued from previous page...*

Mol	Type	Chain	Res	Atoms	RSCC	RSR	B-factors( $\text{\AA}^2$ )	Q<0.9
60	MG	13	1643	1/1	0.93	0.06	75,75,75,75	0
60	MG	14	3334	1/1	0.93	0.07	80,80,80,80	0
60	MG	1H	3124	1/1	0.93	0.29	68,68,68,68	0
60	MG	14	3182	1/1	0.93	0.52	81,81,81,81	0
60	MG	13	1603	1/1	0.93	0.25	57,57,57,57	0
60	MG	1H	3114	1/1	0.93	0.38	61,61,61,61	0
60	MG	1G	1629	1/1	0.93	0.15	99,99,99,99	0
60	MG	13	1644	1/1	0.93	0.32	55,55,55,55	0
60	MG	14	3233	1/1	0.93	0.27	69,69,69,69	0
60	MG	1H	3234	1/1	0.93	0.45	53,53,53,53	0
60	MG	1H	3101	1/1	0.93	0.45	77,77,77,77	0
60	MG	1H	3395	1/1	0.93	0.09	69,69,69,69	0
60	MG	14	3129	1/1	0.93	0.28	56,56,56,56	0
60	MG	1G	1688	1/1	0.93	0.34	105,105,105,105	0
60	MG	14	3377	1/1	0.93	0.09	71,71,71,71	0
60	MG	14	3173	1/1	0.93	0.43	61,61,61,61	0
60	MG	1H	3382	1/1	0.93	0.06	68,68,68,68	0
60	MG	13	1664	1/1	0.93	0.26	68,68,68,68	0
60	MG	14	3204	1/1	0.93	0.29	105,105,105,105	0
60	MG	1G	1642	1/1	0.93	0.16	87,87,87,87	0
60	MG	1H	3130	1/1	0.93	0.38	73,73,73,73	0
60	MG	1H	3195	1/1	0.93	0.52	75,75,75,75	0
60	MG	1H	3107	1/1	0.93	0.47	63,63,63,63	0
60	MG	1H	3049	1/1	0.93	0.29	66,66,66,66	0
60	MG	1H	3317	1/1	0.93	0.16	74,74,74,74	0
60	MG	1H	3275	1/1	0.93	0.26	58,58,58,58	0
60	MG	1H	3211	1/1	0.93	0.26	84,84,84,84	0
60	MG	14	3354	1/1	0.93	0.09	74,74,74,74	0
60	MG	13	1730	1/1	0.93	0.08	103,103,103,103	0
60	MG	1G	1697	1/1	0.94	0.08	111,111,111,111	0
60	MG	14	3312	1/1	0.94	0.16	57,57,57,57	0
60	MG	1H	3142	1/1	0.94	0.26	57,57,57,57	0
60	MG	1H	3134	1/1	0.94	0.51	64,64,64,64	0
60	MG	14	3270	1/1	0.94	0.31	57,57,57,57	0
60	MG	1H	3342	1/1	0.94	0.10	59,59,59,59	0
60	MG	14	3360	1/1	0.94	0.10	103,103,103,103	0
60	MG	1H	3105	1/1	0.94	0.09	59,59,59,59	0
60	MG	1H	3434	1/1	0.94	0.08	44,44,44,44	0
60	MG	13	1615	1/1	0.94	0.31	75,75,75,75	0
60	MG	13	1657	1/1	0.94	0.47	73,73,73,73	0
60	MG	1H	3151	1/1	0.94	0.43	77,77,77,77	0
60	MG	13	1733	1/1	0.94	0.08	75,75,75,75	0

*Continued on next page...*

*Continued from previous page...*

Mol	Type	Chain	Res	Atoms	RSCC	RSR	B-factors( $\text{\AA}^2$ )	Q<0.9
60	MG	14	3372	1/1	0.94	0.05	79,79,79,79	0
60	MG	1G	1602	1/1	0.94	0.23	69,69,69,69	0
60	MG	16	212	1/1	0.94	0.10	71,71,71,71	0
60	MG	14	3234	1/1	0.94	0.18	57,57,57,57	0
60	MG	13	1660	1/1	0.94	0.37	70,70,70,70	0
60	MG	14	3324	1/1	0.94	0.08	63,63,63,63	0
60	MG	1G	1678	1/1	0.94	0.24	79,79,79,79	0
60	MG	1H	3392	1/1	0.94	0.14	53,53,53,53	0
60	MG	1H	3201	1/1	0.94	0.52	65,65,65,65	0
60	MG	1H	3232	1/1	0.94	0.20	71,71,71,71	0
60	MG	14	3230	1/1	0.94	0.16	51,51,51,51	0
60	MG	14	3078	1/1	0.94	0.27	59,59,59,59	0
60	MG	14	3218	1/1	0.94	0.27	67,67,67,67	0
60	MG	14	3224	1/1	0.94	0.56	51,51,51,51	0
60	MG	1H	3290	1/1	0.94	0.15	76,76,76,76	0
60	MG	14	3327	1/1	0.94	0.15	58,58,58,58	0
60	MG	1H	3206	1/1	0.94	0.22	58,58,58,58	0
60	MG	1H	3384	1/1	0.94	0.08	85,85,85,85	0
60	MG	1H	3157	1/1	0.94	0.22	58,58,58,58	0
60	MG	1H	3361	1/1	0.94	0.16	78,78,78,78	0
60	MG	14	3042	1/1	0.94	0.27	44,44,44,44	0
60	MG	13	1724	1/1	0.94	0.05	82,82,82,82	0
60	MG	1H	3237	1/1	0.94	0.12	63,63,63,63	0
60	MG	1H	3396	1/1	0.94	0.10	56,56,56,56	0
60	MG	1G	1623	1/1	0.94	0.49	82,82,82,82	0
60	MG	1H	3330	1/1	0.94	0.11	51,51,51,51	0
60	MG	1H	3081	1/1	0.94	0.21	34,34,34,34	0
60	MG	1H	3133	1/1	0.94	0.52	83,83,83,83	0
60	MG	14	3254	1/1	0.94	0.19	78,78,78,78	0
60	MG	14	3075	1/1	0.94	0.40	49,49,49,49	0
60	MG	14	3066	1/1	0.94	0.43	47,47,47,47	0
60	MG	13	1614	1/1	0.94	0.27	82,82,82,82	0
60	MG	1H	3310	1/1	0.94	0.15	50,50,50,50	0
60	MG	1G	1615	1/1	0.94	0.30	87,87,87,87	0
60	MG	1H	3026	1/1	0.94	0.31	80,80,80,80	0
60	MG	1H	3303	1/1	0.94	0.66	90,90,90,90	0
60	MG	1H	3420	1/1	0.94	0.12	111,111,111,111	0
60	MG	13	1726	1/1	0.94	0.09	97,97,97,97	0
60	MG	1H	3126	1/1	0.94	0.12	79,79,79,79	0
60	MG	1H	3102	1/1	0.94	0.32	61,61,61,61	0
60	MG	13	1613	1/1	0.94	0.28	66,66,66,66	0
60	MG	14	3074	1/1	0.94	0.49	53,53,53,53	0

*Continued on next page...*

*Continued from previous page...*

Mol	Type	Chain	Res	Atoms	RSCC	RSR	B-factors( $\text{\AA}^2$ )	Q<0.9
60	MG	1H	3038	1/1	0.94	0.61	59,59,59,59	0
60	MG	1G	1605	1/1	0.94	0.21	81,81,81,81	0
60	MG	14	3220	1/1	0.94	0.12	44,44,44,44	0
60	MG	21	302	1/1	0.94	0.13	64,64,64,64	0
60	MG	1G	1664	1/1	0.94	0.20	74,74,74,74	0
60	MG	14	3026	1/1	0.94	0.17	77,77,77,77	0
60	MG	14	3362	1/1	0.94	0.08	74,74,74,74	0
60	MG	14	3132	1/1	0.94	0.37	84,84,84,84	0
60	MG	1H	3362	1/1	0.94	0.15	47,47,47,47	0
60	MG	13	1625	1/1	0.94	0.49	75,75,75,75	0
60	MG	1H	3249	1/1	0.94	0.40	72,72,72,72	0
60	MG	1H	3179	1/1	0.94	0.33	57,57,57,57	0
60	MG	14	3032	1/1	0.94	0.10	103,103,103,103	0
60	MG	1H	3401	1/1	0.94	0.11	61,61,61,61	0
60	MG	14	3336	1/1	0.94	0.06	80,80,80,80	0
60	MG	14	3249	1/1	0.94	0.29	61,61,61,61	0
60	MG	1H	3217	1/1	0.94	0.39	75,75,75,75	0
60	MG	1J	205	1/1	0.94	0.10	119,119,119,119	0
60	MG	1H	3022	1/1	0.94	0.14	51,51,51,51	0
60	MG	14	3367	1/1	0.94	0.08	90,90,90,90	0
60	MG	1H	3281	1/1	0.94	0.15	69,69,69,69	0
60	MG	14	3057	1/1	0.94	0.41	62,62,62,62	0
60	MG	1H	3359	1/1	0.94	0.09	83,83,83,83	0
60	MG	1H	3188	1/1	0.94	0.22	63,63,63,63	0
60	MG	14	3374	1/1	0.94	0.05	107,107,107,107	0
60	MG	14	3003	1/1	0.94	0.34	45,45,45,45	0
60	MG	1H	3035	1/1	0.94	0.26	63,63,63,63	0
60	MG	14	3313	1/1	0.94	0.17	53,53,53,53	0
60	MG	14	3159	1/1	0.94	0.37	64,64,64,64	0
60	MG	14	3017	1/1	0.94	0.28	68,68,68,68	0
60	MG	14	3107	1/1	0.94	0.46	69,69,69,69	0
60	MG	1H	3230	1/1	0.94	0.11	39,39,39,39	0
60	MG	14	3240	1/1	0.94	0.30	50,50,50,50	0
60	MG	1H	3176	1/1	0.94	0.21	73,73,73,73	0
60	MG	1G	1704	1/1	0.94	0.15	91,91,91,91	0
60	MG	14	3364	1/1	0.94	0.12	89,89,89,89	0
60	MG	1H	3348	1/1	0.94	0.07	82,82,82,82	0
60	MG	1G	1618	1/1	0.94	0.49	86,86,86,86	0
60	MG	14	3140	1/1	0.94	0.17	46,46,46,46	0
60	MG	14	3330	1/1	0.94	0.13	58,58,58,58	0
60	MG	1G	1666	1/1	0.94	0.39	113,113,113,113	0
60	MG	13	1739	1/1	0.94	0.13	68,68,68,68	0

*Continued on next page...*

*Continued from previous page...*

Mol	Type	Chain	Res	Atoms	RSCC	RSR	B-factors( $\text{\AA}^2$ )	Q<0.9
60	MG	14	3229	1/1	0.95	0.24	84,84,84,84	0
60	MG	14	3102	1/1	0.95	0.30	46,46,46,46	0
60	MG	14	3328	1/1	0.95	0.16	72,72,72,72	0
60	MG	14	3161	1/1	0.95	0.30	69,69,69,69	0
60	MG	1H	3367	1/1	0.95	0.06	56,56,56,56	0
60	MG	1H	3085	1/1	0.95	0.26	47,47,47,47	0
60	MG	1H	3235	1/1	0.95	0.17	59,59,59,59	0
60	MG	1H	3243	1/1	0.95	0.22	60,60,60,60	0
60	MG	1H	3078	1/1	0.95	0.16	46,46,46,46	0
60	MG	13	1646	1/1	0.95	0.13	111,111,111,111	0
60	MG	1G	1611	1/1	0.95	0.24	103,103,103,103	0
60	MG	1G	1634	1/1	0.95	0.19	112,112,112,112	0
60	MG	1H	3224	1/1	0.95	0.13	37,37,37,37	0
60	MG	13	1622	1/1	0.95	0.48	86,86,86,86	0
60	MG	14	3181	1/1	0.95	0.18	73,73,73,73	0
60	MG	13	1737	1/1	0.95	0.10	91,91,91,91	0
60	MG	1H	3012	1/1	0.95	0.52	49,49,49,49	0
60	MG	1H	3170	1/1	0.95	0.33	76,76,76,76	0
60	MG	13	1717	1/1	0.95	0.10	63,63,63,63	0
60	MG	1H	3314	1/1	0.95	0.14	38,38,38,38	0
60	MG	14	3122	1/1	0.95	0.39	66,66,66,66	0
60	MG	14	3131	1/1	0.95	0.39	39,39,39,39	0
60	MG	14	3381	1/1	0.95	0.10	79,79,79,79	0
60	MG	1H	3417	1/1	0.95	0.08	98,98,98,98	0
60	MG	1H	3096	1/1	0.95	0.32	53,53,53,53	0
60	MG	1H	3208	1/1	0.95	0.11	56,56,56,56	0
60	MG	1H	3091	1/1	0.95	0.18	60,60,60,60	0
60	MG	1H	3277	1/1	0.95	0.20	59,59,59,59	0
60	MG	14	3134	1/1	0.95	0.20	84,84,84,84	0
60	MG	14	3001	1/1	0.95	0.11	44,44,44,44	0
60	MG	13	1626	1/1	0.95	0.34	50,50,50,50	0
60	MG	14	3368	1/1	0.95	0.07	83,83,83,83	0
60	MG	14	3082	1/1	0.95	0.44	65,65,65,65	0
60	MG	1H	3074	1/1	0.95	0.40	57,57,57,57	0
60	MG	14	3138	1/1	0.95	0.50	50,50,50,50	0
60	MG	14	3126	1/1	0.95	0.20	82,82,82,82	0
60	MG	1G	1667	1/1	0.95	0.31	66,66,66,66	0
60	MG	1H	3271	1/1	0.95	0.15	62,62,62,62	0
60	MG	13	1632	1/1	0.95	0.17	55,55,55,55	0
60	MG	1H	3328	1/1	0.95	0.13	50,50,50,50	0
60	MG	14	3056	1/1	0.95	0.31	65,65,65,65	0
60	MG	14	3311	1/1	0.95	0.12	58,58,58,58	0

*Continued on next page...*

*Continued from previous page...*

Mol	Type	Chain	Res	Atoms	RSCC	RSR	B-factors( $\text{\AA}^2$ )	Q<0.9
60	MG	13	1623	1/1	0.95	0.45	76,76,76,76	0
60	MG	14	3029	1/1	0.95	0.20	75,75,75,75	0
60	MG	13	1679	1/1	0.95	0.18	70,70,70,70	0
60	MG	45	202	1/1	0.95	0.06	94,94,94,94	0
60	MG	14	3088	1/1	0.95	0.29	64,64,64,64	0
60	MG	1H	3300	1/1	0.95	0.28	52,52,52,52	0
60	MG	1H	3311	1/1	0.95	0.11	42,42,42,42	0
60	MG	14	3142	1/1	0.95	0.29	68,68,68,68	0
60	MG	14	3268	1/1	0.95	0.13	74,74,74,74	0
60	MG	1H	3283	1/1	0.95	0.30	64,64,64,64	0
60	MG	14	3005	1/1	0.95	0.34	46,46,46,46	0
60	MG	1H	3431	1/1	0.95	0.08	73,73,73,73	0
60	MG	B8	201	1/1	0.95	0.19	97,97,97,97	0
60	MG	13	1652	1/1	0.95	0.38	61,61,61,61	0
60	MG	14	3002	1/1	0.95	0.35	50,50,50,50	0
60	MG	14	3266	1/1	0.95	0.46	81,81,81,81	0
60	MG	1H	3112	1/1	0.95	0.14	62,62,62,62	0
60	MG	1H	3429	1/1	0.95	0.11	61,61,61,61	0
60	MG	14	3241	1/1	0.95	0.20	65,65,65,65	0
60	MG	1H	3334	1/1	0.95	0.14	59,59,59,59	0
60	MG	19	301	1/1	0.95	0.15	87,87,87,87	0
60	MG	1H	3080	1/1	0.95	0.29	59,59,59,59	0
60	MG	14	3333	1/1	0.95	0.11	55,55,55,55	0
60	MG	14	3319	1/1	0.95	0.06	98,98,98,98	0
60	MG	16	206	1/1	0.95	0.32	70,70,70,70	0
60	MG	13	1635	1/1	0.95	0.34	63,63,63,63	0
60	MG	14	3070	1/1	0.95	0.42	61,61,61,61	0
60	MG	13	1610	1/1	0.95	0.16	67,67,67,67	0
60	MG	1H	3316	1/1	0.95	0.16	42,42,42,42	0
60	MG	1H	3411	1/1	0.95	0.10	68,68,68,68	0
60	MG	13	1655	1/1	0.95	0.27	97,97,97,97	0
60	MG	14	3203	1/1	0.95	0.31	66,66,66,66	0
60	MG	1H	3352	1/1	0.95	0.09	46,46,46,46	0
60	MG	14	3298	1/1	0.95	0.33	64,64,64,64	0
60	MG	14	3243	1/1	0.95	0.48	61,61,61,61	0
60	MG	1G	1679	1/1	0.95	0.11	71,71,71,71	0
60	MG	1H	3236	1/1	0.95	0.19	55,55,55,55	0
60	MG	14	3320	1/1	0.95	0.10	52,52,52,52	0
60	MG	1H	3006	1/1	0.95	0.27	42,42,42,42	0
60	MG	1H	3301	1/1	0.95	0.29	70,70,70,70	0
60	MG	14	3344	1/1	0.95	0.15	54,54,54,54	0
60	MG	1H	3168	1/1	0.95	0.38	72,72,72,72	0

*Continued on next page...*

*Continued from previous page...*

Mol	Type	Chain	Res	Atoms	RSCC	RSR	B-factors( $\text{\AA}^2$ )	Q<0.9
60	MG	14	3111	1/1	0.95	0.49	72,72,72,72	0
60	MG	1H	3039	1/1	0.95	0.33	46,46,46,46	0
60	MG	13	1636	1/1	0.95	0.25	66,66,66,66	0
60	MG	1H	3324	1/1	0.95	0.09	45,45,45,45	0
60	MG	14	3021	1/1	0.95	0.12	68,68,68,68	0
60	MG	1H	3190	1/1	0.95	0.42	61,61,61,61	0
60	MG	14	3382	1/1	0.95	0.11	100,100,100,100	0
60	MG	1H	3001	1/1	0.95	0.31	36,36,36,36	0
60	MG	14	3014	1/1	0.95	0.31	79,79,79,79	0
60	MG	1H	3027	1/1	0.95	0.40	79,79,79,79	0
60	MG	1H	3345	1/1	0.95	0.09	65,65,65,65	0
60	MG	1H	3387	1/1	0.95	0.11	53,53,53,53	0
60	MG	1H	3406	1/1	0.95	0.11	44,44,44,44	0
60	MG	1H	3163	1/1	0.95	0.48	64,64,64,64	0
60	MG	1H	3202	1/1	0.95	0.46	43,43,43,43	0
60	MG	1H	3292	1/1	0.95	0.38	89,89,89,89	0
60	MG	1H	3123	1/1	0.95	0.23	65,65,65,65	0
60	MG	13	1720	1/1	0.95	0.06	96,96,96,96	0
60	MG	1H	3025	1/1	0.95	0.18	51,51,51,51	0
60	MG	1G	1620	1/1	0.95	0.14	83,83,83,83	0
60	MG	1H	3054	1/1	0.95	0.27	56,56,56,56	0
60	MG	14	3087	1/1	0.95	0.30	78,78,78,78	0
60	MG	14	3326	1/1	0.95	0.11	54,54,54,54	0
60	MG	14	3238	1/1	0.95	0.20	56,56,56,56	0
60	MG	3I	201	1/1	0.95	0.15	59,59,59,59	0
60	MG	14	3376	1/1	0.96	0.04	91,91,91,91	0
60	MG	14	3335	1/1	0.96	0.15	60,60,60,60	0
60	MG	1H	3414	1/1	0.96	0.07	75,75,75,75	0
60	MG	K8	101	1/1	0.96	0.34	69,69,69,69	0
60	MG	13	1729	1/1	0.96	0.04	76,76,76,76	0
60	MG	1H	3351	1/1	0.96	0.06	68,68,68,68	0
60	MG	1H	3174	1/1	0.96	0.60	53,53,53,53	0
60	MG	14	3043	1/1	0.96	0.33	64,64,64,64	0
60	MG	1H	3353	1/1	0.96	0.12	51,51,51,51	0
60	MG	1H	3257	1/1	0.96	0.08	52,52,52,52	0
60	MG	1H	3221	1/1	0.96	0.37	58,58,58,58	0
60	MG	14	3242	1/1	0.96	0.34	53,53,53,53	0
60	MG	14	3369	1/1	0.96	0.11	79,79,79,79	0
60	MG	14	3130	1/1	0.96	0.25	53,53,53,53	0
60	MG	14	3076	1/1	0.96	0.34	44,44,44,44	0
60	MG	14	3190	1/1	0.96	0.28	68,68,68,68	0
60	MG	14	3160	1/1	0.96	0.34	56,56,56,56	0

*Continued on next page...*



*Continued from previous page...*

Mol	Type	Chain	Res	Atoms	RSCC	RSR	B-factors( $\text{\AA}^2$ )	Q<0.9
60	MG	13	1608	1/1	0.96	0.20	70,70,70,70	0
60	MG	1H	3040	1/1	0.96	0.12	58,58,58,58	0
60	MG	1H	3369	1/1	0.96	0.16	46,46,46,46	0
60	MG	98	202	1/1	0.96	0.11	69,69,69,69	0
60	MG	1G	1601	1/1	0.96	0.35	59,59,59,59	0
60	MG	14	3036	1/1	0.96	0.37	66,66,66,66	0
60	MG	1H	3244	1/1	0.96	0.28	56,56,56,56	0
60	MG	1G	1622	1/1	0.96	0.43	52,52,52,52	0
60	MG	14	3202	1/1	0.96	0.43	72,72,72,72	0
60	MG	1G	1672	1/1	0.96	0.20	84,84,84,84	0
60	MG	1H	3051	1/1	0.96	0.36	61,61,61,61	0
60	MG	14	3350	1/1	0.96	0.09	65,65,65,65	0
60	MG	14	3112	1/1	0.96	0.38	72,72,72,72	0
60	MG	14	3038	1/1	0.96	0.52	60,60,60,60	0
60	MG	14	3168	1/1	0.96	0.49	77,77,77,77	0
60	MG	13	1605	1/1	0.96	0.22	71,71,71,71	0
60	MG	14	3246	1/1	0.96	0.45	81,81,81,81	0
60	MG	1H	3070	1/1	0.96	0.47	45,45,45,45	0
60	MG	1G	1603	1/1	0.96	0.11	79,79,79,79	0
60	MG	14	3225	1/1	0.96	0.24	53,53,53,53	0
60	MG	1H	3138	1/1	0.96	0.52	81,81,81,81	0
60	MG	1H	3228	1/1	0.96	0.12	42,42,42,42	0
60	MG	1H	3128	1/1	0.96	0.42	49,49,49,49	0
60	MG	14	3247	1/1	0.96	0.24	73,73,73,73	0
60	MG	13	1639	1/1	0.96	0.12	93,93,93,93	0
60	MG	1H	3425	1/1	0.96	0.10	60,60,60,60	0
60	MG	1G	1647	1/1	0.96	0.53	76,76,76,76	0
60	MG	2K	104	1/1	0.96	0.28	54,54,54,54	0
60	MG	1H	3399	1/1	0.96	0.11	60,60,60,60	0
60	MG	14	3221	1/1	0.96	0.27	56,56,56,56	0
60	MG	14	3013	1/1	0.96	0.33	61,61,61,61	0
60	MG	14	3290	1/1	0.96	0.33	78,78,78,78	0
60	MG	1H	3381	1/1	0.96	0.12	41,41,41,41	0
60	MG	1H	3183	1/1	0.96	0.30	61,61,61,61	0
60	MG	1G	1640	1/1	0.96	0.59	105,105,105,105	0
60	MG	14	3067	1/1	0.96	0.51	48,48,48,48	0
60	MG	1H	3363	1/1	0.96	0.11	52,52,52,52	0
60	MG	14	3041	1/1	0.96	0.29	72,72,72,72	0
60	MG	1H	3402	1/1	0.96	0.11	109,109,109,109	0
60	MG	1H	3064	1/1	0.96	0.20	51,51,51,51	0
60	MG	1G	1631	1/1	0.96	0.32	83,83,83,83	0
60	MG	1H	3015	1/1	0.96	0.22	56,56,56,56	0

*Continued on next page...*

*Continued from previous page...*

Mol	Type	Chain	Res	Atoms	RSCC	RSR	B-factors( $\text{\AA}^2$ )	Q<0.9
60	MG	14	3314	1/1	0.96	0.12	63,63,63,63	0
60	MG	1H	3109	1/1	0.96	0.30	50,50,50,50	0
60	MG	14	3060	1/1	0.96	0.29	63,63,63,63	0
60	MG	1H	3065	1/1	0.96	0.11	39,39,39,39	0
60	MG	13	1723	1/1	0.96	0.06	85,85,85,85	0
60	MG	1H	3009	1/1	0.96	0.23	48,48,48,48	0
60	MG	14	3027	1/1	0.96	0.25	65,65,65,65	0
60	MG	14	3157	1/1	0.96	0.34	69,69,69,69	0
60	MG	1G	1609	1/1	0.96	0.21	74,74,74,74	0
60	MG	14	3083	1/1	0.96	0.30	56,56,56,56	0
60	MG	14	3322	1/1	0.96	0.12	42,42,42,42	0
60	MG	1H	3117	1/1	0.96	0.31	57,57,57,57	0
60	MG	1H	3069	1/1	0.96	0.30	60,60,60,60	0
60	MG	1H	3416	1/1	0.96	0.07	55,55,55,55	0
60	MG	13	1734	1/1	0.96	0.10	108,108,108,108	0
60	MG	14	3072	1/1	0.96	0.34	66,66,66,66	0
60	MG	14	3321	1/1	0.96	0.10	78,78,78,78	0
60	MG	13	1725	1/1	0.96	0.05	96,96,96,96	0
60	MG	1H	3007	1/1	0.96	0.26	33,33,33,33	0
60	MG	13	1684	1/1	0.96	0.34	66,66,66,66	0
60	MG	14	3007	1/1	0.96	0.41	54,54,54,54	0
60	MG	1H	3158	1/1	0.96	0.49	65,65,65,65	0
60	MG	1H	3034	1/1	0.96	0.37	38,38,38,38	0
60	MG	14	3194	1/1	0.96	0.33	63,63,63,63	0
60	MG	1H	3088	1/1	0.96	0.25	66,66,66,66	0
60	MG	1H	3189	1/1	0.96	0.24	62,62,62,62	0
60	MG	1H	3289	1/1	0.96	0.48	71,71,71,71	0
60	MG	14	3084	1/1	0.96	0.27	60,60,60,60	0
60	MG	1H	3068	1/1	0.96	0.40	52,52,52,52	0
60	MG	1H	3098	1/1	0.96	0.37	69,69,69,69	0
60	MG	14	3047	1/1	0.96	0.29	72,72,72,72	0
60	MG	1H	3017	1/1	0.96	0.18	54,54,54,54	0
60	MG	1H	3268	1/1	0.96	0.47	58,58,58,58	0
60	MG	C8	201	1/1	0.96	0.23	89,89,89,89	0
60	MG	1H	3260	1/1	0.97	0.15	62,62,62,62	0
60	MG	1H	3046	1/1	0.97	0.17	90,90,90,90	0
60	MG	1H	3043	1/1	0.97	0.22	70,70,70,70	0
60	MG	1H	3385	1/1	0.97	0.10	66,66,66,66	0
60	MG	1K	101	1/1	0.97	0.04	93,93,93,93	0
60	MG	14	3385	1/1	0.97	0.07	44,44,44,44	0
60	MG	1H	3308	1/1	0.97	0.11	39,39,39,39	0
60	MG	1H	3083	1/1	0.97	0.37	44,44,44,44	0

*Continued on next page...*

*Continued from previous page...*

Mol	Type	Chain	Res	Atoms	RSCC	RSR	B-factors( $\text{\AA}^2$ )	Q<0.9
60	MG	14	3011	1/1	0.97	0.21	58,58,58,58	0
60	MG	13	1718	1/1	0.97	0.13	54,54,54,54	0
60	MG	14	3019	1/1	0.97	0.07	44,44,44,44	0
60	MG	1H	3210	1/1	0.97	0.29	72,72,72,72	0
60	MG	1H	3376	1/1	0.97	0.10	43,43,43,43	0
60	MG	1H	3321	1/1	0.97	0.12	57,57,57,57	0
60	MG	14	3120	1/1	0.97	0.28	53,53,53,53	0
60	MG	1H	3344	1/1	0.97	0.17	47,47,47,47	0
60	MG	1H	3067	1/1	0.97	0.26	46,46,46,46	0
60	MG	14	3099	1/1	0.97	0.34	58,58,58,58	0
60	MG	14	3058	1/1	0.97	0.35	64,64,64,64	0
60	MG	1H	3018	1/1	0.97	0.28	53,53,53,53	0
60	MG	14	3359	1/1	0.97	0.11	69,69,69,69	0
60	MG	13	1687	1/1	0.97	0.12	73,73,73,73	0
60	MG	14	3049	1/1	0.97	0.17	53,53,53,53	0
60	MG	1H	3052	1/1	0.97	0.11	44,44,44,44	0
60	MG	1H	3225	1/1	0.97	0.16	38,38,38,38	0
60	MG	1H	3119	1/1	0.97	0.46	67,67,67,67	0
60	MG	14	3219	1/1	0.97	0.20	48,48,48,48	0
60	MG	1H	3370	1/1	0.97	0.12	45,45,45,45	0
60	MG	13	1732	1/1	0.97	0.07	86,86,86,86	0
60	MG	14	3139	1/1	0.97	0.23	53,53,53,53	0
60	MG	14	3044	1/1	0.97	0.19	39,39,39,39	0
60	MG	1H	3177	1/1	0.97	0.32	62,62,62,62	0
60	MG	14	3089	1/1	0.97	0.34	52,52,52,52	0
60	MG	1H	3372	1/1	0.97	0.10	61,61,61,61	0
60	MG	14	3100	1/1	0.97	0.46	49,49,49,49	0
60	MG	13	1670	1/1	0.97	0.07	66,66,66,66	0
60	MG	1G	1606	1/1	0.97	0.08	85,85,85,85	0
60	MG	1H	3076	1/1	0.97	0.35	44,44,44,44	0
60	MG	1G	1693	1/1	0.97	0.09	76,76,76,76	0
60	MG	1G	1677	1/1	0.97	0.22	88,88,88,88	0
60	MG	14	3023	1/1	0.97	0.26	74,74,74,74	0
60	MG	14	3236	1/1	0.97	0.30	66,66,66,66	0
60	MG	13	1719	1/1	0.97	0.11	74,74,74,74	0
60	MG	14	3213	1/1	0.97	0.28	69,69,69,69	0
60	MG	2L	101	1/1	0.97	0.25	72,72,72,72	0
60	MG	14	3080	1/1	0.97	0.27	78,78,78,78	0
60	MG	14	3222	1/1	0.97	0.30	43,43,43,43	0
60	MG	13	1627	1/1	0.97	0.39	50,50,50,50	0
60	MG	14	3115	1/1	0.97	0.34	39,39,39,39	0
60	MG	14	3170	1/1	0.97	0.37	81,81,81,81	0

*Continued on next page...*

*Continued from previous page...*

Mol	Type	Chain	Res	Atoms	RSCC	RSR	B-factors( $\text{\AA}^2$ )	Q<0.9
60	MG	1H	3104	1/1	0.97	0.40	63,63,63,63	0
60	MG	1H	3004	1/1	0.97	0.35	45,45,45,45	0
60	MG	13	1606	1/1	0.97	0.30	78,78,78,78	0
60	MG	1H	3059	1/1	0.97	0.46	41,41,41,41	0
60	MG	14	3386	1/1	0.97	0.33	57,57,57,57	0
60	MG	1G	1637	1/1	0.97	0.22	67,67,67,67	0
60	MG	14	3337	1/1	0.97	0.08	59,59,59,59	0
60	MG	14	3176	1/1	0.97	0.28	67,67,67,67	0
60	MG	14	3077	1/1	0.97	0.30	49,49,49,49	0
60	MG	1G	1614	1/1	0.97	0.19	109,109,109,109	0
60	MG	1G	1696	1/1	0.97	0.07	108,108,108,108	0
60	MG	1G	1628	1/1	0.97	0.12	78,78,78,78	0
60	MG	14	3146	1/1	0.97	0.25	74,74,74,74	0
60	MG	13	1601	1/1	0.97	0.26	66,66,66,66	0
60	MG	1H	3014	1/1	0.97	0.33	52,52,52,52	0
60	MG	1H	3393	1/1	0.97	0.08	68,68,68,68	0
60	MG	1H	3238	1/1	0.97	0.35	50,50,50,50	0
60	MG	14	3235	1/1	0.97	0.31	78,78,78,78	0
60	MG	1H	3079	1/1	0.97	0.37	39,39,39,39	0
60	MG	14	3127	1/1	0.97	0.30	71,71,71,71	0
60	MG	14	3349	1/1	0.97	0.07	61,61,61,61	0
60	MG	1H	3219	1/1	0.97	0.25	123,123,123,123	0
60	MG	1H	3161	1/1	0.97	0.23	50,50,50,50	0
60	MG	14	3097	1/1	0.97	0.39	54,54,54,54	0
60	MG	13	1651	1/1	0.97	0.30	54,54,54,54	0
60	MG	1H	3323	1/1	0.97	0.10	58,58,58,58	0
60	MG	1H	3016	1/1	0.97	0.32	42,42,42,42	0
60	MG	1H	3055	1/1	0.97	0.20	45,45,45,45	0
60	MG	1H	3013	1/1	0.97	0.30	48,48,48,48	0
60	MG	1H	3263	1/1	0.97	0.42	72,72,72,72	0
60	MG	1H	3002	1/1	0.97	0.33	51,51,51,51	0
60	MG	1H	3037	1/1	0.97	0.24	53,53,53,53	0
60	MG	14	3292	1/1	0.97	0.14	77,77,77,77	0
60	MG	1H	3019	1/1	0.97	0.23	33,33,33,33	0
60	MG	14	3239	1/1	0.97	0.37	83,83,83,83	0
60	MG	1H	3175	1/1	0.97	0.32	81,81,81,81	0
60	MG	1H	3044	1/1	0.97	0.21	73,73,73,73	0
60	MG	14	3116	1/1	0.97	0.40	53,53,53,53	0
60	MG	14	3340	1/1	0.97	0.10	50,50,50,50	0
60	MG	14	3265	1/1	0.97	0.40	78,78,78,78	0
60	MG	14	3183	1/1	0.97	0.24	84,84,84,84	0
60	MG	14	3228	1/1	0.97	0.36	76,76,76,76	0

*Continued on next page...*

*Continued from previous page...*

Mol	Type	Chain	Res	Atoms	RSCC	RSR	B-factors( $\text{\AA}^2$ )	Q<0.9
60	MG	1H	3336	1/1	0.97	0.11	88,88,88,88	0
60	MG	13	1624	1/1	0.97	0.41	77,77,77,77	0
60	MG	1H	3024	1/1	0.97	0.26	51,51,51,51	0
60	MG	1H	3313	1/1	0.97	0.09	36,36,36,36	0
60	MG	13	1731	1/1	0.97	0.08	63,63,63,63	0
60	MG	14	3045	1/1	0.97	0.34	45,45,45,45	0
60	MG	14	3050	1/1	0.97	0.15	54,54,54,54	0
60	MG	1G	1691	1/1	0.97	0.11	85,85,85,85	0
60	MG	1H	3094	1/1	0.97	0.13	35,35,35,35	0
61	ZN	3E	301	1/1	0.97	0.39	90,90,90,90	0
60	MG	14	3052	1/1	0.97	0.31	55,55,55,55	0
60	MG	14	3331	1/1	0.97	0.10	51,51,51,51	0
60	MG	14	3054	1/1	0.97	0.45	64,64,64,64	0
60	MG	14	3046	1/1	0.97	0.37	80,80,80,80	0
60	MG	1H	3422	1/1	0.97	0.04	87,87,87,87	0
60	MG	1H	3333	1/1	0.97	0.10	55,55,55,55	0
60	MG	1G	1607	1/1	0.97	0.20	98,98,98,98	0
60	MG	1H	3408	1/1	0.97	0.10	50,50,50,50	0
60	MG	1H	3261	1/1	0.97	0.14	44,44,44,44	0
60	MG	13	1604	1/1	0.97	0.29	74,74,74,74	0
60	MG	1G	1686	1/1	0.97	0.18	115,115,115,115	0
60	MG	1H	3274	1/1	0.98	0.19	71,71,71,71	0
60	MG	1H	3073	1/1	0.98	0.35	53,53,53,53	0
60	MG	1H	3346	1/1	0.98	0.05	67,67,67,67	0
60	MG	14	3068	1/1	0.98	0.37	53,53,53,53	0
60	MG	1H	3121	1/1	0.98	0.17	43,43,43,43	0
60	MG	1G	1644	1/1	0.98	0.24	85,85,85,85	0
60	MG	14	3079	1/1	0.98	0.35	68,68,68,68	0
60	MG	14	3251	1/1	0.98	0.31	69,69,69,69	0
60	MG	13	1611	1/1	0.98	0.08	84,84,84,84	0
60	MG	14	3353	1/1	0.98	0.07	72,72,72,72	0
60	MG	1H	3315	1/1	0.98	0.12	59,59,59,59	0
60	MG	14	3119	1/1	0.98	0.22	65,65,65,65	0
60	MG	14	3012	1/1	0.98	0.32	59,59,59,59	0
60	MG	1H	3437	1/1	0.98	0.25	52,52,52,52	0
60	MG	14	3296	1/1	0.98	0.24	135,135,135,135	0
60	MG	14	3310	1/1	0.98	0.14	46,46,46,46	0
60	MG	1H	3340	1/1	0.98	0.14	65,65,65,65	0
60	MG	13	1712	1/1	0.98	0.13	112,112,112,112	0
60	MG	14	3024	1/1	0.98	0.33	81,81,81,81	0
60	MG	14	3373	1/1	0.98	0.10	65,65,65,65	0
60	MG	1H	3380	1/1	0.98	0.13	53,53,53,53	0

*Continued on next page...*

*Continued from previous page...*

Mol	Type	Chain	Res	Atoms	RSCC	RSR	B-factors( $\text{\AA}^2$ )	Q<0.9
60	MG	14	3010	1/1	0.98	0.38	54,54,54,54	0
60	MG	14	3289	1/1	0.98	0.22	65,65,65,65	0
60	MG	1H	3226	1/1	0.98	0.08	41,41,41,41	0
60	MG	13	1721	1/1	0.98	0.10	80,80,80,80	0
60	MG	14	3033	1/1	0.98	0.27	58,58,58,58	0
60	MG	14	3323	1/1	0.98	0.09	57,57,57,57	0
60	MG	14	3016	1/1	0.98	0.33	52,52,52,52	0
60	MG	13	1633	1/1	0.98	0.21	46,46,46,46	0
60	MG	14	3267	1/1	0.98	0.26	71,71,71,71	0
60	MG	13	1685	1/1	0.98	0.06	80,80,80,80	0
60	MG	14	3343	1/1	0.98	0.14	46,46,46,46	0
60	MG	14	3352	1/1	0.98	0.12	77,77,77,77	0
60	MG	14	3231	1/1	0.98	0.26	79,79,79,79	0
60	MG	1H	3266	1/1	0.98	0.15	65,65,65,65	0
60	MG	14	3020	1/1	0.98	0.25	57,57,57,57	0
60	MG	1H	3325	1/1	0.98	0.11	41,41,41,41	0
60	MG	1G	1624	1/1	0.98	0.38	70,70,70,70	0
60	MG	21	301	1/1	0.98	0.28	49,49,49,49	0
60	MG	13	1672	1/1	0.98	0.28	63,63,63,63	0
60	MG	13	1621	1/1	0.98	0.42	62,62,62,62	0
60	MG	14	3071	1/1	0.98	0.48	68,68,68,68	0
60	MG	88	201	1/1	0.98	0.30	81,81,81,81	0
60	MG	1H	3032	1/1	0.98	0.38	41,41,41,41	0
60	MG	14	3293	1/1	0.98	0.11	85,85,85,85	0
60	MG	29	301	1/1	0.98	0.30	48,48,48,48	0
60	MG	1H	3132	1/1	0.98	0.34	73,73,73,73	0
60	MG	14	3155	1/1	0.98	0.12	63,63,63,63	0
60	MG	1H	3005	1/1	0.98	0.23	47,47,47,47	0
60	MG	1H	3319	1/1	0.98	0.11	46,46,46,46	0
60	MG	1H	3358	1/1	0.98	0.10	55,55,55,55	0
60	MG	14	3103	1/1	0.98	0.13	55,55,55,55	0
60	MG	14	3113	1/1	0.98	0.34	58,58,58,58	0
60	MG	14	3008	1/1	0.98	0.45	53,53,53,53	0
60	MG	14	3214	1/1	0.98	0.34	84,84,84,84	0
60	MG	1H	3010	1/1	0.98	0.38	50,50,50,50	0
60	MG	1H	3036	1/1	0.98	0.34	52,52,52,52	0
60	MG	1H	3095	1/1	0.98	0.21	49,49,49,49	0
60	MG	1H	3053	1/1	0.98	0.23	51,51,51,51	0
60	MG	13	1669	1/1	0.98	0.40	84,84,84,84	0
60	MG	14	3094	1/1	0.98	0.40	58,58,58,58	0
60	MG	14	3034	1/1	0.98	0.28	62,62,62,62	0
60	MG	1H	3373	1/1	0.98	0.09	70,70,70,70	0

*Continued on next page...*

*Continued from previous page...*

Mol	Type	Chain	Res	Atoms	RSCC	RSR	B-factors( $\text{\AA}^2$ )	Q<0.9
60	MG	98	201	1/1	0.98	0.27	62,62,62,62	0
60	MG	3K	101	1/1	0.98	0.20	83,83,83,83	0
60	MG	1H	3247	1/1	0.98	0.20	60,60,60,60	0
60	MG	1H	3391	1/1	0.98	0.06	58,58,58,58	0
60	MG	14	3315	1/1	0.98	0.10	52,52,52,52	0
60	MG	14	3009	1/1	0.98	0.23	50,50,50,50	0
60	MG	1H	3097	1/1	0.98	0.43	60,60,60,60	0
60	MG	1H	3066	1/1	0.98	0.34	36,36,36,36	0
60	MG	1H	3383	1/1	0.98	0.13	64,64,64,64	0
60	MG	1H	3200	1/1	0.98	0.44	69,69,69,69	0
60	MG	14	3051	1/1	0.98	0.26	61,61,61,61	0
60	MG	14	3110	1/1	0.98	0.54	56,56,56,56	0
60	MG	14	3172	1/1	0.98	0.20	57,57,57,57	0
60	MG	13	1607	1/1	0.98	0.09	75,75,75,75	0
60	MG	1H	3388	1/1	0.98	0.10	57,57,57,57	0
60	MG	1H	3435	1/1	0.98	0.09	36,36,36,36	0
61	ZN	32	301	1/1	0.98	0.35	108,108,108,108	0
60	MG	1G	1636	1/1	0.98	0.24	89,89,89,89	0
60	MG	1H	3269	1/1	0.98	0.34	58,58,58,58	0
60	MG	13	1694	1/1	0.98	0.09	115,115,115,115	0
60	MG	14	3342	1/1	0.98	0.11	48,48,48,48	0
60	MG	13	1612	1/1	0.98	0.18	67,67,67,67	0
60	MG	13	1645	1/1	0.98	0.39	57,57,57,57	0
60	MG	1H	3084	1/1	0.98	0.14	43,43,43,43	0
60	MG	1H	3075	1/1	0.99	0.28	41,41,41,41	0
60	MG	1H	3347	1/1	0.99	0.10	70,70,70,70	0
60	MG	16	209	1/1	0.99	0.12	81,81,81,81	0
60	MG	1H	3341	1/1	0.99	0.06	77,77,77,77	0
60	MG	1H	3063	1/1	0.99	0.20	43,43,43,43	0
60	MG	1H	3139	1/1	0.99	0.14	39,39,39,39	0
60	MG	13	1602	1/1	0.99	0.21	65,65,65,65	0
60	MG	14	3179	1/1	0.99	0.30	51,51,51,51	0
60	MG	1H	3394	1/1	0.99	0.10	43,43,43,43	0
60	MG	1H	3057	1/1	0.99	0.40	47,47,47,47	0
60	MG	1H	3404	1/1	0.99	0.18	79,79,79,79	0
60	MG	14	3006	1/1	0.99	0.30	49,49,49,49	0
60	MG	14	3055	1/1	0.99	0.40	60,60,60,60	0
60	MG	1H	3386	1/1	0.99	0.10	53,53,53,53	0
60	MG	14	3287	1/1	0.99	0.15	57,57,57,57	0
60	MG	14	3035	1/1	0.99	0.33	57,57,57,57	0
60	MG	1H	3343	1/1	0.99	0.11	44,44,44,44	0
60	MG	14	3073	1/1	0.99	0.43	40,40,40,40	0

*Continued on next page...*

*Continued from previous page...*

Mol	Type	Chain	Res	Atoms	RSCC	RSR	B-factors( $\text{\AA}^2$ )	Q<0.9
60	MG	1H	3092	1/1	0.99	0.22	44,44,44,44	0
60	MG	1H	3354	1/1	0.99	0.07	39,39,39,39	0
60	MG	14	3345	1/1	0.99	0.15	69,69,69,69	0
60	MG	14	3316	1/1	0.99	0.12	58,58,58,58	0
60	MG	1H	3008	1/1	0.99	0.27	47,47,47,47	0
60	MG	1H	3368	1/1	0.99	0.08	46,46,46,46	0
60	MG	14	3004	1/1	0.99	0.25	53,53,53,53	0
60	MG	1H	3011	1/1	0.99	0.20	37,37,37,37	0
60	MG	1H	3436	1/1	0.99	0.22	63,63,63,63	0
60	MG	14	3086	1/1	0.99	0.45	48,48,48,48	0
61	ZN	5I	102	1/1	0.99	0.14	90,90,90,90	0
60	MG	1H	3320	1/1	0.99	0.11	41,41,41,41	0
60	MG	1G	1692	1/1	0.99	0.12	67,67,67,67	0
60	MG	1H	3062	1/1	0.99	0.21	39,39,39,39	0
60	MG	1H	3327	1/1	0.99	0.15	45,45,45,45	0
60	MG	14	3271	1/1	0.99	0.15	67,67,67,67	0
60	MG	1H	3397	1/1	0.99	0.10	50,50,50,50	0
60	MG	1H	3033	1/1	0.99	0.31	61,61,61,61	0

## 6.5 Other polymers [i](#)

There are no such residues in this entry.