



Full wwPDB X-ray Structure Validation Report ⓘ

Jun 2, 2020 – 09:14 am BST

PDB ID : 4WQR
Title : Complex of 70S ribosome with tRNA-Phe and mRNA with C-A mismatch in the first position in the A-site.
Authors : Rozov, A.; Demeshkina, N.; Yusupov, M.; Yusupova, G.
Deposited on : 2014-10-22
Resolution : 3.15 Å(reported)

This is a Full wwPDB X-ray Structure Validation Report for a publicly released PDB entry.

We welcome your comments at validation@mail.wwpdb.org

A user guide is available at

<https://www.wwpdb.org/validation/2017/XrayValidationReportHelp>

with specific help available everywhere you see the ⓘ symbol.

The following versions of software and data (see [references ⓘ](#)) were used in the production of this report:

MolProbity : 4.02b-467
Mogul : 1.8.5 (274361), CSD as541be (2020)
Xtriage (Phenix) : 1.13
EDS : 2.11
Percentile statistics : 20191225.v01 (using entries in the PDB archive December 25th 2019)
Refmac : 5.8.0158
CCP4 : 7.0.044 (Gargrove)
Ideal geometry (proteins) : Engh & Huber (2001)
Ideal geometry (DNA, RNA) : Parkinson et al. (1996)
Validation Pipeline (wwPDB-VP) : 2.11

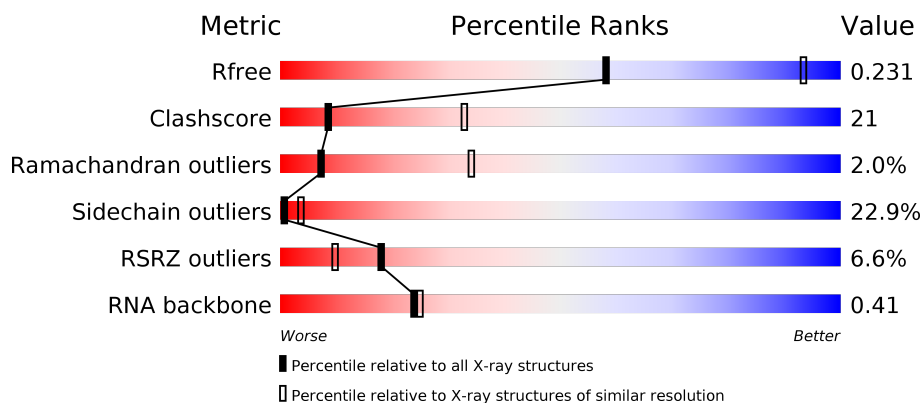
1 Overall quality at a glance

The following experimental techniques were used to determine the structure:

X-RAY DIFFRACTION

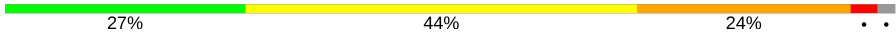



The reported resolution of this entry is 3.15 Å.

Percentile scores (ranging between 0-100) for global validation metrics of the entry are shown in the following graphic. The table shows the number of entries on which the scores are based.



Metric	Whole archive (#Entries)	Similar resolution (#Entries, resolution range(Å))
R_{free}	130704	1665 (3.20-3.12)
Clashscore	141614	1804 (3.20-3.12)
Ramachandran outliers	138981	1770 (3.20-3.12)
Sidechain outliers	138945	1769 (3.20-3.12)
RSRZ outliers	127900	1616 (3.20-3.12)
RNA backbone	3102	1073 (3.50-2.82)

The table below summarises the geometric issues observed across the polymeric chains and their fit to the electron density. The red, orange, yellow and green segments on the lower bar indicate the fraction of residues that contain outliers for ≥ 3 , 2, 1 and 0 types of geometric quality criteria respectively. A grey segment represents the fraction of residues that are not modelled. The numeric value for each fraction is indicated below the corresponding segment, with a dot representing fractions $\leq 5\%$. The upper red bar (where present) indicates the fraction of residues that have poor fit to the electron density. The numeric value is given above the bar.

Mol	Chain	Length	Quality of chain
1	13	1522	
1	1G	1522	
2	12	256	
2	1E	256	

Continued on next page...

Continued from previous page...

Mol	Chain	Length	Quality of chain
3	22	239	
3	2E	239	
4	32	209	
4	3E	209	
5	42	162	
5	4E	162	
6	52	101	
6	5E	101	
7	62	156	
7	6E	156	
8	72	138	
8	7E	138	
9	82	128	
9	8E	128	
10	1A	105	
10	1I	105	
11	2A	129	
11	2I	129	
12	3A	132	
12	3I	132	
13	4A	126	
13	4I	126	
14	5A	61	
14	5I	61	
15	6A	89	


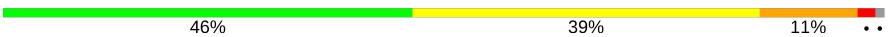
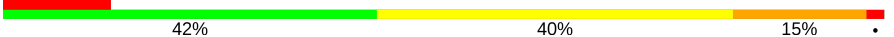






















Continued on next page...

Continued from previous page...

Mol	Chain	Length	Quality of chain
15	6I	89	
16	7A	88	
16	7I	88	
17	8A	105	
17	8I	105	
18	9A	88	
18	9I	88	
19	AA	93	
19	AI	93	
20	BA	106	
20	BI	106	
21	1B	27	
21	1F	27	
22	1K	76	
22	1L	76	
23	2K	77	
23	2L	77	
24	3K	76	
24	3L	76	
25	4K	30	
25	4L	30	
26	14	2917	
26	1H	2917	
27	16	122	
27	1J	122	




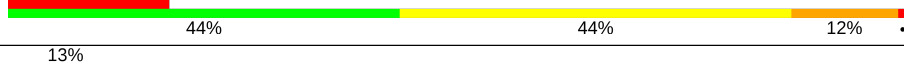




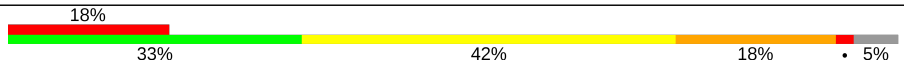
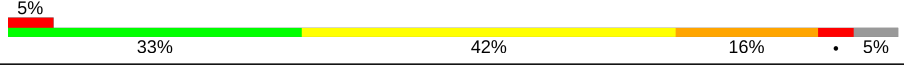
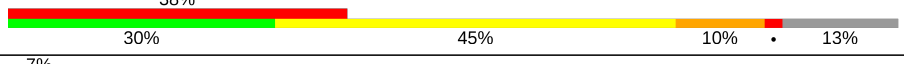
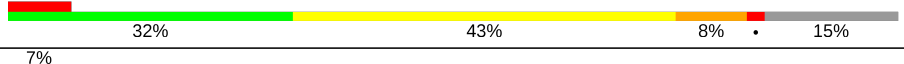




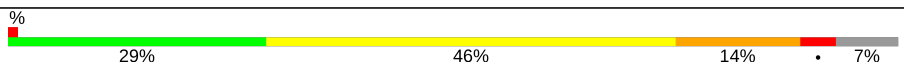

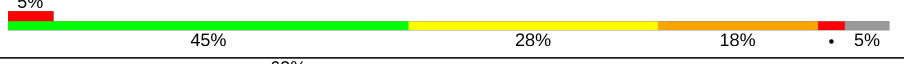
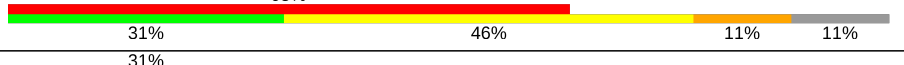
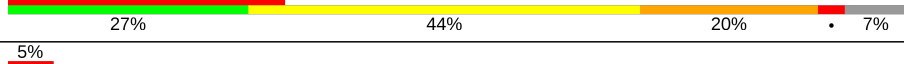




Continued on next page...

Continued from previous page...

Mol	Chain	Length	Quality of chain
28	11	276	
28	19	276	
29	21	206	
29	29	206	
30	31	210	
30	39	210	
31	41	182	
31	49	182	
32	51	180	
32	59	180	
33	61	148	
33	69	148	
34	15	140	
34	58	140	
35	25	122	
35	68	122	
36	35	150	
36	78	150	
37	45	141	
37	88	141	
38	55	118	
38	98	118	
39	65	112	
39	A8	112	
40	75	146	

Continued on next page...

Continued from previous page...

Mol	Chain	Length	Quality of chain
40	B8	146	
41	85	118	
41	C8	118	
42	95	101	
42	D8	101	
43	A5	113	
43	E8	113	
44	B5	96	
44	F8	96	
45	C5	110	
45	G8	110	
46	D5	206	
46	H8	206	
47	E5	85	
47	I8	85	
48	F5	98	
48	J8	98	
49	G5	72	
49	K8	72	
50	H5	60	
50	L8	60	
51	I5	71	
51	M8	71	
52	J5	60	
52	N8	60	

Continued on next page...

Continued from previous page...

Mol	Chain	Length	Quality of chain
53	K5	54	
53	O8	54	
54	L5	49	
54	P8	49	
55	M5	65	
55	Q8	65	

The following table lists non-polymeric compounds, carbohydrate monomers and non-standard residues in protein, DNA, RNA chains that are outliers for geometric or electron-density-fit criteria:

Mol	Type	Chain	Res	Chirality	Geometry	Clashes	Electron density
56	MG	11	304	-	-	-	X
56	MG	13	1610	-	-	-	X
56	MG	13	1623	-	-	-	X
56	MG	13	1648	-	-	-	X
56	MG	13	1674	-	-	-	X
56	MG	13	1680	-	-	-	X
56	MG	13	1681	-	-	-	X
56	MG	13	1694	-	-	-	X
56	MG	13	1701	-	-	-	X
56	MG	13	1704	-	-	-	X
56	MG	14	3036	-	-	-	X
56	MG	14	3067	-	-	-	X
56	MG	14	3096	-	-	-	X
56	MG	14	3109	-	-	-	X
56	MG	14	3110	-	-	-	X
56	MG	14	3113	-	-	-	X
56	MG	14	3114	-	-	-	X
56	MG	14	3117	-	-	-	X
56	MG	14	3119	-	-	-	X
56	MG	14	3128	-	-	-	X
56	MG	14	3148	-	-	-	X
56	MG	14	3167	-	-	-	X
56	MG	14	3171	-	-	-	X
56	MG	14	3181	-	-	-	X
56	MG	14	3189	-	-	-	X
56	MG	14	3192	-	-	-	X
56	MG	14	3193	-	-	-	X

Continued on next page...

Continued from previous page...

Mol	Type	Chain	Res	Chirality	Geometry	Clashes	Electron density
56	MG	14	3195	-	-	-	X
56	MG	14	3197	-	-	-	X
56	MG	14	3199	-	-	-	X
56	MG	14	3201	-	-	-	X
56	MG	14	3214	-	-	-	X
56	MG	14	3215	-	-	-	X
56	MG	14	3218	-	-	-	X
56	MG	14	3219	-	-	-	X
56	MG	14	3240	-	-	-	X
56	MG	14	3245	-	-	-	X
56	MG	14	3252	-	-	-	X
56	MG	14	3253	-	-	-	X
56	MG	14	3255	-	-	-	X
56	MG	14	3257	-	-	-	X
56	MG	16	205	-	-	-	X
56	MG	1G	1624	-	-	-	X
56	MG	1G	1628	-	-	-	X
56	MG	1G	1652	-	-	-	X
56	MG	1G	1654	-	-	-	X
56	MG	1G	1664	-	-	-	X
56	MG	1G	1669	-	-	-	X
56	MG	1G	1670	-	-	-	X
56	MG	1G	1677	-	-	-	X
56	MG	1G	1680	-	-	-	X
56	MG	1G	1682	-	-	-	X
56	MG	1H	3059	-	-	-	X
56	MG	1H	3067	-	-	-	X
56	MG	1H	3127	-	-	-	X
56	MG	1H	3176	-	-	-	X
56	MG	1H	3182	-	-	-	X
56	MG	1H	3184	-	-	-	X
56	MG	1H	3186	-	-	-	X
56	MG	1H	3199	-	-	-	X
56	MG	1H	3205	-	-	-	X
56	MG	1H	3216	-	-	-	X
56	MG	1H	3226	-	-	-	X
56	MG	1H	3227	-	-	-	X
56	MG	1H	3230	-	-	-	X
56	MG	1H	3236	-	-	-	X
56	MG	1H	3243	-	-	-	X
56	MG	1H	3259	-	-	-	X
56	MG	1H	3266	-	-	-	X

Continued on next page...

Continued from previous page...

Mol	Type	Chain	Res	Chirality	Geometry	Clashes	Electron density
56	MG	1H	3268	-	-	-	X
56	MG	1H	3274	-	-	-	X
56	MG	1H	3279	-	-	-	X
56	MG	1H	3282	-	-	-	X
56	MG	1H	3285	-	-	-	X
56	MG	1H	3286	-	-	-	X
56	MG	1H	3290	-	-	-	X
56	MG	1H	3292	-	-	-	X
56	MG	1H	3293	-	-	-	X
56	MG	1H	3296	-	-	-	X
56	MG	1H	3301	-	-	-	X
56	MG	1H	3307	-	-	-	X
56	MG	1H	3327	-	-	-	X
56	MG	1H	3333	-	-	-	X
56	MG	1H	3335	-	-	-	X
56	MG	29	302	-	-	-	X
56	MG	2L	102	-	-	-	X
56	MG	4A	201	-	-	-	X
56	MG	P8	101	-	-	-	X
57	ZN	G8	201	-	-	-	X

2 Entry composition

There are 58 unique types of molecules in this entry. The entry contains 300537 atoms, of which 0 are hydrogens and 0 are deuteriums.

In the tables below, the ZeroOcc column contains the number of atoms modelled with zero occupancy, the AltConf column contains the number of residues with at least one atom in alternate conformation and the Trace column contains the number of residues modelled with at most 2 atoms.

- Molecule 1 is a RNA chain called 16S ribosomal RNA.

Mol	Chain	Residues	Atoms					ZeroOcc	AltConf	Trace
1	13	1498	Total	C	N	O	P	0	0	0
			32207	14334	5973	10402	1498			
1	1G	1497	Total	C	N	O	P	0	0	0
			32182	14324	5968	10394	1496			

- Molecule 2 is a protein called 30S ribosomal protein S2.

Mol	Chain	Residues	Atoms					ZeroOcc	AltConf	Trace
2	1E	237	Total	C	N	O	S	0	0	0
			1924	1228	344	347	5			
2	12	237	Total	C	N	O	S	0	0	0
			1924	1228	344	347	5			

- Molecule 3 is a protein called 30S ribosomal protein S3.

Mol	Chain	Residues	Atoms					ZeroOcc	AltConf	Trace
3	2E	205	Total	C	N	O	S	0	0	0
			1605	1011	313	280	1			
3	22	206	Total	C	N	O	S	0	0	0
			1612	1016	314	281	1			

- Molecule 4 is a protein called 30S ribosomal protein S4.

Mol	Chain	Residues	Atoms					ZeroOcc	AltConf	Trace
4	3E	208	Total	C	N	O	S	0	0	0
			1703	1066	339	291	7			
4	32	208	Total	C	N	O	S	0	0	0
			1703	1066	339	291	7			

- Molecule 5 is a protein called 30S ribosomal protein S5.

Mol	Chain	Residues	Atoms					ZeroOcc	AltConf	Trace
5	4E	151	Total	C	N	O	S	0	0	0
			1155	729	218	204	4			
5	42	151	Total	C	N	O	S	0	0	0
			1155	729	218	204	4			

- Molecule 6 is a protein called 30S ribosomal protein S6.

Mol	Chain	Residues	Atoms					ZeroOcc	AltConf	Trace
6	5E	101	Total	C	N	O	S	0	0	0
			843	531	155	154	3			
6	52	101	Total	C	N	O	S	0	0	0
			843	531	155	154	3			

- Molecule 7 is a protein called 30S ribosomal protein S7.

Mol	Chain	Residues	Atoms					ZeroOcc	AltConf	Trace
7	6E	155	Total	C	N	O	S	0	0	0
			1257	781	252	218	6			
7	62	155	Total	C	N	O	S	0	0	0
			1257	781	252	218	6			

- Molecule 8 is a protein called 30S ribosomal protein S8.

Mol	Chain	Residues	Atoms					ZeroOcc	AltConf	Trace
8	7E	138	Total	C	N	O	S	0	0	0
			1116	705	215	193	3			
8	72	138	Total	C	N	O	S	0	0	0
			1116	705	215	193	3			

- Molecule 9 is a protein called 30S ribosomal protein S9.

Mol	Chain	Residues	Atoms					ZeroOcc	AltConf	Trace
9	8E	127	Total	C	N	O		0	0	0
			1010	639	197	174				
9	82	127	Total	C	N	O		0	0	0
			1010	639	197	174				

- Molecule 10 is a protein called 30S ribosomal protein S10.

Mol	Chain	Residues	Atoms					ZeroOcc	AltConf	Trace
10	1I	99	Total	C	N	O	S	0	0	0
			801	504	157	139	1			

Continued on next page...

Continued from previous page...

Mol	Chain	Residues	Atoms					ZeroOcc	AltConf	Trace
10	1A	99	Total	C	N	O	S	0	0	0
			801	504	157	139	1			

- Molecule 11 is a protein called 30S ribosomal protein S11.

Mol	Chain	Residues	Atoms					ZeroOcc	AltConf	Trace
11	2I	119	Total	C	N	O	S	0	0	0
			885	549	168	165	3			
11	2A	119	Total	C	N	O	S	0	0	0
			885	549	168	165	3			

- Molecule 12 is a protein called 30S ribosomal protein S12.

Mol	Chain	Residues	Atoms					ZeroOcc	AltConf	Trace
12	3I	125	Total	C	N	O	S	0	0	0
			975	614	196	164	1			
12	3A	125	Total	C	N	O	S	0	0	0
			975	614	196	164	1			

- Molecule 13 is a protein called 30S ribosomal protein S13.

Mol	Chain	Residues	Atoms					ZeroOcc	AltConf	Trace
13	4I	118	Total	C	N	O	S	0	0	0
			938	580	193	163	2			
13	4A	117	Total	C	N	O	S	0	0	0
			933	577	192	162	2			

There are 2 discrepancies between the modelled and reference sequences:

Chain	Residue	Modelled	Actual	Comment	Reference
4I	119	ALA	GLY	conflict	UNP P80377
4A	119	ALA	GLY	conflict	UNP P80377

- Molecule 14 is a protein called 30S ribosomal protein S14 type Z.

Mol	Chain	Residues	Atoms					ZeroOcc	AltConf	Trace
14	5I	60	Total	C	N	O	S	0	0	0
			492	312	104	72	4			
14	5A	58	Total	C	N	O	S	0	0	0
			476	303	99	70	4			

- Molecule 15 is a protein called 30S ribosomal protein S15.

Mol	Chain	Residues	Atoms					ZeroOcc	AltConf	Trace
15	6I	88	Total	C	N	O	S	0	0	0
			734	459	147	126	2			
15	6A	88	Total	C	N	O	S	0	0	0
			734	459	147	126	2			

- Molecule 16 is a protein called 30S ribosomal protein S16.

Mol	Chain	Residues	Atoms					ZeroOcc	AltConf	Trace
16	7I	84	Total	C	N	O	S	0	0	0
			705	446	140	118	1			
16	7A	84	Total	C	N	O	S	0	0	0
			705	446	140	118	1			

- Molecule 17 is a protein called 30S ribosomal protein S17.

Mol	Chain	Residues	Atoms					ZeroOcc	AltConf	Trace
17	8I	100	Total	C	N	O	S	0	0	0
			834	534	155	143	2			
17	8A	100	Total	C	N	O	S	0	0	0
			834	534	155	143	2			

- Molecule 18 is a protein called 30S ribosomal protein S18.

Mol	Chain	Residues	Atoms				ZeroOcc	AltConf	Trace
18	9I	72	Total	C	N	O	0	0	0
			591	376	117	98			
18	9A	72	Total	C	N	O	0	0	0
			591	376	117	98			

- Molecule 19 is a protein called 30S ribosomal protein S19.

Mol	Chain	Residues	Atoms					ZeroOcc	AltConf	Trace
19	AI	81	Total	C	N	O	S	0	0	0
			647	413	119	113	2			
19	AA	78	Total	C	N	O	S	0	0	0
			624	398	115	109	2			

- Molecule 20 is a protein called 30S ribosomal protein S20.

Mol	Chain	Residues	Atoms					ZeroOcc	AltConf	Trace
20	BI	99	Total	C	N	O	S	0	0	0
			763	470	162	129	2			

Continued on next page...

Continued from previous page...

Mol	Chain	Residues	Atoms					ZeroOcc	AltConf	Trace
20	BA	99	Total	C	N	O	S	0	0	0
			763	470	162	129	2			

- Molecule 21 is a protein called 30S ribosomal protein Thx.

Mol	Chain	Residues	Atoms				ZeroOcc	AltConf	Trace
21	1F	25	Total	C	N	O	0	0	0
			217	134	52	31			
21	1B	25	Total	C	N	O	0	0	0
			217	134	52	31			

- Molecule 22 is a RNA chain called tRNA-Phe.

Mol	Chain	Residues	Atoms						ZeroOcc	AltConf	Trace
22	1K	76	Total	C	N	O	P	S	0	0	0
			1626	729	290	531	75	1			
22	1L	76	Total	C	N	O	P	S	0	0	0
			1626	729	290	531	75	1			

- Molecule 23 is a RNA chain called tRNA-fMet.

Mol	Chain	Residues	Atoms						ZeroOcc	AltConf	Trace
23	2K	77	Total	C	N	O	P	S	0	0	0
			1646	735	298	535	77	1			
23	2L	77	Total	C	N	O	P	S	0	0	0
			1646	735	298	535	77	1			

There are 2 discrepancies between the modelled and reference sequences:

Chain	Residue	Modelled	Actual	Comment	Reference
2K	18	C	U	conflict	GB 675817920
2L	18	C	U	conflict	GB 675817920

- Molecule 24 is a RNA chain called tRNA-Phe.

Mol	Chain	Residues	Atoms					ZeroOcc	AltConf	Trace
24	3K	76	Total	C	N	O	P	0	0	0
			1619	723	290	531	75			
24	3L	76	Total	C	N	O	P	0	0	0
			1619	723	290	531	75			

- Molecule 25 is a RNA chain called mRNA.

Mol	Chain	Residues	Atoms					ZeroOcc	AltConf	Trace
25	4K	14	Total	C	N	O	P	0	0	0
			301	136	60	91	14			
25	4L	6	Total	C	N	O	P	0	0	0
			131	59	27	39	6			

- Molecule 26 is a RNA chain called 23S ribosomal RNA.

Mol	Chain	Residues	Atoms					ZeroOcc	AltConf	Trace
26	1H	2912	Total	C	N	O	P	0	0	0
			62707	27911	11722	20163	2911			
26	14	2909	Total	C	N	O	P	0	0	0
			62647	27884	11716	20139	2908			

There are 6 discrepancies between the modelled and reference sequences:

Chain	Residue	Modelled	Actual	Comment	Reference
1H	161	U	-	insertion	GB 48268
1H	493	G	-	insertion	GB 48268
1H	1228	G	-	insertion	GB 48268
14	161	U	-	insertion	GB 48268
14	493	G	-	insertion	GB 48268
14	1228	G	-	insertion	GB 48268

- Molecule 27 is a RNA chain called 5S ribosomal RNA.

Mol	Chain	Residues	Atoms					ZeroOcc	AltConf	Trace
27	16	122	Total	C	N	O	P	0	0	0
			2617	1166	486	844	121			
27	1J	122	Total	C	N	O	P	0	0	0
			2617	1166	486	844	121			

- Molecule 28 is a protein called 50S ribosomal protein L2.

Mol	Chain	Residues	Atoms					ZeroOcc	AltConf	Trace
28	11	273	Total	C	N	O	S	0	0	0
			2120	1338	421	358	3			
28	19	273	Total	C	N	O	S	0	0	0
			2120	1338	421	358	3			

- Molecule 29 is a protein called 50S ribosomal protein L3.

Mol	Chain	Residues	Atoms					ZeroOcc	AltConf	Trace
29	21	205	Total	C	N	O	S	0	0	0
			1568	991	300	271	6			
29	29	205	Total	C	N	O	S	0	0	0
			1568	991	300	271	6			

- Molecule 30 is a protein called 50S ribosomal protein L4.

Mol	Chain	Residues	Atoms					ZeroOcc	AltConf	Trace
30	31	202	Total	C	N	O	S	0	0	0
			1585	1011	297	275	2			
30	39	208	Total	C	N	O	S	0	0	0
			1627	1037	304	283	3			

- Molecule 31 is a protein called 50S ribosomal protein L5.

Mol	Chain	Residues	Atoms					ZeroOcc	AltConf	Trace
31	41	181	Total	C	N	O	S	0	0	0
			1473	942	268	259	4			
31	49	181	Total	C	N	O	S	0	0	0
			1473	942	268	259	4			

- Molecule 32 is a protein called 50S ribosomal protein L6.

Mol	Chain	Residues	Atoms					ZeroOcc	AltConf	Trace
32	51	174	Total	C	N	O	S	0	0	0
			1336	848	251	236	1			
32	59	170	Total	C	N	O	S	0	0	0
			1307	829	245	232	1			

- Molecule 33 is a protein called 50S ribosomal protein L9.

Mol	Chain	Residues	Atoms					ZeroOcc	AltConf	Trace
33	61	146	Total	C	N	O	S	0	0	0
			1136	726	201	208	1			
33	69	146	Total	C	N	O	S	0	0	0
			1136	726	201	208	1			

- Molecule 34 is a protein called 50S ribosomal protein L13.

Mol	Chain	Residues	Atoms					ZeroOcc	AltConf	Trace
34	58	138	Total	C	N	O	S	0	0	0
			1104	712	206	182	4			

Continued on next page...

Continued from previous page...

Mol	Chain	Residues	Atoms					ZeroOcc	AltConf	Trace
34	15	138	Total	C	N	O	S	0	0	0
			1104	712	206	182	4			

- Molecule 35 is a protein called 50S ribosomal protein L14.

Mol	Chain	Residues	Atoms					ZeroOcc	AltConf	Trace
35	68	122	Total	C	N	O	S	0	0	0
			933	588	171	170	4			
35	25	122	Total	C	N	O	S	0	0	0
			933	588	171	170	4			

- Molecule 36 is a protein called 50S ribosomal protein L15.

Mol	Chain	Residues	Atoms					ZeroOcc	AltConf	Trace
36	78	150	Total	C	N	O	S	0	0	0
			1145	712	232	198	3			
36	35	150	Total	C	N	O	S	0	0	0
			1145	712	232	198	3			

- Molecule 37 is a protein called 50S ribosomal protein L16.

Mol	Chain	Residues	Atoms					ZeroOcc	AltConf	Trace
37	88	138	Total	C	N	O	S	0	0	0
			1087	693	208	180	6			
37	45	141	Total	C	N	O	S	0	0	0
			1122	715	212	188	7			

- Molecule 38 is a protein called 50S ribosomal protein L17.

Mol	Chain	Residues	Atoms					ZeroOcc	AltConf	Trace
38	98	118	Total	C	N	O	S	0	0	0
			968	604	203	160	1			
38	55	117	Total	C	N	O	S	0	0	0
			960	599	202	159				

- Molecule 39 is a protein called 50S ribosomal protein L18.

Mol	Chain	Residues	Atoms				ZeroOcc	AltConf	Trace
39	A8	111	Total	C	N	O	0	0	0
			882	556	176	150			
39	65	111	Total	C	N	O	0	0	0
			882	556	176	150			

- Molecule 40 is a protein called 50S ribosomal protein L19.

Mol	Chain	Residues	Atoms					ZeroOcc	AltConf	Trace
40	B8	137	Total	C	N	O	S	0	0	0
			1141	710	234	196	1			
40	75	137	Total	C	N	O	S	0	0	0
			1141	710	234	196	1			

- Molecule 41 is a protein called 50S ribosomal protein L20.

Mol	Chain	Residues	Atoms					ZeroOcc	AltConf	Trace
41	C8	117	Total	C	N	O	S	0	0	0
			964	610	202	151	1			
41	85	117	Total	C	N	O	S	0	0	0
			964	610	202	151	1			

- Molecule 42 is a protein called 50S ribosomal protein L21.

Mol	Chain	Residues	Atoms					ZeroOcc	AltConf	Trace
42	D8	101	Total	C	N	O	S	0	0	0
			779	501	142	135	1			
42	95	101	Total	C	N	O	S	0	0	0
			779	501	142	135	1			

- Molecule 43 is a protein called 50S ribosomal protein L22.

Mol	Chain	Residues	Atoms					ZeroOcc	AltConf	Trace
43	E8	113	Total	C	N	O	S	0	0	0
			900	566	177	155	2			
43	A5	113	Total	C	N	O	S	0	0	0
			900	566	177	155	2			

- Molecule 44 is a protein called 50S ribosomal protein L23.

Mol	Chain	Residues	Atoms					ZeroOcc	AltConf	Trace
44	F8	94	Total	C	N	O	S	0	0	0
			742	482	134	125	1			
44	B5	93	Total	C	N	O		0	0	0
			730	474	132	124				

- Molecule 45 is a protein called 50S ribosomal protein L24.

Mol	Chain	Residues	Atoms					ZeroOcc	AltConf	Trace
45	G8	104	Total	C	N	O	S	0	0	0
			791	510	149	127	5			
45	C5	104	Total	C	N	O	S	0	0	0
			794	510	152	127	5			

- Molecule 46 is a protein called 50S ribosomal protein L25.

Mol	Chain	Residues	Atoms					ZeroOcc	AltConf	Trace
46	H8	175	Total	C	N	O	S	0	0	0
			1397	892	251	251	3			
46	D5	179	Total	C	N	O	S	0	0	0
			1428	911	255	259	3			

- Molecule 47 is a protein called 50S ribosomal protein L27.

Mol	Chain	Residues	Atoms					ZeroOcc	AltConf	Trace
47	I8	80	Total	C	N	O	S	0	0	0
			627	388	132	106	1			
47	E5	77	Total	C	N	O	S	0	0	0
			613	379	129	104	1			

There are 4 discrepancies between the modelled and reference sequences:

Chain	Residue	Modelled	Actual	Comment	Reference
I8	6	ALA	GLY	conflict	UNP P60493
I8	8	ALA	GLY	conflict	UNP P60493
E5	6	ALA	GLY	conflict	UNP P60493
E5	8	ALA	GLY	conflict	UNP P60493

- Molecule 48 is a protein called 50S ribosomal protein L28.

Mol	Chain	Residues	Atoms					ZeroOcc	AltConf	Trace
48	J8	97	Total	C	N	O	S	0	0	0
			763	481	150	131	1			
48	F5	97	Total	C	N	O	S	0	0	0
			763	481	150	131	1			

- Molecule 49 is a protein called 50S ribosomal protein L29.

Mol	Chain	Residues	Atoms					ZeroOcc	AltConf	Trace
49	K8	67	Total	C	N	O	S	0	0	0
			563	349	114	99	1			

Continued on next page...

Continued from previous page...

Mol	Chain	Residues	Atoms					ZeroOcc	AltConf	Trace
49	G5	66	Total	C	N	O	S	0	0	0
			558	346	113	98	1			

- Molecule 50 is a protein called 50S ribosomal protein L30.

Mol	Chain	Residues	Atoms					ZeroOcc	AltConf	Trace
50	L8	57	Total	C	N	O		0	0	0
			452	288	88	76				
50	H5	59	Total	C	N	O		0	0	0
			469	298	90	81				

- Molecule 51 is a protein called 50S ribosomal protein L31.

Mol	Chain	Residues	Atoms					ZeroOcc	AltConf	Trace
51	M8	66	Total	C	N	O	S	0	0	0
			533	335	96	97	5			
51	I5	63	Total	C	N	O	S	0	0	0
			515	326	93	91	5			

- Molecule 52 is a protein called 50S ribosomal protein L32.

Mol	Chain	Residues	Atoms					ZeroOcc	AltConf	Trace
52	N8	58	Total	C	N	O	S	0	0	0
			454	285	89	75	5			
52	J5	59	Total	C	N	O	S	0	0	0
			459	288	90	76	5			

- Molecule 53 is a protein called 50S ribosomal protein L33.

Mol	Chain	Residues	Atoms					ZeroOcc	AltConf	Trace
53	O8	45	Total	C	N	O	S	0	0	0
			389	241	79	65	4			
53	K5	45	Total	C	N	O	S	0	0	0
			389	241	79	65	4			

- Molecule 54 is a protein called 50S ribosomal protein L34.

Mol	Chain	Residues	Atoms					ZeroOcc	AltConf	Trace
54	P8	48	Total	C	N	O	S	0	0	0
			418	257	104	55	2			
54	L5	46	Total	C	N	O	S	0	0	0
			398	245	98	53	2			

- Molecule 55 is a protein called 50S ribosomal protein L35.

Mol	Chain	Residues	Atoms					ZeroOcc	AltConf	Trace
55	Q8	60	Total	C	N	O	S	0	0	0
			480	306	98	74	2			
55	M5	60	Total	C	N	O	S	0	0	0
			477	303	98	74	2			

- Molecule 56 is MAGNESIUM ION (three-letter code: MG) (formula: Mg).

Mol	Chain	Residues	Atoms		ZeroOcc	AltConf
56	98	1	Total	Mg	0	0
			1	1		
56	P8	1	Total	Mg	0	0
			1	1		
56	85	1	Total	Mg	0	0
			1	1		
56	C5	1	Total	Mg	0	0
			1	1		
56	13	151	Total	Mg	0	0
			151	151		
56	1J	9	Total	Mg	0	0
			9	9		
56	35	1	Total	Mg	0	0
			1	1		
56	C8	1	Total	Mg	0	0
			1	1		
56	75	1	Total	Mg	0	0
			1	1		
56	16	13	Total	Mg	0	0
			13	13		
56	21	2	Total	Mg	0	0
			2	2		
56	31	1	Total	Mg	0	0
			1	1		
56	Q8	1	Total	Mg	0	0
			1	1		
56	L8	1	Total	Mg	0	0
			1	1		
56	3I	1	Total	Mg	0	0
			1	1		
56	I8	2	Total	Mg	0	0
			2	2		
56	5E	1	Total	Mg	0	0
			1	1		

Continued on next page...

Continued from previous page...

Mol	Chain	Residues	Atoms		ZeroOcc	AltConf
56	29	2	Total 2	Mg 2	0	0
56	2K	3	Total 3	Mg 3	0	0
56	J8	2	Total 2	Mg 2	0	0
56	4A	1	Total 1	Mg 1	0	0
56	AI	1	Total 1	Mg 1	0	0
56	1G	103	Total 103	Mg 103	0	0
56	11	4	Total 4	Mg 4	0	0
56	E8	1	Total 1	Mg 1	0	0
56	1H	529	Total 529	Mg 529	0	0
56	F5	1	Total 1	Mg 1	0	0
56	88	2	Total 2	Mg 2	0	0
56	49	1	Total 1	Mg 1	0	0
56	14	389	Total 389	Mg 389	0	0
56	78	2	Total 2	Mg 2	0	0
56	3E	2	Total 2	Mg 2	0	0
56	6A	1	Total 1	Mg 1	0	0
56	1K	2	Total 2	Mg 2	0	0
56	41	2	Total 2	Mg 2	0	0
56	2L	2	Total 2	Mg 2	0	0

- Molecule 57 is ZINC ION (three-letter code: ZN) (formula: Zn).

Mol	Chain	Residues	Atoms	ZeroOcc	AltConf
57	32	1	Total Zn 1 1	0	0
57	3E	1	Total Zn 1 1	0	0
57	5I	1	Total Zn 1 1	0	0
57	5A	1	Total Zn 1 1	0	0
57	G8	1	Total Zn 1 1	0	0
57	C5	1	Total Zn 1 1	0	0

- Molecule 58 is water.

Mol	Chain	Residues	Atoms	ZeroOcc	AltConf
58	13	212	Total O 212 212	0	0
58	3E	1	Total O 1 1	0	0
58	4E	2	Total O 2 2	0	0
58	8E	2	Total O 2 2	0	0
58	1I	2	Total O 2 2	0	0
58	3I	1	Total O 1 1	0	0
58	5I	2	Total O 2 2	0	0
58	1K	1	Total O 1 1	0	0
58	3K	1	Total O 1 1	0	0
58	4K	4	Total O 4 4	0	0
58	1H	1097	Total O 1097 1097	0	0
58	16	16	Total O 16 16	0	0
58	11	9	Total O 9 9	0	0
58	21	5	Total O 5 5	0	0

Continued on next page...

Continued from previous page...

Mol	Chain	Residues	Atoms		ZeroOcc	AltConf
58	31	10	Total 10	O 10	0	0
58	58	1	Total 1	O 1	0	0
58	78	4	Total 4	O 4	0	0
58	98	1	Total 1	O 1	0	0
58	C8	2	Total 2	O 2	0	0
58	D8	1	Total 1	O 1	0	0
58	E8	2	Total 2	O 2	0	0
58	G8	3	Total 3	O 3	0	0
58	I8	6	Total 6	O 6	0	0
58	L8	2	Total 2	O 2	0	0
58	P8	2	Total 2	O 2	0	0
58	Q8	2	Total 2	O 2	0	0
58	1G	99	Total 99	O 99	0	0
58	7A	2	Total 2	O 2	0	0
58	BA	1	Total 1	O 1	0	0
58	14	730	Total 730	O 730	0	0
58	1J	12	Total 12	O 12	0	0
58	19	11	Total 11	O 11	0	0
58	29	6	Total 6	O 6	0	0
58	39	7	Total 7	O 7	0	0
58	55	1	Total 1	O 1	0	0

Continued on next page...

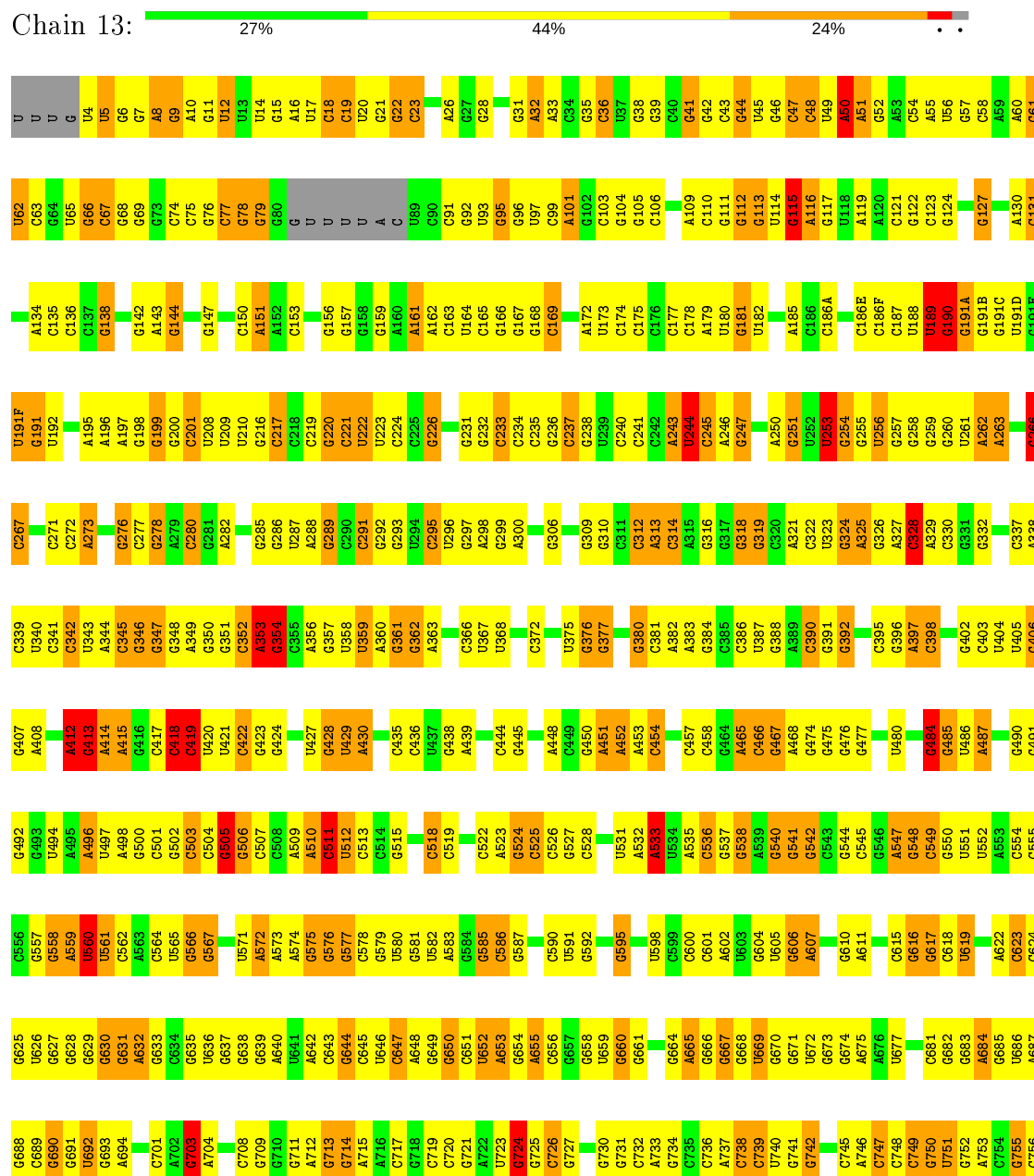
Continued from previous page...

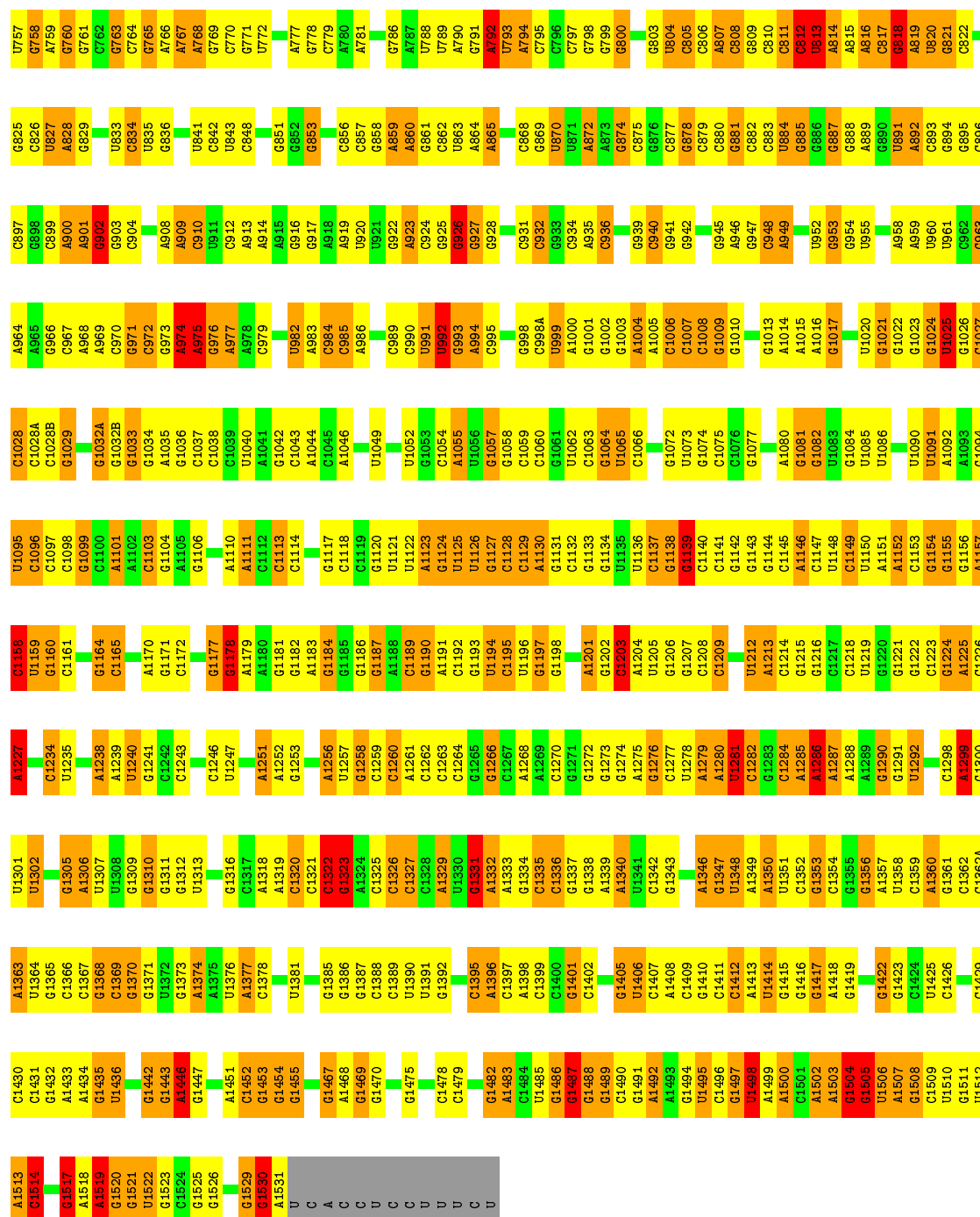
Mol	Chain	Residues	Atoms		ZeroOcc	AltConf
58	85	1	Total	O	0	0
			1	1		
58	A5	1	Total	O	0	0
			1	1		
58	H5	1	Total	O	0	0
			1	1		
58	L5	1	Total	O	0	0
			1	1		

3 Residue-property plots

These plots are drawn for all protein, RNA and DNA chains in the entry. The first graphic for a chain summarises the proportions of the various outlier classes displayed in the second graphic. The second graphic shows the sequence view annotated by issues in geometry and electron density. Residues are color-coded according to the number of geometric quality criteria for which they contain at least one outlier: green = 0, yellow = 1, orange = 2 and red = 3 or more. A red dot above a residue indicates a poor fit to the electron density ($RSRZ > 2$). Stretches of 2 or more consecutive residues without any outlier are shown as a green connector. Residues present in the sample, but not in the model, are shown in grey.

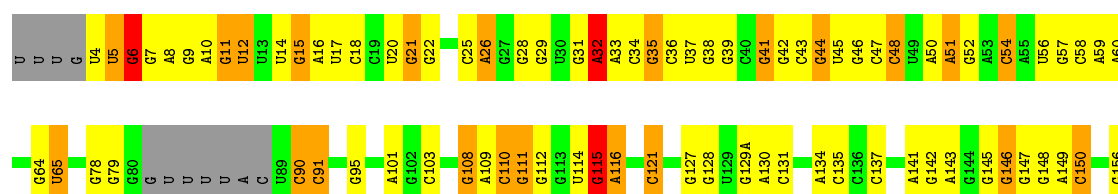
- Molecule 1: 16S ribosomal RNA



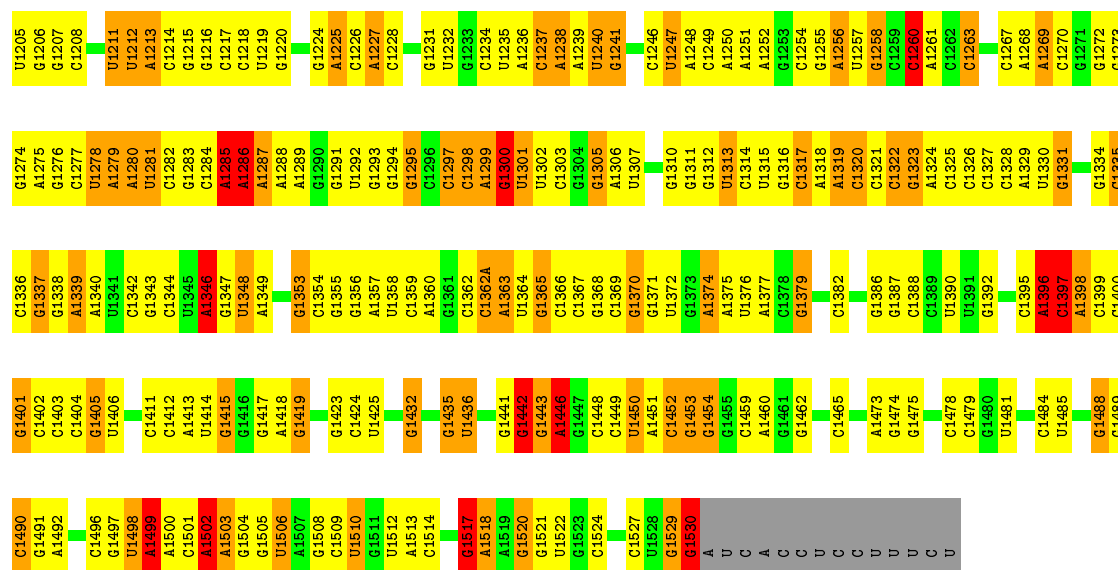


- Molecule 1: 16S ribosomal RNA

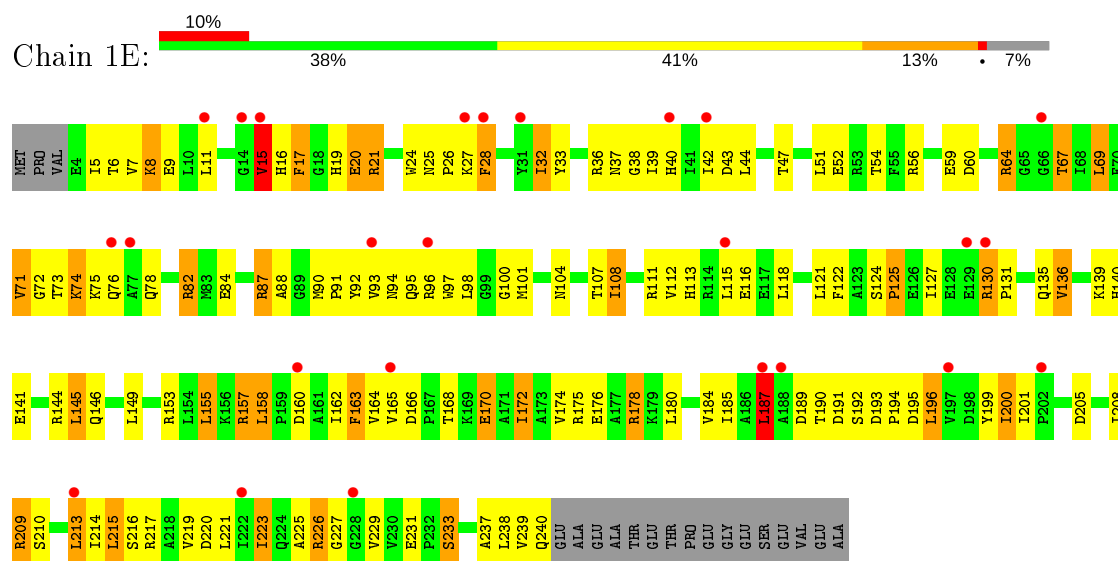
Chain 1G: 



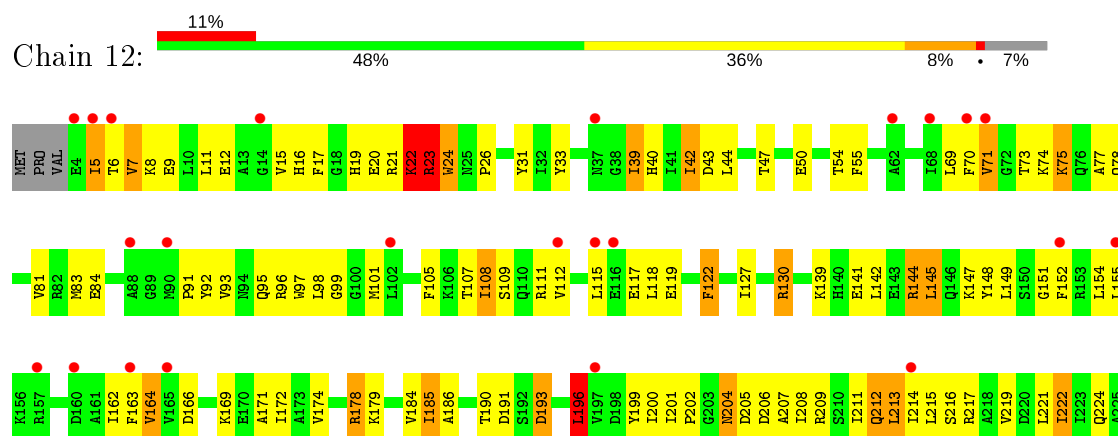
G1139	G1009	C947	C882	C508	C736	G662	C589	C525	C442	A373	G305	A238	G157
G1140	G1010	G948	C883	C512	A737	A663	C590	C526	C443	A374	G306	U229	
G1141	G1011	A949	U884	C511	C738	A664	U591	G527	C444	U375		U230	A162
G1142	G1012	U950	G885	C510		A665	G592	C528	G445	G376	G309	G231	C163
G1143	G1013	G951	G886	U813	G741	G666	C596	G529	G446	G377	G310	G232	U164
G1144	A1014	U952	G887	A814	G742	G667	G597	G530	G447			G233	C165
G1145	A1015	G953	G888	A815	U743	G668	G598	U531	A448	A382	A313	C234	G166
G1146	A1016	G954	A889	A816	C744	U669	U599	A532	C449	A383	A314	G235	G167
G1147	G1017	U955	G890	C517	C745	G670	C601	A533	G450		A315	G236	G168
U1020	U1020	U956	U891	G818	C746		G604	U534	A451	G388	G316	C237	
G1023	G1023	A958	G893	U820	C748	G673	U605	A535	A452	C390	G318	C240	U173
G1024	G1024	A959	G894	A819	C747	A674	U606	G536	A453	C391	G319	C241	C174
U1025	U1025	U960	G895	G821	C749	A675	G607	G537		C392	G320	U243	C175
G1026	G1026	U961	C896	C822	G750	A676	G608	G538	C457		A321	U244	C176
G1027	G1027	C962	C897	G823	C754	U677	U609	A539	C458	G396	A322	U245	C177
G1028	G1028	G963	G898	C826	C755		A608	G540	C459		A323	C246	C178
G1028A	C1028A	A964	C899	U827	C756	C680	A609	G541	A465	A397	U323	U247	U179
C1028B	C1028B	A965	A900	A828	U757	G683			C466	C398	G324	C247	U180
G1029	G1029	G966	A901	G829	G758	A684	A614	G544	G467	G399	A325	C248	U181
G1030	G1030	C967	G902	G830	U759	G685	C615	G545	A468	C400	G326	U249	U182
G1031	G1031	A968	G903	U831	A759	U686	G616	A547	G475	C402	A327	C251	
A1032	A1032	A969	G904	U832	G760	A687	G617		G476	C403	A329	U252	C186A
G1032A	G1032A	C970	U905	G836	G763	G688	C618	U552	G477	U404	C330	U253	C186B
G1032B	G1032B	G971	G906	G837	C764	C689	U619	A553		U405	G331	G254	C186C
G1033	G1033	C972		G838	G765	G690	C620	C554	U680	G406	G332		C186D
G1034	G1034	G973	A909	U841	A766	G691	A621	C555	G481	G407	G333	G258	
A1035	A1035	A974	C910	C942	C767	U692	A622	C556	G482	A408	G334	C259	C187
G1036	G1036	A975	U911	U843	G768	G693	G623	G557	C483	G409		U261	U188
C1037	C1037	G976	C912	C948	A769	A694	C624	G558	G484	G410	G337	U262	U189
G1038	G1038	A977	A913	C949	U772		G625	A559	G485	A411	A338	A262	G190
G1039	G1039	A978	A914	U850		U697	U626	U560	U486	A412	G339	A263	G191A
U1040	U1040	C979	A915	G851	G775	C701	G627	U561	A487	G413	U340	U264	
A1041	A1041	C980	G916	G852	G776	A702	G628	A563	C488	A414	C341	G265	U191D
C1043	C1043	U982	A918	G854	A777	G703	G630	C564	C489	A415		G266	G191E
		A983	A919	G855	G778	A704	G631	U565	G490	G416	C345	C267	U191F
A1046	A1046	C984		C856	C779		A632	G568		C417	G346	C268	G191
G1047	G1047	C985	G922	C857	A780	C707	G633	G567	A496	C418	G347		U192
G1048	G1048	A986	A923	G858	A781	C708		G569	U497	C419	G348	G275	C193
U1049	U1049	G987	C924	A859	A782	G709	U636	C569	A498	U420	A349		C194
G1050	G1050	G988	G925	A860	C783	G710	G637	G570	C501	U421	G350	C280	A195
C1051	C1051	G989	G926	G861	C784	G711	G638	U571	G502	C422	G351	G281	A196
U1052	U1052	U991	G927	C862	G785	G713	G639	A572	C503	G423	C352	A282	A197
G1053	G1053	G992	C932	A865	A790	G714	A640	A573	C504	G424	A353	C283	G198
C1054	C1054	A994	G933		G791	A715	U641	G574	G505	G425	C354	G284	G199
U1055	U1055	C995	G934	C868	A792	A716	A642	G575		U427	C355	G285	G200
G1056	G1056	G998	A935	G869	A793	C720	U646	G576	A509	G428	A356	G286	C201
C1057	C1057	C999	C936	U870	U793	G721	C647	G577	A510	U429	G357	U287	U208
G1058	G1058	U999	A937	U871	A794	A722	U648	C578	C511	A430	U359	A288	U209
C1059	C1059	U999	A938	U872	G798	G724	G649	G579	U512	A431	A360	G289	U210
G1060	G1060	A999	A939	A873		G724	G650	U580	C513	G432	G361	U296	C217
U1061	U1061	G1001	C940	G874	U801	G724	G651	G581	C433	C433	G362	G297	C218
U1062	U1062	G1002	G941	C875	U802	G728	U652	U582	C518	U434	A363	G298	C219
C1063	C1063	G1003	G942	C876	A802	A729	A653	C583	C519	C435	G299	G299	G220
G1064	G1064	A1004	U943	G878	G803	A729	G584	G585	A520	C436	A300	G301	C221
U1065	U1065	A1005	U843	G879	U804	G730	U659	G586	G521	U437	G366	G302	U222
C1066	C1066	C1006	G944	C879	C906	G731	G660	C587	A522	G438	G371	A303	U223
A1067	A1067	C1007	A945	C880	C906	G731	U659	C588	A523	A439	G372	U304	
G1068	G1068	C1008	A946	G881	A807	C735	G661	G588	G524	A440			G227




- Molecule 2: 30S ribosomal protein S2

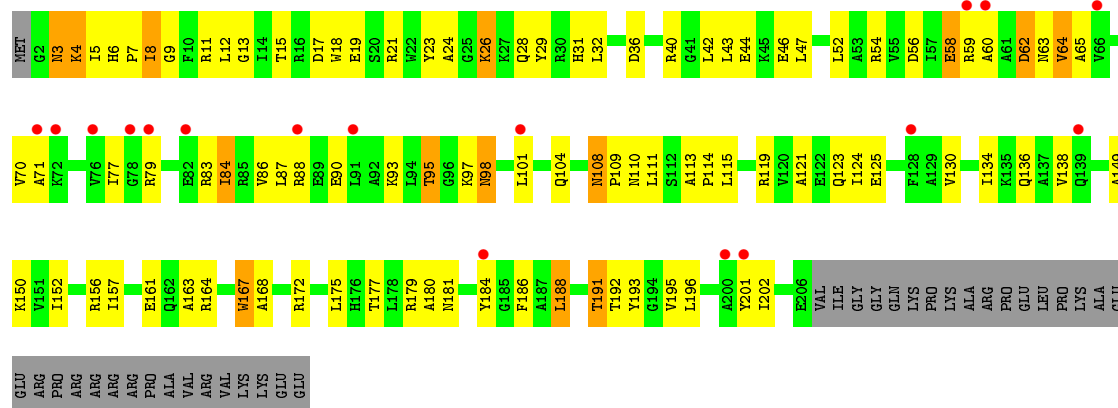


- Molecule 2: 30S ribosomal protein S2

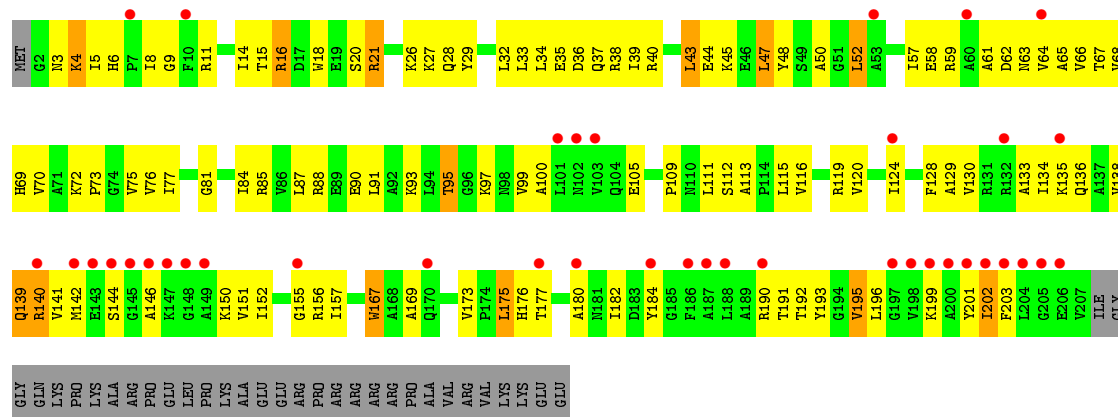




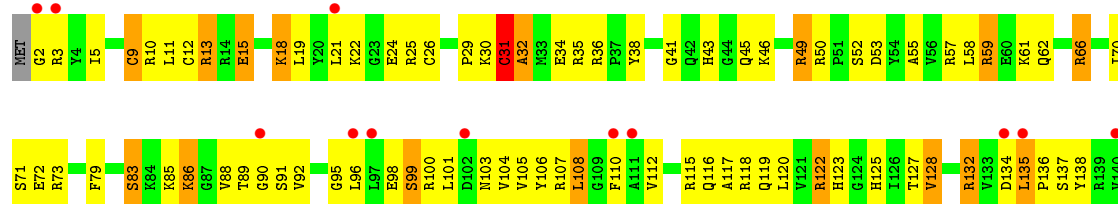
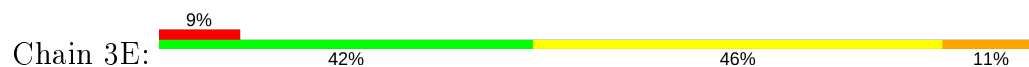
• Molecule 3: 30S ribosomal protein S3



• Molecule 3: 30S ribosomal protein S3

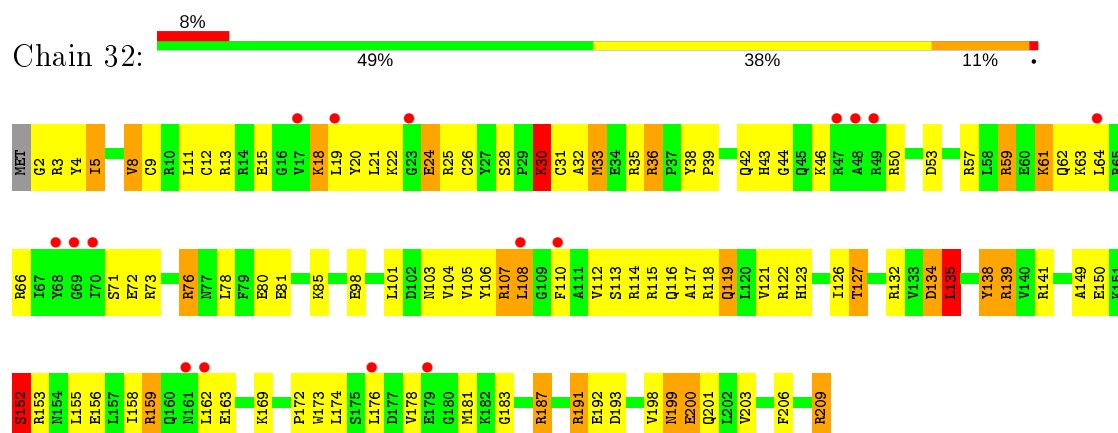


• Molecule 4: 30S ribosomal protein S4

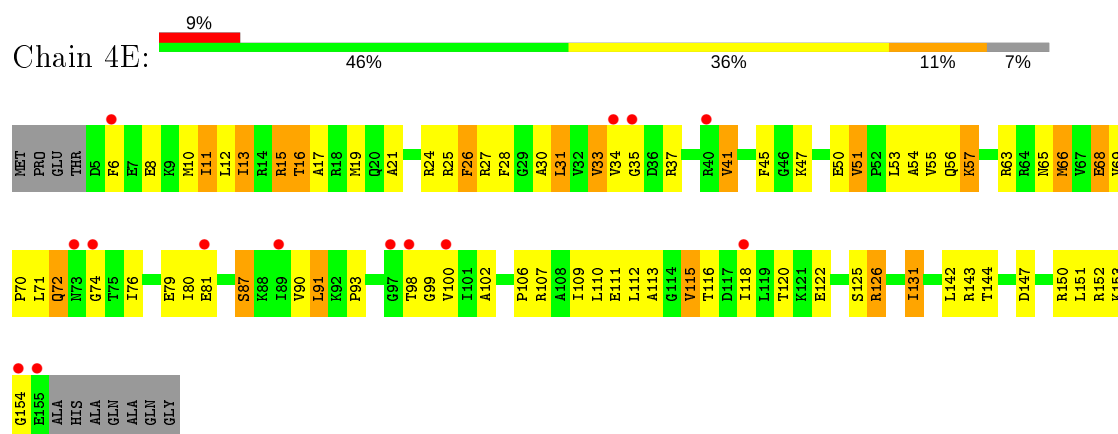




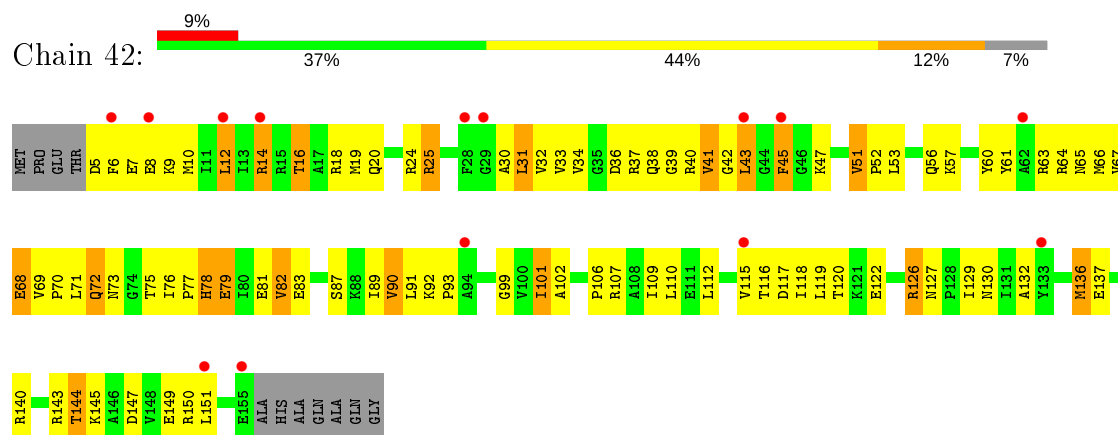
- Molecule 4: 30S ribosomal protein S4



- Molecule 5: 30S ribosomal protein S5



- Molecule 5: 30S ribosomal protein S5

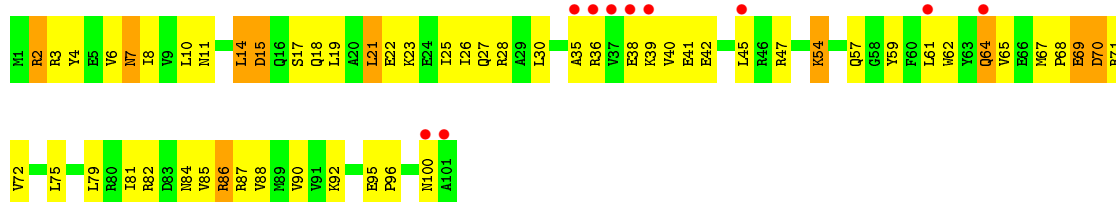


- Molecule 6: 30S ribosomal protein S6

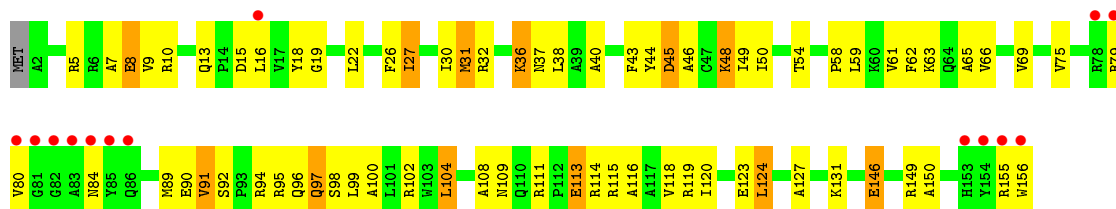




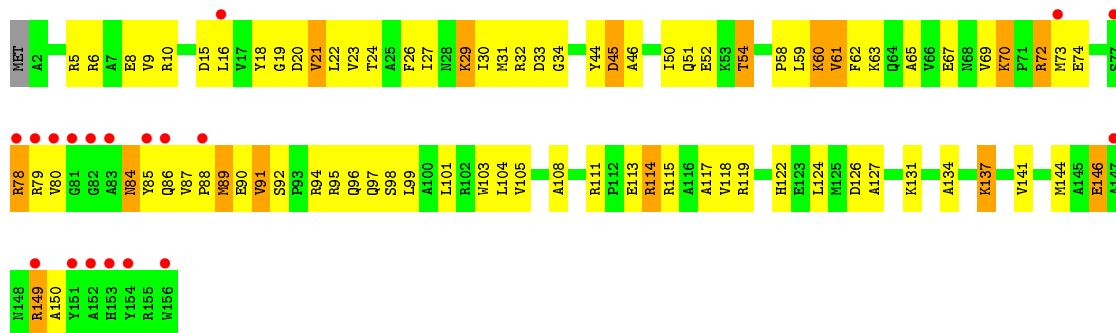
• Molecule 6: 30S ribosomal protein S6




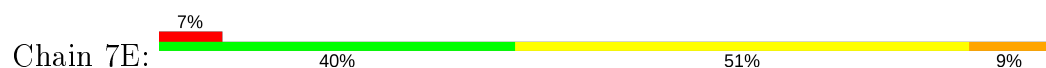
• Molecule 7: 30S ribosomal protein S7

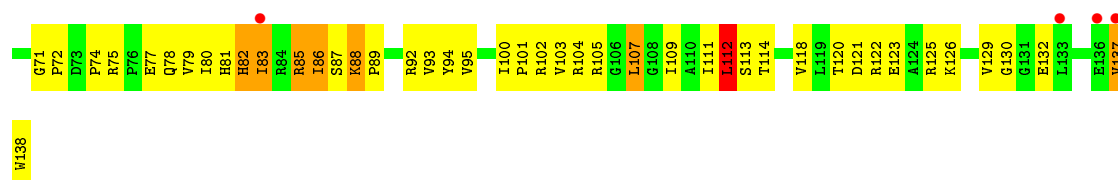


• Molecule 7: 30S ribosomal protein S7

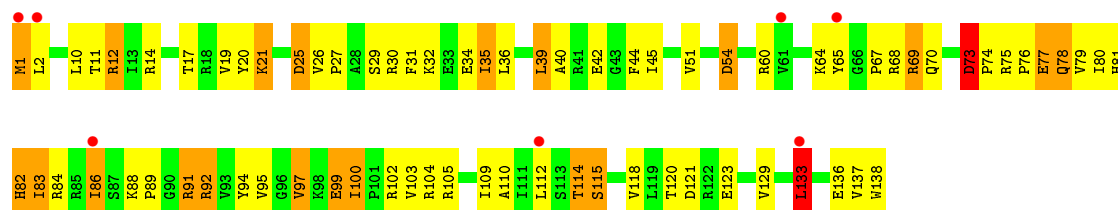


• Molecule 8: 30S ribosomal protein S8

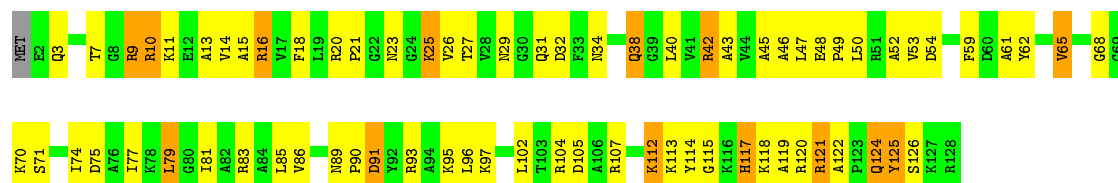




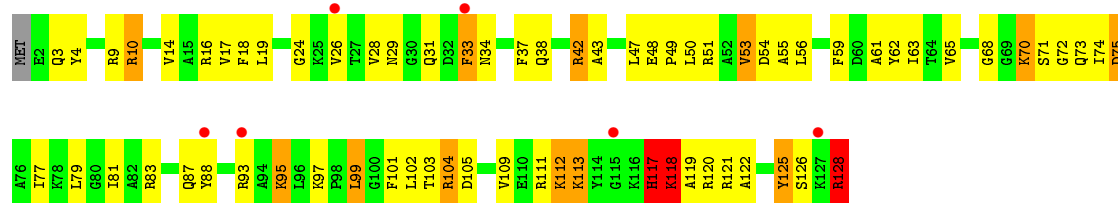
- Molecule 8: 30S ribosomal protein S8



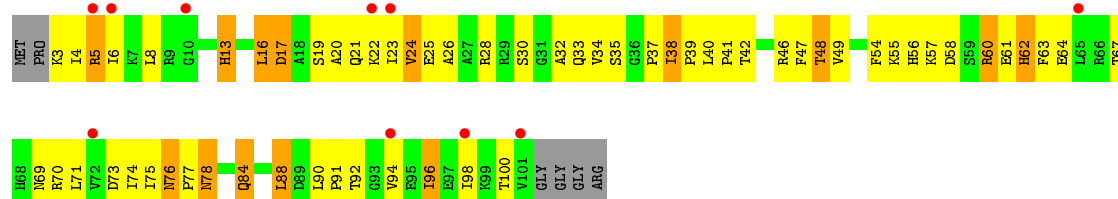
- Molecule 9: 30S ribosomal protein S9



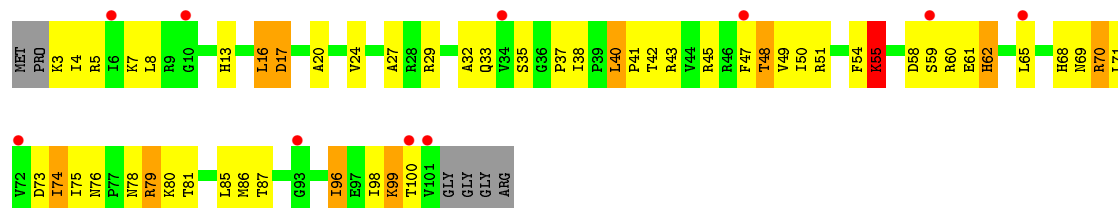
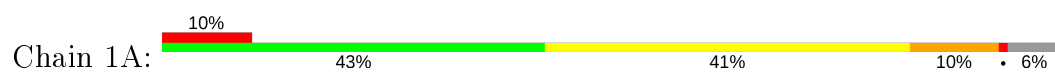
- Molecule 9: 30S ribosomal protein S9



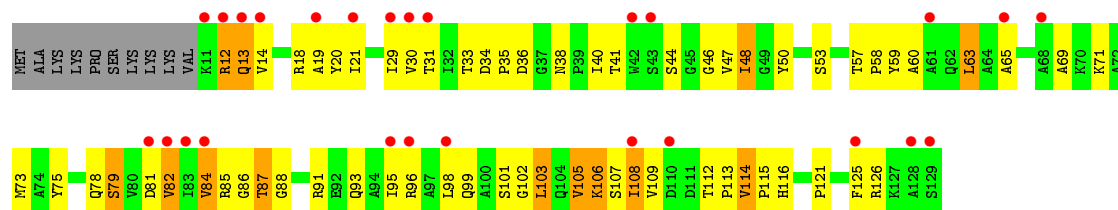
- Molecule 10: 30S ribosomal protein S10



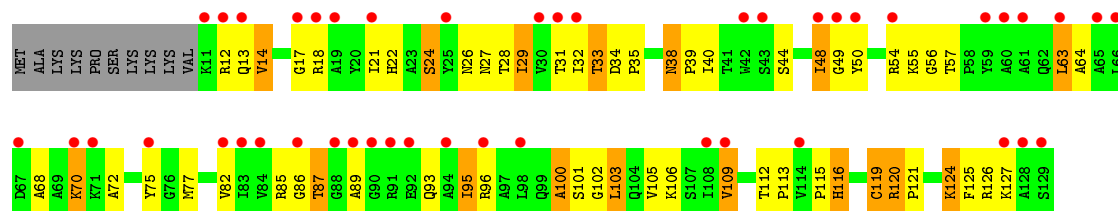
- Molecule 10: 30S ribosomal protein S10



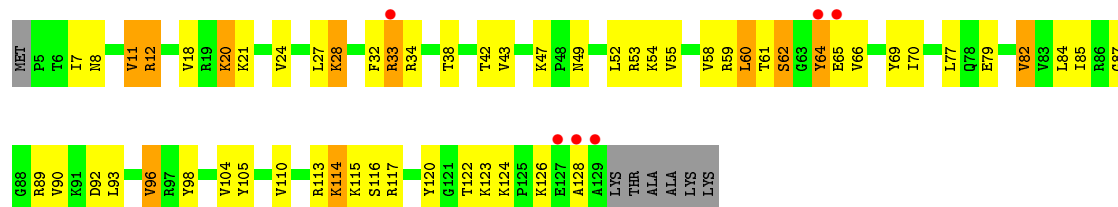
- Molecule 11: 30S ribosomal protein S11



- Molecule 11: 30S ribosomal protein S11



- Molecule 12: 30S ribosomal protein S12

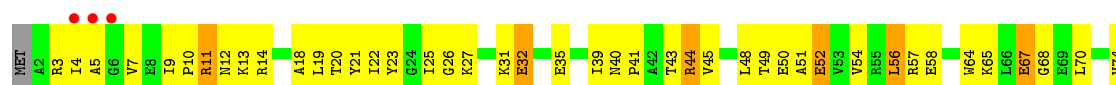


- Molecule 12: 30S ribosomal protein S12






- Molecule 13: 30S ribosomal protein S13



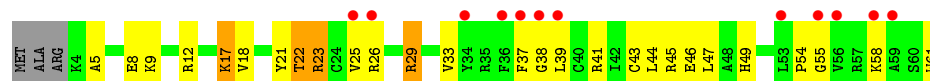
- Molecule 13: 30S ribosomal protein S13



- Molecule 14: 30S ribosomal protein S14 type Z



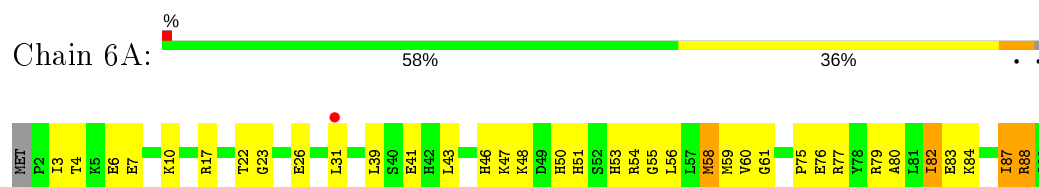
- Molecule 14: 30S ribosomal protein S14 type Z



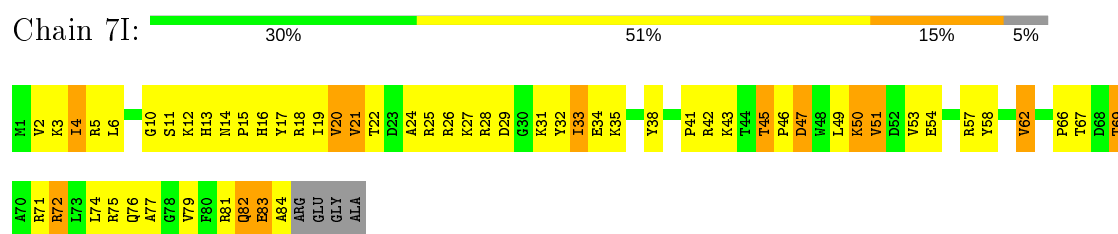
- Molecule 15: 30S ribosomal protein S15



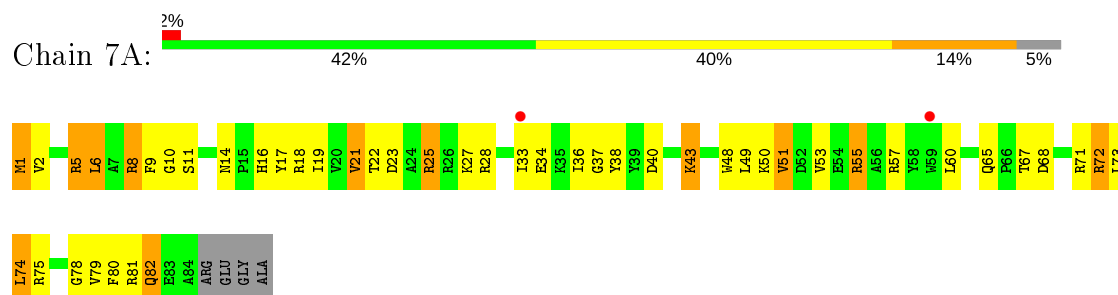
- Molecule 15: 30S ribosomal protein S15



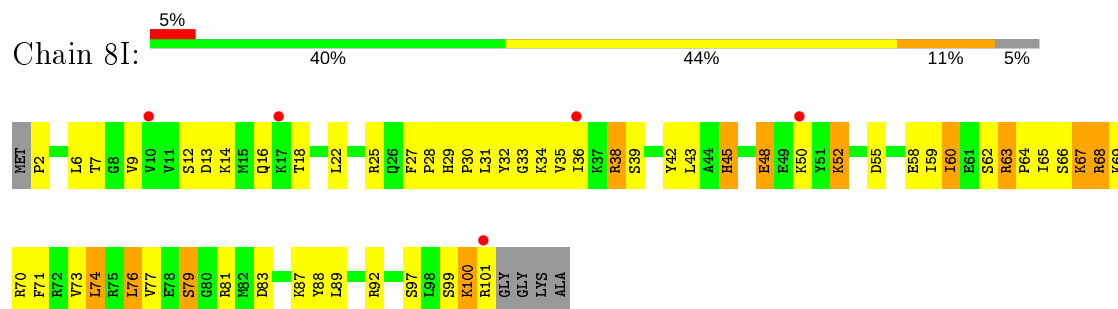
- Molecule 16: 30S ribosomal protein S16



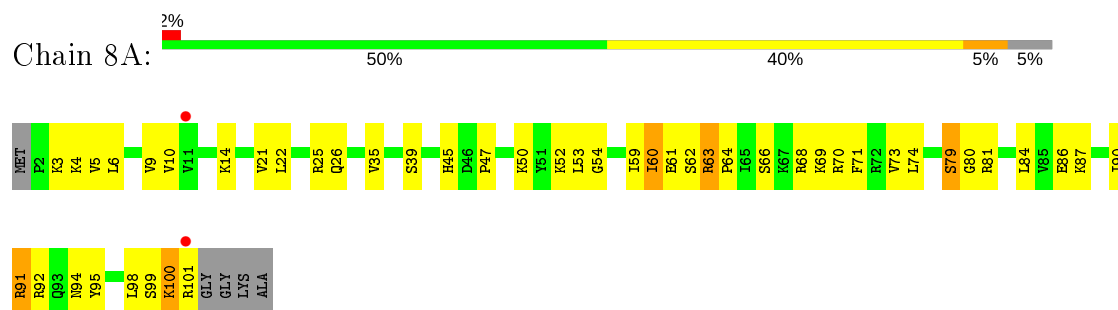
- Molecule 16: 30S ribosomal protein S16



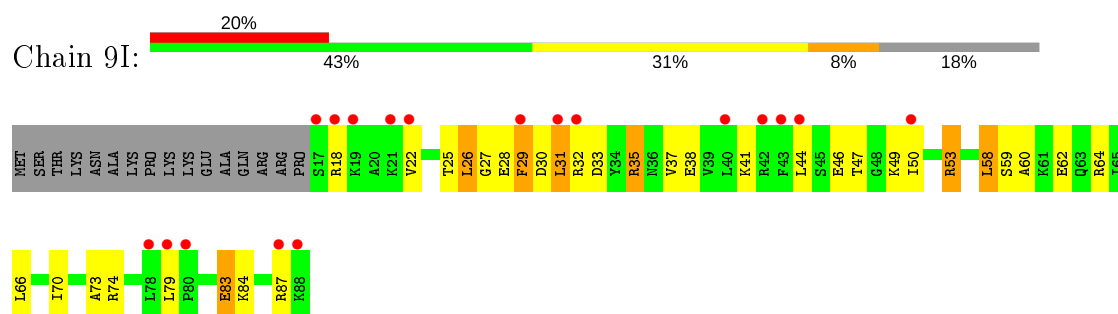
- Molecule 17: 30S ribosomal protein S17



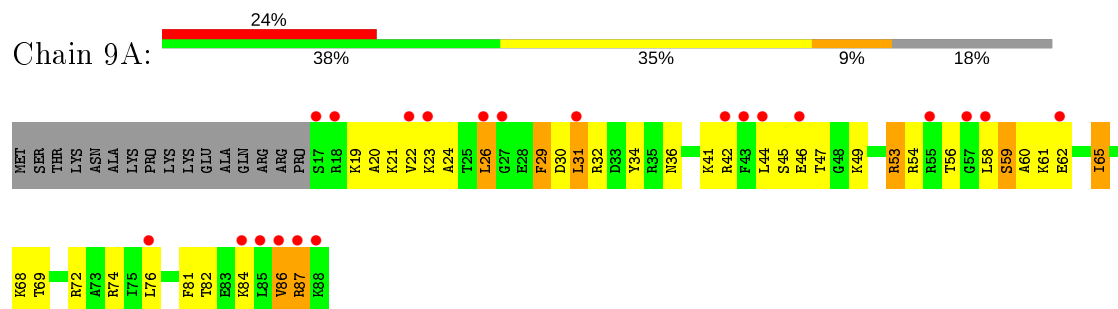
- Molecule 17: 30S ribosomal protein S17



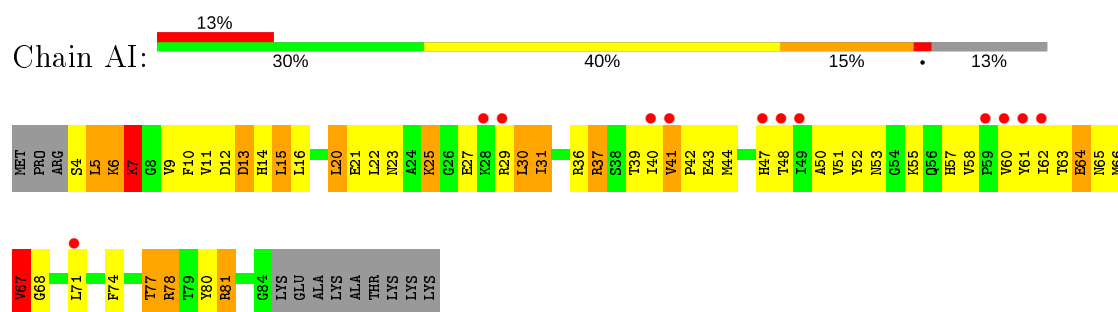
- Molecule 18: 30S ribosomal protein S18



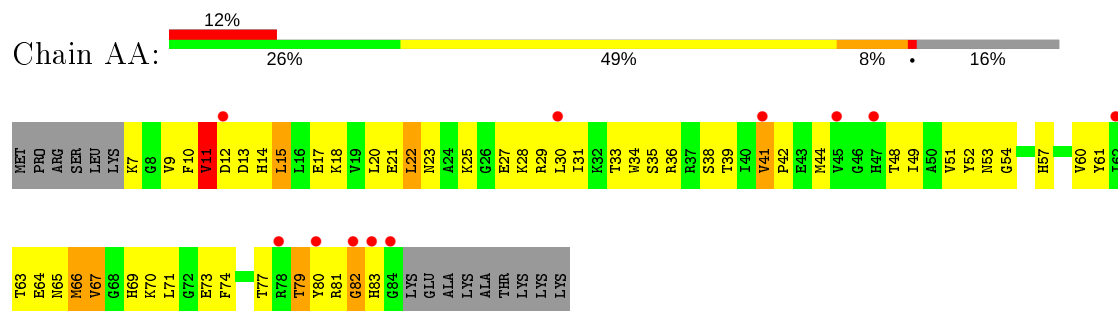
- Molecule 18: 30S ribosomal protein S18



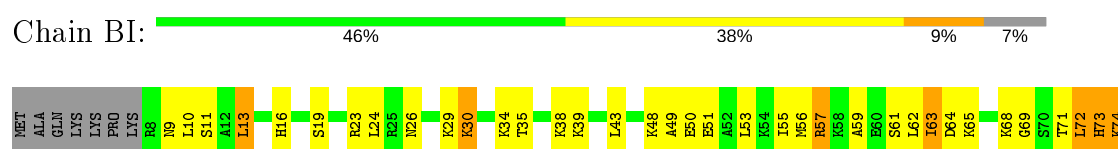
- Molecule 19: 30S ribosomal protein S19

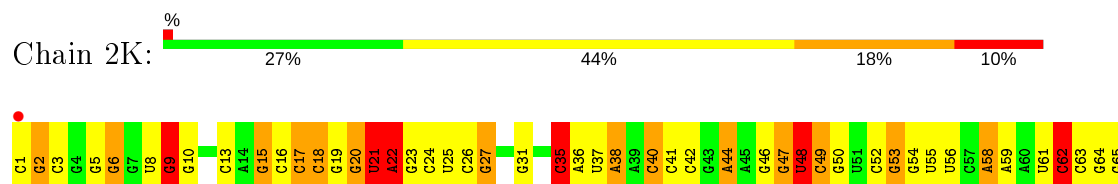


- Molecule 19: 30S ribosomal protein S19

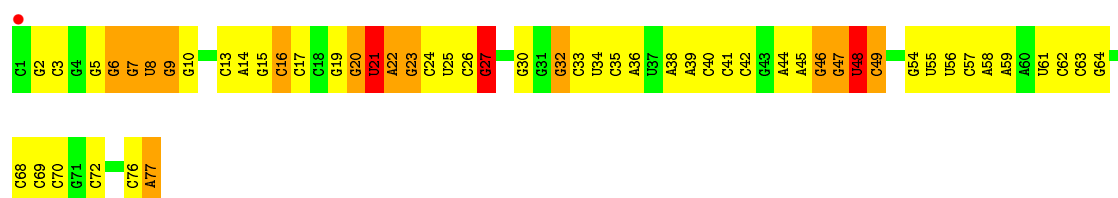


- Molecule 20: 30S ribosomal protein S20

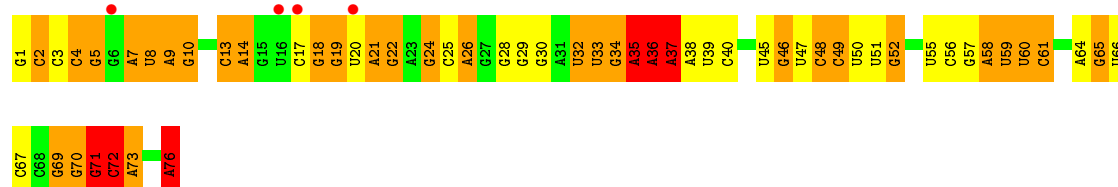
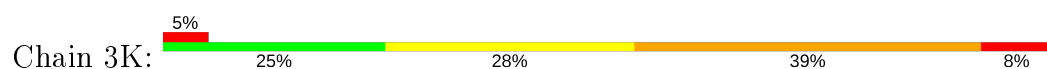




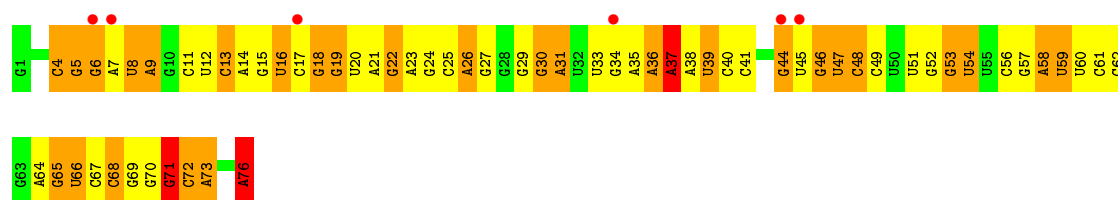
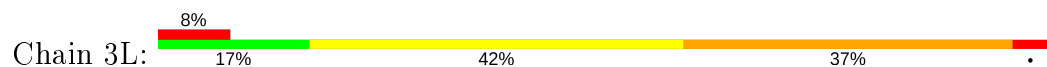
- Molecule 23: tRNA-fMet



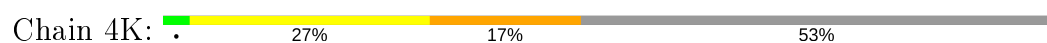
- Molecule 24: tRNA-Phe



- Molecule 24: tRNA-Phe



- Molecule 25: mRNA



- Molecule 25: mRNA

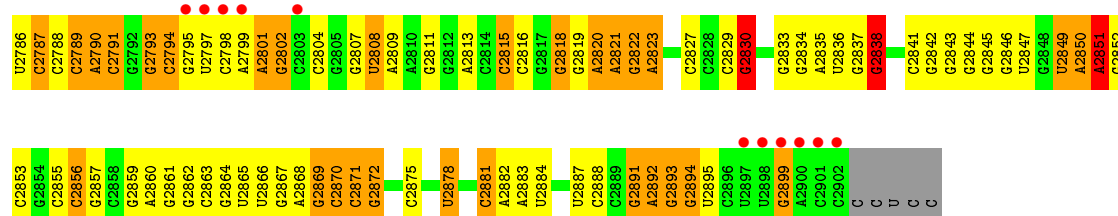


Chain 1H:



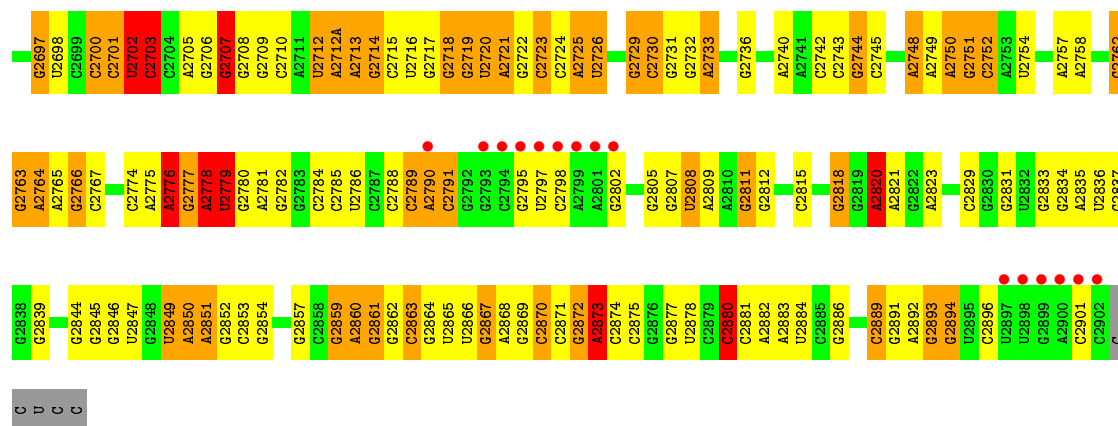
C1711	C1651	U1590	G1526	C1403	G1343	G1283	C1233	C1161	A1098	G1034	C971	A909	G845
C1712	A1652	G1591	G1527	C1404	G1344	A1284	G1224	G1162	G1099	U1035	G972	A910	C846
G1726	A1654	C1592	A1528	U1406	G1345	G1285	C1225	G1163	C1100	G1036	A973	A911	G847
G1727	C1655	G1593	C1467	U1407	G1346	A1286	G1226	G1164	U1101	G1037	G974	G912	G848
G1728	A1656	G1594	C1468	C1408	G1347	A1287	A1227	U1165	C1102	C1038	C974A	U913	A849
A1729	C1657	G1595	G1533	C1409	G1348	U1288	G1228	U1166	A1103	G1039	G975	C914	C850
U1730	C1658	A1596	G1534	C1410	A1349	C1289	G1229	U1167	C1104	U1040		C915	U851
G1731	U1699	C1597	U1535	A1411	C1350	C1290	G1229A	U1168	U1105	C1041	G978	G916	G852
A1732	C1660	A1598	A1472	C1411	C1351	C1291	C1230	G1169	G1106	G1042	G979	A917	G853
G1733	C1661	C1599	G1473	A1412	A1352	U1292	G1231	G1170	G1107	A1043		A918	G854
	C1662	C1600	C1474	G1413	A1353	C1293	G1232	G1171	U1108	G1044	A981	A919	G855
G1743	C1663	G1601	C1475	A1414	A1354	U1294	C1233	G1173	C1109	A1045	C982	G920	C856
	A1664	G1540	C1476	U1415	A1355	C1295	U1234	A1174	G1110	A1046	A983	G921	C857
G1748			A1477	G1416	G1356	G1296	G1235	U1175	A1111	G1047	A984	U922	U858
A1749	A1665	G1542	G1478	C1417	U1357	C1297	G1236	G1176	U1112	A1048	C985		G859
G1750	C1666	C1605	G1479	C1418	C1358	C1298	A1237	A1177	U1113	C1049	C986	C925	U860
C1751	G1667	G1606	A1544	A1419	A1359	G1299	G1238	C1178	U1114	A1050	G987	A926	A861
G1752	A1668	C1607	U1482	U1420	A1360	U1300	G1239	C1179	G1051	A988	G928	G928	G862
G1753	C1669	G1608	G1483	G1421	G1361	A1301	U1240	C1180	C1119	C1052	G989	G929	A863
C1754	A1609	U1609	G1484	G1422	C1362	A1302	A1241	C1181	G1120	C1053	A990	U930	G864
A1755	C1611	G1485	G1485	G1423	C1363	G1303	A1242	C1182	C1121	A1054	C991	C931	C865
G1756	U1672	A1486	A1486	G1424	G1364	C1304	G1243	G1183	C1122	G1055	C992	G932	A866
U1757	C1612	G1487	G1487	G1425	A1365	C1305	G1244	G1184	C1123	G1056	C993	A933	C867
G1758	G1674	G1550	G1488	G1426	A1366	C1306	G1245	C1185	C1124	A1057	C994	G934	U868
A1759	C1675	C1551	U1489	A1427	A1367	A1307	A1246	G1186	G1125	U1058	C995	C935	G869
	A1614		A1490	C1428	G1368	A1308	A1247	G1187	A1126	G1059	A996	C936	A870
G1760	A1616	G1491	G1491	G1429	C1369	G1309	G1248	U1188	C1127	U1060	G997	U937	U871
C1761	G1555	G1492	C1492	C1430	C1370	G1310	G1249	A1189	U1128	U1061	C998	G938	A872
A1762	C1556	A1493	A1493	U1431	G1371	G1311	G1250	G1190	A1129	G1062	U999	G939	G873
G1763	U1680	A1494	C1494	A1432	U1372	U1312	C1251	G1191	U1130	G1063	A1000	G940	G874
G1764	C1681	G1495	A1495	A1433	A1373	C1313	G1252	G1192	G1131	C1064	A1001	A941	
C1765	G1582	C1496	A1496	A1434	G1374	C1314	A1253	G1193	U1132	U1065	G1002	G942	A878
U1766	C1683	U1497	G1497	G1435	C1375	G1315	A1254	A1194	U1133	U1066	G1003	U943	G879
C1767	C1684	C1498	C1498	G1436	C1376	U1316	G1255	G1195	C1135	A1067	C1004	G944	G880
G1768	U1685	G1499	C1499	C1437	G1377	A1317	G1256	A1196	G1136	G1068	C1005	A945	G881
G1769	C1686	G1500	G1499	U1438	A1378	C1318	C1257	G1197	G1137	A1069	G1006	G946	G882
C1770	G1687	C1501	A1501	A1439	A1379	G1319	G1258	U1198	G1138	A1070	C1007	G947	G883
C1771	U1688	C1502	C1502	G1440	G1380	G1320	G1259	U1199	G1139	G1071	C1008	G948	C884
G1772				G1441	G1381	A1321	G1260	C1200	C1140	C1072	A1009	G949	C885
A1773	C1630A	C1505	C1505	G1442	C1382	A1322	C1261	C1201	U1141	A1073	A1010	G950	C886
C1774	A1631	C1506	A1506	G1443	A1383	G1323	G1264	C1202	U1142	C1076	G1011	C951	A887
U1775	G1632	A1507	A1507	G1444	A1384	G1324	A1265	A1204	A1143	A1077	U1012	G952	C888
G1776	C1633	A1508	C1444A	C1445	G1385	G1325	A1266	U1205	G1144	U1078	C1013	A953	C889
U1777	A1571	C1509	C1445	C1446	C1386	U1326	G1267	G1206	C1145		G1014	G954	A890
U1778	G1635	A1510	G1447	C1447	C1387	G1327	A1268	C1207	G1146	U1082	G1016	G956	C892
U1779	C1636	A1511	G1448	G1448	G1388	U1328	A1269	C1208	C1147	U1083	G1017	A957	C893
A1780	A1637	G1512	C1449	A1449	G1389	U1329	G1270	C1209	A1148	A1084	C1018	U958	C894
C1781	C1638	C1513	G1449A	U1391	U1390	A1331	G1271	G1209	G1149	A1085	U1019	A959	U895
G1782	G1639	U1514	C1450	C1392	A1392	G1332	A1272	A1210	C1150	A1086	A1020	A960	C897
A1783	C1582	C1515	C1451	A1393	A1393	C1333	U1273		G1151	G1087	A1021	G961	C898
U1784		U1516	C1451	C1394	U1394	G1334	A1274	A1213	C1152	A1088	G1022	G962	C899
A1785	C1572	A1517	U1453	A1395	A1395	U1335	A1275	G1215	C1153	G1089	U1023	U963	A900
G1786	A1580	C1518	U1454	U1396	A1396	A1336	A1276	G1216	G1154	U1090	G1024	G964	A901
A1787	G1581	G1519	C1455	U1397	U1397	G1337	G1277	C1217	A1155		G1025	G965	C902
G1788	C1582	U1520	G1456	C1456	C1386	G1338	A1278	G1218	A1156	G1093	U1026	G966	C903
A1789		G1521	A1457	C1457	C1398	G1339	A1279	G1219	U1157	U1094	A1027	C967	
C1790	G1586	G1522	C1458	C1458	C1399	G1340	G1279	A1220	C1158	A1095	A1028	G968	G906
A1791	A1587	U1523	G1459	G1400	C1399	U1340	G1280	C1221	U1159	A1096		U969	C907
G1792	C1588	G1524	A1460	G1401	G1400	U1341	G1281	C1222		U1097			C908
C1793		G1525	G1461	C1402	C1402	A1342	U1282		G1160				

U2720	U2647	C2586	C2521	C2455	C2394	A2333	A2273	C2207	C2064	G2004	U1939	U1864	U1794
A2721	U2650	A2587	U2522	C2466	C2395	G2334	A2274	U2208	C2065	A2005	U1940	G1869	C1795
C2722	C2651	C2588	C2523	C2457	C2396	A2335	C2275	C2209	C2066	C2006	C1941	A1870	U1796
C2723		A2589	U2524	C2468	A2336	A2336	G2276	G2211	C2067	C2007	C1942	C1871	C1797
C2724		C2590	U2525	A2469	G2337	A2337	G2277	G2212	U2068	C2008	U1943	A1872	U1798
A2725	A2654	C2591	G2526	U2460	G2338	G2338	A2278	U2213	G2069	G2009	U1944	G1878	G1799
C2726	C2655	C2592	C2527	C2461	U2401	G2339	G2279	G2214	G2070	G2010	U1945	C1800	C1801
G2727	U2657	U2593	U2528	U2462	C2402	G2340	C2280	G2215	A2071	U2011	C1946	G1801	A1802
U2728		C2594	C2529	C2463	C2403	G2341	C2281	G2216	C2072	G2012	C1947	G1883	A1803
G2729	C2658	C2595	A2530	C2464	C2404	C2342	G2282		A1884	A2013	G1948	A1884	A1804
C2730	C2659	U2596	A2531	C2465	C2405	C2343	G2283	U2074	A1885	A2014	G1949	A1885	C1805
G2731	A2660	G2597	G2532	U2466	U2406	U2344	C2284	U2075	C1886	A2015	G1950	C1886	U1806
G2732	C2661	C2598	A2533	C2467	U2407	G2345	C2285	U2076	C1887	U2016	U1951	C1887	U1807
A2733		G2599		A2469	U2408	A2346	A2286		G1888	U2017	A1952	G1888	G1807
A2734	A2665	C2600	C2538	U2473	G2409	C2347	A2287	C2286	C2078	G2018	A1953	A1889	U1808
G2735	C2666	C2601	U2539	C2474	G2410	U2348	A2288	G2227	U2079	A2019	G1954	A1890	A1809
G2736	C2667	G2602	C2540	C2475	A2412	G2349	G2289	U2225	G2080	A2020	U1955	G1891	A1810
G2737		G2603	A2541	C2476	A2413	G2350	U2291	C2231	C2081	C2021	U1956	G1891	G1811
	G2672	U2604	A2542	A2477	G2414	C2351	C2292	U2232	A2082	U2022	C1957	C1894	A1812
C2743	A2679	U2605	G2543	C2478	G2415	A2352	C2293	U2233	C2083	G2023		C1895	G1813
G2744	C2680	C2606	C2544	C2479	G2416	G2353	U2294	U2234	C2084	G2024	A1960	G1896	G1814
C2745		G2607	G2545	C2480	C2417	C2354	C2295	G2235	C2085	C2025	C1961	A1897	A1815
U2746		G2608	U2546	C2481	C2418	C2355	C2296	C2236	U2086	C2026	U1962	U1898	G1816
G2747	C2683	U2609	U2547	G2482	U2419	C2356	C2297	G2237	G2087	G2027	U1963	G1899	G1817
U2748	U2684	C2610	G2548	C2483	U2420	U2357	C2298	G2238	G2088	U2028	G1964	A1900	U1818
A2749	C2685	U2611	C2549	C2484	C2421	G2358	A2298		U2089	G2029	C1965	A1901	A1819
G2750		C2612	U2550	G2485	G2422	C2359	G2299	C2239		A2030	A1966	C1902	G1823
G2751	U2687	U2613	C2551	C2486	A2423	A2360	C2300	G2240	C2094	A2031	C1967	G1903	G1824
C2752		A2614	G2552	C2487	U2424	A2361	C2301	A2241	C2095	G2032	G1968	G1904	G1825
	U2688	U2615	U2553	C2488	C2425	G2362	G2302	G2242	U2096	A2033	A1969	A1895	A1826
C2755	C2690	C2616	U2554	C2489	A2426	C2363	G2303	U2243	C2097	U2034	A1970	G1826	G1827
C2756	C2691	C2617	U2555	C2490	C2427	C2364	G2304	U2244	U2098	G2035	A1971	G1827	C1827
A2757	C2692	G2618	U2556	U2491	G2428	A2365	A2305	U2245		C2036	A1972	G1828	
U2758	A2693	C2619	C2557	U2492	C2429	A2366	C2306	G2246		G2037	G1973	A1829	A1830
G2759	G2694	C2620	C2558	U2493	A2430	C2367	G2307	A2247	G1975	G2038	C1974	G1831	G1831
	C2695	A2621		U2494	U2431	C2368	A2308	U2248	U1976	C2039	G1976	U1915	C1832
G2761	U2696	C2622	U2562	C2494	A2432		A2309	G2250	A1977	U2041	A1977	U1833	U1833
G2762	C2697	G2623	U2563	C2495	A2432		A2310	G2251	C2107	A2042		U1917	U1834
G2763	U2698	G2624	A2564	C2496	A2433	G2372	A2311	G2252	C2108	C2043	G1980	G1835	G1835
U2764	C2699	G2625	C2565	A2497	A2434	G2373	U2312	G2253	G2109	C2044	A1981	A1918	A1918
A2765	C2700	C2626	A2566	C2498	A2435	C2374	C2313	G2254	U2109	C2045	A1982	A1919	C1836
G2766	C2701	G2627	G2567	C2499	G2436	C2375	C2314	C2255	G2110	G2046	C1983	C1920	C1837
C2767	U2702	C2628	U2568	U2500	U2437	A2376	G2315	G2256	C2111	U2047	G1922	G1838	C1838
C2768	C2703	A2629	C2569	C2501	U2438	A2377	G2316	G2257	C2112			G1923	G1839
C2769	G2704	G2630	U2570	G2502	A2439	A2378	C2317	U2257	G2048	C2048	A1986	U1923	
	A2705	A2631	C2571	C2503	C2440	G2379	G2318	C2258	G2049	C2049	G1987	C1924	G1842
C2772	G2706	A2632	U2572	U2504	C2441	C2380	G2319	G2259	C2050	C2050	G1988	C1925	C1843
C2773	G2707		C2573	G2505	C2442	C2381	A2320	C2260	A2051	G2052	U1989	U1926	
C2774	G2708	C2635	G2574	U2506	C2443	G2382	G2321	U2261	G2116	G2053	C1990	A1927	A1847
A2775	G2709	U2636	C2575	C2507	G2444	G2383	A2322	U2262	U2118	G2053	G1928	A1928	A1848
	C2710	U2637	G2576	G2508	G2445	G2384	G2323	C2263	A2119	A2054	U1993	G1929	G1849
G2777	A2711	G2638	U2577	G2509	G2446	C2385	C2324	C2264	C2055	C2055	C1994	G1930	
U2778	U2712	C2639	G2578		G2447	U2386	G2325	U2265	G2056	C2056	U1997	A1863	A1863
U2779	A2712A	G2640	C2579	C2512	A2448	U2387	C2326	A2266	A2057	C2057	G1997	A1932	A1854
A2780	G2713	C2641	U2580	G2513	U2449	A2388	A2327	A2267	A2058	G1998	G1998	G1933	G1855
G2781	G2714	U2642	G2581	U2514	A2450	G2389	A2328	A2268	A2059	C1999	C1999	G1856	G1856
G2782		G2643	C2582	C2516	A2451	U2390	G2329	A2269	A2060	G2000	G2000	G1935	G1857
G2783	G2717	G2644	U2583	C2517	A2452	C2391	G2330	A2270	G2061	A2001	A1936	A1936	G1858
C2784	U2584	A2518	C2584	A2518	A2453	A2392	G2331	G2271	A2062	G2002	A1937	A1937	A1859
G2785		C2646	U2585		C2454	A2393	U2332	U2272	C2063	G2003		A1938	

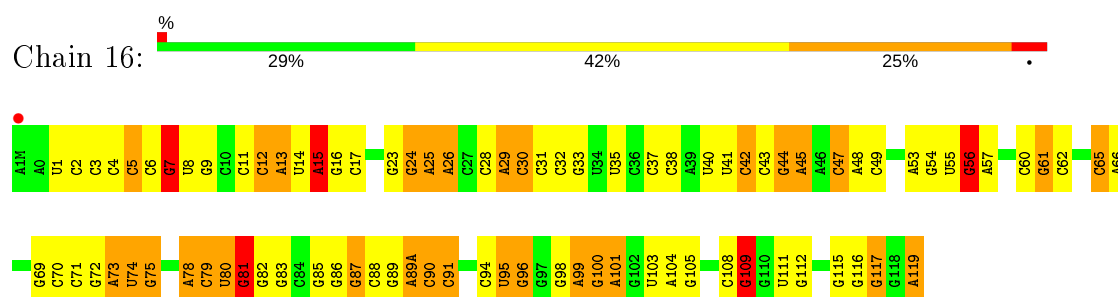


G1628	G1629	G1630	G1630A	G1631	G1632	G1633	G1636	G1637	G1638	G1638A	G1639	G1640	G1641	G1642	G1643	G1644	G1645	G1646	G1647	G1648	G1651	G1652	G1653	G1654	G1655	G1656	G1657	G1658	G1659	G1660	G1661	G1662	G1663	G1664	G1665	G1666	G1667	G1668	G1669	G1670	G1671	G1672	G1673	G1674	G1675	G1676	G1677	G1678	G1679	G1680	G1681	G1686	G1687	G1688	G1689	G1693																																																																																																																																																																																																																																																																																																																																																																																																																																																																																																																																																				
G1563	C1564	C1565	C1566	C1567	C1568	C1569	C1570	C1571	C1572	C1573	C1577	C1578	C1582	C1583	C1584	C1585	C1586	C1587	C1588	C1589	C1590	C1591	C1592	C1593	C1594	C1595	C1596	C1597	C1598	C1599	C1600	C1601	C1602	C1603	C1604	C1605	C1606	C1607	C1608	C1609	C1610	C1611	C1612	C1613	C1614	C1615	C1616	C1617	C1618	C1619	C1620	C1621	C1622	C1623	C1624	C1625	C1626	C1627																																																																																																																																																																																																																																																																																																																																																																																																																																																																																																																																																		
G1487	G1490	G1491	G1492	G1493	G1494	G1495	G1496	G1497	G1498	G1504	G1505	G1506	G1507	G1508	G1509	G1510	G1511	G1512	G1513	G1514	G1515	G1516	G1517	G1518	G1519	G1520	G1521	G1522	G1523	G1524	G1525	G1526	G1527	G1528	G1529	G1530	G1531	G1532	G1533	G1534	G1535	G1536	G1537	G1538	G1539	G1540	G1541	G1542	G1543	G1544	G1545	G1546	G1547	G1548	G1549	G1550	G1551	G1552	G1553	G1554	G1555	G1556	G1557	G1558	G1559	G1560	G1561	G1562	G1563	G1564	G1565	G1566	G1567																																																																																																																																																																																																																																																																																																																																																																																																																																																																																																																																			
G1421	G1422	G1423	G1424	G1425	G1426	G1427	G1428	G1429	G1430	G1431	G1432	G1433	G1434	G1435	G1436	G1437	G1438	G1439	G1440	G1441	G1442	G1443	G1444	G1445	G1446	G1447	G1448	G1449	G1450	G1451	G1452	G1453	G1454	G1455	G1456	G1457	G1458	G1459	G1460	G1461	G1462	G1463	G1464	G1465	G1466	G1467	G1468	G1469	G1470	G1471	G1472	G1473	G1474	G1475	G1476	G1477	G1478	G1479	G1480	G1481	G1482	G1483	G1484	G1485	G1486																																																																																																																																																																																																																																																																																																																																																																																																																																																																																																																																											
G1358	C1359	C1360	G1361	G1362	G1363	G1364	G1365	G1366	G1367	G1368	G1369	G1370	G1371	G1372	G1373	G1374	G1375	G1376	G1377	G1378	G1379	G1380	G1381	G1382	G1383	G1384	G1385	G1386	G1387	G1388	G1389	G1390	G1391	G1392	G1393	G1394	G1395	G1396	G1397	G1400	G1401	G1402	G1403	G1404	G1405	G1406	G1407	G1408	G1409	G1410	G1411	G1412	G1413	G1414	G1415	G1416	G1417	G1418	G1419	G1420																																																																																																																																																																																																																																																																																																																																																																																																																																																																																																																																																
C1288	G1289	C1290	C1291	C1292	C1293	C1294	C1295	C1296	C1297	C1298	C1299	C1300	C1301	C1302	C1303	C1304	C1305	C1306	C1307	C1308	C1309	C1310	C1311	C1312	C1313	C1314	C1315	C1316	C1317	C1318	C1319	C1320	C1321	C1322	C1323	C1324	C1325	C1326	C1327	C1328	C1329	C1330	C1331	C1332	C1333	C1334	C1335	C1336	C1337	C1338	C1339	C1340	C1341	C1342	C1343	C1344	C1345	C1346	C1347	C1348	C1349	C1350	C1351	C1352	C1353	C1354	C1355	C1356	C1357																																																																																																																																																																																																																																																																																																																																																																																																																																																																																																																																							
U1234	G1235	G1236	A1237	U1238	U1239	U1240	A1241	G1242	G1243	G1244	G1245	A1246	A1247	G1248	U1249	G1250	G1251	G1252	G1253	A1254	U1255	G1256	C1257	C1258	G1259	G1260	C1261	C1262	C1263	C1264	G1265	G1266	U1267	C1268	C1269	C1270	C1271	C1272	C1273	C1274	C1275	C1276	C1277	C1278	C1279	C1280	C1281	C1282	C1283	C1284	C1285	C1286	C1287	C1288	C1289	C1290	C1291	C1292	C1293	C1297																																																																																																																																																																																																																																																																																																																																																																																																																																																																																																																																																
U1167	G1168	G1169	A1170	G1171	G1172	A1173	U1174	U1175	G1176	G1177	C1178	G1179	C1180	C1181	C1182	C1183	C1184	C1185	C1186	C1187	C1188	C1189	C1190	C1191	C1192	C1193	C1194	C1195	C1196	C1197	C1198	C1199	C1200	C1201	C1202	C1203	C1204	C1205	C1206	C1207	C1208	C1209	C1210	C1211	C1212	C1213	C1214	C1215	C1216	C1217	C1218	C1219	C1220	C1221	C1222	C1223	C1224	C1225	C1226	C1227	C1228	C1229	C1230	C1231	C1232	C1233	C1234	C1235	C1236	C1237	C1238	C1239	C1240	C1241	C1242	C1243	C1244	C1245	C1246	C1247	C1248	C1249	C1250	C1251	C1252	C1253	C1254	C1255	C1256	C1257	C1258	C1259	C1260	C1261	C1262	C1263	C1264	C1265	C1266	C1267	C1268	C1269	C1270	C1271	C1272	C1273	C1274	C1275	C1276	C1277	C1278	C1279	C1280	C1281	C1282	C1283	C1284	C1285	C1286	C1287	C1288	C1289	C1290	C1291	C1292	C1293	C1294	C1295	C1296	C1297	C1298	C1299	C1300	C1301	C1302	C1303	C1304	C1305	C1306	C1307	C1308	C1309	C1310	C1311	C1312	C1313	C1314	C1315	C1316	C1317	C1318	C1319	C1320	C1321	C1322	C1323	C1324	C1325	C1326	C1327	C1328	C1329	C1330	C1331	C1332	C1333	C1334	C1335	C1336	C1337	C1338	C1339	C1340	C1341	C1342	C1343	C1344	C1345	C1346	C1347	C1348	C1349	C1350	C1351	C1352	C1353	C1354	C1355	C1356	C1357	C1358	C1359	C1360	C1361	C1362	C1363	C1364	C1365	C1366	C1367	C1368	C1369	C1370	C1371	C1372	C1373	C1374	C1375	C1376	C1377	C1378	C1379	C1380	C1381	C1382	C1383	C1384	C1385	C1386	C1387	C1388	C1389	C1390	C1391	C1392	C1393	C1394	C1395	C1396	C1397	C1398	C1399	C1400	C1401	C1402	C1403	C1404	C1405	C1406	C1407	C1408	C1409	C1410	C1411	C1412	C1413	C1414	C1415	C1416	C1417	C1418	C1419	C1420																																																																																																																																																																																																																																																																																																																																															
G1099	G1036	G1037	G1038	G1039	G1040	G1041	G1042	G1043	G1044	G1045	G1046	G1047	G1048	G1049	G1050	G1051	A1052	G1053	G1054	G1055	G1056	A1057	G1058	G1059	G1060	G1061	G1062	G1063	G1064	G1065	G1066	G1067	G1068	G1069	G1070	G1071	G1072	G1073	G1074	G1075	G1076	G1077	G1078	G1079	G1082	G1083	A1084	A1085	A1086	G1087	A1088	G1089	G1090	G1091	G1092	G1093	G1094	A1095	A1096	G1097	A1098																																																																																																																																																																																																																																																																																																																																																																																																																																																																																																																																															
C971	G972	A973	G974	C975	C976	C977	C978	A979	A980	A981	A982	A983	A984	A985	A986	A987	A988	A989	A990	A991	A992	A993	A994	A995	A996	A997	A998	A999	C999	C999A	C999B	C999C	C999D	C999E	C999F	C999G	C999H	C999I	C999J	C999K	C999L	C999M	C999N	C999O	C999P	C999Q	C999R	C999S	C999T	C999U	C999V	C999W	C999X	C999Y	C999Z	C999AA	C999AB	C999AC	C999AD	C999AE	C999AF	C999AG	C999AH	C999AI	C999AJ	C999AK	C999AL	C999AM	C999AN	C999AO	C999AP	C999AQ	C999AR	C999AS	C999AT	C999AU	C999AV	C999AW	C999AX	C999AY	C999AZ	C999BA	C999BB	C999BC	C999BD	C999BE	C999BF	C999BG	C999BH	C999BI	C999BJ	C999BK	C999BL	C999BM	C999BN	C999BO	C999BP	C999BQ	C999BR	C999BS	C999BT	C999BU	C999BV	C999BW	C999BX	C999BY	C999BZ	C999CA	C999CB	C999CC	C999CD	C999CE	C999CF	C999CG	C999CH	C999CI	C999CJ	C999CK	C999CL	C999CM	C999CN	C999CO	C999CP	C999CQ	C999CR	C999CS	C999CT	C999CU	C999CV	C999CW	C999CX	C999CY	C999CZ	C999DA	C999DB	C999DC	C999DD	C999DE	C999DF	C999DG	C999DH	C999DI	C999DJ	C999DK	C999DL	C999DM	C999DN	C999DO	C999DP	C999DQ	C999DR	C999DS	C999DT	C999DU	C999DV	C999DW	C999DX	C999DY	C999DZ	C999EA	C999EB	C999EC	C999ED	C999EE	C999EF	C999EG	C999EH	C999EI	C999EJ	C999EK	C999EL	C999EM	C999EN	C999EO	C999EP	C999EQ	C999ER	C999ES	C999ET	C999EU	C999EV	C999EW	C999EX	C999EY	C999EZ	C999FA	C999FB	C999FC	C999FD	C999FE	C999FF	C999FG	C999FH	C999FI	C999FJ	C999FK	C999FL	C999FM	C999FN	C999FO	C999FP	C999FQ	C999FR	C999FS	C999FT	C999FU	C999FV	C999FW	C999FX	C999FY	C999FZ	C999GA	C999GB	C999GC	C999GD	C999GE	C999GF	C999GG	C999GH	C999GI	C999GJ	C999GK	C999GL	C999GM	C999GN	C999GO	C999GP	C999GQ	C999GR	C999GS	C999GT	C999GU	C999GV	C999GW	C999GX	C999GY	C999GZ	C999HA	C999HB	C999HC	C999HD	C999HE	C999HF	C999HG	C999HH	C999HI	C999HJ	C999HK	C999HL	C999HM	C999HN	C999HO	C999HP	C999HQ	C999HR	C999HS	C999HT	C999HU	C999HV	C999HW	C999HX	C999HY	C999HZ	C999IA	C999IB	C999IC	C999ID	C999IE	C999IF	C999IG	C999IH	C999IJ	C999IK	C999IL	C999IM	C999IN	C999IO	C999IP	C999IQ	C999IR	C999IS	C999IT	C999IU	C999IV	C999IW	C999IX	C999IY	C999IZ	C999JA	C999JB	C999JC	C999JD	C999JE	C999JF	C999JG	C999JH	C999JI	C999JJ	C999JK	C999JL	C999JM	C999JN	C999JO	C999JP	C999JQ	C999JR	C999JS	C999JT	C999JU	C999JV	C999JW	C999JX	C999JY	C999JZ	C999KA	C999KB	C999KC	C999KD	C999KE	C999KF	C999KG	C999KH	C999KI	C999KJ	C999KK	C999KL	C999KM	C999KN	C999KO	C999KP	C999KQ	C999KR	C999KS	C999KT	C999KU	C999KV	C999KW	C999KX	C999KY	C999KZ	C999LA	C999LB	C999LC	C999LD	C999LE	C999LF	C999LG	C999LH	C999LI	C999LJ	C999LK	C999LL	C999LM	C999LN	C999LO	C999LP	C999LQ	C999LR	C999LS	C999LT	C999LU	C999LV	C999LW	C999LX	C999LY	C999LZ	C999MA	C999MB	C999MC	C999MD	C999ME	C999MF	C999MG	C999MH	C999MI	C999MJ	C999MK	C999ML	C999MM	C999MN	C999MO	C999MP	C999MQ	C999MR	C999MS	C999MT	C999MU	C999MV	C999MW	C999MX	C999MY	C999MZ	C999NA	C999NB	C999NC	C999ND	C999NE	C999NF	C999NG	C999NH	C999NI	C999NJ	C999NK	C999NL	C999NM	C999NN	C999NO	C999NP	C999NQ	C999NR	C999NS	C999NT	C999NU	C999NV	C999NW	C999NX	C999NY	C999NZ	C999OA	C999OB	C999OC	C999OD	C999OE	C999OF	C999OG	C999OH	C999OI	C999OJ	C999OK	C999OL	C999OM	C999ON	C999OO	C999OP	C999OQ	C999OR	C999OS	C999OT	C999OU	C999OV	C999OW	C999OX	C999OY	C999OZ	C999PA	C999PB	C999PC	C999PD	C999PE	C999PF	C999PG	C999PH	C999PI	C999PJ	C999PK	C999PL	C999PM	C999PN	C999PO	C999PP	C999PQ	C999PR	C999PS	C999PT	C999PU	C999PV	C999PW	C999PX	C999PY	C999PZ	C999QA	C999QB	C999QC	C999QD	C999QE	C999QF	C999QG	C999QH	C999QI	C999QJ	C999QK	C999QL	C999QM	C999QN	C999QO	C999QP	C999QQ	C999QR	C999QS	C999QT	C999QU	C999QV	C999QW	C999QX	C999QY	C999QZ	C999RA	C999RB	C999RC	C999RD	C999RE	C999RF	C999RG	C999RH	C999RI	C999RJ	C999RK	C999RL	C999RM	C999RN	C999RO	C999RP	C999RQ	C999RR	C999RS	C999RT	C999RU	C999RV	C999RW	C999RX	C999RY	C999RZ	C999SA	C999SB	C999SC	C999SD	C999SE	C999SF	C999SG	C999SH	C999SI	C999SJ	C999SK	C999SL	C999SM	C999SN	C999SO	C999SP	C999SQ	C999SR	C999SS	C999ST	C999SU	C999SV	C999SW	C999SX	C999SY	C999SZ	C999TA	C999TB	C999TC	C999TD	C999TE	C999TF	C999TG	C999TH	C999TI	C999TJ	C999TK	C999TL	C999TM	C999TN	C999TO	C999TP	C999TQ	C999TR	C999TS	C999TT	C999TU	C999TV	C999TW	C999TX	C999TY	C999TZ	C999UA	C999UB	C999UC	C999UD	C999UE	C999UF	C999UG	C999UH	C999UI	C999UJ	C999UK	C999UL	C999UM	C999UN</

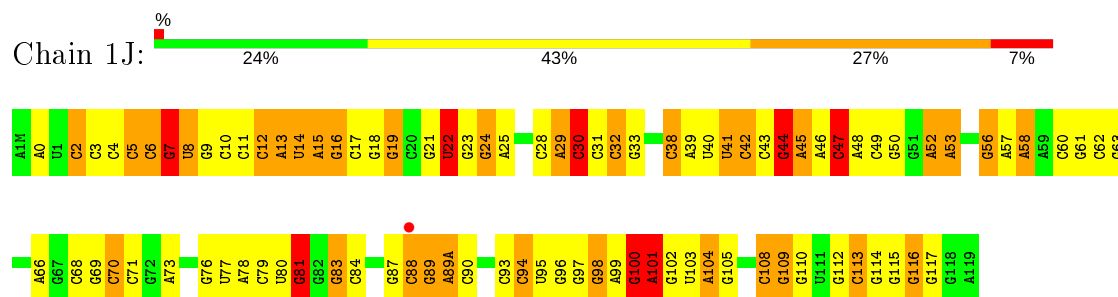




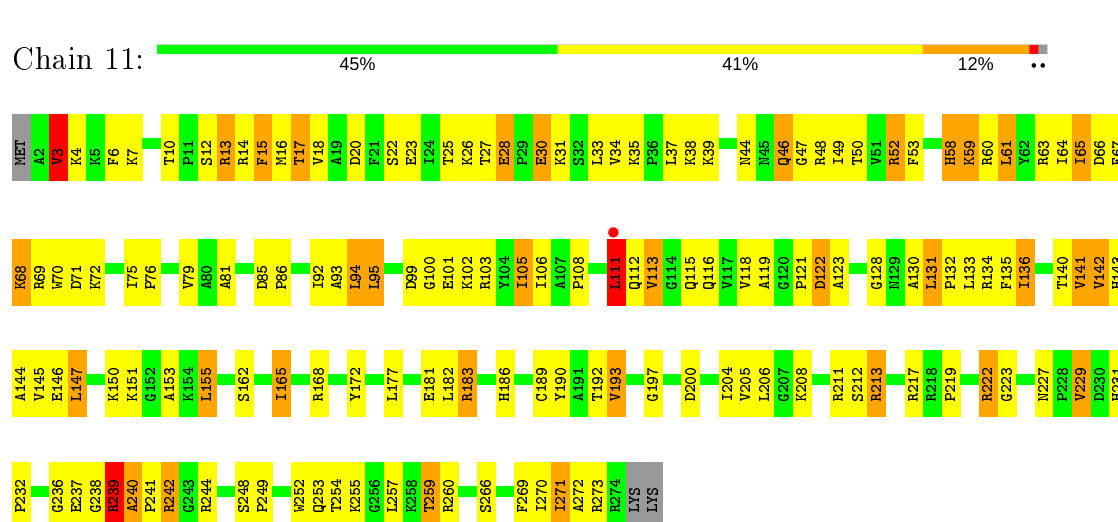
- Molecule 27: 5S ribosomal RNA



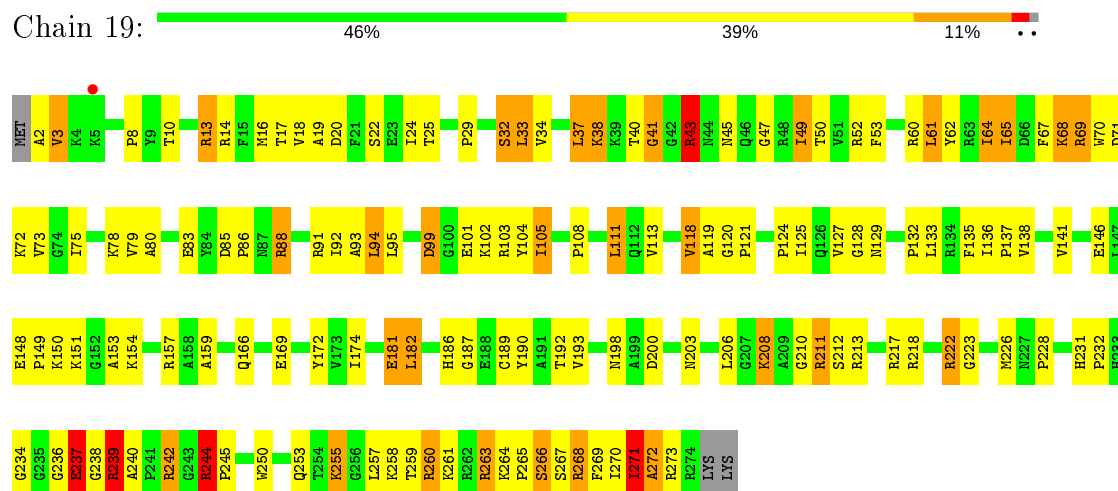
- Molecule 27: 5S ribosomal RNA



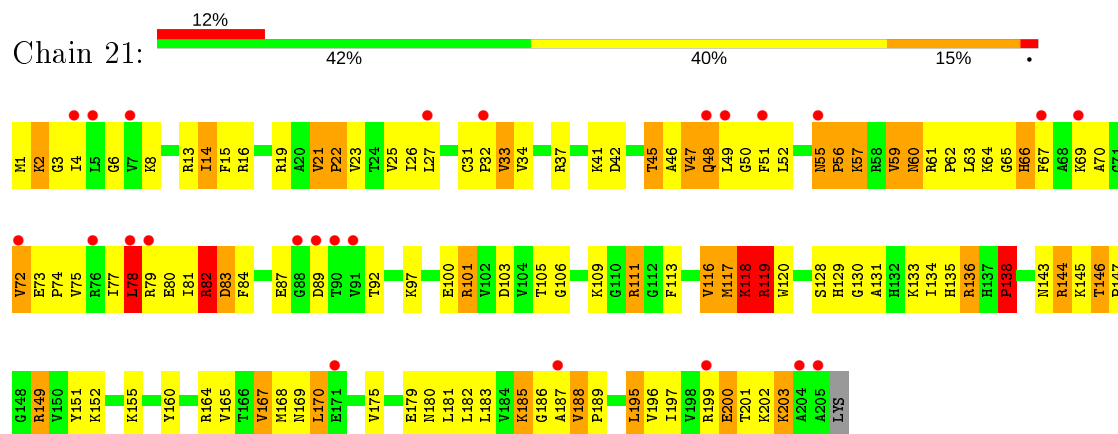
- Molecule 28: 50S ribosomal protein L2



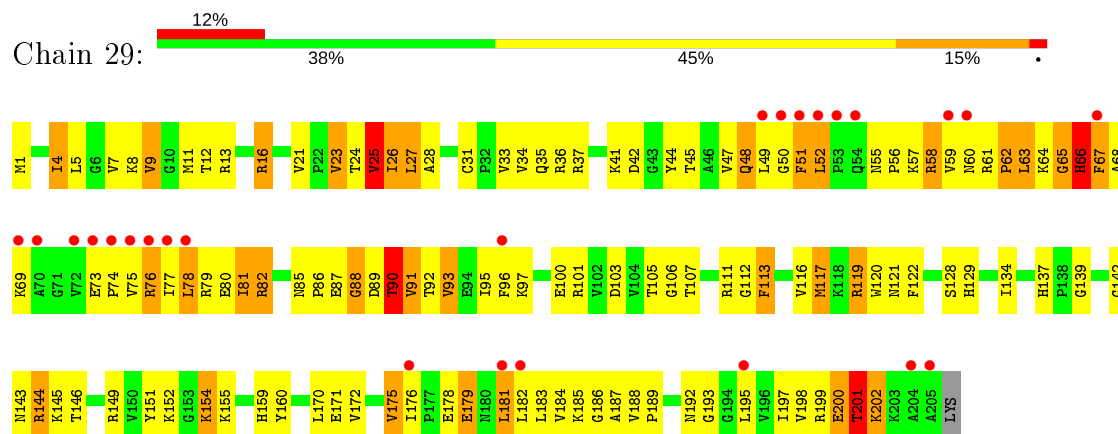
- Molecule 28: 50S ribosomal protein L2



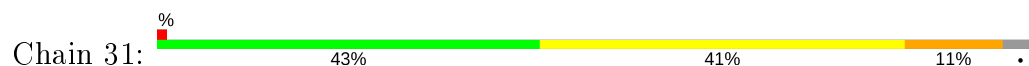
- Molecule 29: 50S ribosomal protein L3

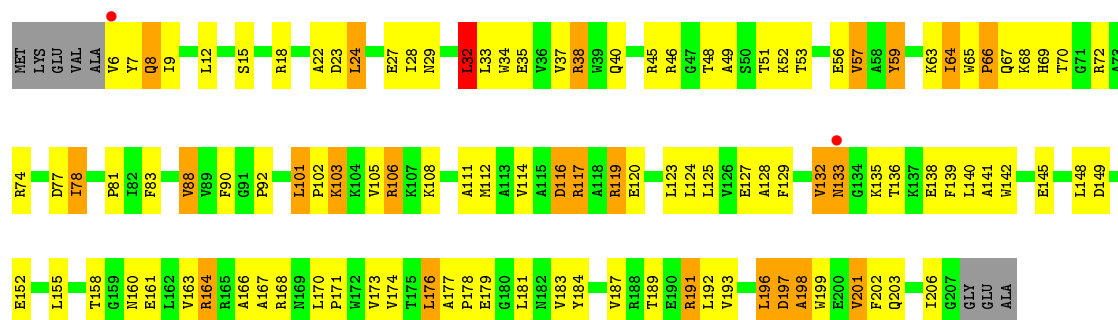


- Molecule 29: 50S ribosomal protein L3

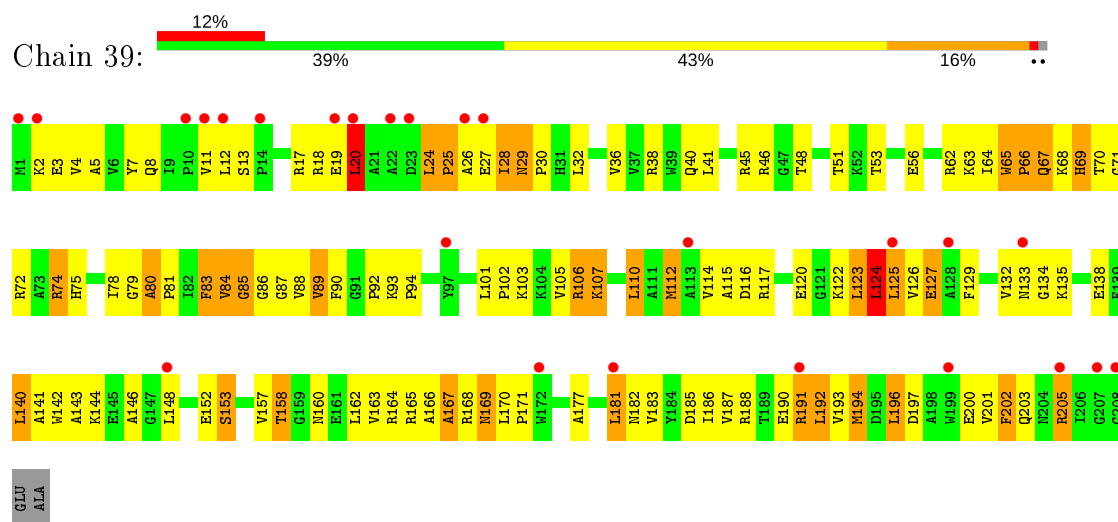


- Molecule 30: 50S ribosomal protein L4

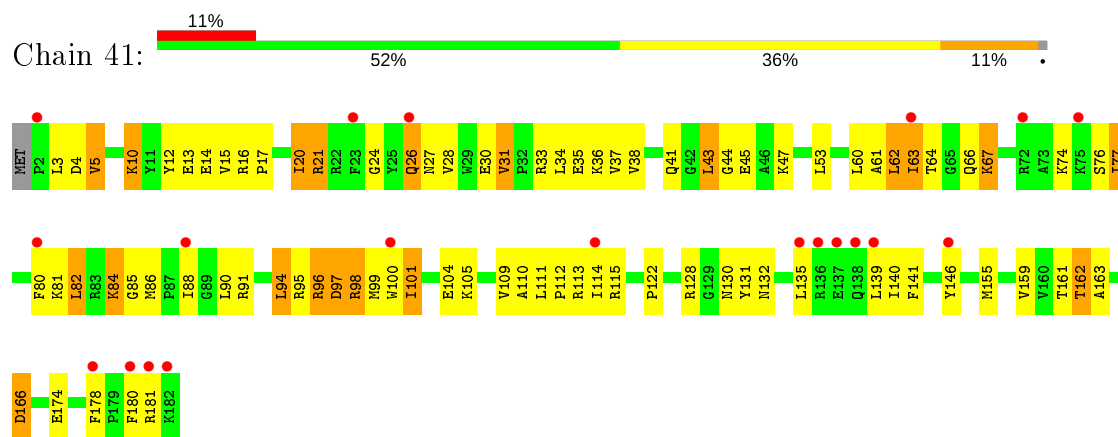




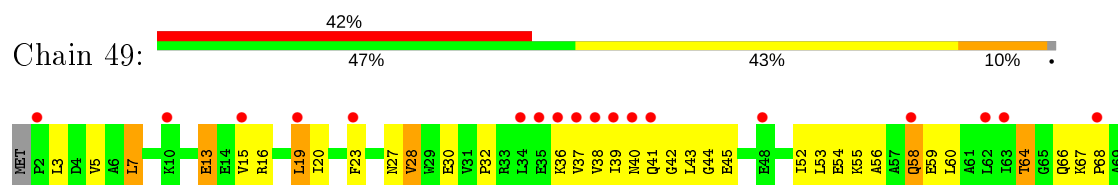
• Molecule 30: 50S ribosomal protein L4

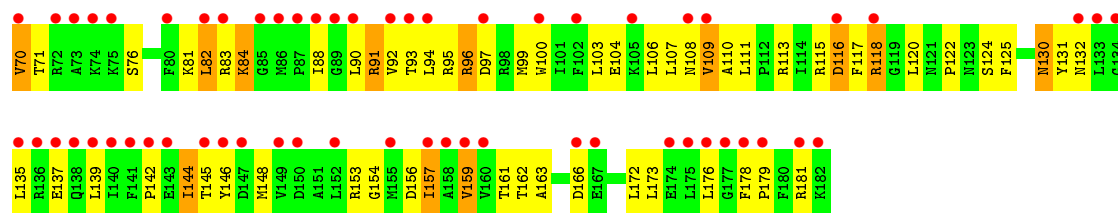


• Molecule 31: 50S ribosomal protein L5

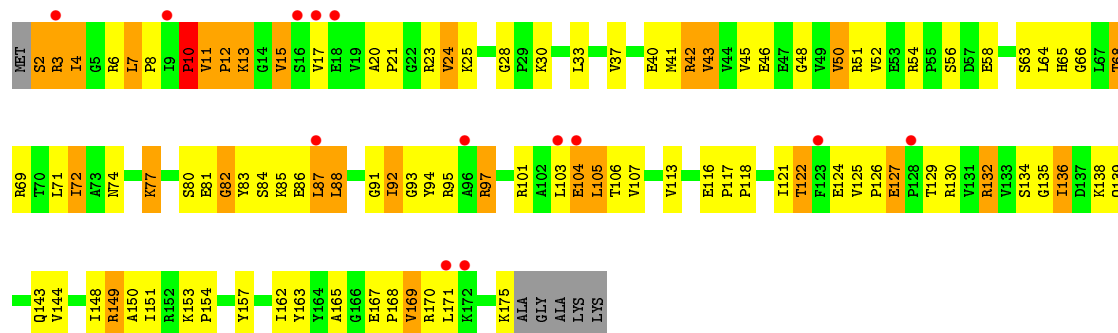
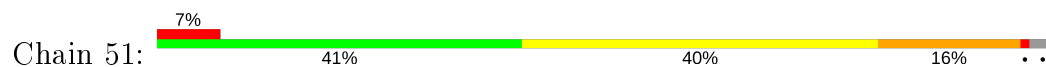


• Molecule 31: 50S ribosomal protein L5

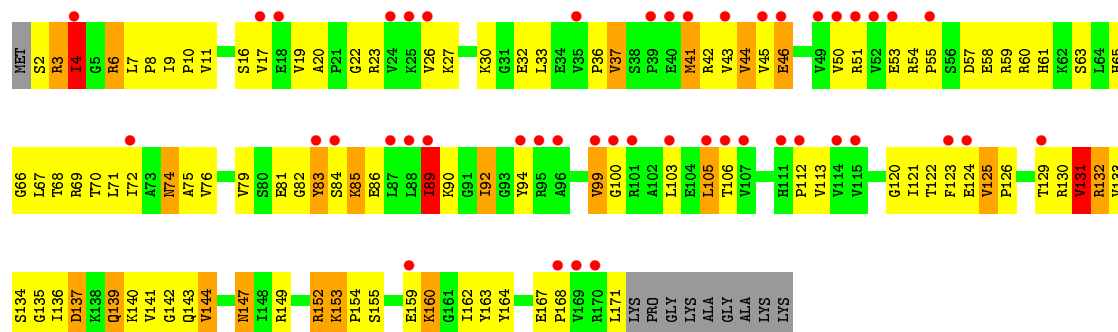




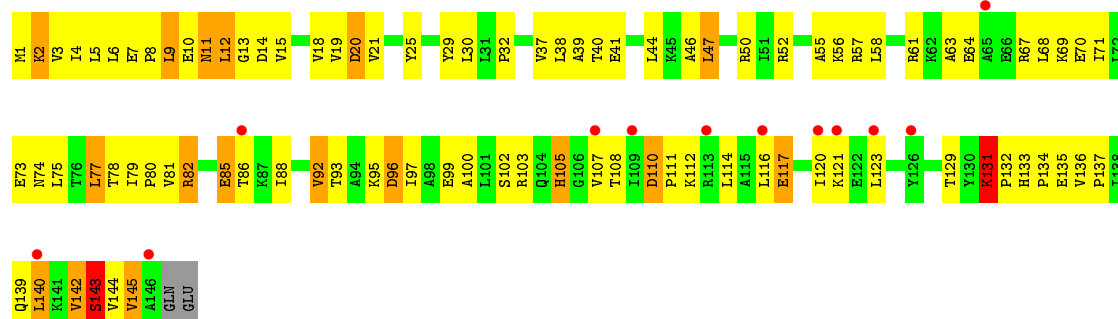
• Molecule 32: 50S ribosomal protein L6



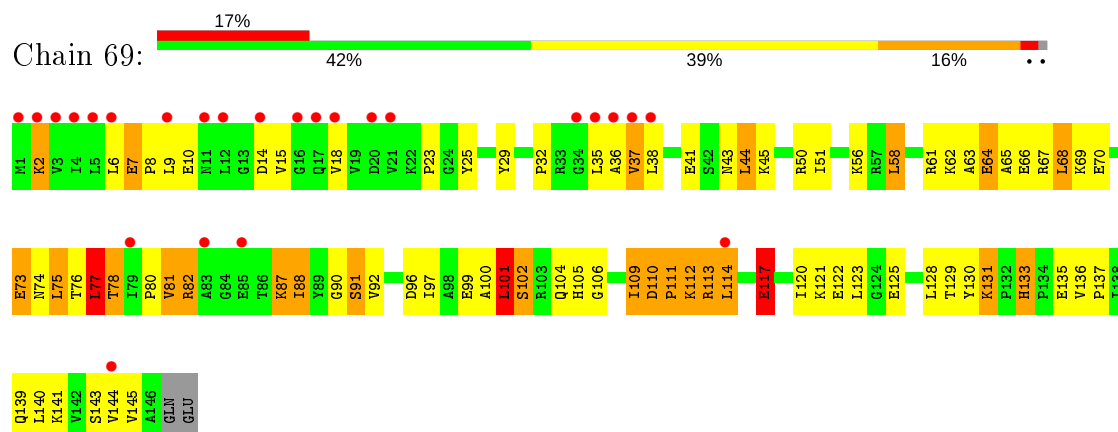
• Molecule 32: 50S ribosomal protein L6



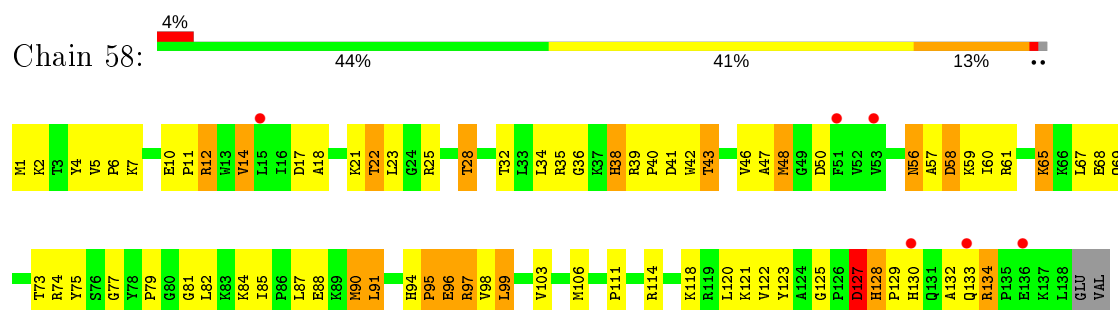
• Molecule 33: 50S ribosomal protein L9



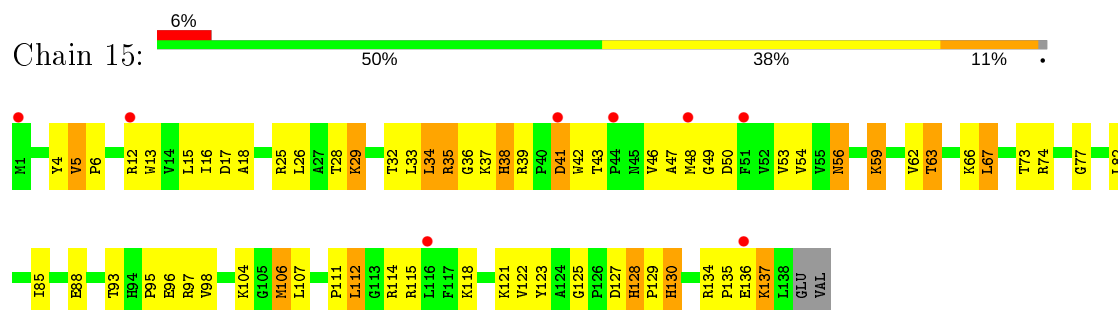
- Molecule 33: 50S ribosomal protein L9



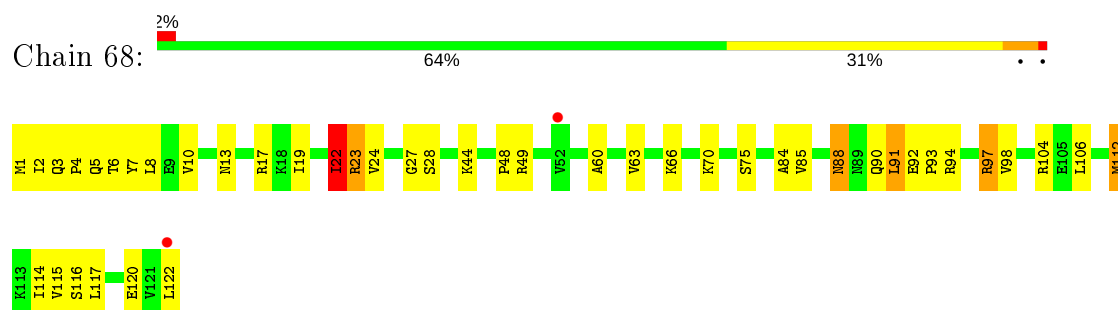
- Molecule 34: 50S ribosomal protein L13



- Molecule 34: 50S ribosomal protein L13

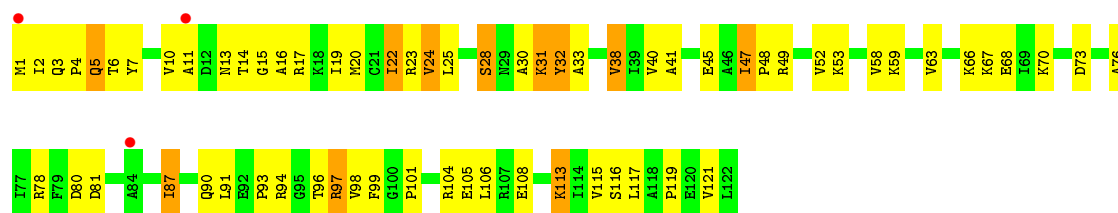


- Molecule 35: 50S ribosomal protein L14

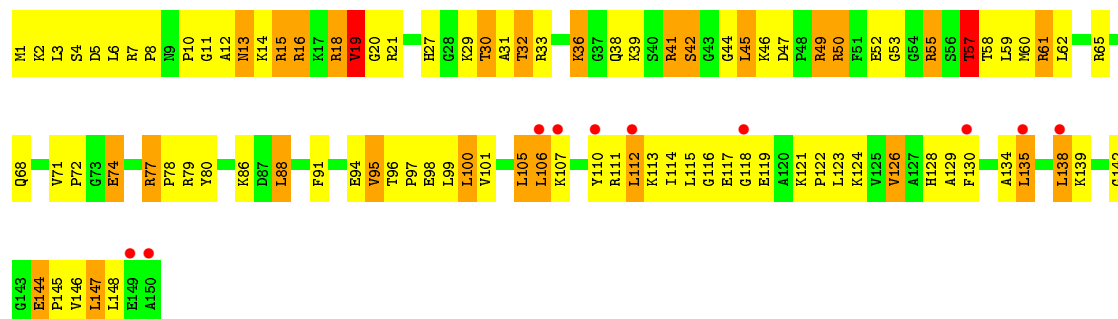


- Molecule 35: 50S ribosomal protein L14

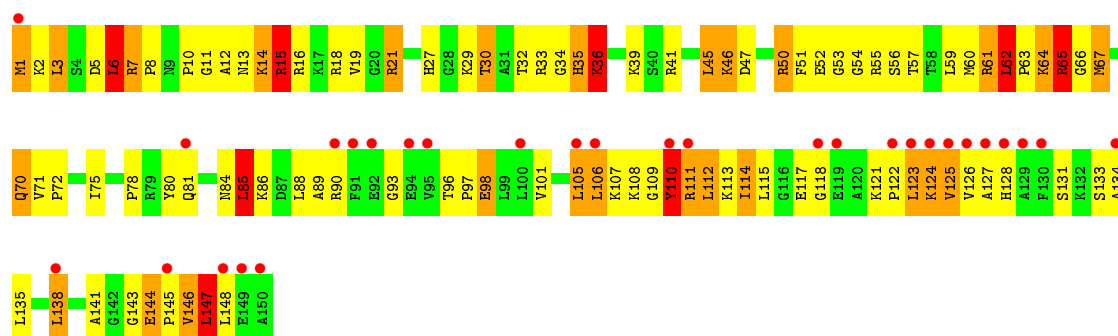




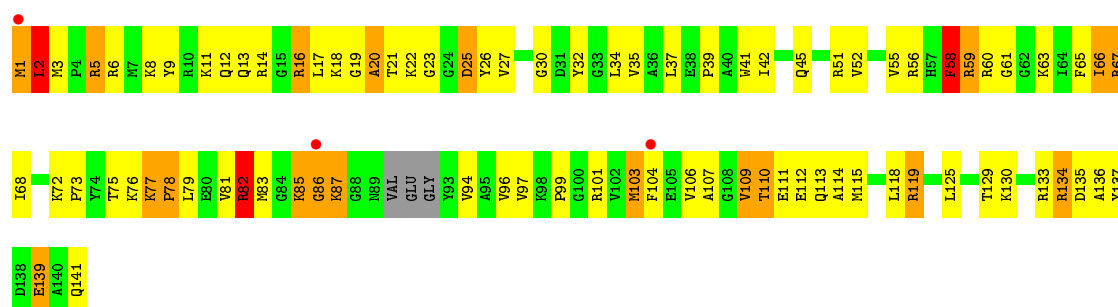
• Molecule 36: 50S ribosomal protein L15



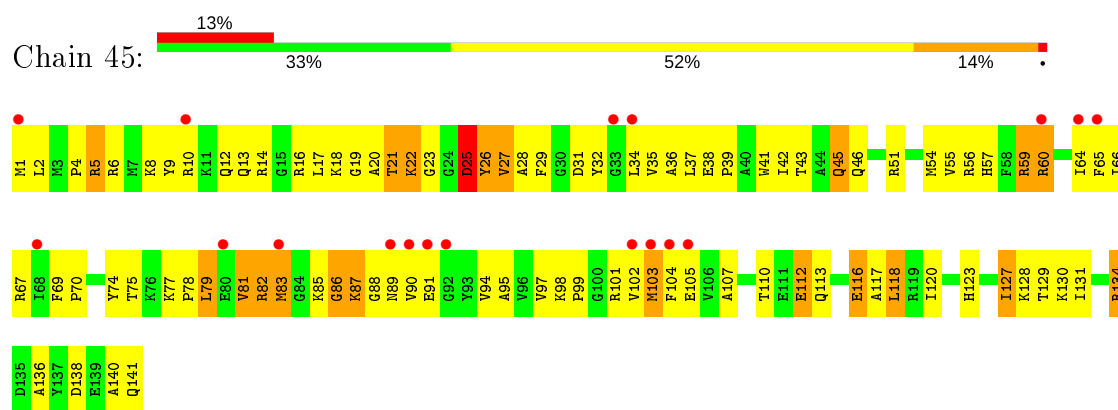
• Molecule 36: 50S ribosomal protein L15



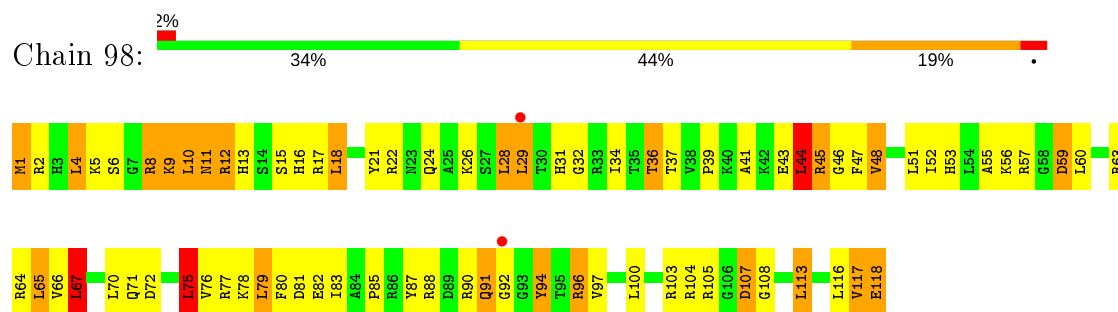
• Molecule 37: 50S ribosomal protein L16



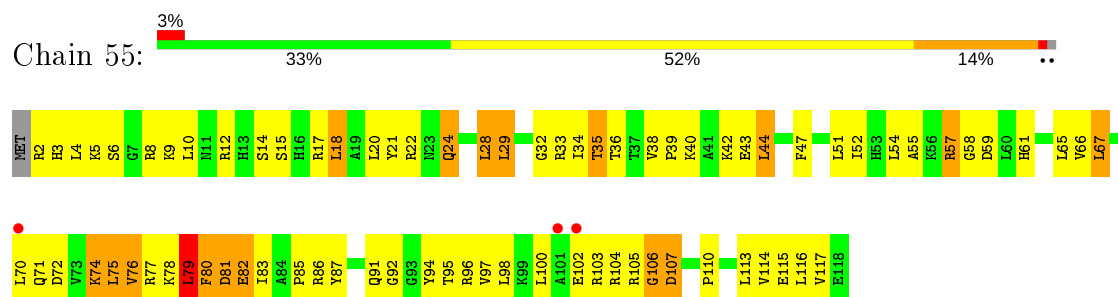
• Molecule 37: 50S ribosomal protein L16



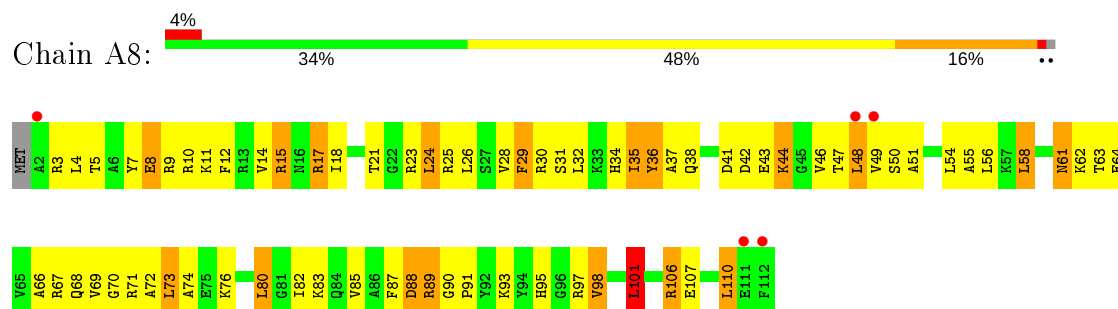
- Molecule 38: 50S ribosomal protein L17



- Molecule 38: 50S ribosomal protein L17

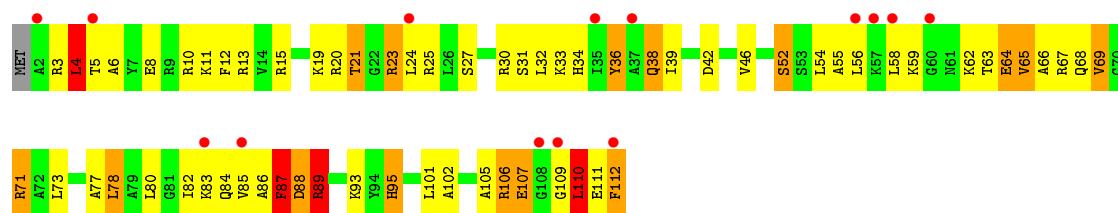


- Molecule 39: 50S ribosomal protein L18

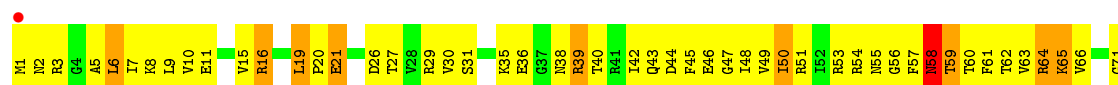


- Molecule 39: 50S ribosomal protein L18

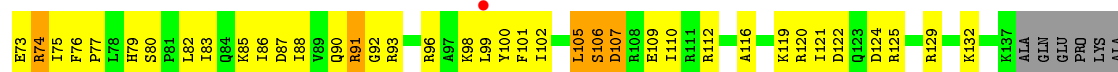




- Molecule 40: 50S ribosomal protein L19




- Molecule 40: 50S ribosomal protein L19

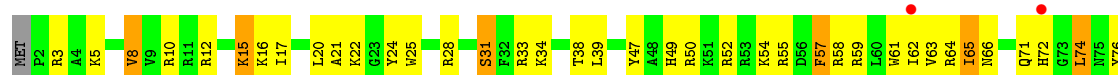



SER
GLN
GLU

- Molecule 41: 50S ribosomal protein L20

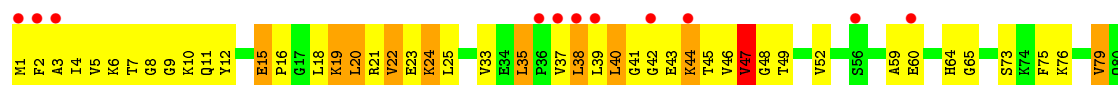
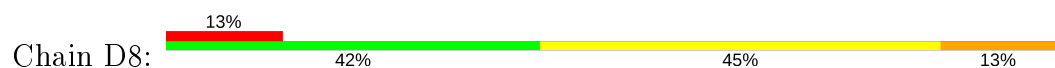


- Molecule 41: 50S ribosomal protein L20


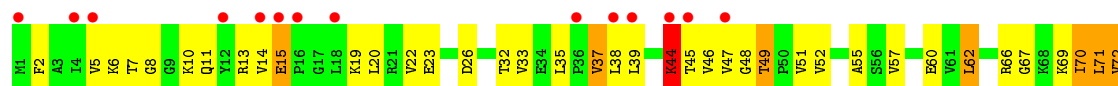
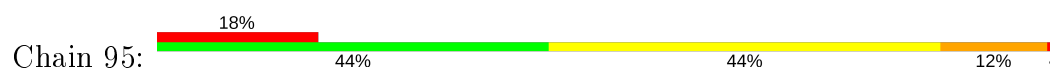




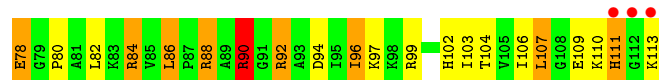
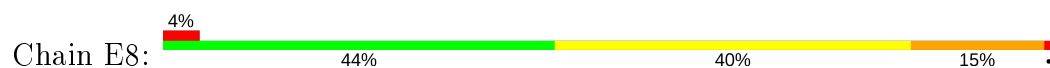
- Molecule 42: 50S ribosomal protein L21




- Molecule 42: 50S ribosomal protein L21



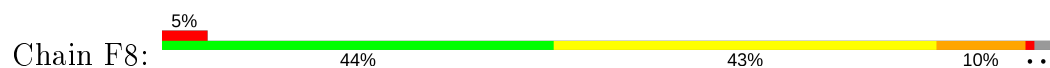
- Molecule 43: 50S ribosomal protein L22

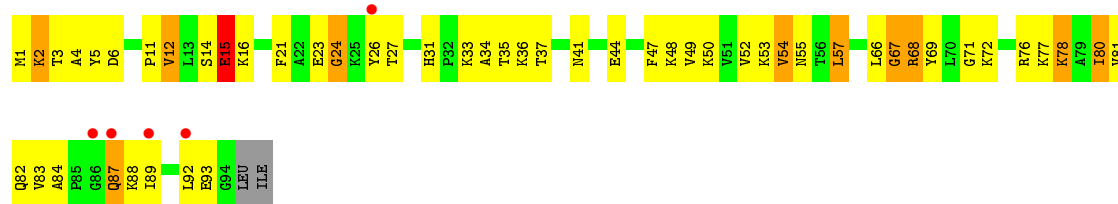


- Molecule 43: 50S ribosomal protein L22

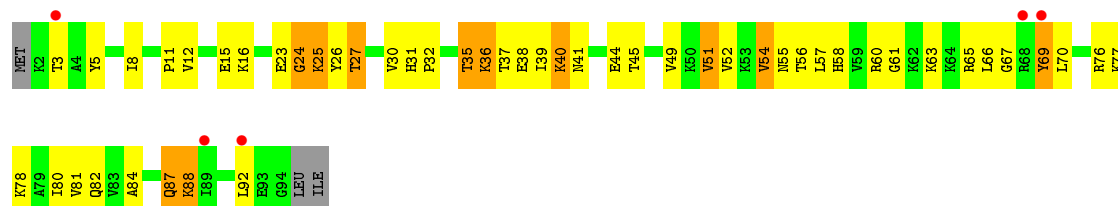


- Molecule 44: 50S ribosomal protein L23

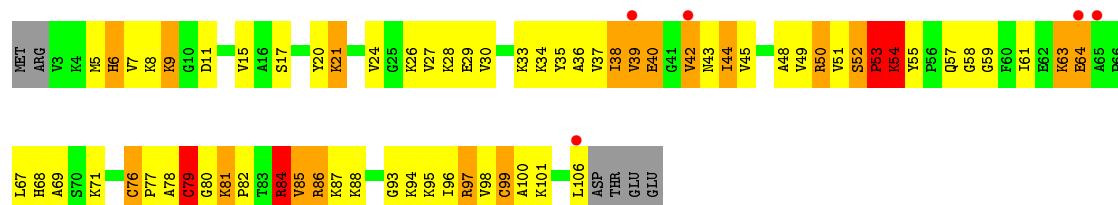




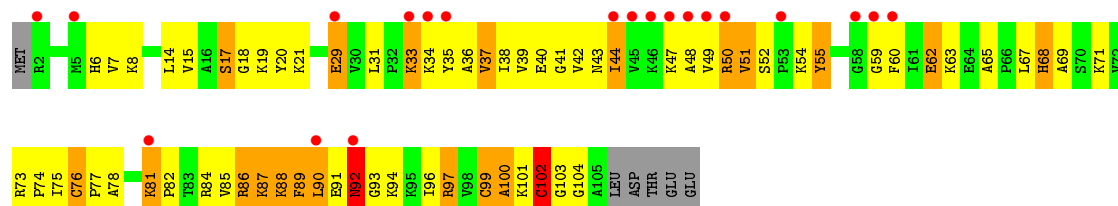
• Molecule 44: 50S ribosomal protein L23



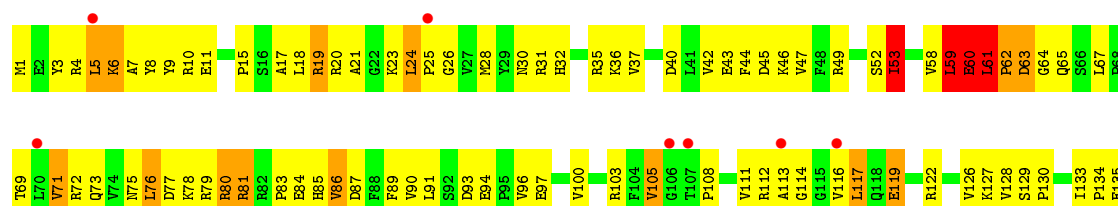
• Molecule 45: 50S ribosomal protein L24

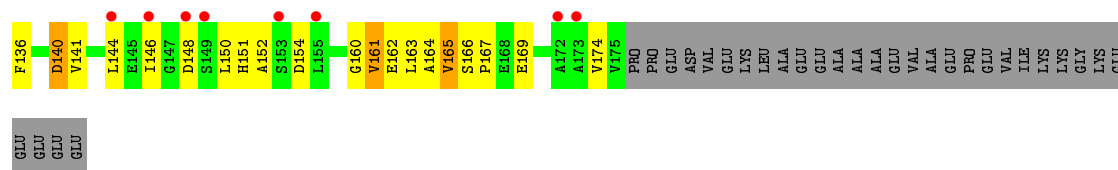


• Molecule 45: 50S ribosomal protein L24

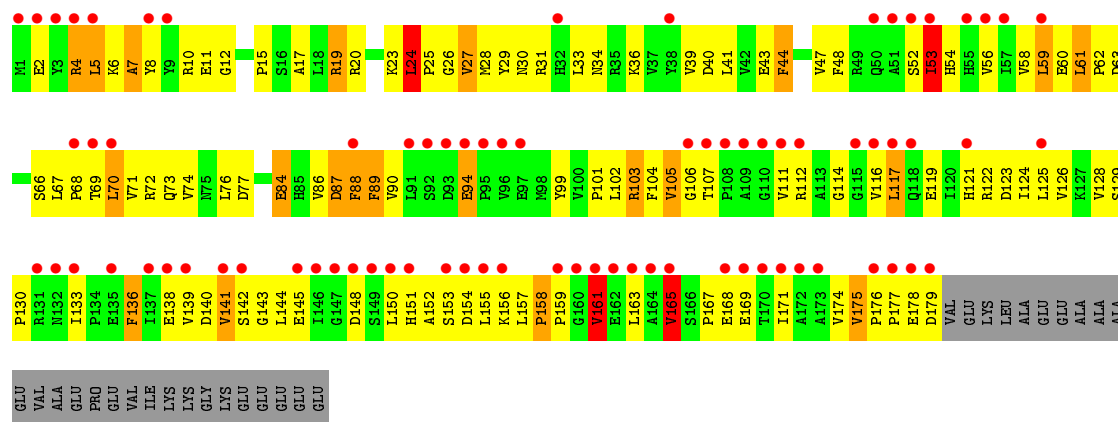


• Molecule 46: 50S ribosomal protein L25

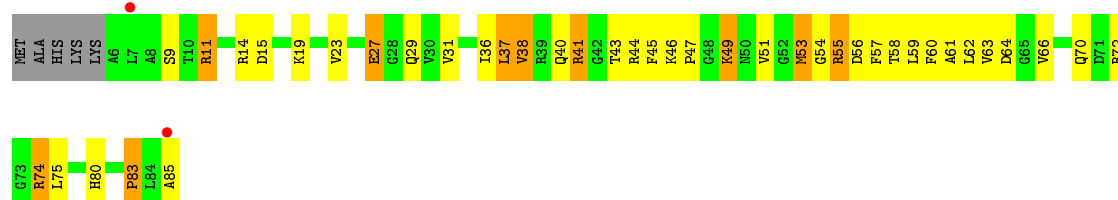




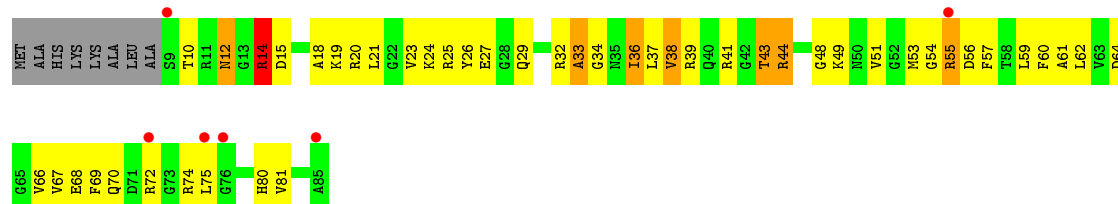

- Molecule 46: 50S ribosomal protein L25



- Molecule 47: 50S ribosomal protein L27

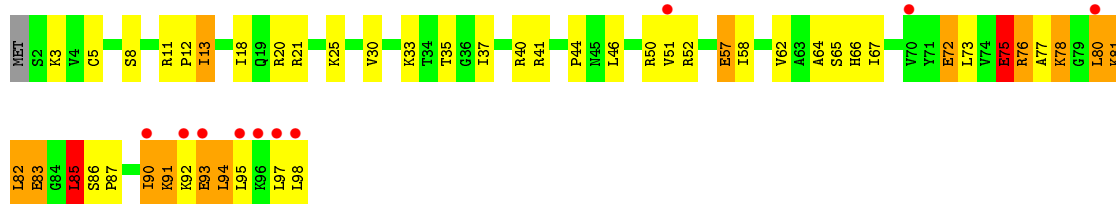


- Molecule 47: 50S ribosomal protein L27

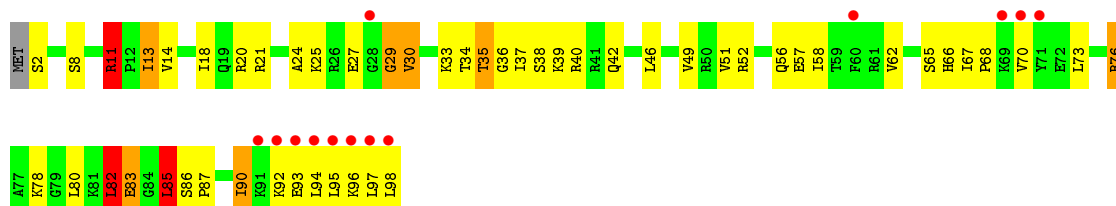


- Molecule 48: 50S ribosomal protein L28

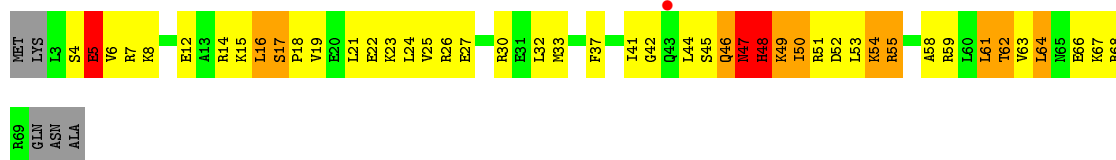




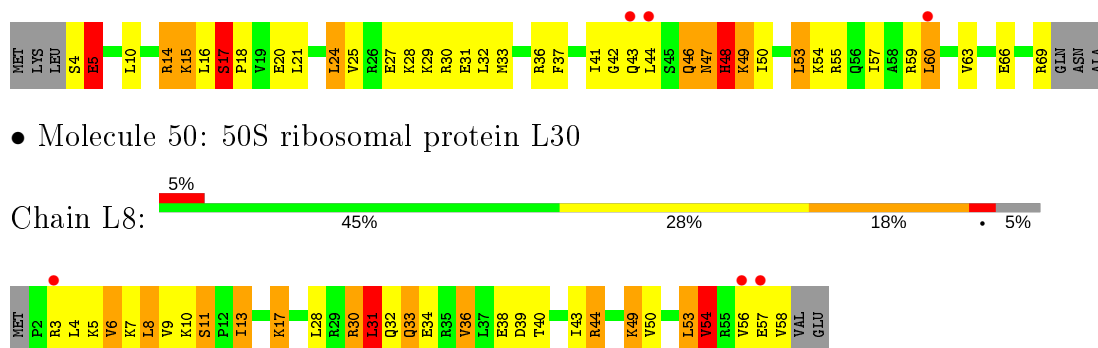
• Molecule 48: 50S ribosomal protein L28



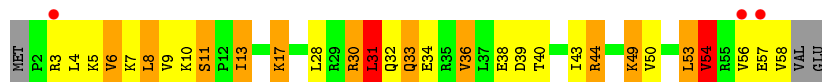
• Molecule 49: 50S ribosomal protein L29



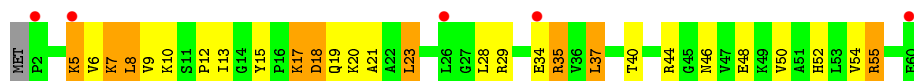
• Molecule 49: 50S ribosomal protein L29



• Molecule 50: 50S ribosomal protein L30

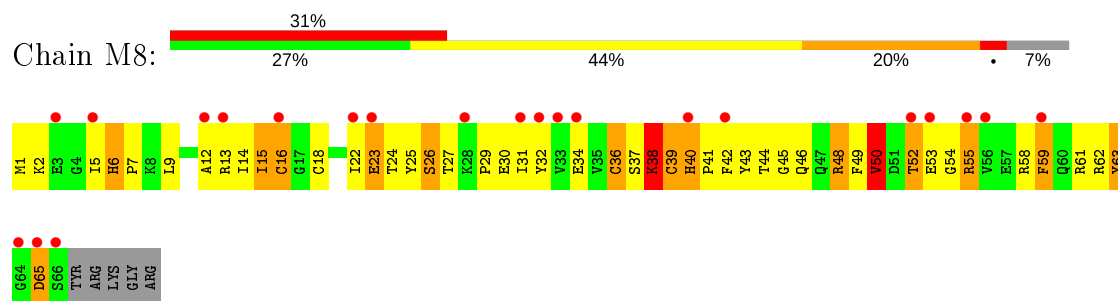


• Molecule 50: 50S ribosomal protein L30



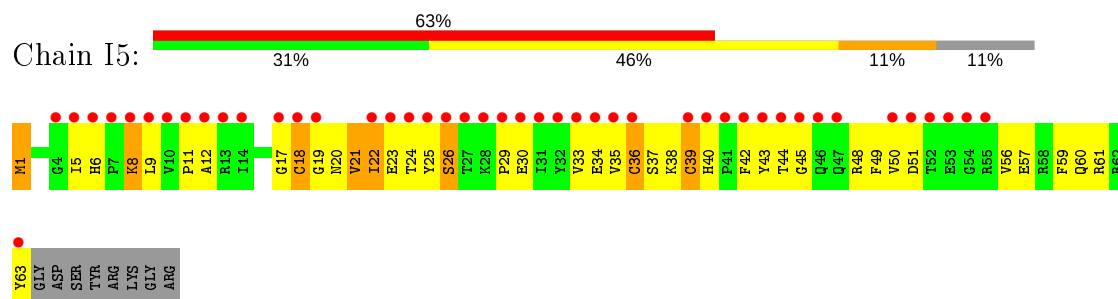
- Molecule 51: 50S ribosomal protein L31

Chain M8:



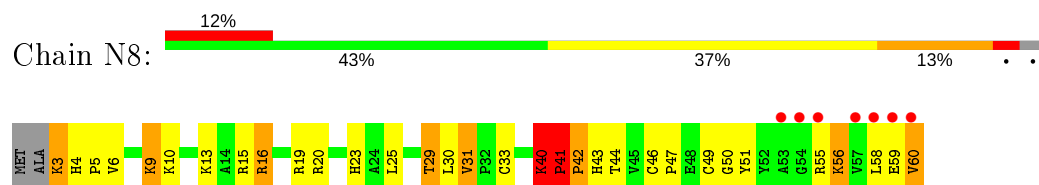
- Molecule 51: 50S ribosomal protein L31

Chain I5:



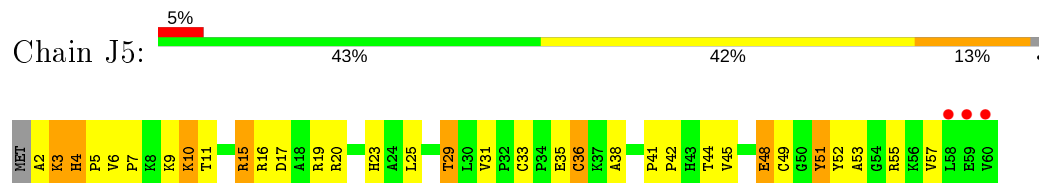
- Molecule 52: 50S ribosomal protein L32

Chain N8:



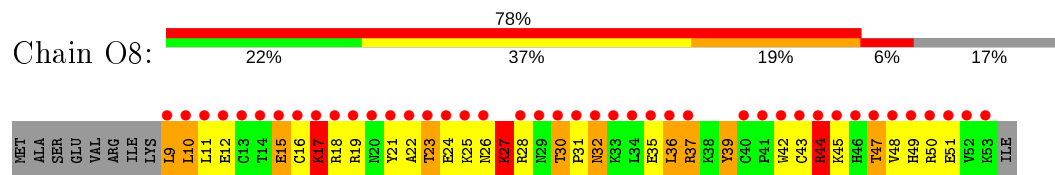
- Molecule 52: 50S ribosomal protein L32

Chain J5:



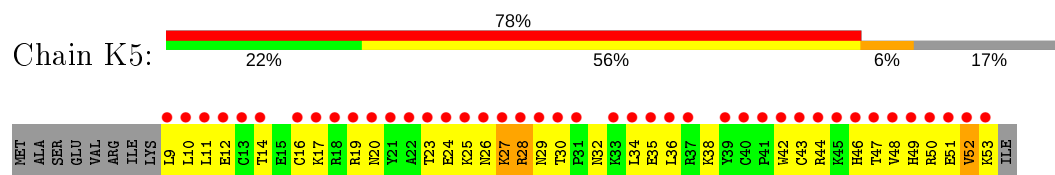
- Molecule 53: 50S ribosomal protein L33

Chain O8:



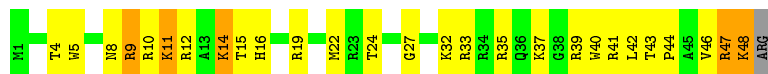
- Molecule 53: 50S ribosomal protein L33

Chain K5:



- Molecule 54: 50S ribosomal protein L34

Chain P8:  43% 45% 10% .



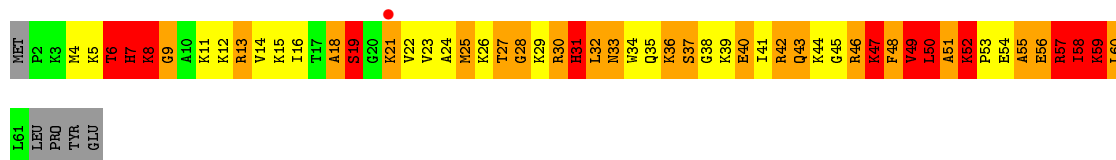
- Molecule 54: 50S ribosomal protein L34

Chain L5:  47% 39% 8% 6%



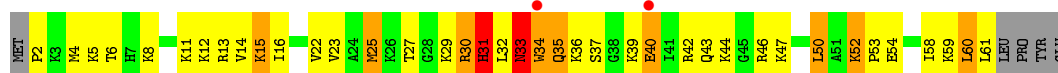
- Molecule 55: 50S ribosomal protein L35

Chain Q8:  2% 9% 32% 32% 18% 8%



- Molecule 55: 50S ribosomal protein L35

Chain M5:  3% 32% 43% 14% 8%



4 Data and refinement statistics

Property	Value	Source
Space group	P 21 21 21	Depositor
Cell constants a, b, c, α , β , γ	210.10Å 448.80Å 621.30Å 90.00° 90.00° 90.00°	Depositor
Resolution (Å)	152.19 – 3.15 152.19 – 3.15	Depositor EDS
% Data completeness (in resolution range)	99.9 (152.19-3.15) 93.3 (152.19-3.15)	Depositor EDS
R_{merge}	0.37	Depositor
R_{sym}	(Not available)	Depositor
$\langle I/\sigma(I) \rangle$ ¹	0.89 (at 3.13Å)	Xtriage
Refinement program	PHENIX	Depositor
R, R_{free}	0.189 , 0.231 0.189 , 0.231	Depositor DCC
R_{free} test set	2000 reflections (0.20%)	wwPDB-VP
Wilson B-factor (Å ²)	87.9	Xtriage
Anisotropy	0.303	Xtriage
Bulk solvent k_{sol} (e/Å ³), B_{sol} (Å ²)	0.27 , 87.2	EDS
L-test for twinning ²	$\langle L \rangle = 0.45$, $\langle L^2 \rangle = 0.27$	Xtriage
Estimated twinning fraction	No twinning to report.	Xtriage
F_o, F_c correlation	0.95	EDS
Total number of atoms	300537	wwPDB-VP
Average B, all atoms (Å ²)	115.0	wwPDB-VP

Xtriage's analysis on translational NCS is as follows: *The largest off-origin peak in the Patterson function is 1.47% of the height of the origin peak. No significant pseudotranslation is detected.*

¹Intensities estimated from amplitudes.

²Theoretical values of $\langle |L| \rangle$, $\langle L^2 \rangle$ for acentric reflections are 0.5, 0.333 respectively for untwinned datasets, and 0.375, 0.2 for perfectly twinned datasets.

5 Model quality ⓘ

5.1 Standard geometry ⓘ

Bond lengths and bond angles in the following residue types are not validated in this section: OMC, 5MU, ZN, MIA, MG, 4SU, 7MG, PSU

The Z score for a bond length (or angle) is the number of standard deviations the observed value is removed from the expected value. A bond length (or angle) with $|Z| > 5$ is considered an outlier worth inspection. RMSZ is the root-mean-square of all Z scores of the bond lengths (or angles).

Mol	Chain	Bond lengths		Bond angles	
		RMSZ	$\# Z > 5$	RMSZ	$\# Z > 5$
1	13	0.82	13/36052 (0.0%)	1.55	642/56266 (1.1%)
1	1G	0.71	2/36025 (0.0%)	1.38	354/56227 (0.6%)
2	12	0.37	0/1959	0.64	2/2642 (0.1%)
2	1E	0.45	0/1959	0.73	3/2642 (0.1%)
3	22	0.38	0/1636	0.62	0/2205
3	2E	0.51	0/1629	0.70	0/2195
4	32	0.50	0/1733	0.73	1/2318 (0.0%)
4	3E	0.65	2/1733 (0.1%)	0.78	2/2318 (0.1%)
5	42	0.48	0/1171	0.72	1/1576 (0.1%)
5	4E	0.55	0/1171	0.77	1/1576 (0.1%)
6	52	0.55	0/856	0.70	0/1154
6	5E	0.58	0/856	0.76	0/1154
7	62	0.44	0/1276	0.59	0/1709
7	6E	0.47	0/1276	0.61	0/1709
8	72	0.42	0/1136	0.67	1/1527 (0.1%)
8	7E	0.57	0/1136	0.78	2/1527 (0.1%)
9	82	0.40	0/1029	0.66	1/1379 (0.1%)
9	8E	0.47	0/1029	0.72	0/1379
10	1A	0.39	0/814	0.62	0/1095
10	1I	0.47	0/814	0.67	0/1095
11	2A	0.49	0/900	0.75	0/1213
11	2I	0.57	0/900	0.79	1/1213 (0.1%)
12	3A	0.61	0/991	0.81	1/1327 (0.1%)
12	3I	0.74	0/991	0.94	0/1327
13	4A	0.36	0/943	0.64	0/1265
13	4I	0.51	0/948	0.76	0/1272
14	5A	0.43	0/485	0.73	0/643
14	5I	0.66	1/501 (0.2%)	0.88	3/664 (0.5%)
15	6A	0.49	0/745	0.60	0/992
15	6I	0.60	0/745	0.82	0/992
16	7A	0.51	0/721	0.69	0/970
16	7I	0.52	0/721	0.73	0/970

Mol	Chain	Bond lengths		Bond angles	
		RMSZ	# Z >5	RMSZ	# Z >5
17	8A	0.54	0/847	0.65	0/1131
17	8I	0.62	0/847	0.78	0/1131
18	9A	0.53	0/596	0.72	1/790 (0.1%)
18	9I	0.60	1/596 (0.2%)	0.79	0/790
19	AA	0.40	0/638	0.66	1/860 (0.1%)
19	AI	0.58	0/661	0.84	1/890 (0.1%)
20	BA	0.50	0/765	0.77	0/1007
20	BI	0.42	0/765	0.70	1/1007 (0.1%)
21	1B	0.55	0/221	0.64	0/288
21	1F	0.50	0/221	0.73	0/288
22	1K	0.53	0/1739	1.15	15/2708 (0.6%)
22	1L	0.44	0/1739	0.96	4/2708 (0.1%)
23	2K	1.13	6/1721 (0.3%)	1.67	45/2682 (1.7%)
23	2L	0.99	7/1721 (0.4%)	1.43	18/2682 (0.7%)
24	3K	0.52	0/1809	1.29	25/2819 (0.9%)
24	3L	0.48	2/1809 (0.1%)	1.14	15/2819 (0.5%)
25	4K	1.00	0/338	1.43	5/524 (1.0%)
25	4L	0.79	0/147	1.61	5/227 (2.2%)
26	14	0.99	121/70167 (0.2%)	1.77	2211/109541 (2.0%)
26	1H	1.20	257/70233 (0.4%)	2.06	3865/109643 (3.5%)
27	16	1.01	3/2928 (0.1%)	1.83	103/4568 (2.3%)
27	1J	0.83	1/2928 (0.0%)	1.53	48/4568 (1.1%)
28	11	0.96	3/2170 (0.1%)	1.14	13/2926 (0.4%)
28	19	0.80	0/2170	1.01	6/2926 (0.2%)
29	21	0.75	0/1601	0.99	3/2160 (0.1%)
29	29	0.76	0/1601	0.99	2/2160 (0.1%)
30	31	0.84	0/1620	1.02	5/2194 (0.2%)
30	39	0.67	0/1662	0.95	1/2249 (0.0%)
31	41	0.60	0/1498	0.86	2/2016 (0.1%)
31	49	0.44	0/1498	0.66	0/2016
32	51	0.64	0/1362	0.93	2/1841 (0.1%)
32	59	0.38	0/1332	0.69	1/1802 (0.1%)
33	61	0.55	0/1151	0.83	1/1558 (0.1%)
33	69	0.49	0/1151	0.79	4/1558 (0.3%)
34	15	0.53	0/1131	0.77	0/1525
34	58	0.65	0/1131	0.88	0/1525
35	25	0.66	0/943	0.83	0/1269
35	68	0.75	0/943	0.87	1/1269 (0.1%)
36	35	0.73	0/1162	1.15	6/1544 (0.4%)
36	78	0.81	0/1162	1.12	3/1544 (0.2%)
37	45	0.72	0/1143	0.96	1/1527 (0.1%)
37	88	0.96	3/1107 (0.3%)	1.15	7/1478 (0.5%)
38	55	0.71	0/974	0.93	1/1302 (0.1%)

Mol	Chain	Bond lengths		Bond angles	
		RMSZ	# Z >5	RMSZ	# Z >5
38	98	0.67	0/982	1.00	4/1312 (0.3%)
39	65	0.57	0/892	0.96	3/1187 (0.3%)
39	A8	0.78	0/892	1.05	4/1187 (0.3%)
40	75	0.65	0/1155	0.79	0/1542
40	B8	0.70	0/1155	0.89	0/1542
41	85	0.64	0/982	0.81	0/1306
41	C8	0.80	0/982	0.97	5/1306 (0.4%)
42	95	0.67	0/790	0.91	2/1057 (0.2%)
42	D8	0.68	0/790	0.90	1/1057 (0.1%)
43	A5	0.74	0/911	0.88	1/1220 (0.1%)
43	E8	0.72	0/911	1.07	7/1220 (0.6%)
44	B5	0.83	0/744	0.89	0/1000
44	F8	0.96	2/756 (0.3%)	1.03	1/1014 (0.1%)
45	C5	0.78	0/807	0.97	1/1076 (0.1%)
45	G8	0.78	0/804	1.07	2/1073 (0.2%)
46	D5	0.45	0/1460	0.71	1/1982 (0.1%)
46	H8	0.56	0/1427	0.87	2/1935 (0.1%)
47	E5	0.65	0/621	0.94	1/827 (0.1%)
47	I8	0.87	0/635	1.03	0/847
48	F5	0.68	0/770	1.00	4/1022 (0.4%)
48	J8	0.81	0/770	1.00	2/1022 (0.2%)
49	G5	0.65	1/560 (0.2%)	0.84	1/741 (0.1%)
49	K8	0.88	0/565	1.08	1/748 (0.1%)
50	H5	0.54	0/474	0.78	0/635
50	L8	0.84	0/457	1.08	4/613 (0.7%)
51	I5	0.46	0/527	0.76	0/709
51	M8	0.64	0/545	0.84	0/733
52	J5	0.70	0/473	0.91	1/639 (0.2%)
52	N8	0.77	0/468	1.02	2/632 (0.3%)
53	K5	0.61	0/396	0.96	0/529
53	O8	0.83	1/396 (0.3%)	0.89	1/529 (0.2%)
54	L5	0.89	0/406	1.04	2/536 (0.4%)
54	P8	1.04	0/426	1.17	2/561 (0.4%)
55	M5	0.99	1/483 (0.2%)	1.14	1/634 (0.2%)
55	Q8	1.47	5/486 (1.0%)	1.86	11/638 (1.7%)
All	All	0.90	432/322727 (0.1%)	1.57	7504/483212 (1.6%)

Chiral center outliers are detected by calculating the chiral volume of a chiral center and verifying if the center is modelled as a planar moiety or with the opposite hand. A planarity outlier is detected by checking planarity of atoms in a peptide group, atoms in a mainchain group or atoms of a sidechain that are expected to be planar.

Mol	Chain	#Chirality outliers	#Planarity outliers
2	12	0	1
2	1E	0	1
4	32	0	4
4	3E	0	1
9	82	0	2
10	1A	0	2
11	2A	0	2
12	3A	0	1
12	3I	0	1
15	6I	0	1
19	AI	0	2
20	BA	0	3
28	11	0	1
28	19	0	4
29	21	0	3
29	29	0	4
30	31	0	1
30	39	0	6
31	41	0	2
31	49	0	1
32	59	0	3
33	61	0	5
33	69	0	2
34	15	0	2
34	58	0	2
35	68	0	1
36	35	0	4
36	78	0	2
37	45	0	6
37	88	0	2
38	55	0	1
38	98	0	3
39	65	0	2
39	A8	0	2
40	75	0	1
40	B8	0	1
41	85	0	2
41	C8	0	2
42	95	0	1
43	A5	0	3
44	B5	0	2
44	F8	0	1
45	C5	0	3

Continued on next page...

Continued from previous page...

Mol	Chain	#Chirality outliers	#Planarity outliers
45	G8	0	3
46	D5	0	2
46	H8	0	2
47	I8	0	2
48	F5	0	1
48	J8	0	2
49	G5	0	3
49	K8	0	3
51	I5	0	2
51	M8	0	2
52	N8	0	2
53	K5	0	3
53	O8	0	3
55	M5	0	3
55	Q8	0	13
All	All	0	142

All (432) bond length outliers are listed below:

Mol	Chain	Res	Type	Atoms	Z	Observed(Å)	Ideal(Å)
23	2L	21	U	C5-C6	18.43	1.50	1.34
23	2K	21	U	C5-C6	16.94	1.49	1.34
26	1H	774	A	N9-C4	-14.63	1.29	1.37
26	14	783	A	N9-C4	-13.79	1.29	1.37
26	1H	783	A	N9-C4	-12.87	1.30	1.37
26	1H	2430	A	N9-C4	-12.58	1.30	1.37
26	1H	1614	A	N9-C4	-12.54	1.30	1.37
26	14	774	A	N9-C4	-12.19	1.30	1.37
26	1H	783	A	N3-C4	-11.76	1.27	1.34
26	1H	1698	A	N9-C4	-11.70	1.30	1.37
23	2L	21	U	C2-N3	11.68	1.46	1.37
23	2K	21	U	C2-N3	11.65	1.46	1.37
26	1H	74	A	N9-C4	-10.88	1.31	1.37
26	14	783	A	N3-C4	-10.72	1.28	1.34
26	1H	676	A	N9-C4	-10.41	1.31	1.37
1	13	792	A	C5-C6	-10.34	1.31	1.41
26	1H	2287	A	N9-C4	-10.29	1.31	1.37
26	1H	676	A	N9-C8	10.21	1.46	1.37
26	14	1332	G	N9-C4	-10.07	1.29	1.38
26	1H	1899	G	N9-C4	-10.01	1.29	1.38
26	1H	71	A	N9-C4	-9.88	1.31	1.37
26	14	74	A	N9-C4	-9.82	1.31	1.37

Continued on next page...

Continued from previous page...

Mol	Chain	Res	Type	Atoms	Z	Observed(Å)	Ideal(Å)
26	14	1786	A	N9-C4	-9.74	1.32	1.37
23	2K	21	U	N1-C2	9.56	1.47	1.38
1	13	792	A	N9-C4	-9.44	1.32	1.37
26	14	528	A	N9-C4	-9.43	1.32	1.37
26	1H	1698	A	N3-C4	-9.26	1.29	1.34
26	1H	2442	C	N1-C6	-9.18	1.31	1.37
23	2L	21	U	N1-C2	9.15	1.46	1.38
4	3E	12	CYS	CB-SG	9.12	1.97	1.82
26	1H	197	A	N3-C4	-9.12	1.29	1.34
26	1H	860	U	N1-C2	8.91	1.46	1.38
26	1H	805	G	N7-C5	-8.85	1.33	1.39
23	2L	21	U	C4-C5	8.84	1.51	1.43
23	2K	21	U	C4-C5	8.80	1.51	1.43
26	1H	1332	G	N9-C4	-8.78	1.30	1.38
26	1H	945	A	N7-C5	-8.75	1.34	1.39
26	1H	621	A	N9-C4	-8.40	1.32	1.37
26	1H	138	G	N9-C8	8.39	1.43	1.37
26	1H	676	A	C5-C4	8.35	1.44	1.38
26	1H	1899	G	C2-N3	-8.28	1.26	1.32
28	11	237	GLU	CG-CD	8.21	1.64	1.51
26	1H	2576	G	C8-N7	-8.20	1.26	1.30
26	1H	1786	A	N3-C4	-8.10	1.29	1.34
26	14	1698	A	N9-C4	-8.05	1.33	1.37
26	1H	2062	A	N3-C4	8.00	1.39	1.34
26	1H	1786	A	C5-C6	-7.96	1.33	1.41
26	1H	2392	A	N9-C4	-7.95	1.33	1.37
26	1H	1899	G	N9-C8	7.95	1.43	1.37
26	14	2287	A	N9-C4	-7.94	1.33	1.37
26	14	1698	A	N7-C5	-7.91	1.34	1.39
26	1H	1899	G	N3-C4	-7.91	1.29	1.35
26	1H	2346	A	N3-C4	-7.90	1.30	1.34
26	14	751	A	N9-C4	-7.86	1.33	1.37
28	11	122	ASP	CB-CG	7.85	1.68	1.51
26	1H	774	A	C5-C6	-7.74	1.34	1.41
26	14	2506	U	C2-N3	7.68	1.43	1.37
26	1H	1786	A	N9-C4	-7.64	1.33	1.37
26	1H	2062	A	N7-C5	7.59	1.43	1.39
26	1H	783	A	C5-C6	-7.49	1.34	1.41
1	13	1227	A	N9-C4	-7.49	1.33	1.37
26	1H	2490	G	N9-C8	7.49	1.43	1.37
26	1H	74	A	N3-C4	-7.48	1.30	1.34
1	13	810	C	N1-C6	-7.45	1.32	1.37

Continued on next page...

Continued from previous page...

Mol	Chain	Res	Type	Atoms	Z	Observed(Å)	Ideal(Å)
26	14	1678	G	N9-C4	-7.44	1.31	1.38
26	1H	1969	A	C6-N1	-7.39	1.30	1.35
26	1H	829	A	N7-C5	-7.38	1.34	1.39
1	13	815	A	N9-C4	-7.37	1.33	1.37
4	3E	9	CYS	CB-SG	7.37	1.94	1.82
26	1H	783	A	N7-C5	-7.36	1.34	1.39
26	1H	2451	A	N9-C4	-7.34	1.33	1.37
26	14	1698	A	C5-C6	-7.31	1.34	1.41
26	1H	735	A	C5-C4	-7.29	1.33	1.38
26	1H	821	A	N7-C5	-7.27	1.34	1.39
26	1H	2713	A	C5-C4	7.25	1.43	1.38
23	2K	21	U	N3-C4	7.24	1.45	1.38
26	1H	2713	A	N9-C4	-7.22	1.33	1.37
26	1H	777	A	N9-C4	-7.16	1.33	1.37
26	14	1313	U	N1-C2	-7.16	1.32	1.38
26	1H	2346	A	N7-C5	-7.15	1.34	1.39
26	1H	71	A	C5-C6	-7.13	1.34	1.41
26	1H	676	A	N3-C4	-7.08	1.30	1.34
14	5I	27	CYS	CB-SG	-7.06	1.70	1.82
26	1H	1678	G	N9-C8	7.05	1.42	1.37
26	1H	1021	A	N9-C4	-7.04	1.33	1.37
26	1H	245	G	N7-C5	-6.97	1.35	1.39
26	1H	2490	G	N9-C4	-6.94	1.32	1.38
26	1H	735	A	N3-C4	-6.94	1.30	1.34
26	1H	71	A	C6-N6	-6.93	1.28	1.33
26	1H	945	A	C5-C6	-6.83	1.34	1.41
26	1H	698	C	N1-C6	-6.82	1.33	1.37
26	14	783	A	N7-C5	-6.82	1.35	1.39
26	1H	2451	A	C6-N1	-6.79	1.30	1.35
55	Q8	49	VAL	CA-CB	6.78	1.69	1.54
26	14	2506	U	N1-C2	6.71	1.44	1.38
26	1H	1355	G	C6-N1	-6.66	1.34	1.39
23	2K	21	U	N1-C6	6.66	1.44	1.38
26	1H	939	G	N3-C4	-6.65	1.30	1.35
55	Q8	6	THR	CA-CB	6.63	1.70	1.53
26	1H	1966	A	N9-C4	-6.63	1.33	1.37
26	1H	2247	A	N3-C4	-6.62	1.30	1.34
26	1H	845	G	C2-N3	6.61	1.38	1.32
26	14	1332	G	N9-C8	6.58	1.42	1.37
26	14	1289	C	N1-C6	-6.55	1.33	1.37
26	14	1612	C	N1-C6	-6.54	1.33	1.37
26	14	1332	G	N3-C4	-6.54	1.30	1.35

Continued on next page...

Continued from previous page...

Mol	Chain	Res	Type	Atoms	Z	Observed(Å)	Ideal(Å)
26	1H	1142(A)	A	N9-C4	-6.52	1.33	1.37
26	14	780	G	N7-C5	-6.50	1.35	1.39
26	14	1617	C	N1-C6	-6.50	1.33	1.37
26	1H	1564	C	N3-C4	-6.47	1.29	1.33
26	1H	528	A	N9-C4	-6.47	1.33	1.37
26	1H	777	A	N3-C4	-6.47	1.30	1.34
26	14	71	A	N9-C4	-6.46	1.33	1.37
26	1H	621	A	N9-C8	6.45	1.43	1.37
26	14	1142(A)	A	N3-C4	-6.39	1.31	1.34
26	1H	2589	A	C5-C4	-6.37	1.34	1.38
26	1H	945	A	N3-C4	-6.34	1.31	1.34
26	1H	70	G	C6-N1	-6.33	1.35	1.39
44	F8	15	GLU	CG-CD	6.33	1.61	1.51
26	1H	1950	G	N9-C8	6.32	1.42	1.37
26	1H	138	G	C5-C4	6.32	1.42	1.38
26	1H	197	A	N9-C4	-6.30	1.34	1.37
26	14	123	G	C6-N1	-6.29	1.35	1.39
26	1H	679	C	N1-C6	-6.28	1.33	1.37
26	1H	1616	A	C5-C6	-6.27	1.35	1.41
26	1H	2594	C	N1-C6	-6.27	1.33	1.37
26	1H	732	C	N1-C6	-6.26	1.33	1.37
26	1H	774	A	N7-C5	-6.26	1.35	1.39
26	14	2360	A	N9-C4	-6.26	1.34	1.37
26	14	674	G	N7-C5	6.25	1.43	1.39
26	1H	2053	G	C5-C4	-6.24	1.33	1.38
26	1H	140	A	C5-C6	-6.23	1.35	1.41
44	F8	15	GLU	CB-CG	6.22	1.64	1.52
26	1H	805	G	C6-N1	-6.20	1.35	1.39
26	14	1902	C	C4-N4	-6.19	1.28	1.33
26	14	2346	A	N3-C4	-6.16	1.31	1.34
26	1H	1332	G	N3-C4	-6.16	1.31	1.35
26	1H	746	A	N3-C4	-6.16	1.31	1.34
26	14	211	A	N9-C4	-6.15	1.34	1.37
26	1H	2373	G	C2-N3	6.15	1.37	1.32
1	13	1483	A	N9-C4	-6.14	1.34	1.37
26	14	2430	A	N9-C4	-6.14	1.34	1.37
26	1H	1815	A	C5-C4	-6.13	1.34	1.38
37	88	82	ARG	N-CA	6.13	1.58	1.46
26	14	1786	A	C5-C4	6.13	1.43	1.38
26	1H	2249	U	C2-N3	-6.12	1.33	1.37
23	2L	21	U	N3-C4	6.12	1.44	1.38
26	1H	663	G	N7-C5	-6.12	1.35	1.39

Continued on next page...

Continued from previous page...

Mol	Chain	Res	Type	Atoms	Z	Observed(Å)	Ideal(Å)
26	1H	2031	A	N9-C4	6.12	1.41	1.37
23	2L	21	U	N1-C6	6.11	1.43	1.38
26	1H	949	C	N1-C6	-6.11	1.33	1.37
26	1H	123	G	C6-O6	-6.10	1.18	1.24
26	1H	1825	A	C6-N1	-6.10	1.31	1.35
26	14	693	C	N3-C4	-6.10	1.29	1.33
26	1H	684	G	C6-N1	-6.09	1.35	1.39
26	1H	2256	G	N1-C2	-6.08	1.32	1.37
26	1H	2518	A	N9-C4	-6.08	1.34	1.37
26	1H	1786	A	N7-C5	-6.07	1.35	1.39
26	1H	2393	A	N7-C5	-6.07	1.35	1.39
26	1H	792	G	N7-C5	-6.07	1.35	1.39
26	1H	1275	A	N7-C5	-6.07	1.35	1.39
26	14	945	A	C5-C6	-6.07	1.35	1.41
26	14	774	A	N3-C4	-6.07	1.31	1.34
26	14	783	A	C5-C6	-6.06	1.35	1.41
55	Q8	49	VAL	CB-CG2	6.05	1.65	1.52
26	1H	1313	U	C4-C5	-6.05	1.38	1.43
26	14	1142(A)	A	N9-C4	-6.04	1.34	1.37
26	1H	960	A	N9-C4	-6.04	1.34	1.37
26	14	782	A	C6-N1	-6.04	1.31	1.35
55	Q8	40	GLU	CB-CG	6.03	1.63	1.52
26	14	1786	A	N3-C4	-6.02	1.31	1.34
26	1H	2310	A	N9-C4	6.01	1.41	1.37
26	1H	2430	A	N1-C2	6.00	1.39	1.34
26	1H	946	G	N9-C4	-6.00	1.33	1.38
26	14	1786	A	C5-C6	-6.00	1.35	1.41
26	14	1950	G	C2-N3	5.97	1.37	1.32
27	1J	89(A)	A	N9-C4	5.97	1.41	1.37
26	1H	49	A	N7-C5	-5.97	1.35	1.39
26	1H	1202	C	N1-C6	-5.97	1.33	1.37
26	1H	2600	A	N7-C5	-5.96	1.35	1.39
27	16	99	A	C5-C4	5.96	1.43	1.38
26	1H	1616	A	N9-C4	-5.94	1.34	1.37
26	1H	71	A	N9-C8	5.94	1.42	1.37
26	1H	2071	A	C6-N6	-5.93	1.29	1.33
26	1H	2062	A	C5-C4	5.92	1.42	1.38
26	14	1332	G	C8-N7	5.92	1.34	1.30
26	14	1904	G	N9-C8	-5.92	1.33	1.37
26	1H	1332	G	N9-C8	5.91	1.42	1.37
26	14	1616	A	C5-C6	-5.91	1.35	1.41
26	14	2015	A	N9-C4	-5.91	1.34	1.37

Continued on next page...

Continued from previous page...

Mol	Chain	Res	Type	Atoms	Z	Observed(Å)	Ideal(Å)
26	14	2247	A	C6-N1	-5.91	1.31	1.35
26	14	1612	C	C2-O2	5.90	1.29	1.24
26	14	1950	G	C5-C4	5.89	1.42	1.38
26	1H	2032	G	C6-N1	-5.88	1.35	1.39
26	14	204	A	N7-C5	-5.88	1.35	1.39
26	14	1616	A	N9-C4	-5.87	1.34	1.37
26	1H	2379	G	C2-N3	5.87	1.37	1.32
26	14	2330	G	C2-N3	5.86	1.37	1.32
26	1H	693	C	N3-C4	-5.84	1.29	1.33
26	1H	2062	A	C5-C6	5.83	1.46	1.41
26	1H	838	C	N1-C6	-5.81	1.33	1.37
26	14	792	G	C6-N1	-5.80	1.35	1.39
26	1H	330	A	N9-C4	-5.80	1.34	1.37
26	1H	682	G	C5-C4	-5.80	1.34	1.38
26	14	2703	C	N1-C6	-5.80	1.33	1.37
26	1H	2448	A	C5-C6	-5.80	1.35	1.41
53	O8	42	TRP	CB-CG	5.80	1.60	1.50
26	1H	805	G	N9-C8	-5.79	1.33	1.37
1	13	1502	A	N9-C4	-5.79	1.34	1.37
26	1H	2082	A	N9-C4	-5.79	1.34	1.37
26	1H	1434	A	N9-C4	-5.79	1.34	1.37
26	1H	774	A	N9-C8	5.77	1.42	1.37
26	14	1678	G	N3-C4	-5.77	1.31	1.35
26	1H	2708	G	C2-N3	5.77	1.37	1.32
26	14	784	A	C6-N1	-5.77	1.31	1.35
26	14	1307	A	C6-N1	-5.76	1.31	1.35
26	1H	265	A	C5-C6	-5.76	1.35	1.41
26	14	1354	A	N9-C4	-5.75	1.34	1.37
26	1H	1616	A	N7-C5	-5.74	1.35	1.39
26	14	567	A	N9-C4	-5.74	1.34	1.37
26	1H	1566	A	C8-N7	5.74	1.35	1.31
26	1H	71	A	C5-C4	5.73	1.42	1.38
26	1H	2451	A	N3-C4	-5.73	1.31	1.34
26	14	945	A	N7-C5	-5.72	1.35	1.39
26	1H	689	A	N9-C4	-5.71	1.34	1.37
26	14	2606	C	N1-C6	-5.71	1.33	1.37
26	14	211	A	N7-C5	-5.71	1.35	1.39
26	1H	138	G	N7-C5	5.70	1.42	1.39
26	1H	2509	G	C5-C4	-5.70	1.34	1.38
26	1H	1799	G	N3-C4	5.69	1.39	1.35
26	1H	2082	A	N3-C4	-5.69	1.31	1.34
26	1H	2072	G	C8-N7	-5.69	1.27	1.30

Continued on next page...

Continued from previous page...

Mol	Chain	Res	Type	Atoms	Z	Observed(Å)	Ideal(Å)
26	14	2612	C	N3-C4	5.68	1.38	1.33
26	1H	1668	A	N3-C4	-5.66	1.31	1.34
55	M5	54	GLU	CG-CD	5.66	1.60	1.51
26	1H	1823	G	C6-N1	-5.65	1.35	1.39
26	14	204	A	C5-C4	-5.65	1.34	1.38
26	14	2725	A	N9-C4	-5.64	1.34	1.37
26	1H	2246	G	N9-C8	-5.64	1.33	1.37
26	14	2359	C	N3-C4	-5.63	1.30	1.33
27	16	119	A	N9-C4	5.63	1.41	1.37
26	1H	201	C	N1-C6	-5.62	1.33	1.37
26	1H	990	A	N7-C5	-5.62	1.35	1.39
26	1H	1556	C	N1-C6	-5.62	1.33	1.37
26	1H	832	G	C2-N3	-5.61	1.28	1.32
26	14	74	A	C5-C6	-5.61	1.35	1.41
26	1H	2502	G	C6-N1	-5.61	1.35	1.39
26	14	2542	A	N7-C5	5.60	1.42	1.39
26	1H	598	G	N7-C5	-5.60	1.35	1.39
37	88	139	GLU	CG-CD	5.60	1.60	1.51
26	1H	2712	U	C2-O2	-5.59	1.17	1.22
26	1H	1815	A	N3-C4	-5.59	1.31	1.34
1	13	792	A	N7-C5	-5.58	1.35	1.39
26	14	2430	A	N7-C5	-5.58	1.35	1.39
26	14	204	A	N3-C4	-5.58	1.31	1.34
26	1H	239	U	C2-N3	-5.58	1.33	1.37
26	1H	1616	A	N9-C8	5.58	1.42	1.37
26	14	330	A	N9-C4	-5.58	1.34	1.37
26	14	204	A	C5-C6	-5.56	1.36	1.41
26	1H	1210	A	C5-C6	-5.56	1.36	1.41
26	14	1997	G	C2-N3	5.56	1.37	1.32
1	13	1408	A	N7-C5	-5.55	1.35	1.39
26	1H	1632	A	C5-C6	-5.54	1.36	1.41
26	14	2392	A	C5-C4	5.54	1.42	1.38
26	1H	1322	A	N9-C4	-5.53	1.34	1.37
26	14	676	A	C5-C4	5.52	1.42	1.38
1	13	808	C	N1-C6	-5.51	1.33	1.37
26	1H	1354	A	C5-C6	-5.51	1.36	1.41
26	1H	1678	G	N9-C4	-5.51	1.33	1.38
1	1G	1473	A	N9-C4	-5.50	1.34	1.37
26	14	211	A	C5-C6	-5.50	1.36	1.41
26	1H	1246	A	N7-C5	-5.50	1.35	1.39
26	1H	2346	A	N9-C4	-5.50	1.34	1.37
26	14	2332	U	N1-C2	5.49	1.43	1.38

Continued on next page...

Continued from previous page...

Mol	Chain	Res	Type	Atoms	Z	Observed(Å)	Ideal(Å)
26	1H	739	G	C5-C6	-5.49	1.36	1.42
26	1H	685	A	N7-C5	-5.49	1.35	1.39
26	1H	973	A	N9-C4	-5.48	1.34	1.37
26	1H	2764	A	N9-C4	-5.48	1.34	1.37
26	14	828	U	N3-C4	-5.48	1.33	1.38
26	14	774	A	C5-C6	-5.48	1.36	1.41
26	14	1605	C	N1-C6	-5.48	1.33	1.37
26	14	945	A	N3-C4	-5.48	1.31	1.34
26	14	1308	A	N7-C5	-5.47	1.35	1.39
26	14	2082	A	N7-C5	-5.47	1.35	1.39
26	1H	675	A	C5-C6	-5.47	1.36	1.41
26	1H	1698	A	C5-C6	-5.46	1.36	1.41
26	1H	432	A	C5-C6	-5.45	1.36	1.41
26	14	1313	U	C2-O2	-5.45	1.17	1.22
26	14	1674	G	N7-C5	-5.45	1.35	1.39
26	1H	2577	A	C6-N1	-5.44	1.31	1.35
26	1H	2247	A	N9-C4	-5.44	1.34	1.37
26	1H	2254	C	N1-C2	-5.43	1.34	1.40
26	1H	952	G	C5-C4	-5.43	1.34	1.38
26	1H	188	G	C2-N3	5.42	1.37	1.32
26	1H	1977	A	N9-C8	-5.42	1.33	1.37
26	14	2433	A	N9-C4	-5.42	1.34	1.37
1	13	1498	U	N1-C2	5.41	1.43	1.38
26	14	1342	A	N3-C4	-5.41	1.31	1.34
26	1H	933	A	N3-C4	-5.41	1.31	1.34
26	1H	1599	C	N3-C4	-5.40	1.30	1.33
26	1H	1638	C	N3-C4	-5.40	1.30	1.33
26	1H	1950	G	C5-C4	5.40	1.42	1.38
26	14	784	A	N3-C4	-5.40	1.31	1.34
26	1H	2277	G	N9-C8	-5.40	1.34	1.37
26	14	2506	U	N3-C4	5.40	1.43	1.38
26	1H	2009	G	C5-C4	-5.39	1.34	1.38
26	1H	57	C	N3-C4	-5.39	1.30	1.33
26	14	777	A	N9-C4	-5.39	1.34	1.37
26	14	122	G	N9-C4	-5.38	1.33	1.38
1	1G	354	G	N7-C5	-5.38	1.36	1.39
26	14	664	C	N1-C6	-5.38	1.33	1.37
26	1H	774	A	C2-N3	-5.37	1.28	1.33
37	88	82	ARG	CA-C	5.37	1.67	1.52
26	14	1558	A	N3-C4	-5.37	1.31	1.34
26	14	2688	U	N3-C4	-5.37	1.33	1.38
26	1H	2609	U	N1-C6	-5.37	1.33	1.38

Continued on next page...

Continued from previous page...

Mol	Chain	Res	Type	Atoms	Z	Observed(Å)	Ideal(Å)
26	1H	2361	A	N9-C4	-5.35	1.34	1.37
26	1H	2230	G	C2-N3	-5.34	1.28	1.32
26	1H	2072	G	N3-C4	5.33	1.39	1.35
26	1H	1382	G	C5-C6	-5.32	1.37	1.42
26	1H	1336	A	N1-C2	-5.32	1.29	1.34
26	1H	1681	G	N9-C4	-5.32	1.33	1.38
26	1H	2579	C	N3-C4	-5.31	1.30	1.33
27	16	112	G	N3-C4	5.30	1.39	1.35
26	14	1972	A	N9-C8	-5.29	1.33	1.37
24	3L	37	A	N9-C4	5.29	1.41	1.37
26	14	788	A	N7-C5	-5.29	1.36	1.39
26	1H	608	A	N9-C4	-5.29	1.34	1.37
26	1H	685	A	C5-C6	-5.29	1.36	1.41
26	1H	946	G	C5-C4	-5.29	1.34	1.38
26	1H	1204	A	N7-C5	-5.29	1.36	1.39
26	1H	774	A	N3-C4	-5.28	1.31	1.34
28	11	144	ALA	CA-CB	-5.26	1.41	1.52
26	1H	933	A	C6-N1	-5.26	1.31	1.35
26	14	954	G	C5-C6	5.26	1.47	1.42
26	1H	1219	G	N3-C4	-5.25	1.31	1.35
26	14	1384	A	N3-C4	-5.25	1.31	1.34
55	Q8	40	GLU	CG-CD	5.25	1.59	1.51
26	1H	2318	G	N3-C4	-5.25	1.31	1.35
26	14	1785	A	N7-C5	-5.25	1.36	1.39
26	1H	2392	A	N7-C5	-5.25	1.36	1.39
26	1H	265	A	N9-C4	-5.24	1.34	1.37
24	3L	76	A	C5-C4	5.24	1.42	1.38
1	13	1502	A	P-O5'	-5.24	1.54	1.59
26	1H	123	G	C6-N1	-5.24	1.35	1.39
26	14	2025	C	N1-C6	-5.24	1.34	1.37
26	1H	262	A	N9-C4	-5.24	1.34	1.37
26	1H	581	C	N3-C4	-5.24	1.30	1.33
26	1H	1968	G	C8-N7	-5.24	1.27	1.30
26	1H	452	G	N7-C5	5.23	1.42	1.39
26	1H	1814	G	C6-N1	-5.23	1.35	1.39
26	14	2713	A	C5-C4	5.23	1.42	1.38
26	1H	448	U	N1-C6	-5.23	1.33	1.38
26	1H	1915	U	N1-C2	5.23	1.43	1.38
26	1H	205	G	C2-N3	5.22	1.36	1.32
26	1H	1258	C	N1-C6	-5.22	1.34	1.37
26	1H	1313	U	N1-C2	-5.22	1.33	1.38
26	14	773	U	C2-O2	-5.22	1.17	1.22

Continued on next page...

Continued from previous page...

Mol	Chain	Res	Type	Atoms	Z	Observed(Å)	Ideal(Å)
26	1H	2377	A	N9-C4	-5.22	1.34	1.37
26	1H	1189	A	C5-C6	-5.22	1.36	1.41
26	1H	2432	A	C5-C4	-5.22	1.35	1.38
26	14	1204	A	N9-C4	-5.22	1.34	1.37
26	14	744	G	N7-C5	-5.21	1.36	1.39
26	1H	792	G	C5-C6	-5.19	1.37	1.42
26	1H	1355	G	N1-C2	-5.19	1.33	1.37
26	1H	2048	G	N3-C4	-5.19	1.31	1.35
26	14	509	C	N1-C6	-5.18	1.34	1.37
26	1H	1637	A	C6-N1	-5.18	1.31	1.35
26	14	954	G	N7-C5	5.18	1.42	1.39
26	14	1786	A	N7-C5	-5.17	1.36	1.39
26	1H	140	A	N7-C5	-5.16	1.36	1.39
26	1H	1931	U	C2-N3	-5.16	1.34	1.37
26	1H	663	G	N9-C8	-5.16	1.34	1.37
26	1H	784	A	N3-C4	-5.15	1.31	1.34
26	1H	1367	A	N9-C4	-5.15	1.34	1.37
1	13	535	A	C6-N1	-5.15	1.31	1.35
26	1H	138	G	N3-C4	5.15	1.39	1.35
26	1H	2452	C	N1-C6	-5.14	1.34	1.37
26	1H	746	A	C5-C6	-5.14	1.36	1.41
26	1H	2053	G	C2-N3	-5.14	1.28	1.32
26	14	1950	G	N1-C2	5.14	1.41	1.37
26	1H	1825	A	C6-N6	-5.12	1.29	1.33
26	14	2584	U	N1-C2	5.12	1.43	1.38
26	1H	2230	G	N3-C4	-5.12	1.31	1.35
26	1H	132	G	C5-C4	5.12	1.42	1.38
26	1H	667	U	C2-N3	5.11	1.41	1.37
26	14	2441	C	N3-C4	-5.11	1.30	1.33
26	14	779	U	C2-N3	-5.10	1.34	1.37
26	1H	398	G	N7-C5	-5.10	1.36	1.39
26	1H	681	G	C6-N1	-5.10	1.35	1.39
26	1H	783	A	C6-N1	-5.10	1.31	1.35
26	1H	530	G	N9-C8	5.10	1.41	1.37
26	1H	2713	A	N1-C2	5.10	1.39	1.34
26	1H	805	G	C6-O6	-5.10	1.19	1.24
26	1H	138	G	C6-N1	5.09	1.43	1.39
26	1H	1135	C	N3-C4	-5.09	1.30	1.33
26	1H	613	U	C2-N3	-5.09	1.34	1.37
26	1H	1213	A	C5-C6	-5.08	1.36	1.41
23	2L	77	A	N9-C4	-5.08	1.34	1.37
26	1H	2247	A	C6-N1	-5.08	1.31	1.35

Continued on next page...

Continued from previous page...

Mol	Chain	Res	Type	Atoms	Z	Observed(Å)	Ideal(Å)
26	1H	338	G	N7-C5	-5.08	1.36	1.39
26	14	1845	G	C5-C4	-5.08	1.34	1.38
26	1H	447	A	N3-C4	-5.07	1.31	1.34
26	1H	2233	U	N1-C2	-5.07	1.33	1.38
26	14	832	G	C5-C4	-5.06	1.34	1.38
18	9I	83	GLU	CG-CD	5.06	1.59	1.51
26	1H	682	G	N9-C8	-5.06	1.34	1.37
26	1H	2058	A	N3-C4	-5.06	1.31	1.34
26	14	567	A	N3-C4	-5.06	1.31	1.34
26	1H	1385	G	N9-C4	-5.05	1.33	1.38
26	1H	1349	A	C5-C4	5.05	1.42	1.38
26	1H	2070	G	N9-C8	-5.05	1.34	1.37
26	14	2385	C	N3-C4	5.05	1.37	1.33
26	1H	2271	G	C2-N3	5.05	1.36	1.32
49	G5	5	GLU	CG-CD	5.05	1.59	1.51
26	1H	2713	A	N9-C8	5.05	1.41	1.37
26	1H	793	A	C5-C6	-5.04	1.36	1.41
26	1H	807	U	N1-C6	-5.04	1.33	1.38
26	1H	2430	A	C5-C4	5.04	1.42	1.38
26	1H	1728	G	N3-C4	5.04	1.39	1.35
26	14	698	C	N1-C6	-5.04	1.34	1.37
26	1H	465	G	C6-O6	5.04	1.28	1.24
26	14	138	G	N9-C4	5.04	1.42	1.38
26	1H	695	G	C6-N1	-5.03	1.36	1.39
26	1H	1418	G	N7-C5	5.03	1.42	1.39
26	14	801	G	C6-N1	-5.03	1.36	1.39
26	14	1353	A	N3-C4	-5.03	1.31	1.34
26	1H	2297	C	N3-C4	-5.03	1.30	1.33
26	14	2518	A	N9-C4	-5.03	1.34	1.37
26	1H	2059	A	N9-C4	-5.02	1.34	1.37
26	14	1286	A	N7-C5	-5.02	1.36	1.39
26	1H	1613	G	C6-N1	-5.01	1.36	1.39

All (7504) bond angle outliers are listed below:

Mol	Chain	Res	Type	Atoms	Z	Observed(°)	Ideal(°)
26	1H	1899	G	N3-C4-N9	-26.68	109.99	126.00
26	1H	676	A	C2-N3-C4	-22.63	99.29	110.60
26	1H	2430	A	C2-N3-C4	-22.43	99.39	110.60
26	1H	1899	G	N3-C4-C5	21.40	139.30	128.60
26	1H	783	A	C2-N3-C4	-21.20	100.00	110.60
26	1H	945	A	C6-C5-N7	-20.79	117.75	132.30

Continued on next page...

Continued from previous page...

Mol	Chain	Res	Type	Atoms	Z	Observed(°)	Ideal(°)
26	1H	1786	A	C2-N3-C4	-19.80	100.70	110.60
26	14	1332	G	N3-C4-N9	-19.74	114.15	126.00
26	14	1786	A	C5-N7-C8	-19.43	94.19	103.90
26	14	783	A	C2-N3-C4	-19.31	100.94	110.60
26	1H	74	A	C2-N3-C4	-19.29	100.96	110.60
26	1H	945	A	N1-C6-N6	19.08	130.05	118.60
26	1H	801	G	O5'-P-OP2	-18.79	88.15	110.70
26	14	74	A	C2-N3-C4	-18.33	101.44	110.60
26	14	1786	A	N7-C8-N9	17.88	122.74	113.80
26	1H	917	A	N1-C2-N3	17.78	138.19	129.30
26	14	1332	G	N3-C4-C5	17.72	137.46	128.60
26	1H	2490	G	C5-N7-C8	-17.69	95.45	104.30
26	1H	1332	G	N3-C4-N9	-17.61	115.44	126.00
26	1H	1899	G	C2-N3-C4	-17.39	103.21	111.90
26	14	741	G	O5'-P-OP1	-17.32	89.92	110.70
26	1H	917	A	C2-N3-C4	-17.19	102.00	110.60
26	1H	2598	A	O5'-P-OP1	-17.12	90.15	110.70
26	1H	2448	A	N1-C6-N6	16.89	128.73	118.60
26	1H	945	A	N7-C8-N9	16.80	122.20	113.80
26	1H	945	A	C5-N7-C8	-16.75	95.52	103.90
26	1H	774	A	N3-C4-C5	16.59	138.41	126.80
26	1H	1698	A	C2-N3-C4	-16.52	102.34	110.60
26	14	1332	G	C2-N3-C4	-16.28	103.76	111.90
26	1H	1899	G	N3-C2-N2	-16.28	108.51	119.90
26	1H	1639	U	O5'-P-OP2	-16.23	91.09	105.70
26	1H	1332	G	N3-C4-C5	16.20	136.70	128.60
26	1H	945	A	C4-C5-C6	15.96	124.98	117.00
26	1H	1786	A	N1-C2-N3	15.94	137.27	129.30
26	1H	774	A	C2-N3-C4	-15.94	102.63	110.60
26	1H	1931	U	N3-C2-O2	-15.80	111.14	122.20
26	14	1698	A	N1-C6-N6	15.68	128.00	118.60
26	14	1984	G	O5'-P-OP2	-15.67	91.60	105.70
26	1H	2490	G	C4-C5-N7	15.64	117.06	110.80
26	1H	51	G	O5'-P-OP1	-15.51	91.74	105.70
26	14	2275	C	C6-N1-C2	-15.50	114.10	120.30
26	1H	774	A	N3-C4-N9	-15.45	115.04	127.40
26	1H	71	A	C2-N3-C4	-15.41	102.90	110.60
26	1H	1678	G	C2-N3-C4	-15.40	104.20	111.90
26	14	2430	A	C2-N3-C4	-15.38	102.91	110.60
26	1H	1332	G	C2-N3-C4	-15.36	104.22	111.90
26	1H	1786	A	C5-N7-C8	-15.17	96.32	103.90
26	1H	676	A	C5-N7-C8	-15.06	96.37	103.90

Continued on next page...

Continued from previous page...

Mol	Chain	Res	Type	Atoms	Z	Observed(°)	Ideal(°)
26	14	945	A	N1-C6-N6	15.05	127.63	118.60
26	14	1253	A	N1-C6-N6	14.99	127.60	118.60
26	14	774	A	C2-N3-C4	-14.94	103.13	110.60
26	1H	2287	A	C2-N3-C4	-14.92	103.14	110.60
26	14	2436	G	O5'-P-OP1	-14.78	92.40	105.70
26	14	1899	G	C2-N3-C4	-14.73	104.53	111.90
26	14	783	A	C5-N7-C8	-14.66	96.57	103.90
1	13	792	A	C2-N3-C4	-14.66	103.27	110.60
26	1H	676	A	N3-C4-N9	-14.55	115.76	127.40
26	1H	140	A	C5-N7-C8	-14.48	96.66	103.90
26	1H	1829	A	O5'-P-OP1	-14.46	92.68	105.70
26	1H	1616	A	C5-N7-C8	-14.44	96.68	103.90
26	1H	621	A	C5-N7-C8	-14.43	96.68	103.90
1	13	792	A	N1-C6-N6	14.42	127.25	118.60
26	1H	860	U	N3-C2-O2	-14.42	112.11	122.20
26	1H	676	A	N3-C4-C5	14.30	136.81	126.80
26	1H	774	A	C5-N7-C8	-14.29	96.75	103.90
26	1H	1786	A	C6-C5-N7	-14.22	122.35	132.30
26	1H	1982	C	O5'-P-OP2	-14.16	92.96	105.70
26	14	1612	C	C6-N1-C2	14.04	125.92	120.30
26	1H	863	A	O5'-P-OP2	-14.00	93.10	105.70
26	1H	860	U	C4-C5-C6	13.93	128.06	119.70
26	1H	2374	C	C5-C6-N1	-13.92	114.04	121.00
26	1H	49	A	O5'-P-OP2	-13.82	93.26	105.70
26	14	2712	U	C5-C6-N1	-13.80	115.80	122.70
26	1H	783	A	C5-N7-C8	-13.79	97.00	103.90
26	1H	1786	A	N7-C8-N9	13.79	120.69	113.80
26	1H	621	A	C2-N3-C4	-13.66	103.77	110.60
24	3K	76	A	C5-N7-C8	-13.54	97.13	103.90
26	14	774	A	N3-C4-C5	13.51	136.26	126.80
26	14	945	A	C6-C5-N7	-13.49	122.86	132.30
26	14	737	C	N1-C2-O2	-13.45	110.83	118.90
26	14	2273	A	O5'-P-OP2	-13.41	93.63	105.70
26	1H	265	A	C2-N3-C4	-13.37	103.92	110.60
26	1H	2375	G	C8-N9-C4	13.30	111.72	106.40
26	1H	2490	G	N3-C4-C5	13.28	135.24	128.60
26	1H	1786	A	N1-C6-N6	13.28	126.56	118.60
26	14	2430	A	N1-C6-N6	13.27	126.56	118.60
26	1H	1899	G	N9-C4-C5	13.24	110.69	105.40
26	1H	210	C	C6-N1-C2	13.21	125.58	120.30
26	1H	140	A	N7-C8-N9	13.21	120.40	113.80
26	14	330	A	C2-N3-C4	-13.20	104.00	110.60

Continued on next page...

Continued from previous page...

Mol	Chain	Res	Type	Atoms	Z	Observed(°)	Ideal(°)
26	1H	945	A	C4-C5-N7	13.14	117.27	110.70
26	1H	2584	U	N3-C2-O2	-13.06	113.06	122.20
26	1H	245	G	N1-C6-O6	13.05	127.73	119.90
26	1H	2430	A	N1-C2-N3	13.03	135.81	129.30
26	1H	2448	A	C5-C6-N6	-13.02	113.28	123.70
26	1H	2346	A	N1-C2-N3	13.00	135.80	129.30
26	1H	1332	G	C5-N7-C8	-12.99	97.80	104.30
26	1H	2053	G	C5-C6-O6	-12.96	120.82	128.60
1	13	690	G	C6-C5-N7	-12.95	122.63	130.40
26	14	783	A	N1-C6-N6	12.94	126.37	118.60
26	14	783	A	C5-C6-N1	-12.93	111.23	117.70
26	14	2042	A	O5'-P-OP2	-12.89	94.10	105.70
26	1H	1678	G	N3-C4-C5	12.88	135.04	128.60
26	1H	2713	A	C5-N7-C8	-12.88	97.46	103.90
26	1H	71	A	C5-N7-C8	-12.88	97.46	103.90
26	1H	698	C	C6-N1-C2	12.85	125.44	120.30
26	1H	1405	U	O5'-P-OP2	-12.84	94.14	105.70
26	1H	1678	G	C4-C5-N7	12.83	115.93	110.80
1	13	792	A	C4-C5-N7	12.81	117.11	110.70
26	1H	945	A	C8-N9-C4	-12.77	100.69	105.80
26	1H	676	A	N7-C8-N9	12.77	120.18	113.80
26	1H	1678	G	C5-N7-C8	-12.75	97.92	104.30
26	1H	2700	C	C6-N1-C2	12.71	125.39	120.30
26	14	1786	A	C4-C5-N7	12.69	117.04	110.70
26	1H	641	C	O5'-P-OP1	-12.67	94.30	105.70
26	1H	1496	A	C8-N9-C4	-12.67	100.73	105.80
26	1H	2430	A	N1-C6-N6	12.65	126.19	118.60
26	1H	2490	G	N7-C8-N9	12.65	119.42	113.10
26	1H	140	A	N1-C6-N6	12.65	126.19	118.60
26	1H	1614	A	C5-N7-C8	-12.64	97.58	103.90
27	16	47	C	C6-N1-C2	12.64	125.36	120.30
26	14	1786	A	C2-N3-C4	-12.62	104.29	110.60
26	1H	783	A	C5-C6-N1	-12.60	111.40	117.70
26	1H	1006	C	O5'-P-OP1	-12.59	94.37	105.70
24	3K	76	A	N1-C6-N6	12.54	126.13	118.60
26	14	510	C	O5'-P-OP2	-12.54	94.41	105.70
26	14	1698	A	C2-N3-C4	-12.51	104.35	110.60
26	1H	808	G	O5'-P-OP2	-12.50	94.45	105.70
26	14	140	A	N7-C8-N9	12.50	120.05	113.80
26	1H	676	A	C5-C6-N1	-12.50	111.45	117.70
26	14	1816	G	O5'-P-OP1	-12.46	94.48	105.70
26	14	1332	G	C5-N7-C8	-12.46	98.07	104.30

Continued on next page...

Continued from previous page...

Mol	Chain	Res	Type	Atoms	Z	Observed(°)	Ideal(°)
26	14	774	A	N3-C4-N9	-12.44	117.45	127.40
26	1H	945	A	O4'-C1'-N9	12.41	118.13	108.20
26	14	1698	A	C6-C5-N7	-12.41	123.61	132.30
26	14	2023	G	O5'-P-OP2	-12.41	94.53	105.70
26	14	828	U	C5-C4-O4	12.35	133.31	125.90
26	1H	1698	A	C5-N7-C8	-12.34	97.73	103.90
26	1H	245	G	C6-C5-N7	-12.34	123.00	130.40
26	14	1698	A	C4-C5-N7	12.31	116.85	110.70
26	1H	1496	A	N7-C8-N9	12.30	119.95	113.80
26	1H	2468	G	O4'-C1'-N9	12.29	118.04	108.20
26	1H	1616	A	C4-C5-N7	12.29	116.84	110.70
26	14	189	G	C8-N9-C4	12.28	111.31	106.40
26	1H	728	G	C8-N9-C4	12.24	111.30	106.40
26	14	2430	A	C5-C6-N1	-12.23	111.58	117.70
26	1H	774	A	C5-C6-N1	-12.21	111.59	117.70
26	14	2079	U	O5'-P-OP1	-12.21	94.71	105.70
26	1H	1614	A	C2-N3-C4	-12.19	104.50	110.60
26	14	1698	A	C5-N7-C8	-12.16	97.82	103.90
26	14	74	A	N3-C4-C5	12.16	135.31	126.80
26	1H	34	C	O5'-P-OP1	-12.15	94.76	105.70
26	14	140	A	C5-N7-C8	-12.14	97.83	103.90
26	14	2873	A	N1-C2-N3	12.12	135.36	129.30
26	1H	2490	G	C2-N3-C4	-12.11	105.85	111.90
26	1H	2442	C	N3-C4-N4	12.10	126.47	118.00
26	14	1616	A	C2-N3-C4	-12.09	104.55	110.60
26	14	2700	C	C6-N1-C2	12.06	125.12	120.30
26	1H	120	U	C5-C6-N1	-12.06	116.67	122.70
26	1H	2346	A	C2-N3-C4	-12.04	104.58	110.60
26	1H	2377	A	C8-N9-C4	12.05	110.62	105.80
26	1H	846	C	O5'-P-OP1	-12.04	94.87	105.70
26	1H	74	A	C5-C6-N1	-12.00	111.70	117.70
26	1H	2375	G	C5-C6-O6	-12.00	121.40	128.60
26	14	74	A	C5-C6-N1	-12.00	111.70	117.70
26	14	679	C	N1-C2-O2	-12.00	111.70	118.90
26	1H	814	C	O5'-P-OP2	-11.96	94.93	105.70
26	1H	329	G	O5'-P-OP2	-11.94	94.95	105.70
26	14	528	A	C2-N3-C4	-11.92	104.64	110.60
26	1H	860	U	C5-C6-N1	-11.92	116.74	122.70
26	1H	691	C	C6-N1-C2	11.91	125.06	120.30
26	1H	140	A	C4-C5-N7	11.87	116.63	110.70
26	1H	245	G	C5-C6-O6	-11.83	121.50	128.60
26	1H	2346	A	C6-C5-N7	-11.82	124.03	132.30

Continued on next page...

Continued from previous page...

Mol	Chain	Res	Type	Atoms	Z	Observed(°)	Ideal(°)
26	14	783	A	N3-C4-C5	11.78	135.04	126.80
26	1H	201	C	C6-N1-C2	11.77	125.01	120.30
26	1H	2713	A	C2-N3-C4	-11.76	104.72	110.60
1	13	1502	A	C2-N3-C4	-11.75	104.72	110.60
26	1H	2392	A	C5-N7-C8	-11.69	98.06	103.90
26	1H	774	A	C6-N1-C2	11.62	125.57	118.60
1	13	792	A	O4'-C1'-N9	11.61	117.48	108.20
26	1H	2374	C	C6-N1-C2	11.60	124.94	120.30
26	1H	1204	A	O4'-C1'-N9	11.58	117.46	108.20
26	14	991	C	O5'-P-OP1	-11.57	95.29	105.70
26	14	801	G	N1-C6-O6	-11.56	112.96	119.90
24	3K	76	A	N7-C8-N9	11.55	119.58	113.80
26	1H	1257	C	N1-C2-O2	-11.55	111.97	118.90
26	14	676	A	C2-N3-C4	-11.54	104.83	110.60
26	14	1600	C	O5'-P-OP2	-11.53	95.32	105.70
1	1G	108	G	C5-C6-O6	-11.50	121.70	128.60
26	1H	2622	C	C6-N1-C2	11.47	124.89	120.30
26	1H	828	U	C5-C4-O4	11.45	132.77	125.90
1	1G	332	G	C8-N9-C4	11.45	110.98	106.40
26	1H	633	A	N1-C6-N6	11.44	125.47	118.60
26	1H	2346	A	N7-C8-N9	11.44	119.52	113.80
26	1H	1616	A	N7-C8-N9	11.43	119.51	113.80
1	13	1502	A	O5'-P-OP2	-11.42	95.42	105.70
26	1H	683	C	N3-C4-C5	11.39	126.46	121.90
26	1H	758	C	N3-C4-C5	11.39	126.46	121.90
26	14	835	A	O5'-P-OP2	-11.39	95.45	105.70
26	14	2518	A	N1-C6-N6	11.38	125.43	118.60
26	1H	735	A	C8-N9-C4	11.37	110.35	105.80
1	13	792	A	C6-C5-N7	-11.36	124.35	132.30
26	1H	2392	A	C2-N3-C4	-11.35	104.92	110.60
26	1H	1021	A	C2-N3-C4	-11.34	104.93	110.60
26	14	1786	A	C8-N9-C4	-11.34	101.27	105.80
26	1H	578	A	O5'-P-OP2	-11.33	95.50	105.70
26	1H	945	A	C4-N9-C1'	11.32	146.69	126.30
26	1H	676	A	C8-N9-C4	-11.32	101.27	105.80
26	1H	621	A	N1-C6-N6	11.31	125.38	118.60
26	1H	787	U	O5'-P-OP1	11.29	124.25	110.70
26	1H	2430	A	N3-C4-C5	11.27	134.69	126.80
26	1H	141	A	C5-N7-C8	-11.24	98.28	103.90
26	1H	2573	C	C6-N1-C2	-11.20	115.82	120.30
27	1J	30	C	C6-N1-C2	-11.20	115.82	120.30
26	14	1602	U	O5'-P-OP2	11.19	124.13	110.70

Continued on next page...

Continued from previous page...

Mol	Chain	Res	Type	Atoms	Z	Observed(°)	Ideal(°)
26	1H	1404	C	O5'-P-OP2	-11.17	95.65	105.70
26	14	621	A	C2-N3-C4	-11.17	105.02	110.60
26	14	2392	A	C2-N3-C4	-11.16	105.02	110.60
26	1H	144	C	C6-N1-C2	11.16	124.76	120.30
1	13	899	C	C6-N1-C2	11.12	124.75	120.30
26	1H	1349	A	O5'-P-OP1	-11.11	95.71	105.70
26	1H	814	C	C5-C6-N1	-11.09	115.46	121.00
23	2K	21	U	C5-C4-O4	-11.09	119.25	125.90
26	1H	2584	U	C5-C4-O4	11.08	132.55	125.90
26	1H	2712	U	C2-N1-C1'	11.06	130.97	117.70
26	1H	140	A	C6-C5-N7	-11.06	124.56	132.30
26	1H	1990	C	C6-N1-C2	-11.06	115.88	120.30
26	1H	2375	G	N9-C4-C5	-11.05	100.98	105.40
26	14	1899	G	N1-C2-N3	11.03	130.52	123.90
1	13	525	C	C5-C6-N1	11.01	126.51	121.00
26	1H	679	C	C5-C6-N1	-11.01	115.49	121.00
26	1H	1931	U	N1-C2-N3	11.01	121.51	114.90
26	1H	1786	A	C4-C5-N7	11.01	116.20	110.70
26	1H	1225	C	C6-N1-C2	10.99	124.70	120.30
26	1H	621	A	C4-C5-N7	10.99	116.19	110.70
26	1H	860	U	C2-N1-C1'	10.99	130.88	117.70
26	1H	621	A	N3-C4-C5	10.98	134.49	126.80
1	13	789	U	C5-C4-O4	10.98	132.49	125.90
26	14	320	A	O5'-P-OP2	-10.98	95.82	105.70
26	14	783	A	N3-C4-N9	-10.96	118.63	127.40
26	1H	659	C	C6-N1-C2	10.96	124.68	120.30
26	1H	852	G	O5'-P-OP2	-10.95	95.85	105.70
26	1H	2330	G	C5-C6-O6	-10.94	122.04	128.60
26	14	1825	A	O5'-P-OP2	-10.94	95.85	105.70
26	14	783	A	N7-C8-N9	10.93	119.27	113.80
36	35	147	LEU	CA-CB-CG	10.93	140.44	115.30
26	1H	839	U	O5'-P-OP2	-10.90	95.89	105.70
26	1H	1632	A	N1-C6-N6	10.90	125.14	118.60
26	1H	252	G	O5'-P-OP2	-10.89	95.90	105.70
26	14	782	A	N1-C6-N6	-10.89	112.07	118.60
26	14	793	A	O5'-P-OP2	-10.89	95.90	105.70
24	3K	76	A	C4-C5-N7	10.89	116.14	110.70
26	1H	1382	G	C5-C6-O6	-10.88	122.07	128.60
26	1H	1950	G	N7-C8-N9	10.88	118.54	113.10
26	14	1253	A	C5-C6-N6	-10.88	115.00	123.70
1	1G	108	G	C4-C5-N7	10.88	115.15	110.80
26	14	1029	A	C8-N9-C4	10.85	110.14	105.80

Continued on next page...

Continued from previous page...

Mol	Chain	Res	Type	Atoms	Z	Observed(°)	Ideal(°)
26	14	1786	A	C6-C5-N7	-10.85	124.70	132.30
26	1H	1496	A	C5-N7-C8	-10.85	98.47	103.90
26	1H	193	U	C5-C6-N1	-10.84	117.28	122.70
26	1H	2507	C	N3-C2-O2	-10.84	114.31	121.90
26	1H	140	A	C8-N9-C4	-10.83	101.47	105.80
26	1H	111	A	O5'-P-OP2	-10.82	95.96	105.70
26	1H	2502	G	N3-C4-C5	-10.82	123.19	128.60
26	14	945	A	C4-C5-N7	10.81	116.11	110.70
26	1H	2430	A	C5-N7-C8	-10.81	98.50	103.90
26	1H	252	G	O5'-P-OP1	10.80	123.67	110.70
26	1H	1950	G	C2-N3-C4	-10.80	106.50	111.90
26	1H	774	A	C4-C5-N7	10.79	116.09	110.70
26	1H	2607	G	C6-C5-N7	-10.77	123.94	130.40
26	1H	945	A	O5'-P-OP2	-10.77	96.01	105.70
26	1H	783	A	N7-C8-N9	10.75	119.17	113.80
26	1H	330	A	C2-N3-C4	-10.74	105.23	110.60
26	1H	1950	G	C5-N7-C8	-10.73	98.93	104.30
26	14	71	A	N1-C6-N6	10.72	125.03	118.60
26	1H	964	C	O5'-P-OP1	-10.72	96.05	105.70
26	14	2275	C	C5-C6-N1	10.71	126.36	121.00
26	1H	1825	A	N1-C6-N6	-10.70	112.18	118.60
1	13	966	G	C5-C6-O6	-10.70	122.18	128.60
26	1H	2518	A	C5-N7-C8	-10.69	98.56	103.90
26	1H	678	C	C2-N3-C4	-10.69	114.56	119.90
26	1H	2595	G	C4-C5-N7	10.68	115.07	110.80
26	1H	2713	A	N7-C8-N9	10.67	119.14	113.80
26	1H	2085	C	O5'-P-OP2	-10.67	96.10	105.70
1	13	792	A	C5-N7-C8	-10.66	98.57	103.90
26	1H	1558	A	N1-C6-N6	10.66	124.99	118.60
26	1H	74	A	C5-N7-C8	-10.65	98.57	103.90
26	14	2430	A	C6-C5-N7	-10.65	124.84	132.30
26	14	1616	A	C5-N7-C8	-10.65	98.57	103.90
26	1H	2420	C	O5'-P-OP1	-10.64	96.12	105.70
26	1H	815	C	C6-N1-C2	10.63	124.55	120.30
26	1H	2062	A	C8-N9-C4	10.63	110.05	105.80
26	1H	2713	A	N1-C6-N6	10.63	124.98	118.60
26	14	1619	G	O5'-P-OP2	-10.63	96.13	105.70
26	1H	783	A	N3-C4-C5	10.61	134.22	126.80
26	14	856	C	O5'-P-OP1	-10.61	96.16	105.70
26	14	140	A	N1-C6-N6	10.60	124.96	118.60
26	1H	2328	A	N1-C2-N3	10.59	134.59	129.30
24	3L	76	A	N7-C8-N9	10.58	119.09	113.80

Continued on next page...

Continued from previous page...

Mol	Chain	Res	Type	Atoms	Z	Observed(°)	Ideal(°)
26	14	1660	C	O5'-P-OP2	-10.57	96.19	105.70
26	14	676	A	C5-N7-C8	-10.53	98.63	103.90
26	14	1678	G	C2-N3-C4	-10.53	106.63	111.90
26	1H	103	A	C8-N9-C4	10.53	110.01	105.80
26	1H	2401	U	C5-C6-N1	10.52	127.96	122.70
26	1H	530	G	N1-C6-O6	-10.52	113.59	119.90
26	1H	783	A	O5'-P-OP2	-10.48	96.26	105.70
26	1H	621	A	C5-C6-N1	-10.47	112.46	117.70
26	14	189	G	N9-C4-C5	-10.46	101.22	105.40
26	14	1678	G	N3-C4-C5	10.46	133.83	128.60
26	1H	2699	C	C6-N1-C2	10.46	124.48	120.30
26	14	1678	G	N3-C4-N9	-10.45	119.73	126.00
26	1H	746	A	O5'-P-OP2	10.45	123.23	110.70
26	1H	461	C	N1-C2-O2	-10.41	112.65	118.90
26	1H	783	A	N3-C4-N9	-10.41	119.07	127.40
26	1H	1379	A	C5-N7-C8	-10.40	98.70	103.90
26	1H	1914	C	N3-C2-O2	-10.40	114.62	121.90
26	1H	1021	A	C5-N7-C8	-10.40	98.70	103.90
26	1H	2346	A	O4'-C1'-N9	10.40	116.52	108.20
24	3K	76	A	C6-C5-N7	-10.39	125.03	132.30
26	1H	1518	C	O5'-P-OP1	-10.38	96.36	105.70
26	1H	2636	U	O5'-P-OP1	-10.38	96.35	105.70
26	1H	1779	U	O5'-P-OP2	-10.38	96.36	105.70
26	1H	1950	G	C8-N9-C4	-10.38	102.25	106.40
26	1H	144	C	C5-C6-N1	-10.38	115.81	121.00
23	2K	21	U	N3-C4-C5	10.36	120.82	114.60
26	1H	741	G	O5'-P-OP1	-10.34	96.39	105.70
26	1H	74	A	N1-C6-N6	10.34	124.80	118.60
26	14	801	G	C5-C6-O6	10.33	134.80	128.60
26	1H	456	C	C5-C6-N1	-10.33	115.84	121.00
26	1H	1566	A	O5'-P-OP2	-10.33	96.40	105.70
26	14	74	A	N1-C6-N6	10.33	124.80	118.60
26	1H	1195	G	C5-C6-O6	-10.31	122.41	128.60
26	14	2056	G	C5-C6-O6	-10.31	122.41	128.60
1	13	738	C	C6-N1-C2	-10.30	116.18	120.30
1	13	781	A	C5-C6-N6	-10.30	115.46	123.70
26	1H	528	A	C6-N1-C2	10.30	124.78	118.60
26	1H	783	A	C6-C5-N7	-10.30	125.09	132.30
1	13	690	G	C4-C5-N7	10.29	114.91	110.80
26	1H	2346	A	C5-N7-C8	-10.27	98.77	103.90
26	14	917	A	O5'-P-OP1	-10.27	96.46	105.70
26	14	2702	U	O4'-C1'-N1	10.27	116.41	108.20

Continued on next page...

Continued from previous page...

Mol	Chain	Res	Type	Atoms	Z	Observed(°)	Ideal(°)
26	1H	2521	C	C6-N1-C2	10.25	124.40	120.30
1	13	1502	A	C5-N7-C8	-10.25	98.78	103.90
26	1H	774	A	N1-C6-N6	10.25	124.75	118.60
26	1H	2507	C	C6-N1-C2	-10.24	116.20	120.30
26	14	71	A	C5-N7-C8	-10.24	98.78	103.90
26	14	1496	A	N7-C8-N9	10.23	118.92	113.80
26	1H	2544	G	C5-C6-O6	-10.23	122.46	128.60
26	1H	971	C	C6-N1-C2	-10.23	116.21	120.30
26	1H	491	G	O5'-P-OP1	-10.22	96.50	105.70
1	13	789	U	N3-C2-O2	-10.21	115.05	122.20
26	1H	74	A	N3-C4-C5	10.20	133.94	126.80
26	14	2873	A	N7-C8-N9	10.19	118.90	113.80
26	14	2430	A	N1-C2-N3	10.19	134.40	129.30
26	1H	2346	A	C4-C5-C6	10.18	122.09	117.00
26	14	140	A	C4-C5-N7	10.15	115.78	110.70
26	1H	459	U	O5'-P-OP2	-10.15	96.57	105.70
26	1H	2465	C	C5-C6-N1	-10.14	115.93	121.00
26	14	2702	U	N3-C2-O2	-10.12	115.12	122.20
26	14	1930	G	O5'-P-OP1	-10.11	96.60	105.70
26	1H	192	C	C6-N1-C2	10.10	124.34	120.30
26	14	1975	G	C5-C6-O6	-10.09	122.55	128.60
26	1H	51	G	C8-N9-C4	10.09	110.44	106.40
23	2K	74	A	N1-C6-N6	10.08	124.65	118.60
26	1H	265	A	C5-N7-C8	-10.07	98.86	103.90
26	1H	692	C	C2-N3-C4	-10.07	114.86	119.90
26	1H	1332	G	N7-C8-N9	10.07	118.14	113.10
26	1H	1377	G	O5'-P-OP2	-10.07	96.64	105.70
26	14	967	C	O5'-P-OP2	-10.06	96.65	105.70
26	1H	2447	G	N3-C4-C5	-10.05	123.58	128.60
26	1H	945	A	N1-C2-N3	10.04	134.32	129.30
26	14	1204	A	C2-N3-C4	-10.04	105.58	110.60
26	1H	2311	A	N1-C2-N3	10.03	134.31	129.30
27	16	5	C	C6-N1-C2	10.03	124.31	120.30
1	1G	1397	C	C6-N1-C2	-10.03	116.29	120.30
26	1H	686	G	C8-N9-C4	10.02	110.41	106.40
26	14	189	G	C5-C6-O6	-10.02	122.59	128.60
26	14	2017	U	O5'-P-OP1	-10.01	96.69	105.70
26	1H	432	A	N1-C6-N6	9.99	124.60	118.60
26	14	784	A	C5-C6-N6	9.99	131.69	123.70
26	1H	676	A	O4'-C1'-N9	9.98	116.18	108.20
26	14	783	A	C6-C5-N7	-9.98	125.32	132.30
26	1H	120	U	C4-C5-C6	9.97	125.68	119.70

Continued on next page...

Continued from previous page...

Mol	Chain	Res	Type	Atoms	Z	Observed(°)	Ideal(°)
26	1H	180	G	C8-N9-C4	9.97	110.39	106.40
26	1H	2436	G	N3-C2-N2	-9.97	112.92	119.90
26	1H	2448	A	N9-C4-C5	-9.97	101.81	105.80
26	1H	1698	A	N1-C6-N6	9.96	124.58	118.60
26	1H	659	C	C5-C6-N1	-9.96	116.02	121.00
26	1H	1558	A	O5'-P-OP1	-9.95	96.74	105.70
26	1H	2490	G	N3-C4-N9	-9.95	120.03	126.00
26	1H	2609	U	C5-C6-N1	-9.95	117.72	122.70
26	1H	236	C	C4-C5-C6	9.95	122.37	117.40
26	1H	2253	G	C5-C6-O6	-9.93	122.64	128.60
26	1H	735	A	N7-C8-N9	-9.92	108.84	113.80
1	13	963	G	N3-C4-N9	9.92	131.95	126.00
26	14	2000	G	C8-N9-C4	9.88	110.35	106.40
26	1H	2346	A	N1-C6-N6	9.87	124.52	118.60
23	2L	21	U	C5-C4-O4	-9.87	119.98	125.90
26	14	945	A	C5-N7-C8	-9.86	98.97	103.90
26	14	453	C	C6-N1-C2	9.86	124.24	120.30
26	1H	787	U	O5'-P-OP2	-9.85	96.83	105.70
26	1H	2424	C	N1-C2-O2	9.85	124.81	118.90
26	1H	788	A	N9-C4-C5	-9.85	101.86	105.80
26	14	2430	A	C4-C5-C6	9.85	121.92	117.00
26	1H	2710	C	C6-N1-C2	9.84	124.24	120.30
26	1H	972	G	N1-C6-O6	-9.83	114.00	119.90
26	1H	1204	A	C2-N3-C4	-9.83	105.69	110.60
26	14	773	U	N1-C2-N3	9.83	120.80	114.90
26	1H	945	A	C5-C6-N6	-9.83	115.84	123.70
26	1H	2639	A	C2-N3-C4	-9.82	105.69	110.60
26	14	528	A	N3-C4-C5	9.82	133.67	126.80
26	1H	860	U	N1-C2-O2	9.80	129.66	122.80
26	1H	2312	U	O5'-P-OP1	-9.80	96.88	105.70
26	1H	859	G	N3-C4-C5	9.80	133.50	128.60
26	1H	2689	U	N3-C4-O4	-9.79	112.55	119.40
26	14	1266	G	C8-N9-C4	9.79	110.32	106.40
26	14	2439	A	P-O3'-C3'	9.79	131.44	119.70
26	1H	2599	G	N1-C6-O6	-9.79	114.03	119.90
26	1H	2070	G	O5'-P-OP2	-9.78	96.90	105.70
26	1H	2379	G	C5-C6-O6	-9.78	122.73	128.60
26	1H	812	C	N1-C2-O2	-9.77	113.04	118.90
26	1H	1324	G	N1-C6-O6	9.77	125.76	119.90
26	1H	621	A	N7-C8-N9	9.76	118.68	113.80
26	1H	1899	G	C8-N9-C1'	9.75	139.68	127.00
26	1H	2442	C	C5-C4-N4	-9.75	113.38	120.20

Continued on next page...

Continued from previous page...

Mol	Chain	Res	Type	Atoms	Z	Observed(°)	Ideal(°)
26	1H	783	A	N1-C2-N3	9.75	134.17	129.30
26	14	252	G	C5-N7-C8	9.74	109.17	104.30
1	13	781	A	N1-C6-N6	9.74	124.44	118.60
26	1H	2689	U	N3-C2-O2	-9.74	115.38	122.20
26	1H	1284	A	O5'-P-OP2	-9.73	96.95	105.70
26	14	1614	A	C2-N3-C4	-9.72	105.74	110.60
26	1H	1210	A	C5-N7-C8	-9.72	99.04	103.90
26	1H	2773	C	C6-N1-C2	9.72	124.19	120.30
1	13	974	A	N1-C6-N6	9.70	124.42	118.60
26	1H	2270	G	C8-N9-C4	9.69	110.27	106.40
26	14	252	G	O5'-P-OP2	-9.69	96.98	105.70
26	1H	1977	A	C2-N3-C4	-9.67	105.77	110.60
1	13	1505	G	O5'-P-OP2	9.67	122.30	110.70
26	1H	910	A	N1-C6-N6	9.67	124.40	118.60
26	14	1404	C	O5'-P-OP1	-9.66	97.00	105.70
26	1H	2607	G	C4-C5-N7	9.66	114.66	110.80
1	1G	254	G	O5'-P-OP1	-9.65	97.01	105.70
26	1H	2448	A	C6-C5-N7	-9.65	125.55	132.30
27	16	30	C	C6-N1-C2	-9.65	116.44	120.30
26	1H	2448	A	C4-C5-N7	9.64	115.52	110.70
26	1H	2698	U	C5-C6-N1	-9.63	117.88	122.70
26	14	783	A	C4-C5-N7	9.63	115.52	110.70
1	13	525	C	C6-N1-C2	-9.63	116.45	120.30
26	14	774	A	C5-N7-C8	-9.63	99.09	103.90
26	1H	446	G	N1-C6-O6	9.62	125.67	119.90
26	14	639	U	O5'-P-OP2	-9.62	97.04	105.70
26	14	1342	A	C2-N3-C4	-9.62	105.79	110.60
26	1H	2374	C	C2-N3-C4	-9.61	115.10	119.90
26	1H	2346	A	C8-N9-C4	-9.60	101.96	105.80
26	1H	2380	C	C5-C6-N1	-9.59	116.20	121.00
26	14	252	G	C4-C5-N7	-9.59	106.96	110.80
26	1H	1614	A	N1-C6-N6	9.59	124.35	118.60
26	14	2873	A	C6-C5-N7	-9.59	125.59	132.30
26	14	830	G	C8-N9-C4	9.58	110.23	106.40
26	1H	528	A	N3-C4-N9	-9.57	119.74	127.40
26	1H	1599	C	O5'-P-OP2	-9.57	97.09	105.70
24	3L	71	G	O4'-C1'-N9	9.56	115.85	108.20
26	1H	1255	U	N3-C2-O2	9.55	128.89	122.20
26	1H	1564	C	N3-C4-N4	-9.55	111.31	118.00
26	1H	679	C	C2-N3-C4	-9.55	115.13	119.90
27	16	44	G	C4-N9-C1'	-9.55	114.09	126.50
26	14	2712	U	N3-C4-O4	-9.54	112.72	119.40

Continued on next page...

Continued from previous page...

Mol	Chain	Res	Type	Atoms	Z	Observed(°)	Ideal(°)
26	14	1278	A	C8-N9-C4	9.54	109.62	105.80
26	14	2712	U	N3-C2-O2	-9.54	115.52	122.20
26	1H	913	U	N3-C2-O2	-9.53	115.53	122.20
1	13	792	A	N9-C4-C5	-9.53	101.99	105.80
26	1H	783	A	C8-N9-C4	-9.53	101.99	105.80
26	14	687	C	O5'-P-OP1	-9.52	97.13	105.70
26	14	2080	G	O5'-P-OP2	-9.51	97.14	105.70
26	1H	2465	C	C6-N1-C2	9.51	124.10	120.30
26	1H	2598	A	O5'-P-OP2	9.51	122.11	110.70
26	14	2713	A	C2-N3-C4	-9.51	105.85	110.60
1	13	1508	G	O5'-P-OP1	-9.49	97.16	105.70
26	1H	2598	A	C8-N9-C4	9.49	109.59	105.80
26	1H	1528	A	C8-N9-C4	-9.48	102.01	105.80
26	1H	1192	G	C8-N9-C4	9.48	110.19	106.40
26	14	737	C	N3-C4-N4	9.48	124.64	118.00
26	14	140	A	C8-N9-C4	-9.48	102.01	105.80
26	14	114	U	C5-C4-O4	-9.48	120.21	125.90
26	1H	816	C	N3-C4-N4	9.47	124.63	118.00
1	13	525	C	N3-C4-N4	9.47	124.63	118.00
1	13	810	C	O5'-P-OP2	-9.47	97.18	105.70
26	14	133	C	C6-N1-C2	9.46	124.09	120.30
24	3L	76	A	C5-N7-C8	-9.46	99.17	103.90
26	1H	1255	U	N1-C2-O2	-9.46	116.18	122.80
26	14	2374	C	C5-C6-N1	-9.45	116.27	121.00
26	14	2617	C	C6-N1-C2	9.45	124.08	120.30
26	14	2688	U	N1-C2-N3	9.45	120.57	114.90
26	14	2287	A	C2-N3-C4	-9.44	105.88	110.60
26	1H	1616	A	C8-N9-C4	-9.44	102.03	105.80
27	1J	103	U	C5-C6-N1	-9.43	117.99	122.70
26	1H	2449	U	N3-C4-O4	9.42	125.99	119.40
1	1G	862	C	C2-N1-C1'	9.41	129.15	118.80
26	1H	1931	U	C5-C4-O4	9.40	131.54	125.90
26	14	330	A	N1-C6-N6	9.40	124.24	118.60
26	1H	133	C	C6-N1-C2	9.40	124.06	120.30
26	1H	432	A	C5-C6-N6	-9.39	116.19	123.70
26	1H	2392	A	N7-C8-N9	9.39	118.49	113.80
26	14	848	G	N3-C4-C5	-9.38	123.91	128.60
26	14	1786	A	N1-C6-N6	9.38	124.23	118.60
26	1H	860	U	C6-N1-C1'	-9.38	108.06	121.20
1	1G	1499	A	C8-N9-C4	9.37	109.55	105.80
26	1H	783	A	N1-C6-N6	9.37	124.22	118.60
26	1H	1122	G	C8-N9-C4	9.37	110.15	106.40

Continued on next page...

Continued from previous page...

Mol	Chain	Res	Type	Atoms	Z	Observed(°)	Ideal(°)
26	1H	692	C	C4-C5-C6	9.37	122.08	117.40
26	14	2374	C	C6-N1-C2	9.37	124.05	120.30
26	14	2873	A	C2-N3-C4	-9.37	105.92	110.60
26	1H	664	C	O5'-P-OP2	-9.36	97.28	105.70
26	1H	678	C	N3-C4-C5	9.36	125.64	121.90
26	1H	71	A	C4-C5-N7	9.35	115.38	110.70
26	1H	1021	A	N7-C8-N9	9.35	118.48	113.80
26	14	1314	C	N1-C2-O2	9.35	124.51	118.90
26	1H	655	A	C8-N9-C4	-9.35	102.06	105.80
26	1H	1332	G	C8-N9-C4	-9.35	102.66	106.40
26	1H	694	U	O5'-P-OP2	-9.34	97.29	105.70
26	1H	265	A	N7-C8-N9	9.34	118.47	113.80
26	14	675	A	N9-C4-C5	-9.34	102.06	105.80
1	13	1504	G	O5'-P-OP1	-9.34	97.30	105.70
26	1H	1614	A	N3-C4-C5	9.34	133.34	126.80
26	1H	2053	G	N1-C6-O6	9.33	125.50	119.90
26	1H	814	C	C2-N3-C4	-9.33	115.23	119.90
1	13	690	G	N7-C8-N9	9.32	117.76	113.10
26	1H	2710	C	C5-C6-N1	-9.32	116.34	121.00
26	1H	71	A	N7-C8-N9	9.32	118.46	113.80
1	1G	108	G	N1-C6-O6	9.32	125.49	119.90
26	1H	835	A	C6-N1-C2	-9.32	113.01	118.60
26	1H	1931	U	C5-C6-N1	-9.31	118.04	122.70
26	1H	930	U	C5-C4-O4	9.31	131.49	125.90
26	1H	782	A	N1-C6-N6	-9.30	113.02	118.60
1	13	690	G	N1-C6-O6	9.30	125.48	119.90
27	16	5	C	N3-C4-C5	9.30	125.62	121.90
26	1H	1885	A	C8-N9-C4	9.29	109.52	105.80
26	14	528	A	N3-C4-N9	-9.30	119.96	127.40
24	3K	71	G	O4'-C1'-N9	9.28	115.63	108.20
26	1H	837	C	O5'-P-OP1	-9.29	97.34	105.70
26	14	1350	C	O5'-P-OP1	-9.29	97.34	105.70
26	1H	676	A	N1-C2-N3	9.28	133.94	129.30
26	1H	788	A	N1-C6-N6	9.27	124.17	118.60
26	14	856	C	C6-N1-C2	-9.26	116.59	120.30
26	1H	74	A	N1-C2-N3	9.26	133.93	129.30
26	1H	667	U	N1-C2-O2	-9.25	116.32	122.80
26	1H	1614	A	C4-C5-N7	9.25	115.33	110.70
26	14	1925	C	N1-C2-O2	-9.25	113.35	118.90
1	13	789	U	N1-C2-N3	9.25	120.45	114.90
26	14	621	A	C5-C6-N1	-9.25	113.08	117.70
26	14	2544	G	C5-C6-O6	-9.24	123.05	128.60

Continued on next page...

Continued from previous page...

Mol	Chain	Res	Type	Atoms	Z	Observed(°)	Ideal(°)
26	1H	1660	C	N3-C4-C5	9.24	125.60	121.90
26	14	1274	A	N1-C6-N6	9.24	124.14	118.60
26	14	1496	A	C5-N7-C8	-9.23	99.28	103.90
26	1H	2544	G	N1-C6-O6	9.23	125.44	119.90
1	13	903	G	O5'-P-OP2	-9.23	97.39	105.70
26	1H	2053	G	N3-C2-N2	-9.23	113.44	119.90
26	1H	2440	C	C2-N3-C4	9.23	124.51	119.90
26	14	2217	G	N1-C6-O6	9.22	125.43	119.90
26	14	675	A	C8-N9-C4	9.21	109.48	105.80
26	1H	1204	A	C6-C5-N7	-9.21	125.86	132.30
26	1H	2072	G	N9-C4-C5	-9.21	101.72	105.40
22	1K	76	A	N7-C8-N9	9.20	118.40	113.80
26	1H	526	A	N1-C6-N6	-9.20	113.08	118.60
1	13	690	G	C5-N7-C8	-9.20	99.70	104.30
26	1H	2068	U	O5'-P-OP1	-9.20	97.42	105.70
26	1H	2271	G	N3-C4-N9	9.20	131.52	126.00
1	1G	811	C	N1-C2-O2	-9.20	113.38	118.90
26	1H	1700	A	O5'-P-OP2	-9.19	97.43	105.70
26	14	2426	A	N1-C6-N6	9.19	124.11	118.60
26	1H	2544	G	C8-N9-C4	9.18	110.07	106.40
26	1H	655	A	N7-C8-N9	9.18	118.39	113.80
26	1H	695	G	N1-C6-O6	-9.17	114.40	119.90
26	1H	180	G	N9-C4-C5	-9.17	101.73	105.40
26	14	1283	G	N3-C4-C5	-9.17	124.02	128.60
26	14	307	G	O5'-P-OP1	-9.16	97.45	105.70
26	1H	757	U	O5'-P-OP2	-9.16	97.46	105.70
27	16	100	G	C8-N9-C4	9.16	110.06	106.40
26	1H	456	C	C6-N1-C2	9.15	123.96	120.30
26	1H	2712	U	C6-N1-C1'	-9.15	108.39	121.20
26	14	2518	A	C5-N7-C8	-9.15	99.33	103.90
27	16	79	C	C6-N1-C2	-9.14	116.64	120.30
26	1H	456	C	O5'-P-OP2	-9.14	97.47	105.70
26	1H	1338	G	OP1-P-OP2	-9.14	105.89	119.60
26	1H	1189	A	N1-C6-N6	9.13	124.08	118.60
26	1H	107	C	C6-N1-C2	9.13	123.95	120.30
26	1H	575	A	O5'-P-OP1	-9.13	97.48	105.70
27	16	115	G	C5-C6-N1	9.13	116.07	111.50
26	1H	841	A	N1-C6-N6	9.13	124.08	118.60
26	14	530	G	C2-N3-C4	-9.12	107.34	111.90
26	14	265	A	C2-N3-C4	-9.12	106.04	110.60
26	14	676	A	N7-C8-N9	9.12	118.36	113.80
26	1H	658	C	O5'-P-OP2	-9.11	97.50	105.70

Continued on next page...

Continued from previous page...

Mol	Chain	Res	Type	Atoms	Z	Observed(°)	Ideal(°)
26	1H	1366	A	N1-C6-N6	9.11	124.07	118.60
26	1H	141	A	C4-C5-N7	9.11	115.25	110.70
26	14	2712	U	C2-N3-C4	-9.10	121.54	127.00
23	2L	21	U	N3-C4-C5	9.10	120.06	114.60
26	1H	1021	A	C5-C6-N1	-9.09	113.15	117.70
26	1H	116	C	N1-C2-O2	-9.09	113.45	118.90
26	1H	1789	A	C5-C6-N1	9.09	122.24	117.70
26	1H	1950	G	N3-C4-N9	-9.09	120.55	126.00
26	1H	2330	G	C8-N9-C4	9.09	110.03	106.40
1	13	1502	A	C4-C5-N7	9.09	115.24	110.70
26	14	1564	C	N3-C4-N4	-9.09	111.64	118.00
26	1H	453	C	N1-C2-O2	-9.08	113.45	118.90
26	1H	703	U	C5-C4-O4	9.07	131.34	125.90
26	14	1253	A	N9-C4-C5	-9.07	102.17	105.80
26	14	1342	A	N1-C2-N3	9.07	133.83	129.30
26	1H	560	C	O5'-P-OP2	9.06	121.58	110.70
26	1H	2287	A	C5-C6-N1	-9.06	113.17	117.70
1	1G	449	C	C6-N1-C2	-9.06	116.67	120.30
26	14	945	A	C2-N3-C4	-9.06	106.07	110.60
26	14	1313	U	C6-N1-C2	-9.05	115.57	121.00
26	1H	141	A	N7-C8-N9	9.05	118.33	113.80
26	1H	621	A	C6-N1-C2	9.05	124.03	118.60
26	1H	796	C	O5'-P-OP2	-9.04	97.56	105.70
26	1H	371	A	N1-C6-N6	9.04	124.02	118.60
26	1H	593	G	N1-C2-N3	9.04	129.32	123.90
26	1H	1604	C	C6-N1-C2	-9.04	116.68	120.30
26	1H	1681	G	C4-C5-N7	9.04	114.41	110.80
26	14	1812	A	O5'-P-OP2	-9.03	97.57	105.70
26	1H	2392	A	N3-C4-C5	9.03	133.12	126.80
26	14	140	A	C6-C5-N7	-9.02	125.99	132.30
26	14	1605	C	O5'-P-OP1	-9.02	97.58	105.70
1	13	814	A	O5'-P-OP2	9.02	121.52	110.70
26	1H	1817	G	C8-N9-C4	9.01	110.00	106.40
1	13	865	A	N1-C6-N6	9.01	124.01	118.60
26	14	2392	A	O5'-P-OP1	-9.01	97.59	105.70
26	1H	1304	C	N3-C4-C5	9.01	125.50	121.90
26	1H	1931	U	C4-C5-C6	9.00	125.10	119.70
26	14	2447	G	O5'-P-OP1	-8.99	97.60	105.70
26	1H	1437	C	C6-N1-C2	-8.99	116.70	120.30
26	1H	2430	A	C5-C6-N1	-8.98	113.21	117.70
26	1H	1022	G	N9-C4-C5	8.97	108.99	105.40
55	Q8	25	MET	N-CA-C	8.97	135.21	111.00

Continued on next page...

Continued from previous page...

Mol	Chain	Res	Type	Atoms	Z	Observed(°)	Ideal(°)
26	1H	681	G	C2-N3-C4	-8.96	107.42	111.90
26	14	2249	U	N3-C2-O2	-8.96	115.93	122.20
26	1H	2375	G	N7-C8-N9	-8.96	108.62	113.10
26	1H	179	G	N3-C2-N2	-8.96	113.63	119.90
26	1H	1528	A	N7-C8-N9	8.96	118.28	113.80
26	1H	2446	G	N1-C6-O6	8.96	125.28	119.90
1	13	583	A	C8-N9-C4	8.95	109.38	105.80
1	13	990	C	C6-N1-C2	-8.94	116.72	120.30
26	1H	2392	A	C4-C5-N7	8.94	115.17	110.70
1	13	690	G	O4'-C1'-N9	8.94	115.35	108.20
26	1H	2712	U	O4'-C1'-N1	8.94	115.35	108.20
26	14	568	U	C4-C5-C6	-8.94	114.34	119.70
26	1H	2330	G	N9-C4-C5	-8.93	101.83	105.40
26	14	1807	G	C8-N9-C4	8.93	109.97	106.40
26	1H	1899	G	C5-C6-N1	-8.93	107.04	111.50
26	1H	537	C	O5'-P-OP1	8.93	121.41	110.70
26	1H	1698	A	C5-C6-N1	-8.92	113.24	117.70
26	14	2713	A	C5-N7-C8	-8.92	99.44	103.90
26	1H	120	U	C5-C4-O4	8.91	131.25	125.90
26	1H	193	U	C4-C5-C6	8.91	125.05	119.70
26	14	2776	A	C8-N9-C4	-8.91	102.23	105.80
26	14	2851	A	O5'-P-OP1	-8.91	97.68	105.70
26	1H	1266	G	N9-C4-C5	-8.91	101.84	105.40
26	14	2518	A	O4'-C1'-N9	-8.91	101.07	108.20
26	14	2357	U	O5'-P-OP2	-8.91	97.69	105.70
26	14	737	C	N3-C2-O2	8.90	128.13	121.90
26	14	1661	G	C5-C6-O6	-8.90	123.26	128.60
26	14	1970	A	O5'-P-OP2	-8.90	97.69	105.70
26	14	2873	A	N1-C6-N6	8.90	123.94	118.60
26	1H	737	C	C5-C6-N1	-8.89	116.55	121.00
26	14	1647	G	O5'-P-OP1	-8.89	97.70	105.70
26	1H	789	A	O5'-P-OP1	-8.89	97.70	105.70
26	14	2005	A	C8-N9-C4	8.88	109.35	105.80
26	1H	1678	G	N3-C4-N9	-8.88	120.67	126.00
26	1H	2591	C	O5'-P-OP1	-8.88	97.71	105.70
26	1H	686	G	N9-C4-C5	-8.87	101.85	105.40
26	1H	123	G	C5-C6-N1	8.87	115.93	111.50
26	1H	673	C	O5'-P-OP1	8.87	121.34	110.70
1	13	896	C	C6-N1-C2	8.86	123.84	120.30
22	1K	76	A	C8-N9-C4	-8.86	102.25	105.80
26	14	2087	G	C8-N9-C4	8.86	109.94	106.40
26	14	2688	U	N3-C2-O2	-8.85	116.00	122.20

Continued on next page...

Continued from previous page...

Mol	Chain	Res	Type	Atoms	Z	Observed(°)	Ideal(°)
26	14	1616	A	C4-C5-N7	8.84	115.12	110.70
26	1H	1394	U	O5'-P-OP1	-8.84	97.75	105.70
26	1H	140	A	C5-C6-N6	-8.84	116.63	123.70
26	1H	2417	C	O5'-P-OP2	-8.84	97.75	105.70
26	1H	2433	A	N1-C2-N3	8.84	133.72	129.30
26	14	1408	C	N1-C2-O2	-8.84	113.60	118.90
26	1H	632	A	O5'-P-OP2	8.83	121.30	110.70
26	1H	1404	C	C6-N1-C2	8.83	123.83	120.30
26	1H	783	A	C4-C5-N7	8.82	115.11	110.70
26	1H	194	G	C5-C6-O6	-8.81	123.31	128.60
26	1H	681	G	N1-C2-N2	-8.81	108.27	116.20
26	14	949	C	N1-C2-O2	-8.81	113.61	118.90
26	14	2690	C	O5'-P-OP2	-8.81	97.77	105.70
26	1H	695	G	C5-C6-O6	8.80	133.88	128.60
26	1H	1204	A	N1-C2-N3	8.80	133.70	129.30
26	1H	203	C	O5'-P-OP2	8.80	121.26	110.70
26	1H	2392	A	C5-C6-N1	-8.80	113.30	117.70
26	14	1204	A	C5-C6-N1	-8.80	113.30	117.70
26	1H	120	U	N3-C2-O2	-8.80	116.04	122.20
26	14	2401	U	C5-C6-N1	8.79	127.10	122.70
26	1H	1255	U	N3-C4-O4	8.79	125.55	119.40
26	14	71	A	C4-C5-N7	8.79	115.10	110.70
26	1H	1786	A	C4-C5-C6	8.79	121.39	117.00
26	14	779	U	N3-C4-O4	-8.79	113.25	119.40
26	1H	226	G	O4'-C1'-N9	8.78	115.22	108.20
26	1H	1201	C	N3-C2-O2	8.77	128.04	121.90
36	35	62	LEU	N-CA-C	8.77	134.69	111.00
26	1H	1613	G	N3-C2-N2	8.77	126.04	119.90
1	13	656	C	C6-N1-C2	-8.77	116.79	120.30
26	14	2591	C	N1-C2-O2	-8.77	113.64	118.90
26	14	974(A)	C	C6-N1-C2	-8.77	116.79	120.30
26	1H	2446	G	C5-C6-O6	-8.76	123.34	128.60
26	14	208	C	N3-C4-C5	8.76	125.41	121.90
26	1H	528	A	C5-C6-N1	-8.76	113.32	117.70
26	14	2339	G	O5'-P-OP2	-8.76	97.82	105.70
26	14	2610	C	O5'-P-OP1	-8.76	97.82	105.70
26	14	871	U	O5'-P-OP1	-8.75	97.83	105.70
26	1H	1604	C	N3-C4-C5	-8.75	118.40	121.90
26	14	2035	G	O4'-C1'-N9	8.74	115.19	108.20
26	1H	1142(A)	A	C2-N3-C4	-8.74	106.23	110.60
26	1H	658	C	N3-C2-O2	-8.74	115.78	121.90
26	1H	1596	A	N1-C6-N6	-8.74	113.36	118.60

Continued on next page...

Continued from previous page...

Mol	Chain	Res	Type	Atoms	Z	Observed(°)	Ideal(°)
26	14	568	U	N3-C4-C5	8.74	119.84	114.60
26	14	2577	A	N1-C6-N6	8.74	123.84	118.60
26	14	2092	U	C5-C4-O4	8.74	131.14	125.90
26	14	1678	G	C5-N7-C8	-8.73	99.93	104.30
26	1H	1314	C	C2-N1-C1'	8.73	128.41	118.80
26	14	783	A	C8-N9-C4	-8.73	102.31	105.80
1	13	542	G	O5'-P-OP1	-8.73	97.84	105.70
26	1H	639	U	N3-C2-O2	-8.72	116.09	122.20
26	1H	957	A	N1-C6-N6	8.72	123.83	118.60
26	1H	2713	A	C4-C5-N7	8.72	115.06	110.70
26	14	2388	A	O4'-C1'-N9	8.72	115.18	108.20
1	1G	904	C	O5'-P-OP1	-8.72	97.85	105.70
26	1H	1376	C	C6-N1-C2	-8.71	116.81	120.30
26	1H	596	G	C5-C6-O6	-8.71	123.38	128.60
26	14	664	C	O5'-P-OP2	-8.71	97.86	105.70
26	14	1790	C	C6-N1-C2	8.70	123.78	120.30
26	1H	2578	G	C8-N9-C4	8.69	109.88	106.40
26	1H	763	G	N3-C4-C5	-8.69	124.25	128.60
26	1H	2518	A	N7-C8-N9	8.69	118.15	113.80
26	1H	796	C	N3-C4-C5	8.69	125.38	121.90
26	1H	1304	C	C6-N1-C2	8.69	123.78	120.30
26	1H	2390	U	O5'-P-OP1	-8.69	97.88	105.70
26	1H	738	G	C5-C6-O6	-8.69	123.39	128.60
26	1H	2609	U	C4-C5-C6	8.69	124.91	119.70
26	1H	204	A	C6-N1-C2	-8.68	113.39	118.60
26	1H	1612	C	N1-C2-O2	-8.68	113.69	118.90
26	1H	1616	A	N1-C6-N6	8.68	123.81	118.60
26	14	676	A	N1-C2-N3	8.68	133.64	129.30
26	1H	2451	A	N1-C6-N6	-8.68	113.39	118.60
26	1H	2755	C	C6-N1-C2	-8.68	116.83	120.30
1	13	963	G	N1-C2-N2	-8.67	108.40	116.20
26	1H	1574	C	C5-C6-N1	-8.67	116.67	121.00
26	1H	1798	U	O5'-P-OP2	-8.67	97.90	105.70
26	1H	2599	G	C6-C5-N7	8.67	135.60	130.40
26	14	1121	C	C6-N1-C2	8.67	123.77	120.30
26	1H	1779	U	C6-N1-C2	8.67	126.20	121.00
26	1H	1636	C	N1-C2-O2	-8.66	113.70	118.90
26	1H	1698	A	C4-C5-N7	8.66	115.03	110.70
26	1H	2627	G	C5-C6-O6	-8.66	123.41	128.60
26	14	2518	A	C6-C5-N7	-8.65	126.24	132.30
26	1H	107	C	C5-C6-N1	-8.65	116.67	121.00
26	1H	1257	C	C2-N3-C4	-8.65	115.57	119.90

Continued on next page...

Continued from previous page...

Mol	Chain	Res	Type	Atoms	Z	Observed(°)	Ideal(°)
26	1H	679	C	N1-C2-O2	-8.65	113.71	118.90
26	1H	1162	G	C8-N9-C4	-8.65	102.94	106.40
26	1H	1350	C	C6-N1-C2	8.65	123.76	120.30
26	14	2873	A	C4-C5-C6	8.65	121.32	117.00
26	1H	1969	A	N1-C6-N6	-8.65	113.41	118.60
26	1H	1698	A	C6-C5-N7	-8.64	126.25	132.30
26	1H	1799	G	N3-C4-N9	8.63	131.18	126.00
26	1H	1425	G	C5-C6-N1	8.63	115.82	111.50
26	1H	2330	G	N1-C6-O6	8.63	125.08	119.90
26	1H	2599	G	C4-C5-N7	-8.63	107.35	110.80
26	1H	1678	G	C6-C5-N7	-8.63	125.22	130.40
26	1H	1767	C	O5'-P-OP1	-8.63	97.94	105.70
26	1H	512	G	O4'-C1'-N9	8.62	115.10	108.20
26	1H	2544	G	N9-C4-C5	-8.62	101.95	105.40
1	13	760	G	N1-C6-O6	8.62	125.07	119.90
26	1H	1950	G	N3-C4-C5	8.61	132.91	128.60
26	14	935	C	C6-N1-C2	8.62	123.75	120.30
26	1H	470	A	N1-C2-N3	8.61	133.60	129.30
26	1H	658	C	N1-C2-O2	8.61	124.06	118.90
1	1G	1517	G	O5'-P-OP2	-8.61	97.96	105.70
26	14	2272	U	O5'-P-OP2	-8.60	97.96	105.70
1	13	1322	C	C2-N1-C1'	8.60	128.26	118.80
26	1H	481	G	O5'-P-OP2	-8.60	97.96	105.70
26	1H	2552	U	N1-C2-O2	-8.60	116.78	122.80
26	1H	1376	C	O5'-P-OP1	-8.59	97.97	105.70
24	3L	76	A	N1-C6-N6	8.59	123.75	118.60
26	14	1366	A	N1-C6-N6	8.59	123.75	118.60
26	14	2447	G	P-O3'-C3'	8.59	130.00	119.70
26	1H	2380	C	C2-N3-C4	-8.58	115.61	119.90
26	14	1840	G	N1-C6-O6	8.58	125.05	119.90
26	1H	2779	U	C5-C6-N1	-8.58	118.41	122.70
26	14	971	C	C6-N1-C2	-8.57	116.87	120.30
26	1H	736	C	O5'-P-OP2	8.57	120.99	110.70
26	14	1279	G	N1-C6-O6	-8.57	114.76	119.90
26	14	2070	G	C2-N3-C4	-8.57	107.61	111.90
26	1H	528	A	N3-C4-C5	8.57	132.80	126.80
26	1H	1681	G	N3-C4-C5	8.57	132.88	128.60
26	14	2332	U	N1-C2-O2	8.57	128.80	122.80
26	1H	245	G	C4-C5-N7	8.56	114.22	110.80
1	13	1128	C	C6-N1-C2	-8.56	116.88	120.30
26	1H	1914	C	N1-C2-O2	8.56	124.04	118.90
26	1H	621	A	N3-C4-N9	-8.56	120.55	127.40

Continued on next page...

Continued from previous page...

Mol	Chain	Res	Type	Atoms	Z	Observed(°)	Ideal(°)
26	1H	945	A	C8-N9-C1'	-8.56	112.29	127.70
26	1H	691	C	C5-C6-N1	-8.56	116.72	121.00
26	1H	409	C	C6-N1-C2	8.55	123.72	120.30
26	1H	1201	C	N1-C2-O2	-8.55	113.77	118.90
1	13	1422	G	O5'-P-OP2	-8.54	98.01	105.70
26	1H	245	G	N9-C4-C5	-8.54	101.98	105.40
26	1H	1786	A	C8-N9-C4	-8.54	102.38	105.80
27	16	115	G	C5-C6-O6	-8.54	123.47	128.60
26	1H	1827	C	C2-N3-C4	-8.54	115.63	119.90
26	1H	1021	A	N1-C6-N6	8.54	123.72	118.60
26	1H	1621	U	C5-C4-O4	-8.54	120.78	125.90
26	14	1902	C	N3-C4-C5	8.54	125.32	121.90
26	14	615	G	O4'-C1'-N9	8.54	115.03	108.20
26	1H	1332	G	N3-C2-N2	-8.54	113.92	119.90
26	1H	745	G	N1-C6-O6	8.53	125.02	119.90
26	1H	945	A	C2-N3-C4	-8.53	106.33	110.60
26	1H	2275	C	C6-N1-C2	-8.53	116.89	120.30
26	1H	2688	U	N1-C2-N3	8.53	120.02	114.90
26	14	2544	G	N1-C6-O6	8.53	125.02	119.90
26	1H	1338	G	C2-N3-C4	8.53	116.17	111.90
26	14	922	U	O5'-P-OP1	-8.53	98.02	105.70
26	1H	1678	G	N7-C8-N9	8.53	117.36	113.10
26	1H	1431	U	C5-C6-N1	8.52	126.96	122.70
26	14	1786	A	N9-C1'-C2'	8.52	125.08	114.00
26	1H	471	A	C2-N3-C4	-8.52	106.34	110.60
1	13	1502	A	C6-C5-N7	-8.52	126.34	132.30
26	1H	1698	A	N1-C2-N3	8.51	133.56	129.30
26	1H	1613	G	N1-C2-N2	-8.51	108.54	116.20
26	1H	821	A	OP1-P-OP2	8.51	132.36	119.60
26	1H	1899	G	C8-N9-C4	-8.51	103.00	106.40
26	1H	321	G	C6-C5-N7	-8.51	125.30	130.40
23	2K	17	C	N1-C2-O2	8.51	124.00	118.90
26	1H	2440	C	C5-C4-N4	8.51	126.16	120.20
26	1H	613	U	N3-C2-O2	-8.50	116.25	122.20
26	1H	948	G	C5-C6-O6	-8.50	123.50	128.60
26	1H	103	A	N9-C4-C5	-8.50	102.40	105.80
26	1H	122	G	C2-N3-C4	-8.50	107.65	111.90
1	13	1502	A	N1-C6-N6	8.49	123.70	118.60
26	1H	1528	A	O4'-C1'-N9	8.49	114.99	108.20
27	16	7	G	C4-C5-N7	8.49	114.20	110.80
26	14	2435	A	C8-N9-C4	-8.49	102.40	105.80
26	14	768	G	O5'-P-OP2	-8.49	98.06	105.70

Continued on next page...

Continued from previous page...

Mol	Chain	Res	Type	Atoms	Z	Observed(°)	Ideal(°)
26	14	827	U	O5'-P-OP2	-8.49	98.06	105.70
26	1H	190	A	C8-N9-C4	8.49	109.19	105.80
26	1H	2778	A	O5'-P-OP2	-8.48	98.06	105.70
26	1H	25	U	C5-C4-O4	-8.48	120.81	125.90
26	1H	679	C	C6-N1-C2	8.48	123.69	120.30
26	1H	1574	C	C2-N3-C4	-8.48	115.66	119.90
27	16	7	G	C5-N7-C8	-8.48	100.06	104.30
26	1H	2385	C	C2-N3-C4	-8.47	115.67	119.90
26	14	1349	A	N1-C6-N6	8.46	123.68	118.60
26	1H	71	A	N1-C2-N3	8.45	133.53	129.30
26	14	312	G	O5'-P-OP1	-8.45	98.10	105.70
26	1H	1202	C	N3-C4-C5	-8.44	118.52	121.90
27	16	112	G	C8-N9-C4	8.44	109.78	106.40
26	1H	2072	G	N3-C2-N2	8.44	125.81	119.90
26	1H	436	C	C6-N1-C2	8.44	123.67	120.30
26	14	1673	U	O5'-P-OP1	-8.44	98.11	105.70
26	14	528	A	C4-N9-C1'	-8.44	111.11	126.30
26	14	1571	A	C6-N1-C2	-8.44	113.54	118.60
26	1H	444	C	O5'-P-OP1	8.43	120.82	110.70
26	1H	507	A	O5'-P-OP2	8.43	120.82	110.70
26	1H	1649	G	N3-C4-C5	-8.43	124.39	128.60
26	14	2036	C	O5'-P-OP2	-8.43	98.11	105.70
26	1H	1698	A	N3-C4-C5	8.42	132.69	126.80
26	14	1253	A	C6-C5-N7	-8.42	126.40	132.30
1	13	963	G	N9-C4-C5	-8.42	102.03	105.40
26	1H	209	C	O5'-P-OP2	-8.42	98.12	105.70
26	1H	1665	A	O5'-P-OP1	-8.41	98.13	105.70
26	1H	1707	G	C5-C6-O6	-8.41	123.55	128.60
26	1H	967	C	C5-C6-N1	-8.40	116.80	121.00
26	1H	201	C	C5-C6-N1	-8.40	116.80	121.00
26	1H	1312	U	O5'-P-OP1	-8.40	98.14	105.70
26	1H	774	A	C8-N9-C1'	8.40	142.82	127.70
26	14	2570	G	N1-C6-O6	8.40	124.94	119.90
26	1H	1826	G	OP1-P-O3'	8.40	123.68	105.20
26	1H	686	G	OP1-P-OP2	8.39	132.19	119.60
26	14	530	G	N3-C4-C5	8.39	132.80	128.60
26	1H	664	C	C6-N1-C2	8.39	123.66	120.30
23	2L	21	U	C2-N3-C4	-8.39	121.97	127.00
26	1H	917	A	N1-C6-N6	8.39	123.63	118.60
26	1H	2429	G	C8-N9-C4	-8.39	103.05	106.40
26	1H	330	A	C5-N7-C8	-8.38	99.71	103.90
26	1H	913	U	O5'-P-OP2	-8.38	98.16	105.70

Continued on next page...

Continued from previous page...

Mol	Chain	Res	Type	Atoms	Z	Observed(°)	Ideal(°)
26	1H	2618	G	C8-N9-C4	-8.38	103.05	106.40
26	14	558	G	C8-N9-C4	8.38	109.75	106.40
26	1H	2310	A	C8-N9-C4	-8.38	102.45	105.80
26	14	1899	G	N1-C2-N2	-8.37	108.66	116.20
26	1H	85	G	O5'-P-OP2	-8.37	98.16	105.70
26	1H	1818	U	O5'-P-OP2	-8.37	98.17	105.70
26	14	2688	U	C5-C6-N1	-8.36	118.52	122.70
26	1H	1639	U	N3-C2-O2	-8.36	116.35	122.20
26	1H	245	G	N3-C4-N9	8.36	131.01	126.00
26	1H	2430	A	N3-C4-N9	-8.36	120.72	127.40
26	1H	265	A	C6-C5-N7	-8.35	126.45	132.30
26	1H	918	A	O5'-P-OP1	-8.35	98.18	105.70
1	13	690	G	C4-N9-C1'	8.35	137.35	126.50
26	1H	189	G	N1-C6-O6	8.34	124.91	119.90
26	1H	517	C	C5-C4-N4	-8.34	114.36	120.20
1	1G	345	C	C2-N1-C1'	8.34	127.98	118.80
26	1H	2698	U	O5'-P-OP2	-8.34	98.19	105.70
26	1H	674	G	C8-N9-C4	8.33	109.73	106.40
26	1H	2627	G	N9-C4-C5	-8.33	102.07	105.40
1	13	811	C	C2-N3-C4	-8.33	115.74	119.90
1	1G	691	G	N1-C6-O6	8.33	124.90	119.90
1	13	656	C	C5-C6-N1	8.32	125.16	121.00
26	1H	121	G	N3-C4-N9	8.32	130.99	126.00
26	14	1608	A	N1-C6-N6	-8.32	113.61	118.60
26	14	2439	A	N1-C6-N6	8.32	123.59	118.60
26	1H	948	G	N1-C6-O6	8.32	124.89	119.90
26	1H	2287	A	N1-C6-N6	8.32	123.59	118.60
26	1H	1297	C	OP1-P-O3'	8.31	123.49	105.20
26	1H	1422	G	O5'-P-OP1	-8.31	98.22	105.70
26	1H	455	C	C6-N1-C2	8.31	123.62	120.30
26	1H	1501	C	O5'-P-OP2	8.31	120.67	110.70
24	3K	71	G	C4-N9-C1'	-8.31	115.70	126.50
26	1H	814	C	N3-C4-C5	8.31	125.22	121.90
26	1H	1502	C	C6-N1-C2	-8.30	116.98	120.30
26	1H	1811	G	N1-C6-O6	-8.30	114.92	119.90
26	1H	688	U	N1-C2-N3	8.30	119.88	114.90
26	1H	698	C	C5-C4-N4	-8.30	114.39	120.20
26	1H	1313	U	C5-C6-N1	8.29	126.85	122.70
1	13	122	G	N1-C6-O6	8.29	124.87	119.90
26	1H	238	C	C5-C6-N1	-8.29	116.86	121.00
26	1H	2595	G	C5-N7-C8	-8.29	100.16	104.30
26	1H	865	C	O5'-P-OP2	8.28	120.64	110.70

Continued on next page...

Continued from previous page...

Mol	Chain	Res	Type	Atoms	Z	Observed(°)	Ideal(°)
26	1H	2318	G	N7-C8-N9	8.28	117.24	113.10
26	1H	2713	A	C6-C5-N7	-8.28	126.50	132.30
26	14	1853	A	O5'-P-OP1	-8.28	98.25	105.70
26	14	1939	U	O5'-P-OP1	-8.28	98.25	105.70
26	1H	200	U	O5'-P-OP1	-8.28	98.25	105.70
26	1H	845	G	N3-C2-N2	8.27	125.69	119.90
26	14	913	U	O5'-P-OP2	-8.27	98.26	105.70
26	1H	470	A	N1-C6-N6	8.27	123.56	118.60
1	13	692	U	N3-C4-O4	8.26	125.18	119.40
26	1H	470	A	C2-N3-C4	-8.26	106.47	110.60
26	1H	973	A	C2-N3-C4	-8.26	106.47	110.60
26	1H	2318	G	C5-N7-C8	-8.26	100.17	104.30
1	1G	1346	A	P-O3'-C3'	8.26	129.61	119.70
26	1H	1272	A	C4-C5-C6	-8.25	112.87	117.00
26	14	205	G	C8-N9-C4	8.25	109.70	106.40
1	13	781	A	N9-C4-C5	-8.25	102.50	105.80
26	1H	265	A	C5-C6-N1	-8.25	113.58	117.70
26	1H	1566	A	O5'-P-OP1	8.25	120.60	110.70
26	14	252	G	N1-C6-O6	-8.25	114.95	119.90
26	14	2331	G	C5-C6-O6	-8.25	123.65	128.60
26	14	2392	A	N7-C8-N9	8.25	117.92	113.80
1	13	1526	G	N1-C6-O6	8.24	124.85	119.90
26	1H	196	A	O4'-C1'-N9	8.24	114.79	108.20
26	1H	448	U	C4-C5-C6	8.24	124.64	119.70
26	1H	1900	A	O5'-P-OP1	8.24	120.58	110.70
26	1H	1950	G	O4'-C1'-N9	8.24	114.79	108.20
26	1H	2589	A	OP2-P-O3'	8.23	123.31	105.20
26	1H	418	G	O5'-P-OP1	-8.23	98.30	105.70
26	1H	2568	C	O5'-P-OP1	-8.23	98.30	105.70
1	13	1488	G	N1-C6-O6	8.22	124.83	119.90
26	1H	1899	G	C6-C5-N7	8.22	135.33	130.40
26	1H	2072	G	N1-C2-N3	-8.22	118.97	123.90
26	1H	2827	C	N3-C4-N4	8.22	123.76	118.00
1	13	781	A	C4-C5-N7	8.22	114.81	110.70
26	1H	517	C	N3-C4-N4	8.22	123.75	118.00
26	14	774	A	C5-C6-N1	-8.22	113.59	117.70
26	14	1975	G	N1-C6-O6	8.21	124.83	119.90
26	1H	1379	A	C4-C5-N7	8.21	114.81	110.70
26	1H	2688	U	C5-C4-O4	8.21	130.83	125.90
26	1H	262	A	N1-C6-N6	8.21	123.53	118.60
1	13	789	U	C4-C5-C6	8.21	124.62	119.70
26	1H	575	A	O5'-P-OP2	8.21	120.55	110.70

Continued on next page...

Continued from previous page...

Mol	Chain	Res	Type	Atoms	Z	Observed(°)	Ideal(°)
26	1H	681	G	C8-N9-C4	8.21	109.68	106.40
26	14	1997	G	N3-C4-C5	-8.21	124.50	128.60
26	14	2056	G	N3-C2-N2	-8.21	114.16	119.90
26	1H	1379	A	N7-C8-N9	8.20	117.90	113.80
26	14	751	A	OP1-P-OP2	-8.20	107.30	119.60
26	14	189	G	N1-C6-O6	8.20	124.82	119.90
26	14	2346	A	N7-C8-N9	8.20	117.90	113.80
26	1H	1639	U	O5'-P-OP1	8.19	120.53	110.70
26	14	2272	U	O5'-P-OP1	8.20	120.53	110.70
26	1H	199	A	N1-C6-N6	-8.19	113.69	118.60
1	1G	690	G	N3-C4-N9	-8.19	121.09	126.00
26	14	1441	G	C8-N9-C4	8.19	109.68	106.40
1	13	1489	G	C8-N9-C4	8.19	109.67	106.40
1	13	1517	G	C5-C6-O6	-8.18	123.69	128.60
26	14	130	C	C6-N1-C2	8.18	123.57	120.30
26	14	148	C	C6-N1-C2	8.17	123.57	120.30
26	1H	796	C	C2-N3-C4	-8.17	115.81	119.90
26	1H	1128	A	O5'-P-OP1	-8.17	98.35	105.70
26	1H	1922	G	O5'-P-OP2	-8.17	98.35	105.70
26	1H	2232	U	C5-C4-O4	8.17	130.80	125.90
26	1H	1327	C	N1-C2-O2	-8.17	114.00	118.90
26	1H	2374	C	N3-C4-C5	8.16	125.16	121.90
26	1H	62	C	C6-N1-C2	8.16	123.56	120.30
26	1H	860	U	O5'-P-OP1	8.16	120.49	110.70
26	14	676	A	N1-C6-N6	8.16	123.49	118.60
26	14	1283	G	O5'-P-OP2	-8.16	98.36	105.70
1	13	966	G	N1-C6-O6	8.15	124.79	119.90
26	1H	197	A	N1-C2-N3	8.15	133.38	129.30
26	1H	470	A	C5-C6-N6	-8.15	117.18	123.70
26	1H	683	C	C6-N1-C2	8.15	123.56	120.30
26	1H	2639	A	C5-C6-N1	-8.15	113.62	117.70
26	14	798	G	N1-C6-O6	8.15	124.79	119.90
26	14	2688	U	C4-C5-C6	8.15	124.59	119.70
26	14	565	C	C5-C6-N1	-8.15	116.93	121.00
26	14	1950	G	N7-C8-N9	8.15	117.17	113.10
26	14	117	G	O5'-P-OP1	8.14	120.47	110.70
26	1H	2584	U	N3-C4-O4	-8.14	113.70	119.40
26	14	2068	U	O5'-P-OP1	-8.14	98.37	105.70
26	1H	245	G	C8-N9-C1'	-8.14	116.42	127.00
26	14	2375	G	C8-N9-C4	8.14	109.66	106.40
26	14	510	C	C6-N1-C2	-8.14	117.04	120.30
26	1H	208	C	C5-C6-N1	-8.13	116.93	121.00

Continued on next page...

Continued from previous page...

Mol	Chain	Res	Type	Atoms	Z	Observed(°)	Ideal(°)
26	1H	1210	A	N1-C6-N6	8.13	123.48	118.60
26	1H	141	A	N1-C6-N6	8.13	123.47	118.60
26	1H	2447	G	O4'-C1'-N9	8.12	114.70	108.20
26	1H	2573	C	N3-C4-C5	-8.12	118.65	121.90
26	14	1786	A	C5-C6-N1	-8.13	113.64	117.70
26	14	252	G	N7-C8-N9	-8.12	109.04	113.10
26	1H	699	A	N1-C6-N6	8.12	123.47	118.60
26	1H	1899	G	N1-C2-N3	8.12	128.77	123.90
26	14	1339	G	O5'-P-OP2	8.12	120.45	110.70
26	14	2278	A	N9-C4-C5	8.12	109.05	105.80
26	1H	198	C	N3-C4-C5	8.12	125.15	121.90
26	1H	992	C	C6-N1-C2	-8.12	117.05	120.30
26	1H	1969	A	C5-C6-N6	8.12	130.19	123.70
26	14	2590	A	C8-N9-C4	8.11	109.05	105.80
26	1H	950	G	N1-C2-N2	-8.11	108.90	116.20
26	1H	1950	G	C5-C6-N1	-8.11	107.45	111.50
26	14	1289	C	O5'-P-OP1	-8.11	98.40	105.70
26	14	2392	A	C8-N9-C4	-8.11	102.56	105.80
26	1H	265	A	N1-C6-N6	8.10	123.46	118.60
26	1H	1307	A	O5'-P-OP1	-8.10	98.41	105.70
26	1H	1781	C	C6-N1-C2	8.10	123.54	120.30
26	14	2360	A	C2-N3-C4	-8.10	106.55	110.60
26	1H	606	U	O5'-P-OP2	-8.10	98.42	105.70
26	1H	2058	A	C8-N9-C4	-8.09	102.56	105.80
26	1H	676	A	C4-C5-N7	8.09	114.75	110.70
26	1H	1210	A	C2-N3-C4	-8.09	106.55	110.60
26	1H	1573	G	OP1-P-O3'	-8.09	87.40	105.20
26	14	2689	U	C5-C6-N1	-8.09	118.66	122.70
26	1H	736	C	C2-N3-C4	-8.09	115.86	119.90
26	1H	391	G	C2-N3-C4	-8.08	107.86	111.90
23	2K	21	U	C4-C5-C6	-8.08	114.85	119.70
26	14	1299	G	O5'-P-OP1	-8.08	98.43	105.70
1	13	764	C	C6-N1-C2	8.07	123.53	120.30
23	2K	61	U	O5'-P-OP2	-8.07	98.43	105.70
26	1H	135	G	C8-N9-C4	8.07	109.63	106.40
26	1H	1195	G	N1-C6-O6	8.07	124.74	119.90
26	14	945	A	C4-C5-C6	8.07	121.03	117.00
26	14	2712	U	C5-C4-O4	8.07	130.74	125.90
26	1H	128	C	C6-N1-C2	8.06	123.53	120.30
26	1H	2584	U	N1-C2-N3	8.06	119.74	114.90
26	14	1619	G	C5-C6-O6	-8.06	123.76	128.60
26	14	2778	A	O5'-P-OP2	-8.06	98.44	105.70

Continued on next page...

Continued from previous page...

Mol	Chain	Res	Type	Atoms	Z	Observed(°)	Ideal(°)
1	13	1482	G	O5'-P-OP2	-8.06	98.44	105.70
26	1H	609	A	N1-C6-N6	8.06	123.44	118.60
26	14	752	A	N1-C2-N3	8.06	133.33	129.30
1	13	1530	G	N3-C4-C5	8.06	132.63	128.60
26	1H	814	C	C6-N1-C2	8.06	123.52	120.30
26	1H	190	A	N9-C4-C5	-8.06	102.58	105.80
26	14	1332	G	C8-N9-C1'	8.05	137.47	127.00
26	1H	1363	C	C2-N3-C4	-8.05	115.87	119.90
26	14	1313	U	N1-C2-O2	-8.05	117.16	122.80
1	1G	413	G	C4-C5-N7	-8.05	107.58	110.80
26	1H	567	A	O5'-P-OP1	-8.05	98.46	105.70
26	1H	1496	A	C4-C5-N7	8.05	114.72	110.70
26	1H	2476	A	C8-N9-C4	-8.05	102.58	105.80
26	1H	507	A	N1-C6-N6	8.04	123.43	118.60
26	1H	2822	G	N1-C6-O6	8.04	124.73	119.90
26	14	1332	G	N7-C8-N9	8.04	117.12	113.10
26	14	2005	A	N7-C8-N9	-8.04	109.78	113.80
26	14	2078	C	C6-N1-C2	-8.04	117.08	120.30
1	13	1498	U	C2-N1-C1'	8.04	127.34	117.70
26	1H	1198	U	C5-C6-N1	-8.04	118.68	122.70
26	1H	2576	G	C8-N9-C4	8.04	109.61	106.40
26	1H	2607	G	N1-C2-N2	-8.03	108.97	116.20
26	14	1632	A	N1-C6-N6	8.03	123.42	118.60
26	14	2073	C	N1-C2-O2	-8.03	114.08	118.90
26	14	2592	G	O5'-P-OP2	-8.03	98.47	105.70
26	1H	858	U	O5'-P-OP2	-8.03	98.48	105.70
26	1H	660	G	C5-N7-C8	-8.02	100.29	104.30
26	1H	747	U	OP1-P-OP2	8.02	131.64	119.60
26	1H	2094	G	O5'-P-OP2	-8.02	98.48	105.70
26	1H	2427	C	O5'-P-OP2	8.02	120.33	110.70
26	14	1029	A	N9-C4-C5	-8.02	102.59	105.80
26	14	2323	G	C8-N9-C4	8.02	109.61	106.40
1	1G	1260	C	C6-N1-C2	-8.02	117.09	120.30
54	L5	34	ARG	NE-CZ-NH1	-8.02	116.29	120.30
1	13	813	U	N3-C4-O4	-8.02	113.79	119.40
26	1H	1632	A	C4-C5-N7	8.02	114.71	110.70
26	1H	1241	A	N1-C6-N6	8.02	123.41	118.60
26	14	71	A	C2-N3-C4	-8.02	106.59	110.60
26	14	1396	U	N3-C2-O2	-8.02	116.59	122.20
26	14	1616	A	N7-C8-N9	8.02	117.81	113.80
26	14	1145	C	C6-N1-C2	-8.01	117.09	120.30
26	14	196	A	O4'-C1'-N9	8.01	114.61	108.20

Continued on next page...

Continued from previous page...

Mol	Chain	Res	Type	Atoms	Z	Observed(°)	Ideal(°)
26	1H	1600	C	O5'-P-OP2	-8.01	98.49	105.70
26	1H	793	A	C5-C6-N6	-8.01	117.29	123.70
26	1H	1129	A	O5'-P-OP2	-8.00	98.50	105.70
26	1H	2272	U	O5'-P-OP1	8.00	120.30	110.70
26	1H	1899	G	C5-C6-O6	8.00	133.40	128.60
26	1H	2346	A	C4-N9-C1'	8.00	140.70	126.30
26	14	1187	G	O5'-P-OP2	-8.00	98.50	105.70
26	1H	1298	C	C5-C6-N1	8.00	125.00	121.00
26	1H	85	G	O5'-P-OP1	7.99	120.29	110.70
26	1H	447	A	O5'-P-OP1	-7.99	98.50	105.70
28	11	52	ARG	NE-CZ-NH1	-7.99	116.31	120.30
24	3L	76	A	C6-C5-N7	-7.99	126.71	132.30
1	13	792	A	C5-C6-N6	-7.98	117.31	123.70
1	13	1260	C	C6-N1-C2	-7.98	117.11	120.30
22	1K	74	C	C2-N1-C1'	7.98	127.58	118.80
26	14	569	U	C5-C6-N1	-7.98	118.71	122.70
26	1H	2689	U	N1-C2-N3	7.98	119.69	114.90
26	14	698	C	OP1-P-OP2	7.97	131.56	119.60
26	14	2237	G	N1-C2-N2	-7.97	109.03	116.20
26	1H	908	C	O5'-P-OP2	-7.97	98.53	105.70
26	1H	1694	C	P-O3'-C3'	7.97	129.26	119.70
26	14	1314	C	C6-N1-C1'	-7.97	111.24	120.80
26	1H	2030	A	N1-C6-N6	7.97	123.38	118.60
26	14	1376	C	O5'-P-OP1	-7.96	98.53	105.70
26	1H	691	C	N3-C4-C5	7.96	125.08	121.90
26	1H	635	C	O5'-P-OP2	-7.96	98.53	105.70
26	14	1189	A	OP1-P-OP2	-7.96	107.66	119.60
26	1H	736	C	N1-C2-O2	-7.96	114.12	118.90
1	13	966	G	C8-N9-C4	7.96	109.58	106.40
26	14	2584	U	C2-N1-C1'	7.96	127.25	117.70
1	13	577	G	N1-C6-O6	7.96	124.67	119.90
26	1H	2440	C	N3-C4-C5	-7.96	118.72	121.90
26	1H	2775	A	N1-C6-N6	7.96	123.37	118.60
26	14	2873	A	C5-N7-C8	-7.96	99.92	103.90
26	14	2374	C	C2-N3-C4	-7.95	115.92	119.90
26	1H	1647	G	O5'-P-OP1	-7.95	98.55	105.70
26	1H	2712	U	N3-C2-O2	-7.95	116.64	122.20
26	14	1942	C	C6-N1-C2	-7.95	117.12	120.30
26	1H	631	A	N7-C8-N9	-7.95	109.83	113.80
26	1H	1252	G	C8-N9-C4	7.94	109.58	106.40
26	1H	681	G	N1-C2-N3	7.94	128.66	123.90
26	1H	784	A	C5-C6-N6	7.94	130.05	123.70

Continued on next page...

Continued from previous page...

Mol	Chain	Res	Type	Atoms	Z	Observed(°)	Ideal(°)
26	14	1598	C	O5'-P-OP2	7.94	120.23	110.70
1	13	889	A	O5'-P-OP2	-7.94	98.56	105.70
22	1L	74	C	O4'-C1'-N1	7.94	114.55	108.20
26	1H	123	G	C6-N1-C2	-7.94	120.34	125.10
26	1H	966	G	N1-C6-O6	-7.94	115.14	119.90
1	13	1158	C	N1-C2-O2	7.93	123.66	118.90
26	14	2406	U	O4'-C1'-N1	-7.93	101.85	108.20
24	3K	76	A	C2-N3-C4	-7.93	106.63	110.60
26	14	2513	G	C5-C6-O6	-7.93	123.84	128.60
1	13	811	C	C5-C6-N1	-7.93	117.03	121.00
26	1H	113	G	N1-C6-O6	7.93	124.66	119.90
26	1H	852	G	O5'-P-OP1	7.93	120.22	110.70
26	1H	1335	U	N3-C2-O2	-7.93	116.65	122.20
26	14	1204	A	O4'-C1'-N9	7.93	114.54	108.20
26	1H	1836	C	N3-C4-C5	-7.93	118.73	121.90
26	1H	1842	G	C8-N9-C4	7.93	109.57	106.40
26	14	2307	G	O4'-C1'-N9	7.93	114.54	108.20
26	1H	530	G	C5-C6-O6	7.92	133.35	128.60
26	1H	2271	G	N3-C4-C5	-7.92	124.64	128.60
1	1G	1395	C	O5'-P-OP1	-7.92	98.57	105.70
26	14	664	C	C5-C6-N1	-7.92	117.04	121.00
26	14	1956	U	N1-C2-O2	7.92	128.35	122.80
26	14	189	G	C4-C5-N7	7.92	113.97	110.80
26	14	676	A	O4'-C1'-N9	7.92	114.54	108.20
1	1G	882	C	O5'-P-OP1	-7.92	98.57	105.70
26	14	1600	C	C5-C6-N1	-7.92	117.04	121.00
23	2K	6	G	C8-N9-C4	7.92	109.57	106.40
26	1H	641	C	O5'-P-OP2	7.92	120.20	110.70
26	14	2253	G	C5-C6-O6	-7.91	123.85	128.60
26	1H	1314	C	C6-N1-C2	-7.91	117.14	120.30
26	14	2330	G	C8-N9-C4	7.91	109.56	106.40
26	14	568	U	N1-C2-N3	-7.91	110.16	114.90
26	14	2313	C	C6-N1-C2	-7.90	117.14	120.30
1	13	812	C	O5'-P-OP2	7.90	120.18	110.70
26	1H	731	C	C5-C4-N4	-7.90	114.67	120.20
26	14	459	U	N3-C2-O2	-7.90	116.67	122.20
26	1H	765	G	O5'-P-OP1	-7.90	98.59	105.70
27	16	81	G	C4-C5-N7	7.90	113.96	110.80
26	1H	2627	G	C4-C5-N7	7.89	113.96	110.80
26	14	2392	A	C5-C6-N1	-7.89	113.75	117.70
26	1H	2439	A	C5-N7-C8	-7.89	99.95	103.90
24	3K	32	U	C2-N1-C1'	7.89	127.16	117.70

Continued on next page...

Continued from previous page...

Mol	Chain	Res	Type	Atoms	Z	Observed(°)	Ideal(°)
26	1H	1189	A	C5-C6-N6	-7.89	117.39	123.70
26	1H	2032	G	C2-N3-C4	-7.89	107.96	111.90
26	1H	73	A	C2-N3-C4	7.88	114.54	110.60
26	1H	447	A	C8-N9-C4	-7.88	102.65	105.80
26	1H	2466	C	N3-C4-C5	7.88	125.05	121.90
26	14	621	A	C5-N7-C8	-7.88	99.96	103.90
26	14	2374	C	N3-C4-C5	7.88	125.05	121.90
26	14	1956	U	O5'-P-OP2	-7.88	98.61	105.70
26	14	681	G	N9-C4-C5	-7.88	102.25	105.40
1	13	1526	G	C4-C5-N7	7.88	113.95	110.80
26	1H	1438	U	N3-C4-C5	-7.88	109.87	114.60
26	14	2351	G	N3-C4-N9	7.88	130.72	126.00
26	1H	815	C	N3-C4-C5	7.87	125.05	121.90
26	1H	2054	A	OP2-P-O3'	7.87	122.52	105.20
26	1H	197	A	OP2-P-O3'	7.87	122.52	105.20
26	1H	622	G	N3-C2-N2	7.87	125.41	119.90
26	1H	2028	U	O5'-P-OP1	-7.87	98.62	105.70
1	1G	197	A	N7-C8-N9	7.87	117.74	113.80
26	1H	913	U	N1-C2-O2	7.87	128.31	122.80
26	1H	965	C	O5'-P-OP1	-7.87	98.62	105.70
26	14	1496	A	N1-C6-N6	7.87	123.32	118.60
26	1H	144	C	C2-N3-C4	-7.86	115.97	119.90
26	1H	1305	C	C6-N1-C2	7.86	123.44	120.30
24	3K	76	A	C8-N9-C4	-7.85	102.66	105.80
26	14	1314	C	C2-N1-C1'	7.85	127.44	118.80
26	1H	1622	G	N1-C6-O6	-7.85	115.19	119.90
26	1H	932	G	N1-C2-N2	-7.84	109.14	116.20
26	14	74	A	C5-N7-C8	-7.84	99.98	103.90
26	14	2046	G	N1-C6-O6	-7.84	115.19	119.90
26	14	2452	C	N3-C4-N4	7.84	123.49	118.00
26	1H	203	C	O5'-P-OP1	-7.84	98.64	105.70
26	1H	1210	A	C4-C5-N7	7.84	114.62	110.70
26	1H	630	G	C8-N9-C4	7.84	109.53	106.40
26	1H	189	G	C8-N9-C4	7.83	109.53	106.40
1	13	1205	U	N3-C4-C5	-7.83	109.90	114.60
26	1H	213	A	O5'-P-OP1	7.83	120.10	110.70
26	1H	1678	G	N1-C6-O6	7.83	124.60	119.90
1	13	1195	C	C6-N1-C2	-7.83	117.17	120.30
26	1H	728	G	N7-C8-N9	-7.83	109.19	113.10
1	13	880	C	C6-N1-C2	7.83	123.43	120.30
26	1H	769	G	N1-C2-N2	-7.83	109.15	116.20
26	14	2217	G	C6-C5-N7	-7.83	125.70	130.40

Continued on next page...

Continued from previous page...

Mol	Chain	Res	Type	Atoms	Z	Observed(°)	Ideal(°)
26	14	252	G	O5'-P-OP1	7.83	120.09	110.70
26	1H	845	G	C4-C5-N7	7.83	113.93	110.80
26	1H	1204	A	N1-C6-N6	7.82	123.29	118.60
26	1H	2261	C	OP2-P-O3'	7.82	122.41	105.20
26	1H	2036	C	C6-N1-C2	-7.82	117.17	120.30
26	14	2501	C	N3-C4-C5	7.82	125.03	121.90
26	1H	793	A	N1-C6-N6	7.82	123.29	118.60
26	1H	1382	G	C4-C5-N7	7.82	113.93	110.80
43	E8	42	ARG	NE-CZ-NH1	-7.82	116.39	120.30
26	14	74	A	N3-C4-N9	-7.82	121.14	127.40
26	14	1121	C	C5-C6-N1	-7.82	117.09	121.00
1	13	522	C	O5'-P-OP2	-7.81	98.67	105.70
26	1H	148	C	C5-C6-N1	-7.81	117.09	121.00
26	1H	1200	C	C2-N3-C4	-7.81	115.99	119.90
26	1H	1639	U	C5-C6-N1	-7.81	118.80	122.70
1	1G	1442	G	N3-C4-C5	7.81	132.50	128.60
26	14	801	G	O5'-P-OP2	-7.81	98.67	105.70
26	1H	2261	C	O5'-P-OP2	-7.80	98.68	105.70
26	1H	2609	U	C2-N3-C4	-7.80	122.32	127.00
1	1G	1112	C	C6-N1-C2	-7.80	117.18	120.30
26	1H	2552	U	N1-C2-N3	7.79	119.58	114.90
26	1H	631	A	C8-N9-C4	7.79	108.92	105.80
1	1G	1527	C	C5-C6-N1	-7.79	117.10	121.00
26	14	569	U	C2-N3-C4	-7.79	122.33	127.00
26	14	2829	C	N1-C2-O2	-7.79	114.22	118.90
26	14	735	A	C8-N9-C4	7.79	108.92	105.80
26	1H	839	U	N1-C2-N3	7.79	119.57	114.90
26	14	2244	U	N1-C2-O2	-7.79	117.35	122.80
26	1H	2375	G	C4-C5-N7	7.78	113.91	110.80
26	14	1609	A	C6-N1-C2	-7.78	113.93	118.60
26	1H	22	C	O5'-P-OP1	-7.78	98.70	105.70
26	1H	728	G	N9-C4-C5	-7.78	102.29	105.40
26	1H	1915	U	N3-C2-O2	-7.78	116.76	122.20
26	1H	2508	G	N9-C4-C5	7.78	108.51	105.40
26	1H	1204	A	N7-C8-N9	7.78	117.69	113.80
36	78	20	GLY	N-CA-C	7.77	132.53	113.10
23	2L	21	U	N1-C2-N3	7.77	119.56	114.90
26	14	1661	G	C8-N9-C4	7.77	109.51	106.40
26	1H	1933	G	C8-N9-C4	-7.77	103.29	106.40
1	13	644	G	O5'-P-OP2	-7.76	98.71	105.70
26	14	1309	G	C8-N9-C1'	-7.76	116.91	127.00
26	14	49	A	P-O3'-C3'	7.76	129.02	119.70

Continued on next page...

Continued from previous page...

Mol	Chain	Res	Type	Atoms	Z	Observed(°)	Ideal(°)
26	1H	138	G	N7-C8-N9	7.76	116.98	113.10
26	1H	2377	A	N9-C4-C5	-7.76	102.69	105.80
26	1H	2444	G	C8-N9-C4	-7.76	103.30	106.40
27	16	81	G	C5-N7-C8	-7.76	100.42	104.30
26	14	974(A)	C	C5-C4-N4	7.76	125.63	120.20
26	1H	2062	A	N9-C4-C5	-7.76	102.70	105.80
26	14	2688	U	C5-C4-O4	7.76	130.55	125.90
26	1H	860	U	C2-N3-C4	-7.75	122.35	127.00
26	1H	214	G	C2-N3-C4	7.75	115.78	111.90
26	14	2044	C	N1-C2-O2	-7.75	114.25	118.90
26	1H	121	G	C5-C6-N1	7.75	115.37	111.50
26	1H	1355	G	N1-C6-O6	-7.75	115.25	119.90
26	14	2346	A	C8-N9-C4	-7.75	102.70	105.80
26	14	2463	C	C6-N1-C2	7.75	123.40	120.30
26	14	2502	G	C8-N9-C4	-7.75	103.30	106.40
26	1H	2473	U	C2-N1-C1'	7.75	126.99	117.70
26	1H	16	G	N3-C2-N2	-7.74	114.48	119.90
26	1H	526	A	N9-C4-C5	7.74	108.90	105.80
26	1H	2866	U	C5-C4-O4	7.74	130.54	125.90
26	1H	189	G	C5-C6-O6	-7.74	123.96	128.60
27	1J	101	A	C5-N7-C8	-7.74	100.03	103.90
26	1H	1928	A	O5'-P-OP1	-7.74	98.74	105.70
26	1H	2614	A	C2-N3-C4	7.74	114.47	110.60
26	14	2598	A	C8-N9-C4	7.74	108.89	105.80
26	1H	1437	C	C2-N1-C1'	7.73	127.31	118.80
26	1H	2031	A	C5-C6-N6	-7.73	117.52	123.70
26	14	1934	C	C6-N1-C2	7.73	123.39	120.30
26	1H	788	A	C8-N9-C4	7.73	108.89	105.80
26	14	2429	G	OP2-P-O3'	7.73	122.21	105.20
26	1H	141	A	O4'-C1'-N9	7.73	114.38	108.20
1	1G	893	C	C6-N1-C2	7.72	123.39	120.30
1	13	974	A	C6-C5-N7	-7.72	126.90	132.30
26	14	1612	C	N3-C4-C5	7.72	124.99	121.90
26	14	784	A	C5-C6-N1	-7.72	113.84	117.70
26	1H	482	A	C8-N9-C4	-7.72	102.71	105.80
26	1H	763	G	C6-N1-C2	-7.72	120.47	125.10
26	1H	2508	G	C8-N9-C4	-7.71	103.31	106.40
26	14	783	A	N1-C2-N3	7.71	133.16	129.30
26	1H	633	A	C6-C5-N7	-7.71	126.91	132.30
26	1H	2503	A	N1-C2-N3	-7.71	125.45	129.30
26	14	2301	C	C6-N1-C2	-7.71	117.22	120.30
26	14	127	A	C5-C6-N6	-7.70	117.54	123.70

Continued on next page...

Continued from previous page...

Mol	Chain	Res	Type	Atoms	Z	Observed(°)	Ideal(°)
26	14	1612	C	C5-C6-N1	-7.70	117.15	121.00
26	1H	698	C	C5-C6-N1	-7.70	117.15	121.00
26	14	679	C	N3-C2-O2	7.70	127.29	121.90
1	13	1158	C	C2-N1-C1'	7.70	127.27	118.80
26	1H	667	U	N3-C2-O2	7.69	127.59	122.20
26	1H	2607	G	N9-C4-C5	-7.69	102.32	105.40
26	1H	2318	G	O4'-C1'-N9	7.69	114.35	108.20
4	3E	12	CYS	CA-CB-SG	7.69	127.84	114.00
26	1H	148	C	C6-N1-C2	7.69	123.38	120.30
26	1H	2548	G	N1-C6-O6	-7.69	115.28	119.90
1	13	1526	G	C5-C6-O6	-7.69	123.99	128.60
26	1H	1297	C	OP2-P-O3'	-7.69	88.29	105.20
26	1H	138	G	C8-N9-C4	-7.69	103.33	106.40
48	F5	82	LEU	CA-CB-CG	7.68	132.97	115.30
1	13	1227	A	C2-N3-C4	-7.68	106.76	110.60
1	1G	812	C	P-O3'-C3'	7.68	128.92	119.70
26	14	1304	C	N3-C2-O2	-7.68	116.52	121.90
26	1H	190	A	C5-C6-N6	-7.68	117.56	123.70
26	14	1698	A	C5-C6-N1	-7.68	113.86	117.70
26	1H	616	A	N1-C6-N6	7.67	123.20	118.60
39	65	110	LEU	CA-CB-CG	7.67	132.95	115.30
26	1H	71	A	O4'-C1'-N9	-7.67	102.06	108.20
1	1G	1286	A	C8-N9-C4	-7.67	102.73	105.80
26	14	468	G	OP1-P-OP2	-7.67	108.10	119.60
26	14	561	G	N3-C4-N9	-7.67	121.40	126.00
26	1H	599	G	N3-C2-N2	7.66	125.26	119.90
26	1H	103	A	N1-C6-N6	7.66	123.19	118.60
26	14	683	C	N3-C4-C5	7.66	124.96	121.90
26	14	2679	A	O5'-P-OP2	-7.66	98.81	105.70
26	1H	1232	G	C5-C6-O6	-7.66	124.01	128.60
1	1G	1432	G	C5-C6-N1	-7.66	107.67	111.50
26	1H	2030	A	C5-C6-N6	-7.65	117.58	123.70
26	1H	1266	G	C8-N9-C4	7.65	109.46	106.40
26	1H	2403	C	C6-N1-C2	-7.65	117.24	120.30
26	1H	2424	C	C2-N3-C4	7.65	123.72	119.90
26	14	134	C	C2-N3-C4	-7.65	116.08	119.90
26	1H	2287	A	N3-C4-C5	7.65	132.15	126.80
26	1H	675	A	C4-C5-N7	7.64	114.52	110.70
26	1H	2318	G	C8-N9-C4	-7.64	103.34	106.40
28	11	131	LEU	CA-CB-CG	7.64	132.88	115.30
26	14	1142	U	N1-C2-O2	7.64	128.15	122.80
26	14	2426	A	N9-C4-C5	-7.64	102.74	105.80

Continued on next page...

Continued from previous page...

Mol	Chain	Res	Type	Atoms	Z	Observed(°)	Ideal(°)
26	1H	821	A	C4-C5-C6	7.64	120.82	117.00
1	13	1491	G	OP2-P-O3'	7.64	122.00	105.20
26	1H	1204	A	C5-N7-C8	-7.64	100.08	103.90
26	1H	271(B)	G	P-O3'-C3'	7.63	128.86	119.70
26	1H	1123	C	C2-N3-C4	-7.63	116.08	119.90
26	1H	2490	G	C8-N9-C4	-7.63	103.35	106.40
1	13	910	C	N3-C4-C5	7.63	124.95	121.90
26	1H	1616	A	C6-C5-N7	-7.62	126.96	132.30
26	1H	1616	A	O4'-C1'-N9	7.62	114.30	108.20
26	1H	2230	G	N3-C4-N9	-7.62	121.43	126.00
26	1H	2586	C	C5-C4-N4	-7.62	114.86	120.20
26	1H	2401	U	C6-N1-C2	-7.62	116.43	121.00
26	1H	2485	G	N9-C4-C5	-7.62	102.35	105.40
26	14	1394	U	O5'-P-OP2	7.62	119.84	110.70
26	1H	245	G	C4-N9-C1'	7.62	136.40	126.50
26	1H	2576	G	N9-C4-C5	-7.62	102.35	105.40
26	1H	88	G	N3-C4-C5	-7.61	124.79	128.60
26	1H	2411	A	N1-C6-N6	-7.61	114.03	118.60
26	1H	735	A	N1-C6-N6	7.61	123.17	118.60
26	14	330	A	C5-N7-C8	-7.61	100.09	103.90
26	14	470	A	C5-C6-N6	-7.61	117.61	123.70
1	13	186(A)	C	C6-N1-C2	-7.61	117.26	120.30
26	1H	1310	G	C5-C6-O6	-7.61	124.03	128.60
26	1H	1622	G	C6-C5-N7	7.61	134.97	130.40
26	14	2512	C	O5'-P-OP1	-7.61	98.85	105.70
26	1H	607	U	C6-N1-C2	7.61	125.56	121.00
26	1H	2271	G	C6-N1-C2	-7.60	120.54	125.10
26	1H	930	U	N3-C4-O4	-7.60	114.08	119.40
26	1H	2731	G	C6-C5-N7	-7.60	125.84	130.40
26	14	1379	A	C5-N7-C8	-7.60	100.10	103.90
26	14	2587	A	N1-C6-N6	7.60	123.16	118.60
26	1H	874	G	O5'-P-OP2	-7.60	98.86	105.70
26	14	780	G	O5'-P-OP1	-7.59	98.87	105.70
26	1H	1564	C	C5-C4-N4	7.59	125.51	120.20
26	1H	2451	A	N3-C4-N9	-7.59	121.33	127.40
26	14	1396	U	O5'-P-OP1	-7.59	98.87	105.70
26	1H	739	G	O5'-P-OP2	-7.59	98.87	105.70
26	1H	1914	C	C6-N1-C2	-7.58	117.27	120.30
26	14	2247	A	N1-C2-N3	7.58	133.09	129.30
1	13	1512	U	C5-C6-N1	-7.58	118.91	122.70
26	1H	560	C	O5'-P-OP1	-7.58	98.88	105.70
26	14	2592	G	N3-C4-N9	7.58	130.55	126.00

Continued on next page...

Continued from previous page...

Mol	Chain	Res	Type	Atoms	Z	Observed(°)	Ideal(°)
26	1H	2699	C	C5-C4-N4	-7.58	114.90	120.20
26	14	330	A	C4-C5-N7	7.58	114.49	110.70
26	1H	738	G	C6-N1-C2	-7.57	120.56	125.10
26	14	2331	G	N9-C4-C5	-7.57	102.37	105.40
26	1H	78	A	C8-N9-C4	7.57	108.83	105.80
26	14	199	A	O5'-P-OP2	-7.57	98.89	105.70
1	1G	898	G	C8-N9-C4	7.57	109.43	106.40
26	1H	1702	G	O5'-P-OP1	-7.57	98.89	105.70
26	1H	2616	C	N1-C2-O2	-7.57	114.36	118.90
23	2L	21	U	N3-C2-O2	-7.57	116.90	122.20
26	14	1313	U	C5-C6-N1	7.57	126.48	122.70
26	1H	2448	A	C5-N7-C8	-7.57	100.12	103.90
27	16	112	G	N9-C4-C5	-7.57	102.37	105.40
1	13	1128	C	C5-C6-N1	7.56	124.78	121.00
26	14	2278	A	C8-N9-C4	-7.56	102.78	105.80
1	13	1488	G	C6-C5-N7	-7.56	125.86	130.40
26	1H	139	G	N3-C4-C5	-7.56	124.82	128.60
1	1G	690	G	N3-C4-C5	7.56	132.38	128.60
26	14	1572	A	N1-C6-N6	7.56	123.14	118.60
26	1H	825	C	N3-C4-N4	7.56	123.29	118.00
26	1H	1977	A	O5'-P-OP2	-7.56	98.89	105.70
26	1H	1602	U	O5'-P-OP2	7.56	119.77	110.70
26	1H	2466	C	C5-C4-N4	-7.56	114.91	120.20
26	1H	2627	G	N1-C6-O6	7.56	124.44	119.90
1	1G	576	G	C6-C5-N7	-7.56	125.86	130.40
26	1H	74	A	N3-C4-N9	-7.56	121.35	127.40
26	1H	1220	A	N1-C6-N6	-7.56	114.07	118.60
26	1H	2053	G	N1-C2-N2	7.56	123.00	116.20
26	1H	2578	G	N7-C8-N9	-7.56	109.32	113.10
26	14	848	G	C4-N9-C1'	7.55	136.32	126.50
23	2K	21	U	C2-N1-C1'	7.55	126.76	117.70
1	13	1519	A	C5-C6-N6	7.55	129.74	123.70
26	1H	203	C	N1-C2-O2	-7.55	114.37	118.90
26	1H	1368	G	O5'-P-OP2	-7.55	98.91	105.70
26	14	1564	C	N3-C2-O2	-7.55	116.62	121.90
26	1H	792	G	C6-C5-N7	-7.55	125.87	130.40
1	1G	197	A	C8-N9-C4	-7.55	102.78	105.80
26	14	1681	G	C5-N7-C8	-7.55	100.53	104.30
26	1H	679	C	C4-C5-C6	7.54	121.17	117.40
26	1H	692	C	C5-C6-N1	-7.54	117.23	121.00
26	1H	733	G	N9-C4-C5	-7.54	102.38	105.40
26	1H	74	A	O4'-C1'-N9	-7.54	102.17	108.20

Continued on next page...

Continued from previous page...

Mol	Chain	Res	Type	Atoms	Z	Observed(°)	Ideal(°)
26	1H	1229(A)	G	O5'-P-OP2	-7.54	98.91	105.70
26	1H	2552	U	C5-C6-N1	-7.54	118.93	122.70
26	1H	2688	U	C4-C5-C6	7.54	124.23	119.70
26	1H	128	C	O5'-P-OP2	-7.54	98.91	105.70
26	1H	733	G	C6-C5-N7	-7.54	125.88	130.40
26	1H	1266	G	N1-C6-O6	7.54	124.42	119.90
26	1H	1614	A	O4'-C1'-N9	7.54	114.23	108.20
26	1H	2274	A	OP1-P-OP2	-7.54	108.29	119.60
1	1G	1501	C	C6-N1-C2	7.54	123.32	120.30
26	14	2435	A	N7-C8-N9	7.54	117.57	113.80
26	1H	932	G	N3-C2-N2	7.54	125.18	119.90
26	1H	1360	A	N1-C6-N6	7.54	123.12	118.60
26	14	466	A	C5-C6-N6	-7.54	117.67	123.70
26	14	1278	A	N7-C8-N9	-7.54	110.03	113.80
26	14	193	U	C2-N3-C4	-7.54	122.48	127.00
26	1H	1700	A	OP1-P-OP2	7.54	130.90	119.60
26	1H	2540	C	C6-N1-C2	7.53	123.31	120.30
26	14	1306	C	O5'-P-OP1	-7.53	98.92	105.70
26	1H	2232	U	N3-C2-O2	-7.53	116.93	122.20
26	14	2377	A	C8-N9-C4	7.53	108.81	105.80
26	14	2712	U	N1-C2-N3	7.53	119.42	114.90
26	1H	2447	G	N1-C6-O6	-7.52	115.39	119.90
26	14	2473	U	C2-N1-C1'	7.52	126.73	117.70
1	13	1526	G	C6-C5-N7	-7.52	125.89	130.40
26	1H	2430	A	C4-C5-N7	7.52	114.46	110.70
26	1H	635	C	O5'-P-OP1	7.52	119.72	110.70
26	1H	2070	G	N3-C4-N9	7.52	130.51	126.00
27	16	98	G	OP1-P-OP2	7.52	130.88	119.60
26	14	2506	U	C2-N1-C1'	7.52	126.72	117.70
26	14	2592	G	N3-C4-C5	-7.52	124.84	128.60
26	1H	791	C	OP1-P-O3'	-7.52	88.66	105.20
1	13	575	G	O4'-C1'-N9	-7.51	102.19	108.20
26	1H	663	G	C4-C5-C6	7.51	123.31	118.80
26	14	1462	C	C6-N1-C2	-7.51	117.29	120.30
1	13	817	C	C6-N1-C2	7.51	123.31	120.30
26	1H	1278	A	C5-C6-N6	-7.51	117.69	123.70
26	14	110	G	N1-C6-O6	7.51	124.41	119.90
1	13	967	C	N1-C2-O2	-7.51	114.39	118.90
26	1H	1428	C	C5-C6-N1	-7.51	117.25	121.00
26	14	1366	A	C4-C5-N7	7.51	114.45	110.70
26	1H	271(C)	U	C2-N1-C1'	7.51	126.71	117.70
26	1H	311	A	O5'-P-OP1	-7.50	98.95	105.70

Continued on next page...

Continued from previous page...

Mol	Chain	Res	Type	Atoms	Z	Observed(°)	Ideal(°)
26	14	1671	U	OP1-P-OP2	7.50	130.85	119.60
26	1H	1022	G	C8-N9-C4	-7.50	103.40	106.40
26	1H	2406	U	O4'-C1'-N1	-7.50	102.20	108.20
26	14	681	G	N3-C4-N9	7.50	130.50	126.00
26	1H	1589	C	O5'-P-OP2	7.50	119.70	110.70
26	1H	1698	A	N7-C8-N9	7.50	117.55	113.80
27	16	44	G	C8-N9-C1'	7.50	136.75	127.00
28	19	272	ALA	N-CA-C	7.50	131.25	111.00
26	1H	839	U	C4-C5-C6	7.50	124.20	119.70
26	1H	1213	A	O5'-P-OP2	7.50	119.69	110.70
26	1H	1614	A	N7-C8-N9	7.50	117.55	113.80
26	1H	1253	A	C8-N9-C4	7.50	108.80	105.80
26	14	528	A	C8-N9-C1'	7.50	141.19	127.70
1	13	233	C	C6-N1-C2	-7.49	117.30	120.30
26	1H	593	G	C2-N3-C4	-7.49	108.16	111.90
1	13	185	A	C8-N9-C4	-7.49	102.80	105.80
26	1H	575	A	C6-N1-C2	-7.49	114.11	118.60
26	1H	1022	G	P-O3'-C3'	7.49	128.69	119.70
26	1H	1269	A	C2-N3-C4	-7.49	106.86	110.60
26	1H	1797	C	C5-C6-N1	-7.49	117.26	121.00
23	2K	74	A	C5-C6-N6	-7.48	117.71	123.70
26	1H	784	A	N9-C4-C5	7.48	108.79	105.80
26	1H	146	G	N1-C6-O6	7.48	124.39	119.90
26	1H	575	A	N1-C2-N3	7.48	133.04	129.30
26	1H	2286	A	C8-N9-C4	-7.48	102.81	105.80
26	14	670	A	C8-N9-C4	7.48	108.79	105.80
26	14	974(A)	C	N3-C2-O2	-7.48	116.66	121.90
26	14	2000	G	N7-C8-N9	-7.48	109.36	113.10
26	1H	198	C	C2-N3-C4	-7.48	116.16	119.90
26	14	252	G	C6-C5-N7	7.48	134.89	130.40
26	1H	2672	G	C6-C5-N7	-7.48	125.92	130.40
26	1H	2622	C	N3-C2-O2	7.47	127.13	121.90
26	1H	692	C	C5-C4-N4	-7.47	114.97	120.20
26	1H	1623	G	N1-C6-O6	-7.47	115.42	119.90
1	1G	197	A	P-O3'-C3'	7.47	128.66	119.70
1	1G	1442	G	N3-C4-N9	-7.47	121.52	126.00
26	1H	1356	G	C5-C6-O6	-7.47	124.12	128.60
26	1H	1468	C	C6-N1-C2	-7.47	117.31	120.30
26	1H	2385	C	O5'-P-OP2	-7.47	98.98	105.70
26	14	1333	C	N3-C4-C5	7.47	124.89	121.90
26	14	2880	C	C6-N1-C2	-7.46	117.31	120.30
1	13	1502	A	N7-C8-N9	7.46	117.53	113.80

Continued on next page...

Continued from previous page...

Mol	Chain	Res	Type	Atoms	Z	Observed(°)	Ideal(°)
26	1H	936	C	C6-N1-C2	7.46	123.28	120.30
26	1H	948	G	C5-N7-C8	-7.46	100.57	104.30
26	1H	1632	A	N9-C4-C5	-7.46	102.81	105.80
26	14	2449	U	N3-C4-O4	7.46	124.62	119.40
26	14	2542	A	C8-N9-C4	7.46	108.78	105.80
1	13	892	A	C2-N3-C4	-7.46	106.87	110.60
1	13	966	G	N9-C4-C5	-7.46	102.42	105.40
23	2L	40	C	C6-N1-C2	-7.46	117.32	120.30
26	1H	733	G	N1-C2-N2	-7.46	109.49	116.20
1	13	1197	G	OP1-P-O3'	7.45	121.60	105.20
26	1H	566	U	C5-C4-O4	-7.45	121.43	125.90
26	1H	1279	G	N1-C6-O6	-7.45	115.43	119.90
26	1H	2485	G	C8-N9-C4	7.45	109.38	106.40
26	1H	2392	A	C6-N1-C2	7.45	123.07	118.60
26	1H	2509	G	C5-C6-N1	7.45	115.23	111.50
26	14	134	C	N3-C4-C5	7.45	124.88	121.90
26	14	786	C	C6-N1-C2	7.45	123.28	120.30
26	1H	837	C	O5'-P-OP2	7.45	119.63	110.70
26	1H	2371	G	N1-C6-O6	7.45	124.37	119.90
26	14	737	C	C5-C4-N4	-7.45	114.99	120.20
1	13	778	G	O5'-P-OP2	-7.44	99.00	105.70
26	1H	2392	A	N3-C4-N9	-7.44	121.44	127.40
26	14	1681	G	C4-C5-N7	7.44	113.78	110.80
26	14	2577	A	C5-C6-N1	-7.44	113.98	117.70
29	29	78	LEU	CA-CB-CG	7.44	132.42	115.30
26	1H	2595	G	C5-C6-O6	-7.44	124.13	128.60
26	1H	1305	C	N3-C4-C5	7.44	124.88	121.90
26	1H	2212	A	O4'-C1'-N9	7.44	114.15	108.20
26	14	134	C	C5-C6-N1	-7.44	117.28	121.00
26	14	1314	C	N1-C2-N3	-7.44	113.99	119.20
26	1H	2028	U	O5'-P-OP2	7.44	119.63	110.70
26	14	693	C	N3-C4-N4	-7.44	112.79	118.00
26	14	1332	G	N9-C4-C5	7.44	108.38	105.40
26	14	1776	G	O5'-P-OP1	7.44	119.63	110.70
26	1H	840	C	C6-N1-C2	7.44	123.28	120.30
26	1H	1332	G	N1-C6-O6	7.44	124.36	119.90
26	1H	2453	A	N1-C6-N6	-7.44	114.14	118.60
1	1G	862	C	C6-N1-C2	-7.44	117.33	120.30
26	14	856	C	C2-N1-C1'	7.44	126.98	118.80
24	3K	76	A	C5-C6-N6	-7.43	117.75	123.70
26	14	2542	A	N7-C8-N9	-7.43	110.08	113.80
26	1H	446	G	N9-C4-C5	-7.43	102.43	105.40

Continued on next page...

Continued from previous page...

Mol	Chain	Res	Type	Atoms	Z	Observed(°)	Ideal(°)
1	1G	337	C	C5-C6-N1	7.43	124.72	121.00
26	14	2042	A	O5'-P-OP1	7.43	119.62	110.70
1	13	967	C	N3-C2-O2	7.43	127.10	121.90
26	1H	699	A	C2-N3-C4	7.43	114.31	110.60
26	1H	1632	A	C5-C6-N6	-7.43	117.76	123.70
26	1H	2392	A	C8-N9-C4	-7.43	102.83	105.80
26	14	912	C	C6-N1-C2	-7.43	117.33	120.30
26	1H	782	A	N9-C4-C5	7.43	108.77	105.80
26	1H	1729	A	O4'-C1'-N9	7.43	114.14	108.20
26	1H	2287	A	O5'-P-OP2	-7.43	99.02	105.70
26	1H	2822	G	C6-C5-N7	-7.43	125.94	130.40
26	1H	1394	U	O5'-P-OP2	7.42	119.61	110.70
26	1H	1602	U	N1-C2-N3	7.42	119.36	114.90
26	1H	1626	G	C8-N9-C4	-7.42	103.43	106.40
1	13	963	G	N3-C2-N2	7.42	125.10	119.90
1	13	576	G	N3-C4-N9	7.42	130.45	126.00
26	1H	2822	G	N9-C4-C5	-7.42	102.43	105.40
26	1H	1990	C	N3-C2-O2	-7.42	116.71	121.90
26	1H	2689	U	C5-C4-O4	7.42	130.35	125.90
26	14	488	G	C8-N9-C4	7.42	109.37	106.40
26	14	769	G	OP1-P-O3'	7.42	121.52	105.20
1	13	910	C	C6-N1-C2	7.42	123.27	120.30
26	14	1471	A	C8-N9-C4	-7.41	102.83	105.80
26	1H	512	G	O5'-P-OP1	-7.41	99.03	105.70
26	1H	1336	A	C2-N3-C4	7.41	114.30	110.60
26	1H	2430	A	C6-C5-N7	-7.41	127.12	132.30
26	1H	775	G	O4'-C1'-N9	7.40	114.12	108.20
26	14	2601	C	C6-N1-C2	-7.40	117.34	120.30
26	1H	1596	A	OP2-P-O3'	7.39	121.47	105.20
26	14	209	C	C2-N3-C4	-7.39	116.20	119.90
26	14	441	U	O5'-P-OP1	-7.39	99.05	105.70
26	14	502	A	C2-N3-C4	-7.39	106.90	110.60
1	13	353	A	C8-N9-C4	-7.39	102.84	105.80
26	1H	796	C	C5-C6-N1	-7.39	117.30	121.00
26	1H	1381	G	N3-C2-N2	-7.39	114.73	119.90
1	13	792	A	N3-C4-C5	7.39	131.97	126.80
26	14	1022	G	N9-C4-C5	7.39	108.36	105.40
26	1H	986	C	OP1-P-OP2	-7.38	108.52	119.60
26	1H	1248	G	N3-C2-N2	-7.38	114.73	119.90
26	1H	2192	G	C6-C5-N7	-7.38	125.97	130.40
1	1G	690	G	C5-N7-C8	-7.38	100.61	104.30
26	14	1340	U	C6-N1-C2	7.38	125.43	121.00

Continued on next page...

Continued from previous page...

Mol	Chain	Res	Type	Atoms	Z	Observed(°)	Ideal(°)
26	14	1956	U	N3-C2-O2	-7.38	117.03	122.20
26	1H	2830	G	C8-N9-C4	-7.38	103.45	106.40
26	1H	2689	U	C2-N3-C4	-7.38	122.57	127.00
26	14	1400	G	O5'-P-OP1	7.38	119.56	110.70
26	1H	510	C	O5'-P-OP2	-7.38	99.06	105.70
26	1H	2056	G	OP1-P-O3'	7.38	121.44	105.20
26	1H	40	C	C5-C6-N1	-7.37	117.31	121.00
26	1H	1707	G	N1-C6-O6	7.37	124.32	119.90
26	14	114	U	N3-C4-O4	7.37	124.56	119.40
26	14	2386	C	C6-N1-C2	7.37	123.25	120.30
26	1H	2599	G	C5-C6-O6	7.37	133.02	128.60
23	2K	77	A	O5'-P-OP1	-7.37	99.07	105.70
39	A8	54	LEU	CA-CB-CG	7.36	132.24	115.30
26	14	574	C	C6-N1-C2	7.36	123.25	120.30
26	14	779	U	N1-C2-O2	7.36	127.95	122.80
1	13	690	G	C2-N3-C4	-7.36	108.22	111.90
26	1H	1950	G	C6-C5-N7	-7.36	125.98	130.40
26	14	2375	G	N7-C8-N9	-7.36	109.42	113.10
26	1H	121	G	C5-C6-O6	-7.36	124.19	128.60
26	1H	2518	A	C8-N9-C4	-7.36	102.86	105.80
26	14	1585	C	N1-C2-O2	7.36	123.31	118.90
26	1H	1332	G	C5-C6-N1	-7.35	107.82	111.50
1	13	1371	G	O5'-P-OP2	7.35	119.52	110.70
26	14	1402	C	C6-N1-C2	-7.35	117.36	120.30
26	1H	586	A	O5'-P-OP2	-7.35	99.08	105.70
26	1H	2699	C	C2-N3-C4	-7.35	116.22	119.90
1	1G	328	C	C6-N1-C2	-7.35	117.36	120.30
26	14	856	C	C5-C6-N1	7.35	124.67	121.00
26	1H	66	C	C6-N1-C2	-7.35	117.36	120.30
26	14	741	G	O5'-P-OP2	7.35	119.52	110.70
26	14	774	A	O5'-P-OP2	-7.35	99.09	105.70
26	14	2867	G	O4'-C1'-N9	7.35	114.08	108.20
1	13	525	C	C5-C4-N4	-7.34	115.06	120.20
26	14	1359	A	C8-N9-C4	7.34	108.74	105.80
26	14	2779	U	N3-C2-O2	-7.34	117.06	122.20
1	1G	108	G	C5-N7-C8	-7.34	100.63	104.30
26	14	15	G	O5'-P-OP1	-7.34	99.09	105.70
26	14	1671	U	O5'-P-OP1	-7.34	99.09	105.70
26	14	1762	A	O4'-C1'-N9	7.34	114.07	108.20
26	1H	208	C	C2-N3-C4	-7.34	116.23	119.90
26	1H	1187	G	N1-C6-O6	7.34	124.30	119.90
26	1H	1269	A	C5-N7-C8	-7.34	100.23	103.90

Continued on next page...

Continued from previous page...

Mol	Chain	Res	Type	Atoms	Z	Observed(°)	Ideal(°)
26	1H	1950	G	C4-C5-N7	7.33	113.73	110.80
26	14	1602	U	N3-C4-C5	-7.33	110.20	114.60
26	1H	1210	A	C6-C5-N7	-7.32	127.17	132.30
26	1H	2311	A	C2-N3-C4	-7.32	106.94	110.60
26	1H	2439	A	C2-N3-C4	-7.32	106.94	110.60
26	14	463	G	OP1-P-O3'	7.32	121.31	105.20
26	1H	737	C	C4-C5-C6	7.32	121.06	117.40
26	1H	265	A	C4-C5-N7	7.32	114.36	110.70
26	14	683	C	C2-N3-C4	-7.32	116.24	119.90
26	14	1391	U	O5'-P-OP1	-7.32	99.11	105.70
26	1H	116	C	C5-C6-N1	-7.32	117.34	121.00
26	1H	2059	A	N1-C2-N3	7.32	132.96	129.30
37	88	86	GLY	N-CA-C	-7.32	94.81	113.10
26	14	808	G	O5'-P-OP2	-7.32	99.11	105.70
26	1H	1681	G	C5-N7-C8	-7.32	100.64	104.30
26	1H	2330	G	C2-N3-C4	-7.32	108.24	111.90
26	1H	970	C	O5'-P-OP1	-7.31	99.12	105.70
26	1H	1606	G	C5-C6-O6	-7.31	124.21	128.60
26	1H	1797	C	C4-C5-C6	7.31	121.06	117.40
26	1H	1284	A	N1-C6-N6	7.31	122.99	118.60
27	16	7	G	C6-C5-N7	-7.31	126.01	130.40
26	1H	667	U	N3-C4-O4	7.31	124.52	119.40
26	1H	1189	A	C4-C5-N7	7.31	114.36	110.70
26	1H	1640	C	O5'-P-OP1	7.31	119.47	110.70
26	14	2237	G	N3-C2-N2	7.31	125.02	119.90
26	1H	950	G	C6-C5-N7	-7.31	126.02	130.40
26	1H	2295	C	C6-N1-C2	-7.31	117.38	120.30
26	14	1379	A	C4-C5-N7	7.31	114.35	110.70
26	1H	1198	U	C2-N3-C4	-7.30	122.62	127.00
26	14	1632	A	C5-C6-N6	-7.30	117.86	123.70
26	14	2324	C	C6-N1-C2	7.30	123.22	120.30
26	1H	664	C	C5-C6-N1	-7.30	117.35	121.00
26	14	487	C	O5'-P-OP1	-7.30	99.13	105.70
26	14	2331	G	C8-N9-C4	7.30	109.32	106.40
26	1H	2499	C	C6-N1-C2	-7.30	117.38	120.30
26	14	675	A	N1-C6-N6	7.29	122.98	118.60
26	1H	508	G	C4-C5-N7	7.28	113.71	110.80
26	1H	870	A	C5-C6-N1	7.28	121.34	117.70
26	1H	949	C	C5-C6-N1	-7.28	117.36	121.00
26	14	2038	G	C8-N9-C4	7.28	109.31	106.40
1	13	1310	G	C8-N9-C4	7.28	109.31	106.40
26	1H	2437	U	N3-C4-C5	-7.28	110.23	114.60

Continued on next page...

Continued from previous page...

Mol	Chain	Res	Type	Atoms	Z	Observed(°)	Ideal(°)
27	16	53	A	C8-N9-C4	-7.28	102.89	105.80
26	14	2045	C	C6-N1-C2	7.28	123.21	120.30
1	1G	449	C	N3-C2-O2	-7.27	116.81	121.90
26	14	2502	G	O5'-P-OP1	-7.27	99.15	105.70
1	1G	1297	C	P-O3'-C3'	7.27	128.43	119.70
26	1H	965	C	C5-C6-N1	7.27	124.64	121.00
26	1H	1611	C	C2-N3-C4	-7.27	116.27	119.90
26	1H	2598	A	N9-C4-C5	-7.27	102.89	105.80
24	3K	32	U	N3-C2-O2	-7.26	117.11	122.20
26	1H	2346	A	C5-C6-N1	-7.26	114.07	117.70
26	1H	1210	A	N7-C8-N9	7.26	117.43	113.80
26	1H	1573	G	OP2-P-O3'	7.26	121.17	105.20
26	14	1840	G	N3-C2-N2	-7.26	114.82	119.90
26	14	2503	A	O5'-P-OP2	-7.26	99.17	105.70
26	14	1029	A	N7-C8-N9	-7.26	110.17	113.80
26	14	2518	A	C2-N3-C4	-7.26	106.97	110.60
26	1H	1393	A	O5'-P-OP2	-7.26	99.17	105.70
26	14	565	C	C4-C5-C6	7.26	121.03	117.40
26	1H	738	G	N1-C2-N3	7.25	128.25	123.90
26	1H	845	G	OP1-P-O3'	7.25	121.16	105.20
27	1J	70	C	C6-N1-C2	-7.25	117.40	120.30
26	1H	2731	G	N1-C6-O6	7.25	124.25	119.90
26	14	2247	A	N1-C6-N6	-7.25	114.25	118.60
26	14	2713	A	N7-C8-N9	7.25	117.43	113.80
26	1H	630	G	O5'-P-OP1	7.25	119.40	110.70
26	1H	2004	G	O5'-P-OP2	-7.25	99.18	105.70
27	16	23	G	C8-N9-C4	7.25	109.30	106.40
26	1H	1546	C	O5'-P-OP1	-7.25	99.18	105.70
26	14	1698	A	N7-C8-N9	7.25	117.42	113.80
26	14	2518	A	C4-C5-N7	7.25	114.32	110.70
26	14	759	G	C5-C6-O6	-7.24	124.25	128.60
26	1H	1899	G	N1-C2-N2	7.24	122.72	116.20
26	14	310	A	O5'-P-OP1	-7.24	99.18	105.70
26	14	415	A	O5'-P-OP2	-7.24	99.18	105.70
26	1H	702	G	O5'-P-OP2	-7.24	99.18	105.70
28	11	52	ARG	NE-CZ-NH2	7.24	123.92	120.30
1	1G	332	G	C5-C6-O6	-7.24	124.25	128.60
1	13	1198	G	O5'-P-OP1	-7.24	99.19	105.70
26	1H	74	A	C6-C5-N7	-7.24	127.23	132.30
26	1H	99	U	N3-C2-O2	-7.24	117.13	122.20
26	1H	1899	G	C4-N9-C1'	-7.24	117.09	126.50
26	14	1325	G	N3-C4-N9	7.24	130.34	126.00

Continued on next page...

Continued from previous page...

Mol	Chain	Res	Type	Atoms	Z	Observed(°)	Ideal(°)
26	14	2873	A	C8-N9-C4	-7.24	102.91	105.80
26	1H	199	A	C6-C5-N7	7.24	137.37	132.30
26	1H	762	U	N1-C2-O2	7.23	127.86	122.80
26	1H	2070	G	N1-C2-N2	-7.23	109.69	116.20
26	14	2689	U	P-O3'-C3'	7.23	128.38	119.70
26	1H	129	C	C4-C5-C6	7.23	121.01	117.40
26	14	74	A	C6-N1-C2	7.23	122.94	118.60
26	1H	1157	G	N1-C2-N3	7.23	128.24	123.90
1	1G	315	A	N1-C6-N6	7.23	122.94	118.60
26	14	2829	C	N3-C2-O2	7.23	126.96	121.90
26	1H	1894	C	C6-N1-C2	-7.22	117.41	120.30
1	13	576	G	C8-N9-C1'	-7.22	117.61	127.00
26	1H	785	G	C4-C5-N7	-7.22	107.91	110.80
26	1H	1204	A	C4-C5-C6	7.22	120.61	117.00
26	1H	1672	C	N1-C2-O2	-7.22	114.57	118.90
26	1H	2548	G	C5-C6-N1	7.22	115.11	111.50
1	1G	811	C	C6-N1-C2	-7.22	117.41	120.30
26	14	1309	G	N1-C6-O6	7.22	124.23	119.90
26	1H	2279	G	N3-C2-N2	7.22	124.95	119.90
26	1H	1241	A	C2-N3-C4	-7.22	106.99	110.60
1	13	827	U	C2-N1-C1'	7.21	126.36	117.70
26	1H	2552	U	C4-C5-C6	7.21	124.03	119.70
26	1H	636	G	O5'-P-OP2	7.21	119.36	110.70
26	1H	2577	A	N1-C6-N6	-7.21	114.27	118.60
26	1H	1401	G	C8-N9-C4	-7.21	103.52	106.40
26	14	2870	C	C6-N1-C2	-7.21	117.42	120.30
26	14	215	G	N1-C6-O6	7.21	124.23	119.90
26	1H	675	A	N9-C4-C5	-7.21	102.92	105.80
26	1H	906	G	N1-C6-O6	-7.21	115.57	119.90
26	1H	2599	G	C5-N7-C8	7.21	107.91	104.30
1	13	767	A	O5'-P-OP1	-7.21	99.21	105.70
26	1H	1604	C	N1-C2-O2	-7.21	114.58	118.90
26	1H	1955	U	C5-C4-O4	7.21	130.22	125.90
26	14	561	G	N9-C4-C5	7.21	108.28	105.40
26	1H	1938	A	N1-C6-N6	7.20	122.92	118.60
26	1H	1977	A	C8-N9-C4	7.20	108.68	105.80
26	14	951	C	N1-C2-O2	7.20	123.22	118.90
1	1G	1405	G	O5'-P-OP2	-7.20	99.22	105.70
26	14	2392	A	C5-N7-C8	-7.20	100.30	103.90
26	1H	2867	G	O5'-P-OP1	-7.20	99.22	105.70
26	1H	2688	U	N3-C2-O2	-7.20	117.16	122.20
26	1H	568	U	N3-C2-O2	7.19	127.23	122.20

Continued on next page...

Continued from previous page...

Mol	Chain	Res	Type	Atoms	Z	Observed(°)	Ideal(°)
26	14	1142	U	C2-N1-C1'	7.19	126.33	117.70
26	14	1835	G	N1-C6-O6	-7.19	115.58	119.90
26	14	247	G	N1-C6-O6	7.19	124.21	119.90
26	1H	945	A	C5-C6-N1	-7.19	114.11	117.70
26	1H	2871	C	O5'-P-OP2	-7.19	99.23	105.70
26	1H	141	A	O5'-P-OP2	-7.18	99.23	105.70
26	1H	508	G	C6-C5-N7	-7.18	126.09	130.40
26	1H	510	C	N3-C4-C5	-7.18	119.03	121.90
26	14	1272	A	N1-C6-N6	7.18	122.91	118.60
26	1H	330	A	N1-C2-N3	7.18	132.89	129.30
26	1H	1885	A	N7-C8-N9	-7.18	110.21	113.80
26	1H	840	C	O5'-P-OP2	-7.17	99.24	105.70
26	14	133	C	C5-C6-N1	-7.17	117.41	121.00
26	1H	2318	G	N3-C4-N9	-7.17	121.70	126.00
26	1H	2439	A	O5'-P-OP2	-7.17	99.25	105.70
26	14	1773	A	O5'-P-OP1	7.17	119.31	110.70
26	1H	78	A	C2-N3-C4	-7.17	107.02	110.60
26	1H	146	G	C8-N9-C4	7.17	109.27	106.40
26	1H	150	C	O5'-P-OP2	-7.17	99.25	105.70
26	1H	752	A	P-O3'-C3'	7.17	128.30	119.70
26	14	1342	A	N1-C6-N6	7.17	122.90	118.60
26	1H	823	G	C8-N9-C4	7.17	109.27	106.40
26	1H	2311	A	O4'-C1'-N9	7.17	113.93	108.20
26	1H	2430	A	O5'-P-OP2	-7.17	99.25	105.70
26	1H	2546	U	C5-C6-N1	-7.17	119.12	122.70
27	16	41	U	C5-C6-N1	-7.17	119.12	122.70
26	14	1609	A	N1-C2-N3	7.16	132.88	129.30
26	1H	259	G	N1-C6-O6	7.16	124.20	119.90
1	1G	1442	G	C4-N9-C1'	-7.16	117.19	126.50
26	1H	1340	U	N3-C4-O4	7.16	124.41	119.40
26	14	1950	G	C5-N7-C8	-7.16	100.72	104.30
26	1H	587	C	N3-C2-O2	-7.16	116.89	121.90
26	14	2555	U	O5'-P-OP1	-7.16	99.26	105.70
27	1J	30	C	C2-N1-C1'	7.16	126.67	118.80
26	1H	2378	A	N1-C6-N6	7.16	122.89	118.60
26	14	1339	G	O5'-P-OP1	-7.16	99.26	105.70
26	14	2492	U	O5'-P-OP2	7.16	119.29	110.70
26	1H	1204	A	C4-N9-C1'	7.15	139.18	126.30
26	1H	1278	A	N1-C6-N6	7.15	122.89	118.60
26	14	2685	G	C5-C6-O6	-7.15	124.31	128.60
26	14	933	A	N1-C6-N6	7.15	122.89	118.60
26	14	2433	A	N7-C8-N9	7.15	117.38	113.80

Continued on next page...

Continued from previous page...

Mol	Chain	Res	Type	Atoms	Z	Observed(°)	Ideal(°)
26	1H	459	U	N3-C2-O2	-7.15	117.19	122.20
26	1H	2429	G	N9-C4-C5	7.15	108.26	105.40
1	13	714	G	O5'-P-OP1	-7.15	99.27	105.70
26	1H	693	C	OP2-P-O3'	7.15	120.92	105.20
26	1H	2018	G	C6-C5-N7	-7.15	126.11	130.40
25	4L	13	A	P-O3'-C3'	7.15	128.28	119.70
1	13	690	G	C8-N9-C4	-7.15	103.54	106.40
26	1H	2507	C	N1-C2-O2	7.15	123.19	118.90
26	14	2703	C	C4-C5-C6	7.15	120.97	117.40
26	1H	2509	G	C8-N9-C4	7.14	109.26	106.40
1	1G	817	C	C6-N1-C2	7.14	123.16	120.30
26	1H	435	C	N1-C2-O2	7.14	123.19	118.90
26	14	790	C	O5'-P-OP2	-7.14	99.27	105.70
26	1H	599	G	N3-C4-N9	7.14	130.28	126.00
26	1H	2617	C	C6-N1-C2	7.14	123.16	120.30
26	1H	1827	C	C5-C6-N1	-7.14	117.43	121.00
26	14	795	C	O5'-P-OP2	-7.14	99.28	105.70
26	14	2872	G	C8-N9-C4	-7.14	103.55	106.40
26	1H	2004	G	OP1-P-OP2	7.14	130.31	119.60
26	14	574	C	N3-C4-N4	-7.14	113.00	118.00
26	14	672	C	O5'-P-OP2	-7.14	99.28	105.70
26	1H	2721	A	N1-C6-N6	7.13	122.88	118.60
26	14	584	C	N3-C4-C5	7.13	124.75	121.90
26	1H	1969	A	N9-C4-C5	7.13	108.65	105.80
1	13	768	A	C6-N1-C2	-7.13	114.32	118.60
26	1H	836	G	C2-N3-C4	7.13	115.47	111.90
26	1H	2031	A	C5-C6-N1	7.13	121.27	117.70
26	14	391	G	N1-C6-O6	7.13	124.18	119.90
26	1H	1602	U	C4-C5-C6	7.13	123.98	119.70
26	1H	448	U	N1-C2-N3	7.13	119.18	114.90
26	1H	908	C	C5-C6-N1	-7.13	117.44	121.00
26	1H	2438	U	C5-C6-N1	-7.13	119.14	122.70
26	14	982	C	C6-N1-C2	-7.12	117.45	120.30
26	1H	2726	U	C5-C6-N1	-7.12	119.14	122.70
1	1G	1417	G	N1-C6-O6	7.12	124.17	119.90
26	1H	825	C	N1-C2-O2	-7.12	114.63	118.90
28	11	122	ASP	CB-CG-OD2	7.12	124.71	118.30
1	13	1354	C	C6-N1-C2	-7.12	117.45	120.30
26	1H	213	A	C8-N9-C4	7.12	108.65	105.80
26	14	1558	A	C2-N3-C4	-7.12	107.04	110.60
1	13	901	A	N1-C2-N3	7.11	132.86	129.30
26	1H	2437	U	C5-C4-O4	7.11	130.17	125.90

Continued on next page...

Continued from previous page...

Mol	Chain	Res	Type	Atoms	Z	Observed(°)	Ideal(°)
26	14	1379	A	N1-C6-N6	7.11	122.87	118.60
26	14	1520	U	C5-C4-O4	7.11	130.17	125.90
26	14	2258	C	C5-C4-N4	-7.11	115.22	120.20
26	14	2700	C	C5-C6-N1	-7.11	117.44	121.00
26	14	492	A	O5'-P-OP2	-7.11	99.30	105.70
26	14	1564	C	C5-C4-N4	7.11	125.18	120.20
26	14	1948	G	O5'-P-OP1	-7.11	99.30	105.70
26	1H	859	G	N3-C4-N9	-7.11	121.74	126.00
26	14	1330	C	O5'-P-OP1	-7.11	99.30	105.70
26	14	1261	C	O5'-P-OP1	-7.10	99.31	105.70
26	14	1373	A	C8-N9-C4	7.10	108.64	105.80
26	1H	248	G	O5'-P-OP2	-7.10	99.31	105.70
26	1H	188	G	C6-C5-N7	-7.10	126.14	130.40
26	14	770	G	OP1-P-OP2	-7.10	108.95	119.60
26	14	1247	A	O5'-P-OP2	-7.10	99.31	105.70
26	1H	660	G	N7-C8-N9	7.10	116.65	113.10
26	14	916	G	O5'-P-OP1	-7.10	99.31	105.70
26	1H	2328	A	C6-N1-C2	-7.09	114.34	118.60
1	1G	413	G	C6-C5-N7	7.09	134.66	130.40
26	1H	446	G	C6-C5-N7	-7.09	126.14	130.40
26	14	673	C	O5'-P-OP1	7.09	119.21	110.70
26	14	2707	G	O4'-C1'-N9	7.09	113.87	108.20
1	13	1322	C	C5-C6-N1	7.09	124.54	121.00
1	1G	1485	U	O5'-P-OP2	-7.09	99.32	105.70
26	1H	262	A	C5-C6-N6	-7.08	118.03	123.70
26	1H	1326	U	O5'-P-OP2	-7.08	99.32	105.70
26	1H	950	G	N1-C2-N3	7.08	128.15	123.90
1	1G	442	C	C6-N1-C2	-7.08	117.47	120.30
26	14	2331	G	N1-C6-O6	7.08	124.15	119.90
26	1H	1298	C	C6-N1-C2	-7.08	117.47	120.30
26	1H	2439	A	O4'-C1'-N9	-7.08	102.54	108.20
26	14	1332	G	C8-N9-C4	-7.08	103.57	106.40
26	1H	2010	G	N1-C6-O6	7.08	124.15	119.90
26	14	613	U	N3-C2-O2	-7.08	117.25	122.20
1	1G	332	G	N9-C4-C5	-7.08	102.57	105.40
26	1H	1612	C	C4-C5-C6	7.07	120.94	117.40
26	14	2056	G	C6-N1-C2	-7.07	120.86	125.10
26	1H	628	G	C8-N9-C4	7.07	109.23	106.40
26	1H	1325	G	O5'-P-OP2	7.07	119.19	110.70
26	1H	1595	G	O5'-P-OP1	-7.07	99.33	105.70
26	1H	1616	A	C5-C6-N6	-7.07	118.04	123.70
26	14	74	A	C4-C5-N7	7.07	114.23	110.70

Continued on next page...

Continued from previous page...

Mol	Chain	Res	Type	Atoms	Z	Observed(°)	Ideal(°)
26	1H	1249	U	N1-C2-O2	-7.07	117.85	122.80
26	1H	919	G	C4-C5-C6	7.07	123.04	118.80
26	14	1241	A	C2-N3-C4	-7.07	107.07	110.60
26	14	945	A	C5-C6-N6	-7.06	118.05	123.70
26	14	1698	A	N9-C4-C5	-7.06	102.97	105.80
26	14	2335	A	O4'-C1'-N9	7.06	113.85	108.20
26	1H	1943	U	O5'-P-OP2	-7.06	99.34	105.70
1	13	580	U	C5-C6-N1	-7.06	119.17	122.70
1	13	1322	C	C6-N1-C1'	-7.06	112.33	120.80
23	2K	21	U	C2-N3-C4	-7.06	122.76	127.00
26	1H	51	G	N7-C8-N9	-7.06	109.57	113.10
26	1H	577	G	OP1-P-OP2	-7.06	109.01	119.60
26	1H	2451	A	N9-C4-C5	7.06	108.62	105.80
26	14	127	A	OP1-P-O3'	7.06	120.73	105.20
26	14	2074	U	O5'-P-OP1	-7.06	99.35	105.70
26	14	861	A	O5'-P-OP1	-7.06	99.35	105.70
26	1H	1658	C	N3-C4-N4	7.06	122.94	118.00
26	1H	432	A	N9-C4-C5	-7.05	102.98	105.80
26	1H	866	A	N7-C8-N9	7.05	117.33	113.80
26	1H	841	A	C5-C6-N6	-7.05	118.06	123.70
26	1H	2351	G	N3-C4-N9	7.05	130.23	126.00
26	14	2584	U	C6-N1-C1'	-7.05	111.33	121.20
26	1H	121	G	C6-N1-C2	-7.05	120.87	125.10
26	1H	78	A	N9-C4-C5	-7.05	102.98	105.80
26	1H	2056	G	N3-C4-N9	7.05	130.23	126.00
26	1H	1361	G	C8-N9-C4	7.05	109.22	106.40
26	1H	2379	G	N1-C6-O6	7.05	124.13	119.90
26	1H	2607	G	C2-N3-C4	-7.04	108.38	111.90
1	13	1189	C	O5'-P-OP2	7.04	119.15	110.70
26	14	2501	C	C2-N1-C1'	-7.04	111.05	118.80
26	1H	598	G	O5'-P-OP2	-7.04	99.36	105.70
26	1H	2031	A	C2-N3-C4	7.04	114.12	110.60
26	14	130	C	N3-C4-C5	7.04	124.72	121.90
26	14	755	C	N1-C2-O2	-7.04	114.67	118.90
26	1H	2701	C	N3-C2-O2	-7.04	116.97	121.90
26	14	1280	G	OP2-P-O3'	7.04	120.69	105.20
26	1H	1699	G	C8-N9-C4	-7.04	103.58	106.40
1	13	910	C	C5-C6-N1	-7.04	117.48	121.00
26	1H	127	A	O5'-P-OP2	-7.04	99.37	105.70
26	1H	950	G	C2-N3-C4	-7.04	108.38	111.90
26	14	1782	C	N3-C2-O2	7.04	126.83	121.90
26	1H	146	G	C4-C5-N7	7.03	113.61	110.80

Continued on next page...

Continued from previous page...

Mol	Chain	Res	Type	Atoms	Z	Observed(°)	Ideal(°)
26	1H	2331	G	C8-N9-C4	7.03	109.21	106.40
26	14	2378	A	N1-C6-N6	7.03	122.82	118.60
26	1H	2272	U	O5'-P-OP2	-7.03	99.37	105.70
26	1H	214	G	N3-C4-C5	-7.03	125.08	128.60
26	14	2712(A)	A	C8-N9-C4	7.03	108.61	105.80
26	1H	598	G	C6-C5-N7	-7.03	126.18	130.40
26	1H	2048	G	N9-C4-C5	7.03	108.21	105.40
26	14	2361	A	C2-N3-C4	-7.03	107.09	110.60
26	1H	211	A	C8-N9-C4	7.03	108.61	105.80
27	16	99	A	OP1-P-OP2	7.03	130.14	119.60
1	13	865	A	C4-C5-N7	7.02	114.21	110.70
26	14	1623	G	N9-C4-C5	7.02	108.21	105.40
26	1H	631	A	C5-N7-C8	7.02	107.41	103.90
26	1H	1006	C	O5'-P-OP2	7.02	119.13	110.70
26	14	385	C	OP1-P-OP2	7.02	130.13	119.60
26	1H	1187	G	OP2-P-O3'	7.02	120.64	105.20
26	1H	1602	U	C5-C6-N1	-7.02	119.19	122.70
26	1H	1010	A	C8-N9-C4	7.02	108.61	105.80
26	1H	71	A	C6-C5-N7	-7.02	127.39	132.30
26	1H	1940	U	N3-C4-O4	7.02	124.31	119.40
26	1H	1277	G	C2-N3-C4	-7.02	108.39	111.90
26	1H	2871	C	O5'-P-OP1	7.02	119.12	110.70
1	1G	11	G	O5'-P-OP1	-7.02	99.39	105.70
26	1H	816	C	N3-C4-C5	-7.01	119.09	121.90
26	1H	1402	C	C6-N1-C2	-7.01	117.49	120.30
26	14	752	A	C6-N1-C2	-7.01	114.39	118.60
26	14	2702	U	O5'-P-OP2	-7.01	99.39	105.70
26	14	774	A	C4-C5-N7	7.01	114.21	110.70
26	1H	2199	A	N1-C6-N6	-7.01	114.39	118.60
26	1H	2368	C	O5'-P-OP1	-7.01	99.39	105.70
26	14	2307	G	C4-N9-C1'	7.01	135.61	126.50
26	1H	40	C	O5'-P-OP2	-7.01	99.39	105.70
26	1H	948	G	C4-C5-N7	7.01	113.60	110.80
26	14	1673	U	O5'-P-OP2	7.01	119.11	110.70
26	1H	2497	A	C4-C5-C6	7.01	120.50	117.00
26	14	736	C	N3-C2-O2	7.01	126.80	121.90
26	14	1307	A	C2-N3-C4	-7.01	107.10	110.60
1	13	5	U	P-O3'-C3'	7.00	128.11	119.70
26	1H	1191	G	OP1-P-OP2	7.00	130.11	119.60
26	14	1934	C	O5'-P-OP2	-7.00	99.40	105.70
26	1H	2025	C	C6-N1-C2	-7.00	117.50	120.30
26	14	193	U	C5-C6-N1	-7.00	119.20	122.70

Continued on next page...

Continued from previous page...

Mol	Chain	Res	Type	Atoms	Z	Observed(°)	Ideal(°)
26	1H	946	G	O5'-P-OP1	-7.00	99.40	105.70
26	1H	131	G	C5-C6-O6	-7.00	124.40	128.60
26	1H	1604	C	O5'-P-OP1	-7.00	99.40	105.70
26	1H	2703	C	C6-N1-C2	-7.00	117.50	120.30
27	16	65	C	N1-C2-O2	7.00	123.10	118.90
26	14	2518	A	C5-C6-N6	-7.00	118.10	123.70
1	1G	1286	A	N7-C8-N9	7.00	117.30	113.80
26	1H	1681	G	N1-C6-O6	6.99	124.10	119.90
26	1H	52	A	N1-C2-N3	-6.99	125.80	129.30
1	13	1128	C	C2-N1-C1'	6.99	126.49	118.80
26	1H	263	C	O5'-P-OP2	-6.99	99.41	105.70
26	1H	507	A	C5-C6-N6	-6.99	118.11	123.70
26	1H	989	G	C5-C6-O6	-6.99	124.41	128.60
26	1H	1496	A	C6-C5-N7	-6.99	127.41	132.30
26	14	2346	A	O4'-C1'-N9	6.99	113.79	108.20
26	14	1332	G	N3-C2-N2	-6.99	115.01	119.90
26	1H	1312	U	C5-C4-O4	6.99	130.09	125.90
26	1H	1363	C	O5'-P-OP2	-6.99	99.41	105.70
26	14	841	A	C2-N3-C4	-6.99	107.11	110.60
26	1H	686	G	N7-C8-N9	-6.98	109.61	113.10
1	13	1049	U	C2-N1-C1'	-6.98	109.32	117.70
11	2I	102	GLY	N-CA-C	-6.98	95.65	113.10
1	13	47	C	N1-C2-O2	-6.98	114.71	118.90
1	13	982	U	N3-C2-O2	-6.98	117.31	122.20
26	1H	785	G	N3-C2-N2	-6.98	115.02	119.90
26	1H	915	C	N1-C2-O2	6.98	123.09	118.90
26	1H	2259	G	OP1-P-OP2	-6.97	109.14	119.60
26	14	451	C	O5'-P-OP1	-6.97	99.42	105.70
26	14	456	C	N1-C2-O2	-6.97	114.72	118.90
26	1H	1300	U	N1-C2-N3	6.97	119.08	114.90
1	1G	266	G	P-O3'-C3'	6.97	128.07	119.70
26	1H	699	A	N1-C2-N3	-6.97	125.81	129.30
27	16	101	A	C2-N3-C4	-6.97	107.11	110.60
26	1H	265	A	C8-N9-C4	-6.97	103.01	105.80
26	1H	2375	G	N1-C6-O6	6.97	124.08	119.90
26	14	133	C	N3-C4-C5	6.97	124.69	121.90
26	1H	2330	G	C4-C5-N7	6.97	113.59	110.80
26	1H	2689	U	C5-C6-N1	-6.97	119.22	122.70
26	1H	74	A	C4-C5-N7	6.96	114.18	110.70
26	1H	530	G	N3-C4-N9	-6.96	121.82	126.00
26	1H	599	G	N1-C2-N2	-6.96	109.93	116.20
26	14	48	G	OP2-P-O3'	6.96	120.52	105.20

Continued on next page...

Continued from previous page...

Mol	Chain	Res	Type	Atoms	Z	Observed(°)	Ideal(°)
26	1H	165	U	C2-N1-C1'	6.96	126.06	117.70
26	14	471	A	C2-N3-C4	-6.96	107.12	110.60
1	13	1435	G	C8-N9-C4	6.96	109.19	106.40
26	1H	784	A	N1-C6-N6	-6.96	114.42	118.60
26	1H	1613	G	C5-C6-O6	6.96	132.78	128.60
26	1H	2506	U	N1-C2-O2	6.96	127.67	122.80
26	14	1698	A	C5-C6-N6	-6.96	118.13	123.70
26	1H	1314	C	O5'-P-OP2	-6.96	99.44	105.70
26	1H	2310	A	N7-C8-N9	6.96	117.28	113.80
26	14	2351	G	N3-C4-C5	-6.96	125.12	128.60
1	13	19	C	C6-N1-C2	-6.96	117.52	120.30
26	1H	2521	C	C5-C6-N1	-6.96	117.52	121.00
26	14	935	C	C5-C6-N1	-6.96	117.52	121.00
26	14	1989	G	N3-C2-N2	-6.96	115.03	119.90
26	1H	528	A	C8-N9-C1'	6.96	140.22	127.70
26	1H	774	A	N7-C8-N9	6.96	117.28	113.80
26	14	265	A	C6-C5-N7	-6.96	127.43	132.30
26	14	2249	U	C6-N1-C2	-6.96	116.83	121.00
26	1H	2513	G	O5'-P-OP2	-6.95	99.44	105.70
1	1G	904	C	N1-C2-O2	-6.95	114.73	118.90
26	1H	1437	C	N3-C2-O2	-6.95	117.03	121.90
26	1H	839	U	OP1-P-OP2	6.95	130.02	119.60
26	1H	432	A	C4-C5-N7	6.95	114.17	110.70
1	1G	266	G	C8-N9-C4	-6.95	103.62	106.40
26	14	1929	G	OP1-P-OP2	6.95	130.02	119.60
26	14	2272	U	N3-C4-O4	-6.95	114.54	119.40
26	14	1954	G	C8-N9-C1'	6.94	136.03	127.00
26	1H	134	C	C5-C6-N1	-6.94	117.53	121.00
26	1H	1624	G	O5'-P-OP2	-6.94	99.45	105.70
26	1H	2585	U	N3-C4-O4	-6.94	114.54	119.40
26	1H	2638	G	N3-C2-N2	6.94	124.76	119.90
26	14	774	A	N1-C6-N6	6.94	122.77	118.60
26	14	2554	U	O5'-P-OP1	-6.94	99.45	105.70
26	1H	239	U	N3-C4-O4	-6.94	114.54	119.40
26	1H	1153	C	O5'-P-OP2	-6.94	99.46	105.70
26	14	1441	G	N7-C8-N9	-6.94	109.63	113.10
26	1H	1296	G	O5'-P-OP2	-6.94	99.46	105.70
26	1H	1598	C	OP1-P-O3'	6.94	120.46	105.20
26	1H	236	C	C5-C6-N1	-6.93	117.53	121.00
26	1H	2006	C	C6-N1-C2	6.93	123.07	120.30
26	14	197	A	C6-N1-C2	-6.93	114.44	118.60
26	14	330	A	C6-C5-N7	-6.93	127.44	132.30

Continued on next page...

Continued from previous page...

Mol	Chain	Res	Type	Atoms	Z	Observed(°)	Ideal(°)
26	14	784	A	N1-C6-N6	-6.93	114.44	118.60
26	1H	583	G	OP1-P-O3'	6.93	120.44	105.20
26	1H	1928	A	C5-C6-N1	6.93	121.17	117.70
26	14	2697	G	C2-N3-C4	-6.93	108.44	111.90
26	1H	1229(A)	G	C6-C5-N7	-6.93	126.24	130.40
26	1H	2068	U	C5-C4-O4	6.93	130.06	125.90
26	1H	918	A	O5'-P-OP2	6.92	119.01	110.70
26	1H	2371	G	C5-C6-N1	-6.92	108.04	111.50
26	1H	2827	C	C5-C4-N4	-6.92	115.35	120.20
26	14	776	G	N1-C6-O6	6.92	124.06	119.90
26	1H	613	U	N1-C2-O2	6.92	127.65	122.80
26	1H	208	C	OP2-P-O3'	6.92	120.43	105.20
26	1H	2253	G	O5'-P-OP2	-6.92	99.47	105.70
27	16	7	G	N7-C8-N9	6.92	116.56	113.10
26	1H	1594	G	C8-N9-C4	-6.92	103.63	106.40
26	14	1616	A	C6-C5-N7	-6.92	127.46	132.30
26	1H	1225	C	C5-C6-N1	-6.92	117.54	121.00
26	1H	52	A	O5'-P-OP2	-6.92	99.48	105.70
26	1H	1834	U	N3-C2-O2	-6.92	117.36	122.20
26	1H	2277	G	C4-C5-N7	-6.92	108.03	110.80
26	14	807	U	N3-C4-O4	6.92	124.24	119.40
26	1H	774	A	C4-N9-C1'	-6.92	113.85	126.30
26	14	2272	U	N3-C2-O2	-6.92	117.36	122.20
1	13	974	A	C4-C5-N7	6.91	114.16	110.70
26	1H	786	C	C5-C6-N1	-6.91	117.54	121.00
26	14	140	A	C2-N3-C4	-6.91	107.14	110.60
26	1H	1336	A	N1-C6-N6	-6.91	114.45	118.60
26	14	2278	A	N1-C6-N6	-6.91	114.45	118.60
26	1H	1241	A	C6-C5-N7	-6.91	127.46	132.30
26	1H	1673	U	C5-C6-N1	-6.91	119.25	122.70
26	14	2707	G	C5-C6-N1	6.91	114.95	111.50
26	1H	1275	A	N1-C6-N6	6.91	122.74	118.60
26	1H	1332	G	C4-C5-N7	6.91	113.56	110.80
26	1H	1237	A	OP1-P-OP2	-6.90	109.24	119.60
26	1H	2032	G	N1-C2-N3	6.90	128.04	123.90
26	14	1482	U	C5-C4-O4	6.90	130.04	125.90
26	1H	2697	G	OP1-P-OP2	6.90	129.95	119.60
1	13	1525	G	N3-C4-C5	6.90	132.05	128.60
26	14	676	A	C4-C5-N7	6.90	114.15	110.70
26	1H	671	C	C2-N1-C1'	-6.90	111.21	118.80
26	1H	645	C	C5-C6-N1	6.90	124.45	121.00
26	14	2464	C	C6-N1-C2	6.90	123.06	120.30

Continued on next page...

Continued from previous page...

Mol	Chain	Res	Type	Atoms	Z	Observed(°)	Ideal(°)
1	13	827	U	N3-C2-O2	-6.89	117.37	122.20
26	14	512	G	O4'-C1'-N9	6.89	113.72	108.20
26	14	1616	A	O4'-C1'-N9	6.89	113.72	108.20
26	1H	122	G	C6-C5-N7	-6.89	126.26	130.40
26	1H	284	U	O5'-P-OP1	-6.89	99.50	105.70
39	A8	24	LEU	CA-CB-CG	6.89	131.15	115.30
52	N8	41	PRO	C-N-CD	-6.89	105.44	120.60
26	1H	966	G	C8-N9-C4	6.89	109.16	106.40
26	1H	1353	A	N1-C2-N3	6.89	132.75	129.30
26	1H	468	G	C5-C6-O6	-6.89	124.47	128.60
26	1H	1249	U	N3-C2-O2	6.89	127.02	122.20
26	14	735	A	N7-C8-N9	-6.89	110.36	113.80
26	14	787	U	O5'-P-OP1	6.89	118.97	110.70
26	1H	2713	A	C5-C6-N1	-6.89	114.26	117.70
27	16	5	C	C2-N3-C4	-6.89	116.46	119.90
26	1H	1340	U	C5-C4-O4	-6.88	121.77	125.90
26	14	2286	A	N7-C8-N9	6.88	117.24	113.80
27	16	24	G	N3-C4-C5	-6.88	125.16	128.60
26	1H	1303	G	O5'-P-OP2	-6.88	99.51	105.70
26	14	71	A	C5-C6-N6	-6.88	118.20	123.70
1	13	1395	C	C6-N1-C2	-6.88	117.55	120.30
26	1H	982	C	O5'-P-OP2	-6.88	99.51	105.70
1	13	896	C	C5-C6-N1	-6.87	117.56	121.00
26	1H	265	A	O4'-C1'-N9	6.87	113.70	108.20
26	1H	470	A	C4-C5-N7	6.87	114.14	110.70
26	1H	1299	G	C5-C6-O6	-6.87	124.48	128.60
26	1H	1626	G	N3-C2-N2	-6.87	115.09	119.90
26	1H	2287	A	N1-C2-N3	6.87	132.74	129.30
26	14	991	C	C6-N1-C2	-6.87	117.55	120.30
26	14	2326	C	N3-C4-C5	-6.87	119.15	121.90
1	13	586	C	C6-N1-C2	6.87	123.05	120.30
26	1H	802	A	N1-C6-N6	6.87	122.72	118.60
26	1H	1428	C	N3-C4-N4	-6.87	113.19	118.00
26	14	1332	G	OP1-P-O3'	6.87	120.32	105.20
26	14	1304	C	N1-C2-O2	6.87	123.02	118.90
26	14	2463	C	N3-C2-O2	6.87	126.71	121.90
26	1H	596	G	N1-C6-O6	6.87	124.02	119.90
26	1H	1931	U	C2-N3-C4	-6.87	122.88	127.00
1	1G	1260	C	C5-C6-N1	6.87	124.43	121.00
26	14	1314	C	C5-C6-N1	6.87	124.43	121.00
26	1H	246	C	C5-C6-N1	-6.86	117.57	121.00
26	1H	684	G	N9-C4-C5	6.86	108.14	105.40

Continued on next page...

Continued from previous page...

Mol	Chain	Res	Type	Atoms	Z	Observed(°)	Ideal(°)
26	14	1604	C	O5'-P-OP1	-6.86	99.52	105.70
32	59	153	LYS	C-N-CD	6.86	142.81	128.40
26	1H	946	G	N7-C8-N9	-6.86	109.67	113.10
26	1H	2444	G	N3-C2-N2	-6.86	115.10	119.90
26	14	1760	A	C8-N9-C4	6.86	108.54	105.80
1	1G	1200	C	C2-N1-C1'	6.86	126.34	118.80
26	14	1276	A	N9-C4-C5	-6.86	103.06	105.80
26	14	1312	U	O5'-P-OP1	-6.86	99.53	105.70
26	1H	71	A	N3-C4-C5	6.86	131.60	126.80
26	1H	838	C	C4-C5-C6	6.86	120.83	117.40
26	14	965	C	C6-N1-C2	-6.86	117.56	120.30
26	14	1786	A	N3-C4-C5	6.86	131.60	126.80
26	1H	330	A	N1-C6-N6	6.85	122.71	118.60
26	1H	1247	A	C6-N1-C2	-6.85	114.49	118.60
26	14	1261	C	N3-C4-C5	6.85	124.64	121.90
36	35	65	ARG	N-CA-C	-6.85	92.50	111.00
1	13	899	C	N3-C2-O2	6.85	126.69	121.90
26	1H	449	A	N1-C6-N6	-6.85	114.49	118.60
26	1H	2501	C	C6-N1-C2	6.85	123.04	120.30
1	1G	690	G	N7-C8-N9	6.85	116.52	113.10
1	13	12	U	C6-N1-C2	-6.85	116.89	121.00
26	1H	1213	A	N1-C6-N6	6.85	122.71	118.60
26	1H	1372	U	C4-C5-C6	6.85	123.81	119.70
26	14	574	C	C2-N1-C1'	-6.85	111.27	118.80
26	14	2307	G	N7-C8-N9	6.85	116.52	113.10
1	1G	884	U	N3-C2-O2	-6.84	117.41	122.20
26	14	1386	C	N3-C4-C5	-6.84	119.16	121.90
1	1G	913	A	P-O3'-C3'	6.84	127.91	119.70
26	14	855	G	C8-N9-C4	-6.84	103.66	106.40
26	1H	335	C	C5-C6-N1	6.84	124.42	121.00
26	1H	486	C	O5'-P-OP2	6.84	118.91	110.70
26	1H	793	A	O5'-P-OP2	-6.84	99.54	105.70
26	1H	942	G	N3-C2-N2	-6.84	115.11	119.90
26	1H	2447	G	C4-C5-N7	-6.84	108.06	110.80
26	14	990	A	O5'-P-OP1	-6.84	99.55	105.70
27	16	60	C	C6-N1-C2	-6.84	117.56	120.30
26	1H	130	C	C2-N3-C4	-6.84	116.48	119.90
26	1H	593	G	O5'-P-OP2	-6.84	99.55	105.70
26	1H	624	C	O5'-P-OP2	6.84	118.90	110.70
26	1H	946	G	C8-N9-C4	6.84	109.14	106.40
26	1H	1789	A	C6-N1-C2	-6.84	114.50	118.60
27	16	47	C	C5-C6-N1	-6.84	117.58	121.00

Continued on next page...

Continued from previous page...

Mol	Chain	Res	Type	Atoms	Z	Observed(°)	Ideal(°)
26	14	188	G	N1-C6-O6	6.84	124.00	119.90
26	14	1318	C	C6-N1-C2	-6.84	117.56	120.30
26	14	2701	C	P-O3'-C3'	6.84	127.90	119.70
26	14	127	A	C5-C6-N1	6.83	121.12	117.70
1	13	813	U	C4-C5-C6	-6.83	115.60	119.70
26	1H	598	G	C4-C5-C6	6.83	122.90	118.80
26	1H	1215	G	C2-N3-C4	6.83	115.32	111.90
26	1H	1648	C	N1-C2-O2	-6.83	114.80	118.90
1	1G	121	C	N1-C2-O2	6.83	123.00	118.90
26	14	2281	C	C6-N1-C2	-6.83	117.57	120.30
26	1H	34	C	O5'-P-OP2	6.83	118.90	110.70
26	14	530	G	N1-C6-O6	6.83	124.00	119.90
26	1H	834	C	OP2-P-O3'	6.83	120.21	105.20
26	14	56	A	N1-C6-N6	-6.83	114.50	118.60
26	14	621	A	N7-C8-N9	6.83	117.21	113.80
26	1H	2286	A	N7-C8-N9	6.82	117.21	113.80
26	1H	2246	G	C5-N7-C8	6.82	107.71	104.30
26	1H	2342	C	C5-C6-N1	6.82	124.41	121.00
26	14	2307	G	C8-N9-C4	-6.82	103.67	106.40
1	13	115	G	N3-C4-C5	-6.82	125.19	128.60
26	1H	2708	G	O5'-P-OP2	-6.82	99.56	105.70
26	14	916	G	O5'-P-OP2	6.82	118.88	110.70
26	1H	398	G	O5'-P-OP2	-6.82	99.57	105.70
26	1H	761	A	O5'-P-OP2	-6.82	99.57	105.70
26	1H	1022	G	N3-C2-N2	-6.82	115.13	119.90
26	1H	1754	C	N3-C4-C5	-6.82	119.17	121.90
26	1H	2502	G	O5'-P-OP1	-6.82	99.57	105.70
26	1H	2830	G	N7-C8-N9	6.82	116.51	113.10
26	1H	391	G	N1-C2-N3	6.81	127.99	123.90
1	1G	862	C	N3-C2-O2	-6.81	117.13	121.90
26	14	2359	C	N3-C4-N4	-6.81	113.23	118.00
26	14	2607	G	N3-C4-N9	6.81	130.09	126.00
26	1H	1410	G	C4-N9-C1'	-6.81	117.65	126.50
43	E8	51	LEU	CA-CB-CG	6.81	130.97	115.30
26	14	848	G	C8-N9-C4	-6.81	103.68	106.40
26	1H	1266	G	C5-C6-O6	-6.81	124.52	128.60
26	14	71	A	O4'-C1'-N9	-6.81	102.75	108.20
26	14	265	A	N1-C6-N6	6.81	122.69	118.60
26	14	1782	C	N3-C4-N4	6.81	122.77	118.00
26	14	2314	C	C6-N1-C2	-6.81	117.58	120.30
26	14	2873	A	C5-C6-N1	-6.81	114.30	117.70
27	1J	14	U	O5'-P-OP2	-6.81	99.57	105.70

Continued on next page...

Continued from previous page...

Mol	Chain	Res	Type	Atoms	Z	Observed(°)	Ideal(°)
26	1H	1302	A	OP1-P-OP2	6.81	129.81	119.60
1	13	1322	C	N1-C2-O2	6.81	122.98	118.90
1	13	507	C	C6-N1-C2	-6.80	117.58	120.30
26	1H	2070	G	O5'-P-OP1	6.80	118.86	110.70
1	13	897	C	C5-C6-N1	-6.80	117.60	121.00
26	1H	1322	A	C5-N7-C8	-6.80	100.50	103.90
26	1H	2638	G	N3-C4-N9	6.80	130.08	126.00
1	1G	534	U	N3-C2-O2	-6.80	117.44	122.20
26	14	2005	A	O5'-P-OP2	-6.80	99.58	105.70
26	14	2685	G	N1-C6-O6	6.80	123.98	119.90
24	3K	35	A	O5'-P-OP2	-6.80	99.58	105.70
26	1H	1971	A	C6-N1-C2	-6.80	114.52	118.60
26	14	1616	A	N3-C4-C5	6.80	131.56	126.80
26	14	1496	A	C6-C5-N7	-6.79	127.54	132.30
1	13	1158	C	N3-C2-O2	-6.79	117.14	121.90
26	1H	845	G	P-O3'-C3'	6.79	127.85	119.70
26	14	676	A	OP1-P-OP2	6.79	129.79	119.60
26	14	953	A	N1-C6-N6	6.79	122.68	118.60
26	14	1251	C	OP1-P-OP2	6.79	129.79	119.60
26	14	2606	C	OP1-P-OP2	6.79	129.79	119.60
26	1H	1021	A	C8-N9-C4	-6.79	103.08	105.80
26	14	2059	A	O4'-C1'-N9	6.79	113.63	108.20
26	1H	1201	C	C5-C4-N4	-6.79	115.45	120.20
26	14	954	G	C4-C5-N7	-6.79	108.08	110.80
26	14	1379	A	N9-C1'-C2'	6.79	122.83	114.00
1	13	422	C	P-O3'-C3'	6.79	127.84	119.70
26	1H	682	G	C8-N9-C4	6.79	109.11	106.40
26	14	2332	U	N3-C4-O4	-6.79	114.65	119.40
26	14	2061	G	O5'-P-OP2	-6.79	99.59	105.70
1	13	496	A	C8-N9-C4	-6.78	103.09	105.80
26	1H	1817	G	N7-C8-N9	-6.78	109.71	113.10
26	1H	375	C	O5'-P-OP2	-6.78	99.60	105.70
26	1H	1444	G	N1-C6-O6	-6.78	115.83	119.90
45	C5	103	GLY	N-CA-C	6.78	130.06	113.10
26	1H	940	G	C6-N1-C2	-6.78	121.03	125.10
26	1H	1558	A	C5-C6-N6	-6.78	118.28	123.70
1	1G	885	G	C8-N9-C4	6.78	109.11	106.40
26	14	684	G	C8-N9-C4	-6.78	103.69	106.40
26	1H	508	G	C5-N7-C8	-6.78	100.91	104.30
26	1H	598	G	N1-C6-O6	6.78	123.97	119.90
26	1H	684	G	C8-N9-C4	-6.78	103.69	106.40
26	1H	1699	G	O4'-C1'-N9	6.78	113.62	108.20

Continued on next page...

Continued from previous page...

Mol	Chain	Res	Type	Atoms	Z	Observed(°)	Ideal(°)
26	14	798	G	C5-C6-O6	-6.78	124.53	128.60
26	14	1241	A	C5-C6-N1	-6.78	114.31	117.70
1	13	1505	G	OP1-P-OP2	-6.77	109.44	119.60
26	1H	199	A	C4-C5-C6	-6.77	113.61	117.00
26	14	945	A	C5-C6-N1	-6.77	114.31	117.70
26	1H	267	C	N3-C4-C5	6.77	124.61	121.90
26	14	209	C	N3-C4-C5	6.77	124.61	121.90
26	1H	2591	C	O5'-P-OP2	6.77	118.82	110.70
26	14	1623	G	C8-N9-C1'	6.77	135.80	127.00
26	1H	142	G	N3-C4-N9	-6.77	121.94	126.00
26	1H	232	G	O5'-P-OP2	-6.77	99.61	105.70
5	42	31	LEU	CA-CB-CG	6.77	130.86	115.30
26	1H	2466	C	C6-N1-C2	6.77	123.01	120.30
26	14	775	G	N3-C4-C5	-6.77	125.22	128.60
26	1H	448	U	C5-C6-N1	-6.76	119.32	122.70
1	1G	697	U	O5'-P-OP2	-6.76	99.61	105.70
26	1H	1780	A	N1-C6-N6	-6.76	114.54	118.60
26	1H	2439	A	N1-C6-N6	6.76	122.66	118.60
26	1H	676	A	C6-N1-C2	6.76	122.66	118.60
26	14	1349	A	C5-N7-C8	-6.76	100.52	103.90
1	13	328	C	N1-C2-O2	6.76	122.95	118.90
26	1H	1299	G	C4-C5-N7	6.76	113.50	110.80
26	1H	1621	U	N3-C4-O4	6.76	124.13	119.40
26	1H	2441	C	N3-C4-N4	-6.76	113.27	118.00
26	14	2429	G	O5'-P-OP1	6.76	118.81	110.70
26	1H	465	G	C5-C6-N1	-6.75	108.12	111.50
26	1H	931	G	N3-C4-C5	-6.75	125.22	128.60
26	1H	1162	G	N7-C8-N9	6.75	116.48	113.10
1	1G	1314	C	C6-N1-C2	-6.75	117.60	120.30
26	14	786	C	N3-C4-C5	6.75	124.60	121.90
26	14	2681	C	N3-C2-O2	-6.75	117.17	121.90
26	1H	452	G	C2-N3-C4	6.75	115.28	111.90
26	1H	2856	C	C6-N1-C2	-6.75	117.60	120.30
26	14	2329	G	C5-C6-N1	6.75	114.88	111.50
26	1H	828	U	N3-C4-O4	-6.75	114.67	119.40
26	1H	1924	C	N3-C2-O2	-6.75	117.17	121.90
26	14	1600	C	C6-N1-C2	6.75	123.00	120.30
26	1H	1157	G	N1-C6-O6	6.75	123.95	119.90
26	14	1397	U	C5-C4-O4	6.75	129.95	125.90
26	1H	2246	G	C4-C5-N7	-6.75	108.10	110.80
27	16	44	G	C6-C5-N7	6.75	134.45	130.40
26	1H	673	C	OP1-P-OP2	-6.75	109.48	119.60

Continued on next page...

Continued from previous page...

Mol	Chain	Res	Type	Atoms	Z	Observed(°)	Ideal(°)
26	1H	1972	A	OP1-P-OP2	-6.75	109.48	119.60
26	1H	1249	U	C2-N3-C4	-6.75	122.95	127.00
26	1H	210	C	N3-C4-C5	6.74	124.60	121.90
26	1H	1849	G	O5'-P-OP1	-6.74	99.63	105.70
26	14	768	G	OP1-P-OP2	6.74	129.72	119.60
26	14	79	G	C5-C6-O6	-6.74	124.56	128.60
26	1H	1673	U	C2-N1-C1'	-6.74	109.61	117.70
26	14	467	G	O5'-P-OP2	-6.74	99.64	105.70
26	1H	1225	C	OP1-P-OP2	6.74	129.71	119.60
26	1H	2435	A	N7-C8-N9	6.73	117.17	113.80
26	1H	94	G	C5-C6-O6	-6.73	124.56	128.60
26	1H	1607	C	C2-N1-C1'	6.73	126.21	118.80
26	1H	2433	A	C4-C5-C6	6.73	120.37	117.00
26	1H	2083	G	C2-N3-C4	-6.73	108.54	111.90
26	1H	675	A	C5-N7-C8	-6.73	100.54	103.90
26	1H	1257	C	N1-C2-N3	6.73	123.91	119.20
26	1H	1940	U	N1-C2-N3	6.73	118.94	114.90
26	1H	2620	C	N1-C2-O2	-6.73	114.86	118.90
26	14	827	U	N1-C2-O2	-6.73	118.09	122.80
1	13	912	C	C6-N1-C2	6.73	122.99	120.30
14	5I	27	CYS	CA-CB-SG	-6.73	101.89	114.00
26	1H	978	G	OP1-P-O3'	6.73	120.00	105.20
26	1H	205	G	C8-N9-C4	6.72	109.09	106.40
26	1H	2283	C	O5'-P-OP2	-6.72	99.65	105.70
26	14	1366	A	C5-C6-N6	-6.72	118.32	123.70
26	14	1696	G	O5'-P-OP2	-6.72	99.65	105.70
26	1H	1888	G	N3-C4-C5	-6.72	125.24	128.60
26	1H	2441	C	C5-C4-N4	6.72	124.91	120.20
26	1H	2779	U	C2-N3-C4	-6.72	122.97	127.00
26	14	1496	A	C8-N9-C4	-6.72	103.11	105.80
26	14	1826	G	N7-C8-N9	-6.72	109.74	113.10
23	2K	21	U	N3-C2-O2	-6.72	117.50	122.20
26	1H	2298	A	O5'-P-OP2	-6.72	99.65	105.70
26	14	530	G	C4-C5-N7	6.72	113.49	110.80
26	1H	1337	G	OP1-P-O3'	6.72	119.98	105.20
27	16	87	G	C8-N9-C4	6.72	109.09	106.40
26	1H	971	C	N3-C4-C5	-6.72	119.21	121.90
26	14	802	A	C6-N1-C2	-6.72	114.57	118.60
26	14	2029	G	O5'-P-OP1	-6.72	99.66	105.70
26	1H	778	G	C2-N3-C4	-6.71	108.54	111.90
26	1H	2690	C	N3-C4-C5	-6.71	119.21	121.90
26	14	2217	G	C4-C5-C6	6.71	122.83	118.80

Continued on next page...

Continued from previous page...

Mol	Chain	Res	Type	Atoms	Z	Observed(°)	Ideal(°)
26	14	2324	C	N3-C4-C5	6.71	124.59	121.90
26	14	2042	A	C8-N9-C4	6.71	108.48	105.80
26	1H	862	G	O5'-P-OP2	-6.71	99.66	105.70
26	1H	2296	U	N3-C4-O4	6.71	124.10	119.40
26	1H	2709	G	O5'-P-OP1	6.71	118.75	110.70
26	1H	2011	U	N3-C2-O2	6.71	126.90	122.20
26	1H	2082	A	C6-N1-C2	-6.71	114.57	118.60
26	14	566	U	C5-C6-N1	-6.71	119.35	122.70
26	14	2512	C	C6-N1-C2	6.71	122.98	120.30
26	1H	1604	C	O5'-P-OP2	6.71	118.75	110.70
55	Q8	28	GLY	N-CA-C	6.70	129.86	113.10
26	1H	2363	C	C6-N1-C2	6.70	122.98	120.30
26	14	2490	G	C8-N9-C4	-6.70	103.72	106.40
26	1H	2502	G	C8-N9-C4	-6.70	103.72	106.40
26	14	1694	C	N1-C2-O2	6.70	122.92	118.90
26	1H	146	G	N9-C4-C5	-6.70	102.72	105.40
26	1H	188	G	C4-C5-N7	6.70	113.48	110.80
26	1H	415	A	N1-C6-N6	6.70	122.62	118.60
26	1H	1347	G	N1-C6-O6	6.70	123.92	119.90
26	1H	1356	G	N1-C6-O6	6.70	123.92	119.90
1	1G	1518	A	O5'-P-OP1	-6.70	99.67	105.70
26	14	1141	U	P-O3'-C3'	6.70	127.74	119.70
26	14	1625	C	O5'-P-OP2	-6.70	99.67	105.70
26	14	2702	U	N1-C2-O2	6.70	127.49	122.80
26	1H	732	C	N1-C2-O2	-6.70	114.88	118.90
26	1H	777	A	N1-C2-N3	6.70	132.65	129.30
26	1H	1006	C	C6-N1-C2	6.70	122.98	120.30
27	16	101	A	C8-N9-C4	6.70	108.48	105.80
26	14	2593	U	OP1-P-OP2	-6.70	109.56	119.60
1	1G	894	G	C4-C5-N7	6.69	113.48	110.80
26	1H	609	A	C8-N9-C4	6.69	108.48	105.80
26	1H	1348	G	OP1-P-O3'	6.69	119.92	105.20
26	1H	2823	A	C8-N9-C4	-6.69	103.12	105.80
1	13	932	C	C6-N1-C2	-6.69	117.62	120.30
1	13	974	A	O4'-C1'-N9	6.69	113.55	108.20
26	1H	2541	A	O5'-P-OP1	-6.69	99.68	105.70
26	14	918	A	O5'-P-OP1	-6.69	99.68	105.70
26	1H	1253	A	N7-C8-N9	-6.69	110.46	113.80
26	1H	2243	U	OP2-P-O3'	6.69	119.91	105.20
26	14	2286	A	C6-C5-N7	-6.69	127.62	132.30
26	14	2591	C	O5'-P-OP2	-6.69	99.68	105.70
26	1H	1619	G	N3-C4-C5	-6.69	125.26	128.60

Continued on next page...

Continued from previous page...

Mol	Chain	Res	Type	Atoms	Z	Observed(°)	Ideal(°)
26	1H	51	G	N9-C4-C5	-6.68	102.73	105.40
26	1H	729	G	C8-N9-C4	-6.68	103.73	106.40
1	1G	32	A	C8-N9-C4	-6.68	103.13	105.80
26	14	639	U	C5-C4-O4	6.68	129.91	125.90
26	14	681	G	C8-N9-C1'	-6.68	118.31	127.00
26	14	2547	U	O5'-P-OP1	6.68	118.72	110.70
26	1H	1819	A	O5'-P-OP1	-6.68	99.69	105.70
26	1H	2782	G	N1-C6-O6	6.68	123.91	119.90
26	14	1571	A	C5-C6-N1	6.68	121.04	117.70
1	13	582	U	N3-C4-C5	6.68	118.61	114.60
26	14	2585	U	C2-N1-C1'	6.68	125.72	117.70
26	1H	371	A	C5-C6-N6	-6.68	118.36	123.70
26	1H	1159	U	N3-C2-O2	-6.68	117.53	122.20
26	14	134	C	C6-N1-C2	6.68	122.97	120.30
26	1H	2485	G	C2-N3-C4	-6.68	108.56	111.90
26	1H	2620	C	C6-N1-C2	6.68	122.97	120.30
22	1K	74	C	C6-N1-C1'	-6.68	112.79	120.80
26	1H	72	U	O5'-P-OP2	-6.67	99.69	105.70
26	1H	928	G	N3-C4-C5	6.67	131.94	128.60
26	1H	1759	A	O5'-P-OP1	-6.67	99.69	105.70
28	11	111	LEU	CA-CB-CG	6.67	130.65	115.30
26	14	1815	A	OP1-P-O3'	6.67	119.88	105.20
26	1H	1378	A	O5'-P-OP1	-6.67	99.69	105.70
26	1H	2566	A	C8-N9-C4	-6.67	103.13	105.80
26	14	2087	G	N7-C8-N9	-6.67	109.76	113.10
1	13	892	A	N1-C6-N6	6.67	122.60	118.60
26	1H	680	G	C5-C6-O6	-6.67	124.60	128.60
26	14	2495	G	C5-C6-N1	-6.67	108.17	111.50
26	1H	1528	A	C5-N7-C8	-6.67	100.56	103.90
26	1H	62	C	C5-C6-N1	-6.67	117.67	121.00
26	1H	396	G	N1-C6-O6	6.67	123.90	119.90
26	14	2267	A	OP1-P-OP2	6.67	129.60	119.60
26	1H	2330	G	C6-C5-N7	-6.67	126.40	130.40
26	1H	2665	A	N1-C2-N3	6.67	132.63	129.30
26	1H	2672	G	C8-N9-C4	-6.67	103.73	106.40
26	1H	2595	G	N9-C4-C5	-6.67	102.73	105.40
26	14	1344	G	N1-C6-O6	6.67	123.90	119.90
26	1H	470	A	C5-N7-C8	-6.66	100.57	103.90
26	1H	691	C	N3-C2-O2	6.66	126.56	121.90
26	1H	1385	G	N3-C4-N9	-6.66	122.00	126.00
26	1H	2373	G	N1-C2-N3	6.66	127.90	123.90
26	1H	2775	A	N9-C4-C5	-6.66	103.13	105.80

Continued on next page...

Continued from previous page...

Mol	Chain	Res	Type	Atoms	Z	Observed(°)	Ideal(°)
26	14	1955	U	N1-C2-N3	6.66	118.90	114.90
26	14	2518	A	N7-C8-N9	6.66	117.13	113.80
1	13	1322	C	O5'-P-OP2	-6.66	99.70	105.70
26	1H	2503	A	C2-N3-C4	6.66	113.93	110.60
26	1H	462	C	O5'-P-OP2	-6.66	99.71	105.70
26	1H	528	A	C5-N7-C8	-6.66	100.57	103.90
26	1H	763	G	N3-C4-N9	6.66	130.00	126.00
26	1H	2275	C	N3-C4-C5	-6.66	119.24	121.90
26	1H	205	G	N9-C4-C5	-6.66	102.74	105.40
26	1H	2409	G	C5-C6-O6	-6.66	124.61	128.60
26	14	330	A	N1-C2-N3	6.66	132.63	129.30
26	1H	2276	G	N3-C2-N2	-6.65	115.24	119.90
26	14	2286	A	N1-C6-N6	6.65	122.59	118.60
26	1H	814	C	N3-C4-N4	-6.65	113.34	118.00
26	1H	1622	G	C4-C5-N7	-6.65	108.14	110.80
26	1H	1665	A	N1-C2-N3	6.65	132.63	129.30
26	14	2554	U	N1-C2-O2	-6.65	118.14	122.80
26	14	2712	U	C4-C5-C6	6.65	123.69	119.70
26	1H	627	A	C8-N9-C4	6.65	108.46	105.80
26	1H	1196	C	N3-C4-N4	6.65	122.66	118.00
26	1H	2342	C	C6-N1-C2	-6.65	117.64	120.30
26	14	502	A	N1-C2-N3	6.65	132.62	129.30
26	1H	610	C	C2-N3-C4	-6.65	116.58	119.90
26	1H	1429	G	O5'-P-OP2	-6.65	99.72	105.70
1	13	961	U	O5'-P-OP2	-6.65	99.72	105.70
26	1H	1326	U	N3-C2-O2	-6.65	117.55	122.20
26	14	1471	A	N7-C8-N9	6.65	117.12	113.80
24	3K	71	G	C8-N9-C1'	6.64	135.64	127.00
26	14	307	G	OP1-P-OP2	6.64	129.57	119.60
26	1H	2379	G	N9-C4-C5	-6.64	102.74	105.40
26	14	2374	C	N3-C4-N4	-6.64	113.35	118.00
26	14	2422	A	O5'-P-OP2	-6.64	99.72	105.70
26	1H	1193	G	O5'-P-OP1	6.64	118.67	110.70
26	14	681	G	N1-C6-O6	6.64	123.89	119.90
26	1H	1471	A	N1-C6-N6	6.64	122.58	118.60
26	14	2030	A	O5'-P-OP2	-6.64	99.72	105.70
1	13	548	G	O5'-P-OP2	-6.64	99.73	105.70
26	1H	639	U	C5-C4-O4	6.64	129.88	125.90
26	1H	1786	A	N9-C1'-C2'	6.64	122.63	114.00
26	1H	59	U	N3-C4-C5	-6.63	110.62	114.60
26	14	475	U	C6-N1-C2	-6.63	117.02	121.00
26	14	1599	C	O5'-P-OP1	-6.63	99.73	105.70

Continued on next page...

Continued from previous page...

Mol	Chain	Res	Type	Atoms	Z	Observed(°)	Ideal(°)
1	13	901	A	C2-N3-C4	-6.63	107.28	110.60
26	1H	1970	A	C2-N3-C4	6.63	113.92	110.60
26	14	775	G	N3-C4-N9	6.63	129.98	126.00
1	13	1517	G	O5'-P-OP2	-6.63	99.73	105.70
26	1H	463	G	N3-C2-N2	6.63	124.54	119.90
26	1H	580	C	N3-C4-C5	-6.63	119.25	121.90
26	1H	1649	G	N1-C6-O6	-6.63	115.92	119.90
26	1H	2265	U	N3-C4-O4	6.63	124.04	119.40
26	14	1253	A	C4-C5-N7	6.63	114.02	110.70
26	14	2730	C	C6-N1-C2	-6.63	117.65	120.30
26	1H	1124	C	C2-N3-C4	-6.63	116.59	119.90
26	1H	1391	U	C5-C6-N1	6.63	126.02	122.70
26	1H	245	G	C4-C5-C6	6.63	122.78	118.80
26	1H	1027	A	C2-N3-C4	-6.63	107.29	110.60
26	1H	2324	C	O5'-P-OP2	-6.63	99.74	105.70
26	1H	2449	U	O5'-P-OP1	-6.63	99.73	105.70
26	14	2866	U	O5'-P-OP2	-6.63	99.74	105.70
1	13	314	C	O5'-P-OP2	-6.62	99.74	105.70
1	13	1113	C	C6-N1-C2	-6.62	117.65	120.30
26	1H	657	U	C5-C6-N1	-6.62	119.39	122.70
26	1H	1558	A	C6-C5-N7	-6.62	127.66	132.30
26	1H	2084	C	C6-N1-C2	6.62	122.95	120.30
26	1H	2261	C	OP1-P-O3'	-6.62	90.63	105.20
26	14	186	G	N1-C2-N3	6.62	127.87	123.90
26	14	775	G	N1-C2-N2	-6.62	110.24	116.20
26	14	945	A	N7-C8-N9	6.62	117.11	113.80
26	14	1272	A	C5-C6-N6	-6.62	118.40	123.70
26	1H	179	G	N1-C6-O6	6.62	123.87	119.90
26	1H	943	U	O5'-P-OP1	-6.62	99.74	105.70
26	1H	1641	A	O5'-P-OP2	6.62	118.65	110.70
27	16	29	A	OP1-P-OP2	-6.62	109.67	119.60
26	14	581	C	C6-N1-C2	-6.62	117.65	120.30
26	14	779	U	N3-C4-C5	6.62	118.57	114.60
26	14	2598	A	N7-C8-N9	-6.62	110.49	113.80
1	13	800	G	N1-C6-O6	6.62	123.87	119.90
26	1H	146	G	C5-C6-O6	-6.62	124.63	128.60
26	1H	2409	G	C4-C5-N7	6.62	113.45	110.80
26	14	693	C	C5-C6-N1	-6.62	117.69	121.00
26	14	1337	G	OP1-P-O3'	6.62	119.76	105.20
26	1H	1158	C	C5-C6-N1	-6.62	117.69	121.00
26	1H	2708	G	N3-C4-N9	6.62	129.97	126.00
26	1H	528	A	C2-N3-C4	-6.62	107.29	110.60

Continued on next page...

Continued from previous page...

Mol	Chain	Res	Type	Atoms	Z	Observed(°)	Ideal(°)
26	1H	1395	A	O4'-C1'-N9	6.62	113.49	108.20
26	1H	2326	C	N1-C2-O2	6.62	122.87	118.90
26	1H	2419	U	OP1-P-O3'	6.62	119.75	105.20
26	1H	2491	U	N3-C2-O2	6.62	126.83	122.20
26	14	1437	C	C6-N1-C2	-6.62	117.65	120.30
26	1H	1324	G	N3-C2-N2	-6.61	115.27	119.90
26	1H	1516	U	C5-C4-O4	6.61	129.87	125.90
1	13	577	G	C5-C6-O6	-6.61	124.63	128.60
1	13	770	C	N3-C2-O2	6.61	126.53	121.90
1	1G	558	G	C5-C6-N1	-6.61	108.19	111.50
24	3L	76	A	O4'-C1'-N9	6.61	113.49	108.20
26	1H	1857	G	C6-C5-N7	-6.61	126.43	130.40
26	1H	1902	C	C4-C5-C6	6.61	120.70	117.40
26	1H	2585	U	C5-C6-N1	-6.61	119.39	122.70
26	14	784	A	N9-C4-C5	6.61	108.44	105.80
26	14	1463	C	C6-N1-C2	-6.61	117.66	120.30
26	1H	528	A	O4'-C1'-N9	-6.61	102.91	108.20
26	1H	378	C	N3-C4-N4	6.61	122.62	118.00
26	1H	782	A	C5-C6-N6	6.61	128.99	123.70
26	14	1678	G	N7-C8-N9	6.61	116.40	113.10
26	1H	71	A	N1-C6-N6	6.61	122.56	118.60
26	1H	99	U	N1-C2-O2	6.61	127.42	122.80
26	1H	2712(A)	A	C8-N9-C4	6.61	108.44	105.80
26	14	372	G	O4'-C1'-N9	6.60	113.48	108.20
26	14	1394	U	O5'-P-OP1	-6.60	99.76	105.70
26	14	2440	C	N3-C4-C5	-6.60	119.26	121.90
1	1G	1490	C	O5'-P-OP2	-6.60	99.76	105.70
26	1H	2036	C	OP2-P-O3'	6.60	119.72	105.20
26	1H	2084	C	C5-C6-N1	-6.60	117.70	121.00
26	14	852	G	N1-C6-O6	-6.60	115.94	119.90
26	1H	2439	A	OP2-P-O3'	-6.60	90.68	105.20
26	14	1210	A	C5-N7-C8	-6.60	100.60	103.90
36	35	85	LEU	CA-CB-CG	6.60	130.47	115.30
26	1H	305	U	C6-N1-C2	-6.60	117.04	121.00
1	13	1151	A	O4'-C1'-N9	6.59	113.47	108.20
23	2K	21	U	C6-N1-C1'	-6.59	111.97	121.20
26	1H	811	U	C5-C6-N1	-6.59	119.40	122.70
1	1G	631	G	C8-N9-C4	-6.59	103.76	106.40
26	14	330	A	C5-C6-N1	-6.59	114.40	117.70
26	14	1021	A	C2-N3-C4	-6.59	107.30	110.60
23	2K	6	G	C5-C6-O6	-6.59	124.65	128.60
26	1H	410	G	O5'-P-OP2	6.59	118.61	110.70

Continued on next page...

Continued from previous page...

Mol	Chain	Res	Type	Atoms	Z	Observed(°)	Ideal(°)
26	1H	910	A	C4-C5-C6	6.59	120.30	117.00
26	1H	1433	U	O5'-P-OP2	-6.59	99.77	105.70
55	Q8	59	LYS	CD-CE-NZ	6.59	126.86	111.70
26	1H	675	A	O5'-P-OP2	-6.59	99.77	105.70
26	1H	2468	G	C6-C5-N7	-6.59	126.45	130.40
26	14	1968	G	C4-C5-N7	6.59	113.44	110.80
54	L5	34	ARG	NE-CZ-NH2	6.59	123.59	120.30
26	1H	2331	G	C2-N3-C4	-6.59	108.61	111.90
26	1H	2639	A	N1-C6-N6	6.59	122.55	118.60
26	14	363(F)	A	C8-N9-C4	6.59	108.43	105.80
26	14	475	U	C2-N1-C1'	6.59	125.61	117.70
26	14	698	C	O5'-P-OP1	-6.58	99.77	105.70
26	14	921	G	C8-N9-C4	-6.58	103.77	106.40
26	1H	1639	U	N3-C4-O4	-6.58	114.79	119.40
26	1H	594	U	C5-C6-N1	-6.58	119.41	122.70
26	1H	2731	G	C5-C6-O6	-6.58	124.65	128.60
26	14	2436	G	N3-C2-N2	-6.58	115.29	119.90
26	1H	671	C	N3-C4-N4	-6.58	113.39	118.00
44	F8	67	GLY	N-CA-C	-6.58	96.65	113.10
1	13	902	G	O5'-P-OP2	-6.58	99.78	105.70
1	13	1446	A	O4'-C1'-N9	6.58	113.46	108.20
27	1J	101	A	N1-C6-N6	6.58	122.55	118.60
26	1H	1968	G	C2-N3-C4	6.57	115.19	111.90
26	1H	1195	G	N3-C2-N2	-6.57	115.30	119.90
1	13	181	G	N3-C4-C5	-6.57	125.31	128.60
1	13	795	C	N1-C2-O2	-6.57	114.96	118.90
26	1H	51	G	O4'-C1'-N9	-6.57	102.94	108.20
26	1H	1330	C	O5'-P-OP1	-6.57	99.79	105.70
26	14	703	U	C5-C4-O4	6.57	129.84	125.90
26	14	819	A	C8-N9-C4	-6.57	103.17	105.80
26	14	940	G	C2-N3-C4	6.57	115.19	111.90
26	14	2392	A	N1-C2-N3	6.57	132.59	129.30
26	14	2595	G	O5'-P-OP1	-6.57	99.79	105.70
26	1H	247	G	C8-N9-C4	6.57	109.03	106.40
26	1H	828	U	N3-C2-O2	-6.57	117.60	122.20
26	14	110	G	C5-C6-O6	-6.57	124.66	128.60
26	1H	807	U	N3-C4-O4	6.57	124.00	119.40
26	1H	2446	G	C4-C5-N7	6.57	113.43	110.80
26	14	244	A	N1-C6-N6	6.57	122.54	118.60
26	1H	80	G	O5'-P-OP1	-6.57	99.79	105.70
26	1H	693	C	O5'-P-OP2	-6.57	99.79	105.70
26	1H	1021	A	C4-C5-N7	6.57	113.98	110.70

Continued on next page...

Continued from previous page...

Mol	Chain	Res	Type	Atoms	Z	Observed(°)	Ideal(°)
1	13	792	A	C3'-C2'-C1'	-6.56	96.25	101.50
26	1H	1830	C	N1-C2-O2	-6.56	114.96	118.90
23	2K	74	A	N9-C4-C5	-6.56	103.17	105.80
26	1H	874	G	O5'-P-OP1	6.56	118.58	110.70
26	1H	1300	U	OP1-P-O3'	6.56	119.64	105.20
26	1H	1358	G	C6-C5-N7	-6.56	126.46	130.40
26	14	2496	C	C5-C4-N4	-6.56	115.61	120.20
1	13	770	C	O5'-P-OP2	6.56	118.57	110.70
26	14	1899	G	C5-C6-N1	-6.56	108.22	111.50
1	13	285	G	N1-C6-O6	6.56	123.84	119.90
26	1H	2731	G	N3-C4-N9	6.56	129.94	126.00
26	1H	1373	A	C8-N9-C4	6.56	108.42	105.80
22	1K	38	A	N1-C6-N6	6.56	122.53	118.60
26	1H	138	G	C5-N7-C8	-6.56	101.02	104.30
26	14	2607	G	C8-N9-C1'	-6.56	118.48	127.00
26	1H	1203	G	O5'-P-OP2	-6.55	99.80	105.70
26	1H	1228	G	C2-N3-C4	-6.55	108.62	111.90
1	1G	566	G	O4'-C1'-N9	-6.55	102.96	108.20
1	13	1348	U	C5-C4-O4	6.55	129.83	125.90
26	1H	2604	U	N3-C2-O2	-6.55	117.61	122.20
26	14	2359	C	C5-C4-N4	6.55	124.79	120.20
26	1H	37	C	N3-C4-C5	-6.55	119.28	121.90
26	1H	922	U	O5'-P-OP2	6.55	118.56	110.70
26	1H	1347	G	C5-C6-O6	-6.55	124.67	128.60
26	1H	396	G	C5-C6-O6	-6.55	124.67	128.60
26	1H	2607	G	N3-C2-N2	6.55	124.48	119.90
26	14	2449	U	C5-C4-O4	-6.55	121.97	125.90
26	14	2581	G	OP1-P-OP2	6.55	129.42	119.60
1	13	560	U	C5-C6-N1	6.55	125.97	122.70
26	1H	1416	G	O4'-C1'-N9	6.55	113.44	108.20
26	1H	2586	C	N3-C4-C5	6.55	124.52	121.90
26	14	1786	A	C4-N9-C1'	6.55	138.08	126.30
1	13	763	G	C8-N9-C4	-6.54	103.78	106.40
26	1H	984	A	O5'-P-OP2	-6.54	99.81	105.70
26	14	1470	G	C5-C6-N1	-6.54	108.23	111.50
26	1H	197	A	C2-N3-C4	-6.54	107.33	110.60
26	14	1644	C	O5'-P-OP2	-6.54	99.81	105.70
26	1H	66	C	C5-C6-N1	6.54	124.27	121.00
26	14	1558	A	N1-C2-N3	6.54	132.57	129.30
26	14	2270	G	O5'-P-OP1	-6.54	99.81	105.70
26	1H	2546	U	N1-C2-O2	-6.54	118.22	122.80
26	1H	849	A	N1-C6-N6	6.54	122.52	118.60

Continued on next page...

Continued from previous page...

Mol	Chain	Res	Type	Atoms	Z	Observed(°)	Ideal(°)
26	1H	2210	G	C4-N9-C1'	6.54	135.00	126.50
26	14	1276	A	C8-N9-C4	6.54	108.42	105.80
26	1H	1839	G	C4-N9-C1'	6.54	135.00	126.50
26	1H	2307	G	N1-C6-O6	6.54	123.82	119.90
26	1H	2009	G	OP1-P-O3'	6.54	119.58	105.20
26	1H	2434	A	O5'-P-OP1	-6.54	99.82	105.70
1	1G	576	G	C4-N9-C1'	6.54	135.00	126.50
1	1G	690	G	O5'-P-OP2	-6.54	99.82	105.70
24	3L	76	A	C4-C5-N7	6.54	113.97	110.70
26	14	1543	A	O5'-P-OP1	6.54	118.54	110.70
26	14	2338	G	O5'-P-OP1	-6.54	99.82	105.70
26	1H	335	C	C6-N1-C2	-6.53	117.69	120.30
26	1H	1280	G	OP1-P-OP2	-6.53	109.80	119.60
26	1H	1931	U	N3-C4-O4	-6.53	114.83	119.40
26	14	188	G	C5-C6-O6	-6.53	124.68	128.60
26	14	1597	A	C8-N9-C4	6.53	108.41	105.80
26	14	2330	G	N1-C6-O6	6.53	123.82	119.90
26	1H	455	C	N3-C4-C5	6.53	124.51	121.90
26	1H	2390	U	O5'-P-OP2	6.53	118.54	110.70
1	1G	894	G	N1-C6-O6	6.53	123.82	119.90
26	14	2607	G	N9-C4-C5	-6.53	102.79	105.40
26	1H	500	G	C4-C5-N7	-6.53	108.19	110.80
26	1H	203	C	N3-C2-O2	6.53	126.47	121.90
26	1H	507	A	C4-C5-N7	6.53	113.96	110.70
26	1H	1278	A	C6-N1-C2	-6.53	114.68	118.60
1	1G	689	C	C6-N1-C2	-6.53	117.69	120.30
26	1H	613	U	C5-C6-N1	-6.53	119.44	122.70
26	1H	698	C	OP1-P-OP2	6.53	129.39	119.60
26	1H	2271	G	C8-N9-C1'	-6.53	118.52	127.00
1	1G	1436	U	C5-C6-N1	6.53	125.96	122.70
26	14	210	C	C2-N3-C4	-6.53	116.64	119.90
26	14	2275	C	P-O3'-C3'	6.53	127.53	119.70
1	13	418	C	N1-C2-O2	6.52	122.81	118.90
26	1H	2069	G	C8-N9-C4	6.52	109.01	106.40
26	1H	446	G	C5-C6-O6	-6.52	124.69	128.60
26	1H	1348	G	C5-C6-O6	-6.52	124.69	128.60
26	1H	1895	C	O5'-P-OP1	-6.52	99.83	105.70
26	1H	146	G	N3-C4-C5	6.52	131.86	128.60
26	1H	1022	G	C4-C5-N7	-6.52	108.19	110.80
26	1H	2011	U	OP1-P-O3'	6.52	119.54	105.20
1	1G	108	G	C6-C5-N7	-6.52	126.49	130.40
26	14	116	C	N1-C2-O2	-6.52	114.99	118.90

Continued on next page...

Continued from previous page...

Mol	Chain	Res	Type	Atoms	Z	Observed(°)	Ideal(°)
26	14	383	U	O5'-P-OP2	6.52	118.52	110.70
1	1G	576	G	N1-C6-O6	6.52	123.81	119.90
22	1K	74	C	N1-C2-O2	6.51	122.81	118.90
26	1H	2570	G	N9-C4-C5	6.51	108.00	105.40
26	1H	209	C	C2-N3-C4	-6.51	116.64	119.90
26	1H	1216	G	O5'-P-OP1	-6.51	99.84	105.70
26	1H	1831	G	O5'-P-OP2	6.51	118.51	110.70
1	1G	354	G	C6-C5-N7	-6.51	126.50	130.40
26	1H	866	A	C4-N9-C1'	6.51	138.01	126.30
26	14	1396	U	C5-C6-N1	-6.51	119.45	122.70
26	1H	1123	C	C5-C6-N1	-6.51	117.75	121.00
26	1H	2335	A	O5'-P-OP2	-6.51	99.84	105.70
26	14	1332	G	N1-C2-N3	6.51	127.80	123.90
26	1H	576	U	C4-C5-C6	6.50	123.60	119.70
26	1H	1694	C	OP2-P-O3'	6.50	119.51	105.20
26	1H	195	A	C5-N7-C8	-6.50	100.65	103.90
1	1G	692	U	N3-C4-O4	6.50	123.95	119.40
26	14	1958	C	C6-N1-C2	6.50	122.90	120.30
26	1H	134	C	C2-N3-C4	-6.50	116.65	119.90
26	14	655	A	N1-C6-N6	-6.50	114.70	118.60
26	1H	1931	U	N1-C2-O2	6.50	127.35	122.80
26	1H	202	U	N3-C4-C5	6.50	118.50	114.60
26	1H	783	A	OP1-P-OP2	6.50	129.35	119.60
26	1H	1572	A	N1-C6-N6	6.50	122.50	118.60
26	1H	1967	C	N3-C2-O2	-6.50	117.35	121.90
26	1H	2447	G	C6-N1-C2	-6.50	121.20	125.10
1	1G	1442	G	C8-N9-C1'	6.50	135.45	127.00
26	14	210	C	C5-C6-N1	-6.50	117.75	121.00
26	1H	32	C	C6-N1-C2	-6.50	117.70	120.30
26	1H	182	A	C8-N9-C4	6.50	108.40	105.80
26	1H	1142(A)	A	C5-C6-N1	-6.50	114.45	117.70
26	1H	1145	C	O5'-P-OP1	-6.50	99.85	105.70
26	1H	1763	G	O5'-P-OP2	-6.50	99.85	105.70
26	1H	1973	G	N1-C2-N2	-6.50	110.35	116.20
26	14	102	G	O4'-C1'-N9	6.50	113.40	108.20
26	14	735	A	O5'-P-OP2	-6.50	99.85	105.70
26	14	2512	C	N3-C4-C5	6.50	124.50	121.90
26	14	530	G	N9-C4-C5	-6.50	102.80	105.40
26	1H	781	A	O5'-P-OP1	-6.49	99.86	105.70
26	1H	2699	C	C5-C6-N1	-6.49	117.75	121.00
26	14	681	G	C5-C6-O6	-6.49	124.70	128.60
26	14	1586	A	C8-N9-C4	-6.49	103.20	105.80

Continued on next page...

Continued from previous page...

Mol	Chain	Res	Type	Atoms	Z	Observed(°)	Ideal(°)
26	14	780	G	C6-C5-N7	-6.49	126.51	130.40
26	1H	71	A	C8-N9-C4	-6.49	103.20	105.80
26	14	121	G	C6-N1-C2	-6.49	121.21	125.10
26	14	1283	G	N3-C4-N9	6.49	129.89	126.00
26	1H	593	G	C6-C5-N7	-6.49	126.51	130.40
26	14	2503	A	C2-N3-C4	6.49	113.84	110.60
1	13	760	G	C6-C5-N7	-6.49	126.51	130.40
26	1H	330	A	C4-C5-N7	6.49	113.94	110.70
26	1H	910	A	C6-C5-N7	-6.49	127.76	132.30
26	1H	265	A	N1-C2-N3	6.48	132.54	129.30
26	1H	2582	G	N3-C4-N9	6.48	129.89	126.00
26	1H	2881	C	O5'-P-OP1	-6.48	99.86	105.70
1	1G	1465	C	C6-N1-C2	-6.48	117.71	120.30
26	14	2580	U	N3-C4-O4	6.48	123.94	119.40
26	14	2880	C	C2-N1-C1'	6.48	125.93	118.80
26	1H	971	C	C4-C5-C6	6.48	120.64	117.40
26	1H	1332	G	C8-N9-C1'	6.48	135.43	127.00
26	1H	2439	A	OP1-P-O3'	6.48	119.46	105.20
26	1H	758	C	C4-C5-C6	-6.48	114.16	117.40
26	1H	2264	C	N3-C2-O2	-6.48	117.36	121.90
26	1H	507	A	C6-C5-N7	-6.48	127.77	132.30
26	1H	2563	U	C5-C4-O4	6.48	129.79	125.90
26	14	1367	A	C2-N3-C4	-6.48	107.36	110.60
26	14	2447	G	N1-C6-O6	6.48	123.79	119.90
26	14	1022	G	N3-C4-N9	-6.48	122.11	126.00
26	1H	839	U	N3-C4-C5	-6.48	110.72	114.60
26	1H	971	C	N1-C2-O2	-6.48	115.01	118.90
26	14	391	G	N9-C4-C5	-6.48	102.81	105.40
26	1H	2468	G	C4-N9-C1'	6.47	134.92	126.50
27	16	115	G	C6-N1-C2	-6.47	121.22	125.10
26	14	2731	G	N7-C8-N9	6.47	116.34	113.10
26	1H	734	A	C5-N7-C8	-6.47	100.66	103.90
26	1H	2541	A	O5'-P-OP2	6.47	118.47	110.70
26	14	1978	A	OP2-P-O3'	6.47	119.44	105.20
26	14	780	G	N1-C6-O6	6.47	123.78	119.90
1	13	285	G	C2-N3-C4	-6.47	108.67	111.90
1	13	1483	A	C5-N7-C8	-6.47	100.67	103.90
26	1H	745	G	C6-C5-N7	-6.47	126.52	130.40
26	1H	1622	G	C5-C6-O6	6.47	132.48	128.60
26	1H	2283	C	N1-C2-O2	-6.47	115.02	118.90
26	1H	277	C	N1-C2-O2	6.47	122.78	118.90
26	1H	1314	C	N3-C2-O2	-6.47	117.37	121.90

Continued on next page...

Continued from previous page...

Mol	Chain	Res	Type	Atoms	Z	Observed(°)	Ideal(°)
37	45	82	ARG	N-CA-C	6.47	128.46	111.00
26	1H	2269	A	C2-N3-C4	-6.47	107.37	110.60
1	13	684	A	C8-N9-C4	-6.46	103.21	105.80
26	1H	691	C	C2-N3-C4	-6.46	116.67	119.90
26	1H	944	G	N7-C8-N9	6.46	116.33	113.10
26	14	2287	A	N3-C4-C5	6.46	131.32	126.80
26	14	2390	U	O5'-P-OP1	-6.46	99.88	105.70
26	1H	1340	U	C5-C6-N1	-6.46	119.47	122.70
26	1H	1205	U	N1-C2-N3	6.46	118.78	114.90
26	1H	1627	G	O5'-P-OP2	-6.46	99.88	105.70
1	13	982	U	N1-C2-O2	6.46	127.32	122.80
1	13	1412	C	C6-N1-C2	6.46	122.88	120.30
26	1H	121	G	C8-N9-C1'	-6.46	118.60	127.00
26	1H	1597	A	O4'-C1'-N9	6.46	113.37	108.20
26	14	211	A	C2-N3-C4	-6.46	107.37	110.60
26	1H	1780	A	N1-C2-N3	6.46	132.53	129.30
26	1H	1789	A	C5-C6-N6	-6.46	118.53	123.70
26	1H	2232	U	O5'-P-OP2	-6.46	99.89	105.70
26	14	470	A	N1-C6-N6	6.46	122.47	118.60
26	14	2258	C	N3-C4-N4	6.46	122.52	118.00
1	13	865	A	C5-N7-C8	-6.46	100.67	103.90
26	1H	194	G	C8-N9-C4	6.46	108.98	106.40
26	1H	748	G	N3-C4-N9	-6.46	122.13	126.00
26	1H	928	G	C5-C6-O6	-6.46	124.73	128.60
26	1H	2598	A	OP2-P-O3'	6.46	119.41	105.20
43	E8	90	ARG	NE-CZ-NH1	-6.46	117.07	120.30
26	14	1309	G	C6-C5-N7	-6.46	126.53	130.40
26	14	1931	U	OP1-P-OP2	-6.46	109.92	119.60
26	1H	2550	G	N1-C6-O6	6.46	123.77	119.90
26	1H	330	A	C6-C5-N7	-6.45	127.78	132.30
26	1H	1197	G	OP2-P-O3'	6.45	119.40	105.20
26	1H	2377	A	N7-C8-N9	-6.45	110.57	113.80
26	14	113	G	N3-C4-C5	6.45	131.83	128.60
26	14	670	A	N9-C4-C5	-6.45	103.22	105.80
26	14	997	G	N1-C6-O6	-6.45	116.03	119.90
26	1H	613	U	C6-N1-C1'	-6.45	112.17	121.20
26	1H	1202	C	C4-C5-C6	6.45	120.63	117.40
26	14	864	G	OP1-P-OP2	-6.45	109.92	119.60
1	13	12	U	N3-C4-C5	-6.45	110.73	114.60
1	13	1227	A	N3-C4-C5	6.45	131.32	126.80
26	1H	1624	G	C5-C6-N1	6.45	114.72	111.50
26	14	148	C	C5-C6-N1	-6.45	117.78	121.00

Continued on next page...

Continued from previous page...

Mol	Chain	Res	Type	Atoms	Z	Observed(°)	Ideal(°)
26	14	1562	A	N1-C6-N6	6.45	122.47	118.60
1	13	1310	G	O5'-P-OP2	-6.45	99.90	105.70
26	1H	2058	A	N9-C4-C5	6.45	108.38	105.80
26	14	130	C	C2-N3-C4	-6.45	116.68	119.90
26	1H	791	C	P-O3'-C3'	6.45	127.44	119.70
26	1H	1609	A	C8-N9-C4	6.45	108.38	105.80
26	1H	1915	U	N3-C4-C5	6.45	118.47	114.60
26	1H	676	A	OP1-P-OP2	6.45	129.27	119.60
26	1H	966	G	N1-C2-N2	-6.45	110.40	116.20
26	1H	1367	A	C2-N3-C4	-6.45	107.38	110.60
26	1H	1899	G	C4-C5-C6	-6.45	114.93	118.80
26	1H	2079	U	C4-C5-C6	6.45	123.57	119.70
1	1G	1124	G	O4'-C1'-N9	6.44	113.36	108.20
1	13	904	C	N3-C4-C5	6.44	124.48	121.90
1	13	1378	C	C6-N1-C2	-6.44	117.72	120.30
26	1H	965	C	N3-C4-N4	6.44	122.51	118.00
26	1H	2253	G	C4-C5-N7	6.44	113.38	110.80
26	1H	2666	C	N3-C4-N4	6.44	122.51	118.00
1	1G	925	G	C8-N9-C4	6.44	108.98	106.40
26	14	265	A	C5-C6-N1	-6.44	114.48	117.70
26	14	1349	A	C4-C5-N7	6.44	113.92	110.70
26	1H	99	U	C2-N1-C1'	6.44	125.43	117.70
26	1H	1916	A	C8-N9-C4	-6.44	103.22	105.80
26	14	2075	U	C5-C6-N1	-6.44	119.48	122.70
26	14	1345	C	C6-N1-C2	-6.44	117.72	120.30
26	1H	633	A	C5-C6-N1	-6.44	114.48	117.70
26	14	330	A	N3-C4-C5	6.44	131.31	126.80
26	1H	1382	G	C4-N9-C1'	-6.44	118.13	126.50
2	1E	158	LEU	CA-CB-CG	6.43	130.10	115.30
26	1H	1336	A	C5-C6-N1	6.43	120.92	117.70
26	1H	1972	A	C5-C6-N6	-6.43	118.55	123.70
26	14	215	G	C5-C6-O6	-6.43	124.74	128.60
26	14	1821	A	C6-N1-C2	-6.43	114.74	118.60
26	14	2430	A	OP1-P-OP2	-6.43	109.95	119.60
26	14	2547	U	OP2-P-O3'	6.43	119.36	105.20
26	1H	60	G	O5'-P-OP2	-6.43	99.91	105.70
26	1H	610	C	C5-C6-N1	-6.43	117.78	121.00
27	16	9	G	OP2-P-O3'	6.43	119.35	105.20
26	14	773	U	N3-C2-O2	-6.43	117.70	122.20
26	1H	1843	C	C5-C6-N1	-6.43	117.78	121.00
26	1H	51	G	OP2-P-O3'	6.43	119.34	105.20
26	1H	119	A	C4-C5-N7	-6.43	107.48	110.70

Continued on next page...

Continued from previous page...

Mol	Chain	Res	Type	Atoms	Z	Observed(°)	Ideal(°)
26	1H	2703	C	N3-C2-O2	-6.43	117.40	121.90
26	14	1982	C	C5-C6-N1	6.43	124.22	121.00
26	14	1999	C	C5-C4-N4	-6.43	115.70	120.20
1	1G	1417	G	C5-C6-N1	-6.43	108.29	111.50
26	14	2588	G	O5'-P-OP1	6.43	118.41	110.70
26	14	2873	A	C4-N9-C1'	6.43	137.87	126.30
26	1H	1815	A	C6-N1-C2	-6.43	114.74	118.60
26	14	1236	G	C8-N9-C4	6.43	108.97	106.40
26	14	1654	A	N1-C6-N6	-6.43	114.74	118.60
1	13	226	G	N3-C4-N9	6.42	129.85	126.00
26	1H	2307	G	C2-N3-C4	-6.42	108.69	111.90
26	14	1640	C	O5'-P-OP2	-6.42	99.92	105.70
26	14	2078	C	N3-C4-C5	-6.42	119.33	121.90
26	14	2249	U	N1-C2-O2	6.42	127.30	122.80
26	1H	1215	G	C8-N9-C4	-6.42	103.83	106.40
26	1H	2060	A	C2-N3-C4	6.42	113.81	110.60
26	1H	809	G	C5-C6-O6	-6.42	124.75	128.60
26	14	138	G	C5-C6-O6	-6.42	124.75	128.60
26	14	1904	G	O5'-P-OP2	-6.42	99.92	105.70
26	1H	51	G	N3-C2-N2	6.42	124.39	119.90
26	1H	919	G	N3-C4-C5	-6.42	125.39	128.60
26	1H	1021	A	C6-C5-N7	-6.42	127.81	132.30
26	14	740	U	C5-C4-O4	6.42	129.75	125.90
26	14	2224	G	N1-C6-O6	6.42	123.75	119.90
22	1K	34	G	C8-N9-C4	-6.42	103.83	106.40
26	1H	2585	U	N3-C2-O2	-6.42	117.71	122.20
27	16	79	C	OP2-P-O3'	6.42	119.31	105.20
1	13	484	G	N3-C4-C5	-6.41	125.39	128.60
1	13	1190	G	N1-C6-O6	6.41	123.75	119.90
26	1H	132	G	N7-C8-N9	6.41	116.31	113.10
26	1H	328	U	O5'-P-OP1	-6.41	99.93	105.70
26	1H	1805	U	OP1-P-O3'	-6.41	91.09	105.20
26	1H	2248	C	N3-C4-C5	6.41	124.47	121.90
26	1H	2419	U	OP1-P-OP2	-6.41	109.98	119.60
26	1H	2436	G	N1-C2-N2	6.41	121.97	116.20
1	13	1335	C	C6-N1-C2	6.41	122.86	120.30
23	2K	17	C	C2-N1-C1'	6.41	125.85	118.80
26	1H	1558	A	P-O3'-C3'	6.41	127.39	119.70
26	1H	1950	G	C5-C6-O6	6.41	132.45	128.60
26	1H	1968	G	C5-C6-O6	-6.41	124.75	128.60
26	1H	1982	C	C2-N1-C1'	6.41	125.85	118.80
26	14	664	C	C4-C5-C6	6.41	120.61	117.40

Continued on next page...

Continued from previous page...

Mol	Chain	Res	Type	Atoms	Z	Observed(°)	Ideal(°)
1	13	974	A	C5-C6-N6	-6.41	118.57	123.70
26	1H	194	G	N3-C4-N9	6.41	129.84	126.00
26	1H	2827	C	N1-C2-O2	-6.41	115.06	118.90
26	14	1804	C	C5-C4-N4	-6.41	115.71	120.20
26	1H	190	A	N1-C6-N6	6.41	122.44	118.60
26	1H	2027	G	C4-C5-N7	-6.41	108.24	110.80
26	1H	2048	G	C8-N9-C4	-6.41	103.84	106.40
26	1H	2599	G	N7-C8-N9	-6.41	109.90	113.10
1	1G	632	A	P-O3'-C3'	6.41	127.39	119.70
26	14	830	G	N9-C4-C5	-6.41	102.84	105.40
26	14	1252	G	C8-N9-C4	6.41	108.96	106.40
26	14	1663	C	C5-C4-N4	-6.41	115.72	120.20
26	14	1689	A	O5'-P-OP2	-6.41	99.94	105.70
1	13	767	A	C8-N9-C4	6.40	108.36	105.80
1	13	1234	C	N3-C2-O2	-6.40	117.42	121.90
26	1H	77	C	C5-C4-N4	-6.40	115.72	120.20
26	1H	1655	A	N1-C6-N6	6.40	122.44	118.60
26	1H	1700	A	C8-N9-C4	6.40	108.36	105.80
26	1H	2300	G	C6-C5-N7	-6.40	126.56	130.40
1	1G	537	G	O5'-P-OP1	-6.40	99.94	105.70
1	13	1519	A	C5-C6-N1	-6.40	114.50	117.70
26	1H	2627	G	C6-C5-N7	-6.40	126.56	130.40
26	1H	2708	G	N9-C4-C5	-6.40	102.84	105.40
26	1H	2827	C	N3-C2-O2	6.40	126.38	121.90
26	14	792	G	C5-C6-N1	6.40	114.70	111.50
26	14	2292	C	O5'-P-OP2	-6.40	99.94	105.70
26	1H	675	A	C5-C6-N6	-6.40	118.58	123.70
26	14	1131	G	O4'-C1'-N9	6.40	113.32	108.20
26	14	2237	G	N3-C4-N9	6.40	129.84	126.00
26	1H	809	G	N3-C4-N9	6.40	129.84	126.00
26	14	945	A	N9-C4-C5	-6.40	103.24	105.80
23	2K	68	C	C2-N1-C1'	6.40	125.83	118.80
26	1H	458	G	O4'-C1'-N9	6.40	113.32	108.20
26	1H	2252	G	OP1-P-OP2	6.40	129.19	119.60
26	14	1597	A	N7-C8-N9	-6.40	110.60	113.80
26	1H	238	C	C6-N1-C2	6.39	122.86	120.30
26	1H	2442	C	C4-C5-C6	6.39	120.60	117.40
24	3L	76	A	C8-N9-C4	-6.39	103.24	105.80
26	1H	1310	G	O5'-P-OP2	6.39	118.37	110.70
27	16	100	G	N7-C8-N9	-6.39	109.90	113.10
1	1G	1281	U	C2-N1-C1'	6.39	125.37	117.70
26	14	660	G	O5'-P-OP2	-6.39	99.95	105.70

Continued on next page...

Continued from previous page...

Mol	Chain	Res	Type	Atoms	Z	Observed(°)	Ideal(°)
26	1H	1607	C	C6-N1-C1'	-6.39	113.13	120.80
27	16	112	G	N3-C4-N9	6.39	129.83	126.00
26	14	1393	A	O5'-P-OP2	-6.39	99.95	105.70
26	1H	1123	C	N1-C2-O2	-6.39	115.07	118.90
26	14	1434	A	C8-N9-C4	6.39	108.36	105.80
36	35	62	LEU	CB-CG-CD2	-6.39	100.14	111.00
1	13	792	A	N9-C1'-C2'	6.39	122.31	114.00
26	14	1826	G	C5-N7-C8	6.39	107.49	104.30
1	13	1502	A	N1-C2-N3	6.38	132.49	129.30
26	14	1324	G	O5'-P-OP2	-6.38	99.95	105.70
1	13	963	G	C8-N9-C1'	-6.38	118.70	127.00
26	14	1266	G	N7-C8-N9	-6.38	109.91	113.10
26	14	1760	A	N7-C8-N9	-6.38	110.61	113.80
26	1H	1019	U	N3-C2-O2	-6.38	117.73	122.20
27	16	23	G	N3-C4-C5	6.38	131.79	128.60
8	72	133	LEU	CA-CB-CG	6.38	129.97	115.30
1	13	681	C	C6-N1-C2	-6.38	117.75	120.30
26	1H	1606	G	C5-C6-N1	6.38	114.69	111.50
26	1H	2737	G	N1-C6-O6	6.38	123.73	119.90
26	14	2346	A	N1-C2-N3	6.38	132.49	129.30
26	1H	645	C	C6-N1-C2	-6.38	117.75	120.30
1	13	1205	U	N1-C2-O2	-6.37	118.34	122.80
26	1H	1122	G	N9-C4-C5	-6.37	102.85	105.40
26	1H	1799	G	N9-C4-C5	-6.37	102.85	105.40
26	1H	2028	U	C5-C6-N1	-6.37	119.51	122.70
26	1H	2346	A	C4-C5-N7	6.37	113.89	110.70
1	1G	1502	A	C6-C5-N7	-6.37	127.84	132.30
22	1K	74	C	O4'-C1'-N1	6.37	113.30	108.20
26	1H	974	G	O4'-C1'-N9	-6.37	103.10	108.20
26	1H	1336	A	N9-C4-C5	6.37	108.35	105.80
26	1H	1436	G	P-O3'-C3'	6.37	127.35	119.70
26	1H	2853	C	OP2-P-O3'	6.37	119.22	105.20
26	14	683	C	N1-C2-O2	-6.37	115.08	118.90
26	14	802	A	C5-C6-N1	6.37	120.89	117.70
26	14	1801	G	O5'-P-OP1	-6.37	99.97	105.70
26	14	2606	C	O5'-P-OP1	-6.37	99.97	105.70
27	16	26	A	O5'-P-OP2	6.37	118.34	110.70
26	14	2210	G	C4-N9-C1'	6.37	134.78	126.50
26	14	2689	U	C2-N3-C4	-6.37	123.18	127.00
1	13	623	C	C6-N1-C2	-6.37	117.75	120.30
26	1H	371	A	C6-C5-N7	-6.37	127.84	132.30
26	1H	587	C	N1-C2-O2	6.37	122.72	118.90

Continued on next page...

Continued from previous page...

Mol	Chain	Res	Type	Atoms	Z	Observed(°)	Ideal(°)
26	1H	2271	G	C5-C6-N1	6.37	114.68	111.50
26	1H	2375	G	N9-C1'-C2'	-6.37	105.00	112.00
26	14	806	C	C5-C4-N4	-6.37	115.74	120.20
26	1H	1425	G	C6-N1-C2	-6.36	121.28	125.10
26	1H	1579	A	O4'-C1'-N9	6.36	113.29	108.20
26	1H	1680	U	C5-C4-O4	-6.36	122.08	125.90
26	14	1142(A)	A	C2-N3-C4	-6.36	107.42	110.60
26	1H	122	G	N1-C2-N3	6.36	127.72	123.90
26	1H	1264	G	OP1-P-O3'	6.36	119.19	105.20
26	14	681	G	C8-N9-C4	6.36	108.94	106.40
26	1H	1842	G	N7-C8-N9	-6.36	109.92	113.10
37	88	2	LEU	CA-CB-CG	6.36	129.92	115.30
55	Q8	50	LEU	CA-CB-CG	-6.36	100.68	115.30
26	14	202	U	N1-C2-O2	6.36	127.25	122.80
26	14	811	U	N1-C2-N3	6.36	118.71	114.90
1	13	667	G	C8-N9-C4	-6.36	103.86	106.40
26	1H	383	U	O4'-C1'-N1	6.36	113.28	108.20
26	1H	675	A	N1-C6-N6	6.36	122.41	118.60
26	1H	2445	G	C8-N9-C4	-6.36	103.86	106.40
26	1H	1303	G	OP2-P-O3'	6.35	119.18	105.20
26	1H	1604	C	N3-C4-N4	6.35	122.45	118.00
28	11	213	ARG	NE-CZ-NH2	-6.35	117.12	120.30
26	14	2247	A	N9-C4-C5	6.35	108.34	105.80
26	1H	2212	A	N1-C6-N6	6.35	122.41	118.60
26	1H	262	A	C8-N9-C4	6.35	108.34	105.80
26	1H	1334	G	C6-C5-N7	-6.35	126.59	130.40
26	1H	1733	G	N1-C6-O6	6.35	123.71	119.90
26	14	649	G	N1-C6-O6	6.35	123.71	119.90
26	14	2546	U	OP1-P-OP2	6.35	129.13	119.60
26	1H	127	A	N1-C6-N6	6.35	122.41	118.60
26	1H	129	C	C5-C6-N1	-6.35	117.83	121.00
26	1H	829	A	OP1-P-OP2	6.35	129.12	119.60
26	1H	1839	G	C6-C5-N7	-6.35	126.59	130.40
26	14	129	C	N1-C2-O2	6.35	122.71	118.90
26	1H	633	A	C5-N7-C8	-6.35	100.73	103.90
26	1H	792	G	C5-C6-O6	-6.35	124.79	128.60
26	1H	1225	C	C2-N1-C1'	-6.35	111.82	118.80
26	1H	1496	A	N1-C6-N6	6.35	122.41	118.60
26	1H	2018	G	C8-N9-C4	-6.35	103.86	106.40
26	14	1528	A	N1-C6-N6	6.35	122.41	118.60
26	1H	748	G	C8-N9-C1'	6.35	135.25	127.00
26	1H	842	G	C8-N9-C4	6.34	108.94	106.40

Continued on next page...

Continued from previous page...

Mol	Chain	Res	Type	Atoms	Z	Observed(°)	Ideal(°)
26	1H	1501	C	O5'-P-OP1	-6.34	99.99	105.70
26	1H	1592	C	C6-N1-C2	6.34	122.84	120.30
26	14	265	A	C5-N7-C8	-6.34	100.73	103.90
26	14	2575	C	C5-C4-N4	6.34	124.64	120.20
26	1H	934	G	O5'-P-OP1	-6.34	99.99	105.70
26	1H	2502	G	C6-N1-C2	-6.34	121.29	125.10
27	16	81	G	N7-C8-N9	6.34	116.27	113.10
32	51	171	LEU	CA-CB-CG	6.34	129.89	115.30
1	13	328	C	O5'-P-OP1	-6.34	99.99	105.70
55	Q8	13	ARG	NE-CZ-NH1	-6.34	117.13	120.30
26	14	466	A	N1-C6-N6	6.34	122.41	118.60
1	13	361	G	N1-C2-N3	6.34	127.70	123.90
26	14	204	A	C6-N1-C2	-6.34	114.80	118.60
26	14	1997	G	N3-C4-N9	6.34	129.80	126.00
27	16	78	A	C2-N3-C4	-6.34	107.43	110.60
1	1G	332	G	N7-C8-N9	-6.34	109.93	113.10
26	1H	1248	G	O5'-P-OP1	6.34	118.30	110.70
26	14	741	G	C5-C6-O6	-6.34	124.80	128.60
26	14	1843	C	C6-N1-C2	6.34	122.83	120.30
33	69	131	LYS	C-N-CD	-6.34	106.66	120.60
26	1H	378	C	C5-C4-N4	-6.33	115.77	120.20
26	1H	691	C	C5-C4-N4	-6.33	115.77	120.20
26	14	2277	G	C5-C6-O6	6.33	132.40	128.60
26	1H	1305	C	C5-C6-N1	-6.33	117.83	121.00
26	1H	1672	C	N3-C4-C5	6.33	124.43	121.90
26	14	1826	G	C8-N9-C4	6.33	108.93	106.40
26	1H	2232	U	N1-C2-N3	6.33	118.70	114.90
26	14	1274	A	C5-C6-N6	-6.33	118.64	123.70
26	1H	640	C	OP1-P-O3'	6.33	119.12	105.20
26	1H	741	G	C5-C6-O6	-6.33	124.80	128.60
26	1H	2264	C	C6-N1-C2	-6.33	117.77	120.30
1	1G	14	U	C5-C6-N1	6.33	125.86	122.70
1	1G	345	C	N1-C2-O2	6.33	122.70	118.90
26	14	297	C	C6-N1-C2	-6.33	117.77	120.30
26	14	641	C	O5'-P-OP2	6.33	118.30	110.70
26	14	1270	C	OP2-P-O3'	6.33	119.12	105.20
26	1H	120	U	N1-C2-N3	6.33	118.70	114.90
23	2K	22	A	O5'-P-OP1	-6.33	100.01	105.70
26	1H	140	A	C2-N3-C4	-6.33	107.44	110.60
26	1H	536	A	C8-N9-C4	-6.33	103.27	105.80
26	1H	1617	C	O5'-P-OP1	-6.33	100.01	105.70
27	16	53	A	N7-C8-N9	6.33	116.96	113.80

Continued on next page...

Continued from previous page...

Mol	Chain	Res	Type	Atoms	Z	Observed(°)	Ideal(°)
26	14	138	G	C8-N9-C4	-6.33	103.87	106.40
26	14	1781	C	C6-N1-C2	6.33	122.83	120.30
26	1H	204	A	C5-C6-N1	6.32	120.86	117.70
26	1H	866	A	C5-N7-C8	-6.32	100.74	103.90
26	14	786	C	C5-C6-N1	-6.32	117.84	121.00
26	14	1608	A	N9-C4-C5	6.32	108.33	105.80
26	1H	1347	G	N3-C2-N2	-6.32	115.47	119.90
26	1H	501	A	OP1-P-OP2	6.32	129.08	119.60
26	1H	728	G	O5'-P-OP2	-6.32	100.01	105.70
26	1H	137(A)	G	C5-C6-O6	-6.32	124.81	128.60
26	1H	467	G	C8-N9-C4	6.32	108.93	106.40
26	14	1251	C	N3-C4-N4	6.32	122.42	118.00
26	14	2477	C	C2-N1-C1'	6.32	125.75	118.80
26	1H	2695	C	N1-C2-O2	-6.32	115.11	118.90
1	1G	896	C	N3-C4-C5	6.32	124.43	121.90
26	14	122	G	C8-N9-C4	6.32	108.93	106.40
26	14	804	A	C8-N9-C4	6.32	108.33	105.80
26	1H	1373	A	N7-C8-N9	-6.32	110.64	113.80
26	1H	2281	C	C5-C4-N4	-6.32	115.78	120.20
26	1H	2581	G	N3-C2-N2	6.32	124.32	119.90
26	14	210	C	N3-C4-C5	6.32	124.43	121.90
26	14	681	G	C6-C5-N7	-6.32	126.61	130.40
26	14	827	U	C5-C4-O4	-6.32	122.11	125.90
26	14	2764	A	C8-N9-C4	6.32	108.33	105.80
48	F5	36	GLY	N-CA-C	6.32	128.89	113.10
26	14	566	U	C6-N1-C2	6.31	124.79	121.00
26	14	1216	G	N1-C6-O6	6.31	123.69	119.90
26	1H	36	G	O5'-P-OP2	-6.31	100.02	105.70
26	1H	541	C	N3-C2-O2	-6.31	117.48	121.90
26	1H	568	U	C5-C4-O4	-6.31	122.11	125.90
26	1H	1809	A	C5-C6-N1	6.31	120.86	117.70
27	1J	56	G	N3-C4-N9	6.31	129.79	126.00
26	1H	827	U	C5-C6-N1	-6.31	119.54	122.70
26	1H	1618	A	C5-N7-C8	-6.31	100.74	103.90
27	16	15	A	O4'-C1'-N9	6.31	113.25	108.20
1	13	913	A	C8-N9-C4	6.31	108.32	105.80
26	1H	1034	G	C5-C6-O6	-6.31	124.81	128.60
26	1H	2773	C	C5-C6-N1	-6.31	117.84	121.00
26	14	1325	G	N3-C4-C5	-6.31	125.45	128.60
1	13	576	G	C4-N9-C1'	6.31	134.70	126.50
26	1H	2708	G	C8-N9-C4	6.31	108.92	106.40
26	14	2065	C	C2-N1-C1'	6.31	125.74	118.80

Continued on next page...

Continued from previous page...

Mol	Chain	Res	Type	Atoms	Z	Observed(°)	Ideal(°)
26	14	2427	C	N1-C2-O2	-6.31	115.12	118.90
26	14	2607	G	C6-C5-N7	-6.31	126.62	130.40
1	13	804	U	C5-C6-N1	-6.31	119.55	122.70
27	16	100	G	N9-C4-C5	-6.31	102.88	105.40
1	13	280	C	C6-N1-C2	6.30	122.82	120.30
26	1H	781	A	OP1-P-OP2	6.30	129.06	119.60
26	1H	1200	C	C5-C6-N1	-6.30	117.85	121.00
26	1H	1265	A	O5'-P-OP2	-6.30	100.03	105.70
26	1H	1308	A	C8-N9-C4	-6.30	103.28	105.80
26	1H	1936	A	C5-C6-N6	-6.30	118.66	123.70
26	1H	2026	C	C4-C5-C6	6.30	120.55	117.40
26	14	57	C	N3-C2-O2	6.30	126.31	121.90
26	14	1407	C	O5'-P-OP1	-6.30	100.03	105.70
26	14	1411	C	O5'-P-OP1	6.30	118.27	110.70
26	14	2433	A	C8-N9-C4	-6.30	103.28	105.80
1	13	821	G	C8-N9-C1'	-6.30	118.81	127.00
26	14	1349	A	C6-C5-N7	-6.30	127.89	132.30
1	13	583	A	N9-C4-C5	-6.30	103.28	105.80
26	1H	138	G	C4-C5-C6	-6.30	115.02	118.80
26	1H	142	G	C4-N9-C1'	-6.30	118.31	126.50
26	1H	748	G	C4-N9-C1'	-6.30	118.31	126.50
26	1H	1521	G	C8-N9-C4	-6.30	103.88	106.40
26	1H	2518	A	C4-C5-N7	6.30	113.85	110.70
26	14	1024	G	N1-C6-O6	6.30	123.68	119.90
26	14	1950	G	O4'-C1'-N9	6.30	113.24	108.20
26	1H	2580	U	OP2-P-O3'	6.30	119.06	105.20
26	1H	2620	C	N3-C2-O2	6.30	126.31	121.90
26	14	2346	A	C4-N9-C1'	6.30	137.64	126.30
26	1H	110	G	OP1-P-OP2	6.30	129.05	119.60
26	1H	994	C	C6-N1-C2	-6.30	117.78	120.30
26	1H	1385	G	N3-C4-C5	6.30	131.75	128.60
26	14	76	C	C6-N1-C2	-6.30	117.78	120.30
26	1H	1836	C	C6-N1-C2	-6.30	117.78	120.30
1	1G	1502	A	N7-C8-N9	6.30	116.95	113.80
26	14	2731	G	C6-C5-N7	-6.30	126.62	130.40
1	13	1495	U	C5-C4-O4	6.29	129.68	125.90
26	1H	1138	G	C8-N9-C1'	-6.29	118.82	127.00
1	13	1299	A	N1-C6-N6	6.29	122.38	118.60
26	1H	1413	G	C8-N9-C4	-6.29	103.88	106.40
26	14	690	G	N1-C6-O6	6.29	123.68	119.90
26	14	2490	G	N7-C8-N9	6.29	116.25	113.10
1	13	169	C	C2-N1-C1'	6.29	125.72	118.80

Continued on next page...

Continued from previous page...

Mol	Chain	Res	Type	Atoms	Z	Observed(°)	Ideal(°)
26	1H	842	G	C5-C6-O6	-6.29	124.83	128.60
26	1H	1299	G	N9-C4-C5	-6.29	102.88	105.40
26	14	1614	A	C5-C6-N1	-6.29	114.55	117.70
26	1H	1229(A)	G	C2-N3-C4	-6.29	108.75	111.90
26	1H	1349	A	C2-N3-C4	-6.29	107.45	110.60
26	1H	1657	C	C6-N1-C2	-6.29	117.78	120.30
26	1H	2603	G	OP1-P-O3'	6.29	119.04	105.20
26	1H	790	C	N3-C2-O2	6.29	126.30	121.90
26	1H	1209	G	N1-C6-O6	6.29	123.67	119.90
26	1H	1613	G	N1-C6-O6	-6.29	116.13	119.90
26	1H	1698	A	N3-C4-N9	-6.29	122.37	127.40
1	1G	963	G	C4-N9-C1'	6.29	134.67	126.50
26	14	568	U	N1-C2-O2	6.29	127.20	122.80
26	1H	140	A	O4'-C1'-N9	6.29	113.23	108.20
26	1H	2761	G	C8-N9-C4	6.29	108.92	106.40
1	1G	121	C	C6-N1-C1'	-6.29	113.25	120.80
26	1H	2584	U	N1-C2-O2	6.29	127.20	122.80
1	1G	913	A	OP2-P-O3'	6.29	119.03	105.20
26	14	2076	U	O5'-P-OP2	-6.29	100.04	105.70
26	1H	266	G	O5'-P-OP2	-6.28	100.05	105.70
26	1H	1471	A	C4-C5-N7	6.28	113.84	110.70
26	1H	1598	C	N3-C4-C5	-6.28	119.39	121.90
26	1H	1695	G	N3-C2-N2	6.28	124.30	119.90
26	1H	2698	U	C4-C5-C6	6.28	123.47	119.70
25	4K	17	U	C5-C6-N1	-6.28	119.56	122.70
26	1H	823	G	N9-C4-C5	-6.28	102.89	105.40
1	13	541	G	C5-C6-O6	-6.28	124.83	128.60
26	1H	630	G	N7-C8-N9	-6.28	109.96	113.10
26	1H	1402	C	C5-C6-N1	6.28	124.14	121.00
28	19	111	LEU	CA-CB-CG	6.28	129.74	115.30
26	1H	657	U	OP2-P-O3'	6.28	119.01	105.20
26	1H	1424	G	N1-C2-N3	6.28	127.67	123.90
26	1H	2822	G	C4-C5-N7	6.28	113.31	110.80
1	13	764	C	N3-C4-C5	6.28	124.41	121.90
26	1H	468	G	C8-N9-C4	6.28	108.91	106.40
26	1H	811	U	N1-C2-O2	-6.28	118.41	122.80
26	1H	1379	A	N1-C6-N6	6.28	122.37	118.60
26	1H	1764	G	N1-C2-N3	6.28	127.67	123.90
26	14	1643	G	OP2-P-O3'	6.28	119.01	105.20
26	1H	966	G	C5-C6-O6	6.28	132.37	128.60
1	1G	353	A	N1-C6-N6	6.27	122.36	118.60
26	14	189	G	N7-C8-N9	-6.27	109.96	113.10

Continued on next page...

Continued from previous page...

Mol	Chain	Res	Type	Atoms	Z	Observed(°)	Ideal(°)
4	3E	32	ALA	N-CA-C	-6.27	94.06	111.00
26	14	2713	A	N1-C6-N6	6.27	122.36	118.60
26	1H	966	G	N7-C8-N9	-6.27	109.96	113.10
26	14	252	G	C5-C6-O6	6.27	132.36	128.60
26	1H	2389	G	OP1-P-O3'	6.27	118.99	105.20
26	14	196	A	O5'-P-OP2	-6.27	100.06	105.70
1	13	1517	G	C5-C6-N1	6.27	114.63	111.50
26	1H	845	G	N9-C4-C5	-6.27	102.89	105.40
26	1H	1786	A	C5-C6-N1	-6.27	114.57	117.70
26	14	798	G	N3-C2-N2	-6.27	115.51	119.90
26	14	2713	A	C4-C5-N7	6.27	113.83	110.70
26	1H	606	U	N3-C2-O2	-6.27	117.81	122.20
26	1H	906	G	C6-C5-N7	6.27	134.16	130.40
19	AI	25	LYS	N-CA-C	-6.26	94.09	111.00
26	1H	1193	G	N7-C8-N9	-6.26	109.97	113.10
26	1H	2192	G	C4-N9-C1'	6.26	134.64	126.50
26	1H	2247	A	O5'-P-OP1	-6.26	100.06	105.70
19	AA	82	GLY	N-CA-C	6.26	128.76	113.10
26	1H	2427	C	N1-C2-O2	-6.26	115.14	118.90
26	1H	2450	A	N1-C2-N3	6.26	132.43	129.30
26	14	848	G	N3-C4-N9	6.26	129.76	126.00
26	14	1804	C	C5-C6-N1	6.26	124.13	121.00
26	1H	1224	G	O5'-P-OP1	-6.26	100.07	105.70
1	1G	576	G	C4-C5-C6	6.26	122.56	118.80
26	14	1142	U	N3-C2-O2	-6.26	117.82	122.20
1	13	579	G	N1-C6-O6	6.26	123.65	119.90
26	14	2247	A	C5-C6-N6	6.26	128.70	123.70
22	1K	48	C	N1-C2-O2	6.25	122.65	118.90
1	13	1313	U	C5-C6-N1	6.25	125.83	122.70
26	1H	61	G	C8-N9-C4	6.25	108.90	106.40
26	1H	1520	U	C5-C4-O4	6.25	129.65	125.90
26	1H	1806	C	OP1-P-OP2	6.25	128.98	119.60
26	1H	2282	G	O5'-P-OP1	-6.25	100.07	105.70
26	1H	2625	G	C5-C6-O6	-6.25	124.85	128.60
12	3A	27	LEU	CA-CB-CG	6.25	129.68	115.30
26	1H	671	C	C6-N1-C2	6.25	122.80	120.30
26	1H	850	C	C5-C4-N4	-6.25	115.82	120.20
26	1H	2502	G	N3-C4-N9	6.25	129.75	126.00
26	14	1801	G	C5-C6-O6	-6.25	124.85	128.60
1	13	888	G	C8-N9-C4	6.25	108.90	106.40
26	1H	698	C	N3-C4-C5	6.25	124.40	121.90
26	1H	2314	C	O5'-P-OP2	-6.25	100.08	105.70

Continued on next page...

Continued from previous page...

Mol	Chain	Res	Type	Atoms	Z	Observed(°)	Ideal(°)
23	2L	27	G	C8-N9-C4	6.25	108.90	106.40
26	14	1313	U	N3-C4-C5	-6.25	110.85	114.60
26	1H	1349	A	N1-C6-N6	6.25	122.35	118.60
26	14	703	U	N3-C4-O4	-6.25	115.03	119.40
26	14	1908	C	C6-N1-C2	-6.25	117.80	120.30
26	1H	179	G	N1-C2-N3	6.24	127.65	123.90
26	1H	762	U	C2-N1-C1'	6.24	125.19	117.70
26	1H	1607	C	N3-C4-N4	6.24	122.37	118.00
26	1H	2378	A	N9-C4-C5	-6.24	103.30	105.80
26	14	138	G	C2-N3-C4	6.24	115.02	111.90
26	14	1378	A	N1-C2-N3	-6.24	126.18	129.30
26	14	2499	C	N1-C2-O2	-6.24	115.15	118.90
26	1H	1366	A	N9-C4-C5	-6.24	103.30	105.80
26	14	1281	G	C4-C5-N7	6.24	113.30	110.80
26	1H	1379	A	N9-C1'-C2'	6.24	122.11	114.00
26	1H	52	A	C2-N3-C4	6.24	113.72	110.60
26	1H	263	C	O5'-P-OP1	6.24	118.18	110.70
26	1H	763	G	C4-C5-C6	6.24	122.54	118.80
26	1H	1594	G	N7-C8-N9	6.24	116.22	113.10
26	14	826	U	N3-C4-C5	-6.24	110.86	114.60
26	14	2707	G	N1-C6-O6	-6.24	116.16	119.90
26	1H	784	A	N3-C4-N9	-6.24	122.41	127.40
26	1H	2036	C	C5-C6-N1	6.24	124.12	121.00
1	13	1227	A	O5'-P-OP2	-6.23	100.09	105.70
26	1H	470	A	C6-N1-C2	-6.23	114.86	118.60
27	16	45	A	OP1-P-OP2	6.23	128.95	119.60
26	1H	427	U	N3-C2-O2	6.23	126.56	122.20
26	1H	526	A	C5-C6-N6	6.23	128.69	123.70
26	1H	2762	G	C4-C5-N7	6.23	113.29	110.80
26	14	187	G	C6-N1-C2	-6.23	121.36	125.10
26	14	2240	C	C6-N1-C2	-6.23	117.81	120.30
26	1H	336	C	N3-C4-N4	6.23	122.36	118.00
26	1H	655	A	C4-C5-C6	6.23	120.12	117.00
26	1H	1256	G	C8-N9-C1'	-6.23	118.90	127.00
26	1H	1300	U	N1-C2-O2	-6.23	118.44	122.80
1	1G	121	C	C2-N1-C1'	6.23	125.65	118.80
22	1K	34	G	N7-C8-N9	6.23	116.22	113.10
26	1H	1914	C	C5-C4-N4	6.23	124.56	120.20
1	13	22	G	O5'-P-OP1	-6.23	100.10	105.70
1	13	291	C	N1-C2-O2	-6.23	115.16	118.90
1	13	518	C	C6-N1-C2	6.23	122.79	120.30
26	1H	835	A	C5-C6-N1	6.23	120.81	117.70

Continued on next page...

Continued from previous page...

Mol	Chain	Res	Type	Atoms	Z	Observed(°)	Ideal(°)
26	1H	949	C	C4-C5-C6	6.23	120.51	117.40
26	14	1030	G	C4-C5-N7	6.23	113.29	110.80
26	14	2084	C	N1-C2-O2	-6.23	115.16	118.90
26	14	1427	A	N1-C6-N6	-6.23	114.86	118.60
1	13	505	G	O5'-P-OP2	6.22	118.17	110.70
26	1H	733	G	N3-C2-N2	6.22	124.26	119.90
26	1H	2359	C	C5-C6-N1	-6.22	117.89	121.00
26	14	1125	G	N1-C6-O6	-6.22	116.17	119.90
26	14	2427	C	O5'-P-OP2	6.22	118.17	110.70
26	1H	305	U	C5-C6-N1	6.22	125.81	122.70
26	1H	823	G	N1-C2-N3	6.22	127.63	123.90
26	14	2720	U	C5-C4-O4	6.22	129.63	125.90
1	13	1260	C	C5-C6-N1	6.22	124.11	121.00
26	1H	689	A	O5'-P-OP2	-6.22	100.10	105.70
1	13	972	C	C6-N1-C2	-6.22	117.81	120.30
1	13	1498	U	P-O3'-C3'	6.22	127.16	119.70
26	1H	188	G	OP1-P-OP2	6.22	128.93	119.60
26	1H	1287	A	OP1-P-OP2	-6.22	110.27	119.60
26	1H	1655	A	C5-C6-N6	-6.22	118.72	123.70
1	1G	598	U	N1-C2-O2	-6.22	118.45	122.80
26	1H	2449	U	N3-C4-C5	-6.22	110.87	114.60
26	1H	827	U	N1-C2-O2	-6.22	118.45	122.80
26	14	203	C	C2-N3-C4	-6.22	116.79	119.90
26	14	1988	C	C5-C4-N4	-6.22	115.85	120.20
1	13	585	G	C8-N9-C4	6.21	108.89	106.40
23	2K	9	G	C2-N3-C4	6.21	115.01	111.90
26	1H	2451	A	C5-C6-N6	6.21	128.67	123.70
26	14	1394	U	C5-C4-O4	6.21	129.63	125.90
26	14	2681	C	C5-C4-N4	6.21	124.55	120.20
26	1H	1416	G	C4-N9-C1'	-6.21	118.42	126.50
26	1H	1942	C	C6-N1-C2	-6.21	117.81	120.30
26	1H	1021	A	N3-C4-C5	6.21	131.15	126.80
26	1H	1363	C	C5-C6-N1	-6.21	117.89	121.00
26	1H	2554	U	C5-C6-N1	6.21	125.81	122.70
26	1H	1641	A	O5'-P-OP1	-6.21	100.11	105.70
26	1H	2010	G	O5'-P-OP2	6.21	118.15	110.70
26	1H	736	C	C6-N1-C2	6.21	122.78	120.30
1	13	770	C	N1-C2-O2	-6.21	115.18	118.90
1	13	789	U	C6-N1-C2	-6.21	117.28	121.00
26	1H	59	U	OP2-P-O3'	6.21	118.85	105.20
26	1H	241	A	O5'-P-OP2	-6.21	100.11	105.70
26	1H	1269	A	N7-C8-N9	6.21	116.90	113.80

Continued on next page...

Continued from previous page...

Mol	Chain	Res	Type	Atoms	Z	Observed(°)	Ideal(°)
1	1G	817	C	C5-C6-N1	-6.21	117.90	121.00
26	1H	561	G	OP1-P-OP2	6.20	128.91	119.60
26	1H	967	C	C6-N1-C2	6.20	122.78	120.30
26	1H	249	C	N3-C2-O2	-6.20	117.56	121.90
26	1H	112	U	N3-C2-O2	6.20	126.54	122.20
26	1H	2054	A	C5-C6-N6	-6.20	118.74	123.70
26	14	2406	U	OP1-P-O3'	6.20	118.84	105.20
1	13	893	C	N1-C2-O2	6.20	122.62	118.90
26	1H	585	G	N1-C6-O6	6.20	123.62	119.90
26	1H	826	U	N1-C2-O2	-6.20	118.46	122.80
26	14	1388	G	O5'-P-OP2	-6.20	100.12	105.70
26	1H	121	G	N3-C4-C5	-6.20	125.50	128.60
26	1H	786	C	C2-N3-C4	-6.20	116.80	119.90
27	1J	22	U	C5-C6-N1	6.20	125.80	122.70
26	1H	1574	C	O5'-P-OP1	6.20	118.13	110.70
26	1H	2254	C	N1-C2-O2	-6.20	115.18	118.90
26	1H	78	A	N1-C6-N6	6.19	122.32	118.60
26	1H	238	C	C2-N3-C4	-6.19	116.80	119.90
26	1H	779	U	C6-N1-C2	6.19	124.72	121.00
1	13	23	C	C6-N1-C2	-6.19	117.82	120.30
26	1H	124	G	C5-C6-N1	6.19	114.60	111.50
26	1H	774	A	C8-N9-C4	-6.19	103.32	105.80
26	1H	1915	U	C2-N3-C4	-6.19	123.28	127.00
27	16	7	G	N1-C6-O6	6.19	123.62	119.90
27	16	60	C	C5-C6-N1	6.19	124.10	121.00
26	14	330	A	N9-C4-C5	-6.19	103.32	105.80
26	14	597	U	N1-C2-O2	-6.19	118.47	122.80
26	14	2375	G	C5-N7-C8	6.19	107.40	104.30
26	14	2776	A	N7-C8-N9	6.19	116.90	113.80
26	1H	1228	G	N1-C2-N3	6.19	127.61	123.90
26	1H	1298	C	N1-C2-O2	6.19	122.61	118.90
26	1H	1647	G	C4-C5-N7	-6.19	108.32	110.80
1	1G	249	U	O5'-P-OP2	-6.19	100.13	105.70
26	14	2276	G	N3-C2-N2	-6.19	115.57	119.90
26	1H	175	G	N1-C6-O6	-6.19	116.19	119.90
26	1H	566	U	C6-N1-C2	6.19	124.71	121.00
26	1H	1537	C	C6-N1-C2	-6.19	117.83	120.30
27	16	61	G	C8-N9-C4	-6.19	103.92	106.40
26	14	40	C	C6-N1-C2	-6.19	117.83	120.30
26	1H	996	A	C8-N9-C4	6.18	108.27	105.80
26	1H	108	U	O5'-P-OP1	-6.18	100.14	105.70
1	1G	1508	G	C8-N9-C4	6.18	108.87	106.40

Continued on next page...

Continued from previous page...

Mol	Chain	Res	Type	Atoms	Z	Observed(°)	Ideal(°)
26	14	1528	A	N7-C8-N9	6.18	116.89	113.80
1	13	1158	C	C6-N1-C2	-6.18	117.83	120.30
26	1H	130	C	C5-C4-N4	-6.18	115.88	120.20
26	1H	1249	U	C5-C4-O4	-6.18	122.19	125.90
26	1H	1614	A	C5-C6-N1	-6.18	114.61	117.70
26	14	2584	U	OP1-P-OP2	-6.18	110.33	119.60
26	1H	1790	C	N1-C2-O2	-6.18	115.19	118.90
35	68	22	ILE	CG1-CB-CG2	-6.18	97.81	111.40
26	1H	1266	G	C4-C5-N7	6.18	113.27	110.80
26	1H	1614	A	N3-C4-N9	-6.18	122.46	127.40
26	1H	2061	G	OP1-P-O3'	6.18	118.79	105.20
26	1H	2585	U	N1-C2-O2	6.18	127.12	122.80
26	1H	2713	A	N3-C4-C5	6.18	131.12	126.80
43	E8	11	ARG	NE-CZ-NH1	6.18	123.39	120.30
1	13	1405	G	C5-C6-O6	-6.17	124.89	128.60
26	1H	74	A	N7-C8-N9	6.17	116.89	113.80
37	88	82	ARG	N-CA-C	6.17	127.67	111.00
26	14	1407	C	N3-C2-O2	6.17	126.22	121.90
26	14	1661	G	N1-C6-O6	6.17	123.60	119.90
27	16	49	C	N3-C2-O2	6.17	126.22	121.90
26	14	2590	A	N7-C8-N9	-6.17	110.71	113.80
1	13	507	C	N3-C4-C5	-6.17	119.43	121.90
26	1H	216	A	N1-C2-N3	6.17	132.38	129.30
26	1H	651	G	O5'-P-OP2	6.17	118.11	110.70
26	14	1129	A	O5'-P-OP2	-6.17	100.15	105.70
26	1H	16	G	N1-C2-N3	6.17	127.60	123.90
26	1H	770	G	OP1-P-OP2	-6.17	110.35	119.60
26	1H	817	C	OP2-P-O3'	6.17	118.77	105.20
26	1H	1257	C	C5-C4-N4	-6.17	115.88	120.20
26	1H	2018	G	N7-C8-N9	6.17	116.18	113.10
26	1H	2550	G	O5'-P-OP2	-6.17	100.15	105.70
26	14	1474	C	N1-C2-O2	6.17	122.60	118.90
26	1H	2497	A	N3-C4-N9	6.17	132.33	127.40
1	1G	345	C	C5-C6-N1	6.17	124.08	121.00
26	14	2700	C	C5-C4-N4	-6.17	115.88	120.20
26	1H	2271	G	C6-C5-N7	-6.17	126.70	130.40
26	1H	2308	G	N1-C6-O6	6.17	123.60	119.90
26	14	621	A	N1-C6-N6	6.17	122.30	118.60
26	1H	1391	U	N3-C4-O4	6.16	123.72	119.40
1	1G	334	C	C6-N1-C2	6.16	122.77	120.30
1	1G	862	C	C6-N1-C1'	-6.16	113.40	120.80
26	14	776	G	C5-C6-O6	-6.16	124.90	128.60

Continued on next page...

Continued from previous page...

Mol	Chain	Res	Type	Atoms	Z	Observed(°)	Ideal(°)
1	13	1332	A	C8-N9-C4	-6.16	103.34	105.80
26	14	57	C	N1-C2-O2	-6.16	115.20	118.90
26	1H	594	U	C6-N1-C2	6.16	124.69	121.00
26	14	558	G	N7-C8-N9	-6.16	110.02	113.10
26	14	2346	A	C5-N7-C8	-6.16	100.82	103.90
26	1H	1623	G	OP2-P-O3'	6.16	118.75	105.20
1	1G	1190	G	C4-C5-N7	-6.16	108.34	110.80
26	1H	455	C	N3-C4-N4	-6.16	113.69	118.00
48	J8	80	LEU	CA-CB-CG	6.16	129.46	115.30
26	14	1571	A	C5-C6-N6	-6.16	118.78	123.70
26	14	1572	A	C5-C6-N6	-6.16	118.78	123.70
26	14	2681	C	N3-C4-N4	-6.16	113.69	118.00
26	1H	1324	G	C5-C6-O6	-6.15	124.91	128.60
5	4E	12	LEU	CA-CB-CG	6.15	129.45	115.30
26	1H	1807	G	C5-C6-O6	-6.15	124.91	128.60
26	14	1470	G	N1-C6-O6	6.15	123.59	119.90
26	14	1992	G	C5-C6-N1	6.15	114.58	111.50
26	14	2554	U	O5'-P-OP2	6.15	118.08	110.70
26	1H	1285	G	C5-C6-N1	6.15	114.58	111.50
26	1H	1334	G	N7-C8-N9	6.15	116.17	113.10
26	1H	1559	G	N1-C6-O6	6.15	123.59	119.90
26	14	777	A	N1-C6-N6	-6.15	114.91	118.60
26	14	1342	A	O4'-C1'-N9	6.15	113.12	108.20
1	1G	875	C	N3-C2-O2	-6.15	117.60	121.90
26	14	1340	U	C5-C6-N1	-6.15	119.62	122.70
26	1H	593	G	C6-N1-C2	-6.15	121.41	125.10
26	1H	917	A	C6-C5-N7	-6.15	128.00	132.30
1	1G	898	G	N1-C6-O6	6.15	123.59	119.90
26	14	1253	A	N3-C4-N9	6.15	132.32	127.40
26	14	1407	C	C4-C5-C6	-6.15	114.33	117.40
26	14	2301	C	C5-C6-N1	6.15	124.07	121.00
1	13	23	C	C5-C6-N1	6.15	124.07	121.00
26	1H	2082	A	N1-C2-N3	6.15	132.37	129.30
26	14	801	G	C4-C5-N7	-6.15	108.34	110.80
26	1H	23	G	N3-C2-N2	-6.14	115.60	119.90
26	1H	2051	A	C5-N7-C8	-6.14	100.83	103.90
26	14	2570	G	N3-C2-N2	-6.14	115.60	119.90
26	1H	1264	G	C6-C5-N7	-6.14	126.72	130.40
26	1H	1624	G	C8-N9-C4	6.14	108.86	106.40
1	13	1412	C	C5-C6-N1	-6.14	117.93	121.00
26	1H	247	G	N9-C4-C5	-6.14	102.94	105.40
1	1G	481	G	N3-C4-N9	6.14	129.68	126.00

Continued on next page...

Continued from previous page...

Mol	Chain	Res	Type	Atoms	Z	Observed(°)	Ideal(°)
26	14	1813	G	N1-C6-O6	-6.14	116.22	119.90
26	1H	738	G	C4-C5-N7	6.14	113.26	110.80
26	1H	1147	C	C6-N1-C2	6.14	122.76	120.30
26	1H	2439	A	C4-C5-N7	6.14	113.77	110.70
26	14	509	C	C4-C5-C6	6.14	120.47	117.40
26	14	1914	C	C6-N1-C2	-6.14	117.84	120.30
26	14	2304	G	C8-N9-C4	-6.14	103.94	106.40
26	1H	800	A	OP1-P-OP2	6.14	128.81	119.60
26	1H	1786	A	C4-N9-C1'	6.14	137.35	126.30
26	1H	1594	G	OP1-P-O3'	6.14	118.70	105.20
26	14	1795	C	C6-N1-C2	-6.14	117.85	120.30
26	1H	321	G	N1-C6-O6	6.13	123.58	119.90
26	1H	418	G	C8-N9-C4	6.13	108.85	106.40
26	1H	790	C	N1-C2-O2	-6.13	115.22	118.90
26	1H	1677	A	C8-N9-C4	6.13	108.25	105.80
23	2L	35	C	C2-N1-C1'	6.13	125.55	118.80
26	14	1279	G	O5'-P-OP2	-6.13	100.18	105.70
26	1H	2318	G	C2-N3-C4	-6.13	108.83	111.90
26	1H	1353	A	C6-N1-C2	-6.13	114.92	118.60
26	14	1355	G	N7-C8-N9	6.13	116.17	113.10
26	1H	346	A	C8-N9-C4	-6.13	103.35	105.80
26	1H	935	C	C6-N1-C2	6.13	122.75	120.30
26	1H	1929	G	O5'-P-OP2	-6.13	100.18	105.70
26	1H	2424	C	C5-C6-N1	6.13	124.06	121.00
1	1G	353	A	C4-C5-N7	6.13	113.76	110.70
26	14	1355	G	C8-N9-C4	-6.13	103.95	106.40
26	14	1366	A	C5-N7-C8	-6.13	100.84	103.90
26	14	2354	G	C5-C6-O6	-6.13	124.92	128.60
26	1H	130	C	C5-C6-N1	-6.13	117.94	121.00
26	1H	769	G	N3-C2-N2	6.13	124.19	119.90
26	1H	2488	A	N1-C6-N6	6.13	122.28	118.60
26	14	2224	G	C6-C5-N7	-6.13	126.72	130.40
26	14	2473	U	N1-C2-O2	6.13	127.09	122.80
27	1J	6	C	C6-N1-C2	6.13	122.75	120.30
26	1H	239	U	C5-C4-O4	6.12	129.57	125.90
26	1H	1192	G	O5'-P-OP2	-6.12	100.19	105.70
26	1H	2574	G	C5-C6-N1	6.12	114.56	111.50
1	1G	110	C	C6-N1-C2	6.12	122.75	120.30
26	14	1406	U	C5-C6-N1	6.12	125.76	122.70
1	13	807	A	C8-N9-C4	-6.12	103.35	105.80
26	1H	1364	G	N3-C2-N2	6.12	124.19	119.90
1	1G	905	U	C5-C6-N1	-6.12	119.64	122.70

Continued on next page...

Continued from previous page...

Mol	Chain	Res	Type	Atoms	Z	Observed(°)	Ideal(°)
1	13	1470	G	N3-C2-N2	-6.12	115.61	119.90
26	1H	238	C	C4-C5-C6	6.12	120.46	117.40
26	1H	917	A	C5-C6-N1	-6.12	114.64	117.70
1	13	1519	A	C4-C5-N7	-6.12	107.64	110.70
26	1H	2380	C	C6-N1-C2	6.12	122.75	120.30
26	14	639	U	N3-C4-C5	-6.12	110.93	114.60
26	14	1309	G	C4-N9-C1'	6.12	134.46	126.50
26	14	748	G	C8-N9-C1'	6.12	134.96	127.00
1	13	812	C	P-O3'-C3'	6.12	127.04	119.70
26	1H	1574	C	C6-N1-C2	6.12	122.75	120.30
26	1H	1614	A	C6-C5-N7	-6.12	128.02	132.30
26	1H	2045	C	C5-C6-N1	-6.12	117.94	121.00
26	1H	2324	C	C6-N1-C1'	-6.12	113.46	120.80
26	1H	197	A	P-O3'-C3'	6.11	127.04	119.70
26	1H	1386	C	C5-C6-N1	6.11	124.06	121.00
26	1H	2263	C	N3-C4-C5	-6.11	119.45	121.90
1	1G	1157	A	P-O3'-C3'	6.11	127.04	119.70
1	13	690	G	C8-N9-C1'	-6.11	119.06	127.00
26	14	621	A	N3-C4-C5	6.11	131.08	126.80
1	13	582	U	N3-C4-O4	-6.11	115.12	119.40
1	13	1431	C	C6-N1-C2	6.11	122.74	120.30
26	1H	2412	A	C6-N1-C2	-6.11	114.93	118.60
1	13	1432	G	C8-N9-C1'	-6.11	119.06	127.00
26	1H	205	G	C5-C6-O6	-6.11	124.94	128.60
26	14	36	G	C8-N9-C4	-6.11	103.96	106.40
26	14	1313	U	N3-C4-O4	6.11	123.67	119.40
26	14	1939	U	OP2-P-O3'	6.11	118.64	105.20
1	13	1310	G	N9-C4-C5	-6.11	102.96	105.40
26	1H	1158	C	N3-C4-C5	6.11	124.34	121.90
26	1H	1790	C	C5-C4-N4	-6.11	115.93	120.20
26	14	1954	G	C4-N9-C1'	-6.11	118.56	126.50
26	14	2045	C	O5'-P-OP2	-6.11	100.20	105.70
26	14	2329	G	N1-C6-O6	-6.11	116.24	119.90
27	1J	78	A	C8-N9-C4	6.11	108.24	105.80
26	1H	1294	U	O5'-P-OP2	6.10	118.03	110.70
26	1H	447	A	OP2-P-O3'	6.10	118.63	105.20
26	1H	564	C	OP1-P-O3'	6.10	118.63	105.20
26	1H	2245	U	O5'-P-OP1	-6.10	100.21	105.70
26	1H	2419	U	O5'-P-OP2	6.10	118.02	110.70
26	1H	2439	A	N7-C8-N9	6.10	116.85	113.80
26	1H	2496	C	N3-C2-O2	6.10	126.17	121.90
1	1G	690	G	O4'-C1'-N9	6.10	113.08	108.20

Continued on next page...

Continued from previous page...

Mol	Chain	Res	Type	Atoms	Z	Observed(°)	Ideal(°)
26	14	2346	A	C4-C5-C6	6.10	120.05	117.00
26	1H	651	G	N1-C6-O6	-6.10	116.24	119.90
26	1H	1775	U	OP1-P-O3'	6.10	118.62	105.20
1	1G	41	G	C8-N9-C4	6.10	108.84	106.40
26	14	613	U	C5-C4-O4	6.10	129.56	125.90
26	14	828	U	N3-C4-C5	-6.10	110.94	114.60
26	14	1939	U	C5-C6-N1	-6.10	119.65	122.70
1	13	690	G	C4-C5-C6	6.10	122.46	118.80
26	1H	470	A	N9-C4-C5	-6.10	103.36	105.80
26	1H	733	G	O5'-P-OP2	-6.10	100.21	105.70
26	1H	738	G	C6-C5-N7	-6.10	126.74	130.40
26	1H	1558	A	C4-C5-N7	6.10	113.75	110.70
26	1H	1660	C	C2-N3-C4	-6.10	116.85	119.90
26	14	462	C	O5'-P-OP2	-6.10	100.21	105.70
26	14	1977	A	OP2-P-O3'	6.10	118.61	105.20
1	13	797	C	N1-C2-O2	-6.10	115.24	118.90
26	1H	461	C	N3-C2-O2	6.10	126.17	121.90
26	1H	2355	C	O5'-P-OP2	6.10	118.02	110.70
26	14	124	G	N1-C6-O6	-6.10	116.24	119.90
26	1H	777	A	C2-N3-C4	-6.09	107.55	110.60
26	1H	1424	G	O5'-P-OP2	-6.09	100.22	105.70
26	1H	1936	A	C5-C6-N1	6.09	120.75	117.70
26	1H	1972	A	N1-C6-N6	6.09	122.26	118.60
1	1G	1499	A	N7-C8-N9	-6.09	110.75	113.80
26	14	1528	A	C5-N7-C8	-6.09	100.85	103.90
26	14	2584	U	N1-C2-O2	6.09	127.07	122.80
1	13	266	G	C5-N7-C8	-6.09	101.25	104.30
1	13	834	C	O5'-P-OP2	-6.09	100.22	105.70
1	13	1323	G	O5'-P-OP1	-6.09	100.22	105.70
26	1H	729	G	C6-C5-N7	-6.09	126.75	130.40
1	1G	729	A	C8-N9-C4	-6.09	103.36	105.80
26	1H	1332	G	N9-C4-C5	6.09	107.84	105.40
26	1H	1647	G	O4'-C1'-N9	-6.09	103.33	108.20
26	1H	1799	G	N3-C2-N2	6.09	124.16	119.90
1	1G	111	G	N1-C6-O6	6.09	123.55	119.90
1	1G	481	G	N3-C4-C5	-6.09	125.56	128.60
1	1G	1502	A	C5-N7-C8	-6.09	100.86	103.90
26	14	1968	G	C5-C6-O6	-6.09	124.95	128.60
26	1H	739	G	C5-C6-O6	-6.09	124.95	128.60
1	1G	738	C	C6-N1-C2	-6.09	117.86	120.30
26	14	752	A	N7-C8-N9	6.09	116.84	113.80
26	14	830	G	N7-C8-N9	-6.09	110.06	113.10

Continued on next page...

Continued from previous page...

Mol	Chain	Res	Type	Atoms	Z	Observed(°)	Ideal(°)
26	14	933	A	C5-N7-C8	-6.09	100.86	103.90
26	14	2581	G	O5'-P-OP2	-6.09	100.22	105.70
26	14	2075	U	OP2-P-O3'	6.08	118.59	105.20
26	1H	422	A	OP1-P-OP2	6.08	128.72	119.60
26	1H	731	C	N3-C4-N4	6.08	122.26	118.00
1	1G	1147	C	C2-N1-C1'	6.08	125.49	118.80
26	14	211	A	N1-C6-N6	6.08	122.25	118.60
26	1H	2075	U	N1-C2-O2	-6.08	118.54	122.80
26	14	1203	G	O5'-P-OP2	-6.08	100.23	105.70
26	14	2689	U	OP2-P-O3'	6.08	118.58	105.20
1	13	781	A	C5-N7-C8	-6.08	100.86	103.90
1	13	926	G	C8-N9-C4	-6.08	103.97	106.40
1	1G	1490	C	O5'-P-OP1	6.08	118.00	110.70
26	14	2275	C	C5'-C4'-O4'	-6.08	101.80	109.10
26	1H	1451	C	N1-C2-O2	6.08	122.55	118.90
26	1H	1857	G	N1-C6-O6	6.08	123.55	119.90
26	14	2056	G	C5-C6-N1	6.08	114.54	111.50
26	1H	789	A	OP2-P-O3'	6.08	118.57	105.20
26	1H	830	G	N1-C2-N3	6.08	127.55	123.90
26	1H	141	A	C6-C5-N7	-6.07	128.05	132.30
26	1H	1382	G	C5-C6-N1	6.07	114.54	111.50
26	1H	1691	C	OP1-P-O3'	6.07	118.56	105.20
26	1H	1786	A	O4'-C1'-N9	6.07	113.06	108.20
26	1H	1956	U	OP1-P-O3'	6.07	118.56	105.20
26	1H	1987	G	N3-C2-N2	-6.07	115.65	119.90
26	1H	453	C	N3-C2-O2	6.07	126.15	121.90
26	1H	1834	U	N1-C2-O2	6.07	127.05	122.80
26	14	1920	C	O5'-P-OP2	-6.07	100.23	105.70
1	13	377	G	O5'-P-OP2	-6.07	100.24	105.70
1	13	1500	A	C5-C6-N1	6.07	120.73	117.70
26	1H	1518	C	O5'-P-OP2	6.07	117.98	110.70
26	1H	2325	G	O5'-P-OP1	-6.07	100.24	105.70
26	1H	2527	C	N3-C4-N4	6.07	122.25	118.00
27	16	44	G	N7-C8-N9	-6.07	110.06	113.10
26	14	2210	G	C8-N9-C1'	-6.07	119.11	127.00
26	14	2586	C	C5-C6-N1	6.07	124.03	121.00
26	1H	543	C	C6-N1-C2	6.07	122.73	120.30
1	1G	884	U	C6-N1-C2	-6.07	117.36	121.00
2	1E	187	LEU	CA-CB-CG	6.07	129.25	115.30
26	1H	107	C	C4-C5-C6	6.07	120.43	117.40
26	1H	1673	U	C6-N1-C2	6.07	124.64	121.00
26	1H	2269	A	O5'-P-OP1	6.07	117.98	110.70

Continued on next page...

Continued from previous page...

Mol	Chain	Res	Type	Atoms	Z	Observed(°)	Ideal(°)
26	1H	2477	C	C2-N1-C1'	6.07	125.47	118.80
1	1G	898	G	C5-C6-O6	-6.07	124.96	128.60
26	14	698	C	C4-C5-C6	6.07	120.43	117.40
1	13	567	G	O5'-P-OP1	-6.07	100.24	105.70
26	1H	213	A	O5'-P-OP2	-6.07	100.24	105.70
1	1G	230	G	N1-C6-O6	6.07	123.54	119.90
26	14	689	A	C8-N9-C4	6.06	108.23	105.80
26	14	784	A	C4-C5-N7	-6.06	107.67	110.70
1	13	190	G	C4-N9-C1'	6.06	134.38	126.50
1	13	758	G	N1-C6-O6	6.06	123.54	119.90
1	1G	811	C	C5-C6-N1	6.06	124.03	121.00
26	14	840	C	C6-N1-C2	6.06	122.72	120.30
26	1H	2241	A	N1-C2-N3	6.06	132.33	129.30
1	13	122	G	C5-C6-O6	-6.06	124.97	128.60
26	1H	1520	U	C6-N1-C2	-6.06	117.36	121.00
26	1H	1941	C	N3-C4-C5	-6.06	119.48	121.90
26	1H	2684	U	O5'-P-OP1	-6.06	100.25	105.70
26	14	664	C	OP1-P-OP2	6.06	128.69	119.60
26	14	1783	A	C8-N9-C4	-6.06	103.38	105.80
26	1H	557	U	C5-C6-N1	-6.06	119.67	122.70
26	1H	1786	A	C5-C6-N6	-6.06	118.85	123.70
26	1H	1825	A	C5-C6-N6	6.06	128.54	123.70
1	1G	904	C	O5'-P-OP2	6.06	117.97	110.70
26	14	270(X)	G	C5-C6-N1	-6.06	108.47	111.50
27	1J	47	C	OP1-P-O3'	6.06	118.53	105.20
26	14	71	A	C6-C5-N7	-6.06	128.06	132.30
26	14	543	C	N1-C2-O2	6.06	122.53	118.90
26	1H	2017	U	N3-C4-O4	6.05	123.64	119.40
1	1G	400	C	C6-N1-C2	6.05	122.72	120.30
1	1G	576	G	C8-N9-C1'	-6.05	119.13	127.00
26	14	1302	A	N1-C6-N6	-6.05	114.97	118.60
26	14	1780	A	N1-C2-N3	6.05	132.33	129.30
26	14	2439	A	C5-C6-N6	-6.05	118.86	123.70
1	1G	108	G	N9-C4-C5	-6.05	102.98	105.40
26	14	759	G	N3-C2-N2	-6.05	115.66	119.90
26	14	1795	C	N3-C2-O2	-6.05	117.66	121.90
26	14	2071	A	C6-N1-C2	-6.05	114.97	118.60
27	1J	102	G	C8-N9-C4	6.05	108.82	106.40
1	13	528	C	N3-C4-C5	6.05	124.32	121.90
1	13	821	G	N3-C4-N9	6.05	129.63	126.00
26	1H	82	G	OP1-P-O3'	6.05	118.51	105.20
26	1H	2582	G	C5-C6-O6	-6.05	124.97	128.60

Continued on next page...

Continued from previous page...

Mol	Chain	Res	Type	Atoms	Z	Observed(°)	Ideal(°)
26	1H	600	G	O5'-P-OP2	-6.05	100.26	105.70
26	1H	1187	G	C5-C6-N1	-6.05	108.47	111.50
26	1H	1836	C	OP1-P-O3'	6.05	118.51	105.20
26	1H	2449	U	C2-N1-C1'	6.05	124.96	117.70
1	1G	652	U	C2-N1-C1'	6.05	124.96	117.70
26	14	1356	G	O5'-P-OP1	-6.05	100.25	105.70
26	1H	830	G	C8-N9-C4	-6.05	103.98	106.40
26	1H	1661	G	N7-C8-N9	-6.05	110.08	113.10
26	14	2261	C	N3-C4-N4	-6.05	113.77	118.00
26	1H	2286	A	C4-C5-C6	6.05	120.02	117.00
26	14	53	A	OP1-P-O3'	6.05	118.50	105.20
26	14	2037	G	N1-C6-O6	-6.05	116.27	119.90
26	14	2353	G	N1-C6-O6	-6.05	116.27	119.90
1	13	1520	G	C5-C6-O6	-6.04	124.97	128.60
26	1H	835	A	N1-C2-N3	6.04	132.32	129.30
26	1H	2623	G	N3-C4-C5	-6.04	125.58	128.60
26	14	1528	A	C4-C5-N7	6.04	113.72	110.70
1	13	1227	A	N3-C4-N9	-6.04	122.56	127.40
1	13	1234	C	C6-N1-C2	-6.04	117.88	120.30
26	1H	222	A	P-O3'-C3'	6.04	126.95	119.70
26	1H	928	G	N3-C2-N2	-6.04	115.67	119.90
26	1H	2672	G	N7-C8-N9	6.04	116.12	113.10
27	16	56	G	C4-N9-C1'	6.04	134.36	126.50
26	14	1322	A	OP2-P-O3'	6.04	118.50	105.20
26	14	2431	U	N3-C2-O2	6.04	126.43	122.20
26	14	2441	C	N3-C4-N4	-6.04	113.77	118.00
1	13	1299	A	C6-C5-N7	-6.04	128.07	132.30
26	1H	203	C	N3-C4-C5	6.04	124.32	121.90
26	1H	210	C	C5-C6-N1	-6.04	117.98	121.00
26	1H	1283	G	O5'-P-OP2	-6.04	100.26	105.70
26	1H	2485	G	N1-C2-N2	-6.04	110.76	116.20
27	16	109	G	C8-N9-C4	-6.04	103.98	106.40
26	14	379	G	O5'-P-OP1	-6.04	100.26	105.70
26	14	2061	G	C8-N9-C4	6.04	108.82	106.40
26	14	2346	A	C6-C5-N7	-6.04	128.07	132.30
1	13	253	U	OP2-P-O3'	6.04	118.49	105.20
26	1H	706	A	O5'-P-OP1	-6.04	100.26	105.70
26	1H	1475	G	N3-C2-N2	-6.04	115.67	119.90
26	1H	784	A	C8-N9-C4	-6.04	103.39	105.80
26	1H	2431	U	OP2-P-O3'	-6.04	91.92	105.20
26	14	2779	U	C2-N3-C4	-6.04	123.38	127.00
26	1H	733	G	C8-N9-C1'	-6.04	119.15	127.00

Continued on next page...

Continued from previous page...

Mol	Chain	Res	Type	Atoms	Z	Observed(°)	Ideal(°)
26	14	629	G	O5'-P-OP2	-6.04	100.27	105.70
26	14	1324	G	N1-C6-O6	6.04	123.52	119.90
26	1H	1122	G	N7-C8-N9	-6.04	110.08	113.10
26	1H	1900	A	C5'-C4'-O4'	-6.04	101.86	109.10
26	1H	2690	C	N1-C2-O2	-6.04	115.28	118.90
26	1H	2838	G	O5'-P-OP1	-6.04	100.27	105.70
26	14	784	A	N3-C4-N9	-6.04	122.57	127.40
26	14	2712	U	O4'-C1'-N1	6.04	113.03	108.20
1	13	1416	G	O5'-P-OP1	-6.03	100.27	105.70
26	1H	46	C	N1-C2-O2	-6.03	115.28	118.90
26	1H	920	G	N7-C8-N9	-6.03	110.08	113.10
26	14	945	A	O4'-C1'-N9	6.03	113.03	108.20
26	14	1527	G	N3-C4-N9	-6.03	122.38	126.00
26	14	2622	C	C2-N1-C1'	-6.03	112.16	118.80
26	1H	698	C	C2-N3-C4	-6.03	116.88	119.90
26	1H	2230	G	N1-C2-N2	6.03	121.63	116.20
1	1G	275	G	N1-C6-O6	6.03	123.52	119.90
26	14	1204	A	C5-N7-C8	-6.03	100.88	103.90
26	1H	131	G	N1-C6-O6	6.03	123.52	119.90
26	1H	528	A	C8-N9-C4	-6.03	103.39	105.80
26	1H	2604	U	N1-C2-O2	6.03	127.02	122.80
26	14	833	U	C4-C5-C6	6.03	123.32	119.70
26	14	2044	C	N3-C2-O2	6.03	126.12	121.90
26	1H	512	G	OP1-P-O3'	6.03	118.47	105.20
26	1H	1265	A	N1-C2-N3	6.03	132.31	129.30
26	1H	1977	A	C5-C6-N1	-6.03	114.69	117.70
26	1H	2028	U	N3-C2-O2	-6.03	117.98	122.20
26	1H	2375	G	C5-C6-N1	6.03	114.51	111.50
26	14	2584	U	O5'-P-OP2	6.03	117.94	110.70
1	13	742	G	C8-N9-C4	6.03	108.81	106.40
26	1H	447	A	N7-C8-N9	6.03	116.81	113.80
26	1H	2275	C	OP1-P-O3'	6.03	118.46	105.20
26	1H	2567	G	O5'-P-OP1	-6.03	100.28	105.70
26	14	250	G	O5'-P-OP1	-6.03	100.28	105.70
26	14	1383	C	O4'-C1'-N1	6.03	113.02	108.20
26	14	2423	U	C6-N1-C2	6.03	124.62	121.00
1	13	564	C	O5'-P-OP1	-6.03	100.28	105.70
26	1H	420	C	C6-N1-C2	6.03	122.71	120.30
26	1H	2830	G	O5'-P-OP2	-6.03	100.28	105.70
26	1H	694	U	O5'-P-OP1	6.02	117.93	110.70
1	13	1307	U	C6-N1-C2	-6.02	117.39	121.00
26	1H	67	U	OP1-P-O3'	6.02	118.45	105.20

Continued on next page...

Continued from previous page...

Mol	Chain	Res	Type	Atoms	Z	Observed(°)	Ideal(°)
26	1H	1228	G	N3-C2-N2	-6.02	115.68	119.90
26	1H	2490	G	C6-C5-N7	-6.02	126.79	130.40
26	14	2023	G	OP1-P-OP2	6.02	128.63	119.60
26	14	2244	U	N1-C2-N3	6.02	118.51	114.90
23	2K	6	G	N7-C8-N9	-6.02	110.09	113.10
1	1G	690	G	C8-N9-C4	-6.02	103.99	106.40
26	14	2542	A	C5-N7-C8	6.02	106.91	103.90
26	14	2572	A	O5'-P-OP1	-6.02	100.28	105.70
1	13	1103	C	C6-N1-C2	-6.02	117.89	120.30
26	1H	450	G	C5-C6-N1	-6.02	108.49	111.50
26	1H	838	C	C2-N3-C4	-6.02	116.89	119.90
27	16	5	C	C5-C6-N1	-6.02	117.99	121.00
26	14	559	G	C5-C6-N1	-6.02	108.49	111.50
26	1H	1814	G	N1-C2-N2	-6.02	110.78	116.20
26	1H	2433	A	O5'-P-OP2	6.02	117.92	110.70
26	1H	2489	G	N1-C2-N3	6.02	127.51	123.90
27	16	79	C	C5-C6-N1	6.02	124.01	121.00
28	11	271	ILE	N-CA-C	6.02	127.25	111.00
26	14	759	G	C6-N1-C2	-6.02	121.49	125.10
1	13	123	C	O5'-P-OP2	-6.01	100.29	105.70
1	13	1500	A	N1-C6-N6	-6.01	114.99	118.60
26	1H	990	A	C2-N3-C4	-6.01	107.59	110.60
26	1H	1658	C	N1-C2-O2	-6.01	115.29	118.90
26	1H	1969	A	C4-C5-N7	-6.01	107.69	110.70
26	1H	2285	C	C4-C5-C6	-6.01	114.39	117.40
26	1H	2819	G	O5'-P-OP2	-6.01	100.29	105.70
1	1G	586	C	C5-C6-N1	6.01	124.01	121.00
26	1H	610	C	N3-C2-O2	-6.01	117.69	121.90
26	14	674	G	C5-C6-N1	6.01	114.51	111.50
1	13	1520	G	C8-N9-C4	6.01	108.80	106.40
26	1H	118	A	O5'-P-OP1	-6.01	100.29	105.70
26	1H	1987	G	N1-C6-O6	6.01	123.51	119.90
1	1G	945	G	N1-C6-O6	6.01	123.51	119.90
26	14	197	A	OP2-P-O3'	6.01	118.43	105.20
26	14	2423	U	C5-C6-N1	-6.01	119.69	122.70
47	E5	14	ARG	NE-CZ-NH1	-6.01	117.29	120.30
26	1H	25	U	N3-C4-C5	6.01	118.21	114.60
26	1H	768	G	O5'-P-OP2	-6.01	100.29	105.70
26	1H	655	A	C6-C5-N7	-6.01	128.09	132.30
26	1H	2616	C	O5'-P-OP2	6.01	117.91	110.70
1	13	1187	G	C4-N9-C1'	6.01	134.31	126.50
26	1H	1141	U	O4'-C1'-N1	6.01	113.00	108.20

Continued on next page...

Continued from previous page...

Mol	Chain	Res	Type	Atoms	Z	Observed(°)	Ideal(°)
26	1H	2422	A	O4'-C1'-N9	6.01	113.00	108.20
26	14	693	C	C2-N1-C1'	-6.01	112.19	118.80
26	14	1420	U	N3-C2-O2	-6.01	118.00	122.20
26	14	2502	G	N7-C8-N9	6.01	116.10	113.10
26	14	2523	G	N9-C4-C5	-6.01	103.00	105.40
26	1H	686	G	N3-C4-N9	6.00	129.60	126.00
1	13	285	G	N9-C4-C5	-6.00	103.00	105.40
26	1H	729	G	OP2-P-O3'	6.00	118.41	105.20
26	1H	792	G	C8-N9-C1'	-6.00	119.20	127.00
26	1H	2328	A	C2-N3-C4	-6.00	107.60	110.60
26	1H	2594	C	C6-N1-C2	-6.00	117.90	120.30
26	14	951	C	OP1-P-O3'	6.00	118.41	105.20
26	14	2277	G	O5'-P-OP2	-6.00	100.30	105.70
1	13	964	A	C8-N9-C4	6.00	108.20	105.80
26	1H	456	C	C2-N1-C1'	-6.00	112.20	118.80
26	1H	732	C	C4-C5-C6	6.00	120.40	117.40
26	14	2319	G	N1-C6-O6	-6.00	116.30	119.90
26	1H	429	A	O5'-P-OP1	-6.00	100.30	105.70
26	1H	688	U	OP2-P-O3'	6.00	118.40	105.20
26	1H	470	A	O5'-P-OP1	-6.00	100.30	105.70
26	14	1283	G	OP1-P-OP2	6.00	128.60	119.60
26	14	1402	C	N3-C4-C5	-6.00	119.50	121.90
23	2K	17	C	C6-N1-C1'	-6.00	113.60	120.80
26	1H	331	A	OP1-P-O3'	6.00	118.39	105.20
26	1H	840	C	C5-C6-N1	-6.00	118.00	121.00
26	14	1623	G	C6-C5-N7	6.00	134.00	130.40
27	1J	103	U	O5'-P-OP2	-6.00	100.30	105.70
26	1H	1252	G	N7-C8-N9	-6.00	110.10	113.10
26	1H	2318	G	N3-C4-C5	6.00	131.60	128.60
27	16	12	C	C5-C6-N1	-6.00	118.00	121.00
27	16	81	G	C6-C5-N7	-6.00	126.80	130.40
26	14	636	G	O5'-P-OP1	-6.00	100.30	105.70
26	14	827	U	N3-C2-O2	6.00	126.40	122.20
26	14	1619	G	C5-C6-N1	6.00	114.50	111.50
26	1H	299	A	OP2-P-O3'	5.99	118.39	105.20
26	1H	447	A	N9-C4-C5	5.99	108.20	105.80
26	1H	2743	C	C2-N3-C4	-5.99	116.90	119.90
1	1G	1285	A	P-O3'-C3'	5.99	126.89	119.70
26	14	1930	G	C4-C5-N7	-5.99	108.40	110.80
26	14	2267	A	O5'-P-OP2	-5.99	100.31	105.70
26	14	2623	G	O5'-P-OP1	5.99	117.89	110.70
26	1H	451	C	N1-C2-O2	-5.99	115.31	118.90

Continued on next page...

Continued from previous page...

Mol	Chain	Res	Type	Atoms	Z	Observed(°)	Ideal(°)
26	1H	803	U	C5-C6-N1	-5.99	119.70	122.70
26	1H	1990	C	N3-C4-C5	-5.99	119.50	121.90
26	14	1975	G	C4-C5-N7	5.99	113.20	110.80
26	14	2297	C	O5'-P-OP1	-5.99	100.31	105.70
26	1H	568	U	C6-N1-C2	5.99	124.59	121.00
26	1H	662	G	OP1-P-OP2	5.99	128.59	119.60
26	1H	856	C	O5'-P-OP1	-5.99	100.31	105.70
26	14	1371	G	C5-C6-O6	-5.99	125.01	128.60
26	14	1379	A	C5-C6-N6	-5.99	118.91	123.70
26	1H	639	U	O5'-P-OP2	-5.99	100.31	105.70
26	14	244	A	O5'-P-OP1	5.99	117.89	110.70
26	14	511	U	C6-N1-C2	-5.99	117.41	121.00
26	14	568	U	C6-N1-C2	5.99	124.59	121.00
26	14	1616	A	N1-C6-N6	5.99	122.19	118.60
26	14	1678	G	C4-C5-N7	5.99	113.19	110.80
26	1H	2582	G	C4-C5-N7	5.99	113.19	110.80
1	13	970	C	C5-C6-N1	5.99	123.99	121.00
1	13	1371	G	O5'-P-OP1	-5.99	100.31	105.70
26	1H	209	C	C5-C6-N1	-5.99	118.01	121.00
26	1H	1035	U	C5-C4-O4	5.99	129.49	125.90
26	1H	1636	C	N3-C2-O2	5.99	126.09	121.90
26	1H	1671	U	N3-C4-O4	5.99	123.59	119.40
26	1H	2568	C	OP2-P-O3'	5.99	118.37	105.20
26	14	1021	A	C8-N9-C4	-5.99	103.41	105.80
26	1H	127	A	C5-C6-N6	-5.98	118.91	123.70
1	13	889	A	OP1-P-OP2	5.98	128.57	119.60
26	1H	753	C	OP1-P-OP2	5.98	128.57	119.60
26	1H	792	G	N1-C6-O6	5.98	123.49	119.90
26	1H	799	G	N3-C4-C5	5.98	131.59	128.60
26	1H	1334	G	C4-N9-C1'	5.98	134.28	126.50
50	L8	54	VAL	N-CA-C	5.98	127.15	111.00
26	14	1648	C	C6-N1-C2	-5.98	117.91	120.30
26	14	1930	G	N9-C4-C5	5.98	107.79	105.40
26	14	1972	A	OP2-P-O3'	5.98	118.36	105.20
26	1H	1649	G	N3-C4-N9	5.98	129.59	126.00
26	1H	2276	G	C4-C5-N7	-5.98	108.41	110.80
26	1H	2280	G	C2-N3-C4	5.98	114.89	111.90
26	14	801	G	C6-C5-N7	5.98	133.99	130.40
26	1H	1380	G	N3-C2-N2	5.98	124.08	119.90
26	1H	1437	C	N1-C2-O2	5.98	122.49	118.90
26	1H	1971	A	C2-N3-C4	5.98	113.59	110.60
26	1H	2424	C	C4-C5-C6	-5.98	114.41	117.40

Continued on next page...

Continued from previous page...

Mol	Chain	Res	Type	Atoms	Z	Observed(°)	Ideal(°)
26	1H	2726	U	N3-C2-O2	-5.98	118.02	122.20
26	1H	2731	G	C4-C5-N7	5.98	113.19	110.80
26	14	488	G	N7-C8-N9	-5.98	110.11	113.10
26	14	929	G	N3-C4-C5	-5.98	125.61	128.60
26	14	2433	A	C5-N7-C8	-5.98	100.91	103.90
26	1H	730	C	N3-C4-C5	5.98	124.29	121.90
26	1H	2712	U	N1-C2-N3	5.98	118.49	114.90
26	1H	62	C	C2-N3-C4	-5.97	116.91	119.90
26	1H	1777	U	O5'-P-OP1	-5.97	100.32	105.70
26	1H	1780	A	N9-C4-C5	5.97	108.19	105.80
26	14	939	G	N1-C6-O6	5.97	123.48	119.90
26	14	1391	U	O5'-P-OP2	5.97	117.87	110.70
26	14	1728	G	N3-C4-C5	-5.97	125.61	128.60
26	14	2023	G	C6-C5-N7	-5.97	126.81	130.40
27	1J	7	G	N9-C4-C5	-5.97	103.01	105.40
1	13	985	C	O5'-P-OP2	5.97	117.87	110.70
26	1H	633	A	C4-C5-N7	5.97	113.69	110.70
26	1H	1245	G	C6-N1-C2	-5.97	121.52	125.10
26	1H	2376	A	C8-N9-C4	5.97	108.19	105.80
26	1H	2577	A	N9-C4-C5	5.97	108.19	105.80
26	14	2332	U	N3-C2-O2	-5.97	118.02	122.20
26	14	2401	U	C2-N1-C1'	5.97	124.87	117.70
26	14	2560	C	O5'-P-OP1	-5.97	100.32	105.70
26	1H	2310	A	N3-C4-C5	-5.97	122.62	126.80
26	1H	2468	G	C8-N9-C1'	-5.97	119.24	127.00
26	1H	2574	G	C5-C6-O6	-5.97	125.02	128.60
55	Q8	49	VAL	CA-CB-CG2	5.97	119.86	110.90
26	14	1938	A	N1-C2-N3	5.97	132.29	129.30
26	14	2452	C	C5-C4-N4	-5.97	116.02	120.20
1	13	899	C	C5-C6-N1	-5.97	118.02	121.00
1	13	1518	A	C8-N9-C4	5.97	108.19	105.80
26	1H	586	A	N1-C6-N6	-5.97	115.02	118.60
26	1H	1757	U	OP1-P-O3'	5.97	118.33	105.20
33	61	131	LYS	C-N-CD	-5.97	107.47	120.60
1	1G	1500	A	N1-C6-N6	5.97	122.18	118.60
26	14	576	U	OP2-P-O3'	5.97	118.33	105.20
26	14	1954	G	N3-C4-N9	-5.97	122.42	126.00
1	13	1025	U	C5-C6-N1	5.97	125.68	122.70
26	1H	1142(A)	A	C5-N7-C8	-5.97	100.92	103.90
26	1H	2582	G	O5'-P-OP1	5.97	117.86	110.70
26	14	1402	C	N3-C4-N4	5.97	122.18	118.00
26	14	2702	U	C6-N1-C2	-5.97	117.42	121.00

Continued on next page...

Continued from previous page...

Mol	Chain	Res	Type	Atoms	Z	Observed(°)	Ideal(°)
26	1H	293	U	N3-C4-O4	5.97	123.58	119.40
26	1H	698	C	N3-C2-O2	5.97	126.08	121.90
26	1H	808	G	OP1-P-OP2	5.97	128.55	119.60
26	1H	1380	G	N1-C2-N2	-5.97	110.83	116.20
26	14	756	C	O5'-P-OP1	-5.97	100.33	105.70
26	1H	114	U	OP1-P-O3'	5.96	118.32	105.20
26	1H	840	C	C2-N3-C4	-5.96	116.92	119.90
26	1H	1142(A)	A	N3-C4-N9	-5.96	122.63	127.40
26	1H	1199	U	C2-N3-C4	-5.96	123.42	127.00
26	1H	1380	G	C6-C5-N7	-5.96	126.82	130.40
26	14	2491	U	OP1-P-O3'	5.96	118.32	105.20
27	1J	81	G	C4-C5-N7	5.96	113.19	110.80
1	13	740	U	O5'-P-OP2	-5.96	100.33	105.70
26	1H	973	A	N3-C4-C5	5.96	130.97	126.80
26	1H	1776	G	N9-C4-C5	-5.96	103.02	105.40
26	1H	1973	G	N7-C8-N9	5.96	116.08	113.10
26	1H	2707	G	C4-N9-C1'	-5.96	118.75	126.50
26	14	694	U	N3-C2-O2	-5.96	118.03	122.20
26	1H	593	G	N1-C6-O6	5.96	123.48	119.90
26	1H	815	C	C5-C6-N1	-5.96	118.02	121.00
26	1H	2782	G	C6-C5-N7	-5.96	126.82	130.40
26	1H	128	C	O5'-P-OP1	5.96	117.85	110.70
26	1H	141	A	C2-N3-C4	-5.96	107.62	110.60
26	1H	733	G	N3-C4-N9	5.96	129.58	126.00
26	1H	1573	G	C8-N9-C4	5.96	108.78	106.40
26	1H	1975	G	N1-C6-O6	-5.96	116.32	119.90
26	1H	2256	G	C5-C6-O6	5.96	132.18	128.60
26	14	1313	U	N1-C2-N3	5.96	118.48	114.90
1	13	889	A	C4-C5-C6	5.96	119.98	117.00
1	13	1113	C	N1-C2-O2	5.96	122.47	118.90
26	14	193	U	C5-C4-O4	-5.96	122.33	125.90
26	14	245	G	O5'-P-OP1	-5.96	100.34	105.70
26	1H	194	G	N9-C4-C5	-5.96	103.02	105.40
26	1H	391	G	C5-C6-N1	-5.96	108.52	111.50
26	1H	1193	G	N1-C6-O6	-5.96	116.33	119.90
26	14	1994	C	O5'-P-OP2	-5.96	100.34	105.70
1	13	328	C	C2-N1-C1'	5.96	125.35	118.80
26	1H	583	G	C8-N9-C4	-5.96	104.02	106.40
26	1H	774	A	C4-C5-C6	-5.96	114.02	117.00
27	1J	100	G	N1-C2-N2	-5.96	110.84	116.20
1	13	1530	G	N3-C4-N9	-5.95	122.43	126.00
26	1H	851	U	OP2-P-O3'	5.95	118.30	105.20

Continued on next page...

Continued from previous page...

Mol	Chain	Res	Type	Atoms	Z	Observed(°)	Ideal(°)
26	1H	1413	G	N7-C8-N9	5.95	116.08	113.10
38	98	67	LEU	CA-CB-CG	5.95	128.99	115.30
26	14	268	C	C5-C6-N1	5.95	123.98	121.00
26	14	1852	C	O5'-P-OP1	-5.95	100.34	105.70
24	3K	32	U	N1-C2-O2	5.95	126.97	122.80
26	1H	1779	U	OP1-P-OP2	5.95	128.53	119.60
26	1H	1229(A)	G	N1-C6-O6	5.95	123.47	119.90
26	1H	1733	G	C5-C6-N1	-5.95	108.53	111.50
26	1H	2052	G	O5'-P-OP2	-5.95	100.34	105.70
26	1H	2609	U	N1-C2-O2	-5.95	118.63	122.80
27	16	78	A	C8-N9-C4	5.95	108.18	105.80
1	1G	1499	A	O5'-P-OP1	-5.95	100.34	105.70
26	14	2424	C	O5'-P-OP1	-5.95	100.34	105.70
1	13	811	C	N1-C2-O2	-5.95	115.33	118.90
1	13	1498	U	N3-C2-O2	-5.95	118.03	122.20
26	1H	743	G	OP1-P-OP2	5.95	128.52	119.60
26	14	1432	C	C6-N1-C2	5.95	122.68	120.30
24	3K	71	G	C5'-C4'-O4'	5.95	116.24	109.10
26	1H	571	A	C2-N3-C4	-5.95	107.63	110.60
26	1H	835	A	N9-C4-C5	5.95	108.18	105.80
26	1H	1365	A	C2-N3-C4	-5.95	107.63	110.60
26	1H	649	G	C6-C5-N7	-5.95	126.83	130.40
26	1H	736	C	N3-C4-C5	5.95	124.28	121.90
26	1H	812	C	N3-C2-O2	5.95	126.06	121.90
26	1H	1303	G	OP1-P-O3'	-5.95	92.12	105.20
26	1H	1792	G	N1-C6-O6	-5.95	116.33	119.90
26	1H	2061	G	N1-C6-O6	-5.95	116.33	119.90
26	14	2321	G	C8-N9-C4	-5.95	104.02	106.40
26	1H	256	A	N1-C6-N6	5.94	122.17	118.60
26	1H	740	U	O5'-P-OP1	5.94	117.83	110.70
26	1H	2550	G	C6-C5-N7	-5.94	126.83	130.40
26	14	2253	G	O5'-P-OP1	5.94	117.83	110.70
1	13	266	G	N7-C8-N9	5.94	116.07	113.10
1	13	1525	G	C2-N3-C4	-5.94	108.93	111.90
26	1H	1790	C	N3-C2-O2	5.94	126.06	121.90
26	14	2426	A	C6-C5-N7	-5.94	128.14	132.30
1	13	623	C	C5-C6-N1	5.94	123.97	121.00
23	2K	74	A	C6-C5-N7	-5.94	128.14	132.30
26	1H	1325	G	N3-C4-C5	-5.94	125.63	128.60
1	1G	1435	G	O5'-P-OP2	-5.94	100.35	105.70
1	1G	1488	G	N3-C4-N9	5.94	129.56	126.00
26	14	827	U	C2-N3-C4	-5.94	123.44	127.00

Continued on next page...

Continued from previous page...

Mol	Chain	Res	Type	Atoms	Z	Observed(°)	Ideal(°)
26	14	1128	A	O5'-P-OP1	-5.94	100.35	105.70
25	4K	16	A	C8-N9-C4	5.94	108.18	105.80
26	1H	2435	A	C5-N7-C8	-5.94	100.93	103.90
1	1G	306	G	N3-C4-C5	5.94	131.57	128.60
1	13	169	C	C6-N1-C2	-5.94	117.92	120.30
14	5I	44	LEU	CA-CB-CG	5.94	128.96	115.30
26	1H	328	U	C6-N1-C2	-5.94	117.44	121.00
26	1H	1382	G	OP2-P-O3'	5.94	118.27	105.20
26	1H	1425	G	C2-N3-C4	5.94	114.87	111.90
26	1H	2666	C	C6-N1-C2	-5.94	117.92	120.30
1	1G	862	C	N1-C2-O2	5.94	122.46	118.90
26	1H	1957	C	C5-C6-N1	-5.94	118.03	121.00
26	14	72	U	N3-C2-O2	-5.94	118.05	122.20
26	1H	481	G	O4'-C1'-N9	5.93	112.95	108.20
26	1H	1966	A	O5'-P-OP2	-5.93	100.36	105.70
27	16	111	U	C5-C4-O4	5.93	129.46	125.90
26	14	479	A	N1-C6-N6	-5.93	115.04	118.60
1	13	1331	G	O5'-P-OP2	-5.93	100.36	105.70
26	14	2577	A	C6-C5-N7	-5.93	128.15	132.30
26	14	2731	G	C8-N9-C4	-5.93	104.03	106.40
26	1H	205	G	N3-C4-N9	5.93	129.56	126.00
26	14	664	C	C2-N3-C4	-5.93	116.93	119.90
26	1H	1274	A	O5'-P-OP1	-5.93	100.36	105.70
26	1H	1698	A	O4'-C1'-N9	5.93	112.94	108.20
26	14	130	C	C5-C4-N4	-5.93	116.05	120.20
26	14	565	C	C6-N1-C2	5.93	122.67	120.30
26	14	2539	C	C6-N1-C2	5.93	122.67	120.30
26	14	2612	C	N1-C2-O2	5.93	122.46	118.90
26	1H	1779	U	C5-C6-N1	-5.93	119.74	122.70
26	14	1328	G	N9-C4-C5	-5.93	103.03	105.40
26	14	1678	G	C8-N9-C4	-5.93	104.03	106.40
26	14	2087	G	N9-C4-C5	-5.93	103.03	105.40
1	13	1489	G	N7-C8-N9	-5.93	110.14	113.10
1	13	1519	A	C8-N9-C4	-5.93	103.43	105.80
26	1H	103	A	N7-C8-N9	-5.93	110.84	113.80
26	1H	787	U	OP1-P-OP2	-5.93	110.71	119.60
26	1H	1446	C	C6-N1-C2	-5.93	117.93	120.30
26	1H	2523	G	N9-C4-C5	5.93	107.77	105.40
26	14	247	G	N3-C4-C5	5.93	131.56	128.60
26	1H	142	G	N3-C4-C5	5.92	131.56	128.60
26	1H	852	G	OP2-P-O3'	5.92	118.23	105.20
26	1H	1204	A	C5-C6-N1	-5.92	114.74	117.70

Continued on next page...

Continued from previous page...

Mol	Chain	Res	Type	Atoms	Z	Observed(°)	Ideal(°)
26	1H	1368	G	C2-N3-C4	5.92	114.86	111.90
26	1H	2707	G	N3-C2-N2	-5.92	115.75	119.90
1	1G	586	C	C6-N1-C2	-5.92	117.93	120.30
1	1G	662	G	N3-C4-C5	-5.92	125.64	128.60
26	14	1496	A	C4-C5-N7	5.92	113.66	110.70
26	14	1961	C	C2-N1-C1'	-5.92	112.28	118.80
26	14	2604	U	C5-C6-N1	-5.92	119.74	122.70
1	13	738	C	N3-C4-C5	-5.92	119.53	121.90
26	1H	239	U	C5-C6-N1	-5.92	119.74	122.70
26	1H	139	G	C2-N3-C4	5.92	114.86	111.90
26	1H	291	C	C6-N1-C2	5.92	122.67	120.30
26	1H	690	G	C2-N3-C4	-5.92	108.94	111.90
26	1H	731	C	C2-N1-C1'	5.92	125.31	118.80
26	1H	1232	G	N1-C6-O6	5.92	123.45	119.90
26	1H	2068	U	C2-N3-C4	5.92	130.55	127.00
26	1H	2373	G	C6-N1-C2	-5.92	121.55	125.10
26	1H	417	C	O5'-P-OP2	5.92	117.80	110.70
26	1H	609	A	C5-C6-N6	-5.92	118.96	123.70
1	13	582	U	C5-C6-N1	-5.92	119.74	122.70
26	1H	1624	G	N7-C8-N9	-5.92	110.14	113.10
26	1H	2351	G	C4-N9-C1'	5.92	134.19	126.50
26	14	698	C	N3-C4-N4	5.92	122.14	118.00
26	14	2592	G	O5'-P-OP1	5.92	117.80	110.70
26	1H	461	C	N3-C4-N4	5.92	122.14	118.00
26	1H	775	G	N3-C4-C5	-5.92	125.64	128.60
26	1H	1300	U	C6-N1-C1'	5.92	129.48	121.20
26	1H	2518	A	C2-N3-C4	-5.92	107.64	110.60
1	1G	1346	A	OP2-P-O3'	5.92	118.22	105.20
1	1G	1475	G	OP1-P-OP2	5.92	128.47	119.60
26	14	380	U	O5'-P-OP2	-5.92	100.38	105.70
26	14	1342	A	N9-C1'-C2'	5.92	121.69	114.00
26	14	1409	C	O5'-P-OP2	-5.92	100.38	105.70
26	1H	1950	G	N1-C2-N2	-5.92	110.88	116.20
1	1G	528	C	O4'-C1'-N1	5.92	112.93	108.20
27	1J	22	U	C2-N1-C1'	5.92	124.80	117.70
1	13	1224	G	O5'-P-OP1	5.91	117.80	110.70
1	13	1417	G	N3-C4-N9	5.91	129.55	126.00
26	1H	259	G	C5-C6-O6	-5.91	125.05	128.60
26	1H	690	G	C8-N9-C4	5.91	108.77	106.40
26	1H	692	C	N3-C4-N4	5.91	122.14	118.00
26	1H	827	U	O5'-P-OP1	5.91	117.80	110.70
26	1H	1621	U	N3-C2-O2	5.91	126.34	122.20

Continued on next page...

Continued from previous page...

Mol	Chain	Res	Type	Atoms	Z	Observed(°)	Ideal(°)
1	1G	972	C	C6-N1-C2	-5.91	117.93	120.30
26	14	186	G	N1-C6-O6	5.91	123.45	119.90
26	14	2363	C	C6-N1-C2	5.91	122.67	120.30
26	14	2406	U	P-O3'-C3'	5.91	126.80	119.70
26	14	2584	U	O4'-C1'-N1	5.91	112.93	108.20
26	1H	126	A	OP2-P-O3'	5.91	118.21	105.20
26	14	1320	C	N3-C4-C5	-5.91	119.53	121.90
26	14	1678	G	N3-C2-N2	-5.91	115.76	119.90
26	1H	398	G	OP1-P-OP2	5.91	128.47	119.60
26	1H	699	A	C5-C6-N6	-5.91	118.97	123.70
26	1H	1555	G	O5'-P-OP1	-5.91	100.38	105.70
26	1H	2269	A	C8-N9-C4	5.91	108.16	105.80
26	1H	2351	G	N3-C4-C5	-5.91	125.64	128.60
26	1H	119	A	N1-C6-N6	-5.91	115.06	118.60
26	1H	1159	U	O5'-P-OP2	-5.91	100.38	105.70
26	1H	1520	U	N1-C2-N3	5.91	118.44	114.90
26	1H	2269	A	N9-C4-C5	-5.91	103.44	105.80
26	1H	2618	G	N7-C8-N9	5.91	116.06	113.10
1	1G	345	C	C6-N1-C1'	-5.91	113.71	120.80
26	14	827	U	C5-C6-N1	-5.91	119.75	122.70
26	1H	458	G	OP1-P-OP2	5.91	128.46	119.60
26	1H	2328	A	C4-C5-C6	5.91	119.95	117.00
1	1G	150	C	C6-N1-C2	-5.91	117.94	120.30
1	1G	898	G	N9-C4-C5	-5.91	103.04	105.40
26	14	1268	A	C2-N3-C4	-5.91	107.65	110.60
26	14	2070	G	N1-C2-N3	5.91	127.44	123.90
26	14	2277	G	N1-C6-O6	-5.91	116.36	119.90
26	1H	752	A	C6-N1-C2	-5.90	115.06	118.60
26	1H	1825	A	N9-C4-C5	5.90	108.16	105.80
26	14	2377	A	N3-C4-C5	5.90	130.93	126.80
1	13	1436	U	O5'-P-OP2	5.90	117.78	110.70
26	1H	2231	C	C6-N1-C2	-5.90	117.94	120.30
26	1H	2335	A	O4'-C1'-N9	5.90	112.92	108.20
26	1H	2731	G	C8-N9-C1'	-5.90	119.33	127.00
1	1G	995	C	C6-N1-C2	-5.90	117.94	120.30
26	14	141	A	N7-C8-N9	5.90	116.75	113.80
1	13	1523	G	O5'-P-OP2	-5.90	100.39	105.70
26	1H	2244	U	C2-N3-C4	-5.90	123.46	127.00
26	14	278	A	OP1-P-O3'	5.90	118.18	105.20
26	1H	845	G	C5-N7-C8	-5.90	101.35	104.30
26	1H	1432	C	C4-C5-C6	5.90	120.35	117.40
26	1H	1626	G	N3-C4-N9	-5.90	122.46	126.00

Continued on next page...

Continued from previous page...

Mol	Chain	Res	Type	Atoms	Z	Observed(°)	Ideal(°)
26	1H	1993	U	C2-N3-C4	-5.90	123.46	127.00
26	1H	2581	G	O4'-C1'-N9	5.90	112.92	108.20
26	14	1807	G	N7-C8-N9	-5.90	110.15	113.10
26	1H	193	U	N1-C2-O2	-5.90	118.67	122.80
26	1H	370	G	O4'-C1'-N9	-5.90	103.48	108.20
26	1H	966	G	N3-C2-N2	5.90	124.03	119.90
26	1H	2483	C	O5'-P-OP1	-5.90	100.39	105.70
26	1H	607	U	N1-C2-N3	-5.90	111.36	114.90
26	1H	802	A	OP2-P-O3'	5.90	118.17	105.20
26	1H	824	A	C2-N3-C4	-5.90	107.65	110.60
26	1H	1204	A	C8-N9-C1'	-5.90	117.09	127.70
26	1H	1318	C	O5'-P-OP1	-5.90	100.39	105.70
26	14	537	C	C5-C6-N1	5.90	123.95	121.00
8	7E	71	GLY	N-CA-C	-5.89	98.36	113.10
26	1H	734	A	C5-C6-N1	-5.89	114.75	117.70
26	1H	734	A	C6-N1-C2	5.89	122.14	118.60
26	14	954	G	N3-C2-N2	-5.89	115.78	119.90
26	1H	88	G	C8-N9-C4	-5.89	104.04	106.40
26	1H	2383	G	C6-C5-N7	-5.89	126.86	130.40
26	1H	2550	G	C4-C5-C6	5.89	122.33	118.80
26	14	1383	C	O5'-P-OP2	-5.89	100.40	105.70
26	14	2388	A	O5'-P-OP1	5.89	117.77	110.70
26	1H	1194	A	C5-C6-N6	-5.89	118.99	123.70
26	14	827	U	O5'-P-OP1	5.89	117.77	110.70
26	14	1000	A	C8-N9-C4	-5.89	103.44	105.80
1	13	1281	U	N3-C2-O2	-5.89	118.08	122.20
26	1H	138	G	C5-C6-N1	5.89	114.44	111.50
26	1H	141	A	C8-N9-C4	-5.89	103.44	105.80
26	1H	148	C	C2-N3-C4	-5.89	116.95	119.90
26	14	1451	C	C6-N1-C2	5.89	122.66	120.30
26	14	1608	A	C5-C6-N6	5.89	128.41	123.70
26	14	1614	A	C6-C5-N7	-5.89	128.18	132.30
26	14	1771	C	C2-N3-C4	-5.89	116.95	119.90
1	13	1502	A	C5-C6-N1	-5.89	114.76	117.70
26	1H	435	C	C5-C6-N1	5.89	123.94	121.00
26	1H	733	G	C2-N3-C4	-5.89	108.96	111.90
26	1H	1341	U	C5-C4-O4	-5.89	122.37	125.90
26	14	1394	U	C6-N1-C1'	5.89	129.44	121.20
1	13	724	G	OP1-P-O3'	5.89	118.15	105.20
8	7E	112	LEU	CA-CB-CG	5.89	128.84	115.30
26	1H	94	G	C8-N9-C4	5.89	108.75	106.40
26	1H	763	G	C4-N9-C1'	5.89	134.15	126.50

Continued on next page...

Continued from previous page...

Mol	Chain	Res	Type	Atoms	Z	Observed(°)	Ideal(°)
26	1H	2312	U	C5-C4-O4	-5.89	122.37	125.90
26	1H	2361	A	C2-N3-C4	-5.89	107.66	110.60
1	13	291	C	C2-N1-C1'	-5.88	112.33	118.80
26	1H	1682	G	C8-N9-C1'	-5.88	119.35	127.00
1	1G	1396	A	O5'-P-OP1	-5.88	100.40	105.70
26	14	866	A	C8-N9-C1'	-5.88	117.11	127.70
26	14	939	G	C4-C5-C6	5.88	122.33	118.80
26	14	1284	A	C5-N7-C8	-5.88	100.96	103.90
26	1H	1215	G	OP1-P-O3'	5.88	118.14	105.20
26	1H	507	A	C5-N7-C8	-5.88	100.96	103.90
26	1H	536	A	N9-C4-C5	5.88	108.15	105.80
26	1H	583	G	C6-N1-C2	-5.88	121.57	125.10
26	1H	630	G	C5-C6-O6	-5.88	125.07	128.60
26	1H	2413	G	C5-C6-O6	-5.88	125.07	128.60
1	13	190	G	N3-C4-C5	-5.88	125.66	128.60
26	1H	103	A	C5-C6-N6	-5.88	119.00	123.70
26	1H	663	G	OP1-P-OP2	5.88	128.42	119.60
26	1H	2473	U	N1-C2-O2	5.88	126.92	122.80
39	A8	110	LEU	CA-CB-CG	5.88	128.82	115.30
26	1H	435	C	C6-N1-C2	-5.88	117.95	120.30
26	1H	1188	U	O5'-P-OP2	-5.88	100.41	105.70
26	1H	1769	G	O5'-P-OP2	-5.88	100.41	105.70
26	1H	2497	A	N3-C4-C5	-5.88	122.69	126.80
26	14	122	G	C5-C6-O6	-5.88	125.07	128.60
26	14	2439	A	C6-C5-N7	-5.88	128.19	132.30
26	1H	40	C	N1-C2-O2	-5.88	115.37	118.90
26	1H	54	G	C6-C5-N7	-5.88	126.87	130.40
26	1H	1291	C	N3-C4-N4	-5.88	113.89	118.00
26	1H	1771	C	N1-C2-O2	-5.88	115.37	118.90
26	1H	2409	G	C6-C5-N7	-5.88	126.87	130.40
26	14	2426	A	C5-C6-N6	-5.88	119.00	123.70
1	13	669	U	N1-C2-N3	5.88	118.42	114.90
26	1H	659	C	C2-N3-C4	-5.87	116.96	119.90
26	1H	996	A	N7-C8-N9	-5.87	110.86	113.80
26	1H	1293	C	OP1-P-O3'	5.87	118.12	105.20
26	1H	1780	A	O5'-P-OP2	5.87	117.75	110.70
26	1H	2067	G	N9-C4-C5	5.87	107.75	105.40
26	1H	2451	A	C4-C5-C6	-5.87	114.06	117.00
26	14	1274	A	C6-C5-N7	-5.87	128.19	132.30
26	14	1976	U	OP1-P-OP2	5.87	128.41	119.60
26	1H	1785	A	OP2-P-O3'	5.87	118.12	105.20
26	1H	2584	U	C4-C5-C6	5.87	123.22	119.70

Continued on next page...

Continued from previous page...

Mol	Chain	Res	Type	Atoms	Z	Observed(°)	Ideal(°)
26	14	774	A	C6-N1-C2	5.87	122.12	118.60
26	14	2013	A	C2-N3-C4	-5.87	107.66	110.60
26	14	2595	G	C4-C5-N7	5.87	113.15	110.80
26	14	2712(A)	A	N9-C4-C5	-5.87	103.45	105.80
1	1G	427	U	N1-C2-O2	5.87	126.91	122.80
23	2L	21	U	C4-C5-C6	-5.87	116.18	119.70
26	1H	786	C	OP2-P-O3'	5.87	118.11	105.20
26	1H	1265	A	C8-N9-C4	-5.87	103.45	105.80
26	1H	2749	A	C8-N9-C4	5.87	108.15	105.80
26	14	1934	C	N1-C2-O2	5.87	122.42	118.90
26	1H	215	G	C4-C5-N7	5.87	113.15	110.80
26	1H	1379	A	C5-C6-N6	-5.87	119.01	123.70
26	1H	1692	U	C5-C4-O4	-5.87	122.38	125.90
26	14	866	A	C4-N9-C1'	5.87	136.86	126.30
26	14	2542	A	O5'-P-OP2	-5.87	100.42	105.70
26	1H	1374	G	O5'-P-OP2	5.87	117.74	110.70
26	1H	1781	C	O5'-P-OP1	-5.87	100.42	105.70
26	1H	1848	A	N1-C6-N6	5.87	122.12	118.60
26	1H	2445	G	N9-C4-C5	5.87	107.75	105.40
1	1G	1234	C	N3-C2-O2	-5.87	117.79	121.90
26	1H	1942	C	N3-C4-C5	5.86	124.25	121.90
1	13	507	C	C4-C5-C6	5.86	120.33	117.40
26	1H	586	A	C5-C6-N6	5.86	128.39	123.70
26	1H	2449	U	OP2-P-O3'	5.86	118.10	105.20
25	4K	20	U	N3-C4-O4	5.86	123.50	119.40
26	1H	46	C	C6-N1-C2	-5.86	117.96	120.30
26	1H	48	G	OP2-P-O3'	5.86	118.09	105.20
26	1H	1355	G	N1-C2-N2	-5.86	110.92	116.20
26	1H	1381	G	C4-C5-N7	-5.86	108.46	110.80
26	14	1021	A	N7-C8-N9	5.86	116.73	113.80
26	14	1782	C	N1-C2-O2	-5.86	115.39	118.90
26	1H	1661	G	C8-N9-C4	5.86	108.74	106.40
26	1H	1998	G	C8-N9-C4	5.86	108.74	106.40
1	13	191	G	N1-C6-O6	5.86	123.41	119.90
26	1H	517	C	C6-N1-C2	-5.86	117.96	120.30
26	1H	2458	G	N3-C4-N9	5.86	129.51	126.00
26	14	1246	A	C8-N9-C4	5.86	108.14	105.80
26	14	1813	G	C4-C5-N7	-5.86	108.46	110.80
26	14	2260	C	C6-N1-C2	5.86	122.64	120.30
26	1H	2714	G	C5-C6-O6	-5.85	125.09	128.60
26	14	213	A	C8-N9-C4	5.85	108.14	105.80
26	14	2490	G	C5-C6-O6	5.85	132.11	128.60

Continued on next page...

Continued from previous page...

Mol	Chain	Res	Type	Atoms	Z	Observed(°)	Ideal(°)
26	1H	452	G	N1-C6-O6	-5.85	116.39	119.90
26	1H	657	U	O5'-P-OP2	-5.85	100.43	105.70
26	1H	1671	U	C5-C4-O4	-5.85	122.39	125.90
26	1H	1687	G	C5-C6-N1	-5.85	108.57	111.50
41	C8	12	ARG	NE-CZ-NH2	-5.85	117.37	120.30
55	Q8	52	LYS	C-N-CD	-5.85	107.72	120.60
26	14	658	C	O5'-P-OP2	-5.85	100.43	105.70
26	14	743	G	C8-N9-C4	5.85	108.74	106.40
26	14	1614	A	O4'-C1'-N9	5.85	112.88	108.20
26	14	1728	G	N3-C4-N9	5.85	129.51	126.00
1	13	760	G	C5-C6-O6	-5.85	125.09	128.60
26	1H	1045	A	O4'-C1'-N9	5.85	112.88	108.20
26	1H	1403	C	C5-C4-N4	5.85	124.30	120.20
26	1H	2286	A	C6-C5-N7	-5.85	128.21	132.30
26	1H	2379	G	C6-C5-N7	-5.85	126.89	130.40
26	1H	2416	C	OP2-P-O3'	5.85	118.07	105.20
26	1H	2606	C	OP1-P-OP2	5.85	128.37	119.60
55	Q8	60	LEU	CA-CB-CG	5.85	128.75	115.30
26	14	632	A	O5'-P-OP2	5.85	117.72	110.70
26	14	1614	A	N1-C2-N3	5.85	132.22	129.30
27	1J	102	G	C6-C5-N7	5.85	133.91	130.40
26	1H	508	G	N7-C8-N9	5.85	116.02	113.10
26	1H	1037	G	C5-C6-O6	-5.85	125.09	128.60
26	1H	1259	G	OP2-P-O3'	5.85	118.06	105.20
26	1H	1561	G	OP1-P-O3'	5.85	118.06	105.20
26	1H	2438	U	C2-N3-C4	-5.85	123.49	127.00
1	1G	963	G	N3-C4-N9	5.85	129.51	126.00
1	1G	729	A	N1-C6-N6	-5.85	115.09	118.60
26	1H	1672	C	C2-N1-C1'	-5.84	112.37	118.80
26	1H	1807	G	C5-C6-N1	5.84	114.42	111.50
26	1H	2815	C	O5'-P-OP2	-5.84	100.44	105.70
26	1H	2857	G	O5'-P-OP1	-5.84	100.44	105.70
27	16	74	U	C5-C4-O4	5.84	129.41	125.90
26	14	141	A	C8-N9-C4	-5.84	103.46	105.80
26	14	1728	G	C2-N3-C4	5.84	114.82	111.90
26	1H	113	G	C2-N3-C4	-5.84	108.98	111.90
26	1H	336	C	N1-C2-O2	-5.84	115.39	118.90
26	1H	992	C	OP1-P-O3'	5.84	118.06	105.20
26	1H	1777	U	C4-C5-C6	5.84	123.21	119.70
26	1H	2236	C	N3-C2-O2	5.84	125.99	121.90
26	14	479	A	C4-C5-N7	-5.84	107.78	110.70
26	1H	2390	U	N3-C4-O4	5.84	123.49	119.40

Continued on next page...

Continued from previous page...

Mol	Chain	Res	Type	Atoms	Z	Observed(°)	Ideal(°)
30	31	176	LEU	CA-CB-CG	5.84	128.74	115.30
26	14	2415	G	N3-C2-N2	-5.84	115.81	119.90
26	14	2624	G	C5-C6-O6	-5.84	125.09	128.60
26	14	2880	C	C5-C6-N1	5.84	123.92	121.00
23	2K	9	G	C8-N9-C4	-5.84	104.06	106.40
26	1H	866	A	C8-N9-C1'	-5.84	117.19	127.70
26	1H	1471	A	C5-N7-C8	-5.84	100.98	103.90
27	16	74	U	N3-C4-O4	-5.84	115.31	119.40
1	1G	1462	G	N3-C4-N9	-5.84	122.50	126.00
26	14	31	C	O5'-P-OP1	-5.84	100.44	105.70
26	1H	1376	C	N3-C4-C5	-5.84	119.56	121.90
26	14	772	C	N1-C2-O2	-5.84	115.40	118.90
26	1H	1513	C	C5-C6-N1	5.84	123.92	121.00
26	14	828	U	N3-C2-O2	-5.84	118.11	122.20
26	14	1414	G	C4-N9-C1'	5.84	134.09	126.50
26	1H	1355	G	OP2-P-O3'	5.83	118.04	105.20
26	14	1686	C	C6-N1-C2	5.83	122.63	120.30
26	1H	296	C	C6-N1-C2	5.83	122.63	120.30
26	1H	1933	G	N9-C4-C5	5.83	107.73	105.40
26	14	2084	C	N3-C4-C5	-5.83	119.57	121.90
26	1H	330	A	N7-C8-N9	5.83	116.72	113.80
26	1H	1195	G	C6-N1-C2	-5.83	121.60	125.10
25	4L	16	A	C8-N9-C4	5.83	108.13	105.80
26	14	1437	C	C5-C6-N1	5.83	123.92	121.00
26	14	657	U	C5-C4-O4	5.83	129.40	125.90
1	13	769	G	N1-C6-O6	5.83	123.40	119.90
1	13	897	C	C2-N3-C4	-5.83	116.99	119.90
24	3K	35	A	N7-C8-N9	5.83	116.72	113.80
26	1H	695	G	N3-C2-N2	5.83	123.98	119.90
26	1H	834	C	N3-C4-N4	5.83	122.08	118.00
26	1H	2502	G	C4-C5-C6	5.83	122.30	118.80
26	1H	2871	C	N3-C4-N4	-5.83	113.92	118.00
1	1G	128	G	N9-C4-C5	5.83	107.73	105.40
26	14	2063	C	O5'-P-OP2	-5.83	100.45	105.70
26	14	2742	C	C6-N1-C2	5.83	122.63	120.30
26	1H	1544	C	N1-C2-O2	5.83	122.40	118.90
1	1G	388	G	C5-C6-O6	5.83	132.10	128.60
26	14	1827	C	OP1-P-O3'	5.83	118.02	105.20
27	1J	101	A	C4-C5-N7	5.83	113.61	110.70
1	13	1064	G	N3-C4-N9	-5.83	122.50	126.00
1	13	1381	U	O4'-C1'-N1	5.83	112.86	108.20
26	1H	2089	U	C6-N1-C2	5.83	124.50	121.00

Continued on next page...

Continued from previous page...

Mol	Chain	Res	Type	Atoms	Z	Observed(°)	Ideal(°)
1	13	769	G	C6-C5-N7	-5.82	126.91	130.40
26	1H	144	C	N3-C4-C5	5.82	124.23	121.90
26	1H	321	G	C4-C5-N7	5.82	113.13	110.80
26	1H	323	G	N1-C6-O6	-5.82	116.41	119.90
26	1H	398	G	N1-C2-N3	5.82	127.39	123.90
26	1H	2684	U	OP1-P-OP2	5.82	128.34	119.60
26	14	806	C	N3-C4-N4	5.82	122.08	118.00
26	14	1651	G	OP1-P-O3'	5.82	118.01	105.20
1	13	1096	C	C6-N1-C2	-5.82	117.97	120.30
26	1H	2010	G	O5'-P-OP1	-5.82	100.46	105.70
26	1H	1415	U	C5-C4-O4	5.82	129.39	125.90
26	14	1790	C	C5-C4-N4	-5.82	116.13	120.20
26	1H	656	G	OP2-P-O3'	5.82	118.00	105.20
26	1H	729	G	N7-C8-N9	5.82	116.01	113.10
1	1G	337	C	N3-C4-N4	5.82	122.07	118.00
26	14	2247	A	C8-N9-C4	-5.82	103.47	105.80
26	14	2431	U	N1-C2-O2	-5.82	118.73	122.80
26	1H	416	C	N3-C4-C5	5.82	124.23	121.90
26	1H	2078	C	N3-C4-C5	5.82	124.23	121.90
26	1H	2300	G	N7-C8-N9	5.82	116.01	113.10
26	1H	2718	G	N1-C6-O6	5.82	123.39	119.90
26	14	1022	G	C4-C5-N7	-5.82	108.47	110.80
26	14	1813	G	C6-C5-N7	5.82	133.89	130.40
1	13	860	A	N1-C6-N6	5.81	122.09	118.60
26	1H	815	C	C2-N3-C4	-5.81	116.99	119.90
26	1H	2083	G	N1-C6-O6	5.81	123.39	119.90
1	1G	1498	U	P-O3'-C3'	5.81	126.68	119.70
1	13	191(F)	U	C5-C6-N1	5.81	125.61	122.70
26	1H	613	U	C2-N1-C1'	5.81	124.67	117.70
26	1H	2286	A	C4-N9-C1'	5.81	136.76	126.30
26	1H	2713	A	C8-N9-C4	-5.81	103.47	105.80
1	1G	334	C	N3-C4-C5	5.81	124.22	121.90
26	14	807	U	C5-C4-O4	-5.81	122.41	125.90
1	13	692	U	C4-C5-C6	5.81	123.19	119.70
26	1H	40	C	C2-N3-C4	-5.81	117.00	119.90
26	1H	2387	U	O5'-P-OP2	5.81	117.67	110.70
26	1H	849	A	N9-C4-C5	-5.81	103.48	105.80
26	1H	1249	U	C6-N1-C2	5.81	124.48	121.00
26	1H	2368	C	C6-N1-C2	-5.81	117.98	120.30
27	16	78	A	O5'-P-OP1	5.81	117.67	110.70
26	14	1791	A	OP1-P-OP2	-5.81	110.88	119.60
26	14	2596	U	OP1-P-OP2	5.81	128.31	119.60

Continued on next page...

Continued from previous page...

Mol	Chain	Res	Type	Atoms	Z	Observed(°)	Ideal(°)
23	2K	1	C	C6-N1-C2	-5.81	117.98	120.30
23	2K	68	C	C5-C6-N1	5.81	123.90	121.00
26	1H	741	G	C6-N1-C2	-5.81	121.62	125.10
26	1H	1783	A	O5'-P-OP2	-5.81	100.47	105.70
26	1H	1938	A	O4'-C1'-N9	5.81	112.85	108.20
26	1H	2060	A	C6-C5-N7	5.81	136.37	132.30
26	14	113	G	C8-N9-C4	5.81	108.72	106.40
26	1H	825	C	C5-C4-N4	-5.81	116.14	120.20
26	1H	2435	A	C8-N9-C4	-5.81	103.48	105.80
1	13	892	A	N9-C4-C5	-5.80	103.48	105.80
1	13	1103	C	O5'-P-OP2	-5.80	100.48	105.70
26	1H	29	U	OP1-P-O3'	5.80	117.97	105.20
26	1H	2238	G	OP1-P-OP2	5.80	128.31	119.60
26	1H	2466	C	N3-C2-O2	5.80	125.96	121.90
1	1G	197	A	C4-C5-C6	5.80	119.90	117.00
26	14	575	A	O4'-C1'-N9	5.80	112.84	108.20
26	14	740	U	C2-N3-C4	5.80	130.48	127.00
26	14	2362	G	O5'-P-OP2	5.80	117.66	110.70
1	13	739	C	N1-C2-O2	-5.80	115.42	118.90
26	1H	252	G	C6-N1-C2	-5.80	121.62	125.10
26	1H	806	C	N1-C2-O2	5.80	122.38	118.90
26	1H	1550	C	N1-C2-O2	-5.80	115.42	118.90
26	1H	1807	G	O5'-P-OP2	-5.80	100.48	105.70
26	1H	2555	U	N1-C2-O2	-5.80	118.74	122.80
26	1H	2586	C	N3-C2-O2	5.80	125.96	121.90
26	1H	2777	G	O4'-C1'-N9	-5.80	103.56	108.20
26	14	2020	A	C8-N9-C4	-5.80	103.48	105.80
26	14	2573	C	C2-N1-C1'	5.80	125.18	118.80
1	13	318	G	N1-C6-O6	5.80	123.38	119.90
23	2K	58	A	N1-C2-N3	5.80	132.20	129.30
26	1H	726	G	C8-N9-C4	5.80	108.72	106.40
26	1H	1279	G	O5'-P-OP1	5.80	117.66	110.70
1	1G	1506	U	C5-C4-O4	-5.80	122.42	125.90
26	14	1252	G	O4'-C1'-N9	-5.80	103.56	108.20
26	14	1264	G	C5-C6-O6	5.80	132.08	128.60
26	14	1332	G	C4-N9-C1'	-5.80	118.96	126.50
26	14	2578	G	C5-C6-O6	5.80	132.08	128.60
26	1H	2228	G	C6-C5-N7	-5.80	126.92	130.40
26	14	391	G	C8-N9-C1'	-5.80	119.46	127.00
26	1H	138	G	N9-C1'-C2'	5.80	121.53	114.00
26	1H	602	G	O4'-C1'-N9	5.80	112.84	108.20
26	1H	2708	G	C5-C6-O6	-5.80	125.12	128.60

Continued on next page...

Continued from previous page...

Mol	Chain	Res	Type	Atoms	Z	Observed(°)	Ideal(°)
26	14	1543	A	C2-N3-C4	-5.80	107.70	110.60
22	1K	48	C	C2-N1-C1'	5.79	125.17	118.80
26	1H	920	G	C8-N9-C4	5.79	108.72	106.40
26	1H	1602	U	C5-C4-O4	5.79	129.38	125.90
26	14	1241	A	C6-N1-C2	5.79	122.08	118.60
26	1H	667	U	C5-C4-O4	-5.79	122.43	125.90
26	1H	1187	G	C6-C5-N7	-5.79	126.92	130.40
26	1H	1905	C	OP1-P-OP2	-5.79	110.91	119.60
26	1H	2331	G	C5-C6-O6	-5.79	125.12	128.60
26	1H	2413	G	N1-C6-O6	5.79	123.38	119.90
1	1G	353	A	C5-N7-C8	-5.79	101.00	103.90
26	14	1646	C	OP1-P-O3'	5.79	117.94	105.20
1	1G	567	G	N1-C6-O6	-5.79	116.43	119.90
26	14	657	U	C5-C6-N1	-5.79	119.81	122.70
26	1H	2073	C	C5-C4-N4	-5.79	116.15	120.20
26	1H	2552	U	C2-N3-C4	-5.79	123.53	127.00
26	14	661	C	N3-C4-C5	-5.79	119.58	121.90
26	1H	1192	G	N9-C4-C5	-5.79	103.08	105.40
26	1H	1619	G	C6-N1-C2	-5.79	121.63	125.10
26	1H	2387	U	OP2-P-O3'	5.79	117.93	105.20
23	2K	40	C	C5-C4-N4	-5.79	116.15	120.20
26	1H	187	G	C8-N9-C1'	-5.79	119.48	127.00
26	1H	859	G	C8-N9-C4	5.79	108.71	106.40
26	1H	1632	A	C5-N7-C8	-5.79	101.01	103.90
26	1H	2490	G	O4'-C1'-N9	5.79	112.83	108.20
26	14	1366	A	N1-C2-N3	-5.79	126.41	129.30
26	14	2473	U	N3-C2-O2	-5.79	118.15	122.20
26	1H	1897	G	C2-N3-C4	-5.78	109.01	111.90
26	1H	2245	U	C5-C6-N1	5.78	125.59	122.70
26	14	676	A	C6-C5-N7	-5.78	128.25	132.30
26	14	1210	A	C2-N3-C4	-5.78	107.71	110.60
26	14	1681	G	N7-C8-N9	5.78	115.99	113.10
26	14	1948	G	C5-C6-N1	5.78	114.39	111.50
26	14	2274	A	OP2-P-O3'	5.78	117.92	105.20
26	14	2597	G	C8-N9-C1'	-5.78	119.48	127.00
26	1H	265	A	N3-C4-C5	5.78	130.85	126.80
1	1G	729	A	N9-C4-C5	5.78	108.11	105.80
26	14	1202	C	C6-N1-C2	5.78	122.61	120.30
26	14	1307	A	N1-C2-N3	5.78	132.19	129.30
1	13	1201	A	O5'-P-OP2	-5.78	100.50	105.70
26	1H	256	A	N9-C4-C5	-5.78	103.49	105.80
26	1H	1839	G	C8-N9-C1'	-5.78	119.48	127.00

Continued on next page...

Continued from previous page...

Mol	Chain	Res	Type	Atoms	Z	Observed(°)	Ideal(°)
26	1H	2573	C	N1-C2-N3	5.78	123.25	119.20
26	14	121	G	C5-C6-N1	5.78	114.39	111.50
27	1J	101	A	N7-C8-N9	5.78	116.69	113.80
26	1H	1224	G	C8-N9-C4	5.78	108.71	106.40
26	1H	2624	G	C8-N9-C4	5.78	108.71	106.40
26	1H	1295	C	N1-C2-O2	-5.78	115.43	118.90
26	1H	1670	C	C5-C6-N1	-5.78	118.11	121.00
26	1H	1957	C	OP1-P-OP2	-5.78	110.93	119.60
26	1H	1971	A	C5-C6-N1	5.78	120.59	117.70
1	1G	258	G	N1-C6-O6	5.78	123.37	119.90
26	14	733	G	O5'-P-OP2	-5.78	100.50	105.70
26	1H	633	A	C2-N3-C4	-5.78	107.71	110.60
26	1H	792	G	C4-N9-C1'	5.78	134.01	126.50
26	1H	962	G	OP1-P-OP2	-5.78	110.94	119.60
1	1G	1200	C	N1-C2-O2	5.78	122.36	118.90
29	29	88	GLY	N-CA-C	5.78	127.54	113.10
26	14	1702	G	N1-C6-O6	5.77	123.36	119.90
24	3K	71	G	N7-C8-N9	-5.77	110.21	113.10
26	1H	739	G	N1-C6-O6	5.77	123.36	119.90
26	1H	1382	G	N1-C6-O6	5.77	123.36	119.90
26	1H	1784	A	O5'-P-OP1	5.77	117.63	110.70
26	14	1955	U	N3-C2-O2	-5.77	118.16	122.20
26	1H	2258	C	C5-C4-N4	-5.77	116.16	120.20
1	13	770	C	OP1-P-OP2	-5.77	110.95	119.60
1	13	821	G	C4-N9-C1'	5.77	134.00	126.50
26	1H	973	A	C8-N9-C4	5.77	108.11	105.80
26	1H	1359	A	N1-C2-N3	5.77	132.19	129.30
1	1G	579	G	C4-N9-C1'	5.77	134.00	126.50
1	1G	992	U	P-O3'-C3'	5.77	126.62	119.70
1	1G	1281	U	C5-C6-N1	5.77	125.58	122.70
26	14	1903	G	OP2-P-O3'	5.77	117.89	105.20
26	14	2447	G	N3-C2-N2	-5.77	115.86	119.90
26	14	2587	A	C5-C6-N6	-5.77	119.08	123.70
1	13	500	G	C8-N9-C4	5.77	108.71	106.40
1	13	1057	G	N1-C6-O6	-5.77	116.44	119.90
26	14	77	C	OP2-P-O3'	5.77	117.89	105.20
26	14	676	A	C8-N9-C4	-5.77	103.49	105.80
26	14	2443	C	C5-C4-N4	-5.77	116.16	120.20
26	1H	115	C	C4-C5-C6	5.77	120.28	117.40
26	1H	599	G	N3-C4-C5	-5.77	125.72	128.60
26	14	2510	C	OP1-P-OP2	5.77	128.25	119.60
26	1H	2324	C	C5-C4-N4	-5.76	116.17	120.20

Continued on next page...

Continued from previous page...

Mol	Chain	Res	Type	Atoms	Z	Observed(°)	Ideal(°)
26	1H	2327	A	C2-N3-C4	5.76	113.48	110.60
26	1H	2336	A	C2-N3-C4	5.76	113.48	110.60
30	31	32	LEU	CA-CB-CG	5.76	128.56	115.30
1	1G	1524	C	C4-C5-C6	5.76	120.28	117.40
26	14	214	G	C8-N9-C4	-5.76	104.09	106.40
26	14	922	U	C5-C6-N1	5.76	125.58	122.70
26	14	1605	C	OP1-P-OP2	5.76	128.25	119.60
26	14	1698	A	N3-C4-C5	5.76	130.84	126.80
26	14	1771	C	N3-C4-C5	5.76	124.21	121.90
26	1H	2763	G	C4-C5-N7	5.76	113.11	110.80
26	14	671	C	OP2-P-O3'	5.76	117.88	105.20
26	1H	119	A	N1-C2-N3	5.76	132.18	129.30
26	1H	463	G	OP1-P-O3'	5.76	117.88	105.20
26	1H	2401	U	C2-N1-C1'	5.76	124.61	117.70
26	14	2355	C	C6-N1-C2	5.76	122.61	120.30
1	13	1433	A	O5'-P-OP1	-5.76	100.52	105.70
23	2K	68	C	C6-N1-C2	-5.76	118.00	120.30
26	1H	1303	G	OP1-P-OP2	5.76	128.24	119.60
26	1H	2346	A	C8-N9-C1'	-5.76	117.33	127.70
1	1G	1145	C	N1-C2-O2	5.76	122.36	118.90
26	14	205	G	N7-C8-N9	-5.76	110.22	113.10
26	14	774	A	C8-N9-C1'	5.76	138.07	127.70
26	14	786	C	C2-N1-C1'	-5.76	112.47	118.80
26	14	948	G	N3-C2-N2	-5.76	115.87	119.90
26	14	1281	G	C5-C6-O6	-5.76	125.14	128.60
26	1H	115	C	C5-C6-N1	-5.76	118.12	121.00
26	1H	1969	A	C8-N9-C4	-5.76	103.50	105.80
26	1H	2297	C	C5-C6-N1	-5.76	118.12	121.00
1	1G	579	G	C6-C5-N7	-5.76	126.94	130.40
26	14	1663	C	N3-C2-O2	5.76	125.93	121.90
26	14	2463	C	N1-C2-O2	-5.76	115.44	118.90
26	1H	670	A	O4'-C1'-N9	-5.76	103.59	108.20
26	1H	2496	C	N1-C2-O2	-5.76	115.45	118.90
26	1H	2869	G	C8-N9-C4	-5.76	104.10	106.40
26	14	740	U	N3-C4-C5	-5.76	111.15	114.60
26	14	2375	G	N9-C1'-C2'	-5.76	105.67	112.00
26	14	262	A	O5'-P-OP2	-5.75	100.52	105.70
26	14	2386	C	C5-C4-N4	-5.75	116.17	120.20
1	13	1327	C	N3-C4-C5	5.75	124.20	121.90
26	1H	208	C	C6-N1-C2	5.75	122.60	120.30
26	1H	2269	A	O5'-P-OP2	-5.75	100.52	105.70
26	1H	609	A	N9-C4-C5	-5.75	103.50	105.80

Continued on next page...

Continued from previous page...

Mol	Chain	Res	Type	Atoms	Z	Observed(°)	Ideal(°)
26	1H	2295	C	N3-C4-C5	-5.75	119.60	121.90
55	Q8	60	LEU	CB-CG-CD2	5.75	120.78	111.00
26	14	1782	C	P-O3'-C3'	5.75	126.60	119.70
26	14	1315	C	N3-C4-N4	-5.75	113.97	118.00
26	14	2352	A	C2-N3-C4	-5.75	107.72	110.60
26	14	2489	G	OP2-P-O3'	5.75	117.85	105.20
1	13	522	C	C4-C5-C6	5.75	120.27	117.40
26	1H	1287	A	C8-N9-C4	-5.75	103.50	105.80
26	1H	1312	U	O5'-P-OP2	5.75	117.60	110.70
26	1H	2246	G	OP1-P-O3'	5.75	117.84	105.20
26	1H	2782	G	C8-N9-C1'	-5.75	119.53	127.00
26	1H	1340	U	C4-C5-C6	5.75	123.15	119.70
26	1H	1811	G	C5-C6-O6	5.75	132.05	128.60
26	1H	2672	G	C4-C5-C6	5.75	122.25	118.80
26	14	150	C	C5-C4-N4	5.75	124.22	120.20
26	14	441	U	OP1-P-OP2	5.75	128.22	119.60
26	14	1899	G	C5-C6-O6	5.75	132.05	128.60
26	14	2363	C	C2-N3-C4	-5.75	117.03	119.90
1	1G	1488	G	N9-C4-C5	-5.75	103.10	105.40
26	1H	587	C	C4-C5-C6	5.74	120.27	117.40
26	1H	864	G	C2-N3-C4	5.74	114.77	111.90
26	1H	1568	G	OP1-P-OP2	-5.74	110.98	119.60
1	1G	811	C	N3-C2-O2	5.74	125.92	121.90
26	14	809	G	OP2-P-O3'	-5.74	92.56	105.20
26	14	2547	U	O5'-P-OP2	-5.74	100.53	105.70
1	13	418	C	C2-N1-C1'	5.74	125.12	118.80
1	13	1065	U	P-O3'-C3'	5.74	126.59	119.70
26	1H	1693	U	OP1-P-OP2	5.74	128.21	119.60
26	1H	2731	G	N9-C4-C5	-5.74	103.10	105.40
26	14	2325	G	OP1-P-OP2	5.74	128.21	119.60
26	1H	686	G	N1-C2-N2	-5.74	111.03	116.20
26	1H	751	A	N1-C6-N6	-5.74	115.16	118.60
26	1H	1939	U	N3-C4-C5	5.74	118.04	114.60
26	1H	2318	G	C5-C6-N1	-5.74	108.63	111.50
26	14	47	C	C6-N1-C2	5.74	122.60	120.30
26	14	465	G	OP1-P-OP2	-5.74	110.99	119.60
26	14	1616	A	C8-N9-C4	-5.74	103.50	105.80
1	1G	1119	C	C6-N1-C2	-5.74	118.00	120.30
26	14	620	G	C8-N9-C4	-5.74	104.10	106.40
26	14	1343	G	N3-C4-N9	5.74	129.44	126.00
26	14	1396	U	N1-C2-O2	5.74	126.82	122.80
49	G5	42	GLY	N-CA-C	-5.74	98.76	113.10

Continued on next page...

Continued from previous page...

Mol	Chain	Res	Type	Atoms	Z	Observed(°)	Ideal(°)
1	13	974	A	C5-N7-C8	-5.74	101.03	103.90
26	14	948	G	N1-C6-O6	5.74	123.34	119.90
1	13	770	C	N3-C4-N4	5.74	122.02	118.00
26	1H	1321	A	C8-N9-C4	5.74	108.09	105.80
26	1H	1761	C	C5-C4-N4	-5.74	116.19	120.20
26	1H	1957	C	C4-C5-C6	5.74	120.27	117.40
26	1H	2257	U	N3-C4-C5	-5.74	111.16	114.60
26	14	391	G	C6-C5-N7	-5.74	126.96	130.40
26	14	1623	G	N3-C4-N9	-5.74	122.56	126.00
26	14	2517	C	O4'-C1'-N1	5.74	112.79	108.20
33	69	77	LEU	CA-CB-CG	5.74	128.49	115.30
26	1H	195	A	N1-C6-N6	5.73	122.04	118.60
26	1H	853	G	O5'-P-OP2	-5.73	100.54	105.70
26	1H	1241	A	P-O3'-C3'	5.73	126.58	119.70
1	13	313	A	O5'-P-OP2	-5.73	100.54	105.70
26	1H	1267	U	C5-C6-N1	-5.73	119.83	122.70
26	1H	1698	A	O5'-P-OP2	-5.73	100.54	105.70
26	1H	2569	G	O5'-P-OP2	-5.73	100.54	105.70
26	1H	695	G	OP1-P-OP2	-5.73	111.00	119.60
26	1H	2492	U	N3-C2-O2	-5.73	118.19	122.20
26	14	2513	G	N1-C6-O6	5.73	123.34	119.90
1	13	816	A	C8-N9-C4	-5.73	103.51	105.80
26	1H	54	G	O5'-P-OP1	-5.73	100.54	105.70
26	1H	180	G	C5-C6-O6	-5.73	125.16	128.60
1	13	692	U	N3-C4-C5	-5.73	111.16	114.60
26	1H	191	A	N1-C6-N6	5.73	122.04	118.60
26	1H	436	C	N1-C2-N3	-5.73	115.19	119.20
26	1H	847	U	N3-C4-O4	-5.73	115.39	119.40
26	1H	1326	U	C5-C4-O4	5.73	129.34	125.90
26	1H	1768	U	OP2-P-O3'	5.73	117.80	105.20
26	1H	2762	G	C5-N7-C8	-5.73	101.44	104.30
26	14	179	G	OP1-P-OP2	5.73	128.19	119.60
26	1H	686	G	C2-N3-C4	-5.73	109.04	111.90
26	1H	932	G	N1-C6-O6	-5.73	116.47	119.90
26	1H	1598	C	O5'-P-OP1	-5.73	100.55	105.70
26	1H	2607	G	N3-C4-N9	5.73	129.44	126.00
1	1G	345	C	C6-N1-C2	-5.73	118.01	120.30
1	1G	720	C	C5-C6-N1	5.73	123.86	121.00
26	14	416	C	N1-C2-O2	5.73	122.34	118.90
1	13	1284	C	C6-N1-C2	5.72	122.59	120.30
26	1H	404	C	P-O3'-C3'	5.72	126.57	119.70
26	1H	565	C	O5'-P-OP1	-5.72	100.55	105.70

Continued on next page...

Continued from previous page...

Mol	Chain	Res	Type	Atoms	Z	Observed(°)	Ideal(°)
26	1H	664	C	C2-N3-C4	-5.72	117.04	119.90
26	1H	664	C	OP1-P-OP2	5.72	128.19	119.60
26	1H	1197	G	C8-N9-C4	5.72	108.69	106.40
1	13	127	G	OP2-P-O3'	5.72	117.79	105.20
1	13	356	A	O4'-C1'-N9	5.72	112.78	108.20
24	3K	37	A	O4'-C1'-N9	5.72	112.78	108.20
26	1H	1833	U	C6-N1-C2	-5.72	117.57	121.00
26	1H	2731	G	C4-N9-C1'	5.72	133.94	126.50
26	1H	195	A	P-O3'-C3'	5.72	126.56	119.70
26	1H	2051	A	N7-C8-N9	5.72	116.66	113.80
26	14	2689	U	N1-C2-N3	5.72	118.33	114.90
1	13	1417	G	C8-N9-C1'	-5.72	119.56	127.00
26	1H	441	U	OP1-P-O3'	5.72	117.78	105.20
26	1H	967	C	N3-C4-C5	5.72	124.19	121.90
26	1H	1632	A	C6-C5-N7	-5.72	128.30	132.30
26	1H	1971	A	OP1-P-O3'	5.72	117.78	105.20
1	1G	995	C	C5-C6-N1	5.72	123.86	121.00
26	14	2443	C	O5'-P-OP2	5.72	117.56	110.70
26	1H	1307	A	C8-N9-C4	5.72	108.09	105.80
26	14	186	G	C8-N9-C4	5.72	108.69	106.40
26	14	1797	C	N1-C2-O2	-5.72	115.47	118.90
1	13	1412	C	C2-N3-C4	-5.72	117.04	119.90
26	1H	983	A	C5-C6-N6	-5.72	119.13	123.70
26	1H	1193	G	OP1-P-OP2	-5.72	111.02	119.60
26	1H	1386	C	C6-N1-C2	-5.72	118.01	120.30
26	1H	2265	U	C6-N1-C2	-5.72	117.57	121.00
26	1H	2467	C	C6-N1-C2	5.72	122.59	120.30
1	13	1064	G	N9-C4-C5	5.71	107.69	105.40
24	3K	76	A	O4'-C1'-N9	5.71	112.77	108.20
26	1H	1368	G	N3-C2-N2	-5.71	115.90	119.90
26	1H	2078	C	O5'-P-OP2	5.71	117.56	110.70
26	14	329	G	C5-C6-N1	5.71	114.36	111.50
26	14	1780	A	N9-C4-C5	5.71	108.09	105.80
1	13	1412	C	N1-C2-O2	-5.71	115.47	118.90
26	1H	2024	G	N1-C6-O6	-5.71	116.47	119.90
26	1H	2690	C	C6-N1-C2	-5.71	118.02	120.30
43	E8	11	ARG	NE-CZ-NH2	-5.71	117.44	120.30
26	14	746	A	O5'-P-OP2	5.71	117.56	110.70
27	1J	103	U	C6-N1-C2	5.71	124.43	121.00
1	13	363	A	N1-C6-N6	-5.71	115.17	118.60
26	1H	967	C	O5'-P-OP2	-5.71	100.56	105.70
26	1H	1775	U	C5-C6-N1	-5.71	119.84	122.70

Continued on next page...

Continued from previous page...

Mol	Chain	Res	Type	Atoms	Z	Observed(°)	Ideal(°)
26	14	568	U	O5'-P-OP1	-5.71	100.56	105.70
26	14	1315	C	OP2-P-O3'	5.71	117.76	105.20
26	14	1582	C	N1-C2-O2	5.71	122.33	118.90
26	1H	805	G	C4-C5-C6	5.71	122.22	118.80
26	1H	1213	A	C4-C5-N7	5.71	113.55	110.70
26	1H	2866	U	N3-C4-C5	-5.71	111.17	114.60
23	2L	35	C	N1-C2-O2	5.71	122.33	118.90
26	14	188	G	C6-C5-N7	-5.71	126.97	130.40
26	14	510	C	N3-C4-C5	-5.71	119.62	121.90
26	1H	835	A	C8-N9-C4	-5.71	103.52	105.80
26	1H	848	G	O5'-P-OP1	5.71	117.55	110.70
26	1H	1019	U	C5-C4-O4	5.71	129.32	125.90
26	1H	2409	G	O5'-P-OP2	-5.71	100.56	105.70
26	14	204	A	C5-C6-N6	-5.71	119.13	123.70
26	14	1127	A	O5'-P-OP1	-5.71	100.56	105.70
26	14	2070	G	N1-C2-N2	-5.71	111.06	116.20
26	14	2293	C	N3-C4-N4	-5.71	114.00	118.00
1	13	865	A	C6-C5-N7	-5.71	128.31	132.30
26	1H	681	G	N7-C8-N9	-5.71	110.25	113.10
26	14	1928	A	C8-N9-C4	5.71	108.08	105.80
26	14	2235	G	C5-C6-O6	-5.71	125.18	128.60
26	14	2277	G	N9-C4-C5	5.71	107.68	105.40
26	1H	125	G	C6-C5-N7	-5.70	126.98	130.40
26	1H	194	G	N1-C6-O6	5.70	123.32	119.90
26	1H	829	A	C2-N3-C4	-5.70	107.75	110.60
26	1H	1366	A	C5-C6-N6	-5.70	119.14	123.70
26	1H	1427	A	C6-N1-C2	-5.70	115.18	118.60
26	1H	1520	U	N3-C2-O2	-5.70	118.21	122.20
26	1H	1830	C	N3-C4-C5	5.70	124.18	121.90
27	16	80	U	OP2-P-O3'	5.70	117.75	105.20
1	1G	1115	C	N3-C4-C5	-5.70	119.62	121.90
23	2L	48	U	P-O3'-C3'	5.70	126.54	119.70
26	14	2021	C	O5'-P-OP1	-5.70	100.57	105.70
26	14	2092	U	N3-C2-O2	-5.70	118.21	122.20
26	14	2615	U	C5-C6-N1	5.70	125.55	122.70
26	1H	2330	G	N1-C2-N3	5.70	127.32	123.90
26	1H	2448	A	N3-C4-N9	5.70	131.96	127.40
26	14	36	G	N7-C8-N9	5.70	115.95	113.10
26	14	93	C	C6-N1-C2	-5.70	118.02	120.30
1	13	1502	A	N9-C4-C5	-5.70	103.52	105.80
26	1H	791	C	OP2-P-O3'	5.70	117.74	105.20
26	1H	1413	G	O5'-P-OP2	5.70	117.54	110.70

Continued on next page...

Continued from previous page...

Mol	Chain	Res	Type	Atoms	Z	Observed(°)	Ideal(°)
26	1H	1690	A	C6-N1-C2	-5.70	115.18	118.60
26	1H	2255	G	C5-C6-N1	-5.70	108.65	111.50
26	1H	2458	G	C8-N9-C1'	-5.70	119.59	127.00
26	1H	621	A	C8-N9-C4	-5.70	103.52	105.80
26	1H	1197	G	OP1-P-OP2	5.70	128.15	119.60
26	1H	1707	G	C4-C5-N7	5.70	113.08	110.80
26	14	138	G	N3-C4-C5	-5.70	125.75	128.60
26	1H	188	G	C5-N7-C8	-5.70	101.45	104.30
26	1H	2538	C	C6-N1-C2	5.70	122.58	120.30
39	65	73	LEU	CA-CB-CG	5.70	128.40	115.30
1	13	779	C	C6-N1-C2	-5.70	118.02	120.30
26	1H	117	G	C5-C6-O6	-5.70	125.18	128.60
26	1H	426	C	O5'-P-OP1	-5.70	100.58	105.70
26	1H	2545	G	N3-C4-C5	-5.70	125.75	128.60
26	1H	2573	C	C4-C5-C6	5.70	120.25	117.40
26	14	2379	G	O4'-C1'-N9	5.70	112.76	108.20
26	14	2776	A	P-O3'-C3'	5.70	126.53	119.70
26	1H	2212	A	C4-C5-N7	5.69	113.55	110.70
26	1H	2747	G	C6-C5-N7	-5.69	126.98	130.40
26	14	1938	A	C6-N1-C2	-5.69	115.18	118.60
26	14	1949	G	O5'-P-OP2	-5.69	100.58	105.70
26	1H	972	G	O5'-P-OP1	5.69	117.53	110.70
26	1H	1670	C	C6-N1-C2	5.69	122.58	120.30
1	1G	538	G	C6-C5-N7	-5.69	126.98	130.40
1	1G	1059	C	C6-N1-C2	-5.69	118.02	120.30
26	1H	98	G	OP1-P-OP2	5.69	128.14	119.60
26	1H	624	C	O5'-P-OP1	-5.69	100.58	105.70
26	1H	1284	A	C5-N7-C8	-5.69	101.05	103.90
26	14	530	G	C8-N9-C4	5.69	108.68	106.40
26	14	1909	C	N1-C2-O2	5.69	122.31	118.90
26	14	2597	G	O5'-P-OP1	5.69	117.53	110.70
42	95	80	GLN	N-CA-C	5.69	126.36	111.00
26	1H	416	C	C6-N1-C2	5.69	122.58	120.30
26	1H	847	U	C5-C6-N1	-5.69	119.86	122.70
26	1H	2523	G	C8-N9-C4	-5.69	104.12	106.40
1	1G	962	C	N1-C2-O2	5.69	122.31	118.90
26	14	1342	A	C6-C5-N7	-5.69	128.32	132.30
26	14	1585	C	N3-C2-O2	-5.69	117.92	121.90
26	14	2000	G	N9-C4-C5	-5.69	103.12	105.40
26	14	2501	C	C4-C5-C6	-5.69	114.56	117.40
26	1H	76	C	C4-C5-C6	5.69	120.24	117.40
26	1H	2509	G	N7-C8-N9	-5.69	110.26	113.10

Continued on next page...

Continued from previous page...

Mol	Chain	Res	Type	Atoms	Z	Observed(°)	Ideal(°)
26	14	983	A	OP2-P-O3'	5.69	117.71	105.20
26	14	2506	U	N3-C4-O4	5.69	123.38	119.40
1	13	792	A	C1'-O4'-C4'	-5.68	105.35	109.90
26	1H	1639	U	N1-C2-O2	5.68	126.78	122.80
27	16	6	C	N1-C2-O2	-5.68	115.49	118.90
1	1G	361	G	C8-N9-C4	5.68	108.67	106.40
1	13	809	G	O5'-P-OP1	-5.68	100.58	105.70
26	1H	113	G	C4-C5-C6	5.68	122.21	118.80
26	1H	330	A	O5'-P-OP2	-5.68	100.59	105.70
26	1H	671	C	C5-C6-N1	-5.68	118.16	121.00
26	1H	2330	G	C6-N1-C2	-5.68	121.69	125.10
26	1H	2546	U	C2-N1-C1'	-5.68	110.88	117.70
26	14	47	C	C5-C6-N1	-5.68	118.16	121.00
26	14	268	C	C6-N1-C2	-5.68	118.03	120.30
26	14	2721	A	OP1-P-O3'	5.68	117.70	105.20
26	1H	1246	A	C4-C5-C6	5.68	119.84	117.00
26	14	1397	U	N3-C4-O4	-5.68	115.42	119.40
1	13	484	G	C4-N9-C1'	5.68	133.88	126.50
26	1H	259	G	C8-N9-C4	5.68	108.67	106.40
26	1H	957	A	C6-C5-N7	-5.68	128.32	132.30
26	14	752	A	P-O3'-C3'	5.68	126.52	119.70
26	1H	1778	U	OP2-P-O3'	5.68	117.69	105.20
1	1G	330	C	N1-C2-O2	5.68	122.31	118.90
1	13	647	C	C6-N1-C2	-5.68	118.03	120.30
26	1H	53	A	OP1-P-O3'	5.68	117.69	105.20
26	1H	788	A	C5-C6-N1	-5.68	114.86	117.70
26	1H	1374	G	N1-C6-O6	5.68	123.31	119.90
26	1H	1393	A	OP1-P-O3'	5.68	117.69	105.20
26	1H	1935	G	N9-C4-C5	5.68	107.67	105.40
26	14	945	A	N1-C2-N3	5.68	132.14	129.30
1	13	897	C	C6-N1-C2	5.67	122.57	120.30
26	1H	324	A	O5'-P-OP2	5.67	117.51	110.70
26	1H	965	C	OP1-P-OP2	5.67	128.11	119.60
26	1H	1392	A	O5'-P-OP1	-5.67	100.59	105.70
26	14	2432	A	N1-C6-N6	5.67	122.00	118.60
1	13	1496	C	C4-C5-C6	5.67	120.24	117.40
26	14	62	C	C6-N1-C2	5.67	122.57	120.30
26	14	2224	G	C8-N9-C1'	-5.67	119.63	127.00
26	1H	763	G	C6-C5-N7	-5.67	127.00	130.40
26	1H	952	G	C2-N3-C4	5.67	114.73	111.90
26	1H	2345	G	C8-N9-C4	5.67	108.67	106.40
26	14	391	G	C5-C6-O6	-5.67	125.20	128.60

Continued on next page...

Continued from previous page...

Mol	Chain	Res	Type	Atoms	Z	Observed(°)	Ideal(°)
26	14	756	C	C6-N1-C2	-5.67	118.03	120.30
26	14	1298	C	N1-C2-O2	5.67	122.30	118.90
26	14	2595	G	C5-N7-C8	-5.67	101.46	104.30
27	1J	60	C	C6-N1-C2	-5.67	118.03	120.30
26	14	791	C	P-O3'-C3'	5.67	126.50	119.70
26	1H	125	G	C4-C5-N7	5.67	113.07	110.80
26	1H	866	A	O4'-C1'-N9	-5.67	103.67	108.20
26	1H	1204	A	C4-C5-N7	5.67	113.53	110.70
26	1H	1339	G	O5'-P-OP2	5.67	117.50	110.70
1	1G	1436	U	C2-N1-C1'	5.67	124.50	117.70
26	1H	467	G	O5'-P-OP2	-5.67	100.60	105.70
26	1H	975	G	N3-C2-N2	-5.67	115.93	119.90
26	1H	2769	C	C6-N1-C2	-5.67	118.03	120.30
20	BI	13	LEU	CA-CB-CG	5.67	128.33	115.30
26	14	1792	G	C8-N9-C4	5.67	108.67	106.40
1	13	484	G	C8-N9-C4	-5.66	104.14	106.40
1	13	819	A	O5'-P-OP1	-5.66	100.60	105.70
26	1H	104	U	C5-C4-O4	-5.66	122.50	125.90
26	1H	745	G	C4-C5-C6	5.66	122.20	118.80
26	1H	832	G	C8-N9-C4	-5.66	104.13	106.40
26	1H	1244	G	C5-C6-O6	-5.66	125.20	128.60
26	1H	1382	G	C8-N9-C1'	5.66	134.36	127.00
26	1H	1558	A	C2-N3-C4	-5.66	107.77	110.60
26	14	511	U	N3-C4-C5	-5.66	111.20	114.60
26	14	2613	U	C4-C5-C6	5.66	123.10	119.70
26	1H	2059	A	C6-N1-C2	-5.66	115.20	118.60
26	1H	2325	G	OP1-P-OP2	5.66	128.09	119.60
26	1H	2506	U	O5'-P-OP2	5.66	117.49	110.70
26	14	769	G	C5-C6-O6	-5.66	125.20	128.60
26	14	1904	G	C4-C5-N7	-5.66	108.53	110.80
26	1H	649	G	N1-C6-O6	5.66	123.30	119.90
26	14	939	G	C6-C5-N7	-5.66	127.00	130.40
26	14	2351	G	C6-C5-N7	-5.66	127.00	130.40
26	14	2518	A	N1-C2-N3	5.66	132.13	129.30
26	1H	864	G	C5-C6-N1	5.66	114.33	111.50
26	1H	1226	G	OP1-P-OP2	5.66	128.09	119.60
26	1H	2070	G	N3-C2-N2	5.66	123.86	119.90
26	1H	2271	G	C4-N9-C1'	5.66	133.86	126.50
26	14	4	C	C2-N1-C1'	5.66	125.02	118.80
26	1H	2244	U	OP1-P-OP2	-5.66	111.11	119.60
26	1H	2300	G	N1-C6-O6	5.66	123.29	119.90
26	14	827	U	C6-N1-C2	5.66	124.39	121.00

Continued on next page...

Continued from previous page...

Mol	Chain	Res	Type	Atoms	Z	Observed(°)	Ideal(°)
26	14	2332	U	O5'-P-OP1	5.66	117.49	110.70
1	13	295	C	O5'-P-OP2	-5.66	100.61	105.70
1	13	887	G	N1-C2-N2	-5.66	111.11	116.20
26	1H	115	C	N3-C4-N4	5.66	121.96	118.00
26	1H	783	A	N9-C1'-C2'	-5.66	105.78	112.00
26	1H	1200	C	N1-C2-O2	-5.66	115.51	118.90
26	1H	1968	G	N9-C1'-C2'	-5.66	105.78	112.00
26	1H	2721	A	C8-N9-C4	5.66	108.06	105.80
1	1G	547	A	C8-N9-C4	5.66	108.06	105.80
26	14	2685	G	C8-N9-C4	5.66	108.66	106.40
24	3K	71	G	C4-C5-N7	-5.65	108.54	110.80
26	1H	504	U	C2-N1-C1'	5.65	124.48	117.70
26	1H	2192	G	C8-N9-C1'	-5.65	119.65	127.00
27	16	14	U	OP1-P-OP2	5.65	128.08	119.60
26	1H	576	U	OP2-P-O3'	5.65	117.64	105.20
26	1H	920	G	C5-N7-C8	5.65	107.13	104.30
26	1H	1124	C	C4-C5-C6	5.65	120.23	117.40
26	1H	1626	G	N7-C8-N9	5.65	115.93	113.10
26	14	1807	G	N9-C4-C5	-5.65	103.14	105.40
1	13	827	U	C6-N1-C1'	-5.65	113.29	121.20
1	13	1436	U	OP1-P-OP2	-5.65	111.12	119.60
26	1H	184	C	C6-N1-C2	5.65	122.56	120.30
26	1H	684	G	N1-C6-O6	-5.65	116.51	119.90
26	1H	1969	A	C5-N7-C8	5.65	106.73	103.90
26	1H	1976	U	N3-C2-O2	-5.65	118.25	122.20
26	1H	2702	U	C5-C6-N1	5.65	125.53	122.70
26	14	393	C	C5-C4-N4	5.65	124.15	120.20
26	14	736	C	O5'-P-OP2	5.65	117.48	110.70
26	1H	246	C	C6-N1-C2	5.65	122.56	120.30
26	1H	912	C	C4-C5-C6	5.65	120.22	117.40
26	1H	1496	A	O4'-C1'-N9	5.65	112.72	108.20
26	14	2079	U	N1-C2-O2	5.65	126.75	122.80
26	14	2722	G	O5'-P-OP2	5.65	117.48	110.70
26	1H	2452	C	N3-C4-C5	5.65	124.16	121.90
26	14	408	G	O5'-P-OP2	-5.65	100.62	105.70
26	1H	692	C	N1-C2-O2	-5.64	115.51	118.90
26	1H	1389	G	C8-N9-C4	-5.64	104.14	106.40
26	1H	1424	G	C6-N1-C2	-5.64	121.71	125.10
26	1H	2465	C	C4-C5-C6	5.64	120.22	117.40
1	1G	221	C	C2-N1-C1'	5.64	125.01	118.80
26	14	74	A	N9-C4-C5	-5.64	103.54	105.80
26	1H	214	G	N3-C4-N9	5.64	129.38	126.00

Continued on next page...

Continued from previous page...

Mol	Chain	Res	Type	Atoms	Z	Observed(°)	Ideal(°)
26	1H	2501	C	C5-C4-N4	-5.64	116.25	120.20
26	14	728	G	C8-N9-C4	5.64	108.66	106.40
26	14	2049	G	N3-C2-N2	-5.64	115.95	119.90
1	13	566	G	O5'-P-OP2	-5.64	100.62	105.70
26	14	770	G	C8-N9-C4	5.64	108.66	106.40
26	14	2523	G	C5-C6-O6	-5.64	125.22	128.60
26	1H	414	C	C2-N3-C4	-5.64	117.08	119.90
26	1H	944	G	C4-N9-C1'	5.64	133.83	126.50
26	1H	994	C	N3-C4-C5	-5.64	119.64	121.90
26	1H	1195	G	N1-C2-N3	5.64	127.28	123.90
26	14	1162	G	O5'-P-OP1	-5.64	100.62	105.70
26	14	1785	A	C4-C5-C6	5.64	119.82	117.00
1	13	1407	C	N3-C4-N4	-5.64	114.05	118.00
26	1H	2700	C	N3-C4-C5	5.64	124.16	121.90
26	1H	182	A	N7-C8-N9	-5.64	110.98	113.80
26	1H	1728	G	N3-C4-N9	5.64	129.38	126.00
46	H8	24	LEU	CA-CB-CG	5.64	128.27	115.30
1	1G	831	U	C6-N1-C2	-5.64	117.62	121.00
26	14	759	G	OP1-P-OP2	-5.64	111.14	119.60
26	14	1965	C	O5'-P-OP1	-5.64	100.63	105.70
26	14	2072	G	OP1-P-OP2	-5.64	111.14	119.60
27	1J	104	A	C8-N9-C4	5.64	108.06	105.80
26	1H	138	G	C2-N3-C4	5.63	114.72	111.90
26	1H	302	C	O5'-P-OP2	-5.63	100.63	105.70
1	1G	662	G	N3-C4-N9	5.63	129.38	126.00
1	13	808	C	N3-C4-C5	-5.63	119.65	121.90
1	13	1322	C	C2-N3-C4	5.63	122.72	119.90
26	14	2238	G	N1-C2-N2	5.63	121.27	116.20
26	1H	803	U	C2-N3-C4	-5.63	123.62	127.00
26	1H	2247	A	C2-N3-C4	-5.63	107.78	110.60
1	1G	784	C	C6-N1-C2	5.63	122.55	120.30
26	14	809	G	OP1-P-O3'	5.63	117.59	105.20
1	13	881	G	C8-N9-C4	5.63	108.65	106.40
26	1H	2503	A	C5-C6-N6	-5.63	119.20	123.70
26	14	811	U	C4-C5-C6	5.63	123.08	119.70
26	1H	124	G	N3-C4-C5	5.63	131.41	128.60
26	1H	397	G	N3-C2-N2	-5.63	115.96	119.90
26	1H	508	G	C4-N9-C1'	5.63	133.82	126.50
26	1H	560	C	C5-C4-N4	-5.63	116.26	120.20
26	1H	1888	G	N3-C4-N9	5.63	129.38	126.00
26	1H	2061	G	N3-C4-C5	-5.63	125.79	128.60
26	14	265	A	N7-C8-N9	5.63	116.61	113.80

Continued on next page...

Continued from previous page...

Mol	Chain	Res	Type	Atoms	Z	Observed(°)	Ideal(°)
1	13	992	U	P-O3'-C3'	5.63	126.45	119.70
26	1H	2056	G	N9-C4-C5	-5.63	103.15	105.40
26	1H	2082	A	C8-N9-C4	5.63	108.05	105.80
26	14	1262	A	C5-C6-N6	-5.63	119.20	123.70
1	13	1374	A	C2-N3-C4	-5.62	107.79	110.60
1	1G	197	A	C6-C5-N7	-5.62	128.36	132.30
26	14	1965	C	N1-C2-O2	-5.62	115.53	118.90
26	14	2392	A	O4'-C1'-N9	5.62	112.70	108.20
1	13	1149	C	C6-N1-C2	-5.62	118.05	120.30
26	1H	746	A	N1-C6-N6	5.62	121.97	118.60
1	1G	723	U	C2-N1-C1'	5.62	124.45	117.70
26	14	784	A	C6-N1-C2	5.62	121.97	118.60
26	14	2060	A	N9-C4-C5	5.62	108.05	105.80
1	13	1526	G	C5-N7-C8	-5.62	101.49	104.30
26	1H	415	A	C5-C6-N6	-5.62	119.20	123.70
26	1H	1410	G	N3-C4-C5	5.62	131.41	128.60
1	1G	1527	C	N3-C2-O2	-5.62	117.97	121.90
1	13	1329	A	N1-C6-N6	5.62	121.97	118.60
26	1H	312	G	OP2-P-O3'	5.62	117.56	105.20
26	1H	939	G	C5-C6-O6	5.62	131.97	128.60
26	1H	1127	A	N1-C6-N6	5.62	121.97	118.60
26	1H	1294	U	O5'-P-OP1	-5.62	100.64	105.70
26	1H	2446	G	N9-C4-C5	-5.62	103.15	105.40
26	1H	1198	U	N1-C2-N3	5.62	118.27	114.90
26	1H	1291	C	OP1-P-O3'	5.62	117.56	105.20
26	1H	2354	G	OP1-P-O3'	5.62	117.56	105.20
55	Q8	7	HIS	N-CA-C	5.62	126.17	111.00
26	14	864	G	N3-C4-C5	-5.62	125.79	128.60
26	14	1984	G	OP1-P-OP2	5.62	128.03	119.60
26	14	2679	A	C8-N9-C4	5.62	108.05	105.80
26	1H	681	G	N9-C4-C5	-5.62	103.15	105.40
1	13	606	G	N3-C4-N9	5.62	129.37	126.00
1	13	1290	G	C4-N9-C1'	5.62	133.80	126.50
26	1H	113	G	C6-C5-N7	-5.62	127.03	130.40
26	1H	682	G	N7-C8-N9	-5.62	110.29	113.10
26	1H	738	G	N1-C6-O6	5.62	123.27	119.90
26	1H	1246	A	C6-N1-C2	-5.62	115.23	118.60
26	1H	2040	C	C5-C4-N4	-5.62	116.27	120.20
26	1H	2054	A	N1-C6-N6	5.62	121.97	118.60
26	14	2252	G	OP1-P-O3'	5.62	117.55	105.20
1	13	1336	C	P-O3'-C3'	5.61	126.44	119.70
26	1H	624	C	N1-C2-O2	-5.61	115.53	118.90

Continued on next page...

Continued from previous page...

Mol	Chain	Res	Type	Atoms	Z	Observed(°)	Ideal(°)
26	1H	1124	C	N1-C2-N3	5.61	123.13	119.20
26	14	1768	U	C5-C4-O4	5.61	129.27	125.90
26	14	1834	U	N3-C4-O4	5.61	123.33	119.40
1	13	538	G	N3-C4-N9	5.61	129.37	126.00
26	1H	816	C	C5-C4-N4	-5.61	116.27	120.20
26	1H	967	C	C2-N3-C4	-5.61	117.09	119.90
26	14	1965	C	C2-N1-C1'	-5.61	112.63	118.80
26	14	822	U	O5'-P-OP2	5.61	117.43	110.70
26	14	1348	G	C4-C5-N7	5.61	113.05	110.80
27	1J	49	C	C6-N1-C2	-5.61	118.06	120.30
26	1H	202	U	O5'-P-OP2	5.61	117.43	110.70
26	1H	736	C	C5-C6-N1	-5.61	118.19	121.00
26	1H	2351	G	OP1-P-OP2	5.61	128.01	119.60
26	1H	2549	G	N1-C6-O6	5.61	123.27	119.90
26	14	1899	G	C8-N9-C4	-5.61	104.16	106.40
26	1H	184	C	O5'-P-OP1	-5.61	100.65	105.70
26	1H	847	U	OP1-P-OP2	5.61	128.01	119.60
26	1H	1190	G	OP1-P-OP2	5.61	128.01	119.60
26	1H	1649	G	N1-C2-N2	-5.61	111.15	116.20
26	1H	1900	A	OP1-P-OP2	-5.61	111.19	119.60
26	14	2354	G	N1-C6-O6	5.61	123.27	119.90
26	1H	779	U	N3-C4-C5	5.61	117.96	114.60
26	1H	967	C	O5'-P-OP1	5.61	117.43	110.70
26	1H	1306	C	N3-C4-C5	5.61	124.14	121.90
26	1H	2547	U	N3-C2-O2	5.61	126.12	122.20
26	14	801	G	N9-C4-C5	5.61	107.64	105.40
26	14	2509	G	OP1-P-OP2	5.61	128.01	119.60
26	14	2863	C	C6-N1-C2	5.61	122.54	120.30
26	1H	1335	U	N1-C2-O2	5.60	126.72	122.80
26	14	988	A	O5'-P-OP1	-5.60	100.66	105.70
26	1H	622	G	N3-C4-N9	5.60	129.36	126.00
26	1H	1201	C	N3-C4-N4	5.60	121.92	118.00
26	1H	1899	G	C5-N7-C8	-5.60	101.50	104.30
26	14	2551	C	C5-C6-N1	-5.60	118.20	121.00
1	13	276	G	N3-C2-N2	-5.60	115.98	119.90
26	1H	798	G	C4-C5-N7	5.60	113.04	110.80
26	14	1262	A	N9-C4-C5	-5.60	103.56	105.80
26	14	2291	U	C5-C4-O4	5.60	129.26	125.90
1	13	353	A	N7-C8-N9	5.60	116.60	113.80
26	1H	2249	U	O5'-P-OP1	-5.60	100.66	105.70
26	1H	2351	G	C8-N9-C1'	-5.60	119.72	127.00
26	1H	2604	U	O5'-P-OP1	-5.60	100.66	105.70

Continued on next page...

Continued from previous page...

Mol	Chain	Res	Type	Atoms	Z	Observed(°)	Ideal(°)
27	16	14	U	N3-C2-O2	-5.60	118.28	122.20
26	14	193	U	C4-C5-C6	5.60	123.06	119.70
26	14	1678	G	C5-C6-N1	-5.60	108.70	111.50
26	1H	831	G	C8-N9-C4	5.60	108.64	106.40
26	1H	1142(A)	A	N3-C4-C5	5.60	130.72	126.80
26	1H	1654	A	C6-N1-C2	-5.60	115.24	118.60
26	14	297	C	N3-C2-O2	-5.60	117.98	121.90
26	14	1209	G	OP1-P-OP2	5.60	128.00	119.60
26	14	1266	G	C5-C6-N1	5.60	114.30	111.50
26	14	2676	C	C5-C6-N1	-5.60	118.20	121.00
27	1J	56	G	C4-N9-C1'	5.60	133.78	126.50
26	1H	1401	G	N7-C8-N9	5.60	115.90	113.10
26	1H	1427	A	N1-C2-N3	5.60	132.10	129.30
26	1H	423	A	OP1-P-OP2	5.59	127.99	119.60
26	14	1409	C	OP1-P-OP2	5.59	127.99	119.60
26	1H	620	G	O5'-P-OP2	-5.59	100.67	105.70
26	14	2079	U	N3-C2-O2	-5.59	118.28	122.20
26	1H	783	A	C4-C5-C6	5.59	119.80	117.00
26	1H	2059	A	O4'-C1'-N9	5.59	112.67	108.20
26	1H	2617	C	N3-C2-O2	5.59	125.81	121.90
26	14	1925	C	C2-N1-C1'	-5.59	112.65	118.80
26	14	2513	G	C4-C5-N7	5.59	113.04	110.80
1	13	936	C	N3-C2-O2	-5.59	117.99	121.90
1	13	963	G	C6-C5-N7	-5.59	127.05	130.40
26	1H	116	C	C2-N1-C1'	-5.59	112.65	118.80
26	1H	631	A	O5'-P-OP1	-5.59	100.67	105.70
26	1H	2294	C	N3-C2-O2	-5.59	117.99	121.90
26	1H	2607	G	C5-N7-C8	-5.59	101.50	104.30
26	14	1949	G	OP1-P-OP2	5.59	127.98	119.60
26	14	2577	A	C4-C5-C6	5.59	119.80	117.00
33	69	102	SER	N-CA-C	-5.59	95.91	111.00
26	1H	616	A	OP2-P-O3'	5.59	117.49	105.20
1	1G	128	G	C4-C5-N7	-5.59	108.56	110.80
26	14	1342	A	C5-C6-N1	-5.59	114.91	117.70
1	13	1373	G	C8-N9-C4	-5.59	104.17	106.40
26	1H	124	G	C4-C5-N7	5.59	113.03	110.80
26	1H	1817	G	N9-C4-C5	-5.59	103.17	105.40
26	1H	2351	G	C6-C5-N7	-5.59	127.05	130.40
26	1H	2467	C	N3-C4-C5	5.59	124.14	121.90
1	1G	111	G	C5-C6-N1	-5.59	108.71	111.50
26	14	1285	G	C5-C6-N1	-5.59	108.71	111.50
26	14	2217	G	C4-N9-C1'	5.59	133.76	126.50

Continued on next page...

Continued from previous page...

Mol	Chain	Res	Type	Atoms	Z	Observed(°)	Ideal(°)
26	1H	2392	A	N1-C6-N6	5.58	121.95	118.60
26	1H	2438	U	C5-C4-O4	-5.58	122.55	125.90
1	1G	251	G	O4'-C1'-N9	-5.58	103.73	108.20
1	1G	924	C	OP1-P-OP2	5.58	127.98	119.60
1	1G	1232	U	O5'-P-OP2	-5.58	100.67	105.70
1	13	1432	G	C6-C5-N7	-5.58	127.05	130.40
26	1H	462	C	OP1-P-OP2	5.58	127.98	119.60
26	1H	1312	U	N1-C2-N3	5.58	118.25	114.90
26	1H	1633	G	OP2-P-O3'	5.58	117.48	105.20
26	1H	2067	G	C8-N9-C4	-5.58	104.17	106.40
43	E8	64	MET	N-CA-C	5.58	126.08	111.00
1	1G	449	C	C5-C4-N4	5.58	124.11	120.20
26	14	660	G	C5-C6-O6	5.58	131.95	128.60
26	14	750	A	OP1-P-O3'	5.58	117.49	105.20
26	1H	404	C	C6-N1-C2	5.58	122.53	120.30
26	1H	1010	A	N7-C8-N9	-5.58	111.01	113.80
26	1H	1349	A	N9-C4-C5	-5.58	103.57	105.80
26	1H	2379	G	C8-N9-C4	5.58	108.63	106.40
1	1G	970	C	O5'-P-OP1	-5.58	100.68	105.70
26	1H	1670	C	C2-N3-C4	-5.58	117.11	119.90
1	13	50	A	OP2-P-O3'	5.58	117.47	105.20
1	13	50	A	P-O3'-C3'	5.58	126.39	119.70
1	13	191	G	N7-C8-N9	5.58	115.89	113.10
26	1H	1272	A	C4-N9-C1'	-5.58	116.26	126.30
26	1H	1658	C	C5-C6-N1	5.58	123.79	121.00
26	1H	2374	C	N3-C4-N4	-5.58	114.10	118.00
27	16	89(A)	A	N1-C6-N6	5.58	121.95	118.60
26	14	632	A	OP1-P-OP2	-5.58	111.23	119.60
1	13	1513	A	C5-C6-N6	-5.58	119.24	123.70
26	1H	468	G	C6-N1-C2	-5.58	121.75	125.10
26	1H	626	U	OP1-P-O3'	5.58	117.47	105.20
26	1H	2477	C	C5-C6-N1	5.58	123.79	121.00
26	14	675	A	C4-C5-N7	5.58	113.49	110.70
26	14	740	U	C6-N1-C2	-5.58	117.65	121.00
26	14	1470	G	OP2-P-O3'	5.58	117.47	105.20
26	14	2703	C	C5-C6-N1	-5.58	118.21	121.00
1	13	36	C	C6-N1-C2	-5.58	118.07	120.30
26	1H	71	A	N3-C4-N9	-5.58	122.94	127.40
26	1H	198	C	C6-N1-C2	5.58	122.53	120.30
26	1H	572	A	OP1-P-OP2	-5.58	111.24	119.60
26	1H	2544	G	C4-C5-N7	5.58	113.03	110.80
26	1H	2549	G	C5-C6-O6	-5.58	125.25	128.60

Continued on next page...

Continued from previous page...

Mol	Chain	Res	Type	Atoms	Z	Observed(°)	Ideal(°)
26	1H	2718	G	C5-C6-O6	-5.58	125.25	128.60
26	14	150	C	N3-C4-N4	-5.58	114.10	118.00
26	14	597	U	N3-C4-O4	5.58	123.30	119.40
26	14	1612	C	N3-C2-O2	5.58	125.80	121.90
1	13	975	A	O4'-C1'-N9	-5.57	103.74	108.20
26	1H	813	U	OP1-P-OP2	5.57	127.96	119.60
26	14	848	G	C8-N9-C1'	-5.57	119.75	127.00
26	14	2054	A	C8-N9-C4	-5.57	103.57	105.80
26	14	2332	U	C5-C4-O4	5.57	129.24	125.90
26	14	2880	C	N3-C4-C5	-5.57	119.67	121.90
26	14	179	G	C8-N9-C4	5.57	108.63	106.40
26	1H	581	C	C6-N1-C2	-5.57	118.07	120.30
26	1H	944	G	C5-C6-O6	5.57	131.94	128.60
26	1H	954	G	O5'-P-OP2	5.57	117.39	110.70
26	1H	1196	C	N1-C2-O2	-5.57	115.56	118.90
26	1H	1222	C	C6-N1-C2	-5.57	118.07	120.30
26	14	2544	G	N9-C4-C5	-5.57	103.17	105.40
1	13	1468	A	C8-N9-C4	5.57	108.03	105.80
26	1H	424	G	N9-C4-C5	5.57	107.63	105.40
26	1H	249	C	N1-C2-O2	5.57	122.24	118.90
26	1H	972	G	C5-C6-N1	5.57	114.28	111.50
26	1H	1394	U	C2-N3-C4	5.57	130.34	127.00
26	1H	1749	A	C8-N9-C4	-5.57	103.57	105.80
1	1G	115	G	P-O3'-C3'	5.57	126.38	119.70
26	14	1308	A	C4-C5-C6	5.57	119.78	117.00
26	1H	866	A	C4-C5-N7	5.57	113.48	110.70
54	P8	9	ARG	NE-CZ-NH1	-5.57	117.52	120.30
26	14	1954	G	N9-C4-C5	5.57	107.63	105.40
55	M5	33	ASN	N-CA-C	5.57	126.03	111.00
26	1H	134	C	N3-C4-C5	5.56	124.13	121.90
1	13	856	C	C6-N1-C2	-5.56	118.08	120.30
26	1H	696	G	O5'-P-OP2	5.56	117.38	110.70
26	1H	762	U	C6-N1-C1'	-5.56	113.41	121.20
26	1H	802	A	OP1-P-O3'	-5.56	92.96	105.20
26	1H	2045	C	C6-N1-C2	5.56	122.53	120.30
27	16	47	C	N3-C4-C5	5.56	124.12	121.90
1	1G	1147	C	C6-N1-C1'	-5.56	114.13	120.80
26	14	1419	A	O4'-C1'-N9	5.56	112.65	108.20
26	14	1569	A	C8-N9-C4	-5.56	103.58	105.80
26	14	1667	G	C5-C6-N1	-5.56	108.72	111.50
26	1H	1035	U	C5-C6-N1	-5.56	119.92	122.70
26	1H	1144	G	C8-N9-C4	-5.56	104.17	106.40

Continued on next page...

Continued from previous page...

Mol	Chain	Res	Type	Atoms	Z	Observed(°)	Ideal(°)
26	1H	1352	U	C2-N3-C4	-5.56	123.66	127.00
26	1H	1559	G	N3-C4-C5	5.56	131.38	128.60
26	1H	2018	G	N1-C6-O6	5.56	123.24	119.90
26	1H	448	U	N3-C2-O2	-5.56	118.31	122.20
26	1H	866	A	C6-C5-N7	-5.56	128.41	132.30
26	1H	2672	G	N1-C2-N3	5.56	127.23	123.90
26	14	453	C	C5-C4-N4	-5.56	116.31	120.20
26	14	871	U	OP1-P-O3'	5.56	117.43	105.20
1	13	892	A	C8-N9-C4	5.56	108.02	105.80
26	1H	1284	A	C6-C5-N7	-5.56	128.41	132.30
26	1H	1287	A	O5'-P-OP1	5.56	117.37	110.70
26	1H	1292	U	C5-C6-N1	-5.56	119.92	122.70
26	1H	1611	C	N3-C4-C5	5.56	124.12	121.90
26	1H	2379	G	C4-C5-N7	5.56	113.02	110.80
45	G8	106	LEU	CA-CB-CG	5.56	128.08	115.30
26	14	2732	G	C6-N1-C2	-5.56	121.77	125.10
1	13	789	U	N3-C4-C5	-5.56	111.27	114.60
26	1H	301	G	OP1-P-OP2	5.56	127.93	119.60
26	1H	611	C	C5-C6-N1	-5.56	118.22	121.00
26	1H	1190	G	O5'-P-OP1	-5.56	100.70	105.70
1	1G	963	G	N3-C4-C5	-5.56	125.82	128.60
26	1H	917	A	O4'-C1'-N9	5.55	112.64	108.20
26	1H	1314	C	C6-N1-C1'	-5.55	114.13	120.80
1	1G	306	G	N3-C4-N9	-5.55	122.67	126.00
26	1H	1051	G	C6-C5-N7	-5.55	127.07	130.40
26	14	117	G	C5-C6-N1	5.55	114.28	111.50
26	14	570	G	C8-N9-C4	-5.55	104.18	106.40
26	1H	199	A	C5-C6-N6	5.55	128.14	123.70
26	1H	639	U	N1-C2-O2	5.55	126.69	122.80
26	1H	860	U	N1-C2-N3	5.55	118.23	114.90
26	1H	919	G	N1-C2-N3	5.55	127.23	123.90
26	1H	971	C	N1-C2-N3	5.55	123.09	119.20
26	1H	1272	A	N1-C6-N6	-5.55	115.27	118.60
26	14	1601	G	OP1-P-O3'	5.55	117.41	105.20
26	14	2225	A	P-O3'-C3'	5.55	126.36	119.70
1	13	595	G	C5-C6-O6	5.55	131.93	128.60
1	13	948	C	OP1-P-O3'	5.55	117.41	105.20
1	13	1279	A	N7-C8-N9	5.55	116.57	113.80
26	1H	371	A	N9-C4-C5	-5.55	103.58	105.80
26	1H	955	C	OP1-P-OP2	5.55	127.92	119.60
26	1H	975	G	N1-C2-N2	5.55	121.19	116.20
25	4L	16	A	N7-C8-N9	-5.55	111.03	113.80

Continued on next page...

Continued from previous page...

Mol	Chain	Res	Type	Atoms	Z	Observed(°)	Ideal(°)
26	14	833	U	C5-C6-N1	-5.55	119.92	122.70
26	14	974(A)	C	N3-C4-N4	-5.55	114.11	118.00
26	14	1480	G	N1-C6-O6	5.55	123.23	119.90
26	1H	659	C	N3-C4-C5	5.55	124.12	121.90
26	1H	2686	G	N3-C4-C5	-5.55	125.83	128.60
26	14	614	U	N3-C2-O2	-5.55	118.32	122.20
26	14	2084	C	N3-C2-O2	5.55	125.78	121.90
26	1H	113	G	C5-C6-N1	-5.55	108.73	111.50
26	1H	911	A	N1-C6-N6	5.55	121.93	118.60
26	1H	1487	G	N3-C4-C5	5.55	131.37	128.60
26	1H	1784	A	O4'-C1'-N9	-5.55	103.76	108.20
26	1H	1791	A	C2-N3-C4	5.55	113.37	110.60
26	1H	1982	C	N3-C4-N4	5.55	121.88	118.00
26	1H	2334	G	C5-C6-N1	5.55	114.27	111.50
26	14	409	C	C6-N1-C2	5.55	122.52	120.30
26	1H	109	G	C4-C5-N7	-5.54	108.58	110.80
26	1H	551	G	N7-C8-N9	-5.54	110.33	113.10
26	1H	1158	C	C2-N3-C4	-5.54	117.13	119.90
26	14	767	U	C5-C4-O4	5.54	129.23	125.90
1	13	1195	C	C5-C6-N1	5.54	123.77	121.00
26	1H	830	G	C2-N3-C4	-5.54	109.13	111.90
26	1H	1968	G	N3-C4-N9	5.54	129.33	126.00
26	1H	2368	C	N3-C4-C5	-5.54	119.68	121.90
26	14	1863	G	O5'-P-OP2	-5.54	100.71	105.70
1	13	122	G	N3-C2-N2	-5.54	116.02	119.90
1	13	1378	C	C5-C6-N1	5.54	123.77	121.00
26	1H	945	A	O5'-P-OP1	5.54	117.35	110.70
26	1H	2499	C	N3-C4-N4	5.54	121.88	118.00
26	14	1668	A	N9-C4-C5	-5.54	103.58	105.80
26	14	1979	C	C5-C4-N4	-5.54	116.32	120.20
26	14	2261	C	N3-C4-C5	5.54	124.12	121.90
27	1J	7	G	C6-C5-N7	-5.54	127.08	130.40
1	13	1203	C	C6-N1-C2	-5.54	118.08	120.30
26	1H	825	C	C4-C5-C6	5.54	120.17	117.40
26	1H	2237	G	N3-C2-N2	5.54	123.78	119.90
26	14	2589	A	N7-C8-N9	-5.54	111.03	113.80
27	1J	60	C	C5-C6-N1	5.54	123.77	121.00
1	13	1128	C	N1-C2-O2	5.54	122.22	118.90
26	1H	535	C	C5-C6-N1	-5.54	118.23	121.00
26	1H	1605	C	N3-C4-C5	5.54	124.12	121.90
26	14	187	G	N3-C4-N9	5.54	129.32	126.00
26	14	1277	G	C8-N9-C4	5.54	108.62	106.40

Continued on next page...

Continued from previous page...

Mol	Chain	Res	Type	Atoms	Z	Observed(°)	Ideal(°)
26	1H	2574	G	C6-N1-C2	-5.54	121.78	125.10
26	14	1937	A	C5-C6-N1	-5.54	114.93	117.70
26	14	1997	G	C4-N9-C1'	5.54	133.70	126.50
27	1J	102	G	N3-C4-C5	5.54	131.37	128.60
1	13	238	G	N7-C8-N9	-5.54	110.33	113.10
26	1H	1200	C	O5'-P-OP1	5.54	117.34	110.70
26	1H	1660	C	N3-C2-O2	-5.54	118.03	121.90
26	1H	2265	U	N3-C4-C5	-5.54	111.28	114.60
26	1H	2708	G	N1-C2-N2	-5.54	111.22	116.20
26	14	205	G	C5-C6-O6	-5.54	125.28	128.60
26	14	2624	G	C2-N3-C4	5.54	114.67	111.90
1	13	740	U	N3-C4-C5	-5.53	111.28	114.60
26	1H	13	A	N1-C6-N6	-5.53	115.28	118.60
26	14	410	G	O5'-P-OP2	5.53	117.34	110.70
26	14	1700	A	O5'-P-OP2	5.53	117.34	110.70
26	14	1844	C	C5-C4-N4	-5.53	116.33	120.20
1	13	506	G	N3-C2-N2	-5.53	116.03	119.90
26	1H	1805	U	OP2-P-O3'	5.53	117.37	105.20
26	1H	2391	G	C5-C6-O6	5.53	131.92	128.60
26	1H	2538	C	C5-C6-N1	-5.53	118.23	121.00
1	1G	337	C	C6-N1-C2	-5.53	118.09	120.30
1	1G	555	C	C2-N1-C1'	5.53	124.88	118.80
26	14	130	C	C5-C6-N1	-5.53	118.23	121.00
26	14	1299	G	C4-C5-N7	5.53	113.01	110.80
26	14	1725	G	C4-N9-C1'	5.53	133.69	126.50
26	14	2392	A	O5'-P-OP2	5.53	117.34	110.70
1	13	667	G	N7-C8-N9	5.53	115.86	113.10
26	1H	639	U	C6-N1-C2	-5.53	117.68	121.00
26	1H	1345	C	OP2-P-O3'	5.53	117.36	105.20
26	1H	1606	G	O5'-P-OP2	-5.53	100.72	105.70
1	1G	687	A	P-O3'-C3'	5.53	126.33	119.70
26	1H	49	A	N1-C6-N6	5.53	121.92	118.60
26	1H	321	G	N3-C4-N9	5.53	129.32	126.00
26	1H	528	A	C5-C6-N6	5.53	128.12	123.70
26	1H	970	C	N1-C2-O2	-5.53	115.58	118.90
26	1H	1621	U	N1-C2-O2	-5.53	118.93	122.80
1	13	972	C	OP2-P-O3'	5.53	117.36	105.20
26	1H	142	G	C8-N9-C1'	5.53	134.18	127.00
26	1H	271(C)	U	C6-N1-C1'	-5.53	113.46	121.20
26	1H	1361	G	N7-C8-N9	-5.53	110.34	113.10
27	16	6	C	C5-C6-N1	-5.53	118.24	121.00
26	14	223	A	C8-N9-C4	-5.53	103.59	105.80

Continued on next page...

Continued from previous page...

Mol	Chain	Res	Type	Atoms	Z	Observed(°)	Ideal(°)
26	1H	2374	C	C4-C5-C6	5.52	120.16	117.40
26	1H	2468	G	N7-C8-N9	5.52	115.86	113.10
26	14	2254	C	OP2-P-O3'	5.52	117.35	105.20
1	13	788	U	N1-C2-N3	5.52	118.21	114.90
26	1H	805	G	OP1-P-O3'	5.52	117.35	105.20
26	1H	1301	A	N1-C6-N6	5.52	121.91	118.60
26	1H	1916	A	N1-C2-N3	5.52	132.06	129.30
26	1H	2755	C	C5-C6-N1	5.52	123.76	121.00
26	14	1334	G	N3-C2-N2	-5.52	116.03	119.90
26	14	2477	C	C6-N1-C2	-5.52	118.09	120.30
26	1H	468	G	N1-C6-O6	5.52	123.21	119.90
26	1H	1255	U	C5-C4-O4	-5.52	122.59	125.90
26	14	2877	G	O5'-P-OP1	5.52	117.33	110.70
1	13	1369	C	O5'-P-OP2	-5.52	100.73	105.70
26	1H	821	A	O5'-P-OP2	-5.52	100.73	105.70
26	1H	1780	A	C5-C6-N6	5.52	128.12	123.70
26	1H	2300	G	C8-N9-C4	-5.52	104.19	106.40
26	1H	2310	A	C6-N1-C2	-5.52	115.29	118.60
26	1H	2540	C	N3-C4-C5	5.52	124.11	121.90
30	31	176	LEU	CB-CG-CD2	-5.52	101.62	111.00
26	14	999	U	O5'-P-OP2	5.52	117.32	110.70
26	14	1982	C	C6-N1-C2	-5.52	118.09	120.30
1	13	190	G	C8-N9-C4	-5.52	104.19	106.40
26	1H	743	G	N3-C4-C5	-5.52	125.84	128.60
26	1H	1949	G	N3-C2-N2	-5.52	116.04	119.90
26	1H	2501	C	N3-C4-C5	5.52	124.11	121.90
26	1H	2593	U	C5-C6-N1	5.52	125.46	122.70
1	1G	701	C	N1-C2-O2	5.52	122.21	118.90
26	14	1806	C	O5'-P-OP2	-5.52	100.73	105.70
26	14	2592	G	N1-C2-N2	-5.52	111.23	116.20
26	1H	20	C	O5'-P-OP2	-5.52	100.74	105.70
26	1H	33	U	OP1-P-O3'	5.52	117.33	105.20
26	1H	528	A	C4-N9-C1'	-5.52	116.37	126.30
26	1H	2509	G	N9-C4-C5	-5.52	103.19	105.40
26	14	1377	G	N3-C4-C5	-5.52	125.84	128.60
26	14	1519	G	C5-C6-N1	-5.52	108.74	111.50
26	14	2011	U	C6-N1-C2	5.52	124.31	121.00
26	14	2708	G	N1-C2-N2	-5.52	111.23	116.20
1	13	1504	G	P-O3'-C3'	5.51	126.32	119.70
26	1H	463	G	N1-C2-N2	-5.51	111.24	116.20
26	1H	864	G	N3-C4-C5	-5.51	125.84	128.60
26	1H	2736	G	N3-C4-C5	5.51	131.36	128.60

Continued on next page...

Continued from previous page...

Mol	Chain	Res	Type	Atoms	Z	Observed(°)	Ideal(°)
1	1G	6	G	N1-C6-O6	5.51	123.21	119.90
26	14	210	C	C6-N1-C2	5.51	122.50	120.30
26	14	602	G	N9-C4-C5	-5.51	103.19	105.40
26	14	2314	C	N3-C2-O2	-5.51	118.04	121.90
26	14	385	C	O5'-P-OP1	-5.51	100.74	105.70
26	1H	775	G	N3-C4-N9	5.51	129.31	126.00
26	1H	805	G	C8-N9-C4	-5.51	104.19	106.40
26	1H	2465	C	C2-N3-C4	-5.51	117.14	119.90
26	1H	2586	C	C6-N1-C2	5.51	122.50	120.30
26	14	2512	C	N3-C2-O2	5.51	125.76	121.90
26	1H	695	G	N1-C2-N2	-5.51	111.24	116.20
26	1H	1605	C	O5'-P-OP1	-5.51	100.74	105.70
27	16	44	G	C8-N9-C4	5.51	108.60	106.40
1	1G	906	G	C8-N9-C4	5.51	108.60	106.40
26	14	684	G	N7-C8-N9	5.51	115.86	113.10
26	14	1653	G	C5-N7-C8	5.51	107.05	104.30
48	F5	29	GLY	N-CA-C	5.51	126.88	113.10
26	1H	2440	C	OP1-P-OP2	5.51	127.86	119.60
26	1H	2871	C	N3-C2-O2	-5.51	118.04	121.90
26	14	1333	C	C4-C5-C6	-5.51	114.65	117.40
23	2K	35	C	C2-N1-C1'	5.51	124.86	118.80
26	1H	809	G	N3-C4-C5	-5.51	125.85	128.60
26	1H	868	U	N3-C2-O2	-5.51	118.35	122.20
1	1G	1061	G	C6-C5-N7	-5.51	127.10	130.40
26	14	479	A	C5-N7-C8	5.51	106.65	103.90
26	1H	1021	A	O4'-C1'-N9	-5.50	103.80	108.20
28	11	147	LEU	CB-CG-CD2	-5.50	101.64	111.00
26	14	665	C	C6-N1-C1'	-5.50	114.19	120.80
26	14	1777	U	N1-C2-N3	5.50	118.20	114.90
26	14	2508	G	C5-C6-N1	5.50	114.25	111.50
26	1H	684	G	N3-C4-C5	-5.50	125.85	128.60
26	1H	1949	G	N3-C4-N9	-5.50	122.70	126.00
26	1H	2073	C	N1-C2-O2	-5.50	115.60	118.90
26	1H	2076	U	N1-C2-O2	-5.50	118.95	122.80
26	1H	2775	A	C5-C6-N6	-5.50	119.30	123.70
39	A8	101	LEU	CA-CB-CG	5.50	127.96	115.30
26	14	475	U	N3-C2-O2	-5.50	118.35	122.20
26	14	748	G	N9-C4-C5	5.50	107.60	105.40
26	14	1277	G	OP1-P-OP2	5.50	127.86	119.60
26	1H	25	U	C6-N1-C2	5.50	124.30	121.00
26	1H	230	U	O5'-P-OP2	-5.50	100.75	105.70
26	1H	1192	G	N7-C8-N9	-5.50	110.35	113.10

Continued on next page...

Continued from previous page...

Mol	Chain	Res	Type	Atoms	Z	Observed(°)	Ideal(°)
26	1H	2080	G	N1-C6-O6	-5.50	116.60	119.90
1	1G	538	G	C4-N9-C1'	5.50	133.65	126.50
26	1H	1138	G	C4-N9-C1'	5.50	133.65	126.50
26	1H	1334	G	C4-C5-N7	5.50	113.00	110.80
1	1G	932	C	N1-C2-O2	5.50	122.20	118.90
1	13	1335	C	C5-C6-N1	-5.50	118.25	121.00
26	1H	1997	G	N1-C2-N3	5.50	127.20	123.90
26	1H	2611	U	N3-C2-O2	-5.50	118.35	122.20
1	1G	1530	G	N7-C8-N9	5.50	115.85	113.10
26	14	1567	A	C8-N9-C4	-5.50	103.60	105.80
26	14	1796	U	O5'-P-OP2	5.50	117.30	110.70
27	1J	44	G	C4-N9-C1'	-5.50	119.35	126.50
26	1H	51	G	C8-N9-C1'	-5.50	119.86	127.00
26	1H	133	C	N3-C4-C5	5.50	124.10	121.90
26	1H	670	A	N9-C4-C5	-5.50	103.60	105.80
26	1H	864	G	N3-C4-N9	5.50	129.30	126.00
26	1H	1343	G	N3-C4-N9	5.50	129.30	126.00
26	1H	1424	G	N3-C4-N9	5.50	129.30	126.00
26	1H	1685	C	OP1-P-O3'	5.50	117.29	105.20
27	16	8	U	C5-C4-O4	5.50	129.20	125.90
26	14	203	C	N3-C4-C5	5.50	124.10	121.90
26	14	1932	A	O5'-P-OP1	-5.50	100.75	105.70
1	13	138	G	O5'-P-OP1	5.50	117.29	110.70
26	1H	389	G	C8-N9-C4	5.50	108.60	106.40
26	1H	1222	C	C2-N1-C1'	5.50	124.84	118.80
26	1H	2032	G	C5-N7-C8	5.50	107.05	104.30
24	3L	71	G	C4-C5-N7	-5.50	108.60	110.80
26	14	2031	A	C5-C6-N6	-5.50	119.30	123.70
26	14	2258	C	N3-C2-O2	5.50	125.75	121.90
26	1H	719	C	C6-N1-C2	-5.49	118.10	120.30
26	1H	793	A	C4-C5-C6	5.49	119.75	117.00
26	1H	2243	U	O5'-P-OP2	-5.49	100.76	105.70
1	1G	912	C	C5-C6-N1	-5.49	118.25	121.00
26	14	1343	G	N3-C4-C5	-5.49	125.85	128.60
26	14	1820	U	O5'-P-OP2	5.49	117.29	110.70
26	1H	385	C	O5'-P-OP1	-5.49	100.76	105.70
26	1H	1394	U	N3-C4-C5	-5.49	111.31	114.60
1	13	238	G	C8-N9-C4	5.49	108.60	106.40
23	2K	10	G	O5'-P-OP1	-5.49	100.76	105.70
26	1H	1935	G	C5-C6-O6	5.49	131.90	128.60
24	3L	76	A	C2-N3-C4	-5.49	107.86	110.60
26	14	1734	C	C6-N1-C2	-5.49	118.10	120.30

Continued on next page...

Continued from previous page...

Mol	Chain	Res	Type	Atoms	Z	Observed(°)	Ideal(°)
26	14	2042	A	C2-N3-C4	-5.49	107.86	110.60
26	14	2248	C	O5'-P-OP1	-5.49	100.76	105.70
26	1H	1951	U	O5'-P-OP2	-5.49	100.76	105.70
26	1H	2592	G	C6-C5-N7	-5.49	127.11	130.40
23	2L	76	C	N1-C2-O2	-5.49	115.61	118.90
26	14	508	G	OP1-P-OP2	5.49	127.83	119.60
26	14	1022	G	C6-C5-N7	5.49	133.69	130.40
26	14	1203	G	O5'-P-OP1	5.49	117.29	110.70
23	2K	74	A	C4-C5-N7	5.49	113.44	110.70
26	1H	848	G	O5'-P-OP2	-5.49	100.76	105.70
26	14	211	A	C5-C6-N6	-5.49	119.31	123.70
26	14	2426	A	C4-C5-N7	5.49	113.44	110.70
26	1H	2253	G	N1-C6-O6	5.49	123.19	119.90
53	O8	42	TRP	CA-CB-CG	5.49	124.12	113.70
1	1G	972	C	O5'-P-OP2	-5.49	100.76	105.70
26	14	915	C	N1-C2-O2	5.49	122.19	118.90
26	14	2442	C	C4-C5-C6	5.49	120.14	117.40
1	13	191(F)	U	C6-N1-C2	-5.48	117.71	121.00
1	13	910	C	C2-N3-C4	-5.48	117.16	119.90
23	2K	68	C	N3-C4-N4	5.48	121.84	118.00
26	1H	2453	A	N9-C4-C5	5.48	107.99	105.80
26	14	780	G	C4-C5-C6	5.48	122.09	118.80
26	14	2263	C	O5'-P-OP2	5.48	117.28	110.70
26	14	2502	G	N3-C4-C5	-5.48	125.86	128.60
26	1H	607	U	C5-C6-N1	-5.48	119.96	122.70
26	1H	687	C	O5'-P-OP1	-5.48	100.77	105.70
26	1H	793	A	C6-N1-C2	-5.48	115.31	118.60
26	1H	1363	C	N3-C4-C5	5.48	124.09	121.90
26	1H	1432	C	N3-C4-N4	5.48	121.84	118.00
26	1H	2061	G	N3-C2-N2	5.48	123.74	119.90
1	1G	320	C	C6-N1-C2	5.48	122.49	120.30
26	14	2330	G	N7-C8-N9	-5.48	110.36	113.10
26	14	2606	C	C2-N3-C4	-5.48	117.16	119.90
26	1H	627	A	N7-C8-N9	-5.48	111.06	113.80
26	1H	1129	A	OP1-P-OP2	5.48	127.82	119.60
26	1H	2324	C	OP1-P-OP2	5.48	127.82	119.60
26	14	263	C	N1-C2-O2	5.48	122.19	118.90
1	13	900	A	C5-C6-N1	5.48	120.44	117.70
26	1H	1051	G	N1-C6-O6	5.48	123.19	119.90
26	1H	1283	G	C8-N9-C1'	-5.48	119.88	127.00
26	14	1703	G	C4-C5-N7	5.48	112.99	110.80
26	1H	54	G	N1-C6-O6	5.48	123.19	119.90

Continued on next page...

Continued from previous page...

Mol	Chain	Res	Type	Atoms	Z	Observed(°)	Ideal(°)
26	14	768	G	C6-C5-N7	-5.48	127.11	130.40
26	14	1309	G	N9-C4-C5	-5.48	103.21	105.40
26	14	2435	A	OP1-P-O3'	5.48	117.25	105.20
26	1H	120	U	N3-C4-O4	-5.47	115.57	119.40
26	1H	622	G	N1-C2-N2	-5.47	111.27	116.20
26	1H	2439	A	C6-C5-N7	-5.47	128.47	132.30
26	1H	2473	U	C6-N1-C1'	-5.47	113.54	121.20
43	E8	107	LEU	CA-CB-CG	5.47	127.89	115.30
1	1G	245	C	N1-C2-O2	-5.47	115.61	118.90
26	14	954	G	N3-C4-C5	-5.47	125.86	128.60
26	14	2231	C	C5-C4-N4	-5.47	116.37	120.20
26	14	2443	C	N3-C4-N4	5.47	121.83	118.00
26	1H	1817	G	C5-N7-C8	5.47	107.04	104.30
26	1H	2359	C	C4-C5-C6	5.47	120.14	117.40
1	1G	1061	G	C4-N9-C1'	5.47	133.62	126.50
1	1G	1502	A	C2-N3-C4	-5.47	107.86	110.60
1	13	651	C	N1-C2-O2	5.47	122.18	118.90
26	1H	1428	C	C5-C4-N4	5.47	124.03	120.20
26	1H	1517	G	OP1-P-O3'	5.47	117.24	105.20
26	1H	371	A	C4-C5-N7	5.47	113.44	110.70
26	1H	634	C	O5'-P-OP2	-5.47	100.78	105.70
26	1H	1624	G	N1-C6-O6	-5.47	116.62	119.90
26	1H	1973	G	N3-C2-N2	5.47	123.73	119.90
26	1H	2782	G	N3-C4-N9	5.47	129.28	126.00
1	1G	328	C	P-O3'-C3'	5.47	126.26	119.70
1	1G	1527	C	C4-C5-C6	5.47	120.14	117.40
26	14	1569	A	O4'-C1'-N9	5.47	112.58	108.20
26	14	2272	U	N1-C2-O2	5.47	126.63	122.80
26	14	2523	G	C8-N9-C4	5.47	108.59	106.40
26	14	2597	G	C8-N9-C4	5.47	108.59	106.40
1	13	1529	G	OP2-P-O3'	5.47	117.23	105.20
1	1G	108	G	N1-C2-N3	-5.47	120.62	123.90
26	14	140	A	C5-C6-N6	-5.47	119.33	123.70
26	14	1827	C	N3-C2-O2	-5.47	118.07	121.90
1	13	226	G	C8-N9-C1'	-5.47	119.89	127.00
1	13	512	U	O5'-P-OP2	-5.47	100.78	105.70
1	13	578	C	N3-C4-N4	5.47	121.83	118.00
26	1H	1610	A	N1-C6-N6	5.47	121.88	118.60
26	1H	2241	A	C2-N3-C4	-5.47	107.87	110.60
26	14	2387	U	C5-C6-N1	-5.47	119.97	122.70
27	1J	103	U	C2-N1-C1'	-5.47	111.14	117.70
26	1H	380	U	N3-C2-O2	-5.46	118.38	122.20

Continued on next page...

Continued from previous page...

Mol	Chain	Res	Type	Atoms	Z	Observed(°)	Ideal(°)
26	1H	1312	U	P-O3'-C3'	5.46	126.26	119.70
26	1H	1791	A	N1-C2-N3	-5.46	126.57	129.30
26	1H	2438	U	C6-N1-C1'	-5.46	113.55	121.20
1	1G	392	G	C8-N9-C4	5.46	108.58	106.40
26	14	1313	U	C2-N1-C1'	5.46	124.26	117.70
26	14	2420	C	C6-N1-C1'	-5.46	114.24	120.80
26	14	2443	C	O5'-P-OP1	-5.46	100.78	105.70
26	1H	2458	G	C4-N9-C1'	5.46	133.60	126.50
26	1H	2467	C	C5-C6-N1	-5.46	118.27	121.00
26	14	2444	G	O5'-P-OP2	-5.46	100.78	105.70
1	13	237	C	N1-C2-O2	-5.46	115.62	118.90
26	1H	795	C	C6-N1-C2	5.46	122.48	120.30
26	1H	1311	G	C5-C6-O6	-5.46	125.32	128.60
26	1H	1332	G	N1-C2-N3	5.46	127.18	123.90
26	1H	1438	U	N3-C4-O4	5.46	123.22	119.40
26	1H	2299	G	N1-C6-O6	5.46	123.18	119.90
26	1H	2641	G	N1-C6-O6	5.46	123.18	119.90
26	14	782	A	N9-C4-C5	5.46	107.98	105.80
26	14	2003	G	N1-C6-O6	5.46	123.18	119.90
30	39	80	ALA	C-N-CD	5.46	139.87	128.40
26	14	1265	A	C5-C6-N6	-5.46	119.33	123.70
1	13	254	G	O5'-P-OP1	-5.46	100.79	105.70
26	1H	1626	G	N9-C4-C5	5.46	107.58	105.40
1	1G	576	G	C5-C6-N1	-5.46	108.77	111.50
26	14	2286	A	C8-N9-C4	-5.46	103.62	105.80
26	14	2679	A	N7-C8-N9	-5.46	111.07	113.80
1	13	1099	G	N1-C6-O6	-5.46	116.63	119.90
1	13	1475	G	OP1-P-OP2	5.46	127.78	119.60
26	1H	737	C	C2-N1-C1'	-5.46	112.80	118.80
26	1H	818	G	C5-C6-O6	5.46	131.87	128.60
26	1H	1471	A	C6-C5-N7	-5.46	128.48	132.30
26	14	71	A	N7-C8-N9	5.46	116.53	113.80
26	14	530	G	C5-C6-N1	-5.46	108.77	111.50
26	14	784	A	OP1-P-O3'	5.46	117.20	105.20
26	14	831	G	C8-N9-C4	5.46	108.58	106.40
26	14	1623	G	C4-N9-C1'	-5.46	119.41	126.50
26	14	2287	A	C5-C6-N1	-5.46	114.97	117.70
1	13	1416	G	O5'-P-OP2	5.46	117.25	110.70
1	13	1417	G	C4-N9-C1'	5.46	133.59	126.50
26	1H	777	A	C6-N1-C2	-5.46	115.33	118.60
26	1H	2579	C	C4-C5-C6	5.46	120.13	117.40
1	13	751	U	O5'-P-OP1	-5.45	100.79	105.70

Continued on next page...

Continued from previous page...

Mol	Chain	Res	Type	Atoms	Z	Observed(°)	Ideal(°)
26	1H	204	A	C5-C6-N6	-5.45	119.34	123.70
26	1H	587	C	C6-N1-C2	-5.45	118.12	120.30
26	1H	2582	G	OP1-P-OP2	-5.45	111.42	119.60
26	14	140	A	OP2-P-O3'	5.45	117.20	105.20
26	14	559	G	C4-C5-N7	-5.45	108.62	110.80
26	14	775	G	N1-C6-O6	-5.45	116.63	119.90
26	14	2328	A	C8-N9-C4	5.45	107.98	105.80
1	13	263	A	O5'-P-OP2	5.45	117.24	110.70
26	1H	49	A	C4-C5-C6	5.45	119.73	117.00
26	14	2007	C	N1-C2-O2	-5.45	115.63	118.90
26	1H	382	G	OP1-P-O3'	5.45	117.19	105.20
26	1H	427	U	N1-C2-N3	-5.45	111.63	114.90
26	1H	1272	A	C6-C5-N7	5.45	136.12	132.30
26	1H	1423	G	N9-C4-C5	-5.45	103.22	105.40
26	1H	1644	C	C6-N1-C1'	-5.45	114.26	120.80
26	14	2624	G	C5-C6-N1	5.45	114.23	111.50
24	3K	32	U	C6-N1-C2	-5.45	117.73	121.00
26	1H	1491	G	N1-C6-O6	5.45	123.17	119.90
26	1H	2280	G	OP1-P-O3'	5.45	117.19	105.20
49	K8	61	LEU	CA-CB-CG	-5.45	102.77	115.30
26	14	2316	C	O5'-P-OP1	-5.45	100.80	105.70
1	13	1222	G	O5'-P-OP1	5.45	117.24	110.70
26	14	678	C	C6-N1-C2	5.45	122.48	120.30
1	13	1521	G	O5'-P-OP1	-5.45	100.80	105.70
26	1H	70	G	N1-C2-N2	-5.45	111.30	116.20
26	1H	2392	A	O4'-C1'-N9	5.45	112.56	108.20
26	1H	2401	U	O5'-P-OP1	-5.45	100.80	105.70
26	1H	2502	G	OP2-P-O3'	5.45	117.18	105.20
27	16	65	C	C2-N1-C1'	5.45	124.79	118.80
50	L8	31	LEU	CA-CB-CG	5.45	127.82	115.30
26	14	1302	A	OP1-P-OP2	5.45	127.77	119.60
26	14	1780	A	C8-N9-C4	-5.45	103.62	105.80
26	14	2249	U	C5-C4-O4	5.45	129.17	125.90
26	1H	1516	U	N3-C2-O2	-5.44	118.39	122.20
26	14	1821	A	N1-C2-N3	5.44	132.02	129.30
1	13	586	C	C5-C6-N1	-5.44	118.28	121.00
26	1H	593	G	C4-C5-C6	5.44	122.07	118.80
26	1H	798	G	N3-C4-C5	5.44	131.32	128.60
26	1H	1193	G	C4-C5-N7	-5.44	108.62	110.80
1	1G	377	G	N3-C4-N9	5.44	129.27	126.00
26	14	1347	G	OP1-P-O3'	5.44	117.17	105.20
26	14	2336	A	O4'-C1'-N9	-5.44	103.85	108.20

Continued on next page...

Continued from previous page...

Mol	Chain	Res	Type	Atoms	Z	Observed(°)	Ideal(°)
26	14	2713	A	N3-C4-C5	5.44	130.61	126.80
27	1J	38	C	O5'-P-OP2	-5.44	100.80	105.70
1	13	1497	G	O5'-P-OP2	-5.44	100.80	105.70
26	1H	509	C	O5'-P-OP2	-5.44	100.80	105.70
26	14	1605	C	N1-C2-O2	-5.44	115.64	118.90
26	14	2464	C	C5-C6-N1	-5.44	118.28	121.00
26	1H	473	G	N1-C2-N2	-5.44	111.31	116.20
1	13	715	A	O5'-P-OP2	-5.44	100.81	105.70
1	13	1214	C	C6-N1-C2	5.44	122.47	120.30
26	1H	323	G	O5'-P-OP1	-5.44	100.81	105.70
26	1H	600	G	N3-C4-C5	5.44	131.32	128.60
26	1H	1189	A	N9-C4-C5	-5.44	103.62	105.80
26	1H	2030	A	OP1-P-O3'	5.44	117.16	105.20
26	1H	2238	G	OP2-P-O3'	5.44	117.16	105.20
1	1G	413	G	C5-N7-C8	5.44	107.02	104.30
26	14	2430	A	N9-C4-C5	-5.44	103.62	105.80
27	1J	81	G	C6-C5-N7	-5.44	127.14	130.40
37	88	2	LEU	N-CA-C	-5.44	96.32	111.00
26	14	970	C	N1-C2-O2	-5.44	115.64	118.90
26	14	1904	G	C8-N9-C4	5.44	108.57	106.40
26	1H	585	G	OP1-P-OP2	-5.43	111.45	119.60
26	1H	758	C	C5-C4-N4	-5.43	116.40	120.20
26	1H	973	A	N9-C4-C5	-5.43	103.63	105.80
28	11	236	GLY	N-CA-C	5.43	126.69	113.10
26	14	776	G	O4'-C1'-N9	-5.43	103.85	108.20
26	14	1254	A	O5'-P-OP2	-5.43	100.81	105.70
26	14	1954	G	C6-C5-N7	5.43	133.66	130.40
1	13	18	C	C5-C6-N1	5.43	123.72	121.00
26	1H	1663	C	C5-C4-N4	-5.43	116.40	120.20
26	1H	1827	C	C4-C5-C6	5.43	120.12	117.40
26	1H	2688	U	C5-C6-N1	-5.43	119.98	122.70
26	14	385	C	P-O3'-C3'	5.43	126.22	119.70
26	14	1980	G	N1-C6-O6	5.43	123.16	119.90
26	14	2051	A	C8-N9-C4	-5.43	103.63	105.80
26	14	2378	A	N9-C4-C5	-5.43	103.63	105.80
27	1J	89(A)	A	C2-N3-C4	5.43	113.32	110.60
26	1H	780	G	C4-C5-N7	5.43	112.97	110.80
26	1H	802	A	N9-C4-C5	-5.43	103.63	105.80
26	1H	1157	G	C6-C5-N7	-5.43	127.14	130.40
26	1H	1625	C	N1-C2-O2	5.43	122.16	118.90
26	1H	2072	G	C6-N1-C2	5.43	128.36	125.10
26	1H	743	G	C4-C5-N7	-5.43	108.63	110.80

Continued on next page...

Continued from previous page...

Mol	Chain	Res	Type	Atoms	Z	Observed(°)	Ideal(°)
26	1H	1193	G	C6-N1-C2	-5.43	121.84	125.10
26	1H	2721	A	N9-C4-C5	-5.43	103.63	105.80
26	14	807	U	C4-C5-C6	5.43	122.96	119.70
26	14	1382	G	C4-N9-C1'	-5.43	119.44	126.50
26	14	1760	A	O5'-P-OP2	-5.43	100.81	105.70
1	13	22	G	N3-C2-N2	-5.43	116.10	119.90
1	13	916	G	C4-N9-C1'	5.43	133.56	126.50
1	13	917	G	O5'-P-OP1	-5.43	100.81	105.70
26	1H	731	C	C2-N3-C4	-5.43	117.19	119.90
26	14	2286	A	C5-N7-C8	-5.43	101.19	103.90
26	14	2351	G	C4-N9-C1'	5.43	133.56	126.50
26	14	2702	U	N1-C1'-C2'	5.43	121.06	114.00
26	14	2730	C	N3-C2-O2	-5.43	118.10	121.90
1	13	1356	G	C8-N9-C4	-5.43	104.23	106.40
26	1H	1157	G	C8-N9-C1'	-5.43	119.95	127.00
26	1H	2388	A	C2-N3-C4	-5.43	107.89	110.60
26	14	1142(A)	A	N1-C2-N3	5.43	132.01	129.30
1	13	1307	U	OP1-P-O3'	5.42	117.13	105.20
26	1H	863	A	OP1-P-OP2	5.42	127.74	119.60
26	1H	2307	G	C4-C5-N7	5.42	112.97	110.80
26	14	2092	U	C6-N1-C2	-5.42	117.75	121.00
26	14	2327	A	N9-C4-C5	5.42	107.97	105.80
26	1H	763	G	OP2-P-O3'	5.42	117.13	105.20
26	1H	1674	G	O4'-C1'-N9	-5.42	103.86	108.20
1	1G	979	C	C4-C5-C6	5.42	120.11	117.40
26	14	215	G	N9-C4-C5	-5.42	103.23	105.40
1	13	1498	U	C6-N1-C1'	-5.42	113.61	121.20
26	1H	135	G	N7-C8-N9	-5.42	110.39	113.10
26	1H	680	G	C8-N9-C4	5.42	108.57	106.40
26	1H	956	G	N1-C6-O6	5.42	123.15	119.90
26	1H	1365	A	C5-C6-N1	-5.42	114.99	117.70
26	1H	2404	C	O5'-P-OP1	-5.42	100.82	105.70
26	1H	2686	G	N3-C4-N9	5.42	129.25	126.00
48	J8	85	LEU	CA-CB-CG	-5.42	102.83	115.30
26	14	1251	C	O5'-P-OP1	-5.42	100.82	105.70
26	14	1404	C	N1-C2-O2	5.42	122.15	118.90
26	1H	660	G	C4-C5-N7	5.42	112.97	110.80
26	1H	1429	G	C5-C6-O6	5.42	131.85	128.60
26	14	1154	G	C4-C5-N7	5.42	112.97	110.80
1	13	640	A	O5'-P-OP1	-5.42	100.82	105.70
26	1H	177	G	C8-N9-C4	-5.42	104.23	106.40
26	1H	2311	A	N7-C8-N9	5.42	116.51	113.80

Continued on next page...

Continued from previous page...

Mol	Chain	Res	Type	Atoms	Z	Observed(°)	Ideal(°)
26	1H	2329	G	OP1-P-OP2	5.42	127.73	119.60
26	1H	2476	A	N7-C8-N9	5.42	116.51	113.80
1	1G	501	C	C6-N1-C2	-5.42	118.13	120.30
26	14	948	G	C8-N9-C4	-5.42	104.23	106.40
26	14	2712(A)	A	C4-C5-C6	-5.42	114.29	117.00
38	55	79	LEU	CA-CB-CG	5.42	127.76	115.30
26	1H	119	A	C5-N7-C8	5.42	106.61	103.90
26	1H	386	G	O5'-P-OP1	-5.42	100.83	105.70
26	1H	1192	G	N3-C4-N9	5.42	129.25	126.00
26	1H	1293	C	OP1-P-OP2	-5.42	111.48	119.60
26	1H	1428	C	O5'-P-OP1	-5.42	100.83	105.70
26	1H	1520	U	OP2-P-O3'	5.42	117.12	105.20
26	1H	2035	G	O5'-P-OP1	-5.42	100.83	105.70
26	14	59	U	OP2-P-O3'	5.42	117.11	105.20
26	1H	215	G	C2-N3-C4	-5.42	109.19	111.90
26	1H	732	C	C5-C6-N1	-5.42	118.29	121.00
27	16	61	G	N9-C4-C5	5.42	107.57	105.40
26	1H	946	G	C6-C5-N7	5.41	133.65	130.40
26	1H	1899	G	OP2-P-O3'	5.41	117.11	105.20
26	1H	2384	G	C8-N9-C4	-5.41	104.23	106.40
22	1L	74	C	C2-N1-C1'	-5.41	112.84	118.80
26	14	53	A	O5'-P-OP1	-5.41	100.83	105.70
26	14	102	G	O5'-P-OP1	-5.41	100.83	105.70
26	14	804	A	N7-C8-N9	-5.41	111.09	113.80
26	14	1653	G	N7-C8-N9	-5.41	110.39	113.10
1	13	1432	G	N3-C4-N9	5.41	129.25	126.00
26	1H	779	U	N3-C4-O4	-5.41	115.61	119.40
26	1H	844	C	N3-C4-C5	-5.41	119.73	121.90
26	1H	1607	C	C5-C4-N4	-5.41	116.41	120.20
26	14	788	A	N7-C8-N9	5.41	116.50	113.80
26	14	1309	G	C8-N9-C4	5.41	108.56	106.40
1	13	896	C	C2-N3-C4	-5.41	117.20	119.90
26	1H	498	G	O5'-P-OP2	5.41	117.19	110.70
26	1H	818	G	N9-C4-C5	5.41	107.56	105.40
26	1H	1265	A	N9-C4-C5	5.41	107.96	105.80
26	14	1586	A	N7-C8-N9	5.41	116.50	113.80
26	1H	811	U	N1-C2-N3	5.41	118.14	114.90
36	78	88	LEU	CA-CB-CG	5.41	127.73	115.30
1	1G	720	C	C6-N1-C2	-5.41	118.14	120.30
1	1G	1374	A	O4'-C1'-N9	5.41	112.53	108.20
1	13	1525	G	C8-N9-C4	5.41	108.56	106.40
26	1H	202	U	C6-N1-C1'	-5.41	113.63	121.20

Continued on next page...

Continued from previous page...

Mol	Chain	Res	Type	Atoms	Z	Observed(°)	Ideal(°)
26	1H	583	G	C5-C6-N1	5.41	114.20	111.50
26	1H	2071	A	C5-C6-N6	-5.41	119.38	123.70
26	14	1630(A)	C	C6-N1-C2	-5.41	118.14	120.30
26	14	1971	A	C5-C6-N1	5.41	120.40	117.70
26	14	2329	G	C6-N1-C2	-5.41	121.86	125.10
26	1H	841	A	C4-C5-N7	5.40	113.40	110.70
26	1H	1406	U	OP1-P-O3'	5.40	117.09	105.20
26	14	1975	G	N9-C4-C5	-5.40	103.24	105.40
26	14	1664	A	O4'-C1'-N9	-5.40	103.88	108.20
26	14	1756	G	N1-C6-O6	5.40	123.14	119.90
26	1H	2244	U	C4-C5-C6	5.40	122.94	119.70
26	14	141	A	OP2-P-O3'	5.40	117.08	105.20
46	D5	24	LEU	CA-CB-CG	5.40	127.72	115.30
26	14	476	G	OP1-P-OP2	5.40	127.70	119.60
26	14	2217	G	C5-C6-O6	-5.40	125.36	128.60
26	1H	124	G	C5-C6-O6	-5.40	125.36	128.60
26	1H	1019	U	C6-N1-C2	-5.40	117.76	121.00
26	1H	2613	U	C4-C5-C6	5.40	122.94	119.70
26	1H	2779	U	N3-C2-O2	-5.40	118.42	122.20
1	1G	1498	U	C2-N1-C1'	5.40	124.18	117.70
26	14	1768	U	C2-N1-C1'	-5.40	111.22	117.70
1	13	325	A	C4-C5-C6	-5.40	114.30	117.00
26	1H	424	G	N1-C6-O6	-5.40	116.66	119.90
26	1H	2028	U	N1-C2-N3	5.40	118.14	114.90
26	14	736	C	C4-C5-C6	-5.40	114.70	117.40
1	13	402	G	O5'-P-OP1	5.39	117.17	110.70
26	1H	871	U	O5'-P-OP2	5.39	117.17	110.70
27	16	101	A	N1-C2-N3	5.39	132.00	129.30
1	1G	175	C	C6-N1-C2	-5.39	118.14	120.30
26	14	138	G	OP1-P-O3'	5.39	117.07	105.20
26	14	1784	A	OP1-P-O3'	5.39	117.07	105.20
26	1H	528	A	OP1-P-O3'	5.39	117.06	105.20
26	1H	735	A	C4-C5-C6	5.39	119.70	117.00
26	1H	989	G	N1-C6-O6	5.39	123.14	119.90
26	1H	1357	U	OP1-P-OP2	5.39	127.69	119.60
26	1H	1470	G	OP2-P-O3'	5.39	117.06	105.20
26	1H	1658	C	N3-C4-C5	-5.39	119.74	121.90
26	1H	2362	G	N1-C6-O6	-5.39	116.67	119.90
27	16	85	G	C5-C6-N1	5.39	114.20	111.50
36	78	71	VAL	C-N-CD	5.39	139.72	128.40
26	14	679	C	C2-N3-C4	-5.39	117.20	119.90
26	14	1281	G	N1-C6-O6	5.39	123.14	119.90

Continued on next page...

Continued from previous page...

Mol	Chain	Res	Type	Atoms	Z	Observed(°)	Ideal(°)
26	14	1939	U	C2-N1-C1'	-5.39	111.23	117.70
26	14	2724	C	N1-C2-O2	-5.39	115.66	118.90
26	1H	133	C	O5'-P-OP1	5.39	117.17	110.70
26	14	2281	C	O5'-P-OP2	5.39	117.17	110.70
1	13	362	G	O5'-P-OP1	-5.39	100.85	105.70
26	1H	784	A	P-O3'-C3'	5.39	126.17	119.70
26	1H	1249	U	C5-C6-N1	-5.39	120.00	122.70
26	1H	1782	C	O5'-P-OP2	5.39	117.17	110.70
26	1H	2244	U	OP2-P-O3'	5.39	117.06	105.20
37	88	82	ARG	NE-CZ-NH2	5.39	123.00	120.30
1	1G	1048	G	C8-N9-C4	-5.39	104.24	106.40
26	14	2074	U	OP1-P-OP2	5.39	127.69	119.60
2	12	23	ARG	N-CA-C	-5.39	96.45	111.00
26	14	2607	G	C4-C5-C6	5.39	122.03	118.80
1	13	798	G	C2-N3-C4	-5.39	109.21	111.90
1	13	888	G	N1-C2-N2	-5.39	111.35	116.20
26	1H	818	G	O5'-P-OP1	-5.39	100.85	105.70
26	1H	928	G	N1-C2-N2	5.39	121.05	116.20
26	1H	1799	G	P-O3'-C3'	5.39	126.16	119.70
26	1H	2331	G	N1-C2-N3	5.39	127.13	123.90
26	1H	2501	C	N3-C2-O2	5.39	125.67	121.90
26	1H	2584	U	C5-C6-N1	-5.39	120.01	122.70
26	1H	2639	A	C6-C5-N7	-5.39	128.53	132.30
26	1H	2641	G	C5-C6-O6	-5.39	125.37	128.60
26	14	1537	C	C6-N1-C2	-5.39	118.14	120.30
26	14	1979	C	N3-C4-N4	5.39	121.77	118.00
26	1H	139	G	C8-N9-C4	-5.38	104.25	106.40
26	1H	446	G	C2-N3-C4	-5.38	109.21	111.90
26	1H	755	C	N1-C2-O2	-5.38	115.67	118.90
26	1H	963	U	OP1-P-OP2	-5.38	111.53	119.60
26	1H	1202	C	N1-C2-O2	-5.38	115.67	118.90
26	1H	2397	G	C4-C5-N7	5.38	112.95	110.80
26	1H	2437	U	C4-C5-C6	5.38	122.93	119.70
26	14	246	C	N3-C4-C5	5.38	124.05	121.90
26	14	954	G	C6-C5-N7	5.38	133.63	130.40
26	14	1899	G	N3-C4-N9	-5.38	122.77	126.00
26	1H	1901	A	C6-N1-C2	-5.38	115.37	118.60
26	1H	1993	U	C5-C6-N1	-5.38	120.01	122.70
26	14	1660	C	OP1-P-OP2	5.38	127.67	119.60
26	1H	187	G	C4-N9-C1'	5.38	133.50	126.50
26	1H	430	G	OP1-P-O3'	5.38	117.04	105.20
26	1H	620	G	OP1-P-OP2	5.38	127.67	119.60

Continued on next page...

Continued from previous page...

Mol	Chain	Res	Type	Atoms	Z	Observed(°)	Ideal(°)
26	1H	1417	C	C6-N1-C2	-5.38	118.15	120.30
26	1H	2585	U	C5-C4-O4	5.38	129.13	125.90
27	16	78	A	N3-C4-C5	5.38	130.57	126.80
1	1G	12	U	N3-C2-O2	-5.38	118.43	122.20
26	14	141	A	C5-N7-C8	-5.38	101.21	103.90
26	14	2674	G	O5'-P-OP2	-5.38	100.86	105.70
26	1H	747	U	O5'-P-OP1	-5.38	100.86	105.70
1	1G	1474	G	N1-C6-O6	5.38	123.13	119.90
26	14	696	G	O5'-P-OP2	5.38	117.16	110.70
22	1K	76	A	C5-N7-C8	-5.38	101.21	103.90
26	1H	1003	G	OP1-P-OP2	5.38	127.67	119.60
26	1H	2518	A	N3-C4-N9	-5.38	123.10	127.40
26	14	948	G	N1-C2-N2	5.38	121.04	116.20
26	14	982	C	OP1-P-O3'	5.38	117.03	105.20
26	14	1776	G	N3-C4-N9	5.38	129.23	126.00
1	13	1518	A	C5-N7-C8	5.38	106.59	103.90
26	1H	760	G	N1-C6-O6	5.38	123.13	119.90
26	1H	2030	A	O4'-C1'-N9	-5.38	103.90	108.20
26	1H	2597	G	OP2-P-O3'	5.38	117.03	105.20
55	Q8	43	GLN	N-CA-C	5.38	125.52	111.00
27	1J	102	G	N7-C8-N9	-5.38	110.41	113.10
26	14	676	A	N3-C4-C5	5.38	130.56	126.80
26	14	1125	G	C4-C5-N7	-5.38	108.65	110.80
26	14	2445	G	C5-C6-N1	5.38	114.19	111.50
26	14	2446	G	O5'-P-OP2	-5.38	100.86	105.70
1	13	1187	G	C8-N9-C1'	-5.37	120.01	127.00
26	1H	94	G	N1-C6-O6	5.37	123.12	119.90
26	1H	859	G	C4-N9-C1'	-5.37	119.52	126.50
26	1H	1129	A	C5-C6-N6	-5.37	119.40	123.70
26	1H	2447	G	C5-C6-N1	5.37	114.19	111.50
1	1G	230	G	C5-C6-N1	-5.37	108.81	111.50
26	14	186	G	C5-C6-O6	-5.37	125.38	128.60
26	14	2330	G	C2-N3-C4	-5.37	109.21	111.90
26	14	2681	C	C5-C6-N1	-5.37	118.31	121.00
1	13	900	A	OP1-P-OP2	-5.37	111.54	119.60
26	1H	616	A	OP1-P-OP2	5.37	127.66	119.60
26	1H	752	A	N1-C2-N3	5.37	131.99	129.30
26	1H	782	A	C2-N3-C4	-5.37	107.91	110.60
26	1H	1854	A	N1-C6-N6	-5.37	115.38	118.60
26	1H	2064	C	N3-C4-C5	-5.37	119.75	121.90
1	1G	662	G	C4-N9-C1'	5.37	133.48	126.50
26	14	252	G	C2-N3-C4	5.37	114.59	111.90

Continued on next page...

Continued from previous page...

Mol	Chain	Res	Type	Atoms	Z	Observed(°)	Ideal(°)
26	14	987	G	C6-C5-N7	5.37	133.62	130.40
1	13	1497	G	O4'-C1'-N9	5.37	112.50	108.20
26	1H	215	G	N1-C6-O6	5.37	123.12	119.90
26	1H	645	C	C2-N1-C1'	5.37	124.71	118.80
26	1H	792	G	OP1-P-OP2	5.37	127.66	119.60
26	1H	1534	G	N3-C4-C5	-5.37	125.92	128.60
26	1H	2449	U	C4-C5-C6	5.37	122.92	119.70
26	14	1313	U	O4'-C1'-N1	5.37	112.50	108.20
1	13	974	A	N9-C4-C5	-5.37	103.65	105.80
26	1H	2010	G	OP1-P-O3'	5.37	117.01	105.20
26	1H	2578	G	N1-C6-O6	-5.37	116.68	119.90
38	98	18	LEU	CA-CB-CG	5.37	127.65	115.30
26	14	1704	G	N9-C4-C5	-5.37	103.25	105.40
26	14	2044	C	OP1-P-OP2	5.37	127.65	119.60
1	13	903	G	C6-N1-C2	-5.37	121.88	125.10
26	1H	1248	G	C4-C5-N7	-5.37	108.65	110.80
26	1H	2705	A	OP1-P-OP2	-5.37	111.55	119.60
26	14	2239	G	OP2-P-O3'	5.37	117.01	105.20
1	13	1496	C	N1-C2-O2	-5.37	115.68	118.90
26	1H	116	C	C4-C5-C6	5.37	120.08	117.40
26	1H	1294	U	C5-C6-N1	-5.37	120.02	122.70
26	1H	2607	G	N1-C6-O6	5.37	123.12	119.90
26	14	1570	A	C4-C5-N7	5.37	113.38	110.70
26	14	1797	C	C2-N3-C4	-5.37	117.22	119.90
26	14	2044	C	N3-C4-N4	5.37	121.75	118.00
26	1H	1855	G	N3-C4-N9	5.36	129.22	126.00
26	1H	1982	C	OP1-P-OP2	5.36	127.65	119.60
26	14	116	C	OP1-P-OP2	5.36	127.64	119.60
26	14	2443	C	C6-N1-C2	-5.36	118.15	120.30
26	1H	793	A	C6-C5-N7	-5.36	128.55	132.30
1	13	878	G	N3-C4-N9	5.36	129.22	126.00
26	1H	447	A	O5'-P-OP2	5.36	117.13	110.70
26	1H	1237	A	OP2-P-O3'	5.36	116.99	105.20
26	1H	2655	G	C4-N9-C1'	-5.36	119.53	126.50
27	16	24	G	N3-C4-N9	5.36	129.22	126.00
1	1G	402	G	C8-N9-C4	5.36	108.54	106.40
26	14	2096	U	C5-C6-N1	5.36	125.38	122.70
26	14	2454	G	O5'-P-OP2	-5.36	100.88	105.70
23	2K	9	G	C5-C6-N1	5.36	114.18	111.50
26	1H	530	G	N9-C4-C5	5.36	107.54	105.40
26	1H	1937	A	O5'-P-OP1	5.36	117.13	110.70
26	1H	2079	U	N1-C2-N3	5.36	118.11	114.90

Continued on next page...

Continued from previous page...

Mol	Chain	Res	Type	Atoms	Z	Observed(°)	Ideal(°)
31	41	98	ARG	NE-CZ-NH1	5.36	122.98	120.30
26	14	2501	C	C6-N1-C1'	5.36	127.23	120.80
26	1H	40	C	C4-C5-C6	5.36	120.08	117.40
26	1H	1236	G	OP1-P-O3'	5.36	116.99	105.20
1	1G	564	C	N3-C4-C5	-5.36	119.76	121.90
26	14	187	G	C8-N9-C1'	-5.36	120.04	127.00
1	13	226	G	C6-C5-N7	-5.36	127.19	130.40
26	1H	574	C	C2-N3-C4	5.36	122.58	119.90
26	1H	866	A	N9-C4-C5	-5.36	103.66	105.80
26	1H	970	C	OP1-P-O3'	-5.36	93.42	105.20
26	1H	1489	U	O5'-P-OP1	-5.36	100.88	105.70
26	1H	2689	U	P-O3'-C3'	5.36	126.13	119.70
1	1G	538	G	N1-C6-O6	5.36	123.11	119.90
26	14	945	A	C4-N9-C1'	5.36	135.94	126.30
26	14	2447	G	C5-C6-O6	-5.36	125.39	128.60
26	1H	67	U	C5-C6-N1	5.35	125.38	122.70
26	1H	397	G	N3-C4-N9	-5.35	122.79	126.00
26	1H	1021	A	N3-C4-N9	-5.35	123.12	127.40
26	1H	1612	C	N3-C4-C5	-5.35	119.76	121.90
26	1H	2266	A	OP1-P-OP2	-5.35	111.57	119.60
26	14	2603	G	OP1-P-O3'	5.35	116.98	105.20
26	14	1029	A	N1-C6-N6	5.35	121.81	118.60
26	14	1352	U	O5'-P-OP2	-5.35	100.88	105.70
1	13	1487	G	O5'-P-OP2	-5.35	100.88	105.70
26	14	2237	G	C8-N9-C1'	-5.35	120.04	127.00
1	13	804	U	OP2-P-O3'	5.35	116.97	105.20
1	13	818	G	C4-C5-N7	-5.35	108.66	110.80
26	1H	1646	C	O5'-P-OP1	-5.35	100.89	105.70
26	1H	2212	A	C6-C5-N7	-5.35	128.56	132.30
26	14	113	G	C5-C6-O6	-5.35	125.39	128.60
26	14	1145	C	C5-C6-N1	5.35	123.67	121.00
26	14	2377	A	C2-N3-C4	-5.35	107.92	110.60
1	13	1519	A	N9-C4-C5	5.35	107.94	105.80
24	3K	35	A	C8-N9-C4	-5.35	103.66	105.80
26	1H	1616	A	C2-N3-C4	-5.35	107.93	110.60
26	1H	2527	C	C5-C6-N1	5.35	123.67	121.00
27	16	33	G	OP1-P-O3'	5.35	116.97	105.20
41	C8	10	ARG	NE-CZ-NH1	-5.35	117.63	120.30
1	1G	337	C	C5-C4-N4	-5.35	116.46	120.20
26	14	179	G	O5'-P-OP2	-5.35	100.89	105.70
26	14	2232	U	C5-C4-O4	5.35	129.11	125.90
26	14	2426	A	N3-C4-N9	5.35	131.68	127.40

Continued on next page...

Continued from previous page...

Mol	Chain	Res	Type	Atoms	Z	Observed(°)	Ideal(°)
26	14	2726	U	N3-C2-O2	-5.35	118.46	122.20
26	1H	467	G	N7-C8-N9	-5.35	110.43	113.10
26	1H	1935	G	C4-C5-N7	-5.35	108.66	110.80
27	16	86	G	C5-C6-N1	5.35	114.17	111.50
26	1H	1187	G	P-O3'-C3'	5.34	126.11	119.70
26	1H	2431	U	OP1-P-O3'	5.34	116.96	105.20
26	14	862	G	C5-C6-O6	5.34	131.81	128.60
26	14	1519	G	C4-C5-N7	-5.34	108.66	110.80
1	13	812	C	N3-C2-O2	-5.34	118.16	121.90
26	1H	1938	A	C5-C6-N6	-5.34	119.43	123.70
26	1H	1888	G	N1-C6-O6	-5.34	116.69	119.90
26	1H	2212	A	C5-N7-C8	-5.34	101.23	103.90
1	1G	43	C	C6-N1-C2	5.34	122.44	120.30
26	14	1026	U	C5-C6-N1	5.34	125.37	122.70
1	13	557	G	O5'-P-OP2	-5.34	100.89	105.70
1	13	923	A	O5'-P-OP1	-5.34	100.89	105.70
26	1H	856	C	N3-C4-N4	5.34	121.74	118.00
26	1H	1378	A	C5-N7-C8	-5.34	101.23	103.90
26	1H	1410	G	C8-N9-C1'	5.34	133.94	127.00
26	1H	2253	G	C5-C6-N1	5.34	114.17	111.50
1	1G	632	A	OP2-P-O3'	5.34	116.95	105.20
26	14	915	C	N3-C2-O2	-5.34	118.16	121.90
26	14	2356	C	C6-N1-C2	5.34	122.44	120.30
1	13	578	C	N1-C2-O2	-5.34	115.70	118.90
26	1H	742	G	C2-N3-C4	-5.34	109.23	111.90
26	1H	2069	G	N9-C4-C5	-5.34	103.27	105.40
26	1H	2614	A	N1-C2-N3	-5.34	126.63	129.30
30	31	38	ARG	NE-CZ-NH2	-5.34	117.63	120.30
1	13	726	C	O5'-P-OP1	-5.34	100.90	105.70
26	1H	200	U	N1-C2-N3	5.34	118.10	114.90
26	1H	1600	C	OP1-P-O3'	5.34	116.94	105.20
26	1H	1830	C	N3-C2-O2	5.34	125.64	121.90
26	1H	2403	C	C5-C6-N1	5.34	123.67	121.00
26	14	2420	C	O5'-P-OP1	-5.34	100.90	105.70
1	13	820	U	O5'-P-OP1	-5.33	100.90	105.70
26	1H	482	A	N7-C8-N9	5.33	116.47	113.80
26	1H	1456	G	N1-C6-O6	5.33	123.10	119.90
26	1H	2040	C	N3-C4-N4	5.33	121.73	118.00
26	14	991	C	OP1-P-OP2	5.33	127.60	119.60
1	13	484	G	P-O3'-C3'	5.33	126.10	119.70
26	1H	470	A	C6-C5-N7	-5.33	128.57	132.30
26	1H	563	G	C8-N9-C4	5.33	108.53	106.40

Continued on next page...

Continued from previous page...

Mol	Chain	Res	Type	Atoms	Z	Observed(°)	Ideal(°)
26	1H	1157	G	C4-N9-C1'	5.33	133.43	126.50
26	1H	2570	G	N3-C4-N9	-5.33	122.80	126.00
26	1H	2710	C	O5'-P-OP2	5.33	117.10	110.70
26	1H	2765	A	OP1-P-OP2	5.33	127.60	119.60
26	14	1588	C	C6-N1-C2	-5.33	118.17	120.30
26	14	2487	G	N1-C2-N2	-5.33	111.40	116.20
26	1H	621	A	C6-C5-N7	-5.33	128.57	132.30
26	14	779	U	C5-C6-N1	-5.33	120.03	122.70
26	14	912	C	C5-C6-N1	5.33	123.67	121.00
26	14	1904	G	N7-C8-N9	-5.33	110.43	113.10
26	14	2535	G	O5'-P-OP2	-5.33	100.90	105.70
48	F5	11	ARG	NE-CZ-NH1	-5.33	117.63	120.30
26	1H	1373	A	O5'-P-OP1	5.33	117.10	110.70
1	1G	1415	G	C8-N9-C4	5.33	108.53	106.40
26	14	1853	A	OP1-P-OP2	5.33	127.59	119.60
26	14	2330	G	N9-C4-C5	-5.33	103.27	105.40
1	13	1432	G	C4-N9-C1'	5.33	133.43	126.50
26	1H	138	G	O4'-C1'-N9	5.33	112.46	108.20
26	1H	746	A	C4-C5-N7	5.33	113.36	110.70
26	1H	1272	A	OP1-P-O3'	5.33	116.92	105.20
26	1H	1965	C	C4-C5-C6	-5.33	114.73	117.40
26	1H	2287	A	C5-N7-C8	-5.33	101.24	103.90
26	1H	2446	G	C6-C5-N7	-5.33	127.20	130.40
1	1G	413	G	C4-N9-C1'	-5.33	119.57	126.50
26	14	204	A	N1-C6-N6	5.33	121.80	118.60
26	14	1259	G	OP2-P-O3'	5.33	116.92	105.20
26	14	1336	A	O5'-P-OP2	-5.33	100.91	105.70
26	14	2234	G	N3-C4-C5	-5.33	125.94	128.60
1	13	989	C	N1-C2-O2	5.33	122.09	118.90
26	1H	415	A	N9-C4-C5	-5.33	103.67	105.80
26	1H	576	U	N1-C2-O2	-5.33	119.07	122.80
26	1H	1270	C	C4-C5-C6	5.33	120.06	117.40
26	1H	1644	C	C2-N1-C1'	5.33	124.66	118.80
26	14	150	C	C6-N1-C1'	5.33	127.19	120.80
26	14	689	A	O5'-P-OP2	-5.33	100.91	105.70
26	14	725	G	C4-C5-N7	-5.33	108.67	110.80
26	1H	125	G	N3-C2-N2	5.32	123.63	119.90
26	1H	271(C)	U	C5-C6-N1	5.32	125.36	122.70
26	1H	2345	G	N9-C4-C5	-5.32	103.27	105.40
1	1G	1446	A	O4'-C1'-N9	5.32	112.46	108.20
26	14	1142	U	C6-N1-C1'	-5.32	113.75	121.20
26	1H	198	C	C5-C4-N4	-5.32	116.47	120.20

Continued on next page...

Continued from previous page...

Mol	Chain	Res	Type	Atoms	Z	Observed(°)	Ideal(°)
26	1H	1286	A	OP2-P-O3'	5.32	116.91	105.20
27	16	80	U	N1-C2-O2	5.32	126.53	122.80
1	1G	261	U	N3-C2-O2	-5.32	118.47	122.20
1	1G	1400	C	N3-C4-C5	5.32	124.03	121.90
1	13	1498	U	N1-C2-O2	5.32	126.53	122.80
1	13	1498	U	O4'-C1'-N1	-5.32	103.94	108.20
26	1H	255	A	OP2-P-O3'	5.32	116.91	105.20
26	1H	807	U	C4-C5-C6	5.32	122.89	119.70
26	1H	2485	G	N1-C2-N3	5.32	127.09	123.90
27	16	12	C	C4-C5-C6	5.32	120.06	117.40
26	14	189	G	N3-C4-C5	5.32	131.26	128.60
26	14	677	A	O5'-P-OP2	-5.32	100.91	105.70
26	14	1755	A	C2-N3-C4	-5.32	107.94	110.60
26	14	1840	G	C5-C6-N1	-5.32	108.84	111.50
1	13	582	U	C2-N3-C4	-5.32	123.81	127.00
26	1H	1970	A	C8-N9-C4	-5.32	103.67	105.80
26	14	1394	U	C2-N1-C1'	-5.32	111.32	117.70
42	95	49	THR	C-N-CD	5.32	139.57	128.40
1	13	541	G	N1-C6-O6	5.32	123.09	119.90
1	13	899	C	C2-N1-C1'	-5.32	112.95	118.80
1	13	900	A	C8-N9-C4	5.32	107.93	105.80
26	1H	417	C	C5-C4-N4	-5.32	116.48	120.20
26	1H	768	G	OP1-P-OP2	5.32	127.58	119.60
26	1H	1894	C	C5-C6-N1	5.32	123.66	121.00
26	14	139	G	C4-C5-N7	-5.32	108.67	110.80
26	14	247	G	C5-C6-N1	-5.32	108.84	111.50
26	14	2000	G	C5-N7-C8	5.32	106.96	104.30
1	13	880	C	N3-C4-C5	5.32	124.03	121.90
23	2K	27	G	C5-C6-O6	-5.32	125.41	128.60
26	1H	1301	A	N9-C4-C5	-5.32	103.67	105.80
26	1H	1313	U	C2-N1-C1'	5.32	124.08	117.70
26	1H	2033	A	C2-N3-C4	-5.32	107.94	110.60
26	14	187	G	N3-C4-C5	-5.32	125.94	128.60
26	14	1786	A	OP1-P-O3'	5.32	116.89	105.20
26	14	1840	G	C2-N3-C4	-5.32	109.24	111.90
26	14	2427	C	OP2-P-O3'	5.32	116.89	105.20
26	1H	2244	U	N1-C2-N3	5.31	118.09	114.90
1	13	1530	G	O5'-P-OP2	-5.31	100.92	105.70
26	1H	115	C	N1-C2-O2	-5.31	115.71	118.90
26	1H	910	A	N9-C4-C5	-5.31	103.67	105.80
26	1H	960	A	C8-N9-C4	5.31	107.92	105.80
26	1H	2280	G	C4-C5-N7	-5.31	108.67	110.80

Continued on next page...

Continued from previous page...

Mol	Chain	Res	Type	Atoms	Z	Observed(°)	Ideal(°)
26	1H	2468	G	O5'-P-OP1	5.31	117.07	110.70
26	1H	2717	G	C8-N9-C4	5.31	108.53	106.40
26	14	1282	U	C5-C6-N1	-5.31	120.04	122.70
27	1J	47	C	N3-C4-C5	5.31	124.03	121.90
26	1H	277	C	C2-N1-C1'	5.31	124.64	118.80
26	1H	1403	C	N3-C4-N4	-5.31	114.28	118.00
26	1H	2312	U	N3-C4-O4	5.31	123.12	119.40
26	1H	2427	C	O5'-P-OP1	-5.31	100.92	105.70
26	14	197	A	C5-C6-N6	-5.31	119.45	123.70
26	14	1436	G	N3-C4-N9	5.31	129.19	126.00
26	14	1663	C	N1-C2-O2	-5.31	115.71	118.90
1	13	771	G	N1-C2-N3	5.31	127.08	123.90
1	13	1276	G	C8-N9-C4	-5.31	104.28	106.40
26	1H	439	G	OP1-P-O3'	5.31	116.88	105.20
26	1H	1839	G	O4'-C1'-N9	-5.31	103.95	108.20
26	1H	2038	G	N3-C2-N2	5.31	123.62	119.90
26	1H	2329	G	C5-C6-O6	-5.31	125.41	128.60
1	1G	772	U	N3-C2-O2	-5.31	118.48	122.20
26	14	583	G	C8-N9-C4	-5.31	104.28	106.40
1	13	1475	G	O5'-P-OP1	-5.31	100.92	105.70
26	1H	564	C	C5-C6-N1	5.31	123.65	121.00
26	1H	1318	C	N3-C4-C5	5.31	124.02	121.90
26	1H	1645	G	C5-C6-N1	5.31	114.15	111.50
26	1H	1982	C	C5-C4-N4	-5.31	116.48	120.20
1	1G	481	G	C4-N9-C1'	5.31	133.40	126.50
26	14	226	G	O4'-C1'-N9	5.31	112.45	108.20
26	1H	1764	G	N1-C2-N2	-5.31	111.42	116.20
27	16	115	G	C4-C5-N7	5.31	112.92	110.80
25	4L	15	A	N1-C6-N6	5.31	121.78	118.60
26	14	115	C	C5-C6-N1	-5.30	118.35	121.00
26	14	594	U	OP2-P-O3'	5.30	116.87	105.20
26	14	621	A	C4-C5-N7	5.30	113.35	110.70
26	14	665	C	N1-C2-O2	5.30	122.08	118.90
26	14	1474	C	C6-N1-C2	-5.30	118.18	120.30
26	14	1981	A	C2-N3-C4	-5.30	107.95	110.60
22	1K	34	G	C4-N9-C1'	5.30	133.39	126.50
26	1H	1786	A	OP1-P-O3'	5.30	116.87	105.20
26	1H	2617	C	N1-C2-O2	-5.30	115.72	118.90
26	14	929	G	N3-C4-N9	5.30	129.18	126.00
26	1H	400	G	C5-C6-O6	-5.30	125.42	128.60
26	1H	2230	G	N3-C4-C5	5.30	131.25	128.60
1	1G	317	G	N7-C8-N9	5.30	115.75	113.10

Continued on next page...

Continued from previous page...

Mol	Chain	Res	Type	Atoms	Z	Observed(°)	Ideal(°)
26	14	436	C	C6-N1-C2	5.30	122.42	120.30
26	14	1204	A	N1-C2-N3	5.30	131.95	129.30
26	14	1836	C	OP1-P-O3'	5.30	116.86	105.20
26	1H	177	G	N1-C6-O6	-5.30	116.72	119.90
26	1H	500	G	OP1-P-OP2	5.30	127.55	119.60
26	1H	796	C	O5'-P-OP1	5.30	117.06	110.70
26	1H	1465	G	O5'-P-OP2	-5.30	100.93	105.70
26	14	829	A	OP1-P-OP2	5.30	127.55	119.60
26	14	1216	G	C4-N9-C1'	5.30	133.39	126.50
26	14	1291	C	O5'-P-OP2	-5.30	100.93	105.70
26	14	1323	U	N1-C2-O2	-5.30	119.09	122.80
26	14	1342	A	OP1-P-OP2	-5.30	111.65	119.60
26	14	2086	U	N1-C2-O2	5.30	126.51	122.80
1	13	1395	C	P-O3'-C3'	5.30	126.06	119.70
26	1H	136	G	N9-C4-C5	-5.30	103.28	105.40
26	1H	794	G	C4-C5-N7	-5.30	108.68	110.80
26	1H	1225	C	N3-C4-N4	-5.30	114.29	118.00
26	1H	1658	C	N3-C2-O2	5.30	125.61	121.90
32	51	82	GLY	N-CA-C	5.30	126.34	113.10
26	14	1373	A	N7-C8-N9	-5.30	111.15	113.80
26	1H	634	C	N3-C4-N4	-5.29	114.29	118.00
26	1H	2082	A	N7-C8-N9	-5.29	111.15	113.80
1	1G	1481	U	O5'-P-OP1	-5.29	100.93	105.70
26	14	2332	U	O5'-P-OP2	-5.29	100.94	105.70
26	14	2713	A	C5-C6-N1	-5.29	115.05	117.70
1	13	112	G	C8-N9-C4	-5.29	104.28	106.40
1	13	328	C	C6-N1-C1'	-5.29	114.45	120.80
26	1H	1197	G	N7-C8-N9	-5.29	110.45	113.10
26	1H	2040	C	N3-C2-O2	5.29	125.61	121.90
26	14	298	G	N1-C6-O6	5.29	123.08	119.90
26	14	1198	U	N3-C2-O2	-5.29	118.49	122.20
26	14	2514	U	O5'-P-OP2	5.29	117.05	110.70
26	1H	1639	U	C5-C4-O4	5.29	129.07	125.90
1	1G	666	G	C6-C5-N7	-5.29	127.22	130.40
26	14	1204	A	N7-C8-N9	5.29	116.45	113.80
26	14	2360	A	C8-N9-C4	5.29	107.92	105.80
26	1H	737	C	C2-N3-C4	-5.29	117.25	119.90
26	1H	125	G	O4'-C1'-N9	-5.29	103.97	108.20
26	1H	746	A	O4'-C1'-N9	5.29	112.43	108.20
26	1H	2593	U	N3-C2-O2	-5.29	118.50	122.20
26	1H	2622	C	C5-C6-N1	-5.29	118.36	121.00
29	21	186	GLY	N-CA-C	5.29	126.32	113.10

Continued on next page...

Continued from previous page...

Mol	Chain	Res	Type	Atoms	Z	Observed(°)	Ideal(°)
1	1G	1498	U	O4'-C1'-N1	-5.29	103.97	108.20
26	14	810	U	OP1-P-O3'	5.29	116.83	105.20
1	1G	1488	G	C8-N9-C1'	-5.29	120.13	127.00
26	14	447	A	O4'-C1'-N9	-5.29	103.97	108.20
26	14	584	C	C6-N1-C2	5.29	122.42	120.30
26	14	2675	A	C2-N3-C4	-5.29	107.96	110.60
1	13	572	A	N1-C6-N6	-5.29	115.43	118.60
1	13	836	G	N9-C4-C5	-5.29	103.29	105.40
26	1H	1451	C	N3-C2-O2	-5.29	118.20	121.90
26	1H	1782	C	C4-C5-C6	5.29	120.04	117.40
27	16	7	G	C5-C6-O6	-5.29	125.43	128.60
1	1G	353	A	N7-C8-N9	5.29	116.44	113.80
26	14	267	C	C6-N1-C2	-5.29	118.19	120.30
26	14	1297	C	C2-N1-C1'	-5.29	112.99	118.80
27	1J	30	C	N3-C2-O2	-5.29	118.20	121.90
26	1H	1791	A	OP1-P-OP2	-5.28	111.68	119.60
26	1H	1805	U	N3-C4-O4	5.28	123.10	119.40
26	1H	2287	A	C6-C5-N7	-5.28	128.60	132.30
45	G8	79	CYS	N-CA-C	5.28	125.27	111.00
1	1G	518	C	O5'-P-OP1	5.28	117.04	110.70
26	14	1857	G	C6-C5-N7	-5.28	127.23	130.40
28	19	43	ARG	CG-CD-NE	5.28	122.89	111.80
1	13	1495	U	N3-C4-O4	-5.28	115.70	119.40
26	1H	1562	A	N9-C4-C5	-5.28	103.69	105.80
26	1H	2071	A	C6-N1-C2	-5.28	115.43	118.60
26	14	1235	G	N1-C6-O6	-5.28	116.73	119.90
1	13	936	C	C6-N1-C2	-5.28	118.19	120.30
26	1H	388	G	OP2-P-O3'	5.28	116.82	105.20
28	11	229	VAL	CB-CA-C	-5.28	101.37	111.40
1	1G	631	G	N7-C8-N9	5.28	115.74	113.10
1	1G	1062	U	O5'-P-OP2	-5.28	100.95	105.70
26	14	614	U	C6-N1-C2	-5.28	117.83	121.00
26	14	1240	U	O5'-P-OP2	-5.28	100.95	105.70
26	14	2044	C	C5-C4-N4	-5.28	116.50	120.20
26	14	2578	G	N1-C2-N2	-5.28	111.45	116.20
1	13	354	G	C6-C5-N7	-5.28	127.23	130.40
1	13	380	G	N3-C4-N9	-5.28	122.83	126.00
1	13	1508	G	N3-C4-N9	-5.28	122.83	126.00
26	1H	430	G	C6-C5-N7	-5.28	127.23	130.40
26	1H	1124	C	C5-C6-N1	-5.28	118.36	121.00
26	1H	1416	G	C8-N9-C4	5.28	108.51	106.40
26	1H	2620	C	C5-C4-N4	-5.28	116.50	120.20

Continued on next page...

Continued from previous page...

Mol	Chain	Res	Type	Atoms	Z	Observed(°)	Ideal(°)
1	1G	778	G	OP1-P-O3'	5.28	116.81	105.20
26	14	738	G	N1-C2-N2	-5.28	111.45	116.20
26	14	1673	U	C2-N1-C1'	-5.28	111.37	117.70
26	14	2012	G	C5-C6-O6	-5.28	125.43	128.60
26	1H	563	G	C6-C5-N7	5.28	133.57	130.40
26	1H	1824	G	C5-N7-C8	5.28	106.94	104.30
26	14	429	A	N1-C6-N6	5.28	121.77	118.60
26	14	602	G	N3-C4-N9	5.28	129.17	126.00
26	14	613	U	N1-C2-O2	5.28	126.50	122.80
26	14	1414	G	C6-C5-N7	-5.28	127.23	130.40
26	14	1961	C	N3-C2-O2	5.28	125.59	121.90
1	13	511	C	N1-C2-O2	-5.28	115.73	118.90
26	1H	239	U	O5'-P-OP2	-5.28	100.95	105.70
26	1H	741	G	N1-C2-N3	5.28	127.07	123.90
26	1H	1528	A	C2-N3-C4	-5.28	107.96	110.60
26	1H	1609	A	N7-C8-N9	-5.28	111.16	113.80
26	1H	1799	G	N3-C4-C5	-5.28	125.96	128.60
26	1H	1942	C	C5-C6-N1	5.28	123.64	121.00
26	1H	2269	A	N1-C6-N6	5.28	121.77	118.60
26	14	2644	G	C2-N3-C4	-5.28	109.26	111.90
39	65	4	LEU	CA-CB-CG	-5.28	103.17	115.30
26	1H	872	A	C2-N3-C4	-5.27	107.96	110.60
26	1H	914	C	C5-C4-N4	5.27	123.89	120.20
26	1H	1849	G	O5'-P-OP2	5.27	117.03	110.70
1	1G	697	U	C5-C6-N1	-5.27	120.06	122.70
26	14	781	A	OP1-P-OP2	5.27	127.51	119.60
1	13	220	G	C4-N9-C1'	5.27	133.35	126.50
1	13	533	A	O4'-C1'-N9	5.27	112.42	108.20
1	13	811	C	C4-C5-C6	5.27	120.04	117.40
26	1H	911	A	C5-C6-N1	-5.27	115.06	117.70
26	1H	1184	G	OP2-P-O3'	5.27	116.80	105.20
26	1H	2743	C	N1-C2-O2	-5.27	115.74	118.90
41	C8	3	ARG	NE-CZ-NH1	5.27	122.94	120.30
23	2L	40	C	C5-C6-N1	5.27	123.64	121.00
26	14	1267	U	P-O3'-C3'	5.27	126.03	119.70
26	14	1679	U	OP1-P-O3'	5.27	116.80	105.20
1	13	652	U	C5-C6-N1	5.27	125.34	122.70
26	1H	392	C	OP1-P-O3'	5.27	116.80	105.20
26	1H	2265	U	C5-C6-N1	5.27	125.33	122.70
26	14	866	A	O4'-C1'-N9	-5.27	103.98	108.20
26	14	1992	G	C8-N9-C4	5.27	108.51	106.40
1	13	814	A	O5'-P-OP1	-5.27	100.96	105.70

Continued on next page...

Continued from previous page...

Mol	Chain	Res	Type	Atoms	Z	Observed(°)	Ideal(°)
1	13	815	A	C8-N9-C4	5.27	107.91	105.80
1	13	1488	G	N9-C4-C5	-5.27	103.29	105.40
23	2K	38	A	O5'-P-OP2	-5.27	100.96	105.70
26	1H	456	C	C2-N3-C4	-5.27	117.27	119.90
26	1H	992	C	C2-N1-C1'	5.27	124.60	118.80
27	16	95	U	C2-N1-C1'	-5.27	111.38	117.70
26	14	709	U	C5-C4-O4	5.27	129.06	125.90
26	14	771	G	N7-C8-N9	-5.27	110.47	113.10
26	14	1314	C	C2-N3-C4	5.27	122.53	119.90
26	14	1601	G	O5'-P-OP2	-5.27	100.96	105.70
26	1H	1573	G	N1-C6-O6	5.27	123.06	119.90
26	1H	2035	G	C5-C6-N1	-5.27	108.87	111.50
26	14	199	A	C2-N3-C4	5.27	113.23	110.60
26	14	265	A	C4-C5-N7	5.27	113.33	110.70
26	14	1352	U	C5-C6-N1	-5.27	120.07	122.70
26	14	2568	C	C6-N1-C2	-5.27	118.19	120.30
23	2K	15	G	C2-N3-C4	-5.27	109.27	111.90
26	1H	954	G	N3-C2-N2	-5.27	116.21	119.90
26	1H	2341	G	OP1-P-O3'	5.27	116.78	105.20
26	14	114	U	C2-N1-C1'	5.27	124.02	117.70
26	14	2351	G	C5-C6-O6	-5.27	125.44	128.60
1	13	465	A	N7-C8-N9	-5.26	111.17	113.80
26	1H	141	A	C5-C6-N6	-5.26	119.49	123.70
26	1H	586	A	C4-C5-N7	-5.26	108.07	110.70
26	1H	803	U	C5-C4-O4	-5.26	122.74	125.90
26	1H	928	G	C5-N7-C8	-5.26	101.67	104.30
26	1H	1662	C	C4-C5-C6	5.26	120.03	117.40
26	1H	2060	A	C4-C5-C6	-5.26	114.37	117.00
26	1H	2443	C	N3-C4-N4	5.26	121.69	118.00
26	1H	2751	G	C4-N9-C1'	5.26	133.34	126.50
1	1G	427	U	N3-C2-O2	-5.26	118.51	122.20
1	1G	546	G	C8-N9-C4	-5.26	104.29	106.40
26	14	742	G	N1-C2-N3	5.26	127.06	123.90
26	14	980	A	C6-C5-N7	-5.26	128.62	132.30
26	14	2430	A	C5-N7-C8	-5.26	101.27	103.90
26	1H	35	G	C5-C6-O6	5.26	131.76	128.60
1	13	263	A	O5'-P-OP1	-5.26	100.97	105.70
1	13	800	G	C5-C6-O6	-5.26	125.44	128.60
1	13	1306	A	O5'-P-OP2	-5.26	100.96	105.70
1	13	1513	A	OP2-P-O3'	5.26	116.78	105.20
26	1H	1925	C	C6-N1-C2	-5.26	118.19	120.30
37	88	19	GLY	N-CA-C	5.26	126.25	113.10

Continued on next page...

Continued from previous page...

Mol	Chain	Res	Type	Atoms	Z	Observed(°)	Ideal(°)
24	3L	71	G	C5'-C4'-O4'	5.26	115.41	109.10
26	14	773	U	OP1-P-OP2	-5.26	111.71	119.60
26	14	788	A	C8-N9-C4	-5.26	103.70	105.80
27	1J	98	G	C8-N9-C1'	-5.26	120.16	127.00
1	13	62	U	O5'-P-OP2	-5.26	100.97	105.70
1	13	538	G	N9-C4-C5	-5.26	103.30	105.40
26	1H	528	A	N7-C8-N9	5.26	116.43	113.80
26	1H	660	G	C8-N9-C4	-5.26	104.30	106.40
26	1H	1620	G	O5'-P-OP2	5.26	117.01	110.70
26	1H	2010	G	C5-C6-O6	-5.26	125.44	128.60
26	1H	2666	C	N3-C4-C5	-5.26	119.80	121.90
27	16	78	A	N7-C8-N9	-5.26	111.17	113.80
26	14	236	C	N1-C2-O2	-5.26	115.75	118.90
26	1H	128	C	C5-C6-N1	-5.26	118.37	121.00
26	1H	2072	G	N3-C4-N9	5.26	129.16	126.00
26	1H	2503	A	N1-C6-N6	5.26	121.75	118.60
26	14	1264	G	N1-C6-O6	-5.26	116.75	119.90
1	13	376	G	N3-C4-C5	-5.26	125.97	128.60
26	1H	398	G	C2-N3-C4	-5.26	109.27	111.90
26	1H	2018	G	C5-N7-C8	-5.26	101.67	104.30
26	1H	2239	G	OP1-P-OP2	-5.26	111.72	119.60
26	1H	2246	G	N3-C4-C5	-5.26	125.97	128.60
26	1H	2447	G	C2-N3-C4	5.26	114.53	111.90
26	14	381	G	C8-N9-C4	5.26	108.50	106.40
26	14	769	G	N1-C6-O6	5.26	123.05	119.90
26	14	1271	G	O5'-P-OP2	-5.26	100.97	105.70
26	14	1566	A	C4-C5-C6	-5.26	114.37	117.00
26	1H	1368	G	C6-N1-C2	-5.25	121.95	125.10
26	14	663	G	OP1-P-OP2	5.25	127.48	119.60
26	14	1396	U	C4-C5-C6	5.25	122.85	119.70
1	13	115	G	P-O3'-C3'	5.25	126.00	119.70
26	1H	1254	A	C8-N9-C4	5.25	107.90	105.80
26	1H	1933	G	N7-C8-N9	5.25	115.73	113.10
26	1H	2069	G	OP2-P-O3'	5.25	116.76	105.20
26	1H	2598	A	C4-C5-C6	-5.25	114.37	117.00
26	1H	2782	G	C4-N9-C1'	5.25	133.33	126.50
23	2L	21	U	C2-N1-C1'	5.25	124.00	117.70
26	1H	579	G	C2-N3-C4	5.25	114.53	111.90
26	1H	1265	A	C5'-C4'-C3'	-5.25	107.60	116.00
26	1H	2061	G	C2-N3-C4	5.25	114.53	111.90
26	1H	2550	G	O5'-P-OP1	5.25	117.00	110.70
26	14	192	C	N1-C2-O2	-5.25	115.75	118.90

Continued on next page...

Continued from previous page...

Mol	Chain	Res	Type	Atoms	Z	Observed(°)	Ideal(°)
26	14	1605	C	C2-N3-C4	-5.25	117.27	119.90
26	14	1709	U	C6-N1-C2	-5.25	117.85	121.00
26	14	2253	G	N1-C6-O6	5.25	123.05	119.90
26	14	2314	C	N1-C2-O2	5.25	122.05	118.90
26	1H	318	C	O5'-P-OP1	-5.25	100.97	105.70
26	1H	735	A	C5-N7-C8	5.25	106.53	103.90
26	1H	2427	C	C2-N1-C1'	-5.25	113.03	118.80
1	1G	916	G	C2-N3-C4	5.25	114.53	111.90
26	14	93	C	C2-N1-C1'	5.25	124.58	118.80
26	14	870	A	OP1-P-O3'	5.25	116.75	105.20
26	14	2056	G	N1-C6-O6	5.25	123.05	119.90
26	1H	729	G	C4-N9-C1'	5.25	133.32	126.50
26	1H	1125	G	C5-C6-N1	5.25	114.12	111.50
26	1H	2007	C	O5'-P-OP1	5.25	117.00	110.70
26	1H	2373	G	C4-C5-C6	5.25	121.95	118.80
26	14	965	C	O5'-P-OP1	-5.25	100.98	105.70
1	13	963	G	C8-N9-C4	5.25	108.50	106.40
1	13	1395	C	C5-C6-N1	5.25	123.62	121.00
26	1H	33	U	OP2-P-O3'	-5.25	93.66	105.20
26	1H	1225	C	C5-C4-N4	5.25	123.87	120.20
26	1H	1598	C	C6-N1-C2	-5.25	118.20	120.30
27	16	103	U	OP2-P-O3'	5.25	116.74	105.20
26	14	204	A	N1-C2-N3	5.25	131.92	129.30
26	14	690	G	OP1-P-O3'	5.25	116.74	105.20
26	14	1828	G	C4-C5-C6	5.25	121.95	118.80
26	14	2820	A	C2-N3-C4	-5.25	107.98	110.60
26	1H	672	C	OP2-P-O3'	5.25	116.74	105.20
26	1H	1314	C	N1-C2-O2	5.25	122.05	118.90
26	1H	1543	A	C5-C6-N1	-5.25	115.08	117.70
26	1H	2290	G	O5'-P-OP2	5.25	116.99	110.70
26	1H	2434	A	N1-C6-N6	-5.25	115.45	118.60
26	1H	2546	U	N3-C2-O2	5.25	125.87	122.20
26	1H	2878	U	C2-N1-C1'	5.25	123.99	117.70
27	16	87	G	N9-C4-C5	-5.25	103.30	105.40
1	1G	1502	A	N1-C2-N3	5.25	131.92	129.30
26	14	1950	G	C4-N9-C1'	5.25	133.32	126.50
26	14	1977	A	C8-N9-C4	5.25	107.90	105.80
26	1H	795	C	N3-C4-C5	5.24	124.00	121.90
26	1H	1305	C	C2-N3-C4	-5.24	117.28	119.90
26	1H	1391	U	C2-N3-C4	5.24	130.15	127.00
26	1H	1438	U	C6-N1-C2	-5.24	117.85	121.00
26	1H	2451	A	C6-C5-N7	5.24	135.97	132.30

Continued on next page...

Continued from previous page...

Mol	Chain	Res	Type	Atoms	Z	Observed(°)	Ideal(°)
26	1H	2672	G	C4-N9-C1'	5.24	133.32	126.50
26	1H	2822	G	C5-C6-O6	-5.24	125.45	128.60
26	14	598	G	OP1-P-OP2	5.24	127.47	119.60
26	14	1899	G	C6-C5-N7	-5.24	127.25	130.40
26	14	2522	U	N3-C2-O2	-5.24	118.53	122.20
26	1H	121	G	C8-N9-C4	5.24	108.50	106.40
26	1H	663	G	C5-C6-N1	-5.24	108.88	111.50
26	1H	787	U	N3-C4-C5	5.24	117.75	114.60
26	1H	1224	G	C4-N9-C1'	-5.24	119.69	126.50
26	14	458	G	O5'-P-OP2	-5.24	100.98	105.70
26	14	1496	A	O4'-C1'-N9	5.24	112.39	108.20
1	13	418	C	C5-C6-N1	5.24	123.62	121.00
1	13	813	U	O5'-P-OP2	-5.24	100.98	105.70
26	1H	484	C	OP1-P-O3'	5.24	116.73	105.20
26	1H	758	C	C2-N3-C4	-5.24	117.28	119.90
26	1H	775	G	C6-C5-N7	-5.24	127.26	130.40
26	1H	1268	A	N7-C8-N9	-5.24	111.18	113.80
26	1H	1424	G	C8-N9-C1'	-5.24	120.19	127.00
26	1H	2372	G	C5-C6-O6	-5.24	125.45	128.60
30	31	140	LEU	CA-CB-CG	5.24	127.35	115.30
1	1G	1348	U	N3-C2-O2	-5.24	118.53	122.20
26	14	1918	A	N9-C4-C5	-5.24	103.70	105.80
26	14	2330	G	C6-C5-N7	-5.24	127.26	130.40
1	13	359	U	C5-C4-O4	5.24	129.04	125.90
1	13	759	A	OP2-P-O3'	5.24	116.73	105.20
26	1H	1941	C	C6-N1-C2	-5.24	118.20	120.30
26	1H	2690	C	O4'-C1'-N1	5.24	112.39	108.20
29	21	65	GLY	N-CA-C	-5.24	100.00	113.10
26	14	754	C	N3-C4-C5	-5.24	119.81	121.90
26	14	1558	A	P-O3'-C3'	5.24	125.99	119.70
26	14	1703	G	C8-N9-C4	5.24	108.50	106.40
26	14	2224	G	N3-C4-N9	5.24	129.14	126.00
26	1H	2550	G	C4-N9-C1'	5.24	133.31	126.50
1	1G	963	G	C8-N9-C1'	-5.24	120.19	127.00
26	1H	87	C	C5-C4-N4	-5.24	116.53	120.20
26	1H	1191	G	N1-C6-O6	-5.24	116.76	119.90
26	1H	1684	C	O5'-P-OP2	-5.24	100.99	105.70
26	1H	1955	U	O5'-P-OP2	-5.24	100.99	105.70
26	1H	2055	C	OP2-P-O3'	5.24	116.72	105.20
26	1H	2235	G	O5'-P-OP1	5.24	116.98	110.70
26	1H	2495	G	C5-C6-N1	-5.24	108.88	111.50
26	1H	2525	G	C5-C6-O6	-5.24	125.46	128.60

Continued on next page...

Continued from previous page...

Mol	Chain	Res	Type	Atoms	Z	Observed(°)	Ideal(°)
27	16	17	C	N1-C2-O2	5.24	122.04	118.90
26	14	2681	C	C4-C5-C6	5.24	120.02	117.40
27	1J	56	G	N3-C4-C5	-5.24	125.98	128.60
14	5I	44	LEU	CB-CG-CD1	5.23	119.90	111.00
26	1H	837	C	C5-C4-N4	-5.23	116.54	120.20
26	1H	2737	G	C5-C6-O6	-5.23	125.46	128.60
1	13	1469	G	C5-C6-O6	-5.23	125.46	128.60
26	1H	199	A	N1-C2-N3	-5.23	126.68	129.30
26	1H	835	A	N3-C4-C5	-5.23	123.14	126.80
26	1H	1166	C	C5-C6-N1	5.23	123.62	121.00
26	1H	1564	C	N3-C2-O2	-5.23	118.24	121.90
26	1H	2307	G	C6-C5-N7	-5.23	127.26	130.40
26	1H	2699	C	N3-C4-C5	5.23	123.99	121.90
1	1G	1297	C	OP2-P-O3'	5.23	116.71	105.20
26	14	752	A	C8-N9-C4	-5.23	103.71	105.80
26	14	803	U	O5'-P-OP1	5.23	116.98	110.70
26	14	1279	G	C5-C6-O6	5.23	131.74	128.60
26	14	2426	A	N7-C8-N9	5.23	116.42	113.80
26	14	2599	G	N1-C6-O6	-5.23	116.76	119.90
26	1H	760	G	OP1-P-OP2	-5.23	111.75	119.60
26	1H	827	U	C2-N1-C1'	-5.23	111.42	117.70
26	1H	1334	G	N3-C4-N9	5.23	129.14	126.00
26	1H	1689	A	N1-C6-N6	-5.23	115.46	118.60
26	1H	2626	C	N3-C4-C5	5.23	123.99	121.90
26	1H	674	G	N9-C4-C5	-5.23	103.31	105.40
26	1H	799	G	N3-C4-N9	-5.23	122.86	126.00
1	1G	525	C	C5-C6-N1	5.23	123.61	121.00
26	14	1325	G	C2-N3-C4	5.23	114.51	111.90
1	13	1488	G	C5-C6-O6	-5.23	125.46	128.60
26	1H	2035	G	O4'-C1'-N9	5.23	112.38	108.20
26	1H	2072	G	C4-C5-N7	5.23	112.89	110.80
26	14	688	U	C5-C6-N1	-5.23	120.09	122.70
26	14	863	A	C8-N9-C4	-5.23	103.71	105.80
26	14	2491	U	N1-C2-O2	-5.23	119.14	122.80
26	1H	748	G	N3-C4-C5	5.23	131.21	128.60
26	1H	974	G	O5'-P-OP2	-5.23	101.00	105.70
26	1H	1301	A	C6-C5-N7	-5.23	128.64	132.30
26	1H	1653	G	O5'-P-OP2	-5.23	101.00	105.70
26	1H	2597	G	P-O3'-C3'	5.23	125.97	119.70
26	14	396	G	OP1-P-O3'	5.23	116.70	105.20
1	13	244	U	C4-C5-C6	5.22	122.83	119.70
1	13	1178	G	C8-N9-C4	-5.22	104.31	106.40

Continued on next page...

Continued from previous page...

Mol	Chain	Res	Type	Atoms	Z	Observed(°)	Ideal(°)
26	1H	980	A	N3-C4-C5	-5.22	123.14	126.80
26	1H	1238	G	N9-C1'-C2'	-5.22	106.25	112.00
26	1H	1915	U	N1-C2-O2	5.22	126.46	122.80
27	16	75	G	C8-N9-C4	5.22	108.49	106.40
26	14	2004	G	O5'-P-OP1	-5.22	101.00	105.70
26	14	2585	U	O4'-C1'-N1	5.22	112.38	108.20
28	19	244	ARG	NE-CZ-NH2	-5.22	117.69	120.30
1	13	1111	A	N1-C6-N6	-5.22	115.47	118.60
1	13	1209	C	N3-C4-N4	5.22	121.66	118.00
23	2K	62	C	C6-N1-C2	-5.22	118.21	120.30
26	1H	97	C	OP1-P-OP2	5.22	127.44	119.60
26	1H	188	G	N1-C2-N2	-5.22	111.50	116.20
26	1H	569	U	N1-C2-O2	-5.22	119.14	122.80
26	1H	792	G	N3-C4-N9	5.22	129.13	126.00
26	1H	1339	G	C5-C6-O6	-5.22	125.47	128.60
26	1H	2323	G	C4-C5-N7	5.22	112.89	110.80
26	1H	2851	A	OP2-P-O3'	5.22	116.69	105.20
26	1H	2870	C	OP2-P-O3'	5.22	116.69	105.20
26	14	315	G	O5'-P-OP2	-5.22	101.00	105.70
26	14	1216	G	C6-C5-N7	-5.22	127.27	130.40
26	14	1351	C	C4-C5-C6	5.22	120.01	117.40
26	14	2032	G	N1-C6-O6	5.22	123.03	119.90
26	1H	455	C	C4-C5-C6	-5.22	114.79	117.40
1	13	181	G	N3-C4-N9	5.22	129.13	126.00
1	13	889	A	C5-C6-N1	-5.22	115.09	117.70
26	1H	667	U	OP2-P-O3'	5.22	116.68	105.20
26	1H	827	U	C2-N3-C4	-5.22	123.87	127.00
26	1H	833	U	C5-C6-N1	-5.22	120.09	122.70
26	1H	1423	G	OP1-P-OP2	5.22	127.43	119.60
1	1G	798	G	N1-C6-O6	5.22	123.03	119.90
26	14	561	G	C4-C5-N7	-5.22	108.71	110.80
26	14	2030	A	C5-C6-N6	-5.22	119.52	123.70
26	14	2511	U	OP1-P-O3'	5.22	116.68	105.20
26	14	2617	C	N3-C2-O2	5.22	125.55	121.90
26	1H	1476	C	O5'-P-OP1	-5.22	101.00	105.70
26	14	2063	C	O5'-P-OP1	5.22	116.96	110.70
26	14	2724	C	OP2-P-O3'	5.22	116.68	105.20
26	1H	322	A	O5'-P-OP1	-5.22	101.00	105.70
26	1H	1356	G	O5'-P-OP1	-5.22	101.01	105.70
26	1H	1386	C	N1-C2-O2	-5.22	115.77	118.90
26	1H	1437	C	C5-C6-N1	5.22	123.61	121.00
27	16	7	G	C2-N3-C4	-5.22	109.29	111.90

Continued on next page...

Continued from previous page...

Mol	Chain	Res	Type	Atoms	Z	Observed(°)	Ideal(°)
4	32	135	LEU	CA-CB-CG	5.22	127.30	115.30
26	14	1290	C	OP1-P-OP2	5.22	127.42	119.60
43	A5	92	ARG	NE-CZ-NH2	-5.22	117.69	120.30
25	4K	18	G	N3-C4-N9	-5.21	122.87	126.00
26	1H	2210	G	N7-C8-N9	5.21	115.71	113.10
26	1H	2347	C	C5-C6-N1	5.21	123.61	121.00
26	1H	2702	U	C5'-C4'-O4'	5.21	115.36	109.10
1	1G	1190	G	N9-C4-C5	5.21	107.49	105.40
26	14	186	G	O5'-P-OP1	-5.21	101.01	105.70
26	14	1022	G	C8-N9-C1'	5.21	133.78	127.00
1	13	703	G	C4-N9-C1'	5.21	133.28	126.50
26	1H	203	C	C6-N1-C2	5.21	122.39	120.30
26	1H	751	A	N7-C8-N9	-5.21	111.19	113.80
26	1H	828	U	C4-C5-C6	5.21	122.83	119.70
26	1H	1258	C	OP2-P-O3'	5.21	116.67	105.20
26	1H	1798	U	N3-C4-C5	5.21	117.73	114.60
1	1G	772	U	O5'-P-OP2	-5.21	101.01	105.70
22	1K	74	C	C5-C6-N1	5.21	123.61	121.00
26	1H	1011	G	N3-C4-C5	-5.21	125.99	128.60
26	1H	1250	G	C5-C6-O6	-5.21	125.47	128.60
28	11	239	ARG	NE-CZ-NH1	-5.21	117.69	120.30
26	14	828	U	N3-C4-O4	-5.21	115.75	119.40
26	14	1265	A	N1-C6-N6	5.21	121.73	118.60
26	14	1678	G	N1-C6-O6	5.21	123.03	119.90
26	14	1914	C	C2-N1-C1'	5.21	124.53	118.80
26	14	2713	A	C6-C5-N7	-5.21	128.65	132.30
26	1H	75	G	C5-C6-N1	5.21	114.11	111.50
26	1H	632	A	OP1-P-OP2	-5.21	111.78	119.60
26	1H	889	C	C2-N1-C1'	5.21	124.53	118.80
1	13	1113	C	N3-C2-O2	-5.21	118.25	121.90
26	1H	1775	U	C4-C5-C6	5.21	122.83	119.70
26	1H	2215	G	C8-N9-C4	5.21	108.48	106.40
27	16	95	U	C5-C4-O4	5.21	129.03	125.90
26	14	470	A	OP1-P-OP2	5.21	127.41	119.60
26	14	479	A	N9-C4-C5	5.21	107.88	105.80
26	14	980	A	N1-C6-N6	5.21	121.72	118.60
26	14	2032	G	C6-C5-N7	-5.21	127.28	130.40
26	1H	1824	G	C5-C6-O6	-5.21	125.48	128.60
26	1H	1942	C	C4-C5-C6	-5.21	114.80	117.40
1	1G	1529	G	C4-N9-C1'	5.21	133.27	126.50
26	14	669	G	N3-C4-C5	-5.21	126.00	128.60
26	14	1023	U	C5-C4-O4	5.21	129.02	125.90

Continued on next page...

Continued from previous page...

Mol	Chain	Res	Type	Atoms	Z	Observed(°)	Ideal(°)
26	14	1798	U	C2-N3-C4	-5.21	123.88	127.00
1	13	1266	G	N3-C4-N9	-5.21	122.88	126.00
26	1H	119	A	N9-C4-C5	5.21	107.88	105.80
26	1H	738	G	N3-C4-N9	5.21	129.12	126.00
26	1H	910	A	C5-C6-N1	-5.21	115.10	117.70
26	1H	2264	C	N1-C2-O2	5.21	122.02	118.90
27	16	14	U	O5'-P-OP2	-5.21	101.02	105.70
27	16	17	C	N3-C2-O2	-5.21	118.26	121.90
25	4K	20	U	C2-N1-C1'	5.20	123.94	117.70
26	1H	219	G	N9-C4-C5	5.20	107.48	105.40
26	1H	1950	G	N3-C2-N2	5.20	123.54	119.90
26	1H	2542	A	C8-N9-C4	5.20	107.88	105.80
26	1H	2712	U	N3-C4-O4	5.20	123.04	119.40
26	14	1769	G	N3-C4-N9	5.20	129.12	126.00
26	14	2335	A	O5'-P-OP1	-5.20	101.02	105.70
27	1J	103	U	N3-C4-O4	-5.20	115.76	119.40
26	1H	1204	A	C8-N9-C4	-5.20	103.72	105.80
26	1H	1560	G	OP1-P-O3'	5.20	116.64	105.20
26	1H	2238	G	O5'-P-OP1	-5.20	101.02	105.70
26	14	2405	G	N1-C6-O6	5.20	123.02	119.90
1	13	123	C	C5-C6-N1	-5.20	118.40	121.00
1	13	412	A	P-O3'-C3'	5.20	125.94	119.70
23	2K	6	G	N9-C4-C5	-5.20	103.32	105.40
26	1H	660	G	C2-N3-C4	-5.20	109.30	111.90
26	1H	834	C	C5-C4-N4	-5.20	116.56	120.20
26	1H	971	C	OP2-P-O3'	5.20	116.64	105.20
26	1H	1559	G	C2-N3-C4	-5.20	109.30	111.90
26	1H	2054	A	OP1-P-O3'	-5.20	93.76	105.20
26	1H	2210	G	C8-N9-C4	-5.20	104.32	106.40
38	98	75	LEU	CA-CB-CG	5.20	127.26	115.30
1	1G	498	A	C8-N9-C4	5.20	107.88	105.80
26	14	1279	G	N3-C4-C5	-5.20	126.00	128.60
26	14	1991	U	C5-C4-O4	5.20	129.02	125.90
26	14	2356	C	C5-C6-N1	-5.20	118.40	121.00
26	14	2593	U	O5'-P-OP1	5.20	116.94	110.70
26	1H	404	C	N3-C2-O2	5.20	125.54	121.90
26	1H	763	G	N1-C2-N3	5.20	127.02	123.90
26	1H	1193	G	C8-N9-C4	5.20	108.48	106.40
26	1H	1307	A	OP1-P-OP2	5.20	127.40	119.60
26	1H	2606	C	OP1-P-O3'	5.20	116.64	105.20
1	1G	244	U	C5-C4-O4	-5.20	122.78	125.90
26	14	863	A	OP2-P-O3'	5.20	116.64	105.20

Continued on next page...

Continued from previous page...

Mol	Chain	Res	Type	Atoms	Z	Observed(°)	Ideal(°)
26	14	974(A)	C	N1-C2-N3	5.20	122.84	119.20
26	14	1573	G	O5'-P-OP1	5.20	116.94	110.70
1	13	557	G	N3-C4-N9	5.20	129.12	126.00
1	13	1417	G	N3-C4-C5	-5.20	126.00	128.60
26	1H	512	G	N1-C6-O6	-5.20	116.78	119.90
26	1H	609	A	N7-C8-N9	-5.20	111.20	113.80
26	1H	931	G	C6-N1-C2	-5.20	121.98	125.10
26	1H	1310	G	N1-C6-O6	5.20	123.02	119.90
26	1H	2397	G	N1-C6-O6	5.20	123.02	119.90
26	14	1284	A	N1-C6-N6	5.20	121.72	118.60
26	14	2540	C	O5'-P-OP2	-5.20	101.02	105.70
26	1H	28	A	C2-N3-C4	5.20	113.20	110.60
26	1H	1021	A	C6-N1-C2	5.20	121.72	118.60
26	1H	1562	A	N1-C6-N6	5.20	121.72	118.60
50	L8	54	VAL	CB-CA-C	-5.20	101.53	111.40
26	14	2298	A	O5'-P-OP2	-5.20	101.02	105.70
27	1J	116	G	N3-C4-C5	5.20	131.20	128.60
26	1H	105	C	C6-N1-C2	-5.19	118.22	120.30
26	1H	2449	U	OP1-P-OP2	5.19	127.39	119.60
26	14	1969	A	OP1-P-OP2	-5.19	111.81	119.60
26	14	2622	C	C5-C6-N1	-5.19	118.40	121.00
26	1H	1186	G	N3-C2-N2	-5.19	116.27	119.90
26	1H	1210	A	C8-N9-C4	-5.19	103.72	105.80
26	1H	2396	G	C4-N9-C1'	-5.19	119.75	126.50
26	1H	2688	U	C6-N1-C2	-5.19	117.89	121.00
1	1G	1339	A	O4'-C1'-N9	5.19	112.35	108.20
26	14	760	G	O5'-P-OP2	5.19	116.93	110.70
26	14	933	A	C4-C5-N7	5.19	113.30	110.70
26	14	1414	G	C8-N9-C1'	-5.19	120.25	127.00
26	14	1664	A	N1-C2-N3	5.19	131.90	129.30
26	14	2607	G	C8-N9-C4	5.19	108.48	106.40
1	13	115	G	C2-N3-C4	5.19	114.50	111.90
1	13	221	C	C6-N1-C2	-5.19	118.22	120.30
1	13	1469	G	N7-C8-N9	5.19	115.69	113.10
22	1K	76	A	O4'-C1'-N9	5.19	112.35	108.20
26	1H	670	A	N1-C6-N6	5.19	121.71	118.60
26	1H	736	C	N3-C2-O2	5.19	125.53	121.90
26	1H	849	A	C5-C6-N6	-5.19	119.55	123.70
26	1H	1367	A	C8-N9-C4	5.19	107.88	105.80
26	1H	1817	G	N3-C2-N2	5.19	123.53	119.90
26	1H	2329	G	C8-N9-C4	5.19	108.48	106.40
26	1H	2645	G	N3-C4-C5	5.19	131.19	128.60

Continued on next page...

Continued from previous page...

Mol	Chain	Res	Type	Atoms	Z	Observed(°)	Ideal(°)
27	16	91	C	C5-C6-N1	5.19	123.59	121.00
26	14	2456	C	N3-C4-C5	-5.19	119.82	121.90
1	13	1327	C	C6-N1-C2	5.19	122.38	120.30
26	1H	681	G	O5'-P-OP2	5.19	116.93	110.70
26	1H	2558	C	OP2-P-O3'	5.19	116.61	105.20
26	14	1633	G	C8-N9-C4	-5.19	104.32	106.40
1	13	538	G	C6-C5-N7	-5.19	127.29	130.40
26	1H	782	A	N1-C2-N3	5.19	131.89	129.30
26	1H	1311	G	N1-C6-O6	5.19	123.01	119.90
26	1H	1817	G	N3-C4-N9	5.19	129.11	126.00
26	1H	2778	A	C2-N3-C4	-5.19	108.01	110.60
26	14	666	G	C2-N3-C4	-5.19	109.31	111.90
26	14	773	U	C4-C5-C6	5.19	122.81	119.70
26	14	1155	A	OP1-P-O3'	5.19	116.61	105.20
26	14	1528	A	C8-N9-C4	-5.19	103.72	105.80
26	14	1961	C	N1-C2-O2	-5.19	115.79	118.90
26	14	1971	A	OP1-P-O3'	5.19	116.61	105.20
26	1H	431	U	OP1-P-OP2	-5.19	111.82	119.60
26	1H	1348	G	N1-C6-O6	5.19	123.01	119.90
26	1H	2277	G	C5-C6-O6	5.19	131.71	128.60
27	16	49	C	N1-C2-O2	-5.19	115.79	118.90
1	1G	413	G	N1-C6-O6	-5.19	116.79	119.90
1	13	185	A	N7-C8-N9	5.18	116.39	113.80
1	13	576	G	N3-C4-C5	-5.18	126.01	128.60
26	1H	256	A	C8-N9-C4	5.18	107.87	105.80
26	1H	1189	A	C5-N7-C8	-5.18	101.31	103.90
26	14	451	C	O4'-C1'-N1	5.18	112.35	108.20
26	14	583	G	N7-C8-N9	5.18	115.69	113.10
26	14	1319	G	O5'-P-OP2	-5.18	101.03	105.70
26	14	2548	G	C8-N9-C4	-5.18	104.33	106.40
26	1H	616	A	C6-C5-N7	-5.18	128.67	132.30
26	1H	1272	A	C8-N9-C4	5.18	107.87	105.80
26	1H	1471	A	N7-C8-N9	5.18	116.39	113.80
26	1H	1766	U	C5-C4-O4	-5.18	122.79	125.90
26	1H	2599	G	OP2-P-O3'	5.18	116.60	105.20
28	11	95	LEU	CA-CB-CG	5.18	127.22	115.30
46	H8	161	VAL	CB-CA-C	-5.18	101.55	111.40
26	14	774	A	C4-N9-C1'	-5.18	116.97	126.30
26	14	2333	A	C5-N7-C8	5.18	106.49	103.90
26	14	2572	A	N9-C4-C5	5.18	107.87	105.80
1	13	219	C	C6-N1-C2	-5.18	118.23	120.30
26	1H	1726	G	C4-N9-C1'	-5.18	119.77	126.50

Continued on next page...

Continued from previous page...

Mol	Chain	Res	Type	Atoms	Z	Observed(°)	Ideal(°)
1	1G	301	G	O5'-P-OP2	-5.18	101.04	105.70
26	14	1619	G	C4-C5-N7	5.18	112.87	110.80
1	13	266	G	C4-C5-N7	5.18	112.87	110.80
1	13	966	G	N3-C4-N9	5.18	129.11	126.00
26	1H	389	G	N9-C4-C5	-5.18	103.33	105.40
26	1H	417	C	N3-C2-O2	5.18	125.53	121.90
26	1H	568	U	O5'-P-OP2	-5.18	101.04	105.70
26	1H	628	G	N7-C8-N9	-5.18	110.51	113.10
26	1H	683	C	C2-N3-C4	-5.18	117.31	119.90
26	1H	2468	G	N1-C2-N2	-5.18	111.54	116.20
26	14	2376	A	C8-N9-C4	5.18	107.87	105.80
26	14	2601	C	N3-C2-O2	-5.18	118.27	121.90
1	13	1518	A	N7-C8-N9	-5.18	111.21	113.80
26	1H	1241	A	C5-C6-N1	-5.18	115.11	117.70
26	1H	1299	G	N3-C4-N9	5.18	129.11	126.00
26	14	783	A	O5'-P-OP2	-5.18	101.04	105.70
26	14	1208	C	O5'-P-OP1	-5.18	101.04	105.70
27	1J	103	U	C2-N3-C4	-5.18	123.89	127.00
1	13	891	U	OP2-P-O3'	5.18	116.59	105.20
26	1H	580	C	C6-N1-C2	-5.18	118.23	120.30
26	1H	972	G	C5-C6-O6	5.18	131.71	128.60
26	1H	1889	A	C5-N7-C8	-5.18	101.31	103.90
26	14	600	G	C8-N9-C4	5.18	108.47	106.40
2	1E	196	LEU	CA-CB-CG	5.17	127.20	115.30
26	1H	477	A	OP1-P-OP2	-5.17	111.84	119.60
26	1H	2586	C	N1-C2-O2	-5.17	115.80	118.90
26	1H	2751	G	C5-N7-C8	-5.17	101.71	104.30
1	1G	35	G	C8-N9-C4	-5.17	104.33	106.40
1	1G	413	G	C5-C6-O6	5.17	131.71	128.60
1	1G	583	A	C8-N9-C4	5.17	107.87	105.80
1	1G	1200	C	C6-N1-C1'	-5.17	114.59	120.80
1	13	413	G	C4-C5-N7	-5.17	108.73	110.80
23	2K	76	C	C5-C4-N4	-5.17	116.58	120.20
26	1H	1022	G	C6-N1-C2	-5.17	122.00	125.10
50	L8	49	LYS	CD-CE-NZ	-5.17	99.80	111.70
1	13	1290	G	C6-C5-N7	-5.17	127.30	130.40
26	1H	207	A	C2-N3-C4	-5.17	108.01	110.60
26	1H	835	A	OP2-P-O3'	5.17	116.58	105.20
26	1H	1249	U	N3-C4-C5	5.17	117.70	114.60
26	1H	2380	C	N3-C4-C5	5.17	123.97	121.90
1	13	888	G	C2-N3-C4	-5.17	109.31	111.90
26	1H	197	A	C5-N7-C8	-5.17	101.31	103.90

Continued on next page...

Continued from previous page...

Mol	Chain	Res	Type	Atoms	Z	Observed(°)	Ideal(°)
26	14	1138	G	C6-C5-N7	-5.17	127.30	130.40
26	14	2039	C	N1-C2-O2	5.17	122.00	118.90
1	13	963	G	N3-C4-C5	-5.17	126.02	128.60
26	1H	613	U	C2-N3-C4	-5.17	123.90	127.00
26	1H	2396	G	C8-N9-C1'	5.17	133.72	127.00
26	14	2319	G	N3-C4-C5	-5.17	126.02	128.60
26	14	2430	A	O5'-P-OP1	5.17	116.90	110.70
26	1H	863	A	N1-C6-N6	-5.17	115.50	118.60
26	1H	1502	C	C5-C6-N1	5.17	123.58	121.00
27	16	90	C	N3-C4-C5	5.17	123.97	121.90
26	14	388	G	N3-C4-C5	5.17	131.18	128.60
26	14	1431	U	N3-C4-C5	5.17	117.70	114.60
26	14	1702	G	C5-C6-O6	-5.17	125.50	128.60
26	14	1772	G	N9-C1'-C2'	-5.17	106.32	112.00
26	14	2013	A	C8-N9-C4	5.17	107.87	105.80
1	13	1455	G	C8-N9-C4	5.17	108.47	106.40
26	1H	2636	U	C6-N1-C2	5.17	124.10	121.00
26	1H	2757	A	N1-C6-N6	5.17	121.70	118.60
26	14	18	C	O5'-P-OP1	-5.17	101.05	105.70
26	14	1527	G	N3-C4-C5	5.17	131.18	128.60
1	13	328	C	N3-C2-O2	-5.16	118.28	121.90
26	1H	474	G	N9-C4-C5	5.16	107.47	105.40
26	1H	948	G	N3-C4-C5	5.16	131.18	128.60
26	1H	1355	G	C5-C6-N1	5.16	114.08	111.50
26	1H	1611	C	C5-C4-N4	-5.16	116.58	120.20
26	1H	1776	G	C4-C5-N7	5.16	112.87	110.80
26	1H	2246	G	N7-C8-N9	-5.16	110.52	113.10
26	14	1797	C	C5-C4-N4	-5.16	116.58	120.20
26	14	2068	U	C5-C6-N1	-5.16	120.12	122.70
26	14	2763	G	N3-C2-N2	5.16	123.51	119.90
26	1H	841	A	C6-C5-N7	-5.16	128.69	132.30
26	1H	1799	G	N1-C2-N2	-5.16	111.55	116.20
26	14	726	G	C5-C6-O6	5.16	131.70	128.60
26	14	982	C	N3-C4-C5	-5.16	119.83	121.90
26	14	2086	U	O5'-P-OP2	-5.16	101.05	105.70
1	13	908	A	C2-N3-C4	-5.16	108.02	110.60
26	1H	1656	C	OP2-P-O3'	5.16	116.55	105.20
31	41	44	GLY	N-CA-C	-5.16	100.20	113.10
26	14	194	G	O5'-P-OP2	5.16	116.89	110.70
26	14	955	C	O5'-P-OP2	-5.16	101.06	105.70
26	14	1253	A	C4-C5-C6	5.16	119.58	117.00
26	14	1311	G	C5-C6-N1	-5.16	108.92	111.50

Continued on next page...

Continued from previous page...

Mol	Chain	Res	Type	Atoms	Z	Observed(°)	Ideal(°)
1	13	928	G	O5'-P-OP1	-5.16	101.06	105.70
26	1H	865	C	OP1-P-OP2	-5.16	111.86	119.60
26	1H	1364	G	OP2-P-O3'	5.16	116.55	105.20
26	1H	1630(A)	C	O5'-P-OP1	-5.16	101.06	105.70
26	1H	2029	G	O5'-P-OP1	-5.16	101.06	105.70
26	1H	2429	G	OP1-P-OP2	-5.16	111.86	119.60
1	1G	552	U	OP2-P-O3'	5.16	116.55	105.20
26	14	2627	G	C8-N9-C1'	-5.16	120.30	127.00
26	1H	825	C	N3-C2-O2	5.16	125.51	121.90
26	1H	1283	G	N3-C4-N9	5.16	129.09	126.00
26	1H	1695	G	N1-C2-N2	-5.16	111.56	116.20
26	1H	2575	C	C5-C6-N1	-5.16	118.42	121.00
26	1H	2697	G	C6-C5-N7	-5.16	127.31	130.40
26	14	2057	A	C2-N3-C4	-5.16	108.02	110.60
26	1H	598	G	N3-C4-C5	-5.16	126.02	128.60
26	1H	1649	G	N3-C2-N2	5.16	123.51	119.90
26	1H	1728	G	N3-C2-N2	5.16	123.51	119.90
26	1H	2275	C	C5'-C4'-O4'	-5.16	102.91	109.10
26	14	2377	A	C4-N9-C1'	-5.16	117.02	126.30
26	1H	1369	G	O5'-P-OP2	-5.15	101.06	105.70
26	1H	1698	A	N9-C1'-C2'	5.15	120.70	114.00
26	1H	1930	G	OP2-P-O3'	5.15	116.54	105.20
26	14	141	A	O4'-C1'-N9	5.15	112.32	108.20
26	1H	236	C	N3-C4-C5	-5.15	119.84	121.90
26	1H	772	C	N3-C4-N4	5.15	121.61	118.00
26	1H	805	G	C6-C5-N7	-5.15	127.31	130.40
26	1H	1214	A	OP2-P-O3'	5.15	116.53	105.20
26	1H	1271	G	N9-C4-C5	-5.15	103.34	105.40
26	1H	2028	U	C4-C5-C6	5.15	122.79	119.70
41	C8	50	ARG	NE-CZ-NH2	-5.15	117.72	120.30
26	14	929	G	C4-N9-C1'	5.15	133.20	126.50
26	14	1277	G	N3-C4-C5	5.15	131.18	128.60
26	14	2043	C	C6-N1-C2	-5.15	118.24	120.30
26	1H	193	U	C2-N3-C4	-5.15	123.91	127.00
26	1H	321	G	C5-C6-O6	-5.15	125.51	128.60
26	1H	411	G	C4-C5-N7	-5.15	108.74	110.80
26	1H	571	A	C8-N9-C4	5.15	107.86	105.80
26	1H	911	A	C5-N7-C8	-5.15	101.33	103.90
26	1H	1257	C	N3-C4-N4	5.15	121.61	118.00
1	1G	509	A	N9-C1'-C2'	-5.15	106.33	112.00
26	14	1121	C	C2-N3-C4	-5.15	117.33	119.90
26	14	1971	A	C8-N9-C4	5.15	107.86	105.80

Continued on next page...

Continued from previous page...

Mol	Chain	Res	Type	Atoms	Z	Observed(°)	Ideal(°)
26	1H	1293	C	C2-N1-C1'	5.15	124.46	118.80
26	1H	1298	C	C2-N3-C4	5.15	122.47	119.90
26	14	982	C	C5-C6-N1	5.15	123.58	121.00
26	14	1936	A	O4'-C1'-N9	5.15	112.32	108.20
1	13	1292	U	C5-C6-N1	-5.15	120.13	122.70
26	1H	517	C	N1-C2-O2	-5.15	115.81	118.90
26	1H	770	G	C4-C5-N7	5.15	112.86	110.80
26	1H	937	U	C6-N1-C2	5.15	124.09	121.00
26	1H	1692	U	C2-N1-C1'	5.15	123.88	117.70
26	1H	2368	C	O5'-P-OP2	5.15	116.88	110.70
27	16	85	G	C5-C6-O6	-5.15	125.51	128.60
1	1G	397	A	C2-N3-C4	5.15	113.17	110.60
26	14	27	G	OP1-P-O3'	5.15	116.52	105.20
26	14	1030	G	C6-C5-N7	-5.15	127.31	130.40
26	14	1350	C	O5'-P-OP2	5.15	116.88	110.70
1	13	795	C	O5'-P-OP2	-5.15	101.07	105.70
26	1H	508	G	N9-C1'-C2'	5.15	120.69	114.00
1	1G	128	G	N3-C2-N2	-5.15	116.30	119.90
1	1G	176	C	C6-N1-C2	-5.15	118.24	120.30
24	3L	37	A	C2-N3-C4	5.15	113.17	110.60
26	14	757	U	C6-N1-C2	-5.15	117.91	121.00
26	14	1407	C	O5'-P-OP2	5.15	116.88	110.70
26	14	1652	A	O5'-P-OP2	-5.15	101.07	105.70
28	19	43	ARG	NE-CZ-NH2	-5.15	117.73	120.30
1	13	266	G	O4'-C1'-N9	-5.14	104.08	108.20
26	1H	73	A	N3-C4-C5	-5.14	123.20	126.80
26	1H	678	C	C5-C6-N1	-5.14	118.43	121.00
26	1H	838	C	N3-C4-N4	5.14	121.60	118.00
26	1H	1623	G	C4-C5-N7	-5.14	108.74	110.80
26	1H	1800	C	OP1-P-O3'	5.14	116.52	105.20
26	14	932	G	N3-C4-N9	-5.14	122.91	126.00
26	14	1433	U	O5'-P-OP2	-5.14	101.07	105.70
26	14	2437	U	OP1-P-OP2	5.14	127.32	119.60
1	13	124	G	O5'-P-OP1	5.14	116.87	110.70
1	13	653	A	O4'-C1'-N9	5.14	112.31	108.20
1	13	1432	G	C4-C5-C6	5.14	121.89	118.80
26	1H	140	A	OP2-P-O3'	5.14	116.51	105.20
26	1H	542	C	N3-C4-C5	-5.14	119.84	121.90
26	1H	655	A	C5-N7-C8	-5.14	101.33	103.90
26	1H	944	G	C8-N9-C4	-5.14	104.34	106.40
26	1H	972	G	C5-N7-C8	5.14	106.87	104.30
26	1H	1514	U	O5'-P-OP1	-5.14	101.07	105.70

Continued on next page...

Continued from previous page...

Mol	Chain	Res	Type	Atoms	Z	Observed(°)	Ideal(°)
26	1H	2252	G	N7-C8-N9	-5.14	110.53	113.10
26	1H	2503	A	OP1-P-OP2	-5.14	111.89	119.60
1	1G	345	C	P-O3'-C3'	5.14	125.87	119.70
1	1G	1128	C	P-O3'-C3'	5.14	125.87	119.70
1	1G	1237	C	C6-N1-C2	-5.14	118.24	120.30
23	2L	72	C	OP2-P-O3'	5.14	116.51	105.20
26	14	1276	A	C4-C5-N7	5.14	113.27	110.70
26	14	1332	G	C4-C5-N7	5.14	112.86	110.80
26	14	1439	A	N1-C2-N3	5.14	131.87	129.30
26	14	2265	U	N3-C4-O4	5.14	123.00	119.40
26	14	2627	G	C6-C5-N7	-5.14	127.31	130.40
1	13	1486	G	O5'-P-OP2	-5.14	101.07	105.70
1	13	1514	C	OP2-P-O3'	5.14	116.51	105.20
23	2K	9	G	N1-C6-O6	-5.14	116.82	119.90
26	1H	602	G	C6-C5-N7	-5.14	127.31	130.40
26	14	1826	G	N3-C4-N9	5.14	129.08	126.00
1	13	12	U	C5-C6-N1	5.14	125.27	122.70
1	13	1408	A	N1-C6-N6	5.14	121.68	118.60
26	1H	563	G	N7-C8-N9	-5.14	110.53	113.10
26	1H	1667	G	C4-C5-N7	5.14	112.86	110.80
26	1H	2042	A	N3-C4-N9	-5.14	123.29	127.40
26	1H	2051	A	N1-C6-N6	5.14	121.68	118.60
1	1G	266	G	N3-C4-C5	-5.14	126.03	128.60
26	14	1632	A	C4-C5-N7	5.14	113.27	110.70
1	13	862	C	N3-C4-C5	-5.14	119.84	121.90
26	1H	1142(A)	A	N7-C8-N9	5.14	116.37	113.80
26	1H	1647	G	C5-N7-C8	5.14	106.87	104.30
26	1H	2751	G	N7-C8-N9	5.14	115.67	113.10
1	13	1227	A	C5-C6-N1	-5.14	115.13	117.70
24	3K	72	C	C6-N1-C2	-5.14	118.25	120.30
26	1H	1936	A	C5-N7-C8	-5.14	101.33	103.90
26	14	246	C	C6-N1-C2	5.14	122.36	120.30
26	14	2547	U	OP1-P-O3'	-5.14	93.90	105.20
1	13	577	G	C6-C5-N7	-5.13	127.32	130.40
26	1H	1814	G	C5-C6-O6	5.13	131.68	128.60
26	1H	2246	G	C5-C6-N1	5.13	114.07	111.50
37	88	106	VAL	CB-CA-C	-5.13	101.64	111.40
26	14	1427	A	C4-C5-N7	-5.13	108.13	110.70
26	14	1599	C	OP2-P-O3'	5.13	116.50	105.20
26	14	1628	G	O5'-P-OP2	-5.13	101.08	105.70
26	1H	321	G	C4-N9-C1'	5.13	133.17	126.50
26	1H	1215	G	N3-C4-C5	-5.13	126.03	128.60

Continued on next page...

Continued from previous page...

Mol	Chain	Res	Type	Atoms	Z	Observed(°)	Ideal(°)
26	1H	1395	A	C2-N3-C4	-5.13	108.03	110.60
26	14	391	G	N3-C4-N9	5.13	129.08	126.00
26	14	684	G	C5-C6-N1	5.13	114.07	111.50
1	13	419	C	C2-N1-C1'	5.13	124.45	118.80
26	1H	73	A	C5-C6-N1	5.13	120.27	117.70
26	1H	680	G	N1-C6-O6	5.13	122.98	119.90
26	1H	2278	A	C6-N1-C2	-5.13	115.52	118.60
27	16	80	U	N3-C2-O2	-5.13	118.61	122.20
26	14	114	U	C6-N1-C1'	-5.13	114.02	121.20
26	14	1331	A	C6-N1-C2	-5.13	115.52	118.60
26	1H	185	U	N1-C2-N3	5.13	117.98	114.90
26	1H	1601	G	OP1-P-O3'	5.13	116.49	105.20
26	1H	1709	U	C6-N1-C2	-5.13	117.92	121.00
26	1H	2363	C	OP2-P-O3'	5.13	116.49	105.20
26	1H	2488	A	C6-C5-N7	-5.13	128.71	132.30
26	14	828	U	C4-C5-C6	5.13	122.78	119.70
26	14	1643	G	O5'-P-OP2	-5.13	101.08	105.70
26	1H	742	G	N3-C2-N2	-5.13	116.31	119.90
26	1H	1448	G	O5'-P-OP1	-5.13	101.08	105.70
26	1H	1835	G	C2-N3-C4	5.13	114.46	111.90
26	1H	2578	G	C5-N7-C8	5.13	106.86	104.30
26	14	189	G	O5'-P-OP1	-5.13	101.08	105.70
26	14	433	C	C6-N1-C2	-5.13	118.25	120.30
26	14	1308	A	N1-C2-N3	5.13	131.86	129.30
26	14	1636	C	O5'-P-OP2	5.13	116.86	110.70
26	14	2329	G	N7-C8-N9	-5.13	110.53	113.10
1	13	809	G	N1-C6-O6	-5.13	116.82	119.90
26	1H	259	G	N9-C4-C5	-5.13	103.35	105.40
26	1H	1060	U	P-O3'-C3'	5.13	125.85	119.70
26	1H	1597	A	N1-C2-N3	5.13	131.86	129.30
26	1H	1688	U	OP2-P-O3'	5.13	116.48	105.20
26	1H	1758	G	N3-C2-N2	-5.13	116.31	119.90
26	1H	2271	G	N1-C2-N2	-5.13	111.59	116.20
26	1H	2555	U	N1-C2-N3	5.13	117.97	114.90
1	1G	579	G	N7-C8-N9	5.13	115.66	113.10
26	14	70	G	N3-C4-C5	-5.13	126.04	128.60
26	14	693	C	OP2-P-O3'	5.13	116.48	105.20
26	14	1520	U	N3-C4-O4	-5.13	115.81	119.40
26	14	2763	G	N1-C6-O6	-5.13	116.83	119.90
26	1H	165	U	N1-C2-O2	5.12	126.39	122.80
26	1H	864	G	C5-C6-O6	-5.12	125.53	128.60
26	1H	2444	G	N9-C4-C5	5.12	107.45	105.40

Continued on next page...

Continued from previous page...

Mol	Chain	Res	Type	Atoms	Z	Observed(°)	Ideal(°)
26	1H	2477	C	C6-N1-C2	-5.12	118.25	120.30
26	1H	2762	G	N1-C6-O6	5.12	122.97	119.90
27	16	8	U	O5'-P-OP1	5.12	116.85	110.70
26	14	113	G	N1-C6-O6	5.12	122.97	119.90
26	14	191	A	C6-N1-C2	5.12	121.67	118.60
26	14	392	C	N3-C4-C5	5.12	123.95	121.90
26	14	954	G	N1-C6-O6	-5.12	116.83	119.90
33	69	131	LYS	C-N-CA	5.12	143.53	122.00
23	2K	44	A	C8-N9-C4	-5.12	103.75	105.80
26	1H	988	A	P-O3'-C3'	5.12	125.85	119.70
26	1H	1759	A	OP1-P-OP2	5.12	127.28	119.60
26	1H	2073	C	OP2-P-O3'	5.12	116.47	105.20
26	1H	2428	G	P-O3'-C3'	5.12	125.85	119.70
23	2L	6	G	C8-N9-C4	5.12	108.45	106.40
23	2L	21	U	O4'-C1'-N1	5.12	112.30	108.20
26	14	694	U	N1-C2-O2	5.12	126.39	122.80
26	14	933	A	C5-C6-N6	-5.12	119.60	123.70
1	13	1335	C	C2-N1-C1'	-5.12	113.17	118.80
26	1H	701	G	C6-C5-N7	-5.12	127.33	130.40
26	1H	2295	C	C4-C5-C6	5.12	119.96	117.40
26	1H	2322	A	N9-C4-C5	5.12	107.85	105.80
26	1H	2497	A	N1-C6-N6	5.12	121.67	118.60
26	14	768	G	C4-C5-C6	5.12	121.87	118.80
26	14	782	A	C8-N9-C4	-5.12	103.75	105.80
26	14	949	C	C2-N1-C1'	-5.12	113.17	118.80
26	1H	574	C	N1-C2-N3	-5.12	115.62	119.20
1	1G	915	A	OP1-P-O3'	5.12	116.47	105.20
26	14	863	A	O5'-P-OP2	-5.12	101.09	105.70
26	14	1633	G	N7-C8-N9	5.12	115.66	113.10
1	13	756	C	OP2-P-O3'	5.12	116.46	105.20
26	1H	194	G	N7-C8-N9	-5.12	110.54	113.10
26	1H	957	A	C5-C6-N6	-5.12	119.61	123.70
26	1H	1654	A	C8-N9-C4	-5.12	103.75	105.80
26	1H	1790	C	C6-N1-C2	5.12	122.35	120.30
26	1H	2875	C	C6-N1-C2	5.12	122.35	120.30
1	1G	401	C	O5'-P-OP1	5.12	116.84	110.70
1	1G	570	G	C8-N9-C4	-5.12	104.35	106.40
26	14	278	A	P-O3'-C3'	5.12	125.84	119.70
26	14	1128	A	C5-C6-N1	5.12	120.26	117.70
26	14	1600	C	N3-C4-N4	-5.12	114.42	118.00
26	14	1968	G	C5-N7-C8	-5.12	101.74	104.30
26	14	2196	C	N1-C2-O2	-5.12	115.83	118.90

Continued on next page...

Continued from previous page...

Mol	Chain	Res	Type	Atoms	Z	Observed(°)	Ideal(°)
26	14	2279	G	O5'-P-OP2	-5.12	101.09	105.70
26	14	2381	C	N3-C4-C5	5.12	123.95	121.90
52	J5	51	TYR	CA-CB-CG	5.12	123.12	113.40
26	1H	737	C	N1-C2-O2	-5.12	115.83	118.90
26	1H	811	U	OP1-P-OP2	5.12	127.28	119.60
26	1H	1566	A	C6-N1-C2	-5.12	115.53	118.60
1	1G	1488	G	C8-N9-C4	5.12	108.45	106.40
23	2K	48	U	C2-N1-C1'	5.12	123.84	117.70
26	1H	20	C	OP2-P-O3'	5.12	116.45	105.20
26	1H	1144	G	OP1-P-O3'	5.12	116.46	105.20
26	1H	1192	G	C5-N7-C8	5.12	106.86	104.30
26	1H	1793	C	C6-N1-C2	5.12	122.35	120.30
1	1G	250	A	P-O3'-C3'	5.12	125.84	119.70
1	1G	538	G	C8-N9-C1'	-5.12	120.35	127.00
1	1G	1499	A	N9-C4-C5	-5.12	103.75	105.80
26	14	2323	G	N7-C8-N9	-5.12	110.54	113.10
26	14	2626	C	C5-C4-N4	-5.12	116.62	120.20
1	13	67	C	N3-C2-O2	-5.11	118.32	121.90
26	1H	762	U	C5-C4-O4	-5.11	122.83	125.90
26	1H	2237	G	N9-C4-C5	-5.11	103.36	105.40
26	1H	2346	A	P-O3'-C3'	5.11	125.84	119.70
26	1H	2438	U	C4-C5-C6	5.11	122.77	119.70
26	14	771	G	OP1-P-O3'	5.11	116.45	105.20
26	14	2441	C	C5-C4-N4	5.11	123.78	120.20
26	14	2487	G	N3-C4-N9	5.11	129.07	126.00
26	1H	180	G	N3-C4-N9	5.11	129.07	126.00
26	1H	1430	C	OP1-P-O3'	5.11	116.45	105.20
26	1H	1934	C	OP1-P-O3'	5.11	116.45	105.20
26	1H	585	G	C5-C6-O6	-5.11	125.53	128.60
26	1H	617	G	OP1-P-OP2	-5.11	111.94	119.60
26	1H	736	C	O5'-P-OP1	-5.11	101.10	105.70
26	1H	1804	C	C5-C6-N1	-5.11	118.44	121.00
26	1H	2748	A	O5'-P-OP1	-5.11	101.10	105.70
1	1G	1055	A	N9-C4-C5	-5.11	103.76	105.80
1	1G	1529	G	C8-N9-C4	-5.11	104.36	106.40
26	14	2277	G	C4-C5-N7	-5.11	108.75	110.80
26	1H	1430	C	N3-C4-C5	-5.11	119.86	121.90
26	1H	1939	U	C4-C5-C6	-5.11	116.63	119.70
26	1H	2014	A	C6-N1-C2	-5.11	115.53	118.60
1	1G	306	G	C4-N9-C1'	-5.11	119.86	126.50
26	14	852	G	O5'-P-OP2	-5.11	101.10	105.70
26	14	1267	U	OP2-P-O3'	5.11	116.44	105.20

Continued on next page...

Continued from previous page...

Mol	Chain	Res	Type	Atoms	Z	Observed(°)	Ideal(°)
26	14	2877	G	C5-C6-N1	-5.11	108.94	111.50
1	13	226	G	C4-N9-C1'	5.11	133.14	126.50
26	1H	779	U	N1-C2-N3	-5.11	111.84	114.90
27	16	96	G	C2-N3-C4	5.11	114.45	111.90
1	1G	1435	G	C6-C5-N7	-5.11	127.33	130.40
26	14	748	G	C4-N9-C1'	-5.11	119.86	126.50
26	14	1621	U	N1-C2-O2	-5.11	119.22	122.80
26	14	1941	C	O5'-P-OP1	-5.11	101.10	105.70
26	14	2419	U	C5-C6-N1	5.11	125.25	122.70
26	14	2432	A	N1-C2-N3	5.11	131.85	129.30
26	14	2584	U	N3-C2-O2	-5.11	118.62	122.20
1	13	291	C	O5'-P-OP2	-5.11	101.11	105.70
1	13	690	G	C5-C6-N1	-5.11	108.95	111.50
1	13	1091	U	N3-C2-O2	-5.11	118.63	122.20
1	13	1500	A	C2-N3-C4	5.11	113.15	110.60
26	1H	1161	C	OP1-P-OP2	-5.11	111.94	119.60
26	1H	1308	A	N1-C2-N3	5.11	131.85	129.30
26	1H	1936	A	C4-C5-N7	5.11	113.25	110.70
26	1H	2089	U	N3-C2-O2	5.11	125.77	122.20
26	1H	2488	A	C2-N3-C4	-5.11	108.05	110.60
1	1G	1441	G	O5'-P-OP1	-5.11	101.11	105.70
26	14	2308	G	N3-C4-N9	-5.11	122.94	126.00
26	1H	202	U	N1-C2-O2	5.10	126.37	122.80
26	1H	1368	G	C5-C6-N1	5.10	114.05	111.50
26	1H	2447	G	N3-C4-N9	5.10	129.06	126.00
26	14	1498	C	OP1-P-O3'	5.10	116.43	105.20
1	13	1139	G	C8-N9-C4	5.10	108.44	106.40
1	13	1502	A	N3-C4-C5	5.10	130.37	126.80
26	1H	188	G	N3-C2-N2	5.10	123.47	119.90
26	1H	966	G	O5'-P-OP2	-5.10	101.11	105.70
26	1H	1281	G	C4-C5-C6	-5.10	115.74	118.80
26	1H	1393	A	O4'-C1'-N9	5.10	112.28	108.20
26	1H	1671	U	C2-N1-C1'	5.10	123.82	117.70
26	1H	2056	G	N1-C2-N3	5.10	126.96	123.90
26	1H	2233	U	N1-C2-O2	-5.10	119.23	122.80
26	1H	2509	G	N3-C2-N2	5.10	123.47	119.90
26	14	608	A	C2-N3-C4	-5.10	108.05	110.60
26	14	779	U	N3-C2-O2	-5.10	118.63	122.20
26	14	1663	C	N3-C4-N4	5.10	121.57	118.00
26	1H	189	G	N7-C8-N9	-5.10	110.55	113.10
26	1H	1513	C	C6-N1-C2	-5.10	118.26	120.30
1	13	580	U	N3-C4-O4	-5.10	115.83	119.40

Continued on next page...

Continued from previous page...

Mol	Chain	Res	Type	Atoms	Z	Observed(°)	Ideal(°)
1	13	1128	C	N3-C2-O2	-5.10	118.33	121.90
26	1H	386	G	C2-N3-C4	5.10	114.45	111.90
26	1H	701	G	N1-C2-N3	5.10	126.96	123.90
26	1H	1360	A	C6-C5-N7	-5.10	128.73	132.30
26	1H	1366	A	C4-C5-N7	5.10	113.25	110.70
26	1H	1786	A	C1'-O4'-C4'	-5.10	105.82	109.90
26	1H	2270	G	N9-C4-C5	-5.10	103.36	105.40
1	1G	112	G	N1-C6-O6	5.10	122.96	119.90
26	14	2433	A	O5'-P-OP2	5.10	116.82	110.70
1	13	872	A	O4'-C1'-N9	5.10	112.28	108.20
1	13	1286	A	C8-N9-C4	-5.10	103.76	105.80
26	1H	77	C	OP1-P-OP2	-5.10	111.95	119.60
26	1H	496	G	O5'-P-OP2	-5.10	101.11	105.70
26	1H	762	U	N3-C4-C5	5.10	117.66	114.60
26	1H	1767	C	N3-C2-O2	-5.10	118.33	121.90
26	1H	2070	G	C5-C6-N1	5.10	114.05	111.50
26	1H	2444	G	N1-C2-N2	5.10	120.79	116.20
1	1G	297	G	C8-N9-C4	5.10	108.44	106.40
26	14	1563	G	OP2-P-O3'	5.10	116.42	105.20
26	14	2237	G	OP1-P-OP2	5.10	127.25	119.60
1	13	798	G	N1-C2-N2	-5.10	111.61	116.20
1	13	803	G	C5-C6-O6	5.10	131.66	128.60
26	1H	1241	A	C4-C5-C6	5.10	119.55	117.00
26	1H	2721	A	C4-C5-N7	5.10	113.25	110.70
26	14	2249	U	N3-C4-C5	-5.10	111.54	114.60
26	14	2286	A	C4-N9-C1'	5.10	135.47	126.30
26	1H	617	G	C8-N9-C4	5.09	108.44	106.40
26	1H	1190	G	C5-C6-O6	-5.09	125.54	128.60
26	1H	1215	G	C5-C6-N1	5.09	114.05	111.50
26	1H	1218	C	C5-C4-N4	-5.09	116.63	120.20
26	1H	2065	C	N3-C4-C5	5.09	123.94	121.90
26	1H	2779	U	C4-C5-C6	5.09	122.76	119.70
26	14	1801	G	C4-C5-N7	5.09	112.84	110.80
26	1H	801	G	N3-C2-N2	-5.09	116.33	119.90
26	1H	928	G	N1-C6-O6	5.09	122.96	119.90
26	1H	1948	G	C5-C6-O6	5.09	131.66	128.60
26	1H	2373	G	C8-N9-C1'	-5.09	120.38	127.00
26	1H	2592	G	N3-C4-C5	-5.09	126.05	128.60
26	14	782	A	C5-C6-N1	5.09	120.25	117.70
26	14	1608	A	O5'-P-OP1	-5.09	101.12	105.70
1	13	1407	C	O5'-P-OP2	-5.09	101.12	105.70
26	1H	526	A	C6-C5-N7	5.09	135.86	132.30

Continued on next page...

Continued from previous page...

Mol	Chain	Res	Type	Atoms	Z	Observed(°)	Ideal(°)
26	1H	961	C	N3-C2-O2	-5.09	118.33	121.90
26	1H	1265	A	C4-C5-C6	5.09	119.55	117.00
26	1H	1879	C	C6-N1-C2	-5.09	118.26	120.30
26	1H	1904	G	N9-C1'-C2'	-5.09	106.40	112.00
26	14	191	A	N1-C6-N6	5.09	121.66	118.60
26	14	215	G	C6-C5-N7	-5.09	127.34	130.40
26	14	1320	C	N3-C4-N4	5.09	121.56	118.00
26	1H	1321	A	N1-C2-N3	5.09	131.84	129.30
26	1H	1692	U	C6-N1-C1'	-5.09	114.07	121.20
26	1H	2026	C	N3-C4-C5	-5.09	119.86	121.90
26	1H	2757	A	O5'-P-OP2	-5.09	101.12	105.70
26	14	610	C	C5-C6-N1	-5.09	118.45	121.00
26	14	677	A	OP1-P-OP2	5.09	127.23	119.60
26	14	2287	A	N1-C6-N6	5.09	121.65	118.60
1	13	189	U	C2-N1-C1'	5.09	123.81	117.70
26	1H	196	A	C6-N1-C2	5.09	121.65	118.60
26	1H	1376	C	N1-C2-N3	5.09	122.76	119.20
26	1H	2392	A	C6-C5-N7	-5.09	128.74	132.30
26	14	194	G	N1-C6-O6	5.09	122.95	119.90
26	14	1826	G	N3-C4-C5	-5.09	126.06	128.60
26	14	1904	G	C5-N7-C8	5.09	106.84	104.30
26	14	2269	A	OP1-P-O3'	5.09	116.39	105.20
26	1H	787	U	C2-N3-C4	-5.09	123.95	127.00
26	1H	1340	U	O4'-C1'-N1	5.09	112.27	108.20
26	1H	1400	G	C8-N9-C4	-5.09	104.36	106.40
26	14	733	G	OP1-P-OP2	5.09	127.23	119.60
26	14	992	C	C6-N1-C2	-5.09	118.27	120.30
26	14	2083	G	N1-C2-N3	5.09	126.95	123.90
26	14	2168	G	C4-N9-C1'	5.09	133.11	126.50
26	14	2564	A	N1-C6-N6	5.09	121.65	118.60
26	1H	508	G	C8-N9-C4	-5.08	104.37	106.40
26	1H	2445	G	N3-C2-N2	-5.08	116.34	119.90
26	1H	2512	C	N1-C2-O2	-5.08	115.85	118.90
26	1H	2751	G	C4-C5-N7	5.08	112.83	110.80
1	1G	555	C	C6-N1-C2	-5.08	118.27	120.30
26	14	725	G	O5'-P-OP1	-5.08	101.12	105.70
26	14	848	G	C2-N3-C4	5.08	114.44	111.90
26	14	2850	A	OP1-P-O3'	5.08	116.39	105.20
26	1H	432	A	N1-C2-N3	-5.08	126.76	129.30
26	1H	940	G	C5-C6-N1	5.08	114.04	111.50
26	1H	1695	G	C4-N9-C1'	5.08	133.11	126.50
26	1H	1784	A	OP1-P-O3'	5.08	116.38	105.20

Continued on next page...

Continued from previous page...

Mol	Chain	Res	Type	Atoms	Z	Observed(°)	Ideal(°)
26	1H	2056	G	C6-N1-C2	-5.08	122.05	125.10
23	2L	48	U	OP2-P-O3'	5.08	116.38	105.20
26	14	74	A	C6-C5-N7	-5.08	128.74	132.30
26	14	122	G	N7-C8-N9	-5.08	110.56	113.10
26	14	603	A	C4-N9-C1'	5.08	135.45	126.30
26	14	729	G	C2-N3-C4	5.08	114.44	111.90
26	14	2523	G	N1-C6-O6	5.08	122.95	119.90
26	14	2607	G	O5'-P-OP2	-5.08	101.12	105.70
1	13	35	G	C8-N9-C4	-5.08	104.37	106.40
1	13	278	G	N3-C4-N9	5.08	129.05	126.00
23	2K	31	G	C5-C6-N1	-5.08	108.96	111.50
26	1H	62	C	OP2-P-O3'	5.08	116.38	105.20
26	1H	1162	G	N9-C4-C5	5.08	107.43	105.40
26	1H	1400	G	N9-C4-C5	5.08	107.43	105.40
26	1H	2007	C	O5'-P-OP2	-5.08	101.13	105.70
54	P8	11	LYS	CD-CE-NZ	5.08	123.39	111.70
1	1G	815	A	OP2-P-O3'	5.08	116.38	105.20
26	14	49	A	O5'-P-OP2	-5.08	101.13	105.70
26	14	79	G	N1-C6-O6	5.08	122.95	119.90
26	14	805	G	OP1-P-O3'	5.08	116.38	105.20
26	14	871	U	O5'-P-OP2	5.08	116.80	110.70
26	1H	577	G	O5'-P-OP1	5.08	116.80	110.70
26	1H	2440	C	C6-N1-C1'	5.08	126.90	120.80
26	14	1414	G	N3-C4-N9	5.08	129.05	126.00
26	14	1779	U	C6-N1-C1'	-5.08	114.09	121.20
26	14	2429	G	OP1-P-OP2	-5.08	111.98	119.60
1	13	1205	U	C6-N1-C2	-5.08	117.95	121.00
26	1H	2486	G	O5'-P-OP1	5.08	116.79	110.70
26	1H	2701	C	C6-N1-C2	-5.08	118.27	120.30
29	21	119	ARG	NE-CZ-NH1	5.08	122.84	120.30
26	14	138	G	N1-C6-O6	5.08	122.95	119.90
26	14	477	A	C2-N3-C4	-5.08	108.06	110.60
26	14	1695	G	C6-C5-N7	-5.08	127.35	130.40
26	14	2423	U	C2-N3-C4	-5.08	123.95	127.00
26	14	2491	U	N3-C2-O2	5.08	125.75	122.20
27	1J	56	G	C8-N9-C1'	-5.08	120.40	127.00
26	1H	2260	C	C5-C4-N4	-5.08	116.65	120.20
22	1L	40	C	C6-N1-C2	-5.08	118.27	120.30
1	13	574	A	OP1-P-OP2	-5.08	111.99	119.60
26	1H	650	C	OP1-P-O3'	5.08	116.37	105.20
26	1H	1203	G	OP1-P-O3'	5.08	116.37	105.20
26	1H	1264	G	C4-C5-N7	5.08	112.83	110.80

Continued on next page...

Continued from previous page...

Mol	Chain	Res	Type	Atoms	Z	Observed(°)	Ideal(°)
26	1H	1388	G	O5'-P-OP2	-5.08	101.13	105.70
26	1H	1787	A	O4'-C1'-N9	-5.08	104.14	108.20
26	1H	2582	G	N9-C4-C5	-5.08	103.37	105.40
26	1H	2711	A	OP2-P-O3'	-5.08	94.03	105.20
1	1G	150	C	C5-C6-N1	5.08	123.54	121.00
1	1G	972	C	C5-C6-N1	5.08	123.54	121.00
26	14	947	G	N3-C4-C5	5.08	131.14	128.60
26	14	1623	G	N3-C2-N2	-5.08	116.35	119.90
1	13	765	G	C6-C5-N7	-5.07	127.36	130.40
26	1H	315	G	N1-C6-O6	5.07	122.94	119.90
26	1H	1318	C	N1-C2-O2	5.07	121.94	118.90
26	1H	1325	G	C8-N9-C4	-5.07	104.37	106.40
26	1H	1888	G	C2-N3-C4	5.07	114.44	111.90
26	1H	2497	A	C6-N1-C2	-5.07	115.56	118.60
26	14	1257	C	N1-C2-O2	-5.07	115.86	118.90
26	14	1909	C	N3-C2-O2	-5.07	118.35	121.90
26	14	1926	U	N1-C2-N3	5.07	117.94	114.90
26	1H	468	G	OP1-P-OP2	-5.07	111.99	119.60
26	1H	916	G	O5'-P-OP2	5.07	116.79	110.70
26	1H	1213	A	C2-N3-C4	-5.07	108.06	110.60
26	14	510	C	OP1-P-OP2	5.07	127.21	119.60
26	1H	940	G	C5-C6-O6	-5.07	125.56	128.60
26	1H	1352	U	N1-C2-O2	-5.07	119.25	122.80
26	1H	1491	G	C5-C6-N1	-5.07	108.97	111.50
26	1H	2319	G	N3-C4-N9	5.07	129.04	126.00
26	1H	2641	G	C6-C5-N7	-5.07	127.36	130.40
27	16	41	U	N3-C4-O4	-5.07	115.85	119.40
1	1G	691	G	C5-C6-O6	-5.07	125.56	128.60
26	14	1955	U	C2-N3-C4	-5.07	123.96	127.00
27	1J	84	C	C5-C6-N1	-5.07	118.46	121.00
23	2K	5	G	N3-C4-C5	5.07	131.13	128.60
26	1H	177	G	N3-C4-C5	-5.07	126.06	128.60
26	1H	2393	A	O5'-P-OP1	-5.07	101.14	105.70
26	1H	2512	C	C6-N1-C2	5.07	122.33	120.30
26	14	488	G	O5'-P-OP2	-5.07	101.14	105.70
1	13	306	G	C6-C5-N7	5.07	133.44	130.40
1	13	768	A	N1-C2-N3	5.07	131.83	129.30
26	1H	9	U	C2-N1-C1'	5.07	123.78	117.70
26	1H	1304	C	C2-N1-C1'	-5.07	113.22	118.80
26	1H	1909	C	OP1-P-O3'	5.07	116.35	105.20
1	1G	52	G	N1-C6-O6	-5.07	116.86	119.90
1	1G	1390	U	C5-C4-O4	5.07	128.94	125.90

Continued on next page...

Continued from previous page...

Mol	Chain	Res	Type	Atoms	Z	Observed(°)	Ideal(°)
26	14	962	G	N1-C6-O6	5.07	122.94	119.90
26	14	1029	A	N1-C2-N3	-5.07	126.77	129.30
26	14	1314	C	C4-C5-C6	-5.07	114.87	117.40
26	14	2242	G	C8-N9-C4	-5.07	104.37	106.40
26	14	2275	C	N3-C2-O2	-5.07	118.35	121.90
1	13	319	G	N1-C6-O6	-5.07	116.86	119.90
1	13	1096	C	C5-C6-N1	5.07	123.53	121.00
26	1H	649	G	O5'-P-OP2	-5.07	101.14	105.70
26	1H	691	C	N1-C2-O2	-5.07	115.86	118.90
26	1H	912	C	N3-C4-N4	5.07	121.55	118.00
26	1H	1281	G	C5-C6-N1	5.07	114.03	111.50
26	1H	1610	A	C4-C5-N7	5.07	113.23	110.70
26	1H	2712	U	C2-N3-C4	-5.07	123.96	127.00
1	1G	1200	C	N3-C2-O2	-5.07	118.35	121.90
2	12	196	LEU	CA-CB-CG	5.07	126.95	115.30
26	14	1594	G	O5'-P-OP2	5.07	116.78	110.70
26	14	1612	C	C5-C4-N4	-5.07	116.66	120.20
26	14	1617	C	N1-C2-O2	-5.07	115.86	118.90
26	14	2430	A	C4-C5-N7	5.07	113.23	110.70
26	14	2596	U	O5'-P-OP1	-5.07	101.14	105.70
26	1H	606	U	C5-C6-N1	-5.06	120.17	122.70
26	1H	1926	U	C5-C4-O4	5.06	128.94	125.90
26	1H	2491	U	C4-C5-C6	-5.06	116.66	119.70
26	14	781	A	O5'-P-OP1	-5.06	101.14	105.70
26	14	2330	G	C5-C6-O6	-5.06	125.56	128.60
27	1J	78	A	N1-C6-N6	5.06	121.64	118.60
1	13	857	C	C4-C5-C6	5.06	119.93	117.40
24	3K	36	A	P-O3'-C3'	5.06	125.77	119.70
26	1H	1144	G	C5-C6-O6	-5.06	125.56	128.60
26	14	470	A	C4-C5-N7	5.06	113.23	110.70
26	14	1642	G	N1-C6-O6	-5.06	116.86	119.90
26	14	1977	A	N1-C2-N3	5.06	131.83	129.30
26	14	2419	U	OP1-P-O3'	5.06	116.34	105.20
26	1H	655	A	N1-C2-N3	5.06	131.83	129.30
26	1H	860	U	O5'-P-OP2	-5.06	101.14	105.70
26	14	236	C	C6-N1-C2	5.06	122.32	120.30
26	14	921	G	N7-C8-N9	5.06	115.63	113.10
1	13	738	C	C5-C6-N1	5.06	123.53	121.00
26	1H	101	G	C8-N9-C4	5.06	108.42	106.40
26	1H	255	A	C5-C6-N6	-5.06	119.65	123.70
26	1H	1398	C	OP2-P-O3'	5.06	116.33	105.20
26	1H	2256	G	N3-C2-N2	5.06	123.44	119.90

Continued on next page...

Continued from previous page...

Mol	Chain	Res	Type	Atoms	Z	Observed(°)	Ideal(°)
26	1H	2595	G	C5-C6-N1	5.06	114.03	111.50
1	1G	221	C	C5-C6-N1	5.06	123.53	121.00
1	1G	481	G	C8-N9-C1'	-5.06	120.42	127.00
26	14	1698	A	C4-C5-C6	5.06	119.53	117.00
26	14	2048	G	N1-C6-O6	-5.06	116.86	119.90
26	14	2417	C	O5'-P-OP2	-5.06	101.15	105.70
26	14	2447	G	C2-N3-C4	-5.06	109.37	111.90
1	13	772	U	C5-C4-O4	5.06	128.93	125.90
1	13	1505	G	O5'-P-OP1	-5.06	101.15	105.70
26	1H	262	A	N9-C4-C5	-5.06	103.78	105.80
26	1H	858	U	OP2-P-O3'	5.06	116.33	105.20
26	1H	907	U	C5-C6-N1	-5.06	120.17	122.70
26	1H	949	C	C6-N1-C2	5.06	122.32	120.30
26	1H	1934	C	N3-C2-O2	5.06	125.44	121.90
1	1G	354	G	C4-C5-N7	5.06	112.82	110.80
26	14	46	C	N3-C4-N4	-5.06	114.46	118.00
26	14	1085	A	P-O3'-C3'	5.06	125.77	119.70
28	19	41	GLY	C-N-CA	-5.06	111.68	122.30
1	13	266	G	C8-N9-C4	-5.06	104.38	106.40
26	1H	696	G	N1-C2-N2	-5.06	111.65	116.20
26	1H	906	G	N9-C4-C5	5.06	107.42	105.40
1	1G	1247	U	C5-C6-N1	5.06	125.23	122.70
26	14	1790	C	N3-C2-O2	5.06	125.44	121.90
26	14	2600	A	N1-C6-N6	-5.06	115.57	118.60
26	14	2723	C	N1-C2-O2	-5.06	115.87	118.90
1	13	975	A	N1-C6-N6	5.05	121.63	118.60
1	13	1414	U	OP2-P-O3'	5.05	116.32	105.20
26	1H	1365	A	C8-N9-C4	-5.05	103.78	105.80
26	1H	1379	A	C8-N9-C4	-5.05	103.78	105.80
26	1H	1389	G	OP1-P-O3'	5.05	116.32	105.20
26	1H	1425	G	C5-C6-O6	-5.05	125.57	128.60
26	1H	1599	C	N3-C4-N4	-5.05	114.46	118.00
26	1H	2455	G	N1-C2-N3	5.05	126.93	123.90
26	1H	2823	A	N7-C8-N9	5.05	116.33	113.80
25	4L	14	A	C8-N9-C4	5.05	107.82	105.80
26	14	2053	G	C2-N3-C4	5.05	114.43	111.90
1	13	571	U	O5'-P-OP2	5.05	116.76	110.70
26	1H	1123	C	N3-C4-C5	5.05	123.92	121.90
26	1H	1971	A	C5-C6-N6	-5.05	119.66	123.70
24	3L	16	U	N1-C2-O2	5.05	126.34	122.80
26	14	462	C	N1-C2-N3	5.05	122.74	119.20
26	14	570	G	C4-C5-C6	5.05	121.83	118.80

Continued on next page...

Continued from previous page...

Mol	Chain	Res	Type	Atoms	Z	Observed(°)	Ideal(°)
1	13	858	G	C8-N9-C4	-5.05	104.38	106.40
26	1H	270(C)	C	C6-N1-C2	5.05	122.32	120.30
26	1H	536	A	C6-N1-C2	-5.05	115.57	118.60
26	1H	2611	U	N3-C4-O4	-5.05	115.86	119.40
42	D8	40	LEU	CA-CB-CG	5.05	126.92	115.30
26	14	621	A	C6-C5-N7	-5.05	128.76	132.30
26	14	984	A	C8-N9-C4	5.05	107.82	105.80
26	14	1247	A	O5'-P-OP1	5.05	116.76	110.70
26	14	1551	C	C2-N3-C4	5.05	122.43	119.90
1	13	1214	C	C2-N1-C1'	-5.05	113.25	118.80
26	1H	586	A	N7-C8-N9	-5.05	111.28	113.80
26	1H	663	G	C4-N9-C1'	5.05	133.06	126.50
26	1H	1569	A	C8-N9-C4	-5.05	103.78	105.80
1	1G	265	G	C8-N9-C4	5.05	108.42	106.40
1	1G	341	C	C6-N1-C2	5.05	122.32	120.30
26	14	2238	G	N3-C2-N2	-5.05	116.36	119.90
26	14	2256	G	C6-C5-N7	-5.05	127.37	130.40
26	1H	1708	C	C5-C4-N4	-5.05	116.67	120.20
26	1H	2039	C	C6-N1-C2	-5.05	118.28	120.30
26	1H	2377	A	N3-C4-C5	5.05	130.33	126.80
26	14	573	G	C2-N3-C4	5.05	114.42	111.90
1	13	558	G	C5-C6-N1	-5.05	108.98	111.50
1	13	690	G	C5-C6-O6	-5.05	125.57	128.60
1	13	1286	A	N7-C8-N9	5.05	116.32	113.80
26	1H	77	C	N3-C4-N4	5.05	121.53	118.00
26	1H	734	A	N7-C8-N9	5.05	116.32	113.80
26	1H	1550	C	N3-C2-O2	5.05	125.43	121.90
26	1H	1839	G	N1-C6-O6	5.05	122.93	119.90
26	1H	2246	G	C6-C5-N7	5.05	133.43	130.40
26	1H	2447	G	P-O3'-C3'	5.05	125.76	119.70
26	1H	2456	C	N3-C4-N4	5.05	121.53	118.00
26	1H	2772	C	C5-C6-N1	-5.05	118.48	121.00
52	N8	40	LYS	C-N-CD	5.05	139.00	128.40
1	1G	422	C	O4'-C1'-N1	5.05	112.24	108.20
9	82	128	ARG	NE-CZ-NH1	5.05	122.82	120.30
26	14	2039	C	C2-N1-C1'	5.05	124.35	118.80
1	13	299	G	N3-C4-N9	-5.04	122.97	126.00
26	1H	138	G	N1-C6-O6	-5.04	116.87	119.90
26	1H	2426	A	O5'-P-OP2	-5.04	101.16	105.70
27	1J	7	G	C4-C5-N7	5.04	112.82	110.80
1	13	20	U	O5'-P-OP2	-5.04	101.16	105.70
26	1H	536	A	O5'-P-OP1	5.04	116.75	110.70

Continued on next page...

Continued from previous page...

Mol	Chain	Res	Type	Atoms	Z	Observed(°)	Ideal(°)
26	1H	1256	G	N1-C6-O6	5.04	122.93	119.90
26	1H	1317	A	O5'-P-OP2	-5.04	101.16	105.70
26	1H	1605	C	C2-N3-C4	-5.04	117.38	119.90
26	1H	2070	G	N9-C4-C5	-5.04	103.38	105.40
26	14	747	U	C6-N1-C2	5.04	124.03	121.00
26	14	1648	C	C4-C5-C6	5.04	119.92	117.40
1	13	1082	G	N1-C6-O6	5.04	122.92	119.90
26	1H	1554	A	OP1-P-O3'	5.04	116.29	105.20
26	1H	2655	G	C8-N9-C1'	5.04	133.56	127.00
41	C8	74	LEU	CA-CB-CG	5.04	126.90	115.30
26	14	1262	A	N1-C6-N6	5.04	121.62	118.60
26	14	2047	U	N3-C4-C5	5.04	117.62	114.60
26	14	2435	A	C5-C6-N1	5.04	120.22	117.70
1	13	758	G	N3-C4-C5	5.04	131.12	128.60
26	1H	786	C	N3-C4-N4	-5.04	114.47	118.00
26	1H	2566	A	P-O3'-C3'	5.04	125.75	119.70
1	1G	44	G	C4-N9-C1'	5.04	133.05	126.50
26	14	949	C	OP2-P-O3'	5.04	116.29	105.20
26	14	970	C	C2-N1-C1'	-5.04	113.26	118.80
26	14	2445	G	C8-N9-C4	-5.04	104.38	106.40
26	1H	908	C	C4-C5-C6	5.04	119.92	117.40
26	1H	1704	G	C8-N9-C4	5.04	108.42	106.40
26	1H	1947	C	N3-C4-N4	5.04	121.53	118.00
26	1H	2197	U	OP2-P-O3'	5.04	116.29	105.20
27	16	8	U	O4'-C1'-N1	5.04	112.23	108.20
1	1G	1025	U	C2-N1-C1'	5.04	123.75	117.70
26	14	621	A	C6-N1-C2	5.04	121.62	118.60
26	14	1349	A	C2-N3-C4	-5.04	108.08	110.60
26	14	2318	G	N7-C8-N9	5.04	115.62	113.10
27	1J	83	G	C5-C6-N1	-5.04	108.98	111.50
26	1H	946	G	C4-C5-N7	-5.04	108.78	110.80
26	1H	1380	G	N3-C4-N9	5.04	129.02	126.00
26	14	560	C	C6-N1-C2	5.04	122.31	120.30
26	14	1900	A	C6-C5-N7	-5.04	128.77	132.30
26	14	2014	A	C8-N9-C4	5.04	107.81	105.80
1	13	1488	G	C4-C5-C6	5.04	121.82	118.80
26	1H	802	A	C5-N7-C8	-5.04	101.38	103.90
26	1H	2332	U	OP1-P-OP2	-5.04	112.05	119.60
26	1H	2457	U	N3-C2-O2	5.04	125.72	122.20
26	14	270(Y)	G	C5-C6-O6	5.04	131.62	128.60
26	14	2444	G	C2-N3-C4	-5.04	109.38	111.90
1	13	788	U	N3-C2-O2	-5.03	118.68	122.20

Continued on next page...

Continued from previous page...

Mol	Chain	Res	Type	Atoms	Z	Observed(°)	Ideal(°)
26	1H	1298	C	C4-C5-C6	-5.03	114.88	117.40
26	1H	2417	C	OP2-P-O3'	5.03	116.27	105.20
26	14	2249	U	C5-C6-N1	5.03	125.22	122.70
1	1G	894	G	C5-C6-O6	-5.03	125.58	128.60
26	14	631	A	N7-C8-N9	-5.03	111.28	113.80
1	13	816	A	N9-C4-C5	5.03	107.81	105.80
26	1H	586	A	C6-C5-N7	5.03	135.82	132.30
26	1H	1895	C	N1-C2-O2	-5.03	115.88	118.90
26	1H	2274	A	OP2-P-O3'	5.03	116.27	105.20
1	1G	505	G	C4-C5-N7	5.03	112.81	110.80
26	14	2321	G	C4-N9-C1'	5.03	133.04	126.50
26	1H	223	A	N1-C6-N6	5.03	121.62	118.60
26	1H	530	G	C8-N9-C1'	5.03	133.54	127.00
26	1H	1373	A	OP1-P-OP2	-5.03	112.06	119.60
26	1H	2491	U	C6-N1-C2	5.03	124.02	121.00
26	14	2373	G	N3-C2-N2	-5.03	116.38	119.90
1	13	191	G	C8-N9-C4	-5.03	104.39	106.40
1	13	660	G	O5'-P-OP2	5.03	116.73	110.70
26	1H	130	C	C6-N1-C1'	-5.03	114.77	120.80
26	1H	500	G	O5'-P-OP1	-5.03	101.18	105.70
26	1H	1487	G	OP1-P-O3'	5.03	116.26	105.20
26	14	453	C	C5-C6-N1	-5.03	118.49	121.00
26	14	675	A	C5-C6-N6	-5.03	119.68	123.70
26	14	1298	C	C5-C6-N1	5.03	123.51	121.00
26	1H	37	C	C4-C5-C6	5.03	119.91	117.40
26	1H	1398	C	OP1-P-OP2	-5.03	112.06	119.60
26	1H	1672	C	N3-C2-O2	5.03	125.42	121.90
26	1H	1894	C	N3-C4-C5	-5.03	119.89	121.90
26	1H	2352	A	O5'-P-OP1	-5.03	101.18	105.70
26	1H	2363	C	C2-N1-C1'	-5.03	113.27	118.80
26	14	629	G	N1-C6-O6	-5.03	116.88	119.90
26	14	980	A	C4-C5-C6	5.03	119.51	117.00
26	14	1380	G	O5'-P-OP2	-5.03	101.18	105.70
26	14	2036	C	O5'-P-OP1	5.03	116.73	110.70
26	14	2420	C	N3-C4-C5	5.03	123.91	121.90
26	1H	800	A	N7-C8-N9	-5.02	111.29	113.80
26	1H	906	G	C5-C6-O6	5.02	131.61	128.60
26	1H	1697	G	OP1-P-O3'	5.02	116.25	105.20
26	14	127	A	C6-N1-C2	-5.02	115.58	118.60
26	14	1914	C	N3-C2-O2	-5.02	118.38	121.90
1	13	781	A	C8-N9-C4	5.02	107.81	105.80
1	13	812	C	C4-C5-C6	5.02	119.91	117.40

Continued on next page...

Continued from previous page...

Mol	Chain	Res	Type	Atoms	Z	Observed(°)	Ideal(°)
1	13	1522	U	C5-C6-N1	-5.02	120.19	122.70
26	1H	642	G	N3-C4-N9	-5.02	122.99	126.00
26	1H	827	U	N3-C2-O2	5.02	125.72	122.20
26	1H	1278	A	C8-N9-C4	5.02	107.81	105.80
1	1G	175	C	C5-C6-N1	5.02	123.51	121.00
22	1L	34	G	C4-N9-C1'	5.02	133.03	126.50
26	14	213	A	N3-C4-C5	5.02	130.32	126.80
26	14	214	G	N7-C8-N9	5.02	115.61	113.10
26	14	479	A	C5-C6-N6	5.02	127.72	123.70
26	14	778	G	O5'-P-OP2	-5.02	101.18	105.70
26	14	811	U	C5-C6-N1	-5.02	120.19	122.70
26	14	1482	U	C6-N1-C1'	5.02	128.23	121.20
26	14	1598	C	OP1-P-OP2	-5.02	112.07	119.60
26	14	2054	A	N7-C8-N9	5.02	116.31	113.80
26	14	2555	U	N1-C2-O2	-5.02	119.28	122.80
26	14	2642	G	C5-C6-O6	-5.02	125.59	128.60
26	1H	1010	A	OP2-P-O3'	5.02	116.25	105.20
26	14	2426	A	C5-N7-C8	-5.02	101.39	103.90
1	13	540	G	O5'-P-OP2	-5.02	101.18	105.70
1	13	813	U	N3-C4-C5	5.02	117.61	114.60
26	1H	180	G	C4-C5-N7	5.02	112.81	110.80
26	1H	375	C	O5'-P-OP1	5.02	116.72	110.70
26	1H	683	C	C4-C5-C6	-5.02	114.89	117.40
26	1H	827	U	C6-N1-C2	5.02	124.01	121.00
26	1H	2275	C	O4'-C1'-N1	-5.02	104.18	108.20
26	1H	2518	A	N3-C4-C5	5.02	130.31	126.80
26	1H	2763	G	N9-C4-C5	-5.02	103.39	105.40
1	1G	913	A	C8-N9-C4	-5.02	103.79	105.80
26	14	947	G	N3-C4-N9	-5.02	122.99	126.00
26	14	1958	C	N3-C2-O2	5.02	125.41	121.90
26	14	2225	A	N9-C1'-C2'	-5.02	106.48	112.00
26	14	2615	U	N3-C2-O2	-5.02	118.69	122.20
26	1H	866	A	N1-C6-N6	5.02	121.61	118.60
26	1H	935	C	C5-C6-N1	-5.02	118.49	121.00
26	1H	1780	A	OP1-P-OP2	-5.02	112.08	119.60
26	1H	1781	C	N3-C4-C5	5.02	123.91	121.90
27	16	81	G	C2-N3-C4	-5.02	109.39	111.90
1	1G	1237	C	C5-C6-N1	5.02	123.51	121.00
1	1G	1502	A	C8-N9-C4	-5.02	103.79	105.80
26	14	665	C	C6-N1-C2	5.02	122.31	120.30
26	14	2296	U	OP1-P-O3'	5.02	116.24	105.20
1	13	266	G	C6-C5-N7	-5.02	127.39	130.40

Continued on next page...

Continued from previous page...

Mol	Chain	Res	Type	Atoms	Z	Observed(°)	Ideal(°)
26	1H	435	C	N3-C2-O2	-5.02	118.39	121.90
26	1H	593	G	C5-C6-O6	-5.02	125.59	128.60
26	1H	2751	G	C6-C5-N7	-5.02	127.39	130.40
26	14	188	G	C8-N9-C4	5.02	108.41	106.40
26	14	514	A	C5-N7-C8	5.02	106.41	103.90
26	14	1893	C	C6-N1-C2	-5.02	118.29	120.30
26	14	1939	U	C2-N3-C4	-5.02	123.99	127.00
26	14	2011	U	C2-N1-C1'	-5.02	111.68	117.70
1	13	909	A	C5-C6-N1	-5.01	115.19	117.70
23	2K	68	C	C5-C4-N4	-5.01	116.69	120.20
26	1H	132	G	C5-N7-C8	-5.01	101.79	104.30
26	1H	212	G	C8-N9-C4	5.01	108.41	106.40
26	1H	404	C	N1-C2-O2	-5.01	115.89	118.90
26	1H	919	G	C6-N1-C2	-5.01	122.09	125.10
26	1H	992	C	C5-C6-N1	5.01	123.51	121.00
26	1H	1300	U	OP2-P-O3'	-5.01	94.17	105.20
26	1H	1681	G	C6-C5-N7	-5.01	127.39	130.40
26	1H	2040	C	C6-N1-C2	5.01	122.31	120.30
1	1G	22	G	C8-N9-C4	-5.01	104.39	106.40
1	1G	865	A	C8-N9-C4	-5.01	103.79	105.80
1	1G	1400	C	N1-C2-O2	5.01	121.91	118.90
1	1G	1524	C	C2-N3-C4	-5.01	117.39	119.90
18	9A	31	LEU	CA-CB-CG	5.01	126.83	115.30
26	14	240	G	N3-C4-C5	5.01	131.11	128.60
26	14	468	G	N3-C2-N2	-5.01	116.39	119.90
26	14	2315	G	OP1-P-O3'	5.01	116.23	105.20
26	1H	205	G	OP2-P-O3'	5.01	116.23	105.20
26	1H	1368	G	N3-C4-C5	-5.01	126.09	128.60
26	1H	2219	G	O5'-P-OP1	-5.01	101.19	105.70
1	1G	1300	G	P-O3'-C3'	5.01	125.72	119.70
26	14	762	U	OP1-P-O3'	5.01	116.23	105.20
26	14	1210	A	N7-C8-N9	5.01	116.31	113.80
26	14	2011	U	O5'-P-OP1	-5.01	101.19	105.70
1	13	1251	A	N1-C6-N6	-5.01	115.59	118.60
26	1H	145	G	N1-C6-O6	5.01	122.91	119.90
26	1H	623	G	C8-N9-C4	5.01	108.41	106.40
26	1H	2247	A	C5-C6-N1	-5.01	115.19	117.70
26	1H	2700	C	C5-C6-N1	-5.01	118.49	121.00
28	11	131	LEU	CB-CG-CD2	-5.01	102.48	111.00
1	1G	310	G	C8-N9-C1'	5.01	133.51	127.00
1	1G	497	U	N1-C2-O2	5.01	126.31	122.80
1	1G	769	G	N3-C4-C5	-5.01	126.09	128.60

Continued on next page...

Continued from previous page...

Mol	Chain	Res	Type	Atoms	Z	Observed(°)	Ideal(°)
26	14	660	G	N1-C6-O6	-5.01	116.89	119.90
26	14	2544	G	C4-C5-N7	5.01	112.80	110.80
1	13	496	A	OP2-P-O3'	5.01	116.22	105.20
1	13	503	C	C2-N1-C1'	5.01	124.31	118.80
26	1H	111	A	N1-C6-N6	-5.01	115.59	118.60
26	1H	219	G	C4-C5-N7	-5.01	108.80	110.80
26	1H	665	C	C5-C6-N1	-5.01	118.50	121.00
26	1H	1308	A	N7-C8-N9	5.01	116.31	113.80
26	1H	2071	A	C6-C5-N7	-5.01	128.79	132.30
24	3L	4	C	C6-N1-C2	-5.01	118.30	120.30
26	14	456	C	C5-C6-N1	-5.01	118.50	121.00
26	14	589	C	N3-C4-C5	-5.01	119.90	121.90
26	14	782	A	O5'-P-OP1	-5.01	101.19	105.70
26	14	1602	U	C4-C5-C6	5.01	122.70	119.70
1	13	1306	A	N1-C6-N6	5.01	121.61	118.60
1	13	1388	C	C6-N1-C2	-5.01	118.30	120.30
26	1H	1977	A	OP1-P-O3'	5.01	116.22	105.20
26	1H	2502	G	C4-N9-C1'	5.01	133.01	126.50
38	98	4	LEU	CA-CB-CG	-5.01	103.78	115.30
1	1G	509	A	C5-N7-C8	-5.01	101.40	103.90
26	1H	973	A	C5-C6-N1	-5.01	115.20	117.70
26	1H	1162	G	C5-N7-C8	-5.01	101.80	104.30
26	1H	1245	G	N3-C4-C5	-5.01	126.10	128.60
26	1H	1537	C	C5-C6-N1	5.01	123.50	121.00
1	1G	111	G	C6-C5-N7	-5.01	127.40	130.40
1	1G	702	A	O5'-P-OP2	-5.01	101.19	105.70
1	1G	1056	U	N1-C2-O2	-5.01	119.30	122.80
26	14	138	G	C4-N9-C1'	5.01	133.01	126.50
26	14	1636	C	N3-C4-C5	-5.01	119.90	121.90
26	14	1798	U	O5'-P-OP2	-5.01	101.19	105.70
26	14	1950	G	C6-C5-N7	-5.01	127.40	130.40
26	14	2445	G	N3-C4-C5	-5.01	126.10	128.60
26	14	2820	A	OP1-P-O3'	5.01	116.22	105.20
26	1H	19	C	C6-N1-C2	5.00	122.30	120.30
26	1H	1280	G	N9-C1'-C2'	-5.00	106.49	112.00
26	1H	1319	G	OP1-P-O3'	5.00	116.21	105.20
26	14	186	G	C6-N1-C2	-5.00	122.10	125.10
1	13	312	C	C6-N1-C2	-5.00	118.30	120.30
1	13	1530	G	C4-N9-C1'	-5.00	120.00	126.50
26	1H	579	G	OP2-P-O3'	5.00	116.21	105.20
26	1H	657	U	C2-N3-C4	-5.00	124.00	127.00
26	1H	1355	G	N3-C2-N2	5.00	123.40	119.90

Continued on next page...

Continued from previous page...

Mol	Chain	Res	Type	Atoms	Z	Observed(°)	Ideal(°)
26	14	791	C	OP2-P-O3'	5.00	116.21	105.20
26	14	1204	A	N1-C6-N6	5.00	121.60	118.60
26	14	1668	A	C8-N9-C4	5.00	107.80	105.80
26	14	2385	C	N3-C4-N4	5.00	121.50	118.00
26	14	2477	C	N1-C2-O2	5.00	121.90	118.90
26	14	2574	G	C5-C6-O6	-5.00	125.60	128.60
27	1J	94	C	N1-C2-O2	5.00	121.90	118.90
1	13	528	C	C6-N1-C2	5.00	122.30	120.30
1	13	713	G	OP1-P-O3'	5.00	116.20	105.20
1	13	800	G	C6-C5-N7	-5.00	127.40	130.40
1	13	1406	U	OP2-P-O3'	5.00	116.20	105.20
26	1H	734	A	OP1-P-OP2	5.00	127.10	119.60
26	1H	867	C	C6-N1-C2	5.00	122.30	120.30
26	1H	1202	C	OP1-P-OP2	5.00	127.10	119.60
26	1H	1299	G	C6-C5-N7	-5.00	127.40	130.40
26	1H	1357	U	O5'-P-OP2	-5.00	101.20	105.70
24	3L	16	U	C2-N1-C1'	5.00	123.70	117.70
26	14	373	U	C2-N1-C1'	5.00	123.70	117.70
26	14	802	A	N1-C2-N3	5.00	131.80	129.30
26	14	1193	G	N1-C6-O6	5.00	122.90	119.90
26	14	2385	C	N1-C2-O2	-5.00	115.90	118.90
36	35	62	LEU	CB-CA-C	-5.00	100.70	110.20

There are no chirality outliers.

All (142) planarity outliers are listed below:

Mol	Chain	Res	Type	Group
28	11	197	GLY	Peptide
2	12	22	LYS	Peptide
34	15	41	ASP	Peptide
34	15	50	ASP	Peptide
28	19	237	GLU	Peptide
28	19	271	ILE	Peptide
28	19	32	SER	Peptide
28	19	37	LEU	Peptide
10	1A	55	LYS	Peptide
10	1A	87	THR	Peptide
2	1E	15	VAL	Peptide
29	21	56	PRO	Peptide
29	21	57	LYS	Peptide
29	21	82	ARG	Peptide
29	29	139	GLY	Peptide

Continued on next page...

Continued from previous page...

Mol	Chain	Res	Type	Group
29	29	186	GLY	Peptide
29	29	201	THR	Peptide
29	29	65	GLY	Peptide
11	2A	126	ARG	Peptide
11	2A	49	GLY	Peptide
30	31	133	ASN	Peptide
4	32	152	SER	Peptide
4	32	28	SER	Peptide
4	32	30	LYS	Peptide
4	32	33	MET	Peptide
36	35	110	TYR	Peptide
36	35	36	LYS	Peptide
36	35	64	LYS	Peptide
36	35	70	GLN	Peptide
30	39	127	GLU	Peptide
30	39	166	ALA	Peptide
30	39	20	LEU	Peptide
30	39	24	LEU	Peptide
30	39	26	ALA	Peptide
30	39	85	GLY	Peptide
12	3A	18	VAL	Peptide
4	3E	31	CYS	Peptide
12	3I	87	GLY	Peptide
31	41	85	GLY	Peptide
31	41	95	ARG	Peptide
37	45	134	ARG	Peptide
37	45	25	ASP	Peptide
37	45	26	TYR	Peptide
37	45	79	LEU	Peptide
37	45	86	GLY	Peptide
37	45	87	LYS	Peptide
31	49	13	GLU	Peptide
38	55	106	GLY	Peptide
34	58	56	ASN	Peptide
34	58	95	PRO	Peptide
32	59	155	SER	Peptide
32	59	89	ILE	Peptide
32	59	90	LYS	Peptide
33	61	11	ASN	Peptide
33	61	114	LEU	Peptide
33	61	134	PRO	Peptide
33	61	143	SER	Peptide

Continued on next page...

Continued from previous page...

Mol	Chain	Res	Type	Group
33	61	82	ARG	Peptide
39	65	59	LYS	Peptide
39	65	87	PHE	Peptide
35	68	27	GLY	Peptide
33	69	101	LEU	Peptide
33	69	112	LYS	Peptide
15	61	87	ILE	Peptide
40	75	4	GLY	Peptide
36	78	11	GLY	Peptide
36	78	5	ASP	Peptide
9	82	117	HIS	Peptide
9	82	118	LYS	Peptide
41	85	72	HIS	Peptide
41	85	98	LEU	Peptide
37	88	58	PHE	Peptide
37	88	78	PRO	Peptide
42	95	44	LYS	Peptide
38	98	1	MET	Peptide
38	98	44	LEU	Peptide
38	98	8	ARG	Peptide
43	A5	109	GLU	Peptide
43	A5	43	GLY	Peptide
43	A5	93	ALA	Peptide
39	A8	106	ARG	Peptide
39	A8	110	LEU	Peptide
19	AI	6	LYS	Peptide
19	AI	7	LYS	Peptide
44	B5	24	GLY	Peptide
44	B5	61	GLY	Peptide
40	B8	58	ASN	Peptide
20	BA	101	GLY	Peptide
20	BA	11	SER	Peptide
20	BA	72	LEU	Peptide
45	C5	100	ALA	Peptide
45	C5	102	CYS	Peptide
45	C5	81	LYS	Peptide
41	C8	90	VAL	Peptide
41	C8	92	ARG	Peptide
46	D5	142	SER	Peptide
46	D5	61	LEU	Peptide
48	F5	85	LEU	Peptide
44	F8	24	GLY	Peptide

Continued on next page...

Continued from previous page...

Mol	Chain	Res	Type	Group
49	G5	15	LYS	Peptide
49	G5	17	SER	Peptide
49	G5	43	GLN	Peptide
45	G8	5	MET	Peptide
45	G8	53	PRO	Peptide
45	G8	54	LYS	Peptide
46	H8	59	LEU	Peptide
46	H8	63	ASP	Peptide
51	I5	26	SER	Peptide
51	I5	36	CYS	Peptide
47	I8	83	PRO	Peptide
47	I8	9	SER	Peptide
48	J8	75	GLU	Peptide
48	J8	85	LEU	Peptide
53	K5	16	CYS	Peptide
53	K5	43	CYS	Peptide
53	K5	44	ARG	Peptide
49	K8	17	SER	Peptide
49	K8	46	GLN	Peptide
49	K8	5	GLU	Peptide
55	M5	30	ARG	Peptide
55	M5	33	ASN	Peptide
55	M5	40	GLU	Peptide
51	M8	38	LYS	Peptide
51	M8	40	HIS	Peptide
52	N8	41	PRO	Peptide
52	N8	5	PRO	Peptide
53	O8	15	GLU	Peptide
53	O8	27	LYS	Peptide
53	O8	44	ARG	Peptide
55	Q8	18	ALA	Peptide
55	Q8	19	SER	Peptide
55	Q8	27	THR	Peptide
55	Q8	33	ASN	Peptide
55	Q8	37	SER	Peptide
55	Q8	49	VAL	Peptide
55	Q8	51	ALA	Peptide
55	Q8	52	LYS	Peptide
55	Q8	56	GLU	Peptide
55	Q8	57	ARG	Peptide
55	Q8	6	THR	Peptide
55	Q8	7	HIS	Peptide

Continued on next page...

Continued from previous page...

Mol	Chain	Res	Type	Group
55	Q8	9	GLY	Peptide

5.2 Too-close contacts ⓘ

In the following table, the Non-H and H(model) columns list the number of non-hydrogen atoms and hydrogen atoms in the chain respectively. The H(added) column lists the number of hydrogen atoms added and optimized by MolProbity. The Clashes column lists the number of clashes within the asymmetric unit, whereas Symm-Clashes lists symmetry related clashes.

Mol	Chain	Non-H	H(model)	H(added)	Clashes	Symm-Clashes
1	13	32207	0	16256	882	0
1	1G	32182	0	16244	875	0
2	12	1924	0	1975	85	0
2	1E	1924	0	1975	103	0
3	22	1612	0	1677	79	0
3	2E	1605	0	1668	65	0
4	32	1703	0	1763	94	0
4	3E	1703	0	1762	100	0
5	42	1155	0	1213	62	0
5	4E	1155	0	1213	54	0
6	52	843	0	857	44	0
6	5E	843	0	857	39	0
7	62	1257	0	1296	62	0
7	6E	1257	0	1296	49	0
8	72	1116	0	1177	57	0
8	7E	1116	0	1177	64	0
9	82	1010	0	1037	76	0
9	8E	1010	0	1037	61	0
10	1A	801	0	849	43	0
10	1I	801	0	849	62	0
11	2A	885	0	904	40	0
11	2I	885	0	904	44	0
12	3A	975	0	1062	47	0
12	3I	975	0	1062	43	0
13	4A	933	0	992	66	0
13	4I	938	0	997	50	0
14	5A	476	0	511	30	0
14	5I	492	0	529	29	0
15	6A	734	0	771	25	0
15	6I	734	0	771	29	0
16	7A	705	0	725	43	0
16	7I	705	0	725	54	0

Continued on next page...

Continued from previous page...

Mol	Chain	Non-H	H(model)	H(added)	Clashes	Symm-Clashes
17	8A	834	0	904	25	0
17	8I	834	0	904	51	0
18	9A	591	0	662	27	0
18	9I	591	0	662	29	0
19	AA	624	0	636	47	0
19	AI	647	0	665	57	0
20	BA	763	0	861	45	0
20	BI	763	0	861	44	0
21	1B	217	0	234	11	0
21	1F	217	0	234	13	0
22	1K	1626	0	834	28	0
22	1L	1626	0	834	41	0
23	2K	1646	0	845	38	0
23	2L	1646	0	845	39	0
24	3K	1619	0	822	52	0
24	3L	1619	0	822	60	0
25	4K	301	0	153	11	0
25	4L	131	0	66	5	0
26	14	62647	0	31580	1604	1
26	1H	62707	0	31607	1779	1
27	16	2617	0	1328	71	0
27	1J	2617	0	1328	99	0
28	11	2120	0	2197	122	0
28	19	2120	0	2197	117	0
29	21	1568	0	1634	107	0
29	29	1568	0	1634	117	0
30	31	1585	0	1632	104	0
30	39	1627	0	1680	101	0
31	41	1473	0	1535	77	0
31	49	1473	0	1535	70	0
32	51	1336	0	1418	94	0
32	59	1307	0	1382	73	0
33	61	1136	0	1223	63	0
33	69	1136	0	1223	56	0
34	15	1104	0	1180	55	0
34	58	1104	0	1180	70	0
35	25	933	0	996	48	0
35	68	933	0	996	41	0
36	35	1145	0	1228	113	0
36	78	1145	0	1228	119	0
37	45	1122	0	1179	84	0
37	88	1087	0	1129	83	0

Continued on next page...

Continued from previous page...

Mol	Chain	Non-H	H(model)	H(added)	Clashes	Symm-Clashes
38	55	960	0	1021	65	0
38	98	968	0	1033	72	0
39	65	882	0	943	62	0
39	A8	882	0	943	67	0
40	75	1141	0	1202	67	0
40	B8	1141	0	1202	76	0
41	85	964	0	1022	54	0
41	C8	964	0	1022	65	0
42	95	779	0	852	66	0
42	D8	779	0	852	40	0
43	A5	900	0	964	34	0
43	E8	900	0	964	50	0
44	B5	730	0	780	32	0
44	F8	742	0	803	56	0
45	C5	794	0	884	58	0
45	G8	791	0	882	57	0
46	D5	1428	0	1454	88	0
46	H8	1397	0	1430	85	0
47	E5	613	0	633	48	0
47	I8	627	0	642	34	0
48	F5	763	0	848	32	0
48	J8	763	0	848	38	0
49	G5	558	0	610	32	1
49	K8	563	0	612	41	1
50	H5	469	0	518	16	0
50	L8	452	0	503	33	0
51	I5	515	0	514	40	0
51	M8	533	0	526	48	0
52	J5	459	0	480	32	0
52	N8	454	0	475	33	0
53	K5	389	0	404	21	0
53	O8	389	0	404	31	0
54	L5	398	0	441	19	0
54	P8	418	0	467	22	0
55	M5	477	0	540	47	0
55	Q8	480	0	549	132	0
56	11	4	0	0	0	0
56	13	151	0	0	0	0
56	14	389	0	0	0	0
56	16	13	0	0	0	0
56	1G	103	0	0	0	0
56	1H	529	0	0	0	0

Continued on next page...

Continued from previous page...

Mol	Chain	Non-H	H(model)	H(added)	Clashes	Symm-Clashes
56	1J	9	0	0	0	0
56	1K	2	0	0	0	0
56	2I	2	0	0	0	0
56	29	2	0	0	0	0
56	2K	3	0	0	0	0
56	2L	2	0	0	0	0
56	3I	1	0	0	0	0
56	35	1	0	0	0	0
56	3E	2	0	0	0	0
56	3I	1	0	0	0	0
56	4I	2	0	0	0	0
56	49	1	0	0	0	0
56	4A	1	0	0	0	0
56	5E	1	0	0	0	0
56	6A	1	0	0	0	0
56	75	1	0	0	0	0
56	78	2	0	0	0	0
56	85	1	0	0	0	0
56	88	2	0	0	0	0
56	98	1	0	0	0	0
56	AI	1	0	0	0	0
56	C5	1	0	0	0	0
56	C8	1	0	0	0	0
56	E8	1	0	0	0	0
56	F5	1	0	0	0	0
56	I8	2	0	0	0	0
56	J8	2	0	0	0	0
56	L8	1	0	0	0	0
56	P8	1	0	0	0	0
56	Q8	1	0	0	0	0
57	32	1	0	0	0	0
57	3E	1	0	0	0	0
57	5A	1	0	0	0	0
57	5I	1	0	0	0	0
57	C5	1	0	0	0	0
57	G8	1	0	0	0	0
58	11	9	0	0	0	0
58	13	212	0	0	36	0
58	14	730	0	0	169	0
58	16	16	0	0	2	0
58	19	11	0	0	0	0
58	1G	99	0	0	22	0

Continued on next page...

Continued from previous page...

Mol	Chain	Non-H	H(model)	H(added)	Clashes	Symm-Clashes
58	1H	1097	0	0	264	0
58	1I	2	0	0	0	0
58	1J	12	0	0	3	0
58	1K	1	0	0	0	0
58	2I	5	0	0	3	0
58	29	6	0	0	0	0
58	3I	10	0	0	0	0
58	39	7	0	0	0	0
58	3E	1	0	0	0	0
58	3I	1	0	0	0	0
58	3K	1	0	0	0	0
58	4E	2	0	0	0	0
58	4K	4	0	0	0	0
58	55	1	0	0	0	0
58	58	1	0	0	0	0
58	5I	2	0	0	0	0
58	78	4	0	0	0	0
58	7A	2	0	0	0	0
58	85	1	0	0	0	0
58	8E	2	0	0	0	0
58	98	1	0	0	0	0
58	A5	1	0	0	0	0
58	BA	1	0	0	0	0
58	C8	2	0	0	1	0
58	D8	1	0	0	0	0
58	E8	2	0	0	0	0
58	G8	3	0	0	0	0
58	H5	1	0	0	0	0
58	I8	6	0	0	0	0
58	L5	1	0	0	0	0
58	L8	2	0	0	0	0
58	P8	2	0	0	0	0
58	Q8	2	0	0	0	0
All	All	300537	0	200491	9898	2

The all-atom clashscore is defined as the number of clashes found per 1000 atoms (including hydrogen atoms). The all-atom clashscore for this structure is 21.

All (9898) close contacts within the same asymmetric unit are listed below, sorted by their clash magnitude.

Atom-1	Atom-2	Interatomic distance (Å)	Clash overlap (Å)
4:32:9:CYS:SG	4:32:31:CYS:HB2	1.81	1.19
26:1H:2714:G:OP2	58:1H:3670:HOH:O	1.68	1.11
26:14:2593:U:O4	58:14:4084:HOH:O	1.72	1.07
36:78:19:VAL:HG12	36:78:21:ARG:H	1.15	1.07
26:1H:1614:A:OP1	58:1H:3921:HOH:O	1.73	1.06
26:14:2685:G:O6	58:14:4089:HOH:O	1.75	1.04
26:14:450:G:O6	58:14:4019:HOH:O	1.74	1.04
26:1H:1359:A:N1	26:1H:1372:U:N3	2.06	1.03
26:14:274:G:H2'	26:14:275:G:H4'	1.41	1.02
26:1H:730:C:OP2	58:1H:3689:HOH:O	1.76	1.02
55:Q8:46:ARG:HH21	55:Q8:48:PHE:HB3	1.19	1.01
26:1H:585:G:OP2	58:1H:4547:HOH:O	1.78	1.00
26:14:1582:C:HO2'	26:14:1586:A:H8	1.03	1.00
26:1H:810:U:OP1	58:1H:3713:HOH:O	1.77	1.00
46:H8:128:VAL:HA	46:H8:161:VAL:HG11	1.44	0.99
26:14:2017:U:OP1	58:14:3577:HOH:O	1.80	0.99
26:14:2505:G:O6	58:14:3717:HOH:O	1.81	0.99
26:14:1689:A:H62	26:14:1698:A:H2	1.09	0.98
26:14:676:A:H8	26:14:2069:G:H21	1.07	0.97
39:65:85:VAL:H	39:65:110:LEU:HB3	1.29	0.97
26:1H:2593:U:O4	58:1H:3683:HOH:O	1.81	0.97
26:1H:973:A:OP2	58:1H:4553:HOH:O	1.81	0.97
26:14:1614:A:OP1	58:14:3409:HOH:O	1.83	0.97
26:14:1771:C:HO2'	26:14:1786:A:H8	0.98	0.96
26:1H:563:G:OP2	58:1H:3636:HOH:O	1.83	0.95
2:1E:104:ASN:HD21	2:1E:107:THR:HB	1.29	0.95
26:14:568:U:O4	58:14:4004:HOH:O	1.81	0.95
26:1H:135:G:N7	58:1H:4152:HOH:O	1.97	0.94
26:1H:1601:G:N7	58:1H:4021:HOH:O	1.98	0.94
26:1H:2017:U:OP1	58:1H:4641:HOH:O	1.83	0.94
26:1H:2577:A:OP1	58:1H:3800:HOH:O	1.83	0.94
1:13:1348:U:H3	1:13:1374:A:H2	1.09	0.94
26:1H:2582:G:OP2	58:1H:3812:HOH:O	1.84	0.94
26:1H:511:U:OP2	58:1H:4662:HOH:O	1.85	0.94
26:14:517:C:OP1	52:J5:16:ARG:NH2	2.00	0.94
27:1J:80:U:H2'	27:1J:81:G:H21	1.30	0.94
26:1H:2248:C:OP2	58:1H:3722:HOH:O	1.85	0.93
26:1H:586:A:OP2	58:1H:3885:HOH:O	1.84	0.93
26:1H:2705:A:OP2	58:1H:4669:HOH:O	1.86	0.93
26:1H:751:A:OP1	58:1H:3923:HOH:O	1.85	0.92
45:C5:97:ARG:NH1	45:C5:104:GLY:O	2.02	0.92
1:13:1502:A:H2	1:13:1505:G:H1	1.11	0.92

Continued on next page...

Continued from previous page...

Atom-1	Atom-2	Interatomic distance (Å)	Clash overlap (Å)
26:1H:2298:A:H62	26:1H:2318:G:H8	1.14	0.92
26:1H:2308:G:H1	26:1H:2311:A:H2	1.10	0.92
1:13:601:C:H2'	1:13:602:A:H8	1.35	0.92
2:1E:185:ILE:HG22	2:1E:199:TYR:HB2	1.50	0.92
26:1H:1327:C:OP2	58:1H:3645:HOH:O	1.88	0.92
26:1H:450:G:O6	58:1H:3896:HOH:O	1.88	0.91
26:1H:567:A:OP1	58:1H:3606:HOH:O	1.88	0.91
41:C8:8:VAL:HG23	41:C8:11:ARG:HH21	1.32	0.91
32:59:159:GLU:O	32:59:163:TYR:OH	1.86	0.91
36:35:19:VAL:HG13	36:35:21:ARG:H	1.35	0.91
26:14:741:G:OP1	58:14:4071:HOH:O	1.88	0.91
26:14:323:G:HO2'	26:14:1205:U:H3	0.97	0.91
26:1H:1771:C:HO2'	26:1H:1786:A:H8	0.94	0.91
26:1H:2271:G:N7	58:1H:4245:HOH:O	2.02	0.91
26:1H:741:G:OP1	58:1H:3970:HOH:O	1.87	0.91
26:1H:2334:G:O6	47:I8:74:ARG:NH2	2.03	0.90
26:1H:1622:G:OP2	58:1H:4308:HOH:O	1.88	0.90
28:11:17:THR:HG22	28:11:205:VAL:H	1.36	0.90
26:14:1043:C:N3	26:14:1112:G:N2	2.20	0.90
26:14:2720:U:H3	26:14:2873:A:H2	1.19	0.90
26:14:882:G:H22	26:14:894:C:H42	1.20	0.90
13:4I:23:TYR:HB3	13:4I:67:GLU:HB2	1.54	0.90
1:13:1128:C:O2	1:13:1146:A:N6	2.04	0.89
31:41:21:ARG:HG2	31:41:21:ARG:HH11	1.37	0.89
26:14:1616:A:O2'	58:14:3542:HOH:O	1.88	0.89
42:95:85:LYS:HD2	42:95:86:GLY:H	1.36	0.89
26:1H:1021:A:H2'	26:1H:1023:U:H5'	1.55	0.89
37:88:82:ARG:HD2	37:88:82:ARG:N	1.85	0.89
26:1H:1997:G:OP2	58:1H:4005:HOH:O	1.89	0.89
54:P8:9:ARG:HH21	54:P8:47:ARG:HD2	1.35	0.89
26:1H:399:G:OP2	58:1H:4045:HOH:O	1.90	0.89
40:B8:26:ASP:HB3	40:B8:92:GLY:H	1.38	0.89
1:13:1506:U:O2'	58:13:1803:HOH:O	1.89	0.89
26:1H:2249:U:O4	58:1H:3722:HOH:O	1.91	0.89
26:1H:730:C:H3'	58:1H:3687:HOH:O	1.71	0.89
1:1G:1435:G:H2'	1:1G:1436:U:C6	2.07	0.88
26:1H:1639:U:OP1	58:1H:3675:HOH:O	1.91	0.88
26:1H:1187:G:OP2	58:1H:3882:HOH:O	1.90	0.88
3:2E:60:ALA:H	3:2E:63:ASN:HB3	1.38	0.88
46:H8:30:ASN:HD22	46:H8:90:VAL:HB	1.38	0.88
1:1G:1502:A:H2	1:1G:1505:G:H1	1.20	0.88

Continued on next page...

Continued from previous page...

Atom-1	Atom-2	Interatomic distance (Å)	Clash overlap (Å)
1:13:737:A:H2'	1:13:738:C:H6	1.35	0.88
26:1H:330:A:HO2'	26:1H:331:A:H8	0.93	0.88
1:13:235:C:H5'	17:8I:70:ARG:HG2	1.55	0.88
26:14:2701:C:H3'	26:14:2702:U:H5''	1.54	0.88
26:1H:1778:U:H2'	26:1H:1784:A:N6	1.88	0.88
26:1H:265:A:H8	26:1H:266:G:H1'	1.39	0.88
26:1H:2407:G:OP1	58:1H:4630:HOH:O	1.92	0.88
1:13:74:C:H42	1:13:96:G:H1	1.19	0.88
26:1H:1327:C:OP2	58:1H:3643:HOH:O	1.91	0.88
26:1H:620:G:H4'	26:1H:621:A:H5''	1.54	0.87
26:1H:846:C:O2'	58:1H:3757:HOH:O	1.90	0.87
26:1H:2656:U:H3	26:1H:2665:A:H2	1.22	0.87
4:3E:107:ARG:HH22	4:3E:194:LEU:HD22	1.38	0.87
7:62:70:LYS:HG2	7:62:96:GLN:HB3	1.57	0.87
1:1G:21:G:OP1	58:1G:1836:HOH:O	1.92	0.87
26:1H:2533:A:OP2	58:1H:4420:HOH:O	1.92	0.87
1:13:352:C:OP1	58:13:1899:HOH:O	1.91	0.87
26:14:1997:G:OP2	58:14:3494:HOH:O	1.91	0.87
26:1H:510:C:OP1	58:1H:4662:HOH:O	1.90	0.87
14:5I:29:ARG:HH21	14:5I:41:ARG:HH12	1.18	0.87
26:14:2035:G:OP1	58:14:3603:HOH:O	1.92	0.87
41:85:92:ARG:HD3	41:85:94:ASN:HB3	1.57	0.87
26:1H:882:G:H22	26:1H:894:C:H42	1.20	0.86
26:14:446:G:OP2	58:14:3695:HOH:O	1.93	0.86
26:14:654(D):G:H22	26:14:654(Q):C:H42	1.23	0.86
26:1H:1453:A:OP2	58:1H:4658:HOH:O	1.92	0.86
1:13:768:A:OP2	58:13:1840:HOH:O	1.92	0.86
1:1G:521:G:O6	1:1G:528:C:N4	2.07	0.86
26:1H:748:G:OP2	58:1H:4460:HOH:O	1.92	0.86
37:88:12:GLN:HE21	37:88:72:LYS:HG3	1.38	0.86
13:4A:81:LEU:HD13	13:4A:88:ARG:HD2	1.56	0.86
26:14:2431:U:OP1	58:14:3415:HOH:O	1.94	0.86
26:14:751:A:OP1	58:14:3408:HOH:O	1.94	0.86
26:1H:945:A:OP1	58:1H:4113:HOH:O	1.94	0.86
26:14:1019:U:H3	26:14:1142(A):A:H62	1.24	0.86
26:14:249:C:OP1	58:14:3411:HOH:O	1.94	0.86
29:21:105:THR:OG1	29:21:199:ARG:NH2	2.08	0.86
26:14:1828:G:OP1	58:14:3449:HOH:O	1.94	0.86
2:12:42:ILE:HD11	2:12:202:PRO:HB2	1.57	0.85
26:14:1330:C:OP1	58:14:3641:HOH:O	1.94	0.85
26:14:662:G:H5'	36:35:15:ARG:HA	1.57	0.85

Continued on next page...

Continued from previous page...

Atom-1	Atom-2	Interatomic distance (Å)	Clash overlap (Å)
32:51:83:TYR:HB3	32:51:135:GLY:H	1.40	0.85
1:13:1003:G:N2	1:13:1037:C:N3	2.23	0.85
26:14:2588:G:OP1	58:14:3471:HOH:O	1.94	0.85
26:1H:1253:A:N7	58:1H:3713:HOH:O	2.08	0.85
26:1H:2432:A:OP2	58:1H:3905:HOH:O	1.92	0.85
42:95:71:LEU:N	42:95:86:GLY:HA2	1.91	0.85
17:8I:76:LEU:HD12	17:8I:77:VAL:H	1.42	0.85
39:A8:34:HIS:HB2	39:A8:36:TYR:HE1	1.41	0.85
1:13:21:G:OP1	58:13:1836:HOH:O	1.93	0.85
26:14:1327:C:OP2	58:14:3551:HOH:O	1.93	0.85
27:1J:15:A:H5'	27:1J:16:G:H8	1.42	0.85
26:14:1664:A:OP2	58:14:3497:HOH:O	1.91	0.85
26:14:400:G:N7	58:14:4115:HOH:O	2.10	0.85
26:1H:2608:G:N7	58:1H:3814:HOH:O	2.08	0.85
26:1H:860:U:H5	26:1H:917:A:C2	1.94	0.85
26:1H:2035:G:OP1	58:1H:3793:HOH:O	1.94	0.85
26:1H:1689:A:H62	26:1H:1698:A:H2	1.24	0.85
26:1H:574:C:OP1	58:1H:4544:HOH:O	1.94	0.85
11:2A:29:ILE:HG22	11:2A:44:SER:HB2	1.58	0.85
14:5A:21:TYR:HE1	14:5A:23:ARG:HE	1.23	0.85
1:13:1157:A:H61	1:13:1178:G:H21	1.25	0.84
26:1H:945:A:OP2	58:1H:4578:HOH:O	1.93	0.84
26:1H:442:G:H1'	30:31:48:THR:HG21	1.58	0.84
55:M5:52:LYS:HZ3	55:M5:53:PRO:HA	1.40	0.84
55:Q8:49:VAL:HB	55:Q8:52:LYS:O	1.77	0.84
26:1H:1828:G:OP1	58:1H:4688:HOH:O	1.93	0.84
26:1H:2502:G:OP2	58:1H:3629:HOH:O	1.92	0.84
1:13:812:C:N3	58:13:1809:HOH:O	2.09	0.84
26:14:848:G:H2'	26:14:849:A:H8	1.42	0.84
1:1G:1129:C:H41	1:1G:1141:C:H42	1.25	0.84
1:1G:396:G:O2'	1:1G:398:C:OP1	1.94	0.84
26:1H:1639:U:OP2	58:1H:4526:HOH:O	1.94	0.84
55:Q8:49:VAL:HG21	55:Q8:53:PRO:HD2	1.59	0.84
26:14:1327:C:OP2	58:14:3556:HOH:O	1.95	0.84
26:14:1845:G:N7	58:14:3856:HOH:O	2.10	0.84
1:1G:975:A:H4'	1:1G:976:G:H5''	1.59	0.84
26:1H:1164:G:H2'	26:1H:1165:U:C6	2.12	0.84
32:51:150:ALA:O	32:51:153:LYS:NZ	2.10	0.84
29:29:81:ILE:HG22	29:29:82:ARG:H	1.43	0.84
26:14:907:U:O2'	37:45:101:ARG:NH2	2.10	0.84
26:1H:1434:A:H61	26:1H:1558:A:N6	1.76	0.84

Continued on next page...

Continued from previous page...

Atom-1	Atom-2	Interatomic distance (Å)	Clash overlap (Å)
26:1H:2068:U:H3	26:1H:2430:A:H2	1.22	0.84
36:35:39:LYS:HD2	36:35:45:LEU:HD21	1.59	0.84
30:39:116:ASP:OD2	36:35:1:MET:N	2.09	0.84
26:14:910:A:H62	37:45:12:GLN:HA	1.41	0.84
26:1H:2452:C:OP1	58:1H:4435:HOH:O	1.95	0.84
8:7E:34:GLU:OE1	8:7E:37:ARG:NH1	2.10	0.84
26:1H:2400:G:H2'	26:1H:2401:U:H6	1.43	0.84
26:1H:780:G:H21	26:1H:783:A:H62	1.20	0.84
26:14:1037:G:O6	26:14:1118:C:N4	2.11	0.83
26:1H:577:G:O6	58:1H:4650:HOH:O	1.96	0.83
12:3I:32:PHE:HB3	12:3I:84:LEU:HD11	1.60	0.83
26:14:1622:G:OP2	58:14:3866:HOH:O	1.95	0.83
26:1H:1525:G:H2'	26:1H:1526:G:H8	1.43	0.83
26:1H:574:C:OP2	58:1H:4652:HOH:O	1.94	0.83
28:11:60:ARG:HD3	28:11:86:PRO:HB2	1.58	0.83
28:11:93:ALA:HB3	28:11:105:ILE:HG22	1.58	0.83
26:1H:1496:A:H8	26:1H:1577:C:HO2'	1.22	0.83
39:A8:7:TYR:HA	39:A8:10:ARG:HH21	1.43	0.83
26:14:1382:G:N7	58:14:3691:HOH:O	2.11	0.83
26:14:2267:A:OP2	58:14:3824:HOH:O	1.94	0.83
26:1H:226:G:H21	26:1H:228:A:H2	1.26	0.83
6:5E:50:TYR:OH	18:9I:74:ARG:O	1.94	0.83
26:1H:1019:U:HO2'	26:1H:1021:A:H2	1.27	0.83
26:1H:1332:G:OP1	58:1H:4561:HOH:O	1.96	0.83
9:82:128:ARG:NH2	23:2L:34:U:OP2	2.11	0.83
49:K8:50:ILE:HD12	49:K8:51:ARG:H	1.43	0.83
1:13:664:G:H22	1:13:741:G:H1	1.26	0.83
26:1H:450:G:OP2	58:1H:3893:HOH:O	1.96	0.83
1:13:975:A:H4'	1:13:976:G:H5''	1.58	0.83
26:1H:1249:U:OP1	58:1H:3886:HOH:O	1.97	0.83
26:1H:2781:A:H5''	26:1H:2782:G:H5'	1.60	0.83
1:13:606:G:N3	1:13:632:A:N6	2.27	0.83
26:1H:1794:U:H2'	26:1H:1795:C:H6	1.43	0.83
41:85:66:ASN:HB2	41:85:76:TYR:HB2	1.61	0.83
1:13:144:G:N2	1:13:178:C:O2	2.09	0.83
26:14:2331:G:H4'	47:E5:43:THR:H	1.44	0.83
26:1H:1658:C:OP1	58:1H:4531:HOH:O	1.95	0.83
26:1H:2056:G:OP2	58:1H:3624:HOH:O	1.96	0.83
26:1H:2447:G:OP2	58:1H:3853:HOH:O	1.96	0.83
27:1J:40:U:O2	27:1J:45:A:N6	2.10	0.83
30:31:6:VAL:N	30:31:24:LEU:O	2.12	0.83

Continued on next page...

Continued from previous page...

Atom-1	Atom-2	Interatomic distance (Å)	Clash overlap (Å)
26:1H:963:U:OP1	58:1H:3857:HOH:O	1.96	0.83
36:35:85:LEU:HA	36:35:88:LEU:HB3	1.59	0.82
18:9I:59:SER:HB3	18:9I:62:GLU:HB2	1.61	0.82
1:13:1145:C:H4'	1:13:1146:A:H5'	1.61	0.82
26:14:94:G:N3	49:G5:47:ASN:ND2	2.27	0.82
1:13:510:A:OP2	4:3E:49:ARG:NH2	2.11	0.82
40:B8:6:LEU:HA	40:B8:9:LEU:HB2	1.61	0.82
1:13:972:C:OP1	58:13:1830:HOH:O	1.98	0.82
26:14:848:G:H2'	26:14:849:A:C8	2.13	0.82
1:1G:827:U:H3	1:1G:872:A:H62	1.27	0.82
26:1H:1900:A:H5'	26:1H:1900:A:H8	1.45	0.82
46:D5:111:VAL:HB	46:D5:143:GLY:HA3	1.61	0.82
26:1H:676:A:H8	26:1H:2069:G:H21	1.27	0.82
26:1H:411:G:OP1	58:1H:4630:HOH:O	1.98	0.82
1:13:524:G:H2'	1:13:525:C:C6	2.15	0.82
8:7E:120:THR:H	8:7E:123:GLU:HB2	1.43	0.82
41:85:92:ARG:HD2	41:85:95:LEU:HD12	1.60	0.82
26:14:2499:C:OP1	58:14:4009:HOH:O	1.96	0.82
1:1G:957:U:O2'	1:1G:959:A:N7	2.12	0.82
1:1G:998:G:N2	1:1G:1043:C:N3	2.27	0.82
24:3K:76:A:H8	26:1H:2394:C:H42	1.25	0.82
49:G5:25:VAL:HG12	49:G5:60:LEU:HD23	1.60	0.82
46:H8:76:LEU:HD22	46:H8:76:LEU:H	1.44	0.82
54:L5:35:ARG:HG3	54:L5:42:LEU:HD11	1.59	0.82
26:14:1041:C:H42	26:14:1114:G:H22	1.25	0.82
26:14:2127:G:O6	26:14:2161:C:N4	2.13	0.82
26:1H:910:A:N7	37:88:13:GLN:HG3	1.94	0.82
33:69:75:LEU:HD22	33:69:76:THR:H	1.44	0.82
26:1H:1410:G:O6	26:1H:1592:C:N4	2.09	0.82
32:51:30:LYS:HE3	32:51:81:GLU:H	1.45	0.82
26:1H:2033:A:OP1	58:1H:4060:HOH:O	1.98	0.81
24:3L:52:G:H1	24:3L:62:C:H42	1.26	0.81
46:D5:5:LEU:HG	46:D5:47:VAL:HG21	1.61	0.81
1:13:736:C:H2'	1:13:737:A:C8	2.14	0.81
26:1H:2502:G:N7	58:1H:3855:HOH:O	2.13	0.81
26:14:631:A:OP2	55:M5:47:LYS:NZ	2.10	0.81
26:1H:624:C:OP1	58:1H:4303:HOH:O	1.97	0.81
33:69:102:SER:O	33:69:106:GLY:N	2.13	0.81
37:88:14:ARG:HG2	37:88:41:TRP:HH2	1.45	0.81
26:14:1022:G:O2'	26:14:1024:G:O6	1.96	0.81
2:1E:21:ARG:HB2	2:1E:39:ILE:HA	1.61	0.81

Continued on next page...

Continued from previous page...

Atom-1	Atom-2	Interatomic distance (Å)	Clash overlap (Å)
1:1G:976:G:N2	1:1G:1362(A):C:OP2	2.09	0.81
26:1H:602:G:HO2'	26:1H:604:G:HO2'	1.24	0.81
26:14:2264:C:N4	47:E5:15:ASP:OD2	2.11	0.81
26:14:1309:G:N7	58:14:3847:HOH:O	2.12	0.81
1:1G:1162:C:H42	1:1G:1174:G:H1	1.29	0.81
30:31:29:ASN:H	30:31:112:MET:HE1	1.45	0.81
46:H8:108:PRO:HB2	46:H8:112:ARG:HA	1.62	0.81
26:14:1970:A:OP1	58:14:3455:HOH:O	1.98	0.81
26:14:958:U:OP2	37:45:14:ARG:NH1	2.13	0.81
26:1H:187:G:OP2	58:1H:4410:HOH:O	1.98	0.81
26:1H:2712(A):A:OP2	58:1H:3670:HOH:O	1.97	0.81
1:13:1110:A:OP2	58:13:1960:HOH:O	1.98	0.81
1:1G:673:G:H2'	1:1G:674:G:C8	2.16	0.81
26:14:2873:A:H8	38:55:6:SER:H	1.29	0.81
48:J8:83:GLU:HG2	48:J8:85:LEU:H	1.46	0.81
1:13:1004:A:O5'	1:13:1025:U:N3	2.12	0.81
26:14:1658:C:OP1	58:14:3490:HOH:O	1.99	0.81
1:1G:1452:C:H4'	1:1G:1453:G:H5'	1.63	0.81
7:62:20:ASP:HB3	7:62:23:VAL:HG23	1.62	0.81
55:Q8:53:PRO:HA	55:Q8:55:ALA:N	1.96	0.81
26:1H:1828:G:OP2	58:1H:4634:HOH:O	1.97	0.81
26:1H:732:C:OP2	58:1H:4074:HOH:O	1.98	0.81
30:39:5:ALA:HB1	30:39:125:LEU:HD21	1.63	0.81
36:78:47:ASP:OD2	36:78:50:ARG:NH2	2.14	0.81
1:13:352:C:O2'	1:13:354:G:OP1	1.98	0.81
1:1G:475:G:OP1	16:7A:81:ARG:NH2	2.13	0.81
1:13:36:C:OP1	12:3I:123:LYS:NZ	2.13	0.81
38:98:12:ARG:HD3	38:98:16:HIS:CG	2.15	0.81
45:G8:30:VAL:HG22	45:G8:37:VAL:HG12	1.63	0.81
1:13:1240:U:OP2	7:6E:116:ALA:N	2.13	0.81
26:1H:2256:G:N7	58:1H:4119:HOH:O	2.12	0.81
19:AA:60:VAL:HG21	19:AA:74:PHE:HB3	1.63	0.81
26:1H:1952:A:C5	35:68:22:ILE:HD11	2.15	0.80
38:98:12:ARG:HG2	38:98:12:ARG:HH11	1.44	0.80
19:AA:29:ARG:HH11	19:AA:48:THR:HG23	1.46	0.80
1:13:1027:C:N4	1:13:1032(A):G:O6	2.14	0.80
26:1H:2598:A:OP1	58:1H:3652:HOH:O	2.00	0.80
1:1G:411:A:H62	1:1G:413:G:H21	1.28	0.80
26:1H:2392:A:H2	26:1H:2424:C:H42	1.30	0.80
11:2A:32:ILE:HD11	11:2A:68:ALA:HB1	1.63	0.80
26:1H:2210:G:H5'	26:1H:2211:G:C8	2.17	0.80

Continued on next page...

Continued from previous page...

Atom-1	Atom-2	Interatomic distance (Å)	Clash overlap (Å)
26:1H:1257:C:H4'	30:31:83:PHE:CD1	2.17	0.80
28:11:146:GLU:HB2	28:11:189:CYS:HB3	1.63	0.80
26:14:259:G:H21	26:14:621:A:H8	1.29	0.80
26:1H:2584:U:H2'	26:1H:2585:U:H2'	1.64	0.80
27:1J:5:C:H42	27:1J:115:G:H1	1.30	0.80
8:7E:27:PRO:O	8:7E:32:LYS:NZ	2.15	0.80
26:14:2074:U:OP1	58:14:3403:HOH:O	1.98	0.80
26:14:2392:A:H2	26:14:2424:C:H42	1.26	0.80
26:1H:1780:A:OP1	58:1H:3626:HOH:O	1.99	0.80
26:1H:265:A:C8	26:1H:266:G:H1'	2.15	0.80
26:1H:2713:A:OP2	58:1H:3673:HOH:O	2.00	0.80
7:6E:111:ARG:NH1	7:6E:113:GLU:OE2	2.14	0.80
26:14:833:U:O2	36:35:55:ARG:NH1	2.14	0.80
21:1B:8:THR:HG22	21:1B:11:GLY:H	1.47	0.80
26:1H:1484:G:N2	26:1H:1505:C:O2	2.14	0.80
26:1H:945:A:OP1	58:1H:4115:HOH:O	2.00	0.80
26:14:2210:G:O5'	26:14:2211:G:N2	2.14	0.80
26:1H:1152:C:H3'	58:1H:4003:HOH:O	1.80	0.79
26:14:459:U:H5''	54:L5:40:TRP:CD2	2.17	0.79
1:13:504:C:OP1	58:13:1880:HOH:O	2.00	0.79
26:14:141:A:H8	26:14:1595:G:H21	1.28	0.79
28:19:69:ARG:NH2	28:19:128:GLY:O	2.15	0.79
1:1G:1298:C:OP2	7:62:114:ARG:NH2	2.15	0.79
26:14:1774:C:OP1	58:14:4078:HOH:O	1.98	0.79
1:13:659:U:H2'	1:13:660:G:C8	2.17	0.79
26:14:1678:G:H22	26:14:1989:G:H22	1.28	0.79
26:1H:1061:U:H4'	26:1H:1070:A:H1'	1.64	0.79
3:22:141:VAL:HA	3:22:144:SER:HB3	1.64	0.79
36:78:19:VAL:HB	36:78:27:HIS:HB2	1.62	0.79
17:8I:76:LEU:HD11	17:8I:79:SER:HB3	1.64	0.79
1:13:1500:A:OP1	58:13:1804:HOH:O	2.00	0.79
26:1H:1386:C:H2'	26:1H:1387:C:H6	1.47	0.79
29:21:105:THR:HG22	29:21:106:GLY:H	1.44	0.79
35:25:115:VAL:HG13	35:25:121:VAL:HG21	1.63	0.79
30:39:78:ILE:HA	30:39:83:PHE:CD2	2.17	0.79
44:B5:27:THR:HB	44:B5:80:ILE:HG22	1.63	0.79
26:14:453:C:OP1	58:14:4019:HOH:O	2.00	0.79
51:I5:22:ILE:HG12	51:I5:23:GLU:H	1.47	0.79
29:21:135:HIS:CD2	58:21:405:HOH:O	2.35	0.79
23:2K:62:C:H2'	23:2K:63:C:H6	1.47	0.79
36:78:29:LYS:HD3	36:78:30:THR:HG22	1.63	0.79

Continued on next page...

Continued from previous page...

Atom-1	Atom-2	Interatomic distance (Å)	Clash overlap (Å)
52:N8:40:LYS:HZ3	52:N8:46:CYS:HB3	1.47	0.79
30:39:25:PRO:HB2	30:39:27:GLU:H	1.47	0.79
20:BI:71:THR:HG22	20:BI:72:LEU:H	1.45	0.79
1:13:538:G:H5''	12:3I:114:LYS:HB2	1.64	0.79
1:1G:1141:C:H2'	1:1G:1142:G:H8	1.47	0.79
26:14:2610:C:O2'	58:14:3716:HOH:O	1.97	0.78
2:1E:82:ARG:NE	2:1E:92:TYR:OH	2.16	0.78
29:29:66:HIS:NE2	29:29:73:GLU:OE1	2.16	0.78
5:42:31:LEU:HA	5:42:45:PHE:HB2	1.66	0.78
33:61:39:ALA:HB1	33:61:44:LEU:HD13	1.64	0.78
42:95:71:LEU:H	42:95:86:GLY:HA2	1.47	0.78
26:1H:2593:U:H2'	26:1H:2594:C:H6	1.48	0.78
10:1I:22:LYS:NZ	10:1I:88:LEU:O	2.17	0.78
5:4E:33:VAL:HG11	5:4E:109:ILE:HG12	1.65	0.78
26:1H:1658:C:OP1	58:1H:4532:HOH:O	1.99	0.78
26:1H:2057:A:OP2	58:1H:3621:HOH:O	2.00	0.78
26:1H:801:G:OP2	58:1H:4182:HOH:O	1.99	0.78
30:31:167:ALA:HB1	30:31:173:VAL:HG11	1.65	0.78
26:1H:674:G:H1'	30:31:74:ARG:HD3	1.64	0.78
12:3A:60:LEU:HB2	12:3A:64:TYR:HB2	1.65	0.78
5:42:81:GLU:HG2	5:42:90:VAL:HG13	1.66	0.78
5:4E:110:LEU:HD13	5:4E:118:ILE:HD13	1.64	0.78
34:58:65:LYS:HB3	34:58:69:GLN:HG3	1.64	0.78
20:BI:57:ARG:HH22	20:BI:102:GLY:HA2	1.49	0.78
26:14:1858:G:O2'	26:14:1884:A:N6	2.16	0.78
1:1G:961:U:O2	1:1G:1201:A:N6	2.16	0.78
26:1H:1138:G:H21	34:58:106:MET:HE3	1.45	0.78
26:1H:1643:G:N7	58:1H:3942:HOH:O	2.16	0.78
29:29:61:ARG:HA	29:29:63:LEU:HG	1.66	0.78
30:31:29:ASN:N	30:31:112:MET:HE1	1.99	0.78
30:39:103:LYS:HA	30:39:106:ARG:HG3	1.66	0.78
12:3A:59:ARG:NH2	12:3A:65:GLU:OE1	2.17	0.78
26:1H:2431:U:OP2	58:1H:3908:HOH:O	2.01	0.78
1:1G:36:C:OP1	12:3A:123:LYS:NZ	2.16	0.78
1:13:1023:G:H3'	1:13:1024:G:H5''	1.64	0.78
26:1H:860:U:C5	26:1H:917:A:H2	2.02	0.78
5:42:33:VAL:HG21	5:42:109:ILE:HG12	1.63	0.78
31:41:105:LYS:HE2	51:M8:26:SER:HB2	1.65	0.78
1:13:736:C:H2'	1:13:737:A:H8	1.48	0.78
26:14:1225:C:O3'	42:95:85:LYS:HA	1.83	0.78
26:14:273(C):C:H42	26:14:363(C):G:H1	1.29	0.78

Continued on next page...

Continued from previous page...

Atom-1	Atom-2	Interatomic distance (Å)	Clash overlap (Å)
26:1H:1516:U:H2'	26:1H:1517:G:H8	1.48	0.78
26:1H:2502:G:OP2	58:1H:3631:HOH:O	2.01	0.78
26:1H:761:A:N7	58:1H:4073:HOH:O	2.17	0.78
22:1L:74:C:N4	26:14:2554:U:O2	2.16	0.78
29:21:135:HIS:HE1	58:21:404:HOH:O	1.45	0.78
42:95:35:LEU:O	42:95:37:VAL:HG22	1.83	0.78
46:D5:27:VAL:HG12	46:D5:87:ASP:HB3	1.65	0.78
1:13:262:A:H2'	1:13:263:A:C8	2.19	0.78
26:1H:763:G:OP1	58:1H:3691:HOH:O	2.01	0.78
26:1H:878:A:N6	26:1H:899:A:O2'	2.17	0.78
26:1H:510:C:OP1	58:1H:4667:HOH:O	2.02	0.78
26:1H:67:U:H3	26:1H:74:A:H2	1.30	0.78
3:22:11:ARG:NH2	3:22:177:THR:O	2.17	0.78
32:51:4:ILE:HD13	32:51:4:ILE:H	1.49	0.78
9:82:9:ARG:HG2	9:82:14:VAL:HG22	1.66	0.78
41:85:28:ARG:NH1	41:85:38:THR:OG1	2.16	0.78
48:F5:24:ALA:HB3	48:F5:27:GLU:HG3	1.66	0.78
26:14:607:U:H3	26:14:621:A:H2	1.29	0.77
1:13:1367:C:H5'	10:11:60:ARG:HH21	1.49	0.77
26:1H:2636:U:OP1	29:21:79:ARG:HA	1.84	0.77
7:62:79:ARG:HG2	7:62:84:ASN:HB3	1.66	0.77
1:1G:560:U:H5'	1:1G:566:G:N2	1.99	0.77
26:1H:1171:G:N2	26:1H:1178:C:N3	2.32	0.77
26:1H:248:G:H5'	26:1H:250:G:N7	1.98	0.77
30:39:101:LEU:O	30:39:106:ARG:NH1	2.17	0.77
24:3L:18:G:H2'	24:3L:57:G:H1	1.46	0.77
13:4A:57:ARG:HH12	51:15:17:GLY:HA3	1.49	0.77
39:65:3:ARG:HE	39:65:4:LEU:N	1.82	0.77
44:F8:24:GLY:HA3	44:F8:82:GLN:HE22	1.50	0.77
46:H8:62:PRO:C	46:H8:64:GLY:HA2	2.05	0.77
26:14:1890:A:OP2	58:14:3914:HOH:O	2.02	0.77
26:14:2448:A:OP1	58:14:4009:HOH:O	2.03	0.77
26:14:660:G:H21	36:35:12:ALA:HB2	1.49	0.77
41:85:90:VAL:HA	42:95:39:LEU:HD23	1.64	0.77
26:1H:1727:U:H3	26:1H:1733:G:H1	1.32	0.77
26:1H:654(D):G:H1	26:1H:654(Q):C:H42	1.31	0.77
26:1H:878:A:N6	26:1H:899:A:HO2'	1.82	0.77
26:14:2415:G:H4'	36:35:67:MET:H	1.50	0.77
1:1G:324:G:N7	58:1G:1848:HOH:O	2.17	0.77
5:4E:8:GLU:OE1	5:4E:63:ARG:NH2	2.17	0.77
20:BA:50:GLU:HA	20:BA:100:ILE:HG21	1.67	0.77

Continued on next page...

Continued from previous page...

Atom-1	Atom-2	Interatomic distance (Å)	Clash overlap (Å)
46:H8:163:LEU:HB3	46:H8:165:VAL:H	1.50	0.77
1:1G:1310:G:H5'	13:4A:77:ASN:HD21	1.48	0.77
26:1H:2057:A:OP2	58:1H:3624:HOH:O	2.01	0.77
13:4A:82:MET:HG2	13:4A:83:ASP:H	1.49	0.77
40:75:1:MET:HB3	40:75:5:ALA:HB3	1.66	0.77
17:8I:88:TYR:HD1	17:8I:89:LEU:HD23	1.48	0.77
19:AI:15:LEU:HB2	19:AI:31:ILE:HD11	1.66	0.77
28:19:60:ARG:NH1	28:19:86:PRO:O	2.17	0.77
26:1H:987:G:OP2	58:1H:3995:HOH:O	2.02	0.77
33:61:73:GLU:HG3	33:61:136:VAL:HG23	1.67	0.77
26:14:2250:G:C4	37:45:82:ARG:HG3	2.20	0.77
1:1G:1149:C:OP2	9:82:9:ARG:NH1	2.18	0.77
1:1G:999:U:H2'	1:1G:1000:A:H8	1.50	0.77
30:31:66:PRO:O	30:31:67:GLN:HB3	1.84	0.77
9:82:112:LYS:HA	9:82:119:ALA:HB2	1.66	0.77
1:13:177:C:OP1	20:BI:65:LYS:NZ	2.16	0.77
26:14:240:G:O6	58:14:3613:HOH:O	2.03	0.77
29:29:12:THR:O	29:29:23:VAL:HG23	1.85	0.77
37:45:26:TYR:O	37:45:28:ALA:N	2.17	0.77
43:E8:14:PRO:HB3	43:E8:18:ARG:HH12	1.49	0.77
46:H8:7:ALA:HB2	46:H8:59:LEU:HD22	1.67	0.77
26:14:140:A:H8	26:14:1408:C:HO2'	1.27	0.76
26:14:1676:A:OP2	58:14:3433:HOH:O	2.02	0.76
26:14:1970:A:OP2	58:14:3458:HOH:O	2.03	0.76
1:1G:179:A:OP2	58:1G:1895:HOH:O	2.03	0.76
1:1G:500:G:N2	1:1G:545:C:O2	2.18	0.76
26:1H:2685:G:N7	58:1H:4089:HOH:O	2.18	0.76
1:1G:353:A:H8	1:1G:353:A:H5'	1.50	0.76
26:14:802:A:OP1	58:14:3908:HOH:O	2.02	0.76
1:1G:1028(A):C:O2	1:1G:1033:G:N2	2.17	0.76
26:1H:2785:C:OP1	29:21:41:LYS:NZ	2.16	0.76
13:4A:97:PRO:HA	13:4A:110:ARG:HD3	1.67	0.76
26:14:1664:A:OP1	58:14:3504:HOH:O	2.04	0.76
26:14:152:G:H1	26:14:174:C:H42	1.30	0.76
26:14:2207:C:H42	26:14:2217:G:H1	1.33	0.76
27:16:42:C:O3'	31:41:67:LYS:NZ	2.16	0.76
1:1G:588:G:H1	1:1G:651:C:H42	1.34	0.76
39:65:106:ARG:NH1	39:65:107:GLU:OE2	2.18	0.76
46:H8:19:ARG:NH1	46:H8:84:GLU:O	2.19	0.76
1:13:601:C:H2'	1:13:602:A:C8	2.19	0.76
26:14:629:G:O6	26:14:634:C:N4	2.17	0.76

Continued on next page...

Continued from previous page...

Atom-1	Atom-2	Interatomic distance (Å)	Clash overlap (Å)
1:1G:979:C:H3'	1:1G:980:C:H5''	1.67	0.76
26:1H:2718:G:N7	58:1H:4512:HOH:O	2.17	0.76
1:1G:426:G:OP1	4:32:36:ARG:NH2	2.18	0.76
33:69:130:TYR:HB3	33:69:136:VAL:HG13	1.67	0.76
46:D5:44:PHE:HE2	46:D5:86:VAL:HG11	1.51	0.76
26:14:1048:A:N6	26:14:1112:G:O2'	2.18	0.76
26:14:2287:A:H62	26:14:2344:U:H3	1.32	0.76
26:14:397:G:N7	58:14:3932:HOH:O	2.19	0.76
26:14:509:C:OP1	58:14:3884:HOH:O	2.04	0.76
26:1H:1557:C:OP2	26:1H:1558:A:O2'	2.04	0.76
26:14:1060:U:H4'	26:14:1061:U:H5''	1.68	0.76
26:14:2120:G:N2	26:14:2178:C:N3	2.34	0.76
26:14:578:A:OP2	58:14:3576:HOH:O	2.02	0.76
26:14:630:G:N2	26:14:633:A:OP2	2.16	0.76
26:1H:1701:A:OP2	58:1H:4389:HOH:O	2.04	0.76
26:1H:2759:G:OP2	58:1H:4474:HOH:O	2.02	0.76
26:1H:761:A:OP1	58:1H:3689:HOH:O	2.03	0.76
28:11:223:GLY:HA3	28:11:231:HIS:ND1	2.01	0.76
1:13:692:U:O2'	1:13:694:A:N7	2.19	0.76
26:1H:2028:U:O4	58:1H:4060:HOH:O	2.03	0.76
1:1G:1074:G:O2'	1:1G:1101:A:N1	2.18	0.76
29:21:111:ARG:HD3	29:21:160:TYR:CD2	2.21	0.76
4:3E:9:CYS:HB3	4:3E:32:ALA:HB2	1.67	0.76
31:49:41:GLN:NE2	31:49:154:GLY:O	2.19	0.76
26:14:2114:A:N6	26:14:2119:A:N7	2.34	0.76
26:14:2272:U:O4	58:14:3822:HOH:O	2.00	0.76
26:14:2375:G:N7	58:14:3706:HOH:O	2.17	0.76
26:1H:1952:A:C6	35:68:22:ILE:HD11	2.20	0.76
29:21:131:ALA:HB1	58:21:404:HOH:O	1.86	0.76
3:22:152:ILE:HG12	3:22:167:TRP:HB2	1.67	0.76
26:14:2786:U:O2'	29:29:62:PRO:O	2.02	0.76
35:25:73:ASP:OD2	40:75:32:TYR:OH	2.04	0.76
55:Q8:30:ARG:HG3	55:Q8:30:ARG:HH11	1.51	0.76
55:Q8:49:VAL:HG12	55:Q8:52:LYS:HB2	1.68	0.76
26:1H:862:G:OP2	58:1H:3993:HOH:O	2.02	0.75
1:13:1366:C:O2'	10:1I:60:ARG:NH2	2.20	0.75
19:AI:78:ARG:HE	19:AI:78:ARG:H	1.28	0.75
1:13:272:C:H2'	1:13:273:A:H8	1.51	0.75
1:1G:1238:A:N3	1:1G:1241:G:O2'	2.19	0.75
1:1G:156:G:N2	1:1G:165:C:O2	2.16	0.75
1:1G:195:A:OP2	58:1G:1894:HOH:O	2.04	0.75

Continued on next page...

Continued from previous page...

Atom-1	Atom-2	Interatomic distance (Å)	Clash overlap (Å)
26:1H:270(E):G:H1	26:1H:270(U):C:H42	1.32	0.75
33:61:110:ASP:OD1	33:61:110:ASP:N	2.19	0.75
1:13:1306:A:H61	1:13:1331:G:H1'	1.52	0.75
26:14:2782:G:OP2	58:14:3786:HOH:O	2.03	0.75
34:15:56:ASN:HA	34:15:125:GLY:H	1.52	0.75
26:1H:1478:G:H2'	26:1H:1479:G:H8	1.49	0.75
26:1H:1676:A:OP2	58:1H:3708:HOH:O	2.04	0.75
11:2A:48:ILE:HD11	11:2A:64:ALA:HA	1.68	0.75
26:1H:1381:G:N7	58:1H:4562:HOH:O	2.18	0.75
11:2I:34:ASP:HB3	11:2I:40:ILE:HD11	1.68	0.75
4:3E:25:ARG:NH1	4:3E:30:LYS:O	2.20	0.75
26:1H:1314:C:OP1	58:1H:4561:HOH:O	2.03	0.75
26:1H:330:A:O2'	26:1H:331:A:H8	1.69	0.75
26:1H:883:G:O6	26:1H:893:C:N4	2.18	0.75
34:58:96:GLU:HG2	34:58:97:ARG:N	1.99	0.75
1:1G:547:A:OP1	58:1G:1804:HOH:O	2.05	0.75
1:1G:768:A:OP2	58:1G:1811:HOH:O	2.03	0.75
31:49:161:THR:HG22	31:49:163:ALA:H	1.51	0.75
31:49:56:ALA:HA	31:49:59:GLU:HB2	1.69	0.75
16:7A:53:VAL:HG13	16:7A:79:VAL:HG22	1.67	0.75
26:1H:1153:C:OP2	58:1H:4000:HOH:O	2.03	0.75
26:1H:1900:A:C8	26:1H:1900:A:H5'	2.22	0.75
26:1H:620:G:H4'	26:1H:621:A:C5'	2.17	0.75
26:1H:2709:G:O2'	58:1H:3679:HOH:O	2.04	0.75
26:1H:999:U:OP2	58:1H:4004:HOH:O	2.04	0.75
40:75:4:GLY:HA2	40:75:8:LYS:HZ3	1.52	0.75
26:14:1729:A:H2'	26:14:1731:G:N2	2.02	0.75
26:1H:270(E):G:N2	26:1H:270(U):C:N3	2.33	0.75
36:35:55:ARG:HG2	36:35:56:SER:H	1.52	0.75
26:14:912:C:OP1	37:45:8:LYS:NZ	2.20	0.75
7:62:113:GLU:O	7:62:119:ARG:HD3	1.86	0.75
26:14:2705:A:OP2	58:14:3522:HOH:O	2.05	0.74
30:39:120:GLU:HG3	30:39:122:LYS:HZ2	1.51	0.74
1:13:1305:G:H21	1:13:1331:G:H2'	1.51	0.74
1:13:717:C:H5''	1:13:717:C:H6	1.51	0.74
1:13:737:A:H2'	1:13:738:C:C6	2.22	0.74
26:14:654(B):C:O2	26:14:654(S):G:N2	2.19	0.74
34:58:39:ARG:NH2	34:58:41:ASP:OD2	2.20	0.74
26:14:1636:C:OP2	58:14:4091:HOH:O	2.04	0.74
40:B8:108:ARG:HA	40:B8:111:ARG:NE	2.02	0.74
23:2K:47:7MG:H81	23:2K:48:U:H5	1.53	0.74

Continued on next page...

Continued from previous page...

Atom-1	Atom-2	Interatomic distance (Å)	Clash overlap (Å)
40:B8:26:ASP:HB2	40:B8:91:ARG:HA	1.69	0.74
46:H8:151:HIS:ND1	46:H8:169:GLU:O	2.19	0.74
1:1G:785:G:N7	58:1G:1860:HOH:O	2.19	0.74
9:82:111:ARG:HB3	9:82:113:LYS:HE2	1.68	0.74
55:Q8:34:TRP:CB	55:Q8:35:GLN:HA	2.17	0.74
1:13:1003:G:H1	1:13:1037:C:H42	1.33	0.74
1:13:1286:A:H5'	21:1F:26:LYS:HB2	1.69	0.74
26:14:2581:G:O6	58:14:3718:HOH:O	2.02	0.74
1:13:926:G:N2	25:4K:15:A:OP2	2.19	0.74
41:85:90:VAL:HG22	42:95:39:LEU:HB3	1.68	0.74
38:98:29:LEU:HB3	38:98:75:LEU:HD11	1.67	0.74
1:13:1454:G:OP1	20:BI:39:LYS:NZ	2.14	0.74
26:14:973:A:OP2	58:14:4007:HOH:O	2.04	0.74
39:A8:34:HIS:HB2	39:A8:36:TYR:CE1	2.23	0.74
48:J8:92:LYS:HA	48:J8:95:LEU:HB2	1.70	0.74
55:Q8:46:ARG:NH2	55:Q8:48:PHE:HB3	1.99	0.74
26:14:1298:C:OP2	58:14:4064:HOH:O	2.04	0.74
26:14:2498:C:OP2	58:14:4053:HOH:O	2.06	0.74
27:16:7:G:H4'	39:A8:29:PHE:CD2	2.23	0.74
26:1H:860:U:H5	26:1H:917:A:H2	1.32	0.74
29:29:23:VAL:HG11	29:29:183:LEU:HD23	1.68	0.74
36:35:30:THR:HG21	36:35:35:HIS:H	1.53	0.74
1:13:1129:C:H4'	1:13:1130:A:H5'	1.70	0.74
26:14:2357:U:OP1	47:E5:20:ARG:NH1	2.21	0.74
1:1G:1125:U:O4	10:1A:5:ARG:NH1	2.21	0.74
26:1H:1516:U:H2'	26:1H:1517:G:C8	2.23	0.74
26:1H:392:C:OP1	58:1H:3749:HOH:O	2.06	0.74
15:6I:6:GLU:HA	15:6I:9:GLN:HB2	1.69	0.74
17:8I:13:ASP:OD1	17:8I:14:LYS:NZ	2.19	0.74
41:C8:92:ARG:O	41:C8:94:ASN:N	2.20	0.74
46:D5:71:VAL:HA	46:D5:88:PHE:HA	1.69	0.74
1:1G:1213:A:N6	1:1G:1215:G:N3	2.35	0.74
26:1H:4:C:O2	26:1H:2899:G:N2	2.20	0.74
11:2I:107:SER:HA	18:9I:87:ARG:HD2	1.70	0.74
53:K5:24:GLU:HG3	53:K5:25:LYS:H	1.52	0.74
1:13:1224:G:C6	1:13:1322:C:H1'	2.23	0.73
1:13:1500:A:OP1	58:13:1802:HOH:O	2.06	0.73
1:13:673:G:H2'	1:13:674:G:C8	2.23	0.73
26:14:450:G:OP2	58:14:4104:HOH:O	2.05	0.73
26:1H:1359:A:H2	26:1H:1372:U:O4	1.70	0.73
26:1H:2115:G:N2	26:1H:2172:U:O2	2.21	0.73

Continued on next page...

Continued from previous page...

Atom-1	Atom-2	Interatomic distance (Å)	Clash overlap (Å)
26:1H:802:A:OP1	58:1H:4587:HOH:O	2.06	0.73
26:1H:2580:U:H4'	29:21:130:GLY:HA3	1.70	0.73
37:88:135:ASP:HB3	37:88:137:TYR:H	1.51	0.73
26:14:1642:G:N7	58:14:3951:HOH:O	2.21	0.73
26:14:654:A:O2'	26:14:654(A):A:N7	2.21	0.73
26:1H:1036:G:N2	26:1H:1119:C:O2	2.20	0.73
36:35:71:VAL:HG13	36:35:72:PRO:HD3	1.70	0.73
28:11:142:VAL:HG23	28:11:193:VAL:HA	1.69	0.73
26:14:2000:G:OP2	58:14:3947:HOH:O	2.05	0.73
26:14:399:G:OP2	58:14:4113:HOH:O	2.05	0.73
10:1A:3:LYS:N	10:1A:74:ILE:O	2.21	0.73
26:1H:1430:C:H2'	26:1H:1431:U:C6	2.22	0.73
26:1H:1899:G:H22	26:1H:1902:C:H5	1.37	0.73
26:1H:2794:C:N4	26:1H:2802:G:O6	2.21	0.73
26:1H:563:G:OP2	58:1H:3635:HOH:O	2.05	0.73
10:1I:28:ARG:HG3	10:1I:34:VAL:HG22	1.69	0.73
4:3E:15:GLU:OE2	4:3E:59:ARG:NH2	2.20	0.73
1:13:150:C:H2'	1:13:151:A:H8	1.52	0.73
26:14:2652:C:H42	26:14:2668:G:H1	1.36	0.73
26:14:619:G:H5''	26:14:620:G:N2	2.04	0.73
26:1H:2308:G:N1	26:1H:2311:A:H2	1.86	0.73
29:29:9:VAL:HG12	40:75:8:LYS:HZ1	1.52	0.73
23:2K:16:C:OP2	23:2K:17:C:N4	2.21	0.73
31:41:64:THR:HG23	31:41:94:LEU:HD13	1.69	0.73
48:J8:91:LYS:O	48:J8:94:LEU:N	2.20	0.73
1:1G:1251:A:H2'	1:1G:1252:A:C8	2.23	0.73
1:1G:639:G:H2'	1:1G:640:A:H8	1.52	0.73
26:1H:1113:U:H5'	32:51:2:SER:HB2	1.70	0.73
26:1H:120:U:OP2	58:1H:4135:HOH:O	2.05	0.73
40:75:4:GLY:O	40:75:7:ILE:N	2.22	0.73
9:8E:50:LEU:HD23	9:8E:85:LEU:HD11	1.70	0.73
20:BI:69:GLY:O	20:BI:73:HIS:NE2	2.22	0.73
53:K5:28:ARG:HB3	53:K5:32:ASN:HA	1.68	0.73
26:14:1754:C:OP1	40:75:96:ARG:NH1	2.20	0.73
26:14:1839:G:OP2	58:14:3985:HOH:O	2.06	0.73
1:1G:1003:G:N2	1:1G:1037:C:O2	2.15	0.73
26:1H:400:G:O6	58:1H:4042:HOH:O	2.03	0.73
46:H8:165:VAL:HB	46:H8:166:SER:HA	1.71	0.73
26:14:84:A:N6	26:14:102:G:O2'	2.16	0.73
1:1G:192:U:H2'	1:1G:193:C:H6	1.52	0.73
26:1H:2593:U:H2'	26:1H:2594:C:C6	2.23	0.73

Continued on next page...

Continued from previous page...

Atom-1	Atom-2	Interatomic distance (Å)	Clash overlap (Å)
26:1H:409:C:OP1	58:1H:3749:HOH:O	2.06	0.73
1:1G:426:G:OP1	4:32:38:TYR:OH	2.05	0.73
36:35:14:LYS:O	36:35:16:ARG:N	2.22	0.73
42:95:57:VAL:HG23	42:95:99:ILE:H	1.53	0.73
55:M5:40:GLU:H	55:M5:43:GLN:HG3	1.53	0.73
1:13:533:A:OP1	58:13:1870:HOH:O	2.06	0.73
26:14:1257:C:H4'	30:39:83:PHE:CE1	2.24	0.73
26:14:2121:G:H1	26:14:2177:C:H42	1.35	0.73
26:14:882:G:H22	26:14:894:C:N4	1.87	0.73
26:1H:1077:A:H3'	26:1H:1078:U:H5'	1.70	0.73
26:1H:2400:G:H2'	26:1H:2401:U:C6	2.23	0.73
26:1H:49:A:N7	26:1H:120:U:H5	1.85	0.73
4:32:18:LYS:HD3	4:32:31:CYS:SG	2.29	0.73
30:39:25:PRO:HB3	30:39:28:ILE:HG23	1.70	0.73
5:4E:45:PHE:CE2	5:4E:47:LYS:HD2	2.24	0.73
26:1H:2392:A:H8	36:78:61:ARG:HG2	1.53	0.73
38:98:56:LYS:NZ	38:98:90:ARG:O	2.20	0.73
39:A8:25:ARG:NH1	39:A8:42:ASP:OD2	2.22	0.73
46:D5:139:VAL:HG13	46:D5:156:LYS:HE2	1.70	0.73
1:13:1007:C:H42	1:13:1022:G:H1	1.36	0.73
26:14:2502:G:OP2	58:14:4030:HOH:O	2.06	0.73
27:16:80:U:H2'	27:16:81:G:H21	1.53	0.73
26:1H:1055:G:O2'	26:1H:1086:A:N6	2.22	0.73
26:1H:176:G:O2'	26:1H:177:G:H5'	1.89	0.73
10:1I:34:VAL:HG12	10:1I:74:ILE:HG23	1.70	0.73
24:3L:11:C:H2'	24:3L:12:U:H6	1.54	0.73
36:78:52:GLU:HG3	36:78:57:THR:HA	1.71	0.73
42:95:70:ILE:N	42:95:86:GLY:O	2.18	0.73
26:14:1899:G:N2	26:14:1902:C:N4	2.36	0.73
1:1G:1316:G:H22	1:1G:1319:A:H5''	1.52	0.73
26:1H:1438:U:H2'	26:1H:1439:A:H8	1.54	0.73
26:1H:2347:C:OP1	53:O8:39:TYR:OH	2.06	0.73
29:21:111:ARG:HD3	29:21:160:TYR:CE2	2.24	0.73
32:59:6:ARG:H	32:59:6:ARG:HH11	1.35	0.73
40:75:50:ILE:HD11	40:75:102:ILE:HD11	1.69	0.73
19:AA:20:LEU:O	19:AA:23:ASN:ND2	2.21	0.73
45:C5:19:LYS:HG3	45:C5:20:TYR:H	1.53	0.73
55:M5:52:LYS:NZ	55:M5:53:PRO:HA	2.03	0.73
55:Q8:46:ARG:HH21	55:Q8:48:PHE:CB	1.97	0.73
26:1H:1803:A:O2'	28:11:259:THR:HG21	1.89	0.72
26:14:2343:C:O2'	26:14:2373:G:O2'	2.05	0.72

Continued on next page...

Continued from previous page...

Atom-1	Atom-2	Interatomic distance (Å)	Clash overlap (Å)
26:1H:2492:U:H2'	26:1H:2493:U:C6	2.24	0.72
55:Q8:57:ARG:HD3	55:Q8:57:ARG:N	2.03	0.72
1:13:1358:U:OP2	1:13:1359:C:N4	2.20	0.72
2:1E:8:LYS:HG2	2:1E:9:GLU:H	1.55	0.72
26:1H:1495:A:OP2	58:1H:4431:HOH:O	2.06	0.72
26:1H:2312:U:H5'	31:41:88:ILE:HD12	1.70	0.72
24:3L:8:U:H3	24:3L:14:A:H62	1.33	0.72
32:51:124:GLU:HB3	32:51:132:ARG:HB3	1.70	0.72
44:B5:5:TYR:HB3	49:G5:33:MET:HB2	1.70	0.72
55:Q8:21:LYS:HE2	55:Q8:48:PHE:HE1	1.54	0.72
55:Q8:31:HIS:ND1	55:Q8:31:HIS:O	2.22	0.72
1:1G:371:G:H1	1:1G:390:C:H42	1.35	0.72
26:1H:2033:A:H8	58:1H:4060:HOH:O	1.71	0.72
26:1H:331:A:N1	58:1H:3844:HOH:O	2.22	0.72
27:1J:80:U:H2'	27:1J:81:G:N2	2.05	0.72
44:B5:41:ASN:HA	44:B5:44:GLU:HB2	1.71	0.72
44:F8:3:THR:OG1	44:F8:4:ALA:HA	1.88	0.72
1:13:1008:C:N4	1:13:1021:G:O6	2.18	0.72
26:14:1308:A:OP2	58:14:3849:HOH:O	2.08	0.72
26:14:2468:G:H3'	26:14:2476:A:N1	2.04	0.72
26:14:323:G:O2'	26:14:1205:U:N3	2.13	0.72
26:1H:1994:C:OP1	58:1H:4006:HOH:O	2.06	0.72
1:1G:947:G:O3'	13:4A:109:THR:OG1	2.07	0.72
39:65:84:GLN:HA	39:65:110:LEU:HD12	1.70	0.72
9:8E:96:LEU:HD23	9:8E:102:LEU:HD21	1.70	0.72
43:E8:96:ILE:HD13	43:E8:96:ILE:H	1.52	0.72
45:G8:87:LYS:HB3	45:G8:94:LYS:HG2	1.70	0.72
46:H8:165:VAL:HB	46:H8:167:PRO:HD3	1.71	0.72
26:14:731:C:OP1	58:14:4108:HOH:O	2.08	0.72
1:1G:707:C:H2'	1:1G:708:C:H6	1.53	0.72
26:1H:1525:G:H2'	26:1H:1526:G:C8	2.24	0.72
26:14:2572:A:C8	29:29:144:ARG:HD2	2.23	0.72
23:2K:47:7MG:H5'	23:2K:47:7MG:H82	1.72	0.72
1:13:1213:A:O2'	1:13:1215:G:N7	2.17	0.72
1:13:963:G:N2	1:13:972:C:N3	2.31	0.72
26:1H:1828:G:OP1	58:1H:4686:HOH:O	2.07	0.72
11:2A:27:ASN:OD1	11:2A:28:THR:N	2.22	0.72
1:1G:1248:A:N3	9:82:70:LYS:NZ	2.37	0.72
26:14:1061:U:H4'	26:14:1070:A:H1'	1.70	0.72
1:1G:1311:G:N2	1:1G:1326:C:O2	2.20	0.72
1:1G:8:A:C6	4:32:209:ARG:HB2	2.24	0.72

Continued on next page...

Continued from previous page...

Atom-1	Atom-2	Interatomic distance (Å)	Clash overlap (Å)
3:22:65:ALA:HA	3:22:100:ALA:HB3	1.71	0.72
16:7A:37:GLY:HA2	16:7A:50:LYS:HD3	1.70	0.72
55:Q8:49:VAL:HG23	55:Q8:50:LEU:H	1.55	0.72
55:Q8:6:THR:N	55:Q8:59:LYS:HE3	2.04	0.72
28:11:10:THR:OG1	28:11:13:ARG:HB2	1.90	0.72
27:1J:15:A:H5'	27:1J:16:G:C8	2.25	0.72
24:3K:19:G:OP1	24:3K:60:U:N3	2.19	0.72
31:49:40:ASN:HB2	31:49:91:ARG:HG3	1.72	0.72
1:1G:376:G:O3'	16:7A:5:ARG:NH1	2.22	0.72
9:82:28:VAL:HG22	9:82:63:ILE:HB	1.72	0.72
9:8E:112:LYS:HA	9:8E:119:ALA:HB2	1.70	0.72
45:C5:52:SER:HA	45:C5:55:TYR:O	1.89	0.72
26:14:1264:G:OP1	52:J5:19:ARG:NH2	2.21	0.72
26:14:2134:A:O2'	26:14:2159:G:N2	2.22	0.72
26:14:2340:G:H2'	26:14:2341:G:H8	1.53	0.72
26:14:2393:A:H4'	36:35:62:LEU:H	1.52	0.72
26:1H:1639:U:O2'	26:1H:1640:C:H5'	1.89	0.72
26:1H:761:A:OP1	58:1H:3686:HOH:O	2.08	0.72
1:13:963:G:N3	10:1I:55:LYS:NZ	2.38	0.72
24:3K:72:C:H3'	24:3K:73:A:H5''	1.72	0.72
26:14:1899:G:H21	26:14:1902:C:N4	1.87	0.72
26:14:2327:A:H2'	26:14:2328:A:C8	2.25	0.72
1:1G:1432:G:N2	58:1G:1858:HOH:O	2.23	0.72
26:1H:2693:A:H2'	26:1H:2694:G:H8	1.54	0.72
26:1H:974(A):C:OP1	58:1H:4189:HOH:O	2.07	0.72
30:31:155:LEU:HD11	30:31:176:LEU:HD13	1.72	0.72
38:98:67:LEU:HD13	38:98:76:VAL:HG21	1.71	0.72
26:1H:764:A:H2	28:11:219:PRO:HG3	1.53	0.71
26:1H:951:C:O2	26:1H:966:G:N2	2.20	0.71
29:21:116:VAL:HG11	29:21:138:PRO:HB3	1.71	0.71
1:13:547:A:OP1	4:3E:73:ARG:NH2	2.23	0.71
1:1G:1256:A:N6	1:1G:1278:U:OP2	2.22	0.71
26:1H:240:G:O6	58:1H:4452:HOH:O	2.06	0.71
5:42:102:ALA:HB1	5:42:106:PRO:HG2	1.73	0.71
26:14:1434:A:H61	26:14:1558:A:H62	1.37	0.71
26:14:674:G:O2'	30:39:74:ARG:HG3	1.89	0.71
29:21:201:THR:HG22	29:21:203:LYS:H	1.55	0.71
14:5I:29:ARG:HH21	14:5I:41:ARG:NH1	1.88	0.71
40:75:92:GLY:HA2	40:75:116:ALA:HA	1.71	0.71
26:14:34:C:O2'	26:14:35:G:OP1	2.06	0.71
1:1G:1298:C:H41	7:62:114:ARG:HB3	1.54	0.71

Continued on next page...

Continued from previous page...

Atom-1	Atom-2	Interatomic distance (Å)	Clash overlap (Å)
26:1H:1479:G:N7	26:1H:1510:A:N6	2.37	0.71
26:1H:2871:C:N3	58:1H:4092:HOH:O	2.22	0.71
26:1H:731:C:OP2	58:1H:3690:HOH:O	2.07	0.71
14:5I:26:ARG:NH1	14:5I:43:CYS:SG	2.63	0.71
38:98:100:LEU:HD11	38:98:113:LEU:HD13	1.72	0.71
1:13:1194:U:H2'	1:13:1195:C:C6	2.26	0.71
1:13:877:C:OP1	8:7E:88:LYS:NZ	2.18	0.71
26:14:2096:U:H3	26:14:2193:G:H1	1.37	0.71
26:1H:2053:G:OP1	58:1H:3801:HOH:O	2.08	0.71
26:1H:252:G:OP2	36:78:50:ARG:NH1	2.24	0.71
12:3A:70:ILE:HD13	12:3A:77:LEU:HD12	1.73	0.71
26:1H:910:A:H62	37:88:12:GLN:HA	1.55	0.71
20:BI:26:ASN:HB2	20:BI:71:THR:HG23	1.72	0.71
1:13:559:A:OP1	5:4E:126:ARG:NH2	2.23	0.71
1:1G:1157:A:H61	1:1G:1178:G:H21	1.38	0.71
26:1H:256:A:OP2	58:1H:4457:HOH:O	2.07	0.71
4:3E:15:GLU:OE1	4:3E:66:ARG:NH1	2.22	0.71
39:65:34:HIS:HE2	39:65:54:LEU:HD13	1.56	0.71
20:BA:64:ASP:OD2	20:BA:81:LYS:NZ	2.20	0.71
26:1H:993:G:OP1	41:C8:50:ARG:NH2	2.24	0.71
55:M5:33:ASN:OD1	55:M5:33:ASN:N	2.23	0.71
31:41:112:PRO:HB3	51:M8:37:SER:H	1.55	0.71
26:14:1332:G:N2	26:14:1609:A:O2'	2.23	0.71
26:1H:2597:G:O3'	58:1H:3651:HOH:O	2.07	0.71
24:3K:50:U:H3	24:3K:64:A:H61	1.37	0.71
37:45:22:LYS:HG2	37:45:23:GLY:HA2	1.72	0.71
27:1J:42:C:N3	31:49:91:ARG:NH2	2.39	0.71
37:88:32:TYR:CE2	37:88:133:ARG:HG3	2.26	0.71
20:BA:51:GLU:HA	20:BA:54:LYS:HE3	1.73	0.71
47:I8:11:ARG:O	47:I8:14:ARG:NH2	2.24	0.71
52:N8:40:LYS:HE2	52:N8:47:PRO:HD2	1.71	0.71
26:14:2392:A:H1'	36:35:61:ARG:HH21	1.54	0.71
26:1H:2327:A:H2'	26:1H:2328:A:C8	2.25	0.71
29:21:117:MET:HE1	29:21:136:ARG:HA	1.72	0.71
23:2K:40:C:O2'	24:3K:35:A:O2'	2.08	0.71
34:58:130:HIS:C	34:58:134:ARG:HH22	1.93	0.71
6:5E:23:LYS:HD3	6:5E:61:LEU:HD21	1.73	0.71
46:D5:30:ASN:HA	46:D5:89:PHE:HE1	1.54	0.71
1:13:14:U:OP2	58:13:1860:HOH:O	2.09	0.71
26:14:67:U:H3	26:14:74:A:H2	1.35	0.71
26:1H:516:C:OP1	52:N8:13:LYS:NZ	2.24	0.71

Continued on next page...

Continued from previous page...

Atom-1	Atom-2	Interatomic distance (Å)	Clash overlap (Å)
30:31:6:VAL:HG11	30:31:119:ARG:HA	1.72	0.71
30:39:135:LYS:HB3	30:39:138:GLU:HG3	1.73	0.71
26:1H:958:U:OP2	37:88:14:ARG:NH1	2.21	0.71
38:98:91:GLN:O	38:98:91:GLN:NE2	2.21	0.71
26:1H:2286:A:H2'	53:O8:31:PRO:HD3	1.72	0.71
26:14:2499:C:OP2	58:14:4052:HOH:O	2.08	0.71
26:1H:2419:U:O4	55:Q8:29:LYS:NZ	2.13	0.71
26:1H:2887:U:H2'	26:1H:2888:C:H6	1.55	0.71
22:1K:27:G:N2	22:1K:43:C:O2	2.14	0.71
37:45:85:LYS:HG2	37:45:86:GLY:H	1.56	0.71
15:6A:87:ILE:HG22	15:6A:88:ARG:H	1.55	0.71
26:1H:2758:A:OP2	58:1H:4479:HOH:O	2.08	0.70
10:1I:57:LYS:HD2	10:1I:60:ARG:HH12	1.56	0.70
6:52:7:ASN:HD22	18:9A:76:LEU:HD11	1.54	0.70
46:D5:53:ILE:HG22	46:D5:71:VAL:HG13	1.71	0.70
53:O8:9:LEU:HB3	53:O8:27:LYS:HA	1.73	0.70
26:14:1412:A:H2'	26:14:1413:G:C8	2.26	0.70
26:14:2420:C:N4	55:M5:31:HIS:O	2.24	0.70
1:1G:1002:G:H2'	1:1G:1003:G:C8	2.26	0.70
1:1G:690:G:H1	11:2A:55:LYS:HZ3	1.38	0.70
10:1I:48:THR:HA	10:1I:62:HIS:HB3	1.72	0.70
31:49:97:ASP:HA	31:49:100:TRP:HD1	1.55	0.70
46:D5:30:ASN:HD22	46:D5:90:VAL:HB	1.55	0.70
26:1H:1418:G:OP1	26:1H:1588:C:O2'	2.09	0.70
26:1H:2135:A:N6	26:1H:2156:G:O2'	2.23	0.70
6:52:23:LYS:HE3	6:52:61:LEU:HD21	1.71	0.70
26:1H:2292:C:OP1	39:A8:17:ARG:NH2	2.23	0.70
26:14:2846:G:N7	58:14:3519:HOH:O	2.23	0.70
1:1G:1348:U:H4'	9:82:120:ARG:HD2	1.73	0.70
1:1G:501:C:H2'	1:1G:502:G:H8	1.57	0.70
26:1H:1434:A:H61	26:1H:1558:A:H61	1.39	0.70
26:1H:1918:A:O2'	26:1H:1920:C:N4	2.24	0.70
26:1H:534:U:H5'	41:C8:42:ALA:HB1	1.74	0.70
30:39:188:ARG:HA	36:35:3:LEU:HD11	1.73	0.70
36:78:138:LEU:HD12	36:78:144:GLU:HG3	1.73	0.70
39:A8:37:ALA:HB2	39:A8:101:LEU:HD21	1.73	0.70
26:14:2878:U:O4	58:14:3855:HOH:O	2.09	0.70
26:1H:1330:C:OP1	58:1H:3963:HOH:O	2.10	0.70
26:1H:1494:A:H2'	26:1H:1495:A:C8	2.27	0.70
26:1H:1332:G:N2	26:1H:1609:A:O2'	2.23	0.70
26:1H:848:G:H2'	26:1H:849:A:C8	2.26	0.70

Continued on next page...

Continued from previous page...

Atom-1	Atom-2	Interatomic distance (Å)	Clash overlap (Å)
32:59:106:THR:HG22	32:59:112:PRO:HB3	1.73	0.70
32:59:10:PRO:HD2	32:59:50:VAL:HG13	1.71	0.70
26:1H:910:A:C5	37:88:13:GLN:HG3	2.26	0.70
17:8I:67:LYS:HA	17:8I:70:ARG:HH12	1.54	0.70
1:13:233:C:H2'	1:13:234:C:H6	1.57	0.70
1:13:659:U:H2'	1:13:660:G:H8	1.55	0.70
1:1G:330:C:O2	58:1G:1821:HOH:O	2.10	0.70
26:1H:142:G:H1'	44:F8:37:THR:HG21	1.71	0.70
26:1H:1899:G:N2	26:1H:1902:C:H5	1.90	0.70
23:2K:47:7MG:H81	23:2K:48:U:C5	2.25	0.70
31:49:16:ARG:NH2	31:49:28:VAL:O	2.23	0.70
7:6E:95:ARG:HH21	7:6E:99:LEU:HD11	1.55	0.70
41:C8:92:ARG:NH1	41:C8:94:ASN:OD1	2.25	0.70
26:14:2331:G:O2'	47:E5:43:THR:HB	1.92	0.70
55:Q8:37:SER:HA	55:Q8:39:LYS:O	1.90	0.70
1:13:1391:U:H2'	1:13:1392:G:C8	2.27	0.70
26:14:2837:G:N7	58:14:3851:HOH:O	2.24	0.70
26:14:796:C:H2'	26:14:797:C:C6	2.26	0.70
27:16:101:A:OP2	58:16:303:HOH:O	2.08	0.70
1:1G:539:A:OP2	12:3A:115:LYS:NZ	2.24	0.70
26:1H:1385:G:HO2'	26:1H:1396:U:H6	1.37	0.70
26:1H:2838:G:N7	58:1H:4251:HOH:O	2.25	0.70
26:14:2818:G:OP2	38:55:42:LYS:NZ	2.25	0.70
39:A8:48:LEU:HD23	39:A8:82:ILE:HD11	1.74	0.70
26:1H:1156:A:C8	41:C8:51:LYS:HD2	2.26	0.70
51:I5:34:GLU:HG2	51:I5:35:VAL:H	1.57	0.70
53:O8:32:ASN:N	53:O8:32:ASN:OD1	2.23	0.70
28:19:223:GLY:HA2	28:19:226:MET:HG3	1.71	0.70
26:1H:2711:A:OP2	58:1H:3670:HOH:O	2.09	0.70
26:1H:568:U:O4	58:1H:4553:HOH:O	2.04	0.70
26:1H:76:C:O2'	49:K8:62:THR:HG21	1.91	0.70
26:1H:860:U:C5	26:1H:917:A:C2	2.78	0.70
4:32:31:CYS:C	4:32:33:MET:H	1.93	0.70
1:13:1423:G:OP1	35:68:49:ARG:NH2	2.25	0.70
45:C5:99:CYS:SG	45:C5:100:ALA:N	2.65	0.70
49:K8:18:PRO:HA	49:K8:21:LEU:HB2	1.73	0.70
1:13:403:C:OP1	4:3E:137:SER:OG	2.08	0.70
26:14:1170:G:O6	26:14:1179:C:N4	2.25	0.70
1:1G:371:G:O2'	1:1G:373:A:N7	2.24	0.70
26:14:154:G:O6	26:14:172:C:N4	2.24	0.70
28:19:72:LYS:NZ	28:19:99:ASP:OD2	2.22	0.70

Continued on next page...

Continued from previous page...

Atom-1	Atom-2	Interatomic distance (Å)	Clash overlap (Å)
12:3I:70:ILE:HD13	12:3I:77:LEU:HD12	1.72	0.70
44:F8:2:LYS:HG2	49:K8:26:ARG:HE	1.55	0.70
26:14:1891:G:O6	58:14:3913:HOH:O	2.04	0.69
1:1G:1132:C:H42	1:1G:1142:G:H1	1.40	0.69
26:1H:1858:G:O6	58:1H:4447:HOH:O	2.10	0.69
26:1H:2134:A:OP2	26:1H:2157:G:N2	2.25	0.69
26:14:1111:A:H4'	32:59:3:ARG:HD3	1.73	0.69
1:13:77:C:H1'	1:13:92:G:H1	1.56	0.69
26:1H:578:A:OP2	58:1H:4640:HOH:O	2.08	0.69
11:2I:86:GLY:N	11:2I:112:THR:OG1	2.19	0.69
38:98:87:TYR:HE1	38:98:117:VAL:HG12	1.56	0.69
2:12:91:PRO:HG3	2:12:154:LEU:HB2	1.74	0.69
1:13:56:U:H4'	33:69:82:ARG:HH21	1.57	0.69
26:14:424:G:O6	58:14:3828:HOH:O	2.09	0.69
27:16:44:G:O2'	27:16:47:C:N4	2.25	0.69
2:1E:226:ARG:HG3	2:1E:227:GLY:H	1.57	0.69
1:1G:64:G:H4'	1:1G:65:U:H5''	1.74	0.69
1:1G:957:U:H1'	1:1G:960:U:C5	2.27	0.69
26:1H:1382:G:O6	58:1H:4567:HOH:O	2.07	0.69
26:1H:1794:U:H2'	26:1H:1795:C:C6	2.26	0.69
27:1J:2:C:H2'	27:1J:3:C:H6	1.58	0.69
43:E8:73:ALA:HB3	43:E8:106:ILE:HB	1.73	0.69
43:E8:14:PRO:HG2	43:E8:78:GLU:HB2	1.73	0.69
1:13:1157:A:N6	1:13:1178:G:H21	1.88	0.69
26:14:1257:C:H4'	30:39:83:PHE:CD1	2.27	0.69
26:1H:1204:A:H61	26:1H:1240:U:H2'	1.56	0.69
36:35:121:LYS:HG3	36:35:122:PRO:HD2	1.73	0.69
1:13:1368:G:H5''	9:8E:112:LYS:HB3	1.73	0.69
18:9A:32:ARG:HD3	18:9A:65:ILE:HD11	1.73	0.69
45:C5:73:ARG:NH2	45:C5:81:LYS:O	2.26	0.69
55:M5:22:VAL:HB	55:M5:53:PRO:HG3	1.74	0.69
51:M8:48:ARG:HH11	51:M8:48:ARG:HA	1.57	0.69
1:13:1435:G:H2'	1:13:1436:U:C6	2.27	0.69
1:13:1508:G:OP1	58:13:1802:HOH:O	2.09	0.69
26:14:1828:G:OP1	58:14:3447:HOH:O	2.10	0.69
26:14:2364:C:H4'	47:E5:56:ASP:OD1	1.91	0.69
34:15:104:LYS:HA	34:15:107:LEU:HD12	1.73	0.69
1:1G:1286:A:H5'	21:1B:25:LYS:HZ3	1.57	0.69
1:1G:519:C:H2'	1:1G:520:A:O4'	1.91	0.69
31:49:106:LEU:HA	31:49:110:ALA:HB3	1.74	0.69
34:58:96:GLU:C	34:58:98:VAL:H	1.96	0.69

Continued on next page...

Continued from previous page...

Atom-1	Atom-2	Interatomic distance (Å)	Clash overlap (Å)
52:N8:41:PRO:HD2	52:N8:44:THR:HG21	1.74	0.69
1:13:111:G:H5''	16:7I:27:LYS:HG2	1.74	0.69
26:14:1021:A:H62	26:14:1141:U:H3	1.38	0.69
26:1H:2213:U:O2	48:J8:52:ARG:NH2	2.25	0.69
26:1H:2334:G:H5'	39:A8:9:ARG:HG2	1.74	0.69
26:1H:878:A:H61	26:1H:899:A:HO2'	1.39	0.69
36:35:105:LEU:O	36:35:106:LEU:HB3	1.92	0.69
32:51:74:ASN:HA	32:51:77:LYS:HD3	1.74	0.69
40:B8:64:ARG:HB2	40:B8:73:GLU:HG2	1.74	0.69
46:H8:4:ARG:NH1	46:H8:60:GLU:OE1	2.25	0.69
26:14:2210:G:H3'	26:14:2211:G:C2	2.28	0.69
26:14:2777:G:H5''	26:14:2778:A:H5'	1.75	0.69
26:1H:1678:G:H22	26:1H:1989:G:H22	1.38	0.69
24:3L:33:U:N3	24:3L:36:A:OP2	2.25	0.69
16:7I:74:LEU:HA	16:7I:77:ALA:HB2	1.75	0.69
41:85:49:HIS:HA	41:85:52:ARG:HB2	1.75	0.69
55:Q8:53:PRO:HB3	55:Q8:56:GLU:H	1.58	0.69
1:13:1160:G:H22	1:13:1177:G:H22	1.40	0.69
26:14:2689:U:P	26:14:2719:G:H22	2.14	0.69
26:14:802:A:H4'	58:14:3622:HOH:O	1.93	0.69
26:1H:760:G:OP1	58:1H:3829:HOH:O	2.09	0.69
1:13:523:A:H61	12:3I:92:ASP:HB2	1.55	0.69
33:61:8:PRO:HA	33:61:14:ASP:HA	1.73	0.69
45:G8:55:TYR:HB2	45:G8:58:GLY:HA3	1.75	0.69
2:12:178:ARG:NH1	2:12:196:LEU:O	2.20	0.69
26:14:1757:U:H3	26:14:1762:A:H2	1.39	0.69
27:16:100:G:OP1	58:16:315:HOH:O	2.09	0.69
27:16:44:G:H1'	27:16:47:C:H42	1.58	0.69
1:1G:1132:C:N3	1:1G:1142:G:N2	2.40	0.69
1:1G:1235:U:O2'	1:1G:1305:G:O5'	2.09	0.69
1:1G:979:C:H5	1:1G:980:C:C6	2.11	0.69
26:1H:2210:G:H3'	26:1H:2211:G:C8	2.28	0.69
26:1H:2031:A:O2'	26:1H:2454:G:N2	2.26	0.69
26:1H:280:C:N3	26:1H:361:G:N2	2.41	0.69
26:1H:323:G:C8	30:31:171:PRO:HG3	2.28	0.69
30:39:79:GLY:HA2	30:39:86:GLY:HA2	1.74	0.69
32:51:15:VAL:HG12	32:51:28:GLY:HA3	1.73	0.69
43:A5:62:HIS:HB2	43:A5:64:MET:HG3	1.75	0.69
20:BI:26:ASN:O	20:BI:30:LYS:HB2	1.93	0.69
30:39:28:ILE:HA	30:39:112:MET:HG2	1.73	0.69
5:42:9:LYS:HB2	5:42:112:LEU:HD11	1.74	0.69

Continued on next page...

Continued from previous page...

Atom-1	Atom-2	Interatomic distance (Å)	Clash overlap (Å)
39:A8:24:LEU:HB2	39:A8:85:VAL:HG12	1.75	0.69
1:13:1302:U:OP2	13:4I:21:TYR:OH	2.08	0.69
1:13:504:C:OP1	58:13:1883:HOH:O	2.11	0.69
1:13:560:U:O2'	1:13:561:U:OP2	2.11	0.69
26:14:1187:G:OP2	58:14:3586:HOH:O	2.10	0.69
33:61:131:LYS:HB3	33:61:132:PRO:HA	1.74	0.69
37:88:75:THR:HG21	37:88:85:LYS:HD2	1.73	0.69
26:14:973:A:OP2	58:14:4004:HOH:O	2.09	0.68
2:1E:100:GLY:O	2:1E:104:ASN:N	2.25	0.68
1:1G:114:U:H2'	1:1G:115:G:C8	2.28	0.68
1:1G:345:C:H1'	1:1G:346:G:C2	2.28	0.68
26:1H:2233:U:H2'	26:1H:2234:G:C8	2.28	0.68
26:1H:2249:U:O4	58:1H:3724:HOH:O	2.10	0.68
22:1K:76:A:H2	26:1H:2602:A:H2	1.40	0.68
16:7A:11:SER:H	16:7A:14:ASN:HB3	1.57	0.68
16:7I:50:LYS:HD3	16:7I:51:VAL:H	1.58	0.68
43:A5:14:PRO:HG2	43:A5:78:GLU:HG3	1.73	0.68
46:H8:152:ALA:HB3	46:H8:167:PRO:HA	1.73	0.68
26:14:2061:G:OP2	58:14:4027:HOH:O	2.10	0.68
1:1G:1149:C:O2'	1:1G:1280:A:N1	2.24	0.68
1:1G:452:A:O2'	1:1G:453:A:O4'	2.07	0.68
26:1H:2469:A:H2	26:1H:2481:G:H21	1.41	0.68
30:39:88:VAL:HG23	30:39:89:VAL:O	1.93	0.68
13:4A:82:MET:HG2	13:4A:83:ASP:N	2.09	0.68
37:88:104:PHE:HE2	37:88:125:LEU:HD11	1.58	0.68
9:8E:49:PRO:HA	9:8E:52:ALA:HB3	1.74	0.68
20:BA:26:ASN:HD22	20:BA:71:THR:HA	1.58	0.68
43:E8:24:ILE:HG12	43:E8:36:LEU:HD21	1.74	0.68
49:G5:47:ASN:O	49:G5:49:LYS:N	2.25	0.68
2:12:212:GLN:HE22	2:12:216:SER:HB2	1.58	0.68
1:13:1159:U:O4'	1:13:1182:G:N2	2.26	0.68
26:14:96:G:H4'	49:G5:48:HIS:CE1	2.28	0.68
26:1H:2027:G:N7	58:1H:4063:HOH:O	2.25	0.68
26:14:943:U:OP2	36:35:36:LYS:HG3	1.93	0.68
37:45:25:ASP:HB3	37:45:102:VAL:HG23	1.73	0.68
31:49:109:VAL:HG11	31:49:142:PRO:HG3	1.75	0.68
17:8I:81:ARG:NH2	17:8I:83:ASP:OD2	2.26	0.68
40:B8:16:ARG:HE	40:B8:19:LEU:HD21	1.58	0.68
45:C5:76:CYS:SG	45:C5:97:ARG:HG3	2.33	0.68
48:J8:18:ILE:HG13	48:J8:37:ILE:HG23	1.75	0.68
28:11:30:GLU:HB3	28:11:33:LEU:HB2	1.74	0.68

Continued on next page...

Continued from previous page...

Atom-1	Atom-2	Interatomic distance (Å)	Clash overlap (Å)
26:14:1678:G:H22	26:14:1989:G:N2	1.92	0.68
26:14:792:G:O6	58:14:3469:HOH:O	2.06	0.68
1:1G:631:G:H3'	1:1G:632:A:H8	1.57	0.68
26:1H:566:U:OP1	36:78:29:LYS:NZ	2.22	0.68
26:1H:625:G:N7	36:78:107:LYS:NZ	2.42	0.68
19:AA:38:SER:HB2	19:AA:71:LEU:HG	1.74	0.68
26:1H:1188:U:H4'	42:D8:79:VAL:HG22	1.76	0.68
44:F8:36:LYS:HG2	44:F8:54:VAL:HB	1.75	0.68
34:15:13:TRP:O	34:15:135:PRO:HD2	1.94	0.68
1:1G:554:C:H2'	1:1G:555:C:C6	2.28	0.68
26:1H:2126:A:N6	26:1H:2163:C:O2	2.26	0.68
35:25:47:ILE:HG13	35:25:48:PRO:HD2	1.76	0.68
13:4A:60:VAL:HG13	13:4A:64:TRP:HE1	1.58	0.68
40:75:56:GLY:O	40:75:59:THR:HG23	1.92	0.68
16:7I:47:ASP:N	16:7I:47:ASP:OD1	2.24	0.68
28:11:136:ILE:O	28:11:168:ARG:NH2	2.27	0.68
26:14:2392:A:H2	26:14:2424:C:N4	1.91	0.68
26:14:309:G:N3	26:14:329:G:O2'	2.27	0.68
1:1G:1154:G:H2'	1:1G:1155:G:H8	1.58	0.68
26:1H:2287:A:N6	26:1H:2344:U:H3	1.92	0.68
37:45:57:HIS:NE2	37:45:116:GLU:HB3	2.08	0.68
37:45:21:THR:HG22	37:45:23:GLY:HA3	1.75	0.68
45:G8:76:CYS:O	45:G8:78:ALA:N	2.27	0.68
52:J5:20:ARG:HG2	52:J5:23:HIS:CD2	2.28	0.68
1:1G:664:G:H22	1:1G:741:G:H1	1.42	0.68
26:1H:1857:G:N7	58:1H:4448:HOH:O	2.26	0.68
30:39:117:ARG:HH12	36:35:1:MET:H2	1.39	0.68
32:51:83:TYR:HB3	32:51:135:GLY:N	2.08	0.68
38:55:20:LEU:HD21	38:55:40:LYS:HD3	1.74	0.68
40:B8:26:ASP:CB	40:B8:92:GLY:H	2.06	0.68
26:1H:71:A:H2	44:F8:31:HIS:HE1	1.40	0.68
26:1H:850:C:O3'	50:L8:49:LYS:NZ	2.26	0.68
26:14:674:G:OP2	58:14:3905:HOH:O	2.10	0.68
26:1H:1678:G:N2	26:1H:1989:G:H22	1.92	0.68
26:1H:1771:C:OP2	58:1H:3986:HOH:O	2.12	0.68
26:1H:2313:C:H4'	31:41:91:ARG:HG3	1.74	0.68
32:51:113:VAL:HG11	32:51:151:ILE:HD13	1.76	0.68
26:14:2750:A:OP2	32:59:6:ARG:NH2	2.27	0.68
49:G5:17:SER:N	49:G5:20:GLU:OE2	2.26	0.68
31:41:67:LYS:HE2	51:M8:6:HIS:CE1	2.29	0.68
28:11:182:LEU:H	28:11:272:ALA:HB3	1.58	0.68

Continued on next page...

Continued from previous page...

Atom-1	Atom-2	Interatomic distance (Å)	Clash overlap (Å)
26:14:2157:G:HO2'	26:14:2158:A:H8	1.39	0.68
26:14:67:U:H2'	26:14:68:G:H8	1.58	0.68
26:14:71:A:H2	44:B5:31:HIS:HE2	1.42	0.68
1:1G:1130:A:H62	1:1G:1144:G:H21	1.40	0.68
26:1H:810:U:OP1	58:1H:3711:HOH:O	2.11	0.68
26:1H:879:G:O6	26:1H:898:C:N4	2.26	0.68
23:2K:54:G:H2'	23:2K:55:5MU:H6	1.57	0.68
23:2L:24:C:H2'	23:2L:25:U:C6	2.28	0.68
31:41:37:VAL:H	31:41:99:MET:HE3	1.58	0.68
37:88:5:ARG:H	37:88:5:ARG:HD3	1.59	0.68
46:D5:69:THR:HG22	46:D5:90:VAL:HG22	1.76	0.68
54:P8:9:ARG:NH2	54:P8:47:ARG:HD2	2.07	0.68
26:14:1300:U:OP1	58:14:4093:HOH:O	2.12	0.68
26:14:1778:U:H2'	26:14:1784:A:N6	2.09	0.68
26:14:1890:A:OP2	58:14:3912:HOH:O	2.12	0.68
26:14:2228:G:O6	58:14:4035:HOH:O	2.12	0.68
22:1L:76:A:H62	26:14:2583:G:H21	1.41	0.68
26:14:2720:U:N3	26:14:2873:A:H2	1.90	0.68
1:1G:978:A:O2'	1:1G:1322:C:N3	2.27	0.68
29:29:151:TYR:HD2	29:29:154:LYS:HZ2	1.41	0.68
9:82:128:ARG:NH1	23:2L:36:A:OP2	2.27	0.68
12:3A:117:ARG:HB3	12:3A:122:THR:HB	1.76	0.68
1:13:287:U:H2'	1:13:288:A:H8	1.57	0.67
26:14:1188:U:O2'	26:14:1189:A:H5'	1.93	0.67
26:14:1849:G:H2'	26:14:1850:G:H8	1.60	0.67
26:14:2445:G:N7	58:14:4029:HOH:O	2.26	0.67
26:1H:376:C:OP1	58:1H:3754:HOH:O	2.12	0.67
26:1H:836:G:H5''	26:1H:837:C:OP2	1.94	0.67
1:13:1422:G:H5''	35:68:48:PRO:HB3	1.75	0.67
20:BI:43:LEU:HD13	20:BI:51:GLU:HB3	1.75	0.67
28:11:181:GLU:HA	28:11:272:ALA:HB3	1.75	0.67
2:12:144:ARG:HH21	2:12:148:TYR:HD2	1.43	0.67
2:12:19:HIS:NE2	2:12:205:ASP:OD1	2.25	0.67
26:14:1828:G:OP2	58:14:3421:HOH:O	2.12	0.67
26:14:2709:G:N3	58:14:3434:HOH:O	2.27	0.67
26:14:34:C:HO2'	26:14:35:G:P	2.16	0.67
1:1G:538:G:H5''	12:3A:114:LYS:HB2	1.77	0.67
26:1H:1253:A:N7	58:1H:3710:HOH:O	2.27	0.67
26:1H:299:A:H5'	26:1H:300:A:OP2	1.94	0.67
26:1H:376:C:OP2	58:1H:3750:HOH:O	2.12	0.67
29:21:120:TRP:CD2	29:21:155:LYS:HD3	2.29	0.67

Continued on next page...

Continued from previous page...

Atom-1	Atom-2	Interatomic distance (Å)	Clash overlap (Å)
36:35:57:THR:HB	36:35:60:MET:HB2	1.76	0.67
1:13:1305:G:N2	1:13:1331:G:H2'	2.09	0.67
30:39:4:VAL:HA	30:39:19:GLU:HB3	1.77	0.67
26:1H:2364:C:H4'	47:18:56:ASP:OD1	1.95	0.67
1:13:156:G:H1	1:13:165:C:H42	1.42	0.67
1:13:396:G:O2'	1:13:398:C:OP1	2.09	0.67
26:14:1784:A:H5''	58:14:4067:HOH:O	1.93	0.67
1:1G:513:C:H42	1:1G:538:G:H1	1.40	0.67
26:1H:2074:U:P	58:1H:4530:HOH:O	2.53	0.67
22:1K:76:A:H8	26:1H:2507:C:H1'	1.58	0.67
33:61:110:ASP:HB2	33:61:112:LYS:H	1.59	0.67
43:E8:60:ASN:HD22	43:E8:60:ASN:N	1.90	0.67
26:14:2688:U:H5	26:14:2720:U:OP2	1.77	0.67
1:1G:1306:A:N6	1:1G:1331:G:O2'	2.27	0.67
1:1G:793:U:OP1	58:1G:1859:HOH:O	2.10	0.67
26:1H:155:C:H42	26:1H:171:G:H1	1.40	0.67
26:1H:2262:U:OP1	26:1H:2387:U:O2'	2.10	0.67
26:1H:2287:A:H62	26:1H:2344:U:H3	1.39	0.67
26:1H:751:A:OP1	58:1H:3922:HOH:O	2.11	0.67
4:3E:167:GLY:HA2	28:19:135:PHE:HE1	1.60	0.67
46:D5:17:ALA:HA	46:D5:20:ARG:HD2	1.76	0.67
46:H8:63:ASP:OD2	46:H8:65:GLN:NE2	2.27	0.67
1:13:1348:U:H4'	9:8E:120:ARG:HD2	1.74	0.67
1:13:405:U:O4	4:3E:2:GLY:N	2.28	0.67
26:14:1047:G:H2'	26:14:1110:G:H1	1.58	0.67
26:14:1406:U:H5''	26:14:1406:U:H6	1.58	0.67
1:1G:963:G:N3	10:1A:55:LYS:NZ	2.41	0.67
26:1H:2410:G:N7	58:1H:3729:HOH:O	2.28	0.67
1:13:624:C:O3'	16:7I:10:GLY:HA2	1.93	0.67
37:88:72:LYS:HB3	37:88:94:VAL:HG23	1.75	0.67
40:B8:56:GLY:O	40:B8:59:THR:HG22	1.94	0.67
45:G8:76:CYS:SG	45:G8:97:ARG:HG2	2.35	0.67
1:13:353:A:H5'	1:13:353:A:H8	1.58	0.67
1:13:395:C:N4	58:13:1901:HOH:O	2.28	0.67
26:14:1130:U:O2	29:29:149:ARG:NH2	2.27	0.67
26:14:1971:A:OP1	58:14:3452:HOH:O	2.12	0.67
26:14:305:U:H2'	26:14:306:U:C6	2.29	0.67
1:1G:625:G:H2'	1:1G:626:U:H6	1.60	0.67
26:1H:1517:G:H5''	26:1H:1518:C:OP2	1.94	0.67
26:1H:1646:C:O3'	58:1H:3926:HOH:O	2.13	0.67
26:1H:1697:G:OP2	26:1H:1698:A:O2'	2.07	0.67

Continued on next page...

Continued from previous page...

Atom-1	Atom-2	Interatomic distance (Å)	Clash overlap (Å)
26:1H:1997:G:H5''	58:1H:4005:HOH:O	1.94	0.67
12:3I:90:VAL:HG12	12:3I:92:ASP:H	1.59	0.67
24:3L:76:A:H8	26:14:2394:C:H42	1.38	0.67
31:49:124:SER:HB2	31:49:131:TYR:CE2	2.30	0.67
33:61:110:ASP:HB2	33:61:112:LYS:HG2	1.76	0.67
26:1H:587:C:O2	36:78:33:ARG:NH1	2.27	0.67
1:1G:186(A):C:H5''	20:BA:86:ARG:HH21	1.59	0.67
1:13:1182:G:H4'	1:13:1183:A:H5''	1.74	0.67
1:13:1266:G:N7	58:13:2005:HOH:O	2.27	0.67
26:14:1416:G:O2'	26:14:1417:C:O5'	2.12	0.67
26:14:2286:A:H2'	53:K5:28:ARG:HH21	1.60	0.67
6:52:81:ILE:HD11	28:19:125:ILE:HG12	1.77	0.67
26:1H:1418:G:OP2	58:1H:4023:HOH:O	2.10	0.67
26:1H:1510:A:O2'	26:1H:1512:G:N7	2.27	0.67
26:1H:2690:C:H5''	26:1H:2872:G:H21	1.60	0.67
22:1K:51:U:H2'	22:1K:52:G:H8	1.59	0.67
35:68:63:VAL:HG12	35:68:106:LEU:HD11	1.75	0.67
46:D5:4:ARG:HA	46:D5:58:VAL:HB	1.76	0.67
53:O8:10:LEU:HD23	55:Q8:32:LEU:HD22	1.76	0.67
1:13:1216:G:OP2	58:13:1998:HOH:O	2.11	0.67
1:13:272:C:H2'	1:13:273:A:C8	2.28	0.67
26:14:987:G:O2'	26:14:1000:A:N3	2.28	0.67
26:14:1024:G:H3'	26:14:1025:G:H5''	1.77	0.67
26:14:1226:G:OP1	42:95:69:LYS:NZ	2.26	0.67
24:3L:71:G:O2'	26:14:1851:U:O2'	2.01	0.67
10:1A:40:LEU:HG	10:1A:41:PRO:HD2	1.75	0.67
26:1H:1633:G:OP2	58:1H:4371:HOH:O	2.12	0.67
27:1J:13:A:H5''	27:1J:15:A:C6	2.29	0.67
3:2E:84:ILE:HG13	3:2E:101:LEU:HD22	1.75	0.67
1:1G:1503:A:N3	25:4L:13:A:N6	2.42	0.67
38:55:33:ARG:NH2	38:55:115:GLU:OE2	2.26	0.67
38:55:74:LYS:HE3	38:55:77:ARG:HH21	1.59	0.67
38:55:86:ARG:NH2	38:55:87:TYR:OH	2.27	0.67
1:13:417:C:H2'	1:13:418:C:H6	1.60	0.67
26:14:1419:A:H2'	26:14:1421:G:N7	2.09	0.67
26:14:1754:C:H2'	26:14:1755:A:C8	2.29	0.67
26:14:399:G:OP2	58:14:4118:HOH:O	2.12	0.67
1:1G:1126:U:H4'	1:1G:1127:G:N7	2.10	0.67
26:1H:2074:U:OP1	58:1H:4530:HOH:O	2.12	0.67
26:1H:2788:C:O2'	26:1H:2809:A:N3	2.27	0.67
26:1H:1657:C:OP2	29:21:136:ARG:HG3	1.94	0.67

Continued on next page...

Continued from previous page...

Atom-1	Atom-2	Interatomic distance (Å)	Clash overlap (Å)
3:22:87:LEU:HA	3:22:90:GLU:HG2	1.76	0.67
30:31:127:GLU:HG2	30:31:196:LEU:HB2	1.75	0.67
13:4I:3:ARG:HE	13:4I:9:ILE:HD11	1.60	0.67
37:88:21:THR:HG22	37:88:99:PRO:O	1.95	0.67
1:13:490:G:OP2	4:3E:132:ARG:NH2	2.26	0.66
26:14:2598:A:OP1	58:14:4081:HOH:O	2.12	0.66
1:1G:1127:G:H22	1:1G:1144:G:H1	1.43	0.66
1:1G:310:G:OP2	16:7A:27:LYS:NZ	2.21	0.66
26:1H:1509:C:H2'	26:1H:1511:A:C8	2.29	0.66
29:21:105:THR:HG21	29:21:164:ARG:NH1	2.10	0.66
11:2I:98:LEU:O	11:2I:101:SER:OG	2.11	0.66
5:42:122:GLU:O	5:42:126:ARG:NH1	2.28	0.66
49:K8:32:LEU:HD11	49:K8:54:LYS:HG2	1.75	0.66
26:1H:731:C:OP2	58:1H:3689:HOH:O	2.13	0.66
37:88:12:GLN:HG2	37:88:73:PRO:HD2	1.76	0.66
19:AA:9:VAL:HG13	51:I5:63:TYR:HE1	1.59	0.66
26:1H:1298:C:H5''	26:1H:1299:G:OP2	1.96	0.66
26:1H:446:G:OP2	58:1H:3702:HOH:O	2.13	0.66
26:1H:567:A:OP1	58:1H:3601:HOH:O	2.13	0.66
1:13:1118:C:H1'	1:13:1179:A:C4	2.31	0.66
26:14:1111:A:H4'	32:59:3:ARG:HH11	1.61	0.66
26:14:760:G:OP1	58:14:4111:HOH:O	2.12	0.66
1:1G:411:A:C5	1:1G:413:G:H1'	2.31	0.66
1:1G:957:U:H1'	1:1G:960:U:H5	1.61	0.66
26:1H:1636:C:OP2	58:1H:3609:HOH:O	2.13	0.66
26:1H:298:G:P	45:G8:84:ARG:HH12	2.18	0.66
36:35:125:VAL:O	36:35:144:GLU:HB3	1.96	0.66
30:39:123:LEU:O	30:39:125:LEU:N	2.27	0.66
6:5E:38:GLU:OE1	6:5E:64:GLN:NE2	2.27	0.66
39:A8:88:ASP:O	39:A8:89:ARG:HB3	1.95	0.66
26:1H:138:G:N2	44:F8:44:GLU:OE2	2.22	0.66
46:H8:17:ALA:HA	46:H8:20:ARG:HB2	1.78	0.66
26:14:1443:G:N7	58:14:3772:HOH:O	2.28	0.66
26:1H:1021:A:H62	26:1H:1141:U:H3	1.43	0.66
26:1H:2492:U:H2'	26:1H:2493:U:H6	1.58	0.66
26:1H:991:C:H2'	26:1H:992:C:H6	1.61	0.66
26:14:2873:A:H8	38:55:6:SER:N	1.92	0.66
33:61:7:GLU:HA	33:61:15:VAL:HG22	1.76	0.66
47:E5:49:LYS:HG3	47:E5:80:HIS:HB3	1.77	0.66
26:14:2598:A:OP1	58:14:4079:HOH:O	2.11	0.66
26:1H:1438:U:H2'	26:1H:1439:A:C8	2.30	0.66

Continued on next page...

Continued from previous page...

Atom-1	Atom-2	Interatomic distance (Å)	Clash overlap (Å)
22:1L:74:C:H1'	22:1L:75:C:H5'	1.76	0.66
29:21:70:ALA:O	29:21:73:GLU:N	2.29	0.66
35:25:68:GLU:HB3	35:25:78:ARG:HD3	1.77	0.66
31:41:131:TYR:O	31:41:159:VAL:HG22	1.96	0.66
38:55:38:VAL:HG12	38:55:42:LYS:HD2	1.77	0.66
33:69:76:THR:HG21	33:69:140:LEU:HD12	1.77	0.66
1:13:143:A:H2	1:13:220:G:H1	1.43	0.66
26:14:1949:G:O6	58:14:3816:HOH:O	2.10	0.66
26:14:2080:G:H5'	48:F5:35:THR:OG1	1.95	0.66
26:1H:1153:C:OP2	58:1H:4003:HOH:O	2.12	0.66
26:1H:1165:U:H2'	26:1H:1166:C:C6	2.31	0.66
26:1H:250:G:H2'	26:1H:251:A:C8	2.31	0.66
33:69:70:GLU:O	33:69:74:ASN:ND2	2.28	0.66
39:A8:14:VAL:HG21	39:A8:89:ARG:HE	1.59	0.66
43:E8:70:TYR:H	43:E8:70:TYR:HD1	1.44	0.66
49:K8:15:LYS:H	49:K8:67:LYS:NZ	1.94	0.66
1:13:630:G:N2	58:13:1982:HOH:O	2.28	0.66
26:14:1225:C:O2'	42:95:85:LYS:N	2.28	0.66
24:3L:56:C:H5'	26:14:2169:A:C8	2.30	0.66
26:14:531:C:H4'	26:14:532:A:H5''	1.78	0.66
26:14:900:A:H3'	26:14:901:A:H8	1.61	0.66
26:1H:1257:C:H4'	30:31:83:PHE:CE1	2.31	0.66
26:1H:1332:G:N2	26:1H:1610:A:C8	2.64	0.66
26:1H:2701:C:H2'	26:1H:2702:U:H2'	1.77	0.66
29:21:82:ARG:O	29:21:84:PHE:N	2.28	0.66
29:29:65:GLY:O	29:29:67:PHE:N	2.27	0.66
26:1H:2659:G:H4'	32:51:175:LYS:HD2	1.77	0.66
39:65:34:HIS:NE2	39:65:54:LEU:HD13	2.11	0.66
51:I5:48:ARG:HH22	51:I5:51:ASP:HB3	1.61	0.66
48:J8:87:PRO:HA	48:J8:90:ILE:HG13	1.78	0.66
1:13:1160:G:H1	1:13:1177:G:H22	1.44	0.66
1:13:1429:C:H2'	1:13:1430:C:C6	2.31	0.66
26:14:1599:C:H2'	26:14:1600:C:H6	1.59	0.66
10:1A:48:THR:HA	10:1A:62:HIS:HB3	1.76	0.66
26:1H:1331:A:O3'	58:1H:4559:HOH:O	2.13	0.66
26:1H:1334:G:OP2	58:1H:3955:HOH:O	2.14	0.66
26:1H:1693:U:H1'	28:11:14:ARG:NH2	2.11	0.66
26:1H:2701:C:H3'	26:1H:2702:U:H5''	1.78	0.66
26:14:39:C:O2	30:39:46:ARG:NH2	2.29	0.66
32:51:54:ARG:HD3	32:51:65:HIS:ND1	2.11	0.66
43:A5:13:SER:HB3	43:A5:16:LYS:HD2	1.78	0.66

Continued on next page...

Continued from previous page...

Atom-1	Atom-2	Interatomic distance (Å)	Clash overlap (Å)
26:14:1464:C:HO2'	26:14:1528:A:H8	1.41	0.66
26:14:987:G:OP2	58:14:4040:HOH:O	2.14	0.66
26:1H:213:A:OP2	58:1H:4290:HOH:O	2.14	0.66
5:42:70:PRO:HB3	5:42:144:THR:HG22	1.77	0.66
40:75:77:PRO:HG2	40:75:80:SER:HB2	1.77	0.66
1:13:376:G:O3'	16:7I:5:ARG:NH1	2.29	0.66
17:8A:5:VAL:HG22	17:8A:60:ILE:HG12	1.78	0.66
46:D5:152:ALA:HB3	46:D5:167:PRO:HA	1.78	0.66
45:G8:81:LYS:HB3	45:G8:82:PRO:HA	1.78	0.66
51:I5:11:PRO:HA	51:I5:25:TYR:HA	1.77	0.66
51:M8:65:ASP:N	51:M8:65:ASP:OD1	2.28	0.66
2:12:70:PHE:O	2:12:93:VAL:N	2.20	0.65
1:13:627:G:H2'	1:13:628:G:H8	1.61	0.65
1:13:835:U:H3	1:13:851:G:H1	1.44	0.65
26:14:1079:C:N4	26:14:1088:A:OP1	2.29	0.65
26:14:780:G:H21	26:14:783:A:H62	1.44	0.65
26:1H:1671:U:OP2	58:1H:3665:HOH:O	2.13	0.65
26:1H:2165:G:N7	26:1H:2166:G:N2	2.44	0.65
22:1K:76:A:H2	26:1H:2602:A:C2	2.13	0.65
26:1H:570:G:OP2	58:1H:3873:HOH:O	2.12	0.65
26:1H:770:G:OP2	58:1H:4400:HOH:O	2.13	0.65
4:32:8:VAL:HA	4:32:11:LEU:HD12	1.78	0.65
4:32:24:GLU:OE2	4:32:24:GLU:N	2.28	0.65
36:35:113:LYS:HD3	36:35:115:LEU:HD21	1.78	0.65
40:75:20:PRO:HD2	40:75:86:ILE:HG23	1.78	0.65
39:A8:28:VAL:HG11	39:A8:98:VAL:HG12	1.77	0.65
19:AI:39:THR:HG22	19:AI:40:ILE:H	1.60	0.65
55:Q8:6:THR:H	55:Q8:59:LYS:HE3	1.60	0.65
1:13:1062:U:H2'	1:13:1063:C:C6	2.30	0.65
26:14:1847:A:OP1	26:14:1847:A:H8	1.79	0.65
1:1G:1145:C:O2'	1:1G:1146:A:N7	2.29	0.65
26:1H:2789:C:O2	26:1H:2894:G:N2	2.28	0.65
10:II:46:ARG:NH2	10:II:64:GLU:OE1	2.29	0.65
27:1J:6:C:H2'	27:1J:7:G:H5"	1.78	0.65
30:31:67:GLN:HG3	30:31:67:GLN:O	1.96	0.65
37:45:75:THR:HB	37:45:86:GLY:HA3	1.78	0.65
13:4A:66:LEU:HA	13:4A:70:LEU:HB2	1.77	0.65
45:G8:87:LYS:O	45:G8:94:LYS:HB2	1.95	0.65
1:13:191(F):U:H2'	1:13:191:G:H8	1.61	0.65
1:13:292:G:N7	1:13:293:G:H1'	2.12	0.65
26:14:1073:A:OP2	26:14:1094:U:N3	2.29	0.65

Continued on next page...

Continued from previous page...

Atom-1	Atom-2	Interatomic distance (Å)	Clash overlap (Å)
26:14:270(Q):C:H5''	33:69:45:LYS:HE3	1.78	0.65
28:19:16:MET:HE1	28:19:208:LYS:HG2	1.77	0.65
26:1H:1056:G:H21	26:1H:1103:A:H62	1.44	0.65
26:1H:1586:A:H3'	26:1H:1587:A:H8	1.60	0.65
22:1K:14:A:N6	22:1K:22:G:N3	2.44	0.65
32:51:6:ARG:HB3	32:51:65:HIS:CG	2.32	0.65
55:Q8:7:HIS:O	55:Q8:7:HIS:ND1	2.29	0.65
1:13:191(F):U:H2'	1:13:191:G:C8	2.31	0.65
34:15:47:ALA:HB2	34:15:112:LEU:HD21	1.78	0.65
1:1G:940:C:H2'	1:1G:941:G:C8	2.32	0.65
26:1H:453:C:OP1	58:1H:3896:HOH:O	2.15	0.65
36:35:47:ASP:OD2	36:35:50:ARG:NH1	2.29	0.65
5:4E:142:LEU:O	5:4E:143:ARG:NH1	2.28	0.65
34:58:56:ASN:N	34:58:125:GLY:O	2.15	0.65
5:42:143:ARG:NH1	8:72:77:GLU:OE2	2.26	0.65
49:K8:5:GLU:OE2	49:K8:5:GLU:HA	1.93	0.65
51:M8:52:THR:OG1	51:M8:53:GLU:N	2.29	0.65
1:13:926:G:H5'	1:13:927:G:O5'	1.96	0.65
1:1G:359:U:H2'	1:1G:360:A:C8	2.31	0.65
26:1H:1024:G:H3'	26:1H:1025:G:H5''	1.78	0.65
26:1H:2849:U:H4'	26:1H:2868:A:C2	2.32	0.65
26:1H:646:A:H2'	26:1H:647:G:O4'	1.96	0.65
4:3E:22:LYS:HB2	4:3E:26:CYS:SG	2.37	0.65
4:3E:88:VAL:HB	4:3E:91:SER:HB2	1.78	0.65
26:14:910:A:C5	37:45:13:GLN:HG3	2.31	0.65
32:51:4:ILE:HG21	32:51:6:ARG:NH1	2.12	0.65
1:13:1352:C:H2'	1:13:1353:G:C8	2.31	0.65
1:13:859:A:H2'	1:13:860:A:H8	1.60	0.65
26:14:2681:C:H5	26:14:2725:A:H62	1.42	0.65
26:14:2718:G:N7	58:14:3760:HOH:O	2.29	0.65
26:1H:1386:C:H2'	26:1H:1387:C:C6	2.31	0.65
26:1H:187:G:N7	58:1H:4406:HOH:O	2.29	0.65
26:1H:2032:G:H21	29:21:146:THR:HG23	1.61	0.65
1:13:407:G:OP1	4:3E:115:ARG:NH1	2.30	0.65
24:3K:22:G:N7	24:3K:46:G:N2	2.45	0.65
8:72:29:SER:HB3	8:72:32:LYS:HG3	1.77	0.65
40:75:98:LYS:HB3	40:75:100:TYR:CE2	2.31	0.65
9:8E:97:LYS:HB2	9:8E:102:LEU:HD12	1.79	0.65
40:B8:3:ARG:O	40:B8:7:ILE:N	2.27	0.65
26:14:1211:U:H2'	26:14:1211:U:OP1	1.97	0.65
26:14:2150:U:H2'	26:14:2151:G:H8	1.62	0.65

Continued on next page...

Continued from previous page...

Atom-1	Atom-2	Interatomic distance (Å)	Clash overlap (Å)
26:1H:2837:G:N7	58:1H:4253:HOH:O	2.28	0.65
26:1H:2887:U:H2'	26:1H:2888:C:C6	2.31	0.65
26:1H:731:C:H5''	58:1H:3827:HOH:O	1.96	0.65
4:32:156:GLU:HA	4:32:159:ARG:HD2	1.78	0.65
5:4E:91:LEU:HD12	5:4E:120:THR:HG22	1.79	0.65
32:51:12:PRO:HG2	32:51:13:LYS:HG2	1.78	0.65
33:61:144:VAL:HG22	33:61:145:VAL:HG23	1.79	0.65
48:F5:14:VAL:HG11	48:F5:39:LYS:HD3	1.79	0.65
28:11:108:PRO:HG3	28:11:143:HIS:CE1	2.31	0.65
26:14:2615:U:C2	52:J5:7:PRO:HA	2.32	0.65
1:1G:1316:G:N2	1:1G:1319:A:H5''	2.11	0.65
26:1H:1253:A:C8	58:1H:3713:HOH:O	2.48	0.65
26:1H:1889:A:N1	26:1H:2234:G:H1'	2.12	0.65
26:1H:2263:C:OP2	58:1H:4140:HOH:O	2.14	0.65
26:1H:439:G:O6	58:1H:4674:HOH:O	2.10	0.65
26:1H:945:A:N3	58:1H:3865:HOH:O	2.28	0.65
29:29:8:LYS:HB3	29:29:193:GLY:H	1.62	0.65
23:2K:3:C:H42	23:2K:71:G:H1	1.44	0.65
13:4A:37:THR:O	13:4A:55:ARG:NH2	2.29	0.65
1:1G:1179:A:H4'	9:82:103:THR:HA	1.78	0.65
46:D5:60:GLU:HA	46:D5:66:SER:HA	1.78	0.65
55:Q8:49:VAL:HG12	55:Q8:52:LYS:CB	2.27	0.65
1:13:339:C:OP2	35:68:97:ARG:NH1	2.28	0.65
1:13:505:G:OP1	58:13:1880:HOH:O	2.14	0.65
1:13:649:G:H2'	1:13:650:G:H8	1.62	0.65
1:13:74:C:N4	1:13:96:G:H1	1.93	0.65
1:13:974:A:OP2	14:5I:41:ARG:NH1	2.30	0.65
26:14:2836:U:H2'	26:14:2837:G:C8	2.32	0.65
26:1H:1377:G:OP2	58:1H:4125:HOH:O	2.15	0.65
26:1H:2331:G:O3'	47:I8:43:THR:HG22	1.95	0.65
30:31:160:ASN:OD1	30:31:163:VAL:HG23	1.96	0.65
5:42:82:VAL:HG12	5:42:89:ILE:HG22	1.77	0.65
32:51:149:ARG:HA	32:51:162:ILE:HG21	1.78	0.65
14:5I:9:LYS:HA	14:5I:12:ARG:HG2	1.78	0.65
19:AA:63:THR:OG1	19:AA:65:ASN:O	2.15	0.65
26:1H:779:U:OP1	28:11:49:ILE:HG13	1.95	0.65
26:14:1945:G:H2'	26:14:1946:U:H6	1.61	0.65
26:14:2064:C:H2'	26:14:2065:C:C6	2.32	0.65
26:14:2453:A:H61	26:14:2500:U:H3	1.44	0.65
26:14:38:A:H1'	30:39:48:THR:HB	1.77	0.65
26:14:801:G:OP2	58:14:3736:HOH:O	2.14	0.65

Continued on next page...

Continued from previous page...

Atom-1	Atom-2	Interatomic distance (Å)	Clash overlap (Å)
10:1A:51:ARG:HB2	10:1A:60:ARG:HA	1.78	0.65
1:1G:555:C:H2'	1:1G:556:C:C6	2.32	0.65
26:1H:1164:G:H2'	26:1H:1165:U:H6	1.60	0.65
26:1H:847:U:OP2	58:1H:3755:HOH:O	2.14	0.65
1:13:963:G:H21	10:1I:55:LYS:HE2	1.62	0.65
27:1J:4:C:H42	27:1J:116:G:H1	1.45	0.65
29:29:33:VAL:HG12	29:29:89:ASP:HB3	1.77	0.65
26:1H:270(L):U:H3	33:61:50:ARG:HG2	1.62	0.65
36:78:13:ASN:ND2	36:78:15:ARG:HD3	2.12	0.65
42:95:85:LYS:CD	42:95:86:GLY:H	2.08	0.65
38:98:63:ARG:HB2	38:98:80:PHE:HE2	1.62	0.65
50:H5:46:ASN:O	50:H5:50:VAL:HG22	1.97	0.65
26:14:2415:G:H4'	36:35:67:MET:N	2.11	0.64
26:1H:1400:G:H2'	26:1H:1401:G:C8	2.33	0.64
26:1H:2855:C:H2'	26:1H:2856:C:H6	1.61	0.64
29:21:64:LYS:O	29:21:70:ALA:HB2	1.97	0.64
11:2A:33:THR:OG1	11:2A:34:ASP:O	2.16	0.64
40:75:55:ASN:N	40:75:59:THR:HG22	2.12	0.64
42:95:44:LYS:O	42:95:46:VAL:N	2.24	0.64
19:AI:30:LEU:HD22	19:AI:30:LEU:H	1.62	0.64
47:I8:49:LYS:HG3	47:I8:80:HIS:HB3	1.80	0.64
55:Q8:54:GLU:O	55:Q8:56:GLU:N	2.30	0.64
1:13:1000:A:H2'	1:13:1001:G:H8	1.61	0.64
1:13:474:G:H2'	1:13:475:G:C8	2.33	0.64
1:1G:458:C:H42	1:1G:474:G:H1	1.44	0.64
1:1G:54:C:N4	1:1G:353:A:OP2	2.29	0.64
26:1H:1932:A:H2'	26:1H:1933:G:O4'	1.96	0.64
29:21:3:GLY:HA3	29:21:81:ILE:HG21	1.79	0.64
13:4I:3:ARG:HB3	13:4I:9:ILE:HG12	1.79	0.64
3:22:182:ILE:HG22	3:22:203:PHE:HA	1.80	0.64
3:22:81:GLY:HA2	3:22:85:ARG:HD3	1.79	0.64
11:2I:99:GLN:HG2	11:2I:105:VAL:HG21	1.78	0.64
36:78:101:VAL:HG12	36:78:106:LEU:HD12	1.79	0.64
38:98:51:LEU:HD22	38:98:66:VAL:HG13	1.79	0.64
28:11:177:LEU:HD11	28:11:183:ARG:HG2	1.80	0.64
1:13:1346:A:H5''	9:8E:120:ARG:HH12	1.61	0.64
26:14:1332:G:N2	26:14:1610:A:C8	2.65	0.64
26:14:2261:C:O2'	26:14:2262:U:H5'	1.97	0.64
28:19:148:GLU:HB2	28:19:151:LYS:HD2	1.78	0.64
3:22:91:LEU:O	3:22:95:THR:OG1	2.15	0.64
30:31:6:VAL:HG21	30:31:119:ARG:HB2	1.79	0.64

Continued on next page...

Continued from previous page...

Atom-1	Atom-2	Interatomic distance (Å)	Clash overlap (Å)
27:16:90:C:H5'	37:88:18:LYS:HA	1.77	0.64
46:D5:139:VAL:HG22	46:D5:156:LYS:HG2	1.78	0.64
48:F5:87:PRO:HA	48:F5:90:ILE:HG13	1.78	0.64
1:13:1002:G:O6	1:13:1038:C:N4	2.30	0.64
1:13:1190:G:OP1	3:2E:4:LYS:HA	1.98	0.64
1:13:1429:C:H2'	1:13:1430:C:H6	1.61	0.64
1:13:1505:G:OP1	58:13:1804:HOH:O	2.14	0.64
1:13:501:C:OP2	12:3I:124:LYS:NZ	2.25	0.64
1:13:939:G:H5''	7:6E:102:ARG:NH2	2.12	0.64
26:14:2471:C:N4	26:14:2476:A:O2'	2.31	0.64
26:1H:1230:C:H2'	26:1H:1231:G:C8	2.32	0.64
26:1H:1702:G:O6	58:1H:4393:HOH:O	2.12	0.64
26:1H:2161:C:H2'	26:1H:2162:G:H8	1.61	0.64
26:1H:2061:G:OP2	26:1H:2502:G:H5'	1.98	0.64
26:1H:654(H):G:N7	26:1H:654(N):G:N2	2.45	0.64
1:13:1059:C:O3'	14:5I:45:ARG:NH2	2.31	0.64
36:78:1:MET:HE2	36:78:6:LEU:HD13	1.78	0.64
42:95:14:VAL:HB	42:95:96:ILE:HG13	1.79	0.64
44:B5:36:LYS:HG2	44:B5:54:VAL:HB	1.79	0.64
1:13:323:U:H2'	1:13:324:G:O4'	1.98	0.64
26:14:1113:U:OP1	32:59:3:ARG:N	2.31	0.64
10:1A:8:LEU:HD22	10:1A:20:ALA:HB2	1.80	0.64
2:1E:141:GLU:O	2:1E:145:LEU:HB2	1.98	0.64
26:1H:1971:A:C4	28:11:241:PRO:HD3	2.33	0.64
26:1H:2306:C:H3'	26:1H:2307:G:H5'	1.79	0.64
26:1H:450:G:OP2	58:1H:3889:HOH:O	2.15	0.64
30:31:152:GLU:HG3	30:31:191:ARG:HD2	1.80	0.64
1:13:991:U:O2'	1:13:992:U:O5'	2.15	0.64
26:14:1040:C:O2	26:14:1115:G:N2	2.20	0.64
26:14:884:C:N4	26:14:892:G:O6	2.30	0.64
1:1G:1126:U:H4'	1:1G:1127:G:C8	2.33	0.64
26:1H:2080:G:O6	58:1H:4320:HOH:O	2.11	0.64
23:2L:20:G:C2	23:2L:58:A:C2	2.86	0.64
4:32:127:THR:HG21	4:32:149:ALA:HB2	1.79	0.64
1:13:881:G:OP2	12:3I:12:ARG:NH2	2.30	0.64
5:42:36:ASP:HB2	5:42:38:GLN:HG3	1.80	0.64
18:9I:59:SER:OG	18:9I:60:ALA:N	2.30	0.64
20:BA:87:LYS:HE3	20:BA:91:LEU:HD11	1.79	0.64
20:BI:86:ARG:NH1	20:BI:90:GLN:OE1	2.30	0.64
55:Q8:34:TRP:HB3	55:Q8:35:GLN:HA	1.78	0.64
26:14:996:A:N6	26:14:1160:G:C6	2.66	0.64

Continued on next page...

Continued from previous page...

Atom-1	Atom-2	Interatomic distance (Å)	Clash overlap (Å)
26:1H:1533:C:H3'	26:1H:1534:G:H5''	1.80	0.64
26:1H:2352:A:H2'	26:1H:2353:G:O4'	1.98	0.64
26:1H:495:G:O2'	43:E8:62:HIS:HE1	1.80	0.64
24:3K:34:G:N7	24:3K:35:A:H8	1.95	0.64
24:3L:36:A:N7	24:3L:37:A:N6	2.46	0.64
9:8E:121:ARG:NH1	9:8E:122:ALA:O	2.31	0.64
2:1E:178:ARG:HG3	8:7E:72:PRO:HA	1.80	0.64
26:1H:1534:G:H2'	26:1H:1535:U:H4'	1.80	0.64
3:22:136:GLN:O	3:22:140:ARG:N	2.29	0.64
29:29:33:VAL:HG11	29:29:36:ARG:HH21	1.62	0.64
26:14:2304:G:O2'	31:49:156:ASP:OD1	2.11	0.64
7:6E:50:ILE:HB	7:6E:58:PRO:HB3	1.79	0.64
26:1H:250:G:P	36:78:60:MET:HE1	2.38	0.64
45:C5:17:SER:HB3	45:C5:71:LYS:HB3	1.79	0.64
55:Q8:49:VAL:CG2	55:Q8:53:PRO:HD2	2.27	0.64
1:13:477:G:N7	58:13:2008:HOH:O	2.29	0.64
26:14:1022:G:H22	26:14:1142(A):A:H2	1.45	0.64
26:14:590:A:H2'	26:14:591:C:C6	2.33	0.64
26:14:994:C:OP2	41:85:54:LYS:NZ	2.27	0.64
1:1G:297:G:N2	1:1G:300:A:OP2	2.31	0.64
26:1H:547:A:H2'	26:1H:548:A:C8	2.33	0.64
3:22:14:ILE:HG12	3:22:15:THR:H	1.62	0.64
3:22:152:ILE:HB	3:22:199:LYS:HB2	1.80	0.64
4:32:4:TYR:CE2	4:32:11:LEU:HD11	2.33	0.64
30:39:129:PHE:HA	30:39:142:TRP:CD1	2.33	0.64
15:6A:54:ARG:NH1	15:6A:58:MET:SD	2.71	0.64
41:85:100:VAL:O	41:85:101:ARG:HG2	1.98	0.64
45:C5:87:LYS:H	45:C5:94:LYS:HG2	1.62	0.64
41:C8:8:VAL:HG23	41:C8:11:ARG:NH2	2.11	0.64
26:14:2056:G:H1	52:J5:4:HIS:HB3	1.62	0.63
26:14:2074:U:H2'	26:14:2075:U:C6	2.33	0.63
26:14:2646:C:H2'	26:14:2647:U:O4'	1.98	0.63
26:14:619:G:H5''	26:14:620:G:H21	1.61	0.63
26:1H:2002:G:N7	58:1H:4225:HOH:O	2.30	0.63
3:2E:42:LEU:O	3:2E:46:GLU:HG2	1.98	0.63
4:32:61:LYS:NZ	4:32:72:GLU:OE2	2.29	0.63
32:51:83:TYR:CG	32:51:134:SER:HA	2.33	0.63
7:62:84:ASN:OD1	7:62:84:ASN:N	2.31	0.63
1:13:750:G:N3	15:6I:23:GLY:HA3	2.13	0.63
44:B5:55:ASN:HB2	44:B5:80:ILE:HG13	1.79	0.63
2:1E:28:PHE:HD1	2:1E:194:PRO:HD3	1.63	0.63

Continued on next page...

Continued from previous page...

Atom-1	Atom-2	Interatomic distance (Å)	Clash overlap (Å)
1:1G:1028:C:H42	1:1G:1033:G:H1	1.45	0.63
1:1G:1218:C:OP2	14:5A:9:LYS:NZ	2.26	0.63
1:1G:532:A:N6	1:1G:1206:G:O2'	2.31	0.63
26:1H:981:A:H8	26:1H:982:C:C5	2.15	0.63
4:3E:95:GLY:O	4:3E:99:SER:OG	2.16	0.63
39:A8:29:PHE:HD1	39:A8:30:ARG:N	1.95	0.63
42:D8:59:ALA:HB2	42:D8:96:ILE:HD13	1.79	0.63
55:Q8:16:ILE:HD13	55:Q8:56:GLU:OE2	1.97	0.63
26:1H:2377:A:H2'	26:1H:2378:A:C8	2.33	0.63
10:1I:40:LEU:HB2	10:1I:69:ASN:HB3	1.80	0.63
24:3L:48:C:N4	24:3L:59:U:O2	2.31	0.63
13:4I:23:TYR:HD2	13:4I:67:GLU:HA	1.64	0.63
32:59:6:ARG:H	32:59:6:ARG:HD2	1.64	0.63
37:88:51:ARG:HH12	37:88:52:VAL:HG23	1.63	0.63
40:B8:58:ASN:C	40:B8:58:ASN:HD22	2.02	0.63
26:14:1593:G:H2'	26:14:1594:G:C8	2.33	0.63
26:1H:1316:U:H2'	26:1H:1317:A:C8	2.34	0.63
26:1H:1430:C:H2'	26:1H:1431:U:H6	1.61	0.63
26:1H:410:G:H3'	58:1H:4628:HOH:O	1.99	0.63
27:1J:116:G:H5'	39:65:55:ALA:HB2	1.80	0.63
8:7E:87:SER:HB2	8:7E:93:VAL:N	2.13	0.63
17:8I:76:LEU:HD12	17:8I:77:VAL:N	2.13	0.63
45:G8:100:ALA:HB1	45:G8:101:LYS:HB2	1.81	0.63
45:G8:99:CYS:SG	45:G8:100:ALA:N	2.72	0.63
13:4A:3:ARG:HB2	51:I5:34:GLU:HG3	1.80	0.63
1:13:1263:C:H2'	1:13:1264:C:H6	1.64	0.63
1:13:200:G:H1	1:13:217:C:H42	1.45	0.63
1:13:686:U:O4	1:13:703:G:H1'	1.99	0.63
26:14:779:U:O4	58:14:3960:HOH:O	2.10	0.63
26:1H:1018:C:H2'	26:1H:1019:U:H6	1.64	0.63
26:1H:2068:U:N3	26:1H:2430:A:H2	1.94	0.63
29:29:89:ASP:O	29:29:91:VAL:N	2.29	0.63
1:1G:690:G:H1	11:2A:55:LYS:NZ	1.96	0.63
36:35:11:GLY:C	36:35:13:ASN:H	2.01	0.63
38:98:104:ARG:NH1	38:98:107:ASP:OD2	2.32	0.63
55:M5:40:GLU:HA	55:M5:43:GLN:HB2	1.79	0.63
2:12:77:ALA:HB2	2:12:211:ILE:HD13	1.79	0.63
1:13:859:A:H2'	1:13:860:A:C8	2.34	0.63
26:14:1926:U:H2'	26:14:1928:A:OP2	1.99	0.63
26:14:588:U:H2'	26:14:589:C:C6	2.32	0.63
26:1H:2056:G:C2	26:1H:2057:A:C8	2.87	0.63

Continued on next page...

Continued from previous page...

Atom-1	Atom-2	Interatomic distance (Å)	Clash overlap (Å)
23:2L:41:C:H2'	23:2L:42:C:H6	1.64	0.63
4:32:173:TRP:CZ3	4:32:193:ASP:HB3	2.34	0.63
5:4E:13:ILE:HD12	5:4E:30:ALA:HA	1.80	0.63
34:58:6:PRO:HG3	34:58:41:ASP:HB2	1.80	0.63
42:95:6:LYS:H	42:95:37:VAL:HG12	1.64	0.63
41:C8:28:ARG:NH1	41:C8:38:THR:OG1	2.25	0.63
1:13:1505:G:P	58:13:1804:HOH:O	2.57	0.63
1:13:179:A:H2'	1:13:180:U:H6	1.64	0.63
1:13:77:C:O2'	1:13:92:G:N2	2.32	0.63
26:14:1828:G:OP2	58:14:3417:HOH:O	2.15	0.63
34:15:95:PRO:O	34:15:98:VAL:HG22	1.98	0.63
1:1G:998:G:H2'	1:1G:998(A):C:C6	2.34	0.63
26:1H:1405:U:H2'	26:1H:1406:U:C6	2.33	0.63
26:1H:141:A:C8	26:1H:1408:C:H1'	2.33	0.63
26:1H:2061:G:P	58:1H:3633:HOH:O	2.57	0.63
26:1H:2360:A:OP1	55:Q8:48:PHE:HB2	1.98	0.63
26:1H:2594:C:N4	58:1H:3683:HOH:O	2.32	0.63
38:55:52:ILE:O	38:55:55:ALA:N	2.32	0.63
34:58:18:ALA:HA	34:58:21:LYS:HG3	1.80	0.63
32:59:6:ARG:HH11	32:59:6:ARG:N	1.97	0.63
46:D5:153:SER:HB3	46:D5:167:PRO:HG3	1.80	0.63
2:12:149:LEU:HD23	2:12:152:PHE:HB3	1.80	0.63
26:14:760:G:OP1	58:14:4109:HOH:O	2.15	0.63
29:29:47:VAL:HG21	29:29:86:PRO:HD2	1.81	0.63
13:4I:4:ILE:HG22	13:4I:5:ALA:H	1.63	0.63
32:59:26:VAL:HG12	32:59:33:LEU:H	1.63	0.63
15:6I:39:LEU:HD13	15:6I:56:LEU:HB2	1.80	0.63
9:8E:42:ARG:HH11	9:8E:71:SER:HB3	1.63	0.63
26:14:1784:A:H4'	26:14:1785:A:O5'	1.99	0.63
26:14:2645:G:H3'	26:14:2646:C:H5'	1.81	0.63
1:1G:677:U:H3	1:1G:713:G:H22	1.47	0.63
3:2E:40:ARG:O	3:2E:44:GLU:HG2	1.98	0.63
23:2K:52:C:O2	23:2K:64:G:N2	2.28	0.63
23:2K:54:G:H2'	23:2K:55:5MU:C6	2.34	0.63
30:39:117:ARG:NH1	36:35:1:MET:H2	1.96	0.63
36:78:19:VAL:HG12	36:78:21:ARG:N	2.01	0.63
37:88:66:ILE:HG22	37:88:67:ARG:H	1.64	0.63
1:13:1178:G:N7	9:8E:97:LYS:NZ	2.46	0.63
46:H8:73:GLN:HB2	46:H8:87:ASP:HB2	1.81	0.63
1:13:1318:A:H1'	19:AI:37:ARG:HH21	1.64	0.62
1:13:131:C:OP1	1:13:190:G:N2	2.32	0.62

Continued on next page...

Continued from previous page...

Atom-1	Atom-2	Interatomic distance (Å)	Clash overlap (Å)
1:1G:554:C:H2'	1:1G:555:C:H6	1.62	0.62
1:1G:707:C:H2'	1:1G:708:C:C6	2.34	0.62
1:1G:963:G:N2	1:1G:972:C:N3	2.44	0.62
26:1H:1406:U:H2'	26:1H:1407:C:C6	2.33	0.62
26:1H:1728:G:H8	26:1H:1732:A:H62	1.47	0.62
29:29:197:ILE:HD11	29:29:199:ARG:HE	1.64	0.62
19:AI:40:ILE:HD11	19:AI:62:ILE:HG23	1.79	0.62
26:1H:1252:G:N3	41:C8:33:ARG:HD2	2.14	0.62
51:I5:56:VAL:HG22	51:I5:57:GLU:HG3	1.81	0.62
26:1H:1798:U:C5'	28:11:259:THR:HG22	2.27	0.62
26:14:1329:U:H5''	26:14:1330:C:H5	1.65	0.62
26:14:2275:C:O2'	37:45:83:MET:HA	1.99	0.62
26:14:2415:G:O3'	36:35:66:GLY:HA3	1.99	0.62
26:14:579:G:H2'	26:14:580:C:C6	2.34	0.62
1:1G:1139:G:H4'	1:1G:1140:C:H5'	1.80	0.62
1:1G:760:G:N2	17:8A:94:ASN:OD1	2.32	0.62
26:1H:1101:U:H2'	26:1H:1102:C:C6	2.34	0.62
27:1J:62:C:H2'	27:1J:63:G:H8	1.62	0.62
31:49:60:LEU:O	31:49:64:THR:HG22	1.98	0.62
32:59:82:GLY:HA3	32:59:135:GLY:O	1.99	0.62
7:62:21:VAL:HG23	7:62:22:LEU:HD12	1.79	0.62
7:62:92:SER:HB2	7:62:95:ARG:HB2	1.81	0.62
39:A8:74:ALA:HB1	39:A8:107:GLU:O	1.99	0.62
1:13:1316:G:N2	1:13:1318:A:H3'	2.15	0.62
1:13:674:G:H2'	1:13:675:A:H8	1.64	0.62
26:14:330:A:H2	26:14:1210:A:O2'	1.82	0.62
26:1H:49:A:N7	26:1H:120:U:C5	2.67	0.62
26:1H:1316:U:H2'	26:1H:1317:A:H8	1.64	0.62
26:1H:1412:A:H2'	26:1H:1413:G:C8	2.35	0.62
26:1H:2096:U:H3	26:1H:2193:G:H1	1.47	0.62
26:1H:571:A:OP2	58:1H:4551:HOH:O	2.16	0.62
23:2L:10:G:N2	23:2L:27:G:H1'	2.14	0.62
27:1J:52:A:H62	39:65:33:LYS:HG3	1.63	0.62
39:65:3:ARG:HE	39:65:4:LEU:H	1.47	0.62
36:78:68:GLN:NE2	55:Q8:12:LYS:HB3	2.14	0.62
38:98:10:LEU:O	38:98:12:ARG:N	2.32	0.62
45:C5:87:LYS:HB2	45:C5:94:LYS:HA	1.80	0.62
50:L8:39:ASP:OD2	50:L8:44:ARG:NH1	2.33	0.62
1:13:1286:A:C8	1:13:1287:A:H4'	2.34	0.62
26:14:819:A:OP2	26:14:1187:G:N2	2.32	0.62
26:14:67:U:H2'	26:14:68:G:C8	2.34	0.62

Continued on next page...

Continued from previous page...

Atom-1	Atom-2	Interatomic distance (Å)	Clash overlap (Å)
26:14:990:A:H8	26:14:990:A:H5'	1.63	0.62
1:1G:1335:C:OP1	1:1G:1337:G:N2	2.30	0.62
26:1H:1729:A:H2'	26:1H:1731:G:N7	2.13	0.62
29:29:55:ASN:O	29:29:57:LYS:NZ	2.32	0.62
24:3L:30:G:H2'	24:3L:31:A:H8	1.65	0.62
24:3L:5:G:H1	24:3L:68:C:H42	1.46	0.62
37:45:34:LEU:HB2	37:45:118:LEU:HD13	1.81	0.62
13:4I:10:PRO:HB2	13:4I:18:ALA:HB1	1.81	0.62
35:68:7:TYR:CZ	35:68:44:LYS:HG3	2.34	0.62
7:6E:115:ARG:O	7:6E:118:VAL:HG12	1.98	0.62
7:6E:95:ARG:NH2	7:6E:99:LEU:HD11	2.14	0.62
50:L8:38:GLU:H	50:L8:38:GLU:CD	2.01	0.62
26:1H:1264:G:OP1	52:N8:19:ARG:NH2	2.31	0.62
2:12:5:ILE:HA	2:12:221:LEU:HD21	1.80	0.62
1:13:156:G:H1	1:13:165:C:N4	1.97	0.62
26:14:1040:C:H2'	26:14:1041:C:C6	2.35	0.62
26:14:1340:U:H4'	26:14:1394:U:O2'	1.99	0.62
26:14:491:G:H2'	26:14:492:A:C8	2.35	0.62
1:1G:1279:A:O2'	1:1G:1282:C:N4	2.32	0.62
26:1H:2057:A:P	58:1H:3621:HOH:O	2.56	0.62
26:1H:862:G:OP2	58:1H:3992:HOH:O	2.16	0.62
27:1J:70:C:H2'	27:1J:71:C:H6	1.63	0.62
4:32:98:GLU:OE2	4:32:103:ASN:ND2	2.31	0.62
8:72:25:ASP:OD1	8:72:25:ASP:N	2.32	0.62
5:42:151:LEU:HD22	8:72:67:PRO:HD3	1.81	0.62
36:78:78:PRO:HB3	36:78:111:ARG:NH2	2.14	0.62
38:98:41:ALA:O	38:98:44:LEU:N	2.33	0.62
1:1G:1220:G:O3'	19:AA:36:ARG:HD3	1.99	0.62
1:13:474:G:H2'	1:13:475:G:H8	1.61	0.62
26:14:2010:G:N7	58:14:3546:HOH:O	2.31	0.62
26:14:2291:U:H5''	26:14:2380:C:O2'	1.98	0.62
2:1E:5:ILE:HG13	2:1E:6:THR:N	2.14	0.62
1:1G:940:C:H2'	1:1G:941:G:H8	1.62	0.62
26:1H:998:C:H3'	58:1H:4004:HOH:O	1.99	0.62
29:29:101:ARG:CZ	29:29:171:GLU:HB2	2.30	0.62
45:C5:48:ALA:HB3	45:C5:59:GLY:C	2.20	0.62
45:G8:85:VAL:HG22	45:G8:98:VAL:HB	1.80	0.62
51:M8:13:ARG:H	51:M8:30:GLU:H	1.47	0.62
1:13:1412:C:H42	1:13:1488:G:H1	1.48	0.62
26:14:273(C):C:N4	26:14:363(C):G:H1	1.96	0.62
26:14:661:C:H1'	36:35:12:ALA:HA	1.81	0.62

Continued on next page...

Continued from previous page...

Atom-1	Atom-2	Interatomic distance (Å)	Clash overlap (Å)
2:1E:163:PHE:CD1	2:1E:185:ILE:HG13	2.35	0.62
1:1G:1130:A:N6	1:1G:1144:G:H21	1.97	0.62
1:1G:1423:G:H2'	1:1G:1424:C:C6	2.35	0.62
26:1H:270(I):G:H1	26:1H:270(Q):C:H42	1.47	0.62
10:1I:8:LEU:HD12	10:1I:20:ALA:HB2	1.80	0.62
27:1J:8:U:H3	27:1J:112:G:H1	1.47	0.62
13:4A:23:TYR:CZ	13:4A:71:ARG:HG3	2.35	0.62
16:7I:26:ARG:HH21	16:7I:31:LYS:HD3	1.63	0.62
1:13:1346:A:H5''	9:8E:120:ARG:NH1	2.14	0.62
45:C5:68:HIS:HB3	45:C5:71:LYS:HG3	1.81	0.62
34:58:4:TYR:O	41:C8:64:ARG:NH1	2.32	0.62
46:H8:10:ARG:HG3	46:H8:36:LYS:HB3	1.81	0.62
55:Q8:6:THR:HA	55:Q8:58:ILE:H	1.64	0.62
2:12:7:VAL:HG22	2:12:8:LYS:H	1.63	0.62
1:1G:1224:G:C6	1:1G:1322:C:H1'	2.34	0.62
27:1J:21:G:H2'	27:1J:22:U:O4'	2.00	0.62
14:5A:21:TYR:OH	14:5A:23:ARG:NH2	2.31	0.62
14:5I:29:ARG:NH2	14:5I:41:ARG:HH12	1.94	0.62
39:65:34:HIS:HD2	39:65:54:LEU:HB2	1.64	0.62
19:AI:40:ILE:HG23	19:AI:41:VAL:HG13	1.81	0.62
40:B8:54:ARG:HA	40:B8:59:THR:HB	1.82	0.62
20:BA:49:ALA:HA	20:BA:52:ALA:HB3	1.81	0.62
55:Q8:53:PRO:HB3	55:Q8:56:GLU:N	2.14	0.62
28:11:72:LYS:HD2	28:11:75:ILE:HD12	1.81	0.62
2:12:12:GLU:HB3	2:12:213:LEU:HD13	1.82	0.62
1:13:404:U:OP1	4:3E:118:ARG:NH1	2.33	0.62
2:1E:74:LYS:HE3	2:1E:166:ASP:HB2	1.81	0.62
26:1H:2698:U:H2'	26:1H:2699:C:C6	2.35	0.62
26:1H:851:U:P	50:L8:49:LYS:HZ2	2.22	0.62
26:1H:2787:C:H1'	29:21:62:PRO:HG3	1.81	0.62
7:62:62:PHE:HA	7:62:124:LEU:HD13	1.81	0.62
39:65:15:ARG:O	39:65:19:LYS:HD3	2.00	0.62
35:68:88:ASN:HD22	35:68:88:ASN:H	1.47	0.62
33:69:80:PRO:HA	33:69:143:SER:HA	1.80	0.62
40:75:26:ASP:O	40:75:49:VAL:HG22	1.99	0.62
26:1H:2428:G:N3	36:78:61:ARG:NH1	2.48	0.62
37:88:86:GLY:HA3	37:88:87:LYS:HD3	1.81	0.62
42:95:87:HIS:CE1	42:95:89:GLN:HB2	2.35	0.62
50:L8:31:LEU:O	50:L8:32:GLN:HB2	2.00	0.62
26:14:571:A:H5'	26:14:2030:A:N7	2.15	0.62
1:1G:1007:C:O2	1:1G:1023:G:N2	2.33	0.62

Continued on next page...

Continued from previous page...

Atom-1	Atom-2	Interatomic distance (Å)	Clash overlap (Å)
1:1G:300:A:H1'	1:1G:565:U:O2	2.00	0.62
1:1G:980:C:H5'	1:1G:981:U:C5	2.35	0.62
23:2K:21:U:H4'	23:2K:22:A:OP1	1.98	0.62
12:3I:52:LEU:O	12:3I:54:LYS:NZ	2.32	0.62
7:62:113:GLU:HB2	7:62:119:ARG:HG2	1.80	0.62
17:8I:65:ILE:HG21	17:8I:69:LYS:HE2	1.80	0.62
46:D5:23:LYS:HD3	46:D5:40:ASP:HA	1.81	0.62
51:M8:18:CYS:HB3	51:M8:39:CYS:SG	2.40	0.62
1:13:1349:A:OP2	9:8E:118:LYS:NZ	2.33	0.61
26:14:479:A:N3	26:14:481:G:H5'	2.15	0.61
34:15:38:HIS:CD2	34:15:39:ARG:HG3	2.35	0.61
26:1H:2793:G:N2	26:1H:2804:C:O2	2.33	0.61
10:1I:30:SER:OG	10:1I:84:GLN:NE2	2.33	0.61
1:13:1280:A:C8	10:1I:41:PRO:HD3	2.35	0.61
29:21:149:ARG:HH11	29:21:149:ARG:HG3	1.64	0.61
24:3L:19:G:O5'	24:3L:57:G:N2	2.33	0.61
13:4A:49:THR:HG22	13:4A:51:ALA:H	1.65	0.61
5:4E:102:ALA:HB1	5:4E:106:PRO:HG2	1.81	0.61
26:1H:2531:A:C8	32:51:175:LYS:HG2	2.34	0.61
33:61:1:MET:O	33:61:20:ASP:HA	1.98	0.61
41:85:76:TYR:CZ	41:85:80:ILE:HG13	2.35	0.61
17:8I:66:SER:OG	17:8I:69:LYS:HB2	1.99	0.61
19:AI:5:LEU:HB3	19:AI:10:PHE:HE1	1.65	0.61
40:B8:111:ARG:H	40:B8:111:ARG:HD3	1.65	0.61
20:BA:86:ARG:CZ	20:BA:86:ARG:HB2	2.30	0.61
51:M8:39:CYS:SG	51:M8:41:PRO:HD3	2.40	0.61
26:1H:517:C:OP1	52:N8:16:ARG:NH2	2.33	0.61
2:12:47:THR:HA	2:12:202:PRO:HG2	1.80	0.61
1:13:1423:G:P	35:68:49:ARG:HH22	2.22	0.61
26:14:1252:G:N3	41:85:33:ARG:HD2	2.16	0.61
26:14:581:C:H2'	26:14:582:G:H8	1.65	0.61
1:1G:434:U:H2'	1:1G:435:C:C6	2.35	0.61
26:1H:1843:C:H5'	28:11:253:GLN:OE1	1.99	0.61
26:1H:607:U:H3	26:1H:621:A:H2	1.42	0.61
10:1I:32:ALA:HB3	10:1I:76:ASN:O	2.00	0.61
35:25:25:LEU:HB2	35:25:38:VAL:HG23	1.82	0.61
30:31:103:LYS:HA	30:31:106:ARG:HG3	1.82	0.61
4:32:104:VAL:HA	4:32:107:ARG:HB2	1.82	0.61
24:3K:69:G:H2'	24:3K:70:G:C8	2.35	0.61
32:51:4:ILE:HG13	32:51:6:ARG:NE	2.14	0.61
8:72:19:VAL:HG23	8:72:21:LYS:HB2	1.82	0.61

Continued on next page...

Continued from previous page...

Atom-1	Atom-2	Interatomic distance (Å)	Clash overlap (Å)
18:9A:22:VAL:HG12	18:9A:56:THR:HA	1.82	0.61
44:F8:1:MET:O	44:F8:3:THR:HG23	1.99	0.61
52:N8:58:LEU:HD22	52:N8:60:VAL:HG13	1.82	0.61
26:14:273(D):C:H42	26:14:363(B):G:H1	1.48	0.61
26:14:676:A:H8	26:14:2069:G:N2	1.90	0.61
26:14:824:A:H1'	26:14:2358:G:N7	2.14	0.61
1:1G:1268:A:H2'	1:1G:1269:A:C8	2.35	0.61
22:1L:26:A:H61	22:1L:44:G:H22	1.48	0.61
29:21:170:LEU:HD21	29:21:187:ALA:HB3	1.83	0.61
1:1G:407:G:O2'	4:32:116:GLN:HG3	2.01	0.61
4:32:4:TYR:HE2	4:32:11:LEU:HD11	1.64	0.61
32:51:92:ILE:CD1	32:51:93:GLY:H	2.14	0.61
42:D8:60:GLU:HB2	42:D8:97:LYS:HE2	1.82	0.61
1:13:664:G:N2	1:13:741:G:H1	1.97	0.61
26:14:2537:U:H2'	26:14:2538:C:C6	2.35	0.61
26:14:2567:G:H2'	26:14:2568:C:C6	2.35	0.61
26:14:739:G:OP1	58:14:3635:HOH:O	2.16	0.61
2:1E:52:GLU:HG2	2:1E:56:ARG:HH21	1.66	0.61
2:1E:67:THR:HG21	2:1E:155:LEU:HG	1.83	0.61
26:1H:1021:A:C8	26:1H:1021:A:H3'	2.35	0.61
29:21:201:THR:CG2	29:21:203:LYS:H	2.13	0.61
38:55:97:VAL:HG12	38:55:114:VAL:HG22	1.81	0.61
7:62:50:ILE:HD12	7:62:61:VAL:HG11	1.81	0.61
18:9A:34:TYR:HB3	18:9A:69:THR:HB	1.81	0.61
40:B8:2:ASN:O	40:B8:3:ARG:HG2	2.00	0.61
55:Q8:35:GLN:O	55:Q8:37:SER:N	2.26	0.61
26:14:1569:A:H5'	28:19:61:LEU:HD21	1.82	0.61
26:14:19:C:H2'	26:14:20:C:H6	1.64	0.61
26:1H:607:U:OP1	30:31:102:PRO:HA	2.01	0.61
4:32:64:LEU:HB2	4:32:198:VAL:HG11	1.83	0.61
32:59:42:ARG:NH1	32:59:53:GLU:O	2.32	0.61
10:1I:61:GLU:OE1	14:5I:58:LYS:NZ	2.27	0.61
35:68:88:ASN:ND2	35:68:92:GLU:H	1.97	0.61
1:13:243:A:H4'	1:13:244:U:H5''	1.83	0.61
1:13:637:G:H2'	1:13:638:G:C8	2.36	0.61
26:14:71:A:C8	26:14:71:A:H5'	2.36	0.61
26:1H:814:C:N4	26:1H:1193:G:O6	2.17	0.61
26:1H:141:A:OP2	26:1H:141(A):C:N4	2.28	0.61
26:1H:1899:G:H1	26:1H:1902:C:H41	1.48	0.61
26:1H:2255:G:OP2	58:1H:4121:HOH:O	2.16	0.61
26:1H:468:G:N7	54:P8:39:ARG:NH2	2.49	0.61

Continued on next page...

Continued from previous page...

Atom-1	Atom-2	Interatomic distance (Å)	Clash overlap (Å)
29:29:112:GLY:O	29:29:159:HIS:HA	2.01	0.61
29:29:93:VAL:HG22	29:29:182:LEU:HD13	1.82	0.61
5:4E:144:THR:H	5:4E:147:ASP:HB2	1.66	0.61
38:98:21:TYR:HB3	38:98:47:PHE:CD2	2.35	0.61
46:H8:53:ILE:HG22	46:H8:71:VAL:HG22	1.82	0.61
55:Q8:4:MET:HB3	55:Q8:59:LYS:HZ2	1.66	0.61
26:1H:1798:U:H5'	28:11:259:THR:HG22	1.82	0.61
1:13:1077:G:N2	1:13:1080:A:OP2	2.24	0.61
1:13:619:U:H3	4:3E:134:ASP:HB2	1.66	0.61
26:14:1954:G:C2	26:14:2551:C:H5''	2.35	0.61
26:14:2815:C:H5'	52:J5:29:THR:HG21	1.83	0.61
34:15:56:ASN:H	34:15:125:GLY:HA3	1.66	0.61
1:1G:1105:A:H2'	1:1G:1106:G:H8	1.66	0.61
1:1G:1376:U:OP1	7:62:98:SER:OG	2.15	0.61
1:1G:690:G:H2'	1:1G:691:G:O4'	2.00	0.61
26:1H:1351:C:OP2	58:1H:4124:HOH:O	2.16	0.61
26:1H:2688:U:H5	26:1H:2720:U:OP2	1.83	0.61
35:25:63:VAL:HG12	35:25:106:LEU:HD11	1.81	0.61
3:2E:52:LEU:HA	3:2E:70:VAL:HG12	1.81	0.61
24:3L:9:A:H2'	24:3L:11:C:H41	1.65	0.61
13:4I:49:THR:HG22	13:4I:51:ALA:H	1.65	0.61
15:6I:6:GLU:H	15:6I:6:GLU:CD	2.04	0.61
36:78:62:LEU:HD13	55:Q8:23:VAL:HG21	1.81	0.61
31:41:61:ALA:O	51:M8:7:PRO:HG2	2.01	0.61
55:Q8:53:PRO:HA	55:Q8:54:GLU:C	2.21	0.61
1:13:994:A:N7	1:13:1216:G:H4'	2.16	0.61
1:13:1497:G:C2'	1:13:1498:U:H5'	2.30	0.61
26:14:2557:G:H2'	26:14:2558:C:C6	2.36	0.61
1:1G:547:A:OP1	58:1G:1801:HOH:O	2.16	0.61
35:25:14:THR:HG22	35:25:52:VAL:HB	1.81	0.61
4:3E:150:GLU:HG3	4:3E:153:ARG:HE	1.64	0.61
4:3E:153:ARG:HH11	4:3E:181:MET:HB2	1.65	0.61
5:42:37:ARG:HG2	5:42:112:LEU:HA	1.83	0.61
31:49:60:LEU:HD21	31:49:92:VAL:HG11	1.83	0.61
32:51:8:PRO:HG2	32:51:69:ARG:NH2	2.16	0.61
40:75:105:LEU:HD23	40:75:109:GLU:HG3	1.81	0.61
40:75:45:PHE:CE2	40:75:74:ARG:HD3	2.36	0.61
37:88:137:TYR:CE1	46:H8:83:PRO:HG3	2.36	0.61
1:13:1122:U:O4	1:13:1123:A:N6	2.33	0.61
26:14:2432:A:H5''	26:14:2433:A:OP2	2.00	0.61
28:19:146:GLU:HB2	28:19:189:CYS:HB3	1.82	0.61

Continued on next page...

Continued from previous page...

Atom-1	Atom-2	Interatomic distance (Å)	Clash overlap (Å)
1:1G:358:U:H2'	1:1G:359:U:H6	1.66	0.61
1:1G:728:A:H2'	1:1G:729:A:C8	2.34	0.61
26:1H:2836:U:H2'	26:1H:2837:G:C8	2.36	0.61
26:1H:637:A:H2'	36:78:117:GLU:OE1	2.00	0.61
37:45:34:LEU:HD11	37:45:129:THR:HB	1.83	0.61
13:4I:80:ARG:NH1	19:AI:65:ASN:O	2.34	0.61
8:7E:87:SER:HB2	8:7E:93:VAL:H	1.66	0.61
1:1G:1014:A:H4'	19:AA:14:HIS:CE1	2.36	0.61
49:K8:47:ASN:O	49:K8:49:LYS:N	2.34	0.61
50:L8:5:LYS:HD2	50:L8:34:GLU:OE1	2.00	0.61
26:14:1316:U:O2'	26:14:1317:A:H5'	2.00	0.61
26:14:1332:G:N2	26:14:1610:A:H8	1.98	0.61
26:14:1688:U:O2	26:14:1700:A:H5'	2.00	0.61
26:14:994:C:O2'	26:14:996:A:OP1	2.17	0.61
26:1H:1055:G:H1'	26:1H:1085:A:C2	2.36	0.61
26:1H:1143:A:OP1	34:58:25:ARG:NH2	2.15	0.61
26:1H:1221:C:H2'	26:1H:1222:C:C6	2.36	0.61
26:1H:1332:G:N2	26:1H:1610:A:H8	1.97	0.61
26:1H:1786:A:H2	26:1H:2606:C:H1'	1.64	0.61
26:1H:1839:G:H8	26:1H:1839:G:H5"	1.64	0.61
26:1H:2683:C:OP1	40:B8:53:ARG:NH2	2.33	0.61
26:1H:587:C:OP2	36:78:21:ARG:NH2	2.34	0.61
12:3A:27:LEU:HD23	12:3A:33:ARG:HG2	1.82	0.61
8:7E:10:LEU:HD22	8:7E:83:ILE:HD11	1.81	0.61
19:AI:5:LEU:HD13	19:AI:10:PHE:CD1	2.35	0.61
26:1H:1252:G:O4'	41:C8:33:ARG:HD3	2.01	0.61
1:13:50:A:H1'	1:13:52:G:C8	2.36	0.60
1:13:637:G:H2'	1:13:638:G:H8	1.66	0.60
26:14:140:A:C8	26:14:1408:C:O2'	2.51	0.60
26:14:2126:A:N1	26:14:2163:C:O2'	2.24	0.60
10:1A:79:ARG:HD3	10:1A:79:ARG:H	1.65	0.60
1:1G:362:G:H4'	12:3A:33:ARG:HH21	1.66	0.60
1:1G:680:C:H42	1:1G:710:G:H1	1.48	0.60
4:32:31:CYS:O	4:32:33:MET:N	2.34	0.60
1:13:429:U:OP2	4:3E:36:ARG:NH2	2.34	0.60
13:4A:78:ILE:HD13	13:4A:92:HIS:CE1	2.36	0.60
16:7I:3:LYS:HG3	16:7I:24:ALA:HB2	1.83	0.60
37:88:109:VAL:HG13	37:88:113:GLN:HB3	1.83	0.60
37:88:66:ILE:HG22	37:88:67:ARG:N	2.15	0.60
40:B8:66:VAL:HA	40:B8:71:GLY:HA2	1.83	0.60
47:E5:53:MET:HG3	47:E5:59:LEU:HD23	1.83	0.60

Continued on next page...

Continued from previous page...

Atom-1	Atom-2	Interatomic distance (Å)	Clash overlap (Å)
1:13:505:G:N7	58:13:1882:HOH:O	2.31	0.60
26:14:1516:U:H2'	26:14:1517:G:C8	2.36	0.60
26:14:1955:U:OP2	58:14:3818:HOH:O	2.16	0.60
26:14:2296:U:H4'	26:14:2297:C:OP1	2.01	0.60
1:1G:1315:U:H2'	1:1G:1316:G:O4'	2.01	0.60
26:1H:1359:A:C2	26:1H:1372:U:O4	2.51	0.60
26:14:2823:A:OP1	29:29:113:PHE:HB2	2.01	0.60
30:31:28:ILE:HG22	30:31:112:MET:HE3	1.83	0.60
4:32:119:GLN:HG2	4:32:123:HIS:HE1	1.66	0.60
30:39:133:ASN:HA	30:39:162:LEU:HD23	1.81	0.60
37:45:57:HIS:CD2	37:45:117:ALA:HB2	2.35	0.60
32:51:92:ILE:HD12	32:51:93:GLY:H	1.66	0.60
34:58:46:VAL:HG11	34:58:48:MET:HG3	1.82	0.60
35:68:60:ALA:HB1	35:68:84:ALA:HB1	1.83	0.60
9:82:42:ARG:HD3	9:82:71:SER:HB3	1.82	0.60
55:Q8:14:VAL:HG11	55:Q8:21:LYS:HZ1	1.65	0.60
1:13:1004:A:P	1:13:1025:U:H3	2.25	0.60
26:14:1014:U:H2'	26:14:1015:G:H8	1.65	0.60
26:14:2068:U:H3	26:14:2430:A:H2	1.45	0.60
1:1G:1132:C:H2'	1:1G:1133:G:H8	1.65	0.60
1:1G:1226:C:H4'	19:AA:80:TYR:CZ	2.36	0.60
26:1H:2413:G:O6	58:1H:3735:HOH:O	2.16	0.60
26:1H:270(E):G:H1	26:1H:270(U):C:N4	1.99	0.60
27:1J:88:C:H3'	27:1J:89:G:N7	2.16	0.60
3:2E:119:ARG:O	3:2E:123:GLN:HG3	2.00	0.60
3:2E:84:ILE:HD11	3:2E:88:ARG:HH21	1.67	0.60
11:2I:73:MET:HG2	11:2I:103:LEU:HD13	1.82	0.60
37:45:35:VAL:HG12	37:45:36:ALA:H	1.65	0.60
8:72:68:ARG:NH1	8:72:70:GLN:HG2	2.16	0.60
46:D5:8:TYR:CD1	46:D5:62:PRO:HG3	2.36	0.60
26:1H:1901:A:OP2	28:11:255:LYS:HE2	2.01	0.60
1:13:1414:U:H2'	1:13:1415:G:H8	1.66	0.60
26:14:1288:U:C2	26:14:1327:C:O2	2.54	0.60
26:14:1337:G:H2'	26:14:1338:G:H8	1.67	0.60
26:14:1434:A:H61	26:14:1558:A:N6	2.00	0.60
26:14:1849:G:H2'	26:14:1850:G:C8	2.36	0.60
27:16:30:C:H2'	27:16:31:C:H5'	1.84	0.60
2:1E:84:GLU:HB3	2:1E:219:VAL:HG21	1.83	0.60
30:39:18:ARG:HG2	30:39:19:GLU:H	1.67	0.60
12:3A:27:LEU:HB3	12:3A:33:ARG:HG2	1.83	0.60
5:42:42:GLY:HA3	5:42:65:ASN:O	2.01	0.60

Continued on next page...

Continued from previous page...

Atom-1	Atom-2	Interatomic distance (Å)	Clash overlap (Å)
32:51:17:VAL:HG21	32:51:50:VAL:HG11	1.82	0.60
34:58:46:VAL:CG1	34:58:48:MET:HG3	2.31	0.60
29:21:152:LYS:HD3	34:58:77:GLY:HA3	1.83	0.60
14:5A:26:ARG:HG2	14:5A:26:ARG:O	2.01	0.60
33:61:123:LEU:HD23	33:61:143:SER:HA	1.83	0.60
48:F5:76:ARG:HG3	48:F5:94:LEU:HD13	1.81	0.60
49:K8:14:ARG:NH1	49:K8:66:GLU:OE2	2.35	0.60
1:13:1004:A:H1'	1:13:1036:G:N2	2.17	0.60
1:13:1239:A:H62	1:13:1299:A:H62	1.49	0.60
1:13:1349:A:H2'	1:13:1350:A:H8	1.66	0.60
26:14:1889:A:H3'	58:14:3914:HOH:O	2.01	0.60
28:19:93:ALA:HB3	28:19:105:ILE:HG22	1.84	0.60
1:1G:1095:U:P	1:1G:1108:G:H1	2.24	0.60
1:1G:430:A:OP2	4:32:8:VAL:HG23	2.01	0.60
26:1H:2330:G:H2'	26:1H:2331:G:O4'	2.01	0.60
26:1H:84:A:OP2	45:G8:8:LYS:NZ	2.30	0.60
22:1L:27:G:N2	22:1L:43:C:O2	2.34	0.60
29:21:101:ARG:HG2	29:21:169:ASN:OD1	2.01	0.60
3:2E:77:ILE:O	3:2E:84:ILE:HG22	2.01	0.60
4:32:31:CYS:C	4:32:33:MET:N	2.54	0.60
4:3E:62:GLN:O	4:3E:66:ARG:HB2	2.02	0.60
26:1H:2562:U:O2'	35:68:23:ARG:NH1	2.34	0.60
26:1H:2378:A:H2'	39:A8:21:THR:HG21	1.83	0.60
39:A8:66:ALA:HA	39:A8:69:VAL:HG12	1.83	0.60
45:C5:74:PRO:HG2	45:C5:82:PRO:HG2	1.83	0.60
55:M5:59:LYS:O	55:M5:60:LEU:HG	2.01	0.60
1:13:1395:C:O2'	1:13:1401:G:O2'	2.17	0.60
1:13:368:U:OP1	33:69:91:SER:OG	2.19	0.60
26:14:2656:U:H3	26:14:2665:A:H2	1.45	0.60
26:14:839:U:H2'	26:14:840:C:C6	2.37	0.60
1:1G:338:A:H2	1:1G:351:G:H22	1.50	0.60
1:1G:539:A:H2'	1:1G:540:G:C8	2.37	0.60
26:1H:1355:G:O6	58:1H:3717:HOH:O	2.16	0.60
26:1H:2469:A:H61	26:1H:2481:G:H1'	1.65	0.60
29:29:76:ARG:HG3	29:29:195:LEU:HD22	1.83	0.60
4:32:126:ILE:HG22	4:32:127:THR:H	1.66	0.60
36:35:39:LYS:HD2	36:35:45:LEU:CD2	2.30	0.60
1:13:667:G:H4'	15:6I:51:HIS:CE1	2.36	0.60
44:B5:5:TYR:CZ	49:G5:30:ARG:HG3	2.37	0.60
20:BI:89:ARG:HD2	20:BI:104:LEU:HD21	1.83	0.60
49:G5:10:LEU:HD13	49:G5:59:ARG:HG2	1.84	0.60

Continued on next page...

Continued from previous page...

Atom-1	Atom-2	Interatomic distance (Å)	Clash overlap (Å)
46:H8:93:ASP:HA	46:H8:130:PRO:HG2	1.83	0.60
1:13:1256:A:OP2	3:2E:26:LYS:NZ	2.35	0.60
26:14:1041:C:H42	26:14:1114:G:N2	1.98	0.60
1:1G:520:A:N1	1:1G:536:C:H1'	2.16	0.60
1:1G:958:A:N3	1:1G:985:C:O2'	2.30	0.60
26:1H:2774:C:H2'	26:1H:2775:A:O4'	2.01	0.60
27:1J:13:A:N1	27:1J:69:G:O2'	2.29	0.60
29:21:167:VAL:HG21	29:21:187:ALA:HB3	1.84	0.60
35:25:4:PRO:O	35:25:5:GLN:HB2	2.01	0.60
36:35:55:ARG:HG2	36:35:56:SER:N	2.16	0.60
8:72:97:VAL:HA	8:72:100:ILE:HD11	1.83	0.60
9:82:33:PHE:HE1	9:82:37:PHE:HD2	1.49	0.60
40:B8:50:ILE:HD13	40:B8:64:ARG:HB3	1.82	0.60
26:14:336:C:H5''	45:C5:6:HIS:CD2	2.37	0.60
49:K8:48:HIS:N	49:K8:50:ILE:HD11	2.16	0.60
2:12:15:VAL:O	2:12:209:ARG:NH2	2.34	0.60
1:13:240:C:H2'	1:13:241:C:H6	1.67	0.60
1:13:345:C:O2'	1:13:346:G:N2	2.33	0.60
26:14:2776:A:OP1	26:14:2776:A:H3'	2.01	0.60
26:14:801:G:OP2	58:14:3734:HOH:O	2.16	0.60
26:1H:1022:G:H4'	26:1H:1023:U:O5'	2.02	0.60
26:1H:1337:G:H2'	26:1H:1338:G:H8	1.65	0.60
26:1H:2345:G:H4'	26:1H:2346:A:O5'	2.01	0.60
9:8E:115:GLY:HA2	10:1I:58:ASP:OD1	2.01	0.60
29:29:31:CYS:HB3	29:29:49:LEU:HB3	1.81	0.60
24:3L:72:C:H3'	24:3L:73:A:H5''	1.83	0.60
5:42:60:TYR:HB3	5:42:64:ARG:HH21	1.64	0.60
5:4E:70:PRO:O	5:4E:72:GLN:NE2	2.34	0.60
33:69:14:ASP:OD1	33:69:15:VAL:N	2.34	0.60
17:8A:66:SER:OG	17:8A:69:LYS:HB2	2.02	0.60
18:9A:53:ARG:HH21	18:9A:60:ALA:N	1.99	0.60
20:BI:49:ALA:HB2	20:BI:99:LEU:HD23	1.84	0.60
41:C8:69:CYS:HB3	41:C8:74:LEU:HD13	1.84	0.60
1:13:1086:U:H3	1:13:1099:G:H22	1.49	0.60
1:13:1287:A:H2'	1:13:1288:A:C8	2.37	0.60
26:14:1250:G:OP2	36:35:21:ARG:HD3	2.02	0.60
26:14:1479:G:O2'	26:14:1558:A:H5'	2.02	0.60
26:14:2784:C:H2'	26:14:2785:C:C6	2.37	0.60
26:14:892:G:N2	26:14:894:C:OP1	2.35	0.60
28:19:17:THR:O	28:19:211:ARG:NH2	2.34	0.60
1:1G:1182:G:H5'	1:1G:1183:A:H5'	1.82	0.60

Continued on next page...

Continued from previous page...

Atom-1	Atom-2	Interatomic distance (Å)	Clash overlap (Å)
26:1H:2392:A:H2	26:1H:2424:C:N4	1.97	0.60
26:1H:427:U:OP2	58:1H:4623:HOH:O	2.17	0.60
36:35:59:LEU:HD22	36:35:59:LEU:O	2.02	0.60
30:39:46:ARG:HG2	30:39:46:ARG:HH11	1.66	0.60
4:3E:26:CYS:HA	4:3E:31:CYS:HB2	1.82	0.60
26:14:1653:G:C6	38:55:9:LYS:HB2	2.36	0.60
24:3K:76:A:H5''	48:J8:30:VAL:HG11	1.83	0.60
2:12:75:LYS:HA	2:12:78:GLN:HB2	1.84	0.60
1:13:671:G:H2'	1:13:672:U:H6	1.67	0.60
1:13:991:U:C4	1:13:1212:U:H1'	2.36	0.60
26:14:1709:U:H2'	26:14:1710:C:C6	2.37	0.60
34:15:56:ASN:HB2	34:15:59:LYS:HG3	1.83	0.60
26:1H:1266:G:O2'	26:1H:2012:G:O6	2.19	0.60
26:1H:419:C:H2'	26:1H:420:C:O4'	2.02	0.60
26:1H:492:A:H2'	26:1H:493:G:O4'	2.02	0.60
27:1J:2:C:H2'	27:1J:3:C:C6	2.36	0.60
26:1H:2053:G:OP1	29:21:144:ARG:HD3	2.02	0.60
5:42:61:TYR:HA	5:42:64:ARG:HB2	1.82	0.60
34:58:96:GLU:HG2	34:58:97:ARG:H	1.64	0.60
6:5E:61:LEU:HD23	6:5E:63:TYR:HE1	1.67	0.60
33:61:143:SER:HB2	33:61:144:VAL:HG12	1.82	0.60
51:I5:23:GLU:HG3	51:I5:24:THR:H	1.67	0.60
1:13:116:A:H61	1:13:313:A:H1'	1.67	0.59
1:13:1263:C:H2'	1:13:1264:C:C6	2.37	0.59
1:13:1503:A:O2'	25:4K:13:A:N6	2.35	0.59
26:14:176:G:O2'	26:14:177:G:H5'	2.02	0.59
26:14:2317:C:H2'	26:14:2318:G:O4'	2.02	0.59
26:14:459:U:H2'	26:14:460:A:C8	2.37	0.59
26:14:524:U:H2'	26:14:525:U:H6	1.66	0.59
1:1G:692:U:O2'	1:1G:694:A:N7	2.32	0.59
26:1H:2829:C:H2'	26:1H:2830:G:H5''	1.84	0.59
26:1H:943:U:P	58:1H:4508:HOH:O	2.60	0.59
22:1L:12:U:O2	22:1L:24:G:N2	2.35	0.59
36:35:78:PRO:HA	36:35:110:TYR:CD2	2.36	0.59
37:45:34:LEU:HD12	37:45:130:LYS:O	2.02	0.59
37:45:75:THR:HA	37:45:89:ASN:HA	1.84	0.59
38:55:106:GLY:O	38:55:107:ASP:HB3	2.02	0.59
34:58:96:GLU:O	34:58:98:VAL:HG12	2.02	0.59
14:5I:21:TYR:OH	14:5I:23:ARG:NH2	2.35	0.59
1:13:642:A:N3	8:7E:113:SER:OG	2.35	0.59
44:F8:89:ILE:HG22	44:F8:92:LEU:HB2	1.83	0.59

Continued on next page...

Continued from previous page...

Atom-1	Atom-2	Interatomic distance (Å)	Clash overlap (Å)
27:16:12:C:O2'	47:I8:74:ARG:HG2	2.02	0.59
1:13:1157:A:H61	1:13:1178:G:N2	1.96	0.59
1:13:1410:G:H2'	1:13:1411:C:H6	1.67	0.59
26:14:459:U:H2'	26:14:460:A:H8	1.67	0.59
26:14:831:G:H5''	26:14:832:G:OP2	2.02	0.59
1:1G:1396:A:H4'	1:1G:1397:C:OP2	2.01	0.59
26:1H:1093:G:O2'	26:1H:1099:G:N2	2.35	0.59
26:1H:2685:G:OP2	40:B8:51:ARG:NH2	2.34	0.59
26:1H:946:G:OP2	58:1H:4576:HOH:O	2.16	0.59
26:14:1665:A:H4'	35:25:67:LYS:HB2	1.84	0.59
36:35:146:VAL:HG13	36:35:147:LEU:HD13	1.85	0.59
32:51:4:ILE:HB	32:51:6:ARG:HG3	1.84	0.59
33:69:18:VAL:HG21	33:69:44:LEU:HD21	1.84	0.59
9:8E:42:ARG:NH1	9:8E:71:SER:O	2.35	0.59
53:K5:26:ASN:OD1	53:K5:28:ARG:HG2	2.02	0.59
2:12:84:GLU:HB3	2:12:219:VAL:HG11	1.85	0.59
26:14:1818:U:H2'	28:19:157:ARG:HD3	1.83	0.59
26:14:2037:G:H2'	26:14:2038:G:C8	2.37	0.59
27:16:80:U:H2'	27:16:81:G:N2	2.17	0.59
26:14:1798:U:H5'	28:19:259:THR:OG1	2.02	0.59
1:1G:987:G:N2	1:1G:1218:C:N3	2.38	0.59
26:1H:1290:C:H2'	26:1H:1291:C:C6	2.38	0.59
26:1H:229:A:H4'	26:1H:230:U:H5'	1.83	0.59
10:1I:38:ILE:HG23	10:1I:71:LEU:HB3	1.84	0.59
3:2E:15:THR:HG21	3:2E:181:ASN:HA	1.83	0.59
3:2E:3:ASN:OD1	3:2E:3:ASN:N	2.36	0.59
24:3K:58:A:O2'	24:3K:59:U:OP1	2.21	0.59
38:55:82:GLU:H	38:55:85:PRO:HG2	1.66	0.59
3:22:18:TRP:CD1	14:5A:54:PRO:HA	2.37	0.59
42:95:35:LEU:HB3	42:95:37:VAL:CG1	2.32	0.59
49:K8:23:LYS:NZ	49:K8:27:GLU:OE2	2.23	0.59
26:14:125:G:H5''	54:L5:19:ARG:HD3	1.83	0.59
1:13:1014:A:H4'	19:AI:14:HIS:CD2	2.38	0.59
1:13:313:A:H2'	1:13:314:C:C6	2.37	0.59
1:13:406:G:H2'	1:13:407:G:H8	1.66	0.59
26:14:1292:U:H2'	26:14:1293:C:C6	2.37	0.59
26:14:1774:C:OP1	58:14:4076:HOH:O	2.16	0.59
26:14:672:C:H5'	30:39:89:VAL:HG13	1.84	0.59
10:1A:3:LYS:NZ	10:1A:75:ILE:O	2.36	0.59
1:1G:243:A:H4'	1:1G:244:U:H5''	1.83	0.59
26:1H:1478:G:H2'	26:1H:1479:G:C8	2.35	0.59

Continued on next page...

Continued from previous page...

Atom-1	Atom-2	Interatomic distance (Å)	Clash overlap (Å)
26:1H:1602:U:O4	58:1H:4018:HOH:O	2.16	0.59
26:1H:2210:G:H5'	26:1H:2211:G:N7	2.17	0.59
26:1H:833:U:O2	36:78:55:ARG:NH1	2.31	0.59
23:2K:62:C:H2'	23:2K:63:C:C6	2.34	0.59
30:31:8:GLN:CD	30:31:8:GLN:H	2.06	0.59
4:32:119:GLN:O	4:32:123:HIS:ND1	2.35	0.59
31:49:36:LYS:HG2	31:49:38:VAL:HG23	1.85	0.59
31:49:43:LEU:HD12	31:49:45:GLU:OE1	2.02	0.59
13:4I:39:ILE:HD12	13:4I:56:LEU:HG	1.83	0.59
20:BI:50:GLU:HB2	20:BI:100:ILE:HD13	1.85	0.59
53:O8:15:GLU:HB3	53:O8:49:HIS:CD2	2.38	0.59
55:Q8:9:GLY:O	55:Q8:13:ARG:HD2	2.03	0.59
1:13:1000:A:H2'	1:13:1001:G:C8	2.37	0.59
58:1H:4503:HOH:O	27:16:100:G:H5''	2.03	0.59
26:1H:1021:A:H8	26:1H:1021:A:H3'	1.68	0.59
26:1H:1027:A:C2	26:1H:2488:A:H5'	2.37	0.59
26:1H:125:G:H5'	26:1H:125:G:C8	2.38	0.59
26:1H:2702:U:H6	26:1H:2702:U:OP1	1.85	0.59
29:21:51:PHE:O	29:21:74:PRO:HB2	2.02	0.59
35:25:31:LYS:HB3	35:25:32:TYR:CD1	2.37	0.59
23:2L:24:C:H2'	23:2L:25:U:H6	1.67	0.59
4:3E:29:PRO:HA	4:3E:34:GLU:HG3	1.84	0.59
24:3K:19:G:C6	26:1H:2112:G:H1'	2.38	0.59
38:55:33:ARG:HD3	38:55:113:LEU:HD12	1.85	0.59
26:14:2690:C:OP2	38:55:14:SER:HB3	2.01	0.59
6:5E:36:ARG:HH21	6:5E:38:GLU:HG2	1.66	0.59
40:75:53:ARG:HH11	40:75:60:THR:HG23	1.67	0.59
39:A8:26:LEU:HD23	39:A8:87:PHE:CD1	2.37	0.59
42:D8:65:GLY:HA3	42:D8:91:TYR:CE1	2.36	0.59
55:Q8:48:PHE:CG	55:Q8:49:VAL:HG13	2.37	0.59
1:13:1502:A:H2	1:13:1505:G:N1	1.92	0.59
1:1G:1004:A:H8	1:1G:1036:G:H22	1.51	0.59
26:1H:125:G:H5'	26:1H:125:G:H8	1.68	0.59
26:1H:1577:C:OP2	58:1H:4025:HOH:O	2.17	0.59
26:1H:2264:C:H5''	26:1H:2265:U:OP2	2.03	0.59
39:A8:93:LYS:HG2	39:A8:95:HIS:HB2	1.84	0.59
26:1H:1252:G:N7	41:C8:36:ARG:NH1	2.51	0.59
46:D5:58:VAL:HG12	46:D5:60:GLU:HB3	1.83	0.59
42:D8:41:GLY:O	42:D8:45:THR:HA	2.02	0.59
47:I8:64:ASP:HB2	47:I8:85:ALA:HB1	1.84	0.59
28:11:16:MET:HE3	28:11:211:ARG:HD3	1.84	0.59

Continued on next page...

Continued from previous page...

Atom-1	Atom-2	Interatomic distance (Å)	Clash overlap (Å)
1:13:1096:C:H2'	1:13:1097:C:H6	1.66	0.59
26:14:607:U:OP1	30:39:102:PRO:HA	2.02	0.59
1:1G:108:G:H5'	1:1G:109:A:H5''	1.83	0.59
1:1G:179:A:H2'	1:1G:180:U:H6	1.66	0.59
1:1G:280:C:H3'	1:1G:281:G:H5'	1.85	0.59
1:1G:736:C:H2'	1:1G:737:A:C8	2.38	0.59
26:1H:1178:C:H4'	26:1H:1179:C:OP1	2.01	0.59
26:1H:2815:C:H2'	26:1H:2816:C:H6	1.67	0.59
26:1H:512:G:N7	58:1H:4665:HOH:O	2.36	0.59
3:22:155:GLY:HA3	3:22:196:LEU:HD13	1.84	0.59
26:14:1952:A:C6	35:25:22:ILE:HD11	2.37	0.59
11:2I:30:VAL:HG21	11:2I:65:ALA:HA	1.83	0.59
31:41:67:LYS:HE2	31:41:67:LYS:H	1.67	0.59
31:41:94:LEU:HD23	31:41:94:LEU:H	1.67	0.59
1:13:947:G:O3'	13:4I:109:THR:OG1	2.20	0.59
13:4I:40:ASN:HB3	13:4I:43:THR:HG23	1.85	0.59
14:5I:48:ALA:HB2	14:5I:53:LEU:HD12	1.84	0.59
33:61:92:VAL:HG13	33:61:120:ILE:HG23	1.84	0.59
40:75:24:PRO:HA	40:75:49:VAL:HG23	1.84	0.59
16:7I:20:VAL:HG21	16:7I:32:TYR:CD2	2.37	0.59
9:82:99:LEU:HB3	9:82:101:PHE:CD1	2.38	0.59
46:H8:126:VAL:HG12	46:H8:163:LEU:HA	1.83	0.59
52:N8:20:ARG:HG2	52:N8:23:HIS:CE1	2.38	0.59
1:13:973:G:H3'	1:13:974:A:H5''	1.85	0.59
26:14:329:G:H8	26:14:329:G:OP1	1.84	0.59
1:1G:1127:G:N3	1:1G:1147:C:N4	2.50	0.59
1:1G:617:G:H1	1:1G:623:C:H42	1.50	0.59
1:1G:764:C:H5''	15:6A:50:HIS:ND1	2.17	0.59
26:1H:1216:G:OP2	41:C8:12:ARG:NH2	2.34	0.59
26:1H:1831:G:H2'	26:1H:1832:C:H6	1.68	0.59
26:1H:2306:C:H3'	26:1H:2307:G:C5'	2.33	0.59
26:1H:2431:U:OP2	58:1H:3905:HOH:O	2.16	0.59
26:1H:2801:A:H2'	26:1H:2802:G:H4'	1.83	0.59
26:1H:428:A:OP1	58:1H:4617:HOH:O	2.17	0.59
26:1H:65:C:H2'	26:1H:66:C:H6	1.67	0.59
22:1L:76:A:O5'	26:14:2602:A:N6	2.36	0.59
36:35:5:ASP:O	36:35:7:ARG:NH1	2.36	0.59
34:58:127:ASP:OD1	34:58:127:ASP:N	2.35	0.59
35:68:93:PRO:HG3	35:68:114:ILE:HG12	1.84	0.59
16:7A:38:TYR:CE2	16:7A:50:LYS:HD2	2.38	0.59
16:7I:11:SER:HB2	16:7I:14:ASN:HB3	1.82	0.59

Continued on next page...

Continued from previous page...

Atom-1	Atom-2	Interatomic distance (Å)	Clash overlap (Å)
7:62:16:LEU:HD12	9:82:42:ARG:HA	1.85	0.59
26:1H:535:C:O3'	41:C8:53:ARG:NH1	2.35	0.59
47:E5:48:GLY:HA3	47:E5:80:HIS:ND1	2.17	0.59
48:F5:92:LYS:O	48:F5:95:LEU:N	2.31	0.59
27:1J:40:U:C5	51:I5:1:MET:HB3	2.36	0.59
1:13:827:U:C5	1:13:870:U:C4	2.91	0.59
26:14:1197:G:H2'	26:14:1198:U:H6	1.68	0.59
26:14:584:C:OP2	41:85:10:ARG:NH2	2.36	0.59
21:1B:2:GLY:O	21:1B:5:ASP:N	2.29	0.59
21:1F:9:ARG:HH22	21:1F:23:PRO:HD2	1.68	0.59
1:1G:954:G:H21	1:1G:1227:A:H62	1.51	0.59
1:1G:1423:G:H2'	1:1G:1424:C:H6	1.66	0.59
26:1H:2138:C:H42	26:1H:2153:G:H1	1.50	0.59
26:1H:764:A:O4'	28:11:213:ARG:HG3	2.03	0.59
5:42:145:LYS:O	5:42:149:GLU:N	2.34	0.59
6:52:100:ASN:OD1	18:9A:23:LYS:NZ	2.23	0.59
6:5E:69:GLU:O	6:5E:72:VAL:HG12	2.03	0.59
7:6E:5:ARG:NH1	7:6E:8:GLU:OE2	2.36	0.59
46:D5:163:LEU:HD23	46:D5:163:LEU:H	1.67	0.59
44:F8:15:GLU:HG3	44:F8:16:LYS:N	2.18	0.59
26:1H:929:G:O6	58:1H:3758:HOH:O	2.17	0.59
27:1J:24:G:H5'	27:1J:25:A:C8	2.38	0.59
1:1G:1108:G:H5'	3:22:176:HIS:HD2	1.68	0.59
31:41:97:ASP:O	31:41:100:TRP:N	2.35	0.59
5:42:7:GLU:OE1	5:42:37:ARG:NH2	2.35	0.59
36:78:114:ILE:HD11	36:78:130:PHE:HD2	1.68	0.59
17:8I:88:TYR:CD1	17:8I:89:LEU:HD23	2.35	0.59
42:95:85:LYS:HB3	42:95:87:HIS:H	1.68	0.59
45:C5:87:LYS:HG2	45:C5:88:LYS:HD2	1.85	0.59
41:C8:106:PHE:O	41:C8:109:LEU:HB2	2.03	0.59
45:G8:15:VAL:HG21	45:G8:42:VAL:HG21	1.84	0.59
26:14:1025:G:H8	26:14:1025:G:OP1	1.85	0.58
26:14:78:A:OP1	49:G5:14:ARG:NH2	2.36	0.58
28:19:222:ARG:HB2	28:19:222:ARG:HH11	1.66	0.58
1:1G:861:G:C5	1:1G:862:C:H5	2.20	0.58
26:1H:1385:G:O2'	26:1H:1396:U:H6	1.86	0.58
26:1H:2131:G:H5''	26:1H:2133:G:H4'	1.85	0.58
26:1H:2684:U:C4	26:1H:2685:G:N7	2.71	0.58
26:1H:2734:A:H5'	26:1H:2735:G:OP2	2.02	0.58
29:21:33:VAL:O	29:21:69:LYS:HD2	2.03	0.58
4:3E:83:SER:HA	4:3E:89:THR:HG23	1.84	0.58

Continued on next page...

Continued from previous page...

Atom-1	Atom-2	Interatomic distance (Å)	Clash overlap (Å)
6:52:36:ARG:NH2	6:52:38:GLU:OE2	2.36	0.58
6:5E:22:GLU:O	6:5E:26:ILE:HG13	2.03	0.58
46:D5:130:PRO:HA	46:D5:133:ILE:HD11	1.84	0.58
55:M5:30:ARG:O	55:M5:32:LEU:N	2.35	0.58
55:Q8:30:ARG:CG	55:Q8:30:ARG:HH11	2.13	0.58
1:13:1505:G:H5'	58:13:1801:HOH:O	2.02	0.58
26:14:1858:G:H2'	26:14:1883:G:H22	1.68	0.58
26:14:635:C:O2'	26:14:639:U:OP1	2.20	0.58
21:1B:2:GLY:O	21:1B:4:GLY:N	2.36	0.58
1:1G:522:C:OP2	12:3A:69:TYR:OH	2.21	0.58
26:1H:2591:C:OP2	28:11:239:ARG:HB2	2.04	0.58
23:2K:64:G:H2'	23:2K:65:G:H8	1.67	0.58
17:8A:22:LEU:HD11	17:8A:39:SER:HB2	1.83	0.58
49:G5:29:LYS:HG3	49:G5:57:ILE:HD13	1.85	0.58
26:14:2018:G:P	52:J5:9:LYS:HZ1	2.26	0.58
52:N8:30:LEU:HD23	52:N8:41:PRO:HA	1.85	0.58
55:Q8:34:TRP:CE3	55:Q8:36:LYS:HD3	2.38	0.58
1:13:1074:G:O2'	1:13:1101:A:N1	2.31	0.58
1:13:1226:C:H4'	19:AI:80:TYR:OH	2.02	0.58
1:13:1369:C:H2'	1:13:1370:G:C8	2.37	0.58
26:14:1328:G:O6	58:14:3555:HOH:O	2.16	0.58
26:14:2645:G:N2	26:14:2767:C:OP2	2.35	0.58
1:1G:501:C:H2'	1:1G:502:G:C8	2.38	0.58
26:1H:1069:A:H4'	26:1H:1070:A:H5''	1.84	0.58
26:1H:1375:C:H2'	26:1H:1376:C:H6	1.67	0.58
26:1H:1575:C:H2'	26:1H:1576:U:C6	2.38	0.58
26:1H:155:C:N4	26:1H:171:G:H1	2.00	0.58
26:1H:1831:G:H2'	26:1H:1832:C:C6	2.38	0.58
26:1H:2845:G:OP2	58:1H:4683:HOH:O	2.17	0.58
35:25:2:ILE:HD12	35:25:6:THR:HG21	1.85	0.58
1:1G:777:A:H2	11:2A:119:CYS:HB3	1.69	0.58
9:82:17:VAL:HA	9:82:63:ILE:HG12	1.85	0.58
9:82:63:ILE:HD11	9:82:81:ILE:HD11	1.85	0.58
38:98:87:TYR:HD1	38:98:90:ARG:HD2	1.67	0.58
40:B8:20:PRO:HD2	40:B8:86:ILE:HG23	1.85	0.58
44:F8:3:THR:HA	44:F8:6:ASP:OD2	2.03	0.58
45:G8:85:VAL:HG23	45:G8:96:ILE:HB	1.83	0.58
51:M8:38:LYS:NZ	51:M8:44:THR:OG1	2.36	0.58
2:12:166:ASP:CG	2:12:169:LYS:HB2	2.24	0.58
1:13:536:C:H2'	1:13:537:G:C8	2.38	0.58
1:13:727:G:N2	1:13:730:G:OP2	2.21	0.58

Continued on next page...

Continued from previous page...

Atom-1	Atom-2	Interatomic distance (Å)	Clash overlap (Å)
26:1H:270(M):U:OP1	26:1H:270(N):G:N2	2.36	0.58
26:1H:698:C:O2'	26:1H:734:A:N6	2.36	0.58
10:1I:4:ILE:HG12	10:1I:100:THR:HA	1.83	0.58
10:1I:6:ILE:HG22	10:1I:98:ILE:HG13	1.85	0.58
26:14:2823:A:OP1	29:29:159:HIS:NE2	2.37	0.58
11:2I:121:PRO:HG2	11:2I:126:ARG:HG3	1.85	0.58
8:72:32:LYS:HA	8:72:35:ILE:HD12	1.85	0.58
39:A8:35:ILE:HG22	39:A8:97:ARG:HH21	1.66	0.58
39:A8:61:ASN:HB3	39:A8:64:GLU:HG3	1.84	0.58
51:I5:49:PHE:HD2	51:I5:50:VAL:HG22	1.67	0.58
55:Q8:27:THR:O	55:Q8:29:LYS:HA	2.02	0.58
28:11:132:PRO:HD3	28:11:190:TYR:CZ	2.38	0.58
1:13:1497:G:H2'	1:13:1498:U:H5'	1.86	0.58
26:14:2157:G:O2'	26:14:2158:A:H8	1.85	0.58
26:14:2749:A:N1	26:14:2750:A:N6	2.51	0.58
26:14:287:C:H2'	26:14:288:C:C6	2.38	0.58
26:14:602:G:O2'	26:14:655:A:N6	2.36	0.58
28:19:67:PHE:HB3	28:19:153:ALA:H	1.68	0.58
2:1E:11:LEU:HB3	2:1E:213:LEU:HD11	1.85	0.58
1:1G:1286:A:C8	1:1G:1287:A:H4'	2.38	0.58
26:1H:1329:U:H5''	26:1H:1330:C:H5	1.68	0.58
26:1H:2331:G:O2'	26:1H:2336:A:N1	2.30	0.58
4:32:103:ASN:OD1	4:32:114:ARG:NH2	2.32	0.58
36:35:3:LEU:HD12	36:35:3:LEU:H	1.68	0.58
12:3I:53:ARG:HH12	12:3I:92:ASP:CB	2.17	0.58
6:5E:24:GLU:HG3	6:5E:28:ARG:NH2	2.18	0.58
39:A8:26:LEU:HD11	39:A8:73:LEU:HD13	1.86	0.58
20:BI:71:THR:HG22	20:BI:72:LEU:N	2.18	0.58
26:14:2232:U:P	48:F5:40:ARG:HH12	2.26	0.58
26:1H:71:A:C2	44:F8:31:HIS:HE1	2.21	0.58
46:H8:128:VAL:HB	46:H8:161:VAL:HG21	1.84	0.58
1:13:1325:C:H2'	1:13:1326:C:H6	1.68	0.58
1:13:313:A:H2'	1:13:314:C:H6	1.69	0.58
26:14:1467:C:H2'	26:14:1468:C:H6	1.69	0.58
26:14:1486:A:H2'	26:14:1487:G:H8	1.68	0.58
26:14:1510:A:H2'	26:14:1511:A:C8	2.39	0.58
26:14:2812:G:N2	26:14:2889:C:O2	2.36	0.58
1:1G:1154:G:H2'	1:1G:1155:G:C8	2.38	0.58
26:1H:1567:A:H5''	28:11:58:HIS:ND1	2.19	0.58
26:1H:1785:A:H4'	26:1H:1982:C:O2'	2.04	0.58
26:1H:639:U:H2'	26:1H:640:C:C6	2.39	0.58

Continued on next page...

Continued from previous page...

Atom-1	Atom-2	Interatomic distance (Å)	Clash overlap (Å)
36:35:98:GLU:HA	36:35:101:VAL:HG12	1.86	0.58
4:3E:62:GLN:HB3	4:3E:66:ARG:NH1	2.18	0.58
24:3L:5:G:H2'	24:3L:6:G:H8	1.68	0.58
5:42:78:HIS:HA	8:72:105:ARG:HG3	1.86	0.58
5:4E:35:GLY:HA3	5:4E:112:LEU:HB3	1.86	0.58
1:13:1503:A:HO2'	25:4K:13:A:N6	2.00	0.58
6:52:96:PRO:HB3	18:9A:30:ASP:CG	2.23	0.58
33:61:75:LEU:HB3	33:61:105:HIS:CD2	2.39	0.58
39:65:83:LYS:HG3	39:65:84:GLN:HG2	1.85	0.58
35:68:4:PRO:O	35:68:5:GLN:HB2	2.01	0.58
36:78:122:PRO:HA	36:78:142:GLY:HA3	1.84	0.58
9:82:18:PHE:HD2	9:82:62:TYR:HD2	1.49	0.58
1:13:1453:G:C8	20:BI:39:LYS:HE2	2.38	0.58
28:11:145:VAL:HG12	28:11:146:GLU:O	2.04	0.58
28:11:17:THR:HG22	28:11:205:VAL:N	2.13	0.58
2:12:19:HIS:CG	2:12:20:GLU:H	2.22	0.58
26:14:1759:A:H4'	26:14:2715:C:O4'	2.04	0.58
28:19:206:LEU:HD22	28:19:211:ARG:HG2	1.85	0.58
1:1G:481:G:O2'	1:1G:483:C:N4	2.36	0.58
1:1G:964:A:N3	1:1G:969:A:O2'	2.32	0.58
1:1G:980:C:H3'	1:1G:981:U:C6	2.39	0.58
26:1H:1270:C:H5''	26:1H:1271:G:H5'	1.83	0.58
26:1H:1388:G:H2'	26:1H:1389:G:H8	1.67	0.58
26:1H:1800:C:OP2	28:11:183:ARG:NH2	2.32	0.58
26:1H:2105:C:H2'	26:1H:2106:G:C8	2.38	0.58
1:13:963:G:H21	10:1L:55:LYS:CE	2.16	0.58
27:1J:88:C:H3'	27:1J:89:G:C8	2.38	0.58
11:2I:18:ARG:HB3	11:2I:33:THR:OG1	2.03	0.58
5:42:101:ILE:HD11	5:42:119:LEU:HD23	1.85	0.58
16:7A:22:THR:HA	16:7A:33:ILE:HG12	1.84	0.58
44:B5:8:ILE:O	49:G5:36:ARG:NH2	2.37	0.58
47:E5:66:VAL:HG12	47:E5:67:VAL:H	1.69	0.58
48:F5:85:LEU:HA	48:F5:87:PRO:HD2	1.85	0.58
55:M5:29:LYS:HB3	55:M5:44:LYS:HB2	1.86	0.58
1:13:674:G:H2'	1:13:675:A:C8	2.38	0.58
1:13:677:U:H3	1:13:713:G:H22	1.52	0.58
1:13:948:C:O2'	1:13:949:A:H5'	2.03	0.58
26:14:1093:G:O2'	26:14:1099:G:N2	2.37	0.58
26:14:1520:U:H2'	26:14:1521:G:O4'	2.03	0.58
26:14:270(J):G:C2	26:14:270(K):C:H1'	2.39	0.58
26:14:605:C:O2	26:14:657:U:O2'	2.21	0.58

Continued on next page...

Continued from previous page...

Atom-1	Atom-2	Interatomic distance (Å)	Clash overlap (Å)
26:14:718:A:H3'	26:14:719:C:H6	1.68	0.58
1:1G:619:U:N3	4:32:134:ASP:OD1	2.35	0.58
26:1H:1110:G:O2'	26:1H:1111:A:H8	1.87	0.58
26:1H:527:C:H4'	26:1H:528:A:H5'	1.85	0.58
26:1H:588:U:H2'	26:1H:589:C:C6	2.39	0.58
26:1H:634:C:H2'	26:1H:635:C:C6	2.37	0.58
3:2E:134:ILE:O	3:2E:138:VAL:HG12	2.03	0.58
36:35:84:ASN:ND2	36:35:117:GLU:HB3	2.19	0.58
12:3A:46:LYS:HE2	12:3A:47:LYS:HB2	1.86	0.58
24:3L:18:G:H2'	24:3L:57:G:N1	2.18	0.58
31:49:64:THR:HG23	31:49:66:GLN:H	1.67	0.58
13:4I:74:VAL:O	13:4I:78:ILE:HD12	2.03	0.58
6:52:11:ASN:ND2	6:52:84:ASN:OD1	2.36	0.58
39:A8:89:ARG:HG2	39:A8:89:ARG:O	2.03	0.58
44:B5:11:PRO:HB3	44:B5:92:LEU:HD21	1.86	0.58
46:D5:157:LEU:HG	46:D5:161:VAL:HG11	1.86	0.58
45:G8:55:TYR:CE1	45:G8:61:ILE:HD11	2.39	0.58
1:13:413:G:N2	1:13:428:G:H1'	2.19	0.58
26:14:1570:A:H2'	26:14:1571:A:C8	2.39	0.58
26:14:2340:G:H2'	26:14:2341:G:C8	2.38	0.58
26:14:453:C:OP1	58:14:4015:HOH:O	2.17	0.58
26:14:854:G:H2'	26:14:855:G:H8	1.69	0.58
2:1E:33:TYR:HB2	2:1E:43:ASP:HB2	1.85	0.58
26:1H:2019:A:H2	26:1H:2035:G:H22	1.52	0.58
26:1H:286:C:H2'	26:1H:287:C:H6	1.68	0.58
30:31:64:ILE:HG23	30:31:65:TRP:CD1	2.39	0.58
24:3K:50:U:H3	24:3K:64:A:N6	2.00	0.58
5:42:10:MET:HA	5:42:32:VAL:HG22	1.86	0.58
32:59:8:PRO:HG2	32:59:69:ARG:HH21	1.67	0.58
26:1H:270(N):G:OP1	33:61:57:ARG:NH2	2.37	0.58
41:85:47:TYR:HA	41:85:50:ARG:NH2	2.19	0.58
38:98:103:ARG:HD2	38:98:108:GLY:O	2.03	0.58
38:98:72:ASP:O	38:98:76:VAL:HG23	2.02	0.58
50:H5:10:LYS:NZ	50:H5:15:TYR:OH	2.29	0.58
46:H8:72:ARG:NH2	46:H8:97:GLU:O	2.27	0.58
51:I5:18:CYS:SG	51:I5:19:GLY:HA2	2.43	0.58
26:14:2298:A:H1'	26:14:2321:G:N2	2.18	0.58
1:1G:1324:A:H2'	1:1G:1325:C:C6	2.39	0.58
1:1G:632:A:H1'	1:1G:633:G:OP2	2.04	0.58
26:1H:1342:A:OP2	58:1H:4018:HOH:O	2.17	0.58
22:1K:76:A:C8	26:1H:2507:C:H1'	2.39	0.58

Continued on next page...

Continued from previous page...

Atom-1	Atom-2	Interatomic distance (Å)	Clash overlap (Å)
22:1L:9:A:OP2	22:1L:13:C:N4	2.36	0.58
11:2I:85:ARG:HD3	11:2I:113:PRO:HD3	1.86	0.58
24:3K:64:A:C2	24:3K:65:G:H1'	2.39	0.58
5:42:140:ARG:O	5:42:143:ARG:NH2	2.37	0.58
6:52:7:ASN:N	6:52:7:ASN:OD1	2.37	0.58
9:82:29:ASN:N	9:82:63:ILE:O	2.36	0.58
38:98:13:HIS:CE1	38:98:15:SER:HB3	2.38	0.58
26:1H:1653:G:H3'	38:98:2:ARG:HG2	1.85	0.58
47:I8:55:ARG:HG3	47:I8:55:ARG:HH11	1.69	0.58
1:13:1004:A:H1'	1:13:1036:G:H22	1.69	0.57
1:13:451:A:N6	1:13:480:U:H2'	2.18	0.57
1:13:604:G:H2'	1:13:605:U:O4'	2.04	0.57
26:14:1927:A:H2'	26:14:1928:A:C8	2.38	0.57
26:14:751:A:OP1	58:14:3410:HOH:O	2.17	0.57
27:16:15:A:H5'	27:16:16:G:C8	2.38	0.57
1:1G:1298:C:O2'	1:1G:1299:A:OP2	2.19	0.57
1:1G:600:C:H2'	1:1G:601:C:C6	2.39	0.57
1:1G:960:U:H4'	1:1G:961:U:H5''	1.85	0.57
26:1H:2300:G:H1	26:1H:2316:C:H42	1.52	0.57
26:1H:507:A:H5''	26:1H:508:G:H5'	1.86	0.57
26:1H:582:G:H2'	26:1H:583:G:C8	2.39	0.57
26:1H:780:G:H21	26:1H:783:A:N6	1.97	0.57
26:1H:814:C:N3	26:1H:1193:G:N1	2.46	0.57
29:21:8:LYS:HA	29:21:26:ILE:HG22	1.86	0.57
3:22:44:GLU:HA	3:22:52:LEU:HD11	1.86	0.57
3:22:57:ILE:HG12	3:22:66:VAL:HG22	1.86	0.57
29:29:8:LYS:HG2	29:29:192:ASN:HA	1.86	0.57
4:32:176:LEU:HG	4:32:178:VAL:HG13	1.85	0.57
30:39:67:GLN:HG3	30:39:67:GLN:O	2.04	0.57
7:62:67:GLU:OE2	7:62:70:LYS:NZ	2.35	0.57
33:69:6:LEU:HB2	33:69:36:ALA:HA	1.86	0.57
9:82:51:ARG:HG2	9:82:56:LEU:HB2	1.84	0.57
19:AA:80:TYR:CZ	19:AA:82:GLY:HA2	2.38	0.57
44:B5:36:LYS:HG3	44:B5:56:THR:HG23	1.86	0.57
40:B8:31:SER:OG	40:B8:85:LYS:NZ	2.36	0.57
20:BI:61:SER:O	20:BI:65:LYS:HB2	2.04	0.57
47:E5:18:ALA:HB3	47:E5:20:ARG:HH21	1.67	0.57
2:12:145:LEU:O	2:12:149:LEU:HB2	2.04	0.57
1:13:276:G:O3'	17:8I:68:ARG:NH1	2.37	0.57
26:14:2233:U:H2'	26:14:2234:G:C8	2.39	0.57
26:14:877:U:O4	26:14:899:A:N6	2.37	0.57

Continued on next page...

Continued from previous page...

Atom-1	Atom-2	Interatomic distance (Å)	Clash overlap (Å)
1:1G:1256:A:N6	1:1G:1277:C:H3'	2.18	0.57
26:1H:1139:G:O2'	26:1H:1143:A:N1	2.32	0.57
26:1H:1283:G:N2	26:1H:1285:G:H3'	2.20	0.57
26:1H:1807:G:N7	58:1H:4385:HOH:O	2.32	0.57
26:1H:2023:G:H5'	26:1H:2617:C:H4'	1.86	0.57
26:1H:2062:A:N3	26:1H:2062:A:H2'	2.19	0.57
26:1H:2283:C:H2'	26:1H:2284:C:O4'	2.04	0.57
26:1H:732:C:H3'	58:1H:4070:HOH:O	2.04	0.57
27:1J:87:G:H3'	27:1J:88:C:C5'	2.32	0.57
1:13:412:A:OP2	4:3E:35:ARG:NH2	2.37	0.57
12:3I:47:LYS:HA	12:3I:49:ASN:H	1.68	0.57
38:55:67:LEU:HD12	38:55:76:VAL:HG11	1.86	0.57
6:5E:39:LYS:HB2	6:5E:64:GLN:HB2	1.86	0.57
15:6I:78:TYR:CZ	15:6I:82:ILE:HD11	2.39	0.57
36:78:114:ILE:HD11	36:78:130:PHE:CD2	2.38	0.57
26:14:996:A:H4'	41:85:92:ARG:CZ	2.34	0.57
9:8E:112:LYS:CA	9:8E:119:ALA:HB2	2.33	0.57
41:85:50:ARG:HH22	42:95:72:VAL:HG23	1.68	0.57
47:E5:54:GLY:O	47:E5:57:PHE:N	2.36	0.57
1:13:1396:A:H4'	1:13:1397:C:H5''	1.86	0.57
26:14:1087:G:H2'	26:14:1089:G:H1'	1.86	0.57
26:14:1430:C:H2'	26:14:1431:U:C6	2.40	0.57
26:14:2392:A:OP2	55:M5:32:LEU:HD23	2.04	0.57
27:16:29:A:H2'	27:16:30:C:O4'	2.04	0.57
1:1G:1238:A:H62	1:1G:1301:U:H3	1.50	0.57
1:1G:457:C:H2'	1:1G:458:C:C6	2.39	0.57
1:1G:999:U:H2'	1:1G:1000:A:C8	2.34	0.57
26:1H:1403:C:C5'	26:1H:1471:A:H1'	2.34	0.57
26:1H:701:G:N2	26:1H:731:C:O2	2.33	0.57
3:2E:167:TRP:CD1	3:2E:168:ALA:N	2.72	0.57
24:3L:58:A:O2'	24:3L:59:U:O5'	2.21	0.57
6:5E:101:ALA:HB2	18:9I:28:GLU:HG2	1.86	0.57
33:61:69:LYS:HG3	33:61:136:VAL:HB	1.86	0.57
9:8E:21:PRO:HA	9:8E:59:PHE:HA	1.84	0.57
9:8E:9:ARG:HD2	9:8E:14:VAL:HG13	1.84	0.57
42:95:85:LYS:HD2	42:95:86:GLY:N	2.14	0.57
46:H8:52:SER:O	46:H8:52:SER:OG	2.13	0.57
26:14:1600:C:OP1	44:B5:58:HIS:NE2	2.28	0.57
1:1G:1499:A:H1'	1:1G:1520:G:H5'	1.85	0.57
26:1H:1657:C:H2'	26:1H:1658:C:C6	2.40	0.57
26:1H:1919:A:H5''	26:1H:1920:C:OP2	2.04	0.57

Continued on next page...

Continued from previous page...

Atom-1	Atom-2	Interatomic distance (Å)	Clash overlap (Å)
26:1H:574:C:OP1	58:1H:4541:HOH:O	2.17	0.57
26:1H:607:U:C2	26:1H:621:A:N1	2.71	0.57
22:1L:51:U:H2'	22:1L:52:G:C8	2.39	0.57
1:1G:1190:G:H5'	3:22:176:HIS:CE1	2.40	0.57
38:55:72:ASP:O	38:55:76:VAL:HG12	2.04	0.57
1:1G:1119:C:OP2	9:82:9:ARG:NH2	2.37	0.57
9:8E:34:ASN:O	9:8E:38:GLN:HB2	2.04	0.57
17:8I:83:ASP:OD1	17:8I:83:ASP:N	2.37	0.57
42:95:69:LYS:HB3	42:95:88:ARG:HG3	1.85	0.57
19:AA:79:THR:OG1	19:AA:79:THR:O	2.23	0.57
44:F8:11:PRO:HB3	44:F8:92:LEU:HD21	1.86	0.57
44:F8:26:TYR:O	44:F8:81:VAL:HG12	2.05	0.57
50:L8:8:LEU:HD13	50:L8:31:LEU:HD23	1.85	0.57
26:14:2506:U:O5'	26:14:2506:U:H6	1.87	0.57
26:14:288:C:H2'	26:14:289:A:C8	2.38	0.57
26:14:918:A:O2'	27:1J:96:G:N2	2.37	0.57
1:1G:60:A:N6	1:1G:110:C:N3	2.50	0.57
26:1H:1062:G:N1	26:1H:1076:C:O2	2.36	0.57
26:1H:1424:G:H2'	26:1H:1425:G:O4'	2.05	0.57
26:1H:172:C:H2'	26:1H:173:G:H8	1.70	0.57
26:1H:1771:C:H1'	26:1H:1786:A:C8	2.39	0.57
26:1H:1965:C:H2'	26:1H:1966:A:C8	2.39	0.57
26:1H:2232:U:P	48:J8:40:ARG:HH12	2.27	0.57
26:1H:2684:U:H1'	35:68:70:LYS:HD2	1.87	0.57
26:1H:443:A:H1'	26:1H:1201:C:O4'	2.04	0.57
4:3E:79:PHE:O	4:3E:83:SER:HB2	2.04	0.57
24:3L:76:A:H8	26:14:2394:C:N4	2.02	0.57
27:16:42:C:O2'	31:41:67:LYS:HE3	2.04	0.57
37:45:22:LYS:N	37:45:23:GLY:HA3	2.19	0.57
14:5A:21:TYR:HE1	14:5A:23:ARG:NE	1.98	0.57
33:61:21:VAL:HG21	33:61:25:TYR:HD2	1.68	0.57
37:88:66:ILE:O	37:88:104:PHE:N	2.38	0.57
45:C5:42:VAL:HG13	45:C5:65:ALA:HB3	1.86	0.57
46:D5:39:VAL:HG21	46:D5:44:PHE:HD2	1.69	0.57
26:14:1041:C:N4	26:14:1114:G:H22	1.99	0.57
26:14:2860:A:H5''	26:14:2861:G:OP2	2.04	0.57
2:1E:24:TRP:CZ3	2:1E:26:PRO:HA	2.39	0.57
1:1G:1111:A:H2'	1:1G:1112:C:C6	2.39	0.57
1:1G:345:C:O2'	1:1G:346:G:O5'	2.21	0.57
26:1H:2062:A:OP1	58:1H:4649:HOH:O	2.17	0.57
26:1H:303:U:H2'	26:1H:304:G:H8	1.69	0.57

Continued on next page...

Continued from previous page...

Atom-1	Atom-2	Interatomic distance (Å)	Clash overlap (Å)
26:1H:950:G:H2'	26:1H:951:C:C6	2.40	0.57
27:1J:15:A:H1'	27:1J:109:G:C4	2.39	0.57
23:2L:47:7MG:H3'	23:2L:48:U:C6	2.39	0.57
23:2L:63:C:H2'	23:2L:64:G:C8	2.39	0.57
30:39:3:GLU:HG3	30:39:20:LEU:O	2.04	0.57
37:45:25:ASP:OD1	37:45:25:ASP:N	2.38	0.57
6:52:69:GLU:CD	6:52:69:GLU:H	2.07	0.57
32:59:81:GLU:HG2	32:59:83:TYR:H	1.69	0.57
36:78:49:ARG:HE	55:Q8:57:ARG:HG2	1.69	0.57
16:7I:34:GLU:HG2	16:7I:35:LYS:N	2.19	0.57
37:88:14:ARG:HG2	37:88:41:TRP:CH2	2.34	0.57
38:98:55:ALA:HA	38:98:80:PHE:CE1	2.38	0.57
44:F8:49:VAL:HG12	44:F8:50:LYS:N	2.20	0.57
50:L8:28:LEU:HD23	50:L8:33:GLN:HG2	1.86	0.57
28:11:71:ASP:OD2	28:11:103:ARG:NH2	2.37	0.57
1:13:110:C:H2'	1:13:111:G:O4'	2.05	0.57
26:14:1677:A:H2'	26:14:1678:G:C8	2.40	0.57
26:14:2745:C:O2	32:59:139:GLN:NE2	2.29	0.57
26:1H:1045:A:H1'	26:1H:1047:G:N3	2.19	0.57
26:1H:2404:C:OP2	58:1H:4219:HOH:O	2.17	0.57
26:1H:7:G:H2'	26:1H:8:A:O4'	2.04	0.57
27:1J:62:C:H2'	27:1J:63:G:C8	2.38	0.57
29:29:36:ARG:NH1	29:29:85:ASN:OD1	2.33	0.57
3:2E:40:ARG:HG3	3:2E:40:ARG:HH11	1.69	0.57
30:31:127:GLU:OE1	30:31:128:ALA:N	2.37	0.57
26:14:2311:A:N6	31:49:44:GLY:HA3	2.19	0.57
5:4E:11:ILE:HD11	5:4E:31:LEU:HD13	1.85	0.57
5:42:93:PRO:HG2	8:72:105:ARG:NE	2.19	0.57
9:82:4:TYR:HB2	9:82:19:LEU:HB2	1.85	0.57
17:8I:66:SER:O	17:8I:70:ARG:NH1	2.38	0.57
47:E5:66:VAL:HG12	47:E5:67:VAL:N	2.20	0.57
48:F5:29:GLY:O	48:F5:30:VAL:HG22	2.04	0.57
26:1H:298:G:OP2	45:G8:84:ARG:NH1	2.36	0.57
26:14:2693:A:H2'	26:14:2694:G:H8	1.70	0.57
1:1G:359:U:H2'	1:1G:360:A:H8	1.66	0.57
26:1H:1331:A:O2'	26:1H:1332:G:H8	1.88	0.57
26:1H:141:A:H8	26:1H:1408:C:H1'	1.70	0.57
26:1H:1520:U:H2'	26:1H:1521:G:O4'	2.05	0.57
26:1H:1448:G:H1'	26:1H:1528:A:H62	1.70	0.57
26:1H:1654:A:OP2	38:98:1:MET:N	2.27	0.57
26:1H:2064:C:H2'	26:1H:2065:C:C6	2.39	0.57

Continued on next page...

Continued from previous page...

Atom-1	Atom-2	Interatomic distance (Å)	Clash overlap (Å)
29:21:120:TRP:CE3	29:21:155:LYS:HD3	2.40	0.57
3:22:129:ALA:O	3:22:133:ALA:N	2.38	0.57
3:2E:19:GLU:O	3:2E:40:ARG:NH2	2.38	0.57
23:2L:63:C:H2'	23:2L:64:G:H8	1.68	0.57
4:32:59:ARG:HA	4:32:62:GLN:HB2	1.87	0.57
4:3E:18:LYS:NZ	4:3E:26:CYS:O	2.34	0.57
31:49:39:ILE:HG23	31:49:157:ILE:HG23	1.85	0.57
13:4A:86:CYS:SG	13:4A:88:ARG:HB3	2.45	0.57
13:4I:20:THR:HG23	13:4I:26:GLY:HA3	1.87	0.57
40:B8:107:ASP:O	40:B8:110:ILE:HG23	2.05	0.57
40:B8:15:VAL:HG23	40:B8:79:HIS:CE1	2.39	0.57
47:E5:27:GLU:HB2	47:E5:69:PHE:HD1	1.69	0.57
45:G8:94:LYS:HG3	45:G8:95:LYS:H	1.69	0.57
1:13:271:C:H2'	1:13:272:C:H6	1.70	0.57
26:14:1036:G:OP1	32:59:59:ARG:N	2.35	0.57
26:14:1485:G:H2'	26:14:1486:A:C8	2.40	0.57
26:14:1819:A:H4'	26:14:1820:U:O5'	2.04	0.57
26:14:31:C:OP1	58:14:3729:HOH:O	2.18	0.57
26:14:443:A:H1'	26:14:1201:C:O4'	2.04	0.57
26:14:794:G:H2'	26:14:795:C:C6	2.39	0.57
27:16:75:G:H21	46:H8:85:HIS:CE1	2.23	0.57
28:19:40:THR:OG1	28:19:41:GLY:N	2.37	0.57
1:1G:1081:G:OP1	5:42:18:ARG:HB2	2.05	0.57
26:1H:1049:C:H2'	26:1H:1050:A:H5'	1.87	0.57
26:1H:172:C:H2'	26:1H:173:G:C8	2.40	0.57
26:1H:2496:C:OP1	37:88:82:ARG:HD3	2.05	0.57
26:1H:2489:G:O2'	26:1H:2518:A:N6	2.38	0.57
3:22:8:ILE:HD11	3:22:184:TYR:HB3	1.85	0.57
3:22:8:ILE:HG23	3:22:16:ARG:HG2	1.87	0.57
30:31:51:THR:HG23	30:31:92:PRO:HG2	1.87	0.57
12:3A:24:VAL:O	12:3A:26:ALA:N	2.37	0.57
4:3E:107:ARG:NH2	4:3E:194:LEU:HD22	2.15	0.57
4:3E:43:HIS:HA	4:3E:46:LYS:HZ3	1.70	0.57
32:59:137:ASP:HB3	32:59:140:LYS:HB3	1.87	0.57
32:59:23:ARG:HA	32:59:36:PRO:HA	1.87	0.57
26:1H:1250:G:OP2	36:78:18:ARG:NH1	2.38	0.57
17:8I:48:GLU:O	17:8I:50:LYS:HG2	2.03	0.57
42:95:69:LYS:HD3	42:95:86:GLY:HA3	1.86	0.57
26:14:144:C:H2'	26:14:145:G:H8	1.69	0.57
26:14:184:C:H2'	26:14:185:U:H6	1.70	0.57
26:14:688:U:C2'	26:14:689:A:H5'	2.35	0.57

Continued on next page...

Continued from previous page...

Atom-1	Atom-2	Interatomic distance (Å)	Clash overlap (Å)
27:16:15:A:H1'	27:16:109:G:C8	2.40	0.57
1:1G:1037:C:H2'	1:1G:1038:C:C6	2.40	0.57
26:1H:1607:C:H4'	26:1H:1608:A:O5'	2.05	0.57
10:1I:48:THR:OG1	10:1I:62:HIS:ND1	2.38	0.57
10:1I:16:LEU:HD23	10:1I:94:VAL:HG13	1.86	0.57
1:1G:1206:G:O2'	3:22:192:THR:O	2.12	0.57
3:22:20:SER:HB2	3:22:40:ARG:HH12	1.70	0.57
29:29:25:VAL:HG12	29:29:26:ILE:H	1.69	0.57
24:3K:60:U:O2'	24:3K:61:C:OP1	2.18	0.57
32:59:20:ALA:O	32:59:22:GLY:N	2.36	0.57
9:82:111:ARG:HD2	14:5A:61:TRP:OXT	2.05	0.57
36:78:80:TYR:CZ	36:78:111:ARG:HD3	2.40	0.57
45:G8:35:TYR:CD2	45:G8:69:ALA:HB3	2.39	0.57
55:Q8:27:THR:HG22	55:Q8:29:LYS:HB3	1.86	0.57
28:11:79:VAL:HG12	28:11:113:VAL:HA	1.87	0.56
1:13:255:G:P	17:8I:69:LYS:HZ3	2.28	0.56
26:14:1796:U:H2'	26:14:1797:C:C6	2.40	0.56
26:14:2849:U:O4	40:75:23:ARG:NH2	2.38	0.56
1:1G:1163:C:N3	1:1G:1174:G:N2	2.52	0.56
1:1G:1191:A:OP1	3:22:4:LYS:NZ	2.34	0.56
26:1H:2272:U:H5'	26:1H:2273:A:OP1	2.05	0.56
26:1H:286:C:H2'	26:1H:287:C:C6	2.40	0.56
27:1J:101:A:OP2	58:1J:311:HOH:O	2.17	0.56
27:1J:104:A:H2'	27:1J:105:G:O4'	2.05	0.56
22:1L:55:U:H2'	22:1L:57:G:OP2	2.05	0.56
30:31:139:PHE:HB2	30:31:166:ALA:HB1	1.86	0.56
1:1G:503:C:OP2	12:3A:116:SER:HB3	2.05	0.56
38:55:8:ARG:HH11	38:55:39:PRO:HB3	1.68	0.56
8:7E:86:ILE:HG22	8:7E:87:SER:H	1.70	0.56
41:C8:92:ARG:HD3	41:C8:94:ASN:HB3	1.86	0.56
26:14:424:G:OP1	48:F5:96:LYS:NZ	2.38	0.56
26:14:95:G:O2'	49:G5:48:HIS:HB3	2.05	0.56
49:G5:53:LEU:O	49:G5:57:ILE:HG13	2.05	0.56
50:L8:7:LYS:HB2	50:L8:34:GLU:HG2	1.87	0.56
55:Q8:53:PRO:HB3	55:Q8:56:GLU:HG3	1.86	0.56
26:1H:1568:G:H4'	28:11:59:LYS:HB3	1.87	0.56
1:13:586:C:O2'	1:13:878:G:H4'	2.05	0.56
26:14:2410:G:C2	26:14:2411:A:H1'	2.40	0.56
26:14:660:G:H21	36:35:12:ALA:CB	2.17	0.56
34:15:15:LEU:HB2	34:15:134:ARG:HG2	1.85	0.56
1:1G:142:G:H2'	1:1G:143:A:H8	1.69	0.56

Continued on next page...

Continued from previous page...

Atom-1	Atom-2	Interatomic distance (Å)	Clash overlap (Å)
1:1G:954:G:H2'	1:1G:955:U:C6	2.40	0.56
26:1H:1105:U:H2'	26:1H:1106:G:C8	2.40	0.56
11:2I:95:ILE:HD13	11:2I:108:ILE:HG21	1.86	0.56
34:58:22:THR:HG22	34:58:23:LEU:N	2.20	0.56
32:59:19:VAL:HG12	32:59:20:ALA:H	1.69	0.56
33:61:47:LEU:HA	33:61:50:ARG:HB2	1.87	0.56
7:62:78:ARG:CZ	7:62:80:VAL:HB	2.36	0.56
8:72:120:THR:HG23	8:72:123:GLU:H	1.70	0.56
40:75:4:GLY:HA2	40:75:8:LYS:HB2	1.86	0.56
9:82:43:ALA:HA	9:82:74:ILE:HD13	1.86	0.56
39:A8:51:ALA:HB3	39:A8:73:LEU:HG	1.86	0.56
46:D5:5:LEU:HD11	46:D5:44:PHE:HA	1.87	0.56
46:D5:44:PHE:CE2	46:D5:86:VAL:HG11	2.37	0.56
46:H8:76:LEU:CD2	46:H8:76:LEU:H	2.15	0.56
1:13:1026:G:H1	1:13:1035:A:H61	1.54	0.56
1:13:1026:G:H1	1:13:1035:A:N6	2.03	0.56
1:13:652:U:O4	1:13:752:G:O2'	2.14	0.56
26:14:920:G:H2'	26:14:921:G:C8	2.40	0.56
26:1H:1042:G:H1	26:1H:1113:U:H3	1.53	0.56
26:1H:443:A:N7	30:31:45:ARG:HG2	2.21	0.56
4:32:76:ARG:NH2	4:32:80:GLU:OE1	2.37	0.56
30:39:64:ILE:HG13	30:39:65:TRP:CD1	2.40	0.56
4:3E:155:LEU:HD12	4:3E:158:ILE:HD11	1.86	0.56
31:41:33:ARG:O	31:41:162:THR:HG23	2.06	0.56
31:41:161:THR:HG22	31:41:163:ALA:H	1.68	0.56
33:69:81:VAL:HG23	33:69:143:SER:HB2	1.87	0.56
8:72:12:ARG:HE	8:72:26:VAL:HA	1.70	0.56
40:75:99:LEU:HD22	40:75:101:PHE:HE1	1.71	0.56
44:F8:12:VAL:HG13	44:F8:27:THR:O	2.06	0.56
28:11:71:ASP:CB	28:11:103:ARG:HH22	2.18	0.56
1:13:390:C:O3'	16:7I:28:ARG:NH2	2.38	0.56
26:14:1021:A:H8	26:14:1021:A:H3'	1.70	0.56
26:14:1864:U:OP1	26:14:2410:G:O2'	2.14	0.56
26:14:2286:A:H4'	26:14:2287:A:O4'	2.04	0.56
26:14:389:G:N1	36:35:71:VAL:HG12	2.20	0.56
26:14:575:A:OP2	26:14:2055:C:N4	2.33	0.56
26:14:582:G:H2'	26:14:583:G:C8	2.41	0.56
26:14:667:U:O2	55:M5:2:PRO:HD2	2.05	0.56
1:1G:222:U:H2'	1:1G:223:U:C6	2.40	0.56
26:1H:1016:G:O6	58:1H:4298:HOH:O	2.17	0.56
26:1H:2257:U:O2'	26:1H:2258:C:H5'	2.05	0.56

Continued on next page...

Continued from previous page...

Atom-1	Atom-2	Interatomic distance (Å)	Clash overlap (Å)
26:1H:2566:A:H4'	26:1H:2567:G:O5'	2.05	0.56
4:32:53:ASP:O	4:32:57:ARG:NH1	2.39	0.56
30:39:183:VAL:O	30:39:187:VAL:HG23	2.05	0.56
24:3L:18:G:H1'	24:3L:58:A:H2	1.70	0.56
1:1G:1329:A:H5'	13:4A:29:ARG:HE	1.70	0.56
32:51:46:GLU:OE1	32:51:51:ARG:NH2	2.38	0.56
32:59:152:ARG:HD2	32:59:153:LYS:HG3	1.86	0.56
7:62:115:ARG:O	7:62:118:VAL:HG22	2.04	0.56
1:13:1453:G:H2'	20:BI:39:LYS:HE2	1.86	0.56
43:E8:14:PRO:HB3	43:E8:18:ARG:NH1	2.20	0.56
44:F8:1:MET:C	44:F8:3:THR:H	2.08	0.56
55:Q8:49:VAL:HG12	55:Q8:52:LYS:CG	2.36	0.56
1:13:1149:C:H2'	1:13:1150:U:H6	1.71	0.56
1:13:36:C:O2'	12:3I:117:ARG:NH2	2.38	0.56
26:14:1167:U:C2	26:14:1183:G:N2	2.73	0.56
26:14:2311:A:H62	31:49:44:GLY:HA3	1.71	0.56
26:14:527:C:OP2	26:14:2779:U:H5	1.89	0.56
26:14:823:G:H2'	26:14:824:A:C8	2.41	0.56
34:15:128:HIS:CE1	34:15:130:HIS:HA	2.41	0.56
1:1G:1321:C:C2	1:1G:1322:C:H5	2.24	0.56
26:1H:1608:A:H4'	58:1H:3840:HOH:O	2.04	0.56
26:1H:322:A:H5'	26:1H:340:A:H1'	1.87	0.56
3:22:138:VAL:HG23	3:22:151:VAL:HG23	1.86	0.56
30:39:181:LEU:HD23	30:39:186:ILE:HD11	1.87	0.56
12:3I:62:SER:HB2	12:3I:64:TYR:CD1	2.40	0.56
24:3K:30:G:N2	24:3K:40:C:O2	2.36	0.56
34:58:43:THR:O	34:58:46:VAL:HG12	2.05	0.56
36:78:130:PHE:HE1	36:78:146:VAL:HG23	1.69	0.56
36:78:49:ARG:HA	55:Q8:54:GLU:HG2	1.88	0.56
40:B8:57:PHE:O	40:B8:58:ASN:ND2	2.38	0.56
26:14:61:G:OP2	49:G5:54:LYS:NZ	2.39	0.56
45:G8:82:PRO:HG3	45:G8:97:ARG:HG3	1.88	0.56
51:I5:12:ALA:O	51:I5:24:THR:OG1	2.22	0.56
53:O8:44:ARG:O	53:O8:45:LYS:HG2	2.05	0.56
55:Q8:34:TRP:HB3	55:Q8:36:LYS:H	1.69	0.56
55:Q8:48:PHE:O	55:Q8:49:VAL:HG22	2.05	0.56
1:13:828:A:H2'	1:13:829:G:O4'	2.06	0.56
26:14:2134:A:H62	26:14:2157:G:H1'	1.69	0.56
26:14:2277:G:H2'	26:14:2278:A:H5''	1.87	0.56
26:14:736:C:OP1	58:14:3867:HOH:O	2.18	0.56
26:14:746:A:H2'	26:14:2612:C:H5''	1.87	0.56

Continued on next page...

Continued from previous page...

Atom-1	Atom-2	Interatomic distance (Å)	Clash overlap (Å)
26:14:854:G:H2'	26:14:855:G:C8	2.39	0.56
1:1G:1443:G:O2'	40:75:122:ASP:OD2	2.23	0.56
26:1H:1190:G:N7	58:1H:3874:HOH:O	2.33	0.56
26:1H:763:G:O2'	26:1H:764:A:H3'	2.05	0.56
11:2A:100:ALA:O	11:2A:102:GLY:N	2.38	0.56
7:6E:150:ALA:HB2	11:2I:50:TYR:OH	2.05	0.56
30:31:164:ARG:HH11	30:31:164:ARG:HG2	1.71	0.56
24:3L:11:C:H2'	24:3L:12:U:C6	2.37	0.56
32:51:4:ILE:HD11	32:51:7:LEU:HD21	1.87	0.56
6:52:82:ARG:HB2	6:52:85:VAL:HG23	1.86	0.56
32:59:152:ARG:HG3	32:59:153:LYS:HB2	1.88	0.56
6:5E:16:GLN:HG2	6:5E:17:SER:N	2.19	0.56
33:69:112:LYS:HA	33:69:114:LEU:H	1.69	0.56
7:6E:5:ARG:HG2	7:6E:7:ALA:H	1.70	0.56
1:13:277:C:P	17:8I:68:ARG:HH12	2.29	0.56
42:95:69:LYS:HB2	42:95:86:GLY:HA3	1.87	0.56
38:98:63:ARG:HB2	38:98:80:PHE:CE2	2.40	0.56
39:A8:88:ASP:OD1	39:A8:90:GLY:N	2.33	0.56
46:H8:67:LEU:HD22	46:H8:90:VAL:HG11	1.87	0.56
53:K5:9:LEU:HD13	53:K5:11:LEU:HD21	1.85	0.56
53:K5:36:LEU:HD23	53:K5:50:ARG:HD3	1.87	0.56
55:Q8:48:PHE:CD2	55:Q8:49:VAL:HG13	2.41	0.56
55:Q8:5:LYS:H	55:Q8:59:LYS:HZ2	1.53	0.56
1:13:963:G:H21	10:1I:55:LYS:NZ	2.03	0.56
26:14:2273:A:H2'	26:14:2274:A:C8	2.41	0.56
26:14:328:U:H4'	45:C5:68:HIS:CD2	2.40	0.56
26:14:959:A:N6	26:14:960:A:N1	2.54	0.56
1:1G:713:G:H2'	1:1G:714:G:C8	2.39	0.56
26:1H:1221:C:H2'	26:1H:1222:C:H6	1.70	0.56
26:1H:1748:G:H2'	26:1H:1749:A:C8	2.40	0.56
26:1H:993:G:C4	26:1H:994:C:H5	2.23	0.56
4:32:8:VAL:O	4:32:11:LEU:N	2.32	0.56
37:45:32:TYR:O	37:45:105:GLU:HB2	2.05	0.56
5:4E:110:LEU:CD1	5:4E:118:ILE:HD13	2.35	0.56
13:4I:105:THR:OG1	13:4I:106:ASN:N	2.39	0.56
1:1G:750:G:N3	15:6A:23:GLY:HA3	2.20	0.56
16:7A:57:ARG:HG3	16:7A:79:VAL:HG13	1.86	0.56
46:D5:138:GLU:O	46:D5:156:LYS:HG3	2.05	0.56
36:78:58:THR:HG21	55:Q8:52:LYS:HE2	1.86	0.56
1:13:1278:U:H5''	1:13:1279:A:O4'	2.05	0.56
26:14:966:G:H2'	26:14:967:C:H6	1.70	0.56

Continued on next page...

Continued from previous page...

Atom-1	Atom-2	Interatomic distance (Å)	Clash overlap (Å)
28:19:52:ARG:HB2	28:19:53:PHE:CD2	2.41	0.56
21:1F:9:ARG:O	21:1F:13:ILE:HG13	2.06	0.56
1:1G:680:C:N4	1:1G:710:G:H1	2.02	0.56
36:35:85:LEU:HB3	36:35:114:ILE:HD11	1.86	0.56
4:3E:173:TRP:CZ3	4:3E:193:ASP:HB3	2.41	0.56
31:41:67:LYS:HE3	31:41:67:LYS:O	2.06	0.56
32:59:130:ARG:HH12	32:59:132:ARG:HH22	1.51	0.56
8:72:110:ALA:HB3	8:72:121:ASP:HB3	1.86	0.56
40:75:55:ASN:ND2	40:75:55:ASN:O	2.31	0.56
36:78:52:GLU:OE1	36:78:55:ARG:NE	2.28	0.56
41:C8:92:ARG:HD2	42:D8:11:GLN:HB2	1.87	0.56
45:G8:9:LYS:HA	45:G8:27:VAL:HG22	1.88	0.56
52:J5:3:LYS:HE3	52:J5:3:LYS:HA	1.88	0.56
55:Q8:48:PHE:N	55:Q8:48:PHE:CD1	2.74	0.56
2:12:9:GLU:HA	2:12:12:GLU:HG3	1.88	0.56
1:13:1022:G:H2'	1:13:1023:G:H8	1.71	0.56
26:14:1268:A:H2'	26:14:1269:A:O4'	2.05	0.56
26:14:1514:U:O2'	26:14:1515:C:H5'	2.06	0.56
26:14:2120:G:H2'	26:14:2121:G:H8	1.70	0.56
26:14:2119:A:N6	26:14:2170:A:N7	2.53	0.56
2:1E:189:ASP:HB2	2:1E:205:ASP:CG	2.27	0.56
1:1G:1513:A:H2'	1:1G:1514:C:C6	2.39	0.56
1:1G:167:G:H2'	1:1G:168:G:H8	1.70	0.56
1:1G:737:A:H2'	1:1G:738:C:H6	1.69	0.56
26:1H:2498:C:O2'	26:1H:2499:C:H5'	2.06	0.56
26:1H:442:G:C4	26:1H:444:C:C5	2.94	0.56
4:3E:61:LYS:HG3	4:3E:203:VAL:HG13	1.87	0.56
12:3I:58:VAL:O	12:3I:65:GLU:HA	2.06	0.56
24:3K:37:A:O2'	24:3K:38:A:O5'	2.23	0.56
26:14:2880:C:H1'	38:55:92:GLY:HA3	1.87	0.56
14:5I:23:ARG:HD2	14:5I:28:GLY:O	2.05	0.56
33:69:73:GLU:HG3	33:69:136:VAL:HG23	1.87	0.56
9:82:112:LYS:HA	9:82:119:ALA:CB	2.35	0.56
42:95:60:GLU:HG3	42:95:97:LYS:HE2	1.86	0.56
42:95:71:LEU:H	42:95:86:GLY:CA	2.16	0.56
46:D5:152:ALA:HB2	46:D5:169:GLU:O	2.06	0.56
43:E8:58:ALA:O	43:E8:64:MET:HB2	2.06	0.56
49:K8:63:VAL:HA	49:K8:66:GLU:HG3	1.88	0.56
55:M5:34:TRP:CG	55:M5:35:GLN:N	2.61	0.56
28:11:52:ARG:HB2	28:11:53:PHE:CD2	2.41	0.56
2:12:109:SER:HA	2:12:112:VAL:HG23	1.86	0.56

Continued on next page...

Continued from previous page...

Atom-1	Atom-2	Interatomic distance (Å)	Clash overlap (Å)
1:13:1508:G:P	58:13:1803:HOH:O	2.64	0.56
1:13:767:A:H3'	58:13:1840:HOH:O	2.05	0.56
1:13:804:U:H5''	1:13:805:C:OP2	2.05	0.56
1:13:919:A:O2'	1:13:920:U:H5'	2.06	0.56
26:14:1427:A:H4'	26:14:1428:C:O4'	2.05	0.56
26:14:1693:U:O2'	28:19:14:ARG:NH2	2.39	0.56
26:14:1966:A:H4'	26:14:1967:C:OP1	2.06	0.56
26:14:309:G:O3'	45:C5:18:GLY:HA3	2.05	0.56
2:1E:59:GLU:HG3	2:1E:225:ALA:HB2	1.87	0.56
1:1G:1239:A:H62	1:1G:1299:A:H62	1.54	0.56
1:1G:1305:G:H22	1:1G:1331:G:C2'	2.19	0.56
26:1H:1349:A:OP1	58:1H:4126:HOH:O	2.18	0.56
26:1H:185:U:H4'	26:1H:218:A:H4'	1.88	0.56
26:1H:2594:C:H2'	26:1H:2595:G:C8	2.41	0.56
26:1H:399:G:OP2	58:1H:4043:HOH:O	2.18	0.56
29:21:119:ARG:HH11	29:21:120:TRP:HE1	1.54	0.56
29:21:79:ARG:HG3	29:21:80:GLU:O	2.06	0.56
24:3L:13:C:H2'	24:3L:14:A:H8	1.71	0.56
24:3L:71:G:H2'	24:3L:72:C:O4'	2.05	0.56
37:45:66:ILE:HG13	37:45:67:ARG:H	1.69	0.56
6:52:6:VAL:HG13	6:52:90:VAL:HG22	1.87	0.56
26:14:2294:C:OP1	39:65:89:ARG:NH2	2.39	0.56
42:95:35:LEU:HB3	42:95:37:VAL:HG11	1.88	0.56
40:B8:26:ASP:O	40:B8:49:VAL:HG12	2.06	0.56
26:14:1496:A:H8	26:14:1577:C:HO2'	1.51	0.56
26:14:214:G:OP1	26:14:214:G:H4'	2.03	0.56
26:14:649:G:H2'	26:14:650:C:C6	2.41	0.56
28:19:153:ALA:O	28:19:157:ARG:NH1	2.37	0.56
28:19:71:ASP:OD2	28:19:103:ARG:NH1	2.32	0.56
1:1G:1075:C:OP1	2:12:179:LYS:NZ	2.30	0.56
26:1H:1514:U:H2'	26:1H:1515:C:H6	1.71	0.56
26:1H:241:A:H5''	58:1H:4304:HOH:O	2.06	0.56
26:1H:2431:U:H3'	58:1H:3905:HOH:O	2.05	0.56
26:1H:2629:A:OP1	26:1H:2629:A:H4'	2.05	0.56
23:2K:20:G:C2	23:2K:58:A:N3	2.74	0.56
26:1H:674:G:C1'	30:31:74:ARG:HD3	2.35	0.56
36:35:64:LYS:HB2	55:M5:30:ARG:HH22	1.70	0.56
31:41:47:LYS:HD3	31:41:81:LYS:CB	2.36	0.56
37:45:87:LYS:HB3	37:45:90:VAL:HG23	1.88	0.56
34:58:12:ARG:HH21	34:58:14:VAL:HG22	1.71	0.56
33:69:123:LEU:HD22	33:69:143:SER:HB3	1.88	0.56

Continued on next page...

Continued from previous page...

Atom-1	Atom-2	Interatomic distance (Å)	Clash overlap (Å)
36:78:122:PRO:HA	36:78:142:GLY:CA	2.36	0.56
9:82:24:GLY:HA2	9:82:59:PHE:O	2.06	0.56
48:F5:86:SER:N	48:F5:87:PRO:HD2	2.20	0.56
51:I5:22:ILE:HG12	51:I5:23:GLU:N	2.20	0.56
26:1H:2371:G:H4'	53:O8:45:LYS:HG3	1.88	0.56
2:12:115:LEU:HB2	2:12:145:LEU:HD12	1.87	0.55
26:14:2324:C:H5''	26:14:2325:G:H5'	1.88	0.55
26:14:2875:C:OP1	40:75:3:ARG:NH1	2.39	0.55
2:1E:189:ASP:HB3	2:1E:191:ASP:HB2	1.89	0.55
1:1G:1220:G:H5'	19:AA:35:SER:HA	1.87	0.55
1:1G:538:G:H3'	12:3A:115:LYS:HZ3	1.71	0.55
1:1G:827:U:H3	1:1G:872:A:N6	2.00	0.55
26:1H:1163:G:C2	26:1H:1164:G:C8	2.95	0.55
26:1H:2695:C:H2'	26:1H:2696:U:H6	1.71	0.55
26:1H:2883:A:H5'	26:1H:2884:U:H5'	1.87	0.55
31:49:42:GLY:O	31:49:43:LEU:HD13	2.04	0.55
6:52:100:ASN:ND2	18:9A:26:LEU:O	2.39	0.55
40:B8:77:PRO:HG2	40:B8:80:SER:HB2	1.87	0.55
47:E5:51:VAL:HG23	47:E5:81:VAL:HG23	1.87	0.55
43:E8:88:ARG:NH1	43:E8:94:ASP:OD2	2.31	0.55
45:G8:87:LYS:HD2	45:G8:96:ILE:HD11	1.87	0.55
19:AI:42:PRO:HD3	51:M8:63:TYR:OH	2.06	0.55
53:O8:15:GLU:OE2	53:O8:44:ARG:NH2	2.39	0.55
1:13:1013:G:N2	1:13:1016:A:OP2	2.40	0.55
1:13:113:G:H2'	1:13:114:U:H6	1.71	0.55
26:14:2029:G:H2'	26:14:2031:A:OP1	2.07	0.55
26:14:2378:A:O5'	26:14:2378:A:H8	1.89	0.55
26:14:573:G:O2'	26:14:574:C:H3'	2.06	0.55
1:1G:649:G:H2'	1:1G:650:G:H8	1.71	0.55
26:1H:2019:A:C6	26:1H:2020:A:N7	2.74	0.55
26:1H:50:U:H3'	26:1H:51:G:H5'	1.88	0.55
29:21:97:LYS:N	29:21:100:GLU:OE1	2.39	0.55
3:2E:58:GLU:HB2	3:2E:65:ALA:HB3	1.88	0.55
30:31:129:PHE:HA	30:31:142:TRP:NE1	2.21	0.55
30:31:40:GLN:NE2	30:31:184:TYR:HB3	2.21	0.55
31:41:35:GLU:OE1	31:41:36:LYS:N	2.39	0.55
43:E8:12:ILE:HG13	43:E8:42:ARG:NH1	2.22	0.55
45:G8:94:LYS:HZ2	45:G8:95:LYS:H	1.53	0.55
51:I5:20:ASN:HD21	51:I5:36:CYS:HB2	1.70	0.55
48:J8:3:LYS:O	48:J8:12:PRO:HD3	2.06	0.55
55:Q8:48:PHE:CD1	55:Q8:49:VAL:HG13	2.42	0.55

Continued on next page...

Continued from previous page...

Atom-1	Atom-2	Interatomic distance (Å)	Clash overlap (Å)
1:13:1128:C:H6	1:13:1139:G:C6	2.24	0.55
1:13:654:G:C2'	1:13:655:A:H5'	2.36	0.55
1:13:724:G:C2	1:13:725:G:C8	2.94	0.55
26:14:2345:G:N3	26:14:2381:C:H2'	2.21	0.55
1:1G:853:G:H2'	1:1G:854:G:H8	1.71	0.55
26:1H:2572:A:N7	29:21:145:LYS:HB2	2.22	0.55
36:35:13:ASN:C	36:35:15:ARG:H	2.08	0.55
36:35:15:ARG:CZ	36:35:15:ARG:HB2	2.36	0.55
36:35:85:LEU:HB2	36:35:88:LEU:HD23	1.88	0.55
24:3K:76:A:H8	26:1H:2394:C:N4	2.01	0.55
24:3L:52:G:N2	24:3L:62:C:N3	2.39	0.55
37:45:25:ASP:CB	37:45:102:VAL:H	2.20	0.55
5:4E:126:ARG:HH11	5:4E:126:ARG:HG3	1.71	0.55
17:8A:99:SER:O	17:8A:100:LYS:NZ	2.36	0.55
2:12:12:GLU:HB2	2:12:16:HIS:CG	2.42	0.55
1:13:187:C:O2	1:13:191(A):G:N1	2.39	0.55
1:13:419:C:H5'	1:13:420:U:OP2	2.07	0.55
1:13:669:U:C2	1:13:670:G:C8	2.95	0.55
26:14:1233:C:H2'	26:14:1234:U:H6	1.71	0.55
26:14:1419:A:N6	26:14:1494:A:N1	2.45	0.55
26:14:1945:G:H2'	26:14:1946:U:C6	2.39	0.55
26:14:2564:A:OP1	26:14:2648:C:H4'	2.06	0.55
1:1G:1128:C:H4'	9:82:16:ARG:HH22	1.72	0.55
1:1G:1255:G:O2'	1:1G:1258:G:O2'	2.25	0.55
26:1H:1433:U:O2	26:1H:1561:G:C2	2.60	0.55
26:1H:2645:G:H3'	26:1H:2646:C:H5'	1.88	0.55
27:1J:3:C:H2'	27:1J:4:C:C6	2.42	0.55
27:1J:38:C:H42	27:1J:44:G:H1	1.52	0.55
26:14:2052:G:O4'	29:29:142:GLY:HA3	2.06	0.55
13:4I:65:LYS:HZ2	51:M8:52:THR:HB	1.70	0.55
6:52:70:ASP:OD1	6:52:70:ASP:N	2.39	0.55
14:5I:24:CYS:HB3	14:5I:28:GLY:H	1.71	0.55
15:6I:17:ARG:HD3	15:6I:26:GLU:HG3	1.87	0.55
26:1H:831:G:N2	36:78:53:GLY:O	2.39	0.55
26:1H:1279:G:H4'	38:98:31:HIS:CD2	2.40	0.55
1:1G:196:A:OP1	20:BA:68:LYS:NZ	2.40	0.55
26:1H:686:G:OP1	54:P8:11:LYS:NZ	2.40	0.55
2:12:127:ILE:HA	2:12:130:ARG:HG3	1.88	0.55
2:12:162:ILE:HD11	2:12:184:VAL:HG13	1.88	0.55
1:13:1157:A:H8	1:13:1158:C:N4	2.03	0.55
1:13:406:G:H2'	1:13:407:G:C8	2.40	0.55

Continued on next page...

Continued from previous page...

Atom-1	Atom-2	Interatomic distance (Å)	Clash overlap (Å)
26:14:2256:G:H2'	26:14:2257:U:H6	1.71	0.55
26:14:315:G:H2'	26:14:316:C:C6	2.40	0.55
26:14:755:C:H2'	26:14:756:C:C6	2.41	0.55
27:16:15:A:H3'	27:16:16:G:H5'	1.88	0.55
27:16:78:A:C2	27:16:99:A:C4	2.94	0.55
2:1E:15:VAL:HG21	2:1E:209:ARG:HB3	1.89	0.55
1:1G:994:A:C5	1:1G:1216:G:H4'	2.40	0.55
1:1G:1298:C:H1'	1:1G:1299:A:C6	2.42	0.55
1:1G:1326:C:H2'	1:1G:1327:C:C6	2.41	0.55
1:1G:1478:C:H2'	1:1G:1479:C:H6	1.71	0.55
1:1G:513:C:N4	1:1G:538:G:H1	2.03	0.55
1:1G:532:A:H62	1:1G:1207:G:H5'	1.71	0.55
26:1H:1441:G:H2'	26:1H:1442:G:H8	1.71	0.55
26:1H:1668:A:H4'	26:1H:1669:A:O5'	2.05	0.55
26:1H:638:G:C5	26:1H:651:G:C2	2.95	0.55
22:1L:18:G:O2'	22:1L:19:G:OP1	2.24	0.55
22:1L:23:A:H2'	22:1L:24:G:H8	1.72	0.55
3:2E:3:ASN:O	3:2E:4:LYS:HG2	2.07	0.55
11:2I:19:ALA:O	11:2I:82:VAL:HA	2.05	0.55
31:4I:62:LEU:HD12	51:M8:27:THR:HG21	1.89	0.55
5:42:107:ARG:O	5:42:110:LEU:N	2.39	0.55
32:59:149:ARG:HH21	32:59:154:PRO:HB2	1.72	0.55
8:7E:6:ILE:HB	8:7E:85:ARG:HH12	1.71	0.55
8:7E:7:ALA:HB2	8:7E:85:ARG:HH11	1.72	0.55
18:9I:66:LEU:O	18:9I:70:ILE:HG13	2.07	0.55
46:D5:70:LEU:O	46:D5:89:PHE:N	2.39	0.55
26:14:2015:A:N3	52:J5:2:ALA:N	2.54	0.55
55:M5:60:LEU:HD12	55:M5:61:LEU:H	1.71	0.55
55:Q8:48:PHE:N	55:Q8:48:PHE:HD1	2.04	0.55
1:13:1160:G:N2	1:13:1177:G:H22	2.03	0.55
1:13:1160:G:H1	1:13:1177:G:N2	2.04	0.55
1:13:1410:G:H2'	1:13:1411:C:C6	2.41	0.55
1:13:343:U:N3	1:13:347:G:C6	2.74	0.55
26:14:1360:A:H5''	26:14:1361:G:OP2	2.07	0.55
26:14:2439:A:C8	26:14:2439:A:H5'	2.40	0.55
26:14:247:G:H4'	26:14:386:G:C5	2.41	0.55
34:15:136:GLU:O	34:15:137:LYS:NZ	2.40	0.55
1:1G:111:G:O5'	1:1G:111:G:H8	1.89	0.55
26:1H:1694:C:H4'	26:1H:1695:G:O5'	2.06	0.55
26:1H:1788:C:H2'	26:1H:1789:A:H8	1.71	0.55
26:1H:484:C:H2'	26:1H:485:C:C6	2.41	0.55

Continued on next page...

Continued from previous page...

Atom-1	Atom-2	Interatomic distance (Å)	Clash overlap (Å)
26:1H:969:U:OP1	50:L8:17:LYS:HG2	2.06	0.55
36:35:127:ALA:O	36:35:147:LEU:N	2.37	0.55
26:14:832:G:H5'	36:35:45:LEU:HD11	1.89	0.55
36:35:63:PRO:O	55:M5:30:ARG:NH2	2.40	0.55
32:51:77:LYS:NZ	32:51:82:GLY:O	2.37	0.55
3:22:6:HIS:HB3	14:5A:49:HIS:CD2	2.42	0.55
33:61:102:SER:HA	33:61:107:VAL:O	2.07	0.55
7:62:146:GLU:O	7:62:149:ARG:HB2	2.07	0.55
26:1H:2392:A:C8	36:78:61:ARG:HG2	2.40	0.55
6:5E:100:ASN:HB2	18:9I:27:GLY:O	2.05	0.55
20:BA:73:HIS:HB3	20:BA:74:LYS:HG2	1.89	0.55
45:C5:87:LYS:HG2	45:C5:88:LYS:H	1.71	0.55
42:D8:3:ALA:HB1	42:D8:38:LEU:HD11	1.89	0.55
45:G8:76:CYS:HB2	45:G8:82:PRO:HD3	1.88	0.55
55:Q8:48:PHE:HD1	55:Q8:48:PHE:H	1.54	0.55
26:1H:1797:C:O2'	28:11:259:THR:HB	2.07	0.55
1:13:1014:A:C2	1:13:1219:U:H1'	2.42	0.55
1:13:452:A:H2'	1:13:453:A:C8	2.42	0.55
26:14:1666:G:OP1	35:25:66:LYS:HD3	2.07	0.55
26:14:208:C:H2'	26:14:209:C:H6	1.71	0.55
26:14:2528:U:O2'	26:14:2530:A:OP1	2.15	0.55
26:14:289:A:H3'	26:14:290:G:H8	1.71	0.55
26:14:646:A:H2'	26:14:647:G:O4'	2.07	0.55
1:1G:1435:G:H2'	1:1G:1436:U:H6	1.63	0.55
26:1H:225:A:N6	26:1H:419:C:H4'	2.22	0.55
29:29:92:THR:O	29:29:95:ILE:HG13	2.06	0.55
32:59:144:VAL:HA	32:59:147:ASN:HB2	1.88	0.55
33:61:120:ILE:HD12	33:61:121:LYS:H	1.71	0.55
7:62:23:VAL:O	7:62:27:ILE:HG12	2.07	0.55
40:75:24:PRO:HD3	40:75:52:ILE:HG13	1.89	0.55
42:95:76:LYS:HB2	42:95:79:VAL:HG23	1.88	0.55
19:AI:78:ARG:N	19:AI:78:ARG:HE	2.03	0.55
20:BA:16:HIS:O	20:BA:19:SER:N	2.39	0.55
46:H8:9:TYR:CE1	46:H8:35:ARG:HD3	2.41	0.55
53:K5:9:LEU:N	53:K5:27:LYS:HG3	2.21	0.55
1:13:130:A:O2'	1:13:131:C:O5'	2.24	0.55
26:14:1689:A:N6	26:14:1698:A:H2	1.92	0.55
26:14:2494:G:H2'	26:14:2495:G:H8	1.71	0.55
26:14:2697:G:H2'	26:14:2698:U:O4'	2.07	0.55
26:14:337:C:H2'	26:14:338:G:O4'	2.06	0.55
26:14:606:U:H4'	26:14:658:C:H4'	1.89	0.55

Continued on next page...

Continued from previous page...

Atom-1	Atom-2	Interatomic distance (Å)	Clash overlap (Å)
28:19:118:VAL:HG22	28:19:119:ALA:H	1.72	0.55
28:19:20:ASP:OD2	28:19:22:SER:OG	2.24	0.55
28:19:43:ARG:HH11	28:19:43:ARG:CG	2.19	0.55
1:1G:1281:U:H3'	1:1G:1282:C:C5	2.42	0.55
26:1H:2171:A:O2'	26:1H:2172:U:O5'	2.24	0.55
29:21:2:LYS:HD2	29:21:200:GLU:OE2	2.07	0.55
3:22:34:LEU:HD11	3:22:38:ARG:HH21	1.71	0.55
12:3A:100:ILE:HG22	12:3A:101:VAL:N	2.21	0.55
24:3K:71:G:H2'	24:3K:72:C:O4'	2.07	0.55
24:3L:18:G:H2'	24:3L:57:G:H22	1.72	0.55
29:29:111:ARG:HA	38:55:2:ARG:HH12	1.70	0.55
38:55:81:ASP:O	38:55:82:GLU:HB3	2.07	0.55
8:72:29:SER:H	8:72:32:LYS:HB2	1.71	0.55
8:7E:83:ILE:HB	8:7E:137:VAL:HG13	1.88	0.55
41:85:8:VAL:HG11	41:85:12:ARG:HH21	1.72	0.55
37:88:68:ILE:HG23	37:88:103:MET:HB3	1.88	0.55
39:A8:26:LEU:HD23	39:A8:87:PHE:HD1	1.70	0.55
19:AA:18:LYS:O	19:AA:22:LEU:HB2	2.07	0.55
19:AI:50:ALA:HB1	19:AI:57:HIS:HB3	1.88	0.55
46:D5:8:TYR:HD1	46:D5:62:PRO:HG3	1.70	0.55
44:F8:24:GLY:O	44:F8:83:VAL:HG22	2.07	0.55
55:Q8:23:VAL:HG13	55:Q8:46:ARG:HG3	1.89	0.55
55:Q8:52:LYS:N	55:Q8:52:LYS:HD2	2.21	0.55
1:13:814:A:N7	1:13:816:A:C4	2.75	0.55
26:14:986:C:O2'	26:14:1001:A:O2'	2.25	0.55
26:14:1485:G:H2'	26:14:1486:A:H8	1.70	0.55
26:14:1537:C:H2'	26:14:1538:G:C8	2.41	0.55
26:14:2103:C:H2'	26:14:2104:G:C8	2.42	0.55
26:14:2294:C:P	39:65:89:ARG:HH22	2.30	0.55
26:14:2432:A:C8	48:F5:33:LYS:HD2	2.41	0.55
26:14:2540:C:O2'	26:14:2740:A:N3	2.37	0.55
26:14:972:G:O2'	58:14:3594:HOH:O	2.18	0.55
10:1A:32:ALA:HA	10:1A:76:ASN:HB2	1.88	0.55
2:1E:174:VAL:HG13	2:1E:184:VAL:HG11	1.88	0.55
1:1G:1305:G:H22	1:1G:1331:G:H2'	1.72	0.55
1:1G:1411:C:H2'	1:1G:1412:C:C6	2.42	0.55
1:1G:588:G:H1	1:1G:651:C:N4	2.02	0.55
26:1H:1803:A:H4'	28:11:259:THR:CG2	2.36	0.55
26:1H:2032:G:H21	29:21:146:THR:CG2	2.20	0.55
26:1H:2157:G:O2'	26:1H:2158:A:O5'	2.21	0.55
26:1H:2376:A:N1	39:A8:87:PHE:HD2	2.05	0.55

Continued on next page...

Continued from previous page...

Atom-1	Atom-2	Interatomic distance (Å)	Clash overlap (Å)
26:1H:582:G:H2'	26:1H:583:G:H8	1.72	0.55
26:1H:673:C:H5''	30:31:81:PRO:HD2	1.88	0.55
26:1H:937:U:H2'	26:1H:938:G:O4'	2.07	0.55
29:29:101:ARG:O	29:29:201:THR:OG1	2.24	0.55
29:29:81:ILE:HG22	29:29:82:ARG:N	2.18	0.55
3:2E:191:THR:HG22	3:2E:192:THR:H	1.72	0.55
24:3K:70:G:C6	24:3K:71:G:C5	2.95	0.55
26:14:871:U:OP1	37:45:5:ARG:HG3	2.07	0.55
13:4I:108:ARG:N	13:4I:108:ARG:HD2	2.20	0.55
32:51:154:PRO:HD3	32:51:162:ILE:O	2.06	0.55
14:5I:4:LYS:O	14:5I:7:ILE:HG13	2.06	0.55
33:61:4:ILE:HG12	33:61:18:VAL:HG22	1.89	0.55
15:6A:39:LEU:HD12	15:6A:56:LEU:HD13	1.89	0.55
40:75:54:ARG:HA	40:75:59:THR:HB	1.89	0.55
40:75:21:GLU:O	40:75:91:ARG:NH2	2.37	0.55
44:B5:84:ALA:O	44:B5:87:GLN:HG3	2.06	0.55
26:14:2363:C:O2	47:E5:39:ARG:NH2	2.39	0.55
26:14:2420:C:N4	55:M5:31:HIS:HB3	2.22	0.55
2:12:219:VAL:O	2:12:222:ILE:HG13	2.07	0.55
1:13:486:U:H2'	1:13:487:A:H8	1.71	0.55
26:14:739:G:P	58:14:3635:HOH:O	2.65	0.55
26:14:975:G:C2	26:14:990:A:C8	2.95	0.55
1:1G:1125:U:OP2	1:1G:1145:C:N4	2.39	0.55
1:1G:1320:C:H1'	19:AA:73:GLU:HG2	1.89	0.55
1:1G:1365:G:H2'	1:1G:1366:C:H6	1.71	0.55
26:1H:1062:G:H1'	26:1H:1088:A:C5	2.42	0.55
26:1H:1478:G:O2'	26:1H:1558:A:H2	1.90	0.55
26:1H:2341:G:H2'	26:1H:2342:C:C6	2.42	0.55
26:1H:796:C:H2'	26:1H:797:C:C6	2.42	0.55
12:3A:41:ARG:HB3	12:3A:41:ARG:HH11	1.72	0.55
1:13:438:G:H4'	4:3E:123:HIS:CD2	2.41	0.55
34:58:58:ASP:HB2	34:58:95:PRO:HB2	1.89	0.55
39:65:78:LEU:HD12	39:65:107:GLU:HB3	1.89	0.55
35:68:75:SER:OG	40:B8:74:ARG:NH2	2.40	0.55
9:82:77:ILE:O	9:82:81:ILE:HG12	2.07	0.55
40:B8:58:ASN:O	40:B8:58:ASN:ND2	2.36	0.55
46:D5:175:VAL:HA	46:D5:177:PRO:HD3	1.88	0.55
51:I5:34:GLU:HG2	51:I5:35:VAL:N	2.22	0.55
53:O8:36:LEU:HD22	53:O8:50:ARG:HG2	1.88	0.55
1:13:417:C:H2'	1:13:418:C:C6	2.42	0.54
1:13:626:U:C2	1:13:627:G:C8	2.95	0.54

Continued on next page...

Continued from previous page...

Atom-1	Atom-2	Interatomic distance (Å)	Clash overlap (Å)
1:13:826:C:H2'	1:13:827:U:O2	2.07	0.54
1:1G:674:G:H21	11:2A:116:HIS:HB2	1.71	0.54
26:1H:881:G:O6	26:1H:895:U:N3	2.38	0.54
26:1H:2773:C:H5''	29:21:164:ARG:HG2	1.89	0.54
1:1G:527:G:O6	12:3A:49:ASN:ND2	2.37	0.54
15:6A:55:GLY:HA2	15:6A:58:MET:HE2	1.88	0.54
8:7E:21:LYS:O	8:7E:65:TYR:OH	2.22	0.54
18:9I:44:LEU:HD11	18:9I:70:ILE:HG21	1.88	0.54
1:13:392:G:H5'	16:7I:12:LYS:HE3	1.89	0.54
26:14:1034:G:H2'	26:14:1035:U:O4'	2.07	0.54
26:14:2295:C:H5	39:65:13:ARG:HH22	1.55	0.54
28:19:3:VAL:H	28:19:20:ASP:HB2	1.72	0.54
1:1G:888:G:O2'	1:1G:1488:G:O2'	2.23	0.54
26:1H:1055:G:H1'	26:1H:1085:A:H2	1.71	0.54
26:1H:1265:A:H3'	52:N8:19:ARG:NH1	2.23	0.54
27:1J:52:A:O2'	27:1J:53:A:N7	2.37	0.54
29:21:48:GLN:OE1	29:21:77:ILE:HD13	2.07	0.54
29:29:68:ALA:O	29:29:69:LYS:HB2	2.07	0.54
4:32:18:LYS:HG3	4:32:20:TYR:H	1.71	0.54
1:1G:881:G:P	12:3A:12:ARG:HH12	2.29	0.54
4:3E:117:ALA:O	4:3E:120:LEU:HB2	2.08	0.54
31:49:37:VAL:HG23	31:49:99:MET:HE3	1.89	0.54
38:55:70:LEU:HD13	38:55:75:LEU:HD13	1.89	0.54
6:5E:61:LEU:HD23	6:5E:63:TYR:CE1	2.41	0.54
33:69:101:LEU:HB2	33:69:105:HIS:HB2	1.88	0.54
1:13:376:G:H5''	16:7I:5:ARG:HD2	1.89	0.54
16:7I:77:ALA:HB3	16:7I:79:VAL:H	1.72	0.54
46:D5:158:PRO:HD2	46:D5:161:VAL:HG13	1.88	0.54
49:G5:10:LEU:O	49:G5:14:ARG:HB2	2.08	0.54
52:N8:50:GLY:H	52:N8:56:LYS:HG3	1.72	0.54
55:Q8:9:GLY:N	55:Q8:12:LYS:HG3	2.23	0.54
1:13:240:C:H2'	1:13:241:C:C6	2.41	0.54
26:14:1337:G:H2'	26:14:1338:G:C8	2.42	0.54
26:14:1686:C:H2'	26:14:1687:G:O4'	2.07	0.54
26:14:2849:U:H4'	26:14:2868:A:C2	2.42	0.54
26:14:571:A:OP2	58:14:4005:HOH:O	2.18	0.54
26:14:839:U:H2'	26:14:840:C:H6	1.72	0.54
26:14:920:G:H2'	26:14:921:G:H8	1.72	0.54
27:16:89:G:H2'	27:16:89(A):A:C8	2.43	0.54
1:1G:1248:A:H2'	9:82:70:LYS:NZ	2.22	0.54
1:1G:1279:A:HO2'	1:1G:1282:C:N4	2.05	0.54

Continued on next page...

Continued from previous page...

Atom-1	Atom-2	Interatomic distance (Å)	Clash overlap (Å)
1:1G:141:A:H1'	1:1G:182:U:O2	2.08	0.54
1:1G:607:A:H2'	1:1G:608:A:O4'	2.07	0.54
26:1H:1639:U:H4'	26:1H:2699:C:H4'	1.89	0.54
29:21:143:ASN:HD22	29:21:147:PRO:HD2	1.72	0.54
3:22:150:LYS:HG3	3:22:169:ALA:HB2	1.90	0.54
23:2K:2:G:H2'	23:2K:3:C:C6	2.42	0.54
15:6A:50:HIS:O	15:6A:53:HIS:HB3	2.06	0.54
17:8I:22:LEU:HD11	17:8I:39:SER:HB3	1.89	0.54
17:8I:31:LEU:HD23	17:8I:32:TYR:CZ	2.42	0.54
40:B8:93:ARG:HG3	40:B8:93:ARG:HH11	1.70	0.54
46:D5:40:ASP:OD2	46:D5:43:GLU:HG2	2.07	0.54
1:13:1510:U:H2'	1:13:1511:G:C8	2.43	0.54
1:13:688:G:H2'	1:13:689:C:H6	1.72	0.54
1:13:820:U:H4'	1:13:821:G:OP2	2.07	0.54
26:14:1486:A:H2'	26:14:1487:G:C8	2.42	0.54
26:14:2250:G:C6	37:45:82:ARG:HD2	2.42	0.54
28:19:75:ILE:O	28:19:118:VAL:HG23	2.07	0.54
2:1E:238:LEU:HD12	2:1E:238:LEU:H	1.71	0.54
1:1G:1369:C:OP2	9:82:112:LYS:N	2.40	0.54
1:1G:547:A:OP2	4:32:2:GLY:N	2.40	0.54
26:1H:1472:A:H2'	26:1H:1473:G:C8	2.42	0.54
26:1H:1641:A:H2'	26:1H:1642:G:O4'	2.08	0.54
26:1H:2035:G:H4'	26:1H:2036:C:OP2	2.07	0.54
26:1H:428:A:P	58:1H:4617:HOH:O	2.66	0.54
29:21:51:PHE:CD2	29:21:52:LEU:HG	2.42	0.54
29:29:63:LEU:O	29:29:66:HIS:CG	2.60	0.54
11:2I:46:GLY:HA2	11:2I:50:TYR:O	2.08	0.54
4:32:15:GLU:OE1	4:32:66:ARG:NH1	2.41	0.54
4:3E:192:GLU:OE1	4:3E:192:GLU:N	2.31	0.54
37:45:110:THR:HG23	37:45:113:GLN:NE2	2.22	0.54
25:4K:23:A:H3'	25:4K:24:A:C8	2.43	0.54
26:14:2745:C:H4'	32:59:142:GLY:O	2.07	0.54
32:59:41:MET:SD	32:59:41:MET:N	2.80	0.54
39:65:85:VAL:HG22	39:65:110:LEU:HG	1.88	0.54
37:88:30:GLY:HA2	37:88:107:ALA:HB2	1.90	0.54
19:AA:66:MET:HB3	19:AA:69:HIS:CD2	2.42	0.54
47:E5:18:ALA:HB3	47:E5:20:ARG:HE	1.73	0.54
49:K8:58:ALA:O	49:K8:62:THR:HG22	2.07	0.54
49:K8:59:ARG:O	49:K8:62:THR:HG23	2.07	0.54
28:11:76:PRO:HB2	28:11:116:GLN:NE2	2.23	0.54
1:13:1288:A:N3	1:13:1352:C:O2'	2.37	0.54

Continued on next page...

Continued from previous page...

Atom-1	Atom-2	Interatomic distance (Å)	Clash overlap (Å)
26:14:172:C:H2'	26:14:173:G:H8	1.72	0.54
26:14:17:G:H2'	26:14:18:C:H6	1.72	0.54
26:14:19:C:H2'	26:14:20:C:C6	2.42	0.54
26:14:2446:G:C3'	26:14:2447:G:H5''	2.38	0.54
1:1G:1096:C:H2'	1:1G:1097:C:H6	1.71	0.54
1:1G:114:U:O2'	1:1G:115:G:H5'	2.07	0.54
26:1H:1204:A:H2	26:1H:1241:A:N1	2.04	0.54
26:1H:1401:G:H2'	26:1H:1402:C:C6	2.42	0.54
26:1H:2250:G:C8	26:1H:2496:C:H5''	2.43	0.54
26:1H:2505:G:H2'	26:1H:2576:G:O6	2.07	0.54
26:1H:2592:G:C5	26:1H:2593:U:C4	2.95	0.54
26:1H:296:C:H2'	26:1H:297:C:H6	1.72	0.54
26:1H:821:A:H2'	26:1H:946:G:H5''	1.88	0.54
10:1I:24:VAL:HG12	10:1I:25:GLU:HG3	1.88	0.54
29:29:154:LYS:HA	29:29:154:LYS:HE3	1.88	0.54
23:2L:22:A:N6	23:2L:47:7MG:H2'	2.23	0.54
30:39:112:MET:O	30:39:115:ALA:HB3	2.07	0.54
12:3A:41:ARG:HD2	12:3A:42:THR:H	1.71	0.54
4:3E:209:ARG:HA	4:3E:209:ARG:HH11	1.73	0.54
1:1G:1217:C:H5''	14:5A:9:LYS:HE2	1.90	0.54
8:72:86:ILE:HD12	8:72:133:LEU:HD11	1.88	0.54
40:75:85:LYS:NZ	40:75:87:ASP:OD2	2.24	0.54
19:AA:9:VAL:HG13	51:I5:63:TYR:CE1	2.41	0.54
40:B8:55:ASN:H	40:B8:59:THR:HB	1.71	0.54
20:BA:87:LYS:O	20:BA:91:LEU:HG	2.07	0.54
43:E8:82:LEU:HD13	43:E8:84:ARG:HH21	1.72	0.54
44:B5:5:TYR:HD1	49:G5:33:MET:SD	2.31	0.54
52:J5:31:VAL:HG13	52:J5:42:PRO:HG3	1.89	0.54
1:13:1412:C:H2'	1:13:1413:A:C8	2.43	0.54
1:13:1486:G:H2'	1:13:1487:G:O4'	2.07	0.54
1:13:201:C:H42	1:13:216:G:H1	1.54	0.54
26:14:1021:A:H3'	26:14:1021:A:C8	2.43	0.54
26:14:1636:C:H2'	26:14:1637:A:C8	2.42	0.54
26:14:1856:G:H1	26:14:1886:C:N4	2.06	0.54
26:14:2275:C:H6	26:14:2275:C:H5'	1.72	0.54
26:14:2287:A:N6	26:14:2344:U:H3	2.03	0.54
26:14:2542:A:H5''	26:14:2542:A:N3	2.23	0.54
26:14:568:U:O2'	58:14:4012:HOH:O	2.18	0.54
26:14:638:G:H2'	26:14:639:U:O4'	2.07	0.54
28:19:255:LYS:H	28:19:255:LYS:HE3	1.72	0.54
1:1G:298:A:H5''	1:1G:299:G:OP2	2.06	0.54

Continued on next page...

Continued from previous page...

Atom-1	Atom-2	Interatomic distance (Å)	Clash overlap (Å)
26:1H:1265:A:H8	26:1H:1265:A:OP1	1.89	0.54
3:22:45:LYS:O	3:22:48:TYR:HB3	2.08	0.54
30:39:153:SER:OG	30:39:190:GLU:HB2	2.07	0.54
38:55:72:ASP:OD2	38:55:75:LEU:HB2	2.08	0.54
1:1G:564:C:O2'	8:72:91:ARG:NH2	2.39	0.54
1:1G:1342:C:H4'	9:82:125:TYR:HB3	1.90	0.54
40:B8:81:PRO:HG2	40:B8:82:LEU:HD12	1.89	0.54
43:E8:88:ARG:HB3	43:E8:92:ARG:HB3	1.88	0.54
44:F8:12:VAL:HG13	44:F8:27:THR:HG23	1.88	0.54
44:F8:67:GLY:O	44:F8:69:TYR:N	2.41	0.54
1:13:1016:A:H2'	1:13:1017:G:O4'	2.08	0.54
1:13:1309:G:N2	1:13:1329:A:H1'	2.22	0.54
1:13:407:G:H1	1:13:435:C:H42	1.55	0.54
26:14:1113:U:H2'	26:14:1114:G:O4'	2.08	0.54
26:14:1141:U:H5''	26:14:1142(A):A:O4'	2.08	0.54
26:14:1298:C:H5''	26:14:1299:G:OP2	2.08	0.54
26:14:152:G:H1	26:14:174:C:N4	2.04	0.54
26:14:2054:A:H5''	26:14:2055:C:O5'	2.06	0.54
1:1G:1272:G:C2	1:1G:1273:G:H1'	2.42	0.54
1:1G:1360:A:OP1	1:1G:1360:A:H8	1.91	0.54
1:1G:1411:C:H2'	1:1G:1412:C:H6	1.71	0.54
26:1H:618:G:H2'	26:1H:618(A):C:H6	1.71	0.54
26:1H:761:A:H5''	58:1H:3686:HOH:O	2.07	0.54
35:25:97:ARG:CZ	35:25:99:PHE:HE1	2.20	0.54
30:31:7:TYR:HA	30:31:22:ALA:O	2.08	0.54
31:41:110:ALA:HA	31:41:140:ILE:O	2.07	0.54
13:4A:2:ALA:HB1	51:I5:34:GLU:HB3	1.89	0.54
20:BA:49:ALA:HB2	20:BA:92:LEU:HD22	1.88	0.54
46:D5:7:ALA:O	46:D5:8:TYR:CG	2.60	0.54
43:E8:18:ARG:HD3	43:E8:76:VAL:HG13	1.90	0.54
46:H8:103:ARG:HG3	46:H8:136:PHE:CD2	2.43	0.54
52:N8:40:LYS:NZ	52:N8:46:CYS:HB3	2.19	0.54
2:12:185:ILE:HG22	2:12:199:TYR:HB2	1.90	0.54
1:13:179:A:H2'	1:13:180:U:C6	2.43	0.54
1:13:444:C:H2'	1:13:445:G:H8	1.73	0.54
1:13:44:G:C2	1:13:45:U:H1'	2.43	0.54
1:13:438:G:O2'	1:13:494:U:O4	2.21	0.54
1:13:544:G:H2'	1:13:545:C:H6	1.72	0.54
26:14:898:C:H3'	26:14:899:A:H5''	1.90	0.54
26:14:910:A:N3	26:14:2264:C:O2'	2.39	0.54
1:1G:187:C:H2'	1:1G:188:U:O4'	2.08	0.54

Continued on next page...

Continued from previous page...

Atom-1	Atom-2	Interatomic distance (Å)	Clash overlap (Å)
36:35:8:PRO:HG2	36:35:13:ASN:HB3	1.90	0.54
31:41:109:VAL:O	31:41:113:ARG:HG3	2.08	0.54
1:1G:994:A:C2	14:5A:5:ALA:HB2	2.42	0.54
33:61:3:VAL:HG12	33:61:38:LEU:HA	1.89	0.54
27:1J:9:G:H5'	39:65:25:ARG:HH12	1.72	0.54
40:75:18:ASP:N	40:75:18:ASP:OD1	2.38	0.54
36:78:130:PHE:CE1	36:78:146:VAL:HG23	2.43	0.54
18:9I:50:ILE:HG12	18:9I:70:ILE:HD12	1.90	0.54
19:AI:6:LYS:O	19:AI:7:LYS:HB3	2.06	0.54
29:21:181:LEU:HD21	40:B8:7:ILE:HG23	1.90	0.54
43:E8:17:VAL:HG13	43:E8:76:VAL:HG11	1.89	0.54
1:13:186(E):C:H42	1:13:191(B):G:H1	1.55	0.54
1:13:924:C:H2'	1:13:925:G:C8	2.43	0.54
26:14:2304:G:N2	26:14:2312:U:O4	2.36	0.54
26:14:303:U:H2'	26:14:304:G:C8	2.43	0.54
26:14:566:U:H2'	26:14:567:A:O4'	2.08	0.54
26:14:731:C:H5''	58:14:4110:HOH:O	2.07	0.54
1:1G:1027:C:O2'	1:1G:1035:A:N6	2.41	0.54
1:1G:198:G:H2'	1:1G:199:G:H8	1.73	0.54
1:1G:590:C:H2'	1:1G:591:U:H6	1.72	0.54
26:1H:1514:U:H2'	26:1H:1515:C:C6	2.42	0.54
26:1H:1590:U:H2'	26:1H:1591:G:C8	2.42	0.54
26:1H:1593:G:H2'	26:1H:1594:G:C8	2.42	0.54
26:1H:270(K):C:O2'	26:1H:270(N):G:N2	2.39	0.54
26:1H:589:C:H2'	26:1H:590:A:C8	2.43	0.54
29:21:167:VAL:HG13	29:21:189:PRO:HD3	1.90	0.54
29:21:77:ILE:O	29:21:79:ARG:N	2.39	0.54
29:29:11:MET:HA	29:29:24:THR:HA	1.88	0.54
4:32:13:ARG:C	4:32:15:GLU:H	2.11	0.54
24:3K:48:C:C5	24:3K:59:U:H1'	2.43	0.54
34:58:133:GLN:OE1	34:58:133:GLN:N	2.37	0.54
33:61:99:GLU:HG2	33:61:103:ARG:HH21	1.73	0.54
36:78:111:ARG:HG2	36:78:128:HIS:CG	2.43	0.54
8:7E:39:LEU:HB3	8:7E:45:ILE:HD11	1.90	0.54
9:8E:89:ASN:O	9:8E:91:ASP:N	2.39	0.54
39:A8:67:ARG:HB2	39:A8:67:ARG:NH1	2.23	0.54
1:13:1318:A:H5''	19:AI:10:PHE:CD2	2.43	0.54
46:D5:6:LYS:HE2	46:D5:43:GLU:HG3	1.89	0.54
55:M5:33:ASN:O	55:M5:36:LYS:HE3	2.08	0.54
55:Q8:34:TRP:HB3	55:Q8:36:LYS:N	2.22	0.54
55:Q8:46:ARG:NH2	55:Q8:47:LYS:O	2.41	0.54

Continued on next page...

Continued from previous page...

Atom-1	Atom-2	Interatomic distance (Å)	Clash overlap (Å)
55:Q8:49:VAL:HB	55:Q8:52:LYS:C	2.27	0.54
1:13:630:G:H2'	1:13:631:G:O4'	2.07	0.54
26:14:2165:G:H2'	26:14:2166:G:H5'	1.89	0.54
28:19:200:ASP:OD1	28:19:203:ASN:ND2	2.41	0.54
1:1G:1177:G:O2'	1:1G:1178:G:O4'	2.26	0.54
1:1G:11:G:C5	1:1G:12:U:C5	2.96	0.54
26:1H:1047:G:O2'	26:1H:1111:A:N6	2.40	0.54
26:1H:2808:U:H5'	26:1H:2891:G:O6	2.08	0.54
26:1H:729:G:C8	28:11:208:LYS:HD3	2.43	0.54
26:1H:988:A:P	50:L8:11:SER:HB2	2.48	0.54
10:1I:46:ARG:HB2	10:1I:46:ARG:HH11	1.73	0.54
27:1J:31:C:H2'	27:1J:32:C:H5'	1.90	0.54
23:2L:47:7MG:H3'	23:2L:48:U:H6	1.73	0.54
30:39:141:ALA:O	30:39:144:LYS:HB3	2.07	0.54
5:42:41:VAL:O	5:42:67:VAL:N	2.41	0.54
32:51:23:ARG:HH12	32:51:25:LYS:HD2	1.72	0.54
38:55:98:LEU:HB2	38:55:113:LEU:CD2	2.38	0.54
34:58:4:TYR:CE2	41:C8:100:VAL:HG11	2.42	0.54
15:6A:43:LEU:HD11	15:6A:53:HIS:HA	1.89	0.54
1:13:1342:C:O2'	9:8E:124:GLN:HG2	2.07	0.54
20:BA:97:ALA:O	20:BA:99:LEU:HD12	2.08	0.54
45:C5:17:SER:HB2	45:C5:71:LYS:HD2	1.90	0.54
47:E5:72:ARG:HB3	47:E5:75:LEU:HB2	1.90	0.54
1:13:237:C:H5''	17:8I:25:ARG:CZ	2.37	0.53
26:14:1007:C:OP1	34:15:37:LYS:NZ	2.40	0.53
26:14:1167:U:O2	26:14:1183:G:N2	2.41	0.53
26:14:1347:G:H5''	26:14:1348:G:OP2	2.08	0.53
26:14:1654:A:H1'	26:14:2823:A:H5'	1.90	0.53
26:14:2001:A:H2'	26:14:2002:G:C8	2.43	0.53
26:14:2103:C:H2'	26:14:2104:G:H8	1.73	0.53
26:14:2567:G:H2'	26:14:2568:C:H6	1.72	0.53
28:19:253:GLN:HB3	28:19:255:LYS:NZ	2.23	0.53
1:1G:382:A:H2'	1:1G:383:A:C8	2.43	0.53
1:1G:861:G:C4	1:1G:862:C:H5	2.27	0.53
26:1H:2105:C:H2'	26:1H:2106:G:H8	1.72	0.53
26:1H:2475:C:H4'	26:1H:2476:A:OP1	2.08	0.53
3:22:36:ASP:HA	3:22:39:ILE:HD12	1.89	0.53
3:22:70:VAL:HG11	3:22:76:VAL:HG11	1.90	0.53
4:32:107:ARG:HE	4:32:173:TRP:HZ2	1.56	0.53
36:35:30:THR:HG21	36:35:35:HIS:N	2.22	0.53
5:42:101:ILE:HD13	5:42:101:ILE:H	1.73	0.53

Continued on next page...

Continued from previous page...

Atom-1	Atom-2	Interatomic distance (Å)	Clash overlap (Å)
6:5E:97:PHE:HD2	18:9I:31:LEU:HD21	1.71	0.53
26:14:2094:G:H5'	33:69:25:TYR:CD1	2.43	0.53
33:69:63:ALA:HA	33:69:66:GLU:HG2	1.91	0.53
19:AI:53:ASN:O	19:AI:77:THR:HG22	2.07	0.53
40:B8:29:ARG:NH1	40:B8:46:GLU:OE2	2.38	0.53
20:BA:85:MET:HB2	20:BA:104:LEU:HD21	1.90	0.53
44:F8:3:THR:CB	44:F8:6:ASP:HB2	2.38	0.53
47:I8:44:ARG:HB2	47:I8:44:ARG:HH11	1.73	0.53
28:11:46:GLN:HB2	28:11:48:ARG:HG2	1.90	0.53
1:13:554:C:H2'	1:13:555:C:H6	1.73	0.53
26:14:1229:G:H2'	26:14:1229(A):G:H5''	1.90	0.53
26:14:218:A:H2	26:14:235:U:H4'	1.72	0.53
26:14:678:C:H2'	26:14:679:C:C6	2.43	0.53
2:1E:8:LYS:HE2	2:1E:8:LYS:H	1.73	0.53
26:1H:1642:G:N7	58:1H:3947:HOH:O	2.34	0.53
26:1H:381:G:C4	26:1H:394:A:C2	2.96	0.53
26:1H:2784:C:O2'	29:21:37:ARG:NH1	2.40	0.53
35:25:15:GLY:O	35:25:47:ILE:HB	2.08	0.53
31:41:166:ASP:N	31:41:166:ASP:OD1	2.41	0.53
32:59:9:ILE:HG22	32:59:51:ARG:HA	1.89	0.53
36:78:2:LYS:HE3	36:78:4:SER:HB3	1.91	0.53
9:8E:25:LYS:NZ	9:8E:26:VAL:O	2.39	0.53
44:B5:40:LYS:HA	44:B5:51:VAL:HG11	1.90	0.53
42:D8:59:ALA:CB	42:D8:96:ILE:HD13	2.38	0.53
51:I5:12:ALA:HB1	51:I5:29:PRO:HA	1.90	0.53
53:K5:51:GLU:HG2	53:K5:52:VAL:H	1.73	0.53
2:12:163:PHE:HD1	2:12:185:ILE:HG13	1.73	0.53
1:13:412:A:H4'	1:13:413:G:O5'	2.08	0.53
1:13:863:U:O2'	1:13:865:A:N7	2.34	0.53
26:14:1056:G:H1'	26:14:1103:A:H61	1.73	0.53
26:14:1542:G:O6	26:14:1543:A:N6	2.42	0.53
26:14:1774:C:P	58:14:4078:HOH:O	2.65	0.53
26:14:2844:G:H3'	26:14:2845:G:H8	1.72	0.53
26:14:288:C:O2	26:14:353:G:N2	2.35	0.53
26:14:588:U:O4	26:14:670:A:H1'	2.08	0.53
1:1G:1131:G:H2'	1:1G:1132:C:C6	2.43	0.53
1:1G:428:G:C5	1:1G:430:A:C6	2.96	0.53
26:1H:1401:G:H2'	26:1H:1402:C:H6	1.73	0.53
26:1H:2022:U:O2'	26:1H:2617:C:H5'	2.09	0.53
26:1H:2335:A:C8	26:1H:2337:G:C5	2.96	0.53
26:1H:2408:U:H2'	26:1H:2409:G:C8	2.43	0.53

Continued on next page...

Continued from previous page...

Atom-1	Atom-2	Interatomic distance (Å)	Clash overlap (Å)
26:1H:2747:G:OP1	32:51:138:LYS:NZ	2.40	0.53
26:1H:606:U:H4'	26:1H:658:C:H4'	1.89	0.53
3:22:112:SER:O	3:22:116:VAL:HG23	2.08	0.53
3:2E:175:LEU:HD21	3:2E:201:TYR:CE2	2.44	0.53
11:2I:48:ILE:HG12	11:2I:63:LEU:HB2	1.90	0.53
37:45:110:THR:OG1	37:45:112:GLU:OE1	2.23	0.53
31:49:55:LYS:O	31:49:58:GLN:HG3	2.07	0.53
32:59:17:VAL:HG23	32:59:26:VAL:HA	1.89	0.53
8:7E:87:SER:CB	8:7E:93:VAL:H	2.22	0.53
17:8I:43:LEU:HD12	17:8I:68:ARG:HG2	1.90	0.53
42:D8:46:VAL:HG12	42:D8:47:VAL:H	1.73	0.53
44:F8:80:ILE:HG13	44:F8:80:ILE:O	2.08	0.53
55:M5:22:VAL:HG12	55:M5:50:LEU:HB2	1.90	0.53
13:4I:65:LYS:NZ	51:M8:52:THR:HB	2.22	0.53
53:O8:16:CYS:O	53:O8:17:LYS:HB2	2.08	0.53
54:P8:24:THR:HG23	54:P8:27:GLY:H	1.73	0.53
28:11:223:GLY:HA3	28:11:231:HIS:CE1	2.44	0.53
1:13:491:G:H2'	1:13:492:G:O4'	2.08	0.53
26:14:1665:A:OP2	58:14:3506:HOH:O	2.18	0.53
26:14:1935:G:H1'	26:14:1964:G:N2	2.23	0.53
26:14:2378:A:H4'	39:65:23:ARG:HH11	1.73	0.53
26:14:842:G:H8	26:14:842:G:O5'	1.91	0.53
1:1G:1062:U:H2'	1:1G:1063:C:C6	2.43	0.53
26:1H:1339:G:H21	26:1H:1603:A:H1'	1.74	0.53
26:1H:1796:U:H2'	26:1H:1797:C:C6	2.43	0.53
26:1H:2347:C:P	55:Q8:36:LYS:HE3	2.48	0.53
26:1H:2461:C:H2'	26:1H:2462:U:C6	2.43	0.53
26:1H:2611:U:H6	26:1H:2611:U:H5'	1.72	0.53
26:1H:699:A:H2'	26:1H:700:G:O4'	2.08	0.53
27:1J:13:A:H2'	27:1J:70:C:O2'	2.09	0.53
22:1L:10:G:H2'	22:1L:11:C:C6	2.44	0.53
29:29:105:THR:OG1	29:29:199:ARG:NH2	2.41	0.53
3:2E:18:TRP:H	3:2E:18:TRP:HE3	1.56	0.53
11:2I:44:SER:OG	11:2I:47:VAL:HG23	2.07	0.53
36:35:62:LEU:HG	55:M5:25:MET:HB2	1.90	0.53
6:5E:36:ARG:NH2	6:5E:38:GLU:HG2	2.24	0.53
7:62:27:ILE:HA	7:62:30:ILE:HD12	1.90	0.53
39:65:67:ARG:HB2	39:65:67:ARG:NH1	2.24	0.53
33:69:109:ILE:HB	33:69:130:TYR:CZ	2.43	0.53
7:6E:92:SER:O	7:6E:96:GLN:HG3	2.08	0.53
40:75:99:LEU:HD22	40:75:101:PHE:CE1	2.43	0.53

Continued on next page...

Continued from previous page...

Atom-1	Atom-2	Interatomic distance (Å)	Clash overlap (Å)
26:1H:631:A:OP1	36:78:65:ARG:NH2	2.41	0.53
16:7I:34:GLU:HG2	16:7I:35:LYS:H	1.72	0.53
37:88:51:ARG:NH1	37:88:52:VAL:HG23	2.23	0.53
1:13:280:C:C2	17:8I:38:ARG:HG3	2.44	0.53
38:98:63:ARG:NH2	38:98:80:PHE:HD2	2.07	0.53
26:14:25:U:H5'	43:A5:79:GLY:HA2	1.90	0.53
19:AA:28:LYS:HG2	19:AA:29:ARG:H	1.71	0.53
20:BA:72:LEU:O	20:BA:73:HIS:HB2	2.07	0.53
2:12:74:LYS:HE3	2:12:166:ASP:HB2	1.89	0.53
1:13:448:A:P	1:13:485:G:H22	2.30	0.53
1:13:486:U:H2'	1:13:487:A:C8	2.44	0.53
26:14:1776:G:OP2	58:14:3427:HOH:O	2.19	0.53
26:14:826:U:H2'	26:14:828:U:O4'	2.08	0.53
27:16:87:G:N2	27:16:89(A):A:OP2	2.40	0.53
26:14:780:G:OP1	28:19:218:ARG:NH2	2.41	0.53
2:1E:94:ASN:OD1	2:1E:95:GLN:N	2.40	0.53
1:1G:1275:A:H2'	1:1G:1276:G:O4'	2.09	0.53
26:1H:1138:G:H21	34:58:106:MET:CE	2.18	0.53
26:1H:1337:G:H2'	26:1H:1338:G:C8	2.43	0.53
26:1H:1766:U:H2'	26:1H:1767:C:H6	1.73	0.53
26:1H:2291:U:O2'	26:1H:2374:C:O2	2.25	0.53
26:1H:2579:C:H2'	26:1H:2580:U:O4'	2.08	0.53
22:1L:54:U:H5'	37:45:51:ARG:HH22	1.73	0.53
11:2A:14:VAL:HG11	11:2A:35:PRO:HD3	1.90	0.53
3:2E:79:ARG:NH1	18:9A:87:ARG:HH12	2.06	0.53
11:2I:21:ILE:HD13	11:2I:84:VAL:HG12	1.90	0.53
30:31:32:LEU:CD2	30:31:105:VAL:HG13	2.39	0.53
36:35:80:TYR:CD2	36:35:111:ARG:HB3	2.43	0.53
24:3L:46:G:H2'	24:3L:47:U:H4'	1.91	0.53
14:5A:25:VAL:O	14:5A:26:ARG:HB3	2.09	0.53
7:62:15:ASP:OD1	7:62:44:TYR:OH	2.25	0.53
33:69:77:LEU:HD13	33:69:141:LYS:HD2	1.91	0.53
8:7E:12:ARG:NH1	8:7E:27:PRO:HD2	2.24	0.53
17:8I:14:LYS:HD2	17:8I:14:LYS:H	1.72	0.53
43:E8:38:TYR:HE2	52:N8:41:PRO:HD3	1.73	0.53
50:L8:9:VAL:HG22	50:L8:54:VAL:HA	1.91	0.53
54:P8:16:HIS:HB2	54:P8:44:PRO:HG2	1.91	0.53
28:11:68:LYS:HB3	28:11:70:TRP:CH2	2.43	0.53
1:13:1504:G:OP1	1:13:1507:A:H4'	2.09	0.53
26:14:2702:U:O2'	26:14:2703:C:C5	2.60	0.53
26:14:2712:U:H2'	26:14:2714:G:H5''	1.90	0.53

Continued on next page...

Continued from previous page...

Atom-1	Atom-2	Interatomic distance (Å)	Clash overlap (Å)
26:14:31:C:OP1	58:14:3732:HOH:O	2.19	0.53
26:14:576:U:H5	58:14:3567:HOH:O	1.91	0.53
34:15:67:LEU:O	34:15:88:GLU:HG3	2.08	0.53
1:1G:1226:C:H4'	19:AA:80:TYR:OH	2.07	0.53
1:1G:589:C:N3	1:1G:650:G:N2	2.54	0.53
1:1G:617:G:N7	58:1G:1839:HOH:O	2.33	0.53
1:1G:821:G:H5''	58:1G:1865:HOH:O	2.09	0.53
10:1I:42:THR:HG23	10:1I:67:THR:O	2.08	0.53
27:1J:16:G:H2'	27:1J:17:C:C6	2.44	0.53
29:21:105:THR:HG22	29:21:106:GLY:N	2.21	0.53
29:29:56:PRO:HD2	29:29:58:ARG:HD3	1.90	0.53
29:29:89:ASP:C	29:29:91:VAL:H	2.11	0.53
30:39:132:VAL:O	30:39:134:GLY:N	2.42	0.53
30:39:89:VAL:HG12	30:39:90:PHE:H	1.73	0.53
12:3I:117:ARG:HB3	12:3I:122:THR:HB	1.89	0.53
33:61:67:ARG:O	33:61:71:ILE:HG22	2.08	0.53
7:62:15:ASP:HB3	7:62:19:GLY:H	1.73	0.53
7:62:65:ALA:HB1	7:62:127:ALA:HB3	1.91	0.53
36:78:39:LYS:HG3	36:78:45:LEU:HD23	1.91	0.53
9:82:103:THR:HG22	9:82:105:ASP:H	1.73	0.53
43:A5:50:VAL:HG22	43:A5:105:VAL:HG23	1.89	0.53
34:58:38:HIS:O	41:C8:67:ALA:HB1	2.08	0.53
41:C8:6:THR:N	58:C8:302:HOH:O	2.40	0.53
49:K8:47:ASN:O	49:K8:49:LYS:HG3	2.08	0.53
26:1H:2347:C:P	53:O8:39:TYR:HH	2.27	0.53
28:11:108:PRO:HG3	28:11:143:HIS:HE1	1.72	0.53
1:13:1160:G:H22	1:13:1177:G:N2	2.07	0.53
1:13:1349:A:H2'	1:13:1350:A:C8	2.44	0.53
1:13:765:G:H5''	1:13:766:A:OP1	2.08	0.53
26:14:1019:U:H3	26:14:1142(A):A:N6	1.99	0.53
26:14:1638:C:H1'	26:14:2698:U:O2'	2.09	0.53
26:14:194:G:H2'	26:14:195:A:O4'	2.09	0.53
26:14:2689:U:OP2	26:14:2719:G:N2	2.42	0.53
26:14:353:G:H2'	26:14:354:G:C8	2.43	0.53
27:16:2:C:H2'	27:16:3:C:C6	2.43	0.53
21:1B:9:ARG:NE	21:1B:10:ARG:HG2	2.23	0.53
1:1G:157:G:H1	1:1G:164:U:H3	1.57	0.53
26:1H:396:G:O4'	48:J8:13:ILE:HD11	2.09	0.53
26:1H:85:G:OP2	45:G8:9:LYS:HB2	2.08	0.53
29:21:119:ARG:HD2	29:21:120:TRP:CE2	2.44	0.53
29:29:51:PHE:O	29:29:52:LEU:HB2	2.07	0.53

Continued on next page...

Continued from previous page...

Atom-1	Atom-2	Interatomic distance (Å)	Clash overlap (Å)
1:1G:778:G:O2'	11:2A:119:CYS:HB2	2.09	0.53
24:3K:28:G:H2'	24:3K:29:G:H8	1.74	0.53
8:7E:41:ARG:NH1	8:7E:123:GLU:OE1	2.42	0.53
8:7E:45:ILE:HB	8:7E:47:GLY:H	1.73	0.53
9:82:112:LYS:HE3	9:82:118:LYS:H	1.72	0.53
19:AA:35:SER:O	19:AA:71:LEU:HD12	2.09	0.53
44:B5:35:THR:HB	44:B5:38:GLU:H	1.73	0.53
20:BI:97:ALA:O	20:BI:99:LEU:N	2.42	0.53
46:H8:117:LEU:H	46:H8:117:LEU:HD13	1.74	0.53
50:L8:7:LYS:O	50:L8:54:VAL:HG23	2.08	0.53
55:Q8:5:LYS:H	55:Q8:59:LYS:NZ	2.06	0.53
1:13:1418:A:C2	1:13:1483:A:C2	2.97	0.53
1:13:652:U:O2'	1:13:653:A:O5'	2.26	0.53
26:14:1358:G:O2'	26:14:1359:A:H5'	2.08	0.53
26:14:2299:G:H2'	26:14:2300:G:C8	2.43	0.53
26:14:2502:G:H8	58:14:3687:HOH:O	1.92	0.53
26:14:251:A:C5	26:14:252:G:H1'	2.44	0.53
26:14:688:U:H2'	26:14:689:A:H5'	1.91	0.53
27:16:73:A:C4	27:16:104:A:C2	2.97	0.53
28:19:166:GLN:HB3	28:19:174:ILE:HG22	1.91	0.53
1:1G:688:G:H2'	1:1G:689:C:H6	1.74	0.53
26:1H:1013:C:O2'	26:1H:1014:U:H5'	2.08	0.53
26:1H:1417:C:H2'	26:1H:1418:G:O4'	2.08	0.53
26:1H:1653:G:H3'	38:98:2:ARG:CG	2.39	0.53
26:1H:389:G:H22	36:78:72:PRO:HD3	1.73	0.53
26:1H:654(G):C:O2	26:1H:654(N):G:N2	2.41	0.53
4:3E:112:VAL:HG12	4:3E:116:GLN:OE1	2.08	0.53
31:49:172:LEU:O	31:49:176:LEU:HB2	2.08	0.53
6:5E:44:GLY:HA2	6:5E:59:TYR:CE2	2.44	0.53
39:65:64:GLU:O	39:65:68:GLN:HG3	2.09	0.53
15:6I:74:ASP:HB3	15:6I:77:ARG:HB3	1.91	0.53
18:9A:53:ARG:HA	18:9A:56:THR:OG1	2.09	0.53
45:C5:39:VAL:HG23	45:C5:41:GLY:H	1.73	0.53
41:C8:95:LEU:HG	42:D8:4:ILE:HD13	1.91	0.53
48:F5:8:SER:HB3	48:F5:66:HIS:CD2	2.44	0.53
49:G5:59:ARG:O	49:G5:63:VAL:HG23	2.09	0.53
52:J5:16:ARG:HG3	52:J5:17:ASP:N	2.24	0.53
53:O8:26:ASN:ND2	53:O8:35:GLU:OE2	2.42	0.53
26:1H:1500:G:N2	28:11:99:ASP:O	2.36	0.53
1:13:452:A:H62	1:13:480:U:H3	1.56	0.53
1:13:719:C:H1'	18:9I:49:LYS:HB3	1.91	0.53

Continued on next page...

Continued from previous page...

Atom-1	Atom-2	Interatomic distance (Å)	Clash overlap (Å)
26:14:1278:A:OP1	38:55:36:THR:HG22	2.09	0.53
26:14:2371:G:O2'	53:K5:46:HIS:ND1	2.32	0.53
26:14:2390:U:O2'	26:14:2391:G:H5'	2.09	0.53
26:1H:1441:G:H2'	26:1H:1442:G:C8	2.43	0.53
26:1H:2461:C:H2'	26:1H:2462:U:H6	1.74	0.53
26:1H:2617:C:H2'	26:1H:2618:G:H8	1.73	0.53
26:1H:415:A:H2'	26:1H:416:C:O4'	2.08	0.53
26:1H:528:A:C2	26:1H:2043:C:H4'	2.44	0.53
26:1H:963:U:H5''	58:1H:3858:HOH:O	2.09	0.53
29:29:96:PHE:O	29:29:175:VAL:HG11	2.08	0.53
11:2A:86:GLY:N	11:2A:112:THR:OG1	2.38	0.53
30:31:52:LYS:O	30:31:88:VAL:HG23	2.09	0.53
24:3K:24:G:H2'	24:3K:25:C:C6	2.44	0.53
13:4I:49:THR:O	13:4I:52:GLU:HG3	2.09	0.53
1:13:1492:A:H1'	25:4K:20:U:O2'	2.08	0.53
7:62:91:VAL:HG12	7:62:95:ARG:HB3	1.90	0.53
16:7A:19:ILE:HB	16:7A:36:ILE:O	2.08	0.53
18:9I:58:LEU:HD23	18:9I:62:GLU:HB3	1.91	0.53
55:M5:40:GLU:N	55:M5:43:GLN:HG3	2.22	0.53
28:11:182:LEU:N	28:11:272:ALA:HB3	2.23	0.53
2:12:193:ASP:OD1	2:12:196:LEU:HG	2.09	0.53
1:13:615:C:C2	1:13:616:G:C8	2.97	0.53
1:13:616:G:C2	1:13:617:G:N7	2.77	0.53
1:13:7:G:H5'	1:13:298:A:O4'	2.09	0.53
1:13:984:C:H2'	1:13:985:C:C6	2.44	0.53
26:14:1169:G:N2	26:14:1180:C:O2	2.41	0.53
26:14:1449(A):G:H2'	26:14:1450:C:H6	1.73	0.53
26:14:1678:G:N2	26:14:1989:G:H22	2.01	0.53
26:14:1999:C:H4'	26:14:2723:C:O2	2.08	0.53
26:14:2016:U:OP1	58:14:3792:HOH:O	2.18	0.53
1:1G:142:G:H2'	1:1G:143:A:C8	2.44	0.53
1:1G:513:C:N3	1:1G:538:G:N2	2.50	0.53
26:1H:2693:A:H2'	26:1H:2694:G:C8	2.40	0.53
26:1H:270(V):G:H2'	26:1H:270(W):G:H8	1.74	0.53
26:1H:302:C:H2'	26:1H:303:U:C6	2.44	0.53
26:1H:512:G:C8	58:1H:4665:HOH:O	2.53	0.53
26:1H:527:C:OP2	26:1H:2779:U:H5	1.91	0.53
26:1H:821:A:H5''	26:1H:822:U:H6	1.74	0.53
1:1G:407:G:OP1	4:32:115:ARG:NE	2.41	0.53
36:35:39:LYS:HB2	36:35:45:LEU:HD21	1.90	0.53
12:3I:66:VAL:HG21	12:3I:98:TYR:CE1	2.43	0.53

Continued on next page...

Continued from previous page...

Atom-1	Atom-2	Interatomic distance (Å)	Clash overlap (Å)
5:42:5:ASP:HA	5:42:63:ARG:HH12	1.73	0.53
13:4I:11:ARG:HG2	13:4I:12:ASN:H	1.73	0.53
36:78:113:LYS:HG2	36:78:115:LEU:HD23	1.89	0.53
40:B8:99:LEU:HB3	40:B8:101:PHE:CE1	2.44	0.53
45:C5:49:VAL:O	45:C5:51:VAL:HG12	2.09	0.53
41:C8:14:HIS:O	41:C8:18:LEU:HD12	2.09	0.53
46:H8:45:ASP:OD2	46:H8:49:ARG:NH1	2.42	0.53
55:Q8:38:GLY:HA2	55:Q8:39:LYS:O	2.09	0.53
55:Q8:57:ARG:HA	55:Q8:58:ILE:C	2.29	0.53
1:13:427:U:H3'	1:13:428:G:H2'	1.90	0.52
1:13:558:G:H5''	1:13:559:A:OP2	2.08	0.52
1:13:93:U:H2'	1:13:95:G:O4'	2.09	0.52
1:1G:1490:C:H2'	1:1G:1491:G:O4'	2.09	0.52
1:1G:179:A:H2'	1:1G:180:U:C6	2.43	0.52
26:1H:1062:G:H2'	26:1H:1063:G:C8	2.44	0.52
26:1H:1093:G:H1'	26:1H:1099:G:H22	1.74	0.52
26:1H:1290:C:H2'	26:1H:1291:C:H6	1.73	0.52
26:1H:1784:A:OP1	58:1H:3967:HOH:O	2.19	0.52
26:1H:1839:G:C8	26:1H:1839:G:H5''	2.43	0.52
26:1H:2155:G:H2'	26:1H:2156:G:H5'	1.90	0.52
26:1H:2807:G:H3'	26:1H:2808:U:H5''	1.92	0.52
26:1H:394:A:C6	26:1H:395:U:N3	2.76	0.52
26:1H:569:U:C4	26:1H:570:G:C6	2.97	0.52
26:1H:988:A:O5'	50:L8:11:SER:HB2	2.09	0.52
26:1H:999:U:P	58:1H:3999:HOH:O	2.67	0.52
29:21:32:PRO:HD2	29:21:50:GLY:O	2.09	0.52
30:39:140:LEU:HD21	30:39:170:LEU:HD21	1.90	0.52
31:49:118:ARG:HB3	31:49:181:ARG:HG3	1.91	0.52
1:1G:1226:C:N4	13:4A:104:ARG:HD2	2.24	0.52
26:1H:661:C:HO2'	36:78:14:LYS:H	1.55	0.52
36:78:19:VAL:CB	36:78:27:HIS:HB2	2.37	0.52
42:95:7:THR:HG23	42:95:22:VAL:HG21	1.89	0.52
1:13:4:U:O4	8:7E:105:ARG:HD2	2.10	0.52
26:14:275:G:H2'	26:14:276:A:C8	2.44	0.52
26:14:696:G:H2'	26:14:697:C:H6	1.75	0.52
26:14:71:A:H3'	26:14:71:A:OP2	2.08	0.52
34:15:62:VAL:HG22	34:15:66:LYS:HD2	1.91	0.52
2:1E:111:ARG:HG2	2:1E:111:ARG:HH11	1.72	0.52
26:1H:2138:C:N4	26:1H:2153:G:H1	2.07	0.52
26:1H:507:A:H5''	26:1H:508:G:H3'	1.90	0.52
10:1I:54:PHE:CD2	10:1I:55:LYS:HG2	2.43	0.52

Continued on next page...

Continued from previous page...

Atom-1	Atom-2	Interatomic distance (Å)	Clash overlap (Å)
26:1H:2724:C:OP1	29:21:118:LYS:HE3	2.09	0.52
30:39:164:ARG:O	30:39:167:ALA:HB3	2.08	0.52
31:49:95:ARG:HG2	31:49:96:ARG:HG2	1.91	0.52
5:4E:100:VAL:O	5:4E:107:ARG:NH2	2.42	0.52
24:3L:35:A:H2	25:4L:14:A:C6	2.27	0.52
6:52:19:LEU:HD11	6:52:59:TYR:CD2	2.44	0.52
27:1J:9:G:P	39:65:25:ARG:HH22	2.32	0.52
37:88:135:ASP:HB3	37:88:137:TYR:N	2.23	0.52
26:14:748:G:C8	43:A5:89:ALA:HB1	2.45	0.52
44:B5:67:GLY:O	44:B5:69:TYR:N	2.40	0.52
20:BI:30:LYS:HE2	20:BI:72:LEU:HD22	1.92	0.52
48:F5:52:ARG:HH11	48:F5:57:GLU:HB2	1.74	0.52
28:11:121:PRO:HB3	28:11:135:PHE:CE2	2.44	0.52
2:12:50:GLU:HB3	2:12:200:ILE:O	2.10	0.52
26:14:2315:G:H2'	26:14:2316:C:C6	2.45	0.52
26:14:2440:C:H5'	58:14:3470:HOH:O	2.09	0.52
26:14:2448:A:N1	58:14:3682:HOH:O	2.34	0.52
1:1G:103:C:OP2	20:BA:14:LYS:HE2	2.08	0.52
1:1G:1096:C:H2'	1:1G:1097:C:C6	2.44	0.52
26:1H:280:C:N3	26:1H:361:G:C2	2.77	0.52
26:1H:300:A:H2'	26:1H:334:C:H1'	1.92	0.52
26:1H:35:G:H2'	26:1H:36:G:O4'	2.08	0.52
26:1H:654(A):A:H2	26:1H:654(T):A:N1	2.07	0.52
3:22:39:ILE:O	3:22:43:LEU:HB2	2.10	0.52
26:14:2572:A:H62	29:29:145:LYS:HD2	1.74	0.52
29:29:179:GLU:HB3	29:29:181:LEU:HD22	1.90	0.52
23:2L:46:G:H4'	23:2L:47:7MG:OP1	2.09	0.52
5:42:145:LYS:O	5:42:149:GLU:HG2	2.09	0.52
5:42:12:LEU:O	5:42:30:ALA:HA	2.09	0.52
37:45:39:PRO:HD3	37:45:99:PRO:HD3	1.90	0.52
5:4E:8:GLU:HG2	5:4E:34:VAL:HG22	1.91	0.52
13:4I:106:ASN:O	13:4I:106:ASN:ND2	2.35	0.52
32:59:121:ILE:HG23	32:59:133:VAL:HG13	1.91	0.52
14:5I:6:LEU:HB3	14:5I:23:ARG:NH2	2.23	0.52
41:85:98:LEU:HA	41:85:100:VAL:O	2.08	0.52
17:8I:29:HIS:N	17:8I:34:LYS:O	2.39	0.52
26:1H:1649:G:O2'	38:98:107:ASP:OD1	2.13	0.52
18:9A:22:VAL:C	18:9A:24:ALA:H	2.13	0.52
46:D5:15:PRO:HB2	46:D5:19:ARG:NH2	2.24	0.52
41:C8:92:ARG:NE	42:D8:11:GLN:H	2.06	0.52
47:E5:37:LEU:HG	47:E5:60:PHE:HA	1.92	0.52

Continued on next page...

Continued from previous page...

Atom-1	Atom-2	Interatomic distance (Å)	Clash overlap (Å)
26:1H:518:G:H5'	43:E8:18:ARG:NH2	2.25	0.52
26:1H:857:C:H4'	47:I8:23:VAL:HG21	1.90	0.52
48:J8:65:SER:OG	48:J8:66:HIS:ND1	2.31	0.52
55:Q8:39:LYS:O	55:Q8:40:GLU:HB3	2.09	0.52
28:11:69:ARG:HH21	28:11:130:ALA:H	1.57	0.52
1:13:971:G:N2	1:13:1363:A:OP2	2.34	0.52
1:13:757:U:OP1	1:13:822:C:O2'	2.27	0.52
26:14:1327:C:O3'	38:55:105:ARG:NH2	2.43	0.52
26:14:1536:A:H3'	26:14:1537:C:O4'	2.09	0.52
26:14:1538:G:H2'	26:14:1539:G:H8	1.73	0.52
26:14:1963:U:H5''	26:14:1963:U:O2	2.10	0.52
26:14:2023:G:OP2	26:14:2617:C:H4'	2.08	0.52
26:14:2131:G:C5'	26:14:2158:A:H61	2.22	0.52
2:1E:97:TRP:CZ3	2:1E:172:ILE:HB	2.45	0.52
2:1E:100:GLY:N	2:1E:176:GLU:OE2	2.42	0.52
1:1G:1080:A:H5'	5:42:14:ARG:NH2	2.24	0.52
1:1G:1328:C:OP1	21:1B:21:TYR:OH	2.24	0.52
1:1G:518:C:H5''	1:1G:519:C:C6	2.45	0.52
1:1G:56:U:H2'	1:1G:57:G:C8	2.45	0.52
1:1G:763:G:H2'	1:1G:764:C:C6	2.44	0.52
1:1G:804:U:H5''	1:1G:805:C:OP2	2.08	0.52
1:1G:854:G:O6	58:1G:1881:HOH:O	2.19	0.52
26:1H:1403:C:H5'	26:1H:1471:A:H1'	1.92	0.52
26:1H:1566:A:O2'	26:1H:1567:A:H5'	2.09	0.52
26:1H:2150:U:H2'	26:1H:2151:G:C8	2.45	0.52
26:1H:4:C:H2'	26:1H:5:A:C8	2.44	0.52
26:1H:621:A:O4'	26:1H:621:A:N3	2.41	0.52
10:1I:40:LEU:HB2	10:1I:69:ASN:CB	2.39	0.52
23:2L:54:G:H3'	23:2L:55:5MU:H71	1.90	0.52
37:45:39:PRO:HA	37:45:97:VAL:O	2.09	0.52
13:4A:81:LEU:HB3	13:4A:88:ARG:HG3	1.92	0.52
5:4E:68:GLU:O	5:4E:70:PRO:HD3	2.10	0.52
33:61:12:LEU:HG	33:61:19:VAL:HG21	1.92	0.52
15:6I:27:VAL:O	15:6I:31:LEU:HB2	2.08	0.52
9:82:16:ARG:O	9:82:63:ILE:HG23	2.10	0.52
9:8E:79:LEU:HD22	9:8E:83:ARG:HG3	1.91	0.52
43:A5:69:LEU:HD22	43:A5:107:LEU:HB3	1.92	0.52
1:13:958:A:O4'	19:AI:55:LYS:NZ	2.43	0.52
19:AI:51:VAL:O	19:AI:57:HIS:HA	2.09	0.52
47:I8:60:PHE:CD1	47:I8:60:PHE:N	2.77	0.52
28:11:26:LYS:HE2	28:11:94:LEU:HD12	1.90	0.52

Continued on next page...

Continued from previous page...

Atom-1	Atom-2	Interatomic distance (Å)	Clash overlap (Å)
2:12:77:ALA:O	2:12:81:VAL:HG23	2.08	0.52
1:13:1063:C:H3'	1:13:1064:G:H2'	1.90	0.52
1:13:1125:U:H5'	1:13:1126:U:C5	2.45	0.52
1:13:31:G:O2'	1:13:48:C:N4	2.43	0.52
1:13:693:G:H2'	1:13:694:A:C8	2.45	0.52
26:14:2506:U:H4'	26:14:2507:C:OP1	2.07	0.52
26:14:2638:G:OP2	29:29:82:ARG:NH2	2.42	0.52
26:14:2860:A:N7	26:14:2861:G:H1'	2.25	0.52
1:1G:195:A:C6	1:1G:196:A:N1	2.78	0.52
1:1G:604:G:H2'	1:1G:605:U:O4'	2.10	0.52
1:1G:993:G:O2'	1:1G:994:A:N7	2.42	0.52
26:1H:1187:G:P	58:1H:3882:HOH:O	2.66	0.52
26:1H:1510:A:H4'	26:1H:1511:A:N7	2.25	0.52
26:1H:1683:C:H2'	26:1H:1684:C:C6	2.44	0.52
26:1H:1899:G:H22	26:1H:1902:C:H41	1.58	0.52
26:1H:2785:C:H2'	26:1H:2786:U:O4'	2.10	0.52
3:22:47:LEU:HG	3:22:68:VAL:HG11	1.91	0.52
35:25:59:LYS:HB3	35:25:87:ILE:HG22	1.91	0.52
12:3A:28:LYS:HZ1	12:3A:33:ARG:HH22	1.58	0.52
4:3E:100:ARG:NH1	4:3E:137:SER:HA	2.25	0.52
24:3K:70:G:H2'	24:3K:71:G:O4'	2.10	0.52
13:4A:60:VAL:HG13	13:4A:64:TRP:NE1	2.24	0.52
13:4A:29:ARG:HB3	13:4A:64:TRP:CZ2	2.45	0.52
1:13:10:A:OP2	5:4E:126:ARG:HD3	2.10	0.52
5:4E:51:VAL:O	5:4E:55:VAL:HG23	2.10	0.52
32:51:154:PRO:HB3	32:51:163:TYR:CE2	2.45	0.52
39:65:102:ALA:HA	39:65:105:ALA:HB3	1.91	0.52
7:6E:15:ASP:OD2	7:6E:44:TYR:OH	2.28	0.52
8:72:12:ARG:NH2	8:72:27:PRO:HD3	2.23	0.52
40:75:55:ASN:H	40:75:59:THR:HG22	1.74	0.52
9:82:117:HIS:O	9:82:118:LYS:HB2	2.07	0.52
1:1G:1372:U:OP1	9:82:72:GLY:N	2.43	0.52
37:88:23:GLY:O	37:88:25:ASP:HB3	2.10	0.52
38:98:44:LEU:HD22	38:98:48:VAL:HG22	1.92	0.52
43:A5:51:LEU:HD23	43:A5:105:VAL:HG11	1.92	0.52
39:A8:35:ILE:HD11	39:A8:101:LEU:HD23	1.90	0.52
19:AI:51:VAL:HG12	19:AI:52:TYR:H	1.74	0.52
26:14:138:G:N2	44:B5:44:GLU:OE2	2.43	0.52
46:D5:117:LEU:HD12	46:D5:119:GLU:HG2	1.91	0.52
43:E8:60:ASN:N	43:E8:60:ASN:ND2	2.57	0.52
43:E8:74:ALA:HA	43:E8:104:THR:O	2.09	0.52

Continued on next page...

Continued from previous page...

Atom-1	Atom-2	Interatomic distance (Å)	Clash overlap (Å)
47:I8:72:ARG:HB3	47:I8:75:LEU:HB2	1.90	0.52
52:J5:11:THR:HG23	52:J5:15:ARG:HB3	1.92	0.52
50:L8:4:LEU:HG	50:L8:39:ASP:HB2	1.92	0.52
2:12:95:GLN:OE1	2:12:147:LYS:HG2	2.09	0.52
1:13:1028(A):C:H42	1:13:1032(A):G:H1	1.58	0.52
1:13:1148:U:H2'	1:13:1149:C:O4'	2.09	0.52
1:13:360:A:H2'	1:13:361:G:C8	2.44	0.52
1:13:767:A:H2'	1:13:768:A:O4'	2.10	0.52
26:14:1492:G:OP1	26:14:2210:G:N1	2.31	0.52
26:14:2353:G:H2'	26:14:2354:G:O4'	2.10	0.52
26:14:40:C:H2'	26:14:41:C:H6	1.75	0.52
34:15:42:TRP:O	41:85:64:ARG:NH2	2.33	0.52
28:19:237:GLU:HG3	28:19:239:ARG:H	1.75	0.52
1:1G:1207:G:H2'	1:1G:1208:C:C6	2.44	0.52
1:1G:32:A:H2'	1:1G:33:A:C8	2.44	0.52
26:1H:1049:C:C2'	26:1H:1050:A:H5'	2.40	0.52
26:1H:1547:C:H2'	26:1H:1548:C:C6	2.43	0.52
26:1H:1826:G:OP2	28:11:222:ARG:HB3	2.10	0.52
26:1H:1931:U:H5	26:1H:1969:A:N7	2.08	0.52
26:1H:2233:U:H2'	26:1H:2234:G:H8	1.72	0.52
26:1H:1127:A:O2'	26:1H:2518:A:OP1	2.20	0.52
26:1H:859:G:O2'	26:1H:916:G:O6	2.27	0.52
27:1J:14:U:H4'	27:1J:70:C:O2	2.10	0.52
27:1J:52:A:N6	39:65:33:LYS:HG3	2.25	0.52
30:31:37:VAL:HG21	36:78:6:LEU:HD21	1.91	0.52
24:3K:71:G:H2'	24:3K:72:C:H5''	1.91	0.52
31:49:39:ILE:HD11	31:49:94:LEU:HD11	1.91	0.52
32:51:97:ARG:NH2	32:51:104:GLU:OE2	2.40	0.52
1:13:375:U:OP1	16:71:69:THR:HG21	2.10	0.52
17:8I:28:PRO:HA	17:8I:34:LYS:O	2.09	0.52
39:A8:11:LYS:HD3	39:A8:91:PRO:HD3	1.91	0.52
46:H8:11:GLU:HA	46:H8:36:LYS:HE3	1.92	0.52
26:14:1936:A:C8	26:14:1940:U:O2	2.63	0.52
26:14:2418:A:OP1	55:M5:29:LYS:NZ	2.38	0.52
26:14:2447:G:H3'	58:14:4011:HOH:O	2.08	0.52
26:14:363(B):G:H2'	26:14:363(C):G:C8	2.45	0.52
26:14:782:A:H5'	26:14:783:A:C2	2.45	0.52
10:1A:4:ILE:HA	10:1A:100:THR:HG22	1.91	0.52
21:1B:6:ARG:HD3	21:1B:15:ARG:CZ	2.39	0.52
1:1G:358:U:H2'	1:1G:359:U:C6	2.45	0.52
1:1G:590:C:H2'	1:1G:591:U:C6	2.45	0.52

Continued on next page...

Continued from previous page...

Atom-1	Atom-2	Interatomic distance (Å)	Clash overlap (Å)
26:1H:1855:G:N7	58:1H:4282:HOH:O	2.33	0.52
26:1H:2611:U:H2'	52:N8:3:LYS:HG3	1.91	0.52
26:1H:654(M):C:H5'	26:1H:654(N):G:C5	2.45	0.52
3:2E:7:PRO:O	3:2E:11:ARG:NH1	2.43	0.52
11:2I:20:TYR:HB2	11:2I:31:THR:HG22	1.92	0.52
1:13:407:G:O2'	4:3E:116:GLN:HG3	2.09	0.52
32:51:105:LEU:H	32:51:105:LEU:HD23	1.73	0.52
32:59:105:LEU:HG	32:59:113:VAL:HG13	1.92	0.52
36:78:2:LYS:HG2	36:78:4:SER:HB3	1.92	0.52
17:8I:59:ILE:HG22	17:8I:73:VAL:HA	1.91	0.52
39:A8:30:ARG:HG3	39:A8:30:ARG:O	2.09	0.52
39:A8:48:LEU:CD2	39:A8:82:ILE:HD11	2.39	0.52
19:AI:11:VAL:HG13	19:AI:16:LEU:HD22	1.92	0.52
47:E5:25:ARG:HD2	47:E5:29:GLN:NE2	2.25	0.52
43:E8:57:ASN:O	43:E8:61:ASN:HB2	2.10	0.52
43:E8:84:ARG:HB3	43:E8:96:ILE:HD11	1.91	0.52
43:E8:86:LEU:HD12	43:E8:86:LEU:C	2.29	0.52
54:L5:10:ARG:O	54:L5:14:LYS:HB2	2.10	0.52
28:11:17:THR:CG2	28:11:204:ILE:HA	2.39	0.52
1:13:1081:G:H2'	1:13:1082:G:H8	1.75	0.52
1:13:976:G:H5'	1:13:1358:U:O2'	2.10	0.52
1:13:222:U:H2'	1:13:223:U:H6	1.74	0.52
1:13:77:C:H2'	1:13:78:G:H5''	1.91	0.52
26:14:1270:C:H5''	26:14:1271:G:H5'	1.92	0.52
34:15:128:HIS:NE2	34:15:134:ARG:HD2	2.25	0.52
10:1A:5:ARG:HG3	10:1A:73:ASP:OD1	2.10	0.52
1:1G:538:G:H2'	1:1G:539:A:C8	2.45	0.52
1:1G:538:G:H2'	1:1G:539:A:H8	1.74	0.52
1:1G:616:G:N3	1:1G:617:G:C8	2.78	0.52
1:1G:909:A:H2'	1:1G:910:C:O4'	2.10	0.52
26:1H:1591:G:H2'	26:1H:1592:C:C6	2.44	0.52
26:1H:1858:G:H2'	26:1H:1883:G:N2	2.25	0.52
26:1H:1950:G:N2	58:1H:4011:HOH:O	1.99	0.52
26:1H:2314:C:H2'	26:1H:2315:G:H8	1.75	0.52
26:1H:2367:G:H2'	26:1H:2368:C:H6	1.75	0.52
26:1H:607:U:O2	26:1H:621:A:N1	2.43	0.52
11:2A:17:GLY:HA3	11:2A:77:MET:SD	2.50	0.52
24:3L:52:G:H1	24:3L:62:C:N4	2.03	0.52
24:3L:64:A:C2	24:3L:65:G:H1'	2.45	0.52
5:4E:122:GLU:HG2	5:4E:131:ILE:HD12	1.92	0.52
26:1H:1012:U:O4	34:58:25:ARG:HA	2.09	0.52

Continued on next page...

Continued from previous page...

Atom-1	Atom-2	Interatomic distance (Å)	Clash overlap (Å)
1:13:974:A:OP2	14:5I:29:ARG:NH2	2.43	0.52
26:1H:566:U:P	36:78:29:LYS:HZ2	2.32	0.52
38:98:21:TYR:OH	38:98:43:GLU:HG2	2.10	0.52
38:98:52:ILE:O	38:98:55:ALA:N	2.42	0.52
2:12:9:GLU:HB2	2:12:217:ARG:NH2	2.24	0.52
1:13:654:G:H2'	1:13:655:A:H5'	1.92	0.52
26:14:1028:A:N3	26:14:2486:G:O2'	2.36	0.52
26:14:796:C:H2'	26:14:797:C:H6	1.73	0.52
28:19:267:SER:O	28:19:268:ARG:HG2	2.10	0.52
28:19:80:ALA:HB3	28:19:94:LEU:HB3	1.92	0.52
2:1E:17:PHE:H	2:1E:17:PHE:HD1	1.56	0.52
2:1E:59:GLU:HB2	2:1E:221:LEU:HD11	1.91	0.52
1:1G:983:A:O2'	1:1G:1050:G:OP2	2.20	0.52
1:1G:1191:A:OP1	3:22:3:ASN:ND2	2.34	0.52
1:1G:340:U:H3	1:1G:349:A:H61	1.56	0.52
1:1G:587:G:N2	1:1G:754:C:OP2	2.43	0.52
26:1H:987:G:O2'	26:1H:1000:A:N3	2.39	0.52
26:1H:11:G:H2'	26:1H:12:U:H5'	1.92	0.52
26:1H:1853:A:H2'	26:1H:1854:A:C8	2.45	0.52
26:1H:194:G:H2'	26:1H:195:A:O4'	2.09	0.52
26:1H:2343:C:O2'	26:1H:2373:G:O2'	2.23	0.52
26:1H:2845:G:O2'	26:1H:2846:G:H5'	2.09	0.52
26:1H:580:C:H2'	26:1H:581:C:C6	2.45	0.52
26:1H:674:G:P	58:1H:4586:HOH:O	2.67	0.52
26:1H:839:U:H2'	26:1H:840:C:C6	2.44	0.52
29:21:1:MET:N	29:21:83:ASP:O	2.42	0.52
29:21:46:ALA:HB1	29:21:80:GLU:HB3	1.91	0.52
4:3E:25:ARG:NH1	4:3E:30:LYS:HG3	2.24	0.52
37:45:37:LEU:HD11	37:45:130:LYS:HB2	1.91	0.52
13:4I:82:MET:O	13:4I:84:ILE:N	2.41	0.52
34:58:128:HIS:HB2	34:58:129:PRO:HD2	1.90	0.52
32:59:44:VAL:HG13	32:59:51:ARG:HB2	1.92	0.52
37:88:37:LEU:HD21	37:88:130:LYS:HE2	1.92	0.52
42:95:85:LYS:HG3	42:95:87:HIS:N	2.25	0.52
43:A5:18:ARG:HG3	43:A5:76:VAL:HG13	1.92	0.52
26:14:1204:A:O2'	26:14:1205:U:OP2	2.26	0.52
26:14:1729:A:C2	26:14:1730:U:H5	2.27	0.52
26:14:2557:G:H2'	26:14:2558:C:H6	1.75	0.52
26:14:566:U:OP1	36:35:29:LYS:HD2	2.09	0.52
26:14:654(D):G:N2	26:14:654(Q):C:H42	2.01	0.52
27:16:37:C:C2'	27:16:38:C:H5'	2.40	0.52

Continued on next page...

Continued from previous page...

Atom-1	Atom-2	Interatomic distance (Å)	Clash overlap (Å)
28:19:37:LEU:HA	28:19:38:LYS:CG	2.40	0.52
2:1E:124:SER:HB2	2:1E:125:PRO:HD2	1.91	0.52
1:1G:1132:C:H2'	1:1G:1133:G:C8	2.45	0.52
1:1G:1281:U:H3'	1:1G:1282:C:H5	1.75	0.52
1:1G:838:G:N2	1:1G:849:C:N3	2.57	0.52
1:1G:975:A:C4'	1:1G:976:G:H5''	2.38	0.52
26:1H:1107:G:H2'	26:1H:1108:U:C6	2.45	0.52
26:1H:1788:C:H2'	26:1H:1789:A:C8	2.45	0.52
26:1H:2001:A:H2'	26:1H:2002:G:C8	2.45	0.52
26:1H:600:G:N2	26:1H:605:C:O3'	2.42	0.52
11:2A:21:ILE:HD12	11:2A:95:ILE:HD13	1.92	0.52
23:2L:48:U:H4'	23:2L:49:C:H5'	1.92	0.52
26:1H:588:U:C2	30:31:90:PHE:CE1	2.97	0.52
30:39:4:VAL:HG11	30:39:17:ARG:CZ	2.40	0.52
24:3K:18:G:O2'	24:3K:19:G:OP1	2.26	0.52
38:55:21:TYR:OH	38:55:43:GLU:HG2	2.09	0.52
33:61:129:THR:HA	33:61:137:PRO:HA	1.91	0.52
7:62:46:ALA:O	7:62:50:ILE:HG12	2.09	0.52
42:95:10:LYS:NZ	42:95:23:GLU:OE1	2.43	0.52
35:68:122:LEU:HD23	40:B8:43:GLN:HE22	1.75	0.52
46:H8:105:VAL:O	46:H8:140:ASP:HA	2.10	0.52
26:1H:102:G:OP1	49:K8:7:ARG:NH2	2.42	0.52
31:41:5:VAL:H	51:M8:25:TYR:HE2	1.58	0.52
1:13:444:C:H2'	1:13:445:G:C8	2.45	0.51
1:13:806:C:H2'	1:13:807:A:H8	1.74	0.51
26:14:1180:C:H2'	26:14:1181:C:C6	2.44	0.51
26:14:1188:U:C2'	26:14:1189:A:H5'	2.40	0.51
26:14:1678:G:N2	26:14:1989:G:N2	2.56	0.51
26:14:1901:A:H2'	26:14:1901:A:N3	2.25	0.51
26:14:198:C:H5'	26:14:2244:U:OP1	2.09	0.51
26:14:2139:C:N4	26:14:2152:G:O6	2.43	0.51
26:14:2207:C:N3	26:14:2217:G:N2	2.47	0.51
26:14:2636:U:OP1	29:29:80:GLU:HB2	2.10	0.51
26:14:718:A:H3'	26:14:719:C:C6	2.44	0.51
1:1G:1122:U:C4	1:1G:1123:A:N7	2.78	0.51
1:1G:1157:A:H61	1:1G:1178:G:N2	2.07	0.51
1:1G:1286:A:H3'	1:1G:1286:A:H8	1.75	0.51
1:1G:1268:A:N3	1:1G:1326:C:O2'	2.43	0.51
1:1G:830:G:H2'	1:1G:831:U:O4'	2.10	0.51
26:1H:1086:A:H1'	26:1H:1103:A:H61	1.76	0.51
26:1H:1028:A:N6	26:1H:1125:G:H2'	2.25	0.51

Continued on next page...

Continued from previous page...

Atom-1	Atom-2	Interatomic distance (Å)	Clash overlap (Å)
26:1H:1242:A:H5''	26:1H:1243:G:OP2	2.10	0.51
26:1H:65:C:H2'	26:1H:66:C:C6	2.45	0.51
26:1H:882:G:N2	26:1H:894:C:H42	2.00	0.51
35:25:16:ALA:HB2	35:25:52:VAL:HG11	1.92	0.51
23:2K:64:G:H2'	23:2K:65:G:C8	2.44	0.51
24:3K:7:A:O2'	24:3K:49:C:O4'	2.21	0.51
5:4E:126:ARG:NH1	5:4E:126:ARG:HG3	2.25	0.51
13:4I:27:LYS:HD3	13:4I:31:LYS:HZ3	1.74	0.51
32:59:137:ASP:HB2	32:59:140:LYS:HE2	1.90	0.51
7:62:69:VAL:HG12	7:62:103:TRP:HE3	1.75	0.51
27:1J:50:G:OP1	39:65:63:THR:HG23	2.09	0.51
39:65:27:SER:HA	39:65:88:ASP:HB2	1.91	0.51
35:68:88:ASN:HD21	35:68:92:GLU:H	1.56	0.51
2:12:178:ARG:NH2	8:72:68:ARG:HH22	2.08	0.51
26:1H:661:C:O3'	36:78:15:ARG:NE	2.43	0.51
41:85:102:GLU:HG3	42:95:2:PHE:CE2	2.45	0.51
38:98:55:ALA:HB2	38:98:79:LEU:HD13	1.93	0.51
39:A8:15:ARG:HD2	39:A8:88:ASP:OD2	2.09	0.51
47:E5:51:VAL:N	47:E5:62:LEU:HD12	2.26	0.51
52:N8:31:VAL:HB	52:N8:41:PRO:O	2.10	0.51
55:Q8:48:PHE:CE1	55:Q8:49:VAL:HG13	2.46	0.51
1:13:1453:G:H8	20:BI:39:LYS:HE2	1.75	0.51
26:14:2245:U:H5''	26:14:2246:G:H5'	1.92	0.51
26:14:2068:U:N3	26:14:2430:A:H2	2.07	0.51
26:14:2461:C:H2'	26:14:2462:U:C6	2.45	0.51
26:14:621:A:H3'	26:14:622:G:H8	1.74	0.51
28:19:255:LYS:CE	28:19:255:LYS:H	2.23	0.51
28:19:68:LYS:HD3	28:19:70:TRP:CZ2	2.45	0.51
1:1G:1111:A:H2'	1:1G:1112:C:H6	1.75	0.51
1:1G:284:G:H2'	1:1G:285:G:H8	1.75	0.51
1:1G:567:G:O2'	58:1G:1835:HOH:O	2.19	0.51
26:1H:1388:G:O2'	26:1H:1389:G:H5'	2.10	0.51
26:1H:1636:C:H2'	26:1H:1637:A:C8	2.45	0.51
26:1H:2210:G:H5'	26:1H:2211:G:H8	1.73	0.51
26:1H:719:C:H2'	26:1H:720:C:C6	2.45	0.51
26:1H:962:G:H2'	26:1H:963:U:C6	2.45	0.51
27:1J:29:A:H5''	27:1J:30:C:OP2	2.10	0.51
32:51:83:TYR:CB	32:51:134:SER:HA	2.40	0.51
6:52:23:LYS:NZ	6:52:42:GLU:OE2	2.34	0.51
16:7A:74:LEU:HD13	16:7A:79:VAL:HG21	1.93	0.51
8:7E:58:TYR:O	8:7E:59:LEU:HD23	2.09	0.51

Continued on next page...

Continued from previous page...

Atom-1	Atom-2	Interatomic distance (Å)	Clash overlap (Å)
1:13:237:C:H5''	17:8I:25:ARG:NH2	2.25	0.51
44:F8:11:PRO:HD3	49:K8:37:PHE:CD2	2.45	0.51
28:11:134:ARG:HD3	28:11:135:PHE:CZ	2.46	0.51
26:1H:764:A:N3	28:11:213:ARG:HD3	2.25	0.51
26:14:2261:C:H1'	26:14:2388:A:N3	2.26	0.51
26:14:2690:C:OP1	38:55:17:ARG:NH1	2.42	0.51
26:14:943:U:P	36:35:36:LYS:HG3	2.50	0.51
2:1E:215:LEU:O	2:1E:219:VAL:HG23	2.10	0.51
1:1G:1316:G:H4'	14:5A:18:VAL:HG11	1.93	0.51
1:1G:1369:C:H2'	1:1G:1370:G:O4'	2.10	0.51
1:1G:31:G:O2'	1:1G:48:C:N4	2.43	0.51
26:1H:141(A):C:H2'	26:1H:142:G:O4'	2.11	0.51
26:1H:1509:C:H3'	26:1H:1510:A:H5''	1.93	0.51
26:1H:1891:G:N7	58:1H:4325:HOH:O	2.34	0.51
3:2E:6:HIS:ND1	3:2E:7:PRO:HD2	2.25	0.51
23:2K:24:C:H2'	23:2K:25:U:C6	2.46	0.51
23:2L:21:U:O2	23:2L:21:U:H2'	2.10	0.51
4:32:108:LEU:HD11	4:32:174:LEU:HB3	1.92	0.51
24:3L:30:G:H2'	24:3L:31:A:C8	2.44	0.51
13:4A:81:LEU:HD22	13:4A:88:ARG:HG2	1.91	0.51
32:51:101:ARG:NH2	32:51:121:ILE:O	2.43	0.51
38:55:21:TYR:HB3	38:55:47:PHE:CD2	2.45	0.51
33:61:77:LEU:HD11	33:61:140:LEU:HD23	1.91	0.51
33:69:92:VAL:HB	33:69:120:ILE:HG13	1.91	0.51
40:75:107:ASP:N	40:75:107:ASP:OD1	2.44	0.51
9:8E:43:ALA:HA	9:8E:74:ILE:HD13	1.91	0.51
1:13:1443:G:O2'	40:B8:122:ASP:OD2	2.23	0.51
41:C8:92:ARG:CZ	42:D8:11:GLN:H	2.24	0.51
42:D8:43:GLU:OE2	42:D8:44:LYS:NZ	2.38	0.51
46:H8:58:VAL:O	46:H8:60:GLU:N	2.42	0.51
55:Q8:53:PRO:HG3	55:Q8:56:GLU:HG3	1.92	0.51
2:12:92:TYR:CD1	2:12:151:GLY:HA3	2.46	0.51
1:13:21:G:OP1	58:13:1838:HOH:O	2.19	0.51
26:14:142:G:H2'	26:14:143:C:H6	1.75	0.51
26:14:1900:A:OP2	58:14:3461:HOH:O	2.19	0.51
26:14:903:C:H2'	26:14:904:C:C6	2.46	0.51
34:15:111:PRO:HA	34:15:114:ARG:NH1	2.25	0.51
1:1G:1338:G:N7	1:1G:1339:A:C6	2.78	0.51
1:1G:1446:A:H4'	1:1G:1446:A:OP1	2.11	0.51
1:1G:411:A:H62	1:1G:413:G:N2	2.01	0.51
1:1G:442:C:H2'	1:1G:443:C:C6	2.46	0.51

Continued on next page...

Continued from previous page...

Atom-1	Atom-2	Interatomic distance (Å)	Clash overlap (Å)
1:1G:630:G:H3'	1:1G:631:G:C8	2.45	0.51
1:1G:765:G:N2	1:1G:813:U:OP2	2.35	0.51
26:1H:1047:G:H2'	26:1H:1110:G:N2	2.25	0.51
26:1H:2065:C:H2'	26:1H:2066:C:C6	2.46	0.51
26:1H:2345:G:N3	26:1H:2381:C:H2'	2.26	0.51
26:1H:2453:A:H2'	26:1H:2454:G:O4'	2.11	0.51
26:1H:181:A:H1'	26:1H:435:C:H5'	1.91	0.51
10:1I:5:ARG:HB2	10:1I:73:ASP:HA	1.92	0.51
27:1J:15:A:H3'	27:1J:16:G:H5'	1.92	0.51
29:29:51:PHE:CE2	29:29:52:LEU:HG	2.45	0.51
4:3E:31:CYS:SG	4:3E:32:ALA:N	2.83	0.51
37:45:25:ASP:HB3	37:45:102:VAL:CG2	2.39	0.51
26:14:1113:U:P	32:59:3:ARG:H	2.33	0.51
1:1G:581:G:OP1	15:6A:61:GLY:HA3	2.10	0.51
7:6E:79:ARG:NE	7:6E:84:ASN:HB2	2.25	0.51
46:H8:111:VAL:HG11	46:H8:146:ILE:HD11	1.92	0.51
51:M8:26:SER:OG	51:M8:27:THR:O	2.26	0.51
28:11:71:ASP:HB2	28:11:103:ARG:HH22	1.76	0.51
26:14:117:G:OP1	26:14:124:G:N1	2.38	0.51
26:14:2280:G:O2'	26:14:2388:A:N1	2.32	0.51
26:14:2542:A:H4'	26:14:2542:A:OP1	2.11	0.51
26:14:2575:C:H2'	26:14:2578:G:O6	2.11	0.51
28:19:69:ARG:NE	28:19:105:ILE:HD11	2.25	0.51
2:1E:6:THR:OG1	2:1E:7:VAL:N	2.44	0.51
1:1G:287:U:H2'	1:1G:288:A:C8	2.46	0.51
1:1G:313:A:H2'	1:1G:314:C:C6	2.46	0.51
26:1H:1346:G:H2'	26:1H:1347:G:H8	1.74	0.51
26:1H:2320:A:N3	26:1H:2320:A:H2'	2.25	0.51
22:1K:76:A:C2	26:1H:2602:A:H2	2.25	0.51
27:1J:42:C:C4	31:49:91:ARG:NH2	2.79	0.51
22:1K:36:A:H62	22:1K:37:MIA:H122	1.75	0.51
26:14:2443:C:OP1	30:39:68:LYS:HG3	2.11	0.51
4:3E:128:VAL:HG23	4:3E:146:ILE:HG23	1.92	0.51
24:3K:51:U:H2'	24:3K:52:G:C8	2.46	0.51
32:59:55:PRO:HG2	32:59:61:HIS:CD2	2.46	0.51
36:78:101:VAL:HA	36:78:105:LEU:O	2.11	0.51
36:78:98:GLU:O	36:78:101:VAL:HG13	2.11	0.51
16:7A:57:ARG:HA	16:7A:60:LEU:HD12	1.92	0.51
16:7I:53:VAL:O	16:7I:57:ARG:HG3	2.11	0.51
9:8E:97:LYS:HD3	9:8E:102:LEU:HB2	1.92	0.51
17:8I:29:HIS:CD2	17:8I:30:PRO:HD2	2.45	0.51

Continued on next page...

Continued from previous page...

Atom-1	Atom-2	Interatomic distance (Å)	Clash overlap (Å)
18:9A:32:ARG:HA	18:9A:69:THR:HG21	1.93	0.51
18:9A:41:LYS:O	18:9A:41:LYS:HD3	2.11	0.51
20:BA:26:ASN:HA	20:BA:29:LYS:HG2	1.92	0.51
45:C5:86:ARG:HG3	45:C5:87:LYS:N	2.24	0.51
48:F5:18:ILE:HG12	48:F5:37:ILE:HG13	1.92	0.51
44:F8:3:THR:HB	44:F8:6:ASP:HB2	1.93	0.51
26:14:2016:U:O2	52:J5:7:PRO:HG2	2.11	0.51
27:16:43:C:H5''	51:M8:1:MET:HG2	1.93	0.51
26:1H:2815:C:H5'	52:N8:29:THR:HG21	1.93	0.51
55:Q8:6:THR:HG22	55:Q8:59:LYS:HG3	1.91	0.51
1:13:1208:C:H2'	1:13:1209:C:O4'	2.10	0.51
1:13:1325:C:H2'	1:13:1326:C:C6	2.46	0.51
1:13:1385:G:N7	58:13:1950:HOH:O	2.34	0.51
1:13:191(C):G:H2'	1:13:191(D):U:O4'	2.11	0.51
1:13:484:G:O2'	1:13:485:G:OP2	2.25	0.51
26:14:1366:A:H2'	26:14:1367:A:O4'	2.10	0.51
26:14:1753:G:N1	26:14:1756:G:C2	2.79	0.51
26:14:2130:U:H2'	26:14:2158:A:N1	2.26	0.51
26:14:2602:A:H4'	26:14:2603:G:O5'	2.10	0.51
26:14:686:G:OP1	54:L5:11:LYS:HE2	2.11	0.51
28:19:182:LEU:H	28:19:272:ALA:HB2	1.76	0.51
1:1G:445:G:H2'	1:1G:446:G:C8	2.45	0.51
1:1G:859:A:OP2	1:1G:869:G:N2	2.37	0.51
26:1H:1140:C:OP1	34:58:23:LEU:HB3	2.10	0.51
26:1H:1359:A:N3	26:1H:1359:A:O4'	2.42	0.51
26:1H:1899:G:H1	26:1H:1902:C:N4	2.07	0.51
26:1H:1899:G:H22	26:1H:1902:C:N4	2.08	0.51
26:1H:566:U:P	36:78:29:LYS:NZ	2.84	0.51
26:1H:618:G:H2'	26:1H:618(A):C:C6	2.46	0.51
26:1H:654:A:H2'	26:1H:654(A):A:H5''	1.93	0.51
30:39:5:ALA:CB	30:39:125:LEU:HD21	2.39	0.51
30:39:146:ALA:HB3	30:39:148:LEU:HG	1.92	0.51
30:39:40:GLN:HE22	30:39:182:ASN:HB2	1.76	0.51
1:13:511:C:H4'	4:3E:43:HIS:CD2	2.45	0.51
24:3L:58:A:O2'	24:3L:60:U:OP2	2.27	0.51
32:59:54:ARG:HD3	32:59:65:HIS:ND1	2.26	0.51
33:69:29:TYR:O	33:69:32:PRO:HD2	2.10	0.51
8:72:30:ARG:O	8:72:34:GLU:HG2	2.10	0.51
9:8E:10:ARG:NH1	9:8E:75:ASP:OD2	2.44	0.51
20:BI:57:ARG:HH12	20:BI:102:GLY:C	2.14	0.51
41:C8:97:ASP:O	41:C8:101:ARG:N	2.41	0.51

Continued on next page...

Continued from previous page...

Atom-1	Atom-2	Interatomic distance (Å)	Clash overlap (Å)
55:M5:8:LYS:HB3	55:M5:12:LYS:HE3	1.92	0.51
55:Q8:45:GLY:N	55:Q8:46:ARG:O	2.43	0.51
26:1H:784:A:H5''	28:11:227:ASN:ND2	2.25	0.51
2:12:98:LEU:O	2:12:101:MET:HG2	2.10	0.51
1:13:1305:G:O2'	1:13:1331:G:N2	2.44	0.51
1:13:922:G:C6	1:13:923:A:C6	2.98	0.51
1:13:963:G:H1	1:13:972:C:H42	1.59	0.51
1:13:998:G:H2'	1:13:998(A):C:C6	2.46	0.51
26:14:1161:C:H2'	26:14:1162:G:H8	1.76	0.51
26:14:1266:G:O5'	43:A5:15:ARG:NH2	2.44	0.51
26:14:126:A:O5'	54:L5:19:ARG:HG3	2.11	0.51
26:14:1386:C:H2'	26:14:1387:C:C6	2.46	0.51
26:14:1557:C:H5''	26:14:1558:A:OP2	2.11	0.51
26:14:1639:U:P	58:14:4066:HOH:O	2.67	0.51
26:14:2016:U:H2'	26:14:2017:U:C6	2.45	0.51
26:14:218:A:C2	26:14:235:U:H4'	2.45	0.51
26:14:2331:G:H4'	47:E5:43:THR:N	2.21	0.51
26:14:2383:G:O2'	26:14:2384:G:H5'	2.10	0.51
26:14:2655:G:N2	26:14:2665:A:OP2	2.44	0.51
26:14:2788:C:O2'	26:14:2809:A:N3	2.44	0.51
26:14:287:C:H2'	26:14:288:C:H6	1.76	0.51
26:14:817:C:H2'	26:14:818:G:O4'	2.10	0.51
26:14:863:A:H2	26:14:914:C:N4	2.08	0.51
27:16:24:G:N7	27:16:56:G:H2'	2.25	0.51
1:1G:1286:A:C8	1:1G:1286:A:H3'	2.46	0.51
26:1H:1260:G:H2'	26:1H:1261:C:C6	2.45	0.51
26:1H:1388:G:H2'	26:1H:1389:G:C8	2.45	0.51
26:1H:2841:C:H2'	26:1H:2842:G:H8	1.74	0.51
26:1H:300:A:N3	26:1H:319:C:H1'	2.26	0.51
26:1H:71:A:H2	44:F8:31:HIS:CE1	2.26	0.51
26:1H:779:U:O4	58:1H:4569:HOH:O	2.19	0.51
22:1L:14:A:C2	22:1L:22:G:H1'	2.46	0.51
29:21:116:VAL:O	29:21:117:MET:HB3	2.10	0.51
12:3I:27:LEU:HD23	12:3I:33:ARG:HB2	1.92	0.51
13:4A:70:LEU:O	13:4A:74:VAL:HG23	2.10	0.51
32:51:4:ILE:HG21	32:51:6:ARG:HH11	1.76	0.51
6:52:41:GLU:HG3	6:52:62:TRP:CE3	2.46	0.51
38:55:78:LYS:O	38:55:83:ILE:HG13	2.11	0.51
49:K8:15:LYS:H	49:K8:67:LYS:HZ3	1.58	0.51
1:13:295:C:H2'	1:13:296:U:O4'	2.10	0.51
26:14:1171:G:O2'	26:14:1173:G:O4'	2.29	0.51

Continued on next page...

Continued from previous page...

Atom-1	Atom-2	Interatomic distance (Å)	Clash overlap (Å)
26:14:137(A):G:H2'	26:14:139:G:C8	2.46	0.51
26:14:1449(A):G:H2'	26:14:1450:C:C6	2.46	0.51
10:1A:38:ILE:HB	10:1A:71:LEU:HB3	1.93	0.51
1:1G:1055:A:C6	1:1G:1056:U:O2	2.64	0.51
1:1G:1105:A:H2'	1:1G:1106:G:C8	2.45	0.51
1:1G:1194:U:H2'	1:1G:1195:C:C6	2.46	0.51
1:1G:353:A:H5'	1:1G:353:A:C8	2.40	0.51
1:1G:403:C:N4	58:1G:1804:HOH:O	2.44	0.51
1:1G:625:G:H2'	1:1G:626:U:C6	2.44	0.51
26:1H:192:C:P	58:1H:4537:HOH:O	2.68	0.51
26:1H:580:C:H2'	26:1H:581:C:H6	1.76	0.51
26:1H:751:A:P	58:1H:3922:HOH:O	2.69	0.51
26:1H:993:G:C4	26:1H:994:C:C5	2.99	0.51
26:1H:2053:G:H5'	29:21:144:ARG:O	2.10	0.51
3:22:84:ILE:HG12	3:22:88:ARG:NH2	2.26	0.51
23:2K:17:C:H2'	23:2K:18:C:H2'	1.92	0.51
30:39:83:PHE:C	30:39:85:GLY:H	2.13	0.51
12:3I:53:ARG:HH12	12:3I:92:ASP:HB2	1.76	0.51
37:45:26:TYR:O	37:45:26:TYR:CD1	2.64	0.51
13:4A:3:ARG:HG2	13:4A:9:ILE:HG13	1.93	0.51
32:51:149:ARG:HA	32:51:162:ILE:CG2	2.40	0.51
34:58:90:MET:O	34:58:94:HIS:N	2.30	0.51
26:14:2757:A:N1	32:59:67:LEU:HD22	2.26	0.51
16:7I:45:THR:HG22	16:7I:46:PRO:HD2	1.93	0.51
19:AI:41:VAL:H	19:AI:44:MET:HB2	1.75	0.51
42:D8:76:LYS:HB2	42:D8:81:TYR:HB3	1.93	0.51
46:H8:5:LEU:HD23	46:H8:47:VAL:HG21	1.93	0.51
46:H8:3:TYR:O	46:H8:58:VAL:HG23	2.11	0.51
52:J5:3:LYS:HA	52:J5:3:LYS:CE	2.38	0.51
36:78:49:ARG:NH2	55:Q8:59:LYS:HZ3	2.09	0.51
1:13:524:G:O5'	1:13:524:G:H8	1.94	0.51
26:14:1378:A:O2'	26:14:1380:G:N7	2.40	0.51
26:14:1726:G:N2	26:14:1734:C:O2	2.40	0.51
26:14:2061:G:P	58:14:4027:HOH:O	2.68	0.51
27:16:15:A:O2'	27:16:109:G:C8	2.60	0.51
1:1G:1028(A):C:H5	1:1G:1029:G:C2	2.29	0.51
1:1G:1478:C:H2'	1:1G:1479:C:C6	2.45	0.51
1:1G:448:A:P	1:1G:485:G:H22	2.34	0.51
26:1H:2033:A:OP1	58:1H:4062:HOH:O	2.18	0.51
26:1H:325:G:H2'	26:1H:326:G:H8	1.76	0.51
22:1K:44:G:H2'	22:1K:45:U:C6	2.46	0.51

Continued on next page...

Continued from previous page...

Atom-1	Atom-2	Interatomic distance (Å)	Clash overlap (Å)
29:29:120:TRP:CE3	29:29:155:LYS:HD3	2.45	0.51
3:2E:64:VAL:HG23	3:2E:98:ASN:O	2.11	0.51
4:3E:92:VAL:O	4:3E:96:LEU:HD22	2.11	0.51
31:49:32:PRO:HB2	31:49:172:LEU:HD22	1.92	0.51
5:4E:81:GLU:HG2	5:4E:90:VAL:HG23	1.93	0.51
32:51:51:ARG:HG2	32:51:52:VAL:H	1.76	0.51
14:5A:43:CYS:O	14:5A:46:GLU:HG3	2.11	0.51
3:22:6:HIS:CG	14:5A:49:HIS:HB3	2.46	0.51
40:75:8:LYS:HZ3	40:75:8:LYS:HB2	1.76	0.51
16:7A:75:ARG:O	16:7A:78:GLY:N	2.40	0.51
9:82:26:VAL:HG13	9:82:61:ALA:HB3	1.93	0.51
38:98:18:LEU:HD11	38:98:22:ARG:CZ	2.41	0.51
18:9I:53:ARG:NE	18:9I:59:SER:O	2.43	0.51
19:AA:11:VAL:HG12	19:AA:39:THR:HB	1.93	0.51
45:C5:87:LYS:CB	45:C5:94:LYS:HA	2.40	0.51
44:F8:3:THR:HA	44:F8:6:ASP:CG	2.31	0.51
26:1H:1805:U:O2	28:11:50:THR:HB	2.11	0.51
1:13:1194:U:H2'	1:13:1195:C:H6	1.75	0.51
1:13:1446:A:OP1	1:13:1446:A:H4'	2.11	0.51
1:13:1447:G:O5'	1:13:1447:G:H8	1.94	0.51
1:13:793:U:H5'	1:13:794:A:H5''	1.92	0.51
26:14:706:A:H2'	26:14:707:G:O4'	2.11	0.51
26:14:71:A:H2	44:B5:31:HIS:NE2	2.07	0.51
27:16:31:C:H2'	27:16:32:C:H6	1.76	0.51
2:1E:178:ARG:HB2	2:1E:178:ARG:HH11	1.76	0.51
26:1H:1200:C:H5'	58:1H:3697:HOH:O	2.11	0.51
26:1H:1407:C:H2'	26:1H:1408:C:H6	1.75	0.51
26:1H:654(D):G:N2	26:1H:654(R):C:N3	2.59	0.51
26:1H:671:C:OP1	36:78:42:SER:O	2.29	0.51
29:29:52:LEU:C	29:29:74:PRO:HB3	2.31	0.51
30:31:53:THR:O	30:31:56:GLU:N	2.39	0.51
4:3E:173:TRP:CD1	4:3E:189:PRO:HG3	2.46	0.51
4:3E:30:LYS:CB	4:3E:35:ARG:HE	2.24	0.51
4:3E:52:SER:O	4:3E:55:ALA:HB3	2.11	0.51
37:45:110:THR:HG23	37:45:113:GLN:HE21	1.76	0.51
32:51:33:LEU:HD21	32:51:136:ILE:HB	1.93	0.51
34:58:132:ALA:HB1	34:58:133:GLN:OE1	2.11	0.51
32:59:60:ARG:O	32:59:63:SER:OG	2.29	0.51
41:85:74:LEU:HD13	41:85:79:PHE:HB2	1.92	0.51
38:98:32:GLY:HA2	38:98:116:LEU:HD12	1.92	0.51
19:AA:10:PHE:O	51:I5:63:TYR:OH	2.28	0.51

Continued on next page...

Continued from previous page...

Atom-1	Atom-2	Interatomic distance (Å)	Clash overlap (Å)
26:14:2387:U:P	47:E5:55:ARG:HH22	2.34	0.51
48:F5:51:VAL:HG23	48:F5:58:ILE:HB	1.93	0.51
45:G8:85:VAL:O	45:G8:86:ARG:HD3	2.11	0.51
50:L8:7:LYS:HE3	50:L8:32:GLN:HA	1.93	0.51
1:13:114:U:O2'	1:13:115:G:H5'	2.10	0.50
1:13:1221:G:O3'	19:AI:77:THR:HG21	2.11	0.50
1:13:1226:C:H2'	13:4I:103:THR:HB	1.93	0.50
1:13:1530:G:O2'	1:13:1531:A:OP2	2.24	0.50
1:13:757:U:H2'	1:13:758:G:O4'	2.11	0.50
1:13:813:U:OP2	1:13:813:U:H6	1.94	0.50
26:14:1357:U:H2'	26:14:1358:G:O4'	2.11	0.50
26:14:1856:G:H1	26:14:1886:C:H42	1.59	0.50
26:14:1994:C:OP1	58:14:3493:HOH:O	2.19	0.50
26:14:2115:G:H2'	26:14:2116:G:C8	2.46	0.50
26:14:330:A:H2	26:14:1210:A:HO2'	1.56	0.50
26:14:751:A:H2'	26:14:789:A:C2	2.47	0.50
26:14:959:A:C6	26:14:960:A:C2	2.99	0.50
28:19:70:TRP:C	28:19:70:TRP:CD1	2.85	0.50
1:1G:1151:A:O2'	1:1G:1152:A:O5'	2.28	0.50
1:1G:1449:C:H3'	1:1G:1450:U:H4'	1.93	0.50
26:1H:627:A:H4'	26:1H:628:G:OP1	2.11	0.50
26:1H:674:G:OP2	58:1H:4586:HOH:O	2.18	0.50
26:1H:757:U:H2'	26:1H:758:C:O4'	2.11	0.50
30:39:132:VAL:C	30:39:134:GLY:H	2.14	0.50
24:3K:33:U:H3'	24:3K:34:G:H5''	1.93	0.50
13:4A:3:ARG:HG2	13:4A:9:ILE:CG1	2.41	0.50
32:51:83:TYR:CG	32:51:84:SER:N	2.78	0.50
34:58:133:GLN:HG2	34:58:134:ARG:H	1.76	0.50
7:62:32:ARG:O	7:62:34:GLY:N	2.44	0.50
39:65:109:GLY:O	39:65:110:LEU:HD22	2.11	0.50
41:85:90:VAL:HG22	42:95:39:LEU:CB	2.38	0.50
27:16:7:G:O5'	39:A8:29:PHE:CE2	2.64	0.50
19:AI:36:ARG:NH1	19:AI:52:TYR:O	2.41	0.50
44:B5:24:GLY:HA3	44:B5:82:GLN:HG3	1.93	0.50
47:E5:23:VAL:HG13	47:E5:38:VAL:HG23	1.93	0.50
49:K8:8:LYS:HZ3	49:K8:12:GLU:HG2	1.76	0.50
53:O8:26:ASN:OD1	53:O8:28:ARG:HB2	2.11	0.50
55:Q8:48:PHE:CE2	55:Q8:49:VAL:HG13	2.46	0.50
1:13:1002:G:C4	1:13:1003:G:C8	3.00	0.50
1:13:1106:G:H5''	3:2E:172:ARG:HG2	1.92	0.50
1:13:690:G:H2'	1:13:691:G:O4'	2.12	0.50

Continued on next page...

Continued from previous page...

Atom-1	Atom-2	Interatomic distance (Å)	Clash overlap (Å)
26:14:1530:G:O6	26:14:1542:G:N2	2.44	0.50
26:14:2134:A:N6	26:14:2157:G:O2'	2.43	0.50
26:14:2808:U:H5''	26:14:2891:G:O6	2.11	0.50
26:14:71:A:H5'	26:14:71:A:H8	1.74	0.50
34:15:128:HIS:HB2	34:15:129:PRO:HD2	1.94	0.50
1:13:1243:C:OP1	21:1F:10:ARG:HG3	2.11	0.50
1:1G:1040:U:H2'	1:1G:1041:A:H8	1.75	0.50
1:1G:1293:G:H2'	1:1G:1294:G:C8	2.46	0.50
1:1G:265:G:O3'	17:8A:66:SER:HA	2.11	0.50
1:1G:589:C:C2	1:1G:650:G:N2	2.77	0.50
26:1H:1800:C:OP1	28:11:266:SER:OG	2.24	0.50
26:1H:2577:A:H4'	52:N8:3:LYS:HB3	1.93	0.50
26:1H:556:G:H2'	26:1H:557:U:C6	2.45	0.50
1:13:1152:A:H4'	10:1I:13:HIS:CD2	2.46	0.50
10:1I:35:SER:OG	10:1I:73:ASP:HB2	2.11	0.50
30:31:108:LYS:O	30:31:112:MET:HG3	2.10	0.50
30:31:123:LEU:HD12	30:31:124:LEU:H	1.75	0.50
30:39:25:PRO:C	30:39:27:GLU:N	2.65	0.50
24:3L:48:C:C5	24:3L:59:U:H1'	2.46	0.50
5:4E:15:ARG:NH1	25:4K:25:A:H3'	2.25	0.50
41:85:92:ARG:HH22	42:95:10:LYS:HA	1.76	0.50
13:4I:84:ILE:HG13	19:AI:74:PHE:HE2	1.76	0.50
40:B8:20:PRO:HG2	40:B8:86:ILE:O	2.12	0.50
20:BI:73:HIS:HB3	20:BI:74:LYS:HZ3	1.76	0.50
44:F8:24:GLY:CA	44:F8:82:GLN:HE22	2.19	0.50
48:J8:91:LYS:CG	48:J8:92:LYS:H	2.23	0.50
51:M8:54:GLY:O	51:M8:58:ARG:N	2.43	0.50
1:13:266:G:H5''	1:13:267:C:C5	2.46	0.50
1:13:560:U:H5'	1:13:566:G:N2	2.25	0.50
1:13:628:G:H2'	1:13:629:G:C8	2.46	0.50
1:13:684:A:C6	1:13:685:G:C6	3.00	0.50
1:13:587:G:N2	1:13:755:G:C5	2.79	0.50
26:14:1333:C:H2'	26:14:1334:G:H8	1.77	0.50
26:14:1348:G:C6	26:14:1349:A:N1	2.79	0.50
26:14:2239:G:P	58:14:3404:HOH:O	2.69	0.50
26:14:433:C:C4	26:14:434:U:O4	2.65	0.50
26:14:57:C:H2'	26:14:58:G:O4'	2.12	0.50
27:16:48:A:H4'	39:A8:95:HIS:HD2	1.76	0.50
1:1G:1260:C:H6	1:1G:1260:C:H3'	1.76	0.50
1:1G:164:U:H2'	1:1G:165:C:H6	1.77	0.50
1:1G:685:G:C2	1:1G:686:U:C4	2.99	0.50

Continued on next page...

Continued from previous page...

Atom-1	Atom-2	Interatomic distance (Å)	Clash overlap (Å)
1:1G:749:C:H2'	1:1G:750:G:H8	1.77	0.50
1:1G:986:A:H1'	19:AA:54:GLY:O	2.11	0.50
26:1H:1142(A):A:C4	26:1H:1144:G:C8	2.99	0.50
26:1H:276:A:C8	26:1H:278:A:H2	2.29	0.50
27:1J:113:C:O2'	39:65:46:VAL:HG13	2.12	0.50
29:21:117:MET:HE1	29:21:136:ARG:CA	2.38	0.50
3:22:70:VAL:HG21	3:22:76:VAL:HG11	1.94	0.50
11:2I:57:THR:HG22	11:2I:60:ALA:H	1.76	0.50
4:32:172:PRO:HD2	4:32:173:TRP:CZ3	2.46	0.50
36:35:89:ALA:HB1	36:35:121:LYS:HD2	1.93	0.50
30:39:114:VAL:HG21	30:39:202:PHE:CE1	2.46	0.50
30:39:117:ARG:NH1	30:39:120:GLU:OE1	2.44	0.50
12:3A:60:LEU:HB2	12:3A:64:TYR:CB	2.38	0.50
24:3L:51:U:H2'	24:3L:52:G:H8	1.76	0.50
38:55:103:ARG:HH21	38:55:110:PRO:HB3	1.76	0.50
36:78:29:LYS:CD	36:78:30:THR:HG22	2.37	0.50
30:31:34:TRP:HB2	36:78:6:LEU:HG	1.94	0.50
8:7E:49:GLU:O	8:7E:51:VAL:HG13	2.10	0.50
1:13:878:G:H5'	8:7E:89:PRO:HG2	1.93	0.50
26:1H:2469:A:O2'	37:88:56:ARG:NE	2.41	0.50
37:88:75:THR:HA	37:88:87:LYS:O	2.12	0.50
43:E8:12:ILE:HD13	43:E8:17:VAL:HB	1.93	0.50
45:G8:82:PRO:HG3	45:G8:97:ARG:HA	1.93	0.50
45:G8:97:ARG:N	45:G8:97:ARG:HD2	2.26	0.50
47:I8:44:ARG:HB2	47:I8:44:ARG:NH1	2.26	0.50
43:E8:38:TYR:OH	52:N8:47:PRO:HG3	2.12	0.50
28:11:108:PRO:HD2	28:11:111:LEU:HG	1.94	0.50
28:11:85:ASP:HB2	28:11:92:ILE:HG12	1.93	0.50
1:13:153:C:N4	1:13:168:G:H1	2.09	0.50
26:14:1794:U:O2'	26:14:1795:C:H5'	2.12	0.50
26:14:547:A:H3'	26:14:548:A:C8	2.47	0.50
26:14:602:G:N2	26:14:655:A:C8	2.77	0.50
26:14:656:G:H2'	26:14:657:U:O4'	2.11	0.50
1:1G:1095:U:OP1	1:1G:1108:G:N2	2.44	0.50
1:1G:1153:C:H2'	1:1G:1154:G:C8	2.46	0.50
1:1G:1224:G:N1	1:1G:1322:C:H1'	2.27	0.50
1:1G:1231:G:O3'	9:82:126:SER:OG	2.24	0.50
1:1G:662:G:O2'	1:1G:836:G:OP1	2.28	0.50
1:1G:688:G:O2'	1:1G:704:A:N1	2.40	0.50
26:1H:2294:C:C4	26:1H:2295:C:C5	3.00	0.50
26:1H:910:A:C4	37:88:13:GLN:NE2	2.80	0.50

Continued on next page...

Continued from previous page...

Atom-1	Atom-2	Interatomic distance (Å)	Clash overlap (Å)
10:1I:57:LYS:O	10:1I:60:ARG:NH1	2.45	0.50
22:1L:75:C:H2'	22:1L:76:A:H5''	1.93	0.50
3:22:91:LEU:HB2	3:22:99:VAL:HG11	1.94	0.50
29:29:120:TRP:CD2	29:29:155:LYS:HD3	2.47	0.50
1:1G:777:A:C2	11:2A:119:CYS:HB3	2.45	0.50
3:2E:124:ILE:HG12	3:2E:130:VAL:HG22	1.93	0.50
23:2K:70:C:H2'	23:2K:71:G:O4'	2.11	0.50
13:4I:108:ARG:NH1	13:4I:112:GLY:O	2.44	0.50
34:58:36:GLY:HA2	34:58:38:HIS:CE1	2.46	0.50
33:61:68:LEU:HA	33:61:71:ILE:CG2	2.41	0.50
33:69:76:THR:HG23	33:69:77:LEU:N	2.26	0.50
7:6E:18:TYR:HD2	7:6E:59:LEU:HD22	1.76	0.50
40:75:5:ALA:O	40:75:9:LEU:HB2	2.11	0.50
26:14:1152:C:H4'	41:85:77:SER:HA	1.94	0.50
9:8E:7:THR:O	9:8E:83:ARG:HD2	2.11	0.50
17:8I:45:HIS:O	17:8I:73:VAL:HG23	2.12	0.50
26:14:686:G:N7	54:L5:5:TRP:CH2	2.80	0.50
31:41:104:GLU:OE1	51:M8:23:GLU:HG3	2.11	0.50
54:P8:15:THR:HG22	54:P8:16:HIS:CE1	2.46	0.50
54:P8:9:ARG:HE	54:P8:47:ARG:HB2	1.76	0.50
28:11:147:LEU:HD13	28:11:155:LEU:HD21	1.93	0.50
1:13:1414:U:H2'	1:13:1415:G:C8	2.45	0.50
1:13:79:G:H2'	1:13:79:G:N3	2.25	0.50
26:14:1871:A:H2'	26:14:1872:A:C8	2.46	0.50
26:14:2472:G:H8	26:14:2472:G:O5'	1.94	0.50
26:14:2660:A:OP1	26:14:2660:A:H8	1.94	0.50
26:14:392:C:H5''	26:14:409:C:H5''	1.93	0.50
21:1B:9:ARG:CZ	21:1B:10:ARG:HG2	2.42	0.50
2:1E:163:PHE:HA	2:1E:185:ILE:O	2.12	0.50
26:1H:1465:G:H5'	26:1H:1528:A:H1'	1.94	0.50
26:1H:2700:C:C2'	26:1H:2701:C:H5'	2.40	0.50
26:1H:475:U:C4	26:1H:481:G:O6	2.65	0.50
26:1H:817:C:H4'	26:1H:932:G:C5	2.47	0.50
11:2I:106:LYS:O	11:2I:107:SER:OG	2.24	0.50
30:31:29:ASN:H	30:31:112:MET:CE	2.22	0.50
36:35:15:ARG:NH1	36:35:15:ARG:HB2	2.27	0.50
12:3A:55:VAL:HA	12:3A:70:ILE:HG13	1.92	0.50
12:3I:93:LEU:O	12:3I:96:VAL:HG13	2.12	0.50
6:5E:10:LEU:HD13	6:5E:61:LEU:HD13	1.93	0.50
6:5E:75:LEU:HD22	6:5E:79:LEU:HG	1.94	0.50
39:65:87:PHE:CZ	39:65:102:ALA:HB2	2.46	0.50

Continued on next page...

Continued from previous page...

Atom-1	Atom-2	Interatomic distance (Å)	Clash overlap (Å)
15:6I:12:ILE:HG12	15:6I:31:LEU:HD11	1.94	0.50
16:7A:18:ARG:HA	16:7A:38:TYR:HA	1.92	0.50
16:7A:68:ASP:O	16:7A:71:ARG:HB3	2.12	0.50
16:7I:17:TYR:HE2	16:7I:41:PRO:HG3	1.75	0.50
47:E5:26:TYR:O	47:E5:29:GLN:HB2	2.12	0.50
46:H8:6:LYS:HE3	46:H8:8:TYR:HE1	1.75	0.50
26:1H:2344:U:O2'	53:O8:37:ARG:HG2	2.11	0.50
2:12:141:GLU:O	2:12:145:LEU:HB2	2.12	0.50
2:12:43:ASP:O	2:12:47:THR:OG1	2.29	0.50
1:13:407:G:H2'	1:13:408:A:C8	2.46	0.50
1:13:625:G:H2'	1:13:626:U:H6	1.75	0.50
26:14:1729:A:H2	26:14:1730:U:H5	1.58	0.50
26:14:184:C:H2'	26:14:185:U:C6	2.46	0.50
26:14:2867:G:OP2	40:75:119:LYS:NZ	2.31	0.50
26:14:39:C:O2'	26:14:40:C:H5'	2.12	0.50
26:1H:1346:G:H2'	26:1H:1347:G:C8	2.46	0.50
26:1H:1420:U:HO2'	26:1H:1421:G:P	2.35	0.50
26:1H:1636:C:P	58:1H:3609:HOH:O	2.69	0.50
26:1H:527:C:OP2	26:1H:2779:U:C5	2.64	0.50
26:1H:581:C:H2'	26:1H:582:G:H8	1.77	0.50
35:25:13:ASN:HD21	35:25:97:ARG:H	1.60	0.50
11:2I:78:GLN:O	11:2I:103:LEU:HA	2.11	0.50
4:32:61:LYS:HA	4:32:203:VAL:HG22	1.93	0.50
36:35:101:VAL:HG23	36:35:107:LYS:N	2.26	0.50
26:14:323:G:H5'	30:39:169:ASN:HD21	1.77	0.50
30:39:51:THR:HG23	30:39:92:PRO:HG2	1.93	0.50
31:49:103:LEU:HD22	31:49:178:PHE:HZ	1.76	0.50
32:59:76:VAL:HA	32:59:79:VAL:HG22	1.94	0.50
7:6E:69:VAL:HG12	7:6E:100:ALA:HA	1.93	0.50
19:AI:30:LEU:HA	19:AI:48:THR:O	2.11	0.50
19:AI:7:LYS:HB3	19:AI:7:LYS:NZ	2.27	0.50
46:D5:30:ASN:HA	46:D5:89:PHE:CE1	2.41	0.50
27:16:91:C:H5''	46:H8:79:ARG:NH2	2.26	0.50
55:Q8:25:MET:HG2	55:Q8:46:ARG:HG2	1.94	0.50
55:Q8:7:HIS:CD2	55:Q8:57:ARG:NH2	2.79	0.50
2:12:70:PHE:HB2	2:12:92:TYR:HB2	1.94	0.50
1:13:1157:A:H1'	1:13:1158:C:C4	2.46	0.50
26:14:107:C:H2'	26:14:108:U:H6	1.76	0.50
26:14:185:U:H4'	26:14:218:A:H4'	1.93	0.50
26:14:2472:G:H21	26:14:2478:A:H62	1.58	0.50
26:14:2677:G:H2'	26:14:2678:C:C6	2.46	0.50

Continued on next page...

Continued from previous page...

Atom-1	Atom-2	Interatomic distance (Å)	Clash overlap (Å)
26:14:528:A:C2	26:14:2043:C:H4'	2.47	0.50
28:19:267:SER:HA	28:19:270:ILE:HD12	1.94	0.50
1:1G:1207:G:H2'	1:1G:1208:C:H6	1.77	0.50
1:1G:963:G:H21	10:1A:55:LYS:NZ	2.09	0.50
1:1G:987:G:H1	1:1G:1218:C:H42	1.59	0.50
26:1H:2109:U:N3	26:1H:2110:G:O6	2.45	0.50
26:1H:2124:G:H2'	26:1H:2125:G:H5'	1.92	0.50
26:1H:2327:A:H2'	26:1H:2328:A:H8	1.77	0.50
26:1H:565:C:H4'	58:1H:3712:HOH:O	2.11	0.50
26:1H:631:A:H61	26:1H:2402:C:N4	2.09	0.50
26:1H:59:U:O2'	26:1H:73:A:H2'	2.11	0.50
26:1H:855:G:O2'	47:18:27:GLU:HG2	2.12	0.50
11:2A:48:ILE:HG23	11:2A:63:LEU:HD22	1.94	0.50
30:39:83:PHE:O	30:39:85:GLY:N	2.45	0.50
12:3I:42:THR:HG22	12:3I:54:LYS:HG3	1.92	0.50
37:45:17:LEU:HD21	37:45:41:TRP:HE1	1.75	0.50
13:4I:107:ALA:HB3	13:4I:111:LYS:HD2	1.93	0.50
16:7I:53:VAL:HG13	16:7I:79:VAL:HG22	1.93	0.50
37:88:35:VAL:HG13	37:88:130:LYS:HB3	1.94	0.50
42:95:76:LYS:HD2	42:95:80:GLN:O	2.11	0.50
19:AA:29:ARG:HD3	19:AA:48:THR:H	1.76	0.50
40:B8:47:GLY:HA3	40:B8:65:LYS:HB3	1.93	0.50
42:D8:20:LEU:HD21	42:D8:22:VAL:HG23	1.94	0.50
52:J5:36:CYS:HG	52:J5:49:CYS:HB3	1.77	0.50
49:K8:22:GLU:OE2	49:K8:68:ARG:NH2	2.37	0.50
28:11:231:HIS:CD2	28:11:249:PRO:HA	2.47	0.50
2:12:97:TRP:CZ3	2:12:99:GLY:HA2	2.47	0.50
26:14:1025:G:C4	26:14:1135:C:H1'	2.46	0.50
26:14:1352:U:O2	26:14:1570:A:H2	1.95	0.50
26:14:1430:C:H2'	26:14:1431:U:H6	1.75	0.50
26:14:2688:U:H1'	26:14:2721:A:N6	2.27	0.50
26:14:654(C):G:H2'	26:14:654(D):G:O4'	2.11	0.50
1:1G:485:G:O2'	1:1G:486:U:O5'	2.30	0.50
1:1G:979:C:H3'	1:1G:980:C:C5'	2.39	0.50
26:1H:1335:U:H2'	26:1H:1336:A:O4'	2.12	0.50
26:1H:1913:A:H4'	26:1H:1914:C:H5'	1.93	0.50
26:1H:2243:U:O2'	26:1H:2244:U:H5'	2.12	0.50
26:1H:2261:C:O2'	26:1H:2262:U:H5'	2.11	0.50
26:1H:459:U:H5''	54:P8:40:TRP:CD2	2.46	0.50
29:29:62:PRO:C	29:29:64:LYS:H	2.15	0.50
30:31:101:LEU:CD1	30:31:105:VAL:HB	2.42	0.50

Continued on next page...

Continued from previous page...

Atom-1	Atom-2	Interatomic distance (Å)	Clash overlap (Å)
30:39:36:VAL:HG11	30:39:183:VAL:HG11	1.93	0.50
30:39:93:LYS:HB3	30:39:94:PRO:HD2	1.93	0.50
13:4A:57:ARG:NH1	51:I5:34:GLU:O	2.45	0.50
32:51:10:PRO:HG2	32:51:50:VAL:O	2.12	0.50
32:59:6:ARG:HD3	32:59:54:ARG:HH12	1.77	0.50
1:1G:1316:G:H5''	14:5A:17:LYS:NZ	2.27	0.50
3:22:18:TRP:HE1	14:5A:55:GLY:H	1.60	0.50
15:6I:63:ARG:O	15:6I:67:LEU:HD12	2.12	0.50
41:85:92:ARG:O	41:85:94:ASN:N	2.44	0.50
17:8I:65:ILE:HB	17:8I:69:LYS:HB3	1.94	0.50
41:C8:6:THR:HG21	41:C8:10:ARG:HB2	1.93	0.50
44:F8:1:MET:C	44:F8:3:THR:N	2.65	0.50
49:G5:25:VAL:O	49:G5:29:LYS:HB2	2.10	0.50
28:11:60:ARG:HD3	28:11:86:PRO:CB	2.38	0.50
2:12:12:GLU:HB3	2:12:213:LEU:HD22	1.94	0.50
1:13:985:C:H2'	1:13:986:A:C8	2.47	0.50
26:14:1646:C:O3'	58:14:3541:HOH:O	2.20	0.50
1:1G:1418:A:H2	26:14:1948:G:N3	2.10	0.50
26:14:2306:C:H3'	26:14:2307:G:H5''	1.94	0.50
26:14:2528:U:O3'	26:14:2529:G:N2	2.29	0.50
26:14:747:U:C6	52:J5:2:ALA:HB3	2.47	0.50
27:16:116:G:C5'	39:A8:55:ALA:HB2	2.42	0.50
27:16:25:A:H5''	27:16:26:A:OP2	2.12	0.50
27:16:73:A:N3	27:16:73:A:H2'	2.27	0.50
28:19:172:TYR:CD1	28:19:186:HIS:HA	2.47	0.50
1:1G:1131:G:H2'	1:1G:1132:C:H6	1.77	0.50
1:1G:1228:C:P	13:4A:115:LYS:HZ3	2.35	0.50
1:1G:971:G:N2	1:1G:1363:A:OP2	2.34	0.50
1:1G:1502:A:H2	1:1G:1505:G:N1	2.01	0.50
1:1G:313:A:H2'	1:1G:314:C:H6	1.77	0.50
1:1G:994:A:N3	14:5A:5:ALA:HB2	2.26	0.50
26:1H:184:C:H2'	26:1H:185:U:C6	2.47	0.50
26:1H:212:G:H2'	26:1H:213:A:O4'	2.12	0.50
26:1H:2169:A:H3'	26:1H:2170:A:C8	2.47	0.50
26:1H:2591:C:OP1	28:11:239:ARG:HG3	2.12	0.50
26:1H:2766:G:H2'	26:1H:2766:G:N3	2.27	0.50
26:1H:33:U:H4'	26:1H:34:C:OP1	2.11	0.50
26:1H:225:A:H61	26:1H:419:C:H4'	1.77	0.50
26:1H:564:C:H2'	26:1H:565:C:O4'	2.11	0.50
26:1H:981:A:C8	26:1H:982:C:C5	2.98	0.50
22:1K:16:U:O2'	22:1K:18:G:OP2	2.28	0.50

Continued on next page...

Continued from previous page...

Atom-1	Atom-2	Interatomic distance (Å)	Clash overlap (Å)
22:1L:19:G:N2	22:1L:56:C:H42	2.09	0.50
30:31:65:TRP:CZ3	30:31:72:ARG:HB3	2.47	0.50
4:32:138:TYR:HD1	4:32:139:ARG:N	2.10	0.50
4:3E:90:GLY:HA3	4:3E:204:ILE:HD11	1.92	0.50
12:3I:126:LYS:HG3	12:3I:128:ALA:H	1.76	0.50
26:14:270(L):U:O2	33:69:50:ARG:HD2	2.12	0.50
1:13:55:A:H2	33:69:82:ARG:HG2	1.76	0.50
7:6E:27:ILE:HA	7:6E:30:ILE:HD12	1.94	0.50
8:7E:53:VAL:HB	8:7E:58:TYR:CD2	2.46	0.50
9:8E:26:VAL:HG13	9:8E:61:ALA:HB3	1.94	0.50
38:98:60:LEU:O	38:98:64:ARG:HG3	2.12	0.50
39:A8:5:THR:HG23	39:A8:8:GLU:OE2	2.11	0.50
40:B8:62:THR:HG22	40:B8:75:ILE:HG12	1.94	0.50
48:J8:64:ALA:HA	48:J8:67:ILE:HG13	1.93	0.50
50:L8:6:VAL:HG12	50:L8:56:VAL:HG22	1.94	0.50
31:41:112:PRO:HB3	51:M8:36:CYS:HA	1.93	0.50
31:41:112:PRO:HG3	51:M8:38:LYS:HD2	1.94	0.50
53:O8:17:LYS:O	53:O8:19:ARG:N	2.42	0.50
28:11:238:GLY:O	28:11:240:ALA:N	2.44	0.49
26:1H:1971:A:N3	28:11:241:PRO:HD3	2.27	0.49
2:12:70:PHE:HB2	2:12:92:TYR:CB	2.42	0.49
1:13:598:U:H4'	8:7E:94:TYR:CD2	2.47	0.49
26:14:1071:G:N2	26:14:1087:G:H22	2.10	0.49
26:14:2113:U:N3	26:14:2114:A:O2'	2.42	0.49
26:14:2262:U:H4'	26:14:2328:A:C2	2.46	0.49
26:14:2639:A:O3'	34:15:97:ARG:NH2	2.36	0.49
26:14:476:G:H4'	26:14:502:A:N1	2.27	0.49
26:14:531:C:OP1	26:14:561:G:N2	2.45	0.49
26:14:987:G:OP2	58:14:4038:HOH:O	2.20	0.49
27:16:37:C:H2'	27:16:38:C:H5'	1.94	0.49
10:1A:32:ALA:HB2	10:1A:81:THR:HG21	1.94	0.49
10:1A:48:THR:OG1	10:1A:62:HIS:HB3	2.12	0.49
2:1E:226:ARG:HG3	2:1E:227:GLY:N	2.25	0.49
1:1G:1152:A:O3'	10:1A:13:HIS:NE2	2.45	0.49
26:1H:1528:A:C6	26:1H:1545:A:N1	2.80	0.49
26:1H:1836:C:H2'	26:1H:1837:C:H6	1.78	0.49
26:1H:193:U:H5	58:1H:4537:HOH:O	1.95	0.49
26:1H:557:U:H2'	26:1H:558:G:H8	1.75	0.49
26:1H:573:G:O2'	26:1H:574:C:H3'	2.11	0.49
35:25:17:ARG:HB2	35:25:45:GLU:HG2	1.94	0.49
11:2I:13:GLN:HG3	11:2I:75:TYR:O	2.12	0.49

Continued on next page...

Continued from previous page...

Atom-1	Atom-2	Interatomic distance (Å)	Clash overlap (Å)
4:3E:148:VAL:HG21	4:3E:158:ILE:HG21	1.93	0.49
37:45:136:ALA:HB1	37:45:138:ASP:OD1	2.11	0.49
13:4I:32:GLU:O	13:4I:35:GLU:HG2	2.12	0.49
38:55:59:ASP:OD2	38:55:61:HIS:HB3	2.12	0.49
7:62:95:ARG:HH21	7:62:99:LEU:HD11	1.77	0.49
40:75:16:ARG:HD3	40:75:79:HIS:HA	1.94	0.49
40:75:16:ARG:HH21	40:75:19:LEU:HD21	1.77	0.49
36:78:18:ARG:O	36:78:19:VAL:HG22	2.11	0.49
8:7E:103:VAL:HG12	8:7E:104:ARG:HG3	1.92	0.49
1:1G:1118:C:OP1	9:82:104:ARG:NH1	2.45	0.49
42:D8:24:LYS:HA	42:D8:92:THR:HG23	1.92	0.49
51:M8:38:LYS:HD2	51:M8:38:LYS:H	1.77	0.49
1:13:1130:A:O2'	9:8E:3:GLN:NE2	2.45	0.49
1:13:1321:C:H3'	1:13:1322:C:H5''	1.93	0.49
1:13:975:A:H8	1:13:975:A:H5'	1.78	0.49
26:14:2061:G:H5''	26:14:2503:A:C2	2.46	0.49
26:14:239:U:H2'	26:14:240:G:O4'	2.12	0.49
26:14:363(E):U:H5'	26:14:363(F):A:OP2	2.11	0.49
26:14:370:G:H4'	26:14:371:A:OP2	2.11	0.49
26:14:618:G:H2'	26:14:618(A):C:O4'	2.12	0.49
26:14:779:U:OP1	28:19:49:ILE:HG22	2.12	0.49
21:1F:9:ARG:NH2	21:1F:23:PRO:HD2	2.26	0.49
1:1G:1151:A:O2'	1:1G:1152:A:O4'	2.30	0.49
1:1G:818:G:N2	1:1G:873:A:OP1	2.44	0.49
26:1H:1858:G:O2'	26:1H:1884:A:N6	2.45	0.49
26:1H:2127:G:H2'	26:1H:2128:C:O4'	2.11	0.49
26:1H:2273:A:H2'	26:1H:2274:A:C8	2.46	0.49
26:1H:2699:C:H2'	26:1H:2700:C:O4'	2.12	0.49
26:1H:2864:G:H2'	26:1H:2865:U:C6	2.47	0.49
26:1H:511:U:H5''	26:1H:512:G:OP2	2.12	0.49
26:1H:932:G:H4'	26:1H:933:A:O5'	2.12	0.49
22:1L:14:A:H3'	22:1L:15:G:H8	1.77	0.49
22:1L:76:A:H62	26:14:2583:G:N2	2.10	0.49
29:21:119:ARG:HG2	29:21:160:TYR:HB2	1.94	0.49
4:32:126:ILE:HG22	4:32:127:THR:N	2.26	0.49
4:32:31:CYS:SG	4:32:31:CYS:O	2.70	0.49
26:14:832:G:H5'	36:35:45:LEU:CD1	2.42	0.49
30:39:102:PRO:HB2	30:39:105:VAL:HG23	1.93	0.49
26:14:672:C:H5'	30:39:89:VAL:CG1	2.41	0.49
5:42:147:ASP:O	5:42:151:LEU:HG	2.12	0.49
1:1G:15:G:H4'	5:42:24:ARG:NH1	2.28	0.49

Continued on next page...

Continued from previous page...

Atom-1	Atom-2	Interatomic distance (Å)	Clash overlap (Å)
13:4I:27:LYS:HA	13:4I:31:LYS:NZ	2.27	0.49
7:6E:40:ALA:O	7:6E:44:TYR:HB2	2.11	0.49
36:78:18:ARG:HG2	36:78:18:ARG:HH21	1.77	0.49
19:AI:63:THR:OG1	19:AI:64:GLU:N	2.45	0.49
40:B8:79:HIS:N	40:B8:79:HIS:CD2	2.79	0.49
46:D5:99:TYR:CZ	46:D5:125:LEU:HD12	2.46	0.49
45:G8:29:GLU:HB3	45:G8:38:ILE:CG2	2.43	0.49
46:H8:44:PHE:CE2	46:H8:86:VAL:HG11	2.47	0.49
53:K5:14:THR:O	53:K5:49:HIS:HA	2.11	0.49
49:K8:15:LYS:HD3	49:K8:67:LYS:HZ1	1.77	0.49
26:1H:2392:A:P	55:Q8:30:ARG:HH22	2.34	0.49
2:12:142:LEU:HD23	2:12:142:LEU:O	2.12	0.49
1:13:1137:C:O2	1:13:1138:G:N2	2.45	0.49
1:13:1177:G:O2'	1:13:1178:G:O5'	2.28	0.49
1:13:883:C:C2'	1:13:884:U:H5'	2.41	0.49
26:14:1858:G:H2'	26:14:1883:G:N2	2.27	0.49
26:14:297:C:H2'	26:14:298:G:O4'	2.12	0.49
26:14:639:U:H3	26:14:649:G:H1	1.60	0.49
27:16:11:C:O5'	27:16:12:C:H5	1.95	0.49
28:19:108:PRO:HG2	28:19:111:LEU:HB2	1.93	0.49
2:1E:88:ALA:O	2:1E:226:ARG:NH1	2.45	0.49
1:1G:1014:A:H2'	1:1G:1015:A:C8	2.47	0.49
1:1G:1298:C:H4'	1:1G:1299:A:C8	2.48	0.49
1:1G:323:U:H5'	20:BA:23:ARG:HB2	1.94	0.49
1:1G:371:G:H1	1:1G:390:C:N4	2.07	0.49
1:1G:766:A:H2'	1:1G:767:A:O4'	2.13	0.49
1:1G:890:G:O2'	1:1G:906:G:O6	2.20	0.49
1:1G:922:G:N3	1:1G:1398:A:H2	2.09	0.49
26:1H:1265:A:OP2	58:1H:3618:HOH:O	2.18	0.49
26:1H:1348:G:H5''	26:1H:1349:A:OP2	2.12	0.49
26:1H:1469:A:H2'	26:1H:1470:G:H8	1.78	0.49
26:1H:2345:G:H1'	26:1H:2382:G:H5'	1.93	0.49
26:1H:2577:A:P	58:1H:3800:HOH:O	2.64	0.49
26:1H:327:G:H2'	26:1H:328:U:C6	2.47	0.49
26:1H:660:G:H21	36:78:12:ALA:HA	1.77	0.49
29:29:8:LYS:HB3	29:29:193:GLY:N	2.27	0.49
1:1G:676:A:H1'	11:2A:115:PRO:HB3	1.93	0.49
3:2E:121:ALA:O	3:2E:125:GLU:HG3	2.12	0.49
30:31:149:ASP:OD1	30:31:149:ASP:N	2.33	0.49
36:35:78:PRO:HA	36:35:110:TYR:CE2	2.47	0.49
12:3A:52:LEU:O	12:3A:54:LYS:NZ	2.45	0.49

Continued on next page...

Continued from previous page...

Atom-1	Atom-2	Interatomic distance (Å)	Clash overlap (Å)
4:3E:100:ARG:HH12	4:3E:137:SER:HA	1.76	0.49
12:3I:60:LEU:HB2	12:3I:64:TYR:HB2	1.93	0.49
5:42:16:THR:OG1	5:42:16:THR:O	2.28	0.49
31:49:145:THR:O	31:49:146:TYR:HB3	2.12	0.49
5:4E:26:PHE:CD1	5:4E:26:PHE:N	2.80	0.49
34:58:46:VAL:HG13	34:58:47:ALA:N	2.27	0.49
34:58:95:PRO:O	34:58:96:GLU:CD	2.50	0.49
7:6E:43:PHE:O	7:6E:46:ALA:HB3	2.12	0.49
8:72:99:GLU:OE2	8:72:100:ILE:N	2.33	0.49
11:2A:109:VAL:HG13	18:9A:86:VAL:HG13	1.94	0.49
40:B8:45:PHE:HE2	40:B8:63:VAL:HB	1.77	0.49
42:D8:19:LYS:HG3	42:D8:95:LEU:HD23	1.94	0.49
48:F5:52:ARG:NH1	48:F5:57:GLU:HB2	2.27	0.49
26:1H:1568:G:H5''	28:11:61:LEU:HD22	1.94	0.49
1:13:1132:C:H2'	1:13:1133:G:H8	1.77	0.49
1:13:1154:G:H2'	1:13:1155:G:H8	1.78	0.49
1:13:1301:U:O2'	1:13:1302:U:H5'	2.12	0.49
1:13:188:U:O2'	1:13:189:U:H5'	2.12	0.49
26:14:118:A:N3	26:14:178:G:H1'	2.28	0.49
26:14:1945:G:C4	26:14:1946:U:C5	3.01	0.49
26:14:2116:G:N3	26:14:2117:A:N6	2.60	0.49
26:14:2674:G:H4'	35:25:30:ALA:HB2	1.95	0.49
26:14:2852:G:H2'	26:14:2853:C:C6	2.46	0.49
26:14:289:A:H5'	26:14:290:G:OP2	2.12	0.49
26:14:303:U:H2'	26:14:304:G:H8	1.77	0.49
26:14:279:C:N4	26:14:361:G:H1	2.10	0.49
28:19:124:PRO:HG2	28:19:129:ASN:ND2	2.28	0.49
1:1G:1321:C:H3'	1:1G:1322:C:H5''	1.94	0.49
1:1G:1367:C:H5'	10:1A:60:ARG:NH2	2.28	0.49
1:1G:722:A:C8	1:1G:724:G:H1'	2.47	0.49
26:1H:1007:C:OP1	34:58:35:ARG:NH1	2.42	0.49
26:1H:140:A:H8	26:1H:1408:C:HO2'	1.60	0.49
26:1H:1899:G:N2	26:1H:1902:C:C5	2.65	0.49
26:1H:1965:C:H3'	26:1H:1966:A:H2'	1.95	0.49
26:1H:2058:A:N6	58:1H:3619:HOH:O	2.42	0.49
26:1H:2405:G:OP1	36:78:77:ARG:NH2	2.45	0.49
26:1H:2689:U:OP2	26:1H:2719:G:N2	2.33	0.49
26:1H:510:C:H3'	58:1H:4662:HOH:O	2.12	0.49
26:14:1952:A:C5	35:25:22:ILE:HD11	2.47	0.49
29:29:11:MET:SD	29:29:24:THR:HG22	2.52	0.49
3:2E:156:ARG:HG2	3:2E:163:ALA:HB2	1.93	0.49

Continued on next page...

Continued from previous page...

Atom-1	Atom-2	Interatomic distance (Å)	Clash overlap (Å)
3:2E:11:ARG:HE	3:2E:180:ALA:HB3	1.77	0.49
4:3E:173:TRP:CD1	4:3E:174:LEU:HG	2.47	0.49
4:3E:190:ASP:HB2	4:3E:193:ASP:OD1	2.13	0.49
24:3K:64:A:H8	24:3K:64:A:O5'	1.95	0.49
34:58:68:GLU:HG3	34:58:88:GLU:OE2	2.12	0.49
39:65:106:ARG:O	39:65:106:ARG:HD2	2.13	0.49
1:13:739:C:O2'	15:6I:42:HIS:ND1	2.29	0.49
8:7E:21:LYS:O	8:7E:63:LEU:HD23	2.13	0.49
51:M8:26:SER:OG	51:M8:27:THR:N	2.45	0.49
2:12:221:LEU:HA	2:12:224:GLN:HB2	1.94	0.49
1:13:244:U:H4'	1:13:245:C:O5'	2.12	0.49
1:13:524:G:H2'	1:13:525:C:C5	2.47	0.49
1:13:575:G:C5	1:13:881:G:C2	3.00	0.49
26:14:1204:A:H2	26:14:1241:A:N1	2.11	0.49
26:14:1669:A:H5''	26:14:1670:C:OP2	2.11	0.49
26:14:1678:G:N3	26:14:1678:G:H2'	2.28	0.49
26:14:192:C:P	58:14:4102:HOH:O	2.70	0.49
26:14:2301:C:H6	26:14:2301:C:H3'	1.77	0.49
26:14:278:A:H8	26:14:278:A:OP2	1.96	0.49
26:14:278:A:HO2'	26:14:279:C:H5	1.60	0.49
28:19:29:PRO:HA	28:19:83:GLU:OE1	2.12	0.49
2:1E:47:THR:HG22	2:1E:51:LEU:HD12	1.93	0.49
1:1G:1108:G:OP1	3:22:175:LEU:HD12	2.13	0.49
1:1G:1300:G:O2'	1:1G:1301:U:O5'	2.25	0.49
1:1G:1368:G:OP2	9:82:112:LYS:HD2	2.11	0.49
1:1G:419:C:H5'	1:1G:420:U:OP2	2.13	0.49
1:1G:617:G:OP2	58:1G:1842:HOH:O	2.18	0.49
1:1G:827:U:H5'	1:1G:828:A:OP2	2.13	0.49
26:1H:2243:U:H2'	26:1H:2244:U:C6	2.47	0.49
26:1H:29:U:H2'	26:1H:30:G:C8	2.47	0.49
26:1H:309:G:N3	26:1H:329:G:O2'	2.41	0.49
26:1H:518:G:H5'	43:E8:18:ARG:HH21	1.77	0.49
26:1H:579:G:H2'	26:1H:580:C:C6	2.47	0.49
26:1H:805:G:OP2	36:78:41:ARG:HG2	2.13	0.49
26:14:1993:U:H4'	29:29:128:SER:HB3	1.95	0.49
3:2E:8:ILE:HD13	3:2E:184:TYR:HB3	1.94	0.49
23:2K:63:C:O2	23:2K:64:G:C8	2.65	0.49
4:32:150:GLU:C	4:32:152:SER:H	2.16	0.49
31:41:37:VAL:HG22	31:41:159:VAL:HG12	1.93	0.49
31:49:125:PHE:HB3	31:49:166:ASP:HB2	1.94	0.49
32:51:118:PRO:HD2	32:51:121:ILE:HB	1.93	0.49

Continued on next page...

Continued from previous page...

Atom-1	Atom-2	Interatomic distance (Å)	Clash overlap (Å)
39:65:5:THR:O	39:65:8:GLU:N	2.44	0.49
7:6E:45:ASP:O	7:6E:49:ILE:HG12	2.13	0.49
26:1H:806:C:OP2	36:78:41:ARG:HD3	2.12	0.49
41:85:8:VAL:O	41:85:12:ARG:HG3	2.13	0.49
41:85:28:ARG:HH11	41:85:38:THR:HG1	1.53	0.49
37:88:21:THR:HG21	37:88:101:ARG:N	2.27	0.49
9:8E:18:PHE:HB2	9:8E:62:TYR:HB3	1.93	0.49
17:8I:18:THR:HG21	17:8I:69:LYS:HD2	1.95	0.49
43:A5:20:VAL:CG2	43:A5:47:VAL:HG21	2.43	0.49
41:C8:75:ASN:HB3	41:C8:77:SER:H	1.77	0.49
26:14:2271:G:OP1	47:E5:18:ALA:HB1	2.12	0.49
43:E8:37:ARG:HH22	52:N8:47:PRO:CB	2.25	0.49
46:H8:28:MET:HG3	46:H8:37:VAL:HG11	1.94	0.49
51:I5:43:TYR:CG	51:I5:43:TYR:O	2.66	0.49
52:N8:49:CYS:SG	52:N8:60:VAL:HB	2.53	0.49
1:13:1147:C:O2	9:8E:16:ARG:NH1	2.45	0.49
1:13:953:G:H2'	1:13:954:G:O4'	2.13	0.49
26:14:1019:U:HO2'	26:14:1021:A:H2	1.59	0.49
26:14:1217:C:OP1	41:85:15:LYS:NZ	2.37	0.49
26:14:1441:G:H2'	26:14:1442:G:H8	1.78	0.49
26:14:17:G:H2'	26:14:18:C:C6	2.48	0.49
26:14:2019:A:N7	52:J5:9:LYS:HD2	2.27	0.49
26:14:2027:G:H2'	26:14:2028:U:O4'	2.13	0.49
26:14:2439:A:H8	26:14:2439:A:H5'	1.77	0.49
26:14:2716:U:O2'	26:14:2717:G:H5'	2.12	0.49
26:14:30:G:O6	58:14:3893:HOH:O	2.18	0.49
26:14:662:G:H5'	36:35:15:ARG:CA	2.36	0.49
26:14:5:A:H2'	26:14:6:A:C8	2.48	0.49
34:15:15:LEU:HD13	34:15:16:ILE:N	2.28	0.49
27:16:7:G:H4'	39:A8:29:PHE:HD2	1.73	0.49
28:19:43:ARG:HH11	28:19:43:ARG:HG2	1.77	0.49
10:1A:13:HIS:O	10:1A:17:ASP:HB2	2.12	0.49
1:1G:1127:G:C2'	1:1G:1147:C:H42	2.26	0.49
1:1G:229:U:H2'	1:1G:230:G:H8	1.78	0.49
1:1G:565:U:OP2	1:1G:566:G:O2'	2.23	0.49
26:1H:1668:A:N6	26:1H:1676:A:H61	2.11	0.49
26:1H:1754:C:H5	40:B8:96:ARG:CZ	2.25	0.49
26:1H:784:A:OP1	26:1H:2588:G:H5''	2.13	0.49
26:1H:303:U:H2'	26:1H:304:G:C8	2.46	0.49
26:1H:459:U:H2'	26:1H:460:A:C8	2.46	0.49
3:22:73:PRO:HG3	3:22:105:GLU:HG3	1.93	0.49

Continued on next page...

Continued from previous page...

Atom-1	Atom-2	Interatomic distance (Å)	Clash overlap (Å)
4:32:149:ALA:O	4:32:153:ARG:HG2	2.12	0.49
4:32:173:TRP:HB3	4:32:187:ARG:HH11	1.76	0.49
24:3L:53:G:H2'	24:3L:54:U:C6	2.48	0.49
31:41:139:LEU:HD22	31:41:146:TYR:HD1	1.76	0.49
37:45:29:PHE:HB3	37:45:65:PHE:CE2	2.48	0.49
38:55:51:LEU:HD22	38:55:66:VAL:HG13	1.93	0.49
15:6A:77:ARG:HA	15:6A:80:ALA:HB3	1.94	0.49
40:75:4:GLY:O	40:75:6:LEU:N	2.45	0.49
40:75:64:ARG:CB	40:75:73:GLU:HG2	2.42	0.49
9:82:33:PHE:CE2	9:82:47:LEU:HD23	2.47	0.49
37:88:17:LEU:HD21	37:88:96:VAL:HG13	1.95	0.49
38:98:77:ARG:O	38:98:80:PHE:N	2.46	0.49
19:AI:41:VAL:HG11	19:AI:67:VAL:HA	1.93	0.49
19:AI:64:GLU:O	19:AI:67:VAL:HG13	2.12	0.49
40:B8:108:ARG:HA	40:B8:111:ARG:CZ	2.42	0.49
20:BA:45:GLN:HB2	20:BA:91:LEU:HD13	1.94	0.49
50:H5:8:LEU:HD22	50:H5:10:LYS:O	2.13	0.49
50:H5:9:VAL:HG11	50:H5:55:ARG:HB2	1.94	0.49
46:H8:31:ARG:HD2	46:H8:32:HIS:CE1	2.47	0.49
55:Q8:48:PHE:CZ	55:Q8:49:VAL:HG13	2.47	0.49
26:1H:1798:U:H5''	28:11:259:THR:HG22	1.94	0.49
1:13:1034:G:N2	1:13:1035:A:N7	2.60	0.49
1:13:1366:C:H2'	1:13:1367:C:C6	2.47	0.49
1:13:142:G:C2	1:13:143:A:C5	3.00	0.49
1:13:232:G:H2'	1:13:233:C:H6	1.78	0.49
1:13:457:C:H2'	1:13:458:C:H6	1.78	0.49
1:13:792:A:H4'	1:13:793:U:O5'	2.12	0.49
26:14:1015:G:O2'	26:14:1016:G:H5'	2.12	0.49
26:14:146:G:H2'	26:14:147:U:O4'	2.12	0.49
26:14:1771:C:H1'	26:14:1786:A:C8	2.47	0.49
26:14:208:C:H2'	26:14:209:C:C6	2.47	0.49
26:14:2593:U:H2'	26:14:2594:C:C6	2.48	0.49
26:14:2629:A:N3	26:14:2629:A:H2'	2.28	0.49
26:14:1462:C:H4'	26:14:2703:C:H5'	1.94	0.49
26:14:831:G:N7	58:14:3673:HOH:O	2.34	0.49
34:15:38:HIS:CD2	34:15:39:ARG:H	2.30	0.49
27:16:3:C:H2'	27:16:4:C:C6	2.48	0.49
26:14:1826:G:H4'	28:19:242:ARG:NH1	2.28	0.49
1:1G:1129:C:H41	1:1G:1141:C:N4	2.03	0.49
1:1G:408:A:H2'	1:1G:409:G:O4'	2.12	0.49
1:1G:652:U:H2'	1:1G:653:A:H5''	1.95	0.49

Continued on next page...

Continued from previous page...

Atom-1	Atom-2	Interatomic distance (Å)	Clash overlap (Å)
26:1H:1239:G:H2'	26:1H:1240:U:O4'	2.12	0.49
26:1H:1327:C:H2'	26:1H:1328:G:O4'	2.13	0.49
26:1H:1403:C:H5''	26:1H:1471:A:H1'	1.95	0.49
26:1H:1680:U:O2	26:1H:1763:G:H3'	2.12	0.49
26:1H:250:G:OP1	36:78:60:MET:HE1	2.13	0.49
26:1H:30:G:H2'	26:1H:31:C:C6	2.48	0.49
26:1H:311:A:C6	26:1H:328:U:C4	3.01	0.49
26:1H:459:U:H2'	26:1H:460:A:H8	1.77	0.49
26:1H:581:C:H2'	26:1H:582:G:C8	2.47	0.49
26:1H:57:C:H2'	26:1H:58:G:O4'	2.13	0.49
35:25:24:VAL:HB	35:25:33:ALA:HB2	1.93	0.49
29:29:120:TRP:CD1	29:29:155:LYS:HB3	2.48	0.49
23:2L:24:C:C2	23:2L:25:U:C5	3.00	0.49
26:14:389:G:H1	36:35:71:VAL:HG12	1.75	0.49
1:13:619:U:O2	4:3E:135:LEU:HD22	2.12	0.49
5:42:60:TYR:CB	5:42:64:ARG:HH21	2.26	0.49
32:51:20:ALA:HB1	32:51:21:PRO:HD2	1.94	0.49
38:55:107:ASP:C	38:55:107:ASP:OD1	2.50	0.49
32:59:30:LYS:HE2	32:59:136:ILE:HG22	1.95	0.49
33:69:120:ILE:HG22	33:69:122:GLU:H	1.78	0.49
38:98:53:HIS:ND1	38:98:94:TYR:OH	2.34	0.49
19:AA:23:ASN:HA	19:AA:27:GLU:HG3	1.95	0.49
40:B8:100:TYR:HB3	40:B8:103:ARG:NH1	2.26	0.49
20:BA:11:SER:HA	20:BA:13:LEU:H	1.77	0.49
46:D5:128:VAL:HG22	46:D5:129:SER:H	1.77	0.49
46:D5:11:GLU:CG	46:D5:12:GLY:H	2.25	0.49
45:G8:39:VAL:HB	45:G8:42:VAL:HG13	1.93	0.49
53:O8:47:THR:HG22	53:O8:48:VAL:H	1.77	0.49
28:11:27:THR:HG23	28:11:28:GLU:HG2	1.93	0.49
1:13:1129:C:N4	1:13:1139:G:H1	2.11	0.49
1:13:324:G:N1	1:13:327:A:OP2	2.44	0.49
1:13:413:G:H22	1:13:428:G:H1'	1.77	0.49
1:13:947:G:H2'	1:13:948:C:O4'	2.13	0.49
26:14:1161:C:H2'	26:14:1162:G:C8	2.48	0.49
26:14:1331:A:O2'	26:14:1332:G:H8	1.95	0.49
26:14:1439:A:C2	26:14:1553:A:C5	3.00	0.49
26:14:1889:A:O2'	26:14:2087:G:H5'	2.13	0.49
26:14:528:A:C2	26:14:2042:A:H2'	2.47	0.49
26:14:27:G:O2'	26:14:28:A:OP2	2.27	0.49
28:19:79:VAL:HG12	28:19:113:VAL:HA	1.95	0.49
1:1G:1376:U:H2'	1:1G:1377:A:C8	2.47	0.49

Continued on next page...

Continued from previous page...

Atom-1	Atom-2	Interatomic distance (Å)	Clash overlap (Å)
1:1G:599:C:H2'	1:1G:600:C:C6	2.47	0.49
1:1G:735:C:H2'	1:1G:736:C:H6	1.78	0.49
1:1G:952:U:H4'	1:1G:964:A:N1	2.28	0.49
26:1H:1903:G:C2'	26:1H:1904:G:H5'	2.43	0.49
26:1H:530:G:C5	26:1H:2022:U:H5''	2.48	0.49
26:1H:654(A):A:C2	26:1H:654(T):A:N1	2.81	0.49
26:1H:731:C:P	58:1H:3689:HOH:O	2.70	0.49
26:1H:886:C:H5'	26:1H:887:A:OP2	2.13	0.49
31:41:21:ARG:NH1	31:41:21:ARG:HG2	2.16	0.49
37:45:41:TRP:HZ3	37:45:74:TYR:HE1	1.59	0.49
13:4A:27:LYS:HD2	13:4A:31:LYS:HE3	1.93	0.49
32:51:154:PRO:HB3	32:51:163:TYR:CZ	2.47	0.49
7:62:92:SER:HB3	7:62:94:ARG:HG3	1.93	0.49
7:6E:94:ARG:O	7:6E:97:GLN:HB3	2.13	0.49
8:72:44:PHE:HD1	8:72:80:ILE:HG12	1.77	0.49
36:78:113:LYS:HA	36:78:129:ALA:O	2.12	0.49
39:A8:63:THR:O	39:A8:66:ALA:HB3	2.12	0.49
49:G5:25:VAL:HA	49:G5:28:LYS:HB2	1.94	0.49
45:G8:49:VAL:HG21	45:G8:55:TYR:HE2	1.78	0.49
55:Q8:6:THR:OG1	55:Q8:6:THR:O	2.23	0.49
26:1H:1568:G:P	28:11:63:ARG:HH12	2.36	0.49
28:11:6:PHE:HE1	28:11:18:VAL:HG23	1.78	0.49
1:13:1128:C:C6	1:13:1139:G:C6	3.00	0.49
1:13:1285:A:H4'	1:13:1286:A:C5'	2.43	0.49
1:13:725:G:H2'	1:13:726:C:H6	1.78	0.49
26:14:1024:G:C3'	26:14:1025:G:H5''	2.41	0.49
26:14:1204:A:C2	26:14:1241:A:N1	2.80	0.49
26:14:1322:A:N1	26:14:1333:C:O2'	2.43	0.49
26:14:2080:G:O2'	26:14:2081:C:H5'	2.12	0.49
26:14:2128:C:H42	26:14:2160:G:H1	1.60	0.49
26:14:273(D):C:N4	26:14:363(B):G:H1	2.10	0.49
26:14:600:G:N2	26:14:605:C:O3'	2.46	0.49
2:1E:69:LEU:HD22	2:1E:91:PRO:HB2	1.95	0.49
1:1G:115:G:H1'	1:1G:116:A:N7	2.27	0.49
1:1G:490:G:OP2	4:32:132:ARG:NH2	2.23	0.49
26:1H:1189:A:OP2	58:1H:3874:HOH:O	2.19	0.49
26:1H:1328:G:H2'	26:1H:1330:C:C5	2.48	0.49
26:1H:1678:G:N2	26:1H:1989:G:N2	2.60	0.49
26:1H:2324:C:H5''	26:1H:2325:G:H5''	1.95	0.49
26:1H:2577:A:H5''	26:1H:2578:G:H5'	1.95	0.49
26:1H:445:C:O2'	26:1H:446:G:H5'	2.13	0.49

Continued on next page...

Continued from previous page...

Atom-1	Atom-2	Interatomic distance (Å)	Clash overlap (Å)
22:1K:10:G:H2'	22:1K:11:C:C6	2.48	0.49
22:1K:14:A:C6	22:1K:22:G:N3	2.81	0.49
26:14:2575:C:H5'	29:29:143:ASN:O	2.12	0.49
29:29:176:ILE:HB	29:29:181:LEU:HB2	1.95	0.49
1:1G:409:G:OP1	4:32:25:ARG:HB2	2.13	0.49
30:39:146:ALA:CB	30:39:148:LEU:HG	2.42	0.49
30:39:66:PRO:O	30:39:67:GLN:HB3	2.13	0.49
4:3E:9:CYS:O	4:3E:13:ARG:HG2	2.13	0.49
4:3E:72:GLU:OE1	4:3E:207:TYR:OH	2.27	0.49
37:45:103:MET:O	37:45:104:PHE:HB2	2.12	0.49
37:45:118:LEU:HD12	37:45:131:ILE:HG23	1.93	0.49
31:49:104:GLU:HG2	51:I5:23:GLU:HG3	1.93	0.49
5:4E:100:VAL:HG22	5:4E:115:VAL:HG12	1.95	0.49
13:4I:81:LEU:HD22	13:4I:88:ARG:HB3	1.94	0.49
38:55:57:ARG:NE	38:55:59:ASP:OD1	2.38	0.49
27:1J:50:G:OP1	39:65:62:LYS:HB2	2.13	0.49
40:75:53:ARG:NH1	40:75:60:THR:HG23	2.27	0.49
16:7I:71:ARG:O	16:7I:75:ARG:N	2.46	0.49
20:BI:53:LEU:HA	20:BI:56:MET:HB3	1.94	0.49
45:C5:97:ARG:HG2	45:C5:102:CYS:O	2.13	0.49
46:D5:99:TYR:HA	46:D5:124:ILE:O	2.12	0.49
46:H8:127:LYS:NZ	46:H8:162:GLU:OE2	2.42	0.49
46:H8:4:ARG:HD3	46:H8:60:GLU:OE2	2.12	0.49
48:J8:81:LYS:N	48:J8:81:LYS:HD2	2.28	0.49
1:13:296:U:H2'	1:13:297:G:C8	2.48	0.49
1:13:511:C:C2	1:13:512:U:C5	3.00	0.49
26:14:2185:C:H2'	26:14:2186:G:C8	2.47	0.49
26:14:2701:C:H3'	26:14:2702:U:C5'	2.37	0.49
26:14:639:U:H2'	26:14:640:C:C6	2.47	0.49
27:16:13:A:N6	27:16:70:C:H5'	2.27	0.49
2:1E:73:THR:OG1	2:1E:170:GLU:OE2	2.11	0.49
1:1G:1211:U:H1'	1:1G:1213:A:C2	2.48	0.49
1:1G:373:A:C2	1:1G:374:A:C8	3.01	0.49
1:1G:302:G:O2'	1:1G:556:C:H5''	2.13	0.49
26:1H:1443:G:C2	26:1H:1549:C:N3	2.81	0.49
26:1H:184:C:H2'	26:1H:185:U:H6	1.78	0.49
26:1H:2460:U:H2'	26:1H:2461:C:H6	1.78	0.49
26:1H:2780:G:OP1	34:58:118:LYS:NZ	2.30	0.49
26:1H:70:G:H21	26:1H:71:A:N6	2.11	0.49
27:1J:13:A:H5''	27:1J:15:A:N6	2.28	0.49
22:1K:5:G:H1'	22:1K:69:G:N2	2.26	0.49

Continued on next page...

Continued from previous page...

Atom-1	Atom-2	Interatomic distance (Å)	Clash overlap (Å)
11:2A:22:HIS:HB3	11:2A:29:ILE:HG12	1.95	0.49
11:2I:34:ASP:HB2	11:2I:35:PRO:HD2	1.94	0.49
12:3I:43:VAL:HG23	12:3I:93:LEU:HD22	1.95	0.49
37:45:38:GLU:HB2	37:45:127:ILE:HG22	1.94	0.49
31:49:103:LEU:HD22	31:49:178:PHE:CZ	2.48	0.49
33:61:110:ASP:OD1	33:61:111:PRO:HA	2.12	0.49
1:1G:1375:A:H4'	7:62:29:LYS:HE3	1.95	0.49
26:14:2378:A:O2'	39:65:21:THR:HG21	2.13	0.49
35:68:112:MET:HA	35:68:115:VAL:HG13	1.93	0.49
8:72:20:TYR:CE2	8:72:75:ARG:HB3	2.48	0.49
41:85:92:ARG:C	41:85:94:ASN:H	2.16	0.49
37:88:20:ALA:HB2	46:H8:79:ARG:HG2	1.93	0.49
17:8A:63:ARG:HG2	17:8A:64:PRO:HD2	1.95	0.49
19:AA:20:LEU:HA	19:AA:23:ASN:HD22	1.77	0.49
47:E5:53:MET:HG3	47:E5:59:LEU:CD2	2.42	0.49
46:H8:7:ALA:HB3	46:H8:61:LEU:HB3	1.93	0.49
49:K8:18:PRO:O	49:K8:22:GLU:HG3	2.12	0.49
28:11:12:SER:O	28:11:16:MET:HB2	2.12	0.48
1:13:1126:U:H3	1:13:1127:G:N2	2.11	0.48
1:13:232:G:H2'	1:13:233:C:C6	2.47	0.48
1:13:745:C:OP1	1:13:851:G:O2'	2.30	0.48
26:14:2412:A:H2'	26:14:2413:G:O4'	2.13	0.48
26:14:2569:G:C2	26:14:2570:G:C8	3.01	0.48
26:14:666:G:H5''	36:35:47:ASP:O	2.13	0.48
26:14:861:A:N3	27:1J:79:C:O2'	2.46	0.48
1:1G:1346:A:OP2	1:1G:1346:A:H3'	2.13	0.48
26:1H:1170:G:N2	26:1H:1180:C:C2	2.81	0.48
26:1H:11:G:C2'	26:1H:12:U:H5'	2.44	0.48
26:1H:1213:A:H1'	26:1H:1238:G:N3	2.27	0.48
26:1H:2319:G:N1	26:1H:2334:G:OP2	2.46	0.48
26:1H:2406:U:H3'	58:1H:3728:HOH:O	2.12	0.48
26:1H:2705:A:O2'	26:1H:2852:G:OP1	2.23	0.48
26:1H:321:G:O3'	30:31:168:ARG:NH2	2.44	0.48
26:1H:322:A:P	30:31:168:ARG:HH21	2.35	0.48
1:13:963:G:C2	10:1I:55:LYS:NZ	2.81	0.48
27:1J:10:C:C4	27:1J:11:C:C5	3.01	0.48
27:1J:40:U:H1'	27:1J:46:A:N1	2.28	0.48
29:21:60:ASN:OD1	29:21:62:PRO:HD2	2.13	0.48
35:25:105:GLU:HA	35:25:108:GLU:OE1	2.13	0.48
29:29:33:VAL:HG11	29:29:36:ARG:NH2	2.27	0.48
4:32:138:TYR:CD1	4:32:139:ARG:N	2.81	0.48

Continued on next page...

Continued from previous page...

Atom-1	Atom-2	Interatomic distance (Å)	Clash overlap (Å)
30:39:120:GLU:HG3	30:39:122:LYS:NZ	2.23	0.48
4:3E:108:LEU:HD11	4:3E:174:LEU:HD22	1.94	0.48
4:3E:148:VAL:HG12	4:3E:149:ALA:O	2.13	0.48
4:3E:155:LEU:O	4:3E:157:LEU:N	2.46	0.48
38:55:32:GLY:HA2	38:55:116:LEU:CD1	2.43	0.48
38:55:24:GLN:OE1	38:55:36:THR:HG21	2.11	0.48
8:72:17:THR:O	8:72:78:GLN:NE2	2.46	0.48
40:75:4:GLY:HA2	40:75:8:LYS:NZ	2.26	0.48
36:78:111:ARG:HG2	36:78:128:HIS:CD2	2.48	0.48
36:78:91:PHE:N	36:78:91:PHE:CD1	2.81	0.48
9:82:102:LEU:O	9:82:103:THR:OG1	2.28	0.48
49:G5:37:PHE:O	49:G5:41:ILE:HG12	2.13	0.48
50:L8:6:VAL:HB	50:L8:54:VAL:HG21	1.94	0.48
1:13:1203:C:H2'	1:13:1204:A:O4'	2.13	0.48
1:13:1478:C:H2'	1:13:1479:C:C6	2.48	0.48
1:13:244:U:H4'	1:13:245:C:C5'	2.43	0.48
1:13:38:G:C2	1:13:397:A:C2	3.01	0.48
1:13:55:A:C5	1:13:56:U:C5	3.01	0.48
1:13:648:A:H2'	1:13:649:G:C8	2.48	0.48
26:14:1043:C:H42	26:14:1112:G:H1	1.60	0.48
26:14:1210:A:H5'	26:14:1212:G:O4'	2.13	0.48
26:14:1423:G:OP1	26:14:1492:G:O2'	2.31	0.48
26:14:1425:G:H2'	26:14:1426:G:C8	2.47	0.48
26:14:1536:A:C8	26:14:1537:C:H1'	2.48	0.48
26:14:2131:G:OP1	26:14:2132:U:H3'	2.13	0.48
26:14:320:A:H4'	26:14:322:A:C8	2.48	0.48
26:14:39:C:H2'	26:14:40:C:C6	2.49	0.48
26:14:524:U:H2'	26:14:525:U:C6	2.47	0.48
26:14:5:A:H2'	26:14:6:A:N7	2.27	0.48
34:15:96:GLU:H	34:15:96:GLU:CD	2.17	0.48
2:1E:76:GLN:HA	2:1E:208:ILE:HG12	1.95	0.48
1:1G:1028(A):C:H42	1:1G:1032(B):G:H22	1.61	0.48
26:1H:1268:A:H2'	26:1H:1269:A:O4'	2.13	0.48
26:1H:1771:C:OP1	58:1H:3983:HOH:O	2.20	0.48
26:1H:2401:U:H2'	26:1H:2402:C:C6	2.49	0.48
26:1H:2627:G:N2	26:1H:2777:G:OP2	2.46	0.48
26:1H:2694:G:C4	26:1H:2695:C:C5	3.01	0.48
26:1H:324:A:C2'	26:1H:325:G:H5'	2.42	0.48
26:1H:449:A:OP2	58:1H:3897:HOH:O	2.20	0.48
26:1H:658:C:H2'	26:1H:659:C:C6	2.48	0.48
26:1H:851:U:OP1	50:L8:49:LYS:NZ	2.45	0.48

Continued on next page...

Continued from previous page...

Atom-1	Atom-2	Interatomic distance (Å)	Clash overlap (Å)
29:29:31:CYS:O	29:29:91:VAL:HG22	2.14	0.48
3:2E:58:GLU:HB2	3:2E:65:ALA:CB	2.43	0.48
11:2I:34:ASP:OD1	11:2I:36:ASP:N	2.40	0.48
11:2I:79:SER:HB2	11:2I:106:LYS:HD2	1.94	0.48
23:2K:52:C:H2'	23:2K:53:G:O4'	2.13	0.48
30:31:123:LEU:HD12	30:31:124:LEU:N	2.28	0.48
30:31:138:GLU:O	30:31:141:ALA:HB3	2.13	0.48
30:31:179:GLU:CD	30:31:179:GLU:H	2.16	0.48
26:14:2394:C:OP1	36:35:63:PRO:HG2	2.13	0.48
12:3A:27:LEU:HD21	12:3A:61:THR:OG1	2.13	0.48
4:3E:53:ASP:HB3	4:3E:57:ARG:NH1	2.28	0.48
24:3K:66:U:H2'	24:3K:67:C:C6	2.48	0.48
26:14:2873:A:C8	38:55:5:LYS:HA	2.48	0.48
32:59:149:ARG:HG2	32:59:162:ILE:HG22	1.95	0.48
6:5E:23:LYS:HB2	6:5E:23:LYS:NZ	2.28	0.48
7:62:111:ARG:NH2	7:62:122:HIS:HB3	2.27	0.48
35:68:85:VAL:HG11	35:68:114:ILE:HD13	1.94	0.48
1:1G:1249:C:O2'	9:82:73:GLN:OE1	2.31	0.48
38:98:13:HIS:ND1	38:98:15:SER:HB3	2.28	0.48
38:98:91:GLN:CD	38:98:91:GLN:H	2.15	0.48
40:B8:78:LEU:O	40:B8:78:LEU:HD13	2.12	0.48
45:C5:63:LYS:NZ	45:C5:63:LYS:HA	2.28	0.48
49:G5:33:MET:O	49:G5:37:PHE:HD1	1.95	0.48
51:I5:22:ILE:HD13	51:I5:22:ILE:H	1.76	0.48
1:13:113:G:H2'	1:13:114:U:C6	2.47	0.48
1:13:590:C:H2'	1:13:591:U:H6	1.78	0.48
1:13:600:C:H2'	1:13:601:C:C6	2.48	0.48
26:14:1127:A:N3	26:14:2518:A:H5'	2.28	0.48
26:14:1533:C:H42	26:14:1538:G:H1	1.60	0.48
26:14:2335:A:C8	26:14:2337:G:C5	3.01	0.48
26:14:248:G:H5'	26:14:250:G:N7	2.27	0.48
26:14:568:U:H5''	26:14:568:U:H6	1.79	0.48
26:14:751:A:P	58:14:3410:HOH:O	2.71	0.48
26:14:94:G:OP1	45:C5:54:LYS:NZ	2.32	0.48
10:1A:38:ILE:N	10:1A:71:LEU:O	2.37	0.48
2:1E:163:PHE:HD1	2:1E:185:ILE:HG13	1.78	0.48
1:1G:1006:C:N3	1:1G:1007:C:N4	2.61	0.48
1:1G:1141:C:H2'	1:1G:1142:G:C8	2.38	0.48
26:1H:1028:A:N3	26:1H:2486:G:O2'	2.37	0.48
26:1H:1427:A:C2	28:11:31:LYS:HE2	2.48	0.48
26:1H:1432:C:H2'	26:1H:1433:U:O4'	2.11	0.48

Continued on next page...

Continued from previous page...

Atom-1	Atom-2	Interatomic distance (Å)	Clash overlap (Å)
26:1H:1593:G:H2'	26:1H:1594:G:H8	1.79	0.48
26:1H:1705:G:C6	26:1H:1706:U:C4	3.01	0.48
26:1H:2371:G:C4'	53:O8:45:LYS:HG3	2.43	0.48
26:1H:2689:U:H5''	26:1H:2713:A:C2	2.49	0.48
26:1H:2721:A:H2'	26:1H:2722:G:O4'	2.13	0.48
26:1H:69:C:H2'	26:1H:70:G:H8	1.78	0.48
27:1J:46:A:H2'	27:1J:47:C:C6	2.48	0.48
29:29:11:MET:HE3	29:29:187:ALA:H	1.78	0.48
4:3E:19:LEU:HD23	4:3E:21:LEU:HD21	1.95	0.48
13:4I:3:ARG:CZ	13:4I:7:VAL:HG13	2.43	0.48
32:51:12:PRO:HD3	32:51:48:GLY:O	2.12	0.48
26:1H:6:A:H4'	34:58:129:PRO:HB3	1.94	0.48
32:59:3:ARG:HD2	32:59:4:ILE:HG13	1.95	0.48
6:5E:33:TYR:CD2	6:5E:75:LEU:HD23	2.48	0.48
14:5I:6:LEU:HB3	14:5I:23:ARG:HH22	1.79	0.48
40:75:51:ARG:HB3	40:75:62:THR:HG23	1.94	0.48
37:88:66:ILE:O	37:88:67:ARG:HB2	2.14	0.48
1:13:255:G:H1'	17:8I:16:GLN:OE1	2.13	0.48
42:95:85:LYS:CB	42:95:87:HIS:H	2.27	0.48
18:9I:47:THR:O	18:9I:83:GLU:N	2.37	0.48
39:A8:38:GLN:HG3	39:A8:47:THR:HG21	1.94	0.48
44:B5:57:LEU:N	44:B5:57:LEU:HD23	2.28	0.48
41:C8:58:ARG:HA	41:C8:61:TRP:CE3	2.48	0.48
46:D5:103:ARG:HE	46:D5:136:PHE:HB3	1.78	0.48
46:D5:19:ARG:NH1	46:D5:84:GLU:O	2.45	0.48
27:1J:12:C:O2'	47:E5:74:ARG:HG2	2.12	0.48
43:E8:72:LYS:N	43:E8:106:ILE:O	2.46	0.48
45:G8:44:ILE:HA	45:G8:64:GLU:HA	1.93	0.48
49:K8:42:GLY:O	49:K8:44:LEU:N	2.46	0.48
55:Q8:47:LYS:NZ	55:Q8:47:LYS:HB2	2.27	0.48
2:12:208:ILE:HA	2:12:211:ILE:HD12	1.94	0.48
1:13:1103:C:H2'	1:13:1104:G:O4'	2.13	0.48
1:13:1425:U:H2'	1:13:1426:C:C6	2.49	0.48
1:13:1485:U:O2'	1:13:1486:G:H5'	2.13	0.48
1:13:806:C:H2'	1:13:807:A:C8	2.48	0.48
26:14:1344:G:O2'	26:14:1385:G:H2'	2.13	0.48
26:14:1641:A:H5''	26:14:1642:G:OP2	2.12	0.48
26:14:2275:C:C5'	26:14:2275:C:H6	2.25	0.48
26:14:2286:A:H8	26:14:2287:A:N6	2.12	0.48
26:14:2318:G:H5'	26:14:2319:G:OP2	2.13	0.48
26:14:821:A:O2'	26:14:946:G:OP2	2.21	0.48

Continued on next page...

Continued from previous page...

Atom-1	Atom-2	Interatomic distance (Å)	Clash overlap (Å)
2:1E:19:HIS:HB3	2:1E:189:ASP:OD2	2.14	0.48
1:1G:1277:C:O2'	1:1G:1279:A:H8	1.95	0.48
1:1G:1362:C:H2'	1:1G:1362(A):C:H5''	1.96	0.48
1:1G:1489:G:H2'	1:1G:1490:C:O4'	2.13	0.48
1:1G:316:G:OP2	1:1G:351:G:O2'	2.31	0.48
1:1G:433:C:H2'	1:1G:434:U:C6	2.49	0.48
26:1H:1301:A:N3	26:1H:1301:A:H2'	2.29	0.48
26:1H:141:A:H1'	26:1H:1408:C:O4'	2.14	0.48
26:1H:2860:A:C8	26:1H:2861:G:H1'	2.48	0.48
26:1H:2789:C:H1'	26:1H:2892:A:H2	1.78	0.48
26:1H:654(H):G:H2'	26:1H:654(H):G:N3	2.28	0.48
3:22:14:ILE:HG12	3:22:15:THR:N	2.29	0.48
29:29:111:ARG:HB2	29:29:160:TYR:O	2.13	0.48
26:14:587:C:O2	36:35:33:ARG:NH1	2.47	0.48
32:51:149:ARG:HG3	32:51:162:ILE:HG22	1.95	0.48
6:52:25:ILE:HD13	6:52:82:ARG:CD	2.43	0.48
34:58:73:THR:HB	34:58:82:LEU:HD11	1.95	0.48
6:5E:82:ARG:HB2	6:5E:85:VAL:HG23	1.95	0.48
7:62:18:TYR:HB3	7:62:59:LEU:HD12	1.94	0.48
9:82:53:VAL:HG22	9:82:95:LYS:NZ	2.29	0.48
47:E5:21:LEU:HD11	47:E5:41:ARG:NH1	2.28	0.48
45:G8:53:PRO:O	45:G8:54:LYS:NZ	2.40	0.48
48:J8:25:LYS:HB3	48:J8:25:LYS:NZ	2.28	0.48
26:1H:2213:U:O4'	48:J8:52:ARG:NH2	2.46	0.48
28:11:118:VAL:HG22	28:11:119:ALA:H	1.79	0.48
1:13:337:C:H2'	1:13:338:A:C8	2.48	0.48
26:14:1006:C:H5'	34:15:28:THR:HG23	1.95	0.48
26:14:1416:G:H21	26:14:1586:A:N6	2.12	0.48
26:14:38:A:H2'	26:14:39:C:C6	2.49	0.48
26:14:511:U:C5	26:14:512:G:C5	3.02	0.48
26:14:953:A:H2'	26:14:954:G:H8	1.77	0.48
1:1G:1189:C:H5''	1:1G:1190:G:OP2	2.12	0.48
1:1G:1203:C:H2'	1:1G:1204:A:O4'	2.14	0.48
26:1H:1021:A:H8	26:1H:1022:G:H5''	1.79	0.48
26:1H:1087:G:C5	26:1H:1089:G:H1'	2.48	0.48
26:1H:1142(A):A:C4	26:1H:1144:G:N7	2.82	0.48
26:1H:217:G:P	58:1H:4616:HOH:O	2.70	0.48
26:1H:243:U:OP2	55:Q8:8:LYS:NZ	2.38	0.48
26:1H:2846:G:N7	58:1H:4680:HOH:O	2.34	0.48
30:31:174:VAL:HG11	30:31:189:THR:HG21	1.96	0.48
30:31:34:TRP:CZ3	30:31:35:GLU:HG2	2.49	0.48

Continued on next page...

Continued from previous page...

Atom-1	Atom-2	Interatomic distance (Å)	Clash overlap (Å)
5:42:39:GLY:HA2	5:42:71:LEU:HD12	1.95	0.48
26:14:2495:G:O3'	37:45:81:VAL:HG12	2.13	0.48
27:1J:41:U:C4	31:49:70:VAL:HG23	2.48	0.48
13:4I:50:GLU:O	13:4I:54:VAL:HG23	2.13	0.48
32:5I:86:GLU:CD	32:5I:86:GLU:H	2.16	0.48
8:72:20:TYR:HA	8:72:65:TYR:CZ	2.47	0.48
40:75:105:LEU:CD2	40:75:109:GLU:HG3	2.44	0.48
26:1H:956:G:OP2	37:88:14:ARG:NH2	2.46	0.48
17:8A:99:SER:C	17:8A:100:LYS:HZ3	2.16	0.48
1:13:1178:G:H5''	9:8E:93:ARG:NH2	2.28	0.48
38:98:29:LEU:HD23	38:98:70:LEU:HD11	1.94	0.48
19:AA:51:VAL:O	19:AA:57:HIS:HA	2.13	0.48
41:C8:52:ARG:HA	41:C8:55:ARG:HG3	1.96	0.48
46:H8:63:ASP:HB2	46:H8:65:GLN:HG3	1.95	0.48
51:M8:38:LYS:O	51:M8:39:CYS:HB3	2.12	0.48
1:13:135:C:H2'	1:13:136:C:H5'	1.95	0.48
1:13:1417:G:N2	1:13:1482:G:H2'	2.29	0.48
1:13:291:C:N4	1:13:309:G:H1	2.12	0.48
1:13:428:G:O4'	1:13:430:A:C8	2.67	0.48
1:13:992:U:O2'	1:13:993:G:OP2	2.29	0.48
26:14:1027:A:C2	26:14:2488:A:H5'	2.49	0.48
26:14:1069:A:H2'	26:14:1073:A:N7	2.29	0.48
26:14:2134:A:OP2	26:14:2157:G:N2	2.45	0.48
26:14:2537:U:H2'	26:14:2538:C:H6	1.75	0.48
26:14:2647:U:H2'	26:14:2648:C:C6	2.49	0.48
26:14:307:G:N2	26:14:310:A:O5'	2.38	0.48
26:14:329:G:P	45:C5:71:LYS:HD3	2.54	0.48
26:14:955:C:OP1	37:45:85:LYS:NZ	2.47	0.48
26:14:996:A:C2	26:14:997:G:C8	3.02	0.48
28:19:253:GLN:HB2	28:19:257:LEU:HD12	1.94	0.48
2:1E:168:THR:OG1	2:1E:192:SER:HB2	2.13	0.48
1:1G:1072:G:C6	1:1G:1073:U:C4	3.01	0.48
1:1G:1114:C:H2'	1:1G:1115:C:H6	1.78	0.48
1:1G:451:A:N6	1:1G:480:U:H2'	2.28	0.48
1:1G:617:G:C2	1:1G:618:C:C5	3.01	0.48
1:1G:622:A:C8	1:1G:623:C:C6	3.02	0.48
1:1G:675:A:N1	1:1G:716:A:H2	2.12	0.48
1:1G:737:A:H2'	1:1G:738:C:C6	2.47	0.48
26:1H:86:C:H4'	26:1H:104:U:H1'	1.95	0.48
26:1H:1591:G:H2'	26:1H:1592:C:H6	1.79	0.48
26:1H:1598:C:O2'	26:1H:1599:C:H5'	2.13	0.48

Continued on next page...

Continued from previous page...

Atom-1	Atom-2	Interatomic distance (Å)	Clash overlap (Å)
26:1H:2109:U:O2'	26:1H:2181:G:N2	2.47	0.48
26:1H:2206:C:H2'	26:1H:2207:C:H6	1.77	0.48
26:1H:2864:G:H2'	26:1H:2865:U:H6	1.79	0.48
26:1H:668:G:H2'	26:1H:670:A:H62	1.78	0.48
1:13:1123:A:O2'	10:1I:37:PRO:O	2.24	0.48
1:13:1150:U:O2	10:1I:39:PRO:HG2	2.14	0.48
27:1J:31:C:C2'	27:1J:32:C:H5'	2.44	0.48
29:21:6:GLY:O	29:21:195:LEU:HD23	2.13	0.48
3:2E:43:LEU:O	3:2E:47:LEU:HB2	2.13	0.48
26:14:943:U:OP2	36:35:36:LYS:HE3	2.13	0.48
12:3A:27:LEU:HB3	12:3A:33:ARG:CG	2.44	0.48
12:3A:89:ARG:O	12:3A:99:HIS:HE1	1.96	0.48
24:3K:5:G:H1'	24:3K:69:G:N2	2.29	0.48
31:41:67:LYS:CE	51:M8:6:HIS:CE1	2.95	0.48
37:45:42:ILE:O	37:45:95:ALA:N	2.44	0.48
5:4E:13:ILE:HD12	5:4E:13:ILE:HA	1.74	0.48
5:4E:68:GLU:HG3	5:4E:68:GLU:O	2.13	0.48
33:61:68:LEU:HA	33:61:71:ILE:HG22	1.96	0.48
15:6I:82:ILE:O	15:6I:86:GLY:N	2.44	0.48
41:C8:93:LYS:O	41:C8:96:ALA:HB2	2.13	0.48
45:G8:40:GLU:HG3	45:G8:40:GLU:O	2.13	0.48
51:M8:14:ILE:HA	51:M8:31:ILE:O	2.14	0.48
55:Q8:4:MET:HB2	55:Q8:59:LYS:HD2	1.95	0.48
1:13:1452:C:H4'	1:13:1453:G:O5'	2.13	0.48
1:13:450:G:OP1	16:7I:43:LYS:NZ	2.47	0.48
1:13:872:A:C4	1:13:874:G:N7	2.82	0.48
26:14:1179:C:H2'	26:14:1180:C:C6	2.49	0.48
26:14:2563:U:H4'	35:25:28:SER:HA	1.96	0.48
26:14:863:A:H2'	26:14:864:G:H8	1.78	0.48
34:15:39:ARG:NH1	34:15:41:ASP:HB2	2.29	0.48
27:16:90:C:P	37:88:16:ARG:HH21	2.36	0.48
28:19:124:PRO:HG2	28:19:129:ASN:HD21	1.78	0.48
10:1A:49:VAL:O	10:1A:60:ARG:HB2	2.13	0.48
2:1E:112:VAL:O	2:1E:115:LEU:N	2.47	0.48
1:1G:1052:U:H5''	1:1G:1053:G:OP2	2.14	0.48
1:1G:1305:G:H1	1:1G:1331:G:H2'	1.79	0.48
1:1G:468:A:O2'	16:7A:82:GLN:HG2	2.13	0.48
1:1G:485:G:H1'	1:1G:486:U:H5	1.78	0.48
1:1G:625:G:C4	1:1G:626:U:C5	3.02	0.48
1:1G:742:G:H5'	15:6A:58:MET:HE1	1.96	0.48
26:1H:1142(A):A:N3	26:1H:1144:G:C8	2.82	0.48

Continued on next page...

Continued from previous page...

Atom-1	Atom-2	Interatomic distance (Å)	Clash overlap (Å)
26:1H:1564:C:H2'	26:1H:1565:C:C6	2.49	0.48
26:1H:1680:U:H2'	26:1H:1681:G:O4'	2.13	0.48
26:1H:2340:G:O2'	26:1H:2341:G:H5'	2.14	0.48
26:1H:2347:C:H4'	53:O8:39:TYR:HE2	1.79	0.48
26:1H:2791:C:N3	26:1H:2807:G:N2	2.61	0.48
10:1I:46:ARG:NH1	10:1I:46:ARG:HB2	2.29	0.48
3:22:21:ARG:O	3:22:58:GLU:HA	2.13	0.48
23:2K:26:C:H2'	23:2K:27:G:O4'	2.14	0.48
23:2L:9:G:N3	23:2L:46:G:H2'	2.29	0.48
36:35:52:GLU:O	36:35:54:GLY:N	2.36	0.48
7:62:87:VAL:HG22	7:62:88:PRO:O	2.14	0.48
38:98:26:LYS:HE2	38:98:70:LEU:O	2.13	0.48
19:AA:61:TYR:CE2	19:AA:63:THR:HA	2.48	0.48
40:B8:16:ARG:HH21	40:B8:19:LEU:HD21	1.77	0.48
45:C5:39:VAL:HG23	45:C5:41:GLY:N	2.29	0.48
26:1H:142:G:C1'	44:F8:37:THR:HG21	2.42	0.48
45:G8:68:HIS:O	45:G8:71:LYS:HB2	2.14	0.48
1:13:1027:C:H1'	1:13:1028:C:C5	2.49	0.48
1:13:1036:G:N7	1:13:1037:C:N4	2.61	0.48
1:13:501:C:H2'	1:13:502:G:H8	1.79	0.48
1:13:558:G:C4	1:13:559:A:C2	3.01	0.48
26:14:1534:G:O2'	26:14:1538:G:N2	2.45	0.48
26:14:2238:G:N7	58:14:3607:HOH:O	2.35	0.48
26:14:2608:G:H8	26:14:2608:G:O5'	1.96	0.48
26:14:2869:G:H2'	26:14:2870:C:O4'	2.12	0.48
27:16:15:A:H1'	27:16:109:G:N9	2.29	0.48
26:1H:917:A:N6	27:16:80:U:H4'	2.29	0.48
1:1G:1129:C:N4	1:1G:1141:C:H42	2.04	0.48
1:1G:1151:A:HO2'	1:1G:1152:A:C5'	2.25	0.48
1:1G:1248:A:H2'	9:82:70:LYS:HZ1	1.78	0.48
1:1G:32:A:C2	1:1G:33:A:C4	3.02	0.48
1:1G:509:A:C8	1:1G:509:A:H3'	2.49	0.48
1:1G:563:A:N6	58:1G:1833:HOH:O	2.45	0.48
26:1H:1709:U:H2'	26:1H:1710:C:C6	2.48	0.48
26:1H:1728:G:C2	26:1H:1730:U:OP2	2.67	0.48
26:1H:2126:A:H2'	26:1H:2126:A:N3	2.28	0.48
26:1H:2309:A:C5	26:1H:2310:A:H8	2.32	0.48
26:1H:2402:C:OP1	26:1H:2402:C:H4'	2.12	0.48
26:1H:324:A:H2'	26:1H:325:G:H5'	1.95	0.48
26:1H:356:G:H2'	26:1H:357:A:H8	1.78	0.48
26:1H:484:C:H2'	26:1H:485:C:H6	1.79	0.48

Continued on next page...

Continued from previous page...

Atom-1	Atom-2	Interatomic distance (Å)	Clash overlap (Å)
26:1H:747:U:O2	26:1H:2014:A:H1'	2.13	0.48
26:1H:934:G:H2'	26:1H:935:C:H6	1.78	0.48
3:22:199:LYS:HB3	3:22:201:TYR:HE1	1.78	0.48
30:39:181:LEU:CD2	30:39:186:ILE:HD11	2.43	0.48
24:3L:18:G:C2'	24:3L:57:G:H22	2.26	0.48
32:59:30:LYS:HB3	32:59:79:VAL:O	2.14	0.48
3:22:18:TRP:HD1	14:5A:54:PRO:HA	1.77	0.48
33:61:2:LYS:NZ	33:61:20:ASP:HB3	2.29	0.48
7:62:45:ASP:HB3	7:62:117:ALA:HB1	1.95	0.48
7:6E:146:GLU:O	7:6E:149:ARG:HB2	2.13	0.48
42:95:85:LYS:HG3	42:95:87:HIS:HA	1.95	0.48
42:D8:15:GLU:HG3	42:D8:16:PRO:HD2	1.96	0.48
48:F5:67:ILE:N	48:F5:68:PRO:HD2	2.28	0.48
46:H8:9:TYR:HE1	46:H8:28:MET:HE1	1.78	0.48
49:K8:15:LYS:HD3	49:K8:67:LYS:NZ	2.29	0.48
31:41:67:LYS:HE2	51:M8:6:HIS:HE1	1.75	0.48
28:11:44:ASN:OD1	28:11:46:GLN:HG3	2.14	0.48
1:13:157:G:H1	1:13:164:U:H3	1.62	0.48
26:14:1142:U:O2	26:14:1142:U:H2'	2.13	0.48
26:14:940:G:N3	26:14:1191:G:H4'	2.29	0.48
26:14:2211:G:O2'	26:14:2212:A:OP1	2.32	0.48
26:14:841:A:H2'	26:14:842:G:C8	2.49	0.48
26:14:925:C:H2'	26:14:926:A:H8	1.78	0.48
1:1G:583:A:H2'	1:1G:584:G:O4'	2.13	0.48
26:1H:1168:G:C2	26:1H:1182:A:C2	3.02	0.48
26:1H:1533:C:H3'	26:1H:1534:G:C5'	2.44	0.48
26:1H:141:A:H8	26:1H:1595:G:H21	1.62	0.48
26:1H:2232:U:OP1	48:J8:40:ARG:NH1	2.45	0.48
27:1J:94:C:H2'	27:1J:95:U:C6	2.49	0.48
22:1K:44:G:H2'	22:1K:45:U:C5	2.49	0.48
3:2E:83:ARG:O	3:2E:86:VAL:HG22	2.13	0.48
30:31:135:LYS:HB3	30:31:138:GLU:HG3	1.96	0.48
12:3A:110:VAL:HG23	12:3A:120:TYR:HB3	1.95	0.48
4:3E:108:LEU:HD23	4:3E:110:PHE:HE1	1.78	0.48
24:3K:1:G:H3'	24:3K:2:C:H5"	1.96	0.48
31:41:16:ARG:O	31:41:20:ILE:HG12	2.14	0.48
6:52:30:LEU:HD23	6:52:75:LEU:HD11	1.95	0.48
8:7E:104:ARG:HB2	8:7E:107:LEU:HB3	1.95	0.48
42:95:22:VAL:HG22	42:95:23:GLU:H	1.78	0.48
38:98:117:VAL:O	38:98:118:GLU:HB2	2.12	0.48
46:H8:44:PHE:HE2	46:H8:86:VAL:HG11	1.78	0.48

Continued on next page...

Continued from previous page...

Atom-1	Atom-2	Interatomic distance (Å)	Clash overlap (Å)
1:13:1216:G:H5''	14:5I:5:ALA:HB2	1.96	0.48
1:13:57:G:H2'	1:13:58:C:C6	2.49	0.48
26:14:175:G:C2'	26:14:176:G:H5'	2.43	0.48
26:14:2114:A:N6	26:14:2119:A:H62	2.12	0.48
26:14:2291:U:O2'	26:14:2374:C:O2	2.29	0.48
28:19:239:ARG:HB2	28:19:240:ALA:H	1.44	0.48
10:1A:96:ILE:HD11	10:1A:98:ILE:HG12	1.96	0.48
21:1B:25:LYS:HE3	21:1B:26:LYS:HG2	1.95	0.48
1:1G:1065:U:H6	1:1G:1190:G:H21	1.62	0.48
1:1G:1295:G:H21	1:1G:1302:U:H3	1.61	0.48
1:1G:1316:G:N2	1:1G:1318:A:H3'	2.29	0.48
1:1G:1312:G:N2	1:1G:1325:C:O2	2.40	0.48
1:1G:1448:C:H2'	1:1G:1449:C:O4'	2.13	0.48
1:1G:868:C:H2'	1:1G:869:G:O4'	2.13	0.48
26:1H:1215:G:C5	26:1H:1216:G:C8	3.02	0.48
26:1H:1637:A:H4'	26:1H:2711:A:O2'	2.14	0.48
22:1K:3:C:H6	22:1K:3:C:O5'	1.97	0.48
22:1L:10:G:O2'	22:1L:11:C:OP1	2.29	0.48
29:21:25:VAL:HB	29:21:183:LEU:HD12	1.96	0.48
29:29:4:ILE:HD12	29:29:198:VAL:HB	1.96	0.48
3:2E:71:ALA:HB2	3:2E:109:PRO:HB3	1.96	0.48
23:2L:44:A:H2'	23:2L:45:A:C8	2.49	0.48
4:3E:57:ARG:HE	4:3E:205:GLU:HB3	1.78	0.48
24:3L:56:C:H3'	24:3L:57:G:H8	1.78	0.48
31:41:33:ARG:HB2	31:41:162:THR:HG21	1.96	0.48
31:41:96:ARG:O	31:41:97:ASP:HB2	2.14	0.48
31:49:173:LEU:HD22	31:49:178:PHE:CE1	2.49	0.48
31:49:7:LEU:HB2	31:49:104:GLU:OE1	2.14	0.48
13:4I:27:LYS:HA	13:4I:31:LYS:HZ2	1.79	0.48
7:6E:31:MET:SD	7:6E:36:LYS:HG2	2.54	0.48
15:6I:26:GLU:OE2	15:6I:77:ARG:NH1	2.45	0.48
1:13:376:G:OP1	16:7I:5:ARG:HB2	2.13	0.48
1:13:1117:G:O3'	9:8E:104:ARG:HD3	2.13	0.48
38:98:45:ARG:HB3	38:98:46:GLY:H	1.57	0.48
19:AA:11:VAL:HB	19:AA:12:ASP:OD1	2.14	0.48
20:BI:35:THR:O	20:BI:38:LYS:HB2	2.13	0.48
45:C5:81:LYS:HB2	45:C5:99:CYS:SG	2.54	0.48
45:C5:82:PRO:HB3	45:C5:97:ARG:HB3	1.96	0.48
44:F8:34:ALA:O	44:F8:77:LYS:NZ	2.47	0.48
50:H5:23:LEU:HD23	50:H5:28:LEU:HB2	1.96	0.48
47:I8:63:VAL:HG23	47:I8:64:ASP:O	2.14	0.48

Continued on next page...

Continued from previous page...

Atom-1	Atom-2	Interatomic distance (Å)	Clash overlap (Å)
26:1H:396:G:O3'	48:J8:44:PRO:HA	2.14	0.48
51:M8:23:GLU:OE1	51:M8:24:THR:N	2.47	0.48
52:N8:50:GLY:N	52:N8:56:LYS:HG3	2.28	0.48
55:Q8:46:ARG:HB2	55:Q8:46:ARG:NH1	2.29	0.48
55:Q8:6:THR:H	55:Q8:59:LYS:CE	2.24	0.48
28:11:38:LYS:HE2	28:11:39:LYS:O	2.14	0.47
2:12:23:ARG:HD3	2:12:23:ARG:C	2.34	0.47
1:13:112:G:H2'	1:13:113:G:H5'	1.96	0.47
1:13:1291:G:OP1	7:6E:37:ASN:ND2	2.47	0.47
1:13:22:G:H2'	1:13:23:C:C6	2.49	0.47
1:13:977:A:O2'	1:13:979:C:OP2	2.28	0.47
26:14:2165:G:C2'	26:14:2166:G:H5'	2.44	0.47
26:14:2187:G:C5	26:14:2188:C:C4	3.02	0.47
26:14:2520:C:H41	26:14:2542:A:H62	1.61	0.47
26:14:244:A:C2	26:14:255:A:C4	3.02	0.47
26:14:2850:A:C2	26:14:2851:A:C4	3.01	0.47
26:14:775:G:C4	26:14:794:G:C8	3.02	0.47
26:14:1138:G:H21	34:15:106:MET:HE3	1.79	0.47
2:1E:157:ARG:HB3	2:1E:157:ARG:NH1	2.28	0.47
1:1G:1256:A:H62	1:1G:1277:C:H3'	1.78	0.47
1:1G:464:G:C6	1:1G:466:C:H5'	2.48	0.47
26:1H:1021:A:C3'	26:1H:1021:A:C8	2.97	0.47
26:1H:1219:G:OP2	41:C8:19:LYS:NZ	2.39	0.47
26:1H:1230:C:H2'	26:1H:1231:G:H8	1.77	0.47
26:1H:1300:U:H3'	58:1H:3608:HOH:O	2.14	0.47
26:1H:1533:C:C3'	26:1H:1534:G:H5''	2.44	0.47
26:1H:1900:A:N1	26:1H:1970:A:C6	2.82	0.47
26:1H:2114:A:H5''	26:1H:2117:A:OP2	2.14	0.47
26:1H:2378:A:H4'	39:A8:23:ARG:NH1	2.29	0.47
26:1H:2392:A:N1	26:1H:2424:C:N3	2.61	0.47
26:1H:455:C:N3	26:1H:473:G:H5'	2.29	0.47
26:1H:567:A:N6	58:1H:4551:HOH:O	2.46	0.47
26:1H:706:A:OP1	28:11:7:LYS:HE3	2.14	0.47
26:1H:900:A:H5'	26:1H:901:A:OP2	2.14	0.47
22:1L:51:U:H2'	22:1L:52:G:H8	1.77	0.47
22:1L:73:A:O2'	22:1L:75:C:OP2	2.32	0.47
3:22:113:ALA:HB2	3:22:202:ILE:HG13	1.95	0.47
5:42:109:ILE:HG22	5:42:110:LEU:HD23	1.96	0.47
5:42:6:PHE:HD1	5:42:36:ASP:HB3	1.79	0.47
37:45:26:TYR:O	37:45:26:TYR:HD1	1.96	0.47
31:49:107:LEU:HD21	31:49:178:PHE:CE2	2.49	0.47

Continued on next page...

Continued from previous page...

Atom-1	Atom-2	Interatomic distance (Å)	Clash overlap (Å)
32:51:43:VAL:HB	32:51:52:VAL:HG22	1.96	0.47
26:1H:1006:C:O2	34:58:106:MET:HG2	2.14	0.47
6:5E:7:ASN:ND2	6:5E:62:TRP:HD1	2.12	0.47
7:62:72:ARG:NH2	7:62:96:GLN:OE1	2.46	0.47
39:65:62:LYS:O	39:65:66:ALA:N	2.42	0.47
15:6A:75:PRO:HB2	15:6A:79:ARG:HH12	1.79	0.47
7:6E:40:ALA:HB1	7:6E:44:TYR:CD2	2.49	0.47
37:88:17:LEU:HA	37:88:17:LEU:HD23	1.53	0.47
17:8A:86:GLU:O	17:8A:90:ILE:HG12	2.13	0.47
38:98:45:ARG:HD2	38:98:97:VAL:HG21	1.95	0.47
20:BA:81:LYS:O	20:BA:85:MET:HG2	2.14	0.47
45:C5:33:LYS:HE2	45:C5:34:LYS:HG3	1.96	0.47
26:1H:1568:G:N3	28:11:58:HIS:HE1	2.12	0.47
1:13:1052:U:O2'	1:13:1055:A:OP2	2.31	0.47
1:13:166:G:H2'	1:13:167:G:C8	2.48	0.47
26:14:1607:C:H4'	26:14:1608:A:O5'	2.13	0.47
26:14:1778:U:P	58:14:3630:HOH:O	2.71	0.47
26:14:2134:A:H62	26:14:2157:G:C1'	2.26	0.47
26:14:2134:A:C2	26:14:2159:G:H1'	2.49	0.47
26:14:2776:A:H4'	26:14:2777:G:O5'	2.14	0.47
26:14:2854:G:C2	26:14:2864:G:C2	3.01	0.47
26:14:355:G:H2'	26:14:356:G:C8	2.49	0.47
26:14:478:A:N1	26:14:500:G:H4'	2.28	0.47
1:1G:446:G:H2'	1:1G:447:G:O4'	2.14	0.47
26:1H:1077:A:H5'	26:1H:1078:U:OP2	2.13	0.47
26:1H:1103:A:H3'	26:1H:1104:C:C6	2.49	0.47
26:1H:1479:G:O2'	26:1H:1558:A:H5'	2.14	0.47
26:1H:2346:A:O2'	53:O8:24:GLU:OE2	2.31	0.47
26:1H:557:U:H2'	26:1H:558:G:C8	2.49	0.47
27:1J:39:A:N1	51:I5:1:MET:N	2.56	0.47
26:14:1665:A:C4'	35:25:67:LYS:HB2	2.44	0.47
4:3E:104:VAL:O	4:3E:107:ARG:N	2.47	0.47
24:3L:51:U:H2'	24:3L:52:G:C8	2.49	0.47
31:41:94:LEU:N	31:41:94:LEU:HD23	2.28	0.47
1:1G:922:G:H4'	5:42:20:GLN:HA	1.96	0.47
13:4I:57:ARG:HB2	13:4I:57:ARG:HH11	1.79	0.47
32:51:46:GLU:CD	32:51:51:ARG:HH22	2.18	0.47
7:62:69:VAL:HG13	7:62:134:ALA:O	2.13	0.47
33:69:61:ARG:HA	33:69:64:GLU:HB2	1.96	0.47
15:6I:87:ILE:HG22	15:6I:88:ARG:N	2.29	0.47
16:7I:18:ARG:NH1	16:7I:32:TYR:OH	2.47	0.47

Continued on next page...

Continued from previous page...

Atom-1	Atom-2	Interatomic distance (Å)	Clash overlap (Å)
35:68:104:ARG:HD3	40:B8:36:GLU:HG2	1.94	0.47
28:11:112:GLN:H	28:11:115:GLN:HG3	1.79	0.47
1:13:10:A:O2'	1:13:11:G:H5'	2.14	0.47
1:13:1339:A:H2'	1:13:1340:A:O4'	2.15	0.47
1:13:1323:G:H4'	1:13:1362(A):C:N3	2.29	0.47
1:13:1442:G:C6	1:13:1446:A:N6	2.82	0.47
26:14:1658:C:H2'	26:14:1659:U:C6	2.49	0.47
26:14:2012:G:OP1	43:A5:11:ARG:NH2	2.44	0.47
26:14:20:C:OP1	41:85:22:LYS:NZ	2.33	0.47
26:14:2503:A:OP1	58:14:3571:HOH:O	2.19	0.47
26:14:2712:U:OP1	26:14:2714:G:H4'	2.14	0.47
27:16:16:G:N2	27:16:69:G:H1'	2.29	0.47
28:19:273:ARG:O	28:19:273:ARG:HG2	2.15	0.47
1:1G:1198:G:H2'	1:1G:1199:U:H6	1.80	0.47
1:1G:229:U:H2'	1:1G:230:G:C8	2.49	0.47
1:1G:447:G:O6	1:1G:485:G:H2'	2.14	0.47
26:1H:1111:A:H5'	32:51:3:ARG:HD2	1.96	0.47
26:1H:1453:A:O2'	26:1H:1454:U:H2'	2.13	0.47
26:1H:197:A:N6	26:1H:2430:A:H2'	2.27	0.47
26:1H:528:A:N1	26:1H:2042:A:H2'	2.29	0.47
27:1J:100:G:O5'	58:1J:309:HOH:O	2.20	0.47
27:1J:56:G:H4'	27:1J:57:A:C8	2.49	0.47
26:1H:2032:G:N2	29:21:146:THR:HG23	2.29	0.47
29:29:89:ASP:CG	29:29:90:THR:H	2.18	0.47
30:31:114:VAL:HG21	30:31:202:PHE:CZ	2.50	0.47
5:42:72:GLN:O	5:42:75:THR:HG22	2.14	0.47
32:51:30:LYS:HE3	32:51:81:GLU:N	2.22	0.47
1:1G:673:G:H5''	6:52:87:ARG:NH1	2.29	0.47
33:61:29:TYR:O	33:61:32:PRO:HD2	2.13	0.47
1:13:626:U:H5''	16:7I:38:TYR:CD2	2.49	0.47
9:82:111:ARG:HG2	9:82:112:LYS:H	1.79	0.47
19:AA:51:VAL:HG12	19:AA:52:TYR:H	1.79	0.47
20:BA:51:GLU:HA	20:BA:54:LYS:HB3	1.96	0.47
42:D8:10:LYS:NZ	42:D8:23:GLU:OE1	2.47	0.47
55:Q8:56:GLU:HA	55:Q8:58:ILE:HG22	1.95	0.47
2:12:6:THR:OG1	2:12:7:VAL:N	2.47	0.47
1:13:380:G:N2	1:13:384:G:C5	2.83	0.47
1:13:791:G:C6	1:13:792:A:C2	3.02	0.47
26:14:1016:G:H2'	26:14:1017:G:O4'	2.15	0.47
26:14:1252:G:O4'	41:85:33:ARG:HD3	2.15	0.47
26:14:1439:A:C2	26:14:1553:A:C4	3.02	0.47

Continued on next page...

Continued from previous page...

Atom-1	Atom-2	Interatomic distance (Å)	Clash overlap (Å)
26:14:1774:C:H6	26:14:1774:C:O5'	1.97	0.47
26:14:2002:G:O6	58:14:3797:HOH:O	2.20	0.47
26:14:2259:G:C2	26:14:2282:G:N1	2.83	0.47
26:14:460:A:H5''	26:14:461:C:OP2	2.15	0.47
26:14:603:A:H8	26:14:604:G:H1'	1.79	0.47
2:1E:87:ARG:NH2	2:1E:233:SER:HB2	2.30	0.47
1:1G:1454:G:OP1	20:BA:39:LYS:NZ	2.38	0.47
1:1G:251:G:H4'	1:1G:252:U:O5'	2.14	0.47
26:1H:1203:G:H5'	36:78:3:LEU:HD13	1.96	0.47
26:1H:1726:G:H2'	26:1H:1727:U:O4'	2.14	0.47
26:1H:2311:A:H1'	31:41:88:ILE:HD13	1.95	0.47
26:1H:2452:C:OP1	58:1H:4436:HOH:O	2.20	0.47
26:1H:2783:G:H2'	26:1H:2784:C:C6	2.49	0.47
29:21:45:THR:O	29:21:83:ASP:N	2.48	0.47
29:29:25:VAL:O	29:29:26:ILE:HG12	2.14	0.47
29:29:33:VAL:HG23	29:29:47:VAL:HG13	1.95	0.47
11:2A:87:THR:O	11:2A:87:THR:OG1	2.26	0.47
31:41:77:ILE:O	31:41:81:LYS:O	2.32	0.47
31:41:84:LYS:O	31:41:84:LYS:HG3	2.14	0.47
37:45:20:ALA:HA	37:45:99:PRO:HG2	1.96	0.47
13:4A:57:ARG:O	13:4A:61:GLU:HB2	2.14	0.47
32:51:83:TYR:CD2	32:51:134:SER:HA	2.50	0.47
32:51:37:VAL:HG22	32:51:68:THR:HG22	1.96	0.47
32:51:3:ARG:HA	32:51:3:ARG:CZ	2.44	0.47
6:52:35:ALA:HA	6:52:67:MET:HB3	1.95	0.47
34:58:99:LEU:O	34:58:103:VAL:HG23	2.14	0.47
7:62:101:LEU:O	7:62:105:VAL:HG23	2.14	0.47
35:68:120:GLU:HG2	35:68:122:LEU:HG	1.95	0.47
1:13:377:G:H5'	16:7I:5:ARG:HH12	1.78	0.47
9:8E:29:ASN:OD1	9:8E:65:VAL:N	2.46	0.47
42:95:62:LEU:HD21	42:95:95:LEU:HB2	1.97	0.47
41:C8:47:TYR:C	41:C8:47:TYR:CD1	2.88	0.47
34:58:41:ASP:O	41:C8:64:ARG:NH2	2.47	0.47
26:1H:1188:U:C4'	42:D8:79:VAL:HG22	2.43	0.47
49:G5:5:GLU:H	49:G5:5:GLU:CD	2.18	0.47
54:L5:29:LYS:HA	54:L5:32:LYS:HB2	1.95	0.47
27:16:40:U:H5	51:M8:2:LYS:HE2	1.79	0.47
54:P8:37:LYS:O	54:P8:37:LYS:HG3	2.14	0.47
55:Q8:24:ALA:O	55:Q8:46:ARG:HG2	2.14	0.47
55:Q8:34:TRP:HB2	55:Q8:35:GLN:HA	1.95	0.47
28:11:140:THR:HG22	28:11:141:VAL:O	2.15	0.47

Continued on next page...

Continued from previous page...

Atom-1	Atom-2	Interatomic distance (Å)	Clash overlap (Å)
2:12:54:THR:HG23	2:12:199:TYR:HB3	1.97	0.47
1:13:1156:G:H2'	1:13:1157:A:H5''	1.96	0.47
1:13:1504:G:P	1:13:1504:G:H3'	2.54	0.47
1:13:15:G:OP1	1:13:1396:A:O2'	2.24	0.47
1:13:807:A:H2'	1:13:808:C:C6	2.50	0.47
26:14:1971:A:H5''	58:14:3452:HOH:O	2.12	0.47
26:14:2154:G:H2'	26:14:2155:G:O4'	2.13	0.47
26:14:2311:A:C8	31:49:88:ILE:HG12	2.49	0.47
26:14:2342:C:O2'	26:14:2374:C:H5''	2.15	0.47
26:14:2883:A:H5'	26:14:2884:U:H5'	1.94	0.47
26:14:297:C:O2	26:14:341:G:N2	2.42	0.47
26:14:579:G:H2'	26:14:580:C:H6	1.76	0.47
26:14:581:C:H2'	26:14:582:G:C8	2.46	0.47
26:14:698:C:O2'	26:14:734:A:N6	2.47	0.47
27:16:54:G:H2'	27:16:55:U:H6	1.78	0.47
1:1G:1013:G:N2	1:1G:1017:G:O6	2.46	0.47
1:1G:1099:G:OP1	2:12:148:TYR:OH	2.32	0.47
1:1G:1327:C:H2'	1:1G:1328:C:C6	2.50	0.47
1:1G:537:G:H2'	1:1G:538:G:C8	2.50	0.47
26:1H:1106:G:H2'	26:1H:1107:G:O4'	2.13	0.47
26:1H:1215:G:C4	26:1H:1216:G:C8	3.02	0.47
26:1H:1324:G:C4	26:1H:1328:G:O6	2.67	0.47
26:1H:1404:C:O2'	26:1H:1405:U:H5'	2.14	0.47
26:1H:1510:A:OP1	26:1H:1511:A:H5'	2.13	0.47
26:1H:1665:A:N7	58:1H:4084:HOH:O	2.35	0.47
26:1H:1811:G:H2'	26:1H:1812:A:O4'	2.13	0.47
26:1H:207:A:H2'	26:1H:208:C:O4'	2.14	0.47
26:1H:2284:C:C2'	26:1H:2285:C:H5'	2.45	0.47
26:1H:2367:G:H2'	26:1H:2368:C:C6	2.49	0.47
26:1H:2383:G:O2'	26:1H:2384:G:H5'	2.15	0.47
26:1H:270(G):C:H2'	26:1H:270(H):C:O4'	2.14	0.47
26:1H:296:C:H2'	26:1H:297:C:C6	2.50	0.47
26:1H:589:C:H2'	26:1H:590:A:H8	1.79	0.47
26:1H:861:A:H5''	58:1H:3993:HOH:O	2.13	0.47
27:1J:99:A:C4	27:1J:100:G:C8	3.03	0.47
3:2E:191:THR:HG21	3:2E:193:TYR:CZ	2.50	0.47
11:2I:34:ASP:OD2	11:2I:38:ASN:HB2	2.15	0.47
1:1G:438:G:C4'	4:32:123:HIS:HD2	2.27	0.47
12:3I:47:LYS:HA	12:3I:49:ASN:N	2.29	0.47
5:42:18:ARG:HH21	5:42:25:ARG:HB3	1.79	0.47
1:1G:1188:A:O3'	14:5A:58:LYS:HE3	2.15	0.47

Continued on next page...

Continued from previous page...

Atom-1	Atom-2	Interatomic distance (Å)	Clash overlap (Å)
35:68:8:LEU:HB2	35:68:19:ILE:HG13	1.96	0.47
7:6E:16:LEU:HD12	9:8E:42:ARG:HA	1.96	0.47
36:78:18:ARG:C	36:78:19:VAL:HG22	2.34	0.47
26:1H:805:G:P	36:78:41:ARG:HG2	2.54	0.47
9:8E:25:LYS:HZ1	9:8E:32:ASP:HA	1.80	0.47
19:AI:41:VAL:HB	19:AI:42:PRO:HA	1.95	0.47
44:F8:3:THR:CB	44:F8:4:ALA:HA	2.43	0.47
45:G8:54:LYS:O	45:G8:55:TYR:CG	2.67	0.47
50:H5:35:ARG:HB3	50:H5:37:LEU:HD21	1.96	0.47
2:12:144:ARG:HG3	2:12:145:LEU:N	2.28	0.47
1:13:1084:G:C5	1:13:1085:U:C4	3.02	0.47
1:13:196:A:O2'	1:13:221:C:O2'	2.29	0.47
1:13:618:C:H5''	1:13:619:U:H5''	1.96	0.47
26:14:1450:C:H2'	26:14:1451:C:C6	2.50	0.47
26:14:2025:C:N4	58:14:3606:HOH:O	2.47	0.47
26:14:2208:U:H2'	26:14:2209:C:C6	2.49	0.47
26:14:2447:G:O2'	58:14:4050:HOH:O	2.20	0.47
26:14:2702:U:HO2'	26:14:2703:C:H5	1.55	0.47
26:14:93:C:H5'	26:14:94:G:OP2	2.15	0.47
26:14:996:A:N3	26:14:997:G:C8	2.82	0.47
27:16:29:A:OP2	39:A8:31:SER:HB2	2.15	0.47
1:1G:1279:A:H61	3:22:26:LYS:HZ1	1.61	0.47
1:1G:192:U:H2'	1:1G:193:C:C6	2.41	0.47
1:1G:918:A:H2'	1:1G:919:A:O4'	2.15	0.47
26:1H:1171:G:N2	26:1H:1179:C:N3	2.62	0.47
26:1H:1647:G:OP2	26:1H:1647:G:H3'	2.13	0.47
26:1H:2081:C:H2'	26:1H:2082:A:C8	2.50	0.47
26:1H:2695:C:H2'	26:1H:2696:U:C6	2.49	0.47
26:1H:2815:C:H2'	26:1H:2816:C:C6	2.49	0.47
26:1H:813:U:H2'	26:1H:814:C:C6	2.49	0.47
22:1L:46:G:H2'	22:1L:48:C:H1'	1.96	0.47
11:2A:120:ARG:HA	11:2A:121:PRO:HD3	1.67	0.47
4:32:112:VAL:HG12	4:32:116:GLN:OE1	2.14	0.47
13:4A:23:TYR:HE1	13:4A:70:LEU:HD12	1.79	0.47
5:4E:76:ILE:HG13	5:4E:93:PRO:HB3	1.96	0.47
32:51:94:TYR:HA	32:51:106:THR:O	2.14	0.47
32:59:22:GLY:O	32:59:37:VAL:HG12	2.14	0.47
33:61:46:ALA:O	33:61:50:ARG:N	2.42	0.47
33:69:135:GLU:CD	33:69:135:GLU:H	2.17	0.47
17:8A:79:SER:OG	17:8A:80:GLY:N	2.47	0.47
1:13:127:G:O2'	17:8I:2:PRO:O	2.33	0.47

Continued on next page...

Continued from previous page...

Atom-1	Atom-2	Interatomic distance (Å)	Clash overlap (Å)
6:52:100:ASN:ND2	18:9A:23:LYS:O	2.45	0.47
41:C8:88:ILE:O	41:C8:90:VAL:N	2.47	0.47
47:E5:48:GLY:HA3	47:E5:80:HIS:CE1	2.48	0.47
43:E8:38:TYR:CE2	52:N8:41:PRO:HD3	2.48	0.47
2:12:21:ARG:HA	2:12:39:ILE:HA	1.95	0.47
1:13:1347:G:OP2	9:8E:107:ARG:HG2	2.14	0.47
1:13:1360:A:O2'	1:13:1361:G:H5'	2.14	0.47
1:13:1360:A:H2'	1:13:1361:G:C8	2.50	0.47
1:13:1389:C:H2'	1:13:1390:U:O4'	2.15	0.47
1:13:648:A:H2'	1:13:649:G:H8	1.80	0.47
1:13:945:G:C2	1:13:946:A:C8	3.02	0.47
26:14:1000:A:C6	26:14:1001:A:N1	2.83	0.47
26:14:2266:A:H5'	26:14:2267:A:C5	2.49	0.47
26:14:235:U:H2'	26:14:236:C:C6	2.49	0.47
26:14:2495:G:H2'	26:14:2496:C:H6	1.80	0.47
28:19:34:VAL:HG11	28:19:61:LEU:HG	1.95	0.47
1:1G:1123:A:O2'	10:1A:37:PRO:O	2.15	0.47
2:1E:74:LYS:NZ	2:1E:205:ASP:O	2.47	0.47
2:1E:7:VAL:HB	2:1E:217:ARG:HH11	1.79	0.47
1:1G:1127:G:N2	1:1G:1144:G:H22	2.13	0.47
1:1G:186(C):G:C6	1:1G:186(D):C:C4	3.03	0.47
1:1G:390:C:O3'	16:7A:28:ARG:NH2	2.45	0.47
1:1G:685:G:N1	1:1G:686:U:O4	2.47	0.47
1:1G:957:U:H2'	1:1G:959:A:OP2	2.15	0.47
26:1H:1296:G:O2'	26:1H:1297:C:H5'	2.14	0.47
26:1H:1523:U:C2	26:1H:1524:G:C8	3.02	0.47
26:1H:2432:A:C4	48:J8:33:LYS:HG2	2.49	0.47
26:1H:2680:C:H5'	29:21:189:PRO:HA	1.97	0.47
26:1H:460:A:H5''	26:1H:461:C:OP2	2.14	0.47
26:1H:66:C:H2'	26:1H:67:U:H6	1.79	0.47
3:22:9:GLY:HA3	14:5A:49:HIS:HA	1.95	0.47
29:29:62:PRO:O	29:29:64:LYS:N	2.46	0.47
11:2I:18:ARG:O	11:2I:33:THR:N	2.45	0.47
30:39:65:TRP:CZ3	30:39:72:ARG:HB3	2.50	0.47
4:3E:147:ALA:HB2	4:3E:182:LYS:HB3	1.97	0.47
24:3L:70:G:H2'	24:3L:71:G:O4'	2.14	0.47
32:51:77:LYS:HE2	32:51:138:LYS:HD2	1.96	0.47
38:55:104:ARG:HB2	38:55:107:ASP:OD1	2.15	0.47
34:58:96:GLU:C	34:58:98:VAL:N	2.66	0.47
14:5A:45:ARG:O	14:5A:49:HIS:ND1	2.47	0.47
35:68:112:MET:HA	35:68:115:VAL:HG22	1.97	0.47

Continued on next page...

Continued from previous page...

Atom-1	Atom-2	Interatomic distance (Å)	Clash overlap (Å)
26:1H:1250:G:OP2	36:78:21:ARG:NH1	2.46	0.47
9:8E:86:VAL:O	9:8E:90:PRO:HB3	2.15	0.47
1:13:254:G:OP1	17:8I:68:ARG:HB3	2.15	0.47
19:AA:66:MET:SD	19:AA:66:MET:N	2.88	0.47
19:AI:40:ILE:HA	19:AI:44:MET:SD	2.54	0.47
40:B8:3:ARG:O	40:B8:6:LEU:N	2.48	0.47
20:BI:34:LYS:O	20:BI:38:LYS:HG3	2.14	0.47
46:D5:30:ASN:ND2	46:D5:90:VAL:HB	2.28	0.47
44:F8:55:ASN:HB2	44:F8:80:ILE:HG13	1.96	0.47
47:I8:54:GLY:O	47:I8:57:PHE:N	2.44	0.47
31:41:104:GLU:CD	51:M8:23:GLU:HG3	2.34	0.47
19:AI:68:GLY:HA3	51:M8:59:PHE:CZ	2.49	0.47
55:Q8:28:GLY:N	55:Q8:29:LYS:HB3	2.29	0.47
28:11:67:PHE:HB3	28:11:153:ALA:H	1.80	0.47
28:11:3:VAL:HG12	28:11:17:THR:HG23	1.97	0.47
1:13:1218:C:H2'	1:13:1219:U:C6	2.50	0.47
1:13:339:C:H2'	1:13:340:U:H6	1.80	0.47
26:14:116:C:H2'	26:14:117:G:O4'	2.13	0.47
26:14:2555:U:C5	26:14:2556:C:C2	3.03	0.47
26:14:2586:C:C2'	26:14:2587:A:H5'	2.44	0.47
26:14:2611:U:H5'	26:14:2611:U:H6	1.79	0.47
26:14:609(A):G:H2'	26:14:610:C:C6	2.50	0.47
26:14:654(A):A:H2'	26:14:654(B):C:C6	2.50	0.47
26:14:839:U:H3	26:14:939:G:H1	1.63	0.47
34:15:36:GLY:H	34:15:42:TRP:HZ3	1.62	0.47
28:19:16:MET:CE	28:19:208:LYS:HG2	2.44	0.47
1:1G:1320:C:OP1	19:AA:70:LYS:HE3	2.14	0.47
1:1G:630:G:H3'	1:1G:631:G:H8	1.80	0.47
1:1G:954:G:H21	1:1G:1227:A:N6	2.10	0.47
26:1H:1163:G:C2	26:1H:1164:G:N7	2.83	0.47
26:1H:2224:G:H4'	26:1H:2226:C:C2	2.49	0.47
26:1H:2394:C:H2'	26:1H:2395:C:H6	1.78	0.47
27:1J:88:C:P	27:1J:88:C:H6	2.38	0.47
11:2A:103:LEU:HA	11:2A:103:LEU:HD12	1.69	0.47
3:2E:134:ILE:HG22	3:2E:168:ALA:HB3	1.97	0.47
4:32:105:VAL:HG12	4:32:117:ALA:HB1	1.95	0.47
4:32:173:TRP:O	4:32:174:LEU:HD23	2.15	0.47
36:35:144:GLU:N	36:35:144:GLU:CD	2.68	0.47
36:35:93:GLY:H	36:35:123:LEU:HD12	1.80	0.47
30:39:132:VAL:HG13	30:39:133:ASN:ND2	2.29	0.47
30:39:29:ASN:HA	30:39:30:PRO:HD3	1.67	0.47

Continued on next page...

Continued from previous page...

Atom-1	Atom-2	Interatomic distance (Å)	Clash overlap (Å)
1:1G:4:U:O4	8:72:105:ARG:HD3	2.15	0.47
8:7E:49:GLU:HG2	8:7E:62:TYR:HE2	1.79	0.47
40:B8:16:ARG:HH21	40:B8:19:LEU:CD2	2.28	0.47
20:BI:30:LYS:NZ	20:BI:80:ARG:HH12	2.12	0.47
53:O8:30:THR:HA	53:O8:31:PRO:C	2.35	0.47
1:13:1057:G:H2'	1:13:1058:G:O4'	2.15	0.47
1:13:1276:G:N3	1:13:1282:C:O2'	2.42	0.47
1:13:490:G:H2'	1:13:491:G:H8	1.79	0.47
1:13:631:G:C8	1:13:632:A:C2	3.03	0.47
1:13:834:C:C2	1:13:853:G:C2	3.02	0.47
1:13:872:A:C5	1:13:874:G:C8	3.03	0.47
26:14:1006:C:H1'	34:15:106:MET:HE3	1.96	0.47
26:14:1970:A:OP2	58:14:3459:HOH:O	2.20	0.47
26:14:2114:A:H61	26:14:2170:A:N6	2.13	0.47
26:14:2300:G:C2	26:14:2301:C:N3	2.82	0.47
26:14:2328:A:H2'	26:14:2329:G:C8	2.50	0.47
26:14:2702:U:O2'	26:14:2703:C:H5	1.97	0.47
26:14:2774:C:H2'	26:14:2775:A:O4'	2.14	0.47
26:14:912:C:C2	26:14:913:U:C5	3.03	0.47
2:1E:11:LEU:HD12	2:1E:217:ARG:HH12	1.80	0.47
2:1E:195:ASP:O	8:7E:74:PRO:HG3	2.15	0.47
1:1G:1287:A:N3	1:1G:1353:G:O2'	2.38	0.47
1:1G:1503:A:H1'	25:4L:13:A:H61	1.79	0.47
1:1G:446:G:H1	1:1G:488:C:H42	1.63	0.47
1:1G:763:G:H2'	1:1G:764:C:H6	1.80	0.47
26:1H:1024:G:C3'	26:1H:1025:G:H5"	2.43	0.47
26:1H:108:U:C2	26:1H:109:G:C8	3.03	0.47
26:1H:1144:G:C4	26:1H:1145:C:C5	3.02	0.47
26:1H:2152:G:H2'	26:1H:2153:G:O4'	2.14	0.47
26:1H:2592:G:C6	26:1H:2593:U:C4	3.03	0.47
26:1H:2612:C:C5	26:1H:2613:U:H5	2.33	0.47
29:29:60:ASN:C	29:29:62:PRO:HD3	2.36	0.47
11:2I:87:THR:HG22	11:2I:88:GLY:H	1.79	0.47
4:32:117:ALA:O	4:32:121:VAL:HG23	2.14	0.47
36:35:65:ARG:HE	55:M5:15:LYS:HB3	1.79	0.47
12:3I:49:ASN:ND2	12:3I:92:ASP:OD2	2.34	0.47
31:41:47:LYS:HD3	31:41:81:LYS:HB3	1.97	0.47
37:45:117:ALA:HA	37:45:120:ILE:HB	1.96	0.47
5:4E:10:MET:HG3	5:4E:10:MET:O	2.15	0.47
32:51:4:ILE:HG13	32:51:6:ARG:CZ	2.45	0.47
32:59:46:GLU:OE2	32:59:51:ARG:NH1	2.47	0.47

Continued on next page...

Continued from previous page...

Atom-1	Atom-2	Interatomic distance (Å)	Clash overlap (Å)
3:2E:6:HIS:HB2	14:5I:49:HIS:ND1	2.29	0.47
33:61:131:LYS:HB3	33:61:132:PRO:CA	2.43	0.47
7:62:60:LYS:HD2	7:62:60:LYS:HA	1.65	0.47
33:69:129:THR:HA	33:69:137:PRO:HA	1.97	0.47
8:7E:45:ILE:HD12	8:7E:47:GLY:HA2	1.95	0.47
9:8E:18:PHE:HD2	9:8E:62:TYR:HD2	1.63	0.47
38:98:94:TYR:O	38:98:117:VAL:HB	2.14	0.47
18:9A:22:VAL:HG22	18:9A:23:LYS:H	1.80	0.47
43:A5:73:ALA:H	43:A5:106:ILE:HG12	1.78	0.47
19:AI:44:MET:O	19:AI:47:HIS:HB2	2.15	0.47
45:C5:87:LYS:HB2	45:C5:96:ILE:HD11	1.96	0.47
51:I5:20:ASN:HB3	51:I5:39:CYS:SG	2.55	0.47
26:1H:2264:C:N4	47:I8:15:ASP:OD2	2.45	0.47
44:F8:5:TYR:CE1	49:K8:30:ARG:HD2	2.50	0.47
36:35:63:PRO:CA	55:M5:13:ARG:HG2	2.45	0.47
55:Q8:14:VAL:O	55:Q8:15:LYS:HD3	2.14	0.47
55:Q8:49:VAL:HA	55:Q8:52:LYS:HG2	1.97	0.47
1:13:1376:U:H2'	1:13:1377:A:C8	2.49	0.47
1:13:390:C:H2'	1:13:391:G:C8	2.50	0.47
1:13:975:A:C8	1:13:975:A:H5'	2.49	0.47
26:14:110:G:C2	26:14:111:A:C8	3.02	0.47
26:14:1114:G:H2'	26:14:1115:G:C8	2.50	0.47
26:14:1354:A:H2'	26:14:1355:G:O4'	2.15	0.47
26:14:142:G:H2'	26:14:143:C:C6	2.50	0.47
26:14:1558:A:H4'	26:14:1559:G:H5'	1.97	0.47
26:14:1664:A:OP1	58:14:3507:HOH:O	2.20	0.47
26:14:2173:A:H8	26:14:2173:A:P	2.38	0.47
26:14:2542:A:H1'	26:14:2543:G:C8	2.50	0.47
26:14:270(J):G:N2	26:14:270(K):C:H1'	2.30	0.47
26:14:531:C:OP1	26:14:561:G:C2	2.67	0.47
26:14:69:C:H2'	26:14:70:G:H8	1.80	0.47
26:14:932:G:OP1	50:H5:29:ARG:NH1	2.48	0.47
34:15:121:LYS:HB3	34:15:123:TYR:CE1	2.50	0.47
26:14:2228:G:OP1	28:19:261:LYS:HE3	2.15	0.47
10:1A:45:ARG:HB3	10:1A:65:LEU:HB3	1.97	0.47
2:1E:87:ARG:NH1	2:1E:220:ASP:OD1	2.47	0.47
2:1E:17:PHE:HB3	2:1E:44:LEU:HD11	1.97	0.47
1:1G:1154:G:N3	1:1G:1155:G:C8	2.82	0.47
1:1G:1177:G:OP2	9:82:97:LYS:NZ	2.48	0.47
1:1G:1392:G:H21	1:1G:1502:A:H8	1.62	0.47
1:1G:577:G:C8	1:1G:816:A:C6	3.02	0.47

Continued on next page...

Continued from previous page...

Atom-1	Atom-2	Interatomic distance (Å)	Clash overlap (Å)
1:1G:691:G:N7	11:2A:26:ASN:HB3	2.30	0.47
26:1H:1144:G:H2'	26:1H:1145:C:H6	1.79	0.47
26:1H:1386:C:OP2	26:1H:1396:U:H5	1.98	0.47
26:1H:1973:G:H2'	26:1H:1974:C:H6	1.80	0.47
26:1H:2081:C:H2'	26:1H:2082:A:H8	1.79	0.47
26:1H:2157:G:HO2'	26:1H:2158:A:P	2.38	0.47
26:1H:2309:A:C6	26:1H:2310:A:C8	3.03	0.47
26:1H:2846:G:H2'	26:1H:2847:U:O4'	2.14	0.47
26:1H:562:U:O4	26:1H:2036:C:H1'	2.15	0.47
10:1I:6:ILE:HG22	10:1I:98:ILE:CG1	2.44	0.47
27:1J:14:U:H5'	27:1J:71:C:O4'	2.15	0.47
3:2E:58:GLU:H	3:2E:65:ALA:HB3	1.80	0.47
5:42:79:GLU:OE1	8:72:104:ARG:HA	2.15	0.47
37:45:118:LEU:HD22	37:45:118:LEU:HA	1.68	0.47
32:59:85:LYS:HG2	32:59:141:VAL:HG12	1.96	0.47
15:6A:39:LEU:HD12	15:6A:56:LEU:HB2	1.96	0.47
8:72:40:ALA:HA	8:72:45:ILE:HG13	1.96	0.47
16:7A:21:VAL:HG22	16:7A:33:ILE:HB	1.97	0.47
37:88:32:TYR:CZ	37:88:111:GLU:HG3	2.50	0.47
41:85:90:VAL:CG2	42:95:39:LEU:HB3	2.43	0.47
42:95:71:LEU:O	42:95:72:VAL:HG12	2.15	0.47
18:9A:45:SER:OG	18:9A:46:GLU:N	2.48	0.47
39:A8:47:THR:HG22	39:A8:48:LEU:H	1.78	0.47
27:16:116:G:H5''	39:A8:55:ALA:HB2	1.96	0.47
40:B8:60:THR:HG22	40:B8:77:PRO:HA	1.96	0.47
42:D8:21:ARG:HG2	42:D8:91:TYR:CE2	2.50	0.47
45:G8:35:TYR:CE2	45:G8:69:ALA:HB3	2.49	0.47
46:H8:116:VAL:H	46:H8:174:VAL:HG13	1.80	0.47
46:H8:133:ILE:HA	46:H8:134:PRO:HD2	1.76	0.47
52:J5:48:GLU:HG2	52:J5:48:GLU:H	1.35	0.47
49:K8:47:ASN:HB2	49:K8:50:ILE:HD11	1.97	0.47
54:L5:12:ARG:NH2	54:L5:44:PRO:HB3	2.30	0.47
55:Q8:23:VAL:O	55:Q8:46:ARG:HG3	2.15	0.47
28:11:69:ARG:NH2	28:11:128:GLY:O	2.29	0.47
1:13:1332:A:H2'	1:13:1333:A:C8	2.50	0.47
1:13:1386:G:O2'	1:13:1387:G:H5'	2.14	0.47
1:13:427:U:H5'	4:3E:41:GLY:HA2	1.97	0.47
26:14:55:G:C2	26:14:116:C:C2	3.03	0.47
26:14:1251:C:H5	58:14:3962:HOH:O	1.98	0.47
26:14:1416:G:H21	26:14:1586:A:H62	1.62	0.47
26:14:196:A:C8	36:35:46:LYS:HD2	2.50	0.47

Continued on next page...

Continued from previous page...

Atom-1	Atom-2	Interatomic distance (Å)	Clash overlap (Å)
26:14:2197:U:H1'	26:14:2198:A:C8	2.50	0.47
26:14:2467:C:H4'	37:45:123:HIS:CE1	2.50	0.47
26:14:249:C:H4'	26:14:250:G:O5'	2.15	0.47
26:14:2502:G:OP2	58:14:4028:HOH:O	2.20	0.47
26:14:2693:A:H2'	26:14:2694:G:C8	2.49	0.47
26:14:2750:A:H8	26:14:2752:C:H41	1.63	0.47
26:14:459:U:H5''	54:L5:40:TRP:CE2	2.49	0.47
26:14:654(B):C:H2'	26:14:654(C):G:C8	2.49	0.47
26:14:676:A:H2	26:14:802:A:H61	1.61	0.47
26:14:864:G:C6	26:14:865:C:N4	2.83	0.47
1:1G:1004:A:H2	1:1G:1024:G:C5	2.32	0.47
1:1G:1092:A:C2	1:1G:1183:A:H2	2.32	0.47
1:1G:397:A:N3	1:1G:397:A:H3'	2.30	0.47
1:1G:791:G:C6	1:1G:792:A:N7	2.82	0.47
1:1G:843:U:H3'	1:1G:848:C:O4'	2.15	0.47
26:1H:1288:U:H4'	26:1H:1289:C:OP2	2.15	0.47
26:1H:1317:A:H2'	26:1H:1318:C:C6	2.50	0.47
26:1H:1456:G:OP2	58:1H:4659:HOH:O	2.19	0.47
26:1H:182:A:H2'	26:1H:183:C:C6	2.50	0.47
26:1H:2182:G:H2'	26:1H:2183:C:C6	2.50	0.47
26:1H:2396:G:H5''	48:J8:25:LYS:HE2	1.96	0.47
26:1H:2468:G:OP1	37:88:119:ARG:NH2	2.44	0.47
26:1H:2542:A:H4'	26:1H:2543:G:C8	2.50	0.47
26:1H:2557:G:O2'	26:1H:2558:C:H5'	2.15	0.47
22:1K:14:A:N1	22:1K:22:G:H1'	2.30	0.47
11:2I:12:ARG:HG3	11:2I:13:GLN:N	2.31	0.47
26:1H:444:C:H4'	30:31:49:ALA:HB2	1.95	0.47
30:39:25:PRO:HB2	30:39:27:GLU:O	2.15	0.47
24:3L:4:C:H2'	24:3L:5:G:O4'	2.15	0.47
13:4A:35:GLU:O	13:4A:38:GLY:N	2.44	0.47
33:69:117:GLU:H	33:69:117:GLU:CD	2.18	0.47
1:13:44:G:OP1	16:7I:12:LYS:HB3	2.15	0.47
20:BA:50:GLU:HA	20:BA:100:ILE:HG12	1.97	0.47
47:E5:66:VAL:CG1	47:E5:67:VAL:H	2.27	0.47
43:E8:3:ALA:HB3	43:E8:58:ALA:HB2	1.95	0.47
45:G8:34:LYS:HD3	45:G8:36:ALA:HB2	1.97	0.47
50:H5:19:GLN:OE1	50:H5:52:HIS:NE2	2.47	0.47
46:H8:113:ALA:N	46:H8:114:GLY:HA2	2.29	0.47
46:H8:59:LEU:O	46:H8:60:GLU:HB2	2.14	0.47
48:J8:92:LYS:HA	48:J8:95:LEU:CB	2.43	0.47
50:L8:31:LEU:HB3	50:L8:32:GLN:OE1	2.15	0.47

Continued on next page...

Continued from previous page...

Atom-1	Atom-2	Interatomic distance (Å)	Clash overlap (Å)
55:Q8:57:ARG:HB2	55:Q8:59:LYS:HE2	1.97	0.47
2:12:8:LYS:HG2	2:12:11:LEU:HD22	1.97	0.46
1:13:1073:U:H2'	1:13:1074:G:C8	2.50	0.46
1:13:181:G:HO2'	1:13:182:U:H6	1.61	0.46
1:13:32:A:C2	1:13:33:A:C4	3.04	0.46
1:13:544:G:H2'	1:13:545:C:C6	2.50	0.46
26:14:1012:U:O4	34:15:25:ARG:HA	2.15	0.46
26:14:1590:U:H2'	26:14:1591:G:H8	1.80	0.46
23:2L:13:C:O2'	26:14:1924:C:H4'	2.16	0.46
26:14:2279:G:N2	26:14:2280:G:H1'	2.31	0.46
26:14:2299:G:N1	26:14:2318:G:C8	2.82	0.46
26:14:2472:G:C4	26:14:2475:C:N4	2.83	0.46
26:14:307:G:H2'	26:14:309:G:OP2	2.15	0.46
2:1E:115:LEU:HD21	2:1E:153:ARG:HD3	1.98	0.46
1:1G:1263:C:N3	1:1G:1273:G:N2	2.64	0.46
1:1G:881:G:C6	1:1G:882:C:C4	3.03	0.46
26:1H:1260:G:H2'	26:1H:1261:C:H6	1.80	0.46
26:1H:1835:G:N3	26:1H:1835:G:H2'	2.29	0.46
26:1H:2309:A:C4	26:1H:2310:A:H8	2.33	0.46
26:1H:265:A:H1'	26:1H:266:G:O4'	2.15	0.46
26:1H:2756:U:H1'	26:1H:2757:A:H5"	1.97	0.46
26:1H:775:G:O5'	26:1H:777:A:H1'	2.15	0.46
29:29:117:MET:HB2	29:29:122:PHE:O	2.15	0.46
29:29:23:VAL:HA	29:29:184:VAL:O	2.15	0.46
12:3A:109:GLY:HA3	12:3A:121:GLY:O	2.15	0.46
5:4E:91:LEU:HD12	5:4E:120:THR:CG2	2.45	0.46
32:51:51:ARG:HG2	32:51:52:VAL:N	2.30	0.46
14:5I:39:LEU:HD11	14:5I:47:LEU:HD12	1.96	0.46
7:62:50:ILE:O	7:62:54:THR:HG23	2.15	0.46
35:68:88:ASN:ND2	35:68:92:GLU:O	2.47	0.46
15:6A:55:GLY:O	15:6A:59:MET:HG3	2.14	0.46
1:1G:826:C:H5'	8:72:12:ARG:NH1	2.30	0.46
8:72:68:ARG:HH11	8:72:70:GLN:HG2	1.79	0.46
36:78:38:GLN:O	36:78:41:ARG:HB2	2.15	0.46
36:78:59:LEU:HD12	36:78:59:LEU:O	2.15	0.46
8:7E:87:SER:HB2	8:7E:93:VAL:HG23	1.97	0.46
9:82:99:LEU:HB3	9:82:101:PHE:CE1	2.49	0.46
46:D5:106:GLY:HA3	46:D5:140:ASP:OD2	2.15	0.46
47:E5:36:ILE:HD11	47:E5:39:ARG:HG2	1.97	0.46
48:F5:20:ARG:HG2	48:F5:20:ARG:HH11	1.80	0.46
55:Q8:45:GLY:CA	55:Q8:46:ARG:C	2.83	0.46

Continued on next page...

Continued from previous page...

Atom-1	Atom-2	Interatomic distance (Å)	Clash overlap (Å)
55:Q8:53:PRO:CB	55:Q8:56:GLU:HG3	2.45	0.46
2:12:118:LEU:HB3	2:12:142:LEU:HD12	1.96	0.46
1:13:103:C:C2	1:13:104:G:C8	3.04	0.46
1:13:1305:G:H8	1:13:1305:G:OP2	1.97	0.46
1:13:250:A:H4'	1:13:251:G:C5'	2.45	0.46
1:13:490:G:H2'	1:13:491:G:C8	2.50	0.46
1:13:627:G:H2'	1:13:628:G:C8	2.45	0.46
26:14:1019:U:OP1	26:14:1035:U:O2'	2.24	0.46
26:14:1049:C:O2	26:14:1113:U:H4'	2.15	0.46
26:14:1131:G:H4'	34:15:82:LEU:HB2	1.97	0.46
26:14:1656:C:H2'	26:14:1657:C:H6	1.80	0.46
26:14:1786:A:C2	26:14:2606:C:H1'	2.50	0.46
26:14:2052:G:H4'	29:29:143:ASN:N	2.30	0.46
26:14:2666:C:H3'	26:14:2667:C:H6	1.80	0.46
28:19:83:GLU:OE2	28:19:104:TYR:HE1	1.98	0.46
6:52:81:ILE:HD11	28:19:125:ILE:CG1	2.43	0.46
10:1A:27:ALA:HB2	10:1A:85:LEU:HD11	1.96	0.46
2:1E:98:LEU:HB2	2:1E:101:MET:HG3	1.96	0.46
1:1G:1158:C:N4	1:1G:1181:G:H22	2.13	0.46
1:1G:1442:G:C6	1:1G:1446:A:N6	2.83	0.46
1:1G:600:C:H2'	1:1G:601:C:H6	1.80	0.46
1:1G:599:C:H2'	1:1G:600:C:H6	1.81	0.46
1:1G:616:G:C2	1:1G:617:G:C8	3.04	0.46
1:1G:811:C:H4'	1:1G:900:A:N6	2.29	0.46
26:1H:1962:C:H4'	26:1H:1963:U:H5	1.80	0.46
26:1H:2564:A:C2	26:1H:2647:U:H4'	2.50	0.46
26:1H:2577:A:H2'	26:1H:2614:A:N6	2.30	0.46
22:1L:19:G:N7	26:14:882:G:H4'	2.30	0.46
22:1L:56:C:N4	22:1L:57:G:O6	2.49	0.46
29:29:26:ILE:HG22	29:29:27:LEU:C	2.35	0.46
23:2L:26:C:H2'	23:2L:27:G:O4'	2.16	0.46
4:32:173:TRP:CD1	4:32:174:LEU:HG	2.51	0.46
5:42:57:LYS:O	5:42:60:TYR:HB2	2.15	0.46
31:49:120:LEU:HG	31:49:179:PRO:O	2.16	0.46
34:58:96:GLU:O	34:58:98:VAL:N	2.44	0.46
15:6I:71:GLN:HG2	15:6I:71:GLN:O	2.14	0.46
8:72:11:THR:HG23	8:72:14:ARG:HH12	1.81	0.46
36:78:91:PHE:O	36:78:123:LEU:HD11	2.15	0.46
36:78:38:GLN:HG2	36:78:45:LEU:HD13	1.97	0.46
41:85:86:ALA:HB2	41:85:116:ALA:HB2	1.97	0.46
26:1H:2250:G:C4	37:88:82:ARG:HG2	2.50	0.46

Continued on next page...

Continued from previous page...

Atom-1	Atom-2	Interatomic distance (Å)	Clash overlap (Å)
42:95:57:VAL:HG23	42:95:99:ILE:N	2.28	0.46
1:1G:194:C:H5'	20:BA:65:LYS:HZ2	1.80	0.46
20:BI:30:LYS:CE	20:BI:80:ARG:HH12	2.29	0.46
34:58:42:TRP:N	41:C8:64:ARG:HD2	2.31	0.46
46:D5:10:ARG:NH2	46:D5:26:GLY:O	2.48	0.46
47:E5:60:PHE:N	47:E5:60:PHE:CD1	2.83	0.46
50:H5:18:ASP:HA	50:H5:21:ALA:HB3	1.97	0.46
53:K5:52:VAL:HG22	53:K5:53:LYS:H	1.80	0.46
51:M8:9:LEU:HD12	51:M8:27:THR:N	2.29	0.46
54:P8:35:ARG:NH1	54:P8:42:LEU:HD11	2.30	0.46
55:Q8:48:PHE:O	55:Q8:49:VAL:CG2	2.63	0.46
1:13:1124:G:N7	1:13:1145:C:H2'	2.30	0.46
1:13:192:U:O4'	20:BI:103:GLY:HA2	2.15	0.46
1:13:271:C:H2'	1:13:272:C:C6	2.50	0.46
1:13:538:G:OP2	12:3I:115:LYS:HG3	2.14	0.46
1:13:711:G:O2'	1:13:712:A:H5'	2.15	0.46
1:13:963:G:N2	10:1I:55:LYS:NZ	2.63	0.46
1:13:97:U:H2'	1:13:99:C:C6	2.50	0.46
26:14:1161:C:O2'	42:95:8:GLY:HA2	2.15	0.46
26:14:1278:A:O2'	38:55:34:ILE:HD11	2.16	0.46
26:14:1342:A:C2	26:14:1397:U:C2	3.03	0.46
26:14:1441:G:H2'	26:14:1442:G:C8	2.51	0.46
26:14:2019:A:OP2	52:J5:9:LYS:NZ	2.44	0.46
26:14:2231:C:OP1	48:F5:42:GLN:HA	2.16	0.46
26:14:2360:A:H2'	26:14:2361:A:O4'	2.15	0.46
26:14:527:C:H4'	26:14:528:A:O5'	2.15	0.46
26:14:933:A:C5	26:14:934:G:C8	3.03	0.46
34:15:35:ARG:HB2	34:15:42:TRP:CZ3	2.49	0.46
27:16:31:C:H2'	27:16:32:C:C6	2.51	0.46
2:1E:187:LEU:HA	2:1E:201:ILE:O	2.16	0.46
1:1G:1127:G:N3	1:1G:1127:G:H2'	2.30	0.46
1:1G:1300:G:HO2'	1:1G:1301:U:P	2.38	0.46
1:1G:976:G:H5'	1:1G:1358:U:O2'	2.15	0.46
1:1G:197:A:H8	1:1G:198:G:N9	2.13	0.46
1:1G:362:G:O2'	12:3A:33:ARG:NH2	2.48	0.46
1:1G:536:C:H2'	1:1G:537:G:C8	2.50	0.46
1:1G:862:C:O2	1:1G:862:C:H2'	2.16	0.46
26:1H:16:G:H2'	26:1H:17:G:H8	1.80	0.46
26:1H:2302:G:C6	26:1H:2315:G:C6	3.03	0.46
26:1H:2288:A:C2	26:1H:2325:G:C8	3.03	0.46
26:1H:2450:A:C2	26:1H:2451:A:C4	3.04	0.46

Continued on next page...

Continued from previous page...

Atom-1	Atom-2	Interatomic distance (Å)	Clash overlap (Å)
26:1H:626:U:O4	36:78:107:LYS:HD3	2.15	0.46
26:1H:655:A:H8	26:1H:656:G:O4'	1.98	0.46
26:1H:821:A:C2'	26:1H:946:G:H5''	2.45	0.46
26:1H:900:A:H3'	26:1H:901:A:H8	1.81	0.46
29:29:37:ARG:NE	29:29:42:ASP:OD2	2.48	0.46
23:2L:32:G:C5	23:2L:33:OMC:C5	3.04	0.46
30:31:132:VAL:HG23	30:31:133:ASN:N	2.29	0.46
26:14:662:G:OP1	36:35:15:ARG:NH2	2.47	0.46
30:39:122:LYS:HD3	30:39:191:ARG:HH21	1.80	0.46
30:39:205:ARG:HB2	30:39:205:ARG:NH1	2.30	0.46
37:45:86:GLY:O	37:45:88:GLY:N	2.47	0.46
5:4E:106:PRO:O	5:4E:110:LEU:HG	2.15	0.46
32:51:11:VAL:HG12	32:51:12:PRO:HD2	1.97	0.46
6:52:25:ILE:HD13	6:52:82:ARG:HD2	1.97	0.46
6:52:67:MET:HB2	6:52:68:PRO:HD2	1.98	0.46
40:75:16:ARG:HB3	40:75:18:ASP:OD1	2.15	0.46
42:95:67:GLY:O	42:95:88:ARG:HG2	2.15	0.46
46:D5:126:VAL:HA	46:D5:163:LEU:HA	1.97	0.46
44:F8:57:LEU:HG	44:F8:78:LYS:HG3	1.97	0.46
45:G8:20:TYR:CE1	45:G8:43:ASN:HA	2.51	0.46
45:G8:49:VAL:HG21	45:G8:55:TYR:CE2	2.50	0.46
53:O8:43:CYS:HB3	53:O8:44:ARG:HH11	1.80	0.46
1:13:1007:C:N4	1:13:1022:G:H1	2.08	0.46
1:13:924:C:H2'	1:13:925:G:H8	1.78	0.46
1:13:77:C:H1'	1:13:92:G:H22	1.79	0.46
26:14:2376:A:H2'	26:14:2377:A:C8	2.50	0.46
26:14:2779:U:OP1	58:14:3844:HOH:O	2.20	0.46
26:14:506:G:H5''	26:14:509:C:O2'	2.15	0.46
26:14:631:A:H2'	26:14:632:A:O4'	2.15	0.46
26:14:830:G:H4'	26:14:831:G:OP2	2.16	0.46
26:14:873:G:N2	26:14:905:U:C2	2.84	0.46
26:14:95:G:H4'	49:G5:46:GLN:HB2	1.97	0.46
27:16:94:C:H2'	27:16:95:U:C6	2.50	0.46
28:19:121:PRO:HB3	28:19:135:PHE:CD2	2.50	0.46
28:19:18:VAL:HG12	28:19:19:ALA:N	2.31	0.46
10:1A:61:GLU:OE1	14:5A:58:LYS:HE2	2.16	0.46
2:1E:192:SER:OG	2:1E:193:ASP:N	2.46	0.46
1:1G:10:A:H2'	1:1G:11:G:H8	1.79	0.46
1:1G:1328:C:O2'	13:4A:29:ARG:NE	2.48	0.46
1:1G:852:G:C6	1:1G:853:G:N7	2.83	0.46
26:1H:1162:G:H1'	42:D8:23:GLU:OE2	2.16	0.46

Continued on next page...

Continued from previous page...

Atom-1	Atom-2	Interatomic distance (Å)	Clash overlap (Å)
26:1H:2516:G:O2'	26:1H:2517:C:H5'	2.15	0.46
26:1H:412:A:H5''	26:1H:413:C:OP2	2.15	0.46
26:1H:576:U:H5	58:1H:4654:HOH:O	1.99	0.46
26:1H:709:U:H2'	26:1H:710:G:C8	2.50	0.46
26:1H:729:G:OP2	28:11:13:ARG:NH1	2.46	0.46
26:1H:866:A:H5''	26:1H:867:C:OP2	2.15	0.46
26:1H:975:G:H1'	26:1H:990:A:C2	2.50	0.46
3:22:195:VAL:O	3:22:196:LEU:HD22	2.16	0.46
11:2A:124:LYS:HG2	11:2A:124:LYS:H	1.28	0.46
36:35:13:ASN:O	36:35:15:ARG:N	2.48	0.46
5:4E:30:ALA:O	5:4E:45:PHE:HA	2.15	0.46
6:52:54:LYS:HE2	6:52:54:LYS:HB2	1.66	0.46
32:59:8:PRO:HG2	32:59:69:ARG:HE	1.80	0.46
14:5A:23:ARG:HD2	14:5A:29:ARG:O	2.16	0.46
39:65:77:ALA:O	39:65:80:LEU:HB2	2.15	0.46
7:6E:5:ARG:NH1	7:6E:7:ALA:HA	2.31	0.46
36:78:135:LEU:HD13	36:78:139:LYS:NZ	2.31	0.46
26:1H:958:U:OP2	37:88:14:ARG:HD3	2.15	0.46
19:AI:25:LYS:HG2	19:AI:27:GLU:OE1	2.15	0.46
40:B8:26:ASP:CB	40:B8:91:ARG:HA	2.42	0.46
48:F5:92:LYS:O	48:F5:93:GLU:C	2.54	0.46
44:F8:57:LEU:HD23	44:F8:57:LEU:N	2.31	0.46
48:J8:78:LYS:HE3	48:J8:78:LYS:H	1.80	0.46
1:13:258:G:H2'	1:13:259:G:H8	1.79	0.46
1:13:457:C:H2'	1:13:458:C:C6	2.49	0.46
1:13:474:G:H5''	16:7I:81:ARG:CZ	2.45	0.46
1:13:976:G:N2	1:13:1362(A):C:OP2	2.49	0.46
26:14:1260:G:C6	26:14:1261:C:C4	3.03	0.46
26:14:2845:G:H2'	26:14:2846:G:C8	2.51	0.46
2:1E:54:THR:HG21	2:1E:201:ILE:HD11	1.96	0.46
1:1G:1324:A:H4'	1:1G:1362:C:H4'	1.98	0.46
1:1G:1401:G:C2	1:1G:1402:C:H1'	2.50	0.46
1:1G:298:A:O5'	1:1G:298:A:H8	1.98	0.46
1:1G:926:G:C6	1:1G:1505:G:C6	3.03	0.46
26:1H:1019:U:O2'	26:1H:1021:A:H2	1.92	0.46
26:1H:1232:G:C6	26:1H:1233:C:C4	3.03	0.46
26:1H:1387:C:C2	26:1H:1388:G:C8	3.04	0.46
26:1H:1534:G:C2'	26:1H:1535:U:H4'	2.45	0.46
26:1H:2156:G:H2'	26:1H:2157:G:N3	2.30	0.46
26:1H:2358:G:C5	26:1H:2359:C:C5	3.04	0.46
26:1H:2705:A:H3'	26:1H:2706:G:H8	1.80	0.46

Continued on next page...

Continued from previous page...

Atom-1	Atom-2	Interatomic distance (Å)	Clash overlap (Å)
26:1H:803:U:C4	26:1H:804:A:N7	2.84	0.46
26:1H:2635:C:H5''	29:21:78:LEU:HA	1.98	0.46
3:22:11:ARG:HH21	3:22:180:ALA:HB3	1.81	0.46
29:29:58:ARG:HD2	29:29:58:ARG:H	1.80	0.46
3:2E:167:TRP:C	3:2E:167:TRP:CD1	2.88	0.46
23:2L:56:PSU:N3	23:2L:59:A:OP2	2.36	0.46
23:2L:62:C:H2'	23:2L:63:C:H6	1.81	0.46
13:4A:81:LEU:O	13:4A:89:GLY:HA3	2.16	0.46
5:4E:147:ASP:HA	5:4E:150:ARG:NH2	2.30	0.46
6:52:79:LEU:HB3	6:52:88:VAL:HG21	1.98	0.46
38:55:32:GLY:HA2	38:55:116:LEU:HD12	1.96	0.46
7:62:45:ASP:HB3	7:62:117:ALA:CB	2.46	0.46
35:68:44:LYS:HD3	35:68:44:LYS:HA	1.72	0.46
40:75:64:ARG:HB2	40:75:73:GLU:HG2	1.96	0.46
37:88:59:ARG:C	37:88:61:GLY:H	2.18	0.46
18:9A:59:SER:HB2	18:9A:62:GLU:H	1.79	0.46
19:AA:41:VAL:HG12	19:AA:42:PRO:HD2	1.97	0.46
19:AA:36:ARG:HD2	19:AA:52:TYR:O	2.16	0.46
40:B8:31:SER:HB2	40:B8:84:GLN:HB3	1.96	0.46
20:BA:13:LEU:O	20:BA:17:ARG:HG3	2.15	0.46
26:1H:445:C:OP1	41:C8:2:PRO:HA	2.15	0.46
46:D5:124:ILE:HD11	46:D5:165:VAL:HG11	1.97	0.46
45:G8:40:GLU:HB2	45:G8:64:GLU:OE1	2.14	0.46
26:14:2420:C:H41	55:M5:31:HIS:HB3	1.81	0.46
55:Q8:46:ARG:CZ	55:Q8:46:ARG:HA	2.44	0.46
55:Q8:49:VAL:HG12	55:Q8:52:LYS:HG2	1.96	0.46
1:13:112:G:C2'	1:13:113:G:H5'	2.46	0.46
1:13:342:C:N3	1:13:348:G:C2	2.83	0.46
1:13:598:U:H4'	8:7E:94:TYR:CG	2.51	0.46
1:13:894:G:H2'	1:13:895:G:O4'	2.16	0.46
26:14:1014:U:H2'	26:14:1015:G:C8	2.48	0.46
26:14:1197:G:H2'	26:14:1198:U:C6	2.49	0.46
26:14:1328:G:H2'	26:14:1330:C:C5	2.50	0.46
26:14:1431:U:H2'	26:14:1432:C:C6	2.51	0.46
26:14:1951:U:N3	26:14:1954:G:OP2	2.39	0.46
26:14:2142:C:H2'	26:14:2143:C:C6	2.50	0.46
26:14:442:G:C6	26:14:444:C:N4	2.84	0.46
26:14:448:U:H4'	58:14:4020:HOH:O	2.15	0.46
26:14:997:G:H2'	26:14:998:C:H6	1.81	0.46
1:1G:197:A:OP2	1:1G:197:A:H3'	2.15	0.46
1:1G:216:G:H2'	1:1G:217:C:C6	2.50	0.46

Continued on next page...

Continued from previous page...

Atom-1	Atom-2	Interatomic distance (Å)	Clash overlap (Å)
1:1G:360:A:H2'	1:1G:361:G:C8	2.50	0.46
1:1G:539:A:H2'	1:1G:540:G:H8	1.78	0.46
1:1G:659:U:N3	1:1G:660:G:N7	2.63	0.46
1:1G:790:A:O5'	1:1G:790:A:H8	1.98	0.46
26:1H:1070:A:N7	26:1H:1096:A:H2'	2.31	0.46
26:1H:1575:C:H2'	26:1H:1576:U:H6	1.77	0.46
26:1H:1581:G:C6	26:1H:1582:C:C4	3.04	0.46
26:1H:2052:G:H4'	29:21:143:ASN:O	2.16	0.46
26:1H:2235:G:H2'	26:1H:2236:C:C6	2.50	0.46
26:1H:2286:A:OP1	53:O8:28:ARG:NH2	2.48	0.46
26:1H:2335:A:C8	26:1H:2337:G:C6	3.04	0.46
26:1H:2388:A:C2'	26:1H:2389:G:H5'	2.46	0.46
26:1H:2841:C:H2'	26:1H:2842:G:C8	2.49	0.46
26:1H:370:G:H4'	26:1H:371:A:OP2	2.15	0.46
26:1H:500:G:N2	26:1H:502:A:H3'	2.30	0.46
26:1H:556:G:H2'	26:1H:557:U:H6	1.80	0.46
26:1H:602:G:O2'	26:1H:655:A:N6	2.48	0.46
27:1J:101:A:OP2	27:1J:101:A:H8	1.99	0.46
27:1J:5:C:N4	27:1J:115:G:H1	2.06	0.46
3:22:135:LYS:NZ	5:42:52:PRO:HG2	2.30	0.46
30:31:8:GLN:N	30:31:8:GLN:CD	2.68	0.46
4:32:155:LEU:O	4:32:158:ILE:HD12	2.16	0.46
4:3E:167:GLY:HA2	28:19:135:PHE:CE1	2.47	0.46
5:4E:74:GLY:O	5:4E:115:VAL:HA	2.16	0.46
34:58:96:GLU:HB2	34:58:122:VAL:HG12	1.96	0.46
33:69:97:ILE:O	33:69:100:ALA:HB3	2.16	0.46
1:13:1346:A:C6	7:6E:10:ARG:HD3	2.50	0.46
8:72:42:GLU:HG3	8:72:109:ILE:HD12	1.97	0.46
40:75:8:LYS:O	40:75:11:GLU:HB2	2.15	0.46
8:7E:114:THR:HG22	8:7E:130:GLY:O	2.16	0.46
16:7I:74:LEU:HD22	16:7I:79:VAL:HG21	1.96	0.46
37:88:104:PHE:CE2	37:88:125:LEU:HD11	2.45	0.46
43:A5:29:LEU:HD11	43:A5:33:ARG:HE	1.81	0.46
39:A8:18:ILE:O	39:A8:21:THR:OG1	2.32	0.46
39:A8:80:LEU:HA	39:A8:80:LEU:HD13	1.65	0.46
44:F8:24:GLY:HA3	44:F8:82:GLN:NE2	2.24	0.46
46:H8:119:GLU:H	46:H8:119:GLU:CD	2.19	0.46
49:K8:15:LYS:H	49:K8:67:LYS:HZ1	1.63	0.46
55:Q8:39:LYS:HE3	55:Q8:40:GLU:H	1.80	0.46
2:12:209:ARG:HD3	2:12:240:GLN:HE22	1.79	0.46
1:13:1365:G:H2'	1:13:1366:C:C6	2.51	0.46

Continued on next page...

Continued from previous page...

Atom-1	Atom-2	Interatomic distance (Å)	Clash overlap (Å)
1:13:17:U:H2'	1:13:18:C:C6	2.51	0.46
26:14:1011:G:H2'	26:14:1013:C:O4'	2.15	0.46
26:14:1104:C:H2'	26:14:1105:U:C6	2.49	0.46
26:14:1160:G:C6	26:14:1161:C:C4	3.04	0.46
26:14:1599:C:C5	26:14:1600:C:H5	2.34	0.46
26:14:1599:C:H2'	26:14:1600:C:C6	2.47	0.46
26:14:1857:G:O2'	26:14:1885:A:N6	2.48	0.46
26:14:196:A:O4'	36:35:46:LYS:HE2	2.15	0.46
26:14:1970:A:H4'	26:14:1970:A:OP1	2.16	0.46
26:14:2845:G:N2	26:14:2871:C:O2	2.43	0.46
26:14:548:A:H2'	26:14:549:G:O4'	2.16	0.46
26:14:717:G:H2'	26:14:718:A:O4'	2.16	0.46
2:1E:185:ILE:HA	2:1E:199:TYR:O	2.16	0.46
1:1G:1530:G:H5''	1:1G:1530:G:H8	1.81	0.46
1:1G:236:G:H1'	17:8A:4:LYS:NZ	2.31	0.46
26:1H:1259:G:H2'	26:1H:1260:G:H8	1.80	0.46
26:1H:1359:A:C2	26:1H:1372:U:C4	3.04	0.46
26:1H:1749:A:C4	26:1H:1750:G:C8	3.03	0.46
26:1H:182:A:H2'	26:1H:183:C:H6	1.81	0.46
26:1H:1972:A:H2'	26:1H:1973:G:H8	1.81	0.46
26:1H:2261:C:H1'	26:1H:2388:A:N3	2.31	0.46
26:1H:2602:A:H4'	26:1H:2603:G:O5'	2.15	0.46
26:1H:2844:G:O6	58:1H:4096:HOH:O	2.20	0.46
26:1H:389:G:H8	26:1H:389:G:O5'	1.99	0.46
26:1H:749:C:H5''	58:1H:4461:HOH:O	2.14	0.46
22:1L:18:G:O2'	22:1L:60:U:O4	2.31	0.46
30:31:114:VAL:HG21	30:31:202:PHE:CE1	2.51	0.46
31:49:60:LEU:HD22	31:49:68:PRO:HB3	1.98	0.46
32:51:85:LYS:HA	32:51:85:LYS:HD3	1.44	0.46
32:51:8:PRO:O	32:51:10:PRO:HD3	2.16	0.46
1:13:1186:G:H21	14:5I:61:TRP:C	2.19	0.46
33:69:2:LYS:H	33:69:2:LYS:HG2	1.39	0.46
33:69:41:GLU:O	33:69:45:LYS:HG2	2.16	0.46
7:6E:26:PHE:CE2	7:6E:30:ILE:HD11	2.50	0.46
40:75:85:LYS:HD2	40:75:87:ASP:OD1	2.16	0.46
16:7A:43:LYS:HE2	16:7A:43:LYS:HB2	1.62	0.46
16:7I:49:LEU:HD12	16:7I:50:LYS:H	1.81	0.46
41:85:88:ILE:HG22	41:85:90:VAL:HG23	1.98	0.46
26:14:26:G:OP1	43:A5:80:PRO:HB3	2.16	0.46
45:C5:19:LYS:CG	45:C5:20:TYR:H	2.17	0.46
46:D5:29:TYR:CE2	46:D5:87:ASP:HB2	2.51	0.46

Continued on next page...

Continued from previous page...

Atom-1	Atom-2	Interatomic distance (Å)	Clash overlap (Å)
47:E5:34:GLY:HA2	47:E5:61:ALA:O	2.16	0.46
26:1H:748:G:OP2	43:E8:88:ARG:HG3	2.15	0.46
45:G8:52:SER:OG	45:G8:53:PRO:HD2	2.15	0.46
45:G8:88:LYS:HA	45:G8:88:LYS:HD3	1.69	0.46
26:14:2419:U:O4	55:M5:31:HIS:CD2	2.69	0.46
55:Q8:25:MET:HB2	55:Q8:42:ARG:HB2	1.98	0.46
1:13:42:G:H2'	1:13:43:C:O4'	2.16	0.46
1:13:713:G:H2'	1:13:714:G:C8	2.51	0.46
1:13:730:G:C5	1:13:731:G:H1'	2.51	0.46
26:14:1115:G:H2'	26:14:1116:C:C6	2.51	0.46
26:14:1421:G:C2	26:14:1422:G:C8	3.04	0.46
26:14:1569:A:H2'	26:14:1570:A:O4'	2.15	0.46
26:14:1598:C:O3'	44:B5:35:THR:HG22	2.15	0.46
24:3L:76:A:O2'	26:14:2394:C:N3	2.45	0.46
26:14:492:A:H2'	26:14:493:G:O4'	2.15	0.46
2:1E:209:ARG:HG3	2:1E:240:GLN:NE2	2.30	0.46
1:1G:1512:U:C2	1:1G:1513:A:C8	3.04	0.46
1:1G:15:G:H2'	1:1G:16:A:C8	2.51	0.46
1:1G:25:C:H2'	1:1G:26:A:H8	1.81	0.46
1:1G:345:C:HO2'	1:1G:346:G:P	2.39	0.46
1:1G:448:A:H2'	1:1G:449:C:O2	2.16	0.46
1:1G:922:G:C2	1:1G:923:A:C4	3.04	0.46
1:1G:973:G:O3'	14:5A:41:ARG:NH2	2.45	0.46
26:1H:2102:U:H2'	26:1H:2103:C:C6	2.51	0.46
26:1H:2104:G:N1	26:1H:2186:G:C2	2.84	0.46
26:1H:2168:G:OP1	26:1H:2168:G:H4'	2.16	0.46
26:1H:236:C:H2'	26:1H:237:C:H6	1.81	0.46
26:1H:239:U:H2'	26:1H:240:G:O4'	2.16	0.46
26:1H:2549:G:H5''	26:1H:2549:G:H8	1.81	0.46
26:1H:289:A:H2'	26:1H:290:G:O4'	2.15	0.46
26:1H:356:G:H2'	26:1H:357:A:C8	2.51	0.46
26:1H:901:A:H5'	26:1H:902:C:OP2	2.16	0.46
29:21:103:ASP:OD2	29:21:168:MET:HG2	2.15	0.46
3:22:136:GLN:O	3:22:139:GLN:N	2.49	0.46
29:29:181:LEU:HD12	29:29:181:LEU:HA	1.77	0.46
11:2A:72:ALA:HB1	11:2A:77:MET:HE3	1.98	0.46
11:2I:125:PHE:CD1	11:2I:125:PHE:N	2.82	0.46
4:32:159:ARG:HG3	4:32:159:ARG:H	1.55	0.46
1:13:403:C:H4'	4:3E:122:ARG:NH1	2.30	0.46
5:4E:153:LYS:HG3	5:4E:154:GLY:H	1.80	0.46
32:51:86:GLU:HG3	32:51:165:ALA:HB3	1.98	0.46

Continued on next page...

Continued from previous page...

Atom-1	Atom-2	Interatomic distance (Å)	Clash overlap (Å)
38:55:58:GLY:HA2	38:55:80:PHE:CE2	2.50	0.46
33:61:55:ALA:HA	33:61:58:LEU:HB3	1.98	0.46
39:65:11:LYS:HE3	39:65:15:ARG:HH22	1.80	0.46
33:69:77:LEU:HA	33:69:141:LYS:HB3	1.98	0.46
7:6E:91:VAL:HB	7:6E:96:GLN:HG2	1.98	0.46
16:7I:21:VAL:O	16:7I:33:ILE:N	2.44	0.46
9:82:42:ARG:NH1	9:82:71:SER:O	2.48	0.46
38:98:13:HIS:H	38:98:13:HIS:CD2	2.33	0.46
40:B8:45:PHE:CZ	40:B8:65:LYS:HG2	2.50	0.46
42:D8:9:GLY:O	42:D8:10:LYS:HG3	2.16	0.46
26:1H:903:C:O2'	46:H8:169:GLU:OE1	2.34	0.46
51:I5:42:PHE:O	51:I5:43:TYR:HB3	2.15	0.46
31:41:67:LYS:NZ	51:M8:6:HIS:CE1	2.84	0.46
52:N8:9:LYS:HA	52:N8:9:LYS:HD3	1.58	0.46
1:13:1139:G:H4'	1:13:1140:C:C5'	2.46	0.46
1:13:1218:C:OP2	14:5I:9:LYS:NZ	2.39	0.46
1:13:1298:C:H2'	7:6E:114:ARG:HH21	1.81	0.46
1:13:358:U:H2'	1:13:359:U:O4'	2.16	0.46
1:13:712:A:H2'	1:13:713:G:C8	2.50	0.46
1:13:891:U:H2'	1:13:892:A:H8	1.80	0.46
26:14:1339:G:H21	26:14:1603:A:H1'	1.81	0.46
26:14:2048:G:N7	58:14:3562:HOH:O	2.36	0.46
26:14:212:G:H2'	26:14:213:A:O4'	2.16	0.46
26:14:1889:A:N1	26:14:2234:G:H1'	2.31	0.46
26:14:2419:U:H5'	53:K5:23:THR:HG21	1.97	0.46
26:14:300:A:N6	58:14:3654:HOH:O	2.38	0.46
27:16:71:C:C2	27:16:72:G:C8	3.03	0.46
2:1E:69:LEU:HD13	2:1E:92:TYR:HA	1.98	0.46
1:1G:134:A:H61	16:7A:25:ARG:NH1	2.13	0.46
1:1G:259:G:H2'	1:1G:260:G:O4'	2.15	0.46
1:1G:37:U:O2'	1:1G:547:A:N1	2.42	0.46
1:1G:998:G:H22	1:1G:1043:C:H42	1.64	0.46
26:1H:2436:G:C6	26:1H:2437:U:C4	3.03	0.46
26:1H:2436:G:C5	26:1H:2437:U:C5	3.04	0.46
26:1H:2590:A:H2'	26:1H:2591:C:H6	1.79	0.46
26:1H:270(J):G:H3'	26:1H:270(K):C:H6	1.81	0.46
26:1H:2712:U:H1'	26:1H:2712(A):A:C8	2.51	0.46
26:1H:907:U:O2'	37:88:101:ARG:NH2	2.46	0.46
27:1J:109:G:C5	27:1J:110:G:N7	2.84	0.46
22:1K:26:A:H61	22:1K:44:G:N2	2.13	0.46
29:21:27:LEU:HD22	40:B8:1:MET:HE3	1.98	0.46

Continued on next page...

Continued from previous page...

Atom-1	Atom-2	Interatomic distance (Å)	Clash overlap (Å)
3:22:91:LEU:CB	3:22:99:VAL:HG11	2.45	0.46
23:2K:35:C:H5''	23:2K:36:A:OP2	2.16	0.46
30:31:40:GLN:HE22	30:31:184:TYR:HB3	1.81	0.46
1:1G:438:G:H5'	4:32:123:HIS:HD2	1.81	0.46
4:3E:142:PRO:HB3	4:3E:186:LEU:O	2.16	0.46
24:3K:57:G:H8	24:3K:57:G:O5'	1.99	0.46
31:49:27:ASN:HB3	31:49:30:GLU:HG3	1.98	0.46
13:4I:67:GLU:OE2	13:4I:68:GLY:N	2.48	0.46
13:4I:84:ILE:HG23	13:4I:86:CYS:H	1.79	0.46
32:51:42:ARG:HB2	32:51:42:ARG:NH1	2.30	0.46
32:51:86:GLU:HB2	32:51:165:ALA:HB3	1.97	0.46
34:58:132:ALA:O	34:58:134:ARG:NH2	2.49	0.46
33:61:40:THR:O	33:61:44:LEU:HB2	2.16	0.46
15:6A:17:ARG:HD3	15:6A:26:GLU:HG3	1.98	0.46
8:72:64:LYS:O	8:72:79:VAL:HB	2.15	0.46
1:1G:624:C:O3'	16:7A:10:GLY:HA2	2.16	0.46
16:7A:8:ARG:HD3	16:7A:17:TYR:CE1	2.51	0.46
37:88:87:LYS:HA	37:88:87:LYS:HD3	1.70	0.46
39:A8:95:HIS:O	39:A8:98:VAL:HG23	2.16	0.46
1:1G:1320:C:O2	19:AA:36:ARG:NH2	2.49	0.46
20:BA:67:ALA:HA	20:BA:73:HIS:HA	1.97	0.46
46:H8:75:ASN:O	46:H8:84:GLU:N	2.41	0.46
28:11:232:PRO:HB3	28:11:244:ARG:CZ	2.46	0.46
1:13:1023:G:H3'	1:13:1024:G:C5'	2.42	0.46
1:13:1133:G:N2	1:13:1141:C:N3	2.56	0.46
1:13:1298:C:P	7:6E:114:ARG:HH22	2.39	0.46
1:13:382:A:H2'	1:13:383:A:C8	2.51	0.46
1:13:435:C:H2'	1:13:436:C:H6	1.81	0.46
1:13:536:C:H2'	1:13:537:G:H8	1.77	0.46
1:13:300:A:H1'	1:13:565:U:O2	2.16	0.46
1:13:819:A:H4'	1:13:820:U:OP2	2.16	0.46
26:14:1153:C:OP1	41:85:93:LYS:NZ	2.47	0.46
26:14:1225:C:H4'	42:95:85:LYS:HG2	1.98	0.46
26:14:2016:U:H2'	26:14:2017:U:H6	1.79	0.46
26:14:2231:C:H2'	26:14:2232:U:O4'	2.16	0.46
26:14:2068:U:N3	26:14:2430:A:C2	2.76	0.46
26:14:2781:A:H5''	26:14:2782:G:H5'	1.98	0.46
26:14:384:U:H2'	26:14:385:C:H6	1.80	0.46
26:14:863:A:H2'	26:14:864:G:C8	2.51	0.46
26:14:952:G:C6	26:14:966:G:C6	3.04	0.46
27:16:116:G:H2'	27:16:117:G:O4'	2.15	0.46

Continued on next page...

Continued from previous page...

Atom-1	Atom-2	Interatomic distance (Å)	Clash overlap (Å)
28:19:132:PRO:HG3	28:19:190:TYR:CE1	2.51	0.46
2:1E:104:ASN:ND2	2:1E:107:THR:HB	2.13	0.46
1:1G:1016:A:H3'	1:1G:1017:G:C8	2.52	0.46
1:1G:1323:G:H2'	1:1G:1324:A:C8	2.50	0.46
1:1G:578:C:OP1	58:1G:1866:HOH:O	2.20	0.46
1:1G:570:G:H1'	1:1G:820:U:C4	2.51	0.46
26:1H:155:C:H5'	26:1H:161:U:OP2	2.16	0.46
26:1H:1591:G:O2'	26:1H:1592:C:H5'	2.15	0.46
26:1H:2053:G:P	58:1H:3801:HOH:O	2.74	0.46
26:1H:2280:G:C2'	26:1H:2281:C:H5'	2.46	0.46
26:1H:2317:C:H2'	26:1H:2318:G:H5'	1.98	0.46
26:1H:2801:A:H2'	26:1H:2802:G:C4'	2.46	0.46
26:1H:1709:U:H1'	26:1H:2860:A:N3	2.31	0.46
26:1H:631:A:H61	26:1H:2402:C:H42	1.64	0.46
26:1H:654(C):G:H2'	26:1H:654(D):G:O4'	2.15	0.46
26:1H:66:C:H2'	26:1H:67:U:C6	2.51	0.46
27:1J:28:C:H42	27:1J:56:G:H1	1.62	0.46
3:22:70:VAL:HG11	3:22:76:VAL:CG1	2.46	0.46
4:32:12:CYS:SG	4:32:18:LYS:HG3	2.56	0.46
30:39:196:LEU:HA	30:39:196:LEU:HD22	1.82	0.46
30:39:41:LEU:HA	30:39:41:LEU:HD23	1.67	0.46
24:3K:24:G:C6	24:3K:25:C:N4	2.84	0.46
24:3K:25:C:N4	24:3K:26:A:C8	2.84	0.46
31:41:62:LEU:HD12	31:41:62:LEU:HA	1.68	0.46
5:42:31:LEU:HD22	5:42:43:LEU:HD11	1.98	0.46
5:42:68:GLU:OE2	5:42:70:PRO:HG3	2.16	0.46
37:45:22:LYS:HG2	37:45:23:GLY:CA	2.42	0.46
13:4I:82:MET:HG2	13:4I:93:ARG:HG3	1.96	0.46
32:51:105:LEU:HD23	32:51:105:LEU:N	2.31	0.46
6:5E:33:TYR:HB2	6:5E:75:LEU:HG	1.98	0.46
33:61:81:VAL:HG21	33:61:88:ILE:HD13	1.96	0.46
7:6E:104:LEU:HD13	7:6E:104:LEU:HA	1.81	0.46
8:72:39:LEU:HD12	8:72:39:LEU:HA	1.78	0.46
8:72:89:PRO:HA	8:72:92:ARG:HE	1.81	0.46
9:8E:9:ARG:HB3	9:8E:14:VAL:HG22	1.97	0.46
38:98:117:VAL:HG13	38:98:118:GLU:N	2.31	0.46
18:9A:61:LYS:O	18:9A:65:ILE:HG22	2.15	0.46
45:C5:20:TYR:CZ	45:C5:42:VAL:HA	2.51	0.46
26:1H:1161:C:H1'	42:D8:8:GLY:O	2.16	0.46
45:G8:28:LYS:HD2	45:G8:40:GLU:HB3	1.97	0.46
46:H8:146:ILE:HA	46:H8:174:VAL:O	2.15	0.46

Continued on next page...

Continued from previous page...

Atom-1	Atom-2	Interatomic distance (Å)	Clash overlap (Å)
46:H8:80:ARG:H	46:H8:80:ARG:HG2	1.60	0.46
28:11:119:ALA:CB	28:11:130:ALA:HB3	2.46	0.45
1:13:105:G:H2'	1:13:106:C:C6	2.50	0.45
1:13:1073:U:H2'	1:13:1074:G:H8	1.81	0.45
1:13:142:G:H2'	1:13:143:A:C8	2.50	0.45
1:13:186(E):C:N4	1:13:191(B):G:H1	2.15	0.45
1:13:544:G:C5	1:13:545:C:C5	3.04	0.45
1:13:952:U:O4	13:4I:104:ARG:HD3	2.16	0.45
26:14:1005:C:O2'	34:15:28:THR:HG21	2.16	0.45
26:14:1011:G:C2	26:14:1151:G:C2	3.04	0.45
26:14:1786:A:H2	26:14:2606:C:H1'	1.81	0.45
26:14:2002:G:C6	58:14:3797:HOH:O	2.69	0.45
26:14:2212:A:H1'	26:14:2215:G:C5	2.51	0.45
26:14:2346:A:C2	26:14:2383:G:C2	3.04	0.45
26:14:2393:A:C2'	26:14:2394:C:H5'	2.45	0.45
26:14:1049:C:H42	26:14:2751:G:H1	1.64	0.45
26:14:443:A:H2	26:14:1245:G:N3	2.14	0.45
26:14:847:U:H5'	26:14:848:G:OP2	2.16	0.45
1:13:1329:A:N7	21:1F:7:ARG:NH2	2.64	0.45
1:1G:1157:A:H4'	1:1G:1158:C:O5'	2.17	0.45
1:1G:618:C:H5'	1:1G:619:U:H5''	1.98	0.45
1:1G:801:U:H2'	1:1G:802:A:C8	2.51	0.45
1:1G:826:C:H2'	1:1G:827:U:C6	2.51	0.45
1:1G:857:C:H2'	1:1G:858:G:O4'	2.16	0.45
1:1G:90:C:H2'	1:1G:91:C:C6	2.51	0.45
26:1H:1437:C:C2	26:1H:1438:U:C5	3.04	0.45
26:1H:2114:A:H2'	26:1H:2168:G:H5''	1.98	0.45
26:1H:2590:A:H2'	26:1H:2591:C:C6	2.52	0.45
26:1H:483:A:O2'	45:G8:59:GLY:HA2	2.16	0.45
27:1J:99:A:H3'	58:1J:309:HOH:O	2.16	0.45
3:22:27:LYS:HB2	3:22:28:GLN:NE2	2.31	0.45
11:2A:85:ARG:HA	11:2A:112:THR:OG1	2.16	0.45
4:32:153:ARG:NH1	4:32:181:MET:HB2	2.31	0.45
31:41:99:MET:HG3	31:41:100:TRP:N	2.31	0.45
31:41:63:ILE:HD12	31:41:141:PHE:CE2	2.51	0.45
31:41:98:ARG:HA	31:41:101:ILE:HG23	1.97	0.45
13:4A:13:LYS:NZ	13:4A:21:TYR:OH	2.49	0.45
5:4E:11:ILE:HD11	5:4E:31:LEU:HD22	1.98	0.45
25:4K:13:A:O2'	25:4K:14:A:OP1	2.33	0.45
32:59:54:ARG:NH2	32:59:57:ASP:OD1	2.36	0.45
8:72:114:THR:OG1	8:72:115:SER:N	2.49	0.45

Continued on next page...

Continued from previous page...

Atom-1	Atom-2	Interatomic distance (Å)	Clash overlap (Å)
36:78:86:LYS:HB3	36:78:118:GLY:CA	2.45	0.45
8:7E:25:ASP:OD1	8:7E:60:ARG:HG3	2.16	0.45
41:85:21:ALA:HA	41:85:24:TYR:CE2	2.51	0.45
26:14:17:G:H4'	41:85:25:TRP:CH2	2.52	0.45
38:98:28:LEU:HA	38:98:28:LEU:HD23	1.77	0.45
41:C8:75:ASN:HB2	41:C8:78:THR:OG1	2.16	0.45
43:E8:24:ILE:HD12	43:E8:24:ILE:O	2.16	0.45
49:G5:31:GLU:HB2	49:G5:53:LEU:HD11	1.98	0.45
46:H8:60:GLU:HB3	46:H8:61:LEU:H	1.46	0.45
47:I8:23:VAL:HG13	47:I8:38:VAL:HG23	1.97	0.45
47:I8:53:MET:HG3	47:I8:59:LEU:CD2	2.46	0.45
26:1H:989:G:N7	50:L8:13:ILE:HD11	2.31	0.45
36:35:63:PRO:HA	55:M5:13:ARG:HA	1.98	0.45
55:Q8:35:GLN:C	55:Q8:37:SER:H	2.15	0.45
28:11:70:TRP:CD1	28:11:70:TRP:C	2.90	0.45
1:13:1113:C:H2'	1:13:1114:C:H6	1.81	0.45
1:13:1057:G:C5	1:13:1204:A:C2	3.04	0.45
1:13:41:G:H2'	1:13:42:G:C8	2.51	0.45
1:13:741:G:H2'	1:13:742:G:O4'	2.16	0.45
1:13:825:G:C6	1:13:826:C:C4	3.05	0.45
26:14:1060:U:H5''	26:14:1061:U:C6	2.50	0.45
26:14:1093:G:N1	26:14:1097:U:OP2	2.48	0.45
26:14:1164:G:H1	26:14:1185:C:H42	1.63	0.45
26:14:150:C:H42	26:14:176:G:H1	1.63	0.45
26:14:2666:C:H3'	26:14:2667:C:C6	2.51	0.45
26:14:2805:G:H2'	26:14:2807:G:H8	1.81	0.45
26:14:747:U:O2	26:14:2014:A:H1'	2.16	0.45
26:14:784:A:C8	26:14:792:G:C5	3.05	0.45
26:14:972:G:OP2	26:14:974:G:H5''	2.16	0.45
26:14:1813:G:H1'	28:19:50:THR:OG1	2.16	0.45
28:19:94:LEU:HD23	28:19:94:LEU:HA	1.77	0.45
1:1G:1086:U:H3	1:1G:1099:G:H22	1.64	0.45
1:1G:1129:C:N4	1:1G:1142:G:O6	2.35	0.45
1:1G:1517:G:C6	1:1G:1518:A:C5	3.04	0.45
1:1G:433:C:H2'	1:1G:434:U:H6	1.78	0.45
1:1G:591:U:OP2	8:72:30:ARG:HD3	2.17	0.45
1:1G:661:G:H1	1:1G:744:C:H42	1.64	0.45
26:1H:1170:G:N2	26:1H:1180:C:O2	2.50	0.45
26:1H:1358:G:N2	26:1H:1372:U:C5	2.84	0.45
26:1H:1412:A:H2'	26:1H:1413:G:H8	1.77	0.45
26:1H:1748:G:H2'	26:1H:1749:A:H8	1.81	0.45

Continued on next page...

Continued from previous page...

Atom-1	Atom-2	Interatomic distance (Å)	Clash overlap (Å)
26:1H:1776:G:OP2	58:1H:3656:HOH:O	2.21	0.45
26:1H:1864:U:OP1	26:1H:2410:G:O2'	2.19	0.45
26:1H:2418:A:OP2	55:Q8:39:LYS:NZ	2.41	0.45
26:1H:2590:A:C2	26:1H:2605:U:C2	3.05	0.45
26:1H:654(D):G:H1	26:1H:654(Q):C:N4	2.08	0.45
27:1J:87:G:N2	27:1J:89:G:H3'	2.31	0.45
29:21:49:LEU:HD12	29:21:49:LEU:HA	1.72	0.45
35:25:3:GLN:HB2	35:25:4:PRO:HD2	1.97	0.45
29:29:100:GLU:O	29:29:172:VAL:HG23	2.16	0.45
23:2K:67:C:H2'	23:2K:68:C:O4'	2.15	0.45
30:31:174:VAL:CG1	30:31:189:THR:HG21	2.47	0.45
30:31:23:ASP:CG	30:31:24:LEU:H	2.19	0.45
26:1H:674:G:H1'	30:31:74:ARG:HH11	1.81	0.45
30:39:200:GLU:O	30:39:203:GLN:HB2	2.16	0.45
30:39:27:GLU:O	30:39:28:ILE:HG12	2.16	0.45
24:3K:19:G:O2'	24:3K:57:G:N3	2.47	0.45
5:42:127:ASN:OD1	5:42:130:ASN:ND2	2.47	0.45
13:4A:78:ILE:HA	13:4A:81:LEU:HD12	1.98	0.45
26:1H:2531:A:H5'	32:51:157:TYR:CZ	2.52	0.45
38:55:79:LEU:HA	38:55:83:ILE:HB	1.98	0.45
26:14:2882:A:H5'	38:55:96:ARG:HG3	1.97	0.45
34:58:10:GLU:HG3	34:58:11:PRO:HD2	1.99	0.45
33:69:29:TYR:C	33:69:32:PRO:HD2	2.37	0.45
15:6A:4:THR:OG1	15:6A:7:GLU:HB2	2.17	0.45
7:6E:15:ASP:O	7:6E:19:GLY:HA2	2.15	0.45
16:7A:49:LEU:HD12	16:7A:50:LYS:N	2.31	0.45
16:7A:72:ARG:HD2	16:7A:73:LEU:HD23	1.98	0.45
8:7E:42:GLU:HG3	8:7E:109:ILE:HD12	1.98	0.45
9:82:95:LYS:HE2	9:82:95:LYS:HB2	1.77	0.45
9:82:53:VAL:HG22	9:82:95:LYS:HZ2	1.81	0.45
9:8E:118:LYS:O	9:8E:119:ALA:HB3	2.17	0.45
42:95:85:LYS:HG3	42:95:87:HIS:CA	2.46	0.45
39:A8:47:THR:HG22	39:A8:48:LEU:N	2.31	0.45
20:BI:49:ALA:HB1	20:BI:99:LEU:HB2	1.98	0.45
42:D8:21:ARG:HG2	42:D8:91:TYR:HE2	1.80	0.45
50:L8:10:LYS:HB3	50:L8:53:LEU:HD23	1.98	0.45
51:M8:15:ILE:HG22	51:M8:16:CYS:H	1.81	0.45
2:12:105:PHE:HA	2:12:108:ILE:HB	1.97	0.45
1:13:1020:U:H2'	1:13:1021:G:C8	2.52	0.45
1:13:1312:G:H5'	19:AI:6:LYS:CD	2.46	0.45
1:13:448:A:OP2	1:13:485:G:N2	2.33	0.45

Continued on next page...

Continued from previous page...

Atom-1	Atom-2	Interatomic distance (Å)	Clash overlap (Å)
1:13:515:G:N7	58:13:1869:HOH:O	2.36	0.45
1:13:685:G:O2'	1:13:686:U:H5'	2.16	0.45
1:13:724:G:O2'	1:13:725:G:H5'	2.16	0.45
26:14:1131:G:C2	26:14:1132:A:C4	3.05	0.45
26:14:1235:G:C6	26:14:1236:G:N1	2.84	0.45
26:14:1364:G:OP2	48:F5:2:SER:N	2.48	0.45
26:14:1751:C:O2'	26:14:1752:C:H5'	2.15	0.45
26:14:1648:C:H42	26:14:2009:G:H1	1.64	0.45
26:14:2762:G:H5'	26:14:2763:G:OP2	2.15	0.45
26:14:311:A:C6	26:14:328:U:C4	3.05	0.45
26:14:307:G:H21	26:14:330:A:H62	1.63	0.45
26:14:342:G:H2'	26:14:343:C:H6	1.81	0.45
26:14:484:C:H2'	26:14:485:C:H6	1.82	0.45
26:14:690:G:O2'	28:19:43:ARG:NH2	2.49	0.45
10:1A:35:SER:HB3	10:1A:73:ASP:HB2	1.97	0.45
2:1E:36:ARG:HD2	2:1E:36:ARG:HA	1.81	0.45
1:1G:1072:G:H2'	1:1G:1073:U:C6	2.52	0.45
26:1H:2111:C:O2'	26:1H:2119:A:OP1	2.34	0.45
26:1H:2690:C:H5''	26:1H:2872:G:N2	2.29	0.45
10:1I:17:ASP:O	10:1I:21:GLN:HG2	2.16	0.45
1:13:973:G:OP1	10:1I:57:LYS:HD3	2.16	0.45
27:1J:116:G:C5'	39:65:55:ALA:HB2	2.46	0.45
22:1L:72:C:H2'	22:1L:73:A:H5''	1.99	0.45
29:21:134:ILE:HD12	29:21:134:ILE:C	2.36	0.45
3:22:37:GLN:O	3:22:40:ARG:HG3	2.17	0.45
35:25:10:VAL:CG1	35:25:19:ILE:HG23	2.46	0.45
29:29:13:ARG:HA	29:29:21:VAL:O	2.16	0.45
29:29:5:LEU:HD23	29:29:51:PHE:HB2	1.98	0.45
30:31:32:LEU:HD22	30:31:105:VAL:HG13	1.98	0.45
30:31:119:ARG:HB3	30:31:119:ARG:HE	1.58	0.45
30:31:6:VAL:N	30:31:24:LEU:HB3	2.31	0.45
30:39:63:LYS:HE2	30:39:67:GLN:HB3	1.98	0.45
26:14:906:G:OP1	37:45:140:ALA:HB3	2.16	0.45
37:45:19:GLY:O	37:45:99:PRO:HD2	2.16	0.45
6:5E:62:TRP:CE2	18:9I:35:ARG:NH2	2.85	0.45
39:65:31:SER:OG	39:65:34:HIS:N	2.48	0.45
15:6I:6:GLU:CD	15:6I:6:GLU:N	2.69	0.45
8:72:82:HIS:HB3	8:72:138:TRP:CZ3	2.51	0.45
40:75:19:LEU:HB3	40:75:86:ILE:CG2	2.46	0.45
8:7E:85:ARG:HD3	8:7E:86:ILE:O	2.16	0.45
17:8A:3:LYS:HB3	17:8A:61:GLU:HB3	1.98	0.45

Continued on next page...

Continued from previous page...

Atom-1	Atom-2	Interatomic distance (Å)	Clash overlap (Å)
17:8A:87:LYS:O	17:8A:91:ARG:HG3	2.16	0.45
26:14:1225:C:H4'	42:95:85:LYS:CG	2.45	0.45
38:98:72:ASP:OD2	38:98:75:LEU:HB2	2.16	0.45
39:A8:11:LYS:O	39:A8:15:ARG:HB2	2.16	0.45
19:AI:40:ILE:O	19:AI:41:VAL:HG22	2.16	0.45
19:AI:78:ARG:NE	19:AI:78:ARG:H	2.04	0.45
46:D5:24:LEU:HD12	46:D5:25:PRO:O	2.16	0.45
48:F5:82:LEU:HB2	48:F5:83:GLU:H	1.59	0.45
51:I5:37:SER:OG	51:I5:38:LYS:N	2.49	0.45
55:Q8:21:LYS:HA	55:Q8:21:LYS:HD2	1.70	0.45
55:Q8:22:VAL:HG22	55:Q8:47:LYS:NZ	2.31	0.45
55:Q8:34:TRP:CB	55:Q8:35:GLN:CA	2.92	0.45
26:1H:1500:G:O2'	28:11:100:GLY:O	2.30	0.45
28:11:136:ILE:HG12	28:11:136:ILE:H	1.61	0.45
26:1H:2208:U:H4'	28:11:151:LYS:HG2	1.97	0.45
1:13:1028:C:H42	1:13:1033:G:H1	1.64	0.45
1:13:1074:G:C2	1:13:1075:C:C2	3.05	0.45
1:13:1164:G:C6	1:13:1165:C:C4	3.04	0.45
1:13:1513:A:H2'	1:13:1514:C:C6	2.51	0.45
1:13:153:C:H42	1:13:168:G:H1	1.63	0.45
1:13:222:U:C2	1:13:223:U:C5	3.05	0.45
1:13:22:G:H2'	1:13:23:C:H6	1.80	0.45
1:13:263:A:OP2	20:BI:79:ARG:NH1	2.49	0.45
1:13:468:A:O2'	16:7I:82:GLN:HG2	2.17	0.45
1:13:540:G:H2'	1:13:541:G:O4'	2.16	0.45
1:13:555:C:OP2	12:3I:20:LYS:NZ	2.48	0.45
26:14:1196:C:O2'	26:14:1228:G:O2'	2.27	0.45
26:14:1341:U:O4	44:B5:16:LYS:NZ	2.40	0.45
26:14:2074:U:P	58:14:3403:HOH:O	2.70	0.45
26:14:2453:A:H2'	26:14:2454:G:O4'	2.16	0.45
26:14:2751:G:N1	32:59:2:SER:HB3	2.30	0.45
26:14:2:G:N2	26:14:2901:C:H42	2.14	0.45
2:1E:189:ASP:HB3	2:1E:191:ASP:H	1.82	0.45
2:1E:210:SER:O	2:1E:214:ILE:HG12	2.16	0.45
1:1G:1072:G:C2	1:1G:1073:U:C2	3.05	0.45
1:1G:1198:G:H2'	1:1G:1199:U:C6	2.51	0.45
1:1G:926:G:C6	1:1G:1505:G:C5	3.04	0.45
1:1G:646:U:H2'	1:1G:647:C:C6	2.50	0.45
26:1H:1108:U:O4	26:1H:1109:C:N4	2.49	0.45
26:1H:1204:A:N1	26:1H:1241:A:H2	2.14	0.45
26:1H:1312:U:H4'	26:1H:1313:U:O5'	2.17	0.45

Continued on next page...

Continued from previous page...

Atom-1	Atom-2	Interatomic distance (Å)	Clash overlap (Å)
26:1H:1471:A:C2	26:1H:1472:A:C8	3.04	0.45
26:1H:1888:G:H5'	26:1H:1889:A:OP1	2.16	0.45
26:1H:2542:A:H4'	26:1H:2543:G:H8	1.80	0.45
23:2K:77:A:O2'	26:1H:2602:A:N7	2.39	0.45
26:1H:270(K):C:O2'	26:1H:270(M):U:OP1	2.17	0.45
26:1H:2859:G:C6	26:1H:2860:A:N6	2.85	0.45
26:1H:29:U:H2'	26:1H:30:G:H8	1.82	0.45
26:1H:721:C:H2'	26:1H:722:A:C8	2.51	0.45
26:1H:881:G:H5'	26:1H:882:G:O5'	2.15	0.45
22:1K:74:C:H1'	22:1K:75:C:H5'	1.96	0.45
22:1L:73:A:O3'	22:1L:74:C:H3'	2.17	0.45
29:21:47:VAL:O	29:21:80:GLU:HA	2.16	0.45
29:29:128:SER:OG	29:29:129:HIS:N	2.49	0.45
29:29:195:LEU:HD12	29:29:195:LEU:HA	1.76	0.45
3:2E:149:ALA:HA	3:2E:201:TYR:O	2.15	0.45
1:1G:8:A:N6	4:32:209:ARG:HB2	2.30	0.45
30:39:132:VAL:HG22	30:39:133:ASN:OD1	2.16	0.45
24:3L:9:A:OP1	24:3L:46:G:O2'	2.29	0.45
31:49:81:LYS:HB3	31:49:82:LEU:H	1.55	0.45
1:1G:1228:C:H5'	13:4A:114:ARG:HB3	1.99	0.45
13:4A:7:VAL:HG11	31:49:115:ARG:HE	1.81	0.45
32:51:4:ILE:C	32:51:6:ARG:H	2.19	0.45
38:55:29:LEU:HD23	38:55:70:LEU:HD11	1.98	0.45
6:5E:100:ASN:ND2	18:9I:26:LEU:O	2.49	0.45
33:61:79:ILE:HD13	33:61:79:ILE:HA	1.73	0.45
7:62:21:VAL:O	7:62:24:THR:HB	2.17	0.45
7:62:26:PHE:CD2	7:62:30:ILE:HD11	2.52	0.45
39:65:102:ALA:O	39:65:105:ALA:N	2.49	0.45
36:78:94:GLU:OE1	36:78:124:LYS:HD3	2.17	0.45
8:7E:38:ILE:HD11	8:7E:118:VAL:O	2.17	0.45
19:AA:12:ASP:OD1	19:AA:12:ASP:N	2.47	0.45
19:AI:51:VAL:HG12	19:AI:52:TYR:N	2.31	0.45
45:C5:75:ILE:HG23	45:C5:76:CYS:N	2.32	0.45
1:13:1206:G:C6	1:13:1207:G:C5	3.04	0.45
1:13:1274:G:H2'	1:13:1275:A:H8	1.80	0.45
1:13:1399:C:O2	58:13:1909:HOH:O	2.18	0.45
1:13:687:A:C2'	1:13:701:C:H41	2.30	0.45
26:14:1754:C:H5	40:75:96:ARG:NH2	2.15	0.45
26:14:16:G:H2'	26:14:17:G:H8	1.82	0.45
26:14:1885:A:H5'	26:14:1886:C:OP2	2.16	0.45
26:14:1971:A:H1'	28:19:240:ALA:O	2.16	0.45

Continued on next page...

Continued from previous page...

Atom-1	Atom-2	Interatomic distance (Å)	Clash overlap (Å)
26:14:2748:A:H2'	26:14:2749:A:H8	1.82	0.45
26:14:601:C:O2	26:14:605:C:H4'	2.17	0.45
26:14:783:A:H8	26:14:784:A:H4'	1.80	0.45
26:14:797:C:H2'	26:14:798:G:O4'	2.15	0.45
34:15:67:LEU:HD23	34:15:88:GLU:HG2	1.98	0.45
28:19:71:ASP:CG	28:19:103:ARG:HH12	2.19	0.45
28:19:213:ARG:HA	28:19:213:ARG:HD2	1.73	0.45
1:1G:1117:G:O3'	9:82:104:ARG:HD2	2.16	0.45
1:1G:1272:G:N3	1:1G:1273:G:H1'	2.31	0.45
1:1G:406:G:H5'	4:32:5:ILE:HG22	1.97	0.45
1:1G:411:A:N7	1:1G:413:G:N3	2.64	0.45
26:1H:2161:C:H2'	26:1H:2162:G:C8	2.48	0.45
26:1H:2208:U:O2'	26:1H:2209:C:H5'	2.16	0.45
26:1H:2820:A:O2'	26:1H:2821:A:OP1	2.34	0.45
27:1J:45:A:N3	27:1J:45:A:H2'	2.30	0.45
27:1J:61:G:C6	27:1J:62:C:C4	3.04	0.45
3:22:173:VAL:HG12	3:22:175:LEU:HG	1.99	0.45
3:22:90:GLU:OE2	3:22:93:LYS:HD2	2.16	0.45
3:2E:24:ALA:HB2	3:2E:32:LEU:HD12	1.98	0.45
11:2I:21:ILE:HG13	11:2I:30:VAL:HG12	1.97	0.45
30:31:198:ALA:O	30:31:201:VAL:N	2.50	0.45
36:35:97:PRO:HG3	36:35:112:LEU:HD12	1.98	0.45
1:13:881:G:P	12:3I:12:ARG:HH22	2.38	0.45
12:3I:84:LEU:HB2	12:3I:105:TYR:CE2	2.52	0.45
37:45:43:THR:O	37:45:46:GLN:HB2	2.17	0.45
31:49:41:GLN:HB3	31:49:43:LEU:HD21	1.98	0.45
5:4E:54:ALA:HA	5:4E:57:LYS:HG3	1.98	0.45
32:51:4:ILE:HG12	32:51:4:ILE:O	2.16	0.45
39:65:11:LYS:O	39:65:15:ARG:HG2	2.16	0.45
33:69:69:LYS:O	33:69:73:GLU:HB2	2.16	0.45
7:6E:120:ILE:O	7:6E:124:LEU:HB2	2.17	0.45
8:7E:122:ARG:O	8:7E:126:LYS:HG3	2.16	0.45
8:7E:104:ARG:HD2	8:7E:138:TRP:CG	2.52	0.45
38:98:55:ALA:HA	38:98:80:PHE:HE1	1.78	0.45
44:B5:32:PRO:HA	44:B5:77:LYS:HB2	1.98	0.45
40:B8:39:ARG:HD2	40:B8:40:THR:H	1.82	0.45
20:BI:39:LYS:HB2	20:BI:55:ILE:HG21	1.97	0.45
20:BI:73:HIS:HB3	20:BI:74:LYS:HG3	1.99	0.45
46:D5:19:ARG:HB2	46:D5:19:ARG:HE	1.34	0.45
44:F8:82:GLN:HE21	44:F8:83:VAL:N	2.14	0.45
50:H5:12:PRO:HB2	50:H5:20:LYS:HG2	1.98	0.45

Continued on next page...

Continued from previous page...

Atom-1	Atom-2	Interatomic distance (Å)	Clash overlap (Å)
52:N8:40:LYS:HD3	52:N8:46:CYS:SG	2.56	0.45
53:O8:11:LEU:O	53:O8:23:THR:HB	2.17	0.45
1:13:1015:A:H2'	1:13:1016:A:C8	2.52	0.45
1:13:1081:G:H2'	1:13:1082:G:C8	2.51	0.45
1:13:189:U:O2	17:8I:63:ARG:NH2	2.49	0.45
1:13:19:C:OP1	5:4E:125:SER:OG	2.21	0.45
1:13:223:U:H2'	1:13:224:C:O4'	2.17	0.45
1:13:565:U:H3'	1:13:566:G:H2'	1.98	0.45
1:13:591:U:H2'	1:13:592:G:C8	2.52	0.45
1:13:724:G:N3	1:13:725:G:C8	2.85	0.45
1:13:22:G:H4'	1:13:885:G:C8	2.52	0.45
1:13:939:G:C6	1:13:940:C:C4	3.04	0.45
1:13:963:G:N2	1:13:972:C:C2	2.84	0.45
26:14:1011:G:N3	26:14:1151:G:C2	2.85	0.45
26:14:1069:A:H4'	26:14:1070:A:H5''	1.98	0.45
26:14:1321:A:H2'	26:14:1322:A:O4'	2.16	0.45
26:14:1386:C:OP2	26:14:1396:U:H5	1.99	0.45
26:14:1420:U:O2'	26:14:1421:G:OP1	2.29	0.45
26:14:1590:U:H2'	26:14:1591:G:C8	2.52	0.45
26:14:1784:A:H4'	26:14:1785:A:C5'	2.46	0.45
26:14:2529:G:P	26:14:2529:G:H21	2.38	0.45
1:1G:1310:G:H5'	13:4A:77:ASN:ND2	2.23	0.45
1:1G:1386:G:C2	1:1G:1387:G:C8	3.05	0.45
1:1G:219:C:H2'	1:1G:220:G:O4'	2.17	0.45
1:1G:309:G:O2'	1:1G:607:A:N1	2.50	0.45
1:1G:591:U:H2'	1:1G:592:G:C8	2.51	0.45
1:1G:860:A:H2'	1:1G:861:G:O4'	2.16	0.45
1:1G:967:C:H2'	1:1G:968:A:C8	2.51	0.45
26:1H:1001:A:H2'	26:1H:1002:G:O4'	2.16	0.45
26:1H:1766:U:H2'	26:1H:1767:C:C6	2.51	0.45
26:1H:1858:G:C6	26:1H:1883:G:C6	3.04	0.45
26:1H:562:U:C4	26:1H:2036:C:O4'	2.69	0.45
26:1H:2153:G:H2'	26:1H:2154:G:O4'	2.16	0.45
26:1H:2427:C:H5''	26:1H:2428:G:OP1	2.16	0.45
26:1H:2645:G:C3'	26:1H:2646:C:H5'	2.46	0.45
26:1H:527:C:N4	26:1H:2777:G:O2'	2.50	0.45
26:1H:530:G:O4'	26:1H:530:G:N3	2.49	0.45
26:1H:719:C:H2'	26:1H:720:C:H6	1.81	0.45
26:1H:751:A:C6	26:1H:789:A:C5	3.05	0.45
27:1J:44:G:C2	27:1J:48:A:C2	3.04	0.45
27:1J:99:A:C5	27:1J:100:G:C8	3.04	0.45

Continued on next page...

Continued from previous page...

Atom-1	Atom-2	Interatomic distance (Å)	Clash overlap (Å)
29:21:57:LYS:HE2	29:21:59:VAL:HG12	1.98	0.45
26:1H:2636:U:P	29:21:79:ARG:HA	2.56	0.45
3:22:36:ASP:OD1	3:22:57:ILE:HG21	2.16	0.45
29:29:103:ASP:OD1	29:29:201:THR:HG23	2.16	0.45
29:29:51:PHE:O	29:29:74:PRO:HB2	2.16	0.45
29:29:9:VAL:HG12	40:75:8:LYS:NZ	2.29	0.45
23:2L:32:G:C4	23:2L:33:OMC:C5	3.05	0.45
1:1G:438:G:H4'	4:32:123:HIS:HD2	1.82	0.45
4:32:81:GLU:O	4:32:85:LYS:HB2	2.16	0.45
26:14:2414:G:H21	36:35:67:MET:CE	2.30	0.45
36:35:88:LEU:HD22	36:35:114:ILE:HD13	1.97	0.45
12:3A:69:TYR:HB2	12:3A:96:VAL:HG11	1.99	0.45
32:51:170:ARG:HD3	32:51:170:ARG:HA	1.54	0.45
6:5E:97:PHE:O	18:9I:31:LEU:HD23	2.16	0.45
39:65:54:LEU:HD12	39:65:54:LEU:HA	1.77	0.45
15:6A:53:HIS:O	15:6A:56:LEU:HB3	2.15	0.45
26:1H:244:A:H4'	36:78:74:GLU:HB3	1.97	0.45
8:7E:39:LEU:HD13	8:7E:111:ILE:HD11	1.99	0.45
17:8A:45:HIS:NE2	17:8A:47:PRO:HB3	2.31	0.45
9:8E:42:ARG:HE	9:8E:42:ARG:HB2	1.37	0.45
17:8I:29:HIS:O	17:8I:33:GLY:N	2.36	0.45
38:98:9:LYS:HA	38:98:17:ARG:NE	2.32	0.45
40:B8:112:ARG:HA	40:B8:115:ARG:NE	2.32	0.45
20:BA:56:MET:HG2	20:BA:84:LEU:HD13	1.99	0.45
45:C5:87:LYS:CG	45:C5:88:LYS:H	2.30	0.45
46:D5:61:LEU:HB3	46:D5:62:PRO:O	2.16	0.45
47:I8:53:MET:HG3	47:I8:59:LEU:HD23	1.97	0.45
26:1H:396:G:C8	48:J8:13:ILE:HD11	2.52	0.45
26:1H:2347:C:OP2	55:Q8:36:LYS:HE3	2.16	0.45
55:Q8:47:LYS:HZ3	55:Q8:47:LYS:HB2	1.82	0.45
28:11:20:ASP:OD2	28:11:22:SER:HB2	2.17	0.45
1:13:994:A:C8	1:13:1216:G:H4'	2.51	0.45
1:13:1365:G:H2'	1:13:1366:C:H6	1.82	0.45
1:13:1425:U:H2'	1:13:1426:C:H6	1.82	0.45
1:13:861:G:H4'	8:7E:18:ARG:HH21	1.82	0.45
26:14:1171:G:O2'	26:14:1173:G:OP2	2.35	0.45
26:14:1338:G:N3	26:14:1393:A:H2	2.14	0.45
26:14:1627:G:OP2	58:14:3836:HOH:O	2.21	0.45
26:14:223:A:N1	26:14:407:G:O2'	2.40	0.45
26:14:2262:U:O2'	26:14:2263:C:H5'	2.16	0.45
26:14:635:C:H2'	26:14:636:G:O4'	2.16	0.45

Continued on next page...

Continued from previous page...

Atom-1	Atom-2	Interatomic distance (Å)	Clash overlap (Å)
26:14:775:G:C5	26:14:794:G:C8	3.04	0.45
34:15:15:LEU:HD22	34:15:53:VAL:HB	1.99	0.45
34:15:16:ILE:HB	34:15:54:VAL:HG22	1.99	0.45
27:16:69:G:C5	27:16:70:C:C5	3.04	0.45
21:1F:2:GLY:O	21:1F:4:GLY:N	2.50	0.45
1:1G:1127:G:C6	1:1G:1145:C:N3	2.85	0.45
1:1G:415:A:C5	1:1G:416:G:C5	3.05	0.45
1:1G:485:G:HO2'	1:1G:486:U:H6	1.59	0.45
1:1G:619:U:O2	4:32:135:LEU:HD22	2.17	0.45
26:1H:1392:A:C6	26:1H:1393:A:N1	2.85	0.45
26:1H:1405:U:H2'	26:1H:1406:U:H6	1.78	0.45
26:1H:1511:A:H2'	26:1H:1512:G:O4'	2.17	0.45
26:1H:1537:C:O5'	26:1H:1537:C:H6	1.99	0.45
26:1H:2373:G:H1	26:1H:2380:C:H42	1.63	0.45
26:1H:2672:G:H5''	26:1H:2672:G:H8	1.81	0.45
26:1H:2712:U:O2'	26:1H:2713:A:H5'	2.17	0.45
26:1H:287:C:H2'	26:1H:288:C:H6	1.82	0.45
26:1H:302:C:H2'	26:1H:303:U:H6	1.82	0.45
26:1H:323:G:C2	26:1H:333:G:H1'	2.51	0.45
23:2K:37:U:H2'	23:2K:38:A:O4'	2.17	0.45
30:31:176:LEU:HB3	30:31:177:ALA:O	2.17	0.45
30:39:165:ARG:HA	30:39:168:ARG:HH11	1.81	0.45
12:3A:35:GLY:HA3	12:3A:58:VAL:CG1	2.47	0.45
12:3I:8:ASN:HA	12:3I:11:VAL:HG23	1.98	0.45
1:13:555:C:P	12:3I:20:LYS:NZ	2.90	0.45
24:3L:36:A:H2'	24:3L:37:A:N7	2.32	0.45
31:41:67:LYS:HE2	31:41:67:LYS:N	2.32	0.45
37:45:1:MET:H3	37:45:69:PHE:HE1	1.60	0.45
6:5E:35:ALA:HB1	6:5E:65:VAL:HG21	1.98	0.45
39:65:88:ASP:HB3	39:65:89:ARG:H	1.44	0.45
1:13:826:C:H4'	8:7E:12:ARG:HG2	1.99	0.45
41:85:59:ARG:O	41:85:63:VAL:HG23	2.16	0.45
37:88:63:LYS:HE2	37:88:65:PHE:CZ	2.52	0.45
9:8E:125:TYR:HD1	9:8E:126:SER:H	1.63	0.45
43:A5:59:VAL:HG12	43:A5:60:ASN:ND2	2.31	0.45
40:B8:26:ASP:HB3	40:B8:92:GLY:N	2.18	0.45
45:C5:73:ARG:NH2	45:C5:82:PRO:O	2.49	0.45
43:E8:33:ARG:NE	43:E8:52:GLU:OE1	2.50	0.45
26:1H:26:G:OP1	43:E8:80:PRO:HB3	2.16	0.45
52:J5:4:HIS:O	52:J5:5:PRO:C	2.55	0.45
49:K8:16:LEU:HG	49:K8:17:SER:N	2.31	0.45

Continued on next page...

Continued from previous page...

Atom-1	Atom-2	Interatomic distance (Å)	Clash overlap (Å)
54:L5:34:ARG:HB3	54:L5:42:LEU:HD22	1.99	0.45
55:Q8:33:ASN:O	55:Q8:33:ASN:ND2	2.50	0.45
1:13:1412:C:N4	1:13:1488:G:H1	2.13	0.45
1:13:737:A:C4	1:13:738:C:C5	3.05	0.45
1:13:760:G:H2'	1:13:761:G:H5'	1.99	0.45
1:13:909:A:H2'	1:13:910:C:O4'	2.16	0.45
1:13:922:G:H1'	5:4E:19:MET:HB2	1.98	0.45
26:14:1348:G:H2'	26:14:1348:G:N3	2.32	0.45
26:14:193:U:H5	58:14:4102:HOH:O	1.98	0.45
26:14:2400:G:H3'	26:14:2401:U:H6	1.80	0.45
26:14:2469:A:H2	26:14:2481:G:N2	2.15	0.45
26:14:315:G:H2'	26:14:316:C:H6	1.81	0.45
26:14:439:G:H2'	26:14:440:G:H8	1.82	0.45
28:19:237:GLU:HB3	28:19:238:GLY:H	1.59	0.45
10:1A:16:LEU:HA	10:1A:16:LEU:HD23	1.84	0.45
1:1G:1149:C:H2'	1:1G:1150:U:C6	2.51	0.45
1:1G:129(A):G:C6	1:1G:188:U:H4'	2.51	0.45
1:1G:177:C:H2'	1:1G:178:C:H6	1.82	0.45
1:1G:310:G:P	16:7A:27:LYS:HD3	2.56	0.45
1:1G:427:U:H3'	1:1G:428:G:H2'	1.98	0.45
1:1G:8:A:C5	4:32:209:ARG:HB2	2.51	0.45
26:1H:1018:C:O3'	26:1H:1120:G:N2	2.50	0.45
26:1H:1207:C:H2'	26:1H:1208:C:H6	1.81	0.45
26:1H:1259:G:O2'	26:1H:1260:G:H5'	2.17	0.45
26:1H:1538:G:H2'	26:1H:1539:G:H8	1.82	0.45
26:1H:2287:A:C2	26:1H:2346:A:C2	3.05	0.45
26:1H:2062:A:N6	26:1H:2503:A:H62	2.15	0.45
26:1H:325:G:H2'	26:1H:326:G:C8	2.52	0.45
26:1H:880:G:O2'	26:1H:881:G:O5'	2.27	0.45
26:1H:889:C:H3'	26:1H:890:A:H4'	1.99	0.45
27:1J:48:A:H4'	39:65:95:HIS:CD2	2.52	0.45
29:21:105:THR:HG21	29:21:164:ARG:CZ	2.46	0.45
23:2L:5:G:H2'	23:2L:6:G:O4'	2.17	0.45
30:31:197:ASP:O	30:31:199:TRP:N	2.49	0.45
4:3E:107:ARG:HH22	4:3E:194:LEU:CD2	2.19	0.45
4:3E:153:ARG:O	4:3E:181:MET:HE1	2.17	0.45
4:3E:9:CYS:HB3	4:3E:32:ALA:CB	2.44	0.45
24:3L:44:G:H2'	24:3L:45:U:O4'	2.16	0.45
31:41:178:PHE:O	31:41:180:PHE:HD1	2.00	0.45
14:5I:42:ILE:O	14:5I:46:GLU:HG3	2.16	0.45
14:5I:50:LYS:HB3	14:5I:50:LYS:HE3	1.66	0.45

Continued on next page...

Continued from previous page...

Atom-1	Atom-2	Interatomic distance (Å)	Clash overlap (Å)
33:61:30:LEU:HA	33:61:30:LEU:HD23	1.81	0.45
33:61:85:GLU:HA	33:61:85:GLU:OE2	2.17	0.45
1:13:625:G:H4'	16:7I:16:HIS:CD2	2.51	0.45
37:88:52:VAL:HA	37:88:55:VAL:HG13	1.98	0.45
17:8A:10:VAL:HG21	17:8A:52:LYS:O	2.17	0.45
6:52:7:ASN:ND2	18:9A:76:LEU:HD11	2.28	0.45
43:A5:72:LYS:HB3	43:A5:106:ILE:HG13	1.99	0.45
26:14:1614:A:H61	43:A5:88:ARG:H	1.63	0.45
39:A8:70:GLY:HA2	39:A8:101:LEU:HD13	1.98	0.45
19:AI:37:ARG:HG3	19:AI:37:ARG:H	1.36	0.45
40:B8:107:ASP:O	40:B8:111:ARG:NH1	2.50	0.45
40:B8:50:ILE:HD11	40:B8:102:ILE:HD11	1.97	0.45
20:BI:48:LYS:HB3	20:BI:48:LYS:HE3	1.73	0.45
41:C8:75:ASN:HB3	41:C8:77:SER:N	2.32	0.45
48:F5:73:LEU:HB3	48:F5:90:ILE:HG22	1.99	0.45
44:F8:82:GLN:HA	44:F8:82:GLN:NE2	2.31	0.45
46:H8:40:ASP:OD1	46:H8:43:GLU:HG3	2.17	0.45
53:K5:19:ARG:NH2	53:K5:52:VAL:HG21	2.32	0.45
52:N8:33:CYS:SG	52:N8:40:LYS:HD3	2.56	0.45
28:11:155:LEU:HD13	28:11:155:LEU:N	2.32	0.45
1:13:1022:G:H2'	1:13:1023:G:C8	2.50	0.45
1:13:1367:C:H5'	10:1I:60:ARG:NH2	2.26	0.45
1:13:1368:G:H5''	9:8E:112:LYS:CB	2.43	0.45
1:13:628:G:H2'	1:13:629:G:H8	1.81	0.45
1:13:66:G:C2	1:13:67:C:C6	3.04	0.45
1:13:665:A:N3	1:13:732:C:H2'	2.32	0.45
26:14:1396:U:H2'	26:14:1396:U:O2	2.17	0.45
26:14:1551:C:H2'	26:14:1552:G:O4'	2.17	0.45
26:14:602:G:OP2	26:14:602:G:H8	1.99	0.45
34:15:29:LYS:HG2	34:15:29:LYS:H	1.42	0.45
27:16:7:G:H5''	27:16:7:G:H8	1.82	0.45
1:1G:973:G:O4'	10:1A:55:LYS:HB3	2.17	0.45
26:1H:1042:G:C6	26:1H:1043:C:C4	3.05	0.45
26:1H:1329:U:H5''	26:1H:1330:C:C5	2.51	0.45
26:1H:1810:A:H2'	26:1H:1811:G:O4'	2.17	0.45
26:1H:270(C):C:O2'	26:1H:273(B):C:H5'	2.17	0.45
26:1H:277:C:H3'	26:1H:278:A:O4'	2.17	0.45
26:1H:37:C:H2'	26:1H:38:A:C8	2.52	0.45
26:1H:46:C:H2'	26:1H:47:C:C6	2.52	0.45
26:1H:527:C:H4'	26:1H:528:A:C5'	2.46	0.45
26:1H:69:C:H2'	26:1H:70:G:C8	2.51	0.45

Continued on next page...

Continued from previous page...

Atom-1	Atom-2	Interatomic distance (Å)	Clash overlap (Å)
27:1J:33:G:N3	27:1J:50:G:C2	2.85	0.45
29:29:119:ARG:HD2	29:29:120:TRP:CE2	2.52	0.45
11:2I:99:GLN:HA	11:2I:105:VAL:HG21	1.99	0.45
23:2L:16:C:O2'	23:2L:62:C:OP1	2.28	0.45
30:31:68:LYS:O	30:31:69:HIS:HB2	2.17	0.45
4:32:191:ARG:NH1	4:32:200:GLU:OE1	2.45	0.45
4:32:19:LEU:HB2	4:32:21:LEU:HD21	1.98	0.45
30:39:81:PRO:HB3	30:39:87:GLY:O	2.17	0.45
12:3A:100:ILE:HG22	12:3A:101:VAL:H	1.80	0.45
12:3A:59:ARG:CZ	12:3A:65:GLU:HB2	2.46	0.45
1:1G:567:G:O6	12:3A:5:PRO:HD3	2.17	0.45
1:13:542:G:H5'	4:3E:41:GLY:HA3	1.98	0.45
24:3K:19:G:N2	26:1H:2112:G:H21	2.15	0.45
31:41:128:ARG:HB2	31:41:128:ARG:HH21	1.81	0.45
31:49:38:VAL:HG22	31:49:93:THR:HG23	1.98	0.45
34:58:18:ALA:H	34:58:21:LYS:NZ	2.15	0.45
14:5I:37:PHE:CE2	14:5I:53:LEU:HD13	2.51	0.45
39:65:86:ALA:O	39:65:87:PHE:HB2	2.17	0.45
35:68:13:ASN:ND2	35:68:97:ARG:HB3	2.31	0.45
26:14:2847:U:OP1	40:75:98:LYS:HE2	2.16	0.45
36:78:80:TYR:CE2	36:78:111:ARG:HD3	2.51	0.45
16:7I:58:TYR:O	16:7I:62:VAL:HG22	2.17	0.45
9:82:128:ARG:NH2	23:2L:34:U:P	2.90	0.45
41:85:92:ARG:CZ	42:95:11:GLN:H	2.30	0.45
37:88:21:THR:OG1	37:88:22:LYS:O	2.31	0.45
19:AA:23:ASN:HA	19:AA:27:GLU:CG	2.47	0.45
44:F8:3:THR:HG22	44:F8:6:ASP:HB2	1.99	0.45
37:88:134:ARG:NH2	46:H8:122:ARG:HD2	2.31	0.45
46:H8:6:LYS:HE3	46:H8:8:TYR:CE1	2.51	0.45
26:1H:1364:G:OP1	48:J8:3:LYS:HG2	2.17	0.45
26:14:458:G:O2'	54:L5:39:ARG:HD3	2.17	0.45
1:13:438:G:OP1	4:3E:125:HIS:HE1	2.00	0.45
1:13:558:G:H2'	1:13:559:A:H2	1.81	0.45
1:13:833:U:H3	1:13:853:G:H1	1.65	0.45
26:14:1439:A:C8	26:14:1440:G:C8	3.05	0.45
26:14:1495:A:O2'	26:14:1496:A:H5'	2.17	0.45
26:14:2301:C:C5	26:14:2302:G:N7	2.85	0.45
26:14:2716:U:H2'	26:14:2717:G:C8	2.53	0.45
26:14:484:C:H2'	26:14:485:C:C6	2.52	0.45
26:14:807:U:H4'	26:14:2446:G:OP1	2.16	0.45
26:14:942:G:H4'	26:14:1190:G:H5'	1.98	0.45

Continued on next page...

Continued from previous page...

Atom-1	Atom-2	Interatomic distance (Å)	Clash overlap (Å)
26:14:959:A:C6	26:14:960:A:N1	2.85	0.45
27:16:57:A:H8	27:16:57:A:O5'	2.00	0.45
1:1G:1057:G:H2'	1:1G:1058:G:C8	2.52	0.45
1:1G:1162:C:C2	1:1G:1175:G:C2	3.05	0.45
1:1G:1256:A:OP2	3:22:26:LYS:NZ	2.42	0.45
1:1G:532:A:N7	1:1G:1207:G:H4'	2.32	0.45
1:1G:569:C:H1'	1:1G:574:A:C4	2.51	0.45
1:1G:57:G:H2'	1:1G:58:C:C6	2.52	0.45
26:1H:1378:A:O2'	26:1H:1380:G:N7	2.43	0.45
26:1H:1512:G:H2'	26:1H:1513:C:C6	2.52	0.45
26:1H:1639:U:C2'	26:1H:1640:C:H5'	2.47	0.45
26:1H:270(E):G:C6	26:1H:270(F):U:C4	3.05	0.45
26:1H:442:G:N3	30:31:48:THR:CG2	2.80	0.45
26:1H:536:A:H2'	26:1H:537:C:C6	2.52	0.45
29:29:117:MET:HA	29:29:122:PHE:N	2.32	0.45
29:29:50:GLY:HA2	29:29:78:LEU:HB3	1.99	0.45
11:2A:56:GLY:O	11:2A:89:ALA:HB3	2.17	0.45
11:2I:121:PRO:HG2	11:2I:126:ARG:CG	2.47	0.45
23:2L:3:C:H5'	26:14:2255:G:O2'	2.17	0.45
30:31:24:LEU:HD21	30:31:114:VAL:HG12	1.98	0.45
12:3A:110:VAL:HB	12:3A:113:ARG:HB2	1.99	0.45
12:3I:33:ARG:O	12:3I:85:ILE:HG12	2.17	0.45
24:3K:4:C:H2'	24:3K:5:G:O4'	2.17	0.45
24:3L:36:A:H2'	24:3L:37:A:C8	2.52	0.45
5:42:129:ILE:O	5:42:132:ALA:HB3	2.17	0.45
37:45:43:THR:HB	37:45:45:GLN:HG2	1.98	0.45
31:49:135:LEU:HD11	31:49:157:ILE:HD11	1.99	0.45
13:4A:23:TYR:CE1	13:4A:70:LEU:HD12	2.52	0.45
6:52:86:ARG:O	6:52:87:ARG:HG2	2.17	0.45
14:5A:47:LEU:HA	14:5A:47:LEU:HD23	1.68	0.45
33:61:129:THR:HG22	33:61:137:PRO:HB3	1.99	0.45
7:62:131:LYS:HB3	7:62:131:LYS:HE3	1.58	0.45
7:62:50:ILE:HB	7:62:58:PRO:HG3	1.99	0.45
39:65:6:ALA:O	39:65:10:ARG:HG3	2.17	0.45
36:78:95:VAL:O	36:78:126:VAL:HG23	2.17	0.45
1:1G:1250:A:H4'	9:82:68:GLY:N	2.32	0.45
41:85:58:ARG:HA	41:85:61:TRP:CE3	2.52	0.45
41:85:62:ILE:HD11	41:85:93:LYS:HD3	1.98	0.45
40:B8:120:ARG:HA	40:B8:123:GLN:HG2	1.99	0.45
40:B8:5:ALA:O	40:B8:8:LYS:HG2	2.17	0.45
20:BI:55:ILE:HA	20:BI:55:ILE:HD13	1.81	0.45

Continued on next page...

Continued from previous page...

Atom-1	Atom-2	Interatomic distance (Å)	Clash overlap (Å)
45:G8:93:GLY:O	45:G8:94:LYS:HB2	2.17	0.45
46:H8:128:VAL:CB	46:H8:161:VAL:HG21	2.47	0.45
51:I5:37:SER:HB3	51:I5:39:CYS:HB2	1.99	0.45
51:I5:37:SER:C	51:I5:39:CYS:H	2.21	0.45
48:J8:50:ARG:HD2	48:J8:57:GLU:OE2	2.17	0.45
26:1H:2016:U:H1'	52:N8:6:VAL:HG13	1.98	0.45
2:12:185:ILE:CG2	2:12:199:TYR:HB2	2.46	0.44
1:13:984:C:H2'	1:13:985:C:H6	1.82	0.44
26:14:1112:G:H2'	26:14:1113:U:C6	2.52	0.44
26:14:1165:U:H2'	26:14:1166:C:C6	2.52	0.44
26:14:117:G:C6	26:14:119:A:C6	3.05	0.44
26:14:1385:G:C4	26:14:1386:C:C5	3.05	0.44
26:14:2324:C:H42	26:14:2331:G:H1	1.65	0.44
26:14:279:C:H42	26:14:361:G:H1	1.64	0.44
26:14:668:G:H2'	26:14:670:A:H62	1.82	0.44
28:19:65:ILE:HD11	28:19:67:PHE:CE1	2.52	0.44
2:1E:11:LEU:HD13	2:1E:217:ARG:HH22	1.81	0.44
2:1E:87:ARG:HH21	2:1E:233:SER:HB2	1.82	0.44
1:1G:286:G:C6	1:1G:287:U:C4	3.05	0.44
26:1H:1590:U:H2'	26:1H:1591:G:H8	1.79	0.44
26:1H:1945:G:C4	26:1H:1946:U:C5	3.06	0.44
26:1H:2388:A:H2'	26:1H:2389:G:H5'	1.99	0.44
26:1H:2444:G:O6	58:1H:4648:HOH:O	2.20	0.44
26:1H:2661:G:H8	26:1H:2661:G:OP2	2.00	0.44
26:1H:609:A:H8	26:1H:609:A:O5'	2.00	0.44
26:1H:66:C:C2	26:1H:67:U:C6	3.06	0.44
10:1I:90:LEU:N	10:1I:91:PRO:HD3	2.32	0.44
26:1H:2723:C:OP1	29:21:109:LYS:HD3	2.17	0.44
29:21:144:ARG:HH11	29:21:144:ARG:HG3	1.82	0.44
11:2A:38:ASN:HA	11:2A:39:PRO:HD3	1.84	0.44
4:32:25:ARG:NH1	4:32:31:CYS:HA	2.32	0.44
4:32:43:HIS:O	4:32:46:LYS:HB2	2.17	0.44
12:3A:93:LEU:HB3	12:3A:96:VAL:HG21	1.99	0.44
24:3K:8:U:O2'	24:3K:9:A:OP1	2.28	0.44
31:41:16:ARG:N	31:41:17:PRO:HD2	2.31	0.44
37:45:29:PHE:HD2	37:45:65:PHE:CZ	2.35	0.44
31:49:130:ASN:HB3	31:49:159:VAL:O	2.16	0.44
32:59:82:GLY:O	32:59:134:SER:HA	2.17	0.44
32:59:83:TYR:O	32:59:84:SER:OG	2.34	0.44
33:61:10:GLU:O	33:61:10:GLU:HG3	2.16	0.44
1:1G:1343:G:H4'	9:82:122:ALA:HB3	1.98	0.44

Continued on next page...

Continued from previous page...

Atom-1	Atom-2	Interatomic distance (Å)	Clash overlap (Å)
17:8A:95:TYR:HA	17:8A:98:LEU:HG	1.99	0.44
38:98:24:GLN:HE22	38:98:36:THR:CG2	2.29	0.44
38:98:53:HIS:HB2	38:98:94:TYR:HE2	1.82	0.44
18:9I:37:VAL:O	18:9I:41:LYS:N	2.36	0.44
43:A5:36:LEU:HD11	43:A5:47:VAL:HG12	1.98	0.44
43:A5:71:VAL:HA	43:A5:107:LEU:HD12	1.99	0.44
41:C8:11:ARG:O	41:C8:15:LYS:HG3	2.17	0.44
46:D5:60:GLU:HB2	46:D5:66:SER:OG	2.18	0.44
42:D8:25:LEU:H	42:D8:92:THR:CG2	2.30	0.44
26:14:396:G:O4'	48:F5:13:ILE:HD11	2.17	0.44
48:J8:76:ARG:HH11	48:J8:94:LEU:HD22	1.81	0.44
53:K5:28:ARG:NH1	53:K5:30:THR:O	2.50	0.44
49:K8:55:ARG:O	49:K8:58:ALA:HB3	2.16	0.44
2:12:214:ILE:HG22	2:12:215:LEU:HD22	2.00	0.44
1:13:161:A:H2'	1:13:162:A:C8	2.52	0.44
26:14:111:A:H4'	49:G5:69:ARG:NH2	2.32	0.44
26:14:1677:A:H2'	26:14:1678:G:H8	1.81	0.44
26:14:2395:C:H2'	26:14:2396:G:O4'	2.17	0.44
26:14:2412:A:C2	26:14:2413:G:H1'	2.53	0.44
26:14:2472:G:N2	26:14:2478:A:H62	2.14	0.44
26:14:2629:A:H4'	26:14:2630:G:H5'	1.99	0.44
26:14:360:G:H2'	26:14:361:G:O4'	2.16	0.44
26:14:491:G:H2'	26:14:492:A:H8	1.78	0.44
26:14:753:C:H2'	26:14:754:C:H6	1.81	0.44
27:16:30:C:H2'	27:16:31:C:C5'	2.46	0.44
2:1E:185:ILE:CG2	2:1E:199:TYR:HB2	2.35	0.44
1:1G:1007:C:H2'	1:1G:1008:C:O4'	2.16	0.44
1:1G:1272:G:H2'	1:1G:1273:G:O4'	2.17	0.44
1:1G:1322:C:O2'	1:1G:1323:G:H5'	2.18	0.44
1:1G:1355:G:H2'	1:1G:1356:G:C8	2.52	0.44
1:1G:1509:C:H2'	1:1G:1510:U:O4'	2.17	0.44
1:1G:34:C:H2'	1:1G:35:G:C8	2.52	0.44
1:1G:417:C:H2'	1:1G:418:C:C6	2.53	0.44
1:1G:720:C:H6	1:1G:720:C:O5'	2.00	0.44
26:1H:1259:G:H2'	26:1H:1260:G:C8	2.52	0.44
26:1H:1439:A:H3'	26:1H:1440:G:H8	1.82	0.44
26:1H:1469:A:H2'	26:1H:1470:G:C8	2.52	0.44
26:1H:1556:C:H2'	26:1H:1557:C:C6	2.51	0.44
26:1H:1380:G:N2	26:1H:1570:A:C2	2.85	0.44
26:1H:1625:C:H2'	26:1H:1626:G:O4'	2.18	0.44
26:1H:1899:G:N2	26:1H:1902:C:H41	2.15	0.44

Continued on next page...

Continued from previous page...

Atom-1	Atom-2	Interatomic distance (Å)	Clash overlap (Å)
26:1H:2097:C:C2'	26:1H:2098:U:H5'	2.47	0.44
26:1H:2262:U:H4'	26:1H:2328:A:C2	2.52	0.44
27:1J:15:A:H1'	27:1J:109:G:N9	2.32	0.44
27:1J:31:C:N4	39:65:32:LEU:HD13	2.33	0.44
1:1G:1054:C:N4	22:1L:34:G:C8	2.86	0.44
29:29:134:ILE:O	29:29:134:ILE:HD12	2.16	0.44
11:2I:41:THR:HG21	11:2I:71:LYS:HB3	1.99	0.44
30:31:183:VAL:O	30:31:187:VAL:HG23	2.17	0.44
4:32:101:LEU:HA	4:32:101:LEU:HD12	1.69	0.44
36:35:39:LYS:CD	36:35:45:LEU:HD21	2.40	0.44
30:39:124:LEU:HB3	30:39:126:VAL:CG1	2.47	0.44
24:3K:35:A:C6	24:3K:36:A:N6	2.86	0.44
5:42:34:VAL:O	5:42:41:VAL:HG12	2.16	0.44
38:55:35:THR:HG21	38:55:100:LEU:HD11	1.99	0.44
32:59:66:GLY:O	32:59:69:ARG:HB3	2.17	0.44
6:5E:76:ALA:O	6:5E:80:ARG:HG3	2.18	0.44
17:8I:60:ILE:O	17:8I:62:SER:OG	2.33	0.44
42:95:55:ALA:HA	42:95:101:GLY:HA2	1.98	0.44
46:D5:158:PRO:HB2	46:D5:159:PRO:HD2	1.99	0.44
46:D5:10:ARG:HH21	46:D5:26:GLY:H	1.66	0.44
46:D5:39:VAL:HG21	46:D5:44:PHE:HB2	1.99	0.44
26:14:2331:G:H5'	47:E5:44:ARG:HG2	1.99	0.44
48:J8:5:CYS:CB	48:J8:8:SER:HG	2.30	0.44
49:K8:61:LEU:HD23	49:K8:61:LEU:HA	1.59	0.44
55:M5:8:LYS:HD3	55:M5:8:LYS:N	2.31	0.44
55:Q8:14:VAL:HB	55:Q8:21:LYS:HE3	1.99	0.44
28:11:26:LYS:CE	28:11:94:LEU:HD12	2.47	0.44
1:13:1347:G:H22	1:13:1374:A:P	2.39	0.44
1:13:948:C:C2'	1:13:949:A:H5'	2.47	0.44
1:13:958:A:C6	1:13:959:A:N1	2.85	0.44
26:14:2092:U:H4'	26:14:2093:G:O5'	2.17	0.44
26:14:2076:U:H5''	26:14:2238:G:H22	1.82	0.44
26:14:2729:G:H2'	26:14:2730:C:H6	1.81	0.44
26:14:322:A:H3'	30:39:169:ASN:OD1	2.17	0.44
26:14:900:A:H2'	26:14:900:A:N3	2.32	0.44
27:16:88:C:H2'	27:16:89:G:O4'	2.17	0.44
21:1B:6:ARG:O	21:1B:12:LYS:HE2	2.17	0.44
2:1E:136:VAL:O	2:1E:140:HIS:N	2.50	0.44
1:1G:1106:G:C2	1:1G:1107:C:C6	3.06	0.44
1:1G:1237:C:O2'	1:1G:1300:G:N2	2.49	0.44
1:1G:1298:C:H5''	7:62:114:ARG:HH12	1.82	0.44

Continued on next page...

Continued from previous page...

Atom-1	Atom-2	Interatomic distance (Å)	Clash overlap (Å)
1:1G:1387:G:H2'	1:1G:1388:C:C6	2.53	0.44
1:1G:1459:C:H2'	1:1G:1460:A:O4'	2.17	0.44
1:1G:15:G:N7	1:1G:1396:A:C2	2.84	0.44
1:1G:651:C:H2'	1:1G:652:U:C6	2.53	0.44
1:1G:79:G:H2'	1:1G:79:G:N3	2.32	0.44
26:1H:1454:U:O2'	26:1H:1455:G:N7	2.50	0.44
26:1H:1756:G:H1'	26:1H:1758:G:C2	2.52	0.44
26:1H:2253:G:OP1	58:1H:3724:HOH:O	2.21	0.44
26:1H:2303:G:O2'	31:41:132:ASN:HB2	2.17	0.44
26:1H:357:A:H2'	26:1H:358:U:H6	1.82	0.44
26:1H:537:C:H2'	26:1H:539:G:C8	2.52	0.44
26:1H:785:G:C5	26:1H:786:C:C5	3.04	0.44
26:1H:973:A:O4'	26:1H:1188:U:C6	2.71	0.44
29:21:149:ARG:CG	29:21:149:ARG:HH11	2.30	0.44
3:2E:115:LEU:HA	3:2E:115:LEU:HD23	1.66	0.44
11:2I:59:TYR:CE2	11:2I:63:LEU:HD11	2.53	0.44
26:1H:444:C:C4'	30:31:49:ALA:HB2	2.47	0.44
30:31:57:VAL:HG13	30:31:59:TYR:CD2	2.52	0.44
30:39:68:LYS:HB3	30:39:69:HIS:CD2	2.53	0.44
24:3L:36:A:H5'	24:3L:37:A:OP2	2.18	0.44
31:49:95:ARG:HG2	31:49:96:ARG:H	1.82	0.44
13:4A:13:LYS:HA	13:4A:44:ARG:HH11	1.83	0.44
13:4A:50:GLU:O	13:4A:54:VAL:HG23	2.16	0.44
5:4E:126:ARG:CG	5:4E:126:ARG:HH11	2.30	0.44
32:59:75:ALA:O	32:59:79:VAL:HG13	2.18	0.44
33:61:93:THR:O	33:61:97:ILE:HG13	2.18	0.44
35:68:116:SER:OG	35:68:117:LEU:N	2.50	0.44
40:75:80:SER:HB3	40:75:83:ILE:HG13	1.99	0.44
8:7E:87:SER:HB2	8:7E:93:VAL:CB	2.47	0.44
26:1H:2275:C:O2'	37:88:83:MET:HA	2.18	0.44
9:8E:89:ASN:C	9:8E:91:ASP:H	2.21	0.44
18:9A:69:THR:HA	18:9A:72:ARG:HB2	1.98	0.44
39:A8:49:VAL:HG12	39:A8:73:LEU:HD23	2.00	0.44
19:AA:53:ASN:HA	19:AA:77:THR:HG22	1.99	0.44
19:AI:5:LEU:CB	19:AI:10:PHE:HE1	2.31	0.44
19:AI:4:SER:C	19:AI:5:LEU:HG	2.35	0.44
41:C8:104:GLN:CD	41:C8:104:GLN:H	2.20	0.44
26:1H:64:A:O3'	44:F8:71:GLY:HA3	2.17	0.44
46:H8:60:GLU:O	46:H8:61:LEU:HD23	2.16	0.44
47:I8:19:LYS:HD3	47:I8:19:LYS:HA	1.59	0.44
26:1H:2286:A:H8	53:O8:37:ARG:HH11	1.66	0.44

Continued on next page...

Continued from previous page...

Atom-1	Atom-2	Interatomic distance (Å)	Clash overlap (Å)
54:P8:46:VAL:HG22	54:P8:48:LYS:HE3	2.00	0.44
2:12:185:ILE:HG22	2:12:199:TYR:CD1	2.53	0.44
1:13:1285:A:H4'	1:13:1286:A:H5'	1.98	0.44
1:13:286:G:C6	1:13:287:U:C4	3.04	0.44
1:13:475:G:H2'	1:13:476:G:H8	1.83	0.44
1:13:644:G:H2'	1:13:645:C:O4'	2.18	0.44
26:14:120:U:OP2	58:14:3995:HOH:O	2.21	0.44
26:14:1844:C:O3'	28:19:258:LYS:NZ	2.38	0.44
26:14:1894:C:C2'	26:14:1895:C:H5'	2.47	0.44
26:14:1910:G:O2'	26:14:1911:U:H5'	2.18	0.44
26:14:2228:G:C5	26:14:2229:C:C4	3.05	0.44
26:14:270(R):G:H2'	26:14:270(S):G:C8	2.51	0.44
2:1E:166:ASP:C	2:1E:168:THR:H	2.20	0.44
1:1G:1028(A):C:N4	1:1G:1032(B):G:H22	2.15	0.44
1:1G:1068:G:N7	1:1G:1094:G:C8	2.86	0.44
1:1G:1321:C:C2	1:1G:1322:C:C5	3.03	0.44
1:1G:17:U:H2'	1:1G:18:C:C6	2.51	0.44
1:1G:373:A:N3	1:1G:374:A:C8	2.85	0.44
26:1H:1053:C:H42	26:1H:1106:G:H1	1.64	0.44
26:1H:1534:G:H2'	26:1H:1534:G:N3	2.33	0.44
26:1H:1657:C:H2'	26:1H:1658:C:H6	1.80	0.44
26:1H:1675:C:N3	29:21:128:SER:OG	2.49	0.44
26:1H:2123:G:H1	26:1H:2175:C:H42	1.65	0.44
26:1H:2650:U:H2'	26:1H:2651:C:C6	2.53	0.44
26:1H:2689:U:P	26:1H:2719:G:H22	2.38	0.44
26:1H:374:A:C2	26:1H:401:A:C4	3.06	0.44
26:1H:449:A:H3'	58:1H:3893:HOH:O	2.17	0.44
26:1H:587:C:H4'	26:1H:588:U:O5'	2.17	0.44
26:1H:886:C:C6	26:1H:887:A:H1'	2.52	0.44
22:1L:11:C:C4	22:1L:12:U:C4	3.05	0.44
35:25:11:ALA:HB1	35:25:99:PHE:O	2.17	0.44
26:14:1993:U:H4'	29:29:128:SER:CB	2.47	0.44
11:2A:70:LYS:HB2	11:2A:70:LYS:HE3	1.65	0.44
30:31:101:LEU:O	30:31:106:ARG:NH1	2.51	0.44
1:1G:438:G:H5'	4:32:123:HIS:CD2	2.52	0.44
36:35:101:VAL:HG23	36:35:107:LYS:H	1.83	0.44
36:35:128:HIS:HA	36:35:147:LEU:HA	1.99	0.44
4:3E:59:ARG:HH22	4:3E:66:ARG:HH22	1.66	0.44
4:3E:86:LYS:HD2	4:3E:86:LYS:H	1.83	0.44
24:3K:37:A:HO2'	24:3K:38:A:C5'	2.29	0.44
31:41:26:GLN:HG3	31:41:30:GLU:OE1	2.18	0.44

Continued on next page...

Continued from previous page...

Atom-1	Atom-2	Interatomic distance (Å)	Clash overlap (Å)
5:42:92:LYS:HB3	5:42:119:LEU:HB2	1.99	0.44
37:45:41:TRP:CZ3	37:45:74:TYR:HE1	2.35	0.44
13:4I:7:VAL:HB	31:41:115:ARG:NH1	2.32	0.44
26:1H:1111:A:H5'	32:51:3:ARG:CD	2.48	0.44
6:52:8:ILE:HG13	6:52:88:VAL:HG22	1.99	0.44
6:52:2:ARG:HD3	6:52:92:LYS:HE3	2.00	0.44
34:58:121:LYS:HB3	34:58:123:TYR:HE1	1.81	0.44
34:58:74:ARG:CZ	34:58:85:ILE:HD11	2.48	0.44
32:59:58:GLU:HB2	32:59:61:HIS:CE1	2.52	0.44
39:65:67:ARG:O	39:65:71:ARG:HB2	2.18	0.44
35:68:4:PRO:O	35:68:5:GLN:CB	2.66	0.44
7:6E:46:ALA:O	7:6E:49:ILE:N	2.50	0.44
7:6E:5:ARG:CZ	7:6E:7:ALA:HA	2.48	0.44
40:75:45:PHE:CD2	40:75:74:ARG:HD3	2.52	0.44
36:78:15:ARG:CB	36:78:16:ARG:HB2	2.47	0.44
36:78:39:LYS:HG3	36:78:45:LEU:CD2	2.46	0.44
16:7A:16:HIS:N	16:7A:16:HIS:CD2	2.84	0.44
16:7A:40:ASP:HB3	16:7A:48:TRP:HB2	1.98	0.44
16:7I:38:TYR:CE1	16:7I:50:LYS:HB2	2.52	0.44
41:85:39:LEU:HD23	41:85:39:LEU:HA	1.67	0.44
17:8I:31:LEU:HD23	17:8I:32:TYR:CE2	2.52	0.44
39:A8:72:ALA:O	39:A8:76:LYS:HG3	2.17	0.44
39:A8:62:LYS:HB3	39:A8:97:ARG:HD2	1.99	0.44
45:C5:92:ASN:HB3	45:C5:93:GLY:H	1.65	0.44
41:C8:39:LEU:HA	41:C8:39:LEU:HD23	1.76	0.44
47:E5:32:ARG:O	47:E5:34:GLY:N	2.43	0.44
47:I8:23:VAL:HA	47:I8:38:VAL:HG22	2.00	0.44
55:M5:6:THR:HG22	55:M5:59:LYS:O	2.17	0.44
55:Q8:47:LYS:HD3	55:Q8:47:LYS:HA	1.51	0.44
26:1H:242:G:H5'	55:Q8:60:LEU:CD1	2.48	0.44
28:11:75:ILE:HD13	28:11:99:ASP:OD2	2.18	0.44
2:12:204:ASN:N	2:12:204:ASN:OD1	2.51	0.44
2:12:8:LYS:HE2	2:12:213:LEU:HD21	1.98	0.44
1:13:1124:G:N3	1:13:1127:G:N2	2.65	0.44
1:13:1442:G:C6	1:13:1446:A:C6	3.05	0.44
1:13:115:G:C2	1:13:289:G:N7	2.86	0.44
1:13:414:A:H2'	1:13:415:A:C8	2.52	0.44
1:13:636:U:H2'	1:13:637:G:H8	1.83	0.44
1:13:649:G:N3	1:13:650:G:C8	2.85	0.44
1:13:720:C:C4	1:13:721:G:C5	3.05	0.44
26:14:1005:C:O2	26:14:1143:A:C6	2.71	0.44

Continued on next page...

Continued from previous page...

Atom-1	Atom-2	Interatomic distance (Å)	Clash overlap (Å)
26:14:1011:G:C6	26:14:1013:C:C4	3.06	0.44
26:14:2425:A:H5'	26:14:2427:C:O4'	2.18	0.44
26:14:513:A:C2	26:14:514:A:C5	3.05	0.44
26:14:747:U:OP1	52:J5:3:LYS:HD3	2.16	0.44
26:14:756:C:C2'	26:14:757:U:H5'	2.48	0.44
1:1G:1280:A:P	10:1A:40:LEU:HD21	2.58	0.44
1:1G:1082:G:H8	1:1G:1082:G:OP2	2.01	0.44
1:1G:1118:C:H1'	1:1G:1179:A:C4	2.53	0.44
1:1G:448:A:OP2	1:1G:485:G:N1	2.45	0.44
1:1G:476:G:O2'	1:1G:477:G:H5'	2.17	0.44
1:1G:807:A:H2'	1:1G:808:C:C6	2.53	0.44
26:1H:1204:A:N6	26:1H:1240:U:H2'	2.30	0.44
26:1H:1542:G:OP2	26:1H:1543:A:O2'	2.35	0.44
26:1H:1799:G:H5'	26:1H:1819:A:H61	1.83	0.44
26:1H:2111:C:HO2'	26:1H:2119:A:P	2.40	0.44
26:1H:2287:A:H2	26:1H:2346:A:C2	2.35	0.44
26:1H:2373:G:H1	26:1H:2380:C:N4	2.16	0.44
26:1H:2743:C:H2'	26:1H:2744:G:O4'	2.18	0.44
26:1H:478:A:C6	26:1H:480:A:C6	3.05	0.44
26:1H:739:G:OP2	26:1H:739:G:H8	1.99	0.44
26:1H:754:C:H2'	26:1H:755:C:C6	2.53	0.44
26:1H:755:C:H2'	26:1H:756:C:C6	2.53	0.44
26:1H:860:U:H2'	26:1H:861:A:H8	1.83	0.44
26:1H:879:G:O5'	26:1H:879:G:H8	2.00	0.44
26:1H:90:U:H4'	26:1H:91:A:H5'	1.99	0.44
29:21:128:SER:OG	29:21:129:HIS:N	2.50	0.44
11:2A:54:ARG:H	11:2A:54:ARG:HG3	1.58	0.44
30:31:7:TYR:O	30:31:22:ALA:N	2.48	0.44
30:39:158:THR:O	30:39:177:ALA:HA	2.18	0.44
4:3E:61:LYS:HD2	4:3E:207:TYR:OH	2.17	0.44
1:1G:1330:U:H4'	13:4A:23:TYR:CE2	2.53	0.44
32:51:125:VAL:HG12	32:51:127:GLU:O	2.18	0.44
6:52:15:ASP:OD1	6:52:17:SER:N	2.49	0.44
10:1I:47:PHE:CE2	14:5I:37:PHE:HE1	2.36	0.44
33:61:5:LEU:HD12	33:61:13:GLY:O	2.17	0.44
35:68:10:VAL:HG23	35:68:17:ARG:O	2.18	0.44
8:7E:77:GLU:HG2	8:7E:78:GLN:H	1.82	0.44
26:14:1225:C:H5''	42:95:85:LYS:NZ	2.33	0.44
43:A5:15:ARG:O	43:A5:19:LEU:HD13	2.16	0.44
43:A5:27:LYS:O	43:A5:71:VAL:HG23	2.18	0.44
39:A8:36:TYR:N	39:A8:36:TYR:CD1	2.85	0.44

Continued on next page...

Continued from previous page...

Atom-1	Atom-2	Interatomic distance (Å)	Clash overlap (Å)
39:A8:9:ARG:O	39:A8:12:PHE:N	2.51	0.44
19:AI:5:LEU:HB3	19:AI:10:PHE:CE1	2.49	0.44
42:D8:44:LYS:HA	42:D8:44:LYS:NZ	2.33	0.44
47:E5:12:ASN:HA	47:E5:14:ARG:HH21	1.82	0.44
48:J8:72:GLU:O	48:J8:76:ARG:HG2	2.18	0.44
53:K5:51:GLU:HG2	53:K5:52:VAL:N	2.32	0.44
50:L8:50:VAL:HG23	50:L8:54:VAL:HG12	1.99	0.44
50:L8:54:VAL:HG13	50:L8:54:VAL:O	2.17	0.44
1:13:992:U:H2'	1:13:1043:C:H41	1.83	0.44
1:13:109:A:N7	1:13:326:G:H2'	2.33	0.44
1:13:322:C:H5	1:13:328:C:C5	2.36	0.44
1:13:626:U:H2'	1:13:627:G:H8	1.82	0.44
26:14:1022:G:C6	26:14:1140:C:C4	3.06	0.44
26:14:1496:A:C8	26:14:1577:C:O2'	2.71	0.44
26:14:1709:U:O4'	26:14:2860:A:H1'	2.18	0.44
26:14:829:A:N7	26:14:2248:C:H5'	2.33	0.44
26:14:2392:A:H1'	36:35:61:ARG:NH2	2.27	0.44
26:14:2473:U:H2'	26:14:2473:U:O2	2.17	0.44
26:14:2599:G:OP2	28:19:236:GLY:N	2.51	0.44
26:14:81:G:O2'	26:14:295:G:O2'	2.35	0.44
26:14:301:G:C4	26:14:302:C:C5	3.06	0.44
26:14:49:A:C5	26:14:177:G:C6	3.06	0.44
26:14:562:U:O4	26:14:2036:C:H1'	2.17	0.44
26:14:723:G:H2'	26:14:724:U:O4'	2.18	0.44
26:14:815:C:H2'	26:14:816:C:C6	2.52	0.44
26:14:923:C:H2'	26:14:924:C:C6	2.53	0.44
27:16:15:A:H1'	27:16:109:G:C4	2.52	0.44
27:16:25:A:H2'	27:16:26:A:O4'	2.18	0.44
28:19:2:ALA:HB3	28:19:20:ASP:HB2	2.00	0.44
28:19:85:ASP:OD2	28:19:88:ARG:HD2	2.18	0.44
2:1E:28:PHE:O	2:1E:32:ILE:HG22	2.18	0.44
1:1G:1147:C:O2	9:82:16:ARG:NE	2.51	0.44
1:1G:1153:C:H2'	1:1G:1154:G:H8	1.83	0.44
1:1G:1157:A:O5'	1:1G:1158:C:H5	2.01	0.44
1:1G:1157:A:N6	1:1G:1178:G:H21	2.11	0.44
1:1G:1237:C:H5''	1:1G:1238:A:O4'	2.17	0.44
1:1G:1255:G:C2	1:1G:1283:G:C2	3.05	0.44
1:1G:629:G:H2'	1:1G:630:G:O4'	2.18	0.44
1:1G:744:C:O2'	1:1G:851:G:N2	2.50	0.44
26:1H:1479:G:C4	26:1H:1480:G:C8	3.06	0.44
26:1H:1500:G:C5	26:1H:1501:C:C4	3.06	0.44

Continued on next page...

Continued from previous page...

Atom-1	Atom-2	Interatomic distance (Å)	Clash overlap (Å)
26:1H:1753:G:N1	26:1H:1756:G:C2	2.86	0.44
26:1H:2000:G:C6	26:1H:2001:A:N7	2.86	0.44
26:1H:2850:A:C2	26:1H:2851:A:C4	3.06	0.44
26:1H:500:G:N1	26:1H:503:A:OP2	2.48	0.44
26:1H:686:G:H22	54:P8:15:THR:HG21	1.83	0.44
27:1J:18:G:H2'	27:1J:19:G:H5''	1.99	0.44
3:22:113:ALA:HA	3:22:202:ILE:HD11	2.00	0.44
35:25:93:PRO:HD3	35:25:113:LYS:HG3	1.99	0.44
29:29:57:LYS:HD3	29:29:57:LYS:HA	1.66	0.44
4:32:61:LYS:HE2	4:32:206:PHE:CE2	2.52	0.44
1:13:412:A:C8	4:3E:35:ARG:NH1	2.85	0.44
31:49:144:ILE:HG22	31:49:148:MET:HB3	2.00	0.44
33:69:128:LEU:O	33:69:137:PRO:HA	2.18	0.44
8:7E:1:MET:HB3	8:7E:2:LEU:H	1.61	0.44
9:82:33:PHE:HE2	9:82:47:LEU:HD23	1.82	0.44
40:B8:51:ARG:HB2	40:B8:98:LYS:HD3	1.99	0.44
40:B8:93:ARG:NH1	40:B8:93:ARG:HG3	2.33	0.44
41:C8:21:ALA:HA	41:C8:24:TYR:CE2	2.53	0.44
43:E8:45:TYR:CE1	43:E8:49:LYS:HD2	2.53	0.44
44:F8:47:PHE:O	44:F8:49:VAL:HG23	2.17	0.44
45:G8:17:SER:HA	45:G8:21:LYS:HB2	1.99	0.44
46:H8:15:PRO:O	46:H8:19:ARG:HB2	2.18	0.44
52:J5:52:TYR:CD1	52:J5:53:ALA:N	2.86	0.44
43:E8:19:LEU:HD23	52:N8:25:LEU:HD21	2.00	0.44
54:P8:10:ARG:O	54:P8:10:ARG:HG2	2.18	0.44
54:P8:24:THR:HG23	54:P8:27:GLY:N	2.33	0.44
55:Q8:32:LEU:HD23	55:Q8:32:LEU:H	1.83	0.44
2:12:190:THR:O	2:12:191:ASP:HB3	2.18	0.44
1:13:1084:G:H2'	1:13:1085:U:C5	2.52	0.44
1:13:942:G:C2	1:13:1342:C:C2	3.06	0.44
1:13:1489:G:H2'	1:13:1490:C:O4'	2.18	0.44
1:13:1504:G:O3'	58:13:1804:HOH:O	2.21	0.44
1:13:465:A:N7	1:13:467:G:N7	2.65	0.44
1:13:901:A:C5	1:13:902:G:H1'	2.53	0.44
26:14:1047:G:N2	26:14:1111:A:H62	2.16	0.44
26:14:1131:G:O6	26:14:2040:C:H1'	2.18	0.44
26:14:1179:C:H2'	26:14:1180:C:H6	1.82	0.44
26:14:1674:G:H1'	26:14:1676:A:N6	2.32	0.44
26:14:1986:A:H2'	26:14:1987:G:C8	2.53	0.44
26:14:2286:A:C8	26:14:2287:A:N6	2.86	0.44
26:14:2864:G:C6	26:14:2865:U:N3	2.86	0.44

Continued on next page...

Continued from previous page...

Atom-1	Atom-2	Interatomic distance (Å)	Clash overlap (Å)
26:14:447:A:C8	26:14:473:G:C6	3.06	0.44
26:14:749:C:H4'	26:14:1271:G:N3	2.33	0.44
26:14:886:C:H1'	26:14:890:A:C2	2.53	0.44
27:16:79:C:H6	27:16:79:C:O5'	2.00	0.44
28:19:244:ARG:HB2	28:19:245:PRO:HD2	2.00	0.44
28:19:263:ARG:HB2	28:19:263:ARG:HE	1.30	0.44
28:19:37:LEU:HD23	28:19:62:TYR:HB2	1.99	0.44
28:19:70:TRP:CD1	28:19:71:ASP:N	2.86	0.44
1:1G:109:A:H5'	1:1G:110:C:C5	2.53	0.44
1:1G:1300:G:C5	1:1G:1334:G:C6	3.06	0.44
1:1G:476:G:H2'	1:1G:477:G:H8	1.83	0.44
1:1G:683:G:C6	1:1G:684:A:C6	3.06	0.44
26:1H:1086:A:H1'	26:1H:1103:A:N6	2.32	0.44
26:1H:1576:U:N3	26:1H:1577:C:C5	2.85	0.44
26:1H:2818:G:H4'	26:1H:2837:G:O4'	2.18	0.44
27:1J:43:C:OP1	51:I5:6:HIS:HE1	2.01	0.44
11:2I:114:VAL:HA	11:2I:115:PRO:HD2	1.90	0.44
4:32:108:LEU:CD2	4:32:183:GLY:HA3	2.47	0.44
12:3A:60:LEU:HD23	12:3A:64:TYR:HB3	1.99	0.44
12:3A:40:VAL:HG11	12:3A:77:LEU:HB3	2.00	0.44
5:42:118:ILE:HG12	5:42:119:LEU:H	1.83	0.44
5:42:118:ILE:HG12	5:42:119:LEU:N	2.32	0.44
37:45:25:ASP:HB3	37:45:102:VAL:H	1.81	0.44
31:49:15:VAL:O	31:49:19:LEU:HD23	2.17	0.44
13:4A:78:ILE:HD13	13:4A:92:HIS:HE1	1.82	0.44
6:52:95:GLU:HA	6:52:96:PRO:HD3	1.83	0.44
38:55:54:LEU:HD12	38:55:54:LEU:HA	1.85	0.44
36:78:49:ARG:HG3	55:Q8:57:ARG:HD2	2.00	0.44
8:7E:64:LYS:HB3	8:7E:79:VAL:HG21	2.00	0.44
16:7I:28:ARG:HD2	16:7I:29:ASP:OD1	2.17	0.44
37:88:109:VAL:HG12	37:88:114:ALA:HB2	2.00	0.44
38:98:92:GLY:H	38:98:94:TYR:HE1	1.66	0.44
26:14:2012:G:OP2	43:A5:16:LYS:NZ	2.50	0.44
26:1H:2012:G:OP2	43:E8:16:LYS:NZ	2.51	0.44
43:E8:82:LEU:HD13	43:E8:84:ARG:NH2	2.32	0.44
26:14:2611:U:H1'	52:J5:3:LYS:HE2	2.00	0.44
54:L5:8:ASN:C	54:L5:8:ASN:OD1	2.57	0.44
55:Q8:6:THR:HG22	55:Q8:59:LYS:CG	2.47	0.44
1:13:1187:G:O5'	9:8E:113:LYS:NZ	2.41	0.44
1:13:1280:A:H3'	1:13:1281:U:H5'	1.99	0.44
1:13:1521:G:H2'	1:13:1522:U:C6	2.53	0.44

Continued on next page...

Continued from previous page...

Atom-1	Atom-2	Interatomic distance (Å)	Clash overlap (Å)
1:13:159:G:N2	1:13:161:A:H5''	2.33	0.44
26:14:1142(A):A:C4	26:14:1144:G:C8	3.06	0.44
26:14:1461:G:H2'	26:14:1462:C:C6	2.52	0.44
26:14:1805:U:H5''	28:19:250:TRP:CD2	2.53	0.44
26:14:2115:G:H8	26:14:2117:A:OP2	2.00	0.44
26:14:2168:G:N2	26:14:2170:A:OP2	2.51	0.44
26:14:2123:G:C2	26:14:2176:A:C6	3.06	0.44
26:14:2400:G:H3'	26:14:2401:U:C6	2.52	0.44
26:14:2422:A:H2'	26:14:2422:A:H8	1.64	0.44
26:14:2438:U:O3'	26:14:2439:A:H3'	2.16	0.44
26:14:2527:C:C4	26:14:2528:U:C5	3.06	0.44
26:14:2850:A:N7	26:14:2868:A:O2'	2.45	0.44
26:14:607:U:H5	26:14:619:G:C5	2.36	0.44
34:15:128:HIS:CE1	34:15:134:ARG:HD2	2.52	0.44
28:19:242:ARG:N	28:19:242:ARG:HD3	2.32	0.44
28:19:92:ILE:HG21	28:19:92:ILE:HD13	1.72	0.44
1:1G:1255:G:OP1	10:1A:45:ARG:NH1	2.48	0.44
1:1G:1261:A:H61	1:1G:1274:G:H1'	1.83	0.44
1:1G:1299:A:N1	1:1G:1301:U:N3	2.65	0.44
1:1G:1331:G:OP1	1:1G:1331:G:H4'	2.17	0.44
1:1G:51:A:C6	1:1G:353:A:C2	3.06	0.44
26:1H:1038:C:H2'	26:1H:1039:G:O4'	2.18	0.44
26:1H:1000:A:C8	26:1H:1154:G:N2	2.86	0.44
26:1H:1338:G:O2'	26:1H:1393:A:N1	2.42	0.44
26:1H:143:C:H2'	26:1H:144:C:H6	1.83	0.44
26:1H:1471:A:N3	26:1H:1472:A:C8	2.85	0.44
26:1H:1543:A:OP2	26:1H:1543:A:H3'	2.17	0.44
26:1H:1528:A:C2	26:1H:1543:A:N1	2.86	0.44
26:1H:2058:A:H5''	26:1H:2059:A:OP2	2.18	0.44
26:1H:250:G:H5'	36:78:60:MET:CE	2.48	0.44
26:1H:2691:C:O3'	26:1H:2871:C:H4'	2.17	0.44
26:1H:270(R):G:H2'	26:1H:270(S):G:C8	2.53	0.44
26:1H:320:A:H2'	30:31:136:THR:HG21	2.00	0.44
26:1H:623:G:H2'	26:1H:624:C:C6	2.52	0.44
26:1H:946:G:P	58:1H:4573:HOH:O	2.76	0.44
10:1I:63:PHE:HA	14:5I:58:LYS:HA	1.98	0.44
10:1I:78:ASN:N	10:1I:78:ASN:OD1	2.51	0.44
26:14:1665:A:H1'	35:25:1:MET:HG3	2.00	0.44
29:29:106:GLY:HA3	29:29:189:PRO:HB2	1.99	0.44
29:29:89:ASP:OD1	29:29:90:THR:N	2.50	0.44
3:2E:7:PRO:O	3:2E:11:ARG:HG2	2.17	0.44

Continued on next page...

Continued from previous page...

Atom-1	Atom-2	Interatomic distance (Å)	Clash overlap (Å)
3:2E:8:ILE:O	3:2E:11:ARG:N	2.45	0.44
4:3E:85:LYS:HG2	4:3E:86:LYS:N	2.32	0.44
13:4A:76:ALA:HA	13:4A:79:LYS:HB2	2.00	0.44
13:4A:86:CYS:HB2	19:AA:73:GLU:HB3	1.99	0.44
5:4E:69:VAL:O	5:4E:71:LEU:N	2.51	0.44
38:55:29:LEU:HB3	38:55:75:LEU:HD21	2.00	0.44
38:55:92:GLY:O	38:55:94:TYR:CE1	2.71	0.44
33:61:29:TYR:C	33:61:32:PRO:HD2	2.38	0.44
15:6I:33:THR:HG21	15:6I:85:LEU:HD22	1.99	0.44
8:72:69:ARG:HD3	8:72:76:PRO:HA	1.99	0.44
17:8A:21:VAL:HG11	17:8A:59:ILE:HG13	2.00	0.44
38:98:44:LEU:HA	38:98:44:LEU:HD23	1.82	0.44
40:B8:74:ARG:HD3	40:B8:76:PHE:CZ	2.52	0.44
41:C8:92:ARG:HD3	41:C8:94:ASN:CB	2.48	0.44
46:D5:157:LEU:HA	46:D5:158:PRO:HD2	1.72	0.44
42:D8:47:VAL:HG22	42:D8:48:GLY:N	2.33	0.44
42:D8:46:VAL:HG11	42:D8:52:VAL:HG21	1.99	0.44
47:E5:26:TYR:HB2	47:E5:29:GLN:OE1	2.17	0.44
51:I5:40:HIS:CG	51:I5:45:GLY:HA3	2.53	0.44
47:I8:44:ARG:HG2	47:I8:45:PHE:CE1	2.53	0.44
53:K5:36:LEU:HA	53:K5:50:ARG:HG2	1.99	0.44
50:L8:38:GLU:OE2	50:L8:38:GLU:N	2.37	0.44
51:M8:40:HIS:CG	51:M8:45:GLY:HA3	2.53	0.44
26:1H:686:G:N2	54:P8:15:THR:HG21	2.33	0.44
2:12:98:LEU:HD23	2:12:98:LEU:HA	1.83	0.44
1:13:1015:A:H2'	1:13:1016:A:H8	1.83	0.44
1:13:1028(B):C:OP2	1:13:1029:G:H5'	2.18	0.44
1:13:1118:C:OP1	9:8E:104:ARG:NH1	2.49	0.44
1:13:1191:A:H2'	1:13:1192:C:C6	2.53	0.44
1:13:1356:G:H2'	1:13:1357:A:C8	2.53	0.44
1:13:501:C:H2'	1:13:502:G:C8	2.52	0.44
1:13:61:G:H2'	1:13:62:U:O4'	2.18	0.44
26:14:1331:A:H2'	26:14:1333:C:C5	2.53	0.44
26:14:2780:G:OP1	34:15:118:LYS:HE2	2.18	0.44
26:14:307:G:N2	26:14:309:G:H3'	2.33	0.44
26:14:469:G:OP2	58:14:3711:HOH:O	2.21	0.44
26:14:932:G:H4'	26:14:933:A:O5'	2.18	0.44
34:15:56:ASN:ND2	34:15:56:ASN:O	2.43	0.44
28:19:13:ARG:HD2	28:19:13:ARG:HA	1.59	0.44
28:19:148:GLU:CB	28:19:151:LYS:HD2	2.47	0.44
10:1A:99:LYS:CE	10:1A:100:THR:H	2.31	0.44

Continued on next page...

Continued from previous page...

Atom-1	Atom-2	Interatomic distance (Å)	Clash overlap (Å)
1:1G:1338:G:N7	1:1G:1339:A:C5	2.86	0.44
1:1G:942:G:C2	1:1G:1342:C:C2	3.06	0.44
1:1G:1343:G:H2'	1:1G:1344:C:C6	2.53	0.44
1:1G:828:A:H2'	1:1G:829:G:O4'	2.18	0.44
1:1G:854:G:N1	1:1G:855:G:N7	2.66	0.44
1:1G:965:A:C2	1:1G:969:A:C2	3.06	0.44
26:1H:128:C:H2'	26:1H:129:C:H6	1.83	0.44
26:1H:1750:G:C2	26:1H:1751:C:C5	3.06	0.44
26:1H:2048:G:H1'	26:1H:2823:A:N6	2.32	0.44
26:1H:2636:U:H2'	26:1H:2637:U:C6	2.52	0.44
26:1H:297:C:H2'	26:1H:298:G:O4'	2.18	0.44
26:1H:50:U:H3'	26:1H:51:G:C5'	2.48	0.44
26:1H:643:A:O2'	26:1H:644:A:H5'	2.18	0.44
27:1J:109:G:C6	27:1J:110:G:C5	3.05	0.44
3:22:109:PRO:HB2	3:22:115:LEU:HD12	1.99	0.44
3:22:70:VAL:HG12	3:22:72:LYS:H	1.83	0.44
29:29:31:CYS:HB2	29:29:91:VAL:CG2	2.48	0.44
11:2A:24:SER:OG	11:2A:26:ASN:N	2.46	0.44
11:2A:29:ILE:HG22	11:2A:44:SER:CB	2.38	0.44
4:32:108:LEU:HB3	4:32:110:PHE:CE1	2.53	0.44
36:35:107:LYS:O	36:35:109:GLY:N	2.42	0.44
36:35:126:VAL:HG13	36:35:145:PRO:HB2	2.00	0.44
30:39:102:PRO:O	30:39:105:VAL:N	2.48	0.44
30:39:53:THR:HG22	30:39:56:GLU:CD	2.38	0.44
1:13:407:G:O4'	4:3E:119:GLN:NE2	2.51	0.44
24:3K:4:C:H2'	24:3K:5:G:C8	2.53	0.44
13:4I:13:LYS:O	13:4I:44:ARG:NE	2.51	0.44
32:51:126:PRO:HG2	32:51:130:ARG:HH12	1.83	0.44
34:58:127:ASP:O	34:58:128:HIS:HB3	2.18	0.44
32:59:89:ILE:CG2	32:59:130:ARG:HA	2.48	0.44
6:5E:41:GLU:HB2	6:5E:62:TRP:CE3	2.53	0.44
7:62:137:LYS:O	7:62:141:VAL:HG23	2.18	0.44
35:68:88:ASN:OD1	35:68:90:GLN:HB2	2.18	0.44
36:78:144:GLU:HA	36:78:145:PRO:HD3	1.91	0.44
36:78:42:SER:O	36:78:44:GLY:N	2.51	0.44
1:13:1226:C:H4'	19:AI:80:TYR:CZ	2.52	0.44
20:BI:53:LEU:HD22	20:BI:53:LEU:H	1.82	0.44
20:BI:63:ILE:HG22	20:BI:77:ALA:HB1	1.99	0.44
45:C5:36:ALA:HA	45:C5:67:LEU:O	2.17	0.44
46:D5:10:ARG:HH21	46:D5:26:GLY:N	2.15	0.44
46:D5:44:PHE:CE1	46:D5:48:PHE:HB2	2.53	0.44

Continued on next page...

Continued from previous page...

Atom-1	Atom-2	Interatomic distance (Å)	Clash overlap (Å)
45:G8:9:LYS:HA	45:G8:27:VAL:CG2	2.46	0.44
55:Q8:7:HIS:CD2	55:Q8:57:ARG:HH22	2.36	0.44
1:13:1009:G:C2	1:13:1010:G:C8	3.05	0.43
1:13:112:G:OP1	16:7I:27:LYS:HD2	2.18	0.43
1:13:1284:C:H3'	1:13:1285:A:H8	1.83	0.43
1:13:1310:G:O2'	1:13:1311:G:H5'	2.17	0.43
1:13:1453:G:HO2'	1:13:1454:G:P	2.41	0.43
1:13:232:G:C5	1:13:233:C:C5	3.06	0.43
1:13:253:U:OP2	17:8I:67:LYS:NZ	2.44	0.43
1:13:51:A:C6	1:13:353:A:C2	3.06	0.43
1:13:458:C:H42	1:13:474:G:H1	1.66	0.43
1:13:60:A:H4'	1:13:61:G:H5'	2.00	0.43
1:13:765:G:H2'	58:13:1807:HOH:O	2.17	0.43
26:14:1496:A:H8	26:14:1577:C:O2'	2.01	0.43
26:14:1647:G:OP2	58:14:3540:HOH:O	2.21	0.43
26:14:1693:U:H4'	26:14:1694:C:OP2	2.19	0.43
26:14:2156:G:O6	26:14:2157:G:N2	2.51	0.43
26:14:2791:C:C4	26:14:2893:G:C6	3.06	0.43
26:14:74:A:H4'	26:14:75:G:O5'	2.17	0.43
2:1E:121:LEU:HA	2:1E:124:SER:OG	2.18	0.43
2:1E:25:ASN:HA	2:1E:26:PRO:HD3	1.73	0.43
1:1G:1158:C:N3	1:1G:1160:G:C8	2.86	0.43
1:1G:1346:A:C6	7:62:10:ARG:NH1	2.86	0.43
1:1G:818:G:O2'	1:1G:819:A:H5'	2.17	0.43
26:1H:1137:G:H2'	26:1H:1138:G:H8	1.82	0.43
26:1H:1022:G:N2	26:1H:1142(A):A:N1	2.65	0.43
26:1H:1945:G:H2'	26:1H:1946:U:C6	2.54	0.43
26:1H:2308:G:N3	26:1H:2308:G:H2'	2.33	0.43
26:1H:2400:G:C4	26:1H:2401:U:C5	3.06	0.43
26:1H:247:G:O6	55:Q8:8:LYS:HB3	2.17	0.43
26:1H:2863:C:O2'	26:1H:2864:G:H5'	2.18	0.43
26:1H:483:A:O4'	45:G8:48:ALA:HB1	2.18	0.43
26:1H:883:G:H2'	26:1H:884:C:H4'	1.99	0.43
26:1H:912:C:OP1	37:88:8:LYS:NZ	2.42	0.43
26:1H:919:G:H4'	27:16:81:G:H4'	2.00	0.43
10:1I:26:ALA:HB1	10:1I:84:GLN:HG2	2.00	0.43
29:21:181:LEU:HA	29:21:181:LEU:HD12	1.59	0.43
29:21:105:THR:HG1	29:21:199:ARG:NH2	2.12	0.43
29:21:37:ARG:HA	29:21:42:ASP:OD2	2.18	0.43
26:14:2572:A:N7	29:29:144:ARG:HD2	2.32	0.43
29:29:73:GLU:HA	29:29:74:PRO:HD2	1.61	0.43

Continued on next page...

Continued from previous page...

Atom-1	Atom-2	Interatomic distance (Å)	Clash overlap (Å)
30:31:111:ALA:HB2	30:31:206:ILE:HG21	2.00	0.43
30:39:185:ASP:HA	30:39:188:ARG:HE	1.83	0.43
24:3L:8:U:H4'	24:3L:9:A:OP1	2.17	0.43
31:41:47:LYS:NZ	31:41:81:LYS:HB2	2.33	0.43
13:4A:92:HIS:CD2	13:4A:98:VAL:HG11	2.53	0.43
6:52:2:ARG:HB3	6:52:4:TYR:CE1	2.53	0.43
38:55:10:LEU:O	38:55:12:ARG:HG3	2.18	0.43
34:58:96:GLU:HB2	34:58:122:VAL:CG1	2.48	0.43
33:61:79:ILE:HD11	33:61:100:ALA:CB	2.48	0.43
33:69:38:LEU:HD12	33:69:38:LEU:H	1.83	0.43
7:6E:61:VAL:HG12	7:6E:124:LEU:HD23	1.99	0.43
8:72:73:ASP:HA	8:72:74:PRO:HD2	1.77	0.43
36:78:100:LEU:HA	36:78:100:LEU:HD12	1.70	0.43
36:78:29:LYS:HB3	36:78:30:THR:H	1.50	0.43
36:78:49:ARG:HG3	55:Q8:57:ARG:NE	2.33	0.43
36:78:86:LYS:HB3	36:78:118:GLY:HA3	2.00	0.43
16:7A:23:ASP:OD1	16:7A:25:ARG:HG3	2.17	0.43
8:7E:86:ILE:HG22	8:7E:87:SER:N	2.32	0.43
37:88:39:PRO:HA	37:88:97:VAL:O	2.17	0.43
42:95:5:VAL:HB	42:95:37:VAL:HG11	2.00	0.43
42:D8:2:PHE:O	42:D8:42:GLY:N	2.51	0.43
52:J5:45:VAL:HG22	52:J5:51:TYR:CE2	2.53	0.43
48:J8:85:LEU:N	48:J8:85:LEU:HD22	2.33	0.43
53:K5:28:ARG:CD	53:K5:32:ASN:H	2.31	0.43
1:13:312:C:H2'	1:13:313:A:H8	1.83	0.43
1:13:465:A:H2'	1:13:466:C:H5''	2.00	0.43
1:13:590:C:H2'	1:13:591:U:C6	2.53	0.43
1:13:724:G:O6	1:13:733:A:N6	2.51	0.43
26:14:1438:U:H2'	26:14:1438:U:O2	2.16	0.43
26:14:1756:G:OP2	58:14:3804:HOH:O	2.21	0.43
26:14:1954:G:H1'	26:14:1956:U:O4	2.17	0.43
26:14:2211:G:O2'	26:14:2212:A:P	2.76	0.43
26:14:2743:C:H2'	26:14:2744:G:O4'	2.17	0.43
26:14:2748:A:H2'	26:14:2749:A:C8	2.53	0.43
26:14:68:G:H2'	26:14:69:C:C6	2.53	0.43
26:14:992:C:H2'	26:14:993:G:H8	1.83	0.43
27:16:44:G:C2	27:16:48:A:C2	3.06	0.43
2:1E:93:VAL:HG21	2:1E:97:TRP:HD1	1.83	0.43
1:1G:135:C:C2	16:7A:1:MET:HB3	2.53	0.43
1:1G:198:G:H2'	1:1G:199:G:C8	2.51	0.43
1:1G:636:U:H2'	1:1G:637:G:C8	2.54	0.43

Continued on next page...

Continued from previous page...

Atom-1	Atom-2	Interatomic distance (Å)	Clash overlap (Å)
1:1G:814:A:N7	1:1G:816:A:C4	2.86	0.43
26:1H:1071:G:P	26:1H:1071:G:H8	2.41	0.43
26:1H:1288:U:C2	26:1H:1327:C:O2	2.71	0.43
26:1H:1589:C:H2'	26:1H:1590:U:C6	2.53	0.43
26:1H:1766:U:O2'	26:1H:1767:C:H5'	2.18	0.43
26:1H:2038:G:H2'	26:1H:2039:C:H6	1.83	0.43
26:1H:2518:A:C8	26:1H:2518:A:H5'	2.53	0.43
26:1H:2862:G:H2'	26:1H:2863:C:H6	1.83	0.43
26:1H:2893:G:H4'	26:1H:2894:G:O4'	2.19	0.43
26:1H:460:A:H3'	26:1H:461:C:H6	1.82	0.43
26:1H:463:G:N2	26:1H:466:A:OP2	2.39	0.43
26:1H:639:U:H3	26:1H:649:G:H1	1.66	0.43
26:1H:780:G:N2	26:1H:783:A:H62	2.00	0.43
26:1H:986:C:C2'	26:1H:987:G:H5'	2.48	0.43
1:13:1367:C:H4'	10:11:48:THR:HG21	1.98	0.43
29:21:21:VAL:HA	29:21:22:PRO:HD3	1.53	0.43
3:22:61:ALA:C	3:22:63:ASN:H	2.22	0.43
3:2E:108:ASN:ND2	3:2E:110:ASN:HB2	2.33	0.43
3:2E:23:TYR:CD1	3:2E:24:ALA:N	2.87	0.43
11:2I:41:THR:HG21	11:2I:71:LYS:CB	2.49	0.43
23:2K:3:C:N4	23:2K:71:G:H1	2.13	0.43
30:31:59:TYR:CD1	30:31:78:ILE:HD11	2.54	0.43
4:32:101:LEU:HD23	4:32:121:VAL:HG13	1.99	0.43
30:39:83:PHE:O	30:39:84:VAL:HB	2.18	0.43
1:1G:552:U:O2'	12:3A:86:ARG:O	2.36	0.43
12:3I:110:VAL:CG2	12:3I:120:TYR:HB3	2.48	0.43
24:3K:9:A:H3'	24:3K:10:G:C8	2.53	0.43
31:41:10:LYS:O	31:41:15:VAL:HG23	2.18	0.43
31:41:122:PRO:HB3	31:41:180:PHE:HD2	1.81	0.43
6:52:39:LYS:HE3	6:52:64:GLN:HE21	1.83	0.43
34:58:42:TRP:HA	34:58:48:MET:SD	2.58	0.43
32:59:99:VAL:HG13	32:59:100:GLY:H	1.83	0.43
40:75:29:ARG:HD3	40:75:44:ASP:OD2	2.18	0.43
36:78:97:PRO:HA	36:78:100:LEU:HB2	1.99	0.43
16:7A:14:ASN:O	16:7A:16:HIS:N	2.50	0.43
16:7A:34:GLU:OE1	16:7A:55:ARG:NH1	2.52	0.43
8:7E:122:ARG:HB3	8:7E:126:LYS:HE2	1.99	0.43
16:7I:12:LYS:C	16:7I:14:ASN:H	2.20	0.43
26:14:997:G:P	41:85:58:ARG:HH21	2.41	0.43
17:8I:14:LYS:HD2	17:8I:14:LYS:N	2.33	0.43
19:AA:66:MET:HA	19:AA:67:VAL:O	2.18	0.43

Continued on next page...

Continued from previous page...

Atom-1	Atom-2	Interatomic distance (Å)	Clash overlap (Å)
44:B5:5:TYR:CE1	49:G5:30:ARG:HG3	2.53	0.43
46:H8:160:GLY:O	46:H8:161:VAL:HG13	2.18	0.43
51:I5:23:GLU:HG3	51:I5:24:THR:N	2.33	0.43
51:I5:8:LYS:HD3	51:I5:8:LYS:HA	1.82	0.43
51:M8:43:TYR:O	51:M8:46:GLN:HA	2.18	0.43
52:N8:46:CYS:SG	52:N8:50:GLY:HA2	2.59	0.43
1:13:1098:C:C2	1:13:1099:G:C8	3.06	0.43
1:13:955:U:H1'	1:13:1227:A:N6	2.33	0.43
1:13:525:C:O5'	1:13:525:C:H6	2.01	0.43
1:13:611:A:H61	1:13:629:G:H1	1.65	0.43
1:13:818:G:C2	1:13:820:U:O2'	2.69	0.43
1:13:939:G:C6	1:13:940:C:N4	2.86	0.43
1:13:993:G:H2'	1:13:993:G:N3	2.33	0.43
26:14:192:C:OP1	58:14:4099:HOH:O	2.21	0.43
26:14:1953:A:H5''	26:14:1954:G:OP2	2.18	0.43
26:14:2065:C:H5''	26:14:2252:G:H1'	2.00	0.43
26:14:2129:C:C4	26:14:2130:U:C4	3.06	0.43
26:14:2295:C:H41	39:65:13:ARG:NH2	2.15	0.43
26:14:2301:C:N4	26:14:2315:G:O6	2.51	0.43
26:14:2468:G:H3'	26:14:2476:A:C2	2.53	0.43
26:14:2562:U:H4'	35:25:25:LEU:HD21	2.00	0.43
26:14:2576:G:O2'	26:14:2579:C:OP2	2.30	0.43
26:14:898:C:N4	26:14:899:A:N3	2.66	0.43
26:14:948:G:C2	26:14:970:C:O2	2.72	0.43
1:1G:1103:C:H2'	1:1G:1104:G:O4'	2.18	0.43
1:1G:137:C:C2	1:1G:227:G:C2	3.06	0.43
1:1G:59:A:N1	58:1G:1824:HOH:O	2.36	0.43
1:1G:895:G:H1	1:1G:904:C:H42	1.64	0.43
26:1H:1337:G:C4	26:1H:1338:G:C8	3.06	0.43
26:1H:1389:G:C2	26:1H:1399:C:O2	2.71	0.43
26:1H:140:A:C8	26:1H:1408:C:O2'	2.69	0.43
26:1H:1491:G:O4'	28:11:99:ASP:HB3	2.18	0.43
26:1H:1705:G:C6	26:1H:1706:U:N3	2.86	0.43
26:1H:1885:A:H2'	26:1H:1886:C:O4'	2.17	0.43
26:1H:981:A:H1'	26:1H:2037:G:O4'	2.18	0.43
26:1H:2137:C:N3	26:1H:2138:C:N4	2.67	0.43
26:1H:2358:G:H2'	26:1H:2359:C:H6	1.83	0.43
26:1H:2862:G:C4	26:1H:2863:C:C5	3.07	0.43
26:1H:375:C:H2'	26:1H:376:C:C6	2.54	0.43
26:1H:433:C:H2'	26:1H:434:U:C6	2.54	0.43
26:1H:476:G:N1	26:1H:479:A:OP2	2.52	0.43

Continued on next page...

Continued from previous page...

Atom-1	Atom-2	Interatomic distance (Å)	Clash overlap (Å)
26:1H:895:U:H4'	26:1H:895:U:OP1	2.16	0.43
27:1J:66:A:C6	27:1J:108:C:C6	3.06	0.43
29:21:14:ILE:HD13	29:21:14:ILE:HA	1.63	0.43
4:32:59:ARG:O	4:32:63:LYS:N	2.52	0.43
30:39:117:ARG:HG3	30:39:192:LEU:HD12	2.00	0.43
1:1G:1225:A:H5''	13:4A:103:THR:OG1	2.17	0.43
13:4A:91:ARG:NE	13:4A:97:PRO:O	2.51	0.43
13:4I:22:ILE:HB	13:4I:25:ILE:HD12	2.01	0.43
33:61:11:ASN:O	33:61:12:LEU:HB2	2.17	0.43
7:62:105:VAL:O	7:62:108:ALA:HB3	2.18	0.43
35:68:91:LEU:HA	35:68:91:LEU:HD12	1.72	0.43
37:88:30:GLY:CA	37:88:107:ALA:HB2	2.47	0.43
1:13:1320:C:N4	19:AI:36:ARG:HG3	2.34	0.43
19:AI:81:ARG:HB2	19:AI:81:ARG:HE	1.61	0.43
44:B5:31:HIS:HA	44:B5:32:PRO:HD3	1.77	0.43
20:BA:64:ASP:OD1	20:BA:81:LYS:HD2	2.18	0.43
20:BA:88:VAL:O	20:BA:92:LEU:HG	2.19	0.43
26:14:84:A:H5''	45:C5:8:LYS:HG3	1.99	0.43
41:C8:88:ILE:O	41:C8:88:ILE:HG22	2.19	0.43
46:D5:148:ASP:OD2	46:D5:175:VAL:HG11	2.18	0.43
46:D5:52:SER:C	46:D5:54:HIS:H	2.21	0.43
46:D5:59:LEU:HA	46:D5:59:LEU:HD22	1.65	0.43
44:F8:31:HIS:CD2	44:F8:33:LYS:H	2.37	0.43
49:G5:18:PRO:O	49:G5:21:LEU:HB2	2.19	0.43
45:G8:45:VAL:N	45:G8:63:LYS:O	2.43	0.43
50:H5:50:VAL:O	50:H5:54:VAL:HG23	2.18	0.43
46:H8:26:GLY:HA2	46:H8:85:HIS:CD2	2.53	0.43
55:M5:14:VAL:CG1	55:M5:22:VAL:HG13	2.48	0.43
55:Q8:23:VAL:HG22	55:Q8:24:ALA:N	2.32	0.43
55:Q8:45:GLY:HA2	55:Q8:46:ARG:C	2.38	0.43
28:11:269:PHE:CD1	28:11:269:PHE:N	2.86	0.43
1:13:626:U:H2'	1:13:627:G:C8	2.53	0.43
1:13:799:G:C6	1:13:800:G:C4	3.06	0.43
26:14:1138:G:H21	34:15:106:MET:CE	2.32	0.43
26:14:120:U:P	58:14:3994:HOH:O	2.76	0.43
26:14:1214:A:H8	26:14:1214:A:O5'	2.01	0.43
26:14:1259:G:H2'	26:14:1260:G:C8	2.54	0.43
26:14:1534:G:H3'	26:14:1535:U:C5'	2.49	0.43
26:14:1615:C:C5	26:14:1617:C:C4	3.06	0.43
26:14:1833:U:H2'	26:14:1834:U:O4'	2.19	0.43
26:14:1997:G:OP2	58:14:3495:HOH:O	2.21	0.43

Continued on next page...

Continued from previous page...

Atom-1	Atom-2	Interatomic distance (Å)	Clash overlap (Å)
26:14:2115:G:H4'	26:14:2168:G:N7	2.33	0.43
26:14:2287:A:C2	26:14:2289:G:C8	3.07	0.43
26:14:1638:C:H5''	26:14:2710:C:O2	2.18	0.43
26:14:664:C:H2'	26:14:665:C:H6	1.82	0.43
26:14:816:C:P	58:14:3587:HOH:O	2.77	0.43
26:14:881:G:N7	26:14:882:G:C2	2.87	0.43
26:14:966:G:H2'	26:14:967:C:C6	2.52	0.43
1:1G:1065:U:C5	1:1G:1190:G:N3	2.87	0.43
1:1G:198:G:C6	1:1G:220:G:C2	3.06	0.43
1:1G:589:C:H42	1:1G:650:G:H1	1.66	0.43
1:1G:953:G:H2'	1:1G:954:G:O4'	2.18	0.43
26:1H:1257:C:H4'	30:31:83:PHE:HD1	1.77	0.43
26:1H:1532:C:N3	26:1H:1539:G:N2	2.62	0.43
26:1H:2027:G:O2'	26:1H:2028:U:H5'	2.18	0.43
26:1H:2337:G:H2'	26:1H:2338:G:H8	1.83	0.43
26:1H:2572:A:C8	29:21:144:ARG:HB3	2.53	0.43
26:1H:2592:G:C6	26:1H:2593:U:N3	2.87	0.43
26:1H:2692:C:O2'	26:1H:2693:A:H5'	2.18	0.43
26:1H:507:A:C5'	26:1H:508:G:H5'	2.47	0.43
26:1H:515:A:H1'	26:1H:581:C:H1'	2.01	0.43
26:1H:74:A:H8	26:1H:74:A:H5''	1.83	0.43
26:1H:2572:A:C4	29:21:144:ARG:NH1	2.87	0.43
3:22:35:GLU:HG2	3:22:39:ILE:HD11	2.00	0.43
3:22:50:ALA:HB3	3:22:76:VAL:HG12	2.00	0.43
23:2K:21:U:H2'	23:2K:21:U:H6	1.61	0.43
30:31:184:TYR:CE1	36:78:3:LEU:HD11	2.53	0.43
26:14:637:A:H2'	36:35:117:GLU:OE2	2.19	0.43
36:35:147:LEU:HD23	36:35:148:LEU:H	1.83	0.43
36:35:51:PHE:CE2	36:35:53:GLY:HA2	2.53	0.43
30:39:46:ARG:HG2	30:39:46:ARG:NH1	2.32	0.43
1:1G:537:G:H5''	12:3A:113:ARG:NH1	2.34	0.43
31:41:81:LYS:HB3	31:41:82:LEU:H	1.57	0.43
1:1G:15:G:H4'	5:42:24:ARG:HH12	1.82	0.43
37:45:1:MET:HB2	37:45:69:PHE:HE1	1.83	0.43
13:4A:15:VAL:HG12	13:4A:45:VAL:HG22	1.99	0.43
6:52:14:LEU:HD12	6:52:18:GLN:HB3	2.00	0.43
34:58:96:GLU:CG	34:58:97:ARG:H	2.31	0.43
6:5E:14:LEU:HD23	6:5E:14:LEU:HA	1.53	0.43
7:62:50:ILE:HG21	7:62:58:PRO:HA	1.99	0.43
8:72:69:ARG:NH1	8:72:75:ARG:O	2.51	0.43
36:78:31:ALA:O	36:78:32:THR:HB	2.19	0.43

Continued on next page...

Continued from previous page...

Atom-1	Atom-2	Interatomic distance (Å)	Clash overlap (Å)
41:85:16:LYS:O	41:85:20:LEU:HD13	2.19	0.43
41:85:61:TRP:O	41:85:65:ILE:HD13	2.18	0.43
19:AA:66:MET:N	19:AA:67:VAL:HB	2.34	0.43
13:4I:84:ILE:HD11	19:AI:66:MET:CG	2.48	0.43
40:B8:21:GLU:H	40:B8:21:GLU:HG3	1.56	0.43
45:C5:90:LEU:HA	45:C5:91:GLU:HA	1.86	0.43
41:C8:28:ARG:O	41:C8:35:ALA:HA	2.19	0.43
46:D5:102:LEU:HD22	46:D5:104:PHE:HE1	1.84	0.43
46:D5:67:LEU:HA	46:D5:68:PRO:HD3	1.68	0.43
46:H8:23:LYS:HD3	46:H8:40:ASP:HA	1.99	0.43
55:M5:15:LYS:HE3	55:M5:16:ILE:O	2.18	0.43
55:M5:29:LYS:HB3	55:M5:44:LYS:HD2	2.01	0.43
2:12:118:LEU:O	2:12:122:PHE:N	2.51	0.43
1:13:1126:U:N3	1:13:1127:G:C2	2.86	0.43
1:13:1126:U:O2'	1:13:1127:G:OP1	2.34	0.43
1:13:256:U:H2'	1:13:257:G:C8	2.53	0.43
1:13:595:G:H22	1:13:643:C:H41	1.66	0.43
1:13:926:G:H5'	1:13:927:G:C5'	2.49	0.43
26:14:1485:G:H1	26:14:1504:C:H42	1.67	0.43
26:14:2038:G:H2'	26:14:2039:C:C6	2.53	0.43
26:14:2187:G:C6	26:14:2188:C:C4	3.07	0.43
26:14:2256:G:C5	26:14:2257:U:C5	3.06	0.43
26:14:2300:G:N2	26:14:2317:C:C2	2.87	0.43
26:14:2262:U:H4'	26:14:2328:A:H2	1.83	0.43
26:14:2391:G:O6	26:14:2425:A:H8	2.01	0.43
26:14:1953:A:H2	26:14:2549:G:N3	2.17	0.43
26:14:35:G:H2'	26:14:36:G:O4'	2.17	0.43
26:14:40:C:H2'	26:14:41:C:C6	2.51	0.43
27:16:61:G:C6	27:16:62:C:C4	3.06	0.43
21:1F:12:LYS:O	21:1F:16:GLY:N	2.51	0.43
1:1G:1252:A:H61	1:1G:1285:A:H61	1.67	0.43
1:1G:1288:A:N1	1:1G:1371:G:H1'	2.34	0.43
1:1G:376:G:H5''	16:7A:5:ARG:HD3	2.01	0.43
1:1G:389:A:H2'	1:1G:389:A:N3	2.33	0.43
1:1G:596:C:H2'	1:1G:597:G:C8	2.53	0.43
26:1H:51:G:N3	26:1H:119:A:C2	2.86	0.43
26:1H:1329:U:H3'	26:1H:1330:C:H6	1.82	0.43
26:1H:142:G:H1'	44:F8:37:THR:CG2	2.44	0.43
26:1H:1586:A:H3'	26:1H:1587:A:C8	2.46	0.43
26:1H:2125:G:N2	26:1H:2172:U:OP1	2.52	0.43
26:1H:2206:C:H2'	26:1H:2207:C:C6	2.52	0.43

Continued on next page...

Continued from previous page...

Atom-1	Atom-2	Interatomic distance (Å)	Clash overlap (Å)
26:1H:2643:G:H2'	26:1H:2644:G:O4'	2.19	0.43
26:1H:444:C:H2'	26:1H:445:C:H6	1.83	0.43
26:1H:449:A:C6	26:1H:450:G:C5	3.06	0.43
26:1H:583:G:H5''	41:C8:10:ARG:NH1	2.33	0.43
26:1H:738:G:C6	26:1H:739:G:C2	3.06	0.43
10:1I:23:ILE:H	10:1I:23:ILE:HG13	1.67	0.43
10:1I:40:LEU:HB3	10:1I:41:PRO:HD2	1.99	0.43
27:1J:113:C:OP2	27:1J:113:C:H6	2.02	0.43
29:21:66:HIS:O	29:21:66:HIS:ND1	2.51	0.43
3:22:59:ARG:HG2	3:22:64:VAL:HG23	2.01	0.43
29:29:91:VAL:HG23	29:29:91:VAL:O	2.18	0.43
3:2E:24:ALA:HB1	3:2E:28:GLN:HB2	2.00	0.43
24:3K:13:C:O2'	24:3K:14:A:H5'	2.18	0.43
31:41:41:GLN:HG3	31:41:60:LEU:HD11	1.99	0.43
6:52:10:LEU:N	6:52:10:LEU:HD12	2.33	0.43
6:52:21:LEU:HD22	6:52:21:LEU:HA	1.76	0.43
32:59:130:ARG:O	32:59:131:VAL:HB	2.18	0.43
32:59:41:MET:HB3	32:59:42:ARG:H	1.64	0.43
39:65:34:HIS:CD2	39:65:54:LEU:HD13	2.54	0.43
8:72:83:ILE:HB	8:72:137:VAL:HG13	1.99	0.43
9:82:119:ALA:O	9:82:120:ARG:HB2	2.18	0.43
9:82:121:ARG:NH1	9:82:122:ALA:O	2.52	0.43
37:88:68:ILE:CG2	37:88:103:MET:HB3	2.47	0.43
44:B5:25:LYS:HA	44:B5:81:VAL:O	2.19	0.43
26:1H:2849:U:OP2	40:B8:95:ARG:NH1	2.52	0.43
46:D5:87:ASP:N	46:D5:87:ASP:OD1	2.51	0.43
44:F8:66:LEU:O	44:F8:66:LEU:HG	2.19	0.43
48:J8:85:LEU:HA	48:J8:85:LEU:HD13	1.48	0.43
36:35:62:LEU:CD2	55:M5:27:THR:HA	2.48	0.43
31:41:67:LYS:HZ3	51:M8:6:HIS:CE1	2.35	0.43
55:Q8:49:VAL:CG2	55:Q8:50:LEU:H	2.22	0.43
2:12:119:GLU:HA	2:12:122:PHE:HD2	1.83	0.43
2:12:22:LYS:HB3	2:12:40:HIS:CE1	2.54	0.43
1:13:1096:C:H2'	1:13:1097:C:C6	2.51	0.43
1:13:1284:C:H3'	1:13:1285:A:C8	2.54	0.43
1:13:380:G:C2	1:13:384:G:C6	3.06	0.43
1:13:595:G:N2	1:13:643:C:N4	2.66	0.43
1:13:717:C:H5''	1:13:717:C:C6	2.42	0.43
26:14:1138:G:C4	26:14:1139:G:H1'	2.52	0.43
26:14:2002:G:N7	58:14:3797:HOH:O	2.36	0.43
26:14:2056:G:N3	26:14:2056:G:H2'	2.34	0.43

Continued on next page...

Continued from previous page...

Atom-1	Atom-2	Interatomic distance (Å)	Clash overlap (Å)
26:14:2140:C:H1'	26:14:2152:G:N2	2.34	0.43
26:14:2031:A:C6	26:14:2498:C:H1'	2.53	0.43
26:14:513:A:C2	26:14:514:A:C4	3.06	0.43
26:14:844:C:C5	26:14:845:G:C6	3.07	0.43
2:1E:170:GLU:N	2:1E:170:GLU:CD	2.71	0.43
2:1E:88:ALA:HB3	2:1E:90:MET:HG2	2.01	0.43
1:1G:1171:G:H2'	1:1G:1172:C:C6	2.54	0.43
1:1G:823:G:H21	8:72:1:MET:HE2	1.82	0.43
26:1H:1179:C:H2'	26:1H:1180:C:C6	2.54	0.43
26:1H:1607:C:N4	26:1H:1621:U:H2'	2.32	0.43
26:1H:1793:C:O2	26:1H:1900:A:H2	2.02	0.43
26:1H:2334:G:C2	39:A8:12:PHE:CD1	3.07	0.43
26:1H:445:C:OP1	58:1H:3702:HOH:O	2.20	0.43
26:1H:547:A:C6	26:1H:548:A:C6	3.07	0.43
29:21:97:LYS:O	29:21:100:GLU:HG3	2.18	0.43
26:14:2547:U:O2	35:25:23:ARG:NH2	2.50	0.43
35:25:31:LYS:HB3	35:25:32:TYR:CE1	2.54	0.43
29:29:199:ARG:HB3	29:29:200:GLU:OE1	2.19	0.43
30:31:192:LEU:HD23	30:31:193:VAL:N	2.33	0.43
1:1G:404:U:OP1	4:32:118:ARG:NH1	2.48	0.43
4:3E:173:TRP:CG	4:3E:189:PRO:HG3	2.53	0.43
24:3K:28:G:H2'	24:3K:29:G:C8	2.53	0.43
37:45:55:VAL:HG23	37:45:64:ILE:HD12	1.99	0.43
13:4I:84:ILE:HG23	13:4I:86:CYS:HB3	2.00	0.43
32:51:92:ILE:H	32:51:92:ILE:HG13	1.59	0.43
33:61:69:LYS:O	33:61:73:GLU:HB2	2.18	0.43
7:62:111:ARG:NH1	7:62:126:ASP:OD2	2.31	0.43
7:62:74:GLU:O	7:62:89:MET:N	2.51	0.43
27:1J:28:C:P	39:65:36:TYR:HH	2.42	0.43
33:69:76:THR:HG22	33:69:139:GLN:O	2.18	0.43
15:6I:69:TYR:CE1	15:6I:73:GLU:HG3	2.54	0.43
15:6I:78:TYR:CE1	15:6I:82:ILE:HD11	2.54	0.43
8:72:89:PRO:HA	8:72:92:ARG:HH21	1.83	0.43
40:75:106:SER:HA	40:75:110:ILE:HD12	1.99	0.43
41:85:31:SER:OG	41:85:31:SER:O	2.37	0.43
38:98:10:LEU:O	38:98:12:ARG:HG2	2.18	0.43
38:98:92:GLY:N	38:98:94:TYR:HE1	2.15	0.43
1:1G:1313:U:OP1	19:AA:7:LYS:N	2.51	0.43
26:14:480:A:H1'	45:C5:44:ILE:HG12	2.01	0.43
41:C8:92:ARG:NH2	42:D8:10:LYS:HB3	2.33	0.43
42:D8:64:HIS:ND1	42:D8:92:THR:HG22	2.33	0.43

Continued on next page...

Continued from previous page...

Atom-1	Atom-2	Interatomic distance (Å)	Clash overlap (Å)
55:M5:4:MET:HB3	55:M5:60:LEU:HD13	2.00	0.43
55:Q8:21:LYS:HE2	55:Q8:21:LYS:C	2.38	0.43
55:Q8:14:VAL:CG1	55:Q8:21:LYS:HZ1	2.31	0.43
26:1H:1826:G:H4'	28:11:242:ARG:CZ	2.48	0.43
1:13:1128:C:O2'	1:13:1139:G:O6	2.37	0.43
1:13:349:A:O2'	1:13:350:G:H5'	2.18	0.43
1:13:585:G:O2'	1:13:879:C:H5''	2.19	0.43
1:13:683:G:C6	1:13:684:A:C6	3.07	0.43
1:13:75:C:H2'	1:13:76:G:O4'	2.18	0.43
26:14:1198:U:C2	26:14:1199:U:C5	3.07	0.43
26:14:1204:A:HO2'	26:14:1205:U:P	2.41	0.43
26:14:1375:C:H2'	26:14:1376:C:H6	1.82	0.43
26:14:1608:A:H1'	26:14:1610:A:OP2	2.19	0.43
26:14:1812:A:O2'	28:19:45:ASN:N	2.51	0.43
26:14:1954:G:N2	26:14:1956:U:C2	2.87	0.43
26:14:1900:A:N1	26:14:1970:A:C6	2.86	0.43
26:14:2298:A:N6	26:14:2318:G:C8	2.86	0.43
26:14:2480:C:H5'	26:14:2481:G:OP2	2.18	0.43
26:14:2508:G:HO2'	26:14:2554:U:HO2'	1.66	0.43
26:14:238:C:C2	26:14:260:G:C2	3.06	0.43
26:14:341:G:C6	26:14:342:G:C5	3.06	0.43
26:14:607:U:N3	26:14:621:A:C2	2.78	0.43
26:14:686:G:N2	26:14:788:A:H61	2.16	0.43
34:15:17:ASP:O	34:15:18:ALA:HB3	2.18	0.43
2:1E:149:LEU:HD23	2:1E:149:LEU:HA	1.79	0.43
2:1E:149:LEU:O	2:1E:153:ARG:N	2.52	0.43
2:1E:223:ILE:H	2:1E:223:ILE:HG12	1.55	0.43
1:1G:1274:G:N2	1:1G:1275:A:N7	2.57	0.43
1:1G:1292:U:H5'	9:82:38:GLN:NE2	2.34	0.43
1:1G:1299:A:C6	1:1G:1301:U:C2	3.06	0.43
1:1G:1317:C:H5''	1:1G:1318:A:OP2	2.19	0.43
1:1G:316:G:H2'	1:1G:317:G:C8	2.53	0.43
1:1G:407:G:H2'	1:1G:408:A:C8	2.53	0.43
26:1H:1181:C:O2'	26:1H:1182:A:H5'	2.19	0.43
26:1H:1321:A:H2'	26:1H:1322:A:O4'	2.18	0.43
26:1H:1419:A:C8	26:1H:1421:G:C6	3.07	0.43
26:1H:1510:A:N3	26:1H:1510:A:H2'	2.33	0.43
26:1H:2061:G:H5'	58:1H:3633:HOH:O	2.18	0.43
26:1H:2821:A:H2'	26:1H:2822:G:O4'	2.19	0.43
26:1H:836:G:C5	26:1H:837:C:C4	3.07	0.43
27:1J:9:G:OP1	39:65:25:ARG:NH2	2.51	0.43

Continued on next page...

Continued from previous page...

Atom-1	Atom-2	Interatomic distance (Å)	Clash overlap (Å)
29:29:33:VAL:HG12	29:29:89:ASP:CB	2.44	0.43
3:2E:59:ARG:HA	3:2E:63:ASN:O	2.19	0.43
36:35:110:TYR:HB3	36:35:111:ARG:H	1.47	0.43
30:39:160:ASN:HB3	30:39:163:VAL:HB	2.00	0.43
31:49:64:THR:OG1	31:49:94:LEU:HD21	2.19	0.43
32:51:95:ARG:HB3	32:51:95:ARG:NH1	2.34	0.43
3:22:18:TRP:HE1	14:5A:55:GLY:N	2.16	0.43
7:62:15:ASP:HB3	7:62:19:GLY:N	2.34	0.43
36:78:57:THR:HB	36:78:59:LEU:H	1.83	0.43
9:82:10:ARG:HD2	9:82:105:ASP:HB3	2.00	0.43
41:85:66:ASN:CB	41:85:76:TYR:HB2	2.41	0.43
37:88:34:LEU:HD23	37:88:104:PHE:HD2	1.82	0.43
37:88:110:THR:HG23	37:88:113:GLN:OE1	2.18	0.43
37:88:77:LYS:HE3	37:88:82:ARG:HA	2.00	0.43
26:14:1161:C:H1'	42:95:8:GLY:O	2.18	0.43
18:9I:38:GLU:HA	18:9I:41:LYS:NZ	2.33	0.43
39:A8:29:PHE:CD1	39:A8:30:ARG:N	2.82	0.43
19:AA:71:LEU:HD23	19:AA:71:LEU:HA	1.75	0.43
26:14:335:C:H4'	45:C5:73:ARG:CZ	2.48	0.43
41:C8:97:ASP:HB2	41:C8:101:ARG:HH11	1.83	0.43
41:C8:66:ASN:CB	41:C8:76:TYR:HB2	2.49	0.43
46:D5:59:LEU:HB3	46:D5:60:GLU:H	1.48	0.43
43:E8:64:MET:O	43:E8:65:LEU:HB2	2.18	0.43
48:F5:85:LEU:HB3	48:F5:87:PRO:HG2	1.99	0.43
46:H8:18:LEU:O	46:H8:21:ALA:HB3	2.18	0.43
47:I8:51:VAL:N	47:I8:62:LEU:HD12	2.33	0.43
55:Q8:38:GLY:HA2	55:Q8:39:LYS:C	2.39	0.43
1:13:101:A:OP2	1:13:101:A:H8	2.02	0.43
1:13:1316:G:H5''	14:5I:17:LYS:NZ	2.34	0.43
1:13:68:G:N2	1:13:69:G:H1'	2.33	0.43
26:14:1021:A:C8	26:14:1021:A:C3'	3.02	0.43
26:14:1259:G:H2'	26:14:1260:G:H8	1.84	0.43
26:14:1754:C:N3	26:14:2716:U:O2'	2.51	0.43
26:14:1848:A:C4	26:14:1849:G:C8	3.06	0.43
26:14:2040:C:H2'	26:14:2041:U:O4'	2.19	0.43
26:14:2072:G:H2'	26:14:2073:C:O4'	2.19	0.43
26:14:2091:U:OP2	26:14:2092:U:O2'	2.24	0.43
26:14:2207:C:N4	26:14:2217:G:H1	2.08	0.43
26:14:2228:G:C6	26:14:2229:C:C4	3.07	0.43
26:14:2299:G:N1	26:14:2318:G:H8	2.17	0.43
26:14:2376:A:H2	39:65:112:PHE:HB3	1.84	0.43

Continued on next page...

Continued from previous page...

Atom-1	Atom-2	Interatomic distance (Å)	Clash overlap (Å)
26:14:619:G:H5'	26:14:620:G:OP2	2.19	0.43
26:14:900:A:H5''	26:14:901:A:OP2	2.19	0.43
26:14:909:A:C8	26:14:912:C:N4	2.87	0.43
26:14:993:G:N3	42:95:89:GLN:NE2	2.59	0.43
1:1G:1172:C:H2'	1:1G:1173:G:H8	1.83	0.43
1:1G:266:G:H5''	1:1G:268:C:H41	1.83	0.43
1:1G:620:C:H3'	1:1G:621:A:H8	1.84	0.43
1:1G:756:C:H2'	1:1G:757:U:O4'	2.19	0.43
26:1H:1843:C:O5'	26:1H:1843:C:H6	2.02	0.43
26:1H:183:C:H42	26:1H:213:A:H61	1.67	0.43
26:1H:2593:U:C4	58:1H:3683:HOH:O	2.57	0.43
26:1H:270(V):G:H2'	26:1H:270(W):G:C8	2.53	0.43
26:1H:265:A:C2	26:1H:428:A:C2	3.07	0.43
26:1H:481:G:H1'	26:1H:507:A:N1	2.34	0.43
26:1H:518:G:H2'	26:1H:519:U:C6	2.54	0.43
26:1H:58:G:N2	26:1H:70:G:C4	2.87	0.43
26:1H:775:G:C4	26:1H:794:G:C8	3.06	0.43
26:1H:8:A:H2'	26:1H:9:U:C6	2.53	0.43
1:1G:532:A:H2	3:22:156:ARG:HH12	1.64	0.43
35:25:19:ILE:HD12	35:25:41:ALA:CB	2.49	0.43
30:31:125:LEU:HD11	30:31:199:TRP:CD2	2.54	0.43
36:35:2:LYS:O	36:35:5:ASP:HB2	2.19	0.43
31:41:26:GLN:OE1	31:41:27:ASN:HB2	2.19	0.43
37:45:1:MET:HB3	37:45:2:LEU:H	1.61	0.43
37:45:19:GLY:H	37:45:98:LYS:HZ3	1.66	0.43
13:4I:54:VAL:O	13:4I:58:GLU:HG3	2.19	0.43
32:51:52:VAL:HG12	32:51:65:HIS:CD2	2.53	0.43
32:59:68:THR:O	32:59:72:ILE:HG13	2.19	0.43
26:1H:1665:A:H1'	35:68:1:MET:HG3	2.01	0.43
33:69:109:ILE:HB	33:69:130:TYR:OH	2.18	0.43
33:69:65:ALA:O	33:69:68:LEU:N	2.51	0.43
7:6E:113:GLU:HB2	7:6E:118:VAL:HG13	2.00	0.43
40:75:90:GLN:OE1	40:75:121:ILE:HD11	2.18	0.43
1:1G:375:U:O3'	16:7A:6:LEU:HB2	2.17	0.43
8:7E:94:TYR:HE1	8:7E:132:GLU:HB2	1.83	0.43
37:88:133:ARG:O	37:88:134:ARG:HB2	2.17	0.43
17:8A:10:VAL:HG23	17:8A:54:GLY:N	2.32	0.43
18:9I:31:LEU:H	18:9I:31:LEU:HD23	1.84	0.43
20:BI:56:MET:HG3	20:BI:88:VAL:HG21	2.00	0.43
26:1H:581:C:OP1	41:C8:33:ARG:HG3	2.18	0.43
46:D5:11:GLU:HG3	46:D5:12:GLY:H	1.83	0.43

Continued on next page...

Continued from previous page...

Atom-1	Atom-2	Interatomic distance (Å)	Clash overlap (Å)
42:D8:35:LEU:O	42:D8:37:VAL:N	2.52	0.43
44:F8:21:PHE:HE1	44:F8:92:LEU:HD13	1.83	0.43
26:14:2015:A:H1'	52:J5:2:ALA:HA	2.01	0.43
55:Q8:30:ARG:HB2	55:Q8:30:ARG:CZ	2.49	0.43
1:13:1342:C:H2'	1:13:1343:G:C8	2.54	0.43
1:13:232:G:C5	1:13:233:C:C4	3.07	0.43
1:13:412:A:H1'	1:13:413:G:OP2	2.19	0.43
1:13:749:C:H2'	1:13:750:G:H8	1.83	0.43
26:14:1141:U:P	34:15:63:THR:HG21	2.59	0.43
26:14:139:G:N2	26:14:141:A:N1	2.67	0.43
26:14:1507:A:C2	26:14:1508:A:H1'	2.54	0.43
26:14:1956:U:C2	26:14:1957:C:C6	3.06	0.43
26:14:2113:U:O4	26:14:2168:G:O2'	2.32	0.43
26:14:2352:A:N1	47:E5:33:ALA:O	2.52	0.43
26:14:2592:G:C6	26:14:2593:U:C4	3.07	0.43
26:14:2640:G:OP1	34:15:97:ARG:NH1	2.45	0.43
26:14:664:C:H2'	26:14:665:C:C6	2.53	0.43
26:14:931:G:H3'	26:14:931:G:C8	2.54	0.43
26:14:947:G:H2'	26:14:948:G:C8	2.54	0.43
28:19:228:PRO:HG3	28:19:234:GLY:O	2.18	0.43
2:1E:111:ARG:NH1	2:1E:111:ARG:HG2	2.33	0.43
2:1E:71:VAL:HG12	2:1E:93:VAL:HB	2.00	0.43
1:1G:1009:G:C2	1:1G:1010:G:C8	3.06	0.43
1:1G:1050:G:C6	1:1G:1051:C:N4	2.87	0.43
1:1G:937:A:C5	1:1G:938:A:N7	2.87	0.43
1:1G:979:C:C5	1:1G:980:C:C6	3.00	0.43
26:1H:1153:C:C4	26:1H:1154:G:C5	3.07	0.43
26:1H:1484:G:C2	26:1H:1485:G:C8	3.06	0.43
26:1H:1727:U:H2'	26:1H:1728:G:O4'	2.18	0.43
26:1H:1830:C:O2'	26:1H:1831:G:H5'	2.17	0.43
26:1H:1975:G:H5''	58:1H:3984:HOH:O	2.17	0.43
26:1H:2017:U:P	58:1H:4643:HOH:O	2.76	0.43
26:1H:2298:A:H2'	26:1H:2299:G:O4'	2.19	0.43
26:1H:2679:A:H61	26:1H:2728:U:H3	1.65	0.43
26:1H:2830:G:N3	26:1H:2883:A:H2	2.16	0.43
26:1H:2843:G:O2'	26:1H:2844:G:H5'	2.18	0.43
26:1H:828:U:H2'	26:1H:829:A:C8	2.54	0.43
26:1H:950:G:H2'	26:1H:951:C:H6	1.82	0.43
26:14:1027:A:H5'	27:1J:88:C:H41	1.84	0.43
29:29:35:GLN:HG2	29:29:37:ARG:HG2	2.01	0.43
1:1G:674:G:N2	11:2A:116:HIS:HB2	2.33	0.43

Continued on next page...

Continued from previous page...

Atom-1	Atom-2	Interatomic distance (Å)	Clash overlap (Å)
37:45:110:THR:H	37:45:113:GLN:HE21	1.67	0.43
26:14:2305:A:H8	31:49:156:ASP:OD2	2.02	0.43
31:49:81:LYS:HD3	31:49:81:LYS:HA	1.69	0.43
5:4E:110:LEU:O	5:4E:115:VAL:HB	2.19	0.43
5:4E:15:ARG:HB2	5:4E:28:PHE:CE2	2.54	0.43
26:14:2820:A:C6	38:55:4:LEU:HD11	2.54	0.43
38:55:94:TYR:C	38:55:117:VAL:HG23	2.39	0.43
6:5E:94:GLN:HG3	6:5E:94:GLN:H	1.55	0.43
7:62:92:SER:O	7:62:96:GLN:HG3	2.18	0.43
39:65:23:ARG:NH2	39:65:84:GLN:HG3	2.34	0.43
35:68:2:ILE:HD12	35:68:6:THR:HG21	2.01	0.43
7:6E:111:ARG:HB3	7:6E:113:GLU:OE2	2.18	0.43
8:72:36:LEU:HD23	8:72:36:LEU:HA	1.86	0.43
36:78:80:TYR:CD2	36:78:111:ARG:HB3	2.53	0.43
8:7E:88:LYS:O	8:7E:92:ARG:HD3	2.18	0.43
16:7I:13:HIS:C	16:7I:15:PRO:HD3	2.39	0.43
16:7I:53:VAL:HG13	16:7I:79:VAL:HA	2.01	0.43
37:88:103:MET:H	37:88:103:MET:HG2	1.40	0.43
9:8E:10:ARG:HD2	9:8E:11:LYS:HG3	1.99	0.43
9:8E:70:LYS:O	9:8E:74:ILE:HG13	2.19	0.43
39:A8:41:ASP:OD2	39:A8:44:LYS:HB2	2.19	0.43
46:D5:94:GLU:O	46:D5:130:PRO:HD3	2.18	0.43
42:D8:98:GLU:OE2	42:D8:100:ARG:NH1	2.49	0.43
45:G8:94:LYS:HG3	45:G8:95:LYS:N	2.33	0.43
55:M5:35:GLN:O	55:M5:35:GLN:HG3	2.19	0.43
53:O8:25:LYS:HB3	53:O8:25:LYS:HE3	1.80	0.43
55:Q8:18:ALA:O	55:Q8:19:SER:OG	2.34	0.43
28:11:248:SER:HB3	28:11:252:TRP:CZ3	2.54	0.43
2:12:186:ALA:O	2:12:201:ILE:HG12	2.19	0.43
1:13:1225:A:N3	1:13:1225:A:H2'	2.34	0.43
1:13:4:U:C4	8:7E:105:ARG:HD2	2.54	0.43
1:13:658:G:H2'	1:13:659:U:C6	2.54	0.43
1:13:668:G:O2'	15:6I:46:HIS:HB3	2.19	0.43
1:13:671:G:C4	1:13:672:U:C6	3.07	0.43
1:13:711:G:H2'	1:13:712:A:H8	1.84	0.43
1:13:790:A:C6	1:13:791:G:C6	3.07	0.43
1:13:8:A:H62	4:3E:208:SER:HB2	1.84	0.43
1:13:983:A:H5'	1:13:984:C:OP2	2.19	0.43
26:14:1967:C:H2'	26:14:1968:G:O4'	2.18	0.43
26:14:2065:C:H2'	26:14:2066:C:C6	2.54	0.43
26:14:2107:C:H2'	26:14:2108:C:O4'	2.19	0.43

Continued on next page...

Continued from previous page...

Atom-1	Atom-2	Interatomic distance (Å)	Clash overlap (Å)
26:14:2150:U:H2'	26:14:2151:G:C8	2.49	0.43
26:14:2318:G:N2	39:65:3:ARG:HB2	2.34	0.43
26:14:2766:G:H2'	26:14:2766:G:N3	2.34	0.43
26:14:2789:C:H3'	26:14:2790:A:H5''	2.00	0.43
26:14:2861:G:O2'	26:14:2862:G:H5'	2.19	0.43
26:14:654(E):C:H42	26:14:654(P):G:H1	1.64	0.43
26:14:878:A:N6	26:14:899:A:O2'	2.52	0.43
4:3E:167:GLY:CA	28:19:135:PHE:HE1	2.29	0.43
2:1E:5:ILE:HG13	2:1E:6:THR:H	1.83	0.43
1:1G:17:U:H1'	1:1G:1080:A:H1'	2.01	0.43
1:1G:636:U:H2'	1:1G:637:G:H8	1.84	0.43
1:1G:673:G:H2'	1:1G:674:G:H8	1.78	0.43
1:1G:757:U:O2'	1:1G:879:C:O2	2.37	0.43
1:1G:582:U:H1'	1:1G:760:G:C6	2.54	0.43
1:1G:861:G:C4	1:1G:862:C:C5	3.06	0.43
1:1G:892:A:O2'	1:1G:1415:G:H4'	2.19	0.43
1:1G:963:G:HO2'	10:1A:54:PHE:HZ	1.66	0.43
26:1H:1359:A:N1	26:1H:1372:U:C4	2.84	0.43
26:1H:1545(A):A:H2'	26:1H:1546:C:O4'	2.19	0.43
26:1H:1592:C:H2'	26:1H:1593:G:H8	1.84	0.43
26:1H:1666:G:C2'	26:1H:1667:G:H5'	2.49	0.43
26:1H:1705:G:C2'	26:1H:1706:U:H5'	2.49	0.43
26:1H:1869:G:N2	26:1H:1872:A:OP2	2.48	0.43
26:1H:2256:G:C5	58:1H:4119:HOH:O	2.69	0.43
26:1H:2352:A:N6	26:1H:2365:G:O2'	2.51	0.43
26:1H:2031:A:HO2'	26:1H:2454:G:N2	2.17	0.43
26:1H:2557:G:H2'	26:1H:2558:C:C6	2.54	0.43
26:1H:2725:A:C4	26:1H:2727:G:C8	3.07	0.43
26:1H:467:G:OP1	54:P8:33:ARG:NH1	2.48	0.43
26:1H:660:G:O3'	30:31:38:ARG:NH2	2.52	0.43
26:1H:71:A:OP1	26:1H:72:U:H2'	2.19	0.43
26:1H:818:G:H5'	26:1H:839:U:OP1	2.19	0.43
29:21:23:VAL:HA	29:21:185:LYS:HA	2.00	0.43
29:29:119:ARG:HA	29:29:160:TYR:CD2	2.54	0.43
11:2A:124:LYS:HB2	11:2A:125:PHE:CD1	2.53	0.43
30:31:177:ALA:HB1	30:31:178:PRO:HD2	2.01	0.43
4:32:101:LEU:HB2	4:32:138:TYR:HB3	2.00	0.43
4:32:22:LYS:HG3	4:32:26:CYS:SG	2.59	0.43
4:3E:13:ARG:NH1	4:3E:38:TYR:O	2.52	0.43
4:3E:98:GLU:O	4:3E:103:ASN:ND2	2.52	0.43
24:3K:38:A:C2	24:3K:39:U:C4	3.07	0.43

Continued on next page...

Continued from previous page...

Atom-1	Atom-2	Interatomic distance (Å)	Clash overlap (Å)
13:4A:7:VAL:HG11	31:49:115:ARG:NE	2.34	0.43
13:4A:13:LYS:HA	13:4A:44:ARG:NH1	2.34	0.43
5:4E:63:ARG:O	5:4E:66:MET:HG3	2.19	0.43
32:51:116:GLU:HG3	32:51:117:PRO:HD2	2.01	0.43
34:58:133:GLN:O	34:58:134:ARG:HB2	2.18	0.43
1:1G:974:A:P	14:5A:41:ARG:HH12	2.42	0.43
33:61:79:ILE:HA	33:61:80:PRO:HD2	1.93	0.43
40:75:8:LYS:NZ	40:75:8:LYS:HB2	2.34	0.43
26:1H:2360:A:O2'	36:78:61:ARG:NH2	2.52	0.43
38:98:8:ARG:NH1	38:98:39:PRO:HB3	2.34	0.43
38:98:78:LYS:O	38:98:83:ILE:HG13	2.19	0.43
18:9A:32:ARG:HB2	18:9A:65:ILE:HD11	2.01	0.43
43:A5:29:LEU:HD21	43:A5:33:ARG:NH2	2.34	0.43
44:B5:66:LEU:HA	44:B5:66:LEU:HD23	1.88	0.43
46:D5:44:PHE:HE1	46:D5:48:PHE:CD2	2.37	0.43
47:E5:24:LYS:O	47:E5:25:ARG:HD3	2.18	0.43
44:F8:31:HIS:CD2	44:F8:33:LYS:HB2	2.54	0.43
49:K8:48:HIS:H	49:K8:50:ILE:HD11	1.83	0.43
52:N8:3:LYS:HB2	52:N8:4:HIS:H	1.61	0.43
28:11:105:ILE:HA	28:11:105:ILE:HD12	1.55	0.42
28:11:44:ASN:O	28:11:46:GLN:O	2.36	0.42
2:12:6:THR:H	2:12:221:LEU:HD11	1.84	0.42
1:13:1258:G:H2'	1:13:1259:C:C6	2.54	0.42
1:13:63:C:N4	1:13:105:G:O6	2.52	0.42
1:13:869:G:H4'	1:13:872:A:O4'	2.18	0.42
26:14:1777:U:O2'	26:14:1778:U:H5'	2.19	0.42
26:14:1925:C:C2'	26:14:1926:U:H5'	2.49	0.42
26:14:2579:C:H4'	29:29:134:ILE:HG12	2.01	0.42
26:14:2600:A:N6	58:14:4084:HOH:O	2.43	0.42
26:14:710:G:C2	26:14:722:A:C2	3.06	0.42
26:14:751:A:C6	26:14:789:A:C5	3.07	0.42
26:14:820:A:H2'	26:14:821:A:C8	2.54	0.42
1:1G:1305:G:O2'	1:1G:1306:A:H8	2.01	0.42
1:1G:1521:G:H2'	1:1G:1522:U:H6	1.84	0.42
26:1H:1282:U:H2'	26:1H:1283:G:C8	2.54	0.42
26:1H:1677:A:H2'	26:1H:1678:G:C8	2.54	0.42
26:1H:188:G:H1	26:1H:208:C:H42	1.67	0.42
26:1H:1972:A:OP2	58:1H:4636:HOH:O	2.21	0.42
26:1H:2266:A:H4'	26:1H:2267:A:N3	2.34	0.42
26:1H:2617:C:O2'	26:1H:2618:G:H5'	2.19	0.42
26:1H:341:G:H2'	26:1H:342:G:O4'	2.19	0.42

Continued on next page...

Continued from previous page...

Atom-1	Atom-2	Interatomic distance (Å)	Clash overlap (Å)
1:13:1060:C:O2'	10:1I:56:HIS:ND1	2.52	0.42
35:25:47:ILE:HD12	35:25:47:ILE:HA	1.79	0.42
29:29:134:ILE:HA	29:29:137:HIS:CD2	2.53	0.42
30:31:163:VAL:O	30:31:166:ALA:HB3	2.18	0.42
30:39:110:LEU:O	30:39:114:VAL:HG23	2.19	0.42
30:39:157:VAL:HB	30:39:194:MET:HB3	1.99	0.42
5:42:51:VAL:HG23	5:42:52:PRO:HD3	2.01	0.42
31:49:111:LEU:HD23	31:49:111:LEU:HA	1.83	0.42
1:13:1492:A:H1'	25:4K:20:U:HO2'	1.84	0.42
32:51:97:ARG:O	32:51:103:LEU:HD12	2.18	0.42
32:51:144:VAL:O	32:51:148:ILE:HG12	2.19	0.42
34:58:129:PRO:O	34:58:134:ARG:NH1	2.52	0.42
34:58:18:ALA:CA	34:58:21:LYS:HG3	2.49	0.42
34:58:75:TYR:HA	34:58:81:GLY:O	2.19	0.42
34:58:91:LEU:HA	34:58:95:PRO:HA	2.01	0.42
6:5E:7:ASN:HD21	6:5E:62:TRP:HD1	1.67	0.42
33:69:110:ASP:HA	33:69:111:PRO:HD3	1.82	0.42
33:69:7:GLU:HG3	33:69:8:PRO:HD2	2.01	0.42
40:75:53:ARG:HG3	40:75:53:ARG:O	2.19	0.42
40:75:54:ARG:HB3	40:75:54:ARG:HH11	1.84	0.42
9:82:34:ASN:O	9:82:38:GLN:HB2	2.19	0.42
41:85:106:PHE:O	41:85:109:LEU:HB2	2.19	0.42
37:88:118:LEU:HD23	37:88:118:LEU:HA	1.89	0.42
42:95:35:LEU:HB3	42:95:37:VAL:HG13	2.00	0.42
20:BI:29:LYS:HE3	20:BI:29:LYS:HB2	1.80	0.42
45:C5:40:GLU:CD	45:C5:40:GLU:N	2.72	0.42
46:D5:141:VAL:HG11	46:D5:150:LEU:HD22	2.01	0.42
43:E8:29:LEU:HD21	43:E8:33:ARG:NH2	2.34	0.42
48:J8:20:ARG:HH11	48:J8:20:ARG:HG2	1.84	0.42
53:K5:48:VAL:HG21	53:K5:50:ARG:NH2	2.34	0.42
49:K8:14:ARG:HG2	49:K8:63:VAL:HG11	2.00	0.42
51:M8:22:ILE:C	51:M8:24:THR:HG23	2.40	0.42
54:P8:10:ARG:HG2	54:P8:14:LYS:HD3	2.01	0.42
28:11:14:ARG:HD3	28:11:15:PHE:CZ	2.53	0.42
2:12:24:TRP:NE1	2:12:26:PRO:HG3	2.34	0.42
1:13:1350:A:C6	1:13:1351:U:N3	2.87	0.42
1:13:186(F):C:H2'	1:13:187:C:O4'	2.19	0.42
1:13:591:U:H2'	1:13:592:G:H8	1.84	0.42
1:13:668:G:C6	1:13:669:U:C5	3.07	0.42
1:13:827:U:C5	1:13:872:A:N1	2.87	0.42
1:13:931:C:O2'	1:13:932:C:H5'	2.19	0.42

Continued on next page...

Continued from previous page...

Atom-1	Atom-2	Interatomic distance (Å)	Clash overlap (Å)
26:14:1022:G:C5	26:14:1140:C:C4	3.07	0.42
26:14:1280:G:H5''	26:14:1280:G:C8	2.53	0.42
26:14:1794:U:H2'	26:14:1795:C:H6	1.84	0.42
26:14:1839:G:H2'	26:14:1839:G:N3	2.34	0.42
26:14:221:A:C4	26:14:266:G:N7	2.87	0.42
26:14:26:G:C6	26:14:27:G:N1	2.87	0.42
26:14:273(F):C:H3'	26:14:274:G:H5''	2.02	0.42
26:14:55:G:H2'	26:14:56:A:C8	2.55	0.42
26:14:55:G:H2'	26:14:56:A:H8	1.83	0.42
26:14:80:G:C6	26:14:81:G:C5	3.07	0.42
26:14:890:A:H2'	26:14:892:G:C8	2.54	0.42
28:19:64:ILE:O	28:19:64:ILE:HG12	2.18	0.42
2:1E:75:LYS:HA	2:1E:78:GLN:HB2	2.00	0.42
1:1G:1080:A:H5''	1:1G:1081:G:OP2	2.19	0.42
1:1G:1097:C:H2'	1:1G:1098:C:H6	1.83	0.42
1:1G:1148:U:H2'	1:1G:1149:C:O4'	2.19	0.42
1:1G:1326:C:H2'	1:1G:1327:C:H6	1.83	0.42
1:1G:1357:A:C5	1:1G:1358:U:C4	3.07	0.42
1:1G:1459:C:OP1	20:BA:31:SER:OG	2.35	0.42
1:1G:247:G:OP2	17:8A:100:LYS:HE2	2.19	0.42
1:1G:304:U:H2'	1:1G:305:G:C8	2.54	0.42
1:1G:502:G:C2	1:1G:503:C:C2	3.07	0.42
1:1G:668:G:O2'	15:6A:46:HIS:HB3	2.18	0.42
1:1G:6:G:O2'	1:1G:7:G:O5'	2.37	0.42
1:1G:812:C:H1'	1:1G:813:U:OP2	2.19	0.42
26:1H:109:G:H2'	26:1H:110:G:O4'	2.18	0.42
26:1H:1163:G:N3	26:1H:1164:G:C8	2.88	0.42
26:1H:1188:U:O2'	26:1H:1189:A:H5'	2.19	0.42
26:1H:1423:G:C6	26:1H:1424:G:N7	2.87	0.42
26:1H:1473:G:H2'	26:1H:1474:C:O4'	2.20	0.42
26:1H:1486:A:H2'	26:1H:1487:G:C8	2.55	0.42
26:1H:1486:A:H2'	26:1H:1487:G:H8	1.84	0.42
26:1H:1550:C:H2'	26:1H:1551:C:C6	2.54	0.42
26:1H:1777:U:O2'	26:1H:1778:U:H5'	2.19	0.42
26:1H:1945:G:H2'	26:1H:1946:U:H6	1.83	0.42
26:1H:2138:C:N3	26:1H:2153:G:N2	2.55	0.42
26:1H:2287:A:C2	26:1H:2346:A:H2	2.37	0.42
26:1H:250:G:H5'	36:78:60:MET:HE1	2.01	0.42
26:1H:784:A:H5''	28:11:227:ASN:HD21	1.84	0.42
9:8E:114:TYR:HB2	10:1I:60:ARG:HG3	2.02	0.42
27:1J:83:G:H1	27:1J:93:C:H42	1.67	0.42

Continued on next page...

Continued from previous page...

Atom-1	Atom-2	Interatomic distance (Å)	Clash overlap (Å)
29:21:117:MET:HE3	29:21:117:MET:HB3	1.81	0.42
26:14:1668:A:OP1	35:25:5:GLN:HG2	2.20	0.42
3:2E:95:THR:HB	3:2E:97:LYS:H	1.84	0.42
1:13:694:A:H5''	11:2I:53:SER:OG	2.20	0.42
37:45:43:THR:O	37:45:46:GLN:N	2.52	0.42
31:49:19:LEU:HD13	31:49:23:PHE:HE2	1.84	0.42
31:49:76:SER:OG	31:49:84:LYS:N	2.51	0.42
1:1G:1295:G:O2'	13:4A:14:ARG:NH1	2.52	0.42
5:4E:53:LEU:O	5:4E:56:GLN:HB2	2.18	0.42
32:51:101:ARG:NH1	32:51:122:THR:OG1	2.48	0.42
34:58:22:THR:HG22	34:58:23:LEU:H	1.84	0.42
27:1J:7:G:N2	39:65:38:GLN:OE1	2.34	0.42
15:6I:70:LEU:HD11	15:6I:77:ARG:HG2	2.01	0.42
40:75:61:PHE:CE1	40:75:76:PHE:HB2	2.54	0.42
36:78:121:LYS:HB3	36:78:121:LYS:HE2	1.82	0.42
9:8E:45:ALA:O	9:8E:48:GLU:HG2	2.19	0.42
17:8I:34:LYS:HD3	17:8I:36:ILE:HG22	2.00	0.42
38:98:29:LEU:HD12	38:98:29:LEU:HA	1.69	0.42
18:9A:74:ARG:HB3	18:9A:81:PHE:CE1	2.54	0.42
18:9I:38:GLU:HA	18:9I:41:LYS:HE3	2.01	0.42
44:B5:67:GLY:C	44:B5:69:TYR:H	2.20	0.42
20:BA:14:LYS:HA	20:BA:17:ARG:CZ	2.49	0.42
20:BA:26:ASN:HB2	20:BA:71:THR:HG23	2.00	0.42
20:BA:37:SER:O	20:BA:41:ILE:HG12	2.20	0.42
20:BA:64:ASP:OD1	20:BA:64:ASP:N	2.52	0.42
41:C8:110:VAL:O	41:C8:114:LYS:N	2.38	0.42
41:C8:90:VAL:HG12	41:C8:91:ASP:HA	2.01	0.42
47:E5:66:VAL:CG1	47:E5:67:VAL:N	2.82	0.42
43:E8:12:ILE:HG13	43:E8:42:ARG:HH11	1.83	0.42
44:F8:5:TYR:HB3	49:K8:33:MET:HB2	2.01	0.42
50:H5:7:LYS:HG3	50:H5:34:GLU:CG	2.49	0.42
26:1H:2017:U:O2	52:N8:10:LYS:HB2	2.19	0.42
52:N8:42:PRO:HB2	52:N8:43:HIS:ND1	2.34	0.42
1:13:1090:U:H2'	1:13:1091:U:C6	2.54	0.42
1:13:1110:A:OP2	58:13:1958:HOH:O	2.22	0.42
1:13:1145:C:H5''	1:13:1146:A:OP1	2.20	0.42
1:13:1309:G:C6	1:13:1329:A:C2	3.07	0.42
1:13:21:G:H2'	1:13:22:G:C8	2.54	0.42
1:13:347:G:H8	1:13:347:G:OP2	2.03	0.42
1:13:560:U:O5'	1:13:560:U:H6	2.01	0.42
1:13:746:A:C2'	1:13:747:C:H5'	2.49	0.42

Continued on next page...

Continued from previous page...

Atom-1	Atom-2	Interatomic distance (Å)	Clash overlap (Å)
26:14:1043:C:H2'	26:14:1044:G:H5'	2.01	0.42
26:14:1359:A:N7	26:14:1372:U:O4	2.52	0.42
26:14:1592:C:H6	26:14:1592:C:O5'	2.02	0.42
26:14:1743:G:C2	26:14:1746:G:C8	3.07	0.42
26:14:1832:C:N4	26:14:1833:U:C4	2.87	0.42
22:1L:76:A:N6	26:14:2583:G:H21	2.11	0.42
26:14:2706:G:C2	26:14:2707:G:H1'	2.54	0.42
26:14:259:G:N2	26:14:621:A:H8	2.05	0.42
10:1A:24:VAL:HG21	10:1A:37:PRO:HG3	2.00	0.42
2:1E:60:ASP:HB3	2:1E:64:ARG:NH1	2.35	0.42
1:1G:540:G:H2'	1:1G:541:G:O4'	2.19	0.42
1:1G:838:G:N2	1:1G:842:C:H1'	2.34	0.42
26:1H:139:G:N3	26:1H:141:A:N1	2.67	0.42
26:1H:1426:G:H2'	26:1H:1427:A:C8	2.54	0.42
26:1H:1472:A:H2'	26:1H:1473:G:H8	1.84	0.42
26:1H:1931:U:C5	26:1H:1969:A:N7	2.87	0.42
26:1H:2072:G:H2'	26:1H:2073:C:O4'	2.19	0.42
26:1H:219:G:H2'	26:1H:220:G:C8	2.54	0.42
26:1H:301:G:C4	26:1H:302:C:C5	3.08	0.42
26:1H:665:C:H2'	26:1H:666:G:C8	2.54	0.42
26:1H:671:C:H42	26:1H:809:G:H1	1.65	0.42
26:1H:674:G:O2'	30:31:74:ARG:HD3	2.19	0.42
26:1H:835:A:N6	26:1H:836:G:C6	2.88	0.42
26:1H:847:U:C5	26:1H:933:A:N1	2.87	0.42
22:1K:74:C:O2'	22:1K:75:C:O5'	2.37	0.42
11:2I:29:ILE:HG13	11:2I:44:SER:HB3	2.01	0.42
23:2K:56:PSU:O4	23:2K:58:A:C8	2.72	0.42
23:2K:8:4SU:O2	23:2K:22:A:H2	2.01	0.42
23:2L:5:G:N1	23:2L:69:C:O2	2.52	0.42
30:31:63:LYS:HE3	30:31:65:TRP:O	2.18	0.42
4:32:25:ARG:HG2	4:32:30:LYS:O	2.19	0.42
36:35:138:LEU:HD22	36:35:138:LEU:HA	1.90	0.42
30:39:63:LYS:HE3	30:39:75:HIS:O	2.18	0.42
4:3E:120:LEU:HD23	4:3E:120:LEU:HA	1.86	0.42
4:3E:70:ILE:HA	4:3E:70:ILE:HD12	1.82	0.42
24:3L:58:A:H4'	24:3L:59:U:OP1	2.20	0.42
31:49:53:LEU:HD12	31:49:54:GLU:N	2.34	0.42
5:4E:41:VAL:HG13	5:4E:113:ALA:HB2	2.00	0.42
38:55:58:GLY:HA2	38:55:80:PHE:HE2	1.84	0.42
33:61:93:THR:OG1	33:61:96:ASP:OD1	2.21	0.42
8:72:10:LEU:HD22	8:72:83:ILE:HD11	2.00	0.42

Continued on next page...

Continued from previous page...

Atom-1	Atom-2	Interatomic distance (Å)	Clash overlap (Å)
8:72:92:ARG:HB3	8:72:94:TYR:CE2	2.53	0.42
35:25:78:ARG:NH2	40:75:73:GLU:OE2	2.53	0.42
16:7A:22:THR:CA	16:7A:33:ILE:HG12	2.48	0.42
16:7I:4:ILE:HD12	16:7I:66:PRO:HB3	2.02	0.42
16:7I:72:ARG:O	16:7I:75:ARG:HB3	2.18	0.42
1:1G:1187:G:H4'	9:82:111:ARG:HH11	1.83	0.42
37:88:56:ARG:HD2	37:88:56:ARG:HA	1.90	0.42
42:95:48:GLY:HA3	42:95:51:VAL:C	2.40	0.42
42:95:72:VAL:HG13	42:95:72:VAL:O	2.19	0.42
42:95:85:LYS:CG	42:95:86:GLY:H	2.31	0.42
44:B5:26:TYR:O	44:B5:81:VAL:HG22	2.18	0.42
26:1H:583:G:H5''	41:C8:10:ARG:HH12	1.85	0.42
45:G8:79:CYS:HB2	45:G8:80:GLY:H	1.51	0.42
31:49:108:ASN:O	51:I5:37:SER:HA	2.19	0.42
47:I8:75:LEU:HA	47:I8:75:LEU:HD23	1.56	0.42
48:J8:73:LEU:HD11	48:J8:95:LEU:HD21	2.01	0.42
53:K5:35:GLU:HB2	53:K5:51:GLU:HB2	2.01	0.42
49:K8:50:ILE:HD12	49:K8:51:ARG:N	2.23	0.42
49:K8:64:LEU:HD22	49:K8:68:ARG:HD2	1.99	0.42
54:L5:19:ARG:HG2	54:L5:19:ARG:HH11	1.84	0.42
26:14:2348:U:OP2	55:M5:42:ARG:NH2	2.52	0.42
55:Q8:52:LYS:HA	55:Q8:54:GLU:HB2	2.02	0.42
28:11:182:LEU:H	28:11:272:ALA:CB	2.30	0.42
1:13:1145:C:H4'	1:13:1146:A:H8	1.84	0.42
1:13:1409:C:H2'	1:13:1410:G:H8	1.83	0.42
1:13:1434:A:H2'	1:13:1435:G:O4'	2.19	0.42
1:13:49:U:O2	1:13:362:G:H1'	2.19	0.42
1:13:551:U:H2'	1:13:552:U:C6	2.54	0.42
1:13:648:A:C6	1:13:649:G:C6	3.07	0.42
26:14:999:U:C5	26:14:1154:G:C5	3.07	0.42
26:14:1163:G:H2'	26:14:1164:G:H8	1.83	0.42
26:14:1217:C:OP2	41:85:15:LYS:HE3	2.20	0.42
26:14:2057:A:H2'	26:14:2058:A:C8	2.54	0.42
26:14:2141:G:C6	26:14:2151:G:C6	3.07	0.42
26:14:2275:C:C5'	26:14:2275:C:C6	3.01	0.42
26:14:2431:U:O2	26:14:2433:A:C8	2.72	0.42
26:14:315:G:C6	26:14:316:C:C4	3.07	0.42
26:14:866:A:H5''	26:14:867:C:OP2	2.19	0.42
28:19:120:GLY:HA2	28:19:190:TYR:OH	2.19	0.42
1:1G:1512:U:N3	1:1G:1513:A:N7	2.66	0.42
1:1G:29:G:H5'	1:1G:296:U:OP1	2.20	0.42

Continued on next page...

Continued from previous page...

Atom-1	Atom-2	Interatomic distance (Å)	Clash overlap (Å)
1:1G:476:G:C4	1:1G:477:G:C8	3.07	0.42
1:1G:746:A:H2'	1:1G:747:C:C6	2.55	0.42
26:1H:1142(A):A:C2	26:1H:1144:G:C8	3.08	0.42
26:1H:1543:A:C8	26:1H:1545:A:H5''	2.54	0.42
26:1H:1798:U:H5'	28:11:259:THR:CG2	2.48	0.42
26:1H:2040:C:H2'	26:1H:2041:U:O4'	2.18	0.42
26:1H:2746:U:O4	26:1H:2755:C:H4'	2.19	0.42
26:1H:410:G:H2'	58:1H:4631:HOH:O	2.19	0.42
22:1L:38:A:H2'	22:1L:39:PSU:H6	1.84	0.42
3:22:3:ASN:H	3:22:3:ASN:HD22	1.67	0.42
11:2I:59:TYR:CZ	11:2I:63:LEU:HD11	2.54	0.42
23:2K:20:G:HO2'	23:2K:21:U:H3	1.67	0.42
23:2L:7:G:H3'	23:2L:8:4SU:C5'	2.48	0.42
36:35:122:PRO:HB3	36:35:141:ALA:HB1	2.02	0.42
30:39:89:VAL:O	30:39:90:PHE:C	2.58	0.42
1:13:8:A:N7	4:3E:208:SER:HB3	2.34	0.42
12:3I:59:ARG:HA	12:3I:65:GLU:HA	2.00	0.42
31:41:130:ASN:HB3	31:41:159:VAL:O	2.18	0.42
5:42:43:LEU:HB3	5:42:136:MET:SD	2.60	0.42
34:58:73:THR:HG22	34:58:84:LYS:HG2	2.02	0.42
32:59:70:THR:O	32:59:74:ASN:N	2.52	0.42
15:6A:39:LEU:CD1	15:6A:56:LEU:HB2	2.49	0.42
7:6E:108:ALA:HB2	7:6E:123:GLU:HG2	2.01	0.42
8:72:136:GLU:O	8:72:136:GLU:HG3	2.18	0.42
1:1G:135:C:O2	16:7A:1:MET:HB3	2.18	0.42
8:7E:100:ILE:HA	8:7E:101:PRO:HD3	1.85	0.42
8:7E:121:ASP:HB2	8:7E:125:ARG:NH2	2.34	0.42
16:7I:57:ARG:NH2	16:7I:79:VAL:O	2.48	0.42
37:88:41:TRP:HB3	37:88:94:VAL:HG11	2.02	0.42
17:8A:59:ILE:HG22	17:8A:71:PHE:CD2	2.54	0.42
38:98:48:VAL:O	38:98:51:LEU:N	2.52	0.42
19:AI:5:LEU:HD13	19:AI:10:PHE:HD1	1.84	0.42
47:E5:72:ARG:CB	47:E5:75:LEU:HB2	2.49	0.42
48:F5:11:ARG:CZ	48:F5:11:ARG:HB3	2.49	0.42
44:F8:2:LYS:HG2	49:K8:26:ARG:NE	2.30	0.42
26:1H:773:U:C4'	28:11:47:GLY:HA3	2.49	0.42
1:13:1234:C:H2'	1:13:1235:U:C6	2.54	0.42
1:13:1238:A:N3	1:13:1241:G:O2'	2.49	0.42
1:13:1316:G:N1	1:13:1319:A:OP2	2.50	0.42
1:13:1500:A:P	58:13:1804:HOH:O	2.73	0.42
1:13:142:G:O2'	1:13:196:A:N1	2.48	0.42

Continued on next page...

Continued from previous page...

Atom-1	Atom-2	Interatomic distance (Å)	Clash overlap (Å)
1:13:286:G:C6	1:13:287:U:N3	2.87	0.42
1:13:605:U:C2'	1:13:606:G:H5'	2.49	0.42
26:14:1023:U:H4'	26:14:1123:C:OP1	2.19	0.42
26:14:1788:C:H2'	26:14:1789:A:H8	1.83	0.42
26:14:1854:A:H2'	26:14:1855:G:O4'	2.20	0.42
26:14:2185:C:H2'	26:14:2186:G:H8	1.84	0.42
26:14:2305:A:C6	31:49:154:GLY:N	2.88	0.42
26:14:2352:A:C2	47:E5:33:ALA:HB1	2.54	0.42
26:14:2388:A:O2'	26:14:2389:G:H5'	2.20	0.42
26:14:2654:A:H8	26:14:2654:A:OP1	2.03	0.42
26:14:30:G:C5	26:14:31:C:C4	3.08	0.42
26:14:325:G:H2'	26:14:326:G:O4'	2.19	0.42
26:14:513:A:N3	26:14:514:A:C8	2.88	0.42
26:14:675:A:C6	26:14:676:A:C6	3.07	0.42
26:14:69:C:H2'	26:14:70:G:C8	2.54	0.42
34:15:34:LEU:O	34:15:49:GLY:HA3	2.19	0.42
1:1G:1053:G:O2'	1:1G:1054:C:OP2	2.35	0.42
1:1G:1151:A:OP1	10:1A:42:THR:N	2.44	0.42
1:1G:1418:A:H5''	1:1G:1419:G:OP2	2.19	0.42
1:1G:149:A:H2'	1:1G:150:C:C6	2.54	0.42
1:1G:474:G:C2	1:1G:475:G:C5	3.08	0.42
1:1G:735:C:O2'	1:1G:736:C:H5'	2.20	0.42
1:1G:778:G:H2'	1:1G:779:C:O4'	2.19	0.42
26:1H:1136:G:N3	26:1H:1136:G:H2'	2.34	0.42
26:1H:1161:C:O2'	42:D8:8:GLY:HA2	2.19	0.42
26:1H:1204:A:C2	26:1H:1241:A:N1	2.86	0.42
26:1H:1265:A:OP2	58:1H:3616:HOH:O	2.20	0.42
26:1H:138:G:H2'	26:1H:139:G:C8	2.54	0.42
26:1H:1689:A:C6	26:1H:1700:A:C2	3.07	0.42
26:1H:1711:C:H2'	26:1H:1712:C:C6	2.54	0.42
26:1H:1986:A:C2	26:1H:1987:G:C5	3.08	0.42
26:1H:2074:U:H2'	26:1H:2075:U:C6	2.54	0.42
26:1H:2259:G:C2	26:1H:2282:G:N1	2.87	0.42
26:1H:220:G:O2'	26:1H:233:A:N3	2.41	0.42
26:1H:236:C:H2'	26:1H:237:C:C6	2.55	0.42
26:1H:26:G:C6	26:1H:27:G:N1	2.87	0.42
26:1H:301:G:C6	26:1H:317:G:C5	3.08	0.42
26:1H:644:A:C2	26:1H:646:A:C4	3.08	0.42
26:1H:646:A:C8	26:1H:647:G:H1'	2.55	0.42
10:1I:62:HIS:CD2	10:1I:62:HIS:N	2.86	0.42
27:1J:89:G:OP2	27:1J:89:G:C8	2.73	0.42

Continued on next page...

Continued from previous page...

Atom-1	Atom-2	Interatomic distance (Å)	Clash overlap (Å)
29:21:182:LEU:HD12	29:21:183:LEU:H	1.84	0.42
29:21:67:PHE:O	29:21:69:LYS:HE2	2.19	0.42
29:29:97:LYS:O	29:29:100:GLU:HG3	2.19	0.42
23:2L:20:G:H1	23:2L:57:C:N4	2.17	0.42
30:31:78:ILE:HA	30:31:83:PHE:CD2	2.54	0.42
4:32:30:LYS:CB	4:32:35:ARG:HD2	2.48	0.42
4:3E:135:LEU:HA	4:3E:136:PRO:HD2	1.80	0.42
12:3I:53:ARG:HG3	12:3I:53:ARG:HH11	1.84	0.42
31:41:111:LEU:HD23	31:41:114:ILE:HD12	2.01	0.42
31:41:128:ARG:NH2	31:41:128:ARG:HB2	2.35	0.42
31:41:81:LYS:HA	31:41:81:LYS:HD3	1.84	0.42
5:42:69:VAL:O	5:42:71:LEU:N	2.50	0.42
37:45:31:ASP:H	37:45:107:ALA:HB2	1.84	0.42
37:45:36:ALA:HB2	37:45:103:MET:SD	2.59	0.42
37:45:2:LEU:O	37:45:70:PRO:HG2	2.20	0.42
13:4A:49:THR:N	13:4A:52:GLU:OE1	2.25	0.42
5:4E:35:GLY:HA3	5:4E:112:LEU:O	2.19	0.42
32:51:101:ARG:HE	32:51:101:ARG:HB3	1.60	0.42
39:65:24:LEU:HB2	39:65:85:VAL:HG12	2.01	0.42
33:69:88:ILE:HG13	33:69:121:LYS:C	2.39	0.42
7:6E:62:PHE:HA	7:6E:124:LEU:HD21	2.00	0.42
7:6E:48:LYS:HE2	7:6E:48:LYS:HB3	1.80	0.42
15:6I:18:PHE:CZ	15:6I:21:ASP:HB2	2.54	0.42
15:6I:71:GLN:HG3	15:6I:78:TYR:CD2	2.55	0.42
8:72:51:VAL:HG11	8:72:60:ARG:HH21	1.84	0.42
29:29:181:LEU:HD11	40:75:7:ILE:HD11	2.01	0.42
26:1H:825:C:O2	36:78:55:ARG:NH2	2.51	0.42
16:7A:9:PHE:HB2	16:7A:16:HIS:O	2.20	0.42
8:7E:9:MET:O	8:7E:12:ARG:N	2.50	0.42
41:85:91:ASP:CG	41:85:96:ALA:HB2	2.40	0.42
37:88:1:MET:O	37:88:2:LEU:HB2	2.20	0.42
37:88:30:GLY:O	37:88:134:ARG:HD2	2.19	0.42
1:13:1368:G:OP2	9:8E:112:LYS:HE2	2.19	0.42
19:AI:10:PHE:N	19:AI:10:PHE:CD1	2.87	0.42
35:68:104:ARG:NH1	40:B8:36:GLU:OE2	2.53	0.42
20:BA:26:ASN:CB	20:BA:71:THR:HG23	2.50	0.42
20:BI:59:ALA:HA	20:BI:62:LEU:HD12	2.00	0.42
45:C5:73:ARG:HE	45:C5:73:ARG:HB3	1.48	0.42
46:D5:69:THR:HB	46:D5:88:PHE:HB2	2.01	0.42
48:F5:80:LEU:HD23	48:F5:82:LEU:HD21	2.01	0.42
51:I5:21:VAL:HG22	51:I5:22:ILE:H	1.84	0.42

Continued on next page...

Continued from previous page...

Atom-1	Atom-2	Interatomic distance (Å)	Clash overlap (Å)
26:14:2344:U:OP1	53:K5:38:LYS:HD3	2.19	0.42
55:M5:11:LYS:HA	55:M5:59:LYS:HZ2	1.84	0.42
55:Q8:34:TRP:HB3	55:Q8:35:GLN:CA	2.48	0.42
28:11:81:ALA:HB3	28:11:94:LEU:HB3	2.02	0.42
1:13:1124:G:C2	1:13:1127:G:N2	2.87	0.42
1:13:134:A:H1'	1:13:325:A:C5	2.55	0.42
1:13:310:G:OP2	16:7I:27:LYS:NZ	2.28	0.42
1:13:46:G:H2'	1:13:366:C:C5	2.54	0.42
1:13:375:U:C4	1:13:376:G:N7	2.88	0.42
1:13:635:G:C6	1:13:636:U:C4	3.08	0.42
26:14:1035:U:H2'	26:14:1036:G:C8	2.54	0.42
26:14:118:A:OP2	26:14:119:A:H5''	2.20	0.42
26:14:51:G:N3	26:14:119:A:C2	2.88	0.42
26:14:729:G:H2'	26:14:1775:U:O2	2.18	0.42
26:14:2420:C:OP1	55:M5:34:TRP:HB3	2.18	0.42
26:14:2784:C:H2'	26:14:2785:C:H6	1.83	0.42
26:14:2854:G:N2	26:14:2864:G:C4	2.87	0.42
26:14:289:A:H3'	26:14:290:G:C8	2.52	0.42
26:14:300:A:H1'	26:14:319:C:H1'	2.01	0.42
26:14:271(B):G:N7	26:14:421:U:H2'	2.35	0.42
26:14:531:C:OP1	26:14:561:G:N1	2.52	0.42
26:14:634:C:H2'	26:14:635:C:C6	2.54	0.42
26:14:864:G:H8	26:14:864:G:O5'	2.03	0.42
26:14:902:C:H2'	26:14:903:C:C6	2.55	0.42
2:1E:7:VAL:HG21	2:1E:11:LEU:HD12	2.02	0.42
2:1E:11:LEU:O	2:1E:16:HIS:NE2	2.53	0.42
1:1G:430:A:C4	1:1G:431:A:C8	3.07	0.42
1:1G:434:U:H2'	1:1G:435:C:H6	1.80	0.42
1:1G:683:G:N2	1:1G:707:C:O2	2.44	0.42
1:1G:728:A:C2	1:1G:729:A:C5	3.08	0.42
1:1G:754:C:H3'	1:1G:755:G:H5'	2.01	0.42
26:1H:1194:A:OP2	26:1H:1194:A:H8	2.03	0.42
26:1H:1471:A:C4	26:1H:1472:A:C8	3.08	0.42
26:1H:1651:G:H5'	38:98:39:PRO:HG2	2.00	0.42
26:1H:962:G:H4'	26:1H:2496:C:O2'	2.20	0.42
26:1H:2641:G:H8	26:1H:2641:G:H5''	1.85	0.42
26:1H:1297:C:OP1	26:1H:2710:C:H4'	2.19	0.42
26:1H:2766:G:H5''	26:1H:2767:C:OP2	2.19	0.42
26:1H:2878:U:O4	58:1H:4250:HOH:O	2.21	0.42
26:1H:425:G:C2	26:1H:426:C:C6	3.07	0.42
26:1H:53:A:H2'	26:1H:54:G:O4'	2.20	0.42

Continued on next page...

Continued from previous page...

Atom-1	Atom-2	Interatomic distance (Å)	Clash overlap (Å)
26:1H:960:A:H61	37:88:82:ARG:HH21	1.67	0.42
27:1J:23:G:C2	27:1J:24:G:O6	2.72	0.42
22:1K:37:MIA:H112	22:1K:38:A:N3	2.34	0.42
3:22:111:LEU:HD21	3:22:146:ALA:HB2	2.00	0.42
29:29:16:ARG:HB2	29:29:21:VAL:HG21	2.01	0.42
3:2E:19:GLU:HB3	3:2E:40:ARG:NH2	2.35	0.42
30:31:108:LYS:HE2	30:31:108:LYS:HB3	1.76	0.42
36:35:131:SER:HB3	36:35:134:ALA:CB	2.50	0.42
36:35:138:LEU:HD12	36:35:144:GLU:HG3	2.00	0.42
31:41:12:TYR:HD1	31:41:16:ARG:HD3	1.83	0.42
26:14:873:G:H1'	37:45:29:PHE:HE2	1.85	0.42
25:4L:15:A:O5'	25:4L:15:A:H8	2.02	0.42
32:51:86:GLU:HG2	32:51:87:LEU:H	1.84	0.42
32:51:91:GLY:O	32:51:94:TYR:HB2	2.19	0.42
6:52:22:GLU:O	6:52:26:ILE:HG13	2.19	0.42
38:55:94:TYR:O	38:55:117:VAL:HG23	2.20	0.42
34:58:57:ALA:C	34:58:59:LYS:H	2.23	0.42
7:62:65:ALA:HB3	7:62:124:LEU:HD22	2.01	0.42
7:62:18:TYR:CD2	7:62:59:LEU:HD12	2.54	0.42
40:75:33:LYS:HD3	40:75:82:LEU:O	2.19	0.42
36:78:106:LEU:O	36:78:106:LEU:HD22	2.19	0.42
38:98:10:LEU:O	38:98:11:ASN:C	2.58	0.42
1:1G:1320:C:C1'	19:AA:73:GLU:HG2	2.48	0.42
20:BI:68:LYS:HB2	20:BI:68:LYS:HE3	1.67	0.42
45:C5:76:CYS:HB2	45:C5:97:ARG:HE	1.84	0.42
46:D5:111:VAL:HG22	46:D5:112:ARG:HH11	1.85	0.42
47:I8:37:LEU:HD11	47:I8:61:ALA:N	2.35	0.42
36:35:63:PRO:HB3	55:M5:13:ARG:HG2	2.02	0.42
28:11:85:ASP:OD1	28:11:86:PRO:HD2	2.20	0.42
1:13:1144:G:H21	1:13:1146:A:H62	1.66	0.42
1:13:1240:U:C5	7:6E:32:ARG:HD2	2.53	0.42
1:13:1288:A:O3'	21:1F:10:ARG:NH2	2.53	0.42
1:13:254:G:O3'	17:8I:69:LYS:NZ	2.43	0.42
1:13:282:A:H2'	1:13:282:A:N3	2.34	0.42
1:13:353:A:C8	1:13:353:A:H5'	2.47	0.42
1:13:515:G:N2	1:13:537:G:C4	2.88	0.42
1:13:549:C:C2	1:13:550:G:C8	3.08	0.42
1:13:57:G:C5	1:13:58:C:C4	3.07	0.42
1:13:872:A:C8	1:13:874:G:C8	3.08	0.42
26:14:1067:A:H2'	26:14:1067:A:N3	2.34	0.42
26:14:1011:G:N3	26:14:1151:G:N2	2.67	0.42

Continued on next page...

Continued from previous page...

Atom-1	Atom-2	Interatomic distance (Å)	Clash overlap (Å)
26:14:1465:G:N2	26:14:1466:G:H1'	2.35	0.42
26:14:1483:G:C2	26:14:1484:G:C8	3.08	0.42
26:14:16:G:O2'	26:14:17:G:H5'	2.18	0.42
26:14:1769:G:C5	26:14:1984:G:C6	3.08	0.42
26:14:1268:A:C2	26:14:2013:A:C4	3.08	0.42
26:14:225:A:N6	26:14:226:G:C2	2.88	0.42
26:14:2782:G:N7	58:14:3788:HOH:O	2.37	0.42
26:14:2632:A:O2'	26:14:2811:G:O2'	2.12	0.42
26:14:945:A:C4	26:14:2448:A:C2	3.07	0.42
34:15:96:GLU:HB2	34:15:122:VAL:HG12	2.00	0.42
27:16:95:U:H2'	27:16:96:G:C8	2.55	0.42
26:14:1491:G:O2'	28:19:101:GLU:HB2	2.19	0.42
28:19:118:VAL:HG22	28:19:119:ALA:N	2.33	0.42
28:19:136:ILE:HA	28:19:137:PRO:HD3	1.88	0.42
10:1A:78:ASN:OD1	10:1A:80:LYS:HB3	2.20	0.42
2:1E:15:VAL:HB	2:1E:210:SER:HB2	2.01	0.42
1:1G:21:G:OP2	58:1G:1834:HOH:O	2.22	0.42
1:1G:130:A:H1'	1:1G:263:A:O2'	2.19	0.42
1:1G:518:C:H5''	1:1G:519:C:H6	1.85	0.42
1:1G:608:A:H2'	1:1G:609:A:O4'	2.20	0.42
1:1G:758:G:H4'	1:1G:880:C:H4'	2.02	0.42
26:1H:1051:G:OP2	26:1H:1051:G:H8	2.02	0.42
26:1H:129:C:H2'	26:1H:130:C:C6	2.55	0.42
26:1H:1470:G:H5''	26:1H:1471:A:OP1	2.20	0.42
26:1H:2197:U:H1'	26:1H:2198:A:C8	2.55	0.42
26:1H:2238:G:H2'	26:1H:2238:G:N3	2.34	0.42
26:1H:2336:A:H61	47:I8:43:THR:HB	1.84	0.42
26:1H:2364:C:H2'	26:1H:2365:G:O4'	2.19	0.42
26:1H:2693:A:C4	26:1H:2694:G:C8	3.07	0.42
26:1H:364:C:H5'	26:1H:364:C:H6	1.84	0.42
1:13:963:G:N2	10:1I:55:LYS:HZ1	2.17	0.42
27:1J:117:G:H8	27:1J:117:G:O5'	2.01	0.42
27:1J:93:C:H2'	27:1J:94:C:H6	1.84	0.42
29:21:78:LEU:O	29:21:79:ARG:HB2	2.19	0.42
4:3E:30:LYS:HB2	4:3E:35:ARG:HE	1.83	0.42
12:3I:24:VAL:HB	12:3I:27:LEU:HD12	2.02	0.42
24:3L:25:C:C4	24:3L:26:A:C8	3.07	0.42
24:3L:51:U:C2	24:3L:52:G:C8	3.08	0.42
31:41:112:PRO:HB3	51:M8:37:SER:N	2.28	0.42
31:49:88:ILE:HD12	31:49:88:ILE:HA	1.89	0.42
13:4A:73:GLU:O	13:4A:77:ASN:HB2	2.18	0.42

Continued on next page...

Continued from previous page...

Atom-1	Atom-2	Interatomic distance (Å)	Clash overlap (Å)
14:5I:6:LEU:HA	14:5I:6:LEU:HD23	1.91	0.42
15:6I:61:GLY:O	15:6I:64:ARG:HB3	2.19	0.42
30:31:34:TRP:CH2	36:78:8:PRO:HB3	2.55	0.42
42:95:48:GLY:HA3	42:95:52:VAL:N	2.35	0.42
38:98:45:ARG:HD2	38:98:97:VAL:CG2	2.48	0.42
18:9A:29:PHE:CD1	18:9A:29:PHE:N	2.87	0.42
19:AI:13:ASP:HA	19:AI:16:LEU:HB3	2.02	0.42
46:D5:52:SER:O	46:D5:54:HIS:N	2.52	0.42
46:D5:71:VAL:HB	46:D5:88:PHE:CD2	2.55	0.42
43:E8:110:LYS:HG3	43:E8:111:HIS:H	1.84	0.42
44:F8:41:ASN:OD1	44:F8:41:ASN:N	2.52	0.42
45:G8:84:ARG:O	45:G8:84:ARG:NE	2.53	0.42
53:K5:28:ARG:HH11	53:K5:28:ARG:HA	1.84	0.42
55:Q8:39:LYS:CD	55:Q8:40:GLU:H	2.32	0.42
26:1H:1825:A:O4'	28:11:254:THR:HG21	2.20	0.42
2:12:22:LYS:H	2:12:22:LYS:HG3	1.70	0.42
2:12:71:VAL:HG23	2:12:164:VAL:HG22	2.02	0.42
1:13:1327:C:OP2	21:1F:12:LYS:NZ	2.44	0.42
1:13:636:U:H2'	1:13:637:G:C8	2.55	0.42
1:13:652:U:C4	1:13:752:G:N3	2.88	0.42
1:13:664:G:P	18:9I:64:ARG:HH21	2.42	0.42
26:14:1063:G:C4	26:14:1076:C:N4	2.88	0.42
26:14:1357:U:OP2	58:14:3624:HOH:O	2.22	0.42
26:14:1479:G:C2'	26:14:1480:G:H5'	2.49	0.42
26:14:1794:U:H2'	26:14:1795:C:C6	2.55	0.42
26:14:1902:C:N4	26:14:1903:G:C4	2.87	0.42
26:14:2273:A:H2'	26:14:2274:A:H8	1.81	0.42
26:14:654(C):G:C2	26:14:654(S):G:C2	3.08	0.42
26:14:819:A:H2'	26:14:820:A:H5'	2.01	0.42
28:19:33:LEU:HA	28:19:33:LEU:HD12	1.70	0.42
2:1E:130:ARG:HA	2:1E:131:PRO:HD3	1.88	0.42
21:1F:5:ASP:O	21:1F:11:GLY:HA3	2.20	0.42
1:1G:1063:C:H3'	1:1G:1064:G:H2'	2.02	0.42
1:1G:165:C:H2'	1:1G:166:G:C8	2.55	0.42
26:1H:1113:U:H2'	26:1H:1114:G:C8	2.54	0.42
26:1H:2235:G:H2'	26:1H:2236:C:H6	1.85	0.42
26:1H:2818:G:O2'	26:1H:2837:G:H5'	2.20	0.42
26:1H:300:A:H1'	26:1H:319:C:O4'	2.19	0.42
26:1H:463:G:N2	26:1H:465:G:H3'	2.35	0.42
26:1H:498:G:C6	26:1H:499:U:C4	3.08	0.42
26:1H:681:G:H2'	26:1H:682:G:O4'	2.20	0.42

Continued on next page...

Continued from previous page...

Atom-1	Atom-2	Interatomic distance (Å)	Clash overlap (Å)
26:1H:950:G:C5	26:1H:951:C:C4	3.08	0.42
22:1L:73:A:H5'	22:1L:74:C:OP2	2.19	0.42
29:21:15:PHE:HA	29:21:19:ARG:O	2.19	0.42
3:22:62:ASP:O	3:22:97:LYS:HB2	2.20	0.42
35:25:22:ILE:HA	35:25:22:ILE:HD12	1.43	0.42
29:29:197:ILE:HD11	29:29:199:ARG:HH21	1.85	0.42
3:2E:4:LYS:HE3	3:2E:4:LYS:HB3	1.57	0.42
3:2E:84:ILE:HD11	3:2E:88:ARG:NH2	2.32	0.42
4:32:152:SER:O	4:32:153:ARG:C	2.58	0.42
4:3E:173:TRP:CE3	4:3E:193:ASP:HB3	2.54	0.42
24:3L:66:U:H2'	24:3L:67:C:C6	2.55	0.42
5:42:99:GLY:O	5:42:117:ASP:HA	2.19	0.42
31:49:95:ARG:CG	31:49:96:ARG:H	2.33	0.42
5:4E:98:THR:HG22	5:4E:99:GLY:O	2.20	0.42
32:51:130:ARG:HB3	32:51:130:ARG:NH1	2.35	0.42
32:59:68:THR:HG22	32:59:72:ILE:HD11	2.02	0.42
33:69:113:ARG:HA	33:69:113:ARG:HD3	1.76	0.42
7:6E:65:ALA:HB1	7:6E:127:ALA:HB3	2.01	0.42
36:78:112:LEU:HD23	36:78:112:LEU:HA	1.87	0.42
26:1H:2404:C:O3'	36:78:77:ARG:NH2	2.52	0.42
16:7A:36:ILE:HG13	16:7A:36:ILE:O	2.19	0.42
9:82:111:ARG:HG2	9:82:112:LYS:N	2.34	0.42
17:8I:63:ARG:HG3	17:8I:64:PRO:N	2.35	0.42
38:98:12:ARG:HD3	38:98:16:HIS:CD2	2.53	0.42
18:9A:45:SER:N	18:9A:49:LYS:O	2.51	0.42
40:B8:61:PHE:CE1	40:B8:76:PHE:HB2	2.55	0.42
20:BA:76:ALA:O	20:BA:80:ARG:HG2	2.18	0.42
45:C5:35:TYR:CE2	45:C5:69:ALA:HB3	2.54	0.42
44:F8:84:ALA:HB3	44:F8:87:GLN:OE1	2.19	0.42
46:H8:61:LEU:CD2	46:H8:67:LEU:HD12	2.49	0.42
52:J5:41:PRO:HG2	52:J5:44:THR:OG1	2.19	0.42
26:1H:989:G:C5	50:L8:13:ILE:HG13	2.54	0.42
50:L8:7:LYS:C	50:L8:54:VAL:HG23	2.40	0.42
2:12:19:HIS:CG	2:12:20:GLU:N	2.86	0.42
1:13:1121:U:H2'	1:13:1122:U:C6	2.55	0.42
1:13:386:C:H2'	1:13:387:U:O4'	2.20	0.42
26:14:1426:G:H8	26:14:1426:G:O5'	2.02	0.42
26:14:1778:U:OP2	58:14:3630:HOH:O	2.22	0.42
26:14:2100:G:N2	26:14:2190:G:H1'	2.34	0.42
26:14:235:U:H2'	26:14:236:C:H6	1.85	0.42
26:14:795:C:O2'	26:14:796:C:H5'	2.20	0.42

Continued on next page...

Continued from previous page...

Atom-1	Atom-2	Interatomic distance (Å)	Clash overlap (Å)
26:14:869:G:C2	26:14:870:A:C8	3.08	0.42
26:14:934:G:H2'	26:14:935:C:C6	2.55	0.42
26:14:94:G:O2'	49:G5:46:GLN:HB3	2.20	0.42
34:15:38:HIS:H	34:15:38:HIS:CD2	2.36	0.42
27:16:99:A:C4	27:16:100:G:C8	3.07	0.42
28:19:159:ALA:HB1	28:19:198:ASN:O	2.20	0.42
1:1G:1006:C:H2'	1:1G:1007:C:C6	2.55	0.42
1:1G:1269:A:H5''	1:1G:1270:C:OP2	2.20	0.42
1:1G:1356:G:H2'	1:1G:1357:A:C8	2.55	0.42
1:1G:1442:G:C5	1:1G:1446:A:C6	3.08	0.42
1:1G:20:U:H2'	1:1G:21:G:O4'	2.20	0.42
1:1G:45:U:H2'	1:1G:46:G:C8	2.55	0.42
1:1G:522:C:H2'	1:1G:523:A:O4'	2.20	0.42
1:1G:639:G:O2'	1:1G:640:A:H5'	2.20	0.42
1:1G:78:G:C2	1:1G:79:G:C8	3.08	0.42
26:1H:1058:U:H2'	26:1H:1059:G:H8	1.84	0.42
26:1H:1183:G:OP2	26:1H:1183:G:H8	2.02	0.42
26:1H:142:G:O3'	44:F8:35:THR:HG21	2.19	0.42
26:1H:1437:C:H2'	26:1H:1438:U:C6	2.54	0.42
26:1H:2215:G:H2'	26:1H:2216:G:H8	1.85	0.42
26:1H:274:G:H2'	26:1H:275:G:H4'	2.02	0.42
26:1H:361:G:H8	26:1H:361:G:O5'	2.03	0.42
26:1H:483:A:H5''	45:G8:50:ARG:HE	1.84	0.42
26:1H:448:U:O4	26:1H:583:G:H1'	2.19	0.42
26:1H:996:A:C2	26:1H:997:G:C8	3.08	0.42
10:1I:54:PHE:CZ	10:1I:55:LYS:NZ	2.82	0.42
22:1K:23:A:H2'	22:1K:24:G:O4'	2.19	0.42
22:1L:26:A:H5''	22:1L:27:G:N7	2.34	0.42
29:21:77:ILE:HG22	29:21:78:LEU:N	2.34	0.42
35:25:66:LYS:HD2	35:25:81:ASP:HA	2.01	0.42
26:14:2831:G:P	29:29:58:ARG:HH11	2.43	0.42
11:2I:69:ALA:O	11:2I:73:MET:HG3	2.19	0.42
4:32:5:ILE:HG13	4:32:5:ILE:H	1.67	0.42
36:35:86:LYS:HB3	36:35:118:GLY:HA3	2.02	0.42
30:39:143:ALA:HB1	30:39:148:LEU:HB2	2.02	0.42
30:39:70:THR:OG1	30:39:71:GLY:N	2.52	0.42
12:3I:70:ILE:CD1	12:3I:77:LEU:HD12	2.47	0.42
12:3I:34:ARG:HH11	12:3I:82:VAL:HG21	1.84	0.42
24:3K:18:G:H2'	24:3K:57:G:N2	2.34	0.42
38:55:67:LEU:O	38:55:71:GLN:N	2.48	0.42
33:61:95:LYS:HE3	33:61:99:GLU:OE2	2.20	0.42

Continued on next page...

Continued from previous page...

Atom-1	Atom-2	Interatomic distance (Å)	Clash overlap (Å)
39:65:66:ALA:HA	39:65:69:VAL:HG12	2.00	0.42
33:69:78:THR:HG21	33:69:104:GLN:HG3	2.02	0.42
15:6A:87:ILE:HG22	15:6A:88:ARG:N	2.30	0.42
15:6I:4:THR:O	15:6I:7:GLU:HB3	2.20	0.42
8:72:97:VAL:HG22	8:72:129:VAL:C	2.40	0.42
8:72:31:PHE:CE2	8:72:35:ILE:HD11	2.55	0.42
37:88:58:PHE:O	37:88:60:ARG:N	2.53	0.42
37:88:81:VAL:C	37:88:82:ARG:HD2	2.38	0.42
17:8I:59:ILE:HB	17:8I:71:PHE:HD2	1.85	0.42
42:95:83:ARG:HD2	42:95:83:ARG:HA	1.78	0.42
38:98:57:ARG:HB3	38:98:59:ASP:OD1	2.19	0.42
39:A8:14:VAL:HG21	39:A8:89:ARG:NE	2.29	0.42
39:A8:24:LEU:CD1	39:A8:41:ASP:HB2	2.50	0.42
40:B8:50:ILE:CD1	40:B8:102:ILE:HD11	2.50	0.42
1:13:323:U:H5'	20:BI:23:ARG:HB2	2.01	0.42
45:C5:88:LYS:O	45:C5:89:PHE:HB3	2.19	0.42
46:D5:54:HIS:HB3	46:D5:101:PRO:HG3	2.02	0.42
44:F8:52:VAL:N	44:F8:82:GLN:O	2.38	0.42
28:11:172:TYR:CD1	28:11:186:HIS:HA	2.55	0.42
28:11:67:PHE:CD1	28:11:153:ALA:HB3	2.55	0.42
1:13:730:G:N2	1:13:766:A:OP1	2.43	0.42
26:14:1000:A:C6	26:14:1001:A:C6	3.08	0.42
26:14:107:C:H2'	26:14:108:U:C6	2.55	0.42
26:14:1359:A:N7	26:14:1372:U:C4	2.88	0.42
26:14:1374:G:H2'	26:14:1375:C:C6	2.55	0.42
26:14:769:G:H5'	26:14:1379:A:N6	2.34	0.42
26:14:1750:G:O2'	26:14:1751:C:H5'	2.20	0.42
26:14:1986:A:OP1	58:14:3747:HOH:O	2.21	0.42
26:14:2014:A:H2'	26:14:2015:A:C8	2.55	0.42
26:14:2394:C:H2'	26:14:2395:C:C6	2.54	0.42
26:14:2750:A:H5'	32:59:6:ARG:HH22	1.85	0.42
26:14:2789:C:H1'	26:14:2892:A:H2	1.85	0.42
26:14:30:G:H2'	26:14:31:C:C6	2.55	0.42
26:14:691:C:H2'	26:14:692:C:C6	2.55	0.42
26:14:756:C:H2'	26:14:757:U:H5'	2.01	0.42
26:14:905:U:H5''	26:14:906:G:OP2	2.20	0.42
26:14:914:C:N3	26:14:915:C:H1'	2.35	0.42
26:14:975:G:H1'	26:14:990:A:C2	2.55	0.42
26:14:773:U:H5'	28:19:47:GLY:HA3	2.02	0.42
2:1E:72:GLY:HA3	2:1E:165:VAL:HG22	2.01	0.42
1:1G:1113:C:H2'	1:1G:1114:C:C6	2.55	0.42

Continued on next page...

Continued from previous page...

Atom-1	Atom-2	Interatomic distance (Å)	Clash overlap (Å)
1:1G:1227:A:O2'	13:4A:115:LYS:HD2	2.20	0.42
1:1G:1278:U:H5'	1:1G:1279:A:O4'	2.20	0.42
1:1G:934:C:O2'	1:1G:1344:C:OP2	2.27	0.42
1:1G:1402:C:H2'	1:1G:1403:C:O4'	2.19	0.42
1:1G:146:G:C2	1:1G:147:G:C8	3.08	0.42
1:1G:186(A):C:H2'	1:1G:186(B):C:C6	2.55	0.42
1:1G:186(A):C:H2'	1:1G:186(B):C:H6	1.85	0.42
1:1G:28:G:C6	1:1G:29:G:C5	3.07	0.42
1:1G:887:G:H21	1:1G:1489:G:H4'	1.85	0.42
26:1H:1442:G:C2	26:1H:1550:C:O2	2.73	0.42
26:1H:1689:A:C2	26:1H:1690:A:C5	3.07	0.42
26:1H:1728:G:H3'	26:1H:1729:A:H5''	2.02	0.42
26:1H:1858:G:H2'	26:1H:1883:G:H22	1.84	0.42
26:1H:2032:G:H1'	29:21:145:LYS:HE3	2.02	0.42
26:1H:250:G:H5'	36:78:60:MET:SD	2.59	0.42
26:1H:2076:U:H5	26:1H:2596:U:O2	2.02	0.42
26:1H:270:A:OP1	58:1H:4580:HOH:O	2.21	0.42
26:1H:2790:A:H4'	26:1H:2791:C:OP2	2.20	0.42
26:1H:2849:U:P	40:B8:95:ARG:HH12	2.42	0.42
26:1H:299:A:N6	26:1H:300:A:N6	2.68	0.42
26:1H:732:C:H2'	26:1H:733:G:O4'	2.20	0.42
26:1H:849:A:H5''	26:1H:850:C:OP2	2.20	0.42
22:1K:70:G:H4'	22:1K:70:G:OP1	2.18	0.42
29:21:116:VAL:HG11	29:21:138:PRO:CB	2.44	0.42
4:32:24:GLU:HG2	4:32:25:ARG:H	1.84	0.42
36:35:6:LEU:HA	36:35:6:LEU:HD13	1.77	0.42
4:3E:188:LEU:HD22	4:3E:188:LEU:HA	1.74	0.42
24:3K:32:U:O2	24:3K:33:U:H5''	2.20	0.42
24:3L:29:G:H2'	24:3L:30:G:C8	2.55	0.42
31:41:43:LEU:N	31:41:88:ILE:O	2.46	0.42
31:49:109:VAL:O	31:49:113:ARG:HG3	2.20	0.42
13:4A:23:TYR:HB3	13:4A:67:GLU:HA	2.02	0.42
6:52:68:PRO:HG2	6:52:71:ARG:HG3	2.01	0.42
32:59:89:ILE:HG23	32:59:130:ARG:HA	2.02	0.42
33:61:79:ILE:O	33:61:142:VAL:HA	2.20	0.42
39:65:62:LYS:HA	39:65:65:VAL:HG12	2.02	0.42
16:7A:74:LEU:HB3	16:7A:80:PHE:HE1	1.85	0.42
9:82:48:GLU:N	9:82:49:PRO:HD2	2.35	0.42
43:A5:89:ALA:O	43:A5:90:ARG:HB2	2.20	0.42
19:AA:15:LEU:HD22	19:AA:15:LEU:HA	1.96	0.42
19:AI:20:LEU:O	19:AI:23:ASN:HB2	2.19	0.42

Continued on next page...

Continued from previous page...

Atom-1	Atom-2	Interatomic distance (Å)	Clash overlap (Å)
20:BI:30:LYS:HD2	20:BI:30:LYS:HA	1.78	0.42
45:C5:7:VAL:HG21	45:C5:37:VAL:HG11	2.02	0.42
54:L5:36:GLN:HG2	54:L5:36:GLN:O	2.20	0.42
50:L8:8:LEU:HD13	50:L8:31:LEU:HA	2.01	0.42
36:78:59:LEU:O	55:Q8:13:ARG:HD3	2.19	0.42
28:11:4:LYS:HD3	28:11:4:LYS:HA	1.90	0.41
1:13:1072:G:H2'	1:13:1073:U:O4'	2.20	0.41
1:13:1268:A:N3	1:13:1326:C:O2'	2.52	0.41
1:13:1286:A:H5''	21:1F:26:LYS:HD3	2.02	0.41
1:13:247:G:OP2	17:8I:100:LYS:HB2	2.20	0.41
1:13:119:A:N6	1:13:288:A:H1'	2.35	0.41
1:13:985:C:H2'	1:13:986:A:H8	1.85	0.41
26:14:2093:G:OP1	33:69:23:PRO:HG2	2.20	0.41
26:14:273(C):C:H5'	26:14:273(D):C:OP2	2.20	0.41
26:14:2844:G:N2	26:14:2874:C:C2	2.88	0.41
26:14:638:G:C6	26:14:639:U:C4	3.07	0.41
26:14:792:G:H3'	26:14:793:A:H5'	2.02	0.41
26:14:817:C:H6	26:14:817:C:O5'	2.03	0.41
26:14:947:G:N2	26:14:971:C:C2	2.88	0.41
34:15:115:ARG:O	34:15:118:LYS:HB2	2.20	0.41
28:19:260:ARG:NH2	28:19:264:LYS:HD3	2.34	0.41
28:19:37:LEU:CB	28:19:38:LYS:HG2	2.50	0.41
1:1G:1095:U:OP1	1:1G:1108:G:N1	2.48	0.41
1:1G:1227:A:C8	1:1G:1227:A:H3'	2.55	0.41
1:1G:191:G:C2	1:1G:192:U:C2	3.07	0.41
1:1G:567:G:N2	58:1G:1833:HOH:O	2.50	0.41
1:1G:580:U:H2'	1:1G:581:G:O4'	2.20	0.41
1:1G:736:C:OP2	18:9A:68:LYS:HE2	2.20	0.41
26:1H:1113:U:OP1	32:51:2:SER:N	2.53	0.41
26:1H:993:G:C6	26:1H:1162:G:C6	3.08	0.41
26:1H:818:G:N7	26:1H:1187:G:C6	2.88	0.41
26:1H:1206:G:C6	26:1H:1207:C:C4	3.07	0.41
26:1H:1666:G:O2'	26:1H:1667:G:H5'	2.19	0.41
26:1H:2347:C:P	53:O8:39:TYR:OH	2.76	0.41
26:1H:234:C:N3	26:1H:235:U:C5	2.88	0.41
26:1H:2408:U:H2'	26:1H:2409:G:H8	1.85	0.41
26:1H:2546:U:O4	58:1H:4469:HOH:O	2.21	0.41
26:1H:2850:A:C8	26:1H:2869:G:O4'	2.72	0.41
26:1H:617:G:H2'	26:1H:618:G:O4'	2.19	0.41
26:1H:718:A:O5'	26:1H:718:A:H8	2.01	0.41
26:1H:71:A:C2	44:F8:31:HIS:CE1	3.04	0.41

Continued on next page...

Continued from previous page...

Atom-1	Atom-2	Interatomic distance (Å)	Clash overlap (Å)
26:1H:721:C:H2'	26:1H:722:A:H8	1.85	0.41
26:1H:88:G:C2'	26:1H:89:G:H5'	2.49	0.41
22:1L:29:G:N2	22:1L:42:C:O2	2.52	0.41
29:29:26:ILE:HG22	29:29:28:ALA:N	2.35	0.41
11:2A:85:ARG:HD3	11:2A:113:PRO:HD3	2.02	0.41
11:2I:57:THR:HA	11:2I:58:PRO:HD2	1.76	0.41
23:2L:20:G:H1	23:2L:57:C:H42	1.68	0.41
30:31:116:ASP:O	30:31:120:GLU:HG3	2.20	0.41
36:35:124:LYS:HE2	36:35:124:LYS:HA	2.02	0.41
30:39:66:PRO:O	30:39:67:GLN:CB	2.68	0.41
4:3E:142:PRO:HG3	4:3E:187:ARG:HA	2.02	0.41
4:3E:57:ARG:HB3	4:3E:206:PHE:HB2	2.02	0.41
24:3L:65:G:N3	24:3L:65:G:H2'	2.35	0.41
5:42:102:ALA:HB2	5:42:120:THR:HG21	2.02	0.41
31:49:116:ASP:O	31:49:117:PHE:HB3	2.19	0.41
24:3L:35:A:H2	25:4L:14:A:N6	2.18	0.41
38:55:8:ARG:NE	38:55:43:GLU:OE2	2.53	0.41
34:58:28:THR:HA	34:58:106:MET:HE2	2.02	0.41
39:65:36:TYR:HA	39:65:52:SER:HB3	2.02	0.41
35:68:22:ILE:HA	35:68:22:ILE:HD13	1.45	0.41
8:72:12:ARG:HH21	8:72:27:PRO:HD3	1.84	0.41
40:75:19:LEU:HB3	40:75:86:ILE:HG21	2.01	0.41
16:7A:43:LYS:HG3	16:7A:48:TRP:CE3	2.55	0.41
8:7E:25:ASP:HA	8:7E:59:LEU:O	2.20	0.41
9:8E:46:ALA:HB2	9:8E:74:ILE:HG23	2.01	0.41
42:95:85:LYS:HG3	42:95:87:HIS:H	1.84	0.41
38:98:91:GLN:H	38:98:91:GLN:NE2	2.18	0.41
18:9I:38:GLU:HG2	18:9I:38:GLU:H	1.61	0.41
44:B5:35:THR:O	44:B5:39:ILE:HG13	2.19	0.41
43:E8:59:VAL:HG12	43:E8:60:ASN:HD22	1.85	0.41
45:G8:44:ILE:H	45:G8:44:ILE:HG13	1.67	0.41
51:I5:49:PHE:CD2	51:I5:50:VAL:HG22	2.52	0.41
53:O8:10:LEU:CD2	55:Q8:32:LEU:HD22	2.48	0.41
28:11:182:LEU:HA	28:11:182:LEU:HD23	1.89	0.41
28:11:65:ILE:HD12	28:11:66:ASP:N	2.34	0.41
1:13:977:A:C8	1:13:1223:C:N3	2.88	0.41
1:13:1399:C:C2	1:13:1502:A:N6	2.88	0.41
1:13:1405:G:H1'	1:13:1519:A:O4'	2.20	0.41
1:13:260:G:H2'	1:13:261:U:C6	2.55	0.41
1:13:397:A:N7	1:13:548:G:C8	2.89	0.41
1:13:646:U:H2'	1:13:647:C:C6	2.54	0.41

Continued on next page...

Continued from previous page...

Atom-1	Atom-2	Interatomic distance (Å)	Clash overlap (Å)
1:13:712:A:C6	1:13:713:G:C6	3.07	0.41
1:13:9:G:C2	1:13:26:A:N1	2.88	0.41
26:14:1639:U:OP2	58:14:4066:HOH:O	2.22	0.41
26:14:2250:G:OP1	26:14:2275:C:H2'	2.19	0.41
26:14:2256:G:H2'	26:14:2257:U:C6	2.54	0.41
26:14:2857:G:C6	26:14:2861:G:O6	2.73	0.41
26:14:439:G:H2'	26:14:440:G:C8	2.55	0.41
26:14:844:C:C2'	26:14:845:G:H5'	2.50	0.41
26:14:868:U:C4	26:14:869:G:N7	2.88	0.41
27:16:12:C:C2	47:18:74:ARG:NH1	2.88	0.41
27:16:28:C:OP1	39:A8:31:SER:OG	2.28	0.41
28:19:92:ILE:HA	28:19:105:ILE:O	2.20	0.41
28:19:95:LEU:O	28:19:102:LYS:HA	2.20	0.41
2:1E:17:PHE:HB3	2:1E:44:LEU:HD21	2.02	0.41
2:1E:47:THR:O	2:1E:51:LEU:HB2	2.20	0.41
1:1G:1055:A:C6	1:1G:1206:G:C4	3.08	0.41
1:1G:1320:C:C4	1:1G:1321:C:C4	3.08	0.41
1:1G:1374:A:H2'	1:1G:1375:A:H5'	2.02	0.41
1:1G:260:G:H2'	1:1G:261:U:C6	2.55	0.41
1:1G:406:G:C2	1:1G:407:G:C8	3.09	0.41
1:1G:487:A:H2'	1:1G:488:C:O4'	2.20	0.41
1:1G:509:A:C6	1:1G:510:A:N1	2.87	0.41
1:1G:598:U:H2'	1:1G:599:C:C6	2.55	0.41
1:1G:944:G:C4	1:1G:1340:A:N1	2.88	0.41
1:1G:991:U:O4	1:1G:1212:U:O2'	2.28	0.41
26:1H:1110:G:O2'	26:1H:1111:A:O5'	2.32	0.41
26:1H:1167:U:C2	26:1H:1183:G:N2	2.88	0.41
26:1H:1215:G:C5	26:1H:1216:G:N7	2.88	0.41
26:1H:146:G:H2'	26:1H:147:U:O4'	2.20	0.41
26:1H:1547:C:H2'	26:1H:1548:C:H6	1.84	0.41
26:1H:1647:G:C8	26:1H:1647:G:H5'	2.54	0.41
26:1H:1690:A:H2'	26:1H:1691:C:O4'	2.20	0.41
26:1H:2061:G:H5''	26:1H:2503:A:C2	2.55	0.41
26:1H:2679:A:H4'	29:21:165:VAL:HG11	2.02	0.41
26:1H:442:G:C6	26:1H:444:C:N4	2.88	0.41
26:1H:612:G:H2'	26:1H:613:U:O2	2.20	0.41
26:1H:774:A:H2	26:1H:787:U:HO2'	1.61	0.41
26:1H:776:G:C8	26:1H:793:A:C2	3.07	0.41
1:13:1054:C:N3	22:1K:34:G:H1'	2.34	0.41
22:1L:21:A:N6	22:1L:46:G:N3	2.68	0.41
29:21:188:VAL:HA	29:21:189:PRO:HD3	1.72	0.41

Continued on next page...

Continued from previous page...

Atom-1	Atom-2	Interatomic distance (Å)	Clash overlap (Å)
29:29:34:VAL:HG11	29:29:64:LYS:HD3	2.01	0.41
1:1G:707:C:OP1	11:2A:85:ARG:NH1	2.54	0.41
3:2E:152:ILE:HG12	3:2E:167:TRP:HB2	2.02	0.41
23:2K:8:4SU:H6	23:2K:8:4SU:O5'	2.19	0.41
23:2K:9:G:N3	23:2K:46:G:H2'	2.35	0.41
23:2L:32:G:H5''	23:2L:33:OMC:OP2	2.20	0.41
4:32:173:TRP:HA	4:32:187:ARG:HD3	2.02	0.41
12:3I:21:LYS:HD2	12:3I:21:LYS:N	2.34	0.41
31:41:20:ILE:O	31:41:24:GLY:N	2.52	0.41
37:45:4:PRO:HD3	37:45:70:PRO:O	2.20	0.41
37:45:54:MET:HE2	37:45:118:LEU:HD22	2.01	0.41
31:49:96:ARG:HH11	31:49:96:ARG:HG2	1.85	0.41
13:4A:96:LEU:HD22	13:4A:97:PRO:HD2	2.01	0.41
13:4I:82:MET:C	13:4I:84:ILE:H	2.22	0.41
6:5E:72:VAL:CG2	6:5E:90:VAL:HG11	2.51	0.41
6:5E:4:TYR:CD1	6:5E:92:LYS:HA	2.55	0.41
33:61:75:LEU:HB3	33:61:105:HIS:HD2	1.84	0.41
7:62:26:PHE:O	7:62:30:ILE:HG13	2.20	0.41
7:62:78:ARG:O	7:62:84:ASN:HA	2.19	0.41
1:13:358:U:H5''	33:69:87:LYS:HG2	2.01	0.41
33:69:90:GLY:O	33:69:121:LYS:HD2	2.20	0.41
36:78:116:GLY:H	36:78:134:ALA:HB2	1.84	0.41
36:78:79:ARG:HB2	36:78:110:TYR:HD1	1.85	0.41
8:7E:82:HIS:CE1	8:7E:138:TRP:NE1	2.88	0.41
41:85:65:ILE:HG22	41:85:66:ASN:N	2.34	0.41
41:85:88:ILE:HG22	41:85:90:VAL:CG2	2.50	0.41
37:88:11:LYS:HE2	37:88:86:GLY:HA2	2.00	0.41
1:13:835:U:OP2	18:9I:60:ALA:HB3	2.19	0.41
45:C5:48:ALA:HB1	45:C5:50:ARG:NE	2.36	0.41
46:D5:99:TYR:CE2	46:D5:125:LEU:HD12	2.56	0.41
47:E5:21:LEU:HD23	47:E5:21:LEU:HA	1.88	0.41
44:B5:11:PRO:HD3	49:G5:37:PHE:CD2	2.55	0.41
50:H5:50:VAL:HG23	50:H5:54:VAL:HG21	2.02	0.41
49:K8:17:SER:HB3	49:K8:18:PRO:HD2	2.02	0.41
50:L8:10:LYS:HD3	50:L8:53:LEU:HD23	2.00	0.41
28:11:6:PHE:CE1	28:11:18:VAL:HG23	2.55	0.41
1:13:1120:G:C2	1:13:1154:G:C2	3.09	0.41
1:13:1129:C:N4	1:13:1142:G:O6	2.52	0.41
1:13:266:G:H8	1:13:266:G:H2'	1.75	0.41
1:13:381:C:H2'	1:13:382:A:O4'	2.20	0.41
1:13:453:A:C6	1:13:454:C:C4	3.08	0.41

Continued on next page...

Continued from previous page...

Atom-1	Atom-2	Interatomic distance (Å)	Clash overlap (Å)
1:13:682:G:H2'	1:13:683:G:O4'	2.21	0.41
26:14:1708:C:O2'	26:14:1709:U:H5'	2.19	0.41
26:14:2065:C:H1'	26:14:2449:U:H3	1.86	0.41
26:14:860:U:C2	26:14:2268:A:C8	3.08	0.41
26:14:2366:A:H2'	26:14:2367:G:O4'	2.20	0.41
26:14:2407:G:C8	26:14:2407:G:O5'	2.74	0.41
26:14:2639:A:C2	26:14:2778:A:C8	3.08	0.41
26:14:2729:G:H2'	26:14:2730:C:C6	2.56	0.41
26:14:522:G:H2'	26:14:523:C:C6	2.55	0.41
26:14:654:A:OP1	26:14:654:A:H8	2.03	0.41
26:14:725:G:H8	26:14:725:G:O5'	2.03	0.41
26:14:962:G:C2	26:14:963:U:C2	3.08	0.41
34:15:12:ARG:HH21	34:15:38:HIS:CE1	2.38	0.41
10:1A:68:HIS:HB3	10:1A:70:ARG:HH21	1.85	0.41
1:1G:1023:G:H2'	1:1G:1024:G:H5''	2.02	0.41
1:1G:1002:G:H22	1:1G:1038:C:H42	1.67	0.41
1:1G:1320:C:N3	19:AA:36:ARG:NH2	2.68	0.41
1:1G:1424:C:H2'	1:1G:1425:U:O4'	2.20	0.41
1:1G:781:A:H4'	1:1G:1522:U:O2'	2.21	0.41
1:1G:284:G:H2'	1:1G:285:G:C8	2.54	0.41
1:1G:309:G:H1'	1:1G:608:A:C2	2.55	0.41
1:1G:376:G:H5''	16:7A:5:ARG:CD	2.50	0.41
1:1G:949:A:H2'	1:1G:950:U:C6	2.55	0.41
26:1H:991:C:H42	26:1H:1163:G:H1	1.68	0.41
26:1H:1173:G:N2	26:1H:1175:U:H5	2.18	0.41
26:1H:550:G:O2'	26:1H:1220:A:N3	2.40	0.41
26:1H:1332:G:P	58:1H:4559:HOH:O	2.78	0.41
26:1H:1448:G:N2	26:1H:1449:A:N6	2.68	0.41
26:1H:1572:A:O5'	26:1H:1572:A:H8	2.03	0.41
26:1H:1665:A:C2'	26:1H:1666:G:H5'	2.50	0.41
26:1H:18:C:O3'	41:C8:23:GLY:HA2	2.20	0.41
26:1H:1952:A:C6	35:68:22:ILE:CD1	2.99	0.41
26:1H:2239:G:P	58:1H:4527:HOH:O	2.78	0.41
26:1H:2408:U:O5'	26:1H:2408:U:H6	2.03	0.41
26:1H:2543:G:H2'	26:1H:2544:G:O4'	2.20	0.41
26:1H:255:A:H1'	26:1H:384:U:C6	2.55	0.41
26:1H:2749:A:H1'	32:51:63:SER:OG	2.19	0.41
26:1H:745:G:OP2	29:21:133:LYS:HE2	2.20	0.41
26:1H:99:U:C6	26:1H:102:G:C2	3.08	0.41
3:22:72:LYS:HG3	3:22:75:VAL:HG23	2.02	0.41
35:25:22:ILE:HG22	35:25:40:VAL:HB	2.01	0.41

Continued on next page...

Continued from previous page...

Atom-1	Atom-2	Interatomic distance (Å)	Clash overlap (Å)
35:25:90:GLN:O	35:25:91:LEU:HB2	2.19	0.41
30:31:117:ARG:O	30:31:120:GLU:HB2	2.21	0.41
4:32:30:LYS:HB2	4:32:35:ARG:HD2	2.02	0.41
12:3A:110:VAL:CG2	12:3A:120:TYR:HB3	2.51	0.41
13:4A:15:VAL:HA	13:4A:18:ALA:HB3	2.02	0.41
13:4A:37:THR:HG21	13:4A:56:LEU:HD23	2.01	0.41
13:4A:84:ILE:C	13:4A:86:CYS:H	2.23	0.41
1:13:1080:A:H5''	5:4E:16:THR:HG21	2.01	0.41
33:61:107:VAL:HG12	33:61:108:THR:N	2.35	0.41
33:61:40:THR:HG22	33:61:41:GLU:OE1	2.20	0.41
39:65:67:ARG:HB2	39:65:67:ARG:CZ	2.50	0.41
7:6E:26:PHE:CD2	7:6E:30:ILE:HD11	2.55	0.41
36:78:144:GLU:N	36:78:144:GLU:CD	2.74	0.41
30:31:33:LEU:HD23	36:78:1:MET:HG3	2.01	0.41
9:82:14:VAL:O	9:82:65:VAL:HA	2.20	0.41
9:8E:77:ILE:O	9:8E:81:ILE:HG12	2.20	0.41
38:98:37:THR:OG1	38:98:39:PRO:HD2	2.21	0.41
40:B8:19:LEU:HA	40:B8:20:PRO:HD3	1.81	0.41
20:BA:89:ARG:HH11	20:BA:104:LEU:HB3	1.86	0.41
41:C8:88:ILE:C	41:C8:90:VAL:H	2.23	0.41
26:1H:1614:A:N6	43:E8:88:ARG:H	2.17	0.41
49:G5:50:ILE:HG22	49:G5:54:LYS:HE3	2.03	0.41
46:H8:126:VAL:HA	46:H8:164:ALA:H	1.84	0.41
46:H8:146:ILE:HD13	46:H8:174:VAL:HG12	2.02	0.41
46:H8:30:ASN:ND2	46:H8:90:VAL:HB	2.19	0.41
51:I5:9:LEU:HD22	51:I5:9:LEU:H	1.85	0.41
47:I8:31:VAL:HG21	47:I8:61:ALA:HB2	2.02	0.41
47:I8:47:PRO:HB3	47:I8:51:VAL:HG12	2.01	0.41
50:L8:7:LYS:HD2	50:L8:34:GLU:HG2	2.01	0.41
53:O8:21:TYR:HB2	53:O8:22:ALA:H	1.50	0.41
54:P8:12:ARG:NH2	54:P8:44:PRO:HB3	2.35	0.41
54:P8:47:ARG:HH11	54:P8:47:ARG:HB2	1.84	0.41
2:12:7:VAL:HG13	2:12:8:LYS:HG3	2.03	0.41
1:13:1193:G:P	3:2E:167:TRP:HZ3	2.43	0.41
1:13:1207:G:C6	1:13:1208:C:C4	3.09	0.41
1:13:1277:C:O2'	1:13:1279:A:H1'	2.21	0.41
1:13:1350:A:C2	1:13:1351:U:C2	3.08	0.41
1:13:976:G:C8	1:13:1362:C:N4	2.87	0.41
1:13:16:A:O2'	1:13:17:U:H5'	2.20	0.41
1:13:236:G:H5''	17:8I:42:TYR:OH	2.20	0.41
1:13:428:G:C8	1:13:430:A:C5	3.08	0.41

Continued on next page...

Continued from previous page...

Atom-1	Atom-2	Interatomic distance (Å)	Clash overlap (Å)
1:13:615:C:N3	1:13:616:G:N7	2.68	0.41
1:13:658:G:H2'	1:13:659:U:H6	1.85	0.41
1:13:95:G:H3'	1:13:96:G:H8	1.85	0.41
26:14:1762:A:H4'	26:14:1763:G:OP2	2.19	0.41
26:14:1952:A:C2	35:25:22:ILE:HG13	2.55	0.41
26:14:2428:G:H21	36:35:61:ARG:HH11	1.69	0.41
26:14:2472:G:N1	26:14:2476:A:O2'	2.53	0.41
26:14:2536:G:C6	26:14:2537:U:C4	3.09	0.41
26:14:270(P):C:H2'	26:14:270(Q):C:C6	2.55	0.41
26:14:650:C:H5''	26:14:651:G:OP2	2.20	0.41
26:14:663:G:H2'	26:14:664:C:O4'	2.20	0.41
26:14:699:A:H2'	26:14:700:G:O4'	2.20	0.41
34:15:5:VAL:HG12	34:15:6:PRO:HD2	2.02	0.41
28:19:127:VAL:HA	28:19:193:VAL:HG22	2.02	0.41
28:19:231:HIS:ND1	28:19:232:PRO:HD2	2.35	0.41
1:1G:1254:C:OP1	10:1A:45:ARG:HA	2.19	0.41
2:1E:27:LYS:HB2	2:1E:194:PRO:HD2	2.02	0.41
1:1G:1057:G:O2'	1:1G:1058:G:H5'	2.20	0.41
1:1G:1349:A:P	9:82:118:LYS:HZ1	2.44	0.41
1:1G:337:C:H2'	1:1G:338:A:C8	2.55	0.41
26:1H:1389:G:C2	26:1H:1390:U:C2	3.08	0.41
26:1H:142:G:H2'	26:1H:143:C:C6	2.55	0.41
26:1H:200:U:O2	26:1H:386:G:N2	2.53	0.41
26:1H:2348:U:OP1	55:Q8:36:LYS:HD2	2.20	0.41
26:1H:2475:C:O2'	26:1H:2476:A:H5'	2.20	0.41
26:1H:25:U:H2'	26:1H:26:G:C8	2.54	0.41
26:1H:2732:G:H3'	26:1H:2733:A:C4'	2.50	0.41
26:1H:583:G:OP2	41:C8:10:ARG:HD2	2.20	0.41
26:1H:59:U:HO2'	26:1H:73:A:H2'	1.84	0.41
26:1H:633:A:H2'	26:1H:634:C:H5'	2.02	0.41
26:1H:720:C:H2'	26:1H:721:C:C6	2.56	0.41
26:1H:94:G:H2'	26:1H:95:G:O4'	2.20	0.41
10:1I:3:LYS:N	10:1I:75:ILE:HA	2.34	0.41
22:1K:21:A:N7	22:1K:46:G:C6	2.89	0.41
26:1H:2811:G:OP1	29:21:60:ASN:HB2	2.21	0.41
4:32:42:GLN:HG2	4:32:43:HIS:ND1	2.36	0.41
26:14:660:G:N2	36:35:12:ALA:HB2	2.26	0.41
4:3E:105:VAL:HG13	4:3E:110:PHE:HB2	2.01	0.41
4:3E:150:GLU:N	4:3E:150:GLU:OE1	2.53	0.41
24:3L:39:U:H2'	24:3L:39:U:O2	2.20	0.41
37:45:102:VAL:O	37:45:102:VAL:HG12	2.20	0.41

Continued on next page...

Continued from previous page...

Atom-1	Atom-2	Interatomic distance (Å)	Clash overlap (Å)
37:45:66:ILE:HG13	37:45:67:ARG:N	2.35	0.41
37:45:43:THR:HG22	37:45:94:VAL:HG12	2.01	0.41
26:14:911:A:H2'	37:45:9:TYR:OH	2.20	0.41
13:4I:80:ARG:HH11	19:AI:65:ASN:HB2	1.85	0.41
38:55:52:ILE:O	38:55:54:LEU:N	2.53	0.41
34:58:17:ASP:O	34:58:56:ASN:HB2	2.21	0.41
32:59:85:LYS:HZ2	32:59:142:GLY:HA2	1.85	0.41
7:62:65:ALA:CB	7:62:124:LEU:HD22	2.51	0.41
16:7A:9:PHE:CE1	16:7A:18:ARG:HG3	2.56	0.41
1:13:607:A:C2	16:7I:31:LYS:HG3	2.56	0.41
9:82:33:PHE:HE1	9:82:37:PHE:CD2	2.35	0.41
17:8I:58:GLU:HB2	17:8I:74:LEU:HB3	2.02	0.41
6:5E:100:ASN:O	18:9I:28:GLU:HG3	2.19	0.41
43:A5:90:ARG:HG3	43:A5:90:ARG:HH11	1.85	0.41
41:C8:17:ILE:O	41:C8:20:LEU:HB2	2.20	0.41
46:D5:39:VAL:HG21	46:D5:44:PHE:CD2	2.52	0.41
26:14:2271:G:H5''	47:E5:20:ARG:NE	2.34	0.41
48:F5:34:THR:O	48:F5:34:THR:HG22	2.20	0.41
48:J8:91:LYS:O	48:J8:93:GLU:N	2.53	0.41
49:K8:14:ARG:HD3	49:K8:66:GLU:OE1	2.19	0.41
50:L8:30:ARG:HG3	50:L8:30:ARG:H	1.76	0.41
51:M8:49:PHE:CD2	51:M8:50:VAL:HB	2.55	0.41
55:Q8:32:LEU:HG	55:Q8:33:ASN:N	2.35	0.41
26:1H:1825:A:OP1	28:11:249:PRO:HD3	2.21	0.41
2:12:217:ARG:HB2	2:12:217:ARG:NH1	2.36	0.41
1:13:1154:G:H2'	1:13:1155:G:C8	2.56	0.41
1:13:1171:G:O2'	1:13:1172:C:H5'	2.20	0.41
1:13:429:U:H1'	1:13:430:A:H5''	2.02	0.41
1:13:622:A:C8	1:13:623:C:C6	3.09	0.41
1:13:827:U:C5	1:13:870:U:C5	3.09	0.41
1:13:998(A):C:O2'	1:13:999:U:H5'	2.21	0.41
26:14:1319:G:C6	26:14:1320:C:N4	2.89	0.41
26:14:1716:U:H2'	26:14:1717:G:H8	1.84	0.41
26:14:2543:G:H2'	26:14:2544:G:C8	2.55	0.41
26:14:2656:U:C4	26:14:2664:G:N2	2.89	0.41
26:14:633:A:H2'	26:14:634:C:H5'	2.02	0.41
26:14:767:U:O2'	26:14:768:G:H5'	2.21	0.41
26:14:982:C:H6	26:14:982:C:O5'	2.02	0.41
27:16:44:G:H1'	27:16:47:C:N4	2.32	0.41
28:19:210:GLY:O	28:19:213:ARG:HB2	2.19	0.41
28:19:8:PRO:HB3	28:19:14:ARG:HB2	2.02	0.41

Continued on next page...

Continued from previous page...

Atom-1	Atom-2	Interatomic distance (Å)	Clash overlap (Å)
10:1A:4:ILE:HG12	10:1A:100:THR:HG22	2.02	0.41
1:1G:1097:C:H2'	1:1G:1098:C:C6	2.56	0.41
1:1G:1099:G:C6	1:1G:1100:C:N3	2.88	0.41
1:1G:1185:G:H2'	1:1G:1186:G:O4'	2.20	0.41
1:1G:1260:C:P	1:1G:1284:C:H4'	2.61	0.41
1:1G:1316:G:HO2'	1:1G:1318:A:H62	1.69	0.41
1:1G:1496:C:H2'	1:1G:1497:G:C8	2.55	0.41
1:1G:374:A:C6	1:1G:375:U:C4	3.09	0.41
1:1G:464:G:N2	1:1G:467:G:C8	2.88	0.41
1:1G:520:A:OP1	12:3A:52:LEU:HB2	2.20	0.41
1:1G:781:A:H2'	1:1G:782:A:H5'	2.03	0.41
26:1H:1198:U:H2'	26:1H:1199:U:C6	2.56	0.41
26:1H:2128:C:N4	26:1H:2160:G:H1	2.17	0.41
26:1H:2171:A:H8	26:1H:2171:A:P	2.43	0.41
26:1H:2339:G:N2	26:1H:2340:G:C4	2.89	0.41
26:1H:253:C:H2'	26:1H:254:G:O4'	2.19	0.41
26:1H:2619:C:H4'	29:21:151:TYR:O	2.20	0.41
26:1H:2694:G:H2'	26:1H:2695:C:H6	1.86	0.41
26:1H:339:U:H6	26:1H:339:U:O5'	2.03	0.41
26:1H:729:G:O2'	26:1H:763:G:H4'	2.21	0.41
26:1H:824:A:H1'	26:1H:2358:G:N7	2.36	0.41
26:1H:832:G:H4'	36:78:45:LEU:HD11	2.01	0.41
22:1K:51:U:H2'	22:1K:52:G:C8	2.47	0.41
22:1L:11:C:H2'	22:1L:12:U:C6	2.56	0.41
29:21:2:LYS:HD3	29:21:200:GLU:HB2	2.03	0.41
3:22:73:PRO:O	3:22:77:ILE:HG13	2.20	0.41
23:2L:54:G:H2'	23:2L:55:5MU:C6	2.56	0.41
30:31:179:GLU:N	30:31:179:GLU:OE1	2.39	0.41
30:31:64:ILE:HA	30:31:64:ILE:HD13	1.70	0.41
4:32:113:SER:OG	4:32:116:GLN:HB2	2.20	0.41
36:35:85:LEU:CA	36:35:88:LEU:HB3	2.41	0.41
30:39:40:GLN:NE2	30:39:182:ASN:HB2	2.34	0.41
30:39:29:ASN:OD1	30:39:32:LEU:HB2	2.21	0.41
4:3E:160:GLN:NE2	4:3E:160:GLN:O	2.53	0.41
31:41:112:PRO:HB3	51:M8:36:CYS:CA	2.51	0.41
5:42:106:PRO:O	5:42:110:LEU:HG	2.21	0.41
5:42:136:MET:HB3	5:42:136:MET:HE2	1.99	0.41
37:45:116:GLU:O	37:45:117:ALA:HB3	2.19	0.41
5:4E:16:THR:OG1	5:4E:17:ALA:N	2.54	0.41
32:51:124:GLU:HG2	32:51:126:PRO:HG3	2.03	0.41
32:51:24:VAL:HG11	32:51:72:ILE:HD11	2.03	0.41

Continued on next page...

Continued from previous page...

Atom-1	Atom-2	Interatomic distance (Å)	Clash overlap (Å)
6:52:30:LEU:HD23	6:52:30:LEU:HA	1.82	0.41
6:52:6:VAL:HG12	6:52:8:ILE:HD11	2.03	0.41
38:55:51:LEU:HA	38:55:51:LEU:HD23	1.83	0.41
14:5A:21:TYR:HD1	14:5A:22:THR:O	2.03	0.41
1:1G:1379:G:OP1	7:62:6:ARG:NH1	2.54	0.41
26:1H:1668:A:OP1	35:68:5:GLN:HG3	2.20	0.41
9:82:10:ARG:NH1	9:82:105:ASP:OD2	2.53	0.41
37:88:25:ASP:OD2	46:H8:78:LYS:NZ	2.40	0.41
1:1G:247:G:OP2	17:8A:100:LYS:HG2	2.20	0.41
17:8A:59:ILE:HG22	17:8A:71:PHE:HD2	1.84	0.41
17:8I:7:THR:OG1	17:8I:58:GLU:HG2	2.19	0.41
43:A5:70:TYR:O	43:A5:107:LEU:HD12	2.19	0.41
43:A5:90:ARG:NH1	43:A5:90:ARG:HG3	2.35	0.41
27:16:7:G:O5'	39:A8:29:PHE:HE2	2.03	0.41
13:4I:84:ILE:HD11	19:AI:66:MET:HG2	2.03	0.41
45:C5:75:ILE:CG2	45:C5:76:CYS:N	2.84	0.41
41:C8:44:ASN:ND2	42:D8:75:PHE:O	2.39	0.41
47:E5:29:GLN:O	47:E5:67:VAL:HG23	2.20	0.41
46:H8:59:LEU:HD23	46:H8:59:LEU:HA	1.64	0.41
26:14:2815:C:C5'	52:J5:29:THR:HG21	2.49	0.41
52:J5:38:ALA:CB	52:J5:48:GLU:HG3	2.51	0.41
48:J8:75:GLU:O	48:J8:77:ALA:N	2.54	0.41
54:L5:12:ARG:HH21	54:L5:44:PRO:HB3	1.86	0.41
51:M8:22:ILE:HA	51:M8:24:THR:HG23	2.02	0.41
28:11:25:THR:HG21	28:11:113:VAL:HG21	2.03	0.41
2:12:19:HIS:CD2	2:12:20:GLU:HG2	2.56	0.41
1:13:1057:G:C4	1:13:1204:A:C2	3.09	0.41
1:13:1120:G:H2'	1:13:1121:U:C6	2.55	0.41
1:13:1152:A:C6	1:13:1153:C:C4	3.09	0.41
1:13:243:A:C2	1:13:246:A:C8	3.08	0.41
1:13:654:G:C6	1:13:655:A:C5	3.08	0.41
1:13:684:A:N6	1:13:685:G:C6	2.88	0.41
1:13:811:C:H4'	1:13:900:A:N6	2.35	0.41
26:14:1027:A:N6	26:14:1126:A:C4	2.88	0.41
26:14:1420:U:O2'	26:14:1421:G:P	2.79	0.41
26:14:1477:A:H2'	26:14:1478:G:O4'	2.21	0.41
26:14:1830:C:O5'	26:14:1830:C:H6	2.04	0.41
26:14:1925:C:O2'	26:14:1926:U:H5'	2.21	0.41
26:14:2408:U:O2'	26:14:2409:G:H5'	2.21	0.41
26:14:242:G:C8	55:M5:5:LYS:HG3	2.55	0.41
26:14:2516:G:C6	26:14:2517:C:N4	2.88	0.41

Continued on next page...

Continued from previous page...

Atom-1	Atom-2	Interatomic distance (Å)	Clash overlap (Å)
26:14:2533:A:N6	26:14:2534:A:C6	2.89	0.41
26:14:2556:C:H2'	26:14:2557:G:O4'	2.21	0.41
26:14:2859:G:H3'	26:14:2859:G:C8	2.55	0.41
26:14:322:A:H5'	26:14:340:A:H1'	2.03	0.41
26:14:363(B):G:H2'	26:14:363(C):G:H8	1.84	0.41
26:14:609(A):G:N2	26:14:619:G:H1'	2.36	0.41
26:14:71:A:H4'	26:14:72:U:H5''	2.03	0.41
26:14:822:U:O2'	26:14:823:G:H5'	2.21	0.41
27:16:94:C:H2'	27:16:95:U:H6	1.86	0.41
27:16:99:A:C6	27:16:100:G:C5	3.08	0.41
28:19:133:LEU:HB2	28:19:187:GLY:HA2	2.02	0.41
2:1E:108:ILE:O	2:1E:111:ARG:HB2	2.20	0.41
1:1G:1002:G:H1	1:1G:1038:C:H42	1.68	0.41
1:1G:109:A:H5'	1:1G:110:C:H5	1.85	0.41
1:1G:1129:C:C4	1:1G:1139:G:N1	2.89	0.41
1:1G:1218:C:H2'	1:1G:1219:U:C6	2.56	0.41
1:1G:1239:A:H4'	1:1G:1240:U:C5'	2.50	0.41
1:1G:236:G:H2'	1:1G:237:C:O4'	2.21	0.41
1:1G:570:G:H2'	1:1G:571:U:C6	2.55	0.41
26:1H:1144:G:H2'	26:1H:1145:C:C6	2.55	0.41
26:1H:1181:C:C2'	26:1H:1182:A:H5'	2.51	0.41
26:1H:1299:G:H3'	26:1H:1639:U:O4	2.20	0.41
26:1H:1354:A:H2'	26:1H:1355:G:O4'	2.21	0.41
26:1H:1474:C:H2'	26:1H:1475:G:C8	2.55	0.41
26:1H:1498:C:O4'	26:1H:1577:C:H4'	2.20	0.41
26:1H:2127:G:N1	26:1H:2162:G:N3	2.68	0.41
26:1H:2119:A:H62	26:1H:2168:G:N2	2.18	0.41
26:1H:2393:A:H2'	26:1H:2394:C:H6	1.85	0.41
26:1H:2614:A:H3'	58:1H:3613:HOH:O	2.20	0.41
26:1H:2666:C:H5''	26:1H:2667:C:OP2	2.20	0.41
26:1H:2733:A:C2	26:1H:2734:A:H1'	2.56	0.41
26:1H:2820:A:N3	26:1H:2820:A:H2'	2.36	0.41
26:1H:526:A:N3	26:1H:2044:C:H1'	2.36	0.41
26:1H:658:C:H2'	26:1H:659:C:H6	1.84	0.41
26:1H:686:G:H4'	26:1H:687:C:OP2	2.21	0.41
27:1J:97:G:H2'	27:1J:98:G:O4'	2.20	0.41
22:1L:52:G:C2	22:1L:63:G:C2	3.09	0.41
35:25:101:PRO:HG3	40:75:67:SER:OG	2.20	0.41
36:35:11:GLY:C	36:35:13:ASN:N	2.71	0.41
4:3E:187:ARG:O	4:3E:189:PRO:HD3	2.21	0.41
24:3K:32:U:H2'	24:3K:33:U:H5''	2.03	0.41

Continued on next page...

Continued from previous page...

Atom-1	Atom-2	Interatomic distance (Å)	Clash overlap (Å)
1:1G:1228:C:OP1	13:4A:115:LYS:NZ	2.54	0.41
32:51:56:SER:OG	32:51:58:GLU:HG2	2.21	0.41
38:55:29:LEU:HD12	38:55:29:LEU:HA	1.75	0.41
32:59:85:LYS:NZ	32:59:142:GLY:HA2	2.35	0.41
33:69:6:LEU:HD13	33:69:37:VAL:CG2	2.51	0.41
15:6I:8:LYS:O	15:6I:12:ILE:HG13	2.21	0.41
8:72:103:VAL:HG21	8:72:110:ALA:HB2	2.02	0.41
8:7E:87:SER:OG	8:7E:92:ARG:HA	2.21	0.41
37:88:16:ARG:HD3	37:88:16:ARG:HH11	1.76	0.41
17:8A:59:ILE:HD13	17:8A:73:VAL:HA	2.02	0.41
1:1G:1220:G:H1'	19:AA:52:TYR:HD2	1.86	0.41
46:D5:178:GLU:HG3	46:D5:179:ASP:H	1.86	0.41
46:D5:29:TYR:HB3	46:D5:34:ASN:OD1	2.20	0.41
41:C8:90:VAL:HA	42:D8:39:LEU:HD23	2.02	0.41
48:F5:65:SER:OG	48:F5:66:HIS:ND1	2.30	0.41
48:F5:49:VAL:HG11	48:F5:70:VAL:HG11	2.03	0.41
45:G8:94:LYS:HZ2	45:G8:95:LYS:N	2.16	0.41
51:M8:12:ALA:HA	51:M8:29:PRO:HB3	2.02	0.41
54:P8:9:ARG:HH11	54:P8:9:ARG:HD2	1.71	0.41
28:11:101:GLU:HG3	28:11:102:LYS:N	2.35	0.41
28:11:65:ILE:HG13	28:11:67:PHE:CE2	2.56	0.41
1:13:1251:A:H2'	1:13:1252:A:C8	2.56	0.41
26:14:1062:G:N2	26:14:1077:A:N3	2.67	0.41
26:14:1235:G:C5	26:14:1236:G:C6	3.08	0.41
26:14:1356:G:C5	26:14:1357:U:C5	3.09	0.41
26:14:1894:C:O2'	26:14:1895:C:H5'	2.21	0.41
26:14:2459:A:C5	26:14:2460:U:C5	3.08	0.41
26:14:2733:A:H61	29:29:202:LYS:HB3	1.86	0.41
26:14:553:U:C4	26:14:554:U:C4	3.09	0.41
26:14:663:G:C5	26:14:664:C:C5	3.08	0.41
26:14:817:C:O2'	26:14:839:U:H5''	2.20	0.41
26:14:872:A:C6	26:14:906:G:C2	3.09	0.41
28:19:133:LEU:HA	28:19:133:LEU:HD23	1.94	0.41
1:1G:1001:G:O6	1:1G:1002:G:N2	2.53	0.41
1:1G:1048:G:C8	1:1G:1048:G:H3'	2.55	0.41
1:1G:1057:G:C5	1:1G:1204:A:C2	3.08	0.41
1:1G:1323:G:H4'	1:1G:1362(A):C:C2	2.56	0.41
1:1G:1324:A:H5'	1:1G:1362:C:O2'	2.21	0.41
1:1G:145:G:H2'	1:1G:146:G:O4'	2.21	0.41
1:1G:109:A:C6	1:1G:326:G:C6	3.08	0.41
1:1G:693:G:H2'	1:1G:694:A:O4'	2.21	0.41

Continued on next page...

Continued from previous page...

Atom-1	Atom-2	Interatomic distance (Å)	Clash overlap (Å)
1:1G:791:G:C5	1:1G:792:A:N7	2.89	0.41
1:1G:828:A:C4	1:1G:859:A:C8	3.08	0.41
26:1H:1025:G:C4	26:1H:1135:C:H1'	2.56	0.41
26:1H:1025:G:H8	26:1H:1025:G:OP1	2.03	0.41
26:1H:129:C:H2'	26:1H:130:C:H6	1.86	0.41
26:1H:1331:A:H2'	26:1H:1333:C:C5	2.55	0.41
26:1H:1301:A:H2	26:1H:1626:G:H21	1.66	0.41
26:1H:175:G:O2'	26:1H:176:G:H5'	2.21	0.41
26:1H:1973:G:H2'	26:1H:1974:C:C6	2.56	0.41
26:1H:2246:G:H2'	26:1H:2247:A:C8	2.56	0.41
26:1H:2298:A:H5''	26:1H:2299:G:OP2	2.21	0.41
26:1H:2881:C:C2	26:1H:2882:A:C8	3.08	0.41
26:1H:319:C:C2	26:1H:333:G:N2	2.89	0.41
26:1H:528:A:N3	26:1H:528:A:O4'	2.50	0.41
26:1H:911:A:H2'	37:88:9:TYR:OH	2.20	0.41
3:22:18:TRP:HE3	3:22:18:TRP:H	1.68	0.41
29:29:48:GLN:OE1	29:29:78:LEU:HD13	2.21	0.41
3:2E:186:PHE:CE2	3:2E:188:LEU:HD23	2.56	0.41
11:2I:112:THR:HA	11:2I:113:PRO:HD3	1.63	0.41
23:2K:24:C:H2'	23:2K:25:U:H6	1.86	0.41
23:2L:14:A:C2	23:2L:23:G:C4	3.09	0.41
30:31:34:TRP:CZ2	36:78:8:PRO:HB3	2.55	0.41
30:31:64:ILE:HG23	30:31:65:TRP:NE1	2.36	0.41
12:3A:113:ARG:HH21	12:3A:116:SER:HG	1.68	0.41
37:45:69:PHE:CD1	37:45:70:PRO:HD2	2.56	0.41
26:14:2839:G:H21	38:55:92:GLY:HA2	1.86	0.41
33:61:117:GLU:HG2	33:61:117:GLU:H	1.47	0.41
36:78:147:LEU:O	36:78:148:LEU:HD23	2.20	0.41
8:7E:100:ILE:HD13	8:7E:112:LEU:HD21	2.02	0.41
16:7I:4:ILE:HA	16:7I:20:VAL:O	2.21	0.41
17:8A:14:LYS:HB2	17:8A:14:LYS:HE3	1.86	0.41
9:8E:23:ASN:OD1	9:8E:25:LYS:HB2	2.20	0.41
17:8I:67:LYS:O	17:8I:68:ARG:HB3	2.21	0.41
38:98:94:TYR:CD1	38:98:94:TYR:N	2.88	0.41
39:A8:66:ALA:HA	39:A8:69:VAL:CG1	2.49	0.41
45:C5:89:PHE:O	45:C5:90:LEU:HB2	2.21	0.41
41:C8:34:LYS:HA	41:C8:34:LYS:HE3	2.03	0.41
26:14:2387:U:H1'	47:E5:41:ARG:CD	2.49	0.41
43:E8:22:ASP:HA	43:E8:25:ARG:NH1	2.35	0.41
43:E8:78:GLU:OE1	43:E8:99:ARG:HD3	2.20	0.41
44:F8:49:VAL:CG1	44:F8:50:LYS:N	2.82	0.41

Continued on next page...

Continued from previous page...

Atom-1	Atom-2	Interatomic distance (Å)	Clash overlap (Å)
44:F8:50:LYS:O	44:F8:83:VAL:HA	2.21	0.41
50:H5:5:LYS:HB3	50:H5:5:LYS:HE3	1.64	0.41
46:H8:19:ARG:NH1	46:H8:84:GLU:HB2	2.36	0.41
52:J5:36:CYS:HG	52:J5:49:CYS:CB	2.33	0.41
55:M5:39:LYS:HG2	55:M5:43:GLN:HG3	2.02	0.41
26:1H:242:G:H5'	55:Q8:60:LEU:HD11	2.03	0.41
1:13:1234:C:O2'	1:13:1235:U:H5'	2.21	0.41
1:13:1256:A:H4'	1:13:1258:G:C4	2.56	0.41
1:13:1256:A:N3	1:13:1277:C:C4	2.89	0.41
1:13:1333:A:H2'	1:13:1334:G:O4'	2.20	0.41
1:13:1348:U:N3	1:13:1374:A:H2	1.94	0.41
1:13:418:C:O2'	1:13:540:G:H1'	2.21	0.41
1:13:484:G:HO2'	1:13:485:G:P	2.43	0.41
26:14:1005:C:C2	26:14:1143:A:C5	3.09	0.41
26:14:1141:U:H2'	26:14:1141:U:H6	1.59	0.41
26:14:121:G:C2	26:14:131:G:C4	3.09	0.41
26:14:1709:U:H2'	26:14:1710:C:H6	1.81	0.41
26:14:153:C:H42	26:14:173:G:H1	1.67	0.41
26:14:1961:C:O2'	26:14:1962:C:H5'	2.21	0.41
26:14:1648:C:N4	26:14:2009:G:H1	2.19	0.41
26:14:2128:C:C4	26:14:2129:C:C4	3.09	0.41
26:14:2392:A:H8	36:35:61:ARG:HD2	1.86	0.41
26:14:270(I):G:H2'	26:14:270(J):G:H8	1.86	0.41
26:14:2851:A:H2'	26:14:2852:G:C8	2.55	0.41
26:14:693:C:H42	26:14:769:G:H1	1.69	0.41
10:1A:7:LYS:O	10:1A:96:ILE:HB	2.21	0.41
10:1A:8:LEU:HG	10:1A:96:ILE:HG21	2.02	0.41
1:1G:1010:G:C2	1:1G:1020:U:H1'	2.56	0.41
1:1G:1004:A:N6	1:1G:1025:U:HO2'	2.18	0.41
1:1G:18:C:H4'	1:1G:1078:U:O2	2.21	0.41
1:1G:382:A:H2'	1:1G:383:A:H8	1.83	0.41
1:1G:437:U:C4	1:1G:438:G:C5	3.09	0.41
1:1G:468:A:O2'	16:7A:81:ARG:HA	2.20	0.41
26:1H:1137:G:H2'	26:1H:1138:G:C8	2.55	0.41
26:1H:1357:U:C4	26:1H:1358:G:C5	3.08	0.41
26:1H:1761:C:H5''	26:1H:1762:A:OP2	2.21	0.41
26:1H:195:A:H4'	26:1H:251:A:O2'	2.21	0.41
26:1H:2003:G:H2'	26:1H:2004:G:O5'	2.20	0.41
26:1H:2283:C:C2	26:1H:2389:G:C2	3.08	0.41
26:1H:275:G:C8	26:1H:363:G:C5	3.08	0.41
26:1H:447:A:C2	26:1H:473:G:C8	3.09	0.41

Continued on next page...

Continued from previous page...

Atom-1	Atom-2	Interatomic distance (Å)	Clash overlap (Å)
27:1J:33:G:H1'	27:1J:50:G:N2	2.36	0.41
27:1J:40:U:C2'	27:1J:45:A:H61	2.33	0.41
27:1J:57:A:C2'	27:1J:58:A:H5'	2.51	0.41
29:21:52:LEU:O	29:21:75:VAL:HG23	2.20	0.41
30:31:40:GLN:NE2	30:31:184:TYR:CB	2.83	0.41
30:31:46:ARG:HD2	30:31:46:ARG:HA	1.73	0.41
36:35:144:GLU:HA	36:35:145:PRO:HD3	1.76	0.41
24:3K:25:C:C4	24:3K:26:A:C8	3.09	0.41
31:41:12:TYR:CD1	31:41:16:ARG:HD3	2.56	0.41
31:41:63:ILE:HG12	31:41:64:THR:N	2.36	0.41
5:42:76:ILE:HG23	5:42:77:PRO:HD2	2.02	0.41
31:49:104:GLU:HG2	51:I5:23:GLU:CG	2.50	0.41
5:4E:87:SER:HB3	5:4E:125:SER:O	2.20	0.41
13:4I:49:THR:C	13:4I:51:ALA:N	2.74	0.41
32:51:42:ARG:HB2	32:51:42:ARG:HH11	1.86	0.41
32:51:8:PRO:HD2	32:51:69:ARG:HE	1.85	0.41
6:52:14:LEU:HB2	6:52:18:GLN:OE1	2.19	0.41
32:59:120:GLY:O	32:59:121:ILE:HD13	2.21	0.41
32:59:137:ASP:CB	32:59:140:LYS:HB3	2.49	0.41
14:5A:38:GLY:O	14:5A:39:LEU:HD23	2.21	0.41
33:69:76:THR:HG21	33:69:140:LEU:HA	2.03	0.41
15:6A:56:LEU:O	15:6A:60:VAL:HG23	2.21	0.41
17:8A:81:ARG:HG2	17:8A:84:LEU:HD12	2.03	0.41
42:95:20:LEU:HA	42:95:20:LEU:HD12	1.76	0.41
41:85:50:ARG:NH2	42:95:72:VAL:HG23	2.34	0.41
18:9I:53:ARG:HE	18:9I:59:SER:C	2.24	0.41
19:AA:17:GLU:O	19:AA:21:GLU:HG2	2.21	0.41
19:AI:71:LEU:HA	19:AI:71:LEU:HD23	1.88	0.41
40:B8:43:GLN:HG2	40:B8:44:ASP:N	2.35	0.41
45:C5:62:GLU:CD	45:C5:63:LYS:H	2.23	0.41
46:D5:111:VAL:HG12	46:D5:145:GLU:HB2	2.03	0.41
42:D8:20:LEU:HD21	42:D8:22:VAL:CG2	2.51	0.41
43:E8:90:ARG:HE	43:E8:90:ARG:HB3	1.45	0.41
45:G8:8:LYS:HG2	45:G8:11:ASP:OD1	2.20	0.41
50:H5:6:VAL:O	50:H5:34:GLU:HA	2.20	0.41
46:H8:135:GLU:H	46:H8:135:GLU:HG2	1.70	0.41
47:I8:53:MET:CG	47:I8:59:LEU:HD23	2.51	0.41
26:14:2017:U:O2	52:J5:10:LYS:HB2	2.21	0.41
26:14:2611:U:O2	52:J5:3:LYS:HE3	2.21	0.41
49:K8:42:GLY:C	49:K8:44:LEU:H	2.24	0.41
43:E8:23:LEU:HD22	52:N8:25:LEU:HD12	2.02	0.41

Continued on next page...

Continued from previous page...

Atom-1	Atom-2	Interatomic distance (Å)	Clash overlap (Å)
55:Q8:4:MET:CB	55:Q8:59:LYS:HD2	2.51	0.41
28:11:238:GLY:O	28:11:239:ARG:C	2.60	0.41
2:12:22:LYS:HE3	2:12:22:LYS:HB2	1.66	0.41
1:13:1247:U:H3	1:13:1290:G:H1	1.67	0.41
1:13:198:G:C2	1:13:199:G:C8	3.09	0.41
1:13:222:U:H2'	1:13:223:U:C6	2.55	0.41
1:13:708:C:H2'	1:13:709:G:H8	1.86	0.41
26:14:137(A):G:H2'	26:14:139:G:N7	2.35	0.41
26:14:1409:C:H2'	26:14:1410:G:O4'	2.21	0.41
26:14:1628:G:H2'	26:14:1629:U:C6	2.56	0.41
26:14:1970:A:P	58:14:3458:HOH:O	2.74	0.41
26:14:531:C:C5	26:14:2035:G:C2	3.09	0.41
26:14:2436:G:C5	26:14:2437:U:C5	3.09	0.41
26:14:2850:A:C8	26:14:2869:G:O4'	2.73	0.41
26:14:540:G:C6	26:14:541:C:C4	3.09	0.41
26:14:582:G:H2'	26:14:583:G:H8	1.86	0.41
26:14:660:G:H21	36:35:12:ALA:CA	2.34	0.41
26:14:740:U:H5''	26:14:1784:A:H3'	2.03	0.41
34:15:127:ASP:HB3	34:15:128:HIS:H	1.59	0.41
28:19:264:LYS:HE2	28:19:266:SER:HB3	2.02	0.41
28:19:271:ILE:HG12	28:19:271:ILE:O	2.21	0.41
28:19:37:LEU:HB2	28:19:38:LYS:HG2	2.02	0.41
2:1E:20:GLU:HG3	2:1E:191:ASP:N	2.36	0.41
2:1E:36:ARG:C	2:1E:38:GLY:H	2.24	0.41
1:1G:485:G:O2'	1:1G:486:U:H6	2.03	0.41
1:1G:596:C:H2'	1:1G:597:G:H8	1.86	0.41
1:1G:4:U:H3'	1:1G:5:U:H5'	2.02	0.41
1:1G:728:A:H2'	1:1G:729:A:H8	1.83	0.41
1:1G:775:G:H2'	1:1G:776:G:O4'	2.20	0.41
26:1H:107:C:H2'	26:1H:108:U:H6	1.86	0.41
26:1H:128:C:H2'	26:1H:129:C:C6	2.56	0.41
26:1H:154:G:H2'	26:1H:155:C:C6	2.56	0.41
26:1H:1675:C:H2'	26:1H:1676:A:O4'	2.21	0.41
26:1H:174:C:H2'	26:1H:175:G:O4'	2.19	0.41
26:1H:1870:C:H2'	26:1H:1871:A:O4'	2.21	0.41
26:1H:17:G:H2'	26:1H:18:C:C6	2.56	0.41
26:1H:2356:C:H2'	26:1H:2357:U:O4'	2.20	0.41
26:1H:2704:C:H2'	26:1H:2705:A:C8	2.55	0.41
26:1H:2751:G:O2'	26:1H:2752:C:H5'	2.21	0.41
26:1H:760:G:C2'	26:1H:761:A:H5'	2.51	0.41
26:1H:818:G:H4'	26:1H:838:C:O3'	2.21	0.41

Continued on next page...

Continued from previous page...

Atom-1	Atom-2	Interatomic distance (Å)	Clash overlap (Å)
26:1H:931:G:C4	26:1H:933:A:C8	3.08	0.41
26:1H:960:A:C8	26:1H:962:G:C8	3.08	0.41
26:1H:993:G:H2'	26:1H:994:C:H6	1.86	0.41
10:1I:8:LEU:HD22	10:1I:96:ILE:HG22	2.02	0.41
27:1J:76:G:H2'	27:1J:77:U:O4'	2.20	0.41
29:21:31:CYS:HA	29:21:32:PRO:HD3	1.64	0.41
3:22:33:LEU:O	3:22:36:ASP:N	2.53	0.41
35:25:68:GLU:HB3	35:25:78:ARG:HB2	2.03	0.41
29:29:23:VAL:O	29:29:184:VAL:O	2.39	0.41
30:39:53:THR:HG22	30:39:56:GLU:OE1	2.21	0.41
4:3E:107:ARG:HD2	4:3E:107:ARG:HA	1.78	0.41
12:3I:28:LYS:HD2	12:3I:28:LYS:HA	1.77	0.41
24:3K:37:A:HO2'	24:3K:38:A:C4'	2.34	0.41
31:41:53:LEU:HG	31:41:90:LEU:HD21	2.02	0.41
6:52:8:ILE:HD12	6:52:8:ILE:N	2.36	0.41
34:58:40:PRO:HB3	41:C8:67:ALA:HB3	2.03	0.41
34:58:65:LYS:HE3	34:58:65:LYS:HB2	1.50	0.41
32:59:27:LYS:HD2	32:59:32:GLU:HG3	2.03	0.41
6:5E:42:GLU:O	6:5E:42:GLU:HG2	2.20	0.41
7:62:95:ARG:NH2	7:62:99:LEU:HD11	2.35	0.41
15:6A:76:GLU:HA	15:6A:79:ARG:HH11	1.85	0.41
7:6E:109:ASN:OD1	7:6E:119:ARG:NH2	2.49	0.41
7:6E:91:VAL:HG12	7:6E:95:ARG:HB3	2.02	0.41
8:7E:81:HIS:HB2	8:7E:138:TRP:CZ3	2.56	0.41
16:7I:17:TYR:CE2	16:7I:41:PRO:HG3	2.56	0.41
9:82:65:VAL:HG21	9:82:73:GLN:HB3	2.03	0.41
9:8E:13:ALA:HB2	9:8E:68:GLY:HA3	2.03	0.41
17:8I:52:LYS:HD2	17:8I:55:ASP:OD1	2.21	0.41
38:98:52:ILE:HB	38:98:94:TYR:HD2	1.86	0.41
18:9I:26:LEU:HD12	18:9I:29:PHE:CE1	2.56	0.41
39:A8:36:TYR:N	39:A8:36:TYR:HD1	2.18	0.41
40:B8:108:ARG:O	40:B8:111:ARG:HG2	2.20	0.41
20:BI:43:LEU:HA	20:BI:43:LEU:HD23	1.92	0.41
20:BI:56:MET:HE2	20:BI:56:MET:HB3	1.73	0.41
31:49:104:GLU:OE1	51:I5:23:GLU:HG2	2.21	0.41
48:J8:82:LEU:HD22	48:J8:82:LEU:H	1.86	0.41
50:L8:28:LEU:HA	50:L8:33:GLN:OE1	2.21	0.41
50:L8:4:LEU:O	50:L8:36:VAL:HA	2.21	0.41
52:N8:40:LYS:HG3	52:N8:47:PRO:HD2	2.02	0.41
28:11:165:ILE:H	28:11:165:ILE:HG12	1.44	0.41
2:12:207:ALA:O	2:12:211:ILE:HG13	2.21	0.41

Continued on next page...

Continued from previous page...

Atom-1	Atom-2	Interatomic distance (Å)	Clash overlap (Å)
2:12:219:VAL:HG23	2:12:222:ILE:HD11	2.03	0.41
2:12:5:ILE:HG12	2:12:6:THR:HG22	2.02	0.41
1:13:1091:U:C2	1:13:1095:U:N3	2.89	0.41
1:13:923:A:OP1	5:4E:21:ALA:HB2	2.21	0.41
1:13:963:G:H5'	58:13:1942:HOH:O	2.20	0.41
1:13:979:C:N4	58:13:1827:HOH:O	2.54	0.41
1:13:9:G:C2	1:13:26:A:C2	3.08	0.41
26:14:1420:U:HO2'	26:14:1421:G:P	2.44	0.41
26:14:1599:C:C4	26:14:1600:C:C5	3.08	0.41
26:14:1716:U:O2'	26:14:1717:G:H5'	2.20	0.41
26:14:2101:G:H2'	26:14:2102:U:O4'	2.20	0.41
26:14:2238:G:N3	26:14:2238:G:H2'	2.35	0.41
26:14:234:C:H2'	26:14:235:U:H6	1.85	0.41
26:14:2355:C:H5''	26:14:2356:C:OP2	2.21	0.41
26:14:2399:G:H2'	26:14:2400:G:O4'	2.21	0.41
26:14:2558:C:C4	26:14:2559:C:C5	3.09	0.41
26:14:2643:G:H2'	26:14:2644:G:O4'	2.21	0.41
26:14:2893:G:H5'	26:14:2894:G:OP1	2.21	0.41
26:14:536:A:H2'	26:14:537:C:C6	2.56	0.41
26:14:629:G:N1	26:14:634:C:N3	2.49	0.41
34:15:17:ASP:O	34:15:56:ASN:ND2	2.54	0.41
34:15:63:THR:H	34:15:63:THR:HG23	1.60	0.41
26:14:1568:G:H5'	28:19:60:ARG:HA	2.03	0.41
10:1A:50:ILE:H	10:1A:50:ILE:HD12	1.86	0.41
1:1G:1002:G:H22	1:1G:1038:C:N4	2.18	0.41
1:1G:1104:G:O3'	2:12:111:ARG:NH2	2.53	0.41
1:1G:1205:U:O2'	3:22:195:VAL:HG13	2.20	0.41
1:1G:1300:G:O2'	1:1G:1301:U:P	2.79	0.41
1:1G:735:C:H2'	1:1G:736:C:C6	2.56	0.41
26:1H:1001:A:C8	26:1H:1002:G:C8	3.09	0.41
26:1H:1041:C:H2'	26:1H:1042:G:C8	2.56	0.41
26:1H:1165:U:C2	26:1H:1166:C:C5	3.08	0.41
26:1H:117:G:C6	26:1H:119:A:C6	3.09	0.41
26:1H:1465:G:C6	26:1H:1466:G:C5	3.09	0.41
26:1H:1732:A:H2'	26:1H:1733:G:O4'	2.20	0.41
26:1H:1761:C:H42	26:1H:1762:A:H62	1.67	0.41
26:1H:188:G:H1	26:1H:208:C:N4	2.19	0.41
26:1H:234:C:C2	26:1H:235:U:C6	3.09	0.41
26:1H:511:U:C5	26:1H:512:G:C5	3.09	0.41
26:1H:802:A:P	58:1H:4587:HOH:O	2.77	0.41
26:1H:806:C:C2	26:1H:807:U:C5	3.09	0.41

Continued on next page...

Continued from previous page...

Atom-1	Atom-2	Interatomic distance (Å)	Clash overlap (Å)
26:1H:962:G:H2'	26:1H:963:U:H6	1.86	0.41
26:1H:963:U:H2'	26:1H:964:C:C6	2.56	0.41
26:1H:994:C:H5''	26:1H:995:C:OP1	2.21	0.41
26:1H:994:C:H2'	26:1H:994:C:O2	2.20	0.41
10:1I:33:GLN:O	10:1I:75:ILE:HG13	2.21	0.41
10:1I:57:LYS:CD	10:1I:60:ARG:HH12	2.31	0.41
22:1K:34:G:H5''	22:1K:35:A:OP2	2.21	0.41
22:1K:2:C:H2'	22:1K:3:C:C5	2.56	0.41
22:1L:23:A:H2'	22:1L:24:G:C8	2.54	0.41
29:21:15:PHE:HB3	40:B8:81:PRO:HG3	2.02	0.41
3:22:130:VAL:O	3:22:134:ILE:HG12	2.21	0.41
29:29:9:VAL:HG23	29:29:26:ILE:O	2.21	0.41
11:2A:40:ILE:HA	11:2A:40:ILE:HD13	1.68	0.41
3:2E:113:ALA:HB3	3:2E:114:PRO:HD3	2.02	0.41
11:2I:59:TYR:OH	11:2I:63:LEU:HD21	2.21	0.41
23:2K:19:G:C2	23:2K:59:A:C5	3.09	0.41
23:2K:41:C:O2'	23:2K:42:C:H5'	2.21	0.41
30:31:197:ASP:N	30:31:197:ASP:OD1	2.54	0.41
36:35:27:HIS:HB3	36:35:32:THR:HG23	2.02	0.41
36:35:60:MET:C	36:35:61:ARG:HG2	2.33	0.41
30:39:80:ALA:O	30:39:83:PHE:HB2	2.21	0.41
12:3I:53:ARG:HB3	12:3I:69:TYR:HE1	1.86	0.41
24:3L:15:G:C6	24:3L:48:C:N3	2.89	0.41
24:3L:18:G:H2'	24:3L:57:G:N2	2.36	0.41
24:3L:9:A:N6	24:3L:22:G:C8	2.89	0.41
24:3L:8:U:O2'	24:3L:9:A:H5''	2.21	0.41
31:41:61:ALA:HA	31:41:66:GLN:O	2.21	0.41
31:49:68:PRO:HB2	31:49:90:LEU:HD12	2.03	0.41
38:55:18:LEU:HD22	38:55:22:ARG:HG3	2.03	0.41
38:55:44:LEU:HA	38:55:44:LEU:HD23	1.83	0.41
38:55:74:LYS:CE	38:55:77:ARG:HH21	2.31	0.41
38:55:96:ARG:NH2	38:55:117:VAL:HG13	2.36	0.41
32:59:92:ILE:HD11	32:59:160:LYS:NZ	2.36	0.41
14:5A:41:ARG:O	14:5A:45:ARG:HB2	2.20	0.41
6:5E:44:GLY:HA2	6:5E:59:TYR:CZ	2.56	0.41
33:61:99:GLU:HG2	33:61:103:ARG:NH2	2.36	0.41
33:61:9:LEU:HA	33:61:9:LEU:HD12	1.86	0.41
35:68:88:ASN:HD21	35:68:92:GLU:HG3	1.86	0.41
1:13:338:A:P	35:68:97:ARG:HH12	2.43	0.41
15:6A:58:MET:HB2	15:6A:58:MET:HE2	1.93	0.41
8:72:54:ASP:N	8:72:54:ASP:OD1	2.53	0.41

Continued on next page...

Continued from previous page...

Atom-1	Atom-2	Interatomic distance (Å)	Clash overlap (Å)
8:72:78:GLN:H	8:72:78:GLN:HG2	1.47	0.41
8:7E:82:HIS:ND1	8:7E:138:TRP:CE2	2.89	0.41
16:7I:77:ALA:HB1	16:7I:79:VAL:HG23	2.03	0.41
9:82:53:VAL:C	9:82:55:ALA:H	2.24	0.41
37:88:1:MET:HB3	37:88:2:LEU:H	1.67	0.41
9:8E:15:ALA:HB2	9:8E:65:VAL:HG23	2.02	0.41
45:C5:15:VAL:HG12	45:C5:21:LYS:HA	2.03	0.41
45:C5:67:LEU:HA	45:C5:67:LEU:HD12	1.67	0.41
45:C5:77:PRO:O	45:C5:78:ALA:HB3	2.21	0.41
41:C8:90:VAL:O	41:C8:92:ARG:N	2.54	0.41
46:D5:155:LEU:O	46:D5:157:LEU:HD13	2.21	0.41
46:H8:7:ALA:HB3	46:H8:61:LEU:CB	2.51	0.41
47:I8:41:ARG:NE	47:I8:41:ARG:HA	2.33	0.41
54:L5:6:GLN:HA	54:L5:7:PRO:HD3	1.81	0.41
55:M5:32:LEU:HA	55:M5:32:LEU:HD12	1.74	0.41
55:M5:34:TRP:CD1	55:M5:35:GLN:N	2.86	0.41
53:O8:11:LEU:HD22	53:O8:26:ASN:HB3	2.03	0.41
2:12:19:HIS:HE1	2:12:206:ASP:HB2	1.86	0.41
1:13:1029:G:H1'	1:13:1032(A):G:H22	1.86	0.41
1:13:1124:G:H5'	10:I:35:SER:HB2	2.02	0.41
1:13:114:U:H2'	1:13:115:G:C8	2.56	0.41
1:13:1171:G:H2'	1:13:1172:C:C6	2.55	0.41
1:13:1291:G:H2'	1:13:1292:U:C6	2.56	0.41
1:13:1415:G:C6	1:13:1486:G:C6	3.09	0.41
1:13:502:G:C6	1:13:503:C:C4	3.09	0.41
1:13:587:G:C2	1:13:755:G:C5	3.09	0.41
1:13:875:C:O2'	8:7E:14:ARG:NH1	2.54	0.41
1:13:958:A:C6	1:13:959:A:C6	3.09	0.41
26:14:1056:G:H1'	26:14:1103:A:N6	2.36	0.41
26:14:1188:U:H2'	26:14:1189:A:H8	1.85	0.41
26:14:1537:C:H2'	26:14:1538:G:N9	2.36	0.41
26:14:1839:G:C8	26:14:1927:A:H1'	2.55	0.41
26:14:2116:G:C2	26:14:2117:A:N6	2.89	0.41
26:14:2208:U:H4'	28:19:151:LYS:HG2	2.02	0.41
26:14:2298:A:H61	26:14:2318:G:H2'	1.86	0.41
26:14:2507:C:H2'	26:14:2508:G:O4'	2.21	0.41
26:14:2637:U:C4	26:14:2638:G:C6	3.08	0.41
26:14:2720:U:C2	26:14:2721:A:C8	3.09	0.41
26:14:277:C:H5''	26:14:278:A:C8	2.55	0.41
26:14:494:G:OP1	43:A5:8:ARG:HD3	2.21	0.41
28:19:149:PRO:O	28:19:150:LYS:HB2	2.21	0.41

Continued on next page...

Continued from previous page...

Atom-1	Atom-2	Interatomic distance (Å)	Clash overlap (Å)
1:1G:1442:G:H2'	1:1G:1443:G:H5''	2.02	0.41
1:1G:15:G:H2'	1:1G:16:A:H8	1.87	0.41
1:1G:503:C:O5'	1:1G:503:C:H6	2.04	0.41
1:1G:626:U:C2	1:1G:627:G:C8	3.09	0.41
26:1H:1483:G:H2'	26:1H:1484:G:H8	1.85	0.41
26:1H:2028:U:H2'	26:1H:2029:G:O4'	2.21	0.41
26:1H:2473:U:O2'	26:1H:2474:C:H5'	2.21	0.41
26:1H:2702:U:C6	26:1H:2702:U:OP1	2.70	0.41
26:1H:51:G:H1'	26:1H:119:A:N1	2.36	0.41
26:1H:590:A:H2'	26:1H:591:C:C6	2.56	0.41
26:1H:638:G:H2'	26:1H:639:U:C6	2.55	0.41
26:1H:856:C:H5'	47:I8:27:GLU:OE2	2.21	0.41
26:1H:943:U:OP2	58:1H:4508:HOH:O	2.21	0.41
27:1J:33:G:N3	27:1J:50:G:N2	2.68	0.41
27:1J:44:G:O2'	27:1J:48:A:N6	2.54	0.41
22:1L:72:C:C2'	22:1L:73:A:H5''	2.51	0.41
26:1H:2788:C:P	29:21:61:ARG:HH22	2.43	0.41
23:2K:48:U:O2'	23:2K:49:C:OP2	2.26	0.41
30:31:125:LEU:HA	30:31:125:LEU:HD23	1.80	0.41
30:31:78:ILE:HA	30:31:83:PHE:CE2	2.56	0.41
30:39:107:LYS:HD3	30:39:107:LYS:HA	1.56	0.41
30:39:78:ILE:HA	30:39:83:PHE:CE2	2.52	0.41
24:3L:58:A:H1'	24:3L:60:U:C5	2.56	0.41
31:41:36:LYS:HG2	31:41:38:VAL:HG23	2.02	0.41
5:42:42:GLY:HA3	5:42:66:MET:HA	2.02	0.41
37:45:70:PRO:HA	37:45:94:VAL:O	2.20	0.41
13:4A:29:ARG:HD3	13:4A:64:TRP:CE3	2.55	0.41
25:4K:23:A:H3'	25:4K:24:A:H8	1.83	0.41
34:58:42:TRP:HA	34:58:48:MET:CE	2.51	0.41
33:61:4:ILE:HD11	33:61:44:LEU:HD12	2.03	0.41
15:6A:10:LYS:HD2	15:6A:10:LYS:HA	1.92	0.41
16:7I:26:ARG:HE	16:7I:31:LYS:HB3	1.86	0.41
16:7I:74:LEU:HD23	16:7I:74:LEU:HA	1.87	0.41
16:7I:83:GLU:HB3	16:7I:84:ALA:H	1.52	0.41
9:82:10:ARG:HD3	9:82:75:ASP:HB3	2.03	0.41
9:82:3:GLN:O	9:82:4:TYR:HD1	2.04	0.41
37:88:52:VAL:HG13	37:88:56:ARG:HG2	2.03	0.41
37:88:85:LYS:HG3	37:88:86:GLY:N	2.36	0.41
17:8I:48:GLU:O	17:8I:50:LYS:N	2.54	0.41
42:95:87:HIS:HE1	42:95:89:GLN:HB2	1.83	0.41
43:A5:29:LEU:HD21	43:A5:33:ARG:HH21	1.85	0.41

Continued on next page...

Continued from previous page...

Atom-1	Atom-2	Interatomic distance (Å)	Clash overlap (Å)
43:A5:57:ASN:HA	43:A5:61:ASN:HD22	1.85	0.41
39:A8:58:LEU:HD12	39:A8:68:GLN:OE1	2.21	0.41
19:AI:40:ILE:HG23	19:AI:67:VAL:O	2.21	0.41
20:BA:13:LEU:HD12	20:BA:13:LEU:HA	1.70	0.41
46:D5:103:ARG:NE	46:D5:136:PHE:HB3	2.36	0.41
46:D5:151:HIS:HB2	46:D5:154:ASP:CG	2.42	0.41
46:H8:128:VAL:HG22	46:H8:129:SER:O	2.20	0.41
46:H8:44:PHE:CD1	46:H8:44:PHE:C	2.94	0.41
46:H8:69:THR:HA	46:H8:89:PHE:O	2.21	0.41
36:35:62:LEU:CD1	55:M5:30:ARG:HH21	2.34	0.41
51:M8:40:HIS:HA	51:M8:44:THR:O	2.22	0.41
55:Q8:30:ARG:NH1	55:Q8:30:ARG:CG	2.76	0.41
1:13:1183:A:O2'	1:13:1184:G:OP1	2.32	0.40
1:13:1498:U:C4	25:4K:17:U:H5''	2.56	0.40
1:13:247:G:O6	1:13:278:G:C6	2.74	0.40
1:13:726:C:H2'	1:13:727:G:H8	1.85	0.40
26:14:1142:U:H5''	26:14:1142(A):A:C8	2.56	0.40
26:14:2207:C:O2	28:19:151:LYS:NZ	2.52	0.40
26:14:2439:A:H4'	26:14:2440:C:O5'	2.20	0.40
26:14:430:G:H5''	26:14:431:U:OP2	2.21	0.40
26:14:631:A:O2'	36:35:67:MET:HB3	2.21	0.40
26:14:674:G:H1'	30:39:74:ARG:HD3	2.03	0.40
26:14:686:G:C8	54:L5:7:PRO:HA	2.57	0.40
26:14:686:G:O6	54:L5:12:ARG:HG3	2.21	0.40
21:1B:6:ARG:HD3	21:1B:15:ARG:NH2	2.36	0.40
2:1E:176:GLU:O	2:1E:180:LEU:HG	2.21	0.40
2:1E:97:TRP:CZ3	2:1E:172:ILE:HD12	2.57	0.40
21:1F:6:ARG:O	21:1F:12:LYS:HD2	2.21	0.40
1:1G:1084:G:H5'	1:1G:1102:A:OP2	2.21	0.40
1:1G:1137:C:H1'	1:1G:1138:G:C2	2.56	0.40
1:1G:1306:A:C6	1:1G:1307:U:C2	3.09	0.40
1:1G:167:G:C4	1:1G:168:G:C8	3.09	0.40
1:1G:376:G:O2'	1:1G:377:G:H5'	2.21	0.40
1:1G:38:G:N2	1:1G:397:A:C4	2.90	0.40
26:1H:104:U:C5	26:1H:105:C:C5	3.09	0.40
26:1H:754:C:H4'	26:1H:1272:A:N6	2.37	0.40
26:1H:1523:U:H2'	26:1H:1524:G:O4'	2.21	0.40
26:1H:1556:C:H2'	26:1H:1557:C:H6	1.86	0.40
26:1H:1803:A:H61	26:1H:1814:G:H1'	1.85	0.40
26:1H:2075:U:C4	26:1H:2238:G:C6	3.09	0.40
26:1H:568:U:OP1	36:78:36:LYS:HE3	2.21	0.40

Continued on next page...

Continued from previous page...

Atom-1	Atom-2	Interatomic distance (Å)	Clash overlap (Å)
26:1H:826:U:H2'	26:1H:828:U:O4'	2.21	0.40
26:1H:858:U:O2	26:1H:2268:A:H2'	2.21	0.40
22:1L:18:G:O2'	22:1L:19:G:P	2.79	0.40
23:2L:14:A:H2'	23:2L:15:G:H5'	2.02	0.40
23:2L:30:G:N2	23:2L:42:C:O2	2.46	0.40
4:32:39:PRO:O	4:32:44:GLY:HA3	2.21	0.40
30:39:170:LEU:HA	30:39:171:PRO:HD3	1.92	0.40
24:3L:69:G:N1	24:3L:70:G:C6	2.89	0.40
37:45:69:PHE:HA	37:45:70:PRO:HD2	1.68	0.40
13:4I:40:ASN:HA	13:4I:41:PRO:HD3	1.96	0.40
26:1H:2744:G:N2	32:51:143:GLN:OE1	2.53	0.40
32:51:6:ARG:HG2	32:51:66:GLY:CA	2.51	0.40
34:58:111:PRO:HA	34:58:114:ARG:NH1	2.35	0.40
32:59:94:TYR:CD1	32:59:94:TYR:N	2.89	0.40
6:5E:18:GLN:O	6:5E:21:LEU:HB2	2.21	0.40
33:61:57:ARG:O	33:61:61:ARG:HB2	2.21	0.40
33:61:63:ALA:O	33:61:67:ARG:HD3	2.21	0.40
39:65:15:ARG:HD2	39:65:25:ARG:HH21	1.85	0.40
15:6A:82:ILE:HD13	15:6A:88:ARG:HB2	2.01	0.40
15:6I:26:GLU:H	15:6I:26:GLU:HG2	1.47	0.40
9:82:83:ARG:O	9:82:87:GLN:HB2	2.20	0.40
37:88:136:ALA:HB2	46:H8:52:SER:HB2	2.02	0.40
39:A8:67:ARG:O	39:A8:71:ARG:HG3	2.21	0.40
40:B8:55:ASN:N	40:B8:59:THR:HB	2.35	0.40
40:B8:62:THR:CG2	40:B8:75:ILE:HG12	2.50	0.40
20:BA:58:LYS:HD3	20:BA:58:LYS:O	2.21	0.40
46:D5:114:GLY:HA2	46:D5:174:VAL:HG11	2.04	0.40
46:D5:7:ALA:O	46:D5:8:TYR:CD2	2.75	0.40
26:1H:1225:C:O2'	42:D8:85:LYS:HA	2.21	0.40
43:E8:9:TYR:CD1	43:E8:102:HIS:HE1	2.39	0.40
43:E8:29:LEU:O	43:E8:29:LEU:HD12	2.20	0.40
49:G5:20:GLU:O	49:G5:24:LEU:HB2	2.21	0.40
46:H8:25:PRO:O	46:H8:85:HIS:HA	2.21	0.40
48:J8:58:ILE:HG23	48:J8:87:PRO:HG3	2.04	0.40
36:78:49:ARG:NE	55:Q8:57:ARG:HG2	2.35	0.40
28:11:69:ARG:NH2	28:11:130:ALA:H	2.19	0.40
1:13:1170:A:C8	1:13:1171:G:C8	3.09	0.40
1:13:1285:A:H4'	1:13:1286:A:O5'	2.21	0.40
1:13:272:C:C2	1:13:273:A:C8	3.08	0.40
1:13:338:A:C6	1:13:339:C:C4	3.09	0.40
1:13:465:A:N7	1:13:467:G:C5	2.89	0.40

Continued on next page...

Continued from previous page...

Atom-1	Atom-2	Interatomic distance (Å)	Clash overlap (Å)
1:13:658:G:C6	1:13:659:U:C4	3.08	0.40
1:13:868:C:H2'	1:13:869:G:O4'	2.20	0.40
1:13:940:C:H2'	1:13:941:G:C8	2.56	0.40
26:14:1019:U:O2'	26:14:1021:A:H2	2.04	0.40
26:14:1249:U:H2'	26:14:1249:U:O2	2.21	0.40
26:14:144:C:C2	26:14:145:G:C8	3.09	0.40
26:14:1614:A:H2	58:14:3409:HOH:O	2.02	0.40
26:14:1668:A:H4'	26:14:1669:A:O5'	2.21	0.40
26:14:2187:G:H2'	26:14:2188:C:O4'	2.20	0.40
26:14:2287:A:C4	26:14:2289:G:C8	3.09	0.40
26:14:2303:G:O2'	31:49:132:ASN:ND2	2.48	0.40
26:14:2327:A:H2'	26:14:2328:A:H8	1.81	0.40
26:14:2607:G:H2'	26:14:2608:G:O4'	2.21	0.40
26:14:2660:A:H2'	26:14:2661:G:O4'	2.21	0.40
26:14:2881:C:C4	26:14:2882:A:N7	2.89	0.40
26:14:513:A:C2	26:14:514:A:C8	3.10	0.40
26:14:675:A:C8	26:14:804:A:C6	3.09	0.40
26:14:827:U:H4'	26:14:828:U:O2	2.21	0.40
34:15:121:LYS:HB3	34:15:123:TYR:HE1	1.86	0.40
34:15:16:ILE:HG21	34:15:26:LEU:HD11	2.03	0.40
28:19:264:LYS:HA	28:19:265:PRO:HD2	1.95	0.40
10:1A:33:GLN:HB3	10:1A:75:ILE:HG12	2.04	0.40
1:1G:1055:A:N6	1:1G:1056:U:O2	2.55	0.40
1:1G:109:A:H2'	1:1G:326:G:N2	2.37	0.40
1:1G:1141:C:C2	1:1G:1142:G:C8	3.09	0.40
1:1G:328:C:H4'	1:1G:329:A:C5'	2.51	0.40
1:1G:526:C:C4	1:1G:527:G:H1'	2.56	0.40
26:1H:14:A:O5'	26:1H:14:A:H8	2.02	0.40
26:1H:1640:C:H2'	26:1H:1641:A:C8	2.57	0.40
26:1H:15:G:C4	26:1H:16:G:C8	3.09	0.40
26:1H:1784:A:H4'	26:1H:1785:A:O5'	2.22	0.40
26:1H:2035:G:P	58:1H:3793:HOH:O	2.74	0.40
26:1H:2244:U:H2'	26:1H:2245:U:O4'	2.21	0.40
26:1H:1663:C:O2'	26:1H:2686:G:H4'	2.21	0.40
26:1H:309:G:O2'	26:1H:329:G:C8	2.73	0.40
26:1H:46:C:OP2	26:1H:215:G:H2'	2.21	0.40
26:1H:447:A:C4	26:1H:473:G:N7	2.90	0.40
26:1H:489:G:H2'	26:1H:489:G:N3	2.36	0.40
26:1H:637:A:O5'	36:78:116:GLY:HA3	2.22	0.40
10:1I:5:ARG:HB2	10:1I:73:ASP:OD1	2.22	0.40
10:1I:76:ASN:HA	10:1I:77:PRO:HD2	1.92	0.40

Continued on next page...

Continued from previous page...

Atom-1	Atom-2	Interatomic distance (Å)	Clash overlap (Å)
27:1J:13:A:O2'	27:1J:14:U:H3'	2.20	0.40
27:1J:68:C:O5'	27:1J:68:C:H6	2.04	0.40
29:29:26:ILE:HG23	29:29:26:ILE:HD12	1.74	0.40
29:29:5:LEU:HB2	29:29:51:PHE:CG	2.56	0.40
11:2A:40:ILE:HG23	11:2A:75:TYR:CD2	2.56	0.40
23:2L:38:A:H2'	23:2L:39:A:O4'	2.21	0.40
30:31:206:ILE:HG21	30:31:206:ILE:HD13	1.86	0.40
36:35:124:LYS:HA	36:35:143:GLY:O	2.22	0.40
36:35:39:LYS:CB	36:35:45:LEU:HD21	2.51	0.40
12:3I:113:ARG:O	12:3I:114:LYS:HD2	2.21	0.40
31:41:181:ARG:HH11	31:41:181:ARG:HB3	1.86	0.40
5:42:76:ILE:O	5:42:93:PRO:HB3	2.21	0.40
1:1G:1329:A:H5''	13:4A:25:ILE:O	2.21	0.40
1:1G:1310:G:C5'	13:4A:77:ASN:HD21	2.27	0.40
1:13:1503:A:O2'	25:4K:13:A:C6	2.67	0.40
32:51:88:LEU:HB3	32:51:130:ARG:HG2	2.03	0.40
38:55:28:LEU:HA	38:55:28:LEU:HD23	1.78	0.40
6:5E:97:PHE:N	18:9I:30:ASP:OD1	2.53	0.40
33:69:62:LYS:HE2	33:69:133:HIS:ND1	2.35	0.40
33:69:99:GLU:HG3	33:69:99:GLU:H	1.60	0.40
8:72:34:GLU:HB3	8:72:118:VAL:HG21	2.04	0.40
35:25:76:ALA:HB3	40:75:75:ILE:HD12	2.03	0.40
16:7I:15:PRO:HD2	16:7I:42:ARG:HD3	2.03	0.40
41:85:91:ASP:OD1	41:85:96:ALA:HB2	2.22	0.40
9:8E:10:ARG:NE	9:8E:105:ASP:OD2	2.54	0.40
9:8E:20:ARG:HA	9:8E:21:PRO:HD3	1.95	0.40
42:95:75:PHE:HE1	42:95:81:TYR:CE1	2.38	0.40
42:95:80:GLN:CD	42:95:81:TYR:H	2.24	0.40
38:98:96:ARG:NH2	38:98:118:GLU:H	2.20	0.40
44:B5:26:TYR:OH	44:B5:88:LYS:HB2	2.21	0.40
20:BA:56:MET:HE2	20:BA:56:MET:HB3	2.00	0.40
50:H5:17:LYS:NZ	50:H5:21:ALA:HB2	2.35	0.40
46:H8:126:VAL:HA	46:H8:164:ALA:N	2.36	0.40
48:J8:11:ARG:HH11	48:J8:11:ARG:HD2	1.75	0.40
48:J8:91:LYS:HA	48:J8:91:LYS:HZ3	1.86	0.40
55:M5:59:LYS:C	55:M5:60:LEU:HG	2.41	0.40
53:O8:15:GLU:CG	53:O8:16:CYS:N	2.84	0.40
26:1H:1612:C:O3'	54:P8:5:TRP:HB3	2.21	0.40
28:11:133:LEU:HD23	28:11:133:LEU:HA	1.87	0.40
1:13:1133:G:H2'	1:13:1134:G:C8	2.56	0.40
1:13:291:C:C2	1:13:310:G:C2	3.10	0.40

Continued on next page...

Continued from previous page...

Atom-1	Atom-2	Interatomic distance (Å)	Clash overlap (Å)
1:13:324:G:N2	1:13:326:G:H3'	2.37	0.40
1:13:339:C:H2'	1:13:340:U:C6	2.56	0.40
1:13:435:C:H2'	1:13:436:C:C6	2.55	0.40
1:13:721:G:N1	1:13:733:A:C2	2.89	0.40
26:14:1109:C:H2'	26:14:1110:G:N9	2.36	0.40
26:14:1190:G:O2'	26:14:1191:G:H5'	2.21	0.40
26:14:1299:G:OP1	58:14:4092:HOH:O	2.22	0.40
26:14:1467:C:H2'	26:14:1468:C:C6	2.52	0.40
26:14:1480:G:C6	26:14:1482:U:N3	2.90	0.40
26:14:1826:G:H2'	26:14:1827:C:H6	1.85	0.40
26:14:1846:G:H5''	26:14:1847:A:OP2	2.22	0.40
26:14:2288:A:H8	26:14:2288:A:O5'	2.03	0.40
26:14:2493:U:H2'	26:14:2494:G:O4'	2.21	0.40
26:14:2582:G:C2	26:14:2583:G:C8	3.09	0.40
26:14:2679:A:H2'	26:14:2680:C:O4'	2.21	0.40
26:14:2782:G:OP2	58:14:3788:HOH:O	2.22	0.40
26:14:353:G:H2'	26:14:354:G:H8	1.83	0.40
26:14:363:G:H2'	26:14:363(A):A:O4'	2.20	0.40
26:14:384:U:H2'	26:14:385:C:C6	2.55	0.40
26:14:415:A:H2'	26:14:416:C:C6	2.57	0.40
26:14:455:C:N3	26:14:473:G:H5'	2.36	0.40
28:19:181:GLU:HA	28:19:272:ALA:HB1	2.02	0.40
2:1E:200:ILE:O	2:1E:201:ILE:HD13	2.22	0.40
1:1G:1354:C:H6	1:1G:1354:C:O5'	2.04	0.40
1:1G:407:G:C2	1:1G:436:C:C2	3.09	0.40
1:1G:861:G:N2	1:1G:872:A:H2	2.18	0.40
1:1G:983:A:N3	1:1G:983:A:H3'	2.35	0.40
26:1H:1110:G:O2'	26:1H:1111:A:C8	2.71	0.40
26:1H:749:C:C4	26:1H:1618:A:C2	3.09	0.40
26:1H:2053:G:N2	26:1H:2054:A:C4	2.90	0.40
26:1H:2117:A:H2'	26:1H:2118:U:C6	2.56	0.40
26:1H:230:U:H6	26:1H:230:U:OP2	2.03	0.40
26:1H:2829:C:C2'	26:1H:2830:G:H5''	2.52	0.40
26:1H:792:G:OP1	26:1H:792:G:H3'	2.21	0.40
27:1J:57:A:H8	27:1J:57:A:O5'	2.03	0.40
29:29:171:GLU:OE2	29:29:185:LYS:HE2	2.21	0.40
1:13:1111:A:N1	3:2E:177:THR:HG23	2.36	0.40
3:2E:40:ARG:HG3	3:2E:40:ARG:NH1	2.36	0.40
3:2E:19:GLU:HG3	3:2E:54:ARG:CZ	2.51	0.40
3:2E:62:ASP:N	3:2E:62:ASP:OD1	2.53	0.40
3:2E:8:ILE:HG22	3:2E:9:GLY:N	2.37	0.40

Continued on next page...

Continued from previous page...

Atom-1	Atom-2	Interatomic distance (Å)	Clash overlap (Å)
4:32:18:LYS:HG2	4:32:20:TYR:CD1	2.57	0.40
36:35:85:LEU:HA	36:35:88:LEU:CB	2.41	0.40
12:3I:53:ARG:HG3	12:3I:93:LEU:HD21	2.02	0.40
1:1G:1226:C:H2'	13:4A:103:THR:HB	2.03	0.40
6:52:10:LEU:HB2	6:52:59:TYR:HB3	2.03	0.40
34:58:10:GLU:HA	34:58:11:PRO:HD3	1.96	0.40
7:62:150:ALA:HB2	11:2A:50:TYR:OH	2.22	0.40
7:6E:95:ARG:HE	7:6E:95:ARG:HB3	1.69	0.40
15:6I:4:THR:OG1	15:6I:7:GLU:HB2	2.21	0.40
8:72:17:THR:HG22	8:72:78:GLN:HE21	1.86	0.40
16:7A:50:LYS:HG2	16:7A:51:VAL:N	2.36	0.40
8:7E:75:ARG:HB2	8:7E:75:ARG:HE	1.48	0.40
37:88:77:LYS:HA	37:88:78:PRO:HD3	1.92	0.40
42:95:71:LEU:HD13	42:95:71:LEU:HA	1.77	0.40
42:95:15:GLU:O	42:95:96:ILE:HB	2.21	0.40
43:A5:12:ILE:HG13	43:A5:42:ARG:NH1	2.37	0.40
1:13:1312:G:H5'	19:AI:6:LYS:HD2	2.03	0.40
40:B8:9:LEU:HD23	40:B8:9:LEU:HA	1.94	0.40
20:BI:16:HIS:O	20:BI:19:SER:HB2	2.21	0.40
46:D5:126:VAL:HG12	46:D5:163:LEU:HB3	2.03	0.40
48:F5:97:LEU:O	48:F5:98:LEU:HD23	2.21	0.40
49:K8:51:ARG:NH1	49:K8:55:ARG:HH12	2.19	0.40
51:M8:15:ILE:HB	51:M8:32:TYR:HD1	1.86	0.40
13:4I:77:ASN:OD1	51:M8:55:ARG:HD2	2.21	0.40
55:Q8:33:ASN:HA	55:Q8:34:TRP:CD1	2.57	0.40
2:12:119:GLU:HA	2:12:122:PHE:CD2	2.57	0.40
2:12:171:ALA:HA	2:12:174:VAL:HG23	2.04	0.40
1:13:1006:C:H2'	1:13:1007:C:H5''	2.03	0.40
1:13:1024:G:H2'	1:13:1025:U:C6	2.56	0.40
1:13:12:U:O2'	1:13:526:C:H4'	2.22	0.40
1:13:1396:A:O4'	1:13:1398:A:H1'	2.21	0.40
1:13:1467:G:H8	1:13:1467:G:O5'	2.04	0.40
1:13:669:U:N3	1:13:670:G:N7	2.69	0.40
1:13:67:C:H2'	1:13:68:G:C8	2.57	0.40
1:13:883:C:O2'	1:13:884:U:H5'	2.20	0.40
26:14:1096:A:C5	26:14:1097:U:H1'	2.56	0.40
26:14:1562:A:H2'	26:14:1563:G:O4'	2.21	0.40
26:14:1952:A:H5''	26:14:1953:A:OP2	2.21	0.40
26:14:2086:U:H2'	26:14:2087:G:C8	2.56	0.40
26:14:2124:G:H2'	26:14:2125:G:H5'	2.03	0.40
26:14:2133:G:O2'	26:14:2158:A:N6	2.55	0.40

Continued on next page...

Continued from previous page...

Atom-1	Atom-2	Interatomic distance (Å)	Clash overlap (Å)
26:14:2331:G:O3'	47:E5:43:THR:HG22	2.21	0.40
26:14:2495:G:H2'	26:14:2496:C:C6	2.55	0.40
26:14:2520:C:H41	26:14:2542:A:N6	2.19	0.40
26:14:2586:C:H2'	26:14:2587:A:H5'	2.03	0.40
26:14:265:A:H1'	26:14:266:G:O4'	2.22	0.40
26:14:370:G:H8	26:14:370:G:O5'	2.04	0.40
28:19:267:SER:C	28:19:269:PHE:H	2.23	0.40
2:1E:135:GLN:O	2:1E:139:LYS:HB2	2.22	0.40
2:1E:17:PHE:HB2	2:1E:42:ILE:HG22	2.03	0.40
2:1E:88:ALA:HB2	2:1E:219:VAL:HG13	2.04	0.40
1:1G:1054:C:O2'	1:1G:1055:A:O5'	2.38	0.40
1:1G:1192:C:N4	1:1G:1193:G:C2	2.90	0.40
1:1G:1413:A:H2'	1:1G:1414:U:O4'	2.21	0.40
1:1G:233:C:H2'	1:1G:234:C:H6	1.87	0.40
1:1G:25:C:H2'	1:1G:26:A:C8	2.55	0.40
1:1G:641:U:O3'	1:1G:642:A:H8	2.05	0.40
26:1H:1791:A:H4'	28:11:206:LEU:HB2	2.04	0.40
26:1H:1831:G:C4	26:1H:1975:G:N2	2.89	0.40
1:13:1517:G:H1'	26:1H:1919:A:O3'	2.21	0.40
26:1H:1993:U:H4'	29:21:128:SER:HB2	2.03	0.40
26:1H:248:G:C2	26:1H:2431:U:H4'	2.56	0.40
26:1H:2744:G:C8	26:1H:2755:C:C6	3.10	0.40
26:1H:2870:C:H5''	38:98:65:LEU:HD21	2.02	0.40
26:1H:374:A:C8	26:1H:375:C:C5	3.10	0.40
26:1H:55:G:C2	26:1H:116:C:C2	3.09	0.40
26:1H:910:A:C6	26:1H:911:A:C6	3.09	0.40
35:25:7:TYR:HE1	35:25:20:MET:CE	2.35	0.40
35:25:16:ALA:HB2	35:25:52:VAL:CG1	2.51	0.40
29:29:88:GLY:HA2	29:29:89:ASP:HA	1.15	0.40
3:2E:150:LYS:HD3	3:2E:152:ILE:HD11	2.04	0.40
3:2E:195:VAL:C	3:2E:196:LEU:HD23	2.42	0.40
3:2E:87:LEU:O	3:2E:90:GLU:N	2.54	0.40
23:2K:9:G:H21	23:2K:47:7MG:C5'	2.34	0.40
4:32:199:ASN:C	4:32:201:GLN:H	2.25	0.40
4:32:8:VAL:HG12	4:32:21:LEU:HD12	2.03	0.40
12:3A:69:TYR:CG	12:3A:90:VAL:HG21	2.56	0.40
4:3E:89:THR:N	4:3E:92:VAL:HG23	2.36	0.40
31:41:16:ARG:NH1	31:41:31:VAL:HG22	2.37	0.40
37:45:59:ARG:O	37:45:60:ARG:HG3	2.22	0.40
37:45:85:LYS:HG2	37:45:86:GLY:N	2.32	0.40
32:51:124:GLU:O	32:51:126:PRO:HD3	2.22	0.40

Continued on next page...

Continued from previous page...

Atom-1	Atom-2	Interatomic distance (Å)	Clash overlap (Å)
32:59:125:VAL:HG22	32:59:126:PRO:HA	2.04	0.40
7:62:94:ARG:O	7:62:97:GLN:HB3	2.22	0.40
35:68:106:LEU:HD23	35:68:106:LEU:HA	1.67	0.40
1:1G:878:G:H5'	8:72:89:PRO:HG2	2.04	0.40
35:25:119:PRO:HB2	40:75:68:TYR:CE2	2.56	0.40
36:78:135:LEU:HA	36:78:135:LEU:HD23	1.73	0.40
26:1H:252:G:P	36:78:50:ARG:HH12	2.44	0.40
16:7I:82:GLN:H	16:7I:82:GLN:HG2	1.65	0.40
41:85:57:PHE:HD1	41:85:57:PHE:HA	1.81	0.40
37:88:17:LEU:HD13	37:88:39:PRO:HB2	2.03	0.40
9:8E:112:LYS:HD3	9:8E:117:HIS:O	2.22	0.40
18:9A:19:LYS:HG3	18:9A:20:ALA:H	1.87	0.40
18:9I:73:ALA:HB3	18:9I:79:LEU:HD12	2.04	0.40
43:A5:65:LEU:HA	43:A5:65:LEU:HD23	1.94	0.40
20:BA:59:ALA:O	20:BA:62:LEU:N	2.55	0.40
20:BA:97:ALA:HA	20:BA:98:PRO:HD3	1.81	0.40
45:C5:75:ILE:O	45:C5:76:CYS:HB3	2.21	0.40
41:C8:69:CYS:HB3	41:C8:74:LEU:CD1	2.50	0.40
2:12:101:MET:O	2:12:105:PHE:HB2	2.22	0.40
1:13:1118:C:O4'	1:13:1179:A:H1'	2.21	0.40
1:13:277:C:H2'	1:13:278:G:H8	1.87	0.40
1:13:750:G:C2	1:13:751:U:C5	3.09	0.40
1:13:814:A:C8	1:13:816:A:C4	3.09	0.40
26:14:1032:A:N1	26:14:1122:G:O6	2.54	0.40
26:14:1149:G:C2	26:14:1150:C:N3	2.89	0.40
26:14:1260:G:H2'	26:14:1261:C:C6	2.56	0.40
26:14:1432:C:H2'	26:14:1433:U:O4'	2.22	0.40
26:14:1519:G:C6	26:14:1520:U:C4	3.09	0.40
26:14:172:C:H2'	26:14:173:G:C8	2.54	0.40
26:14:2244:U:O5'	26:14:2244:U:H6	2.04	0.40
26:14:827:U:O2	26:14:2246:G:H4'	2.21	0.40
26:14:2298:A:N6	26:14:2318:G:H2'	2.36	0.40
26:14:1954:G:N3	26:14:2551:C:H5''	2.37	0.40
26:14:2705:A:H2'	26:14:2706:G:O4'	2.21	0.40
26:14:2766:G:C2	26:14:2767:C:C6	3.09	0.40
26:14:2862:G:C6	26:14:2863:C:C4	3.09	0.40
26:14:29:U:O2'	26:14:30:G:H5'	2.21	0.40
27:16:12:C:N3	47:I8:74:ARG:NH1	2.70	0.40
28:19:206:LEU:HD23	28:19:206:LEU:HA	1.80	0.40
28:19:182:LEU:H	28:19:272:ALA:CB	2.34	0.40
1:1G:1122:U:N3	1:1G:1123:A:N7	2.69	0.40

Continued on next page...

Continued from previous page...

Atom-1	Atom-2	Interatomic distance (Å)	Clash overlap (Å)
1:1G:1182:G:H5'	1:1G:1183:A:C5'	2.48	0.40
1:1G:1246:C:H2'	1:1G:1247:U:H6	1.86	0.40
1:1G:147:G:C2	1:1G:148:G:C8	3.09	0.40
1:1G:474:G:H2'	1:1G:475:G:C8	2.56	0.40
1:1G:520:A:OP2	12:3A:51:ALA:HB1	2.22	0.40
1:1G:649:G:H2'	1:1G:650:G:C8	2.54	0.40
26:1H:1087:G:O6	26:1H:1089:G:N2	2.54	0.40
26:1H:123:G:O6	26:1H:128:C:N3	2.55	0.40
26:1H:1519:G:C2'	26:1H:1520:U:H5'	2.52	0.40
26:1H:1972:A:H2'	26:1H:1973:G:C8	2.56	0.40
26:1H:2082:A:H2'	26:1H:2083:G:O4'	2.20	0.40
26:1H:2335:A:N7	26:1H:2337:G:C5	2.90	0.40
26:1H:2549:G:H5''	26:1H:2549:G:C8	2.57	0.40
26:1H:2726:U:H5'	26:1H:2726:U:O2	2.21	0.40
26:1H:336:C:H5''	45:G8:6:HIS:CD2	2.55	0.40
26:1H:533:G:H5'	41:C8:24:TYR:CE1	2.56	0.40
26:1H:598:G:H2'	26:1H:599:G:O4'	2.21	0.40
26:1H:880:G:H22	26:1H:897:C:N4	2.20	0.40
3:22:155:GLY:O	3:22:157:ILE:HG13	2.22	0.40
29:29:152:LYS:HG3	34:15:77:GLY:O	2.21	0.40
29:29:37:ARG:HD2	29:29:80:GLU:OE2	2.21	0.40
30:31:101:LEU:HA	30:31:101:LEU:HD22	1.64	0.40
4:32:153:ARG:HA	4:32:153:ARG:HD3	1.72	0.40
12:3A:71:PRO:O	12:3A:102:ARG:NH1	2.50	0.40
24:3K:21:A:H61	24:3K:46:G:H2'	1.86	0.40
31:49:122:PRO:O	31:49:125:PHE:HD2	2.04	0.40
13:4A:4:ILE:HG12	13:4A:5:ALA:N	2.34	0.40
5:4E:37:ARG:HH12	5:4E:111:GLU:HB3	1.87	0.40
14:5I:47:LEU:HA	14:5I:47:LEU:HD23	1.84	0.40
26:1H:270(O):U:H3	33:61:52:ARG:HH21	1.69	0.40
39:65:39:ILE:HA	39:65:39:ILE:HD13	1.91	0.40
33:69:111:PRO:O	33:69:112:LYS:C	2.60	0.40
33:69:58:LEU:O	33:69:61:ARG:N	2.54	0.40
7:6E:45:ASP:OD1	7:6E:48:LYS:NZ	2.52	0.40
36:78:122:PRO:HA	36:78:142:GLY:N	2.36	0.40
8:7E:39:LEU:HB3	8:7E:45:ILE:CD1	2.52	0.40
9:82:47:LEU:HB2	9:82:50:LEU:HD12	2.02	0.40
9:82:53:VAL:N	9:82:95:LYS:HZ1	2.20	0.40
9:82:99:LEU:HB3	9:82:101:PHE:HD1	1.82	0.40
9:8E:97:LYS:HA	9:8E:97:LYS:HD2	1.91	0.40
38:98:2:ARG:O	38:98:5:LYS:HB2	2.22	0.40

Continued on next page...

Continued from previous page...

Atom-1	Atom-2	Interatomic distance (Å)	Clash overlap (Å)
38:98:81:ASP:O	38:98:85:PRO:HG2	2.22	0.40
43:A5:75:TYR:CZ	43:A5:104:THR:HG21	2.56	0.40
39:A8:25:ARG:HH12	39:A8:42:ASP:CG	2.25	0.40
40:B8:85:LYS:HE3	40:B8:87:ASP:OD2	2.20	0.40
20:BA:84:LEU:HD23	20:BA:84:LEU:HA	1.92	0.40
45:C5:42:VAL:O	45:C5:65:ALA:N	2.45	0.40
46:D5:104:PHE:O	46:D5:105:VAL:HB	2.21	0.40
46:D5:24:LEU:HA	46:D5:25:PRO:HD3	1.96	0.40
42:D8:83:ARG:HD3	42:D8:83:ARG:HA	1.82	0.40
47:E5:27:GLU:HG3	47:E5:68:GLU:HA	2.03	0.40
44:F8:89:ILE:O	44:F8:93:GLU:HG2	2.22	0.40
49:G5:27:GLU:O	49:G5:31:GLU:HG3	2.22	0.40
46:H8:100:VAL:HG21	46:H8:134:PRO:HG2	2.03	0.40
52:J5:4:HIS:O	52:J5:6:VAL:HG23	2.21	0.40
26:1H:95:G:O2'	49:K8:48:HIS:HB3	2.22	0.40
51:M8:42:PHE:O	51:M8:43:TYR:HB3	2.21	0.40

All (2) symmetry-related close contacts are listed below. The label for Atom-2 includes the symmetry operator and encoded unit-cell translations to be applied.

Atom-1	Atom-2	Interatomic distance (Å)	Clash overlap (Å)
49:K8:17:SER:OG	26:14:307:G:OP1[2_564]	1.99	0.21
26:1H:277:C:O2'	49:G5:49:LYS:NZ[2_564]	2.13	0.07

5.3 Torsion angles [i](#)

5.3.1 Protein backbone [i](#)

In the following table, the Percentiles column shows the percent Ramachandran outliers of the chain as a percentile score with respect to all X-ray entries followed by that with respect to entries of similar resolution.

The Analysed column shows the number of residues for which the backbone conformation was analysed, and the total number of residues.

Mol	Chain	Analysed	Favoured	Allowed	Outliers	Percentiles	
2	12	235/256 (92%)	194 (83%)	38 (16%)	3 (1%)	12	44
2	1E	235/256 (92%)	198 (84%)	35 (15%)	2 (1%)	17	53
3	22	204/239 (85%)	180 (88%)	24 (12%)	0	100	100

Continued on next page...

Continued from previous page...

Mol	Chain	Analysed	Favoured	Allowed	Outliers	Percentiles	
3	2E	203/239 (85%)	179 (88%)	23 (11%)	1 (0%)	29	65
4	32	206/209 (99%)	181 (88%)	24 (12%)	1 (0%)	29	65
4	3E	206/209 (99%)	190 (92%)	14 (7%)	2 (1%)	15	51
5	42	149/162 (92%)	141 (95%)	8 (5%)	0	100	100
5	4E	149/162 (92%)	139 (93%)	9 (6%)	1 (1%)	22	59
6	52	99/101 (98%)	95 (96%)	4 (4%)	0	100	100
6	5E	99/101 (98%)	91 (92%)	8 (8%)	0	100	100
7	62	153/156 (98%)	146 (95%)	6 (4%)	1 (1%)	22	59
7	6E	153/156 (98%)	142 (93%)	11 (7%)	0	100	100
8	72	136/138 (99%)	126 (93%)	8 (6%)	2 (2%)	10	41
8	7E	136/138 (99%)	124 (91%)	11 (8%)	1 (1%)	22	59
9	82	125/128 (98%)	111 (89%)	13 (10%)	1 (1%)	19	55
9	8E	125/128 (98%)	107 (86%)	18 (14%)	0	100	100
10	1A	97/105 (92%)	91 (94%)	6 (6%)	0	100	100
10	1I	97/105 (92%)	90 (93%)	7 (7%)	0	100	100
11	2A	117/129 (91%)	102 (87%)	12 (10%)	3 (3%)	5	28
11	2I	117/129 (91%)	103 (88%)	13 (11%)	1 (1%)	17	53
12	3A	123/132 (93%)	100 (81%)	18 (15%)	5 (4%)	3	18
12	3I	123/132 (93%)	105 (85%)	18 (15%)	0	100	100
13	4A	115/126 (91%)	94 (82%)	19 (16%)	2 (2%)	9	38
13	4I	116/126 (92%)	94 (81%)	22 (19%)	0	100	100
14	5A	56/61 (92%)	47 (84%)	8 (14%)	1 (2%)	8	37
14	5I	58/61 (95%)	47 (81%)	9 (16%)	2 (3%)	3	21
15	6A	86/89 (97%)	82 (95%)	4 (5%)	0	100	100
15	6I	86/89 (97%)	77 (90%)	9 (10%)	0	100	100
16	7A	82/88 (93%)	77 (94%)	5 (6%)	0	100	100
16	7I	82/88 (93%)	75 (92%)	6 (7%)	1 (1%)	13	46
17	8A	98/105 (93%)	91 (93%)	7 (7%)	0	100	100
17	8I	98/105 (93%)	93 (95%)	5 (5%)	0	100	100
18	9A	70/88 (80%)	65 (93%)	5 (7%)	0	100	100
18	9I	70/88 (80%)	62 (89%)	7 (10%)	1 (1%)	11	43

Continued on next page...

Continued from previous page...

Mol	Chain	Analysed	Favoured	Allowed	Outliers	Percentiles	
19	AA	76/93 (82%)	61 (80%)	13 (17%)	2 (3%)	5	28
19	AI	79/93 (85%)	65 (82%)	10 (13%)	4 (5%)	2	13
20	BA	97/106 (92%)	84 (87%)	11 (11%)	2 (2%)	7	33
20	BI	97/106 (92%)	82 (84%)	14 (14%)	1 (1%)	15	51
21	1B	23/27 (85%)	21 (91%)	2 (9%)	0	100	100
21	1F	23/27 (85%)	21 (91%)	2 (9%)	0	100	100
28	11	271/276 (98%)	252 (93%)	14 (5%)	5 (2%)	8	37
28	19	271/276 (98%)	252 (93%)	14 (5%)	5 (2%)	8	37
29	21	203/206 (98%)	161 (79%)	30 (15%)	12 (6%)	1	11
29	29	203/206 (98%)	156 (77%)	35 (17%)	12 (6%)	1	11
30	31	200/210 (95%)	183 (92%)	15 (8%)	2 (1%)	15	51
30	39	206/210 (98%)	159 (77%)	41 (20%)	6 (3%)	4	25
31	41	179/182 (98%)	159 (89%)	17 (10%)	3 (2%)	9	38
31	49	179/182 (98%)	158 (88%)	20 (11%)	1 (1%)	25	62
32	51	172/180 (96%)	148 (86%)	17 (10%)	7 (4%)	3	18
32	59	168/180 (93%)	129 (77%)	34 (20%)	5 (3%)	4	24
33	61	144/148 (97%)	117 (81%)	23 (16%)	4 (3%)	5	26
33	69	144/148 (97%)	119 (83%)	21 (15%)	4 (3%)	5	26
34	15	136/140 (97%)	124 (91%)	11 (8%)	1 (1%)	22	59
34	58	136/140 (97%)	116 (85%)	16 (12%)	4 (3%)	4	25
35	25	120/122 (98%)	111 (92%)	9 (8%)	0	100	100
35	68	120/122 (98%)	111 (92%)	8 (7%)	1 (1%)	19	55
36	35	148/150 (99%)	114 (77%)	28 (19%)	6 (4%)	3	18
36	78	148/150 (99%)	121 (82%)	21 (14%)	6 (4%)	3	18
37	45	139/141 (99%)	114 (82%)	23 (16%)	2 (1%)	11	43
37	88	134/141 (95%)	110 (82%)	18 (13%)	6 (4%)	2	16
38	55	115/118 (98%)	104 (90%)	9 (8%)	2 (2%)	9	38
38	98	116/118 (98%)	97 (84%)	18 (16%)	1 (1%)	17	53
39	65	109/112 (97%)	87 (80%)	18 (16%)	4 (4%)	3	19
39	A8	109/112 (97%)	90 (83%)	18 (16%)	1 (1%)	17	53
40	75	135/146 (92%)	119 (88%)	15 (11%)	1 (1%)	22	59

Continued on next page...

Continued from previous page...

Mol	Chain	Analysed	Favoured	Allowed	Outliers	Percentiles	
40	B8	135/146 (92%)	122 (90%)	13 (10%)	0	100	100
41	85	115/118 (98%)	99 (86%)	15 (13%)	1 (1%)	17	53
41	C8	115/118 (98%)	101 (88%)	10 (9%)	4 (4%)	3	21
42	95	99/101 (98%)	78 (79%)	16 (16%)	5 (5%)	2	13
42	D8	99/101 (98%)	94 (95%)	3 (3%)	2 (2%)	7	34
43	A5	111/113 (98%)	100 (90%)	11 (10%)	0	100	100
43	E8	111/113 (98%)	101 (91%)	10 (9%)	0	100	100
44	B5	91/96 (95%)	82 (90%)	8 (9%)	1 (1%)	14	48
44	F8	92/96 (96%)	84 (91%)	7 (8%)	1 (1%)	14	48
45	C5	102/110 (93%)	75 (74%)	22 (22%)	5 (5%)	2	14
45	G8	102/110 (93%)	82 (80%)	14 (14%)	6 (6%)	1	11
46	D5	177/206 (86%)	130 (73%)	37 (21%)	10 (6%)	2	12
46	H8	173/206 (84%)	136 (79%)	28 (16%)	9 (5%)	2	13
47	E5	75/85 (88%)	66 (88%)	8 (11%)	1 (1%)	12	44
47	I8	78/85 (92%)	65 (83%)	12 (15%)	1 (1%)	12	44
48	F5	95/98 (97%)	88 (93%)	6 (6%)	1 (1%)	14	48
48	J8	95/98 (97%)	86 (90%)	7 (7%)	2 (2%)	7	33
49	G5	64/72 (89%)	59 (92%)	3 (5%)	2 (3%)	4	23
49	K8	65/72 (90%)	60 (92%)	3 (5%)	2 (3%)	4	23
50	H5	57/60 (95%)	53 (93%)	4 (7%)	0	100	100
50	L8	55/60 (92%)	50 (91%)	4 (7%)	1 (2%)	8	37
51	I5	61/71 (86%)	34 (56%)	24 (39%)	3 (5%)	2	14
51	M8	64/71 (90%)	40 (62%)	21 (33%)	3 (5%)	2	15
52	J5	57/60 (95%)	50 (88%)	6 (10%)	1 (2%)	8	37
52	N8	56/60 (93%)	48 (86%)	6 (11%)	2 (4%)	3	20
53	K5	43/54 (80%)	26 (60%)	14 (33%)	3 (7%)	1	7
53	O8	43/54 (80%)	28 (65%)	13 (30%)	2 (5%)	2	15
54	L5	44/49 (90%)	42 (96%)	2 (4%)	0	100	100
54	P8	46/49 (94%)	45 (98%)	1 (2%)	0	100	100
55	M5	58/65 (89%)	47 (81%)	9 (16%)	2 (3%)	3	21
55	Q8	58/65 (89%)	31 (53%)	16 (28%)	11 (19%)	0	0

Continued on next page...

Continued from previous page...

Mol	Chain	Analysed	Favoured	Allowed	Outliers	Percentiles
All	All	11340/12054 (94%)	9786 (86%)	1332 (12%)	222 (2%)	7 34

All (222) Ramachandran outliers are listed below:

Mol	Chain	Res	Type
2	1E	237	ALA
18	9I	22	VAL
29	21	83	ASP
32	51	169	VAL
36	78	57	THR
41	C8	89	GLU
45	G8	54	LYS
49	K8	48	HIS
50	L8	54	VAL
51	M8	50	VAL
52	N8	41	PRO
55	Q8	7	HIS
55	Q8	44	LYS
55	Q8	50	LEU
55	Q8	55	ALA
9	82	118	LYS
19	AA	11	VAL
28	19	237	GLU
29	29	25	VAL
29	29	66	HIS
30	39	28	ILE
30	39	84	VAL
37	45	27	VAL
38	55	107	ASP
42	95	45	THR
46	D5	53	ILE
46	D5	165	VAL
46	D5	171	ILE
48	F5	30	VAL
51	I5	5	ILE
8	7E	86	ILE
14	5I	13	THR
29	21	60	ASN
29	21	78	LEU
31	41	96	ARG
32	51	168	PRO
37	88	66	ILE

Continued on next page...

Continued from previous page...

Mol	Chain	Res	Type
37	88	79	LEU
38	98	11	ASN
41	C8	93	LYS
42	D8	47	VAL
46	H8	60	GLU
46	H8	165	VAL
53	O8	17	LYS
55	Q8	8	LYS
55	Q8	36	LYS
55	Q8	49	VAL
55	Q8	51	ALA
4	32	32	ALA
11	2A	48	ILE
11	2A	100	ALA
12	3A	18	VAL
12	3A	26	ALA
14	5A	29	ARG
20	BA	73	HIS
28	19	33	LEU
29	29	51	PHE
29	29	81	ILE
29	29	90	THR
32	59	131	VAL
33	69	111	PRO
33	69	117	GLU
36	35	15	ARG
36	35	35	HIS
39	65	89	ARG
45	C5	17	SER
45	C5	29	GLU
46	D5	105	VAL
49	G5	47	ASN
49	G5	48	HIS
52	J5	57	VAL
55	M5	35	GLN
4	3E	31	CYS
4	3E	155	LEU
19	AI	7	LYS
19	AI	67	VAL
29	21	56	PRO
29	21	82	ARG
33	61	145	VAL

Continued on next page...

Continued from previous page...

Mol	Chain	Res	Type
34	58	127	ASP
34	58	128	HIS
36	78	36	LYS
37	88	2	LEU
39	A8	88	ASP
41	C8	88	ILE
44	F8	68	ARG
45	G8	53	PRO
46	H8	6	LYS
47	I8	83	PRO
48	J8	75	GLU
48	J8	76	ARG
52	N8	42	PRO
7	62	33	ASP
11	2A	101	SER
29	29	9	VAL
30	39	124	LEU
30	39	167	ALA
32	59	92	ILE
33	69	145	VAL
42	95	71	LEU
46	D5	7	ALA
47	E5	33	ALA
51	I5	26	SER
53	K5	17	LYS
14	5I	14	PRO
28	11	122	ASP
28	11	239	ARG
29	21	21	VAL
29	21	118	LYS
30	31	198	ALA
31	41	97	ASP
32	51	10	PRO
32	51	167	GLU
33	61	133	HIS
34	58	97	ARG
35	68	97	ARG
36	78	42	SER
37	88	20	ALA
45	G8	84	ARG
46	H8	59	LEU
49	K8	47	ASN

Continued on next page...

Continued from previous page...

Mol	Chain	Res	Type
55	Q8	31	HIS
20	BA	49	ALA
28	19	239	ARG
34	15	128	HIS
36	35	6	LEU
39	65	110	LEU
40	75	2	ASN
42	95	37	VAL
45	C5	92	ASN
46	D5	116	VAL
46	D5	158	PRO
46	D5	161	VAL
55	M5	31	HIS
28	11	3	VAL
31	41	5	VAL
32	51	12	PRO
34	58	22	THR
36	78	19	VAL
45	G8	76	CYS
45	G8	81	LYS
46	H8	81	ARG
51	M8	5	ILE
53	O8	18	ARG
2	12	73	THR
8	72	73	ASP
12	3A	19	ARG
29	29	26	ILE
29	29	62	PRO
30	39	25	PRO
32	59	168	PRO
36	35	108	LYS
39	65	87	PHE
41	85	93	LYS
42	95	44	LYS
45	C5	101	LYS
53	K5	42	TRP
2	1E	239	VAL
16	7I	51	VAL
30	31	24	LEU
33	61	12	LEU
37	88	3	MET
41	C8	90	VAL

Continued on next page...

Continued from previous page...

Mol	Chain	Res	Type
51	M8	34	GLU
55	Q8	47	LYS
2	12	7	VAL
12	3A	47	LYS
13	4A	95	GLY
29	29	63	LEU
29	29	77	ILE
38	55	3	HIS
39	65	111	GLU
51	I5	33	VAL
5	4E	115	VAL
11	2I	82	VAL
19	AI	41	VAL
28	11	240	ALA
29	21	55	ASN
29	21	72	VAL
32	51	92	ILE
33	61	131	LYS
36	78	95	VAL
45	G8	77	PRO
37	45	78	PRO
44	B5	51	VAL
46	D5	141	VAL
3	2E	13	GLY
29	21	22	PRO
42	D8	49	THR
55	Q8	58	ILE
2	12	39	ILE
8	72	100	ILE
12	3A	96	VAL
13	4A	84	ILE
28	19	3	VAL
30	39	89	VAL
31	49	5	VAL
28	11	123	ALA
36	78	7	ARG
46	H8	61	LEU
46	H8	62	PRO
46	H8	141	VAL
19	AA	67	VAL
29	29	52	LEU
33	69	144	VAL

Continued on next page...

Continued from previous page...

Mol	Chain	Res	Type
42	95	72	VAL
19	AI	9	VAL
20	BI	63	ILE
29	21	4	ILE
29	21	138	PRO
37	88	27	VAL
46	H8	53	ILE
28	19	118	VAL
29	29	91	VAL
32	59	4	ILE
32	59	167	GLU
36	35	7	ARG
36	35	34	GLY
53	K5	52	VAL
32	51	127	GLU
45	C5	76	CYS
46	D5	176	PRO

5.3.2 Protein sidechains ⓘ

In the following table, the Percentiles column shows the percent sidechain outliers of the chain as a percentile score with respect to all X-ray entries followed by that with respect to entries of similar resolution.

The Analysed column shows the number of residues for which the sidechain conformation was analysed, and the total number of residues.

Mol	Chain	Analysed	Rotameric	Outliers	Percentiles	
2	12	205/220 (93%)	169 (82%)	36 (18%)	2	9
2	1E	205/220 (93%)	152 (74%)	53 (26%)	0	2
3	22	160/188 (85%)	134 (84%)	26 (16%)	2	10
3	2E	159/188 (85%)	128 (80%)	31 (20%)	1	7
4	32	180/181 (99%)	144 (80%)	36 (20%)	1	6
4	3E	180/181 (99%)	138 (77%)	42 (23%)	1	3
5	42	116/123 (94%)	84 (72%)	32 (28%)	0	1
5	4E	116/123 (94%)	88 (76%)	28 (24%)	0	2
6	52	90/90 (100%)	71 (79%)	19 (21%)	1	5
6	5E	90/90 (100%)	78 (87%)	12 (13%)	4	17
7	62	126/127 (99%)	97 (77%)	29 (23%)	1	3

Continued on next page...

Continued from previous page...

Mol	Chain	Analysed	Rotameric	Outliers	Percentiles	
7	6E	126/127 (99%)	99 (79%)	27 (21%)	1	5
8	72	119/119 (100%)	91 (76%)	28 (24%)	1	3
8	7E	119/119 (100%)	95 (80%)	24 (20%)	1	6
9	82	98/99 (99%)	77 (79%)	21 (21%)	1	5
9	8E	98/99 (99%)	77 (79%)	21 (21%)	1	5
10	1A	89/92 (97%)	71 (80%)	18 (20%)	1	6
10	1I	89/92 (97%)	71 (80%)	18 (20%)	1	6
11	2A	90/99 (91%)	64 (71%)	26 (29%)	0	1
11	2I	90/99 (91%)	71 (79%)	19 (21%)	1	5
12	3A	104/109 (95%)	85 (82%)	19 (18%)	1	8
12	3I	104/109 (95%)	84 (81%)	20 (19%)	1	7
13	4A	94/101 (93%)	70 (74%)	24 (26%)	0	2
13	4I	94/101 (93%)	72 (77%)	22 (23%)	1	3
14	5A	48/50 (96%)	40 (83%)	8 (17%)	2	9
14	5I	49/50 (98%)	37 (76%)	12 (24%)	0	2
15	6A	79/80 (99%)	65 (82%)	14 (18%)	2	8
15	6I	79/80 (99%)	70 (89%)	9 (11%)	5	23
16	7A	72/74 (97%)	57 (79%)	15 (21%)	1	5
16	7I	72/74 (97%)	52 (72%)	20 (28%)	0	1
17	8A	95/97 (98%)	77 (81%)	18 (19%)	1	7
17	8I	95/97 (98%)	73 (77%)	22 (23%)	1	3
18	9A	63/77 (82%)	46 (73%)	17 (27%)	0	1
18	9I	63/77 (82%)	51 (81%)	12 (19%)	1	7
19	AA	67/80 (84%)	50 (75%)	17 (25%)	0	2
19	AI	70/80 (88%)	49 (70%)	21 (30%)	0	1
20	BA	76/82 (93%)	64 (84%)	12 (16%)	2	11
20	BI	76/82 (93%)	61 (80%)	15 (20%)	1	6
21	1B	20/22 (91%)	18 (90%)	2 (10%)	7	28
21	1F	20/22 (91%)	19 (95%)	1 (5%)	24	57
28	11	214/218 (98%)	167 (78%)	47 (22%)	1	4
28	19	214/218 (98%)	173 (81%)	41 (19%)	1	7

Continued on next page...

Continued from previous page...

Mol	Chain	Analysed	Rotameric	Outliers	Percentiles	
29	21	165/166 (99%)	122 (74%)	43 (26%)	0	2
29	29	165/166 (99%)	125 (76%)	40 (24%)	0	2
30	31	161/166 (97%)	127 (79%)	34 (21%)	1	5
30	39	165/166 (99%)	124 (75%)	41 (25%)	0	2
31	41	155/156 (99%)	125 (81%)	30 (19%)	1	7
31	49	155/156 (99%)	127 (82%)	28 (18%)	1	8
32	51	145/148 (98%)	111 (77%)	34 (23%)	1	3
32	59	142/148 (96%)	105 (74%)	37 (26%)	0	2
33	61	122/124 (98%)	95 (78%)	27 (22%)	1	4
33	69	122/124 (98%)	89 (73%)	33 (27%)	0	1
34	15	117/119 (98%)	94 (80%)	23 (20%)	1	6
34	58	117/119 (98%)	90 (77%)	27 (23%)	1	3
35	25	100/100 (100%)	78 (78%)	22 (22%)	1	4
35	68	100/100 (100%)	89 (89%)	11 (11%)	6	24
36	35	116/116 (100%)	76 (66%)	40 (34%)	0	0
36	78	116/116 (100%)	85 (73%)	31 (27%)	0	1
37	45	111/111 (100%)	85 (77%)	26 (23%)	1	3
37	88	104/111 (94%)	78 (75%)	26 (25%)	0	2
38	55	100/101 (99%)	80 (80%)	20 (20%)	1	6
38	98	101/101 (100%)	73 (72%)	28 (28%)	0	1
39	65	87/88 (99%)	60 (69%)	27 (31%)	0	1
39	A8	87/88 (99%)	63 (72%)	24 (28%)	0	1
40	75	120/127 (94%)	81 (68%)	39 (32%)	0	0
40	B8	120/127 (94%)	89 (74%)	31 (26%)	0	2
41	85	93/94 (99%)	74 (80%)	19 (20%)	1	5
41	C8	93/94 (99%)	76 (82%)	17 (18%)	1	8
42	95	82/82 (100%)	64 (78%)	18 (22%)	1	4
42	D8	82/82 (100%)	57 (70%)	25 (30%)	0	1
43	A5	92/92 (100%)	69 (75%)	23 (25%)	0	2
43	E8	92/92 (100%)	66 (72%)	26 (28%)	0	1
44	B5	74/78 (95%)	50 (68%)	24 (32%)	0	0

Continued on next page...

Continued from previous page...

Mol	Chain	Analysed	Rotameric	Outliers	Percentiles	
44	F8	76/78 (97%)	60 (79%)	16 (21%)	1	5
45	C5	85/91 (93%)	59 (69%)	26 (31%)	0	1
45	G8	85/91 (93%)	59 (69%)	26 (31%)	0	1
46	D5	158/179 (88%)	119 (75%)	39 (25%)	0	2
46	H8	154/179 (86%)	128 (83%)	26 (17%)	2	9
47	E5	62/67 (92%)	51 (82%)	11 (18%)	2	8
47	I8	61/67 (91%)	45 (74%)	16 (26%)	0	2
48	F5	82/83 (99%)	67 (82%)	15 (18%)	1	8
48	J8	82/83 (99%)	61 (74%)	21 (26%)	0	2
49	G5	62/67 (92%)	46 (74%)	16 (26%)	0	2
49	K8	62/67 (92%)	42 (68%)	20 (32%)	0	0
50	H5	51/52 (98%)	38 (74%)	13 (26%)	0	2
50	L8	49/52 (94%)	33 (67%)	16 (33%)	0	0
51	I5	57/63 (90%)	46 (81%)	11 (19%)	1	7
51	M8	59/63 (94%)	42 (71%)	17 (29%)	0	1
52	J5	51/52 (98%)	40 (78%)	11 (22%)	1	5
52	N8	51/52 (98%)	39 (76%)	12 (24%)	1	3
53	K5	44/52 (85%)	36 (82%)	8 (18%)	1	8
53	O8	44/52 (85%)	30 (68%)	14 (32%)	0	0
54	L5	39/42 (93%)	31 (80%)	8 (20%)	1	5
54	P8	41/42 (98%)	31 (76%)	10 (24%)	0	2
55	M5	49/55 (89%)	37 (76%)	12 (24%)	0	2
55	Q8	50/55 (91%)	30 (60%)	20 (40%)	0	0
All	All	9568/9998 (96%)	7376 (77%)	2192 (23%)	1	4

All (2192) residues with a non-rotameric sidechain are listed below:

Mol	Chain	Res	Type
2	1E	8	LYS
2	1E	15	VAL
2	1E	17	PHE
2	1E	20	GLU
2	1E	21	ARG
2	1E	28	PHE

Continued on next page...

Continued from previous page...

Mol	Chain	Res	Type
2	1E	32	ILE
2	1E	37	ASN
2	1E	40	HIS
2	1E	64	ARG
2	1E	67	THR
2	1E	69	LEU
2	1E	71	VAL
2	1E	74	LYS
2	1E	82	ARG
2	1E	87	ARG
2	1E	96	ARG
2	1E	108	ILE
2	1E	113	HIS
2	1E	116	GLU
2	1E	118	LEU
2	1E	122	PHE
2	1E	125	PRO
2	1E	127	ILE
2	1E	130	ARG
2	1E	136	VAL
2	1E	144	ARG
2	1E	145	LEU
2	1E	146	GLN
2	1E	155	LEU
2	1E	157	ARG
2	1E	158	LEU
2	1E	160	ASP
2	1E	162	ILE
2	1E	163	PHE
2	1E	164	VAL
2	1E	170	GLU
2	1E	172	ILE
2	1E	175	ARG
2	1E	178	ARG
2	1E	187	LEU
2	1E	190	THR
2	1E	196	LEU
2	1E	200	ILE
2	1E	209	ARG
2	1E	213	LEU
2	1E	215	LEU
2	1E	216	SER

Continued on next page...

Continued from previous page...

Mol	Chain	Res	Type
2	1E	223	ILE
2	1E	226	ARG
2	1E	229	VAL
2	1E	231	GLU
2	1E	233	SER
3	2E	3	ASN
3	2E	4	LYS
3	2E	5	ILE
3	2E	8	ILE
3	2E	12	LEU
3	2E	17	ASP
3	2E	21	ARG
3	2E	26	LYS
3	2E	29	TYR
3	2E	31	HIS
3	2E	36	ASP
3	2E	56	ASP
3	2E	58	GLU
3	2E	62	ASP
3	2E	64	VAL
3	2E	84	ILE
3	2E	93	LYS
3	2E	95	THR
3	2E	98	ASN
3	2E	104	GLN
3	2E	108	ASN
3	2E	111	LEU
3	2E	136	GLN
3	2E	157	ILE
3	2E	161	GLU
3	2E	164	ARG
3	2E	167	TRP
3	2E	179	ARG
3	2E	188	LEU
3	2E	191	THR
3	2E	202	ILE
4	3E	3	ARG
4	3E	5	ILE
4	3E	10	ARG
4	3E	11	LEU
4	3E	13	ARG
4	3E	15	GLU

Continued on next page...

Continued from previous page...

Mol	Chain	Res	Type
4	3E	18	LYS
4	3E	24	GLU
4	3E	31	CYS
4	3E	45	GLN
4	3E	49	ARG
4	3E	50	ARG
4	3E	58	LEU
4	3E	59	ARG
4	3E	66	ARG
4	3E	71	SER
4	3E	83	SER
4	3E	86	LYS
4	3E	99	SER
4	3E	101	LEU
4	3E	106	TYR
4	3E	108	LEU
4	3E	122	ARG
4	3E	127	THR
4	3E	128	VAL
4	3E	132	ARG
4	3E	135	LEU
4	3E	138	TYR
4	3E	146	ILE
4	3E	151	LYS
4	3E	154	ASN
4	3E	179	GLU
4	3E	182	LYS
4	3E	184	LYS
4	3E	187	ARG
4	3E	188	LEU
4	3E	190	ASP
4	3E	191	ARG
4	3E	193	ASP
4	3E	200	GLU
4	3E	201	GLN
4	3E	209	ARG
5	4E	6	PHE
5	4E	11	ILE
5	4E	13	ILE
5	4E	15	ARG
5	4E	16	THR
5	4E	24	ARG

Continued on next page...

Continued from previous page...

Mol	Chain	Res	Type
5	4E	25	ARG
5	4E	26	PHE
5	4E	27	ARG
5	4E	31	LEU
5	4E	33	VAL
5	4E	41	VAL
5	4E	50	GLU
5	4E	51	VAL
5	4E	57	LYS
5	4E	65	ASN
5	4E	66	MET
5	4E	68	GLU
5	4E	72	GLN
5	4E	79	GLU
5	4E	80	ILE
5	4E	87	SER
5	4E	91	LEU
5	4E	116	THR
5	4E	126	ARG
5	4E	131	ILE
5	4E	151	LEU
5	4E	152	ARG
6	5E	19	LEU
6	5E	23	LYS
6	5E	27	GLN
6	5E	46	ARG
6	5E	55	ASP
6	5E	64	GLN
6	5E	65	VAL
6	5E	74	ASP
6	5E	75	LEU
6	5E	87	ARG
6	5E	89	MET
6	5E	94	GLN
7	6E	8	GLU
7	6E	9	VAL
7	6E	13	GLN
7	6E	22	LEU
7	6E	27	ILE
7	6E	31	MET
7	6E	36	LYS
7	6E	38	LEU

Continued on next page...

Continued from previous page...

Mol	Chain	Res	Type
7	6E	45	ASP
7	6E	48	LYS
7	6E	54	THR
7	6E	63	LYS
7	6E	66	VAL
7	6E	75	VAL
7	6E	80	VAL
7	6E	89	MET
7	6E	90	GLU
7	6E	91	VAL
7	6E	97	GLN
7	6E	98	SER
7	6E	104	LEU
7	6E	113	GLU
7	6E	124	LEU
7	6E	131	LYS
7	6E	146	GLU
7	6E	155	ARG
7	6E	156	TRP
8	7E	1	MET
8	7E	26	VAL
8	7E	29	SER
8	7E	33	GLU
8	7E	35	ILE
8	7E	39	LEU
8	7E	41	ARG
8	7E	45	ILE
8	7E	50	ARG
8	7E	52	ASP
8	7E	54	ASP
8	7E	63	LEU
8	7E	68	ARG
8	7E	80	ILE
8	7E	82	HIS
8	7E	83	ILE
8	7E	85	ARG
8	7E	88	LYS
8	7E	95	VAL
8	7E	102	ARG
8	7E	107	LEU
8	7E	112	LEU
8	7E	129	VAL

Continued on next page...

Continued from previous page...

Mol	Chain	Res	Type
8	7E	137	VAL
9	8E	9	ARG
9	8E	10	ARG
9	8E	16	ARG
9	8E	25	LYS
9	8E	27	THR
9	8E	31	GLN
9	8E	38	GLN
9	8E	40	LEU
9	8E	42	ARG
9	8E	47	LEU
9	8E	53	VAL
9	8E	54	ASP
9	8E	65	VAL
9	8E	79	LEU
9	8E	91	ASP
9	8E	95	LYS
9	8E	112	LYS
9	8E	117	HIS
9	8E	121	ARG
9	8E	124	GLN
9	8E	125	TYR
10	1I	5	ARG
10	1I	13	HIS
10	1I	16	LEU
10	1I	17	ASP
10	1I	19	SER
10	1I	24	VAL
10	1I	38	ILE
10	1I	48	THR
10	1I	49	VAL
10	1I	60	ARG
10	1I	62	HIS
10	1I	70	ARG
10	1I	76	ASN
10	1I	78	ASN
10	1I	84	GLN
10	1I	88	LEU
10	1I	92	THR
10	1I	96	ILE
11	2I	12	ARG
11	2I	13	GLN

Continued on next page...

Continued from previous page...

Mol	Chain	Res	Type
11	2I	14	VAL
11	2I	48	ILE
11	2I	63	LEU
11	2I	79	SER
11	2I	81	ASP
11	2I	84	VAL
11	2I	87	THR
11	2I	91	ARG
11	2I	93	GLN
11	2I	96	ARG
11	2I	103	LEU
11	2I	105	VAL
11	2I	106	LYS
11	2I	108	ILE
11	2I	109	VAL
11	2I	114	VAL
11	2I	116	HIS
12	3I	7	ILE
12	3I	11	VAL
12	3I	12	ARG
12	3I	18	VAL
12	3I	20	LYS
12	3I	28	LYS
12	3I	33	ARG
12	3I	38	THR
12	3I	55	VAL
12	3I	60	LEU
12	3I	61	THR
12	3I	62	SER
12	3I	64	TYR
12	3I	79	GLU
12	3I	82	VAL
12	3I	89	ARG
12	3I	96	VAL
12	3I	104	VAL
12	3I	114	LYS
12	3I	116	SER
13	4I	11	ARG
13	4I	14	ARG
13	4I	19	LEU
13	4I	32	GLU
13	4I	44	ARG

Continued on next page...

Continued from previous page...

Mol	Chain	Res	Type
13	4I	45	VAL
13	4I	48	LEU
13	4I	52	GLU
13	4I	56	LEU
13	4I	64	TRP
13	4I	67	GLU
13	4I	70	LEU
13	4I	83	ASP
13	4I	86	CYS
13	4I	88	ARG
13	4I	94	ARG
13	4I	105	THR
13	4I	106	ASN
13	4I	108	ARG
13	4I	110	ARG
13	4I	114	ARG
13	4I	115	LYS
14	5I	4	LYS
14	5I	8	GLU
14	5I	12	ARG
14	5I	17	LYS
14	5I	22	THR
14	5I	23	ARG
14	5I	26	ARG
14	5I	33	VAL
14	5I	40	CYS
14	5I	44	LEU
14	5I	50	LYS
14	5I	58	LYS
15	6I	6	GLU
15	6I	26	GLU
15	6I	39	LEU
15	6I	47	LYS
15	6I	66	LEU
15	6I	67	LEU
15	6I	68	ARG
15	6I	83	GLU
15	6I	87	ILE
16	7I	2	VAL
16	7I	4	ILE
16	7I	6	LEU
16	7I	19	ILE

Continued on next page...

Continued from previous page...

Mol	Chain	Res	Type
16	7I	20	VAL
16	7I	21	VAL
16	7I	22	THR
16	7I	25	ARG
16	7I	33	ILE
16	7I	45	THR
16	7I	47	ASP
16	7I	50	LYS
16	7I	54	GLU
16	7I	62	VAL
16	7I	67	THR
16	7I	69	THR
16	7I	72	ARG
16	7I	76	GLN
16	7I	82	GLN
16	7I	83	GLU
17	8I	6	LEU
17	8I	9	VAL
17	8I	12	SER
17	8I	27	PHE
17	8I	35	VAL
17	8I	38	ARG
17	8I	45	HIS
17	8I	48	GLU
17	8I	52	LYS
17	8I	60	ILE
17	8I	63	ARG
17	8I	67	LYS
17	8I	68	ARG
17	8I	74	LEU
17	8I	76	LEU
17	8I	79	SER
17	8I	87	LYS
17	8I	92	ARG
17	8I	97	SER
17	8I	99	SER
17	8I	100	LYS
17	8I	101	ARG
18	9I	18	ARG
18	9I	25	THR
18	9I	26	LEU
18	9I	29	PHE

Continued on next page...

Continued from previous page...

Mol	Chain	Res	Type
18	9I	31	LEU
18	9I	32	ARG
18	9I	33	ASP
18	9I	35	ARG
18	9I	46	GLU
18	9I	53	ARG
18	9I	58	LEU
18	9I	84	LYS
19	AI	5	LEU
19	AI	7	LYS
19	AI	12	ASP
19	AI	13	ASP
19	AI	15	LEU
19	AI	20	LEU
19	AI	21	GLU
19	AI	22	LEU
19	AI	29	ARG
19	AI	30	LEU
19	AI	31	ILE
19	AI	37	ARG
19	AI	43	GLU
19	AI	58	VAL
19	AI	60	VAL
19	AI	61	TYR
19	AI	64	GLU
19	AI	67	VAL
19	AI	77	THR
19	AI	78	ARG
19	AI	81	ARG
20	BI	9	ASN
20	BI	10	LEU
20	BI	11	SER
20	BI	13	LEU
20	BI	24	LEU
20	BI	30	LYS
20	BI	57	ARG
20	BI	64	ASP
20	BI	72	LEU
20	BI	73	HIS
20	BI	74	LYS
20	BI	75	ASN
20	BI	90	GLN

Continued on next page...

Continued from previous page...

Mol	Chain	Res	Type
20	BI	99	LEU
20	BI	100	ILE
21	1F	10	ARG
28	11	3	VAL
28	11	13	ARG
28	11	15	PHE
28	11	17	THR
28	11	23	GLU
28	11	28	GLU
28	11	30	GLU
28	11	34	VAL
28	11	35	LYS
28	11	37	LEU
28	11	46	GLN
28	11	58	HIS
28	11	59	LYS
28	11	61	LEU
28	11	64	ILE
28	11	65	ILE
28	11	68	LYS
28	11	94	LEU
28	11	95	LEU
28	11	105	ILE
28	11	106	ILE
28	11	111	LEU
28	11	113	VAL
28	11	131	LEU
28	11	136	ILE
28	11	141	VAL
28	11	142	VAL
28	11	150	LYS
28	11	155	LEU
28	11	162	SER
28	11	165	ILE
28	11	183	ARG
28	11	192	THR
28	11	193	VAL
28	11	200	ASP
28	11	212	SER
28	11	217	ARG
28	11	222	ARG
28	11	229	VAL

Continued on next page...

Continued from previous page...

Mol	Chain	Res	Type
28	11	239	ARG
28	11	242	ARG
28	11	257	LEU
28	11	259	THR
28	11	260	ARG
28	11	270	ILE
28	11	271	ILE
28	11	273	ARG
29	21	2	LYS
29	21	13	ARG
29	21	14	ILE
29	21	16	ARG
29	21	33	VAL
29	21	34	VAL
29	21	45	THR
29	21	47	VAL
29	21	48	GLN
29	21	55	ASN
29	21	59	VAL
29	21	63	LEU
29	21	66	HIS
29	21	72	VAL
29	21	78	LEU
29	21	87	GLU
29	21	89	ASP
29	21	92	THR
29	21	101	ARG
29	21	111	ARG
29	21	113	PHE
29	21	116	VAL
29	21	117	MET
29	21	118	LYS
29	21	119	ARG
29	21	136	ARG
29	21	138	PRO
29	21	144	ARG
29	21	146	THR
29	21	149	ARG
29	21	167	VAL
29	21	170	LEU
29	21	175	VAL
29	21	179	GLU

Continued on next page...

Continued from previous page...

Mol	Chain	Res	Type
29	21	180	ASN
29	21	185	LYS
29	21	188	VAL
29	21	195	LEU
29	21	196	VAL
29	21	197	ILE
29	21	200	GLU
29	21	202	LYS
29	21	203	LYS
30	31	8	GLN
30	31	9	ILE
30	31	12	LEU
30	31	15	SER
30	31	18	ARG
30	31	27	GLU
30	31	32	LEU
30	31	57	VAL
30	31	59	TYR
30	31	64	ILE
30	31	66	PRO
30	31	70	THR
30	31	77	ASP
30	31	78	ILE
30	31	88	VAL
30	31	101	LEU
30	31	103	LYS
30	31	106	ARG
30	31	116	ASP
30	31	117	ARG
30	31	119	ARG
30	31	132	VAL
30	31	145	GLU
30	31	148	LEU
30	31	158	THR
30	31	161	GLU
30	31	164	ARG
30	31	170	LEU
30	31	181	LEU
30	31	191	ARG
30	31	196	LEU
30	31	197	ASP
30	31	201	VAL

Continued on next page...

Continued from previous page...

Mol	Chain	Res	Type
30	31	203	GLN
31	41	3	LEU
31	41	4	ASP
31	41	10	LYS
31	41	13	GLU
31	41	14	GLU
31	41	20	ILE
31	41	21	ARG
31	41	26	GLN
31	41	28	VAL
31	41	31	VAL
31	41	34	LEU
31	41	43	LEU
31	41	45	GLU
31	41	62	LEU
31	41	63	ILE
31	41	67	LYS
31	41	74	LYS
31	41	76	SER
31	41	77	ILE
31	41	80	PHE
31	41	82	LEU
31	41	84	LYS
31	41	86	MET
31	41	94	LEU
31	41	101	ILE
31	41	135	LEU
31	41	155	MET
31	41	162	THR
31	41	166	ASP
31	41	174	GLU
32	51	2	SER
32	51	3	ARG
32	51	4	ILE
32	51	7	LEU
32	51	10	PRO
32	51	11	VAL
32	51	13	LYS
32	51	15	VAL
32	51	24	VAL
32	51	40	GLU
32	51	41	MET

Continued on next page...

Continued from previous page...

Mol	Chain	Res	Type
32	51	42	ARG
32	51	43	VAL
32	51	45	VAL
32	51	50	VAL
32	51	64	LEU
32	51	68	THR
32	51	71	LEU
32	51	72	ILE
32	51	77	LYS
32	51	80	SER
32	51	87	LEU
32	51	88	LEU
32	51	97	ARG
32	51	104	GLU
32	51	105	LEU
32	51	107	VAL
32	51	122	THR
32	51	129	THR
32	51	132	ARG
32	51	136	ILE
32	51	139	GLN
32	51	149	ARG
32	51	169	VAL
33	61	2	LYS
33	61	6	LEU
33	61	9	LEU
33	61	20	ASP
33	61	37	VAL
33	61	47	LEU
33	61	56	LYS
33	61	64	GLU
33	61	70	GLU
33	61	74	ASN
33	61	77	LEU
33	61	78	THR
33	61	82	ARG
33	61	85	GLU
33	61	86	THR
33	61	92	VAL
33	61	96	ASP
33	61	105	HIS
33	61	110	ASP

Continued on next page...

Continued from previous page...

Mol	Chain	Res	Type
33	61	116	LEU
33	61	117	GLU
33	61	131	LYS
33	61	135	GLU
33	61	139	GLN
33	61	140	LEU
33	61	142	VAL
33	61	143	SER
34	58	1	MET
34	58	2	LYS
34	58	5	VAL
34	58	7	LYS
34	58	12	ARG
34	58	14	VAL
34	58	28	THR
34	58	32	THR
34	58	34	LEU
34	58	38	HIS
34	58	43	THR
34	58	48	MET
34	58	50	ASP
34	58	58	ASP
34	58	60	ILE
34	58	61	ARG
34	58	65	LYS
34	58	67	LEU
34	58	79	PRO
34	58	87	LEU
34	58	90	MET
34	58	91	LEU
34	58	96	GLU
34	58	99	LEU
34	58	120	LEU
34	58	127	ASP
34	58	134	ARG
35	68	3	GLN
35	68	22	ILE
35	68	23	ARG
35	68	24	VAL
35	68	28	SER
35	68	66	LYS
35	68	88	ASN

Continued on next page...

Continued from previous page...

Mol	Chain	Res	Type
35	68	91	LEU
35	68	94	ARG
35	68	98	VAL
35	68	112	MET
36	78	10	PRO
36	78	13	ASN
36	78	15	ARG
36	78	16	ARG
36	78	18	ARG
36	78	19	VAL
36	78	30	THR
36	78	32	THR
36	78	41	ARG
36	78	45	LEU
36	78	46	LYS
36	78	49	ARG
36	78	50	ARG
36	78	55	ARG
36	78	57	THR
36	78	61	ARG
36	78	74	GLU
36	78	77	ARG
36	78	88	LEU
36	78	96	THR
36	78	99	LEU
36	78	100	LEU
36	78	105	LEU
36	78	106	LEU
36	78	112	LEU
36	78	119	GLU
36	78	126	VAL
36	78	135	LEU
36	78	138	LEU
36	78	144	GLU
36	78	147	LEU
37	88	1	MET
37	88	5	ARG
37	88	6	ARG
37	88	16	ARG
37	88	25	ASP
37	88	26	TYR
37	88	42	ILE

Continued on next page...

Continued from previous page...

Mol	Chain	Res	Type
37	88	45	GLN
37	88	58	PHE
37	88	59	ARG
37	88	67	ARG
37	88	76	LYS
37	88	77	LYS
37	88	82	ARG
37	88	85	LYS
37	88	87	LYS
37	88	103	MET
37	88	109	VAL
37	88	110	THR
37	88	112	GLU
37	88	115	MET
37	88	119	ARG
37	88	129	THR
37	88	134	ARG
37	88	139	GLU
37	88	141	GLN
38	98	4	LEU
38	98	6	SER
38	98	9	LYS
38	98	10	LEU
38	98	12	ARG
38	98	28	LEU
38	98	29	LEU
38	98	34	ILE
38	98	36	THR
38	98	44	LEU
38	98	45	ARG
38	98	48	VAL
38	98	59	ASP
38	98	65	LEU
38	98	67	LEU
38	98	71	GLN
38	98	75	LEU
38	98	79	LEU
38	98	82	GLU
38	98	88	ARG
38	98	91	GLN
38	98	94	TYR
38	98	96	ARG

Continued on next page...

Continued from previous page...

Mol	Chain	Res	Type
38	98	105	ARG
38	98	107	ASP
38	98	113	LEU
38	98	117	VAL
38	98	118	GLU
39	A8	3	ARG
39	A8	4	LEU
39	A8	8	GLU
39	A8	15	ARG
39	A8	17	ARG
39	A8	29	PHE
39	A8	32	LEU
39	A8	35	ILE
39	A8	36	TYR
39	A8	43	GLU
39	A8	44	LYS
39	A8	46	VAL
39	A8	48	LEU
39	A8	50	SER
39	A8	56	LEU
39	A8	58	LEU
39	A8	61	ASN
39	A8	73	LEU
39	A8	80	LEU
39	A8	83	LYS
39	A8	89	ARG
39	A8	98	VAL
39	A8	101	LEU
39	A8	106	ARG
40	B8	6	LEU
40	B8	10	VAL
40	B8	11	GLU
40	B8	16	ARG
40	B8	19	LEU
40	B8	21	GLU
40	B8	27	THR
40	B8	30	VAL
40	B8	35	LYS
40	B8	38	ASN
40	B8	39	ARG
40	B8	42	ILE
40	B8	48	ILE

Continued on next page...

Continued from previous page...

Mol	Chain	Res	Type
40	B8	50	ILE
40	B8	58	ASN
40	B8	59	THR
40	B8	64	ARG
40	B8	65	LYS
40	B8	82	LEU
40	B8	85	LYS
40	B8	86	ILE
40	B8	89	VAL
40	B8	95	ARG
40	B8	96	ARG
40	B8	98	LYS
40	B8	99	LEU
40	B8	106	SER
40	B8	108	ARG
40	B8	110	ILE
40	B8	111	ARG
40	B8	112	ARG
41	C8	3	ARG
41	C8	5	LYS
41	C8	17	ILE
41	C8	27	LEU
41	C8	34	LYS
41	C8	52	ARG
41	C8	60	LEU
41	C8	70	ARG
41	C8	74	LEU
41	C8	85	LYS
41	C8	89	GLU
41	C8	92	ARG
41	C8	94	ASN
41	C8	104	GLN
41	C8	108	GLU
41	C8	111	GLU
41	C8	112	ARG
42	D8	1	MET
42	D8	5	VAL
42	D8	6	LYS
42	D8	7	THR
42	D8	12	TYR
42	D8	15	GLU
42	D8	18	LEU

Continued on next page...

Continued from previous page...

Mol	Chain	Res	Type
42	D8	19	LYS
42	D8	20	LEU
42	D8	22	VAL
42	D8	24	LYS
42	D8	33	VAL
42	D8	35	LEU
42	D8	38	LEU
42	D8	40	LEU
42	D8	44	LYS
42	D8	47	VAL
42	D8	73	SER
42	D8	79	VAL
42	D8	82	ARG
42	D8	83	ARG
42	D8	85	LYS
42	D8	87	HIS
42	D8	88	ARG
42	D8	100	ARG
43	E8	1	MET
43	E8	11	ARG
43	E8	14	PRO
43	E8	15	ARG
43	E8	27	LYS
43	E8	51	LEU
43	E8	60	ASN
43	E8	62	HIS
43	E8	63	ASP
43	E8	66	GLU
43	E8	69	LEU
43	E8	70	TYR
43	E8	76	VAL
43	E8	78	GLU
43	E8	84	ARG
43	E8	86	LEU
43	E8	88	ARG
43	E8	90	ARG
43	E8	92	ARG
43	E8	96	ILE
43	E8	97	LYS
43	E8	103	ILE
43	E8	107	LEU
43	E8	109	GLU

Continued on next page...

Continued from previous page...

Mol	Chain	Res	Type
43	E8	111	HIS
43	E8	113	LYS
44	F8	2	LYS
44	F8	12	VAL
44	F8	14	SER
44	F8	15	GLU
44	F8	23	GLU
44	F8	48	LYS
44	F8	53	LYS
44	F8	54	VAL
44	F8	57	LEU
44	F8	68	ARG
44	F8	72	LYS
44	F8	76	ARG
44	F8	78	LYS
44	F8	80	ILE
44	F8	87	GLN
44	F8	88	LYS
45	G8	6	HIS
45	G8	7	VAL
45	G8	9	LYS
45	G8	21	LYS
45	G8	24	VAL
45	G8	26	LYS
45	G8	33	LYS
45	G8	38	ILE
45	G8	39	VAL
45	G8	40	GLU
45	G8	42	VAL
45	G8	44	ILE
45	G8	50	ARG
45	G8	51	VAL
45	G8	52	SER
45	G8	54	LYS
45	G8	57	GLN
45	G8	63	LYS
45	G8	64	GLU
45	G8	67	LEU
45	G8	79	CYS
45	G8	84	ARG
45	G8	85	VAL
45	G8	86	ARG

Continued on next page...

Continued from previous page...

Mol	Chain	Res	Type
45	G8	97	ARG
45	G8	99	CYS
46	H8	1	MET
46	H8	5	LEU
46	H8	19	ARG
46	H8	24	LEU
46	H8	42	VAL
46	H8	46	LYS
46	H8	53	ILE
46	H8	60	GLU
46	H8	61	LEU
46	H8	71	VAL
46	H8	76	LEU
46	H8	77	ASP
46	H8	80	ARG
46	H8	81	ARG
46	H8	86	VAL
46	H8	91	LEU
46	H8	94	GLU
46	H8	96	VAL
46	H8	105	VAL
46	H8	117	LEU
46	H8	119	GLU
46	H8	140	ASP
46	H8	144	LEU
46	H8	148	ASP
46	H8	150	LEU
46	H8	154	ASP
47	I8	11	ARG
47	I8	27	GLU
47	I8	29	GLN
47	I8	36	ILE
47	I8	37	LEU
47	I8	38	VAL
47	I8	40	GLN
47	I8	41	ARG
47	I8	46	LYS
47	I8	49	LYS
47	I8	53	MET
47	I8	55	ARG
47	I8	58	THR
47	I8	66	VAL

Continued on next page...

Continued from previous page...

Mol	Chain	Res	Type
47	I8	70	GLN
47	I8	74	ARG
48	J8	13	ILE
48	J8	21	ARG
48	J8	35	THR
48	J8	41	ARG
48	J8	46	LEU
48	J8	51	VAL
48	J8	57	GLU
48	J8	62	VAL
48	J8	72	GLU
48	J8	78	LYS
48	J8	80	LEU
48	J8	81	LYS
48	J8	82	LEU
48	J8	83	GLU
48	J8	86	SER
48	J8	90	ILE
48	J8	91	LYS
48	J8	93	GLU
48	J8	94	LEU
48	J8	97	LEU
48	J8	98	LEU
49	K8	4	SER
49	K8	5	GLU
49	K8	6	VAL
49	K8	16	LEU
49	K8	19	VAL
49	K8	24	LEU
49	K8	25	VAL
49	K8	41	ILE
49	K8	45	SER
49	K8	46	GLN
49	K8	47	ASN
49	K8	48	HIS
49	K8	49	LYS
49	K8	50	ILE
49	K8	52	ASP
49	K8	53	LEU
49	K8	54	LYS
49	K8	55	ARG
49	K8	62	THR

Continued on next page...

Continued from previous page...

Mol	Chain	Res	Type
49	K8	64	LEU
50	L8	3	ARG
50	L8	6	VAL
50	L8	8	LEU
50	L8	11	SER
50	L8	13	ILE
50	L8	17	LYS
50	L8	30	ARG
50	L8	31	LEU
50	L8	33	GLN
50	L8	36	VAL
50	L8	40	THR
50	L8	43	ILE
50	L8	44	ARG
50	L8	53	LEU
50	L8	57	GLU
50	L8	58	VAL
51	M8	6	HIS
51	M8	15	ILE
51	M8	16	CYS
51	M8	23	GLU
51	M8	26	SER
51	M8	36	CYS
51	M8	38	LYS
51	M8	39	CYS
51	M8	48	ARG
51	M8	50	VAL
51	M8	52	THR
51	M8	55	ARG
51	M8	59	PHE
51	M8	61	ARG
51	M8	62	ARG
51	M8	63	TYR
51	M8	65	ASP
52	N8	3	LYS
52	N8	9	LYS
52	N8	15	ARG
52	N8	16	ARG
52	N8	29	THR
52	N8	31	VAL
52	N8	40	LYS
52	N8	51	TYR

Continued on next page...

Continued from previous page...

Mol	Chain	Res	Type
52	N8	55	ARG
52	N8	56	LYS
52	N8	59	GLU
52	N8	60	VAL
53	O8	9	LEU
53	O8	10	LEU
53	O8	12	GLU
53	O8	17	LYS
53	O8	23	THR
53	O8	27	LYS
53	O8	30	THR
53	O8	32	ASN
53	O8	36	LEU
53	O8	37	ARG
53	O8	39	TYR
53	O8	44	ARG
53	O8	47	THR
53	O8	51	GLU
54	P8	4	THR
54	P8	8	ASN
54	P8	14	LYS
54	P8	19	ARG
54	P8	22	MET
54	P8	32	LYS
54	P8	41	ARG
54	P8	43	THR
54	P8	47	ARG
54	P8	48	LYS
55	Q8	6	THR
55	Q8	8	LYS
55	Q8	11	LYS
55	Q8	19	SER
55	Q8	21	LYS
55	Q8	26	LYS
55	Q8	30	ARG
55	Q8	31	HIS
55	Q8	32	LEU
55	Q8	41	ILE
55	Q8	42	ARG
55	Q8	43	GLN
55	Q8	46	ARG
55	Q8	47	LYS

Continued on next page...

Continued from previous page...

Mol	Chain	Res	Type
55	Q8	48	PHE
55	Q8	50	LEU
55	Q8	52	LYS
55	Q8	57	ARG
55	Q8	58	ILE
55	Q8	59	LYS
2	12	5	ILE
2	12	17	PHE
2	12	22	LYS
2	12	23	ARG
2	12	24	TRP
2	12	31	TYR
2	12	33	TYR
2	12	42	ILE
2	12	44	LEU
2	12	55	PHE
2	12	69	LEU
2	12	71	VAL
2	12	75	LYS
2	12	83	MET
2	12	96	ARG
2	12	107	THR
2	12	108	ILE
2	12	117	GLU
2	12	122	PHE
2	12	130	ARG
2	12	139	LYS
2	12	144	ARG
2	12	145	LEU
2	12	155	LEU
2	12	164	VAL
2	12	172	ILE
2	12	178	ARG
2	12	185	ILE
2	12	193	ASP
2	12	196	LEU
2	12	204	ASN
2	12	212	GLN
2	12	213	LEU
2	12	222	ILE
2	12	226	ARG
2	12	238	LEU

Continued on next page...

Continued from previous page...

Mol	Chain	Res	Type
3	22	4	LYS
3	22	5	ILE
3	22	16	ARG
3	22	21	ARG
3	22	29	TYR
3	22	32	LEU
3	22	43	LEU
3	22	47	LEU
3	22	52	LEU
3	22	67	THR
3	22	69	HIS
3	22	95	THR
3	22	119	ARG
3	22	120	VAL
3	22	124	ILE
3	22	128	PHE
3	22	139	GLN
3	22	140	ARG
3	22	142	MET
3	22	167	TRP
3	22	175	LEU
3	22	190	ARG
3	22	191	THR
3	22	193	TYR
3	22	195	VAL
3	22	202	ILE
4	32	3	ARG
4	32	5	ILE
4	32	8	VAL
4	32	18	LYS
4	32	24	GLU
4	32	30	LYS
4	32	36	ARG
4	32	50	ARG
4	32	59	ARG
4	32	61	LYS
4	32	71	SER
4	32	73	ARG
4	32	76	ARG
4	32	78	LEU
4	32	106	TYR
4	32	107	ARG

Continued on next page...

Continued from previous page...

Mol	Chain	Res	Type
4	32	108	LEU
4	32	119	GLN
4	32	122	ARG
4	32	127	THR
4	32	134	ASP
4	32	135	LEU
4	32	138	TYR
4	32	139	ARG
4	32	141	ARG
4	32	152	SER
4	32	159	ARG
4	32	162	LEU
4	32	163	GLU
4	32	169	LYS
4	32	187	ARG
4	32	191	ARG
4	32	192	GLU
4	32	199	ASN
4	32	200	GLU
4	32	209	ARG
5	42	8	GLU
5	42	12	LEU
5	42	14	ARG
5	42	16	THR
5	42	19	MET
5	42	25	ARG
5	42	40	ARG
5	42	41	VAL
5	42	43	LEU
5	42	45	PHE
5	42	47	LYS
5	42	51	VAL
5	42	53	LEU
5	42	56	GLN
5	42	68	GLU
5	42	72	GLN
5	42	73	ASN
5	42	78	HIS
5	42	79	GLU
5	42	82	VAL
5	42	83	GLU
5	42	87	SER

Continued on next page...

Continued from previous page...

Mol	Chain	Res	Type
5	42	90	VAL
5	42	91	LEU
5	42	101	ILE
5	42	115	VAL
5	42	116	THR
5	42	126	ARG
5	42	136	MET
5	42	137	GLU
5	42	144	THR
5	42	150	ARG
6	52	2	ARG
6	52	3	ARG
6	52	7	ASN
6	52	14	LEU
6	52	15	ASP
6	52	21	LEU
6	52	27	GLN
6	52	28	ARG
6	52	40	VAL
6	52	45	LEU
6	52	47	ARG
6	52	54	LYS
6	52	57	GLN
6	52	64	GLN
6	52	65	VAL
6	52	69	GLU
6	52	70	ASP
6	52	72	VAL
6	52	86	ARG
7	62	5	ARG
7	62	8	GLU
7	62	9	VAL
7	62	21	VAL
7	62	29	LYS
7	62	31	MET
7	62	45	ASP
7	62	51	GLN
7	62	52	GLU
7	62	54	THR
7	62	60	LYS
7	62	61	VAL
7	62	63	LYS

Continued on next page...

Continued from previous page...

Mol	Chain	Res	Type
7	62	70	LYS
7	62	72	ARG
7	62	73	MET
7	62	78	ARG
7	62	84	ASN
7	62	85	TYR
7	62	86	GLN
7	62	89	MET
7	62	90	GLU
7	62	91	VAL
7	62	104	LEU
7	62	114	ARG
7	62	137	LYS
7	62	144	MET
7	62	146	GLU
7	62	149	ARG
8	72	1	MET
8	72	2	LEU
8	72	12	ARG
8	72	21	LYS
8	72	25	ASP
8	72	35	ILE
8	72	39	LEU
8	72	54	ASP
8	72	69	ARG
8	72	73	ASP
8	72	77	GLU
8	72	78	GLN
8	72	81	HIS
8	72	82	HIS
8	72	83	ILE
8	72	84	ARG
8	72	86	ILE
8	72	88	LYS
8	72	91	ARG
8	72	92	ARG
8	72	95	VAL
8	72	97	VAL
8	72	99	GLU
8	72	102	ARG
8	72	112	LEU
8	72	114	THR

Continued on next page...

Continued from previous page...

Mol	Chain	Res	Type
8	72	115	SER
8	72	133	LEU
9	82	10	ARG
9	82	31	GLN
9	82	33	PHE
9	82	42	ARG
9	82	53	VAL
9	82	54	ASP
9	82	70	LYS
9	82	75	ASP
9	82	79	LEU
9	82	88	TYR
9	82	93	ARG
9	82	95	LYS
9	82	99	LEU
9	82	104	ARG
9	82	109	VAL
9	82	112	LYS
9	82	113	LYS
9	82	117	HIS
9	82	118	LYS
9	82	125	TYR
9	82	128	ARG
10	1A	16	LEU
10	1A	17	ASP
10	1A	29	ARG
10	1A	40	LEU
10	1A	43	ARG
10	1A	47	PHE
10	1A	48	THR
10	1A	55	LYS
10	1A	58	ASP
10	1A	59	SER
10	1A	62	HIS
10	1A	69	ASN
10	1A	70	ARG
10	1A	74	ILE
10	1A	79	ARG
10	1A	86	MET
10	1A	96	ILE
10	1A	99	LYS
11	2A	12	ARG

Continued on next page...

Continued from previous page...

Mol	Chain	Res	Type
11	2A	13	GLN
11	2A	14	VAL
11	2A	18	ARG
11	2A	24	SER
11	2A	29	ILE
11	2A	31	THR
11	2A	33	THR
11	2A	38	ASN
11	2A	57	THR
11	2A	63	LEU
11	2A	70	LYS
11	2A	82	VAL
11	2A	87	THR
11	2A	93	GLN
11	2A	95	ILE
11	2A	96	ARG
11	2A	103	LEU
11	2A	105	VAL
11	2A	106	LYS
11	2A	109	VAL
11	2A	116	HIS
11	2A	119	CYS
11	2A	120	ARG
11	2A	124	LYS
11	2A	127	LYS
12	3A	13	LYS
12	3A	19	ARG
12	3A	20	LYS
12	3A	28	LYS
12	3A	33	ARG
12	3A	40	VAL
12	3A	41	ARG
12	3A	42	THR
12	3A	50	SER
12	3A	54	LYS
12	3A	57	LYS
12	3A	64	TYR
12	3A	81	SER
12	3A	83	VAL
12	3A	85	ILE
12	3A	89	ARG
12	3A	96	VAL

Continued on next page...

Continued from previous page...

Mol	Chain	Res	Type
12	3A	111	LYS
12	3A	118	SER
13	4A	4	ILE
13	4A	8	GLU
13	4A	17	VAL
13	4A	32	GLU
13	4A	39	ILE
13	4A	47	ASP
13	4A	48	LEU
13	4A	64	TRP
13	4A	65	LYS
13	4A	66	LEU
13	4A	69	GLU
13	4A	70	LEU
13	4A	71	ARG
13	4A	82	MET
13	4A	83	ASP
13	4A	88	ARG
13	4A	92	HIS
13	4A	93	ARG
13	4A	94	ARG
13	4A	98	VAL
13	4A	103	THR
13	4A	108	ARG
13	4A	114	ARG
13	4A	115	LYS
14	5A	8	GLU
14	5A	12	ARG
14	5A	17	LYS
14	5A	22	THR
14	5A	23	ARG
14	5A	33	VAL
14	5A	37	PHE
14	5A	44	LEU
15	6A	3	ILE
15	6A	6	GLU
15	6A	22	THR
15	6A	31	LEU
15	6A	41	GLU
15	6A	47	LYS
15	6A	48	LYS
15	6A	51	HIS

Continued on next page...

Continued from previous page...

Mol	Chain	Res	Type
15	6A	58	MET
15	6A	82	ILE
15	6A	83	GLU
15	6A	84	LYS
15	6A	87	ILE
15	6A	88	ARG
16	7A	1	MET
16	7A	2	VAL
16	7A	5	ARG
16	7A	6	LEU
16	7A	8	ARG
16	7A	21	VAL
16	7A	25	ARG
16	7A	43	LYS
16	7A	51	VAL
16	7A	55	ARG
16	7A	65	GLN
16	7A	67	THR
16	7A	72	ARG
16	7A	74	LEU
16	7A	82	GLN
17	8A	6	LEU
17	8A	9	VAL
17	8A	25	ARG
17	8A	26	GLN
17	8A	35	VAL
17	8A	50	LYS
17	8A	53	LEU
17	8A	60	ILE
17	8A	62	SER
17	8A	63	ARG
17	8A	68	ARG
17	8A	70	ARG
17	8A	74	LEU
17	8A	79	SER
17	8A	91	ARG
17	8A	92	ARG
17	8A	100	LYS
17	8A	101	ARG
18	9A	21	LYS
18	9A	26	LEU
18	9A	29	PHE

Continued on next page...

Continued from previous page...

Mol	Chain	Res	Type
18	9A	31	LEU
18	9A	36	ASN
18	9A	42	ARG
18	9A	44	LEU
18	9A	47	THR
18	9A	53	ARG
18	9A	54	ARG
18	9A	58	LEU
18	9A	59	SER
18	9A	65	ILE
18	9A	82	THR
18	9A	84	LYS
18	9A	86	VAL
18	9A	87	ARG
19	AA	11	VAL
19	AA	13	ASP
19	AA	15	LEU
19	AA	22	LEU
19	AA	25	LYS
19	AA	30	LEU
19	AA	31	ILE
19	AA	33	THR
19	AA	34	TRP
19	AA	41	VAL
19	AA	44	MET
19	AA	49	ILE
19	AA	64	GLU
19	AA	66	MET
19	AA	79	THR
19	AA	81	ARG
19	AA	83	HIS
20	BA	11	SER
20	BA	13	LEU
20	BA	23	ARG
20	BA	56	MET
20	BA	68	LYS
20	BA	70	SER
20	BA	73	HIS
20	BA	74	LYS
20	BA	75	ASN
20	BA	84	LEU
20	BA	86	ARG

Continued on next page...

Continued from previous page...

Mol	Chain	Res	Type
20	BA	88	VAL
21	1B	9	ARG
21	1B	25	LYS
28	19	10	THR
28	19	13	ARG
28	19	24	ILE
28	19	25	THR
28	19	32	SER
28	19	38	LYS
28	19	43	ARG
28	19	49	ILE
28	19	61	LEU
28	19	64	ILE
28	19	65	ILE
28	19	68	LYS
28	19	69	ARG
28	19	73	VAL
28	19	78	LYS
28	19	88	ARG
28	19	91	ARG
28	19	94	LEU
28	19	99	ASP
28	19	105	ILE
28	19	138	VAL
28	19	141	VAL
28	19	154	LYS
28	19	169	GLU
28	19	181	GLU
28	19	182	LEU
28	19	192	THR
28	19	208	LYS
28	19	211	ARG
28	19	212	SER
28	19	217	ARG
28	19	222	ARG
28	19	239	ARG
28	19	242	ARG
28	19	244	ARG
28	19	255	LYS
28	19	260	ARG
28	19	263	ARG
28	19	266	SER

Continued on next page...

Continued from previous page...

Mol	Chain	Res	Type
28	19	268	ARG
28	19	271	ILE
29	29	1	MET
29	29	4	ILE
29	29	7	VAL
29	29	16	ARG
29	29	23	VAL
29	29	25	VAL
29	29	27	LEU
29	29	41	LYS
29	29	44	TYR
29	29	45	THR
29	29	48	GLN
29	29	58	ARG
29	29	59	VAL
29	29	66	HIS
29	29	67	PHE
29	29	75	VAL
29	29	76	ARG
29	29	79	ARG
29	29	82	ARG
29	29	87	GLU
29	29	90	THR
29	29	93	VAL
29	29	107	THR
29	29	113	PHE
29	29	116	VAL
29	29	117	MET
29	29	119	ARG
29	29	121	ASN
29	29	144	ARG
29	29	146	THR
29	29	154	LYS
29	29	170	LEU
29	29	175	VAL
29	29	178	GLU
29	29	179	GLU
29	29	181	LEU
29	29	188	VAL
29	29	200	GLU
29	29	201	THR
29	29	202	LYS

Continued on next page...

Continued from previous page...

Mol	Chain	Res	Type
30	39	2	LYS
30	39	7	TYR
30	39	8	GLN
30	39	11	VAL
30	39	12	LEU
30	39	13	SER
30	39	20	LEU
30	39	24	LEU
30	39	29	ASN
30	39	38	ARG
30	39	45	ARG
30	39	62	ARG
30	39	65	TRP
30	39	66	PRO
30	39	67	GLN
30	39	69	HIS
30	39	74	ARG
30	39	83	PHE
30	39	106	ARG
30	39	107	LYS
30	39	110	LEU
30	39	112	MET
30	39	123	LEU
30	39	124	LEU
30	39	125	LEU
30	39	127	GLU
30	39	140	LEU
30	39	152	GLU
30	39	153	SER
30	39	158	THR
30	39	169	ASN
30	39	181	LEU
30	39	191	ARG
30	39	192	LEU
30	39	193	VAL
30	39	194	MET
30	39	196	LEU
30	39	197	ASP
30	39	201	VAL
30	39	202	PHE
30	39	205	ARG
31	49	3	LEU

Continued on next page...

Continued from previous page...

Mol	Chain	Res	Type
31	49	7	LEU
31	49	13	GLU
31	49	19	LEU
31	49	20	ILE
31	49	28	VAL
31	49	52	ILE
31	49	58	GLN
31	49	64	THR
31	49	67	LYS
31	49	70	VAL
31	49	71	THR
31	49	82	LEU
31	49	83	ARG
31	49	84	LYS
31	49	91	ARG
31	49	96	ARG
31	49	109	VAL
31	49	116	ASP
31	49	118	ARG
31	49	130	ASN
31	49	137	GLU
31	49	139	LEU
31	49	144	ILE
31	49	153	ARG
31	49	157	ILE
31	49	159	VAL
31	49	162	THR
32	59	3	ARG
32	59	4	ILE
32	59	6	ARG
32	59	7	LEU
32	59	11	VAL
32	59	16	SER
32	59	37	VAL
32	59	41	MET
32	59	43	VAL
32	59	44	VAL
32	59	45	VAL
32	59	46	GLU
32	59	71	LEU
32	59	74	ASN
32	59	83	TYR

Continued on next page...

Continued from previous page...

Mol	Chain	Res	Type
32	59	85	LYS
32	59	86	GLU
32	59	89	ILE
32	59	99	VAL
32	59	103	LEU
32	59	105	LEU
32	59	122	THR
32	59	123	PHE
32	59	124	GLU
32	59	125	VAL
32	59	129	THR
32	59	131	VAL
32	59	132	ARG
32	59	137	ASP
32	59	139	GLN
32	59	143	GLN
32	59	144	VAL
32	59	147	ASN
32	59	152	ARG
32	59	160	LYS
32	59	164	TYR
32	59	171	LEU
33	69	2	LYS
33	69	7	GLU
33	69	9	LEU
33	69	10	GLU
33	69	35	LEU
33	69	37	VAL
33	69	43	ASN
33	69	44	LEU
33	69	51	ILE
33	69	56	LYS
33	69	58	LEU
33	69	64	GLU
33	69	67	ARG
33	69	68	LEU
33	69	73	GLU
33	69	75	LEU
33	69	77	LEU
33	69	78	THR
33	69	81	VAL
33	69	82	ARG

Continued on next page...

Continued from previous page...

Mol	Chain	Res	Type
33	69	87	LYS
33	69	88	ILE
33	69	91	SER
33	69	96	ASP
33	69	101	LEU
33	69	109	ILE
33	69	110	ASP
33	69	113	ARG
33	69	114	LEU
33	69	117	GLU
33	69	125	GLU
33	69	131	LYS
33	69	133	HIS
34	15	4	TYR
34	15	5	VAL
34	15	29	LYS
34	15	32	THR
34	15	33	LEU
34	15	34	LEU
34	15	35	ARG
34	15	38	HIS
34	15	43	THR
34	15	46	VAL
34	15	48	MET
34	15	56	ASN
34	15	59	LYS
34	15	63	THR
34	15	67	LEU
34	15	73	THR
34	15	74	ARG
34	15	85	ILE
34	15	93	THR
34	15	106	MET
34	15	112	LEU
34	15	130	HIS
34	15	137	LYS
35	25	5	GLN
35	25	22	ILE
35	25	24	VAL
35	25	28	SER
35	25	31	LYS
35	25	32	TYR

Continued on next page...

Continued from previous page...

Mol	Chain	Res	Type
35	25	38	VAL
35	25	47	ILE
35	25	49	ARG
35	25	53	LYS
35	25	58	VAL
35	25	70	LYS
35	25	80	ASP
35	25	87	ILE
35	25	94	ARG
35	25	96	THR
35	25	97	ARG
35	25	98	VAL
35	25	104	ARG
35	25	113	LYS
35	25	116	SER
35	25	117	LEU
36	35	1	MET
36	35	3	LEU
36	35	6	LEU
36	35	10	PRO
36	35	14	LYS
36	35	15	ARG
36	35	18	ARG
36	35	21	ARG
36	35	30	THR
36	35	36	LYS
36	35	41	ARG
36	35	45	LEU
36	35	46	LYS
36	35	50	ARG
36	35	61	ARG
36	35	62	LEU
36	35	65	ARG
36	35	67	MET
36	35	70	GLN
36	35	75	ILE
36	35	81	GLN
36	35	85	LEU
36	35	90	ARG
36	35	96	THR
36	35	98	GLU
36	35	105	LEU

Continued on next page...

Continued from previous page...

Mol	Chain	Res	Type
36	35	106	LEU
36	35	110	TYR
36	35	111	ARG
36	35	112	LEU
36	35	114	ILE
36	35	123	LEU
36	35	124	LYS
36	35	125	VAL
36	35	133	SER
36	35	135	LEU
36	35	138	LEU
36	35	144	GLU
36	35	146	VAL
36	35	147	LEU
37	45	5	ARG
37	45	6	ARG
37	45	10	ARG
37	45	16	ARG
37	45	18	LYS
37	45	21	THR
37	45	22	LYS
37	45	25	ASP
37	45	27	VAL
37	45	45	GLN
37	45	56	ARG
37	45	59	ARG
37	45	60	ARG
37	45	77	LYS
37	45	79	LEU
37	45	81	VAL
37	45	83	MET
37	45	91	GLU
37	45	103	MET
37	45	112	GLU
37	45	116	GLU
37	45	118	LEU
37	45	127	ILE
37	45	128	LYS
37	45	134	ARG
37	45	141	GLN
38	55	15	SER
38	55	18	LEU

Continued on next page...

Continued from previous page...

Mol	Chain	Res	Type
38	55	24	GLN
38	55	28	LEU
38	55	29	LEU
38	55	35	THR
38	55	44	LEU
38	55	57	ARG
38	55	65	LEU
38	55	67	LEU
38	55	74	LYS
38	55	75	LEU
38	55	76	VAL
38	55	79	LEU
38	55	80	PHE
38	55	81	ASP
38	55	82	GLU
38	55	91	GLN
38	55	95	THR
38	55	102	GLU
39	65	4	LEU
39	65	12	PHE
39	65	20	ARG
39	65	21	THR
39	65	23	ARG
39	65	30	ARG
39	65	36	TYR
39	65	38	GLN
39	65	42	ASP
39	65	52	SER
39	65	56	LEU
39	65	58	LEU
39	65	64	GLU
39	65	65	VAL
39	65	69	VAL
39	65	71	ARG
39	65	78	LEU
39	65	82	ILE
39	65	88	ASP
39	65	89	ARG
39	65	93	LYS
39	65	95	HIS
39	65	101	LEU
39	65	106	ARG

Continued on next page...

Continued from previous page...

Mol	Chain	Res	Type
39	65	107	GLU
39	65	110	LEU
39	65	112	PHE
40	75	6	LEU
40	75	7	ILE
40	75	8	LYS
40	75	9	LEU
40	75	10	VAL
40	75	11	GLU
40	75	13	ARG
40	75	19	LEU
40	75	21	GLU
40	75	23	ARG
40	75	24	PRO
40	75	27	THR
40	75	28	VAL
40	75	34	VAL
40	75	39	ARG
40	75	40	THR
40	75	41	ARG
40	75	52	ILE
40	75	54	ARG
40	75	55	ASN
40	75	60	THR
40	75	62	THR
40	75	63	VAL
40	75	64	ARG
40	75	66	VAL
40	75	67	SER
40	75	74	ARG
40	75	88	ILE
40	75	91	ARG
40	75	93	ARG
40	75	105	LEU
40	75	106	SER
40	75	107	ASP
40	75	112	ARG
40	75	120	ARG
40	75	124	ASP
40	75	125	ARG
40	75	129	ARG
40	75	132	LYS

Continued on next page...

Continued from previous page...

Mol	Chain	Res	Type
41	85	3	ARG
41	85	5	LYS
41	85	8	VAL
41	85	15	LYS
41	85	17	ILE
41	85	31	SER
41	85	34	LYS
41	85	55	ARG
41	85	57	PHE
41	85	65	ILE
41	85	71	GLN
41	85	74	LEU
41	85	83	LEU
41	85	88	ILE
41	85	92	ARG
41	85	95	LEU
41	85	97	ASP
41	85	100	VAL
41	85	105	VAL
42	95	13	ARG
42	95	15	GLU
42	95	19	LYS
42	95	26	ASP
42	95	32	THR
42	95	33	VAL
42	95	38	LEU
42	95	47	VAL
42	95	49	THR
42	95	62	LEU
42	95	66	ARG
42	95	70	ILE
42	95	74	LYS
42	95	83	ARG
42	95	85	LYS
42	95	89	GLN
42	95	91	TYR
42	95	95	LEU
43	A5	6	ILE
43	A5	11	ARG
43	A5	23	LEU
43	A5	28	SER
43	A5	35	ILE

Continued on next page...

Continued from previous page...

Mol	Chain	Res	Type
43	A5	37	ARG
43	A5	39	THR
43	A5	41	LYS
43	A5	51	LEU
43	A5	65	LEU
43	A5	67	ASP
43	A5	76	VAL
43	A5	86	LEU
43	A5	88	ARG
43	A5	90	ARG
43	A5	94	ASP
43	A5	95	ILE
43	A5	96	ILE
43	A5	97	LYS
43	A5	100	THR
43	A5	106	ILE
43	A5	107	LEU
43	A5	110	LYS
44	B5	3	THR
44	B5	12	VAL
44	B5	15	GLU
44	B5	23	GLU
44	B5	25	LYS
44	B5	27	THR
44	B5	30	VAL
44	B5	35	THR
44	B5	36	LYS
44	B5	37	THR
44	B5	40	LYS
44	B5	45	THR
44	B5	49	VAL
44	B5	52	VAL
44	B5	54	VAL
44	B5	60	ARG
44	B5	63	LYS
44	B5	65	ARG
44	B5	69	TYR
44	B5	70	LEU
44	B5	76	ARG
44	B5	78	LYS
44	B5	87	GLN
44	B5	88	LYS

Continued on next page...

Continued from previous page...

Mol	Chain	Res	Type
45	C5	14	LEU
45	C5	29	GLU
45	C5	31	LEU
45	C5	33	LYS
45	C5	37	VAL
45	C5	38	ILE
45	C5	43	ASN
45	C5	44	ILE
45	C5	47	LYS
45	C5	50	ARG
45	C5	51	VAL
45	C5	55	TYR
45	C5	60	PHE
45	C5	62	GLU
45	C5	68	HIS
45	C5	84	ARG
45	C5	85	VAL
45	C5	86	ARG
45	C5	87	LYS
45	C5	88	LYS
45	C5	89	PHE
45	C5	90	LEU
45	C5	92	ASN
45	C5	97	ARG
45	C5	99	CYS
45	C5	102	CYS
46	D5	2	GLU
46	D5	4	ARG
46	D5	5	LEU
46	D5	19	ARG
46	D5	24	LEU
46	D5	27	VAL
46	D5	28	MET
46	D5	31	ARG
46	D5	33	LEU
46	D5	36	LYS
46	D5	41	LEU
46	D5	44	PHE
46	D5	53	ILE
46	D5	56	VAL
46	D5	59	LEU
46	D5	63	ASP

Continued on next page...

Continued from previous page...

Mol	Chain	Res	Type
46	D5	70	LEU
46	D5	72	ARG
46	D5	73	GLN
46	D5	74	VAL
46	D5	76	LEU
46	D5	77	ASP
46	D5	84	GLU
46	D5	87	ASP
46	D5	88	PHE
46	D5	89	PHE
46	D5	94	GLU
46	D5	103	ARG
46	D5	107	THR
46	D5	117	LEU
46	D5	121	HIS
46	D5	122	ARG
46	D5	123	ASP
46	D5	136	PHE
46	D5	144	LEU
46	D5	161	VAL
46	D5	165	VAL
46	D5	168	GLU
46	D5	175	VAL
47	E5	10	THR
47	E5	12	ASN
47	E5	14	ARG
47	E5	19	LYS
47	E5	36	ILE
47	E5	38	VAL
47	E5	43	THR
47	E5	44	ARG
47	E5	55	ARG
47	E5	64	ASP
47	E5	70	GLN
48	F5	11	ARG
48	F5	13	ILE
48	F5	21	ARG
48	F5	25	LYS
48	F5	35	THR
48	F5	38	SER
48	F5	46	LEU
48	F5	56	GLN

Continued on next page...

Continued from previous page...

Mol	Chain	Res	Type
48	F5	62	VAL
48	F5	76	ARG
48	F5	78	LYS
48	F5	82	LEU
48	F5	83	GLU
48	F5	85	LEU
48	F5	90	ILE
49	G5	4	SER
49	G5	5	GLU
49	G5	14	ARG
49	G5	15	LYS
49	G5	16	LEU
49	G5	17	SER
49	G5	24	LEU
49	G5	32	LEU
49	G5	44	LEU
49	G5	46	GLN
49	G5	48	HIS
49	G5	49	LYS
49	G5	53	LEU
49	G5	55	ARG
49	G5	60	LEU
49	G5	66	GLU
50	H5	5	LYS
50	H5	7	LYS
50	H5	8	LEU
50	H5	13	ILE
50	H5	17	LYS
50	H5	18	ASP
50	H5	23	LEU
50	H5	35	ARG
50	H5	37	LEU
50	H5	40	THR
50	H5	44	ARG
50	H5	48	GLU
50	H5	55	ARG
51	I5	1	MET
51	I5	8	LYS
51	I5	18	CYS
51	I5	21	VAL
51	I5	22	ILE
51	I5	30	GLU

Continued on next page...

Continued from previous page...

Mol	Chain	Res	Type
51	I5	39	CYS
51	I5	44	THR
51	I5	59	PHE
51	I5	60	GLN
51	I5	61	ARG
52	J5	3	LYS
52	J5	4	HIS
52	J5	10	LYS
52	J5	15	ARG
52	J5	25	LEU
52	J5	29	THR
52	J5	33	CYS
52	J5	35	GLU
52	J5	36	CYS
52	J5	48	GLU
52	J5	55	ARG
53	K5	10	LEU
53	K5	12	GLU
53	K5	20	ASN
53	K5	27	LYS
53	K5	28	ARG
53	K5	29	ASN
53	K5	34	LEU
53	K5	47	THR
54	L5	1	MET
54	L5	2	LYS
54	L5	4	THR
54	L5	8	ASN
54	L5	14	LYS
54	L5	41	ARG
54	L5	42	LEU
54	L5	43	THR
55	M5	15	LYS
55	M5	23	VAL
55	M5	25	MET
55	M5	31	HIS
55	M5	33	ASN
55	M5	34	TRP
55	M5	37	SER
55	M5	46	ARG
55	M5	50	LEU
55	M5	52	LYS

Continued on next page...

Continued from previous page...

Mol	Chain	Res	Type
55	M5	58	ILE
55	M5	60	LEU

Some sidechains can be flipped to improve hydrogen bonding and reduce clashes. All (28) such sidechains are listed below:

Mol	Chain	Res	Type
3	2E	6	HIS
3	2E	108	ASN
4	3E	43	HIS
6	5E	64	GLN
10	1I	84	GLN
16	7I	16	HIS
28	11	227	ASN
29	21	143	ASN
30	31	40	GLN
35	68	88	ASN
36	78	13	ASN
37	88	12	GLN
38	98	13	HIS
43	E8	62	HIS
44	F8	31	HIS
44	F8	82	GLN
47	I8	70	GLN
2	12	212	GLN
13	4A	77	ASN
13	4A	92	HIS
19	AA	23	ASN
32	59	74	ASN
34	15	38	HIS
37	45	113	GLN
38	55	91	GLN
45	C5	92	ASN
51	I5	6	HIS
51	I5	20	ASN

5.3.3 RNA ⓘ

Mol	Chain	Analysed	Backbone Outliers	Pucker Outliers
1	13	1495/1522 (98%)	358 (23%)	29 (1%)
1	1G	1495/1522 (98%)	366 (24%)	36 (2%)

Continued on next page...

Continued from previous page...

Mol	Chain	Analysed	Backbone Outliers	Pucker Outliers
22	1K	74/76 (97%)	36 (48%)	1 (1%)
22	1L	74/76 (97%)	32 (43%)	3 (4%)
23	2K	76/77 (98%)	21 (27%)	3 (3%)
23	2L	76/77 (98%)	19 (25%)	4 (5%)
24	3K	75/76 (98%)	39 (52%)	8 (10%)
24	3L	75/76 (98%)	41 (54%)	3 (4%)
25	4K	13/30 (43%)	6 (46%)	1 (7%)
25	4L	6/30 (20%)	2 (33%)	1 (16%)
26	14	2908/2917 (99%)	777 (26%)	51 (1%)
26	1H	2911/2917 (99%)	743 (25%)	61 (2%)
27	16	121/122 (99%)	21 (17%)	1 (0%)
27	1J	121/122 (99%)	35 (28%)	2 (1%)
All	All	9520/9640 (98%)	2496 (26%)	204 (2%)

All (2496) RNA backbone outliers are listed below:

Mol	Chain	Res	Type
1	13	5	U
1	13	6	G
1	13	8	A
1	13	9	G
1	13	28	G
1	13	32	A
1	13	39	G
1	13	41	G
1	13	44	G
1	13	47	C
1	13	48	C
1	13	50	A
1	13	51	A
1	13	54	C
1	13	61	G
1	13	65	U
1	13	66	G
1	13	77	C
1	13	78	G
1	13	79	G
1	13	91	C
1	13	95	G
1	13	101	A
1	13	113	G
1	13	116	A

Continued on next page...

Continued from previous page...

Mol	Chain	Res	Type
1	13	117	G
1	13	121	C
1	13	131	C
1	13	138	G
1	13	144	G
1	13	147	G
1	13	151	A
1	13	161	A
1	13	163	C
1	13	169	C
1	13	172	A
1	13	173	U
1	13	174	C
1	13	175	C
1	13	189	U
1	13	190	G
1	13	191(A)	G
1	13	195	A
1	13	197	A
1	13	199	G
1	13	201	C
1	13	208	U
1	13	209	U
1	13	210	U
1	13	217	C
1	13	222	U
1	13	226	G
1	13	231	G
1	13	243	A
1	13	244	U
1	13	245	C
1	13	247	G
1	13	251	G
1	13	253	U
1	13	256	U
1	13	262	A
1	13	266	G
1	13	267	C
1	13	273	A
1	13	289	G
1	13	316	G
1	13	318	G

Continued on next page...

Continued from previous page...

Mol	Chain	Res	Type
1	13	319	G
1	13	321	A
1	13	324	G
1	13	328	C
1	13	329	A
1	13	330	C
1	13	332	G
1	13	341	C
1	13	342	C
1	13	344	A
1	13	345	C
1	13	346	G
1	13	347	G
1	13	351	G
1	13	352	C
1	13	353	A
1	13	354	G
1	13	357	G
1	13	367	U
1	13	372	C
1	13	388	G
1	13	390	C
1	13	392	G
1	13	397	A
1	13	398	C
1	13	406	G
1	13	412	A
1	13	413	G
1	13	414	A
1	13	415	A
1	13	418	C
1	13	419	C
1	13	421	U
1	13	423	G
1	13	424	G
1	13	428	G
1	13	429	U
1	13	430	A
1	13	439	A
1	13	451	A
1	13	452	A
1	13	454	C

Continued on next page...

Continued from previous page...

Mol	Chain	Res	Type
1	13	466	C
1	13	467	G
1	13	485	G
1	13	487	A
1	13	496	A
1	13	497	U
1	13	498	A
1	13	505	G
1	13	506	G
1	13	509	A
1	13	510	A
1	13	511	C
1	13	513	C
1	13	518	C
1	13	519	C
1	13	524	G
1	13	527	G
1	13	531	U
1	13	532	A
1	13	533	A
1	13	536	C
1	13	547	A
1	13	549	C
1	13	559	A
1	13	561	U
1	13	562	C
1	13	567	G
1	13	572	A
1	13	573	A
1	13	576	G
1	13	577	G
1	13	581	G
1	13	607	A
1	13	610	G
1	13	616	G
1	13	617	G
1	13	619	U
1	13	630	G
1	13	631	G
1	13	632	A
1	13	633	G
1	13	639	G

Continued on next page...

Continued from previous page...

Mol	Chain	Res	Type
1	13	650	G
1	13	655	A
1	13	661	G
1	13	665	A
1	13	666	G
1	13	704	A
1	13	723	U
1	13	724	G
1	13	734	G
1	13	747	C
1	13	748	C
1	13	749	C
1	13	750	G
1	13	753	A
1	13	755	G
1	13	763	G
1	13	777	A
1	13	786	G
1	13	792	A
1	13	793	U
1	13	794	A
1	13	805	C
1	13	812	C
1	13	813	U
1	13	817	C
1	13	818	G
1	13	828	A
1	13	841	U
1	13	842	C
1	13	843	U
1	13	848	C
1	13	853	G
1	13	859	A
1	13	864	A
1	13	870	U
1	13	874	G
1	13	882	C
1	13	884	U
1	13	885	G
1	13	887	G
1	13	902	G
1	13	914	A

Continued on next page...

Continued from previous page...

Mol	Chain	Res	Type
1	13	926	G
1	13	927	G
1	13	934	C
1	13	935	A
1	13	936	C
1	13	940	C
1	13	949	A
1	13	953	G
1	13	960	U
1	13	968	A
1	13	969	A
1	13	971	G
1	13	974	A
1	13	975	A
1	13	976	G
1	13	977	A
1	13	982	U
1	13	984	C
1	13	991	U
1	13	992	U
1	13	993	G
1	13	994	A
1	13	995	C
1	13	999	U
1	13	1004	A
1	13	1005	A
1	13	1006	C
1	13	1007	C
1	13	1008	C
1	13	1009	G
1	13	1017	G
1	13	1021	G
1	13	1024	G
1	13	1025	U
1	13	1028	C
1	13	1029	G
1	13	1032(A)	G
1	13	1032(B)	G
1	13	1033	G
1	13	1040	U
1	13	1042	G
1	13	1044	A

Continued on next page...

Continued from previous page...

Mol	Chain	Res	Type
1	13	1046	A
1	13	1055	A
1	13	1065	U
1	13	1066	C
1	13	1081	G
1	13	1092	A
1	13	1094	G
1	13	1095	U
1	13	1101	A
1	13	1123	A
1	13	1124	G
1	13	1125	U
1	13	1126	U
1	13	1127	G
1	13	1129	C
1	13	1130	A
1	13	1131	G
1	13	1136	U
1	13	1137	C
1	13	1138	G
1	13	1139	G
1	13	1143	G
1	13	1146	A
1	13	1152	A
1	13	1154	G
1	13	1155	G
1	13	1157	A
1	13	1158	C
1	13	1159	U
1	13	1160	G
1	13	1161	C
1	13	1164	G
1	13	1165	C
1	13	1177	G
1	13	1178	G
1	13	1181	G
1	13	1184	G
1	13	1189	C
1	13	1194	U
1	13	1196	U
1	13	1197	G
1	13	1201	A

Continued on next page...

Continued from previous page...

Mol	Chain	Res	Type
1	13	1202	G
1	13	1203	C
1	13	1212	U
1	13	1213	A
1	13	1225	A
1	13	1227	A
1	13	1238	A
1	13	1240	U
1	13	1246	C
1	13	1253	G
1	13	1256	A
1	13	1257	U
1	13	1258	G
1	13	1260	C
1	13	1261	A
1	13	1262	C
1	13	1270	C
1	13	1272	G
1	13	1273	G
1	13	1280	A
1	13	1281	U
1	13	1282	C
1	13	1285	A
1	13	1286	A
1	13	1287	A
1	13	1299	A
1	13	1300	G
1	13	1302	U
1	13	1305	G
1	13	1320	C
1	13	1322	C
1	13	1323	G
1	13	1326	C
1	13	1331	G
1	13	1335	C
1	13	1336	C
1	13	1337	G
1	13	1338	G
1	13	1340	A
1	13	1346	A
1	13	1347	G
1	13	1350	A

Continued on next page...

Continued from previous page...

Mol	Chain	Res	Type
1	13	1353	G
1	13	1360	A
1	13	1363	A
1	13	1364	U
1	13	1368	G
1	13	1370	G
1	13	1377	A
1	13	1396	A
1	13	1401	G
1	13	1402	C
1	13	1406	U
1	13	1419	G
1	13	1442	G
1	13	1443	G
1	13	1446	A
1	13	1451	A
1	13	1452	C
1	13	1453	G
1	13	1454	G
1	13	1455	G
1	13	1467	G
1	13	1469	G
1	13	1487	G
1	13	1492	A
1	13	1494	G
1	13	1495	U
1	13	1499	A
1	13	1503	A
1	13	1504	G
1	13	1505	G
1	13	1506	U
1	13	1507	A
1	13	1509	C
1	13	1514	C
1	13	1517	G
1	13	1519	A
1	13	1520	G
1	13	1529	G
1	13	1530	G
22	1K	3	C
22	1K	4	C
22	1K	9	A

Continued on next page...

Continued from previous page...

Mol	Chain	Res	Type
22	1K	10	G
22	1K	11	C
22	1K	16	U
22	1K	17	C
22	1K	18	G
22	1K	19	G
22	1K	20	U
22	1K	21	A
22	1K	22	G
22	1K	24	G
22	1K	26	A
22	1K	34	G
22	1K	41	C
22	1K	44	G
22	1K	45	U
22	1K	46	G
22	1K	47	U
22	1K	48	C
22	1K	49	C
22	1K	52	G
22	1K	56	C
22	1K	59	U
22	1K	62	C
22	1K	64	A
22	1K	66	U
22	1K	68	C
22	1K	69	G
22	1K	70	G
22	1K	72	C
22	1K	73	A
22	1K	74	C
22	1K	75	C
22	1K	76	A
23	2K	2	G
23	2K	6	G
23	2K	9	G
23	2K	13	C
23	2K	15	G
23	2K	18	C
23	2K	20	G
23	2K	21	U
23	2K	22	A

Continued on next page...

Continued from previous page...

Mol	Chain	Res	Type
23	2K	23	G
23	2K	35	C
23	2K	44	A
23	2K	47	7MG
23	2K	48	U
23	2K	49	C
23	2K	50	G
23	2K	53	G
23	2K	62	C
23	2K	68	C
23	2K	73	A
23	2K	77	A
24	3K	2	C
24	3K	3	C
24	3K	4	C
24	3K	5	G
24	3K	7	A
24	3K	9	A
24	3K	10	G
24	3K	13	C
24	3K	14	A
24	3K	17	C
24	3K	19	G
24	3K	20	U
24	3K	21	A
24	3K	22	G
24	3K	24	G
24	3K	26	A
24	3K	33	U
24	3K	34	G
24	3K	35	A
24	3K	36	A
24	3K	37	A
24	3K	45	U
24	3K	46	G
24	3K	47	U
24	3K	48	C
24	3K	49	C
24	3K	52	G
24	3K	55	U
24	3K	56	C
24	3K	58	A

Continued on next page...

Continued from previous page...

Mol	Chain	Res	Type
24	3K	59	U
24	3K	60	U
24	3K	61	C
24	3K	65	G
24	3K	69	G
24	3K	70	G
24	3K	72	C
24	3K	73	A
24	3K	76	A
25	4K	14	A
25	4K	15	A
25	4K	19	C
25	4K	22	A
25	4K	25	A
25	4K	26	A
26	1H	5	A
26	1H	7	G
26	1H	9	U
26	1H	12	U
26	1H	17	G
26	1H	27	G
26	1H	34	C
26	1H	37	C
26	1H	46	C
26	1H	51	G
26	1H	54	G
26	1H	56	A
26	1H	63	U
26	1H	71	A
26	1H	72	U
26	1H	74	A
26	1H	75	G
26	1H	85	G
26	1H	93	C
26	1H	95	G
26	1H	102	G
26	1H	118	A
26	1H	119	A
26	1H	120	U
26	1H	123	G
26	1H	125	G
26	1H	138	G

Continued on next page...

Continued from previous page...

Mol	Chain	Res	Type
26	1H	147	U
26	1H	155	C
26	1H	163	U
26	1H	164	U
26	1H	181	A
26	1H	188	G
26	1H	196	A
26	1H	197	A
26	1H	199	A
26	1H	200	U
26	1H	214	G
26	1H	215	G
26	1H	216	A
26	1H	222	A
26	1H	223	A
26	1H	228	A
26	1H	229	A
26	1H	230	U
26	1H	233	A
26	1H	235	U
26	1H	243	U
26	1H	244	A
26	1H	245	G
26	1H	248	G
26	1H	250	G
26	1H	252	G
26	1H	261	G
26	1H	269	U
26	1H	270(F)	U
26	1H	270(G)	C
26	1H	270(M)	U
26	1H	270(P)	C
26	1H	271(B)	G
26	1H	271(C)	U
26	1H	271	G
26	1H	274	G
26	1H	275	G
26	1H	278	A
26	1H	299	A
26	1H	308	G
26	1H	311	A
26	1H	323	G

Continued on next page...

Continued from previous page...

Mol	Chain	Res	Type
26	1H	324	A
26	1H	326	G
26	1H	329	G
26	1H	330	A
26	1H	342	G
26	1H	345	A
26	1H	346	A
26	1H	347	A
26	1H	352	G
26	1H	363	G
26	1H	364	C
26	1H	372	G
26	1H	382	G
26	1H	386	G
26	1H	389	G
26	1H	393	C
26	1H	405	U
26	1H	407	G
26	1H	411	G
26	1H	413	C
26	1H	428	A
26	1H	435	C
26	1H	436	C
26	1H	444	C
26	1H	445	C
26	1H	446	G
26	1H	447	A
26	1H	448	U
26	1H	451	C
26	1H	454	A
26	1H	455	C
26	1H	457	A
26	1H	460	A
26	1H	462	C
26	1H	467	G
26	1H	470	A
26	1H	471	A
26	1H	481	G
26	1H	482	A
26	1H	488	G
26	1H	501	A
26	1H	505	A

Continued on next page...

Continued from previous page...

Mol	Chain	Res	Type
26	1H	508	G
26	1H	509	C
26	1H	513	A
26	1H	529	A
26	1H	531	C
26	1H	532	A
26	1H	533	G
26	1H	545	G
26	1H	546	C
26	1H	549	G
26	1H	556	G
26	1H	563	G
26	1H	564	C
26	1H	567	A
26	1H	573	G
26	1H	574	C
26	1H	575	A
26	1H	583	G
26	1H	586	A
26	1H	587	C
26	1H	588	U
26	1H	603	A
26	1H	607	U
26	1H	609(A)	G
26	1H	614	U
26	1H	617	G
26	1H	621	A
26	1H	622	G
26	1H	627	A
26	1H	632	A
26	1H	637	A
26	1H	644	A
26	1H	645	C
26	1H	646	A
26	1H	654	A
26	1H	654(A)	A
26	1H	654(H)	G
26	1H	654(I)	C
26	1H	654(J)	A
26	1H	654(K)	C
26	1H	654(M)	C
26	1H	654(N)	G

Continued on next page...

Continued from previous page...

Mol	Chain	Res	Type
26	1H	654(O)	G
26	1H	654(T)	A
26	1H	664	C
26	1H	667	U
26	1H	669	G
26	1H	686	G
26	1H	699	A
26	1H	715	G
26	1H	717	G
26	1H	730	C
26	1H	731	C
26	1H	739	G
26	1H	752	A
26	1H	753	C
26	1H	762	U
26	1H	765	G
26	1H	776	G
26	1H	777	A
26	1H	782	A
26	1H	783	A
26	1H	784	A
26	1H	785	G
26	1H	790	C
26	1H	791	C
26	1H	792	G
26	1H	793	A
26	1H	801	G
26	1H	805	G
26	1H	812	C
26	1H	824	A
26	1H	827	U
26	1H	828	U
26	1H	836	G
26	1H	846	C
26	1H	847	U
26	1H	853	G
26	1H	859	G
26	1H	861	A
26	1H	863	A
26	1H	866	A
26	1H	879	G
26	1H	880	G

Continued on next page...

Continued from previous page...

Mol	Chain	Res	Type
26	1H	881	G
26	1H	882	G
26	1H	884	C
26	1H	885	C
26	1H	886	C
26	1H	887	A
26	1H	888	C
26	1H	890	A
26	1H	892	G
26	1H	893	C
26	1H	894	C
26	1H	895	U
26	1H	899	A
26	1H	900	A
26	1H	901	A
26	1H	902	C
26	1H	907	U
26	1H	910	A
26	1H	917	A
26	1H	918	A
26	1H	925	C
26	1H	926	A
26	1H	932	G
26	1H	938	G
26	1H	940	G
26	1H	941	A
26	1H	946	G
26	1H	947	G
26	1H	953	A
26	1H	958	U
26	1H	959	A
26	1H	961	C
26	1H	974	G
26	1H	974(A)	C
26	1H	980	A
26	1H	983	A
26	1H	990	A
26	1H	996	A
26	1H	997	G
26	1H	1003	G
26	1H	1005	C
26	1H	1008	C

Continued on next page...

Continued from previous page...

Mol	Chain	Res	Type
26	1H	1011	G
26	1H	1012	U
26	1H	1013	C
26	1H	1015	G
26	1H	1016	G
26	1H	1020	A
26	1H	1022	G
26	1H	1023	U
26	1H	1024	G
26	1H	1025	G
26	1H	1026	U
26	1H	1027	A
26	1H	1033	U
26	1H	1041	C
26	1H	1046	A
26	1H	1047	G
26	1H	1056	G
26	1H	1057	A
26	1H	1060	U
26	1H	1061	U
26	1H	1062	G
26	1H	1064	C
26	1H	1066	U
26	1H	1068	G
26	1H	1070	A
26	1H	1071	G
26	1H	1072	C
26	1H	1073	A
26	1H	1076	C
26	1H	1078	U
26	1H	1082	U
26	1H	1084	A
26	1H	1085	A
26	1H	1086	A
26	1H	1087	G
26	1H	1088	A
26	1H	1089	G
26	1H	1090	U
26	1H	1095	A
26	1H	1096	A
26	1H	1098	A
26	1H	1111	A

Continued on next page...

Continued from previous page...

Mol	Chain	Res	Type
26	1H	1112	G
26	1H	1122	G
26	1H	1126	A
26	1H	1129	A
26	1H	1130	U
26	1H	1131	G
26	1H	1133	U
26	1H	1135	C
26	1H	1136	G
26	1H	1139	G
26	1H	1142	U
26	1H	1142(A)	A
26	1H	1143	A
26	1H	1149	G
26	1H	1150	C
26	1H	1154	G
26	1H	1155	A
26	1H	1156	A
26	1H	1157	G
26	1H	1173	G
26	1H	1175	U
26	1H	1176	G
26	1H	1177	A
26	1H	1178	C
26	1H	1179	C
26	1H	1180	C
26	1H	1194	A
26	1H	1195	G
26	1H	1204	A
26	1H	1205	U
26	1H	1218	C
26	1H	1220	A
26	1H	1221	C
26	1H	1231	G
26	1H	1234	U
26	1H	1237	A
26	1H	1241	A
26	1H	1242	A
26	1H	1244	G
26	1H	1245	G
26	1H	1250	G
26	1H	1253	A

Continued on next page...

Continued from previous page...

Mol	Chain	Res	Type
26	1H	1255	U
26	1H	1256	G
26	1H	1265	A
26	1H	1269	A
26	1H	1271	G
26	1H	1272	A
26	1H	1273	U
26	1H	1274	A
26	1H	1275	A
26	1H	1280	G
26	1H	1287	A
26	1H	1292	U
26	1H	1293	C
26	1H	1298	C
26	1H	1300	U
26	1H	1301	A
26	1H	1302	A
26	1H	1313	U
26	1H	1314	C
26	1H	1319	G
26	1H	1329	U
26	1H	1332	G
26	1H	1334	G
26	1H	1338	G
26	1H	1342	A
26	1H	1345	C
26	1H	1348	G
26	1H	1349	A
26	1H	1351	C
26	1H	1352	U
26	1H	1358	G
26	1H	1359	A
26	1H	1360	A
26	1H	1365	A
26	1H	1368	G
26	1H	1369	G
26	1H	1370	C
26	1H	1378	A
26	1H	1379	A
26	1H	1380	G
26	1H	1383	C
26	1H	1384	A

Continued on next page...

Continued from previous page...

Mol	Chain	Res	Type
26	1H	1385	G
26	1H	1386	C
26	1H	1391	U
26	1H	1395	A
26	1H	1397	U
26	1H	1403	C
26	1H	1406	U
26	1H	1416	G
26	1H	1420	U
26	1H	1421	G
26	1H	1428	C
26	1H	1431	U
26	1H	1437	C
26	1H	1444(A)	A
26	1H	1449	A
26	1H	1449(A)	G
26	1H	1454	U
26	1H	1455	G
26	1H	1458	C
26	1H	1459	G
26	1H	1460	A
26	1H	1461	G
26	1H	1467	C
26	1H	1471	A
26	1H	1472	A
26	1H	1483	G
26	1H	1493	C
26	1H	1497	U
26	1H	1506	C
26	1H	1507	A
26	1H	1508	A
26	1H	1509	C
26	1H	1510	A
26	1H	1511	A
26	1H	1517	G
26	1H	1522	G
26	1H	1526	G
26	1H	1534	G
26	1H	1535	U
26	1H	1536	A
26	1H	1537	C
26	1H	1538	G

Continued on next page...

Continued from previous page...

Mol	Chain	Res	Type
26	1H	1540	G
26	1H	1543	A
26	1H	1545	A
26	1H	1548	C
26	1H	1554	A
26	1H	1558	A
26	1H	1559	G
26	1H	1560	G
26	1H	1566	A
26	1H	1567	A
26	1H	1569	A
26	1H	1578	U
26	1H	1579	A
26	1H	1580	A
26	1H	1586	A
26	1H	1587	A
26	1H	1592	C
26	1H	1594	G
26	1H	1608	A
26	1H	1609	A
26	1H	1610	A
26	1H	1617	C
26	1H	1634	A
26	1H	1640	C
26	1H	1647	G
26	1H	1648	C
26	1H	1651	G
26	1H	1664	A
26	1H	1666	G
26	1H	1674	G
26	1H	1684	C
26	1H	1685	C
26	1H	1694	C
26	1H	1695	G
26	1H	1699	G
26	1H	1707	G
26	1H	1728	G
26	1H	1729	A
26	1H	1731	G
26	1H	1743	G
26	1H	1756	G
26	1H	1762	A

Continued on next page...

Continued from previous page...

Mol	Chain	Res	Type
26	1H	1763	G
26	1H	1764	G
26	1H	1765	C
26	1H	1773	A
26	1H	1786	A
26	1H	1791	A
26	1H	1799	G
26	1H	1800	C
26	1H	1801	G
26	1H	1802	A
26	1H	1816	G
26	1H	1819	A
26	1H	1829	A
26	1H	1833	U
26	1H	1835	G
26	1H	1836	C
26	1H	1839	G
26	1H	1847	A
26	1H	1858	G
26	1H	1859	A
26	1H	1870	C
26	1H	1878	G
26	1H	1889	A
26	1H	1896	G
26	1H	1900	A
26	1H	1901	A
26	1H	1904	G
26	1H	1906	G
26	1H	1914	C
26	1H	1915	U
26	1H	1919	A
26	1H	1924	C
26	1H	1926	U
26	1H	1929	G
26	1H	1930	G
26	1H	1931	U
26	1H	1932	A
26	1H	1938	A
26	1H	1951	U
26	1H	1952	A
26	1H	1953	A
26	1H	1955	U

Continued on next page...

Continued from previous page...

Mol	Chain	Res	Type
26	1H	1960	A
26	1H	1963	U
26	1H	1967	C
26	1H	1969	A
26	1H	1970	A
26	1H	1971	A
26	1H	1972	A
26	1H	1976	U
26	1H	1982	C
26	1H	1983	C
26	1H	1993	U
26	1H	2023	G
26	1H	2030	A
26	1H	2031	A
26	1H	2032	G
26	1H	2033	A
26	1H	2036	C
26	1H	2043	C
26	1H	2047	U
26	1H	2048	G
26	1H	2049	G
26	1H	2051	A
26	1H	2054	A
26	1H	2055	C
26	1H	2056	G
26	1H	2058	A
26	1H	2060	A
26	1H	2061	G
26	1H	2062	A
26	1H	2063	C
26	1H	2069	G
26	1H	2070	G
26	1H	2087	G
26	1H	2098	U
26	1H	2108	C
26	1H	2110	G
26	1H	2111	C
26	1H	2112	G
26	1H	2113	U
26	1H	2114	A
26	1H	2115	G
26	1H	2116	G

Continued on next page...

Continued from previous page...

Mol	Chain	Res	Type
26	1H	2118	U
26	1H	2122	U
26	1H	2126	A
26	1H	2127	G
26	1H	2128	C
26	1H	2131	G
26	1H	2132	U
26	1H	2133	G
26	1H	2135	A
26	1H	2136	C
26	1H	2138	C
26	1H	2139	C
26	1H	2145	C
26	1H	2147	G
26	1H	2148	G
26	1H	2154	G
26	1H	2157	G
26	1H	2158	A
26	1H	2161	C
26	1H	2166	G
26	1H	2167	U
26	1H	2168	G
26	1H	2169	A
26	1H	2170	A
26	1H	2171	A
26	1H	2173	A
26	1H	2176	A
26	1H	2177	C
26	1H	2181	G
26	1H	2190	G
26	1H	2198	A
26	1H	2207	C
26	1H	2210	G
26	1H	2211	G
26	1H	2212	A
26	1H	2213	U
26	1H	2215	G
26	1H	2225	A
26	1H	2226	C
26	1H	2237	G
26	1H	2238	G
26	1H	2240	C

Continued on next page...

Continued from previous page...

Mol	Chain	Res	Type
26	1H	2264	C
26	1H	2267	A
26	1H	2271	G
26	1H	2273	A
26	1H	2275	C
26	1H	2278	A
26	1H	2280	G
26	1H	2283	C
26	1H	2285	C
26	1H	2286	A
26	1H	2287	A
26	1H	2288	A
26	1H	2294	C
26	1H	2298	A
26	1H	2305	A
26	1H	2307	G
26	1H	2308	G
26	1H	2310	A
26	1H	2312	U
26	1H	2314	C
26	1H	2320	A
26	1H	2321	G
26	1H	2325	G
26	1H	2327	A
26	1H	2334	G
26	1H	2336	A
26	1H	2340	G
26	1H	2343	C
26	1H	2346	A
26	1H	2347	C
26	1H	2350	C
26	1H	2352	A
26	1H	2360	A
26	1H	2361	A
26	1H	2372	G
26	1H	2377	A
26	1H	2379	G
26	1H	2383	G
26	1H	2385	C
26	1H	2388	A
26	1H	2389	G
26	1H	2392	A

Continued on next page...

Continued from previous page...

Mol	Chain	Res	Type
26	1H	2393	A
26	1H	2395	C
26	1H	2402	C
26	1H	2403	C
26	1H	2406	U
26	1H	2413	G
26	1H	2414	G
26	1H	2424	C
26	1H	2425	A
26	1H	2428	G
26	1H	2429	G
26	1H	2430	A
26	1H	2431	U
26	1H	2439	A
26	1H	2440	C
26	1H	2441	C
26	1H	2448	A
26	1H	2468	G
26	1H	2469	A
26	1H	2474	C
26	1H	2475	C
26	1H	2476	A
26	1H	2478	A
26	1H	2479	G
26	1H	2482	G
26	1H	2484	G
26	1H	2487	G
26	1H	2494	G
26	1H	2502	G
26	1H	2505	G
26	1H	2506	U
26	1H	2507	C
26	1H	2518	A
26	1H	2525	G
26	1H	2529	G
26	1H	2531	A
26	1H	2553	G
26	1H	2554	U
26	1H	2566	A
26	1H	2567	G
26	1H	2568	C
26	1H	2569	G

Continued on next page...

Continued from previous page...

Mol	Chain	Res	Type
26	1H	2570	G
26	1H	2573	C
26	1H	2574	G
26	1H	2579	C
26	1H	2582	G
26	1H	2583	G
26	1H	2584	U
26	1H	2601	C
26	1H	2602	A
26	1H	2609	U
26	1H	2611	U
26	1H	2612	C
26	1H	2615	U
26	1H	2629	A
26	1H	2630	G
26	1H	2632	A
26	1H	2636	U
26	1H	2637	U
26	1H	2641	G
26	1H	2646	C
26	1H	2654	A
26	1H	2657	A
26	1H	2665	A
26	1H	2666	C
26	1H	2672	G
26	1H	2679	A
26	1H	2689	U
26	1H	2690	C
26	1H	2691	C
26	1H	2700	C
26	1H	2701	C
26	1H	2702	U
26	1H	2703	C
26	1H	2705	A
26	1H	2707	G
26	1H	2712(A)	A
26	1H	2713	A
26	1H	2714	G
26	1H	2718	G
26	1H	2719	G
26	1H	2726	U
26	1H	2729	G

Continued on next page...

Continued from previous page...

Mol	Chain	Res	Type
26	1H	2733	A
26	1H	2744	G
26	1H	2749	A
26	1H	2750	A
26	1H	2752	C
26	1H	2757	A
26	1H	2764	A
26	1H	2765	A
26	1H	2766	G
26	1H	2778	A
26	1H	2779	U
26	1H	2781	A
26	1H	2787	C
26	1H	2789	C
26	1H	2790	A
26	1H	2791	C
26	1H	2793	G
26	1H	2794	C
26	1H	2795	G
26	1H	2797	U
26	1H	2798	C
26	1H	2799	A
26	1H	2801	A
26	1H	2802	G
26	1H	2808	U
26	1H	2813	A
26	1H	2818	G
26	1H	2820	A
26	1H	2821	A
26	1H	2830	G
26	1H	2833	G
26	1H	2834	G
26	1H	2835	A
26	1H	2838	G
26	1H	2849	U
26	1H	2850	A
26	1H	2851	A
26	1H	2872	G
26	1H	2891	G
26	1H	2892	A
26	1H	2893	G
26	1H	2894	G

Continued on next page...

Continued from previous page...

Mol	Chain	Res	Type
26	1H	2895	U
26	1H	2899	G
27	16	1	U
27	16	5	C
27	16	7	G
27	16	13	A
27	16	15	A
27	16	25	A
27	16	35	U
27	16	42	C
27	16	45	A
27	16	56	G
27	16	65	C
27	16	66	A
27	16	73	A
27	16	74	U
27	16	81	G
27	16	82	G
27	16	83	G
27	16	105	G
27	16	109	G
27	16	117	G
27	16	119	A
1	1G	5	U
1	1G	6	G
1	1G	9	G
1	1G	15	G
1	1G	21	G
1	1G	26	A
1	1G	32	A
1	1G	39	G
1	1G	41	G
1	1G	42	G
1	1G	44	G
1	1G	47	C
1	1G	48	C
1	1G	50	A
1	1G	51	A
1	1G	54	C
1	1G	65	U
1	1G	90	C
1	1G	91	C

Continued on next page...

Continued from previous page...

Mol	Chain	Res	Type
1	1G	95	G
1	1G	101	A
1	1G	115	G
1	1G	116	A
1	1G	121	C
1	1G	127	G
1	1G	131	C
1	1G	146	G
1	1G	162	A
1	1G	163	C
1	1G	167	G
1	1G	174	C
1	1G	182	U
1	1G	183	G
1	1G	188	U
1	1G	189	U
1	1G	190	G
1	1G	191(A)	G
1	1G	191(D)	U
1	1G	191(E)	G
1	1G	195	A
1	1G	196	A
1	1G	197	A
1	1G	198	G
1	1G	208	U
1	1G	209	U
1	1G	210	U
1	1G	216	G
1	1G	217	C
1	1G	231	G
1	1G	240	C
1	1G	247	G
1	1G	249	U
1	1G	250	A
1	1G	251	G
1	1G	266	G
1	1G	267	C
1	1G	281	G
1	1G	283	C
1	1G	289	G
1	1G	298	A
1	1G	299	G

Continued on next page...

Continued from previous page...

Mol	Chain	Res	Type
1	1G	316	G
1	1G	317	G
1	1G	318	G
1	1G	321	A
1	1G	328	C
1	1G	329	A
1	1G	332	G
1	1G	345	C
1	1G	346	G
1	1G	347	G
1	1G	349	A
1	1G	350	G
1	1G	351	G
1	1G	352	C
1	1G	353	A
1	1G	354	G
1	1G	356	A
1	1G	363	A
1	1G	366	C
1	1G	367	U
1	1G	372	C
1	1G	373	A
1	1G	388	G
1	1G	397	A
1	1G	398	C
1	1G	406	G
1	1G	411	A
1	1G	412	A
1	1G	413	G
1	1G	419	C
1	1G	422	C
1	1G	423	G
1	1G	424	G
1	1G	429	U
1	1G	430	A
1	1G	439	A
1	1G	442	C
1	1G	452	A
1	1G	465	A
1	1G	466	C
1	1G	467	G
1	1G	475	G

Continued on next page...

Continued from previous page...

Mol	Chain	Res	Type
1	1G	476	G
1	1G	482	A
1	1G	484	G
1	1G	485	G
1	1G	486	U
1	1G	496	A
1	1G	497	U
1	1G	498	A
1	1G	500	G
1	1G	505	G
1	1G	509	A
1	1G	510	A
1	1G	511	C
1	1G	518	C
1	1G	521	G
1	1G	524	G
1	1G	527	G
1	1G	528	C
1	1G	529	G
1	1G	530	G
1	1G	531	U
1	1G	532	A
1	1G	533	A
1	1G	534	U
1	1G	536	C
1	1G	544	G
1	1G	545	C
1	1G	547	A
1	1G	559	A
1	1G	560	U
1	1G	561	U
1	1G	562	C
1	1G	564	C
1	1G	566	G
1	1G	572	A
1	1G	573	A
1	1G	576	G
1	1G	577	G
1	1G	581	G
1	1G	596	C
1	1G	607	A
1	1G	614	A

Continued on next page...

Continued from previous page...

Mol	Chain	Res	Type
1	1G	618	C
1	1G	620	C
1	1G	630	G
1	1G	632	A
1	1G	633	G
1	1G	642	A
1	1G	651	C
1	1G	652	U
1	1G	653	A
1	1G	660	G
1	1G	665	A
1	1G	670	G
1	1G	687	A
1	1G	688	G
1	1G	702	A
1	1G	704	A
1	1G	710	G
1	1G	723	U
1	1G	724	G
1	1G	731	G
1	1G	742	G
1	1G	748	C
1	1G	764	C
1	1G	777	A
1	1G	778	G
1	1G	792	A
1	1G	793	U
1	1G	794	A
1	1G	805	C
1	1G	813	U
1	1G	817	C
1	1G	821	G
1	1G	828	A
1	1G	841	U
1	1G	842	C
1	1G	843	U
1	1G	848	C
1	1G	859	A
1	1G	871	U
1	1G	885	G
1	1G	889	A
1	1G	891	U

Continued on next page...

Continued from previous page...

Mol	Chain	Res	Type
1	1G	902	G
1	1G	914	A
1	1G	916	G
1	1G	926	G
1	1G	927	G
1	1G	934	C
1	1G	935	A
1	1G	936	C
1	1G	940	C
1	1G	958	A
1	1G	960	U
1	1G	961	U
1	1G	968	A
1	1G	969	A
1	1G	971	G
1	1G	972	C
1	1G	974	A
1	1G	975	A
1	1G	976	G
1	1G	977	A
1	1G	978	A
1	1G	980	C
1	1G	981	U
1	1G	982	U
1	1G	984	C
1	1G	991	U
1	1G	992	U
1	1G	993	G
1	1G	994	A
1	1G	1004	A
1	1G	1006	C
1	1G	1009	G
1	1G	1014	A
1	1G	1023	G
1	1G	1024	G
1	1G	1025	U
1	1G	1027	C
1	1G	1028	C
1	1G	1028(B)	C
1	1G	1029	G
1	1G	1031	G
1	1G	1032(A)	G

Continued on next page...

Continued from previous page...

Mol	Chain	Res	Type
1	1G	1033	G
1	1G	1036	G
1	1G	1038	C
1	1G	1040	U
1	1G	1046	A
1	1G	1047	G
1	1G	1050	G
1	1G	1053	G
1	1G	1054	C
1	1G	1055	A
1	1G	1064	G
1	1G	1066	C
1	1G	1081	G
1	1G	1082	G
1	1G	1085	U
1	1G	1086	U
1	1G	1092	A
1	1G	1094	G
1	1G	1095	U
1	1G	1101	A
1	1G	1113	C
1	1G	1118	C
1	1G	1124	G
1	1G	1125	U
1	1G	1127	G
1	1G	1128	C
1	1G	1129	C
1	1G	1130	A
1	1G	1131	G
1	1G	1133	G
1	1G	1136	U
1	1G	1137	C
1	1G	1138	G
1	1G	1139	G
1	1G	1141	C
1	1G	1145	C
1	1G	1146	A
1	1G	1147	C
1	1G	1154	G
1	1G	1155	G
1	1G	1157	A
1	1G	1158	C

Continued on next page...

Continued from previous page...

Mol	Chain	Res	Type
1	1G	1159	U
1	1G	1160	G
1	1G	1177	G
1	1G	1178	G
1	1G	1181	G
1	1G	1185	G
1	1G	1187	G
1	1G	1188	A
1	1G	1189	C
1	1G	1190	G
1	1G	1196	U
1	1G	1197	G
1	1G	1201	A
1	1G	1211	U
1	1G	1212	U
1	1G	1213	A
1	1G	1214	C
1	1G	1225	A
1	1G	1227	A
1	1G	1236	A
1	1G	1238	A
1	1G	1240	U
1	1G	1241	G
1	1G	1256	A
1	1G	1257	U
1	1G	1258	G
1	1G	1260	C
1	1G	1263	C
1	1G	1267	C
1	1G	1269	A
1	1G	1278	U
1	1G	1279	A
1	1G	1280	A
1	1G	1286	A
1	1G	1287	A
1	1G	1289	A
1	1G	1291	G
1	1G	1295	G
1	1G	1297	C
1	1G	1298	C
1	1G	1299	A
1	1G	1300	G

Continued on next page...

Continued from previous page...

Mol	Chain	Res	Type
1	1G	1301	U
1	1G	1303	C
1	1G	1305	G
1	1G	1313	U
1	1G	1317	C
1	1G	1319	A
1	1G	1320	C
1	1G	1322	C
1	1G	1323	G
1	1G	1331	G
1	1G	1335	C
1	1G	1336	C
1	1G	1337	G
1	1G	1346	A
1	1G	1347	G
1	1G	1353	G
1	1G	1359	C
1	1G	1362(A)	C
1	1G	1363	A
1	1G	1364	U
1	1G	1365	G
1	1G	1370	G
1	1G	1379	G
1	1G	1382	C
1	1G	1396	A
1	1G	1397	C
1	1G	1398	A
1	1G	1399	C
1	1G	1401	G
1	1G	1404	C
1	1G	1405	G
1	1G	1406	U
1	1G	1419	G
1	1G	1442	G
1	1G	1443	G
1	1G	1446	A
1	1G	1450	U
1	1G	1451	A
1	1G	1452	C
1	1G	1453	G
1	1G	1454	G
1	1G	1484	C

Continued on next page...

Continued from previous page...

Mol	Chain	Res	Type
1	1G	1492	A
1	1G	1499	A
1	1G	1502	A
1	1G	1503	A
1	1G	1504	G
1	1G	1506	U
1	1G	1510	U
1	1G	1517	G
1	1G	1520	G
1	1G	1529	G
1	1G	1530	G
22	1L	8	U
22	1L	9	A
22	1L	10	G
22	1L	11	C
22	1L	13	C
22	1L	16	U
22	1L	17	C
22	1L	18	G
22	1L	19	G
22	1L	21	A
22	1L	22	G
22	1L	25	C
22	1L	26	A
22	1L	27	G
22	1L	36	A
22	1L	46	G
22	1L	47	U
22	1L	48	C
22	1L	51	U
22	1L	56	C
22	1L	58	A
22	1L	59	U
22	1L	61	C
22	1L	64	A
22	1L	68	C
22	1L	69	G
22	1L	70	G
22	1L	72	C
22	1L	73	A
22	1L	74	C
22	1L	75	C

Continued on next page...

Continued from previous page...

Mol	Chain	Res	Type
22	1L	76	A
23	2L	2	G
23	2L	7	G
23	2L	8	4SU
23	2L	9	G
23	2L	16	C
23	2L	17	C
23	2L	19	G
23	2L	21	U
23	2L	22	A
23	2L	23	G
23	2L	27	G
23	2L	32	G
23	2L	47	7MG
23	2L	48	U
23	2L	49	C
23	2L	61	U
23	2L	68	C
23	2L	70	C
23	2L	77	A
24	3L	5	G
24	3L	6	G
24	3L	7	A
24	3L	9	A
24	3L	13	C
24	3L	16	U
24	3L	17	C
24	3L	18	G
24	3L	19	G
24	3L	20	U
24	3L	21	A
24	3L	22	G
24	3L	23	A
24	3L	24	G
24	3L	26	A
24	3L	27	G
24	3L	30	G
24	3L	31	A
24	3L	34	G
24	3L	36	A
24	3L	37	A
24	3L	38	A

Continued on next page...

Continued from previous page...

Mol	Chain	Res	Type
24	3L	39	U
24	3L	40	C
24	3L	41	C
24	3L	44	G
24	3L	46	G
24	3L	47	U
24	3L	48	C
24	3L	49	C
24	3L	53	G
24	3L	54	U
24	3L	58	A
24	3L	59	U
24	3L	61	C
24	3L	65	G
24	3L	66	U
24	3L	68	C
24	3L	72	C
24	3L	73	A
24	3L	76	A
25	4L	14	A
25	4L	15	A
26	14	4	C
26	14	5	A
26	14	6	A
26	14	9	U
26	14	14	A
26	14	15	G
26	14	34	C
26	14	35	G
26	14	36	G
26	14	41	C
26	14	46	C
26	14	49	A
26	14	50	U
26	14	54	G
26	14	55	G
26	14	58	G
26	14	70	G
26	14	71	A
26	14	72	U
26	14	74	A
26	14	75	G

Continued on next page...

Continued from previous page...

Mol	Chain	Res	Type
26	14	76	C
26	14	78	A
26	14	82	G
26	14	83	G
26	14	84	A
26	14	91	A
26	14	93	C
26	14	99	U
26	14	102	G
26	14	112	U
26	14	118	A
26	14	119	A
26	14	120	U
26	14	121	G
26	14	129	C
26	14	138	G
26	14	140	A
26	14	152	G
26	14	154	G
26	14	155	C
26	14	161	U
26	14	162	U
26	14	176	G
26	14	181	A
26	14	183	C
26	14	196	A
26	14	199	A
26	14	205	G
26	14	214	G
26	14	216	A
26	14	218	A
26	14	221	A
26	14	222	A
26	14	225	A
26	14	229	A
26	14	233	A
26	14	240	G
26	14	248	G
26	14	249	C
26	14	250	G
26	14	252	G
26	14	265	A

Continued on next page...

Continued from previous page...

Mol	Chain	Res	Type
26	14	266	G
26	14	270(G)	C
26	14	270(K)	C
26	14	270(L)	U
26	14	270(M)	U
26	14	270(O)	U
26	14	271(B)	G
26	14	271(C)	U
26	14	271	G
26	14	273(D)	C
26	14	273(F)	C
26	14	274	G
26	14	275	G
26	14	276	A
26	14	277	C
26	14	278	A
26	14	279	C
26	14	283	A
26	14	289	A
26	14	311	A
26	14	324	A
26	14	327	G
26	14	329	G
26	14	330	A
26	14	331	A
26	14	335	C
26	14	336	C
26	14	346	A
26	14	352	G
26	14	363	G
26	14	363(A)	A
26	14	363(E)	U
26	14	386	G
26	14	391	G
26	14	396	G
26	14	399	G
26	14	405	U
26	14	406	G
26	14	411	G
26	14	412	A
26	14	428	A
26	14	443	A

Continued on next page...

Continued from previous page...

Mol	Chain	Res	Type
26	14	444	C
26	14	447	A
26	14	448	U
26	14	451	C
26	14	454	A
26	14	455	C
26	14	457	A
26	14	459	U
26	14	460	A
26	14	470	A
26	14	471	A
26	14	479	A
26	14	481	G
26	14	498	G
26	14	501	A
26	14	504	U
26	14	505	A
26	14	509	C
26	14	510	C
26	14	513	A
26	14	528	A
26	14	529	A
26	14	531	C
26	14	532	A
26	14	533	G
26	14	537	C
26	14	549	G
26	14	556	G
26	14	563	G
26	14	573	G
26	14	575	A
26	14	587	C
26	14	599	G
26	14	602	G
26	14	603	A
26	14	607	U
26	14	609(A)	G
26	14	613	U
26	14	614	U
26	14	615	G
26	14	617	G
26	14	618	G

Continued on next page...

Continued from previous page...

Mol	Chain	Res	Type
26	14	618(A)	C
26	14	620	G
26	14	621	A
26	14	622	G
26	14	627	A
26	14	637	A
26	14	645	C
26	14	646	A
26	14	650	C
26	14	651	G
26	14	654	A
26	14	654(E)	C
26	14	654(G)	C
26	14	654(H)	G
26	14	654(I)	C
26	14	654(K)	C
26	14	654(L)	G
26	14	654(N)	G
26	14	654(T)	A
26	14	654(V)	A
26	14	667	U
26	14	669	G
26	14	672	C
26	14	676	A
26	14	686	G
26	14	689	A
26	14	699	A
26	14	715	G
26	14	717	G
26	14	720	C
26	14	722	A
26	14	730	C
26	14	748	G
26	14	750	A
26	14	752	A
26	14	753	C
26	14	757	U
26	14	758	C
26	14	762	U
26	14	765	G
26	14	769	G
26	14	771	G

Continued on next page...

Continued from previous page...

Mol	Chain	Res	Type
26	14	775	G
26	14	776	G
26	14	779	U
26	14	782	A
26	14	784	A
26	14	785	G
26	14	792	G
26	14	797	C
26	14	805	G
26	14	812	C
26	14	819	A
26	14	820	A
26	14	827	U
26	14	828	U
26	14	831	G
26	14	832	G
26	14	836	G
26	14	845	G
26	14	846	C
26	14	847	U
26	14	858	U
26	14	859	G
26	14	863	A
26	14	865	C
26	14	866	A
26	14	869	G
26	14	880	G
26	14	881	G
26	14	882	G
26	14	885	C
26	14	886	C
26	14	887	A
26	14	888	C
26	14	889	C
26	14	890	A
26	14	894	C
26	14	896	A
26	14	897	C
26	14	899	A
26	14	900	A
26	14	901	A
26	14	902	C

Continued on next page...

Continued from previous page...

Mol	Chain	Res	Type
26	14	903	C
26	14	904	C
26	14	905	U
26	14	910	A
26	14	914	C
26	14	915	C
26	14	917	A
26	14	918	A
26	14	919	G
26	14	932	G
26	14	933	A
26	14	938	G
26	14	941	A
26	14	945	A
26	14	946	G
26	14	952	G
26	14	957	A
26	14	958	U
26	14	959	A
26	14	961	C
26	14	968	G
26	14	972	G
26	14	974	G
26	14	980	A
26	14	983	A
26	14	986	C
26	14	989	G
26	14	990	A
26	14	991	C
26	14	996	A
26	14	1002	G
26	14	1005	C
26	14	1012	U
26	14	1013	C
26	14	1017	G
26	14	1020	A
26	14	1022	G
26	14	1023	U
26	14	1025	G
26	14	1026	U
26	14	1028	A
26	14	1034	G

Continued on next page...

Continued from previous page...

Mol	Chain	Res	Type
26	14	1035	U
26	14	1037	G
26	14	1038	C
26	14	1039	G
26	14	1044	G
26	14	1045	A
26	14	1046	A
26	14	1047	G
26	14	1048	A
26	14	1050	A
26	14	1051	G
26	14	1054	A
26	14	1056	G
26	14	1057	A
26	14	1058	U
26	14	1059	G
26	14	1060	U
26	14	1062	G
26	14	1065	U
26	14	1067	A
26	14	1068	G
26	14	1070	A
26	14	1073	A
26	14	1077	A
26	14	1079	C
26	14	1082	U
26	14	1083	U
26	14	1085	A
26	14	1086	A
26	14	1087	G
26	14	1088	A
26	14	1090	U
26	14	1091	G
26	14	1093	G
26	14	1094	U
26	14	1095	A
26	14	1096	A
26	14	1097	U
26	14	1098	A
26	14	1105	U
26	14	1110	G
26	14	1111	A

Continued on next page...

Continued from previous page...

Mol	Chain	Res	Type
26	14	1112	G
26	14	1122	G
26	14	1129	A
26	14	1130	U
26	14	1135	C
26	14	1136	G
26	14	1138	G
26	14	1139	G
26	14	1141	U
26	14	1142	U
26	14	1142(A)	A
26	14	1143	A
26	14	1144	G
26	14	1149	G
26	14	1155	A
26	14	1157	G
26	14	1160	G
26	14	1167	U
26	14	1170	G
26	14	1173	G
26	14	1174	A
26	14	1175	U
26	14	1177	A
26	14	1178	C
26	14	1183	G
26	14	1204	A
26	14	1205	U
26	14	1206	G
26	14	1210	A
26	14	1211	U
26	14	1212	G
26	14	1220	A
26	14	1229(A)	G
26	14	1237	A
26	14	1244	G
26	14	1247	A
26	14	1248	G
26	14	1249	U
26	14	1250	G
26	14	1253	A
26	14	1256	G
26	14	1267	U

Continued on next page...

Continued from previous page...

Mol	Chain	Res	Type
26	14	1271	G
26	14	1272	A
26	14	1275	A
26	14	1287	A
26	14	1298	C
26	14	1300	U
26	14	1301	A
26	14	1306	C
26	14	1313	U
26	14	1314	C
26	14	1316	U
26	14	1318	C
26	14	1319	G
26	14	1321	A
26	14	1329	U
26	14	1332	G
26	14	1338	G
26	14	1342	A
26	14	1345	C
26	14	1347	G
26	14	1349	A
26	14	1359	A
26	14	1360	A
26	14	1365	A
26	14	1368	G
26	14	1370	C
26	14	1378	A
26	14	1379	A
26	14	1383	C
26	14	1384	A
26	14	1385	G
26	14	1386	C
26	14	1395	A
26	14	1403	C
26	14	1406	U
26	14	1416	G
26	14	1417	C
26	14	1419	A
26	14	1420	U
26	14	1421	G
26	14	1427	A
26	14	1428	C

Continued on next page...

Continued from previous page...

Mol	Chain	Res	Type
26	14	1437	C
26	14	1444(A)	A
26	14	1445	C
26	14	1449	A
26	14	1449(A)	G
26	14	1455	G
26	14	1459	G
26	14	1460	A
26	14	1461	G
26	14	1467	C
26	14	1471	A
26	14	1475	G
26	14	1483	G
26	14	1490	A
26	14	1493	C
26	14	1494	A
26	14	1506	C
26	14	1508	A
26	14	1509	C
26	14	1510	A
26	14	1515	C
26	14	1522	G
26	14	1524	G
26	14	1528	A
26	14	1533	C
26	14	1535	U
26	14	1537	C
26	14	1538	G
26	14	1543	A
26	14	1554	A
26	14	1558	A
26	14	1559	G
26	14	1560	G
26	14	1569	A
26	14	1578	U
26	14	1583	A
26	14	1585	C
26	14	1586	A
26	14	1588	C
26	14	1589	C
26	14	1598	C
26	14	1608	A

Continued on next page...

Continued from previous page...

Mol	Chain	Res	Type
26	14	1609	A
26	14	1610	A
26	14	1614	A
26	14	1616	A
26	14	1617	C
26	14	1618	A
26	14	1622	G
26	14	1625	C
26	14	1631	A
26	14	1632	A
26	14	1636	C
26	14	1640	C
26	14	1641	A
26	14	1644	C
26	14	1647	G
26	14	1648	C
26	14	1654	A
26	14	1661	G
26	14	1669	A
26	14	1670	C
26	14	1671	U
26	14	1674	G
26	14	1678	G
26	14	1694	C
26	14	1697	G
26	14	1700	A
26	14	1701	A
26	14	1703	G
26	14	1725	G
26	14	1726	G
26	14	1728	G
26	14	1729	A
26	14	1730	U
26	14	1742	C
26	14	1750	G
26	14	1756	G
26	14	1761	C
26	14	1762	A
26	14	1763	G
26	14	1764	G
26	14	1773	A
26	14	1780	A

Continued on next page...

Continued from previous page...

Mol	Chain	Res	Type
26	14	1781	C
26	14	1782	C
26	14	1791	A
26	14	1800	C
26	14	1801	G
26	14	1802	A
26	14	1812	A
26	14	1816	G
26	14	1819	A
26	14	1820	U
26	14	1829	A
26	14	1830	C
26	14	1839	G
26	14	1847	A
26	14	1848	A
26	14	1858	G
26	14	1878	G
26	14	1884	A
26	14	1888	G
26	14	1889	A
26	14	1895	C
26	14	1906	G
26	14	1909	C
26	14	1917	U
26	14	1919	A
26	14	1929	G
26	14	1930	G
26	14	1933	G
26	14	1936	A
26	14	1937	A
26	14	1938	A
26	14	1955	U
26	14	1960	A
26	14	1963	U
26	14	1964	G
26	14	1967	C
26	14	1968	G
26	14	1969	A
26	14	1970	A
26	14	1971	A
26	14	1972	A
26	14	1985	G

Continued on next page...

Continued from previous page...

Mol	Chain	Res	Type
26	14	1993	U
26	14	1996	C
26	14	2018	G
26	14	2019	A
26	14	2023	G
26	14	2031	A
26	14	2032	G
26	14	2033	A
26	14	2039	C
26	14	2043	C
26	14	2048	G
26	14	2049	G
26	14	2053	G
26	14	2055	C
26	14	2056	G
26	14	2060	A
26	14	2061	G
26	14	2062	A
26	14	2063	C
26	14	2069	G
26	14	2082	A
26	14	2096	U
26	14	2100	G
26	14	2105	C
26	14	2108	C
26	14	2111	C
26	14	2112	G
26	14	2114	A
26	14	2117	A
26	14	2118	U
26	14	2119	A
26	14	2122	U
26	14	2125	G
26	14	2126	A
26	14	2127	G
26	14	2128	C
26	14	2131	G
26	14	2132	U
26	14	2133	G
26	14	2136	C
26	14	2137	C
26	14	2140	C

Continued on next page...

Continued from previous page...

Mol	Chain	Res	Type
26	14	2144	U
26	14	2145	C
26	14	2146	C
26	14	2147	G
26	14	2148	G
26	14	2153	G
26	14	2157	G
26	14	2158	A
26	14	2160	G
26	14	2171	A
26	14	2173	A
26	14	2174	C
26	14	2177	C
26	14	2183	C
26	14	2188	C
26	14	2189	U
26	14	2191	G
26	14	2192	G
26	14	2198	A
26	14	2210	G
26	14	2211	G
26	14	2212	A
26	14	2213	U
26	14	2215	G
26	14	2225	A
26	14	2226	C
26	14	2238	G
26	14	2239	G
26	14	2240	C
26	14	2251	G
26	14	2252	G
26	14	2261	C
26	14	2267	A
26	14	2268	A
26	14	2273	A
26	14	2275	C
26	14	2276	G
26	14	2278	A
26	14	2280	G
26	14	2283	C
26	14	2287	A
26	14	2288	A

Continued on next page...

Continued from previous page...

Mol	Chain	Res	Type
26	14	2289	G
26	14	2305	A
26	14	2307	G
26	14	2308	G
26	14	2309	A
26	14	2310	A
26	14	2311	A
26	14	2312	U
26	14	2318	G
26	14	2321	G
26	14	2324	C
26	14	2325	G
26	14	2327	A
26	14	2333	A
26	14	2334	G
26	14	2335	A
26	14	2336	A
26	14	2342	C
26	14	2343	C
26	14	2346	A
26	14	2347	C
26	14	2350	C
26	14	2352	A
26	14	2353	G
26	14	2354	G
26	14	2355	C
26	14	2383	G
26	14	2385	C
26	14	2388	A
26	14	2394	C
26	14	2396	G
26	14	2401	U
26	14	2402	C
26	14	2403	C
26	14	2406	U
26	14	2407	G
26	14	2410	G
26	14	2414	G
26	14	2422	A
26	14	2423	U
26	14	2425	A
26	14	2429	G

Continued on next page...

Continued from previous page...

Mol	Chain	Res	Type
26	14	2430	A
26	14	2432	A
26	14	2434	A
26	14	2435	A
26	14	2439	A
26	14	2440	C
26	14	2441	C
26	14	2445	G
26	14	2447	G
26	14	2448	A
26	14	2449	U
26	14	2465	C
26	14	2468	G
26	14	2469	A
26	14	2470	G
26	14	2474	C
26	14	2476	A
26	14	2477	C
26	14	2478	A
26	14	2480	C
26	14	2482	G
26	14	2483	C
26	14	2484	G
26	14	2487	G
26	14	2489	G
26	14	2496	C
26	14	2497	A
26	14	2502	G
26	14	2504	U
26	14	2505	G
26	14	2506	U
26	14	2507	C
26	14	2514	U
26	14	2518	A
26	14	2519	U
26	14	2527	C
26	14	2529	G
26	14	2532	G
26	14	2542	A
26	14	2543	G
26	14	2552	U
26	14	2554	U

Continued on next page...

Continued from previous page...

Mol	Chain	Res	Type
26	14	2555	U
26	14	2566	A
26	14	2567	G
26	14	2569	G
26	14	2573	C
26	14	2577	A
26	14	2585	U
26	14	2587	A
26	14	2601	C
26	14	2602	A
26	14	2603	G
26	14	2608	G
26	14	2609	U
26	14	2611	U
26	14	2612	C
26	14	2613	U
26	14	2615	U
26	14	2617	C
26	14	2630	G
26	14	2636	U
26	14	2646	C
26	14	2647	U
26	14	2654	A
26	14	2655	G
26	14	2663	G
26	14	2665	A
26	14	2667	C
26	14	2673	G
26	14	2679	A
26	14	2689	U
26	14	2690	C
26	14	2691	C
26	14	2700	C
26	14	2702	U
26	14	2703	C
26	14	2707	G
26	14	2712(A)	A
26	14	2713	A
26	14	2714	G
26	14	2718	G
26	14	2719	G
26	14	2726	U

Continued on next page...

Continued from previous page...

Mol	Chain	Res	Type
26	14	2729	G
26	14	2733	A
26	14	2736	G
26	14	2744	G
26	14	2748	A
26	14	2750	A
26	14	2751	G
26	14	2752	C
26	14	2754	U
26	14	2758	A
26	14	2762	G
26	14	2764	A
26	14	2765	A
26	14	2766	G
26	14	2777	G
26	14	2778	A
26	14	2779	U
26	14	2789	C
26	14	2790	A
26	14	2791	C
26	14	2795	G
26	14	2797	U
26	14	2798	C
26	14	2802	G
26	14	2808	U
26	14	2811	G
26	14	2818	G
26	14	2820	A
26	14	2821	A
26	14	2833	G
26	14	2834	G
26	14	2835	A
26	14	2849	U
26	14	2860	A
26	14	2861	G
26	14	2872	G
26	14	2873	A
26	14	2880	C
26	14	2886	G
26	14	2889	C
26	14	2894	G
26	14	2896	C

Continued on next page...

Continued from previous page...

Mol	Chain	Res	Type
27	1J	0	A
27	1J	2	C
27	1J	5	C
27	1J	7	G
27	1J	8	U
27	1J	12	C
27	1J	13	A
27	1J	15	A
27	1J	16	G
27	1J	19	G
27	1J	22	U
27	1J	24	G
27	1J	29	A
27	1J	30	C
27	1J	32	C
27	1J	41	U
27	1J	42	C
27	1J	44	G
27	1J	45	A
27	1J	47	C
27	1J	52	A
27	1J	53	A
27	1J	58	A
27	1J	73	A
27	1J	81	G
27	1J	88	C
27	1J	89	G
27	1J	89(A)	A
27	1J	90	C
27	1J	100	G
27	1J	101	A
27	1J	108	C
27	1J	109	G
27	1J	113	C
27	1J	114	G

All (204) RNA pucker outliers are listed below:

Mol	Chain	Res	Type
1	13	5	U
1	13	50	A
1	13	115	G

Continued on next page...

Continued from previous page...

Mol	Chain	Res	Type
1	13	244	U
1	13	251	G
1	13	266	G
1	13	412	A
1	13	422	C
1	13	428	G
1	13	429	U
1	13	484	G
1	13	509	A
1	13	560	U
1	13	703	G
1	13	748	C
1	13	793	U
1	13	812	C
1	13	991	U
1	13	992	U
1	13	1027	C
1	13	1065	U
1	13	1126	U
1	13	1285	A
1	13	1302	U
1	13	1336	C
1	13	1452	C
1	13	1453	G
1	13	1498	U
1	13	1504	G
22	1K	10	G
23	2K	21	U
23	2K	47	7MG
23	2K	48	U
24	3K	2	C
24	3K	8	U
24	3K	18	G
24	3K	33	U
24	3K	36	A
24	3K	58	A
24	3K	60	U
24	3K	71	G
25	4K	25	A
26	1H	125	G
26	1H	196	A
26	1H	199	A

Continued on next page...

Continued from previous page...

Mol	Chain	Res	Type
26	1H	222	A
26	1H	229	A
26	1H	242	G
26	1H	271(B)	G
26	1H	404	C
26	1H	481	G
26	1H	508	G
26	1H	528	A
26	1H	587	C
26	1H	668	G
26	1H	685	A
26	1H	752	A
26	1H	764	A
26	1H	776	G
26	1H	800	A
26	1H	880	G
26	1H	974	G
26	1H	1022	G
26	1H	1026	U
26	1H	1060	U
26	1H	1084	A
26	1H	1085	A
26	1H	1110	G
26	1H	1178	C
26	1H	1241	A
26	1H	1252	G
26	1H	1301	A
26	1H	1312	U
26	1H	1378	A
26	1H	1396	U
26	1H	1420	U
26	1H	1508	A
26	1H	1558	A
26	1H	1608	A
26	1H	1609	A
26	1H	1694	C
26	1H	1699	G
26	1H	1799	G
26	1H	1800	C
26	1H	1900	A
26	1H	1980	G
26	1H	2060	A

Continued on next page...

Continued from previous page...

Mol	Chain	Res	Type
26	1H	2062	A
26	1H	2111	C
26	1H	2135	A
26	1H	2157	G
26	1H	2167	U
26	1H	2225	A
26	1H	2286	A
26	1H	2307	G
26	1H	2426	A
26	1H	2428	G
26	1H	2475	C
26	1H	2481	G
26	1H	2566	A
26	1H	2611	U
26	1H	2689	U
26	1H	2756	U
27	16	108	C
1	1G	115	G
1	1G	173	U
1	1G	197	A
1	1G	201	C
1	1G	250	A
1	1G	266	G
1	1G	327	A
1	1G	328	C
1	1G	345	C
1	1G	412	A
1	1G	429	U
1	1G	465	A
1	1G	485	G
1	1G	509	A
1	1G	528	C
1	1G	560	U
1	1G	632	A
1	1G	687	A
1	1G	723	U
1	1G	793	U
1	1G	812	C
1	1G	913	A
1	1G	992	U
1	1G	1054	C
1	1G	1064	G

Continued on next page...

Continued from previous page...

Mol	Chain	Res	Type
1	1G	1128	C
1	1G	1157	A
1	1G	1212	U
1	1G	1285	A
1	1G	1297	C
1	1G	1298	C
1	1G	1300	G
1	1G	1346	A
1	1G	1396	A
1	1G	1453	G
1	1G	1498	U
22	1L	10	G
22	1L	18	G
22	1L	73	A
23	2L	20	G
23	2L	21	U
23	2L	46	G
23	2L	48	U
24	3L	8	U
24	3L	58	A
24	3L	71	G
25	4L	13	A
26	14	34	C
26	14	49	A
26	14	123	G
26	14	128	C
26	14	196	A
26	14	197	A
26	14	278	A
26	14	310	A
26	14	385	C
26	14	503	A
26	14	528	A
26	14	685	A
26	14	686	G
26	14	752	A
26	14	764	A
26	14	783	A
26	14	886	C
26	14	960	A
26	14	974	G
26	14	990	A

Continued on next page...

Continued from previous page...

Mol	Chain	Res	Type
26	14	1085	A
26	14	1141	U
26	14	1378	A
26	14	1420	U
26	14	1460	A
26	14	1558	A
26	14	1608	A
26	14	1609	A
26	14	1647	G
26	14	1819	A
26	14	1984	G
26	14	2191	G
26	14	2210	G
26	14	2211	G
26	14	2225	A
26	14	2238	G
26	14	2275	C
26	14	2335	A
26	14	2406	U
26	14	2425	A
26	14	2439	A
26	14	2447	G
26	14	2506	U
26	14	2602	A
26	14	2629	A
26	14	2689	U
26	14	2726	U
26	14	2776	A
26	14	2778	A
26	14	2859	G
26	14	2893	G
27	1J	52	A
27	1J	88	C

5.4 Non-standard residues in protein, DNA, RNA chains ⓘ

16 non-standard protein/DNA/RNA residues are modelled in this entry.

In the following table, the Counts columns list the number of bonds (or angles) for which Mogul statistics could be retrieved, the number of bonds (or angles) that are observed in the model and the number of bonds (or angles) that are defined in the Chemical Component Dictionary. The Link column lists molecule types, if any, to which the group is linked. The Z score for a bond length (or angle) is the number of standard deviations the observed value is removed from the

expected value. A bond length (or angle) with $|Z| > 2$ is considered an outlier worth inspection. RMSZ is the root-mean-square of all Z scores of the bond lengths (or angles).

Mol	Type	Chain	Res	Link	Bond lengths			Bond angles		
					Counts	RMSZ	# $ Z > 2$	Counts	RMSZ	# $ Z > 2$
23	7MG	2L	47	23	22,26,27	3.53	7 (31%)	28,39,42	2.50	11 (39%)
23	7MG	2K	47	23	22,26,27	3.54	7 (31%)	28,39,42	2.70	13 (46%)
23	5MU	2L	55	23	15,22,23	2.21	3 (20%)	16,32,35	1.82	2 (12%)
23	OMC	2L	33	23	15,22,23	2.18	4 (26%)	17,31,34	1.68	3 (17%)
23	4SU	2K	8	23	14,21,22	3.36	2 (14%)	15,30,33	0.79	1 (6%)
22	PSU	1K	32	22	17,21,22	4.06	6 (35%)	20,30,33	3.38	5 (25%)
23	PSU	2K	56	23	17,21,22	4.07	5 (29%)	20,30,33	2.96	6 (30%)
22	PSU	1L	39	22	17,21,22	4.05	7 (41%)	20,30,33	3.62	5 (25%)
22	MIA	1K	37	22	24,31,32	2.35	5 (20%)	26,44,47	2.31	6 (23%)
22	PSU	1K	39	22	17,21,22	3.77	5 (29%)	20,30,33	3.28	4 (20%)
23	PSU	2L	56	23	17,21,22	4.03	6 (35%)	20,30,33	3.24	5 (25%)
22	PSU	1L	32	22	17,21,22	3.76	6 (35%)	20,30,33	3.42	7 (35%)
23	4SU	2L	8	23	14,21,22	3.30	2 (14%)	15,30,33	0.97	2 (13%)
23	OMC	2K	33	23	15,22,23	2.02	4 (26%)	17,31,34	1.50	2 (11%)
22	MIA	1L	37	22	24,31,32	2.45	4 (16%)	26,44,47	3.41	10 (38%)
23	5MU	2K	55	56,23	15,22,23	2.22	3 (20%)	16,32,35	1.98	2 (12%)

In the following table, the Chirals column lists the number of chiral outliers, the number of chiral centers analysed, the number of these observed in the model and the number defined in the Chemical Component Dictionary. Similar counts are reported in the Torsion and Rings columns. '-' means no outliers of that kind were identified.

Mol	Type	Chain	Res	Link	Chirals	Torsions	Rings
23	7MG	2L	47	23	-	3/7/37/38	0/3/3/3
23	7MG	2K	47	23	-	1/7/37/38	0/3/3/3
23	5MU	2L	55	23	-	0/5/25/26	0/2/2/2
23	OMC	2L	33	23	-	1/7/27/28	0/2/2/2
23	4SU	2K	8	23	-	0/5/25/26	0/2/2/2
22	PSU	1K	32	22	-	0/7/25/26	0/2/2/2
23	PSU	2K	56	23	-	0/7/25/26	0/2/2/2
22	PSU	1L	39	22	-	0/7/25/26	0/2/2/2
22	MIA	1K	37	22	-	5/11/33/34	0/3/3/3
22	PSU	1K	39	22	-	0/7/25/26	0/2/2/2
23	PSU	2L	56	23	-	0/7/25/26	0/2/2/2
22	PSU	1L	32	22	-	0/7/25/26	0/2/2/2
23	4SU	2L	8	23	-	0/5/25/26	0/2/2/2

Continued on next page...

Continued from previous page...

Mol	Type	Chain	Res	Link	Chirals	Torsions	Rings
23	OMC	2K	33	23	-	0/7/27/28	0/2/2/2
22	MIA	1L	37	22	-	7/11/33/34	0/3/3/3
23	5MU	2K	55	56,23	-	0/5/25/26	0/2/2/2

All (76) bond length outliers are listed below:

Mol	Chain	Res	Type	Atoms	Z	Observed(Å)	Ideal(Å)
23	2K	56	PSU	C5-C1'	-14.36	1.40	1.52
22	1K	32	PSU	C5-C1'	-13.86	1.40	1.52
22	1L	39	PSU	C5-C1'	-13.23	1.41	1.52
23	2L	56	PSU	C5-C1'	-13.01	1.41	1.52
22	1K	39	PSU	C5-C1'	-12.71	1.41	1.52
22	1L	32	PSU	C5-C1'	-11.61	1.42	1.52
23	2L	47	7MG	C4-N3	11.16	1.48	1.34
23	2K	47	7MG	C4-N3	10.77	1.48	1.34
23	2L	8	4SU	C5-C4	10.17	1.49	1.38
23	2K	8	4SU	C5-C4	9.99	1.49	1.38
22	1K	37	MIA	C13-C14	8.69	1.57	1.32
22	1L	37	MIA	C13-C14	8.58	1.57	1.32
23	2K	47	7MG	C5-C4	-7.82	1.23	1.39
23	2L	47	7MG	C5-C4	-7.58	1.23	1.39
23	2K	8	4SU	C6-N1	7.29	1.44	1.35
23	2L	8	4SU	C6-N1	6.81	1.44	1.35
22	1L	39	PSU	C6-N1	6.23	1.47	1.34
23	2K	47	7MG	C4-N9	-6.09	1.27	1.38
22	1L	32	PSU	C6-N1	6.01	1.47	1.34
23	2L	56	PSU	C6-N1	5.90	1.46	1.34
23	2K	55	5MU	C4-C5	5.76	1.53	1.41
22	1K	39	PSU	C6-N1	5.67	1.46	1.34
22	1L	37	MIA	C6-N6	5.66	1.44	1.34
23	2L	55	5MU	C4-C5	5.63	1.53	1.41
22	1K	37	MIA	C6-N6	5.53	1.44	1.34
23	2K	56	PSU	C6-N1	5.50	1.46	1.34
22	1K	32	PSU	C6-N1	5.50	1.46	1.34
22	1L	32	PSU	C4-C5	5.40	1.53	1.41
23	2L	56	PSU	C4-C5	5.31	1.52	1.41
23	2L	47	7MG	C6-C5	5.19	1.48	1.41
23	2K	55	5MU	C2-N3	5.15	1.48	1.38
23	2L	47	7MG	C4-N9	-5.08	1.28	1.38
23	2L	33	OMC	C6-N1	5.06	1.42	1.35
23	2L	55	5MU	C2-N3	5.02	1.48	1.38
22	1K	32	PSU	C4-C5	4.67	1.51	1.41

Continued on next page...

Continued from previous page...

Mol	Chain	Res	Type	Atoms	Z	Observed(Å)	Ideal(Å)
22	1L	39	PSU	C4-N3	4.60	1.41	1.33
22	1L	39	PSU	C4-C5	4.54	1.51	1.41
23	2K	47	7MG	C6-C5	4.52	1.47	1.41
23	2L	56	PSU	C4-N3	4.48	1.40	1.33
22	1L	32	PSU	C4-N3	4.47	1.40	1.33
22	1L	37	MIA	C2-S10	4.42	1.79	1.75
22	1K	39	PSU	C4-C5	4.17	1.50	1.41
23	2L	47	7MG	C2-N2	4.00	1.41	1.33
23	2L	33	OMC	C5-C4	3.99	1.50	1.41
22	1K	39	PSU	C4-N3	3.91	1.39	1.33
22	1K	32	PSU	C4-N3	3.88	1.39	1.33
23	2K	33	OMC	C5-C4	3.88	1.50	1.41
23	2L	33	OMC	C2-N3	3.86	1.45	1.38
23	2K	33	OMC	C2-N3	3.83	1.45	1.38
23	2K	33	OMC	C6-N1	3.81	1.40	1.35
23	2K	47	7MG	C2-N2	3.70	1.41	1.33
23	2L	47	7MG	C5-N7	3.64	1.46	1.39
23	2K	56	PSU	C4-C5	3.32	1.48	1.41
23	2L	56	PSU	C2-N1	3.32	1.44	1.38
23	2L	55	5MU	C4-N3	-3.29	1.27	1.33
23	2L	33	OMC	C4-N4	3.25	1.44	1.35
23	2K	56	PSU	C4-N3	3.17	1.38	1.33
23	2K	33	OMC	C4-N4	3.09	1.44	1.35
22	1L	32	PSU	C2-N1	3.03	1.44	1.38
22	1L	39	PSU	C2-N1	2.99	1.44	1.38
22	1L	37	MIA	C6-N1	2.95	1.36	1.32
23	2K	47	7MG	C5-N7	2.90	1.44	1.39
23	2K	55	5MU	C4-N3	-2.80	1.28	1.33
23	2K	56	PSU	C2-N1	2.79	1.43	1.38
23	2K	47	7MG	C2-N1	2.65	1.40	1.35
22	1K	32	PSU	C2-N1	2.62	1.43	1.38
23	2L	56	PSU	C2-N3	2.52	1.43	1.38
22	1L	32	PSU	C2-N3	2.50	1.43	1.38
22	1L	39	PSU	C2-N3	2.36	1.42	1.38
22	1K	37	MIA	C2-S10	2.33	1.77	1.75
22	1K	32	PSU	C2-N3	2.21	1.42	1.38
22	1K	39	PSU	C2-N1	2.16	1.42	1.38
22	1K	37	MIA	C15-C14	2.10	1.56	1.50
22	1L	39	PSU	O4'-C1'	-2.06	1.41	1.44
23	2L	47	7MG	C2-N1	2.06	1.39	1.35
22	1K	37	MIA	C4-N3	-2.05	1.32	1.35

All (84) bond angle outliers are listed below:

Mol	Chain	Res	Type	Atoms	Z	Observed(°)	Ideal(°)
22	1L	39	PSU	N1-C2-N3	-13.00	118.10	128.43
22	1K	32	PSU	N1-C2-N3	-11.65	119.17	128.43
22	1L	32	PSU	N1-C2-N3	-11.65	119.17	128.43
22	1L	37	MIA	C11-S10-C2	11.25	110.67	102.27
22	1K	39	PSU	N1-C2-N3	-11.20	119.53	128.43
23	2L	56	PSU	N1-C2-N3	-10.80	119.84	128.43
23	2K	56	PSU	N1-C2-N3	-10.37	120.19	128.43
22	1L	37	MIA	C12-C13-C14	-9.29	109.05	127.14
22	1K	37	MIA	C12-C13-C14	-8.00	111.57	127.14
22	1L	39	PSU	C4-N3-C2	7.40	121.39	115.14
22	1K	39	PSU	C4-N3-C2	7.31	121.31	115.14
22	1K	32	PSU	C4-N3-C2	6.99	121.05	115.14
22	1L	32	PSU	C4-N3-C2	6.89	120.96	115.14
23	2L	56	PSU	C4-N3-C2	6.34	120.50	115.14
23	2K	55	5MU	C5-C6-N1	-6.14	115.58	122.19
23	2K	47	7MG	C5-C4-N9	5.72	114.47	106.44
23	2L	47	7MG	C4-C5-N7	5.33	115.13	106.98
23	2K	47	7MG	C4-C5-N7	5.28	115.06	106.98
23	2L	55	5MU	C5-C6-N1	-5.17	116.62	122.19
23	2K	56	PSU	C4-N3-C2	5.13	119.48	115.14
23	2K	47	7MG	C4-N9-C1'	-5.08	114.54	126.60
23	2L	47	7MG	C5-C4-N9	4.97	113.41	106.44
23	2L	47	7MG	CM7-N7-C5	4.75	142.26	124.01
23	2L	56	PSU	C5-C4-N3	-4.55	119.50	125.36
23	2L	33	OMC	C2-N3-C4	4.48	120.88	116.34
23	2L	55	5MU	C4-N3-C2	4.44	118.89	115.14
22	1K	32	PSU	C5-C4-N3	-4.37	119.74	125.36
22	1L	37	MIA	C16-C14-C13	-4.36	110.05	122.65
23	2L	47	7MG	C6-C5-C4	4.23	119.73	115.20
23	2K	47	7MG	CM7-N7-C5	4.22	140.22	124.01
23	2K	55	5MU	C4-N3-C2	4.15	118.65	115.14
22	1K	37	MIA	C16-C14-C13	-4.14	110.68	122.65
23	2K	33	OMC	C2-N3-C4	4.10	120.50	116.34
22	1K	39	PSU	C5-C4-N3	-4.07	120.12	125.36
23	2K	47	7MG	C6-C5-C4	4.05	119.54	115.20
22	1L	32	PSU	C5-C4-N3	-4.02	120.18	125.36
22	1K	37	MIA	C15-C14-C13	-4.00	111.09	122.65
22	1L	37	MIA	C15-C14-C13	-3.98	111.15	122.65
23	2L	47	7MG	N1-C2-N3	-3.90	119.30	125.42
23	2L	33	OMC	N4-C4-N3	3.89	122.63	116.49
22	1L	37	MIA	C2-N3-C4	3.85	120.63	115.32
23	2K	47	7MG	C8-N7-C5	-3.84	98.95	108.94
23	2L	47	7MG	C5-C4-N3	-3.81	120.27	126.49

Continued on next page...

Continued from previous page...

Mol	Chain	Res	Type	Atoms	Z	Observed(°)	Ideal(°)
23	2L	47	7MG	C8-N7-C5	-3.79	99.08	108.94
23	2L	56	PSU	C5-C6-N1	-3.63	119.98	124.44
22	1L	39	PSU	C5-C4-N3	-3.61	120.71	125.36
22	1K	37	MIA	C5-C6-N1	-3.59	117.83	120.81
23	2K	47	7MG	N3-C4-N9	-3.50	122.42	126.91
23	2K	33	OMC	N4-C4-N3	3.46	121.96	116.49
23	2K	47	7MG	N1-C2-N3	-3.35	120.17	125.42
23	2K	47	7MG	N7-C8-N9	-3.20	98.80	103.38
22	1L	39	PSU	C6-N1-C2	3.19	120.62	115.36
23	2K	47	7MG	C6-N1-C2	3.14	120.92	115.93
23	2L	56	PSU	C6-N1-C2	3.08	120.43	115.36
22	1L	32	PSU	C6-N1-C2	3.06	120.41	115.36
23	2K	56	PSU	C5-C4-N3	-3.01	121.49	125.36
23	2L	47	7MG	N7-C8-N9	-2.98	99.12	103.38
22	1L	37	MIA	C5-C6-N1	-2.96	118.35	120.81
23	2K	56	PSU	C5-C6-N1	-2.84	120.95	124.44
22	1K	37	MIA	C4-C5-N7	-2.83	106.45	109.40
22	1K	32	PSU	C6-N1-C2	2.81	119.99	115.36
23	2K	47	7MG	N2-C2-N1	2.80	121.61	117.25
22	1L	37	MIA	C4-C5-N7	-2.72	106.57	109.40
22	1K	37	MIA	C2-N3-C4	2.62	118.94	115.32
22	1L	37	MIA	N3-C2-N1	-2.62	122.17	126.98
22	1L	32	PSU	C5-C6-N1	-2.58	121.27	124.44
23	2L	8	4SU	C2-N3-C4	2.56	118.86	115.15
22	1L	32	PSU	O4'-C1'-C5	2.56	113.89	109.93
23	2L	47	7MG	C6-N1-C2	2.47	119.85	115.93
22	1K	32	PSU	C5-C6-N1	-2.44	121.44	124.44
23	2L	47	7MG	C2-N3-C4	2.43	120.61	113.89
23	2K	47	7MG	C5-C6-N1	-2.41	118.19	123.14
23	2K	56	PSU	C6-N1-C2	2.30	119.15	115.36
22	1K	39	PSU	C6-N1-C2	2.29	119.14	115.36
22	1L	39	PSU	C5-C6-N1	-2.29	121.62	124.44
23	2L	47	7MG	N2-C2-N1	2.26	120.76	117.25
23	2L	33	OMC	C5-C4-N3	-2.24	119.14	121.72
23	2L	8	4SU	C5-C4-N3	-2.19	120.90	123.83
22	1L	37	MIA	C2-N1-C6	2.15	121.04	117.19
22	1L	37	MIA	C16-C14-C15	-2.12	109.91	114.60
23	2K	56	PSU	O4'-C1'-C5	-2.10	106.68	109.93
23	2K	47	7MG	C5-C4-N3	-2.07	123.11	126.49
23	2K	8	4SU	C2-N3-C4	2.03	118.09	115.15
22	1L	32	PSU	C5-C1'-C2'	-2.02	111.71	115.32

There are no chirality outliers.

All (17) torsion outliers are listed below:

Mol	Chain	Res	Type	Atoms
23	2L	47	7MG	C3'-C4'-C5'-O5'
23	2L	33	OMC	C2'-C1'-N1-C6
22	1K	37	MIA	C5-C6-N6-C12
22	1K	37	MIA	N1-C2-S10-C11
22	1K	37	MIA	N3-C2-S10-C11
22	1K	37	MIA	C12-C13-C14-C16
22	1L	37	MIA	C5-C6-N6-C12
22	1L	37	MIA	N1-C6-N6-C12
22	1L	37	MIA	N1-C2-S10-C11
22	1L	37	MIA	N3-C2-S10-C11
22	1L	37	MIA	N6-C12-C13-C14
22	1L	37	MIA	C12-C13-C14-C15
22	1L	37	MIA	C12-C13-C14-C16
23	2L	47	7MG	O4'-C4'-C5'-O5'
22	1K	37	MIA	N1-C6-N6-C12
23	2L	47	7MG	C4'-C5'-O5'-P
23	2K	47	7MG	O4'-C4'-C5'-O5'

There are no ring outliers.

11 monomers are involved in 23 short contacts:

Mol	Chain	Res	Type	Clashes	Symm-Clashes
23	2L	47	7MG	4	0
23	2K	47	7MG	4	0
23	2L	55	5MU	2	0
23	2L	33	OMC	3	0
23	2K	8	4SU	2	0
23	2K	56	PSU	1	0
22	1L	39	PSU	1	0
22	1K	37	MIA	2	0
23	2L	56	PSU	1	0
23	2L	8	4SU	1	0
23	2K	55	5MU	2	0

5.5 Carbohydrates ⓘ

There are no carbohydrates in this entry.

5.6 Ligand geometry [i](#)

Of 1245 ligands modelled in this entry, 1245 are monoatomic - leaving 0 for Mogul analysis.

There are no bond length outliers.

There are no bond angle outliers.

There are no chirality outliers.

There are no torsion outliers.

There are no ring outliers.

No monomer is involved in short contacts.

5.7 Other polymers [i](#)

There are no such residues in this entry.

5.8 Polymer linkage issues [i](#)

The following chains have linkage breaks:

Mol	Chain	Number of breaks
1	13	1

All chain breaks are listed below:

Model	Chain	Residue-1	Atom-1	Residue-2	Atom-2	Distance (Å)
1	13	1530:G	O3'	1531:A	P	3.03

6 Fit of model and data ⓘ

6.1 Protein, DNA and RNA chains ⓘ

In the following table, the column labelled ‘#RSRZ> 2’ contains the number (and percentage) of RSRZ outliers, followed by percent RSRZ outliers for the chain as percentile scores relative to all X-ray entries and entries of similar resolution. The OWAB column contains the minimum, median, 95th percentile and maximum values of the occupancy-weighted average B-factor per residue. The column labelled ‘Q< 0.9’ lists the number of (and percentage) of residues with an average occupancy less than 0.9.

Mol	Chain	Analysed	<RSRZ>	#RSRZ>2	OWAB(Å ²)	Q<0.9
1	13	1498/1522 (98%)	-0.66	0 100 100	61, 110, 194, 290	0
1	1G	1497/1522 (98%)	-0.67	2 (0%) 95 95	73, 129, 204, 306	0
2	12	237/256 (92%)	0.59	28 (11%) 4 2	151, 185, 205, 218	0
2	1E	237/256 (92%)	0.42	25 (10%) 6 3	119, 155, 183, 193	0
3	22	206/239 (86%)	1.05	39 (18%) 1 0	149, 166, 190, 202	0
3	2E	205/239 (85%)	0.48	17 (8%) 11 6	98, 122, 159, 171	0
4	32	208/209 (99%)	0.60	16 (7%) 13 6	107, 128, 153, 160	0
4	3E	208/209 (99%)	0.50	18 (8%) 10 5	92, 123, 146, 155	0
5	42	151/162 (93%)	0.67	14 (9%) 8 5	118, 139, 159, 195	0
5	4E	151/162 (93%)	0.54	14 (9%) 8 5	88, 109, 135, 174	0
6	52	101/101 (100%)	0.53	10 (9%) 7 4	92, 115, 133, 160	0
6	5E	101/101 (100%)	0.40	3 (2%) 50 33	87, 110, 132, 154	0
7	62	155/156 (99%)	0.44	19 (12%) 4 2	124, 143, 178, 199	0
7	6E	155/156 (99%)	0.08	14 (9%) 9 5	110, 129, 160, 179	0
8	72	138/138 (100%)	0.30	7 (5%) 28 15	115, 145, 160, 163	0
8	7E	138/138 (100%)	0.47	10 (7%) 15 8	93, 118, 128, 142	0
9	82	127/128 (99%)	0.55	6 (4%) 31 17	123, 171, 189, 197	0
9	8E	127/128 (99%)	-0.07	0 100 100	94, 149, 170, 180	0
10	1A	99/105 (94%)	0.60	10 (10%) 7 3	139, 174, 192, 197	0
10	1I	99/105 (94%)	0.69	10 (10%) 7 3	90, 148, 181, 187	0
11	2A	119/129 (92%)	1.74	45 (37%) 0 0	94, 125, 152, 183	0
11	2I	119/129 (92%)	1.36	26 (21%) 0 0	77, 113, 153, 182	0
12	3A	125/132 (94%)	1.17	30 (24%) 0 0	91, 114, 144, 175	0
12	3I	125/132 (94%)	0.41	6 (4%) 30 17	74, 84, 117, 179	0

Continued on next page...

Continued from previous page...

Mol	Chain	Analysed	<RSRZ>	#RSRZ>2	OWAB(Å ²)	Q<0.9
13	4A	117/126 (92%)	0.41	12 (10%) 6 3	127, 171, 192, 200	0
13	4I	118/126 (93%)	0.05	3 (2%) 57 42	86, 127, 148, 156	0
14	5A	58/61 (95%)	0.90	12 (20%) 1 0	152, 166, 179, 184	0
14	5I	60/61 (98%)	-0.21	2 (3%) 46 29	92, 113, 128, 135	0
15	6A	88/89 (98%)	0.08	1 (1%) 80 70	96, 125, 143, 148	0
15	6I	88/89 (98%)	0.36	5 (5%) 23 12	82, 104, 122, 129	0
16	7A	84/88 (95%)	0.11	2 (2%) 59 43	100, 117, 142, 174	0
16	7I	84/88 (95%)	-0.41	0 100 100	110, 126, 158, 174	0
17	8A	100/105 (95%)	0.08	2 (2%) 65 50	105, 122, 138, 160	0
17	8I	100/105 (95%)	0.39	5 (5%) 28 15	97, 114, 125, 129	0
18	9A	72/88 (81%)	1.55	21 (29%) 0 0	106, 128, 167, 178	0
18	9I	72/88 (81%)	1.18	18 (25%) 0 0	90, 113, 143, 175	0
19	AA	78/93 (83%)	0.65	11 (14%) 2 1	160, 189, 203, 207	0
19	AI	81/93 (87%)	0.56	12 (14%) 2 1	103, 127, 156, 165	0
20	BA	99/106 (93%)	0.09	3 (3%) 50 33	97, 118, 150, 162	0
20	BI	99/106 (93%)	-0.45	0 100 100	115, 131, 165, 172	0
21	1B	25/27 (92%)	0.16	0 100 100	125, 153, 169, 189	0
21	1F	25/27 (92%)	-0.74	0 100 100	100, 112, 127, 154	0
22	1K	73/76 (96%)	2.25	30 (41%) 0 0	97, 221, 259, 264	0
22	1L	73/76 (96%)	3.30	38 (52%) 0 0	134, 254, 277, 285	0
23	2K	72/77 (93%)	-0.41	1 (1%) 75 63	73, 95, 128, 139	0
23	2L	72/77 (93%)	-0.26	1 (1%) 75 63	87, 121, 153, 165	0
24	3K	76/76 (100%)	-0.07	4 (5%) 26 13	77, 253, 279, 282	0
24	3L	76/76 (100%)	0.43	6 (7%) 12 6	89, 259, 278, 280	0
25	4K	14/30 (46%)	-0.25	0 100 100	76, 107, 151, 155	0
25	4L	6/30 (20%)	-0.25	0 100 100	100, 108, 158, 161	0
26	14	2909/2917 (99%)	-0.33	38 (1%) 77 66	53, 91, 249, 335	0
26	1H	2912/2917 (99%)	-0.34	30 (1%) 82 73	40, 77, 231, 309	0
27	16	122/122 (100%)	-0.71	1 (0%) 86 78	69, 98, 122, 202	0
27	1J	122/122 (100%)	-0.66	1 (0%) 86 78	89, 133, 162, 212	0
28	11	273/276 (98%)	0.13	1 (0%) 92 89	43, 66, 84, 98	0

Continued on next page...

Continued from previous page...

Mol	Chain	Analysed	<RSRZ>	#RSRZ>2	OWAB(Å ²)	Q<0.9
28	19	273/276 (98%)	0.08	1 (0%) 92 89	54, 80, 97, 112	0
29	21	205/206 (99%)	0.57	24 (11%) 4 2	49, 94, 143, 161	0
29	29	205/206 (99%)	0.65	25 (12%) 4 2	64, 99, 146, 173	0
30	31	202/210 (96%)	-0.10	2 (0%) 82 73	47, 80, 119, 141	0
30	39	208/210 (99%)	0.66	25 (12%) 4 2	60, 109, 170, 198	0
31	41	181/182 (99%)	0.72	20 (11%) 5 3	83, 109, 145, 156	0
31	49	181/182 (99%)	1.91	76 (41%) 0 0	127, 154, 181, 199	0
32	51	174/180 (96%)	0.54	13 (7%) 14 7	85, 109, 129, 142	0
32	59	170/180 (94%)	1.31	46 (27%) 0 0	155, 205, 228, 248	0
33	61	146/148 (98%)	0.43	12 (8%) 11 6	80, 139, 157, 163	0
33	69	146/148 (98%)	0.81	25 (17%) 1 1	88, 135, 157, 168	0
34	15	138/140 (98%)	0.51	8 (5%) 23 12	85, 116, 149, 165	0
34	58	138/140 (98%)	0.18	6 (4%) 35 21	69, 95, 137, 156	0
35	25	122/122 (100%)	0.52	3 (2%) 57 42	73, 93, 108, 124	0
35	68	122/122 (100%)	0.33	2 (1%) 72 59	61, 80, 99, 112	0
36	35	150/150 (100%)	0.90	29 (19%) 1 0	62, 113, 145, 183	0
36	78	150/150 (100%)	0.28	10 (6%) 17 9	49, 85, 116, 166	0
37	45	141/141 (100%)	0.66	18 (12%) 3 2	81, 111, 145, 155	0
37	88	138/141 (97%)	0.11	3 (2%) 62 47	56, 83, 107, 138	0
38	55	117/118 (99%)	0.09	3 (2%) 56 40	64, 84, 99, 117	0
38	98	118/118 (100%)	0.28	2 (1%) 70 57	63, 87, 109, 120	0
39	65	111/112 (99%)	0.65	14 (12%) 3 2	98, 128, 148, 162	0
39	A8	111/112 (99%)	0.27	5 (4%) 33 19	75, 94, 123, 133	0
40	75	137/146 (93%)	0.13	4 (2%) 51 35	83, 101, 161, 195	0
40	B8	137/146 (93%)	-0.20	2 (1%) 73 61	76, 97, 154, 179	0
41	85	117/118 (99%)	0.45	7 (5%) 21 11	73, 104, 150, 174	0
41	C8	117/118 (99%)	0.04	2 (1%) 70 57	56, 82, 115, 134	0
42	95	101/101 (100%)	0.94	18 (17%) 1 1	71, 134, 155, 175	0
42	D8	101/101 (100%)	0.62	13 (12%) 3 2	61, 111, 141, 155	0
43	A5	113/113 (100%)	0.10	1 (0%) 84 75	66, 80, 117, 174	0
43	E8	113/113 (100%)	0.00	4 (3%) 44 27	58, 76, 112, 159	0

Continued on next page...

Continued from previous page...

Mol	Chain	Analysed	<RSRZ>	#RSRZ>2	OWAB(Å ²)	Q<0.9
44	B5	93/96 (96%)	0.28	5 (5%) 25 13	71, 89, 113, 121	0
44	F8	94/96 (97%)	0.23	5 (5%) 26 13	56, 73, 97, 117	0
45	C5	104/110 (94%)	1.18	20 (19%) 1 0	89, 122, 160, 166	0
45	G8	104/110 (94%)	0.66	5 (4%) 30 17	75, 98, 142, 149	0
46	D5	179/206 (86%)	2.07	78 (43%) 0 0	124, 161, 240, 246	0
46	H8	175/206 (84%)	0.47	15 (8%) 10 5	86, 128, 212, 218	0
47	E5	77/85 (90%)	0.75	6 (7%) 13 6	77, 96, 116, 162	0
47	I8	80/85 (94%)	0.05	2 (2%) 57 42	58, 77, 114, 117	0
48	F5	97/98 (98%)	0.97	13 (13%) 3 2	63, 89, 143, 161	0
48	J8	97/98 (98%)	0.55	10 (10%) 6 3	54, 77, 128, 161	0
49	G5	66/72 (91%)	0.50	3 (4%) 33 19	89, 112, 130, 148	0
49	K8	67/72 (93%)	-0.00	1 (1%) 73 61	65, 81, 99, 132	0
50	H5	59/60 (98%)	0.82	5 (8%) 10 5	80, 109, 155, 173	0
50	L8	57/60 (95%)	0.59	3 (5%) 26 13	64, 83, 112, 120	0
51	I5	63/71 (88%)	3.80	45 (71%) 0 0	167, 206, 219, 221	0
51	M8	66/71 (92%)	1.61	22 (33%) 0 0	114, 161, 192, 200	0
52	J5	59/60 (98%)	0.17	3 (5%) 28 15	66, 91, 159, 212	0
52	N8	58/60 (96%)	0.70	7 (12%) 4 2	53, 100, 178, 183	0
53	K5	45/54 (83%)	6.24	42 (93%) 0 0	141, 181, 194, 201	0
53	O8	45/54 (83%)	4.71	42 (93%) 0 0	117, 148, 168, 171	0
54	L5	46/49 (93%)	-0.18	0 100 100	53, 63, 75, 87	0
54	P8	48/49 (97%)	-0.26	0 100 100	46, 51, 88, 113	0
55	M5	60/65 (92%)	0.30	2 (3%) 46 29	73, 86, 108, 133	0
55	Q8	60/65 (92%)	0.13	1 (1%) 70 57	61, 73, 104, 119	0
All	All	21056/21694 (97%)	0.13	1387 (6%) 18 10	40, 109, 201, 335	0

All (1387) RSRZ outliers are listed below:

Mol	Chain	Res	Type	RSRZ
26	14	2901	C	18.3
53	K5	13	CYS	17.4
53	K5	51	GLU	15.2
52	N8	60	VAL	14.4
22	1L	3	C	14.3

Continued on next page...

Continued from previous page...

Mol	Chain	Res	Type	RSRZ
26	1H	2900	A	14.1
22	1L	71	G	13.8
30	39	1	MET	13.2
26	1H	2901	C	13.1
53	K5	26	ASN	12.7
48	F5	98	LEU	12.4
26	14	2899	G	12.3
22	1L	72	C	12.1
51	I5	31	ILE	11.7
22	1K	17	C	11.5
22	1L	70	G	11.1
53	K5	25	LYS	11.0
53	K5	12	GLU	11.0
53	K5	42	TRP	10.9
46	D5	178	GLU	10.6
7	62	82	GLY	10.6
51	I5	52	THR	10.4
7	62	81	GLY	10.3
46	D5	147	GLY	10.3
22	1K	71	G	10.2
53	K5	50	ARG	10.2
26	14	2900	A	10.2
26	14	2902	C	10.0
11	2I	129	SER	10.0
18	9A	88	LYS	9.9
22	1L	76	A	9.7
53	K5	52	VAL	9.7
22	1L	17	C	9.7
26	14	2797	U	9.6
53	O8	13	CYS	9.4
11	2I	128	ALA	9.3
7	6E	83	ALA	9.3
22	1L	75	C	9.1
52	N8	59	GLU	9.0
26	1H	4	C	9.0
53	O8	20	ASN	9.0
53	K5	14	THR	9.0
31	49	138	GLN	8.9
12	3I	129	ALA	8.9
22	1K	70	G	8.8
22	1K	3	C	8.8
51	I5	47	GLN	8.7

Continued on next page...

Continued from previous page...

Mol	Chain	Res	Type	RSRZ
37	45	1	MET	8.7
52	J5	59	GLU	8.6
26	1H	1	G	8.6
48	F5	97	LEU	8.6
53	O8	42	TRP	8.6
46	D5	179	ASP	8.5
22	1K	76	A	8.4
26	1H	2902	C	8.4
52	J5	60	VAL	8.3
42	95	45	THR	8.2
11	2I	11	LYS	8.2
18	9A	87	ARG	8.1
17	8A	101	ARG	7.9
22	1L	45	U	7.9
7	62	80	VAL	7.9
22	1K	69	G	7.9
53	K5	22	ALA	7.9
53	K5	53	LYS	7.8
46	D5	146	ILE	7.8
22	1L	68	C	7.8
53	K5	39	TYR	7.8
51	I5	40	HIS	7.8
7	6E	82	GLY	7.8
53	K5	31	PRO	7.7
51	I5	44	THR	7.7
26	14	654(K)	C	7.7
22	1K	16	U	7.7
36	35	149	GLU	7.7
51	I5	30	GLU	7.7
53	O8	18	ARG	7.4
30	39	208	GLY	7.4
46	D5	112	ARG	7.3
53	O8	49	HIS	7.3
46	D5	172	ALA	7.3
51	I5	42	PHE	7.3
53	K5	9	LEU	7.3
53	O8	50	ARG	7.3
22	1L	47	U	7.3
29	29	69	LYS	7.3
53	K5	24	GLU	7.3
53	K5	49	HIS	7.2
43	A5	113	LYS	7.2

Continued on next page...

Continued from previous page...

Mol	Chain	Res	Type	RSRZ
51	I5	29	PRO	7.2
11	2I	12	ARG	7.2
32	59	100	GLY	7.2
51	I5	28	LYS	7.2
53	K5	21	TYR	7.2
53	O8	53	LYS	7.2
29	21	90	THR	7.2
26	14	2799	A	7.1
26	1H	654(I)	C	7.1
51	I5	43	TYR	7.0
7	6E	81	GLY	7.0
31	49	139	LEU	7.0
22	1L	2	C	7.0
36	35	110	TYR	7.0
22	1L	16	U	6.9
22	1L	4	C	6.9
29	21	205	ALA	6.8
53	O8	43	CYS	6.8
26	14	2795	G	6.8
42	D8	1	MET	6.7
13	4A	4	ILE	6.7
12	3I	127	GLU	6.6
26	14	2798	C	6.6
18	9I	88	LYS	6.6
22	1K	73	A	6.6
11	2A	12	ARG	6.6
53	K5	41	PRO	6.6
26	14	654(J)	A	6.6
7	62	78	ARG	6.6
47	I8	85	ALA	6.5
7	6E	154	TYR	6.5
26	1H	2	G	6.5
51	I5	46	GLN	6.5
52	N8	58	LEU	6.5
12	3A	64	TYR	6.4
11	2A	128	ALA	6.4
53	K5	23	THR	6.4
7	62	85	TYR	6.4
46	D5	162	GLU	6.4
51	I5	32	TYR	6.4
53	K5	36	LEU	6.4
46	D5	68	PRO	6.4

Continued on next page...

Continued from previous page...

Mol	Chain	Res	Type	RSRZ
53	O8	22	ALA	6.3
46	D5	117	LEU	6.3
31	49	137	GLU	6.3
19	AA	82	GLY	6.3
53	O8	15	GLU	6.3
26	14	2	G	6.3
53	O8	14	THR	6.2
53	O8	47	THR	6.2
46	H8	113	ALA	6.2
51	I5	41	PRO	6.2
12	3I	128	ALA	6.2
26	1H	2899	G	6.2
22	1L	56	C	6.2
53	O8	48	VAL	6.2
26	14	654(I)	C	6.1
26	14	654(L)	G	6.1
50	H5	60	GLU	6.1
53	K5	16	CYS	6.1
26	14	4	C	6.1
53	K5	11	LEU	6.0
29	21	72	VAL	6.0
22	1L	73	A	6.0
51	I5	24	THR	6.0
36	78	150	ALA	6.0
31	49	90	LEU	5.9
48	J8	98	LEU	5.9
13	4A	2	ALA	5.9
53	K5	30	THR	5.9
22	1L	74	C	5.9
46	D5	107	THR	5.9
3	22	53	ALA	5.9
32	59	99	VAL	5.8
47	E5	85	ALA	5.8
53	K5	20	ASN	5.8
11	2A	50	TYR	5.7
26	1H	654(J)	A	5.7
26	1H	654(K)	C	5.7
51	I5	55	ARG	5.7
37	45	91	GLU	5.6
53	K5	40	CYS	5.6
45	C5	47	LYS	5.6
33	69	4	ILE	5.6

Continued on next page...

Continued from previous page...

Mol	Chain	Res	Type	RSRZ
24	3L	34	G	5.6
46	D5	154	ASP	5.6
22	1L	1	G	5.6
36	35	148	LEU	5.6
26	14	3	U	5.5
51	I5	10	VAL	5.5
53	O8	35	GLU	5.5
11	2A	13	GLN	5.5
46	D5	163	LEU	5.5
53	O8	34	LEU	5.4
46	D5	142	SER	5.4
53	O8	44	ARG	5.4
31	49	133	LEU	5.4
31	49	39	ILE	5.4
31	49	178	PHE	5.4
12	3A	128	ALA	5.3
46	D5	149	SER	5.3
46	D5	176	PRO	5.3
22	1K	4	C	5.3
29	21	88	GLY	5.3
53	O8	21	TYR	5.3
29	29	54	GLN	5.2
31	49	48	GLU	5.2
7	6E	84	ASN	5.2
26	1H	3	U	5.2
43	E8	113	LYS	5.2
53	K5	35	GLU	5.2
31	49	155	MET	5.2
14	5A	39	LEU	5.2
51	I5	63	TYR	5.2
53	K5	18	ARG	5.2
31	49	146	TYR	5.1
7	62	86	GLN	5.1
45	C5	49	VAL	5.1
53	O8	51	GLU	5.1
42	D8	36	PRO	5.1
51	I5	7	PRO	5.1
30	39	2	LYS	5.1
45	C5	58	GLY	5.1
26	14	2898	U	5.1
40	B8	1	MET	5.0
29	21	89	ASP	5.0

Continued on next page...

Continued from previous page...

Mol	Chain	Res	Type	RSRZ
10	1I	6	ILE	5.0
22	1L	20	U	5.0
22	1K	67	C	5.0
53	O8	26	ASN	5.0
3	22	146	ALA	5.0
53	O8	16	CYS	5.0
31	49	177	GLY	5.0
48	J8	92	LYS	5.0
46	D5	141	VAL	5.0
12	3A	68	ALA	4.9
53	K5	10	LEU	4.9
46	D5	148	ASP	4.9
51	M8	34	GLU	4.9
51	M8	31	ILE	4.9
12	3A	32	PHE	4.9
7	62	153	HIS	4.9
37	45	90	VAL	4.9
2	12	240	GLN	4.8
51	I5	51	ASP	4.8
31	49	37	VAL	4.8
46	D5	153	SER	4.8
53	K5	19	ARG	4.8
11	2A	129	SER	4.8
45	C5	59	GLY	4.8
11	2A	11	LYS	4.8
48	F5	96	LYS	4.8
11	2A	49	GLY	4.8
35	25	1	MET	4.8
46	D5	159	PRO	4.8
32	59	169	VAL	4.8
46	D5	171	ILE	4.8
24	3L	6	G	4.8
29	29	70	ALA	4.8
53	O8	36	LEU	4.8
36	78	149	GLU	4.7
14	5A	38	GLY	4.7
12	3A	129	ALA	4.7
36	35	106	LEU	4.7
51	I5	54	GLY	4.7
36	35	150	ALA	4.7
11	2A	89	ALA	4.7
12	3A	69	TYR	4.7

Continued on next page...

Continued from previous page...

Mol	Chain	Res	Type	RSRZ
13	4A	6	GLY	4.7
31	49	89	GLY	4.7
32	59	45	VAL	4.7
18	9A	26	LEU	4.7
44	F8	92	LEU	4.7
46	D5	121	HIS	4.7
31	49	182	LYS	4.7
31	49	92	VAL	4.7
13	4A	65	LYS	4.7
51	I5	39	CYS	4.7
22	1L	67	C	4.6
39	65	2	ALA	4.6
26	14	2794	C	4.6
31	49	175	LEU	4.6
26	1H	2799	A	4.6
33	69	3	VAL	4.6
45	G8	106	LEU	4.6
46	D5	111	VAL	4.6
29	21	55	ASN	4.6
3	22	143	GLU	4.6
7	62	79	ARG	4.6
22	1K	72	C	4.6
33	69	1	MET	4.6
13	4A	7	VAL	4.5
32	59	55	PRO	4.5
26	14	2802	G	4.5
51	I5	11	PRO	4.5
31	49	58	GLN	4.5
24	3L	7	A	4.5
51	M8	66	SER	4.5
53	K5	34	LEU	4.5
51	I5	45	GLY	4.5
53	O8	19	ARG	4.5
52	N8	57	VAL	4.5
30	39	20	LEU	4.5
31	41	26	GLN	4.5
46	D5	116	VAL	4.5
46	D5	151	HIS	4.5
48	J8	97	LEU	4.5
3	22	147	LYS	4.4
7	6E	85	TYR	4.4
7	62	154	TYR	4.4

Continued on next page...

Continued from previous page...

Mol	Chain	Res	Type	RSRZ
19	AA	78	ARG	4.4
51	I5	5	ILE	4.4
53	O8	52	VAL	4.4
6	5E	101	ALA	4.4
48	J8	93	GLU	4.4
5	42	155	GLU	4.4
22	1K	75	C	4.4
22	1K	13	C	4.4
2	12	163	PHE	4.4
51	I5	36	CYS	4.4
11	2A	91	ARG	4.4
18	9A	43	PHE	4.3
22	1L	5	G	4.3
22	1L	69	G	4.3
22	1L	48	C	4.3
53	O8	45	LYS	4.3
22	1K	68	C	4.3
22	1K	74	C	4.3
51	I5	13	ARG	4.3
53	O8	23	THR	4.3
11	2I	42	TRP	4.3
18	9A	17	SER	4.3
31	49	136	ARG	4.3
51	I5	27	THR	4.3
37	45	104	PHE	4.3
45	C5	29	GLU	4.3
51	M8	52	THR	4.3
29	29	76	ARG	4.3
15	6I	89	GLY	4.3
33	61	113	ARG	4.2
7	6E	80	VAL	4.2
29	21	78	LEU	4.2
51	M8	32	TYR	4.2
33	69	16	GLY	4.2
32	59	4	ILE	4.2
36	78	106	LEU	4.2
29	29	73	GLU	4.1
26	14	2790	A	4.1
24	3K	17	C	4.1
48	F5	93	GLU	4.1
53	O8	32	ASN	4.1
46	D5	115	GLY	4.1

Continued on next page...

Continued from previous page...

Mol	Chain	Res	Type	RSRZ
22	1L	44	G	4.1
26	14	654(H)	G	4.1
53	O8	31	PRO	4.1
22	1L	57	G	4.1
49	K8	43	GLN	4.1
51	M8	22	ILE	4.1
32	59	49	VAL	4.1
18	9A	23	LYS	4.1
33	69	85	GLU	4.1
31	49	145	THR	4.0
26	1H	2795	G	4.0
26	14	1	G	4.0
33	69	11	ASN	4.0
53	O8	29	ASN	4.0
31	49	75	LYS	4.0
3	22	198	VAL	4.0
7	62	83	ALA	4.0
48	J8	96	LYS	4.0
32	51	172	LYS	4.0
53	O8	25	LYS	4.0
2	1E	188	ALA	4.0
31	49	34	LEU	4.0
31	49	63	ILE	4.0
26	1H	654(F)	C	4.0
22	1K	12	U	4.0
22	1K	20	U	4.0
31	49	152	LEU	4.0
46	D5	155	LEU	4.0
11	2A	21	ILE	4.0
51	I5	18	CYS	3.9
22	1L	18	G	3.9
32	59	114	VAL	3.9
46	D5	96	VAL	3.9
3	22	204	LEU	3.9
30	39	22	ALA	3.9
18	9A	18	ARG	3.9
31	49	167	GLU	3.9
7	62	88	PRO	3.9
7	62	152	ALA	3.9
11	2A	65	ALA	3.9
33	69	35	LEU	3.9
11	2A	90	GLY	3.9

Continued on next page...

Continued from previous page...

Mol	Chain	Res	Type	RSRZ
5	42	45	PHE	3.9
29	29	51	PHE	3.9
51	I5	35	VAL	3.9
22	1K	66	U	3.9
26	1H	2898	U	3.9
26	1H	654(H)	G	3.9
36	35	123	LEU	3.9
22	1L	65	G	3.9
45	C5	44	ILE	3.8
7	6E	78	ARG	3.8
29	29	205	ALA	3.8
26	1H	2798	C	3.8
31	41	2	PRO	3.8
29	29	77	ILE	3.8
31	49	62	LEU	3.8
45	C5	92	ASN	3.8
36	35	125	VAL	3.8
12	3A	56	ALA	3.8
6	52	38	GLU	3.8
46	D5	168	GLU	3.8
2	12	14	GLY	3.8
46	D5	2	GLU	3.8
46	D5	150	LEU	3.8
6	52	101	ALA	3.8
37	45	92	GLY	3.8
29	21	204	ALA	3.8
11	2A	59	TYR	3.8
14	5A	26	ARG	3.8
31	49	82	LEU	3.8
41	85	91	ASP	3.8
51	M8	56	VAL	3.8
44	B5	92	LEU	3.7
3	22	103	VAL	3.7
12	3A	28	LYS	3.7
32	51	3	ARG	3.7
2	1E	187	LEU	3.7
12	3I	64	TYR	3.7
46	D5	125	LEU	3.7
53	K5	37	ARG	3.7
32	59	25	LYS	3.7
5	4E	154	GLY	3.7
12	3A	55	VAL	3.7

Continued on next page...

Continued from previous page...

Mol	Chain	Res	Type	RSRZ
3	22	206	GLU	3.7
51	M8	55	ARG	3.7
45	C5	60	PHE	3.7
48	F5	95	LEU	3.7
45	C5	45	VAL	3.7
29	21	91	VAL	3.7
4	32	179	GLU	3.7
7	6E	79	ARG	3.6
26	14	2801	A	3.6
26	14	1536	A	3.6
31	49	135	LEU	3.6
22	1K	7	A	3.6
31	49	140	ILE	3.6
29	21	76	ARG	3.6
11	2A	92	GLU	3.6
53	O8	41	PRO	3.6
29	29	78	LEU	3.6
46	D5	1	MET	3.6
53	K5	45	LYS	3.6
2	12	155	LEU	3.6
14	5I	52	GLN	3.6
46	D5	92	SER	3.6
2	12	165	VAL	3.6
53	O8	12	GLU	3.6
3	22	155	GLY	3.6
39	65	112	PHE	3.6
22	1L	58	A	3.6
33	69	36	ALA	3.6
32	59	94	TYR	3.6
29	29	59	VAL	3.6
51	M8	40	HIS	3.6
5	42	151	LEU	3.6
19	AA	83	HIS	3.6
19	AI	61	TYR	3.6
19	AA	84	GLY	3.6
26	14	888	C	3.5
32	59	46	GLU	3.5
53	O8	17	LYS	3.5
36	35	111	ARG	3.5
29	29	96	PHE	3.5
42	95	14	VAL	3.5
12	3A	60	LEU	3.5

Continued on next page...

Continued from previous page...

Mol	Chain	Res	Type	RSRZ
33	69	12	LEU	3.5
42	95	91	TYR	3.5
51	I5	50	VAL	3.5
6	5E	46	ARG	3.5
22	1L	66	U	3.5
31	49	166	ASP	3.5
40	75	6	LEU	3.5
42	95	1	MET	3.5
46	D5	173	ALA	3.5
32	51	171	LEU	3.5
36	35	91	PHE	3.5
3	22	132	ARG	3.5
34	15	51	PHE	3.5
41	85	72	HIS	3.5
7	6E	153	HIS	3.5
33	69	20	ASP	3.5
50	H5	26	LEU	3.5
45	C5	46	LYS	3.5
53	K5	48	VAL	3.5
33	69	34	GLY	3.5
46	D5	132	ASN	3.5
11	2A	31	THR	3.5
46	D5	5	LEU	3.5
32	59	106	THR	3.5
29	21	199	ARG	3.5
32	59	103	LEU	3.5
53	K5	46	HIS	3.5
4	32	176	LEU	3.4
6	52	39	LYS	3.4
11	2A	48	ILE	3.4
22	1K	1	G	3.4
46	D5	55	HIS	3.4
31	49	142	PRO	3.4
46	D5	169	GLU	3.4
51	I5	12	ALA	3.4
36	35	126	VAL	3.4
3	22	201	TYR	3.4
31	41	114	ILE	3.4
17	8I	17	LYS	3.4
46	D5	51	ALA	3.4
13	4I	6	GLY	3.4
2	12	232	PRO	3.4

Continued on next page...

Continued from previous page...

Mol	Chain	Res	Type	RSRZ
46	D5	4	ARG	3.4
26	1H	5	A	3.4
11	2I	82	VAL	3.4
13	4A	66	LEU	3.4
12	3A	127	GLU	3.4
33	69	18	VAL	3.4
36	35	145	PRO	3.4
12	3A	94	PRO	3.3
24	3K	20	U	3.3
30	31	6	VAL	3.3
11	2A	42	TRP	3.3
33	69	17	GLN	3.3
11	2I	98	LEU	3.3
19	AI	48	THR	3.3
42	D8	37	VAL	3.3
43	E8	111	HIS	3.3
51	I5	26	SER	3.3
53	K5	17	LYS	3.3
26	14	654(O)	G	3.3
3	22	64	VAL	3.3
15	6I	88	ARG	3.3
29	29	67	PHE	3.3
31	49	157	ILE	3.3
45	C5	50	ARG	3.3
32	59	39	PRO	3.3
42	95	12	TYR	3.3
31	41	135	LEU	3.3
31	49	97	ASP	3.3
42	95	5	VAL	3.3
8	7E	24	THR	3.3
45	C5	90	LEU	3.3
22	1K	47	U	3.3
39	A8	2	ALA	3.3
31	49	68	PRO	3.3
46	D5	156	LYS	3.3
33	61	140	LEU	3.3
5	4E	118	ILE	3.3
3	22	205	GLY	3.3
46	D5	109	ALA	3.3
36	35	124	LYS	3.3
31	41	181	ARG	3.3
3	22	144	SER	3.3

Continued on next page...

Continued from previous page...

Mol	Chain	Res	Type	RSRZ
46	D5	138	GLU	3.3
2	1E	160	ASP	3.3
40	75	99	LEU	3.3
18	9I	21	LYS	3.3
3	22	124	ILE	3.3
32	59	107	VAL	3.3
51	I5	33	VAL	3.3
11	2A	43	SER	3.2
29	29	204	ALA	3.2
53	O8	9	LEU	3.2
4	3E	110	PHE	3.2
11	2I	21	ILE	3.2
14	5A	58	LYS	3.2
42	95	44	LYS	3.2
10	1I	5	ARG	3.2
18	9A	86	VAL	3.2
37	45	33	GLY	3.2
26	1H	2797	U	3.2
42	95	16	PRO	3.2
37	45	105	GLU	3.2
53	O8	33	LYS	3.2
31	49	134	GLY	3.2
53	O8	40	CYS	3.2
32	59	84	SER	3.2
46	D5	139	VAL	3.2
22	1L	59	U	3.2
10	1I	23	ILE	3.2
37	45	103	MET	3.2
45	C5	5	MET	3.2
36	35	128	HIS	3.2
3	2E	128	PHE	3.2
32	51	16	SER	3.2
33	69	37	VAL	3.2
45	C5	53	PRO	3.2
11	2I	43	SER	3.2
32	59	115	VAL	3.2
11	2I	13	GLN	3.2
31	49	35	GLU	3.2
30	39	133	ASN	3.2
53	O8	37	ARG	3.2
32	59	43	VAL	3.2
46	H8	173	ALA	3.2

Continued on next page...

Continued from previous page...

Mol	Chain	Res	Type	RSRZ
46	H8	148	ASP	3.2
31	41	182	LYS	3.1
26	14	2897	U	3.1
13	4A	5	ALA	3.1
39	65	37	ALA	3.1
40	B8	106	SER	3.1
22	1L	23	A	3.1
31	49	160	VAL	3.1
7	62	151	TYR	3.1
51	M8	13	ARG	3.1
53	K5	29	ASN	3.1
5	4E	155	GLU	3.1
3	2E	139	GLN	3.1
31	49	83	ARG	3.1
2	12	157	ARG	3.1
29	21	69	LYS	3.1
3	22	7	PRO	3.1
8	7E	137	VAL	3.1
19	AI	40	ILE	3.1
13	4A	3	ARG	3.1
18	9I	42	ARG	3.1
48	J8	70	VAL	3.1
3	22	10	PHE	3.1
3	22	203	PHE	3.1
51	M8	33	VAL	3.1
51	I5	34	GLU	3.1
11	2A	127	LYS	3.1
18	9I	31	LEU	3.1
42	D8	38	LEU	3.1
50	L8	57	GLU	3.1
48	J8	95	LEU	3.1
2	12	152	PHE	3.1
3	22	177	THR	3.1
5	4E	98	THR	3.1
11	2A	108	ILE	3.1
18	9I	19	LYS	3.1
32	59	87	LEU	3.1
31	49	147	ASP	3.1
46	D5	52	SER	3.1
46	D5	133	ILE	3.1
10	1I	101	VAL	3.1
14	5A	25	VAL	3.1

Continued on next page...

Continued from previous page...

Mol	Chain	Res	Type	RSRZ
39	65	56	LEU	3.0
42	95	36	PRO	3.0
31	49	176	LEU	3.0
19	AA	47	HIS	3.0
31	49	141	PHE	3.0
46	D5	106	GLY	3.0
22	1K	21	A	3.0
31	49	108	ASN	3.0
31	49	94	LEU	3.0
49	G5	44	LEU	3.0
48	F5	92	LYS	3.0
13	4I	5	ALA	3.0
39	65	108	GLY	3.0
10	1I	10	GLY	3.0
10	1A	10	GLY	3.0
26	1H	2897	U	3.0
31	49	181	ARG	3.0
46	D5	170	THR	3.0
12	3A	65	GLU	3.0
37	45	102	VAL	3.0
39	65	83	LYS	3.0
53	O8	46	HIS	3.0
53	K5	33	LYS	3.0
4	32	23	GLY	3.0
31	49	74	LYS	3.0
44	B5	69	TYR	3.0
45	G8	42	VAL	3.0
46	D5	56	VAL	3.0
19	AI	41	VAL	3.0
9	82	33	PHE	3.0
24	3L	17	C	3.0
31	49	41	GLN	3.0
31	49	86	MET	3.0
18	9A	84	LYS	3.0
31	41	139	LEU	3.0
52	N8	55	ARG	3.0
30	39	172	TRP	3.0
46	H8	106	GLY	3.0
18	9A	42	ARG	3.0
2	12	102	LEU	3.0
3	2E	91	LEU	3.0
4	3E	135	LEU	3.0

Continued on next page...

Continued from previous page...

Mol	Chain	Res	Type	RSRZ
22	1L	13	C	3.0
11	2I	96	ARG	2.9
46	D5	9	TYR	2.9
7	62	73	MET	2.9
3	22	200	ALA	2.9
36	35	130	PHE	2.9
3	22	142	MET	2.9
40	75	1	MET	2.9
29	21	79	ARG	2.9
31	41	136	ARG	2.9
12	3A	62	SER	2.9
36	35	1	MET	2.9
2	12	5	ILE	2.9
11	2A	83	ILE	2.9
36	35	138	LEU	2.9
2	12	70	PHE	2.9
3	2E	79	ARG	2.9
13	4A	8	GLU	2.9
31	49	149	VAL	2.9
4	32	49	ARG	2.9
14	5A	37	PHE	2.9
24	3K	6	G	2.9
23	2L	1	C	2.9
7	6E	86	GLN	2.9
46	D5	91	LEU	2.9
45	G8	64	GLU	2.9
51	M8	53	GLU	2.9
29	29	181	LEU	2.9
31	49	102	PHE	2.9
36	35	92	GLU	2.9
31	49	109	VAL	2.9
26	14	1535	U	2.9
47	E5	75	LEU	2.9
3	2E	82	GLU	2.9
42	95	93	GLU	2.9
26	1H	163	U	2.9
55	M5	34	TRP	2.9
11	2I	83	ILE	2.9
4	32	69	GLY	2.9
11	2A	66	LEU	2.9
14	5A	53	LEU	2.9
44	F8	86	GLY	2.9

Continued on next page...

Continued from previous page...

Mol	Chain	Res	Type	RSRZ
46	D5	32	HIS	2.9
11	2A	61	ALA	2.8
3	22	145	GLY	2.8
7	6E	156	TRP	2.8
2	1E	11	LEU	2.8
2	1E	77	ALA	2.8
28	11	111	LEU	2.8
10	1A	47	PHE	2.8
30	39	207	GLY	2.8
46	H8	172	ALA	2.8
29	21	4	ILE	2.8
46	H8	146	ILE	2.8
52	N8	53	ALA	2.8
3	22	170	GLN	2.8
42	D8	60	GLU	2.8
19	AI	47	HIS	2.8
45	C5	81	LYS	2.8
51	M8	65	ASP	2.8
31	49	174	GLU	2.8
46	D5	145	GLU	2.8
8	7E	46	LYS	2.8
46	D5	177	PRO	2.8
6	52	64	GLN	2.8
10	1A	34	VAL	2.8
18	9A	22	VAL	2.8
19	AA	41	VAL	2.8
31	41	138	GLN	2.8
32	59	72	ILE	2.8
37	45	65	PHE	2.8
53	O8	24	GLU	2.8
2	12	6	THR	2.8
46	D5	108	PRO	2.8
11	2I	84	VAL	2.8
26	1H	896	A	2.8
36	35	129	ALA	2.8
30	39	191	ARG	2.8
51	M8	42	PHE	2.8
19	AI	71	LEU	2.8
39	A8	48	LEU	2.8
7	62	147	ALA	2.8
51	I5	22	ILE	2.7
10	1A	93	GLY	2.7

Continued on next page...

Continued from previous page...

Mol	Chain	Res	Type	RSRZ
11	2I	19	ALA	2.7
45	G8	65	ALA	2.7
46	D5	69	THR	2.7
32	59	53	GLU	2.7
6	52	61	LEU	2.7
31	41	72	ARG	2.7
33	61	121	LYS	2.7
33	69	5	LEU	2.7
22	1L	46	G	2.7
33	69	21	VAL	2.7
31	49	143	GLU	2.7
51	I5	14	ILE	2.7
18	9I	87	ARG	2.7
32	59	35	VAL	2.7
32	59	83	TYR	2.7
29	29	53	PRO	2.7
34	58	136	GLU	2.7
4	3E	168	ARG	2.7
22	1K	6	G	2.7
20	BA	104	LEU	2.7
31	49	116	ASP	2.7
5	4E	6	PHE	2.7
3	2E	101	LEU	2.7
46	H8	107	THR	2.7
29	21	67	PHE	2.7
11	2A	25	TYR	2.7
2	1E	31	TYR	2.7
2	12	71	VAL	2.7
31	49	159	VAL	2.7
35	68	52	VAL	2.7
5	42	12	LEU	2.7
14	5A	36	PHE	2.7
43	E8	112	GLY	2.7
5	42	94	ALA	2.7
32	59	101	ARG	2.7
45	C5	35	TYR	2.7
18	9I	40	LEU	2.7
42	95	39	LEU	2.7
18	9I	29	PHE	2.7
31	49	85	GLY	2.7
12	3A	70	ILE	2.7
8	72	1	MET	2.7

Continued on next page...

Continued from previous page...

Mol	Chain	Res	Type	RSRZ
34	58	133	GLN	2.7
5	4E	73	ASN	2.7
36	35	127	ALA	2.7
44	B5	89	ILE	2.7
46	D5	8	TYR	2.7
31	49	15	VAL	2.7
8	72	112	LEU	2.7
22	1L	60	U	2.7
2	1E	66	GLY	2.7
22	1L	6	G	2.7
32	51	96	ALA	2.7
33	61	109	ILE	2.7
30	39	148	LEU	2.6
42	D8	39	LEU	2.6
48	F5	94	LEU	2.6
51	M8	28	LYS	2.6
15	6A	31	LEU	2.6
32	59	17	VAL	2.6
36	35	118	GLY	2.6
39	65	60	GLY	2.6
2	12	116	GLU	2.6
3	22	187	ALA	2.6
14	5A	34	TYR	2.6
35	25	11	ALA	2.6
46	D5	3	TYR	2.6
46	D5	95	PRO	2.6
51	I5	9	LEU	2.6
2	1E	228	GLY	2.6
12	3A	85	ILE	2.6
22	1L	55	U	2.6
8	72	2	LEU	2.6
33	61	65	ALA	2.6
42	95	4	ILE	2.6
29	21	51	PHE	2.6
12	3I	65	GLU	2.6
6	52	45	LEU	2.6
18	9I	79	LEU	2.6
44	F8	89	ILE	2.6
51	M8	5	ILE	2.6
42	D8	44	LYS	2.6
5	42	29	GLY	2.6
3	22	135	LYS	2.6

Continued on next page...

Continued from previous page...

Mol	Chain	Res	Type	RSRZ
36	35	134	ALA	2.6
4	3E	170	VAL	2.6
11	2A	88	GLY	2.6
32	59	41	MET	2.6
23	2K	1	C	2.6
46	D5	97	GLU	2.6
46	D5	161	VAL	2.6
18	9A	85	LEU	2.6
31	41	75	LYS	2.6
33	69	38	LEU	2.6
3	22	184	TYR	2.6
12	3A	59	ARG	2.6
39	A8	111	GLU	2.6
2	1E	213	LEU	2.6
12	3A	77	LEU	2.6
2	1E	76	GLN	2.6
47	E5	72	ARG	2.6
4	32	17	VAL	2.6
31	49	179	PRO	2.6
26	1H	1095	A	2.6
2	1E	96	ARG	2.6
19	AA	62	ILE	2.6
20	BA	41	ILE	2.6
3	2E	71	ALA	2.6
12	3A	35	GLY	2.6
32	59	50	VAL	2.6
4	32	19	LEU	2.6
5	42	43	LEU	2.6
1	1G	1032	A	2.6
46	D5	164	ALA	2.6
11	2I	14	VAL	2.6
12	3A	34	ARG	2.6
19	AI	62	ILE	2.6
34	15	48	MET	2.6
39	65	35	ILE	2.6
39	65	57	LYS	2.5
32	59	18	GLU	2.5
36	78	118	GLY	2.5
35	68	122	LEU	2.5
46	D5	57	ILE	2.5
36	35	94	GLU	2.5
2	1E	27	LYS	2.5

Continued on next page...

Continued from previous page...

Mol	Chain	Res	Type	RSRZ
32	59	168	PRO	2.5
37	45	89	ASN	2.5
4	3E	167	GLY	2.5
33	69	144	VAL	2.5
46	D5	110	GLY	2.5
33	69	2	LYS	2.5
2	12	68	ILE	2.5
4	3E	102	ASP	2.5
12	3A	71	PRO	2.5
36	78	110	TYR	2.5
4	3E	90	GLY	2.5
8	7E	66	GLY	2.5
9	82	115	GLY	2.5
51	I5	17	GLY	2.5
18	9A	58	LEU	2.5
46	H8	5	LEU	2.5
29	21	171	GLU	2.5
2	1E	165	VAL	2.5
2	12	197	VAL	2.5
31	49	93	THR	2.5
33	61	107	VAL	2.5
38	98	29	LEU	2.5
10	1I	98	ILE	2.5
36	35	119	GLU	2.5
19	AA	80	TYR	2.5
29	29	52	LEU	2.5
53	K5	47	THR	2.5
3	22	186	PHE	2.5
26	14	884	C	2.5
2	12	62	ALA	2.5
3	22	60	ALA	2.5
11	2I	81	ASP	2.5
26	1H	654(L)	G	2.5
44	F8	26	TYR	2.5
2	1E	14	GLY	2.5
30	39	11	VAL	2.5
31	49	70	VAL	2.5
32	59	96	ALA	2.5
39	65	85	VAL	2.5
51	I5	25	TYR	2.5
46	D5	50	GLN	2.5
5	42	6	PHE	2.5

Continued on next page...

Continued from previous page...

Mol	Chain	Res	Type	RSRZ
3	2E	76	VAL	2.5
3	22	188	LEU	2.5
14	5A	56	VAL	2.5
18	9I	22	VAL	2.5
53	K5	44	ARG	2.5
29	29	182	LEU	2.5
2	1E	28	PHE	2.5
12	3A	100	ILE	2.5
30	39	19	GLU	2.5
4	3E	111	ALA	2.5
32	51	87	LEU	2.5
33	61	146	ALA	2.5
39	65	24	LEU	2.5
46	D5	70	LEU	2.5
46	H8	25	PRO	2.5
48	F5	60	PHE	2.5
11	2A	86	GLY	2.5
3	2E	200	ALA	2.5
29	29	49	LEU	2.5
26	14	883	G	2.5
46	D5	93	ASP	2.5
31	41	137	GLU	2.5
26	1H	2803	C	2.4
4	32	162	LEU	2.4
37	88	86	GLY	2.4
42	95	18	LEU	2.4
6	52	35	ALA	2.4
48	F5	71	TYR	2.4
34	58	51	PHE	2.4
15	6I	87	ILE	2.4
2	12	229	VAL	2.4
10	1I	94	VAL	2.4
29	21	7	VAL	2.4
3	2E	201	TYR	2.4
53	K5	43	CYS	2.4
11	2A	67	ASP	2.4
5	4E	40	ARG	2.4
6	52	36	ARG	2.4
11	2A	96	ARG	2.4
30	39	27	GLU	2.4
22	1L	50	U	2.4
50	H5	5	LYS	2.4

Continued on next page...

Continued from previous page...

Mol	Chain	Res	Type	RSRZ
53	K5	27	LYS	2.4
5	4E	34	VAL	2.4
5	4E	74	GLY	2.4
8	72	133	LEU	2.4
36	35	100	LEU	2.4
42	D8	42	GLY	2.4
42	D8	2	PHE	2.4
3	22	202	ILE	2.4
11	2A	82	VAL	2.4
46	D5	165	VAL	2.4
49	G5	60	LEU	2.4
5	4E	81	GLU	2.4
32	59	89	ILE	2.4
44	F8	87	GLN	2.4
3	2E	66	VAL	2.4
10	1I	72	VAL	2.4
10	1A	101	VAL	2.4
33	69	9	LEU	2.4
42	D8	95	LEU	2.4
11	2A	60	ALA	2.4
12	3A	120	TYR	2.4
30	39	199	TRP	2.4
42	95	15	GLU	2.4
55	M5	40	GLU	2.4
2	12	230	VAL	2.4
6	52	100	ASN	2.4
9	82	127	LYS	2.4
34	58	130	HIS	2.4
32	59	95	ARG	2.4
47	E5	9	SER	2.4
6	52	37	VAL	2.4
10	1I	65	LEU	2.4
31	49	19	LEU	2.4
46	D5	59	LEU	2.4
37	88	1	MET	2.4
51	I5	19	GLY	2.4
29	29	74	PRO	2.4
8	7E	4	ASP	2.4
2	1E	15	VAL	2.4
26	14	654(E)	C	2.4
18	9I	43	PHE	2.4
37	45	83	MET	2.4

Continued on next page...

Continued from previous page...

Mol	Chain	Res	Type	RSRZ
3	2E	88	ARG	2.4
29	29	60	ASN	2.4
16	7A	33	ILE	2.4
2	1E	115	LEU	2.4
4	32	108	LEU	2.4
12	3A	101	VAL	2.4
31	49	38	VAL	2.4
50	L8	56	VAL	2.4
37	45	80	GLU	2.4
38	55	102	GLU	2.4
8	72	86	ILE	2.4
28	19	5	LYS	2.4
46	D5	38	TYR	2.4
2	12	115	LEU	2.4
19	AA	12	ASP	2.4
30	39	125	LEU	2.4
30	39	181	LEU	2.4
3	22	148	GLY	2.4
14	5I	51	GLY	2.4
29	29	75	VAL	2.4
18	9I	18	ARG	2.4
37	45	60	ARG	2.4
46	D5	131	ARG	2.4
30	39	10	PRO	2.4
33	61	126	TYR	2.4
51	M8	16	CYS	2.4
30	31	133	ASN	2.4
29	21	49	LEU	2.4
32	59	88	LEU	2.4
5	42	14	ARG	2.3
31	41	180	PHE	2.3
45	C5	2	ARG	2.3
34	15	1	MET	2.3
32	59	112	PRO	2.3
50	H5	2	PRO	2.3
18	9I	78	LEU	2.3
42	95	94	LEU	2.3
29	29	50	GLY	2.3
48	F5	70	VAL	2.3
5	42	8	GLU	2.3
22	1L	7	A	2.3
2	1E	222	ILE	2.3

Continued on next page...

Continued from previous page...

Mol	Chain	Res	Type	RSRZ
8	72	65	TYR	2.3
7	6E	16	LEU	2.3
33	69	114	LEU	2.3
46	H8	70	LEU	2.3
31	49	80	PHE	2.3
32	59	24	VAL	2.3
7	62	156	TRP	2.3
22	1K	10	G	2.3
51	I5	6	HIS	2.3
2	12	4	GLU	2.3
31	49	150	ASP	2.3
32	51	9	ILE	2.3
33	69	6	LEU	2.3
34	58	15	LEU	2.3
37	45	34	LEU	2.3
10	1I	22	LYS	2.3
13	4A	26	GLY	2.3
4	3E	3	ARG	2.3
11	2A	75	TYR	2.3
26	14	889	C	2.3
32	59	170	ARG	2.3
32	51	17	VAL	2.3
42	95	101	GLY	2.3
4	3E	191	ARG	2.3
31	49	132	ASN	2.3
3	22	149	ALA	2.3
4	3E	96	LEU	2.3
30	39	23	ASP	2.3
5	42	133	TYR	2.3
11	2I	68	ALA	2.3
11	2I	108	ILE	2.3
53	O8	10	LEU	2.3
32	59	52	VAL	2.3
3	22	140	ARG	2.3
18	9A	31	LEU	2.3
29	29	195	LEU	2.3
42	D8	3	ALA	2.3
11	2A	84	VAL	2.3
32	51	123	PHE	2.3
8	7E	136	GLU	2.3
30	39	14	PRO	2.3
12	3A	46	LYS	2.3

Continued on next page...

Continued from previous page...

Mol	Chain	Res	Type	RSRZ
45	C5	34	LYS	2.3
18	9A	44	LEU	2.3
5	4E	100	VAL	2.3
5	42	62	ALA	2.3
31	41	80	PHE	2.3
31	49	158	ALA	2.3
33	61	86	THR	2.3
46	H8	116	VAL	2.3
2	1E	130	ARG	2.3
31	49	118	ARG	2.3
36	35	90	ARG	2.3
10	1A	65	LEU	2.3
26	14	1509	C	2.3
2	1E	197	VAL	2.3
6	5E	55	ASP	2.3
18	9A	55	ARG	2.3
31	49	72	ARG	2.3
37	45	10	ARG	2.3
39	A8	112	PHE	2.3
48	F5	28	GLY	2.3
3	22	199	LYS	2.3
26	1H	887	A	2.3
2	1E	42	ILE	2.3
46	D5	118	GLN	2.3
31	41	23	PHE	2.3
35	25	84	ALA	2.3
41	C8	106	PHE	2.3
31	49	36	LYS	2.3
48	F5	91	LYS	2.3
33	69	14	ASP	2.3
1	1G	1033	G	2.3
29	21	5	LEU	2.3
4	32	47	ARG	2.3
15	6I	60	VAL	2.3
30	39	26	ALA	2.3
47	E5	76	GLY	2.3
2	12	160	ASP	2.3
11	2A	54	ARG	2.3
11	2I	30	VAL	2.3
36	35	95	VAL	2.3
41	85	106	PHE	2.3
2	12	90	MET	2.2

Continued on next page...

Continued from previous page...

Mol	Chain	Res	Type	RSRZ
30	39	12	LEU	2.2
32	59	51	ARG	2.2
39	65	58	LEU	2.2
31	41	88	ILE	2.2
3	2E	78	GLY	2.2
42	D8	56	SER	2.2
11	2A	63	LEU	2.2
22	1K	15	G	2.2
4	32	70	ILE	2.2
48	J8	51	VAL	2.2
18	9A	46	GLU	2.2
22	1K	2	C	2.2
32	51	104	GLU	2.2
3	2E	72	LYS	2.2
31	41	100	TRP	2.2
12	3A	27	LEU	2.2
33	61	123	LEU	2.2
3	22	102	ASN	2.2
11	2A	30	VAL	2.2
31	49	2	PRO	2.2
39	65	5	THR	2.2
12	3I	33	ARG	2.2
19	AI	29	ARG	2.2
26	14	1176	G	2.2
34	15	136	GLU	2.2
51	M8	23	GLU	2.2
42	D8	94	LEU	2.2
4	3E	134	ASP	2.2
4	32	161	ASN	2.2
7	62	149	ARG	2.2
3	22	180	ALA	2.2
19	AI	59	PRO	2.2
34	15	12	ARG	2.2
29	21	48	GLN	2.2
19	AA	30	LEU	2.2
4	32	110	PHE	2.2
11	2A	32	ILE	2.2
29	29	176	ILE	2.2
31	49	23	PHE	2.2
2	1E	129	GLU	2.2
18	9A	57	GLY	2.2
18	9A	76	LEU	2.2

Continued on next page...

Continued from previous page...

Mol	Chain	Res	Type	RSRZ
29	29	72	VAL	2.2
47	E5	55	ARG	2.2
5	4E	35	GLY	2.2
22	1K	11	C	2.2
27	1J	88	C	2.2
11	2A	98	LEU	2.2
46	H8	155	LEU	2.2
53	O8	11	LEU	2.2
31	49	100	TRP	2.2
31	49	105	LYS	2.2
53	K5	28	ARG	2.2
18	9I	50	ILE	2.2
41	85	90	VAL	2.2
9	82	88	TYR	2.2
20	BA	106	ALA	2.2
29	21	187	ALA	2.2
45	C5	48	ALA	2.2
36	35	81	GLN	2.2
47	I8	7	LEU	2.2
44	B5	3	THR	2.2
5	4E	89	ILE	2.2
37	45	68	ILE	2.2
41	85	62	ILE	2.2
45	G8	39	VAL	2.2
51	I5	23	GLU	2.2
33	69	83	ALA	2.2
18	9I	32	ARG	2.2
29	21	32	PRO	2.2
5	42	115	VAL	2.2
8	7E	83	ILE	2.2
10	1A	72	VAL	2.2
17	8I	10	VAL	2.2
19	AI	60	VAL	2.2
26	1H	654(G)	C	2.2
26	14	654(F)	C	2.2
46	D5	53	ILE	2.2
46	D5	94	GLU	2.2
50	H5	34	GLU	2.2
5	4E	97	GLY	2.2
26	14	2793	G	2.2
36	78	107	LYS	2.2
48	J8	80	LEU	2.2

Continued on next page...

Continued from previous page...

Mol	Chain	Res	Type	RSRZ
11	2I	110	ASP	2.2
36	35	122	PRO	2.2
4	3E	140	VAL	2.2
10	1A	6	ILE	2.2
11	2A	114	VAL	2.2
18	9A	62	GLU	2.2
11	2A	18	ARG	2.2
7	62	16	LEU	2.2
14	5A	59	ALA	2.2
32	51	103	LEU	2.2
52	J5	58	LEU	2.2
37	88	104	PHE	2.2
41	C8	117	GLN	2.2
2	1E	93	VAL	2.2
11	2I	31	THR	2.2
31	49	40	ASN	2.2
32	59	129	THR	2.2
39	65	109	GLY	2.2
18	9I	44	LEU	2.1
29	21	27	LEU	2.1
34	15	116	LEU	2.1
10	1A	59	SER	2.1
2	12	214	ILE	2.1
18	9I	80	PRO	2.1
46	D5	137	ILE	2.1
3	22	197	GLY	2.1
4	3E	2	GLY	2.1
24	3L	44	G	2.1
27	16	1(M)	A	2.1
42	95	38	LEU	2.1
46	H8	144	LEU	2.1
51	M8	12	ALA	2.1
11	2I	29	ILE	2.1
32	59	40	GLU	2.1
12	3A	93	LEU	2.1
36	78	135	LEU	2.1
22	1K	46	G	2.1
26	1H	654(P)	G	2.1
31	41	178	PHE	2.1
41	85	89	GLU	2.1
48	F5	69	LYS	2.1
12	3A	72	GLY	2.1

Continued on next page...

Continued from previous page...

Mol	Chain	Res	Type	RSRZ
18	9I	17	SER	2.1
24	3L	45	U	2.1
2	12	88	ALA	2.1
17	8I	101	ARG	2.1
19	AI	28	LYS	2.1
50	L8	3	ARG	2.1
48	J8	90	ILE	2.1
26	14	882	G	2.1
31	49	87	PRO	2.1
51	I5	4	GLY	2.1
11	2A	19	ALA	2.1
31	49	10	LYS	2.1
10	1A	100	THR	2.1
32	51	18	GLU	2.1
37	45	64	ILE	2.1
41	85	110	VAL	2.1
8	7E	133	LEU	2.1
36	78	112	LEU	2.1
4	3E	185	PHE	2.1
2	1E	40	HIS	2.1
2	12	112	VAL	2.1
12	3A	99	HIS	2.1
32	59	111	HIS	2.1
17	8I	36	ILE	2.1
31	49	88	ILE	2.1
40	75	50	ILE	2.1
53	O8	30	THR	2.1
7	6E	155	ARG	2.1
11	2A	70	LYS	2.1
51	M8	59	PHE	2.1
32	59	124	GLU	2.1
3	22	101	LEU	2.1
36	78	138	LEU	2.1
2	1E	202	PRO	2.1
13	4A	97	PRO	2.1
34	15	44	PRO	2.1
31	49	73	ALA	2.1
46	D5	135	GLU	2.1
8	7E	25	ASP	2.1
19	AA	45	VAL	2.1
32	59	26	VAL	2.1
4	3E	21	LEU	2.1

Continued on next page...

Continued from previous page...

Mol	Chain	Res	Type	RSRZ
22	1K	50	U	2.1
24	3K	16	U	2.1
38	55	70	LEU	2.1
3	2E	184	TYR	2.1
26	14	885	C	2.1
11	2A	71	LYS	2.1
17	8A	11	VAL	2.1
51	I5	8	LYS	2.1
31	41	63	ILE	2.1
4	3E	196	LEU	2.1
34	15	41	ASP	2.1
52	N8	54	GLY	2.1
11	2I	125	PHE	2.1
12	3A	67	THR	2.1
8	72	61	VAL	2.1
11	2A	94	ALA	2.1
31	41	146	TYR	2.1
11	2A	109	VAL	2.1
38	55	101	ALA	2.1
8	7E	2	LEU	2.1
26	1H	1534	G	2.1
32	59	105	LEU	2.1
33	61	116	LEU	2.1
36	78	130	PHE	2.1
32	59	159	GLU	2.1
44	B5	68	ARG	2.1
4	32	64	LEU	2.1
38	98	92	GLY	2.1
26	14	893	C	2.1
49	G5	43	GLN	2.0
51	I5	53	GLU	2.0
4	32	48	ALA	2.0
32	51	128	PRO	2.0
34	58	53	VAL	2.0
11	2I	95	ILE	2.0
33	69	79	ILE	2.0
46	D5	160	GLY	2.0
17	8I	50	LYS	2.0
45	C5	33	LYS	2.0
9	82	93	ARG	2.0
46	D5	88	PHE	2.0
30	39	113	ALA	2.0

Continued on next page...

Continued from previous page...

Mol	Chain	Res	Type	RSRZ
30	39	128	ALA	2.0
4	3E	97	LEU	2.0
19	AI	49	ILE	2.0
14	5A	55	GLY	2.0
51	M8	64	GLY	2.0
55	Q8	21	LYS	2.0
5	42	28	PHE	2.0
30	39	205	ARG	2.0
2	12	231	GLU	2.0
3	2E	60	ALA	2.0
11	2I	61	ALA	2.0
15	6I	27	VAL	2.0
30	39	97	TYR	2.0
33	61	120	ILE	2.0
43	E8	74	ALA	2.0
3	22	190	ARG	2.0
18	9A	27	GLY	2.0
7	62	77	SER	2.0
22	1K	44	G	2.0
22	1L	63	G	2.0
39	A8	49	VAL	2.0
42	95	47	VAL	2.0
11	2I	65	ALA	2.0
3	2E	59	ARG	2.0
11	2A	17	GLY	2.0
2	12	37	ASN	2.0
26	1H	277	C	2.0
51	M8	3	GLU	2.0
4	32	68	TYR	2.0
16	7A	59	TRP	2.0
36	35	105	LEU	2.0
46	H8	149	SER	2.0
46	H8	153	SER	2.0
13	4I	4	ILE	2.0
32	59	123	PHE	2.0
9	82	26	VAL	2.0
13	4A	60	VAL	2.0
53	O8	28	ARG	2.0

6.2 Non-standard residues in protein, DNA, RNA chains ⓘ

In the following table, the Atoms column lists the number of modelled atoms in the group and the number defined in the chemical component dictionary. The B-factors column lists the minimum, median, 95th percentile and maximum values of B factors of atoms in the group. The column labelled 'Q< 0.9' lists the number of atoms with occupancy less than 0.9.

Mol	Type	Chain	Res	Atoms	RSCC	RSR	B-factors(Å ²)	Q<0.9
22	PSU	1L	39	20/21	0.86	0.20	113,140,153,154	0
23	4SU	2L	8	20/21	0.88	0.20	124,129,135,138	0
23	PSU	2L	56	20/21	0.90	0.11	121,128,134,135	0
22	PSU	1L	32	20/21	0.91	0.16	139,147,158,158	0
22	PSU	1K	32	20/21	0.92	0.12	112,119,129,131	0
22	PSU	1K	39	20/21	0.93	0.15	90,106,111,114	0
23	PSU	2K	56	20/21	0.93	0.10	97,104,114,116	0
22	MIA	1L	37	29/30	0.93	0.16	121,132,138,150	0
22	MIA	1K	37	29/30	0.94	0.18	88,98,114,119	0
23	4SU	2K	8	20/21	0.94	0.15	86,95,103,110	0
23	5MU	2L	55	21/22	0.95	0.11	126,131,137,141	0
23	OMC	2L	33	21/22	0.95	0.14	105,111,114,116	0
23	7MG	2K	47	24/25	0.95	0.11	97,107,122,130	0
23	5MU	2K	55	21/22	0.95	0.12	99,108,119,128	0
23	7MG	2L	47	24/25	0.97	0.11	130,140,145,148	0
23	OMC	2K	33	21/22	0.97	0.16	79,84,93,100	0

6.3 Carbohydrates ⓘ

There are no carbohydrates in this entry.

6.4 Ligands ⓘ

In the following table, the Atoms column lists the number of modelled atoms in the group and the number defined in the chemical component dictionary. The B-factors column lists the minimum, median, 95th percentile and maximum values of B factors of atoms in the group. The column labelled 'Q< 0.9' lists the number of atoms with occupancy less than 0.9.

Mol	Type	Chain	Res	Atoms	RSCC	RSR	B-factors(Å ²)	Q<0.9
56	MG	6A	101	1/1	0.15	0.33	126,126,126,126	0
56	MG	14	3218	1/1	0.17	0.51	82,82,82,82	0
56	MG	13	1704	1/1	0.30	1.41	95,95,95,95	0
56	MG	13	1702	1/1	0.36	0.14	112,112,112,112	0
56	MG	13	1616	1/1	0.36	0.36	98,98,98,98	0
56	MG	75	201	1/1	0.37	0.34	108,108,108,108	0

Continued on next page...

Continued from previous page...

Mol	Type	Chain	Res	Atoms	RSCC	RSR	B-factors(\AA^2)	Q<0.9
56	MG	1G	1669	1/1	0.40	0.65	103,103,103,103	0
56	MG	1H	3327	1/1	0.40	0.44	110,110,110,110	0
56	MG	1H	3279	1/1	0.41	0.48	100,100,100,100	0
56	MG	13	1732	1/1	0.43	0.11	132,132,132,132	0
56	MG	14	3197	1/1	0.43	0.42	94,94,94,94	0
56	MG	1G	1641	1/1	0.44	0.17	121,121,121,121	0
56	MG	1H	3182	1/1	0.44	0.67	82,82,82,82	0
56	MG	1H	3324	1/1	0.46	0.17	93,93,93,93	0
56	MG	13	1680	1/1	0.48	0.81	97,97,97,97	0
56	MG	1H	3059	1/1	0.49	0.71	63,63,63,63	0
56	MG	1G	1624	1/1	0.49	0.55	85,85,85,85	0
56	MG	1H	3294	1/1	0.51	0.24	122,122,122,122	0
56	MG	1H	3328	1/1	0.52	0.34	86,86,86,86	0
56	MG	1H	3127	1/1	0.52	0.43	84,84,84,84	0
56	MG	14	3219	1/1	0.52	1.15	89,89,89,89	0
56	MG	1H	3290	1/1	0.52	0.61	94,94,94,94	0
56	MG	29	302	1/1	0.53	0.51	85,85,85,85	0
56	MG	13	1708	1/1	0.53	0.14	116,116,116,116	0
56	MG	13	1710	1/1	0.54	0.13	125,125,125,125	0
56	MG	14	3255	1/1	0.54	0.67	94,94,94,94	0
56	MG	14	3240	1/1	0.54	1.67	103,103,103,103	0
56	MG	2L	102	1/1	0.54	0.74	103,103,103,103	0
56	MG	14	3114	1/1	0.55	0.48	72,72,72,72	0
56	MG	1H	3332	1/1	0.56	0.34	138,138,138,138	0
56	MG	14	3235	1/1	0.56	0.25	76,76,76,76	0
56	MG	13	1705	1/1	0.56	0.24	138,138,138,138	0
56	MG	1G	1620	1/1	0.56	0.36	111,111,111,111	0
56	MG	14	3258	1/1	0.57	0.28	90,90,90,90	0
56	MG	1H	3223	1/1	0.57	0.25	69,69,69,69	0
56	MG	13	1619	1/1	0.58	0.22	82,82,82,82	0
56	MG	13	1685	1/1	0.58	0.32	123,123,123,123	0
56	MG	14	3109	1/1	0.59	0.84	85,85,85,85	0
56	MG	1G	1685	1/1	0.59	0.17	139,139,139,139	0
56	MG	1H	3230	1/1	0.60	0.45	66,66,66,66	0
56	MG	13	1648	1/1	0.60	0.47	89,89,89,89	0
56	MG	14	3249	1/1	0.60	0.32	69,69,69,69	0
56	MG	1H	3297	1/1	0.60	0.21	80,80,80,80	0
56	MG	1H	3300	1/1	0.60	0.26	90,90,90,90	0
56	MG	1G	1612	1/1	0.60	0.18	94,94,94,94	0
56	MG	1G	1674	1/1	0.60	0.10	94,94,94,94	0
56	MG	14	3037	1/1	0.61	0.38	103,103,103,103	0

Continued on next page...

Continued from previous page...

Mol	Type	Chain	Res	Atoms	RSCC	RSR	B-factors(\AA^2)	Q<0.9
56	MG	1G	1651	1/1	0.62	0.14	102,102,102,102	0
56	MG	1G	1678	1/1	0.62	0.22	114,114,114,114	0
56	MG	14	3096	1/1	0.62	0.66	78,78,78,78	0
56	MG	1H	3312	1/1	0.62	0.26	82,82,82,82	0
56	MG	16	209	1/1	0.62	0.26	90,90,90,90	0
56	MG	1H	3285	1/1	0.63	0.50	89,89,89,89	0
56	MG	1G	1619	1/1	0.64	0.21	130,130,130,130	0
56	MG	14	3119	1/1	0.65	0.54	88,88,88,88	0
56	MG	1H	3267	1/1	0.65	0.25	84,84,84,84	0
56	MG	1H	3333	1/1	0.65	0.60	99,99,99,99	0
56	MG	1G	1670	1/1	0.65	0.43	98,98,98,98	0
57	ZN	C5	202	1/1	0.65	0.12	181,181,181,181	0
56	MG	1H	3291	1/1	0.66	0.36	71,71,71,71	0
56	MG	14	3204	1/1	0.66	0.26	126,126,126,126	0
56	MG	13	1668	1/1	0.66	0.26	111,111,111,111	0
56	MG	13	1701	1/1	0.66	0.42	103,103,103,103	0
57	ZN	G8	201	1/1	0.66	0.46	188,188,188,188	0
56	MG	1G	1655	1/1	0.67	0.22	124,124,124,124	0
56	MG	1H	3296	1/1	0.67	0.68	81,81,81,81	0
56	MG	1H	3184	1/1	0.67	0.48	94,94,94,94	0
56	MG	1G	1677	1/1	0.67	0.45	106,106,106,106	0
56	MG	13	1695	1/1	0.67	0.12	88,88,88,88	0
56	MG	1H	3493	1/1	0.67	0.09	113,113,113,113	0
56	MG	1H	3120	1/1	0.67	0.18	68,68,68,68	0
56	MG	13	1696	1/1	0.67	0.23	137,137,137,137	0
56	MG	1H	3473	1/1	0.68	0.11	92,92,92,92	0
56	MG	1H	3148	1/1	0.68	0.38	47,47,47,47	0
56	MG	1G	1656	1/1	0.68	0.37	102,102,102,102	0
56	MG	14	3192	1/1	0.68	0.58	85,85,85,85	0
56	MG	1H	3304	1/1	0.68	0.28	79,79,79,79	0
56	MG	13	1743	1/1	0.68	0.05	156,156,156,156	0
56	MG	1H	3216	1/1	0.68	0.58	68,68,68,68	0
56	MG	1H	3225	1/1	0.69	0.34	79,79,79,79	0
56	MG	13	1671	1/1	0.69	0.27	110,110,110,110	0
56	MG	1H	3377	1/1	0.69	0.06	100,100,100,100	0
56	MG	3E	302	1/1	0.69	0.08	125,125,125,125	0
56	MG	14	3199	1/1	0.69	1.10	84,84,84,84	0
56	MG	13	1689	1/1	0.69	0.38	97,97,97,97	0
56	MG	1G	1654	1/1	0.69	0.56	86,86,86,86	0
56	MG	78	202	1/1	0.69	0.32	78,78,78,78	0
56	MG	C5	201	1/1	0.70	0.21	102,102,102,102	0
56	MG	1G	1684	1/1	0.70	0.15	113,113,113,113	0

Continued on next page...

Continued from previous page...

Mol	Type	Chain	Res	Atoms	RSCC	RSR	B-factors(\AA^2)	Q<0.9
56	MG	1H	3106	1/1	0.70	0.20	78,78,78,78	0
56	MG	1H	3259	1/1	0.70	0.54	115,115,115,115	0
56	MG	1H	3292	1/1	0.70	0.72	79,79,79,79	0
56	MG	1H	3203	1/1	0.70	0.29	76,76,76,76	0
56	MG	1H	3282	1/1	0.70	0.46	68,68,68,68	0
56	MG	1H	3227	1/1	0.70	0.55	93,93,93,93	0
56	MG	14	3257	1/1	0.71	0.52	99,99,99,99	0
56	MG	14	3067	1/1	0.71	0.69	84,84,84,84	0
56	MG	AI	101	1/1	0.71	0.15	119,119,119,119	0
56	MG	13	1709	1/1	0.71	0.27	127,127,127,127	0
56	MG	1H	3318	1/1	0.71	0.18	86,86,86,86	0
56	MG	13	1636	1/1	0.71	0.14	93,93,93,93	0
56	MG	14	3082	1/1	0.71	0.37	97,97,97,97	0
56	MG	14	3036	1/1	0.71	0.59	68,68,68,68	0
56	MG	1G	1622	1/1	0.71	0.34	90,90,90,90	0
56	MG	13	1694	1/1	0.71	0.50	95,95,95,95	0
56	MG	13	1646	1/1	0.71	0.26	100,100,100,100	0
56	MG	1G	1636	1/1	0.71	0.31	94,94,94,94	0
56	MG	1H	3019	1/1	0.72	0.17	71,71,71,71	0
56	MG	13	1677	1/1	0.72	0.34	109,109,109,109	0
56	MG	1H	3244	1/1	0.72	0.22	89,89,89,89	0
56	MG	1H	3431	1/1	0.72	0.07	117,117,117,117	0
56	MG	1G	1682	1/1	0.72	0.66	102,102,102,102	0
56	MG	3E	301	1/1	0.72	0.19	128,128,128,128	0
56	MG	14	3245	1/1	0.72	0.40	84,84,84,84	0
56	MG	1G	1648	1/1	0.72	0.21	115,115,115,115	0
56	MG	13	1674	1/1	0.72	0.43	95,95,95,95	0
56	MG	13	1681	1/1	0.73	0.57	83,83,83,83	0
56	MG	14	3189	1/1	0.73	0.86	86,86,86,86	0
56	MG	4A	201	1/1	0.73	0.40	115,115,115,115	0
56	MG	1J	206	1/1	0.73	0.28	91,91,91,91	0
56	MG	1H	3183	1/1	0.73	0.21	76,76,76,76	0
56	MG	14	3201	1/1	0.73	0.52	86,86,86,86	0
56	MG	1H	3226	1/1	0.73	0.51	97,97,97,97	0
56	MG	11	304	1/1	0.73	0.70	68,68,68,68	0
56	MG	14	3361	1/1	0.73	0.07	115,115,115,115	0
56	MG	1H	3264	1/1	0.73	0.30	76,76,76,76	0
56	MG	14	3181	1/1	0.73	0.96	86,86,86,86	0
56	MG	13	1712	1/1	0.73	0.29	114,114,114,114	0
56	MG	14	3128	1/1	0.73	0.83	98,98,98,98	0
56	MG	14	3328	1/1	0.73	0.15	98,98,98,98	0
56	MG	14	3239	1/1	0.74	0.26	88,88,88,88	0

Continued on next page...

Continued from previous page...

Mol	Type	Chain	Res	Atoms	RSCC	RSR	B-factors(\AA^2)	Q<0.9
56	MG	J8	102	1/1	0.74	0.31	66,66,66,66	0
56	MG	14	3193	1/1	0.74	0.44	74,74,74,74	0
56	MG	1H	3248	1/1	0.74	0.15	81,81,81,81	0
56	MG	14	3217	1/1	0.74	0.30	88,88,88,88	0
56	MG	1G	1639	1/1	0.74	0.39	99,99,99,99	0
56	MG	1H	3124	1/1	0.74	0.32	89,89,89,89	0
56	MG	1H	3489	1/1	0.74	0.14	86,86,86,86	0
56	MG	14	3371	1/1	0.74	0.08	108,108,108,108	0
56	MG	1H	3397	1/1	0.74	0.10	96,96,96,96	0
56	MG	14	3215	1/1	0.74	0.43	111,111,111,111	0
56	MG	1H	3286	1/1	0.74	0.70	91,91,91,91	0
56	MG	1G	1680	1/1	0.74	1.13	107,107,107,107	0
56	MG	14	3336	1/1	0.74	0.09	123,123,123,123	0
56	MG	14	3208	1/1	0.74	0.37	94,94,94,94	0
56	MG	1H	3176	1/1	0.74	0.65	90,90,90,90	0
56	MG	14	3253	1/1	0.74	0.47	86,86,86,86	0
56	MG	14	3252	1/1	0.74	0.53	117,117,117,117	0
56	MG	14	3196	1/1	0.75	0.27	91,91,91,91	0
56	MG	14	3228	1/1	0.75	0.06	192,192,192,192	0
56	MG	14	3148	1/1	0.75	0.46	75,75,75,75	0
56	MG	1H	3198	1/1	0.75	0.32	71,71,71,71	0
56	MG	1G	1628	1/1	0.75	0.47	76,76,76,76	0
56	MG	1H	3205	1/1	0.75	0.42	80,80,80,80	0
56	MG	1H	3095	1/1	0.75	0.32	78,78,78,78	0
56	MG	1H	3186	1/1	0.75	0.50	89,89,89,89	0
56	MG	1H	3255	1/1	0.75	0.33	68,68,68,68	0
56	MG	13	1610	1/1	0.75	0.40	72,72,72,72	0
56	MG	14	3117	1/1	0.76	0.44	84,84,84,84	0
56	MG	16	203	1/1	0.76	0.10	91,91,91,91	0
56	MG	1H	3268	1/1	0.76	1.00	80,80,80,80	0
56	MG	14	3028	1/1	0.76	0.36	81,81,81,81	0
56	MG	1G	1653	1/1	0.76	0.32	91,91,91,91	0
56	MG	1H	3335	1/1	0.76	0.41	97,97,97,97	0
56	MG	1G	1658	1/1	0.76	0.32	96,96,96,96	0
56	MG	14	3154	1/1	0.76	0.14	79,79,79,79	0
56	MG	14	3171	1/1	0.76	0.90	91,91,91,91	0
56	MG	1H	3067	1/1	0.76	0.41	74,74,74,74	0
56	MG	1H	3287	1/1	0.77	0.17	85,85,85,85	0
56	MG	14	3113	1/1	0.77	0.62	96,96,96,96	0
56	MG	13	1665	1/1	0.77	0.40	86,86,86,86	0
56	MG	16	206	1/1	0.77	0.29	76,76,76,76	0
56	MG	1H	3491	1/1	0.77	0.05	121,121,121,121	0

Continued on next page...

Continued from previous page...

Mol	Type	Chain	Res	Atoms	RSCC	RSR	B-factors(\AA^2)	Q<0.9
56	MG	13	1699	1/1	0.77	0.24	98,98,98,98	0
56	MG	1H	3275	1/1	0.77	0.23	94,94,94,94	0
56	MG	1H	3047	1/1	0.77	0.25	71,71,71,71	0
56	MG	16	205	1/1	0.77	0.45	88,88,88,88	0
56	MG	14	3360	1/1	0.77	0.28	112,112,112,112	0
56	MG	14	3116	1/1	0.77	0.18	77,77,77,77	0
56	MG	1H	3179	1/1	0.77	0.27	59,59,59,59	0
56	MG	1G	1652	1/1	0.77	0.62	86,86,86,86	0
56	MG	1G	1668	1/1	0.77	0.23	116,116,116,116	0
56	MG	13	1737	1/1	0.77	0.05	122,122,122,122	0
56	MG	14	3110	1/1	0.77	0.51	88,88,88,88	0
56	MG	14	3214	1/1	0.78	0.73	81,81,81,81	0
56	MG	1H	3090	1/1	0.78	0.33	66,66,66,66	0
56	MG	1H	3243	1/1	0.78	0.62	88,88,88,88	0
56	MG	1H	3199	1/1	0.78	0.47	86,86,86,86	0
56	MG	1H	3269	1/1	0.78	0.40	99,99,99,99	0
56	MG	1G	1640	1/1	0.78	0.20	99,99,99,99	0
56	MG	1H	3281	1/1	0.78	0.30	60,60,60,60	0
56	MG	13	1623	1/1	0.78	0.42	85,85,85,85	0
56	MG	1H	3266	1/1	0.78	0.47	75,75,75,75	0
56	MG	1H	3232	1/1	0.78	0.15	90,90,90,90	0
56	MG	13	1683	1/1	0.78	0.31	78,78,78,78	0
56	MG	13	1688	1/1	0.78	0.15	102,102,102,102	0
56	MG	1H	3236	1/1	0.78	0.41	78,78,78,78	0
56	MG	1G	1607	1/1	0.78	0.29	92,92,92,92	0
56	MG	13	1678	1/1	0.78	0.19	110,110,110,110	0
56	MG	1H	3307	1/1	0.79	0.46	80,80,80,80	0
56	MG	P8	101	1/1	0.79	0.40	70,70,70,70	0
56	MG	1H	3247	1/1	0.79	0.38	65,65,65,65	0
56	MG	1H	3293	1/1	0.79	0.51	82,82,82,82	0
56	MG	13	1711	1/1	0.79	0.16	109,109,109,109	0
56	MG	1H	3252	1/1	0.79	0.38	83,83,83,83	0
56	MG	13	1741	1/1	0.79	0.04	138,138,138,138	0
56	MG	1H	3386	1/1	0.79	0.12	58,58,58,58	0
56	MG	14	3167	1/1	0.79	0.41	71,71,71,71	0
56	MG	1H	3301	1/1	0.79	0.54	84,84,84,84	0
56	MG	14	3195	1/1	0.79	0.99	96,96,96,96	0
56	MG	1G	1664	1/1	0.80	0.51	88,88,88,88	0
56	MG	16	207	1/1	0.80	0.36	87,87,87,87	0
56	MG	13	1670	1/1	0.80	0.40	92,92,92,92	0
56	MG	13	1640	1/1	0.80	0.10	95,95,95,95	0
56	MG	88	202	1/1	0.80	0.38	69,69,69,69	0

Continued on next page...

Continued from previous page...

Mol	Type	Chain	Res	Atoms	RSCC	RSR	B-factors(\AA^2)	Q<0.9
56	MG	1H	3028	1/1	0.80	0.24	77,77,77,77	0
56	MG	14	3203	1/1	0.80	0.92	111,111,111,111	0
56	MG	1H	3289	1/1	0.80	0.45	77,77,77,77	0
56	MG	1H	3428	1/1	0.80	0.16	100,100,100,100	0
56	MG	13	1746	1/1	0.80	0.06	127,127,127,127	0
56	MG	1H	3121	1/1	0.80	0.61	88,88,88,88	0
56	MG	14	3334	1/1	0.80	0.09	116,116,116,116	0
56	MG	1G	1662	1/1	0.80	0.35	100,100,100,100	0
56	MG	1H	3274	1/1	0.80	0.47	87,87,87,87	0
56	MG	1H	3284	1/1	0.80	0.08	190,190,190,190	0
56	MG	14	3093	1/1	0.81	0.47	63,63,63,63	0
56	MG	1G	1661	1/1	0.81	1.07	87,87,87,87	0
56	MG	1H	3508	1/1	0.81	0.08	96,96,96,96	0
56	MG	1H	3174	1/1	0.81	0.19	78,78,78,78	0
56	MG	13	1707	1/1	0.81	0.11	104,104,104,104	0
56	MG	14	3243	1/1	0.81	0.87	81,81,81,81	0
56	MG	2K	101	1/1	0.81	0.34	86,86,86,86	0
56	MG	13	1687	1/1	0.81	0.90	79,79,79,79	0
56	MG	85	201	1/1	0.81	0.62	87,87,87,87	0
56	MG	14	3367	1/1	0.81	0.17	92,92,92,92	0
56	MG	14	3175	1/1	0.81	0.12	88,88,88,88	0
56	MG	14	3190	1/1	0.81	0.44	77,77,77,77	0
56	MG	Q8	101	1/1	0.81	0.21	53,53,53,53	0
56	MG	13	1682	1/1	0.81	0.50	92,92,92,92	0
56	MG	1H	3331	1/1	0.81	0.73	74,74,74,74	0
56	MG	14	3209	1/1	0.81	0.13	71,71,71,71	0
56	MG	14	3241	1/1	0.81	0.60	90,90,90,90	0
56	MG	1H	3330	1/1	0.81	0.40	94,94,94,94	0
56	MG	14	3188	1/1	0.81	0.24	83,83,83,83	0
56	MG	1H	3380	1/1	0.81	0.07	82,82,82,82	0
56	MG	13	1667	1/1	0.81	0.64	87,87,87,87	0
56	MG	14	3182	1/1	0.81	0.32	152,152,152,152	0
56	MG	13	1657	1/1	0.82	0.06	87,87,87,87	0
56	MG	1H	3295	1/1	0.82	0.24	94,94,94,94	0
56	MG	1H	3108	1/1	0.82	0.37	58,58,58,58	0
56	MG	13	1742	1/1	0.82	0.07	102,102,102,102	0
56	MG	14	3104	1/1	0.82	0.59	86,86,86,86	0
56	MG	14	3123	1/1	0.82	0.35	82,82,82,82	0
56	MG	1H	3214	1/1	0.82	0.26	79,79,79,79	0
56	MG	13	1649	1/1	0.82	0.37	79,79,79,79	0
56	MG	1H	3202	1/1	0.82	0.22	80,80,80,80	0
56	MG	1H	3138	1/1	0.82	0.46	69,69,69,69	0

Continued on next page...

Continued from previous page...

Mol	Type	Chain	Res	Atoms	RSCC	RSR	B-factors(\AA^2)	Q<0.9
56	MG	1G	1613	1/1	0.82	1.03	87,87,87,87	0
56	MG	14	3132	1/1	0.82	0.26	75,75,75,75	0
56	MG	13	1679	1/1	0.82	0.18	95,95,95,95	0
56	MG	1G	1627	1/1	0.82	0.74	77,77,77,77	0
56	MG	1G	1665	1/1	0.82	0.59	104,104,104,104	0
56	MG	14	3068	1/1	0.82	0.31	73,73,73,73	0
56	MG	13	1639	1/1	0.82	0.33	98,98,98,98	0
56	MG	1H	3470	1/1	0.82	0.08	98,98,98,98	0
56	MG	1H	3135	1/1	0.82	0.48	68,68,68,68	0
56	MG	14	3142	1/1	0.83	0.65	73,73,73,73	0
56	MG	14	3330	1/1	0.83	0.05	104,104,104,104	0
56	MG	14	3187	1/1	0.83	0.71	62,62,62,62	0
56	MG	14	3118	1/1	0.83	0.46	92,92,92,92	0
56	MG	14	3282	1/1	0.83	0.08	92,92,92,92	0
56	MG	1H	3170	1/1	0.83	0.49	86,86,86,86	0
56	MG	1H	3466	1/1	0.83	0.07	106,106,106,106	0
56	MG	1H	3499	1/1	0.83	0.12	77,77,77,77	0
56	MG	1G	1673	1/1	0.83	0.38	138,138,138,138	0
56	MG	1H	3270	1/1	0.83	0.36	106,106,106,106	0
56	MG	1H	3404	1/1	0.83	0.09	86,86,86,86	0
56	MG	1H	3218	1/1	0.83	0.40	76,76,76,76	0
56	MG	14	3358	1/1	0.83	0.07	117,117,117,117	0
56	MG	1H	3165	1/1	0.83	0.30	68,68,68,68	0
56	MG	14	3232	1/1	0.83	0.98	109,109,109,109	0
56	MG	1H	3118	1/1	0.83	0.34	93,93,93,93	0
56	MG	14	3160	1/1	0.83	0.58	88,88,88,88	0
56	MG	14	3312	1/1	0.83	0.08	97,97,97,97	0
56	MG	1H	3105	1/1	0.83	0.75	68,68,68,68	0
56	MG	1H	3082	1/1	0.83	0.53	64,64,64,64	0
56	MG	1G	1630	1/1	0.83	0.62	76,76,76,76	0
56	MG	1G	1681	1/1	0.83	0.32	106,106,106,106	0
56	MG	1H	3143	1/1	0.83	0.27	68,68,68,68	0
56	MG	1H	3022	1/1	0.83	0.52	78,78,78,78	0
56	MG	14	3052	1/1	0.83	0.78	74,74,74,74	0
56	MG	14	3385	1/1	0.83	0.23	113,113,113,113	0
56	MG	1G	1701	1/1	0.83	0.09	128,128,128,128	0
56	MG	14	3231	1/1	0.83	0.41	77,77,77,77	0
56	MG	13	1615	1/1	0.84	0.31	103,103,103,103	0
56	MG	14	3130	1/1	0.84	0.39	75,75,75,75	0
56	MG	14	3226	1/1	0.84	0.36	83,83,83,83	0
56	MG	1G	1642	1/1	0.84	0.48	110,110,110,110	0
56	MG	1H	3068	1/1	0.84	0.29	67,67,67,67	0

Continued on next page...

Continued from previous page...

Mol	Type	Chain	Res	Atoms	RSCC	RSR	B-factors(\AA^2)	Q<0.9
56	MG	13	1622	1/1	0.84	0.44	85,85,85,85	0
56	MG	11	302	1/1	0.84	0.26	82,82,82,82	0
56	MG	1H	3133	1/1	0.84	0.26	61,61,61,61	0
56	MG	1H	3026	1/1	0.84	0.51	85,85,85,85	0
56	MG	98	201	1/1	0.84	0.51	99,99,99,99	0
56	MG	14	3099	1/1	0.84	0.30	68,68,68,68	0
56	MG	1G	1699	1/1	0.84	0.11	122,122,122,122	0
56	MG	14	3216	1/1	0.84	0.55	70,70,70,70	0
56	MG	14	3254	1/1	0.84	0.57	81,81,81,81	0
56	MG	1J	204	1/1	0.84	0.70	100,100,100,100	0
56	MG	1H	3149	1/1	0.84	0.37	77,77,77,77	0
56	MG	14	3212	1/1	0.84	0.41	90,90,90,90	0
56	MG	1G	1697	1/1	0.84	0.10	108,108,108,108	0
56	MG	1G	1659	1/1	0.84	0.32	110,110,110,110	0
56	MG	1H	3242	1/1	0.84	0.41	86,86,86,86	0
56	MG	14	3122	1/1	0.84	0.30	81,81,81,81	0
56	MG	41	302	1/1	0.84	0.20	94,94,94,94	0
56	MG	1H	3122	1/1	0.84	0.50	78,78,78,78	0
56	MG	14	3365	1/1	0.85	0.15	87,87,87,87	0
56	MG	14	3329	1/1	0.85	0.08	89,89,89,89	0
56	MG	14	3378	1/1	0.85	0.11	92,92,92,92	0
56	MG	14	3324	1/1	0.85	0.10	107,107,107,107	0
56	MG	13	1700	1/1	0.85	0.16	100,100,100,100	0
56	MG	1H	3233	1/1	0.85	1.00	75,75,75,75	0
56	MG	1H	3083	1/1	0.85	0.31	55,55,55,55	0
56	MG	14	3071	1/1	0.85	0.21	88,88,88,88	0
56	MG	1H	3313	1/1	0.85	0.78	80,80,80,80	0
56	MG	14	3024	1/1	0.85	0.12	79,79,79,79	0
56	MG	1H	3461	1/1	0.85	0.09	105,105,105,105	0
56	MG	1H	3265	1/1	0.85	0.55	92,92,92,92	0
56	MG	13	1609	1/1	0.85	0.28	94,94,94,94	0
56	MG	1H	3123	1/1	0.85	0.67	73,73,73,73	0
56	MG	14	3103	1/1	0.85	0.14	52,52,52,52	0
56	MG	1H	3529	1/1	0.85	0.12	55,55,55,55	0
56	MG	2K	102	1/1	0.85	0.61	76,76,76,76	0
56	MG	1H	3204	1/1	0.85	0.53	76,76,76,76	0
56	MG	1H	3263	1/1	0.85	0.40	82,82,82,82	0
56	MG	14	3340	1/1	0.85	0.10	83,83,83,83	0
56	MG	14	3194	1/1	0.85	0.06	140,140,140,140	0
56	MG	1G	1605	1/1	0.85	0.19	101,101,101,101	0
56	MG	14	3206	1/1	0.85	0.33	90,90,90,90	0
56	MG	1H	3469	1/1	0.85	0.09	96,96,96,96	0

Continued on next page...

Continued from previous page...

Mol	Type	Chain	Res	Atoms	RSCC	RSR	B-factors(\AA^2)	Q<0.9
56	MG	1G	1666	1/1	0.85	0.46	94,94,94,94	0
56	MG	L8	101	1/1	0.85	0.26	72,72,72,72	0
56	MG	13	1749	1/1	0.85	0.07	101,101,101,101	0
56	MG	1H	3094	1/1	0.86	0.33	76,76,76,76	0
56	MG	14	3363	1/1	0.86	0.17	96,96,96,96	0
56	MG	1H	3188	1/1	0.86	0.17	62,62,62,62	0
56	MG	1H	3260	1/1	0.86	0.46	82,82,82,82	0
56	MG	1H	3329	1/1	0.86	0.24	99,99,99,99	0
56	MG	1H	3079	1/1	0.86	0.23	52,52,52,52	0
56	MG	1H	3450	1/1	0.86	0.10	119,119,119,119	0
56	MG	1H	3151	1/1	0.86	0.23	71,71,71,71	0
56	MG	1H	3323	1/1	0.86	0.37	87,87,87,87	0
56	MG	14	3177	1/1	0.86	0.40	80,80,80,80	0
56	MG	14	3341	1/1	0.86	0.06	103,103,103,103	0
56	MG	1H	3234	1/1	0.86	0.23	74,74,74,74	0
56	MG	1H	3490	1/1	0.86	0.12	92,92,92,92	0
56	MG	14	3321	1/1	0.86	0.13	97,97,97,97	0
56	MG	14	3200	1/1	0.86	0.17	82,82,82,82	0
56	MG	1H	3273	1/1	0.86	0.42	97,97,97,97	0
56	MG	14	3100	1/1	0.86	0.31	70,70,70,70	0
56	MG	14	3041	1/1	0.86	0.69	76,76,76,76	0
56	MG	1H	3240	1/1	0.86	0.58	77,77,77,77	0
56	MG	1G	1671	1/1	0.86	0.37	96,96,96,96	0
56	MG	13	1684	1/1	0.86	1.20	95,95,95,95	0
56	MG	1H	3325	1/1	0.86	0.36	64,64,64,64	0
56	MG	1H	3070	1/1	0.86	0.54	74,74,74,74	0
56	MG	14	3038	1/1	0.86	0.26	74,74,74,74	0
56	MG	1J	207	1/1	0.86	0.20	109,109,109,109	0
56	MG	14	3124	1/1	0.86	0.36	81,81,81,81	0
56	MG	14	3359	1/1	0.86	0.09	97,97,97,97	0
56	MG	14	3178	1/1	0.86	0.18	95,95,95,95	0
56	MG	13	1676	1/1	0.86	0.10	104,104,104,104	0
56	MG	1H	3075	1/1	0.86	0.30	53,53,53,53	0
56	MG	1H	3087	1/1	0.86	0.22	72,72,72,72	0
56	MG	14	3173	1/1	0.86	0.53	82,82,82,82	0
56	MG	13	1656	1/1	0.87	0.23	83,83,83,83	0
56	MG	1K	102	1/1	0.87	0.51	93,93,93,93	0
56	MG	1H	3215	1/1	0.87	0.65	71,71,71,71	0
56	MG	14	3244	1/1	0.87	0.14	80,80,80,80	0
56	MG	11	301	1/1	0.87	0.40	48,48,48,48	0
56	MG	1H	3048	1/1	0.87	0.32	84,84,84,84	0
56	MG	1H	3132	1/1	0.87	0.70	74,74,74,74	0

Continued on next page...

Continued from previous page...

Mol	Type	Chain	Res	Atoms	RSCC	RSR	B-factors(\AA^2)	Q<0.9
56	MG	1H	3235	1/1	0.87	0.57	82,82,82,82	0
56	MG	1H	3037	1/1	0.87	0.34	64,64,64,64	0
56	MG	14	3141	1/1	0.87	0.48	84,84,84,84	0
56	MG	41	301	1/1	0.87	0.09	77,77,77,77	0
56	MG	1G	1687	1/1	0.87	0.05	121,121,121,121	0
56	MG	1H	3308	1/1	0.87	0.56	81,81,81,81	0
56	MG	1H	3175	1/1	0.87	0.52	92,92,92,92	0
56	MG	14	3030	1/1	0.87	0.07	74,74,74,74	0
56	MG	1G	1644	1/1	0.87	0.50	74,74,74,74	0
56	MG	14	3234	1/1	0.87	0.64	80,80,80,80	0
56	MG	14	3224	1/1	0.87	0.38	90,90,90,90	0
56	MG	14	3086	1/1	0.87	0.25	53,53,53,53	0
56	MG	14	3207	1/1	0.87	0.40	93,93,93,93	0
56	MG	14	3191	1/1	0.87	0.23	94,94,94,94	0
56	MG	1H	3239	1/1	0.87	0.29	84,84,84,84	0
56	MG	1H	3299	1/1	0.87	0.47	93,93,93,93	0
56	MG	14	3126	1/1	0.87	0.37	71,71,71,71	0
56	MG	1G	1693	1/1	0.87	0.10	125,125,125,125	0
56	MG	11	303	1/1	0.87	0.66	75,75,75,75	0
56	MG	14	3156	1/1	0.87	0.23	80,80,80,80	0
56	MG	1H	3099	1/1	0.87	0.21	64,64,64,64	0
56	MG	1H	3116	1/1	0.87	0.13	61,61,61,61	0
56	MG	13	1654	1/1	0.87	0.16	105,105,105,105	0
56	MG	1H	3072	1/1	0.87	0.23	46,46,46,46	0
56	MG	1H	3527	1/1	0.87	0.10	69,69,69,69	0
56	MG	1H	3245	1/1	0.87	0.27	91,91,91,91	0
56	MG	16	204	1/1	0.87	0.42	86,86,86,86	0
56	MG	1G	1625	1/1	0.87	0.67	82,82,82,82	0
56	MG	14	3022	1/1	0.87	0.39	61,61,61,61	0
56	MG	1H	3378	1/1	0.87	0.09	83,83,83,83	0
56	MG	14	3229	1/1	0.87	0.31	82,82,82,82	0
56	MG	14	3384	1/1	0.87	0.07	110,110,110,110	0
56	MG	13	1713	1/1	0.87	0.12	77,77,77,77	0
56	MG	14	3220	1/1	0.87	0.16	77,77,77,77	0
56	MG	1H	3311	1/1	0.88	0.19	70,70,70,70	0
56	MG	1H	3098	1/1	0.88	0.38	74,74,74,74	0
56	MG	1G	1616	1/1	0.88	0.33	79,79,79,79	0
56	MG	1H	3298	1/1	0.88	0.51	73,73,73,73	0
56	MG	14	3276	1/1	0.88	0.15	64,64,64,64	0
56	MG	14	3108	1/1	0.88	0.43	64,64,64,64	0
56	MG	1J	203	1/1	0.88	0.20	79,79,79,79	0
56	MG	13	1675	1/1	0.88	0.22	92,92,92,92	0

Continued on next page...

Continued from previous page...

Mol	Type	Chain	Res	Atoms	RSCC	RSR	B-factors(\AA^2)	Q<0.9
56	MG	1H	3159	1/1	0.88	0.20	65,65,65,65	0
56	MG	1H	3197	1/1	0.88	0.26	68,68,68,68	0
56	MG	14	3031	1/1	0.88	0.20	73,73,73,73	0
56	MG	14	3331	1/1	0.88	0.10	65,65,65,65	0
56	MG	1H	3212	1/1	0.88	0.68	92,92,92,92	0
56	MG	1H	3276	1/1	0.88	0.33	81,81,81,81	0
56	MG	14	3152	1/1	0.88	0.18	61,61,61,61	0
56	MG	1H	3189	1/1	0.88	0.29	77,77,77,77	0
56	MG	1H	3039	1/1	0.88	0.46	70,70,70,70	0
56	MG	1G	1643	1/1	0.88	0.38	79,79,79,79	0
56	MG	1H	3510	1/1	0.88	0.12	99,99,99,99	0
56	MG	1G	1608	1/1	0.88	0.18	90,90,90,90	0
56	MG	1H	3137	1/1	0.88	0.20	67,67,67,67	0
56	MG	14	3274	1/1	0.88	0.09	99,99,99,99	0
56	MG	14	3256	1/1	0.88	0.33	75,75,75,75	0
56	MG	13	1740	1/1	0.88	0.13	91,91,91,91	0
56	MG	13	1706	1/1	0.88	0.07	108,108,108,108	0
56	MG	14	3211	1/1	0.88	0.70	82,82,82,82	0
56	MG	1H	3334	1/1	0.88	0.20	77,77,77,77	0
56	MG	1H	3076	1/1	0.88	0.41	75,75,75,75	0
56	MG	14	3169	1/1	0.88	0.53	81,81,81,81	0
56	MG	1J	205	1/1	0.88	0.35	98,98,98,98	0
56	MG	14	3084	1/1	0.88	0.29	56,56,56,56	0
56	MG	1H	3496	1/1	0.88	0.12	59,59,59,59	0
56	MG	14	3372	1/1	0.88	0.15	88,88,88,88	0
56	MG	14	3168	1/1	0.88	0.38	74,74,74,74	0
56	MG	1G	1667	1/1	0.88	0.29	97,97,97,97	0
56	MG	14	3115	1/1	0.89	0.38	86,86,86,86	0
56	MG	1H	3231	1/1	0.89	0.20	63,63,63,63	0
56	MG	14	3279	1/1	0.89	0.04	95,95,95,95	0
56	MG	1H	3023	1/1	0.89	0.27	57,57,57,57	0
56	MG	14	3251	1/1	0.89	0.16	102,102,102,102	0
56	MG	1H	3344	1/1	0.89	0.11	48,48,48,48	0
56	MG	13	1686	1/1	0.89	0.22	106,106,106,106	0
56	MG	14	3097	1/1	0.89	0.56	80,80,80,80	0
56	MG	78	201	1/1	0.89	0.24	70,70,70,70	0
56	MG	1H	3129	1/1	0.89	0.24	77,77,77,77	0
56	MG	13	1650	1/1	0.89	0.37	98,98,98,98	0
56	MG	1H	3522	1/1	0.89	0.12	99,99,99,99	0
56	MG	1H	3156	1/1	0.89	0.40	78,78,78,78	0
56	MG	14	3032	1/1	0.89	0.35	60,60,60,60	0
56	MG	14	3210	1/1	0.89	0.49	88,88,88,88	0

Continued on next page...

Continued from previous page...

Mol	Type	Chain	Res	Atoms	RSCC	RSR	B-factors(\AA^2)	Q<0.9
56	MG	16	210	1/1	0.89	0.28	97,97,97,97	0
56	MG	1H	3107	1/1	0.89	0.18	84,84,84,84	0
56	MG	14	3246	1/1	0.89	0.30	98,98,98,98	0
56	MG	14	3049	1/1	0.89	0.35	71,71,71,71	0
56	MG	1H	3427	1/1	0.89	0.13	78,78,78,78	0
56	MG	1G	1618	1/1	0.89	0.28	85,85,85,85	0
56	MG	1H	3464	1/1	0.89	0.07	111,111,111,111	0
56	MG	13	1750	1/1	0.89	0.09	97,97,97,97	0
56	MG	14	3094	1/1	0.89	0.19	82,82,82,82	0
56	MG	1H	3229	1/1	0.89	0.54	112,112,112,112	0
56	MG	1H	3144	1/1	0.89	0.25	78,78,78,78	0
56	MG	1H	3278	1/1	0.89	0.34	82,82,82,82	0
56	MG	13	1632	1/1	0.89	0.41	77,77,77,77	0
56	MG	1H	3406	1/1	0.89	0.15	86,86,86,86	0
56	MG	14	3236	1/1	0.89	0.40	89,89,89,89	0
56	MG	14	3335	1/1	0.89	0.05	91,91,91,91	0
56	MG	21	302	1/1	0.89	0.20	73,73,73,73	0
56	MG	1H	3096	1/1	0.89	0.33	70,70,70,70	0
56	MG	1H	3509	1/1	0.89	0.09	82,82,82,82	0
56	MG	13	1613	1/1	0.89	0.21	83,83,83,83	0
56	MG	1H	3207	1/1	0.89	0.35	79,79,79,79	0
56	MG	14	3112	1/1	0.89	0.87	90,90,90,90	0
56	MG	14	3149	1/1	0.89	0.51	89,89,89,89	0
56	MG	14	3133	1/1	0.89	0.50	82,82,82,82	0
56	MG	13	1641	1/1	0.89	0.25	90,90,90,90	0
56	MG	14	3092	1/1	0.89	0.39	68,68,68,68	0
56	MG	14	3120	1/1	0.89	0.48	78,78,78,78	0
56	MG	14	3164	1/1	0.89	0.20	74,74,74,74	0
56	MG	14	3131	1/1	0.89	0.58	93,93,93,93	0
56	MG	1H	3337	1/1	0.89	0.09	56,56,56,56	0
56	MG	1H	3315	1/1	0.89	0.24	77,77,77,77	0
56	MG	14	3098	1/1	0.89	0.38	53,53,53,53	0
56	MG	1H	3093	1/1	0.89	0.74	61,61,61,61	0
56	MG	14	3380	1/1	0.89	0.12	58,58,58,58	0
56	MG	1H	3110	1/1	0.90	0.40	64,64,64,64	0
56	MG	49	301	1/1	0.90	0.10	116,116,116,116	0
56	MG	1G	1690	1/1	0.90	0.08	90,90,90,90	0
56	MG	13	1727	1/1	0.90	0.13	117,117,117,117	0
56	MG	14	3069	1/1	0.90	0.44	63,63,63,63	0
56	MG	1H	3441	1/1	0.90	0.05	82,82,82,82	0
56	MG	1H	3467	1/1	0.90	0.04	86,86,86,86	0
56	MG	1H	3520	1/1	0.90	0.07	109,109,109,109	0

Continued on next page...

Continued from previous page...

Mol	Type	Chain	Res	Atoms	RSCC	RSR	B-factors(\AA^2)	Q<0.9
56	MG	13	1664	1/1	0.90	0.38	71,71,71,71	0
56	MG	13	1658	1/1	0.90	0.39	92,92,92,92	0
56	MG	13	1724	1/1	0.90	0.14	102,102,102,102	0
56	MG	1H	3320	1/1	0.90	0.30	86,86,86,86	0
56	MG	13	1745	1/1	0.90	0.05	119,119,119,119	0
56	MG	1H	3190	1/1	0.90	0.43	88,88,88,88	0
56	MG	13	1645	1/1	0.90	0.46	83,83,83,83	0
56	MG	14	3180	1/1	0.90	0.59	93,93,93,93	0
56	MG	13	1617	1/1	0.90	0.42	70,70,70,70	0
56	MG	13	1693	1/1	0.90	0.40	109,109,109,109	0
56	MG	1H	3412	1/1	0.90	0.10	101,101,101,101	0
56	MG	1H	3200	1/1	0.90	0.17	98,98,98,98	0
56	MG	13	1635	1/1	0.90	0.57	73,73,73,73	0
56	MG	31	301	1/1	0.90	0.29	62,62,62,62	0
56	MG	I8	101	1/1	0.90	0.05	88,88,88,88	0
56	MG	13	1651	1/1	0.90	0.45	73,73,73,73	0
56	MG	14	3111	1/1	0.90	0.31	86,86,86,86	0
56	MG	14	3090	1/1	0.90	0.24	90,90,90,90	0
56	MG	13	1638	1/1	0.90	0.62	107,107,107,107	0
56	MG	1H	3213	1/1	0.90	0.69	86,86,86,86	0
56	MG	14	3305	1/1	0.90	0.14	112,112,112,112	0
56	MG	13	1662	1/1	0.90	0.40	113,113,113,113	0
56	MG	1H	3006	1/1	0.90	0.43	55,55,55,55	0
56	MG	1H	3516	1/1	0.90	0.06	100,100,100,100	0
56	MG	14	3316	1/1	0.90	0.10	82,82,82,82	0
56	MG	1G	1700	1/1	0.90	0.05	126,126,126,126	0
56	MG	1H	3102	1/1	0.90	0.42	75,75,75,75	0
56	MG	13	1725	1/1	0.90	0.14	90,90,90,90	0
56	MG	1H	3314	1/1	0.90	0.17	110,110,110,110	0
56	MG	13	1660	1/1	0.90	0.15	108,108,108,108	0
56	MG	1H	3321	1/1	0.90	0.17	72,72,72,72	0
56	MG	1J	202	1/1	0.90	0.27	81,81,81,81	0
56	MG	13	1634	1/1	0.90	0.28	80,80,80,80	0
56	MG	1H	3271	1/1	0.90	0.46	90,90,90,90	0
56	MG	1H	3253	1/1	0.90	0.49	64,64,64,64	0
56	MG	1H	3150	1/1	0.90	0.20	52,52,52,52	0
56	MG	1G	1696	1/1	0.90	0.05	98,98,98,98	0
56	MG	13	1738	1/1	0.90	0.08	113,113,113,113	0
56	MG	1H	3237	1/1	0.90	0.32	62,62,62,62	0
56	MG	14	3237	1/1	0.90	0.47	78,78,78,78	0
56	MG	1H	3097	1/1	0.91	0.38	41,41,41,41	0
56	MG	1H	3443	1/1	0.91	0.12	76,76,76,76	0

Continued on next page...

Continued from previous page...

Mol	Type	Chain	Res	Atoms	RSCC	RSR	B-factors(\AA^2)	Q<0.9
56	MG	1H	3013	1/1	0.91	0.30	53,53,53,53	0
56	MG	1H	3310	1/1	0.91	0.30	82,82,82,82	0
56	MG	1H	3430	1/1	0.91	0.11	71,71,71,71	0
56	MG	14	3144	1/1	0.91	0.17	72,72,72,72	0
56	MG	1H	3419	1/1	0.91	0.11	53,53,53,53	0
56	MG	14	3260	1/1	0.91	0.15	62,62,62,62	0
56	MG	14	3176	1/1	0.91	0.24	71,71,71,71	0
56	MG	1H	3109	1/1	0.91	0.48	93,93,93,93	0
56	MG	14	3289	1/1	0.91	0.17	77,77,77,77	0
56	MG	13	1612	1/1	0.91	0.26	70,70,70,70	0
56	MG	13	1692	1/1	0.91	0.09	114,114,114,114	0
56	MG	1H	3283	1/1	0.91	0.26	67,67,67,67	0
56	MG	14	3165	1/1	0.91	0.38	81,81,81,81	0
56	MG	1J	208	1/1	0.91	0.05	109,109,109,109	0
56	MG	14	3170	1/1	0.91	0.46	88,88,88,88	0
56	MG	1H	3317	1/1	0.91	0.37	66,66,66,66	0
56	MG	14	3023	1/1	0.91	0.38	66,66,66,66	0
56	MG	13	1644	1/1	0.91	0.49	77,77,77,77	0
56	MG	1H	3058	1/1	0.91	0.73	69,69,69,69	0
56	MG	1H	3528	1/1	0.91	0.09	77,77,77,77	0
56	MG	14	3373	1/1	0.91	0.04	125,125,125,125	0
56	MG	1H	3038	1/1	0.91	0.26	76,76,76,76	0
56	MG	1H	3414	1/1	0.91	0.09	80,80,80,80	0
56	MG	14	3134	1/1	0.91	0.35	88,88,88,88	0
56	MG	14	3382	1/1	0.91	0.06	85,85,85,85	0
56	MG	14	3387	1/1	0.91	0.43	74,74,74,74	0
56	MG	1H	3027	1/1	0.91	0.56	64,64,64,64	0
56	MG	1H	3221	1/1	0.91	0.43	92,92,92,92	0
56	MG	1H	3507	1/1	0.91	0.04	94,94,94,94	0
56	MG	14	3313	1/1	0.91	0.07	81,81,81,81	0
56	MG	1H	3478	1/1	0.91	0.07	111,111,111,111	0
56	MG	13	1628	1/1	0.91	0.39	77,77,77,77	0
56	MG	1G	1609	1/1	0.91	0.23	101,101,101,101	0
56	MG	1H	3319	1/1	0.91	0.17	76,76,76,76	0
56	MG	1H	3158	1/1	0.91	0.37	55,55,55,55	0
56	MG	1H	3433	1/1	0.91	0.17	77,77,77,77	0
56	MG	14	3136	1/1	0.91	0.25	60,60,60,60	0
56	MG	16	202	1/1	0.91	0.41	66,66,66,66	0
56	MG	1G	1635	1/1	0.91	0.33	96,96,96,96	0
56	MG	1H	3224	1/1	0.91	0.55	89,89,89,89	0
56	MG	1H	3257	1/1	0.91	0.41	82,82,82,82	0
56	MG	1H	3360	1/1	0.91	0.04	105,105,105,105	0

Continued on next page...

Continued from previous page...

Mol	Type	Chain	Res	Atoms	RSCC	RSR	B-factors(\AA^2)	Q<0.9
56	MG	14	3233	1/1	0.91	0.49	112,112,112,112	0
56	MG	1H	3178	1/1	0.91	0.31	68,68,68,68	0
56	MG	14	3186	1/1	0.91	0.27	86,86,86,86	0
56	MG	1H	3249	1/1	0.91	0.47	89,89,89,89	0
56	MG	13	1618	1/1	0.91	0.70	71,71,71,71	0
56	MG	1H	3136	1/1	0.91	0.29	66,66,66,66	0
56	MG	13	1715	1/1	0.91	0.09	116,116,116,116	0
56	MG	14	3102	1/1	0.91	0.76	76,76,76,76	0
56	MG	14	3076	1/1	0.91	0.30	79,79,79,79	0
56	MG	1G	1703	1/1	0.91	0.07	124,124,124,124	0
56	MG	16	208	1/1	0.91	0.13	70,70,70,70	0
56	MG	1G	1645	1/1	0.91	0.32	92,92,92,92	0
56	MG	13	1607	1/1	0.91	0.36	78,78,78,78	0
56	MG	1H	3130	1/1	0.91	0.49	82,82,82,82	0
56	MG	14	3266	1/1	0.91	0.06	69,69,69,69	0
56	MG	14	3007	1/1	0.91	0.34	54,54,54,54	0
56	MG	13	1697	1/1	0.91	0.51	75,75,75,75	0
56	MG	1H	3134	1/1	0.91	0.51	90,90,90,90	0
56	MG	1H	3164	1/1	0.91	0.26	70,70,70,70	0
56	MG	1H	3152	1/1	0.92	0.40	53,53,53,53	0
56	MG	1H	3455	1/1	0.92	0.08	111,111,111,111	0
56	MG	13	1744	1/1	0.92	0.05	144,144,144,144	0
56	MG	1G	1686	1/1	0.92	0.21	84,84,84,84	0
56	MG	14	3223	1/1	0.92	0.60	86,86,86,86	0
56	MG	14	3135	1/1	0.92	0.20	54,54,54,54	0
56	MG	1H	3457	1/1	0.92	0.08	91,91,91,91	0
56	MG	1G	1676	1/1	0.92	0.15	157,157,157,157	0
56	MG	35	201	1/1	0.92	0.39	76,76,76,76	0
56	MG	1H	3041	1/1	0.92	0.29	57,57,57,57	0
56	MG	14	3297	1/1	0.92	0.10	107,107,107,107	0
56	MG	14	3020	1/1	0.92	0.20	72,72,72,72	0
56	MG	1H	3025	1/1	0.92	0.18	86,86,86,86	0
56	MG	14	3259	1/1	0.92	0.18	67,67,67,67	0
56	MG	1H	3364	1/1	0.92	0.09	70,70,70,70	0
56	MG	14	3317	1/1	0.92	0.10	89,89,89,89	0
56	MG	1H	3161	1/1	0.92	0.33	66,66,66,66	0
56	MG	13	1633	1/1	0.92	0.53	73,73,73,73	0
56	MG	14	3151	1/1	0.92	0.53	52,52,52,52	0
56	MG	14	3287	1/1	0.92	0.08	99,99,99,99	0
56	MG	1H	3131	1/1	0.92	0.45	79,79,79,79	0
56	MG	14	3053	1/1	0.92	0.35	55,55,55,55	0
56	MG	1H	3103	1/1	0.92	0.33	76,76,76,76	0

Continued on next page...

Continued from previous page...

Mol	Type	Chain	Res	Atoms	RSCC	RSR	B-factors(\AA^2)	Q<0.9
56	MG	1H	3115	1/1	0.92	0.24	59,59,59,59	0
56	MG	1H	3052	1/1	0.92	0.50	52,52,52,52	0
56	MG	1H	3241	1/1	0.92	0.42	70,70,70,70	0
56	MG	14	3294	1/1	0.92	0.10	69,69,69,69	0
56	MG	14	3184	1/1	0.92	0.35	53,53,53,53	0
56	MG	1H	3451	1/1	0.92	0.07	94,94,94,94	0
56	MG	1H	3483	1/1	0.92	0.06	117,117,117,117	0
56	MG	13	1726	1/1	0.92	0.10	91,91,91,91	0
56	MG	1H	3367	1/1	0.92	0.06	83,83,83,83	0
56	MG	14	3349	1/1	0.92	0.07	110,110,110,110	0
56	MG	1G	1629	1/1	0.92	0.39	89,89,89,89	0
56	MG	14	3326	1/1	0.92	0.05	110,110,110,110	0
56	MG	13	1748	1/1	0.92	0.06	156,156,156,156	0
56	MG	14	3375	1/1	0.92	0.10	61,61,61,61	0
56	MG	1H	3195	1/1	0.92	0.18	68,68,68,68	0
56	MG	13	1606	1/1	0.92	0.32	80,80,80,80	0
56	MG	1H	3101	1/1	0.92	0.27	80,80,80,80	0
56	MG	13	1690	1/1	0.92	0.15	96,96,96,96	0
56	MG	1H	3172	1/1	0.92	0.51	70,70,70,70	0
56	MG	14	3230	1/1	0.92	0.17	103,103,103,103	0
56	MG	14	3162	1/1	0.92	0.35	60,60,60,60	0
56	MG	13	1672	1/1	0.92	0.24	118,118,118,118	0
56	MG	14	3166	1/1	0.92	0.18	112,112,112,112	0
56	MG	1H	3503	1/1	0.92	0.07	115,115,115,115	0
56	MG	1G	1650	1/1	0.92	0.28	111,111,111,111	0
56	MG	13	1642	1/1	0.92	0.24	89,89,89,89	0
56	MG	1H	3445	1/1	0.92	0.10	91,91,91,91	0
56	MG	13	1655	1/1	0.92	0.37	80,80,80,80	0
56	MG	14	3227	1/1	0.92	0.28	103,103,103,103	0
56	MG	13	1747	1/1	0.92	0.09	140,140,140,140	0
56	MG	1H	3468	1/1	0.92	0.04	109,109,109,109	0
56	MG	1H	3114	1/1	0.92	0.12	59,59,59,59	0
56	MG	14	3261	1/1	0.92	0.14	54,54,54,54	0
56	MG	1H	3222	1/1	0.92	0.41	77,77,77,77	0
56	MG	1H	3462	1/1	0.92	0.09	81,81,81,81	0
56	MG	1H	3316	1/1	0.92	0.55	64,64,64,64	0
56	MG	1G	1626	1/1	0.92	0.48	78,78,78,78	0
56	MG	1H	3280	1/1	0.92	0.25	80,80,80,80	0
56	MG	1H	3492	1/1	0.92	0.11	108,108,108,108	0
56	MG	14	3157	1/1	0.92	0.24	107,107,107,107	0
56	MG	1H	3363	1/1	0.92	0.08	89,89,89,89	0
56	MG	14	3018	1/1	0.92	0.27	68,68,68,68	0

Continued on next page...

Continued from previous page...

Mol	Type	Chain	Res	Atoms	RSCC	RSR	B-factors(\AA^2)	Q<0.9
56	MG	1H	3305	1/1	0.92	0.27	87,87,87,87	0
56	MG	14	3295	1/1	0.92	0.09	87,87,87,87	0
56	MG	1G	1675	1/1	0.92	0.57	96,96,96,96	0
56	MG	1H	3256	1/1	0.92	0.90	74,74,74,74	0
56	MG	1G	1637	1/1	0.92	0.26	124,124,124,124	0
56	MG	1H	3211	1/1	0.92	0.13	88,88,88,88	0
56	MG	14	3009	1/1	0.93	0.44	63,63,63,63	0
56	MG	13	1626	1/1	0.93	0.17	65,65,65,65	0
56	MG	13	1716	1/1	0.93	0.05	89,89,89,89	0
56	MG	1H	3350	1/1	0.93	0.13	43,43,43,43	0
56	MG	1H	3066	1/1	0.93	0.17	62,62,62,62	0
56	MG	1H	3494	1/1	0.93	0.06	95,95,95,95	0
56	MG	14	3377	1/1	0.93	0.10	52,52,52,52	0
56	MG	1H	3261	1/1	0.93	0.22	58,58,58,58	0
56	MG	1H	3435	1/1	0.93	0.08	95,95,95,95	0
56	MG	14	3143	1/1	0.93	0.75	70,70,70,70	0
56	MG	1H	3155	1/1	0.93	0.68	72,72,72,72	0
56	MG	14	3121	1/1	0.93	0.78	79,79,79,79	0
56	MG	14	3138	1/1	0.93	0.16	57,57,57,57	0
56	MG	14	3150	1/1	0.93	0.25	64,64,64,64	0
56	MG	14	3046	1/1	0.93	0.30	65,65,65,65	0
56	MG	14	3269	1/1	0.93	0.15	90,90,90,90	0
56	MG	1H	3154	1/1	0.93	0.15	66,66,66,66	0
56	MG	1H	3042	1/1	0.93	0.32	53,53,53,53	0
56	MG	1H	3089	1/1	0.93	0.16	44,44,44,44	0
56	MG	14	3348	1/1	0.93	0.05	97,97,97,97	0
56	MG	F5	101	1/1	0.93	0.47	74,74,74,74	0
56	MG	1H	3206	1/1	0.93	0.16	77,77,77,77	0
56	MG	14	3325	1/1	0.93	0.05	103,103,103,103	0
56	MG	1H	3442	1/1	0.93	0.08	100,100,100,100	0
56	MG	1H	3051	1/1	0.93	0.35	72,72,72,72	0
56	MG	14	3146	1/1	0.93	0.34	105,105,105,105	0
56	MG	1H	3193	1/1	0.93	0.41	67,67,67,67	0
56	MG	13	1608	1/1	0.93	0.18	75,75,75,75	0
56	MG	14	3356	1/1	0.93	0.09	85,85,85,85	0
56	MG	1H	3250	1/1	0.93	0.25	90,90,90,90	0
56	MG	1G	1692	1/1	0.93	0.07	111,111,111,111	0
56	MG	1H	3180	1/1	0.93	0.36	67,67,67,67	0
56	MG	1H	3086	1/1	0.93	0.47	67,67,67,67	0
56	MG	1H	3185	1/1	0.93	0.79	68,68,68,68	0
56	MG	14	3383	1/1	0.93	0.13	93,93,93,93	0
56	MG	13	1625	1/1	0.93	0.41	61,61,61,61	0

Continued on next page...

Continued from previous page...

Mol	Type	Chain	Res	Atoms	RSCC	RSR	B-factors(\AA^2)	Q<0.9
56	MG	14	3339	1/1	0.93	0.09	85,85,85,85	0
56	MG	1G	1647	1/1	0.93	0.31	102,102,102,102	0
56	MG	C8	201	1/1	0.93	0.17	74,74,74,74	0
56	MG	1H	3254	1/1	0.93	0.23	84,84,84,84	0
56	MG	5E	201	1/1	0.93	0.23	93,93,93,93	0
56	MG	88	201	1/1	0.93	0.26	79,79,79,79	0
56	MG	1H	3142	1/1	0.93	0.23	101,101,101,101	0
56	MG	13	1721	1/1	0.93	0.07	94,94,94,94	0
56	MG	1H	3219	1/1	0.93	1.20	82,82,82,82	0
56	MG	1H	3390	1/1	0.93	0.12	55,55,55,55	0
56	MG	14	3155	1/1	0.93	0.19	82,82,82,82	0
56	MG	14	3075	1/1	0.93	0.43	61,61,61,61	0
56	MG	1H	3035	1/1	0.93	0.25	86,86,86,86	0
56	MG	14	3271	1/1	0.93	0.24	63,63,63,63	0
56	MG	13	1666	1/1	0.93	0.06	99,99,99,99	0
56	MG	1G	1633	1/1	0.93	0.33	92,92,92,92	0
56	MG	1H	3196	1/1	0.93	0.17	90,90,90,90	0
56	MG	1H	3054	1/1	0.93	0.22	53,53,53,53	0
56	MG	1H	3495	1/1	0.93	0.07	53,53,53,53	0
56	MG	14	3081	1/1	0.93	0.46	71,71,71,71	0
56	MG	1H	3475	1/1	0.93	0.08	77,77,77,77	0
56	MG	14	3021	1/1	0.93	0.31	80,80,80,80	0
56	MG	14	3161	1/1	0.93	0.57	70,70,70,70	0
56	MG	1H	3169	1/1	0.93	0.15	74,74,74,74	0
56	MG	14	3213	1/1	0.93	0.55	93,93,93,93	0
56	MG	14	3268	1/1	0.93	0.11	64,64,64,64	0
56	MG	13	1673	1/1	0.93	0.49	83,83,83,83	0
56	MG	1H	3157	1/1	0.93	0.39	65,65,65,65	0
56	MG	1H	3480	1/1	0.93	0.05	122,122,122,122	0
56	MG	14	3322	1/1	0.93	0.06	101,101,101,101	0
56	MG	1G	1695	1/1	0.93	0.04	103,103,103,103	0
56	MG	1H	3153	1/1	0.93	0.55	57,57,57,57	0
56	MG	13	1663	1/1	0.93	0.19	82,82,82,82	0
56	MG	14	3242	1/1	0.93	0.52	78,78,78,78	0
56	MG	14	3172	1/1	0.93	0.14	93,93,93,93	0
56	MG	14	3095	1/1	0.94	0.31	72,72,72,72	0
56	MG	14	3137	1/1	0.94	0.36	53,53,53,53	0
56	MG	14	3139	1/1	0.94	0.67	69,69,69,69	0
56	MG	14	3333	1/1	0.94	0.09	91,91,91,91	0
56	MG	1H	3359	1/1	0.94	0.06	102,102,102,102	0
56	MG	14	3202	1/1	0.94	0.10	115,115,115,115	0
56	MG	1H	3238	1/1	0.94	0.18	71,71,71,71	0

Continued on next page...

Continued from previous page...

Mol	Type	Chain	Res	Atoms	RSCC	RSR	B-factors(\AA^2)	Q<0.9
56	MG	14	3055	1/1	0.94	0.32	60,60,60,60	0
56	MG	14	3280	1/1	0.94	0.09	88,88,88,88	0
56	MG	1H	3020	1/1	0.94	0.36	56,56,56,56	0
56	MG	13	1653	1/1	0.94	0.25	111,111,111,111	0
56	MG	14	3238	1/1	0.94	0.33	77,77,77,77	0
56	MG	14	3034	1/1	0.94	0.26	64,64,64,64	0
56	MG	1H	3085	1/1	0.94	0.43	74,74,74,74	0
57	ZN	5A	101	1/1	0.94	0.12	160,160,160,160	0
56	MG	14	3337	1/1	0.94	0.06	83,83,83,83	0
56	MG	14	3205	1/1	0.94	0.34	91,91,91,91	0
56	MG	1H	3309	1/1	0.94	0.19	87,87,87,87	0
56	MG	14	3063	1/1	0.94	0.27	62,62,62,62	0
56	MG	14	3353	1/1	0.94	0.05	99,99,99,99	0
56	MG	14	3362	1/1	0.94	0.06	78,78,78,78	0
56	MG	14	3299	1/1	0.94	0.08	82,82,82,82	0
56	MG	1H	3453	1/1	0.94	0.06	91,91,91,91	0
56	MG	1J	209	1/1	0.94	0.07	94,94,94,94	0
56	MG	1H	3021	1/1	0.94	0.21	58,58,58,58	0
56	MG	14	3327	1/1	0.94	0.10	120,120,120,120	0
56	MG	1H	3374	1/1	0.94	0.09	63,63,63,63	0
56	MG	14	3318	1/1	0.94	0.17	63,63,63,63	0
56	MG	13	1728	1/1	0.94	0.09	95,95,95,95	0
56	MG	1H	3117	1/1	0.94	0.56	63,63,63,63	0
56	MG	1H	3062	1/1	0.94	0.23	35,35,35,35	0
56	MG	13	1614	1/1	0.94	0.29	97,97,97,97	0
56	MG	1H	3456	1/1	0.94	0.05	111,111,111,111	0
56	MG	16	201	1/1	0.94	0.13	96,96,96,96	0
56	MG	14	3061	1/1	0.94	0.45	71,71,71,71	0
56	MG	1H	3084	1/1	0.94	0.19	66,66,66,66	0
56	MG	14	3198	1/1	0.94	0.06	82,82,82,82	0
56	MG	14	3283	1/1	0.94	0.13	57,57,57,57	0
56	MG	14	3379	1/1	0.94	0.09	60,60,60,60	0
56	MG	14	3145	1/1	0.94	0.24	90,90,90,90	0
56	MG	1G	1610	1/1	0.94	0.09	98,98,98,98	0
56	MG	1H	3063	1/1	0.94	0.46	47,47,47,47	0
56	MG	13	1691	1/1	0.94	0.26	101,101,101,101	0
56	MG	1H	3420	1/1	0.94	0.09	65,65,65,65	0
56	MG	1H	3078	1/1	0.94	0.18	60,60,60,60	0
56	MG	1H	3091	1/1	0.94	0.17	43,43,43,43	0
56	MG	1G	1631	1/1	0.94	0.34	89,89,89,89	0
56	MG	13	1611	1/1	0.94	0.26	70,70,70,70	0
56	MG	1H	3514	1/1	0.94	0.14	51,51,51,51	0

Continued on next page...

Continued from previous page...

Mol	Type	Chain	Res	Atoms	RSCC	RSR	B-factors(\AA^2)	Q<0.9
56	MG	1H	3220	1/1	0.94	0.12	61,61,61,61	0
56	MG	1H	3351	1/1	0.94	0.15	50,50,50,50	0
56	MG	1H	3375	1/1	0.94	0.07	75,75,75,75	0
56	MG	14	3292	1/1	0.94	0.08	90,90,90,90	0
56	MG	1H	3444	1/1	0.94	0.04	97,97,97,97	0
56	MG	14	3221	1/1	0.94	0.46	88,88,88,88	0
56	MG	1H	3036	1/1	0.94	0.28	85,85,85,85	0
56	MG	14	3015	1/1	0.94	0.28	69,69,69,69	0
56	MG	1H	3417	1/1	0.94	0.13	65,65,65,65	0
56	MG	1H	3487	1/1	0.94	0.09	101,101,101,101	0
56	MG	1G	1638	1/1	0.94	0.11	154,154,154,154	0
56	MG	14	3074	1/1	0.94	0.49	63,63,63,63	0
56	MG	14	3366	1/1	0.94	0.15	83,83,83,83	0
56	MG	1H	3069	1/1	0.94	0.36	45,45,45,45	0
56	MG	14	3087	1/1	0.94	0.09	59,59,59,59	0
56	MG	16	211	1/1	0.94	0.07	84,84,84,84	0
56	MG	14	3153	1/1	0.94	0.15	60,60,60,60	0
56	MG	1H	3524	1/1	0.94	0.32	49,49,49,49	0
56	MG	1H	3379	1/1	0.94	0.05	79,79,79,79	0
56	MG	1H	3439	1/1	0.94	0.08	76,76,76,76	0
56	MG	1J	201	1/1	0.94	0.16	114,114,114,114	0
56	MG	1H	3145	1/1	0.94	0.28	49,49,49,49	0
56	MG	14	3051	1/1	0.94	0.72	71,71,71,71	0
56	MG	14	3129	1/1	0.94	0.44	76,76,76,76	0
56	MG	1H	3465	1/1	0.94	0.12	95,95,95,95	0
56	MG	1H	3031	1/1	0.94	0.25	63,63,63,63	0
56	MG	1H	3163	1/1	0.95	0.45	74,74,74,74	0
56	MG	14	3250	1/1	0.95	0.37	108,108,108,108	0
56	MG	1G	1663	1/1	0.95	0.28	89,89,89,89	0
56	MG	14	3225	1/1	0.95	0.09	96,96,96,96	0
56	MG	1H	3336	1/1	0.95	0.09	52,52,52,52	0
56	MG	14	3159	1/1	0.95	0.20	60,60,60,60	0
56	MG	1G	1646	1/1	0.95	0.19	84,84,84,84	0
56	MG	1H	3246	1/1	0.95	0.47	88,88,88,88	0
56	MG	1H	3014	1/1	0.95	0.42	57,57,57,57	0
56	MG	14	3278	1/1	0.95	0.10	84,84,84,84	0
56	MG	1H	3338	1/1	0.95	0.14	49,49,49,49	0
56	MG	1H	3388	1/1	0.95	0.15	63,63,63,63	0
56	MG	2K	103	1/1	0.95	0.32	59,59,59,59	0
56	MG	1H	3405	1/1	0.95	0.11	75,75,75,75	0
56	MG	1H	3349	1/1	0.95	0.10	70,70,70,70	0
56	MG	1H	3100	1/1	0.95	0.39	71,71,71,71	0

Continued on next page...

Continued from previous page...

Mol	Type	Chain	Res	Atoms	RSCC	RSR	B-factors(\AA^2)	Q<0.9
56	MG	14	3174	1/1	0.95	0.27	96,96,96,96	0
56	MG	1H	3288	1/1	0.95	0.14	60,60,60,60	0
56	MG	1G	1691	1/1	0.95	0.05	119,119,119,119	0
56	MG	1H	3426	1/1	0.95	0.08	53,53,53,53	0
56	MG	1H	3504	1/1	0.95	0.05	75,75,75,75	0
56	MG	14	3070	1/1	0.95	0.52	59,59,59,59	0
56	MG	14	3364	1/1	0.95	0.14	77,77,77,77	0
56	MG	13	1718	1/1	0.95	0.12	88,88,88,88	0
56	MG	14	3105	1/1	0.95	0.51	75,75,75,75	0
56	MG	13	1652	1/1	0.95	0.07	79,79,79,79	0
56	MG	18	102	1/1	0.95	0.07	67,67,67,67	0
56	MG	1H	3423	1/1	0.95	0.06	93,93,93,93	0
56	MG	14	3039	1/1	0.95	0.28	79,79,79,79	0
56	MG	14	3222	1/1	0.95	0.35	87,87,87,87	0
56	MG	1H	3092	1/1	0.95	0.23	52,52,52,52	0
56	MG	1H	3009	1/1	0.95	0.27	47,47,47,47	0
56	MG	1H	3277	1/1	0.95	0.47	84,84,84,84	0
56	MG	14	3315	1/1	0.95	0.13	71,71,71,71	0
56	MG	13	1659	1/1	0.95	0.12	107,107,107,107	0
56	MG	14	3311	1/1	0.95	0.07	82,82,82,82	0
56	MG	1H	3201	1/1	0.95	0.22	79,79,79,79	0
56	MG	14	3125	1/1	0.95	0.25	105,105,105,105	0
56	MG	1H	3119	1/1	0.95	1.25	86,86,86,86	0
56	MG	14	3044	1/1	0.95	0.93	82,82,82,82	0
56	MG	1H	3348	1/1	0.95	0.08	60,60,60,60	0
56	MG	14	3338	1/1	0.95	0.06	107,107,107,107	0
56	MG	1H	3030	1/1	0.95	0.28	70,70,70,70	0
56	MG	3I	201	1/1	0.95	0.24	70,70,70,70	0
56	MG	1H	3511	1/1	0.95	0.09	76,76,76,76	0
56	MG	1G	1679	1/1	0.95	0.44	105,105,105,105	0
56	MG	1H	3171	1/1	0.95	0.36	101,101,101,101	0
56	MG	13	1698	1/1	0.95	0.47	90,90,90,90	0
56	MG	14	3351	1/1	0.95	0.03	99,99,99,99	0
56	MG	14	3288	1/1	0.95	0.19	62,62,62,62	0
56	MG	1H	3518	1/1	0.95	0.13	74,74,74,74	0
56	MG	1H	3429	1/1	0.95	0.06	74,74,74,74	0
56	MG	1H	3512	1/1	0.95	0.15	44,44,44,44	0
56	MG	13	1723	1/1	0.95	0.12	105,105,105,105	0
56	MG	14	3307	1/1	0.95	0.09	70,70,70,70	0
56	MG	16	213	1/1	0.95	0.10	102,102,102,102	0
56	MG	1H	3479	1/1	0.95	0.11	67,67,67,67	0
56	MG	1H	3356	1/1	0.95	0.09	67,67,67,67	0

Continued on next page...

Continued from previous page...

Mol	Type	Chain	Res	Atoms	RSCC	RSR	B-factors(\AA^2)	Q<0.9
56	MG	14	3029	1/1	0.95	0.31	84,84,84,84	0
56	MG	1H	3074	1/1	0.95	0.37	65,65,65,65	0
56	MG	14	3158	1/1	0.95	0.17	75,75,75,75	0
56	MG	1H	3046	1/1	0.95	0.34	80,80,80,80	0
56	MG	1H	3513	1/1	0.95	0.13	58,58,58,58	0
56	MG	14	3272	1/1	0.95	0.12	59,59,59,59	0
56	MG	1H	3146	1/1	0.95	0.20	42,42,42,42	0
56	MG	1H	3228	1/1	0.95	0.33	71,71,71,71	0
56	MG	13	1739	1/1	0.95	0.12	118,118,118,118	0
56	MG	1G	1611	1/1	0.95	0.60	91,91,91,91	0
56	MG	1H	3012	1/1	0.95	0.50	52,52,52,52	0
56	MG	1H	3210	1/1	0.95	0.17	95,95,95,95	0
56	MG	13	1703	1/1	0.95	0.92	91,91,91,91	0
56	MG	16	212	1/1	0.95	0.06	79,79,79,79	0
56	MG	14	3285	1/1	0.95	0.12	57,57,57,57	0
56	MG	1H	3486	1/1	0.95	0.09	61,61,61,61	0
56	MG	1G	1702	1/1	0.95	0.07	146,146,146,146	0
56	MG	1H	3402	1/1	0.95	0.16	49,49,49,49	0
56	MG	14	3016	1/1	0.95	0.30	68,68,68,68	0
56	MG	1H	3139	1/1	0.95	0.20	65,65,65,65	0
56	MG	14	3026	1/1	0.95	0.28	90,90,90,90	0
56	MG	1H	3505	1/1	0.95	0.07	78,78,78,78	0
56	MG	14	3381	1/1	0.95	0.10	79,79,79,79	0
56	MG	1H	3322	1/1	0.95	0.17	77,77,77,77	0
56	MG	1H	3272	1/1	0.95	0.50	71,71,71,71	0
56	MG	14	3057	1/1	0.95	0.38	80,80,80,80	0
56	MG	1H	3365	1/1	0.95	0.06	91,91,91,91	0
56	MG	1H	3191	1/1	0.95	0.22	59,59,59,59	0
56	MG	1H	3400	1/1	0.95	0.12	68,68,68,68	0
56	MG	1H	3126	1/1	0.95	0.46	88,88,88,88	0
56	MG	1H	3044	1/1	0.95	0.39	75,75,75,75	0
56	MG	1H	3181	1/1	0.95	0.23	99,99,99,99	0
56	MG	1H	3217	1/1	0.95	0.32	61,61,61,61	0
56	MG	1H	3500	1/1	0.95	0.07	80,80,80,80	0
56	MG	1H	3128	1/1	0.95	0.14	71,71,71,71	0
56	MG	14	3323	1/1	0.96	0.10	96,96,96,96	0
56	MG	14	3014	1/1	0.96	0.17	81,81,81,81	0
56	MG	1G	1698	1/1	0.96	0.08	91,91,91,91	0
56	MG	14	3163	1/1	0.96	0.56	71,71,71,71	0
56	MG	1H	3209	1/1	0.96	0.42	60,60,60,60	0
56	MG	14	3077	1/1	0.96	0.43	78,78,78,78	0
56	MG	1H	3521	1/1	0.96	0.13	49,49,49,49	0

Continued on next page...

Continued from previous page...

Mol	Type	Chain	Res	Atoms	RSCC	RSR	B-factors(\AA^2)	Q<0.9
56	MG	1H	3438	1/1	0.96	0.11	52,52,52,52	0
56	MG	14	3079	1/1	0.96	0.55	69,69,69,69	0
56	MG	1H	3064	1/1	0.96	0.20	45,45,45,45	0
56	MG	1H	3053	1/1	0.96	0.27	48,48,48,48	0
56	MG	13	1714	1/1	0.96	0.10	62,62,62,62	0
56	MG	1H	3477	1/1	0.96	0.11	82,82,82,82	0
56	MG	1H	3447	1/1	0.96	0.12	81,81,81,81	0
56	MG	14	3089	1/1	0.96	0.49	87,87,87,87	0
56	MG	14	3293	1/1	0.96	0.12	68,68,68,68	0
56	MG	1G	1694	1/1	0.96	0.05	104,104,104,104	0
56	MG	13	1717	1/1	0.96	0.07	105,105,105,105	0
56	MG	1H	3471	1/1	0.96	0.08	94,94,94,94	0
56	MG	14	3376	1/1	0.96	0.11	65,65,65,65	0
56	MG	1H	3173	1/1	0.96	0.14	79,79,79,79	0
56	MG	1H	3208	1/1	0.96	0.22	71,71,71,71	0
56	MG	1G	1606	1/1	0.96	0.28	94,94,94,94	0
56	MG	1H	3354	1/1	0.96	0.09	61,61,61,61	0
56	MG	14	3319	1/1	0.96	0.05	88,88,88,88	0
56	MG	1H	3368	1/1	0.96	0.06	76,76,76,76	0
56	MG	1H	3326	1/1	0.96	0.35	94,94,94,94	0
56	MG	1H	3415	1/1	0.96	0.07	100,100,100,100	0
56	MG	1H	3192	1/1	0.96	0.36	81,81,81,81	0
56	MG	1G	1632	1/1	0.96	0.24	86,86,86,86	0
56	MG	13	1620	1/1	0.96	0.54	69,69,69,69	0
56	MG	14	3301	1/1	0.96	0.06	81,81,81,81	0
56	MG	1H	3125	1/1	0.96	0.62	77,77,77,77	0
56	MG	1G	1634	1/1	0.96	0.21	110,110,110,110	0
56	MG	1H	3401	1/1	0.96	0.07	50,50,50,50	0
56	MG	J8	101	1/1	0.96	0.30	72,72,72,72	0
56	MG	1H	3498	1/1	0.96	0.09	64,64,64,64	0
56	MG	1H	3057	1/1	0.96	0.32	40,40,40,40	0
56	MG	1H	3501	1/1	0.96	0.12	70,70,70,70	0
56	MG	13	1621	1/1	0.96	0.33	97,97,97,97	0
56	MG	14	3042	1/1	0.96	0.23	48,48,48,48	0
56	MG	1H	3488	1/1	0.96	0.09	102,102,102,102	0
56	MG	14	3080	1/1	0.96	0.35	54,54,54,54	0
56	MG	1H	3346	1/1	0.96	0.18	64,64,64,64	0
56	MG	1H	3409	1/1	0.96	0.05	83,83,83,83	0
56	MG	1G	1672	1/1	0.96	0.35	100,100,100,100	0
56	MG	1H	3262	1/1	0.96	0.17	57,57,57,57	0
56	MG	1H	3437	1/1	0.96	0.15	82,82,82,82	0
56	MG	1G	1683	1/1	0.96	0.26	123,123,123,123	0

Continued on next page...

Continued from previous page...

Mol	Type	Chain	Res	Atoms	RSCC	RSR	B-factors(\AA^2)	Q<0.9
56	MG	1H	3045	1/1	0.96	0.35	75,75,75,75	0
56	MG	14	3066	1/1	0.96	0.52	65,65,65,65	0
56	MG	13	1751	1/1	0.96	0.21	70,70,70,70	0
56	MG	1H	3306	1/1	0.96	0.31	81,81,81,81	0
56	MG	14	3083	1/1	0.96	0.42	93,93,93,93	0
56	MG	1G	1604	1/1	0.96	0.20	95,95,95,95	0
56	MG	14	3033	1/1	0.96	0.27	69,69,69,69	0
56	MG	1H	3073	1/1	0.96	0.22	53,53,53,53	0
56	MG	1H	3303	1/1	0.96	0.21	88,88,88,88	0
56	MG	14	3011	1/1	0.96	0.56	57,57,57,57	0
56	MG	13	1647	1/1	0.96	0.54	75,75,75,75	0
56	MG	1H	3113	1/1	0.96	0.33	73,73,73,73	0
56	MG	1K	101	1/1	0.96	0.34	88,88,88,88	0
56	MG	1H	3526	1/1	0.96	0.15	46,46,46,46	0
56	MG	14	3045	1/1	0.96	0.56	60,60,60,60	0
56	MG	1H	3166	1/1	0.96	0.43	60,60,60,60	0
56	MG	1H	3162	1/1	0.96	0.17	55,55,55,55	0
56	MG	1H	3485	1/1	0.96	0.07	81,81,81,81	0
56	MG	14	3017	1/1	0.96	0.28	85,85,85,85	0
56	MG	1H	3410	1/1	0.96	0.12	62,62,62,62	0
56	MG	1G	1615	1/1	0.96	0.18	103,103,103,103	0
56	MG	14	3107	1/1	0.96	0.39	76,76,76,76	0
56	MG	1H	3369	1/1	0.96	0.14	70,70,70,70	0
56	MG	1H	3050	1/1	0.96	0.29	62,62,62,62	0
56	MG	14	3354	1/1	0.96	0.17	77,77,77,77	0
56	MG	E8	201	1/1	0.96	0.31	79,79,79,79	0
56	MG	1H	3422	1/1	0.96	0.09	83,83,83,83	0
56	MG	1H	3251	1/1	0.96	0.20	96,96,96,96	0
56	MG	14	3267	1/1	0.96	0.11	67,67,67,67	0
56	MG	1H	3399	1/1	0.96	0.09	67,67,67,67	0
56	MG	1H	3040	1/1	0.96	0.23	47,47,47,47	0
56	MG	1H	3372	1/1	0.96	0.14	65,65,65,65	0
56	MG	13	1637	1/1	0.96	0.62	59,59,59,59	0
56	MG	1H	3458	1/1	0.96	0.14	109,109,109,109	0
56	MG	1H	3403	1/1	0.96	0.20	48,48,48,48	0
56	MG	13	1733	1/1	0.96	0.11	101,101,101,101	0
56	MG	1H	3077	1/1	0.96	0.10	69,69,69,69	0
56	MG	1H	3177	1/1	0.96	0.23	62,62,62,62	0
56	MG	13	1719	1/1	0.96	0.14	64,64,64,64	0
56	MG	14	3183	1/1	0.96	0.45	83,83,83,83	0
56	MG	13	1605	1/1	0.96	0.33	81,81,81,81	0
56	MG	1H	3515	1/1	0.96	0.15	46,46,46,46	0

Continued on next page...

Continued from previous page...

Mol	Type	Chain	Res	Atoms	RSCC	RSR	B-factors(\AA^2)	Q<0.9
56	MG	1H	3111	1/1	0.96	0.28	100,100,100,100	0
56	MG	1H	3413	1/1	0.96	0.08	71,71,71,71	0
56	MG	1H	3384	1/1	0.96	0.11	62,62,62,62	0
56	MG	14	3008	1/1	0.96	0.48	58,58,58,58	0
56	MG	14	3140	1/1	0.96	0.28	65,65,65,65	0
56	MG	1H	3484	1/1	0.96	0.10	89,89,89,89	0
56	MG	14	3343	1/1	0.96	0.04	100,100,100,100	0
56	MG	1H	3043	1/1	0.96	0.23	50,50,50,50	0
56	MG	14	3309	1/1	0.96	0.12	86,86,86,86	0
56	MG	1H	3446	1/1	0.96	0.05	84,84,84,84	0
56	MG	14	3054	1/1	0.96	0.43	59,59,59,59	0
56	MG	14	3352	1/1	0.96	0.08	106,106,106,106	0
56	MG	1G	1617	1/1	0.97	0.31	99,99,99,99	0
56	MG	1H	3371	1/1	0.97	0.15	53,53,53,53	0
56	MG	13	1604	1/1	0.97	0.31	89,89,89,89	0
56	MG	1H	3525	1/1	0.97	0.10	43,43,43,43	0
56	MG	13	1734	1/1	0.97	0.04	87,87,87,87	0
56	MG	14	3370	1/1	0.97	0.10	88,88,88,88	0
56	MG	14	3332	1/1	0.97	0.08	88,88,88,88	0
56	MG	14	3310	1/1	0.97	0.05	78,78,78,78	0
56	MG	1G	1603	1/1	0.97	0.40	83,83,83,83	0
56	MG	1G	1688	1/1	0.97	0.12	73,73,73,73	0
56	MG	14	3369	1/1	0.97	0.05	96,96,96,96	0
56	MG	14	3025	1/1	0.97	0.31	53,53,53,53	0
56	MG	1H	3436	1/1	0.97	0.07	79,79,79,79	0
56	MG	1H	3411	1/1	0.97	0.03	101,101,101,101	0
56	MG	14	3277	1/1	0.97	0.11	67,67,67,67	0
56	MG	1H	3361	1/1	0.97	0.04	105,105,105,105	0
56	MG	14	3347	1/1	0.97	0.10	75,75,75,75	0
56	MG	1H	3370	1/1	0.97	0.15	51,51,51,51	0
56	MG	1H	3391	1/1	0.97	0.10	53,53,53,53	0
56	MG	14	3262	1/1	0.97	0.10	88,88,88,88	0
56	MG	14	3320	1/1	0.97	0.09	72,72,72,72	0
56	MG	1H	3476	1/1	0.97	0.07	65,65,65,65	0
56	MG	1H	3049	1/1	0.97	0.21	74,74,74,74	0
56	MG	14	3389	1/1	0.97	0.21	62,62,62,62	0
56	MG	14	3047	1/1	0.97	0.30	59,59,59,59	0
56	MG	14	3040	1/1	0.97	0.43	49,49,49,49	0
56	MG	14	3306	1/1	0.97	0.17	49,49,49,49	0
56	MG	1H	3472	1/1	0.97	0.07	61,61,61,61	0
56	MG	1H	3497	1/1	0.97	0.10	51,51,51,51	0
56	MG	1H	3008	1/1	0.97	0.31	56,56,56,56	0

Continued on next page...

Continued from previous page...

Mol	Type	Chain	Res	Atoms	RSCC	RSR	B-factors(\AA^2)	Q<0.9
56	MG	1G	1621	1/1	0.97	0.24	92,92,92,92	0
56	MG	1H	3024	1/1	0.97	0.30	53,53,53,53	0
56	MG	1H	3001	1/1	0.97	0.42	45,45,45,45	0
56	MG	1H	3056	1/1	0.97	0.33	54,54,54,54	0
56	MG	13	1643	1/1	0.97	0.36	96,96,96,96	0
56	MG	14	3019	1/1	0.97	0.50	56,56,56,56	0
56	MG	1H	3355	1/1	0.97	0.08	53,53,53,53	0
56	MG	14	3386	1/1	0.97	0.09	51,51,51,51	0
56	MG	14	3304	1/1	0.97	0.08	91,91,91,91	0
56	MG	1H	3459	1/1	0.97	0.10	64,64,64,64	0
56	MG	1H	3065	1/1	0.97	0.66	51,51,51,51	0
56	MG	1G	1657	1/1	0.97	0.48	87,87,87,87	0
56	MG	14	3073	1/1	0.97	0.38	58,58,58,58	0
56	MG	1H	3506	1/1	0.97	0.06	88,88,88,88	0
56	MG	14	3346	1/1	0.97	0.11	80,80,80,80	0
56	MG	14	3355	1/1	0.97	0.10	97,97,97,97	0
56	MG	1H	3347	1/1	0.97	0.16	59,59,59,59	0
56	MG	14	3012	1/1	0.97	0.46	49,49,49,49	0
56	MG	1H	3004	1/1	0.97	0.37	57,57,57,57	0
56	MG	14	3002	1/1	0.97	0.37	67,67,67,67	0
56	MG	1H	3061	1/1	0.97	0.42	61,61,61,61	0
56	MG	14	3065	1/1	0.97	0.48	49,49,49,49	0
56	MG	14	3273	1/1	0.97	0.08	53,53,53,53	0
56	MG	13	1729	1/1	0.97	0.08	111,111,111,111	0
56	MG	14	3314	1/1	0.97	0.08	64,64,64,64	0
56	MG	13	1669	1/1	0.97	0.23	142,142,142,142	0
56	MG	1H	3187	1/1	0.97	0.40	89,89,89,89	0
56	MG	14	3281	1/1	0.97	0.10	79,79,79,79	0
56	MG	14	3085	1/1	0.97	0.36	77,77,77,77	0
56	MG	1H	3339	1/1	0.97	0.11	50,50,50,50	0
56	MG	14	3059	1/1	0.97	0.27	59,59,59,59	0
56	MG	14	3048	1/1	0.97	0.40	65,65,65,65	0
56	MG	1H	3258	1/1	0.97	0.37	68,68,68,68	0
56	MG	1G	1614	1/1	0.97	0.64	78,78,78,78	0
56	MG	21	301	1/1	0.97	0.38	55,55,55,55	0
56	MG	13	1630	1/1	0.97	0.36	57,57,57,57	0
56	MG	14	3303	1/1	0.97	0.07	107,107,107,107	0
56	MG	1H	3394	1/1	0.97	0.16	54,54,54,54	0
56	MG	13	1631	1/1	0.97	0.27	82,82,82,82	0
56	MG	1H	3517	1/1	0.97	0.11	71,71,71,71	0
56	MG	14	3284	1/1	0.97	0.16	49,49,49,49	0
56	MG	14	3091	1/1	0.97	0.28	54,54,54,54	0

Continued on next page...

Continued from previous page...

Mol	Type	Chain	Res	Atoms	RSCC	RSR	B-factors(\AA^2)	Q<0.9
56	MG	14	3147	1/1	0.97	0.25	95,95,95,95	0
56	MG	13	1629	1/1	0.97	0.25	87,87,87,87	0
56	MG	1G	1649	1/1	0.97	0.16	145,145,145,145	0
56	MG	14	3308	1/1	0.97	0.11	68,68,68,68	0
56	MG	1H	3382	1/1	0.97	0.13	60,60,60,60	0
56	MG	13	1627	1/1	0.97	0.24	57,57,57,57	0
56	MG	14	3027	1/1	0.97	0.25	91,91,91,91	0
56	MG	1H	3060	1/1	0.97	0.49	48,48,48,48	0
56	MG	14	3062	1/1	0.97	0.24	69,69,69,69	0
56	MG	1G	1623	1/1	0.97	0.37	114,114,114,114	0
56	MG	1H	3381	1/1	0.97	0.07	46,46,46,46	0
56	MG	1H	3343	1/1	0.97	0.14	48,48,48,48	0
56	MG	1H	3167	1/1	0.97	0.19	62,62,62,62	0
56	MG	1H	3418	1/1	0.97	0.14	56,56,56,56	0
56	MG	1H	3007	1/1	0.97	0.36	40,40,40,40	0
56	MG	14	3127	1/1	0.97	0.34	83,83,83,83	0
57	ZN	3E	303	1/1	0.97	0.39	110,110,110,110	0
56	MG	13	1602	1/1	0.97	0.37	68,68,68,68	0
56	MG	1H	3112	1/1	0.97	0.43	72,72,72,72	0
56	MG	13	1731	1/1	0.97	0.07	69,69,69,69	0
56	MG	14	3064	1/1	0.97	0.50	68,68,68,68	0
56	MG	14	3263	1/1	0.97	0.09	60,60,60,60	0
56	MG	1H	3032	1/1	0.97	0.36	46,46,46,46	0
56	MG	1H	3017	1/1	0.97	0.27	43,43,43,43	0
56	MG	14	3290	1/1	0.97	0.16	61,61,61,61	0
56	MG	14	3264	1/1	0.97	0.10	53,53,53,53	0
56	MG	1H	3362	1/1	0.97	0.11	72,72,72,72	0
56	MG	14	3357	1/1	0.97	0.14	82,82,82,82	0
56	MG	1H	3481	1/1	0.97	0.06	79,79,79,79	0
56	MG	13	1722	1/1	0.97	0.23	94,94,94,94	0
56	MG	14	3001	1/1	0.98	0.46	58,58,58,58	0
56	MG	1H	3302	1/1	0.98	0.14	81,81,81,81	0
56	MG	14	3302	1/1	0.98	0.11	73,73,73,73	0
56	MG	1G	1689	1/1	0.98	0.16	80,80,80,80	0
56	MG	1H	3482	1/1	0.98	0.16	66,66,66,66	0
56	MG	1H	3018	1/1	0.98	0.23	83,83,83,83	0
56	MG	14	3286	1/1	0.98	0.14	58,58,58,58	0
56	MG	1H	3345	1/1	0.98	0.10	47,47,47,47	0
56	MG	1H	3081	1/1	0.98	0.37	63,63,63,63	0
56	MG	1H	3357	1/1	0.98	0.10	52,52,52,52	0
56	MG	14	3350	1/1	0.98	0.06	84,84,84,84	0
56	MG	1H	3352	1/1	0.98	0.14	43,43,43,43	0

Continued on next page...

Continued from previous page...

Mol	Type	Chain	Res	Atoms	RSCC	RSR	B-factors(\AA^2)	Q<0.9
56	MG	13	1624	1/1	0.98	0.70	71,71,71,71	0
56	MG	14	3101	1/1	0.98	0.16	55,55,55,55	0
56	MG	14	3300	1/1	0.98	0.13	47,47,47,47	0
56	MG	1H	3389	1/1	0.98	0.09	51,51,51,51	0
56	MG	1H	3452	1/1	0.98	0.09	69,69,69,69	0
56	MG	13	1603	1/1	0.98	0.36	74,74,74,74	0
56	MG	1H	3088	1/1	0.98	0.24	61,61,61,61	0
56	MG	14	3060	1/1	0.98	0.36	65,65,65,65	0
56	MG	1H	3387	1/1	0.98	0.12	57,57,57,57	0
56	MG	1H	3104	1/1	0.98	0.20	67,67,67,67	0
56	MG	1G	1660	1/1	0.98	0.07	92,92,92,92	0
56	MG	14	3003	1/1	0.98	0.39	45,45,45,45	0
56	MG	14	3058	1/1	0.98	0.50	49,49,49,49	0
56	MG	1H	3425	1/1	0.98	0.13	67,67,67,67	0
56	MG	1H	3016	1/1	0.98	0.40	61,61,61,61	0
56	MG	1H	3358	1/1	0.98	0.12	65,65,65,65	0
56	MG	1H	3002	1/1	0.98	0.27	30,30,30,30	0
56	MG	1H	3373	1/1	0.98	0.07	63,63,63,63	0
56	MG	14	3298	1/1	0.98	0.10	59,59,59,59	0
57	ZN	32	301	1/1	0.98	0.35	123,123,123,123	0
56	MG	13	1720	1/1	0.98	0.08	66,66,66,66	0
56	MG	14	3106	1/1	0.98	0.55	70,70,70,70	0
56	MG	1H	3140	1/1	0.98	0.34	59,59,59,59	0
56	MG	1H	3460	1/1	0.98	0.07	63,63,63,63	0
56	MG	1H	3341	1/1	0.98	0.13	49,49,49,49	0
56	MG	1H	3080	1/1	0.98	0.41	53,53,53,53	0
56	MG	14	3342	1/1	0.98	0.10	72,72,72,72	0
56	MG	14	3185	1/1	0.98	0.38	64,64,64,64	0
56	MG	1H	3392	1/1	0.98	0.19	42,42,42,42	0
56	MG	1H	3005	1/1	0.98	0.43	46,46,46,46	0
56	MG	1H	3160	1/1	0.98	0.26	92,92,92,92	0
56	MG	1H	3141	1/1	0.98	0.13	53,53,53,53	0
56	MG	1H	3448	1/1	0.98	0.04	68,68,68,68	0
56	MG	1H	3366	1/1	0.98	0.14	68,68,68,68	0
56	MG	13	1735	1/1	0.98	0.13	77,77,77,77	0
56	MG	14	3344	1/1	0.98	0.09	85,85,85,85	0
56	MG	14	3078	1/1	0.98	0.23	68,68,68,68	0
56	MG	1G	1602	1/1	0.98	0.46	72,72,72,72	0
56	MG	13	1736	1/1	0.98	0.15	86,86,86,86	0
56	MG	1H	3385	1/1	0.98	0.12	66,66,66,66	0
56	MG	1H	3474	1/1	0.98	0.06	91,91,91,91	0
56	MG	1H	3003	1/1	0.98	0.32	63,63,63,63	0

Continued on next page...

Continued from previous page...

Mol	Type	Chain	Res	Atoms	RSCC	RSR	B-factors(\AA^2)	Q<0.9
56	MG	14	3056	1/1	0.98	0.35	64,64,64,64	0
56	MG	1H	3454	1/1	0.98	0.08	106,106,106,106	0
56	MG	14	3248	1/1	0.98	0.21	85,85,85,85	0
56	MG	13	1601	1/1	0.98	0.26	83,83,83,83	0
56	MG	1H	3011	1/1	0.98	0.39	54,54,54,54	0
56	MG	1H	3147	1/1	0.98	0.15	49,49,49,49	0
56	MG	1H	3407	1/1	0.98	0.08	84,84,84,84	0
56	MG	1H	3033	1/1	0.98	0.28	75,75,75,75	0
56	MG	14	3270	1/1	0.98	0.13	75,75,75,75	0
56	MG	1H	3523	1/1	0.98	0.50	37,37,37,37	0
56	MG	13	1730	1/1	0.98	0.10	75,75,75,75	0
56	MG	1H	3416	1/1	0.98	0.06	69,69,69,69	0
56	MG	1H	3502	1/1	0.98	0.10	49,49,49,49	0
56	MG	14	3345	1/1	0.98	0.07	72,72,72,72	0
56	MG	1H	3434	1/1	0.98	0.06	72,72,72,72	0
56	MG	1H	3463	1/1	0.98	0.07	82,82,82,82	0
56	MG	14	3374	1/1	0.98	0.06	57,57,57,57	0
56	MG	1H	3071	1/1	0.98	0.30	51,51,51,51	0
56	MG	1H	3449	1/1	0.98	0.07	66,66,66,66	0
56	MG	1H	3393	1/1	0.98	0.16	44,44,44,44	0
56	MG	1H	3034	1/1	0.98	0.37	91,91,91,91	0
56	MG	1H	3340	1/1	0.98	0.19	41,41,41,41	0
56	MG	1H	3408	1/1	0.98	0.13	58,58,58,58	0
56	MG	1H	3440	1/1	0.98	0.10	63,63,63,63	0
56	MG	14	3179	1/1	0.98	0.29	86,86,86,86	0
56	MG	1H	3396	1/1	0.98	0.04	79,79,79,79	0
56	MG	14	3004	1/1	0.98	0.31	53,53,53,53	0
56	MG	14	3265	1/1	0.98	0.11	61,61,61,61	0
56	MG	1H	3055	1/1	0.98	0.33	52,52,52,52	0
56	MG	14	3043	1/1	0.99	0.46	57,57,57,57	0
56	MG	14	3072	1/1	0.99	0.21	75,75,75,75	0
56	MG	14	3010	1/1	0.99	0.33	58,58,58,58	0
56	MG	2L	101	1/1	0.99	0.37	88,88,88,88	0
56	MG	1H	3383	1/1	0.99	0.05	48,48,48,48	0
56	MG	29	301	1/1	0.99	0.38	49,49,49,49	0
56	MG	1H	3168	1/1	0.99	0.49	84,84,84,84	0
56	MG	14	3013	1/1	0.99	0.28	66,66,66,66	0
56	MG	14	3035	1/1	0.99	0.47	71,71,71,71	0
56	MG	14	3275	1/1	0.99	0.12	71,71,71,71	0
56	MG	1G	1601	1/1	0.99	0.34	94,94,94,94	0
56	MG	1H	3015	1/1	0.99	0.16	57,57,57,57	0
57	ZN	5I	101	1/1	0.99	0.13	111,111,111,111	0

Continued on next page...

Continued from previous page...

Mol	Type	Chain	Res	Atoms	RSCC	RSR	B-factors(\AA^2)	Q<0.9
56	MG	1H	3432	1/1	0.99	0.03	83,83,83,83	0
56	MG	14	3388	1/1	0.99	0.12	80,80,80,80	0
56	MG	1H	3376	1/1	0.99	0.06	70,70,70,70	0
56	MG	14	3291	1/1	0.99	0.14	54,54,54,54	0
56	MG	14	3006	1/1	0.99	0.56	60,60,60,60	0
56	MG	14	3005	1/1	0.99	0.46	48,48,48,48	0
56	MG	1H	3010	1/1	0.99	0.27	47,47,47,47	0
56	MG	1H	3395	1/1	0.99	0.14	48,48,48,48	0
56	MG	1H	3029	1/1	0.99	0.31	65,65,65,65	0
56	MG	14	3050	1/1	0.99	0.28	81,81,81,81	0
56	MG	1H	3194	1/1	0.99	0.32	48,48,48,48	0
56	MG	1H	3519	1/1	0.99	0.03	94,94,94,94	0
56	MG	1H	3424	1/1	0.99	0.14	49,49,49,49	0
56	MG	1H	3342	1/1	0.99	0.14	57,57,57,57	0
56	MG	14	3296	1/1	0.99	0.17	53,53,53,53	0
56	MG	1H	3421	1/1	0.99	0.18	64,64,64,64	0
56	MG	14	3368	1/1	0.99	0.12	53,53,53,53	0
56	MG	1H	3353	1/1	0.99	0.15	61,61,61,61	0
56	MG	14	3247	1/1	0.99	0.20	61,61,61,61	0
56	MG	1H	3398	1/1	0.99	0.13	63,63,63,63	0
56	MG	14	3088	1/1	0.99	0.32	44,44,44,44	0
56	MG	13	1661	1/1	0.99	0.15	95,95,95,95	0

6.5 Other polymers ⓘ

There are no such residues in this entry.