



Full wwPDB X-ray Structure Validation Report ⓘ

May 17, 2020 – 07:07 pm BST

PDB ID : 4WRA
Title : Complex of 70S ribosome with tRNA-Tyr and mRNA with A-A mismatch in the first position in the A-site and with antibiotic paromomycin.
Authors : Rozov, A.; Demeshkina, N.; Yusupov, M.; Yusupova, G.
Deposited on : 2014-10-23
Resolution : 3.05 Å(reported)

This is a Full wwPDB X-ray Structure Validation Report for a publicly released PDB entry.

We welcome your comments at validation@mail.wwpdb.org

A user guide is available at

<https://www.wwpdb.org/validation/2017/XrayValidationReportHelp>

with specific help available everywhere you see the ⓘ symbol.

The following versions of software and data (see [references ⓘ](#)) were used in the production of this report:

MolProbity : 4.02b-467
Mogul : 1.8.5 (274361), CSD as541be (2020)
Xtriage (Phenix) : 1.13
EDS : 2.11
buster-report : 1.1.7 (2018)
Percentile statistics : 20191225.v01 (using entries in the PDB archive December 25th 2019)
Refmac : 5.8.0158
CCP4 : 7.0.044 (Gargrove)
Ideal geometry (proteins) : Engh & Huber (2001)
Ideal geometry (DNA, RNA) : Parkinson et al. (1996)
Validation Pipeline (wwPDB-VP) : 2.11

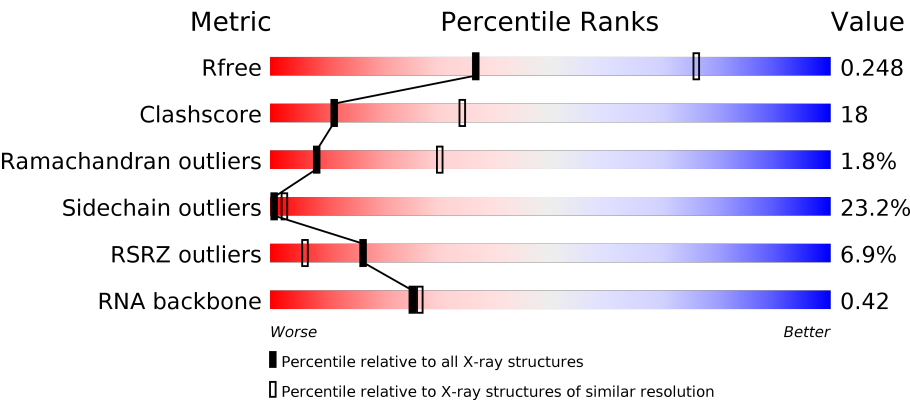
1 Overall quality at a glance i

The following experimental techniques were used to determine the structure:

X-RAY DIFFRACTION

The reported resolution of this entry is 3.05 Å.

Percentile scores (ranging between 0-100) for global validation metrics of the entry are shown in the following graphic. The table shows the number of entries on which the scores are based.



Metric	Whole archive (#Entries)	Similar resolution (#Entries, resolution range(Å))
R _{free}	130704	1754 (3.10-3.02)
Clashscore	141614	1864 (3.10-3.02)
Ramachandran outliers	138981	1794 (3.10-3.02)
Sidechain outliers	138945	1793 (3.10-3.02)
RSRZ outliers	127900	1713 (3.10-3.02)
RNA backbone	3102	1036 (3.32-2.80)

The table below summarises the geometric issues observed across the polymeric chains and their fit to the electron density. The red, orange, yellow and green segments on the lower bar indicate the fraction of residues that contain outliers for ≥ 3 , 2, 1 and 0 types of geometric quality criteria respectively. A grey segment represents the fraction of residues that are not modelled. The numeric value for each fraction is indicated below the corresponding segment, with a dot representing fractions $\leq 5\%$. The upper red bar (where present) indicates the fraction of residues that have poor fit to the electron density. The numeric value is given above the bar.

Mol	Chain	Length	Quality of chain
1	13	1522	<div><div>2%</div><div><div></div><div></div><div></div><div></div></div><div>33%44%17%..</div></div>
1	1G	1522	<div><div>2%</div><div><div></div><div></div><div></div><div></div></div><div>38%42%17%..</div></div>
2	12	256	<div><div>3%</div><div><div></div><div></div><div></div><div></div></div><div>41%39%13%7%</div></div>
2	1E	256	<div><div>2%</div><div><div></div><div></div><div></div><div></div></div><div>39%41%12%7%</div></div>

Continued on next page...

Continued from previous page...

Mol	Chain	Length	Quality of chain
3	22	239	
3	2E	239	
4	32	209	
4	3E	209	
5	42	162	
5	4E	162	
6	52	101	
6	5E	101	
7	62	156	
7	6E	156	
8	72	138	
8	7E	138	
9	82	128	
9	8E	128	
10	1A	105	
10	1I	105	
11	2A	129	
11	2I	129	
12	3A	132	
12	3I	132	
13	4A	126	
13	4I	126	
14	5A	61	
14	5I	61	
15	6A	89	

Continued on next page...

Continued from previous page...

Mol	Chain	Length	Quality of chain
15	6I	89	
16	7A	88	
16	7I	88	
17	8A	105	
17	8I	105	
18	9A	88	
18	9I	88	
19	AA	93	
19	AI	93	
20	BA	106	
20	BI	106	
21	1B	27	
21	1F	27	
22	1K	85	
23	2K	77	
23	2L	77	
24	1L	85	
24	3K	85	
25	4K	30	
25	4L	30	
26	14	2918	
26	1H	2918	
27	16	122	
27	1J	122	
28	11	276	

Continued on next page...

Continued from previous page...

Mol	Chain	Length	Quality of chain
28	19	276	
29	21	206	
29	29	206	
30	31	210	
30	39	210	
31	41	182	
31	49	182	
32	51	180	
32	59	180	
33	61	148	
33	69	148	
34	15	140	
34	58	140	
35	25	122	
35	68	122	
36	35	150	
36	78	150	
37	45	141	
37	88	141	
38	55	118	
38	98	118	
39	65	112	
39	A8	112	
40	75	146	
40	B8	146	

Continued on next page...

Continued from previous page...

Mol	Chain	Length	Quality of chain
41	85	118	
41	C8	118	
42	95	101	
42	D8	101	
43	A5	113	
43	E8	113	
44	B5	96	
44	F8	96	
45	C5	110	
45	G8	110	
46	D5	206	
46	H8	206	
47	E5	85	
47	I8	85	
48	F5	98	
48	J8	98	
49	G5	72	
49	K8	72	
50	H5	60	
50	L8	60	
51	I5	71	
51	M8	71	
52	J5	60	
52	N8	60	
53	L5	49	

Continued on next page...

Continued from previous page...

Mol	Chain	Length	Quality of chain
53	P8	49	
54	M5	65	
54	Q8	65	
55	3L	85	

The following table lists non-polymeric compounds, carbohydrate monomers and non-standard residues in protein, DNA, RNA chains that are outliers for geometric or electron-density-fit criteria:

Mol	Type	Chain	Res	Chirality	Geometry	Clashes	Electron density
56	MG	13	1623	-	-	-	X
56	MG	14	3118	-	-	-	X
56	MG	14	3158	-	-	-	X
56	MG	14	3280	-	-	-	X
56	MG	14	3293	-	-	-	X
56	MG	14	3298	-	-	-	X
56	MG	1G	1648	-	-	-	X
56	MG	1H	3076	-	-	-	X
56	MG	1H	3101	-	-	-	X
56	MG	1H	3211	-	-	-	X
56	MG	1H	3217	-	-	-	X
56	MG	1H	3223	-	-	-	X
56	MG	1H	3228	-	-	-	X
56	MG	1H	3273	-	-	-	X
56	MG	1H	3274	-	-	-	X
56	MG	1H	3275	-	-	-	X
56	MG	1H	3293	-	-	-	X
56	MG	1H	3319	-	-	-	X
56	MG	1H	3323	-	-	-	X
56	MG	1H	3326	-	-	-	X
56	MG	1H	3328	-	-	-	X
56	MG	1H	3332	-	-	-	X

2 Entry composition

There are 59 unique types of molecules in this entry. The entry contains 299607 atoms, of which 0 are hydrogens and 0 are deuteriums.

In the tables below, the ZeroOcc column contains the number of atoms modelled with zero occupancy, the AltConf column contains the number of residues with at least one atom in alternate conformation and the Trace column contains the number of residues modelled with at most 2 atoms.

- Molecule 1 is a RNA chain called 16S ribosomal RNA.

Mol	Chain	Residues	Atoms					ZeroOcc	AltConf	Trace
1	13	1505	Total	C	N	O	P	0	0	0
			32352	14399	5994	10454	1505			
1	1G	1504	Total	C	N	O	P	0	0	0
			32327	14389	5989	10446	1503			

- Molecule 2 is a protein called 30S ribosomal protein S2.

Mol	Chain	Residues	Atoms					ZeroOcc	AltConf	Trace
2	1E	237	Total	C	N	O	S	0	0	0
			1924	1228	344	347	5			
2	12	237	Total	C	N	O	S	0	0	0
			1924	1228	344	347	5			

- Molecule 3 is a protein called 30S ribosomal protein S3.

Mol	Chain	Residues	Atoms					ZeroOcc	AltConf	Trace
3	2E	205	Total	C	N	O	S	0	0	0
			1605	1011	313	280	1			
3	22	206	Total	C	N	O	S	0	0	0
			1612	1016	314	281	1			

- Molecule 4 is a protein called 30S ribosomal protein S4.

Mol	Chain	Residues	Atoms					ZeroOcc	AltConf	Trace
4	3E	208	Total	C	N	O	S	0	0	0
			1702	1066	339	290	7			
4	32	208	Total	C	N	O	S	0	0	0
			1702	1066	339	290	7			

- Molecule 5 is a protein called 30S ribosomal protein S5.

Mol	Chain	Residues	Atoms					ZeroOcc	AltConf	Trace
5	4E	151	Total	C	N	O	S	0	0	0
			1155	729	218	204	4			
5	42	151	Total	C	N	O	S	0	0	0
			1155	729	218	204	4			

- Molecule 6 is a protein called 30S ribosomal protein S6.

Mol	Chain	Residues	Atoms					ZeroOcc	AltConf	Trace
6	5E	101	Total	C	N	O	S	0	0	0
			842	531	155	153	3			
6	52	101	Total	C	N	O	S	0	0	0
			842	531	155	153	3			

- Molecule 7 is a protein called 30S ribosomal protein S7.

Mol	Chain	Residues	Atoms					ZeroOcc	AltConf	Trace
7	6E	152	Total	C	N	O	S	0	0	0
			1243	774	249	214	6			
7	62	155	Total	C	N	O	S	0	0	0
			1256	781	252	217	6			

- Molecule 8 is a protein called 30S ribosomal protein S8.

Mol	Chain	Residues	Atoms					ZeroOcc	AltConf	Trace
8	7E	138	Total	C	N	O	S	0	0	0
			1115	705	215	192	3			
8	72	137	Total	C	N	O	S	0	0	0
			1107	700	214	191	2			

- Molecule 9 is a protein called 30S ribosomal protein S9.

Mol	Chain	Residues	Atoms				ZeroOcc	AltConf	Trace
9	8E	127	Total	C	N	O	0	0	0
			1009	639	197	173			
9	82	122	Total	C	N	O	0	0	0
			971	616	189	166			

- Molecule 10 is a protein called 30S ribosomal protein S10.

Mol	Chain	Residues	Atoms					ZeroOcc	AltConf	Trace
10	1I	99	Total	C	N	O	S	0	0	0
			801	504	157	139	1			

Continued on next page...

Continued from previous page...

Mol	Chain	Residues	Atoms					ZeroOcc	AltConf	Trace
10	1A	99	Total	C	N	O	S	0	0	0
			801	504	157	139	1			

- Molecule 11 is a protein called 30S ribosomal protein S11.

Mol	Chain	Residues	Atoms					ZeroOcc	AltConf	Trace
11	2I	116	Total	C	N	O	S	0	0	0
			864	537	164	160	3			
11	2A	117	Total	C	N	O	S	0	0	0
			873	543	166	161	3			

- Molecule 12 is a protein called 30S ribosomal protein S12.

Mol	Chain	Residues	Atoms					ZeroOcc	AltConf	Trace
12	3I	122	Total	C	N	O	S	0	0	0
			956	603	193	159	1			
12	3A	125	Total	C	N	O	S	0	0	0
			975	614	196	164	1			

- Molecule 13 is a protein called 30S ribosomal protein S13.

Mol	Chain	Residues	Atoms					ZeroOcc	AltConf	Trace
13	4I	116	Total	C	N	O	S	0	0	0
			928	574	191	161	2			
13	4A	117	Total	C	N	O	S	0	0	0
			933	577	192	162	2			

- Molecule 14 is a protein called 30S ribosomal protein S14 type Z.

Mol	Chain	Residues	Atoms					ZeroOcc	AltConf	Trace
14	5I	59	Total	C	N	O	S	0	0	0
			480	306	100	70	4			
14	5A	58	Total	C	N	O	S	0	0	0
			475	303	99	69	4			

- Molecule 15 is a protein called 30S ribosomal protein S15.

Mol	Chain	Residues	Atoms					ZeroOcc	AltConf	Trace
15	6I	88	Total	C	N	O	S	0	0	0
			733	459	147	125	2			
15	6A	88	Total	C	N	O	S	0	0	0
			733	459	147	125	2			

- Molecule 16 is a protein called 30S ribosomal protein S16.

Mol	Chain	Residues	Atoms					ZeroOcc	AltConf	Trace
16	7I	84	Total	C	N	O	S	0	0	0
			705	446	140	118	1			
16	7A	84	Total	C	N	O	S	0	0	0
			705	446	140	118	1			

- Molecule 17 is a protein called 30S ribosomal protein S17.

Mol	Chain	Residues	Atoms					ZeroOcc	AltConf	Trace
17	8I	100	Total	C	N	O	S	0	0	0
			834	534	155	143	2			
17	8A	100	Total	C	N	O	S	0	0	0
			834	534	155	143	2			

- Molecule 18 is a protein called 30S ribosomal protein S18.

Mol	Chain	Residues	Atoms				ZeroOcc	AltConf	Trace
18	9I	72	Total	C	N	O	0	0	0
			590	376	117	97			
18	9A	71	Total	C	N	O	0	0	0
			581	370	115	96			

- Molecule 19 is a protein called 30S ribosomal protein S19.

Mol	Chain	Residues	Atoms					ZeroOcc	AltConf	Trace
19	AI	83	Total	C	N	O	S	0	0	0
			665	424	124	115	2			
19	AA	78	Total	C	N	O	S	0	0	0
			624	398	115	109	2			

- Molecule 20 is a protein called 30S ribosomal protein S20.

Mol	Chain	Residues	Atoms					ZeroOcc	AltConf	Trace
20	BI	99	Total	C	N	O	S	0	0	0
			762	470	162	128	2			
20	BA	99	Total	C	N	O	S	0	0	0
			762	470	162	128	2			

- Molecule 21 is a protein called 30S ribosomal protein Thx.

Mol	Chain	Residues	Atoms				ZeroOcc	AltConf	Trace
21	1F	25	Total	C	N	O	0	0	0
			217	134	52	31			
21	1B	25	Total	C	N	O	0	0	0
			217	134	52	31			

- Molecule 22 is a RNA chain called tRNA-Tyr.

Mol	Chain	Residues	Atoms						ZeroOcc	AltConf	Trace
22	1K	85	Total	C	N	O	P	S	0	0	0
			1824	821	323	594	85	1			

- Molecule 23 is a RNA chain called tRNA-fMet.

Mol	Chain	Residues	Atoms						ZeroOcc	AltConf	Trace
23	2K	77	Total	C	N	O	P	S	0	0	0
			1645	734	298	535	77	1			
23	2L	77	Total	C	N	O	P	S	0	0	0
			1645	734	298	535	77	1			

There are 2 discrepancies between the modelled and reference sequences:

Chain	Residue	Modelled	Actual	Comment	Reference
2K	18	C	U	conflict	GB 723229079
2L	18	C	U	conflict	GB 723229079

- Molecule 24 is a RNA chain called tRNA-Tyr.

Mol	Chain	Residues	Atoms					ZeroOcc	AltConf	Trace
24	3K	85	Total	C	N	O	P	0	0	0
			1807	807	323	592	85			
24	1L	85	Total	C	N	O	P	0	0	0
			1807	807	323	592	85			

- Molecule 25 is a RNA chain called mRNA.

Mol	Chain	Residues	Atoms					ZeroOcc	AltConf	Trace
25	4K	12	Total	C	N	O	P	0	1	0
			283	128	60	82	13			
25	4L	12	Total	C	N	O	P	0	0	0
			261	118	55	76	12			

- Molecule 26 is a RNA chain called 23S ribosomal RNA.

Mol	Chain	Residues	Atoms					ZeroOcc	AltConf	Trace
26	1H	2912	Total	C	N	O	P	0	0	0
			62707	27911	11722	20163	2911			
26	14	2909	Total	C	N	O	P	0	0	0
			62647	27884	11716	20139	2908			

There are 18 discrepancies between the modelled and reference sequences:

Chain	Residue	Modelled	Actual	Comment	Reference
1H	161	U	-	insertion	GB 48268
1H	493	G	-	insertion	GB 48268
1H	654A	A	G	conflict	GB 48268
1H	654E	C	G	conflict	GB 48268
1H	654P	G	C	conflict	GB 48268
1H	654T	A	C	conflict	GB 48268
1H	1058	U	G	conflict	GB 48268
1H	1080	A	C	conflict	GB 48268
1H	1228	G	-	insertion	GB 48268
14	158	U	-	insertion	GB 48268
14	493	G	-	insertion	GB 48268
14	654A	A	G	conflict	GB 48268
14	654E	C	G	conflict	GB 48268
14	654P	G	C	conflict	GB 48268
14	654T	A	C	conflict	GB 48268
14	1058	U	G	conflict	GB 48268
14	1080	A	C	conflict	GB 48268
14	1228	G	-	insertion	GB 48268

- Molecule 27 is a RNA chain called 5S ribosomal RNA.

Mol	Chain	Residues	Atoms					ZeroOcc	AltConf	Trace
27	16	122	Total	C	N	O	P	0	0	0
			2617	1166	486	844	121			
27	1J	122	Total	C	N	O	P	0	0	0
			2617	1166	486	844	121			

- Molecule 28 is a protein called 50S ribosomal protein L2.

Mol	Chain	Residues	Atoms					ZeroOcc	AltConf	Trace
28	11	273	Total	C	N	O	S	0	0	0
			2120	1338	421	358	3			
28	19	273	Total	C	N	O	S	0	0	0
			2120	1338	421	358	3			

- Molecule 29 is a protein called 50S ribosomal protein L3.

Mol	Chain	Residues	Atoms					ZeroOcc	AltConf	Trace
29	21	205	Total	C	N	O	S	0	0	0
			1568	991	300	271	6			
29	29	205	Total	C	N	O	S	0	0	0
			1568	991	300	271	6			

- Molecule 30 is a protein called 50S ribosomal protein L4.

Mol	Chain	Residues	Atoms					ZeroOcc	AltConf	Trace
30	31	202	Total	C	N	O	S	0	0	0
			1585	1011	297	275	2			
30	39	208	Total	C	N	O	S	0	0	0
			1627	1037	304	283	3			

- Molecule 31 is a protein called 50S ribosomal protein L5.

Mol	Chain	Residues	Atoms					ZeroOcc	AltConf	Trace
31	41	181	Total	C	N	O	S	0	0	0
			1473	942	268	259	4			
31	49	181	Total	C	N	O	S	0	0	0
			1473	942	268	259	4			

- Molecule 32 is a protein called 50S ribosomal protein L6.

Mol	Chain	Residues	Atoms					ZeroOcc	AltConf	Trace
32	51	173	Total	C	N	O	S	0	0	0
			1321	837	248	235	1			
32	59	170	Total	C	N	O	S	0	0	0
			1307	829	245	232	1			

- Molecule 33 is a protein called 50S ribosomal protein L9.

Mol	Chain	Residues	Atoms					ZeroOcc	AltConf	Trace
33	61	146	Total	C	N	O	S	0	0	0
			1136	726	201	208	1			
33	69	146	Total	C	N	O	S	0	0	0
			1136	726	201	208	1			

- Molecule 34 is a protein called 50S ribosomal protein L13.

Mol	Chain	Residues	Atoms					ZeroOcc	AltConf	Trace
34	58	138	Total	C	N	O	S	0	0	0
			1104	712	206	182	4			
34	15	138	Total	C	N	O	S	0	0	0
			1104	712	206	182	4			

- Molecule 35 is a protein called 50S ribosomal protein L14.

Mol	Chain	Residues	Atoms					ZeroOcc	AltConf	Trace
35	68	122	Total	C	N	O	S	0	0	0
			932	588	171	169	4			
35	25	122	Total	C	N	O	S	0	0	0
			932	588	171	169	4			

- Molecule 36 is a protein called 50S ribosomal protein L15.

Mol	Chain	Residues	Atoms					ZeroOcc	AltConf	Trace
36	78	150	Total	C	N	O	S	0	0	0
			1144	712	232	197	3			
36	35	150	Total	C	N	O	S	0	0	0
			1144	712	232	197	3			

- Molecule 37 is a protein called 50S ribosomal protein L16.

Mol	Chain	Residues	Atoms					ZeroOcc	AltConf	Trace
37	88	141	Total	C	N	O	S	0	0	0
			1121	715	212	187	7			
37	45	139	Total	C	N	O	S	0	0	0
			1107	707	209	184	7			

- Molecule 38 is a protein called 50S ribosomal protein L17.

Mol	Chain	Residues	Atoms					ZeroOcc	AltConf	Trace
38	98	118	Total	C	N	O	S	0	0	0
			967	604	203	159	1			
38	55	117	Total	C	N	O		0	0	0
			959	599	202	158				

- Molecule 39 is a protein called 50S ribosomal protein L18.

Mol	Chain	Residues	Atoms				ZeroOcc	AltConf	Trace
39	A8	110	Total	C	N	O	0	0	0
			876	553	175	148			

Continued on next page...

Continued from previous page...

Mol	Chain	Residues	Atoms				ZeroOcc	AltConf	Trace
39	65	111	Total	C	N	O	0	0	0
			881	556	176	149			

- Molecule 40 is a protein called 50S ribosomal protein L19.

Mol	Chain	Residues	Atoms					ZeroOcc	AltConf	Trace
40	B8	137	Total	C	N	O	S	0	0	0
			1141	710	234	196	1			
40	75	137	Total	C	N	O	S	0	0	0
			1141	710	234	196	1			

- Molecule 41 is a protein called 50S ribosomal protein L20.

Mol	Chain	Residues	Atoms					ZeroOcc	AltConf	Trace
41	C8	117	Total	C	N	O	S	0	0	0
			963	610	202	150	1			
41	85	117	Total	C	N	O	S	0	0	0
			963	610	202	150	1			

- Molecule 42 is a protein called 50S ribosomal protein L21.

Mol	Chain	Residues	Atoms					ZeroOcc	AltConf	Trace
42	D8	101	Total	C	N	O	S	0	0	0
			778	501	142	134	1			
42	95	101	Total	C	N	O	S	0	0	0
			778	501	142	134	1			

- Molecule 43 is a protein called 50S ribosomal protein L22.

Mol	Chain	Residues	Atoms					ZeroOcc	AltConf	Trace
43	E8	113	Total	C	N	O	S	0	0	0
			899	566	177	154	2			
43	A5	113	Total	C	N	O	S	0	0	0
			899	566	177	154	2			

- Molecule 44 is a protein called 50S ribosomal protein L23.

Mol	Chain	Residues	Atoms				ZeroOcc	AltConf	Trace
44	F8	93	Total	C	N	O	0	0	0
			730	474	132	124			
44	B5	92	Total	C	N	O	0	0	0
			725	471	131	123			

- Molecule 45 is a protein called 50S ribosomal protein L24.

Mol	Chain	Residues	Atoms					ZeroOcc	AltConf	Trace
45	G8	104	Total	C	N	O	S	0	0	0
			791	510	149	127	5			
45	C5	104	Total	C	N	O	S	0	0	0
			794	510	152	127	5			

- Molecule 46 is a protein called 50S ribosomal protein L25.

Mol	Chain	Residues	Atoms					ZeroOcc	AltConf	Trace
46	H8	175	Total	C	N	O	S	0	0	0
			1397	892	251	251	3			
46	D5	138	Total	C	N	O	S	0	0	0
			1139	732	205	199	3			

- Molecule 47 is a protein called 50S ribosomal protein L27.

Mol	Chain	Residues	Atoms					ZeroOcc	AltConf	Trace
47	I8	76	Total	C	N	O	S	0	0	0
			606	376	128	101	1			
47	E5	77	Total	C	N	O	S	0	0	0
			612	379	129	103	1			

- Molecule 48 is a protein called 50S ribosomal protein L28.

Mol	Chain	Residues	Atoms					ZeroOcc	AltConf	Trace
48	J8	97	Total	C	N	O	S	0	0	0
			762	481	150	130	1			
48	F5	97	Total	C	N	O	S	0	0	0
			762	481	150	130	1			

- Molecule 49 is a protein called 50S ribosomal protein L29.

Mol	Chain	Residues	Atoms					ZeroOcc	AltConf	Trace
49	K8	66	Total	C	N	O	S	0	0	0
			558	346	113	98	1			
49	G5	66	Total	C	N	O	S	0	0	0
			558	346	113	98	1			

- Molecule 50 is a protein called 50S ribosomal protein L30.

Mol	Chain	Residues	Atoms				ZeroOcc	AltConf	Trace
50	L8	59	Total	C	N	O	0	0	0
			468	298	90	80			
50	H5	59	Total	C	N	O	0	0	0
			468	298	90	80			

- Molecule 51 is a protein called 50S ribosomal protein L31.

Mol	Chain	Residues	Atoms					ZeroOcc	AltConf	Trace
51	M8	66	Total	C	N	O	S	0	0	0
			533	335	96	97	5			
51	I5	63	Total	C	N	O	S	0	0	0
			515	326	93	91	5			

- Molecule 52 is a protein called 50S ribosomal protein L32.

Mol	Chain	Residues	Atoms					ZeroOcc	AltConf	Trace
52	N8	59	Total	C	N	O	S	0	0	0
			458	288	90	75	5			
52	J5	59	Total	C	N	O	S	0	0	0
			458	288	90	75	5			

- Molecule 53 is a protein called 50S ribosomal protein L34.

Mol	Chain	Residues	Atoms					ZeroOcc	AltConf	Trace
53	P8	46	Total	C	N	O	S	0	0	0
			396	243	98	53	2			
53	L5	45	Total	C	N	O	S	0	0	0
			391	240	97	52	2			

- Molecule 54 is a protein called 50S ribosomal protein L35.

Mol	Chain	Residues	Atoms					ZeroOcc	AltConf	Trace
54	Q8	61	Total	C	N	O	S	0	0	0
			488	312	99	75	2			
54	M5	62	Total	C	N	O	S	0	0	0
			495	317	100	76	2			

- Molecule 55 is a RNA chain called tRNA-Tyr.

Mol	Chain	Residues	Atoms					ZeroOcc	AltConf	Trace
55	3L	85	Total	C	N	O	P	S	0	0
			1814	813	323	592	85	1		

- Molecule 56 is MAGNESIUM ION (three-letter code: MG) (formula: Mg).

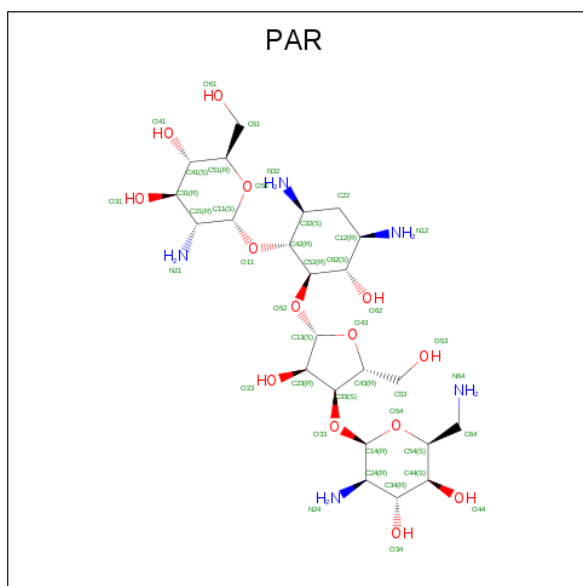
Mol	Chain	Residues	Atoms		ZeroOcc	AltConf
56	45	1	Total 1	Mg 1	0	0
56	P8	1	Total 1	Mg 1	0	0
56	85	1	Total 1	Mg 1	0	0
56	C5	1	Total 1	Mg 1	0	0
56	13	146	Total 146	Mg 146	0	0
56	1J	6	Total 6	Mg 6	0	0
56	35	1	Total 1	Mg 1	0	0
56	16	12	Total 12	Mg 12	0	0
56	25	1	Total 1	Mg 1	0	0
56	21	2	Total 2	Mg 2	0	0
56	31	1	Total 1	Mg 1	0	0
56	L8	1	Total 1	Mg 1	0	0
56	3I	1	Total 1	Mg 1	0	0
56	I8	1	Total 1	Mg 1	0	0
56	L5	1	Total 1	Mg 1	0	0
56	5E	1	Total 1	Mg 1	0	0
56	29	3	Total 3	Mg 3	0	0
56	2K	7	Total 7	Mg 7	0	0
56	39	1	Total 1	Mg 1	0	0
56	1G	86	Total 86	Mg 86	0	0
56	11	2	Total 2	Mg 2	0	0

Continued on next page...

Continued from previous page...

Mol	Chain	Residues	Atoms		ZeroOcc	AltConf
56	1H	481	Total	Mg	0	0
			481	481		
56	88	1	Total	Mg	0	0
			1	1		
56	14	391	Total	Mg	0	0
			391	391		
56	78	1	Total	Mg	0	0
			1	1		
56	3E	1	Total	Mg	0	0
			1	1		
56	1K	1	Total	Mg	0	0
			1	1		
56	41	1	Total	Mg	0	0
			1	1		
56	2L	4	Total	Mg	0	0
			4	4		

- Molecule 57 is PAROMOMYCIN (three-letter code: PAR) (formula: $C_{23}H_{45}N_5O_{14}$).



Mol	Chain	Residues	Atoms				ZeroOcc	AltConf
57	13	1	Total	C	N	O	0	0
			42	23	5	14		
57	1G	1	Total	C	N	O	0	0
			42	23	5	14		

- Molecule 58 is ZINC ION (three-letter code: ZN) (formula: Zn).

Mol	Chain	Residues	Atoms		ZeroOcc	AltConf
58	32	1	Total 1	Zn 1	0	0
58	3E	1	Total 1	Zn 1	0	0
58	5I	1	Total 1	Zn 1	0	0
58	5A	1	Total 1	Zn 1	0	0
58	G8	1	Total 1	Zn 1	0	0
58	C5	1	Total 1	Zn 1	0	0

- Molecule 59 is water.

Mol	Chain	Residues	Atoms		ZeroOcc	AltConf
59	13	141	Total 141	O 141	0	0
59	3E	1	Total 1	O 1	0	0
59	1I	1	Total 1	O 1	0	0
59	3I	2	Total 2	O 2	0	0
59	5I	1	Total 1	O 1	0	0
59	1K	1	Total 1	O 1	0	0
59	2K	6	Total 6	O 6	0	0
59	4K	3	Total 3	O 3	0	0
59	1H	633	Total 633	O 633	0	0
59	16	11	Total 11	O 11	0	0
59	11	10	Total 10	O 10	0	0
59	21	5	Total 5	O 5	0	0
59	31	5	Total 5	O 5	0	0
59	78	4	Total 4	O 4	0	0

Continued on next page...

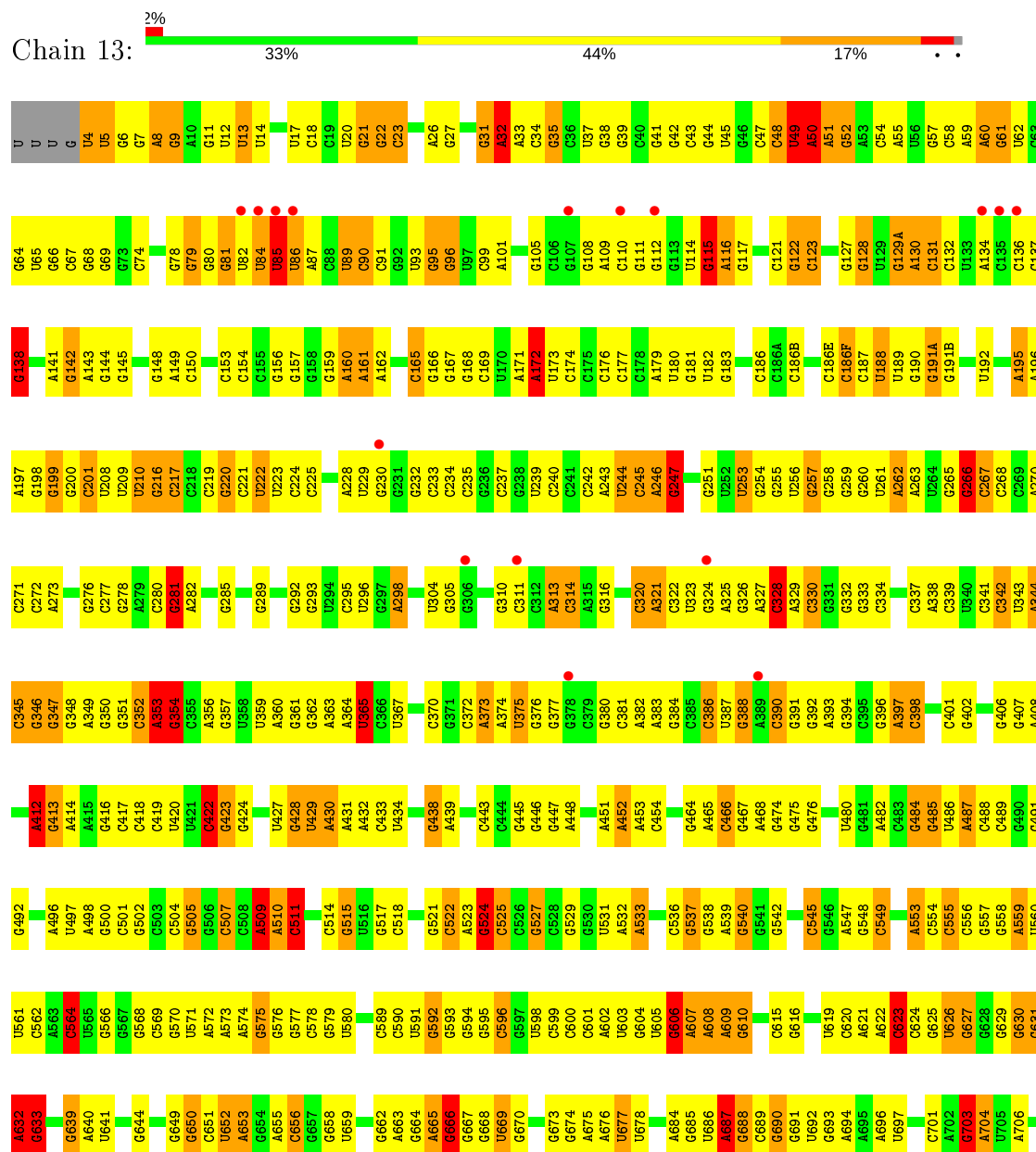
Continued from previous page...

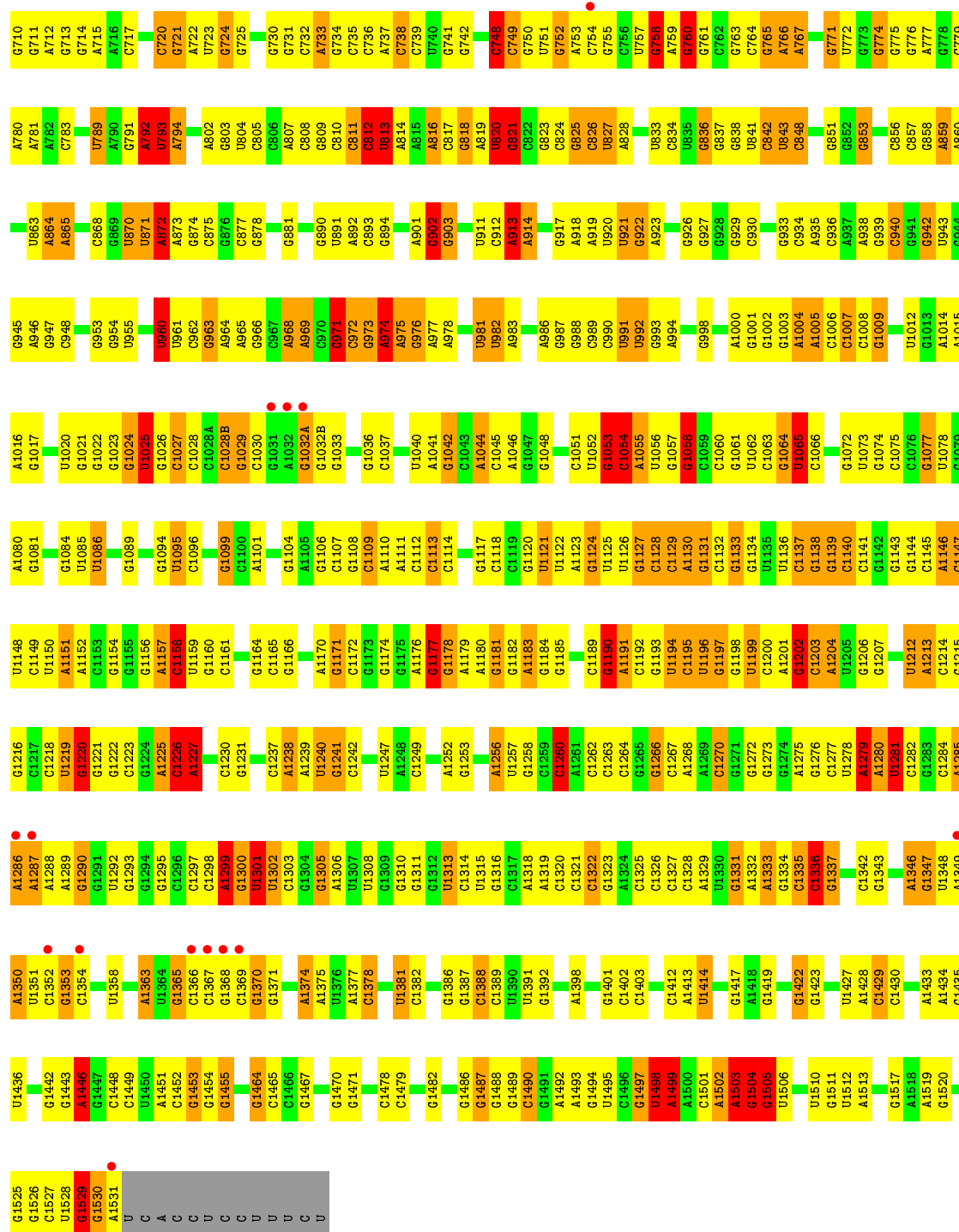
Mol	Chain	Residues	Atoms		ZeroOcc	AltConf
59	F8	1	Total 1	O 1	0	0
59	G8	2	Total 2	O 2	0	0
59	J8	1	Total 1	O 1	0	0
59	L8	2	Total 2	O 2	0	0
59	1G	87	Total 87	O 87	0	0
59	5A	1	Total 1	O 1	0	0
59	6A	1	Total 1	O 1	0	0
59	BA	1	Total 1	O 1	0	0
59	14	474	Total 474	O 474	0	0
59	1J	6	Total 6	O 6	0	0
59	19	9	Total 9	O 9	0	0
59	29	3	Total 3	O 3	0	0
59	39	5	Total 5	O 5	0	0
59	55	1	Total 1	O 1	0	0
59	75	1	Total 1	O 1	0	0
59	85	1	Total 1	O 1	0	0
59	A5	1	Total 1	O 1	0	0
59	M5	2	Total 2	O 2	0	0

3 Residue-property plots

These plots are drawn for all protein, RNA and DNA chains in the entry. The first graphic for a chain summarises the proportions of the various outlier classes displayed in the second graphic. The second graphic shows the sequence view annotated by issues in geometry and electron density. Residues are color-coded according to the number of geometric quality criteria for which they contain at least one outlier: green = 0, yellow = 1, orange = 2 and red = 3 or more. A red dot above a residue indicates a poor fit to the electron density ($RSRZ > 2$). Stretches of 2 or more consecutive residues without any outlier are shown as a green connector. Residues present in the sample, but not in the model, are shown in grey.

• Molecule 1: 16S ribosomal RNA



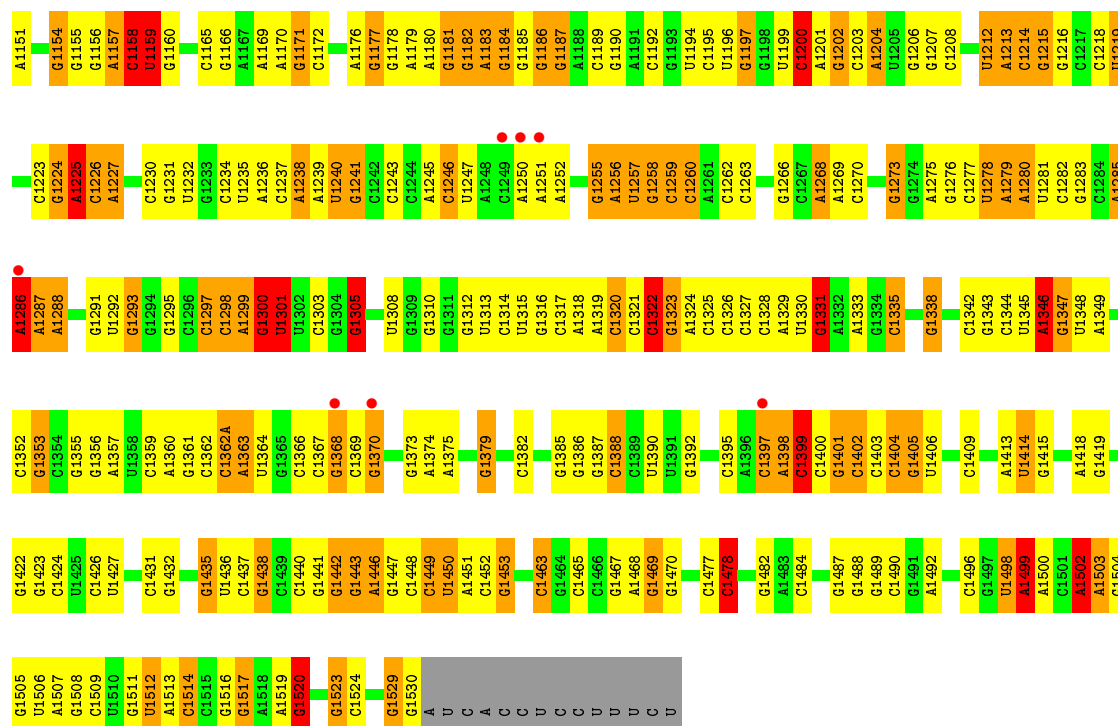


• Molecule 1: 16S ribosomal RNA

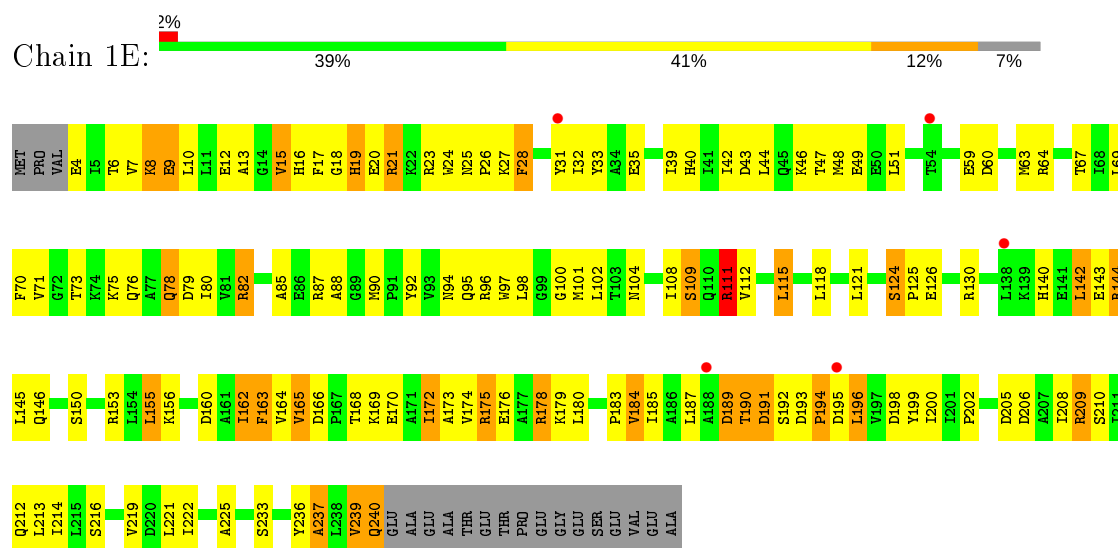
Chain 1G: 2% 38% 42% 17%



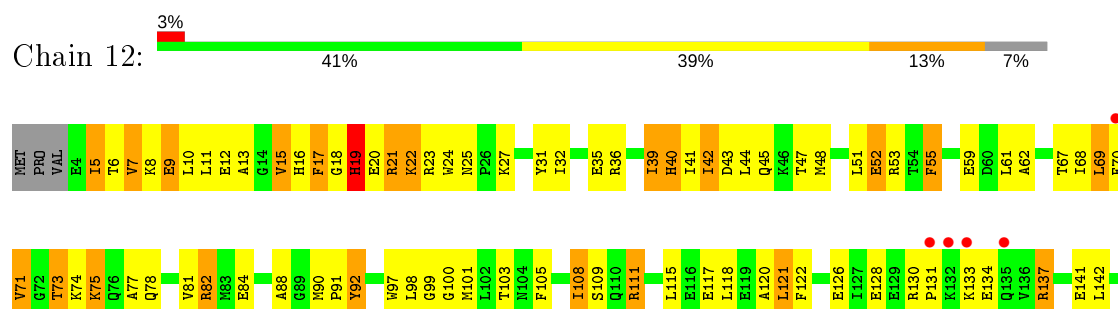
G1087	A1015	G947	G886	G765	G691	C543	A478	A397	C322	C235	A182	G79
G1088	A1016	C948	G887	A766	A696	G544	C479	C398	U323	G236	C163	G80
G1089	G1017	G951	U870	A767	U697	G545	G481	G406	G326	C237	C164	G81
A1092	C1019	G954	U871	G771	A702	A547	G484	G407	A327	A243	G166	U82
A1093	G1020	U955	A872	U772	G703	G550	G485	A408	C328	U244	G167	U84
G1094	G1021	U956	A873	U773	A704	G553	G486	G409	A329	G245	G168	U85
U1095	G1022	U957	G874	A777	U705	A553	A487	G410	C330	A246	U86	U86
C1096	G1023	U958	G875	A778	G706	C554	G488	G411	G331	G247	C174	C88
C1097	G1024	A958	G876	C778	A707	C555	G489	A412	G332	A412	C175	U89
A1101	U1025	A959	C877	C779	C707	C556	C489	G413	G333	A413	C176	C90
	G1026	U960	G878	A780	G708	C556	G490	G414	C337	A250	C177	C91
	C1027	U961	G879	G709	G709	A559	G491	G415	A338	U252	C178	
	C1028	C962	C880	G784	G710	U560	G492	C417	C339	U253	A179	G95
G1104	C1028B	G963	G881	G785	G713	U561	G493	C418	A344	G254	U180	G96
A1105	G1028B	G964	C882	G786	G714	C562	U494	C419	G345	G255	G181	
G1106	G1029	A965	A787	A787	G714	G563	A495	U420	C346	U256	U182	A101
C1107	C1030	G966	G885		G718	C564	A496	U421	G347	G257	G183	
C1108	G1031	C967	G886	G791	G718	C565	U497	C422	G347		G184	C106
C1109	A1032	A968	G888	A792	G721	U565	A498	G423	G350	U261	A185	G107
A1110	G1032A	A969	A889	A793	A722	G566	G500	G424	G351	A262	C186	G108
C1112	G1032B	C970	G890	A794	U723	G567	C501	G425	C352	U264	C186A	A109
C1113	G1033	G971	U891	U723	G726	G568	G502	G426	C353	G265	C187	C110
C1114	G1034	C972	A892	G799	G726	C569	C503	U427	A353	G266	G112	G111
A1035	A1035	G973	C893	G800	G726	G572	C504	G428	G354	C267	G113	G112
G1036	G1036	A974	G894	U801	C726	A572	G505	U429	U359		U188	U114
	C1037	A975	G895	U802	A727	A573	G506	A430	A360	C272	U189	U115
C1117	C1038	G976	G896	G803	A728	G574	C507	A431	G361	A273	G190	A116
C1118	G1039	A977	G898	A803	A729	G575	C508	A432	G362		G191A	
G1119	U1040	A978	C899	C811	G730	G576	A509	C433	A363	C277	U191D	G121
U1120	A1041	C979	A900	C812	G731	G577	A510	C434	U365	G278	G191E	G126
U1122	G1042	C980		U813		C578	C511	C436	U366	A279	U192	G127
A1123		U981	C904	G735	C735		U512	U437	C366	C280	C193	G128
U1125	G1050	U982	G905	A816	C736	G581	C513	G438	U367	G281	U129	U129
U1126	G1053	A983	G906	G742	A737	G582	U516	A440	U368		G129A	A130
G1127	C1054	C984	A907	G743	C738	G583	G517	G442	C369		A195	A130
C1128	A1055	G985	A908	G744	C739	G584	G517	C442	C370	G289	A196	G132
C1129	U1056	A986	A909	C821	U740		G518	G445	G371	G297	A197	U133
A1130	C1059	G987	A913	C822	U741	G587	C519	G446	C372	A298	G198	G145
U1131	U1060	U991	A914	G825	G742	G588	A520	G447	A373	G299	G199	G146
G1132	G1061	G992	A918	C826	U743	C589	G521	A448	A374	A300	G200	G147
G1133	U1062	G993	A919	G827	C744	C590	C522	A449	U375	G301	C201	G148
C1134	C1063	A994	A920	U828	U745	U591	A523	G450	G376		U208	A141
U1135	G1064	G995	U920	G836	C747	G592	C526	A451	G377	G305	U209	G142
C1136	U1069	C998A	U921	G837	C748	G595	G527	A452	G378	G306	U210	A143
C1137	C1069	U999	A923	G838	U749	G596	C528	A453	A382	C307	G216	G144
G1138		A1000	A923	U841	U751	G597	G529	C456	C386	G310	C219	G145
C1139		G1001	A923	U842	U752	U598	G530	C457	U387	C311	G220	G147
C1140	G1072	G1002	G926	U843	A753	C599	U531	C458	U388	G312	G221	G148
C1141	U1073	G1003	G927	C848	C754	C600	A532	G464	G388	A313	U222	A149
G1142	G1074	G1004	U927	U850	G755	C601	A533	A465	A389	C314	U223	C150
G1143	C1075	A1005	G933	G683	G756	G604	C536	C466	C390	A315		A151
G1144	U1078	C1006	G934	A884	C757	G605	G537	G467	G391	G316	U229	A152
C1145	G1079	A935	G853	G685	U757	G606	G538	G468	G392	G317	G230	
A1146	U1080	C936	G854	U686	A759	G607	G539	G474	A393	G318	G231	G157
C1147	G1081	A937	G855	A887	G760	A608	G540	G475	G394	G319	G232	A160
U1148		G942	A859	G688	C762	G614	G541	G476	C395	A321	G233	
C1149	U1086		A865	G690			G542	G477	G396		C234	A161

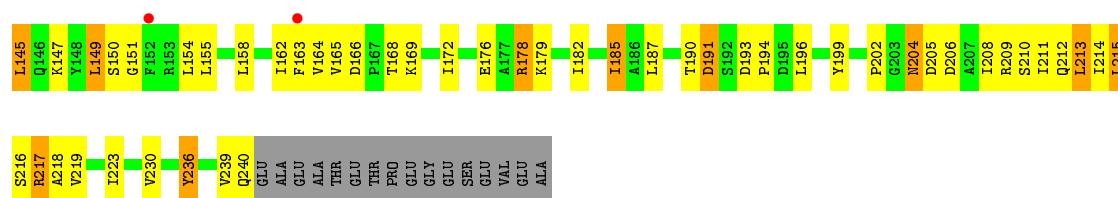


• Molecule 2: 30S ribosomal protein S2

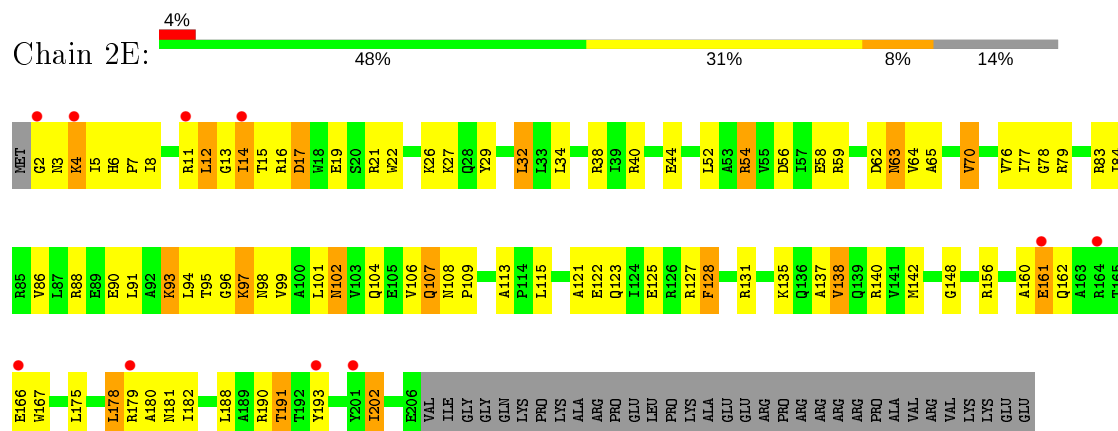


• Molecule 2: 30S ribosomal protein S2

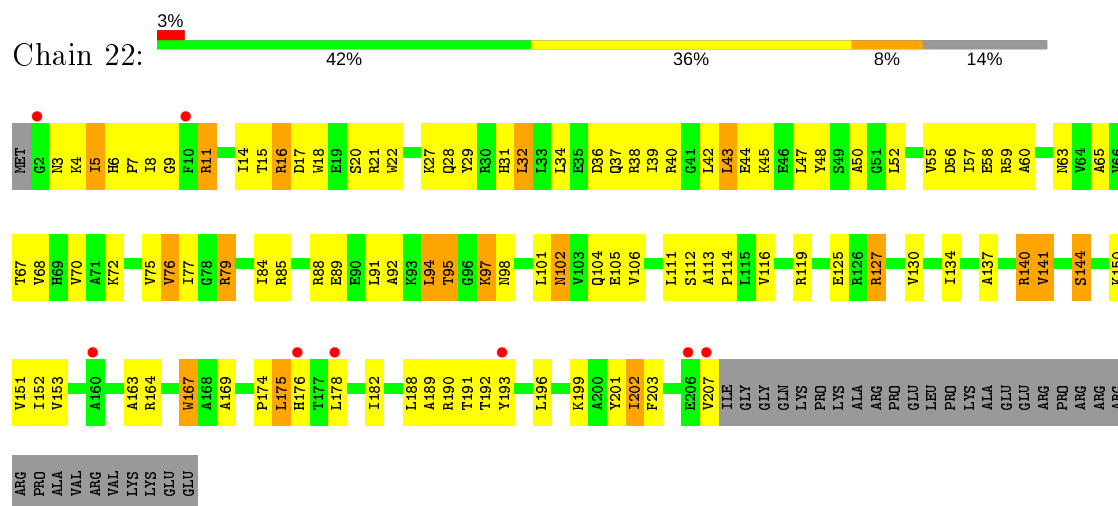




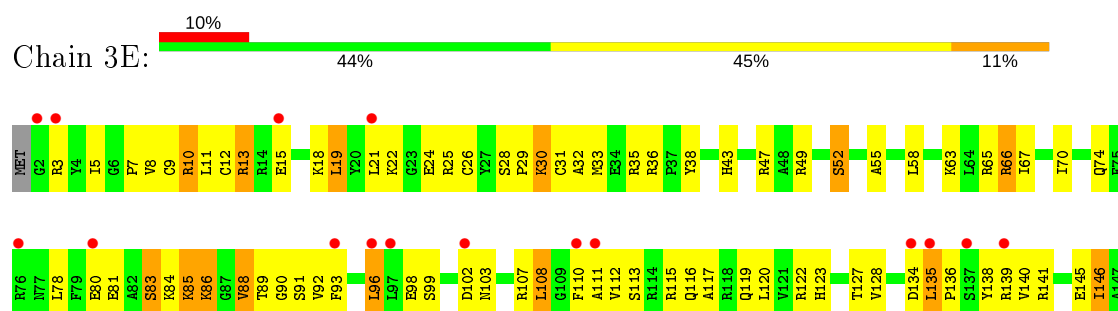
• Molecule 3: 30S ribosomal protein S3



• Molecule 3: 30S ribosomal protein S3

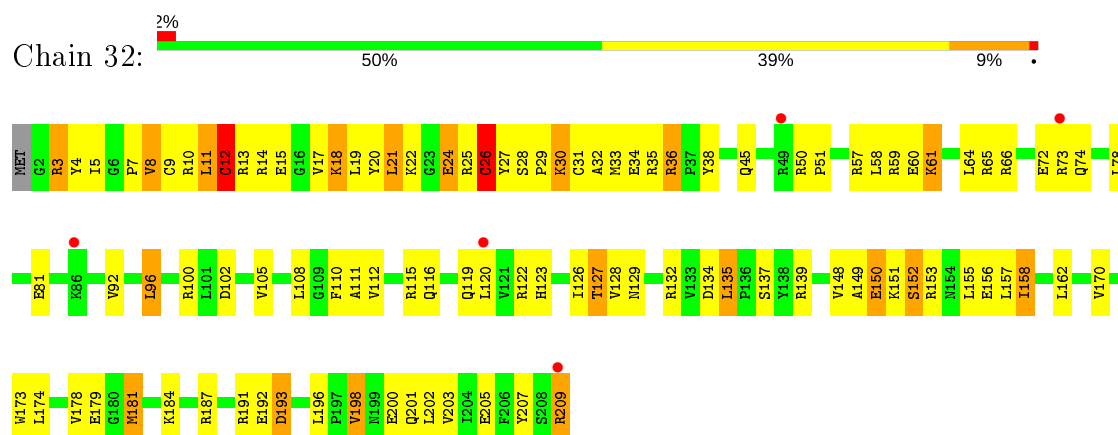


• Molecule 4: 30S ribosomal protein S4

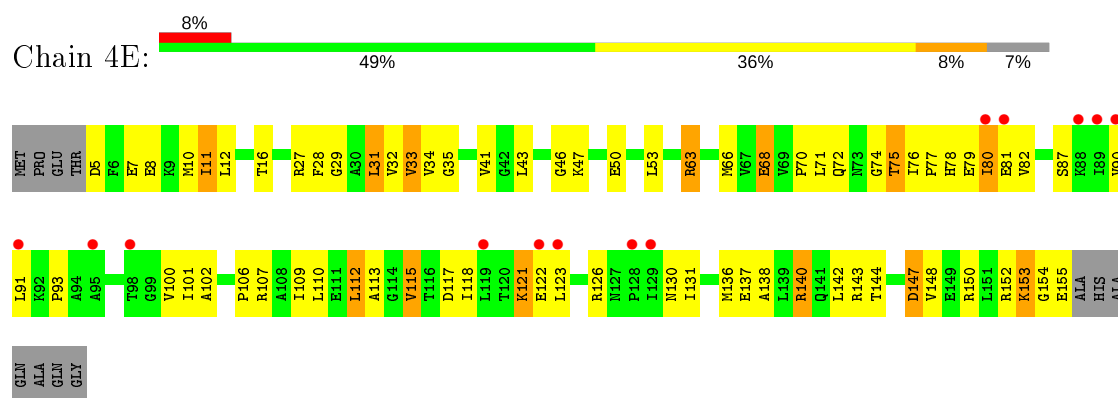




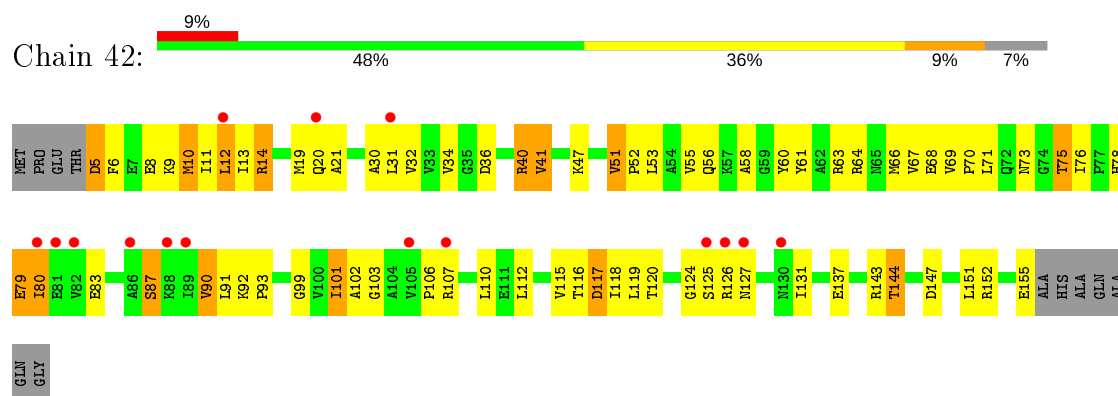
• Molecule 4: 30S ribosomal protein S4



• Molecule 5: 30S ribosomal protein S5

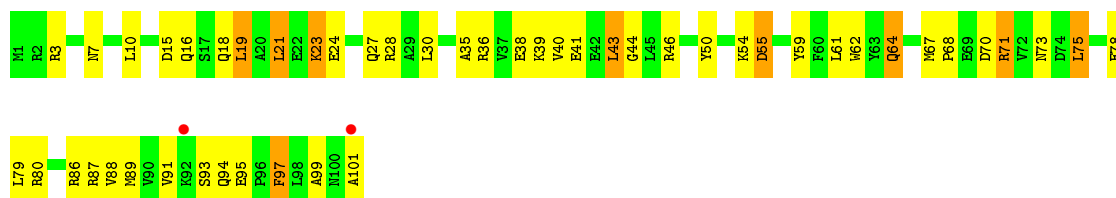


• Molecule 5: 30S ribosomal protein S5



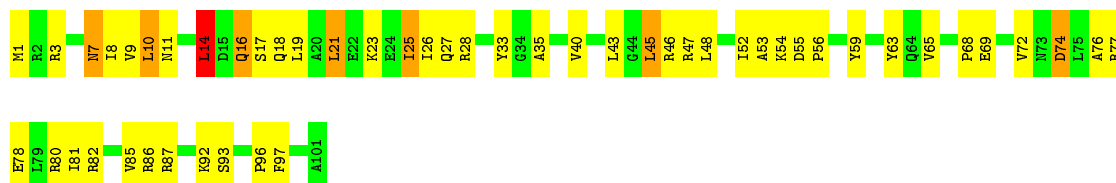
• Molecule 6: 30S ribosomal protein S6





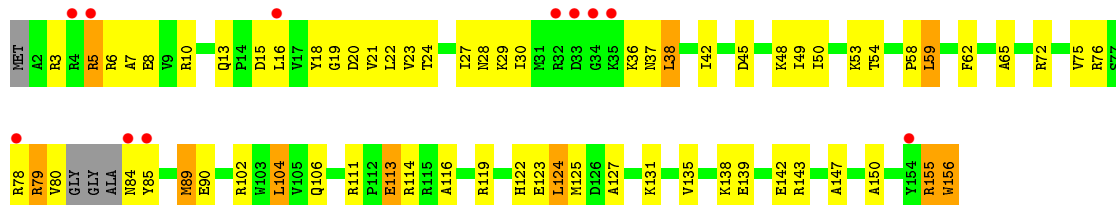
• Molecule 6: 30S ribosomal protein S6

Chain 52: 50% 43% 7% .



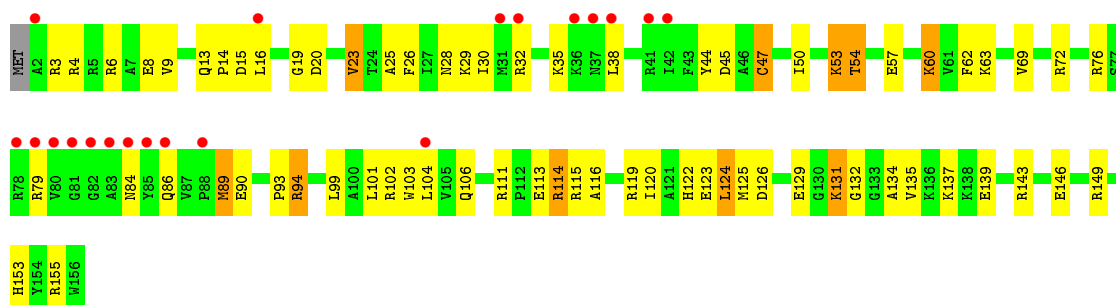
• Molecule 7: 30S ribosomal protein S7

Chain 6E: 7% 54% 37% 6% .



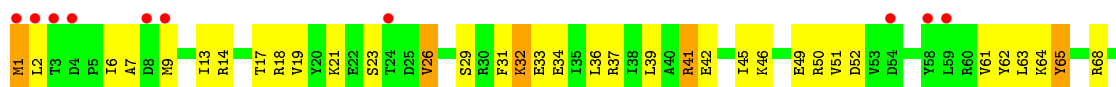
• Molecule 7: 30S ribosomal protein S7

Chain 62: 13% 54% 38% 6% .



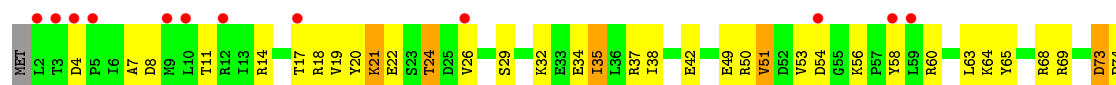
• Molecule 8: 30S ribosomal protein S8

Chain 7E: 20% 43% 46% 10% .

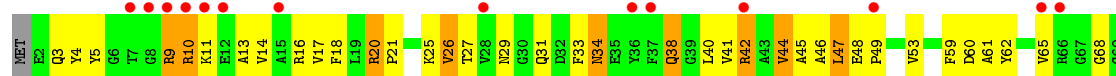




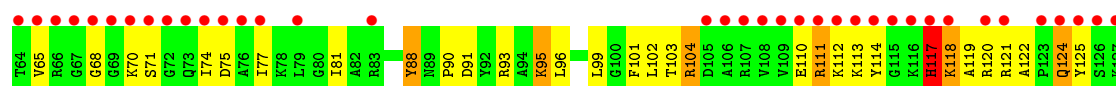
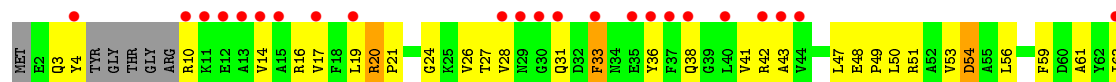
• Molecule 8: 30S ribosomal protein S8



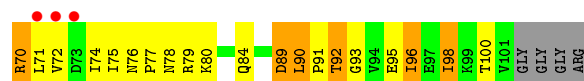
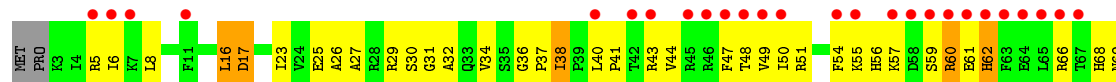
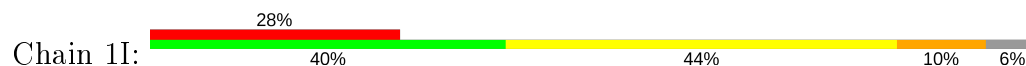
• Molecule 9: 30S ribosomal protein S9



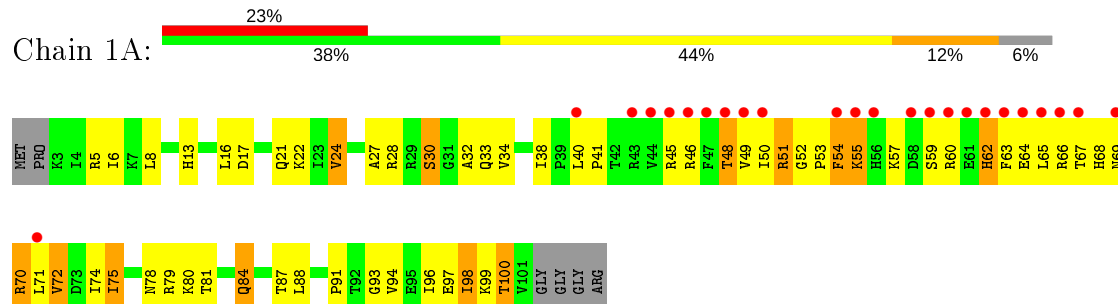
• Molecule 9: 30S ribosomal protein S9



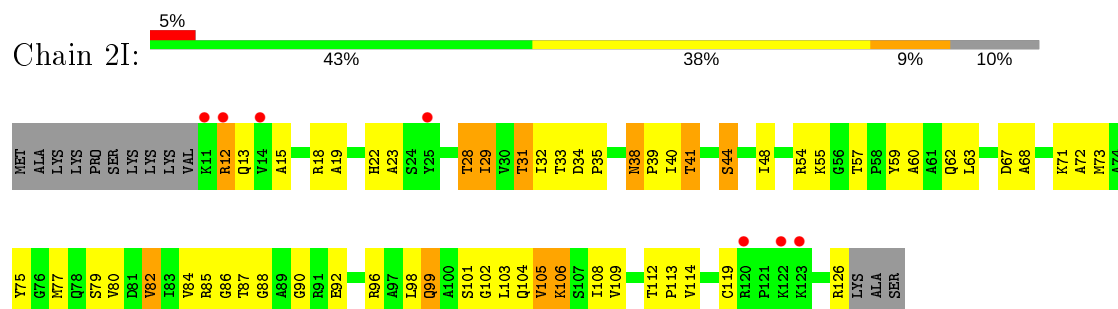
• Molecule 10: 30S ribosomal protein S10



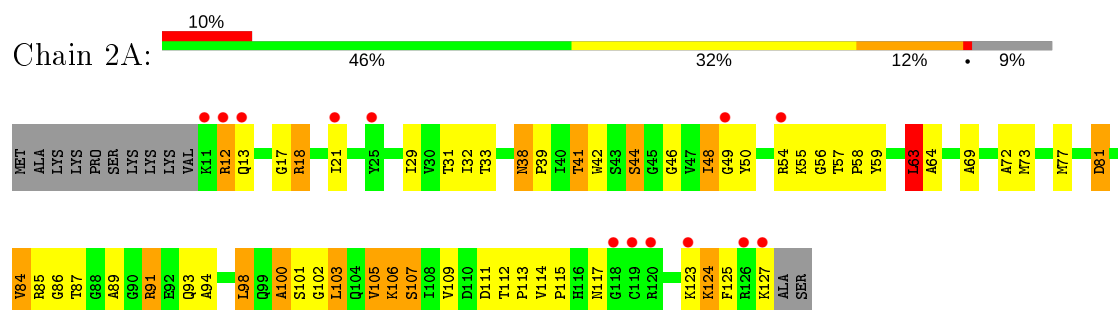
- Molecule 10: 30S ribosomal protein S10



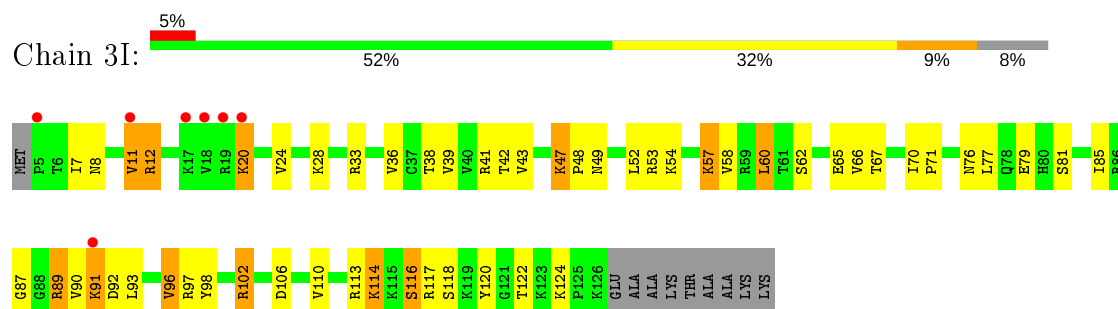
- Molecule 11: 30S ribosomal protein S11



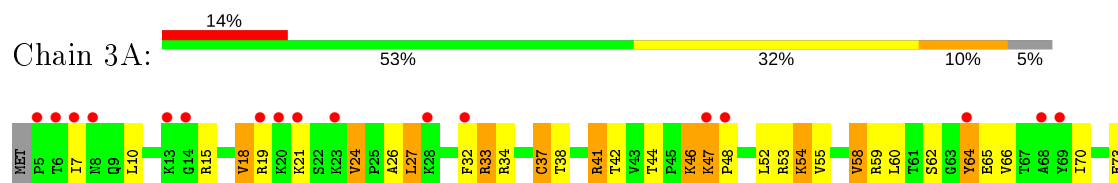
- Molecule 11: 30S ribosomal protein S11



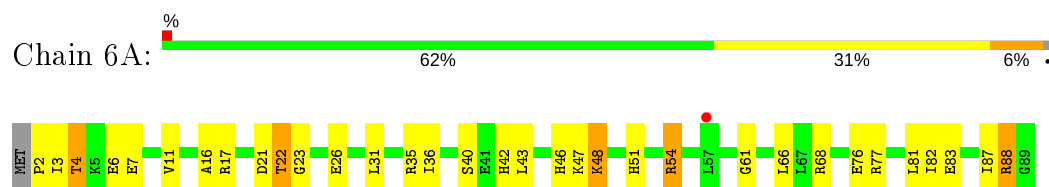
- Molecule 12: 30S ribosomal protein S12



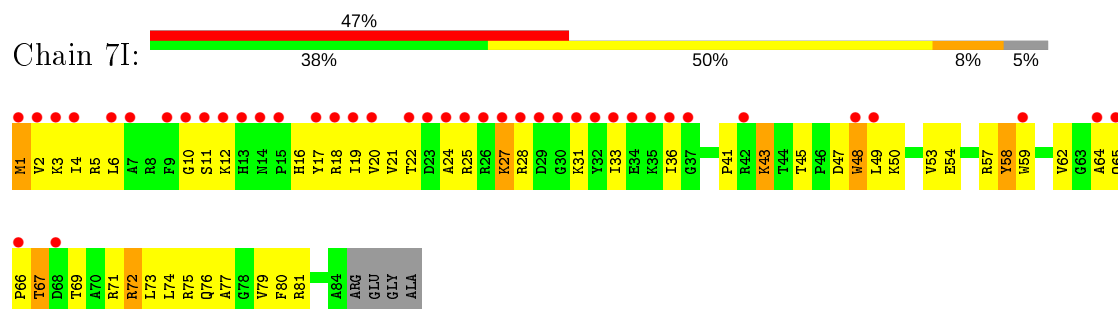
- Molecule 12: 30S ribosomal protein S12



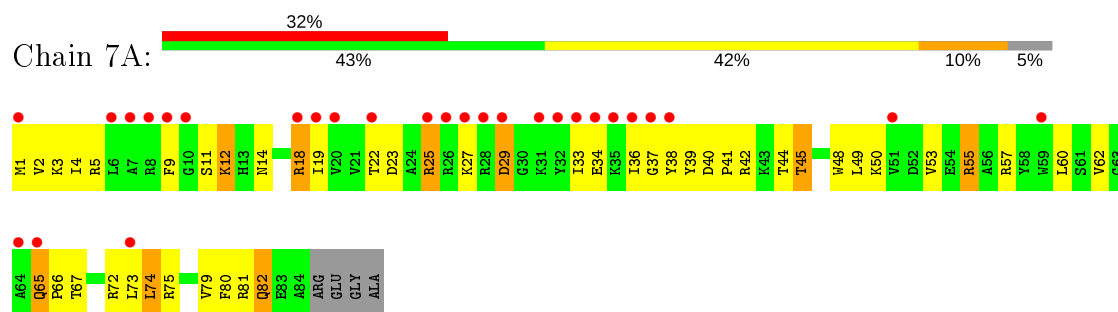
- Molecule 15: 30S ribosomal protein S15



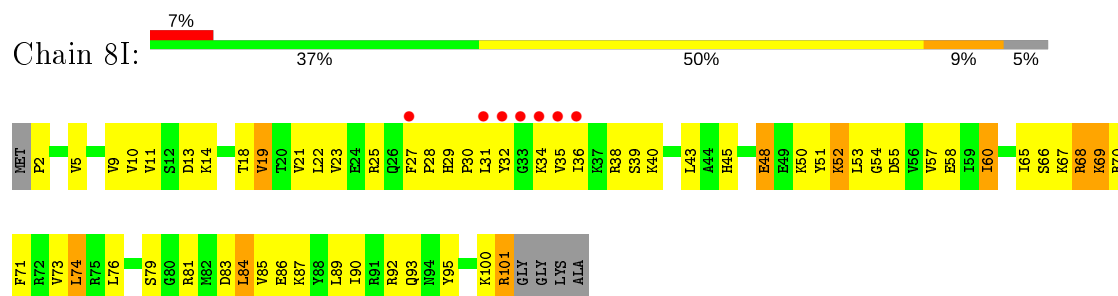
- Molecule 16: 30S ribosomal protein S16



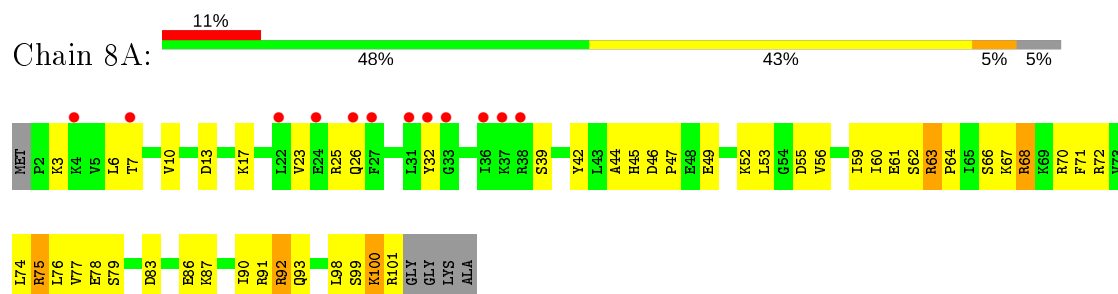
- Molecule 16: 30S ribosomal protein S16



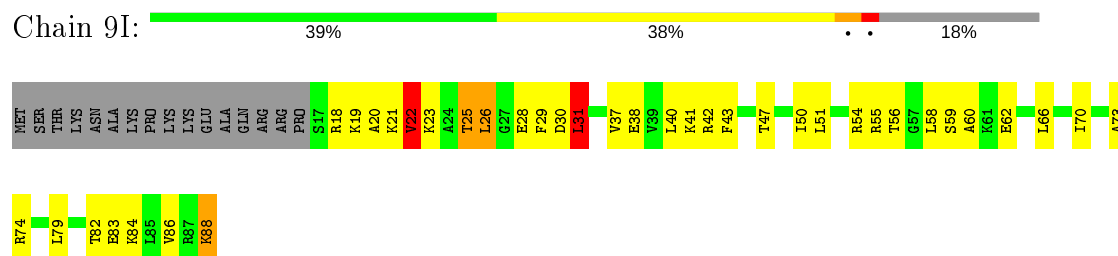
- Molecule 17: 30S ribosomal protein S17



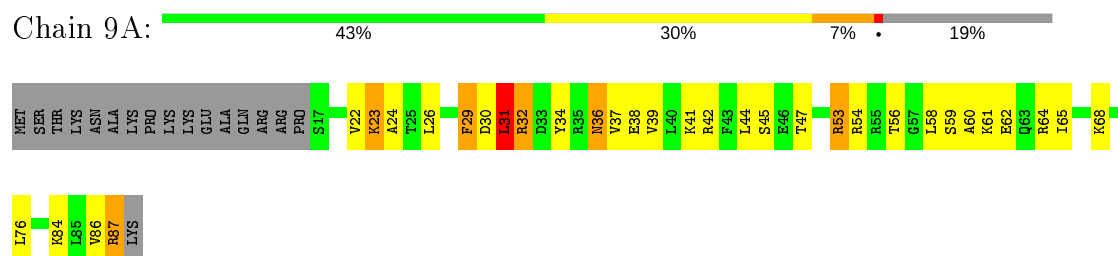
- Molecule 17: 30S ribosomal protein S17



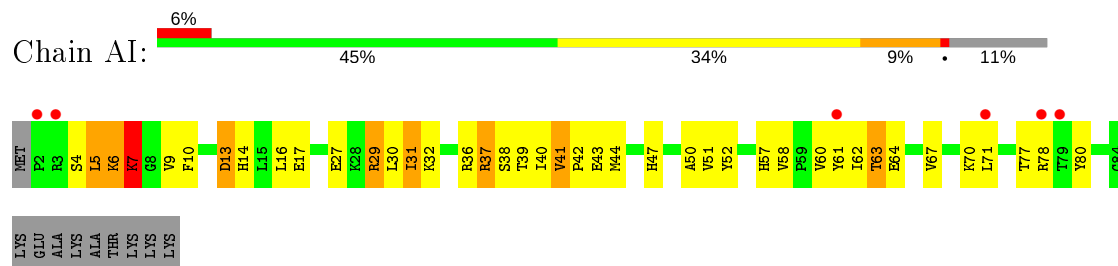
- Molecule 18: 30S ribosomal protein S18



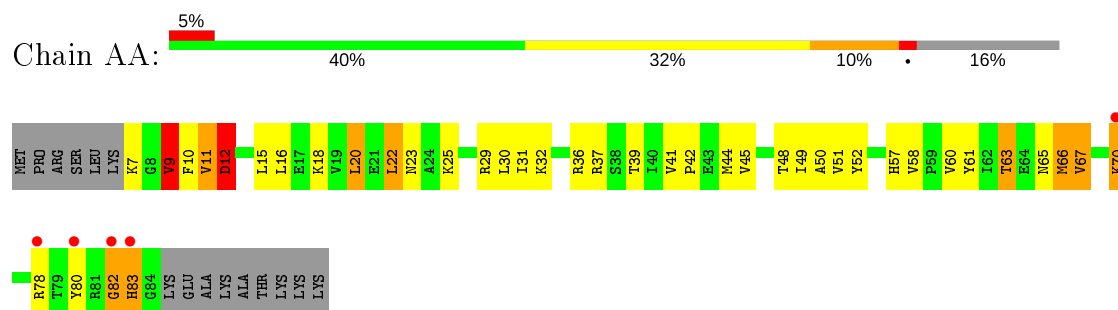
- Molecule 18: 30S ribosomal protein S18



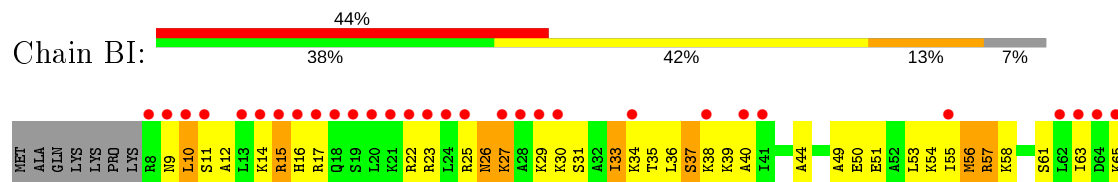
- Molecule 19: 30S ribosomal protein S19

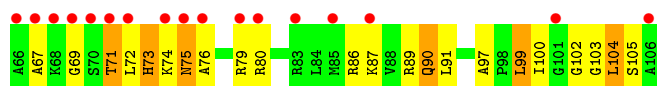


- Molecule 19: 30S ribosomal protein S19

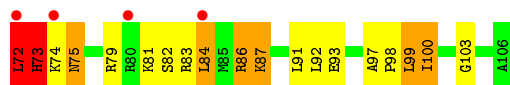
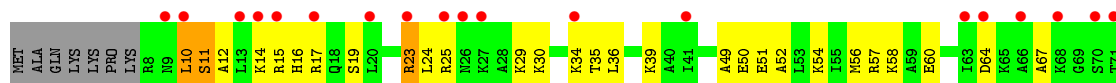


- Molecule 20: 30S ribosomal protein S20

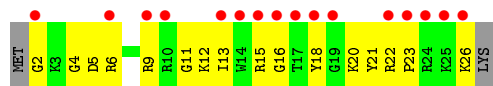




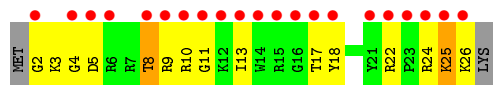
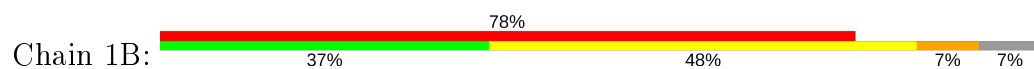
- Molecule 20: 30S ribosomal protein S20



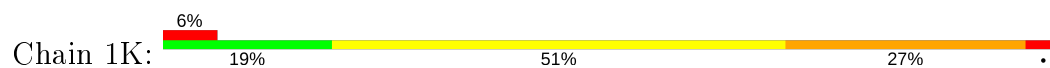
- Molecule 21: 30S ribosomal protein Thx




- Molecule 21: 30S ribosomal protein Thx



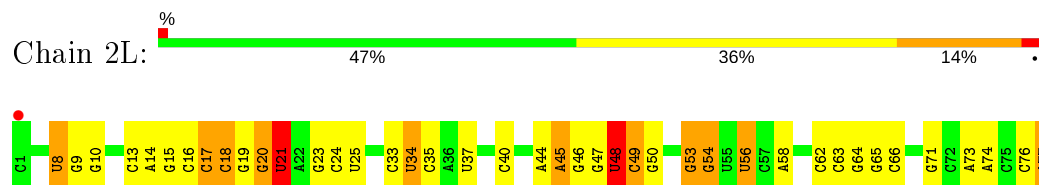
- Molecule 22: tRNA-Tyr



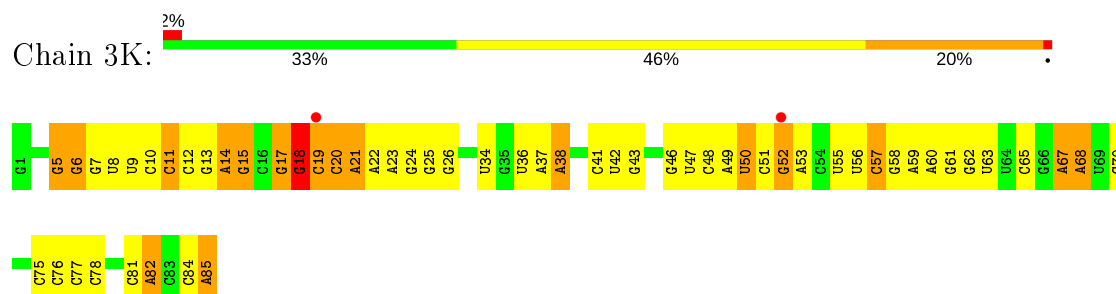
- Molecule 23: tRNA-fMet



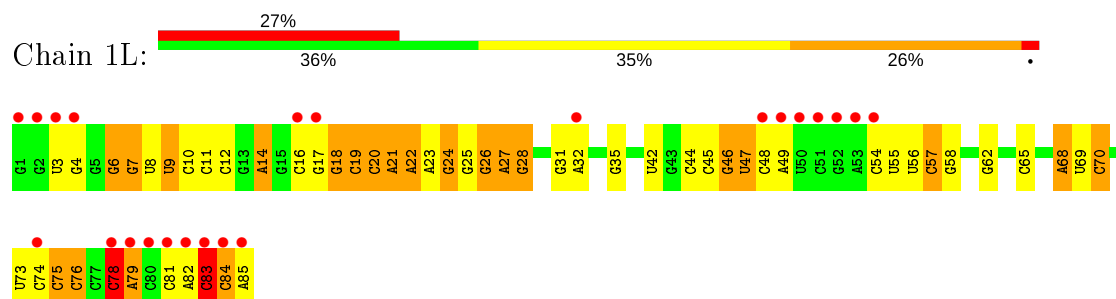
- Molecule 23: tRNA-fMet



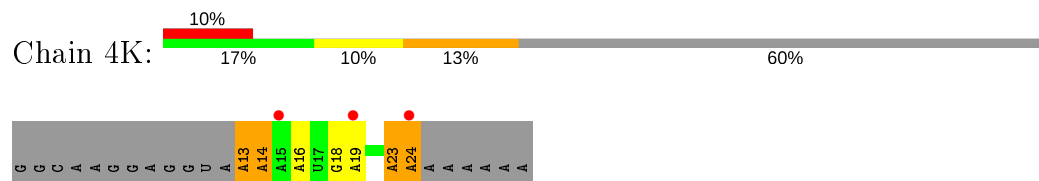
- Molecule 24: tRNA-Tyr



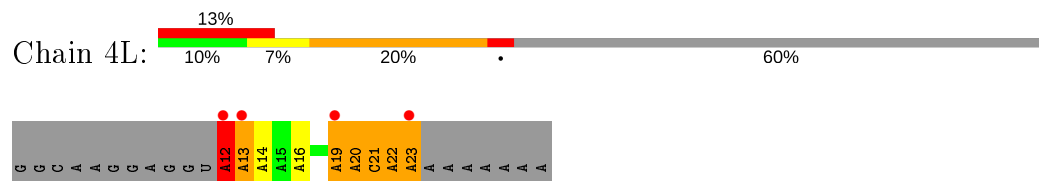
- Molecule 24: tRNA-Tyr



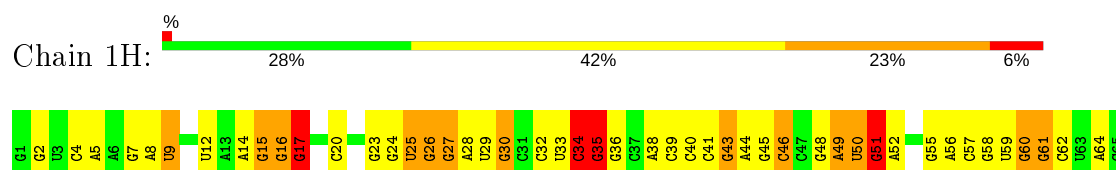
- Molecule 25: mRNA



- Molecule 25: mRNA

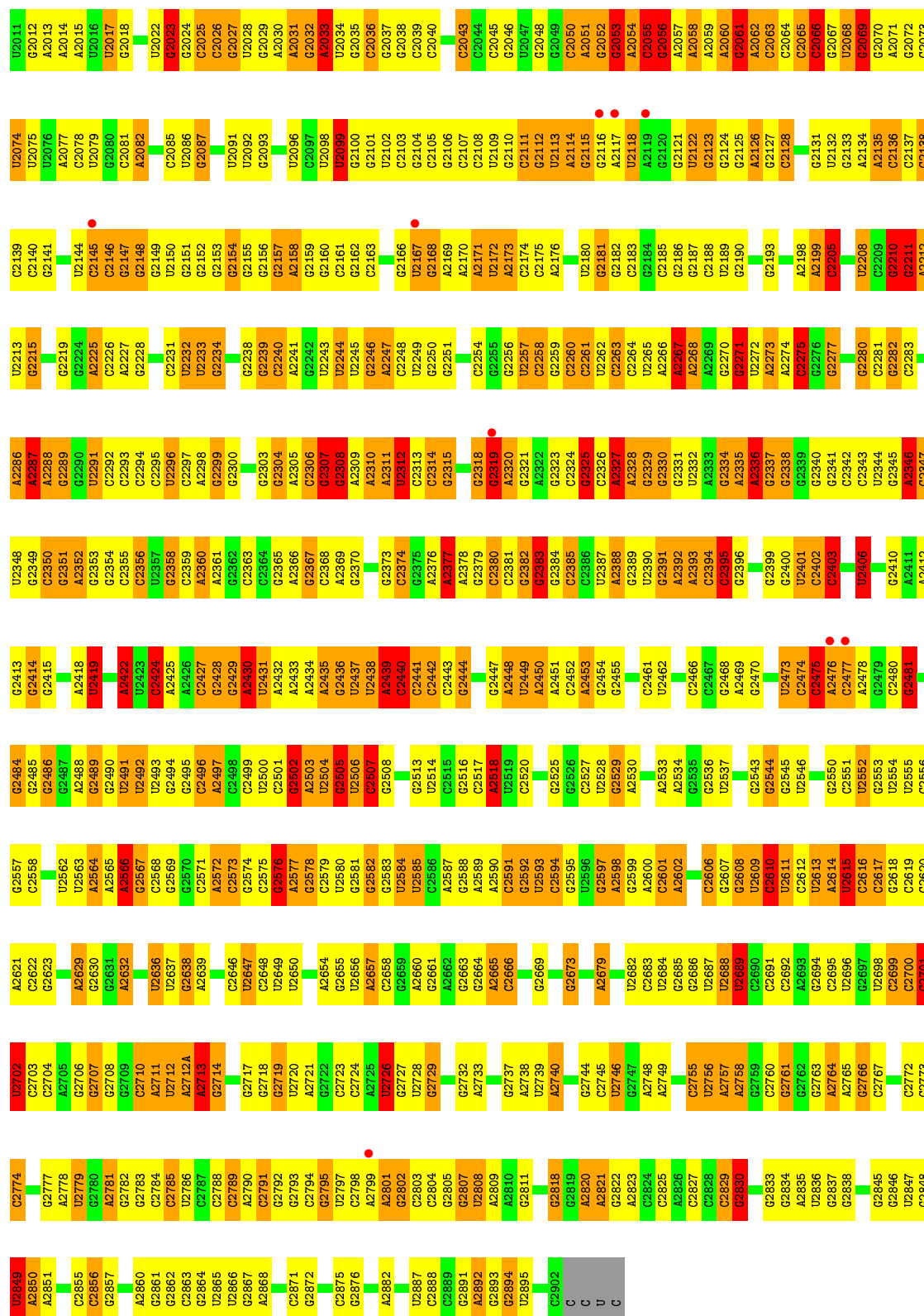


- Molecule 26: 23S ribosomal RNA



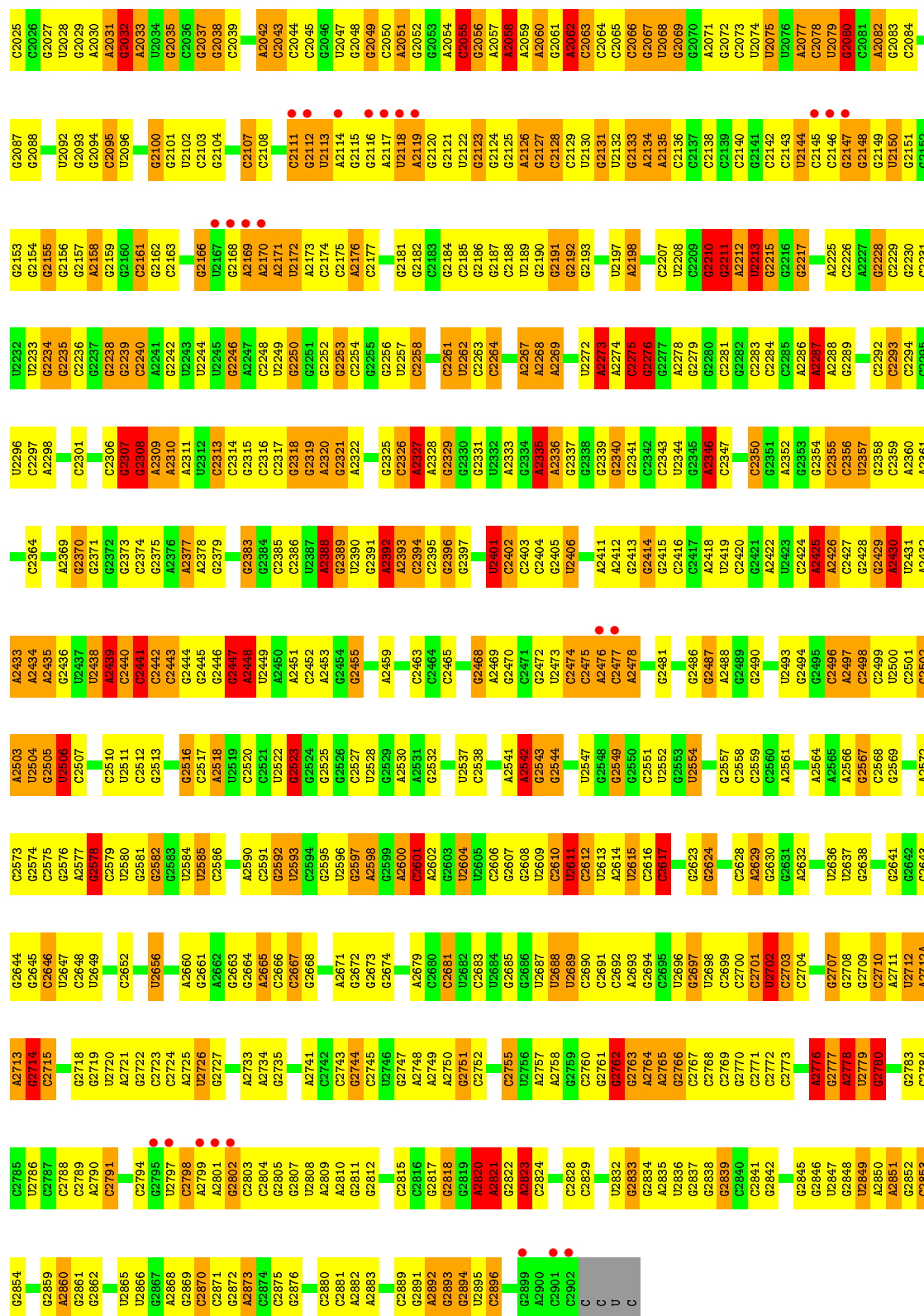
A884	U913	G845	A783	G654D	U607	U534	G459	G387	G321	C270H	C209	G134	G66
C985	G914	C946	A784	G654P	A608	C535	A460	G388	A322	C270K	C210	G138	U67
C986	G915	U947	G785	G654Q	A609	A536	A461	G389	G323	U270L	G214	G139	G68
G987	G916	G948	C786	G609A	C537	C537	C462	G390	C462	U270M	G215	A140	C69
A988	A917	A949	C787	A654T	G539	G539	C463	C392	A324	G270N	A216	A141	A71
G989	A918		A788	G611	G610	C543	U464	G396	U328	G270O	A217	A142	U72
A890	G919	G852	A789	A655	G612	C544	G465	G397	G329	G270P	A218	C141A	A73
C991		G853	C790	G658	U613	G545	A466	G398	A330	U270Q	G219	G142	A74
C992	C925	G954	C791	G659	U614	G546	G467	G399	A331	C270R	G220	C143	C75
G993	A926	C985	G792	G660	A616	A547	G468	G400	A332	G270S	A221	C144	C76
C994	G928	C956	A793	G661	G617	A548	G469	G401	A333	G270T	A222		C77
C995	G929	G957		G662	G618	A549	A470	C404	G334	C270U	A223	G148	
A896	U930	U858	C796	G663	G619	G556	A471	U405	C335	G270V	A224	A149	G81
G997	G931	G859	C797	G664	G620	U557	A472	U406	C336	G270W	G225	G152	G82
C998	G932	U860	G798	G665	G621	G558	G473	G407	C337	G270X	A226	C153	G83
U999	A933		G799	G666	G622	G559	A478	G408	G227	G270Y	A227	G154	A84
A1000		G862	A800	U667	A621	G562	A479	G409	U339	G271B	A228	C155	G85
A1001	G938	A863	G801	G668	G623	U562	A480	G410	A340	U271C	A229	U161	
G939	G940	G864	A802	G669	G624	G563	G481	G411	G341	G271	U230	U162	G88
G940	G1003	C865	U803	A670	C624	C564	A482	G412	G342		U231	U163	G89
C1004	G942	A866	A804	C671	A627	C565	A483	A415	C343	U273E	G232	U164	U90
C1005	G943		G805	C672		C566	A484	A416	G344	C273F	A233	U165	A91
C1006	U944	A870	C806	C673	G630	U567	C485	C417	G345	G274	G171	G172	G92
		U871	U807	A674	A631	A567	C486	G	G346	C275	C172	G173	C93
A1010	G945	A872	G808	A675	A632	U568	C487	G418	G347	A276			
G1011	G946	C876	G809	A676	A633	G570	G491	G419	U350	C277	U239	C174	G98
U1012	G947	U877	U810	A677	A634	G571	A492	G420	G352	C278	G175	G176	U99
C1013	G948	U878	U811	C678	C635	A572	G493	U427	G353	C288	A241	G177	G101
U1014	C949	A878	C812	G679	C636	G573	G494	A428	G354	G289	G242	G178	G102
G950	G950	G879	U813	G680	G637	G574	G495	A429	G355	G290	C249	C184	G110
C951	C951	G880	C814	G681	A637	C574	G496	G430	G356	G291	G250	U185	A111
G952	G952	G881	C815	G682	G638	A575	G497	U431	G357	C292		G186	U112
A953	A953	G882	C816	G683	U639	A501	A505	A432	G358	G295	A251	G187	G113
C954	G954	G883	C817	G684	C640	A502	A506	C433	A363A	G296	G252	G188	U114
U1023	U1023	C884	C818	A685	C641	A503	A507	G440	G363B	G298	G253	G189	C115
G1024	G1024	C885	C819	G686	G642	C580	A508	U441	G363C	A299	A255	A190	C116
G1025	G1025	A887	U822	C687	A644	C581	A509	G442	G363D	A300	A256	G192	G117
U1026	A959	C888	G823	U688	C645	C582	A510	C443	G363E	U305	G258	C193	A118
A1027	C961	C889	A824	G689	C646	G583	C509	G444	G363F	U306	G259	U193	A119
G1028	G962	A890	C825	C691	G647	C584	C510	U445	G363G	G307	G260	G194	U120
A1029	U963	G992	U826	C692	G648	G585	U511	G446	G363H	G308	G261	A195	G121
G1030	C964	C893	U827	C693	G649	A586	G512	A447	G363I	G309	G262	A197	G122
	C965	C894	U828	C694	C650	C587	C516	U448	A363J	A310	A265	C198	G123
U1033	G966	U895	A829	G695	G651	C588	C517	U449	G364	G311	G266	A199	G124
G1034	C967	A896	G830	C696	A654	C589	C518	G450	G364A	G312	A267	A199	G125
U1035	U1035	C897	C831	C697	A654B	A590	U519	G451	G364B	U269	U200	A199	G126
C898	G968	C898	G832	C698	G654C	G593	U520	G452	G364C	G313	C201	A127	A127
G1037	C971	A899	U833	C699	G654D	G594	G524	G453	G364D	G314	U202	C128	C128
C1038	G972	G899	U834	G700	G654E	G595	U525	G454	G364E	G315	C203	C129	C129
G1039	A973	A901	A835	G701	G654F	G596	U526	G455	G364F	G316	A204	C130	C130
C1040	G974		G836	G702	G654G	G597	U527	G456	G364G	C319	A207	G131	G131
G1041	C974A		C837	U703	G654H	G598	U528	G457	G364H				
G1042	G975	U905	C838	G704	G654I	G600	C527	G458	U380	G317			
	C976	G906	C839	A705	A654J	C601	A528	G459	G381	G318			
A1045	G977	U907	U840	A706	A654K	G602	A529	G460	G382	G319			
A1046	G978	C908	A841	U709	G654L	A603	G530	G461	U383	G320			
G1047	G979	A909	G842	G654M	G654N	C531	A531	G462	U384	G321			
A1048		A910	G843	G654O	G654P	A532	A532	G463	G385	G322			
C1049	A983					G533	G533	G464	G386				

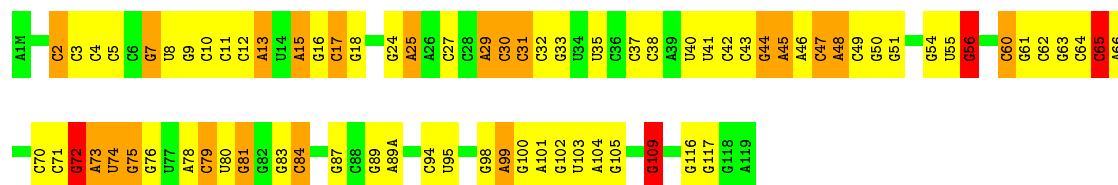
G1944	G1858	A1786	G1695	G1633	G1506	C1437	G1374	G1311	G1245	G1176	A1111	A1050
G1945	A1859	A1787	G1696	A1634	A1507	G1440	C1375	U1312	A1246	A1177	G1112	G1051
C1946	G1860	G1787	G1697	G1635	A1508	G1441	C1376	U1313	G1247	C1178	U1113	
		C1790	A1698	G1636	C1509	G1442	G1377	G1314	G1248	C1179	U1114	A1054
G1950	U1864	A1791	G1699	A1637	A1510	G1443	A1378	U1315	U1249	G1180	G1115	G1055
U1951	G1869	G1792	G1700	G1638	A1511	G1444	A1379	U1316	G1250	G1181	G1116	G1056
A1952	C1870	G1793	A1700	G1639	G1512	G1444	G1380	A1317	G1251	A1182	G1117	A1057
		U1794	G1705	G1640	C1513	A1444	G1381	C1318	G1252	G1183	G1118	U1058
	G1878	U1795	U1706	A1641	U1514	A1445	G1382	C1319	G1253	G1184		U1059
U1955	C1879	U1796		G1642	C1515	G1446	C1383	G1319	A1254	G1185	G1122	U1060
U1956		U1797	U1716	G1643	U1516	G1447	A1384	A1321	U1255	G1186	G1123	U1061
C1957	G1882	G1797	G1717	G1644	G1517	G1448	G1385	U1322	G1256	G1187	G1124	G1062
C1958	G1883	U1798		G1645	G1518	A1449	C1386	U1323	G1257	G1188	G1125	G1063
G1959	A1894	U1799	U1727	G1646	G1519	G1449A	C1387	G1324	C1258	A1189	A1126	C1064
		A1885	G1728	G1647	U1520		G1388	G1325	G1259	G1190	A1127	U1065
	C1886	A1801	G1729	A1648	U1521	A1453	G1389	U1326	G1260	G1191	A1128	U1066
C1887	G1887	A1803	U1730	G1649	C1522	U1454	U1390	C1327	G1261	G1192	A1129	A1067
G1888	G1888	C1804	G1731	G1650		G1455	U1391	G1328	A1262	G1193	U1130	G1068
		U1805	A1732	G1651	G1525	G1456	A1392	U1329	U1263	G1194	A1131	A1069
C1895		U1806		G1652	G1526	A1457	A1393	C1330	G1264	G1195	A1132	A1070
A1896		G1907	G1743	G1653	G1527	C1458	U1394	A1331	A1265		U1133	G1071
C1897		U1808	G1746	G1654	G1528	G1459	A1395	C1332	G1266	U1198	G	C1072
G1968		A1809	G1747	A1655	A1529	G1460	U1396	C1333	U1267	U1199	C1135	A1073
A1969		A1810	G1748	G1656	G1530	G1461	U1397	G1334	A1268	G1200	G1136	G1074
A1970		G1811	A1749	C1657	C1531	G1462	C1398	U1335	A1269	G1201	G1137	C1075
A1971					G1532	G1463	C1399	A1336	C1270	C1202	G1138	G1076
A1972			G1750	G1658		G1464	G1400	G1337	G1271	G1203	G1139	A1077
G1973		G1814	C1751	G1659	C1533		G1401	G1338	G1272	A1204	C1140	A1078
C1974		A1815	C1752	G1660	G1534		C1402	G1339	A1273	U1205	G1141	C1079
G1975		G1816	G1753	G1661	U1535	A1470	C1403	G1340	A1274		U1142	A1080
		G1817	C1754	G1662	C1536	C1467	C1404	U1341		A1210	A1192A	U1081
		U1818	G1755	G1663	G1537	C1468	C1405	G1342		U1211	A1143	U1082
G1907		A1819	G1756	A1664	C1538	G1469	U1406	G1343		G1212	G1144	U1083
C1908		U1820	U1757	A1665	G1539	A1471	U1407	G1344		A1213	C1145	A1084
			G1758	G1666	U1541	G1472	C1408	G1345		A1214		A1085
		A1825	A1759	G1667	G1542	G1473		G1346		G1215	G1149	A1086
A1912		G1826	G1761	A1668	A1543	G1474		G1347		G1216	G1150	G1087
A1913		A1914	A1760	A1669	C1544	G1475	A1412	G1348			G1151	A1088
G1914		U1915	A1762	G1670	C1545	G1476	G1413			G1219	G1154	U1089
A1915			G1763	U1671	A1545	A1477	G1416	A1349		A1220	G1154	U1090
G1916		A1829	G1764	C1672	A1545A	G1478	C1417	C1221		C1221	A1155	G1091
		U1834	U1768	G1673	C1546	G1479	G1418	C1222		C1222	A1156	C1092
A1918		C1830	G1769	A1674	C1547	G1480	A1419	G1223		G1223	G1157	G1093
C1920			G1770	G1675	C1548	U1482	U1420	G1224		G1224	C1158	U1094
U1923		U1833	G1771	A1676	C1549	G1483	U1421	G1225		G1225	U1159	A1095
		C1835	G1772	G1677	C1550	G1484	G1422	G1226		G1226	G1160	A1096
G1929		C1836	C1773	U1678	A1554	G1485	G1423	G1227		A1227	C1161	U1097
U1930		C1837	G1774	G1679	G1555	A1486	G1424	G1228		G1228	G1162	A1098
U1935		G1838	A1773	U1680	G1556	G1487	G1425	G1229		G1229	G1163	G1099
C1936		U1839	C1774	G1681	G1557	G1488	U1426	G1229A		G1229A	G1164	U1100
G1937		G1840	U1775	G1682	C1557	U1489	G1427	C1230		C1230	U1165	U1101
U1938			G1776	C1683	A1558		A1428	G1231		G1231	C1166	C1102
C1939		C1843		G1684	G1559	C1493	C1428	G1232		G1232	C1167	A1103
G1999		G1935	U1777	C1685	G1560	A1494	A1429	G1233		G1233	U1167	C1104
G2001		A1936	U1778	G1686	G1561	A1495	C1430	G1234		G1234	G1168	U1105
A2001		A1937	U1779	C1625	G1562	A1496	U1431	G1235		G1235	G1169	U1106
G2002		G1938	U1780	G1626	G1563	U1497	C1432	G1236		G1236	G1170	G1107
G2003		U1939	C1781	A1690	G1564		U1433	G1237		U1240	G1171	G1108
		A1939	G1782	G1630	C1565	C1502	A1434	G1238		A1241	G1172	C1109
C2007		U1940	A1783	G1630A	G1566		A1435	U1372			G1173	U1174
G2008		C1941	A1784	A1631	A1567		G1436	A1373			U1175	G1110
G2009		G1942										
G2010		U1943										



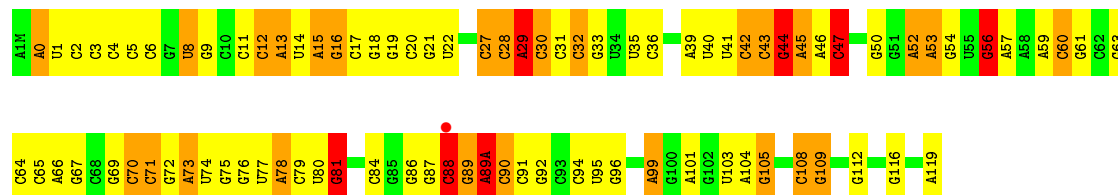
A941	G942	U943	G944	A945	G946	C947	G948	G949	G950	C951	G952	A953	G956	A957	U958	A959	A960	C961	G962	U963	G964	C965	G966	C967	G968	U969	C970	G971	G972	A973	G974	C974A	G977	A980	A981	C982	A983	A984	C985	C986	G987	A988	G989	A990	C991	C992	G993	A996	G997	C998	U999	A1000	A1001	G1002	C1004																																																																																																																																																																																																																																																																																																																																																																																																																																																																																																																																																																														
U877	G878	G879	G880	G881	G882	G883	G884	C885	C886	A887	C888	C889	A890	G892	C893	A894	U895	A896	C897	C898	C899	G900	C901	C902	C903	C904	U905	G906	U907	C908	A909	A910	U911	C912	U913	C914	G915	G916	A917	A918	C919	C920	G921	U922	C923	C924	C925	A926	G928	G929	G932	A933	G934	C935	G938																																																																																																																																																																																																																																																																																																																																																																																																																																																																																																																																																																														
U811	C812	U813	C814	C817	G818	A819	A820	A821	C822	A823	A824	C825	U826	U827	U828	A829	G830	C831	U832	C833	C834	A835	C836	C837	C838	C839	C840	G843	C844	G845	U846	U847	G848	A849	G852	G853	G854	G855	C856	C857	U858	G859	U860	A861	G862	A863	G864	C865	A866	C867	U868	G869	A870	U871	C872	G873	G874	G875	G876	G877	G878	G879	G880	U881	G882	G883	G884	G885	G886	G887	G888	G889	G890	G891	G892	G893	G894	G895	G896	G897	G898	G899	G900	G901	G902	G903	G904	G905	G906	G907	G908	G909	G910	G911	G912	G913	G914	G915	G916	G917	G918	G919	G920	G921	G922	G923	G924	G925	G926	G927	G928	G929	G930	G931	G932	G933	G934	G935	G936	G937	G938	G939	G940	G941	G942	G943	G944	G945	G946	G947	G948	G949	G950	G951	G952	G953	G954	G955	G956	G957	G958	G959	G960	G961	G962	G963	G964	G965	G966	G967	G968	G969	G970	G971	G972	G973	G974	G975	G976	G977	G978	G979	G980	G981	G982	G983	G984	G985	G986	G987	G988	G989	G990	G991	G992	G993	G994	G995	G996	G997	G998	G999	G1000	G1001	G1002	C1004																																																																																																																																																																																																																																																																																																																																																																																																																																											
A746	U747	G748	C749	A750	A751	A752	C753	U757	C758	A761	U762	G763	A764	G765	G766	U767	G768	G769	G770	G771	G772	U773	C774	A775	G776	G777	G778	U779	G780	A782	A784	G785	C786	U787	A788	G789	C790	C791	G792	A793	U796	C797	A800	G801	A802	U803	A804	G805	C806	U807	G808	U809	G810	G811	G812	G813	G814	G815	G816	G817	G818	G819	G820	G821	G822	G823	G824	G825	G826	G827	G828	G829	G830	G831	G832	G833	G834	G835	G836	G837	G838	G839	G840	G841	G842	G843	G844	G845	G846	G847	G848	G849	G850	G851	G852	G853	G854	G855	G856	G857	G858	G859	G860	G861	G862	G863	G864	G865	G866	G867	G868	G869	G870	G871	G872	G873	G874	G875	G876	G877	G878	G879	G880	G881	G882	G883	G884	G885	G886	G887	G888	G889	G890	G891	G892	G893	G894	G895	G896	G897	G898	G899	G900	G901	G902	G903	G904	G905	G906	G907	G908	G909	G910	G911	G912	G913	G914	G915	G916	G917	G918	G919	G920	G921	G922	G923	G924	G925	G926	G927	G928	G929	G930	G931	G932	G933	G934	G935	G936	G937	G938	G939	G940	G941	G942	G943	G944	G945	G946	G947	G948	G949	G950	G951	G952	G953	G954	G955	G956	G957	G958	G959	G960	G961	G962	G963	G964	G965	G966	G967	G968	G969	G970	G971	G972	G973	G974	G975	G976	G977	G978	G979	G980	G981	G982	G983	G984	G985	G986	G987	G988	G989	G990	G991	G992	G993	G994	G995	G996	G997	G998	G999	G1000	G1001	G1002	C1004																																																																																																																																																																																																																																																																																																																																																																															
C641	G642	A643	C644	C645	A646	C647	G648	G649	A650	C651	C652	A653	A654	C655	C656	C657	C658	C659	C660	C661	C662	A663	C664	C665	C666	C667	C668	C669	C670	C671	C672	C673	C674	C675	C676	C677	C678	C679	C680	C681	C682	C683	C684	C685	C686	C687	C688	C689	C690	C691	C692	C693	C694	C695	C696	C697	C698	C699	C700	C701	C702	C703	C704	C705	C706	C707	C708	C709	C710	C711	C712	C713	C714	C715	C716	C717	C718	C719	C720	C721	C722	C723	C724	C725	C726	C727	C728	C729	C730	C731	C732	C733	C734	C735	C736	C737	C738	C739	C740	C741	C742	C743	C744	C745	C746	C747	C748	C749	C750	C751	C752	C753	C754	C755	C756	C757	C758	C759	C760	C761	C762	C763	C764	C765	C766	C767	C768	C769	C770	C771	C772	C773	C774	C775	C776	C777	C778	C779	C780	C781	C782	C783	C784	C785	C786	C787	C788	C789	C790	C791	C792	C793	C794	C795	C796	C797	C798	C799	C800	C801	C802	C803	C804	C805	C806	C807	C808	C809	C810	C811	C812	C813	C814	C815	C816	C817	C818	C819	C820	C821	C822	C823	C824	C825	C826	C827	C828	C829	C830	C831	C832	C833	C834	C835	C836	C837	C838	C839	C840	C841	C842	C843	C844	C845	C846	C847	C848	C849	C850	C851	C852	C853	C854	C855	C856	C857	C858	C859	C860	C861	C862	C863	C864	C865	C866	C867	C868	C869	C870	C871	C872	C873	C874	C875	C876	C877	C878	C879	C880	C881	C882	C883	C884	C885	C886	C887	C888	C889	C890	C891	C892	C893	C894	C895	C896	C897	C898	C899	C900	C901	C902	C903	C904	C905	C906	C907	C908	C909	C910	C911	C912	C913	C914	C915	C916	C917	C918	C919	C920	C921	C922	C923	C924	C925	C926	C927	C928	C929	C930	C931	C932	C933	C934	C935	C936	C937	C938	C939	C940	C941	C942	C943	C944	C945	C946	C947	C948	C949	C950	C951	C952	C953	C954	C955	C956	C957	C958	C959	C960	C961	C962	C963	C964	C965	C966	C967	C968	C969	C970	C971	C972	C973	C974	C975	C976	C977	C978	C979	C980	C981	C982	C983	C984	C985	C986	C987	C988	C989	C990	C991	C992	C993	C994	C995	C996	C997	C998	C999	G1000	G1001	G1002	C1004																																																																																																																																																																																																																																																											
C336	A337	C338	C339	C340	C341	C342	C343	C344	C345	C346	C347	C348	C349	C350	C351	C352	C353	C354	C355	C356	C357	C358	C359	C360	C361	C362	C363	C364	C365	C366	C367	C368	C369	C370	C371	C372	C373	C374	C375	C376	C377	C378	C379	C380	C381	C382	C383	C384	C385	C386	C387	C388	C389	C390	C391	C392	C393	C394	C395	C396	C397	C398	C399	C400	C401	C402	C403	C404	C405	C406	C407	C408	C409	C410	C411	C412	C413	C414	C415	C416	C417	C418	C419	C420	C421	C422	C423	C424	C425	C426	C427	C428	C429	C430	C431	C432	C433	C434	C435	C436	C437	C438	C439	C440	C441	C442	C443	C444	C445	C446	C447	C448	C449	C450	C451	C452	C453	C454	C455	C456	C457	C458	C459	C460	C461	C462	C463	C464	C465	C466	C467	C468	C469	C470	C471	C472	C473	C474	C475	C476	C477	C478	C479	C480	C481	C482	C483	C484	C485	C486	C487	C488	C489	C490	C491	C492	C493	C494	C495	C496	C497	C498	C499	C500	C501	C502	C503	C504	C505	C506	C507	C508	C509	C510	C511	C512	C513	C514	C515	C516	C517	C518	C519	C520	C521	C522	C523	C524	C525	C526	C527	C528	C529	C530	C531	C532	C533	C534	C535	C536	C537	C538	C539	C540	C541	C542	C543	C544	C545	C546	C547	C548	C549	C550	C551	C552	C553	C554	C555	C556	C557	C558	C559	C560	C561	C562	C563	C564	C565	C566	C567	C568	C569	C570	C571	C572	C573	C574	C575	C576	C577	C578	C579	C580	C581	C582	C583	C584	C585	C586	C587	C588	C589	C590	C591	C592	C593	C594	C595	C596	C597	C598	C599	C600	C601	C602	C603	C604	C605	C606	C607	C608	C609	C610	C611	C612	C613	C614	C615	C616	C617	C618	C619	C620	C621	C622	C623	C624	C625	C626	C627	C628	C629	C630	C631	C632	C633	C634	C635	C636	C637	C638	C639	C640	C641	C642	C643	C644	C645	C646	C647	C648	C649	C650	C651	C652	C653	C654	C655	C656	C657	C658	C659	C660	C661	C662	C663	C664	C665	C666	C667	C668	C669	C670	C671	C672	C673	C674	C675	C676	C677	C678	C679	C680	C681	C682	C683	C684	C685	C686	C687	C688	C689	C690	C691	C692	C693	C694	C695	C696	C697	C698	C699	C700	C701	C702	C703	C704	C705	C706	C707	C708	C709	C710	C711	C712	C713	C714	C715	C716	C717	C718	C719	C720	C721	C722	C723	C724	C725	C726	C727	C728	C729	C730	C731	C732	C733	C734	C735	C736	C737	C738	C739	C740	C741	C742	C743	C744	C745	C746	C747	C748	C749	C750	C751	C752	C753	C754	C755	C756	C757	C758	C759	C760	C761	C762	C763	C764	C765	C766	C767	C768	C769	C770	C771	C772	C773	C774	C775	C776	C777	C778	C779	C780	C781	C782	C783	C784	C785	C786	C787	C788	C789	C790	C791	C792	C793	C794	C795	C796	C797	C798	C799	C800	C801	C802	C803	C804	C805	C806	C807	C808	C809	C810	C811	C812	C813	C814	C815	C816	C817	C818	C819	C820	C821	C822	C823	C824	C825	C826	C827	C828	C829	C830	C831	C832	C833	C834	C835	C836	C837	C838	C839	C840	C841	C842	C843	C844	C845	C846	C847	C848	C849	C850	C851	C852	C853	C854	C855	C856	C857	C858	C859	C860	C861	C862	C863	C864	C865	C866	C867	C868	C869	C870	C871	C872	C873	C874	C875	C876	C877	C878	C879	C880	C881	C882	C883	C884	C885	C886	C887	C888	C889	C890	C891	C892	C893	C894	C895	C896	C897	C898	C899	C900	C901	C902	C903	C904	C905	C906	C907	C908	C909	C910	C911	C912	C913	C914	C915	C916	C917	C918	C919	C920	C921	C922	C923	C924	C925	C926	C927	C928	C929	C930	C931	C932	C933	C934	C935	C936	C937	C938	C939	C940	C941	C942	C943	C944	C945	C946	C947	C948	C949



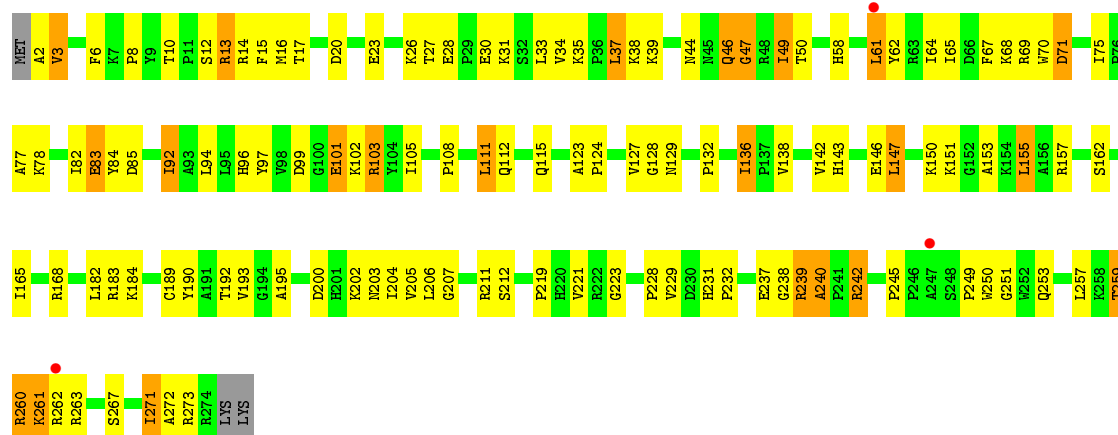




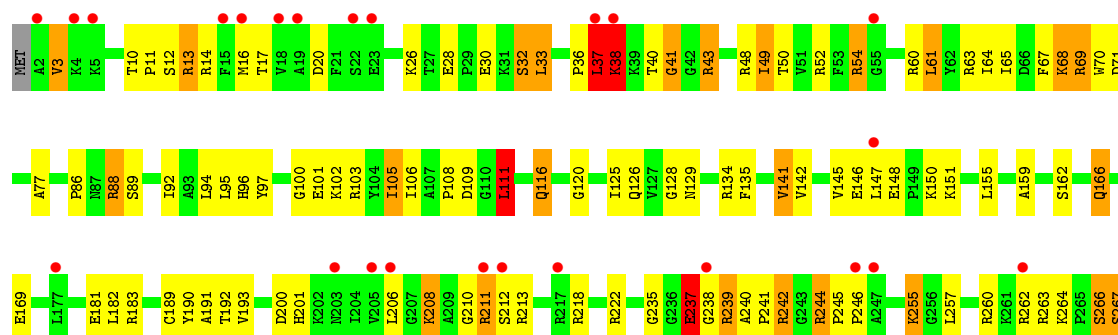
• Molecule 27: 5S ribosomal RNA




• Molecule 28: 50S ribosomal protein L2

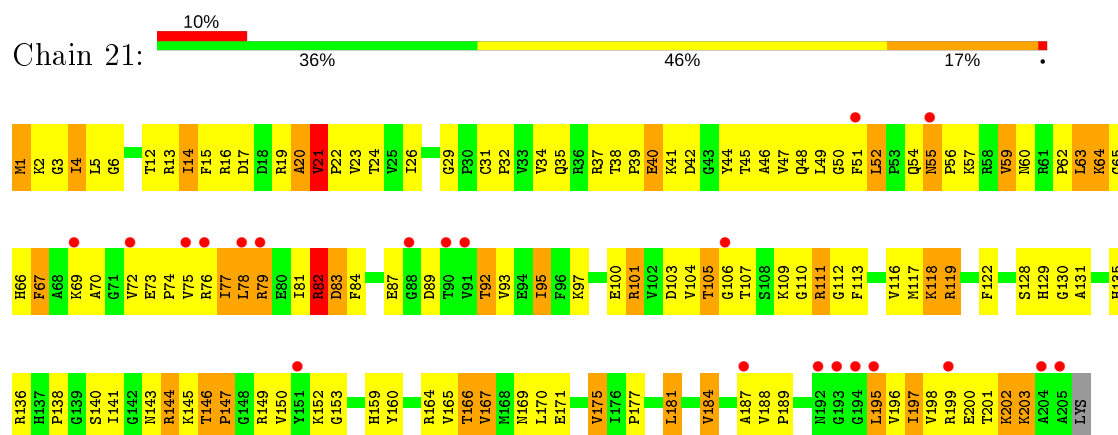


• Molecule 28: 50S ribosomal protein L2

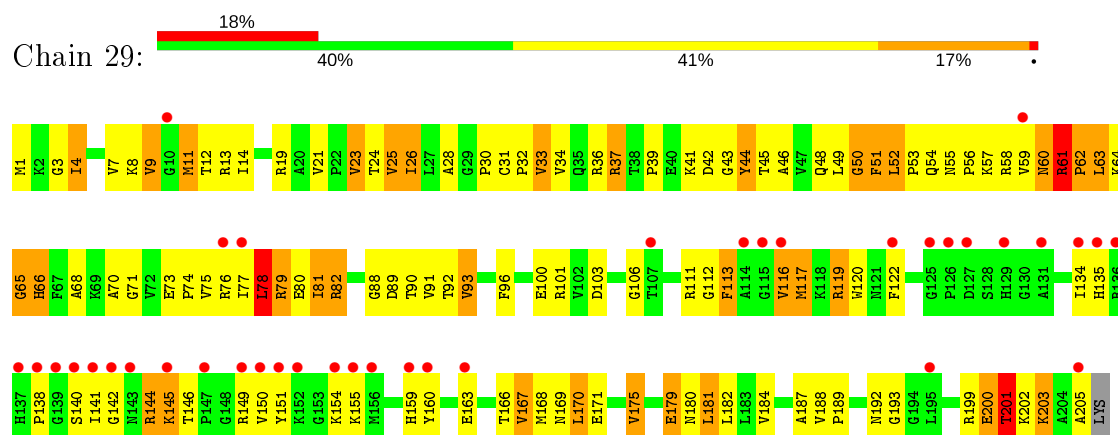




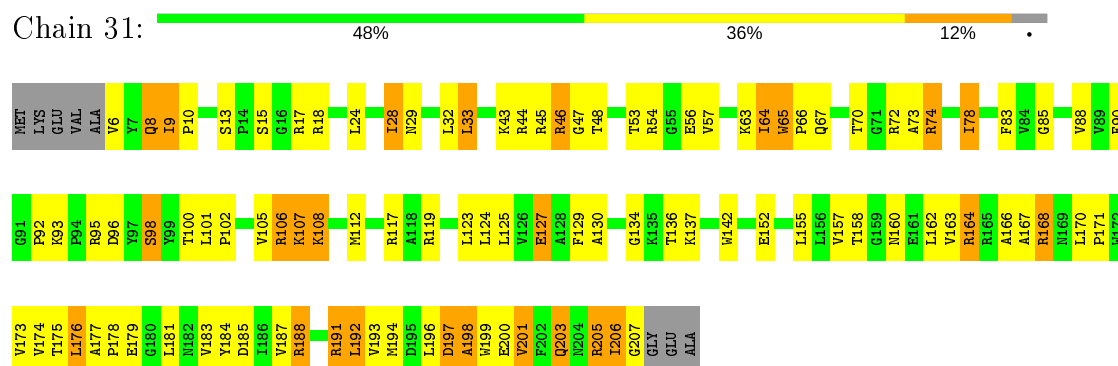
- Molecule 29: 50S ribosomal protein L3



- Molecule 29: 50S ribosomal protein L3

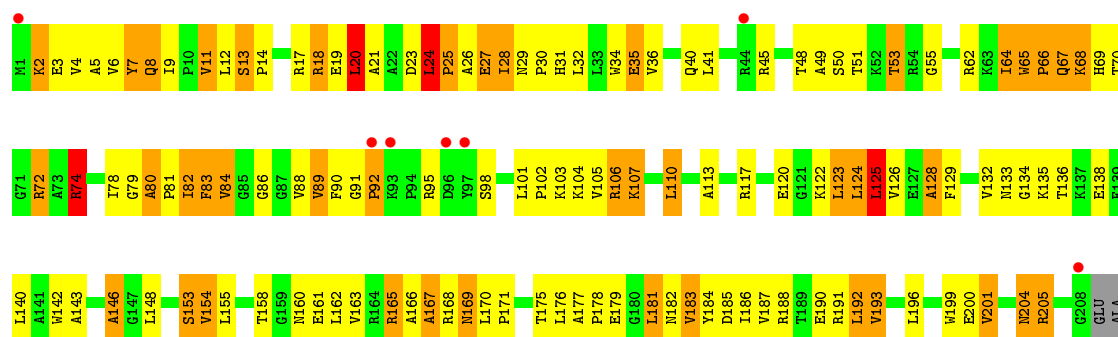


- Molecule 30: 50S ribosomal protein L4

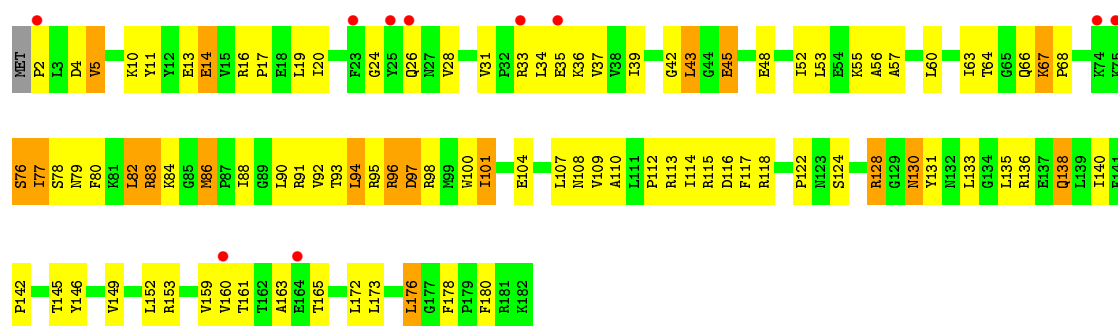


- Molecule 30: 50S ribosomal protein L4

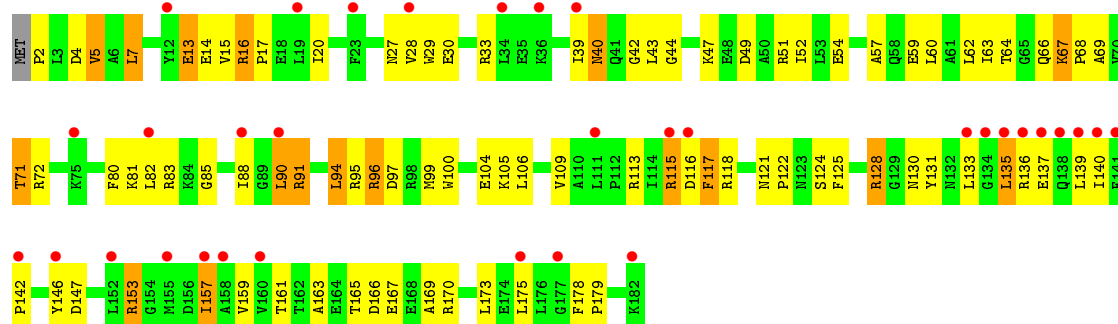




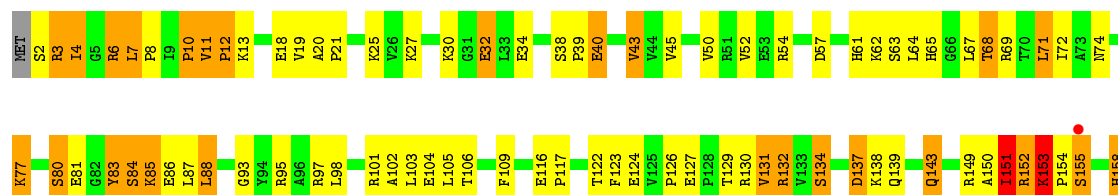
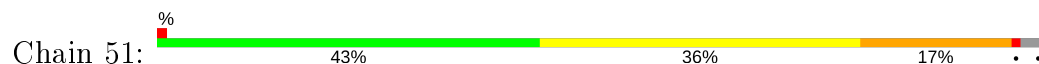
- Molecule 31: 50S ribosomal protein L5



- Molecule 31: 50S ribosomal protein L5

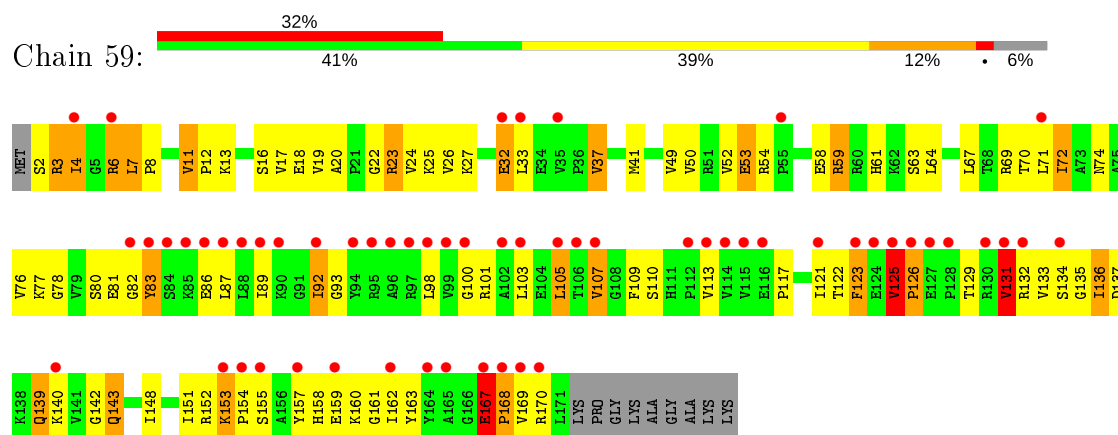


- Molecule 32: 50S ribosomal protein L6

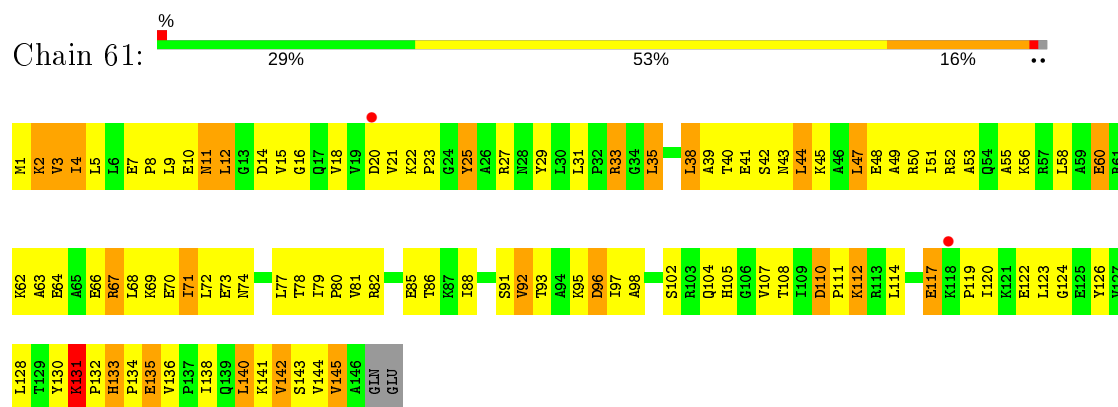




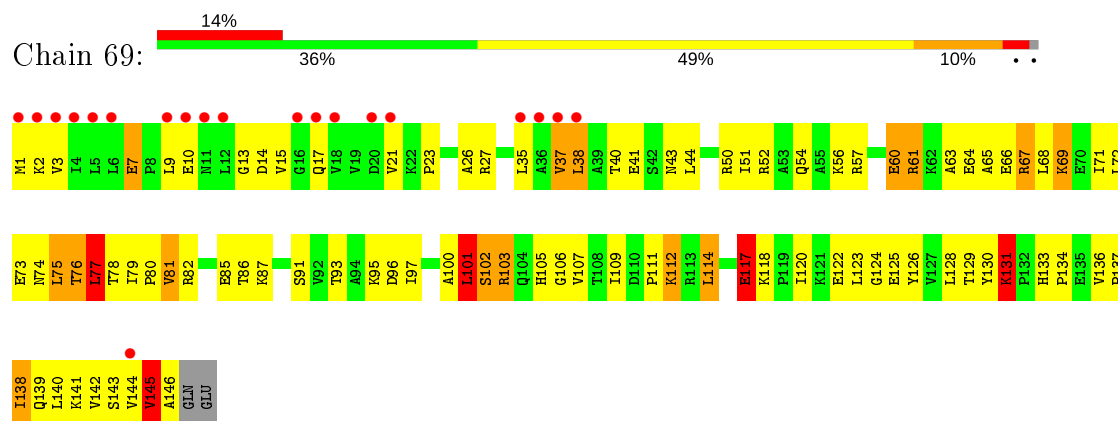
• Molecule 32: 50S ribosomal protein L6



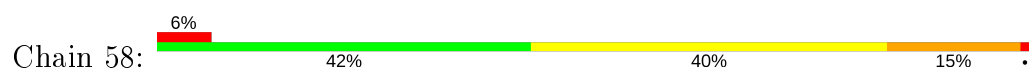
• Molecule 33: 50S ribosomal protein L9

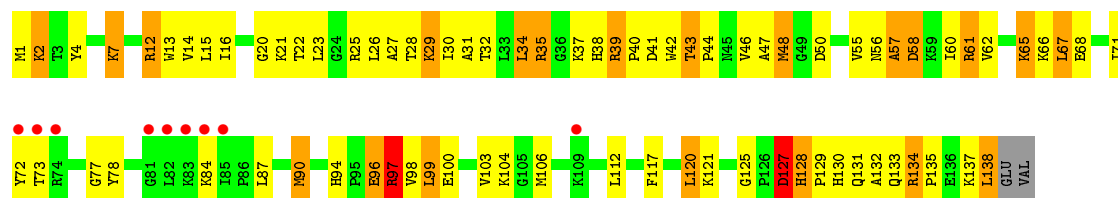


• Molecule 33: 50S ribosomal protein L9

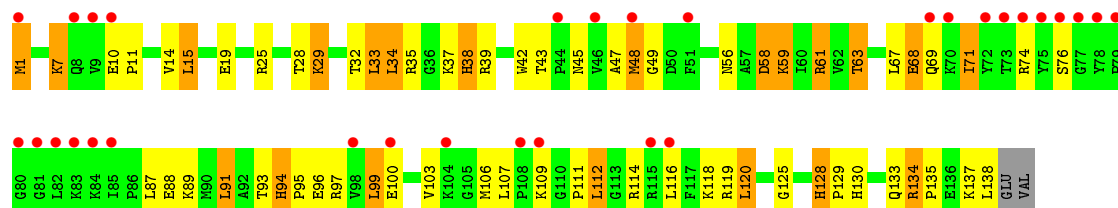


• Molecule 34: 50S ribosomal protein L13

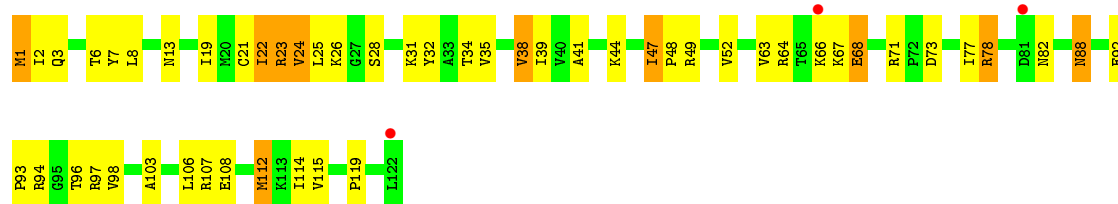




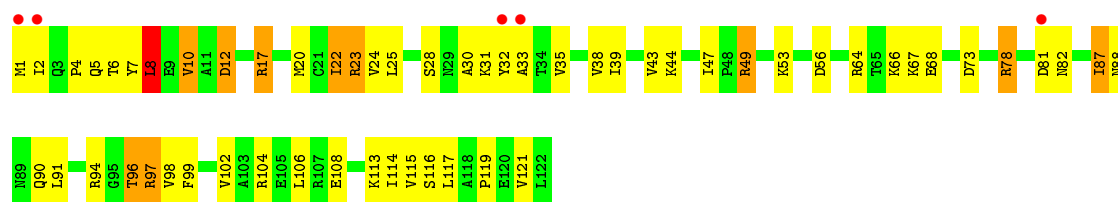
• Molecule 34: 50S ribosomal protein L13



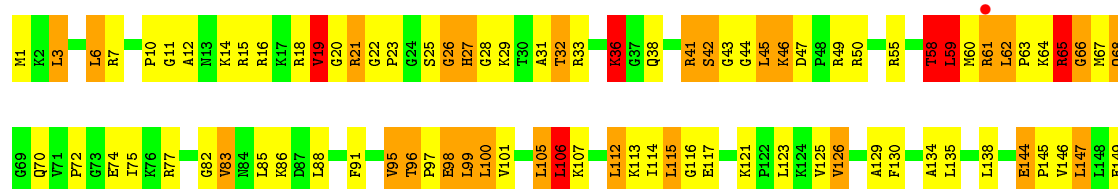
• Molecule 35: 50S ribosomal protein L14



• Molecule 35: 50S ribosomal protein L14

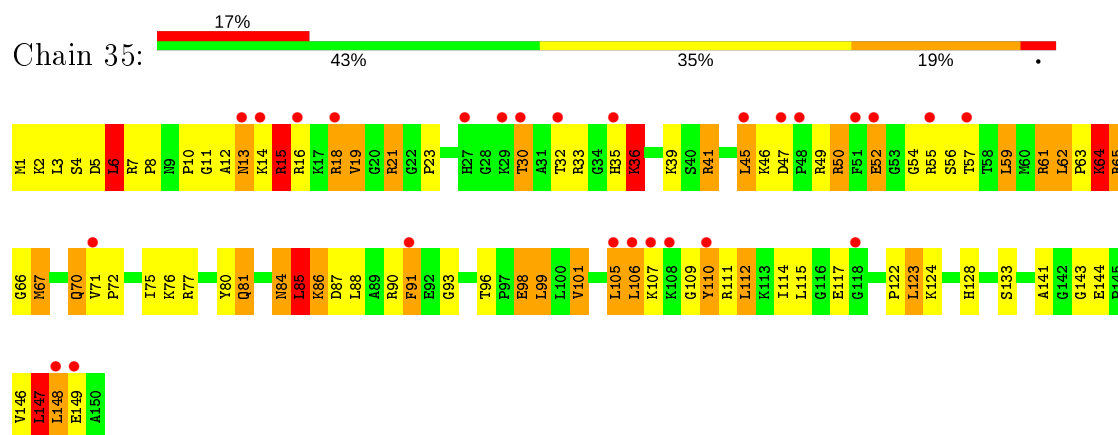


• Molecule 36: 50S ribosomal protein L15

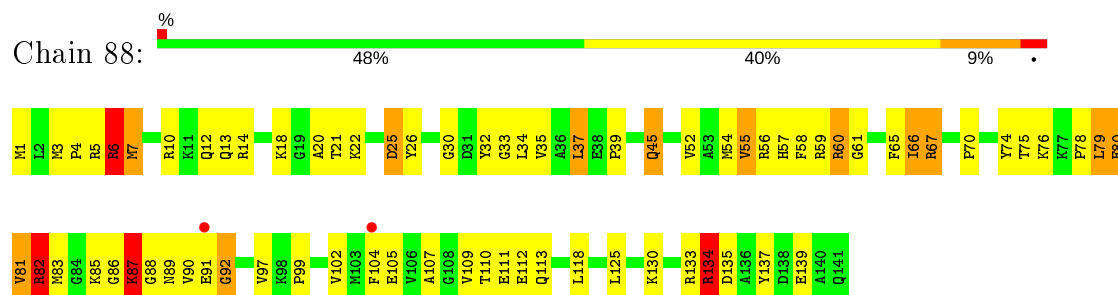


A150

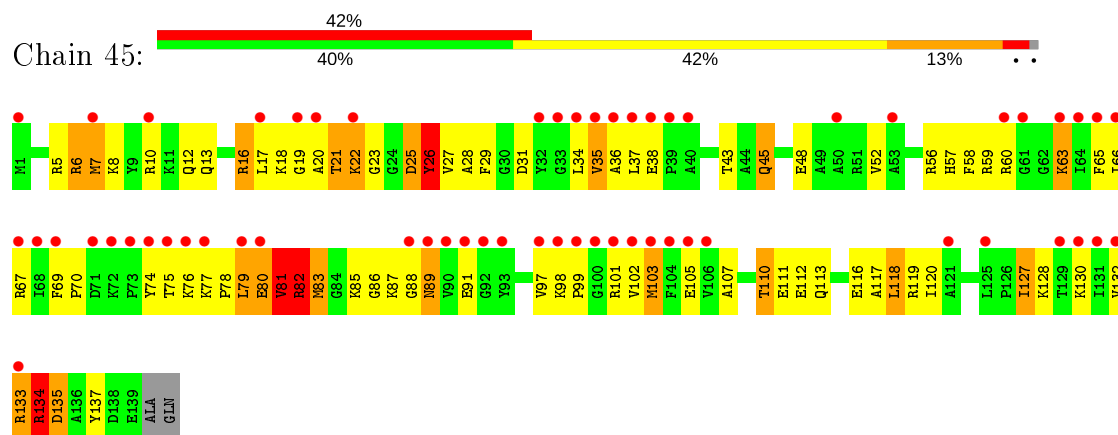
- Molecule 36: 50S ribosomal protein L15



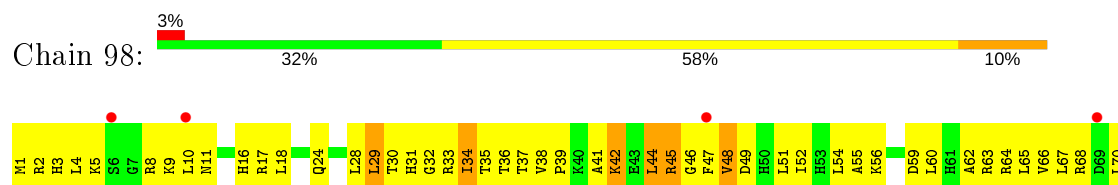
- Molecule 37: 50S ribosomal protein L16



- Molecule 37: 50S ribosomal protein L16

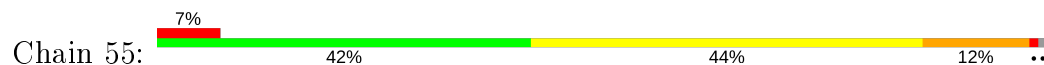


- Molecule 38: 50S ribosomal protein L17

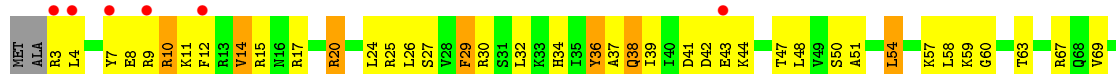




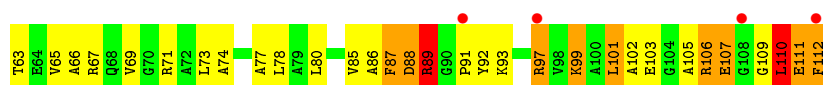
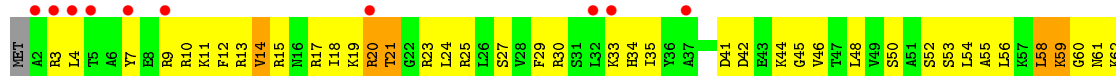

- Molecule 38: 50S ribosomal protein L17



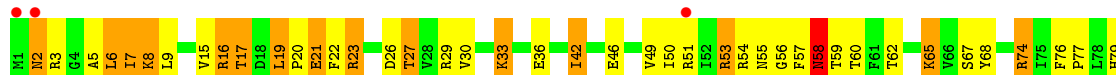
- Molecule 39: 50S ribosomal protein L18



- Molecule 39: 50S ribosomal protein L18

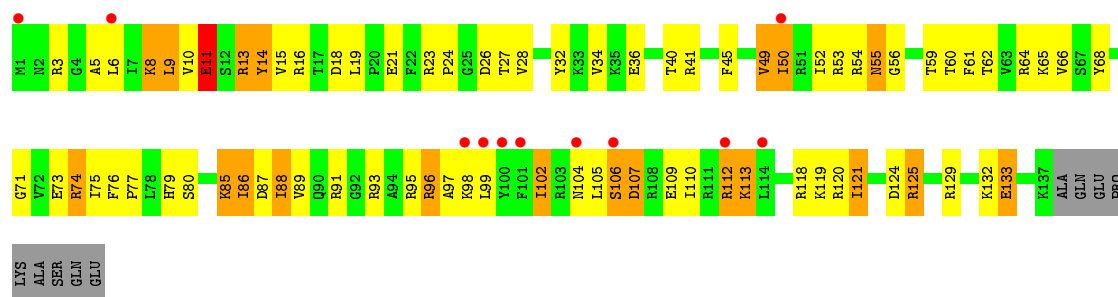


- Molecule 40: 50S ribosomal protein L19

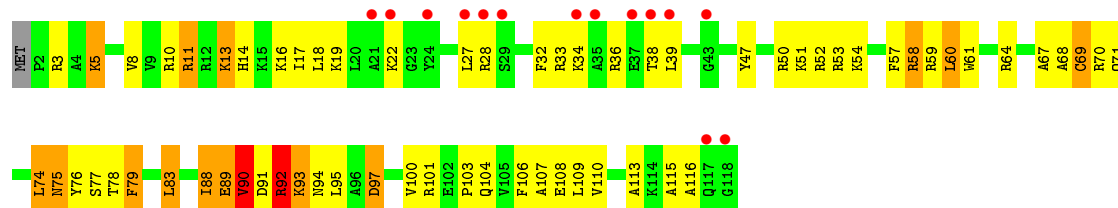
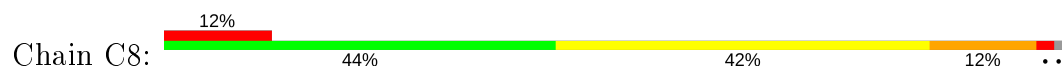


- Molecule 40: 50S ribosomal protein L19

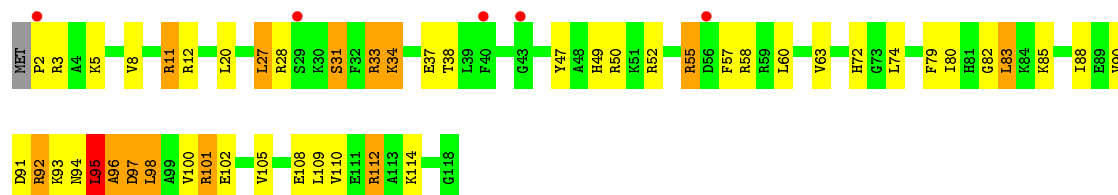




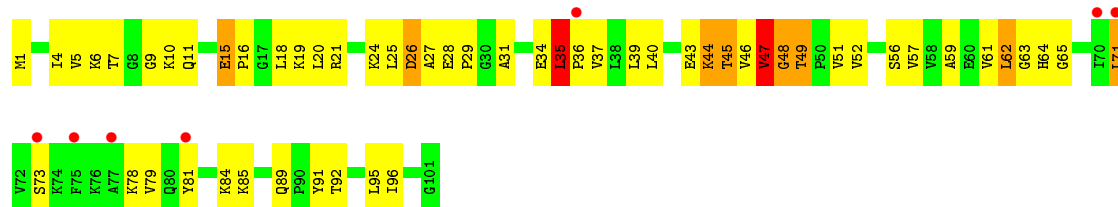
- Molecule 41: 50S ribosomal protein L20



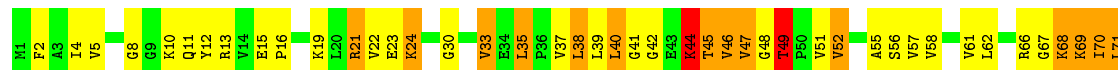
- Molecule 41: 50S ribosomal protein L20

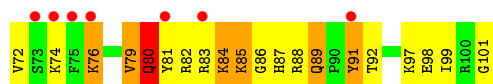


- Molecule 42: 50S ribosomal protein L21

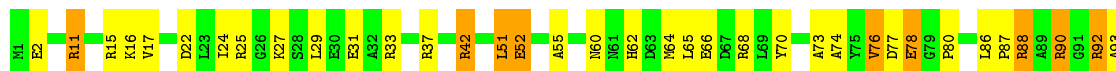


- Molecule 42: 50S ribosomal protein L21

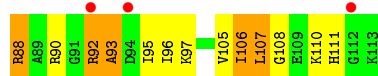
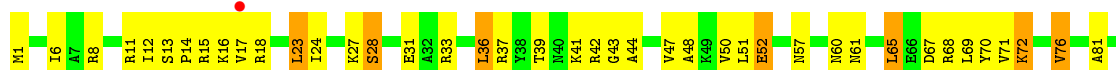




- Molecule 43: 50S ribosomal protein L22



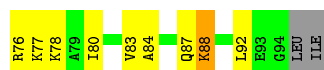
- Molecule 43: 50S ribosomal protein L22



- Molecule 44: 50S ribosomal protein L23

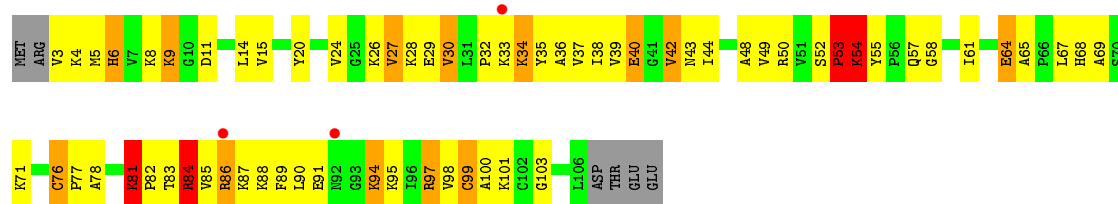


- Molecule 44: 50S ribosomal protein L23

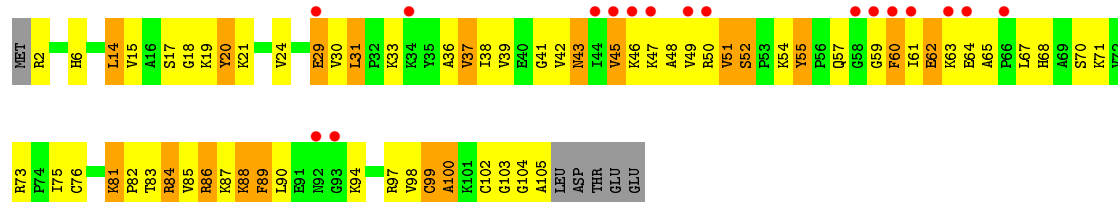


- Molecule 45: 50S ribosomal protein L24

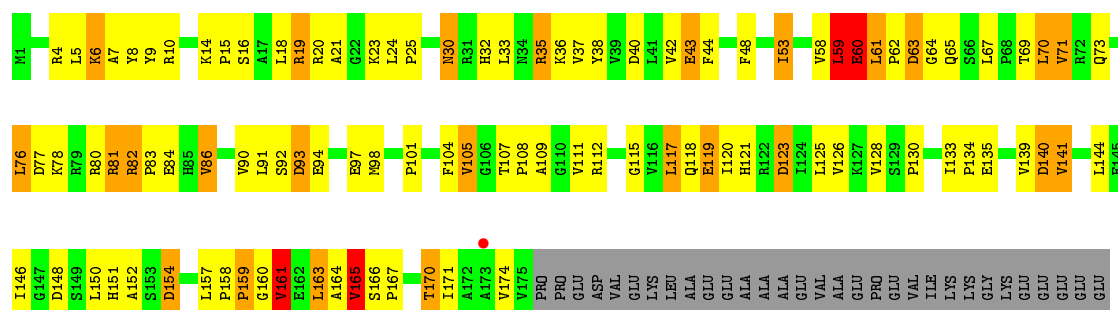




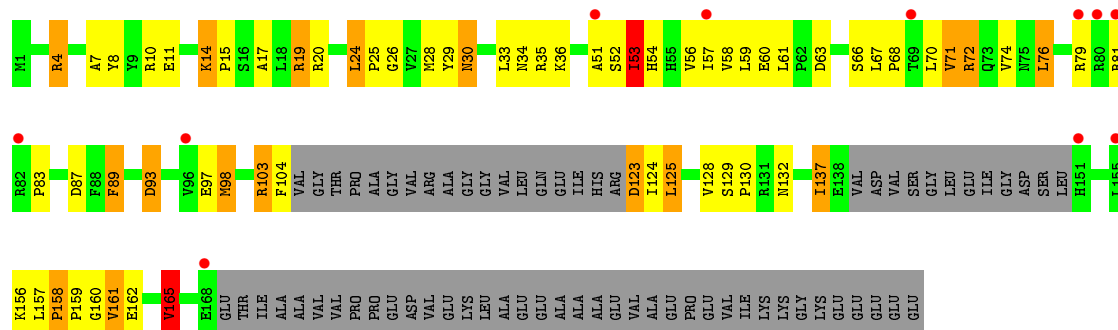
• Molecule 45: 50S ribosomal protein L24



• Molecule 46: 50S ribosomal protein L25

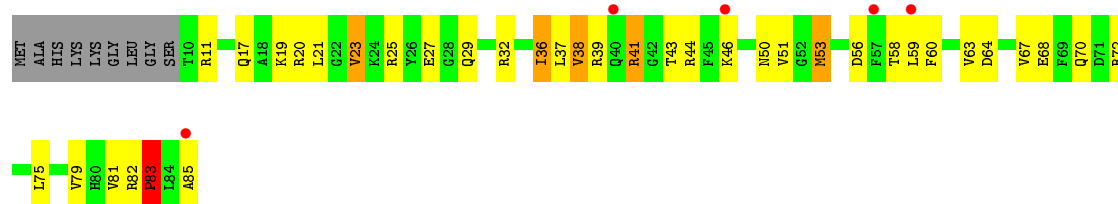


• Molecule 46: 50S ribosomal protein L25



• Molecule 47: 50S ribosomal protein L27

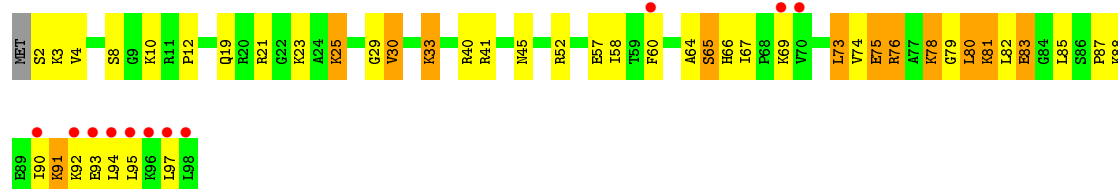




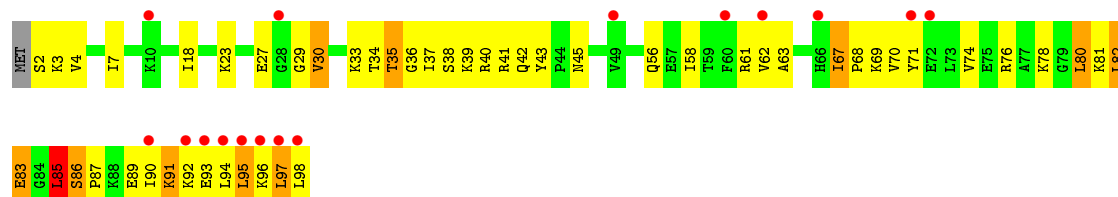
• Molecule 47: 50S ribosomal protein L27




• Molecule 48: 50S ribosomal protein L28



• Molecule 48: 50S ribosomal protein L28



• Molecule 49: 50S ribosomal protein L29



- Chain N8: 



- Molecule 52: 50S ribosomal protein L32



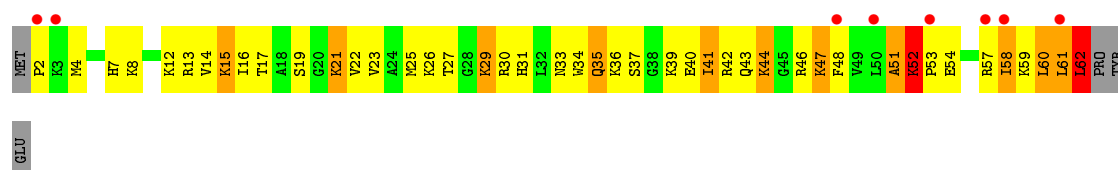
- Molecule 53: 50S ribosomal protein L34



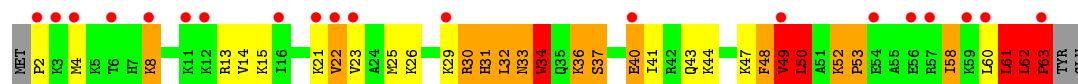
- Molecule 53: 50S ribosomal protein L34



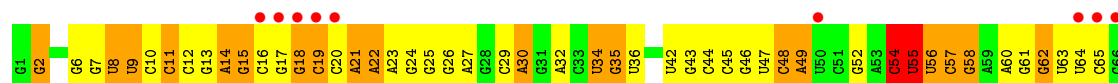
- Molecule 54: 50S ribosomal protein L35



- Molecule 54: 50S ribosomal protein L35



- Molecule 55: tRNA-Tyr



A67	A68	U69	C70	C71	C74	C75	C76	C77	C78	A79	C80	C81	A82	A85
-----	-----	-----	-----	-----	-----	-----	-----	-----	-----	-----	-----	-----	-----	-----

4 Data and refinement statistics

Property	Value	Source
Space group	P 21 21 21	Depositor
Cell constants a, b, c, α , β , γ	209.90 Å 450.90 Å 622.70 Å 90.00° 90.00° 90.00°	Depositor
Resolution (Å)	225.45 – 3.05 225.45 – 3.05	Depositor EDS
% Data completeness (in resolution range)	99.9 (225.45-3.05) 92.8 (225.45-3.05)	Depositor EDS
R_{merge}	0.38	Depositor
R_{sym}	(Not available)	Depositor
$\langle I/\sigma(I) \rangle$ ¹	0.76 (at 3.07 Å)	Xtriage
Refinement program	PHENIX	Depositor
R, R_{free}	0.195 , 0.249 0.196 , 0.248	Depositor DCC
R_{free} test set	1999 reflections (0.18%)	wwPDB-VP
Wilson B-factor (Å ²)	77.5	Xtriage
Anisotropy	0.277	Xtriage
Bulk solvent k_{sol} (e/Å ³), B_{sol} (Å ²)	0.27 , 77.3	EDS
L-test for twinning ²	$\langle L \rangle = 0.43$, $\langle L^2 \rangle = 0.26$	Xtriage
Estimated twinning fraction	No twinning to report.	Xtriage
F_o, F_c correlation	0.87	EDS
Total number of atoms	299607	wwPDB-VP
Average B, all atoms (Å ²)	101.0	wwPDB-VP

Xtriage's analysis on translational NCS is as follows: *The largest off-origin peak in the Patterson function is 1.46% of the height of the origin peak. No significant pseudotranslation is detected.*

¹Intensities estimated from amplitudes.

²Theoretical values of $\langle |L| \rangle$, $\langle L^2 \rangle$ for acentric reflections are 0.5, 0.333 respectively for untwinned datasets, and 0.375, 0.2 for perfectly twinned datasets.

5 Model quality ⓘ

5.1 Standard geometry ⓘ

Bond lengths and bond angles in the following residue types are not validated in this section: 5MU, OMC, PAR, MIA, MG, ZN, 4SU, QUO, PSU

The Z score for a bond length (or angle) is the number of standard deviations the observed value is removed from the expected value. A bond length (or angle) with $|Z| > 5$ is considered an outlier worth inspection. RMSZ is the root-mean-square of all Z scores of the bond lengths (or angles).

Mol	Chain	Bond lengths		Bond angles	
		RMSZ	$\# Z > 5$	RMSZ	$\# Z > 5$
1	13	0.75	4/36215 (0.0%)	1.42	401/56524 (0.7%)
1	1G	0.66	1/36187 (0.0%)	1.30	253/56481 (0.4%)
2	12	0.38	0/1959	0.66	0/2642
2	1E	0.42	0/1959	0.70	1/2642 (0.0%)
3	22	0.42	0/1636	0.65	0/2205
3	2E	0.52	0/1629	0.72	0/2195
4	32	0.50	0/1732	0.76	2/2318 (0.1%)
4	3E	0.60	1/1732 (0.1%)	0.76	1/2318 (0.0%)
5	42	0.47	0/1171	0.70	0/1576
5	4E	0.54	0/1171	0.72	1/1576 (0.1%)
6	52	0.52	0/855	0.68	2/1154 (0.2%)
6	5E	0.54	0/855	0.70	0/1154
7	62	0.45	0/1275	0.64	0/1709
7	6E	0.45	0/1261	0.60	0/1689
8	72	0.44	0/1127	0.65	0/1517
8	7E	0.51	0/1135	0.74	1/1527 (0.1%)
9	82	0.40	0/988	0.66	0/1324
9	8E	0.44	0/1028	0.67	0/1379
10	1A	0.37	0/814	0.62	0/1095
10	1I	0.45	0/814	0.66	0/1095
11	2A	0.47	0/888	0.67	1/1198 (0.1%)
11	2I	0.51	0/879	0.74	1/1187 (0.1%)
12	3A	0.58	0/991	0.80	0/1327
12	3I	0.73	0/972	0.91	0/1301
13	4A	0.38	0/943	0.65	1/1265 (0.1%)
13	4I	0.49	0/938	0.71	0/1258
14	5A	0.44	0/484	0.74	0/643
14	5I	0.69	2/489 (0.4%)	0.86	1/650 (0.2%)
15	6A	0.47	0/744	0.65	0/992
15	6I	0.54	0/744	0.73	0/992
16	7A	0.53	0/721	0.71	0/970
16	7I	0.51	0/721	0.75	0/970

Mol	Chain	Bond lengths		Bond angles	
		RMSZ	# Z >5	RMSZ	# Z >5
17	8A	0.50	0/847	0.65	0/1131
17	8I	0.55	0/847	0.74	0/1131
18	9A	0.50	0/586	0.72	1/779 (0.1%)
18	9I	0.49	0/595	0.79	1/790 (0.1%)
19	AA	0.44	0/638	0.72	1/860 (0.1%)
19	AI	0.53	0/680	0.81	0/915
20	BA	0.48	0/764	0.78	1/1007 (0.1%)
20	BI	0.41	0/764	0.68	0/1007
21	1B	0.52	0/221	0.66	0/288
21	1F	0.49	0/221	0.70	0/288
22	1K	0.49	0/1899	1.15	11/2952 (0.4%)
23	2K	0.81	0/1747	1.41	18/2723 (0.7%)
23	2L	0.69	0/1747	1.26	9/2723 (0.3%)
24	1L	0.47	1/1996 (0.1%)	1.08	5/3108 (0.2%)
24	3K	0.41	0/1996	1.01	1/3108 (0.0%)
25	4K	0.78	0/319	1.31	3/495 (0.6%)
25	4L	0.78	0/294	1.50	5/456 (1.1%)
26	14	0.89	62/70167 (0.1%)	1.58	1423/109541 (1.3%)
26	1H	1.03	114/70233 (0.2%)	1.76	2174/109643 (2.0%)
27	16	0.83	1/2928 (0.0%)	1.57	49/4568 (1.1%)
27	1J	0.70	0/2928	1.37	27/4568 (0.6%)
28	11	0.77	2/2170 (0.1%)	0.93	1/2926 (0.0%)
28	19	0.73	0/2170	0.94	6/2926 (0.2%)
29	21	0.70	0/1601	0.96	1/2160 (0.0%)
29	29	0.66	0/1601	0.98	3/2160 (0.1%)
30	31	0.72	0/1620	0.90	2/2194 (0.1%)
30	39	0.61	1/1662 (0.1%)	0.89	4/2249 (0.2%)
31	41	0.52	0/1498	0.75	1/2016 (0.0%)
31	49	0.42	0/1498	0.70	0/2016
32	51	0.65	0/1346	0.93	1/1821 (0.1%)
32	59	0.40	0/1332	0.74	3/1802 (0.2%)
33	61	0.52	0/1151	0.82	2/1558 (0.1%)
33	69	0.51	0/1151	0.77	3/1558 (0.2%)
34	15	0.49	0/1131	0.76	2/1525 (0.1%)
34	58	0.60	0/1131	0.83	0/1525
35	25	0.62	0/942	0.76	1/1269 (0.1%)
35	68	0.66	0/942	0.76	0/1269
36	35	0.67	0/1161	1.12	7/1544 (0.5%)
36	78	0.71	0/1161	1.13	7/1544 (0.5%)
37	45	0.70	2/1128 (0.2%)	0.98	3/1508 (0.2%)
37	88	0.82	1/1142 (0.1%)	1.11	4/1527 (0.3%)
38	55	0.65	0/973	0.84	1/1302 (0.1%)
38	98	0.57	0/981	0.79	1/1312 (0.1%)

Mol	Chain	Bond lengths		Bond angles	
		RMSZ	# Z >5	RMSZ	# Z >5
39	65	0.54	0/891	0.90	2/1187 (0.2%)
39	A8	0.62	0/886	0.89	2/1180 (0.2%)
40	75	0.58	0/1155	0.76	0/1542
40	B8	0.62	0/1155	0.83	1/1542 (0.1%)
41	85	0.59	0/981	0.78	1/1306 (0.1%)
41	C8	0.71	1/981 (0.1%)	0.89	2/1306 (0.2%)
42	95	0.66	0/789	0.88	1/1057 (0.1%)
42	D8	0.60	0/789	0.82	2/1057 (0.2%)
43	A5	0.72	0/910	0.86	1/1220 (0.1%)
43	E8	0.65	0/910	0.84	0/1220
44	B5	0.80	1/739 (0.1%)	0.88	0/993
44	F8	0.73	0/744	0.83	0/1000
45	C5	0.61	0/807	0.89	1/1076 (0.1%)
45	G8	0.65	0/804	0.94	3/1073 (0.3%)
46	D5	0.43	0/1165	0.72	0/1574
46	H8	0.50	0/1427	0.80	1/1935 (0.1%)
47	E5	0.63	0/620	0.85	0/827
47	I8	0.71	0/614	0.89	0/819
48	F5	0.64	0/769	0.96	2/1022 (0.2%)
48	J8	0.70	0/769	0.86	0/1022
49	G5	0.60	0/560	0.81	0/741
49	K8	0.78	1/560 (0.2%)	0.98	2/741 (0.3%)
50	H5	0.48	0/473	0.69	0/635
50	L8	0.61	0/473	0.78	1/635 (0.2%)
51	I5	0.52	0/527	0.84	0/709
51	M8	0.50	0/545	0.87	0/733
52	J5	0.59	0/472	0.84	0/639
52	N8	0.65	0/472	0.86	1/639 (0.2%)
53	L5	0.70	0/399	0.88	0/526
53	P8	0.88	1/404 (0.2%)	0.97	0/533
54	M5	0.88	0/502	1.22	6/661 (0.9%)
54	Q8	0.85	0/494	1.10	1/649 (0.2%)
55	3L	0.39	0/1970	1.00	4/3065 (0.1%)
All	All	0.80	196/322722 (0.1%)	1.40	4482/483529 (0.9%)

Chiral center outliers are detected by calculating the chiral volume of a chiral center and verifying if the center is modelled as a planar moiety or with the opposite hand. A planarity outlier is detected by checking planarity of atoms in a peptide group, atoms in a mainchain group or atoms of a sidechain that are expected to be planar.

Mol	Chain	#Chirality outliers	#Planarity outliers
1	13	1	0

Continued on next page...

Continued from previous page...

Mol	Chain	#Chirality outliers	#Planarity outliers
2	12	0	1
2	1E	0	3
4	32	0	2
4	3E	0	1
9	82	0	1
10	1A	0	1
11	2A	0	1
12	3I	0	2
13	4A	0	1
13	4I	0	2
14	5A	0	2
19	AA	0	1
19	AI	0	1
20	BA	0	2
26	14	1	0
28	11	0	1
28	19	0	4
29	21	0	5
29	29	0	4
30	39	0	6
31	41	0	1
31	49	0	2
32	51	0	3
32	59	0	1
33	61	0	4
33	69	0	2
34	58	0	1
36	35	0	4
36	78	0	7
37	45	0	8
37	88	0	2
38	55	0	1
38	98	0	1
39	A8	0	1
40	75	0	2
40	B8	0	2
41	85	0	4
41	C8	0	4
42	95	0	1
42	D8	0	2
43	A5	0	1
44	B5	0	1

Continued on next page...

Continued from previous page...

Mol	Chain	#Chirality outliers	#Planarity outliers
45	C5	0	2
45	G8	0	3
46	D5	0	1
46	H8	0	3
47	E5	0	1
47	I8	0	1
48	F5	0	1
48	J8	0	2
49	G5	0	3
49	K8	0	3
51	I5	0	2
51	M8	0	1
52	N8	0	1
54	M5	0	5
54	Q8	0	3
All	All	2	128

All (196) bond length outliers are listed below:

Mol	Chain	Res	Type	Atoms	Z	Observed(Å)	Ideal(Å)
26	1H	783	A	N3-C4	-11.75	1.27	1.34
26	1H	2430	A	N9-C4	-11.09	1.31	1.37
26	14	783	A	N9-C4	-10.86	1.31	1.37
26	1H	71	A	N9-C4	-10.78	1.31	1.37
26	1H	676	A	N9-C4	-10.74	1.31	1.37
26	1H	774	A	N9-C4	-10.33	1.31	1.37
26	14	774	A	N9-C4	-10.07	1.31	1.37
26	14	783	A	N3-C4	-9.73	1.29	1.34
26	1H	783	A	N7-C5	-9.50	1.33	1.39
26	1H	783	A	C5-C6	-9.23	1.32	1.41
26	1H	1142(A)	A	N9-C4	-9.04	1.32	1.37
26	1H	2346	A	N3-C4	-8.85	1.29	1.34
26	1H	1698	A	N9-C4	-8.37	1.32	1.37
26	1H	676	A	C5-C4	8.16	1.44	1.38
26	1H	1614	A	N9-C4	-8.11	1.32	1.37
26	14	2062	A	N7-C5	7.97	1.44	1.39
26	1H	805	G	N9-C8	-7.63	1.32	1.37
26	14	528	A	N9-C4	-7.58	1.33	1.37
26	14	1786	A	N9-C4	-7.51	1.33	1.37
26	14	783	A	C5-C6	-7.48	1.34	1.41
26	1H	245	G	N7-C5	-7.47	1.34	1.39
26	1H	945	A	N7-C5	-7.42	1.34	1.39

Continued on next page...

Continued from previous page...

Mol	Chain	Res	Type	Atoms	Z	Observed(Å)	Ideal(Å)
26	1H	689	A	N3-C4	-7.37	1.30	1.34
26	1H	1899	G	N9-C4	-7.25	1.32	1.38
26	1H	676	A	N9-C8	7.21	1.43	1.37
26	14	1678	G	N9-C4	-7.20	1.32	1.38
26	1H	1899	G	C2-N3	-7.13	1.27	1.32
26	14	1612	C	N1-C6	-7.02	1.32	1.37
26	1H	74	A	N9-C4	-7.02	1.33	1.37
26	14	945	A	N9-C4	-7.01	1.33	1.37
26	1H	2287	A	N9-C4	-6.95	1.33	1.37
26	14	2287	A	N9-C4	-6.92	1.33	1.37
37	88	80	GLU	CG-CD	6.90	1.62	1.51
26	1H	1899	G	N3-C4	-6.89	1.30	1.35
26	1H	829	A	N9-C4	-6.82	1.33	1.37
26	14	783	A	N7-C5	-6.81	1.35	1.39
26	14	676	A	C5-C4	6.81	1.43	1.38
26	1H	1021	A	N9-C4	-6.78	1.33	1.37
26	1H	2490	G	N9-C4	-6.75	1.32	1.38
14	5I	43	CYS	CB-SG	-6.67	1.71	1.82
26	1H	1950	G	N9-C8	6.67	1.42	1.37
1	13	792	A	N9-C4	-6.64	1.33	1.37
26	14	676	A	N9-C8	6.61	1.43	1.37
1	13	1227	A	N9-C4	-6.60	1.33	1.37
26	1H	774	A	N9-C8	6.59	1.43	1.37
44	B5	15	GLU	CG-CD	6.59	1.61	1.51
4	3E	12	CYS	CB-SG	6.58	1.93	1.82
26	1H	685	A	N9-C4	-6.57	1.33	1.37
26	14	2082	A	N3-C4	-6.53	1.30	1.34
26	1H	2377	A	N9-C4	-6.49	1.33	1.37
26	14	746	A	N9-C4	-6.45	1.33	1.37
30	39	65	TRP	CB-CG	-6.45	1.38	1.50
26	1H	241	A	N3-C4	6.44	1.38	1.34
53	P8	5	TRP	NE1-CE2	-6.42	1.29	1.37
28	11	28	GLU	CG-CD	6.40	1.61	1.51
26	14	2518	A	N9-C4	-6.34	1.34	1.37
26	14	1378	A	N9-C4	-6.30	1.34	1.37
26	14	2430	A	N9-C4	-6.28	1.34	1.37
26	14	693	C	N3-C4	-6.27	1.29	1.33
26	1H	528	A	N9-C4	-6.26	1.34	1.37
26	1H	621	A	N9-C4	-6.26	1.34	1.37
26	1H	2053	G	C5-C4	-6.23	1.33	1.38
26	1H	783	A	N9-C4	-6.21	1.34	1.37
26	14	1825	A	N3-C4	-6.20	1.31	1.34

Continued on next page...

Continued from previous page...

Mol	Chain	Res	Type	Atoms	Z	Observed(Å)	Ideal(Å)
26	1H	698	C	N1-C6	-6.19	1.33	1.37
26	1H	1678	G	N9-C4	-6.18	1.33	1.38
24	1L	85	A	N9-C4	6.16	1.41	1.37
26	1H	1619	G	C5-C4	-6.16	1.34	1.38
26	14	2452	C	N1-C6	-6.14	1.33	1.37
26	1H	774	A	C2-N3	-6.13	1.28	1.33
26	1H	1614	A	N3-C4	-6.12	1.31	1.34
26	14	1674	G	N7-C5	-6.11	1.35	1.39
26	14	2002	G	C6-N1	-6.05	1.35	1.39
26	1H	729	G	C2-N3	-6.04	1.27	1.32
26	1H	2442	C	N1-C6	-6.02	1.33	1.37
26	1H	2072	G	C8-N7	-6.01	1.27	1.30
26	1H	472	A	N3-C4	-5.98	1.31	1.34
26	14	2346	A	N3-C4	-5.98	1.31	1.34
26	1H	787	U	C2-N3	-5.94	1.33	1.37
26	14	1786	A	N7-C5	-5.93	1.35	1.39
26	1H	988	A	N7-C5	-5.92	1.35	1.39
26	1H	1899	G	N9-C8	5.91	1.42	1.37
26	1H	138	G	N9-C8	5.90	1.42	1.37
26	14	766	C	N3-C4	-5.90	1.29	1.33
26	14	788	A	N7-C5	-5.90	1.35	1.39
26	14	1899	G	C2-N3	-5.87	1.28	1.32
26	1H	188	G	C6-N1	-5.87	1.35	1.39
26	14	1142(A)	A	N9-C4	-5.86	1.34	1.37
26	1H	2060	A	N9-C4	-5.85	1.34	1.37
26	1H	1827	C	N3-C4	-5.83	1.29	1.33
26	1H	2713	A	C5-C4	5.83	1.42	1.38
26	1H	1780	A	C6-N1	-5.83	1.31	1.35
26	14	216	A	N9-C4	-5.82	1.34	1.37
26	1H	471	A	N9-C4	-5.79	1.34	1.37
14	5I	27	CYS	CB-SG	-5.78	1.72	1.81
37	45	80	GLU	CB-CG	5.76	1.63	1.52
26	14	74	A	N9-C4	-5.75	1.34	1.37
26	14	1633	G	N7-C5	-5.74	1.35	1.39
26	1H	2599	G	N9-C8	-5.74	1.33	1.37
26	14	774	A	N9-C8	5.73	1.42	1.37
26	1H	1698	A	N3-C4	-5.70	1.31	1.34
26	1H	2439	A	N7-C5	-5.70	1.35	1.39
26	1H	1937	A	C5-C4	-5.70	1.34	1.38
26	1H	193	U	C2-N3	-5.64	1.33	1.37
26	14	1781	C	N3-C4	5.63	1.37	1.33
26	1H	663	G	C6-N1	-5.62	1.35	1.39

Continued on next page...

Continued from previous page...

Mol	Chain	Res	Type	Atoms	Z	Observed(Å)	Ideal(Å)
26	1H	1613	G	C6-N1	-5.61	1.35	1.39
26	1H	687	C	N3-C4	-5.60	1.30	1.33
26	14	733	G	N9-C8	-5.59	1.33	1.37
26	1H	695	G	C6-N1	-5.59	1.35	1.39
1	13	810	C	N1-C6	-5.57	1.33	1.37
26	1H	689	A	N9-C4	-5.57	1.34	1.37
26	14	1616	A	N9-C4	-5.57	1.34	1.37
26	1H	917	A	C5-C6	-5.57	1.36	1.41
26	14	808	G	N7-C5	-5.56	1.35	1.39
26	1H	2392	A	N9-C8	5.54	1.42	1.37
26	1H	2453	A	N7-C5	-5.54	1.35	1.39
26	14	1899	G	C8-N7	5.52	1.34	1.30
26	14	1829	A	N7-C5	-5.51	1.35	1.39
26	1H	1678	G	N9-C8	5.50	1.41	1.37
26	1H	805	G	N7-C5	-5.50	1.35	1.39
26	1H	1267	U	C4-O4	-5.49	1.19	1.23
26	1H	2602	A	N3-C4	5.47	1.38	1.34
26	14	2392	A	C5-C4	5.47	1.42	1.38
26	1H	774	A	C6-N1	5.46	1.39	1.35
26	1H	789	A	N9-C4	-5.46	1.34	1.37
26	1H	828	U	C2-O2	5.44	1.27	1.22
26	1H	1332	G	N9-C4	-5.41	1.33	1.38
26	1H	1325	G	N7-C5	-5.39	1.36	1.39
26	14	472	A	N3-C4	-5.37	1.31	1.34
26	14	1899	G	N9-C8	5.37	1.41	1.37
26	1H	2015	A	N9-C4	-5.37	1.34	1.37
26	14	1784	A	N9-C4	-5.37	1.34	1.37
41	C8	69	CYS	CB-SG	-5.36	1.73	1.81
49	K8	5	GLU	CB-CG	5.36	1.62	1.52
26	1H	2544	G	C6-N1	5.36	1.43	1.39
26	14	2058	A	N3-C4	-5.36	1.31	1.34
26	14	2821	A	N9-C4	-5.34	1.34	1.37
26	1H	122	G	N9-C4	-5.34	1.33	1.38
26	1H	74	A	N3-C4	-5.34	1.31	1.34
26	1H	2254	C	N1-C2	-5.33	1.34	1.40
26	1H	1349	A	C5-C4	5.32	1.42	1.38
26	1H	204	A	N3-C4	-5.29	1.31	1.34
26	1H	1210	A	N7-C5	-5.29	1.36	1.39
26	1H	774	A	C8-N7	5.28	1.35	1.31
28	11	237	GLU	CG-CD	5.28	1.59	1.51
26	1H	821	A	N7-C5	-5.27	1.36	1.39
26	14	828	U	N3-C4	-5.27	1.33	1.38

Continued on next page...

Continued from previous page...

Mol	Chain	Res	Type	Atoms	Z	Observed(Å)	Ideal(Å)
26	1H	945	A	C5-C6	-5.26	1.36	1.41
26	1H	1888	G	N9-C4	5.26	1.42	1.38
26	1H	2506	U	N1-C2	5.26	1.43	1.38
26	14	567	A	N9-C4	-5.25	1.34	1.37
26	14	1332	G	C5-C4	5.24	1.42	1.38
26	1H	1332	G	C5-C4	5.24	1.42	1.38
26	14	1332	G	C2-N3	5.23	1.36	1.32
26	1H	71	A	N9-C8	5.22	1.42	1.37
26	1H	1681	G	N9-C4	-5.22	1.33	1.38
26	1H	265	A	N9-C4	-5.20	1.34	1.37
26	14	761	A	N9-C8	-5.20	1.33	1.37
26	1H	2451	A	N9-C4	-5.20	1.34	1.37
26	1H	2048	G	N7-C5	-5.19	1.36	1.39
26	14	2506	U	C2-N3	5.19	1.41	1.37
26	1H	774	A	C5-C4	5.19	1.42	1.38
26	1H	2067	G	N1-C2	-5.19	1.33	1.37
26	14	565	C	N1-C6	-5.18	1.34	1.37
26	14	1786	A	C5-C6	-5.17	1.36	1.41
26	1H	116	C	N1-C6	-5.17	1.34	1.37
26	1H	463	G	N1-C2	-5.15	1.33	1.37
26	14	1678	G	N3-C4	-5.15	1.31	1.35
26	1H	1623	G	C6-N1	-5.15	1.35	1.39
26	1H	1698	A	C5-C6	-5.15	1.36	1.41
26	14	1142(A)	A	N3-C4	-5.15	1.31	1.34
27	16	81	G	C5-C6	-5.15	1.37	1.42
26	1H	1786	A	N7-C5	-5.15	1.36	1.39
26	14	2448	A	N7-C5	-5.15	1.36	1.39
26	1H	781	A	C5-C4	-5.14	1.35	1.38
26	14	2447	G	N7-C5	-5.14	1.36	1.39
26	1H	1984	G	C6-N1	-5.13	1.35	1.39
26	1H	38	A	C6-N6	-5.13	1.29	1.33
37	45	80	GLU	CG-CD	5.13	1.59	1.51
26	1H	2606	C	N3-C4	-5.12	1.30	1.33
26	14	671	C	N3-C4	-5.11	1.30	1.33
26	14	1786	A	C5-C4	5.11	1.42	1.38
26	14	777	A	N3-C4	-5.10	1.31	1.34
26	14	1698	A	C5-C6	-5.08	1.36	1.41
26	1H	664	C	N1-C6	-5.07	1.34	1.37
1	1G	1139	G	N9-C4	-5.06	1.33	1.38
26	1H	945	A	C2-N3	5.06	1.38	1.33
26	1H	2392	A	N9-C4	-5.03	1.34	1.37
26	1H	1564	C	N3-C4	-5.03	1.30	1.33

Continued on next page...

Continued from previous page...

Mol	Chain	Res	Type	Atoms	Z	Observed(Å)	Ideal(Å)
1	13	1526	G	C5-C6	-5.03	1.37	1.42
26	1H	140	A	C5-C6	-5.02	1.36	1.41
26	1H	1616	A	N9-C4	-5.02	1.34	1.37
26	1H	1203	G	N9-C4	5.01	1.42	1.38
26	1H	729	G	N1-C2	-5.00	1.33	1.37
26	1H	1616	A	N7-C5	-5.00	1.36	1.39

All (4482) bond angle outliers are listed below:

Mol	Chain	Res	Type	Atoms	Z	Observed(°)	Ideal(°)
26	1H	1899	G	N3-C4-N9	-20.97	113.42	126.00
26	14	1899	G	N3-C4-N9	-17.93	115.24	126.00
26	1H	1899	G	N3-C2-N2	-17.01	107.99	119.90
26	1H	2430	A	O5'-P-OP2	-17.00	90.30	110.70
26	1H	676	A	C2-N3-C4	-16.89	102.15	110.60
26	14	783	A	N1-C6-N6	16.16	128.30	118.60
26	14	783	A	C5-N7-C8	-16.10	95.85	103.90
26	14	741	G	O5'-P-OP1	-15.91	91.38	105.70
26	1H	945	A	C6-C5-N7	-15.88	121.18	132.30
26	1H	1614	A	C2-N3-C4	-15.76	102.72	110.60
26	1H	1899	G	N3-C4-C5	15.63	136.42	128.60
26	1H	71	A	C2-N3-C4	-15.57	102.81	110.60
26	1H	774	A	C6-N1-C2	15.12	127.67	118.60
26	1H	774	A	N3-C4-C5	15.05	137.34	126.80
26	14	1786	A	C5-N7-C8	-15.00	96.40	103.90
26	1H	783	A	N1-C6-N6	14.90	127.54	118.60
26	14	1786	A	N7-C8-N9	14.85	121.22	113.80
26	1H	945	A	N1-C6-N6	14.82	127.50	118.60
26	1H	783	A	C5-N7-C8	-14.49	96.66	103.90
26	1H	1614	A	N1-C2-N3	14.48	136.54	129.30
26	1H	1332	G	C5-N7-C8	-14.47	97.06	104.30
26	1H	774	A	N3-C4-N9	-14.38	115.90	127.40
26	1H	783	A	C6-C5-N7	-14.35	122.25	132.30
26	1H	676	A	C5-N7-C8	-14.24	96.78	103.90
26	1H	74	A	C2-N3-C4	-14.17	103.51	110.60
26	1H	801	G	O5'-P-OP2	-14.12	92.99	105.70
26	1H	783	A	C8-N9-C4	-13.99	100.20	105.80
26	14	2430	A	N1-C6-N6	13.89	126.93	118.60
1	13	1054	C	C2-N1-C1'	13.84	134.02	118.80
26	1H	2002	G	N1-C6-O6	13.71	128.13	119.90
26	1H	1786	A	N7-C8-N9	13.70	120.65	113.80
26	14	2430	A	C2-N3-C4	-13.42	103.89	110.60

Continued on next page...

Continued from previous page...

Mol	Chain	Res	Type	Atoms	Z	Observed(°)	Ideal(°)
26	14	783	A	C6-C5-N7	-13.42	122.91	132.30
26	1H	945	A	C4-C5-C6	13.31	123.65	117.00
26	14	1332	G	C6-C5-N7	-13.27	122.44	130.40
26	1H	2544	G	N1-C6-O6	13.23	127.84	119.90
26	1H	783	A	N7-C8-N9	13.18	120.39	113.80
26	1H	774	A	C5-C6-N1	-13.10	111.15	117.70
26	14	1899	G	C8-N9-C1'	13.01	143.91	127.00
26	14	1899	G	N3-C4-C5	12.99	135.09	128.60
26	14	530	G	C6-C5-N7	-12.98	122.61	130.40
26	14	783	A	N7-C8-N9	12.94	120.27	113.80
26	1H	1332	G	N7-C8-N9	12.86	119.53	113.10
26	14	2386	C	C6-N1-C2	12.79	125.42	120.30
26	14	74	A	C2-N3-C4	-12.64	104.28	110.60
26	1H	140	A	C5-N7-C8	-12.63	97.58	103.90
26	1H	676	A	N3-C4-C5	12.62	135.64	126.80
26	14	783	A	C2-N3-C4	-12.61	104.30	110.60
26	1H	735	A	C8-N9-C4	12.60	110.84	105.80
26	14	676	A	C5-N7-C8	-12.58	97.61	103.90
26	14	676	A	N7-C8-N9	12.56	120.08	113.80
26	14	1248	G	O5'-P-OP1	12.52	125.72	110.70
26	1H	2346	A	N1-C2-N3	12.50	135.55	129.30
26	1H	1332	G	C2-N3-C4	-12.47	105.66	111.90
26	14	783	A	C4-C5-N7	12.46	116.93	110.70
26	14	793	A	O5'-P-OP2	-12.34	94.60	105.70
26	14	945	A	N1-C6-N6	12.23	125.94	118.60
26	14	528	A	C2-N3-C4	-12.21	104.50	110.60
26	1H	2439	A	N1-C6-N6	12.19	125.92	118.60
26	1H	49	A	O5'-P-OP2	-12.19	94.73	105.70
1	13	1054	C	C5-C6-N1	12.19	127.09	121.00
26	1H	1786	A	C5-N7-C8	-12.17	97.81	103.90
26	1H	917	A	C2-N3-C4	-12.11	104.54	110.60
26	1H	2287	A	C2-N3-C4	-12.10	104.55	110.60
26	1H	2392	A	O5'-P-OP1	-12.09	94.82	105.70
26	1H	1204	A	O4'-C1'-N9	11.97	117.78	108.20
26	14	1899	G	N3-C2-N2	-11.95	111.53	119.90
26	1H	1899	G	N9-C4-C5	11.90	110.16	105.40
26	1H	676	A	N7-C8-N9	11.86	119.73	113.80
26	1H	2390	U	O5'-P-OP1	-11.84	95.05	105.70
26	1H	1678	G	C5-N7-C8	-11.81	98.39	104.30
26	1H	1332	G	C4-C5-N7	11.80	115.52	110.80
26	1H	2430	A	O5'-P-OP1	11.67	124.71	110.70
26	1H	1698	A	C2-N3-C4	-11.66	104.77	110.60

Continued on next page...

Continued from previous page...

Mol	Chain	Res	Type	Atoms	Z	Observed(°)	Ideal(°)
26	14	1698	A	N1-C6-N6	11.65	125.59	118.60
26	1H	789	A	O5'-P-OP1	-11.64	95.22	105.70
26	1H	783	A	C4-C5-N7	11.63	116.52	110.70
26	14	530	G	N9-C4-C5	-11.61	100.76	105.40
26	1H	2430	A	N1-C6-N6	11.60	125.56	118.60
26	14	945	A	C2-N3-C4	-11.59	104.81	110.60
26	1H	1325	G	N1-C6-O6	11.51	126.81	119.90
26	14	530	G	C4-C5-N7	11.49	115.40	110.80
26	1H	1899	G	C2-N3-C4	-11.47	106.16	111.90
26	1H	1284	A	O5'-P-OP2	-11.45	95.39	105.70
26	1H	140	A	N7-C8-N9	11.44	119.52	113.80
26	1H	2490	G	C5-N7-C8	-11.43	98.58	104.30
1	13	792	A	O4'-C1'-N9	11.36	117.29	108.20
26	14	752	A	O5'-P-OP1	-11.35	95.48	105.70
26	14	1585	C	N1-C2-O2	11.33	125.70	118.90
26	1H	2430	A	C5-N7-C8	-11.27	98.27	103.90
26	14	1786	A	C2-N3-C4	-11.25	104.98	110.60
26	14	1899	G	C4-N9-C1'	-11.21	111.93	126.50
26	1H	1950	G	C5-N7-C8	-11.21	98.70	104.30
26	1H	1376	C	O5'-P-OP1	-11.20	95.62	105.70
26	14	1332	G	C4-N9-C1'	11.17	141.02	126.50
26	1H	2688	U	C5-C4-O4	11.17	132.60	125.90
26	1H	2066	C	C6-N1-C2	-11.17	115.83	120.30
26	14	530	G	N1-C6-O6	11.15	126.59	119.90
26	1H	1786	A	C2-N3-C4	-11.13	105.03	110.60
26	1H	2346	A	O4'-C1'-N9	11.13	117.10	108.20
26	1H	2346	A	C8-N9-C4	-11.10	101.36	105.80
26	1H	1786	A	N1-C6-N6	11.09	125.25	118.60
26	1H	2430	A	C2-N3-C4	-11.07	105.06	110.60
26	1H	1332	G	C6-C5-N7	-11.06	123.76	130.40
26	1H	676	A	N3-C4-N9	-11.04	118.57	127.40
26	14	1332	G	N7-C8-N9	10.98	118.59	113.10
26	1H	1950	G	N7-C8-N9	10.96	118.58	113.10
26	1H	574	C	O5'-P-OP2	-10.96	95.84	105.70
26	1H	1496	A	N7-C8-N9	10.93	119.27	113.80
1	13	792	A	C2-N3-C4	-10.92	105.14	110.60
26	1H	1379	A	C5-N7-C8	-10.90	98.45	103.90
26	14	2595	G	C5-C6-O6	-10.89	122.06	128.60
26	1H	2053	G	C5-C6-O6	-10.87	122.08	128.60
26	1H	138	G	C8-N9-C4	-10.87	102.05	106.40
26	14	2430	A	C5-C6-N1	-10.85	112.27	117.70
26	1H	1970	A	O5'-P-OP2	-10.85	95.94	105.70

Continued on next page...

Continued from previous page...

Mol	Chain	Res	Type	Atoms	Z	Observed(°)	Ideal(°)
26	1H	245	G	C5-C6-O6	-10.84	122.09	128.60
26	14	2592	G	N3-C4-N9	10.80	132.48	126.00
26	1H	2598	A	O5'-P-OP2	10.79	123.65	110.70
26	1H	774	A	C2-N3-C4	-10.79	105.20	110.60
26	14	774	A	N3-C4-N9	-10.77	118.78	127.40
26	14	2005	A	O5'-P-OP2	-10.74	96.03	105.70
26	1H	621	A	C2-N3-C4	-10.72	105.24	110.60
26	1H	2518	A	N7-C8-N9	10.67	119.14	113.80
26	14	1899	G	N9-C4-C5	10.66	109.67	105.40
26	1H	2490	G	N3-C4-C5	10.66	133.93	128.60
26	1H	2598	A	O5'-P-OP1	-10.66	96.11	105.70
26	1H	2518	A	C5-N7-C8	-10.65	98.57	103.90
26	1H	2002	G	C5-C6-O6	-10.65	122.21	128.60
26	14	676	A	C8-N9-C4	-10.65	101.54	105.80
26	1H	140	A	N1-C6-N6	10.62	124.97	118.60
26	14	1332	G	C4-C5-N7	10.61	115.05	110.80
26	1H	787	U	N3-C4-O4	-10.61	111.97	119.40
26	14	1678	G	C5-N7-C8	-10.61	98.99	104.30
26	1H	2392	A	C5-N7-C8	-10.61	98.60	103.90
26	1H	917	A	N1-C6-N6	10.59	124.95	118.60
26	1H	226	G	O4'-C1'-N9	10.57	116.65	108.20
26	14	774	A	N3-C4-C5	10.56	134.19	126.80
26	1H	56	A	O5'-P-OP1	-10.54	96.21	105.70
26	1H	1379	A	N1-C6-N6	10.52	124.91	118.60
26	1H	1678	G	N3-C4-C5	10.51	133.85	128.60
26	14	2287	A	C2-N3-C4	-10.48	105.36	110.60
26	1H	1325	G	C5-C6-O6	-10.47	122.32	128.60
26	1H	2702	U	C5-C6-N1	10.47	127.93	122.70
26	1H	2550	G	C8-N9-C4	-10.46	102.22	106.40
26	1H	1210	A	C8-N9-C4	-10.45	101.62	105.80
26	14	1602	U	O5'-P-OP2	10.42	123.21	110.70
26	1H	1142(A)	A	C2-N3-C4	-10.42	105.39	110.60
26	1H	1786	A	C6-C5-N7	-10.40	125.02	132.30
1	13	974	A	O4'-C1'-N9	10.39	116.52	108.20
26	1H	1950	G	C8-N9-C4	-10.39	102.25	106.40
26	1H	945	A	N7-C8-N9	10.38	118.99	113.80
1	13	789	U	C5-C4-O4	10.38	132.13	125.90
26	14	1698	A	C2-N3-C4	-10.38	105.41	110.60
26	14	2518	A	C2-N3-C4	-10.36	105.42	110.60
26	14	2217	G	N1-C6-O6	10.36	126.12	119.90
26	14	2615	U	O5'-P-OP1	-10.36	96.38	105.70
26	1H	2430	A	N3-C4-C5	10.33	134.03	126.80

Continued on next page...

Continued from previous page...

Mol	Chain	Res	Type	Atoms	Z	Observed(°)	Ideal(°)
26	1H	2490	G	C4-C5-N7	10.33	114.93	110.80
26	14	2544	G	N1-C6-O6	10.32	126.09	119.90
26	1H	1968	G	C5-C6-O6	-10.30	122.42	128.60
26	1H	1614	A	O5'-P-OP1	-10.27	96.46	105.70
26	1H	827	U	O5'-P-OP2	-10.27	96.46	105.70
26	1H	2085	C	O5'-P-OP2	-10.26	96.47	105.70
26	1H	245	G	C6-C5-N7	-10.25	124.25	130.40
26	1H	1603	A	C8-N9-C4	-10.22	101.71	105.80
26	1H	2439	A	O5'-P-OP2	-10.22	96.50	105.70
26	1H	2330	G	C5-C6-O6	-10.20	122.48	128.60
26	1H	245	G	N1-C6-O6	10.20	126.02	119.90
26	1H	2403	C	C6-N1-C2	-10.17	116.23	120.30
26	1H	1518	C	O5'-P-OP1	-10.16	96.55	105.70
26	14	2275	C	C6-N1-C2	-10.16	116.23	120.30
26	1H	768	G	O5'-P-OP2	-10.16	96.56	105.70
1	13	1054	C	C6-N1-C1'	-10.14	108.63	120.80
26	1H	840	C	O5'-P-OP2	-10.12	96.60	105.70
26	1H	71	A	C5-N7-C8	-10.10	98.85	103.90
26	1H	210	C	C6-N1-C2	10.10	124.34	120.30
26	1H	860	U	C4-C5-C6	10.05	125.73	119.70
26	1H	1021	A	C2-N3-C4	-10.05	105.58	110.60
26	1H	783	A	C2-N3-C4	-10.05	105.58	110.60
26	14	2346	A	N1-C2-N3	10.03	134.31	129.30
26	1H	1496	A	C8-N9-C4	-10.02	101.79	105.80
1	13	1053	G	C8-N9-C4	9.99	110.39	106.40
27	16	81	G	C4-C5-N7	9.99	114.80	110.80
26	14	2595	G	C4-C5-N7	9.95	114.78	110.80
26	1H	793	A	O5'-P-OP2	-9.94	96.75	105.70
1	1G	690	G	C5-N7-C8	-9.92	99.34	104.30
1	1G	449	C	C6-N1-C2	-9.90	116.34	120.30
26	14	1698	A	C6-C5-N7	-9.86	125.40	132.30
26	14	1774	C	O5'-P-OP1	-9.85	96.83	105.70
26	14	1496	A	N7-C8-N9	9.85	118.72	113.80
26	14	1786	A	C6-C5-N7	-9.85	125.41	132.30
26	14	1786	A	C4-C5-N7	9.84	115.62	110.70
26	1H	1931	U	N3-C2-O2	-9.84	115.31	122.20
26	14	830	G	C8-N9-C4	9.83	110.33	106.40
26	1H	1496	A	C5-N7-C8	-9.82	98.99	103.90
26	1H	2490	G	O5'-P-OP2	-9.81	96.87	105.70
26	1H	567	A	O5'-P-OP1	-9.80	96.88	105.70
26	1H	140	A	C4-C5-N7	9.76	115.58	110.70
26	1H	2311	A	C2-N3-C4	-9.75	105.72	110.60

Continued on next page...

Continued from previous page...

Mol	Chain	Res	Type	Atoms	Z	Observed(°)	Ideal(°)
26	14	774	A	C2-N3-C4	-9.74	105.73	110.60
26	1H	1528	A	C8-N9-C4	-9.74	101.91	105.80
26	1H	1595	G	O5'-P-OP1	-9.74	96.94	105.70
26	14	2700	C	C6-N1-C2	9.73	124.19	120.30
26	14	71	A	C5-N7-C8	-9.72	99.04	103.90
26	1H	74	A	N1-C2-N3	9.71	134.16	129.30
26	1H	2311	A	N1-C2-N3	9.71	134.16	129.30
26	1H	621	A	C5-N7-C8	-9.70	99.05	103.90
26	1H	913	U	O5'-P-OP2	-9.69	96.98	105.70
26	1H	2439	A	C6-C5-N7	-9.70	125.51	132.30
26	1H	2490	G	C2-N3-C4	-9.69	107.05	111.90
26	1H	1681	G	N3-C4-C5	9.65	133.42	128.60
26	1H	2346	A	N7-C8-N9	9.65	118.62	113.80
26	14	774	A	C5-N7-C8	-9.64	99.08	103.90
26	1H	735	A	N7-C8-N9	-9.63	108.98	113.80
26	1H	1021	A	C5-N7-C8	-9.62	99.09	103.90
26	14	2873	A	C2-N3-C4	-9.61	105.79	110.60
26	1H	1616	A	C5-N7-C8	-9.61	99.09	103.90
26	1H	138	G	N7-C8-N9	9.60	117.90	113.10
26	1H	945	A	C5-N7-C8	-9.59	99.11	103.90
26	1H	787	U	O5'-P-OP1	9.56	122.18	110.70
26	14	1332	G	C5-N7-C8	-9.56	99.52	104.30
26	14	1786	A	C8-N9-C4	-9.55	101.98	105.80
26	14	2873	A	N7-C8-N9	9.55	118.58	113.80
26	1H	1312	U	O5'-P-OP1	-9.54	97.11	105.70
26	1H	1325	G	C6-C5-N7	-9.53	124.68	130.40
26	1H	1772	G	N1-C6-O6	-9.53	114.19	119.90
26	1H	2544	G	C5-C6-N1	-9.51	106.75	111.50
26	14	1145	C	C6-N1-C2	-9.51	116.50	120.30
26	1H	1830	C	N1-C2-O2	-9.49	113.20	118.90
26	14	1332	G	C8-N9-C1'	-9.49	114.66	127.00
26	1H	451	C	N1-C2-O2	-9.47	113.22	118.90
26	14	2502	G	O5'-P-OP1	-9.47	97.18	105.70
27	1J	8	U	O5'-P-OP2	-9.46	97.18	105.70
26	1H	2392	A	N7-C8-N9	9.46	118.53	113.80
26	1H	1022	G	N9-C4-C5	9.46	109.18	105.40
26	1H	1786	A	C8-N9-C4	-9.46	102.02	105.80
26	14	1899	G	C2-N3-C4	-9.46	107.17	111.90
26	1H	491	G	O5'-P-OP1	-9.46	97.19	105.70
26	1H	1274	A	C8-N9-C4	-9.45	102.02	105.80
26	1H	835	A	C2-N3-C4	9.44	115.32	110.60
1	1G	1397	C	C6-N1-C2	-9.44	116.52	120.30

Continued on next page...

Continued from previous page...

Mol	Chain	Res	Type	Atoms	Z	Observed(°)	Ideal(°)
1	13	1053	G	N7-C8-N9	-9.43	108.39	113.10
26	1H	966	G	C5-C6-O6	9.41	134.25	128.60
26	1H	1210	A	N7-C8-N9	9.38	118.49	113.80
1	1G	1322	C	C2-N1-C1'	9.38	129.12	118.80
36	35	62	LEU	N-CA-C	9.38	136.33	111.00
1	13	827	U	N3-C2-O2	-9.38	115.64	122.20
26	14	788	A	N1-C6-N6	9.37	124.22	118.60
1	13	1198	G	O5'-P-OP1	-9.37	97.27	105.70
26	14	2688	U	C5-C6-N1	-9.36	118.02	122.70
26	14	2273	A	O5'-P-OP2	-9.36	97.28	105.70
26	1H	1678	G	C4-C5-N7	9.35	114.54	110.80
26	1H	1204	A	N1-C2-N3	9.35	133.97	129.30
26	1H	1678	G	C2-N3-C4	-9.34	107.23	111.90
26	1H	1829	A	O5'-P-OP1	-9.34	97.30	105.70
26	1H	1683	C	C6-N1-C2	-9.33	116.57	120.30
27	16	81	G	C5-N7-C8	-9.33	99.63	104.30
1	13	813	U	O5'-P-OP2	-9.31	97.32	105.70
26	1H	945	A	C4-N9-C1'	9.31	143.06	126.30
1	13	1336	C	C2-N1-C1'	9.28	129.01	118.80
26	1H	835	A	C5-C6-N1	9.28	122.34	117.70
26	1H	687	C	C6-N1-C2	-9.27	116.59	120.30
1	13	1054	C	N1-C2-O2	9.27	124.46	118.90
26	1H	1632	A	N1-C6-N6	9.27	124.16	118.60
26	1H	1204	A	C2-N3-C4	-9.26	105.97	110.60
26	14	830	G	N9-C4-C5	-9.26	101.70	105.40
26	1H	917	A	N1-C2-N3	9.25	133.93	129.30
26	14	2779	U	N3-C2-O2	-9.23	115.73	122.20
26	1H	2578	G	N1-C6-O6	-9.23	114.36	119.90
26	14	828	U	C5-C4-O4	9.22	131.43	125.90
26	1H	202	U	C5-C4-O4	-9.20	120.38	125.90
26	14	2592	G	N3-C4-C5	-9.21	124.00	128.60
26	1H	797	C	C5-C6-N1	-9.20	116.40	121.00
26	14	2062	A	C8-N9-C4	9.20	109.48	105.80
26	14	1950	G	N7-C8-N9	9.20	117.70	113.10
26	1H	945	A	N1-C2-N3	9.19	133.89	129.30
26	1H	654(I)	C	C2-N1-C1'	9.18	128.90	118.80
26	14	1678	G	N7-C8-N9	9.18	117.69	113.10
1	1G	254	G	O5'-P-OP1	-9.18	97.44	105.70
26	1H	1678	G	N3-C4-N9	-9.17	120.50	126.00
26	14	765	G	C8-N9-C4	-9.16	102.73	106.40
26	14	1304	C	N3-C4-N4	-9.15	111.59	118.00
26	14	2386	C	C5-C6-N1	-9.15	116.42	121.00

Continued on next page...

Continued from previous page...

Mol	Chain	Res	Type	Atoms	Z	Observed(°)	Ideal(°)
26	14	1950	G	C8-N9-C4	-9.14	102.75	106.40
26	1H	216	A	O5'-P-OP2	-9.11	97.50	105.70
26	1H	1647	G	O5'-P-OP1	-9.11	97.50	105.70
26	1H	1899	G	N1-C2-N2	9.11	124.40	116.20
27	16	30	C	C6-N1-C2	-9.10	116.66	120.30
26	1H	691	C	C6-N1-C2	9.10	123.94	120.30
26	1H	2254	C	N1-C2-O2	-9.09	113.45	118.90
1	13	1279	A	N7-C8-N9	9.08	118.34	113.80
26	1H	386	G	C8-N9-C4	-9.07	102.77	106.40
26	1H	120	U	C5-C6-N1	-9.07	118.16	122.70
26	1H	917	A	O5'-P-OP1	-9.07	97.54	105.70
26	1H	512	G	O4'-C1'-N9	9.06	115.45	108.20
26	1H	1379	A	C4-C5-N7	9.06	115.23	110.70
26	1H	1610	A	N1-C6-N6	9.05	124.03	118.60
26	1H	2507	C	C6-N1-C2	-9.05	116.68	120.30
26	1H	16	G	N3-C2-N2	-9.05	113.57	119.90
26	1H	1022	G	C8-N9-C4	-9.04	102.78	106.40
26	1H	654(I)	C	N1-C2-O2	9.04	124.32	118.90
26	1H	71	A	N3-C4-C5	9.02	133.12	126.80
26	14	528	A	N1-C6-N6	9.01	124.01	118.60
26	14	1304	C	N3-C2-O2	-9.01	115.59	121.90
26	14	2712	U	C5-C6-N1	-9.01	118.19	122.70
26	14	2346	A	C2-N3-C4	-9.01	106.10	110.60
26	14	2688	U	N3-C2-O2	-8.99	115.90	122.20
1	13	1227	A	C5-N7-C8	-8.99	99.41	103.90
26	1H	2518	A	C8-N9-C4	-8.98	102.21	105.80
1	13	760	G	N1-C6-O6	8.98	125.29	119.90
26	1H	694	U	O5'-P-OP1	8.98	121.47	110.70
26	1H	774	A	C4-C5-C6	-8.97	112.52	117.00
26	14	1204	A	C2-N3-C4	-8.96	106.12	110.60
26	1H	1380	G	N1-C6-O6	8.95	125.27	119.90
26	1H	1781	C	C6-N1-C2	8.95	123.88	120.30
26	1H	1829	A	N1-C6-N6	-8.94	113.23	118.60
26	14	2518	A	O4'-C1'-N9	-8.93	101.06	108.20
26	14	917	A	O5'-P-OP1	-8.93	97.67	105.70
26	1H	945	A	C4-C5-N7	8.92	115.16	110.70
26	1H	2430	A	N3-C4-N9	-8.92	120.26	127.40
26	1H	389	G	C6-C5-N7	-8.92	125.05	130.40
26	1H	580	C	C6-N1-C2	-8.90	116.74	120.30
26	1H	847	U	N3-C2-O2	-8.89	115.97	122.20
26	14	2032	G	C8-N9-C4	8.89	109.96	106.40
26	14	2511	U	O5'-P-OP2	-8.89	97.70	105.70

Continued on next page...

Continued from previous page...

Mol	Chain	Res	Type	Atoms	Z	Observed(°)	Ideal(°)
26	14	2598	A	N1-C6-N6	8.88	123.93	118.60
1	13	281	G	O5'-P-OP1	-8.88	97.71	105.70
26	1H	2700	C	C6-N1-C2	8.88	123.85	120.30
26	1H	1950	G	O4'-C1'-N9	8.87	115.30	108.20
26	14	2873	A	C5-N7-C8	-8.87	99.46	103.90
26	1H	848	G	O5'-P-OP2	-8.87	97.72	105.70
26	1H	1437	C	C6-N1-C2	-8.86	116.75	120.30
26	1H	140	A	C6-C5-N7	-8.86	126.10	132.30
26	1H	1698	A	C5-N7-C8	-8.86	99.47	103.90
1	13	1058	G	C8-N9-C4	8.86	109.94	106.40
26	1H	749	C	N1-C2-O2	8.85	124.21	118.90
26	1H	783	A	C5-C6-N6	-8.85	116.62	123.70
26	14	1950	G	C4-N9-C1'	8.85	138.00	126.50
26	1H	245	G	O5'-P-OP1	-8.84	97.74	105.70
26	14	1204	A	O4'-C1'-N9	8.83	115.27	108.20
26	1H	654(I)	C	C6-N1-C2	-8.83	116.77	120.30
26	1H	774	A	C8-N9-C1'	8.83	143.59	127.70
26	1H	781	A	C8-N9-C4	8.83	109.33	105.80
26	1H	860	U	N3-C2-O2	-8.83	116.02	122.20
1	13	1053	G	C4-N9-C1'	-8.82	115.03	126.50
26	14	2490	G	C8-N9-C4	-8.80	102.88	106.40
26	1H	783	A	N1-C2-N3	8.80	133.70	129.30
26	14	530	G	C2-N3-C4	-8.80	107.50	111.90
1	13	1336	C	N1-C2-O2	8.78	124.17	118.90
26	1H	2392	A	C8-N9-C4	-8.77	102.29	105.80
26	1H	38	A	N1-C6-N6	-8.77	113.34	118.60
26	1H	126	A	O5'-P-OP2	-8.77	97.81	105.70
26	14	252	G	O5'-P-OP2	-8.76	97.82	105.70
26	1H	1996	C	C6-N1-C2	8.75	123.80	120.30
26	1H	774	A	C5-N7-C8	-8.75	99.53	103.90
26	14	1496	A	C5-N7-C8	-8.75	99.53	103.90
1	13	1504	G	O5'-P-OP1	-8.75	97.83	105.70
1	13	758	G	N1-C6-O6	8.74	125.14	119.90
27	16	56	G	C8-N9-C4	-8.74	102.90	106.40
26	1H	71	A	O4'-C1'-N9	-8.74	101.21	108.20
26	1H	2330	G	C8-N9-C4	8.74	109.89	106.40
26	1H	651	G	C8-N9-C4	-8.73	102.91	106.40
26	1H	797	C	C4-C5-C6	8.72	121.76	117.40
26	1H	2699	C	C6-N1-C2	8.71	123.79	120.30
26	1H	1940	U	N3-C4-O4	8.70	125.49	119.40
26	1H	2503	A	C2-N3-C4	8.70	114.95	110.60
26	1H	1309	G	O5'-P-OP2	-8.69	97.88	105.70

Continued on next page...

Continued from previous page...

Mol	Chain	Res	Type	Atoms	Z	Observed(°)	Ideal(°)
26	1H	2503	A	N1-C2-N3	-8.69	124.95	129.30
26	14	2598	A	C5-C6-N6	-8.69	116.75	123.70
26	1H	1993	U	O5'-P-OP1	-8.68	97.89	105.70
26	14	1786	A	N1-C6-N6	8.68	123.81	118.60
26	14	2498	C	C6-N1-C2	8.68	123.77	120.30
26	14	1678	G	C2-N3-C4	-8.67	107.56	111.90
26	1H	1616	A	N7-C8-N9	8.67	118.13	113.80
26	1H	2620	C	O5'-P-OP1	-8.67	97.90	105.70
26	1H	2688	U	N1-C2-N3	8.66	120.09	114.90
26	1H	71	A	N1-C2-N3	8.65	133.63	129.30
1	1G	690	G	N7-C8-N9	8.65	117.43	113.10
26	14	1614	A	C2-N3-C4	-8.65	106.28	110.60
26	1H	946	G	O5'-P-OP1	-8.64	97.92	105.70
26	1H	271(B)	G	P-O3'-C3'	8.63	130.06	119.70
1	1G	691	G	N1-C6-O6	8.64	125.08	119.90
26	1H	871	U	O5'-P-OP1	-8.63	97.93	105.70
26	1H	1660	C	N3-C4-C5	8.62	125.35	121.90
26	14	2430	A	N1-C2-N3	8.62	133.61	129.30
26	1H	2287	A	N1-C2-N3	8.62	133.61	129.30
26	1H	1825	A	N1-C6-N6	-8.61	113.44	118.60
26	14	2249	U	C6-N1-C2	-8.61	115.84	121.00
26	1H	210	C	N3-C4-C5	8.60	125.34	121.90
26	1H	842	G	C5-C6-O6	-8.60	123.44	128.60
26	1H	1379	A	N7-C8-N9	8.60	118.10	113.80
26	1H	812	C	N1-C2-O2	-8.59	113.75	118.90
36	35	147	LEU	CA-CB-CG	8.58	135.03	115.30
1	13	1054	C	C6-N1-C2	-8.58	116.87	120.30
26	1H	1255	U	N3-C4-O4	8.57	125.40	119.40
26	1H	1997	G	C2-N3-C4	-8.57	107.61	111.90
26	1H	1968	G	C5-C6-N1	8.55	115.78	111.50
26	14	1142	U	C2-N1-C1'	8.55	127.96	117.70
26	1H	2713	A	C5-N7-C8	-8.54	99.63	103.90
26	1H	1203	G	O5'-P-OP2	-8.54	98.02	105.70
26	1H	1786	A	N1-C2-N3	8.53	133.56	129.30
26	1H	1314	C	C2-N1-C1'	8.53	128.18	118.80
26	1H	1569	A	O5'-P-OP1	-8.53	98.03	105.70
1	1G	1200	C	C2-N1-C1'	8.52	128.18	118.80
28	19	37	LEU	CA-CB-CG	8.52	134.89	115.30
26	14	2307	G	C4-N9-C1'	8.52	137.57	126.50
26	1H	238	C	C4-C5-C6	8.51	121.66	117.40
26	1H	828	U	N1-C2-O2	8.51	128.76	122.80
26	1H	1678	G	N7-C8-N9	8.51	117.36	113.10

Continued on next page...

Continued from previous page...

Mol	Chain	Res	Type	Atoms	Z	Observed(°)	Ideal(°)
26	1H	2477	C	C2-N1-C1'	8.51	128.16	118.80
1	13	1195	C	C6-N1-C2	-8.50	116.90	120.30
37	45	82	ARG	N-CA-C	8.50	133.94	111.00
26	14	1304	C	N1-C2-O2	8.49	124.00	118.90
26	1H	85	G	O5'-P-OP2	-8.49	98.06	105.70
1	13	1502	A	C5-N7-C8	-8.49	99.66	103.90
26	1H	786	C	N3-C4-N4	-8.48	112.06	118.00
26	14	2430	A	C6-C5-N7	-8.48	126.36	132.30
26	14	945	A	N9-C1'-C2'	8.47	125.02	114.00
26	1H	2330	G	N1-C6-O6	8.47	124.98	119.90
26	1H	778	G	C5-C6-O6	8.47	133.68	128.60
26	1H	676	A	C5-C6-N1	-8.46	113.47	117.70
26	1H	783	A	C4-C5-C6	8.46	121.23	117.00
26	1H	835	A	C6-N1-C2	-8.46	113.52	118.60
26	1H	74	A	C5-C6-N1	-8.44	113.48	117.70
26	1H	1299	G	O5'-P-OP1	-8.44	98.11	105.70
27	16	56	G	N3-C4-C5	-8.44	124.38	128.60
26	14	2518	A	C5-N7-C8	-8.44	99.68	103.90
26	1H	2002	G	N3-C2-N2	-8.44	113.99	119.90
1	13	422	C	C5-C6-N1	8.43	125.22	121.00
1	13	1301	U	C2-N1-C1'	8.43	127.82	117.70
11	2I	102	GLY	N-CA-C	-8.43	92.03	113.10
26	1H	1613	G	N1-C2-N2	-8.43	108.61	116.20
1	13	812	C	P-O3'-C3'	8.42	129.80	119.70
26	1H	966	G	N1-C6-O6	-8.41	114.85	119.90
26	14	74	A	N1-C6-N6	8.40	123.64	118.60
26	14	530	G	C5-C6-O6	-8.40	123.56	128.60
1	1G	1200	C	N1-C2-O2	8.39	123.94	118.90
26	1H	2074	U	O5'-P-OP1	-8.38	98.16	105.70
26	1H	1379	A	C5-C6-N6	-8.37	117.00	123.70
26	1H	871	U	N3-C4-O4	8.37	125.26	119.40
1	13	1025	U	C5-C6-N1	8.36	126.88	122.70
26	1H	2053	G	N1-C6-O6	8.36	124.92	119.90
1	13	963	G	N3-C4-N9	8.36	131.01	126.00
26	1H	621	A	N1-C6-N6	8.35	123.61	118.60
26	14	783	A	C5-C6-N6	-8.35	117.02	123.70
26	14	2307	G	O4'-C1'-N9	8.35	114.88	108.20
26	1H	2429	G	OP1-P-OP2	-8.34	107.09	119.60
26	14	1326	U	O5'-P-OP1	-8.34	98.19	105.70
26	1H	528	A	C2-N3-C4	-8.34	106.43	110.60
26	14	2447	G	P-O3'-C3'	8.34	129.70	119.70
26	14	2518	A	N1-C6-N6	8.34	123.60	118.60

Continued on next page...

Continued from previous page...

Mol	Chain	Res	Type	Atoms	Z	Observed(°)	Ideal(°)
27	16	81	G	C6-C5-N7	-8.33	125.40	130.40
26	1H	832	G	C8-N9-C4	-8.33	103.07	106.40
26	14	71	A	N7-C8-N9	8.32	117.96	113.80
27	16	79	C	C6-N1-C2	-8.32	116.97	120.30
26	1H	124	G	C8-N9-C4	8.32	109.73	106.40
26	1H	2288	A	N1-C6-N6	8.32	123.59	118.60
1	1G	1139	G	N3-C4-C5	8.32	132.76	128.60
1	13	792	A	N1-C2-N3	8.31	133.46	129.30
26	14	2490	G	N7-C8-N9	8.31	117.26	113.10
26	1H	410	G	O5'-P-OP1	-8.30	98.23	105.70
26	1H	689	A	N9-C4-C5	8.30	109.12	105.80
26	1H	1780	A	C2-N3-C4	-8.30	106.45	110.60
26	14	2871	C	O5'-P-OP2	-8.30	98.23	105.70
26	14	2392	A	N7-C8-N9	8.29	117.94	113.80
26	14	140	A	C5-N7-C8	-8.28	99.76	103.90
26	14	746	A	O5'-P-OP2	8.29	120.64	110.70
26	1H	1781	C	O4'-C1'-N1	8.28	114.82	108.20
26	14	2702	U	O4'-C1'-N1	8.28	114.82	108.20
26	1H	265	A	C5-N7-C8	-8.27	99.76	103.90
1	13	49	U	P-O3'-C3'	8.27	129.62	119.70
26	1H	1967	C	N3-C2-O2	-8.27	116.11	121.90
1	13	807	A	C8-N9-C4	-8.26	102.50	105.80
26	1H	120	U	C5-C4-O4	8.26	130.86	125.90
26	1H	2058	A	O5'-P-OP2	-8.26	98.27	105.70
1	1G	1158	C	N1-C2-O2	8.25	123.85	118.90
26	14	2051	A	C8-N9-C4	-8.25	102.50	105.80
26	1H	2030	A	C5-C6-N6	-8.25	117.10	123.70
26	14	140	A	N7-C8-N9	8.25	117.92	113.80
26	1H	2688	U	N3-C2-O2	-8.24	116.43	122.20
26	1H	749	C	N3-C2-O2	-8.24	116.13	121.90
26	14	676	A	C2-N3-C4	-8.24	106.48	110.60
26	14	783	A	C8-N9-C4	-8.23	102.51	105.80
26	14	1694	C	C6-N1-C2	8.22	123.59	120.30
26	1H	1950	G	C4-C5-N7	8.22	114.09	110.80
26	14	1616	A	C5-N7-C8	-8.21	99.80	103.90
26	14	510	C	O5'-P-OP2	-8.20	98.32	105.70
26	1H	788	A	O5'-P-OP1	-8.20	98.32	105.70
26	14	1496	A	C8-N9-C4	-8.20	102.52	105.80
26	1H	1302	A	N1-C6-N6	-8.19	113.68	118.60
26	14	1779	U	C5-C4-O4	-8.19	120.98	125.90
26	1H	2430	A	C5-C6-N1	-8.19	113.61	117.70
26	1H	1614	A	C5-N7-C8	-8.18	99.81	103.90

Continued on next page...

Continued from previous page...

Mol	Chain	Res	Type	Atoms	Z	Observed(°)	Ideal(°)
26	1H	1888	G	N3-C4-N9	8.18	130.91	126.00
26	14	1781	C	O4'-C1'-N1	8.18	114.74	108.20
26	1H	144	C	C5-C6-N1	-8.17	116.91	121.00
26	14	1585	C	N3-C2-O2	-8.17	116.18	121.90
26	1H	1159	U	O5'-P-OP2	-8.17	98.34	105.70
26	14	669	G	P-O3'-C3'	8.16	129.50	119.70
26	14	1572	A	N1-C6-N6	8.16	123.50	118.60
26	1H	1257	C	C2-N3-C4	-8.15	115.82	119.90
26	14	684	G	C8-N9-C4	-8.15	103.14	106.40
26	1H	140	A	C8-N9-C4	-8.15	102.54	105.80
26	1H	945	A	C5-C6-N6	-8.15	117.18	123.70
26	14	2501	C	C6-N1-C2	8.15	123.56	120.30
26	1H	2700	C	N3-C4-C5	8.14	125.16	121.90
26	1H	680	G	O5'-P-OP1	-8.13	98.38	105.70
26	1H	774	A	C4-N9-C1'	-8.13	111.66	126.30
1	13	266	G	C4-C5-N7	8.13	114.05	110.80
26	1H	676	A	C4-C5-N7	8.13	114.76	110.70
26	1H	1779	U	O5'-P-OP2	-8.13	98.38	105.70
1	1G	690	G	C4-C5-N7	8.12	114.05	110.80
26	1H	1598	C	C6-N1-C2	-8.11	117.06	120.30
26	1H	193	U	C5-C6-N1	-8.10	118.65	122.70
26	14	2045	C	C5-C6-N1	-8.10	116.95	121.00
26	1H	1644	C	N1-C2-O2	8.09	123.75	118.90
26	1H	192	C	C6-N1-C2	8.08	123.53	120.30
26	14	2060	A	N9-C4-C5	8.08	109.03	105.80
26	14	827	U	N3-C2-O2	8.07	127.85	122.20
26	1H	2688	U	C4-C5-C6	8.07	124.54	119.70
26	1H	1404	C	O5'-P-OP2	-8.06	98.44	105.70
1	1G	1158	C	C2-N1-C1'	8.06	127.67	118.80
27	16	81	G	N7-C8-N9	8.05	117.13	113.10
1	1G	1529	G	C4-N9-C1'	8.05	136.97	126.50
1	13	1354	C	C6-N1-C2	-8.05	117.08	120.30
26	14	1608	A	O5'-P-OP1	-8.05	98.45	105.70
26	14	1615	C	N3-C4-C5	-8.05	118.68	121.90
1	13	826	C	C6-N1-C2	-8.05	117.08	120.30
26	14	2073	C	C6-N1-C2	-8.05	117.08	120.30
26	1H	265	A	C2-N3-C4	-8.04	106.58	110.60
26	14	1899	G	C6-C5-N7	8.04	135.23	130.40
26	1H	835	A	C8-N9-C4	-8.04	102.58	105.80
1	1G	1286	A	C8-N9-C4	-8.04	102.58	105.80
27	1J	30	C	C6-N1-C2	-8.04	117.08	120.30
26	1H	2439	A	C4-C5-C6	8.04	121.02	117.00

Continued on next page...

Continued from previous page...

Mol	Chain	Res	Type	Atoms	Z	Observed(°)	Ideal(°)
26	1H	945	A	C2-N3-C4	-8.03	106.58	110.60
26	1H	1603	A	N7-C8-N9	8.03	117.81	113.80
1	13	266	G	C5-N7-C8	-8.03	100.29	104.30
26	1H	1598	C	OP1-P-O3'	8.02	122.85	105.20
1	13	914	A	O5'-P-OP1	-8.02	98.48	105.70
26	1H	845	G	N3-C4-C5	8.02	132.61	128.60
26	14	1024	G	N1-C6-O6	8.01	124.70	119.90
26	14	788	A	C6-C5-N7	-8.00	126.70	132.30
26	1H	1613	G	N3-C2-N2	8.00	125.50	119.90
26	1H	2424	C	OP1-P-OP2	8.00	131.60	119.60
26	1H	411	G	N3-C4-C5	-7.99	124.60	128.60
26	1H	2250	G	C8-N9-C4	-7.99	103.20	106.40
1	13	963	G	N3-C4-C5	-7.99	124.61	128.60
26	14	2062	A	C4-C5-C6	-7.99	113.01	117.00
26	14	2473	U	C2-N1-C1'	7.99	127.29	117.70
26	1H	451	C	C6-N1-C2	7.99	123.49	120.30
26	14	528	A	C5-N7-C8	-7.99	99.91	103.90
26	14	330	A	C2-N3-C4	-7.98	106.61	110.60
27	1J	6	C	C6-N1-C2	7.98	123.49	120.30
26	1H	195	A	N1-C6-N6	7.98	123.39	118.60
29	29	61	ARG	C-N-CD	-7.97	103.06	120.60
22	1K	85	A	C8-N9-C4	-7.97	102.61	105.80
26	1H	128	C	N1-C2-O2	-7.97	114.12	118.90
26	14	765	G	N7-C8-N9	7.97	117.08	113.10
26	1H	830	G	C5-C6-O6	7.96	133.38	128.60
26	1H	781	A	N7-C8-N9	-7.96	109.82	113.80
26	14	265	A	C2-N3-C4	-7.96	106.62	110.60
26	1H	1644	C	N3-C2-O2	-7.96	116.33	121.90
27	1J	88	C	C6-N1-C2	-7.96	117.12	120.30
26	1H	974(A)	C	N3-C2-O2	-7.95	116.33	121.90
26	14	570	G	N3-C2-N2	7.95	125.47	119.90
26	14	827	U	N1-C2-O2	-7.95	117.23	122.80
26	1H	1566	A	O5'-P-OP2	-7.95	98.55	105.70
26	14	1768	U	C5-C4-O4	7.95	130.67	125.90
26	14	2390	U	O5'-P-OP1	-7.95	98.55	105.70
26	14	1332	G	N1-C6-O6	7.94	124.67	119.90
1	13	738	C	C6-N1-C2	-7.94	117.12	120.30
26	1H	930	U	C5-C4-O4	7.94	130.66	125.90
1	1G	197	A	N7-C8-N9	7.94	117.77	113.80
26	1H	1342	A	N1-C6-N6	7.93	123.36	118.60
26	1H	196	A	O4'-C1'-N9	7.93	114.55	108.20
26	1H	2430	A	C4-C5-N7	7.93	114.67	110.70

Continued on next page...

Continued from previous page...

Mol	Chain	Res	Type	Atoms	Z	Observed(°)	Ideal(°)
26	14	1992	G	N1-C6-O6	-7.93	115.14	119.90
26	1H	967	C	O5'-P-OP2	-7.92	98.57	105.70
26	1H	1681	G	N3-C4-N9	-7.92	121.25	126.00
1	13	963	G	N1-C2-N2	-7.92	109.07	116.20
26	1H	113	G	O5'-P-OP1	-7.91	98.58	105.70
1	1G	197	A	C8-N9-C4	-7.91	102.64	105.80
26	1H	828	U	C5-C4-O4	7.91	130.65	125.90
26	1H	2307	G	O4'-C1'-N9	7.91	114.53	108.20
1	1G	413	G	C4-N9-C1'	-7.90	116.23	126.50
26	1H	679	C	C6-N1-C2	7.90	123.46	120.30
26	1H	2346	A	C2-N3-C4	-7.89	106.66	110.60
26	1H	788	A	N1-C6-N6	7.89	123.33	118.60
26	14	856	C	C6-N1-C2	-7.89	117.14	120.30
26	1H	1931	U	C5-C4-O4	7.88	130.63	125.90
26	1H	947	G	O5'-P-OP1	-7.87	98.61	105.70
26	14	2823	A	N1-C6-N6	7.87	123.33	118.60
26	1H	1517	G	OP1-P-O3'	7.87	122.52	105.20
26	1H	2638	G	N3-C4-N9	7.87	130.72	126.00
26	14	2217	G	C5-C6-O6	-7.87	123.88	128.60
1	13	1446	A	O4'-C1'-N9	7.86	114.49	108.20
26	1H	835	A	N9-C4-C5	7.86	108.94	105.80
1	13	690	G	O4'-C1'-N9	7.86	114.49	108.20
26	1H	654(I)	C	N3-C2-O2	-7.86	116.40	121.90
26	14	1600	C	C6-N1-C2	7.85	123.44	120.30
26	14	1342	A	C2-N3-C4	-7.85	106.68	110.60
26	1H	787	U	O5'-P-OP2	-7.84	98.64	105.70
26	1H	827	U	O5'-P-OP1	7.84	120.11	110.70
26	1H	1834	U	N3-C2-O2	-7.84	116.71	122.20
26	1H	2328	A	C2-N3-C4	-7.84	106.68	110.60
1	13	1279	A	C8-N9-C4	-7.84	102.66	105.80
26	1H	470	A	C5-C6-N6	-7.84	117.43	123.70
23	2K	9	G	N3-C4-N9	7.83	130.70	126.00
26	14	1674	G	N3-C4-N9	7.83	130.69	126.00
1	1G	1286	A	N7-C8-N9	7.82	117.71	113.80
26	14	912	C	C6-N1-C2	-7.82	117.17	120.30
26	1H	2401	U	C6-N1-C2	-7.82	116.31	121.00
26	1H	389	G	C8-N9-C1'	-7.82	116.84	127.00
26	1H	1314	C	N3-C2-O2	-7.82	116.43	121.90
1	13	1227	A	C2-N3-C4	-7.81	106.70	110.60
26	14	1255	U	O5'-P-OP1	7.81	120.07	110.70
26	1H	799	G	C8-N9-C4	7.80	109.52	106.40
26	1H	786	C	OP2-P-O3'	7.80	122.36	105.20

Continued on next page...

Continued from previous page...

Mol	Chain	Res	Type	Atoms	Z	Observed(°)	Ideal(°)
26	14	1564	C	O5'-P-OP2	-7.80	98.68	105.70
1	13	821	G	O5'-P-OP2	-7.79	98.69	105.70
26	1H	1767	C	O5'-P-OP1	-7.79	98.69	105.70
26	1H	732	C	C6-N1-C2	-7.78	117.19	120.30
26	14	2287	A	N3-C4-C5	7.78	132.25	126.80
26	1H	1241	A	C2-N3-C4	-7.78	106.71	110.60
26	14	1313	U	C5-C6-N1	7.78	126.59	122.70
26	14	1614	A	O4'-C1'-N9	7.78	114.42	108.20
26	1H	2053	G	N3-C2-N2	-7.77	114.46	119.90
26	14	689	A	O5'-P-OP2	-7.77	98.71	105.70
26	14	2038	G	N3-C2-N2	7.77	125.34	119.90
26	1H	813	U	OP1-P-OP2	7.76	131.25	119.60
26	1H	768	G	OP1-P-OP2	7.76	131.24	119.60
26	1H	2713	A	N7-C8-N9	7.76	117.68	113.80
26	1H	817	C	C6-N1-C2	-7.76	117.20	120.30
26	1H	1606	G	C8-N9-C4	7.76	109.50	106.40
24	1L	83	C	N1-C2-O2	7.76	123.55	118.90
26	1H	686	G	N3-C4-N9	7.75	130.65	126.00
1	1G	1529	G	N3-C4-C5	-7.75	124.72	128.60
26	1H	389	G	N9-C4-C5	-7.75	102.30	105.40
26	1H	2689	U	O5'-P-OP1	-7.75	98.73	105.70
26	14	676	A	O4'-C1'-N9	7.75	114.40	108.20
26	1H	827	U	C5-C6-N1	-7.74	118.83	122.70
26	1H	2506	U	N1-C2-O2	7.74	128.22	122.80
26	14	1786	A	C5-C6-N1	-7.74	113.83	117.70
26	14	530	G	N1-C2-N2	-7.73	109.24	116.20
26	1H	1672	C	N3-C4-C5	-7.73	118.81	121.90
26	1H	1958	C	OP1-P-O3'	7.73	122.21	105.20
1	13	776	G	O5'-P-OP1	-7.73	98.75	105.70
26	1H	1778	U	OP2-P-O3'	7.73	122.20	105.20
1	1G	1322	C	C6-N1-C1'	-7.72	111.53	120.80
26	14	2688	U	N1-C2-N3	7.72	119.53	114.90
26	1H	203	C	C5-C4-N4	-7.72	114.80	120.20
26	1H	1332	G	C8-N9-C4	-7.72	103.31	106.40
26	14	565	C	C6-N1-C2	7.72	123.39	120.30
26	14	693	C	N3-C4-N4	-7.71	112.60	118.00
26	1H	2584	U	N3-C2-O2	-7.71	116.80	122.20
26	1H	462	C	O5'-P-OP2	-7.71	98.76	105.70
26	14	2038	G	C8-N9-C4	7.71	109.48	106.40
26	1H	1431	U	C5-C6-N1	7.70	126.55	122.70
28	19	272	ALA	N-CA-C	7.70	131.79	111.00
26	1H	730	C	N3-C4-N4	-7.69	112.62	118.00

Continued on next page...

Continued from previous page...

Mol	Chain	Res	Type	Atoms	Z	Observed(°)	Ideal(°)
26	14	1585	C	C2-N1-C1'	7.69	127.26	118.80
26	14	2401	U	C5-C6-N1	7.68	126.54	122.70
26	14	2702	U	O5'-P-OP2	-7.68	98.78	105.70
26	14	2429	G	O5'-P-OP1	7.68	119.91	110.70
26	1H	40	C	O5'-P-OP2	-7.67	98.80	105.70
1	13	816	A	C8-N9-C4	-7.67	102.73	105.80
26	1H	528	A	C5-C6-N1	-7.67	113.87	117.70
26	1H	1142(A)	A	N3-C4-C5	7.67	132.17	126.80
26	1H	1781	C	N3-C4-C5	7.67	124.97	121.90
26	14	1342	A	O4'-C1'-N9	7.67	114.33	108.20
26	1H	2427	C	O5'-P-OP2	7.66	119.89	110.70
1	13	1502	A	C2-N3-C4	-7.66	106.77	110.60
26	1H	2232	U	N3-C4-C5	-7.65	110.01	114.60
26	1H	2439	A	C5-C6-N6	-7.65	117.58	123.70
26	1H	655	A	C8-N9-C4	-7.64	102.74	105.80
37	88	92	GLY	N-CA-C	7.64	132.21	113.10
1	1G	1346	A	P-O3'-C3'	7.64	128.87	119.70
26	1H	2272	U	O5'-P-OP1	7.64	119.87	110.70
26	1H	127	A	N9-C4-C5	-7.64	102.74	105.80
26	1H	776	G	C5-C6-O6	-7.64	124.02	128.60
1	1G	197	A	P-O3'-C3'	7.64	128.87	119.70
1	13	893	C	N1-C2-O2	7.63	123.48	118.90
26	1H	773	U	C5-C4-O4	7.63	130.48	125.90
26	1H	530	G	C8-N9-C4	-7.63	103.35	106.40
26	1H	398	G	O5'-P-OP1	-7.63	98.84	105.70
26	1H	1899	G	C8-N9-C1'	7.62	136.91	127.00
26	1H	677	A	OP1-P-OP2	7.62	131.03	119.60
1	13	1053	G	C6-C5-N7	7.62	134.97	130.40
26	1H	1678	G	N1-C6-O6	7.61	124.47	119.90
26	1H	2268	A	O5'-P-OP1	-7.61	98.85	105.70
26	14	1313	U	C2-N1-C1'	7.61	126.84	117.70
26	1H	676	A	O4'-C1'-N9	7.60	114.28	108.20
26	1H	1781	C	C6-N1-C1'	-7.60	111.68	120.80
26	14	613	U	N3-C2-O2	-7.60	116.88	122.20
26	1H	1931	U	N1-C2-N3	7.60	119.46	114.90
26	14	1979	C	C6-N1-C2	-7.60	117.26	120.30
1	13	1158	C	N1-C2-O2	7.59	123.46	118.90
26	1H	245	G	N3-C4-N9	7.59	130.56	126.00
26	1H	640	C	OP1-P-O3'	7.59	121.90	105.20
26	14	681	G	N9-C4-C5	-7.58	102.37	105.40
26	14	2598	A	N9-C4-C5	-7.58	102.77	105.80
26	1H	120	U	C4-C5-C6	7.58	124.25	119.70

Continued on next page...

Continued from previous page...

Mol	Chain	Res	Type	Atoms	Z	Observed(°)	Ideal(°)
26	1H	1992	G	P-O3'-C3'	7.58	128.80	119.70
1	13	537	G	O5'-P-OP1	-7.58	98.88	105.70
26	1H	945	A	C8-N9-C1'	-7.58	114.06	127.70
26	14	1614	A	N1-C2-N3	7.58	133.09	129.30
26	14	932	G	N3-C4-C5	7.58	132.39	128.60
26	14	2002	G	N1-C6-O6	-7.58	115.36	119.90
26	1H	2437	U	C5-C4-O4	7.57	130.44	125.90
26	14	1619	G	O5'-P-OP2	-7.57	98.89	105.70
26	14	1254	A	C6-N1-C2	-7.57	114.06	118.60
26	14	1698	A	C4-C5-N7	7.57	114.48	110.70
1	13	809	G	N1-C6-O6	-7.56	115.36	119.90
1	13	266	G	N7-C8-N9	7.56	116.88	113.10
26	14	2392	A	C5-N7-C8	-7.55	100.12	103.90
1	1G	1484	C	O5'-P-OP2	-7.55	98.90	105.70
1	13	1498	U	P-O3'-C3'	7.55	128.76	119.70
26	14	2501	C	N3-C2-O2	7.55	127.18	121.90
26	1H	1786	A	C4-C5-N7	7.55	114.47	110.70
26	14	1700	A	O5'-P-OP2	7.55	119.76	110.70
26	1H	825	C	N3-C4-N4	7.54	123.28	118.00
26	1H	1899	G	C6-C5-N7	7.54	134.92	130.40
26	14	829	A	OP1-P-OP2	7.54	130.91	119.60
26	14	2392	A	C2-N3-C4	-7.54	106.83	110.60
26	1H	128	C	C2-N3-C4	-7.54	116.13	119.90
26	1H	2326	C	C6-N1-C2	-7.54	117.28	120.30
1	13	758	G	C5-C6-O6	-7.54	124.08	128.60
26	1H	778	G	N1-C6-O6	-7.53	115.38	119.90
26	1H	2374	C	C5-C6-N1	-7.53	117.23	121.00
26	1H	1752	C	C6-N1-C2	7.53	123.31	120.30
23	2L	17	C	N1-C2-O2	7.52	123.41	118.90
26	1H	842	G	C4-C5-N7	7.52	113.81	110.80
26	1H	1489	U	C5-C4-O4	7.52	130.41	125.90
26	14	74	A	C5-C6-N1	-7.52	113.94	117.70
22	1K	85	A	N7-C8-N9	7.52	117.56	113.80
26	1H	1616	A	C4-C5-N7	7.52	114.46	110.70
26	1H	2367	G	C8-N9-C4	-7.52	103.39	106.40
33	69	77	LEU	CA-CB-CG	7.52	132.59	115.30
26	1H	123	G	C6-N1-C2	-7.51	120.59	125.10
26	1H	1658	C	C6-N1-C2	-7.51	117.30	120.30
26	1H	2070	G	N3-C2-N2	7.51	125.16	119.90
26	1H	945	A	C8-N9-C4	-7.51	102.80	105.80
26	1H	1955	U	P-O3'-C3'	7.51	128.71	119.70
26	14	2873	A	N1-C2-N3	7.51	133.05	129.30

Continued on next page...

Continued from previous page...

Mol	Chain	Res	Type	Atoms	Z	Observed(°)	Ideal(°)
26	1H	617	G	O5'-P-OP1	-7.50	98.95	105.70
26	1H	239	U	N3-C4-O4	-7.50	114.15	119.40
26	1H	773	U	C5-C6-N1	-7.50	118.95	122.70
1	1G	518	C	N1-C2-O2	7.50	123.40	118.90
26	1H	2024	G	O5'-P-OP1	-7.50	98.95	105.70
26	1H	1780	A	N1-C2-N3	7.49	133.05	129.30
26	1H	1620	G	C4-C5-N7	-7.49	107.80	110.80
22	1K	83	C	C2-N1-C1'	7.49	127.04	118.80
26	1H	837	C	O5'-P-OP1	-7.49	98.96	105.70
26	1H	1224	G	C5-C6-O6	-7.49	124.11	128.60
1	1G	974	A	O4'-C1'-N9	7.49	114.19	108.20
26	14	1572	A	C5-C6-N6	-7.49	117.71	123.70
26	1H	2712	U	N3-C4-O4	-7.48	114.17	119.40
26	1H	1394	U	C5-C6-N1	7.48	126.44	122.70
26	1H	2388	A	O4'-C1'-N9	7.47	114.18	108.20
1	1G	690	G	C2-N3-C4	-7.47	108.16	111.90
1	13	1260	C	C6-N1-C2	-7.47	117.31	120.30
26	14	1314	C	N1-C2-O2	7.47	123.38	118.90
26	1H	412	A	C8-N9-C4	7.47	108.79	105.80
26	1H	1394	U	O5'-P-OP2	7.46	119.66	110.70
1	13	1502	A	N7-C8-N9	7.46	117.53	113.80
26	1H	2003	G	O5'-P-OP1	-7.45	99.00	105.70
23	2K	17	C	N1-C2-O2	7.44	123.37	118.90
23	2K	9	G	C6-C5-N7	-7.44	125.93	130.40
26	1H	126	A	OP1-P-OP2	7.43	130.75	119.60
26	1H	530	G	N1-C6-O6	-7.43	115.44	119.90
1	1G	576	G	C4-N9-C1'	7.43	136.16	126.50
26	14	2873	A	C6-C5-N7	-7.43	127.10	132.30
26	1H	1623	G	N1-C6-O6	-7.43	115.44	119.90
26	1H	122	G	C2-N3-C4	-7.42	108.19	111.90
26	1H	2256	G	N3-C2-N2	7.42	125.10	119.90
26	14	1382	G	C4-C5-N7	7.42	113.77	110.80
26	1H	1698	A	C4-C5-N7	7.42	114.41	110.70
26	14	1142(A)	A	C2-N3-C4	-7.42	106.89	110.60
26	14	2087	G	N3-C2-N2	7.42	125.09	119.90
26	14	2544	G	C6-C5-N7	-7.42	125.95	130.40
26	14	2287	A	C5-C6-N1	-7.42	113.99	117.70
26	14	746	A	O5'-P-OP1	-7.41	99.03	105.70
26	1H	1820	U	O5'-P-OP2	-7.41	99.03	105.70
26	1H	1496	A	C4-C5-N7	7.41	114.41	110.70
26	1H	144	C	C6-N1-C2	7.41	123.26	120.30
26	14	2287	A	N1-C6-N6	7.41	123.05	118.60

Continued on next page...

Continued from previous page...

Mol	Chain	Res	Type	Atoms	Z	Observed(°)	Ideal(°)
26	14	2710	C	N1-C2-O2	-7.41	114.45	118.90
26	1H	1325	G	C4-C5-N7	7.41	113.76	110.80
26	1H	1326	U	N3-C2-O2	-7.41	117.02	122.20
26	1H	860	U	C5-C6-N1	-7.41	119.00	122.70
26	1H	787	U	C5-C4-O4	7.40	130.34	125.90
26	1H	2318	G	O4'-C1'-N9	7.40	114.12	108.20
26	1H	1997	G	C5-C6-N1	-7.39	107.80	111.50
26	14	1642	G	O5'-P-OP1	-7.39	99.05	105.70
26	14	2045	C	C6-N1-C2	7.39	123.26	120.30
26	1H	124	G	N1-C6-O6	7.39	124.33	119.90
26	1H	2502	G	OP2-P-O3'	7.39	121.45	105.20
1	13	328	C	N1-C2-O2	7.38	123.33	118.90
26	1H	189	G	C5-C6-O6	-7.38	124.17	128.60
26	1H	747	U	O5'-P-OP1	-7.38	99.06	105.70
26	1H	1528	A	N7-C8-N9	7.38	117.49	113.80
26	14	1382	G	C5-C6-O6	-7.38	124.17	128.60
26	1H	831	G	C8-N9-C4	7.38	109.35	106.40
26	1H	1021	A	N7-C8-N9	7.38	117.49	113.80
41	C8	74	LEU	CA-CB-CG	7.38	132.26	115.30
26	1H	1616	A	C6-C5-N7	-7.37	127.14	132.30
26	14	675	A	N9-C4-C5	-7.37	102.85	105.80
26	14	1950	G	O4'-C1'-N9	7.37	114.10	108.20
26	1H	621	A	N7-C8-N9	7.37	117.48	113.80
26	1H	1899	G	C8-N9-C4	-7.37	103.45	106.40
26	1H	1992	G	C5-C6-N1	7.37	115.18	111.50
26	14	1241	A	C2-N3-C4	-7.37	106.92	110.60
26	14	1313	U	C6-N1-C2	-7.36	116.58	121.00
26	1H	2392	A	C4-C5-N7	7.36	114.38	110.70
26	14	687	C	O5'-P-OP1	-7.36	99.08	105.70
26	1H	691	C	N1-C2-O2	-7.36	114.49	118.90
26	14	188	G	C5-C6-O6	-7.35	124.19	128.60
26	1H	528	A	N3-C4-C5	7.35	131.95	126.80
26	14	138	G	C5-C6-O6	-7.35	124.19	128.60
26	14	1784	A	C5-N7-C8	-7.35	100.22	103.90
26	1H	216	A	O5'-P-OP1	7.35	119.52	110.70
26	1H	853	G	O5'-P-OP2	-7.35	99.09	105.70
26	1H	1632	A	C4-C5-N7	7.35	114.37	110.70
26	1H	2477	C	O4'-C1'-N1	7.35	114.08	108.20
26	14	1142	U	N1-C2-O2	7.34	127.94	122.80
26	14	1588	C	C6-N1-C2	-7.34	117.36	120.30
1	1G	266	G	P-O3'-C3'	7.34	128.51	119.70
26	1H	2385	C	C2-N3-C4	-7.34	116.23	119.90

Continued on next page...

Continued from previous page...

Mol	Chain	Res	Type	Atoms	Z	Observed(°)	Ideal(°)
26	14	1816	G	O5'-P-OP1	-7.33	99.10	105.70
1	13	52	G	C4-C5-N7	7.33	113.73	110.80
26	1H	728	G	C8-N9-C4	7.33	109.33	106.40
26	1H	1940	U	O5'-P-OP2	-7.33	99.11	105.70
26	1H	528	A	N3-C4-N9	-7.33	121.54	127.40
26	1H	2439	A	N7-C8-N9	7.32	117.46	113.80
39	65	110	LEU	CA-CB-CG	7.32	132.14	115.30
26	14	2049	G	O5'-P-OP1	-7.32	99.11	105.70
26	1H	1616	A	O4'-C1'-N9	7.32	114.05	108.20
26	1H	1898	U	O5'-P-OP2	-7.32	99.11	105.70
26	1H	797	C	C6-N1-C2	7.32	123.23	120.30
26	1H	655	A	N7-C8-N9	7.31	117.46	113.80
26	1H	1623	G	C5-C6-O6	7.31	132.98	128.60
26	14	945	A	C5-N7-C8	-7.31	100.25	103.90
26	14	1314	C	C2-N1-C1'	7.31	126.84	118.80
26	14	1332	G	N3-C4-N9	7.31	130.38	126.00
26	14	2002	G	C5-C6-N1	7.31	115.15	111.50
26	1H	1780	A	N1-C6-N6	-7.30	114.22	118.60
26	14	1678	G	C4-C5-N7	7.30	113.72	110.80
25	4L	21	C	C6-N1-C2	-7.30	117.38	120.30
26	1H	1568	G	C4-N9-C1'	-7.30	117.01	126.50
26	1H	839	U	O5'-P-OP2	-7.30	99.13	105.70
26	1H	1314	C	C6-N1-C1'	-7.30	112.04	120.80
26	14	2392	A	C8-N9-C4	-7.29	102.88	105.80
26	14	2498	C	C5-C6-N1	-7.29	117.35	121.00
26	1H	676	A	C8-N9-C4	-7.29	102.88	105.80
26	1H	998	C	C6-N1-C2	-7.29	117.38	120.30
26	1H	1885	A	C8-N9-C4	7.29	108.72	105.80
26	1H	140	A	O4'-C1'-N9	7.29	114.03	108.20
26	1H	2700	C	C5-C4-N4	-7.29	115.10	120.20
26	1H	2507	C	N3-C2-O2	-7.29	116.80	121.90
27	1J	81	G	C4-C5-N7	7.29	113.71	110.80
26	1H	1203	G	N3-C4-C5	-7.28	124.96	128.60
1	13	328	C	C2-N1-C1'	7.28	126.81	118.80
26	1H	2419	U	O5'-P-OP2	7.28	119.44	110.70
26	1H	524	U	N3-C2-O2	-7.28	117.11	122.20
1	1G	305	G	C5-C6-O6	7.28	132.97	128.60
26	1H	1616	A	C8-N9-C4	-7.28	102.89	105.80
1	1G	1158	C	N3-C2-O2	-7.28	116.81	121.90
26	14	49	A	P-O3'-C3'	7.27	128.43	119.70
26	14	676	A	C4-C5-N7	7.27	114.34	110.70
26	1H	461	C	C6-N1-C2	7.27	123.21	120.30

Continued on next page...

Continued from previous page...

Mol	Chain	Res	Type	Atoms	Z	Observed(°)	Ideal(°)
26	1H	950	G	O5'-P-OP2	-7.27	99.16	105.70
26	1H	2610	C	P-O3'-C3'	7.27	128.42	119.70
26	14	71	A	C4-C5-N7	7.27	114.33	110.70
26	1H	219	G	C4-C5-N7	-7.26	107.89	110.80
26	1H	987	G	O5'-P-OP2	-7.26	99.17	105.70
26	14	1918	A	N1-C6-N6	7.26	122.96	118.60
26	14	769	G	O5'-P-OP2	-7.26	99.17	105.70
1	13	422	C	C2-N3-C4	7.26	123.53	119.90
26	14	1026	U	C5-C6-N1	7.26	126.33	122.70
23	2K	17	C	C2-N1-C1'	7.25	126.78	118.80
26	1H	1382	G	C5-C6-O6	-7.25	124.25	128.60
26	1H	1224	G	C8-N9-C4	7.25	109.30	106.40
1	1G	1449	C	C2-N1-C1'	7.25	126.78	118.80
26	1H	1210	A	C5-N7-C8	-7.25	100.28	103.90
27	1J	6	C	C5-C6-N1	-7.25	117.38	121.00
26	1H	2247	A	C5-C6-N6	7.25	129.50	123.70
26	14	127	A	C5-C6-N6	-7.24	117.91	123.70
26	14	1900	A	N1-C6-N6	7.24	122.94	118.60
26	14	783	A	N1-C2-N3	7.24	132.92	129.30
26	1H	209	C	N3-C4-C5	7.23	124.79	121.90
26	1H	1313	U	C2-N1-C1'	7.23	126.38	117.70
26	1H	472	A	N1-C2-N3	7.23	132.91	129.30
26	14	752	A	N7-C8-N9	7.23	117.42	113.80
26	14	748	G	N1-C6-O6	-7.22	115.56	119.90
26	14	2702	U	C2-N1-C1'	7.22	126.37	117.70
1	1G	1200	C	C6-N1-C1'	-7.22	112.13	120.80
26	14	1615	C	C6-N1-C2	-7.22	117.41	120.30
26	1H	606	U	O5'-P-OP2	-7.22	99.20	105.70
1	1G	913	A	P-O3'-C3'	7.22	128.36	119.70
26	14	567	A	N1-C6-N6	7.22	122.93	118.60
26	1H	124	G	C5-C6-O6	-7.21	124.27	128.60
26	14	565	C	C5-C6-N1	-7.21	117.39	121.00
1	13	52	G	C6-C5-N7	-7.21	126.08	130.40
26	14	2210	G	C4-N9-C1'	7.20	135.86	126.50
26	1H	2573	C	C6-N1-C2	-7.19	117.42	120.30
26	1H	691	C	C5-C6-N1	-7.19	117.41	121.00
26	14	1993	U	O5'-P-OP1	-7.19	99.23	105.70
27	1J	88	C	C5-C6-N1	7.19	124.60	121.00
26	1H	2401	U	C5-C6-N1	7.19	126.29	122.70
26	14	791	C	C6-N1-C2	7.18	123.17	120.30
26	1H	1187	G	C6-C5-N7	-7.18	126.09	130.40
1	1G	180	U	C5-C6-N1	7.18	126.29	122.70

Continued on next page...

Continued from previous page...

Mol	Chain	Res	Type	Atoms	Z	Observed(°)	Ideal(°)
26	14	1980	G	C5-C6-O6	-7.18	124.29	128.60
26	1H	1187	G	N1-C6-O6	7.18	124.21	119.90
26	1H	1347	G	C5-C6-O6	-7.17	124.30	128.60
26	1H	2638	G	N3-C4-C5	-7.17	125.01	128.60
26	14	455	C	C6-N1-C2	7.17	123.17	120.30
26	14	1762	A	N1-C2-N3	7.17	132.88	129.30
26	1H	2346	A	C5-N7-C8	-7.16	100.32	103.90
26	14	528	A	N3-C4-C5	7.16	131.81	126.80
26	1H	1142(A)	A	N3-C4-N9	-7.15	121.68	127.40
26	14	1254	A	N1-C2-N3	7.15	132.88	129.30
26	1H	501	A	O5'-P-OP2	-7.15	99.27	105.70
26	14	1786	A	N9-C1'-C2'	7.15	123.29	114.00
26	1H	762	U	C5-C4-O4	-7.14	121.61	125.90
26	1H	1377	G	C4-C5-N7	-7.14	107.94	110.80
26	1H	444	C	OP1-P-OP2	-7.14	108.89	119.60
26	1H	245	G	C4-C5-N7	7.14	113.66	110.80
26	1H	2308	G	C6-N1-C2	7.14	129.38	125.10
26	1H	965	C	C6-N1-C2	-7.13	117.45	120.30
26	14	2685	G	C4-C5-N7	-7.13	107.95	110.80
1	13	968	A	N1-C6-N6	7.13	122.88	118.60
1	13	789	U	N3-C2-O2	-7.13	117.21	122.20
26	14	1698	A	C5-N7-C8	-7.12	100.34	103.90
26	14	1828	G	C5-C6-O6	7.12	132.87	128.60
26	14	1518	C	O5'-P-OP1	-7.12	99.29	105.70
26	1H	108	U	O5'-P-OP1	-7.12	99.29	105.70
26	1H	1158	C	C5-C6-N1	-7.12	117.44	121.00
26	1H	1632	A	N9-C4-C5	-7.12	102.95	105.80
1	1G	36	C	C6-N1-C2	-7.12	117.45	120.30
26	1H	71	A	C4-C5-N7	7.12	114.26	110.70
26	1H	452	G	N9-C4-C5	7.11	108.25	105.40
26	1H	693	C	OP2-P-O3'	7.11	120.85	105.20
27	16	47	C	C6-N1-C2	7.11	123.14	120.30
26	1H	845	G	P-O3'-C3'	7.11	128.23	119.70
26	14	330	A	C5-N7-C8	-7.11	100.34	103.90
26	14	1142	U	C6-N1-C1'	-7.11	111.24	121.20
26	14	2591	C	N1-C2-O2	-7.11	114.63	118.90
26	1H	917	A	C6-C5-N7	-7.11	127.33	132.30
26	1H	1957	C	C6-N1-C2	-7.11	117.46	120.30
48	F5	97	LEU	CA-CB-CG	7.11	131.65	115.30
26	1H	335	C	C6-N1-C2	-7.10	117.46	120.30
26	1H	410	G	O5'-P-OP2	7.10	119.22	110.70
26	1H	821	A	OP1-P-OP2	7.10	130.25	119.60

Continued on next page...

Continued from previous page...

Mol	Chain	Res	Type	Atoms	Z	Observed(°)	Ideal(°)
26	14	1936	A	O4'-C1'-N9	7.10	113.88	108.20
26	1H	138	G	C5-N7-C8	-7.10	100.75	104.30
26	1H	1385	G	N3-C4-N9	-7.10	121.74	126.00
26	14	2029	G	O5'-P-OP1	-7.10	99.31	105.70
1	1G	576	G	C8-N9-C1'	-7.09	117.78	127.00
1	1G	320	C	C6-N1-C2	7.09	123.14	120.30
1	13	971	G	O5'-P-OP2	-7.09	99.32	105.70
26	1H	74	A	N7-C8-N9	7.09	117.34	113.80
26	1H	265	A	N1-C6-N6	7.08	122.85	118.60
26	1H	2827	C	N1-C2-O2	-7.08	114.65	118.90
26	1H	641	C	O5'-P-OP1	-7.08	99.33	105.70
26	1H	1021	A	C4-C5-N7	7.08	114.24	110.70
26	14	2755	C	C2-N1-C1'	7.08	126.58	118.80
26	1H	2622	C	O5'-P-OP2	-7.08	99.33	105.70
36	35	65	ARG	N-CA-C	-7.08	91.89	111.00
26	1H	51	G	N3-C4-C5	-7.08	125.06	128.60
26	1H	71	A	N3-C4-N9	-7.08	121.74	127.40
26	14	774	A	C4-C5-C6	-7.07	113.46	117.00
32	59	153	LYS	C-N-CD	7.07	143.25	128.40
26	1H	470	A	N1-C6-N6	7.07	122.84	118.60
26	14	1332	G	N9-C4-C5	-7.07	102.57	105.40
26	1H	1621	U	N1-C2-O2	-7.06	117.86	122.80
26	1H	389	G	N1-C6-O6	7.06	124.14	119.90
26	1H	979	G	N1-C6-O6	7.06	124.14	119.90
1	13	266	G	C6-C5-N7	-7.06	126.17	130.40
26	1H	510	C	O5'-P-OP2	-7.06	99.35	105.70
26	1H	123	G	C5-C6-O6	-7.06	124.37	128.60
26	1H	1379	A	C6-C5-N7	-7.06	127.36	132.30
26	1H	138	G	O4'-C1'-N9	7.06	113.84	108.20
26	1H	928	G	N1-C6-O6	7.06	124.13	119.90
26	14	1253	A	N1-C6-N6	7.05	122.83	118.60
26	14	2713	A	C5-N7-C8	-7.05	100.37	103.90
1	13	826	C	C5-C6-N1	7.05	124.53	121.00
26	1H	698	C	O5'-P-OP2	-7.05	99.36	105.70
26	14	672	C	O5'-P-OP2	-7.05	99.36	105.70
1	13	422	C	C2-N1-C1'	7.04	126.55	118.80
26	14	1192	G	C8-N9-C4	7.04	109.22	106.40
26	14	1696	G	O5'-P-OP2	-7.04	99.36	105.70
26	1H	762	U	N1-C2-O2	7.04	127.73	122.80
26	1H	1794	U	N1-C2-N3	7.04	119.12	114.90
26	1H	140	A	C2-N3-C4	-7.04	107.08	110.60
26	1H	757	U	C5-C4-O4	7.04	130.12	125.90

Continued on next page...

Continued from previous page...

Mol	Chain	Res	Type	Atoms	Z	Observed(°)	Ideal(°)
26	1H	1332	G	N1-C2-N3	7.03	128.12	123.90
26	1H	1618	A	C8-N9-C4	-7.03	102.99	105.80
26	1H	676	A	OP1-P-OP2	7.03	130.14	119.60
26	14	558	G	C8-N9-C4	7.03	109.21	106.40
26	14	2504	U	N3-C2-O2	-7.03	117.28	122.20
26	1H	1258	C	OP2-P-O3'	7.02	120.65	105.20
26	1H	2702	U	C6-N1-C2	-7.02	116.79	121.00
26	14	2597	G	C6-C5-N7	-7.02	126.19	130.40
1	1G	854	G	C8-N9-C4	-7.02	103.59	106.40
26	14	2501	C	C2-N1-C1'	-7.02	111.08	118.80
26	1H	2419	U	O5'-P-OP1	-7.02	99.39	105.70
26	14	797	C	N3-C4-C5	-7.02	119.09	121.90
26	1H	1440	G	C5-C6-O6	7.01	132.81	128.60
26	1H	1528	A	O4'-C1'-N9	7.01	113.81	108.20
26	1H	679	C	C5-C6-N1	-7.01	117.49	121.00
26	1H	694	U	O5'-P-OP2	-7.01	99.39	105.70
26	1H	2591	C	N1-C2-O2	-7.01	114.69	118.90
26	1H	130	C	C6-N1-C2	7.01	123.10	120.30
26	1H	139	G	N3-C4-C5	-7.01	125.09	128.60
1	1G	890	G	O4'-C1'-N9	7.01	113.81	108.20
1	1G	536	C	C6-N1-C2	-7.00	117.50	120.30
22	1K	83	C	C6-N1-C1'	-7.00	112.39	120.80
26	1H	1352	U	N1-C2-O2	-7.00	117.90	122.80
26	1H	2033	A	C8-N9-C4	-7.00	103.00	105.80
26	1H	2312	U	O5'-P-OP1	-7.00	99.40	105.70
26	1H	2490	G	N7-C8-N9	7.00	116.60	113.10
26	1H	1632	A	C5-N7-C8	-7.00	100.40	103.90
26	1H	1943	U	O5'-P-OP2	-7.00	99.40	105.70
26	1H	2392	A	C2-N3-C4	-7.00	107.10	110.60
26	1H	1300	U	N1-C2-N3	7.00	119.10	114.90
26	1H	1377	G	N3-C4-C5	-7.00	125.10	128.60
26	1H	1888	G	N3-C4-C5	-7.00	125.10	128.60
26	1H	1191	G	C8-N9-C4	7.00	109.20	106.40
26	1H	913	U	N3-C4-C5	6.99	118.80	114.60
26	1H	1334	G	O5'-P-OP2	6.99	119.09	110.70
1	1G	1529	G	C8-N9-C4	-6.99	103.60	106.40
23	2L	40	C	O5'-P-OP1	-6.99	99.41	105.70
26	1H	1303	G	N1-C6-O6	-6.98	115.71	119.90
1	1G	690	G	C8-N9-C4	-6.98	103.61	106.40
26	1H	1325	G	O5'-P-OP2	6.98	119.08	110.70
26	1H	2002	G	C4-C5-N7	6.98	113.59	110.80
26	14	252	G	O5'-P-OP1	6.98	119.08	110.70

Continued on next page...

Continued from previous page...

Mol	Chain	Res	Type	Atoms	Z	Observed(°)	Ideal(°)
26	1H	689	A	O5'-P-OP2	-6.98	99.42	105.70
26	1H	2473	U	C2-N1-C1'	6.98	126.07	117.70
26	14	691	C	C5-C6-N1	-6.98	117.51	121.00
26	14	1807	G	O5'-P-OP2	-6.98	99.42	105.70
22	1K	85	A	O4'-C1'-N9	6.98	113.78	108.20
26	14	2307	G	N7-C8-N9	6.98	116.59	113.10
26	1H	26	G	N3-C4-C5	-6.97	125.11	128.60
26	1H	2030	A	C8-N9-C4	6.97	108.59	105.80
26	14	624	C	N1-C2-O2	-6.97	114.72	118.90
26	1H	809	G	C8-N9-C4	6.97	109.19	106.40
26	1H	2615	U	O5'-P-OP2	-6.97	99.43	105.70
26	1H	641	C	O5'-P-OP2	6.96	119.06	110.70
26	1H	140	A	OP2-P-O3'	6.96	120.51	105.20
26	14	1830	C	C2-N1-C1'	6.96	126.45	118.80
1	13	856	C	C6-N1-C2	-6.96	117.52	120.30
26	14	752	A	C8-N9-C4	-6.96	103.02	105.80
26	1H	1994	C	O5'-P-OP2	-6.95	99.44	105.70
26	14	945	A	C6-C5-N7	-6.95	127.43	132.30
26	14	2441	C	N3-C2-O2	-6.95	117.03	121.90
26	1H	1307	A	N1-C6-N6	6.95	122.77	118.60
26	1H	1558	A	P-O3'-C3'	6.95	128.03	119.70
26	14	659	C	O5'-P-OP2	-6.95	99.45	105.70
1	13	354	G	O5'-P-OP2	-6.94	99.45	105.70
26	14	2067	G	N3-C2-N2	-6.94	115.04	119.90
26	14	2249	U	N3-C4-C5	-6.94	110.43	114.60
26	1H	1958	C	N1-C2-O2	-6.94	114.74	118.90
1	13	1158	C	C2-N1-C1'	6.94	126.43	118.80
26	1H	1649	G	N3-C4-C5	-6.94	125.13	128.60
1	13	1158	C	C6-N1-C2	-6.93	117.53	120.30
26	14	204	A	P-O3'-C3'	6.93	128.02	119.70
26	1H	452	G	C2-N3-C4	6.93	115.37	111.90
26	1H	1621	U	N3-C2-O2	6.93	127.05	122.20
1	13	820	U	OP2-P-O3'	6.93	120.44	105.20
26	1H	1698	A	C6-C5-N7	-6.93	127.45	132.30
26	14	2080	G	O5'-P-OP2	-6.93	99.47	105.70
1	13	606	G	N3-C4-N9	6.93	130.16	126.00
26	1H	1616	A	OP1-P-O3'	6.92	120.44	105.20
26	1H	2307	G	C4-N9-C1'	6.92	135.50	126.50
26	1H	2377	A	C2-N3-C4	-6.92	107.14	110.60
26	14	2430	A	C4-C5-C6	6.92	120.46	117.00
26	1H	2439	A	P-O3'-C3'	6.92	128.01	119.70
26	1H	1786	A	C4-C5-C6	6.92	120.46	117.00

Continued on next page...

Continued from previous page...

Mol	Chain	Res	Type	Atoms	Z	Observed(°)	Ideal(°)
26	1H	954	G	N3-C2-N2	-6.92	115.06	119.90
26	1H	1301	A	N1-C6-N6	6.92	122.75	118.60
26	14	675	A	C8-N9-C4	6.92	108.57	105.80
36	78	59	LEU	CA-CB-CG	6.91	131.20	115.30
26	14	1943	U	N1-C2-O2	-6.91	117.96	122.80
26	1H	1621	U	O5'-P-OP1	-6.91	99.48	105.70
23	2L	40	C	C6-N1-C2	-6.91	117.54	120.30
26	1H	1199	U	C5-C6-N1	-6.90	119.25	122.70
26	14	664	C	C5-C6-N1	-6.90	117.55	121.00
26	1H	132	G	O5'-P-OP1	-6.90	99.49	105.70
26	1H	2447	G	C6-N1-C2	-6.90	120.96	125.10
26	1H	598	G	O5'-P-OP2	-6.90	99.49	105.70
26	1H	586	A	O5'-P-OP1	-6.90	99.49	105.70
26	1H	2232	U	C5-C4-O4	6.90	130.04	125.90
23	2K	9	G	N1-C6-O6	6.90	124.04	119.90
26	14	2426	A	N9-C4-C5	-6.89	103.04	105.80
1	13	809	G	C5-C6-O6	6.89	132.74	128.60
26	14	1914	C	C6-N1-C2	-6.89	117.54	120.30
1	13	4	U	C2-N1-C1'	6.89	125.97	117.70
26	14	2688	U	C5-C4-O4	6.89	130.03	125.90
26	1H	1559	G	N1-C6-O6	6.89	124.03	119.90
26	1H	2552	U	N1-C2-N3	6.89	119.03	114.90
26	14	2281	C	C2-N1-C1'	6.89	126.38	118.80
26	1H	245	G	C8-N9-C1'	-6.89	118.05	127.00
26	14	2439	A	P-O3'-C3'	6.89	127.96	119.70
26	1H	1626	G	O5'-P-OP2	6.88	118.96	110.70
1	13	50	A	C8-N9-C4	-6.88	103.05	105.80
26	1H	389	G	N3-C4-N9	6.88	130.13	126.00
26	1H	738	G	N1-C6-O6	6.88	124.03	119.90
26	1H	842	G	N1-C6-O6	6.88	124.03	119.90
26	14	828	U	C4-C5-C6	6.88	123.83	119.70
26	14	856	C	N1-C2-O2	-6.88	114.77	118.90
26	1H	1757	U	C5-C6-N1	-6.88	119.26	122.70
26	14	530	G	C8-N9-C1'	-6.88	118.06	127.00
26	14	774	A	C8-N9-C1'	6.88	140.08	127.70
26	1H	1314	C	N1-C2-O2	6.88	123.03	118.90
26	1H	2610	C	N1-C2-O2	6.88	123.03	118.90
26	1H	784	A	N9-C4-C5	6.87	108.55	105.80
26	14	2592	G	C4-N9-C1'	6.87	135.44	126.50
1	1G	569	C	N3-C2-O2	-6.87	117.09	121.90
26	14	1644	C	C6-N1-C2	-6.87	117.55	120.30
1	13	529	G	C4-C5-N7	6.86	113.55	110.80

Continued on next page...

Continued from previous page...

Mol	Chain	Res	Type	Atoms	Z	Observed(°)	Ideal(°)
26	1H	623	G	C5-C6-O6	-6.86	124.48	128.60
26	14	90	U	N3-C2-O2	-6.86	117.40	122.20
26	1H	2205	C	N3-C2-O2	-6.86	117.10	121.90
26	1H	2412	A	C6-N1-C2	-6.86	114.48	118.60
26	14	1674	G	C5-C6-O6	-6.86	124.48	128.60
26	14	2441	C	N3-C4-N4	-6.86	113.20	118.00
26	1H	1428	C	C6-N1-C2	6.85	123.04	120.30
26	1H	2328	A	N1-C2-N3	6.85	132.73	129.30
26	14	647	G	C6-C5-N7	-6.85	126.29	130.40
1	13	32	A	C8-N9-C4	-6.85	103.06	105.80
26	14	471	A	C2-N3-C4	-6.85	107.18	110.60
1	13	1336	C	C5-C6-N1	6.84	124.42	121.00
26	14	2356	C	C6-N1-C2	6.84	123.04	120.30
1	13	757	U	O5'-P-OP2	-6.84	99.54	105.70
26	1H	757	U	N3-C4-O4	-6.84	114.61	119.40
26	14	2443	C	C2-N3-C4	-6.84	116.48	119.90
26	1H	1614	A	O4'-C1'-N9	6.84	113.67	108.20
26	1H	1900	A	O5'-P-OP2	-6.84	99.55	105.70
26	1H	2686	G	N3-C4-N9	6.84	130.10	126.00
1	1G	632	A	O4'-C1'-N9	6.84	113.67	108.20
26	14	1400	G	O5'-P-OP1	6.84	118.91	110.70
26	1H	1626	G	N3-C2-N2	-6.83	115.12	119.90
26	14	2821	A	C2-N3-C4	-6.83	107.19	110.60
26	1H	528	A	C5-N7-C8	-6.82	100.49	103.90
26	1H	2576	G	C8-N9-C4	6.82	109.13	106.40
26	1H	623	G	O5'-P-OP2	-6.82	99.57	105.70
26	14	2060	A	C8-N9-C4	-6.82	103.07	105.80
26	14	250	G	C5-C6-O6	-6.81	124.51	128.60
26	14	710	G	N1-C6-O6	6.81	123.99	119.90
26	1H	245	G	C4-N9-C1'	6.81	135.35	126.50
26	1H	330	A	C2-N3-C4	-6.81	107.19	110.60
1	1G	691	G	C6-C5-N7	-6.81	126.31	130.40
26	14	2593	U	C5-C4-O4	-6.81	121.82	125.90
26	1H	835	A	N3-C4-C5	-6.80	122.04	126.80
26	14	2595	G	C5-N7-C8	-6.80	100.90	104.30
26	1H	74	A	C5-N7-C8	-6.80	100.50	103.90
1	13	960	U	C2-N1-C1'	6.80	125.86	117.70
26	1H	444	C	O5'-P-OP1	6.80	118.86	110.70
26	1H	782	A	C6-N1-C2	-6.80	114.52	118.60
25	4L	12	A	P-O3'-C3'	6.80	127.86	119.70
26	14	298	G	N1-C6-O6	6.80	123.98	119.90
26	14	1644	C	N3-C2-O2	-6.80	117.14	121.90

Continued on next page...

Continued from previous page...

Mol	Chain	Res	Type	Atoms	Z	Observed(°)	Ideal(°)
26	1H	621	A	C4-C5-N7	6.79	114.10	110.70
29	29	78	LEU	CA-CB-CG	6.79	130.93	115.30
26	1H	1613	G	N1-C6-O6	-6.79	115.83	119.90
26	1H	2247	A	C5-C6-N1	-6.79	114.30	117.70
26	14	140	A	C8-N9-C4	-6.79	103.08	105.80
1	1G	1499	A	C8-N9-C4	6.79	108.52	105.80
26	1H	2346	A	C4-N9-C1'	6.79	138.51	126.30
26	14	1255	U	O5'-P-OP2	-6.79	99.59	105.70
1	1G	690	G	O4'-C1'-N9	6.78	113.63	108.20
26	1H	735	A	N9-C4-C5	-6.78	103.09	105.80
1	13	1158	C	N3-C2-O2	-6.78	117.16	121.90
26	1H	471	A	C2-N3-C4	-6.78	107.21	110.60
27	16	49	C	C5-C4-N4	-6.78	115.46	120.20
26	14	913	U	O5'-P-OP2	-6.78	99.60	105.70
26	1H	51	G	N3-C4-N9	6.78	130.06	126.00
1	1G	1142	G	N1-C6-O6	-6.78	115.83	119.90
1	13	632	A	N1-C6-N6	6.77	122.66	118.60
26	1H	1806	C	OP1-P-OP2	6.77	129.76	119.60
26	1H	2318	G	C4-N9-C1'	6.77	135.31	126.50
26	1H	2686	G	N3-C4-C5	-6.77	125.21	128.60
26	14	1329	U	N1-C2-O2	-6.77	118.06	122.80
26	1H	1603	A	OP1-P-O3'	6.77	120.10	105.20
26	14	1914	C	C2-N1-C1'	6.77	126.25	118.80
26	1H	2830	G	C8-N9-C4	-6.77	103.69	106.40
26	14	1443	G	N1-C6-O6	6.77	123.96	119.90
1	13	1279	A	N1-C6-N6	6.77	122.66	118.60
26	14	1684	C	N1-C2-O2	-6.77	114.84	118.90
1	1G	413	G	C6-C5-N7	6.77	134.46	130.40
1	13	963	G	N3-C2-N2	6.76	124.64	119.90
1	1G	519	C	C6-N1-C2	6.76	123.01	120.30
26	14	681	G	C8-N9-C4	6.76	109.11	106.40
26	1H	632	A	O5'-P-OP2	6.76	118.82	110.70
26	1H	2391	G	OP1-P-O3'	6.76	120.08	105.20
26	1H	2030	A	N1-C6-N6	6.76	122.66	118.60
27	16	44	G	C4-N9-C1'	-6.76	117.71	126.50
1	1G	449	C	N3-C2-O2	-6.76	117.17	121.90
26	1H	746	A	O5'-P-OP2	6.76	118.81	110.70
26	1H	790	C	N3-C2-O2	6.76	126.63	121.90
26	14	140	A	C4-C5-N7	6.76	114.08	110.70
1	1G	690	G	O5'-P-OP2	-6.75	99.62	105.70
26	1H	238	C	C5-C6-N1	-6.75	117.62	121.00
26	1H	1700	A	O5'-P-OP2	-6.75	99.62	105.70

Continued on next page...

Continued from previous page...

Mol	Chain	Res	Type	Atoms	Z	Observed(°)	Ideal(°)
1	13	988	G	N3-C4-C5	-6.75	125.22	128.60
1	1G	1322	C	N1-C2-O2	6.75	122.95	118.90
26	1H	1257	C	N1-C2-O2	-6.75	114.85	118.90
26	1H	930	U	N3-C4-O4	-6.75	114.68	119.40
26	14	1674	G	C6-C5-N7	-6.75	126.35	130.40
26	1H	121	G	C5-C6-N1	6.74	114.87	111.50
26	1H	2277	G	C4-C5-N7	-6.74	108.10	110.80
26	14	1142(A)	A	N1-C2-N3	6.74	132.67	129.30
26	1H	203	C	O5'-P-OP2	6.74	118.79	110.70
26	1H	736	C	O5'-P-OP2	6.74	118.79	110.70
26	1H	321	G	C6-C5-N7	-6.74	126.36	130.40
26	1H	2689	U	C5-C6-N1	-6.74	119.33	122.70
26	1H	2297	C	N3-C2-O2	-6.74	117.19	121.90
26	14	2542	A	C8-N9-C4	6.74	108.49	105.80
26	14	2506	U	C2-N1-C1'	6.73	125.78	117.70
26	14	459	U	O5'-P-OP2	-6.73	99.64	105.70
26	14	2436	G	O5'-P-OP1	-6.73	99.64	105.70
1	13	1505	G	OP1-P-OP2	-6.73	109.51	119.60
26	1H	871	U	N1-C2-O2	-6.73	118.09	122.80
26	1H	2294	C	C6-N1-C2	-6.73	117.61	120.30
26	14	1558	A	N1-C2-N3	6.73	132.66	129.30
1	13	721	G	N3-C4-N9	6.72	130.03	126.00
1	13	1198	G	O5'-P-OP2	6.72	118.77	110.70
26	1H	2699	C	C5-C6-N1	-6.72	117.64	121.00
1	1G	1498	U	P-O3'-C3'	6.72	127.77	119.70
26	14	130	C	C6-N1-C2	6.72	122.99	120.30
26	1H	1772	G	C5-C6-O6	6.72	132.63	128.60
26	14	570	G	N1-C2-N2	-6.72	110.15	116.20
26	14	1839	G	O5'-P-OP1	-6.72	99.65	105.70
26	14	2824	C	N1-C2-O2	-6.72	114.87	118.90
26	1H	85	G	O5'-P-OP1	6.72	118.76	110.70
26	14	1614	A	C6-C5-N7	-6.72	127.60	132.30
1	1G	1524	C	N1-C2-O2	-6.72	114.87	118.90
26	14	1616	A	O4'-C1'-N9	6.72	113.57	108.20
26	1H	1021	A	N3-C4-C5	6.71	131.50	126.80
26	14	2617	C	C6-N1-C2	6.71	122.99	120.30
26	1H	1295	C	N1-C2-O2	-6.71	114.87	118.90
26	1H	1681	G	C4-N9-C1'	-6.71	117.77	126.50
26	14	1926	U	N3-C2-O2	-6.71	117.50	122.20
26	1H	59	U	N3-C4-C5	-6.71	110.58	114.60
1	13	41	G	C8-N9-C4	6.71	109.08	106.40
26	1H	139	G	C2-N3-C4	6.71	115.25	111.90

Continued on next page...

Continued from previous page...

Mol	Chain	Res	Type	Atoms	Z	Observed(°)	Ideal(°)
26	1H	788	A	N9-C4-C5	-6.71	103.12	105.80
26	1H	1355	G	N1-C6-O6	-6.71	115.88	119.90
1	13	1336	C	C6-N1-C2	-6.70	117.62	120.30
26	1H	219	G	C5-N7-C8	6.70	107.65	104.30
26	14	792	G	N3-C4-C5	-6.70	125.25	128.60
26	1H	1513	C	C5-C6-N1	6.70	124.35	121.00
26	14	71	A	N1-C6-N6	6.70	122.62	118.60
1	13	1301	U	C6-N1-C1'	-6.70	111.82	121.20
26	14	1382	G	N1-C6-O6	6.70	123.92	119.90
26	1H	1378	A	C2-N3-C4	-6.70	107.25	110.60
26	14	2072	G	OP1-P-O3'	6.70	119.93	105.20
26	1H	454	A	C8-N9-C4	6.70	108.48	105.80
26	14	682	G	O5'-P-OP2	-6.70	99.67	105.70
1	13	122	G	N1-C6-O6	6.69	123.92	119.90
26	1H	127	A	C8-N9-C4	6.69	108.48	105.80
1	13	579	G	O5'-P-OP2	-6.69	99.68	105.70
26	14	570	G	N1-C6-O6	-6.69	115.88	119.90
26	14	668	G	N3-C4-C5	6.69	131.95	128.60
26	1H	2070	G	N1-C2-N2	-6.69	110.18	116.20
26	14	2002	G	N3-C2-N2	6.69	124.58	119.90
26	1H	2590	A	N1-C2-N3	6.69	132.64	129.30
26	14	2001	A	OP1-P-OP2	-6.69	109.57	119.60
26	1H	1698	A	N1-C6-N6	6.68	122.61	118.60
26	14	733	G	C8-N9-C1'	-6.68	118.31	127.00
26	1H	1602	U	O5'-P-OP1	-6.68	99.69	105.70
26	1H	2441	C	C6-N1-C1'	6.68	128.82	120.80
26	14	140	A	N1-C6-N6	6.68	122.61	118.60
26	14	929	G	N1-C6-O6	6.68	123.91	119.90
26	14	1314	C	C6-N1-C1'	-6.68	112.78	120.80
26	14	1241	A	N1-C6-N6	6.68	122.61	118.60
26	1H	1660	C	C2-N3-C4	-6.68	116.56	119.90
26	1H	2382	G	O5'-P-OP1	6.68	118.71	110.70
26	14	74	A	N3-C4-C5	6.67	131.47	126.80
26	14	2429	G	OP1-P-OP2	-6.67	109.59	119.60
26	1H	1416	G	O4'-C1'-N9	6.67	113.53	108.20
40	B8	105	LEU	CA-CB-CG	6.67	130.63	115.30
26	14	127	A	C5-C6-N1	6.67	121.03	117.70
26	1H	2621	A	C2-N3-C4	-6.67	107.27	110.60
26	1H	938	G	C5-C6-O6	6.66	132.60	128.60
26	1H	2261	C	OP2-P-O3'	6.66	119.86	105.20
26	14	1698	A	N9-C4-C5	-6.66	103.14	105.80
1	13	1279	A	C6-C5-N7	-6.66	127.64	132.30

Continued on next page...

Continued from previous page...

Mol	Chain	Res	Type	Atoms	Z	Observed(°)	Ideal(°)
26	1H	130	C	C5-C6-N1	-6.66	117.67	121.00
26	14	2430	A	O5'-P-OP2	6.66	118.69	110.70
23	2K	74	A	N1-C6-N6	6.65	122.59	118.60
26	1H	2067	G	C5-C6-O6	6.65	132.59	128.60
26	14	242	G	C4-N9-C1'	-6.65	117.85	126.50
26	1H	55	G	OP1-P-O3'	6.65	119.82	105.20
26	1H	825	C	C5-C4-N4	-6.65	115.55	120.20
26	1H	1773	A	O5'-P-OP1	6.65	118.68	110.70
26	14	2087	G	N3-C4-N9	6.65	129.99	126.00
26	14	2592	G	C6-C5-N7	-6.65	126.41	130.40
26	1H	1905	C	P-O3'-C3'	6.64	127.67	119.70
26	1H	2575	C	C5-C6-N1	-6.64	117.68	121.00
26	14	1896	G	N1-C6-O6	-6.64	115.91	119.90
26	14	2062	A	C4-N9-C1'	-6.64	114.34	126.30
26	1H	729	G	C8-N9-C4	-6.64	103.74	106.40
26	14	1128	A	C5-C6-N1	6.64	121.02	117.70
26	1H	908	C	OP2-P-O3'	6.64	119.81	105.20
26	1H	2713	A	N1-C6-N6	6.64	122.58	118.60
26	1H	451	C	C2-N1-C1'	-6.64	111.50	118.80
23	2L	21	U	N3-C2-O2	-6.64	117.55	122.20
26	14	737	C	N1-C2-O2	-6.64	114.92	118.90
26	14	1299	G	O5'-P-OP1	-6.64	99.73	105.70
26	14	2287	A	C8-N9-C4	6.63	108.45	105.80
26	1H	1599	C	N3-C2-O2	-6.63	117.26	121.90
26	14	1678	G	C8-N9-C4	-6.63	103.75	106.40
26	1H	2347	C	OP2-P-O3'	6.63	119.78	105.20
27	16	49	C	N3-C4-N4	6.63	122.64	118.00
1	1G	84	U	C2-N1-C1'	6.63	125.65	117.70
1	13	893	C	N3-C2-O2	-6.62	117.26	121.90
26	1H	41	C	C6-N1-C2	-6.62	117.65	120.30
26	1H	389	G	C5-C6-O6	-6.62	124.63	128.60
1	1G	913	A	C8-N9-C4	-6.62	103.15	105.80
26	14	772	C	O5'-P-OP1	-6.62	99.74	105.70
1	13	172	A	C8-N9-C4	-6.62	103.15	105.80
26	1H	1564	C	N3-C4-N4	-6.62	113.37	118.00
26	1H	974(A)	C	N3-C4-N4	-6.62	113.37	118.00
26	1H	189	G	C8-N9-C4	6.62	109.05	106.40
26	14	2051	A	N7-C8-N9	6.62	117.11	113.80
26	14	1607	C	C5-C6-N1	6.61	124.31	121.00
26	14	2077	A	N1-C2-N3	6.61	132.61	129.30
26	14	1434	A	C8-N9-C4	6.61	108.44	105.80
26	14	2035	G	O4'-C1'-N9	6.61	113.49	108.20

Continued on next page...

Continued from previous page...

Mol	Chain	Res	Type	Atoms	Z	Observed(°)	Ideal(°)
26	1H	2490	G	N3-C4-N9	-6.61	122.03	126.00
1	13	1266	G	N3-C4-N9	-6.61	122.04	126.00
1	13	733	A	C8-N9-C4	6.60	108.44	105.80
1	1G	1139	G	C4-N9-C1'	-6.60	117.92	126.50
26	14	315	G	C6-C5-N7	-6.60	126.44	130.40
26	14	1408	C	N1-C2-O2	-6.60	114.94	118.90
26	14	2598	A	C4-C5-N7	6.60	114.00	110.70
26	1H	633	A	N1-C6-N6	6.60	122.56	118.60
26	1H	1782	C	O5'-P-OP1	-6.60	99.76	105.70
26	1H	530	G	N7-C8-N9	6.60	116.40	113.10
26	1H	1987	G	N9-C4-C5	6.59	108.04	105.40
26	1H	2205	C	N1-C2-O2	6.59	122.86	118.90
26	1H	2033	A	N7-C8-N9	6.59	117.10	113.80
1	1G	569	C	N1-C2-O2	6.59	122.86	118.90
26	14	2077	A	C6-N1-C2	-6.59	114.64	118.60
26	14	684	G	N9-C4-C5	6.59	108.04	105.40
26	1H	691	C	N3-C2-O2	6.59	126.51	121.90
26	1H	859	G	N3-C4-C5	6.59	131.90	128.60
1	1G	353	A	N7-C8-N9	6.59	117.09	113.80
26	14	2067	G	N9-C4-C5	6.59	108.03	105.40
26	1H	1534	G	C2-N3-C4	6.58	115.19	111.90
26	1H	1429	G	C5-C6-O6	6.58	132.55	128.60
1	13	703	G	C4-N9-C1'	6.58	135.06	126.50
26	14	409	C	C5-C4-N4	-6.58	115.59	120.20
1	13	666	G	O5'-P-OP1	-6.58	99.78	105.70
36	78	23	PRO	C-N-CA	-6.58	108.49	122.30
1	13	1219	U	C5-C6-N1	6.57	125.99	122.70
26	1H	2609	U	C5-C6-N1	-6.57	119.41	122.70
26	1H	2613	U	P-O3'-C3'	6.57	127.58	119.70
26	14	1582	C	N1-C2-O2	6.57	122.84	118.90
26	1H	727	A	O5'-P-OP1	-6.57	99.79	105.70
1	1G	1335	C	C6-N1-C2	6.57	122.93	120.30
26	14	1918	A	N9-C4-C5	-6.57	103.17	105.80
26	14	2873	A	C5-C6-N1	-6.57	114.42	117.70
1	13	1336	C	N3-C2-O2	-6.57	117.30	121.90
26	1H	790	C	C6-N1-C2	6.57	122.93	120.30
26	14	330	A	C4-C5-N7	6.57	113.98	110.70
26	14	2714	G	O5'-P-OP2	-6.57	99.79	105.70
26	1H	1192	G	C8-N9-C4	6.56	109.03	106.40
26	14	462	C	O5'-P-OP2	-6.56	99.80	105.70
26	14	2838	G	C5-C6-O6	-6.56	124.66	128.60
26	1H	2544	G	N3-C2-N2	-6.56	115.31	119.90

Continued on next page...

Continued from previous page...

Mol	Chain	Res	Type	Atoms	Z	Observed(°)	Ideal(°)
27	16	49	C	C5-C6-N1	6.56	124.28	121.00
26	14	1624	G	C5-C6-O6	-6.56	124.67	128.60
26	14	2501	C	N1-C2-O2	-6.56	114.97	118.90
45	C5	103	GLY	N-CA-C	6.55	129.49	113.10
26	1H	1472	A	N1-C6-N6	-6.55	114.67	118.60
26	1H	2000	G	N1-C2-N3	6.55	127.83	123.90
26	14	2307	G	C8-N9-C1'	-6.55	118.48	127.00
26	1H	2578	G	C5-C6-O6	6.55	132.53	128.60
26	14	1698	A	N1-C2-N3	6.55	132.57	129.30
26	14	2873	A	N1-C6-N6	6.55	122.53	118.60
26	14	121	G	N9-C4-C5	-6.55	102.78	105.40
26	1H	389	G	C4-N9-C1'	6.54	135.01	126.50
26	1H	1158	C	C2-N3-C4	-6.54	116.63	119.90
26	1H	2330	G	C6-C5-N7	-6.54	126.47	130.40
26	1H	1380	G	C6-C5-N7	-6.54	126.47	130.40
26	14	733	G	C4-N9-C1'	6.54	135.01	126.50
26	1H	2002	G	C5-N7-C8	-6.54	101.03	104.30
1	1G	841	U	C5-C6-N1	6.54	125.97	122.70
26	14	1695	G	C6-C5-N7	-6.54	126.48	130.40
26	1H	2617	C	N1-C2-O2	-6.54	114.98	118.90
26	14	1678	G	N3-C4-C5	6.54	131.87	128.60
1	13	452	A	C8-N9-C4	6.54	108.41	105.80
26	14	2335	A	O4'-C1'-N9	6.54	113.43	108.20
26	14	945	A	O4'-C1'-N9	6.53	113.42	108.20
1	13	1281	U	N1-C2-O2	6.53	127.37	122.80
26	1H	1607	C	N3-C4-N4	6.53	122.57	118.00
26	1H	682	G	O5'-P-OP2	-6.53	99.82	105.70
1	13	1227	A	C4-C5-N7	6.53	113.96	110.70
26	14	2610	C	N1-C2-O2	6.53	122.82	118.90
23	2K	9	G	C5-C6-O6	-6.53	124.69	128.60
26	1H	463	G	N3-C2-N2	6.53	124.47	119.90
26	14	782	A	C6-N1-C2	-6.53	114.69	118.60
26	14	2607	G	O5'-P-OP1	6.53	118.53	110.70
1	13	1335	C	C6-N1-C2	6.52	122.91	120.30
26	1H	2710	C	C6-N1-C2	6.52	122.91	120.30
26	1H	245	G	N9-C4-C5	-6.52	102.79	105.40
1	1G	413	G	C8-N9-C1'	6.52	135.48	127.00
26	1H	1022	G	C4-C5-N7	-6.52	108.19	110.80
26	14	809	G	C8-N9-C4	-6.52	103.79	106.40
26	14	2741	A	C8-N9-C4	6.52	108.41	105.80
26	14	1372	U	N3-C4-O4	6.51	123.96	119.40
26	1H	966	G	N1-C2-N2	-6.51	110.34	116.20

Continued on next page...

Continued from previous page...

Mol	Chain	Res	Type	Atoms	Z	Observed(°)	Ideal(°)
26	14	1614	A	N7-C8-N9	6.51	117.06	113.80
26	14	2779	U	N1-C2-O2	6.51	127.36	122.80
26	14	862	G	N1-C6-O6	-6.51	116.00	119.90
26	1H	2018	G	C8-N9-C4	-6.50	103.80	106.40
26	14	1955	U	N3-C2-O2	-6.50	117.65	122.20
26	1H	2638	G	C2-N3-C4	6.50	115.15	111.90
1	1G	691	G	C5-C6-O6	-6.50	124.70	128.60
26	14	801	G	N1-C6-O6	-6.50	116.00	119.90
26	14	1992	G	P-O3'-C3'	6.50	127.50	119.70
26	1H	2712	U	C5-C4-O4	6.50	129.80	125.90
23	2K	9	G	C4-N9-C1'	6.50	134.95	126.50
26	1H	1904	G	C8-N9-C4	6.50	109.00	106.40
26	1H	265	A	C6-C5-N7	-6.50	127.75	132.30
26	14	725	G	C5-C6-N1	-6.50	108.25	111.50
26	1H	518	G	O5'-P-OP2	-6.49	99.86	105.70
26	1H	1543	A	C2-N3-C4	-6.49	107.35	110.60
26	1H	2354	G	C8-N9-C1'	-6.49	118.56	127.00
26	1H	2689	U	C2-N3-C4	-6.49	123.10	127.00
1	13	172	A	N7-C8-N9	6.49	117.05	113.80
26	1H	1198	U	N3-C2-O2	-6.49	117.66	122.20
27	1J	60	C	C6-N1-C2	-6.49	117.70	120.30
26	1H	1310	G	N1-C6-O6	6.49	123.79	119.90
26	1H	2503	A	O5'-P-OP2	-6.49	99.86	105.70
26	14	1337	G	OP1-P-O3'	6.49	119.48	105.20
26	1H	197	A	N1-C2-N3	6.49	132.54	129.30
26	14	932	G	N3-C4-N9	-6.49	122.11	126.00
26	14	1346	G	N1-C6-O6	-6.49	116.01	119.90
26	14	1824	G	O5'-P-OP2	-6.49	99.86	105.70
26	1H	2430	A	N7-C8-N9	6.48	117.04	113.80
26	14	2433	A	N1-C6-N6	6.48	122.49	118.60
26	1H	2571	C	C2-N3-C4	-6.48	116.66	119.90
26	1H	2573	C	N1-C2-O2	6.48	122.79	118.90
26	14	1281	G	C5-C6-O6	-6.48	124.71	128.60
26	1H	484	C	OP1-P-O3'	6.48	119.46	105.20
26	1H	1982	C	C6-N1-C2	-6.48	117.71	120.30
26	1H	2822	G	C4-C5-N7	6.48	113.39	110.80
26	14	1808	U	O5'-P-OP1	-6.48	99.87	105.70
26	1H	1336	A	N1-C6-N6	-6.48	114.71	118.60
26	1H	2550	G	N7-C8-N9	6.48	116.34	113.10
1	13	219	C	C6-N1-C2	-6.47	117.71	120.30
26	1H	699	A	C2-N3-C4	6.47	113.84	110.60
26	14	2281	C	N3-C4-N4	6.47	122.53	118.00

Continued on next page...

Continued from previous page...

Mol	Chain	Res	Type	Atoms	Z	Observed(°)	Ideal(°)
26	1H	1975	G	C5-C6-O6	-6.47	124.72	128.60
26	14	932	G	C4-N9-C1'	-6.47	118.09	126.50
1	13	108	G	C4-C5-N7	6.47	113.39	110.80
1	13	1526	G	C4-C5-N7	6.47	113.39	110.80
26	1H	388	G	N3-C2-N2	6.47	124.43	119.90
26	1H	1764	G	C4-C5-N7	-6.47	108.21	110.80
26	1H	696	G	N1-C6-O6	-6.47	116.02	119.90
26	14	791	C	N3-C4-C5	6.47	124.49	121.90
26	1H	1968	G	C4-C5-N7	6.46	113.39	110.80
26	14	2246	G	N3-C2-N2	-6.46	115.37	119.90
1	13	564	C	N3-C4-C5	-6.46	119.31	121.90
26	1H	1839	G	C4-N9-C1'	6.46	134.90	126.50
26	1H	2318	G	N7-C8-N9	6.46	116.33	113.10
26	1H	2439	A	C8-N9-C4	-6.46	103.22	105.80
26	14	828	U	N1-C2-N3	6.46	118.78	114.90
1	13	760	G	C5-C6-O6	-6.46	124.73	128.60
26	1H	1604	C	O5'-P-OP1	-6.46	99.89	105.70
26	1H	26	G	C4-N9-C1'	6.45	134.89	126.50
26	1H	470	A	O5'-P-OP1	-6.45	99.89	105.70
1	1G	337	C	C6-N1-C2	-6.45	117.72	120.30
26	14	992	C	N1-C2-O2	6.45	122.77	118.90
26	14	1926	U	N1-C2-N3	6.45	118.77	114.90
26	1H	1225	C	C6-N1-C2	6.45	122.88	120.30
26	14	2275	C	P-O3'-C3'	6.45	127.44	119.70
26	1H	774	A	N1-C2-N3	-6.45	126.07	129.30
1	1G	812	C	P-O3'-C3'	6.45	127.44	119.70
1	13	1058	G	N7-C8-N9	-6.45	109.88	113.10
26	14	530	G	N3-C4-N9	6.45	129.87	126.00
1	1G	1158	C	C6-N1-C2	-6.45	117.72	120.30
26	14	1671	U	OP1-P-OP2	6.45	129.27	119.60
1	13	1197	G	OP1-P-O3'	6.45	119.38	105.20
26	14	1995	U	N1-C2-O2	6.45	127.31	122.80
26	14	621	A	C2-N3-C4	-6.44	107.38	110.60
26	1H	106	C	C6-N1-C2	-6.44	117.72	120.30
26	1H	1806	C	O5'-P-OP2	-6.44	99.90	105.70
26	1H	809	G	N7-C8-N9	-6.44	109.88	113.10
26	14	2592	G	O5'-P-OP2	-6.44	99.91	105.70
26	14	2607	G	N1-C2-N2	-6.44	110.41	116.20
26	1H	1558	A	C2-N3-C4	-6.43	107.38	110.60
26	14	514	A	C8-N9-C4	6.43	108.37	105.80
1	13	981	U	N3-C4-O4	6.43	123.90	119.40
26	1H	2573	C	N3-C2-O2	-6.43	117.40	121.90

Continued on next page...

Continued from previous page...

Mol	Chain	Res	Type	Atoms	Z	Observed(°)	Ideal(°)
26	14	641	C	O5'-P-OP2	6.43	118.42	110.70
26	14	2873	A	C8-N9-C4	-6.43	103.23	105.80
26	14	2067	G	O5'-P-OP1	-6.43	99.91	105.70
26	14	2426	A	N1-C6-N6	6.43	122.46	118.60
26	14	2441	C	N1-C2-O2	6.43	122.76	118.90
1	13	1266	G	N3-C4-C5	6.43	131.81	128.60
26	1H	2587	A	C2-N3-C4	-6.43	107.39	110.60
26	14	821	A	N1-C6-N6	6.43	122.46	118.60
26	1H	1968	G	N3-C4-N9	6.42	129.85	126.00
26	14	777	A	C6-N1-C2	-6.42	114.75	118.60
26	14	2451	A	C8-N9-C4	-6.42	103.23	105.80
1	13	767	A	N1-C2-N3	6.42	132.51	129.30
26	1H	1931	U	C4-C5-C6	6.42	123.55	119.70
26	14	2392	A	C5-C6-N1	-6.42	114.49	117.70
26	1H	1029	A	N1-C6-N6	6.42	122.45	118.60
26	1H	324	A	O5'-P-OP1	-6.42	99.92	105.70
26	1H	915	C	C6-N1-C2	-6.42	117.73	120.30
26	1H	2045	C	C6-N1-C2	6.42	122.87	120.30
1	13	690	G	C6-C5-N7	-6.41	126.55	130.40
26	1H	2282	G	O5'-P-OP2	6.41	118.40	110.70
1	13	115	G	P-O3'-C3'	6.41	127.39	119.70
26	14	528	A	C4-C5-N7	6.41	113.91	110.70
26	14	1620	G	OP1-P-O3'	6.41	119.30	105.20
1	13	1299	A	C6-C5-N7	-6.41	127.81	132.30
26	14	2287	A	N9-C4-C5	-6.41	103.24	105.80
26	1H	2066	C	OP1-P-O3'	6.41	119.29	105.20
26	14	1762	A	C2-N3-C4	-6.41	107.40	110.60
26	1H	654(I)	C	C5-C6-N1	6.40	124.20	121.00
26	1H	762	U	C2-N1-C1'	6.40	125.38	117.70
26	1H	780	G	C2-N3-C4	-6.40	108.70	111.90
26	1H	1764	G	N1-C6-O6	-6.40	116.06	119.90
26	1H	127	A	N1-C6-N6	6.40	122.44	118.60
24	1L	78	C	OP1-P-O3'	6.40	119.28	105.20
1	13	1227	A	N7-C8-N9	6.40	117.00	113.80
26	1H	1900	A	O5'-P-OP1	6.40	118.38	110.70
26	1H	2045	C	N3-C4-C5	6.40	124.46	121.90
26	14	2388	A	O4'-C1'-N9	6.40	113.32	108.20
26	1H	2392	A	C5-C6-N1	-6.39	114.50	117.70
26	14	768	G	O5'-P-OP2	-6.39	99.94	105.70
1	13	186	C	C6-N1-C2	-6.39	117.74	120.30
26	1H	2330	G	N9-C4-C5	-6.39	102.84	105.40
26	14	2820	A	N1-C6-N6	6.39	122.44	118.60

Continued on next page...

Continued from previous page...

Mol	Chain	Res	Type	Atoms	Z	Observed(°)	Ideal(°)
1	13	1299	A	N1-C6-N6	6.39	122.44	118.60
26	14	2374	C	C5-C6-N1	-6.39	117.80	121.00
26	1H	2451	A	N1-C6-N6	-6.39	114.77	118.60
26	14	2592	G	C8-N9-C1'	-6.39	118.70	127.00
26	1H	966	G	N3-C2-N2	6.39	124.37	119.90
26	14	752	A	P-O3'-C3'	6.39	127.36	119.70
26	1H	2326	C	C5-C6-N1	6.38	124.19	121.00
26	14	74	A	C5-N7-C8	-6.38	100.71	103.90
26	14	270(Y)	G	C5-C6-N1	-6.38	108.31	111.50
26	14	1643	G	O5'-P-OP1	-6.38	99.96	105.70
26	1H	1255	U	N3-C2-O2	6.38	126.67	122.20
26	14	1616	A	N7-C8-N9	6.38	116.99	113.80
1	13	903	G	N3-C4-N9	6.38	129.83	126.00
26	1H	232	G	N1-C6-O6	6.38	123.73	119.90
26	1H	265	A	N7-C8-N9	6.38	116.99	113.80
26	1H	1559	G	C5-C6-O6	-6.38	124.78	128.60
26	1H	247	G	N7-C8-N9	-6.37	109.91	113.10
26	1H	842	G	N3-C4-C5	6.37	131.79	128.60
26	14	1379	A	N1-C6-N6	6.37	122.42	118.60
26	14	2611	U	C5-C4-O4	-6.37	122.08	125.90
26	14	1407	C	C5-C6-N1	6.37	124.19	121.00
1	13	22	G	N3-C2-N2	-6.37	115.44	119.90
26	1H	917	A	N9-C4-C5	-6.37	103.25	105.80
26	1H	1284	A	OP1-P-OP2	6.37	129.15	119.60
26	1H	1830	C	N3-C2-O2	6.37	126.36	121.90
26	1H	1829	A	C5-N7-C8	6.37	107.08	103.90
26	1H	1888	G	C4-N9-C1'	6.37	134.78	126.50
27	16	100	G	N3-C4-N9	6.37	129.82	126.00
26	14	1989	G	N3-C2-N2	-6.37	115.44	119.90
26	14	530	G	C5-N7-C8	-6.36	101.12	104.30
1	13	803	G	N1-C2-N3	6.36	127.72	123.90
1	13	1499	A	N1-C6-N6	6.36	122.42	118.60
26	1H	568	U	C5-C4-O4	-6.36	122.08	125.90
26	1H	51	G	O5'-P-OP1	-6.36	99.98	105.70
33	61	35	LEU	CA-CB-CG	6.36	129.92	115.30
26	1H	113	G	O5'-P-OP2	6.36	118.33	110.70
26	1H	773	U	N3-C4-O4	-6.36	114.95	119.40
26	14	2327	A	N9-C4-C5	6.36	108.34	105.80
26	1H	785	G	C8-N9-C4	-6.35	103.86	106.40
26	1H	142	G	N3-C4-C5	6.35	131.78	128.60
26	1H	148	C	N3-C4-C5	6.35	124.44	121.90
26	14	205	G	O5'-P-OP1	-6.35	99.98	105.70

Continued on next page...

Continued from previous page...

Mol	Chain	Res	Type	Atoms	Z	Observed(°)	Ideal(°)
26	14	2239	G	N3-C2-N2	6.35	124.35	119.90
26	1H	830	G	C2-N3-C4	-6.35	108.72	111.90
26	1H	2830	G	N7-C8-N9	6.35	116.27	113.10
26	14	567	A	C5-C6-N6	-6.35	118.62	123.70
1	13	827	U	C5-C4-O4	6.35	129.71	125.90
26	1H	81	G	N1-C6-O6	-6.35	116.09	119.90
26	1H	782	A	N1-C2-N3	6.35	132.47	129.30
26	1H	2701	C	C6-N1-C2	-6.35	117.76	120.30
26	14	2048	G	C8-N9-C4	-6.35	103.86	106.40
26	1H	1440	G	N1-C6-O6	-6.34	116.09	119.90
26	14	1616	A	C4-C5-N7	6.34	113.87	110.70
26	14	1781	C	C6-N1-C1'	-6.34	113.19	120.80
26	1H	831	G	N7-C8-N9	-6.34	109.93	113.10
26	1H	1204	A	C6-C5-N7	-6.34	127.86	132.30
26	14	2823	A	N9-C4-C5	-6.34	103.27	105.80
1	13	570	G	C8-N9-C4	-6.34	103.87	106.40
26	1H	451	C	C5-C6-N1	-6.34	117.83	121.00
26	1H	536	A	C6-N1-C2	-6.34	114.80	118.60
1	1G	15	G	N3-C4-N9	6.34	129.80	126.00
1	1G	1449	C	C6-N1-C1'	-6.34	113.20	120.80
26	1H	251	A	O5'-P-OP1	-6.33	100.00	105.70
26	14	1678	G	C6-C5-N7	-6.33	126.60	130.40
26	1H	988	A	C8-N9-C4	-6.33	103.27	105.80
26	1H	1274	A	N7-C8-N9	6.33	116.97	113.80
26	14	679	C	N1-C2-O2	-6.33	115.10	118.90
26	14	733	G	C4-C5-C6	6.33	122.60	118.80
26	14	988	A	N1-C6-N6	6.33	122.40	118.60
1	13	810	C	C2-N1-C1'	6.33	125.76	118.80
26	14	2326	C	C6-N1-C2	-6.33	117.77	120.30
26	1H	1780	A	C5-C6-N6	6.33	128.76	123.70
26	14	1362	C	C6-N1-C2	6.33	122.83	120.30
26	14	1992	G	C5-C6-N1	6.33	114.67	111.50
26	1H	2017	U	N3-C4-O4	6.33	123.83	119.40
26	14	1475	G	C8-N9-C4	-6.33	103.87	106.40
26	14	530	G	N3-C2-N2	6.33	124.33	119.90
26	14	1899	G	N1-C2-N2	6.33	121.89	116.20
26	1H	34	C	O5'-P-OP2	6.32	118.29	110.70
26	1H	485	C	O5'-P-OP1	-6.32	100.01	105.70
26	1H	2025	C	C6-N1-C2	-6.32	117.77	120.30
26	14	2434	A	C2-N3-C4	-6.32	107.44	110.60
26	14	2435	A	C8-N9-C4	-6.32	103.27	105.80
26	14	2518	A	C6-C5-N7	-6.32	127.88	132.30

Continued on next page...

Continued from previous page...

Mol	Chain	Res	Type	Atoms	Z	Observed(°)	Ideal(°)
26	1H	1908	C	N3-C2-O2	-6.32	117.48	121.90
26	1H	2584	U	C5-C4-O4	6.32	129.69	125.90
26	14	2051	A	O5'-P-OP2	-6.32	100.01	105.70
26	1H	822	U	N1-C2-N3	6.32	118.69	114.90
1	1G	569	C	C2-N1-C1'	6.32	125.75	118.80
26	14	736	C	O5'-P-OP1	-6.32	100.01	105.70
26	1H	142	G	C4-N9-C1'	-6.32	118.29	126.50
26	1H	1973	G	C5-C6-O6	6.32	132.39	128.60
26	14	675	A	N1-C6-N6	6.32	122.39	118.60
26	1H	1210	A	C6-C5-N7	-6.31	127.88	132.30
23	2K	17	C	C5-C6-N1	6.31	124.16	121.00
26	1H	203	C	N3-C4-C5	6.31	124.42	121.90
26	14	528	A	N1-C2-N3	6.31	132.46	129.30
26	14	2595	G	N9-C4-C5	-6.31	102.88	105.40
26	1H	640	C	C6-N1-C2	-6.31	117.78	120.30
26	14	783	A	C4-C5-C6	6.31	120.16	117.00
26	1H	1639	U	N3-C2-O2	-6.31	117.78	122.20
26	14	2592	G	N1-C2-N2	-6.31	110.52	116.20
26	14	1217	C	C6-N1-C2	-6.31	117.78	120.30
26	1H	2525	G	N9-C4-C5	-6.31	102.88	105.40
26	1H	2550	G	N9-C4-C5	6.31	107.92	105.40
1	1G	898	G	N1-C6-O6	6.30	123.68	119.90
1	1G	1402	C	C4-C5-C6	6.30	120.55	117.40
26	14	791	C	N3-C2-O2	6.30	126.31	121.90
26	1H	2585	U	N1-C2-O2	6.30	127.21	122.80
26	1H	2599	G	C5-N7-C8	6.30	107.45	104.30
26	14	132	G	C5-C6-N1	-6.30	108.35	111.50
26	14	1804	C	C6-N1-C2	-6.30	117.78	120.30
27	16	81	G	N1-C6-O6	6.30	123.68	119.90
26	1H	2577	A	N1-C6-N6	-6.30	114.82	118.60
23	2L	21	U	N1-C2-O2	6.30	127.21	122.80
26	1H	2444	G	N9-C4-C5	6.30	107.92	105.40
27	16	81	G	C8-N9-C4	-6.29	103.88	106.40
26	1H	199	A	C2-N3-C4	6.29	113.75	110.60
4	3E	12	CYS	CA-CB-SG	6.29	125.33	114.00
26	1H	768	G	N1-C6-O6	-6.29	116.13	119.90
26	1H	2354	G	C4-N9-C1'	6.29	134.68	126.50
26	14	2504	U	N1-C2-O2	6.29	127.20	122.80
1	13	1502	A	N9-C1'-C2'	6.29	122.17	114.00
26	14	2776	A	C8-N9-C4	-6.29	103.28	105.80
26	1H	1229(A)	G	O5'-P-OP2	-6.29	100.04	105.70
26	1H	62	C	C6-N1-C2	6.29	122.81	120.30

Continued on next page...

Continued from previous page...

Mol	Chain	Res	Type	Atoms	Z	Observed(°)	Ideal(°)
26	1H	822	U	C6-N1-C2	-6.29	117.23	121.00
26	1H	2288	A	N9-C4-C5	-6.29	103.28	105.80
1	1G	314	C	N3-C2-O2	-6.28	117.50	121.90
26	14	2239	G	N1-C2-N2	-6.28	110.54	116.20
26	14	2438	U	O5'-P-OP2	-6.28	100.04	105.70
26	1H	48	G	OP2-P-O3'	6.28	119.02	105.20
26	1H	2066	C	C5-C6-N1	6.28	124.14	121.00
26	14	2779	U	C2-N1-C1'	6.28	125.24	117.70
27	16	99	A	OP1-P-OP2	6.28	129.02	119.60
1	1G	576	G	C6-C5-N7	-6.28	126.63	130.40
26	14	2249	U	C5-C6-N1	6.28	125.84	122.70
1	13	748	C	P-O3'-C3'	6.28	127.23	119.70
1	13	966	G	C5-C6-O6	-6.28	124.83	128.60
26	1H	2616	C	N1-C2-O2	-6.28	115.13	118.90
26	14	777	A	N9-C4-C5	6.28	108.31	105.80
1	13	1336	C	C6-N1-C1'	-6.28	113.27	120.80
26	1H	2070	G	O5'-P-OP2	-6.28	100.05	105.70
1	13	652	U	C5-C6-N1	6.28	125.84	122.70
1	13	1513	A	C8-N9-C4	6.28	108.31	105.80
26	1H	828	U	OP1-P-OP2	6.28	129.01	119.60
26	14	945	A	C4-C5-N7	6.27	113.84	110.70
26	1H	863	A	O5'-P-OP1	6.27	118.23	110.70
1	1G	1338	G	O5'-P-OP1	-6.27	100.06	105.70
26	14	693	C	C5-C6-N1	-6.27	117.86	121.00
26	1H	440	G	N3-C4-N9	6.27	129.76	126.00
26	1H	2422	A	O4'-C1'-N9	6.27	113.22	108.20
26	14	694	U	O5'-P-OP2	-6.27	100.06	105.70
26	14	1614	A	O5'-P-OP1	-6.27	100.06	105.70
26	14	1681	G	C5-N7-C8	-6.27	101.17	104.30
26	1H	77	C	C5-C4-N4	-6.27	115.81	120.20
26	1H	529	A	C8-N9-C4	-6.27	103.29	105.80
26	1H	777	A	OP2-P-O3'	6.27	118.99	105.20
26	1H	2037	G	C8-N9-C4	-6.27	103.89	106.40
26	1H	2068	U	O5'-P-OP1	-6.27	100.06	105.70
26	1H	2576	G	N9-C4-C5	-6.27	102.89	105.40
27	16	79	C	OP2-P-O3'	6.27	118.99	105.20
26	1H	2329	G	N1-C6-O6	-6.27	116.14	119.90
37	88	82	ARG	N-CA-C	6.27	127.92	111.00
26	14	2601	C	C6-N1-C2	-6.27	117.79	120.30
26	14	2710	C	N3-C2-O2	6.26	126.28	121.90
26	14	2210	G	C8-N9-C1'	-6.26	118.86	127.00
26	1H	793	A	C4-C5-C6	6.26	120.13	117.00

Continued on next page...

Continued from previous page...

Mol	Chain	Res	Type	Atoms	Z	Observed(°)	Ideal(°)
26	1H	2346	A	C6-C5-N7	-6.26	127.92	132.30
1	1G	1322	C	C5-C6-N1	6.26	124.13	121.00
26	14	2702	U	N3-C2-O2	-6.26	117.82	122.20
1	13	1354	C	N3-C2-O2	-6.26	117.52	121.90
26	14	1932	A	O5'-P-OP1	-6.26	100.07	105.70
26	1H	2263	C	C6-N1-C2	-6.26	117.80	120.30
26	1H	2360	A	O5'-P-OP2	-6.26	100.07	105.70
26	1H	2553	G	N1-C6-O6	-6.26	116.14	119.90
26	1H	1568	G	C6-C5-N7	6.26	134.15	130.40
26	14	1281	G	C5-N7-C8	-6.26	101.17	104.30
26	1H	871	U	N3-C4-C5	-6.25	110.85	114.60
1	1G	352	C	N1-C2-O2	-6.25	115.15	118.90
26	14	130	C	N3-C4-C5	6.25	124.40	121.90
26	1H	1800	C	O5'-P-OP2	6.25	118.20	110.70
26	14	330	A	N1-C6-N6	6.25	122.35	118.60
26	1H	799	G	N7-C8-N9	-6.25	109.98	113.10
26	1H	2055	C	N1-C2-O2	-6.25	115.15	118.90
26	1H	1779	U	O5'-P-OP1	-6.24	100.08	105.70
26	14	278	A	OP1-P-O3'	6.24	118.93	105.20
26	14	130	C	C2-N3-C4	-6.24	116.78	119.90
26	14	565	C	C4-C5-C6	6.24	120.52	117.40
26	1H	828	U	C2-N1-C1'	6.24	125.19	117.70
1	1G	243	A	P-O3'-C3'	6.24	127.19	119.70
26	14	196	A	O4'-C1'-N9	6.24	113.19	108.20
26	14	475	U	C2-N1-C1'	6.24	125.18	117.70
26	14	1698	A	C4-C5-C6	6.24	120.12	117.00
1	13	117	G	N1-C6-O6	6.24	123.64	119.90
1	13	548	G	O5'-P-OP2	-6.24	100.09	105.70
1	13	562	C	O5'-P-OP2	-6.24	100.09	105.70
1	13	988	G	N3-C4-N9	6.24	129.74	126.00
26	14	1598	C	C6-N1-C2	-6.24	117.81	120.30
26	1H	2822	G	C6-C5-N7	-6.23	126.66	130.40
26	1H	1246	A	O5'-P-OP2	-6.23	100.09	105.70
26	14	1980	G	N3-C2-N2	-6.23	115.54	119.90
26	1H	682	G	C8-N9-C1'	-6.23	118.90	127.00
26	14	2240	C	N3-C4-C5	-6.23	119.41	121.90
1	1G	721	G	C6-C5-N7	-6.23	126.66	130.40
26	1H	767	U	O5'-P-OP2	-6.22	100.10	105.70
26	1H	1698	A	N9-C1'-C2'	6.22	122.09	114.00
26	1H	2552	U	N1-C2-O2	-6.22	118.44	122.80
1	1G	493	G	N3-C4-C5	-6.22	125.49	128.60
1	1G	1520	G	O5'-P-OP2	-6.22	100.10	105.70

Continued on next page...

Continued from previous page...

Mol	Chain	Res	Type	Atoms	Z	Observed(°)	Ideal(°)
1	13	356	A	O4'-C1'-N9	6.22	113.18	108.20
26	1H	762	U	N1-C2-N3	-6.22	111.17	114.90
26	1H	965	C	C2-N1-C1'	6.22	125.64	118.80
26	1H	2250	G	N9-C4-C5	6.22	107.89	105.40
26	1H	2346	A	C4-C5-C6	6.22	120.11	117.00
1	1G	990	C	C6-N1-C2	-6.22	117.81	120.30
26	14	148	C	C6-N1-C2	6.22	122.79	120.30
26	1H	676	A	C6-N1-C2	6.22	122.33	118.60
26	1H	2377	A	N1-C6-N6	6.22	122.33	118.60
26	14	2430	A	C5-N7-C8	-6.22	100.79	103.90
26	1H	2281	C	C5-C4-N4	-6.21	115.85	120.20
26	14	1948	G	O5'-P-OP1	-6.21	100.11	105.70
26	1H	69	C	N3-C2-O2	-6.21	117.55	121.90
26	1H	1568	G	C8-N9-C1'	6.21	135.08	127.00
26	14	676	A	N1-C6-N6	6.21	122.33	118.60
26	1H	1792	G	O5'-P-OP1	-6.21	100.11	105.70
26	1H	2518	A	C4-C5-N7	6.21	113.80	110.70
26	14	2518	A	C4-C5-N7	6.21	113.80	110.70
26	1H	148	C	C2-N3-C4	-6.21	116.80	119.90
24	1L	85	A	C2-N3-C4	6.21	113.70	110.60
1	13	816	A	N9-C4-C5	6.20	108.28	105.80
1	13	1219	U	N3-C4-O4	6.20	123.74	119.40
26	14	1786	A	C4-N9-C1'	6.20	137.47	126.30
26	14	2702	U	N1-C2-O2	6.20	127.14	122.80
1	13	687	A	P-O3'-C3'	6.20	127.14	119.70
22	1K	3	U	P-O3'-C3'	6.20	127.14	119.70
26	14	1470	G	N1-C6-O6	6.20	123.62	119.90
26	14	2307	G	C8-N9-C4	-6.20	103.92	106.40
5	4E	12	LEU	CA-CB-CG	6.20	129.56	115.30
26	1H	2367	G	N7-C8-N9	6.20	116.20	113.10
26	14	1674	G	N3-C4-C5	-6.20	125.50	128.60
26	14	2593	U	N3-C4-C5	6.20	118.32	114.60
26	14	1681	G	N3-C4-C5	6.20	131.70	128.60
1	13	807	A	N7-C8-N9	6.20	116.90	113.80
26	1H	2256	G	N1-C2-N2	-6.20	110.62	116.20
1	1G	353	A	C5-N7-C8	-6.20	100.80	103.90
26	14	2037	G	N1-C6-O6	-6.20	116.18	119.90
26	14	678	C	C6-N1-C2	6.19	122.78	120.30
1	13	354	G	C4-N9-C1'	6.19	134.55	126.50
26	1H	74	A	C8-N9-C4	-6.19	103.32	105.80
26	1H	1839	G	C8-N9-C1'	-6.19	118.95	127.00
26	1H	2272	U	OP1-P-OP2	-6.19	110.31	119.60

Continued on next page...

Continued from previous page...

Mol	Chain	Res	Type	Atoms	Z	Observed(°)	Ideal(°)
26	14	1332	G	C4-C5-C6	6.19	122.52	118.80
26	14	2498	C	N3-C4-C5	6.19	124.38	121.90
26	1H	2239	G	O5'-P-OP2	-6.19	100.13	105.70
1	1G	817	C	C6-N1-C2	6.19	122.78	120.30
26	14	1349	A	N1-C6-N6	6.19	122.31	118.60
1	13	1369	C	O5'-P-OP2	-6.19	100.13	105.70
26	1H	1332	G	N1-C2-N2	-6.19	110.63	116.20
26	1H	2380	C	C2-N3-C4	-6.19	116.81	119.90
26	1H	2527	C	C6-N1-C2	-6.19	117.83	120.30
26	14	71	A	P-O3'-C3'	6.19	127.12	119.70
26	14	409	C	C6-N1-C1'	-6.19	113.38	120.80
26	14	819	A	O5'-P-OP2	-6.19	100.13	105.70
26	14	1678	G	N3-C4-N9	-6.19	122.29	126.00
26	14	1804	C	OP1-P-OP2	-6.19	110.32	119.60
26	1H	1967	C	C4-C5-C6	6.18	120.49	117.40
26	1H	1606	G	N7-C8-N9	-6.18	110.01	113.10
1	1G	312	C	C6-N1-C2	-6.18	117.83	120.30
26	14	2071	A	C5-C6-N1	6.18	120.79	117.70
26	1H	380	U	N1-C2-N3	6.18	118.61	114.90
26	1H	974(A)	C	N1-C2-O2	6.18	122.61	118.90
26	1H	1771	C	C2-N3-C4	-6.18	116.81	119.90
26	1H	1899	G	N1-C2-N3	6.18	127.61	123.90
26	14	2439	A	C8-N9-C4	-6.18	103.33	105.80
26	1H	179	G	N1-C6-O6	6.18	123.61	119.90
26	14	682	G	O5'-P-OP1	6.18	118.11	110.70
26	14	2433	A	O5'-P-OP2	6.18	118.11	110.70
26	1H	1342	A	C5-C6-N6	-6.17	118.76	123.70
1	13	1526	G	C6-C5-N7	-6.17	126.70	130.40
26	1H	2413	G	N1-C6-O6	6.17	123.60	119.90
26	1H	2597	G	C4-C5-N7	6.17	113.27	110.80
26	1H	430	G	N3-C4-N9	6.17	129.70	126.00
26	1H	1321	A	C8-N9-C4	6.17	108.27	105.80
26	14	575	A	O5'-P-OP1	-6.17	100.15	105.70
26	14	1858	G	C5-C6-N1	-6.17	108.42	111.50
26	1H	1022	G	N3-C2-N2	-6.17	115.58	119.90
26	1H	1801	G	C5-C6-O6	-6.17	124.90	128.60
1	1G	547	A	C8-N9-C4	6.17	108.27	105.80
26	1H	946	G	N7-C8-N9	-6.17	110.02	113.10
39	A8	101	LEU	CA-CB-CG	6.17	129.48	115.30
26	14	406	G	N1-C6-O6	6.16	123.60	119.90
26	14	2490	G	C5-N7-C8	-6.16	101.22	104.30
26	1H	1324	G	N1-C6-O6	6.16	123.60	119.90

Continued on next page...

Continued from previous page...

Mol	Chain	Res	Type	Atoms	Z	Observed(°)	Ideal(°)
26	1H	1544	C	N1-C2-O2	6.16	122.60	118.90
26	14	1051	G	C4-N9-C1'	6.16	134.51	126.50
26	14	1145	C	C5-C6-N1	6.16	124.08	121.00
26	14	2055	C	OP1-P-O3'	6.16	118.75	105.20
26	1H	247	G	N3-C2-N2	6.16	124.21	119.90
26	1H	247	G	C8-N9-C4	6.16	108.86	106.40
26	14	2045	C	C2-N3-C4	-6.16	116.82	119.90
26	1H	972	G	O5'-P-OP1	6.16	118.09	110.70
26	1H	1764	G	N9-C4-C5	6.16	107.86	105.40
26	1H	123	G	N1-C2-N3	6.16	127.59	123.90
26	1H	141	A	O4'-C1'-N9	6.16	113.12	108.20
1	1G	337	C	C5-C6-N1	6.16	124.08	121.00
32	59	125	VAL	C-N-CD	-6.16	107.06	120.60
26	1H	698	C	OP1-P-OP2	6.15	128.83	119.60
26	1H	945	A	O4'-C1'-N9	6.15	113.12	108.20
26	14	1633	G	C8-N9-C4	-6.15	103.94	106.40
26	1H	943	U	N1-C2-O2	-6.15	118.49	122.80
26	14	1329	U	N1-C2-N3	6.15	118.59	114.90
26	1H	428	A	OP1-P-O3'	6.15	118.73	105.20
26	1H	624	C	N1-C2-O2	-6.15	115.21	118.90
26	1H	2271	G	OP2-P-O3'	6.15	118.73	105.20
1	1G	960	U	C4-C5-C6	6.15	123.39	119.70
26	14	2281	C	C5-C4-N4	-6.15	115.90	120.20
26	14	945	A	C5-C6-N6	-6.14	118.78	123.70
26	1H	917	A	C5-C6-N1	-6.14	114.63	117.70
26	1H	1298	C	C6-N1-C2	-6.14	117.84	120.30
26	1H	2073	C	N1-C2-O2	-6.14	115.21	118.90
1	13	863	U	C5-C6-N1	-6.14	119.63	122.70
26	1H	780	G	OP1-P-OP2	-6.14	110.39	119.60
33	61	131	LYS	C-N-CD	-6.14	107.09	120.60
26	14	2688	U	C4-C5-C6	6.14	123.38	119.70
26	1H	2592	G	C4-N9-C1'	6.14	134.48	126.50
1	1G	32	A	C8-N9-C4	-6.14	103.34	105.80
26	14	811	U	N1-C2-N3	6.14	118.58	114.90
26	1H	683	C	N3-C4-C5	6.14	124.36	121.90
1	1G	1346	A	OP2-P-O3'	6.14	118.70	105.20
26	14	1400	G	O5'-P-OP2	-6.14	100.18	105.70
1	13	758	G	N3-C2-N2	-6.13	115.61	119.90
32	59	7	LEU	CA-CB-CG	6.13	129.41	115.30
26	14	2637	U	O5'-P-OP2	-6.13	100.18	105.70
26	1H	238	C	N1-C2-N3	6.13	123.49	119.20
1	1G	1414	U	C2-N1-C1'	-6.13	110.34	117.70

Continued on next page...

Continued from previous page...

Mol	Chain	Res	Type	Atoms	Z	Observed(°)	Ideal(°)
26	14	74	A	N1-C2-N3	6.13	132.37	129.30
1	1G	666	G	N1-C6-O6	6.13	123.58	119.90
26	14	2346	A	O4'-C1'-N9	6.13	113.10	108.20
26	14	788	A	C4-C5-C6	6.13	120.06	117.00
26	14	1279	G	O5'-P-OP2	-6.13	100.18	105.70
26	1H	528	A	C6-N1-C2	6.13	122.28	118.60
26	1H	1204	A	C4-N9-C1'	6.13	137.33	126.30
26	14	1403	C	O5'-P-OP2	-6.13	100.19	105.70
26	14	2778	A	O5'-P-OP2	-6.13	100.19	105.70
26	1H	197	A	OP2-P-O3'	6.12	118.68	105.20
26	1H	465	G	C5-C6-O6	6.12	132.27	128.60
26	1H	738	G	C6-C5-N7	-6.12	126.73	130.40
26	1H	2002	G	N1-C2-N2	6.12	121.71	116.20
1	13	606	G	C4-N9-C1'	6.12	134.46	126.50
26	1H	1610	A	C2-N3-C4	-6.12	107.54	110.60
26	1H	2763	G	C6-C5-N7	-6.12	126.73	130.40
1	13	1054	C	C4-C5-C6	-6.12	114.34	117.40
26	1H	613	U	C5-C4-O4	6.12	129.57	125.90
26	1H	1908	C	C6-N1-C2	-6.12	117.85	120.30
26	14	741	G	O5'-P-OP2	6.12	118.04	110.70
26	14	945	A	N1-C2-N3	6.12	132.36	129.30
26	1H	481	G	O5'-P-OP2	-6.12	100.20	105.70
26	1H	1026	U	O4'-C1'-N1	6.12	113.09	108.20
26	14	2217	G	N3-C2-N2	-6.12	115.62	119.90
26	1H	726	G	C2-N3-C4	-6.11	108.84	111.90
26	1H	1392	A	O5'-P-OP1	-6.11	100.20	105.70
26	1H	1799	G	N3-C4-C5	-6.11	125.55	128.60
26	14	43	G	O5'-P-OP1	-6.11	100.20	105.70
26	14	1342	A	N1-C2-N3	6.11	132.35	129.30
1	13	606	G	N3-C4-C5	-6.11	125.55	128.60
26	1H	190	A	C5-C6-N1	6.11	120.75	117.70
26	1H	2438	U	O5'-P-OP2	-6.11	100.20	105.70
26	14	871	U	O5'-P-OP2	6.11	118.03	110.70
26	1H	1403	C	C6-N1-C2	-6.11	117.86	120.30
26	1H	2551	C	N1-C2-O2	6.11	122.56	118.90
26	1H	265	A	O4'-C1'-N9	6.10	113.08	108.20
23	2K	9	G	C8-N9-C1'	-6.10	119.07	127.00
26	14	1819	A	P-O3'-C3'	6.10	127.02	119.70
26	14	1991	U	O5'-P-OP2	-6.10	100.21	105.70
26	1H	2392	A	N3-C4-C5	6.10	131.07	126.80
26	14	1187	G	C8-N9-C4	-6.10	103.96	106.40
26	1H	1446	C	C6-N1-C2	-6.10	117.86	120.30

Continued on next page...

Continued from previous page...

Mol	Chain	Res	Type	Atoms	Z	Observed(°)	Ideal(°)
26	1H	2311	A	C5-N7-C8	-6.10	100.85	103.90
26	14	704	G	N1-C6-O6	6.10	123.56	119.90
26	14	2071	A	C6-N1-C2	-6.10	114.94	118.60
26	1H	1622	G	O5'-P-OP1	-6.10	100.21	105.70
26	1H	1786	A	C5-C6-N1	-6.10	114.65	117.70
26	1H	2393	A	N9-C4-C5	6.10	108.24	105.80
26	1H	1306	C	O5'-P-OP1	-6.10	100.21	105.70
1	1G	267	C	O5'-P-OP1	-6.09	100.22	105.70
1	13	564	C	C6-N1-C2	-6.09	117.86	120.30
26	1H	1006	C	O5'-P-OP1	-6.09	100.22	105.70
26	1H	1610	A	C6-C5-N7	-6.09	128.04	132.30
26	1H	1691	C	C6-N1-C2	-6.09	117.86	120.30
26	14	1558	A	P-O3'-C3'	6.09	127.01	119.70
26	14	1624	G	N1-C6-O6	6.09	123.56	119.90
26	1H	411	G	N3-C4-N9	6.09	129.65	126.00
26	1H	2054	A	C8-N9-C4	-6.09	103.36	105.80
26	14	1336	A	C6-N1-C2	-6.09	114.95	118.60
26	14	2228	G	N3-C4-N9	6.09	129.65	126.00
1	13	1222	G	N9-C4-C5	6.09	107.83	105.40
26	1H	265	A	C4-C5-N7	6.09	113.74	110.70
26	1H	1764	G	C5-C6-O6	6.09	132.25	128.60
26	14	1271	G	N3-C4-N9	6.09	129.65	126.00
26	14	1728	G	C2-N3-C4	6.09	114.94	111.90
26	14	1823	G	C8-N9-C4	-6.08	103.97	106.40
26	14	2228	G	C6-C5-N7	-6.08	126.75	130.40
26	1H	74	A	O4'-C1'-N9	-6.08	103.33	108.20
26	1H	319	C	N1-C2-O2	6.08	122.55	118.90
26	1H	762	U	C6-N1-C1'	-6.08	112.69	121.20
26	14	1858	G	N1-C6-O6	6.08	123.55	119.90
1	13	871	U	P-O3'-C3'	6.08	127.00	119.70
26	1H	1158	C	C6-N1-C2	6.08	122.73	120.30
26	14	2518	A	N1-C2-N3	6.08	132.34	129.30
1	13	590	C	N1-C2-O2	6.08	122.55	118.90
26	1H	141(A)	C	N3-C4-C5	6.08	124.33	121.90
26	14	58	G	N1-C6-O6	6.08	123.55	119.90
1	13	246	A	N1-C6-N6	6.08	122.25	118.60
26	14	26	G	N3-C4-C5	-6.08	125.56	128.60
26	14	2500	U	C2-N3-C4	-6.08	123.36	127.00
26	14	2679	A	C8-N9-C4	6.08	108.23	105.80
26	14	2067	G	C6-N1-C2	-6.07	121.46	125.10
26	14	2506	U	C5-C6-N1	6.07	125.74	122.70
26	14	155	C	N1-C2-O2	6.07	122.54	118.90

Continued on next page...

Continued from previous page...

Mol	Chain	Res	Type	Atoms	Z	Observed(°)	Ideal(°)
27	1J	44	G	C4-N9-C1'	-6.07	118.61	126.50
1	1G	898	G	C5-C6-O6	-6.07	124.96	128.60
26	14	801	G	OP1-P-OP2	-6.07	110.50	119.60
26	14	1252	G	O4'-C1'-N9	-6.07	103.35	108.20
26	14	2870	C	C6-N1-C2	-6.07	117.87	120.30
26	1H	1406	U	C6-N1-C2	-6.06	117.36	121.00
26	14	512	G	O4'-C1'-N9	6.06	113.05	108.20
1	13	1109	C	C6-N1-C2	6.06	122.72	120.30
26	1H	1224	G	C5-C6-N1	6.06	114.53	111.50
26	1H	1800	C	O4'-C1'-N1	6.06	113.05	108.20
26	14	410	G	N1-C6-O6	6.06	123.54	119.90
26	14	2724	C	N1-C2-O2	-6.06	115.26	118.90
1	1G	353	A	N1-C6-N6	6.06	122.24	118.60
27	1J	47	C	OP1-P-O3'	6.06	118.53	105.20
48	F5	36	GLY	N-CA-C	6.06	128.25	113.10
27	1J	60	C	C5-C6-N1	6.06	124.03	121.00
26	1H	192	C	N3-C2-O2	6.05	126.14	121.90
26	1H	452	G	N1-C6-O6	-6.05	116.27	119.90
1	1G	84	U	N1-C2-O2	6.05	127.04	122.80
26	14	2700	C	C5-C6-N1	-6.05	117.97	121.00
26	1H	702	G	O5'-P-OP2	-6.05	100.25	105.70
26	1H	1799	G	P-O3'-C3'	6.05	126.96	119.70
26	1H	2442	C	N3-C4-N4	6.05	122.24	118.00
26	14	980	A	C8-N9-C4	-6.05	103.38	105.80
1	13	386	C	C6-N1-C2	6.05	122.72	120.30
26	1H	115	C	C5-C4-N4	-6.05	115.97	120.20
26	14	1972	A	C2-N3-C4	6.05	113.62	110.60
1	13	913	A	P-O3'-C3'	6.05	126.95	119.70
26	1H	983	A	OP2-P-O3'	6.05	118.50	105.20
26	1H	1265	A	C5'-C4'-C3'	-6.05	106.33	116.00
26	1H	2477	C	C6-N1-C1'	-6.05	113.55	120.80
26	1H	2714	G	OP2-P-O3'	6.04	118.50	105.20
1	13	789	U	C6-N1-C2	-6.04	117.37	121.00
26	1H	1699	G	O5'-P-OP1	-6.04	100.26	105.70
26	1H	1779	U	OP1-P-OP2	6.04	128.67	119.60
1	13	792	A	N9-C1'-C2'	6.04	121.86	114.00
1	13	1025	U	C2-N1-C1'	6.04	124.95	117.70
26	1H	649	G	N3-C2-N2	-6.04	115.67	119.90
26	14	1543	A	O5'-P-OP1	6.04	117.95	110.70
26	1H	203	C	C4-C5-C6	-6.04	114.38	117.40
26	1H	686	G	N9-C4-C5	-6.04	102.98	105.40
26	1H	870	A	C5-C6-N1	6.04	120.72	117.70

Continued on next page...

Continued from previous page...

Mol	Chain	Res	Type	Atoms	Z	Observed(°)	Ideal(°)
26	14	1020	A	N1-C6-N6	6.04	122.22	118.60
26	14	2240	C	C6-N1-C2	-6.04	117.89	120.30
26	1H	796	C	C2-N1-C1'	-6.04	112.16	118.80
26	1H	2393	A	C5-C6-N6	6.04	128.53	123.70
26	14	621	A	N7-C8-N9	6.04	116.82	113.80
26	14	1256	G	C4-N9-C1'	6.04	134.35	126.50
26	1H	451	C	C2-N3-C4	-6.03	116.88	119.90
26	1H	728	G	O5'-P-OP2	-6.03	100.27	105.70
26	14	613	U	C5-C4-O4	6.03	129.52	125.90
26	14	750	A	C8-N9-C4	-6.03	103.39	105.80
26	14	1332	G	N1-C2-N2	-6.03	110.77	116.20
26	14	1385	G	C4-N9-C1'	-6.03	118.66	126.50
26	1H	694	U	N3-C2-O2	-6.03	117.98	122.20
26	14	2395	C	N1-C2-O2	-6.03	115.28	118.90
26	1H	987	G	O5'-P-OP1	6.03	117.94	110.70
26	1H	2000	G	C6-N1-C2	-6.03	121.48	125.10
1	1G	576	G	N3-C4-N9	6.03	129.62	126.00
1	1G	687	A	P-O3'-C3'	6.03	126.94	119.70
26	14	783	A	C5-C6-N1	-6.03	114.68	117.70
26	1H	131	G	C5-C6-O6	-6.03	124.98	128.60
26	1H	813	U	N1-C2-N3	6.03	118.52	114.90
26	1H	2247	A	N1-C2-N3	6.03	132.31	129.30
1	13	771	G	N1-C2-N3	6.03	127.52	123.90
45	G8	81	LYS	C-N-CD	-6.03	107.34	120.60
1	13	690	G	N7-C8-N9	6.02	116.11	113.10
26	1H	1771	C	N3-C4-C5	6.02	124.31	121.90
27	16	81	G	O4'-C1'-N9	6.02	113.02	108.20
26	1H	793	A	N1-C6-N6	6.02	122.21	118.60
26	14	475	U	N3-C2-O2	-6.02	117.99	122.20
1	13	354	G	C8-N9-C1'	-6.02	119.18	127.00
26	1H	2573	C	C2-N1-C1'	6.02	125.42	118.80
26	14	1363	C	C2-N1-C1'	-6.02	112.18	118.80
26	1H	1430	C	OP1-P-O3'	6.01	118.43	105.20
26	1H	1568	G	N3-C4-N9	-6.01	122.39	126.00
1	1G	84	U	N3-C2-O2	-6.01	117.99	122.20
26	14	1558	A	C2-N3-C4	-6.01	107.59	110.60
1	13	818	G	C4-C5-N7	-6.01	108.39	110.80
26	1H	388	G	O5'-P-OP2	-6.01	100.29	105.70
26	1H	1496	A	N1-C6-N6	6.01	122.21	118.60
26	1H	2438	U	N3-C2-O2	-6.01	117.99	122.20
1	1G	180	U	C6-N1-C2	-6.01	117.39	121.00
26	14	2575	C	C5-C4-N4	6.01	124.41	120.20

Continued on next page...

Continued from previous page...

Mol	Chain	Res	Type	Atoms	Z	Observed(°)	Ideal(°)
1	13	626	U	O5'-P-OP2	-6.01	100.29	105.70
26	1H	1076	C	N1-C2-O2	6.01	122.51	118.90
26	1H	1187	G	OP2-P-O3'	6.01	118.42	105.20
26	14	2523	G	N7-C8-N9	6.01	116.11	113.10
1	13	320	C	O5'-P-OP1	6.01	117.91	110.70
26	14	1372	U	N1-C2-O2	-6.01	118.59	122.80
26	1H	116	C	C4-C5-C6	6.01	120.40	117.40
1	1G	110	C	C6-N1-C2	6.01	122.70	120.30
1	1G	1159	U	O4'-C1'-N1	6.01	113.00	108.20
26	1H	845	G	C4-C5-N7	6.00	113.20	110.80
26	1H	1773	A	C5-C6-N1	-6.00	114.70	117.70
26	1H	1805	U	OP2-P-O3'	6.00	118.41	105.20
26	1H	2825	C	N3-C4-C5	-6.00	119.50	121.90
23	2K	24	C	C2-N3-C4	-6.00	116.90	119.90
1	1G	413	G	C4-C5-N7	-6.00	108.40	110.80
1	13	1381	U	C2-N1-C1'	6.00	124.90	117.70
1	1G	576	G	C4-C5-C6	6.00	122.40	118.80
1	13	52	G	N1-C6-O6	6.00	123.50	119.90
1	13	1290	G	C6-C5-N7	-6.00	126.80	130.40
26	1H	26	G	N3-C4-N9	6.00	129.60	126.00
26	1H	127	A	C2-N3-C4	-6.00	107.60	110.60
26	1H	729	G	OP2-P-O3'	6.00	118.40	105.20
26	1H	812	C	N3-C2-O2	6.00	126.10	121.90
26	1H	1162	G	N3-C4-N9	-6.00	122.40	126.00
26	1H	1632	A	C5-C6-N6	-6.00	118.90	123.70
29	21	65	GLY	N-CA-C	-6.00	98.10	113.10
26	14	792	G	C8-N9-C4	-6.00	104.00	106.40
27	16	30	C	O5'-P-OP1	-6.00	100.30	105.70
1	1G	377	G	C6-C5-N7	-6.00	126.80	130.40
26	14	2313	C	C6-N1-C2	-6.00	117.90	120.30
1	13	827	U	C4-C5-C6	6.00	123.30	119.70
26	1H	700	G	C8-N9-C4	-6.00	104.00	106.40
26	14	1674	G	C4-N9-C1'	6.00	134.29	126.50
26	1H	809	G	C5-C6-O6	-5.99	125.00	128.60
26	1H	1763	G	O5'-P-OP1	5.99	117.89	110.70
26	1H	2018	G	N7-C8-N9	5.99	116.10	113.10
26	14	2473	U	N1-C2-O2	5.99	127.00	122.80
26	1H	757	U	C5-C6-N1	-5.99	119.70	122.70
26	1H	2071	A	OP1-P-OP2	-5.99	110.61	119.60
1	1G	632	A	P-O3'-C3'	5.99	126.89	119.70
26	14	2455	G	N1-C6-O6	5.99	123.50	119.90
1	1G	305	G	C4-C5-N7	-5.99	108.40	110.80

Continued on next page...

Continued from previous page...

Mol	Chain	Res	Type	Atoms	Z	Observed(°)	Ideal(°)
26	1H	842	G	C2-N3-C4	-5.99	108.91	111.90
26	14	138	G	O4'-C1'-N9	5.99	112.99	108.20
26	14	2314	C	N3-C2-O2	-5.99	117.71	121.90
1	1G	1139	G	C8-N9-C4	5.99	108.80	106.40
26	14	141	A	C2-N3-C4	-5.99	107.61	110.60
26	14	2339	G	O5'-P-OP2	-5.99	100.31	105.70
26	1H	2726	U	C5-C6-N1	-5.98	119.71	122.70
26	14	2253	G	N1-C6-O6	5.98	123.49	119.90
26	1H	199	A	C5-C6-N1	5.98	120.69	117.70
26	1H	2363	C	C2-N1-C1'	-5.98	112.22	118.80
26	1H	2442	C	O5'-P-OP2	5.98	117.88	110.70
26	1H	690	G	N1-C6-O6	5.98	123.49	119.90
26	1H	2822	G	N9-C4-C5	-5.98	103.01	105.40
26	14	2250	G	C5-C6-O6	-5.98	125.01	128.60
26	1H	1757	U	OP1-P-O3'	5.98	118.35	105.20
26	14	998	C	N1-C2-O2	5.98	122.49	118.90
1	13	1374	A	C2-N3-C4	-5.97	107.61	110.60
26	1H	827	U	C5-C4-O4	5.97	129.49	125.90
26	14	1221	C	C6-N1-C2	5.97	122.69	120.30
26	14	1443	G	C6-C5-N7	-5.97	126.82	130.40
26	1H	447	A	O5'-P-OP2	5.97	117.87	110.70
26	1H	946	G	C8-N9-C4	5.97	108.79	106.40
1	13	247	G	C8-N9-C4	-5.97	104.01	106.40
26	1H	1799	G	C2-N3-C4	5.97	114.89	111.90
23	2K	44	A	N1-C6-N6	-5.97	115.02	118.60
26	1H	1535	U	N3-C2-O2	-5.97	118.02	122.20
1	1G	1449	C	N1-C2-O2	5.97	122.48	118.90
26	14	208	C	OP2-P-O3'	5.97	118.33	105.20
23	2K	9	G	N3-C4-C5	-5.97	125.62	128.60
26	1H	501	A	C2-N3-C4	-5.97	107.62	110.60
26	1H	2311	A	N7-C8-N9	5.97	116.78	113.80
27	16	81	G	C5-C6-O6	-5.97	125.02	128.60
1	1G	801	U	O5'-P-OP2	-5.97	100.33	105.70
26	14	332	A	OP2-P-O3'	5.97	118.32	105.20
26	14	1599	C	C6-N1-C2	-5.97	117.91	120.30
26	14	1950	G	C8-N9-C1'	-5.97	119.24	127.00
1	13	328	C	C6-N1-C1'	-5.96	113.64	120.80
26	1H	2440	C	N1-C2-O2	5.96	122.48	118.90
26	14	1186	G	O5'-P-OP1	-5.96	100.33	105.70
26	14	1382	G	N9-C4-C5	-5.96	103.02	105.40
1	13	527	G	N1-C6-O6	-5.96	116.32	119.90
26	1H	791	C	OP2-P-O3'	5.96	118.32	105.20

Continued on next page...

Continued from previous page...

Mol	Chain	Res	Type	Atoms	Z	Observed(°)	Ideal(°)
26	1H	862	G	N3-C4-C5	-5.96	125.62	128.60
26	1H	1141	U	O4'-C1'-N1	5.96	112.97	108.20
26	1H	2763	G	C5-C6-O6	-5.96	125.02	128.60
26	1H	1896	G	N1-C6-O6	-5.96	116.32	119.90
26	14	69	C	N1-C2-O2	-5.96	115.33	118.90
26	14	221	A	C8-N9-C4	-5.96	103.42	105.80
26	1H	624	C	N3-C2-O2	5.96	126.07	121.90
26	1H	1305	C	N1-C2-O2	5.96	122.47	118.90
26	1H	1829	A	N7-C8-N9	-5.96	110.82	113.80
26	1H	2070	G	N3-C4-N9	5.96	129.57	126.00
1	13	580	U	C5-C6-N1	-5.95	119.72	122.70
26	14	138	G	C4-C5-N7	5.95	113.18	110.80
26	14	205	G	C5-C6-O6	-5.95	125.03	128.60
1	13	1301	U	N1-C2-O2	5.95	126.96	122.80
23	2K	35	C	C2-N1-C1'	5.95	125.34	118.80
26	1H	703	U	C5-C4-O4	5.95	129.47	125.90
26	1H	2746	U	N3-C2-O2	-5.95	118.04	122.20
27	16	56	G	N7-C8-N9	5.95	116.07	113.10
26	14	1619	G	C5-C6-N1	5.95	114.47	111.50
26	1H	1394	U	C2-N3-C4	5.94	130.56	127.00
1	1G	413	G	N3-C4-N9	-5.94	122.43	126.00
26	1H	120	U	N3-C2-O2	-5.94	118.04	122.20
26	1H	564	C	C6-N1-C2	-5.94	117.92	120.30
26	1H	1162	G	O5'-P-OP1	-5.94	100.35	105.70
26	1H	1625	C	N3-C4-N4	-5.94	113.84	118.00
26	1H	1668	A	O5'-P-OP1	5.94	117.83	110.70
26	1H	2623	G	N3-C4-C5	-5.94	125.63	128.60
54	Q8	62	LEU	CB-CG-CD1	5.94	121.10	111.00
26	14	744	G	N1-C6-O6	5.94	123.46	119.90
26	14	1204	A	N1-C6-N6	5.94	122.16	118.60
26	14	1261	C	O5'-P-OP1	-5.94	100.35	105.70
26	14	1271	G	C8-N9-C1'	-5.94	119.28	127.00
26	14	2439	A	N7-C8-N9	5.94	116.77	113.80
26	1H	1271	G	O5'-P-OP2	-5.94	100.36	105.70
26	1H	686	G	N1-C2-N2	-5.94	110.86	116.20
26	1H	793	A	C6-N1-C2	-5.94	115.04	118.60
26	14	455	C	C5-C6-N1	-5.94	118.03	121.00
26	14	2595	G	C5-C6-N1	5.94	114.47	111.50
26	14	2713	A	N7-C8-N9	5.94	116.77	113.80
26	1H	1336	A	C5-C6-N1	5.94	120.67	117.70
26	1H	1573	G	N9-C4-C5	-5.94	103.03	105.40
26	1H	2030	A	N9-C4-C5	-5.94	103.43	105.80

Continued on next page...

Continued from previous page...

Mol	Chain	Res	Type	Atoms	Z	Observed(°)	Ideal(°)
26	14	1304	C	C5-C4-N4	5.94	124.36	120.20
22	1K	83	C	C5-C4-N4	-5.93	116.05	120.20
49	K8	32	LEU	CA-CB-CG	5.93	128.95	115.30
26	14	664	C	C4-C5-C6	5.93	120.37	117.40
26	14	2307	G	C6-C5-N7	-5.93	126.84	130.40
26	14	2595	G	N1-C6-O6	5.93	123.46	119.90
26	1H	1728	G	C4-C5-N7	5.93	113.17	110.80
1	1G	1512	U	N3-C4-C5	-5.93	111.04	114.60
1	13	789	U	N1-C2-N3	5.93	118.46	114.90
26	1H	2329	G	C5-C6-O6	5.93	132.16	128.60
26	1H	2686	G	C2-N3-C4	5.93	114.86	111.90
26	14	2765	A	C8-N9-C4	-5.93	103.43	105.80
26	1H	1385	G	N3-C4-C5	5.93	131.56	128.60
26	1H	2009	G	OP1-P-OP2	-5.93	110.71	119.60
1	1G	121	C	N1-C2-O2	5.93	122.46	118.90
1	13	623	C	C6-N1-C2	-5.92	117.93	120.30
26	1H	389	G	C4-C5-N7	5.92	113.17	110.80
26	1H	2026	C	C4-C5-C6	5.92	120.36	117.40
26	14	621	A	C8-N9-C4	-5.92	103.43	105.80
27	1J	81	G	C5-C6-O6	-5.92	125.05	128.60
26	14	2523	G	C8-N9-C4	-5.92	104.03	106.40
1	13	52	G	C5-C6-O6	-5.92	125.05	128.60
23	2K	17	C	C6-N1-C1'	-5.92	113.69	120.80
26	1H	1321	A	N7-C8-N9	-5.92	110.84	113.80
26	1H	1596	A	OP2-P-O3'	5.92	118.23	105.20
26	1H	1805	U	O5'-P-OP1	-5.92	100.37	105.70
26	1H	2564	A	C8-N9-C4	-5.92	103.43	105.80
26	14	1206	G	C8-N9-C4	-5.92	104.03	106.40
26	1H	1204	A	C8-N9-C1'	-5.92	117.04	127.70
26	1H	1950	G	N3-C4-N9	-5.92	122.45	126.00
26	1H	2441	C	C2-N1-C1'	-5.92	112.29	118.80
26	14	1142(A)	A	C5-C6-N1	-5.92	114.74	117.70
1	13	386	C	C2-N1-C1'	-5.92	112.29	118.80
26	1H	1658	C	N1-C2-O2	-5.91	115.35	118.90
26	1H	764	A	OP1-P-OP2	-5.91	110.73	119.60
26	1H	764	A	N1-C6-N6	5.91	122.15	118.60
1	13	1526	G	N1-C6-O6	5.91	123.45	119.90
26	1H	239	U	O5'-P-OP1	5.91	117.79	110.70
26	1H	2211	G	P-O3'-C3'	5.91	126.79	119.70
26	14	2071	A	C8-N9-C4	-5.91	103.44	105.80
26	14	2518	A	N7-C8-N9	5.91	116.75	113.80
26	14	2582	G	C5-C6-O6	-5.91	125.06	128.60

Continued on next page...

Continued from previous page...

Mol	Chain	Res	Type	Atoms	Z	Observed(°)	Ideal(°)
26	1H	2767	C	C2-N1-C1'	5.91	125.30	118.80
1	1G	691	G	N9-C4-C5	-5.91	103.04	105.40
26	14	2501	C	N3-C4-C5	5.91	124.26	121.90
1	13	1502	A	C4-C5-N7	5.90	113.65	110.70
26	1H	1694	C	C2-N1-C1'	5.90	125.29	118.80
26	1H	2050	C	C2-N1-C1'	5.90	125.30	118.80
26	14	492	A	O5'-P-OP2	-5.90	100.39	105.70
26	1H	17	G	N3-C4-N9	5.90	129.54	126.00
26	1H	1674	G	O4'-C1'-N9	-5.90	103.48	108.20
26	14	528	A	C5-C6-N1	-5.90	114.75	117.70
26	14	1961	C	C6-N1-C2	5.90	122.66	120.30
26	1H	165	U	N3-C2-O2	-5.90	118.07	122.20
26	1H	1906	G	C8-N9-C4	-5.90	104.04	106.40
26	14	2549	G	N3-C4-C5	-5.90	125.65	128.60
26	1H	668	G	N1-C6-O6	5.90	123.44	119.90
26	1H	119	A	N1-C2-N3	5.90	132.25	129.30
26	1H	613	U	N3-C2-O2	-5.90	118.07	122.20
26	1H	837	C	N1-C2-O2	-5.90	115.36	118.90
26	1H	2571	C	N1-C2-O2	-5.90	115.36	118.90
26	14	1217	C	N3-C4-C5	-5.90	119.54	121.90
26	14	1338	G	N3-C4-N9	5.90	129.54	126.00
26	1H	1386	C	C6-N1-C2	-5.90	117.94	120.30
1	1G	1498	U	C6-N1-C2	-5.90	117.46	121.00
1	1G	518	C	O5'-P-OP2	-5.89	100.39	105.70
26	14	1301	A	O4'-C1'-N9	5.89	112.92	108.20
26	14	1755	A	OP1-P-O3'	5.89	118.17	105.20
26	14	2607	G	N9-C4-C5	-5.89	103.04	105.40
14	5I	44	LEU	CA-CB-CG	5.89	128.85	115.30
1	13	545	C	N3-C4-C5	5.89	124.26	121.90
26	1H	140	A	C5-C6-N6	-5.89	118.99	123.70
26	1H	839	U	N1-C2-N3	5.89	118.43	114.90
26	1H	1309	G	O5'-P-OP1	5.89	117.77	110.70
26	1H	1376	C	N3-C4-C5	-5.89	119.54	121.90
26	14	2824	C	N3-C2-O2	5.89	126.02	121.90
26	1H	738	G	C4-C5-N7	5.89	113.16	110.80
26	1H	1647	G	N1-C6-O6	-5.89	116.37	119.90
26	1H	2688	U	C6-N1-C2	-5.89	117.47	121.00
1	1G	1487	G	C5-C6-O6	-5.89	125.07	128.60
26	1H	648	G	O5'-P-OP2	-5.88	100.40	105.70
26	1H	2071	A	C2-N3-C4	-5.88	107.66	110.60
26	14	74	A	C4-C5-N7	5.88	113.64	110.70
38	98	113	LEU	CA-CB-CG	5.88	128.83	115.30

Continued on next page...

Continued from previous page...

Mol	Chain	Res	Type	Atoms	Z	Observed(°)	Ideal(°)
1	13	690	G	C5-N7-C8	-5.88	101.36	104.30
1	13	892	A	C2-N3-C4	-5.88	107.66	110.60
26	1H	452	G	C8-N9-C4	-5.88	104.05	106.40
26	1H	621	A	N1-C2-N3	5.88	132.24	129.30
26	1H	787	U	O4'-C1'-N1	5.88	112.91	108.20
26	1H	2295	C	C6-N1-C2	-5.88	117.95	120.30
26	1H	2647	U	N3-C2-O2	-5.88	118.08	122.20
26	14	971	C	N1-C2-O2	-5.88	115.37	118.90
26	1H	793	A	C5-C6-N6	-5.88	119.00	123.70
42	D8	49	THR	C-N-CD	5.88	140.75	128.40
26	1H	222	A	P-O3'-C3'	5.88	126.75	119.70
26	1H	1618	A	N9-C4-C5	5.88	108.15	105.80
26	1H	2403	C	N1-C2-O2	-5.88	115.37	118.90
27	16	56	G	N1-C6-O6	-5.88	116.37	119.90
26	14	1731	G	O4'-C1'-N9	5.88	112.90	108.20
26	1H	201	C	C2-N3-C4	-5.88	116.96	119.90
26	1H	330	A	C5-N7-C8	-5.88	100.96	103.90
26	14	114	U	C2-N1-C1'	5.88	124.75	117.70
26	1H	778	G	N3-C2-N2	5.88	124.01	119.90
26	14	34	C	C6-N1-C2	-5.88	117.95	120.30
26	14	209	C	N3-C4-C5	5.87	124.25	121.90
26	14	669	G	N3-C4-C5	-5.87	125.66	128.60
26	14	2656	U	N1-C2-O2	5.87	126.91	122.80
26	14	2262	U	C2-N1-C1'	-5.87	110.66	117.70
26	1H	1784	A	O4'-C1'-N9	-5.87	103.50	108.20
26	14	1336	A	C5-C6-N1	5.87	120.63	117.70
26	14	2592	G	C6-N1-C2	-5.87	121.58	125.10
1	13	1203	C	C6-N1-C2	-5.87	117.95	120.30
26	1H	119	A	C4-C5-N7	-5.87	107.77	110.70
26	1H	1142(A)	A	C5-C6-N1	-5.87	114.77	117.70
1	13	891	U	N3-C2-O2	-5.86	118.10	122.20
26	1H	382	G	OP1-P-O3'	5.86	118.10	105.20
26	1H	1241	A	C5-C6-N1	-5.86	114.77	117.70
26	1H	2308	G	C5-C6-N1	-5.86	108.57	111.50
26	1H	2827	C	N3-C2-O2	5.86	126.00	121.90
26	14	774	A	C4-N9-C1'	-5.86	115.75	126.30
26	14	866	A	N1-C6-N6	5.86	122.12	118.60
26	14	2441	C	OP1-P-OP2	-5.86	110.81	119.60
26	1H	1678	G	C8-N9-C4	-5.86	104.06	106.40
26	1H	2026	C	N3-C2-O2	-5.86	117.80	121.90
26	1H	2318	G	C5-N7-C8	-5.86	101.37	104.30
26	1H	2433	A	O5'-P-OP2	5.86	117.73	110.70

Continued on next page...

Continued from previous page...

Mol	Chain	Res	Type	Atoms	Z	Observed(°)	Ideal(°)
1	1G	1529	G	C8-N9-C1'	-5.86	119.38	127.00
26	1H	192	C	N1-C2-N3	-5.86	115.10	119.20
26	1H	776	G	C5-C6-N1	5.86	114.43	111.50
26	1H	2056	G	C4-C5-N7	5.86	113.14	110.80
26	14	2386	C	C2-N3-C4	-5.86	116.97	119.90
1	13	1220	G	N1-C6-O6	-5.86	116.39	119.90
26	1H	73	A	C2-N3-C4	5.86	113.53	110.60
26	1H	1334	G	O5'-P-OP1	-5.86	100.43	105.70
26	1H	1817	G	C8-N9-C4	5.86	108.74	106.40
26	1H	2271	G	C6-C5-N7	-5.86	126.89	130.40
26	14	1281	G	C4-C5-N7	5.86	113.14	110.80
26	1H	740	U	OP2-P-O3'	5.85	118.08	105.20
26	14	621	A	C5-N7-C8	-5.85	100.97	103.90
26	14	801	G	C5-C6-O6	5.85	132.11	128.60
26	14	1207	C	O5'-P-OP1	-5.85	100.43	105.70
26	14	1204	A	C5-C6-N1	-5.85	114.78	117.70
1	13	833	U	C2-N1-C1'	-5.85	110.68	117.70
25	4K	18	G	C8-N9-C4	-5.85	104.06	106.40
26	1H	364	C	C6-N1-C2	-5.85	117.96	120.30
26	1H	910	A	N1-C6-N6	5.85	122.11	118.60
26	1H	2700	C	C2-N3-C4	-5.85	116.97	119.90
46	H8	161	VAL	CB-CA-C	-5.85	100.29	111.40
26	14	933	A	C5-N7-C8	-5.85	100.98	103.90
36	35	85	LEU	CA-CB-CG	5.85	128.75	115.30
26	14	2741	A	N1-C2-N3	-5.85	126.38	129.30
26	1H	738	G	C5-C6-O6	-5.84	125.09	128.60
1	1G	266	G	C8-N9-C4	-5.84	104.06	106.40
26	14	2446	G	N1-C6-O6	-5.84	116.39	119.90
26	14	1657	C	C6-N1-C2	-5.84	117.96	120.30
26	1H	621	A	C6-C5-N7	-5.84	128.21	132.30
26	1H	1973	G	N1-C6-O6	-5.84	116.39	119.90
26	1H	2032	G	C2-N3-C4	-5.84	108.98	111.90
26	1H	2585	U	N3-C4-C5	5.84	118.11	114.60
26	14	1930	G	O5'-P-OP1	-5.84	100.44	105.70
26	14	621	A	C5-C6-N1	-5.84	114.78	117.70
26	14	628	G	C5-C6-O6	-5.84	125.10	128.60
26	14	1603	A	O5'-P-OP1	5.84	117.71	110.70
26	14	2395	C	N3-C2-O2	5.84	125.99	121.90
26	14	2688	U	C2-N3-C4	-5.84	123.50	127.00
26	1H	2261	C	OP1-P-O3'	-5.84	92.36	105.20
26	14	966	G	O5'-P-OP2	-5.84	100.45	105.70
26	1H	704	G	C8-N9-C4	-5.83	104.07	106.40

Continued on next page...

Continued from previous page...

Mol	Chain	Res	Type	Atoms	Z	Observed(°)	Ideal(°)
26	14	686	G	N1-C2-N2	-5.83	110.95	116.20
26	14	399	G	O5'-P-OP2	-5.83	100.45	105.70
1	13	328	C	N3-C2-O2	-5.83	117.82	121.90
1	13	540	G	C8-N9-C4	5.83	108.73	106.40
26	14	208	C	N1-C2-O2	-5.83	115.40	118.90
26	1H	1396	U	N3-C2-O2	-5.83	118.12	122.20
26	1H	2282	G	O5'-P-OP1	-5.83	100.45	105.70
1	1G	721	G	C5-C6-N1	-5.83	108.58	111.50
26	1H	1265	A	C8-N9-C4	-5.83	103.47	105.80
1	13	1053	G	C8-N9-C1'	5.83	134.57	127.00
26	1H	1299	G	C8-N9-C4	-5.83	104.07	106.40
26	1H	1574	C	OP2-P-O3'	5.83	118.02	105.20
26	1H	2352	A	O5'-P-OP1	-5.83	100.46	105.70
26	14	55	G	C8-N9-C4	-5.83	104.07	106.40
1	13	564	C	C2-N3-C4	5.82	122.81	119.90
1	13	865	A	N1-C6-N6	5.82	122.09	118.60
27	16	65	C	N1-C2-O2	5.82	122.39	118.90
27	16	98	G	C6-C5-N7	-5.82	126.91	130.40
26	14	783	A	N9-C1'-C2'	-5.82	105.59	112.00
26	14	1630	G	N1-C6-O6	-5.82	116.41	119.90
26	14	2623	G	N3-C4-C5	-5.82	125.69	128.60
26	14	2426	A	C4-C5-N7	5.82	113.61	110.70
26	1H	1136	G	O5'-P-OP2	-5.82	100.46	105.70
26	1H	1445	C	C6-N1-C2	-5.82	117.97	120.30
26	1H	2392	A	N3-C4-N9	-5.82	122.75	127.40
26	1H	2497	A	C6-N1-C2	-5.82	115.11	118.60
26	1H	134	C	C5-C6-N1	-5.82	118.09	121.00
26	1H	1369	G	C5-N7-C8	5.82	107.21	104.30
26	1H	2227	A	N9-C4-C5	5.82	108.13	105.80
26	14	2617	C	C5-C6-N1	-5.82	118.09	121.00
1	13	1281	U	N3-C2-O2	-5.81	118.13	122.20
26	1H	740	U	OP1-P-O3'	-5.81	92.41	105.20
26	1H	1162	G	N9-C4-C5	5.81	107.73	105.40
26	1H	1619	G	C5-N7-C8	5.81	107.21	104.30
26	14	699	A	N1-C6-N6	-5.81	115.11	118.60
1	13	1290	G	C4-N9-C1'	5.81	134.05	126.50
1	13	1504	G	N3-C2-N2	-5.81	115.83	119.90
26	1H	1327	C	N1-C2-O2	-5.81	115.42	118.90
26	1H	1349	A	N9-C4-C5	-5.81	103.48	105.80
26	1H	1984	G	N3-C2-N2	5.81	123.97	119.90
26	1H	2061	G	O5'-P-OP2	-5.81	100.47	105.70
26	14	1024	G	C6-C5-N7	-5.81	126.92	130.40

Continued on next page...

Continued from previous page...

Mol	Chain	Res	Type	Atoms	Z	Observed(°)	Ideal(°)
26	14	1284	A	C5-N7-C8	-5.81	101.00	103.90
26	1H	928	G	C5-C6-O6	-5.81	125.12	128.60
26	14	1283	G	N3-C4-C5	-5.81	125.70	128.60
26	1H	1026	U	C2-N1-C1'	-5.80	110.73	117.70
26	1H	1214	A	OP2-P-O3'	5.80	117.97	105.20
26	1H	2713	A	C2-N3-C4	-5.80	107.70	110.60
27	16	98	G	OP1-P-OP2	5.80	128.31	119.60
26	14	620	G	C8-N9-C4	-5.80	104.08	106.40
26	14	912	C	N3-C4-C5	-5.80	119.58	121.90
26	14	1359	A	C4-C5-C6	-5.80	114.10	117.00
26	14	1987	G	C4-N9-C1'	-5.80	118.95	126.50
26	14	738	G	C8-N9-C4	-5.80	104.08	106.40
1	13	1065	U	P-O3'-C3'	5.80	126.66	119.70
26	1H	1029	A	C5-C6-N6	-5.80	119.06	123.70
26	1H	1642	G	N1-C2-N2	5.80	121.42	116.20
26	1H	1663	C	C5-C4-N4	-5.80	116.14	120.20
26	14	669	G	C8-N9-C4	-5.80	104.08	106.40
26	14	2712	U	N3-C4-O4	-5.80	115.34	119.40
26	1H	787	U	N3-C2-O2	-5.80	118.14	122.20
26	1H	813	U	C4-C5-C6	5.80	123.18	119.70
26	1H	1987	G	N3-C2-N2	-5.80	115.84	119.90
26	1H	2518	A	C6-C5-N7	-5.80	128.24	132.30
26	14	2597	G	C4-C5-N7	5.80	113.12	110.80
26	1H	805	G	OP1-P-O3'	5.80	117.95	105.20
26	1H	2327	A	N1-C6-N6	-5.80	115.12	118.60
26	1H	2555	U	N1-C2-O2	-5.80	118.74	122.80
26	14	1899	G	C8-N9-C4	-5.80	104.08	106.40
1	13	542	G	O5'-P-OP1	-5.80	100.48	105.70
1	13	1151	A	O4'-C1'-N9	5.80	112.84	108.20
26	1H	2763	G	N1-C6-O6	5.80	123.38	119.90
1	1G	132	C	C6-N1-C2	-5.80	117.98	120.30
26	1H	350	U	C5-C4-O4	5.79	129.38	125.90
26	1H	2010	G	O5'-P-OP1	-5.79	100.48	105.70
26	1H	2260	C	OP2-P-O3'	5.79	117.95	105.20
26	14	2426	A	C6-C5-N7	-5.79	128.25	132.30
1	1G	893	C	C6-N1-C2	5.79	122.62	120.30
26	14	2624	G	C5-C6-N1	5.79	114.40	111.50
26	14	507	A	OP1-P-OP2	-5.79	110.92	119.60
26	14	2617	C	N3-C4-C5	5.79	124.22	121.90
1	13	890	G	O5'-P-OP2	-5.79	100.49	105.70
26	1H	1446	C	N3-C2-O2	-5.79	117.85	121.90
26	1H	2433	A	OP2-P-O3'	5.79	117.94	105.20

Continued on next page...

Continued from previous page...

Mol	Chain	Res	Type	Atoms	Z	Observed(°)	Ideal(°)
26	14	835	A	O5'-P-OP1	5.79	117.65	110.70
26	14	2578	G	C5-C6-O6	5.79	132.07	128.60
30	39	68	LYS	C-N-CA	-5.79	107.23	121.70
26	14	297	C	C6-N1-C2	-5.79	117.99	120.30
54	M5	48	PHE	C-N-CA	5.79	136.16	121.70
26	1H	1599	C	C6-N1-C2	-5.78	117.99	120.30
26	1H	470	A	C5-N7-C8	-5.78	101.01	103.90
26	1H	614	U	C5-C4-O4	5.78	129.37	125.90
26	1H	1942	C	C5-C6-N1	5.78	123.89	121.00
1	1G	731	G	C5-C6-O6	-5.78	125.13	128.60
26	14	130	C	C5-C4-N4	-5.78	116.15	120.20
26	14	2261	C	O5'-P-OP1	5.78	117.64	110.70
26	1H	1379	A	OP1-P-O3'	5.78	117.91	105.20
26	1H	2073	C	OP2-P-O3'	5.78	117.91	105.20
26	1H	197	A	C8-N9-C4	-5.78	103.49	105.80
26	1H	208	C	OP2-P-O3'	5.78	117.91	105.20
26	1H	845	G	C2-N3-C4	-5.78	109.01	111.90
26	1H	1979	C	N3-C4-C5	-5.78	119.59	121.90
26	14	1517	G	OP1-P-O3'	5.78	117.91	105.20
26	1H	659	C	OP2-P-O3'	5.77	117.90	105.20
31	41	34	LEU	CA-CB-CG	5.77	128.58	115.30
26	1H	1777	U	N3-C4-C5	-5.77	111.14	114.60
26	1H	1839	G	O4'-C1'-N9	-5.77	103.58	108.20
26	1H	1879	C	C6-N1-C2	-5.77	117.99	120.30
26	1H	2585	U	C6-N1-C2	5.77	124.46	121.00
26	14	855	G	C8-N9-C4	-5.77	104.09	106.40
26	1H	1332	G	N3-C4-C5	5.77	131.49	128.60
26	1H	1647	G	N3-C4-C5	-5.77	125.72	128.60
26	1H	2713	A	OP2-P-O3'	5.77	117.90	105.20
1	13	1279	A	C5-N7-C8	-5.77	101.02	103.90
26	1H	417	C	N3-C2-O2	5.77	125.94	121.90
26	1H	516	C	C6-N1-C2	-5.77	117.99	120.30
26	1H	974(A)	C	C5-C4-N4	5.77	124.24	120.20
26	1H	1936	A	O4'-C1'-N9	5.77	112.81	108.20
26	1H	2451	A	C4-C5-C6	-5.77	114.12	117.00
26	14	1991	U	N3-C2-O2	-5.77	118.16	122.20
26	14	2067	G	C8-N9-C4	-5.77	104.09	106.40
26	14	2688	U	N3-C4-O4	-5.77	115.36	119.40
26	1H	1653	G	N3-C4-N9	5.77	129.46	126.00
26	14	1614	A	C5-N7-C8	-5.77	101.02	103.90
26	14	2873	A	C4-C5-N7	5.77	113.58	110.70
26	1H	2497	A	C2-N3-C4	5.76	113.48	110.60

Continued on next page...

Continued from previous page...

Mol	Chain	Res	Type	Atoms	Z	Observed(°)	Ideal(°)
26	1H	2449	U	OP2-P-O3'	5.76	117.88	105.20
1	13	748	C	C5-C6-N1	5.76	123.88	121.00
26	1H	1798	U	N3-C4-O4	-5.76	115.37	119.40
26	14	1256	G	N1-C6-O6	5.76	123.36	119.90
26	1H	129	C	C6-N1-C2	5.76	122.60	120.30
26	1H	938	G	N1-C6-O6	-5.76	116.44	119.90
26	1H	2326	C	N3-C4-C5	-5.76	119.60	121.90
26	14	372	G	O4'-C1'-N9	5.76	112.81	108.20
26	1H	2232	U	C6-N1-C2	-5.76	117.55	121.00
26	1H	802	A	N1-C6-N6	5.76	122.05	118.60
1	1G	900	A	C8-N9-C4	5.76	108.10	105.80
26	14	470	A	O5'-P-OP1	-5.76	100.52	105.70
26	1H	1535	U	N1-C2-O2	5.75	126.83	122.80
26	1H	621	A	C5-C6-N1	-5.75	114.82	117.70
26	1H	670	A	N9-C4-C5	-5.75	103.50	105.80
26	1H	678	C	C2-N3-C4	-5.75	117.02	119.90
26	1H	2023	G	C6-C5-N7	-5.75	126.95	130.40
26	1H	913	U	C6-N1-C2	5.75	124.45	121.00
26	1H	1257	C	C4-C5-C6	5.75	120.28	117.40
26	1H	1987	G	C8-N9-C4	-5.75	104.10	106.40
26	1H	2702	U	C5'-C4'-O4'	5.75	116.00	109.10
1	1G	115	G	P-O3'-C3'	5.75	126.60	119.70
26	14	1506	C	C6-N1-C2	-5.75	118.00	120.30
26	1H	1124	C	N1-C2-O2	-5.75	115.45	118.90
1	1G	690	G	N3-C4-C5	5.75	131.47	128.60
26	1H	1829	A	C4-C5-N7	-5.75	107.83	110.70
26	14	450	G	N1-C6-O6	5.75	123.35	119.90
26	1H	16	G	N1-C6-O6	5.75	123.35	119.90
1	1G	906	G	N1-C6-O6	5.75	123.35	119.90
1	13	809	G	C6-C5-N7	5.74	133.85	130.40
26	1H	133	C	C6-N1-C2	5.74	122.60	120.30
26	1H	1368	G	N3-C4-C5	-5.74	125.73	128.60
26	14	1582	C	N3-C2-O2	-5.74	117.88	121.90
26	14	1781	C	C2-N1-C1'	5.74	125.12	118.80
26	14	2544	G	C5-C6-O6	-5.74	125.15	128.60
26	1H	2449	U	C6-N1-C2	-5.74	117.56	121.00
55	3L	54	C	C6-N1-C2	-5.74	118.00	120.30
26	14	2254	C	OP2-P-O3'	5.74	117.83	105.20
1	13	632	A	C5-C6-N6	-5.74	119.11	123.70
26	1H	2871	C	O5'-P-OP2	-5.74	100.53	105.70
26	1H	636	G	C8-N9-C4	-5.74	104.10	106.40
1	1G	1499	A	O5'-P-OP1	-5.74	100.53	105.70

Continued on next page...

Continued from previous page...

Mol	Chain	Res	Type	Atoms	Z	Observed(°)	Ideal(°)
26	14	1443	G	C4-N9-C1'	5.74	133.96	126.50
26	1H	967	C	N3-C2-O2	-5.74	117.88	121.90
26	14	1776	G	N1-C2-N2	-5.74	111.04	116.20
26	1H	1257	C	C5-C6-N1	-5.74	118.13	121.00
1	1G	1301	U	C2-N1-C1'	5.74	124.58	117.70
26	14	983	A	OP2-P-O3'	5.74	117.82	105.20
26	14	2044	C	O5'-P-OP1	-5.74	100.54	105.70
1	13	968	A	C5-C6-N6	-5.73	119.11	123.70
26	1H	52	A	O5'-P-OP2	-5.73	100.54	105.70
26	1H	1365	A	O5'-P-OP2	-5.73	100.54	105.70
1	13	857	C	N3-C4-C5	-5.73	119.61	121.90
26	1H	1022	G	N3-C4-C5	-5.73	125.73	128.60
26	1H	1128	A	O5'-P-OP1	-5.73	100.54	105.70
26	1H	1382	G	OP2-P-O3'	5.73	117.81	105.20
26	1H	2277	G	C2-N3-C4	5.73	114.77	111.90
26	14	1950	G	C5-N7-C8	-5.73	101.43	104.30
54	M5	63	PRO	CA-N-CD	-5.73	103.48	111.50
1	13	314	C	N3-C2-O2	-5.73	117.89	121.90
26	1H	59	U	C6-N1-C2	-5.73	117.56	121.00
26	1H	134	C	C2-N3-C4	-5.73	117.03	119.90
26	1H	852	G	O5'-P-OP2	-5.73	100.54	105.70
26	1H	1010	A	C8-N9-C4	5.73	108.09	105.80
26	1H	1791	A	C2-N3-C4	5.73	113.47	110.60
26	14	824	A	OP1-P-OP2	-5.73	111.00	119.60
1	1G	108	G	C2-N3-C4	5.73	114.77	111.90
1	13	1204	A	N1-C6-N6	5.73	122.04	118.60
26	1H	1496	A	C6-C5-N7	-5.73	128.29	132.30
26	1H	2299	G	N3-C2-N2	-5.73	115.89	119.90
26	1H	2618	G	C8-N9-C4	-5.73	104.11	106.40
26	1H	2729	G	O5'-P-OP2	-5.73	100.55	105.70
26	14	1815	A	OP1-P-O3'	5.73	117.80	105.20
26	14	2267	A	OP1-P-OP2	5.73	128.19	119.60
26	1H	2275	C	OP1-P-O3'	5.73	117.80	105.20
1	1G	237	C	C5-C6-N1	-5.73	118.14	121.00
1	13	253	U	O5'-P-OP2	5.72	117.57	110.70
26	1H	828	U	N3-C2-O2	-5.72	118.19	122.20
26	1H	1958	C	N3-C4-N4	5.72	122.01	118.00
18	9A	31	LEU	CA-CB-CG	5.72	128.47	115.30
1	13	507	C	N3-C4-C5	-5.72	119.61	121.90
26	1H	1308	A	N1-C2-N3	5.72	132.16	129.30
26	14	139	G	N3-C4-C5	-5.72	125.74	128.60
1	13	1227	A	N1-C6-N6	5.72	122.03	118.60

Continued on next page...

Continued from previous page...

Mol	Chain	Res	Type	Atoms	Z	Observed(°)	Ideal(°)
26	1H	388	G	N1-C2-N2	-5.72	111.05	116.20
26	1H	785	G	N9-C4-C5	5.72	107.69	105.40
1	1G	1234	C	N1-C2-O2	5.72	122.33	118.90
1	1G	1331	G	P-O3'-C3'	5.72	126.56	119.70
26	14	670	A	C8-N9-C4	5.72	108.09	105.80
26	14	823	G	N1-C2-N2	-5.72	111.05	116.20
26	14	1681	G	N1-C6-O6	5.72	123.33	119.90
26	1H	684	G	C8-N9-C4	-5.72	104.11	106.40
26	1H	2099	U	C2-N1-C1'	5.71	124.56	117.70
4	32	135	LEU	CB-CG-CD2	-5.71	101.28	111.00
26	14	1379	A	C5-C6-N6	-5.71	119.13	123.70
26	1H	577	G	OP1-P-OP2	-5.71	111.03	119.60
26	1H	816	C	N3-C4-N4	5.71	122.00	118.00
1	13	703	G	N3-C4-N9	5.71	129.43	126.00
26	1H	789	A	OP1-P-OP2	5.71	128.16	119.60
26	1H	1132	A	N1-C6-N6	-5.71	115.17	118.60
36	78	59	LEU	CB-CG-CD1	5.71	120.71	111.00
26	14	1681	G	C4-C5-N7	5.71	113.08	110.80
26	14	1971	A	OP1-P-O3'	5.71	117.76	105.20
26	1H	2710	C	C5-C6-N1	-5.71	118.15	121.00
26	14	733	G	N3-C4-C5	-5.71	125.75	128.60
26	14	827	U	O5'-P-OP2	-5.71	100.56	105.70
26	14	1762	A	C5-C6-N1	-5.71	114.85	117.70
26	1H	2291	U	N3-C4-C5	-5.71	111.18	114.60
26	1H	2363	C	C6-N1-C2	5.71	122.58	120.30
26	14	752	A	C5-N7-C8	-5.71	101.05	103.90
26	14	808	G	C8-N9-C1'	-5.71	119.58	127.00
54	M5	61	LEU	CA-CB-CG	5.71	128.43	115.30
26	14	205	G	N9-C4-C5	-5.70	103.12	105.40
26	1H	2067	G	N1-C6-O6	-5.70	116.48	119.90
26	1H	2430	A	C6-N1-C2	5.70	122.02	118.60
1	1G	567	G	N3-C4-N9	-5.70	122.58	126.00
26	14	1776	G	N3-C4-N9	5.70	129.42	126.00
26	1H	783	A	N9-C1'-C2'	-5.70	105.73	112.00
1	1G	33	A	C8-N9-C4	-5.70	103.52	105.80
26	14	531	C	C5-C6-N1	-5.70	118.15	121.00
26	14	963	U	O5'-P-OP1	-5.70	100.57	105.70
26	14	1674	G	C8-N9-C1'	-5.70	119.59	127.00
1	13	22	G	N3-C4-N9	-5.70	122.58	126.00
1	1G	672	U	O5'-P-OP1	-5.70	100.57	105.70
26	14	1274	A	N1-C6-N6	5.70	122.02	118.60
1	13	966	G	C4-C5-N7	5.70	113.08	110.80

Continued on next page...

Continued from previous page...

Mol	Chain	Res	Type	Atoms	Z	Observed(°)	Ideal(°)
1	13	1053	G	O4'-C1'-N9	5.70	112.76	108.20
26	1H	1607	C	C2-N1-C1'	5.70	125.07	118.80
26	1H	2450	A	N1-C6-N6	-5.70	115.18	118.60
26	14	739	G	O5'-P-OP1	-5.70	100.57	105.70
26	14	949	C	N3-C4-C5	5.70	124.18	121.90
26	14	2780	G	N3-C4-N9	-5.70	122.58	126.00
29	29	50	GLY	N-CA-C	5.70	127.34	113.10
1	13	1054	C	C5-C4-N4	-5.69	116.22	120.20
26	1H	1343	G	N3-C4-C5	-5.69	125.75	128.60
26	1H	2251	G	C4-C5-N7	-5.69	108.52	110.80
26	14	203	C	C6-N1-C1'	5.69	127.63	120.80
8	7E	112	LEU	CA-CB-CG	5.69	128.39	115.30
26	1H	904	C	C6-N1-C2	-5.69	118.02	120.30
26	1H	2060	A	N1-C6-N6	-5.69	115.19	118.60
26	14	1328	G	N9-C4-C5	-5.69	103.12	105.40
26	1H	594	U	C5-C6-N1	-5.69	119.86	122.70
26	1H	1357	U	C4-C5-C6	5.69	123.11	119.70
26	1H	1573	G	C8-N9-C4	5.69	108.68	106.40
26	1H	1964	G	C5-C6-O6	5.69	132.01	128.60
26	14	2038	G	N9-C4-C5	-5.69	103.12	105.40
26	1H	17	G	C4-N9-C1'	5.69	133.89	126.50
26	1H	1967	C	C5-C4-N4	5.69	124.18	120.20
26	1H	2306	C	N1-C2-O2	5.69	122.31	118.90
26	1H	2440	C	O5'-P-OP2	5.69	117.53	110.70
26	1H	2713	A	OP1-P-O3'	-5.69	92.69	105.20
26	14	598	G	C5-C6-O6	-5.69	125.19	128.60
26	14	2559	C	O5'-P-OP1	-5.69	100.58	105.70
27	1J	56	G	N3-C4-N9	5.69	129.41	126.00
26	14	2256	G	O5'-P-OP2	-5.69	100.58	105.70
26	1H	673	C	C5-C4-N4	-5.68	116.22	120.20
26	14	810	U	OP1-P-OP2	-5.68	111.07	119.60
26	14	1633	G	N7-C8-N9	5.68	115.94	113.10
26	1H	2551	C	N3-C2-O2	-5.68	117.92	121.90
26	1H	860	U	N1-C2-N3	5.68	118.31	114.90
26	1H	2620	C	O5'-P-OP2	5.68	117.52	110.70
1	13	527	G	N9-C4-C5	5.68	107.67	105.40
26	1H	122	G	N1-C6-O6	5.68	123.31	119.90
26	1H	1787	A	O4'-C1'-N9	-5.68	103.66	108.20
26	14	670	A	OP1-P-OP2	-5.68	111.08	119.60
26	14	2062	A	N7-C8-N9	-5.68	110.96	113.80
26	1H	967	C	C5-C6-N1	-5.68	118.16	121.00
26	1H	2501	C	C2-N1-C1'	-5.68	112.55	118.80

Continued on next page...

Continued from previous page...

Mol	Chain	Res	Type	Atoms	Z	Observed(°)	Ideal(°)
26	14	768	G	N1-C2-N2	-5.68	111.09	116.20
26	1H	1274	A	N9-C4-C5	5.68	108.07	105.80
1	1G	541	G	C5-C6-O6	-5.68	125.19	128.60
26	14	242	G	O4'-C1'-N9	5.68	112.74	108.20
26	14	2078	C	N3-C4-C5	-5.68	119.63	121.90
26	14	2500	U	O5'-P-OP2	-5.68	100.59	105.70
1	13	1200	C	N1-C2-O2	5.67	122.31	118.90
26	1H	1249	U	N1-C2-O2	-5.67	118.83	122.80
26	14	150	C	C6-N1-C2	-5.67	118.03	120.30
26	14	2597	G	O5'-P-OP1	5.67	117.51	110.70
26	1H	1349	A	N1-C6-N6	5.67	122.00	118.60
26	1H	1399	C	C6-N1-C2	-5.67	118.03	120.30
1	13	803	G	C2-N3-C4	-5.67	109.06	111.90
26	1H	1646	C	C2-N1-C1'	-5.67	112.56	118.80
26	1H	1678	G	C6-C5-N7	-5.67	127.00	130.40
26	1H	1999	C	N3-C4-C5	5.67	124.17	121.90
26	1H	2401	U	C2-N1-C1'	5.67	124.51	117.70
1	13	555	C	C6-N1-C2	-5.67	118.03	120.30
26	14	1402	C	C6-N1-C2	-5.67	118.03	120.30
1	13	1290	G	C8-N9-C4	-5.67	104.13	106.40
26	1H	965	C	C5-C6-N1	5.67	123.83	121.00
26	1H	1616	A	N1-C6-N6	5.67	122.00	118.60
23	2L	48	U	P-O3'-C3'	5.67	126.50	119.70
26	14	2549	G	C4-N9-C1'	5.67	133.87	126.50
1	13	375	U	O5'-P-OP1	-5.67	100.60	105.70
26	1H	2489	G	OP2-P-O3'	5.67	117.67	105.20
26	14	2002	G	N1-C2-N2	-5.67	111.10	116.20
26	1H	1404	C	C6-N1-C2	5.67	122.57	120.30
26	1H	2594	C	C2-N3-C4	-5.67	117.07	119.90
1	13	902	G	C5-C6-O6	-5.66	125.20	128.60
26	1H	456	C	C6-N1-C2	5.66	122.56	120.30
26	1H	2318	G	C6-C5-N7	-5.66	127.00	130.40
1	1G	1397	C	C5-C6-N1	5.66	123.83	121.00
26	14	1341	U	N1-C2-O2	-5.66	118.84	122.80
26	14	2702	U	C6-N1-C1'	-5.66	113.27	121.20
26	1H	111	A	O5'-P-OP2	-5.66	100.61	105.70
26	1H	728	G	N9-C4-C5	-5.66	103.14	105.40
26	1H	826	U	C4-C5-C6	5.66	123.10	119.70
26	14	201	C	C5-C6-N1	-5.66	118.17	121.00
26	14	2762	G	C4-N9-C1'	5.66	133.86	126.50
26	14	2870	C	O5'-P-OP1	-5.66	100.61	105.70
26	1H	2486	G	C5-C6-O6	-5.66	125.21	128.60

Continued on next page...

Continued from previous page...

Mol	Chain	Res	Type	Atoms	Z	Observed(°)	Ideal(°)
26	14	1141	U	P-O3'-C3'	5.66	126.49	119.70
1	13	1222	G	C8-N9-C4	-5.66	104.14	106.40
26	1H	736	C	O5'-P-OP1	-5.66	100.61	105.70
27	16	29	A	C8-N9-C4	-5.66	103.54	105.80
1	1G	354	G	C6-C5-N7	-5.66	127.01	130.40
26	14	835	A	O5'-P-OP2	-5.66	100.61	105.70
1	13	1025	U	C2-N3-C4	5.65	130.39	127.00
26	1H	1578	U	C5-C4-O4	5.65	129.29	125.90
26	1H	1610	A	N9-C4-C5	-5.65	103.54	105.80
26	14	1661	G	N3-C2-N2	-5.65	115.94	119.90
26	14	2607	G	C2-N3-C4	-5.65	109.07	111.90
26	1H	1203	G	N1-C6-O6	-5.65	116.51	119.90
26	1H	1786	A	C4-N9-C1'	5.65	136.47	126.30
27	16	56	G	C4-N9-C1'	5.65	133.84	126.50
1	1G	522	C	O5'-P-OP2	-5.65	100.61	105.70
1	1G	541	G	N1-C6-O6	5.65	123.29	119.90
26	1H	670	A	N1-C6-N6	5.65	121.99	118.60
26	14	203	C	N1-C2-O2	-5.65	115.51	118.90
26	1H	1299	G	N7-C8-N9	5.65	115.92	113.10
26	1H	1683	C	N1-C2-N3	5.65	123.15	119.20
26	1H	2002	G	C6-C5-N7	-5.65	127.01	130.40
26	1H	2608	G	O5'-P-OP2	5.65	117.48	110.70
36	78	26	GLY	N-CA-C	-5.65	98.98	113.10
1	1G	1259	C	C6-N1-C2	-5.65	118.04	120.30
26	14	138	G	N1-C6-O6	5.65	123.29	119.90
26	1H	1635	G	OP1-P-OP2	-5.65	111.13	119.60
26	14	834	C	O5'-P-OP2	-5.65	100.62	105.70
26	14	2050	C	C2-N1-C1'	5.65	125.01	118.80
26	1H	1642	G	N3-C2-N2	-5.64	115.95	119.90
26	14	998	C	N3-C2-O2	-5.64	117.95	121.90
1	1G	413	G	O4'-C1'-N9	5.64	112.72	108.20
26	14	140	A	C6-C5-N7	-5.64	128.35	132.30
26	14	1769	G	N3-C4-C5	-5.64	125.78	128.60
54	M5	62	LEU	CB-CG-CD1	5.64	120.59	111.00
1	13	1433	A	O5'-P-OP1	-5.64	100.62	105.70
26	1H	251	A	C2-N3-C4	5.64	113.42	110.60
26	1H	2246	G	N3-C4-C5	-5.64	125.78	128.60
26	14	2042	A	O5'-P-OP2	-5.64	100.62	105.70
1	13	971	G	N3-C2-N2	-5.64	115.95	119.90
26	1H	443	A	O5'-P-OP2	-5.64	100.62	105.70
26	14	527	C	N3-C4-N4	-5.64	114.05	118.00
26	1H	1022	G	C6-N1-C2	-5.64	121.72	125.10

Continued on next page...

Continued from previous page...

Mol	Chain	Res	Type	Atoms	Z	Observed(°)	Ideal(°)
26	1H	1184	G	N3-C2-N2	-5.64	115.95	119.90
26	1H	1979	C	C6-N1-C2	-5.64	118.05	120.30
26	14	1830	C	C5-C4-N4	-5.64	116.25	120.20
26	1H	1161	C	C6-N1-C2	-5.63	118.05	120.30
1	1G	1234	C	N3-C2-O2	-5.63	117.96	121.90
26	1H	1785	A	C8-N9-C4	-5.63	103.55	105.80
1	1G	484	G	C4-N9-C1'	-5.63	119.18	126.50
1	1G	704	A	N9-C4-C5	-5.63	103.55	105.80
1	13	1502	A	N1-C2-N3	5.63	132.12	129.30
26	1H	46	C	O5'-P-OP2	-5.63	100.63	105.70
26	1H	1377	G	N9-C4-C5	5.63	107.65	105.40
27	16	109	G	C8-N9-C4	-5.63	104.15	106.40
26	14	1396	U	C2-N1-C1'	5.63	124.46	117.70
26	1H	400	G	N1-C6-O6	5.63	123.28	119.90
26	1H	1597	A	O4'-C1'-N9	5.63	112.70	108.20
26	14	410	G	C5-C6-O6	-5.63	125.22	128.60
26	14	669	G	C6-N1-C2	-5.63	121.72	125.10
26	14	1385	G	C8-N9-C1'	5.63	134.32	127.00
26	14	1597	A	N1-C6-N6	-5.63	115.22	118.60
26	14	1828	G	C4-C5-N7	-5.63	108.55	110.80
26	1H	404	C	P-O3'-C3'	5.63	126.45	119.70
26	1H	1166	C	O5'-P-OP1	-5.63	100.64	105.70
26	1H	1773	A	OP1-P-OP2	-5.63	111.16	119.60
26	14	250	G	C4-C5-N7	5.63	113.05	110.80
26	14	1995	U	N3-C2-O2	-5.63	118.26	122.20
26	1H	1885	A	N7-C8-N9	-5.62	110.99	113.80
26	1H	2499	C	N3-C4-N4	5.62	121.94	118.00
1	13	1527	C	C6-N1-C2	-5.62	118.05	120.30
26	1H	941	A	N1-C6-N6	5.62	121.97	118.60
26	1H	1224	G	N9-C4-C5	-5.62	103.15	105.40
26	1H	2246	G	N3-C4-N9	5.62	129.38	126.00
1	1G	1523	G	C4-C5-N7	-5.62	108.55	110.80
11	2A	63	LEU	CA-CB-CG	5.62	128.23	115.30
26	14	252	G	N3-C4-C5	-5.62	125.79	128.60
26	14	1359	A	C4-N9-C1'	-5.62	116.18	126.30
26	1H	2713	A	C5-C6-N1	-5.62	114.89	117.70
26	14	1021	A	C2-N3-C4	-5.62	107.79	110.60
26	14	1434	A	N7-C8-N9	-5.62	110.99	113.80
23	2K	17	C	C2-N3-C4	5.62	122.71	119.90
26	1H	2439	A	C5-N7-C8	-5.62	101.09	103.90
26	14	2604	U	C5-C4-O4	-5.62	122.53	125.90
26	14	2685	G	OP1-P-O3'	5.62	117.56	105.20

Continued on next page...

Continued from previous page...

Mol	Chain	Res	Type	Atoms	Z	Observed(°)	Ideal(°)
26	1H	813	U	C5-C6-N1	-5.62	119.89	122.70
26	14	1695	G	N9-C4-C5	-5.62	103.15	105.40
1	13	818	G	C5-N7-C8	5.62	107.11	104.30
26	1H	1374	G	N1-C6-O6	5.62	123.27	119.90
26	14	2211	G	C4-N9-C1'	5.62	133.80	126.50
26	14	2551	C	C5-C6-N1	-5.62	118.19	121.00
1	13	792	A	C5-N7-C8	-5.61	101.09	103.90
1	13	863	U	N1-C2-N3	5.61	118.27	114.90
26	1H	1950	G	C6-C5-N7	-5.61	127.03	130.40
26	14	2554	U	O5'-P-OP1	-5.61	100.65	105.70
41	C8	116	ALA	N-CA-C	-5.61	95.85	111.00
26	14	2440	C	C5-C4-N4	5.61	124.13	120.20
1	13	1455	G	C8-N9-C4	5.61	108.64	106.40
26	1H	946	G	C5-N7-C8	5.61	107.11	104.30
26	1H	1308	A	C8-N9-C4	-5.61	103.56	105.80
26	14	188	G	N1-C6-O6	5.61	123.27	119.90
26	14	223	A	C8-N9-C4	-5.61	103.56	105.80
26	14	992	C	N3-C2-O2	-5.61	117.97	121.90
26	14	1908	C	C6-N1-C2	-5.61	118.06	120.30
26	14	2062	A	C6-C5-N7	5.61	136.23	132.30
26	14	2503	A	C5-C6-N6	-5.61	119.21	123.70
26	14	2258	C	C5-C4-N4	-5.61	116.27	120.20
26	1H	128	C	C5-C6-N1	-5.61	118.20	121.00
26	1H	2086	U	O5'-P-OP2	-5.61	100.65	105.70
26	14	2050	C	N1-C2-O2	5.61	122.26	118.90
42	95	49	THR	C-N-CD	5.61	140.18	128.40
1	13	644	G	O5'-P-OP2	-5.61	100.66	105.70
1	13	652	U	O4'-C1'-N1	5.61	112.69	108.20
26	1H	1614	A	N3-C4-C5	5.61	130.72	126.80
26	14	205	G	C8-N9-C4	5.61	108.64	106.40
26	14	666	G	C2-N3-C4	-5.60	109.10	111.90
26	1H	630	G	C4-N9-C1'	-5.60	119.22	126.50
26	1H	1626	G	C8-N9-C4	-5.60	104.16	106.40
26	14	828	U	N3-C4-C5	-5.60	111.24	114.60
1	13	313	A	O5'-P-OP2	-5.60	100.66	105.70
1	13	697	U	C6-N1-C2	5.60	124.36	121.00
26	1H	201	C	C6-N1-C2	5.60	122.54	120.30
26	1H	1021	A	C5-C6-N1	-5.60	114.90	117.70
26	1H	1758	G	OP2-P-O3'	5.60	117.52	105.20
26	1H	1761	C	C6-N1-C2	5.60	122.54	120.30
26	1H	2502	G	C8-N9-C4	-5.60	104.16	106.40
1	1G	1300	G	P-O3'-C3'	5.60	126.42	119.70

Continued on next page...

Continued from previous page...

Mol	Chain	Res	Type	Atoms	Z	Observed(°)	Ideal(°)
26	14	58	G	C6-C5-N7	-5.60	127.04	130.40
1	13	394	G	C8-N9-C4	-5.60	104.16	106.40
26	1H	239	U	C5-C4-O4	5.60	129.26	125.90
26	1H	530	G	N1-C2-N2	-5.60	111.16	116.20
26	1H	2484	G	C8-N9-C4	5.60	108.64	106.40
1	1G	316	G	OP1-P-O3'	5.60	117.51	105.20
26	14	242	G	C8-N9-C4	5.60	108.64	106.40
26	14	1779	U	C6-N1-C1'	-5.60	113.36	121.20
26	14	1822	G	N9-C4-C5	5.60	107.64	105.40
26	14	2473	U	C6-N1-C1'	-5.60	113.36	121.20
26	1H	1698	A	N1-C2-N3	5.59	132.10	129.30
27	1J	81	G	C6-C5-N7	-5.59	127.04	130.40
26	1H	534	U	OP2-P-O3'	5.59	117.50	105.20
1	1G	1465	C	C2-N1-C1'	5.59	124.95	118.80
26	14	278	A	P-O3'-C3'	5.59	126.41	119.70
1	13	825	G	C8-N9-C4	-5.59	104.16	106.40
26	1H	1575	C	O5'-P-OP1	5.59	117.41	110.70
26	1H	110	G	N7-C8-N9	-5.59	110.31	113.10
26	1H	1579	A	N1-C6-N6	5.59	121.95	118.60
55	3L	55	U	C2-N1-C1'	5.59	124.41	117.70
1	13	1370	G	N1-C6-O6	5.59	123.25	119.90
26	1H	659	C	C6-N1-C2	5.59	122.53	120.30
26	1H	1302	A	C4-C5-N7	-5.59	107.91	110.70
26	1H	1578	U	N3-C2-O2	-5.59	118.29	122.20
26	1H	2056	G	N9-C4-C5	-5.59	103.17	105.40
1	1G	1225	A	N7-C8-N9	5.59	116.59	113.80
1	13	1382	C	N1-C2-O2	5.58	122.25	118.90
26	1H	1559	G	N3-C4-C5	5.58	131.39	128.60
26	1H	1804	C	OP1-P-OP2	-5.58	111.22	119.60
26	1H	1817	G	N3-C2-N2	5.58	123.81	119.90
1	1G	1523	G	N3-C4-C5	-5.58	125.81	128.60
26	14	71	A	C8-N9-C4	-5.58	103.57	105.80
1	13	85	U	C2-N1-C1'	-5.58	111.00	117.70
1	13	771	G	C2-N3-C4	-5.58	109.11	111.90
26	1H	124	G	C2-N3-C4	-5.58	109.11	111.90
26	1H	1302	A	C5-C6-N6	5.58	128.16	123.70
26	1H	1310	G	C4-C5-N7	5.58	113.03	110.80
26	1H	1955	U	N1-C2-N3	5.58	118.25	114.90
26	1H	1969	A	C5-N7-C8	5.58	106.69	103.90
26	14	117	G	O5'-P-OP1	5.58	117.40	110.70
26	1H	451	C	N3-C2-O2	5.58	125.81	121.90
26	1H	1220	A	N1-C6-N6	-5.58	115.25	118.60

Continued on next page...

Continued from previous page...

Mol	Chain	Res	Type	Atoms	Z	Observed(°)	Ideal(°)
1	1G	221	C	N1-C2-O2	5.58	122.25	118.90
26	14	2033	A	C2-N3-C4	5.58	113.39	110.60
1	13	1252	A	N1-C6-N6	-5.58	115.25	118.60
1	13	1513	A	C5-C6-N6	-5.58	119.24	123.70
26	1H	1347	G	N1-C6-O6	5.58	123.25	119.90
26	14	2060	A	N1-C6-N6	-5.58	115.25	118.60
1	13	580	U	N3-C2-O2	-5.58	118.30	122.20
26	1H	1647	G	C5-C6-O6	5.58	131.95	128.60
26	14	974(A)	C	C5-C4-N4	5.58	124.10	120.20
26	1H	74	A	N3-C4-N9	-5.57	122.94	127.40
26	14	121	G	C5-C6-O6	-5.57	125.26	128.60
1	13	52	G	N9-C4-C5	-5.57	103.17	105.40
1	13	783	C	C6-N1-C2	5.57	122.53	120.30
26	1H	534	U	O5'-P-OP1	-5.57	100.69	105.70
26	1H	974	G	OP1-P-OP2	5.57	127.95	119.60
26	1H	2336	A	C2-N3-C4	5.57	113.39	110.60
26	14	809	G	N3-C4-C5	-5.57	125.81	128.60
26	14	1768	U	C2-N3-C4	5.57	130.34	127.00
26	1H	784	A	OP1-P-OP2	-5.57	111.25	119.60
26	1H	938	G	N1-C2-N2	-5.57	111.19	116.20
26	1H	1625	C	N1-C2-O2	5.57	122.24	118.90
26	1H	1673	U	C5-C6-N1	-5.57	119.92	122.70
26	14	475	U	C6-N1-C2	-5.57	117.66	121.00
26	14	774	A	O5'-P-OP2	-5.57	100.69	105.70
1	13	833	U	C5-C4-O4	5.57	129.24	125.90
26	1H	2508	G	N1-C6-O6	-5.57	116.56	119.90
26	1H	2530	A	N1-C6-N6	5.57	121.94	118.60
1	1G	180	U	N3-C4-O4	5.57	123.30	119.40
26	14	204	A	C8-N9-C4	-5.57	103.57	105.80
26	14	2346	A	C5-C6-N1	-5.57	114.92	117.70
26	14	2477	C	OP2-P-O3'	5.57	117.44	105.20
1	13	1301	U	C5-C6-N1	5.56	125.48	122.70
26	14	201	C	C2-N1-C1'	-5.56	112.68	118.80
26	14	715	G	C5-C6-O6	-5.56	125.26	128.60
26	1H	1370	C	N1-C2-O2	-5.56	115.56	118.90
26	1H	1610	A	C5-N7-C8	-5.56	101.12	103.90
26	14	725	G	N1-C6-O6	5.56	123.24	119.90
26	14	2092	U	C5-C4-O4	5.56	129.24	125.90
1	13	1227	A	N3-C4-C5	5.56	130.69	126.80
26	14	127	A	O5'-P-OP2	-5.56	100.69	105.70
1	13	793	U	N1-C2-O2	-5.56	118.91	122.80
26	1H	50	U	O5'-P-OP2	-5.56	100.70	105.70

Continued on next page...

Continued from previous page...

Mol	Chain	Res	Type	Atoms	Z	Observed(°)	Ideal(°)
1	1G	1438	G	C4-C5-N7	-5.56	108.58	110.80
26	14	1900	A	C6-C5-N7	-5.56	128.41	132.30
26	1H	486	C	N3-C4-N4	5.56	121.89	118.00
26	1H	1307	A	N9-C4-C5	-5.56	103.58	105.80
26	1H	945	A	N9-C1'-C2'	5.56	121.22	114.00
30	39	74	ARG	NE-CZ-NH2	-5.56	117.52	120.30
26	1H	1413	G	C8-N9-C4	-5.55	104.18	106.40
26	1H	1818	U	OP1-P-OP2	5.55	127.93	119.60
26	1H	105	C	C6-N1-C2	-5.55	118.08	120.30
26	1H	1021	A	N1-C6-N6	5.55	121.93	118.60
26	1H	2287	A	N3-C4-C5	5.55	130.69	126.80
26	14	1567	A	OP1-P-O3'	5.55	117.41	105.20
26	1H	1653	G	N3-C2-N2	5.55	123.78	119.90
26	1H	2497	A	N3-C4-C5	-5.55	122.92	126.80
26	14	620	G	O5'-P-OP2	-5.55	100.71	105.70
26	14	2239	G	C5-C6-O6	5.55	131.93	128.60
1	13	733	A	O4'-C1'-N9	5.55	112.64	108.20
26	1H	472	A	C2-N3-C4	-5.55	107.83	110.60
26	1H	1829	A	C5-C6-N6	5.55	128.14	123.70
26	1H	2307	G	C8-N9-C1'	-5.55	119.79	127.00
26	1H	2592	G	N3-C4-C5	-5.55	125.83	128.60
26	1H	2592	G	C6-C5-N7	-5.55	127.07	130.40
26	1H	2447	G	C5-C6-N1	5.54	114.27	111.50
26	1H	209	C	C5-C6-N1	-5.54	118.23	121.00
26	1H	797	C	C2-N3-C4	-5.54	117.13	119.90
26	1H	1535	U	O4'-C1'-N1	5.54	112.64	108.20
26	1H	1698	A	N3-C4-C5	5.54	130.68	126.80
26	1H	2288	A	C5-C6-N6	-5.54	119.26	123.70
26	14	693	C	C5-C4-N4	5.54	124.08	120.20
1	13	1086	U	N3-C4-O4	5.54	123.28	119.40
26	1H	1675	C	N3-C4-C5	-5.54	119.68	121.90
26	1H	2502	G	N7-C8-N9	5.54	115.87	113.10
26	14	1259	G	N1-C2-N2	-5.54	111.21	116.20
26	1H	2441	C	C5-C4-N4	5.54	124.08	120.20
1	1G	481	G	N3-C4-C5	-5.54	125.83	128.60
26	14	2261	C	O5'-P-OP2	-5.54	100.71	105.70
26	14	2597	G	N1-C6-O6	5.54	123.22	119.90
26	1H	776	G	O4'-C1'-N9	-5.54	103.77	108.20
26	1H	1614	A	N7-C8-N9	5.54	116.57	113.80
26	1H	1660	C	N3-C2-O2	-5.54	118.02	121.90
26	1H	2307	G	N7-C8-N9	5.54	115.87	113.10
32	51	171	LEU	N-CA-C	5.54	125.95	111.00

Continued on next page...

Continued from previous page...

Mol	Chain	Res	Type	Atoms	Z	Observed(°)	Ideal(°)
1	13	221	C	C6-N1-C2	-5.54	118.09	120.30
26	1H	1178	C	P-O3'-C3'	5.54	126.34	119.70
26	1H	2439	A	C4-C5-N7	5.54	113.47	110.70
26	14	856	C	O5'-P-OP1	-5.54	100.72	105.70
26	14	1684	C	C6-N1-C2	5.54	122.52	120.30
35	25	8	LEU	CA-CB-CG	5.54	128.03	115.30
1	13	810	C	C6-N1-C1'	-5.53	114.16	120.80
26	1H	470	A	C4-C5-N7	5.53	113.47	110.70
26	1H	2592	G	N3-C4-N9	5.53	129.32	126.00
26	14	2293	C	O5'-P-OP1	5.53	117.34	110.70
37	45	81	VAL	N-CA-C	5.53	125.94	111.00
1	13	1227	A	O5'-P-OP2	-5.53	100.72	105.70
26	1H	2713	A	C4-C5-N7	5.53	113.47	110.70
26	14	730	C	O5'-P-OP1	5.53	117.34	110.70
26	14	1899	G	C4-C5-C6	-5.53	115.48	118.80
27	1J	70	C	C6-N1-C2	-5.53	118.09	120.30
26	1H	791	C	P-O3'-C3'	5.53	126.33	119.70
26	14	1992	G	C2'-C3'-O3'	5.53	122.55	113.70
26	1H	1189	A	N1-C2-N3	-5.53	126.54	129.30
26	1H	2412	A	N1-C2-N3	5.53	132.06	129.30
26	14	388	G	N3-C4-C5	5.53	131.36	128.60
26	14	393	C	C6-N1-C2	-5.53	118.09	120.30
26	1H	416	C	C6-N1-C2	5.53	122.51	120.30
26	1H	1698	A	C5-C6-N1	-5.53	114.94	117.70
1	1G	688	G	N1-C6-O6	-5.53	116.58	119.90
26	1H	1289	C	O5'-P-OP1	-5.52	100.73	105.70
34	15	15	LEU	CA-CB-CG	5.52	128.00	115.30
26	1H	528	A	O4'-C1'-N9	-5.52	103.78	108.20
26	1H	2060	A	C4-C5-C6	-5.52	114.24	117.00
26	14	2275	C	C5-C6-N1	5.52	123.76	121.00
1	13	703	G	N3-C4-C5	-5.52	125.84	128.60
26	1H	247	G	N1-C2-N2	-5.52	111.23	116.20
26	1H	686	G	N3-C2-N2	5.52	123.76	119.90
26	1H	704	G	C6-N1-C2	-5.52	121.79	125.10
26	1H	1326	U	N1-C2-O2	5.52	126.66	122.80
26	1H	1380	G	C5-C6-O6	-5.52	125.29	128.60
26	1H	1397	U	N3-C2-O2	-5.52	118.34	122.20
1	1G	1402	C	C5-C6-N1	-5.52	118.24	121.00
26	14	1830	C	N3-C4-N4	5.52	121.86	118.00
26	1H	667	U	N1-C2-N3	5.52	118.21	114.90
26	1H	1694	C	OP2-P-O3'	5.52	117.34	105.20
26	1H	1895	C	C6-N1-C2	-5.52	118.09	120.30

Continued on next page...

Continued from previous page...

Mol	Chain	Res	Type	Atoms	Z	Observed(°)	Ideal(°)
26	1H	1984	G	O5'-P-OP2	-5.52	100.73	105.70
26	1H	2264	C	OP1-P-O3'	5.52	117.34	105.20
26	14	729	G	C5-C6-O6	-5.52	125.29	128.60
26	14	933	A	C4-C5-N7	5.52	113.46	110.70
26	14	966	G	N1-C6-O6	-5.52	116.59	119.90
26	1H	2009	G	C5-C6-N1	5.52	114.26	111.50
23	2L	10	G	O5'-P-OP1	-5.52	100.74	105.70
26	14	527	C	C5-C4-N4	5.52	124.06	120.20
1	13	128	G	N3-C4-N9	-5.51	122.69	126.00
1	13	353	A	OP2-P-O3'	5.51	117.33	105.20
26	14	1259	G	N3-C2-N2	5.51	123.76	119.90
1	13	818	G	N7-C8-N9	-5.51	110.34	113.10
26	1H	2392	A	C6-N1-C2	5.51	121.91	118.60
26	14	856	C	C5-C6-N1	5.51	123.76	121.00
26	1H	2319	G	N3-C4-C5	-5.51	125.84	128.60
27	16	2	C	C5-C6-N1	5.51	123.75	121.00
26	14	1293	C	N3-C4-C5	5.51	124.10	121.90
1	13	438	G	O5'-P-OP2	-5.51	100.74	105.70
26	14	1823	G	C5-C6-O6	5.51	131.91	128.60
26	14	1955	U	N1-C2-N3	5.51	118.21	114.90
26	1H	955	C	OP1-P-OP2	5.51	127.86	119.60
26	1H	2299	G	O5'-P-OP2	5.51	117.31	110.70
28	19	272	ALA	N-CA-CB	-5.51	102.39	110.10
26	1H	813	U	N1-C2-O2	-5.51	118.95	122.80
26	1H	793	A	N3-C4-C5	-5.50	122.95	126.80
26	1H	2338	G	C5-C6-O6	-5.50	125.30	128.60
26	1H	621	A	N3-C4-C5	5.50	130.65	126.80
26	1H	786	C	C5-C4-N4	5.50	124.05	120.20
26	1H	2346	A	P-O3'-C3'	5.50	126.30	119.70
26	14	2607	G	C6-C5-N7	-5.50	127.10	130.40
1	13	507	C	C6-N1-C2	-5.50	118.10	120.30
26	1H	799	G	N9-C4-C5	-5.50	103.20	105.40
26	1H	1378	A	N3-C4-C5	5.50	130.65	126.80
26	1H	1511	A	N1-C6-N6	-5.50	115.30	118.60
26	1H	2856	C	C6-N1-C2	-5.50	118.10	120.30
26	14	450	G	C6-C5-N7	-5.50	127.10	130.40
26	14	2544	G	C5-C6-N1	-5.50	108.75	111.50
26	14	1187	G	C6-C5-N7	-5.50	127.10	130.40
26	14	1931	U	OP1-P-OP2	-5.50	111.35	119.60
26	1H	1312	U	C5-C4-O4	5.50	129.20	125.90
26	1H	2436	G	N3-C2-N2	-5.50	116.05	119.90
26	14	1204	A	C5-N7-C8	-5.50	101.15	103.90

Continued on next page...

Continued from previous page...

Mol	Chain	Res	Type	Atoms	Z	Observed(°)	Ideal(°)
26	14	2595	G	O5'-P-OP1	-5.50	100.75	105.70
26	1H	258	G	N3-C2-N2	5.50	123.75	119.90
1	1G	264	U	C2-N1-C1'	5.50	124.30	117.70
26	14	770	G	C8-N9-C4	5.50	108.60	106.40
26	14	1496	A	C4-C5-N7	5.50	113.45	110.70
26	14	1681	G	O5'-P-OP1	-5.50	100.75	105.70
26	14	2054	A	N1-C6-N6	-5.50	115.30	118.60
1	13	1503	A	OP1-P-O3'	5.50	117.29	105.20
26	14	1783	A	C2-N3-C4	-5.50	107.85	110.60
26	14	2690	C	C5-C6-N1	-5.50	118.25	121.00
26	1H	1614	A	OP1-P-OP2	5.49	127.84	119.60
26	1H	2582	G	O5'-P-OP1	-5.49	100.76	105.70
26	14	1825	A	N9-C4-C5	5.49	108.00	105.80
26	1H	2502	G	N3-C4-C5	-5.49	125.85	128.60
1	1G	569	C	C6-N1-C2	-5.49	118.10	120.30
26	14	2248	C	N3-C2-O2	-5.49	118.06	121.90
26	1H	831	G	C5-N7-C8	5.49	107.05	104.30
26	14	123	G	C8-N9-C4	5.49	108.60	106.40
26	1H	245	G	C4-C5-C6	5.49	122.09	118.80
26	1H	274	G	N7-C8-N9	5.49	115.84	113.10
26	1H	2566	A	P-O3'-C3'	5.49	126.29	119.70
1	1G	162	A	C8-N9-C4	-5.49	103.60	105.80
26	14	912	C	C2-N1-C1'	5.49	124.84	118.80
26	14	929	G	C6-C5-N7	-5.49	127.11	130.40
26	14	1394	U	OP1-P-OP2	-5.49	111.37	119.60
26	1H	2208	U	N1-C2-O2	-5.49	118.96	122.80
1	1G	567	G	C8-N9-C1'	5.49	134.13	127.00
26	14	1026	U	C2-N1-C1'	5.49	124.28	117.70
26	1H	988	A	N7-C8-N9	5.49	116.54	113.80
1	1G	913	A	OP2-P-O3'	5.49	117.27	105.20
26	14	2084	C	C5-C6-N1	-5.49	118.26	121.00
30	39	125	LEU	CA-CB-CG	5.49	127.92	115.30
26	1H	25	U	C5-C4-O4	-5.48	122.61	125.90
26	1H	2593	U	C4-C5-C6	-5.48	116.41	119.70
26	14	1336	A	O5'-P-OP2	-5.48	100.76	105.70
26	1H	74	A	C6-C5-N7	-5.48	128.46	132.30
26	1H	781	A	C5-N7-C8	5.48	106.64	103.90
27	16	2	C	C6-N1-C2	-5.48	118.11	120.30
26	14	130	C	C5-C6-N1	-5.48	118.26	121.00
26	14	1496	A	O4'-C1'-N9	5.48	112.58	108.20
26	1H	1403	C	O5'-P-OP1	-5.48	100.77	105.70
26	1H	299	A	OP2-P-O3'	5.48	117.25	105.20

Continued on next page...

Continued from previous page...

Mol	Chain	Res	Type	Atoms	Z	Observed(°)	Ideal(°)
26	1H	1671	U	N3-C4-O4	5.48	123.23	119.40
26	14	1695	G	N3-C4-N9	5.48	129.29	126.00
26	14	1790	C	N3-C4-C5	5.48	124.09	121.90
26	14	1821	A	N1-C2-N3	5.48	132.04	129.30
26	14	2336	A	N1-C6-N6	-5.48	115.31	118.60
33	69	131	LYS	C-N-CD	-5.48	108.55	120.60
1	13	575	G	O4'-C1'-N9	-5.47	103.82	108.20
1	13	590	C	N3-C2-O2	-5.47	118.07	121.90
1	13	1490	C	C2-N1-C1'	-5.47	112.78	118.80
26	1H	574	C	O5'-P-OP1	5.47	117.27	110.70
26	1H	1241	A	C5-N7-C8	-5.47	101.16	103.90
27	16	17	C	N3-C2-O2	-5.47	118.07	121.90
26	14	985	C	N1-C2-O2	5.47	122.18	118.90
1	13	872	A	C6-N1-C2	5.47	121.88	118.60
26	1H	529	A	N7-C8-N9	5.47	116.54	113.80
26	1H	2332	U	OP2-P-O3'	5.47	117.24	105.20
26	1H	2849	U	OP1-P-O3'	5.47	117.24	105.20
26	14	681	G	N1-C6-O6	5.47	123.18	119.90
26	14	1241	A	N9-C4-C5	-5.47	103.61	105.80
26	14	2087	G	N9-C4-C5	-5.47	103.21	105.40
26	14	2239	G	N1-C6-O6	-5.47	116.62	119.90
1	13	1199	U	C6-N1-C2	-5.47	117.72	121.00
1	13	1464	G	C5-C6-O6	-5.47	125.32	128.60
26	1H	1560	G	OP1-P-O3'	5.47	117.23	105.20
26	14	1779	U	C2-N1-C1'	5.47	124.26	117.70
55	3L	55	U	O4'-C1'-N1	5.47	112.58	108.20
26	1H	1142(A)	A	C5-N7-C8	-5.47	101.17	103.90
26	1H	1535	U	C2-N1-C1'	5.47	124.26	117.70
26	1H	1601	G	C5-N7-C8	-5.47	101.57	104.30
26	14	671	C	N3-C4-N4	-5.47	114.17	118.00
26	1H	193	U	C4-C5-C6	5.46	122.98	119.70
26	1H	1653	G	O5'-P-OP2	-5.46	100.78	105.70
26	1H	1920	C	N1-C2-O2	5.46	122.18	118.90
26	1H	2027	G	C4-C5-N7	-5.46	108.61	110.80
26	1H	2234	G	C5-C6-O6	-5.46	125.32	128.60
26	1H	562	U	C5-C6-N1	-5.46	119.97	122.70
26	1H	781	A	N9-C4-C5	-5.46	103.61	105.80
1	1G	251	G	O4'-C1'-N9	-5.46	103.83	108.20
26	1H	209	C	C2-N3-C4	-5.46	117.17	119.90
26	1H	630	G	C8-N9-C4	5.46	108.58	106.40
1	1G	1465	C	N1-C2-O2	5.46	122.18	118.90
26	14	704	G	N3-C2-N2	-5.46	116.08	119.90

Continued on next page...

Continued from previous page...

Mol	Chain	Res	Type	Atoms	Z	Observed(°)	Ideal(°)
26	14	837	C	C6-N1-C2	-5.46	118.11	120.30
26	14	2329	G	C5-C6-N1	5.46	114.23	111.50
26	1H	1683	C	N3-C2-O2	-5.46	118.08	121.90
26	1H	813	U	O5'-P-OP2	-5.46	100.79	105.70
37	88	91	GLU	C-N-CA	-5.46	110.84	122.30
26	14	566	U	C5-C6-N1	-5.46	119.97	122.70
26	1H	266	G	O5'-P-OP2	-5.46	100.79	105.70
26	1H	1210	A	N1-C6-N6	5.46	121.87	118.60
26	1H	1381	G	O5'-P-OP1	-5.46	100.79	105.70
26	1H	2485	G	N3-C4-N9	5.46	129.27	126.00
1	13	1113	C	C6-N1-C2	-5.46	118.12	120.30
1	13	1177	G	O5'-P-OP1	5.46	117.25	110.70
26	1H	1782	C	N3-C2-O2	-5.46	118.08	121.90
26	14	71	A	C6-C5-N7	-5.46	128.48	132.30
26	1H	1204	A	N1-C6-N6	5.45	121.87	118.60
26	1H	1568	G	OP1-P-OP2	-5.45	111.42	119.60
26	1H	2265	U	C6-N1-C2	-5.45	117.73	121.00
1	1G	581	G	N1-C6-O6	5.45	123.17	119.90
26	14	1768	U	C6-N1-C1'	5.45	128.84	121.20
26	1H	646	A	C8-N9-C4	-5.45	103.62	105.80
26	1H	939	G	C5-C6-O6	5.45	131.87	128.60
26	1H	372	G	O4'-C1'-N9	5.45	112.56	108.20
26	1H	1639	U	C2-N3-C4	-5.45	123.73	127.00
25	4L	16	A	C8-N9-C4	5.45	107.98	105.80
26	14	204	A	C2-N3-C4	5.45	113.33	110.60
26	14	945	A	N3-C4-C5	5.45	130.62	126.80
26	14	1372	U	N3-C4-C5	-5.45	111.33	114.60
26	14	1674	G	N1-C6-O6	5.45	123.17	119.90
26	14	2279	G	N3-C2-N2	5.45	123.72	119.90
1	13	690	G	C2-N3-C4	-5.45	109.18	111.90
26	1H	664	C	C2-N3-C4	-5.45	117.18	119.90
26	1H	2711	A	OP1-P-O3'	5.45	117.19	105.20
27	16	48	A	N1-C6-N6	5.45	121.87	118.60
26	14	1022	G	N9-C4-C5	5.45	107.58	105.40
26	1H	110	G	N1-C6-O6	-5.45	116.63	119.90
26	1H	119	A	C5-N7-C8	5.45	106.62	103.90
26	1H	1162	G	C8-N9-C4	-5.45	104.22	106.40
26	1H	1959	G	C8-N9-C4	-5.45	104.22	106.40
1	13	819	A	N1-C6-N6	-5.45	115.33	118.60
26	1H	1332	G	C4-N9-C1'	5.45	133.58	126.50
26	1H	1424	G	O5'-P-OP2	-5.45	100.80	105.70
26	1H	1649	G	O5'-P-OP1	-5.45	100.80	105.70

Continued on next page...

Continued from previous page...

Mol	Chain	Res	Type	Atoms	Z	Observed(°)	Ideal(°)
26	1H	1784	A	OP1-P-O3'	5.45	117.18	105.20
1	1G	1224	G	OP1-P-OP2	-5.45	111.43	119.60
26	14	808	G	N3-C4-N9	5.45	129.27	126.00
26	14	2038	G	N7-C8-N9	-5.45	110.38	113.10
1	13	1099	G	C5-C6-O6	5.44	131.87	128.60
26	1H	1022	G	P-O3'-C3'	5.44	126.23	119.70
1	1G	909	A	C8-N9-C4	5.44	107.98	105.80
22	1K	83	C	N3-C4-C5	5.44	124.08	121.90
26	1H	23	G	N3-C2-N2	-5.44	116.09	119.90
26	14	1196	C	C6-N1-C2	5.44	122.48	120.30
1	13	1220	G	C8-N9-C4	-5.44	104.22	106.40
1	13	1190	G	N1-C6-O6	5.44	123.16	119.90
26	14	1930	G	OP2-P-O3'	5.44	117.17	105.20
1	13	656	C	C5-C6-N1	5.44	123.72	121.00
26	1H	314	A	C4-C5-C6	-5.44	114.28	117.00
26	1H	1998	G	C2-N3-C4	-5.44	109.18	111.90
26	14	198	C	O5'-P-OP1	-5.44	100.81	105.70
26	14	1370	C	C5-C4-N4	-5.44	116.39	120.20
26	14	2248	C	C6-N1-C2	-5.44	118.12	120.30
26	14	2681	C	N3-C4-N4	-5.44	114.19	118.00
26	1H	774	A	C4-C5-N7	5.44	113.42	110.70
1	13	819	A	N9-C4-C5	5.43	107.97	105.80
26	1H	344	G	N3-C4-C5	-5.43	125.88	128.60
26	1H	2701	C	N3-C2-O2	-5.43	118.10	121.90
27	16	29	A	OP1-P-OP2	-5.43	111.45	119.60
27	16	79	C	C2-N1-C1'	5.43	124.78	118.80
26	14	1394	U	O5'-P-OP2	5.43	117.22	110.70
1	13	529	G	N1-C6-O6	5.43	123.16	119.90
26	1H	990	A	OP2-P-O3'	5.43	117.15	105.20
26	1H	1404	C	C5-C6-N1	-5.43	118.28	121.00
26	14	1950	G	C6-C5-N7	-5.43	127.14	130.40
26	14	647	G	N1-C6-O6	5.43	123.16	119.90
26	14	1482	U	C5-C4-O4	5.43	129.16	125.90
1	13	117	G	C5-C6-O6	-5.43	125.34	128.60
1	13	545	C	N3-C4-N4	-5.43	114.20	118.00
26	1H	654(I)	C	C6-N1-C1'	-5.43	114.28	120.80
26	1H	814	C	O5'-P-OP2	-5.43	100.81	105.70
26	14	628	G	N1-C6-O6	5.43	123.16	119.90
26	1H	216	A	N1-C6-N6	5.43	121.86	118.60
26	1H	1213	A	N1-C6-N6	5.43	121.86	118.60
26	1H	34	C	P-O3'-C3'	5.43	126.21	119.70
26	1H	832	G	N7-C8-N9	5.43	115.81	113.10

Continued on next page...

Continued from previous page...

Mol	Chain	Res	Type	Atoms	Z	Observed(°)	Ideal(°)
26	1H	1757	U	O4'-C1'-N1	5.43	112.54	108.20
26	14	2600	A	C5-C6-N1	5.43	120.41	117.70
26	1H	1664	A	C8-N9-C4	-5.42	103.63	105.80
26	1H	2485	G	N9-C4-C5	-5.42	103.23	105.40
26	1H	1971	A	C2-N3-C4	5.42	113.31	110.60
26	1H	2199	A	C8-N9-C4	-5.42	103.63	105.80
42	D8	35	LEU	CA-CB-CG	5.42	127.77	115.30
50	L8	31	LEU	CA-CB-CG	5.42	127.77	115.30
26	14	633	A	N1-C6-N6	5.42	121.85	118.60
26	1H	28	A	C8-N9-C4	5.42	107.97	105.80
26	1H	816	C	O5'-P-OP1	5.42	117.21	110.70
26	1H	2430	A	C8-N9-C1'	5.42	137.46	127.70
26	14	47	C	C6-N1-C2	5.42	122.47	120.30
36	78	23	PRO	CA-C-N	5.42	127.04	116.20
26	14	312	G	C6-C5-N7	-5.42	127.15	130.40
1	13	892	A	N1-C6-N6	5.42	121.85	118.60
26	1H	274	G	C8-N9-C4	-5.42	104.23	106.40
26	1H	658	C	N3-C2-O2	-5.42	118.11	121.90
26	1H	1363	C	C2-N3-C4	-5.42	117.19	119.90
26	1H	2505	G	C5-C6-N1	-5.42	108.79	111.50
26	14	1934	C	OP1-P-O3'	5.42	117.12	105.20
26	1H	196	A	C5-C6-N1	-5.42	114.99	117.70
26	1H	2708	G	OP1-P-OP2	5.42	127.72	119.60
26	1H	2740	A	O5'-P-OP2	-5.42	100.83	105.70
1	13	566	G	N3-C4-N9	5.41	129.25	126.00
26	1H	2606	C	OP1-P-O3'	5.41	117.11	105.20
26	14	560	C	N1-C2-O2	-5.41	115.65	118.90
26	14	1318	C	O5'-P-OP2	5.41	117.19	110.70
26	1H	2785	C	C6-N1-C2	-5.41	118.14	120.30
1	1G	108	G	N3-C2-N2	5.41	123.69	119.90
26	14	460	A	N1-C6-N6	5.41	121.85	118.60
26	14	1621	U	N1-C2-O2	-5.41	119.01	122.80
26	1H	828	U	C2-N3-C4	5.41	130.25	127.00
26	1H	1378	A	N3-C4-N9	-5.41	123.07	127.40
26	1H	1634	A	OP1-P-O3'	5.41	117.10	105.20
1	1G	559	A	N7-C8-N9	5.41	116.50	113.80
1	1G	697	U	O5'-P-OP2	-5.41	100.83	105.70
26	14	202	U	N3-C4-O4	5.41	123.19	119.40
26	1H	1613	G	C5-C6-O6	5.41	131.84	128.60
26	1H	2210	G	C4-N9-C1'	5.41	133.53	126.50
26	14	729	G	C5-N7-C8	-5.41	101.60	104.30
26	14	1698	A	C5-C6-N1	-5.41	115.00	117.70

Continued on next page...

Continued from previous page...

Mol	Chain	Res	Type	Atoms	Z	Observed(°)	Ideal(°)
26	1H	913	U	C6-N1-C1'	-5.40	113.64	121.20
1	13	1279	A	C4-C5-C6	5.40	119.70	117.00
26	1H	98	G	OP1-P-OP2	5.40	127.70	119.60
26	1H	1817	G	C5-C6-O6	5.40	131.84	128.60
26	1H	2575	C	C2-N3-C4	-5.40	117.20	119.90
26	14	1728	G	N3-C4-C5	-5.40	125.90	128.60
26	14	1901	A	C5-C6-N1	5.40	120.40	117.70
26	14	1978	A	N9-C4-C5	5.40	107.96	105.80
1	13	781	A	C8-N9-C4	5.40	107.96	105.80
26	1H	580	C	N3-C4-C5	-5.40	119.74	121.90
26	1H	971	C	N1-C2-O2	-5.40	115.66	118.90
26	1H	2082	A	C8-N9-C4	5.40	107.96	105.80
1	1G	1502	A	C6-C5-N7	-5.40	128.52	132.30
26	1H	1122	G	C5-C6-O6	-5.40	125.36	128.60
26	1H	2712	U	C5-C6-N1	-5.40	120.00	122.70
36	78	106	LEU	CA-CB-CG	5.40	127.72	115.30
1	1G	449	C	C5-C4-N4	5.40	123.98	120.20
26	1H	1604	C	O5'-P-OP2	5.40	117.18	110.70
26	1H	1694	C	P-O3'-C3'	5.40	126.18	119.70
26	1H	2233	U	N1-C2-O2	-5.40	119.02	122.80
26	14	1210	A	C3'-C2'-C1'	5.40	105.82	101.50
26	14	1999	C	OP2-P-O3'	5.40	117.08	105.20
26	1H	1257	C	N1-C2-N3	5.40	122.98	119.20
26	14	567	A	C5-N7-C8	-5.40	101.20	103.90
26	14	1406	U	OP1-P-O3'	5.40	117.07	105.20
1	13	1266	G	C4-N9-C1'	-5.39	119.49	126.50
26	1H	564	C	C5-C6-N1	5.39	123.70	121.00
26	1H	649	G	N1-C6-O6	5.39	123.14	119.90
26	1H	1649	G	N3-C4-N9	5.39	129.24	126.00
24	1L	78	C	P-O3'-C3'	5.39	126.17	119.70
18	9I	31	LEU	CA-CB-CG	5.39	127.70	115.30
26	1H	2099	U	C5-C6-N1	5.39	125.40	122.70
26	1H	2363	C	C5-C6-N1	-5.39	118.30	121.00
26	1H	1618	A	N1-C6-N6	-5.39	115.37	118.60
26	1H	1997	G	N1-C2-N3	5.39	127.13	123.90
26	1H	2307	G	C6-C5-N7	-5.39	127.17	130.40
26	1H	2699	C	C2-N1-C1'	-5.39	112.87	118.80
26	14	70	G	N3-C2-N2	5.39	123.67	119.90
26	14	2404	C	O5'-P-OP1	-5.39	100.85	105.70
26	14	2727	G	C8-N9-C4	-5.39	104.24	106.40
26	14	929	G	C5-C6-O6	-5.39	125.37	128.60
26	14	2755	C	C5-C6-N1	5.39	123.69	121.00

Continued on next page...

Continued from previous page...

Mol	Chain	Res	Type	Atoms	Z	Observed(°)	Ideal(°)
33	69	102	SER	N-CA-C	-5.39	96.46	111.00
26	1H	111	A	N9-C4-C5	5.38	107.95	105.80
26	1H	459	U	OP2-P-O3'	5.38	117.05	105.20
26	1H	462	C	N1-C2-O2	-5.38	115.67	118.90
26	1H	1050	A	O4'-C1'-N9	5.38	112.51	108.20
26	1H	1562	A	N1-C2-N3	5.38	131.99	129.30
26	1H	1599	C	O5'-P-OP2	-5.38	100.85	105.70
26	14	68	G	N1-C6-O6	5.38	123.13	119.90
26	14	1346	G	N3-C2-N2	5.38	123.67	119.90
26	14	1992	G	N3-C4-C5	-5.38	125.91	128.60
26	1H	202	U	N3-C2-O2	5.38	125.97	122.20
26	1H	2442	C	OP1-P-OP2	-5.38	111.53	119.60
26	14	385	C	P-O3'-C3'	5.38	126.16	119.70
26	1H	1401	G	C8-N9-C4	-5.38	104.25	106.40
26	1H	2399	G	C8-N9-C4	5.38	108.55	106.40
26	1H	2507	C	N1-C2-O2	5.38	122.13	118.90
1	1G	353	A	C4-C5-N7	5.38	113.39	110.70
1	1G	1496	C	N1-C2-O2	5.38	122.13	118.90
1	13	1222	G	N3-C2-N2	-5.38	116.13	119.90
26	1H	2572	A	C4-C5-C6	5.38	119.69	117.00
26	14	808	G	C4-N9-C1'	5.38	133.49	126.50
26	14	1304	C	N3-C4-C5	5.38	124.05	121.90
26	14	1782	C	OP2-P-O3'	-5.38	93.36	105.20
1	13	1455	G	N3-C4-C5	5.38	131.29	128.60
26	1H	1265	A	C4-C5-C6	5.38	119.69	117.00
26	1H	2444	G	N3-C2-N2	-5.38	116.14	119.90
26	14	803	U	C5-C6-N1	-5.38	120.01	122.70
26	1H	842	G	N9-C4-C5	-5.38	103.25	105.40
26	1H	974	G	O4'-C1'-N9	-5.38	103.90	108.20
26	1H	1623	G	OP2-P-O3'	5.38	117.03	105.20
26	1H	1835	G	C5'-C4'-C3'	-5.38	107.40	116.00
26	1H	2448	A	C5-C6-N6	-5.38	119.40	123.70
26	1H	2485	G	N1-C2-N2	-5.38	111.36	116.20
26	14	1427	A	N1-C6-N6	-5.38	115.38	118.60
26	14	1704	G	N9-C4-C5	-5.38	103.25	105.40
26	1H	51	G	C2-N3-C4	5.37	114.59	111.90
26	1H	526	A	N1-C6-N6	-5.37	115.38	118.60
26	1H	1129	A	OP1-P-OP2	5.37	127.66	119.60
26	1H	1826	G	OP1-P-O3'	5.37	117.02	105.20
27	16	46	A	C8-N9-C4	5.37	107.95	105.80
26	14	801	G	C6-C5-N7	5.37	133.62	130.40
26	14	1322	A	OP2-P-O3'	5.37	117.02	105.20

Continued on next page...

Continued from previous page...

Mol	Chain	Res	Type	Atoms	Z	Observed(°)	Ideal(°)
26	1H	1888	G	C8-N9-C1'	-5.37	120.02	127.00
26	1H	2060	A	C4-N9-C1'	-5.37	116.63	126.30
27	16	44	G	C8-N9-C1'	5.37	133.98	127.00
26	14	2066	C	C5-C4-N4	-5.37	116.44	120.20
1	13	32	A	N7-C8-N9	5.37	116.48	113.80
26	1H	1782	C	N1-C2-O2	5.37	122.12	118.90
26	14	388	G	N3-C4-N9	-5.37	122.78	126.00
26	14	1802	A	C6-N1-C2	-5.37	115.38	118.60
26	14	2235	G	N3-C4-N9	5.37	129.22	126.00
26	14	2873	A	O4'-C1'-N9	5.37	112.50	108.20
1	13	122	G	C6-C5-N7	-5.37	127.18	130.40
26	1H	128	C	C6-N1-C2	5.37	122.45	120.30
26	1H	2383	G	N1-C2-N2	-5.37	111.37	116.20
1	1G	1397	C	C3'-C2'-C1'	-5.37	97.21	101.50
1	13	578	C	C6-N1-C2	-5.37	118.15	120.30
26	1H	124	G	O5'-P-OP1	5.37	117.14	110.70
26	1H	1260	G	C8-N9-C4	-5.37	104.25	106.40
26	14	2701	C	N3-C4-C5	5.37	124.05	121.90
26	1H	568	U	N3-C4-O4	5.36	123.15	119.40
26	1H	685	A	C5-C6-N1	-5.36	115.02	117.70
1	1G	1529	G	N3-C4-N9	5.36	129.22	126.00
26	14	1600	C	C5-C6-N1	-5.36	118.32	121.00
26	14	2552	U	N1-C2-O2	-5.36	119.05	122.80
26	1H	324	A	O5'-P-OP2	5.36	117.13	110.70
26	1H	840	C	C2-N1-C1'	-5.36	112.90	118.80
26	14	460	A	N9-C4-C5	-5.36	103.66	105.80
26	14	2702	U	N1-C1'-C2'	5.36	120.97	114.00
27	1J	81	G	C5-N7-C8	-5.36	101.62	104.30
26	1H	115	C	N3-C4-N4	5.36	121.75	118.00
26	1H	530	G	N3-C2-N2	5.36	123.65	119.90
26	1H	614	U	O4'-C1'-N1	5.36	112.49	108.20
26	1H	1303	G	N3-C2-N2	5.36	123.65	119.90
26	14	831	G	N3-C4-C5	-5.36	125.92	128.60
26	14	1698	A	C5-C6-N6	-5.36	119.41	123.70
26	14	2762	G	C8-N9-C1'	-5.36	120.03	127.00
26	14	203	C	C2-N1-C1'	-5.36	112.91	118.80
26	14	911	A	OP1-P-O3'	5.36	116.99	105.20
26	1H	1729	A	O4'-C1'-N9	5.36	112.48	108.20
26	1H	2046	G	C2-N3-C4	5.36	114.58	111.90
26	14	809	G	OP1-P-O3'	5.36	116.99	105.20
26	14	1905	C	O5'-P-OP2	-5.36	100.88	105.70
26	14	2234	G	N3-C4-C5	-5.36	125.92	128.60

Continued on next page...

Continued from previous page...

Mol	Chain	Res	Type	Atoms	Z	Observed(°)	Ideal(°)
28	19	235	GLY	N-CA-C	5.36	126.49	113.10
1	13	1502	A	C8-N9-C4	-5.36	103.66	105.80
26	1H	233	A	C8-N9-C4	5.36	107.94	105.80
26	1H	777	A	N1-C2-N3	5.36	131.98	129.30
26	1H	1404	C	OP1-P-OP2	5.36	127.63	119.60
26	1H	2025	C	C2-N1-C1'	5.36	124.69	118.80
26	14	1585	C	C6-N1-C2	-5.36	118.16	120.30
26	1H	1437	C	C2-N1-C1'	5.35	124.69	118.80
26	1H	2335	A	O4'-C1'-N9	5.35	112.48	108.20
26	1H	2592	G	C8-N9-C1'	-5.35	120.04	127.00
27	16	49	C	N3-C2-O2	5.35	125.65	121.90
1	1G	688	G	C5-C6-O6	5.35	131.81	128.60
1	13	298	A	C8-N9-C4	-5.35	103.66	105.80
1	13	1290	G	N7-C8-N9	5.35	115.78	113.10
1	1G	1139	G	N3-C4-N9	-5.35	122.79	126.00
26	14	1382	G	C6-C5-N7	-5.35	127.19	130.40
26	14	2276	G	N3-C2-N2	-5.35	116.15	119.90
26	1H	962	G	N3-C4-C5	-5.35	125.92	128.60
26	1H	1440	G	C5-N7-C8	5.35	106.98	104.30
26	1H	2273	A	OP2-P-O3'	5.35	116.97	105.20
26	14	110	G	N1-C6-O6	5.35	123.11	119.90
27	16	47	C	O5'-P-OP2	-5.35	100.89	105.70
26	14	460	A	C5-C6-N6	-5.35	119.42	123.70
26	14	2228	G	C4-N9-C1'	5.35	133.46	126.50
26	1H	127	A	C5-C6-N6	-5.35	119.42	123.70
26	1H	691	C	C2-N1-C1'	-5.35	112.92	118.80
26	1H	2427	C	C6-N1-C2	-5.35	118.16	120.30
26	14	98	G	C8-N9-C4	-5.35	104.26	106.40
26	14	783	A	N3-C4-C5	5.35	130.54	126.80
26	14	1332	G	C8-N9-C4	-5.35	104.26	106.40
27	16	65	C	N3-C2-O2	-5.35	118.16	121.90
1	13	1512	U	N3-C4-C5	-5.34	111.39	114.60
26	1H	202	U	N3-C4-C5	5.34	117.81	114.60
26	1H	1284	A	C8-N9-C4	-5.34	103.66	105.80
26	1H	2444	G	C8-N9-C4	-5.34	104.26	106.40
26	1H	2587	A	OP2-P-O3'	5.34	116.96	105.20
26	14	2578	G	OP2-P-O3'	5.34	116.96	105.20
26	1H	2592	G	OP2-P-O3'	5.34	116.95	105.20
26	14	74	A	C6-C5-N7	-5.34	128.56	132.30
1	13	84	U	N3-C2-O2	-5.34	118.46	122.20
1	13	633	G	N1-C6-O6	5.34	123.11	119.90
26	14	1769	G	N3-C4-N9	5.34	129.20	126.00

Continued on next page...

Continued from previous page...

Mol	Chain	Res	Type	Atoms	Z	Observed(°)	Ideal(°)
26	14	2453	A	C8-N9-C4	5.34	107.94	105.80
1	13	553	A	C8-N9-C4	-5.34	103.66	105.80
26	1H	203	C	N3-C2-O2	5.34	125.64	121.90
26	1H	663	G	N3-C4-C5	-5.34	125.93	128.60
26	1H	674	G	O5'-P-OP2	5.34	117.11	110.70
26	1H	2286	A	C8-N9-C4	-5.34	103.66	105.80
26	14	1278	A	C8-N9-C4	5.34	107.94	105.80
26	14	2253	G	O5'-P-OP1	5.34	117.11	110.70
1	1G	518	C	N3-C2-O2	-5.34	118.16	121.90
26	14	691	C	C4-C5-C6	5.34	120.07	117.40
26	14	2582	G	N1-C6-O6	5.34	123.10	119.90
26	1H	736	C	N3-C2-O2	5.34	125.64	121.90
26	14	1475	G	N7-C8-N9	5.34	115.77	113.10
26	14	1904	G	O5'-P-OP2	-5.34	100.90	105.70
26	14	2391	G	N3-C4-N9	-5.34	122.80	126.00
1	13	748	C	C6-N1-C2	-5.33	118.17	120.30
26	1H	1968	G	OP2-P-O3'	5.33	116.94	105.20
1	1G	739	C	N3-C4-C5	-5.33	119.77	121.90
26	14	1313	U	O4'-C1'-N1	5.33	112.47	108.20
26	1H	1639	U	O5'-P-OP1	5.33	117.10	110.70
26	1H	1899	G	C4-N9-C1'	-5.33	119.57	126.50
26	1H	2318	G	C8-N9-C4	-5.33	104.27	106.40
26	1H	2581	G	O5'-P-OP1	-5.33	100.90	105.70
45	G8	81	LYS	C-N-CA	5.33	144.40	122.00
23	2L	77	A	C4-C5-C6	-5.33	114.33	117.00
1	13	422	C	OP2-P-O3'	5.33	116.93	105.20
26	1H	749	C	C4-C5-C6	5.33	120.07	117.40
26	1H	1189	A	N1-C6-N6	5.33	121.80	118.60
26	14	530	G	C4-N9-C1'	5.33	133.43	126.50
26	14	1186	G	OP2-P-O3'	5.33	116.93	105.20
26	14	1256	G	C6-C5-N7	-5.33	127.20	130.40
26	14	2512	C	N3-C4-C5	5.33	124.03	121.90
1	13	1281	U	C2-N1-C1'	5.33	124.09	117.70
26	1H	1392	A	OP2-P-O3'	5.33	116.92	105.20
26	1H	2070	G	C8-N9-C4	5.33	108.53	106.40
26	1H	2688	U	C5-C6-N1	-5.33	120.04	122.70
1	1G	727	G	N3-C4-N9	5.33	129.20	126.00
26	14	1572	A	C6-C5-N7	-5.33	128.57	132.30
26	14	1821	A	C6-N1-C2	-5.33	115.40	118.60
26	14	1914	C	N3-C2-O2	-5.33	118.17	121.90
26	14	2516	G	OP2-P-O3'	5.33	116.92	105.20
1	13	765	G	C8-N9-C1'	-5.33	120.08	127.00

Continued on next page...

Continued from previous page...

Mol	Chain	Res	Type	Atoms	Z	Observed(°)	Ideal(°)
26	1H	55	G	N7-C8-N9	5.33	115.76	113.10
26	1H	796	C	N3-C4-N4	-5.33	114.27	118.00
26	1H	1255	U	N3-C4-C5	-5.33	111.40	114.60
26	1H	2639	A	C2-N3-C4	-5.33	107.94	110.60
26	14	835	A	C6-N1-C2	-5.33	115.41	118.60
27	1J	89(A)	A	N1-C6-N6	-5.33	115.41	118.60
26	1H	207	A	C5-N7-C8	-5.32	101.24	103.90
26	1H	219	G	N1-C6-O6	-5.32	116.70	119.90
26	1H	1379	A	C8-N9-C4	-5.32	103.67	105.80
26	14	216	A	C8-N9-C4	5.32	107.93	105.80
26	14	1377	G	C8-N9-C4	-5.32	104.27	106.40
26	14	2228	G	C8-N9-C1'	-5.32	120.08	127.00
1	13	1054	C	C2-N3-C4	5.32	122.56	119.90
26	1H	1298	C	N3-C2-O2	-5.32	118.17	121.90
26	1H	1967	C	C6-N1-C2	-5.32	118.17	120.30
30	31	192	LEU	CA-CB-CG	5.32	127.54	115.30
1	1G	230	G	N1-C2-N3	5.32	127.09	123.90
26	1H	2374	C	C6-N1-C2	5.32	122.43	120.30
22	1K	19	C	O5'-P-OP2	-5.32	100.91	105.70
26	1H	1305	C	N3-C2-O2	-5.32	118.18	121.90
26	14	1359	A	N1-C2-N3	-5.32	126.64	129.30
26	14	2242	G	N3-C4-N9	5.32	129.19	126.00
1	13	963	G	C4-N9-C1'	5.32	133.41	126.50
26	1H	837	C	C5-C4-N4	-5.32	116.48	120.20
26	1H	939	G	OP2-P-O3'	5.32	116.90	105.20
1	1G	1399	C	C2-N1-C1'	-5.32	112.95	118.80
26	14	1284	A	C4-C5-N7	5.32	113.36	110.70
26	14	1805	U	OP2-P-O3'	5.32	116.90	105.20
26	14	2028	U	N3-C2-O2	-5.32	118.48	122.20
26	14	2281	C	C6-N1-C2	-5.32	118.17	120.30
41	85	95	LEU	CA-CB-CG	-5.32	103.07	115.30
1	13	973	G	C8-N9-C4	-5.32	104.27	106.40
26	1H	1005	C	N3-C2-O2	-5.32	118.18	121.90
26	1H	2354	G	OP1-P-O3'	5.32	116.89	105.20
27	16	60	C	C5-C6-N1	5.32	123.66	121.00
26	14	48	G	OP2-P-O3'	5.32	116.89	105.20
26	14	1404	C	N1-C2-O2	5.32	122.09	118.90
26	14	2369	A	C8-N9-C4	-5.32	103.67	105.80
1	13	703	G	P-O3'-C3'	5.31	126.08	119.70
26	1H	2477	C	C5-C6-N1	5.31	123.66	121.00
26	14	774	A	N7-C8-N9	5.31	116.46	113.80
26	14	1783	A	C5-C6-N1	-5.31	115.04	117.70

Continued on next page...

Continued from previous page...

Mol	Chain	Res	Type	Atoms	Z	Observed(°)	Ideal(°)
26	14	2073	C	N1-C2-O2	-5.31	115.71	118.90
26	14	2439	A	N1-C6-N6	5.31	121.79	118.60
26	14	2235	G	N3-C4-C5	-5.31	125.94	128.60
26	1H	2382	G	C4-N9-C1'	5.31	133.41	126.50
26	1H	2712	U	P-O3'-C3'	5.31	126.07	119.70
26	14	530	G	C4-C5-C6	5.31	121.99	118.80
1	13	509	A	O5'-P-OP2	-5.31	100.92	105.70
26	1H	470	A	C6-C5-N7	-5.31	128.58	132.30
26	1H	845	G	C4-N9-C1'	-5.31	119.60	126.50
26	1H	917	A	C4-C5-C6	5.31	119.66	117.00
52	N8	50	GLY	N-CA-C	5.31	126.37	113.10
1	1G	553	A	N9-C4-C5	5.31	107.92	105.80
1	1G	1405	G	C8-N9-C4	5.31	108.52	106.40
26	14	647	G	N7-C8-N9	5.31	115.75	113.10
26	14	1353	A	N1-C6-N6	-5.31	115.42	118.60
26	14	1742	C	C6-N1-C2	-5.31	118.18	120.30
1	13	606	G	C6-C5-N7	-5.31	127.22	130.40
1	13	1529	G	C8-N9-C4	-5.31	104.28	106.40
26	1H	1489	U	C6-N1-C1'	5.31	128.63	121.20
26	1H	1661	G	O5'-P-OP2	-5.31	100.92	105.70
26	1H	2017	U	C6-N1-C2	-5.31	117.81	121.00
26	1H	2544	G	C5-C6-O6	-5.31	125.42	128.60
26	1H	124	G	N9-C4-C5	-5.31	103.28	105.40
1	13	122	G	C4-C5-C6	5.30	121.98	118.80
26	1H	1203	G	C8-N9-C4	-5.30	104.28	106.40
26	1H	1610	A	C4-C5-N7	5.30	113.35	110.70
1	1G	500	G	C5-C6-O6	-5.30	125.42	128.60
1	1G	690	G	C6-C5-N7	-5.30	127.22	130.40
26	14	450	G	N3-C4-N9	5.30	129.18	126.00
26	14	463	G	O5'-P-OP2	-5.30	100.92	105.70
26	1H	928	G	N3-C2-N2	-5.30	116.19	119.90
1	13	511	C	C2-N3-C4	-5.30	117.25	119.90
26	1H	214	G	OP2-P-O3'	5.30	116.86	105.20
1	1G	1478	C	N3-C2-O2	-5.30	118.19	121.90
26	1H	609	A	OP2-P-O3'	5.30	116.86	105.20
26	1H	1950	G	C2-N3-C4	-5.30	109.25	111.90
25	4L	22	A	P-O3'-C3'	5.30	126.06	119.70
26	14	2037	G	C4-C5-N7	-5.30	108.68	110.80
1	13	515	G	N3-C2-N2	-5.30	116.19	119.90
27	16	29	A	N7-C8-N9	5.30	116.45	113.80
26	14	690	G	C4-C5-N7	-5.30	108.68	110.80
26	14	698	C	C6-N1-C2	-5.30	118.18	120.30

Continued on next page...

Continued from previous page...

Mol	Chain	Res	Type	Atoms	Z	Observed(°)	Ideal(°)
26	14	2320	A	N1-C6-N6	5.30	121.78	118.60
1	13	1313	U	C5-C6-N1	5.30	125.35	122.70
26	1H	322	A	OP2-P-O3'	5.30	116.85	105.20
26	1H	1202	C	OP2-P-O3'	5.30	116.85	105.20
26	1H	1694	C	C6-N1-C1'	-5.30	114.44	120.80
26	14	138	G	C5-N7-C8	-5.30	101.65	104.30
26	14	676	A	N1-C2-N3	5.30	131.95	129.30
26	14	970	C	C2-N1-C1'	-5.30	112.97	118.80
26	14	1780	A	C8-N9-C4	-5.30	103.68	105.80
26	14	1899	G	C5-C6-O6	5.30	131.78	128.60
1	1G	50	A	N9-C4-C5	5.29	107.92	105.80
1	1G	263	A	C8-N9-C4	5.29	107.92	105.80
26	14	510	C	C6-N1-C2	-5.29	118.18	120.30
26	14	792	G	C4-N9-C1'	5.29	133.38	126.50
26	14	1821	A	C8-N9-C4	-5.29	103.68	105.80
26	1H	1249	U	N3-C2-O2	5.29	125.91	122.20
26	1H	2712	U	OP2-P-O3'	5.29	116.84	105.20
26	14	133	C	C6-N1-C2	5.29	122.42	120.30
26	14	141	A	N1-C6-N6	5.29	121.78	118.60
26	14	1695	G	C4-C5-N7	5.29	112.92	110.80
26	14	2455	G	C5-C6-O6	-5.29	125.42	128.60
26	1H	2429	G	O5'-P-OP1	5.29	117.05	110.70
26	14	1660	C	C6-N1-C2	-5.29	118.18	120.30
26	14	2504	U	C2-N1-C1'	5.29	124.05	117.70
26	1H	845	G	C5-N7-C8	-5.29	101.66	104.30
26	1H	1602	U	O5'-P-OP2	5.29	117.05	110.70
1	13	1202	G	C5-C6-O6	5.29	131.77	128.60
26	14	2497	A	O5'-P-OP1	-5.29	100.94	105.70
26	14	2607	G	O5'-P-OP2	-5.29	100.94	105.70
1	13	1053	G	C5-N7-C8	5.29	106.94	104.30
26	1H	1440	G	C4-C5-N7	-5.29	108.69	110.80
1	1G	1225	A	C8-N9-C4	-5.29	103.69	105.80
26	14	773	U	N1-C2-N3	5.29	118.07	114.90
26	14	1318	C	O5'-P-OP1	-5.29	100.94	105.70
26	14	1837	C	O5'-P-OP1	-5.29	100.94	105.70
43	A5	36	LEU	CA-CB-CG	5.29	127.46	115.30
1	13	808	C	N1-C2-O2	-5.29	115.73	118.90
2	1E	111	ARG	NE-CZ-NH1	5.29	122.94	120.30
26	1H	128	C	N3-C4-C5	5.29	124.01	121.90
26	1H	520	G	N1-C6-O6	-5.29	116.73	119.90
26	1H	736	C	N1-C2-O2	-5.29	115.73	118.90
26	1H	1379	A	P-O3'-C3'	5.29	126.04	119.70

Continued on next page...

Continued from previous page...

Mol	Chain	Res	Type	Atoms	Z	Observed(°)	Ideal(°)
26	1H	2330	G	C4-C5-N7	5.29	112.91	110.80
26	14	2762	G	N3-C4-N9	5.29	129.17	126.00
26	1H	690	G	C4-C5-C6	5.28	121.97	118.80
26	1H	716	A	C8-N9-C4	-5.28	103.69	105.80
26	1H	2280	G	OP1-P-O3'	5.28	116.83	105.20
1	1G	893	C	N1-C2-O2	5.28	122.07	118.90
26	14	1643	G	OP2-P-O3'	5.28	116.82	105.20
26	14	2075	U	C5-C6-N1	-5.28	120.06	122.70
30	31	44	ARG	NE-CZ-NH1	-5.28	117.66	120.30
26	14	1570	A	C8-N9-C4	-5.28	103.69	105.80
30	39	80	ALA	C-N-CD	5.28	139.49	128.40
25	4K	18	G	N9-C4-C5	5.28	107.51	105.40
26	14	1255	U	C4-C5-C6	5.28	122.87	119.70
26	14	2346	A	C4-C5-C6	5.28	119.64	117.00
26	1H	1185	C	N3-C2-O2	-5.28	118.20	121.90
26	14	139	G	C8-N9-C4	-5.28	104.29	106.40
26	14	2838	G	N1-C6-O6	5.28	123.07	119.90
26	1H	1380	G	C4-C5-C6	5.28	121.97	118.80
26	14	750	A	N7-C8-N9	5.28	116.44	113.80
26	14	1725	G	C4-N9-C1'	5.28	133.36	126.50
26	1H	1346	G	N1-C6-O6	-5.28	116.73	119.90
1	1G	731	G	N1-C6-O6	5.28	123.07	119.90
26	14	1388	G	O5'-P-OP2	-5.28	100.95	105.70
26	14	2308	G	N3-C4-N9	-5.28	122.83	126.00
26	1H	417	C	C5-C4-N4	-5.27	116.51	120.20
26	1H	536	A	N3-C4-C5	-5.27	123.11	126.80
26	1H	2346	A	C6-N1-C2	-5.27	115.44	118.60
26	14	992	C	OP1-P-O3'	5.27	116.80	105.20
26	1H	862	G	C4-C5-C6	5.27	121.96	118.80
26	1H	2455	G	O5'-P-OP1	5.27	117.03	110.70
26	1H	2829	C	O5'-P-OP2	5.27	117.03	110.70
26	14	1920	C	N1-C2-O2	5.27	122.06	118.90
26	1H	77	C	N3-C4-C5	5.27	124.01	121.90
26	1H	2393	A	N1-C6-N6	-5.27	115.44	118.60
26	14	836	G	OP1-P-OP2	-5.27	111.69	119.60
1	13	703	G	C8-N9-C1'	-5.27	120.15	127.00
26	1H	1691	C	N3-C2-O2	-5.27	118.21	121.90
1	1G	1322	C	C2-N3-C4	5.27	122.53	119.90
1	1G	1502	A	C4-C5-N7	5.27	113.33	110.70
26	14	199	A	C2-N3-C4	5.27	113.23	110.60
26	1H	99	U	N3-C2-O2	-5.27	118.51	122.20
26	1H	1298	C	OP1-P-O3'	5.27	116.78	105.20

Continued on next page...

Continued from previous page...

Mol	Chain	Res	Type	Atoms	Z	Observed(°)	Ideal(°)
26	1H	189	G	N7-C8-N9	-5.26	110.47	113.10
26	1H	567	A	C5-C6-N6	-5.26	119.49	123.70
26	1H	1600	C	OP1-P-O3'	5.26	116.78	105.20
26	1H	2451	A	N3-C4-N9	-5.26	123.19	127.40
26	14	181	A	C2-N3-C4	-5.26	107.97	110.60
26	14	1334	G	N1-C2-N2	5.26	120.94	116.20
26	1H	1850	G	C8-N9-C4	-5.26	104.30	106.40
26	14	2377	A	C2-N3-C4	-5.26	107.97	110.60
26	1H	681	G	C8-N9-C4	5.26	108.50	106.40
26	1H	862	G	N3-C4-N9	5.26	129.16	126.00
26	1H	1304	C	N3-C4-C5	5.26	124.00	121.90
26	1H	1602	U	N1-C2-N3	5.26	118.06	114.90
26	1H	1835	G	C4-N9-C1'	5.26	133.34	126.50
26	14	774	A	C4-C5-N7	5.26	113.33	110.70
26	14	828	U	N3-C2-O2	-5.26	118.52	122.20
1	13	827	U	N1-C2-N3	5.26	118.06	114.90
26	1H	677	A	C5-C6-N6	5.26	127.91	123.70
26	1H	778	G	OP2-P-O3'	5.26	116.77	105.20
26	1H	845	G	OP1-P-O3'	5.26	116.77	105.20
26	1H	1302	A	N9-C4-C5	5.26	107.90	105.80
26	1H	1698	A	O4'-C1'-N9	5.26	112.41	108.20
26	1H	2413	G	C6-C5-N7	-5.26	127.24	130.40
23	2L	71	G	N3-C4-C5	5.26	131.23	128.60
26	14	1385	G	N3-C4-N9	-5.26	122.84	126.00
26	14	2340	G	N1-C6-O6	-5.26	116.74	119.90
26	14	2364	C	C5-C6-N1	-5.26	118.37	121.00
26	14	1950	G	N3-C4-C5	-5.26	125.97	128.60
26	1H	17	G	C8-N9-C1'	-5.26	120.17	127.00
26	1H	758	C	N3-C4-N4	-5.26	114.32	118.00
26	1H	1827	C	C6-N1-C2	-5.26	118.20	120.30
26	14	2038	G	OP1-P-OP2	-5.26	111.72	119.60
26	14	2412	A	N1-C6-N6	5.26	121.75	118.60
34	15	120	LEU	CA-CB-CG	5.26	127.39	115.30
26	14	407	G	C8-N9-C4	-5.25	104.30	106.40
26	1H	479	A	N7-C8-N9	-5.25	111.17	113.80
26	1H	1837	C	N3-C4-C5	5.25	124.00	121.90
26	1H	2856	C	N1-C2-O2	5.25	122.05	118.90
26	14	250	G	N3-C4-N9	5.25	129.15	126.00
26	14	1460	A	OP1-P-O3'	5.25	116.76	105.20
26	14	1940	U	O5'-P-OP2	-5.25	100.97	105.70
26	14	2213	U	N1-C2-O2	5.25	126.48	122.80
24	3K	18	G	OP2-P-O3'	5.25	116.75	105.20

Continued on next page...

Continued from previous page...

Mol	Chain	Res	Type	Atoms	Z	Observed(°)	Ideal(°)
26	1H	1389	G	C8-N9-C4	-5.25	104.30	106.40
26	1H	2058	A	N9-C4-C5	5.25	107.90	105.80
26	1H	2330	G	C2-N3-C4	-5.25	109.27	111.90
26	1H	2737	G	N3-C4-C5	5.25	131.23	128.60
1	1G	337	C	N3-C4-N4	5.25	121.68	118.00
1	1G	817	C	C2-N1-C1'	-5.25	113.02	118.80
1	1G	1414	U	C6-N1-C1'	5.25	128.55	121.20
26	14	460	A	OP1-P-OP2	-5.25	111.72	119.60
26	14	467	G	C5-C6-O6	-5.25	125.45	128.60
54	M5	34	TRP	N-CA-C	5.25	125.18	111.00
26	1H	948	G	N3-C2-N2	-5.25	116.22	119.90
1	13	863	U	C2-N1-C1'	-5.25	111.40	117.70
1	13	1214	C	N1-C2-O2	-5.25	115.75	118.90
1	1G	484	G	N3-C4-N9	-5.25	122.85	126.00
1	1G	1158	C	C6-N1-C1'	-5.25	114.50	120.80
26	14	2087	G	O5'-P-OP2	-5.25	100.98	105.70
26	14	2287	A	C6-N1-C2	5.25	121.75	118.60
26	1H	1559	G	C4-C5-N7	5.25	112.90	110.80
26	1H	2046	G	N1-C6-O6	-5.25	116.75	119.90
26	1H	2065	C	OP1-P-O3'	5.25	116.74	105.20
1	13	35	G	C5-C6-N1	-5.25	108.88	111.50
1	13	52	G	C5-N7-C8	-5.25	101.68	104.30
1	13	1279	A	C4-N9-C1'	5.25	135.74	126.30
26	1H	1248	G	C8-N9-C4	-5.25	104.30	106.40
1	13	514	C	C6-N1-C2	5.24	122.40	120.30
26	1H	1060	U	P-O3'-C3'	5.24	125.99	119.70
26	1H	1187	G	N9-C4-C5	-5.24	103.30	105.40
26	1H	2300	G	C8-N9-C4	-5.24	104.30	106.40
1	13	1226	C	N1-C2-O2	-5.24	115.75	118.90
26	1H	953	A	N9-C4-C5	-5.24	103.70	105.80
1	1G	1498	U	C2-N1-C1'	5.24	123.99	117.70
26	14	628	G	C6-C5-N7	-5.24	127.25	130.40
1	13	412	A	P-O3'-C3'	5.24	125.99	119.70
26	1H	751	A	OP1-P-OP2	-5.24	111.74	119.60
26	1H	1514	U	OP2-P-O3'	5.24	116.73	105.20
26	1H	2688	U	N3-C4-O4	-5.24	115.73	119.40
6	52	21	LEU	CA-CB-CG	5.24	127.35	115.30
26	14	2446	G	N3-C4-C5	-5.24	125.98	128.60
1	13	365	U	C6-N1-C2	-5.24	117.86	121.00
26	1H	1598	C	N3-C2-O2	-5.24	118.23	121.90
26	1H	1983	C	C2-N1-C1'	-5.24	113.04	118.80
1	1G	353	A	C8-N9-C4	-5.24	103.70	105.80

Continued on next page...

Continued from previous page...

Mol	Chain	Res	Type	Atoms	Z	Observed(°)	Ideal(°)
26	14	2428	G	P-O3'-C3'	5.24	125.99	119.70
26	14	2779	U	C6-N1-C1'	-5.24	113.86	121.20
1	13	138	G	N1-C6-O6	5.24	123.04	119.90
26	1H	735	A	C5-N7-C8	5.24	106.52	103.90
26	1H	1633	G	OP2-P-O3'	5.24	116.72	105.20
26	14	1762	A	N1-C6-N6	5.24	121.74	118.60
1	13	669	U	N3-C2-O2	-5.24	118.53	122.20
26	1H	237	C	C5-C4-N4	-5.24	116.53	120.20
26	1H	252	G	N3-C4-N9	5.24	129.14	126.00
26	1H	1187	G	C8-N9-C1'	-5.24	120.19	127.00
26	1H	1238	G	N1-C6-O6	-5.24	116.76	119.90
26	1H	1955	U	O5'-P-OP2	-5.24	100.99	105.70
27	16	98	G	C8-N9-C1'	-5.24	120.19	127.00
1	1G	386	C	C2-N1-C1'	-5.24	113.04	118.80
26	14	669	G	C5-C6-N1	5.24	114.12	111.50
26	14	835	A	C2-N3-C4	5.24	113.22	110.60
26	14	970	C	N1-C2-O2	-5.24	115.76	118.90
26	14	1804	C	N3-C4-C5	5.24	123.99	121.90
26	14	1907	G	C6-C5-N7	5.24	133.54	130.40
26	14	2258	C	OP1-P-O3'	5.24	116.72	105.20
26	14	537	C	C6-N1-C2	-5.23	118.21	120.30
26	14	988	A	C5-C6-N6	-5.23	119.51	123.70
26	14	1882	C	C2-N1-C1'	5.23	124.56	118.80
26	14	2256	G	O5'-P-OP1	5.23	116.98	110.70
26	14	2628	C	N3-C4-C5	5.23	123.99	121.90
26	1H	685	A	N7-C8-N9	5.23	116.42	113.80
26	1H	1198	U	N1-C2-O2	5.23	126.46	122.80
26	1H	1203	G	C5-C6-O6	5.23	131.74	128.60
26	1H	1302	A	OP1-P-OP2	5.23	127.45	119.60
26	1H	1559	G	O5'-P-OP1	-5.23	100.99	105.70
26	1H	2060	A	C8-N9-C1'	5.23	137.12	127.70
26	1H	2867	G	N1-C6-O6	-5.23	116.76	119.90
26	14	1132	A	N1-C6-N6	-5.23	115.46	118.60
26	14	1271	G	N1-C2-N2	-5.23	111.49	116.20
26	14	1733	G	N1-C6-O6	5.23	123.04	119.90
26	14	2691	C	C6-N1-C2	-5.23	118.21	120.30
26	14	2712	U	C5-C4-O4	5.23	129.04	125.90
26	14	2763	G	N3-C4-C5	-5.23	125.98	128.60
36	35	112	LEU	CA-CB-CG	5.23	127.33	115.30
1	13	1525	G	OP2-P-O3'	5.23	116.71	105.20
23	2K	48	U	P-O3'-C3'	5.23	125.98	119.70
26	1H	695	G	C5-C6-O6	5.23	131.74	128.60

Continued on next page...

Continued from previous page...

Mol	Chain	Res	Type	Atoms	Z	Observed(°)	Ideal(°)
26	1H	845	G	C8-N9-C1'	5.23	133.80	127.00
26	1H	870	A	C8-N9-C4	5.23	107.89	105.80
26	14	1257	C	C6-N1-C2	-5.23	118.21	120.30
26	14	2512	C	C6-N1-C2	5.23	122.39	120.30
37	45	26	TYR	CA-CB-CG	5.23	123.34	113.40
1	13	963	G	C8-N9-C1'	-5.23	120.20	127.00
26	1H	2598	A	C5-C6-N6	-5.23	119.52	123.70
26	14	2685	G	C5-C6-N1	-5.23	108.89	111.50
26	14	775	G	N3-C4-N9	5.23	129.14	126.00
1	13	789	U	N3-C4-C5	-5.23	111.47	114.60
1	13	865	A	N7-C8-N9	5.23	116.41	113.80
26	1H	1979	C	C4-C5-C6	5.22	120.01	117.40
26	1H	2286	A	O5'-P-OP2	-5.22	101.00	105.70
26	1H	2506	U	N3-C2-O2	-5.22	118.54	122.20
26	14	1585	C	C6-N1-C1'	-5.22	114.53	120.80
1	13	257	G	C5-C6-N1	-5.22	108.89	111.50
26	1H	2072	G	OP1-P-O3'	5.22	116.69	105.20
26	1H	2497	A	OP1-P-OP2	-5.22	111.77	119.60
26	14	2329	G	C6-N1-C2	-5.22	121.97	125.10
26	1H	1260	G	N3-C4-C5	-5.22	125.99	128.60
26	1H	1281	G	C5-C6-O6	-5.22	125.47	128.60
26	14	268	C	C6-N1-C2	-5.22	118.21	120.30
26	14	770	G	N9-C4-C5	-5.22	103.31	105.40
1	13	108	G	C5-N7-C8	-5.22	101.69	104.30
1	13	684	A	C8-N9-C4	-5.22	103.71	105.80
26	1H	1191	G	N7-C8-N9	-5.22	110.49	113.10
26	1H	2244	U	N3-C2-O2	-5.22	118.55	122.20
27	1J	74	U	N1-C2-N3	5.22	118.03	114.90
27	1J	74	U	O5'-P-OP2	-5.22	101.00	105.70
26	1H	2085	C	C6-N1-C2	5.22	122.39	120.30
1	1G	266	G	O4'-C1'-N9	-5.22	104.03	108.20
26	14	110	G	C8-N9-C4	5.22	108.49	106.40
26	1H	74	A	N3-C4-C5	5.21	130.45	126.80
26	1H	1395	A	C4-N9-C1'	-5.21	116.91	126.30
26	1H	1984	G	N1-C6-O6	-5.21	116.77	119.90
26	1H	2767	C	C6-N1-C1'	-5.21	114.54	120.80
1	1G	111	G	N1-C6-O6	5.21	123.03	119.90
26	14	29	U	C5-C6-N1	5.21	125.31	122.70
26	14	132	G	N3-C2-N2	-5.21	116.25	119.90
26	1H	290	G	N3-C4-N9	5.21	129.13	126.00
26	14	1391	U	O5'-P-OP2	5.21	116.95	110.70
26	14	2581	G	O4'-C1'-N9	5.21	112.37	108.20

Continued on next page...

Continued from previous page...

Mol	Chain	Res	Type	Atoms	Z	Observed(°)	Ideal(°)
26	1H	165	U	C2-N1-C1'	5.21	123.95	117.70
26	1H	616	A	OP2-P-O3'	5.21	116.66	105.20
26	1H	1568	G	N3-C4-C5	5.21	131.21	128.60
26	1H	2052	G	OP2-P-O3'	5.21	116.67	105.20
26	14	127	A	OP1-P-O3'	5.21	116.66	105.20
26	14	2240	C	C5-C6-N1	5.21	123.61	121.00
26	1H	693	C	O5'-P-OP2	-5.21	101.01	105.70
26	1H	958	U	C6-N1-C2	-5.21	117.87	121.00
39	A8	110	LEU	CA-CB-CG	5.21	127.28	115.30
1	1G	1409	C	C4-C5-C6	5.21	120.00	117.40
26	14	199	A	N1-C6-N6	-5.21	115.47	118.60
26	14	1051	G	C8-N9-C4	-5.21	104.32	106.40
26	14	2287	A	C4-C5-N7	5.21	113.31	110.70
26	1H	380	U	C4-C5-C6	5.21	122.82	119.70
26	1H	651	G	N9-C4-C5	5.21	107.48	105.40
26	1H	847	U	N1-C2-O2	5.21	126.44	122.80
26	1H	949	C	OP2-P-O3'	5.21	116.66	105.20
26	1H	2395	C	C2-N1-C1'	5.21	124.53	118.80
26	1H	2616	C	C2-N3-C4	-5.21	117.30	119.90
1	1G	232	G	C6-C5-N7	-5.21	127.28	130.40
26	14	522	G	O5'-P-OP1	-5.21	101.02	105.70
26	14	590	A	N1-C2-N3	5.21	131.90	129.30
26	14	687	C	C6-N1-C2	-5.21	118.22	120.30
26	1H	1830	C	C5-C4-N4	-5.21	116.56	120.20
1	13	868	C	N1-C2-O2	5.20	122.02	118.90
26	1H	961	C	N3-C2-O2	-5.20	118.26	121.90
26	1H	1899	G	C4-C5-C6	-5.20	115.68	118.80
26	1H	2273	A	N7-C8-N9	-5.20	111.20	113.80
1	13	1505	G	N9-C4-C5	5.20	107.48	105.40
25	4K	16	A	C8-N9-C4	5.20	107.88	105.80
26	1H	2830	G	C4-N9-C1'	5.20	133.26	126.50
1	13	960	U	C5-C6-N1	5.20	125.30	122.70
26	1H	255	A	N1-C6-N6	-5.20	115.48	118.60
26	14	247	G	C8-N9-C4	5.20	108.48	106.40
26	1H	141(A)	C	C4-C5-C6	-5.20	114.80	117.40
26	1H	271(B)	G	N1-C6-O6	-5.20	116.78	119.90
26	1H	1820	U	O5'-P-OP1	5.20	116.94	110.70
26	1H	2009	G	C2-N3-C4	5.20	114.50	111.90
26	14	932	G	C8-N9-C4	5.20	108.48	106.40
26	14	1259	G	N9-C4-C5	-5.20	103.32	105.40
26	1H	2527	C	C5-C6-N1	5.20	123.60	121.00
26	1H	71	A	N7-C8-N9	5.20	116.40	113.80

Continued on next page...

Continued from previous page...

Mol	Chain	Res	Type	Atoms	Z	Observed(°)	Ideal(°)
26	1H	371	A	N1-C6-N6	5.20	121.72	118.60
26	1H	386	G	N7-C8-N9	5.20	115.70	113.10
26	1H	481	G	O4'-C1'-N9	5.20	112.36	108.20
26	1H	1216	G	C6-C5-N7	-5.20	127.28	130.40
26	14	234	C	N1-C2-O2	5.20	122.02	118.90
26	14	871	U	O5'-P-OP1	-5.20	101.02	105.70
26	14	1373	A	C5-C6-N6	-5.20	119.54	123.70
26	1H	1777	U	C6-N1-C2	-5.19	117.88	121.00
26	1H	2211	G	C6-C5-N7	-5.19	127.28	130.40
1	1G	301	G	N1-C6-O6	5.19	123.02	119.90
26	14	531	C	C4-C5-C6	5.19	120.00	117.40
26	1H	122	G	OP1-P-OP2	5.19	127.39	119.60
26	1H	1191	G	OP1-P-OP2	5.19	127.39	119.60
28	11	271	ILE	N-CA-C	5.19	125.02	111.00
1	1G	878	G	N3-C4-C5	-5.19	126.00	128.60
6	52	14	LEU	CA-CB-CG	5.19	127.24	115.30
26	14	269	U	N1-C2-O2	5.19	126.43	122.80
26	14	409	C	C2-N1-C1'	5.19	124.51	118.80
26	14	673	C	C5-C4-N4	-5.19	116.57	120.20
1	13	973	G	N3-C4-C5	-5.19	126.00	128.60
26	1H	119	A	C6-N1-C2	-5.19	115.48	118.60
26	1H	229	A	P-O3'-C3'	5.19	125.93	119.70
26	14	575	A	C5-C6-N6	-5.19	119.55	123.70
26	14	2439	A	C6-C5-N7	-5.19	128.67	132.30
26	1H	2277	G	N3-C4-C5	-5.19	126.00	128.60
26	14	2581	G	N3-C4-C5	-5.19	126.01	128.60
26	1H	1620	G	C5-N7-C8	5.19	106.89	104.30
26	1H	1900	A	C5'-C4'-O4'	-5.19	102.88	109.10
1	1G	115	G	N1-C6-O6	-5.19	116.79	119.90
13	4A	48	LEU	CA-CB-CG	5.19	127.23	115.30
26	14	221	A	O4'-C1'-N9	5.19	112.35	108.20
26	14	796	C	N3-C4-C5	5.19	123.97	121.90
26	14	1132	A	N9-C4-C5	5.19	107.88	105.80
26	14	1694	C	N3-C2-O2	5.19	125.53	121.90
26	1H	30	G	N3-C4-N9	5.19	129.11	126.00
26	1H	2323	G	N1-C6-O6	5.19	123.01	119.90
26	14	1321	A	N1-C2-N3	5.19	131.89	129.30
1	13	525	C	C5-C6-N1	5.18	123.59	121.00
26	1H	43	G	C5-C6-O6	5.18	131.71	128.60
26	1H	250	G	OP1-P-O3'	5.18	116.61	105.20
26	1H	677	A	N1-C6-N6	-5.18	115.49	118.60
26	1H	1528	A	C4-C5-C6	5.18	119.59	117.00

Continued on next page...

Continued from previous page...

Mol	Chain	Res	Type	Atoms	Z	Observed(°)	Ideal(°)
26	1H	1984	G	C5'-C4'-O4'	5.18	115.32	109.10
27	16	99	A	O5'-P-OP2	-5.18	101.03	105.70
26	1H	1545(A)	A	OP1-P-O3'	5.18	116.60	105.20
26	1H	1599	C	N1-C2-N3	5.18	122.83	119.20
26	1H	1757	U	C2-N1-C1'	-5.18	111.48	117.70
26	1H	1992	G	N3-C4-C5	-5.18	126.01	128.60
26	1H	2673	G	C6-C5-N7	-5.18	127.29	130.40
26	14	265	A	N1-C6-N6	5.18	121.71	118.60
26	14	1482	U	N3-C4-C5	-5.18	111.49	114.60
27	16	102	G	N3-C4-N9	-5.18	122.89	126.00
26	14	2253	G	C5-C6-O6	-5.18	125.49	128.60
1	13	130	A	N1-C6-N6	5.18	121.71	118.60
26	1H	950	G	O5'-P-OP1	5.18	116.92	110.70
26	1H	1122	G	N1-C6-O6	5.18	123.01	119.90
26	1H	1399	C	C5-C6-N1	5.18	123.59	121.00
26	1H	1768	U	N3-C4-O4	-5.18	115.78	119.40
26	1H	2318	G	C8-N9-C1'	-5.18	120.27	127.00
1	1G	1219	U	C5-C6-N1	5.18	125.29	122.70
26	14	2048	G	N9-C4-C5	5.18	107.47	105.40
26	1H	651	G	N3-C4-C5	-5.18	126.01	128.60
26	1H	1215	G	O5'-P-OP2	-5.18	101.04	105.70
1	13	1501	C	O5'-P-OP2	5.18	116.91	110.70
26	1H	28	A	N7-C8-N9	-5.18	111.21	113.80
26	1H	407	G	N1-C2-N2	-5.18	111.54	116.20
26	14	1295	C	OP2-P-O3'	5.18	116.59	105.20
26	1H	1025	G	C5-C6-O6	5.17	131.71	128.60
1	1G	512	U	C6-N1-C2	-5.17	117.89	121.00
1	1G	881	G	N3-C4-N9	5.17	129.10	126.00
26	14	141	A	C4-C5-N7	5.17	113.29	110.70
26	14	647	G	C4-N9-C1'	5.17	133.23	126.50
26	14	1253	A	C5-C6-N6	-5.17	119.56	123.70
26	14	2724	C	OP2-P-O3'	5.17	116.58	105.20
26	1H	787	U	C6-N1-C1'	5.17	128.44	121.20
26	1H	1904	G	N7-C8-N9	-5.17	110.51	113.10
26	14	1754	C	N3-C2-O2	-5.17	118.28	121.90
1	13	765	G	C4-N9-C1'	5.17	133.22	126.50
1	13	792	A	N1-C6-N6	5.17	121.70	118.60
26	1H	464	U	C5-C6-N1	-5.17	120.11	122.70
26	1H	526	A	N9-C4-C5	5.17	107.87	105.80
26	1H	661	C	N1-C2-O2	5.17	122.00	118.90
26	1H	2385	C	N3-C4-C5	5.17	123.97	121.90
26	1H	2703	C	C6-N1-C2	-5.17	118.23	120.30

Continued on next page...

Continued from previous page...

Mol	Chain	Res	Type	Atoms	Z	Observed(°)	Ideal(°)
1	1G	1499	A	N7-C8-N9	-5.17	111.21	113.80
26	14	668	G	C2-N3-C4	-5.17	109.31	111.90
38	55	57	ARG	NE-CZ-NH1	5.17	122.89	120.30
26	1H	776	G	C4-C5-N7	5.17	112.87	110.80
26	1H	1332	G	N1-C6-O6	5.17	123.00	119.90
26	1H	2040	C	N3-C4-N4	5.17	121.62	118.00
26	14	2210	G	P-O3'-C3'	5.17	125.90	119.70
1	13	1214	C	C6-N1-C2	5.17	122.37	120.30
26	1H	807	U	OP1-P-OP2	5.17	127.35	119.60
26	1H	1620	G	C5-C6-O6	5.17	131.70	128.60
26	14	1300	U	C2-N3-C4	-5.17	123.90	127.00
26	14	1612	C	C6-N1-C2	5.17	122.37	120.30
26	1H	120	U	N1-C2-N3	5.17	118.00	114.90
26	1H	784	A	O4'-C1'-N9	5.17	112.33	108.20
26	1H	1185	C	C6-N1-C2	-5.17	118.23	120.30
26	1H	1397	U	C5-C4-O4	5.17	129.00	125.90
26	14	70	G	N3-C4-N9	5.17	129.10	126.00
26	14	675	A	C4-C5-N7	5.17	113.28	110.70
26	14	1826	G	O4'-C1'-N9	5.17	112.33	108.20
26	1H	1302	A	C6-C5-N7	5.17	135.92	132.30
26	1H	2475	C	P-O3'-C3'	5.17	125.90	119.70
1	1G	739	C	C6-N1-C2	-5.17	118.23	120.30
26	14	1601	G	OP1-P-O3'	5.17	116.56	105.20
1	13	1058	G	N9-C4-C5	-5.16	103.33	105.40
26	1H	127	A	C4-C5-N7	5.16	113.28	110.70
26	1H	791	C	OP1-P-O3'	-5.16	93.84	105.20
26	1H	1990	C	C2-N3-C4	-5.16	117.32	119.90
26	1H	2544	G	C4-C5-C6	5.16	121.90	118.80
37	88	81	VAL	CA-C-N	5.16	128.56	117.20
4	32	12	CYS	CA-CB-SG	5.16	123.30	114.00
26	14	558	G	N7-C8-N9	-5.16	110.52	113.10
26	14	1620	G	C8-N9-C4	-5.16	104.33	106.40
26	14	2068	U	OP1-P-O3'	5.16	116.56	105.20
26	1H	277	C	N1-C2-O2	5.16	122.00	118.90
26	1H	1428	C	C5-C6-N1	-5.16	118.42	121.00
26	1H	1817	G	N1-C2-N2	-5.16	111.55	116.20
26	1H	2338	G	N1-C6-O6	5.16	123.00	119.90
1	1G	1514	C	N3-C4-N4	5.16	121.61	118.00
26	14	1338	G	N3-C4-C5	-5.16	126.02	128.60
26	14	2596	U	OP1-P-OP2	5.16	127.34	119.60
27	1J	29	A	C5-N7-C8	-5.16	101.32	103.90
26	1H	664	C	C5-C6-N1	-5.16	118.42	121.00

Continued on next page...

Continued from previous page...

Mol	Chain	Res	Type	Atoms	Z	Observed(°)	Ideal(°)
26	1H	1161	C	O5'-P-OP2	5.16	116.89	110.70
26	1H	1940	U	C5-C4-O4	-5.16	122.80	125.90
26	1H	2299	G	C8-N9-C4	-5.16	104.34	106.40
26	14	603	A	C5-N7-C8	-5.16	101.32	103.90
26	14	777	A	N3-C4-C5	-5.16	123.19	126.80
26	1H	614	U	N1-C1'-C2'	5.16	120.71	114.00
26	1H	698	C	C6-N1-C2	5.16	122.36	120.30
26	1H	940	G	C5-C6-N1	5.16	114.08	111.50
26	1H	2211	G	C8-N9-C1'	-5.16	120.29	127.00
26	1H	2288	A	C4-C5-N7	5.16	113.28	110.70
26	1H	2293	C	N3-C4-C5	5.16	123.96	121.90
26	1H	2392	A	N1-C6-N6	5.16	121.70	118.60
26	14	729	G	N1-C2-N2	5.16	120.84	116.20
26	1H	1240	U	O5'-P-OP2	-5.16	101.06	105.70
26	1H	1888	G	N3-C2-N2	5.16	123.51	119.90
26	1H	1993	U	C5-C6-N1	-5.16	120.12	122.70
26	1H	2638	G	N3-C2-N2	5.16	123.51	119.90
26	14	1980	G	N1-C6-O6	5.16	122.99	119.90
26	1H	783	A	C6-N1-C2	-5.16	115.51	118.60
26	14	961	C	O4'-C1'-N1	5.16	112.32	108.20
26	14	2822	G	N1-C6-O6	-5.16	116.81	119.90
26	1H	1904	G	O5'-P-OP2	-5.15	101.06	105.70
26	1H	2277	G	N1-C6-O6	-5.15	116.81	119.90
26	1H	2473	U	C6-N1-C1'	-5.15	113.98	121.20
1	1G	413	G	N7-C8-N9	-5.15	110.52	113.10
26	1H	177	G	C5-C6-O6	5.15	131.69	128.60
26	1H	2023	G	N7-C8-N9	5.15	115.68	113.10
26	1H	2481	G	C6-C5-N7	-5.15	127.31	130.40
26	14	315	G	C4-C5-C6	5.15	121.89	118.80
26	14	965	C	N1-C2-O2	-5.15	115.81	118.90
26	1H	816	C	C2-N3-C4	5.15	122.47	119.90
26	1H	1035	U	C5-C4-O4	5.15	128.99	125.90
26	1H	2053	G	N1-C2-N2	5.15	120.83	116.20
26	1H	2350	C	N3-C2-O2	-5.15	118.30	121.90
26	1H	2638	G	C5-C6-N1	5.15	114.08	111.50
1	1G	899	C	C5-C4-N4	-5.15	116.59	120.20
26	14	1835	G	N1-C6-O6	-5.15	116.81	119.90
28	19	41	GLY	C-N-CA	-5.15	111.48	122.30
26	1H	109	G	C6-N1-C2	-5.15	122.01	125.10
26	1H	1307	A	C8-N9-C4	5.15	107.86	105.80
26	1H	2091	U	N3-C2-O2	-5.15	118.60	122.20
24	1L	20	C	N1-C2-O2	5.15	121.99	118.90

Continued on next page...

Continued from previous page...

Mol	Chain	Res	Type	Atoms	Z	Observed(°)	Ideal(°)
26	1H	144	C	C2-N3-C4	-5.15	117.33	119.90
26	1H	207	A	N1-C6-N6	5.15	121.69	118.60
26	1H	229	A	OP2-P-O3'	5.15	116.52	105.20
26	1H	329	G	O5'-P-OP2	-5.15	101.07	105.70
26	1H	1550	C	N1-C2-O2	-5.15	115.81	118.90
26	1H	1634	A	OP1-P-OP2	5.15	127.32	119.60
26	1H	2448	A	N1-C6-N6	5.15	121.69	118.60
26	1H	2666	C	C6-N1-C2	-5.15	118.24	120.30
27	16	72	G	O5'-P-OP1	-5.15	101.07	105.70
26	14	1187	G	N1-C6-O6	5.15	122.99	119.90
26	1H	774	A	N1-C6-N6	5.15	121.69	118.60
26	1H	917	A	C8-N9-C4	5.15	107.86	105.80
26	1H	1573	G	N3-C2-N2	5.15	123.50	119.90
26	14	567	A	C4-C5-N7	5.15	113.27	110.70
26	14	1630(A)	C	N1-C2-O2	-5.15	115.81	118.90
26	14	1802	A	N1-C2-N3	5.15	131.87	129.30
26	14	2498	C	N3-C4-N4	-5.15	114.40	118.00
1	1G	484	G	C8-N9-C1'	5.14	133.69	127.00
1	1G	484	G	N3-C4-C5	5.14	131.17	128.60
1	1G	1025	U	C5-C6-N1	5.14	125.27	122.70
26	14	1955	U	OP2-P-O3'	5.14	116.52	105.20
26	14	2592	G	N3-C2-N2	5.14	123.50	119.90
26	1H	270(Y)	G	N1-C6-O6	5.14	122.98	119.90
26	1H	1477	A	OP2-P-O3'	5.14	116.51	105.20
26	1H	1593	G	OP1-P-O3'	5.14	116.51	105.20
26	1H	1614	A	C4-C5-N7	5.14	113.27	110.70
26	1H	1624	G	C5-C6-N1	5.14	114.07	111.50
26	1H	1770	G	OP1-P-O3'	5.14	116.52	105.20
1	1G	45	U	C5-C6-N1	-5.14	120.13	122.70
1	1G	493	G	C8-N9-C4	-5.14	104.34	106.40
26	14	530	G	C8-N9-C4	5.14	108.46	106.40
26	14	1762	A	OP2-P-O3'	5.14	116.52	105.20
26	14	2033	A	N1-C6-N6	-5.14	115.52	118.60
26	14	2585	U	C2-N1-C1'	5.14	123.87	117.70
1	13	130	A	C5-C6-N6	-5.14	119.59	123.70
26	1H	1159	U	N3-C2-O2	-5.14	118.60	122.20
26	14	72	U	C4-C5-C6	5.14	122.78	119.70
26	14	204	A	OP2-P-O3'	5.14	116.51	105.20
26	14	570	G	N3-C4-N9	5.14	129.08	126.00
26	14	864	G	C8-N9-C4	-5.14	104.34	106.40
26	14	2001	A	C6-N1-C2	-5.14	115.52	118.60
26	14	2038	G	N1-C2-N2	-5.14	111.57	116.20

Continued on next page...

Continued from previous page...

Mol	Chain	Res	Type	Atoms	Z	Observed(°)	Ideal(°)
26	1H	1343	G	N3-C4-N9	5.14	129.08	126.00
26	1H	1426	G	N3-C4-C5	-5.14	126.03	128.60
26	1H	1801	G	N3-C4-N9	5.14	129.08	126.00
26	1H	2054	A	N7-C8-N9	5.14	116.37	113.80
26	1H	2382	G	C6-C5-N7	-5.14	127.32	130.40
26	1H	2406	U	N1-C2-O2	5.14	126.40	122.80
26	14	1407	C	C4-C5-C6	-5.14	114.83	117.40
1	13	380	G	C8-N9-C1'	5.14	133.68	127.00
22	1K	83	C	O4'-C1'-N1	5.14	112.31	108.20
26	1H	2571	C	N1-C2-N3	5.14	122.80	119.20
27	16	8	U	O5'-P-OP1	5.14	116.86	110.70
26	1H	567	A	C5-C6-N1	5.14	120.27	117.70
26	1H	782	A	C8-N9-C4	-5.14	103.75	105.80
26	1H	990	A	C8-N9-C4	-5.14	103.75	105.80
1	1G	263	A	N9-C4-C5	-5.14	103.75	105.80
1	1G	898	G	N9-C1'-C2'	-5.14	106.35	112.00
26	14	389	G	C5-C6-O6	-5.14	125.52	128.60
26	14	1827	C	OP1-P-O3'	5.14	116.50	105.20
26	14	2439	A	C5-N7-C8	-5.14	101.33	103.90
27	1J	78	A	OP2-P-O3'	5.14	116.50	105.20
26	1H	386	G	N3-C4-C5	-5.13	126.03	128.60
26	1H	543	C	C5-C6-N1	-5.13	118.43	121.00
26	1H	1985	G	C8-N9-C4	-5.13	104.35	106.40
26	1H	2565	A	C8-N9-C4	5.13	107.85	105.80
26	1H	2686	G	C5-C6-O6	-5.13	125.52	128.60
27	16	103	U	OP2-P-O3'	5.13	116.50	105.20
26	14	765	G	C5-N7-C8	-5.13	101.73	104.30
26	1H	787	U	N3-C4-C5	5.13	117.68	114.60
1	13	1527	C	N3-C4-C5	-5.13	119.85	121.90
26	1H	1681	G	C8-N9-C4	5.13	108.45	106.40
26	1H	1681	G	C8-N9-C1'	5.13	133.67	127.00
26	1H	2713	A	C8-N9-C4	-5.13	103.75	105.80
26	1H	2774	C	C6-N1-C2	5.13	122.35	120.30
26	1H	152	G	N3-C4-N9	-5.13	122.92	126.00
26	1H	502	A	N1-C2-N3	5.13	131.86	129.30
26	1H	566	U	C5-C6-N1	-5.13	120.14	122.70
26	1H	2466	C	N3-C4-C5	5.13	123.95	121.90
26	14	916	G	O5'-P-OP1	-5.13	101.08	105.70
26	1H	764	A	C6-C5-N7	-5.13	128.71	132.30
26	1H	916	G	O5'-P-OP2	5.13	116.85	110.70
26	1H	2573	C	C5-C6-N1	5.13	123.56	121.00
26	14	155	C	N3-C2-O2	-5.13	118.31	121.90

Continued on next page...

Continued from previous page...

Mol	Chain	Res	Type	Atoms	Z	Observed(°)	Ideal(°)
26	14	2696	U	C2-N1-C1'	-5.13	111.55	117.70
26	1H	614	U	C6-N1-C1'	5.12	128.38	121.20
26	1H	1950	G	N3-C4-C5	5.12	131.16	128.60
26	14	2240	C	N3-C4-N4	5.12	121.59	118.00
26	1H	731	C	C6-N1-C2	-5.12	118.25	120.30
26	1H	787	U	N1-C2-N3	5.12	117.97	114.90
26	1H	1471	A	N7-C8-N9	5.12	116.36	113.80
26	14	1896	G	C5-C6-O6	5.12	131.68	128.60
26	14	1897	G	C5-C6-O6	-5.12	125.53	128.60
26	14	2425	A	C5'-C4'-O4'	5.12	115.25	109.10
26	14	2575	C	N3-C4-C5	-5.12	119.85	121.90
26	14	2617	C	C2-N1-C1'	-5.12	113.16	118.80
1	13	827	U	C2-N1-C1'	5.12	123.85	117.70
26	1H	179	G	C8-N9-C4	5.12	108.45	106.40
26	1H	279	C	C6-N1-C2	-5.12	118.25	120.30
26	1H	1257	C	OP2-P-O3'	5.12	116.47	105.20
26	14	949	C	OP2-P-O3'	5.12	116.47	105.20
26	14	1528	A	N7-C8-N9	5.12	116.36	113.80
26	14	1695	G	N1-C6-O6	5.12	122.97	119.90
26	14	671	C	C5-C4-N4	5.12	123.78	120.20
26	14	2506	U	C6-N1-C2	-5.12	117.93	121.00
26	14	2715	C	O5'-P-OP1	5.12	116.84	110.70
26	1H	635	C	C6-N1-C2	-5.12	118.25	120.30
26	1H	2257	U	C5-C6-N1	5.12	125.26	122.70
1	1G	481	G	N3-C4-N9	5.12	129.07	126.00
1	1G	1301	U	N1-C2-O2	5.12	126.38	122.80
26	14	786	C	O5'-P-OP2	-5.12	101.09	105.70
26	1H	773	U	N1-C2-N3	5.12	117.97	114.90
26	14	407	G	N3-C4-C5	-5.12	126.04	128.60
26	14	1266	G	C8-N9-C4	5.12	108.45	106.40
1	13	807	A	N9-C4-C5	5.11	107.85	105.80
26	1H	198	C	OP1-P-OP2	-5.11	111.93	119.60
26	1H	1620	G	N1-C6-O6	-5.11	116.83	119.90
26	1H	2267	A	OP1-P-O3'	5.11	116.45	105.20
1	1G	691	G	C4-C5-N7	5.11	112.84	110.80
26	14	471	A	C5-C6-N1	-5.11	115.14	117.70
26	14	1407	C	N1-C2-O2	5.11	121.97	118.90
26	14	2440	C	N1-C2-O2	5.11	121.97	118.90
26	1H	610	C	C5-C6-N1	-5.11	118.44	121.00
26	1H	762	U	C5-C6-N1	5.11	125.26	122.70
26	14	1821	A	N1-C6-N6	-5.11	115.53	118.60
1	13	522	C	O5'-P-OP2	-5.11	101.10	105.70

Continued on next page...

Continued from previous page...

Mol	Chain	Res	Type	Atoms	Z	Observed(°)	Ideal(°)
26	1H	35	G	C5-C6-O6	5.11	131.67	128.60
26	1H	613	U	N3-C4-O4	-5.11	115.82	119.40
26	1H	655	A	C4-C5-C6	5.11	119.56	117.00
26	1H	792	G	O4'-C1'-N9	-5.11	104.11	108.20
26	1H	1698	A	N7-C8-N9	5.11	116.36	113.80
26	1H	2026	C	N3-C4-C5	-5.11	119.86	121.90
26	14	2073	C	N1-C2-N3	5.11	122.78	119.20
1	13	23	C	N1-C2-O2	-5.11	115.83	118.90
26	1H	1162	G	C8-N9-C1'	5.11	133.64	127.00
26	14	1332	G	C5-C6-O6	-5.11	125.53	128.60
26	14	2697	G	N1-C6-O6	5.11	122.97	119.90
26	14	2755	C	N1-C2-O2	5.11	121.97	118.90
27	1J	29	A	N7-C8-N9	5.11	116.36	113.80
1	13	320	C	C2-N1-C1'	-5.11	113.18	118.80
26	1H	837	C	N3-C4-C5	5.11	123.94	121.90
26	1H	1959	G	OP2-P-O3'	5.11	116.44	105.20
26	1H	2435	A	C8-N9-C4	-5.11	103.76	105.80
26	1H	2514	U	C5-C6-N1	-5.11	120.15	122.70
26	1H	2609	U	C2-N1-C1'	-5.11	111.57	117.70
1	1G	963	G	C4-N9-C1'	5.11	133.14	126.50
26	14	2075	U	OP2-P-O3'	5.11	116.44	105.20
1	13	720	C	N3-C2-O2	-5.11	118.33	121.90
26	1H	813	U	OP2-P-O3'	5.11	116.43	105.20
26	1H	1488	G	O5'-P-OP1	-5.11	101.11	105.70
1	1G	1305	G	N3-C4-C5	5.11	131.15	128.60
26	14	669	G	C3'-C2'-C1'	5.11	105.58	101.50
26	14	791	C	P-O3'-C3'	5.11	125.83	119.70
26	14	1346	G	C5-N7-C8	5.11	106.85	104.30
26	14	1776	G	N9-C4-C5	-5.11	103.36	105.40
26	14	2433	A	C6-C5-N7	-5.11	128.73	132.30
26	14	1938	A	O5'-P-OP2	-5.10	101.11	105.70
27	1J	43	C	C6-N1-C2	-5.10	118.26	120.30
26	1H	81	G	C5-C6-O6	5.10	131.66	128.60
26	1H	195	A	P-O3'-C3'	5.10	125.82	119.70
26	1H	219	G	N7-C8-N9	-5.10	110.55	113.10
1	1G	666	G	C6-C5-N7	-5.10	127.34	130.40
26	14	613	U	N1-C2-O2	5.10	126.37	122.80
26	14	643	A	O5'-P-OP2	-5.10	101.11	105.70
26	14	1951	U	C6-N1-C2	-5.10	117.94	121.00
26	14	2463	C	C6-N1-C2	5.10	122.34	120.30
28	19	111	LEU	CA-CB-CG	5.10	127.04	115.30
26	1H	328	U	C6-N1-C2	-5.10	117.94	121.00

Continued on next page...

Continued from previous page...

Mol	Chain	Res	Type	Atoms	Z	Observed(°)	Ideal(°)
26	1H	775	G	N3-C4-N9	5.10	129.06	126.00
26	1H	1993	U	OP2-P-O3'	5.10	116.42	105.20
26	1H	2063	C	C6-N1-C2	5.10	122.34	120.30
1	1G	1285	A	P-O3'-C3'	5.10	125.82	119.70
26	14	748	G	O4'-C1'-N9	5.10	112.28	108.20
26	14	1256	G	C8-N9-C1'	-5.10	120.37	127.00
26	14	1623	G	OP2-P-O3'	5.10	116.42	105.20
26	14	2079	U	O5'-P-OP1	-5.10	101.11	105.70
26	14	2084	C	C2-N3-C4	-5.10	117.35	119.90
27	1J	44	G	C8-N9-C1'	5.10	133.63	127.00
26	1H	1900	A	OP1-P-O3'	5.10	116.42	105.20
1	13	1266	G	C8-N9-C1'	5.10	133.63	127.00
26	1H	111	A	N1-C6-N6	-5.10	115.54	118.60
26	1H	189	G	N1-C6-O6	5.10	122.96	119.90
26	1H	450	G	N3-C2-N2	-5.10	116.33	119.90
26	1H	1489	U	O4'-C1'-N1	5.10	112.28	108.20
26	1H	1790	C	N3-C4-C5	5.10	123.94	121.90
26	14	1602	U	O5'-P-OP1	-5.10	101.11	105.70
1	13	960	U	C6-N1-C2	-5.10	117.94	121.00
26	1H	1370	C	O5'-P-OP2	5.10	116.81	110.70
26	1H	2085	C	N3-C2-O2	5.10	125.47	121.90
26	14	1128	A	C8-N9-C4	5.10	107.84	105.80
26	14	1379	A	P-O3'-C3'	5.10	125.82	119.70
1	13	811	C	OP2-P-O3'	5.09	116.41	105.20
26	1H	210	C	OP2-P-O3'	5.09	116.41	105.20
26	1H	1204	A	C4-C5-C6	5.09	119.55	117.00
26	1H	1470	G	OP2-P-O3'	5.09	116.41	105.20
26	14	2578	G	N1-C6-O6	-5.09	116.84	119.90
26	1H	110	G	O5'-P-OP2	-5.09	101.12	105.70
26	1H	2258	C	O5'-P-OP1	-5.09	101.12	105.70
26	1H	2508	G	C6-C5-N7	5.09	133.46	130.40
26	14	671	C	N3-C2-O2	-5.09	118.33	121.90
26	1H	1213	A	C2-N3-C4	-5.09	108.05	110.60
26	1H	1303	G	OP2-P-O3'	5.09	116.40	105.20
26	1H	1569	A	N1-C6-N6	5.09	121.66	118.60
26	1H	2060	A	N3-C4-N9	-5.09	123.33	127.40
1	1G	690	G	N3-C4-N9	-5.09	122.94	126.00
26	14	137	C	C6-N1-C2	-5.09	118.26	120.30
26	14	527	C	OP1-P-OP2	-5.09	111.96	119.60
26	14	562	U	N3-C2-O2	-5.09	118.64	122.20
26	14	989	G	O5'-P-OP1	-5.09	101.12	105.70
26	1H	830	G	N1-C6-O6	-5.09	116.85	119.90

Continued on next page...

Continued from previous page...

Mol	Chain	Res	Type	Atoms	Z	Observed(°)	Ideal(°)
26	1H	1931	U	C6-N1-C2	-5.09	117.95	121.00
26	1H	2289	G	N3-C4-C5	5.09	131.15	128.60
26	1H	2508	G	N9-C4-C5	5.09	107.44	105.40
26	1H	2706	G	O5'-P-OP1	-5.09	101.12	105.70
1	1G	130	A	N1-C6-N6	5.09	121.65	118.60
26	14	229	A	O4'-C1'-N9	5.09	112.27	108.20
26	1H	270(Y)	G	C5-C6-N1	-5.09	108.96	111.50
49	K8	16	LEU	N-CA-C	-5.09	97.26	111.00
26	14	1994	C	C5-C6-N1	-5.09	118.46	121.00
1	13	809	G	C4-C5-N7	-5.09	108.77	110.80
1	1G	867	G	C8-N9-C4	-5.09	104.36	106.40
1	1G	1502	A	C5-N7-C8	-5.09	101.36	103.90
26	14	153	C	C5-C6-N1	5.09	123.54	121.00
26	14	823	G	N3-C2-N2	5.09	123.46	119.90
26	1H	1436	G	OP2-P-O3'	5.08	116.39	105.20
26	14	138	G	N7-C8-N9	5.08	115.64	113.10
1	13	1276	G	C8-N9-C4	-5.08	104.37	106.40
26	1H	141	A	C5-N7-C8	-5.08	101.36	103.90
26	1H	243	U	C5-C6-N1	5.08	125.24	122.70
26	1H	464	U	C4-C5-C6	5.08	122.75	119.70
26	1H	1674	G	C4-N9-C1'	5.08	133.11	126.50
26	1H	1826	G	C5-N7-C8	5.08	106.84	104.30
26	14	774	A	O5'-P-OP1	5.08	116.80	110.70
26	14	1882	C	C6-N1-C2	-5.08	118.27	120.30
26	14	1965	C	N3-C4-C5	5.08	123.93	121.90
26	14	1992	G	C2-N3-C4	5.08	114.44	111.90
26	14	2301	C	C6-N1-C2	-5.08	118.27	120.30
1	13	524	G	N1-C6-O6	5.08	122.95	119.90
26	1H	2356	C	OP2-P-O3'	5.08	116.38	105.20
26	1H	2777	G	O4'-C1'-N9	-5.08	104.13	108.20
1	1G	567	G	C4-N9-C1'	-5.08	119.89	126.50
26	14	121	G	C6-C5-N7	-5.08	127.35	130.40
26	14	1939	U	OP2-P-O3'	5.08	116.38	105.20
26	14	2453	A	N7-C8-N9	-5.08	111.26	113.80
26	1H	614	U	N1-C2-N3	5.08	117.95	114.90
26	1H	1834	U	N1-C2-O2	5.08	126.36	122.80
26	1H	2030	A	C5-C6-N1	5.08	120.24	117.70
26	1H	2544	G	C6-C5-N7	-5.08	127.35	130.40
26	14	74	A	N9-C4-C5	-5.08	103.77	105.80
26	14	1653	G	OP1-P-O3'	5.08	116.37	105.20
26	14	2264	C	O5'-P-OP2	5.08	116.79	110.70
1	1G	1132	C	N1-C2-O2	5.08	121.95	118.90

Continued on next page...

Continued from previous page...

Mol	Chain	Res	Type	Atoms	Z	Observed(°)	Ideal(°)
26	14	788	A	C4-C5-N7	5.08	113.24	110.70
1	13	758	G	C5-N7-C8	-5.08	101.76	104.30
26	1H	25	U	N3-C4-O4	5.08	122.95	119.40
26	1H	117	G	O5'-P-OP2	-5.08	101.13	105.70
26	1H	822	U	O5'-P-OP2	-5.08	101.13	105.70
26	1H	1614	A	N3-C4-N9	-5.08	123.34	127.40
26	1H	2444	G	C2-N3-C4	5.08	114.44	111.90
26	1H	2490	G	O5'-P-OP1	5.08	116.79	110.70
26	14	1566	A	C5-N7-C8	-5.08	101.36	103.90
26	14	2211	G	C6-C5-N7	-5.08	127.36	130.40
26	14	2601	C	N1-C2-N3	5.08	122.75	119.20
1	13	253	U	N3-C2-O2	5.07	125.75	122.20
26	1H	1656	C	C5-C4-N4	-5.07	116.65	120.20
26	1H	2351	G	OP1-P-OP2	5.07	127.21	119.60
26	1H	2440	C	OP1-P-O3'	5.07	116.36	105.20
26	1H	2481	G	C4-N9-C1'	5.07	133.09	126.50
1	1G	266	G	OP2-P-O3'	5.07	116.36	105.20
26	1H	48	G	P-O3'-C3'	5.07	125.79	119.70
26	1H	290	G	N3-C4-C5	-5.07	126.06	128.60
26	14	1653	G	O5'-P-OP2	-5.07	101.14	105.70
26	14	1786	A	N1-C2-N3	5.07	131.84	129.30
26	14	2327	A	N1-C2-N3	5.07	131.84	129.30
26	1H	452	G	N3-C4-C5	-5.07	126.06	128.60
26	1H	464	U	N3-C2-O2	-5.07	118.65	122.20
26	1H	510	C	N3-C4-C5	-5.07	119.87	121.90
26	1H	1315	C	C5-C4-N4	5.07	123.75	120.20
26	1H	1611	C	C2-N3-C4	-5.07	117.36	119.90
26	1H	2053	G	C6-N1-C2	-5.07	122.06	125.10
26	14	603	A	N1-C6-N6	5.07	121.64	118.60
26	14	949	C	C2-N1-C1'	-5.07	113.22	118.80
1	13	422	C	C6-N1-C1'	-5.07	114.72	120.80
26	14	676	A	C6-C5-N7	-5.07	128.75	132.30
26	14	1385	G	C6-C5-N7	5.07	133.44	130.40
26	14	1968	G	OP1-P-O3'	5.07	116.35	105.20
26	1H	51	G	OP2-P-O3'	5.07	116.35	105.20
26	1H	142	G	C8-N9-C4	5.07	108.43	106.40
26	1H	1326	U	C2-N1-C1'	5.07	123.78	117.70
26	1H	1958	C	N3-C2-O2	5.07	125.45	121.90
26	1H	2069	G	OP2-P-O3'	5.07	116.35	105.20
26	14	569	U	C5-C6-N1	-5.07	120.17	122.70
26	1H	192	C	C5-C4-N4	-5.07	116.65	120.20
26	1H	253	C	C2-N1-C1'	-5.07	113.23	118.80

Continued on next page...

Continued from previous page...

Mol	Chain	Res	Type	Atoms	Z	Observed(°)	Ideal(°)
26	1H	803	U	C5-C6-N1	-5.07	120.17	122.70
26	1H	2036	C	OP2-P-O3'	5.07	116.34	105.20
26	1H	2210	G	C8-N9-C1'	-5.07	120.41	127.00
26	1H	2589	A	N1-C2-N3	-5.07	126.77	129.30
36	78	138	LEU	CA-CB-CG	5.07	126.95	115.30
26	14	800	A	OP1-P-O3'	5.07	116.34	105.20
26	14	1332	G	N3-C2-N2	5.07	123.45	119.90
26	14	2236	C	O5'-P-OP1	-5.07	101.14	105.70
26	1H	792	G	OP2-P-O3'	5.06	116.34	105.20
26	14	2607	G	N3-C2-N2	5.06	123.44	119.90
1	13	394	G	N9-C4-C5	5.06	107.42	105.40
26	1H	77	C	C2-N3-C4	-5.06	117.37	119.90
26	1H	348	G	N7-C8-N9	5.06	115.63	113.10
26	14	803	U	C2-N1-C1'	-5.06	111.62	117.70
1	13	690	G	C8-N9-C4	-5.06	104.38	106.40
26	1H	837	C	C5-C6-N1	5.06	123.53	121.00
26	14	2699	C	C2-N1-C1'	-5.06	113.23	118.80
26	1H	945	A	C6-N1-C2	-5.06	115.56	118.60
26	1H	1190	G	OP1-P-OP2	5.06	127.19	119.60
26	1H	1819	A	C5-C6-N6	-5.06	119.65	123.70
26	1H	2518	A	O4'-C1'-N9	-5.06	104.15	108.20
26	14	953	A	N1-C6-N6	5.06	121.64	118.60
26	14	1897	G	N3-C4-N9	5.06	129.03	126.00
26	14	1963	U	N1-C2-O2	5.06	126.34	122.80
26	14	2383	G	N1-C2-N2	-5.06	111.65	116.20
26	1H	344	G	N1-C6-O6	-5.06	116.87	119.90
26	1H	530	G	C5-C6-O6	5.06	131.63	128.60
26	1H	2325	G	C8-N9-C4	-5.06	104.38	106.40
26	14	1298	C	O5'-P-OP1	5.06	116.77	110.70
26	14	1968	G	N1-C6-O6	5.06	122.93	119.90
26	1H	2486	G	O5'-P-OP2	-5.06	101.15	105.70
26	1H	2492	U	N1-C2-O2	5.06	126.34	122.80
26	1H	778	G	O5'-P-OP1	5.05	116.77	110.70
26	1H	866	A	N9-C4-C5	-5.05	103.78	105.80
26	1H	1193	G	N7-C8-N9	-5.05	110.57	113.10
26	14	1305	C	O5'-P-OP2	5.05	116.77	110.70
26	14	2848	G	O4'-C1'-N9	5.05	112.24	108.20
1	13	990	C	C6-N1-C2	-5.05	118.28	120.30
26	1H	2584	U	N1-C2-N3	5.05	117.93	114.90
1	1G	799	G	OP2-P-O3'	5.05	116.32	105.20
1	13	414	A	C8-N9-C4	5.05	107.82	105.80
26	1H	842	G	C5-N7-C8	-5.05	101.77	104.30

Continued on next page...

Continued from previous page...

Mol	Chain	Res	Type	Atoms	Z	Observed(°)	Ideal(°)
26	1H	1376	C	C4-C5-C6	5.05	119.93	117.40
26	1H	2508	G	C8-N9-C1'	5.05	133.57	127.00
26	14	2370	G	N3-C4-C5	-5.05	126.07	128.60
27	16	74	U	OP1-P-O3'	5.05	116.31	105.20
19	AA	82	GLY	N-CA-C	5.05	125.72	113.10
26	14	298	G	C5-C6-O6	-5.05	125.57	128.60
26	14	442	G	C8-N9-C4	-5.05	104.38	106.40
26	14	2213	U	C2-N1-C1'	5.05	123.76	117.70
1	13	1414	U	OP2-P-O3'	5.05	116.31	105.20
26	1H	386	G	N9-C4-C5	5.05	107.42	105.40
26	1H	1579	A	C6-C5-N7	-5.05	128.77	132.30
1	1G	1512	U	C6-N1-C2	-5.05	117.97	121.00
26	1H	1639	U	N1-C2-N3	5.05	117.93	114.90
26	1H	1835	G	N3-C2-N2	5.05	123.43	119.90
26	1H	2393	A	C4-C5-N7	-5.05	108.18	110.70
55	3L	2	G	C8-N9-C4	5.05	108.42	106.40
26	14	199	A	OP2-P-O3'	5.05	116.30	105.20
26	14	1459	G	N1-C6-O6	-5.05	116.87	119.90
26	14	2379	G	C8-N9-C4	-5.05	104.38	106.40
26	1H	2484	G	C8-N9-C1'	-5.04	120.44	127.00
1	1G	842	C	N1-C2-O2	5.04	121.93	118.90
1	13	452	A	N7-C8-N9	-5.04	111.28	113.80
1	13	819	A	C8-N9-C4	-5.04	103.78	105.80
1	13	894	G	OP2-P-O3'	5.04	116.30	105.20
26	1H	405	U	N1-C2-O2	5.04	126.33	122.80
26	1H	941	A	OP2-P-O3'	5.04	116.30	105.20
26	14	670	A	N9-C4-C5	-5.04	103.78	105.80
39	65	73	LEU	CA-CB-CG	5.04	126.90	115.30
1	13	733	A	N7-C8-N9	-5.04	111.28	113.80
1	13	818	G	C8-N9-C4	5.04	108.42	106.40
1	13	872	A	O4'-C1'-N9	5.04	112.23	108.20
26	1H	407	G	N3-C4-C5	-5.04	126.08	128.60
26	1H	1617	C	C6-N1-C2	-5.04	118.28	120.30
20	BA	72	LEU	CA-CB-CG	5.04	126.90	115.30
26	14	463	G	N3-C2-N2	5.04	123.43	119.90
26	14	669	G	OP1-P-O3'	5.04	116.29	105.20
26	14	2293	C	N1-C2-O2	5.04	121.92	118.90
26	1H	775	G	N3-C4-C5	-5.04	126.08	128.60
26	14	1328	G	N1-C6-O6	5.04	122.92	119.90
26	14	1662	C	C2-N3-C4	-5.04	117.38	119.90
26	14	1830	C	C6-N1-C1'	-5.04	114.75	120.80
27	1J	12	C	N3-C2-O2	-5.04	118.37	121.90

Continued on next page...

Continued from previous page...

Mol	Chain	Res	Type	Atoms	Z	Observed(°)	Ideal(°)
26	1H	26	G	OP1-P-O3'	5.04	116.28	105.20
26	1H	636	G	O5'-P-OP1	-5.04	101.17	105.70
26	1H	729	G	N7-C8-N9	5.04	115.62	113.10
26	1H	1430	C	O5'-P-OP2	-5.04	101.17	105.70
1	1G	20	U	O5'-P-OP2	-5.04	101.17	105.70
26	14	1271	G	C4-C5-C6	5.04	121.82	118.80
26	14	1776	G	N3-C2-N2	5.04	123.43	119.90
26	14	2319	G	N3-C4-C5	-5.04	126.08	128.60
26	1H	252	G	N3-C4-C5	-5.04	126.08	128.60
26	14	1603	A	C5-N7-C8	-5.04	101.38	103.90
26	14	1787	A	OP1-P-OP2	-5.04	112.04	119.60
1	13	22	G	O5'-P-OP2	-5.04	101.17	105.70
26	14	980	A	N1-C2-N3	5.04	131.82	129.30
26	14	1206	G	N7-C8-N9	5.04	115.62	113.10
26	1H	706	A	N1-C6-N6	5.03	121.62	118.60
26	1H	730	C	C5-C4-N4	5.03	123.72	120.20
26	1H	1769	G	O5'-P-OP2	-5.03	101.17	105.70
26	1H	1834	U	C5-C4-O4	5.03	128.92	125.90
26	1H	1990	C	C4-C5-C6	5.03	119.92	117.40
1	1G	162	A	N7-C8-N9	5.03	116.32	113.80
26	14	864	G	C2-N3-C4	5.03	114.42	111.90
27	1J	88	C	N3-C4-C5	-5.03	119.89	121.90
36	35	62	LEU	CB-CA-C	-5.03	100.64	110.20
1	1G	960	U	N1-C2-N3	5.03	117.92	114.90
1	1G	985	C	N1-C2-O2	5.03	121.92	118.90
1	1G	1435	G	N1-C6-O6	5.03	122.92	119.90
26	14	1694	C	C5-C4-N4	-5.03	116.68	120.20
27	1J	84	C	C5-C6-N1	-5.03	118.48	121.00
22	1K	83	C	C4-C5-C6	-5.03	114.88	117.40
26	1H	412	A	N7-C8-N9	-5.03	111.28	113.80
26	1H	790	C	N1-C2-O2	-5.03	115.88	118.90
26	14	950	G	C5-C6-O6	5.03	131.62	128.60
26	14	1790	C	C2-N3-C4	-5.03	117.38	119.90
26	14	2623	G	C8-N9-C4	-5.03	104.39	106.40
26	1H	1142	U	OP1-P-OP2	-5.03	112.06	119.60
26	1H	1307	A	C5-C6-N6	-5.03	119.68	123.70
26	1H	1825	A	N9-C4-C5	5.03	107.81	105.80
26	1H	2434	A	C2-N3-C4	-5.03	108.09	110.60
1	13	789	U	C4-C5-C6	5.03	122.72	119.70
23	2K	74	A	C5-C6-N6	-5.03	119.68	123.70
26	1H	784	A	N1-C6-N6	-5.03	115.58	118.60
26	1H	1993	U	C2-N3-C4	-5.03	123.98	127.00

Continued on next page...

Continued from previous page...

Mol	Chain	Res	Type	Atoms	Z	Observed(°)	Ideal(°)
1	1G	762	C	C6-N1-C2	5.03	122.31	120.30
26	14	827	U	C3'-C2'-C1'	5.03	105.52	101.50
26	14	1334	G	N3-C2-N2	-5.03	116.38	119.90
26	14	1557	C	O5'-P-OP2	-5.03	101.18	105.70
26	14	2250	G	OP1-P-OP2	5.03	127.14	119.60
26	1H	195	A	OP1-P-O3'	-5.03	94.15	105.20
26	1H	763	G	N3-C4-C5	-5.03	126.09	128.60
26	1H	2277	G	C5-N7-C8	5.03	106.81	104.30
26	14	1192	G	N7-C8-N9	-5.03	110.59	113.10
26	14	1779	U	N3-C4-O4	5.03	122.92	119.40
26	14	2374	C	C2-N3-C4	-5.03	117.39	119.90
26	14	2551	C	O5'-P-OP2	-5.03	101.18	105.70
1	13	1027	C	P-O3'-C3'	5.02	125.73	119.70
26	14	2284	C	O5'-P-OP2	-5.02	101.18	105.70
26	14	2473	U	N3-C2-O2	-5.02	118.68	122.20
1	13	123	C	O5'-P-OP2	-5.02	101.18	105.70
26	1H	590	A	N3-C4-C5	-5.02	123.28	126.80
26	1H	1938	A	OP1-P-OP2	5.02	127.13	119.60
26	1H	2491	U	C6-N1-C2	5.02	124.01	121.00
26	1H	2594	C	N3-C4-C5	5.02	123.91	121.90
26	14	1973	G	C5-C6-O6	5.02	131.61	128.60
1	13	903	G	N3-C4-C5	-5.02	126.09	128.60
26	1H	481	G	C5-C6-O6	-5.02	125.59	128.60
26	14	573	G	C2-N3-C4	5.02	114.41	111.90
26	1H	197	A	P-O3'-C3'	5.02	125.72	119.70
26	1H	2414	G	N1-C6-O6	5.02	122.91	119.90
26	1H	2575	C	C4-C5-C6	5.02	119.91	117.40
26	14	1293	C	C5-C4-N4	-5.02	116.69	120.20
1	13	833	U	C6-N1-C1'	5.02	128.22	121.20
26	1H	82	G	C4-C5-N7	-5.02	108.79	110.80
26	1H	2245	U	OP1-P-OP2	-5.02	112.07	119.60
26	1H	2274	A	OP2-P-O3'	5.02	116.24	105.20
45	G8	81	LYS	N-CA-C	-5.02	97.45	111.00
1	1G	314	C	N1-C2-O2	5.02	121.91	118.90
26	14	528	A	N3-C4-N9	-5.02	123.39	127.40
26	14	1555	G	N3-C4-N9	5.02	129.01	126.00
26	14	2032	G	N7-C8-N9	-5.02	110.59	113.10
26	14	2617	C	N3-C4-N4	-5.02	114.49	118.00
54	M5	62	LEU	CA-CB-CG	5.02	126.84	115.30
26	1H	1548	C	OP1-P-O3'	5.02	116.23	105.20
26	14	463	G	OP1-P-O3'	5.02	116.24	105.20
26	14	1271	G	N3-C2-N2	5.02	123.41	119.90

Continued on next page...

Continued from previous page...

Mol	Chain	Res	Type	Atoms	Z	Observed(°)	Ideal(°)
1	13	857	C	C4-C5-C6	5.01	119.91	117.40
26	1H	727	A	OP2-P-O3'	5.01	116.23	105.20
26	1H	2358	G	N3-C4-N9	5.01	129.01	126.00
26	1H	2477	C	C6-N1-C2	-5.01	118.29	120.30
1	1G	253	U	O5'-P-OP1	-5.01	101.19	105.70
26	14	866	A	O4'-C1'-N9	-5.01	104.19	108.20
26	14	1283	G	O5'-P-OP2	-5.01	101.19	105.70
26	14	1923	U	C6-N1-C2	-5.01	117.99	121.00
26	14	2078	C	O5'-P-OP2	5.01	116.72	110.70
26	14	2321	G	N3-C4-C5	-5.01	126.09	128.60
1	13	527	G	C5-C6-O6	5.01	131.61	128.60
1	1G	310	G	N3-C4-N9	-5.01	122.99	126.00
26	14	2083	G	C2-N3-C4	-5.01	109.39	111.90
1	13	108	G	C8-N9-C1'	-5.01	120.49	127.00
26	1H	812	C	C5-C6-N1	5.01	123.50	121.00
26	1H	1158	C	N3-C4-C5	5.01	123.90	121.90
26	1H	2297	C	OP1-P-OP2	5.01	127.11	119.60
25	4L	21	C	C5-C6-N1	5.01	123.50	121.00
1	13	865	A	C5-N7-C8	-5.01	101.40	103.90
26	1H	1817	G	N1-C6-O6	-5.01	116.89	119.90
26	1H	974	G	O5'-P-OP2	-5.01	101.19	105.70
26	1H	1213	A	C4-C5-N7	5.01	113.20	110.70
26	1H	2070	G	N9-C4-C5	-5.01	103.40	105.40
26	14	1647	G	C2-N3-C4	-5.01	109.40	111.90
26	14	2841	C	N3-C2-O2	5.01	125.41	121.90
26	1H	1301	A	C5-C6-N6	-5.00	119.70	123.70
26	14	1603	A	OP1-P-O3'	5.00	116.21	105.20
26	14	2435	A	N7-C8-N9	5.00	116.30	113.80
26	14	2709	G	N1-C6-O6	-5.00	116.90	119.90
1	13	569	C	C6-N1-C2	-5.00	118.30	120.30
26	1H	1631	A	N1-C2-N3	5.00	131.80	129.30
26	1H	2761	G	C2-N3-C4	-5.00	109.40	111.90
26	14	298	G	N7-C8-N9	5.00	115.60	113.10
26	14	684	G	N7-C8-N9	5.00	115.60	113.10
26	14	1271	G	C4-N9-C1'	5.00	133.00	126.50
36	35	59	LEU	CA-CB-CG	5.00	126.81	115.30
1	13	827	U	N1-C2-O2	5.00	126.30	122.80
1	13	1299	A	N7-C8-N9	5.00	116.30	113.80
26	1H	501	A	C5-C6-N6	5.00	127.70	123.70
26	1H	1349	A	C2-N3-C4	-5.00	108.10	110.60

All (2) chirality outliers are listed below:

Mol	Chain	Res	Type	Atom
1	13	792	A	C1'
26	14	945	A	C1'

All (128) planarity outliers are listed below:

Mol	Chain	Res	Type	Group
28	11	47	GLY	Peptide
2	12	19	HIS	Peptide
28	19	237	GLU	Peptide
28	19	271	ILE	Peptide
28	19	32	SER	Peptide
28	19	37	LEU	Peptide
10	1A	87	THR	Peptide
2	1E	15	VAL	Peptide
2	1E	194	PRO	Peptide
2	1E	237	ALA	Peptide
29	21	153	GLY	Peptide
29	21	20	ALA	Peptide
29	21	21	VAL	Peptide
29	21	77	ILE	Peptide
29	21	82	ARG	Peptide
29	29	201	THR	Peptide
29	29	203	LYS	Peptide
29	29	61	ARG	Peptide
29	29	65	GLY	Peptide
11	2A	49	GLY	Peptide
4	32	152	SER	Peptide
4	32	26	CYS	Peptide
36	35	110	TYR	Peptide
36	35	36	LYS	Peptide
36	35	64	LYS	Peptide
36	35	70	GLN	Peptide
30	39	146	ALA	Peptide
30	39	166	ALA	Peptide
30	39	2	LYS	Peptide
30	39	20	LEU	Peptide
30	39	24	LEU	Peptide
30	39	26	ALA	Peptide
4	3E	29	PRO	Peptide
12	3I	47	LYS	Peptide
12	3I	87	GLY	Peptide
31	41	95	ARG	Peptide
37	45	134	ARG	Peptide

Continued on next page...

Continued from previous page...

Mol	Chain	Res	Type	Group
37	45	135	ASP	Peptide
37	45	26	TYR	Peptide
37	45	79	LEU	Peptide
37	45	80	GLU	Peptide
37	45	82	ARG	Peptide
37	45	86	GLY	Peptide
37	45	87	LYS	Peptide
31	49	117	PHE	Peptide
31	49	13	GLU	Peptide
13	4A	7	VAL	Peptide
13	4I	105	THR	Peptide
13	4I	107	ALA	Peptide
32	51	137	ASP	Peptide
32	51	153	LYS	Peptide
32	51	158	HIS	Peptide
38	55	106	GLY	Peptide
34	58	57	ALA	Peptide
32	59	125	VAL	Peptide
14	5A	27	CYS	Peptide
14	5A	29	ARG	Peptide
33	61	11	ASN	Peptide
33	61	114	LEU	Peptide
33	61	134	PRO	Peptide
33	61	82	ARG	Peptide
33	69	101	LEU	Peptide
33	69	112	LYS	Peptide
40	75	104	ASN	Peptide
40	75	11	GLU	Peptide
36	78	115	LEU	Peptide
36	78	14	LYS	Peptide
36	78	19	VAL	Peptide
36	78	22	GLY	Peptide
36	78	36	LYS	Peptide
36	78	58	THR	Peptide
36	78	66	GLY	Peptide
9	82	117	HIS	Peptide
41	85	72	HIS	Peptide
41	85	95	LEU	Peptide
41	85	96	ALA	Peptide
41	85	98	LEU	Peptide
37	88	21	THR	Peptide
37	88	87	LYS	Peptide

Continued on next page...

Continued from previous page...

Mol	Chain	Res	Type	Group
42	95	44	LYS	Peptide
38	98	44	LEU	Peptide
43	A5	43	GLY	Peptide
39	A8	110	LEU	Peptide
19	AA	12	ASP	Peptide
19	AI	7	LYS	Peptide
44	B5	61	GLY	Peptide
40	B8	2	ASN	Peptide
40	B8	58	ASN	Peptide
20	BA	11	SER	Peptide
20	BA	72	LEU	Peptide
45	C5	100	ALA	Peptide
45	C5	81	LYS	Peptide
41	C8	115	ALA	Peptide
41	C8	75	ASN	Peptide
41	C8	90	VAL	Peptide
41	C8	92	ARG	Peptide
46	D5	61	LEU	Peptide
42	D8	44	LYS	Peptide
42	D8	48	GLY	Peptide
47	E5	83	PRO	Peptide
48	F5	85	LEU	Peptide
49	G5	15	LYS	Peptide
49	G5	17	SER	Peptide
49	G5	43	GLN	Peptide
45	G8	53	PRO	Peptide
45	G8	54	LYS	Peptide
45	G8	94	LYS	Peptide
46	H8	165	VAL	Peptide
46	H8	59	LEU	Peptide
46	H8	63	ASP	Peptide
51	I5	26	SER	Peptide
51	I5	60	GLN	Peptide
47	I8	83	PRO	Peptide
48	J8	45	ASN	Peptide
48	J8	75	GLU	Peptide
49	K8	15	LYS	Peptide
49	K8	17	SER	Peptide
49	K8	46	GLN	Peptide
54	M5	34	TRP	Peptide
54	M5	36	LYS	Peptide
54	M5	40	GLU	Peptide

Continued on next page...

Continued from previous page...

Mol	Chain	Res	Type	Group
54	M5	49	VAL	Peptide
54	M5	53	PRO	Peptide
51	M8	40	HIS	Peptide
52	N8	58	LEU	Peptide
54	Q8	51	ALA	Peptide
54	Q8	52	LYS	Peptide
54	Q8	60	LEU	Peptide

5.2 Too-close contacts [i](#)

In the following table, the Non-H and H(model) columns list the number of non-hydrogen atoms and hydrogen atoms in the chain respectively. The H(added) column lists the number of hydrogen atoms added and optimized by MolProbity. The Clashes column lists the number of clashes within the asymmetric unit, whereas Symm-Clashes lists symmetry related clashes.

Mol	Chain	Non-H	H(model)	H(added)	Clashes	Symm-Clashes
1	13	32352	0	16325	789	1
1	1G	32327	0	16316	749	3
2	12	1924	0	1975	103	0
2	1E	1924	0	1975	102	0
3	22	1612	0	1677	70	0
3	2E	1605	0	1668	56	0
4	32	1702	0	1763	78	0
4	3E	1702	0	1761	94	0
5	42	1155	0	1213	55	0
5	4E	1155	0	1213	49	0
6	52	842	0	857	32	0
6	5E	842	0	857	37	0
7	62	1256	0	1296	49	0
7	6E	1243	0	1284	50	0
8	72	1107	0	1165	53	0
8	7E	1115	0	1177	59	0
9	82	971	0	1001	55	0
9	8E	1009	0	1037	68	0
10	1A	801	0	849	52	0
10	1I	801	0	849	46	0
11	2A	873	0	894	47	0
11	2I	864	0	881	41	0
12	3A	975	0	1062	40	0
12	3I	956	0	1046	41	0
13	4A	933	0	992	53	0
13	4I	928	0	987	42	0

Continued on next page...

Continued from previous page...

Mol	Chain	Non-H	H(model)	H(added)	Clashes	Symm-Clashes
14	5A	475	0	511	25	0
14	5I	480	0	513	36	0
15	6A	733	0	771	30	0
15	6I	733	0	771	27	0
16	7A	705	0	725	37	0
16	7I	705	0	725	49	0
17	8A	834	0	904	39	0
17	8I	834	0	904	54	0
18	9A	581	0	649	33	0
18	9I	590	0	662	29	0
19	AA	624	0	636	31	0
19	AI	665	0	686	39	0
20	BA	762	0	861	30	0
20	BI	762	0	861	52	0
21	1B	217	0	234	13	0
21	1F	217	0	234	12	0
22	1K	1824	0	945	57	0
23	2K	1645	0	841	30	0
23	2L	1645	0	841	33	0
24	1L	1807	0	920	32	0
24	3K	1807	0	920	47	0
25	4K	283	0	143	9	0
25	4L	261	0	132	6	0
26	14	62647	0	31582	1375	1
26	1H	62707	0	31612	1450	1
27	16	2617	0	1328	55	0
27	1J	2617	0	1328	80	0
28	11	2120	0	2197	92	0
28	19	2120	0	2197	89	0
29	21	1568	0	1634	111	0
29	29	1568	0	1634	113	0
30	31	1585	0	1632	87	0
30	39	1627	0	1680	110	0
31	41	1473	0	1535	72	0
31	49	1473	0	1535	63	0
32	51	1321	0	1388	82	0
32	59	1307	0	1382	64	1
33	61	1136	0	1223	65	1
33	69	1136	0	1223	50	0
34	15	1104	0	1180	57	0
34	58	1104	0	1180	81	0
35	25	932	0	996	42	0

Continued on next page...

Continued from previous page...

Mol	Chain	Non-H	H(model)	H(added)	Clashes	Symm-Clashes
35	68	932	0	996	40	0
36	35	1144	0	1228	92	0
36	78	1144	0	1228	89	0
37	45	1107	0	1166	74	0
37	88	1121	0	1179	57	0
38	55	959	0	1021	47	0
38	98	967	0	1033	64	0
39	65	881	0	943	62	0
39	A8	876	0	938	47	0
40	75	1141	0	1202	71	0
40	B8	1141	0	1202	64	0
41	85	963	0	1022	44	0
41	C8	963	0	1022	66	0
42	95	778	0	852	69	0
42	D8	778	0	852	40	0
43	A5	899	0	964	27	0
43	E8	899	0	964	32	0
44	B5	725	0	778	36	0
44	F8	730	0	780	31	0
45	C5	794	0	884	54	0
45	G8	791	0	882	54	0
46	D5	1139	0	1163	53	0
46	H8	1397	0	1430	79	0
47	E5	612	0	633	31	0
47	I8	606	0	628	24	0
48	F5	762	0	848	36	0
48	J8	762	0	848	34	0
49	G5	558	0	610	30	0
49	K8	558	0	610	37	0
50	H5	468	0	518	13	0
50	L8	468	0	518	20	0
51	I5	515	0	514	54	0
51	M8	533	0	526	37	0
52	J5	458	0	480	21	0
52	N8	458	0	480	25	0
53	L5	391	0	432	9	0
53	P8	396	0	434	14	0
54	M5	495	0	567	62	0
54	Q8	488	0	560	55	0
55	3L	1814	0	932	51	0
56	11	2	0	0	0	0
56	13	146	0	0	0	0

Continued on next page...

Continued from previous page...

Mol	Chain	Non-H	H(model)	H(added)	Clashes	Symm-Clashes
56	14	391	0	0	0	0
56	16	12	0	0	0	0
56	1G	86	0	0	0	0
56	1H	481	0	0	0	0
56	1J	6	0	0	0	0
56	1K	1	0	0	0	0
56	21	2	0	0	0	0
56	25	1	0	0	0	0
56	29	3	0	0	0	0
56	2K	7	0	0	0	0
56	2L	4	0	0	0	0
56	31	1	0	0	0	0
56	35	1	0	0	0	0
56	39	1	0	0	0	0
56	3E	1	0	0	0	0
56	3I	1	0	0	0	0
56	41	1	0	0	0	0
56	45	1	0	0	0	0
56	5E	1	0	0	0	0
56	78	1	0	0	0	0
56	85	1	0	0	0	0
56	88	1	0	0	0	0
56	C5	1	0	0	0	0
56	I8	1	0	0	0	0
56	L5	1	0	0	0	0
56	L8	1	0	0	0	0
56	P8	1	0	0	0	0
57	13	42	0	45	2	0
57	1G	42	0	45	0	0
58	32	1	0	0	0	0
58	3E	1	0	0	0	0
58	5A	1	0	0	0	0
58	5I	1	0	0	0	0
58	C5	1	0	0	0	0
58	G8	1	0	0	0	0
59	11	10	0	0	1	0
59	13	141	0	0	25	0
59	14	474	0	0	139	0
59	16	11	0	0	2	0
59	19	9	0	0	4	0
59	1G	87	0	0	19	0
59	1H	633	0	0	156	0

Continued on next page...

Continued from previous page...

Mol	Chain	Non-H	H(model)	H(added)	Clashes	Symm-Clashes
59	1I	1	0	0	0	0
59	1J	6	0	0	0	0
59	1K	1	0	0	0	0
59	2I	5	0	0	3	0
59	29	3	0	0	1	0
59	2K	6	0	0	0	0
59	3I	5	0	0	0	0
59	39	5	0	0	0	0
59	3E	1	0	0	0	0
59	3I	2	0	0	0	0
59	4K	3	0	0	0	0
59	55	1	0	0	0	0
59	5A	1	0	0	0	0
59	5I	1	0	0	0	0
59	6A	1	0	0	0	0
59	75	1	0	0	0	0
59	78	4	0	0	2	0
59	85	1	0	0	1	0
59	A5	1	0	0	0	0
59	BA	1	0	0	0	0
59	F8	1	0	0	0	0
59	G8	2	0	0	0	0
59	J8	1	0	0	0	0
59	L8	2	0	0	1	0
59	M5	2	0	0	0	0
All	All	299607	0	199932	8541	4

The all-atom clashscore is defined as the number of clashes found per 1000 atoms (including hydrogen atoms). The all-atom clashscore for this structure is 18.

All (8541) close contacts within the same asymmetric unit are listed below, sorted by their clash magnitude.

Atom-1	Atom-2	Interatomic distance (Å)	Clash overlap (Å)
22:1K:35:QUO:N3	22:1K:35:QUO:C4	1.70	1.51
4:32:26:CYS:HB3	4:32:31:CYS:SG	1.85	1.17
26:14:2701:C:H3'	26:14:2702:U:H5''	1.31	1.12
26:14:2711:A:OP2	59:14:3464:HOH:O	1.70	1.09
26:1H:229:A:H4'	26:1H:230:U:H5'	1.33	1.08
26:1H:2588:G:OP2	59:1H:3558:HOH:O	1.70	1.07
26:14:2032:G:N7	59:14:3630:HOH:O	1.87	1.07
26:14:662:G:H5'	36:35:15:ARG:HA	1.40	1.03

Continued on next page...

Continued from previous page...

Atom-1	Atom-2	Interatomic distance (Å)	Clash overlap (Å)
26:1H:913:U:O4	59:1H:3818:HOH:O	1.76	1.02
26:1H:862:G:OP2	59:1H:3827:HOH:O	1.76	1.01
40:B8:26:ASP:HB3	40:B8:92:GLY:H	1.24	1.01
26:1H:1496:A:H8	26:1H:1577:C:HO2'	1.05	1.00
26:1H:784:A:OP1	59:1H:3741:HOH:O	1.79	0.99
26:1H:2726:U:HO2'	26:1H:2727:G:H8	1.10	0.98
26:1H:2308:G:H1	26:1H:2311:A:H2	1.03	0.98
26:14:602:G:N2	26:14:655:A:N7	2.11	0.98
26:14:676:A:H8	26:14:2069:G:H21	1.07	0.97
37:88:76:LYS:H	37:88:88:GLY:HA3	1.29	0.97
26:1H:2056:G:OP2	59:1H:3516:HOH:O	1.81	0.97
26:14:2593:U:O4	59:14:3527:HOH:O	1.83	0.96
41:85:92:ARG:HD3	41:85:94:ASN:HB3	1.46	0.96
26:1H:676:A:H8	26:1H:2069:G:H21	1.04	0.96
26:14:2035:G:OP1	59:14:3636:HOH:O	1.84	0.96
26:14:1418:G:N2	26:14:1580:A:N7	2.13	0.96
26:14:1416:G:H1	26:14:1582:C:H42	1.11	0.95
14:5I:43:CYS:HA	14:5I:46:GLU:HG3	1.47	0.95
26:14:1664:A:OP2	59:14:3540:HOH:O	1.84	0.95
26:1H:2593:U:O4	59:1H:3563:HOH:O	1.84	0.95
26:1H:192:C:N3	59:1H:3537:HOH:O	2.00	0.95
10:1A:51:ARG:HB2	10:1A:60:ARG:HA	1.46	0.95
26:14:2057:A:OP2	59:14:3437:HOH:O	1.84	0.95
42:95:85:LYS:HD2	42:95:86:GLY:H	1.31	0.95
26:1H:2061:G:OP2	59:1H:3526:HOH:O	1.86	0.94
26:14:1359:A:H62	26:14:1372:U:H3	0.95	0.94
26:1H:943:U:OP2	36:78:36:LYS:NZ	2.00	0.94
26:1H:1169:G:H1	26:1H:1180:C:H42	1.14	0.94
26:1H:1138:G:H21	34:58:106:MET:HE3	1.33	0.93
26:14:801:G:OP2	59:14:3765:HOH:O	1.86	0.93
26:14:1774:C:OP1	59:14:3493:HOH:O	1.84	0.93
26:14:2598:A:OP1	59:14:3524:HOH:O	1.85	0.93
1:13:171:A:H2'	1:13:172:A:H8	1.33	0.93
54:M5:61:LEU:HB2	54:M5:63:PRO:HG3	1.51	0.93
26:14:1647:G:OP2	59:14:3558:HOH:O	1.83	0.93
26:1H:450:G:OP2	59:1H:3722:HOH:O	1.84	0.93
26:14:733:G:N7	59:14:3413:HOH:O	2.02	0.93
2:12:185:ILE:HG22	2:12:199:TYR:HB2	1.50	0.92
26:14:945:A:OP1	59:14:3700:HOH:O	1.86	0.92
26:1H:1774:C:OP1	59:1H:3644:HOH:O	1.85	0.92
26:1H:2533:A:OP2	59:1H:4074:HOH:O	1.86	0.92

Continued on next page...

Continued from previous page...

Atom-1	Atom-2	Interatomic distance (Å)	Clash overlap (Å)
1:13:877:C:OP1	8:7E:88:LYS:NZ	2.01	0.92
26:1H:2053:G:OP2	59:1H:3653:HOH:O	1.88	0.92
1:13:780:A:OP2	59:13:1912:HOH:O	1.86	0.92
2:1E:111:ARG:HG2	2:1E:111:ARG:HH11	1.33	0.92
26:14:1048:A:N6	26:14:1112:G:O2'	2.02	0.91
39:65:41:ASP:HB2	39:65:48:LEU:HD21	1.51	0.91
31:41:161:THR:HG22	31:41:163:ALA:H	1.35	0.91
26:14:1614:A:OP1	59:14:3419:HOH:O	1.88	0.90
26:1H:805:G:OP1	59:1H:3667:HOH:O	1.89	0.90
41:85:28:ARG:NH1	41:85:38:THR:OG1	2.04	0.90
26:14:84:A:N6	26:14:102:G:O2'	2.02	0.90
26:14:1658:C:OP1	59:14:3537:HOH:O	1.89	0.90
40:B8:102:ILE:HA	40:B8:105:LEU:HD22	1.53	0.90
1:13:664:G:H22	1:13:741:G:H1	1.17	0.90
1:1G:411:A:H62	1:1G:413:G:H21	1.20	0.89
26:1H:2588:G:OP1	59:1H:3743:HOH:O	1.90	0.89
26:1H:631:A:OP2	54:Q8:46:ARG:NH2	2.06	0.89
26:14:2393:A:H4'	36:35:62:LEU:H	1.37	0.89
1:1G:766:A:OP2	59:1G:1703:HOH:O	1.88	0.89
36:35:85:LEU:HA	36:35:88:LEU:HB3	1.53	0.89
26:14:1780:A:OP1	59:14:3403:HOH:O	1.91	0.89
1:1G:1189:C:O2	59:1G:1763:HOH:O	1.89	0.89
1:13:1297:C:OP1	13:4I:13:LYS:NZ	2.04	0.89
26:1H:974(A):C:OP1	59:1H:3979:HOH:O	1.90	0.89
26:14:761:A:N7	59:14:3413:HOH:O	2.05	0.89
26:1H:741:G:OP1	59:1H:3775:HOH:O	1.90	0.88
34:15:14:VAL:HA	34:15:135:PRO:HD2	1.56	0.88
55:3L:61:G:H1	55:3L:71:C:H42	1.22	0.88
46:H8:111:VAL:HG11	46:H8:146:ILE:HG12	1.55	0.88
26:14:1298:C:OP2	59:14:3433:HOH:O	1.91	0.88
26:1H:2406:U:OP1	59:1H:3605:HOH:O	1.89	0.88
26:14:654(D):G:N2	26:14:654(Q):C:N3	2.22	0.88
26:1H:958:U:OP2	37:88:14:ARG:NH1	2.07	0.88
26:1H:1828:G:OP1	59:1H:3791:HOH:O	1.92	0.87
1:13:1004:A:O5'	1:13:1025:U:N3	2.08	0.87
26:14:1783:A:OP2	59:14:3404:HOH:O	1.91	0.87
30:39:181:LEU:HD21	30:39:186:ILE:HD11	1.56	0.87
26:14:1639:U:OP2	59:14:3432:HOH:O	1.92	0.87
1:1G:957:U:H1'	1:1G:960:U:H5	1.37	0.87
4:3E:9:CYS:HB3	4:3E:32:ALA:HB2	1.57	0.87
26:14:1225:C:H4'	42:95:85:LYS:HG2	1.57	0.87

Continued on next page...

Continued from previous page...

Atom-1	Atom-2	Interatomic distance (Å)	Clash overlap (Å)
26:1H:219:G:N7	59:1H:3634:HOH:O	2.08	0.87
26:14:1428:C:N4	26:14:1570:A:OP2	2.08	0.86
26:14:1782:C:OP1	59:14:3406:HOH:O	1.92	0.86
26:14:733:G:OP2	59:14:3417:HOH:O	1.90	0.86
1:13:8:A:N7	4:3E:208:SER:OG	2.06	0.86
9:82:3:GLN:HG2	9:82:20:ARG:HD2	1.57	0.86
26:1H:1187:G:OP2	59:1H:3713:HOH:O	1.92	0.86
3:22:95:THR:HG22	3:22:97:LYS:HG3	1.57	0.86
26:1H:1783:A:OP2	59:1H:3522:HOH:O	1.92	0.86
31:49:67:LYS:H	51:I5:6:HIS:CD2	1.92	0.86
29:21:119:ARG:HG3	29:21:119:ARG:HH11	1.40	0.86
1:13:171:A:H2'	1:13:172:A:C8	2.11	0.86
20:BI:73:HIS:HB3	20:BI:74:LYS:HG2	1.55	0.86
26:1H:1264:G:OP1	52:N8:19:ARG:NH2	2.08	0.86
1:13:1182:G:H4'	1:13:1183:A:H5'	1.56	0.86
26:14:1616:A:O2'	59:14:3561:HOH:O	1.94	0.86
1:1G:1127:G:H22	1:1G:1144:G:H1	1.17	0.86
26:1H:142:G:H1'	44:F8:37:THR:HG21	1.56	0.86
54:M5:30:ARG:O	54:M5:32:LEU:N	2.09	0.86
1:1G:377:G:H1	1:1G:386:C:H42	1.19	0.85
26:14:1364:G:OP2	48:F5:2:SER:N	2.09	0.85
26:14:450:G:O6	59:14:3661:HOH:O	1.92	0.85
26:14:2032:G:H21	29:29:146:THR:HG23	1.40	0.85
26:1H:2469:A:H2	26:1H:2481:G:H21	1.21	0.85
1:1G:533:A:OP1	59:1G:1747:HOH:O	1.91	0.85
42:D8:59:ALA:HB2	42:D8:96:ILE:HD13	1.56	0.85
26:14:2448:A:N1	59:14:3705:HOH:O	2.09	0.85
31:49:67:LYS:H	51:I5:6:HIS:HD2	1.21	0.85
1:1G:664:G:H22	1:1G:741:G:H1	1.18	0.85
26:1H:801:G:OP2	59:1H:3975:HOH:O	1.94	0.85
29:21:135:HIS:NE2	59:21:401:HOH:O	2.09	0.85
39:65:58:LEU:HD12	39:65:65:VAL:HG13	1.57	0.85
26:14:741:G:OP1	59:14:3490:HOH:O	1.94	0.85
34:15:61:ARG:HE	34:15:61:ARG:HA	1.40	0.85
26:1H:1664:A:OP2	59:1H:3904:HOH:O	1.93	0.85
26:1H:2135:A:N6	26:1H:2156:G:O2'	2.10	0.85
26:1H:392:C:OP1	59:1H:3607:HOH:O	1.93	0.85
54:M5:40:GLU:H	54:M5:43:GLN:HG3	1.42	0.84
28:11:146:GLU:HB2	28:11:189:CYS:HB3	1.58	0.84
1:13:972:C:OP1	59:13:1829:HOH:O	1.93	0.84
6:5E:68:PRO:HG2	6:5E:71:ARG:HG3	1.59	0.84

Continued on next page...

Continued from previous page...

Atom-1	Atom-2	Interatomic distance (Å)	Clash overlap (Å)
1:13:1305:G:N2	1:13:1331:G:H2'	1.92	0.84
1:13:79:G:N2	1:13:89:U:O4	2.09	0.84
11:2I:18:ARG:NH2	11:2I:35:PRO:O	2.10	0.84
5:42:102:ALA:HB1	5:42:106:PRO:HG2	1.60	0.84
2:12:42:ILE:HD11	2:12:202:PRO:HB2	1.59	0.84
11:2I:79:SER:HB2	11:2I:106:LYS:HD2	1.59	0.84
26:14:2875:C:O2	40:75:3:ARG:NH2	2.10	0.84
1:13:1318:A:H1'	19:AI:37:ARG:HH21	1.43	0.84
26:1H:2032:G:H21	29:21:146:THR:HG23	1.42	0.84
26:1H:67:U:H3	26:1H:74:A:H2	1.20	0.84
34:58:96:GLU:HG2	34:58:97:ARG:H	1.43	0.84
9:8E:13:ALA:HB2	9:8E:68:GLY:HA3	1.59	0.84
1:1G:1305:G:H22	1:1G:1331:G:H2'	1.43	0.83
29:29:55:ASN:O	29:29:57:LYS:NZ	2.10	0.83
1:13:974:A:OP2	14:5I:29:ARG:NH2	2.10	0.83
26:14:1022:G:H22	26:14:1142(A):A:H2	1.24	0.83
26:14:2420:C:H41	54:M5:31:HIS:HB3	1.43	0.83
26:14:1828:G:OP1	59:14:3503:HOH:O	1.96	0.83
26:1H:1887:C:H2'	26:1H:1888:G:H5''	1.59	0.83
33:61:7:GLU:HA	33:61:15:VAL:HG22	1.59	0.83
15:6I:6:GLU:HA	15:6I:9:GLN:HB2	1.61	0.83
9:82:128:ARG:HH22	23:2L:33:OMC:HM23	1.43	0.83
10:1I:48:THR:HA	10:1I:62:HIS:HB3	1.60	0.83
1:13:1502:A:H2	1:13:1505:G:H1	1.27	0.83
26:14:847:U:O4	26:14:933:A:N6	2.11	0.83
26:1H:2576:G:OP1	59:1H:3654:HOH:O	1.96	0.83
41:C8:92:ARG:HD2	42:D8:11:GLN:HB2	1.61	0.83
1:13:330:C:O2	59:13:1860:HOH:O	1.96	0.83
34:58:132:ALA:O	34:58:134:ARG:NH1	2.12	0.83
1:1G:780:A:OP2	59:1G:1768:HOH:O	1.95	0.83
26:1H:2058:A:N6	59:1H:3514:HOH:O	2.07	0.83
26:1H:732:C:OP2	59:1H:3894:HOH:O	1.96	0.83
36:78:64:LYS:O	36:78:66:GLY:N	2.12	0.83
12:3I:38:THR:HG22	12:3I:39:VAL:HG23	1.59	0.82
26:1H:2062:A:OP1	59:1H:3672:HOH:O	1.97	0.82
16:7I:4:ILE:HB	16:7I:66:PRO:HB3	1.61	0.82
26:1H:1658:C:OP1	59:1H:3580:HOH:O	1.98	0.82
26:1H:1780:A:OP1	59:1H:3523:HOH:O	1.97	0.82
26:1H:1728:G:H8	26:1H:1732:A:H62	1.27	0.82
26:1H:2789:C:O2	26:1H:2894:G:N2	2.12	0.82
2:12:75:LYS:HA	2:12:78:GLN:HB2	1.61	0.82

Continued on next page...

Continued from previous page...

Atom-1	Atom-2	Interatomic distance (Å)	Clash overlap (Å)
1:13:974:A:OP2	14:5I:41:ARG:NH1	2.12	0.82
26:1H:1970:A:OP1	59:1H:3803:HOH:O	1.96	0.82
12:3A:47:LYS:HG3	12:3A:48:PRO:HD2	1.62	0.82
26:14:2056:G:OP2	59:14:3441:HOH:O	1.96	0.82
1:1G:1028(A):C:O2	1:1G:1032(B):G:N2	2.11	0.82
26:14:907:U:O2'	37:45:101:ARG:NH2	2.11	0.82
26:1H:1250:G:N7	36:78:18:ARG:NH1	2.28	0.81
26:1H:2597:G:O3'	59:1H:3544:HOH:O	1.97	0.81
10:1I:50:ILE:HD11	10:1I:57:LYS:HD2	1.62	0.81
48:J8:83:GLU:HG2	48:J8:85:LEU:H	1.44	0.81
26:14:1225:C:O3'	42:95:85:LYS:HA	1.78	0.81
32:51:153:LYS:O	32:51:155:SER:OG	1.97	0.81
15:6A:26:GLU:OE2	15:6A:77:ARG:NH1	2.13	0.81
1:1G:235:C:H5'	17:8A:70:ARG:HG2	1.62	0.81
28:11:69:ARG:NH2	28:11:128:GLY:O	2.13	0.81
26:14:259:G:H21	26:14:621:A:H8	1.29	0.81
15:6A:87:ILE:HG22	15:6A:88:ARG:H	1.43	0.81
4:3E:90:GLY:HA3	4:3E:204:ILE:HD11	1.61	0.81
26:1H:2582:G:OP2	59:1H:3662:HOH:O	1.98	0.81
26:14:450:G:O6	59:14:3658:HOH:O	1.96	0.81
1:13:186(E):C:H42	1:13:191(B):G:H1	1.27	0.81
26:1H:945:A:N3	59:1H:3690:HOH:O	2.13	0.81
1:13:1009:G:N1	1:13:1020:U:O2	2.10	0.81
26:14:1331:A:OP2	59:14:3676:HOH:O	1.99	0.81
26:14:399:G:OP2	59:14:3743:HOH:O	1.98	0.81
30:31:9:ILE:HD11	30:31:125:LEU:HG	1.61	0.81
26:14:729:G:OP2	28:19:13:ARG:NH1	2.12	0.81
28:19:242:ARG:O	59:19:307:HOH:O	1.97	0.81
1:1G:1133:G:N2	1:1G:1141:C:O2	2.14	0.81
26:1H:2432:A:C5	48:J8:33:LYS:HG2	2.15	0.81
26:1H:860:U:H5	26:1H:917:A:C2	1.99	0.81
1:13:201:C:H42	1:13:216:G:H1	1.29	0.81
26:1H:2615:U:OP2	59:1H:3510:HOH:O	1.98	0.81
40:B8:51:ARG:HB2	40:B8:98:LYS:HD3	1.60	0.81
20:BI:53:LEU:HB3	20:BI:57:ARG:HH12	1.46	0.81
26:1H:751:A:OP1	59:1H:3750:HOH:O	1.98	0.81
26:1H:761:A:N7	59:1H:3893:HOH:O	2.13	0.81
14:5I:26:ARG:HH11	14:5I:43:CYS:HB2	1.46	0.81
1:13:1277:C:HO2'	1:13:1279:A:H8	1.26	0.80
26:14:2714:G:OP2	59:14:3464:HOH:O	1.98	0.80
30:39:188:ARG:HA	36:35:3:LEU:HD11	1.61	0.80

Continued on next page...

Continued from previous page...

Atom-1	Atom-2	Interatomic distance (Å)	Clash overlap (Å)
46:H8:165:VAL:HB	46:H8:167:PRO:HD3	1.64	0.80
26:1H:1614:A:OP1	59:1H:3748:HOH:O	1.97	0.80
26:14:2296:U:OP2	39:65:9:ARG:NH1	2.14	0.80
41:85:92:ARG:HD2	41:85:95:LEU:HD12	1.64	0.80
36:35:39:LYS:HD2	36:35:45:LEU:HD21	1.63	0.80
34:58:96:GLU:C	34:58:98:VAL:H	1.84	0.80
26:14:2447:G:O3'	59:14:3621:HOH:O	1.97	0.80
1:1G:1368:G:H5'	9:82:112:LYS:HB3	1.64	0.80
3:22:199:LYS:HB3	3:22:201:TYR:HE1	1.46	0.80
9:8E:3:GLN:OE1	9:8E:20:ARG:NH1	2.15	0.80
26:14:2102:U:H3	26:14:2187:G:H1	1.28	0.80
26:1H:2057:A:OP2	59:1H:3517:HOH:O	2.00	0.80
26:1H:2393:A:H5''	36:78:62:LEU:HB3	1.64	0.80
15:6A:16:ALA:HB1	15:6A:21:ASP:HB3	1.63	0.80
26:14:71:A:H3'	26:14:71:A:OP2	1.79	0.80
26:14:1019:U:H2'	26:14:1020:A:C8	2.17	0.80
26:14:1381:G:N7	59:14:3723:HOH:O	2.13	0.80
26:1H:535:C:O3'	41:C8:53:ARG:NH1	2.15	0.80
26:14:67:U:H3	26:14:74:A:H2	1.27	0.80
1:1G:544:G:OP1	4:32:59:ARG:NH2	2.13	0.80
26:1H:780:G:H21	26:1H:783:A:N6	1.80	0.79
26:1H:2502:G:OP2	59:1H:3528:HOH:O	1.99	0.79
33:69:81:VAL:HG23	33:69:143:SER:HB2	1.61	0.79
42:D8:71:LEU:HD21	42:D8:84:LYS:HE2	1.63	0.79
2:1E:63:MET:HB3	2:1E:225:ALA:HB1	1.62	0.79
1:1G:870:U:H4'	1:1G:871:U:H5''	1.65	0.79
26:1H:1534:G:H2'	26:1H:1535:U:H4'	1.64	0.79
33:69:130:TYR:HB3	33:69:136:VAL:HG13	1.63	0.79
1:13:1178:G:OP2	9:8E:93:ARG:NH2	2.15	0.79
51:I5:56:VAL:HG22	51:I5:57:GLU:HG3	1.63	0.79
1:13:510:A:OP2	59:13:1816:HOH:O	2.00	0.79
26:1H:2271:G:N7	59:1H:4019:HOH:O	2.16	0.79
1:13:1007:C:H42	1:13:1022:G:H1	1.30	0.79
26:14:1759:A:HO2'	26:14:2714:G:HO2'	1.30	0.79
26:1H:1381:G:N7	59:1H:3843:HOH:O	2.16	0.79
30:39:24:LEU:HD12	30:39:25:PRO:HD3	1.63	0.79
26:14:808:G:OP2	59:14:3599:HOH:O	2.00	0.79
26:1H:2503:A:OP1	59:1H:3968:HOH:O	2.01	0.79
26:14:399:G:OP2	59:14:3741:HOH:O	2.00	0.79
44:B5:63:LYS:HE3	44:B5:63:LYS:H	1.48	0.79
1:13:1321:C:H3'	1:13:1322:C:H5''	1.63	0.79

Continued on next page...

Continued from previous page...

Atom-1	Atom-2	Interatomic distance (Å)	Clash overlap (Å)
26:14:1970:A:OP2	59:14:3512:HOH:O	2.01	0.79
26:14:2126:A:N6	26:14:2163:C:O2'	2.16	0.79
26:1H:1265:A:OP2	59:1H:3507:HOH:O	2.01	0.79
51:M8:37:SER:HA	51:M8:42:PHE:HB3	1.64	0.79
26:14:1327:C:OP2	59:14:3574:HOH:O	2.00	0.79
26:14:2681:C:H5	26:14:2725:A:H62	1.30	0.79
26:14:2744:G:N2	32:59:143:GLN:OE1	2.15	0.79
1:1G:1298:C:OP2	7:62:114:ARG:NH2	2.16	0.79
1:13:362:G:N7	59:13:1895:HOH:O	2.15	0.79
26:14:1858:G:O2'	26:14:1884:A:N6	2.16	0.79
26:14:833:U:O2	36:35:55:ARG:NH1	2.14	0.79
26:1H:1042:G:H1	26:1H:1113:U:H3	1.31	0.79
26:1H:1332:G:H21	26:1H:1610:A:H8	1.31	0.79
32:51:4:ILE:HG13	32:51:6:ARG:CZ	2.13	0.79
41:C8:92:ARG:NH1	42:D8:11:GLN:O	2.16	0.79
52:J5:41:PRO:O	52:J5:44:THR:OG1	2.00	0.79
26:1H:309:G:N3	26:1H:329:G:O2'	2.16	0.78
42:95:69:LYS:HG3	42:95:86:GLY:HA3	1.66	0.78
54:Q8:33:ASN:HA	54:Q8:36:LYS:HD2	1.65	0.78
26:14:571:A:OP2	59:14:3612:HOH:O	2.01	0.78
26:1H:574:C:OP2	59:1H:3841:HOH:O	2.00	0.78
32:59:152:ARG:HG3	32:59:153:LYS:HB2	1.64	0.78
45:G8:87:LYS:H	45:G8:94:LYS:HG2	1.47	0.78
26:14:635:C:O2'	26:14:639:U:OP1	1.99	0.78
26:14:2597:G:O3'	59:14:3523:HOH:O	2.02	0.78
1:1G:446:G:O6	59:1G:1774:HOH:O	2.02	0.78
30:39:123:LEU:O	30:39:125:LEU:N	2.15	0.78
26:14:517:C:OP1	52:J5:16:ARG:NH2	2.16	0.78
26:14:7:G:H1	26:14:2896:C:H42	1.31	0.78
26:1H:1021:A:H62	26:1H:1141:U:H3	1.30	0.78
36:35:50:ARG:HG2	36:35:50:ARG:HH11	1.47	0.78
42:95:37:VAL:HG21	42:95:57:VAL:H	1.48	0.78
2:1E:178:ARG:NH1	2:1E:196:LEU:O	2.16	0.78
52:J5:16:ARG:HG2	52:J5:16:ARG:HH11	1.49	0.78
46:H8:165:VAL:HB	46:H8:166:SER:HA	1.66	0.78
26:14:1434:A:H61	26:14:1558:A:N6	1.81	0.78
41:C8:92:ARG:O	41:C8:94:ASN:N	2.16	0.78
26:1H:1782:C:OP1	59:1H:3523:HOH:O	2.01	0.77
55:3L:18:G:O6	55:3L:65:C:N4	2.15	0.77
40:B8:6:LEU:HA	40:B8:9:LEU:HB2	1.66	0.77
1:13:1256:A:OP2	3:2E:26:LYS:NZ	2.16	0.77

Continued on next page...

Continued from previous page...

Atom-1	Atom-2	Interatomic distance (Å)	Clash overlap (Å)
26:14:2499:C:N3	59:14:3631:HOH:O	2.16	0.77
26:1H:2380:C:OP1	39:A8:20:ARG:NH2	2.17	0.77
29:21:82:ARG:O	29:21:84:PHE:N	2.17	0.77
4:3E:30:LYS:HD3	4:3E:35:ARG:HE	1.47	0.77
1:13:445:G:H1	1:13:489:C:H42	1.32	0.77
1:13:677:U:H3	1:13:713:G:H22	1.32	0.77
26:14:1225:C:O2'	42:95:85:LYS:N	2.17	0.77
26:14:30:G:O6	59:14:3838:HOH:O	2.01	0.77
26:1H:1900:A:H5'	26:1H:1900:A:H8	1.48	0.77
26:1H:2406:U:OP1	59:1H:3604:HOH:O	2.03	0.77
26:1H:620:G:H4'	26:1H:621:A:H5''	1.65	0.77
22:1K:38:MIA:H113	25:4K:19[A]:A:H1'	1.65	0.77
9:82:95:LYS:HZ3	9:82:96:LEU:HD13	1.48	0.77
28:11:228:PRO:O	59:11:409:HOH:O	2.02	0.77
2:12:91:PRO:HG3	2:12:154:LEU:HB2	1.67	0.77
26:14:576:U:OP1	59:14:3587:HOH:O	2.01	0.77
19:AA:11:VAL:HG22	19:AA:12:ASP:H	1.49	0.77
26:1H:1061:U:H4'	26:1H:1070:A:H1'	1.65	0.77
1:1G:363:A:OP2	12:3A:34:ARG:NH2	2.16	0.77
55:3L:24:G:H2'	55:3L:25:G:H8	1.49	0.77
1:13:187:C:O2	1:13:191(A):G:N1	2.18	0.77
26:1H:2577:A:OP1	59:1H:3654:HOH:O	2.03	0.77
36:35:146:VAL:HG13	36:35:147:LEU:HD12	1.66	0.77
26:14:321:G:OP1	30:39:135:LYS:NZ	2.18	0.77
1:13:523:A:H61	12:3I:92:ASP:HB2	1.48	0.77
45:G8:76:CYS:HB2	45:G8:82:PRO:HD3	1.65	0.77
1:13:1133:G:N2	1:13:1141:C:N3	2.32	0.77
1:1G:1223:C:H5''	1:1G:1224:G:H5''	1.64	0.77
26:1H:71:A:H2	44:F8:31:HIS:HE2	1.31	0.77
38:55:100:LEU:HD21	38:55:113:LEU:HD13	1.64	0.77
26:14:453:C:OP1	59:14:3661:HOH:O	2.01	0.77
26:14:486:C:O2'	43:A5:60:ASN:OD1	2.01	0.77
26:14:1385:G:HO2'	26:14:1396:U:H6	1.32	0.77
26:1H:2308:G:N1	26:1H:2311:A:H2	1.82	0.77
29:29:55:ASN:O	29:29:57:LYS:N	2.18	0.77
29:21:128:SER:OG	29:21:129:HIS:N	2.18	0.77
30:31:32:LEU:HD21	30:31:105:VAL:HG13	1.66	0.77
49:K8:47:ASN:O	49:K8:49:LYS:N	2.17	0.77
27:16:101:A:OP2	59:16:307:HOH:O	2.01	0.76
1:1G:998(A):C:H42	1:1G:1042:G:H1	1.33	0.76
26:1H:2115:G:N2	26:1H:2172:U:O2	2.18	0.76

Continued on next page...

Continued from previous page...

Atom-1	Atom-2	Interatomic distance (Å)	Clash overlap (Å)
40:75:3:ARG:HG2	40:75:6:LEU:H	1.50	0.76
36:35:23:PRO:HB3	42:95:80:GLN:HG3	1.67	0.76
38:98:56:LYS:NZ	38:98:90:ARG:O	2.18	0.76
34:15:47:ALA:HB2	34:15:112:LEU:HD21	1.68	0.76
46:H8:82:ARG:HG2	46:H8:83:PRO:HD2	1.66	0.76
26:14:2415:G:H4'	36:35:67:MET:H	1.49	0.76
26:14:2499:C:OP2	59:14:3446:HOH:O	2.03	0.76
26:1H:879:G:N1	26:1H:898:C:N3	2.32	0.76
29:29:81:ILE:HG22	29:29:82:ARG:H	1.51	0.76
37:45:75:THR:HG21	37:45:85:LYS:HE3	1.67	0.76
52:N8:41:PRO:O	52:N8:44:THR:OG1	2.04	0.76
4:32:20:TYR:HA	4:32:26:CYS:HB2	1.67	0.76
37:45:25:ASP:HA	37:45:102:VAL:HG23	1.67	0.76
45:C5:19:LYS:HG3	45:C5:20:TYR:H	1.50	0.76
2:1E:166:ASP:HB3	2:1E:169:LYS:HB2	1.68	0.76
2:1E:16:HIS:HD2	2:1E:210:SER:HA	1.49	0.76
26:1H:2781:A:H5''	26:1H:2782:G:H5'	1.67	0.76
53:P8:35:ARG:HG3	53:P8:42:LEU:HD11	1.67	0.76
26:14:273(D):C:N4	26:14:363(B):G:O6	2.18	0.76
26:1H:751:A:OP1	59:1H:3749:HOH:O	2.03	0.76
7:6E:62:PHE:HD1	7:6E:124:LEU:HD11	1.51	0.76
46:H8:128:VAL:HA	46:H8:161:VAL:HG11	1.67	0.76
46:H8:7:ALA:HB3	46:H8:61:LEU:HB2	1.67	0.76
54:Q8:16:ILE:HD11	54:Q8:57:ARG:HG2	1.67	0.76
1:13:64:G:O6	1:13:99:C:N4	2.19	0.76
26:14:1019:U:H2'	26:14:1020:A:H8	1.51	0.76
1:13:1202:G:H21	14:5I:43:CYS:HB3	1.49	0.76
20:BI:49:ALA:HB1	20:BI:99:LEU:HB2	1.68	0.76
26:1H:2502:G:OP2	59:1H:3529:HOH:O	2.03	0.76
30:39:40:GLN:HE22	30:39:182:ASN:HB2	1.51	0.76
33:69:112:LYS:HA	33:69:114:LEU:H	1.51	0.76
1:13:1129:C:H4'	1:13:1130:A:H5'	1.68	0.76
26:14:2701:C:H3'	26:14:2702:U:C5'	2.13	0.76
26:14:2808:U:H3	26:14:2892:A:H62	1.34	0.76
26:14:453:C:OP1	59:14:3662:HOH:O	2.04	0.76
27:16:25:A:OP1	59:16:301:HOH:O	2.03	0.76
26:1H:1171:G:N2	26:1H:1178:C:N3	2.34	0.76
26:1H:646:A:H2'	26:1H:647:G:O4'	1.85	0.76
26:14:1022:G:O2'	26:14:1023:U:OP2	2.04	0.75
1:1G:957:U:H1'	1:1G:960:U:C5	2.21	0.75
3:22:152:ILE:HB	3:22:199:LYS:HB2	1.69	0.75

Continued on next page...

Continued from previous page...

Atom-1	Atom-2	Interatomic distance (Å)	Clash overlap (Å)
46:D5:157:LEU:HA	46:D5:161:VAL:HG11	1.67	0.75
26:1H:1062:G:N2	26:1H:1076:C:N3	2.33	0.75
23:2K:54:G:H2'	23:2K:55:5MU:H6	1.49	0.75
23:2L:48:U:O2'	23:2L:49:C:OP2	2.05	0.75
17:8I:66:SER:O	17:8I:70:ARG:NH1	2.19	0.75
1:13:1128:C:O2'	1:13:1139:G:O6	2.05	0.75
1:1G:1157:A:H61	1:1G:1178:G:H21	1.32	0.75
26:1H:2683:C:OP1	40:B8:53:ARG:NH2	2.19	0.75
28:11:223:GLY:HA3	28:11:231:HIS:ND1	2.01	0.75
27:16:15:A:H5'	27:16:16:G:H8	1.52	0.75
26:1H:1794:U:H2'	26:1H:1795:C:H6	1.51	0.75
26:14:2503:A:OP1	59:14:3591:HOH:O	2.04	0.75
26:1H:567:A:OP1	59:1H:3504:HOH:O	2.05	0.75
31:49:161:THR:HG22	31:49:163:ALA:H	1.51	0.75
26:1H:2615:U:OP1	59:1H:3507:HOH:O	2.05	0.75
36:35:14:LYS:O	36:35:16:ARG:N	2.19	0.75
36:35:47:ASP:OD2	36:35:50:ARG:NH1	2.20	0.75
32:51:153:LYS:HB3	32:51:162:ILE:H	1.51	0.75
18:9A:59:SER:HB3	18:9A:62:GLU:HG3	1.69	0.75
26:1H:1798:U:H5'	28:11:259:THR:HG22	1.69	0.75
30:31:179:GLU:OE1	30:31:179:GLU:N	2.19	0.75
4:3E:98:GLU:OE2	4:3E:103:ASN:ND2	2.17	0.75
26:1H:2315:G:OP1	31:41:36:LYS:NZ	2.19	0.75
1:13:505:G:N7	59:13:1848:HOH:O	2.20	0.75
26:14:2298:A:H62	26:14:2318:G:H8	1.35	0.75
26:14:273(C):C:H42	26:14:363(C):G:H1	1.34	0.75
1:1G:662:G:O2'	1:1G:836:G:OP1	2.03	0.75
26:1H:1782:C:OP1	59:1H:3522:HOH:O	2.05	0.75
26:1H:1997:G:OP2	59:1H:3834:HOH:O	2.05	0.75
16:7A:1:MET:HE1	16:7A:65:GLN:HB2	1.67	0.75
28:11:96:HIS:CE1	28:11:102:LYS:HE2	2.22	0.75
1:13:736:C:H2'	1:13:737:A:H8	1.52	0.75
26:14:1568:G:OP1	28:19:63:ARG:NH1	2.19	0.75
13:4I:4:ILE:HG22	13:4I:5:ALA:H	1.51	0.75
26:14:1693:U:O2'	28:19:14:ARG:NH2	2.21	0.74
26:1H:1997:G:OP2	59:1H:3835:HOH:O	2.05	0.74
26:1H:459:U:H5''	53:P8:40:TRP:CD2	2.21	0.74
16:7I:3:LYS:HG3	16:7I:24:ALA:HB2	1.68	0.74
45:G8:30:VAL:HG22	45:G8:37:VAL:HG12	1.69	0.74
26:1H:298:G:OP2	45:G8:84:ARG:NH1	2.17	0.74
45:G8:94:LYS:HZ2	45:G8:95:LYS:H	1.32	0.74

Continued on next page...

Continued from previous page...

Atom-1	Atom-2	Interatomic distance (Å)	Clash overlap (Å)
1:1G:1502:A:H2	1:1G:1505:G:H1	1.33	0.74
47:I8:27:GLU:HG3	47:I8:68:GLU:HA	1.69	0.74
26:14:1828:G:OP2	59:14:3451:HOH:O	2.04	0.74
46:H8:62:PRO:C	46:H8:64:GLY:HA2	2.08	0.74
24:3K:18:G:O6	24:3K:65:C:N4	2.20	0.74
28:19:95:LEU:HD11	28:19:105:ILE:HD12	1.69	0.74
26:1H:61:G:OP1	49:K8:51:ARG:NH1	2.21	0.74
26:1H:848:G:H2'	26:1H:849:A:C8	2.23	0.74
11:2A:29:ILE:HG22	11:2A:44:SER:HB2	1.66	0.74
8:72:86:ILE:HG21	8:72:133:LEU:HD22	1.69	0.74
8:72:4:ASP:OD1	8:72:7:ALA:N	2.20	0.74
41:C8:92:ARG:HH21	42:D8:10:LYS:HG2	1.52	0.74
46:H8:7:ALA:HB2	46:H8:59:LEU:HD22	1.69	0.74
1:13:186(F):C:N3	1:13:191(B):G:N2	2.34	0.74
26:14:1639:U:OP1	59:14:3469:HOH:O	2.05	0.74
26:1H:945:A:OP1	59:1H:3934:HOH:O	2.06	0.74
35:25:115:VAL:HG13	35:25:121:VAL:HG21	1.68	0.74
36:35:52:GLU:HG2	36:35:55:ARG:HB3	1.69	0.74
24:3K:19:C:H2'	24:3K:20:C:H4'	1.70	0.74
33:69:54:GLN:HA	33:69:57:ARG:HB3	1.69	0.74
26:1H:138:G:N2	44:F8:44:GLU:OE2	2.19	0.74
28:11:182:LEU:H	28:11:272:ALA:HB3	1.51	0.74
26:14:1716:U:H2'	26:14:1717:G:H8	1.52	0.74
26:14:751:A:OP1	59:14:3418:HOH:O	2.05	0.74
26:1H:2580:U:H4'	29:21:130:GLY:HA3	1.70	0.74
26:14:1019:U:OP1	26:14:1035:U:O2'	2.04	0.74
1:1G:1125:U:O4	10:1A:5:ARG:NH1	2.21	0.74
2:12:236:TYR:HB2	2:12:239:VAL:HB	1.68	0.74
26:14:242:G:H5'	54:M5:63:PRO:C	2.08	0.74
26:1H:287:C:H2'	26:1H:288:C:H6	1.52	0.74
32:59:3:ARG:HH21	32:59:4:ILE:HD11	1.52	0.74
26:14:1443:G:H1	26:14:1548:C:H42	1.34	0.74
26:14:1689:A:H62	26:14:1698:A:H2	1.34	0.74
26:1H:2168:G:H22	26:1H:2170:A:H62	1.35	0.74
3:22:8:ILE:HG23	3:22:16:ARG:HG2	1.70	0.74
8:72:17:THR:O	8:72:78:GLN:NE2	2.19	0.74
9:8E:27:THR:HB	9:8E:62:TYR:HA	1.69	0.74
40:B8:27:THR:HG23	40:B8:90:GLN:HB3	1.69	0.74
45:C5:87:LYS:HB2	45:C5:94:LYS:HA	1.70	0.74
2:12:43:ASP:O	2:12:47:THR:OG1	2.06	0.73
26:14:1754:C:OP1	40:75:96:ARG:NH1	2.21	0.73

Continued on next page...

Continued from previous page...

Atom-1	Atom-2	Interatomic distance (Å)	Clash overlap (Å)
26:14:2523:G:H5'	26:14:2523:G:H8	1.52	0.73
26:1H:2452:C:OP1	59:1H:4086:HOH:O	2.04	0.73
30:31:46:ARG:HG2	30:31:46:ARG:HH11	1.53	0.73
17:8I:76:LEU:HD11	17:8I:79:SER:HB3	1.70	0.73
1:1G:1127:G:N1	1:1G:1145:C:N3	2.36	0.73
1:1G:1298:C:H41	7:62:114:ARG:HB3	1.51	0.73
1:1G:575:G:O2'	59:1G:1724:HOH:O	2.06	0.73
1:1G:768:A:OP2	59:1G:1711:HOH:O	2.05	0.73
26:1H:1022:G:N2	26:1H:1023:U:O4	2.20	0.73
30:39:103:LYS:HA	30:39:106:ARG:HG3	1.70	0.73
26:14:574:C:OP2	59:14:3584:HOH:O	2.06	0.73
9:8E:26:VAL:HA	9:8E:61:ALA:HB3	1.70	0.73
42:D8:15:GLU:HG3	42:D8:16:PRO:HD2	1.68	0.73
1:13:737:A:H2'	1:13:738:C:H6	1.52	0.73
26:14:531:C:OP1	26:14:561:G:N2	2.22	0.73
28:19:146:GLU:HB2	28:19:189:CYS:HB3	1.70	0.73
26:1H:2849:U:O4	40:B8:23:ARG:NH2	2.18	0.73
26:1H:890:A:H3'	26:1H:892:G:H8	1.53	0.73
10:1I:61:GLU:OE2	14:5I:45:ARG:NH1	2.21	0.73
7:6E:79:ARG:HE	7:6E:84:ASN:HB2	1.52	0.73
26:14:2498:C:OP2	59:14:3442:HOH:O	2.06	0.73
26:14:617:G:OP1	30:39:40:GLN:NE2	2.22	0.73
5:4E:81:GLU:HG2	5:4E:90:VAL:HG23	1.70	0.73
2:12:19:HIS:CE1	2:12:204:ASN:HB3	2.24	0.73
1:13:352:C:OP1	59:13:1859:HOH:O	2.06	0.73
26:14:1043:C:O2	26:14:1112:G:N2	2.20	0.73
26:14:2168:G:N2	26:14:2170:A:OP2	2.20	0.73
26:14:2712(A):A:OP2	59:14:3467:HOH:O	2.05	0.73
4:3E:26:CYS:HB3	4:3E:31:CYS:SG	2.28	0.73
31:49:109:VAL:HG11	31:49:142:PRO:HG3	1.69	0.73
52:J5:16:ARG:NH1	52:J5:17:ASP:OD1	2.21	0.73
1:13:1305:G:H22	1:13:1331:G:H2'	1.51	0.73
26:14:1537:C:H2'	26:14:1538:G:C8	2.23	0.73
26:14:1614:A:OP1	59:14:3420:HOH:O	2.06	0.73
26:1H:1026:U:H1'	26:1H:1027:A:O5'	1.88	0.73
26:1H:1676:A:OP2	59:1H:3587:HOH:O	2.05	0.73
26:1H:800:A:OP1	59:1H:3538:HOH:O	2.06	0.73
1:13:453:A:H4'	16:7I:72:ARG:HB2	1.71	0.73
26:14:1007:C:OP1	34:15:37:LYS:NZ	2.22	0.73
1:1G:1446:A:N7	40:75:118:ARG:NH1	2.37	0.73
26:1H:1665:A:N7	59:1H:3906:HOH:O	2.21	0.73

Continued on next page...

Continued from previous page...

Atom-1	Atom-2	Interatomic distance (Å)	Clash overlap (Å)
3:22:7:PRO:O	3:22:11:ARG:NH1	2.22	0.73
39:A8:11:LYS:HD3	39:A8:91:PRO:HD3	1.70	0.73
26:14:2135:A:N7	26:14:2156:G:N2	2.37	0.73
36:78:15:ARG:HA	36:78:16:ARG:HB3	1.71	0.73
1:13:991:U:O4	1:13:1212:U:O2'	2.06	0.73
34:15:56:ASN:H	34:15:125:GLY:HA3	1.54	0.73
35:25:24:VAL:HB	35:25:33:ALA:HB2	1.71	0.73
29:29:33:VAL:HG11	29:29:88:GLY:HA3	1.71	0.73
32:51:86:GLU:HG2	32:51:87:LEU:H	1.54	0.73
19:AI:40:ILE:HG23	19:AI:41:VAL:HG13	1.70	0.73
1:13:1226:C:H4'	19:AI:80:TYR:CZ	2.23	0.73
26:1H:1968:G:OP1	59:1H:3814:HOH:O	2.05	0.72
26:14:177:G:OP2	26:14:177:G:N2	2.20	0.72
1:1G:1348:U:H3	1:1G:1374:A:H2	1.35	0.72
26:1H:973:A:OP2	59:1H:3706:HOH:O	2.07	0.72
11:2I:32:ILE:HD11	11:2I:68:ALA:HB1	1.69	0.72
37:45:75:THR:HA	37:45:89:ASN:HA	1.70	0.72
41:C8:8:VAL:HG23	41:C8:11:ARG:HH21	1.53	0.72
49:G5:31:GLU:HB2	49:G5:53:LEU:HD11	1.72	0.72
2:12:131:PRO:HG2	2:12:134:GLU:HB2	1.72	0.72
26:14:1420:U:O2'	26:14:1421:G:OP1	2.05	0.72
26:14:2250:G:C4	37:45:82:ARG:HG3	2.24	0.72
1:1G:1158:C:O2'	2:12:133:LYS:NZ	2.17	0.72
27:1J:80:U:H2'	27:1J:81:G:H21	1.54	0.72
31:41:17:PRO:HA	31:41:20:ILE:HD12	1.71	0.72
37:45:135:ASP:OD2	46:D5:81:ARG:NH1	2.21	0.72
14:5A:23:ARG:NH1	14:5A:29:ARG:O	2.22	0.72
1:1G:742:G:OP2	15:6A:35:ARG:NH2	2.19	0.72
26:14:2340:G:H2'	26:14:2341:G:H8	1.54	0.72
22:1K:3:U:O2'	22:1K:4:G:O5'	2.07	0.72
20:BI:86:ARG:O	20:BI:90:GLN:NE2	2.23	0.72
26:14:1783:A:OP2	59:14:3406:HOH:O	2.08	0.72
26:14:2472:G:H2'	26:14:2475:C:H41	1.55	0.72
26:14:71:A:C8	26:14:71:A:H5'	2.24	0.72
2:1E:67:THR:HG21	2:1E:155:LEU:HG	1.71	0.72
2:1E:82:ARG:NE	2:1E:92:TYR:OH	2.23	0.72
1:1G:176:C:OP1	20:BA:29:LYS:NZ	2.23	0.72
1:1G:516:U:O4	59:1G:1747:HOH:O	2.07	0.72
26:1H:2127:G:H22	26:1H:2162:G:H1'	1.53	0.72
26:1H:945:A:OP1	59:1H:3937:HOH:O	2.07	0.72
24:1L:62:G:H1	24:1L:70:C:H42	1.36	0.72

Continued on next page...

Continued from previous page...

Atom-1	Atom-2	Interatomic distance (Å)	Clash overlap (Å)
32:59:159:GLU:O	32:59:163:TYR:OH	2.07	0.72
9:82:112:LYS:HA	9:82:119:ALA:HB2	1.71	0.72
20:BI:14:LYS:HG3	20:BI:17:ARG:HE	1.52	0.72
46:H8:19:ARG:NH1	46:H8:84:GLU:O	2.22	0.72
36:78:64:LYS:HD2	54:Q8:25:MET:SD	2.28	0.72
1:13:962:C:N4	1:13:973:G:O6	2.13	0.72
26:14:249:C:OP1	59:14:3426:HOH:O	2.07	0.72
1:1G:1251:A:H2'	1:1G:1252:A:C8	2.24	0.72
29:21:21:VAL:HB	29:21:22:PRO:HD3	1.69	0.72
26:14:309:G:H4'	45:C5:18:GLY:HA3	1.72	0.72
52:J5:49:CYS:SG	52:J5:50:GLY:N	2.62	0.72
26:14:1359:A:N6	26:14:1372:U:H3	1.80	0.72
26:14:674:G:O2'	30:39:74:ARG:HG3	1.88	0.72
13:4I:108:ARG:NH1	13:4I:112:GLY:O	2.23	0.72
2:1E:69:LEU:HB3	2:1E:162:ILE:HG22	1.71	0.72
26:14:2784:C:H1'	29:29:37:ARG:HH21	1.55	0.72
15:6A:17:ARG:HD3	15:6A:26:GLU:HG3	1.70	0.72
26:1H:2415:G:H4'	36:78:67:MET:N	2.05	0.72
1:13:507:C:OP2	59:13:1815:HOH:O	2.07	0.72
26:14:2350:C:OP2	59:14:3834:HOH:O	2.08	0.72
26:1H:1406:U:H2'	26:1H:1407:C:C6	2.24	0.72
26:1H:1678:G:H22	26:1H:1989:G:H22	1.38	0.72
26:1H:2656:U:H3	26:1H:2665:A:H2	1.38	0.72
32:51:4:ILE:HG13	32:51:6:ARG:NE	2.03	0.72
1:1G:803:G:OP1	59:1G:1716:HOH:O	2.08	0.71
44:F8:61:GLY:N	44:F8:75:ASP:OD1	2.23	0.71
1:13:509:A:OP2	59:13:1814:HOH:O	2.08	0.71
1:13:517:G:N1	1:13:533:A:OP2	2.23	0.71
1:1G:1157:A:N6	1:1G:1178:G:H21	1.88	0.71
1:1G:1343:G:H2'	1:1G:1344:C:C6	2.25	0.71
26:1H:2287:A:N6	26:1H:2344:U:H3	1.88	0.71
26:1H:987:G:OP2	59:1H:3832:HOH:O	2.06	0.71
37:45:27:VAL:HG13	46:D5:81:ARG:HH22	1.55	0.71
8:7E:41:ARG:NH2	8:7E:123:GLU:OE1	2.23	0.71
1:13:1000:A:H2'	1:13:1001:G:C8	2.25	0.71
26:14:1782:C:OP1	59:14:3402:HOH:O	2.06	0.71
26:14:1141:U:OP2	34:15:63:THR:OG1	2.08	0.71
26:1H:409:C:OP1	59:1H:3607:HOH:O	2.07	0.71
29:21:2:LYS:NZ	29:21:100:GLU:OE2	2.22	0.71
1:13:509:A:OP2	59:13:1818:HOH:O	2.08	0.71
26:14:2611:U:H5'	26:14:2611:U:H6	1.53	0.71

Continued on next page...

Continued from previous page...

Atom-1	Atom-2	Interatomic distance (Å)	Clash overlap (Å)
4:32:4:TYR:HE2	4:32:11:LEU:HD11	1.54	0.71
30:39:25:PRO:HB2	30:39:27:GLU:H	1.55	0.71
45:G8:76:CYS:O	45:G8:78:ALA:N	2.21	0.71
1:13:736:C:H2'	1:13:737:A:C8	2.26	0.71
26:14:1568:G:H5'	28:19:60:ARG:HA	1.72	0.71
26:14:2592:G:N7	59:14:3528:HOH:O	2.24	0.71
26:1H:1689:A:H62	26:1H:1698:A:H2	1.36	0.71
26:1H:442:G:H1'	30:31:48:THR:HG21	1.70	0.71
26:14:2123:G:H2'	26:14:2124:G:H8	1.55	0.71
1:1G:1435:G:H2'	1:1G:1436:U:C6	2.26	0.71
26:1H:2023:G:H5'	26:1H:2617:C:H4'	1.72	0.71
26:1H:2228:G:OP2	28:11:263:ARG:NH2	2.24	0.71
26:1H:2296:U:OP2	39:A8:9:ARG:NH2	2.22	0.71
11:2I:28:THR:HG21	11:2I:90:GLY:HA3	1.73	0.71
34:58:39:ARG:NH1	34:58:41:ASP:OD2	2.22	0.71
26:14:821:A:N1	59:14:3609:HOH:O	2.22	0.71
21:1B:8:THR:HG22	21:1B:11:GLY:H	1.56	0.71
29:29:25:VAL:HG12	29:29:26:ILE:H	1.55	0.71
16:7A:74:LEU:HD13	16:7A:79:VAL:HG21	1.73	0.71
44:B5:41:ASN:HA	44:B5:44:GLU:HB2	1.72	0.71
44:F8:55:ASN:HB2	44:F8:80:ILE:HG13	1.72	0.71
54:M5:32:LEU:O	54:M5:33:ASN:ND2	2.24	0.71
28:11:17:THR:HB	28:11:205:VAL:H	1.54	0.71
26:1H:654(D):G:H1	26:1H:654(Q):C:H42	1.37	0.71
30:39:182:ASN:ND2	30:39:185:ASP:OD2	2.23	0.71
1:13:156:G:H1	1:13:165:C:H42	1.39	0.71
1:1G:1392:G:H21	1:1G:1502:A:H8	1.37	0.71
26:1H:259:G:O2'	26:1H:621:A:O2'	2.07	0.71
36:35:64:LYS:HB2	54:M5:30:ARG:HH22	1.54	0.71
55:3L:6:G:O6	55:3L:76:C:N4	2.23	0.71
13:4I:90:LEU:HA	13:4I:93:ARG:HG3	1.73	0.71
33:61:144:VAL:HG22	33:61:145:VAL:HG13	1.71	0.71
16:7A:53:VAL:HG13	16:7A:79:VAL:HG22	1.73	0.71
26:1H:989:G:N7	50:L8:13:ILE:HD11	2.06	0.71
1:13:1086:U:H3	1:13:1099:G:H22	1.39	0.71
1:13:186(E):C:N3	1:13:191(B):G:N2	2.38	0.71
26:14:2102:U:O2	26:14:2187:G:N2	2.21	0.71
26:14:2250:G:C6	37:45:82:ARG:HD2	2.26	0.71
26:14:900:A:H3'	26:14:901:A:H8	1.56	0.71
21:1B:18:TYR:HE1	21:1B:22:ARG:HD3	1.56	0.71
2:1E:174:VAL:HG13	2:1E:184:VAL:HG11	1.71	0.71

Continued on next page...

Continued from previous page...

Atom-1	Atom-2	Interatomic distance (Å)	Clash overlap (Å)
26:1H:780:G:H21	26:1H:783:A:H62	1.36	0.71
29:21:105:THR:OG1	29:21:199:ARG:NH2	2.21	0.71
1:1G:1503:A:O2'	25:4L:13:A:N1	2.24	0.71
8:72:64:LYS:HG2	8:72:79:VAL:HG21	1.71	0.71
26:14:2577:A:OP2	52:J5:3:LYS:NZ	2.18	0.70
27:16:15:A:H5'	27:16:16:G:C8	2.25	0.70
1:1G:1286:A:C8	1:1G:1287:A:H4'	2.26	0.70
26:1H:1189:A:OP2	59:1H:3708:HOH:O	2.06	0.70
43:E8:86:LEU:HD12	43:E8:87:PRO:HD2	1.71	0.70
26:14:273(E):U:O4	26:14:363(A):A:N6	2.18	0.70
29:21:105:THR:HG1	29:21:199:ARG:HH21	1.38	0.70
9:82:50:LEU:HB3	9:82:56:LEU:HA	1.72	0.70
9:8E:89:ASN:ND2	9:8E:91:ASP:OD1	2.23	0.70
1:13:361:G:OP2	59:13:1894:HOH:O	2.08	0.70
26:14:1772:G:N3	59:14:3493:HOH:O	2.23	0.70
26:14:2638:G:OP2	29:29:82:ARG:NH2	2.24	0.70
26:14:2839:G:H5'	38:55:46:GLY:HA2	1.73	0.70
26:14:1111:A:H4'	32:59:3:ARG:HD3	1.72	0.70
20:BI:71:THR:HG22	20:BI:72:LEU:H	1.54	0.70
48:F5:91:LYS:HG3	48:F5:92:LYS:H	1.56	0.70
54:M5:61:LEU:HB2	54:M5:63:PRO:CG	2.20	0.70
1:1G:353:A:H8	1:1G:353:A:H5'	1.53	0.70
26:1H:2001:A:H2'	26:1H:2002:G:C8	2.27	0.70
48:J8:85:LEU:HD12	48:J8:88:LYS:HB2	1.71	0.70
26:14:2131:G:H5''	26:14:2158:A:H61	1.57	0.70
26:14:2415:G:H4'	36:35:67:MET:N	2.07	0.70
1:1G:474:G:H2'	1:1G:475:G:H8	1.56	0.70
26:1H:1525:G:H2'	26:1H:1526:G:H8	1.55	0.70
26:1H:2400:G:H2'	26:1H:2401:U:C6	2.26	0.70
26:1H:338:G:OP2	59:1H:3941:HOH:O	2.08	0.70
34:58:56:ASN:N	34:58:125:GLY:O	2.19	0.70
1:1G:377:G:OP1	16:7A:3:LYS:NZ	2.25	0.70
26:14:2130:U:H2'	26:14:2158:A:N1	2.06	0.70
1:1G:600:C:H2'	1:1G:601:C:H6	1.56	0.70
32:51:152:ARG:HB3	32:51:153:LYS:HZ3	1.55	0.70
38:55:67:LEU:HD12	38:55:76:VAL:HG21	1.72	0.70
14:5I:4:LYS:O	14:5I:7:ILE:N	2.23	0.70
2:12:208:ILE:HA	2:12:211:ILE:HD12	1.74	0.70
26:14:491:G:H2'	26:14:492:A:C8	2.26	0.70
26:1H:2210:G:H5'	26:1H:2211:G:N7	2.07	0.70
26:1H:450:G:O6	59:1H:3724:HOH:O	2.05	0.70

Continued on next page...

Continued from previous page...

Atom-1	Atom-2	Interatomic distance (Å)	Clash overlap (Å)
26:1H:7:G:H2'	26:1H:8:A:O4'	1.91	0.70
18:9A:53:ARG:HH21	18:9A:60:ALA:H	1.36	0.70
1:13:838:G:H1	1:13:848:C:N4	1.89	0.70
26:14:1856:G:H1	26:14:1886:C:H42	1.40	0.70
1:1G:1438:G:O6	1:1G:1463:C:N4	2.20	0.70
26:1H:1187:G:OP2	59:1H:3716:HOH:O	2.09	0.70
26:1H:155:C:H42	26:1H:171:G:H1	1.37	0.70
24:3K:13:G:H2'	24:3K:14:A:H8	1.57	0.70
26:14:1154:G:OP2	41:85:58:ARG:NH1	2.22	0.70
26:14:2499:C:OP1	59:14:3621:HOH:O	2.09	0.70
1:1G:1255:G:O2'	1:1G:1258:G:O2'	2.10	0.70
1:1G:474:G:H2'	1:1G:475:G:C8	2.27	0.70
26:1H:2123:G:H22	26:1H:2175:C:H42	1.38	0.70
13:4A:58:GLU:O	13:4A:62:ASN:ND2	2.25	0.70
13:4I:23:TYR:HD2	13:4I:67:GLU:HA	1.55	0.70
32:51:149:ARG:NH1	32:51:167:GLU:OE2	2.24	0.70
32:51:86:GLU:HG3	32:51:165:ALA:HB3	1.73	0.70
47:18:64:ASP:HB2	47:18:85:ALA:HB1	1.73	0.70
2:12:5:ILE:HG12	2:12:6:THR:HG22	1.72	0.70
26:1H:249:C:O2	54:Q8:12:LYS:NZ	2.24	0.70
26:1H:2502:G:N7	59:1H:3679:HOH:O	2.25	0.70
26:1H:607:U:H3	26:1H:621:A:H2	1.38	0.70
39:65:11:LYS:HG3	39:65:91:PRO:HD3	1.73	0.70
44:B5:60:ARG:HG2	44:B5:60:ARG:HH11	1.57	0.70
47:E5:27:GLU:HG3	47:E5:68:GLU:HA	1.74	0.70
26:14:1727:U:H3	26:14:1733:G:H1	1.40	0.69
26:14:2720:U:H3	26:14:2873:A:H2	1.39	0.69
26:1H:2270:G:OP2	59:1H:4021:HOH:O	2.09	0.69
24:3K:22:A:N7	24:3K:57:C:N4	2.40	0.69
37:45:88:GLY:O	37:45:89:ASN:ND2	2.25	0.69
37:88:89:ASN:O	37:88:92:GLY:N	2.17	0.69
1:1G:673:G:H2'	1:1G:674:G:C8	2.27	0.69
26:1H:1078:U:H1'	26:1H:1088:A:H2	1.55	0.69
42:D8:44:LYS:O	42:D8:46:VAL:N	2.24	0.69
26:1H:273(F):C:H3'	26:1H:274:G:H5''	1.73	0.69
30:31:65:TRP:CH2	30:31:72:ARG:HD2	2.27	0.69
18:9I:26:LEU:HD22	18:9I:42:ARG:HH22	1.57	0.69
26:14:1614:A:H61	43:A5:88:ARG:H	1.40	0.69
51:M8:9:LEU:H	51:M8:27:THR:HG23	1.57	0.69
26:14:141:A:H8	26:14:1595:G:H21	1.41	0.69
26:14:607:U:H3	26:14:621:A:H2	1.39	0.69

Continued on next page...

Continued from previous page...

Atom-1	Atom-2	Interatomic distance (Å)	Clash overlap (Å)
2:1E:80:ILE:HD11	2:1E:208:ILE:HG23	1.74	0.69
1:1G:45:U:H2'	1:1G:46:G:C8	2.26	0.69
11:2A:100:ALA:O	11:2A:102:GLY:N	2.23	0.69
36:78:47:ASP:OD2	36:78:50:ARG:NH2	2.25	0.69
31:49:104:GLU:HG2	51:I5:23:GLU:HG2	1.74	0.69
40:B8:84:GLN:HG2	40:B8:85:LYS:HG2	1.73	0.69
1:13:1023:G:H3'	1:13:1024:G:H5''	1.74	0.69
1:1G:957:U:O2'	1:1G:959:A:N7	2.20	0.69
26:1H:1434:A:H61	26:1H:1558:A:N6	1.91	0.69
26:1H:860:U:H5	26:1H:917:A:H2	1.39	0.69
3:22:36:ASP:HA	3:22:39:ILE:HD12	1.74	0.69
36:78:61:ARG:HB2	36:78:61:ARG:CZ	2.22	0.69
1:1G:619:U:O2	4:32:135:LEU:HD22	1.93	0.69
26:1H:1779:U:H2'	59:1H:3519:HOH:O	1.91	0.69
26:1H:1815:A:O3'	59:1H:3870:HOH:O	2.11	0.69
4:3E:88:VAL:HB	4:3E:91:SER:HB3	1.73	0.69
17:8A:66:SER:O	17:8A:70:ARG:NH1	2.25	0.69
1:13:1122:U:O4	1:13:1123:A:N6	2.26	0.69
26:14:1786:A:OP1	59:14:3496:HOH:O	2.10	0.69
2:1E:8:LYS:HG2	2:1E:9:GLU:H	1.57	0.69
1:1G:1347:G:O2'	1:1G:1373:G:O6	2.08	0.69
26:1H:1386:C:H2'	26:1H:1387:C:H6	1.55	0.69
3:22:63:ASN:HA	3:22:98:ASN:HB2	1.75	0.69
26:14:1652:A:OP1	38:55:8:ARG:NH1	2.25	0.69
34:58:21:LYS:HE2	34:58:138:LEU:HD12	1.74	0.69
39:65:30:ARG:HG3	39:65:35:ILE:HD13	1.74	0.69
42:95:5:VAL:HB	42:95:37:VAL:HG12	1.73	0.69
41:C8:32:PHE:HZ	41:C8:36:ARG:HH21	1.39	0.69
54:Q8:61:LEU:HD13	54:Q8:62:LEU:HD12	1.73	0.69
26:14:1170:G:O6	26:14:1179:C:N4	2.25	0.69
26:14:2101:G:H1	26:14:2188:C:H42	1.38	0.69
26:14:2791:C:H42	26:14:2805:G:H1	1.39	0.69
26:1H:218:A:OP2	59:1H:3635:HOH:O	2.10	0.69
26:1H:376:C:OP2	59:1H:3608:HOH:O	2.10	0.69
26:1H:76:C:O2'	49:K8:62:THR:HG21	1.92	0.69
35:68:88:ASN:ND2	35:68:92:GLU:H	1.91	0.69
33:69:67:ARG:HB3	33:69:68:LEU:HD12	1.74	0.69
8:72:114:THR:HG21	8:72:119:LEU:HG	1.75	0.69
41:C8:97:ASP:OD2	41:C8:101:ARG:NH1	2.25	0.69
26:14:2019:A:N7	52:J5:9:LYS:HE3	2.08	0.69
50:L8:13:ILE:O	59:L8:201:HOH:O	2.11	0.69

Continued on next page...

Continued from previous page...

Atom-1	Atom-2	Interatomic distance (Å)	Clash overlap (Å)
1:13:1346:A:H5''	9:8E:120:ARG:HH12	1.57	0.69
26:14:249:C:OP1	59:14:3428:HOH:O	2.10	0.69
26:1H:2141:G:H22	26:1H:2150:U:H1'	1.58	0.69
26:1H:2343:C:O2'	26:1H:2373:G:O2'	2.11	0.69
26:14:2882:A:H5'	38:55:96:ARG:HG3	1.75	0.69
7:62:44:TYR:HA	7:62:47:CYS:HB2	1.75	0.69
40:75:105:LEU:HD23	40:75:109:GLU:HG3	1.74	0.69
46:H8:76:LEU:HA	46:H8:83:PRO:HA	1.73	0.69
26:14:570:G:O6	59:14:3619:HOH:O	2.09	0.69
5:4E:142:LEU:O	5:4E:143:ARG:NH1	2.26	0.69
26:1H:583:G:H5''	41:C8:10:ARG:HH12	1.58	0.69
35:25:25:LEU:HB2	35:25:38:VAL:HG23	1.76	0.68
31:49:135:LEU:HD23	31:49:140:ILE:HD11	1.75	0.68
1:13:235:C:H5'	17:8I:70:ARG:HG2	1.75	0.68
44:B5:8:ILE:O	49:G5:36:ARG:NH2	2.26	0.68
1:13:1075:C:OP1	2:1E:179:LYS:NZ	2.22	0.68
1:13:200:G:H1	1:13:217:C:H42	1.41	0.68
26:14:1310:G:OP2	53:L5:9:ARG:NH1	2.26	0.68
26:14:2150:U:H2'	26:14:2151:G:H8	1.57	0.68
26:14:751:A:OP1	59:14:3421:HOH:O	2.12	0.68
1:1G:1239:A:O2'	1:1G:1298:C:N4	2.26	0.68
12:3I:117:ARG:HB3	12:3I:122:THR:HB	1.76	0.68
40:75:6:LEU:HD12	40:75:9:LEU:HD13	1.73	0.68
46:H8:30:ASN:HD22	46:H8:32:HIS:H	1.41	0.68
1:1G:411:A:C5	1:1G:413:G:H1'	2.29	0.68
26:1H:1316:U:H2'	26:1H:1317:A:H8	1.58	0.68
26:1H:1728:G:N1	26:1H:1730:U:OP2	2.27	0.68
22:1K:56:U:H3	22:1K:57:C:H5	1.40	0.68
1:13:1292:U:H2'	1:13:1293:G:C8	2.29	0.68
1:13:4:U:O4	8:7E:105:ARG:HG3	1.93	0.68
26:14:1676:A:OP2	59:14:3458:HOH:O	2.11	0.68
26:14:1778:U:H2'	26:14:1784:A:N6	2.09	0.68
28:19:148:GLU:HB2	28:19:151:LYS:HD2	1.76	0.68
26:1H:453:C:OP1	59:1H:3724:HOH:O	2.11	0.68
36:35:55:ARG:HG2	36:35:56:SER:H	1.57	0.68
32:59:18:GLU:HG3	32:59:25:LYS:HB2	1.75	0.68
51:I5:22:ILE:HG12	51:I5:23:GLU:N	2.09	0.68
26:14:1061:U:H4'	26:14:1070:A:H1'	1.76	0.68
26:14:2444:G:OP2	30:39:68:LYS:NZ	2.25	0.68
26:14:29:U:H2'	26:14:30:G:C8	2.28	0.68
30:31:134:GLY:H	30:31:162:LEU:HD22	1.57	0.68

Continued on next page...

Continued from previous page...

Atom-1	Atom-2	Interatomic distance (Å)	Clash overlap (Å)
30:39:101:LEU:O	30:39:106:ARG:NH1	2.25	0.68
16:7I:53:VAL:HG13	16:7I:79:VAL:HG22	1.76	0.68
17:8I:67:LYS:HA	17:8I:70:ARG:HH12	1.59	0.68
1:13:74:C:H42	1:13:96:G:H1	1.40	0.68
26:14:1047:G:HO2'	26:14:1110:G:H1	1.40	0.68
26:14:400:G:O6	59:14:3744:HOH:O	2.08	0.68
1:1G:560:U:O2'	1:1G:561:U:OP2	2.11	0.68
26:1H:1060:U:H3	26:1H:1088:A:H8	1.41	0.68
26:1H:1086:A:H1'	26:1H:1103:A:H61	1.59	0.68
1:1G:664:G:N2	1:1G:741:G:H1	1.91	0.68
22:1K:7:G:H1	22:1K:75:C:H42	1.40	0.68
11:2A:85:ARG:HE	11:2A:111:ASP:HB3	1.58	0.68
12:3I:58:VAL:O	12:3I:65:GLU:HA	1.94	0.68
32:51:74:ASN:HA	32:51:77:LYS:HD3	1.75	0.68
51:I5:38:LYS:HA	51:I5:44:THR:HG21	1.76	0.68
36:78:50:ARG:HD3	54:Q8:7:HIS:CD2	2.29	0.68
26:14:2142:C:O2	26:14:2149:G:N2	2.23	0.68
1:1G:362:G:O2'	12:3A:33:ARG:NH2	2.25	0.68
1:1G:974:A:OP2	14:5A:41:ARG:NH1	2.27	0.68
26:1H:2349:G:OP2	54:Q8:42:ARG:HD3	1.93	0.68
26:1H:249:C:OP1	59:1H:3553:HOH:O	2.11	0.68
26:1H:2583:G:OP2	59:1H:3666:HOH:O	2.11	0.68
12:3A:70:ILE:HD13	12:3A:77:LEU:HD12	1.74	0.68
24:3K:51:C:H3'	24:3K:52:G:O4'	1.94	0.68
42:95:85:LYS:CD	42:95:86:GLY:H	2.07	0.68
1:13:1160:G:H1	1:13:1177:G:H22	1.42	0.68
1:13:1279:A:O2'	1:13:1281:U:OP2	2.11	0.68
26:1H:1190:G:N7	59:1H:3709:HOH:O	2.26	0.68
26:1H:739:G:OP1	59:1H:3785:HOH:O	2.10	0.68
26:1H:963:U:OP1	59:1H:3684:HOH:O	2.09	0.68
27:1J:92:G:OP1	46:D5:79:ARG:NH2	2.27	0.68
13:4A:37:THR:O	13:4A:55:ARG:NE	2.26	0.68
16:7I:45:THR:HG22	16:7I:47:ASP:H	1.57	0.68
17:8I:11:VAL:HG12	17:8I:85:VAL:HG13	1.76	0.68
20:BA:16:HIS:O	20:BA:19:SER:OG	2.08	0.68
26:1H:739:G:OP1	59:1H:3782:HOH:O	2.11	0.68
37:88:65:PHE:O	37:88:66:ILE:HG13	1.93	0.68
45:G8:95:LYS:HE2	45:G8:97:ARG:HH22	1.59	0.68
1:13:13:U:OP1	59:13:1837:HOH:O	2.12	0.67
26:14:1971:A:OP1	59:14:3507:HOH:O	2.11	0.67
26:1H:1828:G:OP1	59:1H:3788:HOH:O	2.11	0.67

Continued on next page...

Continued from previous page...

Atom-1	Atom-2	Interatomic distance (Å)	Clash overlap (Å)
26:1H:2701:C:H3'	26:1H:2702:U:H5''	1.75	0.67
36:78:116:GLY:H	36:78:134:ALA:HB2	1.58	0.67
1:13:5:U:H4'	1:13:5:U:OP1	1.93	0.67
1:13:975:A:H4'	1:13:976:G:H5''	1.75	0.67
26:14:1418:G:OP2	59:14:3730:HOH:O	2.12	0.67
26:14:2210:G:H3'	26:14:2211:G:C5	2.29	0.67
26:14:2572:A:OP1	26:14:2574:G:O2'	2.12	0.67
10:1A:48:THR:HA	10:1A:62:HIS:HB3	1.77	0.67
26:1H:2292:C:P	39:A8:17:ARG:HH22	2.17	0.67
29:21:97:LYS:N	29:21:100:GLU:OE1	2.23	0.67
40:75:56:GLY:O	40:75:59:THR:HG23	1.94	0.67
42:D8:26:ASP:N	42:D8:26:ASP:OD1	2.24	0.67
46:H8:120:ILE:HG21	46:H8:170:THR:HB	1.75	0.67
1:13:1000:A:H2'	1:13:1001:G:H8	1.57	0.67
1:13:688:G:H2'	1:13:689:C:H6	1.59	0.67
1:1G:126:G:O2'	1:1G:634:C:O2'	2.10	0.67
1:1G:971:G:N2	1:1G:1363:A:OP2	2.24	0.67
1:1G:222:U:H2'	1:1G:223:U:H6	1.59	0.67
26:1H:2439:A:C8	26:1H:2439:A:H5'	2.30	0.67
26:1H:817:C:O2'	26:1H:839:U:OP1	2.12	0.67
30:31:28:ILE:HG22	30:31:112:MET:HB3	1.76	0.67
1:13:1346:A:H5''	9:8E:120:ARG:NH1	2.08	0.67
42:95:15:GLU:HG3	42:95:16:PRO:HD2	1.76	0.67
31:41:67:LYS:HE2	51:M8:6:HIS:CE1	2.28	0.67
1:1G:1055:A:N7	1:1G:1200:C:N4	2.42	0.67
1:13:963:G:H21	10:1I:55:LYS:CE	2.07	0.67
26:1H:587:C:N3	36:78:33:ARG:NH1	2.41	0.67
8:7E:85:ARG:HD3	8:7E:88:LYS:HG2	1.75	0.67
1:13:652:U:OP2	59:13:1922:HOH:O	2.12	0.67
1:13:766:A:OP2	59:13:1803:HOH:O	2.12	0.67
26:14:1417:C:OP2	59:14:3733:HOH:O	2.13	0.67
1:1G:261:U:OP2	20:BA:79:ARG:NH2	2.28	0.67
46:D5:10:ARG:NH2	46:D5:26:GLY:O	2.28	0.67
26:14:2447:G:O2'	59:14:3446:HOH:O	2.12	0.67
26:14:634:C:H2'	26:14:635:C:C6	2.29	0.67
1:13:963:G:H21	10:1I:55:LYS:HE2	1.57	0.67
26:1H:2784:C:O2'	29:21:37:ARG:NH1	2.27	0.67
3:22:50:ALA:HB2	3:22:75:VAL:HB	1.76	0.67
19:AI:41:VAL:HG21	19:AI:67:VAL:HG22	1.75	0.67
1:13:353:A:H5'	1:13:353:A:H8	1.59	0.67
26:14:566:U:O3'	59:14:3600:HOH:O	2.11	0.67

Continued on next page...

Continued from previous page...

Atom-1	Atom-2	Interatomic distance (Å)	Clash overlap (Å)
1:1G:60:A:N6	1:1G:110:C:N3	2.41	0.67
26:1H:1534:G:H1	26:1H:1538:G:N2	1.92	0.67
26:1H:879:G:O6	26:1H:898:C:N4	2.19	0.67
36:35:52:GLU:N	36:35:52:GLU:OE2	2.28	0.67
13:4I:108:ARG:HH11	13:4I:108:ARG:HA	1.57	0.67
39:65:110:LEU:HG	39:65:112:PHE:CZ	2.30	0.67
40:75:3:ARG:HG2	40:75:6:LEU:HB2	1.77	0.67
26:1H:2496:C:OP1	37:88:81:VAL:HG13	1.94	0.67
44:B5:49:VAL:HB	44:B5:83:VAL:HG21	1.77	0.67
49:K8:4:SER:OG	49:K8:5:GLU:OE2	2.12	0.67
1:13:352:C:OP2	59:13:1861:HOH:O	2.11	0.67
26:14:2420:C:P	54:M5:34:TRP:H	2.18	0.67
34:15:38:HIS:CE1	34:15:39:ARG:HG3	2.29	0.67
2:1E:82:ARG:HH21	2:1E:150:SER:HB3	1.60	0.67
26:1H:2314:C:H2'	26:1H:2315:G:H8	1.59	0.67
3:22:14:ILE:HG12	3:22:15:THR:H	1.60	0.67
1:13:310:G:OP2	16:7I:27:LYS:NZ	2.25	0.67
1:13:1301:U:H3'	1:13:1302:U:H5'	1.75	0.67
26:14:34:C:O2'	26:14:35:G:OP2	2.11	0.67
26:14:620:G:H5''	26:14:620:G:N3	2.09	0.67
1:1G:1059:C:O2	10:1A:53:PRO:HG3	1.95	0.67
29:29:3:GLY:HA3	29:29:81:ILE:HD12	1.76	0.67
1:13:1029:G:O2'	1:13:1032(A):G:N2	2.28	0.67
26:14:2405:G:N7	59:14:3802:HOH:O	2.28	0.67
26:1H:1316:U:H2'	26:1H:1317:A:C8	2.30	0.67
37:45:31:ASP:H	37:45:107:ALA:HB2	1.59	0.67
37:88:66:ILE:HD12	37:88:67:ARG:H	1.59	0.67
20:BA:25:ARG:HG3	20:BA:29:LYS:HE3	1.77	0.67
27:1J:12:C:O2'	47:E5:74:ARG:HG3	1.95	0.67
1:13:177:C:OP1	20:BI:65:LYS:NZ	2.22	0.66
2:1E:16:HIS:CD2	2:1E:210:SER:HA	2.30	0.66
39:65:102:ALA:HA	39:65:105:ALA:HB3	1.76	0.66
43:A5:18:ARG:HG3	43:A5:76:VAL:HG13	1.77	0.66
40:B8:60:THR:HG22	40:B8:77:PRO:HA	1.77	0.66
1:13:619:U:H3	4:3E:134:ASP:HB2	1.59	0.66
26:14:1035:U:H2'	26:14:1036:G:C8	2.31	0.66
26:14:1899:G:H22	26:14:1902:C:N4	1.93	0.66
26:14:2836:U:H2'	26:14:2837:G:C8	2.30	0.66
26:14:852:G:H2'	26:14:853:G:H8	1.60	0.66
26:1H:252:G:OP2	36:78:50:ARG:NH1	2.28	0.66
22:1K:34:U:H1'	22:1K:38:MIA:H161	1.78	0.66

Continued on next page...

Continued from previous page...

Atom-1	Atom-2	Interatomic distance (Å)	Clash overlap (Å)
29:29:52:LEU:C	29:29:74:PRO:HB3	2.16	0.66
5:42:101:ILE:HD11	5:42:119:LEU:HD23	1.77	0.66
9:82:112:LYS:HE3	9:82:118:LYS:H	1.60	0.66
1:13:1348:U:H2'	1:13:1349:A:H8	1.60	0.66
1:13:27:G:H4'	4:3E:209:ARG:HB3	1.77	0.66
30:39:6:VAL:HB	30:39:124:LEU:HA	1.77	0.66
26:14:2880:C:H1'	38:55:92:GLY:HA3	1.76	0.66
14:5I:26:ARG:NH1	14:5I:43:CYS:HB2	2.11	0.66
26:1H:993:G:OP1	41:C8:50:ARG:NH2	2.28	0.66
54:M5:30:ARG:C	54:M5:32:LEU:H	1.99	0.66
26:14:1329:U:H5''	26:14:1330:C:H5	1.60	0.66
26:14:2499:C:OP1	59:14:3619:HOH:O	2.12	0.66
26:14:654(B):C:H2'	26:14:654(C):G:C8	2.30	0.66
1:1G:1095:U:OP1	1:1G:1108:G:N1	2.28	0.66
26:1H:1021:A:H8	26:1H:1022:G:H5''	1.59	0.66
26:1H:524:U:H2'	26:1H:525:U:C6	2.29	0.66
30:39:168:ARG:HG3	30:39:175:THR:HG21	1.77	0.66
30:39:8:GLN:HG2	30:39:124:LEU:HD11	1.76	0.66
46:H8:105:VAL:HG22	46:H8:140:ASP:HB3	1.78	0.66
52:N8:40:LYS:HE2	52:N8:47:PRO:HD2	1.76	0.66
26:14:213:A:OP2	59:14:3853:HOH:O	2.14	0.66
1:1G:1023:G:H3'	1:1G:1024:G:H5''	1.76	0.66
26:1H:49:A:N7	26:1H:120:U:H5	1.94	0.66
26:14:943:U:OP2	36:35:36:LYS:HG3	1.95	0.66
25:4K:13:A:O2'	25:4K:14:A:OP1	2.14	0.66
54:M5:34:TRP:CE3	54:M5:34:TRP:HA	2.31	0.66
26:14:1341:U:OP2	26:14:1394:U:O2'	2.08	0.66
26:14:2016:U:OP1	59:14:3804:HOH:O	2.14	0.66
26:14:528:A:OP2	34:15:114:ARG:NH1	2.26	0.66
10:1A:50:ILE:HD13	10:1A:60:ARG:HD3	1.78	0.66
1:1G:1154:G:H2'	1:1G:1155:G:H8	1.60	0.66
1:1G:800:G:O6	59:1G:1771:HOH:O	2.09	0.66
5:42:143:ARG:NH1	8:72:77:GLU:OE2	2.28	0.66
18:9I:59:SER:HB3	18:9I:62:GLU:HB2	1.77	0.66
1:13:1301:U:O3'	13:4I:21:TYR:OH	2.13	0.66
26:14:1342:A:H2	26:14:1602:U:H3	1.43	0.66
26:14:1417:C:OP2	59:14:3731:HOH:O	2.13	0.66
26:14:2074:U:OP1	59:14:3408:HOH:O	2.13	0.66
26:14:2287:A:N6	26:14:2344:U:H3	1.94	0.66
1:13:1328:C:OP1	21:1F:21:TYR:OH	2.13	0.66
26:1H:2504:U:OP1	59:1H:3969:HOH:O	2.12	0.66

Continued on next page...

Continued from previous page...

Atom-1	Atom-2	Interatomic distance (Å)	Clash overlap (Å)
31:49:64:THR:HG23	31:49:66:GLN:H	1.61	0.66
37:88:86:GLY:C	37:88:88:GLY:H	1.97	0.66
49:K8:42:GLY:O	49:K8:44:LEU:N	2.28	0.66
51:M8:51:ASP:OD1	51:M8:51:ASP:N	2.27	0.66
1:13:827:U:H5	1:13:872:A:N1	1.93	0.66
26:14:918:A:O2'	27:1J:96:G:N2	2.28	0.66
26:1H:141:A:H8	26:1H:1595:G:H21	1.44	0.66
26:1H:1778:U:H2'	26:1H:1784:A:N6	2.10	0.66
3:2E:96:GLY:H	3:2E:97:LYS:NZ	1.93	0.66
33:61:144:VAL:HG13	33:61:145:VAL:HG22	1.78	0.66
20:BA:87:LYS:O	20:BA:91:LEU:HG	1.96	0.66
41:C8:69:CYS:HG	41:C8:79:PHE:HD2	1.43	0.66
26:14:1899:G:H22	26:14:1902:C:H41	1.41	0.66
26:14:476:G:N1	26:14:479:A:OP2	2.25	0.66
34:15:35:ARG:HB3	34:15:42:TRP:CZ3	2.30	0.66
1:1G:1246:C:H2'	1:1G:1247:U:H6	1.60	0.66
26:1H:1037:G:O6	26:1H:1118:C:N4	2.14	0.66
26:1H:2062:A:H62	26:1H:2503:A:H62	1.44	0.66
26:1H:2113:U:H5	26:1H:2167:U:H3	1.44	0.66
26:1H:563:G:OP2	59:1H:3535:HOH:O	2.13	0.66
39:A8:26:LEU:HD12	39:A8:39:ILE:HD11	1.78	0.66
34:15:28:THR:HG22	34:15:29:LYS:HE3	1.78	0.66
21:1B:5:ASP:O	21:1B:11:GLY:HA3	1.96	0.66
26:1H:1858:G:H2'	26:1H:1883:G:H22	1.61	0.66
26:1H:1997:G:H5''	59:1H:3835:HOH:O	1.95	0.66
3:22:20:SER:HB2	3:22:40:ARG:HH22	1.59	0.66
7:6E:62:PHE:HA	7:6E:124:LEU:HD21	1.78	0.66
8:7E:86:ILE:HG21	8:7E:133:LEU:HD13	1.77	0.66
2:12:48:MET:O	2:12:52:GLU:N	2.29	0.65
2:12:97:TRP:HZ3	2:12:99:GLY:HA2	1.61	0.65
26:14:1324:G:N7	59:14:3571:HOH:O	2.28	0.65
26:14:2406:U:O5'	59:14:3484:HOH:O	2.13	0.65
26:14:2652:C:H42	26:14:2668:G:H1	1.42	0.65
26:14:2777:G:H5''	26:14:2778:A:H5'	1.77	0.65
26:14:570:G:OP1	59:14:3610:HOH:O	2.14	0.65
26:1H:1265:A:H3'	52:N8:19:ARG:NH1	2.11	0.65
26:1H:1786:A:H1'	26:1H:1938:A:N6	2.11	0.65
26:1H:2607:G:O3'	59:1H:3780:HOH:O	2.12	0.65
42:95:76:LYS:HD2	42:95:80:GLN:O	1.96	0.65
28:11:162:SER:HB3	28:11:195:ALA:HA	1.79	0.65
28:11:71:ASP:OD2	28:11:103:ARG:NH2	2.29	0.65

Continued on next page...

Continued from previous page...

Atom-1	Atom-2	Interatomic distance (Å)	Clash overlap (Å)
1:13:1133:G:H2'	1:13:1134:G:H8	1.60	0.65
26:14:2065:C:H1'	26:14:2449:U:H3	1.60	0.65
26:1H:1430:C:H2'	26:1H:1431:U:H6	1.60	0.65
26:1H:1697:G:OP2	26:1H:1698:A:O2'	2.12	0.65
26:1H:1781:C:H3'	59:1H:3523:HOH:O	1.94	0.65
26:1H:2513:G:N2	29:21:143:ASN:HD21	1.94	0.65
26:1H:2588:G:OP1	59:1H:3741:HOH:O	2.13	0.65
27:1J:40:U:O2'	27:1J:45:A:N6	2.28	0.65
29:21:3:GLY:HA3	29:21:81:ILE:HG21	1.77	0.65
29:29:39:PRO:HA	29:29:43:GLY:HA2	1.79	0.65
13:4A:81:LEU:HD21	13:4A:88:ARG:CZ	2.26	0.65
1:1G:1343:G:H4'	9:82:122:ALA:HB3	1.77	0.65
37:88:35:VAL:HG13	37:88:130:LYS:HB3	1.78	0.65
26:1H:1798:U:C5'	28:11:259:THR:HG22	2.27	0.65
1:13:838:G:H1	1:13:848:C:H42	1.42	0.65
26:14:1060:U:H4'	26:14:1061:U:H5''	1.78	0.65
26:14:2074:U:OP1	59:14:3410:HOH:O	2.13	0.65
1:1G:1300:G:O2'	1:1G:1301:U:O5'	2.14	0.65
1:1G:345:C:H1'	1:1G:346:G:C2	2.32	0.65
26:1H:1164:G:H2'	26:1H:1165:U:C6	2.32	0.65
10:1I:40:LEU:HB2	10:1I:69:ASN:HB2	1.78	0.65
29:21:29:GLY:H	29:21:51:PHE:HE1	1.44	0.65
3:2E:40:ARG:O	3:2E:44:GLU:HG2	1.96	0.65
55:3L:13:G:H1'	55:3L:23:A:H61	1.61	0.65
13:4I:13:LYS:O	13:4I:44:ARG:NH1	2.30	0.65
39:65:27:SER:HA	39:65:88:ASP:HB2	1.77	0.65
38:98:117:VAL:O	38:98:118:GLU:HB2	1.96	0.65
40:B8:3:ARG:O	40:B8:3:ARG:HG3	1.96	0.65
46:D5:4:ARG:HA	46:D5:58:VAL:HB	1.79	0.65
48:F5:87:PRO:HA	48:F5:90:ILE:HG22	1.79	0.65
46:H8:152:ALA:HB3	46:H8:167:PRO:HA	1.76	0.65
46:H8:115:GLY:HA3	46:H8:174:VAL:HG21	1.78	0.65
26:14:1130:U:O2	29:29:149:ARG:NH2	2.29	0.65
26:14:323:G:O2'	26:14:1205:U:N3	2.29	0.65
28:19:69:ARG:NH2	28:19:128:GLY:O	2.29	0.65
1:1G:1395:C:HO2'	1:1G:1401:G:HO2'	1.43	0.65
1:1G:266:G:N3	1:1G:266:G:H5'	2.10	0.65
26:1H:323:G:C8	30:31:171:PRO:HG3	2.31	0.65
30:31:183:VAL:O	30:31:187:VAL:HG23	1.97	0.65
26:1H:1257:C:H4'	30:31:83:PHE:CD1	2.31	0.65
12:3A:27:LEU:HD23	12:3A:33:ARG:HG2	1.78	0.65

Continued on next page...

Continued from previous page...

Atom-1	Atom-2	Interatomic distance (Å)	Clash overlap (Å)
26:14:872:A:H4'	37:45:66:ILE:HD11	1.78	0.65
5:4E:102:ALA:HB1	5:4E:106:PRO:HG2	1.78	0.65
41:C8:92:ARG:CZ	42:D8:11:GLN:H	2.08	0.65
45:G8:28:LYS:HD2	45:G8:40:GLU:HG2	1.77	0.65
46:H8:150:LEU:HD22	46:H8:171:ILE:HG13	1.76	0.65
26:1H:857:C:H4'	47:I8:23:VAL:HG21	1.79	0.65
31:41:112:PRO:HB3	51:M8:36:CYS:HA	1.79	0.65
1:13:524:G:H2'	1:13:525:C:C6	2.32	0.65
26:14:1138:G:H21	34:15:106:MET:HE3	1.62	0.65
34:15:133:GLN:HG2	34:15:135:PRO:HD3	1.79	0.65
10:1A:34:VAL:HG22	10:1A:74:ILE:HG22	1.76	0.65
1:1G:1237:C:O2'	1:1G:1300:G:N2	2.29	0.65
1:1G:1288:A:N3	1:1G:1352:C:O2'	2.28	0.65
26:1H:330:A:HO2'	26:1H:331:A:H8	1.42	0.65
7:62:116:ALA:HA	7:62:119:ARG:HE	1.62	0.65
2:12:69:LEU:HB3	2:12:162:ILE:HG22	1.78	0.65
26:14:1388:G:H2'	26:14:1389:G:H8	1.60	0.65
26:14:2207:C:H42	26:14:2217:G:H1	1.45	0.65
26:14:855:G:O2'	47:E5:27:GLU:OE2	2.14	0.65
1:1G:811:C:N4	59:1G:1702:HOH:O	2.21	0.65
26:1H:1780:A:OP1	59:1H:3519:HOH:O	2.13	0.65
29:29:32:PRO:HA	29:29:90:THR:HG22	1.79	0.65
4:3E:25:ARG:NH1	4:3E:30:LYS:HG3	2.11	0.65
55:3L:14:A:H3'	55:3L:15:G:H5"	1.78	0.65
5:42:79:GLU:HG2	5:42:92:LYS:HG2	1.78	0.65
1:13:376:G:O3'	16:7I:5:ARG:NH1	2.28	0.65
26:1H:1058:U:H3	26:1H:1080:A:H61	1.42	0.65
26:1H:2593:U:H2'	26:1H:2594:C:C6	2.32	0.65
29:21:152:LYS:HG2	34:58:78:TYR:CE1	2.32	0.65
11:2I:86:GLY:N	11:2I:112:THR:OG1	2.19	0.65
10:1I:49:VAL:HG23	14:5I:41:ARG:HB2	1.79	0.65
26:14:567:A:OP1	59:14:3600:HOH:O	2.13	0.65
1:1G:1268:A:H2'	1:1G:1269:A:C8	2.32	0.65
26:1H:1935:G:H1'	26:1H:1964:G:N2	2.12	0.65
26:1H:220:G:O6	59:1H:3636:HOH:O	2.11	0.65
26:1H:918:A:N3	27:16:80:U:O2'	2.28	0.65
3:2E:11:ARG:HB3	3:2E:15:THR:HB	1.78	0.65
30:39:51:THR:HG23	30:39:92:PRO:HG2	1.79	0.65
4:3E:172:PRO:HB2	4:3E:187:ARG:HH12	1.61	0.65
5:42:60:TYR:HB3	5:42:64:ARG:HE	1.61	0.65
26:14:1111:A:H4'	32:59:3:ARG:HH11	1.62	0.65

Continued on next page...

Continued from previous page...

Atom-1	Atom-2	Interatomic distance (Å)	Clash overlap (Å)
26:14:1210:A:H5''	26:14:1211:U:H3'	1.78	0.65
26:14:2138:C:O2	26:14:2154:G:N2	2.30	0.65
26:14:2238:G:N7	59:14:3646:HOH:O	2.30	0.65
26:14:993:G:OP1	41:85:50:ARG:NH2	2.29	0.65
28:19:40:THR:OG1	28:19:41:GLY:N	2.30	0.65
1:1G:179:A:H2'	1:1G:180:U:C6	2.32	0.65
26:1H:1495:A:OP2	59:1H:4081:HOH:O	2.14	0.65
26:1H:2820:A:OP1	38:98:2:ARG:NH2	2.30	0.65
36:35:52:GLU:OE1	36:35:54:GLY:N	2.29	0.65
8:7E:82:HIS:NE2	8:7E:136:GLU:OE2	2.29	0.65
28:11:85:ASP:HB2	28:11:92:ILE:HG12	1.79	0.65
1:13:176:C:OP1	20:BI:29:LYS:NZ	2.29	0.65
1:13:538:G:H5''	12:3I:114:LYS:HB2	1.78	0.65
1:1G:1238:A:N3	1:1G:1241:G:O2'	2.28	0.65
1:1G:538:G:H5''	12:3A:114:LYS:HB2	1.78	0.65
1:1G:617:G:H1	1:1G:623:C:H42	1.45	0.65
26:1H:1430:C:H2'	26:1H:1431:U:C6	2.32	0.65
26:1H:1441:G:H2'	26:1H:1442:G:H8	1.62	0.65
26:1H:589:C:H2'	26:1H:590:A:C8	2.32	0.65
31:49:125:PHE:HB3	31:49:166:ASP:HB2	1.77	0.65
38:55:51:LEU:HD23	38:55:66:VAL:HG22	1.79	0.65
33:61:92:VAL:HG13	33:61:120:ILE:HG23	1.79	0.65
26:14:329:G:O6	45:C5:19:LYS:HG2	1.96	0.65
51:M8:9:LEU:HD12	51:M8:26:SER:HA	1.79	0.65
2:12:74:LYS:NZ	2:12:206:ASP:OD1	2.29	0.64
1:13:1015:A:H2'	1:13:1016:A:C8	2.32	0.64
26:14:2448:A:OP1	59:14:3616:HOH:O	2.13	0.64
26:14:2468:G:OP1	37:45:119:ARG:NH2	2.27	0.64
26:14:2503:A:OP2	59:14:3589:HOH:O	2.14	0.64
1:1G:877:C:OP1	8:72:88:LYS:NZ	2.30	0.64
26:1H:1332:G:C8	26:1H:1332:G:H5'	2.33	0.64
26:1H:2392:A:H2	26:1H:2424:C:H42	1.45	0.64
2:12:27:LYS:NZ	2:12:193:ASP:OD2	2.30	0.64
1:13:165:C:H2'	1:13:166:G:C8	2.33	0.64
1:1G:1348:U:N3	1:1G:1374:A:H2	1.94	0.64
26:1H:1900:A:C8	26:1H:1900:A:H5'	2.31	0.64
26:1H:1129:A:N6	26:1H:2491:U:OP1	2.27	0.64
7:6E:50:ILE:HB	7:6E:58:PRO:HB3	1.79	0.64
16:7A:37:GLY:HA2	16:7A:50:LYS:HD3	1.80	0.64
17:8I:22:LEU:HD11	17:8I:39:SER:HB3	1.79	0.64
36:78:50:ARG:HD3	54:Q8:59:LYS:HE3	1.79	0.64

Continued on next page...

Continued from previous page...

Atom-1	Atom-2	Interatomic distance (Å)	Clash overlap (Å)
1:1G:1292:U:H2'	1:1G:1293:G:C8	2.32	0.64
26:1H:1512:G:H2'	26:1H:1513:C:C6	2.32	0.64
22:1K:51:C:C5	22:1K:52:G:H1'	2.32	0.64
5:4E:147:ASP:HA	5:4E:150:ARG:HH12	1.63	0.64
37:88:135:ASP:HB3	37:88:137:TYR:H	1.62	0.64
17:8I:81:ARG:NH2	17:8I:83:ASP:OD2	2.29	0.64
52:N8:42:PRO:O	52:N8:44:THR:OG1	2.15	0.64
26:14:2264:C:N4	47:E5:15:ASP:OD2	2.29	0.64
28:19:255:LYS:H	28:19:255:LYS:CE	2.10	0.64
1:1G:1385:G:H2'	1:1G:1386:G:H8	1.63	0.64
1:1G:363:A:OP1	12:3A:33:ARG:HG3	1.97	0.64
24:3K:25:G:H2'	24:3K:26:G:H8	1.61	0.64
37:45:26:TYR:O	37:45:26:TYR:CD2	2.50	0.64
1:13:750:G:N3	15:6I:23:GLY:HA3	2.13	0.64
26:1H:1279:G:H4'	38:98:31:HIS:CD2	2.32	0.64
39:A8:10:ARG:O	39:A8:14:VAL:HG12	1.97	0.64
26:1H:1228:G:OP2	41:C8:16:LYS:NZ	2.31	0.64
51:M8:12:ALA:HB1	51:M8:30:GLU:H	1.63	0.64
2:12:40:HIS:CE1	2:12:190:THR:HG21	2.33	0.64
1:13:320:C:H42	1:13:333:G:H1	1.45	0.64
26:14:1788:C:H2'	26:14:1789:A:H8	1.62	0.64
26:14:528:A:C2	26:14:2042:A:H2'	2.33	0.64
26:14:34:C:OP2	26:14:34:C:H6	1.80	0.64
36:78:64:LYS:C	36:78:66:GLY:H	1.97	0.64
19:AA:66:MET:SD	19:AA:66:MET:N	2.71	0.64
1:13:1314:C:N4	19:AI:4:SER:O	2.27	0.64
26:1H:1156:A:C8	41:C8:51:LYS:HD3	2.33	0.64
26:14:1183:G:O3'	50:H5:29:ARG:NH2	2.30	0.64
1:1G:588:G:H1	1:1G:651:C:H42	1.44	0.64
26:1H:1525:G:H2'	26:1H:1526:G:C8	2.33	0.64
10:1I:77:PRO:HB2	10:1I:79:ARG:HH12	1.61	0.64
32:51:12:PRO:HG2	32:51:13:LYS:HG2	1.79	0.64
33:69:57:ARG:HA	33:69:60:GLU:HG2	1.79	0.64
1:13:1368:G:H5''	9:8E:112:LYS:HB3	1.79	0.64
36:78:65:ARG:HH21	54:Q8:15:LYS:HB2	1.62	0.64
26:14:323:G:HO2'	26:14:1205:U:H3	1.43	0.64
26:14:592:G:H21	54:M5:4:MET:CE	2.10	0.64
26:1H:2584:U:H2'	26:1H:2585:U:H2'	1.79	0.64
11:2I:32:ILE:HD12	11:2I:72:ALA:HB2	1.80	0.64
23:2L:48:U:HO2'	23:2L:49:C:P	2.20	0.64
30:31:101:LEU:O	30:31:106:ARG:NH1	2.31	0.64

Continued on next page...

Continued from previous page...

Atom-1	Atom-2	Interatomic distance (Å)	Clash overlap (Å)
31:41:35:GLU:HG3	31:41:36:LYS:HB2	1.80	0.64
32:51:30:LYS:HG3	32:51:80:SER:HA	1.79	0.64
39:A8:38:GLN:HG2	39:A8:47:THR:HG21	1.77	0.64
20:BA:51:GLU:HA	20:BA:54:LYS:HE3	1.80	0.64
2:12:91:PRO:HG2	2:12:155:LEU:HB2	1.78	0.64
1:13:730:G:C5	1:13:731:G:H1'	2.33	0.64
26:14:1840:G:OP2	59:14:3754:HOH:O	2.15	0.64
26:14:607:U:OP1	30:39:102:PRO:HA	1.97	0.64
26:1H:2334:G:H5'	39:A8:9:ARG:HG2	1.77	0.64
13:4I:88:ARG:HD3	13:4I:98:VAL:HG11	1.80	0.64
9:82:28:VAL:HG22	9:82:63:ILE:HB	1.78	0.64
6:5E:97:PHE:N	18:9I:30:ASP:OD1	2.25	0.64
45:C5:15:VAL:HG12	45:C5:21:LYS:HA	1.78	0.64
41:C8:92:ARG:HD3	41:C8:94:ASN:HB3	1.80	0.64
10:1A:6:ILE:HG22	10:1A:98:ILE:HG23	1.79	0.64
1:1G:179:A:H2'	1:1G:180:U:H6	1.62	0.64
26:1H:2065:C:H2'	26:1H:2066:C:H6	1.62	0.64
26:1H:2543:G:H2'	26:1H:2544:G:C8	2.33	0.64
29:29:199:ARG:HB3	29:29:200:GLU:OE1	1.96	0.64
4:3E:152:SER:HB2	4:3E:155:LEU:HG	1.80	0.64
37:88:37:LEU:HD21	37:88:130:LYS:HE3	1.80	0.64
40:B8:55:ASN:N	40:B8:59:THR:HG22	2.12	0.64
28:11:206:LEU:HD22	28:11:211:ARG:HB3	1.80	0.64
2:12:163:PHE:HD2	2:12:185:ILE:HG13	1.63	0.64
26:14:1024:G:H3'	26:14:1025:G:H5''	1.80	0.64
1:1G:838:G:H1	1:1G:848:C:H42	1.46	0.64
26:1H:1165:U:H2'	26:1H:1166:C:C6	2.33	0.64
26:1H:587:C:OP2	36:78:21:ARG:NH2	2.31	0.64
24:1L:54:C:N3	24:1L:55:U:N3	2.46	0.64
24:3K:18:G:H1'	24:3K:19:C:OP2	1.97	0.64
24:3K:59:A:H2'	24:3K:60:A:C8	2.32	0.64
13:4I:54:VAL:O	13:4I:58:GLU:HG2	1.98	0.64
37:88:76:LYS:N	37:88:88:GLY:HA3	2.08	0.64
45:G8:54:LYS:NZ	45:G8:54:LYS:O	2.26	0.64
26:14:2419:U:O4	54:M5:31:HIS:ND1	2.30	0.63
26:1H:2210:G:H3'	26:1H:2211:G:N7	2.12	0.63
45:C5:14:LEU:HD22	45:C5:15:VAL:H	1.63	0.63
45:G8:34:LYS:HD3	45:G8:36:ALA:HB2	1.81	0.63
26:14:593:G:H4'	54:M5:61:LEU:HD22	1.79	0.63
21:1B:2:GLY:O	21:1B:4:GLY:N	2.31	0.63
2:1E:126:GLU:OE1	2:1E:130:ARG:NH2	2.29	0.63

Continued on next page...

Continued from previous page...

Atom-1	Atom-2	Interatomic distance (Å)	Clash overlap (Å)
1:1G:960:U:H3	1:1G:1225:A:H1'	1.63	0.63
26:1H:1794:U:H2'	26:1H:1795:C:C6	2.33	0.63
26:1H:2212:A:H1'	26:1H:2215:G:C5	2.32	0.63
26:1H:2610:C:H4'	26:1H:2611:U:OP2	1.99	0.63
26:1H:355:G:H2'	26:1H:356:G:H8	1.63	0.63
4:3E:108:LEU:HB3	4:3E:110:PHE:HD1	1.62	0.63
37:45:57:HIS:CD2	37:45:117:ALA:HB2	2.34	0.63
37:88:20:ALA:HB1	37:88:99:PRO:HB2	1.80	0.63
19:AI:5:LEU:HD13	19:AI:10:PHE:CD1	2.33	0.63
51:I5:2:LYS:HB3	51:I5:6:HIS:HB2	1.78	0.63
26:14:1817:G:OP1	28:19:88:ARG:NH2	2.31	0.63
1:1G:1157:A:O2'	1:1G:1158:C:O5'	2.17	0.63
26:1H:1478:G:H2'	26:1H:1479:G:H8	1.63	0.63
26:1H:1771:C:O2'	26:1H:1786:A:H8	1.81	0.63
29:21:105:THR:HG22	29:21:106:GLY:H	1.61	0.63
29:21:77:ILE:O	29:21:79:ARG:N	2.31	0.63
29:29:11:MET:HA	29:29:24:THR:HA	1.79	0.63
27:1J:42:C:H4'	31:49:67:LYS:HD3	1.80	0.63
1:1G:657:G:H21	15:6A:22:THR:HB	1.63	0.63
38:98:55:ALA:HA	38:98:80:PHE:CE1	2.33	0.63
45:G8:84:ARG:O	45:G8:84:ARG:NE	2.31	0.63
51:M8:16:CYS:SG	51:M8:17:GLY:N	2.71	0.63
2:12:137:ARG:HH22	2:12:141:GLU:HB2	1.61	0.63
26:14:1537:C:O2'	26:14:1538:G:O4'	2.16	0.63
26:14:446:G:OP2	59:14:3737:HOH:O	2.16	0.63
1:1G:1499:A:H1'	1:1G:1520:G:H5'	1.80	0.63
26:1H:1371:G:H2'	26:1H:1372:U:H5	1.63	0.63
26:1H:229:A:H4'	26:1H:230:U:C5'	2.22	0.63
4:3E:9:CYS:HB3	4:3E:32:ALA:CB	2.27	0.63
8:72:29:SER:HB3	8:72:32:LYS:HG3	1.81	0.63
40:B8:54:ARG:HA	40:B8:59:THR:HG22	1.79	0.63
26:14:2107:C:H42	26:14:2182:G:H1	1.45	0.63
26:14:71:A:H5''	26:14:73:A:C8	2.34	0.63
26:1H:1586:A:H3'	26:1H:1587:A:H8	1.63	0.63
26:1H:33:U:H4'	26:1H:34:C:OP1	1.98	0.63
30:31:66:PRO:O	30:31:67:GLN:HB3	1.99	0.63
1:1G:36:C:OP1	12:3A:123:LYS:NZ	2.31	0.63
39:65:88:ASP:O	39:65:89:ARG:HB3	1.99	0.63
17:8A:100:LYS:HB2	17:8A:101:ARG:HB2	1.81	0.63
31:41:5:VAL:H	51:M8:25:TYR:HE2	1.46	0.63
26:14:1027:A:C2	26:14:2488:A:H5'	2.33	0.63

Continued on next page...

Continued from previous page...

Atom-1	Atom-2	Interatomic distance (Å)	Clash overlap (Å)
26:14:1478:G:H2'	26:14:1479:G:H8	1.64	0.63
26:14:2185:C:H2'	26:14:2186:G:H8	1.64	0.63
26:14:2475:C:O2'	26:14:2476:A:H5'	1.98	0.63
26:14:602:G:O2'	26:14:604:G:O2'	2.16	0.63
27:16:7:G:H4'	39:A8:29:PHE:CD2	2.34	0.63
22:1K:18:G:H4'	22:1K:19:C:OP2	1.98	0.63
26:14:1665:A:H4'	35:25:67:LYS:HB2	1.80	0.63
37:45:81:VAL:O	37:45:82:ARG:NE	2.32	0.63
32:51:88:LEU:HB3	32:51:130:ARG:HG2	1.80	0.63
17:8I:60:ILE:HB	17:8I:74:LEU:HD23	1.81	0.63
1:13:89:U:O2'	1:13:90:C:O5'	2.17	0.63
26:14:479:A:N3	26:14:481:G:H5''	2.13	0.63
26:1H:1614:A:P	59:1H:3748:HOH:O	2.56	0.63
23:2K:54:G:H2'	23:2K:55:5MU:C6	2.32	0.63
32:59:87:LEU:HB2	32:59:131:VAL:HG12	1.79	0.63
17:8A:63:ARG:HG2	17:8A:64:PRO:HD2	1.79	0.63
35:68:107:ARG:NH1	40:B8:36:GLU:OE2	2.31	0.63
50:L8:10:LYS:NZ	50:L8:15:TYR:OH	2.24	0.63
1:13:1053:G:H5'	1:13:1054:C:H5'	1.81	0.63
1:13:4:U:O2'	1:13:5:U:OP1	2.16	0.63
1:13:953:G:H2'	1:13:954:G:O4'	1.98	0.63
26:14:2111:C:N4	26:14:2147:G:H21	1.97	0.63
26:14:90:U:H1'	26:14:91:A:C8	2.34	0.63
26:1H:2065:C:H2'	26:1H:2066:C:C6	2.34	0.63
26:1H:620:G:H4'	26:1H:621:A:C5'	2.28	0.63
26:1H:676:A:H8	26:1H:2069:G:N2	1.87	0.63
37:88:78:PRO:HB2	37:88:80:GLU:HG2	1.80	0.63
1:13:649:G:H2'	1:13:650:G:H8	1.64	0.63
26:14:1416:G:H1	26:14:1582:C:N4	1.90	0.63
26:14:1636:C:H2'	26:14:1637:A:C8	2.34	0.63
26:14:2656:U:H3	26:14:2665:A:H2	1.46	0.63
26:14:640:C:H42	26:14:648:G:H1	1.47	0.63
26:14:823:G:H2'	26:14:824:A:C8	2.34	0.63
26:1H:1069:A:H4'	26:1H:1070:A:H5''	1.80	0.63
26:1H:1088:A:H5'	26:1H:1089:G:H5'	1.81	0.63
26:1H:1537:C:H2'	26:1H:1538:G:O4'	1.98	0.63
26:1H:256:A:OP2	59:1H:4094:HOH:O	2.16	0.63
22:1K:35:QUO:C4	22:1K:35:QUO:C2	2.70	0.63
29:21:117:MET:CE	29:21:136:ARG:HA	2.29	0.63
9:82:128:ARG:NH2	23:2L:33:OMC:HM23	2.11	0.63
32:59:11:VAL:HB	32:59:13:LYS:HG3	1.79	0.63

Continued on next page...

Continued from previous page...

Atom-1	Atom-2	Interatomic distance (Å)	Clash overlap (Å)
19:AI:50:ALA:HB1	19:AI:57:HIS:HB3	1.80	0.63
51:I5:22:ILE:HG12	51:I5:23:GLU:H	1.64	0.63
26:14:162:U:H4'	26:14:171:G:C4	2.34	0.62
26:14:2287:A:H62	26:14:2344:U:H3	1.47	0.62
26:14:2476:A:N3	26:14:2476:A:H5''	2.14	0.62
10:1A:40:LEU:HB3	10:1A:69:ASN:HB3	1.81	0.62
26:1H:1778:U:OP2	59:1H:3786:HOH:O	2.15	0.62
26:1H:527:C:H4'	26:1H:528:A:O5'	1.99	0.62
26:1H:987:G:OP2	59:1H:3831:HOH:O	2.15	0.62
29:21:166:THR:HG21	29:21:199:ARG:HH22	1.64	0.62
3:2E:58:GLU:H	3:2E:65:ALA:HB3	1.63	0.62
12:3I:53:ARG:HG3	12:3I:93:LEU:HD21	1.81	0.62
13:4I:10:PRO:HB2	13:4I:18:ALA:HB1	1.81	0.62
34:58:67:LEU:HA	34:58:87:LEU:HD12	1.80	0.62
32:59:153:LYS:O	32:59:161:GLY:HA3	1.99	0.62
40:75:62:THR:HG22	40:75:75:ILE:HG12	1.79	0.62
45:C5:52:SER:HA	45:C5:55:TYR:O	1.99	0.62
54:Q8:15:LYS:HD2	54:Q8:16:ILE:H	1.63	0.62
26:14:2762:G:H5'	26:14:2763:G:OP2	1.98	0.62
26:14:859:G:O2'	26:14:916:G:O6	2.13	0.62
2:1E:124:SER:HB2	2:1E:125:PRO:HD2	1.81	0.62
1:1G:371:G:H1	1:1G:390:C:H42	1.47	0.62
26:1H:1515:C:H2'	26:1H:1516:U:H6	1.64	0.62
26:1H:2309:A:H2'	26:1H:2310:A:O4'	1.99	0.62
26:1H:588:U:H2'	26:1H:589:C:C6	2.34	0.62
26:1H:732:C:H3'	59:1H:3892:HOH:O	1.98	0.62
35:25:68:GLU:HB3	35:25:78:ARG:NH1	2.14	0.62
41:85:88:ILE:HB	41:85:90:VAL:HG23	1.81	0.62
6:5E:50:TYR:OH	18:9I:74:ARG:O	2.14	0.62
26:14:1496:A:H8	26:14:1577:C:HO2'	1.46	0.62
26:14:1796:U:H2'	26:14:1797:C:C6	2.34	0.62
26:14:2318:G:H5'	26:14:2319:G:OP2	1.99	0.62
26:14:603:A:H8	26:14:604:G:H1'	1.64	0.62
1:1G:1441:G:H4'	1:1G:1442:G:C8	2.34	0.62
26:1H:2577:A:OP1	59:1H:3651:HOH:O	2.16	0.62
35:25:68:GLU:OE2	35:25:78:ARG:NH1	2.28	0.62
3:2E:17:ASP:O	3:2E:54:ARG:NH2	2.32	0.62
24:3K:7:G:N2	24:3K:76:C:O2	2.32	0.62
32:51:54:ARG:HD3	32:51:65:HIS:ND1	2.14	0.62
32:59:77:LYS:HE2	32:59:81:GLU:HB3	1.80	0.62
39:A8:7:TYR:HA	39:A8:10:ARG:HH21	1.65	0.62

Continued on next page...

Continued from previous page...

Atom-1	Atom-2	Interatomic distance (Å)	Clash overlap (Å)
26:14:1657:C:H2'	26:14:1658:C:H6	1.64	0.62
26:1H:1509:C:N4	26:1H:1511:A:H62	1.97	0.62
26:1H:1771:C:HO2'	26:1H:1786:A:H8	1.48	0.62
26:1H:2306:C:H3'	26:1H:2307:G:H5''	1.82	0.62
26:1H:2355:C:O2	47:I8:39:ARG:NH2	2.32	0.62
26:1H:569:U:O2'	26:1H:983:A:N1	2.32	0.62
23:2K:24:C:H2'	23:2K:25:U:C6	2.34	0.62
31:41:107:LEU:HD21	31:41:178:PHE:CE1	2.34	0.62
38:55:104:ARG:HD2	38:55:111:LEU:HD21	1.79	0.62
39:65:87:PHE:CE1	39:65:102:ALA:HB2	2.34	0.62
1:13:1182:G:C4'	1:13:1183:A:H5'	2.29	0.62
26:14:2058:A:N6	59:14:3438:HOH:O	2.23	0.62
26:14:2392:A:H2	26:14:2424:C:H42	1.44	0.62
26:14:729:G:O5'	28:19:208:LYS:NZ	2.31	0.62
26:1H:1405:U:H2'	26:1H:1406:U:C6	2.33	0.62
26:1H:2836:U:H2'	26:1H:2837:G:C8	2.34	0.62
26:1H:460:A:H5''	26:1H:461:C:OP2	2.00	0.62
26:1H:606:U:H4'	26:1H:658:C:H4'	1.81	0.62
4:32:153:ARG:HA	4:32:181:MET:HE1	1.81	0.62
41:C8:88:ILE:O	41:C8:90:VAL:N	2.33	0.62
46:H8:4:ARG:HA	46:H8:58:VAL:HG22	1.81	0.62
2:1E:98:LEU:HB2	2:1E:101:MET:HG3	1.81	0.62
1:1G:1352:C:H42	1:1G:1370:G:H1	1.47	0.62
1:1G:600:C:H2'	1:1G:601:C:C6	2.34	0.62
26:1H:1607:C:H4'	26:1H:1608:A:O5'	2.00	0.62
26:1H:2646:C:OP2	26:1H:2732:G:O2'	2.16	0.62
37:45:133:ARG:O	37:45:134:ARG:HB3	1.99	0.62
17:8I:13:ASP:HA	17:8I:19:VAL:HG12	1.80	0.62
42:95:44:LYS:O	42:95:46:VAL:N	2.26	0.62
19:AI:5:LEU:HD13	19:AI:10:PHE:HD1	1.64	0.62
42:D8:1:MET:SD	42:D8:43:GLU:HG2	2.39	0.62
26:14:1678:G:H22	26:14:1989:G:H22	1.47	0.62
26:14:2357:U:OP1	47:E5:20:ARG:NH1	2.32	0.62
26:14:2812:G:N2	26:14:2889:C:O2	2.32	0.62
26:1H:1221:C:H2'	26:1H:1222:C:H6	1.64	0.62
26:1H:1678:G:H22	26:1H:1989:G:N2	1.98	0.62
31:49:124:SER:HB2	31:49:131:TYR:CE2	2.35	0.62
36:78:125:VAL:O	36:78:144:GLU:HB2	1.98	0.62
9:8E:97:LYS:HB2	9:8E:102:LEU:HD12	1.81	0.62
26:14:987:G:O2'	26:14:1000:A:N3	2.33	0.62
26:14:1716:U:H2'	26:14:1717:G:C8	2.34	0.62

Continued on next page...

Continued from previous page...

Atom-1	Atom-2	Interatomic distance (Å)	Clash overlap (Å)
1:1G:411:A:H62	1:1G:413:G:N2	1.94	0.62
1:1G:656:C:H42	1:1G:750:G:H1	1.48	0.62
1:1G:933:G:O6	7:62:3:ARG:NH2	2.33	0.62
11:2I:73:MET:HG2	11:2I:103:LEU:HD13	1.81	0.62
4:32:150:GLU:HA	4:32:153:ARG:HG2	1.81	0.62
1:1G:1297:C:OP1	13:4A:44:ARG:NH2	2.27	0.62
6:52:74:ASP:N	6:52:74:ASP:OD1	2.32	0.62
45:G8:49:VAL:HG21	45:G8:55:TYR:HE2	1.63	0.62
1:13:838:G:OP2	1:13:842:C:N4	2.33	0.62
26:14:2849:U:OP1	40:75:95:ARG:NH1	2.32	0.62
26:14:639:U:H2'	26:14:640:C:C6	2.35	0.62
10:1A:6:ILE:HG13	10:1A:72:VAL:HG23	1.82	0.62
1:1G:426:G:OP1	4:32:38:TYR:OH	2.17	0.62
26:1H:1063:G:N2	26:1H:1076:C:O2	2.33	0.62
26:1H:2210:G:H3'	26:1H:2211:G:C8	2.35	0.62
26:1H:319:C:OP1	30:31:137:LYS:NZ	2.26	0.62
3:2E:12:LEU:O	3:2E:14:ILE:N	2.31	0.62
11:2I:19:ALA:O	11:2I:82:VAL:HA	1.99	0.62
30:39:74:ARG:HG2	30:39:74:ARG:O	2.00	0.62
5:4E:126:ARG:HH11	5:4E:126:ARG:HG3	1.64	0.62
25:4L:19:A:H4'	25:4L:20:A:OP1	1.98	0.62
34:58:47:ALA:HB2	34:58:112:LEU:HD11	1.81	0.62
33:69:133:HIS:CG	33:69:134:PRO:HD3	2.35	0.62
18:9I:54:ARG:HG3	18:9I:55:ARG:HG3	1.81	0.62
45:G8:20:TYR:CE1	45:G8:43:ASN:HA	2.35	0.62
1:13:1227:A:OP2	13:4I:111:LYS:NZ	2.32	0.62
26:14:2127:G:H1	26:14:2161:C:N4	1.98	0.62
1:1G:1095:U:P	1:1G:1108:G:H1	2.23	0.62
1:1G:1452:C:H4'	1:1G:1453:G:H5'	1.80	0.62
26:1H:2845:G:N7	59:1H:4114:HOH:O	2.31	0.62
27:1J:52:A:N6	39:65:33:LYS:HG3	2.15	0.62
29:29:101:ARG:HB2	29:29:203:LYS:HD2	1.81	0.62
5:42:68:GLU:HG3	5:42:70:PRO:HD3	1.81	0.62
29:29:111:ARG:HA	38:55:2:ARG:HH12	1.65	0.62
26:14:459:U:H5''	53:L5:40:TRP:CD2	2.34	0.62
1:13:86:U:O2'	1:13:87:A:O4'	2.12	0.61
26:14:8:A:H2'	26:14:9:U:C6	2.35	0.61
26:1H:1204:A:H2	26:1H:1241:A:N1	1.97	0.61
26:1H:1210:A:H8	26:1H:1210:A:H5'	1.65	0.61
30:31:29:ASN:H	30:31:112:MET:CE	2.13	0.61
4:32:30:LYS:HB3	4:32:35:ARG:HD2	1.81	0.61

Continued on next page...

Continued from previous page...

Atom-1	Atom-2	Interatomic distance (Å)	Clash overlap (Å)
26:1H:2313:C:H4'	31:41:91:ARG:HG3	1.82	0.61
26:1H:1138:G:N2	34:58:106:MET:HE3	2.12	0.61
7:6E:62:PHE:CD1	7:6E:124:LEU:HD11	2.33	0.61
41:85:11:ARG:HH11	41:85:11:ARG:HG3	1.64	0.61
17:8A:98:LEU:O	17:8A:100:LYS:NZ	2.33	0.61
26:14:2016:U:O2	52:J5:7:PRO:HG2	1.98	0.61
1:13:1148:U:H2'	1:13:1149:C:O4'	2.01	0.61
1:13:539:A:H2'	1:13:540:G:C8	2.34	0.61
26:1H:1859:A:N6	26:1H:1883:G:O2'	2.34	0.61
26:1H:2695:C:H2'	26:1H:2696:U:H6	1.63	0.61
26:1H:607:U:OP1	30:31:102:PRO:HA	2.00	0.61
3:2E:14:ILE:HG12	3:2E:15:THR:N	2.13	0.61
55:3L:12:C:H3'	55:3L:13:G:C8	2.35	0.61
31:41:66:GLN:NE2	31:41:93:THR:O	2.22	0.61
37:45:110:THR:HG23	37:45:113:GLN:HB2	1.82	0.61
26:14:2378:A:H4'	39:65:23:ARG:HH12	1.65	0.61
33:69:102:SER:O	33:69:106:GLY:N	2.33	0.61
38:98:72:ASP:O	38:98:76:VAL:HG23	2.00	0.61
45:C5:42:VAL:O	45:C5:65:ALA:N	2.30	0.61
1:13:1062:U:H2'	1:13:1063:C:C6	2.35	0.61
26:14:2273:A:H2'	26:14:2274:A:C8	2.36	0.61
26:14:91:A:H2'	26:14:92:G:H5'	1.80	0.61
34:15:61:ARG:NE	34:15:61:ARG:HA	2.14	0.61
1:1G:1347:G:N2	1:1G:1373:G:H2'	2.15	0.61
26:1H:1087:G:C5	26:1H:1089:G:H1'	2.35	0.61
26:1H:2331:G:O3'	47:I8:43:THR:HG22	1.99	0.61
26:1H:2702:U:H6	26:1H:2702:U:OP1	1.84	0.61
26:1H:589:C:H2'	26:1H:590:A:H8	1.65	0.61
29:29:9:VAL:HG12	40:75:8:LYS:HZ1	1.66	0.61
24:3K:75:C:H2'	24:3K:76:C:C6	2.35	0.61
5:4E:11:ILE:HG13	5:4E:31:LEU:HB3	1.81	0.61
37:88:66:ILE:O	37:88:104:PHE:N	2.33	0.61
38:98:32:GLY:HA2	38:98:116:LEU:HD12	1.82	0.61
39:A8:25:ARG:NH1	39:A8:42:ASP:OD2	2.33	0.61
54:M5:30:ARG:CD	54:M5:31:HIS:H	2.12	0.61
1:13:601:C:H2'	1:13:602:A:H8	1.65	0.61
1:13:81:G:O6	1:13:87:A:N6	2.33	0.61
26:14:2096:U:H3	26:14:2193:G:H1	1.48	0.61
26:1H:2593:U:H2'	26:1H:2594:C:H6	1.64	0.61
22:1K:13:G:H2'	22:1K:14:A:H8	1.64	0.61
45:C5:76:CYS:SG	45:C5:97:ARG:HG3	2.39	0.61

Continued on next page...

Continued from previous page...

Atom-1	Atom-2	Interatomic distance (Å)	Clash overlap (Å)
43:E8:52:GLU:O	43:E8:55:ALA:N	2.32	0.61
45:G8:97:ARG:NH1	45:G8:103:GLY:O	2.33	0.61
36:78:50:ARG:HD3	54:Q8:7:HIS:HD2	1.65	0.61
1:13:1213:A:O2'	1:13:1215:G:N7	2.27	0.61
1:1G:426:G:OP1	4:32:36:ARG:NH2	2.34	0.61
16:7I:1:MET:N	16:7I:1:MET:SD	2.68	0.61
1:13:1177:G:OP1	1:13:1177:G:H4'	1.99	0.61
1:13:1346:A:OP1	9:8E:120:ARG:NH1	2.31	0.61
1:13:134:A:H1'	1:13:325:A:C5	2.36	0.61
26:14:1379:A:H1'	26:14:1380:G:OP1	2.01	0.61
26:14:780:G:H21	26:14:783:A:H62	1.49	0.61
2:1E:189:ASP:OD1	2:1E:190:THR:N	2.34	0.61
1:1G:1143:G:H2'	1:1G:1144:G:C8	2.35	0.61
1:13:690:G:H22	11:2I:55:LYS:HE2	1.65	0.61
32:51:43:VAL:HB	32:51:52:VAL:HG22	1.83	0.61
37:88:133:ARG:O	37:88:134:ARG:HB2	1.99	0.61
20:BA:82:SER:HG	20:BA:86:ARG:HH22	1.49	0.61
48:F5:91:LYS:HG3	48:F5:92:LYS:N	2.16	0.61
50:L8:44:ARG:O	50:L8:48:GLU:HG2	2.00	0.61
1:13:688:G:H2'	1:13:689:C:C6	2.36	0.61
26:14:1558:A:O2'	26:14:1559:G:OP2	2.17	0.61
26:14:848:G:H2'	26:14:849:A:C8	2.36	0.61
22:1K:11:C:H2'	22:1K:12:C:H6	1.64	0.61
11:2A:57:THR:HG22	11:2A:59:TYR:H	1.65	0.61
6:5E:101:ALA:HB2	18:9I:28:GLU:HG2	1.83	0.61
1:13:1378:C:O2	7:6E:76:ARG:NH1	2.34	0.61
11:2I:109:VAL:HG12	18:9I:86:VAL:HA	1.82	0.61
1:13:991:U:O2'	1:13:992:U:O5'	2.17	0.61
1:1G:964:A:H1'	10:1A:55:LYS:HE2	1.81	0.61
1:1G:683:G:N2	1:1G:707:C:O2	2.31	0.61
26:1H:1594:G:H5'	59:1H:3501:HOH:O	1.99	0.61
26:1H:355:G:H2'	26:1H:356:G:C8	2.35	0.61
26:1H:746:A:C5	26:1H:2611:U:H5''	2.36	0.61
10:1I:34:VAL:HG12	10:1I:74:ILE:HG23	1.83	0.61
10:1I:32:ALA:HB3	10:1I:76:ASN:O	2.00	0.61
29:21:70:ALA:O	29:21:73:GLU:N	2.34	0.61
3:2E:79:ARG:HH22	11:2A:105:VAL:HG13	1.66	0.61
31:41:37:VAL:HG22	31:41:159:VAL:HG12	1.81	0.61
27:1J:90:C:P	37:45:16:ARG:HH21	2.23	0.61
26:14:2873:A:C8	38:55:5:LYS:HA	2.36	0.61
35:68:64:ARG:O	35:68:82:ASN:HA	1.99	0.61

Continued on next page...

Continued from previous page...

Atom-1	Atom-2	Interatomic distance (Å)	Clash overlap (Å)
9:82:24:GLY:HA2	9:82:59:PHE:O	2.01	0.61
1:13:272:C:H2'	1:13:273:A:H8	1.66	0.61
1:13:601:C:H2'	1:13:602:A:C8	2.36	0.61
26:14:198:C:H5'	26:14:2244:U:OP1	2.00	0.61
26:14:395:U:H2'	26:14:396:G:N7	2.16	0.61
1:1G:501:C:H2'	1:1G:502:G:H8	1.65	0.61
26:1H:1520:U:H2'	26:1H:1521:G:O4'	2.01	0.61
26:1H:2400:G:H2'	26:1H:2401:U:H6	1.65	0.61
29:29:58:ARG:O	29:29:60:ASN:ND2	2.33	0.61
8:7E:83:ILE:HB	8:7E:137:VAL:HG13	1.82	0.61
8:7E:87:SER:HB2	8:7E:93:VAL:H	1.65	0.61
41:85:82:GLY:HA2	41:85:85:LYS:HB2	1.83	0.61
42:95:33:VAL:HG22	42:95:35:LEU:HD23	1.82	0.61
41:C8:68:ALA:O	41:C8:71:GLN:HB2	2.01	0.61
50:L8:9:VAL:HG21	50:L8:55:ARG:HB2	1.82	0.61
26:14:889:C:H2'	26:14:890:A:H4'	1.82	0.61
28:19:96:HIS:HD2	28:19:102:LYS:HG2	1.66	0.61
1:1G:187:C:H2'	1:1G:188:U:O4'	2.01	0.61
1:1G:735:C:H2'	1:1G:736:C:H6	1.66	0.61
26:1H:1018:C:H2'	26:1H:1019:U:H6	1.65	0.61
26:1H:2156:G:H2'	26:1H:2157:G:C2	2.35	0.61
26:1H:2591:C:OP1	28:11:239:ARG:HG3	2.00	0.61
26:1H:315:G:H2'	26:1H:316:C:C6	2.36	0.61
26:1H:320:A:H2'	30:31:136:THR:HG21	1.81	0.61
29:29:66:HIS:CE1	29:29:71:GLY:HA2	2.35	0.61
11:2I:99:GLN:HA	11:2I:105:VAL:HG11	1.83	0.61
30:39:110:LEU:HD21	30:39:181:LEU:HD13	1.82	0.61
4:3E:8:VAL:HG13	4:3E:21:LEU:HB2	1.83	0.61
31:49:40:ASN:HB2	31:49:91:ARG:HG3	1.81	0.61
34:58:62:VAL:HG22	34:58:66:LYS:HD2	1.82	0.61
26:14:2378:A:O2'	39:65:21:THR:HG21	2.01	0.61
36:78:61:ARG:O	36:78:62:LEU:HD23	1.99	0.61
42:95:70:ILE:N	42:95:86:GLY:O	2.27	0.61
51:M8:42:PHE:HD1	51:M8:43:TYR:HB3	1.65	0.61
2:12:73:THR:HG21	2:12:97:TRP:H	1.64	0.60
1:13:1133:G:H2'	1:13:1134:G:C8	2.36	0.60
26:14:5:A:H2'	26:14:6:A:C8	2.36	0.60
26:14:77:C:H5''	49:G5:10:LEU:HD21	1.81	0.60
26:1H:1510:A:N3	26:1H:1510:A:H2'	2.15	0.60
26:1H:207:A:H2'	26:1H:208:C:O4'	2.01	0.60
26:1H:2544:G:H8	26:1H:2544:G:O5'	1.84	0.60

Continued on next page...

Continued from previous page...

Atom-1	Atom-2	Interatomic distance (Å)	Clash overlap (Å)
26:1H:2572:A:N7	29:21:144:ARG:HD2	2.16	0.60
29:29:54:GLN:HG2	29:29:56:PRO:HD3	1.83	0.60
4:3E:158:ILE:O	4:3E:162:LEU:N	2.32	0.60
37:45:110:THR:OG1	37:45:112:GLU:OE2	2.19	0.60
33:61:73:GLU:HG3	33:61:136:VAL:HG23	1.83	0.60
40:75:3:ARG:CG	40:75:6:LEU:H	2.14	0.60
42:95:71:LEU:N	42:95:86:GLY:HA2	2.16	0.60
26:1H:1265:A:H3'	52:N8:19:ARG:HH12	1.64	0.60
2:12:16:HIS:HD2	2:12:210:SER:HA	1.66	0.60
2:12:21:ARG:HA	2:12:39:ILE:HA	1.83	0.60
26:14:2155:G:H2'	26:14:2156:G:O4'	2.00	0.60
2:1E:212:GLN:O	2:1E:216:SER:OG	2.17	0.60
26:1H:1143:A:OP1	34:58:25:ARG:NH1	2.28	0.60
26:1H:2695:C:H2'	26:1H:2696:U:C6	2.35	0.60
26:1H:299:A:H5'	26:1H:300:A:OP2	2.01	0.60
29:21:131:ALA:HB1	59:21:401:HOH:O	2.01	0.60
11:2A:48:ILE:HD11	11:2A:64:ALA:HA	1.83	0.60
11:2I:87:THR:HG22	11:2I:88:GLY:H	1.65	0.60
30:39:117:ARG:HH22	36:35:1:MET:H2	1.48	0.60
5:42:70:PRO:HB3	5:42:144:THR:HG22	1.83	0.60
34:58:22:THR:OG1	34:58:23:LEU:N	2.34	0.60
35:68:35:VAL:HG11	35:68:103:ALA:HB3	1.82	0.60
42:95:58:VAL:HG23	42:95:98:GLU:HB2	1.83	0.60
40:B8:55:ASN:H	40:B8:59:THR:HG22	1.66	0.60
49:G5:29:LYS:HG2	49:G5:57:ILE:HD13	1.82	0.60
1:13:963:G:H21	10:1I:55:LYS:NZ	1.99	0.60
26:14:1036:G:OP1	32:59:59:ARG:N	2.29	0.60
26:14:1678:G:N2	26:14:1989:G:H22	1.99	0.60
26:14:852:G:H2'	26:14:853:G:C8	2.35	0.60
1:1G:330:C:O2	59:1G:1733:HOH:O	2.15	0.60
6:5E:99:ALA:HB1	18:9I:23:LYS:HE3	1.82	0.60
33:61:56:LYS:O	33:61:60:GLU:HB3	2.01	0.60
40:B8:77:PRO:HG2	40:B8:80:SER:HB2	1.83	0.60
46:H8:140:ASP:N	46:H8:140:ASP:OD1	2.33	0.60
1:13:859:A:H2'	1:13:860:A:H8	1.65	0.60
26:14:2122:U:H2'	26:14:2123:G:O4'	2.01	0.60
26:14:270(I):G:H2'	26:14:270(J):G:H8	1.66	0.60
26:14:567:A:P	59:14:3600:HOH:O	2.59	0.60
1:1G:445:G:N7	59:1G:1777:HOH:O	2.32	0.60
1:1G:56:U:H2'	1:1G:57:G:C8	2.36	0.60
1:1G:975:A:H4'	1:1G:976:G:H5''	1.83	0.60

Continued on next page...

Continued from previous page...

Atom-1	Atom-2	Interatomic distance (Å)	Clash overlap (Å)
26:1H:2126:A:N6	26:1H:2163:C:O2'	2.34	0.60
26:1H:2287:A:H2	26:1H:2346:A:H2	1.49	0.60
26:1H:270(E):G:N2	26:1H:270(U):C:N3	2.49	0.60
26:1H:67:U:N3	26:1H:74:A:H2	1.97	0.60
35:25:24:VAL:HA	35:25:39:ILE:HG22	1.83	0.60
24:3K:25:G:H2'	24:3K:26:G:C8	2.36	0.60
32:51:3:ARG:HH21	32:51:7:LEU:HD11	1.65	0.60
38:55:97:VAL:HA	38:55:113:LEU:O	2.02	0.60
36:78:95:VAL:O	36:78:126:VAL:HG23	2.01	0.60
38:98:30:THR:HG22	38:98:31:HIS:ND1	2.17	0.60
49:K8:47:ASN:C	49:K8:49:LYS:H	2.04	0.60
26:14:2103:C:H2'	26:14:2104:G:C8	2.37	0.60
1:1G:1110:A:OP2	59:1G:1761:HOH:O	2.15	0.60
26:1H:107:C:H2'	26:1H:108:U:H6	1.67	0.60
26:1H:583:G:H5''	41:C8:10:ARG:NH1	2.16	0.60
26:1H:881:G:H3'	26:1H:882:G:O4'	2.00	0.60
24:1L:11:C:H2'	24:1L:12:C:C6	2.36	0.60
29:29:37:ARG:HD3	29:29:44:TYR:CE2	2.36	0.60
29:29:58:ARG:HG3	29:29:59:VAL:HG23	1.84	0.60
14:5I:6:LEU:HB3	14:5I:23:ARG:HH22	1.66	0.60
36:78:64:LYS:C	36:78:66:GLY:N	2.54	0.60
18:9A:22:VAL:HG22	18:9A:23:LYS:H	1.65	0.60
26:14:243:U:OP2	54:M5:8:LYS:HE2	2.01	0.60
1:13:1036:G:N7	1:13:1037:C:N4	2.50	0.60
1:13:737:A:H2'	1:13:738:C:C6	2.35	0.60
26:14:86:C:HO2'	26:14:104:U:HO2'	1.45	0.60
26:14:1328:G:H2'	26:14:1330:C:C5	2.37	0.60
26:14:2352:A:C2	47:E5:33:ALA:HB1	2.37	0.60
26:14:10:G:N2	26:14:2802:G:OP1	2.34	0.60
26:14:588:U:H2'	26:14:589:C:C6	2.35	0.60
26:1H:1614:A:H2	59:1H:3748:HOH:O	1.84	0.60
29:21:117:MET:HE1	29:21:136:ARG:HA	1.82	0.60
44:F8:15:GLU:CD	44:F8:15:GLU:H	2.02	0.60
26:14:273(C):C:N4	26:14:363(C):G:H1	2.00	0.60
26:14:770:G:OP2	59:14:3821:HOH:O	2.17	0.60
21:1B:18:TYR:CE1	21:1B:22:ARG:HD3	2.37	0.60
1:1G:45:U:H2'	1:1G:46:G:H8	1.66	0.60
1:1G:999:U:H2'	1:1G:1000:A:C8	2.36	0.60
26:1H:1535:U:H5''	26:1H:1537:C:N4	2.16	0.60
26:1H:1748:G:H2'	26:1H:1749:A:H8	1.66	0.60
26:1H:2168:G:N2	26:1H:2170:A:H62	2.00	0.60

Continued on next page...

Continued from previous page...

Atom-1	Atom-2	Interatomic distance (Å)	Clash overlap (Å)
26:1H:277:C:H3'	26:1H:278:A:O4'	2.01	0.60
26:1H:654(B):C:H2'	26:1H:654(C):G:H8	1.67	0.60
34:58:96:GLU:C	34:58:98:VAL:N	2.55	0.60
26:14:2378:A:H4'	39:65:23:ARG:NH1	2.17	0.60
46:D5:14:LYS:H	46:D5:14:LYS:NZ	1.99	0.60
49:K8:18:PRO:HA	49:K8:21:LEU:HB2	1.83	0.60
54:M5:40:GLU:HA	54:M5:43:GLN:HB2	1.82	0.60
28:11:16:MET:CE	28:11:211:ARG:HD2	2.32	0.60
26:14:2415:G:O3'	36:35:66:GLY:HA3	2.01	0.60
1:1G:198:G:H2'	1:1G:199:G:C8	2.36	0.60
1:1G:407:G:OP1	4:32:115:ARG:NE	2.30	0.60
26:1H:1049:C:C2'	26:1H:1050:A:H5'	2.32	0.60
26:1H:1113:U:H5'	32:51:2:SER:HB2	1.84	0.60
26:1H:600:G:N2	26:1H:605:C:O3'	2.34	0.60
29:29:11:MET:SD	29:29:24:THR:HG22	2.41	0.60
36:35:71:VAL:HG13	36:35:72:PRO:HD3	1.83	0.60
4:3E:141:ARG:HB2	4:3E:141:ARG:NH1	2.17	0.60
31:41:138:GLN:OE1	31:41:153:ARG:N	2.27	0.60
26:14:957:A:H5'	37:45:76:LYS:HD2	1.83	0.60
6:5E:39:LYS:HB2	6:5E:64:GLN:HB2	1.82	0.60
26:1H:270(L):U:O2	33:61:50:ARG:HG2	2.01	0.60
7:6E:15:ASP:HB3	7:6E:19:GLY:H	1.66	0.60
8:7E:88:LYS:HB3	8:7E:89:PRO:HD2	1.84	0.60
44:F8:25:LYS:HA	44:F8:81:VAL:O	2.01	0.60
51:I5:37:SER:C	51:I5:39:CYS:H	2.05	0.60
26:14:152:G:H1	26:14:174:C:H42	1.50	0.60
26:14:2275:C:O2	37:45:83:MET:HG2	2.02	0.60
26:1H:2112:G:O2'	26:1H:2113:U:O2	2.19	0.60
26:1H:2846:G:N7	59:1H:4110:HOH:O	2.30	0.60
26:1H:883:G:H2'	26:1H:884:C:O4'	2.01	0.60
3:22:119:ARG:HH22	3:22:140:ARG:HG2	1.67	0.60
12:3A:52:LEU:O	12:3A:54:LYS:NZ	2.35	0.60
38:98:91:GLN:O	38:98:91:GLN:NE2	2.33	0.60
19:AA:80:TYR:CZ	19:AA:82:GLY:HA2	2.36	0.60
41:C8:17:ILE:HD12	41:C8:32:PHE:HE1	1.67	0.60
41:C8:108:GLU:HG3	42:D8:44:LYS:HE3	1.82	0.60
44:F8:18:TYR:O	44:F8:20:GLY:N	2.35	0.60
48:J8:52:ARG:HH11	48:J8:57:GLU:HG3	1.66	0.60
54:M5:49:VAL:HB	54:M5:50:LEU:HD13	1.82	0.60
1:13:1529:G:H4'	1:13:1530:G:OP2	2.02	0.60
1:13:271:C:H2'	1:13:272:C:H6	1.67	0.60

Continued on next page...

Continued from previous page...

Atom-1	Atom-2	Interatomic distance (Å)	Clash overlap (Å)
26:14:2185:C:H2'	26:14:2186:G:C8	2.37	0.60
26:14:2693:A:H2'	26:14:2694:G:H8	1.66	0.60
26:14:275:G:N2	26:14:276:A:N1	2.43	0.60
27:16:44:G:H1'	27:16:47:C:H42	1.66	0.60
28:19:242:ARG:N	28:19:242:ARG:HD3	2.16	0.60
1:1G:991:U:O4	1:1G:1212:U:O2'	2.14	0.60
26:1H:1093:G:O2'	26:1H:1099:G:N2	2.34	0.60
23:2L:8:4SU:C2	23:2L:14:A:H62	2.15	0.60
23:2L:62:C:H2'	23:2L:63:C:C6	2.37	0.60
30:31:67:GLN:HG3	30:31:67:GLN:O	2.02	0.60
1:1G:542:G:OP1	4:32:10:ARG:NH2	2.34	0.60
55:3L:8:U:H3	55:3L:14:A:H62	1.50	0.60
32:59:121:ILE:HG23	32:59:133:VAL:HG11	1.83	0.60
33:61:21:VAL:HG21	33:61:25:TYR:HD2	1.67	0.60
51:I5:42:PHE:O	51:I5:43:TYR:HB3	2.02	0.60
1:13:1095:U:H5'	1:13:1109:C:O2	2.02	0.59
1:13:67:C:H2'	1:13:68:G:H8	1.67	0.59
26:14:1252:G:O4'	41:85:33:ARG:HD3	2.02	0.59
1:1G:1353:G:N2	1:1G:1370:G:N3	2.49	0.59
26:1H:2000:G:HO2'	26:1H:2689:U:H5	1.50	0.59
26:1H:2592:G:OP1	59:1H:3811:HOH:O	2.15	0.59
30:31:65:TRP:CZ3	30:31:72:ARG:HB3	2.36	0.59
34:58:73:THR:HG22	34:58:84:LYS:HG3	1.84	0.59
14:5A:21:TYR:OH	14:5A:23:ARG:NH2	2.35	0.59
18:9I:50:ILE:HG12	18:9I:70:ILE:HD12	1.84	0.59
26:1H:2418:A:OP2	54:Q8:29:LYS:HE3	2.01	0.59
2:12:92:TYR:CE1	2:12:151:GLY:HA3	2.37	0.59
1:13:595:G:H1'	1:13:596:C:H5	1.67	0.59
26:14:2439:A:C8	26:14:2439:A:H5'	2.37	0.59
28:19:70:TRP:CH2	28:19:150:LYS:HA	2.36	0.59
1:1G:345:C:O2'	1:1G:346:G:O5'	2.20	0.59
26:1H:1105:U:H2'	26:1H:1106:G:C8	2.36	0.59
26:1H:1259:G:H2'	26:1H:1260:G:H8	1.66	0.59
26:1H:2123:G:H22	26:1H:2175:C:N4	2.00	0.59
35:25:2:ILE:HD12	35:25:6:THR:HG21	1.82	0.59
5:42:91:LEU:HD12	5:42:120:THR:HG22	1.84	0.59
25:4K:24:A:H8	25:4K:24:A:O5'	1.85	0.59
36:78:98:GLU:O	36:78:101:VAL:HG12	2.02	0.59
44:F8:24:GLY:O	44:F8:83:VAL:HG22	2.02	0.59
28:11:231:HIS:CD2	28:11:232:PRO:HD2	2.38	0.59
1:13:1118:C:H1'	1:13:1179:A:C4	2.36	0.59

Continued on next page...

Continued from previous page...

Atom-1	Atom-2	Interatomic distance (Å)	Clash overlap (Å)
1:13:1490:C:OP2	57:13:1745:PAR:N64	2.35	0.59
26:14:2645:G:H3'	26:14:2646:C:H5'	1.85	0.59
1:1G:920:U:H2'	1:1G:921:U:C6	2.37	0.59
29:29:9:VAL:HG12	40:75:8:LYS:NZ	2.17	0.59
1:1G:8:A:N6	4:32:209:ARG:HB2	2.17	0.59
13:4A:22:ILE:HB	13:4A:25:ILE:HG13	1.85	0.59
1:13:1078:U:O2'	5:4E:130:ASN:OD1	2.12	0.59
14:5A:12:ARG:HB2	14:5A:14:PRO:HD3	1.83	0.59
40:75:107:ASP:H	40:75:110:ILE:HG13	1.66	0.59
9:8E:99:LEU:HD12	9:8E:101:PHE:HE1	1.67	0.59
45:C5:17:SER:O	45:C5:21:LYS:HB2	2.01	0.59
45:C5:42:VAL:HG13	45:C5:65:ALA:HB3	1.84	0.59
44:F8:67:GLY:O	44:F8:68:ARG:HB3	2.03	0.59
1:13:1239:A:H62	1:13:1299:A:H62	1.50	0.59
26:14:1757:U:H3	26:14:1762:A:H2	1.51	0.59
26:14:910:A:H62	37:45:12:GLN:HA	1.67	0.59
1:1G:1148:U:H2'	1:1G:1149:C:O4'	2.02	0.59
1:1G:757:U:H2'	1:1G:758:G:O4'	2.03	0.59
26:1H:192:C:P	59:1H:3591:HOH:O	2.60	0.59
26:1H:2108:C:O2	26:1H:2181:G:N2	2.30	0.59
24:1L:23:A:H3'	24:1L:24:G:H5''	1.85	0.59
11:2I:67:ASP:O	11:2I:71:LYS:HG3	2.02	0.59
30:31:6:VAL:N	30:31:24:LEU:O	2.36	0.59
4:32:78:LEU:HD12	4:32:96:LEU:HB3	1.84	0.59
4:3E:22:LYS:HB2	4:3E:26:CYS:SG	2.42	0.59
24:3K:13:G:H2'	24:3K:14:A:C8	2.38	0.59
9:82:27:THR:OG1	9:82:31:GLN:O	2.12	0.59
38:98:52:ILE:HG12	38:98:79:LEU:HD21	1.83	0.59
26:14:1252:G:N2	41:85:37:GLU:OE2	2.32	0.59
26:1H:1486:A:H2'	26:1H:1487:G:H8	1.67	0.59
26:1H:2393:A:H5''	36:78:62:LEU:CB	2.30	0.59
1:1G:1342:C:H4'	9:82:125:TYR:HB3	1.83	0.59
26:1H:2496:C:P	37:88:81:VAL:HG13	2.42	0.59
46:H8:154:ASP:OD1	46:H8:154:ASP:N	2.36	0.59
49:K8:50:ILE:HD12	49:K8:51:ARG:H	1.67	0.59
1:13:21:G:OP1	59:13:1833:HOH:O	2.16	0.59
26:14:2068:U:H3	26:14:2430:A:H2	1.49	0.59
26:14:95:G:H4'	49:G5:46:GLN:HB2	1.84	0.59
34:15:19:GLU:HA	34:15:59:LYS:O	2.03	0.59
9:8E:114:TYR:CE2	10:1I:59:SER:HA	2.38	0.59
27:1J:13:A:N1	27:1J:69:G:O2'	2.31	0.59

Continued on next page...

Continued from previous page...

Atom-1	Atom-2	Interatomic distance (Å)	Clash overlap (Å)
22:1K:40:PSU:H2'	22:1K:41:C:H6	1.68	0.59
29:21:104:VAL:HG22	29:21:198:VAL:HG22	1.83	0.59
29:29:134:ILE:O	29:29:134:ILE:HD12	2.02	0.59
30:39:126:VAL:HG11	30:39:142:TRP:HH2	1.68	0.59
13:4A:23:TYR:HE2	13:4A:70:LEU:HB3	1.68	0.59
32:51:77:LYS:HE2	32:51:138:LYS:HD2	1.83	0.59
34:58:96:GLU:CG	34:58:97:ARG:H	2.14	0.59
19:AI:41:VAL:HB	19:AI:42:PRO:HA	1.84	0.59
40:B8:5:ALA:HA	40:B8:8:LYS:HD3	1.84	0.59
46:H8:9:TYR:HE2	46:H8:35:ARG:HD3	1.67	0.59
26:14:1839:G:H2'	26:14:1839:G:N3	2.16	0.59
26:14:2815:C:H5'	52:J5:29:THR:HG21	1.84	0.59
26:1H:1265:A:OP1	26:1H:1265:A:H8	1.85	0.59
26:1H:1728:G:C2	26:1H:1730:U:OP2	2.56	0.59
26:1H:1796:U:H2'	26:1H:1797:C:C6	2.37	0.59
26:1H:467:G:OP1	53:P8:33:ARG:NH1	2.35	0.59
36:35:122:PRO:HB3	36:35:141:ALA:HB1	1.84	0.59
1:1G:1379:G:OP1	7:62:6:ARG:NH1	2.35	0.59
33:69:101:LEU:HB2	33:69:105:HIS:HB2	1.83	0.59
40:75:24:PRO:HD3	40:75:52:ILE:HD12	1.85	0.59
40:B8:58:ASN:ND2	40:B8:58:ASN:O	2.34	0.59
47:E5:48:GLY:HA3	47:E5:80:HIS:ND1	2.17	0.59
46:H8:117:LEU:HD13	46:H8:118:GLN:H	1.67	0.59
26:1H:2396:G:H5''	48:J8:25:LYS:HD3	1.84	0.59
1:13:1180:A:OP1	9:8E:103:THR:OG1	2.19	0.59
1:13:559:A:OP1	5:4E:126:ARG:NH2	2.35	0.59
26:14:1025:G:O2'	26:14:1026:U:OP1	2.20	0.59
26:14:1188:U:O2'	26:14:1189:A:H5'	2.02	0.59
26:14:1900:A:OP2	59:14:3513:HOH:O	2.17	0.59
2:1E:17:PHE:HB3	2:1E:44:LEU:HD21	1.83	0.59
26:1H:217:G:OP2	59:1H:3622:HOH:O	2.17	0.59
26:1H:330:A:O2'	26:1H:331:A:H8	1.85	0.59
26:1H:569:U:C4	26:1H:570:G:C6	2.90	0.59
4:3E:110:PHE:HE2	4:3E:148:VAL:HG23	1.67	0.59
41:85:34:LYS:NZ	41:85:37:GLU:OE1	2.36	0.59
1:13:1202:G:N2	14:5I:43:CYS:HB3	2.17	0.59
1:13:751:U:OP2	59:13:1919:HOH:O	2.17	0.59
1:13:791:G:C6	1:13:792:A:C2	2.91	0.59
1:13:824:C:H4'	8:7E:1:MET:HB2	1.85	0.59
2:1E:178:ARG:HG3	8:7E:72:PRO:HA	1.85	0.59
26:1H:1221:C:H2'	26:1H:1222:C:C6	2.38	0.59

Continued on next page...

Continued from previous page...

Atom-1	Atom-2	Interatomic distance (Å)	Clash overlap (Å)
26:1H:1417:C:N3	26:1H:1581:G:N2	2.46	0.59
26:1H:270(C):C:H42	26:1H:270(W):G:H1	1.49	0.59
26:1H:287:C:H2'	26:1H:288:C:C6	2.36	0.59
3:22:44:GLU:HG2	3:22:52:LEU:HD11	1.83	0.59
4:32:9:CYS:SG	4:32:22:LYS:HD2	2.43	0.59
12:3A:58:VAL:O	12:3A:65:GLU:HA	2.02	0.59
31:49:44:GLY:HA2	31:49:88:ILE:HD11	1.85	0.59
29:29:14:ILE:HB	40:75:14:TYR:CE2	2.37	0.59
36:78:62:LEU:HG	36:78:62:LEU:O	2.03	0.59
1:13:1117:G:H5'	9:8E:104:ARG:NH1	2.17	0.59
18:9I:59:SER:OG	18:9I:60:ALA:N	2.36	0.59
45:G8:68:HIS:O	45:G8:71:LYS:HB2	2.03	0.59
50:H5:7:LYS:HE2	50:H5:32:GLN:HG3	1.84	0.59
26:14:2327:A:H2'	26:14:2328:A:C8	2.38	0.59
26:14:2544:G:O5'	26:14:2544:G:H8	1.86	0.59
1:1G:114:U:H2'	1:1G:115:G:C8	2.38	0.59
26:1H:1814:G:O6	59:1H:3866:HOH:O	2.15	0.59
26:1H:1857:G:O2'	26:1H:1885:A:N6	2.31	0.59
26:1H:1769:G:O2'	26:1H:1958:C:OP1	2.17	0.59
29:21:201:THR:HG22	29:21:203:LYS:H	1.68	0.59
35:25:96:THR:OG1	35:25:97:ARG:N	2.36	0.59
23:2L:62:C:H2'	23:2L:63:C:H6	1.68	0.59
30:31:155:LEU:HD11	30:31:176:LEU:HD23	1.85	0.59
1:13:407:G:OP1	4:3E:115:ARG:NH1	2.36	0.59
24:3K:24:G:H2'	24:3K:25:G:C8	2.38	0.59
55:3L:34:U:H2'	55:3L:36:U:OP2	2.01	0.59
5:4E:8:GLU:HG2	5:4E:34:VAL:HG22	1.84	0.59
26:14:2818:G:OP2	38:55:42:LYS:NZ	2.35	0.59
33:61:126:TYR:HB2	33:61:140:LEU:HD11	1.84	0.59
40:75:16:ARG:HD3	40:75:79:HIS:HA	1.84	0.59
18:9A:31:LEU:H	18:9A:31:LEU:HD23	1.68	0.59
45:G8:40:GLU:HB3	45:G8:64:GLU:HG3	1.83	0.59
46:H8:105:VAL:N	46:H8:139:VAL:O	2.28	0.59
48:J8:78:LYS:HD2	48:J8:78:LYS:N	2.18	0.59
28:11:108:PRO:HG3	28:11:143:HIS:CE1	2.38	0.58
1:13:1160:G:H1	1:13:1177:G:H1	1.50	0.58
26:14:1899:G:N2	26:14:1902:C:H41	2.00	0.58
2:1E:46:LYS:HA	2:1E:49:GLU:HG3	1.85	0.58
1:1G:1235:U:O2'	1:1G:1305:G:O5'	2.21	0.58
26:1H:2205:C:H42	26:1H:2219:G:H1	1.51	0.58
26:1H:2785:C:H2'	26:1H:2786:U:O4'	2.03	0.58

Continued on next page...

Continued from previous page...

Atom-1	Atom-2	Interatomic distance (Å)	Clash overlap (Å)
26:1H:531:C:H4'	26:1H:532:A:H5''	1.84	0.58
29:29:8:LYS:HG2	29:29:192:ASN:HA	1.84	0.58
31:41:66:GLN:OE1	31:41:98:ARG:NH1	2.36	0.58
33:61:131:LYS:HB3	33:61:132:PRO:HA	1.84	0.58
33:61:4:ILE:HG21	33:61:47:LEU:HD13	1.85	0.58
8:72:51:VAL:HG11	8:72:60:ARG:HH21	1.68	0.58
38:98:62:ALA:O	38:98:66:VAL:HG23	2.02	0.58
44:B5:63:LYS:H	44:B5:63:LYS:CE	2.15	0.58
44:F8:57:LEU:HD11	44:F8:78:LYS:HD2	1.85	0.58
54:M5:62:LEU:N	54:M5:63:PRO:HD3	2.18	0.58
1:13:272:C:H2'	1:13:273:A:C8	2.37	0.58
26:14:2111:C:C2	26:14:2118:U:H4'	2.38	0.58
26:14:574:C:OP2	59:14:3581:HOH:O	2.17	0.58
1:1G:1135:U:HO2'	1:1G:1136:U:H5	1.51	0.58
29:21:38:THR:HG23	29:21:40:GLU:HG2	1.86	0.58
30:31:201:VAL:O	30:31:205:ARG:N	2.36	0.58
12:3A:47:LYS:CG	12:3A:48:PRO:HD2	2.33	0.58
12:3I:90:VAL:O	12:3I:91:LYS:HB3	2.02	0.58
31:41:122:PRO:HB3	31:41:180:PHE:HD2	1.68	0.58
37:45:66:ILE:HG13	37:45:67:ARG:H	1.69	0.58
33:61:110:ASP:HB2	33:61:112:LYS:H	1.68	0.58
40:75:107:ASP:N	40:75:107:ASP:OD1	2.35	0.58
8:7E:7:ALA:HB2	8:7E:85:ARG:HD2	1.85	0.58
9:82:77:ILE:O	9:82:81:ILE:HG12	2.03	0.58
26:1H:872:A:H4'	37:88:66:ILE:HD11	1.85	0.58
26:14:1225:C:H4'	42:95:85:LYS:CG	2.30	0.58
40:B8:56:GLY:O	40:B8:59:THR:HG23	2.03	0.58
49:G5:53:LEU:O	49:G5:57:ILE:HG13	2.03	0.58
1:13:142:G:H2'	1:13:143:A:C8	2.39	0.58
1:13:714:G:H2'	1:13:715:A:C8	2.38	0.58
26:14:1815:A:OP2	28:19:54:ARG:NH2	2.33	0.58
28:19:36:PRO:HA	28:19:61:LEU:HD12	1.85	0.58
1:1G:176:C:H2'	1:1G:177:C:H6	1.68	0.58
26:1H:90:U:H4'	26:1H:91:A:H5'	1.85	0.58
26:1H:958:U:OP1	37:88:74:TYR:OH	2.12	0.58
1:13:1366:C:O2'	10:1I:60:ARG:NH1	2.36	0.58
3:2E:12:LEU:C	3:2E:14:ILE:H	2.07	0.58
26:14:389:G:H1	36:35:71:VAL:HG12	1.68	0.58
12:3A:60:LEU:HD23	12:3A:64:TYR:HB3	1.84	0.58
4:3E:156:GLU:O	4:3E:160:GLN:HB3	2.04	0.58
6:5E:18:GLN:HA	6:5E:21:LEU:HD22	1.85	0.58

Continued on next page...

Continued from previous page...

Atom-1	Atom-2	Interatomic distance (Å)	Clash overlap (Å)
1:1G:1117:G:H4'	9:82:104:ARG:HH11	1.68	0.58
26:1H:2876:G:H5'	40:B8:2:ASN:HB3	1.84	0.58
54:M5:60:LEU:O	54:M5:61:LEU:HD12	2.03	0.58
26:14:1579:A:H2'	26:14:1580:A:C8	2.38	0.58
26:14:2074:U:H2'	26:14:2075:U:C6	2.38	0.58
26:14:2542:A:H5''	26:14:2542:A:N3	2.19	0.58
26:14:309:G:N3	26:14:329:G:O2'	2.36	0.58
1:1G:980:C:H5'	1:1G:981:U:C5	2.38	0.58
26:1H:1533:C:H3'	26:1H:1534:G:H5''	1.85	0.58
26:1H:1614:A:C2	59:1H:3748:HOH:O	2.51	0.58
26:1H:1899:G:H22	26:1H:1902:C:N4	2.01	0.58
27:1J:17:C:H2'	27:1J:18:G:O4'	2.04	0.58
3:22:150:LYS:HG3	3:22:169:ALA:HB2	1.85	0.58
30:31:197:ASP:O	30:31:199:TRP:N	2.36	0.58
4:32:21:LEU:HD12	4:32:21:LEU:H	1.67	0.58
30:39:79:GLY:HA2	30:39:86:GLY:HA2	1.84	0.58
34:58:127:ASP:OD1	34:58:127:ASP:N	2.36	0.58
15:6I:39:LEU:HD13	15:6I:56:LEU:HB2	1.83	0.58
37:88:6:ARG:HG2	37:88:6:ARG:HH11	1.69	0.58
17:8I:43:LEU:HD12	17:8I:68:ARG:HG2	1.86	0.58
20:BI:49:ALA:HB2	20:BI:99:LEU:HD23	1.85	0.58
26:14:2331:G:O3'	47:E5:43:THR:HG22	2.03	0.58
43:E8:27:LYS:HB3	43:E8:31:GLU:HG3	1.86	0.58
1:13:342:C:H2'	1:13:343:U:O4'	2.03	0.58
1:13:58:C:O2'	1:13:388:G:N7	2.34	0.58
26:14:1338:G:N3	26:14:1393:A:H2	2.01	0.58
26:14:2786:U:H4'	29:29:64:LYS:HA	1.85	0.58
1:1G:134:A:H61	16:7A:25:ARG:NH1	2.01	0.58
26:1H:1748:G:H2'	26:1H:1749:A:C8	2.37	0.58
26:1H:634:C:H2'	26:1H:635:C:C6	2.39	0.58
22:1K:22:A:HO2'	22:1K:23:A:H8	1.52	0.58
4:3E:26:CYS:CB	4:3E:31:CYS:SG	2.87	0.58
12:3I:47:LYS:HA	12:3I:49:ASN:H	1.69	0.58
32:59:137:ASP:HB3	32:59:140:LYS:HB3	1.86	0.58
1:1G:1216:G:H5''	14:5A:5:ALA:HB3	1.85	0.58
1:1G:564:C:O2'	8:72:91:ARG:NH2	2.35	0.58
8:7E:121:ASP:HB2	8:7E:125:ARG:NH2	2.18	0.58
17:8I:70:ARG:O	17:8I:71:PHE:HD1	1.86	0.58
17:8I:90:ILE:HA	17:8I:93:GLN:HB3	1.86	0.58
46:H8:63:ASP:HB2	46:H8:65:GLN:HG3	1.85	0.58
31:4I:112:PRO:HB3	51:M8:37:SER:H	1.69	0.58

Continued on next page...

Continued from previous page...

Atom-1	Atom-2	Interatomic distance (Å)	Clash overlap (Å)
1:13:1124:G:H3'	1:13:1145:C:H41	1.68	0.58
26:14:375:C:H2'	26:14:376:C:C6	2.38	0.58
26:14:957:A:OP1	37:45:76:LYS:NZ	2.24	0.58
2:1E:21:ARG:HB2	2:1E:39:ILE:HA	1.86	0.58
26:1H:1086:A:H1'	26:1H:1103:A:N6	2.19	0.58
26:1H:49:A:N7	26:1H:120:U:C5	2.71	0.58
26:1H:1843:C:H5'	28:11:253:GLN:OE1	2.03	0.58
10:1I:37:PRO:HA	10:1I:72:VAL:HG22	1.85	0.58
27:1J:3:C:H2'	27:1J:4:C:C6	2.38	0.58
24:1L:44:C:H2'	24:1L:45:C:H5'	1.85	0.58
7:62:113:GLU:HB2	7:62:119:ARG:HG2	1.84	0.58
44:B5:8:ILE:HD12	44:B5:8:ILE:H	1.69	0.58
41:C8:95:LEU:HD22	42:D8:4:ILE:HD13	1.84	0.58
54:M5:48:PHE:O	54:M5:50:LEU:HD22	2.03	0.58
26:14:2392:A:H8	36:35:61:ARG:HD2	1.68	0.58
26:1H:1278:A:OP1	38:98:36:THR:HG22	2.02	0.58
26:1H:2689:U:P	26:1H:2719:G:H22	2.27	0.58
3:22:17:ASP:OD1	3:22:18:TRP:N	2.37	0.58
36:78:50:ARG:HG3	36:78:50:ARG:HH21	1.67	0.58
41:85:90:VAL:HG22	42:95:39:LEU:HB3	1.86	0.58
40:B8:26:ASP:HB3	40:B8:92:GLY:N	2.08	0.58
43:E8:73:ALA:HB3	43:E8:106:ILE:HB	1.85	0.58
49:G5:47:ASN:O	49:G5:49:LYS:N	2.29	0.58
48:J8:2:SER:O	48:J8:2:SER:OG	2.15	0.58
54:Q8:44:LYS:N	54:Q8:44:LYS:HD2	2.18	0.58
1:13:598:U:H4'	8:7E:94:TYR:CD2	2.38	0.58
26:14:2294:C:P	39:65:89:ARG:HH22	2.26	0.58
26:14:2702:U:HO2'	26:14:2703:C:H6	1.51	0.58
1:1G:1292:U:H2'	1:1G:1293:G:H8	1.69	0.58
26:1H:1257:C:H4'	30:31:83:PHE:CE1	2.38	0.58
26:1H:2312:U:H5'	31:41:88:ILE:HG13	1.86	0.58
26:1H:2394:C:OP1	36:78:63:PRO:HD2	2.04	0.58
26:1H:692:C:O2'	28:11:38:LYS:HE2	2.03	0.58
4:32:31:CYS:C	4:32:33:MET:H	2.06	0.58
5:42:71:LEU:HD21	5:42:115:VAL:HG22	1.86	0.58
26:14:2745:C:O2	32:59:139:GLN:NE2	2.37	0.58
9:8E:112:LYS:HD2	9:8E:113:LYS:N	2.19	0.58
19:AI:40:ILE:HD11	19:AI:62:ILE:HG23	1.84	0.58
45:C5:47:LYS:HA	45:C5:60:PHE:CD2	2.39	0.58
46:H8:119:GLU:H	46:H8:119:GLU:CD	2.05	0.58
54:M5:22:VAL:HG12	54:M5:49:VAL:HG21	1.86	0.58

Continued on next page...

Continued from previous page...

Atom-1	Atom-2	Interatomic distance (Å)	Clash overlap (Å)
26:1H:773:U:C4'	28:11:47:GLY:HA3	2.33	0.58
1:13:1022:G:H2'	1:13:1023:G:H8	1.69	0.58
1:13:652:U:HO2'	1:13:653:A:P	2.26	0.58
26:14:942:G:O2'	26:14:1189:A:N3	2.33	0.58
26:14:2448:A:O5'	59:14:3618:HOH:O	2.17	0.58
10:1A:99:LYS:HD3	10:1A:100:THR:H	1.69	0.58
26:1H:2712:U:H1'	26:1H:2712(A):A:C8	2.39	0.58
36:35:13:ASN:C	36:35:15:ARG:H	2.07	0.58
5:42:75:THR:OG1	5:42:117:ASP:O	2.20	0.58
31:49:60:LEU:O	31:49:64:THR:HG22	2.03	0.58
14:5I:13:THR:HG23	14:5I:20:ALA:HB2	1.86	0.58
7:62:15:ASP:HB3	7:62:19:GLY:H	1.69	0.58
40:75:66:VAL:HA	40:75:71:GLY:HA2	1.85	0.58
9:82:21:PRO:HA	9:82:59:PHE:HA	1.86	0.58
19:AI:7:LYS:HB3	19:AI:7:LYS:NZ	2.18	0.58
20:BA:67:ALA:HA	20:BA:73:HIS:HA	1.85	0.58
28:11:111:LEU:HD23	28:11:127:VAL:HG12	1.86	0.58
26:14:1047:G:HO2'	26:14:1110:G:H22	1.51	0.58
26:14:1782:C:H5''	59:14:3406:HOH:O	2.04	0.58
21:1B:9:ARG:HG3	21:1B:10:ARG:N	2.18	0.58
26:1H:1076:C:H2'	26:1H:1077:A:H5''	1.85	0.58
26:1H:1590:U:H2'	26:1H:1591:G:C8	2.38	0.58
26:1H:2298:A:H62	26:1H:2318:G:H8	1.51	0.58
26:1H:2801:A:H2'	26:1H:2802:G:C4'	2.34	0.58
4:3E:30:LYS:HB2	4:3E:32:ALA:H	1.68	0.58
13:4I:37:THR:O	13:4I:55:ARG:NH2	2.28	0.58
6:52:7:ASN:N	6:52:7:ASN:OD1	2.37	0.58
33:61:3:VAL:HG12	33:61:38:LEU:HA	1.85	0.58
18:9I:37:VAL:HG12	18:9I:41:LYS:HD3	1.85	0.58
45:C5:45:VAL:HG12	45:C5:60:PHE:HB3	1.86	0.58
42:D8:24:LYS:HA	42:D8:92:THR:HG23	1.85	0.58
28:11:13:ARG:NH1	28:11:16:MET:SD	2.76	0.57
2:12:6:THR:OG1	2:12:7:VAL:N	2.36	0.57
1:13:1004:A:P	1:13:1025:U:H3	2.27	0.57
26:14:1074:G:N2	26:14:1075:C:O2	2.36	0.57
26:14:1425:G:N2	26:14:1573:G:N7	2.52	0.57
26:14:1786:A:H2	26:14:2606:C:H1'	1.69	0.57
1:1G:1181:G:O2'	1:1G:1182:G:O5'	2.20	0.57
1:1G:1406:U:O2	1:1G:1517:G:N2	2.37	0.57
1:1G:20:U:H2'	1:1G:21:G:O4'	2.04	0.57
26:1H:1680:U:H2'	26:1H:1681:G:O4'	2.05	0.57

Continued on next page...

Continued from previous page...

Atom-1	Atom-2	Interatomic distance (Å)	Clash overlap (Å)
26:1H:612:G:H2'	26:1H:613:U:O2	2.03	0.57
22:1K:22:A:N7	22:1K:57:C:N4	2.51	0.57
6:5E:36:ARG:NH2	6:5E:38:GLU:OE2	2.36	0.57
18:9I:22:VAL:HA	18:9I:25:THR:OG1	2.04	0.57
39:A8:48:LEU:HD23	39:A8:82:ILE:HD11	1.85	0.57
46:D5:158:PRO:HB2	46:D5:159:PRO:HD2	1.86	0.57
1:13:233:C:H2'	1:13:234:C:H6	1.67	0.57
1:13:447:G:O5'	1:13:447:G:H8	1.87	0.57
1:13:963:G:H5'	59:13:1905:HOH:O	2.03	0.57
26:14:443:A:H1'	26:14:1201:C:O4'	2.04	0.57
26:14:651:G:OP2	54:M5:21:LYS:NZ	2.30	0.57
26:14:71:A:H2	44:B5:31:HIS:CE1	2.22	0.57
26:14:805:G:OP2	26:14:806:C:N4	2.36	0.57
26:14:962:G:H2'	26:14:963:U:C6	2.39	0.57
28:19:71:ASP:OD1	28:19:71:ASP:N	2.33	0.57
2:1E:42:ILE:HD11	2:1E:202:PRO:HB2	1.86	0.57
1:1G:827:U:H3	1:1G:872:A:H62	1.50	0.57
26:1H:2233:U:H2'	26:1H:2234:G:C8	2.39	0.57
29:21:103:ASP:OD1	29:21:201:THR:HG23	2.04	0.57
29:29:8:LYS:HB3	29:29:193:GLY:H	1.68	0.57
37:45:20:ALA:HB2	46:D5:79:ARG:HG3	1.86	0.57
13:4I:34:LEU:HG	13:4I:41:PRO:HG3	1.85	0.57
1:13:1060:C:OP1	14:5I:45:ARG:NH2	2.36	0.57
35:68:25:LEU:HD12	35:68:38:VAL:HG22	1.85	0.57
33:69:3:VAL:HG12	33:69:38:LEU:HA	1.86	0.57
8:72:120:THR:HG23	8:72:123:GLU:H	1.70	0.57
8:72:19:VAL:HG23	8:72:21:LYS:HB3	1.86	0.57
38:98:51:LEU:HD22	38:98:66:VAL:HG13	1.86	0.57
46:D5:54:HIS:NE2	46:D5:123:ASP:HB3	2.18	0.57
51:I5:16:CYS:HA	51:I5:33:VAL:HG13	1.85	0.57
2:12:98:LEU:O	2:12:101:MET:HG2	2.04	0.57
1:13:1117:G:O3'	9:8E:104:ARG:HD2	2.04	0.57
1:13:362:G:OP2	59:13:1892:HOH:O	2.18	0.57
1:13:972:C:OP2	10:1I:57:LYS:NZ	2.27	0.57
26:14:2111:C:H42	26:14:2147:G:H21	1.52	0.57
10:1A:33:GLN:HB3	10:1A:75:ILE:HG12	1.87	0.57
1:1G:1128:C:H42	1:1G:1143:G:H22	1.50	0.57
1:1G:1238:A:H62	1:1G:1301:U:H3	1.50	0.57
26:1H:1705:G:C2'	26:1H:1706:U:H5'	2.35	0.57
26:1H:2027:G:N7	59:1H:3889:HOH:O	2.33	0.57
26:1H:2789:C:H2'	26:1H:2790:A:H5''	1.87	0.57

Continued on next page...

Continued from previous page...

Atom-1	Atom-2	Interatomic distance (Å)	Clash overlap (Å)
26:1H:2636:U:OP1	29:21:79:ARG:HA	2.05	0.57
3:22:58:GLU:HB2	3:22:65:ALA:HB3	1.85	0.57
36:35:90:ARG:HG3	36:35:91:PHE:H	1.70	0.57
24:3K:15:G:H4'	24:3K:15:G:OP1	2.03	0.57
18:9A:38:GLU:OE2	18:9A:38:GLU:N	2.24	0.57
19:AI:13:ASP:HA	19:AI:16:LEU:HB3	1.85	0.57
50:H5:9:VAL:HG11	50:H5:55:ARG:HB2	1.86	0.57
28:11:75:ILE:HG21	28:11:99:ASP:HB2	1.87	0.57
1:13:1128:C:H5''	9:8E:16:ARG:HH22	1.68	0.57
1:1G:661:G:H1	1:1G:744:C:H42	1.51	0.57
26:1H:1614:A:H62	43:E8:93:ALA:HB2	1.69	0.57
26:1H:2369:A:H2'	26:1H:2370:G:H8	1.69	0.57
26:1H:882:G:H22	26:1H:894:C:H42	1.53	0.57
55:3L:60:A:H2'	55:3L:61:G:H8	1.70	0.57
5:42:69:VAL:O	5:42:71:LEU:N	2.37	0.57
14:5I:9:LYS:HA	14:5I:12:ARG:HG2	1.85	0.57
33:69:93:THR:OG1	33:69:96:ASP:OD1	2.21	0.57
26:1H:910:A:C5	37:88:13:GLN:HG3	2.39	0.57
17:8A:75:ARG:HH11	17:8A:75:ARG:HB2	1.68	0.57
45:G8:85:VAL:HG13	45:G8:98:VAL:HB	1.86	0.57
1:13:1448:C:H42	1:13:1455:G:H1	1.52	0.57
1:13:339:C:OP2	35:68:97:ARG:HD3	2.05	0.57
1:13:686:U:O4	1:13:703:G:H1'	2.04	0.57
26:14:1310:G:H1	26:14:1604:C:H42	1.52	0.57
26:14:1962:C:O2'	26:14:1964:G:OP2	2.22	0.57
26:14:1007:C:OP1	34:15:35:ARG:NH1	2.38	0.57
26:1H:2845:G:H2'	26:1H:2846:G:C8	2.39	0.57
1:13:963:G:N2	10:1I:55:LYS:HZ1	2.02	0.57
27:1J:15:A:O2'	27:1J:109:G:N7	2.29	0.57
22:1K:40:PSU:H2'	22:1K:41:C:C6	2.40	0.57
29:21:119:ARG:HG3	29:21:119:ARG:NH1	2.16	0.57
59:1H:3721:HOH:O	30:31:85:GLY:HA2	2.05	0.57
1:1G:543:C:OP1	4:32:14:ARG:HD2	2.04	0.57
31:49:94:LEU:HD12	31:49:99:MET:HA	1.85	0.57
34:58:41:ASP:N	34:58:41:ASP:OD1	2.35	0.57
35:68:67:LYS:HG3	35:68:68:GLU:N	2.20	0.57
15:6A:4:THR:OG1	15:6A:7:GLU:OE2	2.11	0.57
45:G8:53:PRO:O	45:G8:54:LYS:NZ	2.37	0.57
36:35:62:LEU:HD13	54:M5:25:MET:HB2	1.85	0.57
26:14:2420:C:N4	54:M5:31:HIS:HB3	2.17	0.57
28:11:231:HIS:CD2	28:11:249:PRO:HA	2.40	0.57

Continued on next page...

Continued from previous page...

Atom-1	Atom-2	Interatomic distance (Å)	Clash overlap (Å)
1:13:971:G:N2	1:13:1363:A:OP2	2.26	0.57
1:13:142:G:H2'	1:13:143:A:H8	1.70	0.57
1:13:962:C:N3	1:13:973:G:N1	2.39	0.57
26:14:2402:C:H41	26:14:2416:C:H1'	1.69	0.57
26:14:247:G:H4'	26:14:386:G:C5	2.39	0.57
26:14:49:A:H5''	26:14:51:G:O4'	2.03	0.57
26:14:580:C:H2'	26:14:581:C:C6	2.38	0.57
28:19:60:ARG:HD2	28:19:86:PRO:HB2	1.87	0.57
1:1G:1122:U:O4	1:1G:1123:A:N6	2.38	0.57
1:1G:1126:U:H4'	1:1G:1127:G:C8	2.38	0.57
1:1G:937:A:N6	1:1G:1345:U:O4	2.35	0.57
1:1G:222:U:H2'	1:1G:223:U:C6	2.38	0.57
1:1G:632:A:H1'	1:1G:633:G:OP2	2.04	0.57
26:1H:2688:U:H5	26:1H:2720:U:OP2	1.87	0.57
26:1H:270(G):C:H2'	26:1H:270(H):C:C6	2.40	0.57
26:1H:32:C:O2'	26:1H:33:U:H5'	2.04	0.57
27:1J:15:A:H1'	27:1J:109:G:C8	2.40	0.57
30:39:34:TRP:CZ3	36:35:8:PRO:HB3	2.39	0.57
1:13:427:U:OP2	4:3E:36:ARG:NH1	2.38	0.57
15:6I:56:LEU:HA	15:6I:59:MET:HE2	1.86	0.57
36:78:44:GLY:O	59:78:302:HOH:O	2.18	0.57
16:7I:17:TYR:HE2	16:7I:41:PRO:HG3	1.69	0.57
42:95:71:LEU:O	42:95:72:VAL:HG12	2.04	0.57
27:16:50:G:OP1	39:A8:63:THR:HG23	2.05	0.57
1:13:223:U:H2'	1:13:224:C:C6	2.40	0.57
1:13:631:G:H2'	1:13:632:A:N3	2.19	0.57
26:14:1921:G:H2'	26:14:1922:G:H8	1.70	0.57
26:14:71:A:H4'	26:14:72:U:H5''	1.87	0.57
28:19:166:GLN:OE1	28:19:166:GLN:HA	2.05	0.57
28:19:145:VAL:HG13	28:19:191:ALA:HB2	1.87	0.57
2:1E:118:LEU:HD13	2:1E:142:LEU:HA	1.87	0.57
1:1G:1256:A:H62	1:1G:1277:C:H3'	1.70	0.57
10:1I:6:ILE:HG12	10:1I:72:VAL:O	2.04	0.57
10:1I:90:LEU:N	10:1I:91:PRO:HD3	2.20	0.57
27:1J:44:G:H1'	27:1J:47:C:H42	1.70	0.57
3:22:199:LYS:HB3	3:22:201:TYR:CE1	2.35	0.57
30:31:28:ILE:HG22	30:31:112:MET:HE3	1.87	0.57
4:32:19:LEU:HB2	4:32:21:LEU:HD11	1.85	0.57
4:32:26:CYS:CB	4:32:31:CYS:SG	2.66	0.57
25:4L:12:A:O2'	25:4L:13:A:OP1	2.20	0.57
9:82:112:LYS:HA	9:82:119:ALA:CB	2.34	0.57

Continued on next page...

Continued from previous page...

Atom-1	Atom-2	Interatomic distance (Å)	Clash overlap (Å)
53:L5:24:THR:O	53:L5:28:ARG:HG3	2.04	0.57
26:14:2712:U:O2'	59:14:3466:HOH:O	2.17	0.57
26:14:531:C:H4'	26:14:532:A:H5''	1.87	0.57
26:14:739:G:OP1	59:14:3675:HOH:O	2.18	0.57
34:15:43:THR:H	34:15:48:MET:HE3	1.68	0.57
2:1E:18:GLY:N	2:1E:42:ILE:HG22	2.20	0.57
2:1E:31:TYR:O	2:1E:42:ILE:HG13	2.04	0.57
26:1H:2327:A:H2'	26:1H:2328:A:C8	2.40	0.57
10:1I:23:ILE:HA	10:1I:26:ALA:HB3	1.87	0.57
3:2E:107:GLN:N	3:2E:107:GLN:OE1	2.36	0.57
31:49:27:ASN:HB3	31:49:30:GLU:HG3	1.86	0.57
7:6E:16:LEU:HD13	9:8E:44:VAL:HG22	1.86	0.57
46:D5:29:TYR:CE2	46:D5:87:ASP:HB3	2.40	0.57
52:J5:31:VAL:HG13	52:J5:42:PRO:HG3	1.86	0.57
1:13:159:G:N2	1:13:162:A:OP2	2.38	0.57
26:14:2629:A:O2'	26:14:2895:U:O4	2.17	0.57
2:1E:185:ILE:HG22	2:1E:199:TYR:HB2	1.87	0.57
26:1H:1371:G:H2'	26:1H:1372:U:C5	2.40	0.57
11:2I:34:ASP:HB3	11:2I:40:ILE:HD11	1.85	0.57
31:41:43:LEU:HB3	31:41:45:GLU:HG2	1.87	0.57
13:4I:81:LEU:HD22	13:4I:88:ARG:HB3	1.87	0.57
39:65:99:LYS:HG3	39:65:103:GLU:HG3	1.86	0.57
8:7E:120:THR:H	8:7E:123:GLU:HB2	1.69	0.57
38:98:2:ARG:NH1	38:98:5:LYS:O	2.37	0.57
26:1H:751:A:H5'	43:E8:90:ARG:HA	1.87	0.57
47:I8:23:VAL:HA	47:I8:38:VAL:HG22	1.86	0.57
26:1H:1803:A:O2'	28:11:259:THR:HG21	2.05	0.57
1:13:859:A:H2'	1:13:860:A:C8	2.40	0.57
26:14:140:A:H8	26:14:1408:C:HO2'	1.51	0.57
26:14:780:G:H21	26:14:783:A:N6	2.03	0.57
27:16:73:A:C4	27:16:104:A:C2	2.93	0.57
10:1A:49:VAL:O	10:1A:60:ARG:HB2	2.04	0.57
1:1G:853:G:H2'	1:1G:854:G:H8	1.68	0.57
26:1H:2845:G:H2'	26:1H:2846:G:H8	1.66	0.57
29:21:200:GLU:OE2	29:21:200:GLU:N	2.37	0.57
26:14:2638:G:P	29:29:82:ARG:HH22	2.28	0.57
4:3E:192:GLU:OE1	4:3E:192:GLU:N	2.34	0.57
4:3E:92:VAL:HG12	4:3E:96:LEU:HD21	1.86	0.57
13:4A:13:LYS:HA	13:4A:44:ARG:NH1	2.20	0.57
6:5E:35:ALA:HA	6:5E:67:MET:HB3	1.86	0.57
27:1J:9:G:H5'	39:65:25:ARG:HH12	1.69	0.57

Continued on next page...

Continued from previous page...

Atom-1	Atom-2	Interatomic distance (Å)	Clash overlap (Å)
46:H8:125:LEU:HG	46:H8:164:ALA:HB3	1.87	0.57
54:Q8:29:LYS:HB3	54:Q8:44:LYS:HG2	1.87	0.57
1:13:1075:C:H4'	2:1E:175:ARG:HH22	1.70	0.56
1:13:633:G:OP2	1:13:633:G:H8	1.87	0.56
26:14:29:U:H2'	26:14:30:G:H8	1.70	0.56
26:14:666:G:H5''	36:35:47:ASP:O	2.05	0.56
1:1G:490:G:P	4:32:132:ARG:HH22	2.27	0.56
26:1H:1357:U:H2'	26:1H:1358:G:C8	2.40	0.56
26:1H:2615:U:P	59:1H:3510:HOH:O	2.62	0.56
26:1H:860:U:C5	26:1H:917:A:H2	2.22	0.56
29:21:64:LYS:O	29:21:70:ALA:HB2	2.04	0.56
42:D8:27:ALA:HB3	42:D8:61:VAL:HG11	1.86	0.56
42:D8:19:LYS:HG3	42:D8:95:LEU:HD23	1.86	0.56
2:12:12:GLU:HB3	2:12:213:LEU:HD22	1.87	0.56
1:13:1120:G:H2'	1:13:1121:U:C6	2.40	0.56
26:14:1040:C:H2'	26:14:1041:C:C6	2.40	0.56
26:14:1675:C:OP2	59:14:3458:HOH:O	2.18	0.56
26:14:2340:G:H2'	26:14:2341:G:C8	2.40	0.56
26:14:2261:C:H1'	26:14:2388:A:N3	2.20	0.56
26:14:831:G:H5''	26:14:832:G:OP2	2.05	0.56
34:15:67:LEU:HG	34:15:88:GLU:HG2	1.87	0.56
1:1G:1177:G:O2'	1:1G:1178:G:O4'	2.22	0.56
1:1G:192:U:H2'	1:1G:193:C:H6	1.70	0.56
1:1G:618:C:H5'	1:1G:619:U:H5''	1.86	0.56
26:1H:2657:A:O2'	32:51:160:LYS:NZ	2.28	0.56
4:32:14:ARG:HG3	4:32:14:ARG:HH11	1.70	0.56
40:75:11:GLU:N	40:75:11:GLU:OE1	2.38	0.56
9:82:54:ASP:OD1	9:82:54:ASP:N	2.25	0.56
38:98:86:ARG:HH21	38:98:118:GLU:HB2	1.70	0.56
20:BI:23:ARG:O	20:BI:27:LYS:HB3	2.05	0.56
45:C5:61:ILE:HG22	45:C5:62:GLU:HG3	1.85	0.56
42:D8:29:PRO:HG3	42:D8:63:GLY:HA2	1.87	0.56
1:13:1504:G:H3'	1:13:1504:G:P	2.45	0.56
1:13:448:A:OP2	1:13:485:G:N2	2.35	0.56
26:14:1657:C:H2'	26:14:1658:C:C6	2.40	0.56
1:1G:108:G:H5'	1:1G:109:A:H5''	1.88	0.56
26:1H:2394:C:H2'	26:1H:2395:C:H6	1.70	0.56
26:1H:459:U:H2'	26:1H:460:A:C8	2.40	0.56
24:1L:14:A:H61	24:1L:22:A:H1'	1.70	0.56
24:1L:23:A:H3'	24:1L:24:G:C5'	2.35	0.56
29:21:51:PHE:O	29:21:74:PRO:HB2	2.05	0.56

Continued on next page...

Continued from previous page...

Atom-1	Atom-2	Interatomic distance (Å)	Clash overlap (Å)
30:31:29:ASN:H	30:31:112:MET:HE3	1.70	0.56
4:32:18:LYS:HB3	4:32:31:CYS:SG	2.45	0.56
4:3E:7:PRO:HB2	4:3E:10:ARG:HG2	1.87	0.56
32:59:92:ILE:HG22	32:59:93:GLY:N	2.19	0.56
7:6E:15:ASP:HB3	7:6E:19:GLY:N	2.21	0.56
16:7I:19:ILE:HB	16:7I:36:ILE:O	2.05	0.56
19:AI:51:VAL:HG12	19:AI:52:TYR:H	1.68	0.56
42:D8:47:VAL:HG22	42:D8:48:GLY:N	2.20	0.56
45:G8:76:CYS:SG	45:G8:97:ARG:HG2	2.45	0.56
54:M5:29:LYS:HB3	54:M5:44:LYS:CB	2.34	0.56
1:13:67:C:H2'	1:13:68:G:C8	2.40	0.56
26:14:1416:G:O2'	26:14:1417:C:O5'	2.18	0.56
26:14:1530:G:H2'	26:14:1531:C:O4'	2.05	0.56
26:14:2153:G:H2'	26:14:2154:G:C8	2.41	0.56
26:14:751:A:H5'	43:A5:90:ARG:HA	1.86	0.56
1:1G:1024:G:OP1	1:1G:1024:G:H4'	2.03	0.56
26:1H:1140:C:OP1	34:58:23:LEU:HB3	2.05	0.56
26:1H:270(V):G:H2'	26:1H:270(W):G:H8	1.69	0.56
26:1H:492:A:H2'	26:1H:493:G:O4'	2.05	0.56
26:1H:863:A:H2'	26:1H:864:G:C8	2.40	0.56
29:21:78:LEU:HD23	29:21:79:ARG:HE	1.71	0.56
26:14:323:G:H5'	30:39:169:ASN:HD21	1.70	0.56
12:3A:100:ILE:HG22	12:3A:101:VAL:N	2.19	0.56
4:3E:107:ARG:HH22	4:3E:194:LEU:HD22	1.69	0.56
26:14:2707:G:H5'	38:55:68:ARG:NH2	2.20	0.56
1:13:1346:A:C5	7:6E:10:ARG:NH1	2.73	0.56
9:8E:77:ILE:O	9:8E:81:ILE:HG12	2.05	0.56
49:G5:13:ALA:HA	49:G5:16:LEU:HD23	1.86	0.56
51:I5:37:SER:HB3	51:I5:39:CYS:HB2	1.86	0.56
2:12:215:LEU:HA	2:12:218:ALA:HB3	1.88	0.56
2:12:82:ARG:HA	2:12:92:TYR:CE2	2.41	0.56
2:12:9:GLU:O	2:12:12:GLU:HG3	2.05	0.56
1:13:1327:C:OP2	21:1F:12:LYS:NZ	2.36	0.56
26:14:1257:C:H4'	30:39:83:PHE:CE1	2.41	0.56
26:14:1488:G:H5'	26:14:1489:U:OP2	2.06	0.56
1:1G:972:C:O3'	10:1A:57:LYS:HG3	2.05	0.56
1:1G:1129:C:C4	1:1G:1139:G:N1	2.73	0.56
1:1G:1305:G:H22	1:1G:1331:G:C2'	2.17	0.56
1:1G:841:U:H3'	1:1G:841:U:H6	1.70	0.56
26:1H:1210:A:C8	26:1H:1210:A:H5'	2.41	0.56
26:1H:1658:C:OP1	59:1H:3582:HOH:O	2.18	0.56

Continued on next page...

Continued from previous page...

Atom-1	Atom-2	Interatomic distance (Å)	Clash overlap (Å)
26:1H:2598:A:P	59:1H:3544:HOH:O	2.63	0.56
26:1H:2688:U:C5	26:1H:2720:U:OP2	2.59	0.56
36:35:86:LYS:HB3	36:35:117:GLU:O	2.05	0.56
27:16:43:C:OP1	31:41:67:LYS:NZ	2.38	0.56
1:1G:1226:C:N4	13:4A:104:ARG:HD2	2.21	0.56
32:51:8:PRO:HG2	32:51:69:ARG:NH2	2.21	0.56
40:75:77:PRO:HG2	40:75:80:SER:HB2	1.87	0.56
36:78:88:LEU:HD12	36:78:95:VAL:HG11	1.86	0.56
27:16:7:G:H4'	39:A8:29:PHE:HD2	1.70	0.56
45:C5:31:LEU:HD12	45:C5:36:ALA:HB3	1.86	0.56
45:C5:68:HIS:HB3	45:C5:71:LYS:HG3	1.87	0.56
46:D5:53:ILE:HG22	46:D5:71:VAL:HG13	1.87	0.56
28:19:43:ARG:HH11	28:19:43:ARG:CG	2.19	0.56
26:1H:39:C:O2	30:31:46:ARG:NH2	2.38	0.56
26:1H:528:A:C2	26:1H:2043:C:H4'	2.41	0.56
26:1H:839:U:H2'	26:1H:840:C:C6	2.41	0.56
35:25:31:LYS:HB3	35:25:32:TYR:CD1	2.40	0.56
30:39:176:LEU:HD12	30:39:177:ALA:H	1.71	0.56
31:41:130:ASN:HB3	31:41:160:VAL:HA	1.88	0.56
38:55:106:GLY:O	38:55:107:ASP:HB3	2.05	0.56
14:5I:29:ARG:HD3	14:5I:40:CYS:SG	2.46	0.56
33:61:2:LYS:HB2	33:61:39:ALA:HB3	1.86	0.56
39:65:59:LYS:HD2	39:65:60:GLY:H	1.71	0.56
46:D5:124:ILE:HD11	46:D5:165:VAL:HG11	1.88	0.56
47:E5:36:ILE:HD11	47:E5:39:ARG:HG2	1.87	0.56
54:M5:52:LYS:HD2	54:M5:52:LYS:H	1.69	0.56
1:13:1077:G:N2	1:13:1080:A:OP2	2.35	0.56
26:14:2513:G:O2'	29:29:151:TYR:OH	2.08	0.56
26:14:38:A:H2'	26:14:39:C:C6	2.41	0.56
26:14:568:U:N3	59:14:3612:HOH:O	2.24	0.56
26:14:5:A:H2'	26:14:6:A:H8	1.70	0.56
26:14:660:G:H21	36:35:12:ALA:HB2	1.71	0.56
10:1A:84:GLN:HB3	10:1A:88:LEU:HD22	1.87	0.56
1:1G:280:C:H3'	1:1G:281:G:H5'	1.88	0.56
1:1G:649:G:H2'	1:1G:650:G:H8	1.69	0.56
1:1G:954:G:H2'	1:1G:955:U:C6	2.40	0.56
26:1H:1835:G:H5'	26:1H:1836:C:OP2	2.06	0.56
29:21:197:ILE:HD11	29:21:199:ARG:HE	1.71	0.56
11:2I:59:TYR:CZ	11:2I:63:LEU:HD11	2.40	0.56
4:32:31:CYS:HB3	4:32:33:MET:HB2	1.88	0.56
34:58:39:ARG:HB3	34:58:41:ASP:OD1	2.06	0.56

Continued on next page...

Continued from previous page...

Atom-1	Atom-2	Interatomic distance (Å)	Clash overlap (Å)
34:58:43:THR:HB	34:58:46:VAL:HB	1.87	0.56
39:65:77:ALA:O	39:65:80:LEU:N	2.39	0.56
35:68:71:ARG:HH21	35:68:77:ILE:HG21	1.70	0.56
8:7E:39:LEU:HB3	8:7E:45:ILE:HG12	1.87	0.56
17:8I:55:ASP:HA	17:8I:79:SER:HA	1.87	0.56
42:95:40:LEU:HD23	42:95:41:GLY:H	1.70	0.56
38:98:100:LEU:HD11	38:98:113:LEU:HD13	1.87	0.56
40:B8:57:PHE:O	40:B8:58:ASN:ND2	2.39	0.56
33:69:27:ARG:HG2	48:F5:71:TYR:CZ	2.40	0.56
1:13:276:G:O3'	17:8I:68:ARG:NH1	2.39	0.56
26:14:414:C:O2	26:14:1864:U:O2'	2.24	0.56
26:14:2343:C:HO2'	26:14:2373:G:HO2'	1.54	0.56
26:14:882:G:H1	26:14:894:C:H42	1.54	0.56
10:1A:13:HIS:O	10:1A:17:ASP:N	2.26	0.56
1:1G:963:G:H21	10:1A:55:LYS:CE	2.17	0.56
1:1G:370:C:H42	1:1G:391:G:H1	1.53	0.56
1:1G:429:U:H1'	1:1G:430:A:H5''	1.88	0.56
26:1H:1337:G:H2'	26:1H:1338:G:H8	1.71	0.56
26:1H:1899:G:N2	26:1H:1902:C:C5	2.74	0.56
12:3A:7:ILE:HA	12:3A:10:LEU:HD12	1.87	0.56
31:41:16:ARG:O	31:41:20:ILE:HG13	2.06	0.56
32:59:107:VAL:HG11	32:59:152:ARG:HG2	1.87	0.56
27:1J:52:A:H62	39:65:33:LYS:HG3	1.71	0.56
9:8E:34:ASN:OD1	9:8E:34:ASN:N	2.37	0.56
17:8I:52:LYS:HD2	17:8I:55:ASP:OD1	2.06	0.56
40:B8:16:ARG:HE	40:B8:19:LEU:HD11	1.71	0.56
54:M5:29:LYS:HB3	54:M5:44:LYS:HB2	1.86	0.56
1:13:1227:A:O3'	13:4I:115:LYS:NZ	2.36	0.56
1:13:1319:A:OP1	19:AI:70:LYS:NZ	2.39	0.56
26:14:1859:A:N6	26:14:1883:G:O2'	2.39	0.56
28:19:37:LEU:HA	28:19:38:LYS:HD3	1.88	0.56
1:1G:1095:U:H2'	1:1G:1096:C:C6	2.41	0.56
26:1H:1486:A:H2'	26:1H:1487:G:C8	2.40	0.56
26:1H:219:G:O2'	26:1H:220:G:H5'	2.06	0.56
26:1H:232:G:H8	26:1H:232:G:OP2	1.89	0.56
26:1H:930:U:H4'	26:1H:931:G:O5'	2.05	0.56
12:3I:91:LYS:O	12:3I:91:LYS:HG3	2.06	0.56
55:3L:57:C:H4'	55:3L:58:G:O5'	2.06	0.56
32:59:82:GLY:HA3	32:59:135:GLY:O	2.06	0.56
7:6E:20:ASP:HB3	7:6E:23:VAL:HG23	1.88	0.56
20:BI:97:ALA:O	20:BI:99:LEU:HD22	2.06	0.56

Continued on next page...

Continued from previous page...

Atom-1	Atom-2	Interatomic distance (Å)	Clash overlap (Å)
46:D5:157:LEU:CA	46:D5:161:VAL:HG11	2.36	0.56
42:D8:65:GLY:N	42:D8:91:TYR:O	2.36	0.56
46:H8:9:TYR:CE2	46:H8:35:ARG:HD3	2.41	0.56
50:L8:8:LEU:HB3	50:L8:31:LEU:HA	1.88	0.56
50:L8:8:LEU:HD13	50:L8:31:LEU:HD23	1.87	0.56
1:13:1329:A:H5'	13:4I:29:ARG:HD2	1.88	0.56
1:13:1305:G:O2'	1:13:1331:G:N2	2.39	0.56
27:16:116:G:H2'	27:16:117:G:O4'	2.06	0.56
1:1G:1158:C:H2'	1:1G:1158:C:O2	2.06	0.56
1:1G:979:C:H3'	1:1G:980:C:H5''	1.86	0.56
26:1H:1061:U:H4'	26:1H:1070:A:C1'	2.33	0.56
26:1H:1515:C:H2'	26:1H:1516:U:C6	2.40	0.56
26:1H:2061:G:P	59:1H:3526:HOH:O	2.58	0.56
26:1H:2151:G:H2'	26:1H:2152:G:H8	1.70	0.56
26:1H:2308:G:N1	26:1H:2311:A:C2	2.66	0.56
22:1K:85:A:H1'	26:1H:2583:G:H21	1.70	0.56
35:25:73:ASP:OD2	40:75:32:TYR:OH	2.17	0.56
4:32:119:GLN:HG2	4:32:123:HIS:CD2	2.40	0.56
19:AI:51:VAL:O	19:AI:57:HIS:HA	2.06	0.56
20:BA:50:GLU:N	20:BA:100:ILE:HG12	2.20	0.56
1:13:1190:G:OP1	3:2E:4:LYS:HA	2.06	0.56
1:13:1263:C:H2'	1:13:1264:C:H6	1.70	0.56
26:14:184:C:H2'	26:14:185:U:C6	2.40	0.56
26:14:2287:A:N1	26:14:2346:A:H2	2.04	0.56
26:14:2557:G:H2'	26:14:2558:C:C6	2.41	0.56
26:14:71:A:H2	44:B5:31:HIS:HE1	1.53	0.56
26:1H:184:C:H2'	26:1H:185:U:C6	2.41	0.56
26:1H:2557:G:H2'	26:1H:2558:C:C6	2.41	0.56
22:1K:44:C:H2'	22:1K:45:C:H5'	1.88	0.56
29:29:68:ALA:C	29:29:70:ALA:H	2.09	0.56
12:3A:46:LYS:HG2	12:3A:47:LYS:N	2.21	0.56
1:13:429:U:OP2	4:3E:36:ARG:NH2	2.38	0.56
38:55:103:ARG:HH11	38:55:110:PRO:HB3	1.71	0.56
33:61:69:LYS:O	33:61:73:GLU:HB2	2.06	0.56
27:1J:112:G:H21	39:65:45:GLY:C	2.09	0.56
35:68:47:ILE:HG13	35:68:48:PRO:HD2	1.87	0.56
8:72:85:ARG:NH1	8:72:87:SER:O	2.38	0.56
44:F8:12:VAL:HG13	44:F8:27:THR:O	2.06	0.56
1:13:1014:A:C2	1:13:1219:U:H1'	2.40	0.55
1:13:1132:C:H2'	1:13:1133:G:C8	2.41	0.55
26:14:1112:G:H5'	32:59:3:ARG:HB3	1.87	0.55

Continued on next page...

Continued from previous page...

Atom-1	Atom-2	Interatomic distance (Å)	Clash overlap (Å)
26:14:2310:A:H5'	26:14:2311:A:OP2	2.06	0.55
26:14:413:C:H2'	26:14:414:C:H6	1.71	0.55
26:14:91:A:C2'	26:14:92:G:H5'	2.35	0.55
27:16:2:C:H2'	27:16:3:C:C6	2.42	0.55
28:19:134:ARG:HG3	28:19:135:PHE:HD1	1.71	0.55
2:1E:19:HIS:NE2	2:1E:206:ASP:OD2	2.38	0.55
2:1E:6:THR:OG1	2:1E:7:VAL:N	2.38	0.55
1:1G:17:U:H2'	1:1G:18:C:C6	2.42	0.55
26:1H:1259:G:H2'	26:1H:1260:G:C8	2.41	0.55
26:1H:1290:C:H2'	26:1H:1291:C:C6	2.41	0.55
26:1H:1405:U:H2'	26:1H:1406:U:H6	1.71	0.55
26:1H:2110:G:H5''	26:1H:2145:C:H42	1.69	0.55
26:1H:307:G:H21	26:1H:330:A:H62	1.55	0.55
10:1I:89:ASP:N	10:1I:89:ASP:OD1	2.32	0.55
29:29:171:GLU:O	29:29:184:VAL:HA	2.06	0.55
29:29:61:ARG:HA	29:29:63:LEU:HD22	1.88	0.55
4:32:162:LEU:HD11	4:32:181:MET:SD	2.46	0.55
30:39:31:HIS:NE2	30:39:35:GLU:HG3	2.21	0.55
4:3E:110:PHE:CE2	4:3E:148:VAL:HG23	2.41	0.55
1:13:881:G:OP2	12:3I:12:ARG:NH2	2.38	0.55
24:3K:77:C:H2'	24:3K:78:C:H6	1.71	0.55
55:3L:15:G:N1	55:3L:57:C:O2	2.30	0.55
26:14:910:A:C5	37:45:13:GLN:HG3	2.41	0.55
32:51:152:ARG:C	32:51:153:LYS:HD2	2.25	0.55
32:59:109:PHE:CZ	32:59:152:ARG:HD3	2.41	0.55
1:13:1374:A:O2'	7:6E:28:ASN:HB3	2.07	0.55
40:75:99:LEU:O	40:75:102:ILE:HG12	2.07	0.55
36:78:18:ARG:O	36:78:19:VAL:HG22	2.06	0.55
41:85:91:ASP:O	41:85:92:ARG:HG3	2.06	0.55
17:8I:76:LEU:HD21	17:8I:79:SER:HB3	1.87	0.55
45:G8:35:TYR:CD2	45:G8:69:ALA:HB3	2.42	0.55
1:13:376:G:H1	1:13:387:U:H3	1.53	0.55
26:14:1450:C:H2'	26:14:1451:C:C6	2.42	0.55
26:14:1496:A:H1'	26:14:1577:C:O2'	2.07	0.55
26:14:2889:C:H2'	26:14:2891:G:O4'	2.07	0.55
1:1G:34:C:H2'	1:1G:35:G:C8	2.42	0.55
27:1J:15:A:H1'	27:1J:109:G:C5	2.41	0.55
29:21:51:PHE:CD2	29:21:52:LEU:HG	2.40	0.55
30:39:107:LYS:HE2	30:39:205:ARG:HD2	1.88	0.55
12:3A:24:VAL:HG12	12:3A:98:TYR:CE1	2.41	0.55
32:51:7:LEU:HD12	32:51:7:LEU:H	1.72	0.55

Continued on next page...

Continued from previous page...

Atom-1	Atom-2	Interatomic distance (Å)	Clash overlap (Å)
34:58:34:LEU:HD21	34:58:120:LEU:HB2	1.89	0.55
7:62:15:ASP:OD1	7:62:44:TYR:OH	2.24	0.55
7:62:26:PHE:O	7:62:30:ILE:HG13	2.06	0.55
35:25:119:PRO:HB2	40:75:68:TYR:CE2	2.42	0.55
9:82:16:ARG:O	9:82:63:ILE:HG23	2.06	0.55
46:H8:120:ILE:O	46:H8:121:HIS:ND1	2.39	0.55
51:M8:24:THR:OG1	51:M8:25:TYR:N	2.39	0.55
1:13:1320:C:H2'	1:13:1321:C:O4'	2.05	0.55
26:14:2250:G:C8	26:14:2496:C:H5'	2.41	0.55
26:14:2743:C:H2'	26:14:2744:G:O4'	2.05	0.55
26:14:70:G:H21	26:14:71:A:N6	2.04	0.55
1:1G:1118:C:H1'	1:1G:1179:A:C4	2.40	0.55
1:1G:1275:A:H2'	1:1G:1276:G:O4'	2.06	0.55
1:1G:1368:G:OP1	9:82:111:ARG:NH2	2.39	0.55
1:1G:448:A:P	1:1G:485:G:H22	2.28	0.55
26:1H:1590:U:H2'	26:1H:1591:G:H8	1.70	0.55
1:13:1494:G:O2'	26:1H:1912:A:O2'	2.24	0.55
26:1H:943:U:OP2	36:78:36:LYS:HG3	2.07	0.55
22:1K:35:QUO:O5'	22:1K:35:QUO:H8	2.07	0.55
11:2I:18:ARG:HG2	11:2I:33:THR:OG1	2.06	0.55
4:32:30:LYS:C	4:32:32:ALA:H	2.10	0.55
30:39:7:TYR:CD1	30:39:18:ARG:HB2	2.41	0.55
4:3E:148:VAL:HG21	4:3E:158:ILE:HG21	1.89	0.55
16:7A:57:ARG:HA	16:7A:60:LEU:HD12	1.88	0.55
9:8E:47:LEU:HD22	9:8E:47:LEU:H	1.72	0.55
42:95:35:LEU:C	42:95:37:VAL:HG13	2.27	0.55
42:95:38:LEU:O	42:95:52:VAL:HG23	2.06	0.55
20:BA:72:LEU:O	20:BA:73:HIS:HB2	2.07	0.55
20:BI:30:LYS:NZ	20:BI:80:ARG:HH12	2.04	0.55
45:G8:28:LYS:CD	45:G8:40:GLU:HG2	2.35	0.55
52:N8:49:CYS:H	52:N8:59:GLU:HB2	1.72	0.55
2:12:16:HIS:CD2	2:12:210:SER:HA	2.41	0.55
1:13:396:G:O2'	1:13:398:C:OP1	2.08	0.55
1:13:464:G:C6	1:13:466:C:H5'	2.40	0.55
26:14:1359:A:N7	26:14:1372:U:O4	2.39	0.55
26:14:2845:G:H2'	26:14:2846:G:C8	2.41	0.55
26:14:1500:G:O2'	28:19:100:GLY:O	2.23	0.55
28:19:134:ARG:HG3	28:19:135:PHE:CD1	2.42	0.55
10:II:27:ALA:O	10:II:31:GLY:N	2.38	0.55
24:1L:46:G:O2'	24:1L:47:U:OP1	2.20	0.55
11:2A:41:THR:OG1	11:2A:42:TRP:N	2.39	0.55

Continued on next page...

Continued from previous page...

Atom-1	Atom-2	Interatomic distance (Å)	Clash overlap (Å)
23:2L:44:A:H2'	23:2L:45:A:C8	2.40	0.55
4:3E:108:LEU:HB3	4:3E:110:PHE:CD1	2.42	0.55
32:59:12:PRO:HD2	32:59:49:VAL:HA	1.89	0.55
32:59:81:GLU:HG3	32:59:83:TYR:H	1.71	0.55
32:59:92:ILE:HG22	32:59:93:GLY:H	1.71	0.55
14:5I:6:LEU:HB3	14:5I:23:ARG:NH2	2.22	0.55
33:69:65:ALA:O	33:69:69:LYS:N	2.39	0.55
36:78:19:VAL:HG23	36:78:20:GLY:N	2.21	0.55
36:78:65:ARG:HH11	36:78:65:ARG:HG3	1.69	0.55
1:13:1218:C:H2'	1:13:1219:U:C6	2.41	0.55
1:13:1226:C:H4'	19:AI:80:TYR:OH	2.06	0.55
1:13:1497:G:H2'	1:13:1498:U:H5'	1.87	0.55
26:14:1417:C:H42	26:14:1581:G:H1	1.55	0.55
26:14:1839:G:C8	26:14:1927:A:H1'	2.42	0.55
1:1G:976:G:N2	1:1G:1362(A):C:OP2	2.27	0.55
1:1G:458:C:H2'	1:1G:464:G:H8	1.72	0.55
26:1H:2061:G:H5''	26:1H:2503:A:C2	2.41	0.55
23:2L:24:C:H2'	23:2L:25:U:H6	1.71	0.55
4:32:72:GLU:OE1	4:32:207:TYR:OH	2.24	0.55
36:35:124:LYS:HA	36:35:143:GLY:O	2.06	0.55
4:3E:83:SER:HA	4:3E:89:THR:HG23	1.89	0.55
55:3L:61:G:H1	55:3L:71:C:N4	1.97	0.55
25:4K:19[B]:A:H5'	25:4K:19[B]:A:N3	2.22	0.55
7:62:53:LYS:HB3	7:62:53:LYS:NZ	2.21	0.55
19:AI:39:THR:HG22	19:AI:40:ILE:H	1.72	0.55
1:13:141:A:H1'	1:13:182:U:O2	2.06	0.55
1:13:392:G:H5'	16:7I:12:LYS:HE3	1.89	0.55
26:14:1427:A:H4'	26:14:1428:C:O4'	2.06	0.55
26:14:1729:A:H2'	26:14:1731:G:N2	2.21	0.55
26:14:2308:G:O2'	26:14:2309:A:OP1	2.21	0.55
26:14:2392:A:H2	26:14:2424:C:N4	2.04	0.55
26:14:239:U:H2'	26:14:240:G:O4'	2.07	0.55
26:14:882:G:H22	26:14:894:C:H42	1.55	0.55
28:19:264:LYS:HG2	28:19:266:SER:HB3	1.88	0.55
2:1E:33:TYR:HB2	2:1E:43:ASP:HB2	1.87	0.55
21:1F:2:GLY:O	21:1F:4:GLY:N	2.39	0.55
1:1G:1326:C:H2'	1:1G:1327:C:C6	2.41	0.55
1:1G:963:G:N3	10:1A:55:LYS:NZ	2.52	0.55
30:39:4:VAL:HA	30:39:19:GLU:HB3	1.87	0.55
12:3A:60:LEU:HB2	12:3A:64:TYR:HB2	1.89	0.55
12:3I:52:LEU:O	12:3I:54:LYS:NZ	2.40	0.55

Continued on next page...

Continued from previous page...

Atom-1	Atom-2	Interatomic distance (Å)	Clash overlap (Å)
55:3L:62:G:H2'	55:3L:63:U:C6	2.42	0.55
31:4I:142:PRO:HB2	51:M8:31:ILE:HG21	1.87	0.55
6:52:10:LEU:HB2	6:52:59:TYR:HB3	1.86	0.55
6:5E:55:ASP:HB2	6:5E:86:ARG:HH12	1.71	0.55
1:13:377:G:H5'	16:7I:5:ARG:HH12	1.71	0.55
46:H8:104:PHE:CZ	46:H8:119:GLU:HB3	2.41	0.55
28:11:136:ILE:O	28:11:168:ARG:NH2	2.40	0.55
1:13:1054:C:O2'	1:13:1055:A:O5'	2.24	0.55
1:13:1178:G:N2	1:13:1181:G:H8	2.04	0.55
1:13:955:U:H1'	1:13:1227:A:H61	1.72	0.55
1:13:1363:A:H1'	1:13:1365:G:N7	2.22	0.55
26:14:1677:A:N6	59:14:3463:HOH:O	2.34	0.55
26:14:2131:G:N2	26:14:2158:A:OP2	2.40	0.55
27:16:13:A:N6	27:16:70:C:H5'	2.22	0.55
28:19:68:LYS:HD3	28:19:70:TRP:CZ2	2.42	0.55
1:1G:457:C:H2'	1:1G:458:C:C6	2.41	0.55
26:1H:1973:G:H2'	26:1H:1974:C:C6	2.42	0.55
26:1H:2144:U:H1'	26:1H:2148:G:N2	2.22	0.55
26:1H:2232:U:P	48:J8:40:ARG:HH12	2.30	0.55
26:1H:495:G:O2'	43:E8:62:HIS:HE1	1.90	0.55
26:1H:71:A:H4'	26:1H:72:U:H5''	1.88	0.55
27:1J:56:G:H4'	27:1J:57:A:C8	2.42	0.55
29:21:52:LEU:O	29:21:75:VAL:N	2.34	0.55
4:3E:111:ALA:HB2	4:3E:120:LEU:HD12	1.87	0.55
13:4A:66:LEU:HA	13:4A:70:LEU:HB2	1.87	0.55
9:82:102:LEU:O	9:82:103:THR:OG1	2.22	0.55
38:98:33:ARG:NH1	52:N8:55:ARG:O	2.38	0.55
43:A5:13:SER:HB3	43:A5:16:LYS:HD2	1.89	0.55
51:M8:36:CYS:HB2	51:M8:39:CYS:SG	2.47	0.55
26:14:2065:C:H2'	26:14:2066:C:H6	1.72	0.55
2:1E:112:VAL:O	2:1E:115:LEU:N	2.40	0.55
1:1G:1259:C:O2'	1:1G:1283:G:N2	2.31	0.55
1:1G:967:C:H3'	1:1G:968:A:H2'	1.89	0.55
3:22:112:SER:O	3:22:116:VAL:HG23	2.06	0.55
11:2I:41:THR:HG21	11:2I:71:LYS:HB2	1.88	0.55
23:2K:20:G:C2	23:2K:58:A:N3	2.75	0.55
30:39:160:ASN:HB3	30:39:163:VAL:HB	1.88	0.55
39:65:106:ARG:HB3	39:65:112:PHE:O	2.07	0.55
8:72:97:VAL:HA	8:72:100:ILE:HD11	1.89	0.55
36:78:85:LEU:O	36:78:88:LEU:HD23	2.07	0.55
17:8I:13:ASP:OD1	17:8I:14:LYS:NZ	2.40	0.55

Continued on next page...

Continued from previous page...

Atom-1	Atom-2	Interatomic distance (Å)	Clash overlap (Å)
18:9A:53:ARG:HH21	18:9A:60:ALA:N	2.03	0.55
34:58:38:HIS:O	41:C8:67:ALA:HB1	2.07	0.55
48:J8:83:GLU:HG2	48:J8:85:LEU:N	2.19	0.55
54:M5:49:VAL:HG12	54:M5:50:LEU:H	1.71	0.55
1:13:792:A:O2'	1:13:794:A:N7	2.36	0.55
26:14:1784:A:H4'	26:14:1785:A:O5'	2.06	0.55
26:1H:1047:G:HO2'	26:1H:1048:A:H8	1.53	0.55
26:1H:1332:G:N2	26:1H:1610:A:C8	2.74	0.55
26:1H:1858:G:O2'	26:1H:1859:A:O5'	2.19	0.55
26:1H:580:C:H2'	26:1H:581:C:H6	1.72	0.55
26:1H:821:A:H2'	26:1H:946:G:H5''	1.87	0.55
24:1L:78:C:O2'	24:1L:79:A:H5''	2.06	0.55
3:2E:34:LEU:O	3:2E:38:ARG:N	2.35	0.55
4:3E:173:TRP:CD1	4:3E:174:LEU:HG	2.41	0.55
55:3L:60:A:H2'	55:3L:61:G:C8	2.42	0.55
37:45:89:ASN:O	37:45:89:ASN:ND2	2.36	0.55
31:49:14:GLU:O	31:49:17:PRO:HG2	2.07	0.55
32:51:97:ARG:HG2	32:51:98:LEU:H	1.72	0.55
14:5I:23:ARG:HH11	14:5I:30:ALA:HB2	1.72	0.55
39:65:20:ARG:HH21	39:65:21:THR:HA	1.71	0.55
35:68:112:MET:HA	35:68:115:VAL:HG22	1.88	0.55
40:75:26:ASP:OD1	40:75:120:ARG:NH2	2.37	0.55
29:29:13:ARG:HH21	40:75:77:PRO:HB3	1.70	0.55
8:7E:87:SER:HB2	8:7E:93:VAL:N	2.21	0.55
42:95:67:GLY:O	42:95:88:ARG:HD2	2.07	0.55
38:98:55:ALA:HB2	38:98:79:LEU:HD13	1.88	0.55
31:49:7:LEU:N	51:I5:23:GLU:OE2	2.29	0.55
26:1H:2361:A:OP1	54:Q8:27:THR:HG23	2.05	0.55
1:13:1226:C:O2'	13:4I:111:LYS:NZ	2.32	0.55
1:13:1238:A:N3	1:13:1241:G:O2'	2.36	0.55
26:14:2025:C:N4	59:14:3639:HOH:O	2.40	0.55
26:14:2632:A:O2'	26:14:2811:G:O2'	2.18	0.55
26:14:329:G:H8	26:14:329:G:OP1	1.89	0.55
26:14:528:A:O2'	26:14:529:A:H5'	2.07	0.55
26:14:990:A:H8	26:14:990:A:H5'	1.72	0.55
1:1G:146:G:H2'	1:1G:147:G:H8	1.72	0.55
26:1H:315:G:H2'	26:1H:316:C:H6	1.72	0.55
26:14:805:G:OP2	36:35:41:ARG:HG2	2.07	0.55
30:39:185:ASP:OD1	30:39:188:ARG:NH2	2.29	0.55
26:14:586:A:H5'	30:39:89:VAL:HG21	1.89	0.55
13:4A:65:LYS:NZ	13:4A:73:GLU:OE2	2.26	0.55

Continued on next page...

Continued from previous page...

Atom-1	Atom-2	Interatomic distance (Å)	Clash overlap (Å)
1:13:454:C:OP1	16:7I:75:ARG:NH2	2.40	0.55
9:8E:10:ARG:NH2	9:8E:105:ASP:OD2	2.39	0.55
17:8I:29:HIS:CD2	17:8I:30:PRO:HD2	2.41	0.55
20:BI:89:ARG:NH2	20:BI:104:LEU:HD21	2.22	0.55
48:F5:3:LYS:H	48:F5:61:ARG:HH22	1.55	0.55
48:F5:85:LEU:HA	48:F5:87:PRO:HD2	1.88	0.55
49:K8:59:ARG:O	49:K8:62:THR:HG23	2.06	0.55
26:1H:593:G:H1'	54:Q8:4:MET:HE1	1.88	0.55
1:13:1060:C:C5	3:2E:2:GLY:HA3	2.41	0.54
1:13:1349:A:H2'	1:13:1350:A:C8	2.41	0.54
1:13:7:G:H5'	1:13:298:A:O4'	2.07	0.54
26:14:2166:G:N3	26:14:2171:A:N6	2.53	0.54
26:14:2441:C:OP2	26:14:2586:C:O2'	2.23	0.54
26:14:988:A:N6	50:H5:13:ILE:HG21	2.22	0.54
27:16:87:G:N2	27:16:89(A):A:OP2	2.39	0.54
2:1E:27:LYS:HD2	2:1E:193:ASP:HB2	1.88	0.54
1:1G:162:A:O5'	1:1G:162:A:H8	1.90	0.54
1:1G:456:C:H42	1:1G:476:G:H1	1.55	0.54
1:1G:963:G:N2	1:1G:972:C:N3	2.45	0.54
26:1H:1786:A:H2	26:1H:2606:C:H1'	1.72	0.54
26:1H:2101:G:H1	26:1H:2188:C:H42	1.56	0.54
26:1H:2516:G:O2'	26:1H:2517:C:H5'	2.07	0.54
26:1H:2567:G:H2'	26:1H:2568:C:C6	2.42	0.54
26:1H:2632:A:O2'	26:1H:2811:G:O2'	2.14	0.54
26:1H:2712:U:O2'	26:1H:2713:A:H5'	2.07	0.54
26:1H:573:G:O2'	26:1H:574:C:H3'	2.06	0.54
29:29:179:GLU:HB3	29:29:181:LEU:HD22	1.89	0.54
4:32:148:VAL:HG12	4:32:152:SER:HB2	1.88	0.54
36:35:96:THR:HG22	36:35:99:LEU:HD22	1.89	0.54
5:4E:147:ASP:HA	5:4E:150:ARG:NH1	2.21	0.54
13:4I:15:VAL:O	13:4I:19:LEU:HD22	2.07	0.54
34:58:13:TRP:HB2	34:58:133:GLN:HG2	1.87	0.54
1:1G:750:G:H21	15:6A:23:GLY:HA3	1.72	0.54
42:95:85:LYS:CG	42:95:87:HIS:H	2.20	0.54
39:A8:34:HIS:O	39:A8:97:ARG:NH2	2.40	0.54
46:D5:30:ASN:HA	46:D5:89:PHE:HE1	1.72	0.54
44:B5:11:PRO:HD3	49:G5:37:PHE:CD2	2.42	0.54
1:13:1348:U:H4'	9:8E:120:ARG:HD2	1.90	0.54
26:14:1434:A:H61	26:14:1558:A:H62	1.54	0.54
26:14:1871:A:H2'	26:14:1872:A:C8	2.41	0.54
26:14:2590:A:OP2	28:19:237:GLU:HB3	2.07	0.54

Continued on next page...

Continued from previous page...

Atom-1	Atom-2	Interatomic distance (Å)	Clash overlap (Å)
26:14:375:C:H2'	26:14:376:C:H6	1.71	0.54
26:14:646:A:H2'	26:14:647:G:O4'	2.07	0.54
10:1A:99:LYS:HD3	10:1A:100:THR:N	2.23	0.54
1:1G:793:U:O2	1:1G:1516:G:H4'	2.07	0.54
1:1G:555:C:H2'	1:1G:556:C:C6	2.41	0.54
1:1G:624:C:H2'	1:1G:625:G:H8	1.72	0.54
26:1H:1101:U:H2'	26:1H:1102:C:C6	2.42	0.54
26:1H:1107:G:H2'	26:1H:1108:U:C6	2.42	0.54
26:1H:1542:G:OP2	26:1H:1543:A:O2'	2.23	0.54
26:1H:2050:C:H2'	26:1H:2051:A:O4'	2.07	0.54
26:1H:2577:A:H5''	26:1H:2578:G:H5'	1.88	0.54
26:1H:2600:A:N6	59:1H:3563:HOH:O	2.30	0.54
26:1H:518:G:H2'	26:1H:519:U:C6	2.42	0.54
26:1H:863:A:H2'	26:1H:864:G:H8	1.71	0.54
22:1K:83:C:H2'	22:1K:84:C:H5'	1.89	0.54
12:3I:57:LYS:HE3	12:3I:67:THR:HG22	1.89	0.54
37:45:110:THR:OG1	37:45:111:GLU:N	2.39	0.54
1:1G:1310:G:OP1	13:4A:77:ASN:ND2	2.41	0.54
5:4E:150:ARG:CZ	5:4E:150:ARG:HB3	2.38	0.54
33:61:93:THR:HG22	33:61:119:PRO:HB3	1.88	0.54
37:88:34:LEU:HB2	37:88:118:LEU:HD22	1.89	0.54
46:H8:97:GLU:HB3	46:H8:125:LEU:HD11	1.89	0.54
1:13:1143:G:H8	1:13:1143:G:O5'	1.90	0.54
1:13:390:C:H2'	1:13:391:G:C8	2.42	0.54
26:14:1024:G:H8	26:14:1024:G:O5'	1.91	0.54
26:14:1133:U:O2	26:14:1137:G:H5''	2.07	0.54
26:14:1754:C:H2'	26:14:1755:A:C8	2.42	0.54
26:14:1784:A:H5''	59:14:3491:HOH:O	2.06	0.54
26:14:1819:A:H4'	26:14:1820:U:O5'	2.06	0.54
26:14:2418:A:H2'	26:14:2419:U:C6	2.42	0.54
26:14:2441:C:O2'	26:14:2442:C:H5'	2.07	0.54
26:14:273(C):C:H5'	26:14:273(D):C:OP2	2.06	0.54
26:14:2760:C:H2'	26:14:2761:G:H8	1.72	0.54
26:14:817:C:H2'	26:14:818:G:O4'	2.07	0.54
10:1A:78:ASN:HD22	10:1A:80:LYS:HB3	1.72	0.54
1:1G:963:G:H1	1:1G:972:C:H42	1.55	0.54
26:1H:1077:A:H5'	26:1H:1078:U:H5''	1.90	0.54
26:1H:1839:G:H8	26:1H:1839:G:H5''	1.71	0.54
26:1H:250:G:H2'	26:1H:251:A:C8	2.43	0.54
26:1H:2820:A:O2'	26:1H:2821:A:OP1	2.24	0.54
29:29:66:HIS:CE1	29:29:73:GLU:HG3	2.41	0.54

Continued on next page...

Continued from previous page...

Atom-1	Atom-2	Interatomic distance (Å)	Clash overlap (Å)
30:31:107:LYS:HE3	30:31:207:GLY:H	1.71	0.54
26:14:910:A:N7	37:45:13:GLN:HG3	2.22	0.54
33:61:78:THR:HB	33:61:141:LYS:HD2	1.89	0.54
15:6I:9:GLN:HA	15:6I:12:ILE:HD12	1.88	0.54
9:82:112:LYS:HG2	9:82:119:ALA:HB2	1.90	0.54
9:8E:26:VAL:HB	9:8E:33:PHE:HB2	1.89	0.54
46:D5:103:ARG:HB2	46:D5:137:ILE:O	2.07	0.54
1:13:1054:C:H6	1:13:1196:U:HO2'	1.55	0.54
1:13:1391:U:H2'	1:13:1392:G:C8	2.42	0.54
26:14:1856:G:H1	26:14:1886:C:N4	2.03	0.54
26:14:674:G:H1'	30:39:74:ARG:HD3	1.88	0.54
26:14:1568:G:P	28:19:63:ARG:HH12	2.30	0.54
1:1G:1348:U:H4'	9:82:120:ARG:HD2	1.90	0.54
1:1G:80:G:O2'	1:1G:81:G:OP1	2.16	0.54
26:1H:631:A:P	54:Q8:46:ARG:HH21	2.30	0.54
24:1L:6:G:O2'	24:1L:7:G:OP1	2.25	0.54
1:1G:503:C:OP2	12:3A:116:SER:HB3	2.08	0.54
4:3E:90:GLY:O	4:3E:93:PHE:HB3	2.06	0.54
31:41:97:ASP:O	31:41:100:TRP:N	2.40	0.54
31:41:83:ARG:H	31:41:86:MET:CE	2.21	0.54
16:7I:49:LEU:HD12	16:7I:50:LYS:N	2.22	0.54
9:82:70:LYS:O	9:82:74:ILE:HG13	2.07	0.54
37:88:111:GLU:OE1	37:88:133:ARG:NH2	2.40	0.54
49:K8:15:LYS:HD3	49:K8:67:LYS:HZ3	1.73	0.54
1:13:1015:A:H2'	1:13:1016:A:H8	1.72	0.54
1:13:838:G:N2	1:13:848:C:N3	2.52	0.54
26:14:1416:G:N2	26:14:1582:C:N3	2.45	0.54
26:14:184:C:H2'	26:14:185:U:H6	1.73	0.54
26:14:2320:A:H61	26:14:2333:A:H2'	1.73	0.54
26:14:2688:U:H1'	26:14:2721:A:N6	2.22	0.54
26:14:2748:A:H2'	26:14:2749:A:C8	2.42	0.54
26:14:579:G:H2'	26:14:580:C:C6	2.42	0.54
26:14:856:C:H6	26:14:856:C:O5'	1.89	0.54
34:15:99:LEU:O	34:15:103:VAL:HG23	2.07	0.54
28:19:255:LYS:H	28:19:255:LYS:HE3	1.70	0.54
1:1G:1127:G:H1'	1:1G:1148:U:N3	2.22	0.54
1:1G:1240:U:H5'	1:1G:1241:G:C8	2.42	0.54
1:1G:501:C:H2'	1:1G:502:G:C8	2.42	0.54
1:1G:730:G:C5	1:1G:731:G:H1'	2.43	0.54
26:1H:1434:A:H61	26:1H:1558:A:H62	1.54	0.54
26:1H:1899:G:H22	26:1H:1902:C:H41	1.54	0.54

Continued on next page...

Continued from previous page...

Atom-1	Atom-2	Interatomic distance (Å)	Clash overlap (Å)
26:1H:2146:C:H4'	26:1H:2147:G:N7	2.22	0.54
26:1H:2257:U:O2'	26:1H:2258:C:H5'	2.08	0.54
26:1H:2335:A:C8	26:1H:2337:G:C5	2.95	0.54
26:1H:2376:A:H2'	26:1H:2377:A:O4'	2.07	0.54
27:1J:44:G:H1'	27:1J:47:C:N4	2.23	0.54
30:31:6:VAL:HG21	30:31:119:ARG:HB2	1.90	0.54
30:31:197:ASP:N	30:31:197:ASP:OD1	2.41	0.54
4:32:105:VAL:HG13	4:32:110:PHE:HB2	1.88	0.54
26:14:660:G:H21	36:35:12:ALA:CB	2.20	0.54
12:3I:89:ARG:HH21	12:3I:91:LYS:HD2	1.72	0.54
5:4E:113:ALA:O	5:4E:115:VAL:HG23	2.08	0.54
13:4I:14:ARG:HB2	13:4I:17:VAL:HG23	1.90	0.54
5:4E:148:VAL:HG21	8:7E:107:LEU:HD13	1.88	0.54
37:88:135:ASP:HB3	37:88:137:TYR:N	2.22	0.54
18:9A:38:GLU:HG2	18:9A:39:VAL:H	1.73	0.54
51:M8:57:GLU:OE2	51:M8:61:ARG:NH1	2.41	0.54
26:1H:1805:U:O2	28:11:50:THR:HB	2.08	0.54
26:14:1255:U:H5''	26:14:1256:G:O5'	2.07	0.54
26:14:2647:U:H2'	26:14:2648:C:C6	2.42	0.54
26:14:654(C):G:H2'	26:14:654(D):G:O4'	2.07	0.54
1:1G:1312:G:H2'	1:1G:1313:U:O4'	2.07	0.54
26:1H:1021:A:C8	26:1H:1022:G:H5''	2.42	0.54
26:1H:1156:A:OP2	59:1H:3655:HOH:O	2.18	0.54
26:1H:1899:G:N2	26:1H:1902:C:H41	2.05	0.54
26:1H:2168:G:N3	26:1H:2168:G:H3'	2.23	0.54
36:35:111:ARG:HG2	36:35:128:HIS:CG	2.43	0.54
26:14:587:C:O2	36:35:33:ARG:NH1	2.40	0.54
38:55:78:LYS:O	38:55:83:ILE:HG13	2.08	0.54
7:62:45:ASP:OD2	7:62:115:ARG:NH2	2.41	0.54
39:65:74:ALA:HB1	39:65:107:GLU:HB2	1.90	0.54
9:82:3:GLN:OE1	9:82:20:ARG:NH1	2.41	0.54
26:1H:2820:A:O5'	38:98:4:LEU:HD23	2.08	0.54
1:13:1292:U:H2'	1:13:1293:G:H8	1.72	0.54
1:13:674:G:N2	1:13:717:C:O2	2.40	0.54
1:1G:48:C:H5''	1:1G:365:U:O4	2.07	0.54
1:1G:373:A:C2	1:1G:374:A:C8	2.96	0.54
26:1H:484:C:H2'	26:1H:485:C:C6	2.43	0.54
26:1H:633:A:H2'	26:1H:634:C:H5'	1.89	0.54
29:21:38:THR:HG22	29:21:41:LYS:HB2	1.89	0.54
36:35:50:ARG:NH1	36:35:50:ARG:HG2	2.18	0.54
10:1I:49:VAL:CG2	14:5I:41:ARG:HB2	2.38	0.54

Continued on next page...

Continued from previous page...

Atom-1	Atom-2	Interatomic distance (Å)	Clash overlap (Å)
33:61:29:TYR:O	33:61:33:ARG:HB2	2.07	0.54
7:6E:155:ARG:O	7:6E:155:ARG:NH2	2.40	0.54
8:72:86:ILE:HG12	8:72:135:CYS:HA	1.89	0.54
40:75:5:ALA:O	40:75:8:LYS:HB3	2.08	0.54
16:7I:5:ARG:HE	16:7I:22:THR:HG21	1.72	0.54
9:8E:48:GLU:HB2	9:8E:78:LYS:HE3	1.89	0.54
26:14:814:C:O3'	42:95:84:LYS:HD3	2.07	0.54
45:G8:40:GLU:HA	45:G8:42:VAL:N	2.23	0.54
46:H8:60:GLU:O	46:H8:61:LEU:HB3	2.07	0.54
28:11:16:MET:HE3	28:11:211:ARG:HD2	1.89	0.54
1:13:1160:G:H1	1:13:1177:G:N2	2.05	0.54
1:13:1240:U:OP2	7:6E:116:ALA:N	2.41	0.54
1:13:304:U:H2'	1:13:305:G:C8	2.42	0.54
1:13:626:U:C2	1:13:627:G:C8	2.96	0.54
10:1A:46:ARG:HA	10:1A:64:GLU:HA	1.90	0.54
1:1G:198:G:H2'	1:1G:199:G:H8	1.72	0.54
1:1G:32:A:H2'	1:1G:33:A:C8	2.43	0.54
26:1H:270(V):G:H2'	26:1H:270(W):G:C8	2.43	0.54
26:1H:524:U:H2'	26:1H:525:U:H6	1.73	0.54
26:1H:566:U:P	36:78:29:LYS:HZ2	2.29	0.54
10:1I:16:LEU:HD12	10:1I:68:HIS:HB2	1.90	0.54
27:1J:16:G:H2'	27:1J:17:C:H6	1.72	0.54
26:1H:2572:A:N7	29:21:145:LYS:HB2	2.23	0.54
11:2I:23:ALA:HA	11:2I:28:THR:HG22	1.89	0.54
23:2L:64:G:H2'	23:2L:65:G:H8	1.72	0.54
4:32:7:PRO:HB2	4:32:10:ARG:HD2	1.90	0.54
4:3E:209:ARG:HA	4:3E:209:ARG:HE	1.72	0.54
24:3K:5:G:H1	24:3K:77:C:H42	1.55	0.54
32:51:87:LEU:HB2	32:51:131:VAL:HG12	1.90	0.54
33:61:63:ALA:HA	33:61:66:GLU:OE2	2.08	0.54
33:69:133:HIS:CD2	33:69:134:PRO:HD3	2.42	0.54
15:6A:87:ILE:HG22	15:6A:88:ARG:N	2.16	0.54
16:7A:34:GLU:OE2	16:7A:55:ARG:NH1	2.41	0.54
8:7E:36:LEU:HA	8:7E:39:LEU:HB2	1.89	0.54
9:82:43:ALA:HA	9:82:74:ILE:HD13	1.89	0.54
17:8I:66:SER:OG	17:8I:69:LYS:HB2	2.08	0.54
42:95:35:LEU:O	42:95:37:VAL:HG22	2.07	0.54
1:1G:956:U:H4'	19:AA:83:HIS:HB3	1.90	0.54
44:B5:34:ALA:O	44:B5:77:LYS:NZ	2.41	0.54
42:D8:65:GLY:HA3	42:D8:91:TYR:CE2	2.42	0.54
54:M5:48:PHE:CG	54:M5:49:VAL:N	2.76	0.54

Continued on next page...

Continued from previous page...

Atom-1	Atom-2	Interatomic distance (Å)	Clash overlap (Å)
2:12:70:PHE:HB2	2:12:92:TYR:HB2	1.90	0.54
1:13:1139:G:N2	1:13:1143:G:H1	2.06	0.54
26:14:1266:G:O4'	43:A5:15:ARG:NH2	2.40	0.54
26:14:137(A):G:H2'	26:14:139:G:N7	2.23	0.54
26:14:2532:G:H1'	26:14:2663:G:N2	2.22	0.54
26:14:2720:U:N3	26:14:2873:A:H2	2.06	0.54
26:14:639:U:H2'	26:14:640:C:H6	1.73	0.54
27:16:11:C:OP2	27:16:12:C:N4	2.30	0.54
28:19:238:GLY:O	59:19:308:HOH:O	2.18	0.54
2:1E:24:TRP:CZ3	2:1E:26:PRO:HA	2.42	0.54
1:1G:1224:G:C6	1:1G:1322:C:H1'	2.43	0.54
1:1G:19:C:OP1	5:42:125:SER:OG	2.23	0.54
26:1H:1049:C:H2'	26:1H:1050:A:H5'	1.89	0.54
26:1H:1069:A:O2'	26:1H:1072:C:OP1	2.26	0.54
26:1H:1401:G:H2'	26:1H:1402:C:C6	2.42	0.54
26:1H:1858:G:HO2'	26:1H:1859:A:P	2.31	0.54
26:1H:443:A:H1'	26:1H:1201:C:O4'	2.08	0.54
30:39:129:PHE:HA	30:39:142:TRP:NE1	2.22	0.54
1:1G:922:G:H4'	5:42:20:GLN:HA	1.90	0.54
13:4I:23:TYR:CD2	13:4I:67:GLU:HA	2.41	0.54
39:65:89:ARG:HG3	39:65:92:TYR:O	2.07	0.54
40:B8:50:ILE:O	40:B8:99:LEU:HD12	2.08	0.54
40:B8:6:LEU:HG	40:B8:9:LEU:HD12	1.90	0.54
20:BI:26:ASN:HB2	20:BI:71:THR:OG1	2.07	0.54
27:1J:103:U:O2'	46:D5:72:ARG:HG3	2.08	0.54
49:G5:17:SER:N	49:G5:20:GLU:OE1	2.35	0.54
46:H8:63:ASP:OD2	46:H8:65:GLN:NE2	2.41	0.54
1:13:1151:A:H5'	10:1I:41:PRO:HA	1.89	0.54
1:13:1315:U:H2'	1:13:1316:G:O4'	2.07	0.54
26:14:1098:A:H2'	26:14:1099:G:H5'	1.90	0.54
26:14:1171:G:H1	26:14:1178:C:H42	1.56	0.54
26:14:1425:G:H2'	26:14:1426:G:C8	2.43	0.54
26:14:2065:C:H1'	26:14:2449:U:N3	2.23	0.54
26:14:30:G:H2'	26:14:31:C:C6	2.42	0.54
26:14:580:C:H2'	26:14:581:C:H6	1.73	0.54
26:14:796:C:H2'	26:14:797:C:C6	2.43	0.54
34:15:116:LEU:O	34:15:119:ARG:N	2.37	0.54
26:1H:1858:G:H1'	26:1H:1884:A:N6	2.23	0.54
26:1H:1971:A:OP1	59:1H:3795:HOH:O	2.18	0.54
26:1H:2392:A:H8	36:78:60:MET:HB2	1.72	0.54
26:1H:944:G:H5''	26:1H:945:A:O5'	2.07	0.54

Continued on next page...

Continued from previous page...

Atom-1	Atom-2	Interatomic distance (Å)	Clash overlap (Å)
55:3L:55:U:H4'	55:3L:55:U:OP1	2.08	0.54
14:5I:6:LEU:HD12	14:5I:23:ARG:HH22	1.72	0.54
33:61:9:LEU:HD21	33:61:35:LEU:HD11	1.88	0.54
15:6A:17:ARG:HH11	15:6A:17:ARG:HG3	1.72	0.54
36:78:116:GLY:N	36:78:134:ALA:HB2	2.23	0.54
41:85:92:ARG:NH2	42:95:10:LYS:HA	2.23	0.54
26:1H:2818:G:OP2	38:98:42:LYS:NZ	2.40	0.54
39:A8:88:ASP:OD1	39:A8:90:GLY:N	2.41	0.54
41:C8:83:LEU:HD13	41:C8:113:ALA:HB2	1.89	0.54
1:13:1502:A:H2	1:13:1505:G:N1	2.01	0.53
1:13:345:C:O2'	1:13:346:G:N2	2.41	0.53
1:13:963:G:H21	10:1I:55:LYS:HZ1	1.56	0.53
26:14:15:G:H1	26:14:525:U:H3	1.55	0.53
26:14:1780:A:OP1	59:14:3402:HOH:O	2.18	0.53
26:14:2100:G:N2	26:14:2190:G:H1'	2.22	0.53
26:14:2820:A:O2'	26:14:2821:A:OP1	2.23	0.53
1:1G:1131:G:C8	1:1G:1132:C:H5	2.26	0.53
26:1H:1336:A:H2'	26:1H:1337:G:H8	1.73	0.53
26:1H:2500:U:O2'	26:1H:2504:U:OP1	2.25	0.53
27:1J:101:A:OP2	27:1J:101:A:H8	1.90	0.53
3:22:84:ILE:HG12	3:22:88:ARG:NH2	2.22	0.53
35:25:10:VAL:HG13	35:25:17:ARG:O	2.07	0.53
30:39:66:PRO:O	30:39:67:GLN:HB3	2.06	0.53
12:3A:41:ARG:NH1	12:3A:41:ARG:HB3	2.24	0.53
5:42:51:VAL:HG23	5:42:52:PRO:HD3	1.89	0.53
31:49:115:ARG:NH2	31:49:137:GLU:OE1	2.40	0.53
13:4A:91:ARG:HB2	13:4A:98:VAL:HG13	1.90	0.53
5:4E:75:THR:OG1	5:4E:76:ILE:N	2.41	0.53
14:5A:12:ARG:H	14:5A:12:ARG:HD3	1.72	0.53
41:85:92:ARG:CZ	42:95:11:GLN:H	2.21	0.53
38:98:104:ARG:HB3	38:98:107:ASP:HB3	1.90	0.53
44:B5:36:LYS:HA	44:B5:39:ILE:HD12	1.90	0.53
26:14:138:G:N2	44:B5:44:GLU:OE2	2.37	0.53
45:C5:19:LYS:HG3	45:C5:20:TYR:HD1	1.72	0.53
1:13:17:U:O4'	1:13:1080:A:H1'	2.07	0.53
1:13:138:G:H1	1:13:225:C:H42	1.56	0.53
26:14:1588:C:H5'	26:14:1589:C:OP2	2.09	0.53
26:14:2611:U:H5'	26:14:2611:U:C6	2.40	0.53
2:1E:88:ALA:HB2	2:1E:219:VAL:HG13	1.90	0.53
1:1G:167:G:H2'	1:1G:168:G:H8	1.72	0.53
26:1H:2698:U:H2'	26:1H:2699:C:C6	2.42	0.53

Continued on next page...

Continued from previous page...

Atom-1	Atom-2	Interatomic distance (Å)	Clash overlap (Å)
27:1J:15:A:H3'	27:1J:16:G:H5'	1.90	0.53
27:1J:89(A):A:C8	27:1J:90:C:H1'	2.43	0.53
3:22:92:ALA:HA	3:22:95:THR:HB	1.91	0.53
26:14:1952:A:C6	35:25:22:ILE:HD12	2.44	0.53
29:29:62:PRO:C	29:29:64:LYS:H	2.07	0.53
3:2E:78:GLY:HA3	3:2E:83:ARG:HB3	1.90	0.53
23:2L:76:C:H2'	23:2L:77:A:C8	2.44	0.53
30:31:70:THR:OG1	30:31:72:ARG:HB2	2.07	0.53
4:3E:145:GLU:HG2	4:3E:184:LYS:HG3	1.90	0.53
4:3E:80:GLU:HA	4:3E:83:SER:HB2	1.88	0.53
13:4A:47:ASP:OD1	13:4A:47:ASP:N	2.41	0.53
7:62:26:PHE:HD1	7:62:101:LEU:HD22	1.72	0.53
1:1G:1343:G:H1'	9:82:121:ARG:HH11	1.72	0.53
46:D5:29:TYR:HE2	46:D5:87:ASP:HB3	1.72	0.53
43:E8:17:VAL:HG13	43:E8:76:VAL:HG11	1.90	0.53
13:4A:65:LYS:HB3	51:I5:49:PHE:HE2	1.72	0.53
28:11:146:GLU:HB2	28:11:189:CYS:CB	2.35	0.53
1:13:1074:G:O4'	2:1E:104:ASN:ND2	2.42	0.53
1:13:1145:C:H4'	1:13:1146:A:H8	1.73	0.53
26:14:154:G:O6	26:14:172:C:N4	2.41	0.53
26:14:2126:A:N1	26:14:2163:C:H1'	2.24	0.53
26:14:2786:U:H5''	29:29:65:GLY:HA3	1.89	0.53
1:1G:927:G:H1	1:1G:1390:U:H3	1.56	0.53
1:1G:677:U:H3	1:1G:713:G:H22	1.56	0.53
26:1H:1063:G:H22	26:1H:1076:C:H1'	1.74	0.53
26:1H:1420:U:HO2'	26:1H:1421:G:P	2.31	0.53
26:1H:176:G:O2'	26:1H:177:G:H5'	2.08	0.53
26:1H:2154:G:H2'	26:1H:2155:G:H8	1.73	0.53
30:31:107:LYS:HD2	30:31:206:ILE:HA	1.90	0.53
30:39:146:ALA:CB	30:39:148:LEU:HG	2.39	0.53
55:3L:61:G:N2	55:3L:71:C:N3	2.42	0.53
7:6E:111:ARG:NH1	7:6E:113:GLU:OE2	2.36	0.53
1:13:933:G:OP2	7:6E:3:ARG:HG3	2.08	0.53
42:95:71:LEU:CA	42:95:86:GLY:HA2	2.38	0.53
38:98:2:ARG:O	38:98:5:LYS:HG2	2.08	0.53
43:A5:88:ARG:HB3	43:A5:92:ARG:HB3	1.89	0.53
1:13:1015:A:H1'	1:13:1219:U:H5'	1.91	0.53
1:13:1029:G:H1'	1:13:1032(A):G:H1	1.73	0.53
1:13:973:G:P	10:1I:57:LYS:HZ2	2.31	0.53
26:14:1159:U:H2'	26:14:1160:G:H8	1.74	0.53
26:14:582:G:H2'	26:14:583:G:C8	2.42	0.53

Continued on next page...

Continued from previous page...

Atom-1	Atom-2	Interatomic distance (Å)	Clash overlap (Å)
1:1G:749:C:H2'	1:1G:750:G:H8	1.73	0.53
26:1H:120:U:C5	26:1H:149:A:N6	2.77	0.53
26:1H:429:A:OP2	59:1H:3623:HOH:O	2.18	0.53
26:1H:960:A:C8	26:1H:962:G:C8	2.95	0.53
29:29:167:VAL:HG11	29:29:189:PRO:HD3	1.90	0.53
30:31:184:TYR:O	30:31:188:ARG:HG3	2.08	0.53
30:39:113:ALA:HB1	30:39:186:ILE:HG21	1.90	0.53
30:39:161:GLU:HB3	30:39:162:LEU:HD12	1.89	0.53
7:62:102:ARG:O	7:62:106:GLN:HG3	2.07	0.53
1:1G:1443:G:N2	40:75:119:LYS:HB2	2.24	0.53
9:82:117:HIS:O	9:82:118:LYS:HB2	2.09	0.53
42:95:22:VAL:HG22	42:95:23:GLU:H	1.72	0.53
43:A5:72:LYS:HG2	43:A5:106:ILE:HD11	1.91	0.53
19:AI:32:LYS:HD3	19:AI:57:HIS:ND1	2.22	0.53
51:I5:34:GLU:HG2	51:I5:35:VAL:H	1.74	0.53
54:Q8:29:LYS:NZ	54:Q8:44:LYS:HB2	2.22	0.53
1:13:1113:C:H2'	1:13:1114:C:H6	1.72	0.53
1:13:1120:G:H2'	1:13:1121:U:H6	1.73	0.53
1:13:1133:G:H1	1:13:1141:C:H42	1.56	0.53
1:13:1486:G:H2'	1:13:1487:G:O4'	2.09	0.53
26:14:2031:A:N3	26:14:2455:G:O2'	2.35	0.53
26:14:2134:A:OP2	26:14:2157:G:N2	2.41	0.53
26:14:2068:U:N3	26:14:2430:A:C2	2.72	0.53
26:14:2542:A:O2'	26:14:2543:G:OP2	2.25	0.53
26:14:2600:A:H2'	26:14:2601:C:C6	2.43	0.53
26:14:908:C:O2'	26:14:909:A:H5'	2.09	0.53
34:15:94:HIS:HB2	34:15:97:ARG:HG3	1.90	0.53
28:19:32:SER:OG	28:19:32:SER:O	2.27	0.53
26:1H:1177:A:H4'	26:1H:1178:C:O5'	2.08	0.53
26:1H:1533:C:H3'	26:1H:1534:G:C5'	2.37	0.53
26:1H:1332:G:N2	26:1H:1609:A:O2'	2.42	0.53
26:1H:1778:U:P	59:1H:3786:HOH:O	2.66	0.53
26:1H:1839:G:C8	26:1H:1839:G:H5''	2.43	0.53
26:1H:468:G:N7	53:P8:39:ARG:NH2	2.56	0.53
26:1H:516:C:OP1	52:N8:13:LYS:NZ	2.38	0.53
55:3L:18:G:H1'	55:3L:19:C:OP2	2.08	0.53
31:41:138:GLN:HE21	31:41:149:VAL:HG12	1.74	0.53
1:1G:1080:A:OP1	5:42:14:ARG:NH2	2.41	0.53
26:14:2745:C:H4'	32:59:142:GLY:O	2.08	0.53
6:5E:44:GLY:HA2	6:5E:59:TYR:CZ	2.44	0.53
7:62:116:ALA:O	7:62:120:ILE:HG12	2.09	0.53

Continued on next page...

Continued from previous page...

Atom-1	Atom-2	Interatomic distance (Å)	Clash overlap (Å)
7:62:50:ILE:HD12	7:62:125:MET:HG3	1.89	0.53
36:78:144:GLU:N	36:78:144:GLU:OE2	2.41	0.53
19:AI:63:THR:OG1	19:AI:64:GLU:N	2.42	0.53
29:21:181:LEU:HD21	40:B8:7:ILE:HG23	1.91	0.53
34:58:42:TRP:O	41:C8:60:LEU:HD21	2.08	0.53
48:F5:41:ARG:HD3	48:F5:43:TYR:OH	2.09	0.53
49:G5:47:ASN:HD22	49:G5:47:ASN:N	2.06	0.53
48:J8:52:ARG:NH1	48:J8:57:GLU:HG3	2.22	0.53
48:J8:79:GLY:O	48:J8:80:LEU:HD13	2.09	0.53
2:12:77:ALA:HB2	2:12:211:ILE:HD13	1.89	0.53
1:13:142:G:C2	1:13:143:A:C5	2.96	0.53
26:14:1486:A:H2'	26:14:1487:G:C8	2.44	0.53
26:14:1731:G:H2'	26:14:1732:A:H8	1.74	0.53
26:14:2064:C:H2'	26:14:2065:C:C6	2.43	0.53
26:14:2392:A:OP2	54:M5:32:LEU:HD12	2.08	0.53
2:1E:8:LYS:HE2	2:1E:10:LEU:H	1.74	0.53
1:1G:1387:G:H2'	1:1G:1388:C:C6	2.43	0.53
1:1G:467:G:N2	16:7A:82:GLN:OE1	2.42	0.53
26:1H:2148:G:H2'	26:1H:2149:G:H8	1.72	0.53
26:1H:2340:G:O2'	26:1H:2341:G:H5'	2.09	0.53
26:1H:249:C:P	59:1H:3553:HOH:O	2.66	0.53
26:1H:270(T):G:H2'	26:1H:270(U):C:C6	2.43	0.53
29:29:33:VAL:HG11	29:29:88:GLY:CA	2.38	0.53
30:39:67:GLN:HG3	30:39:67:GLN:O	2.07	0.53
24:3K:17:G:H4'	24:3K:18:G:OP2	2.08	0.53
34:58:4:TYR:O	41:C8:64:ARG:NH1	2.27	0.53
6:5E:10:LEU:HD13	6:5E:61:LEU:HD13	1.90	0.53
26:1H:1952:A:N3	35:68:22:ILE:HD11	2.23	0.53
15:6A:36:ILE:O	15:6A:40:SER:N	2.40	0.53
40:75:53:ARG:NH1	40:75:60:THR:HG23	2.23	0.53
19:AI:5:LEU:HB2	19:AI:10:PHE:HE1	1.74	0.53
46:D5:123:ASP:N	46:D5:123:ASP:OD1	2.41	0.53
1:13:323:U:H2'	1:13:324:G:O4'	2.08	0.53
1:13:322:C:H41	1:13:328:C:H6	1.57	0.53
26:14:2438:U:O3'	26:14:2439:A:H3'	2.09	0.53
26:14:413:C:H2'	26:14:414:C:C6	2.43	0.53
26:14:459:U:H2'	26:14:460:A:C8	2.44	0.53
26:14:630:G:N2	26:14:633:A:OP2	2.42	0.53
2:1E:73:THR:HB	2:1E:169:LYS:HD2	1.91	0.53
1:1G:1262:C:H42	1:1G:1273:G:H1	1.54	0.53
1:1G:1322:C:O2'	1:1G:1323:G:O5'	2.24	0.53

Continued on next page...

Continued from previous page...

Atom-1	Atom-2	Interatomic distance (Å)	Clash overlap (Å)
26:1H:1401:G:H2'	26:1H:1402:C:H6	1.73	0.53
26:1H:1683:C:H2'	26:1H:1684:C:C6	2.44	0.53
26:1H:2151:G:H2'	26:1H:2152:G:C8	2.43	0.53
3:2E:59:ARG:HA	3:2E:63:ASN:O	2.08	0.53
5:42:80:ILE:HG13	5:42:91:LEU:HB2	1.91	0.53
33:61:110:ASP:OD1	33:61:130:TYR:HE1	1.91	0.53
39:65:106:ARG:HA	39:65:110:LEU:HD21	1.90	0.53
36:78:95:VAL:HA	36:78:99:LEU:HD23	1.91	0.53
8:7E:13:ILE:O	8:7E:17:THR:HG23	2.08	0.53
41:85:91:ASP:OD1	41:85:96:ALA:N	2.41	0.53
17:8A:100:LYS:CB	17:8A:101:ARG:HB2	2.38	0.53
26:1H:1188:U:H4'	42:D8:79:VAL:HG22	1.91	0.53
50:H5:59:VAL:HG12	50:H5:60:GLU:H	1.72	0.53
47:I8:25:ARG:HG3	47:I8:37:LEU:HD23	1.91	0.53
54:M5:33:ASN:ND2	54:M5:33:ASN:O	2.40	0.53
28:11:8:PRO:HB3	28:11:14:ARG:HG2	1.90	0.53
1:13:1131:G:H2'	1:13:1132:C:C6	2.44	0.53
1:13:129(A):G:N1	1:13:188:U:O2'	2.41	0.53
1:13:154:C:N3	1:13:168:G:N2	2.57	0.53
1:13:156:G:H1'	1:13:166:G:N2	2.24	0.53
26:14:1496:A:H8	26:14:1577:C:O2'	1.91	0.53
26:14:1945:G:H2'	26:14:1946:U:C6	2.43	0.53
26:14:885:C:H3'	26:14:886:C:H4'	1.91	0.53
28:19:16:MET:HE1	28:19:208:LYS:HE2	1.91	0.53
1:1G:409:G:H1	1:1G:433:C:H42	1.56	0.53
1:1G:964:A:N3	1:1G:969:A:O2'	2.39	0.53
29:21:119:ARG:HH11	29:21:119:ARG:CG	2.17	0.53
29:21:50:GLY:HA2	29:21:77:ILE:HA	1.91	0.53
3:22:127:ARG:HH21	3:22:191:THR:HG22	1.71	0.53
29:29:79:ARG:HD2	29:29:79:ARG:N	2.23	0.53
24:3K:5:G:N2	24:3K:77:C:N3	2.47	0.53
31:41:77:ILE:HB	31:41:82:LEU:HD12	1.90	0.53
1:13:710:G:H5''	6:5E:54:LYS:NZ	2.23	0.53
40:75:19:LEU:HD22	40:75:86:ILE:HG22	1.91	0.53
36:78:61:ARG:HH22	54:Q8:13:ARG:HD3	1.74	0.53
8:7E:86:ILE:HG22	8:7E:87:SER:H	1.73	0.53
9:8E:46:ALA:HB2	9:8E:74:ILE:HG23	1.90	0.53
38:98:38:VAL:HB	38:98:39:PRO:HD3	1.89	0.53
18:9I:31:LEU:HD11	18:9I:62:GLU:HG2	1.90	0.53
39:A8:37:ALA:HB2	39:A8:101:LEU:HD21	1.91	0.53
19:AA:18:LYS:O	19:AA:22:LEU:HB2	2.09	0.53

Continued on next page...

Continued from previous page...

Atom-1	Atom-2	Interatomic distance (Å)	Clash overlap (Å)
42:D8:47:VAL:HG22	42:D8:48:GLY:H	1.74	0.53
26:14:2143:C:H2'	26:14:2144:U:O4'	2.09	0.53
26:14:2499:C:OP2	59:14:3445:HOH:O	2.18	0.53
26:14:667:U:O2	54:M5:2:PRO:HD2	2.09	0.53
1:1G:1176:A:C2'	1:1G:1177:G:H5'	2.39	0.53
1:1G:1245:A:H61	1:1G:1292:U:H3	1.56	0.53
1:1G:987:G:H1	1:1G:1218:C:H42	1.54	0.53
26:1H:270(G):C:H2'	26:1H:270(H):C:H6	1.74	0.53
26:1H:2749:A:H1'	32:51:63:SER:OG	2.07	0.53
26:14:2786:U:H4'	29:29:64:LYS:CA	2.39	0.53
11:2A:32:ILE:HD13	11:2A:72:ALA:HB2	1.91	0.53
30:39:53:THR:HG23	30:39:55:GLY:H	1.74	0.53
24:3K:6:G:C6	24:3K:7:G:C6	2.97	0.53
32:51:154:PRO:HD3	32:51:162:ILE:O	2.09	0.53
34:58:46:VAL:HG11	34:58:48:MET:HG3	1.90	0.53
36:78:43:GLY:N	59:78:303:HOH:O	2.37	0.53
26:1H:910:A:H62	37:88:12:GLN:HA	1.74	0.53
38:98:41:ALA:O	38:98:44:LEU:N	2.37	0.53
46:H8:108:PRO:HB2	46:H8:112:ARG:HA	1.90	0.53
13:4A:65:LYS:HE3	51:I5:50:VAL:HG21	1.90	0.53
24:3K:85:A:H5''	48:J8:30:VAL:HG21	1.89	0.53
28:11:23:GLU:HG3	28:11:82:ILE:HG21	1.91	0.53
1:13:295:C:H2'	1:13:296:U:O4'	2.08	0.53
1:13:864:A:H3'	1:13:865:A:C8	2.44	0.53
26:14:1789:A:H2'	26:14:1790:C:C6	2.44	0.53
26:14:2648:C:H2'	26:14:2649:U:C6	2.44	0.53
26:14:768:G:O2'	26:14:769:G:H5'	2.09	0.53
21:1B:25:LYS:HZ1	21:1B:26:LYS:HG3	1.74	0.53
26:1H:1021:A:OP2	34:58:65:LYS:NZ	2.41	0.53
26:1H:270(T):G:H2'	26:1H:270(U):C:H6	1.74	0.53
26:1H:557:U:H2'	26:1H:558:G:C8	2.44	0.53
10:1I:92:THR:HG23	10:1I:93:GLY:H	1.73	0.53
29:29:93:VAL:HG21	29:29:180:ASN:HA	1.90	0.53
30:39:143:ALA:O	30:39:148:LEU:HB2	2.09	0.53
24:3K:34:U:H2'	24:3K:36:U:OP2	2.08	0.53
5:42:60:TYR:HB3	5:42:64:ARG:NE	2.24	0.53
5:4E:144:THR:OG1	5:4E:147:ASP:OD1	2.22	0.53
40:75:18:ASP:N	40:75:18:ASP:OD1	2.27	0.53
38:98:117:VAL:HG22	38:98:118:GLU:H	1.74	0.53
41:C8:17:ILE:HG23	41:C8:39:LEU:HD12	1.90	0.53
51:I5:50:VAL:HG23	51:I5:52:THR:H	1.74	0.53

Continued on next page...

Continued from previous page...

Atom-1	Atom-2	Interatomic distance (Å)	Clash overlap (Å)
49:K8:52:ASP:OD1	49:K8:52:ASP:N	2.41	0.53
52:N8:40:LYS:HG2	52:N8:46:CYS:HA	1.91	0.53
54:Q8:33:ASN:OD1	54:Q8:36:LYS:NZ	2.24	0.53
28:11:182:LEU:N	28:11:272:ALA:HB3	2.21	0.52
26:1H:764:A:H2	28:11:219:PRO:HG3	1.73	0.52
1:13:631:G:H8	1:13:632:A:H2	1.57	0.52
26:14:1025:G:C4	26:14:1135:C:H1'	2.44	0.52
26:14:2667:C:N3	32:59:110:SER:OG	2.41	0.52
26:14:300:A:O2'	26:14:318:C:O2	2.26	0.52
26:1H:1899:G:N2	26:1H:1902:C:H5	2.06	0.52
26:1H:2287:A:H2	26:1H:2346:A:C2	2.27	0.52
26:1H:963:U:OP1	59:1H:3686:HOH:O	2.18	0.52
10:1I:38:ILE:HG23	10:1I:71:LEU:O	2.09	0.52
29:21:20:ALA:O	29:21:21:VAL:HG22	2.09	0.52
29:29:56:PRO:HD2	29:29:58:ARG:NH2	2.23	0.52
30:31:6:VAL:HG11	30:31:119:ARG:HA	1.90	0.52
4:3E:170:VAL:HG13	4:3E:171:GLY:O	2.09	0.52
12:3I:8:ASN:O	12:3I:11:VAL:HG23	2.08	0.52
5:42:20:GLN:OE1	5:42:21:ALA:N	2.42	0.52
33:69:1:MET:HG3	33:69:23:PRO:HB3	1.90	0.52
1:13:454:C:P	16:7I:75:ARG:HH22	2.32	0.52
17:8A:67:LYS:HA	17:8A:70:ARG:HH12	1.73	0.52
26:14:993:G:H1'	42:95:87:HIS:NE2	2.24	0.52
45:G8:94:LYS:HA	45:G8:94:LYS:HZ3	1.74	0.52
54:Q8:15:LYS:HD2	54:Q8:16:ILE:N	2.24	0.52
54:Q8:29:LYS:HZ3	54:Q8:44:LYS:HB2	1.74	0.52
28:11:67:PHE:HB3	28:11:153:ALA:HB3	1.91	0.52
1:13:222:U:H2'	1:13:223:U:H6	1.73	0.52
1:13:501:C:H2'	1:13:502:G:C8	2.44	0.52
1:13:504:C:OP1	59:13:1849:HOH:O	2.19	0.52
26:14:2783:G:H2'	26:14:2784:C:C6	2.44	0.52
26:14:2784:C:H1'	29:29:37:ARG:NH2	2.24	0.52
2:1E:60:ASP:HB3	2:1E:64:ARG:HH12	1.74	0.52
2:1E:78:GLN:NE2	2:1E:94:ASN:O	2.42	0.52
1:1G:1127:G:N3	1:1G:1147:C:N4	2.57	0.52
1:1G:1279:A:O2'	1:1G:1281:U:OP2	2.17	0.52
1:1G:1404:C:H2'	1:1G:1405:G:C8	2.44	0.52
1:1G:747:C:OP2	1:1G:748:C:N4	2.39	0.52
26:1H:2756:U:H4'	26:1H:2757:A:OP1	2.08	0.52
26:1H:286:C:H2'	26:1H:287:C:H6	1.74	0.52
26:1H:994:C:O2'	26:1H:996:A:OP1	2.23	0.52

Continued on next page...

Continued from previous page...

Atom-1	Atom-2	Interatomic distance (Å)	Clash overlap (Å)
3:22:60:ALA:HA	10:1A:93:GLY:HA2	1.90	0.52
29:29:30:PRO:HA	29:29:92:THR:HG22	1.91	0.52
4:32:13:ARG:C	4:32:15:GLU:H	2.11	0.52
6:52:33:TYR:HE2	6:52:74:ASP:HB2	1.73	0.52
33:61:93:THR:O	33:61:97:ILE:HG12	2.10	0.52
39:65:18:ILE:HD13	39:65:87:PHE:O	2.09	0.52
8:72:24:THR:HG22	8:72:63:LEU:HD21	1.91	0.52
40:75:106:SER:HA	40:75:110:ILE:HD11	1.91	0.52
1:1G:1250:A:H4'	9:82:68:GLY:N	2.24	0.52
17:8I:5:VAL:HG22	17:8I:60:ILE:HG13	1.92	0.52
19:AA:18:LYS:HE3	19:AA:22:LEU:HD23	1.90	0.52
19:AA:51:VAL:HG12	19:AA:52:TYR:H	1.73	0.52
51:M8:23:GLU:OE1	51:M8:24:THR:N	2.43	0.52
2:12:105:PHE:O	2:12:109:SER:N	2.38	0.52
2:12:84:GLU:OE2	2:12:212:GLN:NE2	2.34	0.52
1:13:1089:G:O6	1:13:1096:C:N4	2.41	0.52
1:13:1225:A:N3	1:13:1225:A:H2'	2.24	0.52
1:13:348:G:C2	1:13:349:A:C8	2.98	0.52
1:13:939:G:H2'	1:13:940:C:C6	2.45	0.52
26:14:26:G:N2	26:14:513:A:OP2	2.34	0.52
1:1G:160:A:H1'	1:1G:344:A:C5	2.44	0.52
1:1G:619:U:H3	4:32:135:LEU:HD13	1.74	0.52
26:1H:1050:A:H2'	26:1H:1051:G:C8	2.44	0.52
26:1H:2135:A:O2'	26:1H:2136:C:OP1	2.26	0.52
29:21:3:GLY:HA3	29:21:81:ILE:CG2	2.39	0.52
29:29:119:ARG:HA	29:29:160:TYR:CD2	2.45	0.52
23:2K:57:C:O2'	31:41:78:SER:HB2	2.09	0.52
30:31:185:ASP:OD1	30:31:188:ARG:NH1	2.38	0.52
4:32:127:THR:HG21	4:32:149:ALA:HB2	1.90	0.52
36:35:80:TYR:HA	36:35:111:ARG:O	2.10	0.52
32:51:153:LYS:HG2	32:51:162:ILE:HB	1.90	0.52
34:58:26:LEU:O	34:58:30:ILE:HG13	2.10	0.52
39:65:34:HIS:CE1	39:65:54:LEU:HB2	2.44	0.52
7:6E:5:ARG:HG2	7:6E:7:ALA:H	1.75	0.52
18:9A:36:ASN:HB2	18:9A:38:GLU:OE1	2.09	0.52
26:1H:2379:G:O2'	39:A8:17:ARG:NH1	2.42	0.52
20:BI:75:ASN:O	20:BI:79:ARG:N	2.41	0.52
46:H8:130:PRO:O	46:H8:133:ILE:HG13	2.09	0.52
19:AA:41:VAL:HG13	51:I5:63:TYR:HB3	1.91	0.52
52:J5:20:ARG:HA	52:J5:23:HIS:ND1	2.24	0.52
49:K8:29:LYS:HG2	49:K8:57:ILE:HD13	1.91	0.52

Continued on next page...

Continued from previous page...

Atom-1	Atom-2	Interatomic distance (Å)	Clash overlap (Å)
1:13:1085:U:H3'	1:13:1086:U:C5	2.44	0.52
1:13:8:A:H5'	5:4E:101:ILE:HG22	1.90	0.52
1:13:963:G:N3	10:1I:55:LYS:NZ	2.53	0.52
28:19:37:LEU:HB2	28:19:38:LYS:HG2	1.91	0.52
1:1G:1179:A:H2'	1:1G:1180:A:O4'	2.09	0.52
1:1G:1194:U:H2'	1:1G:1195:C:C6	2.43	0.52
1:1G:328:C:H4'	1:1G:329:A:H5''	1.92	0.52
1:1G:575:G:H4'	1:1G:575:G:OP1	2.09	0.52
1:1G:690:G:H2'	1:1G:691:G:O4'	2.09	0.52
26:1H:1442:G:C2	26:1H:1550:C:O2	2.63	0.52
26:1H:155:C:N4	26:1H:171:G:H1	2.04	0.52
26:1H:747:U:O2	26:1H:2014:A:H1'	2.10	0.52
3:22:22:TRP:HB3	3:22:59:ARG:HB2	1.90	0.52
30:39:3:GLU:HG3	30:39:20:LEU:O	2.10	0.52
13:4I:108:ARG:NH1	13:4I:111:LYS:HB3	2.24	0.52
26:14:2757:A:N1	32:59:67:LEU:HD22	2.25	0.52
35:68:63:VAL:HG12	35:68:106:LEU:HD11	1.91	0.52
35:68:26:LYS:NZ	35:68:32:TYR:O	2.43	0.52
9:8E:106:ALA:O	9:8E:108:VAL:HG22	2.08	0.52
46:D5:93:ASP:N	46:D5:130:PRO:HG2	2.24	0.52
46:D5:98:MET:O	46:D5:125:LEU:HA	2.09	0.52
47:E5:38:VAL:HG12	47:E5:40:GLN:HG2	1.91	0.52
1:13:1336:C:H4'	1:13:1336:C:OP1	2.09	0.52
1:13:57:G:H2'	1:13:58:C:C6	2.44	0.52
26:14:582:G:H2'	26:14:583:G:H8	1.74	0.52
27:16:29:A:H2'	27:16:30:C:C6	2.44	0.52
2:1E:15:VAL:H	2:1E:16:HIS:CE1	2.27	0.52
1:1G:1154:G:H2'	1:1G:1155:G:C8	2.43	0.52
1:1G:186:C:C1'	20:BA:81:LYS:HZ3	2.22	0.52
1:1G:984:C:H2'	1:1G:985:C:H6	1.74	0.52
26:1H:1111:A:N3	26:1H:1112:G:H1'	2.25	0.52
26:1H:1441:G:H2'	26:1H:1442:G:C8	2.42	0.52
22:1K:85:A:H8	26:1H:2583:G:H21	1.56	0.52
27:1J:21:G:H2'	27:1J:22:U:O4'	2.08	0.52
26:14:2561:A:H2	35:25:23:ARG:NH1	2.07	0.52
35:25:12:ASP:HA	35:25:99:PHE:HD2	1.75	0.52
11:2A:59:TYR:CE1	11:2A:63:LEU:HD21	2.45	0.52
1:1G:409:G:OP1	4:32:24:GLU:HB2	2.10	0.52
30:39:25:PRO:HB3	30:39:28:ILE:HG23	1.92	0.52
55:3L:24:G:H2'	55:3L:25:G:C8	2.36	0.52
5:42:8:GLU:HB3	5:42:34:VAL:HG23	1.91	0.52

Continued on next page...

Continued from previous page...

Atom-1	Atom-2	Interatomic distance (Å)	Clash overlap (Å)
5:42:41:VAL:O	5:42:67:VAL:HG12	2.08	0.52
32:51:101:ARG:NH1	32:51:122:THR:OG1	2.43	0.52
14:5A:15:LYS:HZ3	14:5A:15:LYS:HA	1.74	0.52
8:72:37:ARG:NH2	8:72:118:VAL:O	2.43	0.52
40:75:11:GLU:O	40:75:13:ARG:HD3	2.10	0.52
8:7E:121:ASP:OD1	8:7E:121:ASP:N	2.35	0.52
1:13:280:C:C2	17:8I:38:ARG:HG3	2.45	0.52
41:C8:88:ILE:O	41:C8:88:ILE:HG22	2.10	0.52
46:D5:10:ARG:HH21	46:D5:26:GLY:H	1.58	0.52
43:E8:92:ARG:NH1	43:E8:94:ASP:OD1	2.43	0.52
50:H5:20:LYS:HA	50:H5:23:LEU:HD12	1.92	0.52
48:J8:78:LYS:HD2	48:J8:78:LYS:H	1.75	0.52
2:12:18:GLY:O	2:12:19:HIS:ND1	2.38	0.52
1:13:1262:C:H42	1:13:1273:G:H1	1.57	0.52
1:13:153:C:H42	1:13:168:G:H22	1.55	0.52
1:13:417:C:H2'	1:13:418:C:C6	2.45	0.52
1:13:89:U:HO2'	1:13:90:C:H6	1.58	0.52
26:14:1639:U:P	59:14:3469:HOH:O	2.67	0.52
26:14:2577:A:H2'	26:14:2614:A:N6	2.24	0.52
2:1E:82:ARG:NH2	2:1E:150:SER:HB3	2.23	0.52
2:1E:19:HIS:HB3	2:1E:189:ASP:OD1	2.09	0.52
1:1G:32:A:C2	1:1G:33:A:C4	2.98	0.52
1:1G:78:G:O6	1:1G:91:C:N4	2.42	0.52
26:1H:172:C:H2'	26:1H:173:G:H8	1.75	0.52
26:1H:1782:C:H3'	59:1H:3522:HOH:O	2.10	0.52
26:1H:1858:G:H2'	26:1H:1883:G:N2	2.24	0.52
26:1H:2110:G:H5''	26:1H:2145:C:N4	2.24	0.52
26:1H:2171:A:O2'	26:1H:2172:U:O5'	2.27	0.52
26:1H:2505:G:O6	26:1H:2576:G:H2'	2.09	0.52
26:1H:90:U:H6	26:1H:90:U:OP1	1.92	0.52
26:1H:991:C:H2'	26:1H:992:C:H6	1.75	0.52
29:29:90:THR:O	29:29:90:THR:OG1	2.27	0.52
23:2L:20:G:H1	31:49:83:ARG:HH22	1.58	0.52
30:39:65:TRP:CZ3	30:39:72:ARG:HB3	2.44	0.52
4:3E:19:LEU:HB3	4:3E:21:LEU:HD21	1.90	0.52
37:45:35:VAL:HG12	37:45:36:ALA:H	1.74	0.52
22:1K:38:MIA:H113	25:4K:19[B]:A:C8	2.44	0.52
14:5I:6:LEU:CD1	14:5I:23:ARG:HH22	2.23	0.52
7:62:16:LEU:HD12	9:82:41:VAL:O	2.10	0.52
33:69:72:LEU:HD21	33:69:107:VAL:HG11	1.92	0.52
15:6I:25:THR:HG21	15:6I:70:LEU:HB2	1.92	0.52

Continued on next page...

Continued from previous page...

Atom-1	Atom-2	Interatomic distance (Å)	Clash overlap (Å)
40:75:8:LYS:HZ2	40:75:8:LYS:HB2	1.75	0.52
36:78:121:LYS:O	36:78:123:LEU:N	2.43	0.52
1:13:376:G:H5''	16:7I:5:ARG:HD2	1.90	0.52
17:8A:87:LYS:O	17:8A:91:ARG:HG3	2.09	0.52
18:9I:88:LYS:NZ	18:9I:88:LYS:HB3	2.23	0.52
20:BA:49:ALA:HA	20:BA:52:ALA:HB3	1.92	0.52
46:H8:160:GLY:O	46:H8:161:VAL:HG13	2.09	0.52
51:M8:15:ILE:O	51:M8:33:VAL:HB	2.10	0.52
28:11:231:HIS:HD2	28:11:249:PRO:HA	1.73	0.52
26:14:1291:C:H2'	26:14:1292:U:C6	2.44	0.52
26:14:2057:A:H2'	26:14:2058:A:O4'	2.10	0.52
26:14:2624:G:O6	59:14:3644:HOH:O	2.19	0.52
26:14:557:U:O2'	34:15:45:ASN:O	2.26	0.52
34:15:58:ASP:N	34:15:58:ASP:OD1	2.37	0.52
27:16:80:U:H2'	27:16:81:G:H21	1.75	0.52
21:1F:5:ASP:O	21:1F:11:GLY:HA3	2.10	0.52
1:1G:420:U:O2'	1:1G:423:G:O6	2.14	0.52
26:1H:1093:G:HO2'	26:1H:1099:G:N2	2.07	0.52
26:1H:1406:U:H2'	26:1H:1407:C:H6	1.72	0.52
27:1J:16:G:H2'	27:1J:17:C:C6	2.44	0.52
29:21:48:GLN:OE1	29:21:77:ILE:HG21	2.10	0.52
23:2L:44:A:H2'	23:2L:45:A:H8	1.75	0.52
30:31:8:GLN:CD	30:31:8:GLN:H	2.12	0.52
30:31:96:ASP:OD1	30:31:98:SER:HB3	2.09	0.52
12:3I:90:VAL:HG11	12:3I:93:LEU:HG	1.91	0.52
31:41:124:SER:HB2	31:41:131:TYR:CE1	2.44	0.52
13:4A:77:ASN:O	13:4A:80:ARG:HB2	2.09	0.52
4:3E:197:PRO:HD3	6:52:16:GLN:HG3	1.92	0.52
1:1G:994:A:C2	14:5A:5:ALA:HB2	2.45	0.52
36:78:96:THR:C	36:78:98:GLU:H	2.13	0.52
9:82:99:LEU:HB3	9:82:101:PHE:HE1	1.75	0.52
18:9I:38:GLU:HA	18:9I:41:LYS:HE3	1.92	0.52
42:D8:27:ALA:HB1	42:D8:31:ALA:HB3	1.92	0.52
2:12:17:PHE:CE2	2:12:44:LEU:HA	2.45	0.52
1:13:1130:A:H62	1:13:1144:G:H21	1.57	0.52
1:13:243:A:H4'	1:13:244:U:H3'	1.92	0.52
1:13:987:G:H1	1:13:1218:C:H42	1.58	0.52
26:14:1337:G:H2'	26:14:1338:G:H8	1.75	0.52
26:14:1794:U:H2'	26:14:1795:C:H6	1.75	0.52
26:14:1839:G:OP2	59:14:3751:HOH:O	2.19	0.52
26:14:839:U:H2'	26:14:840:C:C6	2.45	0.52

Continued on next page...

Continued from previous page...

Atom-1	Atom-2	Interatomic distance (Å)	Clash overlap (Å)
1:1G:111:G:O5'	1:1G:111:G:H8	1.92	0.52
1:1G:1194:U:H2'	1:1G:1195:C:H6	1.74	0.52
1:1G:691:G:O6	11:2A:55:LYS:NZ	2.37	0.52
26:1H:1386:C:H2'	26:1H:1387:C:C6	2.41	0.52
26:1H:1266:G:O2'	26:1H:2012:G:O6	2.21	0.52
26:1H:2025:C:H2'	26:1H:2026:C:C6	2.44	0.52
26:1H:2199:A:H5'	26:1H:2205:C:OP2	2.09	0.52
26:1H:459:U:H2'	26:1H:460:A:H8	1.75	0.52
27:1J:11:C:OP2	27:1J:12:C:N4	2.37	0.52
29:21:135:HIS:CE1	59:21:401:HOH:O	2.58	0.52
26:14:2394:C:OP1	36:35:63:PRO:HG2	2.10	0.52
55:3L:9:U:H5	55:3L:22:A:H61	1.58	0.52
5:4E:126:ARG:NH1	5:4E:126:ARG:HG3	2.25	0.52
36:78:82:GLY:HA2	36:78:113:LYS:O	2.10	0.52
38:98:1:MET:O	38:98:3:HIS:N	2.42	0.52
38:98:78:LYS:O	38:98:83:ILE:HG13	2.10	0.52
6:52:7:ASN:HD21	18:9A:34:TYR:HE1	1.58	0.52
44:B5:57:LEU:HD23	44:B5:57:LEU:N	2.25	0.52
26:14:64:A:O3'	44:B5:71:GLY:HA3	2.10	0.52
42:D8:28:GLU:H	42:D8:28:GLU:CD	2.11	0.52
28:11:26:LYS:HB3	28:11:83:GLU:HG2	1.91	0.52
2:12:100:GLY:HA2	2:12:103:THR:OG1	2.09	0.52
1:13:1007:C:N4	1:13:1022:G:H1	2.03	0.52
26:14:111:A:H4'	49:G5:69:ARG:NH2	2.25	0.52
26:14:592:G:H21	54:M5:4:MET:HE2	1.73	0.52
34:15:47:ALA:O	34:15:119:ARG:NH2	2.42	0.52
1:1G:1127:G:H1'	1:1G:1148:U:H3	1.73	0.52
26:1H:2495:G:H5''	37:88:81:VAL:HG22	1.92	0.52
26:1H:2504:U:P	59:1H:3969:HOH:O	2.67	0.52
26:1H:2801:A:H2'	26:1H:2802:G:H4'	1.92	0.52
26:1H:507:A:H5''	26:1H:508:G:H5'	1.91	0.52
30:39:25:PRO:O	30:39:27:GLU:HB2	2.10	0.52
30:39:32:LEU:O	30:39:36:VAL:HG23	2.10	0.52
4:3E:81:GLU:OE1	4:3E:139:ARG:NH2	2.26	0.52
37:45:26:TYR:O	37:45:28:ALA:N	2.43	0.52
6:5E:23:LYS:O	6:5E:27:GLN:HG3	2.10	0.52
35:68:2:ILE:HD12	35:68:6:THR:HG21	1.92	0.52
17:8A:3:LYS:HB3	17:8A:61:GLU:HB3	1.92	0.52
39:A8:74:ALA:HB1	39:A8:107:GLU:O	2.10	0.52
47:I8:51:VAL:HG21	47:I8:79:VAL:HG12	1.91	0.52
54:Q8:60:LEU:O	54:Q8:61:LEU:HD12	2.09	0.52

Continued on next page...

Continued from previous page...

Atom-1	Atom-2	Interatomic distance (Å)	Clash overlap (Å)
2:12:22:LYS:NZ	2:12:35:GLU:OE1	2.34	0.52
1:13:429:U:H1'	1:13:430:A:H5''	1.92	0.52
1:13:789:U:H5	1:13:792:A:OP2	1.93	0.52
26:14:1478:G:H2'	26:14:1479:G:C8	2.45	0.52
26:14:1585:C:O2	26:14:1585:C:H2'	2.09	0.52
26:14:2127:G:N2	26:14:2161:C:N3	2.50	0.52
26:14:2666:C:H3'	26:14:2667:C:H6	1.75	0.52
26:14:13:A:H61	26:14:525:U:H3'	1.74	0.52
1:1G:141:A:H1'	1:1G:182:U:O2	2.09	0.52
26:1H:1614:A:H61	43:E8:88:ARG:H	1.58	0.52
26:1H:2647:U:H2'	26:1H:2648:C:C6	2.45	0.52
26:1H:2855:C:H2'	26:1H:2856:C:H6	1.74	0.52
26:1H:2882:A:OP1	38:98:96:ARG:NH1	2.37	0.52
26:1H:319:C:C2	26:1H:333:G:N2	2.78	0.52
26:1H:432:A:H2'	26:1H:433:C:C6	2.44	0.52
26:1H:618:G:H2'	26:1H:618(A):C:H6	1.75	0.52
27:1J:70:C:H2'	27:1J:71:C:H6	1.75	0.52
26:1H:2773:C:H5''	29:21:164:ARG:HG2	1.92	0.52
26:14:2786:U:H4'	29:29:64:LYS:C	2.31	0.52
11:2A:59:TYR:CZ	11:2A:63:LEU:HD21	2.45	0.52
31:49:173:LEU:HD22	31:49:178:PHE:CE1	2.45	0.52
31:49:42:GLY:O	31:49:43:LEU:HD13	2.09	0.52
8:72:11:THR:OG1	8:72:14:ARG:NH1	2.41	0.52
9:82:99:LEU:HB3	9:82:101:PHE:CE1	2.44	0.52
46:D5:128:VAL:HG22	46:D5:129:SER:H	1.75	0.52
47:E5:27:GLU:HB2	47:E5:69:PHE:HD1	1.74	0.52
46:H8:30:ASN:OD1	46:H8:90:VAL:HB	2.10	0.52
47:I8:36:ILE:HD13	47:I8:36:ILE:O	2.08	0.52
26:14:459:U:H2'	26:14:460:A:H8	1.74	0.51
27:16:78:A:C2	27:16:99:A:C4	2.98	0.51
1:1G:1352:C:N3	1:1G:1370:G:N2	2.50	0.51
26:1H:2152:G:H2'	26:1H:2153:G:O4'	2.10	0.51
26:1H:2125:G:H1'	26:1H:2173:A:H61	1.74	0.51
26:1H:762:U:H4'	26:1H:763:G:O5'	2.09	0.51
26:1H:881:G:H3'	26:1H:882:G:C4'	2.41	0.51
29:29:34:VAL:HG21	29:29:78:LEU:HD22	1.92	0.51
24:3K:8:U:H3	24:3K:14:A:H62	1.58	0.51
55:3L:75:C:H2'	55:3L:76:C:C6	2.44	0.51
31:41:96:ARG:O	31:41:97:ASP:HB2	2.10	0.51
1:13:1227:A:P	13:4I:111:LYS:HZ1	2.32	0.51
36:78:1:MET:HE1	36:78:6:LEU:HA	1.92	0.51

Continued on next page...

Continued from previous page...

Atom-1	Atom-2	Interatomic distance (Å)	Clash overlap (Å)
8:7E:109:ILE:HD11	8:7E:120:THR:HG22	1.91	0.51
37:88:75:THR:HA	37:88:88:GLY:O	2.10	0.51
9:8E:82:ALA:O	9:8E:86:VAL:HG23	2.10	0.51
40:B8:58:ASN:C	40:B8:58:ASN:HD22	2.12	0.51
48:F5:87:PRO:HA	48:F5:90:ILE:CG2	2.39	0.51
26:1H:64:A:H1'	44:F8:66:LEU:HB2	1.93	0.51
50:H5:43:ILE:O	50:H5:47:VAL:HG23	2.11	0.51
49:K8:33:MET:O	49:K8:36:ARG:HB2	2.10	0.51
28:11:2:ALA:HA	28:11:20:ASP:HB2	1.92	0.51
26:14:1048:A:H2	26:14:1112:G:H21	1.58	0.51
26:14:1132:A:H2'	26:14:1133:U:C6	2.46	0.51
26:14:1771:C:H1'	26:14:1786:A:C8	2.44	0.51
26:14:2493:U:H2'	26:14:2494:G:O4'	2.11	0.51
26:14:2689:U:P	26:14:2719:G:H22	2.32	0.51
26:14:445:C:O2'	26:14:446:G:H5'	2.10	0.51
1:1G:1131:G:H2'	1:1G:1132:C:H6	1.75	0.51
1:1G:539:A:OP2	12:3A:115:LYS:NZ	2.43	0.51
26:1H:1252:G:H4'	26:1H:1253:A:OP1	2.10	0.51
26:1H:26:G:C6	26:1H:27:G:N1	2.78	0.51
10:1I:17:ASP:OD1	10:1I:70:ARG:HD3	2.11	0.51
3:22:134:ILE:HG23	3:22:151:VAL:HB	1.91	0.51
29:29:116:VAL:HG13	29:29:122:PHE:HB2	1.91	0.51
1:1G:1295:G:O2'	13:4A:14:ARG:NH1	2.43	0.51
6:52:33:TYR:CE2	6:52:74:ASP:HB2	2.45	0.51
33:61:98:ALA:HB2	33:61:111:PRO:HB3	1.90	0.51
33:61:64:GLU:O	33:61:67:ARG:N	2.43	0.51
1:1G:878:G:H5'	8:72:89:PRO:HG2	1.92	0.51
40:75:16:ARG:HB3	40:75:18:ASP:OD1	2.11	0.51
36:78:68:GLN:OE1	36:78:68:GLN:HA	2.10	0.51
16:7A:29:ASP:N	16:7A:29:ASP:OD1	2.43	0.51
43:A5:36:LEU:HD13	43:A5:48:ALA:HA	1.93	0.51
48:F5:93:GLU:O	48:F5:97:LEU:HB3	2.10	0.51
2:12:55:PHE:HZ	2:12:218:ALA:HA	1.75	0.51
1:13:1054:C:HO2'	1:13:1055:A:P	2.33	0.51
1:13:417:C:H2'	1:13:418:C:H6	1.74	0.51
1:13:413:G:N2	1:13:428:G:H1'	2.25	0.51
26:14:2120:G:H2'	26:14:2121:G:H8	1.76	0.51
26:14:2274:A:C6	26:14:2276:G:C8	2.98	0.51
26:14:660:G:H21	36:35:12:ALA:CA	2.23	0.51
26:14:746:A:H2'	26:14:2612:C:H5''	1.91	0.51
26:14:890:A:O2'	26:14:892:G:H5'	2.09	0.51

Continued on next page...

Continued from previous page...

Atom-1	Atom-2	Interatomic distance (Å)	Clash overlap (Å)
2:1E:166:ASP:C	2:1E:168:THR:H	2.14	0.51
2:1E:237:ALA:O	2:1E:239:VAL:N	2.44	0.51
1:1G:888:G:O2'	1:1G:1488:G:O2'	2.28	0.51
1:1G:500:G:N2	1:1G:545:C:O2	2.43	0.51
26:1H:1475:G:C2	26:1H:1519:G:C2	2.98	0.51
26:1H:2033:A:OP1	59:1H:3887:HOH:O	2.19	0.51
26:1H:2157:G:O2'	26:1H:2158:A:O5'	2.29	0.51
26:1H:2298:A:H2'	26:1H:2299:G:O4'	2.11	0.51
26:1H:882:G:H22	26:1H:894:C:N4	2.07	0.51
22:1K:77:C:N3	22:1K:78:C:N4	2.59	0.51
23:2L:20:G:H3'	23:2L:21:U:H5''	1.93	0.51
26:14:660:G:H21	36:35:12:ALA:HA	1.75	0.51
36:35:55:ARG:HG2	36:35:56:SER:N	2.24	0.51
36:35:93:GLY:H	36:35:123:LEU:HD12	1.74	0.51
30:39:18:ARG:HE	30:39:19:GLU:N	2.09	0.51
4:3E:11:LEU:HD22	4:3E:66:ARG:HG2	1.92	0.51
7:6E:143:ARG:NH1	24:3K:42:U:O2'	2.43	0.51
31:41:2:PRO:HB3	51:M8:25:TYR:CE1	2.45	0.51
32:51:102:ALA:HA	32:51:117:PRO:HD3	1.92	0.51
32:51:153:LYS:HG2	32:51:162:ILE:CG1	2.41	0.51
26:1H:1012:U:O4	34:58:25:ARG:HA	2.10	0.51
40:B8:107:ASP:O	40:B8:110:ILE:HG23	2.10	0.51
40:B8:29:ARG:NH1	40:B8:46:GLU:OE1	2.42	0.51
46:D5:4:ARG:NH1	46:D5:60:GLU:OE2	2.35	0.51
2:12:115:LEU:HD13	2:12:145:LEU:HD12	1.92	0.51
2:12:21:ARG:HB3	2:12:39:ILE:HG12	1.93	0.51
1:13:1064:G:H4'	1:13:1065:U:OP1	2.10	0.51
1:13:1085:U:H3'	1:13:1086:U:H5	1.73	0.51
1:13:143:A:H2	1:13:220:G:H1	1.57	0.51
26:14:2250:G:C5	37:45:82:ARG:HD2	2.45	0.51
26:14:2272:U:H5''	26:14:2273:A:OP1	2.11	0.51
26:14:2388:A:C2'	26:14:2389:G:H5'	2.40	0.51
26:14:389:G:N1	36:35:71:VAL:HG12	2.25	0.51
27:16:2:C:H2'	27:16:3:C:H6	1.76	0.51
1:1G:1256:A:N6	1:1G:1277:C:H3'	2.26	0.51
1:1G:1442:G:C5	1:1G:1446:A:N1	2.78	0.51
1:1G:1508:G:H2'	1:1G:1509:C:C6	2.45	0.51
1:1G:409:G:H2'	1:1G:410:G:O4'	2.11	0.51
26:1H:1047:G:O2'	26:1H:1111:A:N6	2.44	0.51
26:1H:1094:U:C2	26:1H:1096:A:H5'	2.46	0.51
26:1H:1126:A:H4'	26:1H:1127:A:O5'	2.10	0.51

Continued on next page...

Continued from previous page...

Atom-1	Atom-2	Interatomic distance (Å)	Clash overlap (Å)
26:1H:1728:G:C6	26:1H:1730:U:OP2	2.63	0.51
26:1H:1731:G:H2'	26:1H:1732:A:H8	1.74	0.51
26:1H:2324:C:H5''	26:1H:2325:G:H5''	1.92	0.51
26:1H:1637:A:H4'	26:1H:2711:A:O2'	2.09	0.51
26:1H:536:A:H5'	41:C8:53:ARG:HD3	1.92	0.51
26:14:2547:U:O2	35:25:23:ARG:NH2	2.40	0.51
30:31:64:ILE:HG23	30:31:65:TRP:CD1	2.45	0.51
12:3I:71:PRO:O	12:3I:102:ARG:HD3	2.11	0.51
15:6A:4:THR:HG22	15:6A:6:GLU:H	1.76	0.51
36:78:38:GLN:HG2	36:78:45:LEU:HD12	1.92	0.51
49:G5:22:GLU:HG2	49:G5:64:LEU:HD11	1.92	0.51
50:H5:46:ASN:O	50:H5:50:VAL:HG22	2.09	0.51
26:14:1430:C:H2'	26:14:1431:U:C6	2.46	0.51
26:14:1914:C:H2'	26:14:1915:U:O4'	2.11	0.51
26:14:271(B):G:N7	26:14:421:U:H2'	2.25	0.51
26:14:934:G:H2'	26:14:935:C:C6	2.45	0.51
1:1G:1321:C:C4	1:1G:1322:C:N3	2.78	0.51
26:1H:1771:C:H1'	26:1H:1786:A:C8	2.45	0.51
26:1H:2127:G:H2'	26:1H:2128:C:O4'	2.09	0.51
26:1H:975:G:H1'	26:1H:990:A:C2	2.45	0.51
3:22:38:ARG:NH1	3:22:94:LEU:HD22	2.26	0.51
4:32:96:LEU:HD13	4:32:139:ARG:NH1	2.25	0.51
4:3E:13:ARG:NH1	4:3E:38:TYR:O	2.43	0.51
13:4A:37:THR:HG21	13:4A:56:LEU:HA	1.92	0.51
35:68:21:CYS:HB2	35:68:39:ILE:HD12	1.91	0.51
7:6E:102:ARG:O	7:6E:106:GLN:HG3	2.11	0.51
16:7A:22:THR:HA	16:7A:33:ILE:HG13	1.93	0.51
9:8E:118:LYS:O	9:8E:119:ALA:HB3	2.11	0.51
38:98:83:ILE:HG22	38:98:87:TYR:HE2	1.76	0.51
18:9A:29:PHE:HD1	18:9A:29:PHE:N	2.09	0.51
39:A8:34:HIS:HB2	39:A8:36:TYR:CE1	2.46	0.51
1:13:1127:G:H21	1:13:1147:C:H41	1.57	0.51
1:13:116:A:H61	1:13:313:A:H1'	1.75	0.51
1:13:919:A:O2'	1:13:920:U:H5'	2.09	0.51
1:13:939:G:H5''	7:6E:102:ARG:NH2	2.26	0.51
26:14:1709:U:H2'	26:14:1710:C:C6	2.46	0.51
26:14:2611:U:C4	52:J5:3:LYS:HG3	2.45	0.51
34:15:35:ARG:HB3	34:15:42:TRP:HZ3	1.74	0.51
26:14:1814:G:H5''	28:19:54:ARG:HH12	1.74	0.51
10:1A:24:VAL:O	10:1A:28:ARG:HB3	2.11	0.51
1:1G:1359:C:H5''	59:1G:1779:HOH:O	2.11	0.51

Continued on next page...

Continued from previous page...

Atom-1	Atom-2	Interatomic distance (Å)	Clash overlap (Å)
1:1G:81:G:H1	1:1G:88:C:H42	1.57	0.51
26:1H:2153:G:H2'	26:1H:2154:G:O4'	2.10	0.51
26:1H:631:A:O2'	36:78:67:MET:HB3	2.11	0.51
1:13:1060:C:O2'	10:1I:56:HIS:ND1	2.43	0.51
27:1J:5:C:O2'	27:1J:27:C:O2	2.27	0.51
22:1K:62:G:H1	22:1K:70:C:H42	1.59	0.51
4:32:3:ARG:HH11	4:32:115:ARG:HD2	1.74	0.51
4:3E:13:ARG:HA	4:3E:33:MET:SD	2.51	0.51
37:45:19:GLY:O	37:45:99:PRO:HD2	2.11	0.51
5:4E:5:ASP:N	5:4E:5:ASP:OD1	2.44	0.51
34:58:137:LYS:HZ1	34:58:138:LEU:HD23	1.76	0.51
40:B8:3:ARG:HB2	40:B8:6:LEU:HB2	1.92	0.51
45:G8:82:PRO:HB2	45:G8:98:VAL:HG12	1.93	0.51
50:H5:12:PRO:HB2	50:H5:20:LYS:HD3	1.92	0.51
54:M5:49:VAL:HG12	54:M5:50:LEU:N	2.26	0.51
2:12:15:VAL:HG12	2:12:209:ARG:NH2	2.25	0.51
1:13:156:G:H1	1:13:165:C:N4	2.08	0.51
1:13:228:A:H2'	1:13:229:U:O4'	2.11	0.51
1:13:232:G:H2'	1:13:233:C:C6	2.46	0.51
1:13:554:C:H2'	1:13:555:C:H6	1.75	0.51
1:13:765:G:N2	1:13:813:U:OP2	2.43	0.51
26:14:2176:A:H2'	26:14:2177:C:C6	2.46	0.51
26:14:2068:U:N3	26:14:2430:A:H2	2.08	0.51
26:14:363(E):U:H5'	26:14:363(F):A:OP2	2.10	0.51
26:14:668:G:H2'	26:14:670:A:H62	1.75	0.51
26:14:776:G:H4'	26:14:777:A:O5'	2.11	0.51
1:1G:1016:A:H2'	1:1G:1017:G:O4'	2.10	0.51
1:1G:1448:C:H2'	1:1G:1449:C:O4'	2.10	0.51
1:1G:624:C:H2'	1:1G:625:G:C8	2.45	0.51
26:1H:70:G:H21	26:1H:71:A:H62	1.57	0.51
26:1H:804:A:P	59:1H:3667:HOH:O	2.68	0.51
27:1J:103:U:HO2'	46:D5:29:TYR:HH	1.53	0.51
26:14:1665:A:C4'	35:25:67:LYS:HB2	2.41	0.51
23:2K:76:C:H3'	23:2K:77:A:H3'	1.92	0.51
55:3L:77:C:H2'	55:3L:78:C:H6	1.75	0.51
37:45:34:LEU:HB2	37:45:118:LEU:HD13	1.93	0.51
13:4I:82:MET:O	13:4I:84:ILE:N	2.44	0.51
33:61:4:ILE:HG23	33:61:18:VAL:HG22	1.93	0.51
9:82:17:VAL:HG22	9:82:63:ILE:HG12	1.93	0.51
39:A8:51:ALA:HB3	39:A8:73:LEU:HG	1.93	0.51
40:B8:2:ASN:O	40:B8:3:ARG:HG2	2.09	0.51

Continued on next page...

Continued from previous page...

Atom-1	Atom-2	Interatomic distance (Å)	Clash overlap (Å)
20:BI:25:ARG:O	20:BI:29:LYS:HG3	2.11	0.51
26:14:2577:A:O4'	52:J5:3:LYS:HB2	2.09	0.51
49:K8:42:GLY:C	49:K8:44:LEU:H	2.14	0.51
50:L8:43:ILE:O	50:L8:47:VAL:HG23	2.11	0.51
2:12:92:TYR:CD1	2:12:151:GLY:HA3	2.46	0.51
1:13:1349:A:H2'	1:13:1350:A:H8	1.75	0.51
26:14:1636:C:H2'	26:14:1637:A:H8	1.72	0.51
26:14:2123:G:H2'	26:14:2124:G:C8	2.40	0.51
26:14:2274:A:C5	26:14:2276:G:C8	2.98	0.51
26:14:244:A:C2	26:14:255:A:C4	2.98	0.51
26:14:2671:A:H2'	26:14:2672:G:O4'	2.11	0.51
26:14:438:G:H2'	26:14:439:G:H8	1.75	0.51
34:15:49:GLY:H	34:15:119:ARG:NH1	2.09	0.51
2:1E:165:VAL:HG23	2:1E:166:ASP:H	1.76	0.51
1:1G:1127:G:N3	1:1G:1127:G:H2'	2.25	0.51
1:1G:1246:C:H2'	1:1G:1247:U:C6	2.43	0.51
1:1G:157:G:H1	1:1G:164:U:H3	1.59	0.51
26:1H:1914:C:H2'	26:1H:1915:U:O4'	2.11	0.51
26:1H:2162:G:H2'	26:1H:2163:C:O4'	2.11	0.51
26:1H:2406:U:H5"	59:1H:3605:HOH:O	2.10	0.51
27:1J:19:G:N2	27:1J:64:C:O2	2.37	0.51
55:3L:48:C:H3'	55:3L:49:A:H8	1.74	0.51
5:42:152:ARG:O	8:72:64:LYS:NZ	2.31	0.51
1:13:1493:A:O2'	25:4K:19[A]:A:O2'	2.28	0.51
34:58:35:ARG:O	34:58:42:TRP:HZ3	1.93	0.51
39:65:86:ALA:O	39:65:87:PHE:HB2	2.10	0.51
35:68:23:ARG:HG3	35:68:24:VAL:N	2.25	0.51
1:13:1375:A:O2'	7:6E:29:LYS:NZ	2.44	0.51
7:6E:72:ARG:HG3	7:6E:142:GLU:OE1	2.10	0.51
16:7I:72:ARG:HD3	16:7I:73:LEU:HG	1.92	0.51
40:B8:107:ASP:OD1	40:B8:107:ASP:N	2.33	0.51
40:B8:65:LYS:HE3	40:B8:67:SER:HB2	1.92	0.51
20:BI:67:ALA:HA	20:BI:72:LEU:O	2.11	0.51
45:C5:51:VAL:HA	45:C5:57:GLN:HA	1.91	0.51
46:H8:98:MET:O	46:H8:125:LEU:HA	2.11	0.51
52:J5:40:LYS:HE3	52:J5:44:THR:O	2.11	0.51
28:11:17:THR:CG2	28:11:204:ILE:HA	2.41	0.51
2:12:16:HIS:O	2:12:204:ASN:ND2	2.43	0.51
1:13:271:C:H2'	1:13:272:C:C6	2.46	0.51
1:13:703:G:O2'	1:13:704:A:OP2	2.26	0.51
1:13:922:G:C6	1:13:923:A:C6	2.98	0.51

Continued on next page...

Continued from previous page...

Atom-1	Atom-2	Interatomic distance (Å)	Clash overlap (Å)
28:19:70:TRP:C	28:19:70:TRP:CD1	2.84	0.51
1:1G:1281:U:H3'	1:1G:1282:C:C5	2.46	0.51
26:1H:1855:G:H1	26:1H:1887:C:H42	1.58	0.51
26:1H:2056:G:C2	26:1H:2057:A:C8	2.99	0.51
26:1H:322:A:H5'	26:1H:340:A:H1'	1.93	0.51
35:25:87:ILE:HG23	35:25:88:ASN:O	2.11	0.51
4:3E:18:LYS:HD2	4:3E:31:CYS:HB2	1.93	0.51
32:51:152:ARG:O	32:51:153:LYS:HB2	2.10	0.51
33:61:62:LYS:HG3	33:61:133:HIS:NE2	2.26	0.51
15:6I:82:ILE:O	15:6I:86:GLY:N	2.44	0.51
40:75:112:ARG:HD2	40:75:113:LYS:HD2	1.91	0.51
1:13:375:U:O3'	16:7I:6:LEU:HB2	2.11	0.51
20:BA:23:ARG:HG3	20:BA:23:ARG:HH11	1.76	0.51
44:F8:39:ILE:O	44:F8:43:VAL:HG23	2.10	0.51
1:13:1044:A:C5	1:13:1045:C:H1'	2.46	0.51
1:13:652:U:O4	1:13:752:G:O2'	2.19	0.51
26:14:1812:A:H2'	26:14:1813:G:C8	2.46	0.51
26:14:1849:G:H2'	26:14:1850:G:H8	1.76	0.51
26:14:70:G:H21	26:14:71:A:H62	1.59	0.51
34:15:97:ARG:O	34:15:100:GLU:N	2.44	0.51
1:1G:1299:A:C6	1:1G:1301:U:C2	2.99	0.51
1:1G:1319:A:OP1	19:AA:10:PHE:HB3	2.10	0.51
1:1G:491:G:H2'	1:1G:492:G:O4'	2.10	0.51
1:1G:589:C:H42	1:1G:650:G:H1	1.59	0.51
26:1H:2154:G:O6	26:1H:2156:G:N2	2.43	0.51
26:1H:2212:A:H1'	26:1H:2215:G:C4	2.46	0.51
26:1H:2857:G:N2	26:1H:2860:A:OP2	2.40	0.51
26:1H:2876:G:C5'	40:B8:2:ASN:HB3	2.41	0.51
22:1K:38:MIA:HN6	22:1K:38:MIA:H163	1.76	0.51
3:22:70:VAL:HG12	3:22:72:LYS:H	1.76	0.51
30:39:49:ALA:O	30:39:92:PRO:HB2	2.11	0.51
5:42:60:TYR:HB3	5:42:64:ARG:HH21	1.77	0.51
6:52:82:ARG:HB2	6:52:85:VAL:HG23	1.92	0.51
34:58:46:VAL:CG1	34:58:48:MET:HG3	2.41	0.51
7:6E:122:HIS:HA	7:6E:125:MET:HE2	1.93	0.51
8:7E:87:SER:CB	8:7E:93:VAL:H	2.24	0.51
1:1G:130:A:C8	17:8A:63:ARG:HG3	2.45	0.51
28:11:2:ALA:HA	28:11:20:ASP:CB	2.41	0.50
2:12:212:GLN:O	2:12:216:SER:N	2.42	0.50
1:13:1138:G:C6	1:13:1140:C:H1'	2.46	0.50
1:13:1423:G:P	35:68:49:ARG:HH22	2.33	0.50

Continued on next page...

Continued from previous page...

Atom-1	Atom-2	Interatomic distance (Å)	Clash overlap (Å)
1:13:591:U:H2'	1:13:592:G:C8	2.46	0.50
26:14:1171:G:H1	26:14:1178:C:N4	2.09	0.50
26:14:1405:U:H2'	26:14:1406:U:C6	2.46	0.50
26:14:1416:G:O2'	26:14:1417:C:O4'	2.29	0.50
26:14:1939:U:OP1	26:14:2604:U:O2'	2.27	0.50
26:14:2133:G:C4	26:14:2157:G:O6	2.65	0.50
26:14:2275:C:H6	26:14:2275:C:H5'	1.77	0.50
34:15:7:LYS:HZ2	34:15:7:LYS:N	2.08	0.50
1:1G:1443:G:H22	40:75:119:LYS:HB2	1.76	0.50
26:1H:1021:A:C8	26:1H:1021:A:H3'	2.46	0.50
26:1H:1432:C:H2'	26:1H:1433:U:O4'	2.11	0.50
3:2E:32:LEU:HD13	3:2E:59:ARG:HD3	1.93	0.50
4:3E:74:GLN:O	4:3E:78:LEU:HD13	2.12	0.50
31:49:131:TYR:HE1	31:49:133:LEU:HD23	1.76	0.50
13:4A:57:ARG:NH1	51:I5:34:GLU:O	2.43	0.50
25:4K:13:A:HO2'	25:4K:14:A:P	2.34	0.50
32:51:149:ARG:HG3	32:51:162:ILE:HG22	1.91	0.50
26:1H:1142(A):A:H4'	34:58:25:ARG:HH22	1.76	0.50
26:14:270(L):U:H3	33:69:50:ARG:NH1	2.09	0.50
17:8I:28:PRO:HA	17:8I:34:LYS:O	2.11	0.50
20:BI:14:LYS:HG3	20:BI:17:ARG:NE	2.24	0.50
13:4A:65:LYS:HB3	51:I5:49:PHE:CE2	2.45	0.50
48:J8:92:LYS:HA	48:J8:95:LEU:HB2	1.93	0.50
50:L8:7:LYS:HG3	50:L8:34:GLU:CG	2.42	0.50
2:12:168:THR:HG21	2:12:191:ASP:O	2.11	0.50
1:13:1022:G:H2'	1:13:1023:G:C8	2.46	0.50
1:13:1184:G:H2'	1:13:1185:G:C8	2.46	0.50
1:13:621:A:H2'	1:13:622:A:O4'	2.11	0.50
26:14:176:G:O2'	26:14:177:G:H5'	2.12	0.50
26:14:2056:G:C2	26:14:2057:A:C8	2.99	0.50
26:14:397:G:O2'	26:14:2231:C:H1'	2.12	0.50
26:14:2292:C:H4'	26:14:2375:G:H4'	1.94	0.50
26:14:2411:A:OP2	26:14:2411:A:H8	1.93	0.50
26:14:451:C:H41	26:14:454:A:H5'	1.76	0.50
10:1A:78:ASN:ND2	10:1A:81:THR:HG23	2.26	0.50
1:13:1104:G:OP1	2:1E:144:ARG:NH2	2.44	0.50
2:1E:17:PHE:CD2	2:1E:44:LEU:HD11	2.46	0.50
2:1E:185:ILE:CG2	2:1E:199:TYR:HB2	2.41	0.50
26:1H:1359:A:N1	26:1H:1372:U:C4	2.78	0.50
26:1H:1412:A:H2'	26:1H:1413:G:C8	2.47	0.50
26:1H:2096:U:H3	26:1H:2193:G:H1	1.59	0.50

Continued on next page...

Continued from previous page...

Atom-1	Atom-2	Interatomic distance (Å)	Clash overlap (Å)
26:1H:270(M):U:H1'	26:1H:270(N):G:N7	2.26	0.50
26:1H:574:C:OP2	59:1H:3838:HOH:O	2.18	0.50
31:49:39:ILE:HG12	31:49:157:ILE:HG23	1.93	0.50
6:52:8:ILE:HG12	6:52:26:ILE:HD13	1.93	0.50
7:62:126:ASP:HB3	7:62:131:LYS:O	2.11	0.50
33:69:123:LEU:HD22	33:69:143:SER:HB3	1.93	0.50
7:6E:22:LEU:HD23	7:6E:62:PHE:HE2	1.76	0.50
41:85:88:ILE:HA	42:95:49:THR:O	2.10	0.50
39:A8:27:SER:HA	39:A8:88:ASP:HB2	1.93	0.50
48:F5:80:LEU:HD22	48:F5:80:LEU:H	1.75	0.50
52:N8:50:GLY:H	52:N8:56:LYS:HG3	1.76	0.50
1:13:160:A:H61	1:13:347:G:H1'	1.75	0.50
26:14:1057:A:H2'	26:14:1058:U:O4'	2.11	0.50
26:14:1171:G:H1'	26:14:1173:G:O4'	2.11	0.50
26:14:1333:C:H2'	26:14:1334:G:H8	1.76	0.50
26:14:249:C:H4'	26:14:250:G:O5'	2.12	0.50
26:14:2749:A:O4'	32:59:63:SER:HA	2.10	0.50
26:14:654(I):C:H5''	26:14:654(M):C:H41	1.75	0.50
26:14:997:G:OP1	41:85:93:LYS:HB2	2.11	0.50
2:1E:100:GLY:O	2:1E:104:ASN:N	2.41	0.50
1:1G:1141:C:H2'	1:1G:1142:G:H8	1.75	0.50
1:1G:1386:G:C2	1:1G:1387:G:C8	2.99	0.50
1:1G:243:A:H4'	1:1G:244:U:O5'	2.11	0.50
1:1G:468:A:H2'	1:1G:474:G:H5'	1.92	0.50
1:1G:827:U:H5''	1:1G:828:A:OP2	2.12	0.50
26:1H:1433:U:O2	26:1H:1561:G:C2	2.64	0.50
26:1H:1443:G:C2	26:1H:1549:C:N3	2.80	0.50
26:1H:1973:G:H2'	26:1H:1974:C:H6	1.75	0.50
27:1J:4:C:H42	27:1J:116:G:H1	1.58	0.50
11:2A:18:ARG:HB3	11:2A:33:THR:OG1	2.11	0.50
11:2I:57:THR:HG23	11:2I:60:ALA:H	1.75	0.50
26:14:2414:G:H21	36:35:67:MET:CE	2.24	0.50
26:14:2873:A:H8	38:55:6:SER:H	1.57	0.50
36:78:97:PRO:HB3	36:78:112:LEU:HD12	1.93	0.50
16:7I:4:ILE:HG12	16:7I:21:VAL:HG12	1.92	0.50
16:7I:43:LYS:HA	16:7I:48:TRP:HB2	1.92	0.50
39:A8:38:GLN:HG2	39:A8:47:THR:CG2	2.42	0.50
46:H8:33:LEU:HD11	46:H8:35:ARG:HG3	1.92	0.50
50:L8:51:ALA:HA	50:L8:54:VAL:HG12	1.93	0.50
54:M5:14:VAL:HG13	54:M5:22:VAL:HG13	1.92	0.50
2:12:141:GLU:O	2:12:145:LEU:HB2	2.12	0.50

Continued on next page...

Continued from previous page...

Atom-1	Atom-2	Interatomic distance (Å)	Clash overlap (Å)
1:13:412:A:H4'	1:13:413:G:O5'	2.11	0.50
1:13:622:A:C8	1:13:623:C:C6	2.99	0.50
26:14:1047:G:HO2'	26:14:1110:G:N2	2.10	0.50
26:14:1487:G:H1	26:14:1502:C:H42	1.59	0.50
26:14:1786:A:C2	26:14:2606:C:H1'	2.47	0.50
26:14:2418:A:OP1	54:M5:29:LYS:NZ	2.45	0.50
26:14:2499:C:OP1	59:14:3616:HOH:O	2.19	0.50
26:14:2880:C:O2	38:55:93:GLY:N	2.31	0.50
1:1G:1022:G:H2'	1:1G:1023:G:O4'	2.10	0.50
1:1G:963:G:H21	10:1A:55:LYS:NZ	2.09	0.50
26:1H:1174:A:H1'	26:1H:1178:C:H41	1.75	0.50
26:1H:1210:A:OP1	26:1H:1211:U:O2'	2.20	0.50
26:1H:1593:G:H2'	26:1H:1594:G:C8	2.47	0.50
26:1H:16:G:H2'	26:1H:17:G:H8	1.76	0.50
26:1H:2772:C:H2'	26:1H:2773:C:H6	1.76	0.50
26:1H:2849:U:H4'	26:1H:2868:A:C2	2.47	0.50
22:1K:19:C:O2'	22:1K:20:C:OP1	2.21	0.50
29:29:112:GLY:O	29:29:159:HIS:HA	2.11	0.50
11:2I:40:ILE:HG22	11:2I:75:TYR:HD2	1.76	0.50
9:82:128:ARG:NH2	23:2L:33:OMC:OP2	2.37	0.50
36:35:147:LEU:HD22	36:35:148:LEU:O	2.11	0.50
30:39:123:LEU:HB2	30:39:192:LEU:HB3	1.94	0.50
4:3E:107:ARG:HH22	4:3E:194:LEU:CD2	2.24	0.50
4:3E:113:SER:O	4:3E:117:ALA:N	2.40	0.50
31:49:166:ASP:HA	31:49:169:ALA:HB3	1.94	0.50
13:4A:92:HIS:HE2	13:4A:98:VAL:HG21	1.76	0.50
6:52:97:PHE:O	18:9A:31:LEU:HD23	2.11	0.50
38:55:57:ARG:HG3	38:55:57:ARG:HH11	1.77	0.50
6:5E:18:GLN:O	6:5E:21:LEU:HB2	2.11	0.50
33:61:8:PRO:HA	33:61:14:ASP:HA	1.92	0.50
33:61:48:GLU:HG3	33:61:52:ARG:NH1	2.26	0.50
35:68:88:ASN:HD21	35:68:92:GLU:H	1.55	0.50
40:75:118:ARG:O	40:75:121:ILE:HG22	2.11	0.50
36:78:65:ARG:HG3	36:78:65:ARG:NH1	2.26	0.50
17:8A:6:LEU:HD13	17:8A:42:TYR:HE2	1.77	0.50
17:8I:9:VAL:O	17:8I:21:VAL:HA	2.12	0.50
42:95:69:LYS:CG	42:95:86:GLY:HA3	2.38	0.50
39:A8:27:SER:HA	39:A8:88:ASP:CB	2.41	0.50
40:B8:109:GLU:OE2	40:B8:112:ARG:NH1	2.45	0.50
45:G8:55:TYR:HB2	45:G8:58:GLY:HA3	1.93	0.50
26:14:2018:G:OP1	52:J5:9:LYS:NZ	2.44	0.50

Continued on next page...

Continued from previous page...

Atom-1	Atom-2	Interatomic distance (Å)	Clash overlap (Å)
1:13:1417:G:N2	1:13:1482:G:H2'	2.26	0.50
1:13:182:U:H5	1:13:183:G:C4	2.29	0.50
1:13:556:C:H2'	1:13:557:G:H8	1.76	0.50
1:13:603:U:H2'	1:13:604:G:C8	2.47	0.50
1:13:651:C:H2'	1:13:652:U:C6	2.46	0.50
26:14:1073:A:OP2	26:14:1094:U:N3	2.45	0.50
26:14:127:A:H5''	26:14:128:C:C6	2.47	0.50
26:14:1353:A:OP2	59:14:3476:HOH:O	2.20	0.50
26:14:1416:G:O2'	26:14:1417:C:H6	1.94	0.50
26:14:2648:C:H2'	26:14:2649:U:H6	1.75	0.50
34:15:135:PRO:O	34:15:137:LYS:NZ	2.30	0.50
26:1H:1109:C:HO2'	26:1H:1110:G:C4'	2.21	0.50
26:1H:1387:C:C2	26:1H:1388:G:C8	3.00	0.50
26:1H:2291:U:H2'	26:1H:2292:C:C6	2.46	0.50
26:1H:634:C:H2'	26:1H:635:C:H6	1.75	0.50
26:1H:780:G:N2	26:1H:783:A:N6	2.56	0.50
27:1J:3:C:H2'	27:1J:4:C:H6	1.77	0.50
27:1J:40:U:H1'	27:1J:45:A:H61	1.75	0.50
22:1K:10:C:H2'	22:1K:11:C:C6	2.47	0.50
11:2I:34:ASP:HB2	11:2I:35:PRO:HD2	1.92	0.50
23:2L:24:C:H2'	23:2L:25:U:C6	2.46	0.50
30:39:192:LEU:O	30:39:193:VAL:HG23	2.12	0.50
55:3L:48:C:H3'	55:3L:49:A:C8	2.46	0.50
37:45:134:ARG:N	37:45:135:ASP:OD1	2.45	0.50
32:51:143:GLN:HE21	32:51:143:GLN:HA	1.76	0.50
39:65:7:TYR:HA	39:65:10:ARG:HH21	1.76	0.50
15:6I:39:LEU:HB3	15:6I:56:LEU:HD12	1.92	0.50
41:85:110:VAL:O	41:85:114:LYS:HG2	2.12	0.50
17:8I:27:PHE:CE1	17:8I:36:ILE:HD11	2.46	0.50
43:E8:11:ARG:CZ	43:E8:98:LYS:HB3	2.42	0.50
46:H8:19:ARG:NH1	46:H8:84:GLU:HB2	2.26	0.50
1:13:186(E):C:N4	1:13:191(B):G:H1	2.03	0.50
1:13:554:C:H2'	1:13:555:C:C6	2.46	0.50
26:14:1358:G:N2	26:14:1372:U:C5	2.80	0.50
26:14:138:G:H22	44:B5:44:GLU:CD	2.14	0.50
26:14:1771:C:O2'	26:14:1786:A:H8	1.94	0.50
26:14:1788:C:H2'	26:14:1789:A:C8	2.45	0.50
26:14:2080:G:H5'	48:F5:35:THR:OG1	2.12	0.50
26:14:2308:G:HO2'	26:14:2309:A:P	2.34	0.50
26:14:2420:C:N4	54:M5:31:HIS:O	2.44	0.50
2:1E:189:ASP:OD2	2:1E:191:ASP:HB2	2.11	0.50

Continued on next page...

Continued from previous page...

Atom-1	Atom-2	Interatomic distance (Å)	Clash overlap (Å)
1:1G:1278:U:H5'	1:1G:1279:A:O4'	2.12	0.50
26:1H:1496:A:H8	26:1H:1577:C:O2'	1.83	0.50
26:1H:1580:A:OP2	26:1H:1580:A:H8	1.94	0.50
26:1H:1996:C:OP1	35:68:31:LYS:HE3	2.11	0.50
26:1H:2171:A:O2'	26:1H:2172:U:O4'	2.25	0.50
26:1H:2314:C:H2'	26:1H:2315:G:C8	2.44	0.50
10:1I:6:ILE:HD11	10:1I:72:VAL:HB	1.92	0.50
22:1K:85:A:H1'	26:1H:2583:G:N2	2.27	0.50
29:21:38:THR:HG23	29:21:41:LYS:H	1.77	0.50
4:3E:201:GLN:O	4:3E:205:GLU:HG3	2.11	0.50
12:3I:43:VAL:HG23	12:3I:93:LEU:HD22	1.93	0.50
55:3L:74:C:N3	55:3L:75:C:N4	2.56	0.50
31:41:11:TYR:OH	31:41:16:ARG:NH1	2.40	0.50
34:58:62:VAL:CG2	34:58:66:LYS:HD2	2.42	0.50
39:65:85:VAL:HG22	39:65:110:LEU:HB2	1.94	0.50
41:85:92:ARG:C	41:85:94:ASN:H	2.15	0.50
45:C5:87:LYS:H	45:C5:94:LYS:HG2	1.77	0.50
45:G8:35:TYR:CE2	45:G8:69:ALA:HB3	2.46	0.50
46:H8:10:ARG:HG3	46:H8:36:LYS:HB3	1.93	0.50
46:H8:93:ASP:HA	46:H8:130:PRO:HG2	1.93	0.50
27:1J:43:C:P	51:I5:6:HIS:HE1	2.34	0.50
1:13:1051:C:H2'	1:13:1052:U:C6	2.46	0.50
1:13:1118:C:P	9:8E:104:ARG:HH11	2.35	0.50
1:13:129(A):G:C2	1:13:188:U:O2'	2.64	0.50
1:13:1412:C:H2'	1:13:1413:A:C8	2.46	0.50
1:13:431:A:H2'	1:13:432:A:O4'	2.11	0.50
1:13:942:G:C2	1:13:943:U:C6	2.99	0.50
26:14:1062:G:H2'	26:14:1063:G:C8	2.46	0.50
26:14:1330:C:OP1	59:14:3681:HOH:O	2.19	0.50
26:14:1432:C:H2'	26:14:1433:U:O4'	2.11	0.50
26:14:1569:A:H5'	28:19:61:LEU:HD21	1.93	0.50
26:14:2037:G:H2'	26:14:2038:G:C8	2.46	0.50
26:14:2748:A:H2'	26:14:2749:A:H8	1.77	0.50
26:14:2893:G:H4'	26:14:2894:G:O5'	2.12	0.50
26:14:882:G:H22	26:14:894:C:N4	2.08	0.50
26:14:981:A:N1	26:14:2027:G:O2'	2.33	0.50
26:14:773:U:O2'	28:19:48:ARG:HD3	2.11	0.50
1:1G:1324:A:H2'	1:1G:1325:C:C6	2.47	0.50
26:1H:1001:A:H2'	26:1H:1002:G:O4'	2.12	0.50
26:1H:660:G:H21	36:78:12:ALA:HA	1.77	0.50
26:1H:870:A:OP1	37:88:6:ARG:NH2	2.45	0.50

Continued on next page...

Continued from previous page...

Atom-1	Atom-2	Interatomic distance (Å)	Clash overlap (Å)
10:1I:47:PHE:CZ	14:5I:37:PHE:HE2	2.29	0.50
22:1K:13:G:H2'	22:1K:14:A:C8	2.45	0.50
35:25:88:ASN:OD1	35:25:91:LEU:N	2.45	0.50
31:41:83:ARG:H	31:41:86:MET:HE3	1.77	0.50
13:4A:60:VAL:HG13	13:4A:64:TRP:HE1	1.75	0.50
13:4A:90:LEU:HA	13:4A:93:ARG:HG3	1.94	0.50
5:4E:29:GLY:HA2	5:4E:46:GLY:O	2.12	0.50
26:1H:2749:A:H4'	32:51:62:LYS:HB3	1.93	0.50
38:55:33:ARG:HA	38:55:115:GLU:HA	1.94	0.50
15:6A:87:ILE:CG2	15:6A:88:ARG:H	2.20	0.50
9:8E:114:TYR:HE2	10:1I:59:SER:HA	1.76	0.50
17:8I:48:GLU:O	17:8I:50:LYS:HG2	2.12	0.50
20:BI:25:ARG:HH11	20:BI:25:ARG:HG3	1.77	0.50
41:C8:47:TYR:C	41:C8:47:TYR:CD1	2.85	0.50
1:13:114:U:H2'	1:13:115:G:C8	2.47	0.50
1:13:352:C:O2'	1:13:354:G:OP1	2.19	0.50
1:13:692:U:O2'	1:13:694:A:N7	2.31	0.50
26:14:1022:G:C6	26:14:1140:C:C4	3.00	0.50
26:14:1190:G:OP1	36:35:32:THR:HA	2.12	0.50
26:14:51:G:N3	26:14:119:A:C2	2.80	0.50
26:14:1790:C:H5''	26:14:1791:A:OP1	2.12	0.50
26:14:1820:U:O2	28:19:201:HIS:HB3	2.12	0.50
55:3L:18:G:O2'	26:14:2112:G:O4'	2.29	0.50
26:14:2275:C:H5'	26:14:2275:C:C6	2.47	0.50
26:14:614:U:H4'	26:14:615:G:OP1	2.12	0.50
26:14:635:C:H2'	26:14:636:G:O4'	2.12	0.50
10:1A:30:SER:HB2	10:1A:81:THR:HG22	1.93	0.50
1:1G:1053:G:H4'	1:1G:1054:C:H5'	1.93	0.50
1:1G:1129:C:C4	1:1G:1142:G:O6	2.65	0.50
1:1G:604:G:H2'	1:1G:605:U:O4'	2.11	0.50
26:1H:1359:A:C2	26:1H:1372:U:O4	2.65	0.50
26:1H:152:G:H2'	26:1H:153:C:C6	2.47	0.50
26:1H:1408:C:C2	26:1H:1595:G:N2	2.79	0.50
26:1H:2154:G:H2'	26:1H:2155:G:C8	2.47	0.50
26:1H:322:A:P	30:31:168:ARG:HH21	2.35	0.50
26:1H:483:A:O4'	45:G8:48:ALA:HB1	2.12	0.50
27:1J:44:G:H5''	27:1J:45:A:OP1	2.12	0.50
35:25:1:MET:HE3	35:25:67:LYS:HE2	1.94	0.50
26:14:2773:C:OP1	29:29:166:THR:OG1	2.29	0.50
11:2A:86:GLY:N	11:2A:112:THR:OG1	2.44	0.50
3:2E:15:THR:HG22	3:2E:16:ARG:N	2.27	0.50

Continued on next page...

Continued from previous page...

Atom-1	Atom-2	Interatomic distance (Å)	Clash overlap (Å)
30:31:10:PRO:O	30:31:124:LEU:HD12	2.12	0.50
24:3K:20:C:H5'	24:3K:68:A:H62	1.77	0.50
37:45:21:THR:HB	37:45:23:GLY:HA3	1.94	0.50
32:51:25:LYS:HG2	32:51:34:GLU:HG2	1.94	0.50
38:55:10:LEU:O	38:55:12:ARG:HG3	2.11	0.50
39:65:59:LYS:HD2	39:65:60:GLY:N	2.27	0.50
33:69:129:THR:HA	33:69:137:PRO:HA	1.93	0.50
33:69:68:LEU:HA	33:69:71:ILE:HG22	1.94	0.50
40:75:26:ASP:O	40:75:49:VAL:HG22	2.11	0.50
9:82:42:ARG:NH1	9:82:71:SER:O	2.45	0.50
17:8I:45:HIS:O	17:8I:73:VAL:HG23	2.12	0.50
18:9A:53:ARG:NH2	18:9A:60:ALA:H	2.07	0.50
20:BA:99:LEU:H	20:BA:99:LEU:HD12	1.77	0.50
20:BI:25:ARG:HG2	20:BI:29:LYS:HE3	1.94	0.50
20:BI:35:THR:HA	20:BI:38:LYS:HD3	1.94	0.50
46:H8:48:PHE:HE1	46:H8:71:VAL:HG11	1.76	0.50
51:I5:34:GLU:HG2	51:I5:35:VAL:N	2.27	0.50
28:11:10:THR:OG1	28:11:13:ARG:HB2	2.12	0.50
1:13:1497:G:C2'	1:13:1498:U:H5'	2.42	0.50
1:13:438:G:H4'	4:3E:123:HIS:CE1	2.47	0.50
1:13:953:G:H5'	1:13:965:A:H61	1.76	0.50
26:14:1697:G:OP2	26:14:1698:A:O2'	2.28	0.50
26:14:833:U:O4'	36:35:52:GLU:HA	2.12	0.50
1:1G:1301:U:O3'	13:4A:21:TYR:OH	2.29	0.50
1:1G:718:G:H5'	11:2A:117:ASN:CG	2.32	0.50
1:1G:980:C:H3'	1:1G:981:U:H6	1.77	0.50
26:1H:1288:U:C2	26:1H:1327:C:O2	2.64	0.50
26:1H:1337:G:H2'	26:1H:1338:G:C8	2.46	0.50
26:1H:277:C:C5	26:1H:278:A:H1'	2.46	0.50
26:1H:879:G:H8	26:1H:879:G:O5'	1.95	0.50
24:1L:6:G:O6	24:1L:75:C:N4	2.44	0.50
3:22:22:TRP:CZ3	3:22:32:LEU:HB3	2.47	0.50
26:14:389:G:H22	36:35:72:PRO:HD3	1.77	0.50
26:14:2875:C:O2'	40:75:3:ARG:NE	2.45	0.50
9:82:119:ALA:O	9:82:120:ARG:HB2	2.12	0.50
44:B5:50:LYS:H	44:B5:83:VAL:HG23	1.77	0.50
45:C5:75:ILE:O	45:C5:76:CYS:HB3	2.11	0.50
1:13:1266:G:N2	1:13:1270:C:N3	2.60	0.49
1:13:128:G:H5'	17:8I:2:PRO:O	2.12	0.49
1:13:377:G:H1	1:13:386:C:H42	1.58	0.49
1:13:665:A:N3	1:13:732:C:H2'	2.27	0.49

Continued on next page...

Continued from previous page...

Atom-1	Atom-2	Interatomic distance (Å)	Clash overlap (Å)
1:13:812:C:OP1	1:13:903:G:H1'	2.11	0.49
26:14:836:G:H2'	26:14:837:C:C6	2.46	0.49
2:1E:97:TRP:HZ2	2:1E:102:LEU:HD13	1.76	0.49
2:1E:144:ARG:HG3	2:1E:145:LEU:N	2.25	0.49
2:1E:60:ASP:HB3	2:1E:64:ARG:NH1	2.27	0.49
1:1G:1227:A:OP1	19:AA:80:TYR:OH	2.12	0.49
1:1G:543:C:C2'	1:1G:544:G:H5'	2.42	0.49
26:1H:1336:A:H2'	26:1H:1337:G:C8	2.47	0.49
26:1H:1479:G:O2'	26:1H:1558:A:H5'	2.12	0.49
26:1H:1900:A:C8	26:1H:1900:A:C5'	2.94	0.49
26:1H:298:G:N7	59:1H:3942:HOH:O	2.35	0.49
26:1H:699:A:H2'	26:1H:700:G:O4'	2.11	0.49
26:1H:7:G:C2	26:1H:8:A:H1'	2.47	0.49
4:3E:128:VAL:HG22	4:3E:146:ILE:HG23	1.92	0.49
37:45:27:VAL:HG13	46:D5:81:ARG:NH2	2.25	0.49
13:4A:23:TYR:CE2	13:4A:70:LEU:HB3	2.47	0.49
5:4E:27:ARG:HG3	5:4E:28:PHE:N	2.28	0.49
36:78:31:ALA:O	36:78:32:THR:HG22	2.11	0.49
17:8I:9:VAL:HG12	17:8I:10:VAL:H	1.77	0.49
38:98:24:GLN:OE1	38:98:36:THR:HG21	2.10	0.49
19:AA:42:PRO:HA	19:AA:45:VAL:HG13	1.94	0.49
48:F5:91:LYS:HZ3	48:F5:91:LYS:HA	1.77	0.49
28:11:12:SER:O	28:11:16:MET:HB2	2.12	0.49
26:14:1141:U:H3'	34:15:63:THR:HG21	1.94	0.49
26:14:2401:U:H2'	26:14:2402:C:H5''	1.95	0.49
26:14:1462:C:H4'	26:14:2703:C:H5'	1.94	0.49
26:14:730:C:H2'	26:14:731:C:H6	1.77	0.49
26:14:768:G:H2'	26:14:769:G:H8	1.77	0.49
26:14:770:G:H5''	26:14:771:G:OP2	2.12	0.49
26:14:77:C:OP1	49:G5:59:ARG:HD3	2.11	0.49
28:19:120:GLY:HA2	28:19:190:TYR:OH	2.11	0.49
10:1A:65:LEU:HD12	14:5A:55:GLY:O	2.12	0.49
2:1E:76:GLN:HA	2:1E:208:ILE:HG12	1.93	0.49
1:1G:464:G:C6	1:1G:466:C:H5'	2.47	0.49
1:1G:620:C:H2'	1:1G:621:A:O4'	2.12	0.49
1:1G:713:G:H2'	1:1G:714:G:C8	2.47	0.49
26:1H:813:U:HO2'	26:1H:1226:G:HO2'	1.59	0.49
26:1H:2134:A:OP2	26:1H:2157:G:N2	2.45	0.49
26:1H:270(K):C:N3	26:1H:270(M):U:H5''	2.27	0.49
26:1H:919:G:H4'	27:16:81:G:H4'	1.94	0.49
27:1J:104:A:H2'	27:1J:105:G:O4'	2.12	0.49

Continued on next page...

Continued from previous page...

Atom-1	Atom-2	Interatomic distance (Å)	Clash overlap (Å)
27:1J:28:C:H2'	27:1J:29:A:H8	1.77	0.49
24:1L:9:U:H5''	24:1L:11:C:H5	1.77	0.49
3:2E:83:ARG:O	3:2E:86:VAL:HG22	2.12	0.49
11:2I:29:ILE:HB	11:2I:44:SER:HB2	1.92	0.49
26:1H:674:G:H1'	30:31:74:ARG:HD3	1.94	0.49
12:3I:47:LYS:O	12:3I:47:LYS:HG3	2.11	0.49
31:41:84:LYS:O	31:41:84:LYS:HG2	2.12	0.49
5:42:34:VAL:HG21	5:42:63:ARG:HG2	1.93	0.49
32:51:43:VAL:HG12	32:51:52:VAL:HG13	1.93	0.49
26:14:2873:A:H8	38:55:6:SER:N	2.10	0.49
7:62:120:ILE:O	7:62:124:LEU:HB2	2.12	0.49
7:6E:65:ALA:HB1	7:6E:127:ALA:HB3	1.94	0.49
9:82:26:VAL:HG22	9:82:61:ALA:N	2.28	0.49
17:8A:45:HIS:CD2	17:8A:47:PRO:HD3	2.47	0.49
19:AA:50:ALA:HB1	19:AA:57:HIS:HB3	1.94	0.49
48:F5:7:ILE:HD13	48:F5:91:LYS:HE3	1.93	0.49
45:G8:11:ASP:O	45:G8:26:LYS:HG3	2.11	0.49
45:G8:39:VAL:HB	45:G8:42:VAL:HG11	1.94	0.49
28:11:146:GLU:HG3	28:11:190:TYR:H	1.77	0.49
1:13:1014:A:H2	1:13:1219:U:H1'	1.77	0.49
1:13:1434:A:H2'	1:13:1435:G:O4'	2.13	0.49
26:14:1252:G:N3	41:85:33:ARG:HD2	2.28	0.49
26:14:1658:C:OP1	59:14:3535:HOH:O	2.19	0.49
26:14:1856:G:N2	26:14:1886:C:N3	2.50	0.49
26:14:2557:G:H2'	26:14:2558:C:H6	1.76	0.49
26:14:270:A:H5''	48:F5:98:LEU:HD22	1.93	0.49
26:14:33:U:H4'	26:14:34:C:OP1	2.11	0.49
28:19:41:GLY:HA3	28:19:43:ARG:HD3	1.95	0.49
1:1G:338:A:C5	1:1G:339:C:C5	3.01	0.49
1:1G:406:G:C2	1:1G:407:G:C8	3.00	0.49
26:1H:1055:G:H1'	26:1H:1085:A:C2	2.46	0.49
26:1H:2081:C:H2'	26:1H:2082:A:C8	2.47	0.49
26:1H:274:G:H8	26:1H:274:G:H3'	1.76	0.49
26:1H:580:C:H2'	26:1H:581:C:C6	2.46	0.49
22:1K:18:G:N2	22:1K:66:G:H1'	2.27	0.49
29:29:103:ASP:OD1	29:29:201:THR:HG23	2.13	0.49
11:2I:85:ARG:HG2	11:2I:113:PRO:HD3	1.94	0.49
30:31:101:LEU:HD22	30:31:102:PRO:HD2	1.93	0.49
30:39:122:LYS:HD2	30:39:191:ARG:HB3	1.94	0.49
5:42:51:VAL:O	5:42:55:VAL:HG23	2.13	0.49
5:4E:76:ILE:HG13	5:4E:93:PRO:HB3	1.92	0.49

Continued on next page...

Continued from previous page...

Atom-1	Atom-2	Interatomic distance (Å)	Clash overlap (Å)
6:5E:16:GLN:HA	6:5E:19:LEU:HB2	1.93	0.49
39:65:87:PHE:HD2	39:65:88:ASP:O	1.95	0.49
9:82:4:TYR:HB2	9:82:19:LEU:HB2	1.94	0.49
37:88:88:GLY:C	37:88:90:VAL:N	2.63	0.49
1:13:1342:C:O2'	9:8E:124:GLN:HG3	2.12	0.49
26:1H:1287:A:N7	38:98:107:ASP:HB2	2.27	0.49
41:C8:75:ASN:HB3	41:C8:77:SER:N	2.27	0.49
45:G8:29:GLU:HB3	45:G8:38:ILE:CG2	2.42	0.49
53:P8:23:ARG:HG3	53:P8:23:ARG:HH11	1.77	0.49
1:13:1306:A:H61	1:13:1331:G:H1'	1.78	0.49
1:13:1510:U:H2'	1:13:1511:G:C8	2.47	0.49
1:13:244:U:H4'	1:13:245:C:O5'	2.12	0.49
1:13:615:C:C2	1:13:616:G:C8	3.01	0.49
1:13:706:A:N3	11:2I:31:THR:HG21	2.28	0.49
1:13:664:G:N2	1:13:741:G:H1	1.98	0.49
1:13:748:C:H6	1:13:748:C:O5'	1.95	0.49
26:14:1176:G:H5'	26:14:1177:A:OP1	2.11	0.49
26:14:1291:C:H2'	26:14:1292:U:H6	1.77	0.49
26:14:2062:A:HO2'	26:14:2063:C:P	2.35	0.49
26:14:2197:U:H1'	26:14:2198:A:C8	2.47	0.49
26:14:2313:C:OP1	31:49:71:THR:HG21	2.12	0.49
26:14:2578:G:C5	29:29:140:SER:HB3	2.48	0.49
26:14:278:A:H8	26:14:278:A:OP2	1.95	0.49
26:14:2842:G:N2	40:75:3:ARG:HH22	2.10	0.49
34:15:111:PRO:HA	34:15:114:ARG:NH1	2.26	0.49
1:1G:1281:U:OP2	1:1G:1282:C:N4	2.42	0.49
1:1G:595:G:H1'	1:1G:596:C:H5	1.76	0.49
26:1H:1731:G:H2'	26:1H:1732:A:C8	2.46	0.49
26:1H:2862:G:H2'	26:1H:2863:C:H6	1.78	0.49
26:1H:507:A:H5''	26:1H:508:G:H3'	1.94	0.49
23:2L:73:A:C6	23:2L:74:A:C6	3.00	0.49
26:1H:674:G:C1'	30:31:74:ARG:HD3	2.42	0.49
4:32:111:ALA:HB2	4:32:120:LEU:HD12	1.93	0.49
36:35:30:THR:HG21	36:35:35:HIS:H	1.77	0.49
27:1J:45:A:OP2	31:49:96:ARG:HD2	2.12	0.49
14:5I:25:VAL:HG22	14:5I:38:GLY:O	2.13	0.49
7:62:62:PHE:HA	7:62:124:LEU:HD21	1.94	0.49
8:72:82:HIS:HB3	8:72:138:TRP:CZ3	2.47	0.49
8:7E:123:GLU:O	8:7E:127:LEU:HB2	2.13	0.49
37:88:33:GLY:HA2	37:88:105:GLU:HA	1.95	0.49
45:C5:86:ARG:HG3	45:C5:87:LYS:N	2.27	0.49

Continued on next page...

Continued from previous page...

Atom-1	Atom-2	Interatomic distance (Å)	Clash overlap (Å)
46:D5:7:ALA:O	46:D5:8:TYR:CG	2.65	0.49
48:F5:86:SER:N	48:F5:87:PRO:HD2	2.27	0.49
1:13:110:C:H2'	1:13:111:G:O4'	2.13	0.49
1:13:1347:G:H22	1:13:1374:A:P	2.35	0.49
1:13:246:A:C2	1:13:282:A:C5	3.01	0.49
26:14:142:G:H2'	26:14:143:C:C6	2.47	0.49
26:14:1505:C:H2'	26:14:1506:C:C6	2.48	0.49
26:14:2802:G:H2'	26:14:2803:C:O4'	2.13	0.49
27:16:71:C:C2	27:16:72:G:C8	3.00	0.49
1:1G:1002:G:H2'	1:1G:1003:G:H8	1.78	0.49
1:1G:233:C:H2'	1:1G:234:C:H6	1.76	0.49
1:1G:421:U:O2'	1:1G:423:G:N7	2.45	0.49
1:1G:986:A:H2'	1:1G:987:G:O4'	2.13	0.49
26:1H:1055:G:H2'	26:1H:1056:G:O4'	2.12	0.49
26:1H:2305:A:O2'	31:41:136:ARG:NH1	2.45	0.49
26:1H:2432:A:C4	48:J8:33:LYS:HG2	2.46	0.49
26:1H:733:G:C8	59:1H:3893:HOH:O	2.66	0.49
26:1H:822:U:OP2	59:1H:3930:HOH:O	2.20	0.49
26:1H:84:A:OP2	45:G8:8:LYS:NZ	2.32	0.49
27:1J:28:C:H2'	27:1J:29:A:C8	2.48	0.49
29:29:41:LYS:HG3	29:29:42:ASP:H	1.76	0.49
29:29:7:VAL:HG12	29:29:8:LYS:H	1.77	0.49
30:31:185:ASP:HA	30:31:188:ARG:HD3	1.95	0.49
30:39:135:LYS:HB3	30:39:138:GLU:HG3	1.94	0.49
39:65:53:SER:OG	39:65:54:LEU:N	2.45	0.49
1:13:742:G:H5'	15:6I:58:MET:HE3	1.93	0.49
9:8E:21:PRO:HA	9:8E:59:PHE:HA	1.95	0.49
48:F5:29:GLY:O	48:F5:30:VAL:HG22	2.12	0.49
1:13:280:C:H3'	1:13:281:G:H5'	1.94	0.49
26:14:1321:A:H2'	26:14:1322:A:O4'	2.13	0.49
26:14:1329:U:H5''	26:14:1330:C:C5	2.46	0.49
26:14:1894:C:C2'	26:14:1895:C:H5'	2.42	0.49
26:14:2150:U:H2'	26:14:2151:G:C8	2.44	0.49
26:14:2262:U:O2'	26:14:2263:C:H5'	2.12	0.49
26:14:596:G:H2'	26:14:597:U:O4'	2.13	0.49
26:14:601:C:O2	26:14:605:C:H4'	2.13	0.49
1:1G:999:U:H2'	1:1G:1000:A:H8	1.74	0.49
26:1H:1319:G:C6	26:1H:1320:C:N4	2.80	0.49
26:1H:219:G:C2'	26:1H:220:G:H5'	2.43	0.49
26:1H:2261:C:H1'	26:1H:2388:A:N3	2.27	0.49
27:1J:116:G:C5'	39:65:55:ALA:HB2	2.43	0.49

Continued on next page...

Continued from previous page...

Atom-1	Atom-2	Interatomic distance (Å)	Clash overlap (Å)
30:39:36:VAL:HG11	30:39:183:VAL:HG11	1.95	0.49
55:3L:8:U:H3	55:3L:14:A:N6	2.11	0.49
55:3L:35:G:H2'	55:3L:36:U:H6	1.78	0.49
31:49:131:TYR:O	31:49:159:VAL:HG22	2.12	0.49
32:59:6:ARG:HG2	32:59:7:LEU:N	2.28	0.49
7:62:14:PRO:HB3	7:62:19:GLY:O	2.13	0.49
42:95:37:VAL:HG21	42:95:57:VAL:HG12	1.95	0.49
43:A5:71:VAL:HA	43:A5:107:LEU:HD12	1.93	0.49
1:1G:192:U:O4'	20:BA:103:GLY:HA2	2.13	0.49
49:G5:38:GLN:O	49:G5:41:ILE:HG12	2.13	0.49
51:I5:13:ARG:HA	51:I5:22:ILE:HB	1.94	0.49
48:J8:60:PHE:HE2	48:J8:91:LYS:HZ1	1.60	0.49
49:K8:53:LEU:O	49:K8:57:ILE:HG13	2.11	0.49
1:13:1003:G:N2	1:13:1004:A:O2'	2.46	0.49
1:13:989:C:H42	1:13:1216:G:H1	1.60	0.49
26:14:2023:G:OP2	26:14:2617:C:H4'	2.13	0.49
26:14:2805:G:H2'	26:14:2807:G:C8	2.48	0.49
2:1E:102:LEU:HB3	2:1E:180:LEU:CD1	2.43	0.49
1:1G:1280:A:OP1	10:1A:40:LEU:HD21	2.13	0.49
1:1G:1356:G:H2'	1:1G:1357:A:C8	2.47	0.49
1:1G:431:A:H2'	1:1G:432:A:C8	2.47	0.49
1:1G:80:G:H2'	1:1G:81:G:C8	2.47	0.49
26:1H:1509:C:H3'	26:1H:1510:A:H4'	1.95	0.49
26:1H:2658:C:H5''	32:51:158:HIS:CE1	2.47	0.49
10:1I:77:PRO:HB2	10:1I:79:ARG:NH1	2.27	0.49
27:1J:42:C:H5''	31:49:69:ALA:HB2	1.95	0.49
1:1G:1112:C:C4	3:22:178:LEU:HD23	2.47	0.49
23:2K:6:G:H1	23:2K:68:C:H42	1.60	0.49
30:31:178:PRO:HB3	30:31:198:ALA:HA	1.94	0.49
7:6E:147:ALA:HB1	24:3K:41:C:H4'	1.93	0.49
1:1G:1321:C:H4'	13:4A:87:TYR:CE1	2.48	0.49
32:51:153:LYS:CB	32:51:162:ILE:H	2.23	0.49
1:1G:742:G:P	15:6A:35:ARG:HH22	2.34	0.49
8:72:37:ARG:HH21	8:72:38:ILE:HD11	1.78	0.49
1:13:624:C:O3'	16:7I:10:GLY:HA2	2.13	0.49
37:88:75:THR:HA	37:88:88:GLY:C	2.32	0.49
17:8A:67:LYS:O	17:8A:68:ARG:HB3	2.11	0.49
18:9A:22:VAL:C	18:9A:24:ALA:H	2.14	0.49
42:D8:65:GLY:HA3	42:D8:91:TYR:CZ	2.48	0.49
45:G8:94:LYS:HA	45:G8:94:LYS:NZ	2.27	0.49
54:Q8:58:ILE:HG22	54:Q8:59:LYS:HG2	1.95	0.49

Continued on next page...

Continued from previous page...

Atom-1	Atom-2	Interatomic distance (Å)	Clash overlap (Å)
1:13:1004:A:H1'	1:13:1036:G:N2	2.27	0.49
26:14:2355:C:H5''	26:14:2356:C:OP2	2.12	0.49
26:14:2361:A:OP1	54:M5:26:LYS:HD3	2.12	0.49
26:14:270:A:OP2	26:14:270(Y):G:N2	2.32	0.49
26:14:636:G:O2'	26:14:638:G:O2'	2.26	0.49
26:14:717:G:H2'	26:14:718:A:O4'	2.13	0.49
26:14:934:G:H2'	26:14:935:C:H6	1.78	0.49
28:19:67:PHE:HE1	28:19:106:ILE:HD11	1.78	0.49
1:1G:1218:C:H2'	1:1G:1219:U:C6	2.48	0.49
1:1G:1287:A:H2'	1:1G:1288:A:C8	2.48	0.49
1:1G:1422:G:O3'	35:25:49:ARG:NH1	2.38	0.49
1:1G:164:U:H2'	1:1G:165:C:H6	1.78	0.49
26:1H:1359:A:N6	26:1H:1372:U:H3	2.10	0.49
26:1H:749:C:C5	26:1H:1618:A:C6	3.01	0.49
26:1H:773:U:H4'	28:11:47:GLY:HA3	1.95	0.49
27:1J:39:A:N1	51:I5:1:MET:N	2.49	0.49
29:21:195:LEU:HG	29:21:196:VAL:N	2.28	0.49
4:32:9:CYS:O	4:32:13:ARG:HG2	2.12	0.49
30:39:117:ARG:HH12	36:35:1:MET:H2	1.60	0.49
1:1G:537:G:H5''	12:3A:113:ARG:NH1	2.28	0.49
24:3K:12:C:H2'	24:3K:13:G:O4'	2.13	0.49
32:51:86:GLU:HG3	32:51:165:ALA:CB	2.42	0.49
14:5A:15:LYS:HG3	14:5A:16:PHE:CD2	2.48	0.49
33:61:128:LEU:O	33:61:138:ILE:HG22	2.13	0.49
36:78:59:LEU:H	36:78:61:ARG:HD3	1.78	0.49
39:A8:93:LYS:HG2	39:A8:95:HIS:HB2	1.94	0.49
1:13:324:G:OP1	20:BI:22:ARG:HG2	2.13	0.49
43:E8:24:ILE:HD12	43:E8:24:ILE:O	2.13	0.49
26:1H:748:G:OP2	43:E8:88:ARG:HG3	2.13	0.49
28:11:124:PRO:HG2	28:11:129:ASN:ND2	2.28	0.49
26:1H:2208:U:H4'	28:11:151:LYS:HG2	1.94	0.49
1:13:1455:G:OP1	20:BI:35:THR:OG1	2.16	0.49
1:13:735:C:O2'	1:13:736:C:H5'	2.13	0.49
1:13:964:A:N3	1:13:969:A:O2'	2.34	0.49
26:14:2208:U:H4'	28:19:151:LYS:HG2	1.95	0.49
26:14:2523:G:C8	26:14:2523:G:H5'	2.41	0.49
26:14:276:A:H2'	26:14:277:C:C6	2.48	0.49
1:1G:428:G:O4'	1:1G:430:A:C8	2.66	0.49
26:1H:1443:G:N2	26:1H:1549:C:C2	2.81	0.49
26:1H:336:C:OP1	45:G8:83:THR:HG23	2.12	0.49
26:1H:667:U:O2	54:Q8:2:PRO:HD2	2.12	0.49

Continued on next page...

Continued from previous page...

Atom-1	Atom-2	Interatomic distance (Å)	Clash overlap (Å)
22:1K:18:G:O2'	26:1H:883:G:OP1	2.29	0.49
29:21:147:PRO:HB2	29:21:149:ARG:HG2	1.95	0.49
1:1G:1108:G:H5'	3:22:176:HIS:HD1	1.77	0.49
30:31:164:ARG:HG3	30:31:175:THR:OG1	2.13	0.49
4:32:126:ILE:HG22	4:32:127:THR:H	1.78	0.49
4:3E:207:TYR:O	4:3E:209:ARG:HG2	2.13	0.49
1:13:501:C:OP2	12:3I:124:LYS:HE2	2.13	0.49
5:42:147:ASP:O	5:42:151:LEU:HG	2.13	0.49
38:55:48:VAL:HA	38:55:51:LEU:HD12	1.94	0.49
6:5E:39:LYS:HD3	6:5E:64:GLN:HG3	1.94	0.49
36:78:20:GLY:HA2	36:78:27:HIS:O	2.13	0.49
41:85:88:ILE:HG22	42:95:49:THR:HA	1.94	0.49
42:95:30:GLY:H	42:95:61:VAL:HB	1.78	0.49
39:A8:34:HIS:CE1	39:A8:54:LEU:HD23	2.48	0.49
45:C5:87:LYS:CG	45:C5:88:LYS:H	2.26	0.49
48:F5:45:ASN:O	48:F5:63:ALA:HA	2.13	0.49
46:H8:61:LEU:HD22	46:H8:67:LEU:HD12	1.95	0.49
54:M5:30:ARG:HD2	54:M5:31:HIS:H	1.78	0.49
28:11:147:LEU:HD22	28:11:155:LEU:HD11	1.93	0.49
1:13:1060:C:C4	3:2E:2:GLY:HA3	2.47	0.49
1:13:820:U:H4'	1:13:821:G:OP2	2.12	0.49
1:13:981:U:H5	1:13:982:U:HO2'	1.59	0.49
26:14:2306:C:H3'	26:14:2307:G:H5''	1.94	0.49
26:14:2791:C:H4'	26:14:2791:C:OP2	2.13	0.49
26:14:751:A:P	59:14:3418:HOH:O	2.70	0.49
27:16:5:C:O2'	27:16:27:C:O2	2.31	0.49
1:1G:1281:U:H3'	1:1G:1282:C:H5	1.77	0.49
1:1G:306:G:H2'	1:1G:307:C:H6	1.78	0.49
1:1G:353:A:H5'	1:1G:353:A:C8	2.42	0.49
1:1G:54:C:N4	1:1G:353:A:OP2	2.37	0.49
26:1H:1021:A:H8	26:1H:1021:A:H3'	1.77	0.49
26:1H:139:G:N3	26:1H:141:A:N1	2.61	0.49
26:1H:1478:G:O2'	26:1H:1558:A:H2	1.96	0.49
26:1H:1635:G:H2'	26:1H:1636:C:C6	2.48	0.49
26:1H:1882:C:H2'	26:1H:1883:G:O4'	2.12	0.49
26:1H:2033:A:H8	59:1H:3887:HOH:O	1.95	0.49
26:1H:2246:G:H2'	26:1H:2247:A:C8	2.47	0.49
26:1H:242:G:H5''	54:Q8:62:LEU:HD13	1.95	0.49
26:1H:2068:U:N3	26:1H:2430:A:C2	2.78	0.49
26:1H:537:C:H2'	26:1H:539:G:C8	2.48	0.49
29:21:51:PHE:HD2	29:21:52:LEU:HG	1.75	0.49

Continued on next page...

Continued from previous page...

Atom-1	Atom-2	Interatomic distance (Å)	Clash overlap (Å)
3:22:111:LEU:HD11	3:22:144:SER:HB3	1.95	0.49
29:29:11:MET:HE3	29:29:187:ALA:H	1.78	0.49
4:32:149:ALA:O	4:32:153:ARG:HG2	2.13	0.49
30:39:11:VAL:HG23	30:39:12:LEU:H	1.78	0.49
30:39:25:PRO:C	30:39:27:GLU:N	2.66	0.49
4:3E:111:ALA:HB2	4:3E:120:LEU:CD1	2.43	0.49
4:3E:9:CYS:O	4:3E:13:ARG:HG2	2.12	0.49
4:3E:150:GLU:HA	4:3E:153:ARG:HG3	1.95	0.49
4:3E:30:LYS:HB2	4:3E:32:ALA:HA	1.95	0.49
5:42:10:MET:HA	5:42:32:VAL:HG22	1.95	0.49
34:58:43:THR:N	34:58:48:MET:HE3	2.28	0.49
34:58:96:GLU:O	34:58:98:VAL:N	2.45	0.49
32:59:136:ILE:H	32:59:136:ILE:HD12	1.78	0.49
32:59:58:GLU:HB2	32:59:61:HIS:CD2	2.48	0.49
14:5A:27:CYS:O	14:5A:27:CYS:SG	2.70	0.49
33:61:130:TYR:O	33:61:135:GLU:HB2	2.13	0.49
33:61:86:THR:HA	33:61:123:LEU:HD13	1.94	0.49
1:13:667:G:H4'	15:6I:51:HIS:CE1	2.48	0.49
16:7A:9:PHE:CE1	16:7A:18:ARG:HG3	2.48	0.49
18:9A:29:PHE:CD1	18:9A:29:PHE:N	2.79	0.49
44:B5:36:LYS:HG2	44:B5:54:VAL:HB	1.95	0.49
45:C5:86:ARG:NE	45:C5:87:LYS:O	2.46	0.49
46:H8:19:ARG:HD3	46:H8:25:PRO:HD2	1.95	0.49
51:I5:40:HIS:CG	51:I5:45:GLY:HA3	2.48	0.49
47:I8:53:MET:HB2	47:I8:59:LEU:CD2	2.42	0.49
26:14:54:G:O2'	53:L5:35:ARG:HD3	2.12	0.49
54:M5:36:LYS:HG3	54:M5:37:SER:H	1.76	0.49
52:N8:50:GLY:N	52:N8:56:LYS:HG3	2.28	0.49
26:1H:1310:G:OP2	53:P8:9:ARG:NH1	2.46	0.49
26:1H:2239:G:H5'	28:11:251:GLY:HA3	1.95	0.48
1:13:1060:C:H5''	10:1I:51:ARG:HG2	1.94	0.48
1:13:1288:A:H2'	1:13:1289:A:C8	2.47	0.48
1:13:1288:A:H2'	1:13:1289:A:H8	1.78	0.48
1:13:61:G:H2'	1:13:62:U:O4'	2.13	0.48
26:14:1028:A:N6	26:14:1125:G:H2'	2.28	0.48
26:14:1054:A:H3'	26:14:1055:G:H8	1.78	0.48
26:14:1444(A):A:N3	26:14:1444(A):A:H2'	2.27	0.48
26:14:1688:U:O2	26:14:1700:A:H5'	2.14	0.48
26:14:903:C:H2'	26:14:904:C:C6	2.48	0.48
1:1G:1159:U:C4'	1:1G:1181:G:H22	2.25	0.48
1:1G:1259:C:N4	1:1G:1260:C:O2	2.46	0.48

Continued on next page...

Continued from previous page...

Atom-1	Atom-2	Interatomic distance (Å)	Clash overlap (Å)
1:1G:1270:C:OP2	21:1B:24:ARG:NH2	2.45	0.48
1:1G:1277:C:HO2'	1:1G:1279:A:H8	1.54	0.48
1:1G:27:G:H2'	1:1G:28:G:O4'	2.13	0.48
1:1G:448:A:H2'	1:1G:449:C:O2	2.12	0.48
1:1G:628:G:H2'	1:1G:629:G:C8	2.48	0.48
26:1H:2002:G:H8	26:1H:2002:G:O5'	1.96	0.48
26:1H:2453:A:H2'	26:1H:2454:G:O4'	2.13	0.48
26:1H:2663:G:H3'	26:1H:2664:G:H8	1.78	0.48
26:1H:2804:C:H2'	26:1H:2805:G:C8	2.47	0.48
4:32:150:GLU:C	4:32:152:SER:H	2.15	0.48
36:35:107:LYS:O	36:35:109:GLY:N	2.44	0.48
30:39:80:ALA:O	30:39:83:PHE:HB2	2.12	0.48
5:42:93:PRO:HG3	8:72:105:ARG:HG3	1.95	0.48
6:5E:23:LYS:HB2	6:5E:23:LYS:NZ	2.26	0.48
33:61:110:ASP:HB2	33:61:112:LYS:HG2	1.95	0.48
1:1G:750:G:N3	15:6A:23:GLY:HA3	2.28	0.48
8:72:53:VAL:HB	8:72:58:TYR:CD1	2.47	0.48
16:7A:75:ARG:HG3	16:7A:80:PHE:CD2	2.48	0.48
39:A8:59:LYS:HD3	39:A8:60:GLY:H	1.77	0.48
40:B8:42:ILE:HG21	40:B8:84:GLN:NE2	2.28	0.48
41:C8:5:LYS:HG3	41:C8:5:LYS:H	1.44	0.48
26:1H:143:C:H4'	44:F8:38:GLU:OE2	2.13	0.48
49:G5:47:ASN:H	49:G5:47:ASN:HD22	1.61	0.48
54:Q8:26:LYS:HE2	54:Q8:47:LYS:HG2	1.94	0.48
1:13:153:C:N4	1:13:168:G:H22	2.11	0.48
26:14:1510:A:H2'	26:14:1511:A:O4'	2.13	0.48
26:14:1899:G:N2	26:14:1902:C:C5	2.81	0.48
26:14:2419:U:H2'	26:14:2420:C:H6	1.78	0.48
26:14:1049:C:H42	26:14:2751:G:H1	1.60	0.48
26:14:2791:C:N4	26:14:2805:G:H1	2.09	0.48
26:14:2850:A:C2	26:14:2851:A:C4	3.01	0.48
26:14:2869:G:H2'	26:14:2870:C:O4'	2.14	0.48
26:14:362:U:H5'	26:14:363:G:OP2	2.13	0.48
26:14:374:A:C2	26:14:401:A:C4	3.01	0.48
26:14:843:G:H1	26:14:935:C:H42	1.61	0.48
28:19:141:VAL:HG23	28:19:162:SER:HB2	1.95	0.48
2:1E:209:ARG:HG3	2:1E:240:GLN:OE1	2.13	0.48
1:1G:1240:U:H5'	1:1G:1241:G:H8	1.77	0.48
1:1G:736:C:H2'	1:1G:737:A:C8	2.48	0.48
26:1H:1543:A:C8	26:1H:1545:A:H5''	2.48	0.48
26:1H:265:A:H1'	26:1H:266:G:O4'	2.13	0.48

Continued on next page...

Continued from previous page...

Atom-1	Atom-2	Interatomic distance (Å)	Clash overlap (Å)
22:1K:20:C:O2'	22:1K:68:A:N6	2.43	0.48
24:1L:23:A:N6	24:1L:24:G:N7	2.61	0.48
30:39:110:LEU:HD13	30:39:205:ARG:HG2	1.95	0.48
5:42:40:ARG:HH21	5:42:66:MET:HG2	1.77	0.48
5:42:76:ILE:O	5:42:93:PRO:HB3	2.14	0.48
34:58:90:MET:O	34:58:94:HIS:N	2.43	0.48
32:59:74:ASN:O	32:59:78:GLY:N	2.46	0.48
14:5I:39:LEU:HD11	14:5I:47:LEU:HD12	1.94	0.48
33:61:38:LEU:HD12	33:61:38:LEU:H	1.77	0.48
35:68:7:TYR:CZ	35:68:44:LYS:HG3	2.48	0.48
33:69:79:ILE:O	33:69:143:SER:N	2.41	0.48
8:72:20:TYR:HA	8:72:65:TYR:CZ	2.48	0.48
41:85:49:HIS:HA	41:85:52:ARG:HB2	1.94	0.48
26:1H:2470:G:H5'	37:88:56:ARG:NH2	2.28	0.48
40:B8:17:THR:OG1	40:B8:17:THR:O	2.30	0.48
41:C8:28:ARG:HH11	41:C8:38:THR:HG1	1.60	0.48
48:F5:92:LYS:O	48:F5:94:LEU:N	2.46	0.48
46:H8:107:THR:H	46:H8:109:ALA:HB2	1.78	0.48
49:K8:58:ALA:O	49:K8:62:THR:HG22	2.12	0.48
1:13:961:U:OP1	1:13:1223:C:O2'	2.25	0.48
26:14:1418:G:H2'	26:14:1579:A:N6	2.29	0.48
26:14:1794:U:H2'	26:14:1795:C:C6	2.48	0.48
26:14:232:G:H8	26:14:232:G:OP2	1.97	0.48
55:3L:85:A:O2'	26:14:2394:C:N3	2.42	0.48
26:14:2537:U:H2'	26:14:2538:C:C6	2.48	0.48
26:14:2615:U:C2	52:J5:7:PRO:HA	2.47	0.48
28:19:32:SER:O	28:19:33:LEU:HB2	2.12	0.48
1:1G:1137:C:O2'	1:1G:1138:G:N2	2.46	0.48
1:1G:1126:U:N3	1:1G:1281:U:O4'	2.46	0.48
1:1G:1299:A:N1	1:1G:1301:U:N3	2.61	0.48
26:1H:1204:A:H61	26:1H:1240:U:H2'	1.77	0.48
26:1H:1296:G:O2'	26:1H:1297:C:H5'	2.13	0.48
26:1H:140:A:H8	26:1H:1408:C:HO2'	1.55	0.48
26:1H:2864:G:H2'	26:1H:2865:U:O4'	2.12	0.48
29:29:169:ASN:OD1	29:29:203:LYS:HG2	2.13	0.48
29:29:32:PRO:HA	29:29:90:THR:CG2	2.42	0.48
30:31:152:GLU:HG3	30:31:191:ARG:HD2	1.95	0.48
4:32:29:PRO:HD2	4:32:30:LYS:HE2	1.94	0.48
4:3E:170:VAL:HG11	4:3E:174:LEU:HB2	1.94	0.48
31:41:178:PHE:HB3	31:41:180:PHE:HE1	1.78	0.48
7:62:62:PHE:HA	7:62:124:LEU:CD2	2.43	0.48

Continued on next page...

Continued from previous page...

Atom-1	Atom-2	Interatomic distance (Å)	Clash overlap (Å)
39:65:15:ARG:HD3	39:65:88:ASP:OD2	2.12	0.48
35:68:34:THR:OG1	35:68:35:VAL:N	2.46	0.48
9:8E:9:ARG:HD2	9:8E:14:VAL:HG13	1.94	0.48
42:95:58:VAL:HB	42:95:97:LYS:HB3	1.94	0.48
18:9A:53:ARG:HA	18:9A:56:THR:OG1	2.13	0.48
26:14:1614:A:N6	43:A5:88:ARG:H	2.10	0.48
19:AA:39:THR:OG1	19:AA:70:LYS:NZ	2.43	0.48
19:AI:7:LYS:O	19:AI:7:LYS:HG2	2.12	0.48
26:1H:1754:C:OP1	40:B8:96:ARG:NH1	2.46	0.48
20:BA:79:ARG:O	20:BA:83:ARG:HG3	2.13	0.48
46:D5:14:LYS:H	46:D5:14:LYS:HZ2	1.61	0.48
42:D8:35:LEU:O	42:D8:35:LEU:HD23	2.13	0.48
49:G5:18:PRO:O	49:G5:21:LEU:HB2	2.13	0.48
28:11:68:LYS:HB3	28:11:70:TRP:CZ3	2.47	0.48
2:12:74:LYS:HD2	2:12:166:ASP:HB2	1.94	0.48
2:12:178:ARG:HH22	2:12:196:LEU:HA	1.78	0.48
2:12:71:VAL:HG21	2:12:164:VAL:HG22	1.94	0.48
1:13:498:A:H4'	1:13:500:G:OP1	2.11	0.48
1:13:609:A:H2'	1:13:610:G:H5'	1.95	0.48
26:14:152:G:O6	26:14:174:C:N4	2.46	0.48
26:14:2166:G:N2	26:14:2171:A:N7	2.61	0.48
26:14:2726:U:H6	35:25:67:LYS:HZ3	1.62	0.48
26:14:2776:A:OP1	26:14:2776:A:H3'	2.13	0.48
26:14:2817:G:OP1	38:55:42:LYS:NZ	2.42	0.48
26:14:654(J):A:H5'	26:14:654(K):C:OP2	2.13	0.48
26:14:774:A:H5'	26:14:778:G:H4'	1.95	0.48
1:1G:1281:U:P	1:1G:1282:C:H41	2.36	0.48
1:1G:578:C:OP1	59:1G:1720:HOH:O	2.19	0.48
26:1H:1448:G:H1'	26:1H:1528:A:H62	1.78	0.48
26:1H:1897:G:H2'	26:1H:1898:U:O4'	2.13	0.48
26:1H:2392:A:OP2	54:Q8:31:HIS:ND1	2.32	0.48
26:1H:2789:C:H1'	26:1H:2892:A:H2	1.78	0.48
26:1H:547:A:H2'	26:1H:548:A:C8	2.49	0.48
27:1J:19:G:H2'	27:1J:20:C:O4'	2.13	0.48
29:21:101:ARG:HG2	29:21:169:ASN:OD1	2.13	0.48
29:21:201:THR:HG22	29:21:202:LYS:N	2.27	0.48
31:41:109:VAL:O	31:41:113:ARG:HG3	2.13	0.48
37:45:22:LYS:N	37:45:23:GLY:HA3	2.28	0.48
34:58:96:GLU:HG2	34:58:97:ARG:N	2.20	0.48
32:59:105:LEU:HG	32:59:113:VAL:O	2.14	0.48
32:59:153:LYS:C	32:59:155:SER:H	2.15	0.48

Continued on next page...

Continued from previous page...

Atom-1	Atom-2	Interatomic distance (Å)	Clash overlap (Å)
35:68:78:ARG:HB3	35:68:78:ARG:HH11	1.78	0.48
8:72:21:LYS:N	8:72:65:TYR:OH	2.47	0.48
36:78:101:VAL:HG23	36:78:107:LYS:O	2.13	0.48
8:7E:6:ILE:HD13	8:7E:32:LYS:HG3	1.95	0.48
38:98:52:ILE:O	38:98:55:ALA:N	2.45	0.48
26:1H:1754:C:H5	40:B8:96:ARG:NH2	2.11	0.48
46:H8:126:VAL:HA	46:H8:164:ALA:H	1.78	0.48
28:11:17:THR:HG21	28:11:204:ILE:HA	1.95	0.48
28:11:245:PRO:HB2	28:11:253:GLN:HE21	1.78	0.48
2:12:101:MET:O	2:12:105:PHE:HB2	2.14	0.48
2:12:88:ALA:HB2	2:12:219:VAL:HG23	1.96	0.48
1:13:1503:A:O2'	1:13:1504:G:O5'	2.31	0.48
1:13:872:A:C4	1:13:874:G:N7	2.82	0.48
26:14:1022:G:H8	34:15:69:GLN:HE22	1.61	0.48
26:14:1190:G:H2'	26:14:1191:G:H8	1.78	0.48
26:14:2065:C:H2'	26:14:2066:C:C6	2.48	0.48
26:14:2233:U:H2'	26:14:2234:G:C8	2.48	0.48
26:14:2505:G:HO2'	26:14:2506:U:H6	1.61	0.48
26:14:259:G:N2	26:14:621:A:H8	2.04	0.48
26:14:631:A:H2'	26:14:632:A:O4'	2.13	0.48
26:14:922:U:H2'	26:14:923:C:C6	2.49	0.48
2:1E:20:GLU:HB3	2:1E:23:ARG:HB2	1.95	0.48
2:1E:28:PHE:O	2:1E:32:ILE:HG13	2.14	0.48
1:1G:1256:A:H4'	1:1G:1257:U:OP1	2.13	0.48
1:1G:1403:C:H1'	1:1G:1500:A:N1	2.28	0.48
1:1G:576:G:N2	1:1G:759:A:OP1	2.41	0.48
1:1G:991:U:O2	1:1G:993:G:H8	1.96	0.48
26:1H:1124:C:H2'	26:1H:1125:G:O4'	2.13	0.48
26:1H:1212:G:O2'	26:1H:1213:A:OP2	2.28	0.48
26:1H:172:C:H2'	26:1H:173:G:C8	2.48	0.48
26:1H:1784:A:H5''	59:1H:3777:HOH:O	2.13	0.48
26:1H:2439:A:C8	26:1H:2439:A:C5'	2.95	0.48
26:1H:2638:G:OP2	29:21:82:ARG:NH2	2.46	0.48
35:25:7:TYR:CE1	35:25:20:MET:HB2	2.48	0.48
29:29:64:LYS:HB2	29:29:66:HIS:CD2	2.49	0.48
11:2A:69:ALA:O	11:2A:73:MET:HG3	2.12	0.48
36:35:15:ARG:NH1	36:35:15:ARG:HB2	2.29	0.48
13:4A:57:ARG:NH2	51:I5:34:GLU:HB2	2.28	0.48
1:13:136:C:O2'	16:7I:65:GLN:HG3	2.14	0.48
20:BI:50:GLU:HB2	20:BI:100:ILE:HB	1.94	0.48
41:C8:92:ARG:HB2	42:D8:11:GLN:NE2	2.28	0.48

Continued on next page...

Continued from previous page...

Atom-1	Atom-2	Interatomic distance (Å)	Clash overlap (Å)
47:E5:26:TYR:N	47:E5:29:GLN:OE1	2.47	0.48
45:G8:89:PHE:HD1	45:G8:90:LEU:N	2.11	0.48
48:J8:83:GLU:CD	48:J8:85:LEU:HB2	2.34	0.48
1:13:1149:C:H2'	1:13:1150:U:C6	2.49	0.48
1:13:975:A:C4'	1:13:976:G:H5''	2.40	0.48
26:14:1776:G:P	59:14:3454:HOH:O	2.70	0.48
26:14:702:G:C2	26:14:731:C:C2	3.02	0.48
2:1E:189:ASP:HB3	2:1E:205:ASP:CG	2.34	0.48
1:1G:1054:C:O2'	1:1G:1055:A:O5'	2.31	0.48
1:1G:107:G:C2	1:1G:108:G:H1'	2.49	0.48
1:1G:1320:C:H2'	1:1G:1321:C:C6	2.49	0.48
1:1G:1512:U:H2'	1:1G:1513:A:H8	1.79	0.48
1:1G:34:C:H2'	1:1G:35:G:H8	1.76	0.48
26:1H:2377:A:H2'	26:1H:2378:A:C8	2.48	0.48
26:1H:2591:C:O3'	59:1H:3815:HOH:O	2.20	0.48
26:1H:265:A:C8	26:1H:266:G:H1'	2.49	0.48
26:1H:274:G:H3'	26:1H:274:G:C8	2.49	0.48
26:1H:529:A:H8	26:1H:530:G:C6	2.32	0.48
27:1J:0:A:H2'	27:1J:1:U:C6	2.48	0.48
12:3I:117:ARG:NH2	12:3I:124:LYS:HB2	2.29	0.48
12:3I:93:LEU:O	12:3I:96:VAL:HG13	2.14	0.48
37:45:18:LYS:H	37:45:98:LYS:NZ	2.11	0.48
5:4E:122:GLU:O	5:4E:123:LEU:HD23	2.14	0.48
26:14:2708:G:H5'	38:55:68:ARG:HG2	1.95	0.48
7:62:99:LEU:HD22	7:62:103:TRP:CZ2	2.48	0.48
33:69:131:LYS:N	33:69:131:LYS:HD2	2.28	0.48
7:6E:45:ASP:O	7:6E:49:ILE:HG13	2.13	0.48
15:6I:18:PHE:CZ	15:6I:21:ASP:HB2	2.48	0.48
8:7E:87:SER:HB2	8:7E:93:VAL:HB	1.95	0.48
38:98:84:ALA:HB3	38:98:85:PRO:HD3	1.95	0.48
20:BI:22:ARG:O	20:BI:26:ASN:ND2	2.47	0.48
45:C5:63:LYS:HA	45:C5:63:LYS:NZ	2.27	0.48
1:13:341:C:C2'	1:13:342:C:H5'	2.43	0.48
1:13:703:G:H8	1:13:703:G:O5'	1.97	0.48
26:14:1784:A:H4'	26:14:1785:A:C5'	2.44	0.48
26:14:2402:C:H5	26:14:2415:G:H22	1.61	0.48
2:1E:94:ASN:OD1	2:1E:95:GLN:N	2.46	0.48
1:1G:1129:C:N4	1:1G:1139:G:H22	2.12	0.48
1:1G:1280:A:H5''	10:1A:40:LEU:HD11	1.96	0.48
1:1G:562:C:H1'	12:3A:15:ARG:HD2	1.96	0.48
26:1H:226:G:H21	26:1H:228:A:H2	1.62	0.48

Continued on next page...

Continued from previous page...

Atom-1	Atom-2	Interatomic distance (Å)	Clash overlap (Å)
26:1H:425:G:H2'	26:1H:426:C:H6	1.77	0.48
27:1J:64:C:H2'	27:1J:65:C:C6	2.48	0.48
29:21:1:MET:HG2	29:21:83:ASP:O	2.13	0.48
12:3A:111:LYS:HD2	12:3A:111:LYS:H	1.78	0.48
4:3E:173:TRP:CZ3	4:3E:193:ASP:HB3	2.49	0.48
24:3K:81:C:H2'	24:3K:82:A:O4'	2.13	0.48
5:4E:68:GLU:O	5:4E:70:PRO:HD3	2.13	0.48
7:6E:80:VAL:HG11	7:6E:85:TYR:HE2	1.78	0.48
48:F5:91:LYS:NZ	48:F5:95:LEU:HD12	2.28	0.48
46:H8:14:LYS:HA	46:H8:15:PRO:HD2	1.65	0.48
52:N8:16:ARG:HG3	52:N8:17:ASP:N	2.29	0.48
1:13:1285:A:H4'	1:13:1286:A:O5'	2.14	0.48
1:13:129(A):G:H4'	1:13:130:A:H5''	1.95	0.48
1:13:975:A:O2'	14:5I:32:SER:OG	2.23	0.48
26:14:2212:A:H1'	26:14:2215:G:C5	2.49	0.48
26:14:2359:C:H2'	26:14:2360:A:O4'	2.13	0.48
26:14:2714:G:P	59:14:3464:HOH:O	2.66	0.48
26:14:26:G:C6	26:14:27:G:C6	3.01	0.48
26:14:311:A:C6	26:14:328:U:C4	3.02	0.48
26:14:730:C:H2'	26:14:731:C:C6	2.48	0.48
1:1G:109:A:H5'	1:1G:110:C:C5	2.48	0.48
1:1G:1145:C:H4'	1:1G:1146:A:O5'	2.14	0.48
1:1G:1333:A:H8	1:1G:1333:A:O5'	1.97	0.48
1:1G:1516:G:N2	1:1G:1519:A:OP2	2.45	0.48
1:1G:371:G:O2'	1:1G:373:A:N7	2.43	0.48
1:1G:768:A:N6	59:1G:1704:HOH:O	2.45	0.48
26:1H:1287:A:C8	38:98:107:ASP:HB2	2.49	0.48
26:1H:2123:G:N2	26:1H:2175:C:H42	2.07	0.48
26:1H:2199:A:H3'	26:1H:2205:C:H6	1.78	0.48
26:1H:198:C:H4'	26:1H:2243:U:O2'	2.14	0.48
27:1J:88:C:P	27:1J:88:C:H6	2.37	0.48
3:22:44:GLU:HA	3:22:52:LEU:HD11	1.95	0.48
29:29:13:ARG:NH2	40:75:77:PRO:HB3	2.28	0.48
11:2I:126:ARG:HH11	11:2I:126:ARG:HG2	1.77	0.48
23:2L:33:OMC:O2'	23:2L:34:U:H6	1.97	0.48
4:32:128:VAL:HG12	4:32:129:ASN:ND2	2.29	0.48
36:35:15:ARG:CZ	36:35:15:ARG:HB2	2.43	0.48
55:3L:15:G:H2'	55:3L:16:C:C5	2.49	0.48
55:3L:21:A:H2	55:3L:54:C:H42	1.62	0.48
31:49:16:ARG:O	31:49:20:ILE:HG13	2.14	0.48
13:4A:25:ILE:O	13:4A:29:ARG:HB2	2.14	0.48

Continued on next page...

Continued from previous page...

Atom-1	Atom-2	Interatomic distance (Å)	Clash overlap (Å)
33:61:31:LEU:HD21	33:61:38:LEU:HG	1.96	0.48
39:65:109:GLY:O	39:65:111:GLU:N	2.40	0.48
26:1H:1952:A:C5	35:68:22:ILE:HG13	2.49	0.48
15:6A:51:HIS:O	15:6A:54:ARG:HB3	2.14	0.48
26:1H:566:U:OP1	36:78:29:LYS:HD2	2.14	0.48
8:7E:112:LEU:HD12	8:7E:113:SER:N	2.28	0.48
8:7E:64:LYS:HG2	8:7E:79:VAL:HG21	1.95	0.48
1:1G:664:G:P	18:9A:64:ARG:HH21	2.37	0.48
1:13:186(B):C:O4'	20:BI:89:ARG:NH2	2.47	0.48
46:D5:103:ARG:O	46:D5:104:PHE:HB2	2.14	0.48
46:D5:51:ALA:HB1	46:D5:57:ILE:HD11	1.95	0.48
46:D5:81:ARG:HG3	46:D5:81:ARG:O	2.13	0.48
48:F5:80:LEU:N	48:F5:80:LEU:HD22	2.29	0.48
51:I5:12:ALA:H	51:I5:25:TYR:HA	1.78	0.48
49:K8:30:ARG:O	49:K8:34:GLU:HG3	2.14	0.48
52:N8:58:LEU:HD22	52:N8:60:VAL:HG13	1.96	0.48
1:13:253:U:OP2	17:8I:67:LYS:NZ	2.40	0.48
26:14:1204:A:O2'	26:14:1205:U:OP2	2.29	0.48
26:14:1298:C:OP2	59:14:3434:HOH:O	2.20	0.48
26:14:2184:G:C2	26:14:2185:C:C2	3.02	0.48
26:14:2441:C:C2'	26:14:2442:C:H5'	2.44	0.48
26:14:2532:G:O5'	26:14:2532:G:H8	1.97	0.48
26:14:2666:C:H3'	26:14:2667:C:C6	2.49	0.48
2:1E:20:GLU:HG2	2:1E:189:ASP:OD1	2.13	0.48
21:1F:12:LYS:O	21:1F:16:GLY:N	2.47	0.48
1:1G:1318:A:O2'	19:AA:37:ARG:HB3	2.14	0.48
1:1G:598:U:H2'	1:1G:599:C:H6	1.79	0.48
26:1H:1470:G:H5''	26:1H:1471:A:OP1	2.14	0.48
26:1H:2646:C:H2'	26:1H:2647:U:O4'	2.14	0.48
26:1H:2772:C:H2'	26:1H:2773:C:C6	2.49	0.48
26:1H:300:A:N3	26:1H:319:C:H1'	2.29	0.48
26:1H:71:A:H2	44:F8:31:HIS:NE2	2.05	0.48
26:1H:882:G:N2	26:1H:895:U:N3	2.62	0.48
23:2L:9:G:H21	23:2L:46:G:H3'	1.79	0.48
24:3K:13:G:H1'	24:3K:24:G:H22	1.79	0.48
26:1H:1006:C:H5'	34:58:28:THR:HG23	1.95	0.48
35:68:67:LYS:HG3	35:68:68:GLU:H	1.78	0.48
8:72:116:LYS:HD2	8:72:129:VAL:HG11	1.94	0.48
16:7A:18:ARG:HA	16:7A:38:TYR:HA	1.95	0.48
20:BI:75:ASN:OD1	20:BI:75:ASN:N	2.47	0.48
26:1H:1011:G:OP2	41:C8:70:ARG:NH2	2.47	0.48

Continued on next page...

Continued from previous page...

Atom-1	Atom-2	Interatomic distance (Å)	Clash overlap (Å)
46:D5:24:LEU:HD12	46:D5:25:PRO:O	2.13	0.48
44:F8:53:LYS:H	44:F8:82:GLN:HB3	1.79	0.48
53:P8:37:LYS:HG2	53:P8:37:LYS:O	2.13	0.48
1:13:1084:G:C5	1:13:1085:U:C4	3.02	0.48
1:13:1128:C:C2	1:13:1144:G:N2	2.82	0.48
1:13:1263:C:H2'	1:13:1264:C:C6	2.49	0.48
1:13:1352:C:H2'	1:13:1353:G:C8	2.49	0.48
26:14:1022:G:N2	26:14:1142(A):A:C2	2.77	0.48
26:14:146:G:H2'	26:14:147:U:O4'	2.13	0.48
26:14:340:A:H2'	26:14:341:G:O4'	2.13	0.48
26:14:839:U:H2'	26:14:840:C:H6	1.79	0.48
1:1G:1286:A:H3'	1:1G:1286:A:C8	2.49	0.48
1:1G:1239:A:C2'	1:1G:1298:C:H42	2.27	0.48
1:1G:148:G:H1	1:1G:174:C:H42	1.62	0.48
1:1G:194:C:H2'	1:1G:195:A:H5''	1.95	0.48
26:1H:1835:G:H5''	26:1H:1835:G:C8	2.49	0.48
26:1H:2469:A:O2'	37:88:56:ARG:HG2	2.14	0.48
26:1H:270(P):C:H2'	26:1H:270(Q):C:C6	2.49	0.48
26:1H:2865:U:C4	26:1H:2866:U:C4	3.02	0.48
26:1H:910:A:N7	37:88:13:GLN:HG3	2.29	0.48
26:1H:994:C:H3'	41:C8:54:LYS:HE3	1.96	0.48
22:1K:9:U:H5	22:1K:22:A:C2	2.31	0.48
29:29:66:HIS:NE2	29:29:73:GLU:OE1	2.47	0.48
23:2L:33:OMC:HM22	23:2L:34:U:OP2	2.14	0.48
30:31:188:ARG:H	30:31:188:ARG:HG3	1.47	0.48
30:31:192:LEU:HD23	30:31:193:VAL:N	2.29	0.48
4:3E:150:GLU:OE1	4:3E:150:GLU:N	2.47	0.48
24:3K:77:C:H2'	24:3K:78:C:C6	2.48	0.48
55:3L:42:U:H2'	55:3L:43:G:C8	2.49	0.48
55:3L:70:C:H2'	55:3L:71:C:C5	2.48	0.48
31:41:67:LYS:HD2	31:41:67:LYS:O	2.13	0.48
13:4I:115:LYS:HB2	13:4I:115:LYS:HZ2	1.79	0.48
32:59:61:HIS:HA	32:59:64:LEU:HD12	1.96	0.48
6:5E:19:LEU:O	6:5E:23:LYS:NZ	2.32	0.48
17:8I:53:LEU:HD12	17:8I:53:LEU:H	1.79	0.48
42:D8:62:LEU:HD21	42:D8:95:LEU:HB2	1.96	0.48
47:E5:51:VAL:N	47:E5:62:LEU:HD12	2.28	0.48
51:I5:21:VAL:HG22	51:I5:22:ILE:H	1.77	0.48
1:13:1284:C:H2'	1:13:1285:A:N7	2.29	0.47
1:13:1316:G:N2	1:13:1318:A:H3'	2.29	0.47
1:13:1435:G:H2'	1:13:1436:U:C6	2.49	0.47

Continued on next page...

Continued from previous page...

Atom-1	Atom-2	Interatomic distance (Å)	Clash overlap (Å)
26:14:480:A:H2'	26:14:480:A:N3	2.29	0.47
27:16:40:U:O2'	27:16:45:A:N6	2.40	0.47
27:16:75:G:H5''	27:16:76:G:OP2	2.14	0.47
1:1G:1189:C:O5'	1:1G:1189:C:H6	1.97	0.47
26:1H:2287:A:C2	26:1H:2346:A:C2	3.02	0.47
26:1H:2292:C:OP2	39:A8:17:ARG:NH2	2.47	0.47
29:21:14:ILE:HA	29:21:14:ILE:HD12	1.60	0.47
29:21:37:ARG:HB2	29:21:46:ALA:HB3	1.96	0.47
13:4I:70:LEU:O	13:4I:74:VAL:HG23	2.13	0.47
33:61:93:THR:OG1	33:61:96:ASP:OD1	2.22	0.47
7:62:113:GLU:HB2	7:62:119:ARG:CG	2.44	0.47
39:65:13:ARG:HG2	39:65:14:VAL:N	2.28	0.47
27:1J:116:G:H5'	39:65:55:ALA:HB2	1.96	0.47
39:65:62:LYS:O	39:65:66:ALA:N	2.45	0.47
7:6E:79:ARG:HA	7:6E:84:ASN:HA	1.96	0.47
8:7E:118:VAL:O	8:7E:119:LEU:HD23	2.14	0.47
9:82:14:VAL:O	9:82:65:VAL:HG23	2.13	0.47
9:82:17:VAL:HA	9:82:63:ILE:HG12	1.96	0.47
17:8I:54:GLY:HA2	17:8I:81:ARG:O	2.14	0.47
1:1G:1320:C:O2	19:AA:36:ARG:NH2	2.47	0.47
20:BI:26:ASN:HB2	20:BI:71:THR:HG23	1.96	0.47
46:D5:97:GLU:HB3	46:D5:125:LEU:HD21	1.95	0.47
46:D5:60:GLU:HA	46:D5:66:SER:HA	1.96	0.47
48:F5:62:VAL:HG21	48:F5:70:VAL:HG21	1.95	0.47
26:14:458:G:O2'	53:L5:39:ARG:HD3	2.14	0.47
54:M5:34:TRP:HA	54:M5:34:TRP:HE3	1.79	0.47
1:13:1003:G:H1	1:13:1037:C:H42	1.62	0.47
1:13:44:G:C2	1:13:45:U:H1'	2.49	0.47
1:13:606:G:H5''	1:13:607:A:H5'	1.96	0.47
26:14:1005:C:H2'	26:14:1006:C:C6	2.48	0.47
26:14:1011:G:N2	26:14:1150:C:O2	2.47	0.47
26:14:142:G:H2'	26:14:143:C:H6	1.79	0.47
26:14:1777:U:O2'	26:14:1778:U:H5'	2.13	0.47
26:14:2162:G:H2'	26:14:2163:C:H5'	1.95	0.47
26:14:2520:C:H41	26:14:2542:A:H62	1.60	0.47
26:14:270(F):U:H2'	26:14:270(G):C:C6	2.49	0.47
26:14:533:G:H2'	26:14:534:U:O4'	2.14	0.47
26:14:900:A:N3	26:14:900:A:H2'	2.30	0.47
26:14:952:G:C6	26:14:966:G:C6	3.02	0.47
26:14:992:C:OP1	41:85:47:TYR:OH	2.23	0.47
27:16:40:U:H1'	27:16:45:A:H61	1.78	0.47

Continued on next page...

Continued from previous page...

Atom-1	Atom-2	Interatomic distance (Å)	Clash overlap (Å)
21:1B:8:THR:HG22	21:1B:11:GLY:N	2.26	0.47
1:1G:1053:G:N7	1:1G:1199:U:H3'	2.28	0.47
1:1G:1239:A:H4'	1:1G:1240:U:C5'	2.44	0.47
1:1G:35:G:N2	1:1G:550:G:H1'	2.29	0.47
26:1H:1263:U:O2'	52:N8:11:THR:HG23	2.14	0.47
26:1H:1509:C:H2'	26:1H:1511:A:C8	2.49	0.47
26:1H:1695:G:H2'	26:1H:1696:G:O4'	2.13	0.47
26:1H:2121:G:H2'	26:1H:2122:U:C6	2.49	0.47
26:1H:1662:C:O2'	26:1H:2687:U:OP1	2.31	0.47
26:1H:729:G:C2	26:1H:1775:U:C2	3.02	0.47
35:25:17:ARG:NH1	35:25:47:ILE:HD11	2.29	0.47
29:29:52:LEU:O	29:29:74:PRO:HB3	2.14	0.47
11:2A:106:LYS:NZ	11:2A:106:LYS:HB2	2.29	0.47
3:2E:88:ARG:HA	3:2E:91:LEU:HD12	1.96	0.47
4:3E:99:SER:HB3	4:3E:139:ARG:HG2	1.96	0.47
34:58:43:THR:H	34:58:48:MET:HE3	1.78	0.47
40:75:19:LEU:HD22	40:75:86:ILE:CG2	2.44	0.47
8:7E:23:SER:HA	8:7E:61:VAL:O	2.13	0.47
9:8E:20:ARG:O	9:8E:60:ASP:N	2.34	0.47
9:8E:70:LYS:O	9:8E:74:ILE:HG13	2.14	0.47
18:9I:73:ALA:HB3	18:9I:79:LEU:HD12	1.95	0.47
45:C5:83:THR:HG22	45:C5:84:ARG:H	1.78	0.47
26:1H:1011:G:P	41:C8:77:SER:HG	2.33	0.47
47:I8:63:VAL:HG23	47:I8:64:ASP:O	2.14	0.47
48:J8:91:LYS:O	48:J8:93:GLU:N	2.47	0.47
49:K8:23:LYS:O	49:K8:27:GLU:HG3	2.14	0.47
49:K8:64:LEU:HD11	49:K8:68:ARG:HH11	1.78	0.47
36:35:49:ARG:HD2	54:M5:58:ILE:CG2	2.45	0.47
1:13:1230:C:H2'	1:13:1231:G:H8	1.79	0.47
1:13:341:C:O2'	1:13:342:C:H5'	2.14	0.47
1:13:666:G:H8	1:13:666:G:OP1	1.97	0.47
26:14:999:U:O2'	26:14:1000:A:H5'	2.14	0.47
26:14:1788:C:C2	26:14:1789:A:C8	3.01	0.47
26:14:2067:G:O2'	26:14:2069:G:H5''	2.14	0.47
26:14:2292:C:OP1	39:65:17:ARG:NH2	2.47	0.47
26:14:2734:A:C8	26:14:2735:G:C8	3.02	0.47
26:14:2747:G:O6	26:14:2755:C:H5''	2.14	0.47
28:19:3:VAL:H	28:19:20:ASP:HB2	1.77	0.47
26:14:1805:U:O2	28:19:50:THR:HB	2.14	0.47
2:1E:184:VAL:HG23	2:1E:198:ASP:H	1.79	0.47
1:1G:1062:U:H2'	1:1G:1063:C:C6	2.49	0.47

Continued on next page...

Continued from previous page...

Atom-1	Atom-2	Interatomic distance (Å)	Clash overlap (Å)
26:1H:1094:U:O2	26:1H:1096:A:H5'	2.13	0.47
26:1H:2115:G:N1	26:1H:2117:A:N7	2.62	0.47
26:1H:2173:A:H3'	26:1H:2174:C:C6	2.49	0.47
26:1H:2702:U:C6	26:1H:2702:U:OP1	2.65	0.47
26:1H:340:A:H2'	26:1H:341:G:O4'	2.14	0.47
26:1H:639:U:H2'	26:1H:640:C:C6	2.50	0.47
26:1H:654(H):G:H2'	26:1H:654(H):G:N3	2.29	0.47
24:1L:45:C:H5''	24:1L:46:G:P	2.54	0.47
29:29:50:GLY:HA2	29:29:78:LEU:HD23	1.96	0.47
3:2E:161:GLU:HG3	3:2E:162:GLN:N	2.29	0.47
36:35:124:LYS:HE2	36:35:143:GLY:O	2.13	0.47
30:39:187:VAL:HG11	36:35:6:LEU:HD21	1.95	0.47
36:35:85:LEU:CA	36:35:88:LEU:HB3	2.36	0.47
30:39:155:LEU:HD23	30:39:186:ILE:HD13	1.96	0.47
30:39:204:ASN:OD1	30:39:204:ASN:N	2.47	0.47
32:59:148:ILE:HA	32:59:151:ILE:HG12	1.96	0.47
33:69:75:LEU:HD23	33:69:76:THR:H	1.79	0.47
36:78:113:LYS:HA	36:78:129:ALA:O	2.15	0.47
8:7E:95:VAL:HG12	8:7E:99:GLU:HB2	1.96	0.47
16:7I:49:LEU:HD12	16:7I:50:LYS:H	1.78	0.47
41:85:108:GLU:OE2	42:95:44:LYS:HB3	2.15	0.47
43:A5:6:ILE:HG22	43:A5:8:ARG:HG3	1.96	0.47
19:AA:20:LEU:HA	19:AA:23:ASN:HB3	1.94	0.47
40:B8:20:PRO:HG2	40:B8:86:ILE:O	2.15	0.47
41:C8:58:ARG:HA	41:C8:61:TRP:CE3	2.49	0.47
50:L8:35:ARG:HB3	50:L8:37:LEU:HD21	1.96	0.47
28:11:70:TRP:CZ2	28:11:150:LYS:HD3	2.49	0.47
2:12:133:LYS:O	2:12:137:ARG:HB2	2.14	0.47
2:12:187:LEU:HD13	2:12:205:ASP:HA	1.97	0.47
1:13:1386:G:O2'	1:13:1387:G:H5'	2.14	0.47
1:13:393:A:OP2	16:7I:12:LYS:NZ	2.29	0.47
1:13:631:G:C8	1:13:632:A:H2	2.33	0.47
26:14:1420:U:HO2'	26:14:1421:G:P	2.34	0.47
26:14:305:U:H2'	26:14:306:U:C6	2.50	0.47
26:14:569:U:C4	26:14:570:G:C6	3.03	0.47
26:14:606:U:OP1	30:39:104:LYS:HG3	2.14	0.47
26:14:780:G:OP1	28:19:218:ARG:NH2	2.46	0.47
2:1E:46:LYS:HA	2:1E:49:GLU:HB2	1.97	0.47
1:1G:1346:A:OP2	1:1G:1346:A:H3'	2.14	0.47
1:1G:658:G:H2'	1:1G:659:U:C6	2.49	0.47
1:1G:872:A:O2'	1:1G:873:A:H5''	2.13	0.47

Continued on next page...

Continued from previous page...

Atom-1	Atom-2	Interatomic distance (Å)	Clash overlap (Å)
26:1H:1728:G:H2'	26:1H:1731:G:O6	2.15	0.47
26:1H:2692:C:H42	26:1H:2717:G:H1	1.62	0.47
26:1H:2761:G:H1'	32:51:143:GLN:OE1	2.14	0.47
26:1H:478:A:C6	26:1H:480:A:C6	3.03	0.47
26:1H:962:G:H2'	26:1H:963:U:C6	2.49	0.47
27:1J:46:A:H2'	27:1J:47:C:C6	2.50	0.47
29:21:111:ARG:HG3	29:21:160:TYR:CD2	2.50	0.47
1:1G:1112:C:C2	3:22:178:LEU:HB2	2.49	0.47
29:29:57:LYS:HD3	29:29:57:LYS:HA	1.60	0.47
30:31:101:LEU:HA	30:31:101:LEU:HD23	1.59	0.47
37:45:102:VAL:O	37:45:102:VAL:HG12	2.14	0.47
37:45:57:HIS:CG	37:45:117:ALA:HB2	2.49	0.47
13:4A:79:LYS:O	13:4A:82:MET:HB3	2.14	0.47
5:4E:10:MET:HB2	5:4E:32:VAL:HG22	1.96	0.47
32:51:124:GLU:HB3	32:51:132:ARG:HG2	1.96	0.47
32:59:19:VAL:HG12	32:59:20:ALA:H	1.78	0.47
14:5A:4:LYS:N	14:5A:6:LEU:HD12	2.29	0.47
33:69:80:PRO:HA	33:69:143:SER:HA	1.94	0.47
15:6I:9:GLN:O	15:6I:13:GLN:HG3	2.14	0.47
40:75:55:ASN:N	40:75:59:THR:HG22	2.30	0.47
8:7E:29:SER:OG	8:7E:32:LYS:HE3	2.14	0.47
16:7I:5:ARG:HB3	16:7I:67:THR:OG1	2.14	0.47
26:14:1252:G:N1	41:85:37:GLU:OE2	2.46	0.47
37:88:66:ILE:CD1	37:88:67:ARG:H	2.25	0.47
26:1H:2820:A:P	38:98:2:ARG:HH21	2.37	0.47
19:AA:66:MET:HA	19:AA:67:VAL:O	2.15	0.47
28:11:238:GLY:O	28:11:240:ALA:N	2.47	0.47
2:12:61:LEU:HD23	2:12:68:ILE:HD11	1.96	0.47
1:13:1028(B):C:N4	1:13:1032(B):G:O6	2.48	0.47
1:13:1280:A:H3'	1:13:1281:U:H5'	1.97	0.47
1:13:160:A:H2'	1:13:161:A:O4'	2.13	0.47
1:13:416:G:C5	1:13:417:C:C4	3.02	0.47
1:13:501:C:H2'	1:13:502:G:H8	1.78	0.47
26:14:2397:G:N2	26:14:2420:C:H1'	2.30	0.47
26:14:2643:G:H2'	26:14:2644:G:O4'	2.14	0.47
26:14:706:A:H2'	26:14:707:G:O4'	2.15	0.47
27:16:15:A:H3'	27:16:16:G:H5'	1.96	0.47
2:1E:183:PRO:HA	2:1E:198:ASP:OD2	2.14	0.47
1:1G:1086:U:O5'	1:1G:1086:U:H6	1.97	0.47
1:1G:1113:C:H2'	1:1G:1114:C:H6	1.79	0.47
1:1G:1230:C:H2'	1:1G:1231:G:C8	2.49	0.47

Continued on next page...

Continued from previous page...

Atom-1	Atom-2	Interatomic distance (Å)	Clash overlap (Å)
1:1G:297:G:N2	1:1G:300:A:OP2	2.48	0.47
26:1H:1345:C:H2'	26:1H:1346:G:H8	1.80	0.47
26:1H:1417:C:H42	26:1H:1581:G:H1	1.62	0.47
26:1H:1676:A:P	59:1H:3587:HOH:O	2.73	0.47
26:1H:1918:A:O2'	26:1H:1920:C:N4	2.48	0.47
26:1H:2343:C:HO2'	26:1H:2373:G:HO2'	1.47	0.47
3:22:39:ILE:HG21	3:22:57:ILE:HD11	1.97	0.47
35:25:64:ARG:NH1	35:25:81:ASP:OD1	2.45	0.47
11:2A:103:LEU:HA	11:2A:103:LEU:HD12	1.64	0.47
12:3I:76:ASN:ND2	12:3I:106:ASP:O	2.47	0.47
31:41:53:LEU:O	31:41:56:ALA:N	2.48	0.47
31:41:64:THR:HG21	31:41:94:LEU:HD22	1.97	0.47
31:49:67:LYS:NZ	51:15:5:ILE:HB	2.29	0.47
32:51:6:ARG:HH21	32:51:7:LEU:HD21	1.79	0.47
6:5E:24:GLU:HB3	6:5E:28:ARG:NH1	2.30	0.47
39:65:42:ASP:C	39:65:44:LYS:H	2.17	0.47
33:69:120:ILE:HG22	33:69:122:GLU:H	1.79	0.47
1:1G:668:G:H4'	15:6A:48:LYS:HB3	1.96	0.47
15:6A:88:ARG:HD3	15:6A:88:ARG:HA	1.47	0.47
1:13:1178:G:H5''	9:8E:93:ARG:NH2	2.30	0.47
38:98:34:ILE:HG22	38:98:114:VAL:HB	1.97	0.47
41:C8:92:ARG:NH2	42:D8:10:LYS:HG2	2.26	0.47
26:14:111:A:H4'	49:G5:69:ARG:HH22	1.79	0.47
48:J8:3:LYS:O	48:J8:12:PRO:HD3	2.14	0.47
1:13:198:G:H2'	1:13:199:G:H8	1.80	0.47
26:14:108:U:H2'	26:14:109:G:C8	2.49	0.47
26:14:1149:G:H2'	26:14:1150:C:C6	2.50	0.47
26:14:1614:A:H2	59:14:3419:HOH:O	1.96	0.47
26:14:2296:U:H4'	26:14:2297:C:OP1	2.13	0.47
34:15:128:HIS:HB2	34:15:129:PRO:HD2	1.96	0.47
1:1G:1002:G:H2'	1:1G:1003:G:C8	2.49	0.47
26:1H:1138:G:H21	34:58:106:MET:CE	2.14	0.47
26:1H:1340:U:H4'	26:1H:1341:U:OP2	2.14	0.47
26:1H:2081:C:H2'	26:1H:2082:A:H8	1.78	0.47
29:21:167:VAL:HG21	29:21:187:ALA:HB3	1.96	0.47
3:22:36:ASP:OD1	3:22:57:ILE:HG21	2.14	0.47
7:62:149:ARG:HD3	11:2A:59:TYR:CE1	2.50	0.47
31:49:117:PHE:HZ	31:49:179:PRO:HG2	1.80	0.47
5:4E:11:ILE:HG12	5:4E:11:ILE:H	1.50	0.47
6:52:86:ARG:O	6:52:87:ARG:HG2	2.14	0.47
38:55:21:TYR:OH	38:55:43:GLU:HG2	2.15	0.47

Continued on next page...

Continued from previous page...

Atom-1	Atom-2	Interatomic distance (Å)	Clash overlap (Å)
32:59:26:VAL:HG12	32:59:33:LEU:H	1.79	0.47
37:88:39:PRO:HA	37:88:97:VAL:O	2.14	0.47
20:BA:56:MET:HG3	20:BA:84:LEU:HD13	1.96	0.47
46:D5:19:ARG:HB2	46:D5:19:ARG:HE	1.24	0.47
48:F5:67:ILE:N	48:F5:68:PRO:HD2	2.30	0.47
1:13:354:G:N7	59:13:1862:HOH:O	2.35	0.47
1:13:811:C:N4	59:13:1802:HOH:O	2.46	0.47
26:14:1448:G:H1'	26:14:1528:A:H62	1.79	0.47
26:14:1597:A:H5''	26:14:1598:C:OP1	2.15	0.47
26:14:2402:C:N4	26:14:2416:C:H1'	2.30	0.47
26:14:270(I):G:H2'	26:14:270(J):G:C8	2.49	0.47
26:14:868:U:C4	26:14:869:G:N7	2.83	0.47
26:14:899:A:H5'	26:14:900:A:OP2	2.15	0.47
34:15:10:GLU:OE2	34:15:11:PRO:HD2	2.15	0.47
2:1E:88:ALA:HB2	2:1E:219:VAL:CG1	2.44	0.47
1:1G:1151:A:H5'	10:1A:41:PRO:HA	1.96	0.47
1:1G:1436:U:H2'	1:1G:1437:C:O4'	2.14	0.47
1:1G:390:C:H2'	1:1G:391:G:C8	2.49	0.47
26:1H:1215:G:C5	26:1H:1216:G:C8	3.02	0.47
26:1H:1396:U:H2'	26:1H:1396:U:O2	2.14	0.47
26:1H:15:G:C2	26:1H:16:G:C8	3.02	0.47
26:1H:1268:A:C2	26:1H:2013:A:C4	3.03	0.47
26:1H:2074:U:H2'	26:1H:2075:U:C6	2.50	0.47
26:1H:2287:A:O2'	26:1H:2288:A:H3'	2.14	0.47
26:1H:2394:C:H2'	26:1H:2395:C:C6	2.50	0.47
26:1H:2592:G:C6	26:1H:2593:U:N3	2.82	0.47
26:1H:370:G:H5''	26:1H:423:A:N6	2.30	0.47
26:1H:654(D):G:H22	26:1H:654(Q):C:N4	2.12	0.47
26:1H:884:C:N3	26:1H:885:C:N4	2.61	0.47
27:1J:15:A:H1'	27:1J:109:G:C4	2.50	0.47
3:2E:156:ARG:HB3	3:2E:160:ALA:O	2.14	0.47
30:31:198:ALA:O	30:31:201:VAL:HG13	2.14	0.47
55:3L:15:G:H4'	55:3L:15:G:OP1	2.12	0.47
27:16:43:C:P	31:41:67:LYS:HZ2	2.38	0.47
31:49:109:VAL:HG13	51:15:33:VAL:HG23	1.97	0.47
31:49:115:ARG:HB3	31:49:115:ARG:CZ	2.43	0.47
13:4A:3:ARG:HG3	13:4A:9:ILE:CG1	2.45	0.47
32:51:137:ASP:OD1	32:51:138:LYS:N	2.42	0.47
32:51:68:THR:O	32:51:72:ILE:HG13	2.14	0.47
38:55:55:ALA:HA	38:55:80:PHE:CZ	2.49	0.47
1:13:1423:G:OP1	35:68:49:ARG:NH2	2.48	0.47

Continued on next page...

Continued from previous page...

Atom-1	Atom-2	Interatomic distance (Å)	Clash overlap (Å)
1:13:607:A:C2	16:7I:31:LYS:HG3	2.49	0.47
42:95:48:GLY:HA3	42:95:51:VAL:C	2.35	0.47
19:AA:36:ARG:HD2	19:AA:52:TYR:O	2.15	0.47
20:BI:33:ILE:O	20:BI:37:SER:OG	2.32	0.47
45:C5:48:ALA:HB3	45:C5:59:GLY:HA2	1.95	0.47
46:D5:76:LEU:HA	46:D5:83:PRO:HA	1.96	0.47
47:E5:49:LYS:HG2	47:E5:80:HIS:HB3	1.95	0.47
43:E8:107:LEU:HA	43:E8:107:LEU:HD12	1.69	0.47
46:H8:105:VAL:O	46:H8:140:ASP:HA	2.15	0.47
46:H8:58:VAL:O	46:H8:60:GLU:N	2.46	0.47
46:H8:7:ALA:HB3	46:H8:61:LEU:CB	2.42	0.47
54:Q8:52:LYS:O	54:Q8:52:LYS:HG3	2.13	0.47
2:12:11:LEU:HD23	2:12:217:ARG:NH2	2.30	0.47
1:13:1308:U:OP1	13:4I:98:VAL:HG23	2.15	0.47
1:13:37:U:O2'	1:13:500:G:H4'	2.15	0.47
1:13:901:A:C5	1:13:902:G:H1'	2.49	0.47
26:14:195:A:H4'	26:14:251:A:O2'	2.15	0.47
26:14:2576:G:O2'	26:14:2579:C:OP2	2.24	0.47
10:1A:69:ASN:O	10:1A:70:ARG:NE	2.46	0.47
1:1G:1050:G:N2	1:1G:1208:C:O2	2.48	0.47
1:1G:1325:C:H2'	1:1G:1326:C:C6	2.49	0.47
26:1H:1021:A:H3'	26:1H:1022:G:H5''	1.95	0.47
26:1H:1093:G:N2	26:1H:1099:G:O6	2.47	0.47
26:1H:132:G:H2'	26:1H:133:C:O4'	2.15	0.47
26:1H:2211:G:O2'	26:1H:2212:A:OP1	2.23	0.47
26:1H:2309:A:C6	26:1H:2310:A:N7	2.83	0.47
26:1H:845:G:H8	26:1H:845:G:OP2	1.98	0.47
29:21:170:LEU:HD21	29:21:187:ALA:HB3	1.97	0.47
29:21:37:ARG:O	29:21:45:THR:HA	2.15	0.47
3:22:111:LEU:HD11	3:22:144:SER:O	2.15	0.47
29:29:81:ILE:HG22	29:29:82:ARG:N	2.25	0.47
7:62:153:HIS:NE2	11:2A:57:THR:HG23	2.29	0.47
4:32:9:CYS:HA	4:32:12:CYS:HB2	1.97	0.47
30:39:133:ASN:HA	30:39:162:LEU:HD23	1.97	0.47
5:4E:152:ARG:HA	8:7E:64:LYS:HZ3	1.80	0.47
6:52:33:TYR:CE1	6:52:78:GLU:HG3	2.50	0.47
38:55:55:ALA:HB2	38:55:79:LEU:HD13	1.96	0.47
34:58:35:ARG:HB2	34:58:42:TRP:CH2	2.49	0.47
33:61:120:ILE:HG12	33:61:126:TYR:CE2	2.49	0.47
33:61:42:SER:O	33:61:45:LYS:HB2	2.15	0.47
33:61:71:ILE:HG12	33:61:72:LEU:HD12	1.96	0.47

Continued on next page...

Continued from previous page...

Atom-1	Atom-2	Interatomic distance (Å)	Clash overlap (Å)
33:61:78:THR:HA	33:61:141:LYS:HB3	1.97	0.47
8:72:17:THR:HG21	8:72:80:ILE:HD12	1.97	0.47
40:75:52:ILE:O	40:75:98:LYS:NZ	2.47	0.47
42:95:2:PHE:H	42:95:42:GLY:HA2	1.78	0.47
42:95:84:LYS:HA	42:95:84:LYS:HD2	1.48	0.47
18:9A:41:LYS:O	18:9A:41:LYS:HD3	2.15	0.47
40:B8:29:ARG:HB2	40:B8:46:GLU:HG3	1.95	0.47
53:P8:1:MET:O	53:P8:3:ARG:HD3	2.14	0.47
1:13:1157:A:N6	1:13:1178:G:H21	2.12	0.47
1:13:568:G:O2'	1:13:574:A:N1	2.36	0.47
26:14:1019:U:H3	26:14:1142(A):A:H62	1.61	0.47
26:14:2019:A:O4'	41:85:34:LYS:HD2	2.14	0.47
26:14:218:A:H2	26:14:235:U:H4'	1.78	0.47
26:14:2615:U:H2'	26:14:2616:C:H6	1.79	0.47
26:14:2772:C:H2'	26:14:2773:C:H6	1.80	0.47
1:1G:108:G:H5'	1:1G:109:A:C5'	2.45	0.47
1:1G:1385:G:H2'	1:1G:1386:G:C8	2.46	0.47
1:1G:236:G:H2'	1:1G:237:C:O4'	2.15	0.47
26:1H:1443:G:N2	26:1H:1549:C:O2	2.46	0.47
26:1H:2106:G:C6	26:1H:2107:C:C4	3.03	0.47
26:1H:307:G:H21	26:1H:330:A:N6	2.12	0.47
26:1H:817:C:H2'	26:1H:818:G:O4'	2.15	0.47
22:1K:55:U:H3'	22:1K:56:U:H5''	1.96	0.47
29:21:15:PHE:HA	29:21:19:ARG:O	2.14	0.47
29:29:203:LYS:C	29:29:205:ALA:H	2.18	0.47
11:2A:57:THR:HG22	11:2A:59:TYR:N	2.28	0.47
3:2E:123:GLN:O	3:2E:128:PHE:HB2	2.15	0.47
3:2E:180:ALA:HB1	3:2E:182:ILE:HG13	1.97	0.47
30:31:136:THR:HG22	30:31:166:ALA:O	2.14	0.47
32:51:154:PRO:HB3	32:51:163:TYR:CE2	2.50	0.47
32:59:92:ILE:HD13	32:59:160:LYS:HD3	1.96	0.47
8:7E:14:ARG:O	8:7E:18:ARG:HD3	2.15	0.47
8:7E:87:SER:HB2	8:7E:93:VAL:CB	2.43	0.47
27:16:29:A:P	39:A8:32:LEU:HD12	2.55	0.47
20:BI:26:ASN:HB2	20:BI:71:THR:CG2	2.45	0.47
1:13:1453:G:H2'	20:BI:39:LYS:HE2	1.96	0.47
48:F5:58:ILE:HG23	48:F5:87:PRO:HG3	1.97	0.47
45:G8:84:ARG:HH11	45:G8:86:ARG:HE	1.63	0.47
46:H8:30:ASN:HD22	46:H8:32:HIS:N	2.10	0.47
46:H8:30:ASN:ND2	46:H8:32:HIS:H	2.11	0.47
51:I5:49:PHE:CD2	51:I5:50:VAL:HG22	2.50	0.47

Continued on next page...

Continued from previous page...

Atom-1	Atom-2	Interatomic distance (Å)	Clash overlap (Å)
48:J8:58:ILE:HG12	48:J8:87:PRO:HD3	1.96	0.47
1:13:1023:G:H3'	1:13:1024:G:C5'	2.45	0.47
1:13:1029:G:H1'	1:13:1032(A):G:H22	1.80	0.47
1:13:265:G:N2	1:13:267:C:H5'	2.30	0.47
1:13:276:G:C6	1:13:277:C:C4	3.03	0.47
1:13:278:G:N2	17:8I:95:TYR:HB3	2.29	0.47
1:13:360:A:H2'	1:13:361:G:C8	2.50	0.47
1:13:448:A:P	1:13:485:G:H22	2.38	0.47
1:13:491:G:H2'	1:13:492:G:C8	2.50	0.47
26:14:1064:C:O2	26:14:1074:G:N2	2.48	0.47
26:14:1389:G:C2	26:14:1399:C:O2	2.68	0.47
26:14:1593:G:H2'	26:14:1594:G:C8	2.50	0.47
26:14:1686:C:H2'	26:14:1687:G:O4'	2.15	0.47
26:14:2250:G:N3	37:45:82:ARG:HG3	2.30	0.47
26:14:491:G:H2'	26:14:492:A:H8	1.78	0.47
26:14:649:G:C5	26:14:650:C:C4	3.03	0.47
26:14:962:G:H2'	26:14:963:U:H6	1.80	0.47
1:1G:1413:A:H2'	1:1G:1414:U:O4'	2.15	0.47
1:1G:761:G:H2'	1:1G:762:C:O4'	2.15	0.47
26:1H:1803:A:H4'	28:11:259:THR:CG2	2.44	0.47
26:1H:2124:G:N2	26:1H:2174:C:O2	2.42	0.47
26:1H:2591:C:H2'	26:1H:2592:G:C8	2.50	0.47
26:1H:279:C:N4	26:1H:361:G:H1	2.13	0.47
26:1H:363(A):A:H2'	26:1H:363(B):G:H8	1.79	0.47
26:1H:882:G:N2	26:1H:895:U:H3	2.13	0.47
30:39:102:PRO:HB2	30:39:105:VAL:HG23	1.97	0.47
26:14:617:G:OP1	30:39:40:GLN:HG3	2.15	0.47
12:3A:60:LEU:HD21	12:3A:66:VAL:HG22	1.97	0.47
1:13:511:C:H4'	4:3E:43:HIS:CD2	2.50	0.47
5:42:107:ARG:O	5:42:110:LEU:N	2.48	0.47
13:4A:76:ALA:O	13:4A:80:ARG:HG3	2.15	0.47
5:4E:136:MET:O	5:4E:140:ARG:HD2	2.15	0.47
32:51:8:PRO:O	32:51:10:PRO:HD3	2.15	0.47
34:58:38:HIS:NE2	34:58:50:ASP:OD2	2.43	0.47
32:59:6:ARG:HH21	32:59:54:ARG:HH22	1.61	0.47
8:72:42:GLU:HG3	8:72:109:ILE:HD12	1.97	0.47
40:75:14:TYR:CD1	40:75:14:TYR:N	2.82	0.47
42:95:35:LEU:O	42:95:37:VAL:HG13	2.15	0.47
13:4A:80:ARG:HH22	19:AA:66:MET:HG2	1.80	0.47
19:AI:40:ILE:O	19:AI:41:VAL:HG22	2.15	0.47
49:G5:33:MET:O	49:G5:37:PHE:HD1	1.97	0.47

Continued on next page...

Continued from previous page...

Atom-1	Atom-2	Interatomic distance (Å)	Clash overlap (Å)
50:H5:6:VAL:O	50:H5:34:GLU:HA	2.14	0.47
48:J8:85:LEU:HD13	48:J8:85:LEU:HA	1.61	0.47
50:L8:7:LYS:HG3	50:L8:34:GLU:HG2	1.97	0.47
51:M8:10:VAL:HG22	51:M8:11:PRO:HD2	1.96	0.47
28:11:249:PRO:HD2	28:11:250:TRP:CZ3	2.50	0.47
1:13:1003:G:H2'	1:13:1004:A:H5'	1.96	0.47
1:13:31:G:O2'	1:13:48:C:N4	2.48	0.47
1:13:545:C:O2'	1:13:549:C:OP1	2.30	0.47
1:13:662:G:H2'	1:13:663:A:C8	2.50	0.47
26:14:1509:C:H5'	26:14:1510:A:O4'	2.15	0.47
26:14:15:G:C2	26:14:16:G:C8	3.03	0.47
26:14:2472:G:N3	26:14:2475:C:N4	2.63	0.47
26:14:2660:A:OP1	26:14:2660:A:H8	1.98	0.47
26:14:546:C:H2'	26:14:547:A:C8	2.50	0.47
26:14:61:G:H1	26:14:93:C:H42	1.62	0.47
10:1A:78:ASN:ND2	10:1A:80:LYS:HB3	2.30	0.47
1:1G:1513:A:H2'	1:1G:1514:C:C6	2.50	0.47
1:1G:452:A:HO2'	1:1G:453:A:C4'	2.28	0.47
26:1H:1264:G:H5'	52:N8:11:THR:HG23	1.97	0.47
26:1H:1569:A:H5'	28:11:61:LEU:HD21	1.97	0.47
26:1H:2108:C:H2'	26:1H:2109:U:O4'	2.14	0.47
26:1H:2475:C:H4'	26:1H:2476:A:OP1	2.14	0.47
26:1H:270(T):G:H5"	48:J8:97:LEU:HD23	1.97	0.47
26:1H:270(X):G:C6	26:1H:270(Y):G:N1	2.82	0.47
3:22:14:ILE:HG12	3:22:15:THR:N	2.28	0.47
29:29:116:VAL:O	29:29:117:MET:HB3	2.15	0.47
11:2A:81:ASP:HB3	11:2A:107:SER:OG	2.15	0.47
30:31:125:LEU:HD21	30:31:199:TRP:CE3	2.50	0.47
4:32:173:TRP:CZ3	4:32:193:ASP:HB3	2.50	0.47
36:35:63:PRO:O	36:35:64:LYS:HB2	2.15	0.47
30:39:146:ALA:HB3	30:39:148:LEU:HG	1.97	0.47
30:39:154:VAL:HA	30:39:191:ARG:O	2.15	0.47
12:3A:89:ARG:HG2	12:3A:90:VAL:N	2.30	0.47
31:49:7:LEU:HB2	31:49:104:GLU:OE1	2.15	0.47
32:51:150:ALA:C	32:51:152:ARG:H	2.19	0.47
32:51:166:GLY:O	32:51:167:GLU:HG2	2.15	0.47
38:55:72:ASP:O	38:55:76:VAL:HG23	2.15	0.47
39:65:89:ARG:O	39:65:92:TYR:N	2.48	0.47
8:7E:102:ARG:NE	8:7E:102:ARG:H	2.13	0.47
9:82:42:ARG:HH11	9:82:71:SER:HB3	1.80	0.47
1:13:1343:G:O2'	9:8E:121:ARG:HD3	2.14	0.47

Continued on next page...

Continued from previous page...

Atom-1	Atom-2	Interatomic distance (Å)	Clash overlap (Å)
40:B8:26:ASP:O	40:B8:49:VAL:HG12	2.15	0.47
40:B8:74:ARG:HD3	40:B8:76:PHE:CZ	2.50	0.47
20:BA:12:ALA:O	20:BA:15:ARG:HB2	2.15	0.47
43:E8:51:LEU:HD23	43:E8:105:VAL:HG11	1.95	0.47
51:M8:12:ALA:HB3	51:M8:24:THR:HB	1.97	0.47
1:13:1348:U:C2	1:13:1349:A:C8	3.03	0.46
26:14:1104:C:H2'	26:14:1105:U:C6	2.51	0.46
26:14:2119:A:C2	26:14:2171:A:H1'	2.50	0.46
26:14:2772:C:H2'	26:14:2773:C:C6	2.50	0.46
1:1G:1214:C:H3'	1:1G:1215:G:H8	1.78	0.46
1:1G:1328:C:H2'	1:1G:1329:A:O4'	2.15	0.46
1:1G:490:G:OP2	4:32:132:ARG:NH1	2.43	0.46
1:1G:591:U:H2'	1:1G:592:G:C8	2.50	0.46
1:1G:626:U:C2	1:1G:627:G:C8	3.03	0.46
26:1H:1105:U:H2'	26:1H:1106:G:H8	1.80	0.46
26:1H:1359:A:H2'	26:1H:1360:A:H5'	1.96	0.46
26:1H:2057:A:P	59:1H:3517:HOH:O	2.68	0.46
29:21:92:THR:O	29:21:95:ILE:HG12	2.16	0.46
29:29:119:ARG:HD2	29:29:120:TRP:CE2	2.51	0.46
3:2E:19:GLU:O	3:2E:40:ARG:NH2	2.49	0.46
3:2E:91:LEU:HB2	3:2E:99:VAL:HG21	1.97	0.46
23:2K:62:C:H2'	23:2K:63:C:H6	1.80	0.46
23:2K:73:A:C6	23:2K:74:A:C6	3.02	0.46
30:31:157:VAL:HB	30:31:194:MET:HG2	1.97	0.46
30:31:63:LYS:CE	30:31:67:GLN:HB2	2.44	0.46
36:35:47:ASP:HB3	36:35:49:ARG:N	2.30	0.46
30:39:120:GLU:OE1	30:39:122:LYS:NZ	2.46	0.46
4:3E:155:LEU:HD22	4:3E:155:LEU:HA	1.76	0.46
5:42:118:ILE:HG12	5:42:119:LEU:N	2.30	0.46
31:49:72:ARG:HD2	31:49:85:GLY:O	2.14	0.46
39:65:101:LEU:O	39:65:105:ALA:N	2.38	0.46
37:88:32:TYR:HE1	37:88:133:ARG:HE	1.63	0.46
37:88:78:PRO:O	37:88:79:LEU:HB2	2.14	0.46
46:D5:30:ASN:N	46:D5:33:LEU:O	2.48	0.46
54:Q8:39:LYS:HA	54:Q8:42:ARG:HH21	1.79	0.46
2:12:67:THR:HG21	2:12:155:LEU:HG	1.96	0.46
1:13:1015:A:N3	1:13:1218:C:O2'	2.44	0.46
1:13:266:G:H5'	1:13:268:C:H41	1.81	0.46
1:13:827:U:C5	1:13:872:A:N1	2.80	0.46
26:14:1021:A:H3'	26:14:1021:A:C8	2.50	0.46
26:14:1322:A:N1	26:14:1333:C:O2'	2.37	0.46

Continued on next page...

Continued from previous page...

Atom-1	Atom-2	Interatomic distance (Å)	Clash overlap (Å)
26:14:1288:U:C2	26:14:1327:C:O2	2.68	0.46
26:14:2123:G:C4	26:14:2124:G:C8	3.03	0.46
1:1G:1023:G:H3'	1:1G:1024:G:C5'	2.45	0.46
1:1G:1207:G:C6	1:1G:1208:C:C4	3.04	0.46
1:1G:1263:C:N3	1:1G:1273:G:N2	2.63	0.46
1:1G:765:G:N2	1:1G:813:U:OP2	2.42	0.46
26:1H:1219:G:OP2	41:C8:19:LYS:HE3	2.14	0.46
26:1H:1252:G:H5''	59:1H:3616:HOH:O	2.13	0.46
26:1H:155:C:H5'	26:1H:161:U:OP2	2.15	0.46
26:1H:1906:G:C2	26:1H:1907:G:C8	3.03	0.46
26:1H:530:G:C5	26:1H:2022:U:H5''	2.49	0.46
26:1H:2156:G:H2'	26:1H:2157:G:N2	2.30	0.46
22:1K:48:C:H42	22:1K:52:G:H1	1.63	0.46
26:14:2572:A:C8	29:29:144:ARG:HD2	2.50	0.46
29:29:9:VAL:HG23	29:29:26:ILE:O	2.14	0.46
3:2E:90:GLU:HA	3:2E:93:LYS:HB2	1.97	0.46
12:3A:60:LEU:HB2	12:3A:64:TYR:CB	2.45	0.46
4:3E:52:SER:O	4:3E:55:ALA:N	2.48	0.46
27:16:42:C:O2'	31:41:67:LYS:HE3	2.15	0.46
26:14:2010:G:H5''	43:A5:42:ARG:HB2	1.96	0.46
43:A5:92:ARG:HD3	43:A5:93:ALA:O	2.15	0.46
1:13:1313:U:OP1	19:AI:6:LYS:HG2	2.15	0.46
20:BA:49:ALA:HB2	20:BA:92:LEU:HD22	1.98	0.46
47:I8:53:MET:HB2	47:I8:59:LEU:HD23	1.97	0.46
54:M5:23:VAL:HG22	54:M5:47:LYS:HB3	1.97	0.46
54:Q8:37:SER:O	54:Q8:40:GLU:N	2.48	0.46
54:Q8:52:LYS:N	54:Q8:53:PRO:HD2	2.29	0.46
28:11:260:ARG:NH1	28:11:267:SER:OG	2.49	0.46
28:11:77:ALA:HB2	28:11:97:TYR:HA	1.97	0.46
2:12:108:ILE:HA	2:12:108:ILE:HD13	1.62	0.46
1:13:1310:G:O2'	1:13:1311:G:H5'	2.15	0.46
1:13:1446:A:OP1	1:13:1446:A:H4'	2.16	0.46
1:13:1478:C:H2'	1:13:1479:C:C6	2.50	0.46
1:13:242:C:C2	1:13:285:G:N2	2.84	0.46
1:13:390:C:O2'	16:7I:28:ARG:NH2	2.47	0.46
1:13:658:G:H2'	1:13:659:U:H6	1.80	0.46
26:14:110:G:C2	26:14:111:A:C8	3.04	0.46
26:14:1729:A:C5	26:14:1731:G:C6	3.03	0.46
26:14:1743:G:C2	26:14:1746:G:C8	3.03	0.46
26:14:1991:U:H2'	26:14:1992:G:H5''	1.96	0.46
26:14:2418:A:H2'	26:14:2419:U:H6	1.80	0.46

Continued on next page...

Continued from previous page...

Atom-1	Atom-2	Interatomic distance (Å)	Clash overlap (Å)
26:14:2516:G:C6	26:14:2517:C:N4	2.84	0.46
26:14:2520:C:H41	26:14:2542:A:N6	2.13	0.46
26:14:957:A:N6	26:14:2459:A:C8	2.82	0.46
10:1A:63:PHE:HD1	14:5A:58:LYS:HA	1.80	0.46
2:1E:239:VAL:HG12	2:1E:239:VAL:O	2.15	0.46
1:1G:1159:U:O4'	1:1G:1181:G:N2	2.47	0.46
1:1G:1266:G:N2	1:1G:1270:C:N3	2.63	0.46
1:1G:366:C:O2'	1:1G:394:G:N2	2.49	0.46
1:1G:826:C:O2	1:1G:874:G:N2	2.32	0.46
1:1G:841:U:C6	1:1G:841:U:H3'	2.51	0.46
1:1G:979:C:C5	1:1G:980:C:C6	3.03	0.46
1:1G:991:U:O2'	1:1G:992:U:O5'	2.33	0.46
26:1H:1359:A:N3	26:1H:1359:A:H5'	2.31	0.46
26:1H:1429:G:O2'	26:1H:1430:C:H5'	2.15	0.46
26:1H:1505:C:H2'	26:1H:1506:C:C6	2.49	0.46
26:1H:2173:A:H3'	26:1H:2174:C:C5	2.49	0.46
26:1H:2567:G:H2'	26:1H:2568:C:H6	1.78	0.46
26:1H:412:A:H2'	26:1H:412:A:N3	2.31	0.46
29:29:135:HIS:CE1	59:29:402:HOH:O	2.68	0.46
3:2E:102:ASN:N	3:2E:102:ASN:OD1	2.48	0.46
30:31:46:ARG:HH11	30:31:46:ARG:CG	2.24	0.46
4:32:201:GLN:O	4:32:205:GLU:HG3	2.15	0.46
4:32:8:VAL:O	4:32:11:LEU:HD12	2.16	0.46
37:45:69:PHE:CD1	37:45:70:PRO:HD2	2.50	0.46
32:51:27:LYS:HA	32:51:32:GLU:HA	1.96	0.46
34:58:48:MET:SD	34:58:48:MET:O	2.73	0.46
27:1J:116:G:H4'	39:65:54:LEU:HD21	1.98	0.46
15:6I:4:THR:OG1	15:6I:7:GLU:OE2	2.28	0.46
16:7A:36:ILE:HG13	16:7A:36:ILE:O	2.15	0.46
17:8A:10:VAL:HG21	17:8A:52:LYS:O	2.15	0.46
26:1H:2838:G:H1'	38:98:45:ARG:NH2	2.31	0.46
40:B8:81:PRO:HG2	40:B8:82:LEU:HD12	1.96	0.46
1:13:323:U:H5'	20:BI:23:ARG:HB2	1.97	0.46
46:D5:52:SER:O	46:D5:52:SER:OG	2.16	0.46
51:M8:43:TYR:CG	51:M8:44:THR:N	2.84	0.46
51:M8:52:THR:OG1	51:M8:53:GLU:N	2.46	0.46
36:78:61:ARG:NH1	54:Q8:14:VAL:HG23	2.30	0.46
1:13:1326:C:H2'	1:13:1327:C:C6	2.50	0.46
1:13:749:C:H2'	1:13:750:G:H8	1.81	0.46
26:14:1298:C:P	59:14:3433:HOH:O	2.66	0.46
26:14:1517:G:H2'	26:14:1518:C:C6	2.50	0.46

Continued on next page...

Continued from previous page...

Atom-1	Atom-2	Interatomic distance (Å)	Clash overlap (Å)
26:14:13:A:O2'	26:14:15:G:O6	2.27	0.46
26:14:194:G:H2'	26:14:195:A:O4'	2.15	0.46
26:14:2116:G:N1	26:14:2162:G:OP1	2.49	0.46
26:14:2147:G:C4	26:14:2148:G:H1'	2.50	0.46
26:14:2647:U:H2'	26:14:2648:C:H6	1.80	0.46
26:14:2707:G:H5'	38:55:68:ARG:HH21	1.80	0.46
26:14:638:G:C5	26:14:639:U:C4	3.04	0.46
26:14:747:U:O2	26:14:2014:A:H1'	2.16	0.46
26:14:877:U:O4	26:14:899:A:N6	2.48	0.46
27:16:15:A:H1'	27:16:109:G:C4	2.51	0.46
26:14:779:U:OP1	28:19:49:ILE:HG22	2.15	0.46
1:1G:1298:C:O2'	1:1G:1299:A:OP2	2.33	0.46
1:1G:272:C:H2'	1:1G:273:A:C8	2.51	0.46
1:1G:756:C:H2'	1:1G:757:U:O4'	2.15	0.46
1:1G:9:G:C8	5:42:126:ARG:NH2	2.84	0.46
26:1H:1095:A:N3	26:1H:1095:A:H2'	2.29	0.46
26:1H:1116:C:H2'	26:1H:1117:G:O4'	2.16	0.46
26:1H:1174:A:H2'	26:1H:1176:G:OP1	2.15	0.46
26:1H:1368:G:C2	26:1H:1369:G:C8	3.03	0.46
26:1H:2111:C:C6	26:1H:2118:U:H4'	2.50	0.46
26:1H:2125:G:H1'	26:1H:2173:A:N6	2.30	0.46
26:1H:2159:G:H2'	26:1H:2160:G:O4'	2.16	0.46
26:1H:654:A:H2'	26:1H:654(A):A:C8	2.51	0.46
26:1H:660:G:N2	36:78:12:ALA:HA	2.31	0.46
26:1H:806:C:O2	26:1H:2444:G:O2'	2.30	0.46
22:1K:27:A:H3'	22:1K:28:G:H8	1.80	0.46
3:2E:137:ALA:HA	3:2E:140:ARG:HG2	1.98	0.46
36:35:62:LEU:HD13	54:M5:25:MET:CB	2.46	0.46
26:14:1247:A:OP1	30:39:95:ARG:NH2	2.48	0.46
4:3E:92:VAL:O	4:3E:96:LEU:HD22	2.16	0.46
24:3K:15:G:HO2'	24:3K:68:A:H2	1.64	0.46
13:4A:27:LYS:HE3	13:4A:31:LYS:NZ	2.29	0.46
5:4E:100:VAL:O	5:4E:107:ARG:NH2	2.48	0.46
13:4I:65:LYS:HB3	51:M8:50:VAL:HG11	1.96	0.46
32:51:153:LYS:HG2	32:51:162:ILE:CB	2.45	0.46
33:61:110:ASP:CB	33:61:112:LYS:H	2.27	0.46
39:65:88:ASP:HB3	39:65:89:ARG:H	1.57	0.46
35:68:22:ILE:HG22	35:68:41:ALA:HA	1.97	0.46
33:69:37:VAL:HB	33:69:43:ASN:ND2	2.29	0.46
16:7I:74:LEU:HA	16:7I:77:ALA:HB2	1.96	0.46
1:1G:1179:A:H4'	9:82:103:THR:HA	1.96	0.46

Continued on next page...

Continued from previous page...

Atom-1	Atom-2	Interatomic distance (Å)	Clash overlap (Å)
26:14:1161:C:H1'	42:95:8:GLY:O	2.15	0.46
38:98:70:LEU:HD23	38:98:70:LEU:HA	1.62	0.46
41:C8:14:HIS:O	41:C8:18:LEU:HD12	2.15	0.46
49:G5:13:ALA:HA	49:G5:16:LEU:CD2	2.46	0.46
28:11:68:LYS:HB3	28:11:70:TRP:CH2	2.50	0.46
1:13:1298:C:P	7:6E:114:ARG:HH22	2.39	0.46
1:13:1494:G:N7	57:13:1745:PAR:N32	2.63	0.46
1:13:825:G:H2'	1:13:826:C:H6	1.80	0.46
26:14:1021:A:H8	26:14:1021:A:H3'	1.80	0.46
26:14:1204:A:H2	26:14:1241:A:N1	2.14	0.46
26:14:1222:C:C2	26:14:1229(A):G:C2	3.04	0.46
26:14:2331:G:H4'	47:E5:43:THR:H	1.80	0.46
26:14:234:C:H2'	26:14:235:U:H6	1.81	0.46
26:14:2600:A:H2'	26:14:2601:C:H6	1.79	0.46
26:14:2771:C:O3'	29:29:168:MET:HE1	2.15	0.46
26:14:925:C:H2'	26:14:926:A:H8	1.80	0.46
27:16:32:C:C2	27:16:51:G:N2	2.84	0.46
2:1E:172:ILE:O	2:1E:176:GLU:HG3	2.15	0.46
1:1G:490:G:OP2	4:32:132:ARG:NH2	2.48	0.46
26:1H:1290:C:H2'	26:1H:1291:C:H6	1.80	0.46
26:1H:2123:G:H2'	26:1H:2124:G:H8	1.80	0.46
26:1H:2168:G:H22	26:1H:2170:A:N6	2.08	0.46
26:1H:2592:G:P	59:1H:3815:HOH:O	2.73	0.46
26:1H:469:G:O6	53:P8:37:LYS:NZ	2.36	0.46
26:1H:507:A:C5'	26:1H:508:G:H5'	2.45	0.46
26:1H:637:A:H2'	36:78:117:GLU:OE1	2.15	0.46
26:1H:724:U:H2'	26:1H:725:G:O4'	2.15	0.46
26:1H:893:C:O2'	26:1H:894:C:OP1	2.28	0.46
26:1H:878:A:C6	26:1H:900:A:C8	3.03	0.46
10:1I:6:ILE:HG22	10:1I:98:ILE:HG13	1.96	0.46
27:1J:40:U:H1'	27:1J:45:A:N6	2.31	0.46
29:21:4:ILE:C	29:21:5:LEU:HD23	2.35	0.46
11:2A:124:LYS:HE2	11:2A:125:PHE:CZ	2.50	0.46
11:2A:46:GLY:HA2	11:2A:50:TYR:H	1.80	0.46
11:2A:85:ARG:HD3	11:2A:113:PRO:HD3	1.98	0.46
4:32:61:LYS:NZ	4:32:72:GLU:OE2	2.34	0.46
4:3E:199:ASN:OD1	4:3E:201:GLN:HB3	2.16	0.46
55:3L:22:A:N3	55:3L:22:A:H2'	2.29	0.46
5:4E:82:VAL:HB	5:4E:138:ALA:HB2	1.97	0.46
32:51:154:PRO:HB3	32:51:163:TYR:CZ	2.51	0.46
38:55:12:ARG:HD3	38:55:16:HIS:CG	2.51	0.46

Continued on next page...

Continued from previous page...

Atom-1	Atom-2	Interatomic distance (Å)	Clash overlap (Å)
26:14:1113:U:H5'	32:59:2:SER:HA	1.98	0.46
26:14:2377:A:H4'	39:65:111:GLU:HB3	1.98	0.46
40:75:85:LYS:HD3	40:75:87:ASP:OD2	2.16	0.46
18:9I:70:ILE:O	18:9I:74:ARG:HG3	2.15	0.46
39:A8:87:PHE:CE1	39:A8:102:ALA:HB2	2.51	0.46
41:C8:90:VAL:HG12	41:C8:91:ASP:HA	1.98	0.46
26:1H:2591:C:P	28:11:239:ARG:HG3	2.55	0.46
1:13:350:G:C6	1:13:351:G:O6	2.69	0.46
1:13:986:A:H2'	1:13:987:G:O4'	2.16	0.46
26:14:1033:U:H6	26:14:1033:U:H3'	1.81	0.46
26:14:1999:C:H4'	26:14:2723:C:O2	2.15	0.46
26:14:2394:C:H1'	59:14:3424:HOH:O	2.16	0.46
26:14:2687:U:C4	26:14:2688:U:C5	3.03	0.46
1:1G:142:G:H2'	1:1G:143:A:H8	1.81	0.46
26:1H:1683:C:H2'	26:1H:1684:C:H6	1.80	0.46
26:1H:1952:A:C6	35:68:22:ILE:HG13	2.51	0.46
26:1H:2579:C:H2'	26:1H:2580:U:O4'	2.14	0.46
26:1H:2594:C:H2'	26:1H:2595:G:C8	2.50	0.46
26:1H:270(E):G:H1	26:1H:270(U):C:H42	1.64	0.46
26:1H:2791:C:H42	26:1H:2805:G:H1	1.62	0.46
26:1H:305:U:H2'	26:1H:306:U:C6	2.51	0.46
26:1H:654(A):A:H2	26:1H:654(T):A:N1	2.14	0.46
27:1J:0:A:H2'	27:1J:1:U:H6	1.80	0.46
29:21:112:GLY:O	29:21:159:HIS:HA	2.16	0.46
11:2A:124:LYS:HE3	11:2A:124:LYS:HB2	1.78	0.46
4:32:25:ARG:CZ	4:32:30:LYS:HG3	2.45	0.46
4:32:57:ARG:HH22	5:42:107:ARG:CZ	2.29	0.46
31:49:51:ARG:NH1	31:49:51:ARG:HB3	2.31	0.46
13:4I:36:LYS:HE2	13:4I:59:TYR:CE1	2.51	0.46
32:51:3:ARG:NE	32:51:3:ARG:HA	2.29	0.46
15:6I:30:ALA:HB2	15:6I:85:LEU:HD11	1.98	0.46
36:78:121:LYS:HE2	36:78:123:LEU:HD11	1.98	0.46
8:7E:37:ARG:O	8:7E:41:ARG:HB2	2.16	0.46
8:7E:49:GLU:HG2	8:7E:62:TYR:HE2	1.79	0.46
1:1G:1178:G:H5'	9:82:93:ARG:HH21	1.81	0.46
42:95:87:HIS:NE2	42:95:89:GLN:HB2	2.30	0.46
45:C5:97:ARG:HG2	45:C5:102:CYS:O	2.15	0.46
41:C8:75:ASN:HB2	41:C8:78:THR:OG1	2.16	0.46
43:E8:78:GLU:OE1	43:E8:99:ARG:HD3	2.16	0.46
28:11:223:GLY:HA3	28:11:231:HIS:CE1	2.51	0.46
2:12:8:LYS:NZ	2:12:217:ARG:HE	2.13	0.46

Continued on next page...

Continued from previous page...

Atom-1	Atom-2	Interatomic distance (Å)	Clash overlap (Å)
1:13:1206:G:C6	1:13:1207:G:C5	3.03	0.46
1:13:123:C:OP1	1:13:311:C:O2'	2.25	0.46
1:13:1260:C:O5'	1:13:1284:C:H4'	2.16	0.46
1:13:262:A:H5''	1:13:263:A:OP2	2.16	0.46
1:13:407:G:H2'	1:13:408:A:C8	2.50	0.46
1:13:474:G:H2'	1:13:475:G:C8	2.51	0.46
26:14:1511:A:H2'	26:14:1512:G:O4'	2.15	0.46
26:14:919:G:N2	26:14:2269:A:OP2	2.48	0.46
26:14:2786:U:H5''	29:29:65:GLY:CA	2.46	0.46
26:14:2850:A:H2'	26:14:2851:A:C8	2.51	0.46
26:14:38:A:H1'	30:39:48:THR:HB	1.97	0.46
26:14:480:A:OP2	45:C5:46:LYS:HE3	2.15	0.46
26:14:950:G:C2	26:14:968:G:C2	3.04	0.46
34:15:96:GLU:H	34:15:96:GLU:CD	2.19	0.46
26:14:1800:C:OP2	28:19:183:ARG:NH2	2.48	0.46
1:1G:493:G:H8	1:1G:493:G:O5'	1.99	0.46
26:1H:1280:G:N2	26:1H:1291:C:C2	2.84	0.46
26:1H:1530:G:C5	26:1H:1531:C:C4	3.04	0.46
26:1H:2287:A:C2	26:1H:2346:A:H2	2.31	0.46
26:1H:455:C:N3	26:1H:473:G:H5'	2.31	0.46
3:2E:58:GLU:HB2	3:2E:65:ALA:CB	2.46	0.46
3:2E:58:GLU:HB2	3:2E:65:ALA:HB3	1.97	0.46
36:35:46:LYS:HE2	36:35:46:LYS:HB3	1.66	0.46
30:39:192:LEU:HD23	30:39:193:VAL:H	1.81	0.46
12:3A:44:THR:HG22	12:3A:52:LEU:HD23	1.97	0.46
31:49:113:ARG:NH1	31:49:142:PRO:HB3	2.31	0.46
13:4I:52:GLU:HA	13:4I:55:ARG:HB2	1.98	0.46
34:58:120:LEU:HD22	34:58:121:LYS:N	2.31	0.46
7:62:15:ASP:HB3	7:62:19:GLY:N	2.30	0.46
1:13:609:A:H5'	16:7I:18:ARG:NH2	2.31	0.46
44:B5:63:LYS:HA	44:B5:72:LYS:HA	1.98	0.46
49:G5:63:VAL:O	49:G5:66:GLU:HG2	2.16	0.46
1:13:112:G:P	16:7I:27:LYS:HD2	2.56	0.46
1:13:180:U:H2'	1:13:181:G:O4'	2.16	0.46
1:13:26:A:H2'	1:13:27:G:H5'	1.97	0.46
1:13:381:C:H2'	1:13:382:A:O4'	2.16	0.46
26:14:1516:U:H2'	26:14:1517:G:C8	2.51	0.46
26:14:2419:U:H2'	26:14:2420:C:C6	2.51	0.46
26:14:2542:A:H4'	26:14:2542:A:OP1	2.15	0.46
26:14:602:G:N2	26:14:655:A:C8	2.80	0.46
28:19:126:GLN:HB2	28:19:129:ASN:ND2	2.31	0.46

Continued on next page...

Continued from previous page...

Atom-1	Atom-2	Interatomic distance (Å)	Clash overlap (Å)
28:19:181:GLU:HA	28:19:272:ALA:HB1	1.98	0.46
2:1E:47:THR:HG22	2:1E:51:LEU:HD12	1.98	0.46
1:1G:1114:C:H42	1:1G:1186:G:H1	1.64	0.46
1:1G:1142:G:H3'	1:1G:1143:G:C8	2.51	0.46
1:1G:371:G:H1	1:1G:390:C:N4	2.12	0.46
26:1H:1324:G:C4	26:1H:1328:G:O6	2.69	0.46
26:1H:1534:G:H1	26:1H:1538:G:H22	1.63	0.46
26:1H:2262:U:H4'	26:1H:2328:A:C2	2.51	0.46
26:1H:529:A:H4'	26:1H:530:G:H5'	1.98	0.46
26:1H:571:A:OP2	59:1H:3702:HOH:O	2.20	0.46
26:1H:2032:G:N2	29:21:146:THR:HG23	2.21	0.46
29:21:24:THR:HG21	29:21:188:VAL:CG2	2.46	0.46
3:22:43:LEU:HD12	3:22:52:LEU:HD13	1.98	0.46
11:2A:85:ARG:NE	11:2A:111:ASP:HB3	2.28	0.46
1:1G:690:G:H22	11:2A:55:LYS:HE2	1.81	0.46
3:2E:7:PRO:O	3:2E:11:ARG:HG2	2.16	0.46
26:14:443:A:N7	30:39:45:ARG:HD2	2.31	0.46
4:3E:108:LEU:HD23	4:3E:110:PHE:HE1	1.81	0.46
38:55:107:ASP:C	38:55:107:ASP:OD1	2.55	0.46
29:21:152:LYS:HE2	34:58:77:GLY:HA3	1.96	0.46
6:5E:67:MET:HB2	6:5E:68:PRO:HD2	1.98	0.46
40:75:133:GLU:HG3	40:75:133:GLU:H	1.53	0.46
9:82:95:LYS:HE2	9:82:95:LYS:HB2	1.69	0.46
17:8A:75:ARG:HH22	17:8A:77:VAL:HA	1.81	0.46
18:9A:37:VAL:O	18:9A:41:LYS:N	2.36	0.46
46:D5:72:ARG:HD2	46:D5:72:ARG:HA	1.52	0.46
45:G8:9:LYS:HA	45:G8:27:VAL:HG22	1.98	0.46
50:H5:9:VAL:HG22	50:H5:53:LEU:O	2.16	0.46
49:K8:5:GLU:HG3	49:K8:5:GLU:H	1.31	0.46
1:13:1139:G:H22	1:13:1144:G:H1	1.63	0.46
1:13:1528:U:C2	1:13:1530:G:C8	3.03	0.46
1:13:620:C:H5''	59:13:1917:HOH:O	2.16	0.46
1:13:738:C:H2'	1:13:739:C:C6	2.51	0.46
26:14:1013:C:H42	26:14:1149:G:H1	1.64	0.46
26:14:1221:C:H2'	26:14:1222:C:C6	2.51	0.46
26:14:1572:A:H2'	26:14:1573:G:O4'	2.14	0.46
26:14:1677:A:H2'	26:14:1678:G:C8	2.51	0.46
26:14:1729:A:C2	26:14:1730:U:H5	2.34	0.46
26:14:2124:G:H2'	26:14:2125:G:H5'	1.97	0.46
26:14:2031:A:C6	26:14:2498:C:H1'	2.51	0.46
26:14:2528:U:O2'	26:14:2530:A:OP1	2.27	0.46

Continued on next page...

Continued from previous page...

Atom-1	Atom-2	Interatomic distance (Å)	Clash overlap (Å)
26:14:977:G:N3	26:14:1001:A:H2	2.14	0.46
2:1E:109:SER:O	2:1E:112:VAL:HB	2.16	0.46
1:1G:1423:G:OP1	35:25:49:ARG:NH2	2.47	0.46
1:1G:298:A:O5'	1:1G:298:A:H8	1.99	0.46
1:1G:406:G:H1	1:1G:436:C:H42	1.64	0.46
26:1H:1045:A:H1'	26:1H:1047:G:C4	2.51	0.46
26:1H:1270:C:H5''	26:1H:1271:G:O5'	2.16	0.46
26:1H:1312:U:H4'	26:1H:1313:U:O5'	2.16	0.46
26:1H:1424:G:H2'	26:1H:1425:G:O4'	2.15	0.46
26:1H:2243:U:O2'	26:1H:2244:U:H5'	2.15	0.46
26:1H:482:A:H5''	26:1H:483:A:OP1	2.16	0.46
24:1L:73:U:H2'	24:1L:74:C:C6	2.51	0.46
30:31:108:LYS:HE2	30:31:108:LYS:HB3	1.69	0.46
4:32:126:ILE:HG22	4:32:127:THR:N	2.30	0.46
36:35:111:ARG:HG2	36:35:128:HIS:CD2	2.51	0.46
30:39:128:ALA:O	30:39:129:PHE:C	2.55	0.46
4:3E:30:LYS:HB2	4:3E:32:ALA:CA	2.46	0.46
31:41:16:ARG:N	31:41:17:PRO:HD2	2.31	0.46
31:41:178:PHE:HB3	31:41:180:PHE:CE1	2.51	0.46
37:45:134:ARG:O	37:45:134:ARG:HG3	2.14	0.46
13:4I:84:ILE:HD12	13:4I:84:ILE:HA	1.77	0.46
32:59:20:ALA:HB3	32:59:23:ARG:O	2.16	0.46
14:5A:40:CYS:O	14:5A:44:LEU:HB3	2.16	0.46
15:6A:4:THR:HB	15:6A:7:GLU:H	1.81	0.46
7:6E:123:GLU:O	7:6E:127:ALA:N	2.48	0.46
15:6I:4:THR:O	15:6I:7:GLU:HB3	2.15	0.46
26:14:2876:G:H1'	40:75:3:ARG:NH1	2.31	0.46
8:7E:9:MET:HG3	8:7E:26:VAL:HG21	1.98	0.46
1:13:230:G:O2'	16:7I:25:ARG:NH2	2.49	0.46
9:82:51:ARG:HG2	9:82:56:LEU:HD13	1.98	0.46
18:9A:29:PHE:HD1	18:9A:29:PHE:H	1.64	0.46
39:A8:78:LEU:HD12	39:A8:108:GLY:HA3	1.98	0.46
45:C5:104:GLY:HA2	45:C5:105:ALA:HA	1.69	0.46
41:C8:8:VAL:HG23	41:C8:11:ARG:NH2	2.27	0.46
46:H8:63:ASP:CB	46:H8:65:GLN:HG3	2.44	0.46
24:3K:84:C:H5'	48:J8:30:VAL:HG11	1.98	0.46
54:M5:23:VAL:HA	54:M5:49:VAL:HG23	1.97	0.46
26:1H:2611:U:H2'	52:N8:2:ALA:O	2.16	0.46
2:12:16:HIS:CE1	2:12:213:LEU:HD13	2.51	0.46
1:13:1427:U:H2'	1:13:1428:A:C8	2.51	0.46
26:14:1532:C:H42	26:14:1539:G:H1	1.64	0.46

Continued on next page...

Continued from previous page...

Atom-1	Atom-2	Interatomic distance (Å)	Clash overlap (Å)
26:14:1946:U:H2'	26:14:1947:C:C6	2.51	0.46
26:14:2176:A:H2'	26:14:2177:C:H6	1.81	0.46
26:14:2853:C:O2'	26:14:2854:G:H5'	2.15	0.46
2:1E:7:VAL:HG22	2:1E:8:LYS:NZ	2.31	0.46
1:1G:1181:G:N2	1:1G:1182:G:H1'	2.31	0.46
1:1G:1053:G:O6	1:1G:1199:U:H2'	2.17	0.46
1:1G:1199:U:H4'	10:1A:54:PHE:CD2	2.51	0.46
1:1G:452:A:O2'	1:1G:453:A:O5'	2.34	0.46
1:1G:977:A:H2'	1:1G:978:A:H5'	1.98	0.46
26:1H:1429:G:H2'	26:1H:1430:C:C6	2.50	0.46
26:1H:1535:U:C4	26:1H:1537:C:H1'	2.51	0.46
26:1H:1567:A:H5''	28:11:58:HIS:ND1	2.31	0.46
26:1H:2032:G:H21	29:21:146:THR:CG2	2.19	0.46
26:1H:270(V):G:H2'	26:1H:270(W):G:O4'	2.16	0.46
26:1H:357:A:H2'	26:1H:358:U:H6	1.79	0.46
27:1J:60:C:H2'	27:1J:61:G:H8	1.81	0.46
27:1J:76:G:H2'	27:1J:77:U:O4'	2.16	0.46
3:22:18:TRP:HE3	3:22:18:TRP:H	1.64	0.46
30:39:64:ILE:HG13	30:39:65:TRP:CD1	2.51	0.46
24:3K:17:G:N1	24:3K:67:A:C6	2.84	0.46
5:42:90:VAL:O	5:42:120:THR:HA	2.16	0.46
38:55:102:GLU:HG3	38:55:103:ARG:N	2.30	0.46
26:14:1279:G:H4'	38:55:31:HIS:CD2	2.51	0.46
38:55:94:TYR:O	38:55:117:VAL:HG12	2.15	0.46
33:61:110:ASP:OD1	33:61:111:PRO:HA	2.16	0.46
15:6A:82:ILE:HB	15:6A:87:ILE:HB	1.98	0.46
7:6E:113:GLU:HG3	7:6E:119:ARG:HG2	1.98	0.46
40:B8:50:ILE:HD11	40:B8:102:ILE:HD11	1.98	0.46
26:1H:64:A:C5	44:F8:66:LEU:HD22	2.51	0.46
46:H8:157:LEU:HD21	46:H8:163:LEU:HG	1.99	0.46
51:I5:36:CYS:SG	51:I5:39:CYS:HB3	2.56	0.46
50:L8:37:LEU:HD12	50:L8:43:ILE:HD13	1.98	0.46
36:35:64:LYS:HE3	54:M5:31:HIS:NE2	2.31	0.46
28:11:112:GLN:H	28:11:115:GLN:HG3	1.82	0.45
1:13:1333:A:H2'	1:13:1334:G:O4'	2.16	0.45
1:13:598:U:H2'	1:13:599:C:H6	1.81	0.45
26:14:1054:A:H5'	26:14:1055:G:OP2	2.16	0.45
26:14:1578:U:C2'	26:14:1579:A:H5'	2.46	0.45
26:14:1812:A:H2'	26:14:1813:G:H8	1.79	0.45
26:14:858:U:O2	26:14:2268:A:H2'	2.16	0.45
26:14:710:G:H1	26:14:721:C:H42	1.62	0.45

Continued on next page...

Continued from previous page...

Atom-1	Atom-2	Interatomic distance (Å)	Clash overlap (Å)
26:14:708:C:H42	26:14:723:G:H1	1.64	0.45
27:16:10:C:H2'	27:16:11:C:H6	1.80	0.45
1:1G:1157:A:H1'	1:1G:1158:C:C2	2.51	0.45
1:1G:452:A:O2'	1:1G:453:A:O4'	2.28	0.45
26:1H:1102:C:H2'	26:1H:1103:A:C8	2.50	0.45
26:1H:184:C:H2'	26:1H:185:U:H6	1.80	0.45
26:1H:1968:G:P	59:1H:3814:HOH:O	2.72	0.45
26:1H:2140:C:N3	26:1H:2151:G:N2	2.48	0.45
26:1H:2150:U:H2'	26:1H:2151:G:C8	2.51	0.45
26:1H:2369:A:H2'	26:1H:2370:G:C8	2.51	0.45
26:1H:2430:A:H8	26:1H:2431:U:C5	2.34	0.45
26:1H:2478:A:C8	26:1H:2529:G:C5	3.03	0.45
26:1H:8:A:H2'	26:1H:9:U:C6	2.51	0.45
29:21:101:ARG:HE	29:21:171:GLU:HB2	1.81	0.45
3:22:37:GLN:O	3:22:40:ARG:N	2.49	0.45
23:2K:53:G:C6	23:2K:54:G:N7	2.84	0.45
23:2L:64:G:H2'	23:2L:65:G:C8	2.51	0.45
36:35:101:VAL:HA	36:35:105:LEU:O	2.16	0.45
30:39:107:LYS:HA	30:39:107:LYS:HE3	1.97	0.45
30:39:132:VAL:HG13	30:39:133:ASN:HB2	1.98	0.45
12:3I:110:VAL:CG2	12:3I:120:TYR:HB3	2.46	0.45
24:3K:41:C:H2'	24:3K:42:U:H6	1.81	0.45
31:49:4:ASP:OD2	31:49:5:VAL:N	2.48	0.45
6:52:33:TYR:CZ	6:52:78:GLU:HG3	2.51	0.45
7:62:93:PRO:HG2	7:62:94:ARG:HD3	1.98	0.45
26:14:2396:G:H4'	48:F5:30:VAL:H	1.80	0.45
45:G8:99:CYS:SG	45:G8:100:ALA:N	2.88	0.45
46:H8:111:VAL:CG1	46:H8:146:ILE:HG12	2.38	0.45
1:13:1004:A:H1'	1:13:1036:G:H22	1.81	0.45
1:13:247:G:OP2	17:8I:100:LYS:HB2	2.16	0.45
1:13:558:G:C4	1:13:559:A:C2	3.05	0.45
26:14:1049:C:H1'	26:14:1113:U:O2'	2.17	0.45
26:14:1421:G:C2	26:14:1422:G:C8	3.05	0.45
26:14:1542:G:O6	26:14:1543:A:N6	2.49	0.45
26:14:1780:A:P	59:14:3402:HOH:O	2.75	0.45
26:14:2157:G:O2'	26:14:2158:A:O5'	2.34	0.45
26:14:2228:G:C6	26:14:2229:C:C4	3.04	0.45
26:14:2710:C:P	59:14:3465:HOH:O	2.74	0.45
26:14:603:A:C8	26:14:604:G:H1'	2.48	0.45
26:14:654(D):G:H1	26:14:654(Q):C:H42	1.64	0.45
28:19:267:SER:C	28:19:269:PHE:N	2.68	0.45

Continued on next page...

Continued from previous page...

Atom-1	Atom-2	Interatomic distance (Å)	Clash overlap (Å)
1:1G:1169:A:C6	1:1G:1170:A:C6	3.04	0.45
1:1G:1315:U:H2'	1:1G:1316:G:O4'	2.16	0.45
1:1G:396:G:O2'	1:1G:398:C:OP1	2.18	0.45
1:1G:518:C:H5''	1:1G:519:C:C6	2.51	0.45
26:1H:1230:C:H2'	26:1H:1231:G:C8	2.51	0.45
26:1H:1329:U:H5''	26:1H:1330:C:H5	1.81	0.45
26:1H:1448:G:H1'	26:1H:1528:A:N6	2.31	0.45
26:1H:1705:G:C6	26:1H:1706:U:C4	3.04	0.45
26:1H:1971:A:H5''	59:1H:3797:HOH:O	2.15	0.45
26:1H:2345:G:N3	26:1H:2381:C:H2'	2.31	0.45
26:1H:838:C:H2'	26:1H:839:U:O4'	2.16	0.45
10:1I:31:GLY:HA2	10:1I:78:ASN:ND2	2.31	0.45
27:1J:46:A:H2'	27:1J:47:C:H6	1.80	0.45
3:2E:58:GLU:N	3:2E:65:ALA:HB3	2.30	0.45
3:2E:96:GLY:H	3:2E:97:LYS:HZ3	1.64	0.45
30:31:199:TRP:NE1	30:31:203:GLN:OE1	2.48	0.45
12:3A:32:PHE:O	12:3A:33:ARG:HD2	2.17	0.45
12:3I:102:ARG:HE	12:3I:102:ARG:HB3	1.54	0.45
12:3I:89:ARG:NH2	12:3I:91:LYS:HD2	2.31	0.45
31:41:82:LEU:HD21	31:41:88:ILE:HD11	1.98	0.45
37:45:48:GLU:O	37:45:52:VAL:HG23	2.16	0.45
32:51:86:GLU:CD	32:51:86:GLU:H	2.12	0.45
14:5A:42:ILE:O	14:5A:46:GLU:HG3	2.15	0.45
26:14:2319:G:O6	39:65:4:LEU:HB3	2.16	0.45
7:6E:150:ALA:HA	11:2I:59:TYR:HD2	1.81	0.45
7:6E:79:ARG:HG2	7:6E:84:ASN:ND2	2.32	0.45
15:6I:7:GLU:OE1	15:6I:38:ARG:NH2	2.49	0.45
40:75:88:ILE:HG12	40:75:91:ARG:NH1	2.31	0.45
26:1H:598:G:H5'	36:78:11:GLY:HA3	1.98	0.45
8:7E:81:HIS:N	8:7E:138:TRP:O	2.46	0.45
19:AI:14:HIS:N	19:AI:14:HIS:CD2	2.84	0.45
40:B8:111:ARG:O	40:B8:112:ARG:HB3	2.16	0.45
45:C5:73:ARG:NH2	45:C5:81:LYS:O	2.46	0.45
42:D8:79:VAL:CG1	42:D8:81:TYR:HB3	2.46	0.45
48:F5:82:LEU:HB2	48:F5:83:GLU:H	1.62	0.45
49:K8:6:VAL:O	49:K8:10:LEU:HD12	2.16	0.45
54:Q8:23:VAL:HG12	54:Q8:46:ARG:HD3	1.97	0.45
1:13:946:A:H2'	1:13:947:G:C8	2.51	0.45
26:14:1005:C:H2'	26:14:1006:C:H6	1.82	0.45
26:14:155:C:N3	26:14:171:G:N2	2.64	0.45
26:14:1678:G:N2	26:14:1989:G:N2	2.64	0.45

Continued on next page...

Continued from previous page...

Atom-1	Atom-2	Interatomic distance (Å)	Clash overlap (Å)
26:14:275:G:N2	26:14:276:A:C6	2.84	0.45
26:14:413:C:H6	26:14:413:C:O5'	1.98	0.45
26:14:653:A:H5''	26:14:654:A:OP2	2.16	0.45
34:15:29:LYS:HG2	34:15:29:LYS:H	1.38	0.45
1:1G:106:C:H2'	1:1G:107:G:H5'	1.99	0.45
1:1G:1171:G:H2'	1:1G:1172:C:C6	2.52	0.45
1:1G:1226:C:H2'	13:4A:103:THR:HB	1.99	0.45
1:1G:151:A:H2'	1:1G:152:A:O4'	2.17	0.45
1:1G:430:A:OP2	4:32:8:VAL:HG23	2.16	0.45
1:1G:607:A:H2'	1:1G:608:A:O4'	2.17	0.45
1:1G:741:G:H2'	1:1G:742:G:O4'	2.17	0.45
26:1H:1488:G:N2	26:1H:1502:C:O2	2.49	0.45
26:1H:1528:A:H2	26:1H:1542:G:C2	2.34	0.45
26:1H:1680:U:O2	26:1H:1763:G:H3'	2.15	0.45
26:1H:2104:G:C2	26:1H:2186:G:C2	3.04	0.45
27:1J:60:C:H2'	27:1J:61:G:C8	2.51	0.45
24:1L:9:U:H5'	24:1L:11:C:OP2	2.16	0.45
29:21:75:VAL:HG12	29:21:76:ARG:HD2	1.97	0.45
11:2I:79:SER:HA	11:2I:104:GLN:O	2.17	0.45
23:2L:65:G:C6	23:2L:66:C:C4	3.03	0.45
4:3E:99:SER:O	4:3E:140:VAL:HG22	2.16	0.45
55:3L:22:A:N6	55:3L:56:U:H3	2.15	0.45
37:45:58:PHE:HB3	37:45:113:GLN:NE2	2.31	0.45
37:45:29:PHE:HB3	37:45:65:PHE:CD2	2.51	0.45
31:49:99:MET:HG3	31:49:100:TRP:N	2.32	0.45
31:49:121:ASN:HA	31:49:122:PRO:HD2	1.81	0.45
31:49:97:ASP:HA	31:49:100:TRP:HD1	1.82	0.45
5:4E:71:LEU:HD22	5:4E:115:VAL:H	1.82	0.45
34:58:32:THR:HG23	34:58:37:LYS:HB2	1.98	0.45
34:58:43:THR:HA	34:58:44:PRO:HD2	1.73	0.45
6:5E:75:LEU:HD22	6:5E:79:LEU:HD11	1.98	0.45
14:5I:29:ARG:HD3	14:5I:40:CYS:CB	2.47	0.45
33:69:77:LEU:HD12	33:69:78:THR:H	1.81	0.45
1:13:656:C:H4'	15:6I:62:GLN:HE21	1.82	0.45
41:85:98:LEU:C	41:85:100:VAL:H	2.18	0.45
37:88:54:MET:O	37:88:57:HIS:N	2.50	0.45
9:8E:112:LYS:HD2	9:8E:113:LYS:H	1.81	0.45
9:8E:128:ARG:HH21	23:2K:36:A:P	2.40	0.45
17:8I:13:ASP:H	17:8I:14:LYS:NZ	2.14	0.45
39:A8:83:LYS:O	39:A8:83:LYS:HE2	2.16	0.45
20:BI:100:ILE:HD12	20:BI:100:ILE:HA	1.87	0.45

Continued on next page...

Continued from previous page...

Atom-1	Atom-2	Interatomic distance (Å)	Clash overlap (Å)
41:C8:88:ILE:C	41:C8:90:VAL:H	2.20	0.45
54:M5:30:ARG:HA	54:M5:30:ARG:HD3	1.88	0.45
27:16:43:C:H5''	51:M8:1:MET:HG2	1.97	0.45
19:AI:42:PRO:HD3	51:M8:63:TYR:OH	2.16	0.45
54:Q8:22:VAL:HB	54:Q8:53:PRO:HB3	1.98	0.45
2:12:214:ILE:O	2:12:218:ALA:HB2	2.16	0.45
1:13:255:G:C2	1:13:272:C:C2	3.04	0.45
1:13:721:G:C6	1:13:733:A:C2	3.04	0.45
26:14:1464:C:HO2'	26:14:1528:A:H8	1.63	0.45
26:14:2292:C:H2'	26:14:2293:C:C6	2.51	0.45
26:14:519:U:H2'	26:14:520:G:C8	2.52	0.45
1:13:1327:C:P	21:1F:12:LYS:HZ1	2.39	0.45
1:1G:1288:A:O5'	1:1G:1288:A:H8	1.99	0.45
1:1G:1325:C:H2'	1:1G:1326:C:H6	1.81	0.45
1:1G:736:C:OP2	18:9A:68:LYS:HE2	2.17	0.45
1:1G:977:A:O2'	1:1G:981:U:N3	2.50	0.45
26:1H:107:C:H2'	26:1H:108:U:C6	2.48	0.45
26:1H:1632:A:H8	26:1H:1632:A:O5'	1.99	0.45
26:1H:2038:G:H2'	26:1H:2039:C:H6	1.81	0.45
26:1H:2182:G:H2'	26:1H:2183:C:C6	2.51	0.45
26:1H:2231:C:H2'	26:1H:2232:U:O4'	2.16	0.45
26:1H:2436:G:C6	26:1H:2437:U:C4	3.05	0.45
26:1H:2600:A:C6	26:1H:2601:C:N4	2.85	0.45
26:1H:2689:U:OP1	26:1H:2719:G:N2	2.47	0.45
26:1H:2760:C:O2'	26:1H:2761:G:H5'	2.17	0.45
26:1H:783:A:C8	26:1H:783:A:H3'	2.51	0.45
26:1H:910:A:N1	26:1H:2277:G:H1'	2.31	0.45
24:1L:31:G:H2'	24:1L:32:A:H8	1.81	0.45
3:22:45:LYS:O	3:22:48:TYR:HB3	2.16	0.45
29:29:203:LYS:HB2	29:29:205:ALA:HB3	1.97	0.45
30:39:132:VAL:O	30:39:134:GLY:N	2.50	0.45
30:39:29:ASN:HA	30:39:30:PRO:HD3	1.58	0.45
30:39:9:ILE:O	30:39:128:ALA:HB2	2.16	0.45
31:41:68:PRO:HB3	31:41:92:VAL:HB	1.99	0.45
37:45:74:TYR:O	37:45:89:ASN:HB2	2.16	0.45
32:51:93:GLY:O	32:51:95:ARG:NH2	2.50	0.45
33:61:10:GLU:O	33:61:10:GLU:HG3	2.16	0.45
33:61:67:ARG:O	33:61:71:ILE:HG22	2.17	0.45
16:7A:19:ILE:HB	16:7A:36:ILE:O	2.16	0.45
41:85:94:ASN:O	41:85:97:ASP:N	2.45	0.45
17:8I:65:ILE:HG21	17:8I:69:LYS:HE2	1.98	0.45

Continued on next page...

Continued from previous page...

Atom-1	Atom-2	Interatomic distance (Å)	Clash overlap (Å)
11:2A:111:ASP:CG	18:9A:84:LYS:HD2	2.36	0.45
39:A8:34:HIS:HB2	39:A8:36:TYR:HE1	1.80	0.45
45:C5:97:ARG:NH1	45:C5:104:GLY:O	2.47	0.45
28:11:146:GLU:HG3	28:11:190:TYR:N	2.31	0.45
1:13:60:A:N6	1:13:110:C:N3	2.62	0.45
1:13:960:U:C2	1:13:1225:A:N7	2.84	0.45
1:13:280:C:H4'	1:13:281:G:OP2	2.15	0.45
26:14:1410:G:H2'	26:14:1411:C:H6	1.81	0.45
26:14:1482:U:H5'	26:14:1483:G:OP2	2.16	0.45
26:14:172:C:H2'	26:14:173:G:H8	1.80	0.45
26:14:2107:C:N4	26:14:2182:G:H1	2.12	0.45
26:14:235:U:H2'	26:14:236:C:C6	2.51	0.45
26:14:2808:U:H3	26:14:2892:A:N6	2.08	0.45
26:14:638:G:C5	26:14:651:G:C2	3.05	0.45
27:16:24:G:N7	27:16:56:G:H2'	2.32	0.45
26:14:1826:G:H4'	28:19:242:ARG:CZ	2.46	0.45
1:1G:1015:A:H2'	1:1G:1016:A:C8	2.52	0.45
1:1G:1326:C:OP1	21:1B:17:THR:OG1	2.22	0.45
1:1G:1382:C:H1'	7:62:79:ARG:HD2	1.98	0.45
1:1G:458:C:H2'	1:1G:464:G:C8	2.50	0.45
26:1H:1000:A:N6	26:1H:1154:G:O2'	2.49	0.45
26:1H:1210:A:H5''	26:1H:1212:G:O4'	2.17	0.45
26:1H:2700:C:C2'	26:1H:2701:C:H5'	2.46	0.45
26:1H:2875:C:H4'	40:B8:5:ALA:HB2	1.99	0.45
26:1H:66:C:H2'	26:1H:67:U:H6	1.80	0.45
26:1H:717:G:H2'	26:1H:718:A:O4'	2.17	0.45
26:1H:810:U:H5''	26:1H:811:U:OP1	2.16	0.45
29:29:39:PRO:HA	29:29:43:GLY:CA	2.46	0.45
11:2I:99:GLN:HA	11:2I:105:VAL:CG1	2.45	0.45
30:31:53:THR:HG23	30:31:56:GLU:OE1	2.16	0.45
12:3I:42:THR:HG22	12:3I:54:LYS:HG3	1.98	0.45
26:14:873:G:H1'	37:45:29:PHE:HE2	1.81	0.45
32:51:20:ALA:HB1	32:51:21:PRO:HD2	1.98	0.45
6:52:11:ASN:O	6:52:14:LEU:HD22	2.16	0.45
6:52:48:LEU:HD22	6:52:52:ILE:HD12	1.98	0.45
6:5E:41:GLU:HB2	6:5E:62:TRP:HB3	1.97	0.45
35:68:68:GLU:OE2	35:68:78:ARG:NH1	2.49	0.45
8:72:34:GLU:O	8:72:37:ARG:HB3	2.15	0.45
9:8E:48:GLU:HB2	9:8E:101:PHE:HE2	1.82	0.45
26:1H:2010:G:H5''	43:E8:42:ARG:HB2	1.98	0.45
49:G5:43:GLN:O	49:G5:43:GLN:HG2	2.17	0.45

Continued on next page...

Continued from previous page...

Atom-1	Atom-2	Interatomic distance (Å)	Clash overlap (Å)
51:I5:13:ARG:HE	51:I5:22:ILE:HG21	1.81	0.45
48:J8:69:LYS:HA	48:J8:69:LYS:HD2	1.81	0.45
51:M8:37:SER:CA	51:M8:42:PHE:HB3	2.42	0.45
51:M8:6:HIS:ND1	51:M8:7:PRO:HD2	2.32	0.45
52:N8:16:ARG:O	52:N8:19:ARG:HB3	2.17	0.45
28:11:101:GLU:HG3	28:11:102:LYS:N	2.29	0.45
2:12:8:LYS:HE3	2:12:11:LEU:HD22	1.98	0.45
1:13:1199:U:H4'	10:1I:54:PHE:CE2	2.52	0.45
1:13:20:U:H2'	1:13:21:G:O4'	2.16	0.45
1:13:571:U:O2	1:13:918:A:H5'	2.16	0.45
26:14:1169:G:H1	26:14:1180:C:H42	1.65	0.45
26:14:1753:G:N1	26:14:1756:G:C2	2.85	0.45
26:14:1942:C:OP2	26:14:1943:U:O2'	2.16	0.45
26:14:2212:A:O2'	26:14:2213:U:O5'	2.32	0.45
26:14:2808:U:H5''	26:14:2891:G:O6	2.17	0.45
28:19:237:GLU:OE2	28:19:239:ARG:HA	2.17	0.45
1:1G:1189:C:P	10:1A:51:ARG:HH22	2.35	0.45
10:1A:6:ILE:HA	10:1A:97:GLU:O	2.17	0.45
2:1E:115:LEU:HD22	2:1E:145:LEU:HB3	1.99	0.45
1:1G:1015:A:C6	1:1G:1016:A:C6	3.04	0.45
1:1G:1054:C:O2'	1:1G:1055:A:P	2.74	0.45
1:1G:1072:G:H2'	1:1G:1073:U:O4'	2.16	0.45
1:1G:1325:C:H5''	21:1B:17:THR:HG21	1.99	0.45
1:1G:1414:U:H2'	1:1G:1415:G:C8	2.52	0.45
1:1G:193:C:H2'	1:1G:194:C:H6	1.82	0.45
1:1G:652:U:H1'	1:1G:653:A:H2	1.82	0.45
26:1H:1136:G:H2'	26:1H:1136:G:N3	2.32	0.45
26:1H:1264:G:H5'	52:N8:11:THR:CG2	2.47	0.45
26:1H:1516:U:H2'	26:1H:1517:G:H8	1.82	0.45
26:1H:1541:U:H2'	26:1H:1542:G:O4'	2.16	0.45
26:1H:2503:A:P	59:1H:3968:HOH:O	2.73	0.45
26:1H:2785:C:OP1	29:21:41:LYS:NZ	2.49	0.45
26:1H:50:U:H3'	26:1H:51:G:H5'	1.99	0.45
26:1H:654(M):C:H5'	26:1H:654(N):G:N7	2.31	0.45
29:21:63:LEU:O	29:21:63:LEU:HD23	2.16	0.45
3:22:113:ALA:HB2	3:22:202:ILE:HG13	1.98	0.45
3:22:39:ILE:O	3:22:43:LEU:HB2	2.17	0.45
3:2E:15:THR:HG23	3:2E:181:ASN:HA	1.98	0.45
36:35:2:LYS:O	36:35:5:ASP:HB2	2.16	0.45
31:41:109:VAL:HG11	31:41:142:PRO:HD3	1.98	0.45
31:41:57:ALA:HB2	31:41:90:LEU:HG	1.99	0.45

Continued on next page...

Continued from previous page...

Atom-1	Atom-2	Interatomic distance (Å)	Clash overlap (Å)
32:51:86:GLU:CG	32:51:165:ALA:H	2.30	0.45
32:59:53:GLU:HG3	32:59:54:ARG:N	2.31	0.45
6:5E:41:GLU:O	6:5E:43:LEU:HD12	2.16	0.45
33:61:49:ALA:O	33:61:53:ALA:N	2.44	0.45
33:61:55:ALA:HA	33:61:58:LEU:HB3	1.97	0.45
7:62:13:GLN:HA	7:62:14:PRO:HD3	1.67	0.45
7:62:50:ILE:O	7:62:54:THR:HG23	2.17	0.45
15:6A:42:HIS:HD2	15:6A:43:LEU:HD23	1.82	0.45
8:72:97:VAL:O	8:72:100:ILE:HG13	2.16	0.45
9:8E:59:PHE:HZ	9:8E:88:TYR:CD2	2.34	0.45
17:8I:52:LYS:HG2	17:8I:53:LEU:N	2.32	0.45
41:85:92:ARG:HG2	42:95:11:GLN:OE1	2.15	0.45
43:A5:23:LEU:HA	43:A5:23:LEU:HD13	1.77	0.45
20:BI:40:ALA:HB2	20:BI:55:ILE:HG22	1.99	0.45
46:D5:15:PRO:HB2	46:D5:19:ARG:NH2	2.31	0.45
47:E5:26:TYR:O	47:E5:29:GLN:HB2	2.17	0.45
45:G8:39:VAL:HG12	45:G8:39:VAL:O	2.16	0.45
37:88:130:LYS:NZ	46:H8:81:ARG:HG2	2.32	0.45
2:12:59:GLU:HA	2:12:62:ALA:HB3	1.99	0.45
1:13:626:U:N3	1:13:627:G:N7	2.65	0.45
1:13:692:U:H2'	1:13:694:A:OP2	2.17	0.45
1:13:975:A:H5''	1:13:976:G:H5''	1.97	0.45
26:14:105:C:O2'	45:C5:2:ARG:HD3	2.16	0.45
26:14:1386:C:H2'	26:14:1387:C:C6	2.52	0.45
26:14:142:G:H5''	26:14:1598:C:O2'	2.17	0.45
26:14:155:C:H42	26:14:171:G:H1	1.64	0.45
26:14:118:A:N3	26:14:178:G:H1'	2.32	0.45
26:14:118:A:H1'	26:14:178:G:O4'	2.17	0.45
26:14:1796:U:H2'	26:14:1797:C:H6	1.80	0.45
26:14:2697:G:H2'	26:14:2698:U:O4'	2.17	0.45
26:14:2783:G:H2'	26:14:2784:C:H6	1.82	0.45
26:14:2873:A:H8	38:55:5:LYS:HA	1.79	0.45
26:14:675:A:C8	26:14:804:A:C6	3.04	0.45
26:14:912:C:C2	26:14:913:U:C5	3.04	0.45
28:19:108:PRO:HG2	28:19:111:LEU:HB2	1.99	0.45
1:1G:1121:U:H2'	1:1G:1122:U:C6	2.52	0.45
1:1G:1259:C:HO2'	1:1G:1283:G:H21	1.57	0.45
1:1G:43:C:H5''	16:7A:12:LYS:HB2	1.98	0.45
26:1H:1268:A:H2'	26:1H:1269:A:O4'	2.16	0.45
26:1H:2439:A:C5'	26:1H:2439:A:H8	2.30	0.45
26:1H:2438:U:O3'	26:1H:2439:A:H3'	2.16	0.45

Continued on next page...

Continued from previous page...

Atom-1	Atom-2	Interatomic distance (Å)	Clash overlap (Å)
29:21:31:CYS:HA	29:21:32:PRO:HD3	1.63	0.45
29:21:1:MET:N	29:21:83:ASP:O	2.42	0.45
3:22:137:ALA:O	3:22:141:VAL:HG23	2.16	0.45
3:22:91:LEU:HD11	3:22:101:LEU:HG	1.98	0.45
23:2K:19:G:C2	23:2K:59:A:C5	3.05	0.45
23:2K:38:A:C4	23:2K:39:A:C8	3.05	0.45
23:2K:8:4SU:H6	23:2K:8:4SU:O5'	2.16	0.45
30:31:92:PRO:O	30:31:93:LYS:HD2	2.16	0.45
30:39:178:PRO:HB2	30:39:201:VAL:HG11	1.98	0.45
30:39:78:ILE:HA	30:39:83:PHE:CD2	2.51	0.45
5:4E:34:VAL:HG21	5:4E:63:ARG:HD3	1.98	0.45
32:51:86:GLU:HG2	32:51:87:LEU:N	2.28	0.45
6:52:76:ALA:HB1	6:52:80:ARG:HH21	1.81	0.45
6:52:9:VAL:HB	6:52:87:ARG:HB2	1.97	0.45
38:55:29:LEU:HD12	38:55:29:LEU:HA	1.83	0.45
1:13:1048:G:OP1	14:5I:4:LYS:HB2	2.17	0.45
39:65:61:ASN:OD1	39:65:62:LYS:N	2.41	0.45
39:65:62:LYS:HB3	39:65:97:ARG:HD2	1.99	0.45
15:6I:17:ARG:NE	15:6I:17:ARG:HA	2.31	0.45
8:7E:49:GLU:O	8:7E:51:VAL:HG13	2.16	0.45
41:85:27:LEU:HD13	41:85:31:SER:HB3	1.98	0.45
1:1G:128:G:H4'	17:8A:3:LYS:HG2	1.97	0.45
44:B5:11:PRO:HG2	44:B5:13:LEU:HD21	1.98	0.45
34:58:40:PRO:CB	41:C8:68:ALA:HB2	2.46	0.45
45:G8:5:MET:HG3	45:G8:6:HIS:H	1.81	0.45
1:13:1242:C:H42	1:13:1295:G:H1	1.63	0.45
1:13:1325:C:H2'	1:13:1326:C:H6	1.80	0.45
1:13:452:A:H62	1:13:480:U:H3	1.65	0.45
1:13:593:G:H2'	1:13:594:G:H8	1.82	0.45
1:13:911:U:OP2	12:3I:97:ARG:NH1	2.50	0.45
26:14:1762:A:H4'	26:14:1763:G:OP2	2.17	0.45
26:14:827:U:H2'	26:14:2430:A:H2	1.81	0.45
26:14:656:G:H2'	26:14:657:U:O4'	2.16	0.45
26:14:959:A:N6	26:14:960:A:N1	2.65	0.45
26:14:971:C:H2'	26:14:972:G:O4'	2.17	0.45
10:1A:8:LEU:HB3	10:1A:16:LEU:HD22	1.99	0.45
10:1A:54:PHE:CE2	10:1A:55:LYS:HD2	2.52	0.45
2:1E:162:ILE:O	2:1E:185:ILE:HG13	2.15	0.45
1:1G:9:G:C6	1:1G:26:A:N6	2.84	0.45
26:1H:1045:A:H1'	26:1H:1047:G:N3	2.31	0.45
26:1H:1375:C:H2'	26:1H:1376:C:H6	1.81	0.45

Continued on next page...

Continued from previous page...

Atom-1	Atom-2	Interatomic distance (Å)	Clash overlap (Å)
26:1H:1542:G:P	26:1H:1543:A:HO2'	2.38	0.45
26:1H:1858:G:O2'	26:1H:1859:A:H8	2.00	0.45
26:1H:2110:G:N2	26:1H:2180:U:O2	2.49	0.45
26:1H:2320:A:N3	26:1H:2320:A:H2'	2.31	0.45
26:1H:2788:C:O2'	26:1H:2809:A:N3	2.45	0.45
26:1H:458:G:C8	53:P8:37:LYS:HG2	2.51	0.45
26:1H:844:C:H3'	26:1H:845:G:C8	2.51	0.45
26:1H:2051:A:H4'	29:21:141:ILE:HG12	1.98	0.45
29:29:201:THR:HB	29:29:203:LYS:HG3	1.98	0.45
11:2A:33:THR:HG22	11:2A:39:PRO:HA	1.98	0.45
30:31:160:ASN:ND2	30:31:163:VAL:HG23	2.32	0.45
4:32:60:GLU:HG2	4:32:202:LEU:HB2	1.98	0.45
36:35:56:SER:O	36:35:57:THR:HB	2.17	0.45
36:35:6:LEU:O	36:35:7:ARG:HG2	2.16	0.45
55:3L:77:C:H2'	55:3L:78:C:C6	2.52	0.45
26:14:2275:C:O2'	37:45:83:MET:HG3	2.17	0.45
13:4A:7:VAL:HG21	31:49:115:ARG:NH1	2.31	0.45
6:5E:86:ARG:O	6:5E:87:ARG:HG2	2.16	0.45
7:6E:16:LEU:HD21	9:8E:45:ALA:HB2	1.99	0.45
36:78:61:ARG:HH22	54:Q8:13:ARG:CD	2.30	0.45
16:7A:72:ARG:NH1	16:7A:72:ARG:HB3	2.32	0.45
8:7E:87:SER:OG	8:7E:92:ARG:HA	2.17	0.45
1:1G:1349:A:OP2	9:82:118:LYS:NZ	2.50	0.45
37:88:32:TYR:CE1	37:88:133:ARG:HG3	2.52	0.45
37:88:45:GLN:CD	37:88:45:GLN:H	2.20	0.45
17:8I:58:GLU:O	17:8I:74:LEU:N	2.41	0.45
38:98:100:LEU:CD1	38:98:113:LEU:HB2	2.47	0.45
18:9I:26:LEU:HD22	18:9I:42:ARG:NH2	2.27	0.45
44:B5:41:ASN:HB3	44:B5:44:GLU:OE2	2.17	0.45
45:C5:36:ALA:HA	45:C5:67:LEU:O	2.17	0.45
26:1H:1228:G:OP1	41:C8:13:LYS:NZ	2.50	0.45
43:E8:29:LEU:HD12	43:E8:33:ARG:HG3	1.98	0.45
44:F8:63:LYS:O	44:F8:64:LYS:HG2	2.17	0.45
54:M5:33:ASN:O	54:M5:34:TRP:CE3	2.69	0.45
51:M8:34:GLU:HG2	51:M8:35:VAL:N	2.32	0.45
51:M8:42:PHE:CD1	51:M8:43:TYR:HB3	2.50	0.45
28:11:206:LEU:HD23	28:11:206:LEU:HA	1.80	0.45
1:13:1387:G:C6	1:13:1388:C:N4	2.85	0.45
1:13:78:G:C5	1:13:79:G:H1'	2.52	0.45
1:13:920:U:H2'	1:13:921:U:C6	2.52	0.45
26:14:1169:G:H2'	26:14:1170:G:O4'	2.17	0.45

Continued on next page...

Continued from previous page...

Atom-1	Atom-2	Interatomic distance (Å)	Clash overlap (Å)
26:14:1178:C:H2'	26:14:1179:C:C6	2.52	0.45
26:14:1251:C:H5	59:14:3848:HOH:O	1.99	0.45
26:14:1731:G:H2'	26:14:1732:A:C8	2.52	0.45
26:14:1769:G:O2'	26:14:1958:C:OP1	2.20	0.45
26:14:2154:G:H2'	26:14:2155:G:H5'	1.99	0.45
26:14:2579:C:H4'	29:29:134:ILE:HG12	1.98	0.45
26:14:2860:A:N7	26:14:2861:G:H1'	2.32	0.45
26:14:657:U:H2'	26:14:658:C:C6	2.52	0.45
26:14:827:U:H4'	26:14:828:U:O2	2.17	0.45
34:15:42:TRP:HA	34:15:48:MET:HE1	1.99	0.45
28:19:206:LEU:HD22	28:19:211:ARG:HG2	1.98	0.45
1:13:1286:A:H5''	21:1F:26:LYS:HG2	1.99	0.45
1:1G:1137:C:HO2'	1:1G:1138:G:N2	2.15	0.45
1:1G:1177:G:OP2	1:1G:1177:G:H8	1.99	0.45
1:1G:983:A:H2	1:1G:984:C:C6	2.34	0.45
26:1H:1418:G:OP1	26:1H:1588:C:O2'	2.27	0.45
26:1H:1887:C:C2'	26:1H:1888:G:H5''	2.40	0.45
26:1H:2027:G:C5	26:1H:2028:U:C5	3.05	0.45
26:1H:242:G:H5'	54:Q8:62:LEU:HD22	1.98	0.45
26:1H:2783:G:H2'	26:1H:2784:C:C6	2.52	0.45
26:1H:29:U:H2'	26:1H:30:G:C8	2.52	0.45
26:1H:363(C):G:H2'	26:1H:363(D):G:C8	2.52	0.45
22:1K:25:G:H2'	22:1K:26:G:H8	1.82	0.45
35:25:7:TYR:HE1	35:25:20:MET:HE3	1.82	0.45
23:2K:63:C:O2	23:2K:64:G:C8	2.70	0.45
23:2K:65:G:H2'	23:2K:66:C:C6	2.52	0.45
30:39:21:ALA:C	30:39:23:ASP:H	2.19	0.45
12:3A:37:CYS:HA	12:3A:58:VAL:HA	1.99	0.45
31:49:113:ARG:HH12	31:49:142:PRO:HB3	1.81	0.45
13:4A:39:ILE:HG22	13:4A:40:ASN:H	1.81	0.45
38:55:74:LYS:HA	38:55:74:LYS:HD2	1.76	0.45
34:58:23:LEU:O	34:58:27:ALA:N	2.44	0.45
16:7A:23:ASP:OD1	16:7A:25:ARG:HG3	2.17	0.45
1:13:468:A:H5''	16:7I:80:PHE:HB3	1.99	0.45
37:88:104:PHE:HE2	37:88:125:LEU:HD11	1.82	0.45
17:8A:56:VAL:O	17:8A:77:VAL:N	2.44	0.45
17:8A:7:THR:O	17:8A:23:VAL:HG13	2.17	0.45
6:52:96:PRO:HB3	18:9A:30:ASP:OD2	2.16	0.45
43:A5:33:ARG:NH2	43:A5:52:GLU:OE2	2.46	0.45
40:B8:30:VAL:HG23	40:B8:83:ILE:HG23	1.99	0.45
47:I8:56:ASP:OD1	47:I8:58:THR:HB	2.16	0.45

Continued on next page...

Continued from previous page...

Atom-1	Atom-2	Interatomic distance (Å)	Clash overlap (Å)
1:13:1003:G:C2'	1:13:1004:A:H5'	2.47	0.45
1:13:1029:G:C1'	1:13:1032(A):G:H22	2.30	0.45
1:13:321:A:H62	1:13:328:C:H1'	1.82	0.45
1:13:337:C:H2'	1:13:338:A:C8	2.52	0.45
1:13:693:G:H2'	1:13:694:A:C8	2.52	0.45
26:14:1667:G:H22	26:14:1992:G:H5'	1.81	0.45
26:14:16:G:H5''	52:J5:17:ASP:HB2	1.99	0.45
26:14:1972:A:OP2	59:14:3503:HOH:O	2.21	0.45
26:14:2335:A:C8	26:14:2337:G:C5	3.05	0.45
26:14:2468:G:N2	26:14:2481:G:O2'	2.45	0.45
26:14:2438:U:H5''	26:14:2600:A:OP1	2.17	0.45
27:16:3:C:H42	27:16:117:G:H1	1.64	0.45
28:19:49:ILE:HD11	28:19:52:ARG:HA	1.99	0.45
2:1E:59:GLU:HB2	2:1E:221:LEU:HD21	1.99	0.45
1:1G:581:G:N2	1:1G:760:G:N7	2.64	0.45
1:1G:963:G:H21	10:1A:55:LYS:HE3	1.81	0.45
26:1H:1337:G:C4	26:1H:1338:G:C8	3.05	0.45
26:1H:1358:G:N2	26:1H:1372:U:C5	2.85	0.45
26:1H:1429:G:N2	26:1H:1430:C:C2	2.85	0.45
26:1H:1474:C:H2'	26:1H:1475:G:C8	2.52	0.45
26:1H:1516:U:H2'	26:1H:1517:G:C8	2.52	0.45
26:1H:1684:C:C2	26:1H:1705:G:N2	2.84	0.45
26:1H:2246:G:H2'	26:1H:2247:A:H8	1.81	0.45
11:2I:112:THR:HA	11:2I:113:PRO:HD3	1.78	0.45
30:31:167:ALA:HB1	30:31:173:VAL:HG11	1.99	0.45
30:39:167:ALA:O	30:39:170:LEU:HD12	2.17	0.45
4:3E:107:ARG:NH2	4:3E:194:LEU:HD22	2.32	0.45
55:3L:35:G:H2'	55:3L:36:U:C6	2.52	0.45
31:41:39:ILE:HG13	31:41:94:LEU:HD21	1.99	0.45
5:4E:35:GLY:HA3	5:4E:112:LEU:O	2.17	0.45
32:59:76:VAL:O	32:59:80:SER:OG	2.26	0.45
14:5A:29:ARG:HD3	14:5A:31:ARG:O	2.16	0.45
7:62:25:ALA:HA	7:62:28:ASN:ND2	2.32	0.45
39:65:7:TYR:CZ	39:65:91:PRO:HG3	2.52	0.45
7:6E:104:LEU:HD13	7:6E:104:LEU:HA	1.81	0.45
8:72:82:HIS:CD2	8:72:82:HIS:C	2.90	0.45
40:75:45:PHE:CD2	40:75:74:ARG:HD3	2.52	0.45
16:7A:3:LYS:N	16:7A:22:THR:O	2.50	0.45
8:7E:29:SER:O	8:7E:33:GLU:HG3	2.16	0.45
19:AA:18:LYS:HG2	19:AA:31:ILE:HG12	1.99	0.45
20:BA:73:HIS:HB3	20:BA:74:LYS:HG2	1.98	0.45

Continued on next page...

Continued from previous page...

Atom-1	Atom-2	Interatomic distance (Å)	Clash overlap (Å)
45:C5:54:LYS:C	45:C5:55:TYR:CG	2.90	0.45
44:F8:37:THR:O	44:F8:40:LYS:HB3	2.16	0.45
45:G8:89:PHE:CD1	45:G8:90:LEU:N	2.85	0.45
46:H8:77:ASP:HB3	46:H8:84:GLU:CD	2.38	0.45
28:11:238:GLY:O	28:11:239:ARG:C	2.56	0.44
28:11:70:TRP:C	28:11:70:TRP:CD1	2.90	0.44
1:13:1132:C:H2'	1:13:1133:G:H8	1.82	0.44
1:13:438:G:H4'	4:3E:123:HIS:ND1	2.32	0.44
1:13:491:G:H2'	1:13:492:G:H8	1.82	0.44
1:13:605:U:C2	1:13:606:G:H8	2.34	0.44
1:13:711:G:O2'	1:13:712:A:H5'	2.17	0.44
1:13:945:G:N1	1:13:1337:G:C2	2.86	0.44
26:14:1581:G:H2'	26:14:1582:C:O4'	2.17	0.44
26:14:1639:U:P	59:14:3432:HOH:O	2.68	0.44
26:14:171:G:H2'	26:14:172:C:C6	2.52	0.44
26:14:2317:C:H2'	26:14:2318:G:O4'	2.17	0.44
26:14:2543:G:H2'	26:14:2544:G:C8	2.51	0.44
26:14:26:G:C6	26:14:27:G:N1	2.85	0.44
26:14:307:G:N2	26:14:309:G:H3'	2.32	0.44
26:14:633:A:H2'	26:14:634:C:H5'	2.00	0.44
34:15:134:ARG:N	34:15:135:PRO:HD3	2.32	0.44
10:1A:32:ALA:CB	10:1A:81:THR:HG21	2.47	0.44
1:1G:1426:C:H2'	1:1G:1427:U:C6	2.52	0.44
1:1G:370:C:N4	1:1G:391:G:H1	2.14	0.44
1:1G:849:C:H2'	1:1G:850:U:O4'	2.18	0.44
26:1H:2646:C:H6	26:1H:2646:C:O5'	2.00	0.44
26:1H:311:A:C6	26:1H:328:U:C4	3.06	0.44
26:1H:638:G:C5	26:1H:651:G:C2	3.05	0.44
26:1H:654(C):G:C2	26:1H:654(D):G:H1'	2.52	0.44
26:1H:987:G:P	59:1H:3831:HOH:O	2.74	0.44
29:21:57:LYS:HE2	29:21:59:VAL:HG12	1.99	0.44
26:14:2823:A:OP1	29:29:113:PHE:HB2	2.17	0.44
29:29:23:VAL:HA	29:29:184:VAL:O	2.17	0.44
29:29:56:PRO:HD2	29:29:58:ARG:HH22	1.81	0.44
3:2E:15:THR:CG2	3:2E:181:ASN:HA	2.47	0.44
23:2K:2:G:H2'	23:2K:3:C:C6	2.52	0.44
23:2L:24:C:C2	23:2L:25:U:C5	3.06	0.44
30:39:117:ARG:HA	30:39:117:ARG:HD3	1.73	0.44
31:41:37:VAL:O	31:41:94:LEU:HG	2.17	0.44
6:52:33:TYR:OH	6:52:78:GLU:HG3	2.16	0.44
26:14:2667:C:H1'	32:59:109:PHE:CD1	2.52	0.44

Continued on next page...

Continued from previous page...

Atom-1	Atom-2	Interatomic distance (Å)	Clash overlap (Å)
6:5E:24:GLU:O	6:5E:27:GLN:N	2.50	0.44
7:62:111:ARG:HD2	7:62:123:GLU:HB2	1.97	0.44
36:78:38:GLN:O	36:78:41:ARG:HB2	2.17	0.44
38:98:44:LEU:O	38:98:45:ARG:C	2.55	0.44
19:AI:31:ILE:O	19:AI:31:ILE:HG12	2.17	0.44
41:C8:92:ARG:NE	42:D8:11:GLN:H	2.15	0.44
47:E5:31:VAL:HG22	47:E5:65:GLY:O	2.17	0.44
51:I5:61:ARG:HB3	51:I5:62:ARG:NH1	2.33	0.44
54:M5:60:LEU:O	54:M5:63:PRO:HD3	2.18	0.44
54:Q8:16:ILE:CD1	54:Q8:57:ARG:HG2	2.44	0.44
28:11:44:ASN:O	28:11:46:GLN:O	2.35	0.44
1:13:258:G:H2'	1:13:259:G:H8	1.81	0.44
1:13:451:A:N6	1:13:480:U:H2'	2.33	0.44
1:13:80:G:H2'	1:13:80:G:N3	2.31	0.44
1:13:991:U:HO2'	1:13:992:U:P	2.40	0.44
26:14:1174:A:N6	26:14:1176:G:O2'	2.51	0.44
26:14:1786:A:P	59:14:3496:HOH:O	2.75	0.44
26:14:588:U:O4	26:14:670:A:H1'	2.17	0.44
26:14:702:G:N2	26:14:731:C:C2	2.86	0.44
26:14:826:U:H2'	26:14:828:U:O4'	2.18	0.44
10:1A:91:PRO:HB2	10:1A:93:GLY:H	1.82	0.44
2:1E:156:LYS:HA	2:1E:156:LYS:HD3	1.77	0.44
2:1E:236:TYR:HA	2:1E:239:VAL:HG21	1.99	0.44
1:1G:107:G:H2'	1:1G:108:G:O4'	2.17	0.44
1:1G:1060:C:N4	1:1G:1197:G:O6	2.50	0.44
1:1G:942:G:C2	1:1G:1342:C:C2	3.05	0.44
1:1G:1449:C:H3'	1:1G:1450:U:H4'	1.98	0.44
1:1G:539:A:H2'	1:1G:540:G:C8	2.52	0.44
26:1H:1467:C:C2'	26:1H:1468:C:H5'	2.47	0.44
26:1H:1510:A:OP1	26:1H:1511:A:H5'	2.17	0.44
26:1H:2114:A:H2'	26:1H:2114:A:N3	2.32	0.44
26:1H:2243:U:H2'	26:1H:2244:U:C6	2.53	0.44
26:1H:2275:C:H5'	26:1H:2275:C:H6	1.81	0.44
26:1H:2345:G:H4'	26:1H:2346:A:O5'	2.17	0.44
26:1H:2440:C:H5'	59:1H:3744:HOH:O	2.17	0.44
26:1H:35:G:H2'	26:1H:36:G:O4'	2.16	0.44
26:1H:445:C:O2'	26:1H:446:G:H5'	2.17	0.44
26:1H:881:G:C5	26:1H:882:G:H1'	2.52	0.44
27:1J:72:G:O2'	27:1J:104:A:N6	2.48	0.44
26:1H:2723:C:OP1	29:21:109:LYS:HD3	2.18	0.44
35:25:22:ILE:HD13	35:25:22:ILE:HA	1.53	0.44

Continued on next page...

Continued from previous page...

Atom-1	Atom-2	Interatomic distance (Å)	Clash overlap (Å)
23:2K:63:C:H2'	23:2K:64:G:H8	1.82	0.44
30:39:41:LEU:HD21	30:39:184:TYR:CD1	2.51	0.44
31:41:108:ASN:OD1	31:41:108:ASN:N	2.50	0.44
31:41:128:ARG:HB2	31:41:128:ARG:CZ	2.47	0.44
13:4A:3:ARG:NH1	51:I5:34:GLU:OE2	2.49	0.44
25:4L:23:A:N3	25:4L:23:A:H3'	2.31	0.44
38:55:54:LEU:HD12	38:55:54:LEU:HA	1.77	0.44
34:58:96:GLU:HG2	34:58:100:GLU:HG3	1.98	0.44
14:5A:23:ARG:HD3	14:5A:29:ARG:O	2.17	0.44
1:1G:1202:G:N1	14:5A:42:ILE:HG21	2.32	0.44
7:6E:48:LYS:HD2	7:6E:49:ILE:HG12	1.99	0.44
36:78:106:LEU:O	36:78:106:LEU:HD22	2.17	0.44
16:7A:14:ASN:HA	16:7A:42:ARG:NH2	2.31	0.44
8:7E:6:ILE:HA	8:7E:6:ILE:HD13	1.81	0.44
16:7I:22:THR:HA	16:7I:33:ILE:HG13	1.98	0.44
37:88:4:PRO:HD3	37:88:70:PRO:O	2.17	0.44
37:88:81:VAL:HG12	37:88:82:ARG:N	2.31	0.44
9:8E:17:VAL:HG11	9:8E:81:ILE:HD13	1.99	0.44
20:BA:97:ALA:HA	20:BA:98:PRO:HD3	1.72	0.44
41:C8:39:LEU:HA	41:C8:39:LEU:HD23	1.63	0.44
44:F8:5:TYR:CE1	49:K8:30:ARG:HG3	2.52	0.44
45:G8:44:ILE:HA	45:G8:64:GLU:HA	1.97	0.44
47:I8:82:ARG:HA	47:I8:83:PRO:HD2	1.83	0.44
54:M5:49:VAL:O	54:M5:50:LEU:HB2	2.17	0.44
2:12:81:VAL:HG12	2:12:92:TYR:HD2	1.83	0.44
1:13:166:G:H2'	1:13:167:G:H8	1.82	0.44
1:13:262:A:H2'	1:13:263:A:C8	2.52	0.44
1:13:827:U:C5	1:13:870:U:C4	3.05	0.44
26:14:1533:C:C4	26:14:1534:G:H1'	2.52	0.44
26:14:2155:G:C8	26:14:2156:G:C8	3.05	0.44
26:14:2370:G:C6	26:14:2371:G:C6	3.04	0.44
26:14:2393:A:H2'	26:14:2394:C:O4'	2.16	0.44
26:14:43:G:H2'	26:14:44:A:O4'	2.17	0.44
26:14:780:G:C2	26:14:782:A:C2	3.04	0.44
6:52:81:ILE:HD11	28:19:125:ILE:CG1	2.47	0.44
1:1G:1402:C:H2'	1:1G:1403:C:O4'	2.17	0.44
1:1G:279:A:C8	1:1G:281:G:C2	3.05	0.44
1:1G:28:G:C6	1:1G:29:G:C5	3.06	0.44
1:1G:625:G:H2'	1:1G:626:U:H6	1.83	0.44
1:1G:84:U:O2	1:1G:84:U:H2'	2.16	0.44
26:1H:1060:U:N3	26:1H:1088:A:C8	2.85	0.44

Continued on next page...

Continued from previous page...

Atom-1	Atom-2	Interatomic distance (Å)	Clash overlap (Å)
26:1H:2383:G:O2'	26:1H:2384:G:H5'	2.17	0.44
26:1H:2427:C:H5''	26:1H:2428:G:OP1	2.17	0.44
26:1H:34:C:O2'	26:1H:35:G:OP2	2.30	0.44
26:1H:733:G:N7	59:1H:3893:HOH:O	2.36	0.44
26:1H:833:U:O2	36:78:55:ARG:NH2	2.47	0.44
26:1H:2724:C:OP1	29:21:118:LYS:HE3	2.17	0.44
11:2I:98:LEU:O	11:2I:101:SER:OG	2.26	0.44
9:8E:128:ARG:NH2	23:2K:36:A:OP2	2.43	0.44
12:3A:78:GLN:O	12:3A:81:SER:OG	2.36	0.44
4:3E:63:LYS:O	4:3E:67:ILE:HG13	2.17	0.44
31:4I:131:TYR:O	31:4I:159:VAL:HG22	2.18	0.44
5:42:5:ASP:HA	5:42:63:ARG:NH1	2.32	0.44
13:4I:82:MET:C	13:4I:84:ILE:H	2.20	0.44
6:52:35:ALA:HB1	6:52:65:VAL:HG11	1.99	0.44
34:58:96:GLU:CG	34:58:97:ARG:N	2.78	0.44
33:61:102:SER:HA	33:61:107:VAL:O	2.17	0.44
7:62:113:GLU:OE1	7:62:122:HIS:ND1	2.48	0.44
33:69:54:GLN:HA	33:69:57:ARG:CB	2.45	0.44
33:69:76:THR:HG23	33:69:77:LEU:H	1.83	0.44
8:7E:95:VAL:HG12	8:7E:99:GLU:CB	2.47	0.44
17:8I:76:LEU:HD21	17:8I:79:SER:CB	2.47	0.44
42:95:48:GLY:N	42:95:52:VAL:HG22	2.32	0.44
44:B5:26:TYR:OH	44:B5:88:LYS:HB2	2.17	0.44
44:F8:32:PRO:O	44:F8:77:LYS:HE3	2.18	0.44
45:G8:40:GLU:HA	45:G8:42:VAL:H	1.81	0.44
45:G8:40:GLU:HG3	45:G8:40:GLU:O	2.14	0.44
50:H5:7:LYS:HG3	50:H5:34:GLU:HG3	1.98	0.44
52:J5:33:CYS:SG	52:J5:40:LYS:HB3	2.57	0.44
49:K8:32:LEU:HA	49:K8:35:LEU:HD23	2.00	0.44
26:1H:2422:A:N7	54:Q8:31:HIS:HE1	2.14	0.44
2:12:204:ASN:OD1	2:12:204:ASN:N	2.50	0.44
1:13:1113:C:H2'	1:13:1114:C:C6	2.51	0.44
1:13:1164:G:C6	1:13:1165:C:C4	3.05	0.44
1:13:1184:G:H2'	1:13:1185:G:H8	1.83	0.44
1:13:1350:A:C6	1:13:1351:U:N3	2.86	0.44
1:13:160:A:H1'	1:13:344:A:C8	2.52	0.44
1:13:631:G:H8	1:13:632:A:C2	2.34	0.44
1:13:690:G:H2'	1:13:691:G:O4'	2.18	0.44
26:14:1572:A:O5'	26:14:1572:A:H8	2.01	0.44
26:14:1264:G:H2'	26:14:2014:A:N6	2.32	0.44
26:14:2112:G:O2'	26:14:2113:U:O4'	2.35	0.44

Continued on next page...

Continued from previous page...

Atom-1	Atom-2	Interatomic distance (Å)	Clash overlap (Å)
26:14:1889:A:N1	26:14:2234:G:H1'	2.33	0.44
26:14:234:C:H2'	26:14:235:U:C6	2.53	0.44
26:14:270(E):G:C2	26:14:270(F):U:C2	3.06	0.44
26:14:2893:G:H5'	26:14:2894:G:OP1	2.17	0.44
26:14:49:A:H4'	26:14:50:U:H5''	1.98	0.44
26:14:774:A:H5'	26:14:778:G:C4'	2.47	0.44
26:14:956:G:H5''	37:45:77:LYS:HD2	2.00	0.44
21:1F:9:ARG:O	21:1F:13:ILE:HG13	2.18	0.44
1:1G:1126:U:H4'	1:1G:1127:G:N7	2.32	0.44
1:1G:1317:C:O2	19:AA:37:ARG:NH2	2.50	0.44
1:1G:57:G:C6	1:1G:58:C:C4	3.05	0.44
1:1G:615:C:C2	1:1G:616:G:C8	3.06	0.44
26:1H:1652:A:OP1	38:98:8:ARG:NH1	2.51	0.44
26:1H:1931:U:H5	26:1H:1969:A:N7	2.15	0.44
26:1H:2262:U:O2'	26:1H:2263:C:H5'	2.16	0.44
26:1H:456:C:C4	44:F8:69:TYR:CE1	3.06	0.44
26:1H:562:U:O4	26:1H:2036:C:H1'	2.17	0.44
26:1H:805:G:H4'	26:1H:806:C:OP2	2.17	0.44
22:1K:7:G:H1	22:1K:75:C:N4	2.11	0.44
22:1K:81:C:N4	22:1K:82:A:N1	2.66	0.44
24:1L:11:C:O2	24:1L:26:G:N2	2.51	0.44
29:29:106:GLY:HA3	29:29:189:PRO:HB2	1.99	0.44
30:31:129:PHE:O	30:31:130:ALA:HB3	2.18	0.44
36:35:19:VAL:HG13	36:35:21:ARG:H	1.83	0.44
36:35:98:GLU:HA	36:35:101:VAL:HG12	1.98	0.44
4:3E:98:GLU:HG2	4:3E:189:PRO:HG2	1.99	0.44
55:3L:14:A:H61	55:3L:15:G:H21	1.65	0.44
5:42:12:LEU:O	5:42:30:ALA:HA	2.17	0.44
25:4L:19:A:O2'	25:4L:20:A:H5'	2.18	0.44
1:13:710:G:H5''	6:5E:54:LYS:HZ1	1.80	0.44
7:6E:13:GLN:O	7:6E:24:THR:HG21	2.17	0.44
16:7A:57:ARG:NH2	16:7A:79:VAL:O	2.46	0.44
9:82:48:GLU:N	9:82:49:PRO:HD2	2.32	0.44
37:88:87:LYS:HE3	37:88:90:VAL:HG23	2.00	0.44
38:98:109:ALA:HA	38:98:110:PRO:HD2	1.70	0.44
26:14:2262:U:OP2	47:E5:19:LYS:HE2	2.17	0.44
49:G5:64:LEU:O	49:G5:64:LEU:HD23	2.18	0.44
46:H8:18:LEU:O	46:H8:21:ALA:HB3	2.18	0.44
46:H8:8:TYR:HB2	46:H8:38:TYR:CZ	2.52	0.44
31:49:104:GLU:CG	51:I5:23:GLU:HG2	2.44	0.44
26:1H:1826:G:H4'	28:11:242:ARG:CZ	2.48	0.44

Continued on next page...

Continued from previous page...

Atom-1	Atom-2	Interatomic distance (Å)	Clash overlap (Å)
2:12:27:LYS:HB2	2:12:194:PRO:HD2	1.99	0.44
2:12:41:ILE:HG22	2:12:42:ILE:O	2.17	0.44
1:13:1002:G:C4	1:13:1003:G:C8	3.05	0.44
1:13:1106:G:C4	1:13:1107:C:C5	3.06	0.44
1:13:1203:C:H2'	1:13:1204:A:O4'	2.18	0.44
1:13:179:A:H2'	1:13:180:U:C6	2.53	0.44
1:13:266:G:H5''	1:13:267:C:C5	2.53	0.44
1:13:401:C:H2'	1:13:402:G:C8	2.53	0.44
26:14:1292:U:H2'	26:14:1293:C:C6	2.52	0.44
26:14:1798:U:C4	26:14:1819:A:C2	3.05	0.44
26:14:2393:A:OP1	54:M5:30:ARG:HB2	2.18	0.44
26:14:2641:G:P	34:15:74:ARG:HH21	2.41	0.44
26:14:270(Z):U:H2'	26:14:270(Z):U:H6	1.62	0.44
26:14:739:G:P	59:14:3675:HOH:O	2.76	0.44
26:14:783:A:H3'	26:14:783:A:C8	2.53	0.44
26:14:827:U:O2	26:14:2246:G:H4'	2.17	0.44
26:14:864:G:C6	26:14:865:C:N4	2.85	0.44
26:14:959:A:C6	26:14:960:A:N1	2.85	0.44
34:15:94:HIS:O	34:15:97:ARG:HG3	2.18	0.44
27:16:7:G:H5''	27:16:7:G:H8	1.81	0.44
10:1A:13:HIS:HB3	10:1A:68:HIS:ND1	2.32	0.44
1:1G:1018:C:H2'	1:1G:1019:C:O4'	2.16	0.44
1:1G:256:U:H2'	1:1G:257:G:C8	2.52	0.44
1:1G:393:A:OP2	16:7A:12:LYS:NZ	2.43	0.44
1:1G:456:C:N4	1:1G:476:G:H1	2.14	0.44
26:1H:1029:A:H2'	26:1H:1030:G:O4'	2.18	0.44
26:1H:1131:G:C8	26:1H:2025:C:H4'	2.53	0.44
26:1H:1315:C:H42	26:1H:1337:G:H1	1.64	0.44
26:1H:1400:G:H2'	26:1H:1401:G:C8	2.52	0.44
26:1H:1509:C:H3'	26:1H:1510:A:H5''	2.00	0.44
26:1H:1945:G:H2'	26:1H:1946:U:C6	2.52	0.44
26:1H:242:G:C5'	54:Q8:62:LEU:HD13	2.47	0.44
26:1H:2488:A:H2'	26:1H:2489:G:O4'	2.16	0.44
26:1H:249:C:O5'	59:1H:3553:HOH:O	2.21	0.44
26:1H:286:C:H2'	26:1H:287:C:C6	2.52	0.44
26:1H:796:C:H2'	26:1H:797:C:C6	2.53	0.44
22:1K:3:U:HO2'	22:1K:4:G:P	2.38	0.44
3:22:38:ARG:HH11	3:22:94:LEU:HD22	1.82	0.44
35:25:31:LYS:HB3	35:25:32:TYR:CE1	2.53	0.44
29:29:200:GLU:N	29:29:200:GLU:OE1	2.50	0.44
29:29:51:PHE:O	29:29:52:LEU:HB2	2.16	0.44

Continued on next page...

Continued from previous page...

Atom-1	Atom-2	Interatomic distance (Å)	Clash overlap (Å)
30:31:129:PHE:HA	30:31:142:TRP:NE1	2.33	0.44
4:3E:153:ARG:HH12	4:3E:181:MET:HB2	1.83	0.44
31:49:130:ASN:HB3	31:49:159:VAL:O	2.18	0.44
14:5A:46:GLU:O	14:5A:49:HIS:HB2	2.18	0.44
7:62:132:GLY:H	7:62:135:VAL:HB	1.83	0.44
1:1G:1375:A:H4'	7:62:29:LYS:HE3	1.99	0.44
35:68:8:LEU:HB2	35:68:19:ILE:HG13	2.00	0.44
1:13:1422:G:H5'	35:68:48:PRO:HB3	1.99	0.44
5:42:93:PRO:HG2	8:72:105:ARG:NE	2.33	0.44
36:78:46:LYS:O	36:78:47:ASP:HB3	2.17	0.44
1:13:377:G:P	16:7I:5:ARG:HH11	2.41	0.44
41:85:92:ARG:NH2	42:95:11:GLN:H	2.15	0.44
26:1H:954:G:H4'	37:88:13:GLN:NE2	2.32	0.44
9:8E:85:LEU:O	9:8E:92:TYR:HD2	2.01	0.44
39:A8:59:LYS:HD3	39:A8:60:GLY:N	2.32	0.44
13:4A:80:ARG:NH2	19:AA:66:MET:HG2	2.32	0.44
45:C5:20:TYR:CZ	45:C5:42:VAL:HA	2.53	0.44
47:E5:42:GLY:H	47:E5:57:PHE:HD2	1.66	0.44
46:H8:69:THR:HG22	46:H8:90:VAL:HG22	1.98	0.44
26:14:2577:A:H5'	52:J5:3:LYS:HD3	2.00	0.44
2:12:35:GLU:HA	2:12:40:HIS:HA	2.00	0.44
1:13:1202:G:C4	14:5I:42:ILE:HD13	2.52	0.44
1:13:1277:C:O2'	1:13:1279:A:H8	1.93	0.44
1:13:210:U:O2'	1:13:216:G:C8	2.71	0.44
1:13:750:G:H2'	1:13:751:U:H6	1.82	0.44
1:13:826:C:H2'	1:13:827:U:O2	2.17	0.44
26:14:1204:A:H61	26:14:1240:U:H2'	1.82	0.44
26:14:1945:G:H2'	26:14:1946:U:H6	1.80	0.44
26:14:2832:U:H3'	26:14:2833:G:C8	2.52	0.44
26:14:880:G:C2	26:14:881:G:C8	3.06	0.44
26:14:972:G:OP2	26:14:973:A:O2'	2.17	0.44
28:19:13:ARG:HD2	28:19:13:ARG:HA	1.37	0.44
28:19:142:VAL:HG12	28:19:193:VAL:HA	1.99	0.44
2:1E:21:ARG:C	2:1E:23:ARG:H	2.21	0.44
1:1G:1322:C:O2	1:1G:1322:C:H2'	2.17	0.44
1:1G:587:G:N2	1:1G:754:C:OP2	2.51	0.44
1:1G:977:A:C8	1:1G:1223:C:C4	3.05	0.44
26:1H:2766:G:H2'	26:1H:2766:G:N3	2.32	0.44
29:21:35:GLN:HB3	29:21:48:GLN:HB2	2.00	0.44
3:22:182:ILE:HG22	3:22:203:PHE:HA	2.00	0.44
3:22:79:ARG:NE	3:22:79:ARG:H	2.15	0.44

Continued on next page...

Continued from previous page...

Atom-1	Atom-2	Interatomic distance (Å)	Clash overlap (Å)
11:2A:56:GLY:O	11:2A:89:ALA:HB3	2.17	0.44
23:2L:20:G:C2	23:2L:58:A:N3	2.86	0.44
4:32:15:GLU:OE1	4:32:66:ARG:NH1	2.51	0.44
4:3E:30:LYS:C	4:3E:32:ALA:H	2.20	0.44
55:3L:35:G:C2	25:4L:14:A:C2	3.06	0.44
5:4E:63:ARG:HA	5:4E:66:MET:CE	2.48	0.44
32:51:10:PRO:O	32:51:11:VAL:HG13	2.18	0.44
34:58:99:LEU:HD22	34:58:103:VAL:HG23	2.00	0.44
6:5E:24:GLU:HB3	6:5E:28:ARG:HH12	1.83	0.44
33:61:11:ASN:O	33:61:12:LEU:HB2	2.17	0.44
15:6I:39:LEU:HD23	15:6I:39:LEU:HA	1.70	0.44
8:72:35:ILE:H	8:72:35:ILE:HG13	1.61	0.44
8:72:84:ARG:O	8:72:135:CYS:HB2	2.18	0.44
17:8A:92:ARG:HG3	17:8A:93:GLN:N	2.32	0.44
42:95:5:VAL:HB	42:95:37:VAL:CG1	2.43	0.44
18:9A:38:GLU:HG2	18:9A:39:VAL:HG23	2.00	0.44
46:H8:141:VAL:O	46:H8:144:LEU:HG	2.17	0.44
46:H8:70:LEU:HD11	46:H8:98:MET:HE3	1.99	0.44
51:I5:13:ARG:NE	51:I5:22:ILE:HG21	2.31	0.44
1:13:1402:C:H2'	1:13:1403:C:O4'	2.17	0.44
1:13:591:U:H2'	1:13:592:G:H8	1.82	0.44
1:13:575:G:C5	1:13:881:G:C2	3.06	0.44
26:14:1154:G:O5'	26:14:1154:G:H8	2.00	0.44
26:14:1445:C:H2'	26:14:1446:C:C6	2.52	0.44
26:14:243:U:C2'	26:14:244:A:H5'	2.48	0.44
26:14:451:C:N4	26:14:454:A:H5'	2.33	0.44
26:14:864:G:H1'	26:14:914:C:H42	1.82	0.44
26:14:94:G:OP1	45:C5:54:LYS:NZ	2.51	0.44
34:15:34:LEU:O	34:15:49:GLY:HA3	2.18	0.44
27:16:37:C:H2'	27:16:38:C:H5'	2.00	0.44
2:1E:178:ARG:HD3	2:1E:178:ARG:HA	1.76	0.44
2:1E:8:LYS:NZ	2:1E:8:LYS:H	2.16	0.44
1:1G:1036:G:H3'	1:1G:1037:C:C6	2.53	0.44
1:1G:1347:G:H22	1:1G:1373:G:H2'	1.83	0.44
1:1G:1502:A:H2	1:1G:1505:G:N1	2.08	0.44
1:1G:1399:C:C2	1:1G:1502:A:N6	2.86	0.44
1:1G:186(A):C:H2'	1:1G:186(B):C:H6	1.82	0.44
1:1G:192:U:H2'	1:1G:193:C:C6	2.50	0.44
1:1G:222:U:C2	1:1G:223:U:C5	3.06	0.44
1:1G:416:G:C5	1:1G:417:C:C4	3.06	0.44
1:1G:520:A:N1	1:1G:536:C:H1'	2.31	0.44

Continued on next page...

Continued from previous page...

Atom-1	Atom-2	Interatomic distance (Å)	Clash overlap (Å)
1:1G:680:C:H42	1:1G:710:G:H1	1.66	0.44
1:1G:784:C:H2'	1:1G:785:G:O4'	2.17	0.44
1:1G:921:U:O2	5:42:19:MET:HB3	2.18	0.44
26:1H:1047:G:H2'	26:1H:1110:G:N1	2.33	0.44
26:1H:1493:C:N3	26:1H:2210:G:H1'	2.33	0.44
26:1H:2478:A:C8	26:1H:2529:G:C6	3.05	0.44
26:1H:2855:C:H2'	26:1H:2856:C:C6	2.52	0.44
26:1H:2887:U:H2'	26:1H:2888:C:C6	2.52	0.44
26:1H:363(D):G:C2	26:1H:363(E):U:C2	3.05	0.44
26:1H:806:C:H2'	26:1H:807:U:H6	1.81	0.44
26:1H:883:G:H22	26:1H:894:C:N4	2.15	0.44
26:1H:88:G:O2'	26:1H:89:G:H5'	2.18	0.44
22:1K:38:MIA:N6	22:1K:38:MIA:H163	2.32	0.44
29:29:120:TRP:CE3	29:29:155:LYS:HD3	2.53	0.44
26:1H:442:G:O4'	30:31:46:ARG:HD3	2.18	0.44
12:3I:70:ILE:HD13	12:3I:77:LEU:HD12	2.00	0.44
37:45:37:LEU:HD11	37:45:130:LYS:HB2	2.00	0.44
32:59:83:TYR:HA	32:59:134:SER:OG	2.17	0.44
6:5E:80:ARG:NH1	6:5E:88:VAL:O	2.50	0.44
33:61:40:THR:O	33:61:44:LEU:HD22	2.18	0.44
33:61:16:GLY:O	33:61:47:LEU:HD11	2.17	0.44
33:69:13:GLY:HA3	33:69:17:GLN:OE1	2.18	0.44
33:69:60:GLU:HG3	33:69:61:ARG:N	2.32	0.44
8:72:82:HIS:CD2	8:72:138:TRP:CE2	3.06	0.44
36:78:144:GLU:HA	36:78:145:PRO:HD3	1.67	0.44
9:82:19:LEU:C	9:82:20:ARG:HD3	2.37	0.44
26:1H:2837:G:H21	38:98:45:ARG:HH21	1.65	0.44
19:AA:63:THR:OG1	19:AA:65:ASN:OD1	2.35	0.44
26:1H:20:C:OP1	41:C8:22:LYS:HE2	2.18	0.44
45:G8:76:CYS:CB	45:G8:97:ARG:HG2	2.47	0.44
45:G8:81:LYS:HB3	45:G8:82:PRO:HA	1.99	0.44
51:M8:12:ALA:C	51:M8:24:THR:HG21	2.38	0.44
26:1H:1693:U:O2'	28:11:14:ARG:NH2	2.51	0.44
2:12:8:LYS:HB3	2:12:9:GLU:H	1.45	0.44
1:13:115:G:H4'	1:13:116:A:O5'	2.17	0.44
1:13:1368:G:H5'	9:8E:111:ARG:HH21	1.83	0.44
1:13:328:C:H4'	1:13:329:A:H5'	2.00	0.44
1:13:792:A:H4'	1:13:793:U:O5'	2.18	0.44
26:14:1024:G:C3'	26:14:1025:G:H5''	2.48	0.44
26:14:1664:A:P	59:14:3540:HOH:O	2.69	0.44
26:14:1970:A:P	59:14:3512:HOH:O	2.74	0.44

Continued on next page...

Continued from previous page...

Atom-1	Atom-2	Interatomic distance (Å)	Clash overlap (Å)
26:14:329:G:N7	45:C5:71:LYS:NZ	2.66	0.44
26:14:654(S):G:C2	26:14:654(T):A:C6	3.06	0.44
26:14:723:G:H2'	26:14:724:U:O4'	2.18	0.44
34:15:103:VAL:O	34:15:107:LEU:HG	2.18	0.44
21:1F:12:LYS:HB3	21:1F:22:ARG:HD2	1.99	0.44
1:1G:1119:C:H2'	1:1G:1120:G:C8	2.52	0.44
1:1G:1182:G:H4'	1:1G:1183:A:H5''	1.99	0.44
1:1G:1356:G:N2	1:1G:1367:C:C2	2.86	0.44
1:1G:183:G:H1	1:1G:194:C:H42	1.65	0.44
1:1G:34:C:O2'	1:1G:35:G:H5'	2.17	0.44
1:1G:838:G:H2'	1:1G:841:U:H5''	2.00	0.44
26:1H:942:G:H4'	26:1H:1190:G:H5'	2.00	0.44
26:1H:1445:C:H2'	26:1H:1446:C:H6	1.82	0.44
26:1H:1537:C:O2	26:1H:1538:G:H1'	2.18	0.44
26:1H:1970:A:H4'	26:1H:1971:A:OP1	2.18	0.44
26:1H:2360:A:H2'	26:1H:2361:A:O4'	2.17	0.44
26:1H:821:A:C2'	26:1H:946:G:H5''	2.48	0.44
24:1L:83:C:H5'	24:1L:84:C:C5	2.53	0.44
26:1H:2636:U:OP2	29:21:79:ARG:NH1	2.51	0.44
3:22:113:ALA:HB3	3:22:114:PRO:HD3	2.00	0.44
3:22:28:GLN:O	3:22:32:LEU:HB2	2.18	0.44
23:2L:17:C:OP2	23:2L:18:C:O2'	2.27	0.44
23:2L:45:A:H5''	23:2L:46:G:OP2	2.18	0.44
36:35:85:LEU:CD2	36:35:85:LEU:H	2.31	0.44
5:4E:33:VAL:HG11	5:4E:109:ILE:HA	1.99	0.44
16:7A:40:ASP:HA	16:7A:41:PRO:HD2	1.70	0.44
17:8A:78:GLU:HG2	17:8A:79:SER:O	2.18	0.44
17:8A:86:GLU:O	17:8A:90:ILE:HG12	2.17	0.44
9:8E:121:ARG:NH1	9:8E:122:ALA:O	2.51	0.44
39:A8:103:GLU:O	39:A8:106:ARG:HD3	2.17	0.44
40:B8:57:PHE:CE1	40:B8:79:HIS:HB2	2.52	0.44
20:BI:26:ASN:O	20:BI:30:LYS:HB2	2.18	0.44
49:G5:47:ASN:ND2	49:G5:47:ASN:N	2.65	0.44
48:J8:73:LEU:HD23	48:J8:73:LEU:HA	1.80	0.44
1:13:1226:C:OP2	13:4I:103:THR:OG1	2.20	0.44
1:13:370:C:C2	1:13:392:G:N2	2.86	0.44
1:13:376:G:H5''	16:7I:5:ARG:HB2	2.00	0.44
1:13:474:G:H5''	16:7I:81:ARG:NH2	2.33	0.44
26:14:1027:A:H2	26:14:2487:G:O2'	2.01	0.44
26:14:1138:G:H21	34:15:106:MET:CE	2.29	0.44
26:14:1638:C:H1'	26:14:2698:U:O2'	2.17	0.44

Continued on next page...

Continued from previous page...

Atom-1	Atom-2	Interatomic distance (Å)	Clash overlap (Å)
26:14:2115:G:H21	26:14:2172:U:H3	1.64	0.44
26:14:2187:G:C6	26:14:2188:C:N4	2.86	0.44
26:14:2850:A:H2'	26:14:2851:A:H8	1.82	0.44
26:14:906:G:OP1	37:45:26:TYR:OH	2.35	0.44
28:19:77:ALA:O	28:19:116:GLN:HA	2.18	0.44
2:1E:9:GLU:HA	2:1E:12:GLU:HB3	1.98	0.44
1:1G:1230:C:H2'	1:1G:1231:G:H8	1.83	0.44
1:1G:186(A):C:H2'	1:1G:186(B):C:C6	2.53	0.44
1:1G:431:A:H2'	1:1G:432:A:H8	1.81	0.44
1:1G:978:A:H5'	1:1G:979:C:OP2	2.18	0.44
26:1H:1074:G:H2'	26:1H:1075:C:C6	2.53	0.44
26:1H:1179:C:H2'	26:1H:1180:C:H6	1.83	0.44
26:1H:1339:G:N2	26:1H:1603:A:H1'	2.33	0.44
26:1H:1378:A:OP1	53:P8:10:ARG:NH2	2.50	0.44
26:1H:1404:C:O2'	26:1H:1405:U:H5'	2.18	0.44
26:1H:1557:C:H5''	26:1H:1558:A:OP2	2.18	0.44
26:1H:1799:G:H5'	26:1H:1819:A:H61	1.83	0.44
26:1H:2054:A:H5''	26:1H:2055:C:O5'	2.17	0.44
26:1H:2078:C:H2'	26:1H:2079:U:C6	2.53	0.44
26:1H:2473:U:C2'	26:1H:2474:C:H5'	2.48	0.44
24:1L:18:G:OP1	24:1L:69:U:N3	2.49	0.44
23:2K:69:C:H2'	23:2K:70:C:C6	2.53	0.44
4:32:15:GLU:OE1	4:32:59:ARG:NE	2.46	0.44
4:32:18:LYS:H	4:32:18:LYS:HG3	1.51	0.44
4:3E:85:LYS:HB2	4:3E:85:LYS:HE2	1.78	0.44
24:3K:49:A:C2'	24:3K:50:U:H5''	2.48	0.44
26:14:1030:G:OP2	37:45:128:LYS:HE2	2.17	0.44
31:49:63:ILE:HG13	31:49:64:THR:N	2.33	0.44
32:51:40:GLU:OE1	32:51:61:HIS:NE2	2.50	0.44
6:52:10:LEU:N	6:52:59:TYR:O	2.46	0.44
34:58:96:GLU:O	34:58:98:VAL:HG12	2.17	0.44
32:59:6:ARG:NH2	32:59:54:ARG:HH22	2.16	0.44
6:5E:23:LYS:HZ3	6:5E:23:LYS:HB2	1.82	0.44
6:5E:27:GLN:HA	6:5E:30:LEU:HD12	1.99	0.44
15:6A:26:GLU:OE2	15:6A:77:ARG:HD2	2.18	0.44
8:7E:87:SER:HB2	8:7E:93:VAL:HG23	2.00	0.44
17:8I:74:LEU:HA	17:8I:74:LEU:HD22	1.64	0.44
18:9A:38:GLU:HG2	18:9A:39:VAL:N	2.33	0.44
19:AA:51:VAL:O	19:AA:57:HIS:HA	2.17	0.44
45:C5:82:PRO:HB3	45:C5:97:ARG:HB3	2.00	0.44
54:M5:61:LEU:C	54:M5:63:PRO:HD3	2.38	0.44

Continued on next page...

Continued from previous page...

Atom-1	Atom-2	Interatomic distance (Å)	Clash overlap (Å)
2:12:75:LYS:H	2:12:78:GLN:HG3	1.83	0.43
1:13:1131:G:H8	1:13:1131:G:OP2	2.01	0.43
1:13:1366:C:H2'	1:13:1367:C:C6	2.53	0.43
1:13:446:G:H1	1:13:488:C:H42	1.65	0.43
1:13:484:G:O2'	1:13:485:G:OP2	2.31	0.43
1:13:598:U:H2'	1:13:599:C:C6	2.53	0.43
26:14:107:C:H2'	26:14:108:U:C6	2.53	0.43
26:14:1203:G:H3'	26:14:1204:A:H5''	2.00	0.43
26:14:1849:G:H2'	26:14:1850:G:C8	2.53	0.43
26:14:1886:C:OP2	26:14:1886:C:H6	2.01	0.43
26:14:1935:G:H1'	26:14:1964:G:N2	2.33	0.43
26:14:2002:G:C6	59:14:3810:HOH:O	2.70	0.43
26:14:2116:G:H2'	26:14:2117:A:C4	2.54	0.43
26:14:2541:A:H4'	26:14:2764:A:N1	2.33	0.43
26:14:2646:C:H2'	26:14:2647:U:O4'	2.17	0.43
26:14:424:G:N7	59:14:3865:HOH:O	2.36	0.43
26:14:531:C:OP1	26:14:561:G:C2	2.71	0.43
26:14:631:A:O2'	36:35:67:MET:HB3	2.18	0.43
27:16:54:G:H2'	27:16:55:U:H6	1.83	0.43
27:16:61:G:C6	27:16:62:C:C4	3.06	0.43
28:19:33:LEU:HD12	28:19:33:LEU:HA	1.82	0.43
1:1G:1108:G:OP2	3:22:174:PRO:HA	2.17	0.43
1:1G:1130:A:N6	1:1G:1131:G:O6	2.51	0.43
26:1H:1026:U:H4'	26:1H:1027:A:OP1	2.18	0.43
26:1H:1038:C:H2'	26:1H:1039:G:O4'	2.18	0.43
26:1H:2093:G:C6	26:1H:2225:A:C8	3.06	0.43
26:1H:225:A:O2'	26:1H:257:A:H4'	2.18	0.43
26:1H:2262:U:OP1	26:1H:2387:U:O2'	2.20	0.43
26:1H:2820:A:P	38:98:2:ARG:NH2	2.91	0.43
26:1H:827:U:H5'	26:1H:828:U:O5'	2.18	0.43
27:1J:1:U:C4	27:1J:2:C:C4	3.06	0.43
24:1L:18:G:H4'	24:1L:19:C:OP2	2.15	0.43
29:21:116:VAL:HG11	29:21:138:PRO:HB3	2.00	0.43
31:41:173:LEU:HB3	31:41:178:PHE:CD2	2.53	0.43
32:51:97:ARG:O	32:51:103:LEU:HD12	2.18	0.43
32:51:19:VAL:HG12	32:51:20:ALA:H	1.83	0.43
33:61:1:MET:C	33:61:20:ASP:HB2	2.37	0.43
33:69:21:VAL:HG21	33:69:26:ALA:HB2	2.01	0.43
7:6E:138:LYS:NZ	7:6E:142:GLU:OE2	2.42	0.43
40:75:132:LYS:NZ	40:75:132:LYS:HB3	2.33	0.43
36:78:105:LEU:O	36:78:106:LEU:HB3	2.17	0.43

Continued on next page...

Continued from previous page...

Atom-1	Atom-2	Interatomic distance (Å)	Clash overlap (Å)
36:78:96:THR:O	36:78:98:GLU:N	2.42	0.43
1:13:825:G:O4'	8:7E:2:LEU:HD21	2.18	0.43
41:85:79:PHE:CZ	41:85:83:LEU:HD11	2.53	0.43
37:88:118:LEU:HD23	37:88:118:LEU:HA	1.74	0.43
1:13:280:C:O2	17:8I:38:ARG:HG3	2.18	0.43
38:98:29:LEU:HD12	38:98:29:LEU:HA	1.70	0.43
18:9I:56:THR:HB	18:9I:58:LEU:HD13	2.00	0.43
39:A8:41:ASP:OD2	39:A8:44:LYS:HB2	2.18	0.43
44:B5:3:THR:HG22	44:B5:6:ASP:OD2	2.18	0.43
45:C5:99:CYS:SG	45:C5:100:ALA:N	2.91	0.43
41:C8:32:PHE:O	41:C8:32:PHE:CG	2.71	0.43
47:E5:51:VAL:C	47:E5:62:LEU:HD12	2.38	0.43
43:E8:97:LYS:HE3	43:E8:99:ARG:CZ	2.48	0.43
45:G8:87:LYS:O	45:G8:94:LYS:HB2	2.18	0.43
47:I8:21:LEU:HA	47:I8:21:LEU:HD23	1.79	0.43
49:K8:61:LEU:HD23	49:K8:61:LEU:HA	1.79	0.43
31:41:104:GLU:CD	51:M8:23:GLU:HG3	2.39	0.43
1:13:114:U:O2'	1:13:115:G:H5'	2.17	0.43
1:13:1428:A:H2'	1:13:1429:C:C6	2.53	0.43
1:13:254:G:O3'	17:8I:69:LYS:NZ	2.37	0.43
26:14:1053:C:H2'	26:14:1054:A:O4'	2.17	0.43
26:14:1188:U:C2'	26:14:1189:A:H5'	2.47	0.43
26:14:1858:G:H8	26:14:1858:G:OP2	2.00	0.43
26:14:2101:G:H1	26:14:2188:C:N4	2.12	0.43
26:14:860:U:C2	26:14:2268:A:C8	3.06	0.43
26:14:270(E):G:C6	26:14:270(F):U:C4	3.06	0.43
26:14:446:G:P	59:14:3740:HOH:O	2.77	0.43
26:14:516:C:O5'	26:14:516:C:H6	2.01	0.43
28:19:3:VAL:HG12	28:19:17:THR:HB	2.00	0.43
28:19:267:SER:O	28:19:268:ARG:HG2	2.17	0.43
1:1G:109:A:H5'	1:1G:110:C:H5	1.83	0.43
1:1G:1157:A:O2'	1:1G:1158:C:P	2.76	0.43
1:1G:1287:A:H2	1:1G:1353:G:N3	2.16	0.43
1:1G:142:G:H2'	1:1G:143:A:C8	2.53	0.43
1:1G:147:G:N2	1:1G:148:G:C4	2.86	0.43
1:1G:474:G:O5'	1:1G:474:G:H8	2.02	0.43
26:1H:1011:G:C2	26:1H:1151:G:C2	3.07	0.43
26:1H:1657:C:H2'	26:1H:1658:C:C6	2.53	0.43
26:1H:200:U:O2	26:1H:386:G:N2	2.51	0.43
26:1H:2098:U:H2'	26:1H:2099:U:O4'	2.17	0.43
26:1H:2115:G:H1'	26:1H:2171:A:N1	2.34	0.43

Continued on next page...

Continued from previous page...

Atom-1	Atom-2	Interatomic distance (Å)	Clash overlap (Å)
26:1H:2436:G:C5	26:1H:2437:U:C5	3.06	0.43
26:1H:270(K):C:C4	26:1H:270(M):U:H5''	2.53	0.43
26:1H:7:G:N1	26:1H:8:A:N3	2.66	0.43
26:1H:887:A:H5'	26:1H:888:C:OP1	2.18	0.43
22:1K:11:C:O2'	22:1K:12:C:H5'	2.18	0.43
26:1H:2619:C:H5'	29:21:150:VAL:O	2.18	0.43
35:25:20:MET:HE3	35:25:44:LYS:HE3	2.00	0.43
29:29:117:MET:HB2	29:29:122:PHE:O	2.17	0.43
29:29:26:ILE:HG23	29:29:26:ILE:HD12	1.73	0.43
29:29:61:ARG:HG2	29:29:61:ARG:O	2.18	0.43
23:2K:37:U:H2'	23:2K:38:A:H8	1.83	0.43
23:2K:7:G:H1	23:2K:67:C:H42	1.66	0.43
4:32:78:LEU:O	4:32:81:GLU:HB3	2.18	0.43
55:3L:22:A:N7	55:3L:57:C:N4	2.66	0.43
31:41:145:THR:O	31:41:146:TYR:HB3	2.17	0.43
37:45:16:ARG:HB2	37:45:18:LYS:HD3	2.00	0.43
26:14:870:A:P	37:45:6:ARG:HH11	2.41	0.43
32:51:84:SER:O	32:51:85:LYS:HB2	2.18	0.43
32:59:125:VAL:HG22	32:59:126:PRO:HD3	2.00	0.43
32:59:86:GLU:H	32:59:86:GLU:CD	2.22	0.43
32:59:87:LEU:HA	32:59:163:TYR:O	2.18	0.43
59:1G:1782:HOH:O	14:5A:21:TYR:HB3	2.17	0.43
33:61:104:GLN:HG2	33:61:105:HIS:CE1	2.53	0.43
33:61:64:GLU:O	33:61:68:LEU:N	2.40	0.43
1:1G:750:G:N2	15:6A:23:GLY:HA3	2.33	0.43
7:6E:18:TYR:HB3	7:6E:59:LEU:HD11	2.00	0.43
17:8A:56:VAL:HG12	17:8A:77:VAL:HB	2.00	0.43
9:8E:112:LYS:HA	9:8E:119:ALA:HB2	2.00	0.43
44:B5:15:GLU:H	44:B5:15:GLU:CD	2.22	0.43
44:B5:67:GLY:C	44:B5:69:TYR:H	2.20	0.43
41:C8:90:VAL:HA	42:D8:39:LEU:HD23	1.99	0.43
48:F5:92:LYS:O	48:F5:93:GLU:C	2.55	0.43
2:12:10:LEU:HA	2:12:13:ALA:HB2	2.01	0.43
2:12:185:ILE:CG2	2:12:199:TYR:HB2	2.33	0.43
2:12:70:PHE:HB2	2:12:92:TYR:CB	2.48	0.43
2:12:7:VAL:HG22	2:12:8:LYS:H	1.83	0.43
1:13:1388:C:H2'	1:13:1389:C:H6	1.81	0.43
1:13:1429:C:H2'	1:13:1430:C:C6	2.54	0.43
1:13:420:U:H2'	1:13:422:C:H5	1.84	0.43
1:13:422:C:O2'	1:13:423:G:O5'	2.36	0.43
1:13:564:C:C6	17:8I:31:LEU:HD11	2.53	0.43

Continued on next page...

Continued from previous page...

Atom-1	Atom-2	Interatomic distance (Å)	Clash overlap (Å)
1:13:763:G:H2'	1:13:764:C:H6	1.81	0.43
26:14:1045:A:O2'	26:14:1046:A:OP2	2.30	0.43
26:14:1475:G:C2	26:14:1519:G:N3	2.86	0.43
26:14:1899:G:N2	26:14:1902:C:H5	2.16	0.43
26:14:2056:G:H3'	59:14:3437:HOH:O	2.16	0.43
26:14:2542:A:C8	26:14:2544:G:O6	2.71	0.43
26:14:2579:C:H2'	26:14:2580:U:O4'	2.18	0.43
26:14:696:G:H2'	26:14:697:C:H6	1.84	0.43
34:15:91:LEU:O	34:15:95:PRO:HB3	2.19	0.43
1:1G:598:U:H2'	1:1G:599:C:C6	2.54	0.43
26:1H:1061:U:O3'	26:1H:1070:A:H4'	2.17	0.43
26:1H:1174:A:C4	26:1H:1178:C:N4	2.86	0.43
26:1H:127:A:H5''	26:1H:128:C:C6	2.52	0.43
26:1H:1480:G:C6	26:1H:1482:U:N3	2.87	0.43
26:1H:1488:G:N2	26:1H:1502:C:C2	2.86	0.43
26:1H:1564:C:O2'	26:1H:1565:C:H5'	2.18	0.43
26:1H:1681:G:N2	26:1H:1763:G:O5'	2.49	0.43
26:1H:232:G:C8	26:1H:232:G:OP2	2.70	0.43
26:1H:2353:G:O6	26:1H:2365:G:C2	2.72	0.43
26:1H:2492:U:H2'	26:1H:2493:U:C6	2.53	0.43
26:1H:2577:A:H2'	26:1H:2614:A:N6	2.32	0.43
26:1H:409:C:P	59:1H:3609:HOH:O	2.76	0.43
26:1H:755:C:H2'	26:1H:756:C:C6	2.53	0.43
26:1H:883:G:H1	26:1H:893:C:N4	2.16	0.43
27:1J:87:G:N2	27:1J:89:G:H3'	2.33	0.43
3:22:91:LEU:HD11	3:22:101:LEU:CG	2.49	0.43
11:2A:106:LYS:HG3	11:2A:106:LYS:H	1.41	0.43
3:2E:115:LEU:HD23	3:2E:115:LEU:HA	1.78	0.43
24:3K:21:A:H4'	24:3K:22:A:O5'	2.17	0.43
24:3K:37:A:C2	24:3K:38:A:H1'	2.54	0.43
24:3K:62:G:H1	24:3K:70:C:H42	1.65	0.43
5:42:13:ILE:HD12	5:42:13:ILE:O	2.18	0.43
37:45:98:LYS:HB3	37:45:99:PRO:HD2	2.00	0.43
33:61:5:LEU:HA	33:61:5:LEU:HD23	1.63	0.43
7:62:69:VAL:HG13	7:62:134:ALA:O	2.19	0.43
39:65:30:ARG:HB3	39:65:30:ARG:HE	1.50	0.43
39:65:7:TYR:O	39:65:11:LYS:HB2	2.18	0.43
15:6I:18:PHE:CE1	15:6I:21:ASP:HB2	2.54	0.43
8:7E:39:LEU:HA	8:7E:39:LEU:HD12	1.83	0.43
16:7I:58:TYR:C	16:7I:58:TYR:CD1	2.91	0.43
9:8E:112:LYS:CA	9:8E:119:ALA:HB2	2.48	0.43

Continued on next page...

Continued from previous page...

Atom-1	Atom-2	Interatomic distance (Å)	Clash overlap (Å)
43:A5:57:ASN:HA	43:A5:61:ASN:HD22	1.83	0.43
19:AA:12:ASP:O	19:AA:16:LEU:HD13	2.18	0.43
20:BI:26:ASN:H	20:BI:26:ASN:HD22	1.66	0.43
43:E8:22:ASP:HA	43:E8:25:ARG:NH1	2.34	0.43
26:14:72:U:H3	49:G5:62:THR:HG23	1.83	0.43
46:H8:40:ASP:OD2	46:H8:43:GLU:N	2.41	0.43
49:K8:50:ILE:HD12	49:K8:51:ARG:N	2.31	0.43
26:14:2420:C:C5	54:M5:31:HIS:O	2.71	0.43
28:11:30:GLU:HB3	28:11:33:LEU:HB2	2.00	0.43
1:13:1351:U:O2'	1:13:1352:C:H5'	2.17	0.43
1:13:1352:C:H2'	1:13:1353:G:H8	1.83	0.43
1:13:364:A:O2'	1:13:365:U:H5'	2.18	0.43
1:13:501:C:OP1	12:3I:117:ARG:NH2	2.46	0.43
1:13:51:A:OP2	1:13:52:G:H8	2.01	0.43
1:13:652:U:O2'	1:13:653:A:O5'	2.33	0.43
1:13:955:U:H1'	1:13:1227:A:N6	2.32	0.43
26:14:1062:G:H8	26:14:1062:G:OP1	2.01	0.43
26:14:107:C:H2'	26:14:108:U:H6	1.83	0.43
26:14:1250:G:H5'	59:85:301:HOH:O	2.19	0.43
26:14:1257:C:H4'	30:39:83:PHE:CD1	2.53	0.43
26:14:1332:G:H8	26:14:1332:G:H2'	1.44	0.43
26:14:173:G:N3	26:14:173:G:H2'	2.33	0.43
26:14:1827:C:OP2	28:19:222:ARG:NH1	2.49	0.43
26:14:2014:A:H2'	26:14:2015:A:C8	2.54	0.43
27:16:18:G:H1	27:16:65:C:H42	1.66	0.43
28:19:16:MET:HE2	28:19:208:LYS:HG2	2.00	0.43
2:1E:160:ASP:O	2:1E:183:PRO:HD2	2.19	0.43
2:1E:8:LYS:HD3	2:1E:8:LYS:H	1.83	0.43
1:1G:397:A:N3	1:1G:397:A:H3'	2.32	0.43
1:1G:718:G:H5'	11:2A:117:ASN:ND2	2.33	0.43
1:1G:980:C:H5'	1:1G:981:U:H5	1.79	0.43
26:1H:1142(A):A:C5	26:1H:1144:G:C5	3.06	0.43
26:1H:1420:U:O2'	26:1H:1421:G:OP1	2.30	0.43
26:1H:1665:A:C2'	26:1H:1666:G:H5'	2.48	0.43
26:1H:192:C:OP2	59:1H:3591:HOH:O	2.21	0.43
26:1H:2402:C:O2'	26:1H:2403:C:OP1	2.34	0.43
26:1H:270(V):G:C2	26:1H:270(W):G:C4	3.07	0.43
26:1H:610:C:H2'	26:1H:611:C:H6	1.82	0.43
26:1H:646:A:C8	26:1H:647:G:H1'	2.54	0.43
26:1H:996:A:H4'	41:C8:92:ARG:HG2	1.99	0.43
3:22:47:LEU:CD2	3:22:68:VAL:HG11	2.48	0.43

Continued on next page...

Continued from previous page...

Atom-1	Atom-2	Interatomic distance (Å)	Clash overlap (Å)
1:1G:1423:G:P	35:25:49:ARG:HH12	2.41	0.43
3:2E:178:LEU:HD13	3:2E:178:LEU:HA	1.81	0.43
23:2K:55:5MU:H5'	23:2K:56:PSU:OP2	2.18	0.43
26:1H:659:C:H4'	30:31:100:THR:O	2.19	0.43
30:31:65:TRP:HZ3	30:31:73:ALA:O	2.00	0.43
4:32:61:LYS:HA	4:32:203:VAL:HG22	2.01	0.43
4:32:65:ARG:HD2	4:32:72:GLU:HA	2.00	0.43
4:32:74:GLN:O	4:32:78:LEU:HD23	2.18	0.43
4:3E:8:VAL:HG12	4:3E:9:CYS:N	2.33	0.43
31:41:112:PRO:HB3	51:M8:36:CYS:CA	2.47	0.43
5:42:87:SER:HB3	5:42:125:SER:O	2.18	0.43
37:45:135:ASP:O	37:45:137:TYR:HD1	2.00	0.43
13:4A:7:VAL:HG11	31:49:115:ARG:CZ	2.48	0.43
5:4E:137:GLU:HA	5:4E:140:ARG:CD	2.48	0.43
32:51:130:ARG:HH11	32:51:130:ARG:HB3	1.83	0.43
32:51:10:PRO:HD2	32:51:50:VAL:O	2.18	0.43
6:5E:3:ARG:HB3	6:5E:93:SER:HB2	2.00	0.43
33:61:33:ARG:HB3	33:61:35:LEU:HB2	2.00	0.43
1:1G:1241:G:OP1	7:62:35:LYS:NZ	2.51	0.43
17:8A:75:ARG:NH2	17:8A:77:VAL:HG22	2.33	0.43
42:95:85:LYS:HE3	42:95:88:ARG:H	1.82	0.43
39:A8:80:LEU:HD22	39:A8:80:LEU:HA	1.86	0.43
35:68:119:PRO:HB2	40:B8:68:TYR:CE2	2.53	0.43
20:BI:73:HIS:O	20:BI:76:ALA:HB3	2.18	0.43
20:BI:30:LYS:HZ1	20:BI:80:ARG:HH12	1.66	0.43
26:14:190:A:OP2	48:F5:39:LYS:NZ	2.52	0.43
45:G8:29:GLU:HG2	45:G8:30:VAL:N	2.33	0.43
48:J8:64:ALA:HA	48:J8:67:ILE:HG13	1.99	0.43
1:13:1489:G:H2'	1:13:1490:C:O4'	2.18	0.43
1:13:575:G:C4	1:13:881:G:C2	3.07	0.43
26:14:1015:G:C2	26:14:1016:G:C4	3.06	0.43
26:14:1142:U:O2	26:14:1142:U:H2'	2.18	0.43
26:14:1729:A:C6	26:14:1731:G:C5	3.06	0.43
26:14:1759:A:H4'	26:14:2715:C:O4'	2.17	0.43
26:14:1991:U:C2'	26:14:1992:G:H5''	2.48	0.43
26:14:2154:G:C6	26:14:2155:G:N7	2.86	0.43
26:14:2315:G:H2'	26:14:2316:C:C6	2.54	0.43
26:14:2360:A:H2'	26:14:2361:A:O4'	2.18	0.43
26:14:242:G:H8	54:M5:4:MET:O	2.02	0.43
26:14:2760:C:H2'	26:14:2761:G:C8	2.53	0.43
26:14:2849:U:O4	40:75:23:ARG:NH2	2.42	0.43

Continued on next page...

Continued from previous page...

Atom-1	Atom-2	Interatomic distance (Å)	Clash overlap (Å)
26:14:654(R):C:N4	26:14:654(S):G:O6	2.52	0.43
26:14:782:A:H5'	26:14:783:A:C2	2.53	0.43
26:14:834:C:O3'	54:M5:52:LYS:HG2	2.18	0.43
26:14:950:G:C5	26:14:951:C:C4	3.06	0.43
27:16:44:G:C2	27:16:48:A:C2	3.06	0.43
27:16:83:G:C6	27:16:84:C:C5	3.07	0.43
1:1G:330:C:H2'	59:1G:1732:HOH:O	2.17	0.43
1:1G:451:A:N6	1:1G:480:U:H2'	2.34	0.43
1:1G:553:A:C6	1:1G:554:C:C4	3.06	0.43
1:1G:560:U:HO2'	1:1G:561:U:P	2.35	0.43
1:1G:617:G:H1	1:1G:623:C:N4	2.13	0.43
1:1G:80:G:HO2'	1:1G:81:G:P	2.36	0.43
1:1G:957:U:C1'	1:1G:960:U:H5	2.20	0.43
1:1G:95:G:H2'	1:1G:96:G:C8	2.53	0.43
26:1H:1163:G:C2	26:1H:1164:G:C8	3.06	0.43
26:1H:1313:U:OP1	59:1H:3765:HOH:O	2.21	0.43
26:1H:141(A):C:H2'	26:1H:142:G:O4'	2.18	0.43
26:1H:1761:C:H42	26:1H:1762:A:H62	1.66	0.43
26:1H:1780:A:P	59:1H:3523:HOH:O	2.73	0.43
26:1H:1814:G:H3'	26:1H:1815:A:H2'	1.99	0.43
26:1H:198:C:O2'	26:1H:199:A:H5''	2.18	0.43
26:1H:1649:G:C6	26:1H:2009:G:O6	2.71	0.43
26:1H:2286:A:H4'	26:1H:2287:A:O4'	2.18	0.43
26:1H:2337:G:H2'	26:1H:2338:G:H8	1.84	0.43
26:1H:602:G:O2'	26:1H:655:A:N6	2.52	0.43
22:1K:3:U:H1'	22:1K:4:G:OP1	2.19	0.43
24:1L:22:A:N7	24:1L:57:C:N4	2.66	0.43
59:14:3537:HOH:O	29:29:135:HIS:NE2	2.00	0.43
26:14:2052:G:O4'	29:29:142:GLY:HA3	2.18	0.43
11:2I:38:ASN:HA	11:2I:39:PRO:HD3	1.85	0.43
23:2L:33:OMC:O5'	23:2L:33:OMC:H6	2.02	0.43
23:2L:53:G:C4	23:2L:54:G:C8	3.07	0.43
36:35:86:LYS:HG3	36:35:87:ASP:N	2.34	0.43
4:3E:8:VAL:CG1	4:3E:21:LEU:HB2	2.48	0.43
55:3L:26:G:H2'	55:3L:27:A:O4'	2.18	0.43
31:4I:114:ILE:HG22	31:4I:115:ARG:O	2.19	0.43
25:4K:19[A]:A:N3	25:4K:19[A]:A:H2'	2.34	0.43
1:13:1202:G:O2'	14:5I:29:ARG:HB2	2.18	0.43
33:6I:79:ILE:HA	33:6I:80:PRO:HD2	1.85	0.43
7:62:26:PHE:CE2	7:62:30:ILE:HD11	2.54	0.43
15:6I:35:ARG:HE	15:6I:35:ARG:HB2	1.71	0.43

Continued on next page...

Continued from previous page...

Atom-1	Atom-2	Interatomic distance (Å)	Clash overlap (Å)
36:78:91:PHE:O	36:78:121:LYS:NZ	2.35	0.43
41:85:90:VAL:O	41:85:92:ARG:N	2.52	0.43
17:8A:83:ASP:O	17:8A:86:GLU:HB2	2.19	0.43
17:8I:50:LYS:HG3	17:8I:51:TYR:CD2	2.53	0.43
42:95:85:LYS:CB	42:95:87:HIS:H	2.32	0.43
19:AA:9:VAL:HG13	19:AA:10:PHE:N	2.33	0.43
20:BI:50:GLU:HG3	20:BI:100:ILE:HG12	2.00	0.43
45:C5:76:CYS:HB2	45:C5:97:ARG:HG3	2.00	0.43
46:D5:28:MET:O	46:D5:34:ASN:HA	2.18	0.43
42:D8:36:PRO:HA	42:D8:56:SER:HB3	2.00	0.43
46:H8:150:LEU:HB3	46:H8:171:ILE:HB	2.00	0.43
51:I5:8:LYS:O	51:I5:10:VAL:HG12	2.18	0.43
54:M5:36:LYS:HG3	54:M5:37:SER:N	2.34	0.43
54:Q8:17:THR:OG1	54:Q8:21:LYS:N	2.42	0.43
54:Q8:52:LYS:H	54:Q8:54:GLU:HG3	1.83	0.43
1:13:452:A:O2'	1:13:453:A:O4'	2.28	0.43
1:13:515:G:N2	1:13:537:G:C4	2.87	0.43
1:13:629:G:N1	1:13:630:G:C6	2.86	0.43
1:13:677:U:H2'	1:13:678:U:C6	2.53	0.43
1:13:939:G:H2'	1:13:940:C:H6	1.84	0.43
1:13:963:G:N2	10:1I:55:LYS:NZ	2.61	0.43
26:14:1337:G:H2'	26:14:1338:G:C8	2.53	0.43
1:1G:1418:A:H2	26:14:1948:G:N3	2.15	0.43
26:14:2128:C:H5'	26:14:2129:C:OP2	2.19	0.43
26:14:2352:A:N1	47:E5:33:ALA:O	2.52	0.43
26:14:2498:C:H3'	59:14:3445:HOH:O	2.18	0.43
26:14:2721:A:H2'	26:14:2722:G:C8	2.54	0.43
26:14:2788:C:O2'	26:14:2809:A:N3	2.52	0.43
26:14:1491:G:O2'	28:19:101:GLU:HB2	2.19	0.43
28:19:239:ARG:NE	59:19:302:HOH:O	2.50	0.43
28:19:69:ARG:CD	28:19:105:ILE:HD11	2.48	0.43
1:1G:1093:A:N3	1:1G:1109:C:O2'	2.46	0.43
1:1G:1286:A:H3'	1:1G:1286:A:H8	1.84	0.43
1:1G:843:U:H3'	1:1G:848:C:O4'	2.18	0.43
1:1G:992:U:H4'	1:1G:993:G:O5'	2.18	0.43
26:1H:1113:U:H2'	26:1H:1114:G:C8	2.54	0.43
26:1H:1174:A:C1'	26:1H:1178:C:H41	2.31	0.43
26:1H:1231:G:H2'	26:1H:1232:G:C8	2.54	0.43
26:1H:1288:U:H4'	26:1H:1289:C:OP2	2.18	0.43
26:1H:1783:A:P	59:1H:3522:HOH:O	2.70	0.43
26:1H:2616:C:H2'	26:1H:2617:C:C6	2.53	0.43

Continued on next page...

Continued from previous page...

Atom-1	Atom-2	Interatomic distance (Å)	Clash overlap (Å)
26:1H:2694:G:C6	26:1H:2695:C:C4	3.07	0.43
26:1H:287:C:O2'	26:1H:288:C:H5'	2.18	0.43
26:1H:389:G:H22	36:78:72:PRO:HD3	1.83	0.43
26:1H:49:A:H4'	26:1H:50:U:H5''	2.00	0.43
26:1H:818:G:H4'	26:1H:838:C:O3'	2.19	0.43
3:22:56:ASP:OD1	3:22:57:ILE:N	2.51	0.43
1:13:1061:G:O6	3:2E:2:GLY:N	2.52	0.43
11:2I:103:LEU:HA	11:2I:103:LEU:HD12	1.81	0.43
30:31:125:LEU:HD11	30:31:199:TRP:CD2	2.53	0.43
4:32:50:ARG:HA	4:32:51:PRO:HD3	1.79	0.43
36:35:35:HIS:HB3	36:35:36:LYS:H	1.55	0.43
30:39:83:PHE:O	30:39:84:VAL:HB	2.18	0.43
5:42:34:VAL:O	5:42:41:VAL:HG12	2.19	0.43
37:45:19:GLY:O	37:45:98:LYS:HB3	2.18	0.43
38:55:30:THR:HG22	38:55:31:HIS:ND1	2.32	0.43
34:58:28:THR:HA	34:58:106:MET:HE2	2.00	0.43
32:59:33:LEU:HD11	32:59:78:GLY:HA3	1.99	0.43
7:62:131:LYS:NZ	7:62:131:LYS:HB3	2.34	0.43
39:65:80:LEU:HD23	39:65:80:LEU:HA	1.78	0.43
8:72:88:LYS:O	8:72:92:ARG:HD2	2.19	0.43
36:78:130:PHE:CZ	36:78:144:GLU:HG2	2.53	0.43
16:7I:4:ILE:HA	16:7I:20:VAL:O	2.18	0.43
41:85:55:ARG:H	41:85:55:ARG:HG2	1.36	0.43
18:9A:61:LYS:O	18:9A:65:ILE:HG23	2.18	0.43
18:9I:19:LYS:HB3	18:9I:20:ALA:H	1.60	0.43
40:B8:19:LEU:HA	40:B8:20:PRO:HD3	1.78	0.43
41:C8:34:LYS:HA	41:C8:34:LYS:HE2	1.99	0.43
48:F5:34:THR:HG22	48:F5:34:THR:O	2.17	0.43
46:H8:125:LEU:HG	46:H8:164:ALA:CB	2.49	0.43
48:J8:23:LYS:HB3	48:J8:29:GLY:HA3	2.01	0.43
52:N8:9:LYS:HA	52:N8:9:LYS:HD3	1.62	0.43
28:11:97:TYR:CE1	28:11:103:ARG:HG3	2.54	0.43
2:12:12:GLU:HB2	2:12:16:HIS:ND1	2.34	0.43
1:13:1158:C:C2	1:13:1160:G:C8	3.06	0.43
1:13:1160:G:H22	1:13:1177:G:N2	2.17	0.43
1:13:1388:C:H2'	1:13:1389:C:C6	2.53	0.43
1:13:1470:G:H2'	1:13:1471:G:O4'	2.19	0.43
1:13:524:G:H2'	1:13:525:C:C5	2.53	0.43
1:13:675:A:H2'	1:13:676:A:O4'	2.19	0.43
1:13:947:G:H2'	1:13:948:C:O4'	2.19	0.43
26:14:1385:G:O2'	26:14:1396:U:H6	1.96	0.43

Continued on next page...

Continued from previous page...

Atom-1	Atom-2	Interatomic distance (Å)	Clash overlap (Å)
26:14:1496:A:C8	26:14:1577:C:O2'	2.69	0.43
26:14:1496:A:H2'	26:14:1498:C:C5	2.54	0.43
26:14:221:A:N6	26:14:265:A:C8	2.86	0.43
26:14:2852:G:H2'	26:14:2853:C:C6	2.54	0.43
26:14:2861:G:C2	26:14:2862:G:C4	3.06	0.43
26:14:817:C:C5	26:14:818:G:N7	2.87	0.43
26:14:844:C:C5	26:14:845:G:C6	3.07	0.43
27:16:4:C:H42	27:16:116:G:H1	1.65	0.43
27:16:89:G:H2'	27:16:89(A):A:C8	2.54	0.43
1:1G:1054:C:N4	24:1L:35:G:C8	2.86	0.43
1:1G:176:C:H2'	1:1G:177:C:C6	2.51	0.43
1:1G:448:A:OP2	1:1G:485:G:N2	2.45	0.43
1:1G:617:G:H4'	16:7A:44:THR:HB	2.00	0.43
26:1H:1013:C:O2'	26:1H:1014:U:H5'	2.19	0.43
26:1H:1167:U:C2	26:1H:1183:G:N2	2.87	0.43
26:1H:1453:A:O2'	26:1H:1454:U:H2'	2.18	0.43
26:1H:1999:C:H4'	26:1H:2723:C:O2	2.19	0.43
26:1H:2545:G:H2'	26:1H:2546:U:O4'	2.19	0.43
26:1H:298:G:H5''	26:1H:299:A:OP1	2.19	0.43
26:1H:975:G:C2	26:1H:976:C:C6	3.07	0.43
26:1H:984:A:H5''	26:1H:985:C:H5	1.83	0.43
3:22:18:TRP:HE1	14:5A:56:VAL:H	1.66	0.43
29:29:4:ILE:HD12	29:29:28:ALA:HB1	2.01	0.43
3:2E:12:LEU:HD22	3:2E:12:LEU:HA	1.89	0.43
3:2E:70:VAL:N	3:2E:106:VAL:HG23	2.34	0.43
1:13:881:G:P	12:3I:12:ARG:HH22	2.41	0.43
31:41:13:GLU:O	31:41:14:GLU:HB3	2.18	0.43
31:41:42:GLY:O	31:41:43:LEU:HD13	2.19	0.43
5:42:124:GLY:O	5:42:126:ARG:HG3	2.19	0.43
5:42:55:VAL:O	5:42:58:ALA:HB3	2.19	0.43
31:49:122:PRO:HB3	31:49:170:ARG:HH12	1.83	0.43
13:4A:96:LEU:N	13:4A:110:ARG:HH21	2.16	0.43
32:51:152:ARG:HB3	32:51:153:LYS:NZ	2.28	0.43
38:55:86:ARG:NH2	38:55:87:TYR:OH	2.52	0.43
26:14:2876:G:H4'	40:75:3:ARG:HD2	2.01	0.43
36:78:121:LYS:HB3	36:78:121:LYS:HE2	1.72	0.43
36:78:61:ARG:HB3	54:Q8:27:THR:HG22	1.99	0.43
16:7A:14:ASN:OD1	16:7A:42:ARG:NH2	2.52	0.43
16:7I:58:TYR:O	16:7I:62:VAL:HG22	2.19	0.43
44:B5:83:VAL:HG22	44:B5:87:GLN:HB2	2.00	0.43
40:B8:108:ARG:HA	40:B8:111:ARG:NE	2.33	0.43

Continued on next page...

Continued from previous page...

Atom-1	Atom-2	Interatomic distance (Å)	Clash overlap (Å)
42:D8:45:THR:O	42:D8:47:VAL:HG12	2.18	0.43
49:K8:4:SER:N	49:K8:7:ARG:HD2	2.34	0.43
54:Q8:41:ILE:HG13	54:Q8:42:ARG:N	2.33	0.43
28:11:61:LEU:HA	28:11:61:LEU:HD13	1.70	0.43
28:11:92:ILE:H	28:11:92:ILE:HG13	1.72	0.43
1:13:593:G:H2'	1:13:594:G:C8	2.54	0.43
1:13:593:G:H2'	1:13:594:G:O4'	2.18	0.43
26:14:298:G:H8	26:14:298:G:O5'	2.01	0.43
26:14:27:G:N2	26:14:512:G:O2'	2.45	0.43
26:14:729:G:O4'	28:19:208:LYS:NZ	2.50	0.43
26:14:941:A:H2'	26:14:942:G:C8	2.54	0.43
27:16:31:C:N4	39:A8:32:LEU:HD22	2.34	0.43
1:1G:106:C:C2'	1:1G:107:G:H5'	2.48	0.43
1:1G:1190:G:H5'	3:22:176:HIS:NE2	2.34	0.43
1:1G:1213:A:N6	1:1G:1215:G:N3	2.67	0.43
1:1G:1367:C:H5'	10:1A:60:ARG:HH21	1.84	0.43
1:1G:1369:C:H2'	1:1G:1370:G:O4'	2.19	0.43
1:1G:440:A:H8	1:1G:440:A:OP2	2.02	0.43
1:1G:540:G:H2'	1:1G:541:G:O4'	2.19	0.43
26:1H:116:C:O2'	26:1H:117:G:H5'	2.19	0.43
26:1H:1255:U:H1'	59:1H:4012:HOH:O	2.18	0.43
26:1H:1484:G:C2	26:1H:1485:G:C8	3.07	0.43
26:1H:1858:G:OP2	26:1H:1858:G:H8	2.02	0.43
26:1H:1946:U:H2'	26:1H:1947:C:C6	2.54	0.43
26:1H:2607:G:H4'	59:1H:3780:HOH:O	2.17	0.43
26:1H:2679:A:H4'	29:21:165:VAL:HG11	2.01	0.43
26:1H:312:G:H5'	26:1H:331:A:O2'	2.18	0.43
26:1H:575:A:OP2	26:1H:2055:C:N4	2.50	0.43
26:1H:583:G:C5	26:1H:584:C:C5	3.06	0.43
26:1H:882:G:H2'	26:1H:883:G:N7	2.33	0.43
27:1J:79:C:H2'	27:1J:80:U:O4'	2.19	0.43
29:21:6:GLY:HA2	29:21:51:PHE:CZ	2.54	0.43
3:22:5:ILE:HG12	3:22:6:HIS:N	2.34	0.43
3:22:76:VAL:HG22	3:22:77:ILE:HG13	2.00	0.43
29:29:170:LEU:HA	29:29:170:LEU:HD13	1.62	0.43
29:29:182:LEU:HD12	29:29:182:LEU:HA	1.65	0.43
29:29:63:LEU:H	29:29:63:LEU:CD2	2.31	0.43
3:2E:79:ARG:NH2	11:2A:105:VAL:HG13	2.32	0.43
3:2E:95:THR:HB	3:2E:97:LYS:HZ1	1.84	0.43
11:2I:13:GLN:HG3	11:2I:75:TYR:O	2.18	0.43
23:2K:2:G:H2'	23:2K:3:C:H6	1.83	0.43

Continued on next page...

Continued from previous page...

Atom-1	Atom-2	Interatomic distance (Å)	Clash overlap (Å)
23:2K:63:C:H2'	23:2K:64:G:C8	2.54	0.43
30:31:185:ASP:HA	30:31:188:ARG:CD	2.48	0.43
30:31:78:ILE:HA	30:31:83:PHE:CD2	2.54	0.43
36:35:59:LEU:O	36:35:59:LEU:HD22	2.18	0.43
30:39:5:ALA:HB1	30:39:125:LEU:HD21	2.01	0.43
24:3K:17:G:H1'	24:3K:18:G:OP1	2.19	0.43
31:49:59:GLU:CD	31:49:153:ARG:HH21	2.22	0.43
13:4A:22:ILE:HB	13:4A:25:ILE:CG1	2.49	0.43
13:4I:15:VAL:HG23	13:4I:43:THR:O	2.18	0.43
13:4I:36:LYS:HG3	13:4I:59:TYR:OH	2.18	0.43
32:51:170:ARG:HD3	32:51:170:ARG:HA	1.89	0.43
32:51:19:VAL:HG12	32:51:20:ALA:N	2.33	0.43
34:58:78:TYR:CD1	34:58:78:TYR:N	2.84	0.43
32:59:3:ARG:HG3	32:59:4:ILE:H	1.83	0.43
39:65:29:PHE:O	39:65:35:ILE:HD12	2.19	0.43
39:65:66:ALA:HA	39:65:69:VAL:HG12	1.99	0.43
1:1G:581:G:OP1	15:6A:61:GLY:HA3	2.18	0.43
8:72:109:ILE:HG22	8:72:137:VAL:HB	1.99	0.43
36:78:147:LEU:HD12	36:78:147:LEU:HA	1.74	0.43
1:1G:1342:C:H1'	9:82:124:GLN:NE2	2.33	0.43
37:88:59:ARG:C	37:88:61:GLY:H	2.21	0.43
17:8A:44:ALA:HA	17:8A:71:PHE:O	2.16	0.43
17:8A:52:LYS:N	17:8A:55:ASP:OD2	2.51	0.43
17:8I:70:ARG:C	17:8I:71:PHE:HD1	2.22	0.43
42:95:55:ALA:HA	42:95:101:GLY:HA2	2.00	0.43
39:A8:89:ARG:HG3	39:A8:92:TYR:O	2.19	0.43
19:AA:66:MET:HA	19:AA:67:VAL:C	2.39	0.43
40:B8:125:ARG:O	40:B8:129:ARG:N	2.49	0.43
20:BA:35:THR:O	20:BA:39:LYS:N	2.48	0.43
34:58:4:TYR:CD2	41:C8:100:VAL:HG11	2.54	0.43
47:E5:82:ARG:HA	47:E5:83:PRO:HD2	1.71	0.43
46:H8:92:SER:O	46:H8:130:PRO:HG2	2.18	0.43
51:I5:23:GLU:O	51:I5:24:THR:OG1	2.37	0.43
26:1H:2017:U:O2	52:N8:10:LYS:HB2	2.19	0.43
2:12:111:ARG:HA	2:12:111:ARG:HD3	1.44	0.43
2:12:176:GLU:HA	2:12:179:LYS:HB3	2.01	0.43
2:12:182:ILE:H	2:12:182:ILE:HD12	1.84	0.43
1:13:109:A:N7	1:13:326:G:H2'	2.34	0.43
1:13:9:G:C6	1:13:26:A:N6	2.87	0.43
1:13:134:A:H1'	1:13:325:A:C4	2.54	0.43
1:13:38:G:C2	1:13:397:A:C2	3.07	0.43

Continued on next page...

Continued from previous page...

Atom-1	Atom-2	Interatomic distance (Å)	Clash overlap (Å)
1:13:445:G:H1	1:13:489:C:N4	2.09	0.43
1:13:539:A:OP1	12:3I:114:LYS:HE2	2.18	0.43
1:13:804:U:H5''	1:13:805:C:OP2	2.17	0.43
26:14:1036:G:H2'	26:14:1037:G:O4'	2.19	0.43
26:14:1210:A:H5'	26:14:1212:G:O4'	2.18	0.43
26:14:1332:G:H5'	26:14:1332:G:C8	2.54	0.43
26:14:1357:U:C4	26:14:1358:G:C5	3.07	0.43
26:14:1496:A:H1'	26:14:1577:C:HO2'	1.83	0.43
26:14:1771:C:HO2'	26:14:1786:A:H8	1.67	0.43
26:14:1925:C:O2'	26:14:1926:U:H5'	2.19	0.43
26:14:2078:C:H2'	26:14:2079:U:C6	2.54	0.43
26:14:2798:C:N4	26:14:2799:A:H62	2.17	0.43
26:14:521:G:H2'	26:14:522:G:H8	1.84	0.43
26:14:528:A:H3'	26:14:528:A:C8	2.54	0.43
26:14:699:A:H2'	26:14:700:G:O4'	2.18	0.43
26:14:74:A:H4'	26:14:75:G:O5'	2.18	0.43
26:14:77:C:H2'	26:14:78:A:O4'	2.19	0.43
26:14:996:A:C2	26:14:997:G:C8	3.07	0.43
34:15:33:LEU:HD12	34:15:33:LEU:HA	1.77	0.43
10:1A:16:LEU:HD23	10:1A:16:LEU:HA	1.85	0.43
10:1A:84:GLN:O	10:1A:88:LEU:HB2	2.19	0.43
2:1E:8:LYS:HD3	2:1E:8:LYS:N	2.34	0.43
1:1G:110:C:H2'	1:1G:111:G:O4'	2.19	0.43
1:1G:1218:C:OP2	14:5A:9:LYS:NZ	2.45	0.43
1:1G:707:C:H2'	1:1G:708:C:C6	2.53	0.43
1:1G:825:G:H1	1:1G:875:C:H42	1.65	0.43
26:1H:1385:G:O2'	26:1H:1396:U:C6	2.67	0.43
26:1H:2518:A:H8	26:1H:2518:A:H5'	1.84	0.43
26:1H:754:C:H2'	26:1H:755:C:C6	2.53	0.43
26:1H:755:C:H2'	26:1H:756:C:H6	1.84	0.43
26:1H:997:G:OP1	41:C8:93:LYS:N	2.46	0.43
27:1J:14:U:H4'	27:1J:15:A:OP2	2.18	0.43
27:1J:35:U:H2'	27:1J:36:C:O4'	2.19	0.43
22:1K:11:C:H2'	22:1K:12:C:C6	2.48	0.43
24:1L:31:G:H2'	24:1L:32:A:C8	2.54	0.43
30:31:181:LEU:HA	30:31:181:LEU:HD23	1.85	0.43
4:32:9:CYS:SG	4:32:31:CYS:O	2.77	0.43
36:35:2:LYS:HE3	36:35:2:LYS:HB2	1.85	0.43
5:42:118:ILE:HG12	5:42:119:LEU:H	1.84	0.43
5:42:36:ASP:OD2	5:42:40:ARG:HG3	2.19	0.43
37:45:133:ARG:HB3	37:45:135:ASP:HB3	2.00	0.43

Continued on next page...

Continued from previous page...

Atom-1	Atom-2	Interatomic distance (Å)	Clash overlap (Å)
5:4E:53:LEU:HD23	5:4E:53:LEU:HA	1.69	0.43
13:4I:22:ILE:HB	13:4I:25:ILE:HD12	2.01	0.43
32:51:98:LEU:HA	32:51:98:LEU:HD12	1.76	0.43
33:61:68:LEU:HA	33:61:71:ILE:CG2	2.49	0.43
7:62:143:ARG:NH1	55:3L:43:G:H5'	2.33	0.43
35:68:31:LYS:HB3	35:68:32:TYR:CE2	2.54	0.43
1:13:55:A:H2	33:69:82:ARG:HD3	1.83	0.43
8:7E:34:GLU:HB3	8:7E:118:VAL:HG21	2.00	0.43
2:1E:179:LYS:HA	8:7E:72:PRO:HD3	2.00	0.43
41:85:97:ASP:OD2	41:85:101:ARG:NE	2.51	0.43
9:8E:48:GLU:N	9:8E:49:PRO:HD2	2.33	0.43
19:AA:7:LYS:HE3	19:AA:7:LYS:HB3	1.87	0.43
44:B5:49:VAL:HB	44:B5:83:VAL:CG2	2.48	0.43
44:B5:65:ARG:HB3	44:B5:70:LEU:HA	2.00	0.43
20:BI:31:SER:HA	20:BI:34:LYS:HE3	2.01	0.43
46:D5:24:LEU:HA	46:D5:25:PRO:HD3	1.89	0.43
47:E5:50:ASN:C	47:E5:62:LEU:HB2	2.39	0.43
45:G8:29:GLU:HB3	45:G8:38:ILE:HG22	2.01	0.43
51:I5:43:TYR:O	51:I5:43:TYR:CG	2.72	0.43
28:11:12:SER:HB2	28:11:207:GLY:O	2.18	0.43
2:12:91:PRO:HG3	2:12:154:LEU:CB	2.44	0.43
1:13:156:G:H1'	1:13:166:G:H22	1.84	0.43
26:14:1260:G:H2'	26:14:1261:C:C6	2.54	0.43
26:14:2286:A:H4'	26:14:2287:A:O4'	2.19	0.43
26:14:2567:G:H2'	26:14:2568:C:C6	2.53	0.43
26:14:270(E):G:C2	26:14:270(V):G:C2	3.06	0.43
26:14:330:A:H2	26:14:1210:A:HO2'	1.63	0.43
26:14:61:G:OP1	49:G5:51:ARG:HD2	2.19	0.43
26:14:654(F):C:H2'	26:14:654(G):C:O4'	2.19	0.43
34:15:1:MET:HG2	42:95:13:ARG:H	1.84	0.43
34:15:71:ILE:HD12	34:15:71:ILE:H	1.84	0.43
28:19:43:ARG:HA	28:19:49:ILE:HA	2.01	0.43
2:1E:21:ARG:O	2:1E:23:ARG:N	2.52	0.43
21:1F:9:ARG:NH2	21:1F:23:PRO:HD2	2.34	0.43
1:1G:1512:U:H2'	1:1G:1513:A:C8	2.53	0.43
1:1G:440:A:H3'	1:1G:442:C:C6	2.54	0.43
1:1G:973:G:H3'	1:1G:974:A:H5''	2.01	0.43
26:1H:2105:C:H2'	26:1H:2106:G:H8	1.84	0.43
26:1H:2137:C:H1'	26:1H:2155:G:N2	2.33	0.43
26:1H:2157:G:HO2'	26:1H:2158:A:P	2.42	0.43
26:1H:2473:U:H2'	26:1H:2473:U:O2	2.19	0.43

Continued on next page...

Continued from previous page...

Atom-1	Atom-2	Interatomic distance (Å)	Clash overlap (Å)
26:1H:991:C:H2'	26:1H:992:C:C6	2.53	0.43
27:1J:63:G:H2'	27:1J:64:C:C6	2.54	0.43
29:21:116:VAL:HG13	29:21:122:PHE:CD2	2.54	0.43
3:22:47:LEU:HD23	3:22:68:VAL:HG11	1.99	0.43
4:32:193:ASP:N	4:32:193:ASP:OD1	2.52	0.43
1:1G:537:G:H5''	12:3A:113:ARG:HH12	1.83	0.43
4:3E:28:SER:OG	4:3E:30:LYS:HE3	2.18	0.43
12:3I:20:LYS:HD3	12:3I:20:LYS:H	1.84	0.43
12:3I:85:ILE:HA	12:3I:85:ILE:HD13	1.79	0.43
55:3L:13:G:H1'	55:3L:23:A:N6	2.29	0.43
13:4A:94:ARG:O	13:4A:96:LEU:N	2.52	0.43
33:61:44:LEU:HD12	33:61:44:LEU:HA	1.94	0.43
7:62:76:ARG:HB2	7:62:89:MET:HG3	2.00	0.43
35:68:2:ILE:HG23	35:68:6:THR:HG21	2.01	0.43
33:69:73:GLU:HG3	33:69:136:VAL:HG23	2.00	0.43
15:6A:7:GLU:O	15:6A:11:VAL:HG23	2.19	0.43
15:6I:17:ARG:HH11	15:6I:77:ARG:HH11	1.66	0.43
16:7I:57:ARG:HH21	16:7I:79:VAL:HA	1.84	0.43
9:8E:25:LYS:N	9:8E:60:ASP:OD1	2.49	0.43
42:95:37:VAL:CG2	42:95:57:VAL:H	2.27	0.43
1:13:192:U:H4'	20:BI:103:GLY:HA2	2.00	0.43
46:D5:29:TYR:HA	46:D5:33:LEU:O	2.19	0.43
42:D8:9:GLY:O	42:D8:10:LYS:HG3	2.18	0.43
46:H8:101:PRO:HA	46:H8:123:ASP:HB3	1.99	0.43
46:H8:81:ARG:O	46:H8:81:ARG:HG3	2.19	0.43
48:J8:81:LYS:HD2	48:J8:81:LYS:HA	1.57	0.43
49:K8:64:LEU:HD21	49:K8:68:ARG:NH1	2.33	0.43
53:L5:12:ARG:NH2	53:L5:44:PRO:HB3	2.34	0.43
19:AI:67:VAL:HG12	51:M8:59:PHE:HB3	2.00	0.43
53:P8:15:THR:HG22	53:P8:16:HIS:CE1	2.54	0.43
1:13:1286:A:C2	21:1F:18:TYR:OH	2.72	0.42
1:13:122:G:H1	1:13:239:U:H3	1.67	0.42
1:13:49:U:O2'	1:13:50:A:H3'	2.18	0.42
1:13:720:C:N3	1:13:721:G:C6	2.87	0.42
26:14:1076:C:H2'	26:14:1077:A:H5'	2.01	0.42
26:14:108:U:H2'	26:14:109:G:H8	1.82	0.42
26:14:1171:G:OP2	26:14:1171:G:H2'	2.19	0.42
26:14:1186:G:H2'	26:14:1187:G:O4'	2.18	0.42
26:14:1204:A:HO2'	26:14:1205:U:P	2.41	0.42
26:14:1682:G:C2	26:14:1683:C:C2	3.07	0.42
26:14:2142:C:H2'	26:14:2143:C:C6	2.53	0.42

Continued on next page...

Continued from previous page...

Atom-1	Atom-2	Interatomic distance (Å)	Clash overlap (Å)
26:14:2135:A:C5	26:14:2156:G:N2	2.86	0.42
26:14:2420:C:H41	54:M5:31:HIS:CB	2.22	0.42
26:14:2734:A:H2'	26:14:2735:G:O4'	2.18	0.42
26:14:1050:A:N3	26:14:2751:G:H2'	2.34	0.42
26:14:2849:U:H4'	26:14:2868:A:C2	2.54	0.42
26:14:809:G:H2'	26:14:810:U:C6	2.54	0.42
26:14:809:G:H2'	26:14:810:U:H6	1.84	0.42
27:16:15:A:H1'	27:16:109:G:C8	2.54	0.42
28:19:89:SER:HB2	28:19:159:ALA:HB2	2.01	0.42
1:1G:1075:C:OP1	2:12:179:LYS:HE2	2.19	0.42
1:1G:1053:G:N7	1:1G:1200:C:H5''	2.34	0.42
1:1G:362:G:H3'	12:3A:34:ARG:HH21	1.83	0.42
1:1G:445:G:H2'	1:1G:446:G:C8	2.54	0.42
1:1G:498:A:H4'	1:1G:500:G:OP1	2.20	0.42
1:1G:652:U:C5	1:1G:752:G:N3	2.86	0.42
26:1H:1137:G:H2'	26:1H:1138:G:C8	2.53	0.42
26:1H:1138:G:H2'	26:1H:1139:G:O4'	2.19	0.42
26:1H:1178:C:H1'	26:1H:1179:C:O5'	2.18	0.42
26:1H:1321:A:H2'	26:1H:1322:A:O4'	2.19	0.42
26:1H:1339:G:H21	26:1H:1603:A:H1'	1.84	0.42
26:1H:1348:G:C2'	26:1H:1349:A:H5''	2.49	0.42
26:1H:1509:C:H42	26:1H:1511:A:H62	1.65	0.42
26:1H:1716:U:O2'	26:1H:1717:G:H5'	2.18	0.42
26:1H:1931:U:O2	26:1H:1931:U:O4'	2.36	0.42
26:1H:2052:G:H4'	29:21:143:ASN:O	2.18	0.42
26:1H:2358:G:C5	26:1H:2359:C:C5	3.07	0.42
26:1H:2616:C:H2'	26:1H:2617:C:H6	1.84	0.42
26:1H:432:A:H2'	26:1H:433:C:H6	1.83	0.42
26:1H:511:U:C5	26:1H:512:G:C5	3.07	0.42
26:1H:743:G:O3'	59:1H:3579:HOH:O	2.22	0.42
26:1H:844:C:H2'	26:1H:845:G:O4'	2.19	0.42
26:1H:945:A:OP2	26:1H:945:A:H4'	2.18	0.42
27:1J:33:G:N3	27:1J:50:G:N2	2.67	0.42
22:1K:20:C:O2'	22:1K:68:A:N7	2.52	0.42
3:2E:97:LYS:HB2	3:2E:97:LYS:HE2	1.76	0.42
23:2K:59:A:H4'	23:2K:60:A:OP1	2.19	0.42
12:3A:62:SER:O	12:3A:64:TYR:N	2.52	0.42
4:3E:141:ARG:HB2	4:3E:141:ARG:HH11	1.84	0.42
37:45:66:ILE:HG13	37:45:67:ARG:N	2.33	0.42
31:49:2:PRO:HG2	51:I5:25:TYR:CE2	2.54	0.42
13:4I:4:ILE:HG22	13:4I:5:ALA:N	2.27	0.42

Continued on next page...

Continued from previous page...

Atom-1	Atom-2	Interatomic distance (Å)	Clash overlap (Å)
34:58:128:HIS:HB2	34:58:129:PRO:HD2	2.01	0.42
34:58:31:ALA:O	34:58:35:ARG:HG2	2.19	0.42
33:69:126:TYR:O	33:69:139:GLN:HA	2.19	0.42
8:72:97:VAL:HG22	8:72:129:VAL:C	2.39	0.42
8:72:69:ARG:HD3	8:72:75:ARG:O	2.19	0.42
8:72:75:ARG:HA	8:72:76:PRO:HD2	1.83	0.42
8:72:83:ILE:HB	8:72:137:VAL:HG13	2.01	0.42
1:13:375:U:OP1	16:7I:69:THR:HG21	2.19	0.42
9:82:17:VAL:HG11	9:82:81:ILE:HD13	2.01	0.42
42:95:37:VAL:HG23	42:95:56:SER:HA	1.99	0.42
43:A5:24:ILE:O	43:A5:27:LYS:HG3	2.18	0.42
20:BA:75:ASN:N	20:BA:75:ASN:OD1	2.42	0.42
47:E5:12:ASN:HA	47:E5:14:ARG:NH2	2.34	0.42
26:14:125:G:C6	53:L5:10:ARG:HG3	2.54	0.42
53:L5:5:TRP:NE1	53:L5:7:PRO:HG3	2.33	0.42
31:41:107:LEU:O	51:M8:38:LYS:HD3	2.19	0.42
28:11:202:LYS:HG3	28:11:203:ASN:OD1	2.19	0.42
1:13:112:G:OP1	16:7I:27:LYS:HD2	2.19	0.42
1:13:1132:C:O2'	1:13:1133:G:H5'	2.19	0.42
1:13:1124:G:C8	1:13:1145:C:C5	3.07	0.42
1:13:1320:C:O2	19:AI:36:ARG:NH2	2.45	0.42
1:13:1413:A:H2'	1:13:1414:U:O4'	2.19	0.42
1:13:257:G:N1	1:13:258:G:C5	2.87	0.42
1:13:33:A:C6	1:13:34:C:N4	2.87	0.42
1:13:42:G:H2'	1:13:43:C:O4'	2.19	0.42
1:13:668:G:O2'	15:6I:46:HIS:HB3	2.19	0.42
1:13:712:A:C6	1:13:713:G:C6	3.07	0.42
1:13:814:A:N7	1:13:816:A:C4	2.87	0.42
1:13:843:U:H5'	1:13:848:C:C5	2.55	0.42
26:14:1468:C:H2'	26:14:1469:A:C8	2.54	0.42
26:14:1324:G:H4'	26:14:1616:A:C2	2.54	0.42
26:14:2051:A:OP2	26:14:2051:A:H8	2.03	0.42
26:14:2319:G:H4'	26:14:2320:A:O4'	2.19	0.42
26:14:2439:A:C5'	26:14:2439:A:C8	3.02	0.42
26:14:2612:C:OP2	52:J5:2:ALA:HB3	2.18	0.42
26:14:521:G:H2'	26:14:522:G:C8	2.55	0.42
26:14:768:G:H2'	26:14:769:G:C8	2.52	0.42
26:14:7:G:C2	26:14:8:A:C4	3.07	0.42
34:15:28:THR:HG22	34:15:29:LYS:N	2.34	0.42
10:1A:38:ILE:HB	10:1A:71:LEU:O	2.19	0.42
2:1E:97:TRP:CH2	2:1E:173:ALA:HA	2.54	0.42

Continued on next page...

Continued from previous page...

Atom-1	Atom-2	Interatomic distance (Å)	Clash overlap (Å)
1:1G:197:A:H8	1:1G:198:G:N9	2.17	0.42
1:1G:374:A:C6	1:1G:375:U:C4	3.07	0.42
1:1G:512:U:H2'	1:1G:513:C:C6	2.55	0.42
1:1G:631:G:H3'	1:1G:632:A:H8	1.84	0.42
1:1G:696:A:N3	1:1G:786:G:O2'	2.38	0.42
1:1G:90:C:H2'	1:1G:91:C:O4'	2.19	0.42
1:1G:993:G:O2'	1:1G:994:A:N7	2.51	0.42
26:1H:1164:G:H2'	26:1H:1165:U:H6	1.83	0.42
26:1H:1387:C:O2	26:1H:1388:G:C8	2.72	0.42
26:1H:140:A:C8	26:1H:1408:C:O2'	2.66	0.42
26:1H:182:A:H2'	26:1H:183:C:C6	2.54	0.42
26:1H:2746:U:O4	26:1H:2755:C:H4'	2.19	0.42
26:1H:282:A:C4	26:1H:359:A:C2	3.07	0.42
26:1H:2830:G:H8	26:1H:2830:G:H5''	1.84	0.42
26:1H:2850:A:OP2	26:1H:2866:U:N3	2.31	0.42
26:1H:2860:A:N7	26:1H:2861:G:H1'	2.34	0.42
26:1H:962:G:C2	26:1H:963:U:C2	3.07	0.42
27:1J:73:A:C4	27:1J:104:A:C2	3.07	0.42
22:1K:35:QUO:H5''	22:1K:36:U:OP2	2.19	0.42
24:1L:46:G:N2	24:1L:55:U:O4	2.52	0.42
4:32:24:GLU:O	4:32:27:TYR:N	2.52	0.42
30:39:170:LEU:HA	30:39:171:PRO:HD3	1.70	0.42
30:39:20:LEU:HD12	30:39:199:TRP:CH2	2.55	0.42
31:41:116:ASP:HB3	31:41:117:PHE:H	1.61	0.42
31:41:83:ARG:HG2	31:41:86:MET:HE2	2.02	0.42
5:42:11:ILE:HB	5:42:31:LEU:HD12	2.01	0.42
37:45:117:ALA:HA	37:45:120:ILE:HB	2.00	0.42
13:4I:84:ILE:CG2	13:4I:86:CYS:HB2	2.48	0.42
32:51:124:GLU:HG2	32:51:126:PRO:HG3	2.00	0.42
6:52:53:ALA:HB3	6:52:86:ARG:HD3	2.00	0.42
34:58:20:GLY:HA2	34:58:61:ARG:HD3	2.01	0.42
32:59:125:VAL:HG22	32:59:126:PRO:CD	2.49	0.42
32:59:22:GLY:O	32:59:37:VAL:HG12	2.18	0.42
39:65:67:ARG:HB2	39:65:67:ARG:CZ	2.49	0.42
33:69:102:SER:OG	33:69:103:ARG:N	2.51	0.42
33:69:145:VAL:HB	33:69:146:ALA:H	1.53	0.42
33:69:7:GLU:HA	33:69:15:VAL:HG22	2.01	0.42
8:72:83:ILE:HG13	8:72:137:VAL:HG22	2.01	0.42
40:75:112:ARG:CZ	40:75:113:LYS:HE2	2.50	0.42
40:75:125:ARG:HB3	40:75:129:ARG:NH2	2.34	0.42
26:14:2847:U:OP1	40:75:98:LYS:HE2	2.19	0.42

Continued on next page...

Continued from previous page...

Atom-1	Atom-2	Interatomic distance (Å)	Clash overlap (Å)
36:78:106:LEU:HD13	36:78:107:LYS:O	2.19	0.42
16:71:3:LYS:O	16:71:21:VAL:HA	2.18	0.42
37:88:85:LYS:HG2	37:88:86:GLY:N	2.34	0.42
42:95:24:LYS:HA	42:95:92:THR:OG1	2.19	0.42
38:98:60:LEU:O	38:98:64:ARG:HG3	2.19	0.42
1:13:1318:A:H5''	19:AI:10:PHE:CD2	2.54	0.42
20:BI:23:ARG:HA	20:BI:26:ASN:HD21	1.84	0.42
45:C5:2:ARG:HB3	45:C5:2:ARG:HE	1.40	0.42
26:1H:1225:C:O2'	42:D8:85:LYS:HA	2.20	0.42
47:E5:26:TYR:HB2	47:E5:29:GLN:OE1	2.18	0.42
47:I8:41:ARG:HA	47:I8:41:ARG:NE	2.33	0.42
48:J8:60:PHE:HE2	48:J8:91:LYS:NZ	2.17	0.42
48:J8:90:ILE:HG22	48:J8:94:LEU:HD12	2.00	0.42
28:11:78:LYS:HA	28:11:115:GLN:O	2.19	0.42
1:13:11:G:C6	1:13:12:U:C4	3.06	0.42
1:13:1240:U:P	7:6E:116:ALA:HB2	2.60	0.42
1:13:131:C:H2'	1:13:132:C:C6	2.54	0.42
1:13:515:G:O5'	1:13:515:G:H8	2.01	0.42
1:13:724:G:O2'	1:13:725:G:H5'	2.19	0.42
1:13:917:G:H2'	1:13:918:A:C8	2.54	0.42
26:14:1062:G:H2'	26:14:1063:G:H8	1.83	0.42
26:14:1165:U:H2'	26:14:1166:C:C6	2.55	0.42
26:14:1408:C:C2	26:14:1595:G:N2	2.87	0.42
26:14:195:A:H61	26:14:198:C:H3'	1.83	0.42
26:14:2252:G:H2'	26:14:2253:G:O4'	2.18	0.42
26:14:2375:G:O2'	26:14:2377:A:N7	2.44	0.42
26:14:2472:G:H2'	26:14:2475:C:N4	2.27	0.42
26:14:2674:G:H4'	35:25:30:ALA:HB2	2.00	0.42
26:14:745:G:H5''	26:14:746:A:OP2	2.20	0.42
1:1G:1032(B):G:H2'	1:1G:1033:G:C8	2.53	0.42
1:1G:1053:G:C6	1:1G:1199:U:H2'	2.54	0.42
1:1G:1135:U:O2'	1:1G:1136:U:H5	2.01	0.42
1:1G:1423:G:H2'	1:1G:1424:C:C6	2.53	0.42
1:1G:620:C:C2	4:32:135:LEU:HD23	2.55	0.42
26:1H:1419:A:C8	26:1H:1421:G:C6	3.07	0.42
26:1H:197:A:N6	26:1H:2430:A:H2'	2.34	0.42
26:1H:2092:U:H4'	26:1H:2093:G:O5'	2.19	0.42
26:1H:1999:C:H5''	26:1H:2723:C:O2'	2.18	0.42
26:1H:2807:G:H3'	26:1H:2808:U:H5''	1.99	0.42
26:1H:649:G:C5	26:1H:650:C:C4	3.07	0.42
26:1H:686:G:N7	53:P8:5:TRP:CH2	2.88	0.42

Continued on next page...

Continued from previous page...

Atom-1	Atom-2	Interatomic distance (Å)	Clash overlap (Å)
22:1K:53:A:H2'	22:1K:54:C:H5'	2.02	0.42
24:1L:57:C:C2	24:1L:68:A:H1'	2.54	0.42
11:2I:12:ARG:HB2	11:2I:12:ARG:HE	1.43	0.42
30:31:123:LEU:HD13	30:31:192:LEU:HD22	2.02	0.42
36:35:47:ASP:HB3	36:35:49:ARG:H	1.83	0.42
55:3L:23:A:C6	55:3L:24:G:C2	3.07	0.42
5:42:103:GLY:O	5:42:106:PRO:HD2	2.18	0.42
32:51:117:PRO:HB3	32:51:123:PHE:CE2	2.55	0.42
6:52:25:ILE:HG12	6:52:25:ILE:H	1.64	0.42
34:58:137:LYS:HG3	34:58:138:LEU:O	2.19	0.42
34:58:72:TYR:OH	34:58:98:VAL:HG23	2.19	0.42
1:1G:277:C:P	17:8A:68:ARG:HH12	2.41	0.42
17:8I:100:LYS:HB3	17:8I:101:ARG:NE	2.34	0.42
20:BA:30:LYS:O	20:BA:34:LYS:HG3	2.19	0.42
51:I5:40:HIS:N	51:I5:41:PRO:HD3	2.35	0.42
51:M8:43:TYR:CE2	51:M8:44:THR:HG23	2.54	0.42
1:13:1332:A:C2	1:13:1333:A:C4	3.08	0.42
1:13:522:C:H2'	1:13:523:A:O4'	2.19	0.42
1:13:595:G:H1	1:13:641:U:HO2'	1.68	0.42
1:13:836:G:C6	1:13:851:G:C6	3.07	0.42
26:14:1317:A:H2'	26:14:1318:C:C6	2.53	0.42
26:14:2258:C:O2'	26:14:2427:C:OP2	2.35	0.42
26:14:528:A:H3'	26:14:528:A:H8	1.84	0.42
26:14:673:C:H5''	30:39:81:PRO:HD2	2.01	0.42
26:14:714:U:O2	26:14:716:A:C8	2.73	0.42
26:14:807:U:C2	26:14:808:G:C8	3.08	0.42
26:14:883:G:C6	26:14:884:C:N4	2.87	0.42
26:14:2780:G:OP2	34:15:118:LYS:HD3	2.20	0.42
27:16:31:C:H2'	27:16:32:C:C6	2.54	0.42
28:19:26:LYS:HZ3	28:19:30:GLU:HB2	1.83	0.42
2:1E:70:PHE:HB2	2:1E:92:TYR:CB	2.49	0.42
1:1G:1227:A:H8	1:1G:1227:A:H3'	1.85	0.42
1:1G:1286:A:C8	1:1G:1286:A:C3'	3.02	0.42
1:1G:272:C:H2'	1:1G:273:A:H8	1.84	0.42
1:1G:76:G:C6	1:1G:77:C:C4	3.08	0.42
1:1G:791:G:O6	1:1G:792:A:N6	2.49	0.42
1:1G:885:G:O2'	1:1G:914:A:N1	2.39	0.42
26:1H:1509:C:C2	26:1H:1511:A:N7	2.88	0.42
26:1H:1858:G:HO2'	26:1H:1859:A:C5'	2.29	0.42
26:1H:185:U:C2	26:1H:186:G:C8	3.07	0.42
26:1H:2287:A:N3	26:1H:2289:G:C8	2.87	0.42

Continued on next page...

Continued from previous page...

Atom-1	Atom-2	Interatomic distance (Å)	Clash overlap (Å)
26:1H:2442:C:H2'	26:1H:2443:C:H6	1.83	0.42
26:1H:270(O):U:O5'	26:1H:270(O):U:H6	2.03	0.42
26:1H:2864:G:O2'	26:1H:2865:U:H5'	2.19	0.42
26:1H:363(F):A:H4'	26:1H:364:C:H5'	2.01	0.42
10:1I:25:GLU:O	10:1I:29:ARG:HB3	2.20	0.42
10:1I:5:ARG:O	10:1I:98:ILE:HA	2.20	0.42
27:1J:31:C:H4'	31:49:29:TRP:CH2	2.54	0.42
22:1K:38:MIA:H2'	22:1K:39:A:O4'	2.19	0.42
11:2A:58:PRO:HB2	11:2A:93:GLN:HG3	2.01	0.42
4:32:108:LEU:HD11	4:32:174:LEU:HB3	2.01	0.42
30:39:153:SER:OG	30:39:190:GLU:HB2	2.19	0.42
1:1G:521:G:H4'	12:3A:73:GLU:HG3	2.00	0.42
4:3E:135:LEU:HA	4:3E:136:PRO:HD2	1.81	0.42
24:3K:52:G:H2'	24:3K:53:A:O4'	2.18	0.42
13:4A:59:TYR:O	13:4A:63:THR:OG1	2.38	0.42
5:4E:35:GLY:H	5:4E:112:LEU:HD13	1.84	0.42
5:4E:110:LEU:HD13	5:4E:118:ILE:HG21	2.01	0.42
34:58:12:ARG:HD2	34:58:50:ASP:OD1	2.18	0.42
34:58:7:LYS:H	34:58:7:LYS:HD2	1.83	0.42
32:59:6:ARG:HG2	32:59:7:LEU:H	1.84	0.42
7:62:115:ARG:O	7:62:119:ARG:HG3	2.19	0.42
26:1H:1665:A:H1'	35:68:1:MET:HG3	2.02	0.42
33:69:77:LEU:HA	33:69:141:LYS:HB3	2.00	0.42
40:75:14:TYR:HD1	40:75:14:TYR:H	1.66	0.42
26:14:2845:G:H5''	40:75:54:ARG:O	2.20	0.42
1:1G:229:U:H5''	16:7A:33:ILE:HD13	2.02	0.42
16:7A:53:VAL:O	16:7A:57:ARG:HG3	2.20	0.42
8:7E:100:ILE:HA	8:7E:101:PRO:HD3	1.74	0.42
41:85:27:LEU:HD22	41:85:27:LEU:HA	1.81	0.42
41:85:91:ASP:C	41:85:92:ARG:HG3	2.38	0.42
41:85:98:LEU:HB2	41:85:102:GLU:HB2	2.01	0.42
1:1G:254:G:OP1	17:8A:67:LYS:O	2.36	0.42
6:5E:97:PHE:O	18:9I:31:LEU:HD22	2.19	0.42
45:C5:43:ASN:N	45:C5:43:ASN:OD1	2.53	0.42
46:D5:156:LYS:HG2	46:D5:156:LYS:H	1.60	0.42
45:G8:43:ASN:OD1	45:G8:65:ALA:HB3	2.19	0.42
50:H5:59:VAL:HG12	50:H5:60:GLU:N	2.34	0.42
46:H8:163:LEU:H	46:H8:163:LEU:HD12	1.84	0.42
2:12:47:THR:HG23	2:12:202:PRO:HG2	2.02	0.42
1:13:109:A:C6	1:13:326:G:C6	3.08	0.42
1:13:443:C:H42	1:13:491:G:H1	1.66	0.42

Continued on next page...

Continued from previous page...

Atom-1	Atom-2	Interatomic distance (Å)	Clash overlap (Å)
1:13:509:A:H5''	4:3E:55:ALA:HB2	2.00	0.42
1:13:834:C:C2	1:13:853:G:C2	3.08	0.42
26:14:1069:A:H2	26:14:1094:U:N3	2.17	0.42
26:14:1259:G:O2'	26:14:1260:G:H5'	2.19	0.42
26:14:1266:G:O5'	43:A5:15:ARG:NH2	2.52	0.42
26:14:864:G:N2	26:14:913:U:C2	2.87	0.42
28:19:244:ARG:HB2	28:19:245:PRO:HD2	2.01	0.42
1:1G:1056:U:OP1	3:22:163:ALA:N	2.50	0.42
1:1G:1069:C:O2'	1:1G:1192:C:H1'	2.18	0.42
1:1G:1112:C:N3	3:22:178:LEU:HD23	2.35	0.42
1:1G:1469:G:H2'	1:1G:1470:G:C8	2.55	0.42
1:1G:49:U:C2	1:1G:361:G:N2	2.87	0.42
1:1G:407:G:P	4:32:115:ARG:HH21	2.43	0.42
1:1G:453:A:H4'	16:7A:72:ARG:HG3	2.01	0.42
1:1G:652:U:O2'	1:1G:653:A:O5'	2.37	0.42
1:1G:918:A:H2'	1:1G:919:A:O4'	2.20	0.42
1:1G:960:U:O2	1:1G:1225:A:C8	2.72	0.42
26:1H:1372:U:O5'	26:1H:1372:U:H6	2.02	0.42
26:1H:1705:G:C6	26:1H:1706:U:N3	2.88	0.42
26:1H:2111:C:H5	26:1H:2147:G:H1	1.66	0.42
26:1H:2710:C:H2'	26:1H:2711:A:O4'	2.19	0.42
26:1H:563:G:P	59:1H:3533:HOH:O	2.77	0.42
3:22:9:GLY:HA3	14:5A:49:HIS:HA	2.01	0.42
35:25:87:ILE:HG13	35:25:91:LEU:HA	2.00	0.42
11:2A:29:ILE:CG2	11:2A:44:SER:HB2	2.42	0.42
11:2A:48:ILE:HG21	11:2A:63:LEU:HB2	2.01	0.42
3:2E:142:MET:SD	3:2E:148:GLY:HA2	2.59	0.42
30:31:47:GLY:HA3	30:31:95:ARG:O	2.18	0.42
36:35:13:ASN:C	36:35:15:ARG:N	2.72	0.42
26:14:797:C:OP2	30:39:62:ARG:HG3	2.18	0.42
1:1G:523:A:H61	12:3A:92:ASP:HB2	1.83	0.42
4:3E:7:PRO:CB	4:3E:10:ARG:HG2	2.49	0.42
12:3I:41:ARG:HE	12:3I:41:ARG:HB2	1.70	0.42
23:2K:41:C:H5'	24:3K:36:U:O2'	2.19	0.42
35:68:13:ASN:ND2	35:68:97:ARG:HB2	2.34	0.42
7:6E:113:GLU:HG2	7:6E:113:GLU:H	1.58	0.42
7:6E:27:ILE:HA	7:6E:30:ILE:HD12	2.00	0.42
30:31:33:LEU:HD23	36:78:1:MET:HG3	2.00	0.42
16:7I:58:TYR:C	16:7I:58:TYR:HD1	2.23	0.42
20:BA:86:ARG:NH1	20:BA:86:ARG:HB3	2.34	0.42
1:13:192:U:C4'	20:BI:103:GLY:HA2	2.49	0.42

Continued on next page...

Continued from previous page...

Atom-1	Atom-2	Interatomic distance (Å)	Clash overlap (Å)
45:C5:36:ALA:O	45:C5:37:VAL:HG13	2.20	0.42
41:C8:106:PHE:O	41:C8:109:LEU:HB2	2.20	0.42
44:F8:89:ILE:HG22	44:F8:92:LEU:HB2	2.01	0.42
49:G5:10:LEU:HD12	49:G5:10:LEU:HA	1.88	0.42
54:M5:25:MET:O	54:M5:48:PHE:HE1	2.03	0.42
52:N8:40:LYS:HD3	52:N8:46:CYS:SG	2.59	0.42
54:Q8:61:LEU:CD1	54:Q8:62:LEU:HD12	2.47	0.42
28:11:37:LEU:HD22	28:11:62:TYR:HB2	2.00	0.42
2:12:117:GLU:O	2:12:120:ALA:HB3	2.19	0.42
1:13:1057:G:H2'	1:13:1058:G:O4'	2.19	0.42
1:13:960:U:C2	1:13:1225:A:C5	3.07	0.42
1:13:34:C:H2'	1:13:35:G:C8	2.55	0.42
1:13:486:U:H2'	1:13:487:A:H8	1.84	0.42
1:13:687:A:H2'	1:13:701:C:N4	2.34	0.42
26:14:1728:G:C5	26:14:1730:U:OP2	2.73	0.42
26:14:2002:G:N7	59:14:3810:HOH:O	2.37	0.42
26:14:2062:A:O2'	26:14:2063:C:OP1	2.36	0.42
26:14:2328:A:H2'	26:14:2329:G:C8	2.55	0.42
26:14:528:A:C2	26:14:2043:C:H4'	2.55	0.42
26:14:734:A:O2'	26:14:1635:G:H5'	2.19	0.42
26:14:761:A:C5	59:14:3413:HOH:O	2.65	0.42
27:16:37:C:C2'	27:16:38:C:H5'	2.50	0.42
1:1G:1035:A:H2'	1:1G:1036:G:H4'	2.02	0.42
1:1G:219:C:H2'	1:1G:220:G:O4'	2.20	0.42
1:1G:410:G:H21	1:1G:432:A:H62	1.66	0.42
1:1G:446:G:H1	1:1G:488:C:H42	1.67	0.42
1:1G:668:G:O2'	15:6A:46:HIS:HB3	2.19	0.42
1:1G:923:A:H1'	1:1G:1398:A:C2	2.54	0.42
26:1H:1142(A):A:C4	26:1H:1144:G:C8	3.07	0.42
26:1H:1692:U:O2'	26:1H:1693:U:H2'	2.19	0.42
26:1H:1994:C:O2'	26:1H:1995:U:H5'	2.19	0.42
26:1H:2102:U:H2'	26:1H:2103:C:C6	2.54	0.42
26:1H:2266:A:H4'	26:1H:2267:A:N3	2.35	0.42
26:1H:57:C:H2'	26:1H:58:G:O4'	2.18	0.42
26:1H:654(M):C:H5'	26:1H:654(N):G:C5	2.55	0.42
26:1H:751:A:P	59:1H:3749:HOH:O	2.73	0.42
26:1H:884:C:N4	26:1H:885:C:H41	2.18	0.42
10:1I:8:LEU:HB3	10:1I:16:LEU:HD21	2.01	0.42
22:1K:46:G:N2	22:1K:47:U:O2	2.52	0.42
22:1K:57:C:C2	22:1K:68:A:H1'	2.55	0.42
1:1G:676:A:H1'	11:2A:115:PRO:HB3	2.01	0.42

Continued on next page...

Continued from previous page...

Atom-1	Atom-2	Interatomic distance (Å)	Clash overlap (Å)
11:2A:87:THR:HA	11:2A:91:ARG:HD3	2.01	0.42
11:2I:73:MET:CG	11:2I:103:LEU:HD13	2.49	0.42
30:31:127:GLU:HA	30:31:127:GLU:OE2	2.15	0.42
30:31:176:LEU:HB3	30:31:177:ALA:O	2.20	0.42
36:35:18:ARG:O	36:35:19:VAL:HG23	2.20	0.42
30:39:13:SER:HA	30:39:14:PRO:HD3	1.83	0.42
12:3A:100:ILE:CG2	12:3A:101:VAL:N	2.82	0.42
12:3A:10:LEU:HB3	17:8A:32:TYR:CE2	2.55	0.42
4:3E:30:LYS:HB2	4:3E:32:ALA:N	2.35	0.42
24:3K:49:A:H2'	24:3K:50:U:H5''	2.01	0.42
31:41:79:ASN:N	31:41:79:ASN:OD1	2.53	0.42
5:42:60:TYR:HB3	5:42:64:ARG:NH2	2.34	0.42
37:45:38:GLU:HB2	37:45:127:ILE:HG22	2.02	0.42
32:51:130:ARG:HB3	32:51:130:ARG:NH1	2.34	0.42
26:14:1287:A:N7	38:55:106:GLY:HA3	2.35	0.42
9:82:33:PHE:HE2	9:82:47:LEU:HD23	1.84	0.42
41:85:50:ARG:HH12	42:95:72:VAL:HG23	1.85	0.42
37:88:104:PHE:CE2	37:88:125:LEU:HD11	2.55	0.42
42:95:79:VAL:C	42:95:80:GLN:OE1	2.57	0.42
42:95:85:LYS:HB3	42:95:87:HIS:H	1.85	0.42
40:B8:22:PHE:CD1	40:B8:22:PHE:N	2.88	0.42
45:C5:48:ALA:HB1	45:C5:50:ARG:HD3	2.02	0.42
51:I5:37:SER:OG	51:I5:38:LYS:N	2.52	0.42
31:49:67:LYS:N	51:I5:6:HIS:CD2	2.73	0.42
54:M5:34:TRP:CE3	54:M5:34:TRP:CA	3.02	0.42
54:Q8:23:VAL:CG1	54:Q8:46:ARG:HD3	2.49	0.42
2:12:16:HIS:NE2	2:12:213:LEU:HD13	2.34	0.42
1:13:1054:C:H6	1:13:1196:U:O2'	2.01	0.42
1:13:1286:A:H2'	1:13:1287:A:H4'	2.02	0.42
1:13:1449:C:H42	1:13:1454:G:H1	1.68	0.42
1:13:255:G:C5	1:13:256:U:C5	3.07	0.42
1:13:266:G:H8	1:13:266:G:H2'	1.72	0.42
1:13:626:U:N3	1:13:627:G:C5	2.88	0.42
26:14:1336:A:OP2	44:B5:64:LYS:NZ	2.43	0.42
26:14:1:G:H2'	26:14:2:G:O4'	2.19	0.42
26:14:470:A:C5'	26:14:470:A:H8	2.32	0.42
10:1A:78:ASN:HD21	10:1A:81:THR:HG23	1.84	0.42
1:1G:1104:G:C6	1:1G:1105:A:C5	3.07	0.42
1:1G:1128:C:C4	1:1G:1139:G:C6	3.07	0.42
1:1G:1155:G:H2'	1:1G:1156:G:O4'	2.20	0.42
1:1G:1187:G:N3	1:1G:1187:G:H2'	2.35	0.42

Continued on next page...

Continued from previous page...

Atom-1	Atom-2	Interatomic distance (Å)	Clash overlap (Å)
1:1G:1348:U:N3	1:1G:1374:A:C2	2.81	0.42
1:1G:1489:G:H2'	1:1G:1490:C:O4'	2.20	0.42
1:1G:149:A:O2'	1:1G:150:C:H5'	2.20	0.42
1:1G:23:C:OP2	1:1G:561:U:N3	2.37	0.42
1:1G:475:G:OP1	16:7A:81:ARG:NH2	2.53	0.42
1:1G:590:C:H2'	1:1G:591:U:C6	2.55	0.42
1:1G:894:G:C6	1:1G:895:G:C5	3.08	0.42
1:1G:965:A:C2	1:1G:969:A:C2	3.08	0.42
26:1H:1060:U:H4'	26:1H:1061:U:H5'	2.02	0.42
26:1H:1379:A:O3'	26:1H:1380:G:H8	2.02	0.42
26:1H:1542:G:C8	26:1H:1543:A:C2	3.07	0.42
26:1H:1988:C:H2'	26:1H:1989:G:O4'	2.19	0.42
26:1H:2029:G:H2'	26:1H:2031:A:OP1	2.20	0.42
26:1H:2334:G:C2	39:A8:12:PHE:CE1	3.07	0.42
26:1H:2395:C:H5''	26:1H:2396:G:OP2	2.19	0.42
26:1H:353:G:H2'	26:1H:354:G:H8	1.84	0.42
26:1H:536:A:H2'	26:1H:537:C:C6	2.55	0.42
26:1H:582:G:H2'	26:1H:583:G:C8	2.55	0.42
26:1H:882:G:N2	26:1H:894:C:H42	2.17	0.42
26:1H:931:G:C4	26:1H:933:A:C8	3.07	0.42
27:1J:31:C:H4'	31:49:29:TRP:HH2	1.84	0.42
29:21:13:ARG:HH21	40:B8:77:PRO:HB3	1.85	0.42
11:2I:22:HIS:HB3	11:2I:29:ILE:HG23	2.01	0.42
23:2L:56:PSU:O4	23:2L:58:A:C8	2.73	0.42
30:31:9:ILE:HD11	30:31:125:LEU:CG	2.41	0.42
36:35:11:GLY:C	36:35:13:ASN:H	2.22	0.42
30:39:163:VAL:O	30:39:167:ALA:HB2	2.20	0.42
4:3E:83:SER:HB3	4:3E:84:LYS:HD2	2.02	0.42
1:13:553:A:H5''	12:3I:24:VAL:HG21	2.02	0.42
26:14:871:U:OP1	37:45:5:ARG:HG2	2.20	0.42
37:45:18:LYS:H	37:45:98:LYS:HZ1	1.65	0.42
5:4E:90:VAL:HG12	5:4E:121:LYS:O	2.20	0.42
32:51:109:PHE:CE1	32:51:152:ARG:NH1	2.87	0.42
32:51:151:ILE:HG22	32:51:151:ILE:O	2.20	0.42
6:52:14:LEU:HB2	6:52:18:GLN:OE1	2.20	0.42
38:55:48:VAL:O	38:55:52:ILE:HG12	2.20	0.42
14:5I:15:LYS:HG2	14:5I:16:PHE:CD2	2.55	0.42
39:65:3:ARG:HD2	39:65:4:LEU:H	1.84	0.42
26:1H:2562:U:H1'	35:68:23:ARG:NH1	2.34	0.42
8:72:68:ARG:HD3	8:72:69:ARG:O	2.19	0.42
36:78:100:LEU:O	36:78:105:LEU:HD12	2.19	0.42

Continued on next page...

Continued from previous page...

Atom-1	Atom-2	Interatomic distance (Å)	Clash overlap (Å)
36:78:64:LYS:HB2	54:Q8:25:MET:HG3	2.00	0.42
16:7A:4:ILE:O	16:7A:66:PRO:HA	2.19	0.42
8:7E:134:ILE:HG22	8:7E:135:CYS:SG	2.60	0.42
9:8E:11:LYS:C	9:8E:13:ALA:H	2.23	0.42
9:8E:42:ARG:HE	9:8E:42:ARG:HB2	1.73	0.42
9:8E:87:GLN:O	9:8E:90:PRO:HD3	2.19	0.42
18:9A:36:ASN:ND2	18:9A:36:ASN:O	2.52	0.42
43:A5:13:SER:HA	43:A5:14:PRO:HD3	1.94	0.42
29:21:13:ARG:NH2	40:B8:77:PRO:HB3	2.34	0.42
20:BA:10:LEU:HD13	20:BA:10:LEU:O	2.19	0.42
20:BI:12:ALA:O	20:BI:15:ARG:HB2	2.20	0.42
45:C5:87:LYS:HG2	45:C5:88:LYS:H	1.83	0.42
45:C5:88:LYS:O	45:C5:89:PHE:HB3	2.19	0.42
44:F8:9:LEU:O	49:K8:36:ARG:HD2	2.20	0.42
46:H8:165:VAL:CB	46:H8:166:SER:HA	2.43	0.42
26:1H:779:U:P	28:11:49:ILE:HG13	2.59	0.42
2:12:145:LEU:O	2:12:149:LEU:HB2	2.19	0.42
1:13:313:A:H2'	1:13:314:C:C6	2.54	0.42
1:13:313:A:H2'	1:13:314:C:H6	1.85	0.42
1:13:938:A:C6	1:13:939:G:N7	2.87	0.42
26:14:1771:C:C1'	26:14:1786:A:H8	2.33	0.42
26:14:1863:G:H2'	26:14:1864:U:O4'	2.20	0.42
26:14:2660:A:H2'	26:14:2661:G:O4'	2.19	0.42
27:16:60:C:C2	27:16:61:G:C8	3.08	0.42
2:1E:140:HIS:HA	2:1E:143:GLU:OE2	2.19	0.42
1:1G:1073:U:H2'	1:1G:1074:G:C8	2.55	0.42
1:1G:1129:C:H5	1:1G:1141:C:H42	1.68	0.42
1:1G:1250:A:H4'	9:82:68:GLY:H	1.83	0.42
1:1G:157:G:C2	1:1G:165:C:C2	3.08	0.42
26:1H:1058:U:N3	26:1H:1059:G:N7	2.68	0.42
26:1H:1266:G:O4'	43:E8:15:ARG:NH2	2.52	0.42
26:1H:1519:G:H2'	26:1H:1520:U:O4'	2.20	0.42
26:1H:1649:G:N1	26:1H:2009:G:C6	2.88	0.42
26:1H:1878:G:H2'	26:1H:1879:C:H6	1.85	0.42
26:1H:2137:C:N3	26:1H:2138:C:N4	2.67	0.42
26:1H:2801:A:H2'	26:1H:2802:G:O4'	2.20	0.42
26:1H:2850:A:C2	26:1H:2851:A:C4	3.07	0.42
26:1H:442:G:C6	26:1H:444:C:N4	2.87	0.42
26:1H:640:C:O2	26:1H:649:G:C2	2.73	0.42
27:1J:94:C:H2'	27:1J:95:U:C6	2.54	0.42
24:1L:27:A:H3'	24:1L:28:G:H8	1.85	0.42

Continued on next page...

Continued from previous page...

Atom-1	Atom-2	Interatomic distance (Å)	Clash overlap (Å)
29:21:81:ILE:HG22	29:21:81:ILE:O	2.20	0.42
35:25:43:VAL:HG23	35:25:56:ASP:O	2.20	0.42
29:29:19:ARG:O	29:29:21:VAL:HG23	2.20	0.42
11:2A:73:MET:SD	11:2A:103:LEU:HD13	2.60	0.42
11:2A:21:ILE:HB	11:2A:84:VAL:HG13	2.01	0.42
36:35:81:GLN:CD	36:35:106:LEU:HA	2.40	0.42
30:39:117:ARG:NH2	36:35:1:MET:H2	2.15	0.42
24:3K:63:U:H3	24:3K:67:A:H62	1.67	0.42
31:41:10:LYS:HG2	31:41:14:GLU:OE1	2.18	0.42
31:41:11:TYR:O	31:41:16:ARG:HG3	2.19	0.42
5:42:6:PHE:HD2	5:42:36:ASP:HB3	1.85	0.42
31:49:47:LYS:HD3	31:49:81:LYS:HG3	2.01	0.42
13:4A:13:LYS:HG2	13:4A:14:ARG:H	1.85	0.42
13:4A:54:VAL:HA	13:4A:57:ARG:HB3	2.00	0.42
34:58:130:HIS:HA	34:58:134:ARG:NH2	2.35	0.42
34:58:12:ARG:HG2	34:58:13:TRP:H	1.84	0.42
34:58:13:TRP:O	34:58:135:PRO:HD2	2.19	0.42
6:5E:7:ASN:OD1	6:5E:62:TRP:HD1	2.02	0.42
14:5I:47:LEU:HA	14:5I:47:LEU:HD23	1.84	0.42
7:62:20:ASP:O	7:62:23:VAL:HG23	2.19	0.42
39:65:106:ARG:O	39:65:106:ARG:HD2	2.20	0.42
35:68:93:PRO:HG3	35:68:114:ILE:HG12	2.00	0.42
33:69:75:LEU:HG	33:69:139:GLN:OE1	2.20	0.42
8:72:102:ARG:H	8:72:102:ARG:HG3	1.61	0.42
40:75:21:GLU:O	40:75:91:ARG:NH2	2.52	0.42
16:7A:82:GLN:HB3	16:7A:82:GLN:HE21	1.61	0.42
8:7E:17:THR:HG21	8:7E:80:ILE:HG13	2.01	0.42
37:88:59:ARG:O	37:88:61:GLY:N	2.52	0.42
42:95:21:ARG:HD3	42:95:91:TYR:HB3	2.02	0.42
6:52:97:PHE:CD1	18:9A:65:ILE:HD11	2.55	0.42
43:A5:28:SER:OG	43:A5:31:GLU:OE1	2.38	0.42
20:BA:49:ALA:HA	20:BA:52:ALA:CB	2.49	0.42
41:C8:5:LYS:HB2	41:C8:5:LYS:NZ	2.35	0.42
41:C8:75:ASN:ND2	41:C8:77:SER:OG	2.52	0.42
46:D5:161:VAL:HG23	46:D5:162:GLU:H	1.85	0.42
42:D8:35:LEU:O	42:D8:37:VAL:N	2.53	0.42
44:F8:8:ILE:HD11	44:F8:43:VAL:HG22	2.02	0.42
45:G8:100:ALA:HB1	45:G8:101:LYS:CB	2.49	0.42
54:M5:60:LEU:O	54:M5:62:LEU:N	2.52	0.42
2:12:21:ARG:H	2:12:21:ARG:HG2	1.59	0.42
1:13:1053:G:C5'	1:13:1054:C:H5'	2.49	0.42

Continued on next page...

Continued from previous page...

Atom-1	Atom-2	Interatomic distance (Å)	Clash overlap (Å)
1:13:1316:G:H2'	1:13:1318:A:OP2	2.20	0.42
1:13:1316:G:H5''	14:5I:17:LYS:NZ	2.34	0.42
1:13:976:G:H5'	1:13:1358:U:O2'	2.20	0.42
1:13:1413:A:C2	1:13:1488:G:C2	3.08	0.42
1:13:247:G:O6	1:13:278:G:C6	2.73	0.42
1:13:486:U:H2'	1:13:487:A:C8	2.55	0.42
1:13:639:G:C2	1:13:640:A:C8	3.08	0.42
1:13:874:G:C4	1:13:875:C:C5	3.08	0.42
26:14:1025:G:H8	26:14:1025:G:OP1	2.03	0.42
26:14:1767:C:H2'	26:14:1768:U:O4'	2.19	0.42
26:14:2522:U:H2'	26:14:2523:G:H5''	2.01	0.42
26:14:336:C:OP1	45:C5:83:THR:HG23	2.20	0.42
26:14:548:A:C4	26:14:549:G:H1'	2.55	0.42
26:14:921:G:H4'	26:14:2269:A:C5	2.55	0.42
26:14:821:A:O2'	26:14:946:G:OP2	2.20	0.42
34:15:7:LYS:HZ2	34:15:7:LYS:HG2	1.61	0.42
2:1E:209:ARG:O	2:1E:213:LEU:HD13	2.20	0.42
1:1G:1239:A:H4'	1:1G:1240:U:H5'	2.02	0.42
1:1G:188:U:O2'	1:1G:189:U:H5'	2.19	0.42
1:1G:109:A:C6	1:1G:326:G:C6	3.08	0.42
1:1G:635:G:C6	1:1G:636:U:C4	3.07	0.42
1:1G:726:C:H2'	1:1G:727:G:H8	1.85	0.42
1:1G:771:G:H2'	1:1G:772:U:C6	2.55	0.42
26:1H:1063:G:H22	26:1H:1076:C:C1'	2.33	0.42
26:1H:1174:A:N3	26:1H:1178:C:N4	2.67	0.42
26:1H:1210:A:H5''	26:1H:1212:G:H5'	2.01	0.42
26:1H:1385:G:O6	26:1H:1403:C:N4	2.52	0.42
26:1H:1517:G:H2'	26:1H:1518:C:C6	2.54	0.42
26:1H:1654:A:OP2	38:98:1:MET:N	2.50	0.42
26:1H:1900:A:N1	26:1H:1970:A:C6	2.88	0.42
26:1H:2248:C:H2'	26:1H:2249:U:O4'	2.20	0.42
26:1H:2707:G:O3'	38:98:68:ARG:HG2	2.20	0.42
26:1H:2728:U:H2'	26:1H:2729:G:C8	2.55	0.42
26:1H:671:C:OP1	36:78:42:SER:O	2.38	0.42
26:1H:783:A:C3'	26:1H:783:A:C8	3.02	0.42
9:8E:114:TYR:CD2	10:1I:59:SER:HA	2.54	0.42
27:1J:22:U:H3	27:1J:61:G:H1	1.68	0.42
24:1L:25:G:C2	24:1L:26:G:C4	3.08	0.42
29:21:144:ARG:HB3	29:21:145:LYS:H	1.68	0.42
26:1H:2637:U:H5'	29:21:44:TYR:CE1	2.55	0.42
29:29:26:ILE:HG21	29:29:28:ALA:HB2	2.01	0.42

Continued on next page...

Continued from previous page...

Atom-1	Atom-2	Interatomic distance (Å)	Clash overlap (Å)
3:2E:8:ILE:O	3:2E:11:ARG:N	2.53	0.42
23:2K:17:C:OP2	23:2K:18:C:O2'	2.27	0.42
4:32:153:ARG:HA	4:32:153:ARG:HD3	1.83	0.42
4:32:18:LYS:NZ	4:32:31:CYS:HB2	2.35	0.42
26:14:637:A:H2'	36:35:117:GLU:OE2	2.19	0.42
30:39:68:LYS:HB3	30:39:69:HIS:CD2	2.55	0.42
12:3A:18:VAL:O	12:3A:19:ARG:HB2	2.20	0.42
31:41:76:SER:HB2	31:41:84:LYS:HB2	2.02	0.42
37:45:43:THR:OG1	37:45:45:GLN:HG2	2.19	0.42
5:4E:11:ILE:HG13	5:4E:31:LEU:HD13	2.02	0.42
5:4E:47:LYS:HB2	5:4E:47:LYS:HE2	1.85	0.42
7:6E:49:ILE:O	7:6E:53:LYS:HB2	2.20	0.42
36:78:26:GLY:O	36:78:28:GLY:N	2.53	0.42
17:8A:63:ARG:HG2	17:8A:64:PRO:CD	2.48	0.42
17:8I:22:LEU:HD12	17:8I:40:LYS:O	2.20	0.42
17:8I:9:VAL:CG2	17:8I:84:LEU:HD12	2.49	0.42
42:95:76:LYS:HB2	42:95:79:VAL:HG23	2.02	0.42
38:98:44:LEU:O	38:98:47:PHE:N	2.44	0.42
39:A8:26:LEU:HD22	39:A8:87:PHE:HD1	1.83	0.42
19:AA:41:VAL:O	19:AA:44:MET:HB2	2.20	0.42
19:AI:27:GLU:HG3	19:AI:29:ARG:HG3	2.02	0.42
20:BA:25:ARG:O	20:BA:29:LYS:HG3	2.20	0.42
26:1H:581:C:OP1	41:C8:33:ARG:HG3	2.20	0.42
41:C8:36:ARG:HG2	41:C8:36:ARG:O	2.20	0.42
47:E5:46:LYS:HA	47:E5:47:PRO:HD3	1.80	0.42
46:H8:98:MET:O	46:H8:125:LEU:HD12	2.19	0.42
51:I5:11:PRO:HB3	51:I5:25:TYR:CD2	2.55	0.42
51:I5:8:LYS:HD3	51:I5:8:LYS:HA	1.70	0.42
47:I8:50:ASN:HB3	47:I8:63:VAL:HG22	2.02	0.42
52:N8:33:CYS:HB2	52:N8:40:LYS:HD3	2.01	0.42
52:N8:56:LYS:HD3	52:N8:60:VAL:CG1	2.49	0.42
1:13:812:C:H2'	1:13:812:C:H6	1.68	0.42
1:13:953:G:C2	1:13:954:G:H1'	2.55	0.42
26:14:1317:A:H2'	26:14:1318:C:H6	1.85	0.42
26:14:783:A:C3'	26:14:783:A:C8	3.01	0.42
26:14:981:A:H8	26:14:982:C:C5	2.38	0.42
27:16:94:C:H2'	27:16:95:U:C6	2.53	0.42
2:1E:27:LYS:CB	2:1E:194:PRO:HD2	2.49	0.42
1:1G:1477:C:C2'	1:1G:1478:C:H5'	2.49	0.42
1:1G:376:G:H1	1:1G:387:U:H3	1.67	0.42
1:1G:42:G:H2'	1:1G:43:C:O4'	2.19	0.42

Continued on next page...

Continued from previous page...

Atom-1	Atom-2	Interatomic distance (Å)	Clash overlap (Å)
26:1H:1444:G:H1	26:1H:1547:C:N4	2.18	0.42
26:1H:1508:A:O2'	26:1H:1509:C:O4'	2.28	0.42
26:1H:1945:G:N2	26:1H:1946:U:C2	2.88	0.42
26:1H:2114:A:H4'	26:1H:2167:U:O4	2.20	0.42
26:1H:2185:C:H2'	26:1H:2186:G:C8	2.54	0.42
26:1H:746:A:C6	26:1H:2611:U:H5''	2.55	0.42
26:1H:321:G:O3'	30:31:168:ARG:NH2	2.53	0.42
26:1H:876:C:H2'	26:1H:877:U:O4'	2.20	0.42
27:1J:78:A:C2	27:1J:99:A:C4	3.08	0.42
24:1L:57:C:H2'	24:1L:68:A:H4'	2.01	0.42
29:21:175:VAL:O	29:21:177:PRO:HD3	2.20	0.42
1:13:1112:C:O2	3:2E:179:ARG:HG2	2.19	0.42
23:2L:34:U:N3	23:2L:37:U:OP2	2.53	0.42
30:39:89:VAL:O	30:39:90:PHE:C	2.55	0.42
55:3L:29:C:H2'	55:3L:30:A:C8	2.55	0.42
32:51:122:THR:O	32:51:134:SER:OG	2.30	0.42
6:52:45:LEU:O	6:52:46:ARG:HG2	2.20	0.42
7:62:137:LYS:NZ	7:62:137:LYS:HB3	2.34	0.42
27:1J:9:G:P	39:65:25:ARG:HH22	2.43	0.42
33:69:63:ALA:HA	33:69:66:GLU:HG2	2.02	0.42
35:25:78:ARG:HG2	40:75:73:GLU:HB2	2.02	0.42
40:75:76:PHE:HA	40:75:77:PRO:HD2	1.86	0.42
16:7A:9:PHE:CD1	16:7A:18:ARG:HG3	2.55	0.42
9:8E:40:LEU:HD11	9:8E:70:LYS:HG2	2.02	0.42
9:8E:17:VAL:HG21	9:8E:80:GLY:HA3	2.02	0.42
42:95:4:ILE:HA	42:95:12:TYR:O	2.20	0.42
39:A8:25:ARG:O	39:A8:39:ILE:HA	2.20	0.42
19:AI:51:VAL:HG12	19:AI:52:TYR:N	2.34	0.42
40:B8:33:LYS:HG2	40:B8:33:LYS:H	1.58	0.42
46:D5:30:ASN:HA	46:D5:89:PHE:CE1	2.52	0.42
43:E8:86:LEU:HD12	43:E8:87:PRO:CD	2.47	0.42
48:F5:91:LYS:HA	48:F5:91:LYS:NZ	2.35	0.42
45:G8:15:VAL:HG21	45:G8:42:VAL:HG21	2.01	0.42
46:H8:44:PHE:CE2	46:H8:86:VAL:HG11	2.55	0.42
51:I5:2:LYS:HG3	51:I5:8:LYS:NZ	2.34	0.42
47:I8:51:VAL:HG23	47:I8:81:VAL:HG23	2.02	0.42
48:J8:65:SER:HB2	48:J8:66:HIS:ND1	2.35	0.42
50:L8:2:PRO:HB2	50:L8:3:ARG:H	1.64	0.42
26:1H:2419:U:H5''	54:Q8:33:ASN:HB2	2.02	0.42
1:13:1194:U:H2'	1:13:1195:C:C6	2.55	0.41
1:13:1288:A:N1	1:13:1371:G:H1'	2.35	0.41

Continued on next page...

Continued from previous page...

Atom-1	Atom-2	Interatomic distance (Å)	Clash overlap (Å)
1:13:1499:A:O2'	1:13:1520:G:H5'	2.20	0.41
1:13:247:G:OP2	17:8I:100:LYS:N	2.52	0.41
1:13:259:G:H1	1:13:267:C:H42	1.68	0.41
1:13:78:G:H3'	1:13:79:G:O4'	2.19	0.41
26:14:1263:U:H2'	26:14:1264:G:C8	2.54	0.41
26:14:185:U:H2'	26:14:186:G:H8	1.85	0.41
26:14:1872:A:H5'	26:14:1878:G:OP2	2.20	0.41
26:14:1973:G:H2'	26:14:1974:C:C6	2.54	0.41
26:14:2030:A:H2	59:14:3619:HOH:O	2.02	0.41
26:14:2712:U:H1'	26:14:2712(A):A:C8	2.55	0.41
26:14:513:A:C2	26:14:514:A:C5	3.08	0.41
26:14:925:C:H2'	26:14:926:A:C8	2.55	0.41
1:1G:1037:C:H2'	1:1G:1038:C:C6	2.54	0.41
1:1G:581:G:O2'	1:1G:582:U:H5'	2.19	0.41
1:1G:904:C:C4	1:1G:905:U:C4	3.08	0.41
1:1G:991:U:HO2'	1:1G:992:U:P	2.44	0.41
26:1H:1060:U:N3	26:1H:1088:A:H8	2.12	0.41
26:1H:1301:A:H2'	26:1H:1301:A:N3	2.35	0.41
26:1H:1665:A:H2'	26:1H:1666:G:O4'	2.20	0.41
26:1H:1680:U:N3	26:1H:1764:G:OP2	2.45	0.41
26:1H:1854:A:C2	26:1H:2087:G:N3	2.88	0.41
26:1H:1956:U:H1'	26:1H:2552:U:OP1	2.20	0.41
26:1H:2757:A:N1	32:51:67:LEU:HD22	2.35	0.41
26:1H:511:U:H5''	26:1H:512:G:OP2	2.19	0.41
26:1H:602:G:N2	26:1H:655:A:C8	2.85	0.41
26:1H:888:C:H2'	26:1H:889:C:C2	2.55	0.41
27:1J:86:G:H1	27:1J:90:C:H42	1.67	0.41
22:1K:14:A:H61	22:1K:22:A:H1'	1.84	0.41
22:1K:17:G:O6	22:1K:64:PSU:H1'	2.20	0.41
4:32:112:VAL:HG12	4:32:116:GLN:OE1	2.20	0.41
4:3E:102:ASP:OD1	4:3E:103:ASN:N	2.53	0.41
4:3E:108:LEU:HD23	4:3E:110:PHE:CE1	2.54	0.41
55:3L:79:A:H2'	55:3L:80:C:O4'	2.20	0.41
13:4A:3:ARG:N	51:I5:34:GLU:HG3	2.34	0.41
32:51:105:LEU:HD23	32:51:105:LEU:H	1.84	0.41
32:51:168:PRO:O	32:51:169:VAL:HG12	2.19	0.41
38:55:38:VAL:HG22	38:55:112:ALA:HB2	2.01	0.41
26:14:1036:G:P	32:59:59:ARG:HB2	2.60	0.41
6:5E:67:MET:SD	6:5E:75:LEU:HD12	2.60	0.41
33:61:68:LEU:HD12	33:61:68:LEU:HA	1.69	0.41
7:62:60:LYS:HD2	7:62:60:LYS:HA	1.51	0.41

Continued on next page...

Continued from previous page...

Atom-1	Atom-2	Interatomic distance (Å)	Clash overlap (Å)
15:6A:81:LEU:HD12	15:6A:81:LEU:HA	1.83	0.41
7:6E:5:ARG:NH1	7:6E:7:ALA:HA	2.35	0.41
17:8A:63:ARG:HE	17:8A:63:ARG:HB3	1.62	0.41
38:98:67:LEU:HD22	38:98:76:VAL:HG21	2.02	0.41
38:98:92:GLY:N	38:98:94:TYR:CE1	2.88	0.41
18:9I:66:LEU:O	18:9I:70:ILE:HG13	2.20	0.41
19:AI:37:ARG:H	19:AI:37:ARG:HG3	1.44	0.41
44:B5:4:ALA:C	44:B5:6:ASP:N	2.73	0.41
1:1G:192:U:H4'	20:BA:57:ARG:HD3	2.02	0.41
45:C5:60:PHE:N	45:C5:60:PHE:CD1	2.88	0.41
46:D5:160:GLY:O	46:D5:162:GLU:HG3	2.20	0.41
47:E5:49:LYS:HE3	47:E5:82:ARG:HD3	2.01	0.41
47:I8:19:LYS:HD3	47:I8:19:LYS:HA	1.38	0.41
28:11:77:ALA:HB1	28:11:96:HIS:O	2.20	0.41
2:12:162:ILE:O	2:12:185:ILE:HG12	2.20	0.41
1:13:1041:A:H2'	1:13:1042:G:O4'	2.20	0.41
1:13:1051:C:H2'	1:13:1052:U:H6	1.85	0.41
1:13:1160:G:H2'	1:13:1160:G:N3	2.35	0.41
1:13:1464:G:H2'	1:13:1465:C:H6	1.85	0.41
26:14:565:C:H4'	26:14:1253:A:C6	2.55	0.41
26:14:1348:G:C6	26:14:1349:A:N1	2.88	0.41
26:14:162:U:H5'	26:14:171:G:O4'	2.19	0.41
26:14:1903:G:OP1	28:19:241:PRO:HB2	2.20	0.41
26:14:218:A:C2	26:14:235:U:H4'	2.54	0.41
26:14:2191:G:O2'	26:14:2192:G:OP1	2.34	0.41
26:14:2327:A:H2'	26:14:2328:A:H8	1.85	0.41
26:14:2474:C:H5''	26:14:2475:C:OP2	2.20	0.41
26:14:270(M):U:H4'	26:14:270(N):G:C2	2.55	0.41
26:14:282:A:C6	26:14:284:U:C2	3.08	0.41
26:14:289:A:H3'	26:14:290:G:H8	1.85	0.41
26:14:406:G:H1	26:14:421:U:H3	1.68	0.41
26:14:710:G:H1	26:14:721:C:N4	2.18	0.41
26:14:848:G:H2'	26:14:849:A:H8	1.81	0.41
26:14:868:U:N3	26:14:869:G:N7	2.69	0.41
34:15:68:GLU:HA	34:15:88:GLU:HG3	2.02	0.41
28:19:33:LEU:HD21	28:19:103:ARG:HA	2.02	0.41
1:1G:1519:A:H5''	1:1G:1520:G:OP2	2.20	0.41
1:1G:407:G:C2	1:1G:436:C:C2	3.09	0.41
1:1G:436:C:H2'	1:1G:437:U:O4'	2.19	0.41
1:1G:561:U:O2'	1:1G:562:C:P	2.78	0.41
1:1G:688:G:H2'	1:1G:689:C:H6	1.84	0.41

Continued on next page...

Continued from previous page...

Atom-1	Atom-2	Interatomic distance (Å)	Clash overlap (Å)
1:1G:739:C:OP1	15:6A:2:PRO:HD3	2.21	0.41
26:1H:1137:G:H2'	26:1H:1138:G:H8	1.85	0.41
26:1H:1965:C:H2'	26:1H:1966:A:C8	2.55	0.41
26:1H:1678:G:N2	26:1H:1989:G:N2	2.66	0.41
26:1H:2240:C:O2'	26:1H:2241:A:H5'	2.20	0.41
26:1H:2260:C:OP1	47:I8:17:GLN:NE2	2.53	0.41
26:1H:2292:C:P	39:A8:17:ARG:NH2	2.90	0.41
22:1K:83:C:N4	26:1H:2507:C:O3'	2.53	0.41
26:1H:2528:U:O2'	26:1H:2529:G:H3'	2.19	0.41
26:1H:357:A:H2'	26:1H:358:U:C6	2.54	0.41
26:1H:835:A:N6	26:1H:836:G:C6	2.88	0.41
26:1H:864:G:O2'	26:1H:865:C:H5'	2.21	0.41
27:1J:33:G:C2	27:1J:50:G:C2	3.08	0.41
22:1K:6:G:HO2'	22:1K:7:G:P	2.43	0.41
29:21:105:THR:HG21	29:21:164:ARG:CZ	2.49	0.41
29:29:37:ARG:HA	29:29:42:ASP:OD2	2.20	0.41
29:29:52:LEU:HA	29:29:53:PRO:HD2	1.88	0.41
29:29:31:CYS:O	29:29:90:THR:HA	2.20	0.41
29:29:96:PHE:O	29:29:175:VAL:HG11	2.20	0.41
36:35:47:ASP:OD1	36:35:49:ARG:NE	2.34	0.41
31:41:110:ALA:HA	31:41:140:ILE:O	2.20	0.41
5:42:99:GLY:O	5:42:117:ASP:HA	2.20	0.41
31:49:15:VAL:HG13	31:49:175:LEU:HD13	2.01	0.41
14:5A:26:ARG:NH2	14:5A:46:GLU:OE2	2.54	0.41
33:69:112:LYS:CA	33:69:114:LEU:H	2.29	0.41
33:69:138:ILE:HG12	33:69:139:GLN:N	2.34	0.41
33:69:97:ILE:O	33:69:100:ALA:HB3	2.20	0.41
8:72:32:LYS:HA	8:72:35:ILE:HD12	2.03	0.41
8:72:51:VAL:HG11	8:72:60:ARG:HE	1.85	0.41
40:75:8:LYS:NZ	40:75:8:LYS:HB2	2.17	0.41
40:75:99:LEU:HD23	40:75:99:LEU:HA	1.79	0.41
16:7A:45:THR:O	16:7A:48:TRP:HD1	2.03	0.41
8:7E:42:GLU:OE2	8:7E:120:THR:HG21	2.19	0.41
42:95:82:ARG:C	42:95:83:ARG:HD2	2.40	0.41
38:98:45:ARG:HB3	38:98:46:GLY:H	1.47	0.41
38:98:98:LEU:HA	38:98:98:LEU:HD23	1.82	0.41
18:9I:47:THR:C	18:9I:83:GLU:HG2	2.40	0.41
18:9I:47:THR:O	18:9I:83:GLU:HG2	2.19	0.41
39:A8:51:ALA:CB	39:A8:73:LEU:HG	2.50	0.41
19:AI:6:LYS:O	19:AI:7:LYS:HB3	2.19	0.41
44:B5:60:ARG:NH1	44:B5:60:ARG:HG2	2.28	0.41

Continued on next page...

Continued from previous page...

Atom-1	Atom-2	Interatomic distance (Å)	Clash overlap (Å)
45:C5:48:ALA:HB3	45:C5:59:GLY:C	2.40	0.41
43:E8:29:LEU:O	43:E8:29:LEU:HD12	2.20	0.41
51:M8:43:TYR:O	51:M8:46:GLN:HA	2.20	0.41
28:11:70:TRP:O	28:11:70:TRP:CD1	2.73	0.41
2:12:118:LEU:HB3	2:12:142:LEU:HD12	2.02	0.41
1:13:1171:G:H2'	1:13:1172:C:C6	2.55	0.41
1:13:17:U:H2'	1:13:18:C:C6	2.55	0.41
1:13:243:A:H5''	1:13:244:U:H3'	2.02	0.41
1:13:57:G:C5	1:13:58:C:C4	3.07	0.41
1:13:763:G:H2'	1:13:764:C:C6	2.54	0.41
26:14:1042:G:H2'	26:14:1043:C:O4'	2.20	0.41
26:14:1312:U:H4'	26:14:1313:U:O5'	2.20	0.41
26:14:1519:G:C6	26:14:1520:U:C4	3.08	0.41
26:14:152:G:H1	26:14:174:C:N4	2.17	0.41
26:14:1668:A:C8	26:14:1674:G:C6	3.09	0.41
26:14:2156:G:C5	26:14:2157:G:N2	2.89	0.41
26:14:2402:C:H5'	26:14:2403:C:OP2	2.20	0.41
26:14:2425:A:H5'	26:14:2427:C:O4'	2.21	0.41
26:14:2432:A:H2'	26:14:2433:A:C8	2.56	0.41
26:14:2666:C:O2	32:59:152:ARG:NH1	2.53	0.41
28:19:210:GLY:O	28:19:213:ARG:N	2.53	0.41
21:1B:18:TYR:CD2	21:1B:24:ARG:HD3	2.54	0.41
1:1G:1088:G:N2	1:1G:1097:C:O2	2.47	0.41
1:1G:526:C:H2'	1:1G:527:G:H4'	2.02	0.41
1:1G:626:U:H2'	1:1G:627:G:H8	1.84	0.41
1:1G:892:A:C2	1:1G:907:A:C4	3.08	0.41
26:1H:1671:U:O2'	26:1H:1673:U:H5	2.03	0.41
26:1H:2064:C:H2'	26:1H:2065:C:C6	2.55	0.41
26:1H:2392:A:H2	26:1H:2424:C:N4	2.13	0.41
26:1H:2580:U:H4'	29:21:130:GLY:CA	2.46	0.41
26:1H:2740:A:C6	26:1H:2764:A:C8	3.07	0.41
26:1H:315:G:C5	26:1H:316:C:C5	3.08	0.41
27:1J:66:A:C2	27:1J:108:C:C4	3.09	0.41
27:1J:32:C:C2	27:1J:33:G:C8	3.09	0.41
3:22:125:GLU:OE2	3:22:189:ALA:HA	2.21	0.41
29:29:4:ILE:HD12	29:29:28:ALA:CB	2.50	0.41
29:29:36:ARG:HH21	29:29:88:GLY:N	2.18	0.41
3:2E:121:ALA:HB1	3:2E:188:LEU:O	2.21	0.41
26:14:832:G:H5'	36:35:45:LEU:CD1	2.50	0.41
12:3A:100:ILE:HG22	12:3A:101:VAL:H	1.83	0.41
4:3E:85:LYS:HG3	4:3E:86:LYS:N	2.35	0.41

Continued on next page...

Continued from previous page...

Atom-1	Atom-2	Interatomic distance (Å)	Clash overlap (Å)
1:13:35:G:O2'	12:3I:118:SER:O	2.29	0.41
37:45:25:ASP:HA	37:45:102:VAL:CG2	2.45	0.41
37:45:34:LEU:HD12	37:45:130:LYS:O	2.21	0.41
5:4E:131:ILE:HA	5:4E:131:ILE:HD13	1.91	0.41
32:51:38:SER:HA	32:51:39:PRO:HD3	1.92	0.41
34:58:132:ALA:N	34:58:134:ARG:HH11	2.18	0.41
34:58:71:ILE:HG21	34:58:84:LYS:HG2	2.03	0.41
32:59:167:GLU:HA	32:59:168:PRO:HD3	1.69	0.41
33:61:23:PRO:O	33:61:27:ARG:HG3	2.19	0.41
7:6E:135:VAL:O	7:6E:139:GLU:HG3	2.20	0.41
8:72:20:TYR:HA	8:72:65:TYR:CE1	2.56	0.41
37:88:32:TYR:CZ	37:88:111:GLU:HG3	2.54	0.41
42:95:2:PHE:H	42:95:42:GLY:CA	2.33	0.41
42:95:85:LYS:HG3	42:95:87:HIS:HA	2.02	0.41
45:C5:82:PRO:CB	45:C5:97:ARG:HB3	2.51	0.41
42:D8:39:LEU:HD12	42:D8:51:VAL:HG22	2.03	0.41
43:E8:2:GLU:HB2	43:E8:107:LEU:O	2.21	0.41
49:G5:24:LEU:O	49:G5:27:GLU:HB2	2.20	0.41
49:G5:47:ASN:C	49:G5:49:LYS:H	2.19	0.41
45:G8:54:LYS:O	45:G8:55:TYR:CG	2.73	0.41
46:H8:133:ILE:HA	46:H8:134:PRO:HD2	1.79	0.41
51:I5:9:LEU:H	51:I5:9:LEU:HD22	1.84	0.41
50:L8:26:LEU:HB2	50:L8:28:LEU:HD12	2.02	0.41
52:N8:42:PRO:HB2	52:N8:43:HIS:ND1	2.34	0.41
54:Q8:39:LYS:HA	54:Q8:42:ARG:NH2	2.36	0.41
54:Q8:60:LEU:C	54:Q8:61:LEU:HG	2.41	0.41
28:11:132:PRO:HG3	28:11:190:TYR:CE1	2.55	0.41
28:11:261:LYS:HG3	28:11:262:ARG:N	2.36	0.41
1:13:1110:A:H5''	1:13:1183:A:C2	2.55	0.41
1:13:1247:U:H3	1:13:1290:G:H1	1.67	0.41
1:13:182:U:C5	1:13:183:G:C4	3.07	0.41
1:13:864:A:H5''	1:13:865:A:OP2	2.20	0.41
1:13:872:A:C5	1:13:874:G:C8	3.08	0.41
1:13:929:G:C6	1:13:930:C:C4	3.09	0.41
1:13:93:U:H2'	1:13:95:G:H5''	2.02	0.41
1:13:975:A:C5'	1:13:976:G:H5''	2.51	0.41
26:14:1091:G:C6	26:14:1092:C:C4	3.08	0.41
26:14:2055:C:OP1	26:14:2056:G:H4'	2.21	0.41
26:14:2572:A:N7	29:29:145:LYS:HB2	2.36	0.41
26:14:262:A:H2'	26:14:263:C:O4'	2.21	0.41
26:14:303:U:H2'	26:14:304:G:O4'	2.20	0.41

Continued on next page...

Continued from previous page...

Atom-1	Atom-2	Interatomic distance (Å)	Clash overlap (Å)
26:14:315:G:H2'	26:14:316:C:C6	2.55	0.41
26:14:31:C:O2'	26:14:32:C:H5'	2.20	0.41
2:1E:32:ILE:HG21	2:1E:40:HIS:ND1	2.34	0.41
1:1G:1072:G:C6	1:1G:1073:U:N3	2.89	0.41
1:1G:1179:A:O3'	9:82:103:THR:HG23	2.19	0.41
1:1G:1203:C:H2'	1:1G:1204:A:O4'	2.20	0.41
1:1G:1277:C:O2'	1:1G:1279:A:H8	2.03	0.41
1:1G:1308:U:OP1	13:4A:98:VAL:HG23	2.21	0.41
1:1G:1321:C:H4'	13:4A:87:TYR:CZ	2.55	0.41
1:1G:1511:G:H2'	1:1G:1512:U:O4'	2.20	0.41
1:1G:164:U:H2'	1:1G:165:C:C6	2.56	0.41
1:1G:685:G:C2	1:1G:686:U:C4	3.08	0.41
1:1G:947:G:C6	1:1G:948:C:C4	3.09	0.41
26:1H:1055:G:O2'	26:1H:1086:A:N6	2.43	0.41
26:1H:1357:U:H2'	26:1H:1358:G:H8	1.86	0.41
26:1H:1668:A:C8	26:1H:1674:G:C6	3.08	0.41
26:1H:1838:C:H4'	26:1H:1839:G:H5''	2.03	0.41
26:1H:2056:G:H2'	26:1H:2056:G:N3	2.35	0.41
26:1H:2331:G:N3	26:1H:2336:A:C2	2.88	0.41
26:1H:2348:U:O4	26:1H:2382:G:C2	2.73	0.41
26:1H:2536:G:C6	26:1H:2537:U:C4	3.07	0.41
26:1H:2663:G:C6	26:1H:2664:G:C4	3.09	0.41
26:1H:2685:G:OP2	40:B8:51:ARG:NH2	2.53	0.41
26:1H:2795:G:C5	26:1H:2802:G:C6	3.08	0.41
26:1H:973:A:O4'	26:1H:1188:U:C6	2.73	0.41
27:1J:53:A:H2'	27:1J:54:G:O4'	2.21	0.41
24:1L:75:C:O2'	24:1L:76:C:OP1	2.30	0.41
29:21:17:ASP:C	29:21:19:ARG:H	2.22	0.41
29:21:78:LEU:HD23	29:21:79:ARG:NE	2.35	0.41
3:22:102:ASN:N	3:22:102:ASN:OD1	2.53	0.41
3:22:130:VAL:O	3:22:134:ILE:HG12	2.20	0.41
3:22:152:ILE:HA	3:22:167:TRP:HB2	2.02	0.41
29:29:81:ILE:HD12	29:29:81:ILE:HG23	1.74	0.41
11:2A:38:ASN:HA	11:2A:39:PRO:HD3	1.79	0.41
26:14:943:U:P	36:35:36:LYS:HG3	2.59	0.41
1:1G:1080:A:H5'	5:42:14:ARG:NH2	2.36	0.41
5:42:61:TYR:HA	5:42:64:ARG:HD2	2.02	0.41
37:45:118:LEU:HA	37:45:118:LEU:HD23	1.87	0.41
34:58:35:ARG:O	34:58:42:TRP:CZ3	2.73	0.41
7:62:139:GLU:HB3	7:62:143:ARG:NH2	2.35	0.41
16:7I:79:VAL:HG12	16:7I:80:PHE:HD1	1.85	0.41

Continued on next page...

Continued from previous page...

Atom-1	Atom-2	Interatomic distance (Å)	Clash overlap (Å)
37:88:52:VAL:HA	37:88:55:VAL:HG13	2.03	0.41
18:9A:87:ARG:HD2	18:9A:87:ARG:HA	1.71	0.41
18:9I:43:PHE:O	18:9I:51:LEU:HG	2.20	0.41
19:AA:18:LYS:HE2	19:AA:31:ILE:HG12	2.03	0.41
20:BI:53:LEU:HD13	20:BI:56:MET:HB3	2.01	0.41
46:D5:52:SER:C	46:D5:54:HIS:H	2.24	0.41
46:D5:59:LEU:HB3	46:D5:60:GLU:H	1.68	0.41
47:I8:60:PHE:CD1	47:I8:60:PHE:N	2.88	0.41
52:J5:26:THR:HA	52:J5:27:PRO:HD2	1.91	0.41
48:J8:8:SER:OG	48:J8:10:LYS:HG3	2.19	0.41
2:12:121:LEU:HD21	2:12:126:GLU:HB3	2.02	0.41
2:12:22:LYS:HB3	2:12:40:HIS:NE2	2.34	0.41
2:12:24:TRP:HD1	2:12:25:ASN:C	2.22	0.41
1:13:1176:A:H2'	1:13:1177:G:H4'	2.02	0.41
1:13:1178:G:O6	9:8E:97:LYS:NZ	2.51	0.41
1:13:556:C:H2'	1:13:557:G:C8	2.55	0.41
1:13:669:U:C2	1:13:670:G:C8	3.07	0.41
1:13:717:C:H5''	1:13:717:C:H6	1.85	0.41
1:13:758:G:O5'	1:13:758:G:H8	2.04	0.41
1:13:825:G:H2'	1:13:826:C:C6	2.55	0.41
1:13:938:A:C6	1:13:939:G:C5	3.09	0.41
1:13:948:C:OP1	13:4I:109:THR:OG1	2.38	0.41
26:14:140:A:C8	26:14:1408:C:O2'	2.70	0.41
26:14:1543:A:H1'	26:14:1545:A:H1'	2.02	0.41
26:14:1891:G:C6	26:14:1892:C:C4	3.09	0.41
26:14:2094:G:C2'	26:14:2095:C:H5'	2.50	0.41
26:14:2465:C:O2	26:14:2486:G:C2	2.73	0.41
26:14:2766:G:N3	26:14:2766:G:H2'	2.36	0.41
26:14:442:G:C6	26:14:444:C:N4	2.88	0.41
26:14:757:U:H2'	26:14:758:C:O4'	2.20	0.41
26:14:676:A:H2	26:14:802:A:H61	1.64	0.41
26:14:872:A:C6	26:14:873:G:C6	3.08	0.41
34:15:59:LYS:HD2	34:15:59:LYS:HA	1.89	0.41
2:1E:192:SER:OG	2:1E:193:ASP:N	2.53	0.41
2:1E:27:LYS:HB3	2:1E:194:PRO:HD2	2.02	0.41
2:1E:85:ALA:O	2:1E:90:MET:N	2.54	0.41
1:1G:407:G:H2'	1:1G:408:A:C8	2.54	0.41
26:1H:1287:A:C5	26:1H:1288:U:C4	3.08	0.41
26:1H:1576:U:N3	26:1H:1577:C:C5	2.88	0.41
26:1H:1638:C:H5''	26:1H:2710:C:O2'	2.20	0.41
26:1H:1727:U:H2'	26:1H:1728:G:O4'	2.20	0.41

Continued on next page...

Continued from previous page...

Atom-1	Atom-2	Interatomic distance (Å)	Clash overlap (Å)
26:1H:193:U:H5	59:1H:3591:HOH:O	2.01	0.41
26:1H:2533:A:H2'	26:1H:2534:A:O4'	2.21	0.41
26:1H:2649:U:H2'	26:1H:2650:U:C6	2.55	0.41
26:1H:2783:G:H2'	26:1H:2784:C:H6	1.85	0.41
26:1H:44:A:O2'	26:1H:45:G:H5'	2.20	0.41
26:1H:77:C:H5''	49:K8:10:LEU:HD21	2.01	0.41
24:1L:18:G:H3'	24:1L:19:C:C5	2.54	0.41
29:21:167:VAL:HG13	29:21:189:PRO:HD3	2.01	0.41
29:21:4:ILE:HG22	29:21:198:VAL:HB	2.01	0.41
26:1H:2638:G:P	29:21:82:ARG:HH22	2.42	0.41
3:22:95:THR:C	3:22:97:LYS:H	2.23	0.41
35:25:4:PRO:O	35:25:5:GLN:CB	2.68	0.41
35:25:87:ILE:HD12	35:25:87:ILE:HA	1.69	0.41
3:2E:84:ILE:HD11	3:2E:101:LEU:HD22	2.02	0.41
26:1H:443:A:N7	30:31:45:ARG:HG2	2.35	0.41
4:32:158:ILE:O	4:32:162:LEU:HG	2.20	0.41
30:39:132:VAL:HG22	30:39:133:ASN:N	2.35	0.41
30:39:205:ARG:NH1	30:39:205:ARG:HB2	2.36	0.41
5:42:12:LEU:HD13	5:42:13:ILE:N	2.35	0.41
26:14:908:C:P	37:45:22:LYS:HD3	2.60	0.41
31:49:105:LYS:NZ	51:15:26:SER:HA	2.35	0.41
38:55:96:ARG:HD2	38:55:115:GLU:OE1	2.21	0.41
34:58:14:VAL:HG12	34:58:15:LEU:H	1.86	0.41
33:69:124:GLY:H	33:69:142:VAL:HB	1.84	0.41
8:72:103:VAL:HG11	8:72:109:ILE:O	2.20	0.41
8:72:73:ASP:HA	8:72:74:PRO:HD2	1.53	0.41
26:14:2683:C:OP1	40:75:53:ARG:NH2	2.53	0.41
36:78:63:PRO:HB3	54:Q8:12:LYS:O	2.20	0.41
30:31:33:LEU:HB3	36:78:6:LEU:HD11	2.02	0.41
41:85:55:ARG:HH11	41:85:55:ARG:HD3	1.73	0.41
9:8E:4:TYR:CZ	9:8E:88:TYR:HB2	2.56	0.41
1:13:1249:C:O2'	9:8E:73:GLN:OE1	2.31	0.41
38:98:38:VAL:HG23	38:98:110:PRO:O	2.20	0.41
18:9A:31:LEU:HD11	18:9A:62:GLU:HB3	2.02	0.41
44:B5:12:VAL:HG13	44:B5:27:THR:O	2.20	0.41
41:C8:107:ALA:O	41:C8:110:VAL:HB	2.21	0.41
49:K8:18:PRO:O	49:K8:22:GLU:HG3	2.21	0.41
51:M8:55:ARG:NH2	51:M8:56:VAL:HB	2.35	0.41
26:1H:1567:A:C8	28:11:84:TYR:CE2	3.09	0.41
1:13:1004:A:H2'	1:13:1005:A:O4'	2.21	0.41
1:13:1024:G:H2'	1:13:1025:U:C6	2.56	0.41

Continued on next page...

Continued from previous page...

Atom-1	Atom-2	Interatomic distance (Å)	Clash overlap (Å)
1:13:1075:C:O3'	2:1E:175:ARG:NH2	2.54	0.41
1:13:1347:G:N2	1:13:1374:A:OP2	2.48	0.41
1:13:32:A:C2	1:13:33:A:C4	3.09	0.41
1:13:774:G:H3'	1:13:775:G:H8	1.85	0.41
1:13:823:G:C2	1:13:878:G:C2	3.09	0.41
55:3L:65:C:N4	26:14:2169:A:H62	2.17	0.41
26:14:2472:G:H1'	26:14:2478:A:H61	1.85	0.41
26:14:2527:C:C4	26:14:2528:U:C5	3.09	0.41
28:19:239:ARG:CZ	59:19:302:HOH:O	2.69	0.41
1:1G:280:C:N3	17:8A:39:SER:N	2.68	0.41
1:1G:726:C:H2'	1:1G:727:G:C8	2.56	0.41
26:1H:1131:G:H8	26:1H:2025:C:H4'	1.84	0.41
26:1H:1641:A:N6	26:1H:1642:G:C2	2.89	0.41
26:1H:174:C:H2'	26:1H:175:G:O4'	2.20	0.41
26:1H:1878:G:H2'	26:1H:1879:C:C6	2.55	0.41
26:1H:2212:A:N3	26:1H:2215:G:N1	2.69	0.41
26:1H:2259:G:C2	26:1H:2282:G:N1	2.88	0.41
26:1H:648:G:O2'	26:1H:2351:G:OP1	2.26	0.41
26:1H:24:G:O2'	43:E8:77:ASP:HB3	2.21	0.41
26:1H:415:A:H2'	26:1H:416:C:O4'	2.20	0.41
26:1H:643:A:O2'	26:1H:644:A:H5'	2.21	0.41
26:1H:758:C:O2	26:1H:1981:A:H2	2.04	0.41
26:1H:978:G:C2	26:1H:986:C:C2	3.09	0.41
24:1L:21:A:C2	24:1L:56:U:C2	3.08	0.41
26:1H:2572:A:C4	29:21:144:ARG:NH1	2.88	0.41
29:21:67:PHE:C	29:21:69:LYS:H	2.24	0.41
3:2E:96:GLY:H	3:2E:97:LYS:HZ1	1.66	0.41
36:35:52:GLU:CD	36:35:52:GLU:H	2.24	0.41
30:39:107:LYS:HE2	30:39:205:ARG:HG3	2.02	0.41
5:4E:11:ILE:HD11	5:4E:43:LEU:HD11	2.02	0.41
13:4I:23:TYR:CE2	13:4I:71:ARG:HG3	2.56	0.41
32:51:86:GLU:HG2	32:51:165:ALA:H	1.85	0.41
6:52:19:LEU:HD11	6:52:59:TYR:CE1	2.55	0.41
26:14:2881:C:O2'	38:55:96:ARG:HA	2.21	0.41
35:68:68:GLU:HG2	35:68:68:GLU:H	1.58	0.41
8:72:105:ARG:HA	8:72:105:ARG:HD3	1.83	0.41
37:88:86:GLY:C	37:88:88:GLY:N	2.61	0.41
26:1H:2837:G:H21	38:98:45:ARG:NH2	2.18	0.41
18:9A:22:VAL:HG22	18:9A:23:LYS:N	2.33	0.41
18:9A:37:VAL:N	18:9A:38:GLU:OE2	2.53	0.41
18:9I:26:LEU:HD12	18:9I:29:PHE:CD1	2.56	0.41

Continued on next page...

Continued from previous page...

Atom-1	Atom-2	Interatomic distance (Å)	Clash overlap (Å)
44:B5:50:LYS:HB3	44:B5:84:ALA:H	1.86	0.41
44:B5:21:PHE:CZ	44:B5:92:LEU:HD22	2.56	0.41
20:BI:10:LEU:HD11	20:BI:12:ALA:HB3	2.01	0.41
46:D5:67:LEU:HA	46:D5:68:PRO:HD3	1.57	0.41
43:E8:74:ALA:HA	43:E8:104:THR:O	2.21	0.41
44:F8:52:VAL:HG23	44:F8:82:GLN:HB3	2.03	0.41
46:H8:6:LYS:HE3	46:H8:6:LYS:HB2	1.79	0.41
51:I5:31:ILE:HG22	51:I5:32:TYR:CG	2.55	0.41
47:I8:25:ARG:HA	47:I8:29:GLN:NE2	2.36	0.41
50:L8:31:LEU:HB3	50:L8:32:GLN:OE1	2.20	0.41
53:P8:30:VAL:O	53:P8:34:ARG:HG3	2.21	0.41
28:11:102:LYS:C	28:11:103:ARG:HG2	2.40	0.41
28:11:33:LEU:HA	28:11:33:LEU:HD23	1.78	0.41
2:12:19:HIS:NE2	2:12:204:ASN:HB3	2.34	0.41
1:13:1284:C:H3'	1:13:1285:A:C8	2.55	0.41
1:13:1285:A:H8	1:13:1285:A:O5'	2.04	0.41
1:13:942:G:C2	1:13:1342:C:C2	3.08	0.41
1:13:1346:A:N7	1:13:1374:A:H2	2.18	0.41
1:13:257:G:C2	1:13:258:G:C4	3.09	0.41
1:13:428:G:C5	1:13:430:A:C6	3.09	0.41
1:13:68:G:C2	1:13:69:G:C4	3.09	0.41
1:13:760:G:H2'	1:13:761:G:H5'	2.02	0.41
26:14:1051:G:OP2	26:14:1051:G:H8	2.03	0.41
26:14:1486:A:H2'	26:14:1487:G:H8	1.85	0.41
26:14:1783:A:P	59:14:3401:HOH:O	2.79	0.41
26:14:2181:G:C2	26:14:2182:G:C4	3.09	0.41
26:14:270(G):C:H2'	26:14:270(H):C:H6	1.84	0.41
26:14:353:G:H2'	26:14:354:G:H8	1.85	0.41
26:14:654(B):C:H2'	26:14:654(C):G:H8	1.81	0.41
26:14:192:C:O2'	26:14:802:A:N3	2.50	0.41
26:14:824:A:H1'	26:14:2358:G:N7	2.36	0.41
26:14:913:U:H4'	26:14:914:C:OP1	2.20	0.41
10:1A:27:ALA:HA	10:1A:81:THR:HB	2.03	0.41
2:1E:142:LEU:O	2:1E:146:GLN:N	2.46	0.41
1:1G:108:G:OP1	1:1G:326:G:N2	2.48	0.41
1:1G:1127:G:N2	1:1G:1144:G:H1	1.99	0.41
1:1G:954:G:H21	1:1G:1227:A:H62	1.68	0.41
1:1G:1236:A:H2'	1:1G:1237:C:C6	2.56	0.41
1:1G:1359:C:OP2	14:5A:35:ARG:HD3	2.20	0.41
1:1G:167:G:H2'	1:1G:168:G:C8	2.53	0.41
1:1G:22:G:H2'	1:1G:23:C:C6	2.56	0.41

Continued on next page...

Continued from previous page...

Atom-1	Atom-2	Interatomic distance (Å)	Clash overlap (Å)
1:1G:246:A:OP1	17:8A:101:ARG:NH2	2.54	0.41
1:1G:41:G:H2'	1:1G:42:G:C8	2.55	0.41
1:1G:447:G:H2'	1:1G:485:G:N2	2.36	0.41
1:1G:625:G:H2'	1:1G:626:U:C6	2.55	0.41
1:1G:626:U:H2'	1:1G:627:G:C8	2.55	0.41
1:1G:827:U:C4	1:1G:870:U:C4	3.08	0.41
26:1H:991:C:C4	26:1H:1185:C:N4	2.89	0.41
26:1H:1429:G:C2	26:1H:1430:C:C2	3.09	0.41
26:1H:1517:G:H2'	26:1H:1518:C:H6	1.85	0.41
26:1H:1582:C:O2'	26:1H:1586:A:C8	2.71	0.41
26:1H:2138:C:H42	26:1H:2153:G:H1	1.68	0.41
26:1H:2329:G:H2'	26:1H:2330:G:C8	2.56	0.41
26:1H:223:A:O4'	26:1H:422:A:H5'	2.20	0.41
26:1H:44:A:C2	26:1H:45:G:C4	3.09	0.41
26:1H:547:A:C5	26:1H:548:A:C6	3.09	0.41
26:1H:562:U:H2'	26:1H:562:U:H6	1.73	0.41
26:1H:654(A):A:C2	26:1H:654(T):A:N1	2.88	0.41
22:1K:3:U:O2'	22:1K:4:G:H8	2.03	0.41
3:22:42:LEU:HD13	3:22:42:LEU:HA	1.95	0.41
11:2A:12:ARG:NH2	11:2A:13:GLN:O	2.54	0.41
3:2E:135:LYS:O	3:2E:138:VAL:HG12	2.20	0.41
30:31:64:ILE:HD13	30:31:64:ILE:HA	1.76	0.41
36:35:84:ASN:HA	36:35:115:LEU:H	1.86	0.41
30:39:51:THR:HB	30:39:88:VAL:HG11	2.02	0.41
4:3E:13:ARG:H	4:3E:13:ARG:HG2	1.49	0.41
4:3E:85:LYS:HG3	4:3E:86:LYS:H	1.86	0.41
32:51:167:GLU:HA	32:51:168:PRO:HD3	1.62	0.41
33:61:124:GLY:O	33:61:142:VAL:HG23	2.21	0.41
33:69:117:GLU:HB2	33:69:118:LYS:H	1.73	0.41
15:6A:48:LYS:HA	15:6A:48:LYS:NZ	2.36	0.41
9:8E:34:ASN:O	9:8E:38:GLN:HB2	2.21	0.41
42:95:68:LYS:HE3	42:95:68:LYS:HA	2.02	0.41
43:A5:50:VAL:HG22	43:A5:105:VAL:HG23	2.03	0.41
19:AA:48:THR:HG22	19:AA:61:TYR:HB2	2.02	0.41
44:B5:31:HIS:HA	44:B5:32:PRO:HD3	1.81	0.41
40:B8:21:GLU:H	40:B8:21:GLU:HG3	1.73	0.41
46:D5:124:ILE:HD12	46:D5:125:LEU:H	1.85	0.41
44:F8:43:VAL:HG13	44:F8:47:PHE:CD2	2.56	0.41
46:H8:8:TYR:HB2	46:H8:38:TYR:CE1	2.56	0.41
2:12:130:ARG:HD3	2:12:130:ARG:HA	1.79	0.41
1:13:1219:U:H2'	1:13:1220:G:O4'	2.21	0.41

Continued on next page...

Continued from previous page...

Atom-1	Atom-2	Interatomic distance (Å)	Clash overlap (Å)
1:13:373:A:C2	1:13:374:A:C8	3.08	0.41
1:13:447:G:C6	1:13:485:G:H1'	2.55	0.41
1:13:673:G:H2'	1:13:674:G:C8	2.56	0.41
1:13:954:G:H2'	1:13:955:U:C6	2.56	0.41
1:13:976:G:OP1	14:5I:32:SER:N	2.52	0.41
26:14:1026:U:H6	26:14:1026:U:OP2	2.03	0.41
26:14:1141:U:P	34:15:25:ARG:HH21	2.44	0.41
26:14:2018:G:H21	41:85:34:LYS:HZ1	1.67	0.41
26:14:251:A:C5	26:14:252:G:H1'	2.56	0.41
26:14:2828:C:H2'	26:14:2829:C:C6	2.56	0.41
26:14:2865:U:C4	26:14:2866:U:C4	3.09	0.41
26:14:28:A:OP2	59:14:3842:HOH:O	2.22	0.41
28:19:273:ARG:O	28:19:274:ARG:C	2.59	0.41
2:1E:163:PHE:HA	2:1E:185:ILE:HG13	2.01	0.41
1:1G:1033:G:H2'	1:1G:1034:G:O4'	2.20	0.41
1:1G:1028:C:C4	1:1G:1034:G:N2	2.87	0.41
1:1G:1126:U:O2'	1:1G:1127:G:OP1	2.35	0.41
1:1G:1366:C:H5''	1:1G:1367:C:OP2	2.21	0.41
1:1G:1469:G:H2'	1:1G:1470:G:H8	1.86	0.41
1:1G:792:A:H4'	1:1G:793:U:C5'	2.50	0.41
1:1G:881:G:H2'	1:1G:882:C:O4'	2.21	0.41
26:1H:1189:A:P	59:1H:3711:HOH:O	2.79	0.41
26:1H:51:G:N3	26:1H:119:A:C2	2.89	0.41
26:1H:1346:G:C6	26:1H:1601:G:N1	2.89	0.41
26:1H:182:A:C6	26:1H:183:C:C4	3.08	0.41
26:1H:315:G:C5	26:1H:316:C:C4	3.09	0.41
26:1H:984:A:H5''	26:1H:985:C:C5	2.56	0.41
1:13:1123:A:O2'	10:1I:36:GLY:O	2.38	0.41
22:1K:42:U:H3'	22:1K:43:G:H8	1.86	0.41
29:29:66:HIS:ND1	29:29:71:GLY:HA2	2.35	0.41
29:29:50:GLY:HA2	29:29:78:LEU:HB3	2.02	0.41
11:2A:17:GLY:HA3	11:2A:77:MET:SD	2.60	0.41
11:2A:81:ASP:OD1	11:2A:81:ASP:N	2.53	0.41
30:31:196:LEU:C	30:31:197:ASP:O	2.59	0.41
4:32:92:VAL:O	4:32:96:LEU:HD23	2.21	0.41
30:39:178:PRO:HG2	30:39:179:GLU:OE1	2.20	0.41
30:39:20:LEU:HD12	30:39:199:TRP:HH2	1.86	0.41
30:39:27:GLU:O	30:39:28:ILE:HG12	2.20	0.41
12:3I:60:LEU:HB2	12:3I:65:GLU:H	1.85	0.41
31:41:20:ILE:O	31:41:24:GLY:HA2	2.20	0.41
34:58:30:ILE:HG22	34:58:34:LEU:HD22	2.03	0.41

Continued on next page...

Continued from previous page...

Atom-1	Atom-2	Interatomic distance (Å)	Clash overlap (Å)
32:59:152:ARG:HG3	32:59:153:LYS:N	2.35	0.41
32:59:158:HIS:ND1	32:59:158:HIS:O	2.50	0.41
32:59:27:LYS:HA	32:59:32:GLU:HB3	2.03	0.41
32:59:72:ILE:H	32:59:72:ILE:HG13	1.52	0.41
26:1H:2093:G:OP2	33:61:22:LYS:HD2	2.21	0.41
33:61:40:THR:HB	33:61:43:ASN:H	1.85	0.41
15:6I:65:ARG:O	15:6I:68:ARG:HB3	2.21	0.41
40:75:118:ARG:HA	40:75:118:ARG:HD3	1.88	0.41
36:78:58:THR:HA	36:78:60:MET:H	1.86	0.41
16:7A:11:SER:HB2	16:7A:14:ASN:HB3	2.03	0.41
37:88:37:LEU:HD21	37:88:130:LYS:HB2	2.02	0.41
17:8A:99:SER:O	17:8A:100:LYS:NZ	2.43	0.41
17:8I:31:LEU:HD23	17:8I:32:TYR:CZ	2.56	0.41
17:8I:9:VAL:HG21	17:8I:84:LEU:HD12	2.03	0.41
38:98:47:PHE:HE1	38:98:51:LEU:HD11	1.85	0.41
19:AI:38:SER:O	19:AI:70:LYS:HA	2.21	0.41
40:B8:87:ASP:OD1	40:B8:87:ASP:N	2.53	0.41
47:E5:12:ASN:HA	47:E5:14:ARG:HH21	1.85	0.41
26:1H:751:A:C5'	43:E8:90:ARG:HA	2.50	0.41
46:H8:35:ARG:HH11	46:H8:35:ARG:HB3	1.86	0.41
49:K8:50:ILE:HG13	49:K8:50:ILE:H	1.59	0.41
2:12:98:LEU:HA	2:12:98:LEU:HD23	1.86	0.41
1:13:1132:C:C2'	1:13:1133:G:H5'	2.51	0.41
1:13:1350:A:C5	1:13:1351:U:C4	3.09	0.41
1:13:260:G:C6	1:13:261:U:O4	2.74	0.41
1:13:607:A:H2'	1:13:608:A:O4'	2.21	0.41
1:13:685:G:O2'	1:13:686:U:H5'	2.21	0.41
1:13:771:G:O2'	1:13:772:U:H5'	2.21	0.41
1:13:779:C:H2'	1:13:780:A:O4'	2.21	0.41
1:13:987:G:H1	1:13:1218:C:N4	2.19	0.41
26:14:117:G:OP2	26:14:119:A:O2'	2.32	0.41
26:14:1389:G:C2	26:14:1390:U:C2	3.08	0.41
26:14:1392:A:N6	26:14:1393:A:N6	2.68	0.41
26:14:1459:G:O2'	26:14:1460:A:H5'	2.20	0.41
26:14:1510:A:OP2	26:14:1510:A:H8	2.04	0.41
26:14:1538:G:H2'	26:14:1539:G:H8	1.85	0.41
26:14:17:G:H2'	26:14:18:C:C6	2.55	0.41
26:14:2692:C:H1'	26:14:2847:U:H1'	2.03	0.41
26:14:681:G:H2'	26:14:682:G:O4'	2.21	0.41
26:14:807:U:H2'	26:14:808:G:H8	1.85	0.41
1:1G:1447:G:H8	1:1G:1447:G:O5'	2.04	0.41

Continued on next page...

Continued from previous page...

Atom-1	Atom-2	Interatomic distance (Å)	Clash overlap (Å)
1:1G:87:A:H2'	1:1G:87:A:N3	2.36	0.41
1:1G:954:G:H2'	1:1G:955:U:H6	1.83	0.41
26:1H:1048:A:C4	26:1H:1049:C:C5	3.09	0.41
26:1H:1348:G:H2'	26:1H:1349:A:H5''	2.03	0.41
26:1H:1899:G:N2	26:1H:1901:A:C5	2.88	0.41
26:1H:2038:G:H2'	26:1H:2039:C:C6	2.56	0.41
26:1H:2058:A:H5''	26:1H:2059:A:OP2	2.21	0.41
26:1H:2078:C:H2'	26:1H:2079:U:H6	1.85	0.41
26:1H:2304:G:H5''	31:41:124:SER:HB3	2.02	0.41
26:1H:2352:A:C4	26:1H:2366:A:C2	3.09	0.41
26:1H:2687:U:C4	26:1H:2688:U:C5	3.08	0.41
26:1H:255:A:O2'	26:1H:384:U:OP1	2.39	0.41
26:1H:444:C:H2'	26:1H:445:C:H6	1.86	0.41
26:1H:651:G:OP1	54:Q8:19:SER:OG	2.22	0.41
29:21:39:PRO:HD3	29:21:45:THR:HG22	2.03	0.41
3:22:134:ILE:HD11	3:22:153:VAL:HG21	2.02	0.41
29:29:64:LYS:HB3	29:29:65:GLY:H	1.39	0.41
3:2E:122:GLU:HA	3:2E:125:GLU:HG3	2.03	0.41
23:2L:20:G:C2	23:2L:58:A:C2	3.09	0.41
26:1H:673:C:H5''	30:31:54:ARG:NH1	2.35	0.41
30:39:165:ARG:HD3	30:39:168:ARG:HH12	1.86	0.41
12:3A:53:ARG:HH12	12:3A:92:ASP:CB	2.34	0.41
12:3I:113:ARG:HH21	12:3I:116:SER:HB2	1.85	0.41
12:3I:90:VAL:HG11	12:3I:93:LEU:CG	2.50	0.41
24:3K:12:C:H42	24:3K:24:G:H1	1.67	0.41
37:45:57:HIS:NE2	37:45:116:GLU:HB3	2.36	0.41
31:49:131:TYR:CE1	31:49:133:LEU:HD23	2.56	0.41
34:58:127:ASP:O	34:58:128:HIS:HB3	2.19	0.41
34:58:65:LYS:HE3	34:58:65:LYS:HB2	1.60	0.41
6:5E:44:GLY:HA2	6:5E:59:TYR:CE2	2.55	0.41
16:7A:49:LEU:HD13	16:7A:73:LEU:HD22	2.02	0.41
26:14:1200:C:H1'	41:85:2:PRO:HG3	2.02	0.41
9:8E:5:TYR:OH	9:8E:16:ARG:HG2	2.20	0.41
29:21:110:GLY:O	38:98:3:HIS:HE1	2.04	0.41
38:98:70:LEU:O	38:98:71:GLN:HB3	2.20	0.41
18:9I:50:ILE:HG21	18:9I:50:ILE:HD13	1.84	0.41
40:B8:53:ARG:NH1	40:B8:60:THR:OG1	2.54	0.41
47:E5:25:ARG:HD3	47:E5:25:ARG:HA	1.90	0.41
48:F5:91:LYS:HZ1	48:F5:95:LEU:HD12	1.86	0.41
44:F8:35:THR:HG23	44:F8:38:GLU:H	1.86	0.41
44:F8:72:LYS:HD2	44:F8:73:ARG:O	2.21	0.41

Continued on next page...

Continued from previous page...

Atom-1	Atom-2	Interatomic distance (Å)	Clash overlap (Å)
45:G8:5:MET:HE1	45:G8:32:PRO:HA	2.01	0.41
46:H8:67:LEU:HD22	46:H8:90:VAL:HG11	2.02	0.41
47:I8:72:ARG:HB3	47:I8:75:LEU:HB2	2.03	0.41
48:J8:82:LEU:HD22	48:J8:82:LEU:H	1.85	0.41
26:1H:2419:U:O4	54:Q8:30:ARG:NH2	2.54	0.41
28:11:183:ARG:HG3	28:11:184:LYS:O	2.21	0.41
1:13:1325:C:H2'	1:13:1326:C:C6	2.56	0.41
1:13:1365:G:C6	1:13:1366:C:C4	3.09	0.41
1:13:127:G:N2	1:13:235:C:C2	2.89	0.41
1:13:721:G:H4'	1:13:722:A:O4'	2.21	0.41
1:13:78:G:O6	1:13:79:G:N2	2.53	0.41
26:14:117:G:C6	26:14:119:A:C6	3.09	0.41
26:14:1269:A:H2'	26:14:1270:C:C6	2.56	0.41
27:16:63:G:C2	27:16:64:C:C2	3.09	0.41
28:19:267:SER:C	28:19:269:PHE:H	2.20	0.41
28:19:71:ASP:OD2	28:19:103:ARG:NH1	2.50	0.41
28:19:77:ALA:HB2	28:19:97:TYR:CD2	2.56	0.41
2:1E:130:ARG:H	2:1E:130:ARG:HG2	1.52	0.41
2:1E:25:ASN:ND2	2:1E:193:ASP:HB3	2.36	0.41
1:1G:1122:U:C4	1:1G:1123:A:N7	2.89	0.41
1:1G:1165:C:H2'	1:1G:1166:G:O4'	2.21	0.41
1:1G:1431:C:H2'	1:1G:1432:G:O4'	2.20	0.41
1:1G:174:C:O2'	1:1G:175:C:H5'	2.21	0.41
1:1G:130:A:H1'	1:1G:263:A:O2'	2.21	0.41
1:1G:338:A:C6	1:1G:339:C:C4	3.09	0.41
1:1G:359:U:H2'	1:1G:360:A:C8	2.56	0.41
1:1G:376:G:H5''	16:7A:5:ARG:HB2	2.02	0.41
26:1H:1144:G:C6	26:1H:1145:C:C4	3.09	0.41
26:1H:1355:G:C6	26:1H:1356:G:C5	3.08	0.41
26:1H:1606:G:H5''	26:1H:1607:C:OP1	2.20	0.41
26:1H:1658:C:H2'	26:1H:1659:U:C6	2.56	0.41
26:1H:1743:G:C2	26:1H:1746:G:C8	3.08	0.41
26:1H:1799:G:H5'	26:1H:1819:A:N6	2.36	0.41
26:1H:1809:A:N6	26:1H:1810:A:N1	2.68	0.41
26:1H:1999:C:H2'	26:1H:2000:G:O4'	2.20	0.41
26:1H:1651:G:N2	26:1H:2007:C:C2	2.89	0.41
26:1H:2127:G:H22	26:1H:2162:G:C1'	2.28	0.41
26:1H:859:G:H5'	26:1H:2268:A:O2'	2.21	0.41
26:1H:2533:A:OP1	26:1H:2665:A:H1'	2.20	0.41
26:1H:2556:C:H2'	26:1H:2557:G:O4'	2.20	0.41
26:1H:2692:C:H1'	26:1H:2847:U:H1'	2.02	0.41

Continued on next page...

Continued from previous page...

Atom-1	Atom-2	Interatomic distance (Å)	Clash overlap (Å)
26:1H:518:G:H2'	26:1H:519:U:H6	1.82	0.41
26:1H:709:U:H2'	26:1H:710:G:C8	2.56	0.41
26:1H:996:A:H4'	41:C8:92:ARG:CG	2.51	0.41
29:21:29:GLY:N	29:21:51:PHE:HE1	2.16	0.41
35:25:102:VAL:HB	35:25:106:LEU:HD12	2.03	0.41
29:29:119:ARG:HG2	29:29:160:TYR:HB2	2.02	0.41
29:29:141:ILE:HD12	29:29:150:VAL:HG21	2.03	0.41
11:2I:15:ALA:HA	11:2I:77:MET:HA	2.02	0.41
11:2I:29:ILE:HD13	11:2I:29:ILE:HG21	1.88	0.41
12:3I:66:VAL:HG21	12:3I:98:TYR:CE1	2.56	0.41
55:3L:76:C:H2'	55:3L:77:C:H6	1.85	0.41
31:41:172:LEU:O	31:41:176:LEU:HB2	2.20	0.41
26:1H:2311:A:H8	31:41:88:ILE:HD12	1.86	0.41
31:41:98:ARG:HA	31:41:101:ILE:HG23	2.03	0.41
5:42:9:LYS:HD2	5:42:10:MET:HE3	2.03	0.41
31:49:68:PRO:HB2	31:49:90:LEU:HD22	2.02	0.41
5:4E:77:PRO:HG2	5:4E:78:HIS:CD2	2.55	0.41
6:52:1:MET:HG2	6:52:68:PRO:HA	2.02	0.41
35:68:71:ARG:HB2	35:68:73:ASP:OD1	2.21	0.41
35:25:119:PRO:HB2	40:75:68:TYR:CZ	2.56	0.41
8:7E:21:LYS:O	8:7E:65:TYR:OH	2.38	0.41
17:8A:23:VAL:O	17:8A:39:SER:HA	2.20	0.41
9:8E:111:ARG:HD2	14:5I:61:TRP:CD1	2.56	0.41
41:85:112:ARG:NH2	42:95:47:VAL:HG13	2.36	0.41
42:95:37:VAL:HG11	42:95:57:VAL:HG12	2.01	0.41
29:21:110:GLY:O	38:98:3:HIS:CE1	2.74	0.41
40:B8:26:ASP:OD2	40:B8:120:ARG:NH2	2.28	0.41
41:C8:103:PRO:O	41:C8:106:PHE:N	2.53	0.41
46:D5:17:ALA:HA	46:D5:20:ARG:HE	1.86	0.41
47:E5:21:LEU:HA	47:E5:21:LEU:HD23	1.81	0.41
44:F8:66:LEU:HA	44:F8:66:LEU:HD12	1.64	0.41
45:G8:94:LYS:HG3	45:G8:95:LYS:N	2.35	0.41
49:K8:55:ARG:O	49:K8:58:ALA:HB3	2.20	0.41
28:11:17:THR:HB	28:11:205:VAL:N	2.28	0.41
1:13:1178:G:N2	1:13:1181:G:C8	2.87	0.41
1:13:1365:G:H2'	1:13:1366:C:C6	2.56	0.41
1:13:1423:G:P	35:68:49:ARG:NH2	2.94	0.41
1:13:237:C:H5''	17:8I:25:ARG:CZ	2.50	0.41
1:13:22:G:H2'	1:13:23:C:C6	2.55	0.41
1:13:475:G:H2'	1:13:476:G:H8	1.86	0.41
1:13:51:A:N7	1:13:114:U:O2'	2.54	0.41

Continued on next page...

Continued from previous page...

Atom-1	Atom-2	Interatomic distance (Å)	Clash overlap (Å)
26:14:1046:A:H4'	26:14:1047:G:OP2	2.21	0.41
26:14:1006:C:C2	26:14:1138:G:N2	2.89	0.41
26:14:1287:A:C5	26:14:1288:U:C4	3.09	0.41
26:14:1410:G:H2'	26:14:1411:C:C6	2.56	0.41
26:14:1729:A:C6	26:14:1731:G:C6	3.09	0.41
26:14:1803:A:C8	26:14:1804:C:C5	3.08	0.41
26:14:1857:G:C6	26:14:1858:G:N1	2.89	0.41
26:14:1894:C:H2'	26:14:1895:C:H5'	2.03	0.41
26:14:1833:U:O2	26:14:1969:A:H2	2.02	0.41
26:14:2663:G:H3'	26:14:2664:G:H8	1.86	0.41
26:14:563:G:C6	26:14:564:C:C4	3.08	0.41
26:14:823:G:H2'	26:14:824:A:H8	1.82	0.41
26:14:895:U:H4'	26:14:896:A:C5	2.55	0.41
34:15:10:GLU:HA	34:15:11:PRO:HD2	1.75	0.41
34:15:56:ASN:H	34:15:125:GLY:CA	2.28	0.41
27:16:17:C:H2'	27:16:18:G:O4'	2.22	0.41
2:1E:13:ALA:HA	2:1E:17:PHE:HE2	1.85	0.41
1:1G:1028(B):C:N3	1:1G:1032(A):G:N2	2.69	0.41
1:1G:440:A:H3'	1:1G:442:C:H6	1.86	0.41
1:1G:81:G:H8	1:1G:81:G:O5'	2.03	0.41
1:1G:957:U:H2'	1:1G:959:A:OP2	2.21	0.41
26:1H:1329:U:H3'	26:1H:1330:C:H6	1.86	0.41
26:1H:562:U:C4	26:1H:2036:C:O4'	2.74	0.41
26:1H:2054:A:OP1	26:1H:2055:C:O2'	2.36	0.41
26:1H:2148:G:N2	26:1H:2149:G:H1'	2.35	0.41
26:1H:248:G:H5'	26:1H:250:G:N7	2.35	0.41
26:1H:9:U:O4	26:1H:2629:A:H8	2.03	0.41
26:1H:2773:C:H2'	26:1H:2774:C:H6	1.86	0.41
26:1H:289:A:H2'	26:1H:290:G:O4'	2.20	0.41
26:1H:527:C:OP2	26:1H:2779:U:H5	2.03	0.41
26:1H:546:C:N4	26:1H:547:A:N1	2.69	0.41
26:1H:60:G:C2	26:1H:74:A:C5	3.09	0.41
27:1J:57:A:H8	27:1J:57:A:O5'	2.04	0.41
29:21:105:THR:HA	29:21:166:THR:HG23	2.03	0.41
1:1G:1523:G:OP1	11:2A:123:LYS:HD2	2.21	0.41
4:32:64:LEU:HB2	4:32:198:VAL:HG11	2.02	0.41
37:45:63:LYS:NZ	37:45:63:LYS:HA	2.36	0.41
31:49:57:ALA:HB2	31:49:90:LEU:HD11	2.02	0.41
5:4E:74:GLY:O	5:4E:115:VAL:HA	2.21	0.41
6:52:69:GLU:O	6:52:72:VAL:HG12	2.20	0.41
33:61:117:GLU:H	33:61:117:GLU:HG2	1.31	0.41

Continued on next page...

Continued from previous page...

Atom-1	Atom-2	Interatomic distance (Å)	Clash overlap (Å)
15:6I:32:LEU:O	15:6I:35:ARG:N	2.54	0.41
40:75:24:PRO:HA	40:75:49:VAL:HG23	2.02	0.41
36:78:3:LEU:HA	36:78:3:LEU:HD23	1.76	0.41
9:8E:29:ASN:OD1	9:8E:65:VAL:N	2.54	0.41
1:13:1178:G:H5'	9:8E:93:ARG:HH22	1.86	0.41
17:8I:100:LYS:HB3	17:8I:101:ARG:NH1	2.36	0.41
18:9A:32:ARG:HD3	18:9A:65:ILE:HD12	2.02	0.41
43:A5:65:LEU:HD13	43:A5:68:ARG:CD	2.51	0.41
43:A5:69:LEU:HA	43:A5:108:GLY:O	2.20	0.41
20:BI:55:ILE:O	20:BI:58:LYS:N	2.54	0.41
41:C8:93:LYS:HG3	41:C8:93:LYS:H	1.67	0.41
42:D8:29:PRO:HA	42:D8:61:VAL:HG23	2.03	0.41
26:1H:1614:A:N6	43:E8:88:ARG:H	2.18	0.41
13:4A:3:ARG:O	51:I5:34:GLU:HG3	2.20	0.41
51:I5:37:SER:C	51:I5:39:CYS:N	2.73	0.41
49:K8:21:LEU:HD13	49:K8:64:LEU:HA	2.03	0.41
49:K8:47:ASN:C	49:K8:49:LYS:N	2.70	0.41
49:K8:4:SER:HB3	49:K8:7:ARG:HG2	2.01	0.41
2:12:10:LEU:HD13	2:12:10:LEU:HA	1.79	0.40
1:13:1267:C:O2	21:1F:20:LYS:NZ	2.34	0.40
1:13:359:U:H2'	1:13:360:A:C8	2.56	0.40
1:13:452:A:C6	1:13:453:A:C6	3.09	0.40
1:13:696:A:H8	1:13:696:A:O5'	2.04	0.40
26:14:1615:C:C5	26:14:1617:C:C4	3.09	0.40
26:14:2077:A:O2'	26:14:2078:C:H5'	2.21	0.40
26:14:433:C:C4	26:14:434:U:O4	2.74	0.40
26:14:654(C):G:C2	26:14:654(D):G:H1'	2.57	0.40
28:19:245:PRO:HA	28:19:246:PRO:HD3	1.99	0.40
10:1A:54:PHE:CD2	10:1A:55:LYS:HD2	2.56	0.40
21:1B:9:ARG:O	21:1B:13:ILE:HG13	2.21	0.40
1:1G:1232:U:OP1	9:82:124:GLN:HG2	2.21	0.40
1:1G:66:G:C2	1:1G:67:C:C6	3.09	0.40
26:1H:1071:G:H8	26:1H:1071:G:O5'	2.04	0.40
26:1H:1337:G:C2	26:1H:1338:G:C4	3.09	0.40
26:1H:1359:A:H61	26:1H:1372:U:H3	1.67	0.40
26:1H:1394:U:H6	26:1H:1394:U:H3'	1.86	0.40
26:1H:1477:A:C2	26:1H:1517:G:C2	3.09	0.40
26:1H:1566:A:O2'	26:1H:1567:A:H5'	2.20	0.40
26:1H:1932:A:H2'	26:1H:1933:G:O4'	2.20	0.40
26:1H:2186:G:H2'	26:1H:2187:G:H8	1.87	0.40
26:1H:25:U:O2'	26:1H:26:G:H5'	2.21	0.40

Continued on next page...

Continued from previous page...

Atom-1	Atom-2	Interatomic distance (Å)	Clash overlap (Å)
26:1H:577:G:C6	26:1H:578:A:C6	3.09	0.40
26:1H:583:G:OP2	41:C8:10:ARG:NH1	2.45	0.40
26:1H:817:C:H4'	26:1H:932:G:C5	2.56	0.40
26:1H:2786:U:O2'	29:21:62:PRO:HA	2.20	0.40
3:2E:108:ASN:HA	3:2E:109:PRO:HD2	1.98	0.40
11:2I:87:THR:HG22	11:2I:88:GLY:N	2.33	0.40
30:31:108:LYS:O	30:31:112:MET:HG3	2.21	0.40
30:39:82:ILE:HG13	30:39:82:ILE:H	1.58	0.40
4:3E:65:ARG:HD2	4:3E:70:ILE:O	2.21	0.40
55:3L:44:C:H2'	55:3L:45:C:O4'	2.21	0.40
37:45:97:VAL:HG11	37:45:103:MET:HE2	2.02	0.40
13:4I:34:LEU:HD13	13:4I:34:LEU:HA	1.86	0.40
25:4K:23:A:H2'	25:4K:24:A:N7	2.35	0.40
34:58:104:LYS:HB2	34:58:117:PHE:CE1	2.56	0.40
34:58:2:LYS:HA	34:58:2:LYS:HD2	1.69	0.40
14:5I:11:LYS:C	14:5I:13:THR:H	2.23	0.40
7:6E:59:LEU:HA	7:6E:59:LEU:HD23	1.93	0.40
15:6I:71:GLN:HG2	15:6I:71:GLN:O	2.20	0.40
8:72:107:LEU:HD23	8:72:107:LEU:HA	1.84	0.40
40:75:61:PHE:CE1	40:75:76:PHE:HB2	2.56	0.40
40:75:97:ALA:C	40:75:98:LYS:HD3	2.41	0.40
36:78:83:VAL:O	36:78:114:ILE:HA	2.22	0.40
16:7I:53:VAL:O	16:7I:57:ARG:HG2	2.20	0.40
37:88:30:GLY:HA2	37:88:107:ALA:HB2	2.03	0.40
17:8A:68:ARG:O	17:8A:68:ARG:HG3	2.22	0.40
9:8E:18:PHE:HB2	9:8E:62:TYR:O	2.21	0.40
38:98:63:ARG:HG3	38:98:80:PHE:CE2	2.56	0.40
18:9I:38:GLU:CD	18:9I:41:LYS:HE3	2.41	0.40
43:A5:81:ALA:HB1	43:A5:97:LYS:HB2	2.02	0.40
40:B8:54:ARG:HA	40:B8:59:THR:CG2	2.47	0.40
43:E8:24:ILE:H	43:E8:24:ILE:HG13	1.72	0.40
26:1H:111:A:H4'	49:K8:69:ARG:NH2	2.36	0.40
50:L8:7:LYS:O	50:L8:54:VAL:HA	2.21	0.40
28:11:13:ARG:HD2	28:11:13:ARG:HA	1.67	0.40
2:12:236:TYR:HB2	2:12:239:VAL:CB	2.44	0.40
2:12:90:MET:HA	2:12:91:PRO:HD3	1.95	0.40
1:13:1016:A:O5'	1:13:1016:A:H8	2.05	0.40
1:13:1191:A:H5''	1:13:1192:C:OP2	2.21	0.40
1:13:1268:A:N3	1:13:1326:C:O2'	2.52	0.40
1:13:148:G:C2	1:13:149:A:C8	3.10	0.40
1:13:342:C:N3	1:13:348:G:C2	2.88	0.40

Continued on next page...

Continued from previous page...

Atom-1	Atom-2	Interatomic distance (Å)	Clash overlap (Å)
1:13:433:C:H2'	1:13:434:U:C6	2.57	0.40
1:13:600:C:H2'	1:13:601:C:C6	2.55	0.40
1:13:625:G:H4'	16:7I:16:HIS:ND1	2.36	0.40
26:14:1005:C:O2'	34:15:28:THR:HG23	2.21	0.40
26:14:1003:G:O2'	26:14:1010:A:N1	2.41	0.40
26:14:1712:C:H2'	26:14:1716:U:H6	1.86	0.40
26:14:2212:A:H1'	26:14:2215:G:C4	2.56	0.40
26:14:40:C:H2'	26:14:41:C:C6	2.56	0.40
26:14:523:C:C2'	26:14:524:U:H5'	2.51	0.40
26:14:640:C:N4	26:14:648:G:H1	2.15	0.40
26:14:863:A:H2'	26:14:864:G:C8	2.56	0.40
26:14:8:A:H2'	26:14:9:U:H6	1.85	0.40
34:15:15:LEU:HB2	34:15:134:ARG:HG2	2.03	0.40
27:16:29:A:OP2	39:A8:32:LEU:HD12	2.22	0.40
27:16:78:A:H2'	27:16:79:C:O4'	2.22	0.40
1:1G:1064:G:OP1	1:1G:1386:G:H4'	2.22	0.40
1:1G:1206:G:C6	1:1G:1207:G:C5	3.09	0.40
1:1G:129(A):G:C2	1:1G:188:U:O2'	2.72	0.40
1:1G:186:C:O4'	20:BA:81:LYS:NZ	2.50	0.40
1:1G:129(A):G:C2	1:1G:191(A):G:C8	3.09	0.40
1:1G:261:U:H2'	1:1G:263:A:OP2	2.21	0.40
26:1H:1213:A:H1'	26:1H:1238:G:N3	2.36	0.40
26:1H:1338:G:O2'	26:1H:1339:G:H5'	2.22	0.40
26:1H:1346:G:C4	26:1H:1347:G:C8	3.09	0.40
26:1H:1535:U:N3	26:1H:1537:C:H1'	2.36	0.40
26:1H:1641:A:H2'	26:1H:1642:G:O4'	2.21	0.40
26:1H:1691:C:C2'	26:1H:1692:U:H5'	2.51	0.40
26:1H:1833:U:C4	26:1H:1834:U:C4	3.09	0.40
26:1H:1992:G:H5'	26:1H:1994:C:H41	1.86	0.40
26:1H:2012:G:OP2	43:E8:16:LYS:NZ	2.52	0.40
26:1H:2303:G:C2'	26:1H:2304:G:H5'	2.50	0.40
26:1H:2660:A:C2	26:1H:2661:G:H1'	2.57	0.40
26:1H:2655:G:O2'	26:1H:2664:G:O6	2.31	0.40
26:1H:2700:C:O2'	26:1H:2701:C:H5'	2.20	0.40
26:1H:2748:A:C2	26:1H:2757:A:C4	3.09	0.40
26:1H:449:A:C6	26:1H:450:G:C5	3.09	0.40
26:1H:588:U:C2	30:31:90:PHE:CE1	3.09	0.40
26:1H:880:G:N2	26:1H:898:C:C2	2.89	0.40
26:1H:988:A:H8	26:1H:988:A:O5'	2.04	0.40
10:1I:95:GLU:HG2	10:1I:96:ILE:H	1.86	0.40
27:1J:9:G:OP1	39:65:25:ARG:NH2	2.54	0.40

Continued on next page...

Continued from previous page...

Atom-1	Atom-2	Interatomic distance (Å)	Clash overlap (Å)
1:13:1054:C:N3	22:1K:35:QUO:H1'	2.35	0.40
22:1K:57:C:O2'	22:1K:68:A:H4'	2.21	0.40
29:21:50:GLY:HA2	29:21:76:ARG:O	2.21	0.40
35:25:8:LEU:HD13	35:25:82:ASN:CB	2.51	0.40
11:2I:54:ARG:O	11:2I:57:THR:HG22	2.21	0.40
11:2I:59:TYR:O	11:2I:62:GLN:HB3	2.21	0.40
23:2K:38:A:H2'	23:2K:39:A:H8	1.86	0.40
23:2L:15:G:N2	23:2L:49:C:H42	2.19	0.40
30:31:6:VAL:HG21	30:31:119:ARG:CB	2.51	0.40
4:32:8:VAL:HG12	4:32:21:LEU:HD22	2.03	0.40
24:3K:10:C:N3	24:3K:11:C:N4	2.69	0.40
24:3K:5:G:H2'	24:3K:6:G:O4'	2.20	0.40
24:3K:61:G:H2'	24:3K:62:G:O4'	2.20	0.40
13:4A:17:VAL:HG13	13:4A:27:LYS:NZ	2.37	0.40
13:4A:92:HIS:NE2	13:4A:98:VAL:HG21	2.35	0.40
5:4E:110:LEU:CD1	5:4E:118:ILE:HG21	2.52	0.40
5:4E:80:ILE:HG12	5:4E:81:GLU:H	1.86	0.40
6:52:55:ASP:HA	6:52:56:PRO:HD3	1.84	0.40
34:58:29:LYS:HG2	34:58:29:LYS:H	1.62	0.40
7:62:114:ARG:H	7:62:114:ARG:HG2	1.37	0.40
33:69:140:LEU:HA	33:69:140:LEU:HD12	1.74	0.40
33:69:75:LEU:HD22	33:69:77:LEU:HD23	2.04	0.40
7:6E:38:LEU:O	7:6E:42:ILE:HG13	2.21	0.40
26:1H:587:C:C2	36:78:33:ARG:NH1	2.88	0.40
17:8A:17:LYS:HA	17:8A:46:ASP:O	2.21	0.40
17:8I:67:LYS:CA	17:8I:70:ARG:HH12	2.31	0.40
42:95:37:VAL:HG21	42:95:57:VAL:N	2.27	0.40
26:14:814:C:OP1	42:95:83:ARG:HG2	2.20	0.40
45:C5:20:TYR:CE2	45:C5:42:VAL:HA	2.56	0.40
34:58:4:TYR:CE2	41:C8:100:VAL:HG11	2.56	0.40
46:D5:4:ARG:CZ	46:D5:58:VAL:HG11	2.51	0.40
42:D8:21:ARG:HG2	42:D8:91:TYR:CE1	2.56	0.40
50:L8:37:LEU:HD12	50:L8:43:ILE:CG2	2.52	0.40
50:L8:7:LYS:HG3	50:L8:34:GLU:HG3	2.02	0.40
26:14:835:A:OP1	54:M5:52:LYS:HG2	2.20	0.40
2:12:61:LEU:HD12	2:12:61:LEU:HA	1.86	0.40
1:13:1072:G:C5	1:13:1073:U:C4	3.09	0.40
1:13:1237:C:O2'	1:13:1300:G:N2	2.42	0.40
1:13:354:G:OP1	59:13:1864:HOH:O	2.21	0.40
1:13:475:G:H2'	1:13:476:G:O4'	2.22	0.40
1:13:509:A:H3'	59:13:1814:HOH:O	2.21	0.40

Continued on next page...

Continued from previous page...

Atom-1	Atom-2	Interatomic distance (Å)	Clash overlap (Å)
1:13:658:G:H2'	1:13:659:U:C6	2.57	0.40
1:13:912:C:O2'	1:13:913:A:H5'	2.22	0.40
26:14:1323:U:H2'	26:14:1324:G:H5'	2.04	0.40
26:14:2134:A:N3	26:14:2159:G:H1'	2.36	0.40
26:14:2230:G:H1'	48:F5:45:ASN:OD1	2.21	0.40
26:14:2767:C:H2'	26:14:2768:C:C6	2.56	0.40
26:14:357:A:C2	26:14:358:U:C2	3.09	0.40
26:14:67:U:H2'	26:14:68:G:C8	2.56	0.40
26:14:99:U:H1'	26:14:102:G:N2	2.35	0.40
28:19:11:PRO:O	28:19:12:SER:OG	2.32	0.40
26:14:1815:A:P	28:19:54:ARG:HH22	2.43	0.40
10:1A:50:ILE:HG22	10:1A:52:GLY:H	1.86	0.40
2:1E:178:ARG:HG3	8:7E:72:PRO:CA	2.51	0.40
1:1G:1105:A:H2'	1:1G:1106:G:H8	1.86	0.40
1:1G:1184:G:O2'	1:1G:1185:G:H5'	2.20	0.40
1:1G:1243:C:O2	1:1G:1295:G:N2	2.54	0.40
1:1G:1360:A:H2'	1:1G:1361:G:O4'	2.21	0.40
1:1G:583:A:H2'	1:1G:584:G:O4'	2.22	0.40
1:1G:658:G:C6	1:1G:659:U:C4	3.10	0.40
1:1G:998(A):C:N3	1:1G:1042:G:N2	2.49	0.40
26:1H:1194:A:OP2	26:1H:1194:A:H8	2.04	0.40
26:1H:1746:G:H2'	26:1H:1747:G:C8	2.56	0.40
26:1H:1957:C:H2'	26:1H:1958:C:C6	2.57	0.40
26:1H:2366:A:H2'	26:1H:2367:G:O4'	2.21	0.40
26:1H:2461:C:H2'	26:1H:2462:U:C6	2.56	0.40
26:1H:2563:U:H1'	26:1H:2566:A:N6	2.36	0.40
26:1H:315:G:C6	26:1H:316:C:C4	3.09	0.40
26:1H:363:G:C2	26:1H:363(A):A:C5	3.10	0.40
26:1H:370:G:H4'	26:1H:371:A:OP2	2.21	0.40
26:1H:579:G:C2	26:1H:1262:A:C4	3.10	0.40
26:1H:613:U:O2	26:1H:613:U:O4'	2.38	0.40
29:21:23:VAL:HA	29:21:184:VAL:O	2.21	0.40
3:22:175:LEU:H	3:22:175:LEU:HD12	1.85	0.40
29:29:46:ALA:HB1	29:29:80:GLU:O	2.21	0.40
3:2E:191:THR:HG21	3:2E:193:TYR:CZ	2.57	0.40
12:3I:76:ASN:OD1	12:3I:76:ASN:N	2.43	0.40
37:45:89:ASN:HD22	37:45:89:ASN:C	2.20	0.40
31:49:95:ARG:HB3	31:49:96:ARG:H	1.72	0.40
38:55:54:LEU:HD23	38:55:66:VAL:HG23	2.03	0.40
14:5I:23:ARG:HD2	14:5I:28:GLY:O	2.21	0.40
39:65:54:LEU:O	39:65:55:ALA:HB3	2.20	0.40

Continued on next page...

Continued from previous page...

Atom-1	Atom-2	Interatomic distance (Å)	Clash overlap (Å)
33:69:9:LEU:HD21	33:69:35:LEU:HD13	2.02	0.40
7:6E:89:MET:SD	7:6E:155:ARG:HB2	2.61	0.40
15:6I:78:TYR:CZ	15:6I:82:ILE:HD11	2.55	0.40
16:7I:59:TRP:O	16:7I:64:ALA:N	2.53	0.40
9:82:88:TYR:O	9:82:90:PRO:HD3	2.21	0.40
17:8A:6:LEU:O	17:8A:59:ILE:N	2.52	0.40
39:A8:67:ARG:HB2	39:A8:67:ARG:NH1	2.36	0.40
19:AI:41:VAL:HG21	19:AI:67:VAL:HG13	2.04	0.40
19:AI:44:MET:O	19:AI:47:HIS:HB2	2.22	0.40
40:B8:16:ARG:HH21	40:B8:19:LEU:HD21	1.86	0.40
20:BI:69:GLY:O	20:BI:73:HIS:NE2	2.55	0.40
20:BI:75:ASN:O	20:BI:79:ARG:HB2	2.21	0.40
45:C5:39:VAL:HG23	45:C5:41:GLY:N	2.36	0.40
48:F5:92:LYS:HG2	48:F5:93:GLU:H	1.86	0.40
48:F5:97:LEU:O	48:F5:98:LEU:HD23	2.21	0.40
49:G5:15:LYS:HA	49:G5:15:LYS:HD2	1.81	0.40
46:H8:150:LEU:HD23	46:H8:151:HIS:N	2.36	0.40
46:H8:158:PRO:HB3	46:H8:159:PRO:HD2	2.02	0.40
51:I5:12:ALA:O	51:I5:24:THR:OG1	2.38	0.40
48:J8:76:ARG:HD3	48:J8:76:ARG:H	1.85	0.40
50:L8:35:ARG:HB3	50:L8:37:LEU:CD2	2.51	0.40
54:Q8:60:LEU:HA	54:Q8:60:LEU:HD23	1.97	0.40
28:11:155:LEU:HD13	28:11:155:LEU:N	2.36	0.40
1:13:1095:U:P	1:13:1108:G:H1	2.44	0.40
1:13:1053:G:N7	1:13:1199:U:H3'	2.37	0.40
1:13:1449:C:N4	1:13:1454:G:H1	2.19	0.40
1:13:195:A:C5	1:13:196:A:N1	2.89	0.40
1:13:963:G:H1	1:13:972:C:H42	1.69	0.40
26:14:1421:G:C2	26:14:1422:G:N7	2.89	0.40
26:14:1516:U:H2'	26:14:1517:G:H8	1.87	0.40
26:14:1535:U:H6	26:14:1535:U:OP1	2.05	0.40
26:14:2078:C:C4	26:14:2079:U:C4	3.10	0.40
26:14:945:A:C6	26:14:2448:A:C5	3.10	0.40
26:14:260:G:C6	26:14:261:G:N7	2.89	0.40
26:14:2892:A:N6	26:14:2893:G:N1	2.69	0.40
26:14:459:U:H4'	53:L5:40:TRP:CZ3	2.56	0.40
34:15:99:LEU:HA	34:15:99:LEU:HD22	1.86	0.40
28:19:266:SER:O	28:19:270:ILE:HD12	2.21	0.40
10:1A:54:PHE:C	10:1A:55:LYS:HG3	2.40	0.40
1:1G:1088:G:H2'	1:1G:1089:G:O4'	2.21	0.40
1:1G:1255:G:OP1	10:1A:45:ARG:NH2	2.47	0.40

Continued on next page...

Continued from previous page...

Atom-1	Atom-2	Interatomic distance (Å)	Clash overlap (Å)
1:1G:1126:U:C4	1:1G:1281:U:C6	3.09	0.40
1:1G:1300:G:HO2'	1:1G:1301:U:P	2.41	0.40
1:1G:1313:U:H2'	1:1G:1314:C:C6	2.57	0.40
1:1G:976:G:N2	1:1G:1362:C:H2'	2.36	0.40
1:1G:1468:A:H5''	1:1G:1469:G:OP2	2.21	0.40
1:1G:389:A:H2'	1:1G:389:A:N3	2.35	0.40
1:1G:518:C:H5''	1:1G:519:C:H6	1.87	0.40
1:1G:659:U:C4	1:1G:660:G:N7	2.89	0.40
1:1G:828:A:H4'	1:1G:828:A:OP1	2.21	0.40
1:1G:865:A:H5'	1:1G:1078:U:C5	2.56	0.40
26:1H:1005:C:H2'	26:1H:1005:C:O2	2.20	0.40
26:1H:1086:A:H5''	26:1H:1087:G:OP1	2.20	0.40
26:1H:1417:C:N4	26:1H:1581:G:H1	2.19	0.40
26:1H:1816:G:O6	28:11:35:LYS:NZ	2.37	0.40
26:1H:1950:G:C2	26:1H:1951:U:C5	3.09	0.40
26:1H:214:G:H4'	26:1H:214:G:OP1	2.21	0.40
26:1H:2266:A:H4'	26:1H:2267:A:C4	2.57	0.40
26:1H:2592:G:C5	26:1H:2593:U:C4	3.09	0.40
26:1H:2745:C:C4	26:1H:2746:U:C4	3.09	0.40
26:1H:192:C:O2'	26:1H:802:A:N3	2.48	0.40
3:22:119:ARG:HH12	3:22:140:ARG:HG2	1.86	0.40
3:22:32:LEU:O	3:22:36:ASP:HB2	2.21	0.40
11:2A:94:ALA:O	11:2A:98:LEU:HB2	2.22	0.40
3:2E:113:ALA:HB2	3:2E:202:ILE:HG13	2.03	0.40
23:2K:4:G:H2'	23:2K:5:G:C8	2.57	0.40
23:2L:47:G:H5''	23:2L:48:U:OP1	2.20	0.40
30:39:89:VAL:O	30:39:91:GLY:N	2.55	0.40
4:3E:112:VAL:HG12	4:3E:116:GLN:CD	2.42	0.40
4:3E:26:CYS:HA	4:3E:31:CYS:HA	2.02	0.40
24:3K:41:C:H2'	24:3K:42:U:C6	2.57	0.40
55:3L:10:C:H2'	55:3L:11:C:C6	2.56	0.40
31:41:60:LEU:HA	31:41:60:LEU:HD23	1.83	0.40
31:49:125:PHE:HB3	31:49:166:ASP:CB	2.48	0.40
31:49:128:ARG:HD3	31:49:128:ARG:HA	1.86	0.40
5:4E:137:GLU:HA	5:4E:140:ARG:HD2	2.03	0.40
5:4E:153:LYS:HD3	5:4E:154:GLY:N	2.37	0.40
13:4I:10:PRO:CB	13:4I:18:ALA:HB1	2.49	0.40
32:51:71:LEU:HD13	32:51:71:LEU:HA	1.76	0.40
6:52:23:LYS:O	6:52:27:GLN:HG3	2.22	0.40
34:58:57:ALA:O	34:58:58:ASP:HB3	2.20	0.40
32:59:117:PRO:HG3	32:59:123:PHE:HZ	1.85	0.40

Continued on next page...

Continued from previous page...

Atom-1	Atom-2	Interatomic distance (Å)	Clash overlap (Å)
32:59:154:PRO:HB3	32:59:162:ILE:O	2.22	0.40
14:5I:53:LEU:HB3	14:5I:56:VAL:HG21	2.02	0.40
15:6A:47:LYS:H	15:6A:47:LYS:HG3	1.68	0.40
7:6E:156:TRP:N	7:6E:156:TRP:CD1	2.90	0.40
40:75:50:ILE:HD11	40:75:102:ILE:HD11	2.03	0.40
37:88:25:ASP:OD2	46:H8:78:LYS:NZ	2.30	0.40
1:13:277:C:P	17:8I:68:ARG:HH12	2.44	0.40
38:98:67:LEU:CD2	38:98:76:VAL:HG21	2.51	0.40
38:98:74:LYS:HD3	38:98:77:ARG:HH21	1.86	0.40
11:2A:111:ASP:OD1	18:9A:84:LYS:HD2	2.22	0.40
43:A5:47:VAL:HA	43:A5:50:VAL:HG12	2.02	0.40
26:14:494:G:OP1	43:A5:8:ARG:HD3	2.21	0.40
19:AI:40:ILE:HD11	19:AI:62:ILE:CG2	2.50	0.40
1:13:1221:G:H4'	19:AI:77:THR:HG22	2.04	0.40
40:B8:80:SER:HB3	40:B8:83:ILE:HG13	2.04	0.40
45:C5:17:SER:OG	45:C5:18:GLY:O	2.39	0.40
48:F5:87:PRO:O	48:F5:91:LYS:HB3	2.21	0.40
26:1H:2356:C:O3'	47:I8:20:ARG:HD3	2.21	0.40
2:12:166:ASP:CG	2:12:169:LYS:HB2	2.42	0.40
2:12:15:VAL:HB	2:12:16:HIS:CE1	2.56	0.40
2:12:239:VAL:HG12	2:12:240:GLN:HG3	2.03	0.40
2:12:53:ARG:NH1	2:12:199:TYR:HD1	2.19	0.40
2:12:97:TRP:CZ3	2:12:99:GLY:HA2	2.49	0.40
1:13:1003:G:H1	1:13:1037:C:N4	2.19	0.40
1:13:1111:A:H2'	1:13:1112:C:C6	2.56	0.40
1:13:1137:C:O2	1:13:1138:G:N2	2.54	0.40
1:13:1156:G:O2'	1:13:1179:A:N6	2.54	0.40
1:13:1348:U:H2'	1:13:1349:A:C8	2.48	0.40
1:13:292:G:N7	1:13:293:G:H1'	2.36	0.40
1:13:589:C:OP1	8:7E:32:LYS:NZ	2.54	0.40
1:13:575:G:C4	1:13:881:G:N2	2.90	0.40
26:14:1466:G:H2'	26:14:1466:G:N3	2.36	0.40
26:14:2058:A:OP1	59:14:3595:HOH:O	2.22	0.40
26:14:2134:A:O2'	26:14:2159:G:N2	2.55	0.40
26:14:2188:C:H2'	26:14:2189:U:O4'	2.20	0.40
26:14:2257:U:H2'	26:14:2258:C:C6	2.57	0.40
26:14:2442:C:H2'	26:14:2443:C:H6	1.85	0.40
26:14:270(P):C:H2'	26:14:270(Q):C:C6	2.57	0.40
1:1G:1053:G:C3'	1:1G:1054:C:H5'	2.52	0.40
1:1G:951:G:C2	1:1G:1231:G:C2	3.10	0.40
1:1G:1330:U:C5'	13:4A:24:GLY:H	2.34	0.40

Continued on next page...

Continued from previous page...

Atom-1	Atom-2	Interatomic distance (Å)	Clash overlap (Å)
1:1G:1344:C:O2'	1:1G:1348:U:O2'	2.27	0.40
1:1G:1355:G:H2'	1:1G:1356:G:C8	2.56	0.40
26:1H:1168:G:C2	26:1H:1182:A:C2	3.10	0.40
26:1H:1203:G:H5'	36:78:3:LEU:HD12	2.03	0.40
26:1H:1435:G:H2'	26:1H:1436:G:C8	2.56	0.40
26:1H:1463:C:N3	26:1H:1464:C:C5	2.89	0.40
26:1H:16:G:N3	26:1H:17:G:C8	2.89	0.40
26:1H:184:C:H1'	26:1H:217:G:H1'	2.03	0.40
26:1H:2319:G:N7	39:A8:3:ARG:HB3	2.37	0.40
26:1H:2393:A:C2'	26:1H:2394:C:H5'	2.51	0.40
26:1H:2758:A:C4	32:51:67:LEU:HD21	2.57	0.40
26:1H:710:G:H2'	26:1H:711:G:C8	2.56	0.40
26:1H:823:G:H2'	26:1H:824:A:C8	2.57	0.40
26:1H:950:G:H2'	26:1H:951:C:C6	2.57	0.40
29:21:73:GLU:HA	29:21:74:PRO:HD3	1.98	0.40
35:25:12:ASP:CA	35:25:99:PHE:HD2	2.35	0.40
4:32:100:ARG:HB3	4:32:102:ASP:OD1	2.22	0.40
36:35:14:LYS:O	36:35:14:LYS:HD3	2.21	0.40
36:35:52:GLU:CD	36:35:52:GLU:N	2.74	0.40
5:42:9:LYS:HG3	5:42:10:MET:O	2.22	0.40
31:49:135:LEU:HD12	31:49:135:LEU:N	2.37	0.40
13:4A:84:ILE:C	13:4A:86:CYS:H	2.25	0.40
32:51:8:PRO:HD2	32:51:69:ARG:HG2	2.02	0.40
32:59:6:ARG:HE	32:59:54:ARG:HH12	1.69	0.40
6:5E:44:GLY:HA2	6:5E:59:TYR:CE1	2.57	0.40
33:61:110:ASP:HB2	33:61:112:LYS:CG	2.51	0.40
33:61:8:PRO:HG3	33:61:14:ASP:CB	2.51	0.40
7:62:15:ASP:N	7:62:19:GLY:HA2	2.36	0.40
33:69:2:LYS:H	33:69:2:LYS:HG2	1.72	0.40
8:72:51:VAL:HG11	8:72:60:ARG:NH2	2.36	0.40
8:7E:21:LYS:O	8:7E:63:LEU:HD23	2.22	0.40
38:98:33:ARG:HH11	38:98:113:LEU:HD21	1.86	0.40
38:98:48:VAL:O	38:98:51:LEU:N	2.54	0.40
18:9I:74:ARG:HG2	18:9I:79:LEU:HB2	2.04	0.40
1:13:1014:A:H4'	19:AI:14:HIS:ND1	2.36	0.40
44:B5:32:PRO:HA	44:B5:77:LYS:HB2	2.03	0.40
20:BI:100:ILE:HG23	20:BI:102:GLY:N	2.36	0.40
20:BI:61:SER:O	20:BI:65:LYS:HB2	2.21	0.40
20:BI:44:ALA:O	20:BI:91:LEU:HB3	2.20	0.40
45:C5:30:VAL:C	45:C5:31:LEU:HG	2.42	0.40
42:D8:35:LEU:HD22	42:D8:57:VAL:O	2.21	0.40

Continued on next page...

Continued from previous page...

Atom-1	Atom-2	Interatomic distance (Å)	Clash overlap (Å)
47:E5:49:LYS:CG	47:E5:80:HIS:HB3	2.51	0.40
43:E8:80:PRO:O	43:E8:100:THR:HB	2.21	0.40
26:1H:26:G:OP1	43:E8:80:PRO:HB3	2.22	0.40
48:F5:23:LYS:HE3	48:F5:23:LYS:HB2	1.99	0.40
49:K8:8:LYS:HD3	49:K8:12:GLU:HG2	2.03	0.40

All (4) symmetry-related close contacts are listed below. The label for Atom-2 includes the symmetry operator and encoded unit-cell translations to be applied.

Atom-1	Atom-2	Interatomic distance (Å)	Clash overlap (Å)
1:13:85:U:O2'	32:59:100:GLY:O[3_555]	1.97	0.23
1:1G:86:U:N3	26:14:275:G:OP2[3_545]	2.14	0.06
26:1H:2137:C:OP1	1:1G:999:U:O2'[4_555]	2.19	0.01
33:61:91:SER:OG	1:1G:368:U:OP1[4_555]	2.19	0.01

5.3 Torsion angles ⓘ

5.3.1 Protein backbone ⓘ

In the following table, the Percentiles column shows the percent Ramachandran outliers of the chain as a percentile score with respect to all X-ray entries followed by that with respect to entries of similar resolution.

The Analysed column shows the number of residues for which the backbone conformation was analysed, and the total number of residues.

Mol	Chain	Analysed	Favoured	Allowed	Outliers	Percentiles	
2	12	235/256 (92%)	195 (83%)	35 (15%)	5 (2%)	7	26
2	1E	235/256 (92%)	200 (85%)	34 (14%)	1 (0%)	34	64
3	22	204/239 (85%)	184 (90%)	20 (10%)	0	100	100
3	2E	203/239 (85%)	180 (89%)	22 (11%)	1 (0%)	29	60
4	32	206/209 (99%)	181 (88%)	24 (12%)	1 (0%)	29	60
4	3E	206/209 (99%)	191 (93%)	15 (7%)	0	100	100
5	42	149/162 (92%)	140 (94%)	9 (6%)	0	100	100
5	4E	149/162 (92%)	141 (95%)	7 (5%)	1 (1%)	22	52
6	52	99/101 (98%)	94 (95%)	5 (5%)	0	100	100
6	5E	99/101 (98%)	94 (95%)	5 (5%)	0	100	100

Continued on next page...

Continued from previous page...

Mol	Chain	Analysed	Favoured	Allowed	Outliers	Percentiles	
7	62	153/156 (98%)	144 (94%)	9 (6%)	0	100	100
7	6E	148/156 (95%)	140 (95%)	8 (5%)	0	100	100
8	72	135/138 (98%)	122 (90%)	11 (8%)	2 (2%)	10	35
8	7E	136/138 (99%)	126 (93%)	9 (7%)	1 (1%)	22	52
9	82	118/128 (92%)	105 (89%)	12 (10%)	1 (1%)	19	50
9	8E	125/128 (98%)	106 (85%)	19 (15%)	0	100	100
10	1A	97/105 (92%)	90 (93%)	7 (7%)	0	100	100
10	1I	97/105 (92%)	90 (93%)	7 (7%)	0	100	100
11	2A	115/129 (89%)	104 (90%)	8 (7%)	3 (3%)	5	22
11	2I	114/129 (88%)	101 (89%)	12 (10%)	1 (1%)	17	47
12	3A	123/132 (93%)	101 (82%)	19 (15%)	3 (2%)	6	23
12	3I	120/132 (91%)	103 (86%)	16 (13%)	1 (1%)	19	50
13	4A	115/126 (91%)	95 (83%)	18 (16%)	2 (2%)	9	32
13	4I	114/126 (90%)	96 (84%)	16 (14%)	2 (2%)	8	30
14	5A	56/61 (92%)	46 (82%)	9 (16%)	1 (2%)	8	30
14	5I	57/61 (93%)	46 (81%)	9 (16%)	2 (4%)	3	17
15	6A	86/89 (97%)	78 (91%)	8 (9%)	0	100	100
15	6I	86/89 (97%)	76 (88%)	10 (12%)	0	100	100
16	7A	82/88 (93%)	76 (93%)	6 (7%)	0	100	100
16	7I	82/88 (93%)	72 (88%)	10 (12%)	0	100	100
17	8A	98/105 (93%)	92 (94%)	6 (6%)	0	100	100
17	8I	98/105 (93%)	90 (92%)	8 (8%)	0	100	100
18	9A	69/88 (78%)	66 (96%)	3 (4%)	0	100	100
18	9I	70/88 (80%)	62 (89%)	7 (10%)	1 (1%)	11	36
19	AA	76/93 (82%)	62 (82%)	11 (14%)	3 (4%)	3	15
19	AI	81/93 (87%)	67 (83%)	12 (15%)	2 (2%)	5	22
20	BA	97/106 (92%)	83 (86%)	13 (13%)	1 (1%)	15	45
20	BI	97/106 (92%)	83 (86%)	13 (13%)	1 (1%)	15	45
21	1B	23/27 (85%)	21 (91%)	1 (4%)	1 (4%)	2	13
21	1F	23/27 (85%)	21 (91%)	2 (9%)	0	100	100
28	11	271/276 (98%)	249 (92%)	18 (7%)	4 (2%)	10	35

Continued on next page...

Continued from previous page...

Mol	Chain	Analysed	Favoured	Allowed	Outliers	Percentiles	
28	19	271/276 (98%)	253 (93%)	13 (5%)	5 (2%)	8	30
29	21	203/206 (98%)	161 (79%)	33 (16%)	9 (4%)	2	12
29	29	203/206 (98%)	158 (78%)	36 (18%)	9 (4%)	2	12
30	31	200/210 (95%)	178 (89%)	21 (10%)	1 (0%)	29	60
30	39	206/210 (98%)	161 (78%)	38 (18%)	7 (3%)	3	17
31	41	179/182 (98%)	157 (88%)	19 (11%)	3 (2%)	9	32
31	49	179/182 (98%)	158 (88%)	20 (11%)	1 (1%)	25	55
32	51	171/180 (95%)	137 (80%)	21 (12%)	13 (8%)	1	4
32	59	168/180 (93%)	128 (76%)	31 (18%)	9 (5%)	2	9
33	61	144/148 (97%)	113 (78%)	28 (19%)	3 (2%)	7	26
33	69	144/148 (97%)	113 (78%)	27 (19%)	4 (3%)	5	21
34	15	136/140 (97%)	121 (89%)	14 (10%)	1 (1%)	22	52
34	58	136/140 (97%)	117 (86%)	15 (11%)	4 (3%)	4	20
35	25	120/122 (98%)	112 (93%)	7 (6%)	1 (1%)	19	50
35	68	120/122 (98%)	112 (93%)	8 (7%)	0	100	100
36	35	148/150 (99%)	113 (76%)	32 (22%)	3 (2%)	7	27
36	78	148/150 (99%)	110 (74%)	30 (20%)	8 (5%)	2	9
37	45	137/141 (97%)	110 (80%)	25 (18%)	2 (2%)	10	35
37	88	139/141 (99%)	107 (77%)	26 (19%)	6 (4%)	2	13
38	55	115/118 (98%)	106 (92%)	7 (6%)	2 (2%)	9	32
38	98	116/118 (98%)	106 (91%)	9 (8%)	1 (1%)	17	47
39	65	109/112 (97%)	85 (78%)	22 (20%)	2 (2%)	8	30
39	A8	108/112 (96%)	89 (82%)	18 (17%)	1 (1%)	17	47
40	75	135/146 (92%)	121 (90%)	14 (10%)	0	100	100
40	B8	135/146 (92%)	123 (91%)	12 (9%)	0	100	100
41	85	115/118 (98%)	98 (85%)	17 (15%)	0	100	100
41	C8	115/118 (98%)	107 (93%)	4 (4%)	4 (4%)	3	17
42	95	99/101 (98%)	77 (78%)	18 (18%)	4 (4%)	3	14
42	D8	99/101 (98%)	90 (91%)	6 (6%)	3 (3%)	4	19
43	A5	111/113 (98%)	101 (91%)	7 (6%)	3 (3%)	5	21
43	E8	111/113 (98%)	102 (92%)	9 (8%)	0	100	100

Continued on next page...

Continued from previous page...

Mol	Chain	Analysed	Favoured	Allowed	Outliers	Percentiles	
44	B5	90/96 (94%)	76 (84%)	12 (13%)	2 (2%)	6	25
44	F8	91/96 (95%)	83 (91%)	6 (7%)	2 (2%)	6	25
45	C5	102/110 (93%)	76 (74%)	24 (24%)	2 (2%)	7	27
45	G8	102/110 (93%)	83 (81%)	13 (13%)	6 (6%)	1	8
46	D5	132/206 (64%)	104 (79%)	24 (18%)	4 (3%)	4	19
46	H8	173/206 (84%)	133 (77%)	33 (19%)	7 (4%)	3	14
47	E5	75/85 (88%)	68 (91%)	5 (7%)	2 (3%)	5	21
47	I8	74/85 (87%)	66 (89%)	6 (8%)	2 (3%)	5	21
48	F5	95/98 (97%)	86 (90%)	8 (8%)	1 (1%)	14	42
48	J8	95/98 (97%)	85 (90%)	8 (8%)	2 (2%)	7	26
49	G5	64/72 (89%)	60 (94%)	2 (3%)	2 (3%)	4	19
49	K8	64/72 (89%)	59 (92%)	2 (3%)	3 (5%)	2	12
50	H5	57/60 (95%)	52 (91%)	5 (9%)	0	100	100
50	L8	57/60 (95%)	54 (95%)	3 (5%)	0	100	100
51	I5	61/71 (86%)	36 (59%)	21 (34%)	4 (7%)	1	6
51	M8	64/71 (90%)	36 (56%)	25 (39%)	3 (5%)	2	12
52	J5	57/60 (95%)	52 (91%)	4 (7%)	1 (2%)	8	30
52	N8	57/60 (95%)	50 (88%)	7 (12%)	0	100	100
53	L5	43/49 (88%)	41 (95%)	2 (5%)	0	100	100
53	P8	44/49 (90%)	42 (96%)	2 (4%)	0	100	100
54	M5	60/65 (92%)	46 (77%)	11 (18%)	3 (5%)	2	11
54	Q8	59/65 (91%)	52 (88%)	3 (5%)	4 (7%)	1	6
All	All	11183/11946 (94%)	9677 (86%)	1306 (12%)	200 (2%)	8	30

All (200) Ramachandran outliers are listed below:

Mol	Chain	Res	Type
18	9I	22	VAL
29	21	83	ASP
32	51	172	LYS
32	51	173	PRO
36	78	19	VAL
41	C8	89	GLU
49	K8	48	HIS

Continued on next page...

Continued from previous page...

Mol	Chain	Res	Type
9	82	118	LYS
14	5A	29	ARG
19	AA	9	VAL
28	19	38	LYS
28	19	237	GLU
29	29	25	VAL
29	29	61	ARG
30	39	28	ILE
30	39	84	VAL
36	35	15	ARG
38	55	107	ASP
42	95	45	THR
46	D5	53	ILE
46	D5	165	VAL
48	F5	30	VAL
51	I5	5	ILE
54	M5	31	HIS
54	M5	49	VAL
54	M5	50	LEU
12	3I	48	PRO
32	51	10	PRO
32	51	152	ARG
32	51	169	VAL
36	78	25	SER
36	78	59	LEU
37	88	6	ARG
37	88	66	ILE
37	88	79	LEU
38	98	11	ASN
41	C8	93	LYS
42	D8	45	THR
45	G8	54	LYS
46	H8	6	LYS
46	H8	60	GLU
46	H8	165	VAL
51	M8	50	VAL
2	12	71	VAL
11	2A	48	ILE
11	2A	101	SER
12	3A	18	VAL
12	3A	26	ALA
20	BA	73	HIS

Continued on next page...

Continued from previous page...

Mol	Chain	Res	Type
28	19	33	LEU
29	29	81	ILE
30	39	128	ALA
32	59	131	VAL
36	35	6	LEU
36	35	110	TYR
39	65	87	PHE
39	65	89	ARG
42	95	44	LYS
49	G5	47	ASN
49	G5	48	HIS
52	J5	57	VAL
3	2E	13	GLY
8	7E	86	ILE
13	4I	83	ASP
29	21	78	LEU
29	21	118	LYS
31	41	97	ASP
32	51	84	SER
33	61	145	VAL
34	58	128	HIS
36	78	27	HIS
36	78	42	SER
45	G8	53	PRO
45	G8	84	ARG
47	I8	83	PRO
48	J8	75	GLU
51	M8	34	GLU
54	Q8	51	ALA
54	Q8	52	LYS
8	72	73	ASP
11	2A	100	ALA
29	29	51	PHE
30	39	124	LEU
32	59	126	PRO
33	69	111	PRO
33	69	117	GLU
37	45	7	MET
43	A5	93	ALA
45	C5	20	TYR
45	C5	29	GLU
46	D5	161	VAL

Continued on next page...

Continued from previous page...

Mol	Chain	Res	Type
47	E5	33	ALA
28	11	3	VAL
28	11	239	ARG
29	21	56	PRO
31	41	96	ARG
32	51	83	TYR
32	51	85	LYS
32	51	151	ILE
32	51	170	ARG
33	61	12	LEU
33	61	133	HIS
34	58	58	ASP
34	58	97	ARG
34	58	127	ASP
36	78	65	ARG
37	88	7	MET
44	F8	19	ALA
46	H8	59	LEU
47	I8	44	ARG
49	K8	43	GLN
49	K8	47	ASN
54	Q8	35	GLN
2	12	7	VAL
8	72	22	GLU
13	4A	95	GLY
29	29	9	VAL
30	39	25	PRO
30	39	89	VAL
30	39	167	ALA
32	59	92	ILE
32	59	168	PRO
33	69	145	VAL
38	55	3	HIS
42	95	80	GLN
43	A5	44	ALA
47	E5	44	ARG
51	I5	26	SER
11	2I	82	VAL
14	5I	14	PRO
29	21	60	ASN
29	21	82	ARG
31	41	5	VAL

Continued on next page...

Continued from previous page...

Mol	Chain	Res	Type
32	51	167	GLU
37	88	60	ARG
39	A8	88	ASP
45	G8	77	PRO
48	J8	76	ARG
51	M8	5	ILE
54	Q8	61	LEU
12	3A	47	LYS
29	29	26	ILE
34	15	128	HIS
35	25	12	ASP
37	45	78	PRO
44	B5	68	ARG
46	D5	158	PRO
29	21	55	ASN
30	31	198	ALA
32	51	153	LYS
37	88	134	ARG
42	D8	49	THR
44	F8	40	LYS
45	G8	76	CYS
2	12	73	THR
21	1B	3	LYS
28	19	3	VAL
29	29	62	PRO
32	59	4	ILE
32	59	167	GLU
43	A5	12	ILE
51	I5	33	VAL
5	4E	115	VAL
28	11	240	ALA
32	51	12	PRO
31	49	5	VAL
32	59	169	VAL
44	B5	51	VAL
2	1E	239	VAL
29	21	4	ILE
41	C8	90	VAL
45	G8	81	LYS
2	12	32	ILE
19	AA	11	VAL
29	29	77	ILE

Continued on next page...

Continued from previous page...

Mol	Chain	Res	Type
33	69	144	VAL
51	I5	29	PRO
14	5I	13	THR
19	AI	41	VAL
36	78	95	VAL
41	C8	88	ILE
46	H8	53	ILE
4	32	178	VAL
19	AA	67	VAL
28	19	240	ALA
13	4I	4	ILE
19	AI	9	VAL
28	11	123	ALA
29	21	21	VAL
36	78	7	ARG
42	D8	47	VAL
46	H8	141	VAL
46	H8	161	VAL
2	12	39	ILE
13	4A	84	ILE
29	29	52	LEU
32	59	8	PRO
32	59	17	VAL
20	BI	63	ILE
42	95	99	ILE

5.3.2 Protein sidechains ⓘ

In the following table, the Percentiles column shows the percent sidechain outliers of the chain as a percentile score with respect to all X-ray entries followed by that with respect to entries of similar resolution.

The Analysed column shows the number of residues for which the sidechain conformation was analysed, and the total number of residues.

Mol	Chain	Analysed	Rotameric	Outliers	Percentiles	
2	12	205/220 (93%)	161 (78%)	44 (22%)	1	3
2	1E	205/220 (93%)	159 (78%)	46 (22%)	1	3
3	22	160/188 (85%)	121 (76%)	39 (24%)	0	2
3	2E	159/188 (85%)	119 (75%)	40 (25%)	0	1
4	32	180/181 (99%)	139 (77%)	41 (23%)	1	3

Continued on next page...

Continued from previous page...

Mol	Chain	Analysed	Rotameric	Outliers	Percentiles	
4	3E	180/181 (99%)	138 (77%)	42 (23%)	1	2
5	42	116/123 (94%)	89 (77%)	27 (23%)	1	2
5	4E	116/123 (94%)	94 (81%)	22 (19%)	1	5
6	52	90/90 (100%)	71 (79%)	19 (21%)	1	4
6	5E	90/90 (100%)	71 (79%)	19 (21%)	1	4
7	62	126/127 (99%)	101 (80%)	25 (20%)	1	5
7	6E	126/127 (99%)	106 (84%)	20 (16%)	2	9
8	72	118/119 (99%)	96 (81%)	22 (19%)	1	6
8	7E	119/119 (100%)	92 (77%)	27 (23%)	1	3
9	82	95/99 (96%)	76 (80%)	19 (20%)	1	4
9	8E	98/99 (99%)	74 (76%)	24 (24%)	0	2
10	1A	89/92 (97%)	68 (76%)	21 (24%)	1	2
10	1I	89/92 (97%)	70 (79%)	19 (21%)	1	4
11	2A	89/99 (90%)	69 (78%)	20 (22%)	1	3
11	2I	88/99 (89%)	70 (80%)	18 (20%)	1	4
12	3A	104/109 (95%)	81 (78%)	23 (22%)	1	3
12	3I	103/109 (94%)	85 (82%)	18 (18%)	2	7
13	4A	94/101 (93%)	70 (74%)	24 (26%)	0	1
13	4I	94/101 (93%)	72 (77%)	22 (23%)	1	2
14	5A	48/50 (96%)	34 (71%)	14 (29%)	0	0
14	5I	48/50 (96%)	35 (73%)	13 (27%)	0	1
15	6A	79/80 (99%)	68 (86%)	11 (14%)	3	13
15	6I	79/80 (99%)	65 (82%)	14 (18%)	2	7
16	7A	72/74 (97%)	58 (81%)	14 (19%)	1	5
16	7I	72/74 (97%)	60 (83%)	12 (17%)	2	8
17	8A	95/97 (98%)	80 (84%)	15 (16%)	2	9
17	8I	95/97 (98%)	78 (82%)	17 (18%)	2	6
18	9A	62/77 (80%)	46 (74%)	16 (26%)	0	1
18	9I	63/77 (82%)	53 (84%)	10 (16%)	2	9
19	AA	67/80 (84%)	50 (75%)	17 (25%)	0	1
19	AI	72/80 (90%)	56 (78%)	16 (22%)	1	3

Continued on next page...

Continued from previous page...

Mol	Chain	Analysed	Rotameric	Outliers	Percentiles	
20	BA	76/82 (93%)	58 (76%)	18 (24%)	1	2
20	BI	76/82 (93%)	54 (71%)	22 (29%)	0	1
21	1B	20/22 (91%)	18 (90%)	2 (10%)	7	25
21	1F	20/22 (91%)	18 (90%)	2 (10%)	7	25
28	11	214/218 (98%)	172 (80%)	42 (20%)	1	5
28	19	214/218 (98%)	170 (79%)	44 (21%)	1	4
29	21	165/166 (99%)	121 (73%)	44 (27%)	0	1
29	29	165/166 (99%)	124 (75%)	41 (25%)	0	2
30	31	161/166 (97%)	125 (78%)	36 (22%)	1	3
30	39	165/166 (99%)	121 (73%)	44 (27%)	0	1
31	41	155/156 (99%)	124 (80%)	31 (20%)	1	4
31	49	155/156 (99%)	123 (79%)	32 (21%)	1	4
32	51	142/148 (96%)	108 (76%)	34 (24%)	0	2
32	59	142/148 (96%)	107 (75%)	35 (25%)	0	2
33	61	122/124 (98%)	90 (74%)	32 (26%)	0	1
33	69	122/124 (98%)	86 (70%)	36 (30%)	0	0
34	15	117/119 (98%)	90 (77%)	27 (23%)	1	2
34	58	117/119 (98%)	91 (78%)	26 (22%)	1	3
35	25	100/100 (100%)	77 (77%)	23 (23%)	1	2
35	68	100/100 (100%)	82 (82%)	18 (18%)	1	6
36	35	116/116 (100%)	76 (66%)	40 (34%)	0	0
36	78	116/116 (100%)	81 (70%)	35 (30%)	0	0
37	45	110/111 (99%)	81 (74%)	29 (26%)	0	1
37	88	111/111 (100%)	85 (77%)	26 (23%)	1	2
38	55	100/101 (99%)	72 (72%)	28 (28%)	0	1
38	98	101/101 (100%)	76 (75%)	25 (25%)	0	2
39	65	87/88 (99%)	61 (70%)	26 (30%)	0	0
39	A8	87/88 (99%)	62 (71%)	25 (29%)	0	1
40	75	120/127 (94%)	86 (72%)	34 (28%)	0	1
40	B8	120/127 (94%)	89 (74%)	31 (26%)	0	1
41	85	93/94 (99%)	69 (74%)	24 (26%)	0	1

Continued on next page...

Continued from previous page...

Mol	Chain	Analysed	Rotameric	Outliers	Percentiles	
41	C8	93/94 (99%)	75 (81%)	18 (19%)	1	5
42	95	82/82 (100%)	55 (67%)	27 (33%)	0	0
42	D8	82/82 (100%)	63 (77%)	19 (23%)	1	2
43	A5	92/92 (100%)	69 (75%)	23 (25%)	0	1
43	E8	92/92 (100%)	72 (78%)	20 (22%)	1	3
44	B5	74/78 (95%)	59 (80%)	15 (20%)	1	4
44	F8	74/78 (95%)	62 (84%)	12 (16%)	2	9
45	C5	85/91 (93%)	59 (69%)	26 (31%)	0	0
45	G8	85/91 (93%)	60 (71%)	25 (29%)	0	0
46	D5	127/179 (71%)	102 (80%)	25 (20%)	1	5
46	H8	154/179 (86%)	118 (77%)	36 (23%)	1	2
47	E5	62/67 (92%)	50 (81%)	12 (19%)	1	5
47	I8	61/67 (91%)	50 (82%)	11 (18%)	1	6
48	F5	82/83 (99%)	57 (70%)	25 (30%)	0	0
48	J8	82/83 (99%)	67 (82%)	15 (18%)	1	6
49	G5	62/67 (92%)	42 (68%)	20 (32%)	0	0
49	K8	62/67 (92%)	41 (66%)	21 (34%)	0	0
50	H5	51/52 (98%)	37 (72%)	14 (28%)	0	1
50	L8	51/52 (98%)	38 (74%)	13 (26%)	0	1
51	I5	57/63 (90%)	44 (77%)	13 (23%)	1	3
51	M8	59/63 (94%)	42 (71%)	17 (29%)	0	1
52	J5	51/52 (98%)	45 (88%)	6 (12%)	5	18
52	N8	51/52 (98%)	39 (76%)	12 (24%)	1	2
53	L5	38/42 (90%)	31 (82%)	7 (18%)	1	6
53	P8	38/42 (90%)	30 (79%)	8 (21%)	1	4
54	M5	52/55 (94%)	36 (69%)	16 (31%)	0	0
54	Q8	51/55 (93%)	38 (74%)	13 (26%)	0	1
All	All	9444/9894 (96%)	7253 (77%)	2191 (23%)	1	2

All (2191) residues with a non-rotameric sidechain are listed below:

Mol	Chain	Res	Type
2	1E	4	GLU

Continued on next page...

Continued from previous page...

Mol	Chain	Res	Type
2	1E	8	LYS
2	1E	9	GLU
2	1E	19	HIS
2	1E	21	ARG
2	1E	28	PHE
2	1E	35	GLU
2	1E	48	MET
2	1E	71	VAL
2	1E	75	LYS
2	1E	78	GLN
2	1E	79	ASP
2	1E	82	ARG
2	1E	87	ARG
2	1E	96	ARG
2	1E	108	ILE
2	1E	109	SER
2	1E	111	ARG
2	1E	115	LEU
2	1E	121	LEU
2	1E	124	SER
2	1E	142	LEU
2	1E	144	ARG
2	1E	153	ARG
2	1E	155	LEU
2	1E	162	ILE
2	1E	163	PHE
2	1E	164	VAL
2	1E	165	VAL
2	1E	170	GLU
2	1E	172	ILE
2	1E	175	ARG
2	1E	178	ARG
2	1E	184	VAL
2	1E	187	LEU
2	1E	189	ASP
2	1E	190	THR
2	1E	191	ASP
2	1E	195	ASP
2	1E	196	LEU
2	1E	200	ILE
2	1E	209	ARG
2	1E	214	ILE

Continued on next page...

Continued from previous page...

Mol	Chain	Res	Type
2	1E	222	ILE
2	1E	233	SER
2	1E	240	GLN
3	2E	3	ASN
3	2E	4	LYS
3	2E	5	ILE
3	2E	6	HIS
3	2E	12	LEU
3	2E	14	ILE
3	2E	17	ASP
3	2E	21	ARG
3	2E	22	TRP
3	2E	27	LYS
3	2E	29	TYR
3	2E	32	LEU
3	2E	52	LEU
3	2E	54	ARG
3	2E	56	ASP
3	2E	62	ASP
3	2E	63	ASN
3	2E	64	VAL
3	2E	70	VAL
3	2E	76	VAL
3	2E	77	ILE
3	2E	93	LYS
3	2E	94	LEU
3	2E	97	LYS
3	2E	98	ASN
3	2E	102	ASN
3	2E	104	GLN
3	2E	107	GLN
3	2E	127	ARG
3	2E	128	PHE
3	2E	131	ARG
3	2E	138	VAL
3	2E	161	GLU
3	2E	166	GLU
3	2E	167	TRP
3	2E	175	LEU
3	2E	178	LEU
3	2E	190	ARG
3	2E	191	THR

Continued on next page...

Continued from previous page...

Mol	Chain	Res	Type
3	2E	202	ILE
4	3E	3	ARG
4	3E	5	ILE
4	3E	10	ARG
4	3E	13	ARG
4	3E	15	GLU
4	3E	19	LEU
4	3E	24	GLU
4	3E	30	LYS
4	3E	47	ARG
4	3E	49	ARG
4	3E	52	SER
4	3E	58	LEU
4	3E	66	ARG
4	3E	83	SER
4	3E	85	LYS
4	3E	86	LYS
4	3E	88	VAL
4	3E	96	LEU
4	3E	108	LEU
4	3E	119	GLN
4	3E	122	ARG
4	3E	127	THR
4	3E	135	LEU
4	3E	138	TYR
4	3E	146	ILE
4	3E	150	GLU
4	3E	151	LYS
4	3E	154	ASN
4	3E	155	LEU
4	3E	157	LEU
4	3E	160	GLN
4	3E	168	ARG
4	3E	179	GLU
4	3E	184	LYS
4	3E	187	ARG
4	3E	188	LEU
4	3E	190	ASP
4	3E	193	ASP
4	3E	197	PRO
4	3E	200	GLU
4	3E	208	SER

Continued on next page...

Continued from previous page...

Mol	Chain	Res	Type
4	3E	209	ARG
5	4E	7	GLU
5	4E	11	ILE
5	4E	16	THR
5	4E	31	LEU
5	4E	33	VAL
5	4E	41	VAL
5	4E	50	GLU
5	4E	63	ARG
5	4E	68	GLU
5	4E	72	GLN
5	4E	75	THR
5	4E	79	GLU
5	4E	80	ILE
5	4E	87	SER
5	4E	91	LEU
5	4E	112	LEU
5	4E	117	ASP
5	4E	121	LYS
5	4E	140	ARG
5	4E	147	ASP
5	4E	153	LYS
5	4E	155	GLU
6	5E	15	ASP
6	5E	19	LEU
6	5E	21	LEU
6	5E	23	LYS
6	5E	40	VAL
6	5E	43	LEU
6	5E	46	ARG
6	5E	55	ASP
6	5E	64	GLN
6	5E	70	ASP
6	5E	71	ARG
6	5E	73	ASN
6	5E	75	LEU
6	5E	78	GLU
6	5E	89	MET
6	5E	91	VAL
6	5E	94	GLN
6	5E	95	GLU
6	5E	97	PHE

Continued on next page...

Continued from previous page...

Mol	Chain	Res	Type
7	6E	5	ARG
7	6E	6	ARG
7	6E	8	GLU
7	6E	21	VAL
7	6E	36	LYS
7	6E	37	ASN
7	6E	38	LEU
7	6E	54	THR
7	6E	59	LEU
7	6E	75	VAL
7	6E	78	ARG
7	6E	79	ARG
7	6E	89	MET
7	6E	90	GLU
7	6E	104	LEU
7	6E	113	GLU
7	6E	124	LEU
7	6E	131	LYS
7	6E	155	ARG
7	6E	156	TRP
8	7E	1	MET
8	7E	19	VAL
8	7E	26	VAL
8	7E	31	PHE
8	7E	32	LYS
8	7E	41	ARG
8	7E	46	LYS
8	7E	50	ARG
8	7E	52	ASP
8	7E	65	TYR
8	7E	68	ARG
8	7E	75	ARG
8	7E	77	GLU
8	7E	80	ILE
8	7E	84	ARG
8	7E	85	ARG
8	7E	91	ARG
8	7E	95	VAL
8	7E	102	ARG
8	7E	104	ARG
8	7E	105	ARG
8	7E	112	LEU

Continued on next page...

Continued from previous page...

Mol	Chain	Res	Type
8	7E	121	ASP
8	7E	122	ARG
8	7E	127	LEU
8	7E	129	VAL
8	7E	137	VAL
9	8E	9	ARG
9	8E	10	ARG
9	8E	20	ARG
9	8E	26	VAL
9	8E	31	GLN
9	8E	34	ASN
9	8E	38	GLN
9	8E	41	VAL
9	8E	42	ARG
9	8E	44	VAL
9	8E	47	LEU
9	8E	53	VAL
9	8E	79	LEU
9	8E	83	ARG
9	8E	88	TYR
9	8E	89	ASN
9	8E	96	LEU
9	8E	97	LYS
9	8E	99	LEU
9	8E	104	ARG
9	8E	108	VAL
9	8E	112	LYS
9	8E	121	ARG
9	8E	125	TYR
10	1I	16	LEU
10	1I	17	ASP
10	1I	30	SER
10	1I	38	ILE
10	1I	43	ARG
10	1I	44	VAL
10	1I	60	ARG
10	1I	62	HIS
10	1I	66	ARG
10	1I	70	ARG
10	1I	75	ILE
10	1I	80	LYS
10	1I	84	GLN

Continued on next page...

Continued from previous page...

Mol	Chain	Res	Type
10	1I	89	ASP
10	1I	90	LEU
10	1I	92	THR
10	1I	96	ILE
10	1I	98	ILE
10	1I	100	THR
11	2I	12	ARG
11	2I	28	THR
11	2I	29	ILE
11	2I	31	THR
11	2I	38	ASN
11	2I	41	THR
11	2I	44	SER
11	2I	48	ILE
11	2I	80	VAL
11	2I	84	VAL
11	2I	92	GLU
11	2I	96	ARG
11	2I	99	GLN
11	2I	105	VAL
11	2I	106	LYS
11	2I	108	ILE
11	2I	114	VAL
11	2I	119	CYS
12	3I	7	ILE
12	3I	11	VAL
12	3I	12	ARG
12	3I	20	LYS
12	3I	28	LYS
12	3I	33	ARG
12	3I	36	VAL
12	3I	57	LYS
12	3I	60	LEU
12	3I	62	SER
12	3I	79	GLU
12	3I	81	SER
12	3I	89	ARG
12	3I	91	LYS
12	3I	96	VAL
12	3I	102	ARG
12	3I	114	LYS
12	3I	116	SER

Continued on next page...

Continued from previous page...

Mol	Chain	Res	Type
13	4I	3	ARG
13	4I	12	ASN
13	4I	13	LYS
13	4I	32	GLU
13	4I	34	LEU
13	4I	44	ARG
13	4I	45	VAL
13	4I	48	LEU
13	4I	64	TRP
13	4I	67	GLU
13	4I	70	LEU
13	4I	73	GLU
13	4I	83	ASP
13	4I	88	ARG
13	4I	94	ARG
13	4I	98	VAL
13	4I	99	ARG
13	4I	105	THR
13	4I	106	ASN
13	4I	108	ARG
13	4I	109	THR
13	4I	117	VAL
14	5I	6	LEU
14	5I	7	ILE
14	5I	8	GLU
14	5I	17	LYS
14	5I	18	VAL
14	5I	22	THR
14	5I	24	CYS
14	5I	32	SER
14	5I	33	VAL
14	5I	35	ARG
14	5I	41	ARG
14	5I	44	LEU
14	5I	49	HIS
15	6I	3	ILE
15	6I	6	GLU
15	6I	13	GLN
15	6I	31	LEU
15	6I	39	LEU
15	6I	41	GLU
15	6I	47	LYS

Continued on next page...

Continued from previous page...

Mol	Chain	Res	Type
15	6I	48	LYS
15	6I	64	ARG
15	6I	65	ARG
15	6I	67	LEU
15	6I	72	ARG
15	6I	76	GLU
15	6I	79	ARG
16	7I	1	MET
16	7I	2	VAL
16	7I	11	SER
16	7I	27	LYS
16	7I	43	LYS
16	7I	48	TRP
16	7I	54	GLU
16	7I	58	TYR
16	7I	67	THR
16	7I	71	ARG
16	7I	72	ARG
16	7I	76	GLN
17	8I	18	THR
17	8I	19	VAL
17	8I	23	VAL
17	8I	35	VAL
17	8I	48	GLU
17	8I	52	LYS
17	8I	57	VAL
17	8I	60	ILE
17	8I	68	ARG
17	8I	69	LYS
17	8I	74	LEU
17	8I	84	LEU
17	8I	86	GLU
17	8I	87	LYS
17	8I	89	LEU
17	8I	92	ARG
17	8I	101	ARG
18	9I	18	ARG
18	9I	21	LYS
18	9I	22	VAL
18	9I	25	THR
18	9I	26	LEU
18	9I	31	LEU

Continued on next page...

Continued from previous page...

Mol	Chain	Res	Type
18	9I	40	LEU
18	9I	82	THR
18	9I	84	LYS
18	9I	88	LYS
19	AI	5	LEU
19	AI	6	LYS
19	AI	7	LYS
19	AI	13	ASP
19	AI	17	GLU
19	AI	29	ARG
19	AI	30	LEU
19	AI	31	ILE
19	AI	37	ARG
19	AI	43	GLU
19	AI	58	VAL
19	AI	60	VAL
19	AI	61	TYR
19	AI	63	THR
19	AI	71	LEU
19	AI	78	ARG
20	BI	9	ASN
20	BI	10	LEU
20	BI	11	SER
20	BI	15	ARG
20	BI	16	HIS
20	BI	26	ASN
20	BI	27	LYS
20	BI	33	ILE
20	BI	36	LEU
20	BI	37	SER
20	BI	51	GLU
20	BI	54	LYS
20	BI	56	MET
20	BI	57	ARG
20	BI	71	THR
20	BI	73	HIS
20	BI	75	ASN
20	BI	87	LYS
20	BI	90	GLN
20	BI	99	LEU
20	BI	104	LEU
20	BI	105	SER

Continued on next page...

Continued from previous page...

Mol	Chain	Res	Type
21	1F	6	ARG
21	1F	15	ARG
28	11	3	VAL
28	11	6	PHE
28	11	13	ARG
28	11	15	PHE
28	11	27	THR
28	11	31	LYS
28	11	34	VAL
28	11	37	LEU
28	11	39	LYS
28	11	46	GLN
28	11	49	ILE
28	11	61	LEU
28	11	64	ILE
28	11	65	ILE
28	11	71	ASP
28	11	83	GLU
28	11	92	ILE
28	11	94	LEU
28	11	101	GLU
28	11	103	ARG
28	11	105	ILE
28	11	111	LEU
28	11	136	ILE
28	11	138	VAL
28	11	142	VAL
28	11	147	LEU
28	11	155	LEU
28	11	157	ARG
28	11	165	ILE
28	11	192	THR
28	11	193	VAL
28	11	200	ASP
28	11	212	SER
28	11	221	VAL
28	11	229	VAL
28	11	242	ARG
28	11	257	LEU
28	11	259	THR
28	11	260	ARG
28	11	261	LYS

Continued on next page...

Continued from previous page...

Mol	Chain	Res	Type
28	11	271	ILE
28	11	273	ARG
29	21	1	MET
29	21	12	THR
29	21	14	ILE
29	21	16	ARG
29	21	26	ILE
29	21	34	VAL
29	21	40	GLU
29	21	42	ASP
29	21	47	VAL
29	21	49	LEU
29	21	52	LEU
29	21	54	GLN
29	21	55	ASN
29	21	59	VAL
29	21	63	LEU
29	21	64	LYS
29	21	66	HIS
29	21	67	PHE
29	21	72	VAL
29	21	79	ARG
29	21	87	GLU
29	21	89	ASP
29	21	92	THR
29	21	93	VAL
29	21	95	ILE
29	21	101	ARG
29	21	105	THR
29	21	107	THR
29	21	111	ARG
29	21	113	PHE
29	21	119	ARG
29	21	140	SER
29	21	144	ARG
29	21	146	THR
29	21	147	PRO
29	21	166	THR
29	21	167	VAL
29	21	175	VAL
29	21	181	LEU
29	21	184	VAL

Continued on next page...

Continued from previous page...

Mol	Chain	Res	Type
29	21	195	LEU
29	21	197	ILE
29	21	202	LYS
29	21	203	LYS
30	31	8	GLN
30	31	9	ILE
30	31	13	SER
30	31	15	SER
30	31	17	ARG
30	31	18	ARG
30	31	28	ILE
30	31	33	LEU
30	31	43	LYS
30	31	46	ARG
30	31	57	VAL
30	31	64	ILE
30	31	65	TRP
30	31	74	ARG
30	31	78	ILE
30	31	88	VAL
30	31	98	SER
30	31	106	ARG
30	31	107	LYS
30	31	108	LYS
30	31	117	ARG
30	31	127	GLU
30	31	158	THR
30	31	164	ARG
30	31	168	ARG
30	31	170	LEU
30	31	174	VAL
30	31	176	LEU
30	31	188	ARG
30	31	191	ARG
30	31	197	ASP
30	31	200	GLU
30	31	201	VAL
30	31	203	GLN
30	31	205	ARG
30	31	206	ILE
31	41	4	ASP
31	41	14	GLU

Continued on next page...

Continued from previous page...

Mol	Chain	Res	Type
31	41	19	LEU
31	41	26	GLN
31	41	28	VAL
31	41	31	VAL
31	41	33	ARG
31	41	43	LEU
31	41	45	GLU
31	41	48	GLU
31	41	52	ILE
31	41	55	LYS
31	41	63	ILE
31	41	67	LYS
31	41	76	SER
31	41	77	ILE
31	41	80	PHE
31	41	82	LEU
31	41	83	ARG
31	41	86	MET
31	41	94	LEU
31	41	101	ILE
31	41	118	ARG
31	41	128	ARG
31	41	130	ASN
31	41	133	LEU
31	41	135	LEU
31	41	138	GLN
31	41	152	LEU
31	41	165	THR
31	41	176	LEU
32	51	3	ARG
32	51	4	ILE
32	51	6	ARG
32	51	7	LEU
32	51	11	VAL
32	51	18	GLU
32	51	32	GLU
32	51	40	GLU
32	51	43	VAL
32	51	45	VAL
32	51	57	ASP
32	51	64	LEU
32	51	68	THR

Continued on next page...

Continued from previous page...

Mol	Chain	Res	Type
32	51	71	LEU
32	51	77	LYS
32	51	80	SER
32	51	81	GLU
32	51	83	TYR
32	51	88	LEU
32	51	104	GLU
32	51	106	THR
32	51	116	GLU
32	51	127	GLU
32	51	129	THR
32	51	131	VAL
32	51	132	ARG
32	51	134	SER
32	51	139	GLN
32	51	143	GLN
32	51	151	ILE
32	51	153	LYS
32	51	155	SER
32	51	159	GLU
32	51	171	LEU
33	61	2	LYS
33	61	3	VAL
33	61	4	ILE
33	61	25	TYR
33	61	33	ARG
33	61	38	LEU
33	61	41	GLU
33	61	44	LEU
33	61	47	LEU
33	61	51	ILE
33	61	60	GLU
33	61	67	ARG
33	61	70	GLU
33	61	71	ILE
33	61	74	ASN
33	61	77	LEU
33	61	81	VAL
33	61	85	GLU
33	61	88	ILE
33	61	92	VAL
33	61	95	LYS

Continued on next page...

Continued from previous page...

Mol	Chain	Res	Type
33	61	96	ASP
33	61	108	THR
33	61	110	ASP
33	61	112	LYS
33	61	117	GLU
33	61	122	GLU
33	61	131	LYS
33	61	135	GLU
33	61	140	LEU
33	61	142	VAL
33	61	143	SER
34	58	1	MET
34	58	2	LYS
34	58	7	LYS
34	58	12	ARG
34	58	16	ILE
34	58	29	LYS
34	58	34	LEU
34	58	35	ARG
34	58	39	ARG
34	58	43	THR
34	58	48	MET
34	58	55	VAL
34	58	60	ILE
34	58	61	ARG
34	58	65	LYS
34	58	67	LEU
34	58	68	GLU
34	58	90	MET
34	58	96	GLU
34	58	97	ARG
34	58	99	LEU
34	58	120	LEU
34	58	127	ASP
34	58	131	GLN
34	58	134	ARG
34	58	138	LEU
35	68	1	MET
35	68	3	GLN
35	68	22	ILE
35	68	23	ARG
35	68	24	VAL

Continued on next page...

Continued from previous page...

Mol	Chain	Res	Type
35	68	28	SER
35	68	38	VAL
35	68	47	ILE
35	68	52	VAL
35	68	66	LYS
35	68	68	GLU
35	68	78	ARG
35	68	88	ASN
35	68	94	ARG
35	68	96	THR
35	68	98	VAL
35	68	108	GLU
35	68	112	MET
36	78	3	LEU
36	78	6	LEU
36	78	10	PRO
36	78	21	ARG
36	78	32	THR
36	78	36	LYS
36	78	41	ARG
36	78	45	LEU
36	78	46	LYS
36	78	49	ARG
36	78	58	THR
36	78	61	ARG
36	78	62	LEU
36	78	65	ARG
36	78	68	GLN
36	78	70	GLN
36	78	74	GLU
36	78	75	ILE
36	78	77	ARG
36	78	83	VAL
36	78	86	LYS
36	78	96	THR
36	78	98	GLU
36	78	99	LEU
36	78	100	LEU
36	78	105	LEU
36	78	106	LEU
36	78	112	LEU
36	78	115	LEU

Continued on next page...

Continued from previous page...

Mol	Chain	Res	Type
36	78	126	VAL
36	78	135	LEU
36	78	144	GLU
36	78	146	VAL
36	78	147	LEU
36	78	149	GLU
37	88	1	MET
37	88	3	MET
37	88	5	ARG
37	88	6	ARG
37	88	7	MET
37	88	10	ARG
37	88	18	LYS
37	88	22	LYS
37	88	25	ASP
37	88	26	TYR
37	88	37	LEU
37	88	45	GLN
37	88	55	VAL
37	88	58	PHE
37	88	60	ARG
37	88	67	ARG
37	88	82	ARG
37	88	83	MET
37	88	87	LYS
37	88	102	VAL
37	88	109	VAL
37	88	110	THR
37	88	112	GLU
37	88	113	GLN
37	88	134	ARG
37	88	139	GLU
38	98	9	LYS
38	98	10	LEU
38	98	16	HIS
38	98	17	ARG
38	98	18	LEU
38	98	28	LEU
38	98	29	LEU
38	98	34	ILE
38	98	35	THR
38	98	37	THR

Continued on next page...

Continued from previous page...

Mol	Chain	Res	Type
38	98	42	LYS
38	98	45	ARG
38	98	48	VAL
38	98	49	ASP
38	98	54	LEU
38	98	59	ASP
38	98	65	LEU
38	98	79	LEU
38	98	82	GLU
38	98	91	GLN
38	98	102	GLU
38	98	104	ARG
38	98	105	ARG
38	98	117	VAL
38	98	118	GLU
39	A8	4	LEU
39	A8	8	GLU
39	A8	10	ARG
39	A8	14	VAL
39	A8	15	ARG
39	A8	20	ARG
39	A8	24	LEU
39	A8	29	PHE
39	A8	30	ARG
39	A8	36	TYR
39	A8	38	GLN
39	A8	43	GLU
39	A8	50	SER
39	A8	54	LEU
39	A8	57	LYS
39	A8	58	LEU
39	A8	69	VAL
39	A8	73	LEU
39	A8	80	LEU
39	A8	83	LYS
39	A8	89	ARG
39	A8	98	VAL
39	A8	101	LEU
39	A8	106	ARG
39	A8	111	GLU
40	B8	6	LEU
40	B8	7	ILE

Continued on next page...

Continued from previous page...

Mol	Chain	Res	Type
40	B8	8	LYS
40	B8	15	VAL
40	B8	16	ARG
40	B8	17	THR
40	B8	19	LEU
40	B8	21	GLU
40	B8	23	ARG
40	B8	27	THR
40	B8	33	LYS
40	B8	42	ILE
40	B8	53	ARG
40	B8	58	ASN
40	B8	62	THR
40	B8	65	LYS
40	B8	74	ARG
40	B8	83	ILE
40	B8	86	ILE
40	B8	87	ASP
40	B8	88	ILE
40	B8	98	LYS
40	B8	99	LEU
40	B8	105	LEU
40	B8	106	SER
40	B8	110	ILE
40	B8	111	ARG
40	B8	112	ARG
40	B8	128	GLU
40	B8	129	ARG
40	B8	136	GLN
41	C8	3	ARG
41	C8	5	LYS
41	C8	11	ARG
41	C8	13	LYS
41	C8	27	LEU
41	C8	52	ARG
41	C8	57	PHE
41	C8	58	ARG
41	C8	59	ARG
41	C8	60	LEU
41	C8	74	LEU
41	C8	76	TYR
41	C8	79	PHE

Continued on next page...

Continued from previous page...

Mol	Chain	Res	Type
41	C8	83	LEU
41	C8	89	GLU
41	C8	92	ARG
41	C8	97	ASP
41	C8	104	GLN
42	D8	5	VAL
42	D8	6	LYS
42	D8	7	THR
42	D8	15	GLU
42	D8	18	LEU
42	D8	20	LEU
42	D8	25	LEU
42	D8	26	ASP
42	D8	34	GLU
42	D8	35	LEU
42	D8	40	LEU
42	D8	47	VAL
42	D8	52	VAL
42	D8	62	LEU
42	D8	64	HIS
42	D8	71	LEU
42	D8	73	SER
42	D8	78	LYS
42	D8	89	GLN
43	E8	11	ARG
43	E8	37	ARG
43	E8	42	ARG
43	E8	51	LEU
43	E8	52	GLU
43	E8	60	ASN
43	E8	64	MET
43	E8	65	LEU
43	E8	66	GLU
43	E8	68	ARG
43	E8	70	TYR
43	E8	76	VAL
43	E8	78	GLU
43	E8	88	ARG
43	E8	90	ARG
43	E8	92	ARG
43	E8	96	ILE
43	E8	100	THR

Continued on next page...

Continued from previous page...

Mol	Chain	Res	Type
43	E8	107	LEU
43	E8	111	HIS
44	F8	12	VAL
44	F8	23	GLU
44	F8	27	THR
44	F8	52	VAL
44	F8	54	VAL
44	F8	57	LEU
44	F8	70	LEU
44	F8	72	LYS
44	F8	80	ILE
44	F8	81	VAL
44	F8	87	GLN
44	F8	89	ILE
45	G8	3	VAL
45	G8	4	LYS
45	G8	6	HIS
45	G8	9	LYS
45	G8	14	LEU
45	G8	24	VAL
45	G8	27	VAL
45	G8	30	VAL
45	G8	33	LYS
45	G8	34	LYS
45	G8	40	GLU
45	G8	42	VAL
45	G8	50	ARG
45	G8	52	SER
45	G8	54	LYS
45	G8	57	GLN
45	G8	61	ILE
45	G8	64	GLU
45	G8	67	LEU
45	G8	84	ARG
45	G8	86	ARG
45	G8	88	LYS
45	G8	91	GLU
45	G8	97	ARG
45	G8	99	CYS
46	H8	5	LEU
46	H8	16	SER
46	H8	19	ARG

Continued on next page...

Continued from previous page...

Mol	Chain	Res	Type
46	H8	20	ARG
46	H8	23	LYS
46	H8	24	LEU
46	H8	30	ASN
46	H8	35	ARG
46	H8	37	VAL
46	H8	42	VAL
46	H8	43	GLU
46	H8	53	ILE
46	H8	60	GLU
46	H8	61	LEU
46	H8	70	LEU
46	H8	71	VAL
46	H8	73	GLN
46	H8	76	LEU
46	H8	80	ARG
46	H8	81	ARG
46	H8	82	ARG
46	H8	86	VAL
46	H8	91	LEU
46	H8	93	ASP
46	H8	94	GLU
46	H8	105	VAL
46	H8	117	LEU
46	H8	119	GLU
46	H8	123	ASP
46	H8	135	GLU
46	H8	140	ASP
46	H8	148	ASP
46	H8	154	ASP
46	H8	159	PRO
46	H8	163	LEU
46	H8	170	THR
47	I8	11	ARG
47	I8	23	VAL
47	I8	32	ARG
47	I8	36	ILE
47	I8	38	VAL
47	I8	41	ARG
47	I8	46	LYS
47	I8	53	MET
47	I8	67	VAL

Continued on next page...

Continued from previous page...

Mol	Chain	Res	Type
47	I8	70	GLN
47	I8	83	PRO
48	J8	4	VAL
48	J8	19	GLN
48	J8	21	ARG
48	J8	25	LYS
48	J8	30	VAL
48	J8	33	LYS
48	J8	41	ARG
48	J8	65	SER
48	J8	73	LEU
48	J8	74	VAL
48	J8	78	LYS
48	J8	80	LEU
48	J8	81	LYS
48	J8	83	GLU
48	J8	91	LYS
49	K8	4	SER
49	K8	5	GLU
49	K8	9	GLN
49	K8	10	LEU
49	K8	11	GLU
49	K8	15	LYS
49	K8	16	LEU
49	K8	24	LEU
49	K8	32	LEU
49	K8	35	LEU
49	K8	41	ILE
49	K8	47	ASN
49	K8	48	HIS
49	K8	49	LYS
49	K8	50	ILE
49	K8	51	ARG
49	K8	53	LEU
49	K8	55	ARG
49	K8	62	THR
49	K8	64	LEU
49	K8	67	LYS
50	L8	6	VAL
50	L8	8	LEU
50	L8	9	VAL
50	L8	13	ILE

Continued on next page...

Continued from previous page...

Mol	Chain	Res	Type
50	L8	28	LEU
50	L8	32	GLN
50	L8	36	VAL
50	L8	37	LEU
50	L8	38	GLU
50	L8	40	THR
50	L8	58	VAL
50	L8	59	VAL
50	L8	60	GLU
51	M8	6	HIS
51	M8	10	VAL
51	M8	15	ILE
51	M8	27	THR
51	M8	31	ILE
51	M8	35	VAL
51	M8	38	LYS
51	M8	44	THR
51	M8	47	GLN
51	M8	48	ARG
51	M8	50	VAL
51	M8	51	ASP
51	M8	53	GLU
51	M8	55	ARG
51	M8	59	PHE
51	M8	61	ARG
51	M8	63	TYR
52	N8	6	VAL
52	N8	11	THR
52	N8	16	ARG
52	N8	29	THR
52	N8	31	VAL
52	N8	35	GLU
52	N8	37	LYS
52	N8	40	LYS
52	N8	44	THR
52	N8	51	TYR
52	N8	56	LYS
52	N8	60	VAL
53	P8	1	MET
53	P8	3	ARG
53	P8	4	THR
53	P8	8	ASN

Continued on next page...

Continued from previous page...

Mol	Chain	Res	Type
53	P8	10	ARG
53	P8	14	LYS
53	P8	24	THR
53	P8	43	THR
54	Q8	8	LYS
54	Q8	15	LYS
54	Q8	21	LYS
54	Q8	29	LYS
54	Q8	34	TRP
54	Q8	35	GLN
54	Q8	41	ILE
54	Q8	43	GLN
54	Q8	44	LYS
54	Q8	47	LYS
54	Q8	48	PHE
54	Q8	58	ILE
54	Q8	62	LEU
2	12	5	ILE
2	12	9	GLU
2	12	15	VAL
2	12	17	PHE
2	12	19	HIS
2	12	20	GLU
2	12	21	ARG
2	12	22	LYS
2	12	23	ARG
2	12	31	TYR
2	12	36	ARG
2	12	40	HIS
2	12	42	ILE
2	12	45	GLN
2	12	51	LEU
2	12	52	GLU
2	12	55	PHE
2	12	69	LEU
2	12	75	LYS
2	12	82	ARG
2	12	92	TYR
2	12	108	ILE
2	12	111	ARG
2	12	121	LEU
2	12	122	PHE

Continued on next page...

Continued from previous page...

Mol	Chain	Res	Type
2	12	128	GLU
2	12	137	ARG
2	12	145	LEU
2	12	147	LYS
2	12	149	LEU
2	12	150	SER
2	12	158	LEU
2	12	165	VAL
2	12	172	ILE
2	12	178	ARG
2	12	185	ILE
2	12	191	ASP
2	12	204	ASN
2	12	213	LEU
2	12	215	LEU
2	12	217	ARG
2	12	223	ILE
2	12	230	VAL
2	12	236	TYR
3	22	3	ASN
3	22	4	LYS
3	22	5	ILE
3	22	11	ARG
3	22	16	ARG
3	22	21	ARG
3	22	27	LYS
3	22	29	TYR
3	22	31	HIS
3	22	32	LEU
3	22	34	LEU
3	22	43	LEU
3	22	55	VAL
3	22	67	THR
3	22	76	VAL
3	22	79	ARG
3	22	85	ARG
3	22	89	GLU
3	22	94	LEU
3	22	95	THR
3	22	97	LYS
3	22	102	ASN
3	22	104	GLN

Continued on next page...

Continued from previous page...

Mol	Chain	Res	Type
3	22	105	GLU
3	22	106	VAL
3	22	127	ARG
3	22	140	ARG
3	22	141	VAL
3	22	144	SER
3	22	164	ARG
3	22	167	TRP
3	22	175	LEU
3	22	188	LEU
3	22	190	ARG
3	22	192	THR
3	22	193	TYR
3	22	196	LEU
3	22	202	ILE
3	22	207	VAL
4	32	3	ARG
4	32	5	ILE
4	32	8	VAL
4	32	11	LEU
4	32	12	CYS
4	32	17	VAL
4	32	18	LYS
4	32	21	LEU
4	32	24	GLU
4	32	26	CYS
4	32	28	SER
4	32	30	LYS
4	32	34	GLU
4	32	36	ARG
4	32	45	GLN
4	32	58	LEU
4	32	61	LYS
4	32	73	ARG
4	32	96	LEU
4	32	122	ARG
4	32	127	THR
4	32	134	ASP
4	32	137	SER
4	32	150	GLU
4	32	151	LYS
4	32	155	LEU

Continued on next page...

Continued from previous page...

Mol	Chain	Res	Type
4	32	156	GLU
4	32	157	LEU
4	32	158	ILE
4	32	170	VAL
4	32	179	GLU
4	32	181	MET
4	32	184	LYS
4	32	187	ARG
4	32	191	ARG
4	32	192	GLU
4	32	193	ASP
4	32	196	LEU
4	32	198	VAL
4	32	200	GLU
4	32	209	ARG
5	42	5	ASP
5	42	10	MET
5	42	12	LEU
5	42	14	ARG
5	42	40	ARG
5	42	41	VAL
5	42	47	LYS
5	42	51	VAL
5	42	53	LEU
5	42	56	GLN
5	42	73	ASN
5	42	75	THR
5	42	78	HIS
5	42	79	GLU
5	42	80	ILE
5	42	83	GLU
5	42	87	SER
5	42	90	VAL
5	42	101	ILE
5	42	112	LEU
5	42	116	THR
5	42	117	ASP
5	42	127	ASN
5	42	131	ILE
5	42	137	GLU
5	42	144	THR
5	42	155	GLU

Continued on next page...

Continued from previous page...

Mol	Chain	Res	Type
6	52	3	ARG
6	52	7	ASN
6	52	10	LEU
6	52	14	LEU
6	52	16	GLN
6	52	17	SER
6	52	21	LEU
6	52	25	ILE
6	52	28	ARG
6	52	40	VAL
6	52	43	LEU
6	52	45	LEU
6	52	47	ARG
6	52	54	LYS
6	52	63	TYR
6	52	74	ASP
6	52	77	ARG
6	52	92	LYS
6	52	93	SER
7	62	4	ARG
7	62	8	GLU
7	62	9	VAL
7	62	23	VAL
7	62	32	ARG
7	62	38	LEU
7	62	47	CYS
7	62	53	LYS
7	62	54	THR
7	62	57	GLU
7	62	60	LYS
7	62	63	LYS
7	62	72	ARG
7	62	84	ASN
7	62	86	GLN
7	62	89	MET
7	62	90	GLU
7	62	94	ARG
7	62	104	LEU
7	62	114	ARG
7	62	124	LEU
7	62	129	GLU
7	62	131	LYS

Continued on next page...

Continued from previous page...

Mol	Chain	Res	Type
7	62	146	GLU
7	62	155	ARG
8	72	8	ASP
8	72	18	ARG
8	72	21	LYS
8	72	24	THR
8	72	26	VAL
8	72	35	ILE
8	72	49	GLU
8	72	50	ARG
8	72	51	VAL
8	72	54	ASP
8	72	56	LYS
8	72	77	GLU
8	72	82	HIS
8	72	84	ARG
8	72	85	ARG
8	72	97	VAL
8	72	99	GLU
8	72	102	ARG
8	72	112	LEU
8	72	114	THR
8	72	116	LYS
8	72	122	ARG
9	82	10	ARG
9	82	20	ARG
9	82	33	PHE
9	82	36	TYR
9	82	38	GLN
9	82	53	VAL
9	82	54	ASP
9	82	75	ASP
9	82	88	TYR
9	82	91	ASP
9	82	95	LYS
9	82	104	ARG
9	82	110	GLU
9	82	111	ARG
9	82	113	LYS
9	82	114	TYR
9	82	117	HIS
9	82	124	GLN

Continued on next page...

Continued from previous page...

Mol	Chain	Res	Type
9	82	128	ARG
10	1A	21	GLN
10	1A	22	LYS
10	1A	24	VAL
10	1A	30	SER
10	1A	48	THR
10	1A	51	ARG
10	1A	54	PHE
10	1A	55	LYS
10	1A	59	SER
10	1A	62	HIS
10	1A	66	ARG
10	1A	67	THR
10	1A	70	ARG
10	1A	72	VAL
10	1A	75	ILE
10	1A	79	ARG
10	1A	84	GLN
10	1A	94	VAL
10	1A	96	ILE
10	1A	98	ILE
10	1A	100	THR
11	2A	12	ARG
11	2A	18	ARG
11	2A	31	THR
11	2A	38	ASN
11	2A	41	THR
11	2A	44	SER
11	2A	54	ARG
11	2A	63	LEU
11	2A	81	ASP
11	2A	84	VAL
11	2A	91	ARG
11	2A	98	LEU
11	2A	103	LEU
11	2A	105	VAL
11	2A	106	LYS
11	2A	107	SER
11	2A	109	VAL
11	2A	114	VAL
11	2A	124	LYS
11	2A	127	LYS

Continued on next page...

Continued from previous page...

Mol	Chain	Res	Type
12	3A	21	LYS
12	3A	24	VAL
12	3A	27	LEU
12	3A	33	ARG
12	3A	37	CYS
12	3A	38	THR
12	3A	41	ARG
12	3A	42	THR
12	3A	46	LYS
12	3A	54	LYS
12	3A	55	VAL
12	3A	58	VAL
12	3A	59	ARG
12	3A	64	TYR
12	3A	80	HIS
12	3A	81	SER
12	3A	82	VAL
12	3A	83	VAL
12	3A	84	LEU
12	3A	85	ILE
12	3A	102	ARG
12	3A	111	LYS
12	3A	122	THR
13	4A	3	ARG
13	4A	4	ILE
13	4A	7	VAL
13	4A	17	VAL
13	4A	39	ILE
13	4A	44	ARG
13	4A	47	ASP
13	4A	48	LEU
13	4A	49	THR
13	4A	50	GLU
13	4A	56	LEU
13	4A	63	THR
13	4A	64	TRP
13	4A	66	LEU
13	4A	70	LEU
13	4A	77	ASN
13	4A	82	MET
13	4A	83	ASP
13	4A	94	ARG

Continued on next page...

Continued from previous page...

Mol	Chain	Res	Type
13	4A	98	VAL
13	4A	99	ARG
13	4A	108	ARG
13	4A	114	ARG
13	4A	117	VAL
14	5A	6	LEU
14	5A	7	ILE
14	5A	12	ARG
14	5A	15	LYS
14	5A	17	LYS
14	5A	18	VAL
14	5A	22	THR
14	5A	23	ARG
14	5A	26	ARG
14	5A	27	CYS
14	5A	29	ARG
14	5A	33	VAL
14	5A	44	LEU
14	5A	58	LYS
15	6A	3	ILE
15	6A	4	THR
15	6A	22	THR
15	6A	31	LEU
15	6A	48	LYS
15	6A	54	ARG
15	6A	66	LEU
15	6A	68	ARG
15	6A	76	GLU
15	6A	83	GLU
15	6A	88	ARG
16	7A	2	VAL
16	7A	12	LYS
16	7A	18	ARG
16	7A	25	ARG
16	7A	27	LYS
16	7A	29	ASP
16	7A	39	TYR
16	7A	45	THR
16	7A	55	ARG
16	7A	62	VAL
16	7A	65	GLN
16	7A	67	THR

Continued on next page...

Continued from previous page...

Mol	Chain	Res	Type
16	7A	74	LEU
16	7A	82	GLN
17	8A	13	ASP
17	8A	25	ARG
17	8A	26	GLN
17	8A	49	GLU
17	8A	53	LEU
17	8A	60	ILE
17	8A	62	SER
17	8A	63	ARG
17	8A	68	ARG
17	8A	72	ARG
17	8A	74	LEU
17	8A	75	ARG
17	8A	76	LEU
17	8A	92	ARG
17	8A	100	LYS
18	9A	23	LYS
18	9A	26	LEU
18	9A	29	PHE
18	9A	31	LEU
18	9A	32	ARG
18	9A	36	ASN
18	9A	42	ARG
18	9A	44	LEU
18	9A	45	SER
18	9A	47	THR
18	9A	53	ARG
18	9A	54	ARG
18	9A	58	LEU
18	9A	76	LEU
18	9A	86	VAL
18	9A	87	ARG
19	AA	9	VAL
19	AA	12	ASP
19	AA	15	LEU
19	AA	20	LEU
19	AA	22	LEU
19	AA	25	LYS
19	AA	29	ARG
19	AA	30	LEU
19	AA	32	LYS

Continued on next page...

Continued from previous page...

Mol	Chain	Res	Type
19	AA	49	ILE
19	AA	58	VAL
19	AA	60	VAL
19	AA	63	THR
19	AA	66	MET
19	AA	70	LYS
19	AA	78	ARG
19	AA	83	HIS
20	BA	10	LEU
20	BA	11	SER
20	BA	14	LYS
20	BA	17	ARG
20	BA	23	ARG
20	BA	24	LEU
20	BA	36	LEU
20	BA	58	LYS
20	BA	60	GLU
20	BA	64	ASP
20	BA	73	HIS
20	BA	75	ASN
20	BA	84	LEU
20	BA	86	ARG
20	BA	87	LYS
20	BA	93	GLU
20	BA	99	LEU
20	BA	100	ILE
21	1B	8	THR
21	1B	25	LYS
28	19	10	THR
28	19	13	ARG
28	19	28	GLU
28	19	37	LEU
28	19	38	LYS
28	19	43	ARG
28	19	49	ILE
28	19	54	ARG
28	19	61	LEU
28	19	64	ILE
28	19	65	ILE
28	19	68	LYS
28	19	69	ARG
28	19	88	ARG

Continued on next page...

Continued from previous page...

Mol	Chain	Res	Type
28	19	92	ILE
28	19	94	LEU
28	19	105	ILE
28	19	109	ASP
28	19	111	LEU
28	19	116	GLN
28	19	141	VAL
28	19	147	LEU
28	19	155	LEU
28	19	166	GLN
28	19	169	GLU
28	19	182	LEU
28	19	192	THR
28	19	200	ASP
28	19	208	LYS
28	19	211	ARG
28	19	212	SER
28	19	239	ARG
28	19	242	ARG
28	19	244	ARG
28	19	255	LYS
28	19	257	LEU
28	19	260	ARG
28	19	262	ARG
28	19	263	ARG
28	19	266	SER
28	19	267	SER
28	19	268	ARG
28	19	271	ILE
28	19	273	ARG
29	29	1	MET
29	29	4	ILE
29	29	11	MET
29	29	12	THR
29	29	23	VAL
29	29	33	VAL
29	29	37	ARG
29	29	44	TYR
29	29	45	THR
29	29	48	GLN
29	29	49	LEU
29	29	60	ASN

Continued on next page...

Continued from previous page...

Mol	Chain	Res	Type
29	29	63	LEU
29	29	66	HIS
29	29	75	VAL
29	29	76	ARG
29	29	78	LEU
29	29	79	ARG
29	29	82	ARG
29	29	89	ASP
29	29	91	VAL
29	29	93	VAL
29	29	100	GLU
29	29	113	PHE
29	29	116	VAL
29	29	117	MET
29	29	119	ARG
29	29	138	PRO
29	29	144	ARG
29	29	145	LYS
29	29	154	LYS
29	29	163	GLU
29	29	167	VAL
29	29	170	LEU
29	29	175	VAL
29	29	179	GLU
29	29	181	LEU
29	29	188	VAL
29	29	200	GLU
29	29	201	THR
29	29	202	LYS
30	39	2	LYS
30	39	7	TYR
30	39	8	GLN
30	39	11	VAL
30	39	13	SER
30	39	17	ARG
30	39	18	ARG
30	39	20	LEU
30	39	24	LEU
30	39	27	GLU
30	39	35	GLU
30	39	50	SER
30	39	53	THR

Continued on next page...

Continued from previous page...

Mol	Chain	Res	Type
30	39	64	ILE
30	39	66	PRO
30	39	67	GLN
30	39	70	THR
30	39	72	ARG
30	39	74	ARG
30	39	82	ILE
30	39	83	PHE
30	39	92	PRO
30	39	98	SER
30	39	106	ARG
30	39	107	LYS
30	39	110	LEU
30	39	123	LEU
30	39	125	LEU
30	39	136	THR
30	39	140	LEU
30	39	153	SER
30	39	154	VAL
30	39	158	THR
30	39	165	ARG
30	39	169	ASN
30	39	181	LEU
30	39	183	VAL
30	39	192	LEU
30	39	193	VAL
30	39	196	LEU
30	39	200	GLU
30	39	201	VAL
30	39	204	ASN
30	39	205	ARG
31	49	7	LEU
31	49	13	GLU
31	49	16	ARG
31	49	28	VAL
31	49	33	ARG
31	49	40	ASN
31	49	49	ASP
31	49	52	ILE
31	49	54	GLU
31	49	62	LEU
31	49	67	LYS

Continued on next page...

Continued from previous page...

Mol	Chain	Res	Type
31	49	71	THR
31	49	80	PHE
31	49	82	LEU
31	49	90	LEU
31	49	91	ARG
31	49	94	LEU
31	49	96	ARG
31	49	106	LEU
31	49	115	ARG
31	49	116	ASP
31	49	118	ARG
31	49	128	ARG
31	49	135	LEU
31	49	136	ARG
31	49	139	LEU
31	49	146	TYR
31	49	147	ASP
31	49	153	ARG
31	49	157	ILE
31	49	165	THR
31	49	167	GLU
32	59	3	ARG
32	59	6	ARG
32	59	11	VAL
32	59	16	SER
32	59	23	ARG
32	59	24	VAL
32	59	32	GLU
32	59	37	VAL
32	59	41	MET
32	59	50	VAL
32	59	52	VAL
32	59	53	GLU
32	59	59	ARG
32	59	69	ARG
32	59	70	THR
32	59	71	LEU
32	59	72	ILE
32	59	83	TYR
32	59	89	ILE
32	59	98	LEU
32	59	101	ARG

Continued on next page...

Continued from previous page...

Mol	Chain	Res	Type
32	59	103	LEU
32	59	105	LEU
32	59	107	VAL
32	59	122	THR
32	59	123	PHE
32	59	129	THR
32	59	131	VAL
32	59	132	ARG
32	59	136	ILE
32	59	139	GLN
32	59	143	GLN
32	59	157	TYR
32	59	167	GLU
32	59	170	ARG
33	69	7	GLU
33	69	10	GLU
33	69	14	ASP
33	69	37	VAL
33	69	38	LEU
33	69	40	THR
33	69	41	GLU
33	69	44	LEU
33	69	51	ILE
33	69	52	ARG
33	69	56	LYS
33	69	60	GLU
33	69	61	ARG
33	69	64	GLU
33	69	67	ARG
33	69	69	LYS
33	69	74	ASN
33	69	75	LEU
33	69	76	THR
33	69	77	LEU
33	69	81	VAL
33	69	85	GLU
33	69	86	THR
33	69	87	LYS
33	69	91	SER
33	69	95	LYS
33	69	101	LEU
33	69	103	ARG

Continued on next page...

Continued from previous page...

Mol	Chain	Res	Type
33	69	109	ILE
33	69	114	LEU
33	69	117	GLU
33	69	125	GLU
33	69	128	LEU
33	69	131	LYS
33	69	138	ILE
33	69	145	VAL
34	15	1	MET
34	15	7	LYS
34	15	29	LYS
34	15	32	THR
34	15	33	LEU
34	15	34	LEU
34	15	38	HIS
34	15	48	MET
34	15	58	ASP
34	15	59	LYS
34	15	61	ARG
34	15	63	THR
34	15	68	GLU
34	15	71	ILE
34	15	76	SER
34	15	87	LEU
34	15	89	LYS
34	15	91	LEU
34	15	93	THR
34	15	94	HIS
34	15	99	LEU
34	15	109	LYS
34	15	112	LEU
34	15	120	LEU
34	15	130	HIS
34	15	134	ARG
34	15	138	LEU
35	25	8	LEU
35	25	10	VAL
35	25	17	ARG
35	25	22	ILE
35	25	23	ARG
35	25	28	SER
35	25	35	VAL

Continued on next page...

Continued from previous page...

Mol	Chain	Res	Type
35	25	49	ARG
35	25	53	LYS
35	25	66	LYS
35	25	78	ARG
35	25	87	ILE
35	25	90	GLN
35	25	94	ARG
35	25	96	THR
35	25	97	ARG
35	25	98	VAL
35	25	104	ARG
35	25	108	GLU
35	25	113	LYS
35	25	114	ILE
35	25	116	SER
35	25	117	LEU
36	35	4	SER
36	35	6	LEU
36	35	10	PRO
36	35	13	ASN
36	35	15	ARG
36	35	18	ARG
36	35	19	VAL
36	35	21	ARG
36	35	30	THR
36	35	36	LYS
36	35	41	ARG
36	35	45	LEU
36	35	50	ARG
36	35	52	GLU
36	35	61	ARG
36	35	64	LYS
36	35	65	ARG
36	35	67	MET
36	35	70	GLN
36	35	75	ILE
36	35	76	LYS
36	35	77	ARG
36	35	81	GLN
36	35	84	ASN
36	35	85	LEU
36	35	86	LYS

Continued on next page...

Continued from previous page...

Mol	Chain	Res	Type
36	35	91	PHE
36	35	98	GLU
36	35	99	LEU
36	35	101	VAL
36	35	105	LEU
36	35	106	LEU
36	35	112	LEU
36	35	114	ILE
36	35	123	LEU
36	35	133	SER
36	35	144	GLU
36	35	147	LEU
36	35	148	LEU
36	35	149	GLU
37	45	6	ARG
37	45	7	MET
37	45	8	LYS
37	45	10	ARG
37	45	16	ARG
37	45	17	LEU
37	45	21	THR
37	45	22	LYS
37	45	25	ASP
37	45	26	TYR
37	45	35	VAL
37	45	45	GLN
37	45	56	ARG
37	45	59	ARG
37	45	60	ARG
37	45	63	LYS
37	45	79	LEU
37	45	81	VAL
37	45	83	MET
37	45	89	ASN
37	45	91	GLU
37	45	103	MET
37	45	105	GLU
37	45	110	THR
37	45	118	LEU
37	45	127	ILE
37	45	132	VAL
37	45	133	ARG

Continued on next page...

Continued from previous page...

Mol	Chain	Res	Type
37	45	134	ARG
38	55	17	ARG
38	55	18	LEU
38	55	24	GLN
38	55	28	LEU
38	55	29	LEU
38	55	35	THR
38	55	44	LEU
38	55	48	VAL
38	55	51	LEU
38	55	57	ARG
38	55	59	ASP
38	55	63	ARG
38	55	65	LEU
38	55	66	VAL
38	55	67	LEU
38	55	71	GLN
38	55	74	LYS
38	55	75	LEU
38	55	79	LEU
38	55	81	ASP
38	55	82	GLU
38	55	88	ARG
38	55	97	VAL
38	55	102	GLU
38	55	104	ARG
38	55	111	LEU
38	55	115	GLU
38	55	118	GLU
39	65	12	PHE
39	65	14	VAL
39	65	19	LYS
39	65	20	ARG
39	65	21	THR
39	65	24	LEU
39	65	46	VAL
39	65	50	SER
39	65	52	SER
39	65	56	LEU
39	65	58	LEU
39	65	59	LYS
39	65	63	THR

Continued on next page...

Continued from previous page...

Mol	Chain	Res	Type
39	65	71	ARG
39	65	78	LEU
39	65	88	ASP
39	65	89	ARG
39	65	93	LYS
39	65	97	ARG
39	65	99	LYS
39	65	101	LEU
39	65	106	ARG
39	65	107	GLU
39	65	110	LEU
39	65	111	GLU
39	65	112	PHE
40	75	8	LYS
40	75	9	LEU
40	75	10	VAL
40	75	11	GLU
40	75	13	ARG
40	75	14	TYR
40	75	15	VAL
40	75	27	THR
40	75	28	VAL
40	75	34	VAL
40	75	36	GLU
40	75	40	THR
40	75	41	ARG
40	75	49	VAL
40	75	50	ILE
40	75	55	ASN
40	75	64	ARG
40	75	65	LYS
40	75	74	ARG
40	75	85	LYS
40	75	86	ILE
40	75	88	ILE
40	75	89	VAL
40	75	93	ARG
40	75	96	ARG
40	75	102	ILE
40	75	106	SER
40	75	107	ASP
40	75	112	ARG

Continued on next page...

Continued from previous page...

Mol	Chain	Res	Type
40	75	113	LYS
40	75	121	ILE
40	75	124	ASP
40	75	125	ARG
40	75	133	GLU
41	85	3	ARG
41	85	5	LYS
41	85	8	VAL
41	85	11	ARG
41	85	12	ARG
41	85	20	LEU
41	85	27	LEU
41	85	31	SER
41	85	33	ARG
41	85	34	LYS
41	85	55	ARG
41	85	57	PHE
41	85	60	LEU
41	85	63	VAL
41	85	74	LEU
41	85	80	ILE
41	85	83	LEU
41	85	92	ARG
41	85	95	LEU
41	85	97	ASP
41	85	101	ARG
41	85	105	VAL
41	85	109	LEU
41	85	112	ARG
42	95	19	LYS
42	95	21	ARG
42	95	24	LYS
42	95	33	VAL
42	95	35	LEU
42	95	38	LEU
42	95	40	LEU
42	95	45	THR
42	95	46	VAL
42	95	47	VAL
42	95	49	THR
42	95	52	VAL
42	95	62	LEU

Continued on next page...

Continued from previous page...

Mol	Chain	Res	Type
42	95	66	ARG
42	95	68	LYS
42	95	69	LYS
42	95	70	ILE
42	95	71	LEU
42	95	74	LYS
42	95	76	LYS
42	95	79	VAL
42	95	80	GLN
42	95	81	TYR
42	95	84	LYS
42	95	85	LYS
42	95	89	GLN
42	95	91	TYR
43	A5	1	MET
43	A5	11	ARG
43	A5	17	VAL
43	A5	23	LEU
43	A5	28	SER
43	A5	37	ARG
43	A5	39	THR
43	A5	41	LYS
43	A5	51	LEU
43	A5	52	GLU
43	A5	65	LEU
43	A5	67	ASP
43	A5	70	TYR
43	A5	72	LYS
43	A5	76	VAL
43	A5	88	ARG
43	A5	92	ARG
43	A5	95	ILE
43	A5	96	ILE
43	A5	106	ILE
43	A5	107	LEU
43	A5	110	LYS
43	A5	111	HIS
44	B5	27	THR
44	B5	30	VAL
44	B5	38	GLU
44	B5	40	LYS
44	B5	43	VAL

Continued on next page...

Continued from previous page...

Mol	Chain	Res	Type
44	B5	45	THR
44	B5	53	LYS
44	B5	54	VAL
44	B5	60	ARG
44	B5	63	LYS
44	B5	69	TYR
44	B5	76	ARG
44	B5	78	LYS
44	B5	80	ILE
44	B5	88	LYS
45	C5	6	HIS
45	C5	14	LEU
45	C5	24	VAL
45	C5	29	GLU
45	C5	31	LEU
45	C5	33	LYS
45	C5	37	VAL
45	C5	38	ILE
45	C5	43	ASN
45	C5	45	VAL
45	C5	49	VAL
45	C5	51	VAL
45	C5	52	SER
45	C5	55	TYR
45	C5	60	PHE
45	C5	62	GLU
45	C5	64	GLU
45	C5	70	SER
45	C5	84	ARG
45	C5	85	VAL
45	C5	86	ARG
45	C5	88	LYS
45	C5	89	PHE
45	C5	90	LEU
45	C5	98	VAL
45	C5	99	CYS
46	D5	4	ARG
46	D5	11	GLU
46	D5	14	LYS
46	D5	19	ARG
46	D5	24	LEU
46	D5	30	ASN

Continued on next page...

Continued from previous page...

Mol	Chain	Res	Type
46	D5	35	ARG
46	D5	36	LYS
46	D5	53	ILE
46	D5	56	VAL
46	D5	63	ASP
46	D5	70	LEU
46	D5	71	VAL
46	D5	72	ARG
46	D5	74	VAL
46	D5	76	LEU
46	D5	89	PHE
46	D5	93	ASP
46	D5	98	MET
46	D5	103	ARG
46	D5	123	ASP
46	D5	125	LEU
46	D5	132	ASN
46	D5	137	ILE
46	D5	165	VAL
47	E5	10	THR
47	E5	11	ARG
47	E5	12	ASN
47	E5	17	GLN
47	E5	19	LYS
47	E5	36	ILE
47	E5	41	ARG
47	E5	43	THR
47	E5	47	PRO
47	E5	62	LEU
47	E5	70	GLN
47	E5	74	ARG
48	F5	4	VAL
48	F5	18	ILE
48	F5	27	GLU
48	F5	33	LYS
48	F5	35	THR
48	F5	37	ILE
48	F5	38	SER
48	F5	40	ARG
48	F5	42	GLN
48	F5	56	GLN
48	F5	67	ILE

Continued on next page...

Continued from previous page...

Mol	Chain	Res	Type
48	F5	69	LYS
48	F5	74	VAL
48	F5	76	ARG
48	F5	78	LYS
48	F5	80	LEU
48	F5	81	LYS
48	F5	82	LEU
48	F5	83	GLU
48	F5	85	LEU
48	F5	86	SER
48	F5	89	GLU
48	F5	91	LYS
48	F5	95	LEU
48	F5	96	LYS
49	G5	12	GLU
49	G5	14	ARG
49	G5	16	LEU
49	G5	17	SER
49	G5	19	VAL
49	G5	24	LEU
49	G5	26	ARG
49	G5	30	ARG
49	G5	34	GLU
49	G5	46	GLN
49	G5	47	ASN
49	G5	48	HIS
49	G5	50	ILE
49	G5	51	ARG
49	G5	53	LEU
49	G5	60	LEU
49	G5	62	THR
49	G5	65	ASN
49	G5	68	ARG
49	G5	69	ARG
50	H5	8	LEU
50	H5	9	VAL
50	H5	17	LYS
50	H5	23	LEU
50	H5	33	GLN
50	H5	34	GLU
50	H5	35	ARG
50	H5	36	VAL

Continued on next page...

Continued from previous page...

Mol	Chain	Res	Type
50	H5	37	LEU
50	H5	38	GLU
50	H5	40	THR
50	H5	44	ARG
50	H5	49	LYS
50	H5	55	ARG
51	I5	1	MET
51	I5	6	HIS
51	I5	8	LYS
51	I5	20	ASN
51	I5	21	VAL
51	I5	22	ILE
51	I5	25	TYR
51	I5	27	THR
51	I5	36	CYS
51	I5	53	GLU
51	I5	59	PHE
51	I5	61	ARG
51	I5	62	ARG
52	J5	25	LEU
52	J5	29	THR
52	J5	44	THR
52	J5	48	GLU
52	J5	51	TYR
52	J5	59	GLU
53	L5	3	ARG
53	L5	4	THR
53	L5	8	ASN
53	L5	14	LYS
53	L5	33	ARG
53	L5	36	GLN
53	L5	43	THR
54	M5	8	LYS
54	M5	13	ARG
54	M5	15	LYS
54	M5	22	VAL
54	M5	30	ARG
54	M5	32	LEU
54	M5	33	ASN
54	M5	37	SER
54	M5	41	ILE
54	M5	50	LEU

Continued on next page...

Continued from previous page...

Mol	Chain	Res	Type
54	M5	52	LYS
54	M5	53	PRO
54	M5	58	ILE
54	M5	61	LEU
54	M5	62	LEU
54	M5	63	PRO

Some sidechains can be flipped to improve hydrogen bonding and reduce clashes. All (19) such sidechains are listed below:

Mol	Chain	Res	Type
2	1E	110	GLN
2	1E	240	GLN
4	3E	123	HIS
9	8E	89	ASN
20	BI	26	ASN
29	21	143	ASN
34	58	69	GLN
35	68	88	ASN
37	88	13	GLN
41	C8	75	ASN
46	H8	30	ASN
8	72	82	HIS
10	1A	78	ASN
16	7A	16	HIS
18	9A	36	ASN
28	19	96	HIS
29	29	60	ASN
33	69	104	GLN
51	I5	6	HIS

5.3.3 RNA ⓘ

Mol	Chain	Analysed	Backbone Outliers	Pucker Outliers
1	13	1504/1522 (98%)	381 (25%)	35 (2%)
1	1G	1503/1522 (98%)	361 (24%)	37 (2%)
22	1K	82/85 (96%)	37 (45%)	8 (9%)
23	2K	76/77 (98%)	21 (27%)	3 (3%)
23	2L	76/77 (98%)	17 (22%)	1 (1%)
24	1L	84/85 (98%)	35 (41%)	8 (9%)
24	3K	84/85 (98%)	27 (32%)	4 (4%)

Continued on next page...

Continued from previous page...

Mol	Chain	Analysed	Backbone Outliers	Pucker Outliers
25	4K	11/30 (36%)	3 (27%)	1 (9%)
25	4L	12/30 (40%)	6 (50%)	3 (25%)
26	14	2908/2918 (99%)	759 (26%)	56 (1%)
26	1H	2911/2918 (99%)	725 (24%)	60 (2%)
27	16	121/122 (99%)	20 (16%)	0
27	1J	121/122 (99%)	33 (27%)	3 (2%)
55	3L	83/85 (97%)	34 (40%)	4 (4%)
All	All	9576/9678 (98%)	2459 (25%)	223 (2%)

All (2459) RNA backbone outliers are listed below:

Mol	Chain	Res	Type
1	13	5	U
1	13	6	G
1	13	8	A
1	13	9	G
1	13	13	U
1	13	14	U
1	13	21	G
1	13	32	A
1	13	39	G
1	13	47	C
1	13	48	C
1	13	49	U
1	13	50	A
1	13	51	A
1	13	54	C
1	13	59	A
1	13	60	A
1	13	61	G
1	13	65	U
1	13	66	G
1	13	79	G
1	13	81	G
1	13	82	U
1	13	84	U
1	13	85	U
1	13	86	U
1	13	89	U
1	13	90	C
1	13	91	C
1	13	95	G

Continued on next page...

Continued from previous page...

Mol	Chain	Res	Type
1	13	96	G
1	13	101	A
1	13	105	G
1	13	116	A
1	13	121	C
1	13	129(A)	G
1	13	131	C
1	13	137	C
1	13	138	G
1	13	142	G
1	13	144	G
1	13	145	G
1	13	150	C
1	13	157	G
1	13	160	A
1	13	161	A
1	13	165	C
1	13	169	C
1	13	172	A
1	13	173	U
1	13	174	C
1	13	186(F)	C
1	13	188	U
1	13	189	U
1	13	190	G
1	13	191(A)	G
1	13	195	A
1	13	197	A
1	13	199	G
1	13	201	C
1	13	208	U
1	13	209	U
1	13	210	U
1	13	216	G
1	13	217	C
1	13	220	G
1	13	222	U
1	13	240	C
1	13	245	C
1	13	247	G
1	13	251	G
1	13	262	A

Continued on next page...

Continued from previous page...

Mol	Chain	Res	Type
1	13	266	G
1	13	267	C
1	13	270	A
1	13	281	G
1	13	289	G
1	13	316	G
1	13	321	A
1	13	328	C
1	13	330	C
1	13	332	G
1	13	334	C
1	13	342	C
1	13	344	A
1	13	345	C
1	13	346	G
1	13	347	G
1	13	352	C
1	13	353	A
1	13	354	G
1	13	357	G
1	13	363	A
1	13	365	U
1	13	367	U
1	13	372	C
1	13	373	A
1	13	383	A
1	13	384	G
1	13	388	G
1	13	390	C
1	13	397	A
1	13	398	C
1	13	406	G
1	13	412	A
1	13	413	G
1	13	419	C
1	13	422	C
1	13	423	G
1	13	424	G
1	13	429	U
1	13	430	A
1	13	439	A
1	13	465	A

Continued on next page...

Continued from previous page...

Mol	Chain	Res	Type
1	13	466	C
1	13	467	G
1	13	482	A
1	13	485	G
1	13	487	A
1	13	496	A
1	13	497	U
1	13	505	G
1	13	509	A
1	13	510	A
1	13	511	C
1	13	518	C
1	13	521	G
1	13	524	G
1	13	527	G
1	13	531	U
1	13	532	A
1	13	533	A
1	13	536	C
1	13	547	A
1	13	549	C
1	13	559	A
1	13	561	U
1	13	564	C
1	13	572	A
1	13	573	A
1	13	576	G
1	13	577	G
1	13	592	G
1	13	596	C
1	13	606	G
1	13	607	A
1	13	608	A
1	13	609	A
1	13	610	G
1	13	623	C
1	13	627	G
1	13	630	G
1	13	631	G
1	13	632	A
1	13	633	G
1	13	639	G

Continued on next page...

Continued from previous page...

Mol	Chain	Res	Type
1	13	650	G
1	13	653	A
1	13	655	A
1	13	665	A
1	13	666	G
1	13	677	U
1	13	687	A
1	13	688	G
1	13	703	G
1	13	704	A
1	13	723	U
1	13	724	G
1	13	734	G
1	13	749	C
1	13	752	G
1	13	753	A
1	13	754	C
1	13	755	G
1	13	759	A
1	13	760	G
1	13	766	A
1	13	767	A
1	13	774	G
1	13	777	A
1	13	793	U
1	13	794	A
1	13	802	A
1	13	813	U
1	13	817	C
1	13	818	G
1	13	821	G
1	13	828	A
1	13	836	G
1	13	837	G
1	13	841	U
1	13	842	C
1	13	843	U
1	13	848	C
1	13	853	G
1	13	858	G
1	13	859	A
1	13	864	A

Continued on next page...

Continued from previous page...

Mol	Chain	Res	Type
1	13	870	U
1	13	871	U
1	13	872	A
1	13	873	A
1	13	902	G
1	13	914	A
1	13	921	U
1	13	922	G
1	13	926	G
1	13	927	G
1	13	934	C
1	13	935	A
1	13	936	C
1	13	940	C
1	13	942	G
1	13	960	U
1	13	968	A
1	13	969	A
1	13	971	G
1	13	972	C
1	13	974	A
1	13	975	A
1	13	976	G
1	13	977	A
1	13	978	A
1	13	982	U
1	13	983	A
1	13	991	U
1	13	992	U
1	13	993	G
1	13	994	A
1	13	998	G
1	13	1004	A
1	13	1005	A
1	13	1006	C
1	13	1007	C
1	13	1008	C
1	13	1009	G
1	13	1012	U
1	13	1017	G
1	13	1021	G
1	13	1024	G

Continued on next page...

Continued from previous page...

Mol	Chain	Res	Type
1	13	1025	U
1	13	1026	G
1	13	1028	C
1	13	1028(B)	C
1	13	1029	G
1	13	1030	C
1	13	1032(A)	G
1	13	1033	G
1	13	1040	U
1	13	1042	G
1	13	1044	A
1	13	1046	A
1	13	1053	G
1	13	1054	C
1	13	1055	A
1	13	1056	U
1	13	1058	G
1	13	1064	G
1	13	1065	U
1	13	1066	C
1	13	1077	G
1	13	1081	G
1	13	1094	G
1	13	1095	U
1	13	1101	A
1	13	1121	U
1	13	1124	G
1	13	1125	U
1	13	1126	U
1	13	1127	G
1	13	1128	C
1	13	1129	C
1	13	1130	A
1	13	1131	G
1	13	1133	G
1	13	1136	U
1	13	1137	C
1	13	1138	G
1	13	1139	G
1	13	1140	C
1	13	1146	A
1	13	1147	C

Continued on next page...

Continued from previous page...

Mol	Chain	Res	Type
1	13	1152	A
1	13	1154	G
1	13	1157	A
1	13	1158	C
1	13	1159	U
1	13	1161	C
1	13	1166	G
1	13	1170	A
1	13	1171	G
1	13	1174	G
1	13	1177	G
1	13	1178	G
1	13	1181	G
1	13	1183	A
1	13	1189	C
1	13	1190	G
1	13	1191	A
1	13	1193	G
1	13	1194	U
1	13	1196	U
1	13	1197	G
1	13	1201	A
1	13	1202	G
1	13	1212	U
1	13	1213	A
1	13	1220	G
1	13	1225	A
1	13	1226	C
1	13	1227	A
1	13	1238	A
1	13	1240	U
1	13	1241	G
1	13	1253	G
1	13	1256	A
1	13	1257	U
1	13	1258	G
1	13	1260	C
1	13	1270	C
1	13	1272	G
1	13	1275	A
1	13	1278	U
1	13	1279	A

Continued on next page...

Continued from previous page...

Mol	Chain	Res	Type
1	13	1280	A
1	13	1281	U
1	13	1282	C
1	13	1285	A
1	13	1286	A
1	13	1287	A
1	13	1299	A
1	13	1300	G
1	13	1301	U
1	13	1302	U
1	13	1303	C
1	13	1305	G
1	13	1322	C
1	13	1323	G
1	13	1331	G
1	13	1333	A
1	13	1335	C
1	13	1336	C
1	13	1337	G
1	13	1346	A
1	13	1347	G
1	13	1350	A
1	13	1353	G
1	13	1363	A
1	13	1365	G
1	13	1370	G
1	13	1377	A
1	13	1378	C
1	13	1381	U
1	13	1388	C
1	13	1398	A
1	13	1401	G
1	13	1419	G
1	13	1422	G
1	13	1429	C
1	13	1442	G
1	13	1443	G
1	13	1446	A
1	13	1451	A
1	13	1452	C
1	13	1453	G
1	13	1467	G

Continued on next page...

Continued from previous page...

Mol	Chain	Res	Type
1	13	1487	G
1	13	1492	A
1	13	1495	U
1	13	1497	G
1	13	1498	U
1	13	1499	A
1	13	1503	A
1	13	1504	G
1	13	1505	G
1	13	1506	U
1	13	1517	G
1	13	1519	A
1	13	1529	G
1	13	1530	G
1	13	1531	A
22	1K	4	G
22	1K	7	G
22	1K	8	U
22	1K	9	U
22	1K	10	C
22	1K	11	C
22	1K	13	G
22	1K	14	A
22	1K	15	G
22	1K	16	C
22	1K	17	G
22	1K	18	G
22	1K	19	C
22	1K	20	C
22	1K	21	A
22	1K	22	A
22	1K	24	G
22	1K	25	G
22	1K	26	G
22	1K	30	A
22	1K	46	G
22	1K	47	U
22	1K	49	A
22	1K	50	U
22	1K	56	U
22	1K	58	G
22	1K	63	5MU

Continued on next page...

Continued from previous page...

Mol	Chain	Res	Type
22	1K	65	C
22	1K	70	C
22	1K	72	U
22	1K	76	C
22	1K	78	C
22	1K	79	A
22	1K	80	C
22	1K	82	A
22	1K	83	C
22	1K	84	C
23	2K	2	G
23	2K	9	G
23	2K	13	C
23	2K	16	C
23	2K	18	C
23	2K	20	G
23	2K	21	U
23	2K	22	A
23	2K	23	G
23	2K	27	G
23	2K	39	A
23	2K	48	U
23	2K	49	C
23	2K	50	G
23	2K	51	U
23	2K	53	G
23	2K	54	G
23	2K	55	5MU
23	2K	62	C
23	2K	68	C
23	2K	77	A
24	3K	5	G
24	3K	6	G
24	3K	9	U
24	3K	11	C
24	3K	14	A
24	3K	15	G
24	3K	17	G
24	3K	18	G
24	3K	19	C
24	3K	20	C
24	3K	21	A

Continued on next page...

Continued from previous page...

Mol	Chain	Res	Type
24	3K	23	A
24	3K	38	A
24	3K	43	G
24	3K	46	G
24	3K	47	U
24	3K	48	C
24	3K	50	U
24	3K	52	G
24	3K	55	U
24	3K	56	U
24	3K	57	C
24	3K	58	G
24	3K	67	A
24	3K	68	A
24	3K	82	A
24	3K	85	A
25	4K	14	A
25	4K	23	A
25	4K	24	A
26	1H	2	G
26	1H	4	C
26	1H	5	A
26	1H	9	U
26	1H	12	U
26	1H	14	A
26	1H	15	G
26	1H	17	G
26	1H	27	G
26	1H	34	C
26	1H	35	G
26	1H	43	G
26	1H	46	C
26	1H	51	G
26	1H	60	G
26	1H	61	G
26	1H	66	C
26	1H	71	A
26	1H	72	U
26	1H	74	A
26	1H	75	G
26	1H	85	G
26	1H	93	C

Continued on next page...

Continued from previous page...

Mol	Chain	Res	Type
26	1H	99	U
26	1H	102	G
26	1H	106	C
26	1H	110	G
26	1H	118	A
26	1H	119	A
26	1H	120	U
26	1H	123	G
26	1H	125	G
26	1H	140	A
26	1H	155	C
26	1H	163	U
26	1H	164	U
26	1H	171	G
26	1H	174	C
26	1H	181	A
26	1H	188	G
26	1H	196	A
26	1H	197	A
26	1H	199	A
26	1H	201	C
26	1H	214	G
26	1H	215	G
26	1H	216	A
26	1H	220	G
26	1H	222	A
26	1H	223	A
26	1H	227	A
26	1H	228	A
26	1H	229	A
26	1H	230	U
26	1H	232	G
26	1H	233	A
26	1H	248	G
26	1H	250	G
26	1H	252	G
26	1H	261	G
26	1H	269	U
26	1H	270(M)	U
26	1H	270(N)	G
26	1H	271(B)	G
26	1H	271(C)	U

Continued on next page...

Continued from previous page...

Mol	Chain	Res	Type
26	1H	271	G
26	1H	273(E)	U
26	1H	274	G
26	1H	275	G
26	1H	276	A
26	1H	278	A
26	1H	291	C
26	1H	295	G
26	1H	299	A
26	1H	311	A
26	1H	323	G
26	1H	324	A
26	1H	329	G
26	1H	330	A
26	1H	331	A
26	1H	342	G
26	1H	352	G
26	1H	362	U
26	1H	363	G
26	1H	364	C
26	1H	371	A
26	1H	372	G
26	1H	380	U
26	1H	386	G
26	1H	396	G
26	1H	405	U
26	1H	406	G
26	1H	407	G
26	1H	411	G
26	1H	428	A
26	1H	444	C
26	1H	448	U
26	1H	451	C
26	1H	454	A
26	1H	455	C
26	1H	457	A
26	1H	459	U
26	1H	460	A
26	1H	463	G
26	1H	467	G
26	1H	470	A
26	1H	471	A

Continued on next page...

Continued from previous page...

Mol	Chain	Res	Type
26	1H	481	G
26	1H	482	A
26	1H	483	A
26	1H	491	G
26	1H	502	A
26	1H	505	A
26	1H	508	G
26	1H	509	C
26	1H	528	A
26	1H	529	A
26	1H	530	G
26	1H	531	C
26	1H	532	A
26	1H	533	G
26	1H	545	G
26	1H	546	C
26	1H	549	G
26	1H	556	G
26	1H	563	G
26	1H	564	C
26	1H	567	A
26	1H	573	G
26	1H	575	A
26	1H	580	C
26	1H	587	C
26	1H	588	U
26	1H	593	G
26	1H	602	G
26	1H	603	A
26	1H	607	U
26	1H	609	A
26	1H	613	U
26	1H	614	U
26	1H	617	G
26	1H	621	A
26	1H	622	G
26	1H	627	A
26	1H	636	G
26	1H	637	A
26	1H	645	C
26	1H	646	A
26	1H	648	G

Continued on next page...

Continued from previous page...

Mol	Chain	Res	Type
26	1H	649	G
26	1H	654	A
26	1H	654(A)	A
26	1H	654(G)	C
26	1H	654(H)	G
26	1H	654(I)	C
26	1H	654(J)	A
26	1H	654(K)	C
26	1H	654(M)	C
26	1H	654(N)	G
26	1H	654(O)	G
26	1H	654(P)	G
26	1H	654(T)	A
26	1H	664	C
26	1H	678	C
26	1H	686	G
26	1H	690	G
26	1H	703	U
26	1H	717	G
26	1H	729	G
26	1H	730	C
26	1H	738	G
26	1H	745	G
26	1H	752	A
26	1H	753	C
26	1H	764	A
26	1H	765	G
26	1H	775	G
26	1H	776	G
26	1H	782	A
26	1H	784	A
26	1H	785	G
26	1H	790	C
26	1H	791	C
26	1H	792	G
26	1H	805	G
26	1H	810	U
26	1H	812	C
26	1H	822	U
26	1H	827	U
26	1H	828	U
26	1H	829	A

Continued on next page...

Continued from previous page...

Mol	Chain	Res	Type
26	1H	846	C
26	1H	847	U
26	1H	855	G
26	1H	859	G
26	1H	860	U
26	1H	861	A
26	1H	866	A
26	1H	877	U
26	1H	879	G
26	1H	880	G
26	1H	881	G
26	1H	882	G
26	1H	883	G
26	1H	884	C
26	1H	885	C
26	1H	886	C
26	1H	887	A
26	1H	888	C
26	1H	890	A
26	1H	893	C
26	1H	894	C
26	1H	895	U
26	1H	896	A
26	1H	897	C
26	1H	898	C
26	1H	900	A
26	1H	901	A
26	1H	906	G
26	1H	907	U
26	1H	910	A
26	1H	917	A
26	1H	918	A
26	1H	925	C
26	1H	926	A
26	1H	932	G
26	1H	938	G
26	1H	941	A
26	1H	945	A
26	1H	946	G
26	1H	947	G
26	1H	958	U
26	1H	959	A

Continued on next page...

Continued from previous page...

Mol	Chain	Res	Type
26	1H	961	C
26	1H	968	G
26	1H	974	G
26	1H	974(A)	C
26	1H	975	G
26	1H	983	A
26	1H	990	A
26	1H	996	A
26	1H	999	U
26	1H	1003	G
26	1H	1005	C
26	1H	1011	G
26	1H	1012	U
26	1H	1013	C
26	1H	1020	A
26	1H	1022	G
26	1H	1023	U
26	1H	1025	G
26	1H	1026	U
26	1H	1027	A
26	1H	1033	U
26	1H	1040	C
26	1H	1045	A
26	1H	1046	A
26	1H	1047	G
26	1H	1050	A
26	1H	1054	A
26	1H	1061	U
26	1H	1062	G
26	1H	1064	C
26	1H	1066	U
26	1H	1067	A
26	1H	1068	G
26	1H	1071	G
26	1H	1072	C
26	1H	1077	A
26	1H	1078	U
26	1H	1079	C
26	1H	1080	A
26	1H	1081	U
26	1H	1082	U
26	1H	1084	A

Continued on next page...

Continued from previous page...

Mol	Chain	Res	Type
26	1H	1085	A
26	1H	1086	A
26	1H	1087	G
26	1H	1088	A
26	1H	1090	U
26	1H	1093	G
26	1H	1095	A
26	1H	1096	A
26	1H	1097	U
26	1H	1105	U
26	1H	1106	G
26	1H	1109	C
26	1H	1110	G
26	1H	1112	G
26	1H	1122	G
26	1H	1126	A
26	1H	1127	A
26	1H	1129	A
26	1H	1130	U
26	1H	1135	C
26	1H	1136	G
26	1H	1139	G
26	1H	1142	U
26	1H	1142(A)	A
26	1H	1144	G
26	1H	1149	G
26	1H	1155	A
26	1H	1156	A
26	1H	1171	G
26	1H	1175	U
26	1H	1176	G
26	1H	1178	C
26	1H	1179	C
26	1H	1187	G
26	1H	1188	U
26	1H	1195	G
26	1H	1204	A
26	1H	1205	U
26	1H	1210	A
26	1H	1211	U
26	1H	1220	A
26	1H	1221	C

Continued on next page...

Continued from previous page...

Mol	Chain	Res	Type
26	1H	1225	C
26	1H	1229(A)	G
26	1H	1240	U
26	1H	1244	G
26	1H	1250	G
26	1H	1253	A
26	1H	1256	G
26	1H	1265	A
26	1H	1267	U
26	1H	1271	G
26	1H	1272	A
26	1H	1300	U
26	1H	1301	A
26	1H	1306	C
26	1H	1313	U
26	1H	1314	C
26	1H	1321	A
26	1H	1329	U
26	1H	1345	C
26	1H	1347	G
26	1H	1349	A
26	1H	1359	A
26	1H	1360	A
26	1H	1365	A
26	1H	1367	A
26	1H	1368	G
26	1H	1369	G
26	1H	1370	C
26	1H	1378	A
26	1H	1379	A
26	1H	1380	G
26	1H	1384	A
26	1H	1385	G
26	1H	1386	C
26	1H	1391	U
26	1H	1397	U
26	1H	1407	C
26	1H	1416	G
26	1H	1420	U
26	1H	1421	G
26	1H	1422	G
26	1H	1427	A

Continued on next page...

Continued from previous page...

Mol	Chain	Res	Type
26	1H	1428	C
26	1H	1437	C
26	1H	1444(A)	A
26	1H	1449	A
26	1H	1449(A)	G
26	1H	1455	G
26	1H	1456	G
26	1H	1458	C
26	1H	1459	G
26	1H	1460	A
26	1H	1461	G
26	1H	1467	C
26	1H	1471	A
26	1H	1473	G
26	1H	1478	G
26	1H	1493	C
26	1H	1495	A
26	1H	1497	U
26	1H	1508	A
26	1H	1509	C
26	1H	1510	A
26	1H	1511	A
26	1H	1517	G
26	1H	1522	G
26	1H	1526	G
26	1H	1528	A
26	1H	1534	G
26	1H	1535	U
26	1H	1536	A
26	1H	1537	C
26	1H	1538	G
26	1H	1540	G
26	1H	1543	A
26	1H	1544	C
26	1H	1545	A
26	1H	1547	C
26	1H	1548	C
26	1H	1554	A
26	1H	1556	C
26	1H	1558	A
26	1H	1559	G
26	1H	1560	G

Continued on next page...

Continued from previous page...

Mol	Chain	Res	Type
26	1H	1566	A
26	1H	1567	A
26	1H	1569	A
26	1H	1578	U
26	1H	1580	A
26	1H	1586	A
26	1H	1593	G
26	1H	1606	G
26	1H	1608	A
26	1H	1609	A
26	1H	1610	A
26	1H	1613	G
26	1H	1616	A
26	1H	1617	C
26	1H	1618	A
26	1H	1634	A
26	1H	1647	G
26	1H	1648	C
26	1H	1651	G
26	1H	1652	A
26	1H	1658	C
26	1H	1659	U
26	1H	1660	C
26	1H	1669	A
26	1H	1674	G
26	1H	1685	C
26	1H	1695	G
26	1H	1700	A
26	1H	1706	U
26	1H	1728	G
26	1H	1730	U
26	1H	1731	G
26	1H	1743	G
26	1H	1751	C
26	1H	1756	G
26	1H	1757	U
26	1H	1758	G
26	1H	1763	G
26	1H	1764	G
26	1H	1771	C
26	1H	1773	A
26	1H	1777	U

Continued on next page...

Continued from previous page...

Mol	Chain	Res	Type
26	1H	1782	C
26	1H	1785	A
26	1H	1791	A
26	1H	1799	G
26	1H	1800	C
26	1H	1801	G
26	1H	1802	A
26	1H	1808	U
26	1H	1811	G
26	1H	1816	G
26	1H	1819	A
26	1H	1829	A
26	1H	1830	C
26	1H	1839	G
26	1H	1840	G
26	1H	1847	A
26	1H	1858	G
26	1H	1859	A
26	1H	1860	G
26	1H	1864	U
26	1H	1870	C
26	1H	1878	G
26	1H	1888	G
26	1H	1896	G
26	1H	1900	A
26	1H	1902	C
26	1H	1906	G
26	1H	1913	A
26	1H	1914	C
26	1H	1919	A
26	1H	1920	C
26	1H	1923	U
26	1H	1929	G
26	1H	1930	G
26	1H	1931	U
26	1H	1938	A
26	1H	1945	G
26	1H	1955	U
26	1H	1956	U
26	1H	1960	A
26	1H	1963	U
26	1H	1965	C

Continued on next page...

Continued from previous page...

Mol	Chain	Res	Type
26	1H	1967	C
26	1H	1969	A
26	1H	1970	A
26	1H	1971	A
26	1H	1972	A
26	1H	1982	C
26	1H	1983	C
26	1H	1986	A
26	1H	1992	G
26	1H	1993	U
26	1H	2023	G
26	1H	2031	A
26	1H	2033	A
26	1H	2034	U
26	1H	2035	G
26	1H	2043	C
26	1H	2051	A
26	1H	2053	G
26	1H	2055	C
26	1H	2056	G
26	1H	2060	A
26	1H	2061	G
26	1H	2062	A
26	1H	2063	C
26	1H	2066	C
26	1H	2069	G
26	1H	2077	A
26	1H	2087	G
26	1H	2099	U
26	1H	2100	G
26	1H	2111	C
26	1H	2112	G
26	1H	2113	U
26	1H	2114	A
26	1H	2115	G
26	1H	2116	G
26	1H	2118	U
26	1H	2122	U
26	1H	2123	G
26	1H	2126	A
26	1H	2128	C
26	1H	2131	G

Continued on next page...

Continued from previous page...

Mol	Chain	Res	Type
26	1H	2132	U
26	1H	2133	G
26	1H	2135	A
26	1H	2136	C
26	1H	2138	C
26	1H	2139	C
26	1H	2145	C
26	1H	2146	C
26	1H	2147	G
26	1H	2148	G
26	1H	2154	G
26	1H	2158	A
26	1H	2161	C
26	1H	2166	G
26	1H	2167	U
26	1H	2168	G
26	1H	2169	A
26	1H	2172	U
26	1H	2173	A
26	1H	2176	A
26	1H	2181	G
26	1H	2189	U
26	1H	2190	G
26	1H	2198	A
26	1H	2205	C
26	1H	2210	G
26	1H	2211	G
26	1H	2212	A
26	1H	2213	U
26	1H	2215	G
26	1H	2225	A
26	1H	2226	C
26	1H	2238	G
26	1H	2240	C
26	1H	2267	A
26	1H	2271	G
26	1H	2273	A
26	1H	2275	C
26	1H	2280	G
26	1H	2283	C
26	1H	2287	A
26	1H	2296	U

Continued on next page...

Continued from previous page...

Mol	Chain	Res	Type
26	1H	2304	G
26	1H	2307	G
26	1H	2308	G
26	1H	2310	A
26	1H	2312	U
26	1H	2314	C
26	1H	2315	G
26	1H	2319	G
26	1H	2320	A
26	1H	2321	G
26	1H	2325	G
26	1H	2327	A
26	1H	2334	G
26	1H	2336	A
26	1H	2337	G
26	1H	2342	C
26	1H	2346	A
26	1H	2347	C
26	1H	2350	C
26	1H	2368	C
26	1H	2374	C
26	1H	2377	A
26	1H	2383	G
26	1H	2385	C
26	1H	2389	G
26	1H	2391	G
26	1H	2394	C
26	1H	2395	C
26	1H	2402	C
26	1H	2403	C
26	1H	2406	U
26	1H	2410	G
26	1H	2414	G
26	1H	2419	U
26	1H	2422	A
26	1H	2424	C
26	1H	2425	A
26	1H	2428	G
26	1H	2429	G
26	1H	2430	A
26	1H	2431	U
26	1H	2435	A

Continued on next page...

Continued from previous page...

Mol	Chain	Res	Type
26	1H	2439	A
26	1H	2440	C
26	1H	2441	C
26	1H	2448	A
26	1H	2449	U
26	1H	2450	A
26	1H	2468	G
26	1H	2474	C
26	1H	2475	C
26	1H	2476	A
26	1H	2477	C
26	1H	2480	C
26	1H	2481	G
26	1H	2484	G
26	1H	2486	G
26	1H	2494	G
26	1H	2496	C
26	1H	2497	A
26	1H	2502	G
26	1H	2504	U
26	1H	2505	G
26	1H	2506	U
26	1H	2507	C
26	1H	2518	A
26	1H	2520	C
26	1H	2529	G
26	1H	2554	U
26	1H	2564	A
26	1H	2566	A
26	1H	2567	G
26	1H	2569	G
26	1H	2573	C
26	1H	2574	G
26	1H	2576	G
26	1H	2601	C
26	1H	2602	A
26	1H	2608	G
26	1H	2609	U
26	1H	2611	U
26	1H	2612	C
26	1H	2614	A
26	1H	2615	U

Continued on next page...

Continued from previous page...

Mol	Chain	Res	Type
26	1H	2629	A
26	1H	2630	G
26	1H	2632	A
26	1H	2636	U
26	1H	2654	A
26	1H	2657	A
26	1H	2665	A
26	1H	2666	C
26	1H	2669	G
26	1H	2673	G
26	1H	2679	A
26	1H	2682	U
26	1H	2684	U
26	1H	2689	U
26	1H	2691	C
26	1H	2701	C
26	1H	2702	U
26	1H	2704	C
26	1H	2707	G
26	1H	2712(A)	A
26	1H	2713	A
26	1H	2714	G
26	1H	2718	G
26	1H	2719	G
26	1H	2721	A
26	1H	2726	U
26	1H	2733	A
26	1H	2738	A
26	1H	2739	U
26	1H	2744	G
26	1H	2755	C
26	1H	2756	U
26	1H	2757	A
26	1H	2758	A
26	1H	2764	A
26	1H	2765	A
26	1H	2766	G
26	1H	2778	A
26	1H	2779	U
26	1H	2781	A
26	1H	2789	C
26	1H	2791	C

Continued on next page...

Continued from previous page...

Mol	Chain	Res	Type
26	1H	2792	G
26	1H	2793	G
26	1H	2794	C
26	1H	2795	G
26	1H	2797	U
26	1H	2798	C
26	1H	2799	A
26	1H	2801	A
26	1H	2802	G
26	1H	2803	C
26	1H	2807	G
26	1H	2808	U
26	1H	2818	G
26	1H	2820	A
26	1H	2821	A
26	1H	2823	A
26	1H	2829	C
26	1H	2830	G
26	1H	2833	G
26	1H	2834	G
26	1H	2835	A
26	1H	2848	G
26	1H	2849	U
26	1H	2850	A
26	1H	2872	G
26	1H	2891	G
26	1H	2892	A
26	1H	2893	G
26	1H	2894	G
26	1H	2895	U
27	16	7	G
27	16	9	G
27	16	13	A
27	16	15	A
27	16	25	A
27	16	31	C
27	16	33	G
27	16	35	U
27	16	41	U
27	16	45	A
27	16	56	G
27	16	65	C

Continued on next page...

Continued from previous page...

Mol	Chain	Res	Type
27	16	66	A
27	16	72	G
27	16	73	A
27	16	74	U
27	16	75	G
27	16	84	C
27	16	105	G
27	16	109	G
1	1G	5	U
1	1G	9	G
1	1G	22	G
1	1G	31	G
1	1G	32	A
1	1G	39	G
1	1G	41	G
1	1G	47	C
1	1G	48	C
1	1G	50	A
1	1G	51	A
1	1G	54	C
1	1G	76	G
1	1G	81	G
1	1G	84	U
1	1G	86	U
1	1G	87	A
1	1G	90	C
1	1G	91	C
1	1G	101	A
1	1G	115	G
1	1G	116	A
1	1G	121	C
1	1G	126	G
1	1G	127	G
1	1G	131	C
1	1G	144	G
1	1G	161	A
1	1G	163	C
1	1G	174	C
1	1G	182	U
1	1G	184	G
1	1G	185	A
1	1G	188	U

Continued on next page...

Continued from previous page...

Mol	Chain	Res	Type
1	1G	189	U
1	1G	190	G
1	1G	191(A)	G
1	1G	191(D)	U
1	1G	191(E)	G
1	1G	195	A
1	1G	196	A
1	1G	197	A
1	1G	198	G
1	1G	208	U
1	1G	209	U
1	1G	210	U
1	1G	216	G
1	1G	231	G
1	1G	237	C
1	1G	243	A
1	1G	244	U
1	1G	247	G
1	1G	250	A
1	1G	251	G
1	1G	266	G
1	1G	267	C
1	1G	281	G
1	1G	289	G
1	1G	298	A
1	1G	316	G
1	1G	318	G
1	1G	321	A
1	1G	328	C
1	1G	329	A
1	1G	332	G
1	1G	345	C
1	1G	346	G
1	1G	347	G
1	1G	350	G
1	1G	351	G
1	1G	352	C
1	1G	353	A
1	1G	354	G
1	1G	363	A
1	1G	366	C
1	1G	367	U

Continued on next page...

Continued from previous page...

Mol	Chain	Res	Type
1	1G	372	C
1	1G	373	A
1	1G	382	A
1	1G	388	G
1	1G	397	A
1	1G	398	C
1	1G	406	G
1	1G	411	A
1	1G	412	A
1	1G	413	G
1	1G	417	C
1	1G	419	C
1	1G	422	C
1	1G	423	G
1	1G	424	G
1	1G	429	U
1	1G	430	A
1	1G	439	A
1	1G	442	C
1	1G	447	G
1	1G	449	C
1	1G	451	A
1	1G	452	A
1	1G	457	C
1	1G	466	C
1	1G	467	G
1	1G	477	G
1	1G	478	A
1	1G	484	G
1	1G	485	G
1	1G	486	U
1	1G	495	A
1	1G	496	A
1	1G	497	U
1	1G	502	G
1	1G	505	G
1	1G	507	C
1	1G	509	A
1	1G	510	A
1	1G	511	C
1	1G	517	G
1	1G	518	C

Continued on next page...

Continued from previous page...

Mol	Chain	Res	Type
1	1G	521	G
1	1G	527	G
1	1G	528	C
1	1G	529	G
1	1G	530	G
1	1G	531	U
1	1G	532	A
1	1G	533	A
1	1G	541	G
1	1G	544	G
1	1G	547	A
1	1G	559	A
1	1G	561	U
1	1G	562	C
1	1G	564	C
1	1G	566	G
1	1G	572	A
1	1G	573	A
1	1G	575	G
1	1G	576	G
1	1G	577	G
1	1G	581	G
1	1G	596	C
1	1G	607	A
1	1G	614	A
1	1G	618	C
1	1G	630	G
1	1G	631	G
1	1G	632	A
1	1G	633	G
1	1G	651	C
1	1G	653	A
1	1G	656	C
1	1G	658	G
1	1G	665	A
1	1G	687	A
1	1G	688	G
1	1G	702	A
1	1G	704	A
1	1G	705	U
1	1G	706	A
1	1G	721	G

Continued on next page...

Continued from previous page...

Mol	Chain	Res	Type
1	1G	723	U
1	1G	724	G
1	1G	728	A
1	1G	731	G
1	1G	748	C
1	1G	750	G
1	1G	755	G
1	1G	760	G
1	1G	762	C
1	1G	771	G
1	1G	777	A
1	1G	778	G
1	1G	787	A
1	1G	792	A
1	1G	793	U
1	1G	794	A
1	1G	813	U
1	1G	816	A
1	1G	817	C
1	1G	821	G
1	1G	822	C
1	1G	827	U
1	1G	828	A
1	1G	841	U
1	1G	842	C
1	1G	843	U
1	1G	848	C
1	1G	859	A
1	1G	871	U
1	1G	873	A
1	1G	885	G
1	1G	914	A
1	1G	926	G
1	1G	927	G
1	1G	934	C
1	1G	935	A
1	1G	936	C
1	1G	958	A
1	1G	960	U
1	1G	961	U
1	1G	968	A
1	1G	969	A

Continued on next page...

Continued from previous page...

Mol	Chain	Res	Type
1	1G	971	G
1	1G	972	C
1	1G	974	A
1	1G	975	A
1	1G	976	G
1	1G	977	A
1	1G	978	A
1	1G	979	C
1	1G	980	C
1	1G	982	U
1	1G	991	U
1	1G	992	U
1	1G	993	G
1	1G	1004	A
1	1G	1006	C
1	1G	1009	G
1	1G	1013	G
1	1G	1016	A
1	1G	1021	G
1	1G	1023	G
1	1G	1024	G
1	1G	1025	U
1	1G	1026	G
1	1G	1027	C
1	1G	1028	C
1	1G	1028(A)	C
1	1G	1029	G
1	1G	1030	C
1	1G	1031	G
1	1G	1032(A)	G
1	1G	1033	G
1	1G	1034	G
1	1G	1035	A
1	1G	1036	G
1	1G	1040	U
1	1G	1050	G
1	1G	1053	G
1	1G	1054	C
1	1G	1055	A
1	1G	1081	G
1	1G	1086	U
1	1G	1089	G

Continued on next page...

Continued from previous page...

Mol	Chain	Res	Type
1	1G	1092	A
1	1G	1094	G
1	1G	1095	U
1	1G	1096	C
1	1G	1101	A
1	1G	1108	G
1	1G	1117	G
1	1G	1124	G
1	1G	1125	U
1	1G	1127	G
1	1G	1128	C
1	1G	1129	C
1	1G	1130	A
1	1G	1131	G
1	1G	1136	U
1	1G	1137	C
1	1G	1138	G
1	1G	1139	G
1	1G	1146	A
1	1G	1147	C
1	1G	1154	G
1	1G	1157	A
1	1G	1158	C
1	1G	1159	U
1	1G	1160	G
1	1G	1171	G
1	1G	1177	G
1	1G	1181	G
1	1G	1182	G
1	1G	1183	A
1	1G	1184	G
1	1G	1186	G
1	1G	1187	G
1	1G	1196	U
1	1G	1197	G
1	1G	1200	C
1	1G	1201	A
1	1G	1202	G
1	1G	1204	A
1	1G	1212	U
1	1G	1213	A
1	1G	1214	C

Continued on next page...

Continued from previous page...

Mol	Chain	Res	Type
1	1G	1215	G
1	1G	1225	A
1	1G	1226	C
1	1G	1227	A
1	1G	1238	A
1	1G	1240	U
1	1G	1241	G
1	1G	1246	C
1	1G	1255	G
1	1G	1256	A
1	1G	1257	U
1	1G	1258	G
1	1G	1260	C
1	1G	1268	A
1	1G	1273	G
1	1G	1278	U
1	1G	1279	A
1	1G	1280	A
1	1G	1286	A
1	1G	1287	A
1	1G	1288	A
1	1G	1291	G
1	1G	1293	G
1	1G	1297	C
1	1G	1298	C
1	1G	1299	A
1	1G	1301	U
1	1G	1303	C
1	1G	1305	G
1	1G	1320	C
1	1G	1322	C
1	1G	1323	G
1	1G	1331	G
1	1G	1335	C
1	1G	1338	G
1	1G	1346	A
1	1G	1347	G
1	1G	1353	G
1	1G	1362(A)	C
1	1G	1363	A
1	1G	1364	U
1	1G	1368	G

Continued on next page...

Continued from previous page...

Mol	Chain	Res	Type
1	1G	1370	G
1	1G	1379	G
1	1G	1388	C
1	1G	1397	C
1	1G	1398	A
1	1G	1399	C
1	1G	1400	C
1	1G	1401	G
1	1G	1404	C
1	1G	1419	G
1	1G	1440	C
1	1G	1442	G
1	1G	1443	G
1	1G	1446	A
1	1G	1450	U
1	1G	1451	A
1	1G	1453	G
1	1G	1463	C
1	1G	1467	G
1	1G	1469	G
1	1G	1478	C
1	1G	1482	G
1	1G	1492	A
1	1G	1499	A
1	1G	1502	A
1	1G	1503	A
1	1G	1504	G
1	1G	1506	U
1	1G	1507	A
1	1G	1517	G
1	1G	1520	G
1	1G	1529	G
1	1G	1530	G
24	1L	4	G
24	1L	6	G
24	1L	7	G
24	1L	8	U
24	1L	9	U
24	1L	10	C
24	1L	14	A
24	1L	16	C
24	1L	17	G

Continued on next page...

Continued from previous page...

Mol	Chain	Res	Type
24	1L	18	G
24	1L	19	C
24	1L	20	C
24	1L	21	A
24	1L	22	A
24	1L	24	G
24	1L	26	G
24	1L	27	A
24	1L	28	G
24	1L	42	U
24	1L	46	G
24	1L	47	U
24	1L	48	C
24	1L	49	A
24	1L	58	G
24	1L	65	C
24	1L	68	A
24	1L	70	C
24	1L	75	C
24	1L	76	C
24	1L	78	C
24	1L	79	A
24	1L	81	C
24	1L	82	A
24	1L	83	C
24	1L	84	C
23	2L	8	4SU
23	2L	13	C
23	2L	16	C
23	2L	18	C
23	2L	19	G
23	2L	20	G
23	2L	21	U
23	2L	23	G
23	2L	34	U
23	2L	35	C
23	2L	45	A
23	2L	48	U
23	2L	49	C
23	2L	50	G
23	2L	53	G
23	2L	54	G

Continued on next page...

Continued from previous page...

Mol	Chain	Res	Type
23	2L	56	PSU
55	3L	2	G
55	3L	7	G
55	3L	8	U
55	3L	9	U
55	3L	11	C
55	3L	14	A
55	3L	15	G
55	3L	17	G
55	3L	18	G
55	3L	19	C
55	3L	20	C
55	3L	21	A
55	3L	22	A
55	3L	30	A
55	3L	32	A
55	3L	34	U
55	3L	35	G
55	3L	46	G
55	3L	47	U
55	3L	48	C
55	3L	49	A
55	3L	52	G
55	3L	54	C
55	3L	55	U
55	3L	56	U
55	3L	58	G
55	3L	62	G
55	3L	64	U
55	3L	67	A
55	3L	69	U
55	3L	75	C
55	3L	81	C
55	3L	82	A
55	3L	85	A
25	4L	13	A
25	4L	19	A
25	4L	20	A
25	4L	21	C
25	4L	22	A
25	4L	23	A
26	14	3	U

Continued on next page...

Continued from previous page...

Mol	Chain	Res	Type
26	14	4	C
26	14	8	A
26	14	9	U
26	14	16	G
26	14	34	C
26	14	46	C
26	14	49	A
26	14	50	U
26	14	55	G
26	14	58	G
26	14	60	G
26	14	71	A
26	14	72	U
26	14	74	A
26	14	75	G
26	14	82	G
26	14	90	U
26	14	91	A
26	14	92	G
26	14	95	G
26	14	99	U
26	14	102	G
26	14	118	A
26	14	119	A
26	14	120	U
26	14	121	G
26	14	123	G
26	14	125	G
26	14	129	C
26	14	131	G
26	14	138	G
26	14	139	G
26	14	140	A
26	14	151	C
26	14	152	G
26	14	153	C
26	14	154	G
26	14	155	C
26	14	161	U
26	14	162	U
26	14	173	G
26	14	174	C

Continued on next page...

Continued from previous page...

Mol	Chain	Res	Type
26	14	186	G
26	14	188	G
26	14	195	A
26	14	196	A
26	14	199	A
26	14	201	C
26	14	205	G
26	14	212	G
26	14	215	G
26	14	216	A
26	14	217	G
26	14	221	A
26	14	222	A
26	14	225	A
26	14	229	A
26	14	232	G
26	14	233	A
26	14	239	U
26	14	248	G
26	14	249	C
26	14	252	G
26	14	264	C
26	14	265	A
26	14	270(G)	C
26	14	270(K)	C
26	14	270(L)	U
26	14	270(M)	U
26	14	270(O)	U
26	14	270(Z)	U
26	14	271(C)	U
26	14	271	G
26	14	272	G
26	14	273(D)	C
26	14	274	G
26	14	276	A
26	14	277	C
26	14	278	A
26	14	279	C
26	14	283	A
26	14	289	A
26	14	299	A
26	14	311	A

Continued on next page...

Continued from previous page...

Mol	Chain	Res	Type
26	14	324	A
26	14	327	G
26	14	329	G
26	14	330	A
26	14	331	A
26	14	352	G
26	14	357	A
26	14	363	G
26	14	363(E)	U
26	14	363(F)	A
26	14	364	C
26	14	372	G
26	14	386	G
26	14	389	G
26	14	391	G
26	14	394	A
26	14	395	U
26	14	396	G
26	14	405	U
26	14	406	G
26	14	407	G
26	14	409	C
26	14	411	G
26	14	412	A
26	14	428	A
26	14	433	C
26	14	435	C
26	14	443	A
26	14	444	C
26	14	448	U
26	14	451	C
26	14	454	A
26	14	455	C
26	14	457	A
26	14	470	A
26	14	471	A
26	14	480	A
26	14	481	G
26	14	483	A
26	14	485	C
26	14	498	G
26	14	504	U

Continued on next page...

Continued from previous page...

Mol	Chain	Res	Type
26	14	505	A
26	14	509	C
26	14	513	A
26	14	519	U
26	14	527	C
26	14	529	A
26	14	530	G
26	14	531	C
26	14	532	A
26	14	533	G
26	14	537	C
26	14	546	C
26	14	547	A
26	14	549	G
26	14	556	G
26	14	563	G
26	14	568	U
26	14	573	G
26	14	575	A
26	14	580	C
26	14	583	G
26	14	592	G
26	14	603	A
26	14	606	U
26	14	607	U
26	14	609(A)	G
26	14	614	U
26	14	617	G
26	14	618	G
26	14	620	G
26	14	621	A
26	14	622	G
26	14	626	U
26	14	627	A
26	14	637	A
26	14	645	C
26	14	646	A
26	14	647	G
26	14	650	C
26	14	651	G
26	14	654	A
26	14	654(G)	C

Continued on next page...

Continued from previous page...

Mol	Chain	Res	Type
26	14	654(H)	G
26	14	654(I)	C
26	14	654(K)	C
26	14	654(L)	G
26	14	654(N)	G
26	14	654(O)	G
26	14	654(Q)	C
26	14	654(T)	A
26	14	656	G
26	14	668	G
26	14	669	G
26	14	670	A
26	14	682	G
26	14	686	G
26	14	699	A
26	14	704	G
26	14	708	C
26	14	709	U
26	14	721	C
26	14	722	A
26	14	730	C
26	14	740	U
26	14	745	G
26	14	751	A
26	14	752	A
26	14	753	C
26	14	763	G
26	14	764	A
26	14	765	G
26	14	770	G
26	14	771	G
26	14	775	G
26	14	776	G
26	14	779	U
26	14	782	A
26	14	784	A
26	14	785	G
26	14	787	U
26	14	789	A
26	14	791	C
26	14	792	G
26	14	801	G

Continued on next page...

Continued from previous page...

Mol	Chain	Res	Type
26	14	805	G
26	14	812	C
26	14	819	A
26	14	827	U
26	14	828	U
26	14	831	G
26	14	832	G
26	14	840	C
26	14	846	C
26	14	852	G
26	14	859	G
26	14	865	C
26	14	878	A
26	14	880	G
26	14	882	G
26	14	886	C
26	14	887	A
26	14	888	C
26	14	889	C
26	14	890	A
26	14	892	G
26	14	894	C
26	14	896	A
26	14	897	C
26	14	899	A
26	14	901	A
26	14	903	C
26	14	904	C
26	14	907	U
26	14	910	A
26	14	911	A
26	14	917	A
26	14	918	A
26	14	924	C
26	14	926	A
26	14	932	G
26	14	938	G
26	14	941	A
26	14	945	A
26	14	946	G
26	14	958	U
26	14	959	A

Continued on next page...

Continued from previous page...

Mol	Chain	Res	Type
26	14	961	C
26	14	974	G
26	14	980	A
26	14	983	A
26	14	989	G
26	14	990	A
26	14	996	A
26	14	1002	G
26	14	1008	C
26	14	1012	U
26	14	1013	C
26	14	1017	G
26	14	1020	A
26	14	1021	A
26	14	1022	G
26	14	1023	U
26	14	1025	G
26	14	1026	U
26	14	1027	A
26	14	1028	A
26	14	1029	A
26	14	1034	G
26	14	1037	G
26	14	1038	C
26	14	1043	C
26	14	1044	G
26	14	1045	A
26	14	1046	A
26	14	1047	G
26	14	1048	A
26	14	1049	C
26	14	1051	G
26	14	1054	A
26	14	1057	A
26	14	1058	U
26	14	1060	U
26	14	1061	U
26	14	1062	G
26	14	1063	G
26	14	1066	U
26	14	1067	A
26	14	1068	G

Continued on next page...

Continued from previous page...

Mol	Chain	Res	Type
26	14	1070	A
26	14	1071	G
26	14	1072	C
26	14	1073	A
26	14	1074	G
26	14	1077	A
26	14	1079	C
26	14	1085	A
26	14	1086	A
26	14	1087	G
26	14	1088	A
26	14	1090	U
26	14	1091	G
26	14	1093	G
26	14	1094	U
26	14	1095	A
26	14	1096	A
26	14	1098	A
26	14	1099	G
26	14	1105	U
26	14	1108	U
26	14	1111	A
26	14	1112	G
26	14	1122	G
26	14	1129	A
26	14	1130	U
26	14	1135	C
26	14	1136	G
26	14	1138	G
26	14	1139	G
26	14	1142	U
26	14	1143	A
26	14	1148	A
26	14	1151	G
26	14	1154	G
26	14	1155	A
26	14	1157	G
26	14	1167	U
26	14	1170	G
26	14	1171	G
26	14	1174	A
26	14	1175	U

Continued on next page...

Continued from previous page...

Mol	Chain	Res	Type
26	14	1177	A
26	14	1178	C
26	14	1204	A
26	14	1205	U
26	14	1210	A
26	14	1211	U
26	14	1220	A
26	14	1225	C
26	14	1236	G
26	14	1241	A
26	14	1244	G
26	14	1250	G
26	14	1253	A
26	14	1255	U
26	14	1256	G
26	14	1268	A
26	14	1272	A
26	14	1273	U
26	14	1275	A
26	14	1284	A
26	14	1287	A
26	14	1297	C
26	14	1300	U
26	14	1301	A
26	14	1302	A
26	14	1306	C
26	14	1313	U
26	14	1314	C
26	14	1320	C
26	14	1325	G
26	14	1329	U
26	14	1332	G
26	14	1338	G
26	14	1345	C
26	14	1348	G
26	14	1349	A
26	14	1360	A
26	14	1365	A
26	14	1368	G
26	14	1369	G
26	14	1375	C
26	14	1379	A

Continued on next page...

Continued from previous page...

Mol	Chain	Res	Type
26	14	1380	G
26	14	1383	C
26	14	1384	A
26	14	1385	G
26	14	1400	G
26	14	1403	C
26	14	1405	U
26	14	1407	C
26	14	1415	U
26	14	1416	G
26	14	1417	C
26	14	1419	A
26	14	1420	U
26	14	1421	G
26	14	1427	A
26	14	1428	C
26	14	1429	G
26	14	1436	G
26	14	1437	C
26	14	1443	G
26	14	1444(A)	A
26	14	1445	C
26	14	1449	A
26	14	1449(A)	G
26	14	1451	C
26	14	1455	G
26	14	1458	C
26	14	1460	A
26	14	1461	G
26	14	1467	C
26	14	1471	A
26	14	1475	G
26	14	1482	U
26	14	1483	G
26	14	1489	U
26	14	1490	A
26	14	1493	C
26	14	1506	C
26	14	1508	A
26	14	1509	C
26	14	1510	A
26	14	1521	G

Continued on next page...

Continued from previous page...

Mol	Chain	Res	Type
26	14	1523	U
26	14	1528	A
26	14	1533	C
26	14	1534	G
26	14	1535	U
26	14	1537	C
26	14	1543	A
26	14	1547	C
26	14	1558	A
26	14	1559	G
26	14	1560	G
26	14	1566	A
26	14	1569	A
26	14	1573	G
26	14	1578	U
26	14	1579	A
26	14	1581	G
26	14	1583	A
26	14	1585	C
26	14	1586	A
26	14	1588	C
26	14	1596	A
26	14	1597	A
26	14	1598	C
26	14	1608	A
26	14	1609	A
26	14	1610	A
26	14	1613	G
26	14	1619	G
26	14	1625	C
26	14	1639	U
26	14	1647	G
26	14	1648	C
26	14	1654	A
26	14	1669	A
26	14	1671	U
26	14	1674	G
26	14	1675	C
26	14	1682	G
26	14	1696	G
26	14	1700	A
26	14	1701	A

Continued on next page...

Continued from previous page...

Mol	Chain	Res	Type
26	14	1703	G
26	14	1718	G
26	14	1725	G
26	14	1726	G
26	14	1728	G
26	14	1729	A
26	14	1730	U
26	14	1731	G
26	14	1742	C
26	14	1743	G
26	14	1756	G
26	14	1762	A
26	14	1763	G
26	14	1764	G
26	14	1773	A
26	14	1774	C
26	14	1777	U
26	14	1780	A
26	14	1781	C
26	14	1782	C
26	14	1791	A
26	14	1800	C
26	14	1801	G
26	14	1802	A
26	14	1808	U
26	14	1816	G
26	14	1820	U
26	14	1829	A
26	14	1830	C
26	14	1839	G
26	14	1847	A
26	14	1848	A
26	14	1858	G
26	14	1860	G
26	14	1872	A
26	14	1878	G
26	14	1883	G
26	14	1886	C
26	14	1888	G
26	14	1889	A
26	14	1895	C
26	14	1899	G

Continued on next page...

Continued from previous page...

Mol	Chain	Res	Type
26	14	1900	A
26	14	1906	G
26	14	1913	A
26	14	1929	G
26	14	1930	G
26	14	1931	U
26	14	1934	C
26	14	1936	A
26	14	1938	A
26	14	1944	U
26	14	1955	U
26	14	1963	U
26	14	1964	G
26	14	1967	C
26	14	1970	A
26	14	1971	A
26	14	1972	A
26	14	1991	U
26	14	1993	U
26	14	1995	U
26	14	1996	C
26	14	2016	U
26	14	2022	U
26	14	2023	G
26	14	2031	A
26	14	2032	G
26	14	2033	A
26	14	2039	C
26	14	2043	C
26	14	2047	U
26	14	2049	G
26	14	2055	C
26	14	2056	G
26	14	2058	A
26	14	2059	A
26	14	2060	A
26	14	2061	G
26	14	2062	A
26	14	2063	C
26	14	2069	G
26	14	2080	G
26	14	2082	A

Continued on next page...

Continued from previous page...

Mol	Chain	Res	Type
26	14	2088	G
26	14	2093	G
26	14	2095	C
26	14	2100	G
26	14	2107	C
26	14	2108	C
26	14	2111	C
26	14	2112	G
26	14	2113	U
26	14	2114	A
26	14	2118	U
26	14	2119	A
26	14	2123	G
26	14	2126	A
26	14	2127	G
26	14	2128	C
26	14	2131	G
26	14	2132	U
26	14	2133	G
26	14	2134	A
26	14	2135	A
26	14	2136	C
26	14	2140	C
26	14	2144	U
26	14	2145	C
26	14	2146	C
26	14	2147	G
26	14	2148	G
26	14	2150	U
26	14	2155	G
26	14	2158	A
26	14	2161	C
26	14	2166	G
26	14	2169	A
26	14	2171	A
26	14	2172	U
26	14	2173	A
26	14	2174	C
26	14	2175	C
26	14	2176	A
26	14	2191	G
26	14	2192	G

Continued on next page...

Continued from previous page...

Mol	Chain	Res	Type
26	14	2198	A
26	14	2210	G
26	14	2211	G
26	14	2212	A
26	14	2213	U
26	14	2215	G
26	14	2225	A
26	14	2226	C
26	14	2235	G
26	14	2238	G
26	14	2239	G
26	14	2240	C
26	14	2267	A
26	14	2268	A
26	14	2269	A
26	14	2273	A
26	14	2275	C
26	14	2276	G
26	14	2278	A
26	14	2283	C
26	14	2287	A
26	14	2288	A
26	14	2289	G
26	14	2307	G
26	14	2308	G
26	14	2309	A
26	14	2310	A
26	14	2318	G
26	14	2321	G
26	14	2322	A
26	14	2325	G
26	14	2326	C
26	14	2327	A
26	14	2335	A
26	14	2336	A
26	14	2346	A
26	14	2347	C
26	14	2350	C
26	14	2354	G
26	14	2355	C
26	14	2357	U
26	14	2383	G

Continued on next page...

Continued from previous page...

Mol	Chain	Res	Type
26	14	2385	C
26	14	2388	A
26	14	2389	G
26	14	2392	A
26	14	2393	A
26	14	2394	C
26	14	2396	G
26	14	2401	U
26	14	2402	C
26	14	2406	U
26	14	2413	G
26	14	2414	G
26	14	2422	A
26	14	2425	A
26	14	2426	A
26	14	2429	G
26	14	2430	A
26	14	2431	U
26	14	2434	A
26	14	2435	A
26	14	2439	A
26	14	2440	C
26	14	2441	C
26	14	2442	C
26	14	2445	G
26	14	2447	G
26	14	2448	A
26	14	2468	G
26	14	2469	A
26	14	2470	G
26	14	2474	C
26	14	2475	C
26	14	2476	A
26	14	2477	C
26	14	2478	A
26	14	2487	G
26	14	2496	C
26	14	2497	A
26	14	2502	G
26	14	2504	U
26	14	2505	G
26	14	2506	U

Continued on next page...

Continued from previous page...

Mol	Chain	Res	Type
26	14	2507	C
26	14	2510	C
26	14	2518	A
26	14	2523	G
26	14	2525	G
26	14	2542	A
26	14	2543	G
26	14	2549	G
26	14	2554	U
26	14	2564	A
26	14	2566	A
26	14	2567	G
26	14	2569	G
26	14	2573	C
26	14	2578	G
26	14	2582	G
26	14	2584	U
26	14	2585	U
26	14	2601	C
26	14	2602	A
26	14	2608	G
26	14	2609	U
26	14	2610	C
26	14	2611	U
26	14	2612	C
26	14	2613	U
26	14	2617	C
26	14	2630	G
26	14	2636	U
26	14	2646	C
26	14	2665	A
26	14	2667	C
26	14	2673	G
26	14	2689	U
26	14	2702	U
26	14	2703	C
26	14	2704	C
26	14	2707	G
26	14	2712(A)	A
26	14	2713	A
26	14	2714	G
26	14	2718	G

Continued on next page...

Continued from previous page...

Mol	Chain	Res	Type
26	14	2726	U
26	14	2733	A
26	14	2744	G
26	14	2750	A
26	14	2751	G
26	14	2752	C
26	14	2758	A
26	14	2762	G
26	14	2764	A
26	14	2765	A
26	14	2766	G
26	14	2769	C
26	14	2770	G
26	14	2777	G
26	14	2778	A
26	14	2779	U
26	14	2780	G
26	14	2789	C
26	14	2790	A
26	14	2791	C
26	14	2794	C
26	14	2797	U
26	14	2798	C
26	14	2801	A
26	14	2802	G
26	14	2804	C
26	14	2810	A
26	14	2818	G
26	14	2820	A
26	14	2821	A
26	14	2823	A
26	14	2833	G
26	14	2834	G
26	14	2835	A
26	14	2839	G
26	14	2849	U
26	14	2851	A
26	14	2853	C
26	14	2860	A
26	14	2872	G
26	14	2883	A
26	14	2892	A

Continued on next page...

Continued from previous page...

Mol	Chain	Res	Type
26	14	2894	G
26	14	2896	C
27	1J	0	A
27	1J	8	U
27	1J	13	A
27	1J	15	A
27	1J	16	G
27	1J	27	C
27	1J	28	C
27	1J	29	A
27	1J	30	C
27	1J	32	C
27	1J	41	U
27	1J	42	C
27	1J	44	G
27	1J	45	A
27	1J	47	C
27	1J	52	A
27	1J	53	A
27	1J	59	A
27	1J	67	G
27	1J	71	C
27	1J	73	A
27	1J	75	G
27	1J	81	G
27	1J	88	C
27	1J	89	G
27	1J	89(A)	A
27	1J	90	C
27	1J	91	C
27	1J	99	A
27	1J	105	G
27	1J	108	C
27	1J	109	G
27	1J	119	A

All (223) RNA pucker outliers are listed below:

Mol	Chain	Res	Type
1	13	31	G
1	13	49	U
1	13	50	A

Continued on next page...

Continued from previous page...

Mol	Chain	Res	Type
1	13	115	G
1	13	244	U
1	13	251	G
1	13	266	G
1	13	327	A
1	13	412	A
1	13	422	C
1	13	428	G
1	13	429	U
1	13	484	G
1	13	509	A
1	13	560	U
1	13	687	A
1	13	703	G
1	13	748	C
1	13	758	G
1	13	792	A
1	13	793	U
1	13	812	C
1	13	820	U
1	13	871	U
1	13	913	A
1	13	975	A
1	13	991	U
1	13	992	U
1	13	1027	C
1	13	1054	C
1	13	1065	U
1	13	1285	A
1	13	1452	C
1	13	1498	U
1	13	1504	G
22	1K	3	U
22	1K	6	G
22	1K	18	G
22	1K	19	C
22	1K	21	A
22	1K	46	G
22	1K	57	C
22	1K	78	C
23	2K	20	G
23	2K	21	U

Continued on next page...

Continued from previous page...

Mol	Chain	Res	Type
23	2K	48	U
24	3K	17	G
24	3K	18	G
24	3K	57	C
24	3K	67	A
25	4K	13	A
26	1H	196	A
26	1H	197	A
26	1H	222	A
26	1H	229	A
26	1H	232	G
26	1H	271(B)	G
26	1H	404	C
26	1H	508	G
26	1H	528	A
26	1H	574	C
26	1H	587	C
26	1H	645	C
26	1H	685	A
26	1H	752	A
26	1H	764	A
26	1H	776	G
26	1H	974	G
26	1H	1022	G
26	1H	1026	U
26	1H	1060	U
26	1H	1081	U
26	1H	1085	A
26	1H	1109	C
26	1H	1177	A
26	1H	1178	C
26	1H	1210	A
26	1H	1301	A
26	1H	1312	U
26	1H	1378	A
26	1H	1379	A
26	1H	1420	U
26	1H	1493	C
26	1H	1508	A
26	1H	1536	A
26	1H	1558	A
26	1H	1608	A

Continued on next page...

Continued from previous page...

Mol	Chain	Res	Type
26	1H	1609	A
26	1H	1694	C
26	1H	1757	U
26	1H	1799	G
26	1H	1858	G
26	1H	1905	C
26	1H	1912	A
26	1H	1955	U
26	1H	1992	G
26	1H	2062	A
26	1H	2135	A
26	1H	2157	G
26	1H	2171	A
26	1H	2172	U
26	1H	2211	G
26	1H	2402	C
26	1H	2428	G
26	1H	2439	A
26	1H	2448	A
26	1H	2475	C
26	1H	2566	A
26	1H	2610	C
26	1H	2613	U
26	1H	2756	U
1	1G	31	G
1	1G	80	G
1	1G	89	U
1	1G	115	G
1	1G	197	A
1	1G	201	C
1	1G	209	U
1	1G	243	A
1	1G	250	A
1	1G	266	G
1	1G	327	A
1	1G	345	C
1	1G	412	A
1	1G	429	U
1	1G	465	A
1	1G	485	G
1	1G	509	A
1	1G	560	U

Continued on next page...

Continued from previous page...

Mol	Chain	Res	Type
1	1G	632	A
1	1G	687	A
1	1G	812	C
1	1G	913	A
1	1G	991	U
1	1G	992	U
1	1G	1025	U
1	1G	1054	C
1	1G	1126	U
1	1G	1145	C
1	1G	1157	A
1	1G	1196	U
1	1G	1285	A
1	1G	1297	C
1	1G	1300	G
1	1G	1346	A
1	1G	1397	C
1	1G	1442	G
1	1G	1498	U
24	1L	3	U
24	1L	6	G
24	1L	18	G
24	1L	19	C
24	1L	46	G
24	1L	57	C
24	1L	75	C
24	1L	78	C
23	2L	48	U
55	3L	17	G
55	3L	18	G
55	3L	21	A
55	3L	57	C
25	4L	12	A
25	4L	19	A
25	4L	22	A
26	14	49	A
26	14	71	A
26	14	128	C
26	14	204	A
26	14	278	A
26	14	310	A
26	14	530	G

Continued on next page...

Continued from previous page...

Mol	Chain	Res	Type
26	14	644	A
26	14	668	G
26	14	669	G
26	14	685	A
26	14	752	A
26	14	764	A
26	14	774	A
26	14	827	U
26	14	877	U
26	14	888	C
26	14	893	C
26	14	1022	G
26	14	1045	A
26	14	1085	A
26	14	1210	A
26	14	1240	U
26	14	1249	U
26	14	1379	A
26	14	1420	U
26	14	1460	A
26	14	1558	A
26	14	1608	A
26	14	1762	A
26	14	1819	A
26	14	1963	U
26	14	1992	G
26	14	2062	A
26	14	2170	A
26	14	2173	A
26	14	2191	G
26	14	2210	G
26	14	2212	A
26	14	2238	G
26	14	2275	C
26	14	2308	G
26	14	2335	A
26	14	2406	U
26	14	2425	A
26	14	2439	A
26	14	2447	G
26	14	2477	C
26	14	2506	U

Continued on next page...

Continued from previous page...

Mol	Chain	Res	Type
26	14	2542	A
26	14	2611	U
26	14	2629	A
26	14	2776	A
26	14	2790	A
26	14	2859	G
26	14	2893	G
27	1J	52	A
27	1J	56	G
27	1J	88	C

5.4 Non-standard residues in protein, DNA, RNA chains ⓘ

17 non-standard protein/DNA/RNA residues are modelled in this entry.

In the following table, the Counts columns list the number of bonds (or angles) for which Mogul statistics could be retrieved, the number of bonds (or angles) that are observed in the model and the number of bonds (or angles) that are defined in the Chemical Component Dictionary. The Link column lists molecule types, if any, to which the group is linked. The Z score for a bond length (or angle) is the number of standard deviations the observed value is removed from the expected value. A bond length (or angle) with $|Z| > 2$ is considered an outlier worth inspection. RMSZ is the root-mean-square of all Z scores of the bond lengths (or angles).

Mol	Type	Chain	Res	Link	Bond lengths			Bond angles		
					Counts	RMSZ	# Z > 2	Counts	RMSZ	# Z > 2
23	OMC	2K	33	23	15,22,23	2.23	5 (33%)	17,31,34	1.18	1 (5%)
22	PSU	1K	40	22	17,21,22	0.95	2 (11%)	20,30,33	3.25	6 (30%)
23	OMC	2L	33	23	15,22,23	2.32	4 (26%)	17,31,34	1.93	3 (17%)
23	5MU	2K	55	23	15,22,23	2.14	3 (20%)	16,32,35	1.79	2 (12%)
23	PSU	2K	56	23	17,21,22	1.10	1 (5%)	20,30,33	3.11	5 (25%)
23	4SU	2K	8	23	14,21,22	3.38	2 (14%)	15,30,33	1.06	2 (13%)
55	MIA	3L	38	55	24,31,32	2.44	3 (12%)	26,44,47	2.60	10 (38%)
22	5MU	1K	63	22	15,22,23	2.09	3 (20%)	16,32,35	1.87	2 (12%)
23	PSU	2L	56	23	17,21,22	0.97	1 (5%)	20,30,33	3.19	6 (30%)
24	PSU	3K	40	24	17,21,22	1.00	1 (5%)	20,30,33	3.20	6 (30%)
55	PSU	3L	40	55	17,21,22	1.17	1 (5%)	20,30,33	3.52	6 (30%)
23	5MU	2L	55	23	15,22,23	2.19	3 (20%)	16,32,35	1.90	2 (12%)
22	QUO	1K	35	25,22	28,35,36	5.57	9 (32%)	32,52,55	4.98	11 (34%)
22	MIA	1K	38	22	24,31,32	2.33	4 (16%)	26,44,47	3.09	6 (23%)
23	4SU	2L	8	23	14,21,22	3.27	2 (14%)	15,30,33	0.86	1 (6%)

Mol	Type	Chain	Res	Link	Bond lengths			Bond angles		
					Counts	RMSZ	# Z > 2	Counts	RMSZ	# Z > 2
22	PSU	1K	64	22	17,21,22	1.02	1 (5%)	20,30,33	3.48	7 (35%)
24	PSU	1L	40	24	17,21,22	1.06	1 (5%)	20,30,33	3.17	6 (30%)

In the following table, the Chirals column lists the number of chiral outliers, the number of chiral centers analysed, the number of these observed in the model and the number defined in the Chemical Component Dictionary. Similar counts are reported in the Torsion and Rings columns. '-' means no outliers of that kind were identified.

Mol	Type	Chain	Res	Link	Chirals	Torsions	Rings
23	OMC	2K	33	23	-	0/7/27/28	0/2/2/2
22	PSU	1K	40	22	-	0/7/25/26	0/2/2/2
23	OMC	2L	33	23	-	2/7/27/28	0/2/2/2
23	5MU	2K	55	23	-	3/5/25/26	0/2/2/2
23	PSU	2K	56	23	-	0/7/25/26	0/2/2/2
23	4SU	2K	8	23	-	0/5/25/26	0/2/2/2
55	MIA	3L	38	55	-	4/11/33/34	0/3/3/3
22	5MU	1K	63	22	-	3/5/25/26	0/2/2/2
23	PSU	2L	56	23	-	1/7/25/26	0/2/2/2
24	PSU	3K	40	24	-	0/7/25/26	0/2/2/2
55	PSU	3L	40	55	-	0/7/25/26	0/2/2/2
23	5MU	2L	55	23	-	0/5/25/26	0/2/2/2
22	QUO	1K	35	25,22	-	4/6/43/44	0/4/4/4
22	MIA	1K	38	22	-	3/11/33/34	0/3/3/3
23	4SU	2L	8	23	-	0/5/25/26	0/2/2/2
22	PSU	1K	64	22	-	0/7/25/26	0/2/2/2
24	PSU	1L	40	24	-	0/7/25/26	0/2/2/2

All (46) bond length outliers are listed below:

Mol	Chain	Res	Type	Atoms	Z	Observed(Å)	Ideal(Å)
22	1K	35	QUO	C4-N3	21.97	1.70	1.35
22	1K	35	QUO	C8-N9	-10.26	1.22	1.38
23	2K	8	4SU	C5-C4	10.24	1.50	1.38
22	1K	35	QUO	C7-C5	10.04	1.57	1.41
22	1K	35	QUO	C6-N1	-9.88	1.15	1.33
23	2L	8	4SU	C5-C4	9.71	1.49	1.38
22	1K	38	MIA	C13-C14	8.73	1.57	1.32
55	3L	38	MIA	C13-C14	8.53	1.56	1.32
23	2L	8	4SU	C6-N1	7.07	1.44	1.35
23	2K	8	4SU	C6-N1	7.06	1.44	1.35

Continued on next page...

Continued from previous page...

Mol	Chain	Res	Type	Atoms	Z	Observed(Å)	Ideal(Å)
23	2L	33	OMC	C6-N1	6.02	1.43	1.35
23	2L	55	5MU	C4-C5	5.78	1.53	1.41
55	3L	38	MIA	C6-N6	5.63	1.44	1.34
23	2K	33	OMC	C6-N1	5.43	1.42	1.35
23	2K	55	5MU	C2-N3	5.40	1.48	1.38
22	1K	63	5MU	C2-N3	5.06	1.48	1.38
23	2K	55	5MU	C4-C5	4.94	1.52	1.41
22	1K	63	5MU	C4-C5	4.90	1.52	1.41
23	2L	55	5MU	C2-N3	4.84	1.47	1.38
22	1K	38	MIA	C6-N6	4.83	1.43	1.34
22	1K	35	QUO	C2-N2	4.64	1.43	1.33
22	1K	35	QUO	C13-C12	-4.63	1.48	1.53
55	3L	38	MIA	C2-S10	4.59	1.79	1.75
23	2K	33	OMC	C5-C4	3.96	1.50	1.41
23	2L	33	OMC	C2-N3	3.93	1.46	1.38
23	2L	33	OMC	C5-C4	3.78	1.50	1.41
22	1K	35	QUO	C2-N3	3.55	1.51	1.34
55	3L	40	PSU	C4-N3	3.53	1.39	1.33
24	3K	40	PSU	C4-N3	3.28	1.38	1.33
22	1K	64	PSU	C4-N3	3.25	1.38	1.33
24	1L	40	PSU	C4-N3	3.23	1.38	1.33
23	2L	56	PSU	C4-N3	3.22	1.38	1.33
23	2K	33	OMC	C2-N3	3.21	1.44	1.38
23	2L	55	5MU	C4-N3	-3.14	1.27	1.33
22	1K	63	5MU	C4-N3	-3.10	1.27	1.33
23	2K	56	PSU	C4-N3	3.09	1.38	1.33
23	2K	33	OMC	C4-N4	2.88	1.43	1.35
23	2L	33	OMC	C4-N4	2.83	1.43	1.35
22	1K	38	MIA	C2-S10	2.70	1.78	1.75
22	1K	40	PSU	C4-N3	2.65	1.37	1.33
23	2K	55	5MU	C4-N3	-2.63	1.28	1.33
22	1K	35	QUO	C16-C15	2.45	1.60	1.54
22	1K	38	MIA	C4-N3	-2.45	1.31	1.35
22	1K	35	QUO	C14-C13	-2.27	1.50	1.53
23	2K	33	OMC	C4-N3	-2.26	1.31	1.35
22	1K	40	PSU	O4'-C1'	-2.03	1.41	1.44

All (82) bond angle outliers are listed below:

Mol	Chain	Res	Type	Atoms	Z	Observed(°)	Ideal(°)
22	1K	35	QUO	C6-C5-C4	20.45	126.56	115.01
22	1K	35	QUO	C8-N9-C1'	-13.50	113.53	125.48

Continued on next page...

Continued from previous page...

Mol	Chain	Res	Type	Atoms	Z	Observed(°)	Ideal(°)
55	3L	40	PSU	N1-C2-N3	-12.32	118.64	128.43
24	1L	40	PSU	N1-C2-N3	-11.17	119.55	128.43
22	1K	40	PSU	N1-C2-N3	-11.17	119.55	128.43
22	1K	64	PSU	N1-C2-N3	-11.00	119.69	128.43
23	2K	56	PSU	N1-C2-N3	-10.97	119.71	128.43
24	3K	40	PSU	N1-C2-N3	-10.75	119.88	128.43
22	1K	38	MIA	C11-S10-C2	-10.67	94.30	102.27
23	2L	56	PSU	N1-C2-N3	-10.46	120.12	128.43
55	3L	38	MIA	C12-C13-C14	-7.85	111.87	127.14
22	1K	38	MIA	C12-C13-C14	-7.60	112.35	127.14
22	1K	35	QUO	N3-C2-N1	-7.07	117.78	127.22
22	1K	64	PSU	C4-N3-C2	6.58	120.70	115.14
22	1K	35	QUO	C6-N1-C2	6.52	126.30	115.93
22	1K	40	PSU	C4-N3-C2	6.30	120.46	115.14
55	3L	40	PSU	C4-N3-C2	6.06	120.26	115.14
24	3K	40	PSU	C4-N3-C2	5.87	120.09	115.14
24	1L	40	PSU	C4-N3-C2	5.84	120.07	115.14
23	2L	55	5MU	C5-C6-N1	-5.52	116.24	122.19
22	1K	63	5MU	C4-N3-C2	5.48	119.77	115.14
22	1K	64	PSU	C5-C1'-C2'	-5.34	105.80	115.32
23	2K	55	5MU	C4-N3-C2	5.16	119.50	115.14
23	2K	56	PSU	C4-N3-C2	5.13	119.48	115.14
23	2L	33	OMC	C2-N3-C4	5.01	121.42	116.34
23	2L	56	PSU	C4-N3-C2	4.90	119.28	115.14
55	3L	38	MIA	C15-C14-C13	-4.89	108.50	122.65
22	1K	64	PSU	C5-C4-N3	-4.68	119.33	125.36
22	1K	35	QUO	C1'-N9-C4	-4.62	118.52	126.64
22	1K	63	5MU	C5-C6-N1	-4.49	117.36	122.19
22	1K	38	MIA	C2-N3-C4	4.32	121.27	115.32
23	2K	55	5MU	C5-C6-N1	-4.20	117.67	122.19
23	2L	55	5MU	C4-N3-C2	4.16	118.66	115.14
55	3L	38	MIA	C16-C14-C13	-4.11	110.77	122.65
24	3K	40	PSU	C5-C4-N3	-4.09	120.09	125.36
22	1K	40	PSU	C5-C4-N3	-4.08	120.10	125.36
22	1K	38	MIA	C16-C14-C13	-4.08	110.87	122.65
55	3L	38	MIA	C11-S10-C2	4.06	105.30	102.27
22	1K	38	MIA	C15-C14-C13	-3.94	111.25	122.65
23	2L	56	PSU	C5-C6-N1	-3.92	119.62	124.44
23	2K	33	OMC	C2-N3-C4	3.88	120.27	116.34
23	2L	33	OMC	O2'-C2'-C1'	3.88	116.78	109.09
22	1K	35	QUO	C5-C6-N1	3.83	127.49	124.09
24	1L	40	PSU	C5-C4-N3	-3.73	120.55	125.36

Continued on next page...

Continued from previous page...

Mol	Chain	Res	Type	Atoms	Z	Observed(°)	Ideal(°)
22	1K	35	QUO	C16-C12-C13	3.71	108.69	103.18
55	3L	40	PSU	C5-C1'-C2'	-3.70	108.71	115.32
22	1K	35	QUO	N2-C2-N1	3.69	122.99	117.25
23	2L	56	PSU	C6-N1-C2	3.67	121.42	115.36
55	3L	40	PSU	C5-C4-N3	-3.67	120.64	125.36
55	3L	40	PSU	C6-N1-C2	3.65	121.39	115.36
55	3L	38	MIA	C5-C6-N1	-3.63	117.80	120.81
23	2L	56	PSU	C5-C4-N3	-3.61	120.71	125.36
23	2K	56	PSU	C5-C4-N3	-3.52	120.82	125.36
22	1K	35	QUO	C15-C14-C13	3.42	109.35	103.91
23	2K	56	PSU	C5-C6-N1	-3.34	120.33	124.44
23	2L	56	PSU	O4'-C1'-C5	3.31	115.05	109.93
24	3K	40	PSU	C6-N1-C2	3.23	120.69	115.36
24	1L	40	PSU	C6-N1-C2	3.21	120.66	115.36
22	1K	38	MIA	C4-C5-N7	-3.19	106.07	109.40
23	2K	56	PSU	C6-N1-C2	3.12	120.50	115.36
23	2L	33	OMC	N4-C4-N3	3.10	121.39	116.49
22	1K	40	PSU	C6-N1-C2	3.10	120.47	115.36
55	3L	40	PSU	C5-C6-N1	-3.03	120.72	124.44
55	3L	38	MIA	C1'-N9-C4	2.83	131.61	126.64
22	1K	64	PSU	C6-N1-C2	2.81	119.99	115.36
24	1L	40	PSU	C5-C6-N1	-2.76	121.05	124.44
24	3K	40	PSU	C5-C6-N1	-2.75	121.06	124.44
22	1K	35	QUO	C10-N11-C12	-2.74	109.15	114.90
22	1K	40	PSU	C5-C6-N1	-2.69	121.14	124.44
24	3K	40	PSU	C5-C1'-C2'	-2.62	110.64	115.32
55	3L	38	MIA	C2-N3-C4	2.58	118.88	115.32
23	2K	8	4SU	C2-N3-C4	2.49	118.75	115.15
55	3L	38	MIA	C12-N6-C6	-2.44	118.93	122.55
55	3L	38	MIA	C2-N1-C6	2.33	121.37	117.19
23	2K	8	4SU	C5-C4-N3	-2.33	120.71	123.83
22	1K	64	PSU	C5-C6-N1	-2.23	121.70	124.44
22	1K	35	QUO	C7-C8-N9	-2.16	102.74	108.55
55	3L	38	MIA	C16-C14-C15	-2.16	109.84	114.60
22	1K	40	PSU	C5-C1'-C2'	-2.14	111.50	115.32
23	2L	8	4SU	C2-N3-C4	2.12	118.22	115.15
22	1K	64	PSU	C3'-C2'-C1'	-2.02	99.61	101.93
24	1L	40	PSU	O2'-C2'-C1'	-2.00	107.18	111.94

There are no chirality outliers.

All (20) torsion outliers are listed below:

Mol	Chain	Res	Type	Atoms
23	2L	33	OMC	C2'-C1'-N1-C6
23	2L	33	OMC	O4'-C1'-N1-C6
23	2K	55	5MU	O4'-C1'-N1-C6
23	2K	55	5MU	O4'-C4'-C5'-O5'
55	3L	38	MIA	N1-C2-S10-C11
55	3L	38	MIA	N3-C2-S10-C11
55	3L	38	MIA	C12-C13-C14-C15
55	3L	38	MIA	C12-C13-C14-C16
22	1K	35	QUO	O4'-C4'-C5'-O5'
22	1K	35	QUO	C16-C12-N11-C10
22	1K	38	MIA	N6-C12-C13-C14
22	1K	38	MIA	C12-C13-C14-C15
22	1K	38	MIA	C12-C13-C14-C16
23	2K	55	5MU	C3'-C4'-C5'-O5'
22	1K	35	QUO	C3'-C4'-C5'-O5'
22	1K	63	5MU	C3'-C4'-C5'-O5'
22	1K	63	5MU	O4'-C4'-C5'-O5'
22	1K	35	QUO	C7-C10-N11-C12
23	2L	56	PSU	C4'-C5'-O5'-P
22	1K	63	5MU	C4'-C5'-O5'-P

There are no ring outliers.

10 monomers are involved in 26 short contacts:

Mol	Chain	Res	Type	Clashes	Symm-Clashes
22	1K	40	PSU	2	0
23	2L	33	OMC	6	0
23	2K	55	5MU	3	0
23	2K	56	PSU	1	0
23	2K	8	4SU	1	0
23	2L	56	PSU	1	0
22	1K	35	QUO	5	0
22	1K	38	MIA	6	0
23	2L	8	4SU	1	0
22	1K	64	PSU	1	0

5.5 Carbohydrates ⓘ

There are no carbohydrates in this entry.

5.6 Ligand geometry

Of 1166 ligands modelled in this entry, 1164 are monoatomic - leaving 2 for Mogul analysis.

In the following table, the Counts columns list the number of bonds (or angles) for which Mogul statistics could be retrieved, the number of bonds (or angles) that are observed in the model and the number of bonds (or angles) that are defined in the Chemical Component Dictionary. The Link column lists molecule types, if any, to which the group is linked. The Z score for a bond length (or angle) is the number of standard deviations the observed value is removed from the expected value. A bond length (or angle) with $|Z| > 2$ is considered an outlier worth inspection. RMSZ is the root-mean-square of all Z scores of the bond lengths (or angles).

Mol	Type	Chain	Res	Link	Bond lengths			Bond angles		
					Counts	RMSZ	# Z > 2	Counts	RMSZ	# Z > 2
57	PAR	13	1745	-	45,45,45	0.83	2 (4%)	64,67,67	2.07	18 (28%)
57	PAR	1G	1686	-	45,45,45	0.72	1 (2%)	64,67,67	1.85	12 (18%)

In the following table, the Chirals column lists the number of chiral outliers, the number of chiral centers analysed, the number of these observed in the model and the number defined in the Chemical Component Dictionary. Similar counts are reported in the Torsion and Rings columns. '-' means no outliers of that kind were identified.

Mol	Type	Chain	Res	Link	Chirals	Torsions	Rings
57	PAR	13	1745	-	-	6/18/94/94	0/4/4/4
57	PAR	1G	1686	-	-	5/18/94/94	0/4/4/4

All (3) bond length outliers are listed below:

Mol	Chain	Res	Type	Atoms	Z	Observed(Å)	Ideal(Å)
57	1G	1686	PAR	C24-N24	-2.32	1.43	1.47
57	13	1745	PAR	C21-N21	-2.19	1.44	1.47
57	13	1745	PAR	C24-N24	-2.19	1.44	1.47

All (30) bond angle outliers are listed below:

Mol	Chain	Res	Type	Atoms	Z	Observed(°)	Ideal(°)
57	1G	1686	PAR	C13-O52-C52	-6.63	101.57	117.96
57	13	1745	PAR	C11-O51-C51	5.23	123.95	113.69
57	13	1745	PAR	C14-O54-C54	5.04	123.58	113.69
57	1G	1686	PAR	C11-O51-C51	4.98	123.46	113.69
57	1G	1686	PAR	C14-O54-C54	4.89	123.29	113.69
57	13	1745	PAR	O51-C51-C41	4.54	117.94	109.69
57	1G	1686	PAR	O52-C13-O43	-4.53	106.53	111.43
57	13	1745	PAR	C11-C21-N21	-4.37	102.33	110.20

Continued on next page...

Continued from previous page...

Mol	Chain	Res	Type	Atoms	Z	Observed(°)	Ideal(°)
57	13	1745	PAR	C22-C12-C62	-4.26	103.60	110.04
57	13	1745	PAR	O11-C11-C21	-3.52	102.15	108.22
57	1G	1686	PAR	O52-C13-C23	3.46	115.14	107.96
57	1G	1686	PAR	O51-C11-C21	3.34	117.57	110.06
57	13	1745	PAR	C31-C21-N21	-3.20	104.49	111.05
57	13	1745	PAR	C14-O33-C33	-3.15	110.17	117.96
57	13	1745	PAR	O51-C11-C21	3.14	117.13	110.06
57	1G	1686	PAR	O51-C51-C41	3.13	115.39	109.69
57	13	1745	PAR	O62-C62-C52	3.04	118.00	109.94
57	1G	1686	PAR	O54-C54-C64	3.02	111.64	106.01
57	13	1745	PAR	O54-C54-C44	2.97	115.08	109.69
57	13	1745	PAR	C32-C22-C12	-2.92	105.18	111.18
57	1G	1686	PAR	C62-C12-N12	-2.92	105.19	110.97
57	13	1745	PAR	C11-C21-C31	2.79	117.50	110.21
57	1G	1686	PAR	C14-O33-C33	-2.66	111.39	117.96
57	13	1745	PAR	O62-C62-C12	-2.52	105.20	109.81
57	13	1745	PAR	O52-C13-C23	2.52	113.17	107.96
57	1G	1686	PAR	O11-C42-C32	-2.29	103.71	109.18
57	13	1745	PAR	O44-C44-C54	2.29	114.98	109.30
57	13	1745	PAR	C62-C12-N12	-2.21	106.59	110.97
57	1G	1686	PAR	C11-O11-C42	-2.20	112.51	117.96
57	13	1745	PAR	O61-C61-C51	-2.02	104.37	111.29

There are no chirality outliers.

All (11) torsion outliers are listed below:

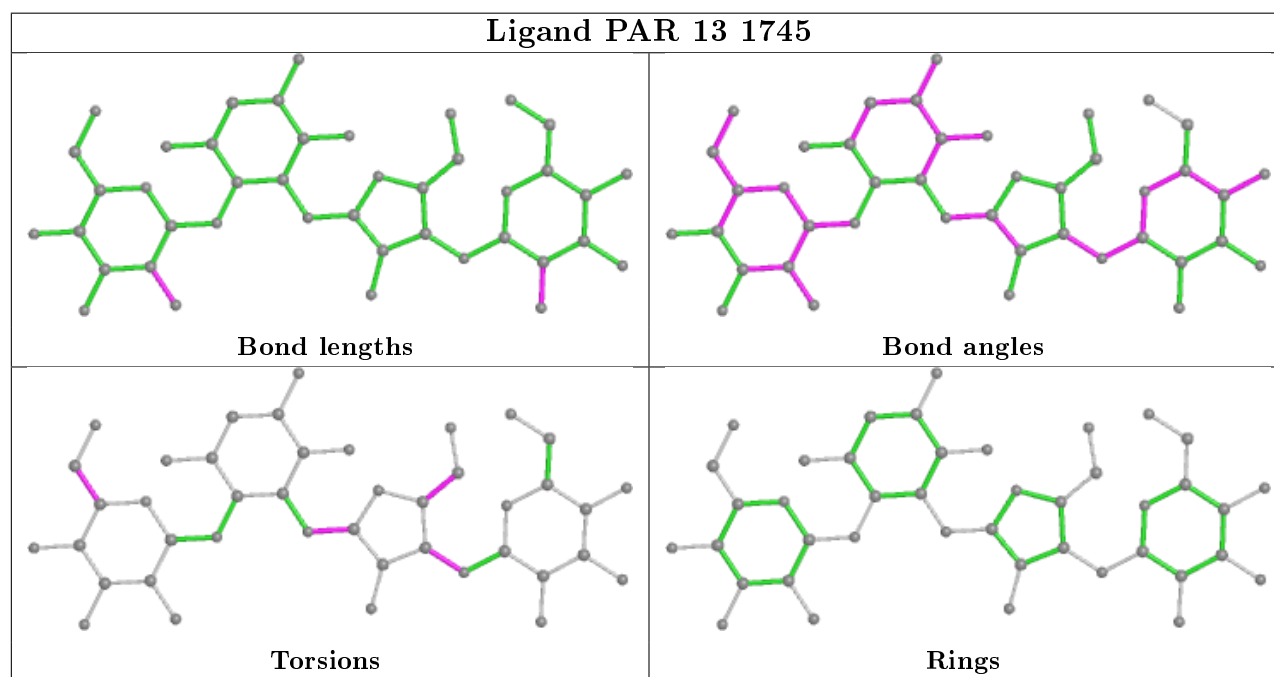
Mol	Chain	Res	Type	Atoms
57	1G	1686	PAR	O51-C51-C61-O61
57	1G	1686	PAR	C33-C43-C53-O53
57	1G	1686	PAR	C41-C51-C61-O61
57	1G	1686	PAR	O51-C11-O11-C42
57	13	1745	PAR	O43-C43-C53-O53
57	13	1745	PAR	C33-C43-C53-O53
57	1G	1686	PAR	O43-C43-C53-O53
57	13	1745	PAR	C41-C51-C61-O61
57	13	1745	PAR	C23-C13-O52-C52
57	13	1745	PAR	O43-C13-O52-C52
57	13	1745	PAR	C43-C33-O33-C14

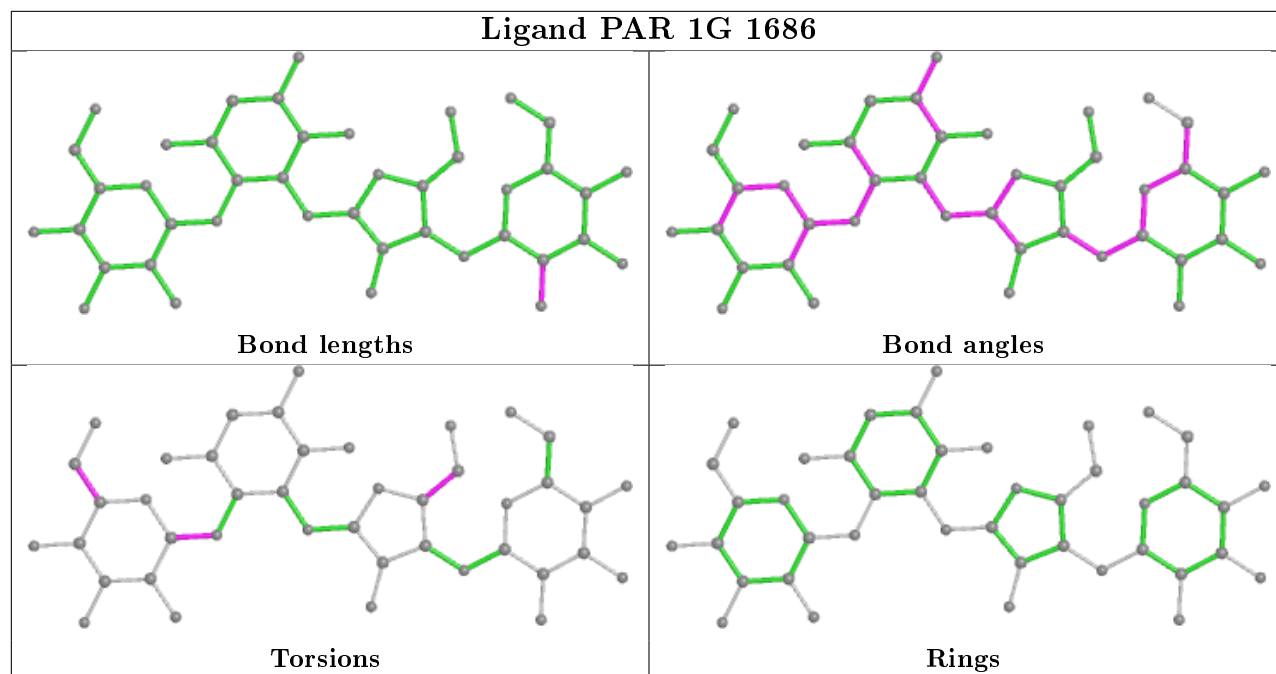
There are no ring outliers.

1 monomer is involved in 2 short contacts:

Mol	Chain	Res	Type	Clashes	Symm-Clashes
57	13	1745	PAR	2	0

The following is a two-dimensional graphical depiction of Mogul quality analysis of bond lengths, bond angles, torsion angles, and ring geometry for all instances of the Ligand of Interest. In addition, ligands with molecular weight > 250 and outliers as shown on the validation Tables will also be included. For torsion angles, if less than 5% of the Mogul distribution of torsion angles is within 10 degrees of the torsion angle in question, then that torsion angle is considered an outlier. Any bond that is central to one or more torsion angles identified as an outlier by Mogul will be highlighted in the graph. For rings, the root-mean-square deviation (RMSD) between the ring in question and similar rings identified by Mogul is calculated over all ring torsion angles. If the average RMSD is greater than 60 degrees and the minimal RMSD between the ring in question and any Mogul-identified rings is also greater than 60 degrees, then that ring is considered an outlier. The outliers are highlighted in purple. The color gray indicates Mogul did not find sufficient equivalents in the CSD to analyse the geometry.





5.7 Other polymers [i](#)

There are no such residues in this entry.

5.8 Polymer linkage issues [i](#)

There are no chain breaks in this entry.

6 Fit of model and data ⓘ

6.1 Protein, DNA and RNA chains ⓘ

In the following table, the column labelled ‘#RSRZ> 2’ contains the number (and percentage) of RSRZ outliers, followed by percent RSRZ outliers for the chain as percentile scores relative to all X-ray entries and entries of similar resolution. The OWAB column contains the minimum, median, 95th percentile and maximum values of the occupancy-weighted average B-factor per residue. The column labelled ‘Q< 0.9’ lists the number of (and percentage) of residues with an average occupancy less than 0.9.

Mol	Chain	Analysed	<RSRZ>	#RSRZ>2	OWAB(Å ²)	Q<0.9
1	13	1505/1522 (98%)	0.12	30 (1%) 65 41	53, 96, 178, 280	0
1	1G	1504/1522 (98%)	0.10	34 (2%) 60 36	67, 108, 172, 272	0
2	12	237/256 (92%)	0.03	7 (2%) 50 25	122, 156, 179, 190	0
2	1E	237/256 (92%)	-0.04	5 (2%) 63 39	101, 137, 165, 175	0
3	22	206/239 (86%)	-0.00	8 (3%) 39 19	114, 132, 162, 173	0
3	2E	205/239 (85%)	0.16	10 (4%) 29 13	81, 103, 132, 138	0
4	32	208/209 (99%)	0.28	5 (2%) 59 34	88, 109, 130, 142	0
4	3E	208/209 (99%)	0.67	21 (10%) 7 2	77, 98, 122, 131	0
5	42	151/162 (93%)	0.53	15 (9%) 7 2	99, 115, 136, 155	0
5	4E	151/162 (93%)	0.42	13 (8%) 10 4	72, 91, 112, 150	0
6	52	101/101 (100%)	-0.39	0 100 100	78, 94, 114, 144	0
6	5E	101/101 (100%)	-0.12	2 (1%) 65 41	75, 94, 115, 132	0
7	62	155/156 (99%)	0.49	20 (12%) 3 1	105, 120, 143, 157	0
7	6E	152/156 (97%)	0.27	11 (7%) 15 5	96, 114, 137, 148	0
8	72	137/138 (99%)	1.22	37 (27%) 0 0	98, 119, 131, 137	0
8	7E	138/138 (100%)	1.00	28 (20%) 1 0	81, 100, 114, 126	0
9	82	122/128 (95%)	2.19	61 (50%) 0 0	102, 149, 166, 170	0
9	8E	127/128 (99%)	1.39	42 (33%) 0 0	81, 135, 158, 168	0
10	1A	99/105 (94%)	0.93	24 (24%) 0 0	111, 148, 164, 171	0
10	1I	99/105 (94%)	1.34	29 (29%) 0 0	73, 128, 159, 161	0
11	2A	117/129 (90%)	0.72	13 (11%) 5 2	81, 103, 120, 147	0
11	2I	116/129 (89%)	0.27	7 (6%) 21 9	72, 98, 120, 150	0
12	3A	125/132 (94%)	0.71	19 (15%) 2 1	78, 96, 129, 157	0
12	3I	122/132 (92%)	0.32	7 (5%) 23 10	61, 71, 97, 126	0

Continued on next page...

Continued from previous page...

Mol	Chain	Analysed	<RSRZ>	#RSRZ>2	OWAB(Å ²)	Q<0.9
13	4A	117/126 (92%)	0.93	25 (21%) 0 0	102, 137, 157, 170	0
13	4I	116/126 (92%)	0.09	5 (4%) 35 16	78, 117, 136, 144	0
14	5A	58/61 (95%)	2.78	34 (58%) 0 0	116, 131, 146, 154	0
14	5I	59/61 (96%)	1.26	11 (18%) 1 0	82, 92, 108, 118	0
15	6A	88/89 (98%)	0.15	1 (1%) 80 60	80, 105, 121, 127	0
15	6I	88/89 (98%)	0.31	3 (3%) 45 22	67, 93, 110, 123	0
16	7A	84/88 (95%)	1.63	28 (33%) 0 0	85, 98, 124, 154	0
16	7I	84/88 (95%)	1.88	41 (48%) 0 0	90, 104, 132, 160	0
17	8A	100/105 (95%)	0.50	12 (12%) 4 1	91, 106, 124, 128	0
17	8I	100/105 (95%)	0.09	7 (7%) 16 6	81, 99, 111, 121	0
18	9A	71/88 (80%)	-0.33	0 100 100	84, 107, 134, 164	0
18	9I	72/88 (81%)	-0.02	0 100 100	80, 98, 126, 161	0
19	AA	78/93 (83%)	0.35	5 (6%) 19 7	124, 142, 171, 180	0
19	AI	83/93 (89%)	0.22	6 (7%) 15 5	90, 116, 137, 145	0
20	BA	99/106 (93%)	0.99	23 (23%) 0 0	83, 105, 133, 143	0
20	BI	99/106 (93%)	1.75	47 (47%) 0 0	101, 115, 146, 151	0
21	1B	25/27 (92%)	3.83	21 (84%) 0 0	110, 126, 143, 163	0
21	1F	25/27 (92%)	2.86	16 (64%) 0 0	90, 102, 117, 142	0
22	1K	80/85 (94%)	0.11	5 (6%) 20 8	81, 190, 249, 257	0
23	2K	73/77 (94%)	-0.05	2 (2%) 54 28	68, 96, 122, 140	0
23	2L	73/77 (94%)	-0.29	1 (1%) 75 53	76, 105, 138, 160	0
24	1L	84/85 (98%)	1.36	23 (27%) 0 0	107, 214, 302, 318	0
24	3K	84/85 (98%)	-0.18	2 (2%) 59 34	68, 209, 252, 259	0
25	4K	12/30 (40%)	1.37	3 (25%) 0 0	64, 94, 132, 145	0
25	4L	12/30 (40%)	1.32	4 (33%) 0 0	85, 117, 155, 188	0
26	14	2909/2918 (99%)	0.11	39 (1%) 77 56	48, 80, 223, 333	0
26	1H	2912/2918 (99%)	0.14	22 (0%) 86 70	38, 71, 217, 270	0
27	16	122/122 (100%)	-0.20	0 100 100	65, 91, 113, 185	0
27	1J	122/122 (100%)	-0.32	1 (0%) 86 70	73, 107, 128, 182	0
28	11	273/276 (98%)	0.34	3 (1%) 80 60	39, 62, 80, 92	0
28	19	273/276 (98%)	0.75	24 (8%) 10 3	42, 70, 88, 102	0

Continued on next page...

Continued from previous page...

Mol	Chain	Analysed	<RSRZ>	#RSRZ>2	OWAB(Å ²)	Q<0.9
29	21	205/206 (99%)	0.80	21 (10%) 6 2	48, 85, 125, 137	0
29	29	205/206 (99%)	0.84	38 (18%) 1 0	56, 87, 129, 148	0
30	31	202/210 (96%)	0.02	0 100 100	38, 74, 110, 127	0
30	39	208/210 (99%)	0.20	7 (3%) 45 22	54, 95, 146, 178	0
31	41	181/182 (99%)	0.27	10 (5%) 25 10	79, 102, 133, 149	0
31	49	181/182 (99%)	1.02	33 (18%) 1 0	104, 125, 154, 169	0
32	51	173/180 (96%)	-0.03	2 (1%) 79 58	79, 102, 115, 151	0
32	59	170/180 (94%)	1.82	58 (34%) 0 0	134, 183, 210, 241	0
33	61	146/148 (98%)	-0.07	2 (1%) 75 53	74, 122, 140, 145	0
33	69	146/148 (98%)	0.47	20 (13%) 3 1	77, 118, 142, 146	0
34	15	138/140 (98%)	1.04	31 (22%) 0 0	75, 100, 129, 137	0
34	58	138/140 (98%)	0.47	9 (6%) 18 7	61, 88, 126, 143	0
35	25	122/122 (100%)	0.43	5 (4%) 37 18	61, 84, 102, 110	0
35	68	122/122 (100%)	0.49	3 (2%) 57 32	55, 74, 92, 101	0
36	35	150/150 (100%)	0.85	26 (17%) 1 0	54, 96, 133, 159	0
36	78	150/150 (100%)	0.24	1 (0%) 87 72	45, 81, 111, 152	0
37	45	139/141 (98%)	1.85	59 (42%) 0 0	69, 98, 116, 136	0
37	88	141/141 (100%)	0.36	2 (1%) 75 53	52, 77, 101, 129	0
38	55	117/118 (99%)	0.63	8 (6%) 17 6	56, 75, 92, 108	0
38	98	118/118 (100%)	0.51	4 (3%) 45 22	56, 80, 101, 107	0
39	65	111/112 (99%)	0.71	14 (12%) 3 1	75, 102, 120, 132	0
39	A8	110/112 (98%)	0.28	6 (5%) 25 10	70, 86, 110, 125	0
40	75	137/146 (93%)	0.34	11 (8%) 12 4	75, 91, 148, 185	0
40	B8	137/146 (93%)	0.50	14 (10%) 6 2	70, 89, 136, 159	0
41	85	117/118 (99%)	0.41	5 (4%) 35 16	62, 88, 122, 143	0
41	C8	117/118 (99%)	0.84	14 (11%) 4 1	50, 76, 107, 141	0
42	95	101/101 (100%)	0.28	7 (6%) 16 6	61, 116, 131, 136	0
42	D8	101/101 (100%)	0.29	7 (6%) 16 6	53, 100, 124, 139	0
43	A5	113/113 (100%)	0.40	4 (3%) 44 22	56, 71, 100, 159	0
43	E8	113/113 (100%)	0.16	0 100 100	52, 72, 105, 140	0
44	B5	92/96 (95%)	0.12	2 (2%) 62 38	64, 79, 106, 119	0

Continued on next page...

Continued from previous page...

Mol	Chain	Analysed	<RSRZ>	#RSRZ>2	OWAB(Å ²)	Q<0.9
44	F8	93/96 (96%)	-0.05	0 100 100	51, 67, 93, 102	0
45	C5	104/110 (94%)	0.99	17 (16%) 1 0	89, 119, 158, 166	0
45	G8	104/110 (94%)	0.45	3 (2%) 51 26	69, 96, 140, 148	0
46	D5	138/206 (66%)	0.40	11 (7%) 12 4	103, 134, 178, 186	0
46	H8	175/206 (84%)	-0.21	1 (0%) 89 76	84, 119, 190, 195	0
47	E5	77/85 (90%)	1.24	15 (19%) 1 0	64, 81, 99, 131	0
47	I8	76/85 (89%)	0.68	5 (6%) 18 7	52, 69, 85, 113	0
48	F5	97/98 (98%)	1.41	16 (16%) 1 0	57, 77, 122, 143	0
48	J8	97/98 (98%)	0.88	11 (11%) 5 1	48, 72, 124, 150	0
49	G5	66/72 (91%)	0.15	1 (1%) 73 51	74, 96, 114, 135	0
49	K8	66/72 (91%)	0.36	3 (4%) 33 15	59, 77, 90, 124	0
50	H5	59/60 (98%)	0.51	1 (1%) 70 46	74, 94, 132, 157	0
50	L8	59/60 (98%)	0.40	0 100 100	56, 78, 114, 137	0
51	I5	63/71 (88%)	2.20	28 (44%) 0 0	138, 171, 190, 192	0
51	M8	66/71 (92%)	0.50	6 (9%) 9 3	105, 154, 174, 184	0
52	J5	59/60 (98%)	0.50	3 (5%) 28 12	56, 80, 147, 187	0
52	N8	59/60 (98%)	0.66	6 (10%) 6 2	51, 86, 152, 158	0
53	L5	45/49 (91%)	0.45	1 (2%) 62 38	47, 56, 69, 84	0
53	P8	46/49 (93%)	0.10	0 100 100	40, 48, 66, 81	0
54	M5	62/65 (95%)	1.56	20 (32%) 0 0	65, 77, 93, 107	0
54	Q8	61/65 (93%)	1.01	8 (13%) 3 1	56, 66, 80, 98	0
55	3L	83/85 (97%)	0.32	9 (10%) 5 2	72, 217, 260, 269	0
All	All	20954/21624 (96%)	0.37	1450 (6%) 16 6	38, 95, 175, 333	0

All (1450) RSRZ outliers are listed below:

Mol	Chain	Res	Type	RSRZ
32	59	99	VAL	15.8
48	F5	98	LEU	14.8
48	F5	97	LEU	11.8
32	59	96	ALA	11.0
11	2A	11	LYS	10.3
48	J8	96	LYS	9.4
32	59	124	GLU	9.4

Continued on next page...

Continued from previous page...

Mol	Chain	Res	Type	RSRZ
24	1L	50	U	9.2
39	65	2	ALA	9.2
32	59	128	PRO	8.7
31	41	2	PRO	8.7
13	4A	6	GLY	8.3
7	62	81	GLY	8.2
51	I5	54	GLY	8.2
37	45	1	MET	8.2
24	1L	80	C	7.9
32	59	125	VAL	7.9
24	1L	51	C	7.8
21	1B	14	TRP	7.7
24	1L	52	G	7.7
13	4A	2	ALA	7.7
14	5A	34	TYR	7.7
9	82	66	ARG	7.6
24	1L	85	A	7.6
21	1F	26	LYS	7.5
48	J8	98	LEU	7.5
9	82	127	LYS	7.4
14	5A	61	TRP	7.4
9	82	110	GLU	7.3
7	62	82	GLY	7.2
40	B8	106	SER	7.2
10	1I	64	GLU	7.2
10	1A	64	GLU	7.2
51	I5	52	THR	7.0
21	1B	22	ARG	6.9
8	72	87	SER	6.9
1	1G	1032	A	6.9
7	62	84	ASN	6.9
20	BI	72	LEU	6.8
41	C8	117	GLN	6.8
48	F5	96	LYS	6.8
32	59	86	GLU	6.8
20	BI	68	LYS	6.8
9	82	64	THR	6.7
51	I5	46	GLN	6.6
32	59	168	PRO	6.6
12	3A	20	LYS	6.6
31	41	26	GLN	6.6
37	45	103	MET	6.6

Continued on next page...

Continued from previous page...

Mol	Chain	Res	Type	RSRZ
14	5A	6	LEU	6.6
26	14	1094	U	6.6
1	13	85	U	6.5
11	2A	12	ARG	6.5
54	M5	63	PRO	6.5
51	I5	42	PHE	6.5
1	13	1032	A	6.5
11	2I	11	LYS	6.5
32	59	100	GLY	6.4
16	7I	1	MET	6.4
10	1A	55	LYS	6.4
20	BI	18	GLN	6.4
13	4A	7	VAL	6.3
48	J8	92	LYS	6.3
24	1L	83	C	6.3
24	1L	53	A	6.2
16	7I	32	TYR	6.2
40	75	1	MET	6.2
24	1L	84	C	6.2
20	BI	70	SER	6.2
27	1J	88	C	6.2
9	82	106	ALA	6.1
9	82	128	ARG	6.1
9	8E	126	SER	6.0
14	5A	60	SER	6.0
21	1B	25	LYS	6.0
32	59	169	VAL	5.9
24	1L	79	A	5.9
10	1A	59	SER	5.9
32	59	88	LEU	5.9
36	35	106	LEU	5.9
19	AI	3	ARG	5.9
32	59	90	LYS	5.9
33	69	1	MET	5.8
10	1I	62	HIS	5.8
26	14	2901	C	5.8
51	M8	66	SER	5.8
9	82	75	ASP	5.8
9	82	65	VAL	5.8
10	1I	47	PHE	5.8
26	14	2799	A	5.8
52	N8	60	VAL	5.8

Continued on next page...

Continued from previous page...

Mol	Chain	Res	Type	RSRZ
45	C5	58	GLY	5.7
8	7E	1	MET	5.7
37	45	104	PHE	5.7
10	1A	46	ARG	5.7
36	35	110	TYR	5.7
11	2I	12	ARG	5.7
37	45	91	GLU	5.7
37	45	90	VAL	5.7
14	5A	39	LEU	5.7
9	8E	110	GLU	5.7
11	2A	127	LYS	5.7
48	J8	93	GLU	5.6
10	1I	60	ARG	5.6
21	1B	13	ILE	5.6
51	I5	44	THR	5.5
8	7E	2	LEU	5.5
26	14	2902	C	5.5
10	1A	47	PHE	5.5
14	5A	58	LYS	5.5
26	14	1093	G	5.4
52	N8	59	GLU	5.4
13	4A	4	ILE	5.4
29	29	59	VAL	5.4
16	7A	31	LYS	5.4
10	1A	65	LEU	5.4
19	AA	82	GLY	5.4
9	82	10	ARG	5.3
32	59	170	ARG	5.3
34	15	72	TYR	5.3
45	C5	59	GLY	5.3
26	1H	2476	A	5.3
32	59	85	LYS	5.3
24	1L	1	G	5.3
8	72	2	LEU	5.3
45	C5	29	GLU	5.3
19	AI	2	PRO	5.2
16	7A	29	ASP	5.2
12	3A	129	ALA	5.2
32	59	115	VAL	5.2
7	6E	84	ASN	5.2
9	8E	118	LYS	5.2
16	7A	33	ILE	5.2

Continued on next page...

Continued from previous page...

Mol	Chain	Res	Type	RSRZ
10	1I	46	ARG	5.2
14	5A	23	ARG	5.2
32	59	105	LEU	5.2
9	8E	120	ARG	5.2
9	82	115	GLY	5.2
14	5A	41	ARG	5.2
9	82	36	TYR	5.2
21	1B	18	TYR	5.1
9	82	69	GLY	5.1
10	1A	62	HIS	5.1
9	82	109	VAL	5.1
10	1I	48	THR	5.1
13	4A	102	ARG	5.1
32	59	103	LEU	5.1
2	12	133	LYS	5.1
7	62	80	VAL	5.1
47	E5	76	GLY	5.1
9	82	126	SER	5.1
32	59	132	ARG	5.1
9	8E	36	TYR	5.1
32	59	164	TYR	5.0
22	1K	85	A	5.0
12	3A	64	TYR	5.0
34	15	75	TYR	5.0
9	8E	117	HIS	5.0
9	8E	102	LEU	5.0
1	1G	84	U	5.0
31	49	139	LEU	4.9
10	1I	58	ASP	4.9
9	8E	111	ARG	4.9
1	13	1286	A	4.9
21	1F	14	TRP	4.9
9	8E	115	GLY	4.9
21	1B	10	ARG	4.9
12	3A	19	ARG	4.8
21	1F	16	GLY	4.8
16	7A	32	TYR	4.8
24	1L	82	A	4.8
40	75	104	ASN	4.8
21	1F	25	LYS	4.8
36	35	107	LYS	4.8
32	59	89	ILE	4.7

Continued on next page...

Continued from previous page...

Mol	Chain	Res	Type	RSRZ
20	BI	15	ARG	4.7
21	1F	15	ARG	4.7
16	7A	1	MET	4.7
24	1L	81	C	4.7
40	B8	104	ASN	4.7
48	J8	97	LEU	4.7
10	1A	54	PHE	4.7
21	1B	16	GLY	4.7
32	59	84	SER	4.7
7	62	79	ARG	4.7
32	59	130	ARG	4.7
47	E5	21	LEU	4.7
16	7I	22	THR	4.7
1	1G	1286	A	4.7
46	D5	155	LEU	4.6
29	29	151	TYR	4.6
51	I5	32	TYR	4.6
9	82	33	PHE	4.6
14	5A	31	ARG	4.6
7	6E	85	TYR	4.6
29	21	78	LEU	4.6
16	7I	31	LYS	4.6
21	1B	6	ARG	4.6
34	58	109	LYS	4.6
2	12	131	PRO	4.6
29	29	150	VAL	4.6
29	21	204	ALA	4.5
40	B8	1	MET	4.5
53	L5	1	MET	4.5
32	59	159	GLU	4.5
51	I5	41	PRO	4.5
52	N8	58	LEU	4.5
9	8E	109	VAL	4.5
13	4A	8	GLU	4.5
10	1I	61	GLU	4.5
34	15	84	LYS	4.5
10	1A	66	ARG	4.5
14	5A	32	SER	4.5
16	7I	30	GLY	4.5
48	J8	95	LEU	4.5
11	2A	13	GLN	4.5
9	8E	121	ARG	4.5

Continued on next page...

Continued from previous page...

Mol	Chain	Res	Type	RSRZ
10	1A	60	ARG	4.5
21	1B	5	ASP	4.5
21	1B	23	PRO	4.5
38	55	69	ASP	4.4
17	8A	32	TYR	4.4
29	21	79	ARG	4.4
31	49	116	ASP	4.4
34	15	73	THR	4.4
26	14	2112	G	4.4
20	BI	69	GLY	4.4
1	1G	85	U	4.4
9	82	71	SER	4.4
20	BI	71	THR	4.4
12	3I	20	LYS	4.4
14	5I	59	ALA	4.4
45	C5	47	LYS	4.4
45	C5	63	LYS	4.4
13	4A	101	GLN	4.4
21	1B	2	GLY	4.4
14	5A	30	ALA	4.3
8	72	83	ILE	4.3
51	I5	40	HIS	4.3
32	59	131	VAL	4.3
20	BA	70	SER	4.3
9	8E	119	ALA	4.3
9	82	14	VAL	4.3
35	25	1	MET	4.3
10	1I	66	ARG	4.3
9	82	11	LYS	4.3
10	1I	65	LEU	4.3
26	1H	2119	A	4.3
37	45	130	LYS	4.3
16	7A	27	LYS	4.3
9	82	107	ARG	4.3
21	1B	21	TYR	4.3
13	4I	102	ARG	4.3
14	5A	29	ARG	4.3
5	42	82	VAL	4.3
8	72	86	ILE	4.3
12	3I	19	ARG	4.2
21	1F	6	ARG	4.2
37	45	33	GLY	4.2

Continued on next page...

Continued from previous page...

Mol	Chain	Res	Type	RSRZ
55	3L	17	G	4.2
26	14	2476	A	4.2
37	45	68	ILE	4.2
26	14	1092	C	4.2
9	82	37	PHE	4.2
37	45	66	ILE	4.2
9	82	111	ARG	4.2
12	3A	28	LYS	4.2
10	1A	58	ASP	4.2
16	7I	68	ASP	4.2
8	72	133	LEU	4.2
51	I5	63	TYR	4.1
8	7E	4	ASP	4.1
16	7A	8	ARG	4.1
20	BI	66	ALA	4.1
25	4K	24	A	4.1
51	I5	30	GLU	4.1
47	I8	85	ALA	4.1
29	21	193	GLY	4.1
45	C5	45	VAL	4.1
21	1F	2	GLY	4.1
16	7I	28	ARG	4.1
21	1B	15	ARG	4.1
9	82	108	VAL	4.1
4	3E	137	SER	4.1
8	72	84	ARG	4.1
9	82	70	LYS	4.1
12	3A	21	LYS	4.1
16	7I	25	ARG	4.1
16	7I	9	PHE	4.1
9	82	68	GLY	4.1
10	1I	59	SER	4.1
16	7A	7	ALA	4.1
5	42	130	ASN	4.1
8	72	112	LEU	4.1
16	7A	35	LYS	4.1
33	69	4	ILE	4.1
37	45	65	PHE	4.0
7	62	83	ALA	4.0
7	6E	16	LEU	4.0
20	BI	16	HIS	4.0
8	72	89	PRO	4.0

Continued on next page...

Continued from previous page...

Mol	Chain	Res	Type	RSRZ
29	29	77	ILE	4.0
9	82	125	TYR	4.0
16	7I	33	ILE	4.0
44	B5	69	TYR	4.0
16	7A	6	LEU	4.0
26	1H	2117	A	4.0
14	5I	58	LYS	4.0
14	5A	10	ALA	4.0
48	F5	95	LEU	4.0
7	6E	154	TYR	4.0
16	7A	9	PHE	4.0
32	59	98	LEU	4.0
51	I5	31	ILE	4.0
12	3A	128	ALA	4.0
14	5I	61	TRP	4.0
7	6E	33	ASP	4.0
4	3E	209	ARG	4.0
32	59	106	THR	4.0
7	62	85	TYR	3.9
8	72	136	GLU	3.9
31	49	137	GLU	3.9
51	M8	3	GLU	3.9
20	BA	9	ASN	3.9
32	59	114	VAL	3.9
9	82	67	GLY	3.9
13	4A	5	ALA	3.9
45	C5	44	ILE	3.9
37	45	34	LEU	3.9
8	7E	3	THR	3.9
17	8I	35	VAL	3.9
10	1I	5	ARG	3.9
20	BI	8	ARG	3.9
21	1B	17	THR	3.9
34	15	85	ILE	3.9
32	59	155	SER	3.9
37	45	102	VAL	3.9
34	58	74	ARG	3.9
9	82	114	TYR	3.9
26	14	2797	U	3.9
31	49	138	GLN	3.9
12	3A	5	PRO	3.9
51	I5	45	GLY	3.9

Continued on next page...

Continued from previous page...

Mol	Chain	Res	Type	RSRZ
9	8E	106	ALA	3.9
21	1B	26	LYS	3.9
32	59	83	TYR	3.9
44	B5	68	ARG	3.9
26	14	2802	G	3.9
8	72	92	ARG	3.8
9	8E	114	TYR	3.8
9	82	12	GLU	3.8
16	7I	27	LYS	3.8
8	72	4	ASP	3.8
14	5A	37	PHE	3.8
54	M5	57	ARG	3.8
9	82	44	VAL	3.8
8	72	88	LYS	3.8
36	35	16	ARG	3.8
32	59	4	ILE	3.8
10	1I	63	PHE	3.8
36	35	35	HIS	3.8
9	8E	8	GLY	3.8
37	88	91	GLU	3.8
1	13	84	U	3.8
9	82	116	LYS	3.8
51	I5	47	GLN	3.8
40	75	99	LEU	3.8
29	29	116	VAL	3.8
54	M5	4	MET	3.8
33	69	10	GLU	3.8
14	5A	26	ARG	3.8
5	42	81	GLU	3.7
10	1A	43	ARG	3.7
20	BI	20	LEU	3.7
10	1A	49	VAL	3.7
14	5A	38	GLY	3.7
54	Q8	57	ARG	3.7
17	8A	27	PHE	3.7
5	4E	98	THR	3.7
21	1F	22	ARG	3.7
48	F5	94	LEU	3.7
29	21	205	ALA	3.7
17	8I	36	ILE	3.7
10	1A	61	GLU	3.7
31	49	133	LEU	3.7

Continued on next page...

Continued from previous page...

Mol	Chain	Res	Type	RSRZ
51	I5	5	ILE	3.7
24	1L	74	C	3.7
48	F5	93	GLU	3.7
31	41	25	TYR	3.7
8	72	5	PRO	3.7
9	8E	128	ARG	3.7
19	AA	78	ARG	3.7
33	69	35	LEU	3.7
1	13	86	U	3.7
9	82	117	HIS	3.7
8	72	93	VAL	3.7
14	5A	11	LYS	3.7
32	59	126	PRO	3.7
51	I5	55	ARG	3.7
37	45	17	LEU	3.7
16	7I	10	GLY	3.7
16	7A	26	ARG	3.7
41	C8	38	THR	3.6
20	BI	23	ARG	3.6
32	59	94	TYR	3.6
37	45	100	GLY	3.6
7	62	37	ASN	3.6
14	5A	33	VAL	3.6
9	82	112	LYS	3.6
14	5A	21	TYR	3.6
8	7E	91	ARG	3.6
16	7I	14	ASN	3.6
8	72	3	THR	3.6
33	69	36	ALA	3.6
7	62	86	GLN	3.6
8	7E	88	LYS	3.6
9	8E	122	ALA	3.6
9	8E	9	ARG	3.6
37	45	19	GLY	3.6
20	BI	21	LYS	3.6
51	I5	24	THR	3.6
8	72	91	ARG	3.6
9	8E	116	LYS	3.6
37	45	98	LYS	3.6
42	95	74	LYS	3.6
10	1I	54	PHE	3.6
7	6E	32	ARG	3.6

Continued on next page...

Continued from previous page...

Mol	Chain	Res	Type	RSRZ
8	72	111	ILE	3.6
40	75	106	SER	3.6
14	5A	56	VAL	3.6
37	45	105	GLU	3.6
2	1E	31	TYR	3.6
47	E5	22	GLY	3.6
14	5I	57	ARG	3.6
14	5A	25	VAL	3.6
32	59	167	GLU	3.6
34	15	83	LYS	3.6
5	4E	89	ILE	3.5
41	C8	35	ALA	3.5
48	J8	94	LEU	3.5
21	1B	9	ARG	3.5
1	1G	1249	C	3.5
20	BI	22	ARG	3.5
39	65	3	ARG	3.5
10	1A	63	PHE	3.5
37	45	35	VAL	3.5
36	35	14	LYS	3.5
40	B8	99	LEU	3.5
40	75	100	TYR	3.5
29	29	152	LYS	3.5
37	45	38	GLU	3.5
16	7I	59	TRP	3.5
21	1B	24	ARG	3.5
10	1I	7	LYS	3.5
20	BI	14	LYS	3.5
26	14	2167	U	3.5
16	7I	29	ASP	3.5
34	58	73	THR	3.5
47	E5	75	LEU	3.5
31	49	75	LYS	3.5
37	45	99	PRO	3.5
29	21	76	ARG	3.5
45	C5	50	ARG	3.5
40	B8	105	LEU	3.5
16	7I	18	ARG	3.5
22	1K	83	C	3.5
31	41	75	LYS	3.5
32	59	127	GLU	3.5
21	1F	17	THR	3.5

Continued on next page...

Continued from previous page...

Mol	Chain	Res	Type	RSRZ
38	55	8	ARG	3.5
39	65	20	ARG	3.5
8	72	131	GLY	3.5
16	7I	2	VAL	3.4
52	J5	60	VAL	3.4
10	1I	57	LYS	3.4
14	5A	12	ARG	3.4
8	72	9	MET	3.4
8	7E	136	GLU	3.4
14	5A	59	ALA	3.4
52	N8	57	VAL	3.4
29	21	194	GLY	3.4
20	BI	67	ALA	3.4
34	15	109	LYS	3.4
24	1L	78	C	3.4
29	29	125	GLY	3.4
16	7I	35	LYS	3.4
21	1F	24	ARG	3.4
13	4A	27	LYS	3.4
16	7I	4	ILE	3.4
16	7I	23	ASP	3.4
16	7I	20	VAL	3.4
36	35	91	PHE	3.4
43	A5	112	GLY	3.4
31	49	39	ILE	3.4
37	45	61	GLY	3.4
30	39	96	ASP	3.4
5	42	125	SER	3.4
34	15	98	VAL	3.4
10	1I	43	ARG	3.4
45	C5	46	LYS	3.4
29	29	126	PRO	3.4
16	7I	11	SER	3.4
32	59	87	LEU	3.4
37	45	69	PHE	3.4
33	69	12	LEU	3.4
9	8E	75	ASP	3.4
1	13	1031	G	3.4
38	55	5	LYS	3.4
34	15	70	LYS	3.3
24	1L	2	G	3.3
9	82	13	ALA	3.3

Continued on next page...

Continued from previous page...

Mol	Chain	Res	Type	RSRZ
8	72	58	TYR	3.3
29	29	76	ARG	3.3
7	62	16	LEU	3.3
20	BA	71	THR	3.3
31	49	157	ILE	3.3
24	3K	19	C	3.3
54	M5	40	GLU	3.3
9	82	31	GLN	3.3
7	62	78	ARG	3.3
5	4E	81	GLU	3.3
32	59	121	ILE	3.3
10	1A	44	VAL	3.3
29	29	134	ILE	3.3
33	69	38	LEU	3.3
51	I5	43	TYR	3.3
14	5A	35	ARG	3.3
17	8A	31	LEU	3.3
32	59	123	PHE	3.3
29	29	163	GLU	3.3
34	15	82	LEU	3.3
51	I5	36	CYS	3.3
37	88	104	PHE	3.3
9	82	42	ARG	3.3
31	49	155	MET	3.3
26	1H	2167	U	3.3
32	59	82	GLY	3.3
32	59	97	ARG	3.2
9	82	73	GLN	3.2
16	7A	59	TRP	3.2
21	1B	8	THR	3.2
25	4K	19[A]	A	3.2
29	29	205	ALA	3.2
54	M5	3	LYS	3.2
9	82	105	ASP	3.2
51	I5	51	ASP	3.2
4	3E	135	LEU	3.2
16	7A	64	ALA	3.2
14	5A	36	PHE	3.2
16	7I	26	ARG	3.2
20	BI	64	ASP	3.2
13	4A	100	GLY	3.2
40	75	50	ILE	3.2

Continued on next page...

Continued from previous page...

Mol	Chain	Res	Type	RSRZ
20	BA	64	ASP	3.2
51	M8	22	ILE	3.2
26	14	2146	C	3.2
48	F5	10	LYS	3.2
37	45	64	ILE	3.2
38	55	68	ARG	3.2
51	I5	29	PRO	3.2
42	95	81	TYR	3.2
3	22	206	GLU	3.2
8	72	132	GLU	3.2
29	29	195	LEU	3.2
9	8E	112	LYS	3.2
10	1I	45	ARG	3.2
9	82	79	LEU	3.2
29	29	141	ILE	3.2
26	1H	2116	G	3.2
31	49	134	GLY	3.2
1	1G	1250	A	3.2
3	2E	179	ARG	3.2
26	14	2170	A	3.2
9	8E	123	PRO	3.2
42	D8	36	PRO	3.2
3	2E	2	GLY	3.2
7	62	38	LEU	3.2
34	15	77	GLY	3.2
4	3E	139	ARG	3.2
3	22	160	ALA	3.2
20	BI	106	ALA	3.2
9	82	76	ALA	3.1
9	82	124	GLN	3.1
20	BI	87	LYS	3.1
29	29	159	HIS	3.1
34	58	83	LYS	3.1
17	8A	36	ILE	3.1
34	15	1	MET	3.1
28	19	5	LYS	3.1
31	49	182	LYS	3.1
34	15	69	GLN	3.1
41	C8	21	ALA	3.1
10	1I	71	LEU	3.1
8	7E	9	MET	3.1
37	45	22	LYS	3.1

Continued on next page...

Continued from previous page...

Mol	Chain	Res	Type	RSRZ
10	1I	50	ILE	3.1
24	1L	48	C	3.1
26	14	2111	C	3.1
55	3L	65	C	3.1
36	35	71	VAL	3.1
46	D5	168	GLU	3.1
16	7I	12	LYS	3.1
34	15	81	GLY	3.1
25	4L	12	A	3.1
11	2I	14	VAL	3.1
32	59	116	GLU	3.1
5	4E	95	ALA	3.1
41	C8	118	GLY	3.1
20	BI	76	ALA	3.1
10	1A	56	HIS	3.1
12	3A	48	PRO	3.1
36	35	13	ASN	3.1
9	8E	127	LYS	3.1
20	BI	19	SER	3.1
16	7A	28	ARG	3.1
37	45	129	THR	3.1
20	BA	41	ILE	3.1
32	59	32	GLU	3.1
31	49	175	LEU	3.1
20	BA	26	ASN	3.1
29	29	122	PHE	3.1
13	4A	64	TRP	3.0
54	M5	8	LYS	3.0
8	7E	24	THR	3.0
47	E5	74	ARG	3.0
32	59	162	ILE	3.0
33	69	20	ASP	3.0
54	M5	16	ILE	3.0
34	58	72	TYR	3.0
5	42	127	ASN	3.0
26	14	1509	C	3.0
20	BI	17	ARG	3.0
32	59	107	VAL	3.0
14	5A	17	LYS	3.0
34	58	84	LYS	3.0
47	E5	9	SER	3.0
24	1L	3	U	3.0

Continued on next page...

Continued from previous page...

Mol	Chain	Res	Type	RSRZ
14	5I	31	ARG	3.0
17	8A	24	GLU	3.0
32	59	35	VAL	3.0
48	F5	49	VAL	3.0
33	61	118	LYS	3.0
20	BI	9	ASN	3.0
21	1F	9	ARG	3.0
8	7E	58	TYR	3.0
16	7I	64	ALA	3.0
16	7I	3	LYS	3.0
42	D8	70	ILE	3.0
37	45	106	VAL	3.0
51	M8	55	ARG	3.0
8	7E	110	ALA	3.0
8	72	12	ARG	3.0
3	22	10	PHE	3.0
9	82	29	ASN	3.0
45	C5	92	ASN	3.0
54	M5	22	VAL	3.0
29	29	115	GLY	3.0
10	1I	49	VAL	3.0
16	7A	18	ARG	3.0
16	7A	25	ARG	3.0
31	49	152	LEU	3.0
33	69	5	LEU	3.0
39	65	32	LEU	3.0
13	4A	3	ARG	3.0
31	49	140	ILE	3.0
31	49	34	LEU	3.0
48	F5	62	VAL	3.0
10	1A	69	ASN	3.0
33	69	11	ASN	3.0
1	1G	1117	G	2.9
14	5A	55	GLY	2.9
16	7A	10	GLY	2.9
8	7E	85	ARG	2.9
10	1A	45	ARG	2.9
38	55	9	LYS	2.9
54	Q8	3	LYS	2.9
26	1H	887	A	2.9
50	H5	12	PRO	2.9
4	3E	21	LEU	2.9

Continued on next page...

Continued from previous page...

Mol	Chain	Res	Type	RSRZ
9	82	15	ALA	2.9
11	2A	25	TYR	2.9
29	29	142	GLY	2.9
54	M5	49	VAL	2.9
13	4I	104	ARG	2.9
16	7A	73	LEU	2.9
20	BI	24	LEU	2.9
38	55	70	LEU	2.9
1	1G	1115	C	2.9
17	8I	34	LYS	2.9
35	25	32	TYR	2.9
40	B8	112	ARG	2.9
47	E5	45	PHE	2.9
31	49	28	VAL	2.9
32	59	113	VAL	2.9
9	8E	125	TYR	2.9
45	C5	34	LYS	2.9
1	13	230	G	2.9
17	8A	33	GLY	2.9
5	4E	119	LEU	2.9
15	6I	62	GLN	2.9
20	BA	13	LEU	2.9
28	19	262	ARG	2.9
49	K8	69	ARG	2.9
16	7I	7	ALA	2.9
29	29	131	ALA	2.9
37	45	63	LYS	2.9
16	7I	66	PRO	2.9
8	7E	59	LEU	2.9
31	49	82	LEU	2.9
40	75	114	LEU	2.9
45	C5	61	ILE	2.9
20	BI	29	LYS	2.9
29	29	154	LYS	2.9
26	14	2147	G	2.9
37	45	88	GLY	2.9
2	12	135	GLN	2.9
40	B8	101	PHE	2.9
26	1H	2145	C	2.9
9	82	120	ARG	2.9
32	59	154	PRO	2.9
20	BA	68	LYS	2.9

Continued on next page...

Continued from previous page...

Mol	Chain	Res	Type	RSRZ
22	1K	82	A	2.9
26	14	2119	A	2.9
36	35	30	THR	2.9
4	3E	111	ALA	2.9
20	BI	79	ARG	2.9
37	45	80	GLU	2.9
10	1I	55	LYS	2.9
12	3I	91	LYS	2.9
13	4I	100	GLY	2.9
26	1H	2477	C	2.9
20	BI	80	ARG	2.9
32	59	157	TYR	2.9
39	65	33	LYS	2.9
10	1A	40	LEU	2.9
17	8A	22	LEU	2.9
37	45	89	ASN	2.8
26	14	2145	C	2.8
11	2I	122	LYS	2.8
8	7E	93	VAL	2.8
8	7E	84	ARG	2.8
3	2E	166	GLU	2.8
16	7I	17	TYR	2.8
16	7A	34	GLU	2.8
30	39	97	TYR	2.8
9	82	19	LEU	2.8
9	8E	65	VAL	2.8
39	A8	3	ARG	2.8
55	3L	18	G	2.8
5	4E	90	VAL	2.8
8	7E	95	VAL	2.8
8	7E	101	PRO	2.8
13	4A	97	PRO	2.8
9	8E	12	GLU	2.8
45	C5	64	GLU	2.8
16	7I	65	GLN	2.8
36	35	18	ARG	2.8
37	45	75	THR	2.8
40	B8	114	LEU	2.8
9	82	118	LYS	2.8
7	62	31	MET	2.8
31	49	23	PHE	2.8
26	1H	654(K)	C	2.8

Continued on next page...

Continued from previous page...

Mol	Chain	Res	Type	RSRZ
9	82	43	ALA	2.8
34	15	8	GLN	2.8
41	85	29	SER	2.8
34	15	74	ARG	2.8
47	I8	57	PHE	2.8
8	72	54	ASP	2.8
9	8E	42	ARG	2.8
9	8E	70	LYS	2.8
4	3E	93	PHE	2.8
8	7E	83	ILE	2.8
16	7A	36	ILE	2.8
8	72	95	VAL	2.8
13	4A	25	ILE	2.8
16	7A	19	ILE	2.8
13	4A	88	ARG	2.8
14	5I	60	SER	2.8
20	BI	25	ARG	2.8
32	51	155	SER	2.8
55	3L	66	G	2.8
29	29	114	ALA	2.8
14	5A	16	PHE	2.8
33	69	16	GLY	2.8
38	55	21	TYR	2.8
43	A5	92	ARG	2.8
28	19	203	ASN	2.8
4	32	209	ARG	2.8
20	BI	30	LYS	2.8
41	C8	22	LYS	2.8
41	C8	34	LYS	2.8
54	M5	2	PRO	2.8
39	65	4	LEU	2.7
54	M5	11	LYS	2.7
14	5I	22	THR	2.7
36	35	48	PRO	2.7
19	AI	78	ARG	2.7
20	BA	23	ARG	2.7
28	19	206	LEU	2.7
8	72	94	TYR	2.7
16	7A	51	VAL	2.7
13	4A	9	ILE	2.7
19	AA	83	HIS	2.7
20	BI	40	ALA	2.7

Continued on next page...

Continued from previous page...

Mol	Chain	Res	Type	RSRZ
31	49	142	PRO	2.7
1	1G	112	G	2.7
10	1I	11	PHE	2.7
1	13	1367	C	2.7
9	82	4	TYR	2.7
28	19	2	ALA	2.7
30	39	93	LYS	2.7
47	I8	46	LYS	2.7
4	3E	102	ASP	2.7
10	1A	48	THR	2.7
1	1G	975	A	2.7
2	1E	188	ALA	2.7
52	J5	2	ALA	2.7
20	BI	11	SER	2.7
26	14	1026	U	2.7
2	12	163	PHE	2.7
9	8E	76	ALA	2.7
9	82	77	ILE	2.7
1	13	1368	G	2.7
54	Q8	48	PHE	2.7
9	8E	7	THR	2.7
12	3A	68	ALA	2.7
16	7A	22	THR	2.7
20	BA	63	ILE	2.7
32	59	71	LEU	2.7
9	8E	66	ARG	2.7
29	29	143	ASN	2.7
31	41	160	VAL	2.7
22	1K	84	C	2.7
35	25	2	ILE	2.7
7	6E	5	ARG	2.7
52	N8	54	GLY	2.7
36	35	45	LEU	2.7
48	F5	92	LYS	2.7
7	6E	78	ARG	2.7
20	BI	85	MET	2.7
42	D8	73	SER	2.7
5	42	88	LYS	2.7
37	45	37	LEU	2.7
13	4A	26	GLY	2.7
28	19	23	GLU	2.7
34	15	108	PRO	2.7

Continued on next page...

Continued from previous page...

Mol	Chain	Res	Type	RSRZ
21	1F	18	TYR	2.6
28	19	38	LYS	2.6
39	65	37	ALA	2.7
2	12	70	PHE	2.6
9	8E	104	ARG	2.6
1	1G	1032(B)	G	2.6
54	M5	21	LYS	2.6
8	7E	89	PRO	2.6
20	BA	72	LEU	2.6
9	8E	28	VAL	2.6
9	82	35	GLU	2.6
12	3A	8	ASN	2.6
4	3E	96	LEU	2.6
4	3E	97	LEU	2.6
10	1I	6	ILE	2.6
1	13	389	A	2.6
36	35	27	HIS	2.6
11	2A	126	ARG	2.6
20	BA	80	ARG	2.6
14	5A	22	THR	2.6
20	BI	55	ILE	2.6
54	Q8	61	LEU	2.6
26	1H	1059	G	2.6
11	2A	123	LYS	2.6
37	45	72	LYS	2.6
16	7A	20	VAL	2.6
26	14	2801	A	2.6
40	B8	109	GLU	2.6
20	BA	34	LYS	2.6
20	BA	15	ARG	2.6
21	1F	23	PRO	2.6
9	8E	86	VAL	2.6
3	2E	4	LYS	2.6
9	82	113	LYS	2.6
12	3A	7	ILE	2.6
21	1F	13	ILE	2.6
40	B8	51	ARG	2.6
46	D5	69	THR	2.6
33	69	18	VAL	2.6
9	82	40	LEU	2.6
20	BA	84	LEU	2.6
3	22	193	TYR	2.6

Continued on next page...

Continued from previous page...

Mol	Chain	Res	Type	RSRZ
12	3A	32	PHE	2.6
26	14	2795	G	2.6
31	49	141	PHE	2.6
54	M5	6	THR	2.6
29	21	88	GLY	2.6
34	15	80	GLY	2.6
51	I5	50	VAL	2.6
16	7I	6	LEU	2.6
47	I8	59	LEU	2.6
1	1G	378	G	2.6
37	45	97	VAL	2.6
48	F5	28	GLY	2.6
7	62	41	ARG	2.6
48	J8	90	ILE	2.6
9	8E	124	GLN	2.6
7	6E	34	GLY	2.6
9	82	30	GLY	2.6
1	1G	876	G	2.6
46	H8	173	ALA	2.6
5	4E	122	GLU	2.6
14	5A	50	LYS	2.6
10	1I	72	VAL	2.6
11	2A	49	GLY	2.6
47	E5	77	ARG	2.6
51	I5	56	VAL	2.6
8	7E	135	CYS	2.6
20	BA	14	LYS	2.5
25	4K	15	A	2.5
25	4L	13	A	2.5
23	2L	1	C	2.5
28	19	18	VAL	2.5
28	19	16	MET	2.5
2	12	152	PHE	2.5
4	3E	110	PHE	2.5
54	M5	12	LYS	2.5
47	I8	40	GLN	2.5
9	82	17	VAL	2.5
29	21	106	GLY	2.5
25	4L	19	A	2.5
26	1H	529	A	2.5
35	68	122	LEU	2.5
1	1G	973	G	2.5

Continued on next page...

Continued from previous page...

Mol	Chain	Res	Type	RSRZ
16	7I	15	PRO	2.5
26	14	888	C	2.5
32	59	112	PRO	2.5
28	19	247	ALA	2.5
32	59	102	ALA	2.5
16	7I	37	GLY	2.5
48	J8	70	VAL	2.5
5	4E	88	LYS	2.5
32	51	171	LEU	2.5
42	D8	71	LEU	2.5
1	13	82	U	2.5
36	35	47	ASP	2.5
1	13	134	A	2.5
4	3E	76	ARG	2.5
10	1I	42	THR	2.5
17	8A	26	GLN	2.5
29	29	137	HIS	2.5
36	35	52	GLU	2.5
33	69	21	VAL	2.5
5	4E	123	LEU	2.5
29	29	155	LYS	2.5
9	8E	105	ASP	2.5
14	5I	29	ARG	2.5
26	14	2118	U	2.5
54	M5	56	GLU	2.5
24	1L	4	G	2.5
26	14	2	G	2.5
17	8A	37	LYS	2.5
36	35	108	LYS	2.5
54	Q8	2	PRO	2.5
37	45	50	ALA	2.5
45	C5	49	VAL	2.5
54	M5	60	LEU	2.5
13	4I	103	THR	2.5
10	1A	50	ILE	2.5
31	41	23	PHE	2.5
29	29	129	HIS	2.5
16	7I	42	ARG	2.5
31	49	90	LEU	2.5
35	25	33	ALA	2.5
47	E5	72	ARG	2.5
51	I5	39	CYS	2.5

Continued on next page...

Continued from previous page...

Mol	Chain	Res	Type	RSRZ
45	C5	60	PHE	2.5
10	1I	67	THR	2.5
17	8A	7	THR	2.5
9	8E	15	ALA	2.5
12	3A	14	GLY	2.5
19	AI	71	LEU	2.5
31	49	19	LEU	2.5
26	14	529	A	2.5
34	15	79	PRO	2.5
37	45	73	PRO	2.5
14	5I	32	SER	2.5
20	BA	17	ARG	2.5
26	1H	1078	U	2.5
3	2E	193	TYR	2.5
6	5E	101	ALA	2.5
9	8E	79	LEU	2.5
12	3A	69	TYR	2.5
20	BA	20	LEU	2.5
36	35	148	LEU	2.5
7	62	88	PRO	2.5
20	BI	27	LYS	2.5
20	BI	65	LYS	2.5
20	BA	27	LYS	2.5
38	55	71	GLN	2.5
26	1H	1759	A	2.5
26	14	1537	C	2.5
26	14	2477	C	2.5
29	29	140	SER	2.5
38	98	6	SER	2.5
48	F5	66	HIS	2.5
32	59	6	ARG	2.5
39	65	5	THR	2.5
41	85	43	GLY	2.5
43	A5	17	VAL	2.5
9	8E	11	LYS	2.5
37	45	93	TYR	2.5
41	85	40	PHE	2.5
5	42	89	ILE	2.5
15	6I	68	ARG	2.5
51	M8	31	ILE	2.5
20	BI	13	LEU	2.4
29	21	195	LEU	2.4

Continued on next page...

Continued from previous page...

Mol	Chain	Res	Type	RSRZ
39	A8	7	TYR	2.4
37	45	101	ARG	2.4
32	59	140	LYS	2.4
34	15	48	MET	2.4
8	72	90	GLY	2.4
13	4A	98	VAL	2.4
26	14	2168	G	2.4
29	29	10	GLY	2.4
29	21	90	THR	2.4
29	29	149	ARG	2.4
36	78	61	ARG	2.4
9	82	63	ILE	2.4
16	7I	19	ILE	2.4
8	7E	8	ASP	2.4
13	4I	96	LEU	2.4
20	BI	62	LEU	2.4
33	69	6	LEU	2.4
7	6E	4	ARG	2.4
1	13	311	C	2.4
1	13	1369	C	2.4
1	13	1287	A	2.4
1	1G	86	U	2.4
1	1G	825	G	2.4
9	8E	49	PRO	2.4
29	29	127	ASP	2.4
20	BI	83	ARG	2.4
28	19	212	SER	2.4
29	21	187	ALA	2.4
3	2E	11	ARG	2.4
8	7E	137	VAL	2.4
23	2K	1	C	2.4
37	45	125	LEU	2.4
1	1G	377	G	2.4
39	65	108	GLY	2.4
12	3A	13	LYS	2.4
14	5A	15	LYS	2.4
34	15	78	TYR	2.4
1	13	378	G	2.4
51	I5	22	ILE	2.4
4	3E	3	ARG	2.4
31	41	35	GLU	2.4
37	45	121	ALA	2.4

Continued on next page...

Continued from previous page...

Mol	Chain	Res	Type	RSRZ
8	72	59	LEU	2.4
33	69	9	LEU	2.4
34	15	116	LEU	2.4
1	1G	82	U	2.4
1	13	135	C	2.4
1	13	1354	C	2.4
47	E5	38	VAL	2.4
5	42	107	ARG	2.4
12	3A	6	THR	2.4
14	5I	30	ALA	2.4
37	45	20	ALA	2.4
13	4A	90	LEU	2.4
17	8I	31	LEU	2.4
5	42	20	GLN	2.4
55	3L	19	C	2.4
1	1G	60	A	2.4
37	45	74	TYR	2.4
16	7I	13	HIS	2.4
35	25	81	ASP	2.4
8	72	98	LYS	2.4
26	1H	1057	A	2.3
26	14	1177	A	2.3
30	39	208	GLY	2.3
31	49	115	ARG	2.3
16	7A	65	GLN	2.3
30	39	1	MET	2.3
2	12	132	LYS	2.3
35	68	66	LYS	2.3
3	22	176	HIS	2.3
4	3E	180	GLY	2.3
21	1B	11	GLY	2.3
11	2I	123	LYS	2.3
21	1B	12	LYS	2.3
14	5A	8	GLU	2.3
29	21	151	TYR	2.3
55	3L	50	U	2.3
1	13	324	G	2.3
31	49	177	GLY	2.3
45	C5	93	GLY	2.3
8	72	85	ARG	2.3
13	4A	107	ALA	2.3
7	62	36	LYS	2.3

Continued on next page...

Continued from previous page...

Mol	Chain	Res	Type	RSRZ
17	8A	4	LYS	2.3
33	69	3	VAL	2.3
51	I5	33	VAL	2.3
40	B8	2	ASN	2.3
26	14	2899	G	2.3
28	11	61	LEU	2.3
37	45	32	TYR	2.3
37	45	131	ILE	2.3
40	B8	94	ALA	2.3
42	95	91	TYR	2.3
12	3I	5	PRO	2.3
12	3A	47	LYS	2.3
15	6I	60	VAL	2.3
26	14	2117	A	2.3
28	19	238	GLY	2.3
3	2E	161	GLU	2.3
29	29	135	HIS	2.3
42	D8	81	TYR	2.3
1	13	112	G	2.3
8	7E	90	GLY	2.3
9	82	72	GLY	2.3
28	19	22	SER	2.3
34	15	76	SER	2.3
14	5A	49	HIS	2.3
37	45	60	ARG	2.3
37	45	133	ARG	2.3
46	D5	82	ARG	2.3
3	2E	201	TYR	2.3
31	49	158	ALA	2.3
33	69	37	VAL	2.3
42	D8	75	PHE	2.3
54	M5	23	VAL	2.3
8	7E	92	ARG	2.3
20	BA	25	ARG	2.3
7	6E	35	LYS	2.3
24	1L	16	C	2.3
1	1G	878	G	2.3
8	72	17	THR	2.3
8	72	134	ILE	2.3
9	82	74	ILE	2.3
16	7I	36	ILE	2.3
31	49	135	LEU	2.3

Continued on next page...

Continued from previous page...

Mol	Chain	Res	Type	RSRZ
29	21	72	VAL	2.3
37	45	92	GLY	2.3
36	35	149	GLU	2.3
11	2A	119	CYS	2.3
26	1H	1092	C	2.3
11	2A	120	ARG	2.3
20	BA	66	ALA	2.3
31	49	146	TYR	2.3
33	69	144	VAL	2.3
39	65	7	TYR	2.3
39	65	112	PHE	2.3
1	13	107	G	2.3
1	1G	111	G	2.3
14	5I	28	GLY	2.3
26	14	2114	A	2.3
31	41	164	GLU	2.3
31	49	36	LYS	2.3
12	3I	18	VAL	2.3
39	65	9	ARG	2.3
3	22	178	LEU	2.3
24	1L	32	A	2.3
40	B8	110	ILE	2.3
48	F5	90	ILE	2.3
19	AI	79	THR	2.3
36	35	57	THR	2.3
20	BI	10	LEU	2.3
28	19	37	LEU	2.3
38	98	10	LEU	2.3
20	BI	74	LYS	2.3
34	58	85	ILE	2.3
24	1L	49	A	2.3
37	45	132	VAL	2.3
1	1G	326	G	2.2
1	1G	1032(A)	G	2.2
3	22	2	GLY	2.2
21	1F	19	GLY	2.2
48	F5	72	GLU	2.2
41	C8	27	LEU	2.2
5	4E	129	ILE	2.2
5	42	80	ILE	2.2
29	29	147	PRO	2.2
37	45	39	PRO	2.2

Continued on next page...

Continued from previous page...

Mol	Chain	Res	Type	RSRZ
55	3L	16	C	2.2
4	3E	2	GLY	2.2
11	2A	118	GLY	2.2
21	1B	4	GLY	2.2
1	1G	1251	A	2.2
9	82	83	ARG	2.2
8	7E	54	ASP	2.2
40	75	98	LYS	2.2
54	M5	59	LYS	2.2
29	29	107	THR	2.2
12	3I	11	VAL	2.2
4	3E	80	GLU	2.2
36	35	55	ARG	2.2
39	A8	9	ARG	2.2
12	3I	17	LYS	2.2
26	1H	1762	A	2.2
38	98	69	ASP	2.2
34	15	9	VAL	2.2
1	1G	230	G	2.2
16	7A	38	TYR	2.2
24	1L	17	G	2.2
26	1H	654(I)	C	2.2
42	95	73	SER	2.2
28	19	205	VAL	2.2
9	82	121	ARG	2.2
17	8A	38	ARG	2.2
19	AI	61	TYR	2.2
25	4L	23	A	2.2
34	15	100	GLU	2.2
41	85	2	PRO	2.2
10	1A	71	LEU	2.2
1	13	306	G	2.2
41	C8	29	SER	2.2
3	2E	164	ARG	2.2
8	7E	134	ILE	2.2
41	C8	28	ARG	2.2
46	D5	79	ARG	2.2
51	M8	5	ILE	2.2
54	Q8	58	ILE	2.2
8	72	130	GLY	2.2
29	29	145	LYS	2.2
34	15	104	LYS	2.2

Continued on next page...

Continued from previous page...

Mol	Chain	Res	Type	RSRZ
37	45	71	ASP	2.2
47	E5	24	LYS	2.2
49	K8	13	ALA	2.2
21	1F	10	ARG	2.2
41	C8	37	GLU	2.2
10	1I	73	ASP	2.2
45	C5	66	PRO	2.2
39	A8	4	LEU	2.2
40	75	6	LEU	2.2
1	13	1531	A	2.2
4	32	86	LYS	2.2
12	3A	23	LYS	2.2
31	49	136	ARG	2.2
48	J8	60	PHE	2.2
28	19	55	GLY	2.2
51	I5	53	GLU	2.2
1	13	1366	C	2.2
11	2I	120	ARG	2.2
30	39	44	ARG	2.2
33	69	2	LYS	2.2
16	7I	48	TRP	2.2
11	2I	25	TYR	2.2
31	49	12	TYR	2.2
32	59	134	SER	2.2
26	14	1084	A	2.2
28	19	147	LEU	2.2
28	19	211	ARG	2.2
42	95	83	ARG	2.2
46	D5	80	ARG	2.2
10	1A	67	THR	2.2
16	7A	37	GLY	2.2
5	42	126	ARG	2.2
28	11	262	ARG	2.2
37	45	10	ARG	2.2
45	G8	33	LYS	2.2
1	1G	965	A	2.2
29	21	192	ASN	2.2
36	35	105	LEU	2.2
48	J8	69	LYS	2.2
32	59	165	ALA	2.2
46	D5	51	ALA	2.2
26	14	3	U	2.2

Continued on next page...

Continued from previous page...

Mol	Chain	Res	Type	RSRZ
55	3L	64	U	2.2
1	1G	1368	G	2.2
2	1E	195	ASP	2.2
32	59	55	PRO	2.2
7	62	42	ILE	2.2
7	62	32	ARG	2.2
20	BI	75	ASN	2.2
20	BI	101	GLY	2.2
26	1H	2799	A	2.2
29	29	139	GLY	2.2
52	N8	55	ARG	2.2
4	3E	207	TYR	2.1
8	7E	133	LEU	2.1
54	Q8	50	LEU	2.1
28	19	15	PHE	2.1
29	21	51	PHE	2.1
1	1G	323	U	2.1
13	4A	60	VAL	2.1
29	21	91	VAL	2.1
26	14	2116	G	2.1
41	C8	39	LEU	2.1
1	1G	311	C	2.1
5	4E	80	ILE	2.1
8	72	101	PRO	2.1
8	72	102	ARG	2.1
46	D5	81	ARG	2.1
55	3L	20	C	2.1
37	45	7	MET	2.1
4	3E	202	LEU	2.1
5	42	12	LEU	2.1
7	62	2	ALA	2.1
13	4A	105	THR	2.1
29	29	160	TYR	2.1
26	14	10	G	2.1
29	29	136	ARG	2.1
28	19	246	PRO	2.1
1	13	754	C	2.1
33	61	20	ASP	2.1
49	G5	60	LEU	2.1
28	19	4	LYS	2.1
42	95	75	PHE	2.1
49	K8	66	GLU	2.1

Continued on next page...

Continued from previous page...

Mol	Chain	Res	Type	RSRZ
19	AA	80	TYR	2.1
38	98	47	PHE	2.1
54	M5	29	LYS	2.1
4	3E	15	GLU	2.1
5	42	105	VAL	2.1
54	M5	54	GLU	2.1
8	7E	119	LEU	2.1
20	BI	34	LYS	2.1
32	59	153	LYS	2.1
40	75	101	PHE	2.1
26	1H	2319	G	2.1
1	1G	879	C	2.1
2	1E	54	THR	2.1
3	2E	14	ILE	2.1
31	49	88	ILE	2.1
4	32	73	ARG	2.1
20	BA	10	LEU	2.1
34	58	81	GLY	2.1
37	45	76	LYS	2.1
34	15	44	PRO	2.1
48	F5	60	PHE	2.1
48	F5	71	TYR	2.1
51	I5	26	SER	2.1
37	45	40	ALA	2.1
42	D8	77	ALA	2.1
43	A5	94	ASP	2.1
8	72	26	VAL	2.1
29	21	75	VAL	2.1
32	59	92	ILE	2.1
6	5E	92	LYS	2.1
1	1G	1397	C	2.1
8	72	107	LEU	2.1
40	B8	98	LYS	2.1
41	C8	43	GLY	2.1
47	E5	69	PHE	2.1
4	3E	134	ASP	2.1
11	2A	21	ILE	2.1
31	49	160	VAL	2.1
5	4E	91	LEU	2.1
32	59	95	ARG	2.1
24	1L	54	C	2.1
26	1H	1630	G	2.1

Continued on next page...

Continued from previous page...

Mol	Chain	Res	Type	RSRZ
30	39	92	PRO	2.1
39	65	91	PRO	2.1
16	7I	24	ALA	2.1
28	11	247	ALA	2.1
45	G8	86	ARG	2.1
4	32	120	LEU	2.1
15	6A	57	LEU	2.1
46	D5	151	HIS	2.1
47	E5	42	GLY	2.1
47	E5	71	ASP	2.1
34	15	51	PHE	2.1
14	5A	57	ARG	2.1
16	7I	34	GLU	2.1
20	BI	38	LYS	2.1
28	19	19	ALA	2.1
28	19	217	ARG	2.1
39	A8	43	GLU	2.1
40	75	112	ARG	2.1
1	13	1352	C	2.1
20	BI	41	ILE	2.1
1	1G	1370	G	2.1
2	1E	138	LEU	2.1
8	72	10	LEU	2.1
16	7I	49	LEU	2.1
17	8I	33	GLY	2.1
28	19	177	LEU	2.1
41	85	56	ASP	2.1
17	8I	27	PHE	2.1
29	29	156	MET	2.1
13	4A	103	THR	2.1
31	41	33	ARG	2.1
34	15	10	GLU	2.1
34	15	115	ARG	2.1
39	65	97	ARG	2.1
5	4E	128	PRO	2.1
1	13	1349	A	2.1
37	45	79	LEU	2.1
22	1K	33	C	2.1
13	4A	99	ARG	2.0
29	21	199	ARG	2.0
47	E5	39	ARG	2.0
4	3E	203	VAL	2.0

Continued on next page...

Continued from previous page...

Mol	Chain	Res	Type	RSRZ
9	82	28	VAL	2.0
26	14	958	U	2.0
29	29	138	PRO	2.0
45	G8	92	ASN	2.0
34	58	82	LEU	2.0
54	Q8	53	PRO	2.0
1	1G	134	A	2.0
42	95	76	LYS	2.0
4	32	49	ARG	2.0
1	13	110	C	2.0
52	J5	59	GLU	2.0
3	22	207	VAL	2.0
5	42	86	ALA	2.0
13	4A	87	TYR	2.0
17	8I	32	TYR	2.0
37	45	36	ALA	2.0
9	82	123	PRO	2.0
20	BI	63	ILE	2.0
32	59	33	LEU	2.0
51	I5	11	PRO	2.0
1	1G	1033	G	2.0
9	8E	10	ARG	2.0
9	8E	37	PHE	2.0
5	42	31	LEU	2.0
10	1I	40	LEU	2.0
20	BI	28	ALA	2.0
34	15	46	VAL	2.0
37	45	53	ALA	2.0
46	D5	57	ILE	2.0
36	35	51	PHE	2.0
24	3K	52	G	2.0
26	1H	1758	G	2.0
19	AA	70	LYS	2.0
29	21	69	LYS	2.0
11	2A	54	ARG	2.0
23	2K	77	A	2.0
26	14	2169	A	2.0
36	35	118	GLY	2.0
37	45	67	ARG	2.0
1	13	136	C	2.0
39	A8	12	PHE	2.0
20	BA	74	LYS	2.0

Continued on next page...

Continued from previous page...

Mol	Chain	Res	Type	RSRZ
31	49	111	LEU	2.0
35	68	81	ASP	2.0
36	35	29	LYS	2.0
37	45	77	LYS	2.0
7	62	104	LEU	2.0
41	C8	24	TYR	2.0
1	13	1032(A)	G	2.0
26	14	764	A	2.0
9	82	38	GLN	2.0
26	1H	1383	C	2.0
29	21	55	ASN	2.0
31	41	74	LYS	2.0
36	35	32	THR	2.0
33	69	17	GLN	2.0
46	D5	96	VAL	2.0

6.2 Non-standard residues in protein, DNA, RNA chains ⓘ

In the following table, the Atoms column lists the number of modelled atoms in the group and the number defined in the chemical component dictionary. The B-factors column lists the minimum, median, 95th percentile and maximum values of B factors of atoms in the group. The column labelled 'Q<0.9' lists the number of atoms with occupancy less than 0.9.

Mol	Type	Chain	Res	Atoms	RSCC	RSR	B-factors(Å ²)	Q<0.9
23	OMC	2L	33	21/22	0.91	0.22	86,95,99,102	0
23	PSU	2L	56	20/21	0.91	0.10	101,108,114,119	0
23	4SU	2L	8	20/21	0.91	0.14	99,106,113,117	0
22	5MU	1K	63	21/22	0.92	0.16	106,124,138,141	0
22	PSU	1K	64	20/21	0.92	0.14	106,129,138,140	0
24	PSU	1L	40	20/21	0.92	0.26	99,116,121,124	0
55	PSU	3L	40	20/21	0.93	0.24	110,117,123,123	0
55	MIA	3L	38	29/30	0.93	0.26	102,116,135,141	0
22	QUO	1K	35	32/33	0.94	0.37	67,86,101,111	0
23	4SU	2K	8	20/21	0.94	0.16	83,89,99,107	0
22	PSU	1K	40	20/21	0.95	0.15	78,96,104,105	0
24	PSU	3K	40	20/21	0.95	0.12	106,113,117,119	0
23	5MU	2K	55	21/22	0.95	0.14	88,99,104,112	0
22	MIA	1K	38	29/30	0.95	0.29	67,84,98,112	0
23	PSU	2K	56	20/21	0.95	0.12	93,98,101,113	0
23	5MU	2L	55	21/22	0.95	0.11	101,110,116,118	0
23	OMC	2K	33	21/22	0.98	0.26	70,74,82,85	0

6.3 Carbohydrates ⓘ

There are no carbohydrates in this entry.

6.4 Ligands ⓘ

In the following table, the Atoms column lists the number of modelled atoms in the group and the number defined in the chemical component dictionary. The B-factors column lists the minimum, median, 95th percentile and maximum values of B factors of atoms in the group. The column labelled 'Q< 0.9' lists the number of atoms with occupancy less than 0.9.

Mol	Type	Chain	Res	Atoms	RSCC	RSR	B-factors(Å ²)	Q<0.9
58	ZN	G8	201	1/1	0.23	0.14	178,178,178,178	0
56	MG	25	201	1/1	0.43	0.38	107,107,107,107	0
56	MG	14	3261	1/1	0.44	0.38	93,93,93,93	0
56	MG	1G	1641	1/1	0.49	0.26	73,73,73,73	0
56	MG	14	3182	1/1	0.49	0.24	72,72,72,72	0
56	MG	1H	3223	1/1	0.51	0.58	102,102,102,102	0
56	MG	14	3289	1/1	0.53	0.28	79,79,79,79	0
56	MG	2L	102	1/1	0.54	0.22	79,79,79,79	0
56	MG	14	3254	1/1	0.54	0.27	102,102,102,102	0
58	ZN	C5	202	1/1	0.57	0.14	192,192,192,192	0
56	MG	1G	1684	1/1	0.58	0.12	122,122,122,122	0
56	MG	13	1685	1/1	0.59	0.22	91,91,91,91	0
56	MG	13	1647	1/1	0.59	0.21	77,77,77,77	0
56	MG	13	1743	1/1	0.61	0.36	102,102,102,102	0
56	MG	13	1617	1/1	0.62	0.26	86,86,86,86	0
56	MG	1H	3416	1/1	0.62	0.12	77,77,77,77	0
56	MG	14	3148	1/1	0.62	0.22	82,82,82,82	0
56	MG	14	3118	1/1	0.63	0.42	86,86,86,86	0
56	MG	1H	3239	1/1	0.63	0.22	72,72,72,72	0
56	MG	1G	1646	1/1	0.63	0.23	79,79,79,79	0
56	MG	1H	3275	1/1	0.64	0.44	75,75,75,75	0
56	MG	1H	3300	1/1	0.64	0.31	77,77,77,77	0
56	MG	1H	3185	1/1	0.64	0.19	71,71,71,71	0
56	MG	14	3151	1/1	0.64	0.23	72,72,72,72	0
56	MG	1H	3274	1/1	0.65	0.47	80,80,80,80	0
56	MG	13	1715	1/1	0.65	0.14	83,83,83,83	0
56	MG	14	3144	1/1	0.65	0.39	79,79,79,79	0
56	MG	14	3199	1/1	0.66	0.20	69,69,69,69	0
56	MG	14	3265	1/1	0.66	0.34	121,121,121,121	0
56	MG	14	3180	1/1	0.66	0.18	71,71,71,71	0
56	MG	14	3249	1/1	0.66	0.19	77,77,77,77	0
56	MG	1H	3451	1/1	0.66	0.13	46,46,46,46	0

Continued on next page...

Continued from previous page...

Mol	Type	Chain	Res	Atoms	RSCC	RSR	B-factors(\AA^2)	Q<0.9
56	MG	1H	3467	1/1	0.67	0.09	75,75,75,75	0
56	MG	1H	3178	1/1	0.67	0.27	63,63,63,63	0
56	MG	14	3293	1/1	0.67	0.48	88,88,88,88	0
56	MG	1H	3319	1/1	0.68	0.56	92,92,92,92	0
56	MG	13	1623	1/1	0.68	0.44	94,94,94,94	0
56	MG	13	1688	1/1	0.68	0.26	77,77,77,77	0
56	MG	1H	3295	1/1	0.69	0.17	76,76,76,76	0
56	MG	14	3139	1/1	0.69	0.20	81,81,81,81	0
56	MG	1H	3326	1/1	0.69	0.55	96,96,96,96	0
56	MG	1H	3030	1/1	0.69	0.34	81,81,81,81	0
56	MG	1H	3273	1/1	0.70	0.41	87,87,87,87	0
56	MG	13	1673	1/1	0.70	0.23	73,73,73,73	0
56	MG	14	3260	1/1	0.70	0.27	85,85,85,85	0
56	MG	1H	3098	1/1	0.70	0.20	87,87,87,87	0
56	MG	1H	3248	1/1	0.70	0.32	80,80,80,80	0
56	MG	1H	3330	1/1	0.71	0.21	67,67,67,67	0
56	MG	1H	3144	1/1	0.71	0.27	66,66,66,66	0
56	MG	1H	3228	1/1	0.71	0.42	74,74,74,74	0
56	MG	14	3132	1/1	0.71	0.30	86,86,86,86	0
56	MG	1H	3201	1/1	0.71	0.20	59,59,59,59	0
56	MG	14	3377	1/1	0.71	0.12	96,96,96,96	0
56	MG	1G	1667	1/1	0.71	0.25	80,80,80,80	0
56	MG	1H	3282	1/1	0.71	0.40	83,83,83,83	0
56	MG	14	3282	1/1	0.72	0.32	86,86,86,86	0
56	MG	16	203	1/1	0.72	0.17	68,68,68,68	0
56	MG	1H	3207	1/1	0.72	0.21	73,73,73,73	0
56	MG	2K	102	1/1	0.72	0.23	83,83,83,83	0
56	MG	1H	3339	1/1	0.72	0.30	88,88,88,88	0
56	MG	1H	3459	1/1	0.72	0.08	77,77,77,77	0
56	MG	14	3167	1/1	0.73	0.14	59,59,59,59	0
56	MG	1H	3171	1/1	0.73	0.14	79,79,79,79	0
56	MG	14	3264	1/1	0.73	0.28	67,67,67,67	0
56	MG	14	3286	1/1	0.73	0.23	78,78,78,78	0
56	MG	1H	3349	1/1	0.73	0.35	85,85,85,85	0
56	MG	14	3169	1/1	0.73	0.14	77,77,77,77	0
56	MG	1H	3299	1/1	0.74	0.38	82,82,82,82	0
56	MG	1G	1620	1/1	0.74	0.34	78,78,78,78	0
56	MG	14	3094	1/1	0.74	0.18	69,69,69,69	0
56	MG	14	3158	1/1	0.74	0.41	67,67,67,67	0
56	MG	13	1741	1/1	0.74	0.09	110,110,110,110	0
56	MG	14	3226	1/1	0.74	0.18	82,82,82,82	0
56	MG	13	1658	1/1	0.74	0.24	70,70,70,70	0

Continued on next page...

Continued from previous page...

Mol	Type	Chain	Res	Atoms	RSCC	RSR	B-factors(\AA^2)	Q<0.9
56	MG	1H	3076	1/1	0.74	0.41	75,75,75,75	0
56	MG	1H	3217	1/1	0.74	0.46	93,93,93,93	0
56	MG	1H	3243	1/1	0.74	0.23	69,69,69,69	0
56	MG	1H	3386	1/1	0.75	0.12	53,53,53,53	0
56	MG	13	1720	1/1	0.75	0.11	62,62,62,62	0
56	MG	31	301	1/1	0.75	0.10	56,56,56,56	0
56	MG	14	3149	1/1	0.75	0.33	84,84,84,84	0
56	MG	14	3290	1/1	0.75	0.22	82,82,82,82	0
56	MG	1H	3205	1/1	0.76	0.36	62,62,62,62	0
56	MG	14	3217	1/1	0.76	0.28	68,68,68,68	0
56	MG	14	3250	1/1	0.76	0.22	74,74,74,74	0
56	MG	1H	3314	1/1	0.76	0.37	90,90,90,90	0
56	MG	13	1687	1/1	0.76	0.21	70,70,70,70	0
56	MG	1H	3311	1/1	0.76	0.27	78,78,78,78	0
56	MG	1H	3163	1/1	0.76	0.34	87,87,87,87	0
56	MG	13	1616	1/1	0.76	0.37	93,93,93,93	0
56	MG	1H	3293	1/1	0.76	0.46	90,90,90,90	0
56	MG	1H	3366	1/1	0.76	0.40	74,74,74,74	0
56	MG	1H	3264	1/1	0.77	0.22	58,58,58,58	0
56	MG	1H	3305	1/1	0.77	0.29	75,75,75,75	0
56	MG	39	301	1/1	0.77	0.23	71,71,71,71	0
56	MG	1H	3453	1/1	0.77	0.12	76,76,76,76	0
56	MG	14	3298	1/1	0.77	0.40	103,103,103,103	0
56	MG	1H	3222	1/1	0.77	0.36	80,80,80,80	0
56	MG	14	3305	1/1	0.77	0.17	79,79,79,79	0
56	MG	14	3275	1/1	0.77	0.27	60,60,60,60	0
56	MG	1H	3101	1/1	0.77	0.43	62,62,62,62	0
56	MG	14	3284	1/1	0.77	0.11	88,88,88,88	0
56	MG	14	3190	1/1	0.77	0.26	85,85,85,85	0
56	MG	13	1697	1/1	0.77	0.15	82,82,82,82	0
56	MG	1H	3328	1/1	0.77	0.47	91,91,91,91	0
56	MG	1H	3298	1/1	0.77	0.29	79,79,79,79	0
56	MG	1H	3332	1/1	0.78	0.47	88,88,88,88	0
56	MG	1H	3250	1/1	0.78	0.16	68,68,68,68	0
56	MG	14	3077	1/1	0.78	0.30	68,68,68,68	0
56	MG	14	3267	1/1	0.78	0.22	81,81,81,81	0
56	MG	13	1692	1/1	0.78	0.17	79,79,79,79	0
56	MG	13	1707	1/1	0.78	0.25	96,96,96,96	0
56	MG	13	1696	1/1	0.78	0.26	116,116,116,116	0
56	MG	1G	1665	1/1	0.78	0.13	94,94,94,94	0
56	MG	1H	3322	1/1	0.79	0.36	80,80,80,80	0
56	MG	1H	3461	1/1	0.79	0.09	108,108,108,108	0

Continued on next page...

Continued from previous page...

Mol	Type	Chain	Res	Atoms	RSCC	RSR	B-factors(\AA^2)	Q<0.9
56	MG	1H	3211	1/1	0.79	0.43	64,64,64,64	0
56	MG	14	3218	1/1	0.79	0.19	77,77,77,77	0
56	MG	14	3365	1/1	0.79	0.07	85,85,85,85	0
56	MG	1H	3341	1/1	0.79	0.33	67,67,67,67	0
56	MG	1H	3477	1/1	0.79	0.06	106,106,106,106	0
56	MG	1H	3368	1/1	0.79	0.27	74,74,74,74	0
56	MG	14	3302	1/1	0.79	0.15	72,72,72,72	0
56	MG	1H	3431	1/1	0.79	0.21	99,99,99,99	0
56	MG	14	3283	1/1	0.79	0.12	102,102,102,102	0
56	MG	1G	1648	1/1	0.79	0.43	121,121,121,121	0
56	MG	1H	3233	1/1	0.79	0.21	53,53,53,53	0
56	MG	1H	3393	1/1	0.79	0.10	65,65,65,65	0
56	MG	13	1649	1/1	0.79	0.21	85,85,85,85	0
56	MG	14	3153	1/1	0.80	0.17	94,94,94,94	0
56	MG	1H	3203	1/1	0.80	0.40	80,80,80,80	0
56	MG	14	3117	1/1	0.80	0.34	76,76,76,76	0
56	MG	1H	3358	1/1	0.80	0.25	80,80,80,80	0
56	MG	14	3280	1/1	0.80	0.43	87,87,87,87	0
56	MG	1H	3421	1/1	0.80	0.07	57,57,57,57	0
56	MG	1H	3342	1/1	0.80	0.30	98,98,98,98	0
56	MG	1H	3323	1/1	0.80	0.50	82,82,82,82	0
56	MG	14	3170	1/1	0.80	0.31	79,79,79,79	0
56	MG	13	1663	1/1	0.80	0.12	88,88,88,88	0
56	MG	1H	3238	1/1	0.80	0.21	54,54,54,54	0
56	MG	14	3287	1/1	0.80	0.20	79,79,79,79	0
56	MG	1H	3409	1/1	0.80	0.20	53,53,53,53	0
56	MG	14	3096	1/1	0.80	0.19	78,78,78,78	0
56	MG	1H	3462	1/1	0.80	0.06	92,92,92,92	0
56	MG	1G	1622	1/1	0.80	0.16	72,72,72,72	0
56	MG	1H	3068	1/1	0.80	0.29	67,67,67,67	0
56	MG	1H	3313	1/1	0.81	0.21	65,65,65,65	0
56	MG	13	1670	1/1	0.81	0.13	78,78,78,78	0
56	MG	1H	3240	1/1	0.81	0.18	73,73,73,73	0
56	MG	14	3216	1/1	0.81	0.17	83,83,83,83	0
56	MG	13	1710	1/1	0.81	0.12	128,128,128,128	0
56	MG	13	1662	1/1	0.81	0.30	73,73,73,73	0
56	MG	3E	301	1/1	0.81	0.11	112,112,112,112	0
56	MG	14	3091	1/1	0.81	0.22	84,84,84,84	0
56	MG	14	3122	1/1	0.81	0.14	68,68,68,68	0
56	MG	13	1708	1/1	0.81	0.22	85,85,85,85	0
56	MG	1G	1650	1/1	0.81	0.40	87,87,87,87	0
56	MG	C5	201	1/1	0.81	0.28	104,104,104,104	0

Continued on next page...

Continued from previous page...

Mol	Type	Chain	Res	Atoms	RSCC	RSR	B-factors(\AA^2)	Q<0.9
56	MG	13	1637	1/1	0.81	0.24	61,61,61,61	0
56	MG	1H	3146	1/1	0.81	0.24	75,75,75,75	0
56	MG	1G	1675	1/1	0.81	0.08	110,110,110,110	0
56	MG	14	3135	1/1	0.81	0.10	78,78,78,78	0
56	MG	14	3020	1/1	0.81	0.15	68,68,68,68	0
56	MG	14	3369	1/1	0.81	0.12	97,97,97,97	0
56	MG	14	3137	1/1	0.81	0.34	69,69,69,69	0
56	MG	14	3133	1/1	0.81	0.19	86,86,86,86	0
56	MG	1H	3139	1/1	0.81	0.17	66,66,66,66	0
56	MG	14	3127	1/1	0.81	0.17	64,64,64,64	0
56	MG	P8	101	1/1	0.81	0.29	68,68,68,68	0
56	MG	14	3342	1/1	0.81	0.13	74,74,74,74	0
56	MG	13	1701	1/1	0.81	0.12	80,80,80,80	0
56	MG	1G	1623	1/1	0.81	0.22	73,73,73,73	0
56	MG	14	3171	1/1	0.81	0.24	80,80,80,80	0
56	MG	14	3272	1/1	0.82	0.35	82,82,82,82	0
56	MG	1H	3281	1/1	0.82	0.37	74,74,74,74	0
56	MG	1H	3170	1/1	0.82	0.22	61,61,61,61	0
56	MG	1H	3290	1/1	0.82	0.41	84,84,84,84	0
56	MG	1H	3067	1/1	0.82	0.25	49,49,49,49	0
56	MG	14	3332	1/1	0.82	0.17	73,73,73,73	0
56	MG	13	1679	1/1	0.82	0.28	77,77,77,77	0
56	MG	1H	3288	1/1	0.82	0.13	54,54,54,54	0
56	MG	14	3378	1/1	0.82	0.10	79,79,79,79	0
56	MG	13	1703	1/1	0.82	0.20	89,89,89,89	0
56	MG	14	3033	1/1	0.82	0.17	64,64,64,64	0
56	MG	1H	3321	1/1	0.82	0.42	86,86,86,86	0
56	MG	14	3303	1/1	0.82	0.15	101,101,101,101	0
56	MG	1H	3259	1/1	0.83	0.20	81,81,81,81	0
56	MG	14	3189	1/1	0.83	0.16	60,60,60,60	0
56	MG	14	3121	1/1	0.83	0.17	58,58,58,58	0
56	MG	1H	3338	1/1	0.83	0.23	60,60,60,60	0
56	MG	16	207	1/1	0.83	0.28	71,71,71,71	0
56	MG	14	3161	1/1	0.83	0.24	86,86,86,86	0
56	MG	14	3214	1/1	0.83	0.17	65,65,65,65	0
56	MG	1H	3249	1/1	0.83	0.26	85,85,85,85	0
56	MG	1G	1652	1/1	0.83	0.30	74,74,74,74	0
56	MG	1H	3172	1/1	0.83	0.40	84,84,84,84	0
56	MG	1H	3202	1/1	0.83	0.17	66,66,66,66	0
56	MG	1G	1670	1/1	0.83	0.20	77,77,77,77	0
56	MG	1H	3168	1/1	0.83	0.44	79,79,79,79	0
56	MG	1H	3138	1/1	0.83	0.35	66,66,66,66	0

Continued on next page...

Continued from previous page...

Mol	Type	Chain	Res	Atoms	RSCC	RSR	B-factors(\AA^2)	Q<0.9
56	MG	1H	3053	1/1	0.83	0.36	72,72,72,72	0
56	MG	1H	3129	1/1	0.83	0.20	68,68,68,68	0
56	MG	1G	1656	1/1	0.83	0.28	72,72,72,72	0
56	MG	13	1704	1/1	0.83	0.20	80,80,80,80	0
56	MG	1G	1642	1/1	0.83	0.34	81,81,81,81	0
56	MG	1H	3331	1/1	0.83	0.23	76,76,76,76	0
56	MG	1H	3334	1/1	0.84	0.23	60,60,60,60	0
56	MG	1H	3057	1/1	0.84	0.36	57,57,57,57	0
56	MG	1H	3280	1/1	0.84	0.20	59,59,59,59	0
56	MG	16	205	1/1	0.84	0.30	77,77,77,77	0
56	MG	1G	1654	1/1	0.84	0.42	101,101,101,101	0
56	MG	14	3195	1/1	0.84	0.25	65,65,65,65	0
56	MG	1H	3197	1/1	0.84	0.29	66,66,66,66	0
56	MG	14	3159	1/1	0.84	0.22	73,73,73,73	0
56	MG	14	3142	1/1	0.84	0.21	59,59,59,59	0
56	MG	1H	3221	1/1	0.84	0.24	80,80,80,80	0
56	MG	1H	3271	1/1	0.84	0.30	65,65,65,65	0
56	MG	14	3104	1/1	0.84	0.28	84,84,84,84	0
56	MG	1H	3125	1/1	0.84	0.20	49,49,49,49	0
56	MG	1H	3359	1/1	0.84	0.53	84,84,84,84	0
56	MG	1G	1659	1/1	0.84	0.20	93,93,93,93	0
56	MG	1H	3209	1/1	0.84	0.31	77,77,77,77	0
56	MG	14	3173	1/1	0.84	0.16	62,62,62,62	0
56	MG	1G	1636	1/1	0.84	0.16	84,84,84,84	0
56	MG	1G	1664	1/1	0.84	0.42	102,102,102,102	0
56	MG	14	3285	1/1	0.85	0.40	74,74,74,74	0
56	MG	14	3145	1/1	0.85	0.16	81,81,81,81	0
56	MG	2L	103	1/1	0.85	0.23	89,89,89,89	0
56	MG	14	3220	1/1	0.85	0.22	82,82,82,82	0
56	MG	1H	3153	1/1	0.85	0.33	64,64,64,64	0
56	MG	1G	1609	1/1	0.85	0.35	81,81,81,81	0
56	MG	1H	3435	1/1	0.85	0.05	90,90,90,90	0
56	MG	14	3136	1/1	0.85	0.28	73,73,73,73	0
56	MG	14	3268	1/1	0.85	0.19	57,57,57,57	0
56	MG	1H	3177	1/1	0.85	0.30	55,55,55,55	0
56	MG	1H	3312	1/1	0.85	0.47	78,78,78,78	0
56	MG	1H	3316	1/1	0.85	0.15	74,74,74,74	0
56	MG	1H	3128	1/1	0.85	0.28	57,57,57,57	0
56	MG	13	1728	1/1	0.85	0.11	85,85,85,85	0
56	MG	14	3115	1/1	0.85	0.36	88,88,88,88	0
56	MG	14	3154	1/1	0.85	0.12	82,82,82,82	0
56	MG	1H	3117	1/1	0.85	0.31	80,80,80,80	0

Continued on next page...

Continued from previous page...

Mol	Type	Chain	Res	Atoms	RSCC	RSR	B-factors(\AA^2)	Q<0.9
56	MG	14	3069	1/1	0.85	0.27	78,78,78,78	0
56	MG	1H	3077	1/1	0.85	0.23	73,73,73,73	0
56	MG	14	3223	1/1	0.85	0.24	62,62,62,62	0
56	MG	1H	3194	1/1	0.86	0.24	62,62,62,62	0
56	MG	13	1686	1/1	0.86	0.18	69,69,69,69	0
56	MG	13	1643	1/1	0.86	0.35	80,80,80,80	0
56	MG	1G	1668	1/1	0.86	0.26	82,82,82,82	0
56	MG	14	3130	1/1	0.86	0.26	71,71,71,71	0
56	MG	14	3389	1/1	0.86	0.18	97,97,97,97	0
56	MG	1G	1643	1/1	0.86	0.37	88,88,88,88	0
56	MG	14	3110	1/1	0.86	0.19	64,64,64,64	0
56	MG	14	3129	1/1	0.86	0.24	63,63,63,63	0
56	MG	3I	201	1/1	0.86	0.07	58,58,58,58	0
56	MG	14	3258	1/1	0.86	0.14	73,73,73,73	0
56	MG	1H	3276	1/1	0.86	0.34	55,55,55,55	0
56	MG	13	1628	1/1	0.86	0.13	48,48,48,48	0
56	MG	13	1733	1/1	0.86	0.06	73,73,73,73	0
56	MG	1H	3263	1/1	0.86	0.32	76,76,76,76	0
56	MG	1H	3199	1/1	0.86	0.31	57,57,57,57	0
56	MG	16	208	1/1	0.86	0.33	66,66,66,66	0
56	MG	1H	3269	1/1	0.86	0.36	62,62,62,62	0
56	MG	13	1644	1/1	0.86	0.34	76,76,76,76	0
56	MG	14	3292	1/1	0.86	0.24	82,82,82,82	0
56	MG	85	201	1/1	0.86	0.22	69,69,69,69	0
56	MG	14	3372	1/1	0.86	0.22	84,84,84,84	0
56	MG	1H	3156	1/1	0.86	0.11	54,54,54,54	0
56	MG	14	3042	1/1	0.86	0.16	72,72,72,72	0
56	MG	13	1730	1/1	0.86	0.11	86,86,86,86	0
56	MG	13	1716	1/1	0.86	0.14	92,92,92,92	0
56	MG	13	1711	1/1	0.86	0.21	79,79,79,79	0
56	MG	1H	3438	1/1	0.86	0.12	54,54,54,54	0
56	MG	13	1698	1/1	0.87	0.15	74,74,74,74	0
56	MG	1H	3213	1/1	0.87	0.32	77,77,77,77	0
56	MG	1H	3475	1/1	0.87	0.10	79,79,79,79	0
56	MG	1H	3150	1/1	0.87	0.20	59,59,59,59	0
56	MG	1G	1669	1/1	0.87	0.20	88,88,88,88	0
56	MG	11	302	1/1	0.87	0.19	42,42,42,42	0
56	MG	14	3276	1/1	0.87	0.15	76,76,76,76	0
56	MG	13	1668	1/1	0.87	0.22	76,76,76,76	0
56	MG	1H	3029	1/1	0.87	0.29	73,73,73,73	0
56	MG	1H	3078	1/1	0.87	0.14	63,63,63,63	0
56	MG	1H	3464	1/1	0.87	0.08	92,92,92,92	0

Continued on next page...

Continued from previous page...

Mol	Type	Chain	Res	Atoms	RSCC	RSR	B-factors(\AA^2)	Q<0.9
56	MG	1H	3301	1/1	0.87	0.28	79,79,79,79	0
56	MG	1H	3106	1/1	0.87	0.17	58,58,58,58	0
56	MG	1H	3463	1/1	0.87	0.18	101,101,101,101	0
56	MG	1H	3152	1/1	0.87	0.21	75,75,75,75	0
56	MG	13	1633	1/1	0.87	0.38	77,77,77,77	0
56	MG	14	3271	1/1	0.87	0.14	87,87,87,87	0
56	MG	14	3089	1/1	0.87	0.38	79,79,79,79	0
56	MG	13	1602	1/1	0.87	0.14	66,66,66,66	0
56	MG	1H	3122	1/1	0.87	0.24	49,49,49,49	0
56	MG	14	3274	1/1	0.87	0.26	82,82,82,82	0
56	MG	1H	3173	1/1	0.87	0.32	52,52,52,52	0
56	MG	1H	3401	1/1	0.87	0.07	64,64,64,64	0
56	MG	1H	3096	1/1	0.87	0.23	54,54,54,54	0
56	MG	16	202	1/1	0.87	0.38	59,59,59,59	0
56	MG	14	3207	1/1	0.87	0.59	81,81,81,81	0
56	MG	14	3116	1/1	0.87	0.25	56,56,56,56	0
56	MG	14	3345	1/1	0.87	0.15	81,81,81,81	0
56	MG	1H	3468	1/1	0.87	0.14	71,71,71,71	0
56	MG	1H	3458	1/1	0.87	0.15	84,84,84,84	0
56	MG	1H	3272	1/1	0.87	0.31	69,69,69,69	0
56	MG	1G	1677	1/1	0.87	0.19	104,104,104,104	0
56	MG	13	1684	1/1	0.87	0.30	62,62,62,62	0
56	MG	14	3208	1/1	0.87	0.15	68,68,68,68	0
56	MG	14	3241	1/1	0.88	0.26	91,91,91,91	0
56	MG	14	3034	1/1	0.88	0.10	86,86,86,86	0
56	MG	14	3175	1/1	0.88	0.15	56,56,56,56	0
56	MG	14	3095	1/1	0.88	0.20	56,56,56,56	0
56	MG	1H	3353	1/1	0.88	0.24	73,73,73,73	0
56	MG	1H	3384	1/1	0.88	0.07	57,57,57,57	0
56	MG	1H	3148	1/1	0.88	0.29	82,82,82,82	0
56	MG	14	3381	1/1	0.88	0.09	62,62,62,62	0
56	MG	1H	3444	1/1	0.88	0.13	59,59,59,59	0
56	MG	16	201	1/1	0.88	0.24	78,78,78,78	0
56	MG	14	3172	1/1	0.88	0.35	69,69,69,69	0
56	MG	1J	203	1/1	0.88	0.29	81,81,81,81	0
56	MG	14	3256	1/1	0.88	0.30	66,66,66,66	0
56	MG	1H	3443	1/1	0.88	0.06	58,58,58,58	0
56	MG	13	1653	1/1	0.88	0.09	75,75,75,75	0
56	MG	1G	1608	1/1	0.88	0.25	88,88,88,88	0
56	MG	14	3102	1/1	0.88	0.15	49,49,49,49	0
56	MG	14	3300	1/1	0.88	0.27	109,109,109,109	0
56	MG	14	3125	1/1	0.88	0.19	53,53,53,53	0

Continued on next page...

Continued from previous page...

Mol	Type	Chain	Res	Atoms	RSCC	RSR	B-factors(\AA^2)	Q<0.9
56	MG	1H	3174	1/1	0.88	0.27	63,63,63,63	0
56	MG	14	3367	1/1	0.88	0.13	70,70,70,70	0
56	MG	16	204	1/1	0.88	0.19	86,86,86,86	0
56	MG	1H	3261	1/1	0.88	0.15	61,61,61,61	0
56	MG	1H	3344	1/1	0.88	0.52	87,87,87,87	0
56	MG	14	3155	1/1	0.88	0.24	75,75,75,75	0
56	MG	41	201	1/1	0.88	0.37	82,82,82,82	0
56	MG	13	1717	1/1	0.88	0.23	74,74,74,74	0
56	MG	13	1660	1/1	0.88	0.13	91,91,91,91	0
56	MG	1G	1685	1/1	0.88	0.08	111,111,111,111	0
56	MG	1H	3042	1/1	0.88	0.30	74,74,74,74	0
56	MG	1H	3189	1/1	0.88	0.34	63,63,63,63	0
56	MG	1H	3110	1/1	0.88	0.37	57,57,57,57	0
56	MG	13	1641	1/1	0.88	0.16	59,59,59,59	0
56	MG	1H	3227	1/1	0.88	0.49	74,74,74,74	0
56	MG	13	1705	1/1	0.88	0.36	94,94,94,94	0
56	MG	1H	3255	1/1	0.88	0.26	76,76,76,76	0
56	MG	1H	3186	1/1	0.88	0.20	83,83,83,83	0
56	MG	1H	3159	1/1	0.89	0.12	71,71,71,71	0
56	MG	1H	3192	1/1	0.89	0.19	72,72,72,72	0
56	MG	1H	3406	1/1	0.89	0.10	45,45,45,45	0
56	MG	1H	3109	1/1	0.89	0.15	60,60,60,60	0
56	MG	14	3119	1/1	0.89	0.22	69,69,69,69	0
56	MG	13	1693	1/1	0.89	0.15	65,65,65,65	0
56	MG	1H	3154	1/1	0.89	0.34	74,74,74,74	0
56	MG	13	1666	1/1	0.89	0.12	58,58,58,58	0
56	MG	14	3341	1/1	0.89	0.11	48,48,48,48	0
56	MG	1H	3113	1/1	0.89	0.13	41,41,41,41	0
56	MG	13	1747	1/1	0.89	0.21	64,64,64,64	0
56	MG	13	1642	1/1	0.89	0.29	72,72,72,72	0
56	MG	14	3379	1/1	0.89	0.12	72,72,72,72	0
56	MG	1H	3394	1/1	0.89	0.10	57,57,57,57	0
56	MG	1H	3446	1/1	0.89	0.15	78,78,78,78	0
56	MG	2L	104	1/1	0.89	0.14	65,65,65,65	0
56	MG	14	3263	1/1	0.89	0.32	71,71,71,71	0
56	MG	1H	3167	1/1	0.89	0.15	67,67,67,67	0
56	MG	13	1719	1/1	0.89	0.24	89,89,89,89	0
56	MG	14	3177	1/1	0.89	0.19	72,72,72,72	0
56	MG	1H	3161	1/1	0.89	0.26	55,55,55,55	0
56	MG	14	3243	1/1	0.89	0.22	72,72,72,72	0
56	MG	1H	3137	1/1	0.89	0.20	49,49,49,49	0
56	MG	1H	3234	1/1	0.89	0.22	75,75,75,75	0

Continued on next page...

Continued from previous page...

Mol	Type	Chain	Res	Atoms	RSCC	RSR	B-factors(\AA^2)	Q<0.9
56	MG	1J	202	1/1	0.89	0.34	73,73,73,73	0
56	MG	1H	3091	1/1	0.89	0.21	55,55,55,55	0
56	MG	1H	3058	1/1	0.89	0.17	61,61,61,61	0
56	MG	1H	3224	1/1	0.89	0.22	61,61,61,61	0
56	MG	1H	3054	1/1	0.89	0.33	59,59,59,59	0
56	MG	13	1609	1/1	0.89	0.35	86,86,86,86	0
56	MG	14	3306	1/1	0.89	0.15	69,69,69,69	0
56	MG	1H	3364	1/1	0.89	0.09	68,68,68,68	0
56	MG	1H	3470	1/1	0.89	0.12	106,106,106,106	0
56	MG	14	3388	1/1	0.89	0.06	88,88,88,88	0
56	MG	1H	3372	1/1	0.89	0.08	37,37,37,37	0
56	MG	1H	3454	1/1	0.89	0.12	98,98,98,98	0
56	MG	1H	3336	1/1	0.89	0.26	79,79,79,79	0
56	MG	14	3059	1/1	0.89	0.23	52,52,52,52	0
56	MG	1H	3210	1/1	0.89	0.43	77,77,77,77	0
56	MG	1H	3257	1/1	0.89	0.42	85,85,85,85	0
56	MG	1G	1610	1/1	0.89	0.37	77,77,77,77	0
56	MG	1G	1633	1/1	0.89	0.25	76,76,76,76	0
56	MG	14	3138	1/1	0.89	0.33	79,79,79,79	0
56	MG	1H	3165	1/1	0.89	0.23	61,61,61,61	0
56	MG	13	1631	1/1	0.89	0.28	73,73,73,73	0
56	MG	1H	3325	1/1	0.90	0.39	96,96,96,96	0
56	MG	L8	101	1/1	0.90	0.24	70,70,70,70	0
56	MG	13	1634	1/1	0.90	0.25	74,74,74,74	0
56	MG	1H	3218	1/1	0.90	0.14	61,61,61,61	0
56	MG	1G	1663	1/1	0.90	0.20	75,75,75,75	0
56	MG	1G	1628	1/1	0.90	0.22	77,77,77,77	0
56	MG	14	3278	1/1	0.90	0.19	98,98,98,98	0
56	MG	1H	3050	1/1	0.90	0.28	36,36,36,36	0
56	MG	1H	3379	1/1	0.90	0.10	46,46,46,46	0
56	MG	14	3088	1/1	0.90	0.43	71,71,71,71	0
56	MG	13	1651	1/1	0.90	0.20	87,87,87,87	0
56	MG	1H	3241	1/1	0.90	0.26	65,65,65,65	0
56	MG	1H	3452	1/1	0.90	0.13	49,49,49,49	0
56	MG	13	1646	1/1	0.90	0.18	95,95,95,95	0
56	MG	13	1690	1/1	0.90	0.25	113,113,113,113	0
56	MG	13	1659	1/1	0.90	0.21	66,66,66,66	0
56	MG	1H	3118	1/1	0.90	0.26	52,52,52,52	0
56	MG	14	3213	1/1	0.90	0.27	85,85,85,85	0
56	MG	13	1694	1/1	0.90	0.20	82,82,82,82	0
56	MG	14	3299	1/1	0.90	0.32	70,70,70,70	0
56	MG	1H	3147	1/1	0.90	0.47	68,68,68,68	0

Continued on next page...

Continued from previous page...

Mol	Type	Chain	Res	Atoms	RSCC	RSR	B-factors(\AA^2)	Q<0.9
56	MG	14	3339	1/1	0.90	0.17	94,94,94,94	0
56	MG	13	1740	1/1	0.90	0.12	88,88,88,88	0
56	MG	1H	3343	1/1	0.90	0.43	75,75,75,75	0
56	MG	13	1700	1/1	0.90	0.26	71,71,71,71	0
56	MG	14	3018	1/1	0.90	0.13	68,68,68,68	0
56	MG	1H	3081	1/1	0.90	0.22	61,61,61,61	0
56	MG	1H	3142	1/1	0.90	0.14	39,39,39,39	0
56	MG	14	3247	1/1	0.90	0.11	67,67,67,67	0
56	MG	1H	3285	1/1	0.90	0.21	61,61,61,61	0
56	MG	14	3233	1/1	0.90	0.11	61,61,61,61	0
56	MG	14	3210	1/1	0.90	0.26	71,71,71,71	0
56	MG	14	3192	1/1	0.90	0.35	80,80,80,80	0
56	MG	14	3164	1/1	0.90	0.16	64,64,64,64	0
56	MG	2K	105	1/1	0.90	0.35	78,78,78,78	0
56	MG	14	3097	1/1	0.90	0.21	59,59,59,59	0
56	MG	1J	205	1/1	0.90	0.10	82,82,82,82	0
56	MG	1H	3425	1/1	0.90	0.07	67,67,67,67	0
56	MG	13	1665	1/1	0.90	0.24	67,67,67,67	0
56	MG	14	3228	1/1	0.90	0.46	98,98,98,98	0
56	MG	1H	3169	1/1	0.90	0.35	62,62,62,62	0
56	MG	1H	3426	1/1	0.90	0.13	59,59,59,59	0
56	MG	1H	3033	1/1	0.90	0.15	67,67,67,67	0
56	MG	13	1648	1/1	0.90	0.19	69,69,69,69	0
56	MG	1H	3158	1/1	0.90	0.15	70,70,70,70	0
56	MG	14	3291	1/1	0.90	0.26	55,55,55,55	0
56	MG	14	3288	1/1	0.90	0.16	74,74,74,74	0
56	MG	1G	1662	1/1	0.90	0.19	73,73,73,73	0
56	MG	13	1689	1/1	0.90	0.38	120,120,120,120	0
56	MG	1H	3245	1/1	0.90	0.12	58,58,58,58	0
56	MG	14	3323	1/1	0.90	0.06	55,55,55,55	0
56	MG	14	3387	1/1	0.90	0.09	97,97,97,97	0
56	MG	1G	1671	1/1	0.90	0.09	73,73,73,73	0
56	MG	16	206	1/1	0.90	0.40	60,60,60,60	0
56	MG	14	3259	1/1	0.90	0.23	82,82,82,82	0
56	MG	1G	1626	1/1	0.91	0.27	79,79,79,79	0
56	MG	1H	3034	1/1	0.91	0.12	51,51,51,51	0
56	MG	14	3340	1/1	0.91	0.10	59,59,59,59	0
56	MG	1H	3215	1/1	0.91	0.22	85,85,85,85	0
56	MG	14	3140	1/1	0.91	0.31	92,92,92,92	0
56	MG	1H	3140	1/1	0.91	0.45	63,63,63,63	0
56	MG	1H	3424	1/1	0.91	0.14	58,58,58,58	0
56	MG	1H	3469	1/1	0.91	0.10	90,90,90,90	0

Continued on next page...

Continued from previous page...

Mol	Type	Chain	Res	Atoms	RSCC	RSR	B-factors(\AA^2)	Q<0.9
56	MG	1H	3284	1/1	0.91	0.18	62,62,62,62	0
56	MG	14	3238	1/1	0.91	0.23	85,85,85,85	0
56	MG	1H	3103	1/1	0.91	0.16	30,30,30,30	0
56	MG	1H	3335	1/1	0.91	0.26	87,87,87,87	0
56	MG	1H	3145	1/1	0.91	0.25	49,49,49,49	0
56	MG	1H	3478	1/1	0.91	0.10	102,102,102,102	0
56	MG	14	3350	1/1	0.91	0.11	83,83,83,83	0
56	MG	1H	3226	1/1	0.91	0.27	69,69,69,69	0
56	MG	14	3160	1/1	0.91	0.12	73,73,73,73	0
56	MG	14	3113	1/1	0.91	0.13	42,42,42,42	0
56	MG	1H	3356	1/1	0.91	0.14	79,79,79,79	0
56	MG	1H	3231	1/1	0.91	0.14	31,31,31,31	0
56	MG	1G	1680	1/1	0.91	0.27	94,94,94,94	0
56	MG	14	3269	1/1	0.91	0.19	59,59,59,59	0
56	MG	14	3185	1/1	0.91	0.11	52,52,52,52	0
56	MG	1G	1625	1/1	0.91	0.38	84,84,84,84	0
56	MG	14	3375	1/1	0.91	0.06	91,91,91,91	0
56	MG	1H	3308	1/1	0.91	0.22	65,65,65,65	0
56	MG	14	3270	1/1	0.91	0.11	56,56,56,56	0
56	MG	14	3184	1/1	0.91	0.15	53,53,53,53	0
56	MG	1H	3092	1/1	0.91	0.11	50,50,50,50	0
56	MG	1H	3450	1/1	0.91	0.05	67,67,67,67	0
56	MG	1H	3151	1/1	0.91	0.20	66,66,66,66	0
56	MG	1H	3254	1/1	0.91	0.19	77,77,77,77	0
56	MG	14	3353	1/1	0.91	0.23	83,83,83,83	0
56	MG	14	3296	1/1	0.91	0.15	74,74,74,74	0
56	MG	1H	3333	1/1	0.91	0.46	93,93,93,93	0
56	MG	1H	3045	1/1	0.91	0.35	66,66,66,66	0
56	MG	14	3273	1/1	0.91	0.09	73,73,73,73	0
56	MG	1H	3346	1/1	0.91	0.21	73,73,73,73	0
56	MG	14	3196	1/1	0.91	0.20	90,90,90,90	0
56	MG	1H	3246	1/1	0.91	0.26	79,79,79,79	0
56	MG	14	3359	1/1	0.91	0.09	87,87,87,87	0
56	MG	14	3348	1/1	0.91	0.09	54,54,54,54	0
56	MG	1H	3265	1/1	0.92	0.84	54,54,54,54	0
56	MG	1H	3198	1/1	0.92	0.43	82,82,82,82	0
56	MG	1H	3188	1/1	0.92	0.15	60,60,60,60	0
56	MG	1G	1683	1/1	0.92	0.10	104,104,104,104	0
56	MG	13	1610	1/1	0.92	0.29	72,72,72,72	0
56	MG	1H	3085	1/1	0.92	0.21	66,66,66,66	0
56	MG	13	1669	1/1	0.92	0.19	76,76,76,76	0
56	MG	14	3301	1/1	0.92	0.27	86,86,86,86	0

Continued on next page...

Continued from previous page...

Mol	Type	Chain	Res	Atoms	RSCC	RSR	B-factors(\AA^2)	Q<0.9
56	MG	1H	3016	1/1	0.92	0.22	45,45,45,45	0
56	MG	13	1677	1/1	0.92	0.17	71,71,71,71	0
56	MG	1H	3347	1/1	0.92	0.56	85,85,85,85	0
56	MG	1H	3237	1/1	0.92	0.15	57,57,57,57	0
56	MG	13	1699	1/1	0.92	0.20	75,75,75,75	0
56	MG	14	3234	1/1	0.92	0.21	68,68,68,68	0
56	MG	14	3076	1/1	0.92	0.29	54,54,54,54	0
56	MG	1H	3474	1/1	0.92	0.11	64,64,64,64	0
56	MG	14	3054	1/1	0.92	0.35	74,74,74,74	0
56	MG	14	3307	1/1	0.92	0.17	60,60,60,60	0
56	MG	1H	3028	1/1	0.92	0.27	67,67,67,67	0
56	MG	1G	1629	1/1	0.92	0.24	79,79,79,79	0
56	MG	1H	3089	1/1	0.92	0.26	45,45,45,45	0
56	MG	14	3257	1/1	0.92	0.18	79,79,79,79	0
56	MG	1H	3278	1/1	0.92	0.25	76,76,76,76	0
56	MG	13	1746	1/1	0.92	0.18	72,72,72,72	0
56	MG	1H	3337	1/1	0.92	0.18	94,94,94,94	0
56	MG	14	3029	1/1	0.92	0.12	80,80,80,80	0
56	MG	14	3067	1/1	0.92	0.18	48,48,48,48	0
56	MG	1H	3135	1/1	0.92	0.23	54,54,54,54	0
56	MG	1J	204	1/1	0.92	0.12	95,95,95,95	0
56	MG	16	212	1/1	0.92	0.14	73,73,73,73	0
56	MG	13	1736	1/1	0.92	0.07	73,73,73,73	0
56	MG	1G	1634	1/1	0.92	0.33	76,76,76,76	0
56	MG	1H	3155	1/1	0.92	0.15	74,74,74,74	0
56	MG	1H	3236	1/1	0.92	0.18	68,68,68,68	0
56	MG	1H	3088	1/1	0.92	0.33	73,73,73,73	0
56	MG	1G	1666	1/1	0.92	0.16	74,74,74,74	0
56	MG	14	3205	1/1	0.92	0.25	71,71,71,71	0
56	MG	1H	3279	1/1	0.92	0.16	73,73,73,73	0
56	MG	14	3168	1/1	0.92	0.24	71,71,71,71	0
56	MG	1H	3465	1/1	0.92	0.10	94,94,94,94	0
56	MG	14	3252	1/1	0.92	0.38	96,96,96,96	0
56	MG	1H	3270	1/1	0.92	0.30	94,94,94,94	0
56	MG	1H	3306	1/1	0.92	0.27	86,86,86,86	0
56	MG	14	3051	1/1	0.92	0.14	78,78,78,78	0
56	MG	13	1674	1/1	0.92	0.19	94,94,94,94	0
56	MG	14	3385	1/1	0.92	0.20	72,72,72,72	0
56	MG	78	201	1/1	0.92	0.18	59,59,59,59	0
56	MG	14	3314	1/1	0.92	0.12	55,55,55,55	0
56	MG	1H	3317	1/1	0.92	0.18	61,61,61,61	0
56	MG	1H	3354	1/1	0.92	0.29	89,89,89,89	0

Continued on next page...

Continued from previous page...

Mol	Type	Chain	Res	Atoms	RSCC	RSR	B-factors(\AA^2)	Q<0.9
56	MG	1H	3304	1/1	0.92	0.29	69,69,69,69	0
56	MG	14	3240	1/1	0.92	0.10	77,77,77,77	0
56	MG	13	1672	1/1	0.92	0.07	91,91,91,91	0
56	MG	13	1742	1/1	0.92	0.10	115,115,115,115	0
56	MG	1H	3105	1/1	0.92	0.15	56,56,56,56	0
56	MG	1H	3320	1/1	0.92	0.18	91,91,91,91	0
56	MG	14	3124	1/1	0.92	0.22	63,63,63,63	0
56	MG	1H	3112	1/1	0.92	0.24	66,66,66,66	0
56	MG	16	210	1/1	0.92	0.28	89,89,89,89	0
56	MG	1H	3183	1/1	0.92	0.38	66,66,66,66	0
56	MG	1H	3310	1/1	0.92	0.28	69,69,69,69	0
56	MG	1G	1644	1/1	0.92	0.18	70,70,70,70	0
56	MG	14	3373	1/1	0.92	0.11	69,69,69,69	0
56	MG	88	201	1/1	0.92	0.20	78,78,78,78	0
56	MG	1H	3289	1/1	0.92	0.32	62,62,62,62	0
56	MG	1H	3437	1/1	0.92	0.11	59,59,59,59	0
56	MG	14	3156	1/1	0.92	0.18	60,60,60,60	0
56	MG	1H	3204	1/1	0.92	0.25	59,59,59,59	0
56	MG	1H	3070	1/1	0.92	0.16	46,46,46,46	0
56	MG	1H	3180	1/1	0.92	0.18	59,59,59,59	0
56	MG	14	3246	1/1	0.92	0.12	66,66,66,66	0
56	MG	1H	3318	1/1	0.92	0.15	56,56,56,56	0
56	MG	L5	101	1/1	0.92	0.21	73,73,73,73	0
56	MG	1H	3479	1/1	0.92	0.15	90,90,90,90	0
56	MG	1H	3134	1/1	0.92	0.12	61,61,61,61	0
56	MG	1H	3066	1/1	0.92	0.17	67,67,67,67	0
56	MG	14	3023	1/1	0.92	0.17	40,40,40,40	0
56	MG	14	3224	1/1	0.92	0.48	48,48,48,48	0
56	MG	1H	3083	1/1	0.92	0.12	69,69,69,69	0
56	MG	1H	3051	1/1	0.92	0.15	65,65,65,65	0
56	MG	14	3279	1/1	0.93	0.11	60,60,60,60	0
56	MG	14	3058	1/1	0.93	0.19	61,61,61,61	0
56	MG	14	3186	1/1	0.93	0.28	54,54,54,54	0
56	MG	1H	3307	1/1	0.93	0.21	80,80,80,80	0
56	MG	1G	1631	1/1	0.93	0.21	86,86,86,86	0
56	MG	1H	3390	1/1	0.93	0.10	66,66,66,66	0
56	MG	1G	1624	1/1	0.93	0.18	63,63,63,63	0
56	MG	14	3198	1/1	0.93	0.25	78,78,78,78	0
56	MG	35	201	1/1	0.93	0.20	60,60,60,60	0
56	MG	1H	3429	1/1	0.93	0.08	40,40,40,40	0
56	MG	14	3017	1/1	0.93	0.17	49,49,49,49	0
56	MG	1H	3086	1/1	0.93	0.29	66,66,66,66	0

Continued on next page...

Continued from previous page...

Mol	Type	Chain	Res	Atoms	RSCC	RSR	B-factors(\AA^2)	Q<0.9
56	MG	14	3352	1/1	0.93	0.08	84,84,84,84	0
56	MG	1H	3434	1/1	0.93	0.08	75,75,75,75	0
56	MG	1H	3131	1/1	0.93	0.28	67,67,67,67	0
56	MG	13	1721	1/1	0.93	0.14	90,90,90,90	0
56	MG	14	3166	1/1	0.93	0.21	70,70,70,70	0
56	MG	1G	1657	1/1	0.93	0.17	126,126,126,126	0
56	MG	14	3141	1/1	0.93	0.11	76,76,76,76	0
56	MG	1H	3039	1/1	0.93	0.19	47,47,47,47	0
56	MG	1H	3247	1/1	0.93	0.24	64,64,64,64	0
56	MG	1H	3037	1/1	0.93	0.21	62,62,62,62	0
56	MG	14	3229	1/1	0.93	0.14	65,65,65,65	0
56	MG	13	1722	1/1	0.93	0.11	76,76,76,76	0
56	MG	14	3197	1/1	0.93	0.28	89,89,89,89	0
56	MG	1H	3327	1/1	0.93	0.47	79,79,79,79	0
56	MG	13	1671	1/1	0.93	0.11	98,98,98,98	0
56	MG	14	3120	1/1	0.93	0.28	75,75,75,75	0
56	MG	14	3201	1/1	0.93	0.25	72,72,72,72	0
56	MG	14	3092	1/1	0.93	0.28	41,41,41,41	0
56	MG	1K	101	1/1	0.93	0.19	75,75,75,75	0
56	MG	14	3231	1/1	0.93	0.22	74,74,74,74	0
56	MG	1H	3348	1/1	0.93	0.53	80,80,80,80	0
56	MG	1H	3047	1/1	0.93	0.21	70,70,70,70	0
56	MG	1H	3097	1/1	0.93	0.15	67,67,67,67	0
56	MG	14	3176	1/1	0.93	0.35	81,81,81,81	0
56	MG	1H	3041	1/1	0.93	0.28	87,87,87,87	0
56	MG	13	1682	1/1	0.93	0.11	86,86,86,86	0
56	MG	1H	3216	1/1	0.93	0.24	67,67,67,67	0
56	MG	14	3026	1/1	0.93	0.13	65,65,65,65	0
56	MG	1H	3388	1/1	0.93	0.14	64,64,64,64	0
56	MG	14	3087	1/1	0.93	0.33	62,62,62,62	0
56	MG	1H	3212	1/1	0.93	0.15	63,63,63,63	0
56	MG	14	3363	1/1	0.93	0.07	74,74,74,74	0
56	MG	14	3011	1/1	0.93	0.18	43,43,43,43	0
56	MG	14	3131	1/1	0.93	0.17	70,70,70,70	0
56	MG	1H	3350	1/1	0.93	0.08	67,67,67,67	0
56	MG	13	1636	1/1	0.93	0.18	66,66,66,66	0
56	MG	14	3391	1/1	0.93	0.71	58,58,58,58	0
56	MG	1J	206	1/1	0.93	0.13	73,73,73,73	0
56	MG	14	3072	1/1	0.93	0.15	45,45,45,45	0
56	MG	14	3251	1/1	0.93	0.15	48,48,48,48	0
56	MG	1G	1681	1/1	0.93	0.18	110,110,110,110	0
56	MG	14	3266	1/1	0.93	0.21	68,68,68,68	0

Continued on next page...

Continued from previous page...

Mol	Type	Chain	Res	Atoms	RSCC	RSR	B-factors(\AA^2)	Q<0.9
56	MG	1H	3351	1/1	0.93	0.25	70,70,70,70	0
56	MG	1G	1647	1/1	0.93	0.16	102,102,102,102	0
56	MG	1H	3032	1/1	0.93	0.30	78,78,78,78	0
56	MG	13	1706	1/1	0.93	0.17	79,79,79,79	0
56	MG	21	302	1/1	0.93	0.32	66,66,66,66	0
56	MG	14	3147	1/1	0.93	0.18	78,78,78,78	0
56	MG	1H	3361	1/1	0.93	0.21	53,53,53,53	0
56	MG	13	1691	1/1	0.93	0.12	64,64,64,64	0
56	MG	1H	3157	1/1	0.93	0.37	72,72,72,72	0
56	MG	1G	1672	1/1	0.93	0.10	78,78,78,78	0
56	MG	1G	1627	1/1	0.93	0.18	57,57,57,57	0
56	MG	13	1713	1/1	0.93	0.16	70,70,70,70	0
56	MG	14	3297	1/1	0.93	0.08	74,74,74,74	0
56	MG	14	3193	1/1	0.93	0.14	59,59,59,59	0
56	MG	1H	3065	1/1	0.93	0.20	54,54,54,54	0
56	MG	13	1613	1/1	0.93	0.27	71,71,71,71	0
56	MG	14	3281	1/1	0.93	0.22	73,73,73,73	0
56	MG	1H	3422	1/1	0.93	0.09	54,54,54,54	0
56	MG	1H	3360	1/1	0.93	0.32	73,73,73,73	0
56	MG	13	1612	1/1	0.94	0.16	63,63,63,63	0
56	MG	1H	3471	1/1	0.94	0.09	68,68,68,68	0
56	MG	14	3354	1/1	0.94	0.10	71,71,71,71	0
56	MG	1H	3373	1/1	0.94	0.15	45,45,45,45	0
56	MG	14	3255	1/1	0.94	0.14	65,65,65,65	0
56	MG	13	1622	1/1	0.94	0.35	79,79,79,79	0
56	MG	1H	3179	1/1	0.94	0.25	55,55,55,55	0
56	MG	14	3015	1/1	0.94	0.18	71,71,71,71	0
56	MG	2K	106	1/1	0.94	0.06	84,84,84,84	0
56	MG	13	1655	1/1	0.94	0.13	73,73,73,73	0
56	MG	14	3383	1/1	0.94	0.10	86,86,86,86	0
56	MG	1H	3460	1/1	0.94	0.13	55,55,55,55	0
56	MG	1G	1658	1/1	0.94	0.17	79,79,79,79	0
56	MG	14	3376	1/1	0.94	0.13	87,87,87,87	0
56	MG	2K	101	1/1	0.94	0.34	79,79,79,79	0
56	MG	1H	3094	1/1	0.94	0.28	41,41,41,41	0
56	MG	14	3327	1/1	0.94	0.10	58,58,58,58	0
56	MG	14	3045	1/1	0.94	0.32	57,57,57,57	0
56	MG	14	3002	1/1	0.94	0.18	43,43,43,43	0
56	MG	1G	1619	1/1	0.94	0.19	84,84,84,84	0
56	MG	1H	3190	1/1	0.94	0.14	67,67,67,67	0
56	MG	1G	1674	1/1	0.94	0.11	70,70,70,70	0
56	MG	1H	3069	1/1	0.94	0.09	44,44,44,44	0

Continued on next page...

Continued from previous page...

Mol	Type	Chain	Res	Atoms	RSCC	RSR	B-factors(\AA^2)	Q<0.9
56	MG	14	3308	1/1	0.94	0.12	46,46,46,46	0
56	MG	14	3346	1/1	0.94	0.12	59,59,59,59	0
56	MG	14	3037	1/1	0.94	0.16	61,61,61,61	0
56	MG	1H	3055	1/1	0.94	0.11	61,61,61,61	0
56	MG	14	3174	1/1	0.94	0.18	66,66,66,66	0
56	MG	14	3349	1/1	0.94	0.20	63,63,63,63	0
56	MG	1H	3283	1/1	0.94	0.31	74,74,74,74	0
56	MG	14	3304	1/1	0.94	0.10	68,68,68,68	0
56	MG	1H	3220	1/1	0.94	0.11	50,50,50,50	0
56	MG	1H	3038	1/1	0.94	0.13	55,55,55,55	0
56	MG	14	3225	1/1	0.94	0.20	78,78,78,78	0
56	MG	1H	3181	1/1	0.94	0.14	54,54,54,54	0
56	MG	I8	101	1/1	0.94	0.39	53,53,53,53	0
56	MG	1H	3043	1/1	0.94	0.45	84,84,84,84	0
56	MG	1H	3095	1/1	0.94	0.41	49,49,49,49	0
56	MG	14	3215	1/1	0.94	0.12	50,50,50,50	0
56	MG	1H	3060	1/1	0.94	0.20	74,74,74,74	0
56	MG	1H	3377	1/1	0.94	0.07	44,44,44,44	0
56	MG	14	3157	1/1	0.94	0.12	88,88,88,88	0
56	MG	14	3237	1/1	0.94	0.13	54,54,54,54	0
56	MG	1H	3187	1/1	0.94	0.30	56,56,56,56	0
56	MG	13	1607	1/1	0.94	0.18	77,77,77,77	0
56	MG	21	301	1/1	0.94	0.15	53,53,53,53	0
56	MG	1G	1617	1/1	0.94	0.16	80,80,80,80	0
56	MG	1G	1621	1/1	0.94	0.15	81,81,81,81	0
56	MG	14	3107	1/1	0.94	0.24	40,40,40,40	0
56	MG	13	1729	1/1	0.94	0.06	97,97,97,97	0
56	MG	1H	3324	1/1	0.94	0.26	87,87,87,87	0
56	MG	1J	201	1/1	0.94	0.16	87,87,87,87	0
56	MG	1H	3244	1/1	0.94	0.17	39,39,39,39	0
56	MG	14	3315	1/1	0.94	0.13	68,68,68,68	0
56	MG	14	3022	1/1	0.94	0.14	72,72,72,72	0
56	MG	14	3338	1/1	0.94	0.13	53,53,53,53	0
56	MG	13	1709	1/1	0.94	0.22	89,89,89,89	0
56	MG	1G	1679	1/1	0.94	0.10	90,90,90,90	0
56	MG	1H	3420	1/1	0.94	0.16	48,48,48,48	0
56	MG	1H	3130	1/1	0.94	0.24	54,54,54,54	0
56	MG	14	3146	1/1	0.94	0.29	69,69,69,69	0
56	MG	1H	3141	1/1	0.94	0.38	60,60,60,60	0
56	MG	13	1611	1/1	0.94	0.30	70,70,70,70	0
56	MG	14	3008	1/1	0.94	0.21	54,54,54,54	0
56	MG	13	1681	1/1	0.94	0.23	81,81,81,81	0

Continued on next page...

Continued from previous page...

Mol	Type	Chain	Res	Atoms	RSCC	RSR	B-factors(\AA^2)	Q<0.9
56	MG	13	1632	1/1	0.94	0.18	63,63,63,63	0
56	MG	14	3239	1/1	0.94	0.16	76,76,76,76	0
56	MG	1H	3399	1/1	0.94	0.08	47,47,47,47	0
56	MG	1G	1632	1/1	0.94	0.20	70,70,70,70	0
56	MG	1H	3355	1/1	0.94	0.22	60,60,60,60	0
56	MG	1G	1673	1/1	0.94	0.06	74,74,74,74	0
56	MG	13	1657	1/1	0.94	0.27	69,69,69,69	0
56	MG	1H	3340	1/1	0.94	0.14	74,74,74,74	0
56	MG	1H	3315	1/1	0.94	0.28	66,66,66,66	0
56	MG	14	3028	1/1	0.94	0.18	73,73,73,73	0
56	MG	1H	3345	1/1	0.94	0.11	60,60,60,60	0
56	MG	1H	3062	1/1	0.94	0.36	65,65,65,65	0
56	MG	1H	3292	1/1	0.94	0.21	60,60,60,60	0
56	MG	1H	3397	1/1	0.94	0.11	66,66,66,66	0
56	MG	1H	3048	1/1	0.94	0.24	48,48,48,48	0
56	MG	14	3390	1/1	0.94	0.15	90,90,90,90	0
56	MG	1H	3229	1/1	0.94	0.33	95,95,95,95	0
56	MG	14	3310	1/1	0.94	0.09	50,50,50,50	0
56	MG	14	3380	1/1	0.94	0.10	93,93,93,93	0
56	MG	1H	3457	1/1	0.94	0.06	92,92,92,92	0
56	MG	14	3106	1/1	0.94	0.13	50,50,50,50	0
56	MG	1H	3329	1/1	0.94	0.39	73,73,73,73	0
56	MG	14	3322	1/1	0.94	0.10	77,77,77,77	0
56	MG	14	3209	1/1	0.94	0.16	74,74,74,74	0
56	MG	13	1714	1/1	0.94	0.34	99,99,99,99	0
56	MG	13	1718	1/1	0.94	0.20	90,90,90,90	0
56	MG	1H	3235	1/1	0.95	0.14	38,38,38,38	0
56	MG	14	3194	1/1	0.95	0.16	52,52,52,52	0
56	MG	14	3181	1/1	0.95	0.18	55,55,55,55	0
56	MG	14	3206	1/1	0.95	0.15	48,48,48,48	0
56	MG	1H	3251	1/1	0.95	0.10	61,61,61,61	0
56	MG	1H	3430	1/1	0.95	0.07	76,76,76,76	0
56	MG	1H	3143	1/1	0.95	0.13	49,49,49,49	0
56	MG	1H	3427	1/1	0.95	0.23	76,76,76,76	0
56	MG	14	3066	1/1	0.95	0.14	49,49,49,49	0
56	MG	14	3047	1/1	0.95	0.11	60,60,60,60	0
56	MG	14	3326	1/1	0.95	0.14	65,65,65,65	0
56	MG	1H	3256	1/1	0.95	0.20	57,57,57,57	0
56	MG	14	3057	1/1	0.95	0.16	68,68,68,68	0
56	MG	13	1645	1/1	0.95	0.10	79,79,79,79	0
56	MG	14	3253	1/1	0.95	0.30	74,74,74,74	0
56	MG	14	3384	1/1	0.95	0.09	62,62,62,62	0

Continued on next page...

Continued from previous page...

Mol	Type	Chain	Res	Atoms	RSCC	RSR	B-factors(\AA^2)	Q<0.9
56	MG	13	1737	1/1	0.95	0.07	62,62,62,62	0
56	MG	1G	1638	1/1	0.95	0.16	75,75,75,75	0
56	MG	1H	3031	1/1	0.95	0.17	71,71,71,71	0
56	MG	14	3356	1/1	0.95	0.09	72,72,72,72	0
56	MG	1H	3214	1/1	0.95	0.34	68,68,68,68	0
56	MG	1H	3191	1/1	0.95	0.18	75,75,75,75	0
56	MG	2K	104	1/1	0.95	0.29	98,98,98,98	0
56	MG	1H	3286	1/1	0.95	0.21	70,70,70,70	0
56	MG	14	3114	1/1	0.95	0.25	44,44,44,44	0
56	MG	1H	3396	1/1	0.95	0.18	57,57,57,57	0
56	MG	1G	1661	1/1	0.95	0.20	73,73,73,73	0
56	MG	1H	3063	1/1	0.95	0.44	65,65,65,65	0
56	MG	13	1678	1/1	0.95	0.21	74,74,74,74	0
56	MG	1H	3303	1/1	0.95	0.18	65,65,65,65	0
56	MG	1G	1635	1/1	0.95	0.34	98,98,98,98	0
56	MG	13	1726	1/1	0.95	0.13	77,77,77,77	0
56	MG	14	3162	1/1	0.95	0.38	56,56,56,56	0
56	MG	2K	103	1/1	0.95	0.18	81,81,81,81	0
56	MG	1G	1653	1/1	0.95	0.23	90,90,90,90	0
56	MG	1H	3044	1/1	0.95	0.16	51,51,51,51	0
56	MG	1H	3432	1/1	0.95	0.12	65,65,65,65	0
56	MG	1G	1611	1/1	0.95	0.13	72,72,72,72	0
56	MG	1H	3309	1/1	0.95	0.48	98,98,98,98	0
56	MG	1H	3253	1/1	0.95	0.15	78,78,78,78	0
56	MG	14	3219	1/1	0.95	0.14	56,56,56,56	0
56	MG	1G	1604	1/1	0.95	0.12	77,77,77,77	0
56	MG	1H	3004	1/1	0.95	0.41	47,47,47,47	0
56	MG	14	3074	1/1	0.95	0.17	66,66,66,66	0
56	MG	1H	3219	1/1	0.95	0.15	53,53,53,53	0
56	MG	1H	3162	1/1	0.95	0.25	68,68,68,68	0
56	MG	14	3024	1/1	0.95	0.15	74,74,74,74	0
56	MG	5E	201	1/1	0.95	0.18	70,70,70,70	0
56	MG	14	3007	1/1	0.95	0.13	48,48,48,48	0
56	MG	14	3204	1/1	0.95	0.19	51,51,51,51	0
56	MG	1H	3132	1/1	0.95	0.21	45,45,45,45	0
56	MG	14	3128	1/1	0.95	0.29	58,58,58,58	0
56	MG	13	1624	1/1	0.95	0.28	48,48,48,48	0
56	MG	14	3382	1/1	0.95	0.08	69,69,69,69	0
56	MG	1H	3383	1/1	0.95	0.18	52,52,52,52	0
56	MG	1H	3382	1/1	0.95	0.09	45,45,45,45	0
56	MG	1G	1660	1/1	0.95	0.10	74,74,74,74	0
56	MG	14	3244	1/1	0.95	0.15	65,65,65,65	0

Continued on next page...

Continued from previous page...

Mol	Type	Chain	Res	Atoms	RSCC	RSR	B-factors(\AA^2)	Q<0.9
56	MG	1H	3195	1/1	0.95	0.27	65,65,65,65	0
56	MG	1H	3262	1/1	0.95	0.39	56,56,56,56	0
56	MG	14	3134	1/1	0.95	0.17	64,64,64,64	0
56	MG	13	1635	1/1	0.95	0.12	59,59,59,59	0
56	MG	13	1723	1/1	0.95	0.08	86,86,86,86	0
56	MG	14	3103	1/1	0.95	0.21	67,67,67,67	0
56	MG	1H	3369	1/1	0.95	0.12	45,45,45,45	0
56	MG	1H	3073	1/1	0.95	0.27	63,63,63,63	0
56	MG	14	3235	1/1	0.95	0.26	72,72,72,72	0
56	MG	14	3035	1/1	0.95	0.14	54,54,54,54	0
56	MG	14	3044	1/1	0.95	0.08	53,53,53,53	0
56	MG	1H	3120	1/1	0.95	0.13	60,60,60,60	0
56	MG	1H	3064	1/1	0.95	0.26	56,56,56,56	0
56	MG	14	3056	1/1	0.95	0.18	51,51,51,51	0
56	MG	1H	3375	1/1	0.95	0.09	37,37,37,37	0
56	MG	1H	3352	1/1	0.95	0.13	61,61,61,61	0
56	MG	14	3366	1/1	0.95	0.13	66,66,66,66	0
56	MG	1H	3378	1/1	0.95	0.14	55,55,55,55	0
56	MG	14	3075	1/1	0.95	0.15	53,53,53,53	0
56	MG	1H	3370	1/1	0.95	0.12	54,54,54,54	0
56	MG	1G	1606	1/1	0.95	0.25	79,79,79,79	0
56	MG	1H	3439	1/1	0.95	0.10	69,69,69,69	0
56	MG	14	3337	1/1	0.95	0.06	55,55,55,55	0
56	MG	1H	3196	1/1	0.95	0.08	68,68,68,68	0
56	MG	1H	3119	1/1	0.95	0.29	52,52,52,52	0
56	MG	14	3294	1/1	0.95	0.24	74,74,74,74	0
56	MG	1H	3121	1/1	0.95	0.18	64,64,64,64	0
56	MG	13	1661	1/1	0.95	0.29	54,54,54,54	0
56	MG	1H	3436	1/1	0.95	0.10	60,60,60,60	0
56	MG	14	3343	1/1	0.95	0.14	46,46,46,46	0
56	MG	16	209	1/1	0.95	0.20	56,56,56,56	0
56	MG	1H	3082	1/1	0.95	0.27	70,70,70,70	0
56	MG	1H	3294	1/1	0.95	0.19	47,47,47,47	0
56	MG	14	3245	1/1	0.96	0.21	70,70,70,70	0
56	MG	1H	3208	1/1	0.96	0.26	78,78,78,78	0
56	MG	14	3165	1/1	0.96	0.16	58,58,58,58	0
56	MG	14	3277	1/1	0.96	0.17	66,66,66,66	0
56	MG	1H	3287	1/1	0.96	0.14	50,50,50,50	0
56	MG	1H	3040	1/1	0.96	0.14	49,49,49,49	0
56	MG	1H	3018	1/1	0.96	0.17	52,52,52,52	0
56	MG	1H	3398	1/1	0.96	0.11	55,55,55,55	0
56	MG	14	3031	1/1	0.96	0.27	60,60,60,60	0

Continued on next page...

Continued from previous page...

Mol	Type	Chain	Res	Atoms	RSCC	RSR	B-factors(\AA^2)	Q<0.9
56	MG	1H	3449	1/1	0.96	0.06	72,72,72,72	0
56	MG	14	3100	1/1	0.96	0.17	63,63,63,63	0
56	MG	14	3386	1/1	0.96	0.22	60,60,60,60	0
56	MG	14	3358	1/1	0.96	0.22	77,77,77,77	0
56	MG	14	3082	1/1	0.96	0.16	67,67,67,67	0
56	MG	14	3200	1/1	0.96	0.13	66,66,66,66	0
56	MG	14	3295	1/1	0.96	0.23	64,64,64,64	0
56	MG	14	3371	1/1	0.96	0.13	56,56,56,56	0
56	MG	1H	3182	1/1	0.96	0.20	87,87,87,87	0
56	MG	14	3109	1/1	0.96	0.09	78,78,78,78	0
56	MG	14	3362	1/1	0.96	0.08	69,69,69,69	0
56	MG	1G	1651	1/1	0.96	0.17	84,84,84,84	0
56	MG	1H	3027	1/1	0.96	0.22	32,32,32,32	0
56	MG	1H	3405	1/1	0.96	0.20	61,61,61,61	0
56	MG	14	3048	1/1	0.96	0.15	67,67,67,67	0
56	MG	14	3330	1/1	0.96	0.06	48,48,48,48	0
56	MG	1H	3466	1/1	0.96	0.06	56,56,56,56	0
56	MG	1H	3176	1/1	0.96	0.16	60,60,60,60	0
56	MG	1H	3008	1/1	0.96	0.33	42,42,42,42	0
56	MG	13	1734	1/1	0.96	0.07	86,86,86,86	0
56	MG	13	1619	1/1	0.96	0.26	64,64,64,64	0
56	MG	1H	3260	1/1	0.96	0.11	72,72,72,72	0
56	MG	1H	3074	1/1	0.96	0.28	70,70,70,70	0
56	MG	14	3081	1/1	0.96	0.25	52,52,52,52	0
56	MG	14	3334	1/1	0.96	0.08	79,79,79,79	0
56	MG	1H	3116	1/1	0.96	0.37	62,62,62,62	0
56	MG	1H	3363	1/1	0.96	0.23	68,68,68,68	0
56	MG	1H	3391	1/1	0.96	0.09	71,71,71,71	0
56	MG	1H	3164	1/1	0.96	0.18	52,52,52,52	0
56	MG	14	3043	1/1	0.96	0.15	67,67,67,67	0
56	MG	14	3211	1/1	0.96	0.15	67,67,67,67	0
56	MG	13	1712	1/1	0.96	0.16	77,77,77,77	0
56	MG	13	1739	1/1	0.96	0.21	73,73,73,73	0
56	MG	1H	3011	1/1	0.96	0.20	48,48,48,48	0
56	MG	1G	1603	1/1	0.96	0.12	76,76,76,76	0
56	MG	1H	3075	1/1	0.96	0.39	70,70,70,70	0
56	MG	1H	3184	1/1	0.96	0.19	45,45,45,45	0
56	MG	14	3179	1/1	0.96	0.28	64,64,64,64	0
56	MG	14	3317	1/1	0.96	0.10	41,41,41,41	0
56	MG	14	3108	1/1	0.96	0.21	76,76,76,76	0
56	MG	1H	3123	1/1	0.96	0.23	52,52,52,52	0
56	MG	1H	3166	1/1	0.96	0.26	72,72,72,72	0

Continued on next page...

Continued from previous page...

Mol	Type	Chain	Res	Atoms	RSCC	RSR	B-factors(\AA^2)	Q<0.9
56	MG	1G	1614	1/1	0.96	0.27	72,72,72,72	0
56	MG	1H	3297	1/1	0.96	0.33	71,71,71,71	0
56	MG	1H	3258	1/1	0.96	0.22	63,63,63,63	0
56	MG	14	3004	1/1	0.96	0.17	46,46,46,46	0
56	MG	1H	3046	1/1	0.96	0.34	67,67,67,67	0
56	MG	13	1695	1/1	0.96	0.21	79,79,79,79	0
56	MG	13	1603	1/1	0.96	0.15	58,58,58,58	0
56	MG	13	1725	1/1	0.96	0.08	62,62,62,62	0
56	MG	1H	3005	1/1	0.96	0.23	53,53,53,53	0
56	MG	1H	3013	1/1	0.96	0.20	31,31,31,31	0
56	MG	1H	3433	1/1	0.96	0.09	83,83,83,83	0
56	MG	14	3309	1/1	0.96	0.11	58,58,58,58	0
56	MG	14	3325	1/1	0.96	0.12	63,63,63,63	0
56	MG	14	3068	1/1	0.96	0.19	69,69,69,69	0
56	MG	1H	3392	1/1	0.96	0.12	64,64,64,64	0
56	MG	1H	3268	1/1	0.96	0.23	46,46,46,46	0
56	MG	14	3328	1/1	0.96	0.10	62,62,62,62	0
56	MG	14	3212	1/1	0.96	0.12	65,65,65,65	0
56	MG	1H	3193	1/1	0.96	0.29	69,69,69,69	0
56	MG	13	1744	1/1	0.96	0.07	95,95,95,95	0
56	MG	1G	1637	1/1	0.96	0.41	81,81,81,81	0
56	MG	1H	3481	1/1	0.96	0.12	77,77,77,77	0
56	MG	1G	1612	1/1	0.96	0.18	63,63,63,63	0
56	MG	14	3039	1/1	0.96	0.17	38,38,38,38	0
56	MG	14	3016	1/1	0.96	0.12	54,54,54,54	0
56	MG	1H	3296	1/1	0.96	0.25	90,90,90,90	0
56	MG	29	302	1/1	0.96	0.29	65,65,65,65	0
56	MG	14	3055	1/1	0.96	0.15	64,64,64,64	0
56	MG	1H	3015	1/1	0.96	0.22	59,59,59,59	0
56	MG	13	1639	1/1	0.96	0.12	56,56,56,56	0
56	MG	1H	3133	1/1	0.96	0.17	60,60,60,60	0
56	MG	14	3321	1/1	0.96	0.08	62,62,62,62	0
56	MG	13	1732	1/1	0.96	0.12	62,62,62,62	0
56	MG	14	3203	1/1	0.96	0.19	55,55,55,55	0
56	MG	1G	1645	1/1	0.96	0.12	73,73,73,73	0
56	MG	1H	3381	1/1	0.96	0.11	40,40,40,40	0
56	MG	1G	1687	1/1	0.96	0.10	81,81,81,81	0
56	MG	14	3036	1/1	0.96	0.16	42,42,42,42	0
56	MG	1H	3127	1/1	0.96	0.19	52,52,52,52	0
56	MG	14	3232	1/1	0.96	0.29	62,62,62,62	0
56	MG	14	3013	1/1	0.96	0.18	54,54,54,54	0
56	MG	14	3188	1/1	0.96	0.17	56,56,56,56	0

Continued on next page...

Continued from previous page...

Mol	Type	Chain	Res	Atoms	RSCC	RSR	B-factors(\AA^2)	Q<0.9
56	MG	1H	3456	1/1	0.96	0.12	92,92,92,92	0
56	MG	1H	3441	1/1	0.96	0.10	86,86,86,86	0
56	MG	1G	1682	1/1	0.96	0.08	74,74,74,74	0
56	MG	1H	3376	1/1	0.96	0.08	36,36,36,36	0
56	MG	14	3336	1/1	0.96	0.09	52,52,52,52	0
56	MG	14	3248	1/1	0.96	0.16	76,76,76,76	0
56	MG	1G	1655	1/1	0.96	0.39	79,79,79,79	0
56	MG	13	1683	1/1	0.96	0.14	69,69,69,69	0
56	MG	1G	1616	1/1	0.96	0.15	86,86,86,86	0
56	MG	13	1614	1/1	0.96	0.19	79,79,79,79	0
56	MG	1H	3012	1/1	0.96	0.34	45,45,45,45	0
56	MG	13	1650	1/1	0.96	0.16	68,68,68,68	0
56	MG	1H	3059	1/1	0.96	0.13	68,68,68,68	0
56	MG	14	3312	1/1	0.96	0.07	67,67,67,67	0
56	MG	14	3112	1/1	0.96	0.11	65,65,65,65	0
56	MG	1H	3003	1/1	0.96	0.26	35,35,35,35	0
56	MG	1H	3052	1/1	0.97	0.22	46,46,46,46	0
56	MG	1H	3025	1/1	0.97	0.23	53,53,53,53	0
56	MG	1H	3277	1/1	0.97	0.27	70,70,70,70	0
56	MG	14	3027	1/1	0.97	0.13	70,70,70,70	0
56	MG	1G	1613	1/1	0.97	0.08	87,87,87,87	0
56	MG	14	3242	1/1	0.97	0.17	74,74,74,74	0
56	MG	45	201	1/1	0.97	0.11	50,50,50,50	0
56	MG	1H	3102	1/1	0.97	0.14	60,60,60,60	0
56	MG	14	3080	1/1	0.97	0.07	69,69,69,69	0
56	MG	1H	3021	1/1	0.97	0.22	45,45,45,45	0
56	MG	14	3222	1/1	0.97	0.18	83,83,83,83	0
56	MG	13	1620	1/1	0.97	0.21	51,51,51,51	0
56	MG	13	1667	1/1	0.97	0.19	92,92,92,92	0
56	MG	13	1638	1/1	0.97	0.19	53,53,53,53	0
56	MG	1H	3365	1/1	0.97	0.17	64,64,64,64	0
56	MG	14	3098	1/1	0.97	0.22	54,54,54,54	0
56	MG	2L	101	1/1	0.97	0.15	76,76,76,76	0
56	MG	1H	3024	1/1	0.97	0.32	46,46,46,46	0
56	MG	14	3202	1/1	0.97	0.38	55,55,55,55	0
56	MG	14	3006	1/1	0.97	0.16	48,48,48,48	0
56	MG	1H	3357	1/1	0.97	0.29	62,62,62,62	0
56	MG	14	3152	1/1	0.97	0.11	67,67,67,67	0
56	MG	1G	1615	1/1	0.97	0.17	87,87,87,87	0
56	MG	1H	3019	1/1	0.97	0.22	38,38,38,38	0
56	MG	1H	3476	1/1	0.97	0.07	79,79,79,79	0
56	MG	1G	1605	1/1	0.97	0.13	74,74,74,74	0

Continued on next page...

Continued from previous page...

Mol	Type	Chain	Res	Atoms	RSCC	RSR	B-factors(\AA^2)	Q<0.9
56	MG	1H	3206	1/1	0.97	0.23	63,63,63,63	0
56	MG	14	3012	1/1	0.97	0.26	77,77,77,77	0
56	MG	1H	3385	1/1	0.97	0.10	54,54,54,54	0
56	MG	1H	3252	1/1	0.97	0.12	49,49,49,49	0
56	MG	1H	3404	1/1	0.97	0.08	45,45,45,45	0
56	MG	1H	3473	1/1	0.97	0.17	73,73,73,73	0
56	MG	1G	1639	1/1	0.97	0.10	85,85,85,85	0
56	MG	14	3101	1/1	0.97	0.26	84,84,84,84	0
56	MG	14	3357	1/1	0.97	0.15	62,62,62,62	0
56	MG	1H	3232	1/1	0.97	0.13	43,43,43,43	0
56	MG	1H	3006	1/1	0.97	0.16	49,49,49,49	0
56	MG	13	1731	1/1	0.97	0.10	94,94,94,94	0
56	MG	14	3083	1/1	0.97	0.15	60,60,60,60	0
56	MG	1H	3414	1/1	0.97	0.13	53,53,53,53	0
56	MG	1H	3200	1/1	0.97	0.19	59,59,59,59	0
56	MG	1H	3448	1/1	0.97	0.06	88,88,88,88	0
56	MG	14	3032	1/1	0.97	0.17	65,65,65,65	0
56	MG	1H	3225	1/1	0.97	0.32	57,57,57,57	0
58	ZN	3E	302	1/1	0.97	0.35	89,89,89,89	0
56	MG	13	1654	1/1	0.97	0.23	75,75,75,75	0
56	MG	1H	3367	1/1	0.97	0.30	66,66,66,66	0
57	PAR	13	1745	42/42	0.97	0.22	57,66,72,75	0
56	MG	14	3183	1/1	0.97	0.26	46,46,46,46	0
56	MG	14	3331	1/1	0.97	0.12	70,70,70,70	0
56	MG	13	1626	1/1	0.97	0.29	68,68,68,68	0
56	MG	1H	3400	1/1	0.97	0.13	47,47,47,47	0
56	MG	14	3191	1/1	0.97	0.20	57,57,57,57	0
56	MG	1H	3080	1/1	0.97	0.29	53,53,53,53	0
56	MG	1H	3302	1/1	0.97	0.12	59,59,59,59	0
56	MG	1H	3160	1/1	0.97	0.14	56,56,56,56	0
56	MG	14	3324	1/1	0.97	0.10	52,52,52,52	0
56	MG	14	3364	1/1	0.97	0.08	75,75,75,75	0
56	MG	14	3335	1/1	0.97	0.06	55,55,55,55	0
56	MG	13	1664	1/1	0.97	0.21	59,59,59,59	0
56	MG	1G	1649	1/1	0.97	0.14	72,72,72,72	0
56	MG	14	3316	1/1	0.97	0.10	49,49,49,49	0
56	MG	1G	1676	1/1	0.97	0.07	75,75,75,75	0
58	ZN	5A	101	1/1	0.97	0.14	121,121,121,121	0
56	MG	14	3221	1/1	0.97	0.29	58,58,58,58	0
56	MG	13	1627	1/1	0.97	0.21	62,62,62,62	0
56	MG	14	3361	1/1	0.97	0.07	60,60,60,60	0
56	MG	14	3014	1/1	0.97	0.22	58,58,58,58	0

Continued on next page...

Continued from previous page...

Mol	Type	Chain	Res	Atoms	RSCC	RSR	B-factors(\AA^2)	Q<0.9
56	MG	13	1656	1/1	0.97	0.26	91,91,91,91	0
56	MG	1H	3036	1/1	0.97	0.33	57,57,57,57	0
56	MG	1H	3411	1/1	0.97	0.08	53,53,53,53	0
56	MG	1H	3100	1/1	0.97	0.17	43,43,43,43	0
56	MG	14	3041	1/1	0.97	0.21	39,39,39,39	0
56	MG	14	3060	1/1	0.97	0.15	48,48,48,48	0
56	MG	14	3313	1/1	0.97	0.06	50,50,50,50	0
56	MG	14	3374	1/1	0.97	0.17	76,76,76,76	0
56	MG	13	1735	1/1	0.97	0.06	71,71,71,71	0
56	MG	1H	3415	1/1	0.97	0.17	68,68,68,68	0
57	PAR	1G	1686	42/42	0.97	0.25	69,76,87,91	0
56	MG	1H	3371	1/1	0.97	0.16	46,46,46,46	0
56	MG	14	3123	1/1	0.97	0.13	60,60,60,60	0
56	MG	14	3070	1/1	0.97	0.21	39,39,39,39	0
56	MG	1H	3149	1/1	0.97	0.34	65,65,65,65	0
56	MG	14	3073	1/1	0.97	0.16	80,80,80,80	0
56	MG	1H	3071	1/1	0.97	0.16	53,53,53,53	0
56	MG	14	3085	1/1	0.97	0.13	50,50,50,50	0
56	MG	14	3329	1/1	0.97	0.12	45,45,45,45	0
56	MG	14	3052	1/1	0.97	0.24	62,62,62,62	0
56	MG	13	1680	1/1	0.97	0.28	69,69,69,69	0
56	MG	1G	1640	1/1	0.97	0.19	80,80,80,80	0
56	MG	1H	3440	1/1	0.97	0.12	61,61,61,61	0
56	MG	14	3079	1/1	0.97	0.15	57,57,57,57	0
56	MG	1H	3447	1/1	0.97	0.11	76,76,76,76	0
56	MG	14	3093	1/1	0.97	0.26	48,48,48,48	0
56	MG	14	3001	1/1	0.97	0.23	53,53,53,53	0
56	MG	13	1606	1/1	0.97	0.20	63,63,63,63	0
56	MG	14	3126	1/1	0.97	0.31	66,66,66,66	0
56	MG	1H	3014	1/1	0.97	0.27	43,43,43,43	0
56	MG	14	3163	1/1	0.97	0.20	80,80,80,80	0
56	MG	13	1738	1/1	0.97	0.09	72,72,72,72	0
56	MG	14	3090	1/1	0.97	0.20	52,52,52,52	0
56	MG	14	3065	1/1	0.97	0.28	46,46,46,46	0
56	MG	13	1676	1/1	0.97	0.16	62,62,62,62	0
56	MG	14	3178	1/1	0.97	0.21	80,80,80,80	0
56	MG	1H	3023	1/1	0.97	0.22	51,51,51,51	0
56	MG	1H	3001	1/1	0.97	0.18	49,49,49,49	0
56	MG	13	1702	1/1	0.97	0.26	62,62,62,62	0
56	MG	13	1724	1/1	0.97	0.18	78,78,78,78	0
56	MG	1H	3026	1/1	0.97	0.23	53,53,53,53	0
56	MG	1H	3417	1/1	0.98	0.15	61,61,61,61	0

Continued on next page...

Continued from previous page...

Mol	Type	Chain	Res	Atoms	RSCC	RSR	B-factors(\AA^2)	Q<0.9
56	MG	14	3019	1/1	0.98	0.12	74,74,74,74	0
56	MG	1H	3115	1/1	0.98	0.34	51,51,51,51	0
56	MG	1H	3022	1/1	0.98	0.27	53,53,53,53	0
56	MG	2K	107	1/1	0.98	0.20	59,59,59,59	0
56	MG	1H	3291	1/1	0.98	0.25	40,40,40,40	0
56	MG	14	3009	1/1	0.98	0.18	51,51,51,51	0
56	MG	1H	3428	1/1	0.98	0.15	47,47,47,47	0
56	MG	1H	3009	1/1	0.98	0.27	43,43,43,43	0
56	MG	14	3143	1/1	0.98	0.21	67,67,67,67	0
56	MG	13	1640	1/1	0.98	0.10	75,75,75,75	0
56	MG	14	3040	1/1	0.98	0.21	43,43,43,43	0
56	MG	1H	3442	1/1	0.98	0.11	42,42,42,42	0
56	MG	14	3064	1/1	0.98	0.15	71,71,71,71	0
56	MG	1H	3090	1/1	0.98	0.21	44,44,44,44	0
56	MG	14	3320	1/1	0.98	0.23	60,60,60,60	0
56	MG	1H	3049	1/1	0.98	0.28	60,60,60,60	0
56	MG	14	3021	1/1	0.98	0.19	55,55,55,55	0
58	ZN	32	301	1/1	0.98	0.36	96,96,96,96	0
56	MG	1G	1607	1/1	0.98	0.16	81,81,81,81	0
56	MG	1H	3242	1/1	0.98	0.29	58,58,58,58	0
56	MG	13	1604	1/1	0.98	0.10	68,68,68,68	0
56	MG	14	3084	1/1	0.98	0.18	43,43,43,43	0
56	MG	1H	3126	1/1	0.98	0.34	60,60,60,60	0
56	MG	13	1621	1/1	0.98	0.27	74,74,74,74	0
56	MG	1H	3402	1/1	0.98	0.10	48,48,48,48	0
56	MG	1H	3104	1/1	0.98	0.16	41,41,41,41	0
56	MG	14	3227	1/1	0.98	0.13	88,88,88,88	0
56	MG	1H	3079	1/1	0.98	0.26	45,45,45,45	0
56	MG	13	1630	1/1	0.98	0.18	43,43,43,43	0
56	MG	13	1727	1/1	0.98	0.06	76,76,76,76	0
56	MG	1G	1601	1/1	0.98	0.20	65,65,65,65	0
56	MG	14	3150	1/1	0.98	0.18	51,51,51,51	0
56	MG	14	3105	1/1	0.98	0.19	47,47,47,47	0
56	MG	14	3368	1/1	0.98	0.10	53,53,53,53	0
56	MG	14	3262	1/1	0.98	0.13	66,66,66,66	0
56	MG	1H	3387	1/1	0.98	0.08	54,54,54,54	0
56	MG	13	1675	1/1	0.98	0.10	73,73,73,73	0
56	MG	13	1615	1/1	0.98	0.28	92,92,92,92	0
56	MG	14	3086	1/1	0.98	0.06	65,65,65,65	0
56	MG	14	3370	1/1	0.98	0.10	68,68,68,68	0
56	MG	1H	3395	1/1	0.98	0.09	45,45,45,45	0
56	MG	1H	3412	1/1	0.98	0.15	32,32,32,32	0

Continued on next page...

Continued from previous page...

Mol	Type	Chain	Res	Atoms	RSCC	RSR	B-factors(\AA^2)	Q<0.9
56	MG	1H	3407	1/1	0.98	0.07	57,57,57,57	0
56	MG	14	3311	1/1	0.98	0.12	51,51,51,51	0
56	MG	1G	1678	1/1	0.98	0.16	98,98,98,98	0
56	MG	1H	3099	1/1	0.98	0.33	53,53,53,53	0
56	MG	16	211	1/1	0.98	0.13	85,85,85,85	0
56	MG	14	3333	1/1	0.98	0.12	58,58,58,58	0
56	MG	14	3010	1/1	0.98	0.22	58,58,58,58	0
56	MG	14	3236	1/1	0.98	0.23	75,75,75,75	0
56	MG	14	3025	1/1	0.98	0.22	84,84,84,84	0
56	MG	14	3319	1/1	0.98	0.08	62,62,62,62	0
56	MG	1H	3002	1/1	0.98	0.18	40,40,40,40	0
56	MG	13	1629	1/1	0.98	0.18	46,46,46,46	0
56	MG	14	3355	1/1	0.98	0.09	47,47,47,47	0
56	MG	14	3344	1/1	0.98	0.09	51,51,51,51	0
56	MG	1H	3380	1/1	0.98	0.12	41,41,41,41	0
56	MG	14	3360	1/1	0.98	0.13	63,63,63,63	0
56	MG	1H	3007	1/1	0.98	0.32	46,46,46,46	0
56	MG	14	3038	1/1	0.98	0.15	34,34,34,34	0
56	MG	1G	1618	1/1	0.98	0.13	88,88,88,88	0
56	MG	1H	3418	1/1	0.98	0.06	42,42,42,42	0
56	MG	14	3111	1/1	0.98	0.22	55,55,55,55	0
56	MG	1H	3230	1/1	0.98	0.19	37,37,37,37	0
56	MG	1H	3267	1/1	0.98	0.24	60,60,60,60	0
56	MG	1H	3084	1/1	0.98	0.28	48,48,48,48	0
56	MG	1H	3408	1/1	0.98	0.11	47,47,47,47	0
56	MG	14	3187	1/1	0.98	0.21	53,53,53,53	0
56	MG	1H	3017	1/1	0.98	0.20	41,41,41,41	0
56	MG	1H	3389	1/1	0.98	0.14	68,68,68,68	0
56	MG	1H	3108	1/1	0.98	0.20	34,34,34,34	0
56	MG	1H	3413	1/1	0.98	0.17	44,44,44,44	0
56	MG	14	3078	1/1	0.98	0.29	50,50,50,50	0
56	MG	14	3003	1/1	0.98	0.09	54,54,54,54	0
56	MG	1H	3072	1/1	0.98	0.19	43,43,43,43	0
56	MG	1H	3362	1/1	0.98	0.23	69,69,69,69	0
56	MG	13	1625	1/1	0.98	0.34	45,45,45,45	0
56	MG	1H	3010	1/1	0.98	0.18	54,54,54,54	0
56	MG	1H	3175	1/1	0.98	0.29	67,67,67,67	0
56	MG	1G	1602	1/1	0.98	0.11	64,64,64,64	0
56	MG	1G	1630	1/1	0.98	0.24	75,75,75,75	0
56	MG	1H	3093	1/1	0.98	0.09	47,47,47,47	0
56	MG	1H	3410	1/1	0.98	0.11	46,46,46,46	0
58	ZN	5I	101	1/1	0.98	0.16	88,88,88,88	0

Continued on next page...

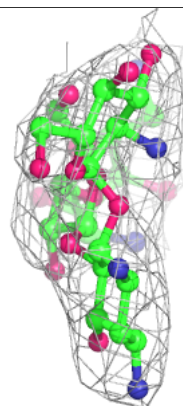
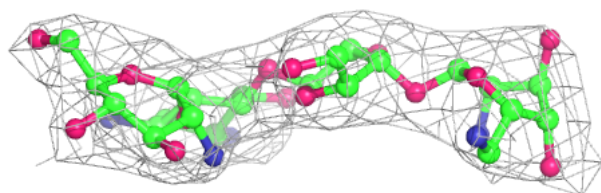
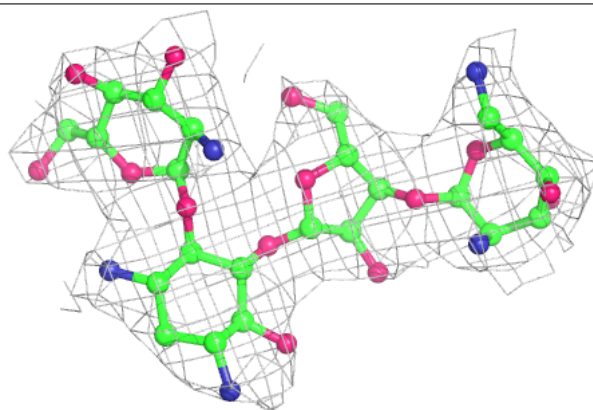
Continued from previous page...

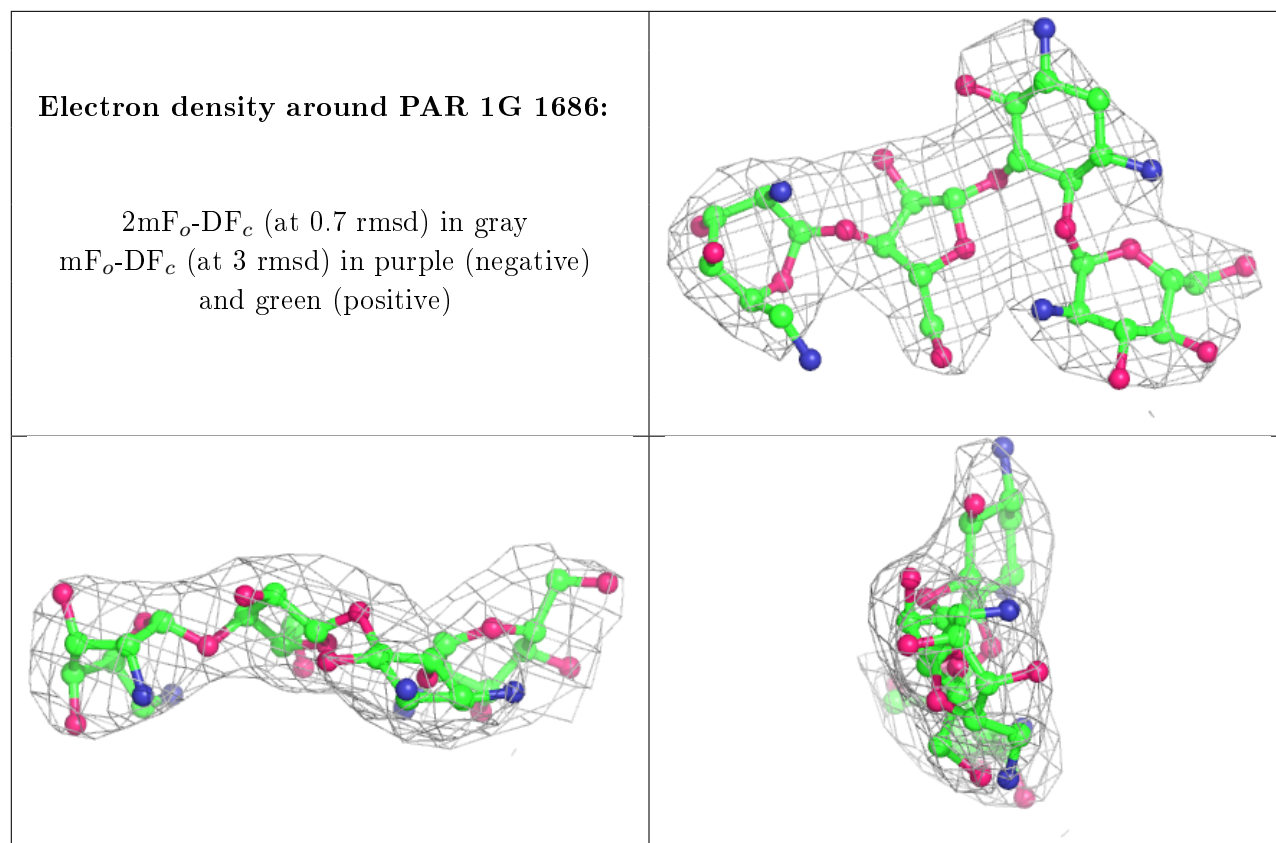
Mol	Type	Chain	Res	Atoms	RSCC	RSR	B-factors(\AA^2)	Q<0.9
56	MG	13	1605	1/1	0.98	0.18	67,67,67,67	0
56	MG	1H	3056	1/1	0.98	0.33	70,70,70,70	0
56	MG	1H	3445	1/1	0.98	0.10	52,52,52,52	0
56	MG	1H	3114	1/1	0.98	0.23	48,48,48,48	0
56	MG	1H	3035	1/1	0.98	0.15	61,61,61,61	0
56	MG	1H	3480	1/1	0.99	0.20	56,56,56,56	0
56	MG	14	3347	1/1	0.99	0.07	56,56,56,56	0
56	MG	1H	3107	1/1	0.99	0.28	65,65,65,65	0
56	MG	1H	3472	1/1	0.99	0.14	56,56,56,56	0
56	MG	14	3050	1/1	0.99	0.20	63,63,63,63	0
56	MG	14	3230	1/1	0.99	0.30	73,73,73,73	0
56	MG	1H	3111	1/1	0.99	0.20	43,43,43,43	0
56	MG	29	301	1/1	0.99	0.18	44,44,44,44	0
56	MG	1H	3087	1/1	0.99	0.37	43,43,43,43	0
56	MG	13	1618	1/1	0.99	0.17	58,58,58,58	0
56	MG	14	3049	1/1	0.99	0.18	54,54,54,54	0
56	MG	14	3030	1/1	0.99	0.14	55,55,55,55	0
56	MG	14	3062	1/1	0.99	0.18	56,56,56,56	0
56	MG	14	3061	1/1	0.99	0.22	50,50,50,50	0
56	MG	1H	3020	1/1	0.99	0.20	47,47,47,47	0
56	MG	14	3046	1/1	0.99	0.09	53,53,53,53	0
56	MG	13	1601	1/1	0.99	0.23	46,46,46,46	0
56	MG	13	1652	1/1	0.99	0.20	80,80,80,80	0
56	MG	1H	3266	1/1	0.99	0.07	64,64,64,64	0
56	MG	14	3053	1/1	0.99	0.22	52,52,52,52	0
56	MG	1H	3403	1/1	0.99	0.16	43,43,43,43	0
56	MG	11	301	1/1	0.99	0.20	48,48,48,48	0
56	MG	1H	3136	1/1	0.99	0.27	41,41,41,41	0
56	MG	14	3005	1/1	0.99	0.21	53,53,53,53	0
56	MG	1H	3061	1/1	0.99	0.12	48,48,48,48	0
56	MG	13	1608	1/1	0.99	0.17	71,71,71,71	0
56	MG	14	3351	1/1	0.99	0.13	43,43,43,43	0
56	MG	1H	3124	1/1	0.99	0.19	52,52,52,52	0
56	MG	1H	3423	1/1	0.99	0.07	44,44,44,44	0
56	MG	1H	3419	1/1	0.99	0.10	37,37,37,37	0
56	MG	29	303	1/1	0.99	0.20	71,71,71,71	0
56	MG	14	3071	1/1	0.99	0.19	61,61,61,61	0
56	MG	14	3099	1/1	0.99	0.19	46,46,46,46	0
56	MG	14	3063	1/1	0.99	0.29	66,66,66,66	0
56	MG	1H	3455	1/1	0.99	0.08	57,57,57,57	0
56	MG	1H	3374	1/1	0.99	0.10	50,50,50,50	0
56	MG	14	3318	1/1	0.99	0.10	57,57,57,57	0

The following is a graphical depiction of the model fit to experimental electron density of all instances of the Ligand of Interest. In addition, ligands with molecular weight > 250 and outliers as shown on the geometry validation Tables will also be included. Each fit is shown from different orientation to approximate a three-dimensional view.

Electron density around PAR 13 1745:

$2mF_o-DF_c$ (at 0.7 rmsd) in gray
 mF_o-DF_c (at 3 rmsd) in purple (negative)
and green (positive)





6.5 Other polymers [i](#)

There are no such residues in this entry.