



Full wwPDB X-ray Structure Validation Report ⓘ

May 14, 2020 – 10:56 am BST

PDB ID : 4WSD
Title : Complex of 70S ribosome with tRNA-Phe and mRNA with C-A mismatch in the second position in the A-site and with antibiotic paromomycin.
Authors : Rozov, A.; Demeshkina, N.; Yusupov, M.; Yusupova, G.
Deposited on : 2014-10-27
Resolution : 2.95 Å(reported)

This is a Full wwPDB X-ray Structure Validation Report for a publicly released PDB entry.

We welcome your comments at validation@mail.wwpdb.org

A user guide is available at

<https://www.wwpdb.org/validation/2017/XrayValidationReportHelp>

with specific help available everywhere you see the ⓘ symbol.

The following versions of software and data (see [references ⓘ](#)) were used in the production of this report:

MolProbity : 4.02b-467
Mogul : 1.8.5 (274361), CSD as541be (2020)
Xtriage (Phenix) : 1.13
EDS : 2.11
buster-report : 1.1.7 (2018)
Percentile statistics : 20191225.v01 (using entries in the PDB archive December 25th 2019)
Refmac : 5.8.0158
CCP4 : 7.0.044 (Gargrove)
Ideal geometry (proteins) : Engh & Huber (2001)
Ideal geometry (DNA, RNA) : Parkinson et al. (1996)
Validation Pipeline (wwPDB-VP) : 2.11

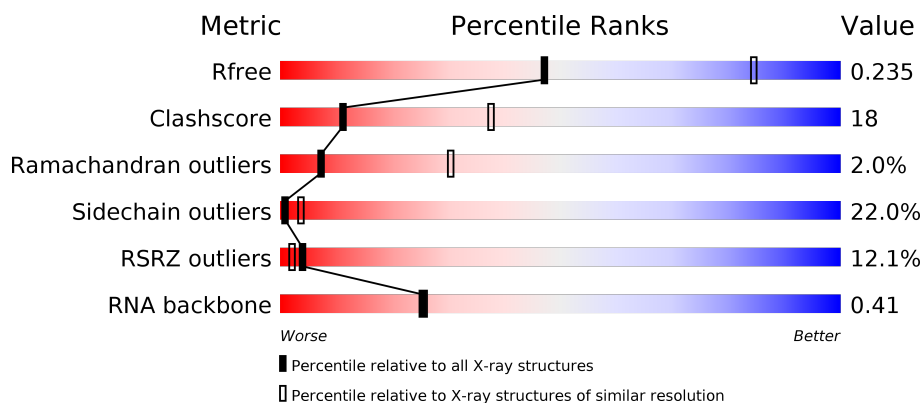
1 Overall quality at a glance

The following experimental techniques were used to determine the structure:

X-RAY DIFFRACTION

The reported resolution of this entry is 2.95 Å.

Percentile scores (ranging between 0-100) for global validation metrics of the entry are shown in the following graphic. The table shows the number of entries on which the scores are based.



Metric	Whole archive (#Entries)	Similar resolution (#Entries, resolution range(Å))
R_{free}	130704	3104 (3.00-2.92)
Clashscore	141614	3462 (3.00-2.92)
Ramachandran outliers	138981	3340 (3.00-2.92)
Sidechain outliers	138945	3343 (3.00-2.92)
RSRZ outliers	127900	2986 (3.00-2.92)
RNA backbone	3102	1065 (3.22-2.70)

The table below summarises the geometric issues observed across the polymeric chains and their fit to the electron density. The red, orange, yellow and green segments on the lower bar indicate the fraction of residues that contain outliers for ≥ 3 , 2, 1 and 0 types of geometric quality criteria respectively. A grey segment represents the fraction of residues that are not modelled. The numeric value for each fraction is indicated below the corresponding segment, with a dot representing fractions $\leq 5\%$. The upper red bar (where present) indicates the fraction of residues that have poor fit to the electron density. The numeric value is given above the bar.

Mol	Chain	Length	Quality of chain
1	13	1522	<div> <div>0%</div> <div> <div>30%</div> <div>44%</div> <div>20%</div> <div>5%</div> </div> </div>
1	1G	1522	<div> <div>4%</div> <div> <div>31%</div> <div>45%</div> <div>19%</div> </div> </div>
2	12	256	<div> <div>8%</div> <div> <div>38%</div> <div>40%</div> <div>13%</div> <div>7%</div> </div> </div>
2	1E	256	<div> <div>7%</div> <div> <div>39%</div> <div>44%</div> <div>9%</div> <div>7%</div> </div> </div>

Continued on next page...

Continued from previous page...

Mol	Chain	Length	Quality of chain
3	22	239	
3	2E	239	
4	32	209	
4	3E	209	
5	42	162	
5	4E	162	
6	52	101	
6	5E	101	
7	62	156	
7	6E	156	
8	72	138	
8	7E	138	
9	82	128	
9	8E	128	
10	1A	105	
10	1I	105	
11	2A	129	
11	2I	129	
12	3A	132	
12	3I	132	
13	4A	126	
13	4I	126	
14	5A	61	
14	5I	61	
15	6A	89	

Continued on next page...

Continued from previous page...

Mol	Chain	Length	Quality of chain
15	6I	89	
16	7A	88	
16	7I	88	
17	8A	105	
17	8I	105	
18	9A	88	
18	9I	88	
19	AA	93	
19	AI	93	
20	BA	106	
20	BI	106	
21	1B	27	
21	1F	27	
22	1K	76	
23	2K	77	
23	2L	77	
24	3K	76	
25	4K	30	
25	4L	30	
26	14	2917	
26	1H	2917	
27	16	122	
27	1J	122	
28	11	276	
28	19	276	

Continued on next page...

Continued from previous page...

Mol	Chain	Length	Quality of chain
29	21	206	
29	29	206	
30	31	210	
30	39	210	
31	41	182	
31	49	182	
32	51	180	
32	59	180	
33	61	148	
33	69	148	
34	15	140	
34	58	140	
35	25	122	
35	68	122	
36	35	150	
36	78	150	
37	45	141	
37	88	141	
38	55	118	
38	98	118	
39	65	112	
39	A8	112	
40	75	146	
40	B8	146	
41	85	118	

Continued on next page...

Continued from previous page...

Mol	Chain	Length	Quality of chain
41	C8	118	
42	95	101	
42	D8	101	
43	A5	113	
43	E8	113	
44	B5	96	
44	F8	96	
45	C5	110	
45	G8	110	
46	D5	206	
46	H8	206	
47	E5	85	
47	I8	85	
48	F5	98	
48	J8	98	
49	G5	72	
49	K8	72	
50	H5	60	
50	L8	60	
51	I5	71	
51	M8	71	
52	J5	60	
52	N8	60	
53	K5	54	
53	O8	54	

Continued on next page...

Continued from previous page...

Mol	Chain	Length	Quality of chain
54	L5	49	
54	P8	49	
55	M5	65	
55	Q8	65	
56	1L	76	
57	3L	76	

The following table lists non-polymeric compounds, carbohydrate monomers and non-standard residues in protein, DNA, RNA chains that are outliers for geometric or electron-density-fit criteria:

Mol	Type	Chain	Res	Chirality	Geometry	Clashes	Electron density
58	MG	13	1710	-	-	-	X
58	MG	14	3143	-	-	-	X
58	MG	14	3158	-	-	-	X
58	MG	14	3193	-	-	-	X
58	MG	1H	3020	-	-	-	X
58	MG	1H	3056	-	-	-	X
58	MG	1H	3162	-	-	-	X
58	MG	1H	3247	-	-	-	X
58	MG	1H	3254	-	-	-	X
58	MG	1H	3262	-	-	-	X
58	MG	1H	3310	-	-	-	X
58	MG	1H	3334	-	-	-	X
58	MG	1H	3337	-	-	-	X

2 Entry composition

There are 61 unique types of molecules in this entry. The entry contains 300252 atoms, of which 0 are hydrogens and 0 are deuteriums.

In the tables below, the ZeroOcc column contains the number of atoms modelled with zero occupancy, the AltConf column contains the number of residues with at least one atom in alternate conformation and the Trace column contains the number of residues modelled with at most 2 atoms.

- Molecule 1 is a RNA chain called 16S ribosomal RNA.

Mol	Chain	Residues	Atoms					ZeroOcc	AltConf	Trace
1	13	1498	Total	C	N	O	P	0	0	0
			32207	14334	5973	10402	1498			
1	1G	1498	Total	C	N	O	P	0	0	0
			32204	14334	5973	10400	1497			

- Molecule 2 is a protein called 30S ribosomal protein S2.

Mol	Chain	Residues	Atoms					ZeroOcc	AltConf	Trace
2	1E	237	Total	C	N	O	S	0	0	0
			1924	1228	344	347	5			
2	12	237	Total	C	N	O	S	0	0	0
			1924	1228	344	347	5			

- Molecule 3 is a protein called 30S ribosomal protein S3.

Mol	Chain	Residues	Atoms					ZeroOcc	AltConf	Trace
3	2E	205	Total	C	N	O	S	0	0	0
			1605	1011	313	280	1			
3	22	206	Total	C	N	O	S	0	0	0
			1612	1016	314	281	1			

- Molecule 4 is a protein called 30S ribosomal protein S4.

Mol	Chain	Residues	Atoms					ZeroOcc	AltConf	Trace
4	3E	208	Total	C	N	O	S	0	0	0
			1702	1066	339	290	7			
4	32	208	Total	C	N	O	S	0	0	0
			1702	1066	339	290	7			

- Molecule 5 is a protein called 30S ribosomal protein S5.

Mol	Chain	Residues	Atoms					ZeroOcc	AltConf	Trace
5	4E	151	Total	C	N	O	S	0	0	0
			1155	729	218	204	4			
5	42	151	Total	C	N	O	S	0	0	0
			1155	729	218	204	4			

- Molecule 6 is a protein called 30S ribosomal protein S6.

Mol	Chain	Residues	Atoms					ZeroOcc	AltConf	Trace
6	5E	101	Total	C	N	O	S	0	0	0
			842	531	155	153	3			
6	52	101	Total	C	N	O	S	0	0	0
			842	531	155	153	3			

- Molecule 7 is a protein called 30S ribosomal protein S7.

Mol	Chain	Residues	Atoms					ZeroOcc	AltConf	Trace
7	6E	155	Total	C	N	O	S	0	0	0
			1256	781	252	217	6			
7	62	152	Total	C	N	O	S	0	0	0
			1243	774	249	214	6			

- Molecule 8 is a protein called 30S ribosomal protein S8.

Mol	Chain	Residues	Atoms					ZeroOcc	AltConf	Trace
8	7E	138	Total	C	N	O	S	0	0	0
			1115	705	215	192	3			
8	72	138	Total	C	N	O	S	0	0	0
			1115	705	215	192	3			

- Molecule 9 is a protein called 30S ribosomal protein S9.

Mol	Chain	Residues	Atoms				ZeroOcc	AltConf	Trace
9	8E	127	Total	C	N	O	0	0	0
			1009	639	197	173			
9	82	124	Total	C	N	O	0	0	0
			983	624	190	169			

- Molecule 10 is a protein called 30S ribosomal protein S10.

Mol	Chain	Residues	Atoms					ZeroOcc	AltConf	Trace
10	1I	99	Total	C	N	O	S	0	0	0
			801	504	157	139	1			

Continued on next page...

Continued from previous page...

Mol	Chain	Residues	Atoms					ZeroOcc	AltConf	Trace
10	1A	99	Total	C	N	O	S	0	0	0
			801	504	157	139	1			

- Molecule 11 is a protein called 30S ribosomal protein S11.

Mol	Chain	Residues	Atoms					ZeroOcc	AltConf	Trace
11	2I	116	Total	C	N	O	S	0	0	0
			864	537	164	160	3			
11	2A	116	Total	C	N	O	S	0	0	0
			864	537	164	160	3			

- Molecule 12 is a protein called 30S ribosomal protein S12.

Mol	Chain	Residues	Atoms					ZeroOcc	AltConf	Trace
12	3I	125	Total	C	N	O	S	0	0	0
			975	614	196	164	1			
12	3A	125	Total	C	N	O	S	0	0	0
			975	614	196	164	1			

- Molecule 13 is a protein called 30S ribosomal protein S13.

Mol	Chain	Residues	Atoms					ZeroOcc	AltConf	Trace
13	4I	118	Total	C	N	O	S	0	0	0
			938	580	193	163	2			
13	4A	117	Total	C	N	O	S	0	0	0
			933	577	192	162	2			

There are 2 discrepancies between the modelled and reference sequences:

Chain	Residue	Modelled	Actual	Comment	Reference
4I	119	ALA	GLY	conflict	UNP P80377
4A	119	ALA	GLY	conflict	UNP P80377

- Molecule 14 is a protein called 30S ribosomal protein S14 type Z.

Mol	Chain	Residues	Atoms					ZeroOcc	AltConf	Trace
14	5I	60	Total	C	N	O	S	0	0	0
			491	312	104	71	4			
14	5A	58	Total	C	N	O	S	0	0	0
			475	303	99	69	4			

- Molecule 15 is a protein called 30S ribosomal protein S15.

Mol	Chain	Residues	Atoms					ZeroOcc	AltConf	Trace
15	6I	88	Total	C	N	O	S	0	0	0
			733	459	147	125	2			
15	6A	88	Total	C	N	O	S	0	0	0
			733	459	147	125	2			

- Molecule 16 is a protein called 30S ribosomal protein S16.

Mol	Chain	Residues	Atoms					ZeroOcc	AltConf	Trace
16	7I	84	Total	C	N	O	S	0	0	0
			705	446	140	118	1			
16	7A	84	Total	C	N	O	S	0	0	0
			705	446	140	118	1			

- Molecule 17 is a protein called 30S ribosomal protein S17.

Mol	Chain	Residues	Atoms					ZeroOcc	AltConf	Trace
17	8I	100	Total	C	N	O	S	0	0	0
			834	534	155	143	2			
17	8A	100	Total	C	N	O	S	0	0	0
			834	534	155	143	2			

- Molecule 18 is a protein called 30S ribosomal protein S18.

Mol	Chain	Residues	Atoms				ZeroOcc	AltConf	Trace
18	9I	72	Total	C	N	O	0	0	0
			590	376	117	97			
18	9A	72	Total	C	N	O	0	0	0
			590	376	117	97			

- Molecule 19 is a protein called 30S ribosomal protein S19.

Mol	Chain	Residues	Atoms					ZeroOcc	AltConf	Trace
19	AI	81	Total	C	N	O	S	0	0	0
			647	413	119	113	2			
19	AA	78	Total	C	N	O	S	0	0	0
			624	398	115	109	2			

- Molecule 20 is a protein called 30S ribosomal protein S20.

Mol	Chain	Residues	Atoms					ZeroOcc	AltConf	Trace
20	BI	99	Total	C	N	O	S	0	0	0
			762	470	162	128	2			

Continued on next page...

Continued from previous page...

Mol	Chain	Residues	Atoms					ZeroOcc	AltConf	Trace
20	BA	99	Total	C	N	O	S	0	0	0
			762	470	162	128	2			

- Molecule 21 is a protein called 30S ribosomal protein Thx.

Mol	Chain	Residues	Atoms				ZeroOcc	AltConf	Trace
21	1F	25	Total	C	N	O	0	0	0
			217	134	52	31			
21	1B	25	Total	C	N	O	0	0	0
			217	134	52	31			

- Molecule 22 is a RNA chain called tRNA-Phe.

Mol	Chain	Residues	Atoms						ZeroOcc	AltConf	Trace
22	1K	76	Total	C	N	O	P	S	0	0	0
			1627	730	290	530	75	2			

- Molecule 23 is a RNA chain called tRNA-fMet.

Mol	Chain	Residues	Atoms						ZeroOcc	AltConf	Trace
23	2K	77	Total	C	N	O	P	S	0	0	0
			1646	735	298	535	77	1			
23	2L	77	Total	C	N	O	P	S	0	0	0
			1646	735	298	535	77	1			

- Molecule 24 is a RNA chain called tRNA-Phe.

Mol	Chain	Residues	Atoms						ZeroOcc	AltConf	Trace
24	3K	75	Total	C	N	O	P	S	0	0	0
			1603	719	285	524	74	1			

- Molecule 25 is a RNA chain called mRNA.

Mol	Chain	Residues	Atoms					ZeroOcc	AltConf	Trace
25	4K	13	Total	C	N	O	P	0	0	0
			279	126	55	85	13			
25	4L	11	Total	C	N	O	P	0	0	0
			235	106	45	73	11			

- Molecule 26 is a RNA chain called 23S ribosomal RNA.

Mol	Chain	Residues	Atoms					ZeroOcc	AltConf	Trace
26	1H	2912	Total	C	N	O	P	0	0	0
			62707	27911	11722	20163	2911			
26	14	2909	Total	C	N	O	P	0	0	0
			62647	27884	11716	20139	2908			

- Molecule 27 is a RNA chain called 5S ribosomal RNA.

Mol	Chain	Residues	Atoms					ZeroOcc	AltConf	Trace
27	16	122	Total	C	N	O	P	0	0	0
			2617	1166	486	844	121			
27	1J	122	Total	C	N	O	P	0	0	0
			2617	1166	486	844	121			

- Molecule 28 is a protein called 50S ribosomal protein L2.

Mol	Chain	Residues	Atoms					ZeroOcc	AltConf	Trace
28	11	272	Total	C	N	O	S	0	0	0
			2115	1335	420	357	3			
28	19	273	Total	C	N	O	S	0	0	0
			2120	1338	421	358	3			

- Molecule 29 is a protein called 50S ribosomal protein L3.

Mol	Chain	Residues	Atoms					ZeroOcc	AltConf	Trace
29	21	205	Total	C	N	O	S	0	0	0
			1568	991	300	271	6			
29	29	205	Total	C	N	O	S	0	0	0
			1568	991	300	271	6			

- Molecule 30 is a protein called 50S ribosomal protein L4.

Mol	Chain	Residues	Atoms					ZeroOcc	AltConf	Trace
30	31	202	Total	C	N	O	S	0	0	0
			1585	1011	297	275	2			
30	39	208	Total	C	N	O	S	0	0	0
			1627	1037	304	283	3			

- Molecule 31 is a protein called 50S ribosomal protein L5.

Mol	Chain	Residues	Atoms					ZeroOcc	AltConf	Trace
31	41	181	Total	C	N	O	S	0	0	0
			1473	942	268	259	4			

Continued on next page...

Continued from previous page...

Mol	Chain	Residues	Atoms					ZeroOcc	AltConf	Trace
31	49	181	Total	C	N	O	S	0	0	0
			1473	942	268	259	4			

- Molecule 32 is a protein called 50S ribosomal protein L6.

Mol	Chain	Residues	Atoms					ZeroOcc	AltConf	Trace
32	51	174	Total	C	N	O	S	0	0	0
			1336	848	251	236	1			
32	59	170	Total	C	N	O	S	0	0	0
			1307	829	245	232	1			

- Molecule 33 is a protein called 50S ribosomal protein L9.

Mol	Chain	Residues	Atoms					ZeroOcc	AltConf	Trace
33	61	146	Total	C	N	O	S	0	0	0
			1136	726	201	208	1			
33	69	146	Total	C	N	O	S	0	0	0
			1136	726	201	208	1			

- Molecule 34 is a protein called 50S ribosomal protein L13.

Mol	Chain	Residues	Atoms					ZeroOcc	AltConf	Trace
34	58	138	Total	C	N	O	S	0	0	0
			1104	712	206	182	4			
34	15	138	Total	C	N	O	S	0	0	0
			1104	712	206	182	4			

- Molecule 35 is a protein called 50S ribosomal protein L14.

Mol	Chain	Residues	Atoms					ZeroOcc	AltConf	Trace
35	68	122	Total	C	N	O	S	0	0	0
			932	588	171	169	4			
35	25	122	Total	C	N	O	S	0	0	0
			932	588	171	169	4			

- Molecule 36 is a protein called 50S ribosomal protein L15.

Mol	Chain	Residues	Atoms					ZeroOcc	AltConf	Trace
36	78	150	Total	C	N	O	S	0	0	0
			1144	712	232	197	3			
36	35	150	Total	C	N	O	S	0	0	0
			1144	712	232	197	3			

- Molecule 37 is a protein called 50S ribosomal protein L16.

Mol	Chain	Residues	Atoms					ZeroOcc	AltConf	Trace
37	88	138	Total	C	N	O	S	0	0	0
			1086	693	208	179	6			
37	45	141	Total	C	N	O	S	0	0	0
			1121	715	212	187	7			

- Molecule 38 is a protein called 50S ribosomal protein L17.

Mol	Chain	Residues	Atoms					ZeroOcc	AltConf	Trace
38	98	118	Total	C	N	O	S	0	0	0
			967	604	203	159	1			
38	55	117	Total	C	N	O		0	0	0
			959	599	202	158				

- Molecule 39 is a protein called 50S ribosomal protein L18.

Mol	Chain	Residues	Atoms				ZeroOcc	AltConf	Trace
39	A8	111	Total	C	N	O	0	0	0
			881	556	176	149			
39	65	111	Total	C	N	O	0	0	0
			881	556	176	149			

- Molecule 40 is a protein called 50S ribosomal protein L19.

Mol	Chain	Residues	Atoms					ZeroOcc	AltConf	Trace
40	B8	137	Total	C	N	O	S	0	0	0
			1141	710	234	196	1			
40	75	137	Total	C	N	O	S	0	0	0
			1141	710	234	196	1			

- Molecule 41 is a protein called 50S ribosomal protein L20.

Mol	Chain	Residues	Atoms					ZeroOcc	AltConf	Trace
41	C8	117	Total	C	N	O	S	0	0	0
			963	610	202	150	1			
41	85	117	Total	C	N	O	S	0	0	0
			963	610	202	150	1			

- Molecule 42 is a protein called 50S ribosomal protein L21.

Mol	Chain	Residues	Atoms					ZeroOcc	AltConf	Trace
42	D8	101	Total	C	N	O	S	0	0	0
			778	501	142	134	1			
42	95	101	Total	C	N	O	S	0	0	0
			778	501	142	134	1			

- Molecule 43 is a protein called 50S ribosomal protein L22.

Mol	Chain	Residues	Atoms					ZeroOcc	AltConf	Trace
43	E8	113	Total	C	N	O	S	0	0	0
			899	566	177	154	2			
43	A5	113	Total	C	N	O	S	0	0	0
			899	566	177	154	2			

- Molecule 44 is a protein called 50S ribosomal protein L23.

Mol	Chain	Residues	Atoms					ZeroOcc	AltConf	Trace
44	F8	94	Total	C	N	O	S	0	0	0
			742	482	134	125	1			
44	B5	94	Total	C	N	O		0	0	0
			735	477	133	125				

- Molecule 45 is a protein called 50S ribosomal protein L24.

Mol	Chain	Residues	Atoms					ZeroOcc	AltConf	Trace
45	G8	104	Total	C	N	O	S	0	0	0
			791	510	149	127	5			
45	C5	104	Total	C	N	O	S	0	0	0
			794	510	152	127	5			

- Molecule 46 is a protein called 50S ribosomal protein L25.

Mol	Chain	Residues	Atoms					ZeroOcc	AltConf	Trace
46	H8	175	Total	C	N	O	S	0	0	0
			1397	892	251	251	3			
46	D5	179	Total	C	N	O	S	0	0	0
			1428	911	255	259	3			

- Molecule 47 is a protein called 50S ribosomal protein L27.

Mol	Chain	Residues	Atoms					ZeroOcc	AltConf	Trace
47	I8	80	Total	C	N	O	S	0	0	0
			626	388	132	105	1			

Continued on next page...

Continued from previous page...

Mol	Chain	Residues	Atoms					ZeroOcc	AltConf	Trace
47	E5	77	Total	C	N	O	S	0	0	0
			612	379	129	103	1			

There are 4 discrepancies between the modelled and reference sequences:

Chain	Residue	Modelled	Actual	Comment	Reference
I8	6	ALA	GLY	conflict	UNP P60493
I8	8	ALA	GLY	conflict	UNP P60493
E5	6	ALA	GLY	conflict	UNP P60493
E5	8	ALA	GLY	conflict	UNP P60493

- Molecule 48 is a protein called 50S ribosomal protein L28.

Mol	Chain	Residues	Atoms					ZeroOcc	AltConf	Trace
48	J8	97	Total	C	N	O	S	0	0	0
			762	481	150	130	1			
48	F5	94	Total	C	N	O	S	0	0	0
			737	463	146	127	1			

- Molecule 49 is a protein called 50S ribosomal protein L29.

Mol	Chain	Residues	Atoms					ZeroOcc	AltConf	Trace
49	K8	67	Total	C	N	O	S	0	0	0
			563	349	114	99	1			
49	G5	67	Total	C	N	O	S	0	0	0
			563	349	114	99	1			

- Molecule 50 is a protein called 50S ribosomal protein L30.

Mol	Chain	Residues	Atoms				ZeroOcc	AltConf	Trace
50	L8	57	Total	C	N	O	0	0	0
			452	288	88	76			
50	H5	59	Total	C	N	O	0	0	0
			468	298	90	80			

- Molecule 51 is a protein called 50S ribosomal protein L31.

Mol	Chain	Residues	Atoms					ZeroOcc	AltConf	Trace
51	M8	66	Total	C	N	O	S	0	0	0
			533	335	96	97	5			
51	I5	60	Total	C	N	O	S	0	0	0
			481	305	84	87	5			

- Molecule 52 is a protein called 50S ribosomal protein L32.

Mol	Chain	Residues	Atoms					ZeroOcc	AltConf	Trace
52	N8	58	Total	C	N	O	S	0	0	0
			453	285	89	74	5			
52	J5	59	Total	C	N	O	S	0	0	0
			458	288	90	75	5			

- Molecule 53 is a protein called 50S ribosomal protein L33.

Mol	Chain	Residues	Atoms					ZeroOcc	AltConf	Trace
53	O8	45	Total	C	N	O	S	0	0	0
			389	241	79	65	4			
53	K5	45	Total	C	N	O	S	0	0	0
			389	241	79	65	4			

- Molecule 54 is a protein called 50S ribosomal protein L34.

Mol	Chain	Residues	Atoms					ZeroOcc	AltConf	Trace
54	P8	45	Total	C	N	O	S	0	0	0
			391	240	97	52	2			
54	L5	46	Total	C	N	O	S	0	0	0
			398	245	98	53	2			

- Molecule 55 is a protein called 50S ribosomal protein L35.

Mol	Chain	Residues	Atoms					ZeroOcc	AltConf	Trace
55	Q8	60	Total	C	N	O	S	0	0	0
			480	306	98	74	2			
55	M5	60	Total	C	N	O	S	0	0	0
			477	303	98	74	2			

- Molecule 56 is a RNA chain called tRNA-Phe.

Mol	Chain	Residues	Atoms					ZeroOcc	AltConf	Trace
56	1L	76	Total	C	N	O	P S	0	0	0
			1627	730	290	531	75 1			

- Molecule 57 is a RNA chain called tRNA-Phe.

Mol	Chain	Residues	Atoms					ZeroOcc	AltConf	Trace
57	3L	76	Total	C	N	O	P S	0	0	0
			1624	725	290	532	76 1			

- Molecule 58 is MAGNESIUM ION (three-letter code: MG) (formula: Mg).

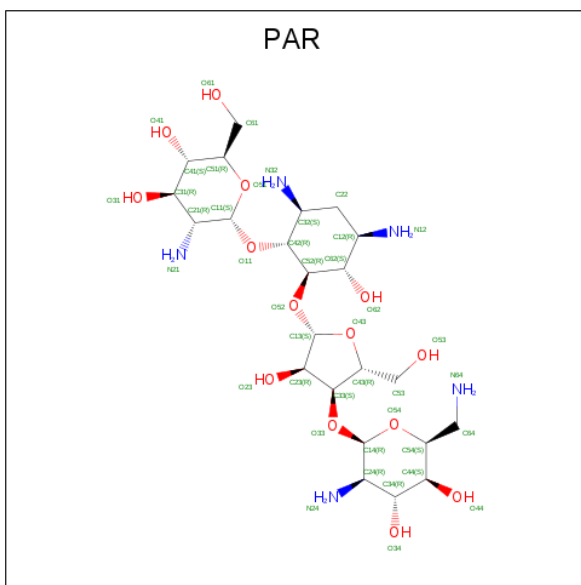
Mol	Chain	Residues	Atoms		ZeroOcc	AltConf
58	98	2	Total 2	Mg 2	0	0
58	P8	1	Total 1	Mg 1	0	0
58	J5	1	Total 1	Mg 1	0	0
58	C5	1	Total 1	Mg 1	0	0
58	2I	1	Total 1	Mg 1	0	0
58	13	148	Total 148	Mg 148	0	0
58	1J	5	Total 5	Mg 5	0	0
58	5I	2	Total 2	Mg 2	0	0
58	16	13	Total 13	Mg 13	0	0
58	25	1	Total 1	Mg 1	0	0
58	3K	1	Total 1	Mg 1	0	0
58	21	2	Total 2	Mg 2	0	0
58	2K	5	Total 5	Mg 5	0	0
58	L8	1	Total 1	Mg 1	0	0
58	I8	1	Total 1	Mg 1	0	0
58	2A	2	Total 2	Mg 2	0	0
58	5E	1	Total 1	Mg 1	0	0
58	29	4	Total 4	Mg 4	0	0
58	7A	1	Total 1	Mg 1	0	0
58	41	2	Total 2	Mg 2	0	0
58	78	1	Total 1	Mg 1	0	0

Continued on next page...

Continued from previous page...

Mol	Chain	Residues	Atoms		ZeroOcc	AltConf
58	1G	96	Total 96	Mg 96	0	0
58	11	4	Total 4	Mg 4	0	0
58	1H	520	Total 520	Mg 520	0	0
58	88	2	Total 2	Mg 2	0	0
58	49	1	Total 1	Mg 1	0	0
58	14	407	Total 407	Mg 407	0	0
58	3E	2	Total 2	Mg 2	0	0
58	55	1	Total 1	Mg 1	0	0
58	3L	2	Total 2	Mg 2	0	0
58	4K	1	Total 1	Mg 1	0	0
58	1K	2	Total 2	Mg 2	0	0
58	G8	1	Total 1	Mg 1	0	0
58	2L	3	Total 3	Mg 3	0	0

- Molecule 59 is PAROMOMYCIN (three-letter code: PAR) (formula: C₂₃H₄₅N₅O₁₄).



Mol	Chain	Residues	Atoms				ZeroOcc	AltConf
59	13	1	Total	C	N	O	0	0
			42	23	5	14		
59	1G	1	Total	C	N	O	0	0
			42	23	5	14		

- Molecule 60 is ZINC ION (three-letter code: ZN) (formula: Zn).

Mol	Chain	Residues	Atoms		ZeroOcc	AltConf
60	32	1	Total	Zn	0	0
			1	1		
60	3E	1	Total	Zn	0	0
			1	1		
60	5I	1	Total	Zn	0	0
			1	1		
60	5A	1	Total	Zn	0	0
			1	1		
60	G8	1	Total	Zn	0	0
			1	1		
60	C5	1	Total	Zn	0	0
			1	1		

- Molecule 61 is water.

Mol	Chain	Residues	Atoms		ZeroOcc	AltConf
61	13	197	Total	O	0	0
			197	197		

Continued on next page...

Continued from previous page...

Mol	Chain	Residues	Atoms		ZeroOcc	AltConf
61	3E	3	Total 3	O 3	0	0
61	8E	2	Total 2	O 2	0	0
61	1I	2	Total 2	O 2	0	0
61	3I	1	Total 1	O 1	0	0
61	5I	2	Total 2	O 2	0	0
61	6I	1	Total 1	O 1	0	0
61	7I	1	Total 1	O 1	0	0
61	1K	5	Total 5	O 5	0	0
61	2K	6	Total 6	O 6	0	0
61	3K	1	Total 1	O 1	0	0
61	4K	2	Total 2	O 2	0	0
61	1H	999	Total 999	O 999	0	0
61	16	21	Total 21	O 21	0	0
61	11	13	Total 13	O 13	0	0
61	21	4	Total 4	O 4	0	0
61	31	4	Total 4	O 4	0	0
61	58	2	Total 2	O 2	0	0
61	78	5	Total 5	O 5	0	0
61	B8	1	Total 1	O 1	0	0
61	C8	3	Total 3	O 3	0	0
61	D8	1	Total 1	O 1	0	0

Continued on next page...

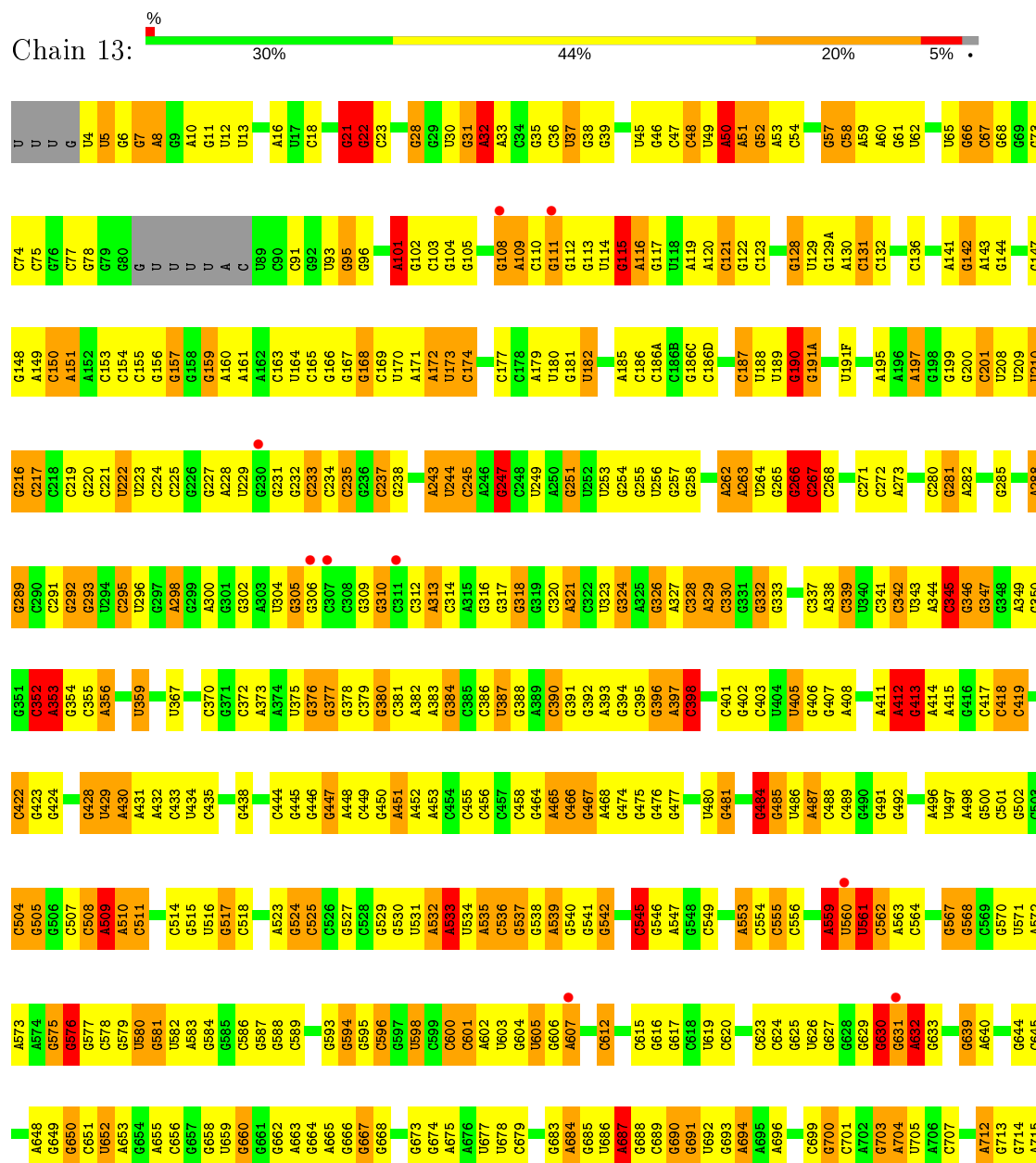
Continued from previous page...

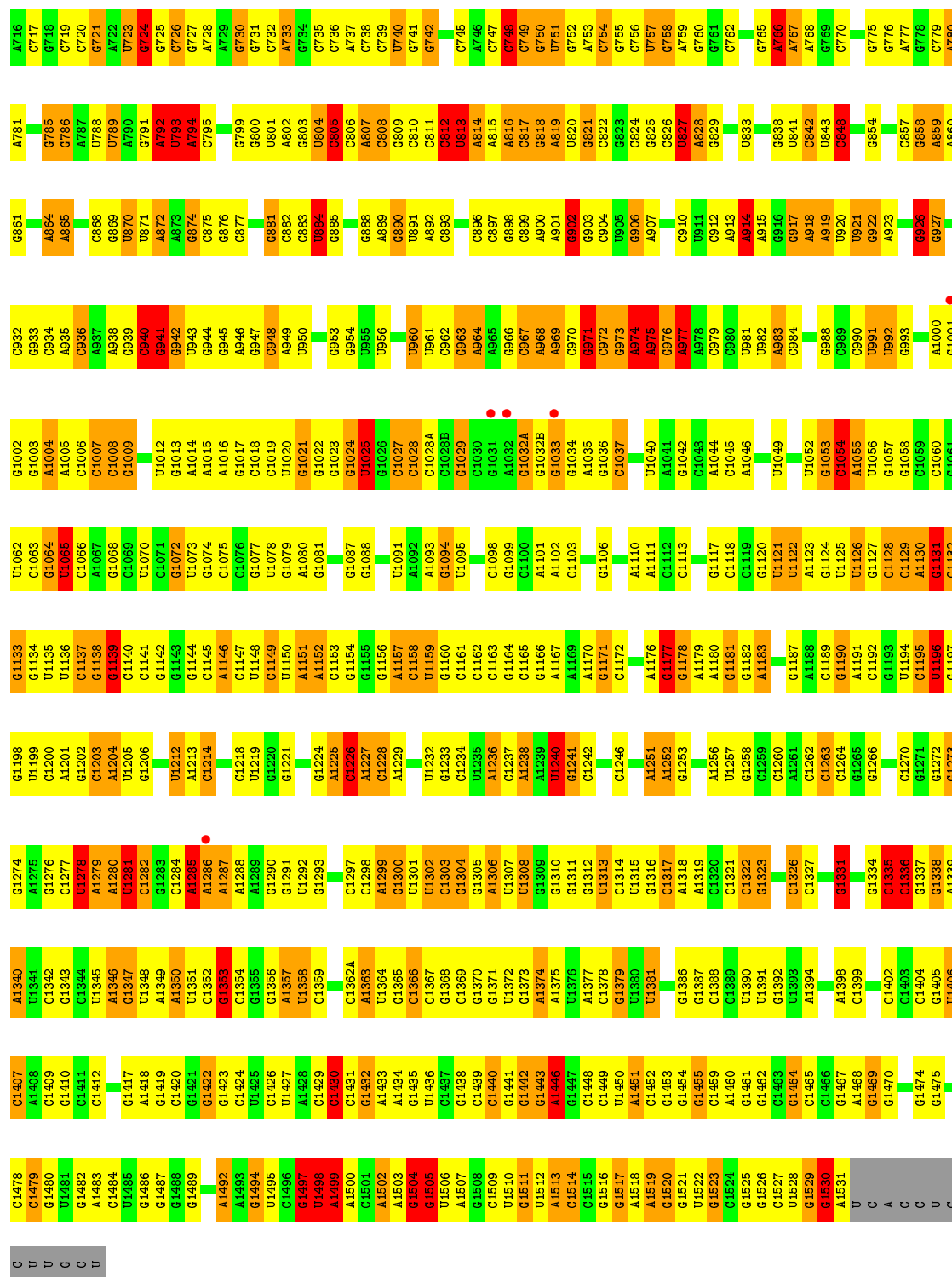
Mol	Chain	Residues	Atoms		ZeroOcc	AltConf
61	G8	4	Total 4	O 4	0	0
61	I8	7	Total 7	O 7	0	0
61	L8	1	Total 1	O 1	0	0
61	P8	1	Total 1	O 1	0	0
61	Q8	2	Total 2	O 2	0	0
61	1G	82	Total 82	O 82	0	0
61	7A	1	Total 1	O 1	0	0
61	BA	1	Total 1	O 1	0	0
61	3L	6	Total 6	O 6	0	0
61	14	598	Total 598	O 598	0	0
61	19	13	Total 13	O 13	0	0
61	39	7	Total 7	O 7	0	0
61	35	1	Total 1	O 1	0	0
61	85	1	Total 1	O 1	0	0
61	A5	1	Total 1	O 1	0	0
61	G5	1	Total 1	O 1	0	0
61	L5	1	Total 1	O 1	0	0

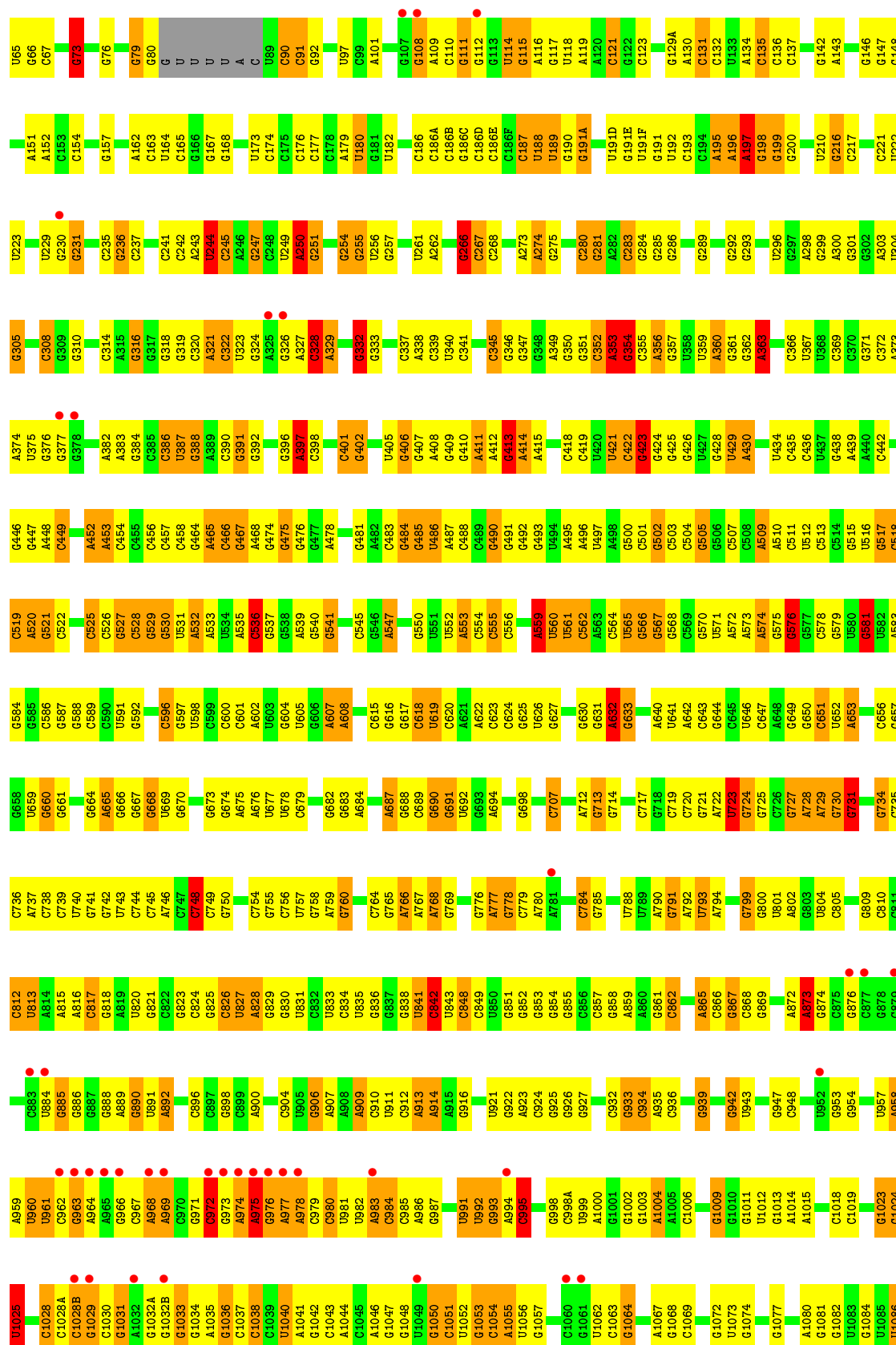
3 Residue-property plots [i](#)

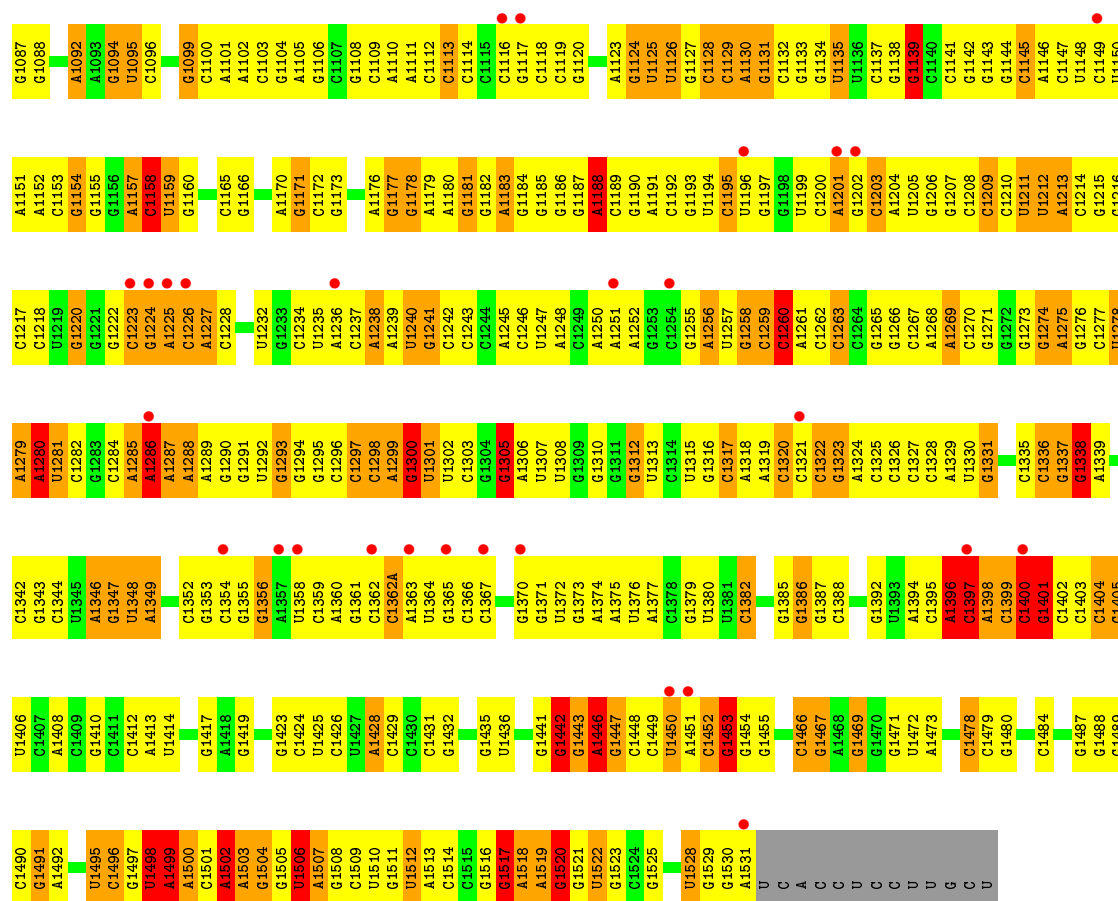
These plots are drawn for all protein, RNA and DNA chains in the entry. The first graphic for a chain summarises the proportions of the various outlier classes displayed in the second graphic. The second graphic shows the sequence view annotated by issues in geometry and electron density. Residues are color-coded according to the number of geometric quality criteria for which they contain at least one outlier: green = 0, yellow = 1, orange = 2 and red = 3 or more. A red dot above a residue indicates a poor fit to the electron density ($\text{RSRZ} > 2$). Stretches of 2 or more consecutive residues without any outlier are shown as a green connector. Residues present in the sample, but not in the model, are shown in grey.

- Molecule 1: 16S ribosomal RNA

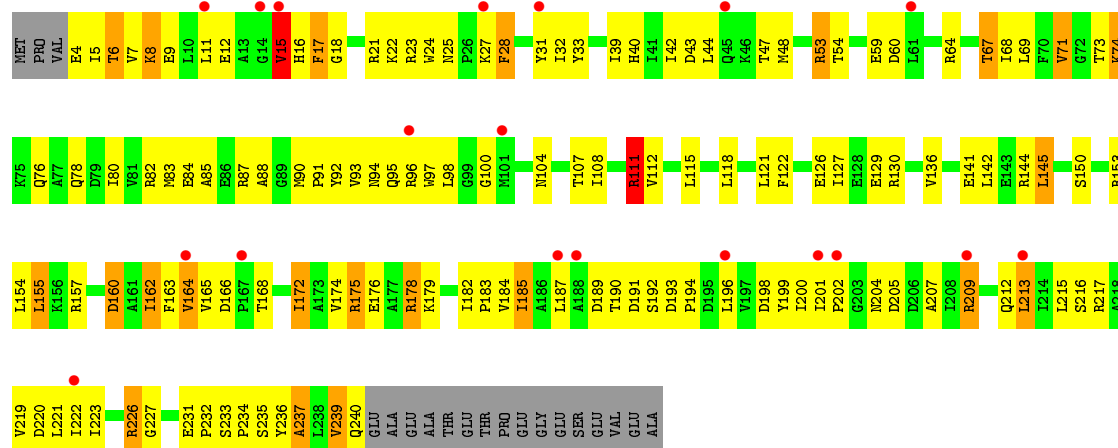
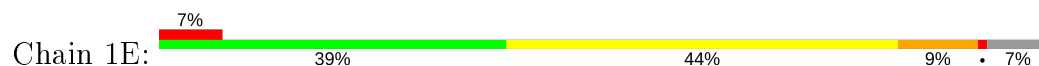






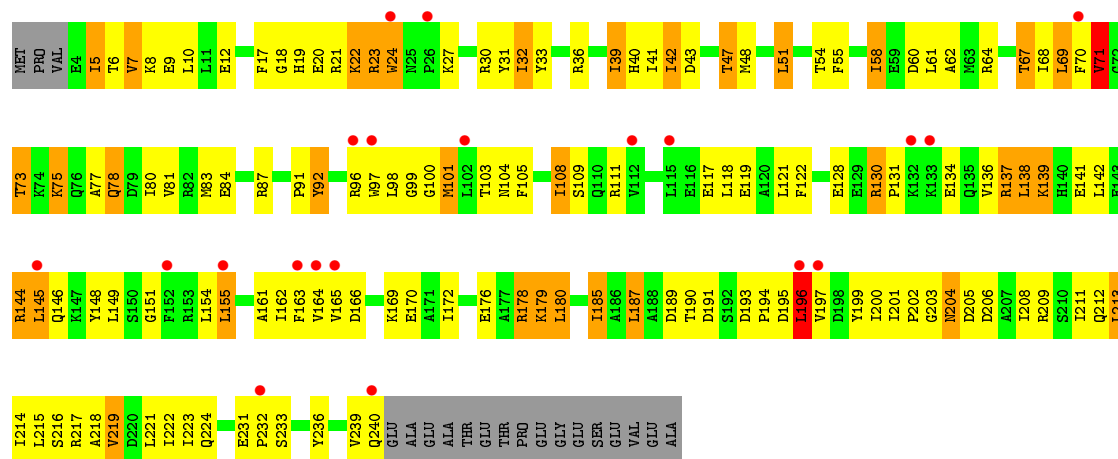


• Molecule 2: 30S ribosomal protein S2

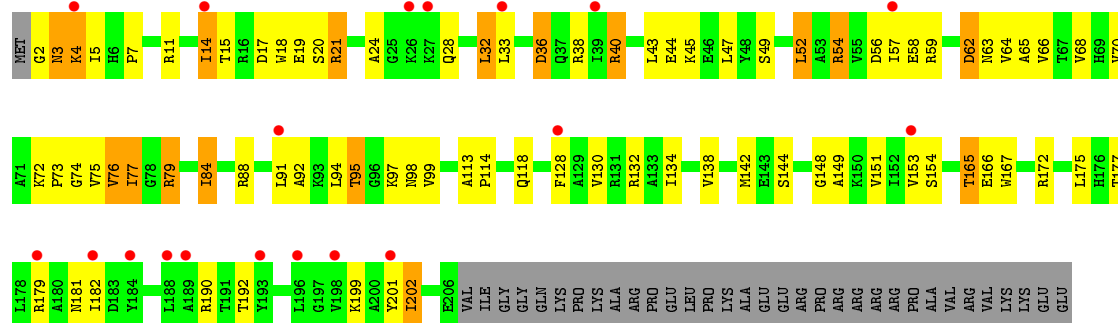


• Molecule 2: 30S ribosomal protein S2

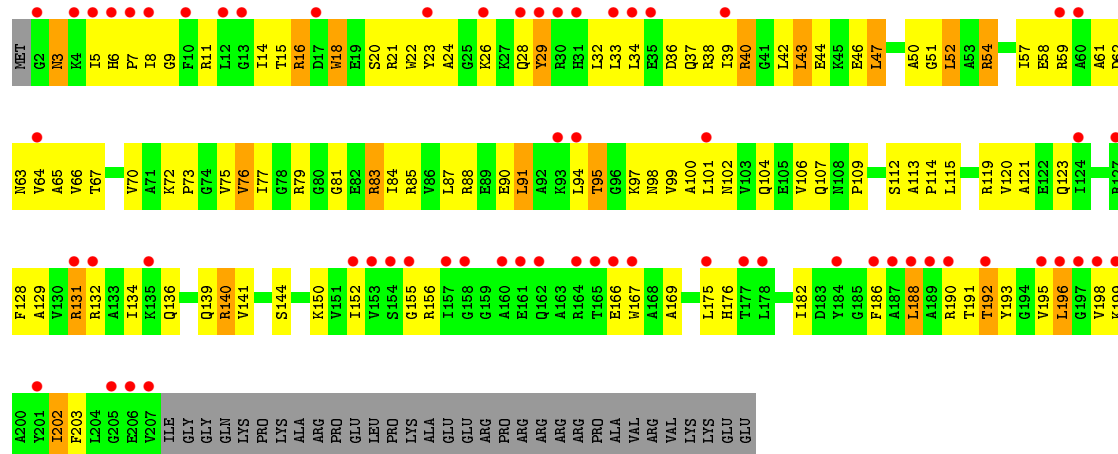




• Molecule 3: 30S ribosomal protein S3

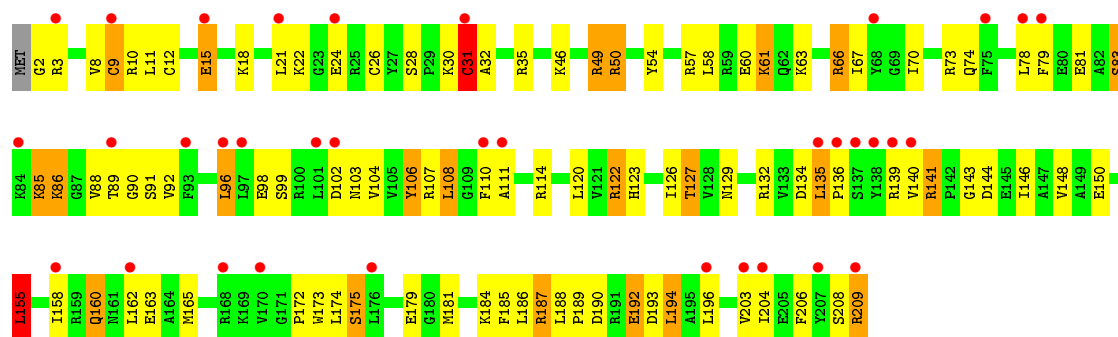


• Molecule 3: 30S ribosomal protein S3

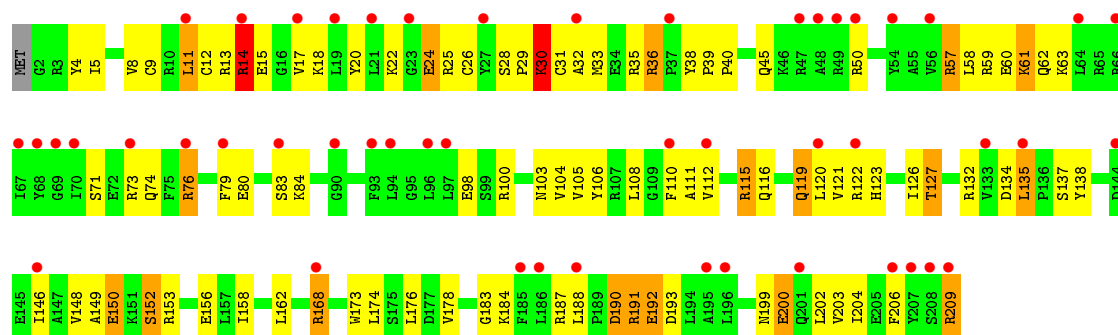


• Molecule 4: 30S ribosomal protein S4

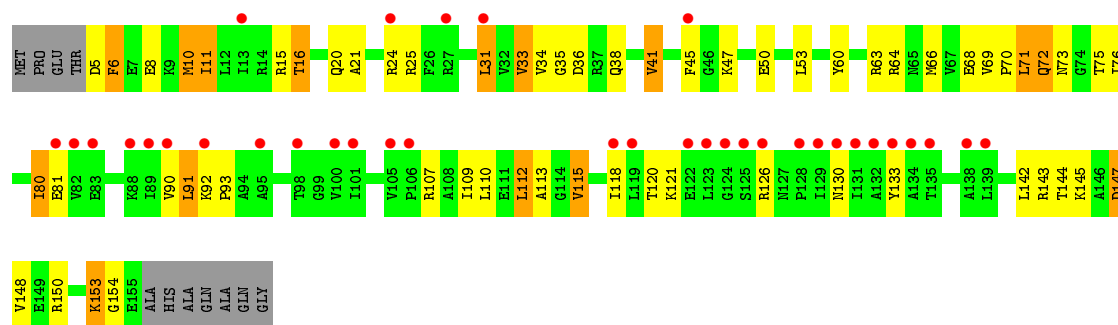




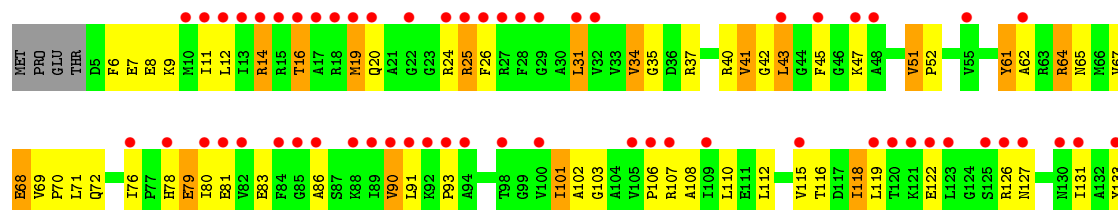
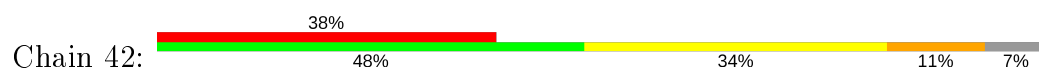
• Molecule 4: 30S ribosomal protein S4



• Molecule 5: 30S ribosomal protein S5



• Molecule 5: 30S ribosomal protein S5





- Molecule 6: 30S ribosomal protein S6



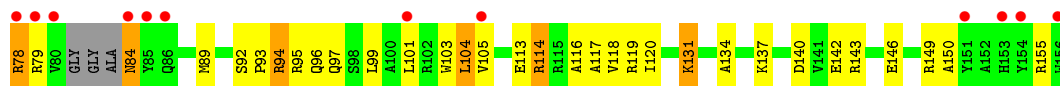
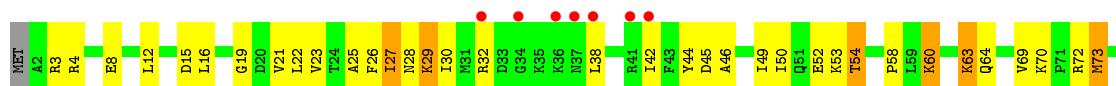
- Molecule 6: 30S ribosomal protein S6



- Molecule 7: 30S ribosomal protein S7

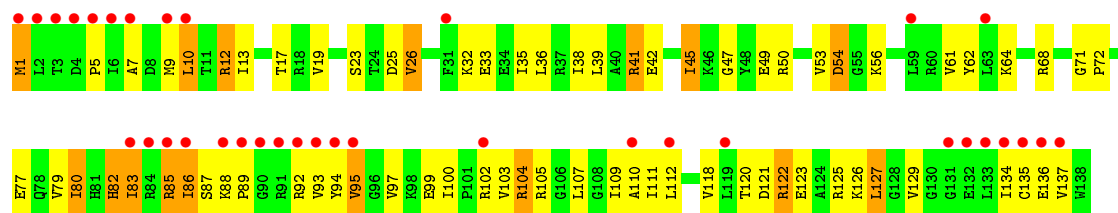


- Molecule 7: 30S ribosomal protein S7

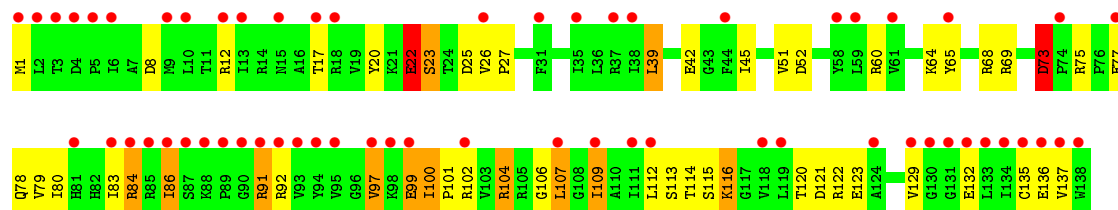
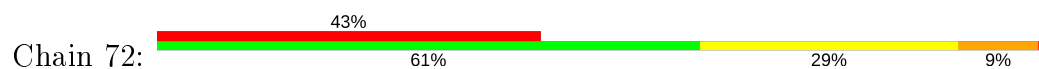


- Molecule 8: 30S ribosomal protein S8

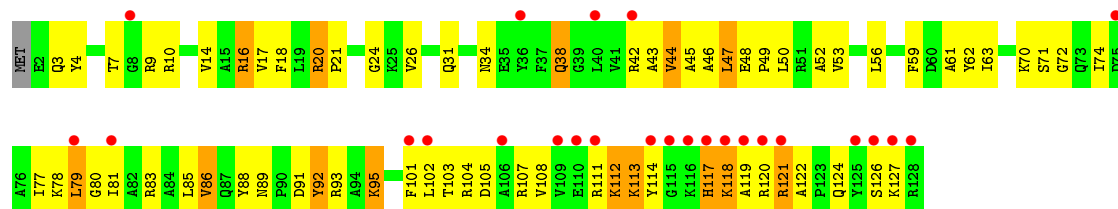




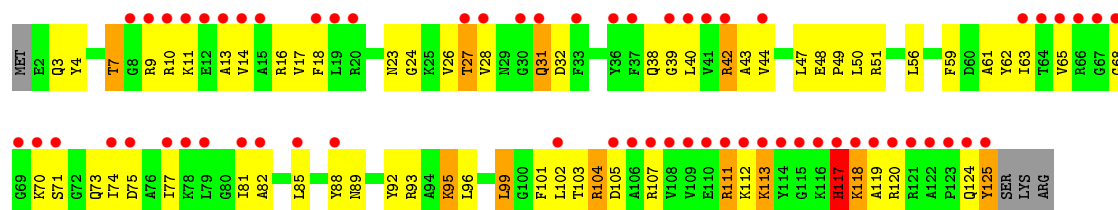
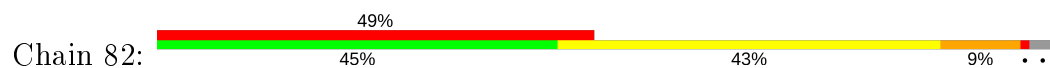
• Molecule 8: 30S ribosomal protein S8



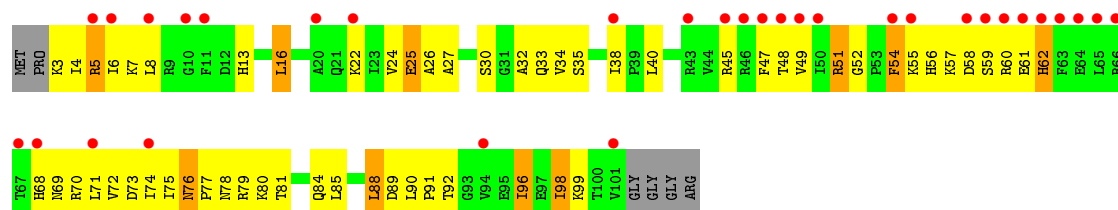
• Molecule 9: 30S ribosomal protein S9



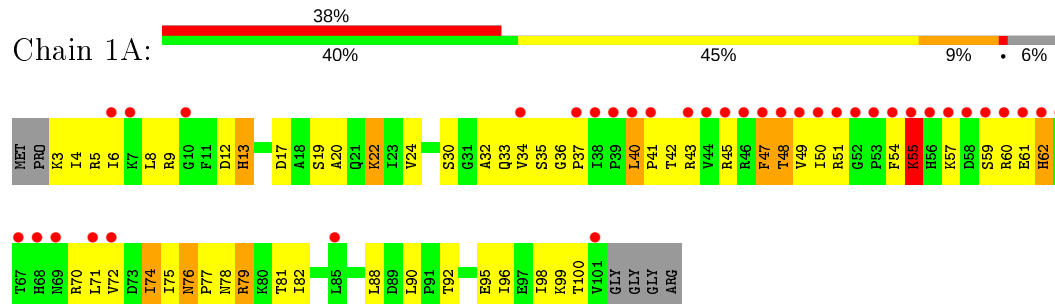
• Molecule 9: 30S ribosomal protein S9



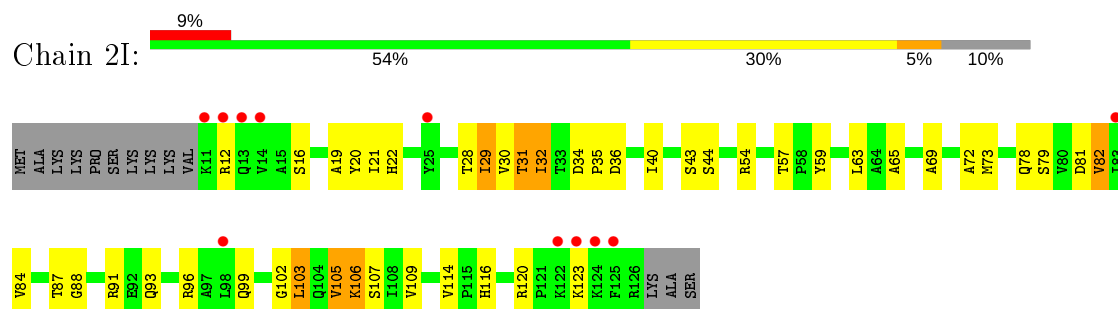
• Molecule 10: 30S ribosomal protein S10



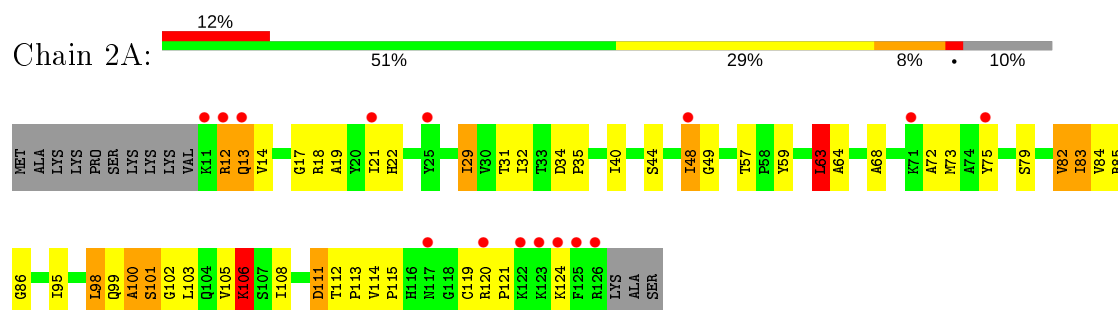
- Molecule 10: 30S ribosomal protein S10



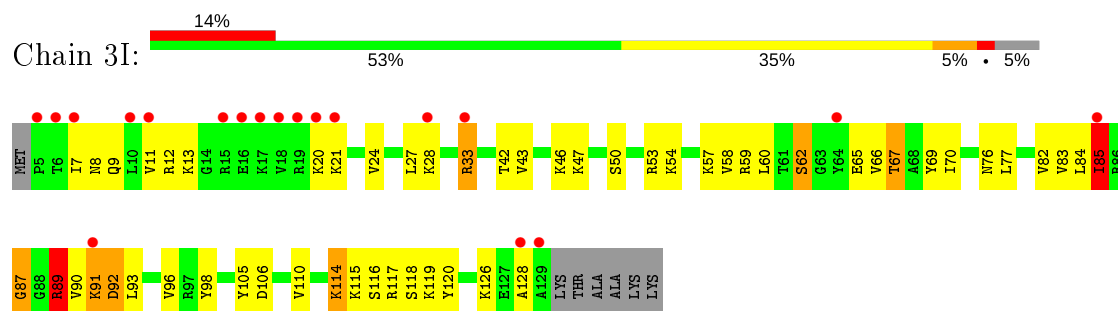
- Molecule 11: 30S ribosomal protein S11



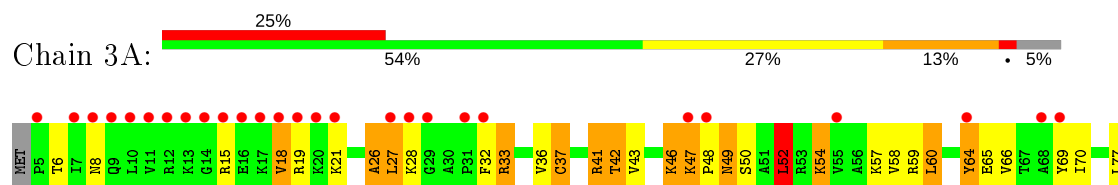
- Molecule 11: 30S ribosomal protein S11

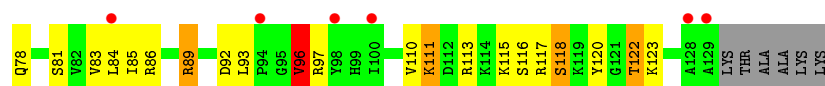


- Molecule 12: 30S ribosomal protein S12

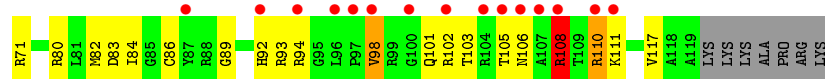
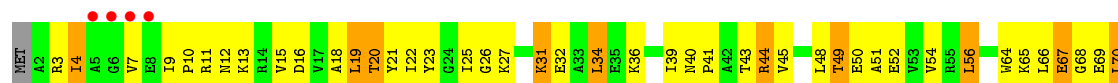
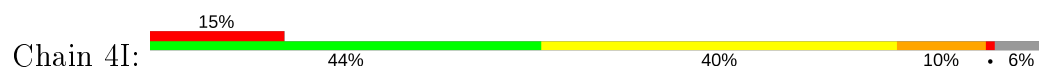


- Molecule 12: 30S ribosomal protein S12

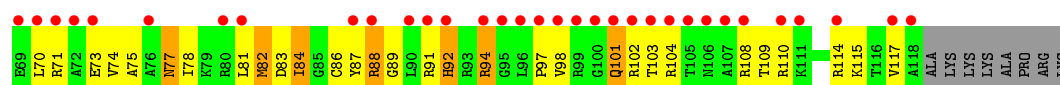
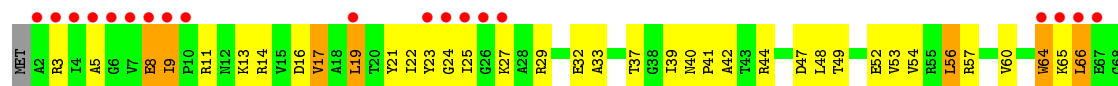
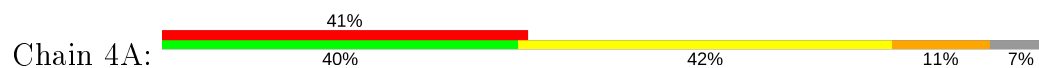




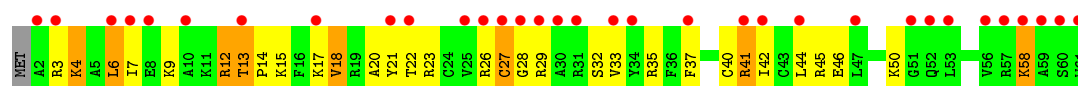
- Molecule 13: 30S ribosomal protein S13



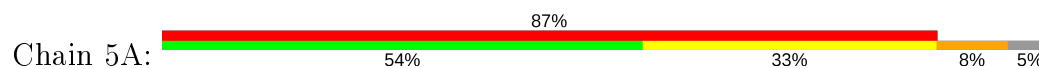
- Molecule 13: 30S ribosomal protein S13



- Molecule 14: 30S ribosomal protein S14 type Z



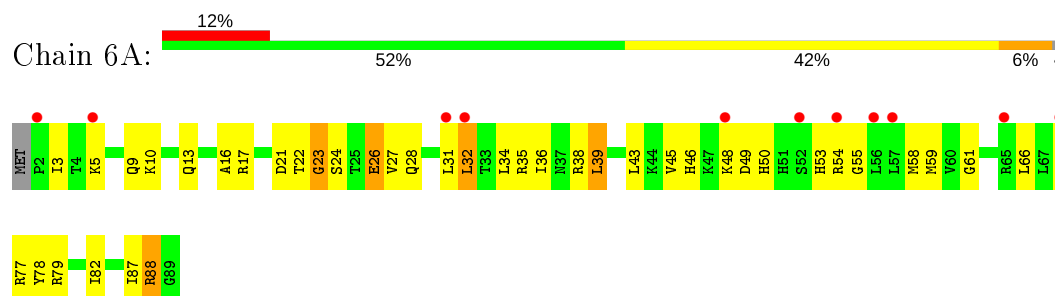
- Molecule 14: 30S ribosomal protein S14 type Z



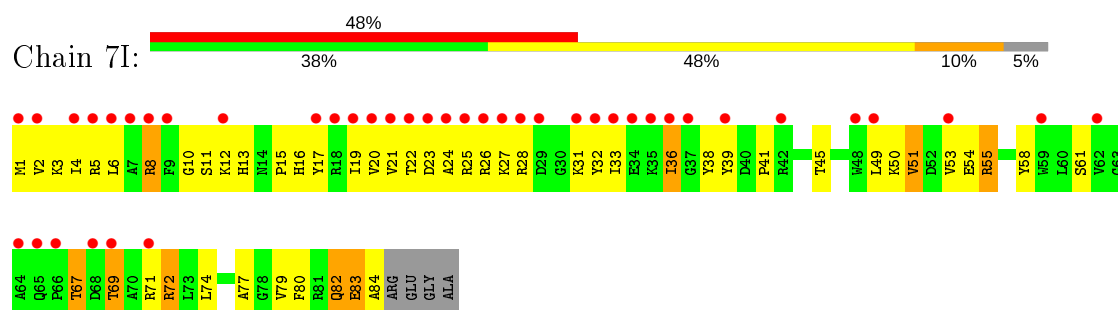
- Molecule 15: 30S ribosomal protein S15



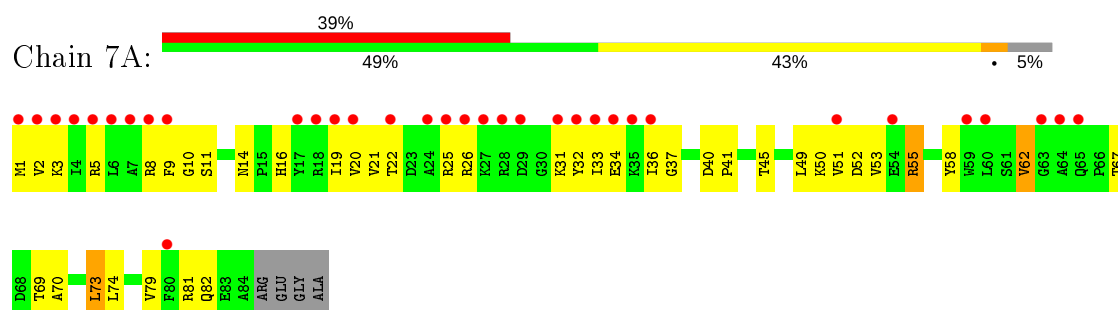
- Molecule 15: 30S ribosomal protein S15



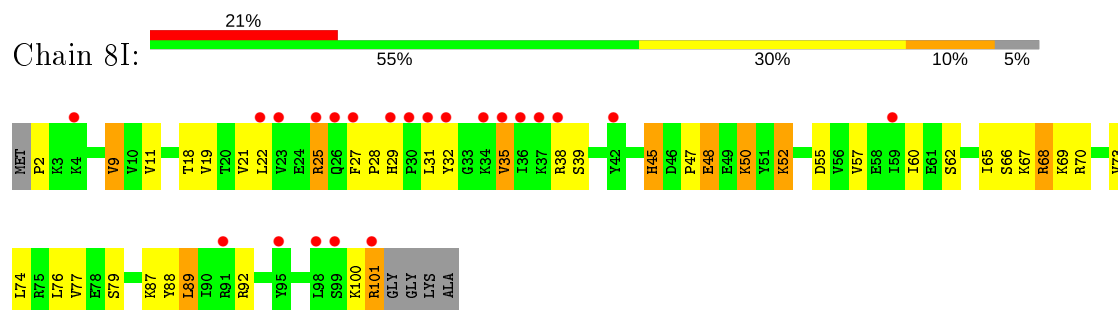
- Molecule 16: 30S ribosomal protein S16



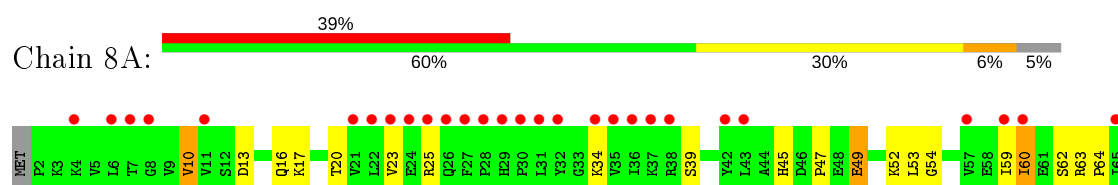
- Molecule 16: 30S ribosomal protein S16

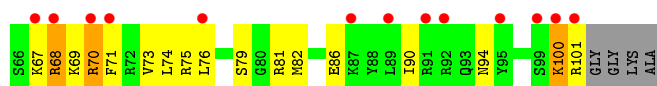


- Molecule 17: 30S ribosomal protein S17

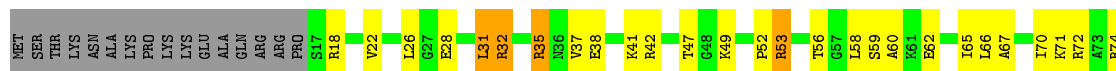


- Molecule 17: 30S ribosomal protein S17





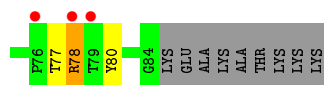
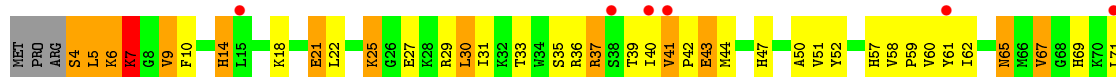
- Molecule 18: 30S ribosomal protein S18



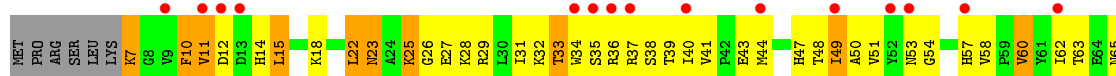
- Molecule 18: 30S ribosomal protein S18



- Molecule 19: 30S ribosomal protein S19

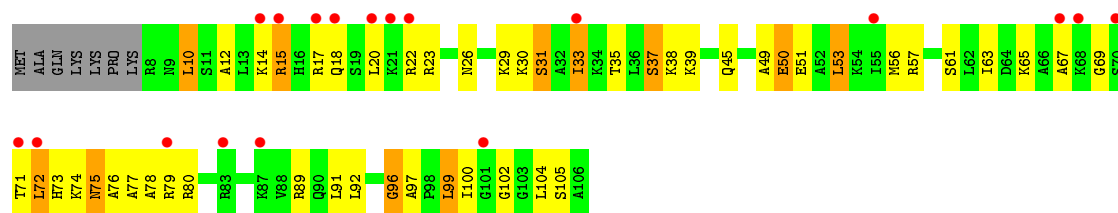


- Molecule 19: 30S ribosomal protein S19

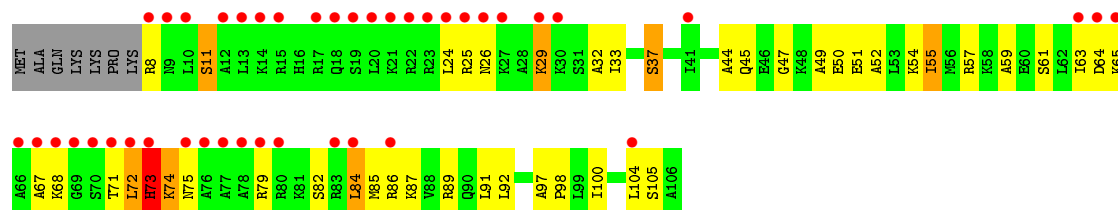
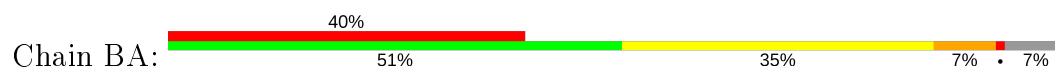


- Molecule 20: 30S ribosomal protein S20

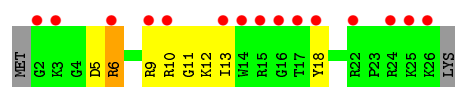




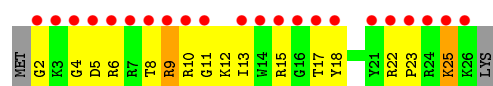
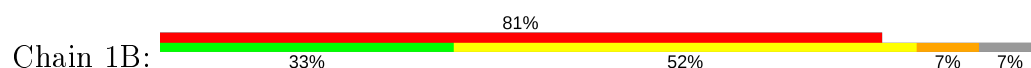
- Molecule 20: 30S ribosomal protein S20



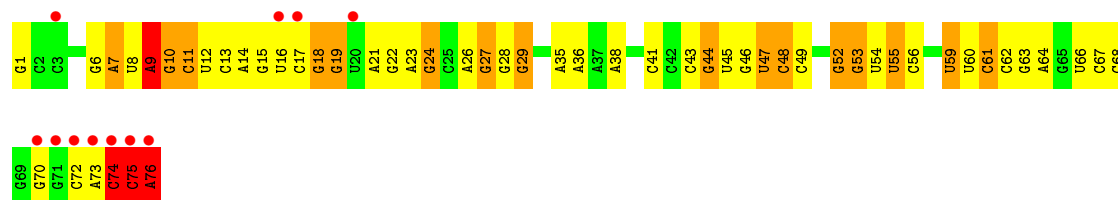
- Molecule 21: 30S ribosomal protein Thx



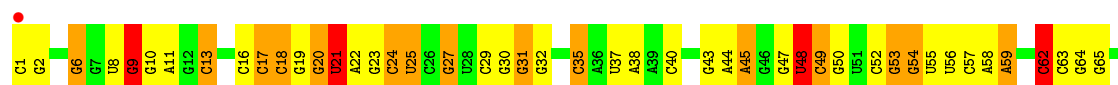
- Molecule 21: 30S ribosomal protein Thx



- Molecule 22: tRNA-Phe




- Molecule 23: tRNA-fMet

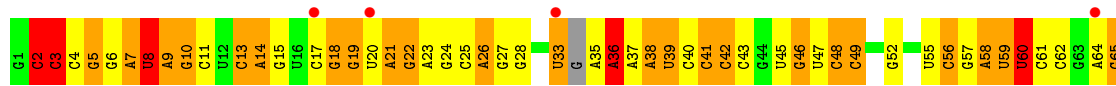
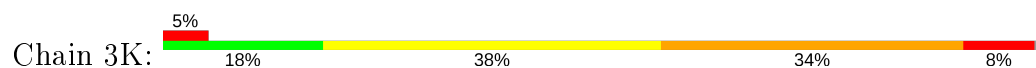




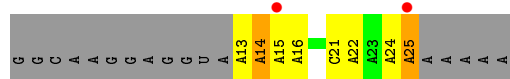
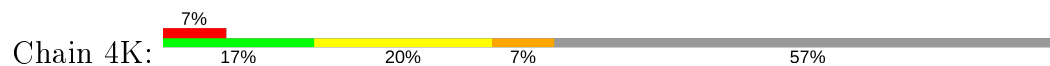
● Molecule 23: tRNA-fMet



● Molecule 24: tRNA-Phe




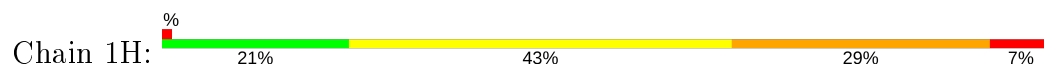
● Molecule 25: mRNA



● Molecule 25: mRNA



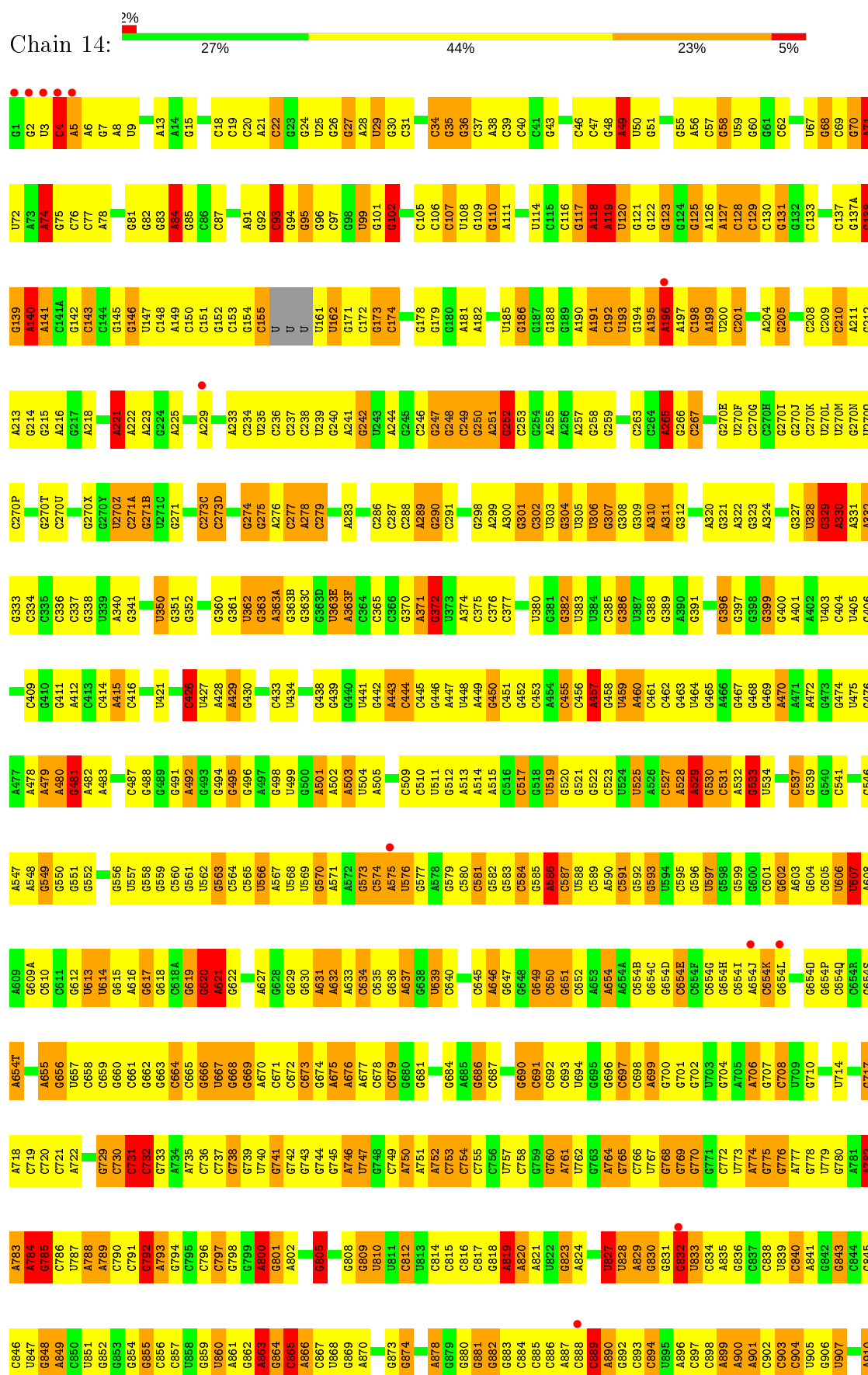
● Molecule 26: 23S ribosomal RNA



G977	G978	G979	G916	U851	C791	C729	G668	A627	U568	A502	G439	A374	U306	C263	A199	G130
G978	G979	G980	A917	G852	G792	C730	G669	G628	U569	A503	G440	C375	G307	C264	U200	G131
G979	G980	G981	A918	G853	A793	C731	A670	G629	G570	U504	U441	C376	G308	A285	C201	G132
G980	G981	G982	G919	G854	G732	C732	G671	G630	A571	A505	C377	C378	G309	G286	U202	G133
G981	G982	G983	G920	G855	G733	C733	G672	A631	A572	G506	A443	C379	A310	C203	C203	G134
G982	G983	G984	G921	G856	A734	C734	G673	A632	G573	A507	C444	C379	A311	A204	A204	G135
G983	G984	G985	U922	C857	A735	C735	G674	A633	C574	G508	C445	U380	G312	U270F	G205	G136
G984	G985	G986	G923	U858	A736	C736	A675	A634	A575	C509	G446	G381	G206	C270G	U206	G137
G985	G986	G987	C924	G859	C737	C737	A676	C635	A576	G510	G447	C382	A207	C270H	A207	G137A
G986	G987	G988	A926	U860	G738	C738	A677	G636	A577	U511	U448	U383	C316	G270I	C208	G138
G987	G988	G989	G928	G862	C739	C739	A678	A637	A578	G512	U449	U384	G317	G270J	C209	G139
G988	G989	G990	G929	G863	U802	C740	G679	G638	G579	A513	G450	C385	C318	G270K	C210	A140
G989	G990	G991	G930	A864	U803	G741	G680	U639	C580	A514	C451	G386	C319	U270L	A211	A141
G990	G991	G992	U930	G864	A804	G742	G681	C640	C581	A515	G452	U387	A320	U270M	G212	C141A
G991	G992	G993	G931	C865	G805	G743	G682	C641	G582	C516	C453	G388	G321	G270N	A213	G142
G992	G993	G994	G932	A866	G806	G744	G683	G642	G583	C517	A454	G389	A322	U270O	G214	C143
G993	G994	G995	A933	C867	U807	A746	G684	A643	C584	G518	C455	A390	G323	C270P	G215	C144
G994	G995	G996	G933	U868	G808	U747	A685	A644	G585	U519	C456	G391	A324	G270Q	A216	G145
G995	G996	G997	G934	U869	G809	G748	G686	C645	A586	G520	A457	C392	G325	G270R	G217	G146
G996	G997	G998	C936	A870	U810	C749	G687	A646	C587	G521	G458	C393	G326	G270S	A218	U147
G997	G998	G999	G937	G871	U811	A750	U688	G647	U588	G522	U459	A394	G327	G270T	C222	U148
G998	G999	G1000	U938	G872	G812	A751	A689	G648	C589	C523	U460	U395	U328	G270Y	A223	A149
G999	G1000	G1001	A941	G873	U813	A752	G690	G649	G590	U524	C461	U396	G329	U270Z	A224	C150
G1000	G1001	G1002	G942	C814	C814	C753	C691	G650	G592	A525	G462	C399	A331	G271A	G225	C151
G1001	G1002	G1003	U943	C815	C816	C754	C692	G651	G593	U526	G463	G400	A332	G271B	A226	G152
G1002	G1003	G1004	G944	G878	C817	G755	C693	C652	U594	C527	U464	A401	G333	G271C	G227	C153
G1003	G1004	G1005	A945	G880	C818	G756	G694	A653	C595	A528	G465	G399	A333	G271D	A228	G154
G1004	G1005	G1006	G946	G881	U819	U757	G695	A654	G596	A529	A466	G400	A334	G271E	C229	C155
G1005	G1006	G1007	G947	G882	A820	C758	G696	A654A	U597	G530	G467	C404	G335	G271F	A230	U161
G1006	G1007	G1008	G948	G883	G820	G759	G697	G654B	G598	G531	G468	U405	C336	G271G	U230	U162
G1007	G1008	G1009	G949	C884	A821	G760	C698	G654C	G599	A532	G469	G406	C337	G271H	C231	U163
G1008	G1009	G1010	C949	C885	U822	A761	A699	G654D	G600	G533	A470	G407	G338	G271I	G232	U164
G1009	G1010	G1011	U950	C886	U823	U762	G700	C654E	G601	U534	A471	G408	U339	G271J	A233	U165
G1010	G1011	G1012	C951	A887	G824	G763	G701	G654F	G602	C535	A472	C409	A340	G271K	C234	G172
G1011	G1012	G1013	G952	C888	A825	A764	G702	G654G	A603	A536	G473	G410	G341	G271L	U235	C172
G1012	G1013	G1014	A953	G889	U826	G765	G703	G654H	G604	C537	G474	G411	G342	G271M	C236	G173
G1013	G1014	G1015	G954	A890	U827	C766	G704	A654I	G605	G539	U475	A412	G343	G271N	C237	
G1014	G1015	G1016	C955	C892	U828	U767	A705	G654J	C606	G540		C413	G344	G271O	G238	G176
G1015	G1016	G1017	G956	C893	A829	G768	A706	G654K	U606	G541		C414	G345	G271P	U239	G177
G1016	G1017	G1018	A957	C894	G830	G769	G706	G654L	U607	C542	A478	C415	G352	G271Q	G240	G178
G1017	G1018	G1019	U958	U895	G831	U770	G709	G654M	A608	C543	A479	A416	G353	G271R	A241	G179
G1018	G1019	G1020	A959	A896	G832	G771	G710	G654N	A609	C544	G481	C417	G354	G271S	G242	G180
G1019	G1020	G1021	C960	C897	U833	A774	G711	G654O	G609A	C545	A482	C418	G355	G271T	U243	A181
G1020	G1021	G1022	G961	C898	U834	C775	G712	C654P	G610	G546	A483	C287	A357	G271U	A244	A182
G1021	G1022	G1023	G962	A899	A835	G776	G713	C654Q	C611	A547		U358	G288	G271V	G245	C183
G1022	G1023	G1024	U963	A900	G836	A777	U714		G612	A548	C484	G289	G290	G271W	C246	C184
G1023	G1024	G1025	C964	A901	C837	A778	G715		U613	G549	C485	G361	G291	G271X	U185	G186
G1024	G1025	G1026	G965	C902	C838	G779	G716		U614	G550	C486	U362	G292	G271Y	G248	G187
G1025	G1026	G1027	G966	C903	U839	U779	G717		G615		C487	G363	G293	G271Z	C249	G188
G1026	G1027	G1028	C967	A902	C840	U780	A718		A616	U557	A489	A363A	G294	G271A	G250	G189
G1027	G1028	G1029	G968	G906	A841	A781	C719		G617	U558	G491	G363B	G295	G271B	A251	G188
G1028	G1029	G1030	U969	U907	G842	A782	G720		G618	U559	A492	G363C	G296	G271C	G252	G189
G1029	G1030	G1031	C970	C908	G843	C781	G721		G619	G557	A493	G363D	G297	G271D	C253	A190
G1030	G1031	G1032	A1032	A909	C844	A783	C722		G620	U560	G494	G363E	G298	G271E	G254	C192
G1031	G1032	G1033	C971	U909	A784	A784	G723		G621	C560	G495	A332	A300	G271F	U193	G193
G1032	G1033	G1034	U1033	A910	G845	G785	G724		A622		G496	A333	A301	G271G	G258	G194
G1033	G1034	G1035	G972	G911	G846	C786	G725		G623		G497	A334	C366	G271H	G259	A195
G1034	G1035	G1036	A973	A912	C847	C787	G726		G624		G498	A335	C370	G271I	G260	A196
G1035	G1036	G1037	G974	G913	U847	U787	G727		G625		G499	A336	A371	G271J	G261	G197
G1036	G1037	G1038	C975	C914	A849	A788	G728		G626		G500	G372	G304	G271K	G262	C198
G1037	G1038	G1039	G976	C915	U850	C790	G728		U626		A501		U373	G271L	A262	

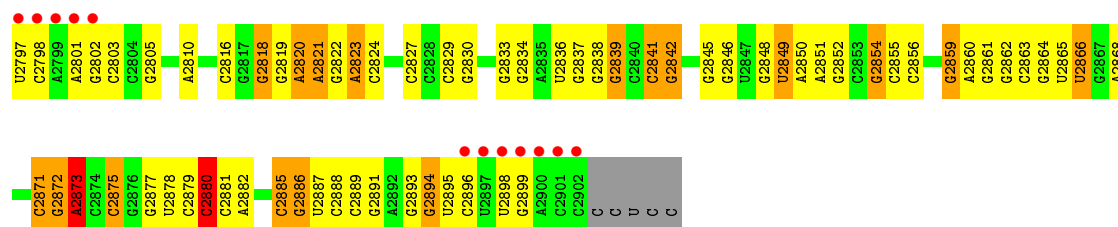
U1898	U1820	A1759	A1545A	U1482	U1420	C1297	C1230	G1170	G1102	G1039
G1899	A1821	A1760	C1546	G1483	G1421	C1298	G1231	G1171	A1103	G1042
A1900	G1822	C1761	C1547	G1484	G1422	G1299	A1237	G1174	C1104	C1043
A1901	G1823	A1762	C1548	G1485	G1423	U1300	G1238	U1175	U1105	G1044
C1902	G1824	G1763	C1549	G1486	G1424	A1301	G1239	A1177	G1107	A1045
G1903	A1825	U1673	C1550	G1487	G1425	A1302	U1240	G1178	U1108	A1046
C1904	G1826	G1674	C1551	G1488	G1426	G1303	A1241	A1179	C1109	A1047
C1905	G1827	C1765	A1554	U1489	A1427	A1306	A1242	G1180	G1110	G1048
G1906	A1828	A1676	C1555	A1490	G1428	A1307	G1243	C1181	A1111	A1049
G1907	C1830	G1617	G1556	C1493	G1429	A1308	G1244	G1182	A1112	A1050
C1908	G1831	A1678	C1557	A1494	U1431	G1309	G1245	G1183	U1113	A1051
A1912	C1832	U1679	A1558	A1495	G1432	G1310	A1246	G1184	A1054	
A1913	U1833	G1771	G1559	A1496	U1433	G1311	A1247	G1185	C1122	
C1914	U1834	A1772	G1560	U1497	A1434	U1312	G1248	C1186	C1123	G1055
U1915	G1835	C1622	G1561	C1498	G1435	U1313	U1249	G1187	G1056	G1056
A1916	C1836	G1624	A1562	G1499	G1436	C1314	G1250	U1188	G1057	U1058
U1917	G1837	C1625	G1563	A1500	C1437	G1315	G1251	A1189	A1127	G1059
A1918	C1838	U1678	C1564	C1501	U1438	U1316	G1252	G1190	A1128	U1060
A1919	G1839	U1779	C1565	C1502	A1439	A1317	A1253	G1191	A1129	U1061
C1920	U1840	A1780	A1566	A1507	G1440	G1318	A1254	G1192	U1130	G1062
G1842	C1843	C1781	A1567	A1508	G1441	G1381	U1255	G1193	G1063	C1064
C1924	G1844	A1783	G1568	A1509	G1442	C1382	G1256	G1194	A1132	
C1925	G1845	U1692	A1569	A1510	G1443	C1383	C1257	A1195	U1133	
U1926	G1846	U1785	A1571	A1511	G1444	G1384	G1258	G1196	G1335	A1067
A1927	A1847	A1786	A1572	G1512	A1444A	G1385	G1259	C1197	G1336	G1068
A1928	C1848	A1787	G1573	C1513	C1445	C1386	G1260	U1198	G1337	A1069
G1929	G1849	C1788	G1574	U1514	G1446	C1387	C1261	G1199	A1070	A1071
G1930	G1850	A1789	C1575	C1515	G1447	G1388	A1262	G1200	G1138	C1072
U1931	U1851	G1790	U1576	U1516	G1448	G1389	U1263	G1201	C1140	
A1932	C1852	A1791	C1577	G1517	A1449	U1390	G1264	C1202	U1141	
G1933	A1853	G1792	U1578	C1518	G1449A	A1391	A1265	G1203	U1142	G1074
C1934	C1854	G1793	A1579	U1519	A1453	G1392	G1266	A1204	A1143	A1077
G1935	G1858	U1794	U1580	U1520	U1454	C1393	U1267	A1142A	A1143	
A1936	A1859	C1795	A1581	G1521	G1455	G1394	A1268	G1150	U1081	
A1937	G1860	U1796	G1581	U1522	G1456	U1395	A1269	G1151	U1082	
A1938	G1861	G1797	C1582	G1523	A1457	U1396	G1270	C1207	A1084	
U1939	G1862	U1798	A1586	U1524	U1458	G1397	G1271	C1208	C1152	A1085
C1940	G1863	G1799	A1587	G1525	C1458	G1398	A1272	G1209	G1153	A1086
C1941	U1870	G1725	C1588	G1526	G1459	C1399	U1273	A1210	G1149	
C1942	A1871	G1726	C1589	C1527	A1460	U1401	A1274	U1211	C1150	
U1943	G1872	U1727	U1590	U1528	G1461	U1341	A1275	G1212	U1083	
G1945	G1878	G1728	G1591	A1529	C1464	C1402	A1278	A1213	C1151	
U1946	A1879	A1729	C1592	G1530	G1465	C1403	G1279	A1214	C1152	
C1947	U1805	G1730	G1593	C1531	G1466	C1404	G1280	G1215	C1153	
G1948	C1806	G1731	G1594	C1532	C1467	U1405	A1156	A1156	G1154	
G1949	G1807	A1732	G1595	C1533	C1468	G1346	G1281	G1157	A1087	
A1884	U1808	C1733	A1596	G1534	A1469	G1347	U1282	G1218	G1089	
G1885	A1809	G1742	A1597	U1535	G1470	G1348	G1283	G1219	U1090	
C1886	A1810	G1743	C1598	A1536	A1471	A1349	A1284	A1220	G1091	
G1887	A1811	G1746	C1599	C1537	A1472	C1350	G1285	C1221	C1092	
A1888	C1812	C1747	G1600	G1538	C1473	C1351	A1286	G1160	G1093	
C1889	G1813	C1752	G1601	G1539	G1474	U1352	A1287	C1222	C1094	
A1890	G1814	G1753	G1602	C1540	C1475	A1353	G1291	G1224	A1095	
U1955	A1815	C1754	A1603	U1541	G1476	A1354	C1292	G1225	U1096	
U1956	G1816	A1755	C1604	G1542	A1477	U1415	U1292	G1226	U1097	
C1892	G1817	G1756	A1605	A1543	A1478	G1355	C1293	U1227	G1098	
C1893	U1818	U1757	G1606	C1544	G1479	U1357	U1294	G1228	G1099	
G1897	A1819	G1758	C1607	A1545	G1480	A1358	G1296	G1229	C1100	
						A1359		G1229A	G1169	

- Molecule 26: 23S ribosomal RNA



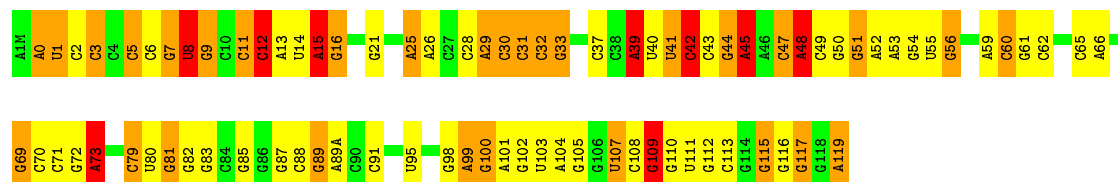
C1797	U1716	G1643	C1577	A1510	G1442	C1376	U1313	G1248	G1169	A1098	U1035	G974	A911
U1798	G1717	C1644	U1578	A1511	G1443	G1377	C1314	U1249	G1170	A1103	G1036	C974A	C912
G1799	G1718	G1645	G1581	G1512	G1444	A1378	C1315	G1250	G1171	G1105	C1037	G975	U913
C1800	G1725	G1646	C1582	U1516	A1444A	A1379	U1316	C1251	G1173	G1110	G1039	C976	C914
G1801	G1726	G1647	C1583	U1517	C1445	G1380	A1317	C1252	U1174	G1115	G1040	G977	C915
A1802	U1727	G1648	A1585	G1518	A1449	G1382	G1319	A1253	U1175	G1110	C1041	G978	G916
G1803	G1728	C1649	C1586	C1517	G1449A	C1383	C1320	A1254	G1176	A1111	C1042	G979	A917
C1804	A1729	A1651	A1587	G1519	A1450	A1384	A1321	U1255	A1177	G1112	G1043	A980	A918
U1805	G1730	G1652	U1520	U1520	C1451	G1385	A1322	C1257	G1178	U1113	C1044	A981	G919
C1806	G1731	G1653	C1588	G1521	C1451	G1386	U1323	C1258	G1179	U1114	A1045	C982	G920
G1807	G1732	A1654	C1589	U1522	A1453	C1387	G1324	G1259	G1181	G1115	G1046	A983	G921
U1808	G1733	C1655	G1593	U1523	A1454	G1388	G1325	G1260	G1184	G1116	A1047	A984	U922
A1809	C1734	C1656	G1594	U1524	G1455	C1389	U1326	C1261	C1185	G1117	A1048	C985	C923
C1810	C1742	C1657	G1595	G1525	C1458	U1390	C1327	C1266	G1186	C1121	A1049	C986	C924
G1811	G1743	U1659	A1596	G1526	A1459	U1391	G1328	G1267	G1187	G1122	A1050	C987	C925
G1813	G1750	U1660	A1597	A1528	G1460	A1392	C1329	U1267	U1188	G1123	G1051	A988	A926
G1814	G1751	G1661	C1598	A1529	A1461	A1393	U1330	A1268	A1189	G1124	C1052	G989	G928
A1815	C1752	C1662	G1530	G1530	G1461	U1394	A1331	A1269	G1190	G1125	C1053	G990	G929
G1816	G1753	C1663	C1531	C1531	C1462	A1395	G1332	C1270	G1191	G1126	A1054	C991	U930
G1817	C1754	C1664	C1532	C1532	C1463	U1397	C1333	G1271	G1192	A1128	C1055	C992	G931
C1818	G1755	A1665	G1533	G1533	C1464	G1398	U1334	A1272	G1193	U1130	G1056	G993	A933
A1819	A1756	G1666	G1534	C1534	C1467	C1399	A1336	U1273	A1194	G1131	A1057	G934	C935
G1820	U1757	U1535	U1535	U1535	C1467	C1400	G1337	A1274	G1195	A1132	U1058	A996	C935
U1821	G1758	A1536	A1536	A1536	G1470	G1401	G1338	A1275	C1196	U1133	G1059	G997	G938
A1822	A1759	C1537	C1537	C1537	A1471	C1402	G1339	A1276	C1201	C1135	U1060	C998	G939
G1823	G1760	G1538	G1538	G1538	A1472	C1403	U1340	G1277	C1202	G1136	U1061	U999	G940
C1824	C1761	G1539	C1539	C1539	A1473	C1404	G1341	G1278	G1203	G1137	G1063	A1001	A941
A1825	A1762	G1540	G1542	G1542	G1474	A1342	A1342	G1279	A1204	G1138	C1064	A1002	G942
G1826	G1763	C1543	G1543	G1543	C1475	C1407	G1343	G1281	U1205	G1139	U1065	G1003	U943
C1827	G1764	C1544	C1544	C1544	G1476	C1408	G1344	U1282	C1208	C1140	U1066	G1004	G944
G1828	U1679	G1545	A1545	A1545	A1477	C1409	G1345	G1283	U1141	U1141	A1067	C1005	A945
A1829	U1678	G1546	C1547	C1547	G1478	C1409	G1346	A1284	U1142	A1142A	G1068	C1006	G946
G1830	U1680	C1548	C1548	C1548	U1482	G1413	G1347	G1285	A1210	A1143	A1070	G947	G947
C1831	C1771	G1549	C1549	C1549	G1483	G1413	G1348	A1286	A1144	G1144	A1071	G948	G948
G1832	G1772	C1550	C1550	C1550	G1484	G1414	A1349	A1287	C1145	C1145	G1072	G950	C949
A1833	A1773	G1551	G1551	G1551	G1485	G1415	C1350	U1288	C1146	C1146	A1073	G951	G951
U1834	C1774	C1552	C1552	C1552	G1486	U1416	C1351	C1291	G1216	G1147	U1078	G952	C952
G1835	U1775	G1553	G1553	G1553	G1487	G1417	G1352	C1292	A1220	A1148	U1079	G954	A953
C1836	G1776	G1554	G1554	G1554	G1488	A1419	U1357	U1293	C1150	C1150	U1082	G955	G955
G1837	U1777	G1555	G1555	G1555	G1489	G1420	G1358	C1296	G1224	G1151	U1083	G956	G956
C1838	U1778	C1556	C1556	C1556	G1490	G1421	G1359	G1297	C1225	C1152	A1084	C1017	A957
A1839	U1779	G1557	G1557	G1557	G1491	G1422	A1360	C1298	U1085	A1155	A1085	C1018	U958
G1840	G1626	A1558	A1558	A1558	G1492	G1423	G1363	G1299	A1086	G1157	A1086	A1021	A959
U1841	G1627	G1559	G1559	G1559	G1493	G1424	G1364	G1300	A1087	C1158	G1087	G1023	G961
C1842	G1628	G1560	G1560	G1560	G1494	G1425	A1365	A1301	U1088	C1159	U1088	G1024	G962
G1843	U1629	C1561	C1561	C1561	A1494	G1426	A1366	A1302	A1089	G1160	U1090	G1025	U963
U1844	G1633	G1562	G1562	G1562	A1496	G1427	A1367	G1303	U1234	U1159	U1091	U1026	G966
A1847	A1631	C1563	C1563	C1563	A1496	A1428	A1368	A1303	G1238	C1161	G1092	A1027	G967
G1848	G1632	G1564	G1564	G1564	G1497	G1429	G1369	C1304	G1239	G1162	G1093	G968	A1028
A1849	G1633	A1565	A1565	A1565	G1498	G1430	G1370	C1305	G1240	G1163	G1094	A1029	U969
G1850	A1634	G1566	G1566	G1566	G1499	A1431	U1372	C1306	A1241	U1165	U1094	G1030	C970
U1851	G1635	A1567	A1567	A1567	G1500	G1432	A1373	A1307	C1166	C1166	A1095	G971	G971
C1852	G1636	G1568	G1568	G1568	C1501	U1433	G1374	A1308	U1167	U1167	A1096	G972	G972
A1853	C1637	C1569	C1569	C1569	C1502	A1434	G1375	G1309	G1244	G1168	U1097	U1033	A973
G1854	U1638	G1570	G1570	G1570	G1503	A1435	C1376	G1436				G1034	
U1855	A1639	A1571	A1571	A1571	C1504	G1436		G1437					
A1856	G1639	C1572	C1572	C1572	C1505	A1437							
G1857	U1640	G1573	G1573	G1573	C1506	A1438							
C1858	C1795	C1574	C1574	C1574	A1507	G1439							
A1859	U1709	G1642	G1642	G1642	C1509	C1437							

G2731	G2668	G2599	G2535	A2489	G2407	C2342	G2380	G2210	A1935	U2068	A2005	C1941	G1860
G2732	G2669	A2600	G2536	G2470	U2408	C2343	C2281	G2211	C2136	G2069	C2006	C1942	
A2733	A2670	G2601	U2537	C2471	G2409	U2344	G2282	A2212	C2137	G2070	C2007	U1943	G1863
G2734		A2602	C2538	G2472	G2410	G2345	G2283	U2213	G2140	A2071	C2008	U1944	U1864
G2735	G2673	G2603	G2539	U2473	A2411	A2346	G2284	G2215	G2141	G2072	G2009	U1945	
A2738	A2675	G2604	C2540	C2474	A2412	C2347	G2285	G2216	C2142	C2073	G2010	U1946	A1871
G2739		U2605	A2541	C2475	G2413		A2286	G2217	C2143	U2074	U2011	A1947	A1872
U2740		G2607	A2542	A2476	G2414	C2350	A2287		U2144	G2075	G2012	G1948	G1878
A2741	A2679	G2608	G2543	A2477	G2415	G2351	A2288	A2225			A2013	G1949	
	G2680	G2609	G2544	A2478	C2416	A2352	G2289	G2226			A2014	G1950	G1883
G2744		C2610	G2545		C2417	G2353	G2290	A2227			A2015	U1951	A1884
G2745	G2682	G2611	G2546	G2481	U2418	G2354	U2291	G2228			U2016	A1952	A1885
G2746	G2683	C2612		G2482	A2419	G2355	G2292	G2229			U2017	A1953	C1886
G2747		U2613	G2551	C2483	G2420	G2356	G2293	G2230			G2018	G1954	G1887
A2748	G2686	A2614	G2552	G2484	G2421	U2357	G2294	G2231			A2019	U1955	
A2749	G2687	G2615	G2553	G2485	A2422	G2358	C2295	U2232			A2020	U1956	A1888
A2750	U2688	U2554	U2554	G2486	U2423	G2359	G2296	U2233				G1957	A1889
G2751	G2689	G2616	U2555	G2487	G2424	A2361	G2297	U2234				C1958	G1890
G2752		C2617	G2556	A2488	A2425	G2362	G2298	G2235				G1959	G1891
A2753	C2691	G2618	G2557	G2489	A2426	U2363		G2236				A1960	C1892
G2754	G2692	C2620	G2558	G2490	G2427	G2364	G2299	G2237				C1893	C1894
G2755	A2693	A2621	C2559	U2491	G2428	G2365	G2302	G2238				C1895	C1895
U2756	G2694	G2622	G2560	U2492	G2429	G2366	G2303	G2239				U1962	G1896
A2757		A2561		G2495	U2430	A2366	G2304	G2240				G1963	G1897
A2758		U2562		C2496	U2431	G2367						G1964	U1898
G2759	G2697	U2563		A2497	A2432		G2306					A1965	U1899
G2760	U2698	A2564		C2498	A2433	G2371	G2307	U2244				A1966	G1899
G2761	G2699	A2565		G2499	A2434	G2372	G2308	U2245				G1967	A1900
G2762		A2566		U2500	A2435	G2373	A2309	G2246				C1968	A1901
G2763	G2700	G2630	G2567	G2501	G2436	C2374	A2310	A2247				U1902	G1902
G2764	G2701	G2631	G2568	G2502	U2437	G2375	A2311	G2249				A1970	C1903
A2765	U2702			U2503	U2438	A2376	U2312	G2250				A1971	G1904
G2766		C2635		C2504	A2439	A2377	G2313	G2251				G1972	C1905
G2767	G2704	U2636	A2572	G2505	C2440	G2378	G2314	G2252				U1973	G1906
G2768		U2637	G2573	U2506	C2441	G2379	G2315	G2253				C1974	G1907
G2769	G2708	A2638	G2574	C2507	C2442	G2380	G2316	G2254				A1977	A1913
G2770		G2640	G2575	G2508	U2443	C2381	G2317	G2255				A1978	C1914
G2771		G2641	A2577	G2509	G2444	G2382	G2318	G2256				C1979	U1915
G2772	G2710	G2642	G2578	U2510	G2445	G2383	G2319	U2257				G1980	A1916
G2773		G2643	G2579	U2511	G2446	G2384	A2320	G2258				A1981	U1917
G2774	U2712	G2644	C2580	C2512	G2447	G2385	G2321	G2259					
A2775	A2712A	G2645	U2581		A2448	C2386		G2260				G1984	G1922
A2776		C2646	G2582	G2515	U2449	U2387	G2324	G2261				G1985	U1923
G2777	G2714	U2647	G2583	C2516	A2450	G2388	G2325	U2262				A1986	C1924
A2778		G2648	U2584	C2517	A2451	G2389	G2326	G2263				G1987	C1925
G2779	U2716	G2649	U2585	A2518	G2452	U2390	A2327	A2119				U1926	U1926
G2780		G2650	U2586	U2519	A2453	G2391	A2328	G2120				G1988	A1927
A2781	G2718	C2651	G2587	C2520		A2392	G2329	G2121				G1989	A1928
G2782		U2522	U2521	G2521	U2457	G2393	G2330	G2122				G1990	G1929
	U2720	G2588	C2587	U2522	G2458	C2394	G2331	G2123					G1930
	A2721	A2589			A2459	G2395	U2332	G2124				U1993	G1931
	G2722	A2590	G2525		U2460	G2396	A2333	G2125				G1994	U1932
G2785		U2655	G2526	G2526	C2461		G2334	A2126				U1995	A1932
U2786	G2723	C2591	C2527	C2527	U2462	U2401	A2335	G2127				G1996	G1933
G2787		A2657	U2528	U2528	G2463	G2402	A2336	G2128				G1997	C1934
	A2725	U2593	G2529	G2529	C2464	U2403	G2337	G2129				G1998	G1935
	U2726	C2594	G2529	A2530	G2465	C2403	G2338	U2130				G1999	A1936
G2791		G2595	G2531	A2531	C2466	G2404	G2339	G2131				G2000	A1937
	G2727	U2596	G2532	G2532		G2405	G2340	U2132				A1938	U1938
G2794		G2597			G2468	A2406	G2341	G2133				G2001	A1939
G2795		A2598						A2134				G2002	U1940



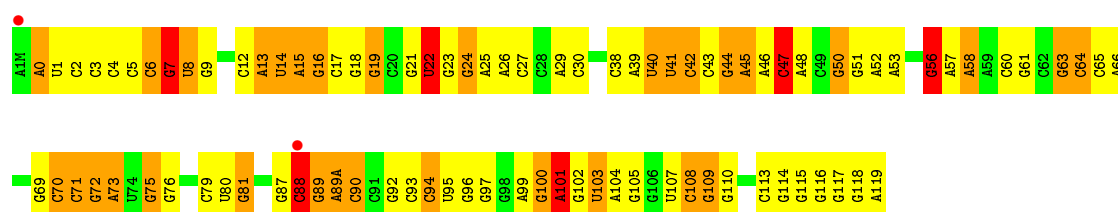
• Molecule 27: 5S ribosomal RNA

Chain 16: 31% 37% 25% 7%



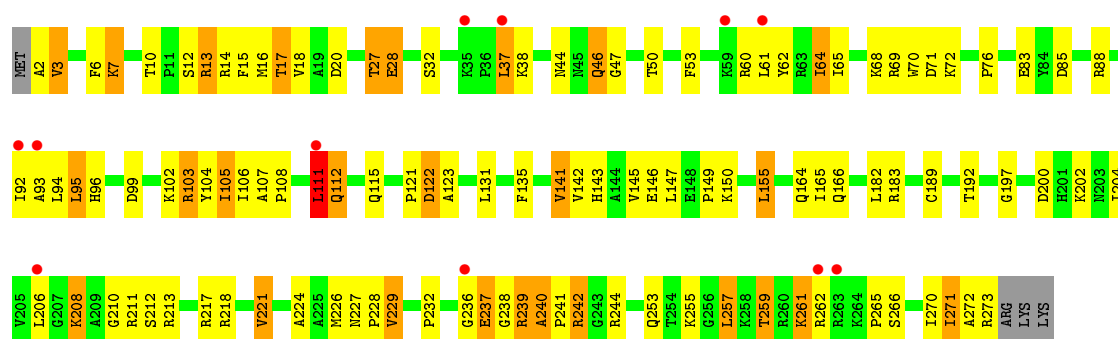
• Molecule 27: 5S ribosomal RNA

Chain 1J: 26% 43% 26% 5%



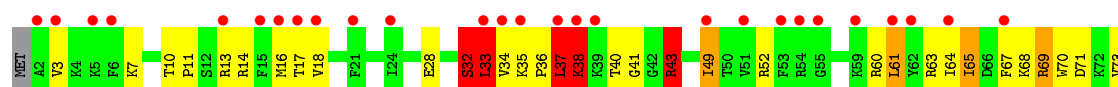
• Molecule 28: 50S ribosomal protein L2

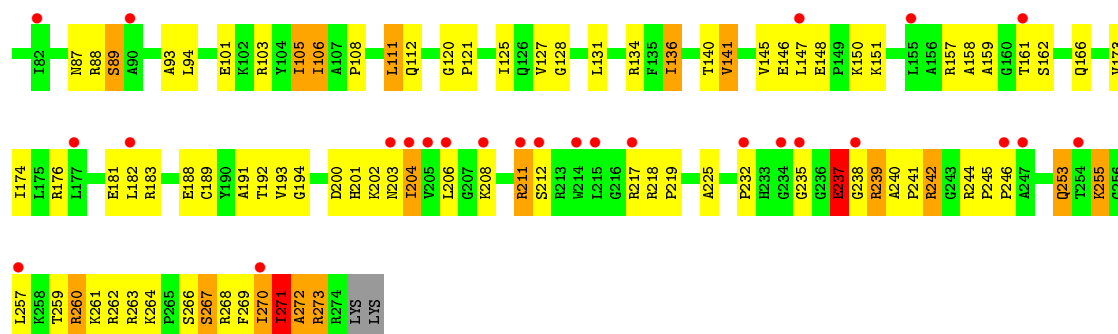
Chain 11: 4% 58% 31% 10%



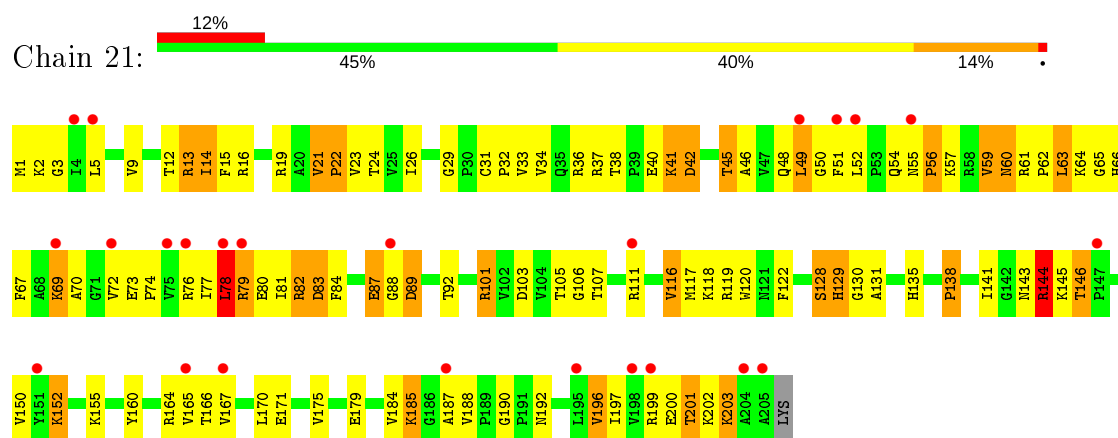
• Molecule 28: 50S ribosomal protein L2

Chain 19: 19% 55% 33% 8%

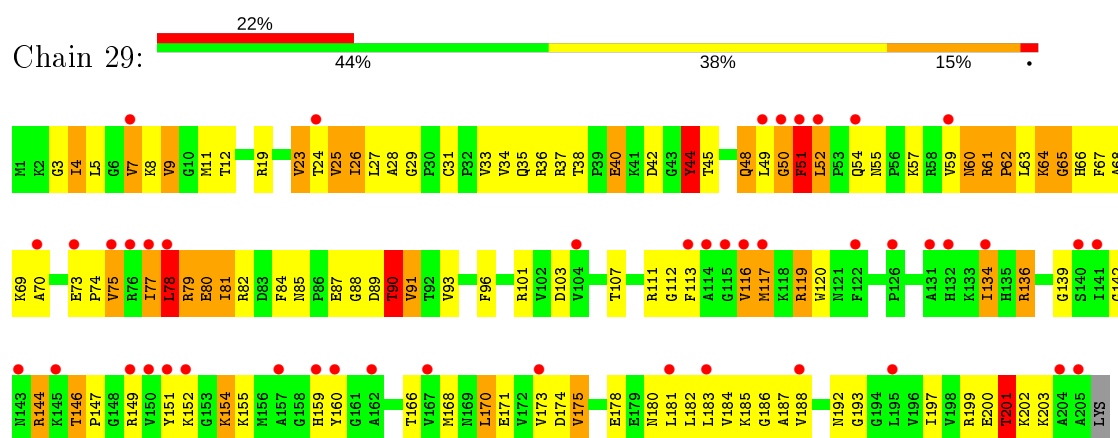




• Molecule 29: 50S ribosomal protein L3

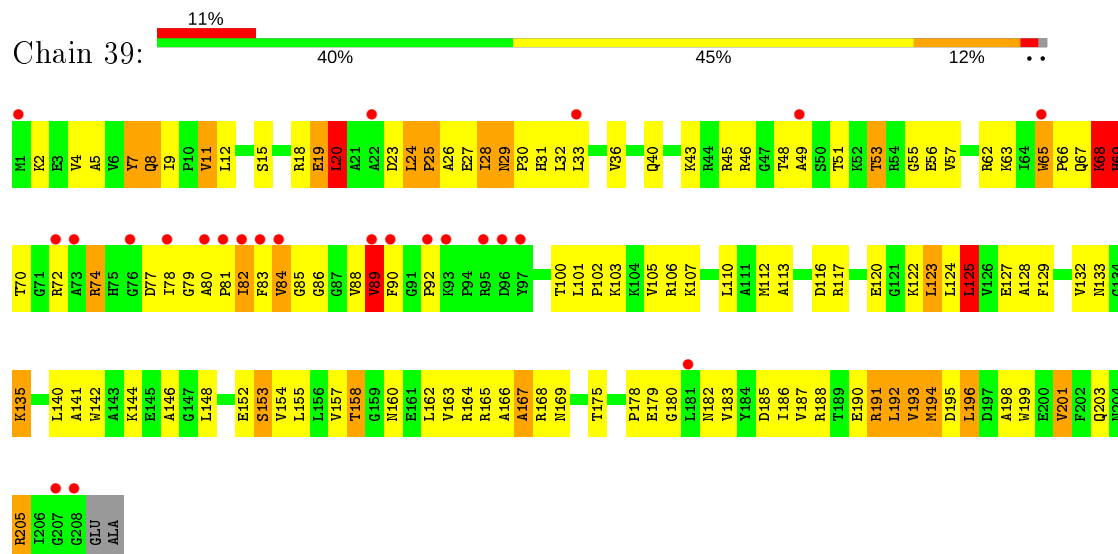


• Molecule 30: 50S ribosomal protein L4

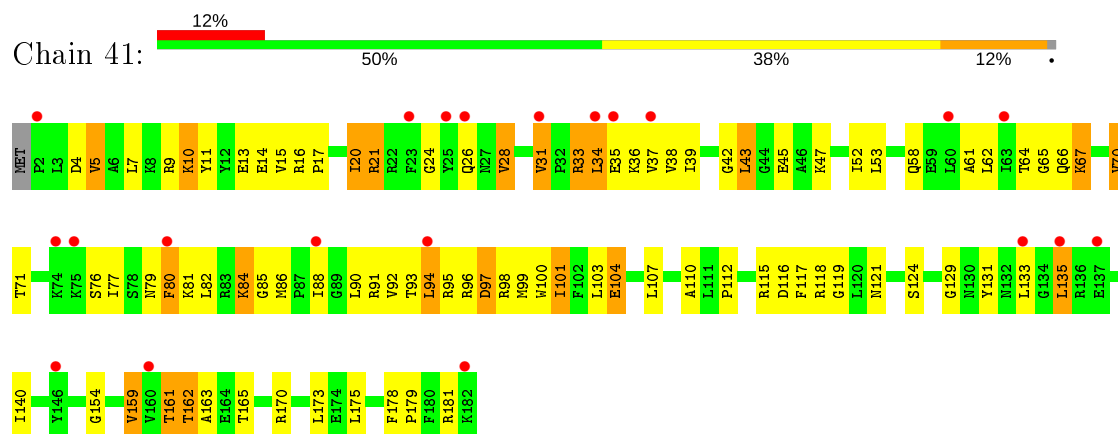




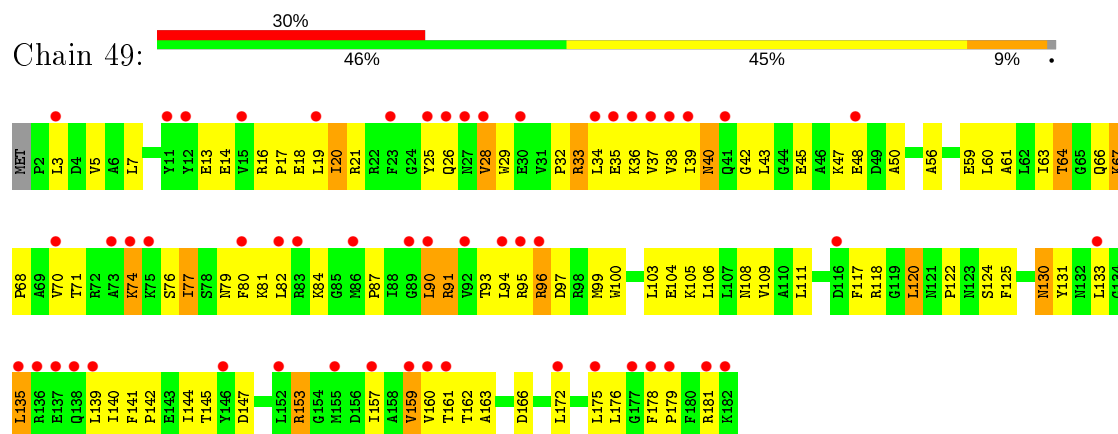
• Molecule 30: 50S ribosomal protein L4



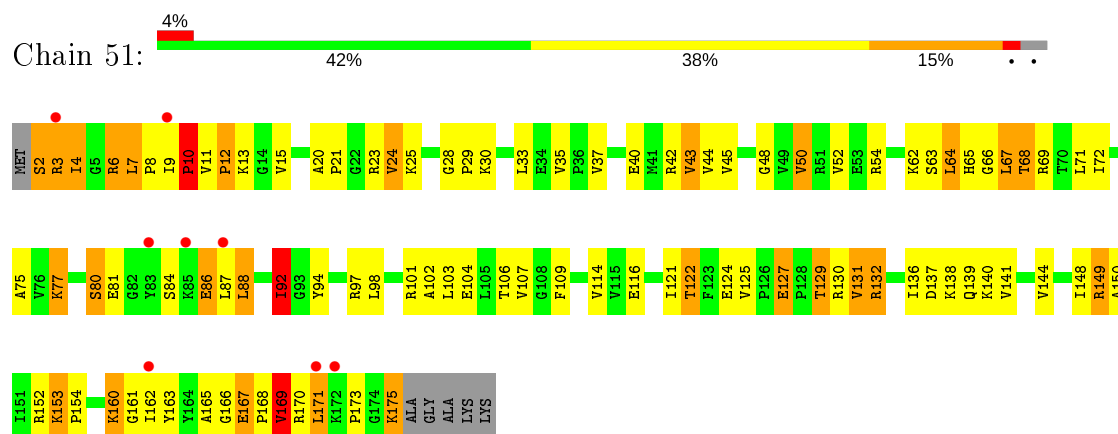
• Molecule 31: 50S ribosomal protein L5



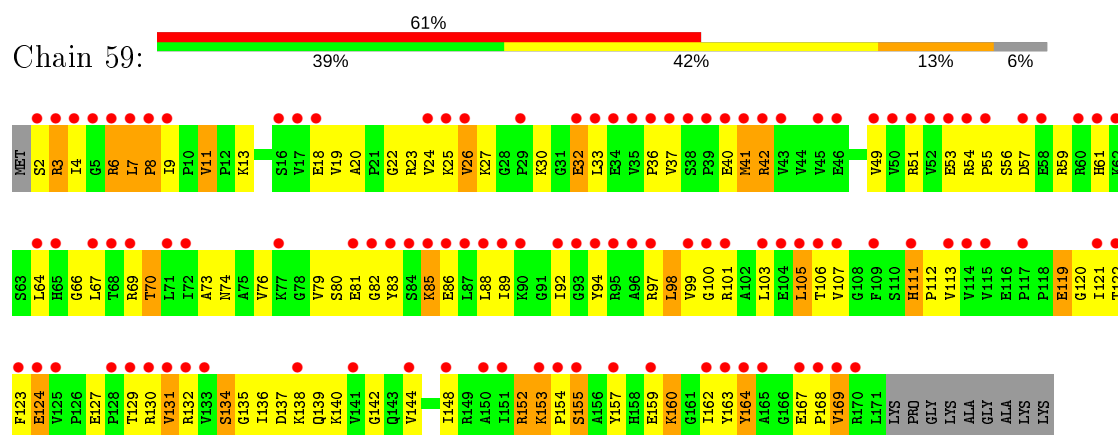
• Molecule 31: 50S ribosomal protein L5



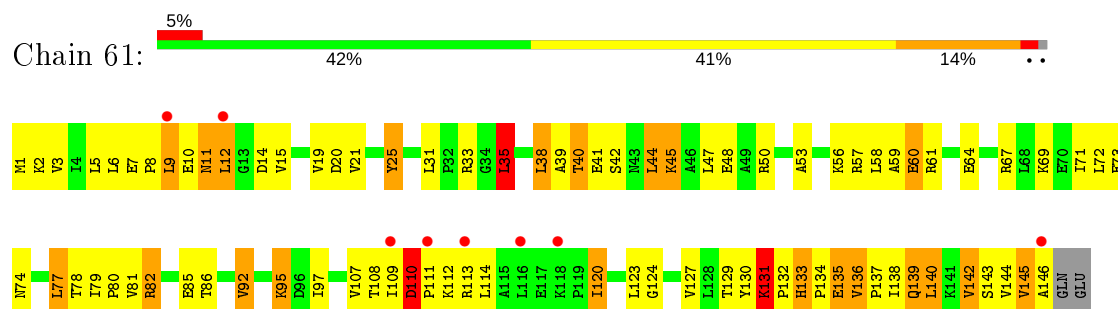
- Molecule 32: 50S ribosomal protein L6



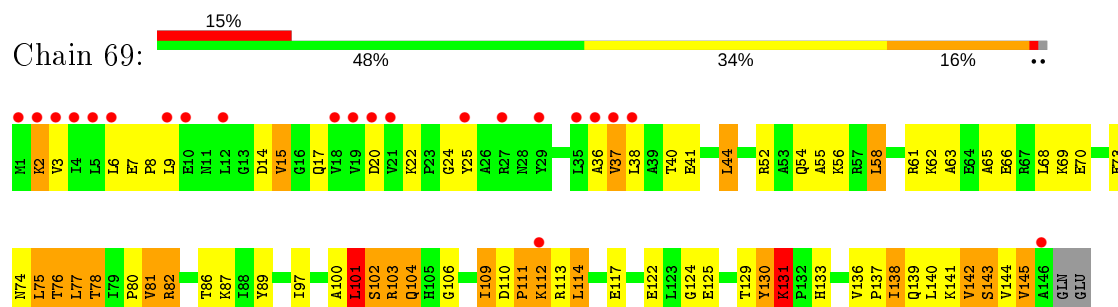
- Molecule 32: 50S ribosomal protein L6



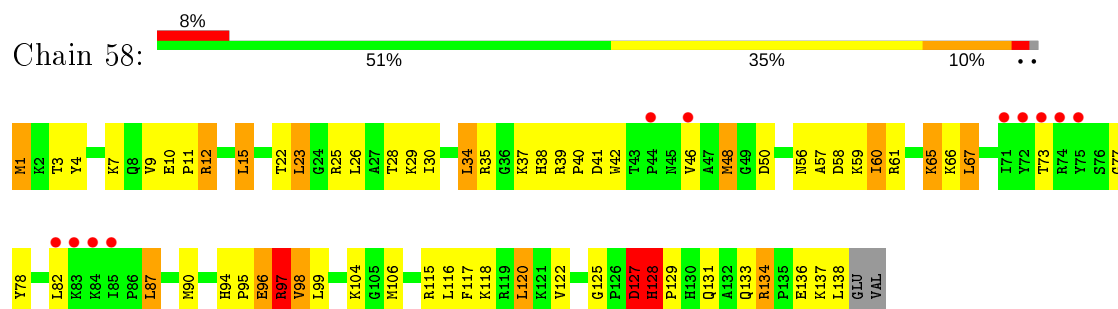
- Molecule 33: 50S ribosomal protein L9



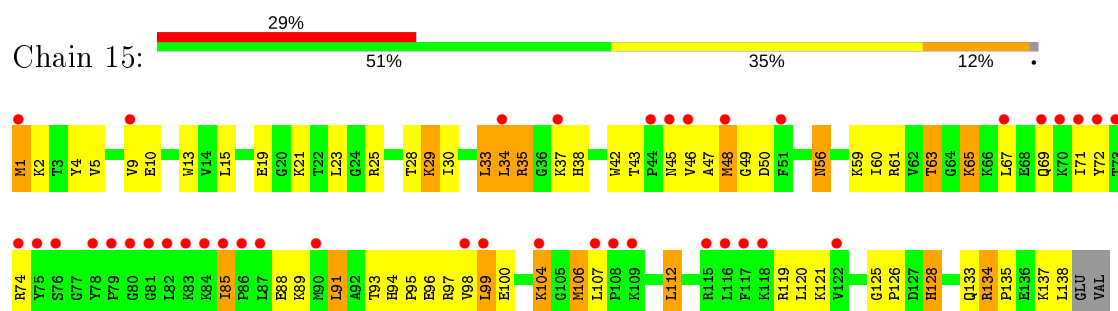
- Molecule 33: 50S ribosomal protein L9



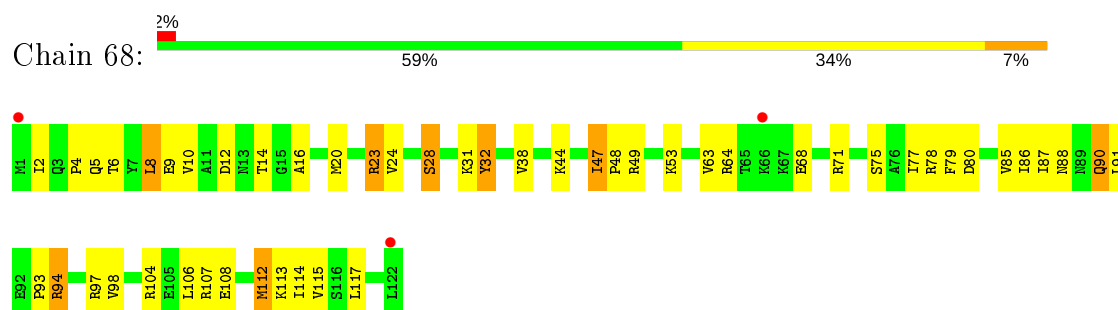
- Molecule 34: 50S ribosomal protein L13



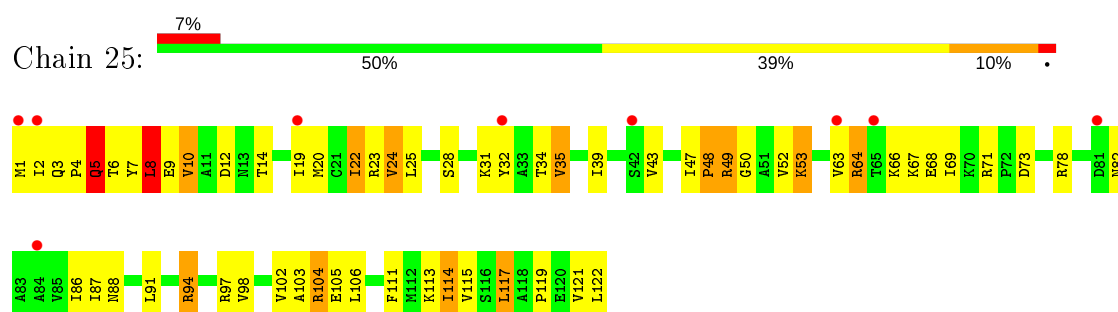
- Molecule 34: 50S ribosomal protein L13



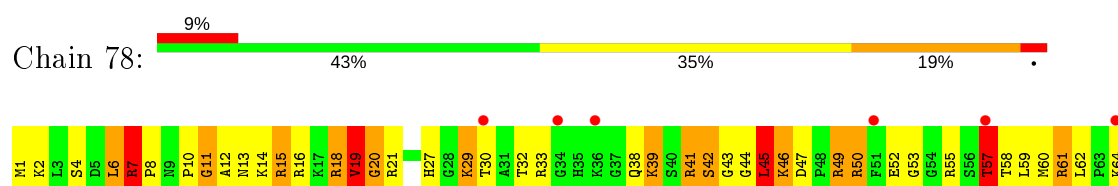
- Molecule 35: 50S ribosomal protein L14

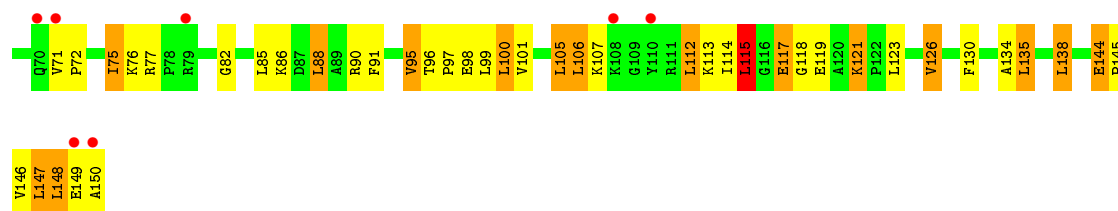


- Molecule 35: 50S ribosomal protein L14

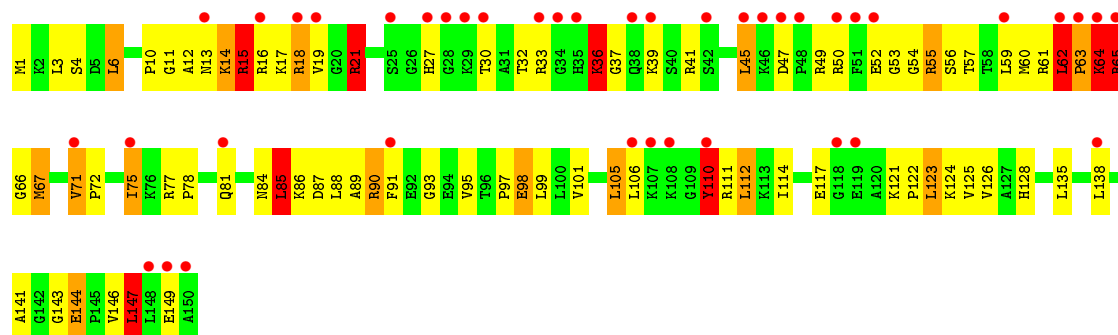
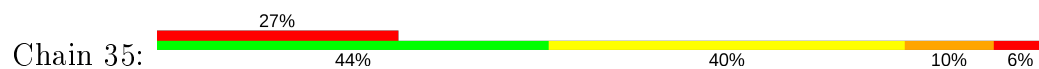


- Molecule 36: 50S ribosomal protein L15

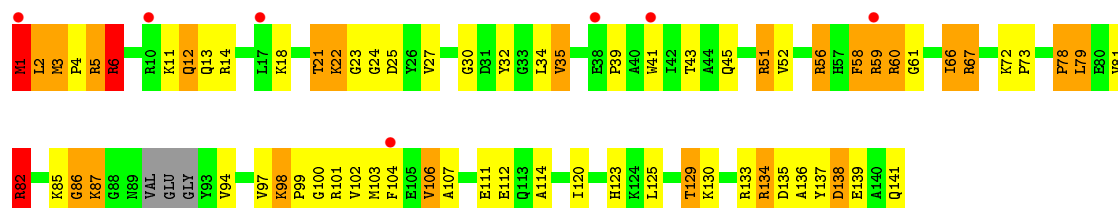




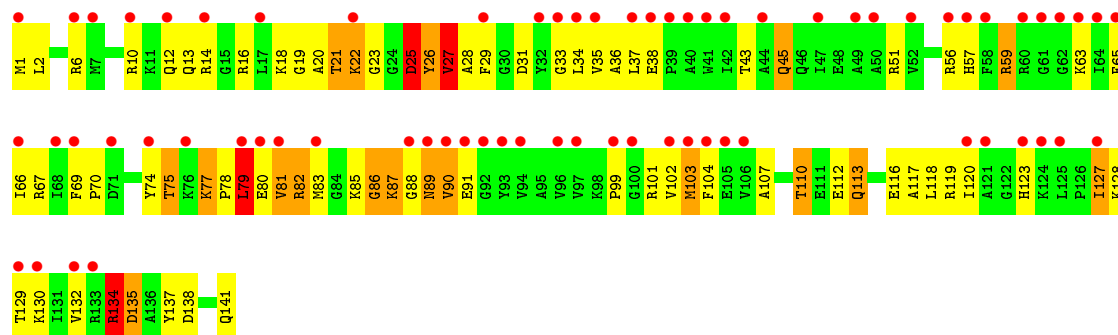
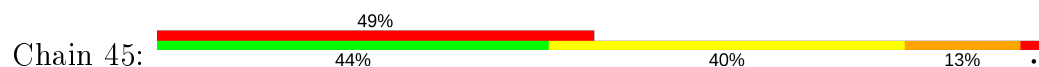
• Molecule 36: 50S ribosomal protein L15



• Molecule 37: 50S ribosomal protein L16

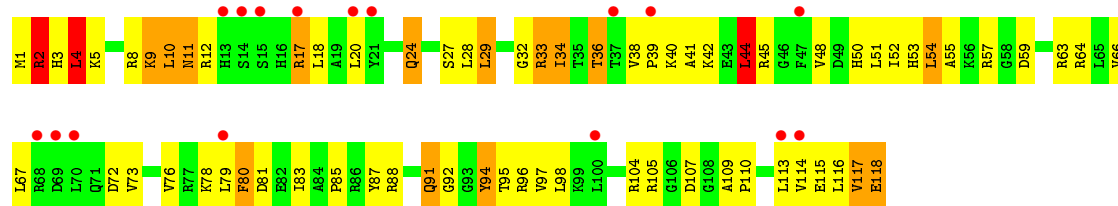


• Molecule 37: 50S ribosomal protein L16

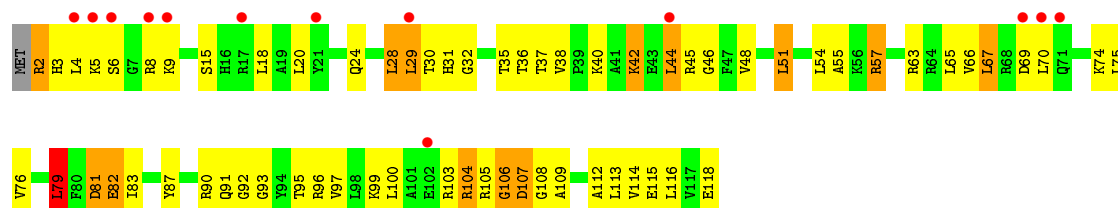
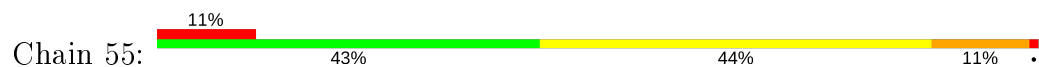


• Molecule 38: 50S ribosomal protein L17



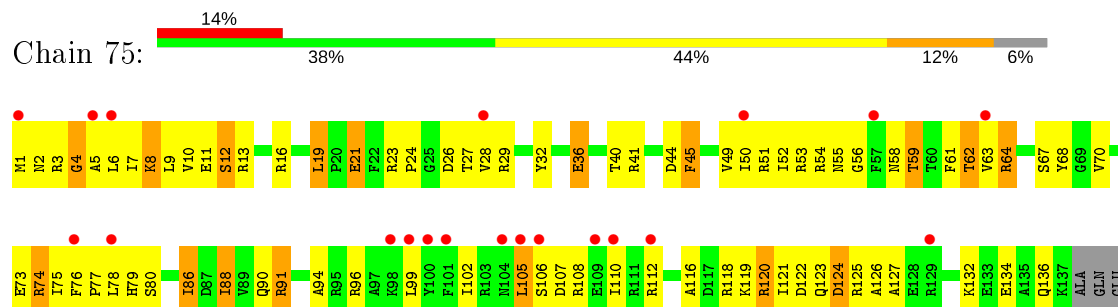


• Molecule 38: 50S ribosomal protein L17



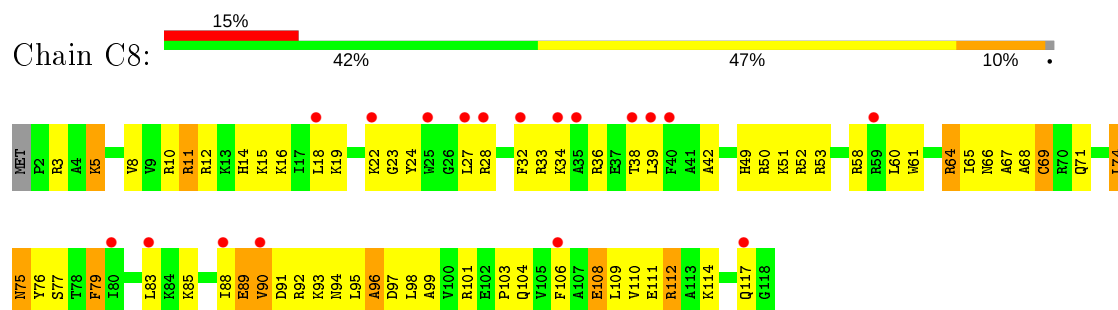
GLN
GLU

• Molecule 40: 50S ribosomal protein L19

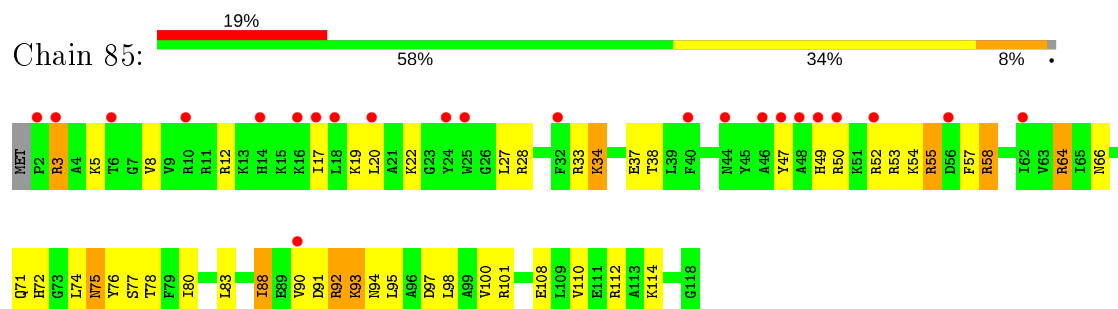


PRO
LYS
ALA
SER
GLN
GLU

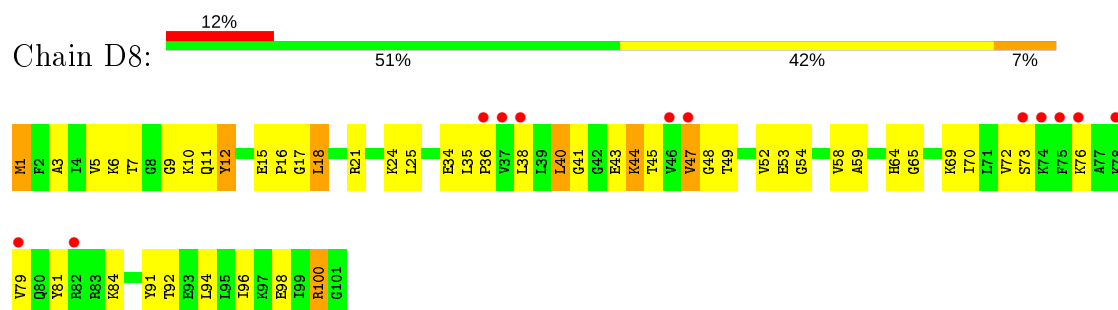
• Molecule 41: 50S ribosomal protein L20



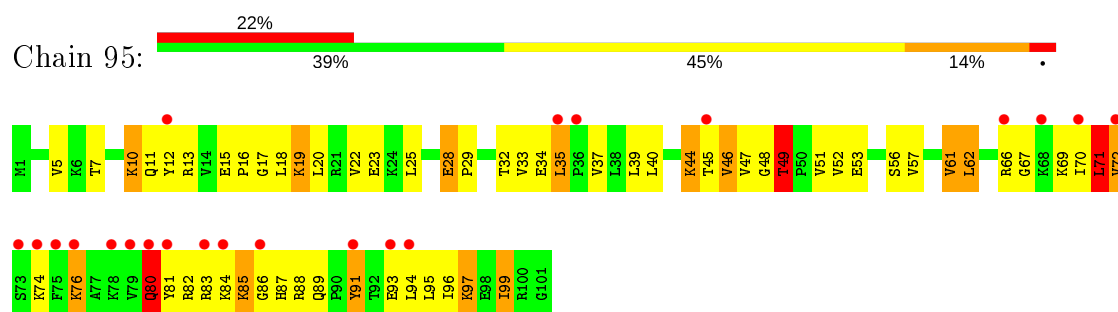
• Molecule 41: 50S ribosomal protein L20



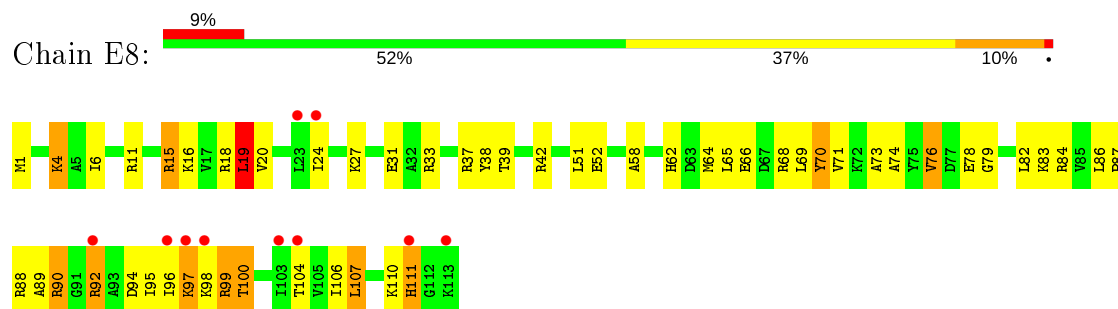
• Molecule 42: 50S ribosomal protein L21



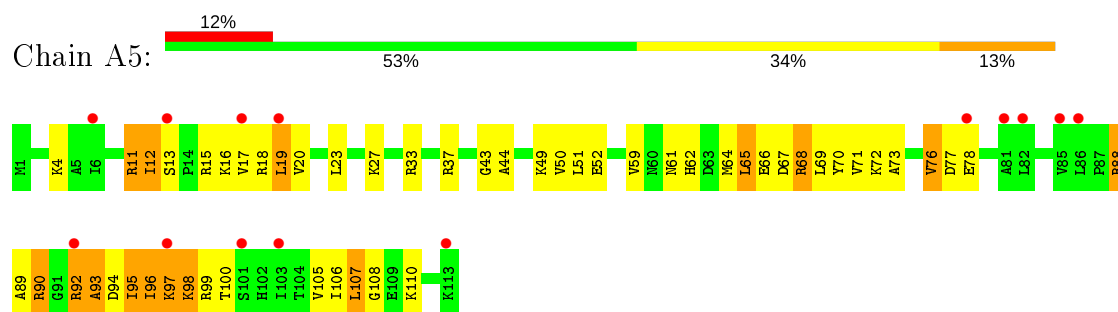
• Molecule 42: 50S ribosomal protein L21



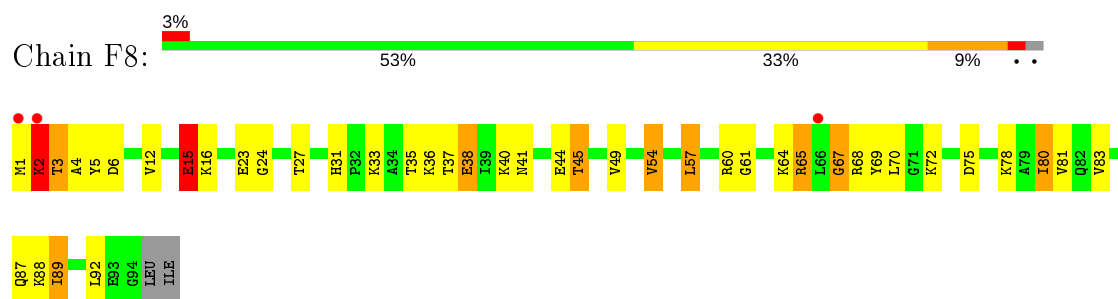
- Molecule 43: 50S ribosomal protein L22



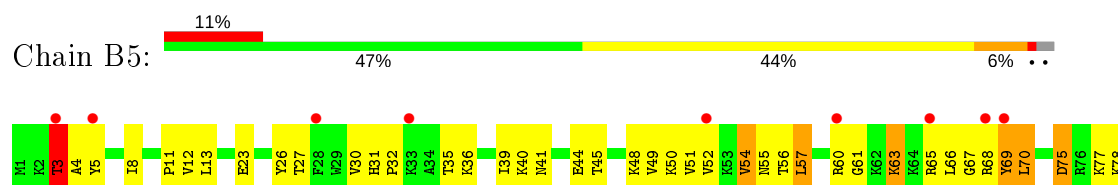
- Molecule 43: 50S ribosomal protein L22

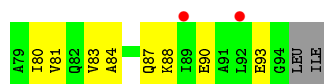


- Molecule 44: 50S ribosomal protein L23

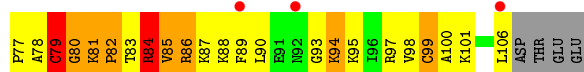


- Molecule 44: 50S ribosomal protein L23

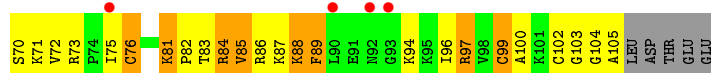
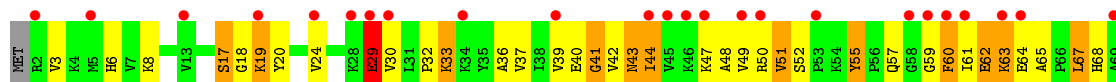
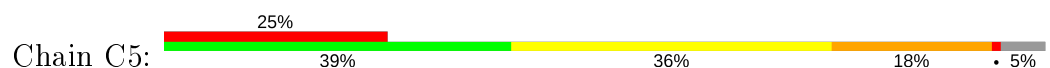





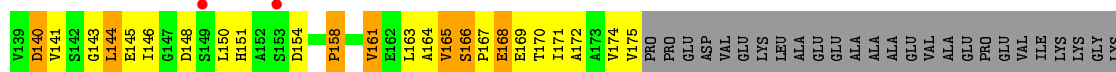
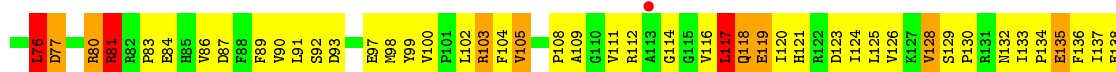
- Molecule 45: 50S ribosomal protein L24



- Molecule 45: 50S ribosomal protein L24

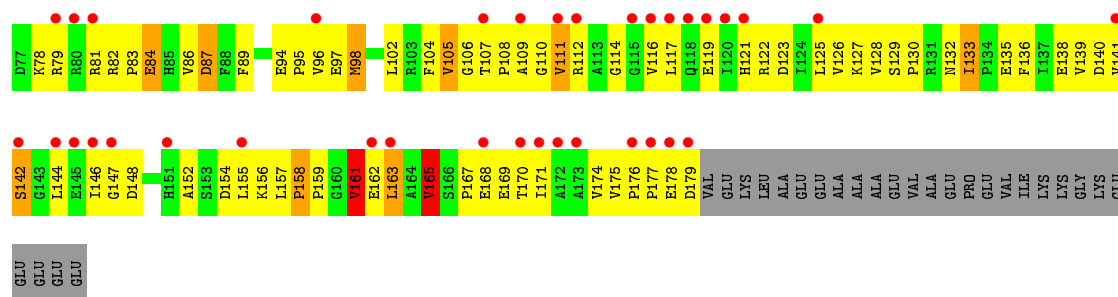


- Molecule 46: 50S ribosomal protein L25


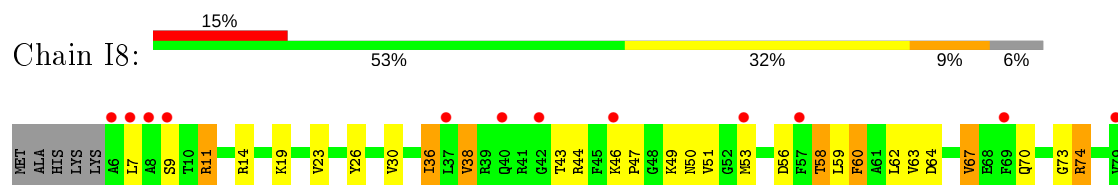


- Molecule 46: 50S ribosomal protein L25

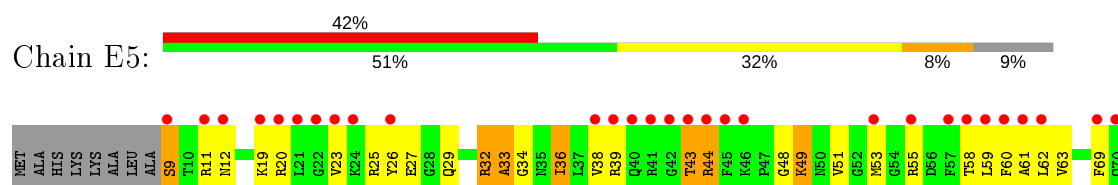




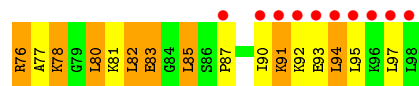
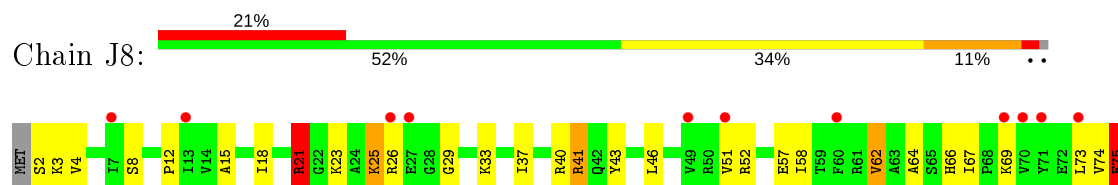
- Molecule 47: 50S ribosomal protein L27



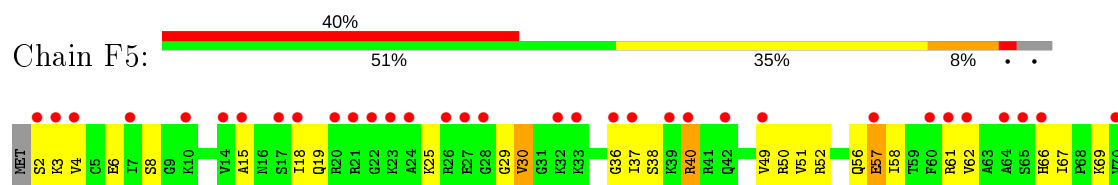
- Molecule 47: 50S ribosomal protein L27

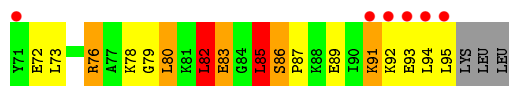


- Molecule 48: 50S ribosomal protein L28





- Molecule 48: 50S ribosomal protein L28

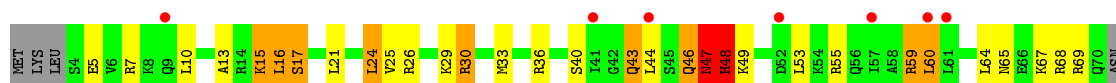





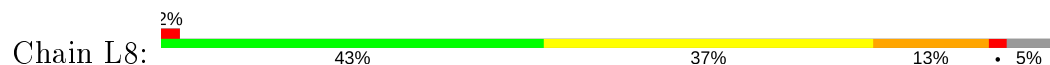
- Molecule 49: 50S ribosomal protein L29



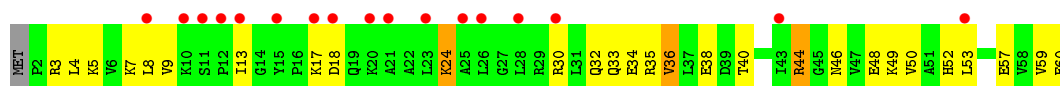
- Molecule 49: 50S ribosomal protein L29



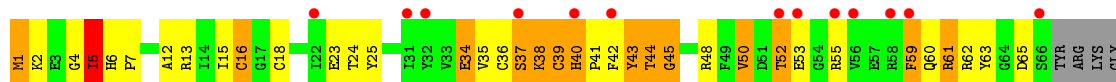
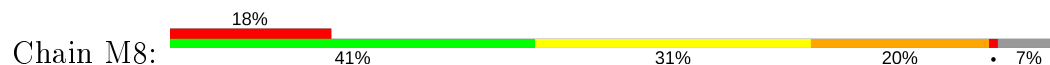
- Molecule 50: 50S ribosomal protein L30



- Molecule 50: 50S ribosomal protein L30



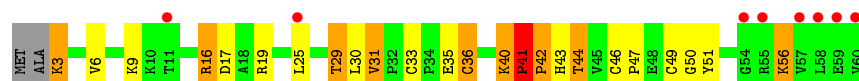
- Molecule 51: 50S ribosomal protein L31



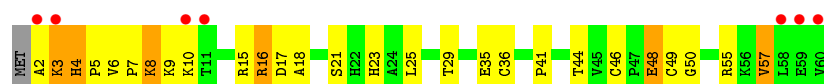
- Molecule 51: 50S ribosomal protein L31



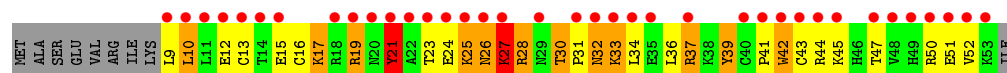
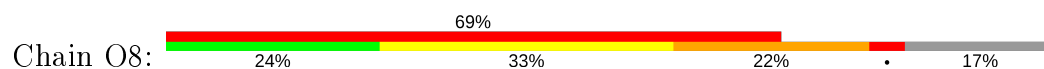
- Molecule 52: 50S ribosomal protein L32



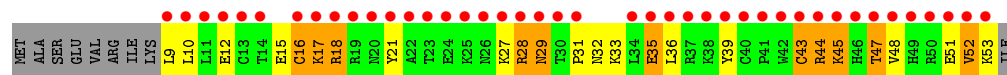
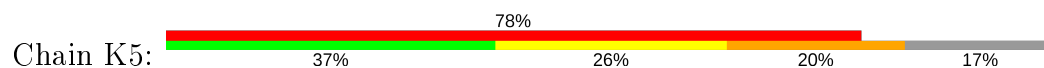
- Molecule 52: 50S ribosomal protein L32




- Molecule 53: 50S ribosomal protein L33



- Molecule 53: 50S ribosomal protein L33



- Molecule 54: 50S ribosomal protein L34

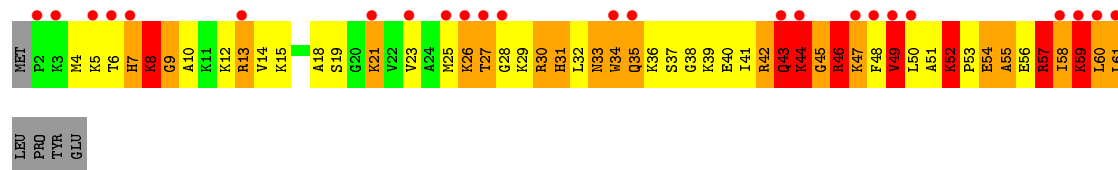


- Molecule 54: 50S ribosomal protein L34

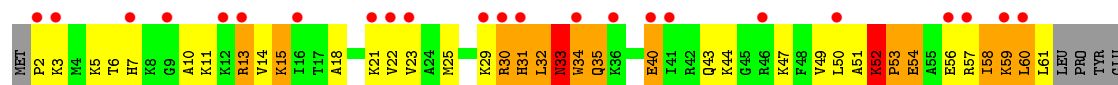




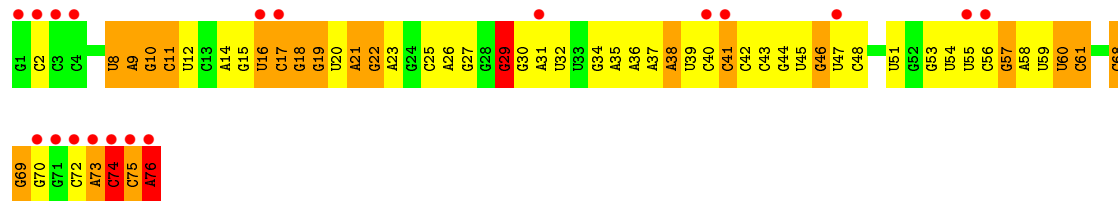
- Molecule 55: 50S ribosomal protein L35



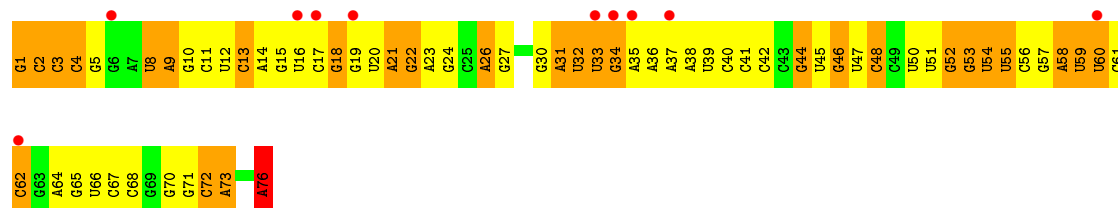
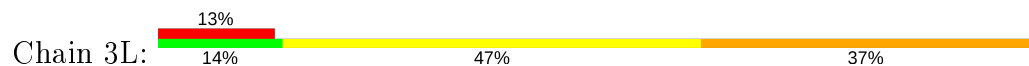
- Molecule 55: 50S ribosomal protein L35



- Molecule 56: tRNA-Phe



- Molecule 57: tRNA-Phe



4 Data and refinement statistics

Property	Value	Source
Space group	P 21 21 21	Depositor
Cell constants a, b, c, α , β , γ	209.40 Å 449.20 Å 621.20 Å 90.00° 90.00° 90.00°	Depositor
Resolution (Å)	255.47 – 2.95 255.48 – 2.95	Depositor EDS
% Data completeness (in resolution range)	99.9 (255.47-2.95) 94.1 (255.48-2.95)	Depositor EDS
R_{merge}	0.30	Depositor
R_{sym}	(Not available)	Depositor
$\langle I/\sigma(I) \rangle$ ¹	0.89 (at 2.96 Å)	Xtriage
Refinement program	PHENIX	Depositor
R, R_{free}	0.193 , 0.235 0.194 , 0.235	Depositor DCC
R_{free} test set	1999 reflections (0.16%)	wwPDB-VP
Wilson B-factor (Å ²)	78.0	Xtriage
Anisotropy	0.287	Xtriage
Bulk solvent k_{sol} (e/Å ³), B_{sol} (Å ²)	0.28 , 77.7	EDS
L-test for twinning ²	$\langle L \rangle = 0.45$, $\langle L^2 \rangle = 0.27$	Xtriage
Estimated twinning fraction	No twinning to report.	Xtriage
F_o, F_c correlation	0.91	EDS
Total number of atoms	300252	wwPDB-VP
Average B, all atoms (Å ²)	104.0	wwPDB-VP

Xtriage's analysis on translational NCS is as follows: *The largest off-origin peak in the Patterson function is 1.47% of the height of the origin peak. No significant pseudotranslation is detected.*

¹Intensities estimated from amplitudes.

²Theoretical values of $\langle |L| \rangle$, $\langle L^2 \rangle$ for acentric reflections are 0.5, 0.333 respectively for untwinned datasets, and 0.375, 0.2 for perfectly twinned datasets.

5 Model quality ⓘ

5.1 Standard geometry ⓘ

Bond lengths and bond angles in the following residue types are not validated in this section: 5MU, OMC, PAR, MIA, MG, ZN, 4SU, 7MG, PSU

The Z score for a bond length (or angle) is the number of standard deviations the observed value is removed from the expected value. A bond length (or angle) with $|Z| > 5$ is considered an outlier worth inspection. RMSZ is the root-mean-square of all Z scores of the bond lengths (or angles).

Mol	Chain	Bond lengths		Bond angles	
		RMSZ	$\# Z > 5$	RMSZ	$\# Z > 5$
1	13	0.93	27/36052 (0.1%)	1.65	832/56266 (1.5%)
1	1G	0.76	3/36049 (0.0%)	1.45	463/56262 (0.8%)
2	12	0.40	0/1959	0.65	2/2642 (0.1%)
2	1E	0.46	0/1959	0.72	1/2642 (0.0%)
3	22	0.42	0/1636	0.65	1/2205 (0.0%)
3	2E	0.60	0/1629	0.76	0/2195
4	32	0.56	0/1732	0.76	0/2318
4	3E	0.75	2/1732 (0.1%)	0.83	1/2318 (0.0%)
5	42	0.50	0/1171	0.74	1/1576 (0.1%)
5	4E	0.65	0/1171	0.80	0/1576
6	52	0.61	0/855	0.77	1/1154 (0.1%)
6	5E	0.63	0/855	0.78	0/1154
7	62	0.49	0/1261	0.62	0/1689
7	6E	0.55	0/1275	0.68	0/1709
8	72	0.45	0/1135	0.64	0/1527
8	7E	0.62	0/1135	0.83	0/1527
9	82	0.47	0/1002	0.70	0/1346
9	8E	0.54	0/1028	0.75	1/1379 (0.1%)
10	1A	0.41	0/814	0.65	0/1095
10	1I	0.58	0/814	0.73	0/1095
11	2A	0.53	0/879	0.74	1/1187 (0.1%)
11	2I	0.61	0/879	0.80	1/1187 (0.1%)
12	3A	0.62	0/991	0.84	2/1327 (0.2%)
12	3I	0.82	0/991	1.02	3/1327 (0.2%)
13	4A	0.39	0/943	0.63	0/1265
13	4I	0.59	0/948	0.79	1/1272 (0.1%)
14	5A	0.42	0/484	0.69	0/643
14	5I	0.81	1/500 (0.2%)	0.83	0/664
15	6A	0.55	0/744	0.67	1/992 (0.1%)
15	6I	0.62	0/744	0.82	0/992
16	7A	0.59	0/721	0.73	0/970
16	7I	0.58	0/721	0.79	0/970

Mol	Chain	Bond lengths		Bond angles	
		RMSZ	# Z >5	RMSZ	# Z >5
17	8A	0.60	1/847 (0.1%)	0.70	0/1131
17	8I	0.62	0/847	0.80	0/1131
18	9A	0.57	0/595	0.73	0/790
18	9I	0.61	0/595	0.87	1/790 (0.1%)
19	AA	0.40	0/638	0.64	0/860
19	AI	0.61	0/661	0.87	1/890 (0.1%)
20	BA	0.53	0/764	0.81	0/1007
20	BI	0.48	0/764	0.74	0/1007
21	1B	0.52	0/221	0.64	0/288
21	1F	0.57	0/221	0.81	0/288
22	1K	0.62	3/1673 (0.2%)	1.31	20/2606 (0.8%)
23	2K	1.06	5/1721 (0.3%)	1.71	46/2682 (1.7%)
23	2L	0.81	1/1721 (0.1%)	1.49	33/2682 (1.2%)
24	3K	0.64	1/1712 (0.1%)	1.32	18/2663 (0.7%)
25	4K	1.10	0/313	1.39	1/485 (0.2%)
25	4L	1.01	1/262 (0.4%)	1.64	6/403 (1.5%)
26	14	1.05	136/70167 (0.2%)	1.79	2340/109541 (2.1%)
26	1H	1.28	361/70233 (0.5%)	2.08	3902/109643 (3.6%)
27	16	1.03	6/2928 (0.2%)	1.88	107/4568 (2.3%)
27	1J	0.83	1/2928 (0.0%)	1.52	38/4568 (0.8%)
28	11	0.99	4/2165 (0.2%)	1.09	6/2919 (0.2%)
28	19	0.85	0/2170	1.02	5/2926 (0.2%)
29	21	0.79	0/1601	1.01	4/2160 (0.2%)
29	29	0.75	0/1601	1.02	6/2160 (0.3%)
30	31	0.90	1/1620 (0.1%)	1.05	6/2194 (0.3%)
30	39	0.71	1/1662 (0.1%)	0.96	3/2249 (0.1%)
31	41	0.65	0/1498	0.85	1/2016 (0.0%)
31	49	0.43	0/1498	0.68	0/2016
32	51	0.70	0/1362	0.92	2/1841 (0.1%)
32	59	0.43	0/1332	0.72	1/1802 (0.1%)
33	61	0.57	0/1151	0.83	3/1558 (0.2%)
33	69	0.54	0/1151	0.81	2/1558 (0.1%)
34	15	0.57	0/1131	0.77	0/1525
34	58	0.67	0/1131	0.89	2/1525 (0.1%)
35	25	0.71	0/942	0.88	2/1269 (0.2%)
35	68	0.79	0/942	0.88	1/1269 (0.1%)
36	35	0.76	0/1161	1.19	5/1544 (0.3%)
36	78	0.87	0/1161	1.12	3/1544 (0.2%)
37	45	0.74	1/1142 (0.1%)	0.99	2/1527 (0.1%)
37	88	0.97	3/1106 (0.3%)	1.20	5/1478 (0.3%)
38	55	0.78	0/973	1.02	2/1302 (0.2%)
38	98	0.70	0/981	0.99	1/1312 (0.1%)
39	65	0.61	0/891	0.94	2/1187 (0.2%)

Mol	Chain	Bond lengths		Bond angles	
		RMSZ	# Z >5	RMSZ	# Z >5
39	A8	0.76	0/891	1.01	3/1187 (0.3%)
40	75	0.67	0/1155	0.85	0/1542
40	B8	0.80	0/1155	0.96	2/1542 (0.1%)
41	85	0.66	0/981	0.82	0/1306
41	C8	0.84	1/981 (0.1%)	1.04	3/1306 (0.2%)
42	95	0.71	0/789	0.93	3/1057 (0.3%)
42	D8	0.75	0/789	0.94	1/1057 (0.1%)
43	A5	0.84	1/910 (0.1%)	0.91	0/1220
43	E8	0.78	0/910	0.97	2/1220 (0.2%)
44	B5	0.86	1/749 (0.1%)	0.88	0/1007
44	F8	1.00	1/756 (0.1%)	1.03	3/1014 (0.3%)
45	C5	0.74	0/807	0.97	2/1076 (0.2%)
45	G8	0.84	0/804	1.09	5/1073 (0.5%)
46	D5	0.47	0/1460	0.71	0/1982
46	H8	0.55	0/1427	0.86	3/1935 (0.2%)
47	E5	0.72	0/620	0.88	0/827
47	I8	0.88	0/634	0.97	1/847 (0.1%)
48	F5	0.77	0/744	1.03	2/989 (0.2%)
48	J8	0.87	0/769	0.98	3/1022 (0.3%)
49	G5	0.66	0/565	0.88	0/748
49	K8	1.00	2/565 (0.4%)	1.11	1/748 (0.1%)
50	H5	0.60	0/473	0.77	0/635
50	L8	0.72	0/457	0.99	2/613 (0.3%)
51	I5	0.47	0/492	0.80	0/663
51	M8	0.64	0/545	0.87	1/733 (0.1%)
52	J5	0.73	0/472	0.94	0/639
52	N8	0.74	0/467	0.98	1/632 (0.2%)
53	K5	0.74	0/396	0.98	1/529 (0.2%)
53	O8	0.82	1/396 (0.3%)	1.05	1/529 (0.2%)
54	L5	0.81	0/406	0.94	0/536
54	P8	1.07	0/399	1.26	5/526 (1.0%)
55	M5	1.07	2/483 (0.4%)	1.16	1/634 (0.2%)
55	Q8	1.43	2/486 (0.4%)	1.85	9/638 (1.4%)
56	1L	0.49	0/1717	1.05	5/2674 (0.2%)
57	3L	0.68	2/1698 (0.1%)	1.27	11/2646 (0.4%)
All	All	0.96	572/322340 (0.2%)	1.61	7960/482707 (1.6%)

Chiral center outliers are detected by calculating the chiral volume of a chiral center and verifying if the center is modelled as a planar moiety or with the opposite hand. A planarity outlier is detected by checking planarity of atoms in a peptide group, atoms in a mainchain group or atoms of a sidechain that are expected to be planar.

Mol	Chain	#Chirality outliers	#Planarity outliers
2	1E	0	2
4	32	0	2
9	82	0	1
10	1A	0	1
11	2A	0	1
12	3I	0	1
13	4I	0	2
14	5A	0	1
19	AI	0	2
20	BA	0	2
20	BI	0	1
28	11	0	2
28	19	0	5
29	21	0	4
29	29	0	5
30	31	0	3
30	39	0	7
31	41	0	2
31	49	0	1
32	59	0	1
33	61	0	4
33	69	0	3
36	35	0	3
36	78	0	3
37	45	0	6
37	88	0	4
38	55	0	2
38	98	0	2
39	65	0	1
40	75	0	2
40	B8	0	2
41	85	0	2
41	C8	0	1
42	95	0	2
42	D8	0	1
43	A5	0	2
44	B5	0	1
45	C5	0	1
45	G8	0	3
46	D5	0	1
46	H8	0	3
47	I8	0	2
48	F5	0	1

Continued on next page...

Continued from previous page...

Mol	Chain	#Chirality outliers	#Planarity outliers
48	J8	0	2
49	G5	0	4
49	K8	0	2
51	I5	0	1
51	M8	0	2
52	N8	0	1
53	K5	0	4
53	O8	0	2
55	M5	0	3
55	Q8	0	8
All	All	0	127

All (572) bond length outliers are listed below:

Mol	Chain	Res	Type	Atoms	Z	Observed(Å)	Ideal(Å)
26	1H	2430	A	N9-C4	-14.70	1.29	1.37
26	14	783	A	N9-C4	-13.46	1.29	1.37
26	1H	774	A	N9-C4	-13.24	1.29	1.37
26	1H	676	A	N9-C4	-13.22	1.29	1.37
26	1H	783	A	N3-C4	-13.21	1.26	1.34
26	1H	783	A	C5-C6	-13.05	1.29	1.41
26	1H	71	A	N9-C4	-12.95	1.30	1.37
26	1H	783	A	N9-C4	-12.55	1.30	1.37
26	1H	1698	A	N9-C4	-12.21	1.30	1.37
26	1H	1332	G	N9-C4	-11.95	1.28	1.38
26	1H	1614	A	N9-C4	-11.89	1.30	1.37
26	1H	676	A	N9-C8	11.45	1.47	1.37
26	1H	1786	A	N9-C4	-11.32	1.31	1.37
26	1H	1698	A	N3-C4	-11.27	1.28	1.34
14	5I	27	CYS	CB-SG	-11.05	1.63	1.82
1	13	792	A	N9-C4	-10.56	1.31	1.37
26	14	774	A	N9-C4	-10.47	1.31	1.37
26	1H	2346	A	N3-C4	-10.44	1.28	1.34
26	1H	1899	G	N9-C4	-10.30	1.29	1.38
26	14	74	A	N9-C4	-10.08	1.31	1.37
26	1H	2072	G	C8-N7	-10.00	1.25	1.30
26	1H	1950	G	N9-C8	9.98	1.44	1.37
26	14	1616	A	N9-C4	-9.94	1.31	1.37
1	13	792	A	C5-C6	-9.86	1.32	1.41
26	1H	805	G	N9-C8	-9.82	1.30	1.37
26	1H	1776	G	C8-N7	-9.82	1.25	1.30
26	1H	1678	G	N9-C8	9.78	1.44	1.37

Continued on next page...

Continued from previous page...

Mol	Chain	Res	Type	Atoms	Z	Observed(Å)	Ideal(Å)
26	1H	2430	A	C5-C6	-9.73	1.32	1.41
26	14	1950	G	C2-N3	9.70	1.40	1.32
26	1H	74	A	N9-C4	-9.64	1.32	1.37
26	1H	2451	A	C6-N1	-9.51	1.28	1.35
26	1H	774	A	N9-C8	9.51	1.45	1.37
26	14	1786	A	N9-C4	-9.40	1.32	1.37
26	1H	1786	A	C5-C6	-9.35	1.32	1.41
26	1H	945	A	N7-C5	-9.30	1.33	1.39
26	1H	71	A	C6-N6	-9.29	1.26	1.33
4	3E	9	CYS	CB-SG	9.23	1.98	1.82
26	1H	732	C	N1-C6	-9.09	1.31	1.37
4	3E	12	CYS	CB-SG	9.00	1.97	1.82
26	1H	1786	A	N3-C4	-8.93	1.29	1.34
26	1H	1899	G	N9-C8	8.88	1.44	1.37
26	1H	2062	A	N7-C5	8.80	1.44	1.39
26	1H	676	A	C5-C4	8.79	1.45	1.38
26	1H	774	A	N3-C4	-8.77	1.29	1.34
26	1H	945	A	N1-C2	8.77	1.42	1.34
26	14	783	A	C5-C6	-8.77	1.33	1.41
26	1H	1142(A)	A	N9-C4	-8.69	1.32	1.37
26	1H	2713	A	N9-C4	-8.53	1.32	1.37
26	14	783	A	N3-C4	-8.52	1.29	1.34
26	14	676	A	N9-C8	8.48	1.44	1.37
26	1H	71	A	N9-C8	8.43	1.44	1.37
26	1H	689	A	N3-C4	-8.42	1.29	1.34
26	1H	71	A	C5-C4	8.40	1.44	1.38
26	1H	1786	A	N7-C5	-8.33	1.34	1.39
26	1H	1616	A	C5-C6	-8.32	1.33	1.41
26	14	2506	U	C2-N3	8.31	1.43	1.37
26	1H	945	A	C2-N3	8.22	1.41	1.33
28	11	237	GLU	CG-CD	8.21	1.64	1.51
26	1H	621	A	N9-C4	-8.21	1.32	1.37
26	1H	71	A	C5-C6	-8.15	1.33	1.41
30	39	65	TRP	CB-CG	-8.01	1.35	1.50
26	1H	783	A	C6-N1	-8.01	1.29	1.35
26	1H	1021	A	N9-C4	-7.99	1.33	1.37
26	1H	945	A	N9-C4	-7.87	1.33	1.37
26	1H	783	A	N9-C8	7.83	1.44	1.37
26	1H	1899	G	C2-N3	-7.82	1.26	1.32
26	1H	1678	G	C5-C4	7.82	1.43	1.38
26	1H	2392	A	N9-C8	7.81	1.44	1.37
26	1H	945	A	C5-C4	7.80	1.44	1.38

Continued on next page...

Continued from previous page...

Mol	Chain	Res	Type	Atoms	Z	Observed(Å)	Ideal(Å)
26	14	1786	A	C5-C4	7.79	1.44	1.38
26	1H	2392	A	C5-C4	7.78	1.44	1.38
49	K8	5	GLU	CG-CD	7.77	1.63	1.51
28	11	28	GLU	CG-CD	7.71	1.63	1.51
26	1H	2442	C	N1-C6	-7.69	1.32	1.37
26	1H	1332	G	N9-C8	7.68	1.43	1.37
23	2L	77	A	N9-C4	-7.67	1.33	1.37
26	1H	2713	A	C5-C4	7.61	1.44	1.38
26	14	2062	A	C6-N1	7.58	1.40	1.35
26	1H	821	A	N7-C5	-7.58	1.34	1.39
26	1H	1616	A	N9-C4	-7.57	1.33	1.37
26	14	1204	A	N9-C4	-7.53	1.33	1.37
26	1H	1676	A	N9-C4	-7.50	1.33	1.37
1	13	1227	A	N9-C4	-7.46	1.33	1.37
26	1H	729	G	C2-N3	-7.40	1.26	1.32
26	1H	1899	G	N3-C4	-7.38	1.30	1.35
26	14	1678	G	N9-C4	-7.36	1.32	1.38
26	14	945	A	N9-C4	-7.29	1.33	1.37
26	14	783	A	N7-C5	-7.29	1.34	1.39
26	1H	1349	A	C5-C4	7.28	1.43	1.38
26	1H	909	A	N3-C4	-7.28	1.30	1.34
26	1H	2287	A	N9-C4	-7.26	1.33	1.37
26	1H	2448	A	N7-C5	-7.25	1.34	1.39
1	13	1502	A	C5-C6	-7.23	1.34	1.41
26	1H	528	A	N9-C4	-7.23	1.33	1.37
26	14	1773	A	N9-C4	-7.22	1.33	1.37
26	14	2392	A	C5-C4	7.22	1.43	1.38
27	16	81	G	C2-N3	7.20	1.38	1.32
26	1H	1621	U	N1-C6	-7.19	1.31	1.38
26	1H	251	A	N9-C4	7.16	1.42	1.37
26	1H	1332	G	N3-C4	-7.15	1.30	1.35
26	14	945	A	C5-C6	-7.13	1.34	1.41
26	1H	1786	A	C5-C4	7.12	1.43	1.38
27	16	115	G	C2-N3	7.11	1.38	1.32
26	1H	2490	G	N9-C8	7.10	1.42	1.37
26	1H	585	G	N7-C5	-7.08	1.34	1.39
1	13	539	A	N3-C4	-7.07	1.30	1.34
26	1H	735	A	C5-C4	-7.06	1.33	1.38
49	K8	5	GLU	CB-CG	7.05	1.65	1.52
23	2K	38	A	N3-C4	-7.02	1.30	1.34
26	1H	695	G	C6-N1	-7.01	1.34	1.39
26	1H	2432	A	N9-C4	-6.99	1.33	1.37

Continued on next page...

Continued from previous page...

Mol	Chain	Res	Type	Atoms	Z	Observed(Å)	Ideal(Å)
26	14	1827	C	N3-C4	-6.99	1.29	1.33
26	1H	390	A	N3-C4	-6.98	1.30	1.34
26	1H	945	A	C5-C6	-6.98	1.34	1.41
26	1H	1569	A	N9-C4	-6.96	1.33	1.37
26	1H	1787	A	C6-N1	-6.94	1.30	1.35
26	1H	2060	A	N9-C4	-6.94	1.33	1.37
26	1H	729	G	N3-C4	-6.93	1.30	1.35
26	1H	2269	A	N9-C4	-6.93	1.33	1.37
26	14	71	A	N9-C4	-6.93	1.33	1.37
26	1H	825	C	N1-C6	-6.92	1.32	1.37
26	14	1903	G	N9-C8	-6.91	1.33	1.37
26	1H	1599	C	C2-O2	-6.91	1.18	1.24
26	1H	678	C	C4'-C3'	-6.90	1.45	1.53
26	1H	2071	A	N7-C5	-6.89	1.35	1.39
26	14	2506	U	N1-C2	6.87	1.44	1.38
26	1H	2392	A	N9-C4	-6.85	1.33	1.37
26	1H	1960	A	N7-C5	-6.85	1.35	1.39
26	1H	2051	A	N7-C5	-6.84	1.35	1.39
26	1H	1616	A	N7-C5	-6.82	1.35	1.39
26	1H	472	A	N3-C4	-6.81	1.30	1.34
26	1H	1678	G	N9-C4	-6.79	1.32	1.38
1	13	1418	A	N9-C4	-6.78	1.33	1.37
26	1H	1275	A	N7-C5	-6.76	1.35	1.39
26	1H	1984	G	C6-N1	-6.75	1.34	1.39
26	1H	1785	A	N9-C4	6.75	1.41	1.37
26	1H	2457	U	C4-O4	-6.70	1.18	1.23
26	1H	860	U	N1-C2	6.70	1.44	1.38
26	14	1612	C	N1-C6	-6.70	1.33	1.37
26	1H	2510	C	N3-C4	-6.68	1.29	1.33
26	14	2821	A	N9-C4	-6.68	1.33	1.37
26	1H	795	C	N1-C6	-6.68	1.33	1.37
1	13	792	A	N3-C4	-6.67	1.30	1.34
26	1H	2297	C	N3-C4	-6.66	1.29	1.33
26	1H	774	A	C8-N7	6.65	1.36	1.31
26	1H	1311	G	N9-C4	-6.64	1.32	1.38
26	1H	1253	A	N9-C8	-6.62	1.32	1.37
26	1H	869	G	C6-N1	-6.61	1.34	1.39
26	1H	739	G	C2-N3	-6.60	1.27	1.32
26	1H	2430	A	N9-C8	6.59	1.43	1.37
1	13	792	A	N7-C5	-6.59	1.35	1.39
26	14	1698	A	N7-C5	-6.58	1.35	1.39
26	1H	463	G	N1-C2	-6.58	1.32	1.37

Continued on next page...

Continued from previous page...

Mol	Chain	Res	Type	Atoms	Z	Observed(Å)	Ideal(Å)
1	13	760	G	N7-C5	-6.58	1.35	1.39
26	14	2062	A	N7-C5	6.57	1.43	1.39
26	1H	138	G	N9-C8	6.55	1.42	1.37
26	1H	774	A	C6-N1	6.55	1.40	1.35
26	1H	2377	A	N9-C4	-6.54	1.33	1.37
26	1H	2688	U	N3-C4	-6.54	1.32	1.38
26	1H	452	G	C6-N1	-6.53	1.34	1.39
26	14	2599	G	C6-N1	-6.52	1.34	1.39
26	14	2361	A	N9-C4	-6.52	1.33	1.37
26	1H	1971	A	C5-C4	-6.51	1.34	1.38
26	1H	2346	A	N9-C4	-6.51	1.33	1.37
26	1H	1634	A	N7-C5	-6.50	1.35	1.39
26	1H	783	A	N7-C5	-6.49	1.35	1.39
26	14	2873	A	N7-C5	-6.47	1.35	1.39
26	1H	189	G	C5-C4	-6.47	1.33	1.38
1	13	690	G	C2-N3	6.46	1.38	1.32
26	1H	1392	A	N9-C4	6.45	1.41	1.37
26	1H	779	U	C5-C6	-6.45	1.28	1.34
26	1H	911	A	C6-N1	-6.44	1.31	1.35
26	1H	663	G	N7-C5	-6.43	1.35	1.39
26	14	190	A	C5-C6	-6.42	1.35	1.41
26	1H	787	U	C2-N3	-6.42	1.33	1.37
26	14	1278	A	N9-C4	-6.39	1.34	1.37
26	1H	213	A	N9-C4	-6.38	1.34	1.37
26	1H	2277	G	N9-C8	-6.38	1.33	1.37
26	1H	1815	A	N3-C4	-6.38	1.31	1.34
26	1H	1210	A	C5-C6	-6.38	1.35	1.41
26	14	1332	G	C5-C4	6.36	1.42	1.38
26	14	2515	C	N1-C6	-6.34	1.33	1.37
26	14	945	A	N7-C5	-6.33	1.35	1.39
26	14	2346	A	N3-C4	-6.32	1.31	1.34
26	14	746	A	N3-C4	-6.32	1.31	1.34
26	1H	2062	A	C5-C6	6.30	1.46	1.41
26	1H	839	U	C4-O4	6.30	1.28	1.23
26	1H	245	G	N7-C5	-6.28	1.35	1.39
26	1H	785	G	N7-C5	-6.28	1.35	1.39
26	14	676	A	C5-C4	6.28	1.43	1.38
26	1H	122	G	C2-N3	6.27	1.37	1.32
26	14	1902	C	C4-N4	-6.27	1.28	1.33
26	1H	621	A	C5-C6	-6.26	1.35	1.41
26	1H	2590	A	C6-N1	-6.26	1.31	1.35
26	14	1332	G	C2-N3	6.25	1.37	1.32

Continued on next page...

Continued from previous page...

Mol	Chain	Res	Type	Atoms	Z	Observed(Å)	Ideal(Å)
26	14	1786	A	C5-C6	-6.25	1.35	1.41
26	14	1899	G	C5-C4	6.24	1.42	1.38
26	14	1829	A	N7-C5	-6.23	1.35	1.39
26	1H	676	A	N3-C4	-6.22	1.31	1.34
26	14	2707	G	C2-N3	6.21	1.37	1.32
26	1H	585	G	C5-C6	-6.19	1.36	1.42
26	14	1617	C	N1-C6	-6.19	1.33	1.37
26	14	2873	A	N9-C4	-6.18	1.34	1.37
26	1H	774	A	C5-C6	-6.18	1.35	1.41
26	1H	1251	C	N1-C6	-6.18	1.33	1.37
55	Q8	49	VAL	CA-CB	6.17	1.67	1.54
26	14	2424	C	N3-C4	-6.17	1.29	1.33
26	1H	2675	A	N7-C5	-6.17	1.35	1.39
1	13	890	G	N7-C5	-6.17	1.35	1.39
24	3K	36	A	N9-C4	6.16	1.41	1.37
26	1H	2277	G	N7-C5	-6.15	1.35	1.39
27	16	81	G	N9-C8	6.14	1.42	1.37
26	1H	1678	G	N1-C2	6.14	1.42	1.37
26	1H	621	A	N7-C5	-6.13	1.35	1.39
26	1H	1566	A	C8-N7	6.13	1.35	1.31
26	1H	829	A	N3-C4	-6.13	1.31	1.34
26	14	1342	A	N3-C4	-6.12	1.31	1.34
26	1H	120	U	N3-C4	-6.11	1.32	1.38
26	1H	789	A	N9-C4	-6.11	1.34	1.37
26	1H	330	A	N9-C4	-6.10	1.34	1.37
26	1H	2287	A	C5-C6	-6.09	1.35	1.41
1	13	507	C	N1-C6	-6.09	1.33	1.37
26	1H	1836	C	N3-C4	-6.09	1.29	1.33
26	14	1254	A	N9-C4	6.08	1.41	1.37
26	1H	122	G	N7-C5	-6.07	1.35	1.39
26	14	1676	A	N3-C4	-6.07	1.31	1.34
26	1H	1241	A	N9-C4	-6.06	1.34	1.37
1	13	1498	U	N1-C2	6.06	1.44	1.38
26	14	1272	A	N3-C4	6.06	1.38	1.34
26	14	1786	A	N3-C4	-6.06	1.31	1.34
26	1H	1966	A	C5-C4	-6.04	1.34	1.38
26	1H	663	G	C6-N1	-6.01	1.35	1.39
26	1H	1332	G	N1-C2	6.00	1.42	1.37
26	1H	2518	A	N9-C4	-6.00	1.34	1.37
1	1G	690	G	N9-C8	6.00	1.42	1.37
1	13	1502	A	N7-C5	-6.00	1.35	1.39
26	1H	70	G	C6-N1	-5.98	1.35	1.39

Continued on next page...

Continued from previous page...

Mol	Chain	Res	Type	Atoms	Z	Observed(Å)	Ideal(Å)
26	1H	1810	A	C5-C4	-5.97	1.34	1.38
25	4L	12	A	N9-C4	5.97	1.41	1.37
26	14	1308	A	N7-C5	-5.97	1.35	1.39
41	C8	69	CYS	CB-SG	-5.96	1.72	1.81
30	31	65	TRP	CB-CG	-5.95	1.39	1.50
1	13	808	C	N1-C6	-5.94	1.33	1.37
26	1H	2490	G	N1-C2	5.94	1.42	1.37
1	13	1502	A	N9-C4	-5.93	1.34	1.37
26	1H	265	A	N7-C5	-5.93	1.35	1.39
26	1H	1161	C	N1-C6	5.91	1.40	1.37
26	14	774	A	N9-C8	5.91	1.42	1.37
26	1H	1966	A	N9-C4	-5.90	1.34	1.37
26	1H	470	A	C5-C6	-5.89	1.35	1.41
26	1H	685	A	N9-C4	-5.89	1.34	1.37
26	1H	1950	G	N9-C4	-5.88	1.33	1.38
1	13	974	A	N7-C5	-5.88	1.35	1.39
26	14	2058	A	C6-N1	-5.88	1.31	1.35
26	1H	2053	G	C5-C4	-5.86	1.34	1.38
26	1H	2058	A	N9-C8	-5.85	1.33	1.37
26	1H	1827	C	N3-C4	-5.85	1.29	1.33
26	1H	1382	G	C5-C6	-5.84	1.36	1.42
26	1H	2346	A	N7-C5	-5.84	1.35	1.39
26	1H	2506	U	N1-C2	5.84	1.43	1.38
26	14	1313	U	C2-O2	-5.84	1.17	1.22
26	1H	2440	C	N1-C6	-5.83	1.33	1.37
26	1H	1364	G	C5-C4	-5.83	1.34	1.38
26	14	1950	G	N1-C2	5.82	1.42	1.37
26	14	2713	A	C5-C6	-5.82	1.35	1.41
26	1H	1678	G	N3-C4	-5.82	1.31	1.35
26	1H	1698	A	C5-C6	-5.82	1.35	1.41
57	3L	76	A	C5-C4	5.81	1.42	1.38
1	13	1530	G	N9-C4	-5.81	1.33	1.38
26	1H	2602	A	N9-C4	5.81	1.41	1.37
26	1H	1658	C	N3-C4	5.78	1.38	1.33
26	14	1786	A	N7-C5	-5.78	1.35	1.39
26	14	1698	A	C5-C6	-5.78	1.35	1.41
26	1H	609	A	C5-C6	-5.78	1.35	1.41
26	1H	775	G	N9-C8	-5.78	1.33	1.37
26	14	621	A	N9-C4	-5.77	1.34	1.37
26	1H	776	G	N7-C5	-5.76	1.35	1.39
26	1H	2025	C	C4-C5	-5.76	1.38	1.43
26	1H	683	C	C4-N4	-5.75	1.28	1.33

Continued on next page...

Continued from previous page...

Mol	Chain	Res	Type	Atoms	Z	Observed(Å)	Ideal(Å)
26	1H	1957	C	C4-N4	-5.75	1.28	1.33
26	1H	1661	G	N7-C5	-5.75	1.35	1.39
26	1H	2525	G	N3-C4	5.75	1.39	1.35
26	1H	2451	A	C2-N3	-5.75	1.28	1.33
26	1H	673	C	C4-C5	-5.74	1.38	1.43
26	1H	2330	G	C5-C6	-5.74	1.36	1.42
26	1H	2490	G	N9-C4	-5.74	1.33	1.38
57	3L	76	A	C6-N1	5.73	1.39	1.35
26	1H	1600	C	C2-O2	-5.73	1.19	1.24
26	1H	2068	U	C2-N3	-5.73	1.33	1.37
37	88	79	LEU	N-CA	5.73	1.57	1.46
26	14	2065	C	N1-C6	-5.73	1.33	1.37
22	1K	74	C	N1-C2	5.72	1.45	1.40
26	1H	2373	G	C2-N3	5.72	1.37	1.32
26	1H	1990	C	N3-C4	-5.72	1.29	1.33
26	1H	739	G	C5-C4	-5.71	1.34	1.38
26	1H	1368	G	N3-C4	-5.71	1.31	1.35
26	1H	2248	C	N3-C4	-5.71	1.29	1.33
26	1H	777	A	N3-C4	-5.71	1.31	1.34
26	1H	675	A	C5-C6	-5.70	1.35	1.41
26	1H	1362	C	N1-C6	-5.69	1.33	1.37
53	O8	42	TRP	CB-CG	5.69	1.60	1.50
26	1H	2311	A	N9-C4	-5.69	1.34	1.37
26	14	2600	A	N7-C5	-5.69	1.35	1.39
26	1H	140	A	N7-C5	-5.68	1.35	1.39
26	1H	788	A	C6-N1	-5.67	1.31	1.35
26	1H	2064	C	N3-C4	-5.67	1.29	1.33
26	1H	2324	C	N1-C2	5.67	1.45	1.40
26	1H	530	G	N9-C8	5.66	1.41	1.37
26	1H	768	G	N7-C5	-5.66	1.35	1.39
26	1H	1786	A	C6-N6	-5.66	1.29	1.33
26	1H	451	C	N1-C2	-5.66	1.34	1.40
26	1H	2058	A	N7-C5	-5.65	1.35	1.39
26	14	1376	C	N1-C6	-5.65	1.33	1.37
26	14	2238	G	C8-N7	-5.65	1.27	1.30
26	1H	930	U	N3-C4	-5.64	1.33	1.38
26	14	1786	A	N9-C8	5.63	1.42	1.37
26	14	1899	G	C2-N3	5.63	1.37	1.32
22	1K	35	A	N3-C4	5.63	1.38	1.34
1	13	1525	G	C8-N7	5.62	1.34	1.30
26	1H	1188	U	C4-O4	-5.62	1.19	1.23
55	M5	54	GLU	CG-CD	5.62	1.60	1.51

Continued on next page...

Continued from previous page...

Mol	Chain	Res	Type	Atoms	Z	Observed(Å)	Ideal(Å)
26	1H	2503	A	C5-C6	-5.62	1.35	1.41
26	1H	1950	G	N3-C4	-5.61	1.31	1.35
26	14	945	A	N3-C4	-5.61	1.31	1.34
26	1H	1332	G	C5-C6	-5.61	1.36	1.42
23	2K	11	A	N3-C4	-5.60	1.31	1.34
26	14	792	G	C6-N1	-5.60	1.35	1.39
26	1H	2448	A	C5-C4	-5.60	1.34	1.38
26	1H	1674	G	N7-C5	-5.59	1.35	1.39
26	1H	2602	A	N3-C4	5.59	1.38	1.34
17	8A	49	GLU	CG-CD	5.58	1.60	1.51
26	14	691	C	N1-C6	-5.58	1.33	1.37
26	14	1384	A	N3-C4	-5.57	1.31	1.34
26	1H	569	U	C2-N3	-5.57	1.33	1.37
26	14	732	C	N1-C6	-5.56	1.33	1.37
26	1H	1380	G	N7-C5	-5.56	1.35	1.39
26	1H	265	A	N9-C4	-5.56	1.34	1.37
26	1H	2402	C	N1-C6	5.55	1.40	1.37
28	11	122	ASP	CB-CG	5.55	1.63	1.51
26	1H	2071	A	C5-C6	-5.54	1.36	1.41
26	14	2015	A	N3-C4	-5.54	1.31	1.34
26	1H	1385	G	N9-C4	-5.54	1.33	1.38
26	1H	1253	A	C5-C4	-5.53	1.34	1.38
26	14	1693	U	C4-O4	-5.53	1.19	1.23
1	1G	687	A	N9-C4	5.52	1.41	1.37
26	1H	2433	A	C6-N1	-5.52	1.31	1.35
27	1J	102	G	N7-C5	5.52	1.42	1.39
44	F8	15	GLU	CB-CG	5.51	1.62	1.52
26	1H	2281	C	N1-C6	-5.51	1.33	1.37
26	1H	1326	U	C2-N3	-5.51	1.33	1.37
26	14	1825	A	C6-N1	-5.51	1.31	1.35
27	16	6	C	N3-C4	5.50	1.37	1.33
26	14	1907	G	N7-C5	5.50	1.42	1.39
26	1H	2578	G	C6-N1	-5.50	1.35	1.39
26	14	2070	G	C6-N1	-5.49	1.35	1.39
26	14	1785	A	N7-C5	-5.49	1.35	1.39
26	1H	2310	A	N9-C4	5.49	1.41	1.37
26	1H	2713	A	N9-C8	5.49	1.42	1.37
26	1H	739	G	C5-C6	-5.49	1.36	1.42
27	16	7	G	N7-C5	5.49	1.42	1.39
26	1H	2448	A	N3-C4	-5.49	1.31	1.34
26	1H	2518	A	N7-C5	-5.49	1.35	1.39
26	1H	1698	A	N9-C8	5.48	1.42	1.37

Continued on next page...

Continued from previous page...

Mol	Chain	Res	Type	Atoms	Z	Observed(Å)	Ideal(Å)
26	14	1997	G	C2-N3	5.48	1.37	1.32
26	1H	957	A	N7-C5	-5.48	1.35	1.39
26	1H	680	G	C5-C4	-5.47	1.34	1.38
26	1H	722	A	N9-C4	-5.47	1.34	1.37
26	1H	71	A	N1-C2	5.46	1.39	1.34
26	1H	452	G	N1-C2	-5.46	1.33	1.37
26	1H	2700	C	N3-C4	5.46	1.37	1.33
26	1H	975	G	C2-N3	-5.46	1.28	1.32
26	1H	1258	C	N1-C6	-5.46	1.33	1.37
26	14	2058	A	N3-C4	-5.45	1.31	1.34
26	1H	430	G	N9-C8	-5.45	1.34	1.37
26	14	1978	A	N7-C5	-5.45	1.35	1.39
26	1H	748	G	C6-N1	-5.45	1.35	1.39
26	14	2252	G	N9-C8	-5.45	1.34	1.37
26	1H	917	A	C5-C6	-5.44	1.36	1.41
26	14	774	A	N3-C4	-5.44	1.31	1.34
26	1H	831	G	C6-N1	-5.43	1.35	1.39
26	1H	689	A	C6-N1	-5.43	1.31	1.35
26	14	2703	C	N1-C6	-5.43	1.33	1.37
26	1H	1660	C	C2-O2	-5.42	1.19	1.24
26	1H	2282	G	N1-C2	-5.42	1.33	1.37
26	14	1342	A	N7-C5	-5.42	1.35	1.39
26	1H	1332	G	C5-C4	5.41	1.42	1.38
26	1H	2245	U	C4-O4	-5.41	1.19	1.23
26	14	699	A	N3-C4	-5.40	1.31	1.34
26	14	2518	A	N9-C4	-5.40	1.34	1.37
26	1H	2761	G	N9-C4	-5.39	1.33	1.38
55	M5	56	GLU	CG-CD	5.39	1.60	1.51
26	1H	2239	G	C6-N1	-5.38	1.35	1.39
28	11	224	ALA	CA-CB	-5.38	1.41	1.52
26	14	783	A	N9-C8	5.37	1.42	1.37
26	1H	2430	A	C6-N1	5.37	1.39	1.35
26	1H	2712(A)	A	C5-C6	-5.37	1.36	1.41
26	1H	1349	A	N9-C8	5.37	1.42	1.37
26	1H	828	U	N3-C4	-5.36	1.33	1.38
26	1H	2430	A	N3-C4	-5.36	1.31	1.34
26	14	1612	C	C2-O2	5.35	1.29	1.24
26	1H	1681	G	N9-C4	-5.35	1.33	1.38
26	1H	2082	A	N9-C4	-5.35	1.34	1.37
37	88	82	ARG	N-CA	5.35	1.57	1.46
26	1H	2076	U	C2-O2	-5.35	1.17	1.22
26	14	565	C	N1-C6	-5.35	1.33	1.37

Continued on next page...

Continued from previous page...

Mol	Chain	Res	Type	Atoms	Z	Observed(Å)	Ideal(Å)
26	14	211	A	N7-C5	-5.35	1.36	1.39
26	1H	1436	G	C5-C4	-5.35	1.34	1.38
26	1H	2318	G	N9-C8	5.34	1.41	1.37
26	1H	1379	A	N9-C4	-5.34	1.34	1.37
26	1H	2451	A	N3-C4	-5.34	1.31	1.34
26	14	777	A	N3-C4	-5.34	1.31	1.34
26	1H	949	C	N3-C4	-5.33	1.30	1.33
26	14	2287	A	N9-C4	-5.33	1.34	1.37
26	1H	2508	G	C2-N3	-5.32	1.28	1.32
26	14	2873	A	C5-C6	-5.32	1.36	1.41
26	1H	1772	G	C6-N1	-5.31	1.35	1.39
26	1H	2327	A	N3-C4	-5.31	1.31	1.34
26	14	2873	A	N3-C4	-5.31	1.31	1.34
23	2K	38	A	N9-C4	-5.31	1.34	1.37
26	14	676	A	N9-C4	-5.31	1.34	1.37
26	1H	2490	G	C6-O6	-5.30	1.19	1.24
26	1H	181	A	C6-N1	-5.30	1.31	1.35
26	14	2511	U	C2-O2	-5.30	1.17	1.22
26	14	690	G	N9-C8	-5.30	1.34	1.37
26	14	1698	A	N9-C4	-5.29	1.34	1.37
26	1H	1789	A	C5-C6	-5.29	1.36	1.41
26	1H	1772	G	N9-C8	-5.28	1.34	1.37
26	1H	1817	G	C2-N3	5.28	1.36	1.32
26	1H	471	A	N9-C4	-5.28	1.34	1.37
26	1H	619	G	N9-C8	-5.28	1.34	1.37
26	1H	938	G	C2-N3	5.28	1.36	1.32
26	14	2713	A	N9-C4	-5.28	1.34	1.37
26	1H	1776	G	C5-C4	-5.27	1.34	1.38
26	1H	1269	A	C6-N1	-5.27	1.31	1.35
26	1H	1610	A	C5-C6	-5.27	1.36	1.41
26	1H	1271	G	N9-C8	-5.27	1.34	1.37
55	Q8	54	GLU	CG-CD	5.26	1.59	1.51
26	1H	1825	A	N3-C4	-5.26	1.31	1.34
26	1H	205	G	C2-N3	5.26	1.36	1.32
26	1H	1617	C	N3-C4	-5.26	1.30	1.33
26	14	1698	A	N1-C2	5.25	1.39	1.34
26	1H	239	U	C2-N3	-5.25	1.34	1.37
26	1H	805	G	C5-C4	-5.24	1.34	1.38
23	2K	21	U	N1-C2	5.24	1.43	1.38
26	1H	2248	C	C4-N4	-5.24	1.29	1.33
26	1H	2252	G	N9-C8	-5.24	1.34	1.37
26	1H	2518	A	C5-C6	-5.24	1.36	1.41

Continued on next page...

Continued from previous page...

Mol	Chain	Res	Type	Atoms	Z	Observed(Å)	Ideal(Å)
26	1H	931	G	N7-C5	-5.23	1.36	1.39
26	14	1815	A	C5-C4	-5.23	1.35	1.38
26	14	783	A	N1-C2	5.22	1.39	1.34
26	1H	71	A	N7-C5	-5.22	1.36	1.39
26	14	213	A	N9-C4	-5.22	1.34	1.37
37	45	80	GLU	CB-CG	5.22	1.62	1.52
26	1H	869	G	N3-C4	-5.22	1.31	1.35
26	1H	1998	G	C2-N3	5.21	1.36	1.32
26	14	1950	G	C2-N2	5.21	1.39	1.34
26	1H	656	G	C2-N3	5.20	1.36	1.32
26	1H	2018	G	N7-C5	-5.20	1.36	1.39
26	14	746	A	N9-C4	-5.20	1.34	1.37
26	1H	2070	G	C2-N2	-5.20	1.29	1.34
26	14	766	C	N3-C4	-5.20	1.30	1.33
26	1H	2328	A	N3-C4	-5.20	1.31	1.34
26	1H	399	G	C6-O6	-5.19	1.19	1.24
26	1H	2346	A	C6-N1	-5.19	1.31	1.35
26	1H	1204	A	N9-C4	-5.19	1.34	1.37
26	14	2607	G	N7-C5	-5.19	1.36	1.39
26	1H	2645	G	N9-C4	-5.19	1.33	1.38
26	14	1275	A	N7-C5	-5.19	1.36	1.39
1	13	898	G	C2-N3	-5.18	1.28	1.32
37	88	78	PRO	CA-C	5.18	1.63	1.52
26	1H	929	G	N3-C4	-5.18	1.31	1.35
26	1H	1614	A	N3-C4	-5.18	1.31	1.34
26	1H	2282	G	C2-N3	-5.18	1.28	1.32
26	1H	1676	A	N3-C4	-5.17	1.31	1.34
26	1H	2689	U	C2-N3	-5.17	1.34	1.37
26	1H	378	C	N1-C6	-5.17	1.34	1.37
26	1H	2058	A	C5-C4	-5.17	1.35	1.38
26	14	1676	A	N9-C4	-5.17	1.34	1.37
1	13	694	A	N9-C4	-5.17	1.34	1.37
26	1H	1364	G	N7-C5	-5.17	1.36	1.39
26	1H	1593	G	C2-N3	-5.17	1.28	1.32
26	1H	250	G	N1-C2	-5.16	1.33	1.37
26	14	690	G	N7-C5	-5.15	1.36	1.39
26	1H	2451	A	N1-C2	-5.15	1.29	1.34
26	14	1284	A	N9-C4	-5.15	1.34	1.37
1	13	1523	G	C6-N1	-5.15	1.35	1.39
22	1K	76	A	C5-C4	5.15	1.42	1.38
26	1H	56	A	N7-C5	-5.14	1.36	1.39
26	1H	2598	A	C8-N7	-5.14	1.27	1.31

Continued on next page...

Continued from previous page...

Mol	Chain	Res	Type	Atoms	Z	Observed(Å)	Ideal(Å)
1	13	1520	G	C5-C6	-5.13	1.37	1.42
26	1H	2557	G	C2-N3	-5.13	1.28	1.32
26	14	1142(A)	A	N3-C4	-5.13	1.31	1.34
26	14	733	G	N9-C8	-5.13	1.34	1.37
26	14	2287	A	C5-C6	-5.13	1.36	1.41
26	1H	1899	G	C8-N7	5.13	1.34	1.30
26	1H	1824	G	N7-C5	-5.13	1.36	1.39
26	1H	947	G	C2-N3	-5.12	1.28	1.32
1	13	1498	U	C2-N3	5.12	1.41	1.37
26	1H	2490	G	C5-C6	-5.11	1.37	1.42
26	1H	735	A	N9-C8	-5.10	1.33	1.37
26	14	2439	A	N7-C5	-5.10	1.36	1.39
43	A5	77	ASP	CB-CG	5.10	1.62	1.51
26	1H	1355	G	N1-C2	-5.10	1.33	1.37
26	1H	1313	U	C4-C5	-5.09	1.39	1.43
26	1H	1621	U	N1-C2	-5.09	1.33	1.38
27	16	6	C	C2-O2	5.09	1.29	1.24
26	14	2329	G	C2-N3	5.09	1.36	1.32
1	13	302	G	N1-C2	-5.09	1.33	1.37
26	1H	1272	A	N3-C4	5.09	1.38	1.34
26	14	2430	A	C5-C6	-5.09	1.36	1.41
26	1H	74	A	N3-C4	-5.08	1.31	1.34
26	14	447	A	N3-C4	-5.08	1.31	1.34
44	B5	23	GLU	CG-CD	5.08	1.59	1.51
26	1H	2584	U	N3-C4	-5.08	1.33	1.38
26	1H	2685	G	N9-C8	-5.08	1.34	1.37
26	14	1303	G	C6-N1	-5.08	1.35	1.39
26	1H	473	G	N1-C2	-5.08	1.33	1.37
26	1H	2549	G	N9-C8	-5.07	1.34	1.37
26	1H	2589	A	C5-C4	-5.07	1.35	1.38
26	1H	184	C	N1-C6	-5.07	1.34	1.37
26	1H	1791	A	N3-C4	-5.07	1.31	1.34
26	1H	531	C	C2-O2	-5.07	1.19	1.24
26	14	1258	C	C4-C5	-5.07	1.38	1.43
26	1H	1616	A	N3-C4	-5.07	1.31	1.34
26	1H	1365	A	N7-C5	-5.06	1.36	1.39
26	1H	2521	C	N1-C6	-5.06	1.34	1.37
26	1H	58	G	C2-N3	-5.06	1.28	1.32
26	14	330	A	N9-C4	-5.06	1.34	1.37
26	1H	1798	U	C4-O4	-5.06	1.19	1.23
26	1H	676	A	C5-C6	-5.06	1.36	1.41
26	1H	188	G	N9-C8	-5.05	1.34	1.37

Continued on next page...

Continued from previous page...

Mol	Chain	Res	Type	Atoms	Z	Observed(Å)	Ideal(Å)
26	1H	917	A	C2-N3	-5.05	1.29	1.33
26	1H	180	G	C2-N3	5.05	1.36	1.32
26	14	1288	U	C2-N3	-5.05	1.34	1.37
26	1H	199	A	C8-N7	5.05	1.35	1.31
26	1H	1892	C	N3-C4	-5.05	1.30	1.33
1	1G	1473	A	N9-C4	-5.05	1.34	1.37
26	14	330	A	C5-C6	-5.05	1.36	1.41
26	1H	829	A	N9-C4	-5.04	1.34	1.37
26	14	2712(A)	A	C5-C6	-5.04	1.36	1.41
26	1H	54	G	C8-N7	-5.04	1.27	1.30
26	14	2082	A	N3-C4	-5.04	1.31	1.34
26	14	774	A	C5-C6	-5.04	1.36	1.41
26	1H	2062	A	N3-C4	5.04	1.37	1.34
26	1H	197	A	N3-C4	-5.04	1.31	1.34
26	14	2612	C	N3-C4	5.04	1.37	1.33
26	1H	1915	U	N1-C2	5.03	1.43	1.38
26	1H	1602	U	C4-C5	5.03	1.48	1.43
1	13	792	A	N9-C8	5.03	1.41	1.37
26	1H	451	C	C2-N3	-5.03	1.31	1.35
26	14	1785	A	N9-C8	-5.03	1.33	1.37
26	14	2042	A	N9-C4	-5.03	1.34	1.37
26	1H	859	G	N9-C4	-5.03	1.33	1.38
26	14	2000	G	C5-C4	-5.03	1.34	1.38
26	14	2244	U	N1-C2	-5.02	1.34	1.38
26	1H	2678	C	N3-C4	-5.02	1.30	1.33
1	13	1502	A	P-O5'	-5.02	1.54	1.59
26	1H	1255	U	C2-N3	5.02	1.41	1.37
23	2K	17	C	C2-N3	5.01	1.39	1.35
26	14	204	A	N7-C5	-5.01	1.36	1.39
26	1H	818	G	N3-C4	-5.01	1.31	1.35
26	1H	1258	C	N3-C4	-5.01	1.30	1.33
26	1H	1888	G	C2-N3	5.01	1.36	1.32
26	1H	676	A	N1-C2	5.00	1.38	1.34
26	1H	787	U	N3-C4	-5.00	1.33	1.38
26	14	1614	A	N9-C4	-5.00	1.34	1.37
26	14	2776	A	N9-C4	5.00	1.40	1.37
26	1H	782	A	N7-C5	-5.00	1.36	1.39
26	1H	1368	G	C8-N7	5.00	1.33	1.30
26	1H	1789	A	N7-C5	-5.00	1.36	1.39
26	1H	2247	A	N9-C8	-5.00	1.33	1.37
26	14	947	G	C6-O6	5.00	1.28	1.24

All (7960) bond angle outliers are listed below:

Mol	Chain	Res	Type	Atoms	Z	Observed(°)	Ideal(°)
26	1H	783	A	C2-N3-C4	-29.75	95.72	110.60
26	1H	1899	G	N3-C4-N9	-29.71	108.17	126.00
26	1H	945	A	C6-C5-N7	-23.71	115.70	132.30
26	1H	676	A	C2-N3-C4	-23.41	98.89	110.60
26	1H	1899	G	N3-C4-C5	22.92	140.06	128.60
26	1H	1678	G	C2-N3-C4	-22.41	100.69	111.90
26	1H	945	A	N1-C6-N6	21.98	131.79	118.60
26	14	783	A	C2-N3-C4	-21.75	99.72	110.60
26	1H	1332	G	C2-N3-C4	-21.74	101.03	111.90
26	1H	1678	G	C5-N7-C8	-21.17	93.71	104.30
26	1H	71	A	C2-N3-C4	-21.09	100.06	110.60
26	1H	2430	A	N1-C6-N6	20.45	130.87	118.60
26	1H	1678	G	N7-C8-N9	19.86	123.03	113.10
26	1H	1332	G	C5-N7-C8	-19.77	94.41	104.30
26	1H	945	A	C5-N7-C8	-19.74	94.03	103.90
26	1H	783	A	C5-N7-C8	-19.57	94.11	103.90
26	1H	1332	G	N3-C4-C5	19.45	138.33	128.60
26	14	1332	G	C6-C5-N7	-19.21	118.87	130.40
26	1H	74	A	C2-N3-C4	-19.00	101.10	110.60
26	1H	1786	A	C2-N3-C4	-19.00	101.10	110.60
26	14	945	A	N1-C6-N6	18.89	129.93	118.60
26	1H	1786	A	C5-N7-C8	-18.53	94.63	103.90
26	14	1899	G	N1-C2-N2	-18.37	99.66	116.20
26	1H	1332	G	N3-C4-N9	-18.09	115.15	126.00
26	1H	2430	A	C5-N7-C8	-17.85	94.98	103.90
26	14	1786	A	C2-N3-C4	-17.83	101.69	110.60
26	1H	2430	A	C2-N3-C4	-17.80	101.70	110.60
26	1H	2430	A	C4-C5-N7	17.61	119.50	110.70
1	13	792	A	N1-C6-N6	17.59	129.15	118.60
26	1H	2490	G	C5-N7-C8	-17.46	95.57	104.30
26	1H	2430	A	N3-C4-C5	17.35	138.94	126.80
26	1H	945	A	N7-C8-N9	17.33	122.47	113.80
26	1H	1899	G	C2-N3-C4	-17.16	103.32	111.90
26	1H	676	A	N3-C4-C5	17.12	138.78	126.80
26	1H	2430	A	O5'-P-OP2	-17.10	90.18	110.70
26	1H	1698	A	C2-N3-C4	-17.10	102.05	110.60
26	1H	2490	G	C4-C5-N7	17.00	117.60	110.80
26	1H	945	A	C4-C5-C6	16.89	125.44	117.00
26	14	1786	A	C5-N7-C8	-16.86	95.47	103.90
26	1H	2392	A	C5-N7-C8	-16.78	95.51	103.90
26	14	783	A	N1-C6-N6	16.78	128.67	118.60
26	14	1786	A	N7-C8-N9	16.75	122.18	113.80
27	16	81	G	C4-C5-N7	16.55	117.42	110.80

Continued on next page...

Continued from previous page...

Mol	Chain	Res	Type	Atoms	Z	Observed(°)	Ideal(°)
26	1H	1950	G	C5-N7-C8	-16.55	96.03	104.30
26	1H	2390	U	O5'-P-OP1	-16.38	90.96	105.70
26	1H	1786	A	N7-C8-N9	16.37	121.99	113.80
26	1H	1616	A	C5-N7-C8	-16.31	95.75	103.90
26	1H	945	A	C4-C5-N7	16.31	118.85	110.70
1	13	690	G	C6-C5-N7	-16.25	120.65	130.40
26	1H	71	A	C5-N7-C8	-16.20	95.80	103.90
26	1H	2346	A	N1-C2-N3	16.16	137.38	129.30
1	13	1492	A	O5'-P-OP2	-16.09	91.22	105.70
26	1H	1678	G	C8-N9-C4	-16.03	99.99	106.40
26	1H	783	A	N3-C4-C5	16.02	138.01	126.80
26	14	741	G	O5'-P-OP1	-16.00	91.30	105.70
26	14	945	A	C2-N3-C4	-15.97	102.61	110.60
26	1H	740	U	O5'-P-OP2	-15.94	91.35	105.70
26	1H	1678	G	C4-C5-N7	15.92	117.17	110.80
26	14	783	A	C5-N7-C8	-15.90	95.95	103.90
26	1H	1899	G	N9-C4-C5	15.88	111.75	105.40
26	14	945	A	C6-C5-N7	-15.87	121.19	132.30
26	1H	2346	A	C2-N3-C4	-15.82	102.69	110.60
26	1H	1382	G	C5-C6-O6	-15.79	119.13	128.60
1	13	792	A	C5-N7-C8	-15.73	96.03	103.90
26	14	1698	A	N1-C6-N6	15.71	128.02	118.60
26	14	74	A	C2-N3-C4	-15.70	102.75	110.60
26	1H	1899	G	N3-C2-N2	-15.62	108.97	119.90
26	1H	676	A	N3-C4-N9	-15.53	114.97	127.40
1	13	792	A	C4-C5-N7	15.45	118.42	110.70
26	1H	2287	A	C2-N3-C4	-15.43	102.89	110.60
26	14	330	A	C2-N3-C4	-15.33	102.94	110.60
26	1H	783	A	N3-C4-N9	-15.22	115.22	127.40
26	14	1899	G	C2-N3-C4	-15.18	104.31	111.90
26	1H	1332	G	N7-C8-N9	15.09	120.64	113.10
26	1H	783	A	N1-C6-N6	14.98	127.59	118.60
26	1H	1950	G	N3-C4-C5	14.87	136.03	128.60
22	1K	76	A	N7-C8-N9	14.85	121.23	113.80
26	1H	783	A	N7-C8-N9	14.78	121.19	113.80
26	14	1678	G	C5-N7-C8	-14.77	96.91	104.30
26	1H	2392	A	N7-C8-N9	14.76	121.18	113.80
26	14	1984	G	O5'-P-OP2	-14.74	92.43	105.70
26	1H	1950	G	N3-C4-N9	-14.73	117.16	126.00
26	1H	621	A	C2-N3-C4	-14.72	103.24	110.60
26	1H	774	A	C5-N7-C8	-14.67	96.56	103.90
26	1H	676	A	C5-N7-C8	-14.64	96.58	103.90

Continued on next page...

Continued from previous page...

Mol	Chain	Res	Type	Atoms	Z	Observed(°)	Ideal(°)
26	1H	802	A	O5'-P-OP2	-14.59	92.57	105.70
26	1H	1678	G	C6-C5-N7	-14.54	121.67	130.40
26	1H	839	U	O5'-P-OP2	-14.39	92.74	105.70
26	1H	1332	G	N1-C6-O6	14.37	128.52	119.90
26	1H	783	A	C8-N9-C4	-14.35	100.06	105.80
26	1H	1782	C	O5'-P-OP1	-14.31	92.82	105.70
26	1H	783	A	C4-C5-N7	14.28	117.84	110.70
26	1H	917	A	N1-C6-N6	14.26	127.15	118.60
26	14	2518	A	N1-C6-N6	14.16	127.10	118.60
26	1H	2430	A	O5'-P-OP1	14.16	127.69	110.70
1	13	792	A	C6-C5-N7	-14.15	122.39	132.30
26	1H	945	A	C2-N3-C4	-14.10	103.55	110.60
26	14	1899	G	N3-C2-N2	14.04	129.73	119.90
26	1H	140	A	C5-N7-C8	-14.02	96.89	103.90
26	1H	140	A	N7-C8-N9	13.98	120.79	113.80
26	1H	783	A	C5-C6-N1	-13.96	110.72	117.70
26	1H	1332	G	C4-C5-N7	13.85	116.34	110.80
26	1H	1616	A	C4-C5-N7	13.82	117.61	110.70
26	14	1698	A	C6-C5-N7	-13.82	122.63	132.30
26	1H	793	A	O5'-P-OP2	-13.78	93.30	105.70
26	1H	2713	A	C5-N7-C8	-13.78	97.01	103.90
1	13	1502	A	C5-N7-C8	-13.76	97.02	103.90
1	13	792	A	C2-N3-C4	-13.75	103.72	110.60
26	1H	1950	G	N7-C8-N9	13.72	119.96	113.10
26	14	2873	A	C5-N7-C8	-13.69	97.05	103.90
26	14	1332	G	C5-N7-C8	-13.69	97.46	104.30
26	1H	1376	C	O5'-P-OP1	-13.69	93.38	105.70
26	1H	778	G	N1-C6-O6	-13.67	111.70	119.90
26	1H	774	A	N3-C4-C5	13.65	136.36	126.80
1	13	760	G	N1-C6-O6	13.64	128.08	119.90
26	1H	2275	C	O5'-P-OP2	-13.63	93.43	105.70
26	14	2873	A	N7-C8-N9	13.60	120.60	113.80
26	1H	930	U	C5-C4-O4	13.59	134.06	125.90
22	1K	76	A	C8-N9-C4	-13.59	100.36	105.80
26	14	829	A	O5'-P-OP2	-13.56	93.50	105.70
27	16	81	G	C6-C5-N7	-13.52	122.29	130.40
26	14	945	A	C4-C5-N7	13.50	117.45	110.70
26	1H	828	U	C5-C4-O4	13.48	133.99	125.90
26	14	783	A	N3-C4-C5	13.42	136.19	126.80
26	14	1332	G	C4-N9-C1'	13.40	143.92	126.50
26	1H	1698	A	C5-N7-C8	-13.38	97.21	103.90
26	1H	1786	A	C6-C5-N7	-13.37	122.94	132.30

Continued on next page...

Continued from previous page...

Mol	Chain	Res	Type	Atoms	Z	Observed(°)	Ideal(°)
26	1H	124	G	C5-C6-O6	-13.36	120.58	128.60
26	1H	774	A	N3-C4-N9	-13.35	116.72	127.40
26	14	1786	A	C8-N9-C4	-13.34	100.46	105.80
26	14	1332	G	N7-C8-N9	13.33	119.77	113.10
26	1H	1829	A	O5'-P-OP1	-13.30	93.73	105.70
26	1H	71	A	C4-C5-N7	13.29	117.34	110.70
26	14	1332	G	C2-N3-C4	-13.26	105.27	111.90
26	1H	120	U	C5-C6-N1	-13.25	116.07	122.70
26	14	945	A	C5-N7-C8	-13.25	97.27	103.90
26	1H	1931	U	N3-C2-O2	-13.23	112.94	122.20
26	1H	917	A	C2-N3-C4	-13.18	104.01	110.60
26	1H	1786	A	C4-C5-N7	13.16	117.28	110.70
26	14	2430	A	N1-C6-N6	13.16	126.50	118.60
26	1H	1950	G	C4-C5-N7	13.11	116.05	110.80
26	14	1332	G	C4-C5-N7	13.08	116.03	110.80
26	1H	1950	G	C8-N9-C4	-13.07	101.17	106.40
26	1H	1786	A	N1-C6-N6	13.04	126.42	118.60
26	1H	2618	G	O5'-P-OP2	-13.00	94.00	105.70
26	1H	1382	G	N1-C6-O6	12.97	127.68	119.90
26	1H	1931	U	C5-C4-O4	12.95	133.67	125.90
26	14	1678	G	N7-C8-N9	12.94	119.57	113.10
26	14	783	A	C4-C5-N7	12.90	117.15	110.70
26	1H	621	A	C5-N7-C8	-12.85	97.48	103.90
26	1H	1678	G	N3-C4-C5	12.84	135.02	128.60
27	16	81	G	C5-N7-C8	-12.83	97.88	104.30
26	1H	945	A	N1-C2-N3	12.83	135.71	129.30
26	1H	2385	C	C2-N3-C4	-12.78	113.51	119.90
26	1H	140	A	C8-N9-C4	-12.78	100.69	105.80
26	1H	945	A	C5-C6-N6	-12.76	113.49	123.70
26	14	945	A	N1-C2-N3	12.74	135.67	129.30
26	1H	2490	G	C2-N3-C4	-12.72	105.54	111.90
26	1H	967	C	O5'-P-OP2	-12.71	94.27	105.70
26	1H	783	A	C6-C5-N7	-12.69	123.41	132.30
26	1H	849	A	O5'-P-OP2	-12.65	94.32	105.70
26	14	528	A	C2-N3-C4	-12.61	104.30	110.60
26	1H	71	A	N1-C2-N3	12.59	135.60	129.30
26	1H	1616	A	N7-C8-N9	12.59	120.09	113.80
26	14	1342	A	N1-C2-N3	12.54	135.57	129.30
26	1H	1614	A	C5-N7-C8	-12.54	97.63	103.90
26	1H	1013	C	O5'-P-OP2	-12.51	94.44	105.70
26	14	74	A	N3-C4-C5	12.51	135.55	126.80
26	1H	812	C	N1-C2-O2	-12.49	111.40	118.90

Continued on next page...

Continued from previous page...

Mol	Chain	Res	Type	Atoms	Z	Observed(°)	Ideal(°)
26	1H	2688	U	C5-C4-O4	12.49	133.40	125.90
26	1H	2468	G	O4'-C1'-N9	12.47	118.17	108.20
26	1H	695	G	N1-C6-O6	-12.46	112.42	119.90
26	1H	1632	A	N1-C6-N6	12.45	126.07	118.60
1	13	690	G	C4-N9-C1'	12.44	142.67	126.50
26	1H	2490	G	N7-C8-N9	12.44	119.32	113.10
1	13	789	U	C5-C4-O4	12.37	133.32	125.90
26	1H	683	C	N3-C4-C5	12.36	126.85	121.90
26	1H	510	C	O5'-P-OP2	-12.33	94.60	105.70
26	1H	2609	U	C5-C6-N1	-12.33	116.53	122.70
26	1H	676	A	C5-C6-N1	-12.32	111.54	117.70
26	14	2873	A	C6-C5-N7	-12.31	123.69	132.30
26	1H	1614	A	C2-N3-C4	-12.30	104.45	110.60
26	1H	1021	A	C2-N3-C4	-12.28	104.46	110.60
26	1H	133	C	C6-N1-C2	12.26	125.21	120.30
26	1H	1825	A	N1-C6-N6	-12.25	111.25	118.60
26	14	1828	G	O5'-P-OP1	-12.25	94.68	105.70
55	Q8	45	GLY	N-CA-C	-12.18	82.66	113.10
26	14	802	A	O5'-P-OP2	-12.13	94.78	105.70
1	13	760	G	C5-C6-O6	-12.10	121.34	128.60
26	14	2702	U	O5'-P-OP2	-12.08	94.83	105.70
26	1H	399	G	O5'-P-OP2	-12.06	94.85	105.70
26	14	1602	U	O5'-P-OP2	12.05	125.16	110.70
26	14	1902	C	N3-C4-C5	12.01	126.70	121.90
26	1H	1398	C	O5'-P-OP2	11.95	125.03	110.70
26	1H	202	U	C5-C4-O4	-11.93	118.74	125.90
26	1H	2713	A	N7-C8-N9	11.93	119.76	113.80
26	14	1816	G	O5'-P-OP1	-11.92	94.97	105.70
26	1H	1899	G	C8-N9-C1'	11.92	142.50	127.00
26	1H	1616	A	N1-C6-N6	11.92	125.75	118.60
26	14	1678	G	N3-C4-C5	11.89	134.55	128.60
26	1H	2392	A	C8-N9-C4	-11.88	101.05	105.80
26	1H	1786	A	C5-C6-N1	-11.88	111.76	117.70
26	1H	121	G	C5-C6-O6	-11.87	121.48	128.60
26	1H	1255	U	N3-C4-O4	11.87	127.71	119.40
26	14	1332	G	N1-C6-O6	11.87	127.02	119.90
26	1H	1678	G	N3-C4-N9	-11.86	118.88	126.00
26	14	1612	C	C6-N1-C2	11.84	125.04	120.30
26	1H	2425	A	O5'-P-OP2	-11.82	95.06	105.70
26	14	2503	A	O5'-P-OP2	-11.82	95.06	105.70
1	13	1502	A	C4-C5-N7	11.82	116.61	110.70
26	14	1332	G	C8-N9-C1'	-11.81	111.64	127.00

Continued on next page...

Continued from previous page...

Mol	Chain	Res	Type	Atoms	Z	Observed(°)	Ideal(°)
26	1H	774	A	N1-C6-N6	11.80	125.68	118.60
26	1H	574	C	O5'-P-OP2	-11.79	95.09	105.70
26	1H	1210	A	C5-N7-C8	-11.79	98.01	103.90
26	1H	783	A	N1-C2-N3	11.78	135.19	129.30
26	1H	2504	U	O5'-P-OP2	-11.76	95.12	105.70
26	1H	2346	A	O4'-C1'-N9	11.73	117.59	108.20
26	1H	2392	A	C4-C5-N7	11.66	116.53	110.70
26	14	829	A	OP1-P-OP2	11.66	137.08	119.60
26	14	793	A	O5'-P-OP2	-11.62	95.24	105.70
26	1H	1950	G	C2-N3-C4	-11.62	106.09	111.90
26	1H	1678	G	N1-C2-N3	11.61	130.86	123.90
26	1H	2430	A	N3-C4-N9	-11.54	118.17	127.40
26	1H	1528	A	N7-C8-N9	11.54	119.57	113.80
26	1H	634	C	O5'-P-OP2	-11.53	95.33	105.70
1	13	792	A	O4'-C1'-N9	11.52	117.42	108.20
26	14	1678	G	N3-C4-N9	-11.51	119.09	126.00
26	1H	71	A	N1-C6-N6	11.51	125.50	118.60
26	1H	2062	A	C8-N9-C4	11.49	110.39	105.80
26	1H	2688	U	N3-C2-O2	-11.47	114.17	122.20
26	1H	2311	A	C2-N3-C4	-11.47	104.87	110.60
26	14	835	A	O5'-P-OP2	-11.47	95.38	105.70
26	1H	774	A	C4-C5-N7	11.44	116.42	110.70
26	1H	1528	A	C8-N9-C4	-11.43	101.23	105.80
26	14	1272	A	O5'-P-OP2	-11.42	95.42	105.70
26	1H	624	C	O5'-P-OP2	11.40	124.38	110.70
26	1H	609	A	N1-C6-N6	11.39	125.44	118.60
26	14	1678	G	C2-N3-C4	-11.37	106.22	111.90
26	1H	2544	G	C5-C6-O6	-11.35	121.79	128.60
1	1G	529	G	N1-C6-O6	11.34	126.71	119.90
26	14	2463	C	C6-N1-C2	11.34	124.83	120.30
26	1H	2265	U	O5'-P-OP1	-11.34	95.50	105.70
26	14	71	A	C2-N3-C4	-11.34	104.93	110.60
26	14	774	A	N3-C4-C5	11.32	134.73	126.80
26	1H	744	G	O5'-P-OP2	-11.31	95.52	105.70
26	1H	1616	A	C6-C5-N7	-11.30	124.39	132.30
26	1H	481	G	O5'-P-OP2	-11.28	95.55	105.70
26	14	1496	A	N7-C8-N9	11.26	119.43	113.80
26	14	1899	G	N1-C2-N3	11.18	130.61	123.90
26	1H	2518	A	C5-N7-C8	-11.17	98.31	103.90
26	14	2287	A	N1-C6-N6	11.16	125.30	118.60
26	14	1698	A	C2-N3-C4	-11.15	105.02	110.60
26	14	1616	A	C5-N7-C8	-11.15	98.32	103.90

Continued on next page...

Continued from previous page...

Mol	Chain	Res	Type	Atoms	Z	Observed(°)	Ideal(°)
26	1H	1204	A	C2-N3-C4	-11.09	105.06	110.60
26	14	2430	A	C2-N3-C4	-11.07	105.06	110.60
26	14	2518	A	C2-N3-C4	-11.05	105.07	110.60
26	14	205	G	C8-N9-C4	11.04	110.82	106.40
26	1H	735	A	C8-N9-C4	11.03	110.21	105.80
26	1H	729	G	N3-C2-N2	-11.03	112.18	119.90
26	1H	678	C	N3-C4-C5	11.03	126.31	121.90
26	1H	800	A	O5'-P-OP1	-11.03	95.78	105.70
26	14	1698	A	C4-C5-N7	11.02	116.21	110.70
1	13	1502	A	C2-N3-C4	-11.01	105.09	110.60
26	1H	2598	A	O5'-P-OP2	11.01	123.92	110.70
26	14	2873	A	C2-N3-C4	-11.01	105.09	110.60
27	16	81	G	N7-C8-N9	10.98	118.59	113.10
1	1G	529	G	C5-C6-O6	-10.98	122.01	128.60
1	13	690	G	C4-C5-N7	10.98	115.19	110.80
26	1H	827	U	O5'-P-OP2	-10.97	95.82	105.70
26	14	676	A	C2-N3-C4	-10.97	105.11	110.60
26	14	2873	A	N1-C6-N6	10.96	125.18	118.60
26	14	2070	G	N1-C6-O6	-10.95	113.33	119.90
26	14	1786	A	C5-C6-N1	-10.95	112.23	117.70
26	1H	1431	U	C5-C6-N1	10.94	128.17	122.70
22	1K	74	C	N1-C2-O2	10.94	125.46	118.90
26	1H	1142(A)	A	C2-N3-C4	-10.93	105.13	110.60
26	1H	1698	A	N1-C2-N3	10.93	134.76	129.30
26	1H	2699	C	C6-N1-C2	10.93	124.67	120.30
26	1H	2490	G	N3-C4-C5	10.90	134.05	128.60
1	13	690	G	O4'-C1'-N9	10.88	116.90	108.20
26	1H	1678	G	N1-C6-O6	10.88	126.43	119.90
1	13	1502	A	C6-C5-N7	-10.85	124.70	132.30
26	1H	2598	A	O5'-P-OP1	-10.84	95.94	105.70
26	14	783	A	C6-C5-N7	-10.84	124.71	132.30
26	1H	2689	U	N3-C4-O4	-10.83	111.82	119.40
26	1H	2713	A	C2-N3-C4	-10.81	105.20	110.60
26	1H	586	A	O5'-P-OP1	-10.80	95.98	105.70
26	14	510	C	O5'-P-OP2	-10.80	95.98	105.70
26	1H	1786	A	C8-N9-C4	-10.80	101.48	105.80
26	14	2464	C	C6-N1-C2	10.80	124.62	120.30
26	1H	1332	G	C8-N9-C4	-10.79	102.09	106.40
26	1H	1899	G	C8-N9-C4	-10.78	102.09	106.40
26	14	733	G	O5'-P-OP2	-10.78	96.00	105.70
26	14	462	C	O5'-P-OP2	-10.78	96.00	105.70
26	14	1616	A	C2-N3-C4	-10.78	105.21	110.60

Continued on next page...

Continued from previous page...

Mol	Chain	Res	Type	Atoms	Z	Observed(°)	Ideal(°)
26	1H	676	A	N7-C8-N9	10.77	119.19	113.80
26	14	140	A	C5-N7-C8	-10.76	98.52	103.90
26	1H	1022	G	C8-N9-C4	-10.75	102.10	106.40
1	13	813	U	O5'-P-OP2	-10.73	96.04	105.70
26	1H	463	G	N3-C2-N2	10.72	127.41	119.90
26	1H	1785	A	C8-N9-C4	-10.72	101.51	105.80
26	14	744	G	O5'-P-OP2	-10.72	96.05	105.70
26	14	492	A	O5'-P-OP2	-10.72	96.05	105.70
26	14	783	A	N3-C4-N9	-10.72	118.83	127.40
26	1H	2374	C	C5-C6-N1	-10.71	115.65	121.00
26	1H	2506	U	N1-C2-O2	10.71	130.29	122.80
26	14	2612	C	O5'-P-OP2	-10.70	96.07	105.70
30	31	74	ARG	NE-CZ-NH1	10.66	125.63	120.30
26	14	774	A	C5-N7-C8	-10.65	98.57	103.90
26	1H	530	G	N1-C6-O6	-10.62	113.53	119.90
26	1H	621	A	N7-C8-N9	10.61	119.11	113.80
26	1H	120	U	C4-C5-C6	10.61	126.07	119.70
26	14	2554	U	O5'-P-OP1	-10.61	96.15	105.70
1	13	1517	G	O5'-P-OP2	-10.61	96.15	105.70
1	13	966	G	C5-C6-O6	-10.60	122.24	128.60
26	1H	1394	U	C5-C6-N1	10.58	127.99	122.70
26	14	242	G	C8-N9-C4	10.58	110.63	106.40
1	13	690	G	N7-C8-N9	10.57	118.38	113.10
26	1H	860	U	C4-C5-C6	10.56	126.04	119.70
26	1H	226	G	O4'-C1'-N9	10.54	116.63	108.20
26	14	945	A	C5-C6-N6	-10.54	115.27	123.70
24	3K	76	A	N7-C8-N9	10.54	119.07	113.80
1	13	1502	A	N7-C8-N9	10.53	119.07	113.80
26	1H	869	G	N1-C6-O6	-10.53	113.58	119.90
26	1H	2544	G	N1-C6-O6	10.53	126.22	119.90
26	1H	2272	U	O5'-P-OP1	10.52	123.33	110.70
26	1H	1899	G	C6-C5-N7	10.52	136.71	130.40
26	1H	271(B)	G	N3-C4-C5	-10.52	123.34	128.60
26	14	1342	A	C6-C5-N7	-10.52	124.94	132.30
26	14	2287	A	C2-N3-C4	-10.52	105.34	110.60
26	14	1784	A	C5-N7-C8	-10.51	98.65	103.90
26	1H	131	G	C5-C6-O6	-10.50	122.30	128.60
26	1H	917	A	N1-C2-N3	10.48	134.54	129.30
26	1H	2584	U	N3-C2-O2	-10.48	114.86	122.20
26	14	1332	G	C4-C5-C6	10.48	125.09	118.80
26	14	1204	A	C2-N3-C4	-10.47	105.37	110.60
1	13	974	A	N1-C6-N6	10.45	124.87	118.60

Continued on next page...

Continued from previous page...

Mol	Chain	Res	Type	Atoms	Z	Observed(°)	Ideal(°)
26	1H	2710	C	C6-N1-C2	10.43	124.47	120.30
26	1H	835	A	C2-N3-C4	10.43	115.81	110.60
26	1H	265	A	C2-N3-C4	-10.43	105.39	110.60
26	1H	2689	U	C5-C6-N1	-10.41	117.49	122.70
22	1K	76	A	C5-N7-C8	-10.41	98.69	103.90
26	1H	71	A	N7-C8-N9	10.38	118.99	113.80
26	14	479	A	N1-C6-N6	-10.37	112.38	118.60
26	1H	845	G	C4-C5-N7	10.37	114.95	110.80
26	1H	500	G	O5'-P-OP1	-10.36	96.38	105.70
26	14	827	U	O5'-P-OP2	-10.36	96.38	105.70
26	1H	1310	G	O5'-P-OP2	10.36	123.12	110.70
26	1H	2061	G	O5'-P-OP2	-10.35	96.39	105.70
26	1H	1681	G	N3-C4-C5	10.33	133.77	128.60
26	14	1673	U	O5'-P-OP1	-10.33	96.41	105.70
26	14	1332	G	N1-C2-N2	-10.32	106.91	116.20
26	14	1632	A	N1-C6-N6	10.32	124.79	118.60
26	1H	966	G	N1-C6-O6	-10.30	113.72	119.90
26	14	1342	A	C2-N3-C4	-10.30	105.45	110.60
26	14	1332	G	N1-C2-N3	10.29	130.08	123.90
26	1H	1200	C	N1-C2-O2	-10.29	112.72	118.90
1	1G	690	G	N3-C4-N9	-10.28	119.83	126.00
26	14	1932	A	O5'-P-OP1	-10.28	96.45	105.70
26	1H	2287	A	C5-C6-N1	-10.27	112.57	117.70
26	1H	146	G	C4-C5-N7	10.26	114.91	110.80
26	1H	124	G	N1-C6-O6	10.26	126.05	119.90
26	14	528	A	N1-C2-N3	10.25	134.43	129.30
26	1H	1365	A	C5-C6-N1	-10.25	112.57	117.70
26	1H	1899	G	C5-C6-O6	10.25	134.75	128.60
26	14	774	A	N3-C4-N9	-10.25	119.20	127.40
26	1H	1204	A	O4'-C1'-N9	10.23	116.38	108.20
26	1H	1404	C	O5'-P-OP2	-10.21	96.51	105.70
26	14	2688	U	N3-C2-O2	-10.20	115.06	122.20
26	1H	2380	C	C2-N3-C4	-10.20	114.80	119.90
26	14	694	U	O5'-P-OP2	-10.19	96.53	105.70
26	1H	462	C	O5'-P-OP2	-10.19	96.53	105.70
26	14	676	A	C5-N7-C8	-10.19	98.81	103.90
26	1H	330	A	C2-N3-C4	-10.17	105.52	110.60
26	1H	1210	A	C4-C5-N7	10.16	115.78	110.70
26	1H	49	A	O5'-P-OP2	-10.15	96.56	105.70
26	1H	624	C	O5'-P-OP1	-10.15	96.56	105.70
26	14	198	C	C6-N1-C2	-10.15	116.24	120.30
26	14	1786	A	C4-C5-N7	10.15	115.77	110.70

Continued on next page...

Continued from previous page...

Mol	Chain	Res	Type	Atoms	Z	Observed(°)	Ideal(°)
26	1H	74	A	N1-C2-N3	10.14	134.37	129.30
26	1H	1602	U	N1-C2-N3	10.14	120.98	114.90
26	1H	621	A	C4-C5-N7	10.13	115.77	110.70
26	1H	2503	A	C5-C6-N6	-10.14	115.59	123.70
26	1H	778	G	C5-C6-O6	10.12	134.67	128.60
26	14	687	C	O5'-P-OP1	-10.12	96.59	105.70
26	1H	1660	C	N3-C4-C5	10.11	125.94	121.90
26	14	1678	G	C8-N9-C4	-10.11	102.36	106.40
26	1H	984	A	O5'-P-OP2	-10.10	96.61	105.70
26	1H	735	A	N7-C8-N9	-10.10	108.75	113.80
26	14	2713	A	N1-C6-N6	10.09	124.65	118.60
26	1H	1021	A	C5-N7-C8	-10.08	98.86	103.90
26	1H	71	A	N3-C4-C5	10.06	133.84	126.80
26	1H	1257	C	N1-C2-N3	10.05	126.24	119.20
26	14	774	A	C2-N3-C4	-10.05	105.57	110.60
26	14	621	A	C2-N3-C4	-10.04	105.58	110.60
1	13	1530	G	N3-C4-C5	10.03	133.61	128.60
26	1H	140	A	C4-C5-N7	10.03	115.71	110.70
26	14	2062	A	C8-N9-C4	10.02	109.81	105.80
26	14	783	A	N7-C8-N9	10.02	118.81	113.80
26	1H	1781	C	N3-C4-N4	-10.01	110.99	118.00
1	1G	254	G	O5'-P-OP1	-10.01	96.69	105.70
26	1H	2700	C	C6-N1-C2	10.00	124.30	120.30
26	14	1925	C	N1-C2-O2	-10.00	112.90	118.90
26	14	1678	G	C4-C5-N7	10.00	114.80	110.80
23	2K	21	U	N1-C2-O2	10.00	129.80	122.80
26	1H	2330	G	C6-C5-N7	-10.00	124.40	130.40
26	1H	2700	C	N3-C4-C5	9.99	125.89	121.90
26	14	2544	G	N1-C6-O6	9.99	125.89	119.90
26	1H	2318	G	N3-C4-N9	-9.98	120.01	126.00
26	1H	1496	A	N7-C8-N9	9.98	118.79	113.80
1	13	792	A	C5-C6-N6	-9.96	115.73	123.70
26	1H	2503	A	N9-C4-C5	-9.96	101.81	105.80
26	14	2839	G	O5'-P-OP2	-9.96	96.74	105.70
26	1H	1610	A	N9-C4-C5	-9.96	101.82	105.80
1	1G	576	G	C4-N9-C1'	9.96	139.44	126.50
26	14	1496	A	C5-N7-C8	-9.95	98.92	103.90
26	1H	1817	G	C5-C6-O6	9.95	134.57	128.60
26	14	1605	C	N1-C2-O2	-9.92	112.95	118.90
26	1H	729	G	C8-N9-C4	-9.92	102.43	106.40
26	14	1614	A	O5'-P-OP1	-9.92	96.78	105.70
26	1H	205	G	O5'-P-OP2	-9.91	96.78	105.70

Continued on next page...

Continued from previous page...

Mol	Chain	Res	Type	Atoms	Z	Observed(°)	Ideal(°)
1	13	690	G	C8-N9-C1'	-9.91	114.12	127.00
1	13	892	A	C2-N3-C4	-9.91	105.64	110.60
26	1H	1632	A	C4-C5-N7	9.91	115.66	110.70
26	1H	676	A	C4-C5-N7	9.91	115.65	110.70
26	1H	2069	G	C8-N9-C4	9.90	110.36	106.40
26	1H	1632	A	C5-N7-C8	-9.89	98.96	103.90
26	1H	1616	A	O4'-C1'-N9	9.88	116.11	108.20
26	1H	2070	G	N1-C2-N2	-9.88	107.31	116.20
26	1H	2395	C	O5'-P-OP2	-9.88	96.81	105.70
1	13	760	G	C4-C5-N7	9.87	114.75	110.80
26	1H	2269	A	C2-N3-C4	-9.86	105.67	110.60
26	1H	2342	C	C6-N1-C2	-9.86	116.36	120.30
26	1H	2380	C	C5-C6-N1	-9.85	116.07	121.00
26	14	2307	G	O4'-C1'-N9	9.85	116.08	108.20
26	14	613	U	N3-C2-O2	-9.85	115.31	122.20
26	1H	2599	G	N1-C6-O6	-9.84	113.99	119.90
26	1H	760	G	N1-C6-O6	9.84	125.81	119.90
24	3K	76	A	C5-N7-C8	-9.84	98.98	103.90
57	3L	76	A	N7-C8-N9	9.84	118.72	113.80
26	14	2873	A	C4-C5-N7	9.83	115.62	110.70
26	1H	945	A	C4-N9-C1'	9.83	144.00	126.30
26	1H	2573	C	N3-C2-O2	-9.82	115.02	121.90
26	1H	966	G	C5-C6-O6	9.82	134.49	128.60
55	Q8	25	MET	N-CA-C	9.82	137.51	111.00
26	14	213	A	C8-N9-C4	9.82	109.73	105.80
26	1H	271(B)	G	P-O3'-C3'	9.81	131.47	119.70
26	1H	1393	A	O5'-P-OP2	-9.81	96.87	105.70
26	1H	1022	G	N9-C4-C5	9.80	109.32	105.40
26	14	2490	G	C5-N7-C8	-9.80	99.40	104.30
26	1H	2713	A	N1-C6-N6	9.79	124.48	118.60
26	1H	34	C	O5'-P-OP1	-9.79	96.89	105.70
26	14	1304	C	N3-C4-N4	-9.79	111.15	118.00
26	1H	1332	G	N3-C2-N2	-9.78	113.05	119.90
26	1H	1790	C	N3-C4-C5	9.78	125.81	121.90
26	1H	122	G	C2-N3-C4	-9.78	107.01	111.90
26	14	2070	G	C5-C6-O6	9.76	134.45	128.60
27	16	115	G	C5-C6-N1	9.75	116.38	111.50
26	1H	1313	U	C5-C6-N1	9.75	127.57	122.70
26	14	1698	A	C5-N7-C8	-9.74	99.03	103.90
26	1H	1368	G	N9-C4-C5	9.71	109.28	105.40
26	14	1698	A	N9-C4-C5	-9.71	101.91	105.80
26	14	2551	C	O5'-P-OP2	-9.71	96.96	105.70

Continued on next page...

Continued from previous page...

Mol	Chain	Res	Type	Atoms	Z	Observed(°)	Ideal(°)
26	14	140	A	N7-C8-N9	9.70	118.65	113.80
57	3L	76	A	C5-N7-C8	-9.70	99.05	103.90
26	1H	664	C	O5'-P-OP2	-9.69	96.98	105.70
1	13	1505	G	OP1-P-OP2	-9.69	105.07	119.60
26	1H	1437	C	C6-N1-C2	-9.69	116.42	120.30
23	2K	21	U	N3-C2-O2	-9.69	115.42	122.20
26	1H	809	G	C5-C6-N1	9.68	116.34	111.50
26	1H	703	U	C5-C4-O4	9.68	131.71	125.90
26	1H	2490	G	C6-C5-N7	-9.68	124.59	130.40
1	1G	576	G	C6-C5-N7	-9.68	124.59	130.40
1	13	1502	A	N1-C6-N6	9.67	124.40	118.60
1	1G	576	G	N3-C4-N9	9.67	131.80	126.00
1	13	884	U	O5'-P-OP2	-9.67	97.00	105.70
22	1K	74	C	C2-N1-C1'	9.66	129.43	118.80
26	1H	2287	A	N1-C6-N6	9.66	124.40	118.60
27	16	47	C	O5'-P-OP2	-9.66	97.00	105.70
1	13	1195	C	C6-N1-C2	-9.66	116.44	120.30
26	14	530	G	N3-C4-C5	9.66	133.43	128.60
26	1H	491	G	O5'-P-OP1	-9.65	97.01	105.70
26	14	1619	G	O5'-P-OP2	-9.65	97.02	105.70
26	14	2722	G	N1-C6-O6	9.65	125.69	119.90
26	1H	774	A	C4-C5-C6	-9.64	112.18	117.00
26	1H	1301	A	N1-C6-N6	9.63	124.38	118.60
1	13	974	A	C6-C5-N7	-9.62	125.56	132.30
26	1H	509	C	O5'-P-OP2	-9.61	97.05	105.70
26	1H	146	G	C5-C6-O6	-9.60	122.84	128.60
26	1H	1607	C	C5-C4-N4	-9.60	113.48	120.20
26	1H	1614	A	N3-C4-C5	9.60	133.52	126.80
26	14	856	C	O5'-P-OP1	-9.60	97.06	105.70
26	14	2722	G	C5-C6-O6	-9.60	122.84	128.60
26	14	2273	A	O5'-P-OP2	-9.59	97.07	105.70
26	1H	1817	G	N1-C6-O6	-9.59	114.14	119.90
1	13	903	G	O5'-P-OP2	-9.59	97.07	105.70
1	13	1492	A	O5'-P-OP1	9.59	122.20	110.70
26	1H	2080	G	O5'-P-OP1	-9.59	97.07	105.70
26	14	2073	C	N1-C2-O2	-9.58	113.15	118.90
26	14	2080	G	O5'-P-OP2	-9.58	97.08	105.70
26	14	140	A	N1-C6-N6	9.57	124.34	118.60
26	1H	194	G	C5-C6-O6	-9.56	122.86	128.60
26	14	140	A	C4-C5-N7	9.56	115.48	110.70
26	1H	1623	G	N1-C6-O6	-9.56	114.16	119.90
26	14	1899	G	C5-C6-O6	9.55	134.33	128.60

Continued on next page...

Continued from previous page...

Mol	Chain	Res	Type	Atoms	Z	Observed(°)	Ideal(°)
26	1H	245	G	O5'-P-OP1	-9.55	97.11	105.70
26	1H	2074	U	O5'-P-OP1	-9.55	97.11	105.70
26	14	1283	G	N3-C4-C5	-9.54	123.83	128.60
26	1H	388	G	O5'-P-OP2	-9.54	97.11	105.70
26	14	1248	G	O5'-P-OP1	9.54	122.15	110.70
26	14	2246	G	N7-C8-N9	9.54	117.87	113.10
26	1H	839	U	N3-C4-C5	-9.54	108.88	114.60
26	1H	745	G	C5-C6-O6	-9.53	122.88	128.60
26	1H	845	G	N3-C4-C5	9.53	133.36	128.60
26	1H	74	A	C5-C6-N1	-9.52	112.94	117.70
26	1H	678	C	C2-N3-C4	-9.52	115.14	119.90
26	1H	1698	A	N7-C8-N9	9.52	118.56	113.80
26	1H	1496	A	C8-N9-C4	-9.50	102.00	105.80
26	14	632	A	O5'-P-OP2	9.50	122.10	110.70
26	14	2542	A	C8-N9-C4	9.50	109.60	105.80
26	14	2518	A	C6-C5-N7	-9.50	125.65	132.30
26	1H	1192	G	O5'-P-OP2	-9.50	97.15	105.70
26	14	2712	U	N3-C2-O2	-9.49	115.55	122.20
26	1H	533	G	O5'-P-OP1	-9.48	97.17	105.70
26	14	2490	G	C4-C5-N7	9.48	114.59	110.80
1	1G	576	G	C8-N9-C1'	-9.48	114.68	127.00
26	1H	1379	A	N9-C1'-C2'	9.47	126.31	114.00
26	1H	198	C	N3-C4-C5	9.47	125.69	121.90
26	1H	1839	G	N9-C4-C5	-9.46	101.61	105.40
26	1H	2430	A	C5-C6-N1	-9.46	112.97	117.70
26	1H	2430	A	C5-C6-N6	-9.46	116.13	123.70
26	1H	85	G	O5'-P-OP2	-9.45	97.20	105.70
26	1H	1382	G	C4-C5-N7	9.45	114.58	110.80
26	1H	1271	G	O5'-P-OP2	-9.44	97.20	105.70
26	1H	1210	A	N1-C6-N6	9.44	124.26	118.60
26	1H	456	C	O5'-P-OP2	-9.43	97.21	105.70
26	1H	1616	A	C8-N9-C4	-9.43	102.03	105.80
26	1H	2427	C	O5'-P-OP2	9.43	122.02	110.70
26	1H	860	U	C5-C6-N1	-9.43	117.99	122.70
26	14	2518	A	C4-C5-N7	9.43	115.42	110.70
26	1H	2363	C	C6-N1-C2	9.43	124.07	120.30
26	14	2712	U	C5-C6-N1	-9.43	117.99	122.70
26	1H	1568	G	OP1-P-OP2	-9.43	105.46	119.60
26	1H	2518	A	N7-C8-N9	9.42	118.51	113.80
26	14	1616	A	N7-C8-N9	9.42	118.51	113.80
26	1H	2600	A	N9-C4-C5	9.41	109.57	105.80
26	1H	702	G	O5'-P-OP2	-9.41	97.23	105.70

Continued on next page...

Continued from previous page...

Mol	Chain	Res	Type	Atoms	Z	Observed(°)	Ideal(°)
26	1H	1632	A	C5-C6-N6	-9.41	116.17	123.70
26	1H	2573	C	C6-N1-C2	-9.41	116.54	120.30
26	1H	2276	G	N3-C2-N2	-9.40	113.32	119.90
26	1H	1888	G	N3-C4-N9	9.40	131.64	126.00
26	14	2713	A	C5-N7-C8	-9.40	99.20	103.90
26	14	1342	A	N1-C6-N6	9.39	124.24	118.60
1	13	963	G	N1-C2-N2	-9.39	107.75	116.20
26	1H	906	G	N9-C4-C5	9.38	109.15	105.40
26	1H	2304	G	O5'-P-OP1	-9.38	97.25	105.70
26	14	769	G	C8-N9-C4	9.39	110.15	106.40
26	1H	2503	A	N1-C2-N3	-9.38	124.61	129.30
26	1H	1700	A	OP1-P-OP2	9.38	133.66	119.60
26	1H	1300	U	N1-C2-N3	9.37	120.52	114.90
26	1H	180	G	C8-N9-C4	9.37	110.15	106.40
26	1H	593	G	O5'-P-OP2	-9.37	97.27	105.70
26	1H	938	G	N1-C6-O6	-9.37	114.28	119.90
26	14	71	A	C5-N7-C8	-9.37	99.22	103.90
26	1H	641	C	O5'-P-OP1	-9.37	97.27	105.70
26	1H	1641	A	O5'-P-OP2	9.37	121.94	110.70
1	1G	1228	C	O5'-P-OP2	-9.37	97.27	105.70
26	14	2422	A	O5'-P-OP2	-9.37	97.27	105.70
26	1H	1928	A	C8-N9-C4	-9.37	102.05	105.80
26	1H	470	A	O5'-P-OP1	-9.36	97.27	105.70
26	1H	1255	U	C4-C5-C6	9.36	125.32	119.70
26	14	2392	A	C5-C6-N1	-9.36	113.02	117.70
26	1H	470	A	C5-N7-C8	-9.36	99.22	103.90
1	13	827	U	N3-C2-O2	-9.35	115.65	122.20
26	14	569	U	C5-C6-N1	-9.35	118.02	122.70
26	14	752	A	P-O3'-C3'	9.35	130.92	119.70
26	14	2439	A	P-O3'-C3'	9.35	130.92	119.70
26	1H	852	G	O5'-P-OP2	-9.35	97.29	105.70
26	14	1195	G	N1-C6-O6	-9.35	114.29	119.90
26	1H	1021	A	N7-C8-N9	9.34	118.47	113.80
26	1H	945	A	C8-N9-C4	-9.34	102.06	105.80
26	14	1660	C	N3-C4-C5	9.34	125.63	121.90
26	1H	828	U	N3-C2-O2	-9.32	115.67	122.20
1	13	564	C	N3-C4-C5	-9.32	118.17	121.90
26	1H	617	G	C8-N9-C4	9.31	110.13	106.40
26	1H	247	G	C5-C6-O6	-9.31	123.02	128.60
26	1H	1610	A	C4-C5-N7	9.31	115.36	110.70
26	1H	938	G	N1-C2-N2	-9.31	107.82	116.20
26	1H	1673	U	C5-C6-N1	-9.31	118.05	122.70

Continued on next page...

Continued from previous page...

Mol	Chain	Res	Type	Atoms	Z	Observed(°)	Ideal(°)
26	1H	250	G	C8-N9-C4	-9.31	102.68	106.40
26	1H	2328	A	N1-C2-N3	9.30	133.95	129.30
26	14	1598	C	O5'-P-OP2	9.30	121.87	110.70
26	1H	754	C	C2-N3-C4	-9.30	115.25	119.90
26	1H	1642	G	O5'-P-OP1	-9.30	97.33	105.70
26	1H	1128	A	O5'-P-OP1	-9.30	97.33	105.70
26	1H	2422	A	O4'-C1'-N9	9.30	115.64	108.20
26	14	74	A	N1-C6-N6	9.29	124.17	118.60
26	1H	120	U	C5-C4-O4	9.29	131.47	125.90
26	1H	71	A	C6-C5-N7	-9.26	125.82	132.30
26	14	1319	G	O5'-P-OP1	-9.26	97.37	105.70
26	14	2252	G	O5'-P-OP2	-9.25	97.37	105.70
26	1H	827	U	O5'-P-OP1	9.25	121.80	110.70
26	1H	464	U	C5-C6-N1	-9.24	118.08	122.70
26	1H	451	C	N1-C2-O2	-9.24	113.36	118.90
27	16	81	G	C5-C6-O6	-9.24	123.06	128.60
26	1H	330	A	N1-C2-N3	9.24	133.92	129.30
26	1H	788	A	C6-N1-C2	9.24	124.14	118.60
26	1H	2599	G	C5-C6-O6	9.24	134.14	128.60
22	1K	74	C	O4'-C1'-N1	9.23	115.59	108.20
26	1H	2437	U	C5-C4-O4	9.23	131.44	125.90
1	13	690	G	C5-N7-C8	-9.22	99.69	104.30
26	1H	1674	G	N1-C6-O6	9.21	125.43	119.90
26	1H	74	A	N3-C4-C5	9.21	133.25	126.80
26	14	1950	G	C4-N9-C1'	9.21	138.47	126.50
26	14	2238	G	O5'-P-OP2	-9.21	97.41	105.70
26	1H	963	U	O5'-P-OP2	9.20	121.74	110.70
26	1H	2498	C	O5'-P-OP2	-9.20	97.42	105.70
1	13	690	G	N1-C6-O6	9.20	125.42	119.90
26	1H	729	G	N9-C4-C5	9.20	109.08	105.40
26	1H	1698	A	C4-C5-N7	9.20	115.30	110.70
26	1H	2330	G	C5-C6-O6	-9.19	123.08	128.60
26	1H	2507	C	C6-N1-C2	-9.19	116.62	120.30
26	1H	2541	A	O5'-P-OP1	-9.19	97.43	105.70
26	14	2401	U	C5-C6-N1	9.19	127.30	122.70
26	1H	1318	C	O5'-P-OP1	-9.19	97.43	105.70
26	1H	2710	C	C5-C6-N1	-9.19	116.41	121.00
26	1H	913	U	O5'-P-OP2	-9.18	97.44	105.70
26	1H	917	A	C5-C6-N1	-9.18	113.11	117.70
55	Q8	52	LYS	C-N-CD	-9.18	100.41	120.60
26	1H	1812	A	O5'-P-OP2	-9.18	97.44	105.70
26	14	621	A	C5-C6-N1	-9.18	113.11	117.70

Continued on next page...

Continued from previous page...

Mol	Chain	Res	Type	Atoms	Z	Observed(°)	Ideal(°)
26	1H	470	A	C4-C5-N7	9.17	115.28	110.70
26	1H	1598	C	OP1-P-O3'	9.17	125.37	105.20
26	1H	1640	C	O5'-P-OP1	9.17	121.70	110.70
26	1H	1217	C	N1-C2-O2	-9.16	113.40	118.90
26	14	769	G	N7-C8-N9	-9.16	108.52	113.10
36	35	147	LEU	CA-CB-CG	9.15	136.35	115.30
26	14	1786	A	N9-C1'-C2'	9.15	125.90	114.00
26	1H	1919	A	O5'-P-OP1	-9.15	97.47	105.70
26	1H	2584	U	C5-C4-O4	9.15	131.39	125.90
26	14	330	A	N1-C2-N3	9.15	133.87	129.30
26	14	1633	G	C8-N9-C4	-9.15	102.74	106.40
26	14	1989	G	C5-C6-O6	-9.14	123.12	128.60
26	14	917	A	O5'-P-OP1	-9.13	97.48	105.70
26	14	1597	A	O5'-P-OP2	-9.13	97.48	105.70
26	1H	1607	C	N3-C4-N4	9.13	124.39	118.00
1	13	971	G	O5'-P-OP2	-9.11	97.50	105.70
26	1H	1981	A	O5'-P-OP2	-9.11	97.50	105.70
26	14	1616	A	O4'-C1'-N9	9.11	115.49	108.20
26	1H	831	G	N7-C8-N9	-9.11	108.55	113.10
26	1H	1817	G	N3-C2-N2	9.11	126.28	119.90
1	13	1504	G	O5'-P-OP1	-9.10	97.51	105.70
26	1H	955	C	O5'-P-OP2	-9.10	97.51	105.70
26	14	148	C	C6-N1-C2	9.10	123.94	120.30
26	14	620	G	C8-N9-C4	-9.10	102.76	106.40
26	14	1251	C	N3-C4-N4	9.09	124.36	118.00
26	1H	2688	U	N3-C4-O4	-9.09	113.04	119.40
26	14	2249	U	C6-N1-C2	-9.09	115.55	121.00
1	1G	136	C	O5'-P-OP2	-9.09	97.52	105.70
26	1H	1610	A	N1-C6-N6	9.08	124.05	118.60
26	1H	2259	G	OP1-P-OP2	-9.08	105.98	119.60
26	1H	2507	C	N3-C2-O2	-9.08	115.55	121.90
26	1H	47	C	N3-C4-C5	9.07	125.53	121.90
26	14	676	A	N3-C4-C5	9.06	133.14	126.80
26	1H	2595	G	O5'-P-OP2	-9.06	97.55	105.70
26	14	828	U	C5-C4-O4	9.06	131.34	125.90
26	14	2392	A	C2-N3-C4	-9.06	106.07	110.60
26	1H	809	G	N7-C8-N9	-9.05	108.57	113.10
26	14	1291	C	O5'-P-OP2	-9.05	97.56	105.70
26	1H	747	U	O5'-P-OP1	-9.05	97.56	105.70
26	1H	2312	U	O5'-P-OP1	-9.04	97.56	105.70
1	1G	1397	C	C6-N1-C2	-9.04	116.68	120.30
26	1H	2573	C	C2-N1-C1'	9.04	128.75	118.80

Continued on next page...

Continued from previous page...

Mol	Chain	Res	Type	Atoms	Z	Observed(°)	Ideal(°)
26	14	205	G	N9-C4-C5	-9.04	101.78	105.40
26	14	2873	A	C8-N9-C4	-9.04	102.18	105.80
26	1H	126	A	O5'-P-OP2	-9.04	97.57	105.70
26	1H	1698	A	C6-C5-N7	-9.04	125.97	132.30
26	1H	2713	A	C4-C5-N7	9.04	115.22	110.70
26	1H	785	G	N3-C2-N2	-9.03	113.58	119.90
26	1H	2503	A	N1-C6-N6	9.03	124.02	118.60
26	14	1404	C	O5'-P-OP1	-9.02	97.58	105.70
26	1H	774	A	C8-N9-C1'	9.02	143.93	127.70
26	14	621	A	C5-N7-C8	-9.02	99.39	103.90
26	14	2553	G	O5'-P-OP1	-9.01	97.59	105.70
26	1H	446	G	N1-C6-O6	9.01	125.30	119.90
26	14	488	G	O5'-P-OP2	-9.01	97.59	105.70
26	14	71	A	N1-C2-N3	9.01	133.80	129.30
26	1H	138	G	C5-N7-C8	-9.00	99.80	104.30
26	14	786	C	O5'-P-OP2	-9.00	97.60	105.70
26	1H	676	A	O4'-C1'-N9	9.00	115.40	108.20
1	13	792	A	N7-C8-N9	8.99	118.30	113.80
26	1H	122	G	C6-C5-N7	-8.99	125.00	130.40
26	14	74	A	C5-C6-N1	-8.99	113.20	117.70
26	1H	1403	C	O5'-P-OP1	-8.99	97.61	105.70
26	14	2873	A	N1-C2-N3	8.99	133.80	129.30
26	14	2499	C	C6-N1-C2	-8.99	116.70	120.30
26	14	2713	A	C2-N3-C4	-8.99	106.11	110.60
26	1H	470	A	N1-C6-N6	8.98	123.99	118.60
27	16	6	C	C6-N1-C2	8.98	123.89	120.30
26	14	2776	A	C8-N9-C4	-8.98	102.21	105.80
1	13	892	A	N1-C2-N3	8.98	133.79	129.30
26	1H	1660	C	N3-C2-O2	-8.97	115.62	121.90
26	14	2544	G	C5-C6-O6	-8.97	123.22	128.60
26	1H	2430	A	C6-C5-N7	-8.97	126.02	132.30
26	1H	917	A	O5'-P-OP1	-8.96	97.63	105.70
26	1H	1839	G	C8-N9-C4	8.96	109.99	106.40
26	1H	1786	A	N3-C4-C5	8.96	133.07	126.80
26	14	1831	G	N1-C2-N3	8.96	129.28	123.90
26	1H	917	A	C6-C5-N7	-8.96	126.03	132.30
1	1G	665	A	O5'-P-OP2	-8.96	97.64	105.70
22	1K	74	C	C6-N1-C1'	-8.95	110.06	120.80
26	1H	809	G	C8-N9-C4	8.95	109.98	106.40
26	1H	1332	G	N1-C2-N3	8.95	129.27	123.90
26	14	1632	A	C5-C6-N6	-8.95	116.54	123.70
1	1G	413	G	C4-C5-N7	-8.94	107.22	110.80

Continued on next page...

Continued from previous page...

Mol	Chain	Res	Type	Atoms	Z	Observed(°)	Ideal(°)
26	14	929	G	N1-C6-O6	8.93	125.26	119.90
26	14	2593	U	C5-C4-O4	-8.93	120.54	125.90
1	13	690	G	C4-C5-C6	8.93	124.16	118.80
23	2L	21	U	N1-C2-O2	8.93	129.05	122.80
26	1H	1616	A	C5-C6-N6	-8.93	116.56	123.70
26	1H	2346	A	C6-C5-N7	-8.92	126.05	132.30
27	16	73	A	O5'-P-OP2	-8.92	97.67	105.70
26	1H	180	G	N9-C4-C5	-8.91	101.83	105.40
26	14	503	A	N9-C4-C5	8.90	109.36	105.80
26	14	1786	A	N3-C4-C5	8.90	133.03	126.80
26	14	2779	U	N3-C2-O2	-8.90	115.97	122.20
26	1H	120	U	N3-C2-O2	-8.90	115.97	122.20
26	1H	508	G	C8-N9-C4	-8.90	102.84	106.40
26	1H	1671	U	C5-C4-O4	-8.90	120.56	125.90
26	1H	2688	U	N1-C2-N3	8.90	120.24	114.90
26	14	2688	U	C5-C6-N1	-8.90	118.25	122.70
26	14	2441	C	N3-C4-N4	-8.89	111.78	118.00
26	14	1681	G	C5-N7-C8	-8.89	99.86	104.30
26	1H	1380	G	C6-C5-N7	-8.87	125.08	130.40
26	1H	1209	G	C5-C6-O6	-8.87	123.28	128.60
24	3K	76	A	C8-N9-C4	-8.87	102.25	105.80
26	14	783	A	N1-C2-N3	8.87	133.74	129.30
26	14	494	G	N1-C6-O6	8.87	125.22	119.90
26	14	503	A	N1-C6-N6	-8.87	113.28	118.60
26	14	2378	A	N1-C6-N6	8.87	123.92	118.60
1	13	899	C	N1-C2-O2	-8.86	113.58	118.90
26	1H	1308	A	C8-N9-C4	-8.86	102.25	105.80
26	14	1790	C	C6-N1-C2	8.86	123.84	120.30
1	13	318	G	N1-C6-O6	8.85	125.21	119.90
26	1H	2275	C	OP1-P-O3'	8.85	124.67	105.20
27	16	6	C	C5-C4-N4	-8.85	114.01	120.20
26	14	2437	U	C5-C4-O4	8.85	131.21	125.90
26	1H	740	U	O5'-P-OP1	8.85	121.32	110.70
26	1H	2324	C	C5-C4-N4	-8.85	114.01	120.20
1	1G	904	C	O5'-P-OP1	-8.85	97.74	105.70
26	1H	1396	U	O5'-P-OP1	-8.84	97.74	105.70
26	1H	679	C	C6-N1-C2	8.84	123.83	120.30
26	14	472	A	N9-C4-C5	8.84	109.33	105.80
26	14	774	A	C4-C5-N7	8.84	115.12	110.70
4	3E	12	CYS	CA-CB-SG	8.83	129.90	114.00
1	13	1203	C	C6-N1-C2	-8.83	116.77	120.30
26	1H	621	A	N1-C6-N6	8.82	123.89	118.60

Continued on next page...

Continued from previous page...

Mol	Chain	Res	Type	Atoms	Z	Observed(°)	Ideal(°)
26	1H	1602	U	C4-C5-C6	8.82	125.00	119.70
26	1H	1759	A	O5'-P-OP1	-8.82	97.76	105.70
1	13	1227	A	C5-N7-C8	-8.82	99.49	103.90
26	1H	1969	A	C5-N7-C8	8.82	108.31	103.90
26	14	130	C	N3-C4-C5	8.81	125.42	121.90
26	1H	829	A	OP1-P-OP2	8.81	132.81	119.60
26	14	1786	A	C6-C5-N7	-8.81	126.14	132.30
26	1H	211	A	C2-N3-C4	-8.80	106.20	110.60
26	1H	2076	U	N1-C2-N3	8.81	120.18	114.90
26	1H	845	G	N9-C4-C5	-8.80	101.88	105.40
26	1H	938	G	N3-C2-N2	8.80	126.06	119.90
26	1H	2584	U	N1-C2-N3	8.80	120.18	114.90
23	2L	21	U	N3-C2-O2	-8.80	116.04	122.20
26	1H	329	G	O5'-P-OP2	-8.79	97.78	105.70
1	13	802	A	N1-C6-N6	8.79	123.88	118.60
26	1H	1610	A	C5-N7-C8	-8.79	99.50	103.90
26	1H	138	G	C4-C5-N7	8.79	114.32	110.80
26	14	2518	A	C5-N7-C8	-8.79	99.51	103.90
26	1H	2444	G	C8-N9-C4	-8.78	102.89	106.40
1	1G	690	G	C8-N9-C4	-8.78	102.89	106.40
23	2L	40	C	C6-N1-C2	-8.78	116.79	120.30
26	1H	1191	G	C8-N9-C4	8.77	109.91	106.40
1	13	760	G	C6-C5-N7	-8.77	125.14	130.40
26	1H	1257	C	C2-N3-C4	-8.77	115.52	119.90
27	16	47	C	C6-N1-C2	8.76	123.81	120.30
26	1H	140	A	C6-C5-N7	-8.76	126.17	132.30
26	14	252	G	O5'-P-OP2	-8.75	97.82	105.70
26	1H	585	G	C5-C6-O6	-8.75	123.35	128.60
26	14	2430	A	C6-C5-N7	-8.75	126.17	132.30
26	1H	1299	G	O5'-P-OP1	-8.75	97.83	105.70
26	1H	691	C	C5-C6-N1	-8.75	116.63	121.00
26	14	974(A)	C	N3-C2-O2	-8.74	115.78	121.90
26	1H	512	G	O4'-C1'-N9	8.74	115.19	108.20
26	1H	676	A	C8-N9-C4	-8.74	102.30	105.80
26	14	1899	G	C6-C5-N7	-8.74	125.16	130.40
26	1H	973	A	C2-N3-C4	-8.74	106.23	110.60
26	1H	1998	G	N9-C4-C5	-8.73	101.91	105.40
26	1H	2576	G	N9-C4-C5	-8.73	101.91	105.40
1	1G	690	G	C5-N7-C8	-8.73	99.93	104.30
26	1H	1528	A	C5-N7-C8	-8.73	99.53	103.90
26	14	2713	A	C4-C5-N7	8.73	115.06	110.70
26	1H	860	U	N3-C2-O2	-8.73	116.09	122.20

Continued on next page...

Continued from previous page...

Mol	Chain	Res	Type	Atoms	Z	Observed(°)	Ideal(°)
26	1H	2401	U	C5-C6-N1	8.72	127.06	122.70
26	1H	528	A	C6-N1-C2	8.72	123.83	118.60
26	1H	1899	G	C4-N9-C1'	-8.72	115.16	126.50
26	14	212	G	O5'-P-OP2	-8.72	97.85	105.70
26	14	945	A	C4-C5-C6	8.72	121.36	117.00
26	14	1248	G	N1-C6-O6	8.72	125.13	119.90
26	1H	1496	A	C5-N7-C8	-8.71	99.54	103.90
26	14	613	U	C5-C4-O4	8.71	131.12	125.90
26	1H	1899	G	C4-C5-C6	-8.70	113.58	118.80
26	1H	1209	G	N1-C6-O6	8.70	125.12	119.90
26	1H	2326	C	C6-N1-C2	-8.70	116.82	120.30
26	14	1999	C	OP2-P-O3'	8.70	124.34	105.20
26	14	1566	A	N1-C6-N6	8.70	123.82	118.60
26	1H	2713	A	C6-C5-N7	-8.70	126.21	132.30
26	1H	839	U	C5-C4-O4	8.69	131.12	125.90
1	13	281	G	O5'-P-OP1	-8.69	97.88	105.70
26	14	37	C	C6-N1-C2	-8.69	116.83	120.30
26	1H	2713	A	C8-N9-C4	-8.68	102.33	105.80
26	1H	906	G	C5-C6-O6	8.67	133.80	128.60
26	1H	2070	G	N3-C2-N2	8.66	125.96	119.90
1	13	967	C	N3-C4-C5	8.66	125.36	121.90
1	1G	777	A	O5'-P-OP2	-8.66	97.91	105.70
26	14	2291	U	C5-C4-O4	8.65	131.09	125.90
36	35	62	LEU	N-CA-C	8.65	134.36	111.00
26	1H	779	U	N3-C4-O4	8.65	125.45	119.40
26	1H	1783	A	O5'-P-OP1	-8.65	97.92	105.70
26	1H	2067	G	N1-C6-O6	-8.65	114.71	119.90
1	1G	766	A	O5'-P-OP2	-8.65	97.92	105.70
27	16	81	G	C4-N9-C1'	8.64	137.74	126.50
26	14	330	A	C5-N7-C8	-8.64	99.58	103.90
26	1H	593	G	N1-C2-N2	-8.63	108.43	116.20
26	14	2447	G	P-O3'-C3'	8.63	130.05	119.70
26	14	2552	U	C2-N3-C4	-8.63	121.82	127.00
1	1G	690	G	N3-C4-C5	8.63	132.91	128.60
26	1H	1632	A	C6-C5-N7	-8.62	126.27	132.30
26	1H	2525	G	N9-C4-C5	-8.62	101.95	105.40
37	88	82	ARG	N-CA-C	8.62	134.27	111.00
1	13	564	C	C6-N1-C2	-8.61	116.85	120.30
26	1H	1969	A	O5'-P-OP1	-8.61	97.95	105.70
26	1H	1327	C	N1-C2-O2	-8.60	113.74	118.90
26	1H	503	A	N1-C6-N6	-8.59	113.44	118.60
26	14	1377	G	O5'-P-OP2	-8.59	97.97	105.70

Continued on next page...

Continued from previous page...

Mol	Chain	Res	Type	Atoms	Z	Observed(°)	Ideal(°)
26	14	2600	A	O5'-P-OP2	-8.59	97.97	105.70
1	13	22	G	O5'-P-OP2	-8.59	97.97	105.70
26	1H	974	G	C5-C6-O6	-8.59	123.45	128.60
26	1H	1787	A	N7-C8-N9	8.59	118.09	113.80
26	1H	140	A	O4'-C1'-N9	8.58	115.06	108.20
26	1H	2311	A	N1-C2-N3	8.58	133.59	129.30
26	1H	2518	A	N1-C6-N6	8.57	123.74	118.60
26	1H	1332	G	C6-C5-N7	-8.56	125.26	130.40
1	13	656	C	C5-C6-N1	8.56	125.28	121.00
27	16	82	G	O5'-P-OP2	-8.56	98.00	105.70
26	1H	930	U	N3-C4-O4	-8.55	113.41	119.40
1	1G	1417	G	N1-C6-O6	8.55	125.03	119.90
26	14	1599	C	C6-N1-C2	-8.55	116.88	120.30
1	13	1128	C	C6-N1-C2	-8.55	116.88	120.30
26	1H	1604	C	N1-C2-O2	-8.55	113.77	118.90
26	1H	1784	A	O4'-C1'-N9	-8.55	101.36	108.20
26	1H	786	C	N3-C4-N4	-8.55	112.02	118.00
26	14	2239	G	N3-C2-N2	8.55	125.88	119.90
26	1H	252	G	O5'-P-OP2	-8.54	98.01	105.70
26	1H	1368	G	C8-N9-C4	-8.54	102.98	106.40
39	A8	110	LEU	CA-CB-CG	8.54	134.94	115.30
26	1H	130	C	C6-N1-C2	8.54	123.72	120.30
26	1H	271(B)	G	C6-N1-C2	-8.54	119.98	125.10
22	1K	76	A	C6-C5-N7	-8.53	126.33	132.30
26	1H	383	U	C5-C6-N1	-8.53	118.44	122.70
26	1H	683	C	C5-C4-N4	-8.53	114.23	120.20
52	N8	41	PRO	C-N-CD	-8.53	101.83	120.60
26	1H	1528	A	O4'-C1'-N9	8.53	115.02	108.20
26	14	330	A	C4-C5-N7	8.52	114.96	110.70
26	1H	659	C	C6-N1-C2	8.52	123.71	120.30
26	14	569	U	C2-N3-C4	-8.52	121.89	127.00
26	1H	831	G	C5-C6-O6	8.52	133.71	128.60
26	14	1348	G	O5'-P-OP2	8.52	120.92	110.70
26	14	2334	G	C8-N9-C4	8.52	109.81	106.40
26	14	2446	G	O5'-P-OP2	-8.52	98.03	105.70
1	13	1519	A	C5-C6-N6	8.51	130.51	123.70
26	14	1379	A	C5-N7-C8	-8.51	99.64	103.90
26	1H	944	G	O5'-P-OP2	-8.51	98.04	105.70
26	14	672	C	O5'-P-OP1	8.51	120.92	110.70
26	14	1195	G	C5-C6-O6	8.51	133.71	128.60
26	1H	683	C	C2-N3-C4	-8.51	115.64	119.90
26	1H	2638	G	N3-C4-N9	8.51	131.10	126.00

Continued on next page...

Continued from previous page...

Mol	Chain	Res	Type	Atoms	Z	Observed(°)	Ideal(°)
26	1H	613	U	N3-C2-O2	-8.50	116.25	122.20
26	1H	2374	C	O5'-P-OP2	-8.50	98.05	105.70
26	1H	1836	C	N3-C4-C5	-8.50	118.50	121.90
26	1H	1990	C	C2-N3-C4	-8.50	115.65	119.90
26	1H	1998	G	C2-N3-C4	-8.49	107.65	111.90
1	1G	1517	G	O5'-P-OP2	-8.49	98.06	105.70
26	1H	108	U	O5'-P-OP1	-8.49	98.06	105.70
26	1H	1241	A	C5-N7-C8	-8.49	99.66	103.90
26	1H	2331	G	N1-C6-O6	8.48	124.99	119.90
26	1H	2392	A	C5-C6-N1	-8.48	113.46	117.70
26	1H	1210	A	N7-C8-N9	8.48	118.04	113.80
26	1H	2391	G	O5'-P-OP1	-8.48	98.07	105.70
26	14	74	A	C5-N7-C8	-8.48	99.66	103.90
26	1H	2026	C	C4-C5-C6	8.47	121.64	117.40
26	1H	2437	U	C6-N1-C2	-8.46	115.92	121.00
26	14	2420	C	O5'-P-OP1	-8.46	98.08	105.70
26	14	2542	A	O5'-P-OP2	-8.46	98.08	105.70
26	14	2501	C	C2-N1-C1'	-8.46	109.49	118.80
26	1H	746	A	O5'-P-OP2	8.46	120.85	110.70
26	14	1187	G	C8-N9-C4	-8.45	103.02	106.40
26	14	915	C	C6-N1-C2	-8.45	116.92	120.30
26	14	74	A	N3-C4-N9	-8.45	120.64	127.40
26	1H	1790	C	C2-N3-C4	-8.45	115.67	119.90
1	1G	1139	G	N3-C4-C5	8.44	132.82	128.60
26	1H	2439	A	O5'-P-OP2	-8.44	98.10	105.70
26	14	2502	G	O5'-P-OP1	-8.44	98.10	105.70
26	1H	774	A	C2-N3-C4	-8.43	106.38	110.60
26	14	2253	G	C5-C6-O6	-8.43	123.54	128.60
1	13	266	G	C4-C5-N7	8.43	114.17	110.80
1	13	302	G	N1-C6-O6	-8.43	114.84	119.90
26	14	676	A	O4'-C1'-N9	8.43	114.94	108.20
26	1H	1369	G	C5-N7-C8	8.43	108.51	104.30
26	1H	2437	U	N3-C4-C5	-8.43	109.54	114.60
1	13	1520	G	C4-C5-N7	8.43	114.17	110.80
26	1H	831	G	N1-C6-O6	-8.42	114.85	119.90
26	14	2198	A	O4'-C1'-N9	8.42	114.93	108.20
1	13	266	G	C5-N7-C8	-8.41	100.09	104.30
26	1H	1671	U	N3-C4-O4	8.41	125.29	119.40
26	1H	2012	G	C5-C6-O6	-8.41	123.55	128.60
26	14	1432	C	C6-N1-C2	8.41	123.67	120.30
27	16	44	G	C4-N9-C1'	-8.41	115.56	126.50
26	1H	1835	G	N3-C4-C5	-8.41	124.40	128.60

Continued on next page...

Continued from previous page...

Mol	Chain	Res	Type	Atoms	Z	Observed(°)	Ideal(°)
26	14	1332	G	C5-C6-N1	-8.40	107.30	111.50
26	1H	1314	C	C2-N1-C1'	8.40	128.03	118.80
26	1H	1380	G	O5'-P-OP2	-8.40	98.14	105.70
26	14	704	G	N1-C6-O6	8.40	124.94	119.90
26	14	2689	U	P-O3'-C3'	8.40	129.78	119.70
26	14	2206	C	O5'-P-OP2	-8.39	98.14	105.70
1	1G	576	G	C4-C5-C6	8.39	123.83	118.80
26	1H	2330	G	C4-C5-N7	8.39	114.16	110.80
26	14	746	A	O5'-P-OP2	8.39	120.77	110.70
26	1H	330	A	C5-N7-C8	-8.38	99.71	103.90
26	1H	1790	C	C6-N1-C2	8.38	123.65	120.30
26	14	2707	G	C5-C6-N1	8.38	115.69	111.50
24	3K	76	A	C6-C5-N7	-8.38	126.44	132.30
26	1H	141	A	C5-N7-C8	-8.38	99.71	103.90
26	14	1313	U	C2-N1-C1'	8.37	127.75	117.70
1	13	22	G	N3-C2-N2	-8.37	114.04	119.90
26	14	2253	G	N1-C6-O6	8.37	124.92	119.90
1	13	1502	A	O5'-P-OP2	-8.37	98.17	105.70
24	3K	76	A	N1-C6-N6	8.37	123.62	118.60
26	1H	536	A	C6-N1-C2	-8.37	113.58	118.60
26	1H	1594	G	N3-C2-N2	-8.36	114.05	119.90
26	1H	2060	A	C5-N7-C8	-8.36	99.72	103.90
26	14	2503	A	C2-N3-C4	8.36	114.78	110.60
1	13	328	C	O5'-P-OP1	-8.36	98.18	105.70
26	1H	755	C	C4-C5-C6	8.36	121.58	117.40
26	14	528	A	N1-C6-N6	8.36	123.61	118.60
26	1H	2392	A	N3-C4-C5	8.35	132.65	126.80
26	1H	1156	A	O5'-P-OP2	-8.35	98.19	105.70
1	1G	1484	C	O5'-P-OP2	-8.35	98.19	105.70
23	2L	35	C	C2-N1-C1'	8.35	127.98	118.80
26	14	801	G	N1-C6-O6	-8.34	114.90	119.90
26	1H	210	C	C6-N1-C2	8.33	123.63	120.30
26	14	1698	A	C4-C5-C6	8.33	121.16	117.00
26	1H	1142(A)	A	N3-C4-N9	-8.32	120.74	127.40
26	1H	2438	U	C2-N3-C4	-8.32	122.01	127.00
26	14	2258	C	OP1-P-O3'	8.32	123.50	105.20
26	1H	942	G	N3-C2-N2	-8.32	114.08	119.90
26	1H	821	A	OP1-P-OP2	8.31	132.07	119.60
26	1H	2518	A	C4-C5-N7	8.31	114.86	110.70
26	1H	2518	A	C6-C5-N7	-8.31	126.48	132.30
26	1H	856	C	O5'-P-OP1	-8.30	98.23	105.70
26	1H	689	A	C6-N1-C2	-8.30	113.62	118.60

Continued on next page...

Continued from previous page...

Mol	Chain	Res	Type	Atoms	Z	Observed(°)	Ideal(°)
26	1H	1964	G	C5-C6-O6	8.30	133.58	128.60
1	13	811	C	C2-N3-C4	-8.30	115.75	119.90
26	1H	2689	U	C2-N3-C4	-8.30	122.02	127.00
26	14	2554	U	O5'-P-OP2	8.30	120.66	110.70
27	16	81	G	O4'-C1'-N9	8.29	114.84	108.20
26	1H	1379	A	C5-N7-C8	-8.29	99.75	103.90
26	1H	2503	A	C8-N9-C4	8.29	109.12	105.80
26	1H	2375	G	C5-C6-O6	-8.29	123.63	128.60
26	1H	2712	U	C2-N3-C4	-8.29	122.03	127.00
26	1H	1142(A)	A	N3-C4-C5	8.28	132.60	126.80
26	1H	2239	G	N3-C2-N2	8.28	125.70	119.90
26	14	1566	A	C5-C6-N6	-8.28	117.08	123.70
26	1H	828	U	N1-C2-N3	8.28	119.87	114.90
26	1H	860	U	C2-N1-C1'	8.28	127.63	117.70
26	1H	2254	C	N1-C2-O2	-8.28	113.94	118.90
26	1H	98	G	O5'-P-OP2	-8.27	98.26	105.70
26	1H	1257	C	C4-C5-C6	8.27	121.54	117.40
26	14	2246	G	C8-N9-C4	-8.27	103.09	106.40
1	13	1354	C	C6-N1-C2	-8.27	116.99	120.30
26	14	629	G	O5'-P-OP2	-8.27	98.26	105.70
26	14	2390	U	O5'-P-OP1	-8.27	98.26	105.70
26	14	2461	C	O5'-P-OP1	-8.27	98.26	105.70
26	14	2512	C	N3-C4-C5	8.27	125.21	121.90
26	1H	1376	C	N3-C4-C5	-8.27	118.59	121.90
26	1H	1392	A	OP2-P-O3'	8.26	123.38	105.20
26	1H	2508	G	N9-C4-C5	8.26	108.70	105.40
26	1H	1974	C	O5'-P-OP2	-8.26	98.27	105.70
26	1H	2392	A	C6-N1-C2	8.26	123.56	118.60
26	1H	1255	U	N3-C4-C5	-8.26	109.64	114.60
27	16	81	G	N9-C4-C5	-8.26	102.10	105.40
26	1H	1626	G	O5'-P-OP2	8.25	120.60	110.70
26	1H	836	G	C2-N3-C4	8.25	116.03	111.90
26	14	1950	G	C8-N9-C4	-8.25	103.10	106.40
26	1H	2199	A	C8-N9-C4	-8.25	102.50	105.80
26	1H	2559	C	O5'-P-OP2	-8.25	98.28	105.70
26	1H	1781	C	C5-C4-N4	8.24	125.97	120.20
26	1H	1332	G	C5-C6-O6	-8.24	123.65	128.60
26	14	819	A	O5'-P-OP2	-8.24	98.28	105.70
26	1H	59	U	N3-C4-C5	-8.24	109.66	114.60
26	1H	621	A	C8-N9-C4	-8.24	102.50	105.80
26	14	933	A	C5-N7-C8	-8.24	99.78	103.90
1	13	750	G	O5'-P-OP1	-8.24	98.28	105.70

Continued on next page...

Continued from previous page...

Mol	Chain	Res	Type	Atoms	Z	Observed(°)	Ideal(°)
26	14	2392	A	N7-C8-N9	8.24	117.92	113.80
26	1H	831	G	C8-N9-C4	8.24	109.69	106.40
26	1H	2451	A	N1-C6-N6	-8.24	113.66	118.60
26	14	2689	U	OP2-P-O3'	8.24	123.32	105.20
26	1H	1626	G	N3-C2-N2	-8.23	114.14	119.90
26	14	1614	A	C2-N3-C4	-8.23	106.48	110.60
1	13	758	G	C4-C5-N7	8.23	114.09	110.80
26	1H	1658	C	N1-C2-O2	-8.22	113.97	118.90
26	14	676	A	N7-C8-N9	8.22	117.91	113.80
26	14	1633	G	N9-C4-C5	8.22	108.69	105.40
26	14	1657	C	C6-N1-C2	-8.22	117.01	120.30
26	1H	2435	A	N1-C6-N6	-8.22	113.67	118.60
26	1H	1660	C	C2-N3-C4	-8.22	115.79	119.90
26	14	56	A	N1-C6-N6	-8.22	113.67	118.60
26	14	2779	U	N1-C2-O2	8.21	128.55	122.80
26	1H	1939	U	C4-C5-C6	-8.21	114.78	119.70
26	14	847	U	C2-N1-C1'	-8.21	107.85	117.70
26	1H	2001	A	C2-N3-C4	8.20	114.70	110.60
26	1H	138	G	N7-C8-N9	8.20	117.20	113.10
26	1H	689	A	N1-C2-N3	8.20	133.40	129.30
26	1H	2445	G	C5-C6-O6	8.20	133.52	128.60
1	1G	889	A	O5'-P-OP1	-8.20	98.32	105.70
23	2K	17	C	N1-C2-O2	8.19	123.82	118.90
26	1H	120	U	N1-C2-N3	8.19	119.81	114.90
26	1H	665	C	C5-C6-N1	-8.19	116.91	121.00
26	14	1948	G	O5'-P-OP1	-8.19	98.33	105.70
26	1H	1614	A	N7-C8-N9	8.18	117.89	113.80
26	1H	1978	A	N1-C6-N6	-8.18	113.69	118.60
26	1H	2822	G	N9-C4-C5	-8.18	102.13	105.40
26	14	1681	G	N3-C4-C5	8.18	132.69	128.60
26	1H	770	G	C5-C6-O6	-8.18	123.69	128.60
41	C8	27	LEU	CA-CB-CG	8.17	134.09	115.30
26	1H	1760	A	O5'-P-OP2	-8.17	98.35	105.70
26	1H	602	G	C6-C5-N7	-8.17	125.50	130.40
26	1H	2434	A	C6-N1-C2	8.17	123.50	118.60
26	1H	528	A	N3-C4-C5	8.17	132.52	126.80
26	14	1254	A	C6-N1-C2	-8.17	113.70	118.60
26	14	2490	G	N7-C8-N9	8.17	117.18	113.10
26	1H	2600	A	C8-N9-C4	-8.16	102.53	105.80
1	13	917	G	O5'-P-OP1	-8.16	98.36	105.70
26	1H	530	G	C5-C6-O6	8.16	133.50	128.60
26	14	1141	U	P-O3'-C3'	8.15	129.49	119.70

Continued on next page...

Continued from previous page...

Mol	Chain	Res	Type	Atoms	Z	Observed(°)	Ideal(°)
26	1H	845	G	C4-N9-C1'	-8.15	115.90	126.50
26	1H	2433	A	C2-N3-C4	-8.15	106.52	110.60
1	13	542	G	O5'-P-OP1	-8.15	98.36	105.70
26	14	18	C	O5'-P-OP1	-8.15	98.36	105.70
1	1G	898	G	C8-N9-C4	8.15	109.66	106.40
26	1H	694	U	O5'-P-OP2	-8.15	98.37	105.70
1	13	1489	G	C8-N9-C4	8.14	109.66	106.40
27	16	79	C	C6-N1-C2	-8.14	117.04	120.30
1	13	31	G	C5-C6-O6	-8.14	123.72	128.60
1	13	690	G	C8-N9-C4	-8.14	103.14	106.40
26	1H	238	C	C5-C6-N1	-8.14	116.93	121.00
26	1H	1773	A	C2-N3-C4	-8.14	106.53	110.60
26	1H	1241	A	C6-N1-C2	8.13	123.48	118.60
1	1G	690	G	N7-C8-N9	8.13	117.17	113.10
26	14	1781	C	C6-N1-C2	8.13	123.55	120.30
1	13	816	A	C8-N9-C4	-8.13	102.55	105.80
26	1H	795	C	C5-C6-N1	-8.13	116.94	121.00
26	1H	1700	A	O5'-P-OP2	-8.12	98.39	105.70
1	1G	529	G	C4-C5-N7	8.12	114.05	110.80
26	1H	816	C	N3-C4-N4	8.12	123.69	118.00
26	14	741	G	N3-C2-N2	-8.11	114.22	119.90
26	1H	832	G	C5-C6-N1	-8.11	107.45	111.50
1	1G	1399	C	C6-N1-C2	8.10	123.54	120.30
26	1H	874	G	O5'-P-OP2	-8.10	98.41	105.70
26	14	1299	G	O5'-P-OP1	-8.10	98.41	105.70
26	1H	1429	G	C5-C6-O6	8.10	133.46	128.60
26	1H	222	A	P-O3'-C3'	8.09	129.41	119.70
26	1H	1771	C	C2-N3-C4	-8.09	115.85	119.90
26	14	1786	A	N3-C4-N9	-8.09	120.93	127.40
26	14	1313	U	C6-N1-C2	-8.09	116.15	121.00
1	13	1497	G	O5'-P-OP2	-8.08	98.42	105.70
26	1H	488	G	O5'-P-OP2	-8.08	98.42	105.70
26	1H	609	A	N9-C4-C5	-8.08	102.57	105.80
26	1H	1971	A	O5'-P-OP2	-8.08	98.43	105.70
26	14	982	C	C6-N1-C2	-8.08	117.07	120.30
26	1H	318	C	O5'-P-OP1	-8.07	98.44	105.70
22	1K	76	A	O4'-C1'-N9	8.07	114.66	108.20
26	14	791	C	C6-N1-C2	8.07	123.53	120.30
26	14	2391	G	N7-C8-N9	8.07	117.14	113.10
26	14	49	A	P-O3'-C3'	8.07	129.38	119.70
26	14	1681	G	C2-N3-C4	-8.07	107.86	111.90
26	1H	1624	G	N1-C6-O6	-8.07	115.06	119.90

Continued on next page...

Continued from previous page...

Mol	Chain	Res	Type	Atoms	Z	Observed(°)	Ideal(°)
26	1H	2394	C	O5'-P-OP2	-8.07	98.44	105.70
1	13	586	C	C5-C6-N1	-8.06	116.97	121.00
26	1H	2330	G	N1-C6-O6	8.06	124.74	119.90
26	1H	1191	G	N7-C8-N9	-8.06	109.07	113.10
26	14	1248	G	C5-C6-O6	-8.06	123.77	128.60
26	1H	651	G	C8-N9-C4	-8.05	103.18	106.40
26	1H	906	G	N1-C6-O6	-8.05	115.07	119.90
26	1H	1614	A	C4-C5-N7	8.05	114.73	110.70
26	1H	2429	G	OP1-P-OP2	-8.05	107.52	119.60
26	1H	1658	C	C5-C4-N4	-8.05	114.57	120.20
26	14	2542	A	N7-C8-N9	-8.05	109.78	113.80
1	13	1025	U	C5-C6-N1	8.04	126.72	122.70
26	1H	110	G	O5'-P-OP2	-8.04	98.46	105.70
26	1H	658	C	O5'-P-OP2	-8.04	98.46	105.70
26	1H	2391	G	C5-C6-O6	8.04	133.43	128.60
26	14	761	A	O5'-P-OP1	-8.04	98.46	105.70
26	14	921	G	C8-N9-C4	-8.04	103.18	106.40
26	14	1566	A	C8-N9-C4	8.04	109.02	105.80
26	1H	330	A	N7-C8-N9	8.04	117.82	113.80
26	1H	1602	U	O5'-P-OP1	-8.04	98.47	105.70
26	14	2092	U	C5-C4-O4	8.04	130.72	125.90
26	1H	853	G	O5'-P-OP2	-8.03	98.47	105.70
26	1H	859	G	N3-C4-C5	8.03	132.62	128.60
26	1H	945	A	O4'-C1'-N9	8.03	114.62	108.20
26	1H	945	A	N9-C4-C5	-8.03	102.59	105.80
26	14	2612	C	O5'-P-OP1	8.03	120.33	110.70
1	13	770	C	O5'-P-OP2	8.03	120.33	110.70
26	1H	2272	U	OP1-P-OP2	-8.03	107.56	119.60
26	1H	148	C	C2-N3-C4	-8.03	115.89	119.90
26	1H	2424	C	OP1-P-OP2	8.03	131.64	119.60
26	1H	871	U	N1-C2-O2	-8.02	117.19	122.80
26	1H	941	A	C8-N9-C4	8.02	109.01	105.80
26	1H	2069	G	N7-C8-N9	-8.02	109.09	113.10
26	1H	1395	A	O5'-P-OP2	8.02	120.32	110.70
26	1H	2380	C	C4-C5-C6	8.02	121.41	117.40
26	1H	1614	A	N3-C4-N9	-8.01	120.99	127.40
26	1H	2573	C	N1-C2-O2	8.01	123.71	118.90
26	14	530	G	C4-C5-N7	8.01	114.00	110.80
26	1H	609	A	C5-C6-N6	-8.01	117.29	123.70
26	1H	2331	G	C5-C6-O6	-8.01	123.80	128.60
26	1H	1021	A	C8-N9-C4	-8.00	102.60	105.80
26	14	1342	A	C5-N7-C8	-8.00	99.90	103.90

Continued on next page...

Continued from previous page...

Mol	Chain	Res	Type	Atoms	Z	Observed(°)	Ideal(°)
39	65	110	LEU	CA-CB-CG	8.00	133.70	115.30
26	1H	788	A	C5-C6-N1	-8.00	113.70	117.70
26	14	2871	C	O5'-P-OP2	-8.00	98.50	105.70
1	13	967	C	N3-C4-N4	-8.00	112.40	118.00
26	1H	129	C	C5-C4-N4	-8.00	114.60	120.20
26	14	785	G	OP1-P-OP2	-8.00	107.61	119.60
26	14	945	A	N9-C4-C5	-8.00	102.60	105.80
26	1H	140	A	N1-C6-N6	8.00	123.40	118.60
26	1H	585	G	N1-C6-O6	7.99	124.70	119.90
26	1H	1623	G	OP2-P-O3'	7.99	122.78	105.20
26	14	1382	G	C5-C6-N1	7.99	115.50	111.50
26	1H	1430	C	OP1-P-O3'	7.99	122.77	105.20
26	1H	1923	U	O5'-P-OP2	-7.99	98.51	105.70
26	14	1950	G	N7-C8-N9	7.99	117.09	113.10
26	1H	1602	U	O5'-P-OP2	7.99	120.28	110.70
1	13	1226	C	N1-C2-O2	-7.99	114.11	118.90
26	14	2841	C	C6-N1-C2	7.99	123.49	120.30
26	1H	205	G	N3-C2-N2	7.98	125.49	119.90
26	1H	2067	G	C5-C6-O6	7.98	133.39	128.60
26	1H	2318	G	N3-C4-C5	7.98	132.59	128.60
26	1H	370	G	N1-C6-O6	-7.98	115.11	119.90
26	1H	596	G	N1-C6-O6	7.98	124.69	119.90
26	1H	1520	U	N3-C2-O2	-7.98	116.61	122.20
26	1H	2316	C	O5'-P-OP2	7.98	120.28	110.70
1	1G	121	C	N1-C2-O2	7.98	123.69	118.90
26	14	1302	A	OP1-P-OP2	7.98	131.57	119.60
26	1H	825	C	N3-C4-N4	7.98	123.58	118.00
26	14	1396	U	O5'-P-OP1	-7.98	98.52	105.70
26	14	1827	C	OP1-P-O3'	7.98	122.75	105.20
26	1H	1817	G	N1-C2-N2	-7.97	109.02	116.20
26	14	2011	U	N3-C2-O2	7.97	127.78	122.20
26	14	835	A	O5'-P-OP1	7.97	120.26	110.70
26	14	1303	G	N1-C6-O6	-7.97	115.12	119.90
26	14	2037	G	C5-N7-C8	7.97	108.28	104.30
26	1H	2346	A	C8-N9-C4	-7.96	102.61	105.80
1	1G	906	G	C5-C6-O6	-7.96	123.82	128.60
26	14	1698	A	C5-C6-N6	-7.96	117.33	123.70
26	1H	1142(A)	A	C5-N7-C8	-7.96	99.92	103.90
26	1H	1900	A	O5'-P-OP2	-7.96	98.54	105.70
26	1H	2328	A	C2-N3-C4	-7.96	106.62	110.60
26	1H	74	A	N3-C4-N9	-7.96	121.03	127.40
26	1H	2830	G	C8-N9-C4	-7.95	103.22	106.40

Continued on next page...

Continued from previous page...

Mol	Chain	Res	Type	Atoms	Z	Observed(°)	Ideal(°)
27	16	85	G	C5-C6-O6	-7.95	123.83	128.60
1	13	812	C	N3-C2-O2	-7.95	116.34	121.90
26	1H	2346	A	N7-C8-N9	7.95	117.77	113.80
26	14	1283	G	O5'-P-OP2	-7.95	98.55	105.70
26	1H	1437	C	N3-C2-O2	-7.94	116.34	121.90
26	1H	2530	A	N1-C6-N6	7.94	123.37	118.60
26	14	676	A	N3-C4-N9	-7.94	121.05	127.40
26	1H	694	U	O5'-P-OP1	7.94	120.23	110.70
26	14	778	G	N1-C2-N2	-7.94	109.06	116.20
1	1G	18	C	O5'-P-OP1	-7.93	98.56	105.70
26	14	1377	G	C8-N9-C4	-7.93	103.23	106.40
26	14	1556	C	O5'-P-OP1	-7.93	98.56	105.70
26	1H	2525	G	C5-C6-O6	-7.93	123.84	128.60
1	13	858	G	N1-C6-O6	-7.93	115.14	119.90
26	14	783	A	C5-C6-N1	-7.93	113.73	117.70
26	14	1681	G	N3-C4-N9	-7.93	121.24	126.00
26	1H	391	G	N1-C6-O6	7.93	124.66	119.90
26	1H	641	C	O5'-P-OP2	7.93	120.21	110.70
26	1H	1297	C	OP2-P-O3'	-7.92	87.77	105.20
26	1H	1931	U	N3-C4-O4	-7.92	113.85	119.40
26	1H	2070	G	C8-N9-C4	7.92	109.57	106.40
26	1H	1326	U	N3-C2-O2	-7.92	116.66	122.20
26	1H	2598	A	C8-N9-C4	7.92	108.97	105.80
26	1H	832	G	C8-N9-C4	-7.92	103.23	106.40
26	1H	946	G	OP1-P-OP2	-7.92	107.73	119.60
26	1H	1899	G	N1-C2-N2	7.92	123.33	116.20
26	1H	2412	A	C6-N1-C2	-7.92	113.85	118.60
1	1G	449	C	C6-N1-C2	-7.91	117.14	120.30
26	1H	47	C	C5-C4-N4	-7.91	114.66	120.20
26	1H	37	C	N3-C4-C5	-7.91	118.74	121.90
26	1H	98	G	OP1-P-OP2	7.91	131.46	119.60
26	14	530	G	C5-N7-C8	-7.91	100.35	104.30
26	1H	915	C	N3-C2-O2	-7.90	116.37	121.90
26	14	71	A	N1-C6-N6	7.90	123.34	118.60
26	1H	662	G	N7-C8-N9	-7.90	109.15	113.10
1	1G	1259	C	C6-N1-C2	-7.90	117.14	120.30
26	1H	2062	A	N7-C8-N9	-7.89	109.85	113.80
26	14	830	G	N9-C4-C5	-7.89	102.24	105.40
26	1H	757	U	O5'-P-OP2	-7.89	98.60	105.70
26	14	676	A	C4-C5-N7	7.89	114.65	110.70
22	1K	9	A	P-O3'-C3'	7.89	129.17	119.70
26	1H	1380	G	N1-C6-O6	7.89	124.64	119.90

Continued on next page...

Continued from previous page...

Mol	Chain	Res	Type	Atoms	Z	Observed(°)	Ideal(°)
26	1H	1755	A	O5'-P-OP1	-7.89	98.60	105.70
26	1H	2086	U	O5'-P-OP2	-7.89	98.60	105.70
26	1H	2346	A	C4-C5-C6	7.89	120.94	117.00
26	14	155	C	N1-C2-O2	7.89	123.63	118.90
26	14	2710	C	C6-N1-C2	7.89	123.46	120.30
26	14	597	U	O5'-P-OP2	-7.89	98.60	105.70
26	14	1336	A	C6-N1-C2	-7.89	113.87	118.60
26	1H	1618	A	C8-N9-C4	-7.88	102.65	105.80
26	14	915	C	N3-C2-O2	-7.88	116.39	121.90
26	14	1703	G	C4-C5-N7	7.88	113.95	110.80
26	14	621	A	N7-C8-N9	7.87	117.74	113.80
26	14	2275	C	C6-N1-C2	-7.87	117.15	120.30
26	14	2731	G	C8-N9-C4	-7.87	103.25	106.40
26	1H	1950	G	O4'-C1'-N9	7.87	114.50	108.20
26	1H	2357	U	O5'-P-OP2	-7.87	98.62	105.70
1	1G	721	G	C6-C5-N7	-7.86	125.68	130.40
26	14	472	A	C8-N9-C4	-7.86	102.66	105.80
26	1H	1472	A	C5-C6-N6	7.86	129.99	123.70
26	1H	122	G	N1-C2-N3	7.86	128.62	123.90
1	1G	1286	A	C8-N9-C4	-7.86	102.66	105.80
26	14	1762	A	O4'-C1'-N9	7.86	114.48	108.20
26	1H	1340	U	N3-C4-O4	7.85	124.90	119.40
26	14	2518	A	N9-C4-C5	-7.85	102.66	105.80
26	1H	146	G	N1-C6-O6	7.85	124.61	119.90
26	14	791	C	N3-C2-O2	7.85	127.39	121.90
26	14	1346	G	N1-C6-O6	-7.85	115.19	119.90
1	1G	413	G	C6-C5-N7	7.84	135.11	130.40
26	14	1566	A	N9-C4-C5	-7.84	102.66	105.80
26	1H	589	C	O5'-P-OP2	-7.84	98.64	105.70
26	14	1496	A	C8-N9-C4	-7.84	102.66	105.80
26	14	2509	G	O5'-P-OP1	-7.84	98.64	105.70
26	1H	602	G	N9-C4-C5	-7.84	102.26	105.40
26	1H	663	G	C4-C5-C6	7.84	123.50	118.80
26	1H	1386	C	O5'-P-OP2	-7.84	98.64	105.70
1	13	721	G	N3-C4-N9	7.84	130.70	126.00
26	14	2441	C	O5'-P-OP1	-7.84	98.65	105.70
29	29	88	GLY	N-CA-C	7.83	132.69	113.10
26	1H	1284	A	OP1-P-OP2	7.83	131.35	119.60
1	13	789	U	N1-C2-N3	7.83	119.60	114.90
1	13	1279	A	N7-C8-N9	7.83	117.72	113.80
26	14	1763	G	O5'-P-OP2	-7.83	98.66	105.70
26	14	1899	G	N7-C8-N9	7.83	117.02	113.10

Continued on next page...

Continued from previous page...

Mol	Chain	Res	Type	Atoms	Z	Observed(°)	Ideal(°)
26	14	71	A	O4'-C1'-N9	-7.83	101.94	108.20
26	1H	2486	G	O5'-P-OP2	-7.82	98.66	105.70
26	1H	2611	U	C5-C4-O4	7.82	130.59	125.90
26	14	945	A	N7-C8-N9	7.82	117.71	113.80
26	1H	123	G	C6-N1-C2	-7.82	120.41	125.10
26	1H	2059	A	C8-N9-C4	7.82	108.93	105.80
26	14	1618	A	C8-N9-C4	-7.81	102.67	105.80
26	1H	128	C	N3-C4-C5	7.81	125.03	121.90
1	1G	725	G	O5'-P-OP1	-7.81	98.67	105.70
1	13	182	U	N1-C2-O2	-7.81	117.33	122.80
26	1H	121	G	C4-C5-N7	7.81	113.92	110.80
26	1H	676	A	C6-N1-C2	7.80	123.28	118.60
1	13	1353	G	O5'-P-OP2	-7.80	98.68	105.70
26	1H	668	G	N1-C2-N2	-7.80	109.18	116.20
26	1H	691	C	N1-C2-O2	-7.80	114.22	118.90
26	1H	2490	G	C5-C6-O6	-7.79	123.92	128.60
26	1H	122	G	N1-C2-N2	-7.79	109.19	116.20
26	1H	2446	G	C4-C5-N7	7.79	113.92	110.80
26	1H	2592	G	O5'-P-OP1	-7.79	98.69	105.70
26	1H	528	A	O4'-C1'-N9	-7.79	101.97	108.20
26	1H	621	A	O4'-C1'-N9	7.79	114.43	108.20
26	1H	587	C	C2-N3-C4	-7.79	116.01	119.90
26	1H	624	C	N3-C2-O2	7.79	127.35	121.90
1	1G	481	G	N3-C4-N9	7.79	130.67	126.00
26	1H	1349	A	O5'-P-OP1	-7.79	98.69	105.70
26	14	1613	G	N3-C2-N2	7.78	125.35	119.90
26	14	1342	A	C4-C5-C6	7.78	120.89	117.00
26	1H	400	G	C5-C6-O6	-7.78	123.93	128.60
26	14	2024	G	N1-C6-O6	7.78	124.57	119.90
26	1H	62	C	C6-N1-C2	7.78	123.41	120.30
26	1H	783	A	OP1-P-O3'	-7.78	88.09	105.20
1	13	1479	C	C5-C4-N4	-7.78	114.76	120.20
26	1H	271(B)	G	C8-N9-C4	-7.77	103.29	106.40
26	1H	864	G	C2-N3-C4	7.77	115.79	111.90
26	1H	2508	G	C4-C5-N7	-7.77	107.69	110.80
26	14	141	A	C2-N3-C4	-7.77	106.72	110.60
26	14	2500	U	O5'-P-OP2	-7.77	98.71	105.70
26	1H	1698	A	N3-C4-C5	7.77	132.24	126.80
27	1J	60	C	C6-N1-C2	-7.77	117.19	120.30
26	1H	734	A	C2-N3-C4	-7.76	106.72	110.60
26	1H	265	A	C5-N7-C8	-7.76	100.02	103.90
26	1H	624	C	N1-C2-O2	-7.76	114.24	118.90

Continued on next page...

Continued from previous page...

Mol	Chain	Res	Type	Atoms	Z	Observed(°)	Ideal(°)
26	1H	1702	G	O5'-P-OP1	-7.76	98.72	105.70
26	1H	1786	A	N1-C2-N3	7.76	133.18	129.30
26	14	2079	U	O5'-P-OP1	-7.76	98.72	105.70
26	1H	945	A	C8-N9-C1'	-7.75	113.74	127.70
26	1H	2287	A	N3-C4-C5	7.75	132.22	126.80
26	1H	138	G	C5-C6-O6	-7.75	123.95	128.60
26	1H	1381	G	N3-C4-N9	-7.74	121.35	126.00
27	16	41	U	C5-C6-N1	-7.74	118.83	122.70
26	14	330	A	N1-C6-N6	7.74	123.24	118.60
26	14	2391	G	C8-N9-C4	-7.74	103.30	106.40
26	14	2379	G	N3-C4-C5	-7.74	124.73	128.60
26	1H	831	G	C5-N7-C8	7.74	108.17	104.30
26	14	1332	G	N9-C4-C5	-7.74	102.31	105.40
26	1H	729	G	N1-C2-N2	7.73	123.16	116.20
26	1H	2594	C	C2-N3-C4	-7.73	116.03	119.90
26	14	829	A	O5'-P-OP1	-7.73	98.74	105.70
26	1H	1915	U	N3-C2-O2	-7.73	116.79	122.20
1	13	858	G	C5-C6-O6	7.73	133.24	128.60
26	1H	599	G	N3-C2-N2	7.73	125.31	119.90
26	1H	1835	G	O5'-P-OP1	-7.73	98.75	105.70
26	14	2429	G	OP2-P-O3'	7.72	122.19	105.20
26	14	736	C	O5'-P-OP1	-7.72	98.75	105.70
26	1H	1312	U	O5'-P-OP1	-7.72	98.75	105.70
1	13	268	C	O5'-P-OP2	7.72	119.96	110.70
26	1H	680	G	N7-C8-N9	-7.71	109.24	113.10
26	1H	1202	C	N1-C2-O2	-7.71	114.27	118.90
26	14	1827	C	C5-C6-N1	-7.71	117.14	121.00
26	1H	754	C	N1-C2-O2	-7.71	114.27	118.90
26	1H	734	A	OP1-P-OP2	7.71	131.16	119.60
26	1H	2502	G	N3-C2-N2	-7.71	114.51	119.90
26	14	2314	C	N3-C2-O2	-7.71	116.51	121.90
26	1H	809	G	C5-C6-O6	-7.70	123.98	128.60
26	1H	1391	U	N3-C2-O2	-7.70	116.81	122.20
1	1G	1346	A	P-O3'-C3'	7.70	128.94	119.70
26	14	778	G	N1-C6-O6	-7.70	115.28	119.90
26	1H	1499	C	O5'-P-OP1	-7.70	98.77	105.70
27	16	37	C	C6-N1-C2	7.70	123.38	120.30
26	14	1784	A	C4-C5-N7	7.70	114.55	110.70
26	14	2392	A	C5-N7-C8	-7.70	100.05	103.90
26	14	2575	C	C5-C4-N4	7.70	125.59	120.20
1	1G	332	G	C8-N9-C4	7.69	109.48	106.40
26	14	778	G	N3-C2-N2	7.69	125.29	119.90

Continued on next page...

Continued from previous page...

Mol	Chain	Res	Type	Atoms	Z	Observed(°)	Ideal(°)
26	1H	2435	A	C8-N9-C4	-7.69	102.72	105.80
26	1H	1992	G	O5'-P-OP2	-7.69	98.78	105.70
26	14	1288	U	N3-C2-O2	-7.69	116.82	122.20
26	14	1776	G	N3-C4-N9	7.69	130.61	126.00
26	14	2585	U	C2-N1-C1'	7.69	126.92	117.70
26	1H	1613	G	N3-C4-N9	7.69	130.61	126.00
26	14	1520	U	C5-C4-O4	7.68	130.51	125.90
26	14	2552	U	C5-C4-O4	-7.68	121.29	125.90
26	1H	621	A	N3-C4-C5	7.68	132.18	126.80
26	1H	1900	A	O5'-P-OP1	7.68	119.92	110.70
26	14	2518	A	C5-C6-N6	-7.68	117.55	123.70
1	13	1342	C	C6-N1-C2	7.68	123.37	120.30
26	1H	931	G	N3-C4-C5	-7.68	124.76	128.60
26	1H	2374	C	C6-N1-C2	7.68	123.37	120.30
26	1H	377	C	C6-N1-C2	7.67	123.37	120.30
26	1H	1021	A	C5-C6-N1	-7.67	113.86	117.70
26	1H	1544	C	N1-C2-O2	7.67	123.50	118.90
26	14	1401	G	C8-N9-C4	-7.67	103.33	106.40
26	1H	1775	U	O5'-P-OP2	-7.67	98.79	105.70
26	1H	2688	U	C4-C5-C6	7.67	124.30	119.70
1	13	1227	A	N7-C8-N9	7.67	117.63	113.80
26	1H	2585	U	N3-C4-C5	7.67	119.20	114.60
1	1G	1260	C	C6-N1-C2	-7.67	117.23	120.30
26	1H	119	A	N9-C4-C5	7.67	108.87	105.80
26	14	119	A	OP1-P-O3'	7.67	122.06	105.20
26	1H	676	A	N1-C6-N6	7.66	123.20	118.60
26	1H	2439	A	C5-N7-C8	-7.66	100.07	103.90
11	2I	102	GLY	N-CA-C	-7.66	93.95	113.10
26	1H	2518	A	C8-N9-C4	-7.66	102.74	105.80
27	16	99	A	OP1-P-OP2	7.65	131.08	119.60
26	14	141	A	C4-C5-N7	7.65	114.53	110.70
26	14	1300	U	O5'-P-OP1	7.65	119.89	110.70
26	14	2821	A	C2-N3-C4	-7.65	106.77	110.60
1	13	1446	A	O4'-C1'-N9	7.65	114.32	108.20
26	14	2702	U	C2-N1-C1'	7.65	126.88	117.70
26	14	929	G	C6-C5-N7	-7.65	125.81	130.40
26	1H	2084	C	C5-C6-N1	-7.64	117.18	121.00
26	1H	837	C	C5-C4-N4	-7.64	114.85	120.20
26	14	467	G	C8-N9-C4	7.64	109.45	106.40
26	1H	693	C	N1-C2-O2	-7.63	114.32	118.90
26	1H	1632	A	N9-C4-C5	-7.63	102.75	105.80
26	1H	386	G	C5-C6-O6	-7.63	124.02	128.60

Continued on next page...

Continued from previous page...

Mol	Chain	Res	Type	Atoms	Z	Observed(°)	Ideal(°)
1	13	974	A	C4-C5-N7	7.63	114.52	110.70
1	13	1434	A	C8-N9-C4	7.63	108.85	105.80
1	1G	812	C	P-O3'-C3'	7.63	128.86	119.70
26	14	783	A	C5-C6-N6	-7.63	117.60	123.70
26	1H	407	G	N1-C2-N2	-7.63	109.33	116.20
26	1H	2346	A	C5-N7-C8	-7.62	100.09	103.90
26	1H	2017	U	N3-C4-O4	7.62	124.73	119.40
26	1H	2316	C	O5'-P-OP1	-7.62	98.84	105.70
1	1G	932	C	N1-C2-O2	7.62	123.47	118.90
26	14	141	A	C5-N7-C8	-7.62	100.09	103.90
26	1H	1363	C	C2-N3-C4	-7.62	116.09	119.90
26	1H	1836	C	C6-N1-C2	-7.62	117.25	120.30
26	1H	2439	A	N1-C6-N6	7.61	123.17	118.60
26	1H	1496	A	C4-C5-N7	7.61	114.50	110.70
26	1H	1602	U	C5-C6-N1	-7.61	118.90	122.70
26	14	1608	A	N1-C6-N6	-7.61	114.03	118.60
26	1H	2513	G	O5'-P-OP2	-7.61	98.86	105.70
43	E8	90	ARG	NE-CZ-NH1	-7.60	116.50	120.30
1	13	721	G	N9-C4-C5	-7.60	102.36	105.40
1	13	767	A	N1-C2-N3	7.60	133.10	129.30
1	13	811	C	C5-C6-N1	-7.60	117.20	121.00
26	14	2356	C	C6-N1-C2	7.60	123.34	120.30
1	13	1227	A	O5'-P-OP2	-7.60	98.86	105.70
1	1G	1286	A	N7-C8-N9	7.59	117.60	113.80
26	1H	2331	G	C4-C5-N7	7.59	113.84	110.80
24	3K	71	G	O4'-C1'-N9	7.59	114.27	108.20
26	1H	1184	G	OP2-P-O3'	7.59	121.90	105.20
28	19	272	ALA	N-CA-C	7.59	131.50	111.00
26	1H	797	C	C4-C5-C6	7.59	121.19	117.40
26	1H	1843	C	C2-N3-C4	-7.59	116.11	119.90
1	13	812	C	P-O3'-C3'	7.59	128.80	119.70
26	1H	29	U	OP1-P-OP2	-7.59	108.22	119.60
28	11	237	GLU	OE1-CD-OE2	-7.58	114.20	123.30
26	1H	2427	C	O5'-P-OP1	-7.58	98.88	105.70
1	13	812	C	N1-C2-O2	7.58	123.45	118.90
26	14	800	A	OP1-P-OP2	-7.58	108.23	119.60
26	14	1926	U	N3-C2-O2	-7.58	116.89	122.20
26	1H	1318	C	O5'-P-OP2	7.58	119.79	110.70
26	1H	2239	G	N1-C2-N2	-7.58	109.38	116.20
26	1H	28	A	OP1-P-OP2	-7.57	108.24	119.60
26	1H	66	C	C6-N1-C2	-7.57	117.27	120.30
26	1H	470	A	C5-C6-N6	-7.57	117.64	123.70

Continued on next page...

Continued from previous page...

Mol	Chain	Res	Type	Atoms	Z	Observed(°)	Ideal(°)
26	1H	1303	G	N1-C6-O6	-7.57	115.36	119.90
27	16	115	G	C4-C5-N7	7.57	113.83	110.80
26	1H	2689	U	C5-C4-O4	7.57	130.44	125.90
26	14	1187	G	N7-C8-N9	7.57	116.89	113.10
26	14	1896	G	N1-C6-O6	-7.57	115.36	119.90
26	1H	418	G	C8-N9-C4	7.57	109.43	106.40
26	1H	633	A	N1-C6-N6	7.57	123.14	118.60
26	1H	1390	U	OP1-P-O3'	7.57	121.84	105.20
26	1H	1797	C	C5-C6-N1	-7.57	117.22	121.00
26	14	2708	G	C8-N9-C4	7.56	109.43	106.40
26	1H	1984	G	C5-N7-C8	7.56	108.08	104.30
1	1G	576	G	N3-C4-C5	-7.56	124.82	128.60
26	1H	695	G	C5-C6-O6	7.56	133.13	128.60
26	1H	1742	C	C6-N1-C2	-7.56	117.28	120.30
26	14	74	A	C4-C5-N7	7.56	114.48	110.70
26	14	2386	C	C6-N1-C2	7.56	123.32	120.30
1	13	896	C	C2-N3-C4	-7.56	116.12	119.90
26	1H	1839	G	N3-C2-N2	7.56	125.19	119.90
26	1H	236	C	N3-C4-C5	-7.55	118.88	121.90
26	1H	794	G	O5'-P-OP1	-7.55	98.90	105.70
1	1G	730	G	O5'-P-OP1	-7.55	98.90	105.70
26	1H	144	C	C5-C6-N1	-7.55	117.22	121.00
1	1G	108	G	N7-C8-N9	7.55	116.88	113.10
26	14	2577	A	O5'-P-OP2	-7.55	98.90	105.70
26	14	201	C	N3-C4-N4	-7.55	112.72	118.00
26	14	2838	G	O5'-P-OP1	-7.55	98.91	105.70
26	1H	2712(A)	A	N9-C4-C5	-7.54	102.78	105.80
26	1H	696	G	N1-C6-O6	-7.54	115.37	119.90
26	1H	2318	G	C8-N9-C4	-7.54	103.38	106.40
26	14	2506	U	C2-N1-C1'	7.54	126.75	117.70
26	1H	828	U	N3-C4-O4	-7.54	114.12	119.40
26	1H	2428	G	C8-N9-C4	-7.54	103.38	106.40
1	13	1237	C	N1-C2-O2	-7.54	114.38	118.90
26	1H	749	C	N3-C4-C5	-7.54	118.88	121.90
1	13	422	C	N3-C2-O2	-7.54	116.62	121.90
26	1H	1829	A	N1-C6-N6	-7.54	114.08	118.60
1	1G	449	C	C5-C4-N4	7.54	125.48	120.20
26	14	1258	C	OP2-P-O3'	7.54	121.78	105.20
26	14	1998	G	C2-N3-C4	-7.54	108.13	111.90
26	1H	1804	C	OP1-P-OP2	-7.54	108.29	119.60
26	1H	2502	G	OP2-P-O3'	7.54	121.78	105.20
1	13	890	G	O4'-C1'-N9	7.54	114.23	108.20

Continued on next page...

Continued from previous page...

Mol	Chain	Res	Type	Atoms	Z	Observed(°)	Ideal(°)
26	14	1907	G	O5'-P-OP1	-7.54	98.92	105.70
26	1H	234	C	O5'-P-OP2	-7.53	98.92	105.70
1	13	353	A	C8-N9-C4	-7.53	102.79	105.80
26	14	1905	C	O5'-P-OP2	-7.53	98.92	105.70
26	14	1367	A	N1-C6-N6	7.53	123.12	118.60
26	14	766	C	C5-C6-N1	-7.53	117.23	121.00
26	14	1349	A	N1-C6-N6	7.53	123.12	118.60
37	45	82	ARG	N-CA-C	7.53	131.33	111.00
26	1H	133	C	C5-C6-N1	-7.53	117.24	121.00
45	G8	81	LYS	N-CA-C	-7.53	90.68	111.00
26	14	503	A	C8-N9-C4	-7.53	102.79	105.80
26	1H	1817	G	C5-N7-C8	7.53	108.06	104.30
26	14	2036	C	O5'-P-OP2	-7.53	98.93	105.70
26	1H	371	A	O5'-P-OP2	-7.52	98.93	105.70
1	13	115	G	C8-N9-C4	-7.52	103.39	106.40
26	1H	252	G	O5'-P-OP1	7.52	119.73	110.70
1	1G	668	G	N1-C6-O6	7.52	124.41	119.90
26	14	2430	A	C5-C6-N1	-7.52	113.94	117.70
26	1H	751	A	OP1-P-OP2	-7.52	108.32	119.60
26	1H	1271	G	N9-C4-C5	-7.52	102.39	105.40
26	1H	195	A	P-O3'-C3'	7.52	128.72	119.70
26	1H	1535	U	N3-C2-O2	-7.51	116.94	122.20
26	14	1388	G	O5'-P-OP2	-7.51	98.94	105.70
26	14	1600	C	O5'-P-OP2	-7.51	98.94	105.70
26	1H	115	C	N1-C2-O2	-7.51	114.39	118.90
26	1H	1381	G	N3-C4-C5	7.51	132.35	128.60
26	1H	2053	G	O5'-P-OP2	-7.51	98.94	105.70
26	1H	2439	A	OP1-P-O3'	7.51	121.72	105.20
26	1H	1932	A	O5'-P-OP1	-7.51	98.94	105.70
26	1H	839	U	C4-C5-C6	7.50	124.20	119.70
26	14	138	G	C8-N9-C4	-7.50	103.40	106.40
1	13	767	A	C2-N3-C4	-7.50	106.85	110.60
1	13	1299	A	N7-C8-N9	7.50	117.55	113.80
26	1H	787	U	N3-C4-O4	-7.50	114.15	119.40
26	1H	1291	C	O5'-P-OP2	-7.50	98.95	105.70
26	1H	1543	A	C2-N3-C4	-7.50	106.85	110.60
26	1H	2699	C	N3-C4-C5	7.50	124.90	121.90
1	13	792	A	N9-C4-C5	-7.50	102.80	105.80
26	1H	868	U	N3-C2-O2	-7.50	116.95	122.20
26	1H	1300	U	N1-C2-O2	-7.50	117.55	122.80
26	1H	2084	C	C2-N3-C4	-7.50	116.15	119.90
26	1H	2269	A	C8-N9-C4	7.50	108.80	105.80

Continued on next page...

Continued from previous page...

Mol	Chain	Res	Type	Atoms	Z	Observed(°)	Ideal(°)
26	14	482	A	C6-N1-C2	-7.50	114.10	118.60
26	1H	1153	C	C4-C5-C6	7.50	121.15	117.40
26	1H	2346	A	C5-C6-N1	-7.50	113.95	117.70
26	1H	671	C	N3-C4-C5	7.50	124.90	121.90
26	1H	1990	C	N1-C2-N3	7.49	124.45	119.20
26	1H	2503	A	OP1-P-OP2	-7.49	108.36	119.60
26	1H	728	G	OP2-P-O3'	7.49	121.68	105.20
26	1H	805	G	O5'-P-OP1	-7.49	98.96	105.70
1	1G	117	G	C5-C6-O6	-7.49	124.11	128.60
26	14	791	C	C2-N1-C1'	-7.49	110.56	118.80
26	1H	839	U	N1-C2-N3	7.49	119.39	114.90
26	1H	1196	C	O5'-P-OP2	7.48	119.68	110.70
26	1H	2505	G	C5-C6-N1	-7.48	107.76	111.50
26	14	1307	A	C2-N3-C4	-7.48	106.86	110.60
26	1H	116	C	C5-C6-N1	-7.48	117.26	121.00
26	1H	1271	G	C6-C5-N7	-7.48	125.91	130.40
1	13	1214	C	C5-C6-N1	-7.48	117.26	121.00
26	14	2281	C	C6-N1-C2	-7.48	117.31	120.30
26	14	1939	U	OP2-P-O3'	7.48	121.65	105.20
26	1H	139	G	N3-C4-C5	-7.47	124.86	128.60
26	1H	677	A	O5'-P-OP2	-7.47	98.97	105.70
26	1H	740	U	OP2-P-O3'	7.47	121.64	105.20
26	1H	2430	A	N9-C4-C5	-7.47	102.81	105.80
27	16	85	G	N1-C6-O6	7.47	124.38	119.90
26	1H	1142(A)	A	C5-C6-N1	-7.47	113.97	117.70
26	1H	593	G	O5'-P-OP1	7.47	119.66	110.70
26	1H	906	G	N3-C4-N9	-7.47	121.52	126.00
27	16	6	C	N3-C2-O2	7.47	127.13	121.90
1	13	1281	U	N3-C2-O2	-7.46	116.97	122.20
26	1H	1428	C	C6-N1-C2	7.46	123.29	120.30
26	1H	2076	U	C5-C4-O4	7.46	130.38	125.90
24	3K	76	A	O4'-C1'-N9	7.46	114.17	108.20
26	1H	987	G	N3-C4-N9	-7.46	121.52	126.00
26	1H	2276	G	N1-C2-N2	7.46	122.92	116.20
1	1G	337	C	C6-N1-C2	-7.46	117.31	120.30
26	14	621	A	N1-C6-N6	7.46	123.08	118.60
26	1H	621	A	N1-C2-N3	7.46	133.03	129.30
26	1H	1778	U	C5-C6-N1	-7.46	118.97	122.70
26	1H	1623	G	C5-C6-N1	7.46	115.23	111.50
26	1H	2761	G	C2-N3-C4	-7.46	108.17	111.90
26	14	1784	A	N7-C8-N9	7.46	117.53	113.80
26	1H	622	G	O5'-P-OP2	-7.46	98.99	105.70

Continued on next page...

Continued from previous page...

Mol	Chain	Res	Type	Atoms	Z	Observed(°)	Ideal(°)
26	1H	2611	U	N3-C4-O4	-7.46	114.18	119.40
26	14	265	A	C2-N3-C4	-7.46	106.87	110.60
1	13	990	C	C6-N1-C2	-7.46	117.32	120.30
26	1H	265	A	N7-C8-N9	7.46	117.53	113.80
26	1H	524	U	N3-C2-O2	-7.45	116.98	122.20
26	1H	1785	A	N3-C4-C5	-7.45	121.58	126.80
26	14	2501	C	N1-C2-O2	-7.45	114.43	118.90
1	1G	519	C	C6-N1-C2	7.45	123.28	120.30
26	1H	1257	C	N1-C2-O2	-7.45	114.43	118.90
26	14	1373	A	C5-C6-N6	-7.45	117.74	123.70
26	14	1021	A	C2-N3-C4	-7.44	106.88	110.60
26	14	1786	A	N1-C2-N3	7.44	133.02	129.30
26	1H	121	G	C5-N7-C8	-7.44	100.58	104.30
26	1H	750	A	O5'-P-OP2	7.44	119.63	110.70
26	1H	814	C	C5-C6-N1	-7.44	117.28	121.00
23	2K	30	G	O5'-P-OP2	-7.44	99.00	105.70
26	14	2763	G	N3-C4-C5	-7.44	124.88	128.60
26	1H	2594	C	C5-C6-N1	-7.44	117.28	121.00
26	1H	202	U	N3-C4-C5	7.43	119.06	114.60
26	1H	533	G	C8-N9-C4	7.43	109.37	106.40
26	1H	1280	G	OP1-P-OP2	-7.43	108.45	119.60
26	14	982	C	C5-C6-N1	7.43	124.72	121.00
1	1G	1499	A	C8-N9-C4	7.43	108.77	105.80
26	1H	2368	C	O5'-P-OP1	-7.43	99.01	105.70
26	14	1378	A	N1-C2-N3	-7.43	125.59	129.30
26	1H	570	G	O5'-P-OP1	7.43	119.61	110.70
26	1H	1249	U	C5-C4-O4	-7.43	121.44	125.90
26	1H	2689	U	N1-C2-N3	7.43	119.36	114.90
26	14	2357	U	O5'-P-OP2	-7.43	99.02	105.70
1	13	1521	G	OP1-P-OP2	7.43	130.74	119.60
26	1H	795	C	OP1-P-OP2	7.43	130.74	119.60
26	14	1989	G	N3-C2-N2	-7.43	114.70	119.90
26	1H	129	C	C2-N3-C4	-7.42	116.19	119.90
26	1H	820	A	C8-N9-C4	7.42	108.77	105.80
26	1H	1664	A	OP1-P-OP2	-7.42	108.46	119.60
26	14	1809	A	O5'-P-OP2	7.42	119.61	110.70
26	14	2334	G	N9-C4-C5	-7.42	102.43	105.40
23	2K	35	C	C2-N1-C1'	7.42	126.96	118.80
26	1H	372	G	N1-C6-O6	-7.42	115.45	119.90
26	14	1382	G	C5-C6-O6	-7.42	124.15	128.60
1	13	1433	A	O5'-P-OP1	-7.42	99.03	105.70
26	1H	1428	C	C5-C6-N1	-7.41	117.29	121.00

Continued on next page...

Continued from previous page...

Mol	Chain	Res	Type	Atoms	Z	Observed(°)	Ideal(°)
1	1G	1442	G	N3-C4-C5	7.41	132.31	128.60
26	1H	815	C	N3-C4-C5	7.41	124.86	121.90
26	1H	2554	U	N3-C4-O4	7.41	124.59	119.40
26	1H	827	U	C5-C6-N1	-7.41	119.00	122.70
26	14	1950	G	N3-C4-C5	-7.41	124.90	128.60
26	1H	906	G	C6-C5-N7	7.41	134.84	130.40
26	1H	2260	C	OP2-P-O3'	7.41	121.49	105.20
26	14	915	C	N1-C2-O2	7.41	123.34	118.90
26	1H	1129	A	O5'-P-OP2	-7.40	99.04	105.70
1	13	313	A	O5'-P-OP2	-7.40	99.04	105.70
1	13	422	C	N1-C2-O2	7.40	123.34	118.90
26	14	676	A	C8-N9-C4	-7.40	102.84	105.80
26	14	2435	A	C8-N9-C4	-7.40	102.84	105.80
1	13	872	A	O4'-C1'-N9	7.40	114.12	108.20
26	1H	96	G	N1-C6-O6	7.40	124.34	119.90
26	1H	840	C	C2-N3-C4	-7.40	116.20	119.90
26	1H	1771	C	C4-C5-C6	7.40	121.10	117.40
26	14	2401	U	N3-C4-O4	7.40	124.58	119.40
26	1H	2387	U	OP2-P-O3'	7.39	121.47	105.20
1	1G	598	U	N3-C4-C5	-7.39	110.16	114.60
26	14	2873	A	C4-C5-C6	7.39	120.69	117.00
1	13	583	A	O5'-P-OP1	-7.39	99.05	105.70
1	13	1128	C	C5-C6-N1	7.39	124.69	121.00
26	14	2420	C	O5'-P-OP2	7.39	119.57	110.70
1	13	1504	G	P-O3'-C3'	7.39	128.57	119.70
26	1H	1997	G	C2-N3-C4	-7.39	108.21	111.90
26	1H	1566	A	O5'-P-OP1	7.39	119.56	110.70
26	14	832	G	C8-N9-C4	-7.39	103.44	106.40
26	1H	1253	A	N1-C6-N6	-7.38	114.17	118.60
26	14	1902	C	C4-C5-C6	-7.38	113.71	117.40
1	13	690	G	N3-C4-N9	7.38	130.43	126.00
1	13	789	U	O5'-P-OP2	-7.38	99.06	105.70
26	1H	1998	G	C8-N9-C4	7.38	109.35	106.40
26	1H	2256	G	O5'-P-OP1	7.38	119.56	110.70
1	1G	366	C	C6-N1-C2	7.38	123.25	120.30
26	14	2596	U	OP1-P-OP2	7.38	130.67	119.60
26	14	1842	G	N1-C6-O6	-7.38	115.47	119.90
26	1H	1611	C	C5-C6-N1	-7.38	117.31	121.00
26	1H	2434	A	C4-C5-C6	-7.38	113.31	117.00
27	16	81	G	N3-C2-N2	7.37	125.06	119.90
26	1H	621	A	C6-C5-N7	-7.37	127.14	132.30
26	1H	1332	G	C5-C6-N1	-7.37	107.81	111.50

Continued on next page...

Continued from previous page...

Mol	Chain	Res	Type	Atoms	Z	Observed(°)	Ideal(°)
26	1H	1599	C	N3-C2-O2	-7.37	116.74	121.90
26	1H	2609	U	C2-N1-C1'	-7.37	108.86	117.70
1	1G	481	G	N3-C4-C5	-7.37	124.92	128.60
26	14	1819	A	P-O3'-C3'	7.37	128.54	119.70
26	1H	766	C	C5-C6-N1	-7.37	117.31	121.00
26	1H	1431	U	C6-N1-C2	-7.37	116.58	121.00
26	14	574	C	O5'-P-OP2	-7.37	99.07	105.70
26	14	2510	C	OP1-P-OP2	7.37	130.65	119.60
26	1H	576	U	O5'-P-OP2	7.36	119.53	110.70
26	14	1475	G	C8-N9-C4	-7.36	103.46	106.40
26	14	2012	G	C5-C6-O6	-7.36	124.18	128.60
1	13	1299	A	C6-C5-N7	-7.36	127.15	132.30
37	88	86	GLY	N-CA-C	-7.36	94.70	113.10
26	14	791	C	N3-C4-C5	7.36	124.84	121.90
1	13	902	G	O5'-P-OP2	-7.36	99.08	105.70
26	1H	774	A	C4-N9-C1'	-7.36	113.06	126.30
26	14	2313	C	C6-N1-C2	-7.36	117.36	120.30
1	13	584	G	C5-C6-O6	7.35	133.01	128.60
27	16	42	C	C6-N1-C2	7.35	123.24	120.30
26	14	528	A	C5-N7-C8	-7.35	100.22	103.90
26	14	1033	U	C5-C6-N1	7.35	126.38	122.70
26	14	1944	U	C5-C4-O4	-7.35	121.49	125.90
26	1H	77	C	C5-C4-N4	-7.35	115.05	120.20
26	1H	673	C	C5-C4-N4	-7.35	115.05	120.20
26	1H	695	G	N3-C2-N2	7.35	125.05	119.90
26	1H	71	A	O4'-C1'-N9	-7.35	102.32	108.20
26	1H	324	A	O5'-P-OP1	-7.35	99.08	105.70
26	1H	919	G	N3-C2-N2	-7.35	114.75	119.90
26	14	2042	A	O5'-P-OP2	-7.35	99.08	105.70
1	13	266	G	C6-C5-N7	-7.35	125.99	130.40
1	13	1424	C	O5'-P-OP2	-7.35	99.09	105.70
26	1H	816	C	O5'-P-OP1	7.35	119.52	110.70
26	1H	1681	G	N3-C4-N9	-7.35	121.59	126.00
26	1H	602	G	N1-C2-N2	-7.34	109.59	116.20
26	1H	1600	C	O5'-P-OP2	-7.34	99.09	105.70
26	1H	2508	G	C6-C5-N7	7.34	134.81	130.40
26	14	1614	A	C5-N7-C8	-7.34	100.23	103.90
26	14	2708	G	O5'-P-OP2	-7.34	99.09	105.70
1	13	449	C	N3-C2-O2	-7.34	116.76	121.90
26	1H	768	G	OP1-P-OP2	7.34	130.61	119.60
26	14	2445	G	C8-N9-C4	-7.34	103.46	106.40
26	14	2250	G	OP1-P-OP2	7.34	130.61	119.60

Continued on next page...

Continued from previous page...

Mol	Chain	Res	Type	Atoms	Z	Observed(°)	Ideal(°)
26	14	527	C	N3-C4-N4	-7.34	112.86	118.00
26	1H	74	A	C5-N7-C8	-7.33	100.23	103.90
26	1H	2620	C	C5-C4-N4	-7.33	115.07	120.20
1	1G	305	G	N1-C2-N2	-7.33	109.60	116.20
26	14	1760	A	O5'-P-OP2	-7.33	99.10	105.70
1	13	963	G	N3-C2-N2	7.33	125.03	119.90
36	35	65	ARG	N-CA-C	-7.33	91.20	111.00
26	1H	247	G	C5-C6-N1	7.33	115.17	111.50
26	14	1639	U	O5'-P-OP2	-7.33	99.11	105.70
26	14	1658	C	N3-C4-C5	-7.33	118.97	121.90
26	1H	2264	C	OP1-P-O3'	7.33	121.32	105.20
26	14	620	G	N9-C4-C5	7.33	108.33	105.40
1	13	792	A	N9-C1'-C2'	7.32	123.52	114.00
1	13	1455	G	C8-N9-C4	7.32	109.33	106.40
26	14	195	A	P-O3'-C3'	7.32	128.49	119.70
26	1H	1202	C	C4-C5-C6	7.32	121.06	117.40
26	1H	1122	G	C5-C6-O6	-7.32	124.21	128.60
26	1H	825	C	N1-C2-O2	-7.31	114.51	118.90
26	1H	1625	C	N3-C2-O2	-7.31	116.78	121.90
1	13	872	A	C6-N1-C2	7.31	122.99	118.60
1	13	1198	G	O5'-P-OP1	-7.31	99.12	105.70
1	13	1486	G	N3-C4-N9	-7.31	121.61	126.00
26	1H	963	U	OP1-P-OP2	-7.31	108.63	119.60
26	1H	2699	C	C5-C4-N4	-7.31	115.08	120.20
26	1H	405	U	N1-C2-O2	7.31	127.92	122.80
26	1H	1773	A	C5-C6-N1	-7.31	114.05	117.70
26	1H	2530	A	C5-C6-N6	-7.31	117.85	123.70
49	K8	30	ARG	NE-CZ-NH1	7.31	123.95	120.30
1	13	449	C	C6-N1-C2	-7.31	117.38	120.30
1	13	757	U	O5'-P-OP2	-7.31	99.12	105.70
1	13	109	A	O5'-P-OP2	-7.30	99.13	105.70
23	2K	40	C	C6-N1-C2	-7.30	117.38	120.30
26	1H	71	A	C5-C6-N6	-7.30	117.86	123.70
26	1H	210	C	N3-C4-C5	7.30	124.82	121.90
1	13	630	G	C5-C6-O6	-7.30	124.22	128.60
26	1H	1604	C	C2-N3-C4	-7.30	116.25	119.90
26	1H	1357	U	C4-C5-C6	7.30	124.08	119.70
26	14	2713	A	C6-C5-N7	-7.30	127.19	132.30
26	1H	1971	A	C2-N3-C4	7.30	114.25	110.60
26	14	1826	G	C4-C5-N7	-7.30	107.88	110.80
26	1H	251	A	C2-N3-C4	7.30	114.25	110.60
26	14	1728	G	N3-C4-N9	7.30	130.38	126.00

Continued on next page...

Continued from previous page...

Mol	Chain	Res	Type	Atoms	Z	Observed(°)	Ideal(°)
1	13	559	A	O4'-C1'-N9	7.29	114.04	108.20
27	16	29	A	C8-N9-C4	-7.29	102.88	105.80
1	13	963	G	N3-C4-N9	7.29	130.38	126.00
26	1H	201	C	C2-N3-C4	-7.29	116.25	119.90
27	16	115	G	C5-C6-O6	-7.29	124.22	128.60
26	14	196	A	O4'-C1'-N9	7.29	114.03	108.20
26	1H	696	G	O5'-P-OP2	7.29	119.45	110.70
26	1H	119	A	C4-C5-N7	-7.29	107.06	110.70
26	1H	1252	G	N7-C8-N9	-7.29	109.46	113.10
26	14	192	C	N1-C2-O2	-7.29	114.53	118.90
26	14	1253	A	C2-N3-C4	7.29	114.25	110.60
26	14	1683	C	O5'-P-OP1	-7.29	99.14	105.70
26	1H	2327	A	N1-C6-N6	-7.29	114.23	118.60
26	1H	1863	G	O5'-P-OP2	-7.29	99.14	105.70
26	1H	2347	C	OP2-P-O3'	7.29	121.23	105.20
26	1H	2620	C	N3-C4-C5	7.29	124.81	121.90
26	14	1270	C	C6-N1-C2	-7.29	117.39	120.30
26	1H	1616	A	C2-N3-C4	-7.28	106.96	110.60
26	1H	33	U	OP1-P-O3'	7.28	121.22	105.20
26	1H	662	G	C8-N9-C4	7.28	109.31	106.40
26	14	479	A	C5-C6-N6	7.28	129.53	123.70
26	1H	796	C	N3-C4-N4	-7.28	112.90	118.00
26	1H	2584	U	N3-C4-O4	-7.28	114.30	119.40
1	13	751	U	O5'-P-OP1	-7.28	99.15	105.70
26	14	2490	G	O4'-C1'-N9	7.28	114.02	108.20
1	13	5	U	P-O3'-C3'	7.28	128.43	119.70
26	14	1899	G	C5-C6-N1	-7.28	107.86	111.50
1	13	525	C	C5-C6-N1	7.28	124.64	121.00
26	1H	736	C	O5'-P-OP2	7.28	119.43	110.70
26	1H	1828	G	N3-C2-N2	-7.28	114.81	119.90
26	14	2251	G	N1-C6-O6	-7.28	115.53	119.90
26	1H	1283	G	N3-C2-N2	7.27	124.99	119.90
26	1H	1611	C	C2-N3-C4	-7.27	116.26	119.90
26	1H	2427	C	N1-C2-O2	-7.27	114.54	118.90
26	1H	335	C	N3-C4-C5	-7.27	118.99	121.90
26	1H	984	A	O5'-P-OP1	7.27	119.42	110.70
26	14	1572	A	O5'-P-OP2	-7.27	99.16	105.70
26	1H	210	C	C5-C4-N4	-7.27	115.11	120.20
26	1H	537	C	O5'-P-OP1	7.26	119.42	110.70
1	13	584	G	N1-C6-O6	-7.26	115.54	119.90
26	14	482	A	C5-C6-N1	7.26	121.33	117.70
26	14	1334	G	O5'-P-OP2	7.26	119.41	110.70

Continued on next page...

Continued from previous page...

Mol	Chain	Res	Type	Atoms	Z	Observed(°)	Ideal(°)
26	1H	239	U	C5-C4-O4	7.26	130.26	125.90
26	14	1271	G	N3-C4-N9	7.26	130.36	126.00
1	13	970	C	O5'-P-OP1	-7.26	99.17	105.70
26	1H	2515	C	O5'-P-OP1	7.26	119.41	110.70
1	1G	690	G	C2-N3-C4	-7.25	108.27	111.90
1	13	795	C	C4-C5-C6	7.25	121.03	117.40
26	14	953	A	OP1-P-O3'	7.25	121.16	105.20
26	1H	1266	G	O5'-P-OP1	-7.25	99.17	105.70
26	14	1598	C	C2-N1-C1'	7.25	126.78	118.80
26	14	2037	G	N1-C6-O6	-7.25	115.55	119.90
26	14	2518	A	O4'-C1'-N9	-7.25	102.40	108.20
26	14	2287	A	N9-C4-C5	-7.25	102.90	105.80
26	1H	840	C	N3-C4-C5	7.25	124.80	121.90
25	4L	16	A	C8-N9-C4	7.25	108.70	105.80
26	1H	1757	U	N3-C4-O4	-7.25	114.33	119.40
26	1H	2385	C	N1-C2-N3	7.25	124.27	119.20
26	14	584	C	N1-C2-O2	-7.25	114.55	118.90
1	13	452	A	C8-N9-C4	7.24	108.70	105.80
26	1H	1764	G	N9-C4-C5	7.24	108.30	105.40
26	1H	2050	C	N1-C2-O2	-7.24	114.56	118.90
26	1H	2713	A	OP1-P-O3'	-7.24	89.27	105.20
26	14	204	A	N1-C6-N6	7.24	122.94	118.60
26	1H	2324	C	N3-C4-C5	7.23	124.79	121.90
26	14	1313	U	N1-C2-N3	7.23	119.24	114.90
26	14	1827	C	N3-C4-N4	-7.23	112.94	118.00
26	14	656	G	C5-C6-O6	-7.23	124.26	128.60
1	13	687	A	P-O3'-C3'	7.23	128.37	119.70
26	14	823	G	N7-C8-N9	-7.23	109.49	113.10
26	14	2062	A	N9-C4-C5	-7.23	102.91	105.80
28	19	37	LEU	CA-CB-CG	7.23	131.92	115.30
26	1H	672	C	OP2-P-O3'	7.22	121.09	105.20
26	1H	1931	U	N1-C2-O2	7.22	127.86	122.80
26	14	805	G	N3-C4-N9	7.22	130.33	126.00
26	1H	202	U	N3-C2-O2	7.22	127.25	122.20
26	1H	468	G	N1-C6-O6	7.22	124.23	119.90
26	1H	849	A	O5'-P-OP1	7.22	119.36	110.70
26	1H	1210	A	C2-N3-C4	-7.22	106.99	110.60
26	1H	2053	G	C5-C6-O6	-7.22	124.27	128.60
26	14	2387	U	C5-C6-N1	-7.22	119.09	122.70
26	14	2517	C	C2-N3-C4	-7.22	116.29	119.90
23	2K	6	G	N9-C4-C5	-7.22	102.51	105.40
26	1H	851	U	N1-C2-O2	-7.22	117.75	122.80

Continued on next page...

Continued from previous page...

Mol	Chain	Res	Type	Atoms	Z	Observed(°)	Ideal(°)
26	1H	1130	U	N3-C2-O2	-7.21	117.15	122.20
26	14	1313	U	N3-C4-O4	7.21	124.45	119.40
26	14	2473	U	C2-N1-C1'	7.21	126.36	117.70
26	14	2374	C	C6-N1-C2	7.21	123.19	120.30
26	1H	688	U	O5'-P-OP2	-7.21	99.21	105.70
26	14	1616	A	C4-C5-N7	7.21	114.31	110.70
1	13	827	U	C4-C5-C6	7.21	124.02	119.70
26	1H	1391	U	C2-N1-C1'	7.21	126.35	117.70
26	1H	738	G	N9-C4-C5	-7.21	102.52	105.40
26	1H	1198	U	C5-C6-N1	-7.21	119.10	122.70
26	14	2427	C	C5-C4-N4	-7.21	115.16	120.20
26	1H	613	U	N1-C2-N3	7.20	119.22	114.90
26	1H	1928	A	N7-C8-N9	7.20	117.40	113.80
26	1H	760	G	C5-C6-O6	-7.20	124.28	128.60
26	14	2763	G	N3-C4-N9	7.20	130.32	126.00
26	1H	779	U	C5-C4-O4	-7.20	121.58	125.90
26	1H	860	U	C6-N1-C1'	-7.20	111.12	121.20
26	1H	2060	A	C4-C5-C6	-7.20	113.40	117.00
26	14	823	G	C5-N7-C8	7.20	107.90	104.30
26	14	1342	A	C6-N1-C2	-7.20	114.28	118.60
1	13	1299	A	C5-N7-C8	-7.20	100.30	103.90
23	2K	62	C	N3-C2-O2	-7.20	116.86	121.90
26	1H	1771	C	N1-C2-O2	-7.20	114.58	118.90
26	1H	2507	C	N1-C2-O2	7.20	123.22	118.90
26	1H	69	C	N3-C4-N4	-7.20	112.96	118.00
26	1H	484	C	C2-N1-C1'	7.20	126.72	118.80
1	1G	810	C	N3-C4-C5	7.20	124.78	121.90
1	13	1498	U	C2-N1-C1'	7.19	126.33	117.70
26	14	2364	C	O5'-P-OP2	-7.19	99.23	105.70
26	1H	533	G	N7-C8-N9	-7.19	109.50	113.10
26	1H	1301	A	C6-C5-N7	-7.19	127.27	132.30
26	1H	1618	A	OP1-P-OP2	-7.19	108.81	119.60
26	1H	114	U	OP1-P-OP2	-7.19	108.82	119.60
26	1H	430	G	C8-N9-C4	7.19	109.28	106.40
26	1H	2318	G	O4'-C1'-N9	7.19	113.95	108.20
26	14	753	C	C5-C6-N1	-7.19	117.41	121.00
26	14	1528	A	C5-N7-C8	-7.19	100.31	103.90
26	1H	140	A	OP2-P-O3'	7.19	121.01	105.20
26	14	1574	C	OP2-P-O3'	7.19	121.01	105.20
26	1H	121	G	C5-C6-N1	7.19	115.09	111.50
26	1H	2610	C	C4-C5-C6	7.19	120.99	117.40
1	13	563	A	OP1-P-OP2	-7.18	108.82	119.60

Continued on next page...

Continued from previous page...

Mol	Chain	Res	Type	Atoms	Z	Observed(°)	Ideal(°)
26	1H	2704	C	C6-N1-C2	7.18	123.17	120.30
1	1G	963	G	C4-N9-C1'	7.18	135.84	126.50
26	1H	247	G	OP1-P-OP2	-7.18	108.83	119.60
26	1H	2430	A	C6-N1-C2	7.18	122.91	118.60
1	1G	1523	G	O5'-P-OP2	-7.18	99.24	105.70
26	14	1204	A	O4'-C1'-N9	7.18	113.94	108.20
26	14	1653	G	O5'-P-OP2	-7.18	99.24	105.70
1	13	266	G	N7-C8-N9	7.18	116.69	113.10
26	1H	974(A)	C	N3-C2-O2	-7.18	116.87	121.90
26	14	2688	U	C2-N3-C4	-7.18	122.69	127.00
1	13	988	G	N3-C4-C5	-7.17	125.01	128.60
26	1H	814	C	C4-C5-C6	7.17	120.99	117.40
26	1H	816	C	C2-N3-C4	7.17	123.49	119.90
26	1H	1301	A	C5-C6-N6	-7.17	117.96	123.70
26	1H	1763	G	O5'-P-OP2	-7.17	99.24	105.70
26	14	694	U	O5'-P-OP1	7.17	119.31	110.70
26	14	2423	U	C5-C6-N1	-7.17	119.11	122.70
26	1H	1349	A	N1-C6-N6	7.17	122.90	118.60
26	14	140	A	C6-C5-N7	-7.17	127.28	132.30
26	14	2225	A	P-O3'-C3'	7.17	128.30	119.70
26	1H	195	A	N1-C6-N6	7.17	122.90	118.60
26	14	808	G	O5'-P-OP1	-7.17	99.25	105.70
26	1H	1931	U	N1-C2-N3	7.17	119.20	114.90
26	14	2037	G	C4-C5-N7	-7.17	107.93	110.80
26	14	1614	A	O4'-C1'-N9	7.17	113.93	108.20
26	1H	767	U	C5-C4-O4	7.16	130.20	125.90
26	1H	2080	G	C4-C5-N7	7.16	113.67	110.80
1	1G	320	C	C6-N1-C2	7.16	123.17	120.30
26	14	769	G	C5-N7-C8	7.16	107.88	104.30
26	1H	842	G	C4-C5-N7	7.16	113.67	110.80
26	1H	1839	G	N3-C4-N9	7.16	130.30	126.00
1	13	1519	A	C5-C6-N1	-7.16	114.12	117.70
26	1H	416	C	N3-C4-N4	-7.16	112.99	118.00
26	1H	1124	C	N1-C2-O2	-7.16	114.60	118.90
26	1H	1566	A	C5-C6-N1	7.16	121.28	117.70
26	1H	1998	G	N1-C2-N2	-7.16	109.76	116.20
26	1H	85	G	O5'-P-OP1	7.16	119.29	110.70
26	1H	837	C	N3-C4-N4	7.16	123.01	118.00
26	1H	871	U	N3-C4-O4	7.16	124.41	119.40
26	1H	908	C	O5'-P-OP2	-7.16	99.26	105.70
26	1H	1162	G	O5'-P-OP1	-7.16	99.26	105.70
26	1H	1381	G	O5'-P-OP1	-7.16	99.26	105.70

Continued on next page...

Continued from previous page...

Mol	Chain	Res	Type	Atoms	Z	Observed(°)	Ideal(°)
26	1H	2508	G	N3-C2-N2	-7.16	114.89	119.90
26	14	528	A	C6-C5-N7	-7.16	127.29	132.30
26	14	2249	U	C5-C6-N1	7.16	126.28	122.70
26	1H	1799	G	P-O3'-C3'	7.16	128.29	119.70
27	16	6	C	N3-C4-N4	7.16	123.01	118.00
26	14	1558	A	C2-N3-C4	-7.16	107.02	110.60
26	1H	265	A	C8-N9-C4	-7.15	102.94	105.80
26	1H	382	G	OP1-P-O3'	7.15	120.94	105.20
26	1H	1139	G	O5'-P-OP2	-7.15	99.26	105.70
26	1H	463	G	N1-C2-N2	-7.15	109.76	116.20
26	1H	2392	A	N3-C4-N9	-7.15	121.68	127.40
26	14	205	G	N7-C8-N9	-7.15	109.52	113.10
26	1H	863	A	O5'-P-OP1	7.15	119.28	110.70
26	14	2062	A	N1-C6-N6	7.15	122.89	118.60
26	1H	1271	G	N1-C6-O6	7.15	124.19	119.90
26	1H	1303	G	N3-C2-N2	7.15	124.90	119.90
1	1G	1399	C	N3-C2-O2	7.15	126.90	121.90
26	1H	265	A	C5-C6-N1	-7.14	114.13	117.70
26	1H	648	G	O5'-P-OP2	-7.14	99.27	105.70
26	1H	1662	C	C6-N1-C2	7.14	123.16	120.30
26	1H	2445	G	N1-C6-O6	-7.14	115.61	119.90
26	1H	238	C	C4-C5-C6	7.14	120.97	117.40
26	1H	263	C	O5'-P-OP2	-7.14	99.27	105.70
26	1H	1225	C	C6-N1-C2	7.14	123.16	120.30
26	1H	2715	C	N3-C4-C5	7.14	124.76	121.90
1	13	956	U	C6-N1-C2	-7.14	116.72	121.00
26	14	752	A	OP2-P-O3'	7.14	120.90	105.20
26	1H	1162	G	C8-N9-C4	-7.14	103.55	106.40
26	1H	1785	A	C4-C5-C6	7.14	120.57	117.00
26	14	668	G	C2-N3-C4	-7.14	108.33	111.90
26	1H	793	A	N3-C4-C5	-7.13	121.81	126.80
26	1H	2363	C	C5-C6-N1	-7.13	117.43	121.00
26	14	1226	G	C5-C6-O6	7.13	132.88	128.60
26	1H	691	C	C6-N1-C2	7.13	123.15	120.30
26	1H	2012	G	C6-N1-C2	-7.13	120.82	125.10
26	14	778	G	C5-C6-O6	7.13	132.88	128.60
26	14	1700	A	O5'-P-OP2	7.13	119.26	110.70
26	1H	2392	A	N1-C6-N6	7.13	122.88	118.60
26	1H	200	U	O5'-P-OP1	-7.13	99.28	105.70
26	1H	1410	G	C4-N9-C1'	-7.13	117.23	126.50
26	1H	1517	G	OP1-P-O3'	7.13	120.88	105.20
26	14	849	A	OP1-P-O3'	7.13	120.88	105.20

Continued on next page...

Continued from previous page...

Mol	Chain	Res	Type	Atoms	Z	Observed(°)	Ideal(°)
26	14	1835	G	N3-C2-N2	7.12	124.89	119.90
26	1H	840	C	C5-C6-N1	-7.12	117.44	121.00
26	1H	1281	G	C5-C6-O6	-7.12	124.33	128.60
26	1H	735	A	N1-C6-N6	7.12	122.87	118.60
26	1H	2245	U	OP1-P-OP2	-7.12	108.92	119.60
26	1H	2373	G	N1-C2-N3	7.12	128.17	123.90
1	13	314	C	O5'-P-OP2	-7.12	99.29	105.70
26	1H	1210	A	C6-C5-N7	-7.12	127.32	132.30
1	13	586	C	C2-N3-C4	-7.12	116.34	119.90
1	13	186(A)	C	C6-N1-C2	-7.12	117.45	120.30
26	1H	1658	C	N3-C4-N4	7.12	122.98	118.00
26	14	330	A	C6-C5-N7	-7.12	127.32	132.30
26	14	855	G	C8-N9-C4	-7.12	103.55	106.40
26	1H	2275	C	N3-C4-C5	-7.11	119.06	121.90
1	1G	60	A	C8-N9-C4	7.11	108.65	105.80
26	14	1528	A	N7-C8-N9	7.11	117.36	113.80
26	1H	1005	C	N3-C4-N4	-7.11	113.03	118.00
26	14	2490	G	C6-C5-N7	-7.11	126.14	130.40
26	14	2779	U	N3-C4-O4	-7.11	114.42	119.40
26	1H	2247	A	C5-C6-N1	-7.10	114.15	117.70
26	14	1995	U	O5'-P-OP2	-7.10	99.31	105.70
1	1G	117	G	N9-C4-C5	-7.10	102.56	105.40
26	14	2688	U	N1-C2-N3	7.10	119.16	114.90
26	14	691	C	C4-C5-C6	7.10	120.95	117.40
1	13	1200	C	N1-C2-O2	7.09	123.16	118.90
26	1H	2525	G	N3-C4-N9	7.09	130.26	126.00
27	16	8	U	O5'-P-OP2	-7.09	99.32	105.70
26	14	1966	A	C5-C6-N6	-7.09	118.03	123.70
1	13	328	C	N1-C2-O2	7.09	123.16	118.90
26	1H	1520	U	C6-N1-C2	-7.09	116.74	121.00
26	1H	1535	U	N1-C2-O2	7.09	127.77	122.80
26	14	2429	G	O5'-P-OP1	7.09	119.21	110.70
26	14	2463	C	C2-N1-C1'	-7.09	111.00	118.80
26	14	2251	G	C5-N7-C8	7.09	107.84	104.30
26	14	2361	A	C5-N7-C8	-7.09	100.36	103.90
26	1H	231	C	C4-C5-C6	7.09	120.94	117.40
26	1H	2028	U	C5-C4-O4	-7.09	121.65	125.90
26	1H	2392	A	C2-N3-C4	-7.09	107.06	110.60
26	1H	1199	U	N3-C2-O2	-7.08	117.24	122.20
26	14	2438	U	O5'-P-OP2	-7.08	99.32	105.70
26	1H	1257	C	C6-N1-C2	-7.08	117.47	120.30
26	1H	2454	G	N1-C6-O6	-7.08	115.65	119.90

Continued on next page...

Continued from previous page...

Mol	Chain	Res	Type	Atoms	Z	Observed(°)	Ideal(°)
26	1H	1598	C	C4-C5-C6	7.08	120.94	117.40
26	1H	2697	G	OP1-P-OP2	7.08	130.22	119.60
27	16	44	G	C8-N9-C1'	7.08	136.21	127.00
22	1K	76	A	C4-N9-C1'	7.08	139.04	126.30
26	1H	968	G	N3-C2-N2	7.08	124.85	119.90
26	1H	197	A	OP2-P-O3'	7.08	120.77	105.20
26	1H	1653	G	O5'-P-OP2	-7.08	99.33	105.70
26	1H	2233	U	N1-C2-N3	7.07	119.14	114.90
28	11	111	LEU	CA-CB-CG	7.07	131.57	115.30
26	1H	2392	A	O4'-C1'-N9	7.07	113.86	108.20
26	14	698	C	O5'-P-OP2	-7.07	99.34	105.70
26	14	456	C	N1-C2-O2	-7.07	114.66	118.90
26	1H	1843	C	C5-C6-N1	-7.07	117.47	121.00
26	14	467	G	O5'-P-OP2	-7.07	99.34	105.70
26	1H	1013	C	N1-C2-O2	-7.07	114.66	118.90
26	1H	1756	G	N1-C6-O6	7.07	124.14	119.90
26	1H	630	G	C8-N9-C4	7.06	109.23	106.40
26	1H	2307	G	N1-C6-O6	7.06	124.14	119.90
26	14	138	G	N7-C8-N9	7.06	116.63	113.10
26	1H	1520	U	C5-C4-O4	7.06	130.13	125.90
26	1H	1648	C	C2-N1-C1'	-7.06	111.03	118.80
26	14	802	A	C6-N1-C2	-7.06	114.36	118.60
26	1H	871	U	N3-C2-O2	7.06	127.14	122.20
37	88	24	GLY	N-CA-C	-7.06	95.46	113.10
26	14	1279	G	O5'-P-OP2	-7.06	99.35	105.70
26	1H	2311	A	C5-N7-C8	-7.06	100.37	103.90
1	13	1498	U	C5-C4-O4	-7.05	121.67	125.90
26	1H	2034	U	O5'-P-OP2	-7.05	99.35	105.70
26	1H	2826	A	C8-N9-C4	7.05	108.62	105.80
26	14	56	A	C5-C6-N6	7.05	129.34	123.70
1	1G	522	C	O5'-P-OP2	-7.05	99.35	105.70
26	14	581	C	C6-N1-C2	-7.05	117.48	120.30
1	13	802	A	C6-C5-N7	-7.05	127.37	132.30
26	1H	1333	C	C5-C6-N1	7.05	124.53	121.00
26	14	1400	G	O5'-P-OP1	7.05	119.16	110.70
1	13	1470	G	N3-C2-N2	-7.05	114.97	119.90
26	1H	728	G	C8-N9-C4	7.05	109.22	106.40
26	1H	2016	U	C5-C6-N1	-7.05	119.18	122.70
1	13	1517	G	C5-C6-O6	-7.05	124.37	128.60
26	1H	996	A	C8-N9-C4	7.05	108.62	105.80
26	14	1350	C	O5'-P-OP1	-7.05	99.36	105.70
26	1H	640	C	OP1-P-O3'	7.04	120.70	105.20

Continued on next page...

Continued from previous page...

Mol	Chain	Res	Type	Atoms	Z	Observed(°)	Ideal(°)
26	1H	2443	C	C5-C4-N4	-7.04	115.27	120.20
26	14	847	U	N1-C2-O2	-7.04	117.87	122.80
26	14	1142	U	C2-N1-C1'	7.04	126.15	117.70
1	13	644	G	O5'-P-OP1	7.04	119.15	110.70
26	1H	1613	G	N3-C2-N2	7.04	124.83	119.90
26	1H	1779	U	O5'-P-OP2	-7.04	99.36	105.70
26	1H	2856	C	C6-N1-C2	-7.04	117.48	120.30
26	14	2755	C	C2-N1-C1'	7.04	126.55	118.80
26	1H	1274	A	C8-N9-C4	-7.04	102.98	105.80
26	14	2689	U	C5-C6-N1	-7.04	119.18	122.70
26	1H	605	C	O5'-P-OP1	-7.04	99.37	105.70
26	1H	974(A)	C	C6-N1-C2	-7.04	117.48	120.30
26	14	382	G	O5'-P-OP1	-7.04	99.37	105.70
26	1H	1356	G	O5'-P-OP1	-7.03	99.37	105.70
26	1H	2444	G	N9-C4-C5	7.03	108.21	105.40
26	1H	2712(A)	A	N1-C6-N6	7.03	122.82	118.60
26	1H	1657	C	C6-N1-C2	-7.03	117.49	120.30
1	13	605	U	N1-C2-O2	-7.03	117.88	122.80
26	1H	1203	G	O5'-P-OP2	-7.03	99.38	105.70
26	1H	2509	G	C5-C6-N1	7.03	115.01	111.50
26	14	2261	C	O5'-P-OP2	-7.03	99.38	105.70
26	1H	686	G	N7-C8-N9	-7.03	109.59	113.10
27	16	12	C	C5-C6-N1	-7.03	117.49	121.00
26	14	1620	G	OP1-P-O3'	7.03	120.66	105.20
26	14	2267	A	OP1-P-OP2	7.03	130.14	119.60
26	1H	127	A	C5-C6-N6	-7.02	118.08	123.70
26	14	201	C	C2-N3-C4	-7.02	116.39	119.90
26	14	983	A	OP2-P-O3'	7.02	120.65	105.20
26	14	1349	A	C5-N7-C8	-7.02	100.39	103.90
26	14	1616	A	C8-N9-C4	-7.02	102.99	105.80
26	14	1968	G	C8-N9-C4	-7.02	103.59	106.40
26	1H	1284	A	O5'-P-OP2	-7.02	99.38	105.70
26	1H	917	A	O5'-P-OP2	7.02	119.12	110.70
26	1H	1221	C	N3-C2-O2	-7.02	116.99	121.90
26	1H	381	G	N1-C6-O6	-7.02	115.69	119.90
26	1H	1614	A	N1-C6-N6	7.02	122.81	118.60
26	14	1422	G	N1-C6-O6	7.02	124.11	119.90
1	13	1520	G	C5-N7-C8	-7.02	100.79	104.30
26	1H	239	U	N3-C4-O4	-7.02	114.49	119.40
26	1H	1349	A	C2-N3-C4	-7.02	107.09	110.60
26	1H	1785	A	N7-C8-N9	7.01	117.31	113.80
26	14	1902	C	O5'-P-OP2	7.01	119.12	110.70

Continued on next page...

Continued from previous page...

Mol	Chain	Res	Type	Atoms	Z	Observed(°)	Ideal(°)
26	1H	2065	C	O5'-P-OP2	-7.01	99.39	105.70
26	1H	1268	A	C2-N3-C4	-7.01	107.09	110.60
30	31	32	LEU	CA-CB-CG	7.01	131.42	115.30
26	14	602	G	N9-C4-C5	-7.01	102.60	105.40
26	14	1408	C	N1-C2-O2	-7.01	114.69	118.90
26	14	140	A	C8-N9-C4	-7.01	103.00	105.80
1	13	555	C	C6-N1-C2	-7.01	117.50	120.30
26	1H	258	G	N3-C2-N2	7.01	124.81	119.90
26	1H	508	G	N7-C8-N9	7.01	116.60	113.10
26	1H	805	G	OP1-P-O3'	7.01	120.62	105.20
26	1H	852	G	OP2-P-O3'	7.01	120.61	105.20
26	1H	1606	G	C2-N3-C4	7.01	115.40	111.90
26	1H	2684	U	C5-C6-N1	-7.01	119.20	122.70
26	14	2035	G	O5'-P-OP1	-7.01	99.39	105.70
1	13	328	C	N3-C2-O2	-7.00	117.00	121.90
26	1H	1472	A	N1-C6-N6	-7.00	114.40	118.60
26	14	1379	A	N7-C8-N9	7.00	117.30	113.80
26	14	1968	G	N7-C8-N9	7.00	116.60	113.10
26	14	1599	C	N3-C2-O2	-7.00	117.00	121.90
26	1H	2544	G	N9-C4-C5	-7.00	102.60	105.40
1	1G	529	G	C6-C5-N7	-7.00	126.20	130.40
26	14	71	A	C4-C5-N7	7.00	114.20	110.70
26	1H	1729	A	O4'-C1'-N9	7.00	113.80	108.20
26	1H	1670	C	N3-C2-O2	7.00	126.80	121.90
26	1H	2330	G	C2-N3-C4	-6.99	108.40	111.90
1	13	748	C	C6-N1-C2	-6.99	117.50	120.30
26	1H	1021	A	N3-C4-N9	-6.99	121.81	127.40
26	1H	211	A	C5-C6-N1	-6.99	114.21	117.70
26	1H	1670	C	N1-C2-O2	-6.99	114.71	118.90
26	14	155	C	N3-C2-O2	-6.99	117.01	121.90
26	14	479	A	N9-C4-C5	6.99	108.59	105.80
26	1H	687	C	N1-C2-O2	-6.99	114.71	118.90
26	1H	1006	C	O5'-P-OP1	-6.99	99.41	105.70
26	1H	774	A	C8-N9-C4	-6.99	103.01	105.80
26	1H	1381	G	O5'-P-OP2	6.99	119.08	110.70
26	14	2392	A	C8-N9-C4	-6.99	103.01	105.80
26	1H	2434	A	OP2-P-O3'	6.98	120.56	105.20
26	14	1703	G	C5-C6-O6	-6.98	124.41	128.60
26	1H	640	C	C6-N1-C2	-6.98	117.51	120.30
26	1H	860	U	C2-N3-C4	-6.98	122.81	127.00
26	1H	1698	A	C5-C6-N1	-6.98	114.21	117.70
26	1H	1839	G	N1-C2-N2	-6.98	109.92	116.20

Continued on next page...

Continued from previous page...

Mol	Chain	Res	Type	Atoms	Z	Observed(°)	Ideal(°)
26	1H	459	U	O5'-P-OP2	-6.98	99.42	105.70
26	1H	2821	A	N1-C6-N6	6.98	122.79	118.60
1	13	758	G	C5-N7-C8	-6.98	100.81	104.30
26	1H	107	C	C6-N1-C2	6.98	123.09	120.30
26	1H	412	A	N7-C8-N9	-6.97	110.31	113.80
26	1H	2248	C	N3-C4-N4	-6.97	113.12	118.00
1	13	1074	G	N1-C6-O6	6.97	124.08	119.90
26	1H	1695	G	O5'-P-OP1	-6.97	99.42	105.70
26	1H	1774	C	C2-N3-C4	-6.97	116.41	119.90
1	1G	18	C	C5-C6-N1	6.97	124.49	121.00
26	14	949	C	OP2-P-O3'	6.97	120.54	105.20
26	14	2239	G	N1-C2-N2	-6.97	109.92	116.20
26	1H	1413	G	C8-N9-C4	-6.97	103.61	106.40
1	1G	1139	G	C8-N9-C4	6.97	109.19	106.40
26	1H	271(B)	G	C4-N9-C1'	6.97	135.56	126.50
26	1H	1606	G	O5'-P-OP2	-6.97	99.43	105.70
26	1H	2469	A	N1-C6-N6	6.97	122.78	118.60
26	1H	1445	C	C6-N1-C2	-6.97	117.51	120.30
26	14	453	C	C6-N1-C2	6.97	123.09	120.30
27	1J	101	A	N1-C6-N6	6.97	122.78	118.60
26	14	1989	G	N1-C6-O6	6.96	124.08	119.90
26	1H	719	C	C6-N1-C2	-6.96	117.52	120.30
26	1H	1324	G	N1-C6-O6	6.96	124.08	119.90
27	16	5	C	C5-C4-N4	-6.96	115.33	120.20
26	1H	144	C	C2-N3-C4	-6.96	116.42	119.90
26	1H	1623	G	C8-N9-C4	6.96	109.19	106.40
26	14	472	A	O5'-P-OP2	-6.96	99.44	105.70
26	14	2084	C	C6-N1-C2	6.96	123.08	120.30
1	13	1227	A	C2-N3-C4	-6.96	107.12	110.60
26	1H	945	A	C6-N1-C2	-6.96	114.43	118.60
1	1G	632	A	P-O3'-C3'	6.96	128.04	119.70
1	13	803	G	C5-C6-O6	6.95	132.77	128.60
26	1H	2251	G	C4-C5-N7	-6.95	108.02	110.80
26	1H	445	C	C6-N1-C2	-6.95	117.52	120.30
26	14	1681	G	N7-C8-N9	6.95	116.58	113.10
26	1H	180	G	N3-C2-N2	6.95	124.77	119.90
26	1H	1574	C	OP2-P-O3'	6.95	120.49	105.20
26	1H	1694	C	P-O3'-C3'	6.95	128.04	119.70
26	1H	1888	G	C4-N9-C1'	6.95	135.54	126.50
26	1H	2018	G	C6-C5-N7	-6.95	126.23	130.40
1	1G	413	G	C4-N9-C1'	-6.95	117.46	126.50
26	1H	664	C	C2-N3-C4	-6.95	116.43	119.90

Continued on next page...

Continued from previous page...

Mol	Chain	Res	Type	Atoms	Z	Observed(°)	Ideal(°)
26	1H	96	G	C6-C5-N7	-6.95	126.23	130.40
26	1H	1848	A	N1-C6-N6	6.95	122.77	118.60
26	1H	793	A	C2-N3-C4	6.95	114.07	110.60
26	1H	1632	A	N7-C8-N9	6.95	117.27	113.80
1	1G	135	C	N1-C2-O2	-6.95	114.73	118.90
26	14	409	C	C6-N1-C2	6.95	123.08	120.30
26	1H	869	G	C5-C6-O6	6.94	132.77	128.60
26	14	2287	A	C6-C5-N7	-6.94	127.44	132.30
1	13	814	A	O5'-P-OP2	6.94	119.03	110.70
26	1H	104	U	C5-C6-N1	-6.94	119.23	122.70
26	1H	2071	A	OP1-P-OP2	-6.94	109.19	119.60
26	1H	2275	C	C5'-C4'-O4'	-6.94	100.77	109.10
23	2K	6	G	C5-C6-O6	-6.94	124.44	128.60
26	1H	1984	G	N1-C6-O6	-6.94	115.74	119.90
26	14	118	A	O5'-P-OP1	-6.94	99.46	105.70
26	14	1342	A	C4-C5-N7	6.94	114.17	110.70
26	14	2367	G	C8-N9-C4	-6.94	103.62	106.40
26	1H	645	C	C5-C6-N1	6.94	124.47	121.00
1	1G	357	G	O5'-P-OP1	-6.93	99.46	105.70
26	14	2065	C	N3-C2-O2	-6.93	117.05	121.90
26	14	2280	G	OP1-P-OP2	-6.93	109.20	119.60
1	13	742	G	C8-N9-C4	6.93	109.17	106.40
26	1H	816	C	C5-C6-N1	6.93	124.47	121.00
26	1H	1188	U	N3-C4-O4	-6.93	114.55	119.40
1	1G	1484	C	C5-C6-N1	-6.93	117.53	121.00
26	1H	1614	A	O4'-C1'-N9	6.93	113.74	108.20
26	1H	2288	A	N9-C4-C5	-6.93	103.03	105.80
23	2L	40	C	N3-C4-C5	-6.93	119.13	121.90
26	1H	122	G	N9-C4-C5	-6.93	102.63	105.40
26	1H	1888	G	N3-C4-C5	-6.93	125.14	128.60
26	1H	119	A	N1-C2-N3	6.92	132.76	129.30
26	1H	917	A	C4-C5-N7	6.92	114.16	110.70
26	1H	1772	G	N1-C6-O6	-6.92	115.75	119.90
26	1H	2300	G	C8-N9-C4	-6.92	103.63	106.40
1	1G	230	G	N3-C4-N9	-6.92	121.84	126.00
26	14	29	U	OP1-P-OP2	-6.92	109.22	119.60
26	14	2622	C	C5-C6-N1	-6.92	117.54	121.00
26	1H	271(B)	G	N3-C4-N9	6.92	130.15	126.00
26	1H	1678	G	C5-C6-N1	-6.92	108.04	111.50
26	14	1697	G	O5'-P-OP1	-6.92	99.47	105.70
26	1H	663	G	OP1-P-OP2	6.92	129.98	119.60
26	1H	1344	G	C5-C6-O6	-6.92	124.45	128.60

Continued on next page...

Continued from previous page...

Mol	Chain	Res	Type	Atoms	Z	Observed(°)	Ideal(°)
26	1H	1886	C	C6-N1-C2	6.92	123.07	120.30
26	14	138	G	O4'-C1'-N9	6.92	113.74	108.20
26	14	1663	C	C6-N1-C2	6.92	123.07	120.30
26	14	2512	C	C2-N3-C4	-6.92	116.44	119.90
26	1H	1297	C	OP1-P-O3'	6.92	120.41	105.20
26	1H	819	A	N1-C2-N3	-6.91	125.84	129.30
26	1H	922	U	N1-C2-O2	-6.91	117.96	122.80
1	13	1113	C	C6-N1-C2	-6.91	117.54	120.30
26	1H	31	C	O5'-P-OP1	-6.91	99.48	105.70
26	1H	982	C	N1-C2-O2	-6.91	114.75	118.90
26	1H	1415	U	C5-C4-O4	6.91	130.05	125.90
26	14	308	G	C5-C6-O6	-6.91	124.45	128.60
26	14	441	U	O5'-P-OP1	-6.91	99.48	105.70
26	1H	816	C	OP1-P-OP2	-6.91	109.24	119.60
26	1H	1634	A	C4-C5-C6	6.91	120.45	117.00
26	1H	1664	A	O5'-P-OP2	6.91	118.99	110.70
1	1G	1260	C	C5-C6-N1	6.91	124.45	121.00
26	14	1950	G	C6-C5-N7	-6.91	126.25	130.40
26	1H	795	C	C2-N3-C4	-6.91	116.45	119.90
26	14	1253	A	C5-C6-N6	-6.91	118.17	123.70
26	1H	596	G	C5-C6-O6	-6.91	124.46	128.60
26	1H	2822	G	C5-C6-O6	-6.90	124.46	128.60
26	1H	977	G	N1-C6-O6	-6.90	115.76	119.90
26	14	2544	G	C4-C5-N7	6.90	113.56	110.80
26	14	247	G	N1-C6-O6	6.90	124.04	119.90
26	1H	1161	C	C6-N1-C2	-6.90	117.54	120.30
26	1H	1258	C	C5-C6-N1	-6.90	117.55	121.00
26	1H	1300	U	C6-N1-C2	-6.90	116.86	121.00
26	1H	32	C	O5'-P-OP2	-6.89	99.50	105.70
26	1H	1428	C	C2-N1-C1'	-6.89	111.22	118.80
26	14	1241	A	C5-C6-N1	-6.89	114.25	117.70
26	1H	2499	C	N1-C2-O2	-6.89	114.77	118.90
26	1H	395	U	N3-C4-O4	6.89	124.22	119.40
26	1H	1201	C	C5-C4-N4	-6.89	115.38	120.20
26	14	2053	G	C8-N9-C4	6.89	109.16	106.40
26	1H	760	G	C5-N7-C8	-6.89	100.86	104.30
26	1H	1416	G	O4'-C1'-N9	6.89	113.71	108.20
26	1H	2084	C	C4-C5-C6	6.88	120.84	117.40
26	14	1379	A	C4-C5-N7	6.88	114.14	110.70
26	1H	698	C	OP1-P-OP2	6.88	129.92	119.60
26	14	1374	G	N1-C6-O6	6.88	124.03	119.90
30	39	80	ALA	C-N-CD	6.88	142.85	128.40

Continued on next page...

Continued from previous page...

Mol	Chain	Res	Type	Atoms	Z	Observed(°)	Ideal(°)
26	1H	2568	C	C2-N3-C4	-6.88	116.46	119.90
26	14	2565	A	O5'-P-OP2	6.88	118.96	110.70
26	1H	604	G	O5'-P-OP1	-6.88	99.51	105.70
26	1H	703	U	N1-C2-N3	6.88	119.03	114.90
26	1H	141	A	N7-C8-N9	6.88	117.24	113.80
26	1H	1279	G	O5'-P-OP2	-6.88	99.51	105.70
26	1H	1646	C	OP1-P-O3'	6.88	120.33	105.20
26	1H	1626	G	N3-C4-N9	-6.88	121.87	126.00
26	1H	2438	U	C5-C6-N1	-6.88	119.26	122.70
55	Q8	59	LYS	CD-CE-NZ	6.88	127.52	111.70
26	14	2712	U	C2-N3-C4	-6.88	122.87	127.00
1	13	690	G	C5-C6-O6	-6.87	124.48	128.60
1	13	805	C	C6-N1-C2	-6.87	117.55	120.30
1	13	1526	G	C6-C5-N7	-6.87	126.28	130.40
26	1H	2308	G	C6-N1-C2	6.87	129.22	125.10
26	1H	2506	U	C5-C6-N1	6.87	126.14	122.70
26	14	750	A	C8-N9-C4	-6.87	103.05	105.80
26	1H	1357	U	OP1-P-OP2	6.87	129.91	119.60
26	1H	1638	C	OP2-P-O3'	6.87	120.32	105.20
26	14	1776	G	C6-C5-N7	-6.87	126.28	130.40
55	Q8	46	ARG	NE-CZ-NH1	6.87	123.73	120.30
26	1H	2869	G	C8-N9-C4	-6.87	103.65	106.40
31	41	34	LEU	CA-CB-CG	6.87	131.10	115.30
1	13	266	G	N1-C6-O6	6.87	124.02	119.90
26	1H	241	A	C2-N3-C4	-6.87	107.17	110.60
26	1H	1625	C	N1-C2-O2	6.87	123.02	118.90
26	1H	165	U	C2-N1-C1'	6.87	125.94	117.70
26	1H	1817	G	C8-N9-C4	6.87	109.15	106.40
1	1G	1519	A	C8-N9-C4	-6.87	103.05	105.80
26	14	566	U	O5'-P-OP2	-6.87	99.52	105.70
26	14	1999	C	C6-N1-C2	6.87	123.05	120.30
26	1H	251	A	N3-C4-C5	-6.86	122.00	126.80
26	1H	2331	G	C6-C5-N7	-6.86	126.28	130.40
26	1H	1835	G	C4-N9-C1'	6.86	135.42	126.50
26	1H	2027	G	C4-C5-N7	-6.86	108.06	110.80
26	14	944	G	OP1-P-OP2	6.86	129.89	119.60
1	13	1430	C	O5'-P-OP1	-6.86	99.53	105.70
26	1H	2645	G	C5-N7-C8	-6.86	100.87	104.30
26	14	2074	U	N1-C2-N3	6.86	119.02	114.90
26	1H	869	G	N1-C2-N2	-6.86	110.03	116.20
26	1H	1642	G	N3-C2-N2	-6.86	115.10	119.90
26	1H	1839	G	C8-N9-C1'	-6.86	118.08	127.00

Continued on next page...

Continued from previous page...

Mol	Chain	Res	Type	Atoms	Z	Observed(°)	Ideal(°)
26	14	743	G	C8-N9-C4	6.86	109.14	106.40
1	13	811	C	C6-N1-C2	6.86	123.04	120.30
1	1G	484	G	C4-N9-C1'	-6.86	117.59	126.50
26	1H	1153	C	N1-C2-O2	-6.85	114.79	118.90
26	14	562	U	N3-C2-O2	-6.85	117.40	122.20
26	1H	1595	G	O5'-P-OP1	-6.85	99.53	105.70
26	1H	1817	G	N7-C8-N9	-6.85	109.67	113.10
26	14	1241	A	C5-N7-C8	-6.85	100.47	103.90
26	1H	973	A	N1-C2-N3	6.85	132.72	129.30
26	1H	2698	U	C5-C6-N1	-6.85	119.28	122.70
26	1H	828	U	C4-C5-C6	6.85	123.81	119.70
26	14	1826	G	C5-N7-C8	6.85	107.72	104.30
26	1H	2446	G	C5-N7-C8	-6.85	100.88	104.30
26	1H	2236	C	O5'-P-OP1	-6.85	99.54	105.70
26	1H	180	G	N1-C2-N2	-6.84	110.04	116.20
24	3K	76	A	C4-C5-N7	6.84	114.12	110.70
26	1H	2059	A	N7-C8-N9	-6.84	110.38	113.80
1	1G	449	C	N3-C2-O2	-6.84	117.11	121.90
26	14	2873	A	C4-N9-C1'	6.84	138.61	126.30
26	1H	906	G	C4-C5-N7	-6.84	108.06	110.80
26	14	200	U	N1-C2-N3	6.84	119.00	114.90
26	14	1686	C	C6-N1-C2	6.84	123.03	120.30
1	13	352	C	C6-N1-C2	6.83	123.03	120.30
1	13	532	A	C2-N3-C4	-6.83	107.18	110.60
27	16	81	G	C8-N9-C1'	-6.83	118.11	127.00
1	13	888	G	N1-C6-O6	6.83	124.00	119.90
26	1H	971	C	C6-N1-C2	-6.83	117.57	120.30
26	1H	2199	A	N7-C8-N9	6.83	117.22	113.80
26	1H	2464	C	C5-C4-N4	-6.83	115.42	120.20
26	14	991	C	O5'-P-OP1	-6.83	99.55	105.70
26	14	1309	G	O5'-P-OP1	6.83	118.90	110.70
1	13	1468	A	C5-C6-N1	6.83	121.11	117.70
26	1H	119	A	N1-C6-N6	-6.83	114.50	118.60
26	14	2237	G	N1-C2-N2	-6.83	110.05	116.20
26	14	1241	A	C2-N3-C4	-6.83	107.19	110.60
1	13	888	G	C5-C6-O6	-6.83	124.50	128.60
26	1H	1162	G	N9-C4-C5	6.83	108.13	105.40
26	1H	2476	A	C8-N9-C4	-6.83	103.07	105.80
1	1G	668	G	N3-C2-N2	-6.83	115.12	119.90
26	14	1974	C	O5'-P-OP2	-6.83	99.56	105.70
26	14	2599	G	N1-C6-O6	-6.83	115.80	119.90
26	1H	1728	G	N7-C8-N9	6.82	116.51	113.10

Continued on next page...

Continued from previous page...

Mol	Chain	Res	Type	Atoms	Z	Observed(°)	Ideal(°)
26	1H	1365	A	C4-C5-C6	6.82	120.41	117.00
26	1H	2710	C	C2-N3-C4	-6.82	116.49	119.90
1	13	974	A	O4'-C1'-N9	6.82	113.66	108.20
1	1G	932	C	C2-N1-C1'	6.82	126.30	118.80
26	14	121	G	C5-C6-O6	-6.82	124.51	128.60
26	14	265	A	N7-C8-N9	6.82	117.21	113.80
26	1H	1764	G	C5-C6-O6	6.82	132.69	128.60
26	1H	2358	G	N1-C2-N3	6.82	127.99	123.90
26	1H	2600	A	C2-N3-C4	6.82	114.01	110.60
26	14	656	G	N1-C6-O6	6.82	123.99	119.90
26	1H	71	A	N3-C4-N9	-6.82	121.95	127.40
26	14	1254	A	N3-C4-C5	-6.82	122.03	126.80
26	1H	1674	G	O4'-C1'-N9	-6.81	102.75	108.20
26	1H	944	G	C4-N9-C1'	6.81	135.36	126.50
26	1H	1246	A	N1-C2-N3	6.81	132.71	129.30
26	1H	1835	G	C8-N9-C4	-6.81	103.67	106.40
26	1H	925	C	O5'-P-OP2	-6.81	99.57	105.70
26	1H	2506	U	N3-C2-O2	-6.81	117.43	122.20
26	14	2237	G	N3-C2-N2	6.81	124.67	119.90
1	13	1279	A	C8-N9-C4	-6.81	103.08	105.80
26	1H	1021	A	N3-C4-C5	6.81	131.56	126.80
26	1H	1959	G	C8-N9-C4	-6.81	103.68	106.40
26	1H	2821	A	C5-C6-N6	-6.81	118.25	123.70
26	14	114	U	C2-N1-C1'	6.81	125.87	117.70
26	14	815	C	O5'-P-OP1	6.81	118.87	110.70
1	13	1299	A	C8-N9-C4	-6.80	103.08	105.80
26	1H	606	U	O5'-P-OP2	-6.80	99.58	105.70
26	14	2712	U	O4'-C1'-N1	6.80	113.64	108.20
1	13	1427	U	OP2-P-O3'	6.80	120.17	105.20
26	1H	1827	C	OP1-P-O3'	6.80	120.17	105.20
26	14	2595	G	C5-C6-N1	6.80	114.90	111.50
1	13	781	A	C5-C6-N1	6.80	121.10	117.70
26	1H	788	A	N9-C4-C5	-6.80	103.08	105.80
26	1H	1373	A	OP1-P-OP2	-6.80	109.40	119.60
1	13	623	C	C6-N1-C2	-6.80	117.58	120.30
1	1G	900	A	O5'-P-OP2	6.80	118.86	110.70
23	2L	40	C	O5'-P-OP1	-6.80	99.58	105.70
26	1H	1605	C	C2-N3-C4	-6.79	116.50	119.90
26	1H	1558	A	P-O3'-C3'	6.79	127.85	119.70
26	1H	1573	G	OP2-P-O3'	6.79	120.14	105.20
26	1H	1801	G	N3-C4-C5	-6.79	125.20	128.60
26	14	1783	A	O5'-P-OP1	6.79	118.85	110.70

Continued on next page...

Continued from previous page...

Mol	Chain	Res	Type	Atoms	Z	Observed(°)	Ideal(°)
1	13	516	U	C6-N1-C2	-6.79	116.93	121.00
26	14	1475	G	N7-C8-N9	6.79	116.49	113.10
27	16	5	C	C6-N1-C2	6.79	123.01	120.30
26	1H	944	G	OP1-P-OP2	6.78	129.78	119.60
26	1H	2270	G	C5-C6-O6	-6.78	124.53	128.60
26	1H	122	G	C5-C6-O6	-6.78	124.53	128.60
26	1H	2589	A	N7-C8-N9	-6.78	110.41	113.80
26	1H	2712	U	N3-C4-C5	6.78	118.67	114.60
26	1H	726	G	C8-N9-C4	6.78	109.11	106.40
1	1G	738	C	N1-C2-O2	-6.78	114.83	118.90
26	14	205	G	OP1-P-OP2	6.78	129.77	119.60
23	2K	1	C	C6-N1-C2	-6.78	117.59	120.30
1	1G	817	C	C5-C6-N1	-6.78	117.61	121.00
26	14	1204	A	C5-N7-C8	-6.78	100.51	103.90
26	1H	775	G	N3-C2-N2	6.78	124.64	119.90
1	1G	995	C	C6-N1-C2	-6.78	117.59	120.30
26	14	2546	U	O5'-P-OP2	-6.78	99.60	105.70
26	1H	1787	A	O4'-C1'-N9	-6.77	102.78	108.20
26	1H	2271	G	C6-C5-N7	-6.77	126.34	130.40
26	1H	2585	U	C6-N1-C2	6.77	125.06	121.00
26	1H	2598	A	OP2-P-O3'	6.77	120.10	105.20
26	14	1373	A	N1-C6-N6	6.77	122.66	118.60
26	1H	1801	G	N3-C4-N9	6.77	130.06	126.00
26	14	865	C	C6-N1-C2	6.77	123.01	120.30
23	2K	17	C	C2-N3-C4	6.77	123.28	119.90
1	1G	1498	U	P-O3'-C3'	6.77	127.82	119.70
26	1H	1394	U	C6-N1-C2	-6.77	116.94	121.00
26	1H	1599	C	N1-C2-N3	6.77	123.94	119.20
26	1H	2232	U	N3-C4-C5	-6.77	110.54	114.60
54	P8	9	ARG	NE-CZ-NH1	6.77	123.68	120.30
1	13	1158	C	C2-N1-C1'	6.77	126.24	118.80
26	1H	1940	U	N3-C4-O4	6.77	124.14	119.40
1	1G	1297	C	P-O3'-C3'	6.77	127.82	119.70
26	14	2463	C	N3-C2-O2	6.77	126.64	121.90
1	13	758	G	N1-C6-O6	6.76	123.96	119.90
1	13	789	U	C4-C5-C6	6.76	123.76	119.70
26	1H	829	A	O5'-P-OP2	-6.76	99.61	105.70
26	1H	2576	G	C8-N9-C4	6.76	109.11	106.40
26	14	2594	C	C6-N1-C2	6.76	123.01	120.30
26	1H	1935	G	C5-C6-O6	6.76	132.66	128.60
1	13	813	U	N3-C4-O4	-6.76	114.67	119.40
27	16	12	C	C4-C5-C6	6.76	120.78	117.40

Continued on next page...

Continued from previous page...

Mol	Chain	Res	Type	Atoms	Z	Observed(°)	Ideal(°)
26	14	608	A	C8-N9-C4	-6.76	103.10	105.80
1	13	111	G	C8-N9-C4	6.75	109.10	106.40
26	14	921	G	N9-C4-C5	6.75	108.10	105.40
26	1H	409	C	C6-N1-C2	6.75	123.00	120.30
26	1H	2827	C	N1-C2-O2	-6.75	114.85	118.90
27	16	30	C	O5'-P-OP1	-6.75	99.62	105.70
26	1H	2370	G	O5'-P-OP1	-6.75	99.62	105.70
26	1H	2437	U	C2-N3-C4	6.75	131.05	127.00
26	14	2591	C	N1-C2-O2	-6.75	114.85	118.90
1	13	1505	G	O5'-P-OP2	6.75	118.80	110.70
24	3K	5	G	C8-N9-C4	-6.75	103.70	106.40
26	1H	695	G	N1-C2-N2	-6.75	110.13	116.20
26	1H	2217	G	C8-N9-C4	-6.75	103.70	106.40
1	13	575	G	O4'-C1'-N9	-6.75	102.80	108.20
26	1H	203	C	C5-C4-N4	-6.75	115.48	120.20
26	1H	1392	A	O5'-P-OP1	-6.75	99.63	105.70
26	1H	2822	G	C8-N9-C4	6.75	109.10	106.40
1	1G	1188	A	C8-N9-C4	6.75	108.50	105.80
26	14	2430	A	C4-C5-N7	6.75	114.07	110.70
26	1H	383	U	O5'-P-OP1	-6.75	99.63	105.70
26	1H	776	G	C8-N9-C4	-6.75	103.70	106.40
26	14	1742	C	C6-N1-C2	-6.75	117.60	120.30
1	13	330	C	N1-C2-O2	6.74	122.95	118.90
26	1H	213	A	C5-N7-C8	-6.74	100.53	103.90
26	1H	2544	G	C4-C5-N7	6.74	113.50	110.80
26	1H	51	G	OP2-P-O3'	6.74	120.03	105.20
26	1H	391	G	C6-C5-N7	-6.74	126.36	130.40
26	1H	672	C	O5'-P-OP1	6.74	118.79	110.70
26	1H	2445	G	N3-C2-N2	6.74	124.62	119.90
26	14	312	G	O5'-P-OP1	-6.74	99.63	105.70
26	1H	835	A	O5'-P-OP2	-6.74	99.63	105.70
26	1H	2599	G	OP2-P-O3'	6.74	120.03	105.20
1	1G	810	C	C2-N3-C4	-6.74	116.53	119.90
26	14	1342	A	N7-C8-N9	6.74	117.17	113.80
26	14	1728	G	N3-C4-C5	-6.74	125.23	128.60
26	14	2063	C	C6-N1-C2	-6.74	117.60	120.30
26	1H	791	C	N3-C4-C5	6.74	124.60	121.90
26	14	1791	A	OP1-P-OP2	-6.74	109.49	119.60
26	14	1322	A	OP2-P-O3'	6.74	120.02	105.20
26	1H	951	C	N3-C4-N4	-6.74	113.28	118.00
26	1H	1558	A	C2-N3-C4	-6.74	107.23	110.60
26	1H	1660	C	N3-C4-N4	-6.74	113.28	118.00

Continued on next page...

Continued from previous page...

Mol	Chain	Res	Type	Atoms	Z	Observed(°)	Ideal(°)
26	1H	1814	G	C5-C6-N1	6.74	114.87	111.50
26	1H	2508	G	N1-C6-O6	-6.74	115.86	119.90
1	13	720	C	C6-N1-C2	-6.73	117.61	120.30
26	1H	138	G	C8-N9-C4	-6.73	103.71	106.40
26	1H	1774	C	OP1-P-OP2	-6.73	109.50	119.60
26	1H	1967	C	C4-C5-C6	6.73	120.77	117.40
1	1G	817	C	C6-N1-C2	6.73	122.99	120.30
26	1H	1379	A	N1-C6-N6	6.73	122.64	118.60
26	1H	1534	G	C2-N3-C4	6.73	115.27	111.90
26	14	581	C	C5-C4-N4	6.73	124.91	120.20
26	14	800	A	O5'-P-OP2	6.73	118.78	110.70
1	13	1299	A	N1-C6-N6	6.73	122.64	118.60
26	1H	528	A	C8-N9-C1'	6.73	139.82	127.70
26	14	1698	A	N1-C2-N3	6.73	132.66	129.30
26	1H	825	C	N3-C2-O2	6.73	126.61	121.90
26	1H	1296	G	N1-C6-O6	-6.73	115.86	119.90
1	13	891	U	N3-C2-O2	-6.73	117.49	122.20
26	1H	1157	G	N1-C2-N3	6.73	127.94	123.90
26	1H	1954	G	O5'-P-OP1	-6.73	99.64	105.70
26	1H	798	G	O5'-P-OP2	6.73	118.77	110.70
26	1H	410	G	O5'-P-OP1	-6.72	99.65	105.70
26	14	693	C	N3-C4-C5	6.72	124.59	121.90
26	14	1953	A	O5'-P-OP2	6.72	118.77	110.70
26	14	2318	G	O5'-P-OP1	-6.72	99.65	105.70
1	1G	1518	A	O5'-P-OP1	-6.72	99.65	105.70
26	1H	1789	A	C5-C6-N1	6.72	121.06	117.70
26	1H	1792	G	O5'-P-OP1	-6.72	99.65	105.70
26	1H	2752	C	C6-N1-C2	-6.72	117.61	120.30
26	14	783	A	C8-N9-C4	-6.72	103.11	105.80
26	14	2013	A	C2-N3-C4	-6.72	107.24	110.60
26	14	2329	G	C5-C6-O6	-6.72	124.57	128.60
1	13	789	U	N3-C2-O2	-6.72	117.50	122.20
1	13	792	A	N3-C4-C5	6.72	131.50	126.80
26	1H	593	G	N1-C2-N3	6.72	127.93	123.90
26	1H	1835	G	N3-C4-N9	6.72	130.03	126.00
26	1H	2420	C	O5'-P-OP1	-6.72	99.66	105.70
29	21	49	LEU	CA-CB-CG	-6.72	99.85	115.30
26	14	1830	C	C5-C4-N4	-6.72	115.50	120.20
26	14	2451	A	C8-N9-C4	-6.72	103.11	105.80
26	14	2873	A	C5-C6-N1	-6.72	114.34	117.70
26	1H	209	C	N3-C4-C5	6.71	124.59	121.90
26	1H	1767	C	O5'-P-OP1	-6.71	99.66	105.70

Continued on next page...

Continued from previous page...

Mol	Chain	Res	Type	Atoms	Z	Observed(°)	Ideal(°)
44	F8	67	GLY	N-CA-C	-6.71	96.31	113.10
26	14	933	A	N7-C8-N9	6.71	117.16	113.80
1	1G	337	C	C5-C6-N1	6.71	124.36	121.00
26	14	1776	G	N9-C4-C5	-6.71	102.72	105.40
1	13	872	A	N1-C2-N3	-6.71	125.94	129.30
26	1H	1406	U	C6-N1-C2	-6.71	116.97	121.00
26	14	1652	A	O5'-P-OP1	-6.71	99.66	105.70
1	13	827	U	C5-C4-O4	6.71	129.93	125.90
23	2K	24	C	N3-C2-O2	-6.71	117.20	121.90
26	1H	1879	C	C6-N1-C2	-6.71	117.62	120.30
26	14	2297	C	O5'-P-OP2	-6.71	99.66	105.70
26	14	2346	A	N1-C2-N3	6.71	132.65	129.30
26	14	2378	A	C5-C6-N6	-6.71	118.33	123.70
26	1H	847	U	C2-N3-C4	-6.71	122.98	127.00
26	14	1496	A	N1-C6-N6	6.71	122.62	118.60
26	1H	606	U	C5-C4-O4	6.70	129.92	125.90
26	14	145	G	O5'-P-OP2	-6.70	99.67	105.70
26	14	2712	U	C4-C5-C6	6.70	123.72	119.70
26	1H	1429	G	N1-C6-O6	-6.70	115.88	119.90
1	13	963	G	N1-C6-O6	-6.70	115.88	119.90
26	1H	2617	C	C6-N1-C2	6.70	122.98	120.30
26	14	1489	U	C2-N1-C1'	-6.70	109.66	117.70
26	1H	141	A	O4'-C1'-N9	6.70	113.56	108.20
26	1H	2636	U	O5'-P-OP1	-6.70	99.67	105.70
26	14	68	G	N1-C6-O6	6.70	123.92	119.90
26	14	451	C	C5-C4-N4	-6.70	115.51	120.20
26	14	1283	G	OP1-P-OP2	6.70	129.65	119.60
26	1H	731	C	C4-C5-C6	6.70	120.75	117.40
26	14	2681	C	C5-C4-N4	6.70	124.89	120.20
26	14	602	G	C8-N9-C1'	-6.70	118.30	127.00
26	14	1673	U	C2-N1-C1'	-6.70	109.67	117.70
1	13	330	C	N3-C2-O2	-6.69	117.21	121.90
26	1H	528	A	N3-C4-N9	-6.69	122.05	127.40
26	1H	1475	G	N3-C2-N2	-6.69	115.21	119.90
26	1H	364	C	C6-N1-C2	-6.69	117.62	120.30
26	1H	1625	C	C5-C4-N4	6.69	124.88	120.20
26	1H	1698	A	N1-C6-N6	6.69	122.62	118.60
26	1H	1819	A	C5-C6-N6	-6.69	118.35	123.70
50	L8	53	LEU	N-CA-C	-6.69	92.94	111.00
26	14	475	U	C6-N1-C2	-6.69	116.98	121.00
1	13	539	A	N9-C4-C5	6.69	108.47	105.80
26	1H	952	G	O5'-P-OP2	6.69	118.73	110.70

Continued on next page...

Continued from previous page...

Mol	Chain	Res	Type	Atoms	Z	Observed(°)	Ideal(°)
1	13	1520	G	C6-C5-N7	-6.69	126.39	130.40
26	1H	1930	G	O5'-P-OP1	-6.69	99.68	105.70
1	13	318	G	N3-C2-N2	-6.68	115.22	119.90
26	1H	1274	A	O5'-P-OP1	-6.68	99.68	105.70
1	1G	108	G	C5-N7-C8	-6.68	100.96	104.30
26	14	383	U	C5-C6-N1	-6.68	119.36	122.70
26	1H	682	G	C4-C5-N7	6.68	113.47	110.80
26	1H	842	G	C5-C6-O6	-6.68	124.59	128.60
26	1H	1022	G	N3-C2-N2	-6.68	115.22	119.90
26	1H	121	G	N7-C8-N9	6.68	116.44	113.10
26	1H	208	C	C2-N3-C4	-6.68	116.56	119.90
26	14	2688	U	N3-C4-O4	-6.68	114.72	119.40
26	1H	2358	G	C6-N1-C2	-6.68	121.09	125.10
26	14	487	C	N1-C2-O2	-6.68	114.89	118.90
26	1H	686	G	C8-N9-C4	6.67	109.07	106.40
27	16	89	G	O5'-P-OP2	6.67	118.71	110.70
26	1H	1489	U	C5-C4-O4	6.67	129.90	125.90
1	1G	1519	A	N9-C4-C5	6.67	108.47	105.80
26	14	786	C	N3-C4-C5	6.67	124.57	121.90
1	13	1214	C	C6-N1-C2	6.67	122.97	120.30
26	1H	146	G	C5-N7-C8	-6.67	100.96	104.30
26	1H	599	G	N3-C4-N9	6.67	130.00	126.00
26	1H	735	A	O5'-P-OP2	-6.67	99.70	105.70
26	1H	766	C	N1-C2-O2	-6.67	114.90	118.90
26	1H	1301	A	O5'-P-OP1	-6.67	99.70	105.70
26	1H	1764	G	C8-N9-C4	-6.67	103.73	106.40
26	1H	1786	A	OP1-P-O3'	6.67	119.87	105.20
1	1G	121	C	C2-N1-C1'	6.67	126.14	118.80
26	1H	109	G	N1-C6-O6	-6.67	115.90	119.90
26	1H	1786	A	N9-C1'-C2'	6.67	122.67	114.00
26	14	2256	G	O5'-P-OP2	-6.67	99.70	105.70
26	14	2361	A	N1-C6-N6	6.67	122.60	118.60
26	1H	1141	U	O4'-C1'-N1	6.67	113.53	108.20
26	14	2271	G	OP2-P-O3'	6.67	119.87	105.20
26	14	2578	G	OP2-P-O3'	6.67	119.87	105.20
26	14	2420	C	N3-C4-C5	6.67	124.57	121.90
26	1H	515	A	O4'-C1'-N9	6.66	113.53	108.20
26	1H	557	U	C2-N3-C4	-6.66	123.00	127.00
26	14	461	C	O5'-P-OP1	-6.66	99.70	105.70
26	1H	194	G	C5-C6-N1	6.66	114.83	111.50
26	1H	1559	G	N1-C6-O6	6.66	123.90	119.90
26	1H	2711	A	OP1-P-O3'	6.66	119.86	105.20

Continued on next page...

Continued from previous page...

Mol	Chain	Res	Type	Atoms	Z	Observed(°)	Ideal(°)
26	1H	2374	C	C2-N3-C4	-6.66	116.57	119.90
26	14	2691	C	O5'-P-OP1	-6.66	99.71	105.70
26	1H	1673	U	C6-N1-C2	6.66	125.00	121.00
26	1H	2286	A	N7-C8-N9	6.66	117.13	113.80
27	16	12	C	C2-N3-C4	-6.66	116.57	119.90
26	14	530	G	C2-N3-C4	-6.66	108.57	111.90
1	1G	925	G	C8-N9-C4	6.66	109.06	106.40
26	1H	73	A	C2-N3-C4	6.65	113.93	110.60
26	1H	1525	G	O5'-P-OP2	-6.65	99.71	105.70
26	14	956	G	O5'-P-OP2	-6.65	99.71	105.70
26	14	1799	G	C5-C6-O6	6.65	132.59	128.60
26	14	2560	C	O5'-P-OP1	-6.65	99.71	105.70
26	14	2567	G	N3-C4-C5	-6.65	125.27	128.60
26	1H	747	U	OP1-P-OP2	6.65	129.58	119.60
26	1H	2440	C	N3-C4-C5	-6.65	119.24	121.90
26	1H	2598	A	N9-C4-C5	-6.65	103.14	105.80
26	1H	2857	G	O5'-P-OP1	-6.65	99.72	105.70
26	14	1226	G	N1-C6-O6	-6.65	115.91	119.90
26	14	2712	U	C2-N1-C1'	6.65	125.68	117.70
26	1H	617	G	N7-C8-N9	-6.65	109.78	113.10
26	1H	837	C	N1-C2-O2	-6.65	114.91	118.90
26	14	1695	G	C6-C5-N7	-6.65	126.41	130.40
1	13	1530	G	N3-C4-N9	-6.65	122.01	126.00
26	1H	2352	A	O5'-P-OP1	-6.65	99.72	105.70
26	1H	906	G	C8-N9-C1'	6.64	135.64	127.00
1	13	733	A	C8-N9-C4	6.64	108.46	105.80
26	1H	207	A	C2-N3-C4	-6.64	107.28	110.60
26	14	1349	A	C4-C5-N7	6.64	114.02	110.70
26	14	2622	C	C6-N1-C2	6.64	122.96	120.30
1	13	582	U	C2-N3-C4	-6.64	123.02	127.00
26	1H	847	U	C5-C6-N1	-6.64	119.38	122.70
1	1G	268	C	O5'-P-OP1	-6.64	99.72	105.70
1	13	567	G	O5'-P-OP1	-6.64	99.72	105.70
26	1H	187	G	N3-C2-N2	6.64	124.55	119.90
26	1H	200	U	C2-N3-C4	-6.64	123.02	127.00
26	1H	2766	G	C5-C6-O6	-6.64	124.62	128.60
26	14	2700	C	C5-C4-N4	-6.64	115.55	120.20
26	1H	1920	C	O5'-P-OP2	-6.64	99.72	105.70
1	13	926	G	N1-C6-O6	-6.64	115.92	119.90
26	1H	115	C	N3-C4-N4	6.64	122.64	118.00
26	14	2592	G	N3-C4-N9	6.64	129.98	126.00
26	1H	1815	A	OP1-P-O3'	6.63	119.79	105.20

Continued on next page...

Continued from previous page...

Mol	Chain	Res	Type	Atoms	Z	Observed(°)	Ideal(°)
26	1H	2708	G	C8-N9-C4	6.63	109.05	106.40
26	14	1899	G	C8-N9-C4	-6.63	103.75	106.40
26	14	1496	A	C6-C5-N7	-6.63	127.66	132.30
1	13	700	G	O5'-P-OP2	-6.63	99.73	105.70
26	1H	1639	U	OP1-P-OP2	-6.63	109.66	119.60
26	1H	2385	C	N3-C4-C5	6.63	124.55	121.90
1	1G	117	G	C4-C5-N7	6.63	113.45	110.80
26	14	2401	U	C6-N1-C2	-6.63	117.02	121.00
26	1H	1241	A	N3-C4-C5	6.63	131.44	126.80
26	1H	1471	A	N7-C8-N9	6.63	117.11	113.80
26	1H	1610	A	C5-C6-N6	-6.63	118.40	123.70
1	1G	1531	A	C8-N9-C4	-6.63	103.15	105.80
26	14	1973	G	N1-C6-O6	-6.63	115.92	119.90
26	14	1816	G	O5'-P-OP2	6.62	118.65	110.70
26	14	2512	C	C6-N1-C2	6.62	122.95	120.30
26	1H	831	G	N3-C2-N2	6.62	124.54	119.90
26	1H	1307	A	C2-N3-C4	-6.62	107.29	110.60
26	1H	2822	G	N1-C6-O6	6.62	123.87	119.90
26	14	141	A	N1-C6-N6	6.62	122.57	118.60
26	14	808	G	N3-C4-N9	6.62	129.97	126.00
26	14	1995	U	N3-C2-O2	-6.62	117.56	122.20
26	1H	773	U	N1-C2-N3	6.62	118.87	114.90
26	1H	1379	A	N7-C8-N9	6.62	117.11	113.80
26	14	528	A	N7-C8-N9	6.62	117.11	113.80
1	13	580	U	N3-C2-O2	-6.62	117.57	122.20
1	1G	108	G	C4-C5-N7	6.62	113.45	110.80
26	14	391	G	C4-N9-C1'	6.62	135.10	126.50
26	14	560	C	N3-C4-C5	6.62	124.55	121.90
26	1H	53	A	C8-N9-C4	-6.62	103.15	105.80
1	13	819	A	O5'-P-OP1	-6.62	99.75	105.70
26	1H	131	G	N1-C6-O6	6.62	123.87	119.90
26	1H	1639	U	OP2-P-O3'	6.62	119.75	105.20
26	14	789	A	O5'-P-OP1	-6.62	99.75	105.70
26	1H	630	G	C5-C6-O6	-6.61	124.63	128.60
1	13	857	C	C4-C5-C6	6.61	120.70	117.40
26	14	1961	C	N1-C2-O2	-6.61	114.93	118.90
57	3L	2	C	C6-N1-C2	-6.61	117.66	120.30
1	1G	586	C	O5'-P-OP2	-6.60	99.76	105.70
26	1H	629	G	O5'-P-OP2	-6.60	99.76	105.70
26	1H	774	A	C6-N1-C2	6.60	122.56	118.60
26	1H	122	G	C6-N1-C2	-6.60	121.14	125.10
26	1H	125	G	N3-C2-N2	6.60	124.52	119.90

Continued on next page...

Continued from previous page...

Mol	Chain	Res	Type	Atoms	Z	Observed(°)	Ideal(°)
26	1H	673	C	C5-C6-N1	6.60	124.30	121.00
26	1H	2068	U	C2-N3-C4	6.60	130.96	127.00
1	1G	721	G	C5-C6-N1	-6.60	108.20	111.50
26	14	2510	C	O5'-P-OP2	-6.60	99.76	105.70
1	13	1279	A	C5-N7-C8	-6.60	100.60	103.90
26	1H	1982	C	O5'-P-OP1	-6.60	99.76	105.70
26	1H	2297	C	C5-C4-N4	6.60	124.82	120.20
26	14	265	A	C6-C5-N7	-6.60	127.68	132.30
26	1H	665	C	C6-N1-C2	6.59	122.94	120.30
26	1H	1202	C	N3-C4-C5	-6.59	119.26	121.90
26	1H	2324	C	C6-N1-C1'	-6.59	112.89	120.80
26	1H	2638	G	N3-C4-C5	-6.59	125.30	128.60
26	14	783	A	N9-C1'-C2'	-6.59	104.75	112.00
26	14	1950	G	C8-N9-C1'	-6.59	118.43	127.00
26	1H	704	G	C5-C6-O6	-6.59	124.64	128.60
32	51	171	LEU	CA-CB-CG	6.59	130.46	115.30
26	1H	189	G	C8-N9-C4	6.59	109.04	106.40
26	1H	206	U	N3-C4-O4	-6.59	114.79	119.40
26	14	974(A)	C	C5-C4-N4	6.59	124.81	120.20
26	14	1399	C	OP2-P-O3'	6.59	119.70	105.20
26	1H	1626	G	C8-N9-C4	-6.59	103.76	106.40
26	14	852	G	N1-C6-O6	-6.59	115.95	119.90
26	14	1391	U	O5'-P-OP1	-6.59	99.77	105.70
25	4K	16	A	C8-N9-C4	6.59	108.44	105.80
26	1H	2700	C	C5-C4-N4	-6.59	115.59	120.20
26	14	777	A	C6-N1-C2	-6.59	114.65	118.60
26	1H	1310	G	N1-C6-O6	6.58	123.85	119.90
26	14	784	A	OP1-P-O3'	6.58	119.69	105.20
24	3K	2	C	P-O3'-C3'	6.58	127.60	119.70
26	1H	2611	U	OP2-P-O3'	6.58	119.68	105.20
26	1H	189	G	N7-C8-N9	-6.58	109.81	113.10
26	1H	1595	G	O5'-P-OP2	6.58	118.60	110.70
26	14	1756	G	N9-C4-C5	6.58	108.03	105.40
26	1H	533	G	N1-C6-O6	-6.58	115.95	119.90
1	13	235	C	C6-N1-C2	6.57	122.93	120.30
26	14	1345	C	C6-N1-C2	-6.57	117.67	120.30
26	1H	967	C	O5'-P-OP1	6.57	118.58	110.70
1	1G	541	G	N1-C6-O6	6.57	123.84	119.90
26	14	2842	G	C5-C6-O6	-6.57	124.66	128.60
1	13	966	G	N1-C6-O6	6.57	123.84	119.90
26	1H	693	C	OP2-P-O3'	6.57	119.65	105.20
1	1G	692	U	C5-C4-O4	-6.57	121.96	125.90

Continued on next page...

Continued from previous page...

Mol	Chain	Res	Type	Atoms	Z	Observed(°)	Ideal(°)
26	14	1248	G	N9-C4-C5	-6.57	102.77	105.40
26	14	1812	A	O5'-P-OP2	-6.57	99.79	105.70
26	14	2544	G	C6-C5-N7	-6.57	126.46	130.40
26	1H	942	G	N1-C2-N2	6.57	122.11	116.20
26	1H	1957	C	N3-C4-C5	6.57	124.53	121.90
26	1H	1965	C	C6-N1-C2	6.57	122.93	120.30
26	14	1780	A	N1-C2-N3	6.57	132.58	129.30
26	1H	452	G	N1-C6-O6	-6.56	115.96	119.90
26	1H	1610	A	N7-C8-N9	6.56	117.08	113.80
26	1H	1858	G	N1-C6-O6	6.56	123.84	119.90
26	14	2065	C	O5'-P-OP1	6.56	118.58	110.70
26	14	1293	C	C5-C4-N4	-6.56	115.61	120.20
1	13	762	C	C5-C4-N4	6.56	124.79	120.20
26	14	774	A	N1-C6-N6	6.56	122.53	118.60
26	14	1204	A	N3-C4-C5	6.56	131.39	126.80
1	1G	1305	G	O5'-P-OP1	-6.56	99.80	105.70
26	14	750	A	N7-C8-N9	6.56	117.08	113.80
26	1H	187	G	OP1-P-OP2	6.55	129.43	119.60
26	1H	1950	G	C5-C6-N1	-6.55	108.22	111.50
1	1G	713	G	C5-C6-O6	-6.55	124.67	128.60
1	1G	1467	G	O5'-P-OP2	-6.55	99.80	105.70
26	14	1647	G	O5'-P-OP1	-6.55	99.80	105.70
26	14	1347	G	OP1-P-O3'	6.55	119.62	105.20
1	13	807	A	C8-N9-C4	-6.55	103.18	105.80
1	13	1374	A	C2-N3-C4	-6.55	107.32	110.60
26	1H	2435	A	N9-C4-C5	6.55	108.42	105.80
26	1H	2666	C	C6-N1-C2	-6.55	117.68	120.30
27	16	8	U	O5'-P-OP1	6.55	118.56	110.70
26	14	1972	A	OP2-P-O3'	6.55	119.61	105.20
26	1H	35	G	C5-C6-O6	6.55	132.53	128.60
26	1H	2228	G	C6-C5-N7	-6.55	126.47	130.40
1	13	818	G	C4-C5-N7	-6.55	108.18	110.80
26	14	1914	C	C6-N1-C2	-6.55	117.68	120.30
1	13	1228	C	C6-N1-C2	-6.55	117.68	120.30
26	1H	602	G	N3-C4-N9	6.55	129.93	126.00
26	14	1771	C	N1-C2-O2	-6.55	114.97	118.90
26	14	1938	A	N1-C6-N6	6.55	122.53	118.60
26	1H	383	U	C2-N1-C1'	-6.54	109.85	117.70
26	14	729	G	N3-C2-N2	-6.54	115.32	119.90
26	1H	528	A	C5-N7-C8	-6.54	100.63	103.90
26	1H	740	U	OP1-P-O3'	-6.54	90.81	105.20
26	1H	1475	G	N3-C4-N9	-6.54	122.08	126.00

Continued on next page...

Continued from previous page...

Mol	Chain	Res	Type	Atoms	Z	Observed(°)	Ideal(°)
26	1H	1754	C	C6-N1-C2	-6.54	117.68	120.30
55	Q8	44	LYS	CD-CE-NZ	6.54	126.75	111.70
1	13	1394	A	C8-N9-C4	6.54	108.42	105.80
26	1H	814	C	C2-N3-C4	-6.54	116.63	119.90
26	1H	1259	G	OP2-P-O3'	6.54	119.59	105.20
26	1H	1807	G	C5-C6-O6	-6.54	124.68	128.60
27	16	95	U	C5-C4-O4	6.54	129.82	125.90
26	14	529	A	C6-C5-N7	-6.54	127.72	132.30
26	1H	1614	A	C5-C6-N1	-6.54	114.43	117.70
26	1H	2032	G	C2-N3-C4	-6.54	108.63	111.90
26	1H	2245	U	OP1-P-O3'	6.54	119.58	105.20
1	1G	823	G	O5'-P-OP1	-6.54	99.81	105.70
26	14	503	A	C5-C6-N6	6.54	128.93	123.70
26	14	2841	C	C5-C6-N1	-6.54	117.73	121.00
26	1H	845	G	C8-N9-C4	6.54	109.02	106.40
26	1H	2054	A	OP2-P-O3'	6.54	119.58	105.20
26	1H	536	A	C5-C6-N1	6.54	120.97	117.70
26	1H	1698	A	N3-C4-N9	-6.54	122.17	127.40
26	14	828	U	N3-C2-O2	-6.54	117.62	122.20
26	14	1673	U	O5'-P-OP2	6.54	118.54	110.70
26	1H	2713	A	C5-C6-N1	-6.53	114.43	117.70
26	1H	2430	A	C8-N9-C1'	6.53	139.46	127.70
26	1H	1998	G	N3-C2-N2	6.53	124.47	119.90
26	14	123	G	C8-N9-C4	6.53	109.01	106.40
26	1H	941	A	N9-C4-C5	-6.53	103.19	105.80
26	1H	2080	G	N1-C6-O6	6.53	123.82	119.90
1	1G	615	C	C6-N1-C2	-6.53	117.69	120.30
26	14	197	A	OP2-P-O3'	6.53	119.56	105.20
1	13	1262	C	O5'-P-OP2	-6.53	99.83	105.70
26	1H	1644	C	N3-C2-O2	-6.53	117.33	121.90
26	1H	2307	G	C6-C5-N7	-6.53	126.48	130.40
26	14	2329	G	C5-C6-N1	6.53	114.76	111.50
1	13	1203	C	N3-C2-O2	-6.53	117.33	121.90
26	1H	56	A	N9-C4-C5	-6.53	103.19	105.80
26	14	2544	G	N9-C4-C5	-6.53	102.79	105.40
26	1H	1340	U	C5-C4-O4	-6.52	121.99	125.90
26	1H	528	A	N1-C2-N3	-6.52	126.04	129.30
26	14	1333	C	N3-C4-C5	6.52	124.51	121.90
26	14	2328	A	C5-C6-N6	-6.52	118.48	123.70
26	14	1761	C	N1-C2-O2	-6.52	114.99	118.90
26	14	2246	G	C5-N7-C8	-6.52	101.04	104.30
26	1H	489	G	N3-C4-C5	6.52	131.86	128.60

Continued on next page...

Continued from previous page...

Mol	Chain	Res	Type	Atoms	Z	Observed(°)	Ideal(°)
26	14	1342	A	N9-C1'-C2'	6.52	122.47	114.00
26	1H	323	G	O5'-P-OP1	-6.51	99.84	105.70
26	1H	1192	G	N1-C2-N2	-6.51	110.34	116.20
1	1G	1500	A	N1-C6-N6	6.51	122.51	118.60
26	1H	1295	C	OP2-P-O3'	6.51	119.53	105.20
26	1H	1853	A	N1-C6-N6	6.51	122.51	118.60
26	1H	2375	G	OP2-P-O3'	6.51	119.53	105.20
23	2K	40	C	C5-C6-N1	6.51	124.25	121.00
26	1H	755	C	N3-C4-C5	-6.51	119.30	121.90
26	1H	2298	A	O5'-P-OP2	-6.51	99.84	105.70
26	14	252	G	C2-N3-C4	6.51	115.16	111.90
26	14	2037	G	C5-C6-O6	6.51	132.50	128.60
1	13	748	C	C5-C6-N1	6.51	124.25	121.00
26	1H	380	U	N1-C2-N3	6.51	118.80	114.90
26	1H	1674	G	C6-C5-N7	-6.51	126.50	130.40
1	1G	690	G	O4'-C1'-N9	6.51	113.41	108.20
26	14	2430	A	O5'-P-OP2	6.51	118.51	110.70
22	1K	75	C	C5-C6-N1	6.50	124.25	121.00
26	1H	2725	A	N9-C4-C5	6.50	108.40	105.80
26	14	710	G	N1-C6-O6	6.50	123.80	119.90
26	14	1121	C	C6-N1-C2	6.50	122.90	120.30
26	14	2065	C	N1-C2-O2	6.50	122.80	118.90
26	14	2713	A	C5-C6-N6	-6.50	118.50	123.70
26	1H	791	C	OP2-P-O3'	6.50	119.50	105.20
26	1H	1161	C	OP1-P-OP2	-6.50	109.85	119.60
26	14	1651	G	O5'-P-OP2	-6.50	99.85	105.70
46	H8	76	LEU	CA-CB-CG	6.50	130.25	115.30
26	1H	682	G	N9-C4-C5	-6.50	102.80	105.40
26	1H	974	G	N3-C2-N2	-6.50	115.35	119.90
26	14	2251	G	C4-C5-N7	-6.50	108.20	110.80
26	1H	940	G	C5-C6-O6	-6.50	124.70	128.60
26	1H	2318	G	C5-N7-C8	-6.50	101.05	104.30
26	14	1960	A	O5'-P-OP2	-6.50	99.85	105.70
24	3K	71	G	C4-C5-N7	-6.50	108.20	110.80
26	1H	330	A	C8-N9-C4	-6.50	103.20	105.80
26	1H	1923	U	O5'-P-OP1	6.50	118.49	110.70
26	1H	2359	C	C6-N1-C2	-6.50	117.70	120.30
26	1H	2390	U	O5'-P-OP2	6.50	118.49	110.70
26	14	764	A	N1-C2-N3	-6.50	126.05	129.30
26	1H	82	G	N1-C6-O6	-6.49	116.00	119.90
26	1H	1185	C	N3-C4-C5	-6.49	119.30	121.90
26	1H	1298	C	OP1-P-O3'	6.49	119.49	105.20

Continued on next page...

Continued from previous page...

Mol	Chain	Res	Type	Atoms	Z	Observed(°)	Ideal(°)
26	14	221	A	C8-N9-C4	-6.49	103.20	105.80
26	14	242	G	N9-C4-C5	-6.49	102.80	105.40
26	14	2392	A	N1-C6-N6	6.49	122.50	118.60
1	13	974	A	C5-C6-N6	-6.49	118.51	123.70
26	1H	214	G	C8-N9-C4	-6.49	103.80	106.40
26	1H	532	A	C5-N7-C8	-6.49	100.66	103.90
35	25	8	LEU	CA-CB-CG	6.49	130.22	115.30
26	1H	787	U	C5-C4-O4	6.49	129.79	125.90
26	14	210	C	C6-N1-C2	6.49	122.89	120.30
26	14	828	U	C4-C5-C6	6.49	123.59	119.70
26	1H	571	A	C8-N9-C4	6.49	108.39	105.80
26	1H	617	G	N3-C2-N2	6.49	124.44	119.90
26	1H	705	A	N1-C6-N6	6.49	122.49	118.60
27	16	31	C	N3-C2-O2	-6.49	117.36	121.90
26	1H	2490	G	N1-C6-O6	6.48	123.79	119.90
26	14	1142	U	N1-C2-O2	6.48	127.34	122.80
26	1H	117	G	N1-C6-O6	-6.48	116.01	119.90
26	1H	683	C	C6-N1-C2	6.48	122.89	120.30
26	1H	2549	G	C5-C6-O6	-6.48	124.71	128.60
1	1G	11	G	O5'-P-OP1	-6.48	99.86	105.70
26	14	665	C	N3-C4-C5	6.48	124.49	121.90
26	1H	825	C	C4-C5-C6	6.48	120.64	117.40
26	1H	908	C	N1-C2-O2	-6.48	115.01	118.90
26	1H	1950	G	C6-C5-N7	-6.48	126.51	130.40
26	14	465	G	O5'-P-OP2	6.48	118.48	110.70
26	14	2387	U	C2-N3-C4	-6.48	123.11	127.00
26	14	2707	G	C6-N1-C2	-6.48	121.21	125.10
1	13	762	C	N3-C4-N4	-6.48	113.47	118.00
26	1H	2352	A	N9-C4-C5	-6.48	103.21	105.80
26	14	2235	G	N3-C4-N9	6.48	129.89	126.00
26	14	2607	G	O5'-P-OP1	6.48	118.47	110.70
55	Q8	28	GLY	N-CA-C	6.48	129.29	113.10
26	14	698	C	OP1-P-OP2	6.47	129.31	119.60
57	3L	76	A	O4'-C1'-N9	6.47	113.38	108.20
26	1H	858	U	O5'-P-OP2	-6.47	99.88	105.70
26	1H	2330	G	N9-C4-C5	-6.47	102.81	105.40
26	1H	2600	A	N1-C6-N6	-6.47	114.72	118.60
1	13	1190	G	N1-C6-O6	6.47	123.78	119.90
26	1H	1369	G	C4-C5-N7	-6.47	108.21	110.80
1	13	788	U	OP2-P-O3'	6.46	119.42	105.20
1	13	974	A	C5-N7-C8	-6.46	100.67	103.90
26	1H	295	G	O5'-P-OP1	-6.46	99.88	105.70

Continued on next page...

Continued from previous page...

Mol	Chain	Res	Type	Atoms	Z	Observed(°)	Ideal(°)
26	14	133	C	C2-N3-C4	-6.46	116.67	119.90
1	13	605	U	C5-C4-O4	6.46	129.78	125.90
26	1H	686	G	C5-N7-C8	6.46	107.53	104.30
26	1H	1220	A	O5'-P-OP1	-6.46	99.88	105.70
26	1H	38	A	C2-N3-C4	6.46	113.83	110.60
26	1H	481	G	C5-C6-O6	-6.46	124.72	128.60
26	1H	739	G	C8-N9-C4	6.46	108.98	106.40
26	1H	1147	C	C6-N1-C2	6.46	122.88	120.30
26	1H	1315	C	N3-C2-O2	-6.46	117.38	121.90
26	1H	1757	U	OP1-P-O3'	6.46	119.41	105.20
26	1H	2318	G	N7-C8-N9	6.46	116.33	113.10
26	14	2426	A	N1-C6-N6	6.46	122.48	118.60
26	1H	470	A	N7-C8-N9	6.46	117.03	113.80
26	1H	514	A	C6-N1-C2	-6.46	114.72	118.60
26	1H	1376	C	C6-N1-C2	-6.46	117.72	120.30
26	14	1698	A	N7-C8-N9	6.46	117.03	113.80
26	1H	107	C	N3-C2-O2	6.46	126.42	121.90
26	1H	930	U	N1-C2-N3	6.46	118.78	114.90
26	1H	1324	G	N3-C2-N2	-6.46	115.38	119.90
26	1H	2712	U	O4'-C1'-N1	6.46	113.37	108.20
26	14	242	G	N7-C8-N9	-6.46	109.87	113.10
26	14	1359	A	C8-N9-C4	6.46	108.38	105.80
1	13	760	G	C5-N7-C8	-6.46	101.07	104.30
1	13	1498	U	P-O3'-C3'	6.46	127.45	119.70
1	1G	518	C	O5'-P-OP1	6.46	118.45	110.70
26	14	1658	C	C6-N1-C2	-6.46	117.72	120.30
26	1H	1394	U	C2-N3-C4	6.46	130.87	127.00
1	13	1158	C	N1-C2-O2	6.45	122.77	118.90
1	13	1276	G	C8-N9-C4	-6.45	103.82	106.40
26	1H	250	G	N7-C8-N9	6.45	116.33	113.10
26	1H	557	U	C5-C6-N1	-6.45	119.47	122.70
26	1H	1534	G	C8-N9-C4	-6.45	103.82	106.40
26	1H	2585	U	N1-C2-O2	6.45	127.32	122.80
1	1G	721	G	C4-N9-C1'	6.45	134.89	126.50
26	1H	774	A	N7-C8-N9	6.45	117.03	113.80
1	13	562	C	O5'-P-OP2	-6.45	99.89	105.70
1	1G	576	G	N1-C2-N2	-6.45	110.39	116.20
26	14	747	U	C6-N1-C2	6.45	124.87	121.00
26	1H	290	G	N3-C2-N2	6.45	124.41	119.90
26	1H	1938	A	O4'-C1'-N9	6.45	113.36	108.20
26	1H	2737	G	N1-C6-O6	6.45	123.77	119.90
1	13	1225	A	N9-C4-C5	-6.45	103.22	105.80

Continued on next page...

Continued from previous page...

Mol	Chain	Res	Type	Atoms	Z	Observed(°)	Ideal(°)
26	1H	448	U	N3-C4-C5	-6.45	110.73	114.60
26	1H	463	G	C8-N9-C4	6.45	108.98	106.40
26	1H	835	A	N9-C4-C5	6.45	108.38	105.80
26	1H	1293	C	O5'-P-OP2	6.45	118.44	110.70
27	1J	70	C	C6-N1-C2	-6.45	117.72	120.30
1	13	1202	G	C5-C6-O6	6.45	132.47	128.60
26	1H	789	A	O4'-C1'-N9	-6.45	103.04	108.20
26	1H	2782	G	N1-C6-O6	6.45	123.77	119.90
26	14	2610	C	N1-C2-O2	6.45	122.77	118.90
26	14	2755	C	C5-C6-N1	6.45	124.22	121.00
1	13	570	G	C8-N9-C4	-6.44	103.82	106.40
1	13	1517	G	C4-C5-N7	6.44	113.38	110.80
26	1H	1136	G	C2-N3-C4	6.44	115.12	111.90
26	1H	1199	U	N1-C2-O2	6.44	127.31	122.80
26	1H	2269	A	N1-C6-N6	6.44	122.47	118.60
26	1H	730	C	N3-C4-C5	6.44	124.48	121.90
26	14	2419	U	OP1-P-O3'	6.44	119.37	105.20
26	1H	586	A	N1-C6-N6	-6.44	114.74	118.60
26	1H	868	U	N1-C2-O2	6.44	127.31	122.80
26	1H	965	C	OP1-P-OP2	6.44	129.26	119.60
26	1H	1821	A	N3-C4-C5	-6.44	122.29	126.80
26	14	770	G	C8-N9-C4	6.44	108.98	106.40
26	14	1394	U	O5'-P-OP2	6.44	118.43	110.70
26	14	1978	A	OP2-P-O3'	6.44	119.37	105.20
26	14	2463	C	C5-C6-N1	-6.44	117.78	121.00
26	1H	69	C	C5-C4-N4	6.44	124.71	120.20
26	14	1249	U	N3-C4-O4	6.44	123.91	119.40
26	14	1304	C	N1-C2-O2	6.44	122.76	118.90
26	14	1435	G	C8-N9-C4	6.44	108.97	106.40
26	1H	577	G	OP1-P-OP2	-6.44	109.94	119.60
1	13	312	C	OP2-P-O3'	6.43	119.36	105.20
26	1H	279	C	C6-N1-C2	-6.43	117.73	120.30
26	1H	528	A	C4-N9-C1'	-6.43	114.72	126.30
26	1H	985	C	C5-C6-N1	-6.43	117.78	121.00
26	1H	2582	G	N3-C2-N2	6.43	124.40	119.90
26	14	530	G	N3-C4-N9	-6.43	122.14	126.00
26	14	2334	G	N3-C4-N9	6.43	129.86	126.00
26	1H	479	A	N7-C8-N9	-6.43	110.58	113.80
26	1H	2080	G	C5-C6-O6	-6.43	124.74	128.60
26	14	83	G	N1-C6-O6	6.43	123.76	119.90
26	14	747	U	N1-C2-N3	-6.43	111.04	114.90
26	1H	422	A	N1-C6-N6	6.43	122.46	118.60

Continued on next page...

Continued from previous page...

Mol	Chain	Res	Type	Atoms	Z	Observed(°)	Ideal(°)
26	14	1307	A	N1-C2-N3	6.43	132.52	129.30
26	14	2235	G	N3-C4-C5	-6.43	125.39	128.60
27	16	115	G	N9-C4-C5	-6.43	102.83	105.40
26	14	1898	U	N1-C2-N3	6.43	118.76	114.90
26	14	1980	G	C5-C6-O6	-6.43	124.74	128.60
1	13	792	A	C3'-C2'-C1'	-6.43	96.36	101.50
26	14	1251	C	C6-N1-C2	-6.43	117.73	120.30
26	14	1564	C	N3-C4-N4	-6.43	113.50	118.00
26	1H	2430	A	C4-N9-C1'	-6.43	114.73	126.30
26	14	1930	G	C4-C5-N7	-6.43	108.23	110.80
1	13	302	G	N3-C4-C5	-6.42	125.39	128.60
26	1H	370	G	C5-C6-O6	6.42	132.45	128.60
26	1H	704	G	N3-C2-N2	-6.42	115.40	119.90
26	1H	1940	U	N1-C2-O2	-6.42	118.30	122.80
26	1H	739	G	N7-C8-N9	-6.42	109.89	113.10
26	1H	832	G	C4-C5-C6	6.42	122.65	118.80
26	14	2235	G	OP1-P-OP2	-6.42	109.97	119.60
26	1H	667	U	N3-C4-O4	6.42	123.89	119.40
26	1H	1761	C	C5-C4-N4	-6.42	115.70	120.20
26	14	1251	C	C5-C4-N4	-6.42	115.71	120.20
26	1H	391	G	C2-N3-C4	-6.42	108.69	111.90
26	1H	1636	C	N1-C2-O2	-6.42	115.05	118.90
26	1H	2461	C	N3-C4-C5	6.42	124.47	121.90
26	1H	2578	G	N1-C6-O6	-6.42	116.05	119.90
23	2K	62	C	N1-C2-O2	6.42	122.75	118.90
26	1H	290	G	N3-C4-N9	6.42	129.85	126.00
26	1H	1446	C	C6-N1-C2	-6.42	117.73	120.30
26	1H	2688	U	C5-C6-N1	-6.42	119.49	122.70
26	1H	2826	A	N7-C8-N9	-6.42	110.59	113.80
26	14	775	G	N1-C6-O6	-6.42	116.05	119.90
1	13	35	G	C5-C6-N1	-6.42	108.29	111.50
26	14	1955	U	C5-C6-N1	-6.42	119.49	122.70
1	13	800	G	N1-C6-O6	6.41	123.75	119.90
1	13	1362(A)	C	C6-N1-C2	6.41	122.86	120.30
26	14	1831	G	C2-N3-C4	-6.41	108.69	111.90
1	13	111	G	N1-C6-O6	6.41	123.75	119.90
1	13	875	C	C6-N1-C2	-6.41	117.74	120.30
26	1H	1428	C	N3-C4-C5	6.41	124.46	121.90
26	1H	2778	A	O5'-P-OP2	-6.41	99.93	105.70
26	14	1366	A	N1-C6-N6	6.41	122.45	118.60
1	13	762	C	C5-C6-N1	-6.41	117.80	121.00
26	1H	783	A	N9-C1'-C2'	-6.41	104.95	112.00

Continued on next page...

Continued from previous page...

Mol	Chain	Res	Type	Atoms	Z	Observed(°)	Ideal(°)
26	14	426	C	N3-C2-O2	-6.41	117.41	121.90
26	14	847	U	C6-N1-C1'	6.41	130.17	121.20
26	1H	1663	C	N3-C4-C5	6.41	124.46	121.90
26	1H	2275	C	C6-N1-C2	-6.41	117.74	120.30
26	1H	2774	C	C6-N1-C2	6.41	122.86	120.30
26	14	450	G	N1-C6-O6	-6.41	116.06	119.90
26	14	1585	C	N1-C2-O2	6.41	122.74	118.90
26	1H	2373	G	C2-N3-C4	-6.40	108.70	111.90
26	1H	793	A	C6-N1-C2	-6.40	114.76	118.60
26	1H	1837	C	N1-C2-O2	6.40	122.74	118.90
26	1H	1984	G	C5-C6-O6	6.40	132.44	128.60
26	1H	2357	U	OP2-P-O3'	6.40	119.29	105.20
26	14	1355	G	C8-N9-C4	-6.40	103.84	106.40
26	14	2700	C	C2-N3-C4	-6.40	116.70	119.90
26	14	2830	G	N3-C4-N9	-6.40	122.16	126.00
1	13	781	A	C5-C6-N6	-6.40	118.58	123.70
26	1H	815	C	N3-C4-N4	-6.40	113.52	118.00
26	1H	1567	A	C8-N9-C4	-6.40	103.24	105.80
26	14	1950	G	N3-C4-N9	6.40	129.84	126.00
26	14	2432	A	N1-C6-N6	6.40	122.44	118.60
1	13	305	G	C4-C5-N7	-6.40	108.24	110.80
1	13	575	G	C5-C6-O6	6.40	132.44	128.60
26	14	1831	G	C6-C5-N7	-6.40	126.56	130.40
1	13	576	G	C6-C5-N7	-6.40	126.56	130.40
26	1H	2346	A	C4-N9-C1'	6.40	137.81	126.30
26	1H	2451	A	C5-C6-N6	6.40	128.82	123.70
26	14	1618	A	N7-C8-N9	6.40	117.00	113.80
26	1H	1331	A	N9-C4-C5	6.40	108.36	105.80
26	14	475	U	N3-C4-C5	-6.40	110.76	114.60
1	13	1281	U	N1-C2-O2	6.39	127.28	122.80
23	2K	57	C	OP1-P-OP2	6.39	129.19	119.60
26	1H	682	G	C8-N9-C1'	-6.39	118.69	127.00
26	1H	1303	G	O5'-P-OP2	-6.39	99.94	105.70
26	1H	2609	U	N3-C4-O4	-6.39	114.92	119.40
27	1J	103	U	N3-C4-O4	-6.39	114.92	119.40
26	1H	1365	A	C2-N3-C4	-6.39	107.40	110.60
26	1H	1407	C	OP1-P-O3'	6.39	119.26	105.20
26	1H	2403	C	N1-C2-O2	-6.39	115.06	118.90
27	16	14	U	OP1-P-OP2	6.39	129.19	119.60
1	1G	906	G	C6-C5-N7	-6.39	126.56	130.40
26	14	1374	G	N3-C2-N2	-6.39	115.42	119.90
26	14	1835	G	N1-C6-O6	-6.39	116.06	119.90

Continued on next page...

Continued from previous page...

Mol	Chain	Res	Type	Atoms	Z	Observed(°)	Ideal(°)
26	1H	1428	C	C2-N3-C4	-6.39	116.70	119.90
26	1H	2274	A	OP2-P-O3'	6.39	119.26	105.20
44	F8	70	LEU	CA-CB-CG	6.39	130.00	115.30
26	14	1396	U	C2-N1-C1'	6.39	125.37	117.70
26	14	1565	C	N3-C4-N4	6.39	122.47	118.00
26	14	1773	A	O5'-P-OP1	6.39	118.37	110.70
26	1H	1828	G	OP1-P-OP2	-6.39	110.02	119.60
26	14	126	A	O5'-P-OP2	-6.39	99.95	105.70
26	14	247	G	C4-C5-N7	6.39	113.36	110.80
26	14	1496	A	C4-C5-N7	6.39	113.89	110.70
26	14	2511	U	O5'-P-OP2	-6.39	99.95	105.70
1	13	896	C	C5-C6-N1	-6.39	117.81	121.00
26	1H	1367	A	C2-N3-C4	-6.39	107.41	110.60
26	1H	1996	C	C6-N1-C2	6.39	122.85	120.30
26	1H	2391	G	C6-N1-C2	6.39	128.93	125.10
26	1H	239	U	C5-C6-N1	-6.38	119.51	122.70
26	1H	2725	A	C8-N9-C4	-6.38	103.25	105.80
26	14	2712	U	C6-N1-C1'	-6.38	112.26	121.20
26	1H	1932	A	N1-C6-N6	6.38	122.43	118.60
26	14	2731	G	N7-C8-N9	6.38	116.29	113.10
1	13	1486	G	N3-C4-C5	6.38	131.79	128.60
26	14	2320	A	O5'-P-OP1	-6.38	99.96	105.70
26	14	2611	U	C5-C6-N1	6.38	125.89	122.70
26	14	251	A	N1-C2-N3	6.38	132.49	129.30
26	1H	199	A	N1-C2-N3	-6.38	126.11	129.30
26	1H	812	C	C6-N1-C2	-6.38	117.75	120.30
26	1H	2363	C	N3-C4-N4	-6.38	113.53	118.00
26	1H	2466	C	N3-C4-C5	6.38	124.45	121.90
26	1H	412	A	C8-N9-C4	6.38	108.35	105.80
26	1H	682	G	N3-C2-N2	6.38	124.36	119.90
26	1H	1312	U	O5'-P-OP2	6.38	118.35	110.70
26	14	1145	C	C6-N1-C2	-6.38	117.75	120.30
26	1H	1610	A	C6-C5-N7	-6.38	127.84	132.30
26	1H	372	G	C5-C6-O6	6.37	132.42	128.60
26	1H	2359	C	N3-C2-O2	-6.37	117.44	121.90
1	1G	1469	G	C5-C6-O6	-6.37	124.78	128.60
26	14	2284	C	N1-C2-O2	-6.37	115.08	118.90
26	1H	1958	C	N3-C4-N4	6.37	122.46	118.00
1	1G	274	A	N7-C8-N9	-6.37	110.61	113.80
26	14	2380	C	C2-N3-C4	-6.37	116.71	119.90
26	14	2503	A	C5-C6-N1	6.37	120.89	117.70
26	14	2525	G	OP2-P-O3'	6.37	119.22	105.20

Continued on next page...

Continued from previous page...

Mol	Chain	Res	Type	Atoms	Z	Observed(°)	Ideal(°)
1	13	857	C	N3-C4-C5	-6.37	119.35	121.90
26	1H	457	A	O5'-P-OP2	-6.37	99.97	105.70
26	1H	1198	U	C2-N3-C4	-6.37	123.18	127.00
26	1H	2779	U	N3-C4-O4	-6.37	114.94	119.40
26	1H	1351	C	C6-N1-C2	-6.37	117.75	120.30
39	A8	30	ARG	NE-CZ-NH1	6.37	123.48	120.30
1	13	108	G	C4-C5-N7	6.37	113.35	110.80
1	13	587	G	C5-C6-O6	-6.37	124.78	128.60
26	1H	146	G	N9-C4-C5	-6.37	102.85	105.40
26	1H	1772	G	N3-C4-N9	6.37	129.82	126.00
26	1H	1798	U	O5'-P-OP2	-6.37	99.97	105.70
26	1H	1947	C	C5-C4-N4	-6.37	115.74	120.20
1	1G	108	G	C8-N9-C4	-6.37	103.85	106.40
26	14	2058	A	N9-C4-C5	6.37	108.35	105.80
26	14	2598	A	OP2-P-O3'	6.37	119.20	105.20
1	13	691	G	C5-C6-O6	-6.36	124.78	128.60
26	1H	2581	G	OP1-P-O3'	6.36	119.20	105.20
26	14	1659	U	O5'-P-OP1	-6.36	99.97	105.70
26	14	1964	G	N3-C4-C5	-6.36	125.42	128.60
26	14	2628	C	N3-C4-C5	6.36	124.45	121.90
26	1H	121	G	C6-N1-C2	-6.36	121.28	125.10
26	1H	946	G	N7-C8-N9	-6.36	109.92	113.10
26	1H	1599	C	N3-C4-N4	-6.36	113.55	118.00
26	14	819	A	O5'-P-OP1	6.36	118.33	110.70
26	14	784	A	P-O3'-C3'	6.36	127.33	119.70
26	14	2068	U	OP1-P-O3'	6.36	119.19	105.20
26	14	2506	U	N3-C4-O4	6.36	123.85	119.40
26	1H	1773	A	O5'-P-OP1	6.36	118.33	110.70
26	1H	2374	C	C4-C5-C6	6.36	120.58	117.40
1	1G	274	A	C8-N9-C4	6.36	108.34	105.80
1	1G	328	C	P-O3'-C3'	6.36	127.33	119.70
26	14	1409	C	OP1-P-OP2	6.36	129.13	119.60
1	1G	1305	G	N3-C4-N9	-6.35	122.19	126.00
26	14	791	C	N1-C2-O2	-6.35	115.09	118.90
26	1H	1265	A	O5'-P-OP2	-6.35	99.98	105.70
1	13	1359	C	O5'-P-OP1	-6.35	99.98	105.70
26	1H	503	A	C5-C6-N6	6.35	128.78	123.70
1	1G	1502	A	C6-C5-N7	-6.35	127.85	132.30
1	1G	1234	C	N3-C2-O2	-6.35	117.46	121.90
26	14	130	C	C2-N3-C4	-6.35	116.73	119.90
26	14	1941	C	C6-N1-C2	-6.35	117.76	120.30
26	1H	99	U	N3-C2-O2	-6.35	117.76	122.20

Continued on next page...

Continued from previous page...

Mol	Chain	Res	Type	Atoms	Z	Observed(°)	Ideal(°)
26	1H	266	G	O5'-P-OP2	-6.35	99.99	105.70
26	14	458	G	O4'-C1'-N9	6.35	113.28	108.20
26	1H	776	G	N3-C2-N2	-6.35	115.46	119.90
26	1H	915	C	O4'-C1'-N1	6.35	113.28	108.20
26	1H	1698	A	C8-N9-C4	-6.35	103.26	105.80
26	1H	1252	G	C8-N9-C4	6.34	108.94	106.40
26	1H	1806	C	O5'-P-OP2	-6.34	99.99	105.70
26	1H	1998	G	C6-C5-N7	-6.34	126.59	130.40
1	1G	353	A	N1-C6-N6	6.34	122.41	118.60
26	14	1346	G	N7-C8-N9	-6.34	109.93	113.10
26	14	1379	A	N9-C1'-C2'	6.34	122.25	114.00
26	1H	1229(A)	G	N1-C6-O6	6.34	123.71	119.90
26	1H	1663	C	C2-N3-C4	-6.34	116.73	119.90
26	1H	2070	G	N1-C6-O6	-6.34	116.09	119.90
57	3L	1	G	N9-C1'-C2'	-6.34	105.02	112.00
27	1J	103	U	C5-C6-N1	-6.34	119.53	122.70
1	13	525	C	C6-N1-C2	-6.34	117.76	120.30
26	1H	1899	G	N1-C2-N3	6.34	127.70	123.90
26	1H	2354	G	C8-N9-C1'	-6.34	118.76	127.00
26	14	330	A	N3-C4-C5	6.34	131.24	126.80
26	1H	247	G	C4-C5-N7	6.34	113.33	110.80
26	1H	429	A	O5'-P-OP1	-6.34	100.00	105.70
26	1H	673	C	N3-C4-N4	6.34	122.44	118.00
26	1H	702	G	N1-C6-O6	-6.33	116.10	119.90
26	14	529	A	N1-C6-N6	6.33	122.40	118.60
26	1H	1391	U	N1-C2-O2	6.33	127.23	122.80
26	1H	1398	C	O5'-P-OP1	-6.33	100.00	105.70
26	1H	2033	A	N7-C8-N9	6.33	116.97	113.80
26	1H	2249	U	N1-C2-O2	6.33	127.23	122.80
57	3L	76	A	C4-C5-N7	6.33	113.87	110.70
26	14	301	G	C8-N9-C1'	6.33	135.24	127.00
26	14	2314	C	N1-C2-O2	6.33	122.70	118.90
26	1H	2297	C	N3-C4-N4	-6.33	113.57	118.00
26	14	391	G	C8-N9-C1'	-6.33	118.77	127.00
26	14	613	U	N1-C2-O2	6.33	127.23	122.80
26	14	830	G	C8-N9-C4	6.33	108.93	106.40
26	14	1285	G	OP2-P-O3'	6.33	119.13	105.20
26	1H	116	C	C4-C5-C6	6.33	120.56	117.40
1	13	1232	U	O5'-P-OP2	-6.33	100.00	105.70
26	1H	664	C	N1-C2-N3	6.33	123.63	119.20
26	1H	2288	A	N1-C6-N6	6.33	122.40	118.60
27	16	49	C	N3-C4-N4	6.33	122.43	118.00

Continued on next page...

Continued from previous page...

Mol	Chain	Res	Type	Atoms	Z	Observed(°)	Ideal(°)
26	14	673	C	O5'-P-OP1	6.33	118.29	110.70
26	14	691	C	N3-C4-C5	-6.33	119.37	121.90
26	1H	1673	U	C2-N3-C4	-6.33	123.20	127.00
27	16	99	A	N1-C6-N6	-6.33	114.81	118.60
26	14	2062	A	C4-C5-C6	-6.33	113.84	117.00
26	14	2595	G	C4-C5-C6	-6.33	115.00	118.80
26	1H	207	A	N1-C6-N6	6.32	122.39	118.60
26	1H	734	A	O5'-P-OP2	-6.32	100.01	105.70
26	14	2304	G	C8-N9-C4	-6.32	103.87	106.40
26	1H	2443	C	N3-C4-N4	6.32	122.42	118.00
1	13	584	G	N1-C2-N2	-6.32	110.51	116.20
1	13	1374	A	O4'-C1'-N9	6.32	113.25	108.20
26	1H	584	C	OP1-P-O3'	6.32	119.10	105.20
26	1H	1888	G	C8-N9-C1'	-6.32	118.79	127.00
26	1H	2247	A	C8-N9-C4	6.32	108.33	105.80
26	14	1142(A)	A	C2-N3-C4	-6.32	107.44	110.60
26	14	1393	A	C2-N3-C4	6.32	113.76	110.60
26	1H	1772	G	N3-C2-N2	6.32	124.32	119.90
26	1H	1786	A	N3-C4-N9	-6.32	122.35	127.40
26	14	1790	C	C2-N3-C4	-6.32	116.74	119.90
26	14	2557	G	N3-C4-C5	-6.32	125.44	128.60
1	13	865	A	N1-C6-N6	6.31	122.39	118.60
26	1H	81	G	C5-C6-O6	6.31	132.39	128.60
26	1H	691	C	C5-C4-N4	-6.31	115.78	120.20
26	1H	2430	A	N7-C8-N9	6.31	116.96	113.80
1	1G	507	C	O5'-P-OP1	-6.31	100.02	105.70
26	1H	77	C	N3-C4-N4	6.31	122.42	118.00
26	1H	446	G	C6-C5-N7	-6.31	126.61	130.40
26	14	93	C	C5-C6-N1	6.31	124.16	121.00
26	1H	139	G	O5'-P-OP1	-6.31	100.02	105.70
26	14	667	U	N1-C2-O2	-6.31	118.38	122.80
26	14	1357	U	N3-C4-C5	-6.31	110.81	114.60
26	14	2062	A	O5'-P-OP2	-6.31	100.02	105.70
1	13	900	A	OP1-P-OP2	-6.31	110.14	119.60
22	1K	75	C	N1-C2-O2	6.31	122.69	118.90
23	2K	43	G	C5-C6-O6	6.31	132.38	128.60
26	1H	1404	C	OP1-P-OP2	6.31	129.06	119.60
26	14	116	C	O5'-P-OP2	-6.31	100.02	105.70
26	14	121	G	C6-N1-C2	-6.31	121.32	125.10
26	14	127	A	C5-C6-N1	6.31	120.85	117.70
26	14	1336	A	C5-C6-N1	6.31	120.85	117.70
26	14	1614	A	C8-N9-C4	-6.31	103.28	105.80

Continued on next page...

Continued from previous page...

Mol	Chain	Res	Type	Atoms	Z	Observed(°)	Ideal(°)
26	14	1830	C	N3-C4-C5	6.31	124.42	121.90
26	14	2359	C	C5-C4-N4	6.31	124.61	120.20
23	2K	48	U	OP2-P-O3'	6.30	119.07	105.20
26	1H	48	G	OP2-P-O3'	6.30	119.07	105.20
26	1H	752	A	P-O3'-C3'	6.30	127.27	119.70
26	1H	929	G	O5'-P-OP1	-6.30	100.03	105.70
26	1H	1761	C	O5'-P-OP2	6.30	118.27	110.70
26	14	1020	A	N1-C6-N6	6.30	122.38	118.60
26	14	1295	C	C2-N3-C4	-6.30	116.75	119.90
22	1K	76	A	C4-C5-N7	6.30	113.85	110.70
26	1H	88	G	N1-C6-O6	-6.30	116.12	119.90
26	1H	114	U	OP1-P-O3'	6.30	119.07	105.20
1	1G	748	C	P-O3'-C3'	6.30	127.26	119.70
26	14	741	G	O5'-P-OP2	6.30	118.26	110.70
26	14	2255	G	O5'-P-OP2	-6.30	100.03	105.70
1	13	1335	C	C6-N1-C2	6.30	122.82	120.30
1	1G	1502	A	C5-N7-C8	-6.30	100.75	103.90
26	14	914	C	OP1-P-O3'	6.30	119.06	105.20
26	14	2769	C	C6-N1-C2	-6.30	117.78	120.30
1	13	1278	U	O5'-P-OP2	-6.30	100.03	105.70
1	13	1502	A	N1-C2-N3	6.30	132.45	129.30
26	1H	628	G	N1-C6-O6	-6.30	116.12	119.90
26	1H	1271	G	C8-N9-C4	6.30	108.92	106.40
26	1H	1835	G	N3-C2-N2	6.30	124.31	119.90
26	1H	1969	A	C4-C5-N7	-6.30	107.55	110.70
26	14	2020	A	C5-C6-N1	6.30	120.85	117.70
26	14	2572	A	O5'-P-OP1	-6.29	100.03	105.70
27	1J	103	U	C2-N1-C1'	-6.29	110.15	117.70
26	1H	835	A	C6-N1-C2	-6.29	114.82	118.60
26	1H	1597	A	O4'-C1'-N9	6.29	113.23	108.20
26	1H	2072	G	OP1-P-O3'	6.29	119.05	105.20
26	1H	1331	A	N1-C6-N6	-6.29	114.83	118.60
26	1H	2261	C	O5'-P-OP1	6.29	118.25	110.70
26	1H	1300	U	C2-N3-C4	-6.29	123.23	127.00
26	1H	1806	C	OP1-P-OP2	6.29	129.03	119.60
26	1H	2502	G	C5-C6-O6	-6.29	124.83	128.60
26	1H	301	G	C8-N9-C4	6.29	108.92	106.40
26	1H	422	A	C2-N3-C4	-6.29	107.46	110.60
26	1H	537	C	N1-C2-O2	6.29	122.67	118.90
26	1H	650	C	C6-N1-C2	-6.29	117.78	120.30
26	1H	845	G	C2-N3-C4	-6.29	108.76	111.90
26	1H	2737	G	C5-C6-O6	-6.29	124.83	128.60

Continued on next page...

Continued from previous page...

Mol	Chain	Res	Type	Atoms	Z	Observed(°)	Ideal(°)
26	14	179	G	C8-N9-C4	6.29	108.92	106.40
26	14	365	C	C6-N1-C2	-6.29	117.78	120.30
26	14	679	C	N1-C2-O2	-6.29	115.13	118.90
26	14	737	C	N1-C2-O2	-6.29	115.13	118.90
26	14	922	U	O5'-P-OP1	-6.29	100.04	105.70
26	1H	2578	G	C8-N9-C4	6.29	108.92	106.40
1	1G	812	C	N3-C4-C5	-6.29	119.39	121.90
1	13	253	U	OP2-P-O3'	6.28	119.03	105.20
26	1H	973	A	C5-C6-N1	-6.28	114.56	117.70
26	1H	989	G	N3-C2-N2	-6.28	115.50	119.90
26	1H	1939	U	N3-C4-C5	6.28	118.37	114.60
26	1H	2532	G	N1-C6-O6	6.28	123.67	119.90
1	13	668	G	C8-N9-C4	-6.28	103.89	106.40
1	13	582	U	C5-C6-N1	-6.28	119.56	122.70
26	1H	793	A	C8-N9-C4	-6.28	103.29	105.80
26	14	1938	A	N9-C4-C5	-6.28	103.29	105.80
26	1H	1249	U	O5'-P-OP1	-6.28	100.05	105.70
26	1H	2582	G	C5-C6-O6	6.28	132.37	128.60
27	16	79	C	N3-C2-O2	-6.28	117.50	121.90
1	1G	963	G	N3-C4-N9	6.28	129.77	126.00
1	13	564	C	C2-N3-C4	6.28	123.04	119.90
26	1H	265	A	C6-C5-N7	-6.28	127.91	132.30
26	1H	2335	A	O4'-C1'-N9	6.28	113.22	108.20
1	1G	912	C	O5'-P-OP2	-6.28	100.05	105.70
26	14	1351	C	C6-N1-C2	6.28	122.81	120.30
26	14	1984	G	OP1-P-OP2	6.28	129.01	119.60
26	14	2346	A	C2-N3-C4	-6.28	107.46	110.60
26	14	2464	C	N3-C4-C5	6.28	124.41	121.90
26	1H	2070	G	N9-C4-C5	-6.28	102.89	105.40
26	1H	2600	A	N3-C4-C5	-6.28	122.41	126.80
26	1H	2621	A	C2-N3-C4	-6.28	107.46	110.60
27	16	98	G	OP1-P-OP2	6.28	129.01	119.60
26	14	559	G	C5-C6-N1	-6.28	108.36	111.50
26	14	1786	A	N1-C6-N6	6.28	122.36	118.60
26	14	1820	U	O5'-P-OP2	6.28	118.23	110.70
26	14	1966	A	N1-C6-N6	6.28	122.36	118.60
26	14	2501	C	C6-N1-C1'	6.28	128.33	120.80
26	14	1779	U	C5-C4-O4	-6.27	122.14	125.90
26	14	2072	G	OP1-P-OP2	-6.27	110.19	119.60
1	13	815	A	N1-C2-N3	6.27	132.44	129.30
26	1H	728	G	N1-C6-O6	6.27	123.66	119.90
26	1H	932	G	OP2-P-O3'	6.27	119.00	105.20

Continued on next page...

Continued from previous page...

Mol	Chain	Res	Type	Atoms	Z	Observed(°)	Ideal(°)
26	1H	974	G	N1-C6-O6	6.27	123.66	119.90
26	1H	1135	C	C2-N1-C1'	6.27	125.70	118.80
26	1H	2307	G	C4-C5-N7	6.27	113.31	110.80
1	1G	691	G	C5-C6-O6	-6.27	124.84	128.60
1	1G	1145	C	C2-N1-C1'	6.27	125.70	118.80
26	1H	447	A	N1-C6-N6	-6.27	114.84	118.60
26	14	1379	A	N1-C6-N6	6.27	122.36	118.60
1	13	1526	G	C5-C6-O6	-6.27	124.84	128.60
26	1H	834	C	OP2-P-O3'	6.27	118.99	105.20
26	1H	1413	G	N7-C8-N9	6.27	116.23	113.10
26	1H	2439	A	O4'-C1'-N9	-6.27	103.19	108.20
26	14	1372	U	N1-C2-O2	-6.27	118.41	122.80
26	14	1564	C	N3-C2-O2	-6.27	117.51	121.90
26	1H	958	U	O5'-P-OP1	6.27	118.22	110.70
26	14	453	C	C2-N1-C1'	-6.27	111.91	118.80
26	14	1886	C	O5'-P-OP1	-6.27	100.06	105.70
26	1H	726	G	O5'-P-OP2	-6.27	100.06	105.70
26	1H	1790	C	O5'-P-OP1	6.27	118.22	110.70
26	1H	781	A	C8-N9-C4	6.26	108.31	105.80
26	1H	908	C	C2-N3-C4	-6.26	116.77	119.90
1	1G	1337	G	N3-C4-C5	6.26	131.73	128.60
1	1G	1399	C	C5-C4-N4	-6.26	115.81	120.20
1	1G	1512	U	O5'-P-OP2	-6.26	100.06	105.70
26	14	1283	G	N3-C4-N9	6.26	129.76	126.00
26	1H	203	C	O5'-P-OP2	6.26	118.22	110.70
26	1H	645	C	C6-N1-C2	-6.26	117.80	120.30
26	1H	1339	G	C5-C6-O6	-6.26	124.84	128.60
1	1G	528	C	O4'-C1'-N1	6.26	113.21	108.20
26	1H	1380	G	C4-C5-C6	6.26	122.56	118.80
26	1H	1611	C	C6-N1-C2	6.26	122.80	120.30
26	1H	1899	G	C5-N7-C8	-6.26	101.17	104.30
26	1H	2506	U	C2-N1-C1'	6.26	125.21	117.70
26	14	737	C	C6-N1-C2	6.26	122.80	120.30
1	1G	932	C	N3-C2-O2	-6.26	117.52	121.90
26	14	1903	G	C4-C5-N7	-6.26	108.30	110.80
1	13	121	C	N1-C2-O2	6.26	122.65	118.90
1	13	172	A	C8-N9-C4	-6.26	103.30	105.80
26	1H	2346	A	N1-C6-N6	6.26	122.35	118.60
1	1G	244	U	C5-C4-O4	-6.26	122.15	125.90
26	1H	749	C	N1-C2-O2	6.25	122.65	118.90
26	1H	245	G	C6-C5-N7	-6.25	126.65	130.40
26	1H	263	C	O5'-P-OP1	6.25	118.20	110.70

Continued on next page...

Continued from previous page...

Mol	Chain	Res	Type	Atoms	Z	Observed(°)	Ideal(°)
1	1G	723	U	C5-C6-N1	6.25	125.83	122.70
26	14	729	G	N1-C6-O6	6.25	123.65	119.90
26	1H	113	G	N3-C4-N9	-6.25	122.25	126.00
26	1H	835	A	N3-C4-C5	-6.25	122.42	126.80
26	1H	842	G	N3-C4-C5	6.25	131.72	128.60
26	1H	1662	C	C5-C6-N1	-6.25	117.87	121.00
26	14	2314	C	C6-N1-C2	-6.25	117.80	120.30
26	1H	1967	C	N3-C4-C5	-6.25	119.40	121.90
26	1H	2377	A	N1-C6-N6	6.25	122.35	118.60
26	14	1904	G	O5'-P-OP2	-6.25	100.08	105.70
1	13	936	C	N3-C2-O2	-6.25	117.53	121.90
26	1H	127	A	N1-C6-N6	6.25	122.35	118.60
26	1H	2752	C	C5-C6-N1	6.25	124.12	121.00
1	1G	1519	A	C5-C6-N6	6.25	128.70	123.70
26	14	1570	A	C4-C5-C6	6.25	120.12	117.00
26	14	2071	A	C6-N1-C2	-6.25	114.85	118.60
26	14	2689	U	N1-C2-N3	6.25	118.65	114.90
23	2K	35	C	C6-N1-C1'	-6.25	113.30	120.80
26	1H	660	G	C5-N7-C8	-6.25	101.18	104.30
26	1H	1891	G	N1-C6-O6	6.25	123.65	119.90
1	13	833	U	C2-N1-C1'	-6.25	110.21	117.70
26	1H	1026	U	C2-N1-C1'	-6.25	110.21	117.70
26	1H	1978	A	N9-C4-C5	6.25	108.30	105.80
26	14	788	A	O5'-P-OP1	-6.25	100.08	105.70
26	1H	685	A	C5-N7-C8	-6.24	100.78	103.90
26	1H	2271	G	C4-N9-C1'	6.24	134.62	126.50
26	1H	2454	G	N1-C2-N2	-6.24	110.58	116.20
26	1H	130	C	C5-C4-N4	-6.24	115.83	120.20
26	1H	1496	A	C6-C5-N7	-6.24	127.93	132.30
26	14	729	G	N1-C2-N2	6.24	121.82	116.20
26	14	1695	G	C4-C5-N7	6.24	113.30	110.80
26	14	1632	A	C6-C5-N7	-6.24	127.93	132.30
27	16	69	G	OP2-P-O3'	6.24	118.93	105.20
1	1G	136	C	N3-C2-O2	-6.24	117.53	121.90
26	14	2329	G	C8-N9-C4	6.24	108.89	106.40
26	14	2624	G	C5-C6-O6	-6.24	124.86	128.60
26	1H	396	G	C5-C6-O6	-6.24	124.86	128.60
26	14	1324	G	N1-C6-O6	6.24	123.64	119.90
26	1H	690	G	C4-C5-C6	6.24	122.54	118.80
26	1H	1470	G	N1-C6-O6	6.24	123.64	119.90
26	14	1329	U	N1-C2-N3	6.24	118.64	114.90
26	14	1377	G	N3-C2-N2	-6.24	115.53	119.90

Continued on next page...

Continued from previous page...

Mol	Chain	Res	Type	Atoms	Z	Observed(°)	Ideal(°)
26	14	2595	G	C4-N9-C1'	-6.24	118.39	126.50
1	13	811	C	N3-C4-C5	6.23	124.39	121.90
26	1H	344	G	N3-C4-C5	-6.23	125.48	128.60
26	1H	1264	G	OP1-P-O3'	6.23	118.91	105.20
26	1H	1899	G	C5-C6-N1	-6.23	108.38	111.50
26	14	2689	U	OP1-P-O3'	-6.23	91.49	105.20
26	1H	667	U	C4-C5-C6	6.23	123.44	119.70
26	1H	845	G	C5-N7-C8	-6.23	101.18	104.30
26	1H	1301	A	N9-C4-C5	-6.23	103.31	105.80
26	1H	2817	G	O5'-P-OP2	-6.23	100.09	105.70
26	14	74	A	C6-N1-C2	6.23	122.34	118.60
26	14	2700	C	C6-N1-C2	6.23	122.79	120.30
26	14	2702	U	C6-N1-C1'	-6.23	112.47	121.20
26	1H	2375	G	C5-C6-N1	6.23	114.61	111.50
26	1H	2449	U	OP2-P-O3'	6.23	118.91	105.20
26	14	668	G	N3-C4-C5	6.23	131.72	128.60
26	14	2328	A	C6-N1-C2	-6.23	114.86	118.60
1	13	936	C	N1-C2-O2	6.23	122.64	118.90
26	1H	1912	A	O5'-P-OP2	-6.23	100.09	105.70
26	1H	800	A	N1-C6-N6	-6.23	114.86	118.60
26	14	1632	A	C4-C5-N7	6.23	113.81	110.70
26	14	1636	C	N3-C4-N4	6.23	122.36	118.00
26	14	2023	G	O5'-P-OP1	-6.23	100.09	105.70
26	1H	1989	G	N1-C6-O6	6.23	123.64	119.90
26	14	1841	U	OP2-P-O3'	6.23	118.90	105.20
36	35	85	LEU	CA-CB-CG	6.23	129.62	115.30
1	13	786	G	C5-N7-C8	6.22	107.41	104.30
26	1H	1136	G	N1-C2-N2	6.22	121.80	116.20
26	1H	1140	C	N3-C2-O2	-6.22	117.54	121.90
26	1H	1761	C	N1-C2-O2	-6.22	115.17	118.90
26	1H	2286	A	C8-N9-C4	-6.22	103.31	105.80
1	1G	231	G	O5'-P-OP2	-6.22	100.10	105.70
26	1H	244	A	C8-N9-C4	-6.22	103.31	105.80
26	1H	730	C	N3-C4-N4	-6.22	113.64	118.00
26	14	565	C	C6-N1-C2	6.22	122.79	120.30
26	14	1321	A	C8-N9-C4	6.22	108.29	105.80
26	14	1616	A	N3-C4-C5	6.22	131.16	126.80
1	13	535	A	C5-C6-N6	6.22	128.68	123.70
26	1H	1336	A	C5-C6-N1	6.22	120.81	117.70
26	1H	2680	C	N1-C2-O2	-6.22	115.17	118.90
26	14	399	G	O5'-P-OP2	-6.22	100.10	105.70
26	1H	2755	C	C6-N1-C2	-6.22	117.81	120.30

Continued on next page...

Continued from previous page...

Mol	Chain	Res	Type	Atoms	Z	Observed(°)	Ideal(°)
1	1G	360	A	C8-N9-C4	6.22	108.29	105.80
1	1G	366	C	C5-C6-N1	-6.22	117.89	121.00
26	14	2592	G	N3-C4-C5	-6.22	125.49	128.60
26	1H	196	A	C6-N1-C2	6.22	122.33	118.60
26	1H	2375	G	C4-C5-N7	6.22	113.29	110.80
26	14	1613	G	OP1-P-O3'	6.22	118.88	105.20
26	14	2500	U	O5'-P-OP1	6.22	118.16	110.70
26	1H	922	U	N1-C2-N3	6.22	118.63	114.90
26	1H	1663	C	C5-C4-N4	-6.22	115.85	120.20
26	14	1506	C	C6-N1-C2	-6.22	117.81	120.30
26	1H	1210	A	N3-C4-C5	6.21	131.15	126.80
26	1H	1702	G	C8-N9-C4	6.21	108.89	106.40
26	1H	1997	G	N1-C2-N3	6.21	127.63	123.90
26	14	1305	C	C5-C4-N4	-6.21	115.85	120.20
1	13	1065	U	P-O3'-C3'	6.21	127.16	119.70
26	14	1972	A	C2-N3-C4	6.21	113.71	110.60
1	13	537	G	O5'-P-OP1	-6.21	100.11	105.70
26	1H	273	G	O5'-P-OP2	-6.21	100.11	105.70
26	1H	484	C	N3-C4-N4	6.21	122.35	118.00
26	1H	1376	C	C4-C5-C6	6.21	120.51	117.40
26	1H	1940	U	C5-C4-O4	-6.21	122.17	125.90
26	1H	2271	G	N3-C4-N9	6.21	129.73	126.00
26	14	97	C	O5'-P-OP2	-6.21	100.11	105.70
26	14	792	G	OP2-P-O3'	6.21	118.86	105.20
26	14	1611	C	O5'-P-OP2	6.21	118.15	110.70
26	14	2691	C	C6-N1-C2	-6.21	117.81	120.30
26	1H	510	C	OP1-P-OP2	6.21	128.91	119.60
1	13	960	U	N3-C4-C5	-6.21	110.88	114.60
1	13	975	A	O4'-C1'-N9	-6.21	103.23	108.20
26	1H	131	G	C4-C5-N7	6.21	113.28	110.80
26	1H	1587	A	C8-N9-C4	-6.21	103.32	105.80
26	1H	1931	U	C4-C5-C6	6.21	123.42	119.70
26	1H	2073	C	OP1-P-OP2	-6.21	110.29	119.60
26	1H	2617	C	OP2-P-O3'	6.21	118.86	105.20
26	14	188	G	OP1-P-OP2	6.21	128.91	119.60
1	13	302	G	N1-C2-N2	-6.21	110.61	116.20
26	1H	197	A	OP1-P-O3'	-6.21	91.55	105.20
26	1H	583	G	C4-C5-N7	-6.21	108.32	110.80
26	1H	2050	C	N3-C2-O2	6.21	126.24	121.90
26	1H	2638	G	C5-C6-O6	-6.21	124.88	128.60
26	14	84	A	C8-N9-C4	6.21	108.28	105.80
1	13	533	A	O5'-P-OP2	-6.21	100.11	105.70

Continued on next page...

Continued from previous page...

Mol	Chain	Res	Type	Atoms	Z	Observed(°)	Ideal(°)
26	1H	2617	C	N3-C2-O2	6.21	126.24	121.90
26	14	1299	G	O5'-P-OP2	6.21	118.15	110.70
26	1H	2331	G	C2-N3-C4	-6.20	108.80	111.90
26	1H	2424	C	OP2-P-O3'	6.20	118.85	105.20
26	14	677	A	O5'-P-OP2	-6.20	100.12	105.70
1	13	1502	A	N9-C1'-C2'	6.20	122.06	114.00
26	1H	691	C	C4-C5-C6	6.20	120.50	117.40
26	1H	1292	U	OP1-P-O3'	6.20	118.84	105.20
26	1H	1559	G	C4-C5-N7	6.20	113.28	110.80
26	1H	1992	G	C5-C6-N1	6.20	114.60	111.50
26	1H	2586	C	OP1-P-O3'	6.20	118.84	105.20
1	13	1357	A	O5'-P-OP2	6.20	118.14	110.70
26	1H	734	A	N9-C4-C5	-6.20	103.32	105.80
26	1H	839	U	C6-N1-C2	-6.20	117.28	121.00
26	1H	2273	A	C8-N9-C4	6.20	108.28	105.80
1	1G	73	G	C5-C6-N1	-6.20	108.40	111.50
26	14	209	C	N3-C4-C5	6.20	124.38	121.90
26	14	766	C	N3-C4-N4	-6.20	113.66	118.00
26	14	1924	C	C6-N1-C2	-6.20	117.82	120.30
26	1H	869	G	C6-N1-C2	-6.20	121.38	125.10
26	1H	1618	A	N7-C8-N9	6.20	116.90	113.80
26	1H	189	G	C5-C6-O6	-6.20	124.88	128.60
26	1H	838	C	C2-N3-C4	-6.20	116.80	119.90
26	14	475	U	C4-C5-C6	6.20	123.42	119.70
1	13	814	A	C8-N9-C4	6.20	108.28	105.80
26	1H	74	A	O4'-C1'-N9	-6.20	103.24	108.20
26	14	834	C	C5-C6-N1	-6.20	117.90	121.00
26	14	1357	U	C4-C5-C6	6.20	123.42	119.70
26	14	2405	G	C8-N9-C4	-6.20	103.92	106.40
26	1H	103	A	C8-N9-C4	6.19	108.28	105.80
26	1H	808	G	OP1-P-OP2	6.19	128.89	119.60
26	1H	1480	G	O5'-P-OP2	6.19	118.13	110.70
26	1H	1634	A	N1-C6-N6	6.19	122.32	118.60
26	14	1304	C	C5-C4-N4	6.19	124.54	120.20
26	1H	265	A	O4'-C1'-N9	6.19	113.15	108.20
26	1H	1489	U	N1-C2-N3	6.19	118.62	114.90
26	14	584	C	N3-C2-O2	6.19	126.23	121.90
26	14	2707	G	N1-C6-O6	-6.19	116.19	119.90
1	13	766	A	O5'-P-OP2	-6.19	100.13	105.70
26	1H	1688	U	OP2-P-O3'	6.19	118.82	105.20
1	1G	117	G	N1-C6-O6	6.19	123.61	119.90
26	14	2763	G	N3-C2-N2	6.19	124.23	119.90

Continued on next page...

Continued from previous page...

Mol	Chain	Res	Type	Atoms	Z	Observed(°)	Ideal(°)
26	1H	933	A	O5'-P-OP2	-6.19	100.13	105.70
26	1H	1757	U	O5'-P-OP2	-6.19	100.13	105.70
26	1H	675	A	C4-C5-C6	-6.19	113.91	117.00
26	1H	1321	A	N7-C8-N9	-6.19	110.71	113.80
26	1H	1778	U	OP2-P-O3'	6.19	118.81	105.20
26	1H	2390	U	N3-C4-O4	6.19	123.73	119.40
26	1H	2609	U	C2-N3-C4	-6.19	123.29	127.00
27	16	81	G	N3-C4-N9	6.19	129.71	126.00
1	1G	900	A	O5'-P-OP1	-6.19	100.13	105.70
26	14	808	G	N1-C2-N2	-6.19	110.63	116.20
26	1H	928	G	N1-C6-O6	6.18	123.61	119.90
26	1H	1228	G	N1-C2-N3	6.18	127.61	123.90
26	1H	2515	C	O5'-P-OP2	-6.18	100.13	105.70
26	14	263	C	N1-C2-O2	6.18	122.61	118.90
1	13	545	C	O5'-P-OP2	-6.18	100.14	105.70
26	1H	663	G	C4-N9-C1'	6.18	134.54	126.50
26	1H	2448	A	N9-C4-C5	6.18	108.27	105.80
26	14	1128	A	C5-C6-N1	6.18	120.79	117.70
26	1H	101	G	N9-C4-C5	-6.18	102.93	105.40
26	1H	1968	G	C5-C6-N1	6.18	114.59	111.50
26	1H	2717	G	N3-C4-C5	-6.18	125.51	128.60
1	13	888	G	N3-C2-N2	-6.18	115.57	119.90
26	1H	189	G	O5'-P-OP2	6.18	118.12	110.70
26	1H	702	G	C5-C6-O6	6.18	132.31	128.60
26	1H	775	G	N3-C4-N9	6.18	129.71	126.00
26	1H	1022	G	C6-N1-C2	-6.18	121.39	125.10
26	14	2228	G	C8-N9-C1'	-6.18	118.97	127.00
26	14	102	G	O5'-P-OP1	-6.18	100.14	105.70
26	1H	663	G	C6-C5-N7	-6.18	126.69	130.40
26	1H	2303	G	OP1-P-O3'	6.18	118.79	105.20
27	1J	14	U	O5'-P-OP2	-6.18	100.14	105.70
1	13	295	C	O5'-P-OP2	-6.17	100.14	105.70
1	13	652	U	O5'-P-OP1	-6.17	100.14	105.70
26	1H	938	G	C5-C6-O6	6.17	132.31	128.60
26	1H	2363	C	C2-N1-C1'	-6.17	112.01	118.80
55	Q8	52	LYS	C-N-CA	6.17	147.93	122.00
1	1G	862	C	C6-N1-C2	-6.17	117.83	120.30
1	13	892	A	N1-C6-N6	6.17	122.30	118.60
1	13	1526	G	C4-C5-N7	6.17	113.27	110.80
26	1H	1800	C	C6-N1-C2	-6.17	117.83	120.30
1	13	810	C	C2-N1-C1'	6.17	125.58	118.80
26	1H	127	A	N9-C4-C5	-6.17	103.33	105.80

Continued on next page...

Continued from previous page...

Mol	Chain	Res	Type	Atoms	Z	Observed(°)	Ideal(°)
26	1H	1681	G	N1-C6-O6	6.17	123.60	119.90
26	1H	1802	A	N1-C2-N3	6.17	132.38	129.30
26	1H	2434	A	OP1-P-O3'	-6.17	91.63	105.20
26	14	71	A	N7-C8-N9	6.17	116.89	113.80
26	14	565	C	C5-C6-N1	-6.17	117.92	121.00
1	13	1240	U	N1-C2-N3	-6.17	111.20	114.90
1	13	1519	A	N9-C4-C5	6.17	108.27	105.80
26	1H	1026	U	O4'-C1'-N1	6.17	113.13	108.20
26	1H	1309	G	O5'-P-OP1	6.17	118.10	110.70
26	1H	1356	G	C8-N9-C4	6.17	108.87	106.40
26	14	2765	A	C8-N9-C4	-6.17	103.33	105.80
26	1H	1375	C	OP1-P-O3'	6.17	118.76	105.20
26	14	278	A	OP1-P-O3'	6.17	118.76	105.20
26	1H	284	U	O5'-P-OP1	-6.16	100.15	105.70
26	1H	619	G	C8-N9-C4	6.16	108.86	106.40
26	1H	954	G	N3-C2-N2	-6.16	115.58	119.90
26	1H	2614	A	OP2-P-O3'	6.16	118.76	105.20
27	16	50	G	OP2-P-O3'	6.16	118.76	105.20
1	1G	1195	C	C6-N1-C2	-6.16	117.83	120.30
26	1H	461	C	N1-C2-O2	-6.16	115.20	118.90
26	1H	620	G	C8-N9-C4	-6.16	103.94	106.40
26	1H	792	G	O5'-P-OP2	-6.16	100.16	105.70
26	1H	832	G	N3-C2-N2	-6.16	115.59	119.90
26	1H	2779	U	C5-C6-N1	-6.16	119.62	122.70
26	14	1776	G	O5'-P-OP1	6.16	118.09	110.70
1	13	979	C	O5'-P-OP1	-6.16	100.16	105.70
26	1H	646	A	C8-N9-C4	-6.16	103.34	105.80
26	1H	1010	A	C8-N9-C4	6.16	108.26	105.80
26	1H	1258	C	O4'-C1'-N1	6.16	113.13	108.20
26	14	933	A	C4-C5-N7	6.16	113.78	110.70
26	1H	922	U	C4-C5-C6	6.16	123.39	119.70
26	1H	1129	A	C5-C6-N1	6.16	120.78	117.70
26	1H	1602	U	N1-C2-O2	-6.16	118.49	122.80
26	1H	1888	G	N3-C2-N2	6.16	124.21	119.90
1	1G	308	C	N3-C2-O2	-6.16	117.59	121.90
26	14	1694	C	C6-N1-C2	6.16	122.76	120.30
26	14	1831	G	C4-C5-C6	6.16	122.49	118.80
26	1H	195	A	C6-C5-N7	-6.16	127.99	132.30
26	1H	341	G	C5-C6-O6	6.16	132.29	128.60
26	1H	971	C	C4-C5-C6	6.16	120.48	117.40
26	1H	1636	C	O5'-P-OP2	6.16	118.09	110.70
26	1H	1987	G	N3-C2-N2	-6.16	115.59	119.90

Continued on next page...

Continued from previous page...

Mol	Chain	Res	Type	Atoms	Z	Observed(°)	Ideal(°)
26	14	1260	G	C8-N9-C4	6.16	108.86	106.40
1	13	789	U	O5'-P-OP1	6.15	118.08	110.70
26	1H	1927	A	O5'-P-OP2	-6.15	100.16	105.70
27	16	48	A	N1-C6-N6	6.15	122.29	118.60
1	13	1227	A	N3-C4-C5	6.15	131.11	126.80
26	1H	2227	A	N9-C4-C5	6.15	108.26	105.80
26	14	2228	G	C6-C5-N7	-6.15	126.71	130.40
26	14	2688	U	C5-C4-O4	6.15	129.59	125.90
23	2K	21	U	C2-N1-C1'	6.15	125.08	117.70
26	1H	1382	G	N9-C4-C5	-6.15	102.94	105.40
26	14	190	A	C4-C5-N7	6.15	113.78	110.70
26	1H	492	A	O5'-P-OP2	-6.15	100.17	105.70
26	14	137	C	C6-N1-C2	-6.15	117.84	120.30
1	13	396	G	O5'-P-OP2	-6.15	100.17	105.70
1	13	545	C	N1-C2-O2	6.15	122.59	118.90
26	1H	1969	A	N7-C8-N9	-6.15	110.73	113.80
26	14	2643	G	O5'-P-OP1	-6.15	100.17	105.70
26	1H	531	C	OP1-P-O3'	6.15	118.72	105.20
26	1H	2319	G	N3-C4-C5	-6.15	125.53	128.60
26	14	912	C	C6-N1-C2	-6.15	117.84	120.30
1	13	749	C	C2-N1-C1'	6.14	125.56	118.80
26	1H	481	G	N1-C6-O6	6.14	123.59	119.90
26	1H	819	A	O5'-P-OP2	-6.14	100.17	105.70
26	1H	1284	A	C5-N7-C8	-6.14	100.83	103.90
26	14	461	C	N3-C4-C5	-6.14	119.44	121.90
26	14	510	C	N1-C2-O2	6.14	122.58	118.90
1	13	912	C	O5'-P-OP1	-6.14	100.17	105.70
26	14	972	G	N9-C4-C5	6.14	107.86	105.40
1	1G	388	G	O4'-C1'-N9	-6.14	103.29	108.20
26	14	607	U	O5'-P-OP2	-6.14	100.17	105.70
26	14	1022	G	N9-C4-C5	6.14	107.86	105.40
26	1H	1636	C	N3-C4-C5	-6.14	119.44	121.90
26	1H	1158	C	C5-C6-N1	-6.14	117.93	121.00
26	1H	1537	C	C6-N1-C2	-6.14	117.84	120.30
26	1H	1900	A	C5'-C4'-O4'	-6.14	101.74	109.10
1	1G	20	U	O5'-P-OP2	-6.14	100.18	105.70
26	14	307	G	OP1-P-OP2	6.14	128.81	119.60
26	14	2415	G	N3-C2-N2	-6.14	115.60	119.90
12	3I	92	ASP	CB-CG-OD2	-6.13	112.78	118.30
26	1H	845	G	P-O3'-C3'	6.13	127.06	119.70
26	1H	1761	C	C6-N1-C2	6.13	122.75	120.30
1	1G	363	A	N1-C6-N6	-6.13	114.92	118.60

Continued on next page...

Continued from previous page...

Mol	Chain	Res	Type	Atoms	Z	Observed(°)	Ideal(°)
1	1G	525	C	C5-C6-N1	6.13	124.07	121.00
26	14	2717	G	C8-N9-C4	-6.13	103.95	106.40
1	13	580	U	C5-C6-N1	-6.13	119.63	122.70
26	1H	101	G	C8-N9-C4	6.13	108.85	106.40
26	1H	213	A	C4-C5-C6	-6.13	113.93	117.00
1	13	111	G	C5-C6-O6	-6.13	124.92	128.60
26	1H	456	C	P-O3'-C3'	6.13	127.06	119.70
26	1H	844	C	OP2-P-O3'	6.13	118.69	105.20
26	1H	2300	G	N7-C8-N9	6.13	116.17	113.10
26	14	468	G	OP1-P-OP2	-6.13	110.40	119.60
26	14	527	C	C5-C4-N4	6.13	124.49	120.20
26	14	918	A	C8-N9-C4	-6.13	103.35	105.80
26	14	1785	A	C4-C5-C6	6.13	120.06	117.00
26	14	1863	G	O5'-P-OP2	-6.13	100.18	105.70
26	14	1281	G	O5'-P-OP2	6.13	118.06	110.70
26	1H	979	G	N3-C2-N2	-6.13	115.61	119.90
26	14	265	A	C8-N9-C4	-6.13	103.35	105.80
26	1H	812	C	N1-C2-N3	6.13	123.49	119.20
26	1H	1653	G	N3-C4-C5	-6.13	125.54	128.60
26	14	750	A	OP1-P-O3'	6.13	118.68	105.20
26	14	1349	A	O4'-C1'-N9	6.13	113.10	108.20
26	14	1769	G	N3-C4-N9	6.13	129.68	126.00
1	13	1489	G	N7-C8-N9	-6.12	110.04	113.10
26	1H	1332	G	C8-N9-C1'	6.12	134.96	127.00
1	13	356	A	O4'-C1'-N9	6.12	113.10	108.20
26	1H	602	G	N3-C2-N2	6.12	124.19	119.90
26	1H	2490	G	O5'-P-OP2	-6.12	100.19	105.70
1	1G	632	A	OP2-P-O3'	6.12	118.67	105.20
26	14	843	G	O5'-P-OP2	-6.12	100.19	105.70
26	14	1524	G	N1-C6-O6	-6.12	116.22	119.90
26	14	1655	A	N7-C8-N9	-6.12	110.74	113.80
1	13	605	U	C6-N1-C1'	6.12	129.77	121.20
26	1H	2023	G	O5'-P-OP1	-6.12	100.19	105.70
26	1H	2432	A	N1-C6-N6	6.12	122.27	118.60
1	1G	449	C	N3-C4-N4	-6.12	113.72	118.00
1	1G	481	G	C4-C5-C6	6.12	122.47	118.80
26	14	736	C	O5'-P-OP2	6.12	118.05	110.70
26	14	1990	C	N3-C2-O2	-6.12	117.61	121.90
1	13	1469	G	C8-N9-C4	-6.12	103.95	106.40
26	14	1979	C	O5'-P-OP2	-6.12	100.19	105.70
26	1H	62	C	C5-C6-N1	-6.12	117.94	121.00
26	1H	1029	A	C2-N3-C4	6.12	113.66	110.60

Continued on next page...

Continued from previous page...

Mol	Chain	Res	Type	Atoms	Z	Observed(°)	Ideal(°)
26	14	2275	C	P-O3'-C3'	6.12	127.04	119.70
1	13	576	G	N1-C6-O6	6.12	123.57	119.90
26	1H	324	A	O5'-P-OP2	6.12	118.04	110.70
26	14	736	C	N1-C2-O2	-6.12	115.23	118.90
1	13	690	G	N1-C2-N2	-6.12	110.70	116.20
1	13	910	C	C6-N1-C2	6.12	122.75	120.30
26	1H	121	G	C6-C5-N7	-6.12	126.73	130.40
26	1H	763	G	OP2-P-O3'	6.12	118.66	105.20
26	1H	865	C	C6-N1-C2	6.12	122.75	120.30
26	1H	1302	A	OP1-P-OP2	6.12	128.77	119.60
26	1H	2528	U	N3-C2-O2	-6.12	117.92	122.20
1	13	553	A	C8-N9-C4	-6.11	103.35	105.80
26	1H	1996	C	C5-C6-N1	-6.11	117.94	121.00
26	1H	2468	G	O5'-P-OP1	6.11	118.03	110.70
26	1H	2597	G	C4-C5-N7	6.11	113.25	110.80
27	16	14	U	O4'-C1'-N1	-6.11	103.31	108.20
1	13	263	A	O5'-P-OP1	-6.11	100.20	105.70
1	13	1221	G	OP2-P-O3'	6.11	118.65	105.20
1	1G	266	G	P-O3'-C3'	6.11	127.03	119.70
26	14	1698	A	C5-C6-N1	-6.11	114.64	117.70
26	1H	2401	U	C6-N1-C2	-6.11	117.33	121.00
26	14	155	C	C2-N1-C1'	6.11	125.52	118.80
26	14	841	A	C5-C6-N6	-6.11	118.81	123.70
26	14	1367	A	N9-C1'-C2'	-6.11	105.28	112.00
26	1H	199	A	C8-N9-C1'	6.11	138.70	127.70
26	1H	2457	U	N3-C4-C5	6.11	118.27	114.60
23	2L	35	C	OP1-P-O3'	6.11	118.64	105.20
26	14	1776	G	N1-C2-N2	-6.11	110.70	116.20
45	C5	103	GLY	N-CA-C	6.11	128.37	113.10
1	13	1369	C	O5'-P-OP2	-6.11	100.20	105.70
26	1H	859	G	N3-C4-N9	-6.11	122.33	126.00
26	1H	1314	C	C6-N1-C1'	-6.11	113.47	120.80
26	14	426	C	N1-C2-O2	6.11	122.56	118.90
27	1J	75	G	N3-C4-C5	-6.11	125.55	128.60
26	1H	214	G	N7-C8-N9	6.11	116.15	113.10
26	1H	2408	U	C5-C6-N1	-6.11	119.65	122.70
26	1H	2875	C	C6-N1-C2	6.11	122.74	120.30
26	14	2023	G	N7-C8-N9	6.11	116.15	113.10
26	14	2427	C	C6-N1-C2	6.11	122.74	120.30
27	1J	60	C	C5-C6-N1	6.11	124.05	121.00
22	1K	75	C	C6-N1-C2	-6.10	117.86	120.30
26	1H	577	G	O5'-P-OP1	6.10	118.03	110.70

Continued on next page...

Continued from previous page...

Mol	Chain	Res	Type	Atoms	Z	Observed(°)	Ideal(°)
26	1H	2316	C	C6-N1-C2	-6.10	117.86	120.30
26	1H	2324	C	C2-N1-C1'	6.10	125.51	118.80
26	1H	2390	U	C6-N1-C2	-6.10	117.34	121.00
1	1G	275	G	C4-C5-N7	6.10	113.24	110.80
1	1G	1395	C	O5'-P-OP1	-6.10	100.21	105.70
26	1H	1399	C	OP2-P-O3'	6.10	118.62	105.20
26	1H	1989	G	C5-C6-O6	-6.10	124.94	128.60
26	14	2463	C	O5'-P-OP2	-6.10	100.21	105.70
32	59	153	LYS	C-N-CD	6.10	141.22	128.40
26	1H	464	U	C4-C5-C6	6.10	123.36	119.70
26	1H	1994	C	O5'-P-OP2	-6.10	100.21	105.70
26	14	1842	G	C5-C6-O6	6.10	132.26	128.60
26	14	2392	A	C6-N1-C2	6.10	122.26	118.60
26	14	2542	A	N1-C6-N6	6.10	122.26	118.60
26	1H	1599	C	O5'-P-OP2	-6.10	100.21	105.70
33	61	35	LEU	CA-CB-CG	6.10	129.33	115.30
1	1G	495	A	N1-C6-N6	-6.10	114.94	118.60
26	14	998	C	N1-C2-O2	6.10	122.56	118.90
26	14	1565	C	N3-C4-C5	-6.10	119.46	121.90
26	14	1614	A	N7-C8-N9	6.10	116.85	113.80
26	14	1725	G	C4-N9-C1'	6.10	134.43	126.50
26	1H	239	U	C2-N1-C1'	-6.10	110.39	117.70
1	13	598	U	C5-C6-N1	6.09	125.75	122.70
26	1H	1790	C	C5-C4-N4	-6.09	115.93	120.20
26	14	449	A	OP1-P-O3'	6.09	118.61	105.20
26	14	2067	G	C8-N9-C4	-6.09	103.96	106.40
26	1H	845	G	C8-N9-C1'	6.09	134.92	127.00
27	16	81	G	N1-C6-O6	6.09	123.56	119.90
23	2K	45	A	O5'-P-OP2	6.09	118.01	110.70
26	1H	17	G	OP1-P-O3'	6.09	118.60	105.20
26	1H	1425	G	C5-C6-N1	6.09	114.55	111.50
26	1H	1526	G	N7-C8-N9	6.09	116.14	113.10
26	1H	2618	G	C8-N9-C4	-6.09	103.96	106.40
26	14	201	C	O5'-P-OP2	-6.09	100.22	105.70
26	14	1518	C	O5'-P-OP1	-6.09	100.22	105.70
26	14	1973	G	N3-C2-N2	6.09	124.16	119.90
1	13	813	U	C4-C5-C6	-6.09	116.05	119.70
26	1H	1698	A	N9-C1'-C2'	6.09	121.92	114.00
23	2L	24	C	O5'-P-OP2	-6.09	100.22	105.70
26	14	929	G	C5-C6-O6	-6.09	124.95	128.60
26	14	2013	A	N9-C4-C5	-6.09	103.36	105.80
26	14	2029	G	O5'-P-OP1	-6.09	100.22	105.70

Continued on next page...

Continued from previous page...

Mol	Chain	Res	Type	Atoms	Z	Observed(°)	Ideal(°)
1	13	786	G	N7-C8-N9	-6.09	110.06	113.10
26	14	1162	G	O5'-P-OP1	-6.09	100.22	105.70
26	14	2013	A	C8-N9-C4	6.09	108.23	105.80
1	13	960	U	C2-N1-C1'	6.09	125.00	117.70
26	1H	967	C	N3-C2-O2	-6.09	117.64	121.90
26	1H	1845	G	N9-C4-C5	6.09	107.83	105.40
26	1H	2272	U	OP2-P-O3'	6.09	118.59	105.20
1	1G	262	A	N1-C6-N6	6.09	122.25	118.60
26	14	744	G	OP1-P-OP2	6.09	128.73	119.60
26	14	2355	C	C2-N1-C1'	6.09	125.50	118.80
1	13	305	G	C8-N9-C4	6.08	108.83	106.40
1	13	1366	C	O5'-P-OP1	-6.08	100.22	105.70
26	1H	1599	C	C2-N3-C4	-6.08	116.86	119.90
27	16	81	G	OP1-P-OP2	6.08	128.73	119.60
26	14	1612	C	C5-C4-N4	-6.08	115.94	120.20
1	13	266	G	C2-N3-C4	-6.08	108.86	111.90
1	13	1331	G	P-O3'-C3'	6.08	127.00	119.70
26	1H	70	G	N3-C2-N2	6.08	124.16	119.90
26	1H	1279	G	O5'-P-OP1	6.08	118.00	110.70
26	1H	1962	C	C4-C5-C6	-6.08	114.36	117.40
26	14	586	A	OP1-P-O3'	6.08	118.58	105.20
27	1J	103	U	N3-C4-C5	6.08	118.25	114.60
1	13	1224	G	OP1-P-OP2	-6.08	110.48	119.60
26	1H	2554	U	C5-C4-O4	-6.08	122.25	125.90
23	2K	6	G	C8-N9-C4	6.08	108.83	106.40
26	1H	664	C	O5'-P-OP1	6.08	117.99	110.70
26	1H	1623	G	N7-C8-N9	-6.08	110.06	113.10
1	13	899	C	N3-C2-O2	6.08	126.15	121.90
26	1H	560	C	O5'-P-OP1	-6.08	100.23	105.70
26	1H	2070	G	C5-C6-N1	6.08	114.54	111.50
1	1G	906	G	N1-C6-O6	6.08	123.55	119.90
1	1G	924	C	OP1-P-OP2	6.08	128.71	119.60
26	14	828	U	N3-C4-O4	-6.08	115.15	119.40
1	13	1426	C	N3-C4-C5	-6.07	119.47	121.90
26	1H	2417	C	O5'-P-OP2	-6.07	100.23	105.70
26	14	863	A	O5'-P-OP2	-6.07	100.23	105.70
1	13	516	U	OP2-P-O3'	6.07	118.56	105.20
1	1G	275	G	C5-C6-O6	-6.07	124.96	128.60
1	13	684	A	C8-N9-C4	-6.07	103.37	105.80
1	13	1227	A	N3-C4-N9	-6.07	122.54	127.40
26	1H	111	A	O5'-P-OP2	-6.07	100.24	105.70
26	1H	407	G	N3-C2-N2	6.07	124.15	119.90

Continued on next page...

Continued from previous page...

Mol	Chain	Res	Type	Atoms	Z	Observed(°)	Ideal(°)
26	1H	433	C	O5'-P-OP2	-6.07	100.24	105.70
26	1H	705	A	O5'-P-OP2	-6.07	100.24	105.70
26	1H	778	G	N3-C2-N2	6.07	124.15	119.90
26	1H	2388	A	O4'-C1'-N9	6.07	113.06	108.20
26	1H	2432	A	C8-N9-C4	6.07	108.23	105.80
26	14	213	A	C4-C5-C6	-6.07	113.97	117.00
1	13	353	A	N7-C8-N9	6.07	116.83	113.80
26	1H	602	G	C4-C5-N7	6.07	113.23	110.80
26	14	2526	G	N3-C4-N9	-6.07	122.36	126.00
26	1H	853	G	O5'-P-OP1	6.07	117.98	110.70
26	1H	1295	C	N1-C2-O2	-6.07	115.26	118.90
26	1H	1379	A	C4-C5-N7	6.07	113.73	110.70
26	1H	2312	U	N3-C4-O4	6.07	123.65	119.40
26	1H	82	G	OP1-P-O3'	6.07	118.54	105.20
26	1H	693	C	OP1-P-OP2	6.07	128.70	119.60
26	1H	917	A	N9-C4-C5	-6.07	103.37	105.80
26	1H	1313	U	N3-C4-O4	6.07	123.65	119.40
26	1H	2055	C	N1-C2-O2	-6.07	115.26	118.90
26	1H	2719	G	C8-N9-C4	-6.07	103.97	106.40
27	16	42	C	C5-C6-N1	-6.07	117.97	121.00
37	88	78	PRO	N-CA-C	6.07	127.87	112.10
26	14	833	U	C4-C5-C6	6.07	123.34	119.70
26	14	2070	G	N1-C2-N2	-6.07	110.74	116.20
26	14	2557	G	C2-N3-C4	6.07	114.93	111.90
26	1H	1613	G	C8-N9-C4	6.06	108.83	106.40
48	J8	80	LEU	CA-CB-CG	6.06	129.25	115.30
26	14	990	A	N7-C8-N9	6.06	116.83	113.80
26	1H	199	A	C4-N9-C1'	-6.06	115.39	126.30
26	1H	598	G	N3-C4-C5	-6.06	125.57	128.60
1	1G	890	G	O4'-C1'-N9	6.06	113.05	108.20
26	14	1277	G	C2-N3-C4	-6.06	108.87	111.90
26	14	2328	A	N1-C6-N6	6.06	122.24	118.60
26	1H	196	A	C5-C6-N1	-6.06	114.67	117.70
26	1H	843	G	C8-N9-C4	6.06	108.82	106.40
26	1H	1308	A	N1-C2-N3	6.06	132.33	129.30
27	16	111	U	C5-C6-N1	-6.06	119.67	122.70
26	14	785	G	N1-C6-O6	-6.06	116.26	119.90
26	1H	1694	C	OP2-P-O3'	6.06	118.53	105.20
26	1H	1804	C	C6-N1-C2	6.06	122.72	120.30
26	1H	1804	C	O5'-P-OP1	6.06	117.97	110.70
26	1H	2011	U	C2-N1-C1'	-6.06	110.43	117.70
1	1G	1519	A	N1-C6-N6	-6.06	114.97	118.60

Continued on next page...

Continued from previous page...

Mol	Chain	Res	Type	Atoms	Z	Observed(°)	Ideal(°)
23	2L	21	U	C2-N1-C1'	6.06	124.97	117.70
26	14	1953	A	C5-C6-N6	-6.06	118.85	123.70
26	14	1997	G	N1-C2-N2	-6.06	110.75	116.20
26	1H	676	A	N1-C2-N3	6.06	132.33	129.30
26	1H	1787	A	C8-N9-C4	-6.06	103.38	105.80
1	1G	721	G	N7-C8-N9	6.06	116.13	113.10
1	1G	1520	G	O5'-P-OP2	-6.06	100.25	105.70
26	14	738	G	N1-C2-N2	-6.06	110.75	116.20
26	1H	1594	G	OP1-P-O3'	6.06	118.52	105.20
26	1H	2442	C	C2-N3-C4	-6.06	116.87	119.90
26	14	301	G	C4-N9-C1'	-6.06	118.63	126.50
1	13	667	G	N3-C2-N2	-6.05	115.66	119.90
1	13	1226	C	N3-C2-O2	6.05	126.14	121.90
26	1H	240	G	N7-C8-N9	-6.05	110.07	113.10
26	1H	2070	G	N3-C4-N9	6.05	129.63	126.00
26	1H	2550	G	O5'-P-OP2	-6.05	100.25	105.70
26	1H	2348	U	O5'-P-OP2	-6.05	100.25	105.70
26	14	1950	G	O4'-C1'-N9	6.05	113.04	108.20
26	1H	931	G	N3-C4-N9	6.05	129.63	126.00
26	1H	1160	G	OP1-P-OP2	-6.05	110.52	119.60
26	1H	2064	C	N3-C4-N4	-6.05	113.76	118.00
26	1H	500	G	OP1-P-OP2	6.05	128.67	119.60
26	14	782	A	C6-N1-C2	-6.05	114.97	118.60
26	1H	1471	A	C5-N7-C8	-6.05	100.88	103.90
27	16	81	G	N1-C2-N2	-6.05	110.76	116.20
1	1G	123	C	O5'-P-OP2	-6.05	100.26	105.70
26	14	1833	U	N3-C2-O2	-6.05	117.97	122.20
1	13	919	A	N9-C4-C5	6.05	108.22	105.80
1	13	961	U	O5'-P-OP2	-6.05	100.26	105.70
26	1H	366	C	N1-C2-O2	-6.05	115.27	118.90
26	1H	1952	A	C8-N9-C4	-6.05	103.38	105.80
27	16	51	G	OP2-P-O3'	6.05	118.50	105.20
26	14	808	G	C5-N7-C8	6.05	107.32	104.30
27	1J	22	U	C5-C6-N1	6.05	125.72	122.70
26	1H	1396	U	OP1-P-OP2	6.04	128.67	119.60
26	1H	1488	G	C8-N9-C4	-6.04	103.98	106.40
1	13	309	G	N1-C6-O6	6.04	123.53	119.90
26	1H	1344	G	N1-C6-O6	6.04	123.53	119.90
26	1H	1566	A	O5'-P-OP2	-6.04	100.26	105.70
26	1H	2089	U	C5-C4-O4	-6.04	122.27	125.90
26	14	1304	C	N3-C4-C5	6.04	124.32	121.90
26	14	1754	C	N1-C2-O2	6.04	122.53	118.90

Continued on next page...

Continued from previous page...

Mol	Chain	Res	Type	Atoms	Z	Observed(°)	Ideal(°)
1	13	1025	U	C2-N1-C1'	6.04	124.95	117.70
26	1H	1204	A	C5-C6-N1	-6.04	114.68	117.70
26	1H	139	G	C2-N3-C4	6.04	114.92	111.90
26	1H	1959	G	N9-C4-C5	6.04	107.82	105.40
1	13	721	G	C6-C5-N7	-6.04	126.78	130.40
23	2K	6	G	N1-C6-O6	6.04	123.52	119.90
26	14	107	C	O5'-P-OP2	-6.04	100.27	105.70
26	14	933	A	N1-C6-N6	6.04	122.22	118.60
26	14	1281	G	C4-C5-N7	6.04	113.22	110.80
1	13	884	U	N1-C2-N3	-6.04	111.28	114.90
26	1H	121	G	C8-N9-C4	-6.04	103.98	106.40
26	14	330	A	N9-C4-C5	-6.04	103.39	105.80
26	14	704	G	C5-C6-O6	-6.04	124.98	128.60
26	1H	1035	U	N1-C2-N3	6.04	118.52	114.90
1	1G	687	A	P-O3'-C3'	6.04	126.94	119.70
57	3L	3	C	C6-N1-C2	-6.04	117.89	120.30
26	14	1605	C	C2-N3-C4	-6.04	116.88	119.90
1	13	576	G	N3-C4-N9	6.03	129.62	126.00
1	13	1227	A	C8-N9-C4	-6.03	103.39	105.80
26	1H	87	C	C5-C4-N4	-6.03	115.98	120.20
26	1H	571	A	N9-C4-C5	-6.03	103.39	105.80
26	1H	2330	G	N1-C2-N2	-6.03	110.77	116.20
26	1H	2331	G	N9-C4-C5	-6.03	102.99	105.40
26	14	1558	A	P-O3'-C3'	6.03	126.94	119.70
1	13	732	C	OP2-P-O3'	6.03	118.47	105.20
26	1H	675	A	N1-C2-N3	-6.03	126.28	129.30
26	1H	1315	C	O5'-P-OP2	-6.03	100.27	105.70
26	1H	1325	G	O5'-P-OP2	6.03	117.94	110.70
26	1H	1412	A	C8-N9-C4	-6.03	103.39	105.80
26	1H	1624	G	C5-C6-N1	6.03	114.52	111.50
26	1H	1849	G	O5'-P-OP2	6.03	117.94	110.70
1	1G	413	G	C5-C6-O6	6.03	132.22	128.60
1	1G	1139	G	C4-N9-C1'	-6.03	118.66	126.50
26	14	82	G	C5-C6-N1	-6.03	108.48	111.50
26	14	329	G	C5-C6-N1	6.03	114.52	111.50
26	1H	1161	C	O5'-P-OP2	6.03	117.93	110.70
26	1H	2352	A	N1-C6-N6	6.03	122.22	118.60
26	1H	2713	A	OP2-P-O3'	6.03	118.46	105.20
26	14	684	G	C8-N9-C4	-6.03	103.99	106.40
26	1H	113	G	N3-C4-C5	6.03	131.61	128.60
26	1H	809	G	C5-N7-C8	6.03	107.31	104.30
26	1H	1497	U	N3-C4-O4	6.03	123.62	119.40

Continued on next page...

Continued from previous page...

Mol	Chain	Res	Type	Atoms	Z	Observed(°)	Ideal(°)
26	1H	1606	G	C5-C6-O6	-6.03	124.98	128.60
26	1H	2385	C	C5-C6-N1	-6.03	117.99	121.00
26	1H	2434	A	C5-C6-N6	6.03	128.52	123.70
26	1H	2685	G	C5-N7-C8	6.03	107.31	104.30
27	16	89	G	O5'-P-OP1	-6.03	100.28	105.70
1	1G	314	C	N1-C2-O2	6.03	122.52	118.90
1	1G	1442	G	N3-C4-N9	-6.03	122.38	126.00
26	14	834	C	O5'-P-OP2	-6.03	100.28	105.70
26	14	1586	A	N7-C8-N9	6.03	116.81	113.80
1	1G	197	A	N7-C8-N9	6.03	116.81	113.80
1	1G	1220	G	N1-C6-O6	6.03	123.52	119.90
26	14	762	U	C6-N1-C1'	-6.03	112.76	121.20
26	14	2371	G	N1-C6-O6	6.03	123.52	119.90
26	14	2700	C	N3-C4-C5	6.03	124.31	121.90
26	1H	1550	C	N1-C2-O2	-6.02	115.29	118.90
26	1H	1642	G	N9-C4-C5	6.02	107.81	105.40
26	1H	2031	A	C2-N3-C4	6.02	113.61	110.60
1	1G	484	G	N3-C4-C5	6.02	131.61	128.60
56	1L	74	C	C6-N1-C2	6.02	122.71	120.30
26	14	1903	G	C5-C6-N1	-6.02	108.49	111.50
26	1H	115	C	C5-C4-N4	-6.02	115.98	120.20
26	1H	961	C	OP1-P-O3'	6.02	118.45	105.20
26	1H	1842	G	C4-C5-N7	-6.02	108.39	110.80
26	1H	2269	A	N9-C4-C5	-6.02	103.39	105.80
26	14	812	C	C2-N1-C1'	6.02	125.42	118.80
26	14	475	U	N1-C2-N3	6.02	118.51	114.90
26	1H	623	G	C8-N9-C4	6.02	108.81	106.40
26	1H	1663	C	OP1-P-O3'	6.02	118.44	105.20
26	14	1344	G	N1-C6-O6	6.02	123.51	119.90
26	14	2341	G	C5-C6-N1	-6.02	108.49	111.50
1	13	1504	G	C2-N3-C4	-6.02	108.89	111.90
26	1H	1252	G	N1-C6-O6	-6.02	116.29	119.90
26	1H	1636	C	N3-C4-N4	6.02	122.21	118.00
27	16	81	G	C8-N9-C4	-6.02	103.99	106.40
26	14	565	C	C4-C5-C6	6.02	120.41	117.40
26	14	621	A	C4-C5-N7	6.02	113.71	110.70
27	1J	75	G	N3-C4-N9	6.02	129.61	126.00
26	1H	1374	G	N1-C6-O6	6.02	123.51	119.90
26	1H	2685	G	N7-C8-N9	-6.02	110.09	113.10
26	14	1776	G	N3-C2-N2	6.02	124.11	119.90
1	13	1469	G	N7-C8-N9	6.01	116.11	113.10
26	1H	766	C	C2-N3-C4	-6.01	116.89	119.90

Continued on next page...

Continued from previous page...

Mol	Chain	Res	Type	Atoms	Z	Observed(°)	Ideal(°)
26	1H	2434	A	N1-C6-N6	-6.01	114.99	118.60
1	1G	413	G	C8-N9-C1'	6.01	134.82	127.00
26	14	1599	C	C2-N1-C1'	6.01	125.42	118.80
26	14	1778	U	N1-C2-O2	-6.01	118.59	122.80
26	14	2319	G	N3-C4-C5	-6.01	125.59	128.60
1	13	1224	G	O5'-P-OP1	6.01	117.92	110.70
26	1H	775	G	O4'-C1'-N9	6.01	113.01	108.20
26	14	1239	G	N3-C4-N9	-6.01	122.39	126.00
26	14	1346	G	N3-C2-N2	6.01	124.11	119.90
27	1J	56	G	N3-C4-N9	6.01	129.61	126.00
26	1H	178	G	C8-N9-C4	6.01	108.81	106.40
26	1H	684	G	C8-N9-C4	-6.01	104.00	106.40
26	1H	1209	G	C6-C5-N7	-6.01	126.79	130.40
26	14	1346	G	C8-N9-C4	6.01	108.81	106.40
26	14	2371	G	C5-C6-O6	-6.01	124.99	128.60
26	1H	1776	G	OP1-P-O3'	6.01	118.42	105.20
26	1H	1780	A	C2-N3-C4	-6.01	107.60	110.60
1	13	1479	C	N3-C4-N4	6.01	122.20	118.00
26	1H	128	C	C2-N3-C4	-6.01	116.90	119.90
26	1H	1007	C	N1-C2-O2	-6.01	115.30	118.90
26	1H	2311	A	N3-C4-C5	6.01	131.00	126.80
26	14	621	A	N3-C4-C5	6.01	131.00	126.80
26	14	1673	U	N1-C2-O2	-6.01	118.59	122.80
26	14	1696	G	O5'-P-OP2	-6.00	100.30	105.70
26	1H	1428	C	N3-C4-N4	-6.00	113.80	118.00
26	1H	2270	G	C8-N9-C4	6.00	108.80	106.40
26	1H	2504	U	C6-N1-C2	-6.00	117.40	121.00
27	16	28	C	C6-N1-C2	-6.00	117.90	120.30
26	14	741	G	OP2-P-O3'	6.00	118.41	105.20
26	14	762	U	C2-N1-C1'	6.00	124.90	117.70
26	14	2251	G	N7-C8-N9	-6.00	110.10	113.10
1	13	293	G	N1-C6-O6	6.00	123.50	119.90
26	1H	731	C	C6-N1-C2	-6.00	117.90	120.30
27	16	100	G	N3-C4-N9	6.00	129.60	126.00
26	14	193	U	N1-C2-O2	-6.00	118.60	122.80
26	1H	598	G	OP1-P-OP2	6.00	128.60	119.60
26	14	197	A	P-O3'-C3'	6.00	126.90	119.70
1	1G	397	A	O5'-P-OP2	6.00	117.90	110.70
1	1G	1234	C	N1-C2-O2	6.00	122.50	118.90
26	1H	70	G	C5-C6-O6	6.00	132.20	128.60
26	1H	744	G	C2-N3-C4	-6.00	108.90	111.90
26	1H	1161	C	C5-C6-N1	6.00	124.00	121.00

Continued on next page...

Continued from previous page...

Mol	Chain	Res	Type	Atoms	Z	Observed(°)	Ideal(°)
26	1H	1513	C	C5-C6-N1	6.00	124.00	121.00
1	13	906	G	N3-C2-N2	-6.00	115.70	119.90
26	1H	944	G	N7-C8-N9	6.00	116.10	113.10
26	14	1636	C	O5'-P-OP1	-6.00	100.31	105.70
26	1H	1613	G	C5-N7-C8	5.99	107.30	104.30
26	1H	2686	G	N3-C4-C5	-5.99	125.60	128.60
1	13	757	U	C5-C6-N1	-5.99	119.70	122.70
1	13	766	A	C8-N9-C4	5.99	108.20	105.80
26	1H	1702	G	N9-C4-C5	-5.99	103.00	105.40
26	14	1998	G	C8-N9-C4	5.99	108.80	106.40
26	1H	686	G	N9-C4-C5	-5.99	103.00	105.40
26	1H	947	G	C8-N9-C4	-5.99	104.00	106.40
1	1G	739	C	N3-C4-C5	-5.99	119.50	121.90
1	13	18	C	N1-C2-O2	5.99	122.49	118.90
1	13	1407	C	C4-C5-C6	-5.99	114.41	117.40
26	14	55	G	C8-N9-C4	-5.99	104.00	106.40
26	14	940	G	C2-N3-C4	5.99	114.89	111.90
26	14	2429	G	OP1-P-O3'	-5.99	92.03	105.20
23	2K	43	G	N1-C6-O6	-5.99	116.31	119.90
26	1H	484	C	C6-N1-C1'	-5.99	113.62	120.80
26	1H	1267	U	C4-C5-C6	5.99	123.29	119.70
26	1H	2311	A	N7-C8-N9	5.99	116.79	113.80
26	1H	2418	A	C2-N3-C4	5.99	113.59	110.60
1	1G	305	G	N3-C2-N2	5.99	124.09	119.90
26	1H	2818	G	N3-C4-C5	5.98	131.59	128.60
1	13	726	C	O5'-P-OP1	-5.98	100.32	105.70
26	1H	786	C	C5-C4-N4	5.98	124.39	120.20
26	1H	866	A	C4-N9-C1'	5.98	137.07	126.30
26	1H	985	C	C2-N3-C4	-5.98	116.91	119.90
26	1H	1837	C	O5'-P-OP1	-5.98	100.32	105.70
26	14	1728	G	C2-N3-C4	5.98	114.89	111.90
26	14	1776	G	C8-N9-C1'	-5.98	119.22	127.00
1	13	748	C	C2-N1-C1'	5.98	125.38	118.80
26	1H	1919	A	O4'-C1'-N9	-5.98	103.42	108.20
56	1L	29	G	O5'-P-OP1	5.98	117.88	110.70
26	14	729	G	C5-C6-O6	-5.98	125.01	128.60
1	13	578	C	N3-C4-C5	-5.98	119.51	121.90
26	1H	201	C	OP1-P-OP2	5.98	128.57	119.60
26	1H	923	C	C6-N1-C2	-5.98	117.91	120.30
26	1H	2061	G	O5'-P-OP1	5.98	117.87	110.70
26	1H	2419	U	OP1-P-O3'	5.98	118.35	105.20
26	1H	2723	C	N3-C2-O2	-5.98	117.72	121.90

Continued on next page...

Continued from previous page...

Mol	Chain	Res	Type	Atoms	Z	Observed(°)	Ideal(°)
1	1G	356	A	C8-N9-C4	-5.98	103.41	105.80
26	14	1248	G	C4-C5-N7	5.98	113.19	110.80
26	14	1610	A	N9-C4-C5	-5.98	103.41	105.80
26	1H	2331	G	C8-N9-C4	5.98	108.79	106.40
26	1H	2593	U	N3-C4-O4	-5.98	115.22	119.40
26	14	48	G	OP2-P-O3'	5.98	118.35	105.20
26	14	2385	C	C5-C4-N4	-5.98	116.02	120.20
26	14	2574	G	C5-C6-N1	5.98	114.49	111.50
26	1H	1223	C	N3-C2-O2	5.97	126.08	121.90
26	1H	1338	G	C5-C6-N1	5.97	114.49	111.50
26	1H	1399	C	N1-C2-O2	-5.97	115.31	118.90
26	1H	2232	U	C4-C5-C6	5.97	123.28	119.70
27	16	103	U	N3-C2-O2	5.97	126.38	122.20
45	G8	79	CYS	N-CA-C	5.97	127.13	111.00
1	1G	525	C	N3-C4-N4	5.97	122.18	118.00
1	1G	668	G	C5-C6-O6	-5.97	125.02	128.60
26	1H	828	U	C6-N1-C2	-5.97	117.42	121.00
26	14	1489	U	C5-C4-O4	5.97	129.48	125.90
26	14	1601	G	OP1-P-O3'	5.97	118.34	105.20
26	14	1694	C	N3-C4-C5	5.97	124.29	121.90
26	1H	945	A	C5-C6-N1	-5.97	114.71	117.70
1	1G	28	G	OP2-P-O3'	5.97	118.34	105.20
1	1G	1417	G	C5-C6-N1	-5.97	108.52	111.50
23	2L	36	A	O5'-P-OP1	-5.97	100.33	105.70
26	1H	231	C	N3-C4-C5	-5.97	119.51	121.90
26	1H	1241	A	C4-C5-N7	5.97	113.69	110.70
26	1H	2081	C	C6-N1-C2	-5.97	117.91	120.30
1	1G	818	G	C4-C5-N7	-5.97	108.41	110.80
26	14	828	U	C5-C6-N1	-5.97	119.72	122.70
26	14	1523	U	C5-C6-N1	5.97	125.68	122.70
26	1H	1238	G	OP2-P-O3'	5.97	118.33	105.20
26	1H	2245	U	C5-C4-O4	-5.97	122.32	125.90
26	14	1209	G	OP1-P-OP2	5.97	128.55	119.60
1	13	419	C	C2-N1-C1'	5.97	125.36	118.80
1	13	740	U	O5'-P-OP2	-5.97	100.33	105.70
26	1H	1424	G	O5'-P-OP2	-5.97	100.33	105.70
26	1H	1535	U	C2-N1-C1'	5.97	124.86	117.70
26	1H	2069	G	C5-C6-O6	-5.97	125.02	128.60
26	1H	2271	G	C8-N9-C1'	-5.97	119.24	127.00
26	14	470	A	C5-C6-N6	-5.97	118.93	123.70
26	1H	191	A	N1-C2-N3	5.96	132.28	129.30
26	1H	484	C	C5-C4-N4	-5.96	116.03	120.20

Continued on next page...

Continued from previous page...

Mol	Chain	Res	Type	Atoms	Z	Observed(°)	Ideal(°)
26	1H	1271	G	N3-C4-N9	5.96	129.58	126.00
26	1H	1333	C	N3-C4-N4	5.96	122.18	118.00
26	1H	1819	A	C5-C6-N1	5.96	120.68	117.70
26	14	140	A	C5-C6-N6	-5.96	118.93	123.70
26	14	1166	C	N3-C4-C5	-5.96	119.51	121.90
1	13	422	C	C6-N1-C2	-5.96	117.92	120.30
26	14	1506	C	C5-C6-N1	5.96	123.98	121.00
26	1H	2709	G	O5'-P-OP1	5.96	117.85	110.70
27	16	21	G	N9-C4-C5	5.96	107.78	105.40
1	1G	913	A	P-O3'-C3'	5.96	126.86	119.70
26	14	1367	A	N9-C4-C5	-5.96	103.42	105.80
26	14	1655	A	C5-N7-C8	5.96	106.88	103.90
1	1G	723	U	C2-N1-C1'	5.96	124.85	117.70
26	14	2037	G	N3-C4-C5	-5.96	125.62	128.60
1	13	509	A	P-O3'-C3'	5.96	126.85	119.70
26	1H	424	G	N1-C6-O6	-5.96	116.33	119.90
26	1H	2070	G	N7-C8-N9	-5.96	110.12	113.10
1	1G	692	U	N3-C4-O4	5.96	123.57	119.40
26	14	1257	C	C4-C5-C6	5.96	120.38	117.40
26	14	1681	G	C4-C5-N7	5.96	113.18	110.80
26	14	2211	G	P-O3'-C3'	5.96	126.85	119.70
1	13	919	A	N1-C6-N6	-5.96	115.03	118.60
26	1H	785	G	N9-C4-C5	5.96	107.78	105.40
26	1H	795	C	C4-C5-C6	5.96	120.38	117.40
26	1H	2058	A	O5'-P-OP1	5.96	117.85	110.70
26	1H	2311	A	N3-C4-N9	-5.96	122.63	127.40
27	16	44	G	C6-C5-N7	5.96	133.97	130.40
1	1G	275	G	N1-C6-O6	5.96	123.47	119.90
26	14	2710	C	N1-C2-O2	-5.96	115.33	118.90
26	1H	1566	A	C2-N3-C4	5.95	113.58	110.60
26	14	320	A	O5'-P-OP2	-5.95	100.34	105.70
26	1H	698	C	O5'-P-OP2	-5.95	100.34	105.70
26	1H	842	G	C5-N7-C8	-5.95	101.33	104.30
26	1H	1788	C	C4-C5-C6	5.95	120.38	117.40
1	1G	909	A	N1-C6-N6	5.95	122.17	118.60
26	14	1266	G	C8-N9-C4	5.95	108.78	106.40
1	13	896	C	C4-C5-C6	5.95	120.37	117.40
26	1H	1253	A	N9-C4-C5	5.95	108.18	105.80
26	1H	1626	G	C5-N7-C8	-5.95	101.33	104.30
1	13	22	G	N3-C4-N9	-5.95	122.43	126.00
26	1H	736	C	O5'-P-OP1	-5.95	100.35	105.70
26	1H	2498	C	N3-C4-C5	5.95	124.28	121.90

Continued on next page...

Continued from previous page...

Mol	Chain	Res	Type	Atoms	Z	Observed(°)	Ideal(°)
30	31	46	ARG	NE-CZ-NH2	-5.95	117.33	120.30
26	14	1195	G	C6-C5-N7	5.95	133.97	130.40
1	13	220	G	C4-N9-C1'	5.95	134.23	126.50
1	13	564	C	C5-C6-N1	5.95	123.97	121.00
26	1H	941	A	OP1-P-OP2	-5.95	110.68	119.60
26	1H	1776	G	N9-C4-C5	-5.95	103.02	105.40
26	1H	2579	C	N1-C2-O2	-5.95	115.33	118.90
26	1H	2685	G	C8-N9-C4	5.95	108.78	106.40
1	1G	721	G	C4-C5-C6	5.95	122.37	118.80
23	2L	45	A	O5'-P-OP1	-5.95	100.35	105.70
29	29	78	LEU	CA-CB-CG	5.95	128.97	115.30
26	1H	735	A	N9-C4-C5	-5.94	103.42	105.80
26	1H	2282	G	O5'-P-OP2	5.94	117.83	110.70
26	14	1189	A	OP1-P-OP2	-5.94	110.68	119.60
26	1H	1308	A	N9-C4-C5	5.94	108.18	105.80
26	14	843	G	N1-C6-O6	5.94	123.47	119.90
26	14	1627	G	N3-C2-N2	5.94	124.06	119.90
26	14	1664	A	C8-N9-C4	5.94	108.18	105.80
26	14	2304	G	N7-C8-N9	5.94	116.07	113.10
26	14	2339	G	O5'-P-OP2	-5.94	100.35	105.70
26	1H	679	C	N3-C2-O2	5.94	126.06	121.90
26	1H	1825	A	C5-C6-N6	5.94	128.45	123.70
26	14	223	A	C8-N9-C4	-5.94	103.42	105.80
26	14	828	U	N1-C2-N3	5.94	118.46	114.90
26	14	1680	U	O5'-P-OP1	-5.94	100.35	105.70
26	14	2019	A	C8-N9-C4	5.94	108.18	105.80
26	14	2779	U	N3-C4-C5	5.94	118.16	114.60
26	14	1790	C	N3-C4-C5	5.94	124.28	121.90
1	13	988	G	C8-N9-C4	-5.94	104.03	106.40
26	1H	637	A	N9-C4-C5	-5.94	103.42	105.80
26	1H	983	A	C8-N9-C4	5.94	108.17	105.80
26	1H	1204	A	N3-C4-C5	5.94	130.96	126.80
26	1H	2342	C	N3-C4-C5	-5.94	119.53	121.90
1	1G	1472	U	O5'-P-OP1	5.94	117.83	110.70
26	14	1812	A	OP1-P-OP2	5.94	128.50	119.60
26	14	2067	G	N9-C4-C5	5.94	107.78	105.40
26	1H	55	G	C8-N9-C4	-5.94	104.03	106.40
26	1H	587	C	N3-C4-C5	5.94	124.28	121.90
26	1H	847	U	N1-C2-N3	5.94	118.46	114.90
26	1H	1410	G	C8-N9-C1'	5.94	134.72	127.00
26	1H	501	A	O5'-P-OP2	-5.93	100.36	105.70
26	1H	1466	G	C5-C6-O6	5.93	132.16	128.60

Continued on next page...

Continued from previous page...

Mol	Chain	Res	Type	Atoms	Z	Observed(°)	Ideal(°)
27	16	7	G	C5-N7-C8	-5.93	101.33	104.30
26	1H	201	C	N1-C2-N3	5.93	123.35	119.20
26	1H	687	C	N3-C2-O2	5.93	126.05	121.90
26	1H	764	A	OP1-P-OP2	-5.93	110.70	119.60
26	1H	845	G	C5-C6-O6	-5.93	125.04	128.60
26	14	265	A	C5-N7-C8	-5.93	100.93	103.90
26	14	737	C	N3-C2-O2	5.93	126.05	121.90
26	14	1762	A	N1-C6-N6	5.93	122.16	118.60
1	13	576	G	C4-N9-C1'	5.93	134.21	126.50
1	1G	1305	G	N3-C2-N2	-5.93	115.75	119.90
26	1H	626	U	N1-C2-N3	5.93	118.46	114.90
26	1H	829	A	N1-C2-N3	5.93	132.26	129.30
26	1H	1776	G	N1-C6-O6	5.93	123.46	119.90
54	P8	23	ARG	NE-CZ-NH1	5.93	123.27	120.30
1	1G	322	C	OP1-P-OP2	-5.93	110.70	119.60
1	1G	1126	U	P-O3'-C3'	5.93	126.81	119.70
26	14	479	A	C4-C5-N7	-5.93	107.73	110.70
26	14	1195	G	C4-C5-N7	-5.93	108.43	110.80
26	14	1252	G	O4'-C1'-N9	-5.93	103.46	108.20
26	14	2779	U	C6-N1-C1'	-5.93	112.90	121.20
1	13	57	G	N1-C6-O6	-5.93	116.34	119.90
1	13	1521	G	O5'-P-OP1	-5.93	100.37	105.70
26	1H	634	C	N3-C4-N4	-5.93	113.85	118.00
26	1H	1818	U	O5'-P-OP2	-5.93	100.37	105.70
26	1H	2602	A	C2-N3-C4	5.93	113.56	110.60
26	14	593	G	O5'-P-OP1	5.93	117.81	110.70
26	1H	1830	C	OP1-P-OP2	-5.92	110.71	119.60
39	A8	101	LEU	CA-CB-CG	5.92	128.93	115.30
26	14	209	C	C2-N3-C4	-5.92	116.94	119.90
26	14	1383	C	N3-C2-O2	5.92	126.05	121.90
26	1H	1613	G	C8-N9-C1'	-5.92	119.30	127.00
26	1H	124	G	N3-C2-N2	-5.92	115.75	119.90
26	1H	2363	C	N3-C4-C5	5.92	124.27	121.90
26	1H	838	C	N1-C2-O2	-5.92	115.35	118.90
26	1H	1772	G	N1-C2-N2	-5.92	110.87	116.20
26	1H	2576	G	N3-C2-N2	5.92	124.04	119.90
1	1G	963	G	C8-N9-C1'	-5.92	119.30	127.00
26	14	1313	U	O4'-C1'-N1	5.92	112.94	108.20
26	14	2590	A	C8-N9-C4	5.92	108.17	105.80
38	55	104	ARG	NE-CZ-NH1	-5.92	117.34	120.30
1	13	514	C	C5-C4-N4	-5.92	116.06	120.20
26	1H	431	U	N3-C2-O2	-5.92	118.06	122.20

Continued on next page...

Continued from previous page...

Mol	Chain	Res	Type	Atoms	Z	Observed(°)	Ideal(°)
26	1H	975	G	N1-C2-N2	5.92	121.53	116.20
1	1G	620	C	C2-N1-C1'	5.92	125.31	118.80
26	14	463	G	N3-C2-N2	5.92	124.04	119.90
26	14	697	C	N1-C2-O2	-5.92	115.35	118.90
26	14	1288	U	O5'-P-OP2	-5.92	100.37	105.70
26	14	1653	G	N3-C4-C5	-5.92	125.64	128.60
26	1H	199	A	C4-C5-C6	-5.92	114.04	117.00
26	1H	385	C	C6-N1-C2	-5.92	117.93	120.30
26	1H	1571	A	N7-C8-N9	-5.92	110.84	113.80
1	1G	31	G	N1-C6-O6	5.92	123.45	119.90
11	2A	63	LEU	CA-CB-CG	5.92	128.91	115.30
26	1H	1249	U	N3-C2-O2	5.92	126.34	122.20
23	2K	9	G	C8-N9-C4	-5.91	104.03	106.40
26	1H	2006	C	C5-C4-N4	-5.91	116.06	120.20
40	B8	105	LEU	CA-CB-CG	5.91	128.90	115.30
1	13	418	C	N1-C2-O2	5.91	122.45	118.90
26	1H	2329	G	OP1-P-OP2	5.91	128.47	119.60
26	1H	2433	A	N1-C2-N3	5.91	132.26	129.30
1	13	1530	G	C4-N9-C1'	-5.91	118.82	126.50
26	1H	1307	A	N1-C6-N6	5.91	122.15	118.60
26	1H	2451	A	N9-C4-C5	5.91	108.16	105.80
26	1H	2507	C	N3-C4-C5	-5.91	119.54	121.90
26	14	563	G	C5-C6-N1	5.91	114.46	111.50
26	14	2701	C	P-O3'-C3'	5.91	126.79	119.70
1	13	1027	C	OP1-P-O3'	5.91	118.20	105.20
1	13	1404	C	N1-C2-O2	-5.91	115.36	118.90
26	1H	1606	G	N1-C2-N3	-5.91	120.36	123.90
26	14	1626	G	N3-C2-N2	-5.91	115.76	119.90
26	14	1968	G	OP1-P-OP2	-5.91	110.74	119.60
26	1H	540	G	N1-C2-N2	5.91	121.52	116.20
1	1G	249	U	O5'-P-OP2	-5.91	100.38	105.70
26	14	1254	A	C5-C6-N1	5.91	120.65	117.70
1	13	305	G	C5-N7-C8	5.91	107.25	104.30
26	1H	848	G	O5'-P-OP2	-5.91	100.39	105.70
26	1H	1331	A	C4-C5-N7	-5.91	107.75	110.70
26	14	1379	A	C5-C6-N6	-5.91	118.98	123.70
26	14	1914	C	C2-N1-C1'	5.91	125.30	118.80
26	1H	2552	U	N1-C2-O2	-5.90	118.67	122.80
1	13	1196	U	C5-C6-N1	5.90	125.65	122.70
26	1H	578	A	C5-N7-C8	-5.90	100.95	103.90
1	1G	1158	C	N1-C2-O2	5.90	122.44	118.90
26	14	746	A	N9-C4-C5	5.90	108.16	105.80

Continued on next page...

Continued from previous page...

Mol	Chain	Res	Type	Atoms	Z	Observed(°)	Ideal(°)
26	14	1678	G	N1-C6-O6	5.90	123.44	119.90
26	14	2000	G	C6-N1-C2	-5.90	121.56	125.10
26	1H	52	A	O5'-P-OP2	-5.90	100.39	105.70
26	1H	391	G	C5-C6-N1	-5.90	108.55	111.50
26	14	2877	G	O5'-P-OP1	5.90	117.78	110.70
26	14	2878	U	N3-C2-O2	-5.90	118.07	122.20
1	1G	866	C	C6-N1-C2	-5.90	117.94	120.30
26	14	1673	U	C5-C6-N1	-5.90	119.75	122.70
26	14	1896	G	C8-N9-C4	-5.90	104.04	106.40
26	14	1930	G	C5-N7-C8	5.90	107.25	104.30
1	13	449	C	N3-C4-N4	-5.90	113.87	118.00
26	1H	229	A	P-O3'-C3'	5.90	126.78	119.70
26	1H	599	G	N1-C2-N2	-5.90	110.89	116.20
26	1H	1382	G	N3-C4-C5	5.90	131.55	128.60
26	1H	1649	G	N3-C4-C5	-5.90	125.65	128.60
26	1H	1905	C	N3-C4-C5	-5.90	119.54	121.90
27	16	56	G	C8-N9-C4	-5.90	104.04	106.40
26	14	487	C	N3-C4-C5	-5.90	119.54	121.90
26	14	2522	U	C4-C5-C6	5.90	123.24	119.70
26	1H	148	C	N3-C4-C5	5.90	124.26	121.90
12	3A	27	LEU	CA-CB-CG	5.90	128.86	115.30
26	14	28	A	OP1-P-OP2	-5.90	110.76	119.60
26	14	1801	G	O5'-P-OP1	-5.90	100.39	105.70
1	13	52	G	N9-C4-C5	-5.89	103.04	105.40
26	1H	120	U	N3-C4-O4	-5.89	115.27	119.40
26	1H	621	A	N3-C4-N9	-5.89	122.68	127.40
27	16	5	C	N3-C4-C5	5.89	124.26	121.90
26	14	1204	A	C4-C5-N7	5.89	113.65	110.70
26	14	2426	A	N9-C4-C5	-5.89	103.44	105.80
1	13	918	A	N1-C6-N6	5.89	122.14	118.60
26	1H	78	A	N1-C6-N6	5.89	122.14	118.60
26	1H	228	A	C4-C5-N7	5.89	113.65	110.70
26	1H	983	A	N7-C8-N9	-5.89	110.85	113.80
26	1H	1274	A	N7-C8-N9	5.89	116.75	113.80
26	1H	1285	G	C5-C6-O6	-5.89	125.06	128.60
41	C8	74	LEU	CA-CB-CG	5.89	128.85	115.30
26	14	1901	A	C2-N3-C4	5.89	113.55	110.60
26	14	1973	G	C5-C6-O6	5.89	132.14	128.60
1	13	977	A	N1-C6-N6	-5.89	115.07	118.60
1	13	1402	C	N3-C4-C5	-5.89	119.54	121.90
26	1H	81	G	N1-C6-O6	-5.89	116.37	119.90
26	1H	2313	C	N3-C2-O2	-5.89	117.78	121.90

Continued on next page...

Continued from previous page...

Mol	Chain	Res	Type	Atoms	Z	Observed(°)	Ideal(°)
26	1H	2438	U	N1-C2-N3	5.89	118.43	114.90
26	14	1678	G	N3-C2-N2	-5.89	115.78	119.90
26	14	2011	U	O5'-P-OP2	5.89	117.77	110.70
26	1H	598	G	C5-C6-O6	-5.89	125.07	128.60
26	1H	2319	G	C8-N9-C4	-5.89	104.05	106.40
1	1G	768	A	C2-N3-C4	-5.89	107.66	110.60
1	13	948	C	O5'-P-OP2	-5.89	100.40	105.70
1	13	1474	G	C5-C6-N1	5.89	114.44	111.50
26	1H	119	A	C8-N9-C4	-5.89	103.44	105.80
26	14	834	C	C4-C5-C6	5.89	120.34	117.40
26	1H	212	G	OP2-P-O3'	5.88	118.15	105.20
26	1H	780	G	C4-C5-N7	5.88	113.15	110.80
26	1H	1350	C	O5'-P-OP1	-5.88	100.40	105.70
26	1H	1671	U	C2-N1-C1'	5.88	124.76	117.70
26	14	198	C	N3-C2-O2	-5.88	117.78	121.90
26	14	1187	G	C5-C6-N1	-5.88	108.56	111.50
26	14	1210	A	C5-N7-C8	-5.88	100.96	103.90
26	14	2609	U	O5'-P-OP2	-5.88	100.40	105.70
26	14	302	C	O5'-P-OP2	-5.88	100.41	105.70
26	14	2497	A	O5'-P-OP2	5.88	117.76	110.70
1	13	449	C	C5-C4-N4	5.88	124.32	120.20
26	1H	302	C	N3-C2-O2	-5.88	117.78	121.90
26	1H	967	C	C5-C6-N1	-5.88	118.06	121.00
26	1H	2037	G	N3-C4-C5	-5.88	125.66	128.60
26	1H	2247	A	OP1-P-O3'	5.88	118.14	105.20
26	1H	2491	U	N1-C2-N3	-5.88	111.37	114.90
1	1G	391	G	C4-C5-N7	5.88	113.15	110.80
1	13	190	G	C4-N9-C1'	5.88	134.14	126.50
26	1H	381	G	OP1-P-O3'	5.88	118.14	105.20
26	1H	1241	A	N3-C4-N9	-5.88	122.70	127.40
26	1H	2440	C	C2-N3-C4	5.88	122.84	119.90
26	14	1315	C	N3-C4-N4	-5.88	113.88	118.00
26	14	1964	G	N3-C4-N9	5.88	129.53	126.00
13	4I	108	ARG	NE-CZ-NH1	5.88	123.24	120.30
26	1H	968	G	C5-C6-O6	5.88	132.13	128.60
26	1H	1613	G	N7-C8-N9	-5.88	110.16	113.10
26	1H	1633	G	O5'-P-OP1	-5.88	100.41	105.70
26	1H	2239	G	N1-C6-O6	-5.88	116.37	119.90
26	1H	2241	A	C4-C5-N7	-5.88	107.76	110.70
26	1H	2270	G	C8-N9-C1'	-5.88	119.36	127.00
26	1H	2507	C	C5-C4-N4	5.88	124.31	120.20
26	14	681	G	O5'-P-OP2	-5.88	100.41	105.70

Continued on next page...

Continued from previous page...

Mol	Chain	Res	Type	Atoms	Z	Observed(°)	Ideal(°)
26	1H	695	G	C5-C6-N1	5.88	114.44	111.50
26	1H	1850	G	O5'-P-OP2	5.88	117.75	110.70
26	1H	2258	C	N1-C2-O2	-5.88	115.37	118.90
26	14	731	C	C2-N3-C4	-5.88	116.96	119.90
26	14	2001	A	C5-C6-N1	5.88	120.64	117.70
27	1J	102	G	C4-C5-N7	-5.88	108.45	110.80
26	1H	2239	G	N3-C4-C5	-5.88	125.66	128.60
1	1G	275	G	N9-C4-C5	-5.88	103.05	105.40
26	14	1351	C	C5-C6-N1	-5.88	118.06	121.00
26	1H	448	U	C4-C5-C6	5.87	123.22	119.70
26	1H	655	A	N1-C2-N3	5.87	132.24	129.30
26	1H	1049	C	N1-C2-O2	5.87	122.42	118.90
26	1H	1678	G	O4'-C1'-N9	-5.87	103.50	108.20
26	1H	1698	A	O4'-C1'-N9	5.87	112.90	108.20
27	16	31	C	N3-C4-N4	-5.87	113.89	118.00
26	14	1632	A	N9-C4-C5	-5.87	103.45	105.80
26	1H	662	G	C5-N7-C8	5.87	107.24	104.30
26	1H	963	U	C4-C5-C6	5.87	123.22	119.70
26	1H	1801	G	C5-C6-N1	5.87	114.44	111.50
26	14	332	A	OP2-P-O3'	5.87	118.12	105.20
1	13	587	G	N1-C6-O6	5.87	123.42	119.90
26	1H	680	G	C6-N1-C2	-5.87	121.58	125.10
27	16	31	C	N1-C2-O2	5.87	122.42	118.90
26	14	2526	G	N3-C4-C5	5.87	131.53	128.60
1	13	730	G	OP1-P-O3'	5.87	118.11	105.20
26	1H	229	A	OP2-P-O3'	5.87	118.11	105.20
26	1H	944	G	C8-N9-C4	-5.87	104.05	106.40
26	1H	968	G	N1-C2-N2	-5.87	110.92	116.20
26	1H	2447	G	O4'-C1'-N9	5.87	112.89	108.20
26	14	528	A	C8-N9-C4	-5.87	103.45	105.80
26	14	1517	G	OP1-P-O3'	5.87	118.11	105.20
26	1H	1210	A	C8-N9-C4	-5.87	103.45	105.80
1	1G	598	U	N1-C2-O2	-5.87	118.69	122.80
26	14	119	A	OP2-P-O3'	-5.87	92.29	105.20
26	14	2567	G	N3-C4-N9	5.87	129.52	126.00
1	13	412	A	P-O3'-C3'	5.87	126.74	119.70
26	1H	395	U	C2-N1-C1'	5.87	124.74	117.70
26	1H	808	G	O5'-P-OP1	-5.87	100.42	105.70
1	1G	1442	G	C4-N9-C1'	-5.87	118.88	126.50
1	13	419	C	C5-C6-N1	5.86	123.93	121.00
1	13	789	U	N3-C4-C5	-5.86	111.08	114.60
26	1H	1406	U	OP1-P-O3'	5.86	118.10	105.20

Continued on next page...

Continued from previous page...

Mol	Chain	Res	Type	Atoms	Z	Observed(°)	Ideal(°)
1	13	1326	C	O5'-P-OP2	-5.86	100.42	105.70
22	1K	76	A	N1-C6-N6	5.86	122.12	118.60
26	1H	611	C	C5-C6-N1	-5.86	118.07	121.00
1	13	30	U	N1-C2-O2	-5.86	118.70	122.80
26	1H	1203	G	N3-C4-C5	-5.86	125.67	128.60
26	1H	1244	G	C5-C6-O6	-5.86	125.08	128.60
26	1H	1475	G	N1-C2-N2	5.86	121.47	116.20
26	1H	2271	G	C4-C5-N7	5.86	113.14	110.80
26	1H	2390	U	N1-C2-N3	5.86	118.42	114.90
1	1G	50	A	N9-C4-C5	5.86	108.14	105.80
26	14	992	C	C6-N1-C2	-5.86	117.96	120.30
26	14	2272	U	N3-C2-O2	-5.86	118.10	122.20
26	14	2841	C	N1-C2-O2	-5.86	115.38	118.90
26	1H	593	G	C6-N1-C2	-5.86	121.58	125.10
26	1H	651	G	N9-C4-C5	5.86	107.74	105.40
1	1G	180	U	C5-C6-N1	5.86	125.63	122.70
26	14	2066	C	OP1-P-O3'	5.86	118.09	105.20
26	1H	2464	C	N3-C4-N4	5.86	122.10	118.00
26	1H	2503	A	C2-N3-C4	5.86	113.53	110.60
26	14	843	G	N9-C4-C5	-5.86	103.06	105.40
26	1H	80	G	C8-N9-C4	-5.86	104.06	106.40
26	1H	1830	C	C5-C4-N4	-5.86	116.10	120.20
1	1G	953	G	N3-C2-N2	5.86	124.00	119.90
26	14	2542	A	N9-C4-C5	-5.86	103.46	105.80
1	13	1511	G	C4-N9-C1'	5.85	134.11	126.50
46	H8	117	LEU	CA-CB-CG	5.85	128.76	115.30
1	13	724	G	OP1-P-O3'	5.85	118.07	105.20
26	1H	386	G	C5-C6-N1	5.85	114.43	111.50
26	1H	616	A	N1-C6-N6	5.85	122.11	118.60
26	1H	2062	A	N9-C4-C5	-5.85	103.46	105.80
26	1H	2619	C	N3-C4-N4	5.85	122.10	118.00
26	1H	2743	C	N3-C4-N4	-5.85	113.90	118.00
27	16	29	A	N7-C8-N9	5.85	116.73	113.80
26	14	2347	C	N3-C2-O2	-5.85	117.80	121.90
26	1H	1231	G	C5-C6-O6	-5.85	125.09	128.60
1	13	770	C	N3-C4-N4	5.85	122.09	118.00
26	1H	1379	A	O4'-C1'-N9	5.85	112.88	108.20
1	13	1451	A	C8-N9-C4	-5.85	103.46	105.80
26	1H	121	G	N1-C6-O6	5.85	123.41	119.90
26	1H	1264	G	N3-C2-N2	5.85	123.99	119.90
26	1H	1842	G	N7-C8-N9	-5.85	110.18	113.10
27	16	11	C	N1-C2-O2	5.85	122.41	118.90

Continued on next page...

Continued from previous page...

Mol	Chain	Res	Type	Atoms	Z	Observed(°)	Ideal(°)
1	13	398	C	N1-C2-O2	5.85	122.41	118.90
1	13	758	G	C6-C5-N7	-5.85	126.89	130.40
26	1H	2345	G	C4-C5-N7	5.85	113.14	110.80
1	1G	504	C	N1-C2-O2	-5.85	115.39	118.90
26	14	552	G	C5-N7-C8	5.85	107.22	104.30
26	14	1543	A	O5'-P-OP1	5.85	117.72	110.70
1	13	1313	U	C5-C6-N1	5.84	125.62	122.70
26	1H	1984	G	N7-C8-N9	-5.84	110.18	113.10
26	14	481	G	O4'-C1'-N9	5.84	112.88	108.20
26	14	1651	G	OP1-P-O3'	5.84	118.06	105.20
26	1H	401	A	N1-C2-N3	5.84	132.22	129.30
26	1H	1226	G	C8-N9-C4	-5.84	104.06	106.40
26	1H	1324	G	O4'-C1'-N9	5.84	112.87	108.20
26	1H	1373	A	O5'-P-OP1	5.84	117.71	110.70
26	1H	1656	C	N1-C2-O2	5.84	122.41	118.90
1	1G	1259	C	C5-C6-N1	5.84	123.92	121.00
26	14	110	G	N1-C6-O6	5.84	123.41	119.90
26	14	205	G	N3-C2-N2	5.84	123.99	119.90
26	14	666	G	C2-N3-C4	-5.84	108.98	111.90
26	14	1949	G	OP1-P-OP2	5.84	128.36	119.60
26	14	2702	U	N1-C1'-C2'	5.84	121.59	114.00
1	13	974	A	C4-C5-C6	5.84	119.92	117.00
26	1H	987	G	C8-N9-C1'	5.84	134.59	127.00
26	1H	1578	U	C5-C4-O4	5.84	129.40	125.90
1	1G	904	C	N1-C2-O2	-5.84	115.40	118.90
26	14	1613	G	N1-C2-N2	-5.84	110.94	116.20
26	14	2609	U	C5-C6-N1	-5.84	119.78	122.70
1	13	186	C	C6-N1-C2	-5.84	117.97	120.30
26	14	1570	A	OP1-P-O3'	5.84	118.04	105.20
26	14	1616	A	C6-C5-N7	-5.84	128.21	132.30
1	13	799	G	O5'-P-OP1	-5.84	100.45	105.70
1	13	1464	G	C5-C6-O6	-5.84	125.10	128.60
26	1H	716	A	N7-C8-N9	5.84	116.72	113.80
26	1H	1948	G	N1-C6-O6	-5.84	116.40	119.90
26	1H	2509	G	N3-C4-N9	5.84	129.50	126.00
26	14	774	A	C4-C5-C6	-5.84	114.08	117.00
26	14	1142	U	C6-N1-C1'	-5.84	113.03	121.20
26	14	1249	U	OP1-P-O3'	5.84	118.04	105.20
26	14	2346	A	N7-C8-N9	5.84	116.72	113.80
26	1H	245	G	N3-C4-N9	5.83	129.50	126.00
26	1H	847	U	OP1-P-OP2	5.83	128.35	119.60
26	1H	984	A	N9-C4-C5	-5.83	103.47	105.80

Continued on next page...

Continued from previous page...

Mol	Chain	Res	Type	Atoms	Z	Observed(°)	Ideal(°)
26	1H	1658	C	C2-N3-C4	-5.83	116.98	119.90
1	13	898	G	N1-C2-N2	5.83	121.45	116.20
26	1H	37	C	C5-C4-N4	5.83	124.28	120.20
26	1H	841	A	N1-C6-N6	5.83	122.10	118.60
26	1H	1936	A	O4'-C1'-N9	5.83	112.87	108.20
27	16	33	G	N1-C6-O6	-5.83	116.40	119.90
26	14	1821	A	C6-N1-C2	-5.83	115.10	118.60
1	13	1200	C	C2-N1-C1'	5.83	125.22	118.80
1	13	1432	G	N1-C6-O6	5.83	123.40	119.90
26	1H	533	G	C5-C6-N1	5.83	114.42	111.50
26	1H	1634	A	C5-C6-N6	-5.83	119.03	123.70
26	1H	2609	U	C6-N1-C2	5.83	124.50	121.00
26	14	1734	C	C6-N1-C2	-5.83	117.97	120.30
26	14	1785	A	N9-C4-C5	5.83	108.13	105.80
26	14	1941	C	C5-C6-N1	5.83	123.92	121.00
26	14	2228	G	N3-C4-N9	5.83	129.50	126.00
26	1H	251	A	O5'-P-OP1	-5.83	100.45	105.70
26	14	252	G	O5'-P-OP1	5.83	117.70	110.70
26	14	1608	A	C5-C6-N6	5.83	128.36	123.70
26	14	2287	A	C4-C5-N7	5.83	113.61	110.70
26	14	2600	A	OP2-P-O3'	5.83	118.03	105.20
26	1H	598	G	C6-N1-C2	-5.83	121.60	125.10
26	1H	1591	G	N3-C4-N9	-5.83	122.50	126.00
26	1H	2311	A	O4'-C1'-N9	5.83	112.86	108.20
26	14	690	G	C5-N7-C8	5.83	107.21	104.30
26	14	1962	C	C6-N1-C2	-5.83	117.97	120.30
1	13	52	G	C6-C5-N7	-5.83	126.90	130.40
1	13	263	A	O5'-P-OP2	5.83	117.69	110.70
26	1H	1321	A	C6-N1-C2	-5.83	115.10	118.60
1	13	1139	G	N9-C4-C5	-5.83	103.07	105.40
26	1H	1123	C	C2-N3-C4	-5.83	116.99	119.90
26	1H	1199	U	C5-C6-N1	-5.83	119.79	122.70
26	1H	1673	U	C2-N1-C1'	-5.83	110.71	117.70
26	14	735	A	C8-N9-C4	5.83	108.13	105.80
26	14	926	A	OP1-P-O3'	5.83	118.02	105.20
26	14	1786	A	C4-N9-C1'	5.83	136.79	126.30
26	14	2060	A	C5-N7-C8	-5.83	100.99	103.90
26	14	2413	G	N1-C6-O6	5.83	123.40	119.90
1	13	219	C	C6-N1-C2	-5.82	117.97	120.30
26	1H	578	A	N7-C8-N9	5.82	116.71	113.80
26	14	1754	C	N3-C2-O2	-5.82	117.82	121.90
26	14	2391	G	C5-N7-C8	-5.82	101.39	104.30

Continued on next page...

Continued from previous page...

Mol	Chain	Res	Type	Atoms	Z	Observed(°)	Ideal(°)
26	1H	1691	C	O5'-P-OP1	-5.82	100.46	105.70
26	1H	2550	G	C5-C6-O6	-5.82	125.11	128.60
1	1G	481	G	C4-N9-C1'	5.82	134.07	126.50
26	1H	2266	A	C6-N1-C2	-5.82	115.11	118.60
26	1H	2359	C	N3-C4-N4	-5.82	113.93	118.00
53	O8	21	TYR	CA-CB-CG	5.82	124.46	113.40
26	14	1703	G	N9-C4-C5	-5.82	103.07	105.40
26	14	2741	A	C8-N9-C4	5.82	108.13	105.80
26	1H	541	C	N1-C2-O2	5.82	122.39	118.90
26	1H	617	G	C5-C6-N1	5.82	114.41	111.50
1	1G	953	G	N3-C4-N9	5.82	129.49	126.00
26	14	1365	A	C8-N9-C4	-5.82	103.47	105.80
26	1H	322	A	OP2-P-O3'	5.82	118.00	105.20
26	1H	1573	G	OP1-P-O3'	-5.82	92.40	105.20
26	1H	1770	G	C2-N3-C4	-5.82	108.99	111.90
26	1H	2354	G	C4-N9-C1'	5.82	134.06	126.50
26	1H	2751	G	C5-N7-C8	-5.82	101.39	104.30
26	14	459	U	C2-N3-C4	-5.82	123.51	127.00
26	14	2439	A	C2-N3-C4	-5.82	107.69	110.60
1	13	545	C	N3-C4-N4	-5.82	113.93	118.00
1	13	1498	U	C2'-C3'-O3'	5.82	123.01	113.70
26	1H	760	G	C4-C5-N7	5.82	113.13	110.80
26	1H	955	C	OP1-P-O3'	5.82	118.00	105.20
26	1H	1836	C	C5-C4-N4	5.82	124.27	120.20
26	1H	2281	C	C5-C4-N4	-5.82	116.13	120.20
26	14	1968	G	C5-N7-C8	-5.82	101.39	104.30
26	14	2228	G	C4-N9-C1'	5.82	134.06	126.50
1	13	1498	U	N3-C4-O4	5.81	123.47	119.40
23	2K	77	A	N1-C6-N6	5.81	122.09	118.60
26	1H	1773	A	N1-C2-N3	5.81	132.21	129.30
36	35	21	ARG	NE-CZ-NH1	-5.81	117.39	120.30
26	1H	749	C	N3-C2-O2	-5.81	117.83	121.90
26	1H	1317	A	OP1-P-O3'	5.81	117.99	105.20
26	1H	1621	U	O5'-P-OP1	-5.81	100.47	105.70
26	1H	2394	C	C6-N1-C2	-5.81	117.97	120.30
26	1H	2779	U	N3-C2-O2	-5.81	118.13	122.20
54	P8	33	ARG	NE-CZ-NH2	5.81	123.21	120.30
26	14	608	A	N7-C8-N9	5.81	116.71	113.80
26	14	801	G	O5'-P-OP1	5.81	117.68	110.70
26	14	1257	C	C5-C6-N1	-5.81	118.09	121.00
26	14	2074	U	C2-N3-C4	-5.81	123.51	127.00
26	1H	851	U	OP2-P-O3'	5.81	117.98	105.20

Continued on next page...

Continued from previous page...

Mol	Chain	Res	Type	Atoms	Z	Observed(°)	Ideal(°)
26	1H	2435	A	C5-C6-N6	5.81	128.35	123.70
26	1H	2606	C	O5'-P-OP1	-5.81	100.47	105.70
1	13	1183	A	C8-N9-C4	5.81	108.12	105.80
26	1H	146	G	C6-C5-N7	-5.81	126.91	130.40
26	1H	946	G	C8-N9-C4	5.81	108.72	106.40
26	1H	1757	U	C5-C6-N1	-5.81	119.80	122.70
26	1H	2219	G	OP2-P-O3'	5.81	117.98	105.20
1	1G	401	C	O5'-P-OP2	-5.81	100.47	105.70
1	1G	691	G	N1-C6-O6	5.81	123.39	119.90
26	1H	119	A	C6-N1-C2	-5.81	115.12	118.60
26	1H	760	G	C2-N3-C4	-5.81	109.00	111.90
26	14	49	A	C8-N9-C4	-5.81	103.48	105.80
1	13	298	A	C8-N9-C4	-5.81	103.48	105.80
1	13	545	C	N3-C2-O2	-5.81	117.84	121.90
1	13	770	C	C5-C4-N4	-5.81	116.14	120.20
26	1H	139	G	N3-C4-N9	5.81	129.48	126.00
26	14	945	A	C5-C6-N1	-5.81	114.80	117.70
26	14	2540	C	O5'-P-OP2	-5.81	100.47	105.70
27	1J	6	C	C6-N1-C2	5.81	122.62	120.30
39	65	101	LEU	CA-CB-CG	5.81	128.65	115.30
26	1H	1261	C	C5-C4-N4	-5.80	116.14	120.20
23	2L	69	C	C6-N1-C2	5.80	122.62	120.30
26	14	834	C	OP1-P-OP2	5.80	128.31	119.60
26	14	1270	C	OP2-P-O3'	5.80	117.97	105.20
26	14	2364	C	O5'-P-OP1	5.80	117.67	110.70
26	14	2518	A	N1-C2-N3	5.80	132.20	129.30
1	13	594	G	O5'-P-OP1	-5.80	100.48	105.70
26	14	201	C	C5-C6-N1	-5.80	118.10	121.00
26	14	2712(A)	A	C6-N1-C2	5.80	122.08	118.60
26	1H	271(B)	G	N1-C2-N2	-5.80	110.98	116.20
1	13	794	A	O5'-P-OP1	5.80	117.66	110.70
26	1H	382	G	N9-C4-C5	-5.80	103.08	105.40
26	1H	782	A	C6-N1-C2	-5.80	115.12	118.60
26	1H	2241	A	N1-C2-N3	5.80	132.20	129.30
26	14	385	C	OP1-P-OP2	5.80	128.30	119.60
26	14	2360	A	C2-N3-C4	-5.80	107.70	110.60
26	14	2391	G	O5'-P-OP2	-5.80	100.48	105.70
42	95	71	LEU	CA-CB-CG	-5.80	101.96	115.30
1	13	972	C	OP2-P-O3'	5.80	117.95	105.20
26	1H	691	C	N3-C2-O2	5.80	125.96	121.90
26	14	1467	C	N3-C2-O2	-5.80	117.84	121.90
26	1H	2004	G	OP1-P-OP2	5.80	128.29	119.60

Continued on next page...

Continued from previous page...

Mol	Chain	Res	Type	Atoms	Z	Observed(°)	Ideal(°)
26	14	1658	C	N3-C4-N4	5.80	122.06	118.00
26	14	2433	A	O5'-P-OP2	5.80	117.66	110.70
1	13	534	U	C5-C6-N1	-5.79	119.80	122.70
26	1H	2236	C	N3-C4-C5	-5.79	119.58	121.90
1	1G	1405	G	OP2-P-O3'	5.79	117.95	105.20
26	14	1305	C	C2-N3-C4	-5.79	117.00	119.90
1	13	941	G	C8-N9-C4	-5.79	104.08	106.40
26	1H	528	A	C4-C5-C6	-5.79	114.10	117.00
26	1H	2287	A	C6-C5-N7	-5.79	128.24	132.30
27	16	47	C	N3-C2-O2	5.79	125.95	121.90
57	3L	76	A	N1-C6-N6	5.79	122.08	118.60
26	14	669	G	OP1-P-OP2	-5.79	110.91	119.60
26	14	2392	A	C4-C5-N7	5.79	113.60	110.70
26	14	2441	C	C5-C4-N4	5.79	124.26	120.20
26	14	2464	C	C5-C6-N1	-5.79	118.10	121.00
1	13	238	G	C8-N9-C4	5.79	108.72	106.40
26	1H	1978	A	C5-C6-N1	5.79	120.59	117.70
1	1G	1025	U	C2-N1-C1'	5.79	124.65	117.70
26	14	191	A	OP1-P-O3'	-5.79	92.46	105.20
26	14	797	C	N1-C2-O2	-5.79	115.43	118.90
26	14	1519	G	O5'-P-OP1	-5.79	100.49	105.70
26	1H	1603	A	C8-N9-C4	-5.79	103.48	105.80
1	13	568	G	N3-C4-C5	-5.79	125.70	128.60
1	13	1177	G	C8-N9-C4	5.79	108.72	106.40
26	1H	123	G	C5-C6-N1	5.79	114.39	111.50
26	1H	514	A	OP1-P-O3'	5.79	117.93	105.20
26	1H	1286	A	O4'-C1'-N9	5.79	112.83	108.20
26	1H	1630	G	N1-C6-O6	-5.79	116.43	119.90
26	1H	1761	C	N3-C2-O2	5.79	125.95	121.90
26	1H	2431	U	OP1-P-O3'	5.79	117.94	105.20
26	14	1586	A	C8-N9-C4	-5.79	103.48	105.80
27	1J	7	G	C8-N9-C1'	-5.79	119.48	127.00
26	1H	855	G	C8-N9-C4	-5.79	104.08	106.40
1	1G	1502	A	N7-C8-N9	5.79	116.69	113.80
26	14	1241	A	N7-C8-N9	5.79	116.69	113.80
26	14	1427	A	P-O3'-C3'	5.79	126.64	119.70
26	14	2023	G	C8-N9-C4	-5.79	104.08	106.40
1	13	185	A	C8-N9-C4	-5.79	103.48	105.80
26	1H	1205	U	O5'-P-OP1	5.79	117.64	110.70
26	1H	1311	G	C5-N7-C8	-5.79	101.41	104.30
26	1H	2373	G	C6-C5-N7	-5.79	126.93	130.40
44	F8	3	THR	C-N-CA	5.79	136.17	121.70

Continued on next page...

Continued from previous page...

Mol	Chain	Res	Type	Atoms	Z	Observed(°)	Ideal(°)
26	14	246	C	O5'-P-OP1	-5.79	100.49	105.70
26	14	610	C	N3-C2-O2	-5.79	117.85	121.90
26	14	1960	A	N1-C2-N3	5.79	132.19	129.30
26	14	2011	U	O5'-P-OP1	-5.79	100.49	105.70
26	1H	1625	C	O5'-P-OP1	5.78	117.64	110.70
26	1H	1694	C	OP1-P-O3'	-5.78	92.48	105.20
26	1H	2434	A	N1-C2-N3	-5.78	126.41	129.30
26	14	2575	C	C6-N1-C2	-5.78	117.99	120.30
1	13	913	A	OP1-P-O3'	5.78	117.92	105.20
26	1H	396	G	N1-C6-O6	5.78	123.37	119.90
26	1H	734	A	N1-C6-N6	5.78	122.07	118.60
26	1H	1815	A	N9-C4-C5	5.78	108.11	105.80
26	14	1726	G	C8-N9-C4	-5.78	104.09	106.40
26	14	2391	G	C5-C6-O6	5.78	132.07	128.60
1	13	376	G	OP1-P-OP2	5.78	128.27	119.60
26	1H	271(B)	G	C5-C6-N1	5.78	114.39	111.50
1	1G	1280	A	C8-N9-C4	5.78	108.11	105.80
26	14	270(X)	G	C6-C5-N7	-5.78	126.93	130.40
26	14	501	A	O5'-P-OP2	-5.78	100.50	105.70
26	14	2501	C	N3-C2-O2	5.78	125.95	121.90
26	1H	688	U	N1-C2-N3	5.78	118.37	114.90
26	1H	1691	C	OP1-P-O3'	5.78	117.91	105.20
1	13	632	A	N1-C6-N6	-5.78	115.13	118.60
26	1H	198	C	C2-N3-C4	-5.78	117.01	119.90
26	1H	1858	G	N7-C8-N9	5.78	115.99	113.10
26	1H	2393	A	O4'-C1'-N9	5.78	112.82	108.20
26	14	1349	A	C6-C5-N7	-5.78	128.26	132.30
26	14	1568	G	N1-C6-O6	-5.78	116.43	119.90
26	14	2047	U	N3-C4-O4	-5.78	115.36	119.40
26	14	2250	G	C2-N3-C4	5.78	114.79	111.90
27	1J	101	A	C5-N7-C8	-5.78	101.01	103.90
26	1H	16	G	O5'-P-OP2	-5.78	100.50	105.70
26	1H	70	G	N1-C2-N2	-5.78	111.00	116.20
26	1H	134	C	C2-N3-C4	-5.78	117.01	119.90
26	1H	1201	C	N3-C4-N4	5.78	122.04	118.00
26	1H	1787	A	O5'-P-OP1	-5.78	100.50	105.70
1	13	370	C	O5'-P-OP2	-5.77	100.50	105.70
1	13	630	G	N1-C6-O6	5.77	123.36	119.90
26	1H	1555	G	O5'-P-OP1	-5.77	100.50	105.70
1	13	353	A	OP2-P-O3'	5.77	117.90	105.20
26	1H	829	A	O4'-C1'-N9	5.77	112.82	108.20
26	14	973	A	N9-C4-C5	-5.77	103.49	105.80

Continued on next page...

Continued from previous page...

Mol	Chain	Res	Type	Atoms	Z	Observed(°)	Ideal(°)
26	14	2075	U	C5-C6-N1	-5.77	119.81	122.70
26	14	2391	G	N1-C6-O6	-5.77	116.44	119.90
18	9I	72	ARG	NE-CZ-NH1	-5.77	117.42	120.30
26	1H	178	G	O5'-P-OP2	5.77	117.63	110.70
26	14	1400	G	OP1-P-OP2	-5.77	110.94	119.60
26	1H	2525	G	C4-C5-N7	5.77	113.11	110.80
26	14	2880	C	C6-N1-C2	-5.77	117.99	120.30
26	1H	141	A	C4-C5-N7	5.77	113.58	110.70
26	1H	534	U	OP2-P-O3'	5.77	117.89	105.20
1	1G	721	G	N1-C6-O6	5.77	123.36	119.90
1	1G	728	A	C8-N9-C4	-5.77	103.49	105.80
1	13	874	G	N1-C6-O6	-5.77	116.44	119.90
26	14	1282	U	C2-N3-C4	-5.77	123.54	127.00
26	1H	528	A	C5-C6-N1	-5.76	114.82	117.70
26	1H	832	G	N1-C6-O6	5.76	123.36	119.90
26	1H	996	A	N7-C8-N9	-5.76	110.92	113.80
26	1H	1589	C	O5'-P-OP2	5.76	117.62	110.70
26	1H	2287	A	N1-C2-N3	5.76	132.18	129.30
26	14	389	G	C5-C6-O6	-5.76	125.14	128.60
26	14	954	G	O5'-P-OP2	5.76	117.62	110.70
26	14	2346	A	C6-C5-N7	-5.76	128.26	132.30
26	1H	2063	C	OP1-P-OP2	-5.76	110.95	119.60
26	1H	2439	A	C2-N3-C4	-5.76	107.72	110.60
26	1H	2491	U	N3-C2-O2	5.76	126.23	122.20
27	16	29	A	OP1-P-OP2	-5.76	110.95	119.60
26	14	1774	C	N3-C4-C5	-5.76	119.59	121.90
1	13	1205	U	N1-C2-N3	5.76	118.36	114.90
26	1H	195	A	OP1-P-OP2	-5.76	110.96	119.60
26	1H	482	A	C8-N9-C4	-5.76	103.50	105.80
26	1H	767	U	O5'-P-OP2	-5.76	100.51	105.70
26	1H	1602	U	C2-N3-C4	-5.76	123.54	127.00
26	1H	2017	U	C6-N1-C2	-5.76	117.54	121.00
1	1G	1401	G	C4-N9-C1'	5.76	133.99	126.50
26	14	372	G	O4'-C1'-N9	5.76	112.81	108.20
26	14	1303	G	C5-C6-O6	5.76	132.06	128.60
26	14	2023	G	C4-C5-N7	5.76	113.11	110.80
26	1H	778	G	N1-C2-N2	-5.76	111.02	116.20
38	98	4	LEU	CA-CB-CG	-5.76	102.06	115.30
1	1G	266	G	O4'-C1'-N9	-5.76	103.59	108.20
1	1G	925	G	N7-C8-N9	-5.76	110.22	113.10
23	2L	71	G	N3-C4-C5	5.76	131.48	128.60
26	14	929	G	C4-C5-C6	5.76	122.26	118.80

Continued on next page...

Continued from previous page...

Mol	Chain	Res	Type	Atoms	Z	Observed(°)	Ideal(°)
26	14	1998	G	N1-C2-N3	5.76	127.36	123.90
26	14	2782	G	N3-C4-C5	-5.76	125.72	128.60
1	13	1317	C	N3-C4-C5	-5.76	119.60	121.90
26	1H	454	A	OP2-P-O3'	5.76	117.87	105.20
26	1H	1191	G	OP1-P-OP2	5.76	128.24	119.60
26	1H	2871	C	O5'-P-OP2	-5.76	100.52	105.70
1	13	49	U	O5'-P-OP2	-5.76	100.52	105.70
26	1H	1502	C	C6-N1-C2	-5.76	118.00	120.30
26	14	47	C	OP2-P-O3'	5.76	117.86	105.20
26	14	329	G	C6-N1-C2	-5.76	121.65	125.10
26	14	447	A	O4'-C1'-N9	-5.76	103.60	108.20
26	14	747	U	O5'-P-OP1	-5.76	100.52	105.70
26	14	1489	U	C6-N1-C1'	5.76	129.26	121.20
26	14	2449	U	OP2-P-O3'	5.76	117.86	105.20
26	1H	824	A	N1-C6-N6	-5.75	115.15	118.60
1	1G	135	C	N3-C2-O2	5.75	125.93	121.90
1	1G	353	A	C4-C5-N7	5.75	113.58	110.70
26	1H	430	G	N7-C8-N9	-5.75	110.22	113.10
26	1H	1357	U	O5'-P-OP2	-5.75	100.52	105.70
26	1H	2444	G	N3-C2-N2	-5.75	115.87	119.90
26	14	1403	C	O5'-P-OP2	-5.75	100.52	105.70
26	14	2001	A	OP1-P-OP2	-5.75	110.97	119.60
1	13	1205	U	N1-C2-O2	-5.75	118.77	122.80
26	1H	963	U	N1-C2-N3	5.75	118.35	114.90
26	1H	2067	G	C8-N9-C4	-5.75	104.10	106.40
26	1H	2365	G	N1-C6-O6	-5.75	116.45	119.90
1	1G	1426	C	N1-C2-O2	-5.75	115.45	118.90
26	14	929	G	C4-N9-C1'	5.75	133.98	126.50
26	14	2235	G	C5-C6-N1	5.75	114.38	111.50
26	1H	1559	G	N3-C4-C5	5.75	131.47	128.60
1	1G	963	G	N3-C4-C5	-5.75	125.72	128.60
26	14	2082	A	N1-C6-N6	5.75	122.05	118.60
26	1H	937	U	N3-C2-O2	5.75	126.22	122.20
26	1H	2256	G	O5'-P-OP2	-5.75	100.53	105.70
26	1H	2822	G	C4-C5-N7	5.75	113.10	110.80
23	2L	35	C	C6-N1-C2	-5.75	118.00	120.30
26	14	2250	G	O5'-P-OP1	-5.75	100.53	105.70
26	14	2287	A	C8-N9-C4	5.75	108.10	105.80
26	14	2386	C	C5-C6-N1	-5.75	118.13	121.00
26	14	2702	U	O4'-C1'-N1	5.75	112.80	108.20
1	13	802	A	C4-C5-N7	5.75	113.57	110.70
26	1H	375	C	OP2-P-O3'	5.75	117.84	105.20

Continued on next page...

Continued from previous page...

Mol	Chain	Res	Type	Atoms	Z	Observed(°)	Ideal(°)
26	1H	444	C	O5'-P-OP1	5.75	117.60	110.70
26	1H	1445	C	C5-C6-N1	5.75	123.87	121.00
26	1H	1604	C	C5-C4-N4	-5.75	116.18	120.20
26	14	708	C	C5-C6-N1	5.75	123.87	121.00
26	14	1577	C	N3-C4-N4	-5.75	113.98	118.00
26	14	743	G	N7-C8-N9	-5.75	110.23	113.10
26	1H	503	A	O4'-C1'-N9	5.74	112.79	108.20
26	1H	2432	A	C5-C6-N6	-5.74	119.11	123.70
26	14	775	G	N3-C4-N9	5.74	129.45	126.00
26	14	1888	G	C2-N3-C4	5.74	114.77	111.90
26	14	2776	A	N7-C8-N9	5.74	116.67	113.80
1	13	813	U	OP1-P-OP2	5.74	128.21	119.60
1	13	963	G	C5-C6-O6	5.74	132.04	128.60
26	1H	224	G	O5'-P-OP2	-5.74	100.53	105.70
26	1H	1804	C	C5-C6-N1	-5.74	118.13	121.00
26	1H	1757	U	C5-C4-O4	5.74	129.34	125.90
26	1H	2246	G	N3-C4-N9	5.74	129.44	126.00
26	1H	2503	A	C4-C5-N7	5.74	113.57	110.70
26	1H	2688	U	C6-N1-C2	-5.74	117.56	121.00
26	14	102	G	O4'-C1'-N9	5.74	112.79	108.20
26	14	552	G	N1-C6-O6	-5.74	116.45	119.90
1	13	50	A	N3-C4-C5	-5.74	122.78	126.80
1	13	1513	A	C5-C6-N6	-5.74	119.11	123.70
26	14	1772	G	C8-N9-C4	5.74	108.69	106.40
26	14	1973	G	N1-C2-N2	-5.74	111.03	116.20
26	1H	697	C	N3-C4-C5	5.74	124.19	121.90
26	1H	1990	C	C6-N1-C2	-5.74	118.00	120.30
26	1H	2296	U	N3-C4-O4	5.74	123.42	119.40
26	1H	2434	A	N3-C4-C5	5.74	130.82	126.80
26	1H	2638	G	C2-N3-C4	5.74	114.77	111.90
1	13	1512	U	O5'-P-OP2	-5.74	100.54	105.70
26	1H	750	A	OP1-P-O3'	5.74	117.82	105.20
26	1H	1126	A	O4'-C1'-N9	-5.74	103.61	108.20
26	1H	1543	A	C5-C6-N1	-5.74	114.83	117.70
26	1H	1785	A	N9-C4-C5	5.74	108.09	105.80
26	1H	2727	G	OP2-P-O3'	5.74	117.82	105.20
26	14	2822	G	N1-C2-N2	-5.74	111.04	116.20
26	1H	381	G	C4-C5-N7	-5.73	108.51	110.80
26	1H	569	U	N1-C2-N3	5.73	118.34	114.90
1	13	1177	G	O5'-P-OP1	5.73	117.58	110.70
26	1H	1321	A	C8-N9-C4	5.73	108.09	105.80
26	1H	2320	A	O4'-C1'-N9	5.73	112.79	108.20

Continued on next page...

Continued from previous page...

Mol	Chain	Res	Type	Atoms	Z	Observed(°)	Ideal(°)
26	1H	2699	C	C5-C6-N1	-5.73	118.13	121.00
26	14	593	G	C8-N9-C4	5.73	108.69	106.40
26	14	985	C	OP2-P-O3'	5.73	117.81	105.20
26	14	1597	A	N7-C8-N9	-5.73	110.93	113.80
26	14	1662	C	O5'-P-OP2	-5.73	100.54	105.70
26	14	1792	G	C5-C6-O6	-5.73	125.16	128.60
26	1H	124	G	C8-N9-C4	5.73	108.69	106.40
26	1H	763	G	N1-C2-N3	5.73	127.34	123.90
26	1H	1246	A	C4-C5-C6	5.73	119.86	117.00
26	1H	2371	G	N1-C6-O6	5.73	123.34	119.90
26	14	621	A	C6-C5-N7	-5.73	128.29	132.30
26	1H	727	A	C5-C6-N6	5.73	128.28	123.70
26	14	2710	C	OP1-P-OP2	-5.73	111.01	119.60
26	14	1318	C	N3-C4-C5	-5.73	119.61	121.90
26	1H	1626	G	N1-C2-N2	5.73	121.35	116.20
26	14	2275	C	C5'-C4'-O4'	-5.73	102.23	109.10
26	1H	961	C	O4'-C1'-N1	5.72	112.78	108.20
26	1H	1603	A	OP1-P-O3'	5.72	117.80	105.20
26	1H	1957	C	C2-N3-C4	-5.72	117.04	119.90
26	1H	2056	G	O5'-P-OP1	5.72	117.57	110.70
1	1G	1203	C	C6-N1-C2	5.72	122.59	120.30
26	14	457	A	N1-C2-N3	-5.72	126.44	129.30
26	14	856	C	C6-N1-C2	-5.72	118.01	120.30
26	14	2233	U	C2-N3-C4	-5.72	123.56	127.00
26	1H	251	A	C8-N9-C4	-5.72	103.51	105.80
26	1H	620	G	OP1-P-OP2	5.72	128.18	119.60
26	1H	781	A	N7-C8-N9	-5.72	110.94	113.80
26	1H	1599	C	OP2-P-O3'	5.72	117.79	105.20
26	1H	2506	U	C2-N3-C4	5.72	130.43	127.00
26	1H	2509	G	N9-C4-C5	-5.72	103.11	105.40
26	1H	2520	C	OP1-P-OP2	-5.72	111.02	119.60
26	1H	2609	U	O5'-P-OP2	-5.72	100.55	105.70
26	14	1679	U	N1-C2-N3	5.72	118.33	114.90
26	1H	2879	C	OP1-P-OP2	-5.72	111.02	119.60
26	14	805	G	N3-C4-C5	-5.72	125.74	128.60
26	14	2430	A	OP1-P-OP2	-5.72	111.02	119.60
26	1H	659	C	C5-C6-N1	-5.72	118.14	121.00
26	1H	974	G	O5'-P-OP2	-5.72	100.55	105.70
26	1H	2599	G	C4-C5-N7	-5.72	108.51	110.80
42	95	49	THR	C-N-CD	5.72	140.41	128.40
26	1H	2485	G	C2-N3-C4	-5.72	109.04	111.90
26	1H	2509	G	C8-N9-C4	5.72	108.69	106.40

Continued on next page...

Continued from previous page...

Mol	Chain	Res	Type	Atoms	Z	Observed(°)	Ideal(°)
26	14	1141	U	OP2-P-O3'	5.72	117.78	105.20
1	13	1470	G	N3-C4-N9	-5.72	122.57	126.00
26	1H	617	G	N9-C4-C5	-5.72	103.11	105.40
26	14	631	A	OP1-P-O3'	5.72	117.78	105.20
26	14	649	G	O5'-P-OP2	-5.72	100.56	105.70
26	14	1383	C	N1-C2-O2	-5.72	115.47	118.90
26	1H	117	G	C5-C6-N1	5.71	114.36	111.50
26	1H	1185	C	O5'-P-OP2	-5.71	100.56	105.70
26	1H	1600	C	O5'-P-OP1	5.71	117.56	110.70
26	1H	1600	C	C5-C6-N1	5.71	123.86	121.00
26	1H	1616	A	OP1-P-O3'	5.71	117.77	105.20
26	1H	2304	G	N1-C6-O6	5.71	123.33	119.90
1	1G	1159	U	O4'-C1'-N1	5.71	112.77	108.20
26	14	970	C	O5'-P-OP1	-5.71	100.56	105.70
1	13	128	G	C4-N9-C1'	-5.71	119.07	126.50
26	1H	1225	C	OP1-P-OP2	5.71	128.17	119.60
26	1H	1275	A	N1-C6-N6	5.71	122.03	118.60
26	1H	1391	U	C6-N1-C2	-5.71	117.57	121.00
26	1H	2494	G	C5-C6-O6	5.71	132.03	128.60
1	1G	975	A	O4'-C1'-N9	-5.71	103.63	108.20
26	14	2094	G	O5'-P-OP2	-5.71	100.56	105.70
1	13	190	G	N3-C4-C5	-5.71	125.74	128.60
1	13	960	U	C6-N1-C2	-5.71	117.57	121.00
26	1H	974(A)	C	N1-C2-O2	5.71	122.33	118.90
26	1H	1241	A	C2-N3-C4	-5.71	107.74	110.60
26	1H	1858	G	C6-C5-N7	-5.71	126.97	130.40
26	1H	2469	A	C4-C5-N7	5.71	113.56	110.70
26	14	252	G	N3-C4-C5	-5.71	125.74	128.60
26	14	2024	G	C5-C6-O6	-5.71	125.17	128.60
1	13	699	C	OP2-P-O3'	5.71	117.76	105.20
26	1H	470	A	C2-N3-C4	-5.71	107.75	110.60
26	14	2585	U	N1-C2-O2	5.71	126.80	122.80
26	1H	655	A	C8-N9-C4	-5.71	103.52	105.80
26	1H	1558	A	N1-C2-N3	5.71	132.16	129.30
26	14	1528	A	C8-N9-C4	-5.71	103.52	105.80
26	1H	1822	G	OP2-P-O3'	5.71	117.75	105.20
26	1H	1825	A	N9-C4-C5	5.71	108.08	105.80
26	1H	2227	A	C8-N9-C4	-5.71	103.52	105.80
26	1H	2549	G	N1-C6-O6	5.71	123.32	119.90
26	1H	2751	G	C4-C5-N7	5.71	113.08	110.80
26	14	810	U	OP1-P-O3'	5.71	117.75	105.20
26	14	2079	U	N3-C2-O2	-5.71	118.21	122.20

Continued on next page...

Continued from previous page...

Mol	Chain	Res	Type	Atoms	Z	Observed(°)	Ideal(°)
26	14	2379	G	C6-N1-C2	-5.71	121.68	125.10
23	2L	35	C	N1-C2-O2	5.71	122.32	118.90
26	1H	120	U	C2-N3-C4	-5.70	123.58	127.00
26	1H	583	G	N9-C4-C5	5.70	107.68	105.40
26	1H	1200	C	C2-N3-C4	-5.70	117.05	119.90
26	1H	1904	G	OP2-P-O3'	5.70	117.75	105.20
26	1H	2437	U	C5-C6-N1	5.70	125.55	122.70
27	16	80	U	N3-C2-O2	-5.70	118.21	122.20
26	14	1303	G	N1-C2-N2	-5.70	111.07	116.20
26	1H	629	G	N3-C2-N2	5.70	123.89	119.90
26	1H	1931	U	C5-C6-N1	-5.70	119.85	122.70
26	1H	2585	U	N3-C4-O4	-5.70	115.41	119.40
26	14	1698	A	O4'-C1'-N9	5.70	112.76	108.20
24	3K	3	C	C6-N1-C2	-5.70	118.02	120.30
26	1H	423	A	OP1-P-OP2	5.70	128.15	119.60
26	1H	1107	G	C8-N9-C4	-5.70	104.12	106.40
26	1H	1186	G	OP1-P-O3'	5.70	117.74	105.20
26	1H	1477	A	OP2-P-O3'	5.70	117.74	105.20
26	1H	2037	G	C8-N9-C4	-5.70	104.12	106.40
26	14	1393	A	C5-C6-N6	-5.70	119.14	123.70
26	14	2229	C	O5'-P-OP2	-5.70	100.57	105.70
27	1J	72	G	C8-N9-C4	5.70	108.68	106.40
1	13	758	G	N3-C4-C5	5.70	131.45	128.60
26	1H	1574	C	C2-N3-C4	-5.70	117.05	119.90
26	1H	1807	G	C8-N9-C4	5.70	108.68	106.40
26	1H	2714	G	C5-C6-O6	-5.70	125.18	128.60
26	14	595	C	C5-C6-N1	5.70	123.85	121.00
26	14	1204	A	C5-C6-N1	-5.70	114.85	117.70
26	14	1349	A	C2-N3-C4	-5.70	107.75	110.60
26	14	1616	A	N1-C2-N3	5.70	132.15	129.30
26	14	1254	A	N1-C2-N3	5.70	132.15	129.30
1	13	419	C	C6-N1-C2	-5.70	118.02	120.30
1	13	575	G	N1-C6-O6	-5.70	116.48	119.90
1	13	814	A	N7-C8-N9	-5.70	110.95	113.80
1	13	1498	U	C6-N1-C2	-5.70	117.58	121.00
26	1H	967	C	N3-C4-C5	5.70	124.18	121.90
26	1H	994	C	N1-C2-O2	-5.70	115.48	118.90
26	1H	1229(A)	G	O5'-P-OP2	-5.70	100.57	105.70
26	1H	1247	A	C6-N1-C2	-5.70	115.18	118.60
26	14	809	G	C5-C6-N1	5.70	114.35	111.50
26	14	1638	C	N3-C4-N4	-5.70	114.01	118.00
26	14	2324	C	C5-C4-N4	-5.70	116.21	120.20

Continued on next page...

Continued from previous page...

Mol	Chain	Res	Type	Atoms	Z	Observed(°)	Ideal(°)
26	14	2392	A	N3-C4-C5	5.70	130.79	126.80
26	14	2430	A	C5-N7-C8	-5.70	101.05	103.90
26	14	2875	C	C6-N1-C2	5.70	122.58	120.30
26	1H	655	A	N7-C8-N9	5.69	116.65	113.80
26	1H	2454	G	C5-C6-O6	5.69	132.02	128.60
26	1H	2582	G	N1-C6-O6	-5.69	116.48	119.90
26	14	1698	A	C4-N9-C1'	5.69	136.55	126.30
26	14	2053	G	N9-C4-C5	-5.69	103.12	105.40
26	14	2516	G	OP2-P-O3'	5.69	117.72	105.20
26	14	2713	A	OP1-P-OP2	5.69	128.14	119.60
27	1J	79	C	OP2-P-O3'	5.69	117.72	105.20
26	1H	203	C	C2-N3-C4	-5.69	117.05	119.90
26	1H	478	A	N1-C2-N3	5.69	132.15	129.30
26	1H	530	G	N3-C4-N9	-5.69	122.59	126.00
26	1H	1782	C	OP1-P-OP2	5.69	128.14	119.60
26	14	271(A)	C	C6-N1-C2	-5.69	118.02	120.30
26	14	350	U	O5'-P-OP1	-5.69	100.58	105.70
26	14	2713	A	N7-C8-N9	5.69	116.64	113.80
26	1H	974(A)	C	C5-C4-N4	5.69	124.18	120.20
26	1H	2269	A	N3-C4-C5	5.69	130.78	126.80
26	14	1925	C	C2-N3-C4	-5.69	117.06	119.90
1	13	1486	G	C2-N3-C4	-5.69	109.06	111.90
26	1H	258	G	N1-C2-N2	-5.69	111.08	116.20
26	1H	400	G	N3-C4-N9	5.69	129.41	126.00
26	1H	942	G	O5'-P-OP2	5.69	117.52	110.70
26	1H	1985	G	C5-C6-N1	5.69	114.34	111.50
26	1H	2256	G	N3-C4-N9	5.69	129.41	126.00
26	14	1288	U	N1-C2-N3	5.69	118.31	114.90
26	14	2002	G	N1-C6-O6	-5.69	116.49	119.90
27	1J	22	U	C6-N1-C2	-5.69	117.59	121.00
26	1H	731	C	N1-C2-N3	5.69	123.18	119.20
24	3K	4	C	C6-N1-C2	-5.68	118.03	120.30
26	1H	1228	G	N3-C2-N2	-5.68	115.92	119.90
26	1H	1597	A	O5'-P-OP2	-5.68	100.58	105.70
26	1H	1688	U	N1-C2-O2	-5.68	118.82	122.80
26	1H	2304	G	N3-C4-C5	5.68	131.44	128.60
26	14	819	A	OP2-P-O3'	5.68	117.71	105.20
27	1J	102	G	N7-C8-N9	-5.68	110.26	113.10
26	1H	74	A	N7-C8-N9	5.68	116.64	113.80
26	1H	184	C	N1-C2-O2	5.68	122.31	118.90
26	1H	2027	G	C5-C6-N1	-5.68	108.66	111.50
1	1G	413	G	N3-C4-N9	-5.68	122.59	126.00

Continued on next page...

Continued from previous page...

Mol	Chain	Res	Type	Atoms	Z	Observed(°)	Ideal(°)
26	14	1958	C	N3-C4-N4	5.68	121.98	118.00
29	29	80	GLU	N-CA-C	5.68	126.34	111.00
26	14	2763	G	N1-C2-N2	-5.68	111.09	116.20
1	13	50	A	P-O3'-C3'	5.68	126.52	119.70
1	13	1342	C	N3-C4-C5	5.68	124.17	121.90
26	1H	59	U	C4-C5-C6	5.68	123.11	119.70
26	1H	585	G	C6-C5-N7	-5.68	126.99	130.40
26	1H	921	G	C2-N3-C4	5.68	114.74	111.90
26	1H	1344	G	N3-C2-N2	-5.68	115.92	119.90
26	1H	1466	G	OP2-P-O3'	5.68	117.69	105.20
26	1H	2072	G	C5-N7-C8	5.68	107.14	104.30
1	1G	64	G	P-O3'-C3'	5.68	126.52	119.70
26	14	552	G	N7-C8-N9	-5.68	110.26	113.10
26	14	2293	C	O5'-P-OP1	5.68	117.52	110.70
26	1H	109	G	N9-C4-C5	5.68	107.67	105.40
26	1H	698	C	C2-N3-C4	-5.68	117.06	119.90
26	14	810	U	C5-C4-O4	-5.68	122.49	125.90
1	13	789	U	C6-N1-C2	-5.68	117.59	121.00
26	1H	464	U	C2-N3-C4	-5.68	123.59	127.00
26	1H	1258	C	N1-C1'-C2'	-5.68	105.76	112.00
26	1H	1500	G	O5'-P-OP2	-5.68	100.59	105.70
26	1H	1961	C	OP2-P-O3'	5.68	117.69	105.20
26	1H	2258	C	OP1-P-O3'	5.68	117.69	105.20
1	1G	953	G	N1-C2-N2	-5.68	111.09	116.20
27	1J	7	G	C4-N9-C1'	5.68	133.88	126.50
23	2K	77	A	O5'-P-OP2	5.67	117.51	110.70
26	1H	396	G	N3-C2-N2	-5.67	115.93	119.90
26	1H	680	G	O5'-P-OP1	-5.67	100.59	105.70
26	1H	842	G	N1-C6-O6	5.67	123.31	119.90
26	1H	1129	A	OP1-P-OP2	5.67	128.11	119.60
26	1H	2018	G	N7-C8-N9	5.67	115.94	113.10
1	1G	791	G	N1-C6-O6	5.67	123.31	119.90
1	1G	867	G	C8-N9-C4	-5.67	104.13	106.40
26	14	2332	U	C5-C6-N1	-5.67	119.86	122.70
26	1H	566	U	C6-N1-C2	5.67	124.40	121.00
26	14	133	C	N3-C4-C5	5.67	124.17	121.90
26	14	306	U	N1-C2-O2	-5.67	118.83	122.80
26	14	2610	C	N3-C4-C5	5.67	124.17	121.90
26	1H	55	G	N7-C8-N9	5.67	115.94	113.10
26	1H	932	G	N1-C2-N2	-5.67	111.10	116.20
26	14	2244	U	N1-C2-O2	-5.67	118.83	122.80
26	1H	192	C	N1-C2-O2	-5.67	115.50	118.90

Continued on next page...

Continued from previous page...

Mol	Chain	Res	Type	Atoms	Z	Observed(°)	Ideal(°)
26	1H	273(A)	G	C8-N9-C4	5.67	108.67	106.40
1	13	865	A	C5-N7-C8	-5.67	101.07	103.90
1	13	1331	G	O5'-P-OP2	-5.67	100.60	105.70
26	1H	470	A	N9-C4-C5	-5.67	103.53	105.80
26	14	693	C	N3-C4-N4	-5.67	114.03	118.00
26	14	762	U	C5-C4-O4	-5.67	122.50	125.90
26	14	2420	C	C6-N1-C2	5.67	122.57	120.30
27	1J	61	G	N1-C6-O6	5.67	123.30	119.90
1	13	380	G	N3-C4-N9	-5.67	122.60	126.00
26	1H	128	C	C6-N1-C2	5.67	122.57	120.30
26	1H	640	C	N3-C2-O2	-5.67	117.93	121.90
26	1H	744	G	OP1-P-OP2	5.67	128.10	119.60
26	1H	1626	G	N1-C6-O6	5.67	123.30	119.90
26	1H	2593	U	OP2-P-O3'	5.67	117.67	105.20
36	78	20	GLY	N-CA-C	5.67	127.27	113.10
1	13	50	A	C5-C6-N1	5.67	120.53	117.70
26	1H	2580	U	OP1-P-OP2	-5.67	111.10	119.60
26	14	1633	G	N3-C4-N9	-5.67	122.60	126.00
1	13	893	C	N3-C4-C5	5.66	124.17	121.90
1	13	1517	G	C5-C6-N1	5.66	114.33	111.50
26	1H	486	C	N3-C4-N4	5.66	121.97	118.00
26	1H	942	G	OP1-P-O3'	5.66	117.66	105.20
26	1H	966	G	N1-C2-N2	-5.66	111.10	116.20
26	1H	1648	C	N1-C2-O2	-5.66	115.50	118.90
27	16	115	G	C6-N1-C2	-5.66	121.70	125.10
25	4L	20	C	C6-N1-C2	-5.66	118.03	120.30
26	14	1085	A	OP1-P-O3'	5.66	117.66	105.20
26	14	1801	G	C5-C6-O6	-5.66	125.20	128.60
26	14	2779	U	C2-N1-C1'	5.66	124.50	117.70
26	1H	209	C	C5-C6-N1	-5.66	118.17	121.00
26	1H	1396	U	C5-C4-O4	5.66	129.30	125.90
26	1H	122	G	C4-C5-N7	5.66	113.06	110.80
26	1H	942	G	O5'-P-OP1	-5.66	100.61	105.70
26	1H	1594	G	O5'-P-OP2	5.66	117.49	110.70
26	1H	2060	A	N3-C4-N9	-5.66	122.87	127.40
26	1H	2062	A	C5-N7-C8	5.66	106.73	103.90
26	14	1815	A	OP1-P-O3'	5.66	117.66	105.20
26	14	1965	C	N3-C4-C5	5.66	124.16	121.90
1	13	1266	G	N3-C4-N9	-5.66	122.61	126.00
26	1H	450	G	N1-C6-O6	5.66	123.30	119.90
26	1H	2230	G	N1-C2-N2	5.66	121.29	116.20
26	14	767	U	C5-C6-N1	-5.66	119.87	122.70

Continued on next page...

Continued from previous page...

Mol	Chain	Res	Type	Atoms	Z	Observed(°)	Ideal(°)
26	14	1029	A	N1-C6-N6	5.66	122.00	118.60
26	14	1614	A	N3-C4-N9	-5.66	122.87	127.40
1	13	1412	C	N3-C2-O2	5.66	125.86	121.90
26	1H	1306	C	C2-N3-C4	-5.66	117.07	119.90
26	1H	1434	A	C2-N3-C4	-5.66	107.77	110.60
26	14	2233	U	N1-C2-O2	-5.66	118.84	122.80
1	13	775	G	C5-C6-O6	-5.66	125.21	128.60
26	1H	190	A	C5-C6-N6	-5.66	119.17	123.70
26	1H	635	C	O5'-P-OP2	-5.66	100.61	105.70
26	1H	1021	A	N1-C2-N3	5.66	132.13	129.30
26	1H	2282	G	O5'-P-OP1	-5.66	100.61	105.70
1	1G	481	G	C8-N9-C1'	-5.66	119.65	127.00
23	2L	35	C	C6-N1-C1'	-5.66	114.01	120.80
26	14	1528	A	C4-C5-N7	5.66	113.53	110.70
26	14	2029	G	N3-C4-N9	-5.66	122.61	126.00
26	14	2585	U	C6-N1-C1'	-5.66	113.28	121.20
1	13	191(F)	U	C6-N1-C2	-5.65	117.61	121.00
1	1G	731	G	O5'-P-OP2	-5.65	100.61	105.70
1	13	1079	G	N3-C2-N2	-5.65	115.94	119.90
26	1H	608	A	O5'-P-OP1	5.65	117.48	110.70
26	1H	703	U	C6-N1-C2	-5.65	117.61	121.00
26	1H	760	G	C6-C5-N7	-5.65	127.01	130.40
26	1H	1399	C	C5-C6-N1	5.65	123.83	121.00
26	1H	2501	C	O4'-C1'-N1	5.65	112.72	108.20
1	1G	559	A	C8-N9-C4	-5.65	103.54	105.80
1	1G	1297	C	OP2-P-O3'	5.65	117.64	105.20
26	14	566	U	C5-C6-N1	-5.65	119.87	122.70
26	14	2232	U	O5'-P-OP2	-5.65	100.61	105.70
1	13	533	A	O5'-P-OP1	5.65	117.48	110.70
1	13	535	A	N1-C6-N6	-5.65	115.21	118.60
1	13	652	U	C5-C6-N1	5.65	125.53	122.70
1	13	858	G	C8-N9-C4	-5.65	104.14	106.40
26	1H	657	U	C5-C6-N1	-5.65	119.88	122.70
26	1H	1496	A	N1-C6-N6	5.65	121.99	118.60
27	16	9	G	OP2-P-O3'	5.65	117.63	105.20
23	2L	77	A	C8-N9-C4	5.65	108.06	105.80
9	8E	56	LEU	CA-CB-CG	5.65	128.29	115.30
26	1H	41	C	C6-N1-C2	-5.65	118.04	120.30
26	1H	859	G	C4-N9-C1'	-5.65	119.16	126.50
26	1H	989	G	C5-C6-O6	-5.65	125.21	128.60
26	1H	1617	C	O5'-P-OP1	-5.65	100.62	105.70
26	1H	2500	U	N1-C2-N3	5.65	118.29	114.90

Continued on next page...

Continued from previous page...

Mol	Chain	Res	Type	Atoms	Z	Observed(°)	Ideal(°)
1	1G	1124	G	O4'-C1'-N9	5.65	112.72	108.20
1	1G	1354	C	C6-N1-C2	-5.65	118.04	120.30
26	14	1970	A	O4'-C1'-N9	-5.65	103.68	108.20
1	13	359	U	N3-C2-O2	-5.65	118.25	122.20
26	1H	533	G	C6-C5-N7	5.65	133.79	130.40
26	1H	803	U	OP1-P-O3'	-5.64	92.78	105.20
26	1H	1258	C	OP2-P-O3'	5.64	117.62	105.20
26	1H	1596	A	OP2-P-O3'	5.64	117.62	105.20
26	1H	1767	C	N3-C4-C5	5.64	124.16	121.90
26	1H	2692	C	N3-C2-O2	-5.64	117.95	121.90
26	14	1905	C	C5-C4-N4	5.64	124.15	120.20
26	14	1999	C	C5-C4-N4	-5.64	116.25	120.20
27	1J	47	C	OP1-P-O3'	5.64	117.62	105.20
1	13	582	U	N3-C4-C5	5.64	117.98	114.60
1	13	912	C	C6-N1-C2	5.64	122.56	120.30
1	13	1158	C	C6-N1-C2	-5.64	118.04	120.30
26	1H	723	G	N7-C8-N9	-5.64	110.28	113.10
26	1H	975	G	N3-C2-N2	-5.64	115.95	119.90
26	1H	2346	A	C1'-O4'-C4'	-5.64	105.39	109.90
27	16	115	G	N3-C4-N9	5.64	129.39	126.00
26	14	930	U	N1-C2-O2	5.64	126.75	122.80
26	14	1620	G	OP1-P-OP2	-5.64	111.14	119.60
26	14	2685	G	C5-C6-N1	5.64	114.32	111.50
1	13	1128	C	C2-N1-C1'	5.64	125.00	118.80
26	1H	2712(A)	A	C2-N3-C4	-5.64	107.78	110.60
26	1H	1217	C	N3-C4-N4	5.64	121.95	118.00
26	1H	2326	C	C5-C6-N1	5.64	123.82	121.00
1	1G	963	G	N1-C2-N2	-5.64	111.12	116.20
26	14	925	C	C2-N1-C1'	-5.64	112.60	118.80
26	1H	463	G	N1-C6-O6	-5.64	116.52	119.90
1	13	576	G	O5'-P-OP1	5.64	117.47	110.70
1	13	780	A	C6-N1-C2	5.64	121.98	118.60
1	13	802	A	C5-N7-C8	-5.64	101.08	103.90
22	1K	76	A	C4-C5-C6	5.64	119.82	117.00
26	1H	35	G	OP1-P-OP2	5.64	128.05	119.60
26	1H	663	G	N3-C4-C5	-5.64	125.78	128.60
26	1H	805	G	C8-N9-C4	5.64	108.65	106.40
26	14	1216	G	C8-N9-C4	-5.64	104.14	106.40
26	14	1771	C	C2-N3-C4	-5.64	117.08	119.90
26	14	2012	G	N9-C4-C5	-5.64	103.14	105.40
24	3K	60	U	P-O3'-C3'	5.63	126.46	119.70
26	1H	797	C	N1-C2-O2	-5.63	115.52	118.90

Continued on next page...

Continued from previous page...

Mol	Chain	Res	Type	Atoms	Z	Observed(°)	Ideal(°)
26	1H	1437	C	N1-C2-O2	5.63	122.28	118.90
26	14	2430	A	N1-C2-N3	5.63	132.12	129.30
26	1H	947	G	N3-C2-N2	-5.63	115.96	119.90
26	1H	1759	A	OP1-P-OP2	5.63	128.05	119.60
26	1H	968	G	O5'-P-OP1	5.63	117.46	110.70
26	14	388	G	C5-C6-N1	-5.63	108.68	111.50
26	14	855	G	N7-C8-N9	5.63	115.92	113.10
26	1H	1630	G	O5'-P-OP2	5.63	117.46	110.70
26	1H	2593	U	OP1-P-OP2	-5.63	111.16	119.60
26	14	784	A	C5-N7-C8	5.63	106.72	103.90
1	13	601	C	N3-C2-O2	-5.63	117.96	121.90
22	1K	35	A	N1-C2-N3	-5.63	126.49	129.30
26	1H	119	A	C5-N7-C8	5.63	106.71	103.90
1	1G	328	C	O5'-P-OP2	-5.63	100.63	105.70
1	1G	518	C	O5'-P-OP2	-5.63	100.64	105.70
26	14	241	A	O5'-P-OP2	-5.63	100.64	105.70
26	14	832	G	N9-C4-C5	5.63	107.65	105.40
26	14	2249	U	N3-C2-O2	-5.63	118.26	122.20
1	13	243	A	O5'-P-OP1	-5.63	100.64	105.70
26	1H	788	A	N1-C6-N6	5.63	121.98	118.60
26	1H	823	G	C5-N7-C8	5.63	107.11	104.30
26	1H	1162	G	N3-C2-N2	-5.63	115.96	119.90
26	1H	1689	A	O5'-P-OP2	-5.63	100.64	105.70
26	1H	2819	G	C8-N9-C4	5.63	108.65	106.40
33	61	131	LYS	C-N-CD	-5.63	108.22	120.60
26	14	774	A	C8-N9-C1'	5.62	137.83	127.70
26	1H	784	A	O4'-C1'-N9	5.62	112.70	108.20
26	1H	819	A	C4-C5-C6	-5.62	114.19	117.00
26	1H	1781	C	N3-C2-O2	-5.62	117.96	121.90
26	1H	2089	U	N3-C4-O4	5.62	123.34	119.40
26	1H	2240	C	OP1-P-O3'	5.62	117.57	105.20
26	1H	2345	G	C5-C6-O6	-5.62	125.23	128.60
26	1H	2346	A	N9-C1'-C2'	5.62	121.31	114.00
1	1G	799	G	OP2-P-O3'	5.62	117.57	105.20
26	14	1341	U	OP1-P-O3'	5.62	117.57	105.20
26	14	2490	G	C5-C6-O6	-5.62	125.23	128.60
1	13	1027	C	P-O3'-C3'	5.62	126.45	119.70
26	1H	1008	C	N1-C2-O2	5.62	122.27	118.90
26	1H	985	C	C4-C5-C6	5.62	120.21	117.40
26	1H	1878	G	N1-C2-N3	5.62	127.27	123.90
26	1H	1990	C	C4-C5-C6	5.62	120.21	117.40
26	14	575	A	O5'-P-OP1	-5.62	100.64	105.70

Continued on next page...

Continued from previous page...

Mol	Chain	Res	Type	Atoms	Z	Observed(°)	Ideal(°)
26	14	1594	G	N7-C8-N9	5.62	115.91	113.10
26	1H	28	A	N9-C4-C5	-5.62	103.55	105.80
26	1H	37	C	N3-C2-O2	-5.62	117.97	121.90
26	1H	114	U	C2-N1-C1'	5.62	124.44	117.70
26	1H	125	G	N1-C2-N2	-5.62	111.14	116.20
26	1H	1252	G	C5-N7-C8	5.62	107.11	104.30
26	1H	2467	C	C5-C6-N1	-5.62	118.19	121.00
1	13	532	A	N1-C6-N6	5.62	121.97	118.60
26	1H	970	C	C5-C6-N1	-5.62	118.19	121.00
26	1H	2866	U	O5'-P-OP2	-5.62	100.64	105.70
1	1G	667	G	N1-C6-O6	-5.62	116.53	119.90
26	14	843	G	C8-N9-C4	5.62	108.65	106.40
26	1H	60	G	OP1-P-O3'	-5.62	92.85	105.20
26	1H	1520	U	OP2-P-O3'	5.62	117.56	105.20
26	1H	2226	C	N3-C4-C5	5.62	124.15	121.90
26	14	467	G	N7-C8-N9	-5.62	110.29	113.10
26	14	2346	A	O4'-C1'-N9	5.62	112.69	108.20
1	13	169	C	C6-N1-C2	-5.61	118.06	120.30
26	1H	757	U	C5-C4-O4	5.61	129.27	125.90
26	1H	908	C	OP2-P-O3'	5.61	117.55	105.20
26	1H	1363	C	N3-C4-C5	5.61	124.14	121.90
1	1G	536	C	C6-N1-C2	-5.61	118.06	120.30
26	1H	1388	G	O5'-P-OP2	-5.61	100.65	105.70
26	1H	2353	G	OP1-P-OP2	5.61	128.01	119.60
26	1H	2385	C	N1-C2-O2	-5.61	115.53	118.90
26	14	2575	C	N3-C4-N4	-5.61	114.07	118.00
26	14	1695	G	N9-C4-C5	-5.61	103.16	105.40
26	14	1892	C	OP2-P-O3'	5.61	117.54	105.20
26	14	2506	U	C5-C6-N1	5.61	125.50	122.70
26	1H	37	C	C4-C5-C6	5.61	120.20	117.40
26	1H	49	A	C5-N7-C8	5.61	106.70	103.90
26	1H	121	G	C4-N9-C1'	5.61	133.79	126.50
26	1H	1051	G	N1-C6-O6	5.61	123.27	119.90
26	1H	2310	A	C8-N9-C4	-5.61	103.56	105.80
26	14	679	C	OP1-P-O3'	5.61	117.54	105.20
26	14	774	A	C5-C6-N1	-5.61	114.90	117.70
26	14	808	G	N3-C4-C5	-5.61	125.80	128.60
26	14	1271	G	N3-C4-C5	-5.61	125.80	128.60
26	14	2764	A	O5'-P-OP1	-5.61	100.65	105.70
1	13	128	G	N3-C4-N9	-5.61	122.64	126.00
1	13	561	U	O4'-C1'-N1	5.61	112.68	108.20
26	1H	680	G	C5-N7-C8	5.61	107.10	104.30

Continued on next page...

Continued from previous page...

Mol	Chain	Res	Type	Atoms	Z	Observed(°)	Ideal(°)
26	1H	2199	A	O5'-P-OP1	-5.61	100.66	105.70
26	14	652	C	N1-C2-O2	-5.61	115.54	118.90
26	14	1969	A	N1-C6-N6	5.61	121.96	118.60
26	14	2060	A	OP1-P-OP2	-5.61	111.19	119.60
48	F5	36	GLY	N-CA-C	5.61	127.11	113.10
1	13	1374	A	N1-C2-N3	5.60	132.10	129.30
26	14	1698	A	C8-N9-C1'	-5.60	117.61	127.70
26	14	2252	G	OP1-P-OP2	5.60	128.01	119.60
1	13	115	G	P-O3'-C3'	5.60	126.42	119.70
26	1H	784	A	N9-C4-C5	5.60	108.04	105.80
26	1H	840	C	C2-N1-C1'	-5.60	112.64	118.80
26	1H	1651	G	C5-N7-C8	-5.60	101.50	104.30
1	1G	354	G	C8-N9-C1'	-5.60	119.72	127.00
26	1H	584	C	N3-C2-O2	5.60	125.82	121.90
26	1H	1257	C	C5-C6-N1	-5.60	118.20	121.00
26	1H	2354	G	OP1-P-O3'	5.60	117.52	105.20
26	1H	2391	G	C5-C6-N1	-5.60	108.70	111.50
23	2L	77	A	N3-C4-C5	5.60	130.72	126.80
26	14	2763	G	C4-N9-C1'	5.60	133.78	126.50
1	13	309	G	N3-C2-N2	-5.60	115.98	119.90
1	13	396	G	N3-C2-N2	5.60	123.82	119.90
26	1H	632	A	O5'-P-OP2	5.60	117.42	110.70
26	1H	1185	C	C5-C4-N4	5.60	124.12	120.20
26	1H	1405	U	N3-C4-O4	-5.60	115.48	119.40
34	58	23	LEU	CA-CB-CG	-5.60	102.42	115.30
26	14	481	G	O5'-P-OP1	5.60	117.42	110.70
26	14	791	C	P-O3'-C3'	5.60	126.42	119.70
26	14	1132	A	C8-N9-C4	-5.60	103.56	105.80
26	14	2058	A	C8-N9-C4	-5.60	103.56	105.80
26	14	2281	C	C2-N1-C1'	5.60	124.96	118.80
1	13	1214	C	C2-N1-C1'	-5.60	112.64	118.80
26	1H	2302	G	N1-C6-O6	-5.60	116.54	119.90
26	14	1267	U	OP2-P-O3'	5.60	117.52	105.20
26	14	2712	U	N1-C2-N3	5.60	118.26	114.90
26	1H	728	G	N9-C4-C5	-5.60	103.16	105.40
26	1H	1408	C	C5-C4-N4	-5.60	116.28	120.20
1	13	721	G	C8-N9-C1'	-5.59	119.73	127.00
26	1H	2490	G	N3-C4-N9	-5.59	122.64	126.00
1	1G	484	G	C8-N9-C4	5.59	108.64	106.40
26	14	512	G	O4'-C1'-N9	5.59	112.67	108.20
26	14	1938	A	C5-C6-N6	-5.59	119.22	123.70
26	14	2426	A	OP1-P-O3'	5.59	117.51	105.20

Continued on next page...

Continued from previous page...

Mol	Chain	Res	Type	Atoms	Z	Observed(°)	Ideal(°)
26	1H	123	G	N1-C2-N3	5.59	127.25	123.90
26	1H	380	U	N3-C2-O2	-5.59	118.29	122.20
26	1H	837	C	C6-N1-C2	-5.59	118.06	120.30
26	1H	1258	C	C4-C5-C6	5.59	120.19	117.40
26	1H	1437	C	C2-N1-C1'	5.59	124.95	118.80
26	1H	2273	A	N7-C8-N9	-5.59	111.00	113.80
1	1G	481	G	C6-C5-N7	-5.59	127.05	130.40
26	14	302	C	N3-C2-O2	-5.59	117.98	121.90
26	14	947	G	C5-C6-N1	-5.59	108.70	111.50
26	14	2059	A	OP1-P-O3'	5.59	117.50	105.20
26	14	2287	A	C5-C6-N1	-5.59	114.91	117.70
26	14	2619	C	C6-N1-C2	5.59	122.54	120.30
1	13	754	C	C2-N1-C1'	5.59	124.95	118.80
26	1H	726	G	C2-N3-C4	-5.59	109.11	111.90
26	1H	758	C	N3-C4-C5	5.59	124.14	121.90
26	1H	2382	G	C8-N9-C4	-5.59	104.16	106.40
26	1H	2498	C	C4-C5-C6	-5.59	114.61	117.40
26	1H	2743	C	C5-C4-N4	5.59	124.11	120.20
26	14	205	G	O5'-P-OP2	-5.59	100.67	105.70
1	13	182	U	N3-C2-O2	5.59	126.11	122.20
23	2K	72	C	OP2-P-O3'	5.59	117.49	105.20
26	1H	254	G	C5-C6-O6	-5.59	125.25	128.60
26	1H	917	A	C4-C5-C6	5.59	119.79	117.00
26	1H	1658	C	N3-C2-O2	5.59	125.81	121.90
12	3A	52	LEU	CA-CB-CG	5.59	128.15	115.30
26	14	1377	G	N9-C4-C5	5.59	107.64	105.40
26	14	1393	A	P-O3'-C3'	5.58	126.40	119.70
26	14	1661	G	N1-C6-O6	5.58	123.25	119.90
1	13	318	G	C2-N3-C4	-5.58	109.11	111.90
26	1H	321	G	N1-C6-O6	5.58	123.25	119.90
26	1H	691	C	C2-N3-C4	-5.58	117.11	119.90
26	1H	745	G	N1-C6-O6	5.58	123.25	119.90
26	1H	1283	G	OP1-P-OP2	5.58	127.97	119.60
26	1H	1764	G	C4-C5-N7	-5.58	108.57	110.80
27	16	91	C	C6-N1-C2	-5.58	118.07	120.30
28	11	271	ILE	N-CA-C	5.58	126.08	111.00
26	14	974(A)	C	C6-N1-C2	-5.58	118.07	120.30
26	14	1277	G	OP1-P-OP2	5.58	127.97	119.60
1	13	1200	C	C5-C6-N1	5.58	123.79	121.00
26	1H	141	A	O5'-P-OP2	-5.58	100.68	105.70
26	1H	400	G	N1-C6-O6	5.58	123.25	119.90
26	14	415	A	O5'-P-OP2	-5.58	100.68	105.70

Continued on next page...

Continued from previous page...

Mol	Chain	Res	Type	Atoms	Z	Observed(°)	Ideal(°)
26	14	2014	A	C8-N9-C4	5.58	108.03	105.80
26	1H	2697	G	N1-C6-O6	-5.58	116.55	119.90
26	14	461	C	C2-N3-C4	5.58	122.69	119.90
26	1H	1777	U	C5-C6-N1	-5.58	119.91	122.70
26	1H	2299	G	O5'-P-OP2	5.58	117.39	110.70
26	1H	2325	G	N1-C2-N2	5.58	121.22	116.20
26	14	116	C	N1-C2-O2	-5.58	115.55	118.90
26	14	499	U	N1-C2-N3	5.58	118.25	114.90
26	14	1597	A	C8-N9-C4	5.58	108.03	105.80
26	14	1619	G	C5-C6-N1	5.58	114.29	111.50
26	14	2708	G	N9-C4-C5	-5.58	103.17	105.40
1	13	1196	U	C2-N1-C1'	5.58	124.39	117.70
1	13	1512	U	N1-C2-O2	5.58	126.70	122.80
26	1H	462	C	C6-N1-C2	-5.58	118.07	120.30
28	11	46	GLN	C-N-CA	-5.58	110.59	122.30
30	31	192	LEU	CA-CB-CG	5.58	128.13	115.30
1	1G	1346	A	OP2-P-O3'	5.58	117.47	105.20
6	52	14	LEU	CA-CB-CG	5.58	128.13	115.30
26	1H	180	G	N3-C4-N9	5.58	129.34	126.00
26	1H	731	C	C2-N3-C4	-5.58	117.11	119.90
26	1H	1386	C	C6-N1-C2	-5.58	118.07	120.30
26	1H	2307	G	C2-N3-C4	-5.58	109.11	111.90
41	C8	11	ARG	NE-CZ-NH1	-5.58	117.51	120.30
26	14	143	C	C6-N1-C2	-5.58	118.07	120.30
26	14	1271	G	C8-N9-C1'	-5.58	119.75	127.00
26	14	1582	C	N1-C2-O2	5.58	122.25	118.90
1	13	321	A	C8-N9-C4	5.57	108.03	105.80
1	13	874	G	N3-C4-C5	-5.57	125.81	128.60
1	13	1475	G	C8-N9-C4	-5.57	104.17	106.40
26	1H	395	U	O4'-C1'-N1	5.57	112.66	108.20
26	1H	657	U	C6-N1-C2	5.57	124.34	121.00
26	1H	1427	A	P-O3'-C3'	5.57	126.39	119.70
26	1H	1501	C	OP1-P-O3'	5.57	117.46	105.20
26	1H	1642	G	N1-C2-N2	5.57	121.22	116.20
27	16	100	G	N9-C4-C5	-5.57	103.17	105.40
26	1H	1936	A	C5-N7-C8	-5.57	101.11	103.90
26	1H	2244	U	C4-C5-C6	5.57	123.04	119.70
26	14	977	G	O5'-P-OP1	-5.57	100.69	105.70
26	1H	586	A	N9-C4-C5	5.57	108.03	105.80
26	1H	2386	C	N1-C2-O2	-5.57	115.56	118.90
26	14	1786	A	C6-N1-C2	5.57	121.94	118.60
26	1H	77	C	C2-N1-C1'	5.57	124.93	118.80

Continued on next page...

Continued from previous page...

Mol	Chain	Res	Type	Atoms	Z	Observed(°)	Ideal(°)
26	14	1608	A	C4-C5-N7	-5.57	107.92	110.70
1	13	394	G	C8-N9-C4	-5.57	104.17	106.40
1	13	816	A	N7-C8-N9	5.57	116.58	113.80
26	1H	2050	C	C5-C4-N4	-5.57	116.30	120.20
26	1H	2713	A	N3-C4-C5	5.57	130.70	126.80
26	14	212	G	OP2-P-O3'	5.57	117.45	105.20
26	14	2565	A	O5'-P-OP1	-5.57	100.69	105.70
26	1H	46	C	C5-C4-N4	-5.57	116.30	120.20
26	1H	524	U	N1-C2-O2	5.57	126.70	122.80
26	1H	700	G	OP1-P-OP2	-5.57	111.25	119.60
26	1H	940	G	OP2-P-O3'	5.57	117.44	105.20
26	1H	2062	A	N1-C6-N6	-5.57	115.26	118.60
26	1H	2377	A	C8-N9-C4	5.57	108.03	105.80
48	J8	21	ARG	NE-CZ-NH1	-5.57	117.52	120.30
1	1G	536	C	C5-C6-N1	5.57	123.78	121.00
26	14	198	C	C2-N1-C1'	5.57	124.92	118.80
26	14	950	G	OP1-P-OP2	-5.57	111.25	119.60
26	14	1366	A	C5-C6-N6	-5.57	119.25	123.70
26	1H	1601	G	OP1-P-O3'	5.56	117.44	105.20
26	1H	1642	G	C8-N9-C4	-5.56	104.17	106.40
26	1H	2520	C	O5'-P-OP1	5.56	117.38	110.70
1	13	292	G	O5'-P-OP2	-5.56	100.69	105.70
26	1H	207	A	C5-C6-N6	-5.56	119.25	123.70
26	1H	290	G	N3-C4-C5	-5.56	125.82	128.60
26	1H	514	A	C5-C6-N1	5.56	120.48	117.70
26	1H	1241	A	C5-C6-N1	-5.56	114.92	117.70
1	1G	873	A	N1-C6-N6	-5.56	115.26	118.60
26	14	961	C	O4'-C1'-N1	5.56	112.65	108.20
26	14	1549	C	O5'-P-OP2	5.56	117.37	110.70
26	14	1933	G	C2-N3-C4	-5.56	109.12	111.90
26	14	2010	G	C4-C5-N7	-5.56	108.58	110.80
27	1J	103	U	C6-N1-C2	5.56	124.34	121.00
1	13	579	G	C4-N9-C1'	5.56	133.73	126.50
1	13	1070	U	O5'-P-OP1	-5.56	100.69	105.70
23	2K	76	C	N3-C4-N4	5.56	121.89	118.00
26	1H	1926	U	C2-N3-C4	-5.56	123.66	127.00
26	1H	2477	C	C5-C6-N1	5.56	123.78	121.00
1	1G	768	A	O5'-P-OP2	5.56	117.37	110.70
26	1H	613	U	C5-C4-O4	5.56	129.24	125.90
26	1H	1321	A	O5'-P-OP1	-5.56	100.70	105.70
26	1H	2353	G	O5'-P-OP1	-5.56	100.70	105.70
1	1G	1124	G	C8-N9-C1'	5.56	134.23	127.00

Continued on next page...

Continued from previous page...

Mol	Chain	Res	Type	Atoms	Z	Observed(°)	Ideal(°)
26	1H	606	U	N3-C2-O2	-5.56	118.31	122.20
26	1H	1401	G	C8-N9-C4	-5.56	104.18	106.40
26	1H	1557	C	O5'-P-OP2	-5.56	100.70	105.70
1	1G	413	G	C5-N7-C8	5.56	107.08	104.30
26	14	1558	A	N1-C2-N3	5.56	132.08	129.30
26	1H	1469	A	OP1-P-O3'	5.56	117.42	105.20
1	1G	386	C	N3-C4-C5	5.56	124.12	121.90
1	13	507	C	C4-C5-C6	5.55	120.18	117.40
1	13	1440	C	C6-N1-C2	5.55	122.52	120.30
26	1H	51	G	C8-N9-C4	5.55	108.62	106.40
26	1H	658	C	N1-C2-O2	5.55	122.23	118.90
26	14	560	C	C6-N1-C2	5.55	122.52	120.30
26	14	1883	G	N3-C4-N9	5.55	129.33	126.00
26	14	2572	A	OP1-P-O3'	5.55	117.42	105.20
1	13	956	U	N3-C4-C5	-5.55	111.27	114.60
1	13	1374	A	C5-N7-C8	-5.55	101.12	103.90
26	1H	789	A	O5'-P-OP1	-5.55	100.70	105.70
26	1H	1265	A	C4-C5-C6	5.55	119.78	117.00
26	1H	1786	A	C4-C5-C6	5.55	119.78	117.00
26	1H	2595	G	N3-C2-N2	5.55	123.79	119.90
26	1H	2701	C	C6-N1-C2	-5.55	118.08	120.30
26	14	956	G	N1-C6-O6	5.55	123.23	119.90
1	13	1518	A	O5'-P-OP2	-5.55	100.70	105.70
26	1H	196	A	O4'-C1'-N9	5.55	112.64	108.20
26	1H	1878	G	C8-N9-C4	-5.55	104.18	106.40
26	1H	1936	A	N7-C8-N9	5.55	116.57	113.80
26	1H	2362	G	C8-N9-C4	5.55	108.62	106.40
26	1H	2594	C	C4-C5-C6	5.55	120.17	117.40
26	14	211	A	N1-C6-N6	5.55	121.93	118.60
26	14	613	U	C6-N1-C2	-5.55	117.67	121.00
26	14	2328	A	N1-C2-N3	5.55	132.07	129.30
26	14	2433	A	OP2-P-O3'	5.55	117.41	105.20
26	14	2440	C	OP1-P-O3'	5.55	117.41	105.20
26	14	2710	C	N3-C2-O2	5.55	125.78	121.90
1	13	1412	C	C6-N1-C2	5.55	122.52	120.30
26	1H	774	A	C5-C6-N6	-5.55	119.26	123.70
29	21	144	ARG	NE-CZ-NH2	5.55	123.07	120.30
1	1G	1487	G	N1-C6-O6	5.55	123.23	119.90
26	14	306	U	N3-C2-O2	5.55	126.08	122.20
26	14	602	G	C6-C5-N7	-5.55	127.07	130.40
26	14	1022	G	C8-N9-C4	-5.55	104.18	106.40
26	14	2356	C	N3-C2-O2	5.55	125.78	121.90

Continued on next page...

Continued from previous page...

Mol	Chain	Res	Type	Atoms	Z	Observed(°)	Ideal(°)
26	14	2516	G	C8-N9-C4	-5.55	104.18	106.40
26	1H	735	A	C5-N7-C8	5.55	106.67	103.90
26	1H	738	G	C2-N3-C4	-5.55	109.13	111.90
26	1H	1814	G	N1-C6-O6	-5.55	116.57	119.90
26	1H	2699	C	C2-N3-C4	-5.55	117.13	119.90
26	14	672	C	C5-C4-N4	5.55	124.08	120.20
26	14	1644	C	N3-C2-O2	-5.55	118.02	121.90
26	14	1952	A	C5-C6-N1	5.55	120.47	117.70
26	14	2361	A	C4-C5-N7	5.55	113.47	110.70
26	1H	668	G	N3-C2-N2	5.54	123.78	119.90
26	1H	846	C	O5'-P-OP1	-5.54	100.71	105.70
23	2L	45	A	O5'-P-OP2	5.54	117.35	110.70
26	14	533	G	C2-N3-C4	-5.54	109.13	111.90
26	14	1643	G	OP2-P-O3'	5.54	117.40	105.20
1	13	758	G	C2-N3-C4	-5.54	109.13	111.90
26	1H	401	A	C2-N3-C4	-5.54	107.83	110.60
26	1H	1387	C	C6-N1-C2	-5.54	118.08	120.30
1	1G	1408	A	OP1-P-OP2	5.54	127.92	119.60
26	14	1322	A	C5-C6-N1	5.54	120.47	117.70
26	1H	588	U	N3-C4-C5	5.54	117.92	114.60
26	1H	788	A	OP2-P-O3'	5.54	117.39	105.20
26	1H	1410	G	N3-C4-C5	5.54	131.37	128.60
26	1H	1674	G	C5-C6-O6	-5.54	125.28	128.60
26	1H	2311	A	C5-C6-N1	-5.54	114.93	117.70
26	14	2023	G	C5-N7-C8	-5.54	101.53	104.30
26	14	2263	C	OP1-P-O3'	5.54	117.39	105.20
26	1H	129	C	N1-C2-O2	-5.54	115.58	118.90
26	1H	335	C	C2-N3-C4	5.54	122.67	119.90
26	1H	1326	U	OP2-P-O3'	5.54	117.39	105.20
26	1H	1382	G	N3-C2-N2	-5.54	116.02	119.90
26	14	97	C	OP1-P-OP2	5.54	127.91	119.60
1	13	795	C	C2-N3-C4	-5.54	117.13	119.90
1	13	815	A	C6-N1-C2	-5.54	115.28	118.60
26	1H	637	A	C8-N9-C4	5.54	108.02	105.80
26	1H	1142(A)	A	N7-C8-N9	5.54	116.57	113.80
1	1G	722	A	N1-C6-N6	5.54	121.92	118.60
26	14	972	G	N3-C4-N9	-5.54	122.68	126.00
26	14	1899	G	C5-N7-C8	-5.54	101.53	104.30
1	13	101	A	N1-C6-N6	5.54	121.92	118.60
1	13	1359	C	N1-C2-O2	-5.54	115.58	118.90
26	1H	131	G	C6-C5-N7	-5.54	127.08	130.40
1	1G	137	C	C6-N1-C2	5.54	122.52	120.30

Continued on next page...

Continued from previous page...

Mol	Chain	Res	Type	Atoms	Z	Observed(°)	Ideal(°)
26	14	208	C	OP1-P-OP2	5.54	127.91	119.60
26	14	2326	C	C6-N1-C2	-5.54	118.08	120.30
26	1H	296	C	C4-C5-C6	5.54	120.17	117.40
26	1H	307	G	N3-C4-C5	-5.54	125.83	128.60
26	1H	985	C	OP1-P-OP2	-5.54	111.30	119.60
1	1G	1158	C	C6-N1-C2	-5.54	118.09	120.30
26	14	2866	U	C5-C4-O4	5.54	129.22	125.90
26	1H	70	G	N1-C6-O6	-5.53	116.58	119.90
26	1H	438	G	C6-C5-N7	-5.53	127.08	130.40
26	1H	795	C	O5'-P-OP2	-5.53	100.72	105.70
26	1H	1980	G	C2-N3-C4	5.53	114.67	111.90
26	14	199	A	C2-N3-C4	5.53	113.37	110.60
26	14	672	C	N3-C4-N4	-5.53	114.13	118.00
1	13	963	G	N1-C2-N3	5.53	127.22	123.90
26	1H	729	G	N3-C4-N9	-5.53	122.68	126.00
26	1H	1699	G	O5'-P-OP1	-5.53	100.72	105.70
26	14	2681	C	N3-C4-N4	-5.53	114.13	118.00
1	13	781	A	C6-N1-C2	-5.53	115.28	118.60
26	1H	599	G	N3-C4-C5	-5.53	125.83	128.60
26	1H	682	G	O4'-C1'-N9	-5.53	103.78	108.20
26	1H	2028	U	N1-C2-O2	-5.53	118.93	122.80
26	1H	2560	C	C4-C5-C6	-5.53	114.64	117.40
1	1G	734	G	C8-N9-C4	-5.53	104.19	106.40
26	14	62	C	C2-N1-C1'	-5.53	112.72	118.80
26	14	942	G	O5'-P-OP2	5.53	117.34	110.70
26	1H	808	G	N1-C2-N2	-5.53	111.22	116.20
26	14	429	A	C8-N9-C4	-5.53	103.59	105.80
26	14	2675	A	C2-N3-C4	-5.53	107.84	110.60
26	1H	1888	G	O4'-C1'-N9	5.53	112.62	108.20
1	1G	963	G	C6-C5-N7	-5.53	127.08	130.40
26	14	2256	G	C6-C5-N7	-5.53	127.08	130.40
1	13	827	U	C5-C6-N1	-5.53	119.94	122.70
26	1H	1932	A	O5'-P-OP2	5.53	117.33	110.70
26	14	862	G	N1-C6-O6	-5.53	116.58	119.90
26	14	1695	G	N3-C4-N9	5.53	129.32	126.00
26	14	1804	C	OP1-P-OP2	-5.53	111.31	119.60
26	1H	294	A	O4'-C1'-N9	5.52	112.62	108.20
26	1H	391	G	C4-C5-N7	5.52	113.01	110.80
26	1H	2012	G	C5-C6-N1	5.52	114.26	111.50
1	13	881	G	OP1-P-OP2	-5.52	111.31	119.60
1	13	1072	G	N1-C6-O6	-5.52	116.59	119.90
1	13	1486	G	C8-N9-C1'	5.52	134.18	127.00

Continued on next page...

Continued from previous page...

Mol	Chain	Res	Type	Atoms	Z	Observed(°)	Ideal(°)
26	1H	2009	G	C8-N9-C4	5.52	108.61	106.40
27	16	47	C	C2-N1-C1'	-5.52	112.72	118.80
26	14	2511	U	N1-C2-N3	5.52	118.21	114.90
26	1H	757	U	C5-C6-N1	-5.52	119.94	122.70
26	1H	1378	A	O5'-P-OP1	-5.52	100.73	105.70
26	1H	2406	U	O4'-C1'-N1	-5.52	103.78	108.20
56	1L	76	A	N7-C8-N9	5.52	116.56	113.80
26	14	82	G	N1-C6-O6	5.52	123.21	119.90
26	1H	938	G	O5'-P-OP1	5.52	117.32	110.70
26	1H	2241	A	C5-N7-C8	5.52	106.66	103.90
26	1H	2386	C	N3-C2-O2	5.52	125.76	121.90
1	1G	1401	G	C6-C5-N7	-5.52	127.09	130.40
26	14	602	G	C4-N9-C1'	5.52	133.68	126.50
26	14	1226	G	N3-C4-N9	-5.52	122.69	126.00
26	14	1616	A	N3-C4-N9	-5.52	122.98	127.40
26	14	2598	A	O5'-P-OP2	5.52	117.32	110.70
26	14	2689	U	C2-N3-C4	-5.52	123.69	127.00
1	13	973	G	N3-C4-N9	5.52	129.31	126.00
1	13	1474	G	N1-C6-O6	-5.52	116.59	119.90
26	1H	786	C	OP2-P-O3'	5.52	117.34	105.20
26	1H	809	G	N3-C4-N9	5.52	129.31	126.00
26	1H	974(A)	C	OP1-P-O3'	5.52	117.34	105.20
26	1H	2424	C	O5'-P-OP1	-5.52	100.73	105.70
1	1G	1480	G	C5-C6-O6	-5.52	125.29	128.60
1	1G	1502	A	N1-C6-N6	5.52	121.91	118.60
26	14	270(X)	G	N1-C6-O6	5.52	123.21	119.90
26	14	1762	A	C2-N3-C4	-5.52	107.84	110.60
1	13	268	C	O5'-P-OP1	-5.52	100.74	105.70
26	1H	2360	A	C5-C6-N1	-5.52	114.94	117.70
26	14	1661	G	C5-C6-O6	-5.52	125.29	128.60
1	13	50	A	C2-N3-C4	5.51	113.36	110.60
1	13	730	G	O5'-P-OP1	-5.51	100.74	105.70
26	1H	381	G	OP1-P-OP2	5.51	127.87	119.60
26	1H	404	C	P-O3'-C3'	5.51	126.32	119.70
26	1H	932	G	N3-C2-N2	5.51	123.76	119.90
26	1H	1229(A)	G	C6-C5-N7	-5.51	127.09	130.40
26	14	1786	A	OP1-P-O3'	5.51	117.33	105.20
26	14	2277	G	C4-C5-N7	-5.51	108.59	110.80
26	14	2379	G	C8-N9-C4	-5.51	104.19	106.40
26	1H	81	G	C4-C5-N7	-5.51	108.59	110.80
26	1H	2550	G	N3-C4-C5	-5.51	125.84	128.60
26	14	1401	G	N7-C8-N9	5.51	115.86	113.10

Continued on next page...

Continued from previous page...

Mol	Chain	Res	Type	Atoms	Z	Observed(°)	Ideal(°)
26	1H	213	A	C4-C5-N7	5.51	113.45	110.70
26	1H	589	C	N3-C2-O2	-5.51	118.04	121.90
26	1H	778	G	C5-N7-C8	5.51	107.06	104.30
26	1H	1764	G	N1-C6-O6	-5.51	116.59	119.90
26	14	1332	G	N9-C1'-C2'	-5.51	105.94	112.00
26	1H	2558	C	N3-C4-C5	5.51	124.10	121.90
1	1G	1077	G	C8-N9-C4	5.51	108.60	106.40
26	14	197	A	C5-C6-N1	5.51	120.45	117.70
26	14	809	G	N1-C6-O6	-5.51	116.59	119.90
29	29	44	TYR	CA-CB-CG	5.51	123.87	113.40
26	1H	394	A	C8-N9-C4	-5.51	103.60	105.80
26	14	1762	A	C6-C5-N7	-5.51	128.44	132.30
26	14	2712(A)	A	C4-C5-N7	5.51	113.45	110.70
1	13	123	C	C5-C6-N1	-5.51	118.25	121.00
1	13	871	U	N1-C2-N3	5.51	118.20	114.90
26	1H	1544	C	C6-N1-C1'	-5.51	114.19	120.80
26	1H	2026	C	N3-C4-N4	5.51	121.86	118.00
26	1H	2069	G	N9-C4-C5	-5.51	103.20	105.40
26	1H	2575	C	C5-C4-N4	5.51	124.06	120.20
26	1H	2608	G	N3-C4-C5	-5.51	125.85	128.60
1	1G	1502	A	N1-C2-N3	5.51	132.05	129.30
26	14	2062	A	C4-N9-C1'	-5.51	116.39	126.30
1	13	187	C	N1-C2-O2	-5.50	115.60	118.90
26	1H	290	G	N1-C2-N2	-5.50	111.25	116.20
26	1H	1643	G	C5-C6-N1	5.50	114.25	111.50
1	1G	266	G	C4-N9-C1'	5.50	133.66	126.50
1	1G	1501	C	C5-C6-N1	-5.50	118.25	121.00
26	14	1785	A	C8-N9-C4	-5.50	103.60	105.80
1	13	1310	G	O5'-P-OP2	-5.50	100.75	105.70
26	1H	48	G	N1-C6-O6	-5.50	116.60	119.90
26	1H	917	A	C5-N7-C8	-5.50	101.15	103.90
26	1H	2255	G	OP1-P-OP2	-5.50	111.34	119.60
1	1G	361	G	O5'-P-OP2	5.50	117.30	110.70
26	14	2237	G	C5-C6-O6	5.50	131.90	128.60
30	39	68	LYS	C-N-CA	-5.50	107.94	121.70
1	13	712	A	N1-C6-N6	-5.50	115.30	118.60
23	2K	6	G	C4-C5-N7	5.50	113.00	110.80
26	1H	1308	A	C6-N1-C2	-5.50	115.30	118.60
26	1H	1488	G	N1-C2-N3	5.50	127.20	123.90
26	1H	1573	G	C8-N9-C4	5.50	108.60	106.40
26	1H	1613	G	N9-C4-C5	-5.50	103.20	105.40
26	14	766	C	C2-N3-C4	-5.50	117.15	119.90

Continued on next page...

Continued from previous page...

Mol	Chain	Res	Type	Atoms	Z	Observed(°)	Ideal(°)
26	14	830	G	C2-N3-C4	-5.50	109.15	111.90
26	14	1241	A	C6-N1-C2	5.50	121.90	118.60
26	14	1365	A	N7-C8-N9	5.50	116.55	113.80
26	14	1827	C	C2-N3-C4	-5.50	117.15	119.90
26	14	2430	A	C4-C5-C6	5.50	119.75	117.00
1	13	861	G	O5'-P-OP1	-5.50	100.75	105.70
45	G8	81	LYS	C-N-CD	-5.50	108.50	120.60
26	14	632	A	OP1-P-OP2	-5.50	111.35	119.60
26	14	1772	G	OP1-P-OP2	5.50	127.85	119.60
1	1G	245	C	N1-C2-O2	-5.50	115.60	118.90
26	14	698	C	C6-N1-C2	-5.50	118.10	120.30
26	14	2360	A	C8-N9-C4	5.50	108.00	105.80
26	1H	102	G	OP1-P-O3'	5.50	117.29	105.20
26	1H	697	C	O5'-P-OP1	-5.50	100.75	105.70
26	1H	1272	A	O5'-P-OP2	-5.50	100.75	105.70
26	1H	1690	A	OP1-P-OP2	-5.50	111.36	119.60
26	1H	1972	A	OP2-P-O3'	5.50	117.29	105.20
26	1H	2827	C	C2-N3-C4	-5.50	117.15	119.90
1	1G	898	G	O5'-P-OP2	-5.50	100.75	105.70
26	14	1367	A	C8-N9-C4	5.50	108.00	105.80
26	14	2078	C	N1-C2-O2	-5.50	115.60	118.90
26	14	2517	C	N1-C2-N3	5.50	123.05	119.20
26	1H	1516	U	N1-C2-O2	5.50	126.65	122.80
26	14	2433	A	N7-C8-N9	5.50	116.55	113.80
1	13	452	A	N7-C8-N9	-5.49	111.05	113.80
26	1H	27	G	N3-C4-C5	-5.49	125.85	128.60
26	1H	241	A	N1-C2-N3	5.49	132.05	129.30
26	1H	1013	C	C2-N1-C1'	-5.49	112.76	118.80
26	1H	2010	G	C8-N9-C4	-5.49	104.20	106.40
29	21	65	GLY	N-CA-C	-5.49	99.37	113.10
26	14	472	A	N1-C6-N6	-5.49	115.30	118.60
26	14	613	U	N3-C4-O4	-5.49	115.56	119.40
26	14	1837	C	N3-C4-C5	-5.49	119.70	121.90
26	14	862	G	C8-N9-C4	-5.49	104.20	106.40
26	1H	1264	G	N1-C2-N2	-5.49	111.26	116.20
26	1H	2083	G	O5'-P-OP1	5.49	117.29	110.70
26	1H	2558	C	OP2-P-O3'	5.49	117.28	105.20
26	1H	2774	C	N3-C4-C5	5.49	124.10	121.90
27	16	109	G	C8-N9-C4	-5.49	104.20	106.40
26	14	1806	C	C6-N1-C2	5.49	122.50	120.30
23	2K	32	G	C8-N9-C4	-5.49	104.20	106.40
26	1H	2490	G	C8-N9-C4	-5.49	104.20	106.40

Continued on next page...

Continued from previous page...

Mol	Chain	Res	Type	Atoms	Z	Observed(°)	Ideal(°)
27	16	45	A	OP1-P-OP2	5.49	127.83	119.60
36	78	19	VAL	CG1-CB-CG2	5.49	119.68	110.90
26	14	1618	A	N9-C4-C5	5.49	108.00	105.80
26	14	1780	A	C5-C6-N6	5.49	128.09	123.70
26	14	2451	A	N7-C8-N9	5.49	116.54	113.80
26	1H	370	G	C4-C5-N7	-5.49	108.61	110.80
26	1H	2719	G	N9-C4-C5	5.49	107.59	105.40
1	1G	413	G	N9-C4-C5	5.49	107.59	105.40
25	4L	20	C	N1-C2-O2	5.49	122.19	118.90
26	14	1402	C	C6-N1-C2	-5.49	118.11	120.30
26	14	2779	U	C2-N3-C4	-5.49	123.71	127.00
26	1H	1238	G	N9-C1'-C2'	-5.49	105.97	112.00
26	1H	1369	G	N3-C4-C5	-5.49	125.86	128.60
26	1H	2027	G	C5-C6-O6	5.49	131.89	128.60
26	14	693	C	OP2-P-O3'	5.49	117.27	105.20
26	14	1899	G	C4-C5-N7	5.49	112.99	110.80
1	13	509	A	C2'-C3'-O3'	5.48	122.47	113.70
26	1H	456	C	OP2-P-O3'	5.48	117.27	105.20
26	1H	941	A	N1-C6-N6	5.48	121.89	118.60
26	1H	988	A	OP2-P-O3'	5.48	117.27	105.20
26	1H	2737	G	C4-C5-N7	5.48	112.99	110.80
1	1G	812	C	N3-C4-N4	5.48	121.84	118.00
26	14	777	A	N1-C2-N3	5.48	132.04	129.30
26	14	1145	C	C5-C6-N1	5.48	123.74	121.00
26	14	1394	U	C6-N1-C2	-5.48	117.71	121.00
1	13	581	G	C5-C6-O6	-5.48	125.31	128.60
26	1H	520	G	N1-C2-N2	-5.48	111.27	116.20
26	1H	1151	G	N1-C6-O6	5.48	123.19	119.90
26	1H	1943	U	O5'-P-OP1	-5.48	100.77	105.70
26	14	830	G	OP1-P-O3'	5.48	117.26	105.20
1	13	233	C	C6-N1-C2	-5.48	118.11	120.30
1	13	1406	U	O5'-P-OP2	-5.48	100.77	105.70
26	1H	697	C	C5-C6-N1	-5.48	118.26	121.00
26	1H	992	C	OP1-P-O3'	5.48	117.26	105.20
26	1H	1021	A	C4-C5-N7	5.48	113.44	110.70
26	1H	1326	U	N1-C2-O2	5.48	126.64	122.80
26	1H	2067	G	N9-C4-C5	5.48	107.59	105.40
26	1H	2552	U	C2-N3-C4	-5.48	123.71	127.00
26	1H	2599	G	C6-C5-N7	5.48	133.69	130.40
30	31	176	LEU	CB-CG-CD2	-5.48	101.68	111.00
26	14	106	C	OP2-P-O3'	5.48	117.26	105.20
26	14	519	U	C5-C6-N1	-5.48	119.96	122.70

Continued on next page...

Continued from previous page...

Mol	Chain	Res	Type	Atoms	Z	Observed(°)	Ideal(°)
26	14	1566	A	C4-C5-N7	5.48	113.44	110.70
26	14	675	A	C4-C5-C6	-5.48	114.26	117.00
26	14	1802	A	C6-N1-C2	-5.48	115.31	118.60
26	14	2394	C	C5-C6-N1	-5.48	118.26	121.00
26	1H	612	G	N1-C6-O6	-5.48	116.61	119.90
26	1H	975	G	OP1-P-OP2	-5.48	111.38	119.60
26	1H	1010	A	N9-C4-C5	-5.48	103.61	105.80
26	1H	1600	C	OP1-P-OP2	-5.48	111.38	119.60
26	1H	2060	A	OP1-P-O3'	5.48	117.25	105.20
26	1H	2313	C	OP2-P-O3'	5.48	117.25	105.20
26	14	310	A	O5'-P-OP1	-5.48	100.77	105.70
26	14	1187	G	OP2-P-O3'	5.48	117.25	105.20
26	14	1280	G	N9-C1'-C2'	-5.48	105.97	112.00
26	14	1325	G	OP1-P-OP2	-5.48	111.38	119.60
26	14	2087	G	C5-C6-N1	-5.48	108.76	111.50
26	14	2393	A	C2-N3-C4	-5.48	107.86	110.60
26	14	2426	A	N7-C8-N9	5.48	116.54	113.80
1	13	1158	C	N3-C2-O2	-5.48	118.07	121.90
26	1H	2320	A	C6-N1-C2	-5.48	115.31	118.60
27	16	44	G	N3-C4-N9	-5.48	122.71	126.00
23	2L	21	U	C6-N1-C2	-5.48	117.72	121.00
26	14	1572	A	C6-N1-C2	-5.48	115.31	118.60
1	13	1277	C	C6-N1-C2	-5.47	118.11	120.30
1	13	1516	G	C5-N7-C8	-5.47	101.56	104.30
23	2K	29	C	C6-N1-C2	-5.47	118.11	120.30
26	1H	816	C	N3-C4-C5	-5.47	119.71	121.90
1	1G	266	G	C8-N9-C4	-5.47	104.21	106.40
1	1G	293	G	C8-N9-C4	5.47	108.59	106.40
1	1G	1404	C	OP2-P-O3'	5.47	117.24	105.20
26	14	565	C	OP1-P-OP2	5.47	127.81	119.60
26	14	2341	G	N1-C6-O6	5.47	123.19	119.90
26	14	2567	G	C6-N1-C2	-5.47	121.81	125.10
38	55	79	LEU	CA-CB-CG	5.47	127.89	115.30
26	1H	1783	A	O4'-C1'-N9	-5.47	103.82	108.20
26	1H	1833	U	N3-C2-O2	-5.47	118.37	122.20
26	1H	2443	C	N1-C2-O2	-5.47	115.62	118.90
26	1H	2618	G	C5-C6-N1	-5.47	108.76	111.50
26	14	784	A	O4'-C1'-N9	5.47	112.58	108.20
26	14	1324	G	O4'-C1'-N9	5.47	112.58	108.20
26	14	2005	A	C8-N9-C4	5.47	107.99	105.80
26	1H	594	U	C5-C6-N1	-5.47	119.97	122.70
26	1H	633	A	C4-C5-N7	5.47	113.44	110.70

Continued on next page...

Continued from previous page...

Mol	Chain	Res	Type	Atoms	Z	Observed(°)	Ideal(°)
26	1H	1212	G	N1-C6-O6	5.47	123.18	119.90
26	1H	2055	C	C6-N1-C1'	5.47	127.36	120.80
28	11	257	LEU	CA-CB-CG	5.47	127.88	115.30
1	1G	242	C	N3-C4-C5	-5.47	119.71	121.90
26	1H	667	U	C5-C4-O4	-5.47	122.62	125.90
26	1H	1797	C	C2-N3-C4	-5.47	117.17	119.90
37	88	106	VAL	CB-CA-C	-5.47	101.01	111.40
1	1G	250	A	P-O3'-C3'	5.47	126.26	119.70
26	14	127	A	C6-N1-C2	-5.47	115.32	118.60
26	14	2579	C	C4-C5-C6	-5.47	114.67	117.40
1	13	1498	U	C2-N3-C4	-5.47	123.72	127.00
26	14	71	A	N3-C4-C5	5.47	130.63	126.80
26	14	389	G	C4-C5-N7	5.47	112.99	110.80
26	1H	198	C	C6-N1-C2	5.47	122.49	120.30
26	1H	848	G	O5'-P-OP1	5.47	117.26	110.70
26	1H	1209	G	C4-C5-N7	5.47	112.99	110.80
26	1H	1959	G	OP2-P-O3'	5.47	117.23	105.20
26	1H	2342	C	C5-C6-N1	5.47	123.73	121.00
26	14	620	G	N7-C8-N9	5.47	115.83	113.10
26	14	792	G	N1-C6-O6	-5.47	116.62	119.90
26	14	1470	G	C5-C6-N1	-5.47	108.77	111.50
26	1H	773	U	C5-C6-N1	-5.46	119.97	122.70
26	1H	2027	G	C4-C5-C6	5.46	122.08	118.80
1	1G	769	G	N3-C4-C5	-5.46	125.87	128.60
26	14	704	G	N3-C2-N2	-5.46	116.08	119.90
26	14	809	G	N3-C4-C5	-5.46	125.87	128.60
26	14	1827	C	N3-C2-O2	-5.46	118.08	121.90
26	14	2078	C	N3-C4-C5	-5.46	119.71	121.90
1	13	810	C	C6-N1-C1'	-5.46	114.24	120.80
1	1G	1487	G	C5-C6-O6	-5.46	125.32	128.60
26	14	1332	G	N3-C4-N9	5.46	129.28	126.00
26	14	1980	G	N1-C6-O6	5.46	123.18	119.90
1	13	1139	G	C8-N9-C4	5.46	108.58	106.40
26	1H	72	U	N3-C4-O4	5.46	123.22	119.40
26	1H	111	A	N9-C4-C5	5.46	107.98	105.80
26	1H	2518	A	C2-N3-C4	-5.46	107.87	110.60
1	1G	581	G	C8-N9-C4	5.46	108.58	106.40
26	14	2622	C	C2-N3-C4	-5.46	117.17	119.90
26	14	2688	U	C4-C5-C6	5.46	122.98	119.70
26	14	2829	C	N1-C2-O2	-5.46	115.62	118.90
26	14	301	G	N3-C4-N9	-5.46	122.72	126.00
1	13	447	G	C8-N9-C4	-5.46	104.22	106.40

Continued on next page...

Continued from previous page...

Mol	Chain	Res	Type	Atoms	Z	Observed(°)	Ideal(°)
1	13	576	G	C8-N9-C1'	-5.46	119.90	127.00
26	1H	738	G	N1-C2-N2	-5.46	111.29	116.20
26	14	808	G	C6-N1-C2	-5.46	121.82	125.10
26	14	2620	C	C5-C4-N4	-5.46	116.38	120.20
1	13	733	A	O4'-C1'-N9	5.46	112.56	108.20
26	1H	223	A	O5'-P-OP2	-5.46	100.79	105.70
26	1H	251	A	C4-C5-C6	5.46	119.73	117.00
26	1H	841	A	C2-N3-C4	-5.46	107.87	110.60
26	1H	1499	C	C6-N1-C1'	5.46	127.35	120.80
26	1H	1967	C	N3-C2-O2	-5.46	118.08	121.90
26	1H	2071	A	C4-C5-C6	5.46	119.73	117.00
26	1H	2373	G	C4-C5-C6	5.46	122.07	118.80
26	14	704	G	C8-N9-C4	5.46	108.58	106.40
26	14	864	G	N3-C4-C5	-5.46	125.87	128.60
26	14	2600	A	C6-N1-C2	-5.46	115.33	118.60
1	13	345	C	C2-N1-C1'	5.46	124.80	118.80
12	3I	89	ARG	NE-CZ-NH1	5.46	123.03	120.30
26	1H	271(B)	G	N1-C2-N3	5.46	127.17	123.90
26	1H	2286	A	N1-C6-N6	5.46	121.87	118.60
26	14	62	C	N1-C2-O2	-5.46	115.63	118.90
1	13	768	A	OP1-P-OP2	5.45	127.78	119.60
26	1H	532	A	O4'-C1'-N9	5.45	112.56	108.20
26	1H	765	G	C6-N1-C2	5.45	128.37	125.10
26	1H	962	G	O5'-P-OP1	-5.45	100.79	105.70
26	1H	1806	C	C2-N1-C1'	-5.45	112.80	118.80
26	1H	1817	G	C4-C5-N7	-5.45	108.62	110.80
26	14	179	G	N7-C8-N9	-5.45	110.37	113.10
26	14	488	G	N3-C4-N9	5.45	129.27	126.00
26	14	972	G	C5-C6-O6	5.45	131.87	128.60
26	14	1372	U	N1-C2-N3	5.45	118.17	114.90
26	14	2049	G	C5'-C4'-O4'	5.45	115.64	109.10
26	14	2304	G	C4-C5-C6	5.45	122.07	118.80
26	14	2312	U	O5'-P-OP1	-5.45	100.79	105.70
26	14	1408	C	N3-C2-O2	5.45	125.72	121.90
27	1J	60	C	C2-N1-C1'	5.45	124.80	118.80
26	1H	265	A	N1-C6-N6	5.45	121.87	118.60
26	1H	784	A	O5'-P-OP2	5.45	117.24	110.70
26	1H	1499	C	N1-C2-O2	-5.45	115.63	118.90
26	1H	1728	G	C4-C5-N7	5.45	112.98	110.80
26	1H	1942	C	N3-C4-C5	5.45	124.08	121.90
26	14	138	G	C5-N7-C8	-5.45	101.57	104.30
26	14	790	C	N3-C4-C5	5.45	124.08	121.90

Continued on next page...

Continued from previous page...

Mol	Chain	Res	Type	Atoms	Z	Observed(°)	Ideal(°)
48	F5	82	LEU	CA-CB-CG	5.45	127.84	115.30
1	13	690	G	C2-N3-C4	-5.45	109.17	111.90
1	13	770	C	C6-N1-C2	5.45	122.48	120.30
26	1H	796	C	O5'-P-OP2	-5.45	100.80	105.70
26	1H	807	U	OP1-P-OP2	5.45	127.77	119.60
26	1H	954	G	OP2-P-O3'	5.45	117.19	105.20
26	1H	2023	G	C4-N9-C1'	5.45	133.58	126.50
1	1G	892	A	OP1-P-OP2	5.45	127.77	119.60
26	14	49	A	OP2-P-O3'	5.45	117.19	105.20
26	14	741	G	N1-C2-N2	5.45	121.10	116.20
26	14	2225	A	N9-C1'-C2'	-5.45	106.01	112.00
26	14	2304	G	C6-C5-N7	-5.45	127.13	130.40
1	13	691	G	N1-C6-O6	5.45	123.17	119.90
26	1H	673	C	OP1-P-OP2	-5.45	111.43	119.60
26	1H	2270	G	N1-C6-O6	5.45	123.17	119.90
27	16	31	C	C5-C4-N4	5.45	124.01	120.20
26	14	247	G	C5-C6-O6	-5.45	125.33	128.60
1	13	238	G	N7-C8-N9	-5.45	110.38	113.10
26	1H	1888	G	N9-C4-C5	-5.45	103.22	105.40
26	1H	2304	G	N1-C2-N2	5.45	121.10	116.20
26	1H	2416	C	C2-N1-C1'	-5.45	112.81	118.80
26	1H	2433	A	C5-C6-N1	-5.45	114.98	117.70
26	1H	2549	G	C2-N3-C4	5.45	114.62	111.90
1	1G	1349	A	OP1-P-O3'	5.45	117.18	105.20
26	14	2053	G	N9-C1'-C2'	-5.45	106.01	112.00
26	14	2510	C	C5-C4-N4	5.45	124.01	120.20
26	1H	82	G	C4-C5-N7	-5.44	108.62	110.80
26	1H	383	U	N1-C2-O2	-5.44	118.99	122.80
26	1H	1255	U	C5-C4-O4	-5.44	122.63	125.90
1	1G	316	G	OP1-P-O3'	5.44	117.18	105.20
1	1G	1484	C	C6-N1-C2	5.44	122.48	120.30
26	14	1379	A	C6-C5-N7	-5.44	128.49	132.30
26	14	1435	G	N9-C4-C5	-5.44	103.22	105.40
26	14	2615	U	C4-C5-C6	-5.44	116.43	119.70
2	1E	111	ARG	NE-CZ-NH1	5.44	123.02	120.30
26	1H	1497	U	C5-C4-O4	-5.44	122.63	125.90
26	14	735	A	N7-C8-N9	-5.44	111.08	113.80
26	14	1342	A	C5-C6-N6	-5.44	119.35	123.70
26	14	1647	G	C5-C6-N1	5.44	114.22	111.50
26	14	2058	A	OP1-P-O3'	5.44	117.17	105.20
1	13	447	G	N7-C8-N9	5.44	115.82	113.10
26	1H	299	A	C8-N9-C4	-5.44	103.62	105.80

Continued on next page...

Continued from previous page...

Mol	Chain	Res	Type	Atoms	Z	Observed(°)	Ideal(°)
26	1H	1369	G	N7-C8-N9	-5.44	110.38	113.10
26	1H	1995	U	C2-N3-C4	-5.44	123.74	127.00
26	1H	2350	C	N3-C2-O2	-5.44	118.09	121.90
26	14	529	A	C4-C5-C6	5.44	119.72	117.00
26	14	1255	U	O5'-P-OP2	-5.44	100.80	105.70
26	14	2413	G	O5'-P-OP2	-5.44	100.80	105.70
1	13	789	U	N3-C4-O4	-5.44	115.59	119.40
26	1H	947	G	N9-C4-C5	5.44	107.58	105.40
26	1H	1162	G	N3-C4-N9	-5.44	122.74	126.00
26	14	834	C	OP2-P-O3'	5.44	117.17	105.20
1	13	1502	A	C4-N9-C1'	5.44	136.09	126.30
26	1H	248	G	C5-C6-O6	-5.44	125.34	128.60
26	1H	504	U	C2-N1-C1'	5.44	124.23	117.70
26	1H	1382	G	O5'-P-OP1	5.44	117.22	110.70
26	1H	1681	G	C4-C5-N7	5.44	112.97	110.80
26	14	1614	A	N3-C4-C5	5.44	130.61	126.80
26	14	2264	C	O5'-P-OP2	5.44	117.23	110.70
26	14	2685	G	C8-N9-C4	5.44	108.58	106.40
55	M5	33	ASN	N-CA-C	5.44	125.68	111.00
26	1H	60	G	OP2-P-O3'	5.44	117.16	105.20
26	1H	62	C	C2-N3-C4	-5.44	117.18	119.90
26	1H	731	C	C2-N1-C1'	5.44	124.78	118.80
26	14	1621	U	N1-C2-O2	-5.44	119.00	122.80
26	1H	664	C	C5-C6-N1	-5.43	118.28	121.00
26	1H	1786	A	C4-N9-C1'	5.43	136.08	126.30
26	1H	2308	G	C5-C6-N1	-5.43	108.78	111.50
26	1H	2505	G	C2-N3-C4	-5.43	109.18	111.90
26	14	308	G	N1-C6-O6	5.43	123.16	119.90
26	14	618	G	C8-N9-C4	5.43	108.57	106.40
26	14	2459	A	C8-N9-C4	-5.43	103.63	105.80
26	1H	2839	G	N1-C6-O6	-5.43	116.64	119.90
1	1G	299	G	O5'-P-OP2	5.43	117.22	110.70
26	14	200	U	O5'-P-OP1	-5.43	100.81	105.70
26	14	797	C	C4-C5-C6	5.43	120.12	117.40
1	13	809	G	C5-C6-O6	5.43	131.86	128.60
26	1H	1381	G	C2-N3-C4	-5.43	109.18	111.90
26	1H	1944	U	N3-C4-O4	-5.43	115.60	119.40
26	1H	2503	A	N3-C4-N9	5.43	131.74	127.40
26	1H	1845	G	C5-C6-N1	-5.43	108.78	111.50
26	14	465	G	OP1-P-OP2	-5.43	111.46	119.60
26	14	2450	A	O5'-P-OP2	-5.43	100.81	105.70
1	13	1509	C	C2-N3-C4	-5.43	117.19	119.90

Continued on next page...

Continued from previous page...

Mol	Chain	Res	Type	Atoms	Z	Observed(°)	Ideal(°)
26	1H	79	G	C8-N9-C4	-5.43	104.23	106.40
26	1H	659	C	N3-C4-C5	5.43	124.07	121.90
26	1H	1835	G	O5'-P-OP2	5.43	117.21	110.70
26	14	602	G	N3-C4-N9	5.43	129.26	126.00
1	13	756	C	N1-C2-O2	-5.43	115.64	118.90
23	2K	10	G	C8-N9-C1'	-5.43	119.95	127.00
26	1H	773	U	N1-C2-O2	-5.43	119.00	122.80
26	1H	841	A	C5-C6-N6	-5.43	119.36	123.70
26	1H	1675	C	OP1-P-O3'	5.43	117.14	105.20
26	1H	1701	A	OP1-P-O3'	5.43	117.14	105.20
26	1H	2712(A)	A	C6-C5-N7	-5.43	128.50	132.30
51	M8	45	GLY	N-CA-C	-5.43	99.53	113.10
1	1G	865	A	C8-N9-C4	-5.43	103.63	105.80
26	14	1692	U	O5'-P-OP2	-5.43	100.82	105.70
26	1H	67	U	C6-N1-C2	-5.42	117.75	121.00
26	1H	104	U	C2-N3-C4	-5.42	123.75	127.00
26	1H	765	G	C5-C6-N1	-5.42	108.79	111.50
26	1H	2076	U	N3-C4-O4	-5.42	115.60	119.40
26	1H	2251	G	C5-N7-C8	5.42	107.01	104.30
26	1H	2326	C	N3-C4-C5	-5.42	119.73	121.90
26	14	1301	A	O4'-C1'-N9	5.42	112.54	108.20
26	14	2286	A	N7-C8-N9	5.42	116.51	113.80
26	14	2443	C	N3-C4-N4	5.42	121.80	118.00
26	14	2679	A	OP2-P-O3'	5.42	117.13	105.20
1	13	785	G	C4-C5-N7	-5.42	108.63	110.80
26	1H	1135	C	N1-C2-O2	5.42	122.15	118.90
26	14	2363	C	C6-N1-C2	5.42	122.47	120.30
26	1H	128	C	OP1-P-O3'	-5.42	93.27	105.20
26	1H	484	C	OP1-P-O3'	5.42	117.13	105.20
26	1H	2297	C	N3-C2-O2	-5.42	118.11	121.90
26	1H	2373	G	C6-N1-C2	-5.42	121.85	125.10
26	1H	2392	A	C6-C5-N7	-5.42	128.50	132.30
1	1G	873	A	N9-C4-C5	5.42	107.97	105.80
26	14	121	G	C6-C5-N7	-5.42	127.15	130.40
26	14	529	A	C5-N7-C8	-5.42	101.19	103.90
26	14	736	C	C5-C6-N1	-5.42	118.29	121.00
26	14	1598	C	C6-N1-C2	-5.42	118.13	120.30
26	14	1929	G	OP1-P-OP2	5.42	127.73	119.60
26	14	2491	U	OP1-P-O3'	5.42	117.13	105.20
1	13	966	G	N9-C4-C5	-5.42	103.23	105.40
1	13	1520	G	N1-C6-O6	5.42	123.15	119.90
23	2K	31	G	C8-N9-C4	-5.42	104.23	106.40

Continued on next page...

Continued from previous page...

Mol	Chain	Res	Type	Atoms	Z	Observed(°)	Ideal(°)
26	1H	2011	U	N3-C2-O2	5.42	125.99	122.20
1	13	1131	G	N1-C6-O6	-5.42	116.65	119.90
1	13	1494	G	N1-C6-O6	-5.42	116.65	119.90
1	13	1502	A	N9-C4-C5	-5.42	103.63	105.80
26	1H	813	U	N3-C4-O4	5.42	123.19	119.40
26	1H	965	C	O5'-P-OP1	-5.42	100.82	105.70
26	1H	1241	A	N7-C8-N9	5.42	116.51	113.80
26	1H	1300	U	OP1-P-O3'	5.42	117.12	105.20
26	1H	1416	G	OP1-P-O3'	5.42	117.12	105.20
26	1H	1901	A	C8-N9-C4	-5.42	103.63	105.80
26	1H	2477	C	C6-N1-C2	-5.42	118.13	120.30
1	1G	396	G	N3-C2-N2	5.42	123.69	119.90
35	25	64	ARG	NE-CZ-NH1	-5.42	117.59	120.30
1	13	810	C	N3-C4-N4	5.42	121.79	118.00
1	13	973	G	C4-C5-C6	5.42	122.05	118.80
1	13	1431	C	C5-C4-N4	-5.42	116.41	120.20
26	1H	576	U	N3-C2-O2	5.42	125.99	122.20
26	1H	596	G	N1-C2-N2	5.42	121.07	116.20
26	1H	933	A	O5'-P-OP1	5.42	117.20	110.70
28	11	131	LEU	CB-CG-CD2	-5.42	101.79	111.00
1	1G	230	G	N3-C2-N2	-5.42	116.11	119.90
1	13	58	C	N1-C2-O2	5.42	122.15	118.90
26	1H	38	A	C5-C6-N1	5.42	120.41	117.70
26	1H	2363	C	OP2-P-O3'	5.42	117.11	105.20
26	14	1995	U	N1-C2-O2	5.42	126.59	122.80
26	14	2427	C	N3-C4-N4	5.42	121.79	118.00
1	13	339	C	O5'-P-OP2	-5.41	100.83	105.70
1	13	352	C	N3-C4-C5	5.41	124.07	121.90
1	13	516	U	N3-C4-C5	-5.41	111.35	114.60
1	13	1199	U	N3-C2-O2	-5.41	118.41	122.20
26	1H	129	C	N3-C4-N4	5.41	121.79	118.00
26	1H	620	G	N7-C8-N9	5.41	115.81	113.10
26	1H	1944	U	N3-C4-C5	5.41	117.85	114.60
26	1H	2311	A	OP2-P-O3'	5.41	117.11	105.20
26	1H	2639	A	C2-N3-C4	-5.41	107.89	110.60
26	14	494	G	C5-C6-O6	-5.41	125.35	128.60
26	14	1978	A	C8-N9-C4	-5.41	103.64	105.80
26	1H	182	A	OP2-P-O3'	5.41	117.11	105.20
26	1H	576	U	C4-C5-C6	-5.41	116.45	119.70
26	1H	1771	C	C5-C6-N1	-5.41	118.29	121.00
26	1H	2841	C	N3-C4-C5	5.41	124.06	121.90
26	14	2282	G	O5'-P-OP1	-5.41	100.83	105.70

Continued on next page...

Continued from previous page...

Mol	Chain	Res	Type	Atoms	Z	Observed(°)	Ideal(°)
26	14	2502	G	OP1-P-O3'	5.41	117.11	105.20
1	13	804	U	C5-C4-O4	5.41	129.15	125.90
26	1H	1314	C	C6-N1-C2	-5.41	118.14	120.30
26	1H	1604	C	O5'-P-OP2	5.41	117.19	110.70
26	1H	1728	G	C8-N9-C4	-5.41	104.24	106.40
26	1H	1772	G	N9-C1'-C2'	-5.41	106.05	112.00
57	3L	76	A	C6-C5-N7	-5.41	128.51	132.30
26	14	760	G	OP1-P-O3'	5.41	117.11	105.20
1	13	656	C	C6-N1-C2	-5.41	118.14	120.30
26	1H	193	U	N1-C2-O2	-5.41	119.01	122.80
26	1H	906	G	C8-N9-C4	-5.41	104.24	106.40
26	1H	2623	G	N1-C2-N2	-5.41	111.33	116.20
26	1H	2736	G	N3-C4-C5	5.41	131.30	128.60
1	1G	1394	A	O5'-P-OP2	5.41	117.19	110.70
26	14	451	C	N3-C4-C5	5.41	124.06	121.90
29	29	51	PHE	N-CA-C	5.41	125.60	111.00
1	13	1342	C	N3-C2-O2	5.41	125.69	121.90
26	1H	240	G	N3-C2-N2	-5.41	116.11	119.90
26	1H	823	G	N7-C8-N9	-5.41	110.40	113.10
26	1H	2326	C	N1-C2-O2	5.41	122.14	118.90
1	1G	108	G	C6-C5-N7	-5.41	127.16	130.40
1	1G	354	G	C6-C5-N7	-5.41	127.16	130.40
1	1G	942	G	OP1-P-O3'	5.41	117.10	105.20
26	14	468	G	O5'-P-OP2	5.41	117.19	110.70
26	14	1783	A	C2-N3-C4	-5.41	107.90	110.60
26	1H	243	U	C5-C6-N1	5.41	125.40	122.70
26	1H	310	A	OP1-P-O3'	5.41	117.09	105.20
26	1H	795	C	N1-C2-N3	5.41	122.98	119.20
26	1H	2761	G	N1-C2-N3	5.41	127.14	123.90
27	16	59	A	C8-N9-C4	-5.41	103.64	105.80
26	14	747	U	N3-C2-O2	5.41	125.98	122.20
26	14	1594	G	C8-N9-C4	-5.41	104.24	106.40
26	14	2638	G	N3-C4-N9	5.41	129.24	126.00
26	1H	214	G	N3-C4-C5	-5.40	125.90	128.60
1	1G	413	G	N1-C6-O6	-5.40	116.66	119.90
26	14	1142(A)	A	N1-C2-N3	5.40	132.00	129.30
1	13	1102	A	OP2-P-O3'	5.40	117.08	105.20
26	1H	430	G	N3-C4-N9	5.40	129.24	126.00
26	1H	1347	G	C5-C6-O6	-5.40	125.36	128.60
26	1H	1848	A	N9-C4-C5	-5.40	103.64	105.80
26	1H	2269	A	O5'-P-OP2	-5.40	100.84	105.70
26	1H	2293	C	C6-N1-C2	-5.40	118.14	120.30

Continued on next page...

Continued from previous page...

Mol	Chain	Res	Type	Atoms	Z	Observed(°)	Ideal(°)
26	1H	2779	U	C5-C4-O4	5.40	129.14	125.90
1	1G	1428	A	C8-N9-C4	-5.40	103.64	105.80
26	14	1470	G	OP2-P-O3'	5.40	117.08	105.20
26	14	1892	C	O5'-P-OP1	-5.40	100.84	105.70
26	14	2565	A	C8-N9-C4	5.40	107.96	105.80
26	14	2724	C	C5-C4-N4	-5.40	116.42	120.20
26	1H	732	C	C2-N3-C4	-5.40	117.20	119.90
26	1H	1534	G	N3-C4-C5	-5.40	125.90	128.60
26	1H	1893	C	O5'-P-OP2	-5.40	100.84	105.70
1	1G	740	U	O5'-P-OP2	-5.40	100.84	105.70
26	14	198	C	C5-C6-N1	5.40	123.70	121.00
26	14	770	G	OP1-P-OP2	-5.40	111.50	119.60
1	13	1407	C	N3-C4-C5	5.40	124.06	121.90
26	1H	628	G	C5-C6-N1	5.40	114.20	111.50
26	14	2035	G	OP1-P-OP2	5.40	127.70	119.60
1	13	733	A	N7-C8-N9	-5.40	111.10	113.80
1	13	770	C	OP1-P-OP2	-5.40	111.50	119.60
26	1H	804	A	O4'-C1'-N9	5.40	112.52	108.20
26	1H	1217	C	N3-C2-O2	5.40	125.68	121.90
1	1G	953	G	N3-C4-C5	-5.40	125.90	128.60
26	14	741	G	N1-C6-O6	5.40	123.14	119.90
26	14	1308	A	N1-C2-N3	5.40	132.00	129.30
26	1H	296	C	C5-C6-N1	-5.40	118.30	121.00
26	1H	388	G	OP1-P-OP2	5.40	127.69	119.60
26	1H	1559	G	C5-C6-O6	-5.40	125.36	128.60
26	1H	1624	G	N1-C2-N2	-5.40	111.34	116.20
26	1H	2008	C	OP2-P-O3'	5.40	117.07	105.20
26	14	208	C	C6-N1-C2	5.40	122.46	120.30
26	14	768	G	N1-C2-N2	-5.40	111.34	116.20
26	14	1907	G	C6-C5-N7	5.40	133.64	130.40
1	13	786	G	C8-N9-C4	5.39	108.56	106.40
26	1H	688	U	OP1-P-OP2	5.39	127.69	119.60
26	1H	1271	G	C8-N9-C1'	-5.39	119.99	127.00
26	1H	1308	A	N7-C8-N9	5.39	116.50	113.80
26	14	190	A	C5-N7-C8	-5.39	101.20	103.90
1	13	865	A	C4-C5-N7	5.39	113.40	110.70
26	1H	583	G	C8-N9-C4	-5.39	104.24	106.40
26	1H	696	G	N3-C2-N2	5.39	123.67	119.90
26	1H	1568	G	C4-N9-C1'	-5.39	119.49	126.50
26	1H	2253	G	N3-C4-N9	-5.39	122.76	126.00
26	14	71	A	C6-C5-N7	-5.39	128.53	132.30
26	14	1585	C	N3-C2-O2	-5.39	118.13	121.90

Continued on next page...

Continued from previous page...

Mol	Chain	Res	Type	Atoms	Z	Observed(°)	Ideal(°)
26	14	2335	A	O4'-C1'-N9	5.39	112.51	108.20
26	14	2437	U	OP1-P-OP2	5.39	127.69	119.60
26	14	2763	G	C8-N9-C1'	-5.39	119.99	127.00
1	13	220	G	N3-C4-C5	-5.39	125.90	128.60
26	1H	125	G	C4-C5-N7	5.39	112.96	110.80
26	1H	2213	U	O4'-C1'-N1	5.39	112.51	108.20
1	1G	1380	U	C6-N1-C2	5.39	124.23	121.00
25	4L	12	A	P-O3'-C3'	5.39	126.17	119.70
26	14	1318	C	C6-N1-C2	-5.39	118.14	120.30
26	14	1617	C	C6-N1-C2	-5.39	118.14	120.30
1	13	1479	C	OP1-P-OP2	-5.39	111.52	119.60
1	13	1519	A	N1-C6-N6	-5.39	115.37	118.60
23	2K	25	U	C5-C4-O4	5.39	129.13	125.90
26	1H	101	G	C8-N9-C1'	-5.39	119.99	127.00
26	1H	187	G	N1-C2-N2	-5.39	111.35	116.20
26	1H	1676	A	O5'-P-OP2	-5.39	100.85	105.70
26	1H	2257	U	P-O3'-C3'	5.39	126.17	119.70
26	1H	2439	A	C5-C6-N6	-5.39	119.39	123.70
26	1H	2666	C	N3-C4-N4	5.39	121.77	118.00
26	14	775	G	N3-C2-N2	5.39	123.67	119.90
26	14	991	C	C6-N1-C2	-5.39	118.14	120.30
26	14	2507	C	O5'-P-OP2	-5.39	100.85	105.70
26	1H	478	A	N1-C6-N6	-5.39	115.37	118.60
26	1H	1229(A)	G	C4-C5-N7	5.39	112.95	110.80
26	1H	2276	G	O5'-P-OP1	-5.39	100.85	105.70
26	1H	2433	A	C5-C6-N6	5.39	128.01	123.70
1	1G	275	G	C6-C5-N7	-5.39	127.17	130.40
26	1H	436	C	N3-C4-C5	-5.39	119.75	121.90
26	1H	684	G	N9-C4-C5	5.39	107.56	105.40
26	1H	1204	A	C5-N7-C8	-5.39	101.21	103.90
26	1H	2503	A	C5-C6-N1	5.39	120.39	117.70
23	2L	29	C	C6-N1-C2	-5.39	118.14	120.30
26	14	1295	C	C5-C6-N1	-5.39	118.31	121.00
26	14	1338	G	C6-C5-N7	-5.39	127.17	130.40
26	14	2072	G	OP1-P-O3'	5.39	117.05	105.20
26	14	2261	C	O5'-P-OP1	5.39	117.16	110.70
1	13	822	C	C6-N1-C2	5.38	122.45	120.30
26	1H	247	G	C8-N9-C4	5.38	108.55	106.40
57	3L	70	G	N3-C4-C5	-5.38	125.91	128.60
26	14	841	A	N1-C6-N6	5.38	121.83	118.60
26	14	845	G	C6-C5-N7	-5.38	127.17	130.40
26	14	2352	A	C2-N3-C4	-5.38	107.91	110.60

Continued on next page...

Continued from previous page...

Mol	Chain	Res	Type	Atoms	Z	Observed(°)	Ideal(°)
26	14	2435	A	N7-C8-N9	5.38	116.49	113.80
26	14	2602	A	N1-C6-N6	-5.38	115.37	118.60
1	13	745	C	N3-C4-N4	5.38	121.77	118.00
1	13	600	C	N1-C2-O2	-5.38	115.67	118.90
26	1H	628	G	C8-N9-C4	5.38	108.55	106.40
26	1H	1154	G	O5'-P-OP2	-5.38	100.86	105.70
26	1H	2766	G	N1-C6-O6	5.38	123.13	119.90
26	14	1371	G	C5-C6-O6	-5.38	125.37	128.60
1	13	309	G	C5-C6-O6	-5.38	125.37	128.60
26	1H	1344	G	C5-N7-C8	-5.38	101.61	104.30
26	1H	2365	G	C5-C6-N1	5.38	114.19	111.50
1	1G	308	C	C6-N1-C2	-5.38	118.15	120.30
26	14	1304	C	N3-C2-O2	-5.38	118.13	121.90
26	14	1342	A	C4-N9-C1'	5.38	135.98	126.30
1	13	59	A	O5'-P-OP1	-5.38	100.86	105.70
26	1H	1012	U	N3-C2-O2	5.38	125.97	122.20
26	1H	2546	U	O5'-P-OP2	-5.38	100.86	105.70
26	1H	2726	U	C5-C6-N1	-5.38	120.01	122.70
26	14	383	U	C4-C5-C6	5.38	122.93	119.70
26	14	775	G	N3-C4-C5	-5.38	125.91	128.60
26	14	1372	U	C4-C5-C6	5.38	122.93	119.70
26	14	2519	U	OP1-P-OP2	5.38	127.67	119.60
1	13	942	G	OP1-P-O3'	5.38	117.03	105.20
26	1H	770	G	N3-C4-N9	5.38	129.23	126.00
26	1H	1818	U	OP1-P-OP2	5.38	127.67	119.60
26	1H	1842	G	C5-N7-C8	5.38	106.99	104.30
26	1H	2017	U	N3-C4-C5	-5.38	111.37	114.60
26	1H	2818	G	N3-C4-N9	-5.38	122.77	126.00
1	1G	800	G	O5'-P-OP2	-5.38	100.86	105.70
25	4L	16	A	N7-C8-N9	-5.38	111.11	113.80
26	14	1641	A	N1-C2-N3	5.38	131.99	129.30
26	14	1645	G	C5-N7-C8	5.38	106.99	104.30
1	13	1263	C	O5'-P-OP2	-5.38	100.86	105.70
26	1H	71	A	C8-N9-C4	-5.38	103.65	105.80
26	1H	2502	G	N3-C4-C5	-5.38	125.91	128.60
26	14	40	C	N1-C2-O2	5.38	122.12	118.90
26	14	1202	C	C2-N3-C4	-5.38	117.21	119.90
1	13	1079	G	O5'-P-OP1	-5.37	100.86	105.70
26	1H	1229(A)	G	C5-N7-C8	-5.37	101.61	104.30
26	14	1772	G	N9-C1'-C2'	-5.37	106.09	112.00
26	14	2508	G	N9-C4-C5	5.37	107.55	105.40
1	13	812	C	C6-N1-C2	-5.37	118.15	120.30

Continued on next page...

Continued from previous page...

Mol	Chain	Res	Type	Atoms	Z	Observed(°)	Ideal(°)
1	13	1426	C	N3-C4-N4	5.37	121.76	118.00
26	1H	613	U	N3-C4-O4	-5.37	115.64	119.40
26	1H	1656	C	O5'-P-OP1	5.37	117.15	110.70
26	1H	2500	U	C2-N3-C4	-5.37	123.78	127.00
1	1G	244	U	C2-N1-C1'	5.37	124.14	117.70
23	2L	34	U	C5-C6-N1	-5.37	120.01	122.70
26	14	1342	A	C8-N9-C4	-5.37	103.65	105.80
26	14	2044	C	O5'-P-OP1	-5.37	100.87	105.70
1	13	128	G	N3-C4-C5	5.37	131.28	128.60
26	1H	609	A	C8-N9-C4	5.37	107.95	105.80
26	1H	815	C	C6-N1-C2	5.37	122.45	120.30
27	16	12	C	N1-C2-N3	5.37	122.96	119.20
26	14	2033	A	O4'-C1'-N9	5.37	112.50	108.20
26	14	2690	C	O5'-P-OP2	-5.37	100.87	105.70
1	13	1468	A	C5-C6-N6	-5.37	119.41	123.70
1	13	1499	A	N1-C2-N3	5.37	131.98	129.30
1	13	1511	G	N1-C2-N3	5.37	127.12	123.90
26	1H	19	C	C4-C5-C6	5.37	120.08	117.40
26	1H	473	G	O5'-P-OP2	-5.37	100.87	105.70
26	1H	1367	A	C8-N9-C4	5.37	107.95	105.80
1	1G	413	G	N7-C8-N9	-5.37	110.42	113.10
26	14	201	C	N1-C2-N3	5.37	122.96	119.20
26	14	1602	U	O5'-P-OP1	-5.37	100.87	105.70
26	14	2038	G	N9-C4-C5	-5.37	103.25	105.40
29	29	50	GLY	N-CA-C	5.37	126.52	113.10
1	1G	363	A	N9-C4-C5	5.37	107.95	105.80
1	1G	1502	A	C2-N3-C4	-5.37	107.92	110.60
26	14	330	A	N7-C8-N9	5.37	116.48	113.80
26	14	706	A	N1-C2-N3	5.37	131.98	129.30
26	14	974(A)	C	N1-C2-O2	5.37	122.12	118.90
26	14	1549	C	O5'-P-OP1	-5.37	100.87	105.70
26	1H	115	C	OP1-P-O3'	5.37	117.00	105.20
26	14	1366	A	C4-C5-N7	5.37	113.38	110.70
26	14	2689	U	O5'-P-OP1	-5.37	100.87	105.70
1	13	452	A	O5'-P-OP1	-5.36	100.87	105.70
23	2K	75	C	OP1-P-O3'	5.36	117.00	105.20
26	1H	380	U	O5'-P-OP2	-5.36	100.87	105.70
26	1H	931	G	C6-N1-C2	-5.36	121.88	125.10
26	1H	1613	G	N1-C2-N2	-5.36	111.37	116.20
26	1H	2232	U	C5-C4-O4	5.36	129.12	125.90
26	1H	2444	G	N7-C8-N9	5.36	115.78	113.10
26	1H	2508	G	C5-C6-O6	5.36	131.82	128.60

Continued on next page...

Continued from previous page...

Mol	Chain	Res	Type	Atoms	Z	Observed(°)	Ideal(°)
1	1G	842	C	N1-C2-O2	5.36	122.12	118.90
26	14	495	G	N3-C2-N2	-5.36	116.14	119.90
26	14	911	A	OP2-P-O3'	-5.36	93.40	105.20
26	14	1253	A	N1-C6-N6	5.36	121.82	118.60
1	13	386	C	C2-N1-C1'	-5.36	112.90	118.80
26	1H	2056	G	OP1-P-O3'	5.36	117.00	105.20
26	1H	2231	C	C4-C5-C6	5.36	120.08	117.40
26	14	2347	C	N1-C2-O2	5.36	122.12	118.90
1	13	300	A	O5'-P-OP1	-5.36	100.88	105.70
1	13	330	C	C6-N1-C2	-5.36	118.16	120.30
1	13	793	U	N1-C2-N3	5.36	118.12	114.90
1	13	865	A	N7-C8-N9	5.36	116.48	113.80
26	1H	446	G	C5-C6-N1	-5.36	108.82	111.50
26	1H	647	G	C8-N9-C4	-5.36	104.26	106.40
26	1H	703	U	C6-N1-C1'	5.36	128.70	121.20
26	1H	1973	G	C8-N9-C4	-5.36	104.26	106.40
26	1H	2626	C	N3-C4-C5	5.36	124.04	121.90
1	1G	453	A	O5'-P-OP1	-5.36	100.88	105.70
26	14	2320	A	N9-C4-C5	-5.36	103.66	105.80
26	14	2332	U	N3-C4-O4	-5.36	115.65	119.40
26	14	2445	G	N7-C8-N9	5.36	115.78	113.10
26	14	2648	C	N3-C4-C5	5.36	124.04	121.90
26	1H	1599	C	C6-N1-C2	-5.36	118.16	120.30
26	14	2574	G	O5'-P-OP2	-5.36	100.88	105.70
26	14	2703	C	N3-C2-O2	-5.36	118.15	121.90
27	1J	100	G	N3-C4-N9	5.36	129.22	126.00
1	13	28	G	C8-N9-C4	-5.36	104.26	106.40
1	13	545	C	N3-C4-C5	5.36	124.04	121.90
26	1H	586	A	C5-C6-N6	5.36	127.99	123.70
26	1H	1792	G	N1-C6-O6	-5.36	116.69	119.90
26	1H	1927	A	C5-C6-N6	-5.36	119.41	123.70
26	1H	2782	G	C6-C5-N7	-5.36	127.19	130.40
26	14	455	C	C6-N1-C2	5.36	122.44	120.30
26	14	1026	U	C5-C6-N1	5.36	125.38	122.70
27	1J	26	A	N1-C6-N6	5.36	121.81	118.60
26	1H	624	C	N3-C4-N4	5.36	121.75	118.00
26	1H	797	C	C2-N1-C1'	-5.36	112.91	118.80
26	1H	994	C	C6-N1-C2	-5.36	118.16	120.30
26	1H	1178	C	N3-C4-C5	5.36	124.04	121.90
26	1H	1664	A	C8-N9-C4	-5.36	103.66	105.80
26	14	192	C	OP1-P-OP2	5.36	127.63	119.60
26	14	1301	A	C8-N9-C4	5.36	107.94	105.80

Continued on next page...

Continued from previous page...

Mol	Chain	Res	Type	Atoms	Z	Observed(°)	Ideal(°)
26	14	2722	G	C6-C5-N7	-5.36	127.19	130.40
26	1H	471	A	C5-N7-C8	-5.35	101.22	103.90
26	1H	520	G	N3-C2-N2	5.35	123.65	119.90
26	1H	1775	U	OP1-P-O3'	5.35	116.98	105.20
26	1H	2234	G	C8-N9-C4	5.35	108.54	106.40
26	1H	2439	A	C4-C5-N7	5.35	113.38	110.70
27	16	15	A	O4'-C1'-N9	5.35	112.48	108.20
1	1G	321	A	OP2-P-O3'	5.35	116.98	105.20
1	13	529	G	N1-C6-O6	5.35	123.11	119.90
26	1H	839	U	OP1-P-OP2	5.35	127.63	119.60
26	1H	1158	C	C2-N3-C4	-5.35	117.22	119.90
26	1H	1380	G	C4-N9-C1'	5.35	133.46	126.50
55	Q8	13	ARG	NE-CZ-NH2	5.35	122.98	120.30
1	1G	896	C	N3-C4-C5	5.35	124.04	121.90
26	14	2072	G	C5-C6-O6	-5.35	125.39	128.60
1	13	508	C	O5'-P-OP1	-5.35	100.88	105.70
26	1H	20	C	C2-N3-C4	-5.35	117.22	119.90
26	1H	1270	C	C2-N3-C4	-5.35	117.22	119.90
26	1H	1956	U	N3-C2-O2	-5.35	118.45	122.20
1	13	917	G	OP1-P-O3'	5.35	116.97	105.20
26	1H	1204	A	C4-C5-N7	5.35	113.38	110.70
26	1H	2712(A)	A	C4-C5-N7	5.35	113.37	110.70
1	1G	769	G	C5-C6-O6	-5.35	125.39	128.60
26	14	265	A	N1-C2-N3	5.35	131.97	129.30
26	14	915	C	N3-C4-C5	-5.35	119.76	121.90
1	13	1282	C	O5'-P-OP1	-5.35	100.89	105.70
1	13	1432	G	C4-C5-C6	5.35	122.01	118.80
24	3K	71	G	N1-C6-O6	-5.35	116.69	119.90
26	1H	1606	G	C5-C6-N1	5.35	114.17	111.50
26	14	714	U	N1-C2-O2	-5.35	119.06	122.80
26	14	1776	G	C4-N9-C1'	5.35	133.45	126.50
26	14	1787	A	C2-N3-C4	-5.35	107.93	110.60
1	13	813	U	N3-C4-C5	5.35	117.81	114.60
26	1H	1574	C	N3-C4-C5	5.35	124.04	121.90
26	14	950	G	C5-C6-O6	5.35	131.81	128.60
26	14	1588	C	C6-N1-C2	-5.35	118.16	120.30
26	1H	987	G	C4-N9-C1'	-5.34	119.55	126.50
26	1H	1195	G	N3-C2-N2	-5.34	116.16	119.90
26	1H	1229(A)	G	C2-N3-C4	-5.34	109.23	111.90
1	1G	452	A	O4'-C1'-N9	5.34	112.47	108.20
26	14	141	A	O4'-C1'-N9	5.34	112.48	108.20
26	14	921	G	N7-C8-N9	5.34	115.77	113.10

Continued on next page...

Continued from previous page...

Mol	Chain	Res	Type	Atoms	Z	Observed(°)	Ideal(°)
26	14	1777	U	N1-C2-N3	5.34	118.11	114.90
28	19	43	ARG	CG-CD-NE	5.34	123.02	111.80
1	13	571	U	OP2-P-O3'	5.34	116.96	105.20
26	1H	569	U	N3-C2-O2	-5.34	118.46	122.20
1	1G	913	A	OP2-P-O3'	5.34	116.95	105.20
26	1H	804	A	C6-N1-C2	-5.34	115.39	118.60
26	1H	1214	A	OP2-P-O3'	5.34	116.95	105.20
26	1H	1281	G	N1-C6-O6	5.34	123.11	119.90
26	14	823	G	C5-C6-O6	5.34	131.81	128.60
26	14	1607	C	C5-C4-N4	-5.34	116.46	120.20
26	14	1804	C	N3-C4-C5	5.34	124.04	121.90
26	14	2593	U	N3-C4-C5	5.34	117.81	114.60
1	13	402	G	O5'-P-OP1	5.34	117.11	110.70
26	1H	970	C	C4-C5-C6	5.34	120.07	117.40
23	2L	17	C	C2-N1-C1'	5.34	124.67	118.80
26	14	2821	A	N1-C6-N6	5.34	121.80	118.60
26	14	2873	A	N9-C1'-C2'	5.34	120.94	114.00
1	13	1299	A	C4-C5-N7	5.34	113.37	110.70
26	1H	2058	A	C5-N7-C8	5.34	106.57	103.90
26	1H	2598	A	N7-C8-N9	-5.34	111.13	113.80
26	1H	2621	A	OP2-P-O3'	5.34	116.94	105.20
26	14	676	A	N1-C6-N6	5.34	121.80	118.60
26	14	1773	A	C2-N3-C4	-5.34	107.93	110.60
1	13	1242	C	C5-C4-N4	-5.34	116.47	120.20
1	13	1381	U	C2-N1-C1'	5.34	124.10	117.70
23	2K	25	U	N3-C4-O4	-5.34	115.67	119.40
26	1H	141(A)	C	OP2-P-O3'	5.34	116.94	105.20
26	1H	395	U	C6-N1-C1'	-5.34	113.73	121.20
26	1H	1954	G	O5'-P-OP2	5.34	117.10	110.70
26	1H	2228	G	C4-C5-C6	5.34	122.00	118.80
26	1H	2267	A	N1-C6-N6	-5.34	115.40	118.60
26	1H	2302	G	C5-C6-O6	5.34	131.80	128.60
26	14	1326	U	O5'-P-OP1	-5.34	100.90	105.70
26	14	1623	G	OP2-P-O3'	5.34	116.94	105.20
26	14	2262	U	O5'-P-OP1	5.34	117.10	110.70
26	1H	866	A	N7-C8-N9	5.33	116.47	113.80
26	1H	1338	G	N1-C6-O6	-5.33	116.70	119.90
26	1H	1640	C	N3-C4-C5	5.33	124.03	121.90
27	16	5	C	C6-N1-C1'	-5.33	114.40	120.80
35	68	8	LEU	CA-CB-CG	5.33	127.57	115.30
1	1G	1501	C	C6-N1-C2	5.33	122.43	120.30
26	14	2035	G	O4'-C1'-N9	5.33	112.47	108.20

Continued on next page...

Continued from previous page...

Mol	Chain	Res	Type	Atoms	Z	Observed(°)	Ideal(°)
1	13	727	G	C5-N7-C8	-5.33	101.63	104.30
23	2K	27	G	C5-C6-O6	-5.33	125.40	128.60
26	1H	2243	U	C6-N1-C2	-5.33	117.80	121.00
26	1H	2256	G	N3-C2-N2	5.33	123.63	119.90
26	14	1973	G	C5-N7-C8	5.33	106.97	104.30
27	1J	92	G	OP2-P-O3'	5.33	116.93	105.20
1	13	484	G	P-O3'-C3'	5.33	126.10	119.70
26	1H	222	A	C8-N9-C4	-5.33	103.67	105.80
26	1H	781	A	OP1-P-OP2	5.33	127.60	119.60
26	14	2429	G	O5'-P-OP2	-5.33	100.90	105.70
1	13	963	G	N3-C4-C5	-5.33	125.94	128.60
1	13	973	G	N3-C4-C5	-5.33	125.94	128.60
26	1H	623	G	N9-C4-C5	-5.33	103.27	105.40
26	1H	835	A	C5-C6-N1	5.33	120.36	117.70
1	1G	826	C	O5'-P-OP2	-5.33	100.90	105.70
26	14	2611	U	O5'-P-OP2	-5.33	100.90	105.70
19	AI	25	LYS	N-CA-C	-5.33	96.61	111.00
26	1H	1333	C	C5-C4-N4	-5.33	116.47	120.20
26	1H	1843	C	C4-C5-C6	5.33	120.06	117.40
26	1H	2491	U	C4-C5-C6	-5.33	116.50	119.70
27	16	33	G	O5'-P-OP2	-5.33	100.91	105.70
1	1G	1466	C	OP2-P-O3'	5.33	116.92	105.20
57	3L	3	C	C5-C6-N1	5.33	123.67	121.00
26	14	1648	C	C6-N1-C1'	5.33	127.19	120.80
26	14	2607	G	O5'-P-OP2	-5.33	100.90	105.70
33	69	102	SER	N-CA-C	-5.33	96.61	111.00
1	13	899	C	N3-C4-C5	-5.33	119.77	121.90
26	1H	1301	A	C4-C5-N7	5.33	113.36	110.70
26	1H	1516	U	N3-C2-O2	-5.33	118.47	122.20
26	1H	2000	G	OP1-P-OP2	-5.33	111.61	119.60
26	14	736	C	C4-C5-C6	5.33	120.06	117.40
26	14	1664	A	OP2-P-O3'	5.33	116.92	105.20
1	13	776	G	N9-C4-C5	5.33	107.53	105.40
26	1H	378	C	C6-N1-C2	5.33	122.43	120.30
26	1H	390	A	N9-C4-C5	5.33	107.93	105.80
26	1H	802	A	O5'-P-OP1	5.33	117.09	110.70
26	1H	825	C	C5-C4-N4	-5.33	116.47	120.20
26	1H	1528	A	C6-C5-N7	-5.33	128.57	132.30
26	1H	1819	A	C4-C5-N7	5.33	113.36	110.70
26	1H	1927	A	C6-N1-C2	-5.33	115.41	118.60
26	1H	2060	A	N7-C8-N9	5.33	116.46	113.80
1	1G	815	A	OP2-P-O3'	5.33	116.92	105.20

Continued on next page...

Continued from previous page...

Mol	Chain	Res	Type	Atoms	Z	Observed(°)	Ideal(°)
56	1L	74	C	C2-N1-C1'	-5.33	112.94	118.80
26	14	204	A	C6-C5-N7	-5.33	128.57	132.30
26	14	529	A	N7-C8-N9	5.33	116.46	113.80
26	14	2217	G	N1-C6-O6	5.33	123.10	119.90
1	13	689	C	OP1-P-O3'	5.32	116.91	105.20
26	1H	1787	A	C2-N3-C4	-5.32	107.94	110.60
27	16	14	U	C5-C6-N1	-5.32	120.04	122.70
26	14	93	C	C6-N1-C2	-5.32	118.17	120.30
26	14	742	G	N3-C4-N9	-5.32	122.81	126.00
26	14	2506	U	O4'-C1'-N1	-5.32	103.94	108.20
1	13	1520	G	C5-C6-O6	-5.32	125.41	128.60
26	1H	2645	G	C4-C5-N7	5.32	112.93	110.80
26	14	1142(A)	A	C5-C6-N1	-5.32	115.04	117.70
26	14	2778	A	OP1-P-O3'	5.32	116.91	105.20
26	1H	592	G	OP1-P-OP2	5.32	127.58	119.60
26	1H	732	C	C4-C5-C6	5.32	120.06	117.40
26	1H	2330	G	N1-C2-N3	5.32	127.09	123.90
26	1H	2566	A	P-O3'-C3'	5.32	126.08	119.70
1	1G	423	G	C4-C5-N7	5.32	112.93	110.80
26	14	138	G	C2-N3-C4	5.32	114.56	111.90
26	14	1950	G	C2-N3-C4	5.32	114.56	111.90
1	13	1502	A	C8-N9-C4	-5.32	103.67	105.80
26	1H	430	G	N9-C4-C5	-5.32	103.27	105.40
26	1H	1612	C	N3-C4-C5	-5.32	119.77	121.90
26	1H	2712	U	P-O3'-C3'	5.32	126.08	119.70
26	14	1278	A	N3-C4-N9	-5.32	123.14	127.40
26	1H	208	C	C5-C6-N1	-5.32	118.34	121.00
26	1H	609	A	C6-C5-N7	-5.32	128.58	132.30
26	1H	1153	C	C5-C6-N1	-5.32	118.34	121.00
26	1H	1381	G	N3-C2-N2	-5.32	116.18	119.90
26	1H	2581	G	N3-C2-N2	5.32	123.62	119.90
1	1G	23	C	C5-C6-N1	5.32	123.66	121.00
1	1G	579	G	C4-N9-C1'	5.32	133.41	126.50
1	1G	1374	A	O4'-C1'-N9	5.32	112.45	108.20
26	14	1204	A	N1-C6-N6	5.32	121.79	118.60
26	14	1594	G	OP1-P-O3'	5.32	116.90	105.20
26	14	2073	C	N3-C2-O2	5.32	125.62	121.90
26	14	2346	A	C5-C6-N1	-5.32	115.04	117.70
23	2K	48	U	P-O3'-C3'	5.32	126.08	119.70
26	1H	1610	A	C2-N3-C4	-5.32	107.94	110.60
26	1H	2310	A	N7-C8-N9	5.32	116.46	113.80
1	1G	111	G	O5'-P-OP2	-5.32	100.92	105.70

Continued on next page...

Continued from previous page...

Mol	Chain	Res	Type	Atoms	Z	Observed(°)	Ideal(°)
26	14	62	C	OP2-P-O3'	5.32	116.89	105.20
26	14	383	U	O4'-C1'-N1	5.32	112.45	108.20
26	14	562	U	O5'-P-OP1	-5.32	100.92	105.70
26	14	1922	G	N1-C6-O6	5.32	123.09	119.90
26	14	2286	A	N1-C6-N6	5.32	121.79	118.60
1	13	932	C	N1-C2-O2	5.31	122.09	118.90
1	13	988	G	N3-C4-N9	5.31	129.19	126.00
26	1H	593	G	N3-C2-N2	5.31	123.62	119.90
26	14	2824	C	C5-C4-N4	-5.31	116.48	120.20
26	1H	737	C	C5-C6-N1	-5.31	118.34	121.00
27	16	103	U	N1-C2-O2	-5.31	119.08	122.80
26	14	59	U	C5-C4-O4	5.31	129.09	125.90
26	14	459	U	O5'-P-OP2	-5.31	100.92	105.70
26	14	2059	A	N1-C6-N6	5.31	121.79	118.60
26	14	2062	A	C5-C6-N6	-5.31	119.45	123.70
26	14	2390	U	C6-N1-C2	-5.31	117.81	121.00
33	69	131	LYS	C-N-CD	-5.31	108.91	120.60
1	13	302	G	C5-C6-O6	5.31	131.79	128.60
26	1H	446	G	N9-C4-C5	-5.31	103.28	105.40
26	1H	1752	C	C6-N1-C2	5.31	122.42	120.30
26	1H	2079	U	OP1-P-O3'	5.31	116.89	105.20
36	78	45	LEU	CB-CG-CD2	-5.31	101.97	111.00
26	14	672	C	C5-C6-N1	-5.31	118.34	121.00
26	1H	119	A	C4-C5-C6	5.31	119.66	117.00
26	1H	127	A	C4-C5-N7	5.31	113.35	110.70
26	1H	210	C	C2-N3-C4	-5.31	117.25	119.90
26	1H	445	C	N3-C4-C5	-5.31	119.78	121.90
26	1H	953	A	N9-C4-C5	-5.31	103.68	105.80
26	1H	2058	A	C4-C5-C6	5.31	119.66	117.00
26	1H	2075	U	C2-N3-C4	-5.31	123.81	127.00
1	1G	1453	G	P-O3'-C3'	5.31	126.07	119.70
1	1G	1496	C	O5'-P-OP2	-5.31	100.92	105.70
26	14	676	A	C4-C5-C6	-5.31	114.34	117.00
26	14	1422	G	C5-C6-N1	-5.31	108.84	111.50
26	14	1627	G	N9-C4-C5	-5.31	103.28	105.40
26	14	1854	A	N9-C4-C5	5.31	107.92	105.80
1	13	291	C	C6-N1-C2	-5.31	118.18	120.30
26	1H	1574	C	C5-C6-N1	-5.31	118.35	121.00
26	1H	1987	G	N1-C6-O6	5.31	123.08	119.90
26	1H	2379	G	C5-C6-O6	-5.31	125.42	128.60
1	1G	15	G	N3-C4-N9	5.31	129.19	126.00
23	2L	77	A	OP1-P-OP2	-5.31	111.64	119.60

Continued on next page...

Continued from previous page...

Mol	Chain	Res	Type	Atoms	Z	Observed(°)	Ideal(°)
26	14	2346	A	N1-C6-N6	5.31	121.78	118.60
1	13	405	U	C6-N1-C2	-5.31	117.82	121.00
26	1H	665	C	C2-N3-C4	-5.31	117.25	119.90
26	1H	2550	G	N3-C4-N9	5.31	129.18	126.00
26	14	2337	G	N3-C2-N2	-5.31	116.19	119.90
45	C5	41	GLY	N-CA-C	-5.31	99.84	113.10
1	13	780	A	C2-N3-C4	-5.30	107.95	110.60
26	1H	87	C	N3-C4-N4	5.30	121.71	118.00
26	1H	433	C	N1-C2-O2	-5.30	115.72	118.90
26	1H	1416	G	C8-N9-C4	5.30	108.52	106.40
26	1H	1836	C	C4-C5-C6	5.30	120.05	117.40
26	1H	2374	C	OP1-P-OP2	5.30	127.56	119.60
26	14	2551	C	C2-N3-C4	-5.30	117.25	119.90
1	13	612	C	O5'-P-OP2	5.30	117.06	110.70
1	13	858	G	N3-C4-C5	-5.30	125.95	128.60
26	1H	1762	A	N7-C8-N9	-5.30	111.15	113.80
26	14	2374	C	C2-N3-C4	-5.30	117.25	119.90
1	13	1246	C	C6-N1-C2	-5.30	118.18	120.30
1	13	1498	U	N1-C2-N3	5.30	118.08	114.90
26	1H	813	U	N1-C2-O2	-5.30	119.09	122.80
26	1H	909	A	C2-N3-C4	5.30	113.25	110.60
26	1H	1431	U	C2-N3-C4	5.30	130.18	127.00
26	1H	1668	A	C2-N3-C4	5.30	113.25	110.60
26	1H	2359	C	N3-C4-C5	5.30	124.02	121.90
26	14	460	A	O5'-P-OP2	5.30	117.06	110.70
26	14	947	G	OP1-P-O3'	5.30	116.86	105.20
26	14	1451	C	N1-C2-O2	-5.30	115.72	118.90
27	1J	71	C	C2-N1-C1'	5.30	124.63	118.80
1	13	726	C	OP1-P-O3'	5.30	116.86	105.20
26	1H	863	A	O5'-P-OP2	-5.30	100.93	105.70
26	1H	1606	G	C4-C5-N7	5.30	112.92	110.80
26	1H	2228	G	C4-N9-C1'	5.30	133.39	126.50
1	1G	721	G	C8-N9-C1'	-5.30	120.11	127.00
26	14	794	G	N1-C2-N3	5.30	127.08	123.90
26	14	800	A	C5-N7-C8	-5.30	101.25	103.90
26	1H	784	A	O5'-P-OP1	-5.30	100.93	105.70
26	1H	1568	G	C4-C5-C6	-5.30	115.62	118.80
26	14	1372	U	N3-C4-O4	5.30	123.11	119.40
1	13	623	C	C5-C6-N1	5.30	123.65	121.00
26	1H	418	G	N9-C4-C5	-5.30	103.28	105.40
26	1H	608	A	N9-C4-C5	5.30	107.92	105.80
26	1H	861	A	OP1-P-OP2	-5.30	111.66	119.60

Continued on next page...

Continued from previous page...

Mol	Chain	Res	Type	Atoms	Z	Observed(°)	Ideal(°)
26	1H	1313	U	C2-N1-C1'	5.30	124.06	117.70
26	1H	1654	A	C6-N1-C2	-5.30	115.42	118.60
1	1G	1394	A	OP1-P-OP2	-5.30	111.66	119.60
26	14	768	G	O5'-P-OP2	-5.30	100.93	105.70
26	14	972	G	OP1-P-O3'	5.30	116.85	105.20
26	14	2428	G	N9-C4-C5	5.30	107.52	105.40
1	13	966	G	C4-C5-N7	5.29	112.92	110.80
26	1H	609	A	C4-C5-N7	5.29	113.35	110.70
26	1H	940	G	N3-C2-N2	-5.29	116.19	119.90
26	1H	1928	A	C5-N7-C8	-5.29	101.25	103.90
26	14	1598	C	OP1-P-OP2	-5.29	111.66	119.60
1	13	1399	C	OP2-P-O3'	5.29	116.85	105.20
1	13	1511	G	C6-C5-N7	-5.29	127.22	130.40
26	1H	595	C	N3-C4-N4	-5.29	114.30	118.00
26	1H	1968	G	OP2-P-O3'	5.29	116.84	105.20
26	1H	2327	A	N9-C4-C5	5.29	107.92	105.80
26	1H	2591	C	N1-C2-O2	-5.29	115.72	118.90
26	1H	2830	G	N7-C8-N9	5.29	115.75	113.10
34	58	15	LEU	CA-CB-CG	5.29	127.47	115.30
1	1G	353	A	OP2-P-O3'	5.29	116.84	105.20
26	14	37	C	N3-C4-C5	-5.29	119.78	121.90
26	14	528	A	C4-C5-N7	5.29	113.35	110.70
26	14	911	A	OP1-P-O3'	5.29	116.84	105.20
26	14	1300	U	O5'-P-OP2	-5.29	100.94	105.70
26	14	1893	C	C6-N1-C2	-5.29	118.18	120.30
28	19	235	GLY	N-CA-C	5.29	126.33	113.10
26	1H	605	C	C5-C6-N1	-5.29	118.35	121.00
26	1H	1347	G	N1-C6-O6	5.29	123.08	119.90
26	14	1363	C	N3-C4-N4	-5.29	114.30	118.00
26	14	1606	G	OP1-P-O3'	5.29	116.84	105.20
26	1H	122	G	OP1-P-OP2	5.29	127.53	119.60
26	1H	1634	A	N3-C4-C5	-5.29	123.10	126.80
26	1H	774	A	C5-C6-N1	-5.29	115.06	117.70
26	1H	1993	U	C5-C6-N1	-5.29	120.06	122.70
26	1H	2048	G	N9-C4-C5	5.29	107.52	105.40
26	1H	2461	C	N3-C2-O2	-5.29	118.20	121.90
26	1H	2502	G	C8-N9-C4	-5.29	104.28	106.40
26	14	304	G	C8-N9-C4	-5.29	104.28	106.40
26	14	2428	G	C5-C6-O6	5.29	131.77	128.60
26	14	2508	G	C2-N3-C4	5.29	114.54	111.90
26	14	664	C	C5-C6-N1	-5.29	118.36	121.00
26	14	2526	G	O5'-P-OP1	-5.29	100.94	105.70

Continued on next page...

Continued from previous page...

Mol	Chain	Res	Type	Atoms	Z	Observed(°)	Ideal(°)
26	1H	693	C	C2-N3-C4	-5.29	117.26	119.90
26	1H	1756	G	N3-C2-N2	-5.29	116.20	119.90
26	1H	2700	C	C4-C5-C6	-5.29	114.76	117.40
1	1G	197	A	C8-N9-C4	-5.29	103.69	105.80
26	14	2823	A	C2-N3-C4	-5.29	107.96	110.60
1	13	120	A	N1-C6-N6	5.28	121.77	118.60
1	13	1285	A	P-O3'-C3'	5.28	126.04	119.70
26	1H	46	C	OP1-P-OP2	-5.28	111.67	119.60
26	1H	541	C	N3-C2-O2	-5.28	118.20	121.90
26	1H	840	C	C6-N1-C2	5.28	122.41	120.30
26	1H	2226	C	C2-N3-C4	-5.28	117.26	119.90
26	14	829	A	C2-N3-C4	-5.28	107.96	110.60
26	14	864	G	C2-N3-C4	5.28	114.54	111.90
26	14	1009	A	OP2-P-O3'	5.28	116.82	105.20
26	14	2423	U	C6-N1-C2	5.28	124.17	121.00
1	13	816	A	N9-C4-C5	5.28	107.91	105.80
26	1H	2651	C	N1-C2-O2	-5.28	115.73	118.90
1	1G	262	A	N9-C4-C5	-5.28	103.69	105.80
1	1G	1522	U	C6-N1-C2	-5.28	117.83	121.00
26	14	517	C	C6-N1-C2	-5.28	118.19	120.30
26	14	1014	U	C5-C6-N1	5.28	125.34	122.70
26	14	2325	G	N7-C8-N9	5.28	115.74	113.10
1	13	220	G	N3-C4-N9	5.28	129.17	126.00
1	13	1522	U	C4-C5-C6	5.28	122.87	119.70
26	1H	683	C	O5'-P-OP1	5.28	117.04	110.70
26	1H	1265	A	OP1-P-O3'	5.28	116.82	105.20
26	1H	1607	C	C2-N1-C1'	5.28	124.61	118.80
26	1H	2032	G	N1-C2-N3	5.28	127.07	123.90
26	1H	2380	C	N1-C2-N3	5.28	122.90	119.20
26	1H	2692	C	N1-C2-O2	5.28	122.07	118.90
26	1H	2712	U	C6-N1-C1'	-5.28	113.81	121.20
1	1G	1495	U	O5'-P-OP1	-5.28	100.95	105.70
26	14	889	C	C6-N1-C2	-5.28	118.19	120.30
26	14	1796	U	O5'-P-OP2	5.28	117.04	110.70
1	13	812	C	C2-N1-C1'	5.28	124.61	118.80
26	1H	576	U	C5-C6-N1	5.28	125.34	122.70
26	1H	837	C	C2-N3-C4	-5.28	117.26	119.90
26	1H	937	U	C5-C4-O4	-5.28	122.73	125.90
26	1H	1919	A	N7-C8-N9	5.28	116.44	113.80
26	1H	2461	C	N3-C4-N4	-5.28	114.31	118.00
26	14	808	G	C8-N9-C1'	-5.28	120.14	127.00
26	14	2069	G	C8-N9-C4	5.28	108.51	106.40

Continued on next page...

Continued from previous page...

Mol	Chain	Res	Type	Atoms	Z	Observed(°)	Ideal(°)
1	13	12	U	C6-N1-C2	-5.28	117.83	121.00
26	1H	855	G	N7-C8-N9	5.28	115.74	113.10
26	1H	1800	C	C4-C5-C6	5.28	120.04	117.40
26	1H	2620	C	C2-N3-C4	-5.28	117.26	119.90
26	14	774	A	N7-C8-N9	5.28	116.44	113.80
26	14	1338	G	C4-C5-N7	5.28	112.91	110.80
1	13	302	G	N3-C2-N2	5.28	123.59	119.90
26	1H	181	A	C5-C6-N6	5.28	127.92	123.70
26	1H	728	G	C5-C6-O6	-5.28	125.44	128.60
26	1H	1198	U	N1-C2-N3	5.28	118.06	114.90
26	1H	1934	C	OP1-P-O3'	5.28	116.81	105.20
26	1H	1971	A	N7-C8-N9	-5.28	111.16	113.80
26	1H	2454	G	N3-C2-N2	5.28	123.59	119.90
26	1H	2873	A	O5'-P-OP1	-5.28	100.95	105.70
50	L8	54	VAL	CB-CA-C	-5.28	101.38	111.40
1	1G	413	G	O4'-C1'-N9	5.28	112.42	108.20
1	1G	691	G	C4-C5-N7	5.28	112.91	110.80
1	1G	1224	G	O5'-P-OP1	5.28	117.03	110.70
26	14	1496	A	O4'-C1'-N9	5.28	112.42	108.20
26	14	1974	C	N3-C4-C5	5.28	124.01	121.90
26	1H	767	U	O5'-P-OP1	-5.27	100.95	105.70
26	1H	1246	A	C6-N1-C2	-5.27	115.44	118.60
26	1H	1252	G	O5'-P-OP1	-5.27	100.95	105.70
1	1G	26	A	O5'-P-OP2	-5.27	100.95	105.70
26	14	302	C	N1-C2-O2	5.27	122.06	118.90
26	14	1255	U	N3-C4-O4	5.27	123.09	119.40
1	13	970	C	OP2-P-O3'	5.27	116.80	105.20
1	13	971	G	C4-C5-N7	-5.27	108.69	110.80
26	1H	312	G	N1-C6-O6	5.27	123.06	119.90
26	1H	465	G	C4-C5-N7	-5.27	108.69	110.80
26	1H	764	A	N1-C6-N6	5.27	121.76	118.60
26	1H	775	G	N1-C2-N2	-5.27	111.45	116.20
26	1H	975	G	N3-C4-N9	-5.27	122.84	126.00
26	1H	1643	G	OP2-P-O3'	5.27	116.80	105.20
26	1H	1665	A	N1-C6-N6	5.27	121.76	118.60
26	14	973	A	C8-N9-C4	5.27	107.91	105.80
26	14	1085	A	P-O3'-C3'	5.27	126.03	119.70
1	13	586	C	C4-C5-C6	5.27	120.04	117.40
26	1H	1947	C	N3-C4-N4	5.27	121.69	118.00
26	14	2649	U	N3-C4-O4	5.27	123.09	119.40
1	13	511	C	C4-C5-C6	5.27	120.03	117.40
26	1H	27	G	C4-C5-N7	-5.27	108.69	110.80

Continued on next page...

Continued from previous page...

Mol	Chain	Res	Type	Atoms	Z	Observed(°)	Ideal(°)
26	1H	693	C	C6-N1-C1'	5.27	127.12	120.80
26	1H	913	U	OP1-P-OP2	5.27	127.50	119.60
26	1H	1280	G	N9-C1'-C2'	-5.27	106.20	112.00
26	1H	1334	G	N7-C8-N9	5.27	115.73	113.10
26	1H	2286	A	C6-C5-N7	-5.27	128.61	132.30
1	1G	266	G	N3-C4-C5	-5.27	125.97	128.60
26	14	1432	C	N3-C2-O2	5.27	125.59	121.90
26	14	2346	A	C4-C5-C6	5.27	119.64	117.00
1	13	1500	A	O5'-P-OP1	5.27	117.02	110.70
26	1H	814	C	N1-C2-O2	-5.27	115.74	118.90
26	1H	966	G	N3-C2-N2	5.27	123.59	119.90
26	1H	1499	C	N1-C2-N3	5.27	122.89	119.20
26	1H	1569	A	O5'-P-OP1	-5.27	100.96	105.70
26	14	710	G	N3-C4-C5	5.27	131.23	128.60
26	14	954	G	N3-C4-C5	-5.27	125.97	128.60
26	14	1974	C	C2-N3-C4	-5.27	117.27	119.90
1	13	1331	G	C8-N9-C4	-5.27	104.29	106.40
26	1H	522	G	OP1-P-OP2	-5.27	111.70	119.60
26	1H	1361	G	C5-C6-N1	5.27	114.13	111.50
26	1H	2577	A	N1-C6-N6	-5.27	115.44	118.60
1	1G	323	U	N3-C4-O4	5.27	123.09	119.40
26	14	1934	C	N1-C2-O2	5.27	122.06	118.90
26	14	2053	G	N7-C8-N9	-5.27	110.47	113.10
1	13	1321	C	N3-C4-C5	-5.26	119.79	121.90
1	13	1483	A	C5-N7-C8	-5.26	101.27	103.90
26	1H	682	G	N1-C2-N2	-5.26	111.46	116.20
26	1H	2011	U	OP1-P-OP2	-5.26	111.70	119.60
26	1H	2050	C	N3-C4-N4	5.26	121.69	118.00
26	1H	2256	G	N7-C8-N9	-5.26	110.47	113.10
26	14	1612	C	N1-C2-N3	-5.26	115.51	119.20
26	14	2607	G	C6-C5-N7	-5.26	127.24	130.40
26	1H	936	C	OP1-P-OP2	5.26	127.49	119.60
26	1H	1203	G	N1-C6-O6	-5.26	116.74	119.90
26	1H	1959	G	C5-C6-O6	5.26	131.76	128.60
26	1H	2862	G	OP1-P-O3'	5.26	116.78	105.20
45	G8	81	LYS	C-N-CA	5.26	144.10	122.00
1	1G	249	U	O5'-P-OP1	5.26	117.02	110.70
1	1G	939	G	O5'-P-OP2	-5.26	100.96	105.70
26	14	2325	G	C8-N9-C4	-5.26	104.30	106.40
42	95	80	GLN	N-CA-C	5.26	125.21	111.00
1	13	380	G	C8-N9-C1'	5.26	133.84	127.00
1	13	751	U	N3-C4-O4	5.26	123.08	119.40

Continued on next page...

Continued from previous page...

Mol	Chain	Res	Type	Atoms	Z	Observed(°)	Ideal(°)
1	1G	911	U	C2-N1-C1'	-5.26	111.39	117.70
26	14	70	G	C8-N9-C4	-5.26	104.30	106.40
26	14	447	A	N1-C2-N3	5.26	131.93	129.30
26	14	808	G	OP1-P-OP2	5.26	127.49	119.60
1	13	1420	C	C2-N3-C4	-5.26	117.27	119.90
26	1H	195	A	C5-N7-C8	-5.26	101.27	103.90
26	1H	508	G	C5-N7-C8	-5.26	101.67	104.30
26	1H	685	A	N7-C8-N9	5.26	116.43	113.80
26	1H	767	U	OP1-P-OP2	5.26	127.49	119.60
26	1H	808	G	N1-C2-N3	5.26	127.06	123.90
26	14	105	C	OP2-P-O3'	5.26	116.77	105.20
26	14	1886	C	O5'-P-OP2	5.26	117.01	110.70
26	14	2375	G	OP2-P-O3'	5.26	116.77	105.20
26	14	2375	G	C5-C6-O6	-5.26	125.44	128.60
26	1H	308	G	N3-C2-N2	-5.26	116.22	119.90
26	1H	1676	A	N3-C4-N9	-5.26	123.19	127.40
1	1G	490	G	C8-N9-C4	5.26	108.50	106.40
26	14	864	G	N3-C4-N9	5.26	129.16	126.00
26	14	1690	A	C6-N1-C2	-5.26	115.44	118.60
26	1H	464	U	N1-C2-N3	5.26	118.05	114.90
26	1H	1271	G	C4-C5-C6	5.26	121.95	118.80
1	1G	788	U	OP2-P-O3'	5.26	116.76	105.20
26	14	531	C	N1-C2-O2	-5.26	115.75	118.90
26	1H	59	U	C6-N1-C2	-5.25	117.85	121.00
26	1H	657	U	OP2-P-O3'	5.25	116.76	105.20
26	1H	1821	A	C5-C6-N1	5.25	120.33	117.70
26	14	2842	G	N1-C6-O6	5.25	123.05	119.90
1	13	667	G	OP2-P-O3'	5.25	116.76	105.20
1	13	935	A	N1-C6-N6	-5.25	115.45	118.60
26	1H	611	C	C6-N1-C2	5.25	122.40	120.30
26	1H	831	G	C4-C5-N7	-5.25	108.70	110.80
26	1H	833	U	O5'-P-OP1	-5.25	100.97	105.70
26	1H	868	U	C4-C5-C6	5.25	122.85	119.70
26	1H	1132	A	OP1-P-OP2	5.25	127.48	119.60
27	16	14	U	N1-C2-N3	5.25	118.05	114.90
27	16	79	C	C2-N1-C1'	5.25	124.58	118.80
40	B8	6	LEU	CA-CB-CG	5.25	127.39	115.30
26	14	1681	G	C8-N9-C4	-5.25	104.30	106.40
1	13	30	U	N3-C2-O2	5.25	125.88	122.20
26	14	552	G	C4-C5-N7	-5.25	108.70	110.80
26	14	1313	U	N1-C2-O2	-5.25	119.12	122.80
26	14	2724	C	C2-N3-C4	-5.25	117.27	119.90

Continued on next page...

Continued from previous page...

Mol	Chain	Res	Type	Atoms	Z	Observed(°)	Ideal(°)
27	1J	12	C	N1-C2-O2	5.25	122.05	118.90
26	14	525	U	C6-N1-C2	-5.25	117.85	121.00
26	1H	125	G	N3-C4-N9	5.25	129.15	126.00
26	1H	467	G	C4-C5-C6	5.25	121.95	118.80
26	1H	704	G	C6-N1-C2	-5.25	121.95	125.10
26	1H	1216	G	N3-C4-C5	-5.25	125.98	128.60
26	1H	2441	C	C2-N3-C4	-5.25	117.28	119.90
1	1G	842	C	O4'-C1'-N1	5.25	112.40	108.20
26	14	1967	C	OP2-P-O3'	5.25	116.75	105.20
26	14	2256	G	N1-C2-N2	-5.25	111.48	116.20
26	1H	682	G	C4-N9-C1'	5.25	133.32	126.50
26	1H	769	G	N1-C2-N3	5.25	127.05	123.90
26	1H	937	U	C6-N1-C2	5.25	124.15	121.00
23	2L	48	U	P-O3'-C3'	5.25	126.00	119.70
1	13	691	G	C4-C5-N7	5.25	112.90	110.80
26	1H	387	U	N1-C2-O2	-5.25	119.13	122.80
26	1H	1032	A	N1-C6-N6	5.25	121.75	118.60
26	1H	2298	A	C5-C6-N1	5.25	120.32	117.70
26	1H	2819	G	N7-C8-N9	-5.25	110.48	113.10
26	14	790	C	C6-N1-C2	5.25	122.40	120.30
1	13	377	G	N1-C2-N2	-5.24	111.48	116.20
26	1H	799	G	C8-N9-C4	5.24	108.50	106.40
26	1H	1154	G	C5-C6-O6	5.24	131.75	128.60
26	1H	1252	G	O5'-P-OP2	5.24	116.99	110.70
1	1G	727	G	N3-C4-N9	5.24	129.15	126.00
26	14	143	C	N3-C4-C5	-5.24	119.80	121.90
26	14	388	G	N3-C4-N9	-5.24	122.85	126.00
26	14	2053	G	N3-C4-N9	5.24	129.15	126.00
26	1H	585	G	C4-C5-N7	5.24	112.90	110.80
26	1H	705	A	C5-C6-N6	-5.24	119.51	123.70
26	1H	997	G	N7-C8-N9	-5.24	110.48	113.10
26	1H	1901	A	N1-C6-N6	-5.24	115.45	118.60
26	14	2361	A	C6-C5-N7	-5.24	128.63	132.30
23	2K	25	U	O5'-P-OP2	-5.24	100.98	105.70
26	1H	2325	G	N3-C2-N2	-5.24	116.23	119.90
26	1H	2644	G	N3-C2-N2	-5.24	116.23	119.90
27	16	48	A	C5-C6-N6	-5.24	119.51	123.70
26	14	383	U	C2-N1-C1'	-5.24	111.41	117.70
26	14	1860	G	N3-C2-N2	-5.24	116.23	119.90
26	14	2702	U	P-O3'-C3'	5.24	125.99	119.70
26	1H	938	G	C8-N9-C4	5.24	108.50	106.40
26	1H	1365	A	O5'-P-OP2	-5.24	100.99	105.70

Continued on next page...

Continued from previous page...

Mol	Chain	Res	Type	Atoms	Z	Observed(°)	Ideal(°)
26	1H	2318	G	C2-N3-C4	-5.24	109.28	111.90
26	1H	2689	U	N3-C2-O2	-5.24	118.53	122.20
26	14	1665	A	OP2-P-O3'	5.24	116.72	105.20
26	1H	1676	A	N3-C4-C5	5.24	130.47	126.80
26	1H	2008	C	O5'-P-OP2	-5.24	100.99	105.70
26	1H	2490	G	N9-C4-C5	-5.24	103.31	105.40
1	1G	576	G	N3-C2-N2	5.24	123.57	119.90
26	14	464	U	C5-C6-N1	-5.24	120.08	122.70
1	13	62	U	O5'-P-OP2	-5.24	100.99	105.70
1	13	668	G	N7-C8-N9	5.24	115.72	113.10
26	1H	79	G	N9-C4-C5	5.24	107.49	105.40
26	1H	273(A)	G	N9-C4-C5	-5.24	103.31	105.40
26	1H	1227	A	OP1-P-OP2	-5.24	111.75	119.60
26	1H	1269	A	C5-N7-C8	-5.24	101.28	103.90
26	1H	2067	G	N3-C2-N2	5.24	123.56	119.90
26	1H	2689	U	N3-C4-C5	5.24	117.74	114.60
1	1G	493	G	N3-C4-C5	-5.24	125.98	128.60
1	1G	769	G	N1-C6-O6	5.24	123.04	119.90
26	14	541	C	N3-C2-O2	-5.24	118.23	121.90
26	14	2346	A	C8-N9-C4	-5.24	103.71	105.80
26	1H	449	A	OP1-P-O3'	5.23	116.71	105.20
26	1H	780	G	O4'-C1'-N9	-5.23	104.01	108.20
26	1H	2042	A	O5'-P-OP1	5.23	116.98	110.70
26	1H	668	G	C2-N3-C4	-5.23	109.28	111.90
26	1H	1026	U	C6-N1-C1'	5.23	128.53	121.20
26	1H	1193	G	C8-N9-C4	5.23	108.49	106.40
1	1G	800	G	N1-C6-O6	5.23	123.04	119.90
1	13	690	G	N3-C4-C5	-5.23	125.98	128.60
26	1H	665	C	C4-C5-C6	5.23	120.02	117.40
26	1H	794	G	N3-C4-C5	-5.23	125.98	128.60
26	1H	940	G	C6-N1-C2	-5.23	121.96	125.10
26	1H	956	G	C5-C6-O6	-5.23	125.46	128.60
26	1H	1577	C	N1-C2-O2	5.23	122.04	118.90
26	1H	2584	U	C5-C6-N1	-5.23	120.08	122.70
27	16	98	G	C6-C5-N7	-5.23	127.26	130.40
1	1G	121	C	C6-N1-C1'	-5.23	114.52	120.80
1	13	67	C	C6-N1-C2	-5.23	118.21	120.30
26	1H	96	G	C5-C6-N1	-5.23	108.89	111.50
26	1H	1293	C	N3-C4-N4	5.23	121.66	118.00
26	1H	2045	C	C6-N1-C2	5.23	122.39	120.30
26	14	1248	G	C8-N9-C4	5.23	108.49	106.40
26	14	1646	C	C6-N1-C2	5.23	122.39	120.30

Continued on next page...

Continued from previous page...

Mol	Chain	Res	Type	Atoms	Z	Observed(°)	Ideal(°)
1	13	576	G	C4-C5-C6	5.23	121.94	118.80
26	1H	836	G	N1-C2-N3	-5.23	120.76	123.90
26	1H	1613	G	P-O3'-C3'	5.23	125.97	119.70
26	1H	1965	C	C5-C4-N4	-5.23	116.54	120.20
26	1H	2665	A	O4'-C1'-N9	5.23	112.38	108.20
1	1G	777	A	O5'-P-OP1	5.23	116.97	110.70
1	1G	1500	A	C6-C5-N7	-5.23	128.64	132.30
26	14	855	G	OP1-P-O3'	5.23	116.70	105.20
26	14	1343	G	O5'-P-OP1	-5.23	101.00	105.70
26	14	1436	G	OP2-P-O3'	5.23	116.70	105.20
26	14	1652	A	N1-C6-N6	5.23	121.74	118.60
1	13	128	G	C8-N9-C1'	5.23	133.79	127.00
26	1H	813	U	C4-C5-C6	5.23	122.83	119.70
26	1H	1076	C	N1-C2-O2	5.23	122.03	118.90
26	1H	2710	C	OP2-P-O3'	5.23	116.70	105.20
26	1H	580	C	C6-N1-C2	-5.22	118.21	120.30
26	1H	683	C	C6-N1-C1'	-5.22	114.53	120.80
26	1H	1327	C	N3-C4-C5	-5.22	119.81	121.90
26	1H	2329	G	N1-C2-N3	5.22	127.03	123.90
1	1G	565	U	N3-C2-O2	-5.22	118.54	122.20
26	14	2567	G	C8-N9-C1'	-5.22	120.21	127.00
26	14	2607	G	OP1-P-O3'	5.22	116.69	105.20
26	14	2776	A	P-O3'-C3'	5.22	125.97	119.70
1	13	413	G	O4'-C1'-N9	5.22	112.38	108.20
1	13	422	C	C2-N1-C1'	5.22	124.55	118.80
26	1H	594	U	N3-C4-O4	-5.22	115.74	119.40
26	1H	944	G	C8-N9-C1'	-5.22	120.21	127.00
26	1H	1694	C	N1-C1'-C2'	-5.22	106.25	112.00
26	1H	2071	A	C6-C5-N7	-5.22	128.64	132.30
26	1H	2267	A	C5-N7-C8	5.22	106.51	103.90
26	1H	2325	G	C8-N9-C4	-5.22	104.31	106.40
26	14	576	U	N3-C4-O4	-5.22	115.75	119.40
26	14	672	C	OP1-P-OP2	-5.22	111.77	119.60
26	14	1533	C	C2-N1-C1'	5.22	124.54	118.80
26	14	1956	U	N1-C2-N3	5.22	118.03	114.90
26	14	2490	G	C8-N9-C4	-5.22	104.31	106.40
1	13	318	G	C5-C6-O6	-5.22	125.47	128.60
26	1H	1636	C	C4-C5-C6	5.22	120.01	117.40
26	1H	1962	C	N3-C4-C5	5.22	123.99	121.90
1	13	932	C	N3-C2-O2	-5.22	118.25	121.90
26	1H	752	A	N7-C8-N9	5.22	116.41	113.80
26	14	2020	A	C5-C6-N6	-5.22	119.53	123.70

Continued on next page...

Continued from previous page...

Mol	Chain	Res	Type	Atoms	Z	Observed(°)	Ideal(°)
26	14	2703	C	C4-C5-C6	5.22	120.01	117.40
1	13	310	G	N3-C4-N9	-5.22	122.87	126.00
1	13	415	A	C4-C5-C6	-5.22	114.39	117.00
1	13	1336	C	P-O3'-C3'	5.22	125.96	119.70
26	1H	1550	C	N3-C2-O2	5.22	125.55	121.90
26	1H	2603	G	OP1-P-O3'	5.22	116.68	105.20
26	14	2033	A	C8-N9-C4	-5.22	103.71	105.80
26	1H	909	A	N7-C8-N9	-5.22	111.19	113.80
26	1H	1674	G	OP1-P-O3'	5.22	116.67	105.20
1	1G	1410	G	C2-N3-C4	-5.22	109.29	111.90
26	14	43	G	O5'-P-OP1	-5.22	101.00	105.70
26	14	1392	A	OP2-P-O3'	5.22	116.67	105.20
26	14	1681	G	N1-C6-O6	5.22	123.03	119.90
26	14	2060	A	N7-C8-N9	5.22	116.41	113.80
26	14	2581	G	OP1-P-OP2	5.22	127.42	119.60
1	13	504	C	N1-C2-O2	-5.21	115.77	118.90
1	13	587	G	C4-C5-N7	5.21	112.89	110.80
1	13	1310	G	N1-C2-N2	-5.21	111.51	116.20
26	1H	307	G	N3-C4-N9	5.21	129.13	126.00
26	1H	432	A	C5-C6-N6	-5.21	119.53	123.70
26	1H	619	G	N7-C8-N9	-5.21	110.49	113.10
26	1H	650	C	OP1-P-O3'	5.21	116.67	105.20
26	1H	1197	G	N7-C8-N9	-5.21	110.49	113.10
1	1G	305	G	O5'-P-OP2	-5.21	101.01	105.70
1	1G	911	U	C5-C4-O4	5.21	129.03	125.90
26	14	2638	G	N3-C4-C5	-5.21	125.99	128.60
26	1H	122	G	C4-C5-C6	5.21	121.93	118.80
26	1H	818	G	OP2-P-O3'	5.21	116.67	105.20
26	1H	2550	G	C6-C5-N7	-5.21	127.27	130.40
26	14	2080	G	OP1-P-OP2	5.21	127.42	119.60
1	13	1432	G	C5-C6-O6	-5.21	125.47	128.60
26	1H	245	G	C4-N9-C1'	5.21	133.27	126.50
26	1H	769	G	N7-C8-N9	-5.21	110.50	113.10
26	1H	1829	A	N7-C8-N9	-5.21	111.19	113.80
1	1G	1400	C	N1-C2-O2	5.21	122.03	118.90
26	14	1598	C	N3-C4-N4	5.21	121.65	118.00
1	13	914	A	N7-C8-N9	5.21	116.41	113.80
26	1H	1999	C	C2-N1-C1'	-5.21	113.07	118.80
45	G8	80	GLY	N-CA-C	5.21	126.13	113.10
1	1G	740	U	N3-C2-O2	-5.21	118.55	122.20
26	1H	1436	G	C2-N3-C4	5.21	114.50	111.90
26	1H	1923	U	OP1-P-OP2	-5.21	111.79	119.60

Continued on next page...

Continued from previous page...

Mol	Chain	Res	Type	Atoms	Z	Observed(°)	Ideal(°)
1	1G	27	G	N1-C6-O6	5.21	123.03	119.90
1	1G	199	G	N1-C6-O6	5.21	123.03	119.90
1	1G	402	G	C8-N9-C4	5.21	108.48	106.40
1	1G	1348	U	N3-C2-O2	-5.21	118.55	122.20
26	14	214	G	C8-N9-C4	-5.21	104.32	106.40
26	14	659	C	OP2-P-O3'	5.21	116.66	105.20
26	14	1390	U	OP1-P-O3'	5.21	116.66	105.20
26	14	1660	C	C5-C6-N1	5.21	123.61	121.00
1	13	387	U	OP1-P-O3'	5.21	116.65	105.20
1	13	1514	C	OP1-P-OP2	-5.21	111.79	119.60
26	1H	357	A	C8-N9-C4	-5.21	103.72	105.80
26	1H	642	G	N9-C4-C5	5.21	107.48	105.40
26	1H	673	C	N1-C2-O2	-5.21	115.78	118.90
26	1H	1683	C	C6-N1-C2	-5.21	118.22	120.30
26	1H	2070	G	C6-N1-C2	-5.21	121.98	125.10
26	1H	2589	A	C8-N9-C4	5.21	107.88	105.80
26	14	247	G	C6-C5-N7	-5.21	127.28	130.40
26	14	1806	C	C5-C6-N1	-5.21	118.40	121.00
26	14	1836	C	OP1-P-O3'	5.21	116.66	105.20
1	13	1394	A	N9-C4-C5	-5.21	103.72	105.80
26	1H	782	A	C5-C6-N6	-5.21	119.54	123.70
26	1H	818	G	N9-C4-C5	5.21	107.48	105.40
26	14	131	G	N3-C4-N9	5.21	129.12	126.00
26	14	2381	C	C6-N1-C2	5.21	122.38	120.30
26	1H	140	A	C2-N3-C4	-5.20	108.00	110.60
26	1H	583	G	N1-C6-O6	-5.20	116.78	119.90
26	1H	755	C	N1-C2-O2	-5.20	115.78	118.90
26	1H	776	G	N9-C4-C5	5.20	107.48	105.40
26	1H	2440	C	C6-N1-C2	-5.20	118.22	120.30
26	14	866	A	C4-N9-C1'	5.20	135.67	126.30
26	14	1914	C	O4'-C1'-N1	5.20	112.36	108.20
26	1H	616	A	OP2-P-O3'	5.20	116.64	105.20
26	1H	2582	G	C6-N1-C2	5.20	128.22	125.10
26	1H	2608	G	OP1-P-OP2	-5.20	111.80	119.60
23	2L	28	U	C5-C6-N1	5.20	125.30	122.70
1	13	415	A	C5-C6-N1	5.20	120.30	117.70
1	13	1420	C	N3-C4-C5	5.20	123.98	121.90
26	1H	1945	G	N1-C2-N2	-5.20	111.52	116.20
26	1H	2270	G	N3-C2-N2	-5.20	116.26	119.90
26	1H	2451	A	N3-C4-N9	-5.20	123.24	127.40
26	14	531	C	C2-N1-C1'	-5.20	113.08	118.80
26	14	1301	A	N9-C4-C5	-5.20	103.72	105.80

Continued on next page...

Continued from previous page...

Mol	Chain	Res	Type	Atoms	Z	Observed(°)	Ideal(°)
26	14	2082	A	C6-N1-C2	-5.20	115.48	118.60
27	1J	44	G	O5'-P-OP2	-5.20	101.02	105.70
1	13	1303	C	N1-C2-O2	5.20	122.02	118.90
26	1H	633	A	C5-N7-C8	-5.20	101.30	103.90
26	1H	728	G	N7-C8-N9	-5.20	110.50	113.10
26	1H	780	G	C5-C6-O6	-5.20	125.48	128.60
26	1H	923	C	N1-C2-O2	-5.20	115.78	118.90
26	1H	967	C	N1-C2-O2	5.20	122.02	118.90
26	1H	989	G	N1-C2-N2	5.20	120.88	116.20
1	1G	972	C	O5'-P-OP2	-5.20	101.02	105.70
1	13	605	U	N1-C2-N3	5.20	118.02	114.90
26	1H	931	G	OP1-P-OP2	-5.20	111.81	119.60
26	1H	578	A	C8-N9-C4	-5.20	103.72	105.80
26	1H	1002	G	OP1-P-OP2	-5.20	111.81	119.60
26	1H	1262	A	OP1-P-O3'	5.20	116.63	105.20
26	1H	1418	G	N1-C6-O6	-5.20	116.78	119.90
26	1H	1662	C	N1-C2-O2	-5.20	115.78	118.90
26	1H	1821	A	C6-N1-C2	-5.20	115.48	118.60
26	1H	1892	C	OP2-P-O3'	5.20	116.63	105.20
26	1H	2281	C	O5'-P-OP2	-5.20	101.02	105.70
29	21	129	HIS	C-N-CA	-5.20	111.39	122.30
1	1G	555	C	N3-C4-N4	5.20	121.64	118.00
26	14	70	G	N3-C4-C5	-5.20	126.00	128.60
26	14	270(Z)	U	N3-C2-O2	-5.20	118.56	122.20
26	14	1282	U	N1-C2-N3	5.20	118.02	114.90
26	14	1355	G	N7-C8-N9	5.20	115.70	113.10
26	14	1407	C	C5-C6-N1	5.20	123.60	121.00
1	13	1511	G	C8-N9-C1'	-5.19	120.25	127.00
26	1H	465	G	C5-C6-N1	-5.19	108.90	111.50
26	1H	622	G	N3-C4-N9	5.19	129.12	126.00
26	1H	1825	A	C5-C6-N1	5.19	120.30	117.70
26	1H	2690	C	N1-C2-O2	-5.19	115.78	118.90
1	13	1053	G	P-O3'-C3'	5.19	125.93	119.70
26	1H	668	G	N1-C2-N3	5.19	127.02	123.90
26	1H	803	U	C5-C6-N1	-5.19	120.10	122.70
26	1H	919	G	N9-C4-C5	5.19	107.48	105.40
26	1H	1683	C	C4-C5-C6	5.19	120.00	117.40
26	1H	1990	C	C5-C6-N1	-5.19	118.40	121.00
26	1H	2078	C	C6-N1-C2	-5.19	118.22	120.30
1	1G	17	U	OP1-P-O3'	5.19	116.62	105.20
1	1G	1025	U	N1-C2-O2	5.19	126.43	122.80
1	1G	1511	G	C4-C5-C6	5.19	121.92	118.80

Continued on next page...

Continued from previous page...

Mol	Chain	Res	Type	Atoms	Z	Observed(°)	Ideal(°)
2	12	196	LEU	CA-CB-CG	5.19	127.24	115.30
26	14	2392	A	C6-C5-N7	-5.19	128.67	132.30
26	14	2574	G	N3-C4-N9	5.19	129.12	126.00
27	1J	22	U	C2-N1-C1'	5.19	123.93	117.70
1	13	897	C	C6-N1-C2	5.19	122.38	120.30
1	13	1462	G	C5-C6-N1	5.19	114.09	111.50
26	1H	132	G	OP2-P-O3'	5.19	116.62	105.20
26	1H	414	C	C2-N3-C4	-5.19	117.31	119.90
26	1H	692	C	N1-C2-O2	-5.19	115.78	118.90
26	1H	2032	G	N7-C8-N9	-5.19	110.50	113.10
15	6A	23	GLY	N-CA-C	5.19	126.08	113.10
26	14	671	C	C2-N3-C4	-5.19	117.31	119.90
26	14	1754	C	C6-N1-C2	-5.19	118.22	120.30
1	13	1518	A	C5-C6-N1	-5.19	115.11	117.70
26	1H	866	A	C8-N9-C1'	-5.19	118.36	127.70
26	1H	1624	G	C6-N1-C2	-5.19	121.99	125.10
26	1H	1900	A	OP1-P-OP2	-5.19	111.82	119.60
26	1H	2581	G	N1-C2-N2	-5.19	111.53	116.20
1	13	580	U	C2-N3-C4	-5.19	123.89	127.00
26	1H	820	A	N1-C2-N3	5.19	131.89	129.30
26	1H	1252	G	O4'-C1'-N9	-5.19	104.05	108.20
26	1H	1368	G	C6-N1-C2	-5.19	121.99	125.10
26	1H	1398	C	OP2-P-O3'	5.19	116.61	105.20
26	1H	1648	C	N3-C2-O2	5.19	125.53	121.90
30	31	67	GLN	CB-CA-C	-5.19	100.03	110.40
1	1G	314	C	N3-C2-O2	-5.19	118.27	121.90
1	1G	1336	C	C2-N1-C1'	5.19	124.51	118.80
26	14	1614	A	C5-C6-N1	-5.19	115.11	117.70
26	1H	1597	A	OP2-P-O3'	5.19	116.61	105.20
26	14	2338	G	O5'-P-OP1	-5.19	101.03	105.70
1	13	1113	C	N1-C2-O2	5.18	122.01	118.90
26	1H	814	C	N1-C2-N3	5.18	122.83	119.20
26	1H	974	G	O4'-C1'-N9	-5.18	104.05	108.20
26	1H	1310	G	O5'-P-OP1	-5.18	101.03	105.70
26	1H	1399	C	C6-N1-C2	-5.18	118.23	120.30
26	1H	1826	G	OP1-P-O3'	5.18	116.60	105.20
26	1H	2381	C	N3-C4-C5	5.18	123.97	121.90
33	61	110	ASP	C-N-CD	-5.18	109.19	120.60
26	14	211	A	C5-C6-N6	-5.18	119.55	123.70
26	14	2240	C	N3-C4-N4	5.18	121.63	118.00
26	14	2508	G	C6-C5-N7	5.18	133.51	130.40
53	K5	36	LEU	CA-CB-CG	5.18	127.23	115.30

Continued on next page...

Continued from previous page...

Mol	Chain	Res	Type	Atoms	Z	Observed(°)	Ideal(°)
1	13	1529	G	C8-N9-C4	-5.18	104.33	106.40
26	1H	564	C	C5-C6-N1	5.18	123.59	121.00
26	1H	766	C	C4-C5-C6	5.18	119.99	117.40
26	1H	1201	C	OP2-P-O3'	5.18	116.60	105.20
26	1H	2338	G	O5'-P-OP1	-5.18	101.03	105.70
26	14	1391	U	O5'-P-OP2	5.18	116.92	110.70
26	14	2879	C	O5'-P-OP2	5.18	116.92	110.70
1	13	907	A	C4-C5-C6	-5.18	114.41	117.00
1	13	1260	C	C6-N1-C2	-5.18	118.23	120.30
26	1H	1341	U	O5'-P-OP2	5.18	116.92	110.70
26	1H	1659	U	OP1-P-OP2	5.18	127.37	119.60
26	1H	2012	G	N1-C2-N3	5.18	127.01	123.90
26	14	2595	G	C8-N9-C4	5.18	108.47	106.40
1	13	1530	G	N1-C6-O6	5.18	123.01	119.90
26	1H	180	G	C8-N9-C1'	-5.18	120.27	127.00
26	1H	635	C	C2-N3-C4	-5.18	117.31	119.90
26	1H	1571	A	C6-N1-C2	-5.18	115.49	118.60
23	2L	27	G	C8-N9-C4	5.18	108.47	106.40
26	14	533	G	N1-C2-N2	-5.18	111.54	116.20
26	14	1790	C	OP1-P-O3'	5.18	116.59	105.20
26	14	1997	G	C4-C5-C6	5.18	121.91	118.80
1	13	827	U	N1-C2-N3	5.18	118.01	114.90
1	13	1281	U	OP2-P-O3'	5.18	116.59	105.20
26	1H	1195	G	C5-C6-O6	-5.18	125.49	128.60
26	1H	1933	G	N3-C2-N2	-5.18	116.28	119.90
56	1L	74	C	C5-C6-N1	-5.18	118.41	121.00
26	14	56	A	C2-N3-C4	-5.18	108.01	110.60
26	14	1208	C	O5'-P-OP1	-5.18	101.04	105.70
26	14	1341	U	O5'-P-OP1	-5.18	101.04	105.70
26	14	2286	A	C6-C5-N7	-5.18	128.68	132.30
1	13	748	C	N3-C4-N4	5.18	121.62	118.00
1	13	757	U	N1-C2-O2	5.18	126.42	122.80
22	1K	74	C	N3-C2-O2	-5.18	118.28	121.90
26	1H	478	A	N9-C4-C5	5.18	107.87	105.80
26	1H	845	G	C4-C5-C6	-5.18	115.69	118.80
26	1H	2569	G	O4'-C1'-N9	-5.18	104.06	108.20
1	1G	660	G	C8-N9-C4	5.18	108.47	106.40
1	1G	1200	C	N1-C2-O2	5.18	122.00	118.90
26	14	27	G	OP1-P-OP2	-5.18	111.83	119.60
26	14	510	C	C2-N3-C4	5.18	122.49	119.90
26	14	1267	U	P-O3'-C3'	5.18	125.91	119.70
26	14	1350	C	N1-C2-O2	-5.18	115.79	118.90

Continued on next page...

Continued from previous page...

Mol	Chain	Res	Type	Atoms	Z	Observed(°)	Ideal(°)
26	14	1762	A	N7-C8-N9	5.18	116.39	113.80
1	13	249	U	OP1-P-OP2	5.17	127.36	119.60
1	13	792	A	C5-C6-N1	-5.17	115.11	117.70
26	1H	845	G	OP1-P-O3'	5.17	116.59	105.20
26	1H	1347	G	OP1-P-O3'	5.17	116.58	105.20
26	1H	1950	G	C6-N1-C2	5.17	128.21	125.10
26	1H	2779	U	C2-N3-C4	-5.17	123.89	127.00
26	14	665	C	C6-N1-C2	5.17	122.37	120.30
26	14	692	C	N3-C2-O2	5.17	125.52	121.90
26	14	2010	G	C2-N3-C4	5.17	114.49	111.90
26	1H	243	U	C6-N1-C2	-5.17	117.90	121.00
26	1H	2362	G	C8-N9-C1'	-5.17	120.28	127.00
27	1J	88	C	C6-N1-C2	-5.17	118.23	120.30
26	1H	299	A	OP2-P-O3'	5.17	116.58	105.20
26	1H	1293	C	C5-C4-N4	-5.17	116.58	120.20
26	1H	2530	A	C4-C5-N7	5.17	113.28	110.70
26	14	1524	G	C5-C6-O6	5.17	131.70	128.60
26	14	2055	C	C6-N1-C2	5.17	122.37	120.30
26	14	2068	U	O5'-P-OP1	-5.17	101.05	105.70
1	13	1516	G	C8-N9-C1'	5.17	133.72	127.00
26	1H	1964	G	N1-C6-O6	-5.17	116.80	119.90
26	1H	2513	G	N3-C4-C5	-5.17	126.02	128.60
27	16	83	G	N1-C6-O6	5.17	123.00	119.90
26	14	2430	A	C5-C6-N6	-5.17	119.56	123.70
26	14	2451	A	N9-C4-C5	5.17	107.87	105.80
26	1H	608	A	N1-C2-N3	5.17	131.88	129.30
26	1H	627	A	C8-N9-C4	5.17	107.87	105.80
26	1H	655	A	C2-N3-C4	-5.17	108.02	110.60
26	1H	1152	C	C6-N1-C2	5.17	122.37	120.30
1	1G	21	G	C8-N9-C4	5.17	108.47	106.40
1	1G	729	A	OP1-P-O3'	5.17	116.57	105.20
26	14	388	G	N3-C4-C5	5.17	131.18	128.60
26	14	2007	C	C4-C5-C6	5.17	119.98	117.40
26	1H	763	G	C6-N1-C2	-5.17	122.00	125.10
26	1H	840	C	OP2-P-O3'	5.17	116.57	105.20
26	1H	1229(A)	G	N7-C8-N9	5.17	115.68	113.10
26	1H	1393	A	N9-C4-C5	5.17	107.87	105.80
26	1H	1688	U	OP1-P-OP2	5.17	127.35	119.60
26	1H	1756	G	C5-C6-O6	-5.17	125.50	128.60
26	1H	2233	U	C5-C4-O4	5.17	129.00	125.90
26	14	2060	A	N1-C6-N6	-5.17	115.50	118.60
1	13	795	C	C5-C6-N1	-5.17	118.42	121.00

Continued on next page...

Continued from previous page...

Mol	Chain	Res	Type	Atoms	Z	Observed(°)	Ideal(°)
1	13	1308	U	C6-N1-C2	5.17	124.10	121.00
26	1H	540	G	N1-C2-N3	-5.17	120.80	123.90
26	1H	1832	C	C6-N1-C2	5.17	122.37	120.30
26	1H	2645	G	N3-C4-C5	5.17	131.18	128.60
1	1G	255	G	N1-C6-O6	-5.17	116.80	119.90
26	14	201	C	C5-C4-N4	5.17	123.82	120.20
26	1H	2243	U	N1-C2-N3	5.16	118.00	114.90
26	1H	2249	U	O5'-P-OP1	-5.16	101.05	105.70
26	1H	2297	C	C5-C6-N1	-5.16	118.42	121.00
26	14	60	G	C8-N9-C4	-5.16	104.33	106.40
26	14	529	A	N1-C2-N3	5.16	131.88	129.30
26	14	2008	C	N3-C2-O2	-5.16	118.28	121.90
26	14	2848	G	C5-C6-O6	5.16	131.70	128.60
30	39	125	LEU	CA-CB-CG	5.16	127.18	115.30
1	13	117	G	N9-C4-C5	-5.16	103.33	105.40
26	1H	1763	G	O5'-P-OP1	5.16	116.89	110.70
26	1H	2310	A	N3-C4-C5	-5.16	123.19	126.80
26	1H	2611	U	P-O3'-C3'	5.16	125.89	119.70
26	14	1805	U	O5'-P-OP1	-5.16	101.05	105.70
1	13	1480	G	N1-C2-N3	5.16	127.00	123.90
26	1H	240	G	C5-C6-O6	-5.16	125.50	128.60
26	1H	461	C	C4-C5-C6	5.16	119.98	117.40
26	1H	1314	C	OP2-P-O3'	5.16	116.55	105.20
26	1H	2271	G	N3-C4-C5	-5.16	126.02	128.60
26	14	1969	A	OP1-P-O3'	5.16	116.56	105.20
1	13	237	C	C6-N1-C2	5.16	122.36	120.30
1	13	758	G	C5-C6-O6	-5.16	125.50	128.60
26	1H	383	U	C4-C5-C6	5.16	122.80	119.70
26	1H	857	C	N3-C2-O2	-5.16	118.29	121.90
26	1H	961	C	N1-C2-O2	-5.16	115.81	118.90
26	1H	1303	G	C5-C6-O6	5.16	131.69	128.60
26	1H	1403	C	C6-N1-C2	-5.16	118.24	120.30
26	1H	1416	G	OP2-P-O3'	-5.16	93.85	105.20
43	E8	19	LEU	CB-CG-CD2	-5.16	102.23	111.00
1	1G	698	G	N1-C6-O6	5.16	123.00	119.90
2	12	23	ARG	N-CA-C	-5.16	97.07	111.00
26	14	1894	C	N3-C2-O2	-5.16	118.29	121.90
23	2K	57	C	C5-C6-N1	-5.16	118.42	121.00
26	1H	775	G	N1-C6-O6	-5.16	116.81	119.90
26	1H	1001	A	C8-N9-C4	-5.16	103.74	105.80
26	1H	1908	C	N1-C2-O2	5.16	121.99	118.90
26	1H	1948	G	C6-C5-N7	5.16	133.49	130.40

Continued on next page...

Continued from previous page...

Mol	Chain	Res	Type	Atoms	Z	Observed(°)	Ideal(°)
26	1H	2393	A	C8-N9-C1'	5.16	136.98	127.70
26	14	608	A	C6-C5-N7	-5.16	128.69	132.30
26	14	2331	G	C4-C5-N7	5.16	112.86	110.80
1	13	1056	U	N3-C4-C5	-5.16	111.51	114.60
26	1H	335	C	C6-N1-C2	-5.16	118.24	120.30
26	1H	1122	G	C4-C5-N7	5.16	112.86	110.80
26	1H	1591	G	C5-C6-O6	5.16	131.69	128.60
26	1H	1728	G	C5-N7-C8	-5.16	101.72	104.30
26	1H	2299	G	N1-C6-O6	5.16	122.99	119.90
27	16	60	C	C5-C6-N1	5.16	123.58	121.00
42	D8	18	LEU	CA-CB-CG	5.16	127.16	115.30
23	2L	15	G	O5'-P-OP1	-5.16	101.06	105.70
26	14	566	U	C2-N3-C4	-5.16	123.91	127.00
26	14	2019	A	N7-C8-N9	-5.16	111.22	113.80
26	14	2441	C	N3-C4-C5	5.16	123.96	121.90
1	13	1462	G	N1-C6-O6	-5.15	116.81	119.90
26	1H	1575	C	OP2-P-O3'	5.15	116.54	105.20
26	1H	1832	C	OP2-P-O3'	5.15	116.54	105.20
1	13	288	A	O5'-P-OP1	-5.15	101.06	105.70
1	13	717	C	N3-C4-C5	5.15	123.96	121.90
1	13	753	A	OP1-P-O3'	5.15	116.53	105.20
1	13	1252	A	O5'-P-OP2	-5.15	101.06	105.70
26	1H	812	C	C2-N3-C4	-5.15	117.32	119.90
26	1H	1197	G	C8-N9-C4	5.15	108.46	106.40
26	1H	2591	C	C2-N3-C4	-5.15	117.32	119.90
26	14	1608	A	N9-C4-C5	5.15	107.86	105.80
26	14	2431	U	N1-C2-O2	-5.15	119.19	122.80
26	1H	68	G	O5'-P-OP1	-5.15	101.06	105.70
26	1H	1369	G	N1-C2-N3	5.15	126.99	123.90
1	1G	299	G	C8-N9-C4	-5.15	104.34	106.40
1	1G	484	G	C8-N9-C1'	5.15	133.69	127.00
26	14	22	C	N3-C4-C5	5.15	123.96	121.90
26	14	656	G	C4-C5-N7	5.15	112.86	110.80
26	14	1187	G	C4-N9-C1'	5.15	133.19	126.50
1	13	726	C	N1-C2-O2	5.15	121.99	118.90
26	1H	2332	U	OP2-P-O3'	5.15	116.53	105.20
48	J8	62	VAL	CB-CA-C	-5.15	101.62	111.40
1	1G	913	A	C5-C6-N1	5.15	120.28	117.70
26	14	2453	A	N1-C6-N6	5.15	121.69	118.60
1	13	247	G	C8-N9-C4	-5.15	104.34	106.40
1	13	962	C	C5-C6-N1	-5.15	118.43	121.00
26	1H	46	C	O5'-P-OP1	-5.15	101.07	105.70

Continued on next page...

Continued from previous page...

Mol	Chain	Res	Type	Atoms	Z	Observed(°)	Ideal(°)
26	1H	647	G	N3-C4-C5	-5.15	126.03	128.60
26	1H	801	G	C4-C5-N7	-5.15	108.74	110.80
26	1H	928	G	C5-C6-O6	-5.15	125.51	128.60
26	1H	1660	C	N1-C2-N3	5.15	122.80	119.20
26	1H	1780	A	C5-C6-N6	5.15	127.82	123.70
1	1G	886	G	N9-C4-C5	-5.15	103.34	105.40
26	14	1678	G	C5-C6-N1	-5.15	108.93	111.50
26	14	2053	G	C5-C6-O6	-5.15	125.51	128.60
26	14	2067	G	C2-N3-C4	5.15	114.47	111.90
26	14	2388	A	O4'-C1'-N9	5.15	112.32	108.20
26	1H	2437	U	OP1-P-OP2	5.15	127.32	119.60
26	14	2038	G	OP1-P-OP2	-5.15	111.88	119.60
26	14	2839	G	C8-N9-C4	-5.15	104.34	106.40
1	13	11	G	C5-C6-N1	-5.14	108.93	111.50
1	13	792	A	O5'-P-OP2	5.14	116.87	110.70
26	1H	228	A	C6-C5-N7	-5.14	128.70	132.30
26	1H	617	G	OP1-P-OP2	-5.14	111.88	119.60
26	1H	696	G	N1-C2-N2	-5.14	111.57	116.20
26	1H	1472	A	N9-C4-C5	5.14	107.86	105.80
26	1H	1634	A	N3-C4-N9	5.14	131.52	127.40
26	1H	2261	C	O5'-P-OP2	-5.14	101.07	105.70
26	14	371	A	C2-N3-C4	-5.14	108.03	110.60
26	14	551	G	N1-C6-O6	5.14	122.99	119.90
26	14	639	U	C5-C4-O4	5.14	128.99	125.90
26	14	2450	A	O5'-P-OP1	5.14	116.87	110.70
1	13	950	U	OP1-P-O3'	5.14	116.52	105.20
1	13	1512	U	C5-C4-O4	5.14	128.99	125.90
26	1H	705	A	C4-C5-N7	5.14	113.27	110.70
26	1H	970	C	OP1-P-O3'	-5.14	93.89	105.20
26	1H	1035	U	C5-C6-N1	-5.14	120.13	122.70
26	1H	1274	A	OP1-P-OP2	5.14	127.31	119.60
26	1H	2412	A	N1-C2-N3	5.14	131.87	129.30
1	1G	401	C	O5'-P-OP1	5.14	116.87	110.70
26	14	802	A	C5-C6-N1	5.14	120.27	117.70
26	14	1470	G	N1-C6-O6	5.14	122.99	119.90
26	14	1570	A	N1-C6-N6	5.14	121.69	118.60
1	13	298	A	OP1-P-O3'	5.14	116.51	105.20
26	1H	921	G	C8-N9-C4	-5.14	104.34	106.40
26	1H	2030	A	O4'-C1'-N9	-5.14	104.09	108.20
26	14	141	A	N3-C4-C5	5.14	130.40	126.80
26	14	1524	G	O5'-P-OP1	-5.14	101.07	105.70
26	1H	557	U	OP1-P-OP2	5.14	127.31	119.60

Continued on next page...

Continued from previous page...

Mol	Chain	Res	Type	Atoms	Z	Observed(°)	Ideal(°)
26	1H	797	C	C5-C6-N1	-5.14	118.43	121.00
26	1H	1634	A	OP1-P-OP2	5.14	127.31	119.60
26	1H	1770	G	OP1-P-O3'	5.14	116.51	105.20
26	1H	2060	A	C8-N9-C1'	5.14	136.95	127.70
26	1H	2366	A	C8-N9-C4	-5.14	103.74	105.80
26	1H	2561	A	OP1-P-OP2	5.14	127.31	119.60
26	14	581	C	N3-C4-C5	-5.14	119.84	121.90
26	14	2255	G	O5'-P-OP1	5.14	116.87	110.70
28	19	272	ALA	N-CA-CB	-5.14	102.91	110.10
1	13	1304	G	N3-C4-C5	-5.14	126.03	128.60
26	1H	75	G	C5-N7-C8	-5.14	101.73	104.30
26	1H	501	A	C5-C6-N6	5.14	127.81	123.70
26	1H	1302	A	N9-C4-C5	5.14	107.86	105.80
26	14	672	C	C2-N1-C1'	-5.14	113.15	118.80
1	13	1237	C	N3-C4-N4	5.14	121.60	118.00
26	1H	331	A	OP1-P-O3'	5.14	116.50	105.20
26	1H	816	C	C5-C4-N4	-5.14	116.61	120.20
26	1H	859	G	C5-C6-O6	-5.14	125.52	128.60
26	1H	1993	U	N3-C4-O4	-5.14	115.80	119.40
26	14	270(X)	G	N7-C8-N9	5.14	115.67	113.10
26	14	559	G	N3-C2-N2	-5.14	116.30	119.90
26	14	669	G	C5-C6-O6	-5.14	125.52	128.60
26	14	752	A	C2'-C3'-O3'	5.14	121.92	113.70
26	14	1842	G	C2-N3-C4	5.14	114.47	111.90
26	14	2230	G	N1-C6-O6	-5.14	116.82	119.90
26	14	2595	G	O5'-P-OP1	-5.14	101.08	105.70
26	1H	265	A	C4-C5-N7	5.13	113.27	110.70
26	1H	734	A	C8-N9-C4	5.13	107.85	105.80
26	1H	1010	A	OP1-P-OP2	-5.13	111.90	119.60
26	1H	2036	C	C2-N3-C4	5.13	122.47	119.90
26	1H	2643	G	N1-C2-N3	5.13	126.98	123.90
1	1G	21	G	N7-C8-N9	-5.13	110.53	113.10
1	1G	1396	A	C6-N1-C2	-5.13	115.52	118.60
26	14	1537	C	C6-N1-C2	-5.13	118.25	120.30
26	1H	117	G	O5'-P-OP1	5.13	116.86	110.70
26	14	331	A	O5'-P-OP2	-5.13	101.08	105.70
1	13	897	C	O5'-P-OP2	-5.13	101.08	105.70
26	1H	1501	C	N1-C2-O2	-5.13	115.82	118.90
26	1H	2017	U	N1-C2-N3	5.13	117.98	114.90
26	14	1771	C	C5-C4-N4	-5.13	116.61	120.20
26	14	2734	A	N1-C6-N6	-5.13	115.52	118.60
26	1H	1655	A	OP2-P-O3'	5.13	116.49	105.20

Continued on next page...

Continued from previous page...

Mol	Chain	Res	Type	Atoms	Z	Observed(°)	Ideal(°)
1	1G	536	C	C2-N3-C4	5.13	122.47	119.90
26	14	2426	A	C6-C5-N7	-5.13	128.71	132.30
1	13	789	U	O4'-C1'-N1	5.13	112.30	108.20
1	13	865	A	C6-C5-N7	-5.13	128.71	132.30
1	13	1242	C	N3-C4-N4	5.13	121.59	118.00
26	1H	90	U	N1-C2-N3	-5.13	111.82	114.90
26	1H	651	G	OP1-P-OP2	-5.13	111.91	119.60
26	1H	915	C	C6-N1-C2	-5.13	118.25	120.30
26	1H	940	G	C5-N7-C8	5.13	106.86	104.30
26	1H	949	C	C2-N1-C1'	-5.13	113.16	118.80
26	1H	1203	G	C5-C6-O6	5.13	131.68	128.60
26	1H	1778	U	C2-N3-C4	-5.13	123.92	127.00
26	1H	1902	C	C4-C5-C6	5.13	119.96	117.40
26	1H	2530	A	N9-C4-C5	-5.13	103.75	105.80
1	1G	14	U	C5-C6-N1	5.13	125.27	122.70
3	22	196	LEU	CA-CB-CG	5.13	127.09	115.30
26	14	278	A	P-O3'-C3'	5.13	125.85	119.70
26	14	1548	C	OP1-P-O3'	5.13	116.48	105.20
26	14	2325	G	N3-C2-N2	-5.13	116.31	119.90
26	1H	1021	A	C6-C5-N7	-5.13	128.71	132.30
26	1H	1639	U	N3-C2-O2	-5.13	118.61	122.20
1	1G	118	U	N3-C4-O4	5.13	122.99	119.40
1	1G	236	G	C4-C5-N7	-5.13	108.75	110.80
26	14	499	U	C4-C5-C6	5.13	122.78	119.70
26	14	2207	C	N3-C4-C5	5.13	123.95	121.90
26	1H	228	A	C5-N7-C8	-5.12	101.34	103.90
26	1H	536	A	N1-C6-N6	-5.12	115.53	118.60
26	1H	570	G	N7-C8-N9	-5.12	110.54	113.10
26	1H	754	C	C5-C6-N1	-5.12	118.44	121.00
26	1H	845	G	O4'-C1'-N9	5.12	112.30	108.20
26	1H	1835	G	C2-N3-C4	5.12	114.46	111.90
1	1G	529	G	N9-C4-C5	-5.12	103.35	105.40
26	14	1963	U	N1-C2-O2	5.12	126.39	122.80
27	1J	102	G	C8-N9-C4	5.12	108.45	106.40
1	13	50	A	C6-N1-C2	-5.12	115.53	118.60
1	13	306	G	C2-N3-C4	5.12	114.46	111.90
1	13	793	U	C4-C5-C6	5.12	122.77	119.70
26	1H	929	G	N1-C6-O6	5.12	122.97	119.90
54	P8	28	ARG	NE-CZ-NH1	5.12	122.86	120.30
1	1G	397	A	O5'-P-OP1	-5.12	101.09	105.70
1	1G	867	G	N3-C4-C5	-5.12	126.04	128.60
26	14	2394	C	C2-N3-C4	-5.12	117.34	119.90

Continued on next page...

Continued from previous page...

Mol	Chain	Res	Type	Atoms	Z	Observed(°)	Ideal(°)
1	13	940	C	OP1-P-O3'	5.12	116.47	105.20
1	13	1513	A	OP2-P-O3'	5.12	116.47	105.20
23	2K	10	G	C5-C6-O6	-5.12	125.53	128.60
26	1H	295	G	O5'-P-OP2	5.12	116.85	110.70
26	1H	1123	C	C5-C6-N1	-5.12	118.44	121.00
26	1H	1153	C	O5'-P-OP2	-5.12	101.09	105.70
26	1H	1186	G	C4-C5-N7	-5.12	108.75	110.80
26	1H	1309	G	C5-N7-C8	5.12	106.86	104.30
26	1H	1634	A	C6-C5-N7	-5.12	128.72	132.30
1	1G	1285	A	P-O3'-C3'	5.12	125.84	119.70
1	1G	1489	G	OP2-P-O3'	5.12	116.47	105.20
26	14	265	A	O4'-C1'-N9	5.12	112.30	108.20
26	14	1460	A	OP1-P-O3'	5.12	116.47	105.20
26	14	1657	C	N3-C2-O2	-5.12	118.31	121.90
26	14	1953	A	C5-C6-N1	5.12	120.26	117.70
26	14	2093	G	C6-C5-N7	-5.12	127.33	130.40
26	14	2577	A	C4-C5-C6	5.12	119.56	117.00
26	1H	530	G	N3-C4-C5	5.12	131.16	128.60
26	1H	1629	U	OP1-P-OP2	-5.12	111.92	119.60
26	1H	1678	G	C5-C6-O6	-5.12	125.53	128.60
26	1H	1858	G	C4-N9-C1'	5.12	133.16	126.50
26	1H	2856	C	N3-C2-O2	-5.12	118.32	121.90
26	14	1414	G	C4-N9-C1'	5.12	133.16	126.50
1	13	792	A	C1'-O4'-C4'	-5.12	105.81	109.90
26	1H	209	C	O5'-P-OP2	-5.12	101.09	105.70
26	1H	809	G	N9-C4-C5	-5.12	103.35	105.40
26	1H	823	G	N1-C2-N2	-5.12	111.59	116.20
26	1H	1969	A	N1-C6-N6	-5.12	115.53	118.60
26	1H	2192	G	N1-C6-O6	5.12	122.97	119.90
26	1H	2592	G	OP2-P-O3'	5.12	116.46	105.20
1	1G	229	U	N1-C2-O2	-5.12	119.22	122.80
26	14	186	G	C6-N1-C2	-5.12	122.03	125.10
26	14	782	A	N1-C2-N3	5.12	131.86	129.30
26	14	1789	A	N1-C2-N3	5.12	131.86	129.30
26	14	2197	U	OP2-P-O3'	5.12	116.46	105.20
26	1H	982	C	C6-N1-C2	-5.12	118.25	120.30
26	1H	1364	G	C5-C6-O6	-5.12	125.53	128.60
1	1G	898	G	N9-C1'-C2'	-5.12	106.37	112.00
26	14	141	A	N7-C8-N9	5.12	116.36	113.80
26	14	213	A	N7-C8-N9	-5.12	111.24	113.80
22	1K	35	A	C2-N3-C4	5.12	113.16	110.60
26	1H	471	A	C6-N1-C2	5.12	121.67	118.60

Continued on next page...

Continued from previous page...

Mol	Chain	Res	Type	Atoms	Z	Observed(°)	Ideal(°)
26	1H	2025	C	C6-N1-C2	-5.12	118.25	120.30
1	1G	545	C	N3-C2-O2	-5.12	118.32	121.90
26	14	730	C	OP1-P-O3'	5.12	116.45	105.20
26	14	1259	G	OP2-P-O3'	5.12	116.45	105.20
1	13	37	U	C5-C6-N1	5.11	125.26	122.70
1	13	696	A	C8-N9-C4	-5.11	103.75	105.80
24	3K	8	U	OP1-P-O3'	5.11	116.45	105.20
26	1H	1424	G	N1-C2-N3	5.11	126.97	123.90
1	1G	598	U	C4-C5-C6	5.11	122.77	119.70
26	14	2251	G	C5-C6-O6	5.11	131.67	128.60
26	14	2593	U	C2-N3-C4	-5.11	123.93	127.00
26	1H	1409	C	N3-C4-C5	5.11	123.94	121.90
27	16	100	G	C8-N9-C4	5.11	108.44	106.40
26	14	2434	A	OP1-P-OP2	5.11	127.27	119.60
1	13	889	A	C8-N9-C4	5.11	107.84	105.80
26	1H	1331	A	C5-C6-N6	5.11	127.79	123.70
26	1H	1633	G	OP2-P-O3'	5.11	116.44	105.20
26	1H	2367	G	N7-C8-N9	5.11	115.66	113.10
46	H8	33	LEU	CA-CB-CG	-5.11	103.54	115.30
1	1G	1223	C	OP1-P-OP2	-5.11	111.93	119.60
26	14	502	A	N1-C2-N3	5.11	131.85	129.30
26	14	932	G	N3-C4-N9	-5.11	122.93	126.00
26	1H	531	C	C2-N1-C1'	-5.11	113.18	118.80
26	1H	1821	A	C2-N3-C4	5.11	113.15	110.60
26	1H	2262	U	O5'-P-OP1	5.11	116.83	110.70
26	14	592	G	OP2-P-O3'	5.11	116.44	105.20
1	13	57	G	N3-C4-C5	-5.11	126.05	128.60
1	13	310	G	OP2-P-O3'	5.11	116.44	105.20
26	1H	596	G	N3-C2-N2	-5.11	116.33	119.90
26	1H	964	C	O5'-P-OP1	-5.11	101.10	105.70
26	1H	1265	A	C5'-C4'-C3'	-5.11	107.83	116.00
26	1H	1495	A	C2-N3-C4	5.11	113.15	110.60
26	1H	1594	G	N1-C2-N2	5.11	120.80	116.20
27	16	33	G	OP1-P-O3'	5.11	116.43	105.20
1	1G	842	C	C6-N1-C2	-5.11	118.26	120.30
1	1G	892	A	N1-C6-N6	5.11	121.67	118.60
26	14	106	C	C6-N1-C2	-5.11	118.26	120.30
26	14	1376	C	C4-C5-C6	5.11	119.95	117.40
26	14	2592	G	N1-C2-N2	-5.11	111.60	116.20
1	13	1461	G	C5-C6-O6	-5.11	125.54	128.60
26	1H	529	A	N7-C8-N9	5.11	116.35	113.80
26	1H	588	U	N3-C4-O4	-5.11	115.83	119.40

Continued on next page...

Continued from previous page...

Mol	Chain	Res	Type	Atoms	Z	Observed(°)	Ideal(°)
26	1H	606	U	OP1-P-OP2	5.11	127.26	119.60
26	1H	1253	A	C5-C6-N1	5.11	120.25	117.70
26	1H	1314	C	O5'-P-OP2	-5.11	101.10	105.70
26	1H	1376	C	N1-C2-O2	-5.11	115.84	118.90
26	1H	1526	G	C8-N9-C4	-5.11	104.36	106.40
1	1G	319	G	N1-C6-O6	-5.11	116.84	119.90
1	1G	1145	C	C6-N1-C1'	-5.11	114.67	120.80
1	1G	1300	G	P-O3'-C3'	5.11	125.83	119.70
26	14	2726	U	N3-C4-O4	-5.11	115.83	119.40
26	1H	779	U	C4-C5-C6	5.10	122.76	119.70
26	1H	1675	C	C6-N1-C2	-5.10	118.26	120.30
1	1G	691	G	C6-C5-N7	-5.10	127.34	130.40
1	1G	891	U	N3-C4-O4	5.10	122.97	119.40
26	14	87	C	OP1-P-O3'	5.10	116.43	105.20
26	14	1956	U	C2-N3-C4	-5.10	123.94	127.00
26	14	2727	G	OP2-P-O3'	5.10	116.43	105.20
26	1H	59	U	C5-C4-O4	5.10	128.96	125.90
26	1H	209	C	C2-N3-C4	-5.10	117.35	119.90
26	1H	630	G	N7-C8-N9	-5.10	110.55	113.10
26	1H	862	G	N3-C4-C5	-5.10	126.05	128.60
26	1H	2012	G	N9-C4-C5	-5.10	103.36	105.40
54	P8	21	ARG	NE-CZ-NH1	-5.10	117.75	120.30
26	14	146	G	C6-N1-C2	-5.10	122.04	125.10
26	14	1631	A	OP1-P-O3'	5.10	116.42	105.20
26	14	1903	G	N3-C2-N2	-5.10	116.33	119.90
26	14	2067	G	N1-C6-O6	-5.10	116.84	119.90
26	14	2503	A	O5'-P-OP1	5.10	116.82	110.70
1	13	612	C	O5'-P-OP1	-5.10	101.11	105.70
26	1H	108	U	C5-C6-N1	-5.10	120.15	122.70
26	1H	290	G	C4-N9-C1'	5.10	133.13	126.50
1	1G	332	G	N3-C4-C5	5.10	131.15	128.60
26	14	1377	G	N3-C4-C5	-5.10	126.05	128.60
26	1H	1782	C	OP2-P-O3'	5.10	116.42	105.20
26	1H	2418	A	N9-C4-C5	5.10	107.84	105.80
26	1H	2469	A	N9-C4-C5	-5.10	103.76	105.80
26	1H	2818	G	C2-N3-C4	-5.10	109.35	111.90
1	1G	242	C	N3-C4-N4	5.10	121.57	118.00
26	14	773	U	N3-C2-O2	-5.10	118.63	122.20
26	14	1762	A	C5-C6-N1	-5.10	115.15	117.70
26	14	2312	U	C5-C6-N1	5.10	125.25	122.70
26	14	2437	U	O5'-P-OP1	-5.10	101.11	105.70
1	13	32	A	N7-C8-N9	5.10	116.35	113.80

Continued on next page...

Continued from previous page...

Mol	Chain	Res	Type	Atoms	Z	Observed(°)	Ideal(°)
1	13	848	C	C5-C6-N1	5.10	123.55	121.00
26	1H	178	G	N7-C8-N9	-5.10	110.55	113.10
26	1H	963	U	C6-N1-C2	-5.10	117.94	121.00
26	1H	1326	U	C2-N1-C1'	5.10	123.82	117.70
26	1H	1820	U	O5'-P-OP2	-5.10	101.11	105.70
26	1H	2616	C	O5'-P-OP2	5.10	116.82	110.70
26	1H	2689	U	C2-N1-C1'	-5.10	111.58	117.70
1	1G	387	U	OP1-P-O3'	5.10	116.41	105.20
1	1G	1489	G	OP1-P-OP2	5.10	127.25	119.60
26	14	552	G	C5-C6-O6	5.10	131.66	128.60
26	14	672	C	C6-N1-C1'	5.10	126.92	120.80
26	14	1950	G	N3-C2-N2	5.10	123.47	119.90
26	14	2058	A	C2-N3-C4	-5.10	108.05	110.60
26	14	2351	G	O5'-P-OP2	-5.10	101.11	105.70
26	1H	75	G	C2-N3-C4	5.10	114.45	111.90
26	1H	667	U	N1-C2-O2	-5.10	119.23	122.80
1	13	1251	A	C8-N9-C4	5.09	107.84	105.80
26	1H	115	C	C4-C5-C6	5.09	119.95	117.40
26	1H	124	G	C6-N1-C2	-5.09	122.04	125.10
26	1H	125	G	C6-C5-N7	-5.09	127.34	130.40
26	1H	190	A	C8-N9-C4	5.09	107.84	105.80
26	1H	332	A	C2-N3-C4	-5.09	108.05	110.60
26	1H	470	A	C6-C5-N7	-5.09	128.73	132.30
26	1H	543	C	C5-C6-N1	-5.09	118.45	121.00
26	1H	1035	U	C5-C4-O4	5.09	128.96	125.90
26	1H	1359	A	N1-C2-N3	5.09	131.85	129.30
26	1H	1831	G	O5'-P-OP2	5.09	116.81	110.70
26	1H	2242	G	N7-C8-N9	-5.09	110.55	113.10
26	1H	2299	G	N3-C2-N2	-5.09	116.33	119.90
26	1H	2420	C	O5'-P-OP2	5.09	116.81	110.70
26	1H	2503	A	OP2-P-O3'	5.09	116.41	105.20
1	1G	1226	C	N1-C2-O2	5.09	121.96	118.90
26	14	494	G	N3-C2-N2	-5.09	116.33	119.90
26	14	714	U	C2-N1-C1'	-5.09	111.59	117.70
26	14	1376	C	O5'-P-OP1	-5.09	101.11	105.70
26	14	1642	G	OP2-P-O3'	5.09	116.41	105.20
26	14	1770	G	N7-C8-N9	5.09	115.65	113.10
26	14	1831	G	C6-N1-C2	-5.09	122.04	125.10
26	14	2351	G	N3-C4-C5	-5.09	126.05	128.60
26	14	2498	C	O5'-P-OP2	-5.09	101.11	105.70
26	1H	860	U	N1-C2-O2	5.09	126.36	122.80
26	14	2609	U	C2-N3-C4	-5.09	123.94	127.00

Continued on next page...

Continued from previous page...

Mol	Chain	Res	Type	Atoms	Z	Observed(°)	Ideal(°)
1	13	1139	G	C5-C6-O6	-5.09	125.55	128.60
23	2K	62	C	C6-N1-C2	-5.09	118.26	120.30
26	1H	651	G	C2-N3-C4	5.09	114.45	111.90
26	1H	864	G	N3-C4-C5	-5.09	126.05	128.60
26	1H	1185	C	C6-N1-C2	-5.09	118.26	120.30
26	1H	1239	G	OP2-P-O3'	5.09	116.40	105.20
26	1H	1308	A	C4-N9-C1'	5.09	135.47	126.30
26	1H	1379	A	C6-C5-N7	-5.09	128.74	132.30
26	1H	2504	U	C5-C6-N1	5.09	125.25	122.70
26	1H	2545	G	C8-N9-C4	5.09	108.44	106.40
25	4L	20	C	N3-C2-O2	-5.09	118.34	121.90
26	14	141	A	C6-C5-N7	-5.09	128.74	132.30
26	14	1321	A	N1-C6-N6	5.09	121.66	118.60
26	14	1653	G	C5-N7-C8	5.09	106.84	104.30
26	14	2236	C	O5'-P-OP1	-5.09	101.12	105.70
26	14	2607	G	N3-C2-N2	5.09	123.46	119.90
1	13	108	G	C5-N7-C8	-5.09	101.75	104.30
1	13	967	C	C4-C5-C6	-5.09	114.86	117.40
1	13	1450	U	N1-C2-O2	5.09	126.36	122.80
26	1H	97	C	OP1-P-OP2	5.09	127.23	119.60
26	1H	988	A	O5'-P-OP2	5.09	116.81	110.70
26	1H	1354	A	C2-N3-C4	-5.09	108.06	110.60
26	1H	1995	U	N1-C2-N3	5.09	117.95	114.90
26	1H	2573	C	C6-N1-C1'	-5.09	114.69	120.80
26	14	776	G	N9-C4-C5	5.09	107.44	105.40
26	14	1394	U	O5'-P-OP1	-5.09	101.12	105.70
26	14	1467	C	N1-C2-O2	5.09	121.95	118.90
26	14	1964	G	N3-C2-N2	5.09	123.46	119.90
27	1J	94	C	C6-N1-C2	-5.09	118.27	120.30
26	1H	122	G	C8-N9-C4	5.09	108.44	106.40
26	1H	828	U	C5-C6-N1	-5.09	120.16	122.70
26	1H	1559	G	O5'-P-OP1	-5.09	101.12	105.70
26	1H	2776	A	C2-N3-C4	-5.09	108.06	110.60
1	1G	620	C	C6-N1-C1'	-5.09	114.70	120.80
26	14	213	A	N3-C4-C5	5.09	130.36	126.80
26	14	1022	G	P-O3'-C3'	5.09	125.80	119.70
26	1H	613	U	O4'-C1'-N1	5.08	112.27	108.20
26	14	663	G	C5-C6-O6	5.08	131.65	128.60
26	1H	126	A	OP1-P-OP2	5.08	127.22	119.60
26	1H	523	C	C6-N1-C2	-5.08	118.27	120.30
26	1H	594	U	C5-C4-O4	5.08	128.95	125.90
26	1H	1617	C	O5'-P-OP2	5.08	116.80	110.70

Continued on next page...

Continued from previous page...

Mol	Chain	Res	Type	Atoms	Z	Observed(°)	Ideal(°)
26	1H	2441	C	N1-C2-N3	5.08	122.76	119.20
26	1H	2701	C	P-O3'-C3'	5.08	125.80	119.70
26	1H	2711	A	N1-C6-N6	5.08	121.65	118.60
26	14	496	G	N3-C4-N9	5.08	129.05	126.00
26	14	2046	G	C5-C6-N1	5.08	114.04	111.50
26	14	2346	A	C4-N9-C1'	5.08	135.45	126.30
1	13	780	A	N3-C4-C5	5.08	130.36	126.80
24	3K	74	C	N3-C2-O2	-5.08	118.34	121.90
26	1H	165	U	N1-C2-O2	5.08	126.36	122.80
26	1H	199	A	C6-C5-N7	5.08	135.86	132.30
26	1H	617	G	N1-C2-N2	-5.08	111.63	116.20
26	1H	1569	A	OP1-P-O3'	5.08	116.38	105.20
26	1H	2287	A	C4-C5-N7	5.08	113.24	110.70
1	1G	1442	G	C8-N9-C1'	5.08	133.61	127.00
23	2L	35	C	C5-C6-N1	5.08	123.54	121.00
26	14	1253	A	N3-C4-N9	5.08	131.47	127.40
26	14	1292	U	N3-C2-O2	5.08	125.76	122.20
26	14	1346	G	C5-C6-O6	5.08	131.65	128.60
26	14	2490	G	N1-C6-O6	5.08	122.95	119.90
26	14	2554	U	N1-C2-O2	-5.08	119.24	122.80
27	1J	50	G	O5'-P-OP2	-5.08	101.13	105.70
26	1H	750	A	P-O3'-C3'	-5.08	113.60	119.70
47	I8	84	LEU	N-CA-C	-5.08	97.28	111.00
26	14	1161	C	C6-N1-C2	-5.08	118.27	120.30
26	14	1682	G	C5-C6-O6	5.08	131.65	128.60
1	13	481	G	C6-C5-N7	-5.08	127.35	130.40
1	13	690	G	N1-C2-N3	5.08	126.95	123.90
26	1H	245	G	C8-N9-C1'	-5.08	120.40	127.00
26	1H	616	A	C5-C6-N6	-5.08	119.64	123.70
26	1H	758	C	O5'-P-OP2	-5.08	101.13	105.70
26	1H	850	C	O5'-P-OP1	-5.08	101.13	105.70
26	1H	1618	A	C5-N7-C8	-5.08	101.36	103.90
26	1H	2275	C	O4'-C1'-N1	-5.08	104.14	108.20
26	1H	2323	G	O4'-C1'-N9	-5.08	104.14	108.20
26	1H	2358	G	OP1-P-OP2	-5.08	111.98	119.60
26	1H	2449	U	N1-C2-N3	5.08	117.95	114.90
26	14	948	G	N1-C6-O6	5.08	122.95	119.90
26	14	1610	A	OP1-P-O3'	5.08	116.37	105.20
26	14	2055	C	OP1-P-O3'	5.08	116.37	105.20
26	1H	1968	G	N9-C1'-C2'	-5.08	106.42	112.00
26	1H	2006	C	C6-N1-C2	5.08	122.33	120.30
26	14	271(A)	C	N3-C4-C5	-5.08	119.87	121.90

Continued on next page...

Continued from previous page...

Mol	Chain	Res	Type	Atoms	Z	Observed(°)	Ideal(°)
26	14	474	G	N9-C4-C5	5.08	107.43	105.40
27	1J	14	U	OP1-P-OP2	5.08	127.22	119.60
26	1H	462	C	N1-C2-O2	-5.08	115.86	118.90
26	1H	673	C	N3-C2-O2	5.08	125.45	121.90
26	1H	869	G	N1-C2-N3	5.08	126.95	123.90
26	1H	2296	U	N3-C4-C5	-5.08	111.56	114.60
1	1G	262	A	C5-C6-N6	-5.08	119.64	123.70
1	1G	1431	C	N3-C4-N4	5.08	121.55	118.00
26	14	599	G	N1-C2-N3	5.08	126.94	123.90
26	14	608	A	C4-C5-C6	5.08	119.54	117.00
26	14	805	G	C6-C5-N7	-5.08	127.36	130.40
1	13	553	A	N7-C8-N9	5.07	116.34	113.80
1	13	1054	C	O5'-P-OP2	5.07	116.79	110.70
26	1H	217	G	N1-C6-O6	-5.07	116.86	119.90
26	1H	374	A	N1-C6-N6	5.07	121.64	118.60
26	1H	833	U	C5-C6-N1	-5.07	120.16	122.70
26	1H	1313	U	C6-N1-C2	-5.07	117.96	121.00
26	1H	1669	A	N7-C8-N9	5.07	116.34	113.80
26	1H	2246	G	N3-C4-C5	-5.07	126.06	128.60
26	1H	2717	G	N3-C4-N9	5.07	129.04	126.00
26	14	714	U	C6-N1-C1'	5.07	128.30	121.20
26	14	1570	A	C6-C5-N7	-5.07	128.75	132.30
26	14	1643	G	O5'-P-OP2	-5.07	101.13	105.70
26	14	1860	G	N3-C4-N9	-5.07	122.96	126.00
26	14	2007	C	N1-C2-O2	-5.07	115.86	118.90
26	14	2071	A	N9-C4-C5	5.07	107.83	105.80
26	14	2443	C	O5'-P-OP1	-5.07	101.13	105.70
26	1H	788	A	C2-N3-C4	-5.07	108.06	110.60
1	1G	423	G	N9-C4-C5	-5.07	103.37	105.40
1	1G	1356	G	C8-N9-C4	-5.07	104.37	106.40
1	13	1511	G	N1-C2-N2	-5.07	111.64	116.20
24	3K	40	C	N1-C2-O2	5.07	121.94	118.90
26	1H	936	C	C5-C4-N4	-5.07	116.65	120.20
26	1H	2027	G	C5-N7-C8	5.07	106.83	104.30
26	1H	2710	C	N3-C4-C5	5.07	123.93	121.90
1	1G	769	G	C4-C5-C6	5.07	121.84	118.80
26	14	382	G	OP1-P-O3'	5.07	116.36	105.20
26	14	1318	C	C4-C5-C6	5.07	119.94	117.40
26	14	1941	C	C2-N3-C4	5.07	122.44	119.90
26	1H	423	A	N7-C8-N9	-5.07	111.27	113.80
26	1H	2349	G	N1-C6-O6	-5.07	116.86	119.90
26	14	984	A	C5-C6-N1	5.07	120.23	117.70

Continued on next page...

Continued from previous page...

Mol	Chain	Res	Type	Atoms	Z	Observed(°)	Ideal(°)
26	14	1310	G	C5-C6-N1	-5.07	108.97	111.50
1	13	915	A	OP1-P-O3'	5.07	116.35	105.20
26	1H	1256	G	N3-C2-N2	-5.07	116.35	119.90
26	1H	2266	A	C8-N9-C4	5.07	107.83	105.80
26	1H	2562	U	C5-C6-N1	-5.07	120.17	122.70
26	1H	2849	U	OP1-P-O3'	5.07	116.35	105.20
27	16	56	G	N1-C6-O6	-5.07	116.86	119.90
1	1G	9	G	N1-C2-N2	-5.07	111.64	116.20
1	1G	32	A	N1-C2-N3	5.07	131.83	129.30
1	1G	615	C	OP1-P-O3'	5.07	116.35	105.20
26	14	541	C	C6-N1-C2	-5.07	118.27	120.30
26	14	925	C	C6-N1-C1'	5.07	126.88	120.80
26	14	1194	A	OP2-P-O3'	5.07	116.35	105.20
26	14	1570	A	C8-N9-C4	-5.07	103.77	105.80
26	14	1981	A	C4-C5-C6	-5.07	114.47	117.00
26	14	2066	C	C5-C4-N4	-5.07	116.65	120.20
1	13	21	G	OP2-P-O3'	5.07	116.34	105.20
1	13	1504	G	C5-C6-N1	-5.07	108.97	111.50
26	1H	542	C	OP1-P-OP2	5.07	127.20	119.60
26	1H	1834	U	N3-C2-O2	-5.07	118.65	122.20
26	1H	1844	C	C5-C4-N4	-5.07	116.66	120.20
26	1H	2430	A	C4-C5-C6	-5.07	114.47	117.00
1	1G	345	C	P-O3'-C3'	5.07	125.78	119.70
1	1G	784	C	OP1-P-OP2	5.07	127.20	119.60
26	14	527	C	N3-C2-O2	-5.07	118.35	121.90
26	14	570	G	C8-N9-C4	-5.07	104.37	106.40
26	14	1559	G	C6-C5-N7	-5.07	127.36	130.40
26	14	1660	C	C6-N1-C2	-5.07	118.27	120.30
26	14	1935	G	N3-C4-C5	5.07	131.13	128.60
26	14	2276	G	N3-C2-N2	-5.07	116.35	119.90
26	14	2346	A	C5-N7-C8	-5.07	101.37	103.90
26	1H	247	G	N9-C4-C5	-5.06	103.38	105.40
26	1H	290	G	C8-N9-C1'	-5.06	120.42	127.00
26	1H	753	C	N1-C2-O2	5.06	121.94	118.90
26	1H	1781	C	O4'-C1'-N1	5.06	112.25	108.20
26	1H	2622	C	O5'-P-OP2	-5.06	101.14	105.70
1	1G	707	C	O5'-P-OP2	-5.06	101.14	105.70
1	1G	1471	G	C8-N9-C4	5.06	108.43	106.40
26	14	1460	A	P-O3'-C3'	5.06	125.78	119.70
26	14	1899	G	C4-C5-C6	5.06	121.84	118.80
1	13	1409	C	O5'-P-OP1	-5.06	101.14	105.70
1	13	1520	G	C2-N3-C4	-5.06	109.37	111.90

Continued on next page...

Continued from previous page...

Mol	Chain	Res	Type	Atoms	Z	Observed(°)	Ideal(°)
26	1H	307	G	C2-N3-C4	5.06	114.43	111.90
26	1H	762	U	C5-C6-N1	5.06	125.23	122.70
26	1H	1914	C	C5-C4-N4	5.06	123.74	120.20
26	1H	2198	A	N1-C2-N3	5.06	131.83	129.30
26	1H	2254	C	N1-C2-N3	5.06	122.74	119.20
26	1H	2319	G	C5'-C4'-C3'	-5.06	107.90	116.00
26	1H	2389	G	P-O3'-C3'	5.06	125.78	119.70
1	1G	267	C	N1-C2-O2	5.06	121.94	118.90
1	1G	576	G	N9-C4-C5	-5.06	103.38	105.40
1	1G	924	C	C4-C5-C6	5.06	119.93	117.40
26	14	1349	A	N7-C8-N9	5.06	116.33	113.80
26	14	2755	C	C6-N1-C1'	-5.06	114.72	120.80
1	13	1381	U	N3-C2-O2	-5.06	118.66	122.20
26	14	1400	G	N1-C6-O6	-5.06	116.86	119.90
26	14	1726	G	N3-C4-C5	-5.06	126.07	128.60
26	14	2032	G	C5-N7-C8	-5.06	101.77	104.30
1	13	326	G	O5'-P-OP2	-5.06	101.15	105.70
26	1H	1131	G	N1-C6-O6	-5.06	116.86	119.90
26	1H	1615	C	N3-C2-O2	-5.06	118.36	121.90
26	1H	1899	G	N1-C6-O6	-5.06	116.86	119.90
26	1H	2269	A	C5-C6-N1	-5.06	115.17	117.70
26	1H	2597	G	C5-C6-O6	-5.06	125.56	128.60
1	1G	1446	A	O5'-P-OP1	5.06	116.77	110.70
26	14	121	G	C4-C5-N7	5.06	112.82	110.80
26	14	914	C	N1-C2-O2	5.06	121.94	118.90
26	14	2725	A	OP2-P-O3'	5.06	116.33	105.20
1	13	1410	G	N1-C6-O6	5.06	122.94	119.90
1	13	1459	C	N1-C2-O2	5.06	121.93	118.90
26	1H	37	C	N1-C2-O2	5.06	121.94	118.90
26	1H	479	A	C5-N7-C8	5.06	106.43	103.90
26	1H	1421	G	N1-C6-O6	5.06	122.93	119.90
26	1H	1787	A	N1-C6-N6	-5.06	115.57	118.60
26	14	558	G	C8-N9-C4	5.06	108.42	106.40
26	14	752	A	C2-N3-C4	-5.06	108.07	110.60
26	14	801	G	C5-C6-O6	5.06	131.63	128.60
26	14	2057	A	N1-C6-N6	5.06	121.64	118.60
26	14	2391	G	N9-C4-C5	5.06	107.42	105.40
1	13	827	U	N1-C2-O2	5.06	126.34	122.80
1	13	1509	C	N3-C4-C5	5.06	123.92	121.90
26	1H	759	G	O5'-P-OP2	-5.06	101.15	105.70
26	1H	1958	C	C5-C4-N4	-5.06	116.66	120.20
27	16	32	C	N1-C2-O2	5.06	121.93	118.90

Continued on next page...

Continued from previous page...

Mol	Chain	Res	Type	Atoms	Z	Observed(°)	Ideal(°)
26	14	388	G	C2-N3-C4	-5.06	109.37	111.90
26	14	1815	A	N7-C8-N9	-5.06	111.27	113.80
26	14	1977	A	OP1-P-OP2	-5.06	112.02	119.60
26	14	2005	A	N1-C2-N3	-5.06	126.77	129.30
26	1H	203	C	N3-C4-N4	5.05	121.54	118.00
26	1H	296	C	C2-N3-C4	-5.05	117.37	119.90
26	1H	987	G	N9-C4-C5	5.05	107.42	105.40
26	1H	2485	G	N1-C2-N2	-5.05	111.65	116.20
26	14	1384	A	N9-C4-C5	5.05	107.82	105.80
26	1H	141	A	C8-N9-C4	-5.05	103.78	105.80
26	1H	447	A	N1-C2-N3	5.05	131.83	129.30
26	1H	821	A	O4'-C1'-N9	5.05	112.24	108.20
26	1H	2351	G	OP1-P-OP2	5.05	127.18	119.60
26	1H	2580	U	N3-C2-O2	-5.05	118.66	122.20
27	16	47	C	O5'-P-OP1	5.05	116.76	110.70
1	1G	666	G	C6-C5-N7	-5.05	127.37	130.40
1	1G	1506	U	C5-C4-O4	-5.05	122.87	125.90
26	14	1320	C	N3-C4-N4	5.05	121.54	118.00
26	14	1544	C	N1-C2-O2	5.05	121.93	118.90
1	13	788	U	OP1-P-O3'	-5.05	94.08	105.20
1	13	964	A	C8-N9-C4	5.05	107.82	105.80
26	1H	395	U	N1-C2-O2	5.05	126.34	122.80
26	1H	769	G	C6-N1-C2	-5.05	122.07	125.10
26	1H	1023	U	O5'-P-OP1	-5.05	101.15	105.70
26	1H	1337	G	OP1-P-O3'	5.05	116.31	105.20
26	1H	2318	G	N3-C2-N2	-5.05	116.36	119.90
26	1H	2591	C	C5-C4-N4	-5.05	116.66	120.20
26	14	238	C	N1-C2-O2	-5.05	115.87	118.90
26	14	1161	C	O5'-P-OP1	-5.05	101.15	105.70
26	14	1988	C	C5-C4-N4	-5.05	116.66	120.20
26	14	2452	C	OP1-P-OP2	5.05	127.18	119.60
26	14	2787	C	C6-N1-C2	-5.05	118.28	120.30
1	13	792	A	N1-C2-N3	5.05	131.82	129.30
26	1H	1306	C	O5'-P-OP1	-5.05	101.16	105.70
26	1H	2361	A	OP1-P-OP2	5.05	127.18	119.60
26	1H	2848	G	N3-C2-N2	5.05	123.43	119.90
1	1G	483	C	C6-N1-C2	5.05	122.32	120.30
26	14	1365	A	C5-N7-C8	-5.05	101.38	103.90
26	14	1559	G	C4-C5-N7	5.05	112.82	110.80
26	14	2597	G	C5-C6-N1	-5.05	108.98	111.50
1	13	328	C	C2-N1-C1'	5.05	124.35	118.80
26	1H	2044	C	C2-N1-C1'	5.05	124.35	118.80

Continued on next page...

Continued from previous page...

Mol	Chain	Res	Type	Atoms	Z	Observed(°)	Ideal(°)
26	1H	2420	C	N1-C2-O2	-5.05	115.87	118.90
1	1G	119	A	C8-N9-C4	5.05	107.82	105.80
5	42	31	LEU	CA-CB-CG	5.05	126.91	115.30
26	14	141	A	OP2-P-O3'	5.05	116.31	105.20
26	14	265	A	N1-C6-N6	5.05	121.63	118.60
26	14	1281	G	C5-C6-O6	-5.05	125.57	128.60
26	14	1324	G	C5-C6-N1	-5.05	108.98	111.50
1	13	881	G	C8-N9-C4	5.05	108.42	106.40
26	1H	119	A	N3-C4-C5	-5.05	123.27	126.80
26	1H	450	G	OP1-P-OP2	-5.05	112.03	119.60
26	1H	921	G	N1-C2-N3	-5.05	120.87	123.90
26	1H	1528	A	C4-C5-N7	5.05	113.22	110.70
26	1H	1980	G	N3-C4-C5	-5.05	126.08	128.60
27	16	110	G	C8-N9-C4	-5.05	104.38	106.40
23	2L	49	C	C6-N1-C2	-5.05	118.28	120.30
26	14	525	U	N3-C4-C5	-5.05	111.57	114.60
26	14	2374	C	C5-C6-N1	-5.05	118.48	121.00
1	13	559	A	C8-N9-C4	-5.04	103.78	105.80
26	1H	432	A	N1-C6-N6	5.04	121.63	118.60
26	1H	1619	G	C2-N3-C4	5.04	114.42	111.90
26	1H	1789	A	C5-C6-N6	-5.04	119.66	123.70
26	14	196	A	O5'-P-OP2	-5.04	101.16	105.70
26	14	365	C	N1-C2-N3	5.04	122.73	119.20
26	14	950	G	N1-C6-O6	-5.04	116.87	119.90
1	13	181	G	N3-C4-C5	-5.04	126.08	128.60
1	13	264	U	C5-C4-O4	-5.04	122.87	125.90
1	13	306	G	C5-C6-N1	5.04	114.02	111.50
1	13	801	U	N3-C2-O2	-5.04	118.67	122.20
26	1H	131	G	C6-N1-C2	-5.04	122.07	125.10
26	1H	141(A)	C	O5'-P-OP1	-5.04	101.16	105.70
26	1H	399	G	C5-C6-N1	5.04	114.02	111.50
26	1H	479	A	C8-N9-C4	5.04	107.82	105.80
26	1H	775	G	N3-C4-C5	-5.04	126.08	128.60
26	1H	1561	G	OP1-P-O3'	5.04	116.30	105.20
26	1H	2028	U	C2-N3-C4	-5.04	123.97	127.00
1	1G	267	C	N3-C2-O2	-5.04	118.37	121.90
1	1G	1338	G	N3-C4-C5	-5.04	126.08	128.60
1	1G	1487	G	N3-C2-N2	-5.04	116.37	119.90
1	1G	1511	G	OP2-P-O3'	5.04	116.30	105.20
26	14	1621	U	O5'-P-OP1	-5.04	101.16	105.70
26	14	1679	U	C6-N1-C2	-5.04	117.97	121.00
26	14	1709	U	N3-C2-O2	-5.04	118.67	122.20

Continued on next page...

Continued from previous page...

Mol	Chain	Res	Type	Atoms	Z	Observed(°)	Ideal(°)
26	14	2287	A	N1-C2-N3	5.04	131.82	129.30
26	1H	503	A	N9-C4-C5	5.04	107.82	105.80
26	1H	628	G	N7-C8-N9	-5.04	110.58	113.10
26	1H	678	C	N3-C4-N4	-5.04	114.47	118.00
26	1H	766	C	C6-N1-C2	5.04	122.32	120.30
26	1H	1369	G	C4-C5-C6	5.04	121.82	118.80
26	1H	2390	U	C4-C5-C6	5.04	122.72	119.70
1	1G	24	U	OP1-P-OP2	5.04	127.16	119.60
26	14	478	A	O5'-P-OP1	-5.04	101.16	105.70
26	14	2510	C	N3-C4-N4	-5.04	114.47	118.00
23	2K	21	U	C6-N1-C2	-5.04	117.98	121.00
26	1H	723	G	N1-C6-O6	-5.04	116.88	119.90
32	51	86	GLU	N-CA-C	5.04	124.61	111.00
26	14	551	G	C5-C6-O6	-5.04	125.58	128.60
26	14	1816	G	N1-C6-O6	-5.04	116.88	119.90
26	14	2344	U	C5-C4-O4	5.04	128.92	125.90
1	13	817	C	C6-N1-C2	5.04	122.32	120.30
26	1H	1648	C	C6-N1-C1'	5.04	126.85	120.80
26	1H	2821	A	C6-C5-N7	-5.04	128.77	132.30
1	1G	812	C	C2-N3-C4	5.04	122.42	119.90
26	14	772	C	OP2-P-O3'	5.04	116.28	105.20
26	14	1894	C	N1-C2-O2	5.04	121.92	118.90
37	45	79	LEU	CA-CB-CG	5.04	126.89	115.30
1	13	253	U	O5'-P-OP2	5.04	116.74	110.70
26	1H	36	G	OP2-P-O3'	5.04	116.28	105.20
26	1H	46	C	N3-C4-N4	5.04	121.53	118.00
26	1H	482	A	N3-C4-C5	-5.04	123.27	126.80
26	1H	516	C	C6-N1-C2	-5.04	118.28	120.30
26	1H	762	U	C4-C5-C6	-5.04	116.68	119.70
26	1H	1188	U	N1-C2-O2	5.04	126.33	122.80
1	1G	727	G	N3-C2-N2	5.04	123.43	119.90
1	13	136	C	O5'-P-OP2	-5.04	101.17	105.70
1	13	285	G	C5-C6-N1	-5.04	108.98	111.50
1	13	546	G	C8-N9-C4	5.04	108.41	106.40
26	1H	406	G	C8-N9-C4	-5.04	104.39	106.40
26	1H	536	A	N3-C4-C5	-5.04	123.28	126.80
26	1H	602	G	C2-N3-C4	-5.04	109.38	111.90
26	1H	859	G	N1-C2-N2	5.04	120.73	116.20
26	1H	1027	A	C5-C6-N1	-5.04	115.18	117.70
26	1H	1845	G	C8-N9-C4	-5.04	104.39	106.40
26	14	328	U	N3-C4-C5	-5.04	111.58	114.60
26	14	511	U	C6-N1-C2	-5.04	117.98	121.00

Continued on next page...

Continued from previous page...

Mol	Chain	Res	Type	Atoms	Z	Observed(°)	Ideal(°)
26	14	1858	G	P-O3'-C3'	5.04	125.74	119.70
1	13	300	A	O5'-P-OP2	5.03	116.74	110.70
26	1H	181	A	N1-C6-N6	-5.03	115.58	118.60
26	1H	200	U	C5-C6-N1	-5.03	120.18	122.70
26	1H	1771	C	C5-C4-N4	-5.03	116.68	120.20
26	1H	1936	A	C4-C5-N7	5.03	113.22	110.70
1	1G	1511	G	C5-C6-N1	-5.03	108.98	111.50
26	14	258	G	O5'-P-OP1	5.03	116.74	110.70
26	14	735	A	C5-N7-C8	5.03	106.42	103.90
26	14	914	C	O4'-C1'-N1	5.03	112.23	108.20
26	14	1288	U	OP1-P-O3'	5.03	116.27	105.20
26	1H	543	C	OP1-P-OP2	5.03	127.15	119.60
26	1H	559	G	N1-C6-O6	5.03	122.92	119.90
26	1H	2258	C	C5-C4-N4	-5.03	116.68	120.20
26	14	212	G	C6-C5-N7	-5.03	127.38	130.40
26	14	1196	C	C4-C5-C6	-5.03	114.88	117.40
26	14	2270	G	C5-C6-O6	-5.03	125.58	128.60
26	14	2681	C	C4-C5-C6	5.03	119.92	117.40
23	2K	40	C	C2-N1-C1'	5.03	124.33	118.80
26	1H	667	U	N1-C2-N3	5.03	117.92	114.90
26	1H	2099	U	C5-C6-N1	5.03	125.22	122.70
26	1H	2287	A	C6-N1-C2	5.03	121.62	118.60
26	1H	2665	A	C8-N9-C4	-5.03	103.79	105.80
1	1G	355	C	N3-C4-N4	-5.03	114.48	118.00
23	2L	21	U	C5-C6-N1	5.03	125.22	122.70
26	14	808	G	N1-C2-N3	5.03	126.92	123.90
26	14	836	G	OP1-P-OP2	-5.03	112.05	119.60
26	14	1190	G	OP1-P-O3'	5.03	116.27	105.20
26	14	1827	C	C4-C5-C6	5.03	119.92	117.40
26	14	2778	A	O5'-P-OP2	-5.03	101.17	105.70
26	14	2854	G	OP1-P-OP2	-5.03	112.05	119.60
1	13	267	C	OP2-P-O3'	5.03	116.27	105.20
1	13	1151	A	O5'-P-OP2	-5.03	101.17	105.70
26	1H	94	G	C5-C6-O6	-5.03	125.58	128.60
26	14	1635	G	C8-N9-C4	5.03	108.41	106.40
1	13	601	C	N1-C2-O2	5.03	121.92	118.90
1	13	1198	G	O5'-P-OP2	5.03	116.73	110.70
1	13	1311	G	N3-C2-N2	5.03	123.42	119.90
26	1H	126	A	OP2-P-O3'	5.03	116.26	105.20
26	1H	381	G	C5-C6-O6	5.03	131.62	128.60
26	1H	796	C	O5'-P-OP1	5.03	116.73	110.70
26	1H	2212	A	O4'-C1'-N9	5.03	112.22	108.20

Continued on next page...

Continued from previous page...

Mol	Chain	Res	Type	Atoms	Z	Observed(°)	Ideal(°)
26	1H	2324	C	C2-N3-C4	-5.03	117.39	119.90
1	1G	1487	G	O5'-P-OP1	5.03	116.73	110.70
26	14	1840	G	N1-C6-O6	5.03	122.92	119.90
26	14	2275	C	OP1-P-O3'	5.03	116.26	105.20
26	14	2457	U	N3-C2-O2	-5.03	118.68	122.20
1	13	1519	A	C8-N9-C4	-5.03	103.79	105.80
26	1H	109	G	C4-C5-N7	-5.03	108.79	110.80
26	1H	228	A	N1-C6-N6	5.03	121.61	118.60
26	1H	1984	G	C4-C5-N7	-5.03	108.79	110.80
26	1H	2333	A	P-O3'-C3'	5.03	125.73	119.70
26	14	591	C	N1-C2-O2	-5.03	115.88	118.90
26	14	2644	G	N3-C4-N9	-5.03	122.98	126.00
26	1H	2068	U	N1-C2-O2	5.02	126.32	122.80
1	1G	354	G	C4-N9-C1'	5.02	133.03	126.50
26	14	1569	A	C8-N9-C4	-5.02	103.79	105.80
26	14	1673	U	N3-C2-O2	5.02	125.72	122.20
26	1H	137(A)	G	N1-C6-O6	5.02	122.91	119.90
26	1H	739	G	N1-C2-N3	-5.02	120.89	123.90
26	1H	1203	G	N3-C2-N2	5.02	123.42	119.90
26	1H	1636	C	N3-C2-O2	5.02	125.42	121.90
26	1H	1965	C	N3-C4-N4	5.02	121.52	118.00
26	1H	2261	C	N1-C2-O2	-5.02	115.89	118.90
1	1G	425	G	O5'-P-OP1	-5.02	101.18	105.70
26	14	765	G	C8-N9-C4	-5.02	104.39	106.40
1	13	1530	G	C4-C5-N7	5.02	112.81	110.80
26	1H	1410	G	N3-C4-N9	-5.02	122.99	126.00
26	1H	1914	C	C6-N1-C2	-5.02	118.29	120.30
26	14	991	C	C5-C6-N1	5.02	123.51	121.00
26	14	1029	A	C8-N9-C4	5.02	107.81	105.80
26	14	2503	A	C5-C6-N6	-5.02	119.68	123.70
26	1H	240	G	N1-C6-O6	5.02	122.91	119.90
26	1H	609(A)	G	OP2-P-O3'	5.02	116.24	105.20
26	1H	1298	C	OP2-P-O3'	-5.02	94.16	105.20
26	1H	1441	G	OP1-P-O3'	5.02	116.25	105.20
26	1H	1761	C	N3-C4-N4	5.02	121.51	118.00
26	1H	2512	C	C6-N1-C2	5.02	122.31	120.30
1	1G	515	G	N3-C4-N9	-5.02	122.99	126.00
23	2L	1	C	C6-N1-C2	-5.02	118.29	120.30
26	14	569	U	O5'-P-OP1	-5.02	101.18	105.70
26	14	2463	C	N1-C2-O2	-5.02	115.89	118.90
26	14	2624	G	N1-C6-O6	5.02	122.91	119.90
1	13	380	G	C4-N9-C1'	-5.02	119.98	126.50

Continued on next page...

Continued from previous page...

Mol	Chain	Res	Type	Atoms	Z	Observed(°)	Ideal(°)
26	1H	784	A	OP1-P-O3'	5.02	116.24	105.20
26	1H	1707	G	C5-C6-O6	-5.02	125.59	128.60
26	1H	1772	G	C5-C6-O6	5.02	131.61	128.60
26	1H	2576	G	N3-C4-N9	5.02	129.01	126.00
26	1H	2815	C	OP1-P-OP2	5.02	127.13	119.60
1	1G	619	U	OP1-P-O3'	5.02	116.24	105.20
26	14	4	C	C2-N1-C1'	5.02	124.32	118.80
26	14	754	C	N3-C4-N4	5.02	121.51	118.00
26	14	1639	U	N3-C2-O2	-5.02	118.69	122.20
26	14	1660	C	C4-C5-C6	-5.02	114.89	117.40
23	2K	77	A	C4-C5-N7	5.02	113.21	110.70
26	1H	513	A	C4-N9-C1'	5.02	135.33	126.30
26	1H	1245	G	N3-C2-N2	-5.02	116.39	119.90
26	1H	2036	C	C5-C4-N4	5.02	123.71	120.20
1	1G	1491	G	O5'-P-OP1	5.02	116.72	110.70
26	14	574	C	C2-N1-C1'	-5.02	113.28	118.80
26	14	581	C	N1-C2-N3	5.02	122.71	119.20
26	14	1525	G	O5'-P-OP1	-5.02	101.19	105.70
1	13	119	A	C5-C6-N6	-5.01	119.69	123.70
1	13	707	C	C6-N1-C2	-5.01	118.29	120.30
1	13	876	G	O5'-P-OP1	-5.01	101.19	105.70
12	3I	85	ILE	CG1-CB-CG2	-5.01	100.37	111.40
26	1H	439	G	OP1-P-O3'	5.01	116.23	105.20
26	1H	486	C	O5'-P-OP2	5.01	116.72	110.70
26	1H	1969	A	C5-C6-N6	5.01	127.71	123.70
26	1H	2010	G	N3-C2-N2	-5.01	116.39	119.90
26	1H	2286	A	C5-N7-C8	-5.01	101.39	103.90
26	1H	2440	C	C5-C4-N4	5.01	123.71	120.20
26	1H	2502	G	N1-C2-N2	5.01	120.71	116.20
1	1G	114	U	C5-C6-N1	-5.01	120.19	122.70
1	1G	520	A	N1-C6-N6	5.01	121.61	118.60
26	14	117	G	OP1-P-OP2	-5.01	112.08	119.60
26	14	774	A	C8-N9-C4	-5.01	103.79	105.80
26	14	2249	U	N3-C4-C5	-5.01	111.59	114.60
23	2K	37	U	C5-C6-N1	-5.01	120.19	122.70
26	1H	264	C	N3-C4-C5	5.01	123.91	121.90
26	1H	2068	U	N1-C2-N3	-5.01	111.89	114.90
26	1H	2307	G	C5-C6-O6	-5.01	125.59	128.60
26	14	1271	G	C8-N9-C4	5.01	108.41	106.40
26	14	2336	A	N1-C6-N6	-5.01	115.59	118.60
1	13	564	C	OP1-P-O3'	5.01	116.23	105.20
1	13	1200	C	C2-N3-C4	5.01	122.41	119.90

Continued on next page...

Continued from previous page...

Mol	Chain	Res	Type	Atoms	Z	Observed(°)	Ideal(°)
1	13	1306	A	O5'-P-OP2	-5.01	101.19	105.70
26	1H	1192	G	O5'-P-OP1	5.01	116.72	110.70
26	1H	1306	C	C6-N1-C2	5.01	122.30	120.30
26	1H	2401	U	O5'-P-OP1	-5.01	101.19	105.70
26	14	208	C	N3-C4-C5	5.01	123.90	121.90
26	14	995	C	C2-N1-C1'	-5.01	113.29	118.80
26	14	2071	A	C5-C6-N1	5.01	120.21	117.70
1	13	1299	A	C4-N9-C1'	5.01	135.32	126.30
26	1H	112	U	O5'-P-OP2	5.01	116.71	110.70
26	1H	113	G	N3-C2-N2	-5.01	116.39	119.90
26	1H	602	G	C8-N9-C1'	-5.01	120.49	127.00
26	1H	1281	G	C4-C5-N7	5.01	112.80	110.80
26	1H	1689	A	OP2-P-O3'	5.01	116.22	105.20
26	1H	1792	G	C5-C6-O6	5.01	131.61	128.60
26	1H	1831	G	OP1-P-OP2	-5.01	112.09	119.60
1	1G	712	A	N1-C6-N6	5.01	121.61	118.60
23	2L	71	G	N3-C4-N9	-5.01	122.99	126.00
26	14	1562	A	N1-C6-N6	5.01	121.61	118.60
26	14	2252	G	C8-N9-C4	5.01	108.40	106.40
26	14	2291	U	C6-N1-C1'	5.01	128.21	121.20
26	14	2319	G	N1-C6-O6	-5.01	116.89	119.90
26	1H	710	G	OP1-P-OP2	-5.01	112.09	119.60
26	1H	1564	C	N3-C2-O2	-5.01	118.39	121.90
26	1H	1788	C	O5'-P-OP2	-5.01	101.19	105.70
1	1G	865	A	N7-C8-N9	5.01	116.30	113.80
26	14	479	A	P-O3'-C3'	5.01	125.71	119.70
26	14	561	G	N3-C4-C5	5.01	131.10	128.60
26	14	2070	G	N3-C2-N2	5.01	123.41	119.90
26	14	2445	G	C5-N7-C8	-5.01	101.80	104.30
1	13	306	G	C6-C5-N7	5.01	133.40	130.40
26	1H	40	C	C2-N3-C4	-5.01	117.40	119.90
26	1H	134	C	N3-C2-O2	-5.01	118.40	121.90
26	1H	502	A	C5-C6-N1	-5.01	115.20	117.70
26	1H	2538	C	OP1-P-OP2	5.01	127.11	119.60
27	16	39	A	N7-C8-N9	5.01	116.30	113.80
1	1G	505	G	OP1-P-O3'	5.01	116.21	105.20
1	1G	1478	C	C6-N1-C2	-5.01	118.30	120.30
26	14	1251	C	OP1-P-OP2	5.01	127.11	119.60
26	14	1284	A	C5-C6-N6	-5.01	119.69	123.70
26	14	1695	G	N3-C2-N2	5.01	123.41	119.90
26	14	2385	C	N1-C2-O2	-5.01	115.90	118.90
1	13	298	A	N9-C4-C5	5.00	107.80	105.80

Continued on next page...

Continued from previous page...

Mol	Chain	Res	Type	Atoms	Z	Observed(°)	Ideal(°)
26	1H	86	C	OP2-P-O3'	5.00	116.21	105.20
26	1H	106	C	C6-N1-C2	-5.00	118.30	120.30
26	1H	2434	A	N3-C4-N9	-5.00	123.40	127.40
26	14	2830	G	N3-C2-N2	-5.00	116.40	119.90
1	13	395	C	C2-N1-C1'	-5.00	113.30	118.80
1	13	721	G	C4-N9-C1'	5.00	133.01	126.50
26	1H	110	G	OP1-P-OP2	5.00	127.11	119.60
26	1H	271(B)	G	N7-C8-N9	5.00	115.60	113.10
26	1H	508	G	C2-N3-C4	5.00	114.40	111.90
26	1H	699	A	C2-N3-C4	5.00	113.10	110.60
26	1H	2856	C	C2-N1-C1'	5.00	124.30	118.80
26	14	453	C	N3-C4-N4	-5.00	114.50	118.00
26	14	1807	G	OP1-P-O3'	5.00	116.21	105.20
26	14	2307	G	C4-N9-C1'	5.00	133.00	126.50
26	1H	344	G	N3-C4-N9	5.00	129.00	126.00
26	1H	489	G	N1-C6-O6	5.00	122.90	119.90
26	1H	2042	A	N9-C4-C5	5.00	107.80	105.80
26	1H	2085	C	C6-N1-C2	5.00	122.30	120.30
26	14	785	G	C6-C5-N7	5.00	133.40	130.40
26	14	1346	G	C5-N7-C8	5.00	106.80	104.30
26	14	1564	C	C5-C4-N4	5.00	123.70	120.20

There are no chirality outliers.

All (127) planarity outliers are listed below:

Mol	Chain	Res	Type	Group
28	11	141	VAL	Peptide
28	11	197	GLY	Peptide
28	19	237	GLU	Peptide
28	19	270	ILE	Peptide
28	19	271	ILE	Peptide
28	19	32	SER	Peptide
28	19	37	LEU	Peptide
10	1A	55	LYS	Peptide
2	1E	15	VAL	Peptide
2	1E	237	ALA	Peptide
29	21	56	PRO	Peptide
29	21	78	LEU	Peptide
29	21	87	GLU	Peptide
29	21	89	ASP	Peptide
29	29	139	GLY	Peptide
29	29	201	THR	Peptide

Continued on next page...

Continued from previous page...

Mol	Chain	Res	Type	Group
29	29	44	TYR	Peptide
29	29	61	ARG	Peptide
29	29	65	GLY	Peptide
11	2A	49	GLY	Peptide
30	31	23	ASP	Peptide
30	31	6	VAL	Peptide
30	31	73	ALA	Peptide
4	32	152	SER	Peptide
4	32	30	LYS	Peptide
36	35	110	TYR	Peptide
36	35	36	LYS	Peptide
36	35	64	LYS	Peptide
30	39	127	GLU	Peptide
30	39	166	ALA	Peptide
30	39	20	LEU	Peptide
30	39	24	LEU	Peptide
30	39	26	ALA	Peptide
30	39	69	HIS	Mainchain
30	39	89	VAL	Peptide
12	3I	87	GLY	Peptide
31	41	85	GLY	Peptide
31	41	95	ARG	Peptide
37	45	134	ARG	Peptide
37	45	135	ASP	Peptide
37	45	25	ASP	Peptide
37	45	27	VAL	Peptide
37	45	86	GLY	Peptide
37	45	87	LYS	Peptide
31	49	13	GLU	Peptide
13	4I	105	THR	Peptide
13	4I	4	ILE	Peptide
38	55	106	GLY	Mainchain,Peptide
32	59	155	SER	Peptide
14	5A	30	ALA	Peptide
33	61	11	ASN	Peptide
33	61	114	LEU	Peptide
33	61	134	PRO	Peptide
33	61	82	ARG	Peptide
39	65	59	LYS	Peptide
33	69	101	LEU	Peptide
33	69	112	LYS	Peptide
33	69	143	SER	Peptide

Continued on next page...

Continued from previous page...

Mol	Chain	Res	Type	Group
40	75	12	SER	Peptide
40	75	4	GLY	Peptide
36	78	11	GLY	Peptide
36	78	115	LEU	Peptide
36	78	14	LYS	Peptide
9	82	117	HIS	Peptide
41	85	72	HIS	Peptide
41	85	98	LEU	Peptide
37	88	1	MET	Peptide
37	88	23	GLY	Peptide
37	88	58	PHE	Peptide
37	88	78	PRO	Peptide
42	95	44	LYS	Peptide
42	95	80	GLN	Peptide
38	98	1	MET	Peptide
38	98	44	LEU	Peptide
43	A5	43	GLY	Peptide
43	A5	93	ALA	Peptide
19	AI	6	LYS	Peptide
19	AI	7	LYS	Peptide
44	B5	61	GLY	Peptide
40	B8	54	ARG	Peptide
40	B8	58	ASN	Peptide
20	BA	11	SER	Peptide
20	BA	72	LEU	Peptide
20	BI	96	GLY	Peptide
45	C5	81	LYS	Peptide
41	C8	96	ALA	Peptide
46	D5	142	SER	Peptide
42	D8	47	VAL	Peptide
48	F5	85	LEU	Peptide
49	G5	15	LYS	Peptide
49	G5	17	SER	Peptide
49	G5	43	GLN	Peptide
49	G5	69	ARG	Peptide
45	G8	5	MET	Peptide
45	G8	53	PRO	Peptide
45	G8	94	LYS	Peptide
46	H8	158	PRO	Peptide
46	H8	59	LEU	Peptide
46	H8	63	ASP	Peptide
51	I5	26	SER	Peptide

Continued on next page...

Continued from previous page...

Mol	Chain	Res	Type	Group
47	I8	83	PRO	Peptide
47	I8	9	SER	Peptide
48	J8	75	GLU	Peptide
48	J8	85	LEU	Peptide
53	K5	15	GLU	Peptide
53	K5	16	CYS	Peptide
53	K5	43	CYS	Peptide
53	K5	44	ARG	Peptide
49	K8	17	SER	Peptide
49	K8	46	GLN	Peptide
55	M5	30	ARG	Peptide
55	M5	33	ASN	Peptide
55	M5	40	GLU	Peptide
51	M8	38	LYS	Peptide
51	M8	40	HIS	Peptide
52	N8	41	PRO	Peptide
53	O8	15	GLU	Peptide
53	O8	27	LYS	Peptide
55	Q8	18	ALA	Peptide
55	Q8	27	THR	Peptide
55	Q8	44	LYS	Peptide
55	Q8	46	ARG	Peptide
55	Q8	49	VAL	Peptide
55	Q8	57	ARG	Peptide
55	Q8	7	HIS	Peptide
55	Q8	9	GLY	Peptide

5.2 Too-close contacts ⓘ

In the following table, the Non-H and H(model) columns list the number of non-hydrogen atoms and hydrogen atoms in the chain respectively. The H(added) column lists the number of hydrogen atoms added and optimized by MolProbity. The Clashes column lists the number of clashes within the asymmetric unit, whereas Symm-Clashes lists symmetry related clashes.

Mol	Chain	Non-H	H(model)	H(added)	Clashes	Symm-Clashes
1	13	32207	0	16256	718	0
1	1G	32204	0	16255	829	0
2	12	1924	0	1975	99	0
2	1E	1924	0	1975	100	0
3	22	1612	0	1677	90	0
3	2E	1605	0	1668	52	0
4	32	1702	0	1763	86	0

Continued on next page...

Continued from previous page...

Mol	Chain	Non-H	H(model)	H(added)	Clashes	Symm-Clashes
4	3E	1702	0	1762	62	0
5	42	1155	0	1213	55	0
5	4E	1155	0	1213	53	0
6	52	842	0	857	31	0
6	5E	842	0	857	26	0
7	62	1243	0	1284	58	0
7	6E	1256	0	1296	42	0
8	72	1115	0	1177	41	0
8	7E	1115	0	1177	57	0
9	82	983	0	1006	61	0
9	8E	1009	0	1037	61	0
10	1A	801	0	849	45	0
10	1I	801	0	849	51	0
11	2A	864	0	881	32	0
11	2I	864	0	881	27	0
12	3A	975	0	1062	47	0
12	3I	975	0	1062	48	0
13	4A	933	0	992	64	0
13	4I	938	0	997	56	0
14	5A	475	0	511	29	0
14	5I	491	0	529	24	0
15	6A	733	0	771	33	0
15	6I	733	0	771	28	0
16	7A	705	0	725	29	0
16	7I	705	0	725	53	0
17	8A	834	0	904	22	0
17	8I	834	0	904	33	0
18	9A	590	0	662	18	0
18	9I	590	0	662	26	0
19	AA	624	0	636	44	0
19	AI	647	0	665	53	0
20	BA	762	0	861	30	0
20	BI	762	0	861	48	0
21	1B	217	0	234	20	0
21	1F	217	0	234	8	0
22	1K	1627	0	836	35	0
23	2K	1646	0	845	27	0
23	2L	1646	0	845	32	0
24	3K	1603	0	824	57	0
25	4K	279	0	142	4	0
25	4L	235	0	121	14	0
26	14	62647	0	31578	1347	0

Continued on next page...

Continued from previous page...

Mol	Chain	Non-H	H(model)	H(added)	Clashes	Symm-Clashes
26	1H	62707	0	31600	1532	1
27	16	2617	0	1328	54	0
27	1J	2617	0	1328	106	0
28	11	2115	0	2195	85	0
28	19	2120	0	2197	88	0
29	21	1568	0	1634	89	0
29	29	1568	0	1634	92	0
30	31	1585	0	1632	93	0
30	39	1627	0	1680	104	0
31	41	1473	0	1535	80	0
31	49	1473	0	1535	62	0
32	51	1336	0	1418	71	0
32	59	1307	0	1382	63	0
33	61	1136	0	1223	54	0
33	69	1136	0	1223	54	0
34	15	1104	0	1180	53	0
34	58	1104	0	1180	54	0
35	25	932	0	996	48	0
35	68	932	0	996	35	0
36	35	1144	0	1228	101	0
36	78	1144	0	1228	98	0
37	45	1121	0	1179	74	0
37	88	1086	0	1129	64	0
38	55	959	0	1021	45	0
38	98	967	0	1033	53	0
39	65	881	0	943	70	0
39	A8	881	0	943	59	0
40	75	1141	0	1202	63	0
40	B8	1141	0	1202	70	0
41	85	963	0	1022	44	0
41	C8	963	0	1022	85	0
42	95	778	0	852	70	0
42	D8	778	0	852	34	0
43	A5	899	0	964	31	0
43	E8	899	0	964	33	0
44	B5	735	0	785	31	0
44	F8	742	0	803	42	0
45	C5	794	0	883	57	0
45	G8	791	0	882	59	0
46	D5	1428	0	1454	70	0
46	H8	1397	0	1430	84	0
47	E5	612	0	633	30	0

Continued on next page...

Continued from previous page...

Mol	Chain	Non-H	H(model)	H(added)	Clashes	Symm-Clashes
47	I8	626	0	642	26	0
48	F5	737	0	813	32	0
48	J8	762	0	848	37	0
49	G5	563	0	612	21	1
49	K8	563	0	612	36	0
50	H5	468	0	518	13	0
50	L8	452	0	503	21	0
51	I5	481	0	479	46	0
51	M8	533	0	526	43	0
52	J5	458	0	480	32	0
52	N8	453	0	475	28	0
53	K5	389	0	404	21	0
53	O8	389	0	404	28	0
54	L5	398	0	441	17	0
54	P8	391	0	432	17	0
55	M5	477	0	540	45	0
55	Q8	480	0	549	95	0
56	1L	1627	0	836	40	0
57	3L	1624	0	827	68	0
58	11	4	0	0	0	0
58	13	148	0	0	0	0
58	14	407	0	0	0	0
58	16	13	0	0	0	0
58	1G	96	0	0	0	0
58	1H	520	0	0	0	0
58	1J	5	0	0	0	0
58	1K	2	0	0	0	0
58	21	2	0	0	0	0
58	25	1	0	0	0	0
58	29	4	0	0	0	0
58	2A	2	0	0	0	0
58	2I	1	0	0	0	0
58	2K	5	0	0	0	0
58	2L	3	0	0	0	0
58	3E	2	0	0	0	0
58	3K	1	0	0	0	0
58	3L	2	0	0	0	0
58	41	2	0	0	0	0
58	49	1	0	0	0	0
58	4K	1	0	0	0	0
58	55	1	0	0	0	0
58	5E	1	0	0	0	0

Continued on next page...

Continued from previous page...

Mol	Chain	Non-H	H(model)	H(added)	Clashes	Symm-Clashes
58	5I	2	0	0	0	0
58	78	1	0	0	0	0
58	7A	1	0	0	0	0
58	88	2	0	0	0	0
58	98	2	0	0	0	0
58	C5	1	0	0	0	0
58	G8	1	0	0	0	0
58	I8	1	0	0	0	0
58	J5	1	0	0	0	0
58	L8	1	0	0	0	0
58	P8	1	0	0	0	0
59	13	42	0	45	1	0
59	1G	42	0	45	2	0
60	32	1	0	0	0	0
60	3E	1	0	0	0	0
60	5A	1	0	0	0	0
60	5I	1	0	0	0	0
60	C5	1	0	0	0	0
60	G8	1	0	0	0	0
61	11	13	0	0	3	0
61	13	197	0	0	29	0
61	14	598	0	0	153	0
61	16	21	0	0	4	0
61	19	13	0	0	3	0
61	1G	82	0	0	18	0
61	1H	999	0	0	280	0
61	1I	2	0	0	1	0
61	1K	5	0	0	0	0
61	21	4	0	0	0	0
61	2K	6	0	0	0	0
61	31	4	0	0	0	0
61	35	1	0	0	0	0
61	39	7	0	0	1	0
61	3E	3	0	0	0	0
61	3I	1	0	0	0	0
61	3K	1	0	0	0	0
61	3L	6	0	0	1	0
61	4K	2	0	0	0	0
61	58	2	0	0	0	0
61	5I	2	0	0	1	0
61	6I	1	0	0	0	0
61	78	5	0	0	1	0

Continued on next page...

Continued from previous page...

Mol	Chain	Non-H	H(model)	H(added)	Clashes	Symm-Clashes
61	7A	1	0	0	0	0
61	7I	1	0	0	0	0
61	85	1	0	0	0	0
61	8E	2	0	0	0	0
61	A5	1	0	0	0	0
61	B8	1	0	0	0	0
61	BA	1	0	0	0	0
61	C8	3	0	0	0	0
61	D8	1	0	0	0	0
61	G5	1	0	0	0	0
61	G8	4	0	0	1	0
61	I8	7	0	0	0	0
61	L5	1	0	0	0	0
61	L8	1	0	0	1	0
61	P8	1	0	0	0	0
61	Q8	2	0	0	0	0
All	All	300252	0	200448	8632	1

The all-atom clashscore is defined as the number of clashes found per 1000 atoms (including hydrogen atoms). The all-atom clashscore for this structure is 18.

All (8632) close contacts within the same asymmetric unit are listed below, sorted by their clash magnitude.

Atom-1	Atom-2	Interatomic distance (Å)	Clash overlap (Å)
26:14:2701:C:H3'	26:14:2702:U:H5''	1.27	1.15
26:1H:2592:G:OP1	61:1H:4524:HOH:O	1.68	1.10
40:B8:50:ILE:HD11	40:B8:102:ILE:HD11	1.32	1.10
26:1H:1614:A:OP1	61:1H:3947:HOH:O	1.70	1.09
26:1H:945:A:OP1	61:1H:4167:HOH:O	1.70	1.09
26:1H:1315:C:OP2	61:1H:3970:HOH:O	1.72	1.08
26:1H:2006:C:OP1	61:1H:4447:HOH:O	1.72	1.08
26:1H:2615:U:OP1	61:1H:3611:HOH:O	1.73	1.07
41:C8:61:TRP:HB3	41:C8:95:LEU:HD21	1.28	1.07
26:14:1783:A:OP2	61:14:4021:HOH:O	1.72	1.07
26:1H:567:A:OP1	61:1H:3601:HOH:O	1.72	1.07
26:1H:810:U:OP1	61:1H:3712:HOH:O	1.72	1.06
1:1G:963:G:H21	10:1A:55:LYS:HE3	1.16	1.05
41:C8:96:ALA:HB3	41:C8:98:LEU:H	1.12	1.04
26:1H:730:C:OP2	61:1H:3685:HOH:O	1.73	1.04
26:14:1774:C:OP1	61:14:3560:HOH:O	1.75	1.04
26:1H:1013:C:OP2	61:1H:3774:HOH:O	1.75	1.03

Continued on next page...

Continued from previous page...

Atom-1	Atom-2	Interatomic distance (Å)	Clash overlap (Å)
26:1H:2685:G:N7	61:1H:4134:HOH:O	1.90	1.03
26:1H:1997:G:OP2	61:1H:4031:HOH:O	1.77	1.03
26:1H:450:G:OP2	61:1H:3918:HOH:O	1.77	1.01
26:1H:71:A:H2	44:F8:31:HIS:HE1	1.06	1.01
36:35:62:LEU:HD12	55:M5:25:MET:HB2	1.41	1.01
26:14:1614:A:OP1	61:14:3507:HOH:O	1.77	1.01
26:1H:1774:C:OP1	61:1H:3800:HOH:O	1.77	1.01
26:1H:2431:U:OP2	61:1H:3934:HOH:O	1.80	1.00
26:1H:763:G:OP1	61:1H:3681:HOH:O	1.79	1.00
26:14:662:G:H5'	36:35:15:ARG:HA	1.41	1.00
26:14:785:G:OP2	61:14:4038:HOH:O	1.80	0.99
26:14:1327:C:OP2	61:14:3655:HOH:O	1.79	0.99
26:1H:1647:G:OP2	61:1H:3955:HOH:O	1.79	0.99
26:1H:1665:A:OP2	61:1H:4466:HOH:O	1.79	0.99
26:1H:2248:C:OP2	61:1H:3722:HOH:O	1.81	0.98
2:12:185:ILE:HG22	2:12:199:TYR:HB2	1.46	0.98
36:35:65:ARG:HB2	36:35:65:ARG:HH11	1.30	0.97
27:1J:80:U:H2'	27:1J:81:G:H21	1.27	0.97
26:1H:1968:G:OP1	61:1H:4520:HOH:O	1.80	0.97
8:7E:41:ARG:NH2	8:7E:123:GLU:OE1	1.97	0.97
26:14:958:U:OP2	37:45:14:ARG:NH1	1.96	0.97
34:15:47:ALA:HB2	34:15:112:LEU:HD21	1.47	0.96
26:1H:1332:G:OP1	61:1H:3973:HOH:O	1.81	0.96
26:1H:1771:C:HO2'	26:1H:1786:A:H8	1.06	0.96
26:14:1533:C:H42	26:14:1538:G:H1	1.11	0.96
39:A8:78:LEU:HD12	39:A8:108:GLY:HA2	1.47	0.96
26:14:1616:A:O2'	61:14:3642:HOH:O	1.83	0.96
26:14:1899:G:H21	26:14:1902:C:N4	1.64	0.96
26:1H:2588:G:OP2	61:1H:4453:HOH:O	1.82	0.96
2:12:42:ILE:HD11	2:12:202:PRO:HB2	1.48	0.95
57:3L:1:G:H1	57:3L:72:C:H42	1.05	0.95
26:1H:1639:U:OP1	61:1H:3671:HOH:O	1.82	0.95
55:Q8:27:THR:HG22	55:Q8:29:LYS:HB3	1.48	0.95
1:13:1502:A:H2	1:13:1505:G:H1	1.12	0.95
26:1H:1689:A:H62	26:1H:1698:A:H2	1.14	0.94
26:1H:2576:G:OP1	61:1H:3809:HOH:O	1.85	0.94
26:14:2593:U:O4	61:14:3600:HOH:O	1.83	0.94
26:14:2598:A:OP1	61:14:3584:HOH:O	1.85	0.94
26:14:1890:A:OP2	61:14:3967:HOH:O	1.85	0.94
26:1H:1613:G:N7	61:1H:4579:HOH:O	1.99	0.94
49:K8:47:ASN:HB2	49:K8:50:ILE:HD11	1.50	0.94

Continued on next page...

Continued from previous page...

Atom-1	Atom-2	Interatomic distance (Å)	Clash overlap (Å)
26:14:2588:G:OP2	61:14:3593:HOH:O	1.85	0.94
26:1H:1187:G:OP2	61:1H:3899:HOH:O	1.83	0.94
1:1G:1508:G:OP1	61:1G:1760:HOH:O	1.86	0.94
1:1G:1248:A:N3	9:82:70:LYS:NZ	2.16	0.94
1:1G:588:G:H1	1:1G:651:C:H42	1.14	0.93
26:1H:574:C:OP2	61:1H:4043:HOH:O	1.87	0.93
30:31:29:ASN:H	30:31:112:MET:HE1	1.32	0.93
1:1G:961:U:O2	1:1G:1201:A:N6	2.02	0.93
26:1H:1496:A:H8	26:1H:1577:C:HO2'	1.02	0.93
26:14:1771:C:HO2'	26:14:1786:A:H8	1.00	0.92
26:1H:2588:G:OP1	61:1H:3943:HOH:O	1.85	0.92
26:1H:607:U:H3	26:1H:621:A:H2	1.14	0.92
26:1H:1658:C:OP1	61:1H:3700:HOH:O	1.86	0.92
26:1H:155:C:H42	26:1H:171:G:H1	1.13	0.92
26:1H:2419:U:H5'	53:O8:23:THR:HG21	1.51	0.92
26:1H:2781:A:H5''	26:1H:2782:G:H5'	1.50	0.92
26:14:586:A:OP2	61:14:4026:HOH:O	1.87	0.92
26:14:1839:G:OP2	61:14:4001:HOH:O	1.85	0.92
26:1H:1265:A:OP2	61:1H:3611:HOH:O	1.87	0.92
26:1H:1728:G:H8	26:1H:1732:A:H62	1.18	0.92
26:1H:585:G:OP2	61:1H:3853:HOH:O	1.88	0.91
26:1H:2597:G:O3'	61:1H:3647:HOH:O	1.88	0.91
26:1H:1623:G:O6	61:1H:3965:HOH:O	1.89	0.91
26:1H:805:G:OP1	61:1H:4480:HOH:O	1.88	0.91
26:1H:566:U:OP1	36:78:29:LYS:NZ	2.02	0.91
26:14:1664:A:OP2	61:14:3613:HOH:O	1.88	0.91
42:95:85:LYS:HG3	42:95:87:HIS:H	1.35	0.91
26:14:2134:A:O2'	26:14:2159:G:N2	2.04	0.91
26:1H:1828:G:OP2	61:1H:4459:HOH:O	1.87	0.91
61:1H:3700:HOH:O	29:21:135:HIS:NE2	2.02	0.91
41:85:90:VAL:HG22	42:95:39:LEU:HB3	1.51	0.91
1:13:1110:A:OP2	61:13:1921:HOH:O	1.86	0.91
2:1E:87:ARG:NH2	2:1E:220:ASP:OD1	2.04	0.91
26:1H:741:G:OP1	61:1H:3997:HOH:O	1.87	0.90
26:1H:571:A:OP2	61:1H:3894:HOH:O	1.87	0.90
1:13:1178:G:H5''	9:8E:93:ARG:HH22	1.35	0.90
11:2A:29:ILE:HG22	11:2A:44:SER:HB2	1.53	0.90
1:1G:1157:A:H61	1:1G:1178:G:H21	1.14	0.90
30:39:25:PRO:HB2	30:39:27:GLU:H	1.37	0.90
24:3K:22:G:N7	24:3K:46:G:N2	2.19	0.90
26:1H:1153:C:OP2	61:1H:4023:HOH:O	1.88	0.90

Continued on next page...

Continued from previous page...

Atom-1	Atom-2	Interatomic distance (Å)	Clash overlap (Å)
26:1H:2354:G:N7	61:1H:4565:HOH:O	2.03	0.90
4:32:26:CYS:HA	4:32:31:CYS:HB3	1.52	0.90
24:3K:5:G:N2	24:3K:68:C:N3	2.20	0.90
26:14:2588:G:OP1	61:14:3591:HOH:O	1.90	0.89
26:1H:2074:U:OP1	61:1H:3680:HOH:O	1.90	0.89
1:13:664:G:H22	1:13:741:G:H1	1.13	0.89
26:14:2499:C:OP1	61:14:3703:HOH:O	1.89	0.89
26:14:574:C:OP2	61:14:3659:HOH:O	1.91	0.89
26:1H:1417:C:OP2	61:1H:4059:HOH:O	1.89	0.89
26:1H:120:U:OP2	61:1H:4182:HOH:O	1.89	0.89
26:14:397:G:N7	61:14:3977:HOH:O	2.06	0.89
26:1H:2582:G:OP2	61:1H:3822:HOH:O	1.90	0.88
26:1H:1601:G:N7	61:1H:4048:HOH:O	2.07	0.88
26:1H:1828:G:OP1	61:1H:4514:HOH:O	1.90	0.88
10:1I:77:PRO:HB2	10:1I:79:ARG:HH12	1.35	0.88
57:3L:5:G:N2	57:3L:68:C:N3	2.20	0.88
26:14:1496:A:H8	26:14:1577:C:HO2'	0.93	0.88
26:14:2597:G:O3'	61:14:3585:HOH:O	1.92	0.88
26:1H:1386:C:H2'	26:1H:1387:C:H6	1.38	0.88
26:1H:946:G:OP2	61:1H:4162:HOH:O	1.91	0.88
2:1E:111:ARG:HG2	2:1E:111:ARG:HH11	1.37	0.88
26:1H:576:U:OP1	61:1H:4548:HOH:O	1.91	0.88
17:8I:67:LYS:HA	17:8I:70:ARG:HH12	1.38	0.87
26:1H:2468:G:H5''	37:88:120:ILE:HD12	1.56	0.87
26:1H:49:A:N7	26:1H:120:U:H5	1.72	0.87
40:B8:57:PHE:O	40:B8:58:ASN:ND2	2.08	0.87
26:1H:1783:A:OP1	61:1H:4506:HOH:O	1.91	0.87
33:69:81:VAL:HG23	33:69:143:SER:HB2	1.57	0.87
29:21:57:LYS:HG3	29:21:59:VAL:HG12	1.57	0.87
55:Q8:57:ARG:HB3	55:Q8:59:LYS:HE2	1.57	0.87
26:14:1828:G:OP1	61:14:3570:HOH:O	1.92	0.87
26:14:676:A:H8	26:14:2069:G:H21	1.22	0.87
26:1H:733:G:OP2	61:1H:4112:HOH:O	1.92	0.87
26:1H:987:G:OP2	61:1H:4019:HOH:O	1.91	0.87
45:C5:97:ARG:NH1	45:C5:104:GLY:O	2.08	0.87
26:1H:780:G:H21	26:1H:783:A:H62	1.18	0.87
26:14:567:A:OP1	61:14:3679:HOH:O	1.91	0.87
26:1H:1664:A:OP2	61:1H:4129:HOH:O	1.93	0.86
40:75:1:MET:HB3	40:75:5:ALA:HB3	1.56	0.86
26:1H:1525:G:H2'	26:1H:1526:G:H8	1.38	0.86
30:31:9:ILE:HD13	30:31:123:LEU:HG	1.57	0.86

Continued on next page...

Continued from previous page...

Atom-1	Atom-2	Interatomic distance (Å)	Clash overlap (Å)
47:E5:49:LYS:HG3	47:E5:80:HIS:HB3	1.57	0.86
1:13:1029:G:H1'	1:13:1032(A):G:H22	1.38	0.86
26:14:2074:U:OP1	61:14:3503:HOH:O	1.92	0.86
13:4A:13:LYS:HA	13:4A:44:ARG:HH11	1.38	0.86
33:61:7:GLU:HA	33:61:15:VAL:HG22	1.55	0.86
19:AI:41:VAL:HG21	19:AI:67:VAL:HG12	1.57	0.86
26:1H:2406:U:OP1	61:1H:3729:HOH:O	1.94	0.86
26:1H:2608:G:N7	61:1H:3823:HOH:O	2.08	0.86
26:1H:2432:A:OP2	61:1H:3931:HOH:O	1.92	0.86
33:69:75:LEU:HD22	33:69:76:THR:H	1.39	0.86
27:16:100:G:OP2	61:16:317:HOH:O	1.91	0.86
26:1H:973:A:OP2	61:1H:3890:HOH:O	1.94	0.86
1:13:785:G:N7	61:13:1934:HOH:O	2.09	0.86
26:1H:270(X):G:O6	61:1H:4468:HOH:O	1.92	0.86
41:C8:94:ASN:C	41:C8:96:ALA:HB2	1.95	0.86
26:14:833:U:O2	36:35:55:ARG:NH1	2.09	0.86
41:85:92:ARG:HD3	41:85:94:ASN:HB3	1.57	0.86
26:14:1782:C:OP1	61:14:4021:HOH:O	1.94	0.86
26:1H:1009:A:OP2	34:58:37:LYS:NZ	2.09	0.85
35:68:88:ASN:HD21	35:68:90:GLN:HB2	1.39	0.85
26:1H:734:A:OP2	61:1H:4491:HOH:O	1.93	0.85
26:14:2062:A:OP1	61:14:3788:HOH:O	1.94	0.85
36:35:39:LYS:HD2	36:35:45:LEU:HD21	1.56	0.85
34:58:56:ASN:N	34:58:125:GLY:O	2.08	0.85
10:1I:61:GLU:OE2	14:5I:45:ARG:NH1	2.10	0.85
26:14:2836:U:H2'	26:14:2837:G:C8	2.11	0.85
26:1H:1728:G:H3'	26:1H:1729:A:H5''	1.59	0.85
1:13:877:C:OP1	8:7E:88:LYS:NZ	2.08	0.85
26:14:2293:C:H5''	39:65:89:ARG:HH12	1.40	0.85
26:14:571:A:OP2	61:14:3695:HOH:O	1.94	0.85
26:1H:2017:U:OP2	61:1H:4475:HOH:O	1.94	0.85
26:1H:2838:G:N7	61:1H:4288:HOH:O	2.09	0.85
38:55:100:LEU:HD21	38:55:113:LEU:HD13	1.59	0.85
55:Q8:53:PRO:HB3	55:Q8:56:GLU:HG3	1.57	0.85
52:N8:50:GLY:H	52:N8:56:LYS:HG3	1.41	0.85
24:3K:76:A:H8	26:1H:2394:C:H42	1.19	0.85
15:6A:82:ILE:HD11	15:6A:88:ARG:HB2	1.58	0.85
26:1H:1313:U:OP1	61:1H:3982:HOH:O	1.95	0.84
26:14:1647:G:OP2	61:14:3639:HOH:O	1.93	0.84
26:1H:1332:G:C8	26:1H:1332:G:H5'	2.12	0.84
37:88:51:ARG:HH12	37:88:52:VAL:HG23	1.42	0.84

Continued on next page...

Continued from previous page...

Atom-1	Atom-2	Interatomic distance (Å)	Clash overlap (Å)
5:4E:8:GLU:OE1	5:4E:63:ARG:NH2	2.09	0.84
1:13:505:G:N7	61:13:1850:HOH:O	2.11	0.84
26:14:273(D):C:N4	26:14:363(B):G:O6	2.10	0.84
26:1H:2656:U:H3	26:1H:2665:A:H2	1.25	0.84
26:1H:71:A:H2	44:F8:31:HIS:CE1	1.94	0.84
1:1G:998:G:N2	1:1G:1043:C:N3	2.25	0.84
26:1H:1784:A:OP2	61:1H:4505:HOH:O	1.93	0.84
55:Q8:34:TRP:CH2	55:Q8:39:LYS:HB2	2.12	0.84
26:14:123:G:N7	61:14:4047:HOH:O	2.10	0.84
30:39:188:ARG:HA	36:35:3:LEU:HD11	1.60	0.84
26:1H:450:G:O6	61:1H:3920:HOH:O	1.96	0.84
45:C5:87:LYS:HG2	45:C5:88:LYS:H	1.43	0.84
26:14:1757:U:H3	26:14:1762:A:H2	1.23	0.84
26:1H:2126:A:N6	26:1H:2163:C:O2	2.10	0.84
26:14:1048:A:N6	26:14:1112:G:O2'	2.09	0.84
26:14:800:A:OP1	61:14:3727:HOH:O	1.96	0.84
59:1G:1697:PAR:O44	59:1G:1697:PAR:N64	2.10	0.84
1:1G:589:C:H42	1:1G:650:G:H1	1.23	0.84
12:3A:47:LYS:HG2	12:3A:48:PRO:HD2	1.58	0.83
26:14:399:G:OP2	61:14:3828:HOH:O	1.96	0.83
1:1G:576:G:N2	1:1G:759:A:OP1	2.11	0.83
26:1H:533:G:O6	61:1H:4555:HOH:O	1.94	0.83
27:1J:15:A:H5'	27:1J:16:G:H8	1.41	0.83
27:1J:18:G:N2	27:1J:65:C:N3	2.27	0.83
26:14:593:G:H4'	55:M5:60:LEU:HD22	1.57	0.83
29:21:29:GLY:H	29:21:51:PHE:HE1	1.24	0.83
36:35:19:VAL:HG13	36:35:21:ARG:H	1.43	0.83
26:1H:1798:U:H5'	28:11:259:THR:HG22	1.59	0.83
26:1H:2033:A:OP1	61:1H:4101:HOH:O	1.94	0.83
16:7I:53:VAL:HG13	16:7I:79:VAL:HG22	1.60	0.83
30:39:40:GLN:HE22	30:39:182:ASN:HB2	1.43	0.83
26:14:2777:G:H5''	26:14:2778:A:H5'	1.59	0.83
26:14:2782:G:OP2	61:14:3879:HOH:O	1.97	0.83
56:1L:74:C:N4	26:14:2554:U:O2	2.11	0.83
26:1H:1267:U:O3'	61:1H:4450:HOH:O	1.96	0.83
26:1H:2518:A:OP2	61:1H:4105:HOH:O	1.95	0.83
26:14:2304:G:N2	26:14:2312:U:O4	2.11	0.82
1:1G:1502:A:H2	1:1G:1505:G:H1	1.27	0.82
57:3L:5:G:H1	57:3L:68:C:H42	1.24	0.82
9:82:51:ARG:HG2	9:82:56:LEU:HD13	1.60	0.82
26:14:152:G:H1	26:14:174:C:H42	1.25	0.82

Continued on next page...

Continued from previous page...

Atom-1	Atom-2	Interatomic distance (Å)	Clash overlap (Å)
26:14:801:G:OP2	61:14:3840:HOH:O	1.97	0.82
26:1H:885:C:O2	26:1H:890:A:N6	2.11	0.82
27:1J:14:U:O2'	27:1J:107:U:O2'	1.96	0.82
14:5A:21:TYR:OH	14:5A:23:ARG:NH2	2.11	0.82
1:1G:963:G:N2	10:1A:55:LYS:HE3	1.94	0.82
1:1G:589:C:N3	1:1G:650:G:N2	2.26	0.82
23:2K:47:7MG:H81	23:2K:48:U:H5	1.43	0.82
45:G8:82:PRO:HG3	45:G8:97:ARG:HG3	1.61	0.82
46:H8:72:ARG:NH2	46:H8:97:GLU:O	2.12	0.82
1:13:446:G:H1	1:13:488:C:H42	1.24	0.82
41:C8:96:ALA:HB3	41:C8:98:LEU:N	1.93	0.82
26:1H:882:G:N2	26:1H:895:U:O4	2.13	0.82
26:14:1187:G:OP2	61:14:3684:HOH:O	1.98	0.82
26:1H:2533:A:OP2	61:1H:4383:HOH:O	1.96	0.82
28:11:85:ASP:OD2	28:11:88:ARG:NH1	2.12	0.81
21:1B:8:THR:HG22	21:1B:11:GLY:H	1.44	0.81
1:1G:1014:A:H2'	1:1G:1015:A:C8	2.15	0.81
26:1H:576:U:O4	61:1H:4039:HOH:O	1.98	0.81
57:3L:18:G:H22	57:3L:55:PSU:H1'	1.45	0.81
48:J8:92:LYS:HA	48:J8:95:LEU:HB2	1.62	0.81
26:14:1342:A:H2	26:14:1602:U:H3	1.25	0.81
26:1H:731:C:H5''	61:1H:3840:HOH:O	1.80	0.81
42:D8:1:MET:HG2	42:D8:43:GLU:HB3	1.62	0.81
51:I5:22:ILE:HG12	51:I5:23:GLU:H	1.45	0.81
47:I8:53:MET:HG3	47:I8:59:LEU:HD23	1.61	0.81
26:14:800:A:OP1	61:14:3730:HOH:O	1.98	0.81
26:14:635:C:O2'	26:14:639:U:OP1	1.98	0.81
12:3A:41:ARG:HD2	12:3A:42:THR:H	1.45	0.81
32:59:137:ASP:HB3	32:59:140:LYS:HB2	1.61	0.81
26:1H:624:C:OP1	61:1H:4329:HOH:O	1.98	0.81
29:21:116:VAL:HG11	29:21:138:PRO:HB3	1.61	0.81
1:1G:1256:A:OP2	3:22:26:LYS:NZ	2.13	0.81
26:1H:620:G:H4'	26:1H:621:A:H5''	1.63	0.81
26:1H:67:U:H3	26:1H:74:A:H2	1.29	0.81
26:14:907:U:O2'	37:45:101:ARG:NH2	2.11	0.81
32:59:119:GLU:O	32:59:140:LYS:NZ	2.14	0.81
27:1J:38:C:H42	27:1J:44:G:H1	1.29	0.81
26:14:2873:A:H8	38:55:6:SER:H	1.24	0.81
15:6I:17:ARG:HD3	15:6I:26:GLU:HG3	1.63	0.81
38:98:51:LEU:HD22	38:98:66:VAL:HG13	1.63	0.81
28:19:238:GLY:O	61:19:311:HOH:O	1.98	0.81

Continued on next page...

Continued from previous page...

Atom-1	Atom-2	Interatomic distance (Å)	Clash overlap (Å)
26:1H:2069:G:O3'	61:1H:4177:HOH:O	1.99	0.81
26:1H:2249:U:O4	61:1H:3722:HOH:O	1.98	0.81
1:13:1178:G:OP2	9:8E:93:ARG:NH2	2.13	0.81
31:49:40:ASN:HB2	31:49:91:ARG:HG3	1.62	0.80
1:13:1240:U:OP2	7:6E:116:ALA:N	2.13	0.80
26:14:566:U:O3'	61:14:3679:HOH:O	1.98	0.80
26:1H:2849:U:O4	40:B8:23:ARG:NH2	2.15	0.80
1:1G:1154:G:H2'	1:1G:1155:G:H8	1.45	0.80
26:1H:446:G:OP2	61:1H:3695:HOH:O	1.98	0.80
26:1H:654(E):C:N3	26:1H:654(P):G:N2	2.28	0.80
2:12:163:PHE:HD2	2:12:185:ILE:HG13	1.46	0.80
1:13:1008:C:N4	1:13:1021:G:O6	2.13	0.80
26:14:1141:U:OP2	34:15:63:THR:OG1	1.99	0.80
26:1H:2308:G:H1	26:1H:2311:A:H2	1.29	0.80
26:1H:880:G:H1	26:1H:897:C:H42	1.29	0.80
1:1G:1506:U:O2'	61:1G:1763:HOH:O	1.98	0.80
43:E8:1:MET:HE3	43:E8:62:HIS:HB3	1.61	0.80
43:A5:92:ARG:NH1	43:A5:94:ASP:OD1	2.14	0.80
26:14:2357:U:OP1	47:E5:20:ARG:NH1	2.13	0.80
15:6A:87:ILE:HG22	15:6A:88:ARG:H	1.46	0.80
5:4E:143:ARG:NE	8:7E:77:GLU:OE1	2.13	0.80
26:14:71:A:H2	44:B5:31:HIS:HE2	1.26	0.80
2:12:12:GLU:HB3	2:12:213:LEU:HD22	1.64	0.80
1:13:1305:G:N2	1:13:1331:G:H2'	1.96	0.80
1:13:509:A:OP2	61:13:1950:HOH:O	1.99	0.80
26:1H:2589:A:OP1	61:1H:4575:HOH:O	1.99	0.80
26:1H:999:U:OP2	61:1H:4022:HOH:O	1.99	0.80
30:39:133:ASN:HA	30:39:162:LEU:HD23	1.64	0.80
9:82:112:LYS:HA	9:82:119:ALA:HB2	1.62	0.80
1:13:972:C:OP1	61:13:1822:HOH:O	1.98	0.79
26:1H:862:G:OP2	61:1H:4015:HOH:O	2.00	0.79
27:1J:15:A:H3'	27:1J:16:G:H5'	1.64	0.79
15:6A:17:ARG:HD3	15:6A:26:GLU:HG3	1.64	0.79
26:1H:674:G:H1'	30:31:74:ARG:HD3	1.63	0.79
4:32:14:ARG:HG3	4:32:14:ARG:HH11	1.47	0.79
44:B5:65:ARG:HB2	44:B5:70:LEU:HB3	1.64	0.79
45:C5:19:LYS:HG3	45:C5:20:TYR:H	1.47	0.79
1:13:1353:G:OP1	21:1F:10:ARG:NH2	2.15	0.79
26:14:2392:A:H2	26:14:2424:C:H42	1.29	0.79
26:1H:1678:G:N2	26:1H:1989:G:H22	1.81	0.79
56:1L:74:C:H1'	56:1L:75:C:H5'	1.64	0.79

Continued on next page...

Continued from previous page...

Atom-1	Atom-2	Interatomic distance (Å)	Clash overlap (Å)
23:2L:8:4SU:O2	23:2L:14:A:N6	2.15	0.79
26:1H:422:A:OP2	61:1H:4488:HOH:O	2.01	0.79
11:2A:85:ARG:HE	11:2A:111:ASP:HB3	1.47	0.79
29:29:111:ARG:HA	38:55:2:ARG:HH12	1.47	0.79
18:9I:38:GLU:OE1	18:9I:41:LYS:NZ	2.15	0.79
40:B8:56:GLY:O	40:B8:59:THR:HG22	1.82	0.79
1:13:1129:C:H4'	1:13:1130:A:H5'	1.65	0.79
26:14:2137:C:N3	26:14:2155:G:N1	2.30	0.79
1:1G:768:A:OP2	61:1G:1703:HOH:O	2.00	0.79
30:31:66:PRO:O	30:31:67:GLN:HB3	1.82	0.79
26:14:898:C:H3'	26:14:899:A:H5''	1.64	0.79
26:1H:1064:C:N4	26:1H:1070:A:OP1	2.16	0.79
26:1H:370:G:OP2	61:1H:4486:HOH:O	1.99	0.79
36:78:138:LEU:HD12	36:78:144:GLU:HG3	1.63	0.79
36:78:47:ASP:OD2	36:78:50:ARG:NH2	2.15	0.79
8:7E:87:SER:HB2	8:7E:93:VAL:HB	1.63	0.79
16:7I:5:ARG:HE	16:7I:22:THR:HG21	1.48	0.79
55:Q8:47:LYS:NZ	55:Q8:47:LYS:HA	1.97	0.79
1:1G:406:G:H21	4:32:119:GLN:HE22	1.30	0.79
14:5A:45:ARG:O	14:5A:49:HIS:ND1	2.15	0.79
40:B8:6:LEU:HA	40:B8:9:LEU:HB2	1.63	0.79
1:13:975:A:H4'	1:13:976:G:H5''	1.64	0.79
26:1H:259:G:H21	26:1H:621:A:H8	1.28	0.79
1:1G:438:G:H4'	4:32:123:HIS:HD2	1.47	0.79
26:14:400:G:O6	61:14:3831:HOH:O	2.00	0.79
26:1H:2864:G:N7	61:1H:4191:HOH:O	2.14	0.79
35:25:24:VAL:HA	35:25:39:ILE:HG22	1.63	0.79
26:1H:2318:G:H22	39:A8:2:ALA:N	1.81	0.79
44:B5:36:LYS:HG2	44:B5:54:VAL:HB	1.65	0.79
1:13:963:G:H21	10:1I:55:LYS:NZ	1.81	0.78
26:1H:2830:G:N7	61:1H:4297:HOH:O	2.16	0.78
26:1H:879:G:O6	26:1H:898:C:N4	2.15	0.78
49:K8:18:PRO:HA	49:K8:21:LEU:HB2	1.64	0.78
26:1H:1153:C:OP2	61:1H:4024:HOH:O	2.00	0.78
26:1H:1332:G:N2	26:1H:1609:A:O2'	2.17	0.78
30:39:4:VAL:HA	30:39:19:GLU:HB3	1.65	0.78
1:13:396:G:O2'	1:13:398:C:OP1	2.00	0.78
26:14:1330:C:OP1	61:14:3757:HOH:O	2.00	0.78
26:14:2343:C:HO2'	26:14:2373:G:HO2'	1.30	0.78
26:1H:1010:A:OP2	61:1H:4208:HOH:O	2.02	0.78
26:14:1168:G:O6	26:14:1181:C:N4	2.16	0.78

Continued on next page...

Continued from previous page...

Atom-1	Atom-2	Interatomic distance (Å)	Clash overlap (Å)
34:15:33:LEU:HD12	34:15:38:HIS:HD2	1.48	0.78
26:14:1249:U:OP1	61:14:4027:HOH:O	2.01	0.78
26:14:1780:A:OP1	61:14:4022:HOH:O	2.01	0.78
30:39:66:PRO:O	30:39:67:GLN:HB3	1.82	0.78
39:A8:48:LEU:HD23	39:A8:82:ILE:HD11	1.66	0.78
26:1H:71:A:C2	44:F8:31:HIS:HE1	1.97	0.78
26:1H:1143:A:OP2	61:1H:3778:HOH:O	2.02	0.78
29:21:13:ARG:HG2	29:21:13:ARG:HH11	1.49	0.78
26:14:309:G:H4'	45:C5:18:GLY:HA3	1.66	0.78
45:G8:87:LYS:H	45:G8:94:LYS:HG2	1.47	0.78
26:14:2689:U:OP2	26:14:2719:G:N2	2.16	0.78
26:1H:1653:G:H3'	38:98:2:ARG:HG3	1.66	0.78
27:1J:18:G:H1	27:1J:65:C:H42	1.29	0.78
26:14:450:G:OP2	61:14:3734:HOH:O	2.00	0.78
26:1H:33:U:H4'	26:1H:34:C:OP1	1.83	0.78
26:1H:818:G:OP2	61:1H:4501:HOH:O	2.01	0.78
3:22:91:LEU:HB2	3:22:99:VAL:HG11	1.64	0.78
19:AI:40:ILE:HG23	19:AI:41:VAL:HG13	1.64	0.78
26:1H:751:A:P	61:1H:3948:HOH:O	2.42	0.78
1:13:1122:U:O4	1:13:1123:A:N6	2.17	0.77
26:14:2028:U:O4	61:14:4058:HOH:O	1.98	0.77
12:3A:60:LEU:HB2	12:3A:64:TYR:HB2	1.65	0.77
26:1H:800:A:OP1	61:1H:3642:HOH:O	2.00	0.77
29:21:128:SER:OG	29:21:129:HIS:N	2.12	0.77
55:Q8:39:LYS:O	55:Q8:40:GLU:HB3	1.82	0.77
2:1E:15:VAL:HG21	2:1E:209:ARG:HB3	1.66	0.77
24:3K:72:C:H3'	24:3K:73:A:H5''	1.65	0.77
1:13:187:C:O2	1:13:191(A):G:N1	2.18	0.77
26:1H:302:C:H2'	26:1H:303:U:H6	1.48	0.77
4:3E:30:LYS:HB2	4:3E:35:ARG:HE	1.49	0.77
9:82:10:ARG:HD2	9:82:105:ASP:HB3	1.66	0.77
1:1G:1305:G:H22	1:1G:1331:G:H2'	1.49	0.77
26:1H:860:U:H5	26:1H:917:A:C2	2.02	0.77
1:1G:1298:C:OP2	7:62:114:ARG:NH2	2.18	0.77
26:14:2327:A:H2'	26:14:2328:A:C8	2.19	0.77
29:21:105:THR:HG22	29:21:106:GLY:H	1.49	0.77
36:35:14:LYS:O	36:35:16:ARG:N	2.17	0.77
31:41:64:THR:HG22	31:41:66:GLN:H	1.50	0.77
42:95:85:LYS:HD2	42:95:86:GLY:H	1.48	0.77
1:13:413:G:O2'	1:13:428:G:N2	2.16	0.77
26:14:1970:A:OP2	61:14:3573:HOH:O	2.02	0.77

Continued on next page...

Continued from previous page...

Atom-1	Atom-2	Interatomic distance (Å)	Clash overlap (Å)
10:1I:61:GLU:OE1	14:5I:58:LYS:NZ	2.17	0.77
26:14:2272:U:O4	61:14:3909:HOH:O	2.03	0.77
1:1G:286:G:N7	61:1G:1742:HOH:O	2.18	0.77
31:49:109:VAL:HG11	31:49:142:PRO:HG3	1.67	0.77
41:85:28:ARG:NH1	41:85:38:THR:OG1	2.17	0.77
38:98:33:ARG:HG3	38:98:115:GLU:HB3	1.67	0.77
46:H8:62:PRO:C	46:H8:64:GLY:HA2	2.05	0.77
26:14:517:C:OP1	52:J5:16:ARG:NH2	2.18	0.77
2:12:105:PHE:HA	2:12:108:ILE:HB	1.65	0.77
26:14:1962:C:O2'	26:14:1964:G:OP2	2.01	0.77
26:1H:2096:U:H3	26:1H:2193:G:H1	1.33	0.77
37:88:5:ARG:H	37:88:5:ARG:HD3	1.50	0.77
26:14:910:A:H62	37:45:12:GLN:HA	1.48	0.77
26:1H:1664:A:OP1	61:1H:4464:HOH:O	2.01	0.77
26:1H:2447:G:OP2	61:1H:3865:HOH:O	2.02	0.77
26:1H:2789:C:O2	26:1H:2894:G:N2	2.14	0.77
11:2I:99:GLN:HA	11:2I:105:VAL:HG11	1.67	0.77
40:75:50:ILE:HD11	40:75:102:ILE:HD11	1.66	0.77
9:82:28:VAL:HG22	9:82:63:ILE:HB	1.65	0.77
26:1H:409:C:OP1	61:1H:3749:HOH:O	2.03	0.76
11:2I:79:SER:OG	11:2I:106:LYS:NZ	2.17	0.76
15:6A:16:ALA:HB1	15:6A:21:ASP:HB3	1.65	0.76
26:1H:625:G:N7	36:78:107:LYS:NZ	2.33	0.76
26:1H:217:G:OP2	61:1H:3763:HOH:O	2.02	0.76
26:1H:607:U:OP1	30:31:102:PRO:HA	1.85	0.76
26:14:1359:A:H62	26:14:1372:U:H3	1.32	0.76
1:1G:411:A:H62	1:1G:413:G:H21	1.32	0.76
26:1H:1332:G:H5''	61:1H:3971:HOH:O	1.84	0.76
29:29:12:THR:HG22	40:75:58:ASN:HD21	1.49	0.76
19:AA:39:THR:OG1	19:AA:70:LYS:NZ	2.17	0.76
26:14:2210:G:O5'	26:14:2211:G:N2	2.19	0.76
26:1H:1226:G:OP1	42:D8:69:LYS:NZ	2.16	0.76
1:13:510:A:OP2	4:3E:49:ARG:NH2	2.18	0.76
7:62:113:GLU:HB2	7:62:119:ARG:HG2	1.66	0.76
40:75:16:ARG:HH21	40:75:19:LEU:HD21	1.51	0.76
10:1A:48:THR:HA	10:1A:62:HIS:HB3	1.65	0.76
1:1G:1435:G:H2'	1:1G:1436:U:C6	2.21	0.76
12:3I:126:LYS:HG3	12:3I:128:ALA:H	1.49	0.76
36:78:19:VAL:HG11	36:78:27:HIS:HB2	1.65	0.76
44:B5:41:ASN:HA	44:B5:44:GLU:HB2	1.68	0.76
3:22:70:VAL:HG12	3:22:72:LYS:H	1.49	0.76

Continued on next page...

Continued from previous page...

Atom-1	Atom-2	Interatomic distance (Å)	Clash overlap (Å)
27:16:12:C:O2	47:I8:74:ARG:NH1	2.19	0.76
1:13:1004:A:O5'	1:13:1025:U:N3	2.17	0.76
26:14:1729:A:H2'	26:14:1731:G:N2	2.01	0.76
28:19:37:LEU:HB2	28:19:38:LYS:HG2	1.66	0.76
1:1G:1002:G:H2'	1:1G:1003:G:H8	1.49	0.76
32:59:89:ILE:HG21	32:59:130:ARG:HA	1.68	0.76
48:J8:83:GLU:HG2	48:J8:85:LEU:H	1.48	0.76
26:14:363:G:H2'	26:14:363(A):A:H8	1.49	0.76
26:1H:2502:G:OP2	61:1H:3625:HOH:O	2.02	0.76
2:12:87:ARG:HE	2:12:233:SER:HB3	1.49	0.76
26:14:372:G:OP2	48:F5:69:LYS:NZ	2.18	0.76
30:39:46:ARG:HG2	30:39:46:ARG:HH11	1.51	0.76
38:55:103:ARG:NH1	38:55:108:GLY:O	2.19	0.76
1:13:353:A:H5'	1:13:353:A:H8	1.50	0.76
26:14:761:A:N7	61:14:4077:HOH:O	2.17	0.76
35:25:2:ILE:HD12	35:25:6:THR:HG21	1.66	0.76
30:39:123:LEU:O	30:39:125:LEU:N	2.16	0.76
1:1G:1503:A:N3	25:4L:13:A:N6	2.34	0.76
39:A8:74:ALA:HB1	39:A8:108:GLY:HA3	1.67	0.76
1:13:398:C:OP2	61:13:1982:HOH:O	2.03	0.75
26:14:274:G:H2'	26:14:275:G:H4'	1.66	0.75
1:1G:1126:U:H4'	1:1G:1127:G:C8	2.21	0.75
26:1H:1828:G:OP1	61:1H:4516:HOH:O	2.05	0.75
26:1H:226:G:H21	26:1H:228:A:H2	1.33	0.75
26:1H:311:A:OP2	61:1H:4542:HOH:O	2.04	0.75
31:49:161:THR:HG22	31:49:163:ALA:H	1.51	0.75
33:61:110:ASP:HB2	33:61:112:LYS:H	1.51	0.75
33:69:73:GLU:HG3	33:69:136:VAL:HG23	1.68	0.75
28:19:246:PRO:HD2	28:19:255:LYS:HE2	1.69	0.75
1:1G:587:G:N2	1:1G:754:C:OP2	2.18	0.75
1:1G:631:G:H3'	1:1G:632:A:H8	1.51	0.75
26:1H:450:G:O6	61:1H:3922:HOH:O	2.03	0.75
13:4I:10:PRO:HB2	13:4I:18:ALA:HB1	1.69	0.75
20:BI:69:GLY:O	20:BI:73:HIS:NE2	2.19	0.75
26:14:2210:G:H3'	26:14:2211:G:C2	2.21	0.75
26:14:780:G:H21	26:14:783:A:H62	1.34	0.75
26:1H:330:A:HO2'	26:1H:331:A:H8	1.32	0.75
26:1H:732:C:OP2	61:1H:4116:HOH:O	2.03	0.75
23:2K:54:G:H2'	23:2K:55:5MU:H6	1.51	0.75
24:3K:6:G:N2	24:3K:67:C:O2	2.18	0.75
40:75:64:ARG:HB2	40:75:73:GLU:HG2	1.66	0.75

Continued on next page...

Continued from previous page...

Atom-1	Atom-2	Interatomic distance (Å)	Clash overlap (Å)
53:K5:28:ARG:O	53:K5:32:ASN:ND2	2.19	0.75
26:14:2701:C:H3'	26:14:2702:U:C5'	2.14	0.75
26:1H:574:C:OP1	61:1H:3803:HOH:O	2.04	0.75
35:25:10:VAL:HG12	35:25:19:ILE:HG12	1.67	0.75
26:14:1043:C:N3	26:14:1112:G:N2	2.32	0.75
1:1G:490:G:OP2	4:32:132:ARG:NH2	2.19	0.75
26:14:990:A:H8	26:14:990:A:H5'	1.52	0.75
14:5I:6:LEU:HD13	14:5I:23:ARG:HH22	1.50	0.75
49:K8:30:ARG:HH11	49:K8:30:ARG:HG3	1.51	0.75
27:16:102:G:N7	61:16:302:HOH:O	2.18	0.75
1:1G:979:C:H3'	1:1G:980:C:H5''	1.69	0.75
26:14:900:A:H3'	26:14:901:A:H8	1.52	0.75
26:1H:2017:U:P	61:1H:4475:HOH:O	2.44	0.75
26:14:662:G:OP1	36:35:15:ARG:NH2	2.20	0.75
26:14:1823:G:N7	61:14:3852:HOH:O	2.20	0.75
26:1H:2164:C:OP2	26:1H:2166:G:N2	2.20	0.75
26:1H:751:A:OP1	61:1H:3949:HOH:O	2.05	0.75
1:13:1007:C:H42	1:13:1022:G:H1	1.32	0.74
32:51:169:VAL:O	32:51:170:ARG:NE	2.20	0.74
1:13:201:C:H42	1:13:216:G:H1	1.33	0.74
26:14:252:G:OP2	36:35:50:ARG:NH2	2.19	0.74
26:14:446:G:OP2	61:14:3824:HOH:O	2.04	0.74
28:19:93:ALA:HB3	28:19:105:ILE:HG22	1.70	0.74
23:2K:62:C:H2'	23:2K:63:C:H6	1.52	0.74
37:45:31:ASP:H	37:45:107:ALA:HB2	1.52	0.74
26:1H:1007:C:OP2	61:1H:4205:HOH:O	2.05	0.74
26:1H:1386:C:H2'	26:1H:1387:C:C6	2.21	0.74
26:1H:76:C:O2'	49:K8:62:THR:HG21	1.87	0.74
41:C8:8:VAL:HG23	41:C8:11:ARG:HH21	1.52	0.74
55:Q8:46:ARG:HH11	55:Q8:46:ARG:HG2	1.52	0.74
1:13:376:G:H1	1:13:387:U:H3	1.35	0.74
26:14:2025:C:N4	61:14:3715:HOH:O	2.19	0.74
26:1H:441:U:O2	30:31:46:ARG:NH2	2.20	0.74
26:1H:839:U:N3	26:1H:939:G:O6	2.18	0.74
26:14:617:G:OP1	30:39:40:GLN:NE2	2.19	0.74
1:1G:976:G:N2	1:1G:1362(A):C:OP2	2.15	0.74
26:1H:1253:A:N7	61:1H:3712:HOH:O	2.20	0.74
26:1H:142:G:H1'	44:F8:37:THR:HG21	1.70	0.74
26:1H:1478:G:H2'	26:1H:1479:G:H8	1.53	0.74
26:1H:1525:G:H2'	26:1H:1526:G:C8	2.22	0.74
26:1H:1778:U:H2'	26:1H:1784:A:N6	2.02	0.74

Continued on next page...

Continued from previous page...

Atom-1	Atom-2	Interatomic distance (Å)	Clash overlap (Å)
26:1H:2495:G:OP1	61:1H:4388:HOH:O	2.05	0.74
29:29:81:ILE:HG22	29:29:82:ARG:H	1.52	0.74
3:2E:21:ARG:NH2	3:2E:56:ASP:OD2	2.21	0.74
30:39:103:LYS:HA	30:39:106:ARG:HG3	1.68	0.74
26:1H:598:G:H5'	36:78:11:GLY:HA3	1.69	0.74
9:82:111:ARG:HB3	9:82:113:LYS:HE2	1.69	0.74
20:BA:89:ARG:NH1	20:BA:105:SER:O	2.19	0.74
1:1G:960:U:H3	1:1G:1225:A:H1'	1.53	0.74
26:1H:2850:A:OP1	61:1H:4190:HOH:O	2.05	0.74
26:1H:376:C:OP2	61:1H:3750:HOH:O	2.04	0.74
39:A8:56:LEU:HB3	39:A8:58:LEU:HD21	1.68	0.74
26:1H:2583:G:OP1	61:1H:4423:HOH:O	2.05	0.74
33:69:124:GLY:H	33:69:142:VAL:HG12	1.52	0.74
46:H8:108:PRO:HB2	46:H8:112:ARG:HA	1.70	0.74
1:13:1009:G:N1	1:13:1020:U:O2	2.19	0.74
26:14:1582:C:HO2'	26:14:1586:A:H8	1.35	0.74
26:1H:229:A:H4'	26:1H:230:U:H5'	1.70	0.74
26:1H:993:G:OP1	41:C8:50:ARG:NH2	2.20	0.74
1:13:1497:G:H2'	1:13:1498:U:H5'	1.69	0.74
26:14:1537:C:H2'	26:14:1538:G:C8	2.23	0.74
26:14:2685:G:O6	61:14:3617:HOH:O	2.06	0.74
26:1H:2503:A:OP1	61:1H:4545:HOH:O	2.04	0.74
36:35:55:ARG:HG2	36:35:56:SER:H	1.51	0.74
1:13:1423:G:OP1	35:68:49:ARG:NH2	2.21	0.74
20:BI:33:ILE:O	20:BI:37:SER:OG	2.06	0.74
41:C8:50:ARG:HH12	42:D8:72:VAL:HG12	1.51	0.74
1:13:1177:G:OP1	1:13:1177:G:H4'	1.86	0.74
1:13:1292:U:OP2	7:6E:41:ARG:NH2	2.21	0.74
26:14:1665:A:N7	61:14:3608:HOH:O	2.19	0.74
26:14:2056:G:H1	52:J5:4:HIS:HB3	1.52	0.74
3:22:182:ILE:HG22	3:22:203:PHE:HA	1.68	0.74
48:F5:91:LYS:HZ3	48:F5:91:LYS:HA	1.51	0.74
1:13:1305:G:H21	1:13:1331:G:H2'	1.52	0.73
1:13:601:C:H2'	1:13:602:A:H8	1.53	0.73
34:15:56:ASN:HA	34:15:125:GLY:H	1.53	0.73
26:1H:2518:A:OP2	61:1H:4107:HOH:O	2.06	0.73
35:25:115:VAL:HG13	35:25:121:VAL:HG21	1.70	0.73
30:39:102:PRO:HB2	30:39:105:VAL:HG23	1.70	0.73
42:95:85:LYS:HG3	42:95:87:HIS:N	2.03	0.73
57:3L:71:G:HO2'	26:14:1851:U:HO2'	1.20	0.73
26:14:1942:C:OP2	26:14:1943:U:O2'	2.05	0.73

Continued on next page...

Continued from previous page...

Atom-1	Atom-2	Interatomic distance (Å)	Clash overlap (Å)
26:14:2415:G:H4'	36:35:67:MET:H	1.52	0.73
26:14:2738:A:OP2	61:14:3914:HOH:O	2.06	0.73
26:1H:1899:G:H22	26:1H:1902:C:H5	1.33	0.73
26:1H:2062:A:OP2	61:1H:3859:HOH:O	2.05	0.73
33:61:3:VAL:HG12	33:61:38:LEU:HA	1.69	0.73
26:14:259:G:H21	26:14:621:A:H8	1.35	0.73
1:1G:826:C:O2	1:1G:874:G:N2	2.18	0.73
26:1H:731:C:OP2	61:1H:3685:HOH:O	2.06	0.73
47:E5:53:MET:HG3	47:E5:59:LEU:CD2	2.19	0.73
1:13:827:U:H5	1:13:872:A:N1	1.86	0.73
26:14:1385:G:HO2'	26:14:1396:U:H6	1.36	0.73
26:14:654(B):C:O2	26:14:654(S):G:N2	2.20	0.73
26:1H:1616:A:O2'	61:1H:3951:HOH:O	2.07	0.73
26:1H:2312:U:H5'	31:41:88:ILE:HD12	1.70	0.73
27:1J:80:U:H2'	27:1J:81:G:N2	2.01	0.73
35:25:68:GLU:HA	35:25:78:ARG:HB3	1.70	0.73
33:61:92:VAL:HG13	33:61:120:ILE:HG23	1.69	0.73
1:13:1124:G:O2'	1:13:1145:C:N4	2.21	0.73
26:1H:1486:A:H2'	26:1H:1487:G:H8	1.54	0.73
30:31:6:VAL:N	30:31:24:LEU:O	2.22	0.73
24:3K:37:MIA:H8	24:3K:37:MIA:O5'	1.87	0.73
37:45:88:GLY:O	37:45:89:ASN:ND2	2.21	0.73
1:13:1422:G:H5''	35:68:48:PRO:HB3	1.70	0.73
26:14:2037:G:N7	61:14:3712:HOH:O	2.21	0.73
26:14:2681:C:H5	26:14:2725:A:H62	1.33	0.73
26:14:567:A:P	61:14:3679:HOH:O	2.47	0.73
26:14:881:G:O6	26:14:882:G:N2	2.22	0.73
26:14:1138:G:H21	34:15:106:MET:HE3	1.52	0.73
1:1G:474:G:H2'	1:1G:475:G:C8	2.23	0.73
26:1H:1588:C:H2'	26:1H:1589:C:H6	1.52	0.73
26:1H:2392:A:H2	26:1H:2424:C:H42	1.35	0.73
26:1H:654(A):A:H2	26:1H:654(T):A:N1	1.87	0.73
30:39:25:PRO:HB3	30:39:28:ILE:HG23	1.68	0.73
7:62:116:ALA:HA	7:62:119:ARG:HE	1.52	0.73
36:78:114:ILE:HD11	36:78:130:PHE:HD2	1.53	0.73
31:41:67:LYS:HE2	51:M8:6:HIS:CE1	2.23	0.73
1:1G:957:U:O2'	1:1G:959:A:N7	2.21	0.73
3:2E:40:ARG:O	3:2E:44:GLU:HG2	1.87	0.73
5:4E:126:ARG:HH11	5:4E:126:ARG:HG3	1.53	0.73
15:6A:54:ARG:NH1	15:6A:58:MET:SD	2.62	0.73
39:A8:27:SER:HA	39:A8:88:ASP:HB3	1.69	0.73

Continued on next page...

Continued from previous page...

Atom-1	Atom-2	Interatomic distance (Å)	Clash overlap (Å)
45:G8:38:ILE:HD11	45:G8:64:GLU:HG3	1.71	0.73
1:13:1322:C:O2'	1:13:1323:G:O5'	2.07	0.73
26:14:1327:C:OP2	61:14:3653:HOH:O	2.05	0.73
26:14:1678:G:H22	26:14:1989:G:H22	1.37	0.73
21:1B:10:ARG:HA	21:1B:13:ILE:HD12	1.69	0.73
31:41:21:ARG:HG2	31:41:21:ARG:HH11	1.54	0.73
5:42:11:ILE:HD12	5:42:31:LEU:HD12	1.70	0.73
32:51:4:ILE:HG21	32:51:6:ARG:NH1	2.02	0.73
26:14:1443:G:H1	26:14:1548:C:H42	1.33	0.73
27:1J:3:C:N3	27:1J:117:G:N2	2.37	0.73
3:22:6:HIS:HB3	14:5A:49:HIS:CD2	2.24	0.73
2:12:70:PHE:HB2	2:12:92:TYR:HB2	1.69	0.73
1:13:991:U:O2'	1:13:992:U:O5'	2.06	0.73
26:1H:1006:C:OP2	61:1H:4209:HOH:O	2.07	0.73
26:1H:1171:G:N2	26:1H:1178:C:N3	2.35	0.73
29:21:82:ARG:O	29:21:84:PHE:N	2.22	0.73
26:14:1657:C:OP2	29:29:136:ARG:HG3	1.89	0.73
26:14:739:G:OP1	61:14:3751:HOH:O	2.06	0.72
26:14:452:G:OP2	61:14:3733:HOH:O	2.06	0.72
26:1H:733:G:N7	61:1H:4113:HOH:O	2.23	0.72
38:98:55:ALA:HA	38:98:80:PHE:CE1	2.23	0.72
26:14:2504:U:OP2	61:14:3667:HOH:O	2.07	0.72
26:14:2819:G:O6	26:14:2827:C:N4	2.18	0.72
1:1G:521:G:O6	1:1G:528:C:N4	2.19	0.72
26:1H:1165:U:H2'	26:1H:1166:C:C6	2.24	0.72
57:3L:21:A:N6	57:3L:46:7MG:HN21	1.87	0.72
34:58:73:THR:HB	34:58:82:LEU:HD11	1.68	0.72
26:1H:958:U:OP2	37:88:14:ARG:NH1	2.22	0.72
44:B5:65:ARG:HG3	44:B5:67:GLY:H	1.54	0.72
26:14:570:G:OP1	61:14:3697:HOH:O	2.07	0.72
26:1H:1900:A:H5'	26:1H:1900:A:H8	1.55	0.72
5:4E:8:GLU:HG2	5:4E:34:VAL:HG22	1.71	0.72
55:M5:30:ARG:O	55:M5:32:LEU:N	2.22	0.72
1:13:504:C:OP1	61:13:1854:HOH:O	2.08	0.72
26:14:570:G:O6	61:14:3703:HOH:O	2.07	0.72
26:14:674:G:O2'	30:39:74:ARG:HG3	1.89	0.72
2:1E:185:ILE:HG23	2:1E:199:TYR:HB2	1.70	0.72
26:1H:2255:G:OP2	61:1H:4171:HOH:O	2.07	0.72
1:1G:1302:U:OP1	13:4A:13:LYS:NZ	2.22	0.72
26:1H:2392:A:H8	36:78:61:ARG:HG2	1.55	0.72
46:D5:10:ARG:NH2	46:D5:26:GLY:O	2.22	0.72

Continued on next page...

Continued from previous page...

Atom-1	Atom-2	Interatomic distance (Å)	Clash overlap (Å)
55:Q8:39:LYS:HD2	55:Q8:40:GLU:H	1.55	0.72
2:12:91:PRO:HG3	2:12:154:LEU:HB2	1.71	0.72
26:14:2273:A:H2'	26:14:2274:A:C8	2.25	0.72
26:1H:780:G:H21	26:1H:783:A:N6	1.86	0.72
27:1J:44:G:H1'	27:1J:47:C:H42	1.54	0.72
23:2K:47:7MG:H81	23:2K:48:U:C5	2.22	0.72
7:6E:15:ASP:HB3	7:6E:20:ASP:H	1.52	0.72
28:19:69:ARG:NE	28:19:105:ILE:HD11	2.05	0.72
31:41:161:THR:HG23	31:41:163:ALA:H	1.54	0.72
17:8I:18:THR:OG1	17:8I:69:LYS:NZ	2.17	0.72
46:D5:8:TYR:HD1	46:D5:62:PRO:HG3	1.54	0.72
46:H8:19:ARG:NH1	46:H8:84:GLU:O	2.22	0.72
26:14:588:U:H2'	26:14:589:C:C6	2.24	0.72
26:1H:1534:G:H2'	26:1H:1535:U:H4'	1.71	0.72
26:1H:1970:A:OP2	61:1H:4003:HOH:O	2.08	0.72
26:1H:800:A:P	61:1H:3642:HOH:O	2.47	0.72
57:3L:9:A:O2'	57:3L:10:G:N7	2.19	0.72
2:12:18:GLY:O	2:12:204:ASN:ND2	2.23	0.72
1:13:1062:U:H2'	1:13:1063:C:C6	2.25	0.72
26:14:2448:A:O5'	61:14:3698:HOH:O	2.07	0.72
45:G8:30:VAL:HG22	45:G8:37:VAL:HG12	1.72	0.72
1:13:1132:C:N4	1:13:1142:G:O6	2.18	0.72
26:14:1013:C:H42	26:14:1149:G:H1	1.38	0.72
26:1H:305:U:O4	61:1H:4540:HOH:O	2.07	0.72
26:1H:587:C:OP2	36:78:21:ARG:NH2	2.22	0.72
40:75:4:GLY:O	40:75:7:ILE:N	2.22	0.72
49:G5:47:ASN:O	49:G5:49:LYS:N	2.23	0.72
55:M5:40:GLU:HA	55:M5:43:GLN:HB2	1.72	0.72
26:14:1689:A:H62	26:14:1698:A:H2	1.35	0.71
26:14:193:U:OP2	61:14:3723:HOH:O	2.07	0.71
28:19:242:ARG:O	61:19:309:HOH:O	2.08	0.71
26:1H:1784:A:OP1	61:1H:3995:HOH:O	2.07	0.71
26:1H:2134:A:OP2	26:1H:2157:G:N2	2.23	0.71
30:39:113:ALA:HB1	30:39:186:ILE:HG21	1.70	0.71
45:C5:76:CYS:SG	45:C5:97:ARG:HG3	2.29	0.71
31:41:112:PRO:HB3	51:M8:37:SER:H	1.54	0.71
1:1G:324:G:N7	61:1G:1748:HOH:O	2.23	0.71
26:1H:761:A:OP1	61:1H:3685:HOH:O	2.07	0.71
23:2L:24:C:H2'	23:2L:25:U:H6	1.54	0.71
53:K5:28:ARG:HG3	53:K5:31:PRO:HD2	1.71	0.71
28:19:40:THR:OG1	28:19:41:GLY:N	2.22	0.71

Continued on next page...

Continued from previous page...

Atom-1	Atom-2	Interatomic distance (Å)	Clash overlap (Å)
5:42:102:ALA:HB1	5:42:106:PRO:HG2	1.71	0.71
38:55:67:LEU:HD12	38:55:76:VAL:HG11	1.72	0.71
34:58:96:GLU:O	34:58:98:VAL:HG12	1.90	0.71
42:95:69:LYS:HB3	42:95:86:GLY:HA3	1.72	0.71
40:B8:26:ASP:HB2	40:B8:91:ARG:HA	1.71	0.71
48:F5:85:LEU:HA	48:F5:87:PRO:HD2	1.72	0.71
1:13:541:G:N7	61:13:1931:HOH:O	2.22	0.71
26:14:1041:C:H42	26:14:1114:G:H22	1.39	0.71
26:14:2211:G:O2'	26:14:2212:A:OP1	2.08	0.71
26:1H:2588:G:P	61:1H:4453:HOH:O	2.47	0.71
26:1H:2701:C:H3'	26:1H:2702:U:H5''	1.72	0.71
26:1H:910:A:N7	37:88:13:GLN:HG3	2.04	0.71
43:A5:65:LEU:HD13	43:A5:68:ARG:HD2	1.70	0.71
44:F8:5:TYR:O	49:K8:36:ARG:NH2	2.21	0.71
26:14:2849:U:O4	40:75:23:ARG:NH2	2.20	0.71
1:1G:1002:G:H2'	1:1G:1003:G:C8	2.25	0.71
15:6I:17:ARG:HH11	15:6I:17:ARG:HG3	1.54	0.71
46:D5:5:LEU:HD12	46:D5:47:VAL:HG21	1.72	0.71
26:1H:275:G:N2	26:1H:276:A:N1	2.37	0.71
26:1H:2849:U:O2'	61:1H:4193:HOH:O	2.09	0.71
26:1H:739:G:OP1	61:1H:4509:HOH:O	2.07	0.71
26:1H:943:U:OP2	61:1H:4444:HOH:O	2.08	0.71
30:31:6:VAL:HG11	30:31:119:ARG:HA	1.71	0.71
15:6A:26:GLU:OE2	15:6A:77:ARG:NH1	2.24	0.71
50:L8:13:ILE:O	61:L8:201:HOH:O	2.08	0.71
1:13:262:A:H2'	1:13:263:A:C8	2.25	0.71
26:14:2748:A:H2'	26:14:2749:A:H8	1.54	0.71
26:1H:1951:U:O4	61:1H:4035:HOH:O	2.08	0.71
29:29:55:ASN:O	29:29:57:LYS:N	2.23	0.71
23:2L:41:C:H2'	23:2L:42:C:H6	1.55	0.71
1:1G:1226:C:N4	13:4A:104:ARG:HD2	2.06	0.71
17:8I:76:LEU:HD21	17:8I:79:SER:HB3	1.71	0.71
1:13:1345:U:OP1	61:13:1941:HOH:O	2.08	0.71
26:14:1980:G:H4'	61:14:3532:HOH:O	1.91	0.71
34:15:42:TRP:O	41:85:64:ARG:NH2	2.19	0.71
26:1H:1333:C:OP2	61:1H:3980:HOH:O	2.08	0.71
26:1H:1359:A:H2	26:1H:1372:U:O4	1.74	0.71
26:1H:2033:A:H8	61:1H:4101:HOH:O	1.73	0.71
26:1H:2270:G:OP2	61:1H:4280:HOH:O	2.09	0.71
30:31:29:ASN:H	30:31:112:MET:CE	2.02	0.71
45:C5:73:ARG:NH2	45:C5:81:LYS:O	2.24	0.71

Continued on next page...

Continued from previous page...

Atom-1	Atom-2	Interatomic distance (Å)	Clash overlap (Å)
47:I8:50:ASN:ND2	47:I8:81:VAL:O	2.22	0.71
26:1H:1164:G:H2'	26:1H:1165:U:C6	2.25	0.71
26:1H:999:U:OP2	61:1H:4025:HOH:O	2.09	0.71
5:42:51:VAL:HG23	5:42:52:PRO:HD3	1.73	0.71
13:4A:54:VAL:HA	13:4A:57:ARG:HB3	1.71	0.71
44:F8:67:GLY:O	44:F8:69:TYR:N	2.24	0.71
45:G8:76:CYS:O	45:G8:78:ALA:N	2.21	0.71
26:1H:2334:G:O6	47:I8:74:ARG:NH2	2.23	0.71
1:13:677:U:H3	1:13:713:G:H22	1.39	0.71
26:14:2378:A:H4'	39:65:23:ARG:HH11	1.56	0.71
26:1H:453:C:OP1	61:1H:3925:HOH:O	2.08	0.71
26:1H:910:A:C5	37:88:13:GLN:HG3	2.26	0.71
26:1H:1287:A:N7	38:98:107:ASP:HB2	2.06	0.71
55:Q8:7:HIS:O	55:Q8:7:HIS:ND1	2.23	0.71
26:1H:1426:G:OP2	26:1H:1427:A:O2'	2.08	0.70
26:1H:1622:G:OP2	61:1H:4330:HOH:O	2.09	0.70
26:1H:2576:G:OP1	61:1H:3814:HOH:O	2.09	0.70
12:3I:58:VAL:O	12:3I:65:GLU:HA	1.90	0.70
41:85:92:ARG:HD2	41:85:95:LEU:HD12	1.70	0.70
46:H8:45:ASP:OD2	46:H8:49:ARG:NH1	2.24	0.70
51:I5:14:ILE:HG12	51:I5:33:VAL:HG11	1.72	0.70
26:14:330:A:H2	26:14:1210:A:HO2'	1.38	0.70
26:1H:804:A:OP2	61:1H:4481:HOH:O	2.08	0.70
1:13:1034:G:N2	1:13:1035:A:N7	2.40	0.70
1:13:1334:G:OP2	61:13:1952:HOH:O	2.09	0.70
26:1H:2452:C:OP1	61:1H:4400:HOH:O	2.08	0.70
26:1H:740:U:OP2	61:1H:4503:HOH:O	2.08	0.70
10:1I:48:THR:HA	10:1I:62:HIS:HB3	1.73	0.70
3:2E:15:THR:HG21	3:2E:181:ASN:HA	1.73	0.70
1:13:786:G:N7	61:13:1932:HOH:O	2.23	0.70
26:14:2287:A:N6	26:14:2344:U:H3	1.90	0.70
26:1H:392:C:OP1	61:1H:3753:HOH:O	2.07	0.70
45:G8:9:LYS:HA	45:G8:27:VAL:HG22	1.73	0.70
26:14:1019:U:H2'	26:14:1020:A:C8	2.27	0.70
26:14:120:U:OP2	61:14:4046:HOH:O	2.09	0.70
1:1G:1324:A:H4'	1:1G:1362:C:H4'	1.73	0.70
26:1H:1253:A:C8	61:1H:3712:HOH:O	2.43	0.70
26:1H:1676:A:OP2	61:1H:3706:HOH:O	2.08	0.70
26:1H:330:A:H2	26:1H:1210:A:HO2'	1.39	0.70
57:3L:53:G:O2'	57:3L:54:5MU:OP2	2.09	0.70
26:14:602:G:HO2'	26:14:604:G:HO2'	1.36	0.70

Continued on next page...

Continued from previous page...

Atom-1	Atom-2	Interatomic distance (Å)	Clash overlap (Å)
4:32:119:GLN:O	4:32:123:HIS:ND1	2.24	0.70
39:65:27:SER:HA	39:65:88:ASP:HB2	1.73	0.70
47:E5:53:MET:HG3	47:E5:59:LEU:HD23	1.72	0.70
45:G8:100:ALA:HB1	45:G8:101:LYS:HB2	1.71	0.70
26:1H:1776:G:OP2	61:1H:3650:HOH:O	2.09	0.70
26:1H:2844:G:O6	61:1H:4140:HOH:O	2.09	0.70
26:1H:31:C:OP1	61:1H:3788:HOH:O	2.08	0.70
13:4A:91:ARG:HB2	13:4A:98:VAL:HG12	1.73	0.70
13:4I:3:ARG:HB3	13:4I:9:ILE:HG12	1.73	0.70
34:58:96:GLU:O	34:58:98:VAL:N	2.23	0.70
27:1J:48:A:H4'	39:65:95:HIS:HD2	1.54	0.70
15:6I:26:GLU:OE2	15:6I:77:ARG:NH1	2.23	0.70
26:14:4:C:H42	26:14:2899:G:H1	1.39	0.70
26:1H:2636:U:OP1	29:21:79:ARG:HA	1.91	0.70
32:59:41:MET:SD	32:59:41:MET:N	2.65	0.70
8:72:17:THR:O	8:72:78:GLN:NE2	2.24	0.70
41:85:92:ARG:HH22	42:95:10:LYS:HA	1.57	0.70
1:13:1263:C:H2'	1:13:1264:C:H6	1.57	0.70
26:14:1776:G:OP2	61:14:3531:HOH:O	2.08	0.70
26:14:249:C:OP1	61:14:3516:HOH:O	2.10	0.70
4:32:4:TYR:HE2	4:32:11:LEU:HD11	1.55	0.70
12:3A:52:LEU:O	12:3A:54:LYS:NZ	2.25	0.70
42:95:37:VAL:HG21	42:95:57:VAL:HG12	1.74	0.70
46:D5:4:ARG:NH1	46:D5:60:GLU:OE2	2.24	0.70
46:H8:77:ASP:OD2	46:H8:80:ARG:NH1	2.24	0.70
51:M8:12:ALA:HB3	51:M8:24:THR:HB	1.73	0.70
2:12:58:ILE:O	2:12:62:ALA:N	2.22	0.70
1:1G:474:G:H2'	1:1G:475:G:H8	1.57	0.70
3:22:57:ILE:HG12	3:22:66:VAL:HG22	1.74	0.70
36:35:47:ASP:OD2	36:35:50:ARG:NH1	2.24	0.70
39:A8:34:HIS:HB2	39:A8:36:TYR:HE1	1.56	0.70
1:13:1023:G:H3'	1:13:1024:G:H5''	1.74	0.69
1:13:1348:U:N3	1:13:1374:A:H2	1.90	0.69
26:14:1005:C:O2'	34:15:28:THR:HG21	1.92	0.69
26:1H:2287:A:H62	26:1H:2344:U:H3	1.40	0.69
26:1H:298:G:N7	61:1H:4199:HOH:O	2.24	0.69
26:1H:376:C:OP1	61:1H:3754:HOH:O	2.10	0.69
2:12:75:LYS:HA	2:12:78:GLN:HB2	1.71	0.69
26:14:2107:C:N3	26:14:2182:G:N2	2.39	0.69
26:14:2503:A:OP1	61:14:3665:HOH:O	2.09	0.69
2:1E:8:LYS:HG2	2:1E:9:GLU:H	1.57	0.69

Continued on next page...

Continued from previous page...

Atom-1	Atom-2	Interatomic distance (Å)	Clash overlap (Å)
27:16:42:C:O2'	31:41:67:LYS:HE3	1.92	0.69
55:Q8:53:PRO:HA	55:Q8:55:ALA:N	2.07	0.69
26:1H:1803:A:O2'	28:11:259:THR:HG21	1.92	0.69
26:14:1416:G:O2'	26:14:1417:C:O5'	2.09	0.69
1:1G:353:A:H8	1:1G:353:A:H5'	1.57	0.69
1:1G:6:G:O2'	1:1G:7:G:H5'	1.92	0.69
26:1H:270(N):G:OP2	33:61:57:ARG:NH2	2.25	0.69
26:1H:963:U:OP1	61:1H:3872:HOH:O	2.08	0.69
29:21:77:ILE:O	29:21:79:ARG:N	2.24	0.69
29:29:3:GLY:HA3	29:29:81:ILE:HD12	1.75	0.69
30:39:53:THR:HG23	30:39:55:GLY:H	1.57	0.69
31:41:97:ASP:O	31:41:100:TRP:N	2.26	0.69
13:4A:82:MET:SD	13:4A:83:ASP:N	2.64	0.69
7:6E:62:PHE:HA	7:6E:124:LEU:HD21	1.73	0.69
42:D8:43:GLU:HA	42:D8:44:LYS:HZ3	1.57	0.69
44:F8:3:THR:HA	44:F8:6:ASP:OD2	1.92	0.69
26:14:654(D):G:H22	26:14:654(Q):C:H42	1.38	0.69
27:16:8:U:N3	27:16:112:G:O6	2.15	0.69
40:B8:111:ARG:H	40:B8:111:ARG:HD3	1.56	0.69
48:F5:87:PRO:O	48:F5:91:LYS:N	2.22	0.69
45:G8:76:CYS:HB2	45:G8:82:PRO:HD3	1.74	0.69
55:Q8:37:SER:HA	55:Q8:39:LYS:O	1.93	0.69
1:13:538:G:H5''	12:3I:114:LYS:HB2	1.73	0.69
26:14:2057:A:OP2	61:14:4031:HOH:O	2.10	0.69
1:1G:458:C:N3	1:1G:474:G:N2	2.39	0.69
11:2I:57:THR:HG22	11:2I:59:TYR:H	1.57	0.69
42:95:67:GLY:O	42:95:88:ARG:HD2	1.92	0.69
26:14:607:U:H3	26:14:621:A:H2	1.38	0.69
26:1H:1021:A:H62	26:1H:1141:U:H3	1.40	0.69
26:1H:1062:G:H2'	26:1H:1063:G:C8	2.28	0.69
26:1H:839:U:OP2	61:1H:3905:HOH:O	2.08	0.69
7:6E:155:ARG:O	7:6E:155:ARG:NH2	2.26	0.69
39:A8:83:LYS:HE2	39:A8:84:GLN:HG2	1.73	0.69
1:1G:1014:A:H4'	19:AA:14:HIS:CE1	2.27	0.69
47:E5:36:ILE:HD11	47:E5:39:ARG:HG2	1.74	0.69
26:14:2296:U:OP2	39:65:9:ARG:NH1	2.20	0.69
26:1H:2212:A:H1'	26:1H:2215:G:C5	2.26	0.69
5:42:101:ILE:HD11	5:42:119:LEU:HD23	1.74	0.69
52:J5:49:CYS:SG	52:J5:50:GLY:N	2.65	0.69
48:J8:91:LYS:HA	48:J8:91:LYS:HZ3	1.57	0.69
26:14:1141:U:O2'	26:14:1142:U:OP2	2.11	0.69

Continued on next page...

Continued from previous page...

Atom-1	Atom-2	Interatomic distance (Å)	Clash overlap (Å)
26:14:1298:C:OP2	61:14:3522:HOH:O	2.11	0.69
26:14:2652:C:H42	26:14:2668:G:H1	1.39	0.69
1:1G:673:G:H2'	1:1G:674:G:C8	2.28	0.69
26:1H:860:U:C5	26:1H:917:A:H2	2.11	0.69
4:3E:26:CYS:HA	4:3E:31:CYS:HB2	1.73	0.69
39:A8:93:LYS:HG2	39:A8:95:HIS:HB2	1.74	0.69
26:14:2420:C:N4	55:M5:31:HIS:O	2.26	0.69
26:14:2448:A:OP1	61:14:3703:HOH:O	2.11	0.69
1:1G:1004:A:OP1	1:1G:1024:G:N1	2.24	0.69
1:1G:1095:U:OP1	1:1G:1108:G:N1	2.26	0.69
26:1H:10:G:O2'	26:1H:2801:A:N3	2.26	0.69
26:1H:1138:G:H21	34:58:106:MET:HE3	1.54	0.69
26:1H:1619:G:N7	61:1H:3960:HOH:O	2.25	0.69
37:45:20:ALA:HA	37:45:99:PRO:HG2	1.74	0.69
5:4E:153:LYS:HD3	5:4E:154:GLY:H	1.57	0.69
1:13:1502:A:H2	1:13:1505:G:N1	1.90	0.69
26:14:140:A:H8	26:14:1408:C:HO2'	1.41	0.69
1:1G:1048:G:H1	1:1G:1209:C:H42	1.40	0.69
1:1G:973:G:O3'	14:5A:41:ARG:NH2	2.26	0.69
26:1H:2027:G:N7	61:1H:4099:HOH:O	2.24	0.69
26:1H:249:C:OP1	61:1H:3656:HOH:O	2.09	0.69
41:C8:69:CYS:HG	41:C8:79:PHE:HD2	1.40	0.69
49:K8:42:GLY:O	49:K8:44:LEU:N	2.25	0.69
26:14:259:G:N2	26:14:621:A:H8	1.91	0.69
26:14:2153:G:N2	26:14:2154:G:O6	2.26	0.68
26:14:2693:A:H2'	26:14:2694:G:H8	1.57	0.68
1:1G:975:A:H4'	1:1G:976:G:H5''	1.76	0.68
26:1H:635:C:O2'	26:1H:639:U:OP1	2.10	0.68
26:1H:770:G:OP2	61:1H:4379:HOH:O	2.11	0.68
25:4K:13:A:O2'	25:4K:14:A:OP1	2.11	0.68
42:95:62:LEU:HD23	42:95:93:GLU:HG2	1.75	0.68
31:41:65:GLY:HA2	51:M8:7:PRO:HG2	1.74	0.68
28:11:182:LEU:H	28:11:272:ALA:HB3	1.58	0.68
26:14:2017:U:OP1	61:14:3673:HOH:O	2.12	0.68
26:14:19:C:H2'	26:14:20:C:H6	1.57	0.68
1:1G:1300:G:O2'	1:1G:1301:U:O5'	2.08	0.68
26:1H:1330:C:OP1	61:1H:3990:HOH:O	2.11	0.68
26:1H:1899:G:N2	26:1H:1902:C:H5	1.92	0.68
26:1H:2598:A:OP1	61:1H:3647:HOH:O	2.11	0.68
26:1H:399:G:OP2	61:1H:4086:HOH:O	2.10	0.68
37:45:26:TYR:O	37:45:28:ALA:N	2.25	0.68

Continued on next page...

Continued from previous page...

Atom-1	Atom-2	Interatomic distance (Å)	Clash overlap (Å)
32:59:159:GLU:O	32:59:163:TYR:OH	2.10	0.68
45:C5:29:GLU:OE1	45:C5:29:GLU:N	2.26	0.68
26:14:1772:G:OP1	61:14:3567:HOH:O	2.09	0.68
26:14:2228:G:OP2	28:19:263:ARG:NH2	2.26	0.68
3:2E:77:ILE:HA	3:2E:84:ILE:HD12	1.75	0.68
53:K5:27:LYS:HZ3	53:K5:28:ARG:HH12	1.38	0.68
1:13:588:G:OP2	61:13:1969:HOH:O	2.10	0.68
26:1H:1221:C:H2'	26:1H:1222:C:H6	1.58	0.68
1:13:1178:G:H5''	9:8E:93:ARG:NH2	2.09	0.68
39:A8:89:ARG:HG2	39:A8:89:ARG:O	1.93	0.68
1:1G:1177:G:O2'	1:1G:1178:G:O4'	2.11	0.68
26:1H:399:G:OP2	61:1H:4084:HOH:O	2.10	0.68
26:1H:547:A:H2'	26:1H:548:A:C8	2.29	0.68
4:32:31:CYS:C	4:32:33:MET:H	1.96	0.68
1:1G:643:C:O2'	8:72:132:GLU:OE1	2.08	0.68
1:13:376:G:H5''	16:7I:5:ARG:HD2	1.75	0.68
42:95:35:LEU:O	42:95:37:VAL:HG22	1.93	0.68
1:13:1348:U:H3	1:13:1374:A:H2	1.42	0.68
26:14:882:G:H22	26:14:894:C:H42	1.40	0.68
1:1G:560:U:O2'	1:1G:561:U:OP2	2.10	0.68
26:1H:2032:G:H21	29:21:146:THR:CG2	2.05	0.68
32:51:153:LYS:H	32:51:153:LYS:HE2	1.59	0.68
40:B8:64:ARG:HB2	40:B8:73:GLU:HG2	1.76	0.68
41:C8:92:ARG:HA	41:C8:95:LEU:HB3	1.75	0.68
2:12:178:ARG:NH1	2:12:196:LEU:O	2.27	0.68
26:14:1249:U:OP1	61:14:4028:HOH:O	2.11	0.68
26:1H:1665:A:N6	61:1H:4131:HOH:O	2.25	0.68
56:1L:29:G:H4'	56:1L:29:G:OP1	1.92	0.68
10:1I:58:ASP:OD1	61:1I:201:HOH:O	2.12	0.68
11:2I:22:HIS:HB3	11:2I:29:ILE:HG23	1.75	0.68
13:4I:15:VAL:O	13:4I:19:LEU:HD22	1.94	0.68
29:21:152:LYS:HD3	34:58:77:GLY:HA3	1.76	0.68
40:75:24:PRO:HA	40:75:49:VAL:HG23	1.75	0.68
41:85:88:ILE:HG22	41:85:90:VAL:HG23	1.75	0.68
1:13:342:C:H2'	1:13:343:U:O4'	1.94	0.68
1:13:673:G:H2'	1:13:674:G:C8	2.27	0.68
26:1H:2127:G:H22	26:1H:2162:G:H1'	1.59	0.68
26:1H:2406:U:OP1	61:1H:3728:HOH:O	2.11	0.68
26:1H:2837:G:N7	61:1H:4290:HOH:O	2.26	0.68
26:1H:792:G:H5''	26:1H:793:A:H5'	1.75	0.68
29:21:64:LYS:O	29:21:70:ALA:HB2	1.94	0.68

Continued on next page...

Continued from previous page...

Atom-1	Atom-2	Interatomic distance (Å)	Clash overlap (Å)
14:5I:18:VAL:O	61:5I:201:HOH:O	2.11	0.68
35:68:47:ILE:HD13	35:68:48:PRO:HD2	1.74	0.68
1:13:376:G:O3'	16:7I:5:ARG:NH1	2.23	0.68
26:14:607:U:OP1	30:39:102:PRO:HA	1.93	0.68
2:1E:165:VAL:HG23	2:1E:166:ASP:H	1.59	0.68
1:1G:1288:A:N3	1:1G:1352:C:O2'	2.26	0.68
26:1H:1509:C:H3'	26:1H:1510:A:H5''	1.76	0.68
26:1H:1843:C:H5'	28:11:253:GLN:OE1	1.93	0.68
30:39:20:LEU:HG	30:39:199:TRP:HH2	1.59	0.68
24:3K:7:A:N6	24:3K:49:C:N3	2.42	0.68
27:16:42:C:O3'	31:41:67:LYS:NZ	2.27	0.68
32:51:54:ARG:HD3	32:51:65:HIS:ND1	2.09	0.68
26:1H:270(L):U:O2	33:61:50:ARG:HG2	1.94	0.68
7:62:72:ARG:HG2	7:62:142:GLU:OE2	1.93	0.68
39:A8:26:LEU:HD12	39:A8:39:ILE:HD11	1.76	0.68
55:Q8:54:GLU:O	55:Q8:56:GLU:N	2.27	0.68
1:13:1348:U:H2'	1:13:1349:A:H8	1.58	0.67
26:14:1664:A:OP2	61:14:3610:HOH:O	2.12	0.67
26:14:2415:G:H4'	36:35:67:MET:N	2.08	0.67
26:1H:330:A:O2'	26:1H:331:A:H8	1.76	0.67
26:1H:574:C:OP1	61:1H:3808:HOH:O	2.12	0.67
38:55:38:VAL:HG12	38:55:42:LYS:HD2	1.76	0.67
28:11:17:THR:HG22	28:11:204:ILE:HA	1.76	0.67
1:13:177:C:OP1	20:BI:65:LYS:NZ	2.22	0.67
26:14:1864:U:OP1	26:14:2410:G:O2'	2.12	0.67
26:14:2801:A:H5''	26:14:2895:U:H4'	1.75	0.67
1:1G:371:G:H1	1:1G:390:C:H42	1.41	0.67
26:1H:459:U:H5''	54:P8:40:TRP:CD2	2.29	0.67
30:31:29:ASN:N	30:31:112:MET:HE1	2.06	0.67
4:32:4:TYR:CE2	4:32:11:LEU:HD11	2.29	0.67
33:61:132:PRO:O	33:61:133:HIS:ND1	2.27	0.67
26:1H:2864:G:OP1	40:B8:119:LYS:HD2	1.94	0.67
50:L8:26:LEU:HB2	50:L8:28:LEU:HD12	1.74	0.67
1:1G:1194:U:H2'	1:1G:1195:C:H6	1.59	0.67
26:1H:1434:A:H61	26:1H:1558:A:N6	1.92	0.67
1:13:271:C:H2'	1:13:272:C:H6	1.60	0.67
26:14:1141:U:H3'	34:15:63:THR:HG21	1.76	0.67
26:14:1716:U:H2'	26:14:1717:G:H8	1.59	0.67
26:14:34:C:O2'	26:14:35:G:OP1	2.12	0.67
26:1H:2150:U:H2'	26:1H:2151:G:C8	2.29	0.67
26:1H:392:C:OP1	61:1H:3752:HOH:O	2.13	0.67

Continued on next page...

Continued from previous page...

Atom-1	Atom-2	Interatomic distance (Å)	Clash overlap (Å)
30:39:157:VAL:HB	30:39:194:MET:HB3	1.76	0.67
31:49:76:SER:OG	31:49:84:LYS:N	2.27	0.67
33:69:65:ALA:O	33:69:69:LYS:N	2.27	0.67
43:A5:106:ILE:HG13	43:A5:106:ILE:O	1.93	0.67
26:1H:1309:G:H4'	54:P8:7:PRO:HB2	1.76	0.67
55:Q8:53:PRO:HA	55:Q8:54:GLU:C	2.14	0.67
1:13:265:G:N2	1:13:267:C:H5'	2.08	0.67
1:13:736:C:H2'	1:13:737:A:C8	2.29	0.67
26:14:1593:G:H2'	26:14:1594:G:C8	2.29	0.67
1:1G:555:C:H2'	1:1G:556:C:C6	2.29	0.67
26:1H:900:A:H3'	26:1H:901:A:H8	1.58	0.67
12:3I:42:THR:HG22	12:3I:54:LYS:HD2	1.75	0.67
37:45:35:VAL:HG12	37:45:36:ALA:H	1.60	0.67
32:59:152:ARG:HD2	32:59:153:LYS:HG3	1.76	0.67
18:9I:53:ARG:HH21	18:9I:60:ALA:N	1.93	0.67
26:1H:583:G:OP2	41:C8:10:ARG:NH1	2.27	0.67
26:1H:903:C:O2'	46:H8:169:GLU:OE1	2.13	0.67
55:M5:40:GLU:H	55:M5:43:GLN:HG3	1.58	0.67
2:12:5:ILE:HA	2:12:221:LEU:HD21	1.74	0.67
1:13:601:C:H2'	1:13:602:A:C8	2.29	0.67
28:19:148:GLU:HB2	28:19:151:LYS:HE3	1.76	0.67
26:1H:1520:U:H2'	26:1H:1521:G:O4'	1.94	0.67
26:1H:1534:G:H22	26:1H:1538:G:H22	1.42	0.67
37:88:86:GLY:HA3	37:88:87:LYS:HD3	1.77	0.67
7:6E:16:LEU:HD13	9:8E:44:VAL:HG22	1.77	0.67
1:13:1015:A:H2'	1:13:1016:A:C8	2.30	0.67
1:13:838:G:H1	1:13:848:C:N4	1.93	0.67
57:3L:3:C:H2'	57:3L:4:C:O4'	1.95	0.67
13:4I:27:LYS:HD3	13:4I:31:LYS:HZ1	1.60	0.67
38:98:20:LEU:HD21	38:98:40:LYS:HD3	1.77	0.67
1:13:1318:A:H5''	19:AI:10:PHE:CD2	2.30	0.67
26:1H:138:G:N2	44:F8:44:GLU:OE2	2.18	0.67
26:14:1828:G:OP2	61:14:3524:HOH:O	2.13	0.67
1:1G:1154:G:H2'	1:1G:1155:G:C8	2.29	0.67
1:1G:1326:C:OP1	21:1B:12:LYS:NZ	2.26	0.67
1:1G:179:A:H2'	1:1G:180:U:C6	2.29	0.67
26:1H:2588:G:OP1	61:1H:3944:HOH:O	2.13	0.67
55:Q8:57:ARG:HD3	55:Q8:57:ARG:N	2.10	0.67
26:14:2528:U:O3'	26:14:2529:G:N2	2.23	0.67
1:1G:1213:A:N6	1:1G:1215:G:N3	2.43	0.67
1:1G:1343:G:H2'	1:1G:1344:C:C6	2.29	0.67

Continued on next page...

Continued from previous page...

Atom-1	Atom-2	Interatomic distance (Å)	Clash overlap (Å)
26:1H:2448:A:N1	61:1H:3878:HOH:O	2.28	0.67
26:1H:252:G:OP2	36:78:50:ARG:NH1	2.27	0.67
26:1H:422:A:OP2	61:1H:4487:HOH:O	2.12	0.67
26:1H:860:U:H5	26:1H:917:A:H2	1.43	0.67
29:21:116:VAL:O	29:21:117:MET:HB3	1.94	0.67
29:21:105:THR:OG1	29:21:199:ARG:NH2	2.27	0.67
5:42:71:LEU:HD21	5:42:115:VAL:HG22	1.75	0.67
5:42:81:GLU:HB3	5:42:90:VAL:HG13	1.75	0.67
20:BA:87:LYS:O	20:BA:91:LEU:HG	1.95	0.67
26:1H:2053:G:OP2	61:1H:3810:HOH:O	2.13	0.67
26:1H:322:A:P	30:31:168:ARG:HH21	2.18	0.67
4:3E:83:SER:HA	4:3E:89:THR:HG23	1.75	0.67
19:AI:41:VAL:HB	19:AI:42:PRO:HA	1.76	0.67
19:AI:40:ILE:HD11	19:AI:62:ILE:HG23	1.77	0.67
55:Q8:42:ARG:HG2	55:Q8:42:ARG:O	1.95	0.67
28:11:228:PRO:O	61:11:405:HOH:O	2.12	0.66
2:12:8:LYS:HE2	2:12:213:LEU:HD21	1.75	0.66
26:14:323:G:HO2'	26:14:1205:U:H3	1.41	0.66
1:1G:1218:C:OP2	14:5A:9:LYS:NZ	2.25	0.66
26:1H:1992:G:OP2	61:1H:4128:HOH:O	2.14	0.66
26:1H:2788:C:O2'	26:1H:2809:A:N3	2.27	0.66
26:1H:879:G:N1	26:1H:898:C:N3	2.43	0.66
26:1H:963:U:OP1	61:1H:3874:HOH:O	2.13	0.66
29:21:38:THR:HG23	29:21:41:LYS:H	1.60	0.66
24:3K:35:A:H2'	24:3K:36:A:H8	1.59	0.66
57:3L:26:A:H61	57:3L:44:G:H1	1.43	0.66
5:42:61:TYR:HA	5:42:64:ARG:HB2	1.77	0.66
42:D8:44:LYS:HA	42:D8:44:LYS:HZ3	1.59	0.66
51:I5:22:ILE:HG12	51:I5:23:GLU:N	2.10	0.66
26:14:2033:A:H8	61:14:4058:HOH:O	1.78	0.66
26:1H:1664:A:OP1	61:1H:4466:HOH:O	2.13	0.66
26:1H:1676:A:OP2	61:1H:3702:HOH:O	2.11	0.66
26:1H:2099:U:N3	26:1H:2190:G:O6	2.19	0.66
3:22:59:ARG:HG2	3:22:64:VAL:HG23	1.77	0.66
2:1E:100:GLY:O	2:1E:104:ASN:N	2.26	0.66
26:1H:1102:C:H2'	26:1H:1103:A:C8	2.30	0.66
29:29:89:ASP:OD1	29:29:90:THR:N	2.28	0.66
3:2E:40:ARG:HG3	3:2E:40:ARG:HH11	1.60	0.66
48:J8:91:LYS:O	48:J8:94:LEU:N	2.27	0.66
55:Q8:59:LYS:HB3	55:Q8:59:LYS:HZ2	1.58	0.66
26:14:1035:U:H2'	26:14:1036:G:C8	2.29	0.66

Continued on next page...

Continued from previous page...

Atom-1	Atom-2	Interatomic distance (Å)	Clash overlap (Å)
28:19:255:LYS:CE	28:19:255:LYS:H	2.08	0.66
1:1G:983:A:N1	1:1G:1222:G:N2	2.43	0.66
1:1G:1274:G:H2'	1:1G:1275:A:H8	1.60	0.66
55:M5:34:TRP:CG	55:M5:35:GLN:N	2.58	0.66
26:14:1061:U:H4'	26:14:1070:A:H1'	1.76	0.66
1:1G:1500:A:OP1	61:1G:1760:HOH:O	2.14	0.66
26:1H:2317:C:H2'	26:1H:2318:G:H5'	1.77	0.66
26:1H:563:G:OP2	61:1H:3631:HOH:O	2.13	0.66
57:3L:76:A:H8	26:14:2394:C:H42	1.43	0.66
8:72:114:THR:HG23	8:72:116:LYS:H	1.61	0.66
1:1G:261:U:OP2	20:BA:79:ARG:NH2	2.28	0.66
26:14:2016:U:O2	52:J5:7:PRO:HG2	1.96	0.66
26:14:2115:G:O2'	26:14:2171:A:N6	2.28	0.66
1:1G:222:U:H2'	1:1G:223:U:C6	2.31	0.66
26:1H:1049:C:H2'	26:1H:1050:A:H5'	1.76	0.66
26:1H:2317:C:C2'	26:1H:2318:G:H5'	2.26	0.66
26:1H:2327:A:H2'	26:1H:2328:A:C8	2.31	0.66
26:1H:302:C:H2'	26:1H:303:U:C6	2.31	0.66
30:31:167:ALA:HB1	30:31:173:VAL:HG11	1.77	0.66
26:14:1434:A:H61	26:14:1558:A:N6	1.93	0.66
26:14:741:G:OP1	61:14:3555:HOH:O	2.13	0.66
27:16:87:G:N2	27:16:89(A):A:OP2	2.28	0.66
18:9A:36:ASN:ND2	18:9A:36:ASN:O	2.19	0.66
46:D5:53:ILE:HG22	46:D5:71:VAL:HG13	1.75	0.66
26:14:1024:G:H3'	26:14:1025:G:H5''	1.77	0.66
26:14:2062:A:OP2	61:14:3792:HOH:O	2.14	0.66
1:1G:1131:G:H2'	1:1G:1132:C:H6	1.58	0.66
26:1H:1670:C:OP1	61:1H:3662:HOH:O	2.13	0.66
26:1H:1900:A:C8	26:1H:1900:A:H5'	2.31	0.66
26:1H:2061:G:OP2	61:1H:3626:HOH:O	2.12	0.66
3:22:21:ARG:NH1	3:22:21:ARG:HB3	2.10	0.66
31:41:66:GLN:OE1	31:41:98:ARG:NH1	2.28	0.66
37:45:22:LYS:N	37:45:23:GLY:HA3	2.09	0.66
26:14:2818:G:OP2	38:55:42:LYS:NZ	2.28	0.66
40:75:26:ASP:O	40:75:49:VAL:HG22	1.94	0.66
51:M8:52:THR:OG1	51:M8:53:GLU:N	2.28	0.66
2:12:67:THR:HG21	2:12:155:LEU:HG	1.77	0.66
26:14:2074:U:OP1	61:14:3505:HOH:O	2.12	0.66
1:1G:1235:U:O2'	1:1G:1305:G:O5'	2.13	0.66
1:1G:1478:C:H2'	1:1G:1479:C:H6	1.61	0.66
1:1G:742:G:OP2	15:6A:35:ARG:NH2	2.27	0.66

Continued on next page...

Continued from previous page...

Atom-1	Atom-2	Interatomic distance (Å)	Clash overlap (Å)
26:1H:1210:A:H8	26:1H:1210:A:H5'	1.61	0.66
26:1H:563:G:OP2	61:1H:3632:HOH:O	2.14	0.66
39:65:84:GLN:HA	39:65:110:LEU:HD12	1.77	0.66
41:C8:69:CYS:SG	41:C8:79:PHE:HD2	2.18	0.66
45:G8:95:LYS:HB3	45:G8:97:ARG:HH12	1.61	0.66
28:11:96:HIS:CE1	28:11:102:LYS:HE2	2.30	0.66
1:13:674:G:H2'	1:13:675:A:H8	1.60	0.66
26:14:120:U:OP2	61:14:4042:HOH:O	2.13	0.66
26:14:1859:A:N6	26:14:1883:G:O2'	2.29	0.66
28:19:255:LYS:H	28:19:255:LYS:NZ	1.94	0.66
26:1H:1021:A:H8	26:1H:1022:G:H5''	1.59	0.66
26:1H:1899:G:H1	26:1H:1902:C:H41	1.44	0.66
26:1H:646:A:H2'	26:1H:647:G:O4'	1.96	0.66
3:22:3:ASN:HD22	3:22:3:ASN:H	1.44	0.66
9:82:24:GLY:HA2	9:82:59:PHE:O	1.96	0.66
20:BA:51:GLU:HA	20:BA:54:LYS:HB3	1.77	0.66
26:14:1112:G:H5'	32:59:3:ARG:HB3	1.78	0.65
26:14:1022:G:H22	26:14:1142(A):A:H2	1.42	0.65
26:14:1639:U:OP2	61:14:3519:HOH:O	2.13	0.65
1:1G:1255:G:OP1	10:1A:45:ARG:NH1	2.29	0.65
26:1H:2292:C:OP1	39:A8:17:ARG:NH2	2.26	0.65
26:1H:2311:A:H1'	31:41:88:ILE:HD13	1.77	0.65
26:1H:2347:C:OP1	53:O8:39:TYR:OH	2.14	0.65
26:1H:2429:G:O6	36:78:61:ARG:NH1	2.28	0.65
26:1H:270(R):G:O6	61:1H:4355:HOH:O	2.11	0.65
3:2E:32:LEU:HD13	3:2E:59:ARG:HD3	1.78	0.65
32:51:107:VAL:HB	32:51:152:ARG:HG2	1.78	0.65
39:65:34:HIS:CE1	39:65:54:LEU:HD13	2.30	0.65
17:8I:68:ARG:H	17:8I:70:ARG:HH11	1.43	0.65
38:98:55:ALA:HA	38:98:80:PHE:HE1	1.60	0.65
26:14:1225:C:H4'	42:95:85:LYS:HB2	1.78	0.65
26:14:7:G:H2'	26:14:8:A:C8	2.31	0.65
1:1G:1245:A:H61	1:1G:1292:U:H3	1.44	0.65
1:1G:976:G:H5'	1:1G:1358:U:O2'	1.96	0.65
1:1G:838:G:N2	1:1G:849:C:N3	2.44	0.65
26:1H:1156:A:OP2	61:1H:3820:HOH:O	2.13	0.65
26:1H:676:A:H8	26:1H:2069:G:H21	1.44	0.65
23:2L:24:C:H2'	23:2L:25:U:C6	2.32	0.65
1:1G:619:U:C6	4:32:135:LEU:HD21	2.31	0.65
30:39:122:LYS:HB3	30:39:191:ARG:HB2	1.78	0.65
12:3I:91:LYS:O	12:3I:91:LYS:HG3	1.96	0.65

Continued on next page...

Continued from previous page...

Atom-1	Atom-2	Interatomic distance (Å)	Clash overlap (Å)
13:4A:13:LYS:HA	13:4A:44:ARG:NH1	2.09	0.65
25:4L:12:A:H4'	25:4L:13:A:OP2	1.95	0.65
33:61:31:LEU:HD21	33:61:38:LEU:HG	1.76	0.65
20:BI:53:LEU:HA	20:BI:56:MET:HB3	1.78	0.65
41:C8:65:ILE:HD11	41:C8:95:LEU:HD22	1.78	0.65
1:13:445:G:H1	1:13:489:C:H42	1.44	0.65
26:14:2010:G:N7	61:14:3645:HOH:O	2.29	0.65
26:1H:878:A:N6	26:1H:899:A:O2'	2.28	0.65
27:1J:70:C:H2'	27:1J:71:C:H6	1.61	0.65
5:4E:144:THR:OG1	5:4E:147:ASP:OD1	2.13	0.65
6:5E:69:GLU:O	6:5E:72:VAL:HG12	1.96	0.65
9:8E:112:LYS:HA	9:8E:119:ALA:HB2	1.77	0.65
1:13:1145:C:H4'	1:13:1146:A:H5'	1.77	0.65
10:1A:3:LYS:N	10:1A:74:ILE:O	2.28	0.65
1:1G:962:C:H42	1:1G:973:G:H1	1.43	0.65
26:1H:1332:G:N2	26:1H:1610:A:C8	2.65	0.65
26:1H:848:G:H2'	26:1H:849:A:C8	2.31	0.65
61:14:3840:HOH:O	30:39:55:GLY:HA2	1.97	0.65
24:3K:5:G:H1	24:3K:68:C:H42	1.44	0.65
13:4A:37:THR:HG21	13:4A:56:LEU:HD23	1.78	0.65
32:59:144:VAL:O	32:59:148:ILE:HG12	1.97	0.65
6:52:7:ASN:HD22	18:9A:76:LEU:HD11	1.61	0.65
18:9I:38:GLU:HA	18:9I:41:LYS:HZ2	1.61	0.65
41:C8:94:ASN:O	41:C8:96:ALA:HB2	1.95	0.65
28:11:237:GLU:OE1	61:11:409:HOH:O	2.14	0.65
26:14:2250:G:C6	37:45:82:ARG:HD2	2.32	0.65
26:1H:1332:G:OP1	61:1H:3971:HOH:O	2.14	0.65
26:1H:1533:C:H3'	26:1H:1534:G:H5''	1.76	0.65
26:1H:443:A:H1'	26:1H:1201:C:O4'	1.96	0.65
29:29:11:MET:SD	29:29:24:THR:HG22	2.36	0.65
3:2E:74:GLY:HA2	3:2E:77:ILE:HB	1.79	0.65
30:39:18:ARG:HG2	30:39:19:GLU:H	1.61	0.65
37:45:75:THR:HA	37:45:89:ASN:HA	1.77	0.65
1:13:559:A:OP1	5:4E:126:ARG:NH2	2.30	0.65
1:13:612:C:O2	1:13:629:G:N2	2.29	0.65
1:13:631:G:H2'	1:13:632:A:N3	2.10	0.65
26:14:1426:G:OP2	26:14:1427:A:O2'	2.15	0.65
26:14:1636:C:OP2	61:14:3629:HOH:O	2.15	0.65
26:14:2528:U:O2'	26:14:2530:A:OP1	2.10	0.65
34:15:34:LEU:HD21	34:15:120:LEU:HD13	1.79	0.65
2:1E:84:GLU:HB3	2:1E:219:VAL:HG21	1.79	0.65

Continued on next page...

Continued from previous page...

Atom-1	Atom-2	Interatomic distance (Å)	Clash overlap (Å)
1:1G:157:G:H1	1:1G:164:U:H3	1.42	0.65
26:1H:1557:C:OP2	26:1H:1558:A:O2'	2.08	0.65
4:3E:150:GLU:OE1	4:3E:150:GLU:N	2.29	0.65
43:A5:73:ALA:HB3	43:A5:106:ILE:HG12	1.79	0.65
1:13:1000:A:H2'	1:13:1001:G:C8	2.32	0.65
26:14:1154:G:OP1	41:85:58:ARG:HD3	1.97	0.65
26:1H:193:U:OP1	61:1H:4178:HOH:O	2.13	0.65
4:32:60:GLU:OE2	4:32:199:ASN:N	2.29	0.65
7:62:79:ARG:HE	7:62:84:ASN:HB3	1.60	0.65
41:C8:50:ARG:NH1	42:D8:72:VAL:HG12	2.12	0.65
43:E8:27:LYS:HB3	43:E8:31:GLU:HG3	1.77	0.65
1:1G:114:U:H2'	1:1G:115:G:C8	2.31	0.65
1:1G:793:U:O2	1:1G:1516:G:H4'	1.97	0.65
1:1G:682:G:O6	61:1G:1773:HOH:O	2.13	0.65
26:1H:1406:U:H2'	26:1H:1407:C:C6	2.31	0.65
26:1H:860:U:C5	26:1H:917:A:C2	2.85	0.65
26:1H:997:G:OP1	41:C8:92:ARG:HB2	1.97	0.65
42:D8:65:GLY:HA3	42:D8:91:TYR:CE1	2.31	0.65
43:E8:95:ILE:HG13	43:E8:95:ILE:O	1.96	0.65
46:H8:163:LEU:HB3	46:H8:165:VAL:H	1.61	0.65
55:Q8:14:VAL:HG21	55:Q8:21:LYS:HZ2	1.62	0.65
1:13:57:G:H2'	1:13:58:C:C6	2.31	0.65
26:14:1485:G:H1	26:14:1504:C:H42	1.43	0.65
26:14:2292:C:OP1	39:65:17:ARG:NH2	2.30	0.65
26:14:848:G:H2'	26:14:849:A:C8	2.32	0.65
26:1H:1515:C:H2'	26:1H:1516:U:H6	1.61	0.65
26:1H:2583:G:OP2	61:1H:3822:HOH:O	2.15	0.65
57:3L:72:C:H3'	57:3L:73:A:H5"	1.78	0.65
26:14:2315:G:OP1	31:49:36:LYS:NZ	2.28	0.65
39:65:10:ARG:O	39:65:14:VAL:HG22	1.96	0.65
36:78:15:ARG:HB2	36:78:16:ARG:HB2	1.79	0.65
41:C8:49:HIS:HA	41:C8:52:ARG:HB3	1.79	0.65
2:12:19:HIS:HE1	2:12:206:ASP:HB2	1.62	0.65
1:1G:1268:A:H2'	1:1G:1269:A:C8	2.32	0.65
1:1G:222:U:H2'	1:1G:223:U:H6	1.62	0.65
26:1H:2862:G:H2'	26:1H:2863:C:H6	1.61	0.65
26:1H:2865:U:O4	61:1H:4194:HOH:O	2.10	0.65
26:1H:607:U:N3	26:1H:621:A:H2	1.92	0.65
37:88:133:ARG:O	37:88:134:ARG:HB2	1.97	0.65
20:BI:53:LEU:HD12	20:BI:56:MET:HE2	1.78	0.65
20:BI:73:HIS:HB3	20:BI:74:LYS:HG3	1.77	0.65

Continued on next page...

Continued from previous page...

Atom-1	Atom-2	Interatomic distance (Å)	Clash overlap (Å)
46:H8:120:ILE:HG13	46:H8:170:THR:HG22	1.78	0.65
26:14:1188:U:O2'	26:14:1189:A:H5'	1.97	0.64
26:14:1225:C:O2'	42:95:85:LYS:N	2.30	0.64
26:14:195:A:H61	26:14:198:C:H3'	1.60	0.64
26:14:2056:G:OP2	61:14:4035:HOH:O	2.14	0.64
26:14:2871:C:N3	61:14:3622:HOH:O	2.30	0.64
1:1G:1286:A:C8	1:1G:1287:A:H4'	2.32	0.64
26:1H:1899:G:H22	26:1H:1902:C:H41	1.45	0.64
26:1H:945:A:P	61:1H:4167:HOH:O	2.49	0.64
10:1I:40:LEU:HB2	10:1I:69:ASN:HB2	1.79	0.64
4:32:71:SER:HB3	4:32:74:GLN:HG3	1.79	0.64
4:3E:160:GLN:O	4:3E:160:GLN:NE2	2.30	0.64
5:4E:45:PHE:CE2	5:4E:47:LYS:HD2	2.32	0.64
52:N8:40:LYS:HE2	52:N8:47:PRO:HD2	1.78	0.64
55:Q8:34:TRP:C	55:Q8:34:TRP:CD1	2.69	0.64
1:13:154:C:N3	1:13:168:G:N2	2.44	0.64
26:14:741:G:P	61:14:3555:HOH:O	2.54	0.64
26:14:796:C:H2'	26:14:797:C:C6	2.33	0.64
2:1E:33:TYR:HB2	2:1E:43:ASP:HB2	1.77	0.64
1:1G:179:A:H2'	1:1G:180:U:H6	1.61	0.64
1:1G:452:A:O2'	1:1G:453:A:O4'	2.12	0.64
1:1G:661:G:H1	1:1G:744:C:H42	1.45	0.64
26:1H:1417:C:P	61:1H:4059:HOH:O	2.54	0.64
26:1H:1784:A:OP2	61:1H:4502:HOH:O	2.14	0.64
26:1H:2051:A:OP2	61:1H:4096:HOH:O	2.14	0.64
35:25:67:LYS:HE3	35:25:68:GLU:OE1	1.98	0.64
26:14:2114:A:N6	26:14:2119:A:N7	2.45	0.64
26:14:2137:C:N4	26:14:2155:G:O6	2.19	0.64
26:14:945:A:OP1	61:14:3794:HOH:O	2.15	0.64
30:31:8:GLN:CD	30:31:8:GLN:H	1.99	0.64
26:14:2429:G:O6	36:35:61:ARG:NH2	2.30	0.64
8:72:120:THR:HG23	8:72:123:GLU:H	1.63	0.64
26:1H:2344:U:O2'	53:O8:37:ARG:HG2	1.96	0.64
55:Q8:46:ARG:CZ	55:Q8:46:ARG:HB3	2.26	0.64
26:14:84:A:N6	26:14:102:G:O2'	2.23	0.64
26:14:2267:A:OP2	61:14:3912:HOH:O	2.14	0.64
26:14:2748:A:H2'	26:14:2749:A:C8	2.32	0.64
26:14:93:C:H5'	26:14:94:G:OP2	1.97	0.64
1:1G:1002:G:N2	1:1G:1038:C:N3	2.42	0.64
26:1H:2061:G:P	61:1H:3626:HOH:O	2.55	0.64
11:2A:100:ALA:O	11:2A:102:GLY:N	2.30	0.64

Continued on next page...

Continued from previous page...

Atom-1	Atom-2	Interatomic distance (Å)	Clash overlap (Å)
57:3L:52:G:H1	57:3L:62:C:H42	1.45	0.64
9:82:42:ARG:NH1	9:82:75:ASP:OD2	2.26	0.64
9:8E:50:LEU:HD23	9:8E:85:LEU:HD11	1.78	0.64
20:BI:71:THR:HG22	20:BI:72:LEU:H	1.62	0.64
26:14:1225:C:O3'	42:95:85:LYS:HA	1.97	0.64
26:14:2128:C:H42	26:14:2160:G:H1	1.44	0.64
26:1H:1430:C:H2'	26:1H:1431:U:C6	2.32	0.64
26:1H:1434:A:H61	26:1H:1558:A:H61	1.44	0.64
1:13:1297:C:OP1	13:4I:13:LYS:NZ	2.28	0.64
32:51:4:ILE:HG13	32:51:6:ARG:NE	2.13	0.64
7:6E:111:ARG:NH1	7:6E:113:GLU:OE2	2.27	0.64
5:42:80:ILE:HG13	8:72:104:ARG:HH21	1.62	0.64
9:8E:24:GLY:HA2	9:8E:59:PHE:O	1.97	0.64
19:AI:5:LEU:HD13	19:AI:10:PHE:CD1	2.33	0.64
26:1H:1159:U:P	50:L8:30:ARG:HH12	2.20	0.64
55:Q8:5:LYS:O	55:Q8:6:THR:OG1	2.09	0.64
26:1H:2107:C:O2	26:1H:2182:G:N2	2.22	0.64
30:31:191:ARG:HB3	30:31:191:ARG:HH11	1.62	0.64
1:1G:407:G:OP1	4:32:115:ARG:NH2	2.30	0.64
5:42:70:PRO:HB3	5:42:144:THR:HG22	1.79	0.64
6:5E:39:LYS:HD3	6:5E:64:GLN:HG3	1.80	0.64
9:8E:3:GLN:OE1	9:8E:20:ARG:NH1	2.30	0.64
20:BI:89:ARG:NH2	20:BI:104:LEU:HD11	2.13	0.64
48:F5:82:LEU:HD23	48:F5:82:LEU:H	1.62	0.64
1:13:1007:C:N4	1:13:1022:G:H1	1.95	0.64
1:13:686:U:O4	1:13:703:G:H1'	1.97	0.64
26:14:1060:U:H4'	26:14:1061:U:H5''	1.80	0.64
26:14:2720:U:H3	26:14:2873:A:H2	1.45	0.64
2:1E:141:GLU:O	2:1E:145:LEU:HB2	1.97	0.64
1:1G:987:G:N2	1:1G:1218:C:N3	2.44	0.64
1:1G:1385:G:H2'	1:1G:1386:G:H8	1.63	0.64
26:1H:1697:G:OP2	26:1H:1698:A:O2'	2.12	0.64
4:32:190:ASP:HB3	4:32:192:GLU:HG3	1.80	0.64
37:45:51:ARG:HG2	37:45:51:ARG:HH11	1.60	0.64
1:1G:1308:U:OP2	13:4A:101:GLN:NE2	2.29	0.64
13:4A:84:ILE:HG12	19:AA:63:THR:HG21	1.79	0.64
3:22:6:HIS:HB3	14:5A:49:HIS:HD2	1.61	0.64
45:C5:68:HIS:HB3	45:C5:71:LYS:HG3	1.78	0.64
46:H8:125:LEU:HG	46:H8:164:ALA:HB3	1.80	0.64
26:14:987:G:O2'	26:14:1000:A:N3	2.29	0.64
26:14:1278:A:OP1	38:55:36:THR:HG22	1.98	0.64

Continued on next page...

Continued from previous page...

Atom-1	Atom-2	Interatomic distance (Å)	Clash overlap (Å)
26:14:1977:A:OP2	61:14:4014:HOH:O	2.15	0.64
1:1G:362:G:O2'	12:3A:33:ARG:NH2	2.30	0.64
1:1G:41:G:H2'	1:1G:42:G:C8	2.33	0.64
26:1H:111:A:H4'	49:K8:69:ARG:NH2	2.13	0.64
26:1H:2135:A:N6	26:1H:2156:G:O2'	2.30	0.64
42:95:48:GLY:HA3	42:95:51:VAL:C	2.18	0.64
1:13:1314:C:N4	19:AI:4:SER:O	2.25	0.64
1:13:1286:A:H8	1:13:1287:A:H4'	1.63	0.64
1:1G:1292:U:H2'	1:1G:1293:G:C8	2.33	0.64
26:1H:1061:U:H4'	26:1H:1070:A:H1'	1.79	0.64
26:1H:1858:G:OP2	26:1H:1858:G:H8	1.80	0.64
26:1H:1678:G:H22	26:1H:1989:G:H22	1.46	0.64
26:1H:259:G:N2	26:1H:621:A:H8	1.96	0.64
26:1H:796:C:H2'	26:1H:797:C:C6	2.32	0.64
3:22:141:VAL:HA	3:22:144:SER:HB3	1.79	0.64
57:3L:48:C:C5	57:3L:59:U:H1'	2.32	0.64
33:61:73:GLU:HG3	33:61:136:VAL:HG23	1.80	0.64
15:6I:6:GLU:HA	15:6I:9:GLN:HB2	1.80	0.64
41:C8:88:ILE:O	41:C8:90:VAL:N	2.27	0.64
46:D5:27:VAL:HG12	46:D5:87:ASP:HA	1.80	0.64
44:F8:12:VAL:HG13	44:F8:27:THR:O	1.98	0.64
1:13:405:U:O4	4:3E:2:GLY:N	2.31	0.64
26:14:1676:A:OP2	61:14:3536:HOH:O	2.14	0.64
26:14:38:A:H1'	30:39:48:THR:HB	1.80	0.64
26:1H:1359:A:C2	26:1H:1372:U:O4	2.50	0.64
26:1H:1495:A:OP2	61:1H:4397:HOH:O	2.15	0.64
26:1H:573:G:O2'	26:1H:574:C:H3'	1.97	0.64
56:1L:38:A:H2'	56:1L:39:PSU:H6	1.63	0.64
32:51:4:ILE:HB	32:51:6:ARG:HG3	1.81	0.64
37:88:66:ILE:O	37:88:104:PHE:N	2.30	0.64
19:AI:41:VAL:HG11	19:AI:67:VAL:HA	1.79	0.64
2:12:9:GLU:HB2	2:12:217:ARG:NH2	2.13	0.63
1:13:1133:G:H2'	1:13:1134:G:C8	2.33	0.63
26:14:123:G:N2	26:14:128:C:O2	2.19	0.63
28:19:32:SER:OG	28:19:32:SER:O	2.16	0.63
1:1G:1298:C:O2'	1:1G:1299:A:OP2	2.16	0.63
26:1H:1009:A:OP2	61:1H:4205:HOH:O	2.16	0.63
26:1H:2584:U:H2'	26:1H:2585:U:H2'	1.79	0.63
27:1J:9:G:P	39:65:25:ARG:HH22	2.21	0.63
1:1G:1305:G:H22	1:1G:1331:G:C2'	2.11	0.63
33:61:9:LEU:HD21	33:61:35:LEU:HD12	1.79	0.63

Continued on next page...

Continued from previous page...

Atom-1	Atom-2	Interatomic distance (Å)	Clash overlap (Å)
33:69:38:LEU:HD12	33:69:38:LEU:H	1.63	0.63
45:C5:62:GLU:CD	45:C5:63:LYS:H	2.01	0.63
28:11:72:LYS:NZ	28:11:99:ASP:OD2	2.26	0.63
1:13:1372:U:H5''	9:8E:71:SER:HB2	1.81	0.63
1:13:233:C:H2'	1:13:234:C:H6	1.64	0.63
26:1H:1479:G:N7	26:1H:1510:A:N6	2.46	0.63
26:1H:2688:U:H5	26:1H:2720:U:OP2	1.81	0.63
10:1I:6:ILE:HG22	10:1I:98:ILE:HG13	1.79	0.63
26:14:2572:A:C8	29:29:144:ARG:HD2	2.33	0.63
24:3K:19:G:O2'	24:3K:57:G:N3	2.31	0.63
19:AI:6:LYS:O	19:AI:7:LYS:HB3	1.98	0.63
1:13:412:A:H4'	1:13:413:G:O5'	1.98	0.63
26:14:2318:G:H5'	26:14:2319:G:OP2	1.98	0.63
26:1H:422:A:P	61:1H:4487:HOH:O	2.55	0.63
30:39:68:LYS:HB3	30:39:69:HIS:CD2	2.34	0.63
12:3A:36:VAL:O	12:3A:59:ARG:N	2.32	0.63
37:45:34:LEU:HB2	37:45:118:LEU:HD22	1.80	0.63
36:78:19:VAL:HB	36:78:20:GLY:HA2	1.79	0.63
36:78:19:VAL:HG12	36:78:21:ARG:H	1.63	0.63
17:8I:67:LYS:HA	17:8I:70:ARG:NH1	2.11	0.63
42:D8:21:ARG:HG2	42:D8:91:TYR:HE2	1.62	0.63
1:13:101:A:H2'	1:13:102:G:H8	1.62	0.63
1:13:1126:U:O4	1:13:1127:G:N1	2.32	0.63
1:13:209:U:H5'	1:13:210:U:OP2	1.99	0.63
1:13:963:G:H21	10:1I:55:LYS:HZ1	1.47	0.63
26:14:892:G:N2	26:14:894:C:OP1	2.31	0.63
26:1H:1265:A:H8	26:1H:1265:A:OP1	1.80	0.63
26:1H:286:C:H2'	26:1H:287:C:H6	1.62	0.63
26:1H:557:U:H2'	26:1H:558:G:H8	1.61	0.63
26:1H:832:G:H5'	36:78:45:LEU:HD11	1.80	0.63
29:21:101:ARG:CZ	29:21:171:GLU:HB2	2.29	0.63
31:49:77:ILE:HG23	31:49:79:ASN:H	1.62	0.63
37:88:104:PHE:HE2	37:88:125:LEU:HD11	1.63	0.63
41:C8:91:ASP:HB2	42:D8:11:GLN:OE1	1.98	0.63
1:13:524:G:H2'	1:13:525:C:C6	2.32	0.63
1:13:854:G:N7	61:13:1887:HOH:O	2.31	0.63
26:14:2119:A:N6	26:14:2170:A:N7	2.45	0.63
1:1G:625:G:H2'	1:1G:626:U:H6	1.63	0.63
1:1G:760:G:N2	17:8A:94:ASN:OD1	2.32	0.63
37:45:26:TYR:HD1	37:45:26:TYR:O	1.82	0.63
40:B8:26:ASP:CB	40:B8:92:GLY:H	2.12	0.63

Continued on next page...

Continued from previous page...

Atom-1	Atom-2	Interatomic distance (Å)	Clash overlap (Å)
26:14:2611:U:O2'	52:J5:3:LYS:HG3	1.97	0.63
1:13:1133:G:H2'	1:13:1134:G:H8	1.63	0.63
1:13:1301:U:O2'	1:13:1302:U:H5'	1.99	0.63
26:1H:1602:U:O4	61:1H:4049:HOH:O	2.10	0.63
26:1H:761:A:OP1	61:1H:3683:HOH:O	2.16	0.63
37:45:66:ILE:HG13	37:45:67:ARG:H	1.63	0.63
32:51:98:LEU:HD22	32:51:125:VAL:HG23	1.80	0.63
8:72:79:VAL:HG12	8:72:80:ILE:HG13	1.80	0.63
8:7E:64:LYS:HB3	8:7E:79:VAL:HG21	1.81	0.63
37:88:81:VAL:O	37:88:82:ARG:HB2	1.98	0.63
1:13:1346:A:H5''	9:8E:120:ARG:NH1	2.13	0.63
26:1H:1156:A:C8	41:C8:51:LYS:HD3	2.33	0.63
46:D5:163:LEU:HD23	46:D5:163:LEU:H	1.64	0.63
1:13:160:A:H1'	1:13:344:A:C8	2.34	0.63
26:14:2120:G:H2'	26:14:2121:G:C8	2.33	0.63
26:14:2773:C:OP1	29:29:166:THR:OG1	2.15	0.63
26:1H:141:A:H8	26:1H:1595:G:H21	1.46	0.63
29:29:23:VAL:HG11	29:29:183:LEU:HD23	1.79	0.63
4:32:176:LEU:HG	4:32:178:VAL:HG13	1.80	0.63
30:39:192:LEU:HD23	30:39:193:VAL:H	1.63	0.63
7:62:26:PHE:HD1	7:62:101:LEU:HD22	1.62	0.63
37:88:51:ARG:NH1	37:88:52:VAL:HG23	2.14	0.63
42:95:71:LEU:N	42:95:86:GLY:HA2	2.14	0.63
40:B8:54:ARG:HA	40:B8:59:THR:HB	1.80	0.63
46:H8:129:SER:H	46:H8:161:VAL:HG11	1.63	0.63
1:13:542:G:O6	61:13:1928:HOH:O	2.12	0.63
26:14:123:G:N1	26:14:128:C:N3	2.39	0.63
26:14:994:C:OP1	41:85:53:ARG:NH2	2.31	0.63
2:1E:162:ILE:O	2:1E:185:ILE:HG13	1.98	0.63
26:1H:1102:C:H2'	26:1H:1103:A:H8	1.63	0.63
26:1H:1425:G:O6	61:1H:4245:HOH:O	2.12	0.63
26:1H:49:A:N7	26:1H:120:U:C5	2.63	0.63
10:1I:84:GLN:HG3	10:1I:88:LEU:HD23	1.81	0.63
36:35:47:ASP:HB3	36:35:49:ARG:N	2.14	0.63
33:61:131:LYS:HB3	33:61:132:PRO:HA	1.79	0.63
39:65:11:LYS:HG3	39:65:91:PRO:HD3	1.80	0.63
35:68:68:GLU:OE2	35:68:78:ARG:NH1	2.30	0.63
1:13:1117:G:H5''	9:8E:104:ARG:NH1	2.13	0.63
9:8E:26:VAL:HG13	9:8E:61:ALA:HB3	1.80	0.63
20:BA:49:ALA:HA	20:BA:52:ALA:HB3	1.81	0.63
46:D5:4:ARG:HA	46:D5:58:VAL:HB	1.81	0.63

Continued on next page...

Continued from previous page...

Atom-1	Atom-2	Interatomic distance (Å)	Clash overlap (Å)
48:F5:92:LYS:O	48:F5:94:LEU:N	2.31	0.63
36:35:64:LYS:CB	55:M5:30:ARG:HH22	2.12	0.63
31:41:179:PRO:HG3	51:M8:38:LYS:HE3	1.81	0.63
51:M8:6:HIS:HD1	51:M8:7:PRO:HD2	1.64	0.63
26:14:2037:G:H2'	26:14:2038:G:C8	2.33	0.62
26:14:654(B):C:H2'	26:14:654(C):G:C8	2.32	0.62
1:1G:766:A:OP2	61:1G:1770:HOH:O	2.16	0.62
26:1H:1794:U:H2'	26:1H:1795:C:C6	2.34	0.62
26:1H:2646:C:OP2	26:1H:2732:G:O2'	2.14	0.62
22:1K:9:A:O2'	22:1K:10:G:OP1	2.15	0.62
22:1K:7:A:H61	22:1K:66:U:H3	1.45	0.62
26:1H:2572:A:N7	29:21:144:ARG:HD2	2.13	0.62
35:25:104:ARG:HH12	40:75:36:GLU:HB3	1.64	0.62
11:2I:21:ILE:HB	11:2I:84:VAL:HG12	1.81	0.62
5:42:61:TYR:O	5:42:65:ASN:N	2.25	0.62
31:49:120:LEU:HG	31:49:179:PRO:O	1.99	0.62
26:1H:1798:U:C5'	28:11:259:THR:HG22	2.30	0.62
1:13:631:G:C8	1:13:632:A:H2	2.18	0.62
26:14:1342:A:H2	26:14:1602:U:N3	1.95	0.62
26:14:751:A:P	61:14:3506:HOH:O	2.57	0.62
26:1H:34:C:H6	26:1H:34:C:OP2	1.81	0.62
30:31:9:ILE:HD11	30:31:125:LEU:H	1.63	0.62
4:32:98:GLU:OE2	4:32:103:ASN:ND2	2.31	0.62
32:59:26:VAL:HG12	32:59:33:LEU:H	1.64	0.62
1:1G:564:C:O2'	8:72:91:ARG:NH2	2.32	0.62
36:78:114:ILE:HD11	36:78:130:PHE:CD2	2.34	0.62
40:B8:16:ARG:HE	40:B8:19:LEU:HD11	1.62	0.62
41:C8:68:ALA:O	41:C8:71:GLN:HB2	1.99	0.62
53:K5:9:LEU:N	53:K5:27:LYS:HG3	2.14	0.62
1:1G:1057:G:H1	1:1G:1203:C:H42	1.47	0.62
1:1G:841:U:O2'	1:1G:842:C:H5"	1.99	0.62
26:1H:805:G:OP2	36:78:41:ARG:HG2	1.98	0.62
3:22:155:GLY:HA3	3:22:196:LEU:HD13	1.81	0.62
29:29:25:VAL:HG12	29:29:26:ILE:H	1.63	0.62
26:1H:606:U:OP2	30:31:104:LYS:NZ	2.33	0.62
4:3E:81:GLU:OE1	4:3E:139:ARG:NH2	2.31	0.62
42:95:80:GLN:HG3	42:95:81:TYR:H	1.64	0.62
39:A8:37:ALA:HB2	39:A8:101:LEU:HD21	1.82	0.62
1:13:736:C:H2'	1:13:737:A:H8	1.62	0.62
1:1G:1294:G:H2'	1:1G:1295:G:H8	1.64	0.62
26:1H:2232:U:P	48:J8:40:ARG:HH12	2.22	0.62

Continued on next page...

Continued from previous page...

Atom-1	Atom-2	Interatomic distance (Å)	Clash overlap (Å)
26:1H:994:C:OP1	41:C8:53:ARG:NH2	2.32	0.62
27:1J:4:C:H42	27:1J:116:G:H1	1.47	0.62
30:39:25:PRO:HB2	30:39:27:GLU:N	2.12	0.62
12:3I:57:LYS:NZ	12:3I:67:THR:HG22	2.14	0.62
26:1H:2315:G:OP1	31:41:36:LYS:NZ	2.32	0.62
5:42:145:LYS:O	5:42:149:GLU:N	2.30	0.62
32:59:6:ARG:H	32:59:6:ARG:HD2	1.63	0.62
37:88:5:ARG:HD3	37:88:5:ARG:N	2.13	0.62
1:13:1348:U:H4'	9:8E:120:ARG:HD2	1.80	0.62
1:13:658:G:H2'	1:13:659:U:H6	1.64	0.62
26:14:2250:G:C4	37:45:82:ARG:HG3	2.34	0.62
26:14:491:G:H2'	26:14:492:A:C8	2.34	0.62
1:1G:1118:C:H1'	1:1G:1179:A:C4	2.35	0.62
1:1G:485:G:O2'	1:1G:486:U:O5'	2.17	0.62
1:1G:501:C:H2'	1:1G:502:G:H8	1.64	0.62
26:1H:1113:U:H5'	32:51:2:SER:HB2	1.81	0.62
26:1H:1509:C:H2'	26:1H:1511:A:C8	2.35	0.62
26:1H:1575:C:H2'	26:1H:1576:U:C6	2.34	0.62
6:5E:101:ALA:HB2	18:9I:28:GLU:HG2	1.82	0.62
7:62:92:SER:HB2	7:62:95:ARG:H	1.64	0.62
37:88:138:ASP:OD1	37:88:138:ASP:N	2.31	0.62
38:98:97:VAL:HG22	38:98:114:VAL:HG22	1.79	0.62
45:C5:48:ALA:HB3	45:C5:59:GLY:C	2.20	0.62
46:D5:139:VAL:HG13	46:D5:156:LYS:HE2	1.81	0.62
26:14:19:C:H2'	26:14:20:C:C6	2.34	0.62
26:14:576:U:O4	61:14:3660:HOH:O	2.14	0.62
26:14:824:A:H1'	26:14:2358:G:N7	2.14	0.62
26:1H:155:C:N4	26:1H:171:G:H1	1.93	0.62
26:1H:2383:G:O2'	26:1H:2384:G:H5'	1.99	0.62
35:25:8:LEU:HD13	35:25:82:ASN:HB3	1.82	0.62
24:3K:76:A:H8	26:1H:2394:C:N4	1.95	0.62
37:45:25:ASP:HB3	37:45:102:VAL:HG23	1.81	0.62
5:4E:110:LEU:HD13	5:4E:118:ILE:HD13	1.81	0.62
35:68:4:PRO:O	35:68:5:GLN:HB2	1.98	0.62
39:A8:35:ILE:HD11	39:A8:101:LEU:HD23	1.82	0.62
26:14:2331:G:O3'	47:E5:43:THR:HG22	2.00	0.62
44:F8:15:GLU:HG3	44:F8:16:LYS:N	2.14	0.62
1:13:737:A:H2'	1:13:738:C:C6	2.35	0.62
2:1E:126:GLU:HA	2:1E:129:GLU:HG2	1.81	0.62
1:1G:1258:G:H2'	1:1G:1259:C:H6	1.65	0.62
26:1H:612:G:N2	26:1H:616:A:O2'	2.33	0.62

Continued on next page...

Continued from previous page...

Atom-1	Atom-2	Interatomic distance (Å)	Clash overlap (Å)
27:1J:6:C:H2'	27:1J:7:G:H5''	1.81	0.62
24:3K:19:G:C6	26:1H:2112:G:H1'	2.35	0.62
13:4I:3:ARG:HE	13:4I:9:ILE:HD11	1.64	0.62
1:13:824:C:O2'	8:7E:1:MET:HB3	1.99	0.62
37:88:12:GLN:HG2	37:88:73:PRO:HD2	1.81	0.62
19:AA:41:VAL:HG12	19:AA:43:GLU:H	1.64	0.62
1:13:1530:G:H3'	1:13:1531:A:OP1	1.98	0.62
26:14:321:G:OP1	30:39:135:LYS:NZ	2.31	0.62
2:1E:53:ARG:NH2	2:1E:198:ASP:O	2.32	0.62
26:1H:2233:U:H2'	26:1H:2234:G:C8	2.35	0.62
32:59:163:TYR:CE1	32:59:169:VAL:HG21	2.35	0.62
33:61:144:VAL:HG22	33:61:145:VAL:HG23	1.81	0.62
33:69:112:LYS:HA	33:69:114:LEU:H	1.65	0.62
40:75:23:ARG:HG3	40:75:120:ARG:NH1	2.15	0.62
41:85:100:VAL:O	41:85:101:ARG:HG2	1.99	0.62
52:N8:33:CYS:HB2	52:N8:40:LYS:HD3	1.81	0.62
1:13:1133:G:N2	1:13:1141:C:N3	2.47	0.62
1:13:1448:C:H42	1:13:1455:G:H1	1.46	0.62
1:13:766:A:OP2	61:13:1804:HOH:O	2.16	0.62
1:13:793:U:H5'	1:13:794:A:H5''	1.82	0.62
26:1H:1138:G:H21	34:58:106:MET:CE	2.13	0.62
26:1H:1332:G:H5'	26:1H:1332:G:H8	1.64	0.62
26:1H:1701:A:OP2	61:1H:4371:HOH:O	2.16	0.62
10:1I:34:VAL:HG12	10:1I:74:ILE:HG23	1.80	0.62
29:21:111:ARG:HD2	29:21:160:TYR:CE2	2.34	0.62
3:22:75:VAL:O	3:22:83:ARG:NH2	2.32	0.62
29:29:147:PRO:HB2	29:29:149:ARG:HG2	1.82	0.62
13:4A:17:VAL:HG13	13:4A:27:LYS:NZ	2.15	0.62
34:58:96:GLU:C	34:58:98:VAL:H	2.02	0.62
36:78:18:ARG:O	36:78:19:VAL:HG13	1.99	0.62
37:88:35:VAL:HG13	37:88:130:LYS:HB3	1.82	0.62
38:98:87:TYR:HE1	38:98:117:VAL:HG12	1.65	0.62
39:A8:59:LYS:HG2	39:A8:60:GLY:H	1.65	0.62
46:D5:10:ARG:NE	46:D5:37:VAL:O	2.24	0.62
46:D5:7:ALA:HB3	46:D5:61:LEU:HA	1.81	0.62
26:1H:1354:A:H4'	28:11:38:LYS:HE3	1.82	0.62
1:1G:1294:G:H2'	1:1G:1295:G:C8	2.35	0.62
27:1J:18:G:H2'	27:1J:19:G:C8	2.35	0.62
31:49:118:ARG:HB3	31:49:181:ARG:HG3	1.82	0.62
2:12:60:ASP:O	2:12:64:ARG:N	2.33	0.61
1:13:1286:A:C8	1:13:1287:A:H4'	2.34	0.61

Continued on next page...

Continued from previous page...

Atom-1	Atom-2	Interatomic distance (Å)	Clash overlap (Å)
1:13:254:G:O3'	17:8I:69:LYS:NZ	2.29	0.61
26:14:2542:A:OP1	26:14:2542:A:H4'	1.99	0.61
26:14:2588:G:P	61:14:3593:HOH:O	2.53	0.61
1:1G:1268:A:H2'	1:1G:1269:A:H8	1.65	0.61
26:1H:1021:A:C8	26:1H:1021:A:H3'	2.35	0.61
26:1H:1221:C:H2'	26:1H:1222:C:C6	2.35	0.61
1:1G:1108:G:H5'	3:22:176:HIS:CD2	2.34	0.61
12:3I:11:VAL:HG13	17:8I:29:HIS:HD2	1.64	0.61
33:61:40:THR:O	33:61:44:LEU:HB2	2.00	0.61
40:75:4:GLY:HA2	40:75:8:LYS:HB2	1.81	0.61
40:75:54:ARG:HA	40:75:59:THR:HB	1.82	0.61
42:D8:21:ARG:HG2	42:D8:91:TYR:CE2	2.35	0.61
53:O8:41:PRO:HB2	53:O8:43:CYS:HB2	1.82	0.61
26:14:2137:C:O2	26:14:2155:G:N2	2.32	0.61
26:1H:1021:A:H8	26:1H:1021:A:H3'	1.65	0.61
26:1H:1069:A:H4'	26:1H:1070:A:H5''	1.81	0.61
26:1H:1314:C:OP1	61:1H:3970:HOH:O	2.16	0.61
26:1H:1453:A:O2'	26:1H:1454:U:H2'	1.99	0.61
29:21:15:PHE:HA	29:21:19:ARG:O	1.99	0.61
35:25:73:ASP:OD2	40:75:32:TYR:OH	2.09	0.61
7:62:149:ARG:HD3	11:2A:59:TYR:CE1	2.35	0.61
5:4E:11:ILE:HG13	5:4E:31:LEU:HD13	1.81	0.61
20:BA:45:GLN:HB2	20:BA:91:LEU:HD13	1.83	0.61
20:BI:26:ASN:HB2	20:BI:71:THR:HG23	1.80	0.61
20:BI:49:ALA:HB2	20:BI:99:LEU:HD23	1.82	0.61
26:14:2537:U:H2'	26:14:2538:C:C6	2.35	0.61
26:14:878:A:H61	26:14:899:A:H1'	1.65	0.61
2:1E:226:ARG:HG3	2:1E:227:GLY:H	1.64	0.61
26:1H:1512:G:H2'	26:1H:1513:C:C6	2.34	0.61
26:1H:639:U:O2'	26:1H:640:C:H5'	1.99	0.61
4:32:24:GLU:OE2	4:32:24:GLU:N	2.32	0.61
4:32:31:CYS:C	4:32:33:MET:N	2.54	0.61
36:35:105:LEU:O	36:35:106:LEU:HB3	1.98	0.61
26:14:910:A:C5	37:45:13:GLN:HG3	2.34	0.61
48:J8:58:ILE:HG23	48:J8:87:PRO:HG3	1.83	0.61
1:13:664:G:N2	1:13:741:G:H1	1.92	0.61
1:13:953:G:H2'	1:13:954:G:O4'	2.01	0.61
26:14:1434:A:H61	26:14:1558:A:H62	1.48	0.61
26:14:2190:G:H2'	26:14:2191:G:O4'	2.00	0.61
26:14:2261:C:H1'	26:14:2388:A:N3	2.15	0.61
26:14:67:U:H3	26:14:74:A:H2	1.47	0.61

Continued on next page...

Continued from previous page...

Atom-1	Atom-2	Interatomic distance (Å)	Clash overlap (Å)
26:1H:2334:G:H5'	39:A8:9:ARG:HG2	1.83	0.61
31:41:64:THR:HG22	31:41:66:GLN:N	2.16	0.61
13:4I:27:LYS:HA	13:4I:31:LYS:NZ	2.15	0.61
40:75:56:GLY:O	40:75:59:THR:HG23	2.00	0.61
1:1G:376:G:H5''	16:7A:5:ARG:HD2	1.81	0.61
44:B5:32:PRO:HA	44:B5:77:LYS:HB2	1.81	0.61
49:K8:22:GLU:OE2	49:K8:68:ARG:NH2	2.32	0.61
52:N8:41:PRO:HD2	52:N8:44:THR:HG21	1.83	0.61
43:E8:38:TYR:OH	52:N8:47:PRO:HG3	2.00	0.61
53:O8:25:LYS:HB2	55:Q8:32:LEU:HD12	1.82	0.61
1:13:1131:G:H2'	1:13:1132:C:C6	2.36	0.61
1:13:201:C:N4	1:13:209:U:O2	2.33	0.61
1:13:963:G:H1	1:13:972:C:H42	1.47	0.61
26:14:631:A:OP2	55:M5:47:LYS:NZ	2.28	0.61
4:32:76:ARG:HH21	4:32:80:GLU:HG2	1.65	0.61
30:39:7:TYR:CD1	30:39:18:ARG:HB2	2.35	0.61
4:3E:22:LYS:HB2	4:3E:26:CYS:SG	2.40	0.61
26:14:1154:G:OP2	41:85:58:ARG:NH1	2.34	0.61
18:9I:26:LEU:HD22	18:9I:42:ARG:HH22	1.66	0.61
20:BA:49:ALA:HB2	20:BA:92:LEU:HD22	1.81	0.61
43:E8:92:ARG:NH1	43:E8:94:ASP:OD1	2.30	0.61
1:13:1003:G:N2	1:13:1004:A:O2'	2.34	0.61
26:14:1428:C:N4	26:14:1570:A:OP2	2.25	0.61
26:14:2557:G:H2'	26:14:2558:C:C6	2.36	0.61
1:1G:1054:C:O2'	1:1G:1055:A:O5'	2.15	0.61
1:1G:1220:G:H5'	19:AA:35:SER:HA	1.82	0.61
29:29:151:TYR:HD2	29:29:154:LYS:HZ2	1.47	0.61
24:3K:35:A:H2'	24:3K:36:A:C8	2.36	0.61
31:41:129:GLY:O	31:41:161:THR:HG22	2.01	0.61
48:F5:86:SER:N	48:F5:87:PRO:HD2	2.15	0.61
1:13:156:G:H1'	1:13:166:G:N2	2.16	0.61
1:1G:1325:C:H5''	21:1B:17:THR:HG21	1.82	0.61
24:3K:9:A:H62	24:3K:23:A:H62	1.49	0.61
9:8E:49:PRO:HA	9:8E:52:ALA:HB3	1.82	0.61
41:C8:92:ARG:HA	41:C8:95:LEU:HD23	1.82	0.61
46:H8:73:GLN:HB2	46:H8:87:ASP:HB2	1.82	0.61
52:J5:41:PRO:O	52:J5:44:THR:OG1	2.17	0.61
26:14:2567:G:H2'	26:14:2568:C:C6	2.35	0.61
1:1G:1288:A:H4'	21:1B:13:ILE:HD13	1.83	0.61
1:1G:600:C:H2'	1:1G:601:C:C6	2.36	0.61
1:1G:933:G:O6	7:62:3:ARG:NH2	2.29	0.61

Continued on next page...

Continued from previous page...

Atom-1	Atom-2	Interatomic distance (Å)	Clash overlap (Å)
26:1H:2830:G:H8	26:1H:2830:G:H5''	1.65	0.61
26:1H:881:G:O6	26:1H:895:U:N3	2.29	0.61
26:1H:957:A:N1	26:1H:2458:G:H4'	2.16	0.61
3:2E:175:LEU:HD23	3:2E:182:ILE:HD13	1.83	0.61
3:2E:58:GLU:HB2	3:2E:65:ALA:HB3	1.83	0.61
23:2K:21:U:O2	23:2K:21:U:H2'	2.00	0.61
23:2L:22:A:N6	23:2L:47:7MG:H2'	2.15	0.61
32:51:86:GLU:HG3	32:51:165:ALA:HB3	1.83	0.61
37:88:18:LYS:O	37:88:98:LYS:NZ	2.34	0.61
55:Q8:53:PRO:HB3	55:Q8:56:GLU:CG	2.31	0.61
26:14:1677:A:H2'	26:14:1678:G:C8	2.36	0.61
26:14:2467:C:H4'	37:45:123:HIS:CE1	2.36	0.61
1:1G:1128:C:H4'	9:82:16:ARG:HH12	1.66	0.61
1:1G:1274:G:H2'	1:1G:1275:A:C8	2.35	0.61
26:1H:2032:G:H21	29:21:146:THR:HG23	1.66	0.61
26:1H:2287:A:N6	26:1H:2344:U:H3	1.98	0.61
26:1H:265:A:C8	26:1H:266:G:H1'	2.36	0.61
26:1H:326:G:N7	61:1H:3850:HOH:O	2.31	0.61
26:1H:607:U:N3	26:1H:621:A:C2	2.68	0.61
29:21:24:THR:HG21	29:21:188:VAL:CG2	2.30	0.61
23:2L:76:C:H2'	23:2L:77:A:C8	2.36	0.61
4:3E:15:GLU:OE1	4:3E:66:ARG:NH1	2.32	0.61
45:C5:99:CYS:SG	45:C5:100:ALA:N	2.73	0.61
46:D5:30:ASN:HA	46:D5:89:PHE:HE1	1.64	0.61
45:G8:40:GLU:HA	45:G8:42:VAL:H	1.65	0.61
28:11:238:GLY:O	28:11:240:ALA:N	2.34	0.61
1:13:1130:A:O2'	9:8E:3:GLN:NE2	2.28	0.61
1:13:625:G:H4'	16:7I:16:HIS:ND1	2.16	0.61
26:14:2058:A:N6	61:14:4032:HOH:O	2.12	0.61
1:1G:1387:G:H2'	1:1G:1388:C:H6	1.64	0.61
26:1H:1532:C:H2'	26:1H:1533:C:O4'	2.00	0.61
27:1J:9:G:OP1	39:65:25:ARG:NH2	2.33	0.61
29:29:103:ASP:OD2	29:29:199:ARG:NH2	2.34	0.61
36:35:65:ARG:HB2	36:35:65:ARG:NH1	2.10	0.61
36:35:71:VAL:HG13	36:35:72:PRO:HD3	1.83	0.61
6:5E:18:GLN:HA	6:5E:21:LEU:HD22	1.82	0.61
41:85:52:ARG:HA	41:85:55:ARG:HD3	1.81	0.61
40:B8:3:ARG:HB2	40:B8:6:LEU:HB3	1.81	0.61
46:D5:157:LEU:HD12	46:D5:161:VAL:HG11	1.83	0.61
1:13:1423:G:P	35:68:49:ARG:HH22	2.24	0.60
1:13:765:G:H5''	1:13:766:A:OP1	2.01	0.60

Continued on next page...

Continued from previous page...

Atom-1	Atom-2	Interatomic distance (Å)	Clash overlap (Å)
26:14:1253:A:OP1	61:14:4007:HOH:O	2.16	0.60
26:14:2393:A:O3'	36:35:63:PRO:HD2	2.01	0.60
26:14:800:A:H8	61:14:3727:HOH:O	1.82	0.60
1:1G:1513:A:H2'	1:1G:1514:C:C6	2.37	0.60
26:1H:1055:G:H1'	26:1H:1085:A:C2	2.37	0.60
26:1H:1055:G:O2'	26:1H:1086:A:N6	2.33	0.60
4:3E:108:LEU:HD13	4:3E:174:LEU:HD13	1.83	0.60
33:61:80:PRO:HB2	33:61:146:ALA:HA	1.83	0.60
1:1G:750:G:N3	15:6A:23:GLY:HA3	2.16	0.60
19:AA:18:LYS:O	19:AA:22:LEU:HB2	2.01	0.60
41:C8:96:ALA:H	41:C8:99:ALA:H	1.49	0.60
26:14:2420:C:N4	55:M5:31:HIS:HB3	2.15	0.60
26:14:38:A:H2'	26:14:39:C:C6	2.36	0.60
1:1G:438:G:H4'	4:32:123:HIS:CD2	2.35	0.60
1:1G:649:G:H2'	1:1G:650:G:H8	1.66	0.60
26:1H:2199:A:H5'	26:1H:2199:A:C8	2.35	0.60
26:1H:507:A:H5''	26:1H:508:G:H3'	1.82	0.60
27:1J:72:G:O2'	27:1J:104:A:N6	2.34	0.60
29:29:33:VAL:HG12	29:29:89:ASP:CB	2.30	0.60
11:2A:85:ARG:HD3	11:2A:113:PRO:HD3	1.83	0.60
36:35:128:HIS:HA	36:35:147:LEU:HA	1.81	0.60
12:3A:111:LYS:HD2	12:3A:111:LYS:H	1.66	0.60
32:51:15:VAL:HG12	32:51:29:PRO:HD2	1.83	0.60
33:69:102:SER:O	33:69:106:GLY:N	2.34	0.60
9:8E:46:ALA:HB2	9:8E:74:ILE:HG23	1.83	0.60
19:AI:5:LEU:HB3	19:AI:10:PHE:HE1	1.66	0.60
48:J8:90:ILE:HG22	48:J8:94:LEU:HD12	1.82	0.60
28:11:146:GLU:HB2	28:11:189:CYS:HB3	1.83	0.60
1:13:545:C:O2'	1:13:549:C:OP1	2.17	0.60
1:1G:861:G:H2'	1:1G:862:C:H6	1.67	0.60
26:1H:1110:G:O2'	26:1H:1111:A:O5'	2.18	0.60
26:1H:2080:G:H5''	26:1H:2080:G:H8	1.66	0.60
26:1H:805:G:P	61:1H:4480:HOH:O	2.55	0.60
13:4A:3:ARG:HG2	13:4A:9:ILE:HG12	1.83	0.60
39:65:34:HIS:ND1	39:65:53:SER:OG	2.34	0.60
15:6I:7:GLU:OE1	15:6I:38:ARG:NH2	2.33	0.60
45:C5:76:CYS:HB2	45:C5:82:PRO:HG3	1.83	0.60
45:G8:40:GLU:HA	45:G8:42:VAL:N	2.16	0.60
1:13:1060:C:HO2'	10:1I:56:HIS:HD1	1.48	0.60
1:13:74:C:H42	1:13:96:G:H1	1.49	0.60
26:14:2393:A:H4'	36:35:62:LEU:H	1.67	0.60

Continued on next page...

Continued from previous page...

Atom-1	Atom-2	Interatomic distance (Å)	Clash overlap (Å)
1:1G:1251:A:H2'	1:1G:1252:A:C8	2.36	0.60
26:1H:692:C:O2'	28:11:38:LYS:HE2	2.00	0.60
31:41:173:LEU:HB3	31:41:178:PHE:CD2	2.36	0.60
39:65:67:ARG:HB2	39:65:67:ARG:NH1	2.16	0.60
1:1G:135:C:O2	16:7A:1:MET:HB3	2.00	0.60
46:H8:126:VAL:HA	46:H8:164:ALA:H	1.66	0.60
51:M8:48:ARG:HH11	51:M8:48:ARG:HA	1.65	0.60
26:14:1058:U:H2'	26:14:1059:G:C8	2.36	0.60
26:14:1386:C:H2'	26:14:1387:C:C6	2.36	0.60
26:14:152:G:H1	26:14:174:C:N4	1.99	0.60
26:14:2572:A:OP1	26:14:2574:G:O2'	2.15	0.60
26:1H:1575:C:H2'	26:1H:1576:U:H6	1.65	0.60
26:1H:1996:C:OP1	35:68:31:LYS:HE3	2.02	0.60
26:1H:730:C:H3'	61:1H:3684:HOH:O	2.01	0.60
11:2A:21:ILE:HB	11:2A:84:VAL:HG12	1.83	0.60
1:13:392:G:H5'	16:7I:12:LYS:HD2	1.84	0.60
55:M5:52:LYS:HE2	55:M5:52:LYS:O	2.02	0.60
26:14:141:A:H8	26:14:1595:G:H21	1.49	0.60
1:1G:411:A:H62	1:1G:413:G:N2	2.00	0.60
1:1G:827:U:H3	1:1G:872:A:H62	1.48	0.60
26:1H:1047:G:O2'	26:1H:1111:A:N6	2.34	0.60
26:1H:2572:A:C8	29:21:144:ARG:HD2	2.37	0.60
27:1J:42:C:O2	31:49:93:THR:N	2.25	0.60
23:2L:41:C:H2'	23:2L:42:C:C6	2.35	0.60
13:4A:60:VAL:HG13	13:4A:64:TRP:HE1	1.66	0.60
38:55:97:VAL:HG12	38:55:114:VAL:HG13	1.82	0.60
35:68:88:ASN:ND2	35:68:90:GLN:HB2	2.13	0.60
16:7I:26:ARG:HE	16:7I:31:LYS:HB3	1.65	0.60
41:C8:92:ARG:C	41:C8:94:ASN:H	2.05	0.60
51:M8:36:CYS:SG	51:M8:39:CYS:HB3	2.41	0.60
34:15:38:HIS:NE2	34:15:50:ASP:OD2	2.32	0.60
28:19:200:ASP:OD1	28:19:203:ASN:ND2	2.34	0.60
1:1G:376:G:H1	1:1G:387:U:H3	1.50	0.60
29:29:119:ARG:HG2	29:29:160:TYR:HB2	1.84	0.60
26:1H:323:G:C8	30:31:171:PRO:HG3	2.37	0.60
36:35:146:VAL:HG13	36:35:147:LEU:HD22	1.82	0.60
11:2I:54:ARG:NH1	24:3K:39:PSU:O2'	2.33	0.60
13:4A:22:ILE:HB	13:4A:25:ILE:HG13	1.83	0.60
15:6I:6:GLU:OE1	15:6I:7:GLU:N	2.28	0.60
9:82:13:ALA:HB2	9:82:68:GLY:HA3	1.84	0.60
42:95:70:ILE:N	42:95:86:GLY:O	2.31	0.60

Continued on next page...

Continued from previous page...

Atom-1	Atom-2	Interatomic distance (Å)	Clash overlap (Å)
1:13:890:G:O2'	1:13:906:G:O6	2.14	0.60
1:1G:458:C:H2'	1:1G:464:G:H8	1.66	0.60
1:1G:632:A:H1'	1:1G:633:G:OP2	2.01	0.60
1:1G:767:A:H3'	61:1G:1703:HOH:O	2.00	0.60
26:1H:557:U:H2'	26:1H:558:G:C8	2.37	0.60
26:1H:744:G:OP1	61:1H:3699:HOH:O	2.17	0.60
7:62:15:ASP:OD1	7:62:44:TYR:OH	2.20	0.60
41:85:49:HIS:HA	41:85:52:ARG:HB2	1.82	0.60
37:88:21:THR:HA	37:88:98:LYS:HB2	1.84	0.60
44:F8:3:THR:OG1	44:F8:4:ALA:HA	2.02	0.60
44:F8:41:ASN:O	44:F8:45:THR:HG23	2.01	0.60
44:F8:3:THR:HB	44:F8:6:ASP:HB2	1.83	0.60
53:K5:27:LYS:HZ3	53:K5:28:ARG:NH1	2.00	0.60
2:12:179:LYS:HD3	2:12:180:LEU:HG	1.84	0.60
1:13:67:C:H2'	1:13:68:G:C8	2.36	0.60
26:14:2303:G:C2'	26:14:2304:G:H5'	2.32	0.60
26:14:29:U:H2'	26:14:30:G:C8	2.37	0.60
26:14:918:A:O2'	27:1J:96:G:N2	2.34	0.60
1:1G:1141:C:H2'	1:1G:1142:G:H8	1.67	0.60
1:1G:683:G:H2'	1:1G:684:A:C8	2.36	0.60
26:1H:85:G:OP2	45:G8:9:LYS:HB2	2.00	0.60
29:21:23:VAL:HA	29:21:185:LYS:HA	1.82	0.60
35:25:102:VAL:HB	35:25:106:LEU:HD12	1.84	0.60
4:32:60:GLU:HG2	4:32:202:LEU:HB2	1.84	0.60
39:65:50:SER:O	39:65:76:LYS:NZ	2.29	0.60
33:69:63:ALA:HA	33:69:66:GLU:HG2	1.84	0.60
16:7A:53:VAL:HG13	16:7A:79:VAL:HG22	1.82	0.60
26:14:1250:G:OP1	61:14:4029:HOH:O	2.17	0.60
26:14:1963:U:H5''	26:14:1963:U:O2	2.01	0.60
1:1G:1126:U:H4'	1:1G:1127:G:N7	2.16	0.60
1:1G:409:G:H2'	1:1G:410:G:O4'	2.02	0.60
26:1H:1204:A:H61	26:1H:1240:U:H2'	1.67	0.60
26:1H:2867:G:OP2	40:B8:119:LYS:NZ	2.26	0.60
31:41:67:LYS:HE2	31:41:67:LYS:H	1.67	0.60
1:13:1368:G:OP2	9:8E:112:LYS:HD2	2.02	0.60
45:C5:30:VAL:HG12	45:C5:32:PRO:HD3	1.84	0.60
46:D5:110:GLY:HA2	46:D5:144:LEU:HD23	1.83	0.60
55:Q8:38:GLY:HA2	55:Q8:39:LYS:O	2.02	0.60
26:14:2331:G:H4'	47:E5:43:THR:H	1.67	0.59
2:1E:5:ILE:HG13	2:1E:6:THR:HG22	1.84	0.59
1:1G:668:G:O4'	15:6A:49:ASP:HB2	2.02	0.59

Continued on next page...

Continued from previous page...

Atom-1	Atom-2	Interatomic distance (Å)	Clash overlap (Å)
26:1H:2795:G:H3'	26:1H:2797:U:H5''	1.84	0.59
27:1J:104:A:H2'	27:1J:105:G:O4'	2.02	0.59
27:1J:46:A:H2'	27:1J:47:C:C6	2.37	0.59
27:1J:46:A:H2'	27:1J:47:C:H6	1.67	0.59
30:31:101:LEU:HD22	30:31:102:PRO:HD2	1.84	0.59
17:8I:68:ARG:H	17:8I:70:ARG:NH1	1.99	0.59
19:AA:63:THR:OG1	19:AA:65:ASN:O	2.19	0.59
53:O8:41:PRO:HB2	53:O8:43:CYS:H	1.67	0.59
1:13:674:G:H2'	1:13:675:A:C8	2.36	0.59
26:14:2439:A:C8	26:14:2439:A:H5'	2.37	0.59
26:14:800:A:P	61:14:3727:HOH:O	2.59	0.59
26:14:882:G:H22	26:14:894:C:N4	1.99	0.59
27:1J:40:U:H3	27:1J:43:C:H5''	1.67	0.59
26:14:2414:G:H21	36:35:67:MET:CE	2.16	0.59
6:52:74:ASP:N	6:52:74:ASP:OD1	2.35	0.59
33:69:78:THR:HG21	33:69:104:GLN:HG3	1.82	0.59
39:A8:24:LEU:HB2	39:A8:85:VAL:HG12	1.84	0.59
26:1H:309:G:H4'	45:G8:18:GLY:HA2	1.83	0.59
1:13:1060:C:C5	3:2E:2:GLY:HA3	2.37	0.59
1:13:535:A:H5''	61:13:1846:HOH:O	2.02	0.59
26:14:1165:U:H2'	26:14:1166:C:C6	2.37	0.59
26:14:2130:U:H2'	26:14:2158:A:N1	2.18	0.59
28:19:65:ILE:HD11	28:19:67:PHE:CE1	2.37	0.59
2:1E:88:ALA:HB2	2:1E:219:VAL:HG13	1.84	0.59
26:1H:1103:A:H3'	26:1H:1104:C:H6	1.68	0.59
26:1H:1165:U:H2'	26:1H:1166:C:H6	1.66	0.59
26:1H:1168:G:C2	26:1H:1182:A:C2	2.91	0.59
56:1L:18:G:O2'	56:1L:19:G:OP1	2.19	0.59
11:2I:21:ILE:HG12	11:2I:30:VAL:HG12	1.84	0.59
30:31:129:PHE:HA	30:31:142:TRP:NE1	2.17	0.59
36:35:15:ARG:CZ	36:35:15:ARG:HB2	2.31	0.59
31:49:33:ARG:CZ	31:49:162:THR:HG21	2.32	0.59
13:4A:97:PRO:HB2	13:4A:101:GLN:HG3	1.83	0.59
16:7A:49:LEU:HD22	16:7A:73:LEU:HD13	1.85	0.59
41:85:28:ARG:HH11	41:85:38:THR:HG1	1.50	0.59
19:AI:50:ALA:HB1	19:AI:57:HIS:HB3	1.84	0.59
40:B8:24:PRO:HD3	40:B8:52:ILE:HD12	1.84	0.59
41:C8:92:ARG:CB	41:C8:95:LEU:HD23	2.32	0.59
47:E5:51:VAL:N	47:E5:62:LEU:HD12	2.17	0.59
51:I5:22:ILE:HD13	51:I5:22:ILE:H	1.68	0.59
1:13:272:C:H2'	1:13:273:A:H8	1.66	0.59

Continued on next page...

Continued from previous page...

Atom-1	Atom-2	Interatomic distance (Å)	Clash overlap (Å)
26:14:218:A:C2	26:14:235:U:H4'	2.37	0.59
26:14:2656:U:H3	26:14:2665:A:H2	1.49	0.59
1:1G:1266:G:N2	1:1G:1270:C:N3	2.50	0.59
26:1H:1062:G:N2	26:1H:1076:C:N3	2.46	0.59
26:1H:1420:U:O2'	26:1H:1421:G:OP1	2.19	0.59
26:1H:353:G:H2'	26:1H:354:G:H8	1.67	0.59
26:1H:524:U:H2'	26:1H:525:U:C6	2.36	0.59
26:1H:637:A:H2'	36:78:117:GLU:OE1	2.01	0.59
26:1H:860:U:H1'	26:1H:2268:A:H5'	1.84	0.59
4:32:14:ARG:NH1	4:32:14:ARG:HG3	2.17	0.59
24:3K:8:U:H2'	24:3K:13:C:H41	1.67	0.59
57:3L:56:C:O2	26:14:2112:G:N2	2.35	0.59
37:45:57:HIS:CD2	37:45:117:ALA:HB2	2.36	0.59
13:4I:23:TYR:HD2	13:4I:67:GLU:HA	1.67	0.59
34:58:127:ASP:OD1	34:58:127:ASP:N	2.36	0.59
7:62:92:SER:HB3	7:62:94:ARG:HG2	1.84	0.59
1:1G:1187:G:H5'	9:82:113:LYS:HZ3	1.67	0.59
41:85:92:ARG:CZ	42:95:11:GLN:H	2.15	0.59
44:F8:24:GLY:O	44:F8:83:VAL:HG22	2.02	0.59
1:13:598:U:H4'	8:7E:94:TYR:CD2	2.38	0.59
26:14:279:C:H42	26:14:361:G:H1	1.50	0.59
26:14:654(E):C:H42	26:14:654(P):G:H22	1.50	0.59
26:14:67:U:H2'	26:14:68:G:H8	1.68	0.59
1:1G:146:G:H2'	1:1G:147:G:H8	1.67	0.59
1:1G:54:C:N4	1:1G:353:A:OP2	2.33	0.59
26:1H:1997:G:P	61:1H:4031:HOH:O	2.50	0.59
26:1H:2791:C:N3	26:1H:2807:G:N2	2.48	0.59
23:2K:62:C:H2'	23:2K:63:C:C6	2.33	0.59
4:32:8:VAL:HA	4:32:11:LEU:HD12	1.84	0.59
36:35:62:LEU:HD12	55:M5:25:MET:CB	2.27	0.59
32:59:42:ARG:NH1	32:59:53:GLU:O	2.36	0.59
35:68:71:ARG:HH21	35:68:77:ILE:HG21	1.66	0.59
5:42:143:ARG:NH1	8:72:77:GLU:OE2	2.34	0.59
1:13:235:C:H5'	17:8I:70:ARG:HG2	1.84	0.59
26:1H:581:C:OP1	41:C8:33:ARG:HG3	2.01	0.59
41:C8:95:LEU:HD12	41:C8:96:ALA:CA	2.32	0.59
42:D8:3:ALA:HB1	42:D8:38:LEU:HD11	1.84	0.59
43:E8:18:ARG:HD3	43:E8:76:VAL:HG13	1.83	0.59
55:Q8:52:LYS:HA	55:Q8:54:GLU:HB2	1.85	0.59
1:13:560:U:O2'	1:13:561:U:OP2	2.19	0.59
26:1H:2074:U:P	61:1H:3680:HOH:O	2.56	0.59

Continued on next page...

Continued from previous page...

Atom-1	Atom-2	Interatomic distance (Å)	Clash overlap (Å)
10:1I:5:ARG:HB2	10:1I:73:ASP:OD1	2.02	0.59
27:1J:5:C:H42	27:1J:115:G:H1	1.51	0.59
1:1G:438:G:C4'	4:32:123:HIS:HD2	2.16	0.59
31:49:125:PHE:HB3	31:49:166:ASP:HB2	1.84	0.59
26:14:2839:G:H5'	38:55:46:GLY:HA2	1.83	0.59
8:72:99:GLU:CD	8:72:100:ILE:H	2.05	0.59
42:95:85:LYS:CD	42:95:86:GLY:H	2.14	0.59
19:AA:27:GLU:O	19:AA:47:HIS:NE2	2.29	0.59
44:F8:80:ILE:HG13	44:F8:80:ILE:O	2.00	0.59
28:11:71:ASP:OD2	28:11:103:ARG:NH2	2.36	0.59
1:13:1279:A:O2'	1:13:1281:U:OP2	2.20	0.59
1:13:228:A:H2'	1:13:229:U:O4'	2.03	0.59
26:14:873:G:N2	26:14:905:U:C2	2.71	0.59
1:1G:1191:A:OP1	3:22:3:ASN:ND2	2.33	0.59
1:1G:362:G:H4'	12:3A:33:ARG:HH21	1.67	0.59
26:1H:2629:A:OP1	26:1H:2629:A:H4'	2.01	0.59
11:2I:107:SER:HA	18:9I:87:ARG:HD3	1.85	0.59
4:32:30:LYS:CB	4:32:35:ARG:HD2	2.32	0.59
36:35:47:ASP:HB3	36:35:49:ARG:H	1.67	0.59
36:35:55:ARG:HG2	36:35:56:SER:N	2.16	0.59
32:59:23:ARG:HA	32:59:36:PRO:HA	1.84	0.59
1:13:1312:G:O3'	19:AI:6:LYS:NZ	2.36	0.59
46:D5:97:GLU:HB3	46:D5:125:LEU:HD21	1.83	0.59
47:I8:63:VAL:HG23	47:I8:64:ASP:O	2.02	0.59
52:N8:46:CYS:HB2	52:N8:50:GLY:HA2	1.84	0.59
2:12:163:PHE:CD2	2:12:185:ILE:HG13	2.33	0.59
1:13:1280:A:H3'	1:13:1281:U:H5'	1.85	0.59
26:14:1019:U:H3	26:14:1142(A):A:H62	1.51	0.59
1:1G:1057:G:H1	1:1G:1203:C:N4	2.01	0.59
1:1G:1298:C:H4'	1:1G:1299:A:C8	2.37	0.59
29:21:50:GLY:HA2	29:21:77:ILE:HA	1.85	0.59
36:35:64:LYS:HB2	55:M5:30:ARG:HH22	1.67	0.59
34:58:96:GLU:HG2	34:58:97:ARG:N	2.16	0.59
39:65:34:HIS:HD1	39:65:53:SER:HG	1.47	0.59
36:78:19:VAL:HG21	36:78:27:HIS:CG	2.38	0.59
8:7E:121:ASP:HB2	8:7E:125:ARG:NH2	2.17	0.59
17:8A:45:HIS:O	17:8A:73:VAL:HG12	2.02	0.59
19:AA:67:VAL:HG11	51:I5:56:VAL:HG23	1.84	0.59
46:D5:94:GLU:HB3	46:D5:96:VAL:HG23	1.85	0.59
46:H8:165:VAL:HB	46:H8:166:SER:HA	1.84	0.59
26:14:1843:C:H5'	28:19:253:GLN:OE1	2.01	0.59

Continued on next page...

Continued from previous page...

Atom-1	Atom-2	Interatomic distance (Å)	Clash overlap (Å)
26:14:491:G:H2'	26:14:492:A:H8	1.68	0.59
26:1H:1705:G:C2'	26:1H:1706:U:H5'	2.33	0.59
26:1H:1970:A:P	61:1H:4003:HOH:O	2.60	0.59
24:3K:56:C:N3	26:1H:2112:G:N2	2.51	0.59
26:1H:639:U:H2'	26:1H:640:C:C6	2.38	0.59
3:2E:3:ASN:O	3:2E:4:LYS:HG2	2.03	0.59
57:3L:1:G:H1	57:3L:72:C:N4	1.88	0.59
38:55:54:LEU:HD23	38:55:66:VAL:HG23	1.84	0.59
37:88:72:LYS:HB3	37:88:94:VAL:HG23	1.85	0.59
17:8I:22:LEU:HD11	17:8I:39:SER:HB3	1.83	0.59
20:BI:97:ALA:O	20:BI:99:LEU:N	2.36	0.59
1:13:973:G:H3'	1:13:974:A:H5''	1.85	0.59
26:14:1033:U:H6	26:14:1033:U:H3'	1.66	0.59
26:14:1266:G:O5'	43:A5:15:ARG:NH2	2.35	0.59
27:16:15:A:H1'	27:16:109:G:C8	2.38	0.59
26:1H:2402:C:H5	26:1H:2415:G:H22	1.50	0.59
26:1H:2704:C:H2'	26:1H:2705:A:C8	2.38	0.59
26:1H:320:A:H2'	30:31:136:THR:HG21	1.84	0.59
29:21:33:VAL:O	29:21:69:LYS:HD2	2.03	0.59
42:D8:41:GLY:O	42:D8:45:THR:HA	2.02	0.59
1:13:244:U:H4'	1:13:245:C:O5'	2.02	0.58
26:14:754:C:H2'	26:14:755:C:H6	1.67	0.58
1:1G:4:U:H3'	1:1G:5:U:H5'	1.85	0.58
26:1H:2314:C:H2'	26:1H:2315:G:H8	1.66	0.58
4:32:18:LYS:HB3	4:32:33:MET:HG3	1.84	0.58
41:C8:91:ASP:HB3	41:C8:94:ASN:HB2	1.86	0.58
46:D5:40:ASP:HB3	46:D5:43:GLU:HG3	1.85	0.58
2:12:68:ILE:HG12	2:12:161:ALA:HB3	1.85	0.58
26:14:2054:A:H5''	26:14:2055:C:O5'	2.03	0.58
26:14:2875:C:OP1	40:75:3:ARG:NH1	2.36	0.58
26:14:479:A:N3	26:14:481:G:H5''	2.17	0.58
27:16:7:G:H4'	39:A8:29:PHE:CD2	2.38	0.58
28:19:181:GLU:HA	28:19:272:ALA:HB1	1.85	0.58
26:1H:671:C:OP1	36:78:42:SER:O	2.21	0.58
4:3E:175:SER:HB3	4:3E:186:LEU:HD21	1.84	0.58
57:3L:18:G:C2'	57:3L:57:G:H22	2.16	0.58
35:68:93:PRO:HG3	35:68:114:ILE:HG12	1.85	0.58
40:B8:29:ARG:NH1	40:B8:46:GLU:OE2	2.36	0.58
45:C5:87:LYS:CB	45:C5:94:LYS:HA	2.33	0.58
26:14:1754:C:OP1	40:75:96:ARG:NH1	2.35	0.58
26:14:2404:C:O3'	36:35:77:ARG:NH2	2.36	0.58

Continued on next page...

Continued from previous page...

Atom-1	Atom-2	Interatomic distance (Å)	Clash overlap (Å)
26:14:2776:A:OP1	26:14:2776:A:H3'	2.03	0.58
34:15:56:ASN:H	34:15:125:GLY:HA3	1.68	0.58
1:1G:17:U:H2'	1:1G:18:C:C6	2.38	0.58
26:1H:550:G:O2'	26:1H:1220:A:N3	2.30	0.58
26:1H:2058:A:OP1	61:1H:4269:HOH:O	2.17	0.58
26:1H:2683:C:OP1	40:B8:53:ARG:NH2	2.27	0.58
26:1H:995:C:O2	34:58:3:THR:OG1	2.21	0.58
24:3K:8:U:H4'	24:3K:9:A:OP1	2.03	0.58
45:G8:95:LYS:HE2	45:G8:97:ARG:HH22	1.68	0.58
31:41:112:PRO:HG3	51:M8:38:LYS:HD2	1.85	0.58
1:13:619:U:H3	4:3E:134:ASP:HB2	1.67	0.58
2:1E:21:ARG:HB2	2:1E:39:ILE:HA	1.86	0.58
1:1G:256:U:H2'	1:1G:257:G:C8	2.37	0.58
26:1H:1783:A:P	61:1H:4502:HOH:O	2.60	0.58
26:1H:2062:A:N3	26:1H:2062:A:H2'	2.18	0.58
26:1H:2431:U:OP2	61:1H:3933:HOH:O	2.17	0.58
26:1H:2591:C:OP1	28:11:239:ARG:HG3	2.03	0.58
26:1H:286:C:H42	26:1H:355:G:H1	1.49	0.58
26:1H:5:A:H2'	26:1H:6:A:C8	2.39	0.58
26:1H:899:A:HO2'	26:1H:900:A:H8	1.51	0.58
29:29:51:PHE:CE2	29:29:52:LEU:HG	2.39	0.58
4:32:29:PRO:HD2	4:32:30:LYS:HE2	1.85	0.58
5:42:31:LEU:HD22	5:42:45:PHE:HB2	1.84	0.58
5:4E:11:ILE:HD11	5:4E:31:LEU:HD22	1.84	0.58
13:4I:80:ARG:HH11	19:AI:65:ASN:HB2	1.69	0.58
46:H8:4:ARG:HB3	46:H8:58:VAL:HG23	1.84	0.58
26:14:1079:C:H41	26:14:1088:A:H5''	1.68	0.58
26:14:330:A:H2	26:14:1210:A:O2'	1.85	0.58
26:14:323:G:O2'	26:14:1205:U:N3	2.29	0.58
26:14:196:A:O2'	26:14:805:G:O6	2.10	0.58
1:1G:192:U:H2'	1:1G:193:C:H6	1.68	0.58
1:1G:957:U:H1'	1:1G:960:U:H5	1.69	0.58
26:1H:1664:A:H5''	61:1H:4466:HOH:O	2.03	0.58
26:1H:2392:A:OP2	55:Q8:30:ARG:NH2	2.28	0.58
26:1H:2393:A:H2'	26:1H:2394:C:H6	1.68	0.58
26:1H:2492:U:H2'	26:1H:2493:U:C6	2.39	0.58
22:1K:26:A:H61	22:1K:44:G:N2	2.02	0.58
3:22:9:GLY:HA3	14:5A:49:HIS:HA	1.85	0.58
5:4E:81:GLU:HG2	5:4E:90:VAL:HG23	1.85	0.58
17:8I:76:LEU:HD11	17:8I:79:SER:HB3	1.84	0.58
43:A5:27:LYS:O	43:A5:71:VAL:HG23	2.04	0.58

Continued on next page...

Continued from previous page...

Atom-1	Atom-2	Interatomic distance (Å)	Clash overlap (Å)
40:B8:2:ASN:O	40:B8:3:ARG:HG3	2.03	0.58
45:G8:49:VAL:HG21	45:G8:55:TYR:CE2	2.39	0.58
55:Q8:23:VAL:O	55:Q8:46:ARG:HB2	2.04	0.58
1:13:1160:G:H1	1:13:1177:G:N2	2.02	0.58
1:13:804:U:H5''	1:13:805:C:OP2	2.04	0.58
1:1G:1372:U:H5''	9:82:71:SER:HB2	1.86	0.58
10:1I:52:GLY:O	14:5I:41:ARG:NH2	2.37	0.58
3:2E:73:PRO:O	3:2E:76:VAL:HG13	2.02	0.58
19:AI:7:LYS:HZ3	19:AI:7:LYS:HB3	1.69	0.58
45:C5:52:SER:HA	45:C5:55:TYR:O	2.03	0.58
1:13:1346:A:OP1	9:8E:120:ARG:NH1	2.36	0.58
1:13:1435:G:H2'	1:13:1436:U:C6	2.39	0.58
26:14:218:A:H2	26:14:235:U:H4'	1.69	0.58
26:14:654(C):G:H2'	26:14:654(D):G:O4'	2.04	0.58
10:1A:22:LYS:NZ	10:1A:88:LEU:O	2.36	0.58
1:1G:1347:G:O2'	1:1G:1373:G:O6	2.20	0.58
1:1G:690:G:H2'	1:1G:691:G:O4'	2.02	0.58
26:1H:2210:G:H3'	26:1H:2211:G:C8	2.39	0.58
26:1H:585:G:P	61:1H:3853:HOH:O	2.59	0.58
12:3I:57:LYS:HZ2	12:3I:67:THR:HG22	1.67	0.58
37:45:38:GLU:HB2	37:45:127:ILE:HG22	1.84	0.58
8:7E:122:ARG:O	8:7E:126:LYS:HG3	2.04	0.58
18:9I:59:SER:HB3	18:9I:62:GLU:HG3	1.85	0.58
40:B8:60:THR:HG22	40:B8:77:PRO:HA	1.85	0.58
45:G8:94:LYS:HA	45:G8:94:LYS:HZ3	1.67	0.58
28:11:242:ARG:O	61:11:401:HOH:O	2.17	0.58
1:13:1118:C:H1'	1:13:1179:A:C4	2.39	0.58
1:13:1226:C:O3'	13:4I:111:LYS:NZ	2.37	0.58
26:14:2468:G:H3'	26:14:2476:A:N1	2.19	0.58
34:15:128:HIS:NE2	34:15:134:ARG:HD2	2.19	0.58
34:15:19:GLU:HA	34:15:59:LYS:O	2.04	0.58
1:1G:861:G:H2'	1:1G:862:C:C6	2.39	0.58
26:1H:11:G:H2'	26:1H:12:U:H5'	1.86	0.58
26:1H:1486:A:H2'	26:1H:1487:G:C8	2.39	0.58
32:5I:30:LYS:HD2	32:5I:81:GLU:H	1.67	0.58
1:13:667:G:H4'	15:6I:51:HIS:CE1	2.38	0.58
41:C8:101:ARG:O	41:C8:103:PRO:HD3	2.04	0.58
28:11:93:ALA:HB3	28:11:105:ILE:HG22	1.86	0.58
1:13:1322:C:O2'	1:13:1323:G:P	2.60	0.58
26:14:1187:G:OP2	61:14:3681:HOH:O	2.17	0.58
26:14:943:U:OP2	36:35:36:LYS:NZ	2.31	0.58

Continued on next page...

Continued from previous page...

Atom-1	Atom-2	Interatomic distance (Å)	Clash overlap (Å)
27:16:101:A:O5'	27:16:101:A:H8	1.87	0.58
26:1H:1426:G:N1	61:1H:4248:HOH:O	2.32	0.58
26:1H:1607:C:H4'	26:1H:1608:A:O5'	2.04	0.58
26:1H:1783:A:OP2	61:1H:4502:HOH:O	2.17	0.58
26:1H:2115:G:N2	26:1H:2172:U:O2	2.37	0.58
26:1H:2257:U:O2'	26:1H:2258:C:H5'	2.04	0.58
26:1H:2400:G:H2'	26:1H:2401:U:H6	1.68	0.58
3:2E:7:PRO:O	3:2E:11:ARG:HG2	2.04	0.58
26:14:2757:A:N1	32:59:67:LEU:HD22	2.18	0.58
35:68:12:ASP:HB3	35:68:85:VAL:HG13	1.85	0.58
38:98:38:VAL:HB	38:98:39:PRO:HD3	1.86	0.58
38:98:72:ASP:O	38:98:76:VAL:HG23	2.04	0.58
40:B8:3:ARG:HD2	40:B8:6:LEU:HB3	1.86	0.58
42:D8:44:LYS:HA	42:D8:44:LYS:NZ	2.19	0.58
48:F5:29:GLY:O	48:F5:30:VAL:HG22	2.04	0.58
48:F5:51:VAL:HG23	48:F5:58:ILE:HB	1.85	0.58
46:H8:105:VAL:HG22	46:H8:140:ASP:HB3	1.86	0.58
46:H8:63:ASP:HB2	46:H8:65:GLN:HG3	1.85	0.58
1:13:343:U:O2'	1:13:346:G:O6	2.17	0.58
1:13:963:G:N2	10:1I:55:LYS:NZ	2.50	0.58
10:1A:51:ARG:HB2	10:1A:60:ARG:HA	1.85	0.58
2:1E:185:ILE:CG2	2:1E:199:TYR:HB2	2.33	0.58
1:1G:588:G:H1	1:1G:651:C:N4	1.94	0.58
26:1H:1178:C:H4'	26:1H:1179:C:OP1	2.03	0.58
26:1H:277:C:H3'	26:1H:278:A:O4'	2.04	0.58
26:1H:818:G:H4'	26:1H:838:C:O3'	2.04	0.58
22:1K:27:G:N2	22:1K:43:C:O2	2.35	0.58
33:69:14:ASP:O	33:69:17:GLN:HB2	2.04	0.58
15:6I:6:GLU:H	15:6I:6:GLU:CD	2.06	0.58
16:7I:5:ARG:HE	16:7I:22:THR:CG2	2.17	0.58
9:8E:112:LYS:HD3	9:8E:113:LYS:N	2.19	0.58
42:95:35:LEU:HB2	42:95:37:VAL:HG13	1.85	0.58
18:9A:22:VAL:HG12	18:9A:56:THR:HA	1.86	0.58
19:AA:33:THR:HG22	19:AA:49:ILE:HG22	1.85	0.58
31:41:112:PRO:HD3	51:M8:38:LYS:HE2	1.85	0.58
55:Q8:47:LYS:HZ2	55:Q8:47:LYS:HA	1.66	0.58
1:13:323:U:H2'	1:13:324:G:O4'	2.03	0.57
26:14:57:C:H2'	26:14:58:G:O4'	2.04	0.57
1:1G:1157:A:N6	1:1G:1178:G:H21	1.96	0.57
26:1H:1266:G:O4'	43:E8:15:ARG:NH2	2.37	0.57
26:1H:2176:A:H2'	26:1H:2177:C:H6	1.68	0.57

Continued on next page...

Continued from previous page...

Atom-1	Atom-2	Interatomic distance (Å)	Clash overlap (Å)
26:1H:2887:U:H2'	26:1H:2888:C:C6	2.38	0.57
22:1K:8:4SU:O5'	22:1K:8:4SU:H6	2.04	0.57
29:21:119:ARG:HD2	29:21:160:TYR:HB2	1.86	0.57
29:29:182:LEU:O	29:29:183:LEU:HD12	2.04	0.57
12:3I:66:VAL:HG21	12:3I:98:TYR:HE2	1.69	0.57
1:13:1307:U:OP1	13:4I:101:GLN:NE2	2.37	0.57
38:55:104:ARG:HD2	38:55:109:ALA:HB3	1.86	0.57
39:A8:14:VAL:O	39:A8:18:ILE:HD13	2.04	0.57
20:BI:53:LEU:HD23	20:BI:100:ILE:HG22	1.85	0.57
46:D5:59:LEU:HD22	46:D5:61:LEU:HG	1.86	0.57
42:D8:34:GLU:HB2	42:D8:58:VAL:HG22	1.87	0.57
31:49:67:LYS:H	51:I5:6:HIS:CE1	2.22	0.57
51:M8:34:GLU:HG2	51:M8:35:VAL:N	2.19	0.57
2:12:21:ARG:HA	2:12:39:ILE:HA	1.85	0.57
1:13:1446:A:OP1	1:13:1446:A:H4'	2.03	0.57
26:14:1057:A:H2'	26:14:1058:U:O4'	2.04	0.57
26:14:1176:G:H5'	26:14:1177:A:OP1	2.04	0.57
26:14:2557:G:H2'	26:14:2558:C:H6	1.68	0.57
1:1G:1129:C:C4	1:1G:1139:G:N1	2.73	0.57
1:1G:1127:G:N3	1:1G:1147:C:N4	2.51	0.57
1:1G:45:U:H2'	1:1G:46:G:C8	2.39	0.57
26:1H:2419:U:O4	55:Q8:29:LYS:NZ	2.25	0.57
56:1L:19:G:N2	56:1L:56:C:N3	2.52	0.57
29:29:37:ARG:NE	29:29:42:ASP:OD2	2.34	0.57
30:31:107:LYS:HD2	30:31:206:ILE:HA	1.86	0.57
39:65:106:ARG:O	39:65:106:ARG:NH1	2.29	0.57
8:7E:10:LEU:HB3	8:7E:83:ILE:HD11	1.85	0.57
20:BA:26:ASN:HB2	20:BA:71:THR:HG23	1.85	0.57
49:G5:43:GLN:OE1	49:G5:43:GLN:N	2.34	0.57
45:G8:39:VAL:HG12	45:G8:39:VAL:O	2.03	0.57
55:Q8:59:LYS:HB3	55:Q8:59:LYS:NZ	2.18	0.57
1:13:1106:G:H5''	3:2E:172:ARG:HG2	1.86	0.57
1:1G:1326:C:OP1	21:1B:17:THR:OG1	2.16	0.57
1:1G:1344:C:HO2'	1:1G:1348:U:HO2'	1.52	0.57
1:1G:683:G:N2	1:1G:707:C:O2	2.30	0.57
26:1H:1405:U:H2'	26:1H:1406:U:C6	2.38	0.57
26:1H:1443:G:N2	26:1H:1549:C:O2	2.37	0.57
26:1H:2137:C:H42	26:1H:2154:G:N2	2.02	0.57
26:1H:2211:G:H4'	26:1H:2212:A:OP2	2.04	0.57
22:1K:47:U:H5'	22:1K:48:C:H5'	1.86	0.57
23:2K:20:G:C2	23:2K:58:A:N3	2.72	0.57

Continued on next page...

Continued from previous page...

Atom-1	Atom-2	Interatomic distance (Å)	Clash overlap (Å)
37:45:81:VAL:O	37:45:82:ARG:NH1	2.38	0.57
33:61:109:ILE:HB	33:61:130:TYR:CZ	2.39	0.57
36:78:114:ILE:HD12	36:78:134:ALA:HB1	1.86	0.57
17:8A:17:LYS:HD3	17:8A:47:PRO:HA	1.87	0.57
42:95:44:LYS:O	42:95:46:VAL:N	2.32	0.57
43:E8:110:LYS:HG3	43:E8:111:HIS:H	1.69	0.57
55:M5:59:LYS:C	55:M5:60:LEU:HG	2.23	0.57
1:13:1015:A:H2'	1:13:1016:A:H8	1.69	0.57
1:13:1302:U:OP2	13:4I:21:TYR:OH	2.14	0.57
1:13:678:U:H2'	1:13:679:C:C6	2.39	0.57
26:14:2387:U:OP1	47:E5:55:ARG:NH1	2.29	0.57
26:1H:1287:A:C8	38:98:107:ASP:HB2	2.40	0.57
26:1H:176:G:O2'	26:1H:177:G:H5'	2.03	0.57
26:1H:511:U:H5''	26:1H:512:G:OP2	2.04	0.57
26:1H:910:A:C4	37:88:13:GLN:NE2	2.72	0.57
1:13:963:G:N2	10:1I:55:LYS:HZ1	2.02	0.57
29:29:36:ARG:NH1	29:29:85:ASN:OD1	2.37	0.57
11:2A:98:LEU:O	11:2A:101:SER:OG	2.10	0.57
5:42:122:GLU:O	5:42:126:ARG:NH1	2.36	0.57
13:4A:5:ALA:HB3	13:4A:8:GLU:HB2	1.86	0.57
26:1H:2376:A:H2	39:A8:112:PHE:HB3	1.69	0.57
40:B8:108:ARG:HA	40:B8:111:ARG:HE	1.70	0.57
45:C5:19:LYS:HG3	45:C5:20:TYR:HD1	1.69	0.57
46:D5:157:LEU:HA	46:D5:161:VAL:HG11	1.85	0.57
49:G5:47:ASN:C	49:G5:49:LYS:H	2.06	0.57
26:14:1464:C:HO2'	26:14:1528:A:H8	1.52	0.57
26:14:2441:C:OP2	26:14:2586:C:O2'	2.21	0.57
10:1A:40:LEU:HD13	10:1A:71:LEU:HD13	1.86	0.57
1:1G:1317:C:O2	19:AA:37:ARG:NH2	2.38	0.57
1:1G:536:C:H2'	1:1G:537:G:C8	2.40	0.57
3:22:131:ARG:NH2	3:22:166:GLU:OE2	2.37	0.57
3:22:40:ARG:HA	3:22:43:LEU:HB2	1.87	0.57
26:1H:1257:C:OP1	30:31:75:HIS:HE1	1.87	0.57
30:39:125:LEU:HD12	30:39:196:LEU:HD21	1.85	0.57
37:45:110:THR:HG23	37:45:113:GLN:HE21	1.68	0.57
27:1J:90:C:P	37:45:16:ARG:HH21	2.27	0.57
32:51:101:ARG:HH22	32:51:122:THR:HA	1.68	0.57
32:59:6:ARG:H	32:59:6:ARG:HH11	1.53	0.57
32:59:97:ARG:NH2	32:59:98:LEU:O	2.37	0.57
10:1I:49:VAL:CG2	14:5I:41:ARG:HB2	2.33	0.57
1:1G:581:G:OP1	15:6A:61:GLY:HA3	2.05	0.57

Continued on next page...

Continued from previous page...

Atom-1	Atom-2	Interatomic distance (Å)	Clash overlap (Å)
18:9A:22:VAL:HG22	18:9A:23:LYS:H	1.69	0.57
46:D5:155:LEU:HB2	46:D5:157:LEU:HD13	1.86	0.57
46:D5:158:PRO:HB2	46:D5:159:PRO:HD2	1.85	0.57
43:E8:37:ARG:HD3	43:E8:38:TYR:CE1	2.39	0.57
48:J8:3:LYS:O	48:J8:12:PRO:HD3	2.05	0.57
52:N8:33:CYS:HB2	52:N8:40:LYS:CD	2.34	0.57
1:13:1318:A:H1'	19:AI:37:ARG:HH21	1.69	0.57
1:13:141:A:H2'	1:13:142:G:H8	1.69	0.57
26:14:1324:G:N7	61:14:3652:HOH:O	2.33	0.57
26:14:67:U:H2'	26:14:68:G:C8	2.39	0.57
1:1G:1037:C:H2'	1:1G:1038:C:C6	2.39	0.57
1:1G:111:G:O5'	1:1G:111:G:H8	1.87	0.57
26:1H:2559:C:O2'	26:1H:2560:C:H5'	2.04	0.57
26:1H:882:G:N2	26:1H:894:C:H42	2.02	0.57
3:2E:79:ARG:NH1	18:9A:87:ARG:HH12	2.02	0.57
31:49:56:ALA:HA	31:49:59:GLU:HB3	1.87	0.57
32:51:4:ILE:HD13	32:51:4:ILE:H	1.70	0.57
34:58:15:LEU:HD12	34:58:136:GLU:HG2	1.86	0.57
45:G8:76:CYS:SG	45:G8:97:ARG:HG2	2.43	0.57
49:K8:58:ALA:O	49:K8:62:THR:HG22	2.04	0.57
2:12:84:GLU:HB3	2:12:219:VAL:HG11	1.87	0.57
1:13:1190:G:OP1	3:2E:4:LYS:HA	2.04	0.57
1:13:1379:G:N7	7:6E:2:ALA:HB3	2.20	0.57
1:13:221:C:H2'	1:13:222:U:H6	1.69	0.57
1:13:555:C:OP2	12:3I:20:LYS:NZ	2.26	0.57
26:14:1047:G:H2'	26:14:1110:G:H1	1.70	0.57
26:14:1141:U:OP1	34:15:25:ARG:NE	2.34	0.57
26:14:2062:A:O2'	26:14:2063:C:OP1	2.19	0.57
26:14:2064:C:H2'	26:14:2065:C:C6	2.40	0.57
10:1A:45:ARG:HB3	10:1A:65:LEU:HB3	1.86	0.57
1:1G:1455:G:H5'	20:BA:32:ALA:HB2	1.86	0.57
1:1G:604:G:H2'	1:1G:605:U:O4'	2.05	0.57
26:1H:1364:G:N7	48:J8:2:SER:HB3	2.19	0.57
26:1H:1338:G:O2'	26:1H:1393:A:N1	2.37	0.57
26:1H:1438:U:O2'	26:1H:1439:A:H5'	2.05	0.57
27:1J:16:G:H2'	27:1J:17:C:C6	2.39	0.57
32:51:150:ALA:O	32:51:153:LYS:NZ	2.33	0.57
33:61:77:LEU:H	33:61:77:LEU:HD12	1.70	0.57
36:78:15:ARG:CB	36:78:16:ARG:HB2	2.35	0.57
1:13:1187:G:O5'	9:8E:113:LYS:NZ	2.38	0.57
43:A5:13:SER:HB3	43:A5:16:LYS:HD2	1.86	0.57

Continued on next page...

Continued from previous page...

Atom-1	Atom-2	Interatomic distance (Å)	Clash overlap (Å)
36:78:60:MET:HA	55:Q8:13:ARG:NH1	2.19	0.57
1:13:1308:U:OP1	13:4I:98:VAL:HG23	2.05	0.57
26:14:71:A:H2	44:B5:31:HIS:NE2	2.00	0.57
1:1G:142:G:H2'	1:1G:143:A:H8	1.70	0.57
26:1H:1786:A:H2	26:1H:2606:C:H1'	1.69	0.57
26:1H:2001:A:H2'	26:1H:2002:G:C8	2.40	0.57
26:1H:5:A:H2'	26:1H:6:A:H8	1.68	0.57
29:29:9:VAL:HG12	40:75:8:LYS:HZ1	1.69	0.57
4:3E:74:GLN:O	4:3E:78:LEU:HD13	2.05	0.57
7:62:26:PHE:O	7:62:30:ILE:HG13	2.05	0.57
1:13:1374:A:O2'	7:6E:28:ASN:HB3	2.04	0.57
40:B8:58:ASN:C	40:B8:58:ASN:HD22	2.07	0.57
51:I5:37:SER:C	51:I5:39:CYS:H	2.08	0.57
26:14:2420:C:H41	55:M5:31:HIS:HB3	1.68	0.57
2:12:221:LEU:HA	2:12:224:GLN:HB2	1.87	0.57
1:13:659:U:H2'	1:13:660:G:H8	1.70	0.57
26:14:2850:A:C2	26:14:2851:A:C4	2.93	0.57
26:14:2865:U:C4	26:14:2866:U:C4	2.93	0.57
1:1G:501:C:H2'	1:1G:502:G:C8	2.40	0.57
1:1G:652:U:H1'	1:1G:653:A:H2	1.69	0.57
1:1G:967:C:H3'	1:1G:968:A:H2'	1.87	0.57
26:1H:1588:C:H2'	26:1H:1589:C:C6	2.37	0.57
26:1H:1332:G:N2	26:1H:1610:A:H8	2.02	0.57
26:1H:2275:C:H5'	26:1H:2275:C:H6	1.68	0.57
26:14:2786:U:H4'	29:29:64:LYS:C	2.25	0.57
32:51:101:ARG:NH2	32:51:121:ILE:O	2.38	0.57
39:65:106:ARG:NH1	39:65:107:GLU:OE1	2.37	0.57
33:69:80:PRO:HA	33:69:143:SER:HA	1.87	0.57
40:B8:26:ASP:HB3	40:B8:92:GLY:H	1.70	0.57
47:I8:23:VAL:HA	47:I8:38:VAL:HG22	1.86	0.57
1:13:983:A:OP1	14:5I:3:ARG:NH2	2.38	0.57
26:14:1000:A:C6	26:14:1001:A:N1	2.73	0.57
26:14:1292:U:H2'	26:14:1293:C:C6	2.38	0.57
26:14:784:A:H5'	26:14:785:G:OP1	2.05	0.57
1:1G:255:G:H2'	1:1G:256:U:C6	2.40	0.57
26:1H:2400:G:H2'	26:1H:2401:U:C6	2.39	0.57
26:1H:760:G:OP1	61:1H:3842:HOH:O	2.16	0.57
1:13:963:G:N3	10:1I:55:LYS:NZ	2.52	0.57
27:1J:56:G:H4'	27:1J:57:A:C8	2.40	0.57
4:32:26:CYS:HA	4:32:31:CYS:CB	2.30	0.57
12:3A:49:ASN:ND2	12:3A:92:ASP:OD2	2.38	0.57

Continued on next page...

Continued from previous page...

Atom-1	Atom-2	Interatomic distance (Å)	Clash overlap (Å)
14:5I:4:LYS:O	14:5I:7:ILE:HG13	2.05	0.57
39:65:51:ALA:HB3	39:65:73:LEU:HG	1.87	0.57
41:85:19:LYS:O	41:85:22:LYS:HG3	2.05	0.57
2:12:97:TRP:CZ3	2:12:99:GLY:HA2	2.40	0.56
1:13:401:C:OP2	4:3E:73:ARG:HD3	2.05	0.56
1:13:991:U:HO2'	1:13:992:U:P	2.28	0.56
26:14:1639:U:P	61:14:3519:HOH:O	2.62	0.56
1:1G:1129:C:N3	1:1G:1143:G:N2	2.52	0.56
1:1G:20:U:H2'	1:1G:21:G:O4'	2.04	0.56
1:1G:736:C:H2'	1:1G:737:A:C8	2.39	0.56
26:1H:1464:C:HO2'	26:1H:1528:A:H8	1.53	0.56
26:1H:1570:A:H2'	26:1H:1571:A:C8	2.39	0.56
26:1H:1794:U:H2'	26:1H:1795:C:H6	1.69	0.56
26:1H:322:A:OP1	30:31:168:ARG:NH2	2.34	0.56
26:1H:569:U:C4	26:1H:570:G:C6	2.93	0.56
1:13:963:G:H21	10:1I:55:LYS:CE	2.18	0.56
3:2E:14:ILE:HG13	3:2E:15:THR:N	2.20	0.56
30:31:66:PRO:O	30:31:67:GLN:CB	2.52	0.56
36:35:97:PRO:HG3	36:35:112:LEU:HD12	1.86	0.56
30:39:49:ALA:O	30:39:92:PRO:HB2	2.03	0.56
4:3E:111:ALA:HB2	4:3E:120:LEU:HD12	1.87	0.56
31:41:16:ARG:O	31:41:20:ILE:HG13	2.05	0.56
37:45:29:PHE:HD2	37:45:65:PHE:CE2	2.22	0.56
6:52:68:PRO:HG2	6:52:71:ARG:HG3	1.86	0.56
33:69:130:TYR:HB3	33:69:136:VAL:HG13	1.87	0.56
41:C8:75:ASN:HB3	41:C8:77:SER:N	2.20	0.56
41:C8:65:ILE:HD11	41:C8:95:LEU:HB2	1.86	0.56
44:F8:1:MET:C	44:F8:3:THR:H	2.07	0.56
45:G8:87:LYS:HD3	45:G8:89:PHE:HD2	1.70	0.56
46:H8:9:TYR:HE1	46:H8:35:ARG:HD3	1.69	0.56
26:1H:126:A:OP2	54:P8:19:ARG:HG3	2.04	0.56
55:Q8:26:LYS:HB3	55:Q8:42:ARG:NH2	2.20	0.56
1:13:1117:G:OP1	61:13:1923:HOH:O	2.18	0.56
28:19:146:GLU:HB2	28:19:189:CYS:HB3	1.86	0.56
26:1H:1858:G:H2'	26:1H:1883:G:N2	2.20	0.56
26:1H:2074:U:H2'	26:1H:2075:U:C6	2.40	0.56
26:1H:2272:U:O4	61:1H:4281:HOH:O	2.17	0.56
26:1H:754:C:H2'	26:1H:755:C:H6	1.69	0.56
57:3L:26:A:H3'	57:3L:27:G:H8	1.69	0.56
26:1H:2313:C:H4'	31:41:91:ARG:HG3	1.86	0.56
37:45:34:LEU:HD11	37:45:129:THR:HB	1.86	0.56

Continued on next page...

Continued from previous page...

Atom-1	Atom-2	Interatomic distance (Å)	Clash overlap (Å)
5:4E:153:LYS:HD3	5:4E:154:GLY:N	2.19	0.56
34:58:46:VAL:CG1	34:58:48:MET:HG3	2.35	0.56
33:69:6:LEU:HD13	33:69:37:VAL:HG23	1.86	0.56
40:75:64:ARG:CB	40:75:73:GLU:HG2	2.35	0.56
34:58:38:HIS:O	41:C8:67:ALA:HB1	2.04	0.56
48:F5:8:SER:HB3	48:F5:66:HIS:CD2	2.40	0.56
50:L8:38:GLU:N	50:L8:38:GLU:OE2	2.27	0.56
53:O8:16:CYS:O	53:O8:17:LYS:HB2	2.06	0.56
1:13:393:A:OP2	16:7I:12:LYS:NZ	2.19	0.56
26:14:1171:G:N2	26:14:1174:A:N1	2.53	0.56
26:14:1542:G:O6	26:14:1543:A:N6	2.37	0.56
26:14:2257:U:O2'	26:14:2258:C:H5'	2.05	0.56
1:1G:36:C:OP1	12:3A:123:LYS:NZ	2.26	0.56
1:1G:456:C:H2'	1:1G:457:C:H6	1.70	0.56
26:1H:336:C:OP1	45:G8:83:THR:HG23	2.05	0.56
29:21:63:LEU:O	29:21:63:LEU:HD23	2.05	0.56
24:3K:9:A:H5''	24:3K:11:C:OP2	2.06	0.56
13:4A:17:VAL:HG13	13:4A:27:LYS:HZ3	1.69	0.56
13:4A:33:ALA:O	13:4A:37:THR:OG1	2.13	0.56
32:51:77:LYS:HE2	32:51:138:LYS:HD2	1.87	0.56
6:52:10:LEU:HD11	6:52:61:LEU:HD22	1.86	0.56
7:62:92:SER:O	7:62:96:GLN:HG3	2.05	0.56
26:1H:2250:G:C4	37:88:82:ARG:HG2	2.40	0.56
45:C5:17:SER:OG	45:C5:18:GLY:O	2.23	0.56
26:1H:142:G:H1'	44:F8:37:THR:CG2	2.35	0.56
37:88:137:TYR:CE1	46:H8:83:PRO:HG3	2.40	0.56
48:J8:18:ILE:HG12	48:J8:37:ILE:HG12	1.86	0.56
51:M8:23:GLU:OE1	51:M8:24:THR:N	2.38	0.56
26:1H:125:G:C6	54:P8:10:ARG:HG3	2.40	0.56
28:11:10:THR:OG1	28:11:13:ARG:HB2	2.04	0.56
1:13:1497:G:C2'	1:13:1498:U:H5'	2.33	0.56
26:14:1778:U:H2'	26:14:1784:A:N6	2.19	0.56
26:14:2239:G:P	61:14:3504:HOH:O	2.63	0.56
26:14:547:A:N7	26:14:548:A:N6	2.53	0.56
1:1G:1413:A:H2'	1:1G:1414:U:O4'	2.05	0.56
26:1H:1508:A:O2'	26:1H:1509:C:O4'	2.20	0.56
26:1H:518:G:H2'	26:1H:519:U:C6	2.40	0.56
22:1K:9:A:H2	22:1K:11:C:H41	1.52	0.56
29:29:25:VAL:O	29:29:26:ILE:HG12	2.05	0.56
31:41:35:GLU:HG3	31:41:36:LYS:HB2	1.86	0.56
37:45:116:GLU:OE2	37:45:119:ARG:NE	2.38	0.56

Continued on next page...

Continued from previous page...

Atom-1	Atom-2	Interatomic distance (Å)	Clash overlap (Å)
32:59:137:ASP:CB	32:59:140:LYS:HB2	2.34	0.56
39:65:42:ASP:O	39:65:43:GLU:HB2	2.05	0.56
33:69:52:ARG:HA	33:69:55:ALA:HB3	1.86	0.56
1:13:468:A:H5'	16:7I:80:PHE:HB3	1.86	0.56
1:1G:130:A:C8	17:8A:63:ARG:HG3	2.40	0.56
19:AI:5:LEU:HD13	19:AI:10:PHE:HD1	1.70	0.56
55:M5:31:HIS:O	55:M5:32:LEU:HD12	2.05	0.56
1:13:658:G:H2'	1:13:659:U:C6	2.41	0.56
26:14:107:C:H2'	26:14:108:U:H6	1.70	0.56
26:14:273(C):C:H42	26:14:363(C):G:H1	1.53	0.56
26:14:667:U:O2	55:M5:2:PRO:HD2	2.05	0.56
26:14:754:C:H2'	26:14:755:C:C6	2.41	0.56
1:1G:57:G:H2'	1:1G:58:C:C6	2.40	0.56
26:1H:1216:G:OP2	41:C8:12:ARG:NH2	2.35	0.56
26:1H:1332:G:H21	26:1H:1610:A:H8	1.53	0.56
26:1H:563:G:P	61:1H:3632:HOH:O	2.64	0.56
27:1J:44:G:H1'	27:1J:47:C:N4	2.20	0.56
29:21:3:GLY:HA3	29:21:81:ILE:HG21	1.87	0.56
35:25:3:GLN:HB2	35:25:4:PRO:HD2	1.87	0.56
3:2E:128:PHE:HZ	3:2E:132:ARG:HD2	1.70	0.56
24:3K:75:C:HO2'	24:3K:76:A:H2	1.54	0.56
37:88:66:ILE:HG22	37:88:67:ARG:N	2.20	0.56
46:D5:128:VAL:HG11	46:D5:133:ILE:HG23	1.88	0.56
42:D8:25:LEU:HD11	42:D8:94:LEU:HD11	1.87	0.56
50:H5:59:VAL:HG12	50:H5:60:GLU:H	1.68	0.56
55:M5:29:LYS:HB3	55:M5:44:LYS:HB3	1.88	0.56
52:N8:50:GLY:N	52:N8:56:LYS:HG3	2.17	0.56
1:13:1149:C:H2'	1:13:1150:U:C6	2.41	0.56
26:14:1425:G:N2	26:14:1573:G:N7	2.54	0.56
26:14:235:U:H2'	26:14:236:C:C6	2.41	0.56
26:14:2689:U:P	26:14:2719:G:H22	2.28	0.56
26:14:446:G:OP2	61:14:3827:HOH:O	2.17	0.56
26:14:660:G:H21	36:35:12:ALA:HB2	1.70	0.56
1:1G:1291:G:H4'	9:82:39:GLY:HA3	1.88	0.56
1:1G:448:A:OP2	1:1G:485:G:N1	2.34	0.56
1:1G:512:U:H2'	1:1G:513:C:H6	1.70	0.56
26:1H:1994:C:O2'	26:1H:1995:U:H5'	2.05	0.56
26:1H:2002:G:N7	61:1H:4267:HOH:O	2.31	0.56
34:58:96:GLU:HB2	34:58:122:VAL:HG12	1.87	0.56
16:7A:11:SER:H	16:7A:14:ASN:HB3	1.70	0.56
17:8I:100:LYS:HB3	17:8I:101:ARG:NH1	2.20	0.56

Continued on next page...

Continued from previous page...

Atom-1	Atom-2	Interatomic distance (Å)	Clash overlap (Å)
51:I5:23:GLU:HG3	51:I5:24:THR:H	1.71	0.56
51:I5:23:GLU:HG3	51:I5:24:THR:N	2.20	0.56
51:M8:40:HIS:CG	51:M8:45:GLY:HA3	2.41	0.56
26:1H:2285:C:OP2	53:O8:28:ARG:HG3	2.05	0.56
55:Q8:34:TRP:CZ2	55:Q8:39:LYS:HB2	2.40	0.56
55:Q8:57:ARG:CB	55:Q8:59:LYS:HE2	2.32	0.56
1:13:1300:G:N7	61:13:1951:HOH:O	2.33	0.56
1:13:458:C:H2'	1:13:464:G:O4'	2.06	0.56
26:14:1030:G:OP2	37:45:128:LYS:NZ	2.29	0.56
26:14:2134:A:OP2	26:14:2157:G:N2	2.39	0.56
26:14:576:U:P	61:14:3663:HOH:O	2.63	0.56
26:14:71:A:C8	26:14:71:A:H5'	2.41	0.56
2:1E:209:ARG:HG3	2:1E:240:GLN:HE22	1.71	0.56
2:1E:67:THR:HG21	2:1E:155:LEU:HG	1.87	0.56
1:1G:1203:C:H2'	1:1G:1204:A:O4'	2.06	0.56
1:1G:512:U:H2'	1:1G:513:C:C6	2.40	0.56
1:1G:999:U:H2'	1:1G:1000:A:C8	2.40	0.56
26:1H:1187:G:O6	61:1H:4501:HOH:O	2.15	0.56
26:1H:1314:C:OP1	61:1H:3971:HOH:O	2.18	0.56
26:1H:1337:G:H2'	26:1H:1338:G:H8	1.70	0.56
26:1H:1534:G:N2	26:1H:1538:G:H22	2.03	0.56
26:1H:2128:C:H2'	26:1H:2129:C:C6	2.41	0.56
26:1H:270(J):G:H2'	26:1H:270(K):C:O4'	2.06	0.56
26:1H:524:U:H2'	26:1H:525:U:H6	1.71	0.56
26:1H:654:A:H3'	26:1H:654:A:N3	2.20	0.56
30:39:79:GLY:HA2	30:39:86:GLY:HA2	1.86	0.56
26:14:673:C:H4'	30:39:82:ILE:HG12	1.88	0.56
31:49:37:VAL:HG23	31:49:99:MET:HE3	1.87	0.56
32:59:7:LEU:HD12	32:59:8:PRO:HD3	1.87	0.56
15:6A:87:ILE:HG22	15:6A:88:ARG:N	2.18	0.56
42:95:29:PRO:HA	42:95:61:VAL:HG11	1.87	0.56
20:BA:72:LEU:O	20:BA:73:HIS:HB2	2.06	0.56
55:Q8:44:LYS:HG3	55:Q8:45:GLY:N	2.21	0.56
1:13:1530:G:H3'	1:13:1531:A:P	2.46	0.56
28:19:49:ILE:HD11	28:19:52:ARG:HA	1.87	0.56
26:1H:389:G:H1	36:78:71:VAL:HG12	1.71	0.56
26:1H:71:A:C2	44:F8:31:HIS:CE1	2.83	0.56
26:1H:82:G:O6	61:1H:4559:HOH:O	2.18	0.56
27:1J:13:A:N1	27:1J:69:G:O2'	2.31	0.56
1:1G:1055:A:N3	3:22:156:ARG:NH1	2.54	0.56
24:3K:15:G:H22	24:3K:21:A:H8	1.53	0.56

Continued on next page...

Continued from previous page...

Atom-1	Atom-2	Interatomic distance (Å)	Clash overlap (Å)
31:41:11:TYR:OH	31:41:16:ARG:NH1	2.39	0.56
9:82:18:PHE:HD2	9:82:62:TYR:HD2	1.54	0.56
19:AI:7:LYS:HB3	19:AI:7:LYS:NZ	2.21	0.56
20:BA:25:ARG:HG3	20:BA:29:LYS:HE3	1.88	0.56
41:C8:92:ARG:CA	41:C8:95:LEU:HD23	2.35	0.56
46:H8:126:VAL:HG12	46:H8:163:LEU:HA	1.87	0.56
1:13:1182:G:H4'	1:13:1183:A:H5''	1.87	0.56
1:13:1226:C:H4'	19:AI:80:TYR:OH	2.06	0.56
1:13:1510:U:H2'	1:13:1511:G:C8	2.41	0.56
1:13:872:A:C5	1:13:874:G:C8	2.93	0.56
26:14:273(C):C:H5'	26:14:273(D):C:OP2	2.05	0.56
1:1G:1095:U:P	1:1G:1108:G:H1	2.27	0.56
1:1G:765:G:N2	1:1G:813:U:OP2	2.31	0.56
1:1G:983:A:N3	1:1G:983:A:H3'	2.21	0.56
26:1H:950:G:H2'	26:1H:951:C:C6	2.41	0.56
36:35:95:VAL:HA	36:35:99:LEU:HD23	1.88	0.56
12:3A:37:CYS:HA	12:3A:58:VAL:HA	1.86	0.56
12:3A:47:LYS:CG	12:3A:48:PRO:HD2	2.35	0.56
37:45:57:HIS:CG	37:45:117:ALA:HB2	2.40	0.56
3:22:18:TRP:CD1	14:5A:54:PRO:HA	2.41	0.56
26:14:2378:A:O2'	39:65:21:THR:HG21	2.06	0.56
8:72:83:ILE:HG13	8:72:137:VAL:HG22	1.86	0.56
8:7E:88:LYS:HB3	8:7E:89:PRO:HD2	1.87	0.56
9:82:43:ALA:HA	9:82:74:ILE:HD13	1.88	0.56
19:AI:39:THR:HG22	19:AI:40:ILE:H	1.71	0.56
20:BI:35:THR:O	20:BI:38:LYS:HB2	2.06	0.56
41:C8:34:LYS:HA	41:C8:34:LYS:HE2	1.87	0.56
46:D5:76:LEU:HA	46:D5:83:PRO:HA	1.88	0.56
45:G8:87:LYS:N	45:G8:94:LYS:HG2	2.19	0.56
46:H8:52:SER:O	46:H8:52:SER:OG	2.18	0.56
13:4A:3:ARG:HB2	51:I5:34:GLU:HG3	1.88	0.56
1:13:1429:C:H2'	1:13:1430:C:C6	2.41	0.56
1:13:200:G:H1	1:13:217:C:H42	1.53	0.56
1:13:757:U:H2'	1:13:758:G:O4'	2.04	0.56
26:14:1794:U:H2'	26:14:1795:C:C6	2.41	0.56
26:14:2074:U:P	61:14:3503:HOH:O	2.59	0.56
21:1B:2:GLY:O	21:1B:4:GLY:N	2.39	0.56
1:1G:1028(A):C:O2	1:1G:1033:G:N2	2.39	0.56
1:1G:1114:C:H1'	14:5A:60:SER:HB2	1.88	0.56
1:1G:985:C:N3	1:1G:1220:G:N2	2.52	0.56
26:1H:1316:U:H2'	26:1H:1317:A:H8	1.69	0.56

Continued on next page...

Continued from previous page...

Atom-1	Atom-2	Interatomic distance (Å)	Clash overlap (Å)
26:1H:2298:A:H2'	26:1H:2299:G:O4'	2.06	0.56
26:1H:2577:A:P	61:1H:3811:HOH:O	2.64	0.56
26:1H:265:A:H1'	26:1H:266:G:O4'	2.05	0.56
26:1H:916:G:C2'	26:1H:917:A:H5''	2.36	0.56
29:21:78:LEU:HD23	29:21:78:LEU:O	2.05	0.56
24:3K:13:C:H2'	24:3K:14:A:H8	1.71	0.56
24:3K:15:G:C6	24:3K:48:C:N4	2.74	0.56
35:68:98:VAL:HG13	35:68:117:LEU:HB3	1.87	0.56
5:42:151:LEU:HD13	8:72:77:GLU:HG2	1.88	0.56
37:88:135:ASP:HB3	37:88:137:TYR:H	1.70	0.56
20:BA:82:SER:OG	20:BA:86:ARG:NH2	2.39	0.56
44:F8:1:MET:HG2	44:F8:2:LYS:H	1.71	0.56
50:H5:7:LYS:HG3	50:H5:34:GLU:HG3	1.86	0.56
46:H8:141:VAL:HG21	46:H8:150:LEU:HD11	1.88	0.56
1:13:1156:G:H2'	1:13:1157:A:H5''	1.88	0.56
1:13:32:A:H2'	1:13:33:A:C8	2.41	0.56
26:14:996:A:N6	26:14:1160:G:C6	2.73	0.56
26:14:2507:C:H5''	26:14:2573:C:N4	2.21	0.56
26:14:2636:U:HO2'	29:29:44:TYR:HH	1.52	0.56
26:14:957:A:N6	26:14:2459:A:C8	2.73	0.56
2:1E:160:ASP:O	2:1E:183:PRO:HD2	2.06	0.56
1:1G:1382:C:O2'	57:3L:34:G:N7	2.37	0.56
1:1G:191(F):U:H2'	1:1G:191:G:C8	2.41	0.56
1:1G:980:C:H3'	1:1G:981:U:C6	2.40	0.56
1:1G:991:U:O2	1:1G:993:G:H8	1.88	0.56
26:1H:1385:G:O6	26:1H:1403:C:N4	2.39	0.56
26:1H:1533:C:H2'	26:1H:1534:G:C2	2.41	0.56
26:1H:242:G:H5'	55:Q8:60:LEU:HD13	1.88	0.56
27:1J:15:A:C5'	27:1J:16:G:H8	2.17	0.56
13:4A:19:LEU:HB2	13:4A:25:ILE:HG21	1.88	0.56
13:4A:57:ARG:HH12	51:I5:17:GLY:HA3	1.70	0.56
34:58:34:LEU:HD21	34:58:120:LEU:HB2	1.88	0.56
36:78:39:LYS:HG3	36:78:45:LEU:HD22	1.86	0.56
9:82:17:VAL:HA	9:82:63:ILE:HG12	1.88	0.56
38:98:27:SER:HB3	38:98:34:ILE:HD11	1.88	0.56
19:AA:29:ARG:HH12	19:AA:47:HIS:HA	1.71	0.56
20:BI:49:ALA:HB1	20:BI:99:LEU:HB2	1.87	0.56
46:H8:40:ASP:HB3	46:H8:43:GLU:HB2	1.87	0.56
28:11:164:GLN:NE2	28:11:166:GLN:OE1	2.36	0.55
1:13:247:G:OP2	17:8I:100:LYS:HB2	2.06	0.55
1:13:538:G:OP2	12:3I:115:LYS:HG3	2.06	0.55

Continued on next page...

Continued from previous page...

Atom-1	Atom-2	Interatomic distance (Å)	Clash overlap (Å)
1:13:67:C:H2'	1:13:68:G:H8	1.71	0.55
26:14:1364:G:OP2	48:F5:2:SER:N	2.39	0.55
26:14:1636:C:P	61:14:3631:HOH:O	2.64	0.55
26:14:2228:G:OP1	28:19:261:LYS:NZ	2.40	0.55
26:14:920:G:H2'	26:14:921:G:H8	1.70	0.55
34:15:28:THR:HG22	34:15:29:LYS:HZ3	1.71	0.55
26:1H:229:A:OP2	36:78:150:ALA:HB1	2.07	0.55
26:1H:2308:G:N1	26:1H:2311:A:H2	2.01	0.55
26:1H:363(A):A:H2'	26:1H:363(B):G:H8	1.71	0.55
26:1H:508:G:N3	26:1H:508:G:H5"	2.20	0.55
26:1H:986:C:H3'	61:1H:4017:HOH:O	2.06	0.55
11:2A:12:ARG:NH2	11:2A:13:GLN:O	2.39	0.55
26:1H:1257:C:H4'	30:31:83:PHE:CD1	2.42	0.55
12:3I:90:VAL:O	12:3I:91:LYS:HB3	2.06	0.55
5:42:141:GLN:HA	5:42:143:ARG:HH21	1.70	0.55
14:5I:23:ARG:HD2	14:5I:28:GLY:O	2.06	0.55
39:65:64:GLU:O	39:65:68:GLN:HG3	2.05	0.55
44:B5:67:GLY:C	44:B5:69:TYR:H	2.09	0.55
26:14:329:G:O6	45:C5:19:LYS:HG2	2.06	0.55
41:C8:8:VAL:HG23	41:C8:11:ARG:NH2	2.20	0.55
46:H8:151:HIS:ND1	46:H8:168:GLU:HG3	2.21	0.55
54:L5:24:THR:O	54:L5:28:ARG:HG3	2.06	0.55
50:L8:31:LEU:HB3	50:L8:32:GLN:OE1	2.07	0.55
1:13:1429:C:H2'	1:13:1430:C:H6	1.70	0.55
28:19:166:GLN:HB3	28:19:174:ILE:HG22	1.88	0.55
26:1H:1509:C:N3	26:1H:1511:A:N6	2.54	0.55
26:1H:1693:U:H1'	28:11:14:ARG:NH2	2.21	0.55
26:1H:1899:G:H22	26:1H:1902:C:N4	2.04	0.55
26:1H:2062:A:P	61:1H:3859:HOH:O	2.63	0.55
26:1H:309:G:N3	26:1H:329:G:O2'	2.38	0.55
3:22:39:ILE:O	3:22:43:LEU:HB2	2.06	0.55
23:2K:48:U:O2'	23:2K:49:C:OP2	2.22	0.55
36:35:85:LEU:HA	36:35:88:LEU:HB3	1.86	0.55
12:3A:28:LYS:HE3	12:3A:33:ARG:HH12	1.70	0.55
37:45:57:HIS:NE2	37:45:116:GLU:HB3	2.21	0.55
32:51:149:ARG:NH1	32:51:167:GLU:OE2	2.37	0.55
7:62:94:ARG:O	7:62:97:GLN:HB3	2.06	0.55
39:65:110:LEU:HB3	39:65:112:PHE:HE1	1.71	0.55
33:69:2:LYS:HA	33:69:20:ASP:HA	1.88	0.55
39:A8:106:ARG:CZ	39:A8:107:GLU:HB2	2.36	0.55
39:A8:10:ARG:O	39:A8:14:VAL:HG13	2.05	0.55

Continued on next page...

Continued from previous page...

Atom-1	Atom-2	Interatomic distance (Å)	Clash overlap (Å)
46:H8:7:ALA:HB2	46:H8:59:LEU:HD22	1.88	0.55
55:Q8:8:LYS:H	55:Q8:8:LYS:HD2	1.70	0.55
26:14:1266:G:O4'	43:A5:15:ARG:NH2	2.38	0.55
26:14:30:G:H2'	26:14:31:C:C6	2.41	0.55
26:14:729:G:OP2	28:19:13:ARG:NH1	2.38	0.55
1:1G:766:A:OP2	61:1G:1765:HOH:O	2.18	0.55
1:1G:804:U:H5''	1:1G:805:C:OP2	2.07	0.55
26:1H:1038:C:H2'	26:1H:1039:G:O4'	2.07	0.55
26:1H:1061:U:N3	26:1H:1063:G:OP1	2.38	0.55
26:1H:330:A:H2	26:1H:1210:A:O2'	1.88	0.55
26:1H:1433:U:O2	26:1H:1561:G:C2	2.59	0.55
26:1H:1441:G:H2'	26:1H:1442:G:H8	1.71	0.55
26:1H:1883:G:HO2'	26:1H:1884:A:H8	1.51	0.55
26:1H:2469:A:H2	26:1H:2481:G:H21	1.51	0.55
26:1H:275:G:N7	26:1H:363:G:C4	2.74	0.55
29:21:111:ARG:HD2	29:21:160:TYR:CD2	2.41	0.55
30:31:12:LEU:O	30:31:127:GLU:N	2.39	0.55
30:31:39:TRP:O	30:31:43:LYS:HG2	2.06	0.55
36:35:121:LYS:HG3	36:35:122:PRO:HD2	1.88	0.55
30:39:148:LEU:HD11	30:39:193:VAL:HG21	1.88	0.55
5:4E:147:ASP:HA	5:4E:150:ARG:NH1	2.21	0.55
38:55:106:GLY:O	38:55:107:ASP:HB3	2.05	0.55
38:98:104:ARG:HH11	38:98:107:ASP:CG	2.09	0.55
19:AI:5:LEU:CB	19:AI:10:PHE:HE1	2.18	0.55
42:D8:76:LYS:O	42:D8:79:VAL:HG12	2.06	0.55
47:I8:47:PRO:HG3	47:I8:53:MET:HB2	1.87	0.55
19:AI:41:VAL:O	51:M8:63:TYR:OH	2.24	0.55
26:1H:2419:U:C5'	53:O8:23:THR:HG21	2.31	0.55
2:12:212:GLN:O	2:12:216:SER:N	2.26	0.55
1:13:626:U:C2	1:13:627:G:C8	2.94	0.55
26:14:2353:G:H4'	47:E5:33:ALA:HB3	1.87	0.55
26:14:95:G:H4'	49:G5:46:GLN:HB2	1.87	0.55
2:1E:163:PHE:CD1	2:1E:185:ILE:HB	2.42	0.55
1:1G:1004:A:C6	1:1G:1025:U:H1'	2.41	0.55
1:1G:1157:A:H61	1:1G:1178:G:N2	1.94	0.55
1:1G:1328:C:O2'	13:4A:29:ARG:NE	2.35	0.55
1:1G:1508:G:O5'	1:1G:1508:G:H8	1.89	0.55
1:1G:250:A:H1'	1:1G:251:G:OP2	2.07	0.55
26:1H:1329:U:H5''	26:1H:1330:C:H5	1.72	0.55
26:1H:1420:U:HO2'	26:1H:1421:G:P	2.29	0.55
26:1H:2019:A:N7	52:N8:9:LYS:HE3	2.21	0.55

Continued on next page...

Continued from previous page...

Atom-1	Atom-2	Interatomic distance (Å)	Clash overlap (Å)
26:1H:2820:A:OP1	38:98:2:ARG:NH2	2.38	0.55
26:1H:2852:G:H2'	26:1H:2853:C:O4'	2.06	0.55
26:1H:7:G:N2	26:1H:8:A:N3	2.54	0.55
27:1J:93:C:H2'	27:1J:94:C:H6	1.72	0.55
56:1L:19:G:O2'	56:1L:57:G:N2	2.39	0.55
4:32:173:TRP:CZ3	4:32:193:ASP:HB3	2.41	0.55
24:3K:33:U:C2	24:3K:35:A:H5'	2.42	0.55
31:41:107:LEU:HD21	31:41:178:PHE:CE1	2.41	0.55
31:49:103:LEU:HD22	31:49:178:PHE:HZ	1.70	0.55
13:4I:108:ARG:HH11	13:4I:108:ARG:HG3	1.71	0.55
13:4I:40:ASN:HB3	13:4I:43:THR:HG23	1.89	0.55
33:69:76:THR:HG23	33:69:77:LEU:H	1.72	0.55
17:8I:45:HIS:HB2	17:8I:65:ILE:HD13	1.87	0.55
26:14:138:G:N2	44:B5:44:GLU:OE2	2.29	0.55
1:13:1157:A:N6	1:13:1178:G:H21	2.05	0.55
1:13:345:C:O2'	1:13:346:G:N2	2.39	0.55
26:14:614:U:H4'	26:14:615:G:OP1	2.05	0.55
26:1H:1378:A:O2'	26:1H:1379:A:H5''	2.06	0.55
26:1H:1534:G:H3'	26:1H:1534:G:N3	2.22	0.55
26:1H:1796:U:H2'	26:1H:1797:C:C6	2.41	0.55
26:1H:2373:G:H2'	26:1H:2374:C:C6	2.42	0.55
22:1K:76:A:H8	26:1H:2583:G:H21	1.47	0.55
27:1J:117:G:H8	27:1J:117:G:O5'	1.90	0.55
3:22:113:ALA:HA	3:22:202:ILE:HD11	1.89	0.55
46:D5:144:LEU:HD23	46:D5:144:LEU:H	1.72	0.55
50:H5:44:ARG:O	50:H5:48:GLU:HG3	2.07	0.55
47:I8:36:ILE:O	47:I8:36:ILE:HD13	2.06	0.55
49:K8:47:ASN:O	49:K8:49:LYS:N	2.38	0.55
1:13:1028:C:H42	1:13:1033:G:H1	1.54	0.55
1:13:272:C:H2'	1:13:273:A:C8	2.42	0.55
26:14:654(D):G:H22	26:14:654(Q):C:N4	2.05	0.55
1:1G:1387:G:H2'	1:1G:1388:C:C6	2.40	0.55
26:1H:1021:A:C8	26:1H:1022:G:H5''	2.41	0.55
26:1H:1533:C:H3'	26:1H:1534:G:C5'	2.36	0.55
26:1H:2146:C:H4'	26:1H:2147:G:N7	2.21	0.55
26:1H:2147:G:H2'	26:1H:2148:G:H4'	1.88	0.55
26:1H:34:C:C6	26:1H:34:C:OP2	2.60	0.55
30:31:160:ASN:OD1	30:31:163:VAL:HG23	2.07	0.55
26:14:2839:G:H21	38:55:92:GLY:HA2	1.71	0.55
8:7E:13:ILE:O	8:7E:17:THR:HG23	2.07	0.55
37:88:21:THR:HG22	37:88:99:PRO:O	2.06	0.55

Continued on next page...

Continued from previous page...

Atom-1	Atom-2	Interatomic distance (Å)	Clash overlap (Å)
42:95:37:VAL:HG21	42:95:57:VAL:H	1.72	0.55
27:16:7:G:O5'	39:A8:29:PHE:CE2	2.60	0.55
46:H8:124:ILE:HD12	46:H8:125:LEU:H	1.72	0.55
1:13:509:A:H5'	4:3E:54:TYR:HD2	1.72	0.55
1:13:805:C:O2'	1:13:806:C:H5'	2.07	0.55
26:14:2496:C:P	37:45:81:VAL:HG12	2.47	0.55
26:14:433:C:C4	26:14:434:U:O4	2.60	0.55
26:14:519:U:H2'	26:14:520:G:H8	1.70	0.55
26:14:588:U:O4	26:14:670:A:H1'	2.07	0.55
27:16:15:A:H3'	27:16:16:G:H5'	1.88	0.55
1:1G:1227:A:OP1	19:AA:80:TYR:OH	2.20	0.55
1:1G:406:G:H1	1:1G:436:C:H42	1.55	0.55
26:1H:1899:G:H1	26:1H:1902:C:N4	2.05	0.55
26:1H:575:A:O3'	61:1H:4546:HOH:O	2.18	0.55
26:1H:600:G:N2	26:1H:605:C:O3'	2.39	0.55
26:1H:732:C:H3'	61:1H:4112:HOH:O	2.07	0.55
11:2A:32:ILE:HD11	11:2A:68:ALA:HB1	1.89	0.55
11:2A:32:ILE:HD13	11:2A:72:ALA:HB2	1.89	0.55
23:2K:24:C:H2'	23:2K:25:U:C6	2.42	0.55
36:35:18:ARG:O	36:35:19:VAL:HG23	2.07	0.55
12:3A:27:LEU:HG	12:3A:33:ARG:HG2	1.88	0.55
4:3E:108:LEU:HD23	4:3E:110:PHE:HE1	1.71	0.55
34:58:133:GLN:HG2	34:58:134:ARG:H	1.72	0.55
33:61:7:GLU:O	33:61:9:LEU:HD22	2.06	0.55
40:75:24:PRO:HD3	40:75:52:ILE:HD12	1.89	0.55
1:13:377:G:H5'	16:7I:5:ARG:HH12	1.72	0.55
19:AI:51:VAL:O	19:AI:57:HIS:HA	2.07	0.55
55:Q8:38:GLY:HA2	55:Q8:39:LYS:C	2.26	0.55
26:14:1022:G:O2'	26:14:1023:U:OP2	2.24	0.55
26:14:2781:A:H5''	26:14:2782:G:H5'	1.89	0.55
26:14:979:G:H3'	26:14:980:A:C5'	2.36	0.55
26:1H:2393:A:H2'	26:1H:2394:C:C6	2.41	0.55
26:1H:2801:A:H5'	26:1H:2895:U:H1'	1.88	0.55
26:1H:66:C:H2'	26:1H:67:U:H6	1.72	0.55
27:1J:48:A:H4'	39:65:95:HIS:CD2	2.39	0.55
15:6A:79:ARG:HA	15:6A:82:ILE:HG22	1.87	0.55
16:7A:22:THR:HA	16:7A:33:ILE:HG13	1.88	0.55
9:82:102:LEU:O	9:82:103:THR:OG1	2.20	0.55
1:1G:1220:G:O3'	19:AA:36:ARG:HD3	2.06	0.55
26:14:1970:A:P	61:14:3573:HOH:O	2.65	0.55
26:14:2291:U:H2'	26:14:2292:C:C6	2.42	0.55

Continued on next page...

Continued from previous page...

Atom-1	Atom-2	Interatomic distance (Å)	Clash overlap (Å)
26:14:2448:A:N1	61:14:3799:HOH:O	2.33	0.55
26:1H:1152:C:H3'	61:1H:4023:HOH:O	2.07	0.55
26:1H:2346:A:O2'	53:O8:24:GLU:OE2	2.25	0.55
26:1H:2845:G:O2'	26:1H:2846:G:H5'	2.06	0.55
26:1H:517:C:OP1	52:N8:16:ARG:NH2	2.32	0.55
29:21:48:GLN:OE1	29:21:77:ILE:HG21	2.06	0.55
30:31:197:ASP:O	30:31:199:TRP:N	2.40	0.55
4:3E:98:GLU:O	4:3E:103:ASN:ND2	2.39	0.55
5:4E:91:LEU:HD12	5:4E:120:THR:HG22	1.89	0.55
44:F8:67:GLY:C	44:F8:69:TYR:H	2.09	0.55
1:13:1015:A:N3	1:13:1218:C:O2'	2.37	0.55
1:13:165:C:H2'	1:13:166:G:H8	1.71	0.55
26:14:1204:A:C2	26:14:1241:A:N1	2.75	0.55
26:14:2839:G:H21	38:55:92:GLY:CA	2.20	0.55
21:1B:9:ARG:HE	21:1B:10:ARG:HG3	1.72	0.55
1:1G:426:G:OP1	4:32:38:TYR:OH	2.21	0.55
26:1H:731:C:P	61:1H:3685:HOH:O	2.63	0.55
26:1H:768:G:O2'	26:1H:1379:A:N6	2.40	0.55
10:1I:26:ALA:HB1	10:1I:84:GLN:HG2	1.89	0.55
3:2E:128:PHE:CZ	3:2E:132:ARG:HD2	2.42	0.55
23:2K:17:C:H3'	23:2K:18:C:H2'	1.88	0.55
4:3E:129:ASN:ND2	4:3E:144:ASP:OD1	2.38	0.55
57:3L:71:G:O2'	26:14:1851:U:O2'	2.01	0.55
26:14:870:A:OP1	37:45:6:ARG:HD3	2.07	0.55
31:49:97:ASP:HA	31:49:100:TRP:HD1	1.71	0.55
34:58:129:PRO:O	34:58:134:ARG:NH1	2.40	0.55
1:13:624:C:O3'	16:7I:10:GLY:HA2	2.06	0.55
50:H5:46:ASN:O	50:H5:50:VAL:HG22	2.06	0.55
47:I8:11:ARG:O	47:I8:14:ARG:NH2	2.40	0.55
2:12:30:ARG:HH21	2:12:194:PRO:HB2	1.72	0.54
1:13:165:C:H2'	1:13:166:G:C8	2.42	0.54
1:13:555:C:H2'	1:13:556:C:C6	2.42	0.54
1:13:991:U:C4	1:13:1212:U:H1'	2.42	0.54
26:14:1055:G:O2'	26:14:1085:A:N1	2.33	0.54
26:14:574:C:OP2	61:14:3656:HOH:O	2.18	0.54
34:15:96:GLU:H	34:15:96:GLU:CD	2.08	0.54
1:1G:458:C:H2'	1:1G:464:G:C8	2.41	0.54
26:1H:2052:G:H4'	29:21:143:ASN:O	2.07	0.54
10:1I:78:ASN:HB2	10:1I:81:THR:HG23	1.88	0.54
29:21:13:ARG:CG	29:21:13:ARG:HH11	2.19	0.54
11:2A:48:ILE:HD11	11:2A:64:ALA:HA	1.88	0.54

Continued on next page...

Continued from previous page...

Atom-1	Atom-2	Interatomic distance (Å)	Clash overlap (Å)
11:2I:78:GLN:O	11:2I:103:LEU:HA	2.08	0.54
23:2K:54:G:H2'	23:2K:55:5MU:C6	2.39	0.54
12:3A:46:LYS:HG2	12:3A:47:LYS:N	2.22	0.54
5:42:76:ILE:HG12	5:42:118:ILE:HG13	1.89	0.54
31:49:50:ALA:HB2	31:49:87:PRO:HG3	1.89	0.54
34:58:26:LEU:O	34:58:30:ILE:HG13	2.06	0.54
9:82:27:THR:HB	9:82:32:ASP:HA	1.87	0.54
37:88:11:LYS:HE2	37:88:86:GLY:HA2	1.89	0.54
9:8E:17:VAL:HG21	9:8E:80:GLY:HA3	1.89	0.54
43:A5:18:ARG:HG3	43:A5:76:VAL:HG13	1.89	0.54
53:K5:51:GLU:HG2	53:K5:52:VAL:H	1.70	0.54
51:M8:39:CYS:SG	51:M8:41:PRO:HD3	2.47	0.54
53:O8:13:CYS:O	53:O8:21:TYR:HB3	2.07	0.54
53:O8:9:LEU:N	53:O8:27:LYS:HA	2.23	0.54
55:Q8:46:ARG:CG	55:Q8:46:ARG:HH11	2.20	0.54
55:Q8:49:VAL:HG22	55:Q8:50:LEU:HA	1.87	0.54
1:13:1291:G:OP1	7:6E:37:ASN:ND2	2.40	0.54
26:14:2303:G:H2'	26:14:2304:G:H5'	1.89	0.54
26:14:596:G:H2'	26:14:597:U:O4'	2.07	0.54
26:14:997:G:OP1	41:85:93:LYS:HB2	2.07	0.54
10:1A:45:ARG:O	10:1A:65:LEU:N	2.34	0.54
1:1G:560:U:H4'	1:1G:561:U:O5'	2.07	0.54
1:1G:980:C:H5'	1:1G:981:U:C5	2.42	0.54
26:1H:125:G:H5'	26:1H:125:G:H8	1.72	0.54
26:1H:1639:U:H4'	26:1H:2699:C:H4'	1.90	0.54
26:1H:2127:G:N2	26:1H:2162:G:H1'	2.22	0.54
26:1H:620:G:H4'	26:1H:621:A:C5'	2.36	0.54
26:1H:888:C:H2'	26:1H:889:C:C2	2.42	0.54
26:1H:890:A:H3'	26:1H:892:G:H8	1.71	0.54
26:1H:960:A:H61	37:88:82:ARG:HH21	1.53	0.54
27:1J:15:A:H5'	27:1J:16:G:C8	2.32	0.54
27:1J:44:G:H5''	27:1J:45:A:OP1	2.07	0.54
56:1L:18:G:O2'	56:1L:60:U:O4	2.24	0.54
29:21:13:ARG:HG2	29:21:13:ARG:NH1	2.20	0.54
36:35:62:LEU:HD13	36:35:63:PRO:O	2.07	0.54
12:3I:87:GLY:HA2	12:3I:98:TYR:HA	1.88	0.54
31:41:28:VAL:O	31:41:31:VAL:HG13	2.07	0.54
32:59:6:ARG:HH11	32:59:6:ARG:N	2.05	0.54
17:8I:45:HIS:CE1	17:8I:47:PRO:HG3	2.41	0.54
42:95:57:VAL:HG23	42:95:99:ILE:H	1.72	0.54
19:AA:18:LYS:HG2	19:AA:31:ILE:HD13	1.88	0.54

Continued on next page...

Continued from previous page...

Atom-1	Atom-2	Interatomic distance (Å)	Clash overlap (Å)
19:AI:42:PRO:HD2	19:AI:43:GLU:OE1	2.07	0.54
48:F5:15:ALA:O	48:F5:40:ARG:HG2	2.07	0.54
49:G5:13:ALA:HA	49:G5:16:LEU:HD23	1.89	0.54
46:H8:103:ARG:HB2	46:H8:138:GLU:HA	1.90	0.54
28:11:145:VAL:HG12	28:11:146:GLU:O	2.07	0.54
1:13:411:A:C4	1:13:413:G:H1'	2.43	0.54
1:13:475:G:H2'	1:13:476:G:H8	1.73	0.54
1:13:606:G:N3	1:13:632:A:N6	2.55	0.54
1:13:920:U:H2'	1:13:921:U:C6	2.43	0.54
26:14:1538:G:H2'	26:14:1539:G:H8	1.72	0.54
26:14:249:C:H4'	26:14:250:G:O5'	2.08	0.54
26:14:1783:A:H5'	26:14:2608:G:H4'	1.89	0.54
26:14:903:C:H2'	26:14:904:C:C6	2.42	0.54
26:14:972:G:OP2	26:14:973:A:O2'	2.23	0.54
1:1G:1367:C:H4'	10:1A:48:THR:HG21	1.87	0.54
1:1G:1246:C:O2	1:1G:1291:G:N2	2.29	0.54
1:1G:1300:G:HO2'	1:1G:1301:U:P	2.30	0.54
1:1G:1315:U:H2'	1:1G:1316:G:O4'	2.07	0.54
10:1I:54:PHE:CZ	10:1I:55:LYS:NZ	2.67	0.54
22:1K:1:G:O6	22:1K:72:C:N4	2.41	0.54
22:1K:74:C:O2'	22:1K:75:C:O5'	2.23	0.54
35:25:71:ARG:NH2	35:25:122:LEU:O	2.39	0.54
11:2I:87:THR:HG22	11:2I:88:GLY:H	1.72	0.54
4:32:112:VAL:HG12	4:32:116:GLN:OE1	2.06	0.54
26:14:870:A:H5''	37:45:6:ARG:HB3	1.87	0.54
31:49:42:GLY:O	31:49:43:LEU:HD13	2.07	0.54
5:4E:147:ASP:OD1	5:4E:147:ASP:N	2.39	0.54
38:55:24:GLN:OE1	38:55:36:THR:HG21	2.06	0.54
1:13:1060:C:OP1	14:5I:45:ARG:NH2	2.40	0.54
39:65:67:ARG:HB2	39:65:67:ARG:CZ	2.36	0.54
16:7A:70:ALA:O	16:7A:74:LEU:HD23	2.08	0.54
1:13:1368:G:H5''	9:8E:112:LYS:HB3	1.88	0.54
42:D8:47:VAL:HG23	42:D8:48:GLY:N	2.22	0.54
53:O8:36:LEU:HB3	53:O8:50:ARG:HG2	1.90	0.54
2:12:145:LEU:O	2:12:149:LEU:HB2	2.07	0.54
1:13:114:U:H2'	1:13:115:G:C8	2.42	0.54
1:13:1194:U:H2'	1:13:1195:C:C6	2.43	0.54
1:13:712:A:O2'	1:13:713:G:H5'	2.07	0.54
1:13:737:A:H2'	1:13:738:C:H6	1.72	0.54
26:14:1317:A:H2'	26:14:1318:C:C6	2.43	0.54
26:14:1688:U:O2	26:14:1700:A:H5'	2.07	0.54

Continued on next page...

Continued from previous page...

Atom-1	Atom-2	Interatomic distance (Å)	Clash overlap (Å)
26:14:247:G:H4'	26:14:386:G:C5	2.43	0.54
26:14:311:A:C6	26:14:328:U:C4	2.96	0.54
26:14:890:A:H2'	26:14:892:G:H8	1.71	0.54
2:1E:212:GLN:O	2:1E:216:SER:OG	2.13	0.54
1:1G:1133:G:N2	1:1G:1141:C:O2	2.40	0.54
1:1G:1116:C:H42	1:1G:1184:G:H1	1.55	0.54
1:1G:1372:U:H2'	1:1G:1373:G:O4'	2.06	0.54
26:1H:1021:A:H3'	26:1H:1022:G:H5''	1.88	0.54
26:1H:2035:G:OP1	61:1H:3793:HOH:O	2.18	0.54
26:1H:2331:G:O3'	47:18:43:THR:HG22	2.07	0.54
26:1H:2395:C:H5''	26:1H:2396:G:OP2	2.07	0.54
26:1H:270(M):U:O2'	26:1H:270(N):G:O5'	2.22	0.54
13:4I:94:ARG:HH22	26:1H:887:A:H5'	1.71	0.54
26:1H:919:G:H4'	27:16:81:G:H4'	1.88	0.54
56:1L:35:A:H2'	56:1L:36:A:O4'	2.08	0.54
3:22:18:TRP:HE3	3:22:18:TRP:H	1.55	0.54
1:1G:1206:G:H4'	3:22:192:THR:O	2.07	0.54
29:29:79:ARG:N	29:29:79:ARG:HD2	2.22	0.54
11:2A:13:GLN:HA	11:2A:75:TYR:O	2.07	0.54
3:2E:72:LYS:HB3	3:2E:75:VAL:HG23	1.90	0.54
30:31:7:TYR:O	30:31:22:ALA:N	2.39	0.54
1:1G:8:A:N7	4:32:209:ARG:HA	2.23	0.54
4:32:30:LYS:HB2	4:32:35:ARG:HD2	1.89	0.54
4:3E:102:ASP:OD1	4:3E:103:ASN:N	2.41	0.54
32:51:3:ARG:HA	32:51:3:ARG:CZ	2.37	0.54
6:52:70:ASP:OD1	6:52:70:ASP:N	2.39	0.54
7:62:84:ASN:OD1	7:62:84:ASN:N	2.38	0.54
39:A8:88:ASP:O	39:A8:90:GLY:N	2.40	0.54
1:13:1167:A:P	1:13:1167:A:H8	2.31	0.54
1:13:447:G:O5'	1:13:447:G:H8	1.91	0.54
1:13:74:C:N4	1:13:96:G:H1	2.05	0.54
26:14:1340:U:H4'	26:14:1394:U:O2'	2.07	0.54
26:14:1678:G:N2	26:14:1989:G:H22	2.04	0.54
26:14:2111:C:N4	26:14:2147:G:H21	2.06	0.54
1:1G:1086:U:H2'	1:1G:1087:G:H8	1.73	0.54
1:1G:957:U:H1'	1:1G:960:U:C5	2.42	0.54
1:1G:976:G:OP1	14:5A:31:ARG:HB3	2.08	0.54
26:1H:1218:C:H5''	26:1H:1218:C:H6	1.73	0.54
26:1H:1932:A:H2'	26:1H:1933:G:O4'	2.06	0.54
1:13:523:A:H61	12:3I:92:ASP:HB2	1.72	0.54
13:4A:78:ILE:HG23	13:4A:92:HIS:CE1	2.43	0.54

Continued on next page...

Continued from previous page...

Atom-1	Atom-2	Interatomic distance (Å)	Clash overlap (Å)
1:1G:750:G:H1'	15:6A:22:THR:OG1	2.08	0.54
9:82:9:ARG:HG2	9:82:14:VAL:HG22	1.88	0.54
38:98:78:LYS:O	38:98:83:ILE:HG13	2.07	0.54
19:AA:23:ASN:HA	19:AA:27:GLU:CD	2.28	0.54
44:B5:49:VAL:HB	44:B5:83:VAL:HG21	1.90	0.54
41:C8:11:ARG:O	41:C8:15:LYS:HG3	2.07	0.54
46:D5:7:ALA:O	46:D5:8:TYR:CG	2.60	0.54
43:E8:24:ILE:HD12	43:E8:24:ILE:O	2.08	0.54
45:G8:28:LYS:HB2	45:G8:40:GLU:OE1	2.08	0.54
47:I8:49:LYS:HB2	47:I8:80:HIS:HB3	1.89	0.54
26:14:459:U:H5''	54:L5:40:TRP:CD2	2.42	0.54
1:13:1014:A:C2	1:13:1219:U:H1'	2.42	0.54
1:13:1170:A:C8	1:13:1171:G:C8	2.96	0.54
1:13:57:G:H2'	1:13:58:C:H6	1.70	0.54
28:19:69:ARG:NH2	28:19:128:GLY:O	2.40	0.54
2:1E:27:LYS:HD2	2:1E:193:ASP:HB2	1.89	0.54
1:1G:456:C:H42	1:1G:476:G:H1	1.53	0.54
35:25:111:PHE:HB3	35:25:114:ILE:HG13	1.90	0.54
36:35:50:ARG:HG2	36:35:50:ARG:HH11	1.73	0.54
30:39:129:PHE:HA	30:39:142:TRP:NE1	2.22	0.54
31:41:21:ARG:NH1	31:41:21:ARG:HG2	2.19	0.54
1:1G:1193:G:O2'	5:42:25:ARG:NH2	2.40	0.54
5:42:9:LYS:HB2	5:42:112:LEU:HD11	1.89	0.54
33:61:69:LYS:HG3	33:61:136:VAL:HB	1.89	0.54
7:6E:79:ARG:HG2	7:6E:84:ASN:OD1	2.08	0.54
15:6I:74:ASP:HB3	15:6I:77:ARG:HG2	1.88	0.54
8:72:109:ILE:HG22	8:72:137:VAL:HB	1.89	0.54
16:7I:74:LEU:HA	16:7I:77:ALA:HB2	1.87	0.54
20:BI:57:ARG:NH1	20:BI:102:GLY:HA2	2.22	0.54
2:12:73:THR:HB	2:12:96:ARG:H	1.73	0.54
1:13:128:G:H5'	17:8I:2:PRO:O	2.07	0.54
26:14:276:A:N3	26:14:277:C:N4	2.55	0.54
26:14:889:C:H2'	26:14:890:A:H4'	1.90	0.54
27:16:15:A:H5'	27:16:16:G:C8	2.43	0.54
2:1E:73:THR:O	2:1E:78:GLN:NE2	2.40	0.54
26:1H:1026:U:H1'	26:1H:1027:A:P	2.48	0.54
26:1H:1786:A:C2	26:1H:2606:C:H1'	2.43	0.54
26:1H:270(I):G:H1	26:1H:270(Q):C:H42	1.53	0.54
26:1H:536:A:H2'	26:1H:537:C:C6	2.43	0.54
26:1H:779:U:O4	61:1H:4118:HOH:O	2.19	0.54
29:29:11:MET:HA	29:29:24:THR:HA	1.90	0.54

Continued on next page...

Continued from previous page...

Atom-1	Atom-2	Interatomic distance (Å)	Clash overlap (Å)
30:39:7:TYR:HD1	30:39:18:ARG:H	1.56	0.54
30:39:53:THR:HG22	30:39:56:GLU:HG3	1.90	0.54
4:3E:148:VAL:HG21	4:3E:158:ILE:HG21	1.90	0.54
31:41:84:LYS:O	31:41:84:LYS:HG3	2.08	0.54
39:65:15:ARG:O	39:65:19:LYS:HD3	2.08	0.54
39:65:3:ARG:HE	39:65:4:LEU:N	2.06	0.54
33:69:3:VAL:HG12	33:69:38:LEU:HA	1.89	0.54
36:78:96:THR:C	36:78:98:GLU:H	2.11	0.54
8:7E:9:MET:SD	8:7E:32:LYS:HG2	2.48	0.54
16:7I:21:VAL:O	16:7I:33:ILE:N	2.37	0.54
43:A5:96:ILE:HD11	43:A5:98:LYS:HD2	1.89	0.54
40:B8:24:PRO:HA	40:B8:49:VAL:HG22	1.89	0.54
1:13:38:G:C2	1:13:397:A:C2	2.96	0.54
1:13:919:A:O2'	1:13:920:U:H5'	2.07	0.54
26:14:1819:A:H4'	26:14:1820:U:O5'	2.07	0.54
26:14:2693:A:H2'	26:14:2694:G:C8	2.41	0.54
26:14:821:A:O2'	26:14:946:G:OP2	2.24	0.54
34:15:34:LEU:O	34:15:49:GLY:HA3	2.08	0.54
2:1E:18:GLY:N	2:1E:42:ILE:HG22	2.22	0.54
1:1G:562:C:H1'	12:3A:15:ARG:HD2	1.88	0.54
26:1H:1820:U:H4'	26:1H:1821:A:OP2	2.07	0.54
26:1H:2137:C:H42	26:1H:2154:G:H22	1.56	0.54
26:1H:2335:A:C8	26:1H:2337:G:C5	2.96	0.54
30:31:77:ASP:HB2	30:31:79:GLY:H	1.73	0.54
36:35:47:ASP:OD1	36:35:49:ARG:NE	2.27	0.54
31:49:124:SER:HB2	31:49:131:TYR:CE2	2.43	0.54
36:78:19:VAL:CG1	36:78:27:HIS:HB2	2.35	0.54
16:7A:21:VAL:HG22	16:7A:33:ILE:HB	1.89	0.54
41:85:92:ARG:NH1	42:95:11:GLN:H	2.06	0.54
26:14:993:G:N3	42:95:89:GLN:NE2	2.56	0.54
39:A8:42:ASP:O	39:A8:43:GLU:HB2	2.07	0.54
51:I5:2:LYS:HB3	51:I5:6:HIS:HB2	1.90	0.54
51:M8:24:THR:OG1	51:M8:25:TYR:N	2.41	0.54
52:N8:42:PRO:O	52:N8:44:THR:HB	2.08	0.54
55:Q8:32:LEU:HG	55:Q8:33:ASN:N	2.23	0.54
1:13:1278:U:H5''	1:13:1279:A:O4'	2.07	0.54
1:13:945:G:C2	1:13:946:A:C8	2.96	0.54
26:14:1646:C:O3'	61:14:3643:HOH:O	2.18	0.54
26:14:528:A:C2	26:14:2042:A:H2'	2.43	0.54
26:14:270(I):G:H2'	26:14:270(J):G:H8	1.71	0.54
26:14:579:G:H2'	26:14:580:C:C6	2.43	0.54

Continued on next page...

Continued from previous page...

Atom-1	Atom-2	Interatomic distance (Å)	Clash overlap (Å)
34:15:23:LEU:HD12	34:15:99:LEU:HD23	1.89	0.54
1:1G:1401:G:OP1	25:4L:18:G:O2'	2.24	0.54
1:1G:979:C:H3'	1:1G:980:C:C5'	2.38	0.54
26:1H:1442:G:C2	26:1H:1550:C:O2	2.60	0.54
26:1H:2128:C:N4	26:1H:2160:G:H1	2.05	0.54
26:1H:2518:A:C8	26:1H:2518:A:H5'	2.42	0.54
26:1H:2700:C:C2'	26:1H:2701:C:H5'	2.37	0.54
26:1H:634:C:H2'	26:1H:635:C:C6	2.42	0.54
26:1H:70:G:H21	26:1H:71:A:N6	2.05	0.54
3:2E:62:ASP:HB3	3:2E:97:LYS:HG2	1.90	0.54
11:2I:32:ILE:HD12	11:2I:72:ALA:HB2	1.88	0.54
36:35:65:ARG:HH21	55:M5:15:LYS:HB3	1.73	0.54
4:3E:206:PHE:O	4:3E:209:ARG:HD2	2.08	0.54
37:45:36:ALA:HB2	37:45:103:MET:SD	2.47	0.54
8:7E:104:ARG:O	8:7E:107:LEU:HB2	2.08	0.54
8:7E:39:LEU:HB3	8:7E:45:ILE:HD11	1.89	0.54
37:88:135:ASP:HB2	37:88:138:ASP:OD1	2.08	0.54
37:88:34:LEU:HD11	37:88:129:THR:HB	1.90	0.54
45:G8:28:LYS:NZ	45:G8:64:GLU:OE2	2.40	0.54
46:H8:4:ARG:HB3	46:H8:58:VAL:CG2	2.38	0.54
47:I8:51:VAL:N	47:I8:62:LEU:HD12	2.23	0.54
1:13:1160:G:H1	1:13:1177:G:H22	1.54	0.54
26:14:1071:G:H1'	26:14:1089:G:H2'	1.90	0.54
26:14:2392:A:H2	26:14:2424:C:N4	2.00	0.54
26:14:2873:A:H8	38:55:6:SER:N	2.01	0.54
28:19:43:ARG:CG	28:19:43:ARG:HH11	2.20	0.54
2:1E:163:PHE:HD1	2:1E:185:ILE:HB	1.73	0.54
26:1H:1579:A:H2'	26:1H:1580:A:O4'	2.08	0.54
26:1H:1678:G:H5''	26:1H:1678:G:C8	2.43	0.54
26:1H:956:G:OP1	37:88:85:LYS:HG3	2.08	0.54
27:1J:66:A:N6	27:1J:107:U:H2'	2.23	0.54
35:25:4:PRO:O	35:25:5:GLN:HB2	2.07	0.54
3:2E:40:ARG:HG3	3:2E:40:ARG:NH1	2.23	0.54
4:32:127:THR:HG21	4:32:149:ALA:HB2	1.89	0.54
5:4E:126:ARG:NH1	5:4E:126:ARG:HG3	2.21	0.54
15:6A:78:TYR:HD1	15:6A:79:ARG:HG3	1.72	0.54
40:75:45:PHE:CE2	40:75:74:ARG:HB2	2.43	0.54
37:88:82:ARG:HD2	37:88:82:ARG:N	2.23	0.54
40:B8:5:ALA:HA	40:B8:8:LYS:HE2	1.90	0.54
51:I5:42:PHE:O	51:I5:43:TYR:HB3	2.08	0.54
49:K8:42:GLY:C	49:K8:44:LEU:H	2.09	0.54

Continued on next page...

Continued from previous page...

Atom-1	Atom-2	Interatomic distance (Å)	Clash overlap (Å)
28:11:71:ASP:HB2	28:11:103:ARG:HH22	1.73	0.53
56:1L:76:A:H8	26:14:2583:G:H21	1.51	0.53
26:14:270(T):G:C6	26:14:270(U):C:C4	2.96	0.53
1:1G:1237:C:O2'	1:1G:1300:G:N2	2.39	0.53
1:1G:998:G:H2'	1:1G:998(A):C:C6	2.43	0.53
26:1H:1093:G:H1'	26:1H:1099:G:H1	1.72	0.53
26:1H:1339:G:N2	26:1H:1603:A:H1'	2.24	0.53
26:1H:1899:G:N2	26:1H:1902:C:H41	2.06	0.53
26:1H:2807:G:H3'	26:1H:2808:U:H5''	1.90	0.53
26:1H:442:G:C4	26:1H:444:C:C5	2.96	0.53
26:1H:761:A:H5''	61:1H:3683:HOH:O	2.08	0.53
30:39:123:LEU:HB2	30:39:192:LEU:HB3	1.90	0.53
12:3A:37:CYS:SG	12:3A:81:SER:HB3	2.49	0.53
31:49:56:ALA:HB2	31:49:153:ARG:CZ	2.38	0.53
8:7E:7:ALA:HB2	8:7E:85:ARG:HH11	1.72	0.53
38:98:117:VAL:O	38:98:118:GLU:HB2	2.08	0.53
2:12:19:HIS:CE1	2:12:206:ASP:HB2	2.43	0.53
26:14:1425:G:H2'	26:14:1426:G:C8	2.43	0.53
26:14:1485:G:H1	26:14:1504:C:N4	2.06	0.53
26:14:2447:G:OP2	61:14:3809:HOH:O	2.19	0.53
26:14:739:G:P	61:14:3751:HOH:O	2.65	0.53
1:1G:1048:G:N2	1:1G:1209:C:N3	2.48	0.53
1:1G:1279:A:O2'	1:1G:1282:C:N4	2.41	0.53
1:1G:1478:C:H2'	1:1G:1479:C:C6	2.42	0.53
1:1G:414:A:H2'	1:1G:415:A:O4'	2.09	0.53
1:1G:529:G:O6	12:3A:49:ASN:HA	2.08	0.53
1:1G:60:A:N6	1:1G:110:C:N3	2.55	0.53
26:1H:1152:C:H4'	41:C8:77:SER:HA	1.90	0.53
26:1H:1312:U:H4'	26:1H:1313:U:O5'	2.08	0.53
26:1H:1512:G:H2'	26:1H:1513:C:H6	1.73	0.53
26:1H:528:A:C2	26:1H:2043:C:H4'	2.43	0.53
26:1H:762:U:H4'	26:1H:763:G:O5'	2.08	0.53
26:14:2619:C:OP1	29:29:152:LYS:HE2	2.07	0.53
12:3A:49:ASN:N	12:3A:49:ASN:OD1	2.40	0.53
33:61:124:GLY:H	33:61:142:VAL:HG23	1.73	0.53
7:62:21:VAL:HG23	7:62:22:LEU:HD12	1.89	0.53
43:A5:13:SER:O	43:A5:16:LYS:HB2	2.08	0.53
39:A8:5:THR:OG1	39:A8:8:GLU:HG3	2.07	0.53
43:E8:71:VAL:HA	43:E8:107:LEU:HD12	1.89	0.53
55:M5:14:VAL:HG13	55:M5:22:VAL:HG13	1.91	0.53
31:41:67:LYS:HE2	51:M8:6:HIS:HE1	1.73	0.53

Continued on next page...

Continued from previous page...

Atom-1	Atom-2	Interatomic distance (Å)	Clash overlap (Å)
55:Q8:30:ARG:CZ	55:Q8:30:ARG:HB2	2.37	0.53
1:13:112:G:OP1	16:7I:27:LYS:HD2	2.08	0.53
1:13:45:U:H2'	1:13:46:G:C8	2.44	0.53
26:14:1041:C:N4	26:14:1114:G:H22	2.03	0.53
26:14:2016:U:OP1	61:14:3885:HOH:O	2.19	0.53
26:14:94:G:H21	49:G5:47:ASN:HD22	1.56	0.53
34:15:33:LEU:HD12	34:15:38:HIS:CD2	2.37	0.53
28:19:70:TRP:CH2	28:19:150:LYS:HA	2.44	0.53
10:1A:24:VAL:HG13	10:1A:34:VAL:HG11	1.89	0.53
2:1E:17:PHE:HB3	2:1E:44:LEU:HD21	1.90	0.53
2:1E:6:THR:OG1	2:1E:7:VAL:N	2.42	0.53
1:1G:1003:G:N2	1:1G:1037:C:O2	2.24	0.53
1:1G:411:A:C5	1:1G:413:G:H1'	2.43	0.53
1:1G:986:A:H1'	19:AA:54:GLY:O	2.07	0.53
26:1H:217:G:P	61:1H:3763:HOH:O	2.63	0.53
26:1H:325:G:O2'	26:1H:326:G:H5'	2.09	0.53
26:1H:446:G:OP2	61:1H:3697:HOH:O	2.17	0.53
26:1H:484:C:H2'	26:1H:485:C:C6	2.43	0.53
26:1H:582:G:H2'	26:1H:583:G:C8	2.43	0.53
56:1L:37:MIA:H153	56:1L:37:MIA:HN6	1.73	0.53
29:21:119:ARG:HG2	29:21:120:TRP:NE1	2.23	0.53
23:2K:64:G:H2'	23:2K:65:G:H8	1.73	0.53
23:2L:62:C:H2'	23:2L:63:C:H6	1.73	0.53
26:14:587:C:O2	36:35:33:ARG:NH1	2.41	0.53
30:39:178:PRO:HB3	30:39:198:ALA:HA	1.90	0.53
4:3E:18:LYS:HD3	4:3E:31:CYS:SG	2.49	0.53
4:3E:85:LYS:HG3	4:3E:86:LYS:N	2.22	0.53
13:4A:81:LEU:HD13	13:4A:88:ARG:HD2	1.90	0.53
13:4I:7:VAL:HB	31:41:115:ARG:CZ	2.38	0.53
6:5E:68:PRO:HG2	6:5E:71:ARG:HG3	1.90	0.53
39:65:74:ALA:HB1	39:65:107:GLU:HB3	1.91	0.53
27:1J:51:G:OP2	39:65:59:LYS:NZ	2.41	0.53
39:A8:99:LYS:O	39:A8:103:GLU:HG2	2.07	0.53
46:H8:103:ARG:HG3	46:H8:136:PHE:CD2	2.44	0.53
2:12:130:ARG:H	2:12:130:ARG:HE	1.54	0.53
26:14:107:C:H2'	26:14:108:U:C6	2.43	0.53
26:14:1204:A:H2	26:14:1241:A:N1	2.05	0.53
26:14:305:U:H2'	26:14:306:U:C6	2.42	0.53
26:14:96:G:H4'	49:G5:48:HIS:CE1	2.44	0.53
1:1G:129(A):G:C6	1:1G:188:U:H4'	2.43	0.53
1:1G:130:A:O2'	1:1G:131:C:O5'	2.25	0.53

Continued on next page...

Continued from previous page...

Atom-1	Atom-2	Interatomic distance (Å)	Clash overlap (Å)
1:1G:1329:A:H2'	1:1G:1330:U:O4'	2.08	0.53
1:1G:32:A:C2	1:1G:33:A:C4	2.96	0.53
1:1G:977:A:HO2'	1:1G:981:U:H3	1.54	0.53
26:1H:1001:A:H2'	26:1H:1002:G:O4'	2.07	0.53
26:1H:2144:U:N3	26:1H:2146:C:O2	2.42	0.53
26:1H:234:C:H2'	26:1H:235:U:C6	2.44	0.53
26:1H:847:U:C5	26:1H:933:A:N1	2.77	0.53
26:1H:969:U:OP1	50:L8:17:LYS:HG2	2.08	0.53
27:1J:94:C:H2'	27:1J:95:U:C6	2.44	0.53
56:1L:53:G:H1	56:1L:61:C:H42	1.55	0.53
29:21:70:ALA:O	29:21:73:GLU:N	2.42	0.53
1:1G:8:A:N6	4:32:209:ARG:HB2	2.23	0.53
4:3E:60:GLU:OE1	4:3E:63:LYS:NZ	2.23	0.53
1:1G:694:A:O2'	57:3L:38:A:O2'	2.26	0.53
36:78:49:ARG:HE	55:Q8:57:ARG:HG2	1.73	0.53
42:95:71:LEU:O	42:95:72:VAL:HG12	2.08	0.53
42:95:80:GLN:C	42:95:81:TYR:HD1	2.12	0.53
44:F8:65:ARG:HG3	44:F8:67:GLY:H	1.73	0.53
1:13:1218:C:H2'	1:13:1219:U:C6	2.43	0.53
1:13:1292:U:H2'	1:13:1293:G:C8	2.44	0.53
26:14:1485:G:H2'	26:14:1486:A:H8	1.72	0.53
26:14:1788:C:C2	26:14:1789:A:C8	2.96	0.53
26:14:2777:G:OP2	26:14:2781:A:O2'	2.20	0.53
26:14:666:G:H5''	36:35:47:ASP:O	2.09	0.53
27:16:54:G:O2'	27:16:55:U:H5'	2.09	0.53
2:1E:60:ASP:HB3	2:1E:64:ARG:HH12	1.72	0.53
26:1H:1316:U:H2'	26:1H:1317:A:C8	2.44	0.53
26:1H:1858:G:H2'	26:1H:1883:G:H22	1.73	0.53
26:1H:270(Y):G:N1	61:1H:4468:HOH:O	2.27	0.53
30:31:96:ASP:OD1	30:31:98:SER:HB3	2.08	0.53
4:32:158:ILE:HG22	4:32:162:LEU:HD12	1.91	0.53
31:49:18:GLU:HG2	31:49:175:LEU:HD13	1.91	0.53
5:4E:148:VAL:HG21	8:7E:107:LEU:HD22	1.89	0.53
34:58:96:GLU:HB2	34:58:122:VAL:CG1	2.39	0.53
9:82:111:ARG:HD2	14:5A:61:TRP:C	2.29	0.53
7:6E:122:HIS:HA	7:6E:125:MET:HE2	1.90	0.53
36:78:115:LEU:HA	36:78:134:ALA:HB2	1.90	0.53
9:8E:112:LYS:HD3	9:8E:113:LYS:H	1.72	0.53
45:C5:18:GLY:O	45:C5:20:TYR:N	2.42	0.53
46:H8:165:VAL:HB	46:H8:167:PRO:HD3	1.90	0.53
49:K8:14:ARG:HB3	49:K8:15:LYS:HE3	1.89	0.53

Continued on next page...

Continued from previous page...

Atom-1	Atom-2	Interatomic distance (Å)	Clash overlap (Å)
55:Q8:33:ASN:O	55:Q8:34:TRP:CG	2.62	0.53
2:12:19:HIS:CG	2:12:20:GLU:H	2.27	0.53
26:14:1485:G:H2'	26:14:1486:A:C8	2.44	0.53
26:14:2287:A:H61	26:14:2344:U:H3	1.55	0.53
26:1H:1022:G:N2	26:1H:1023:U:O4	2.41	0.53
26:1H:1799:G:H5'	26:1H:1819:A:H61	1.73	0.53
26:1H:2160:G:C2	26:1H:2161:C:H1'	2.44	0.53
26:1H:2251:G:OP1	61:1H:4387:HOH:O	2.19	0.53
26:1H:608:A:H1'	26:1H:621:A:N6	2.23	0.53
26:1H:92:G:H2'	26:1H:93:C:H6	1.73	0.53
26:1H:2784:C:O2'	29:21:37:ARG:NH1	2.41	0.53
11:2A:85:ARG:NE	11:2A:111:ASP:HB3	2.22	0.53
11:2I:69:ALA:HB1	11:2I:103:LEU:HD23	1.91	0.53
23:2K:8:4SU:H6	23:2K:8:4SU:O5'	2.08	0.53
12:3I:66:VAL:HG21	12:3I:98:TYR:CE2	2.43	0.53
57:3L:52:G:H1	57:3L:62:C:N4	2.07	0.53
37:45:34:LEU:HD12	37:45:130:LYS:O	2.09	0.53
37:45:86:GLY:O	37:45:88:GLY:N	2.42	0.53
39:65:77:ALA:O	39:65:80:LEU:N	2.41	0.53
16:7I:20:VAL:HG21	16:7I:32:TYR:CD2	2.43	0.53
9:8E:47:LEU:HD22	9:8E:47:LEU:H	1.73	0.53
9:8E:21:PRO:HA	9:8E:59:PHE:HA	1.89	0.53
6:5E:50:TYR:OH	18:9I:74:ARG:O	2.14	0.53
40:B8:112:ARG:HA	40:B8:115:ARG:CZ	2.38	0.53
40:B8:51:ARG:HB2	40:B8:98:LYS:HD3	1.90	0.53
20:BI:30:LYS:NZ	20:BI:80:ARG:HH12	2.07	0.53
46:D5:108:PRO:HG3	46:D5:142:SER:HA	1.91	0.53
43:E8:70:TYR:H	43:E8:70:TYR:HD1	1.55	0.53
48:F5:83:GLU:N	48:F5:83:GLU:OE1	2.41	0.53
44:F8:57:LEU:HG	44:F8:78:LYS:HG2	1.90	0.53
2:12:69:LEU:HD23	2:12:70:PHE:H	1.74	0.53
26:14:108:U:H2'	26:14:109:G:C8	2.43	0.53
26:14:2346:A:H5''	26:14:2383:G:O4'	2.09	0.53
26:14:646:A:H2'	26:14:647:G:O4'	2.08	0.53
26:14:747:U:C6	52:J5:2:ALA:HB3	2.44	0.53
2:1E:112:VAL:O	2:1E:115:LEU:N	2.41	0.53
1:1G:1194:U:H2'	1:1G:1195:C:C6	2.42	0.53
1:1G:1449:C:H3'	1:1G:1450:U:H4'	1.90	0.53
1:1G:448:A:P	1:1G:485:G:H22	2.32	0.53
1:1G:974:A:P	14:5A:41:ARG:HH22	2.32	0.53
26:1H:2298:A:H62	26:1H:2318:G:H8	1.55	0.53

Continued on next page...

Continued from previous page...

Atom-1	Atom-2	Interatomic distance (Å)	Clash overlap (Å)
26:1H:588:U:H2'	26:1H:589:C:C6	2.44	0.53
27:1J:13:A:H5''	27:1J:15:A:C6	2.43	0.53
36:35:124:LYS:HE2	36:35:143:GLY:O	2.09	0.53
5:4E:76:ILE:HG13	5:4E:93:PRO:HB3	1.89	0.53
13:4I:27:LYS:HA	13:4I:31:LYS:HZ1	1.72	0.53
13:4I:13:LYS:O	13:4I:44:ARG:NE	2.42	0.53
32:51:129:THR:OG1	32:51:129:THR:O	2.26	0.53
14:5I:6:LEU:HB3	14:5I:23:ARG:NH2	2.24	0.53
1:1G:742:G:P	15:6A:35:ARG:HH22	2.32	0.53
36:78:19:VAL:HG21	36:78:27:HIS:CB	2.39	0.53
41:85:110:VAL:O	41:85:114:LYS:HG2	2.08	0.53
26:14:495:G:H21	43:A5:61:ASN:HD21	1.55	0.53
40:B8:102:ILE:HA	40:B8:105:LEU:HD22	1.90	0.53
26:14:483:A:H5''	45:C5:49:VAL:HG22	1.91	0.53
49:G5:24:LEU:HD13	49:G5:60:LEU:HD21	1.90	0.53
53:K5:29:ASN:H	53:K5:29:ASN:ND2	2.07	0.53
53:O8:32:ASN:N	53:O8:32:ASN:OD1	2.42	0.53
1:13:1044:A:C5	1:13:1045:C:H1'	2.44	0.53
1:13:974:A:OP2	14:5I:41:ARG:NH1	2.42	0.53
26:14:1309:G:H4'	54:L5:7:PRO:HB2	1.89	0.53
26:14:1364:G:N7	48:F5:2:SER:HB2	2.24	0.53
26:14:1462:C:H4'	26:14:2703:C:H5'	1.91	0.53
1:1G:888:G:O2'	1:1G:1488:G:O2'	2.23	0.53
1:1G:535:A:H5''	61:1G:1733:HOH:O	2.08	0.53
26:1H:1107:G:H2'	26:1H:1108:U:C6	2.44	0.53
26:1H:2341:G:H2'	26:1H:2342:C:C6	2.42	0.53
26:1H:606:U:H4'	26:1H:658:C:H4'	1.89	0.53
22:1K:15:G:N2	22:1K:59:U:O2	2.42	0.53
3:22:106:VAL:HB	3:22:109:PRO:HB3	1.91	0.53
4:32:13:ARG:C	4:32:15:GLU:H	2.12	0.53
5:42:126:ARG:HH11	5:42:126:ARG:HG3	1.74	0.53
14:5I:29:ARG:HD3	14:5I:40:CYS:SG	2.49	0.53
33:61:110:ASP:CB	33:61:112:LYS:H	2.22	0.53
8:7E:85:ARG:HD3	8:7E:88:LYS:HG2	1.91	0.53
9:82:82:ALA:HB1	9:82:96:LEU:HD21	1.91	0.53
45:C5:42:VAL:O	45:C5:65:ALA:N	2.35	0.53
41:C8:28:ARG:NH1	41:C8:38:THR:OG1	2.33	0.53
54:L5:34:ARG:NH1	54:L5:41:ARG:O	2.41	0.53
50:L8:37:LEU:HD12	50:L8:43:ILE:CG2	2.38	0.53
1:13:352:C:P	61:13:1861:HOH:O	2.67	0.53
26:14:1317:A:H2'	26:14:1318:C:H6	1.73	0.53

Continued on next page...

Continued from previous page...

Atom-1	Atom-2	Interatomic distance (Å)	Clash overlap (Å)
26:14:2648:C:H2'	26:14:2649:U:C6	2.44	0.53
26:14:303:U:H2'	26:14:304:G:O4'	2.09	0.53
26:14:307:G:H21	26:14:330:A:N6	2.07	0.53
26:14:868:U:C2	26:14:869:G:C8	2.97	0.53
1:1G:1134:G:C2	1:1G:1135:U:H1'	2.43	0.53
1:1G:1360:A:OP1	1:1G:1360:A:H8	1.92	0.53
1:1G:301:G:H8	1:1G:301:G:OP2	1.92	0.53
26:1H:1198:U:H2'	26:1H:1199:U:C6	2.44	0.53
26:1H:2153:G:O6	26:1H:2154:G:N2	2.42	0.53
26:1H:234:C:H2'	26:1H:235:U:H6	1.74	0.53
26:1H:576:U:O2'	26:1H:577:G:H5'	2.09	0.53
29:29:134:ILE:O	29:29:134:ILE:HD12	2.08	0.53
29:29:151:TYR:HD2	29:29:154:LYS:NZ	2.06	0.53
4:3E:30:LYS:CB	4:3E:35:ARG:HE	2.21	0.53
12:3I:11:VAL:HG13	17:8I:29:HIS:CD2	2.43	0.53
35:68:112:MET:HA	35:68:115:VAL:HG22	1.91	0.53
40:75:77:PRO:O	40:75:80:SER:HB2	2.08	0.53
26:1H:389:G:N1	36:78:71:VAL:HG12	2.23	0.53
1:13:607:A:C2	16:7I:31:LYS:HG3	2.44	0.53
39:A8:61:ASN:HB3	39:A8:64:GLU:HG3	1.90	0.53
40:B8:26:ASP:O	40:B8:49:VAL:HG13	2.08	0.53
46:D5:28:MET:O	46:D5:34:ASN:HA	2.09	0.53
1:13:413:G:HO2'	1:13:414:A:P	2.32	0.53
2:1E:8:LYS:HE2	2:1E:8:LYS:H	1.74	0.53
26:1H:2345:G:H4'	26:1H:2346:A:O5'	2.09	0.53
4:3E:110:PHE:CE2	4:3E:148:VAL:HG23	2.44	0.53
32:51:154:PRO:HB3	32:51:163:TYR:CE2	2.44	0.53
32:51:24:VAL:HG13	32:51:35:VAL:HB	1.91	0.53
6:5E:86:ARG:O	6:5E:87:ARG:HG2	2.09	0.53
33:69:14:ASP:N	33:69:17:GLN:OE1	2.31	0.53
26:14:2683:C:OP1	40:75:53:ARG:NH2	2.42	0.53
40:75:54:ARG:HG2	40:75:59:THR:HG21	1.89	0.53
8:7E:88:LYS:O	8:7E:92:ARG:HD3	2.08	0.53
9:8E:18:PHE:HD2	9:8E:62:TYR:HD2	1.57	0.53
42:95:71:LEU:H	42:95:86:GLY:HA2	1.73	0.53
42:95:85:LYS:HE3	42:95:88:ARG:H	1.73	0.53
18:9I:38:GLU:HA	18:9I:41:LYS:NZ	2.24	0.53
41:C8:110:VAL:O	41:C8:114:LYS:N	2.30	0.53
41:C8:96:ALA:CB	41:C8:98:LEU:H	2.03	0.53
42:D8:16:PRO:HA	42:D8:96:ILE:HG22	1.91	0.53
48:F5:50:ARG:HD2	48:F5:57:GLU:OE1	2.08	0.53

Continued on next page...

Continued from previous page...

Atom-1	Atom-2	Interatomic distance (Å)	Clash overlap (Å)
46:H8:130:PRO:O	46:H8:133:ILE:HG13	2.08	0.53
46:H8:30:ASN:ND2	46:H8:90:VAL:HB	2.23	0.53
49:K8:30:ARG:HH11	49:K8:30:ARG:CG	2.22	0.53
26:1H:1159:U:OP1	50:L8:30:ARG:NH1	2.39	0.53
54:P8:5:TRP:NE1	54:P8:7:PRO:HG3	2.24	0.53
55:Q8:9:GLY:O	55:Q8:13:ARG:HG2	2.08	0.53
1:13:1236:A:O2'	1:13:1304:G:H4'	2.09	0.52
1:13:1478:C:H2'	1:13:1479:C:C6	2.44	0.52
1:13:222:U:H2'	1:13:223:U:C6	2.44	0.52
1:13:667:G:H4'	15:6I:51:HIS:ND1	2.25	0.52
26:14:1298:C:OP2	61:14:3518:HOH:O	2.18	0.52
26:14:142:G:H5''	26:14:1598:C:O2'	2.08	0.52
26:14:747:U:C5	52:J5:2:ALA:HB3	2.45	0.52
34:15:104:LYS:HA	34:15:107:LEU:HD12	1.91	0.52
34:15:43:THR:H	34:15:48:MET:HE3	1.74	0.52
1:1G:1141:C:H2'	1:1G:1142:G:C8	2.44	0.52
1:1G:1170:A:O5'	1:1G:1170:A:H8	1.92	0.52
1:1G:1212:U:H4'	1:1G:1213:A:C8	2.44	0.52
1:1G:1321:C:H4'	13:4A:87:TYR:CZ	2.44	0.52
1:1G:728:A:H2'	1:1G:729:A:C8	2.44	0.52
26:1H:1026:U:H1'	26:1H:1027:A:O5'	2.08	0.52
26:1H:1535:U:O2	26:1H:1535:U:H2'	2.09	0.52
26:1H:2058:A:H5''	26:1H:2059:A:OP2	2.09	0.52
26:1H:286:C:H2'	26:1H:287:C:C6	2.42	0.52
26:1H:306:U:H2'	26:1H:307:G:O4'	2.08	0.52
26:1H:340:A:H2'	26:1H:341:G:O4'	2.09	0.52
26:1H:754:C:H2'	26:1H:755:C:C6	2.43	0.52
10:1I:32:ALA:HB3	10:1I:76:ASN:O	2.09	0.52
27:1J:15:A:H1'	27:1J:109:G:C5	2.44	0.52
29:21:103:ASP:OD1	29:21:201:THR:HG23	2.10	0.52
26:1H:2580:U:H4'	29:21:130:GLY:HA3	1.91	0.52
26:1H:2572:A:N7	29:21:145:LYS:HB2	2.24	0.52
29:21:24:THR:N	29:21:184:VAL:O	2.41	0.52
5:42:43:LEU:HD22	5:42:136:MET:HG3	1.92	0.52
13:4A:70:LEU:O	13:4A:74:VAL:HG23	2.09	0.52
14:5A:17:LYS:HD2	14:5A:18:VAL:N	2.24	0.52
14:5A:17:LYS:NZ	14:5A:18:VAL:HG13	2.24	0.52
33:61:86:THR:HA	33:61:123:LEU:HD13	1.92	0.52
7:6E:45:ASP:O	7:6E:49:ILE:HG12	2.08	0.52
15:6I:82:ILE:HD13	15:6I:88:ARG:HB2	1.91	0.52
8:72:73:ASP:HB2	8:72:75:ARG:NH2	2.24	0.52

Continued on next page...

Continued from previous page...

Atom-1	Atom-2	Interatomic distance (Å)	Clash overlap (Å)
46:D5:139:VAL:HG22	46:D5:156:LYS:HG2	1.91	0.52
45:G8:84:ARG:HD2	45:G8:84:ARG:C	2.29	0.52
46:H8:92:SER:O	46:H8:130:PRO:HG2	2.09	0.52
51:I5:11:PRO:HA	51:I5:25:TYR:HA	1.91	0.52
28:11:206:LEU:O	28:11:211:ARG:HD3	2.09	0.52
1:13:271:C:H2'	1:13:272:C:C6	2.44	0.52
1:13:491:G:H2'	1:13:492:G:O4'	2.08	0.52
1:13:730:G:C5	1:13:731:G:H1'	2.44	0.52
1:13:872:A:C4	1:13:874:G:N7	2.77	0.52
26:14:1581:G:H2'	26:14:1582:C:O4'	2.09	0.52
26:14:1786:A:H2	26:14:2606:C:H1'	1.74	0.52
26:14:2068:U:H3	26:14:2430:A:H2	1.52	0.52
26:14:973:A:OP2	61:14:3697:HOH:O	2.19	0.52
28:19:11:PRO:O	28:19:13:ARG:N	2.42	0.52
1:1G:192:U:H2'	1:1G:193:C:C6	2.43	0.52
26:1H:1111:A:N3	26:1H:1112:G:H1'	2.24	0.52
26:1H:2171:A:O2'	26:1H:2172:U:O5'	2.27	0.52
27:1J:89(A):A:C8	27:1J:90:C:H1'	2.44	0.52
11:2A:59:TYR:CZ	11:2A:63:LEU:HD21	2.44	0.52
30:31:101:LEU:O	30:31:106:ARG:NH1	2.42	0.52
30:39:123:LEU:O	30:39:193:VAL:HA	2.10	0.52
1:1G:503:C:OP2	12:3A:116:SER:HB3	2.09	0.52
32:51:94:TYR:HA	32:51:106:THR:O	2.09	0.52
7:62:143:ARG:O	7:62:146:GLU:HB2	2.08	0.52
33:69:101:LEU:H	33:69:101:LEU:HD23	1.75	0.52
40:75:21:GLU:O	40:75:91:ARG:NH2	2.42	0.52
37:88:59:ARG:C	37:88:61:GLY:H	2.12	0.52
42:95:85:LYS:CG	42:95:87:HIS:H	2.14	0.52
49:K8:59:ARG:O	49:K8:62:THR:HG23	2.09	0.52
55:Q8:46:ARG:NH2	55:Q8:48:PHE:HA	2.24	0.52
2:12:134:GLU:O	2:12:138:LEU:HG	2.09	0.52
26:14:139:G:H1'	26:14:140:A:H2	1.74	0.52
26:14:2191:G:O2'	26:14:2192:G:OP1	2.25	0.52
26:14:2637:U:H2'	26:14:2638:G:O4'	2.10	0.52
26:14:2802:G:H2'	26:14:2803:C:O4'	2.10	0.52
34:15:30:ILE:O	34:15:34:LEU:HD22	2.09	0.52
27:16:1:U:H2'	27:16:2:C:C6	2.44	0.52
27:16:99:A:H3'	61:16:317:HOH:O	2.09	0.52
1:1G:934:C:O2'	1:1G:1344:C:OP2	2.26	0.52
1:1G:1412:C:H2'	1:1G:1413:A:C8	2.44	0.52
1:1G:677:U:H3	1:1G:713:G:H22	1.58	0.52

Continued on next page...

Continued from previous page...

Atom-1	Atom-2	Interatomic distance (Å)	Clash overlap (Å)
26:1H:125:G:H5'	26:1H:125:G:C8	2.44	0.52
26:1H:1430:C:H2'	26:1H:1431:U:H6	1.74	0.52
26:1H:218:A:H2	26:1H:235:U:H4'	1.74	0.52
26:1H:2356:C:H2'	26:1H:2357:U:O4'	2.10	0.52
26:1H:2577:A:H1'	52:N8:3:LYS:HA	1.91	0.52
26:1H:899:A:O2'	26:1H:900:A:O4'	2.25	0.52
22:1K:44:G:H2'	22:1K:45:U:C6	2.44	0.52
12:3A:60:LEU:HD23	12:3A:64:TYR:HB3	1.89	0.52
24:3K:71:G:HO2'	26:1H:1851:U:HO2'	1.54	0.52
57:3L:13:C:H2'	57:3L:14:A:H8	1.75	0.52
31:41:11:TYR:HA	31:41:15:VAL:HB	1.91	0.52
31:41:16:ARG:N	31:41:17:PRO:HD2	2.24	0.52
34:58:128:HIS:HB2	34:58:129:PRO:HD2	1.92	0.52
39:65:102:ALA:HA	39:65:105:ALA:HB3	1.91	0.52
39:65:89:ARG:O	39:65:92:TYR:N	2.42	0.52
35:68:10:VAL:HG11	35:68:16:ALA:HB3	1.91	0.52
7:6E:5:ARG:NE	7:6E:7:ALA:HA	2.25	0.52
16:7I:3:LYS:HG3	16:7I:24:ALA:HB2	1.90	0.52
16:7I:71:ARG:O	16:7I:74:LEU:N	2.35	0.52
37:88:21:THR:HG21	37:88:100:GLY:C	2.29	0.52
39:A8:56:LEU:C	39:A8:57:LYS:HG2	2.29	0.52
19:AA:58:VAL:O	19:AA:60:VAL:HG12	2.09	0.52
49:K8:50:ILE:N	49:K8:50:ILE:HD12	2.24	0.52
52:N8:40:LYS:HG3	52:N8:47:PRO:HD2	1.91	0.52
53:O8:10:LEU:HD23	55:Q8:32:LEU:HD13	1.91	0.52
53:O8:51:GLU:HG2	53:O8:52:VAL:H	1.73	0.52
26:1H:686:G:OP1	54:P8:11:LYS:NZ	2.41	0.52
2:12:98:LEU:O	2:12:101:MET:HG2	2.10	0.52
26:14:1759:A:H4'	26:14:2715:C:O4'	2.09	0.52
26:14:1049:C:N4	26:14:2751:G:O6	2.40	0.52
26:14:2782:G:OP2	61:14:3881:HOH:O	2.19	0.52
1:1G:247:G:OP2	17:8A:100:LYS:HE2	2.08	0.52
26:1H:1444:G:C2	26:1H:1548:C:N3	2.78	0.52
24:3K:71:G:O2'	26:1H:1851:U:O2'	2.20	0.52
26:1H:223:A:O4'	26:1H:422:A:H5'	2.10	0.52
27:1J:116:G:C5'	39:65:55:ALA:HB2	2.39	0.52
27:1J:13:A:H5''	27:1J:15:A:N6	2.24	0.52
4:3E:67:ILE:HD13	4:3E:196:LEU:HD22	1.91	0.52
6:5E:23:LYS:HB2	6:5E:23:LYS:NZ	2.25	0.52
45:G8:20:TYR:CE1	45:G8:43:ASN:HA	2.45	0.52
45:G8:5:MET:HG3	45:G8:6:HIS:H	1.75	0.52

Continued on next page...

Continued from previous page...

Atom-1	Atom-2	Interatomic distance (Å)	Clash overlap (Å)
2:12:197:VAL:HG12	2:12:200:ILE:HG13	1.91	0.52
2:12:61:LEU:HD23	2:12:68:ILE:HD11	1.91	0.52
1:13:1336:C:C6	1:13:1336:C:H5''	2.45	0.52
1:13:649:G:H2'	1:13:650:G:H8	1.74	0.52
26:14:732:C:H3'	61:14:4081:HOH:O	2.09	0.52
2:1E:100:GLY:N	2:1E:176:GLU:OE2	2.42	0.52
1:1G:292:G:OP2	1:1G:305:G:N2	2.30	0.52
1:1G:834:C:H2'	1:1G:835:U:H6	1.74	0.52
26:1H:1278:A:OP1	38:98:36:THR:HG22	2.09	0.52
26:1H:1412:A:H2'	26:1H:1413:G:C8	2.45	0.52
26:1H:1980:G:H4'	61:1H:3651:HOH:O	2.10	0.52
26:1H:2056:G:C2	26:1H:2057:A:C8	2.98	0.52
26:1H:2321:G:H5''	26:1H:2322:A:OP2	2.09	0.52
26:1H:250:G:H2'	26:1H:251:A:C8	2.45	0.52
26:1H:500:G:N1	26:1H:503:A:OP2	2.39	0.52
26:1H:7:G:H2'	26:1H:8:A:O4'	2.09	0.52
22:1K:52:G:H5'	37:88:56:ARG:HH21	1.75	0.52
36:35:121:LYS:HG2	36:35:123:LEU:HD21	1.92	0.52
4:3E:106:TYR:HE1	4:3E:107:ARG:HH11	1.57	0.52
12:3I:82:VAL:HG12	12:3I:106:ASP:OD2	2.09	0.52
12:3I:93:LEU:O	12:3I:96:VAL:HG13	2.09	0.52
37:45:26:TYR:CD1	37:45:26:TYR:O	2.62	0.52
34:58:4:TYR:O	41:C8:64:ARG:NH1	2.37	0.52
33:61:69:LYS:O	33:61:73:GLU:HB2	2.08	0.52
9:8E:43:ALA:HA	9:8E:74:ILE:HD13	1.91	0.52
1:13:323:U:H5'	20:BI:23:ARG:HB2	1.91	0.52
51:I5:18:CYS:H	51:I5:19:GLY:HA2	1.75	0.52
52:N8:16:ARG:HG3	52:N8:17:ASP:N	2.25	0.52
54:P8:24:THR:HG23	54:P8:27:GLY:H	1.75	0.52
2:12:190:THR:O	2:12:191:ASP:HB3	2.10	0.52
26:14:1430:C:H2'	26:14:1431:U:H6	1.75	0.52
26:14:1786:A:OP1	61:14:3563:HOH:O	2.18	0.52
26:14:2123:G:H1	26:14:2175:C:H42	1.57	0.52
28:19:70:TRP:C	28:19:70:TRP:CD1	2.83	0.52
1:1G:1310:G:OP1	13:4A:77:ASN:ND2	2.36	0.52
1:1G:1312:G:H2'	1:1G:1313:U:O4'	2.10	0.52
1:1G:1289:A:N6	1:1G:1371:G:HO2'	2.08	0.52
26:1H:1408:C:C2	26:1H:1595:G:N2	2.78	0.52
26:1H:330:A:O2'	26:1H:331:A:C8	2.53	0.52
27:1J:88:C:H3'	27:1J:89:G:C8	2.44	0.52
32:51:153:LYS:CE	32:51:153:LYS:H	2.22	0.52

Continued on next page...

Continued from previous page...

Atom-1	Atom-2	Interatomic distance (Å)	Clash overlap (Å)
36:78:13:ASN:O	36:78:13:ASN:ND2	2.40	0.52
42:95:85:LYS:CG	42:95:86:GLY:H	2.23	0.52
44:F8:31:HIS:CD2	44:F8:33:LYS:H	2.26	0.52
31:41:104:GLU:CD	51:M8:23:GLU:HG3	2.30	0.52
28:11:12:SER:O	28:11:16:MET:HB2	2.10	0.52
1:13:1306:A:H61	1:13:1331:G:H1'	1.75	0.52
1:13:381:C:H2'	1:13:382:A:O4'	2.08	0.52
26:14:1430:C:H2'	26:14:1431:U:C6	2.44	0.52
26:14:2532:G:N2	26:14:2663:G:O2'	2.43	0.52
26:14:747:U:OP1	52:J5:3:LYS:HD3	2.10	0.52
28:19:108:PRO:HG2	28:19:111:LEU:HG	1.92	0.52
1:1G:34:C:H2'	1:1G:35:G:C8	2.45	0.52
1:1G:45:U:H2'	1:1G:46:G:H8	1.75	0.52
1:1G:625:G:H2'	1:1G:626:U:C6	2.43	0.52
26:1H:1103:A:H3'	26:1H:1104:C:C6	2.44	0.52
26:1H:1204:A:C2	26:1H:1241:A:N1	2.78	0.52
26:1H:1424:G:H2'	26:1H:1425:G:O4'	2.10	0.52
26:1H:821:A:H5''	26:1H:822:U:H6	1.74	0.52
4:32:13:ARG:O	4:32:15:GLU:N	2.42	0.52
36:35:89:ALA:HB1	36:35:121:LYS:HD2	1.92	0.52
31:41:37:VAL:N	31:41:99:MET:HE3	2.25	0.52
38:55:20:LEU:HD21	38:55:40:LYS:HD3	1.92	0.52
34:58:1:MET:HE2	42:D8:12:TYR:HA	1.91	0.52
32:59:20:ALA:O	32:59:22:GLY:N	2.41	0.52
33:61:77:LEU:HD13	33:61:140:LEU:HB3	1.90	0.52
42:95:29:PRO:HA	42:95:61:VAL:CG1	2.39	0.52
44:B5:5:TYR:CZ	49:G5:30:ARG:HG3	2.44	0.52
41:C8:92:ARG:HB3	41:C8:95:LEU:HD23	1.92	0.52
46:D5:19:ARG:NH1	46:D5:84:GLU:O	2.42	0.52
2:12:36:ARG:HB3	2:12:41:ILE:HD11	1.91	0.52
1:13:1288:A:N1	1:13:1371:G:H1'	2.25	0.52
1:13:1346:A:N1	1:13:1374:A:H5''	2.25	0.52
1:13:222:U:H2'	1:13:223:U:H6	1.74	0.52
26:14:1382:G:N7	61:14:3818:HOH:O	2.34	0.52
26:14:1786:A:C2	26:14:2606:C:H1'	2.45	0.52
26:14:2273:A:O2'	26:14:2274:A:H5'	2.09	0.52
26:14:2275:C:H6	26:14:2275:C:H5'	1.75	0.52
26:14:2287:A:C2	26:14:2289:G:C8	2.98	0.52
26:14:2319:G:H4'	26:14:2320:A:O4'	2.09	0.52
26:14:251:A:C5	26:14:252:G:H1'	2.44	0.52
26:14:661:C:H1'	36:35:12:ALA:HA	1.91	0.52

Continued on next page...

Continued from previous page...

Atom-1	Atom-2	Interatomic distance (Å)	Clash overlap (Å)
26:14:1800:C:OP2	28:19:183:ARG:NH2	2.42	0.52
28:19:73:VAL:HG13	28:19:120:GLY:HA3	1.91	0.52
10:1A:30:SER:OG	10:1A:81:THR:HG22	2.10	0.52
2:1E:178:ARG:HB2	2:1E:178:ARG:HH11	1.74	0.52
2:1E:22:LYS:H	2:1E:40:HIS:CD2	2.28	0.52
1:1G:1109:C:H2'	1:1G:1110:A:O4'	2.09	0.52
1:1G:1203:C:H2'	1:1G:1204:A:C8	2.44	0.52
1:1G:1320:C:H2'	1:1G:1321:C:C6	2.45	0.52
1:1G:1348:U:H4'	9:82:120:ARG:HD2	1.90	0.52
1:1G:973:G:OP1	10:1A:57:LYS:NZ	2.35	0.52
26:1H:1828:G:P	61:1H:4514:HOH:O	2.64	0.52
26:1H:2250:G:C5	37:88:82:ARG:HG2	2.44	0.52
26:1H:2569:G:H5'	26:1H:2569:G:H8	1.75	0.52
26:1H:638:G:C5	26:1H:651:G:C2	2.98	0.52
26:1H:863:A:H2'	26:1H:864:G:H8	1.74	0.52
27:1J:38:C:N4	27:1J:44:G:H1	2.03	0.52
3:22:11:ARG:HB2	3:22:11:ARG:HH11	1.74	0.52
35:25:63:VAL:HB	35:25:102:VAL:HG12	1.91	0.52
26:1H:321:G:O3'	30:31:168:ARG:NH2	2.43	0.52
36:35:85:LEU:HB2	36:35:88:LEU:HD23	1.92	0.52
27:16:42:C:H4'	31:41:67:LYS:HD2	1.91	0.52
5:42:147:ASP:O	5:42:151:LEU:HG	2.10	0.52
25:4L:14:A:H5'	25:4L:15:A:OP2	2.10	0.52
32:51:64:LEU:O	32:51:68:THR:OG1	2.28	0.52
32:51:6:ARG:HB3	32:51:65:HIS:CG	2.44	0.52
6:52:7:ASN:N	6:52:7:ASN:OD1	2.42	0.52
8:72:121:ASP:OD1	8:72:122:ARG:N	2.43	0.52
9:82:117:HIS:O	9:82:118:LYS:HB2	2.08	0.52
37:88:39:PRO:HA	37:88:97:VAL:O	2.10	0.52
44:B5:55:ASN:HB2	44:B5:80:ILE:HG13	1.91	0.52
40:B8:87:ASP:OD1	40:B8:87:ASP:N	2.42	0.52
46:H8:126:VAL:HA	46:H8:164:ALA:N	2.25	0.52
47:I8:53:MET:HG3	47:I8:59:LEU:CD2	2.38	0.52
2:12:7:VAL:HG22	2:12:8:LYS:H	1.75	0.52
1:13:626:U:N3	1:13:627:G:N7	2.58	0.52
1:13:648:A:N6	1:13:649:G:O6	2.43	0.52
26:14:276:A:H2'	26:14:277:C:C5	2.44	0.52
26:14:548:A:C6	26:14:549:G:H1'	2.45	0.52
1:1G:939:G:H1	1:1G:1344:C:H42	1.58	0.52
26:1H:1253:A:N6	61:1H:3711:HOH:O	2.15	0.52
26:1H:1401:G:H2'	26:1H:1402:C:C6	2.45	0.52

Continued on next page...

Continued from previous page...

Atom-1	Atom-2	Interatomic distance (Å)	Clash overlap (Å)
3:22:8:ILE:HG23	3:22:16:ARG:HG2	1.92	0.52
36:35:101:VAL:HA	36:35:105:LEU:O	2.09	0.52
36:35:122:PRO:HB3	36:35:141:ALA:HB1	1.92	0.52
4:3E:32:ALA:O	4:3E:35:ARG:N	2.43	0.52
24:3K:64:A:H2'	24:3K:65:G:H4'	1.90	0.52
57:3L:18:G:H2'	57:3L:57:G:H22	1.75	0.52
57:3L:32:PSU:H5''	57:3L:33:U:OP2	2.10	0.52
57:3L:52:G:N2	57:3L:62:C:N3	2.55	0.52
5:4E:63:ARG:HA	5:4E:66:MET:HE2	1.91	0.52
8:72:84:ARG:O	8:72:135:CYS:HB2	2.09	0.52
26:1H:598:G:C5'	36:78:11:GLY:HA3	2.40	0.52
42:95:20:LEU:O	42:95:94:LEU:N	2.41	0.52
43:A5:62:HIS:HB2	43:A5:64:MET:HG3	1.91	0.52
39:A8:38:GLN:HG3	39:A8:47:THR:HG21	1.91	0.52
45:C5:87:LYS:HB2	45:C5:94:LYS:HA	1.92	0.52
1:13:324:G:N2	1:13:326:G:H3'	2.25	0.52
1:13:349:A:O2'	1:13:350:G:H5'	2.10	0.52
26:14:2273:A:H2'	26:14:2274:A:H8	1.75	0.52
26:14:2541:A:H5''	26:14:2542:A:OP2	2.10	0.52
26:14:2816:C:O3'	38:55:99:LYS:NZ	2.43	0.52
34:15:42:TRP:HA	34:15:48:MET:HE1	1.91	0.52
2:1E:235:SER:HG	2:1E:236:TYR:HD2	1.57	0.52
1:1G:1120:G:H1	1:1G:1152:A:H61	1.57	0.52
1:1G:1126:U:N3	1:1G:1281:U:O4'	2.43	0.52
1:1G:1386:G:C2	1:1G:1387:G:C8	2.98	0.52
1:1G:664:G:H22	1:1G:741:G:H1	1.58	0.52
26:1H:1113:U:OP1	32:51:2:SER:N	2.42	0.52
26:1H:1163:G:H2'	26:1H:1164:G:H8	1.74	0.52
26:1H:1331:A:O2'	26:1H:1332:G:H8	1.92	0.52
26:1H:155:C:H5'	26:1H:161:U:OP2	2.10	0.52
26:1H:2287:A:N1	26:1H:2346:A:H2	2.08	0.52
26:1H:2793:G:H8	26:1H:2793:G:OP2	1.93	0.52
35:25:47:ILE:HG13	35:25:48:PRO:HD2	1.92	0.52
11:2A:82:VAL:HG13	11:2A:108:ILE:HG23	1.92	0.52
25:4K:24:A:H2'	25:4K:25:A:C8	2.45	0.52
32:59:27:LYS:HA	32:59:32:GLU:HB3	1.91	0.52
32:59:26:VAL:CG1	32:59:33:LEU:H	2.23	0.52
26:1H:910:A:H62	37:88:12:GLN:HA	1.74	0.52
13:4I:80:ARG:NH1	19:AI:65:ASN:O	2.43	0.52
20:BA:26:ASN:HA	20:BA:29:LYS:HG3	1.92	0.52
45:C5:88:LYS:O	45:C5:89:PHE:HB3	2.09	0.52

Continued on next page...

Continued from previous page...

Atom-1	Atom-2	Interatomic distance (Å)	Clash overlap (Å)
42:D8:59:ALA:HB2	42:D8:96:ILE:HD13	1.92	0.52
45:G8:82:PRO:HB3	45:G8:99:CYS:HB3	1.92	0.52
28:11:69:ARG:HG3	28:11:69:ARG:HH11	1.74	0.51
1:13:926:G:H5'	1:13:927:G:O5'	2.09	0.51
26:14:2438:U:O3'	26:14:2439:A:H3'	2.10	0.51
26:14:2646:C:OP2	26:14:2732:G:O2'	2.23	0.51
27:16:54:G:H2'	27:16:55:U:H6	1.74	0.51
27:16:89:G:C6	27:16:89(A):A:C6	2.97	0.51
28:19:121:PRO:HA	28:19:131:LEU:HD23	1.91	0.51
1:1G:1117:G:O3'	9:82:104:ARG:HD2	2.10	0.51
1:1G:324:G:N7	61:1G:1752:HOH:O	2.34	0.51
1:1G:382:A:H2'	1:1G:383:A:C8	2.45	0.51
1:1G:407:G:P	4:32:115:ARG:HH21	2.32	0.51
1:1G:730:G:C5	1:1G:731:G:H1'	2.45	0.51
26:1H:11:G:C2'	26:1H:12:U:H5'	2.40	0.51
26:1H:1858:G:HO2'	26:1H:1859:A:H8	1.55	0.51
26:1H:2262:U:OP1	26:1H:2387:U:O2'	2.20	0.51
26:1H:2418:A:OP1	55:Q8:39:LYS:HE2	2.10	0.51
10:1I:24:VAL:HG12	10:1I:25:GLU:HG3	1.90	0.51
27:1J:88:C:H3'	27:1J:89:G:N7	2.25	0.51
56:1L:10:G:H2'	56:1L:11:C:C6	2.44	0.51
56:1L:2:C:N3	56:1L:72:C:N4	2.58	0.51
36:35:59:LEU:O	36:35:59:LEU:HD22	2.10	0.51
37:45:89:ASN:C	37:45:89:ASN:HD22	2.13	0.51
13:4A:89:GLY:HA2	13:4A:92:HIS:HB2	1.92	0.51
34:58:137:LYS:HE3	34:58:138:LEU:C	2.31	0.51
26:1H:942:G:OP2	36:78:39:LYS:HE2	2.10	0.51
39:A8:103:GLU:O	39:A8:106:ARG:NE	2.43	0.51
19:AA:51:VAL:HG23	19:AA:60:VAL:HG11	1.92	0.51
19:AI:41:VAL:CG1	19:AI:67:VAL:HA	2.39	0.51
43:E8:92:ARG:HB3	43:E8:92:ARG:HH11	1.74	0.51
28:11:147:LEU:HD22	28:11:155:LEU:HD11	1.92	0.51
2:12:162:ILE:O	2:12:185:ILE:HG12	2.10	0.51
2:12:236:TYR:HB2	2:12:239:VAL:HB	1.92	0.51
1:13:1346:A:H5''	9:8E:120:ARG:HH12	1.75	0.51
26:14:1894:C:O2'	26:14:1895:C:H5'	2.11	0.51
26:14:2212:A:H1'	26:14:2215:G:C5	2.45	0.51
26:14:829:A:N7	26:14:2248:C:H5'	2.26	0.51
26:14:2286:A:H8	26:14:2287:A:N6	2.08	0.51
26:14:2317:C:H2'	26:14:2318:G:O4'	2.11	0.51
26:14:2734:A:H2'	26:14:2735:G:O4'	2.10	0.51

Continued on next page...

Continued from previous page...

Atom-1	Atom-2	Interatomic distance (Å)	Clash overlap (Å)
2:1E:42:ILE:HD11	2:1E:202:PRO:HB2	1.91	0.51
1:1G:984:C:H2'	1:1G:985:C:C6	2.45	0.51
1:1G:991:U:O4	1:1G:1212:U:O2'	2.14	0.51
26:1H:1228:G:OP2	41:C8:16:LYS:NZ	2.34	0.51
26:1H:2308:G:N3	26:1H:2308:G:H2'	2.25	0.51
26:1H:2498:C:OP1	61:1H:3873:HOH:O	2.17	0.51
26:1H:2543:G:H2'	26:1H:2544:G:C8	2.44	0.51
22:1K:29:G:H1	22:1K:41:C:H42	1.57	0.51
57:3L:8:4SU:H4'	57:3L:9:A:OP1	2.10	0.51
5:4E:142:LEU:O	5:4E:143:ARG:NH1	2.44	0.51
32:51:23:ARG:HH12	32:51:25:LYS:HE3	1.75	0.51
34:58:35:ARG:O	34:58:42:TRP:HZ3	1.92	0.51
15:6I:18:PHE:CZ	15:6I:21:ASP:HB2	2.45	0.51
46:H8:98:MET:O	46:H8:125:LEU:HA	2.11	0.51
55:M5:35:GLN:O	55:M5:35:GLN:HG3	2.11	0.51
2:12:27:LYS:HB2	2:12:194:PRO:HD2	1.92	0.51
2:12:22:LYS:HB3	2:12:40:HIS:CD2	2.45	0.51
26:14:235:U:H2'	26:14:236:C:H6	1.74	0.51
56:1L:76:A:C8	26:14:2583:G:N2	2.78	0.51
34:15:72:TYR:HB2	34:15:85:ILE:HD12	1.92	0.51
1:1G:1321:C:N4	1:1G:1322:C:N4	2.58	0.51
26:1H:1068:G:H1'	26:1H:1096:A:N3	2.25	0.51
27:1J:40:U:C2'	27:1J:45:A:H61	2.24	0.51
3:22:47:LEU:HB3	3:22:52:LEU:HD13	1.92	0.51
12:3A:46:LYS:HG2	12:3A:47:LYS:HB2	1.92	0.51
1:13:377:G:H5'	16:7I:5:ARG:NH1	2.26	0.51
53:K5:18:ARG:HH21	53:K5:44:ARG:HE	1.58	0.51
31:41:5:VAL:H	51:M8:25:TYR:HE2	1.58	0.51
36:78:62:LEU:O	55:Q8:13:ARG:HD3	2.10	0.51
36:78:49:ARG:NE	55:Q8:57:ARG:HG2	2.25	0.51
26:1H:729:G:C6	28:11:208:LYS:HB2	2.44	0.51
1:13:1036:G:N7	1:13:1037:C:N4	2.58	0.51
1:13:1263:C:H2'	1:13:1264:C:C6	2.40	0.51
1:13:292:G:N7	1:13:293:G:H1'	2.26	0.51
26:14:2150:U:H2'	26:14:2151:G:H8	1.75	0.51
26:14:2320:A:H1'	26:14:2321:G:C6	2.45	0.51
26:14:2776:A:H4'	26:14:2777:G:O5'	2.11	0.51
27:16:60:C:C2	27:16:61:G:C8	2.99	0.51
1:1G:1286:A:C8	1:1G:1286:A:H3'	2.46	0.51
1:1G:1316:G:H4'	14:5A:18:VAL:HG11	1.93	0.51
1:1G:1505:G:H5'	61:1G:1759:HOH:O	2.09	0.51

Continued on next page...

Continued from previous page...

Atom-1	Atom-2	Interatomic distance (Å)	Clash overlap (Å)
26:1H:1591:G:H2'	26:1H:1592:C:H6	1.75	0.51
26:1H:1692:U:O2'	26:1H:1693:U:H2'	2.10	0.51
26:1H:2111:C:H2'	26:1H:2118:U:H4'	1.91	0.51
1:13:1367:C:H5'	10:1I:60:ARG:NH1	2.25	0.51
26:1H:2635:C:H5''	29:21:78:LEU:HA	1.93	0.51
30:31:134:GLY:HA3	30:31:162:LEU:O	2.10	0.51
30:39:117:ARG:HH12	36:35:1:MET:H2	1.57	0.51
30:39:89:VAL:HG12	30:39:90:PHE:H	1.75	0.51
5:4E:41:VAL:HG22	5:4E:113:ALA:HB2	1.91	0.51
44:F8:3:THR:CB	44:F8:4:ALA:HA	2.40	0.51
28:11:112:GLN:NE2	28:11:115:GLN:OE1	2.44	0.51
1:13:789:U:H5	1:13:792:A:OP2	1.93	0.51
1:13:922:G:C6	1:13:923:A:C6	2.98	0.51
26:14:1298:C:P	61:14:3518:HOH:O	2.68	0.51
26:14:1473:G:C2	26:14:1474:C:C2	2.98	0.51
26:14:1678:G:H22	26:14:1989:G:N2	2.07	0.51
1:1G:1111:A:H2'	1:1G:1112:C:C6	2.45	0.51
1:1G:1298:C:H41	7:62:114:ARG:HB3	1.75	0.51
1:1G:1386:G:C2	1:1G:1387:G:N7	2.78	0.51
1:1G:987:G:H1	1:1G:1218:C:H42	1.57	0.51
26:1H:2336:A:H61	47:I8:43:THR:HB	1.74	0.51
22:1K:23:A:H2'	22:1K:24:G:O4'	2.11	0.51
3:22:59:ARG:HH12	3:22:97:LYS:HZ2	1.58	0.51
29:29:11:MET:HE3	29:29:186:GLY:HA2	1.92	0.51
30:39:187:VAL:HG12	36:35:3:LEU:HG	1.93	0.51
12:3I:8:ASN:O	12:3I:12:ARG:HG3	2.11	0.51
31:41:10:LYS:HE2	31:41:175:LEU:O	2.11	0.51
5:42:34:VAL:O	5:42:41:VAL:HG12	2.10	0.51
13:4A:66:LEU:HA	13:4A:70:LEU:HB2	1.93	0.51
1:13:1078:U:O2'	5:4E:130:ASN:OD1	2.15	0.51
13:4I:7:VAL:HB	31:41:115:ARG:NH2	2.24	0.51
8:7E:54:ASP:HB2	8:7E:56:LYS:HE2	1.93	0.51
9:82:26:VAL:HG22	9:82:61:ALA:N	2.26	0.51
20:BI:67:ALA:HA	20:BI:72:LEU:O	2.11	0.51
20:BI:75:ASN:N	20:BI:75:ASN:OD1	2.36	0.51
41:C8:32:PHE:HZ	41:C8:36:ARG:HH21	1.59	0.51
47:E5:53:MET:HG3	47:E5:59:LEU:HD21	1.93	0.51
37:88:130:LYS:NZ	46:H8:81:ARG:HG2	2.25	0.51
26:14:1053:C:H2'	26:14:1054:A:O4'	2.09	0.51
26:14:1112:G:H2'	26:14:1113:U:C6	2.45	0.51
26:14:1582:C:O2'	26:14:1586:A:H8	1.92	0.51

Continued on next page...

Continued from previous page...

Atom-1	Atom-2	Interatomic distance (Å)	Clash overlap (Å)
26:14:1677:A:H2'	26:14:1678:G:H8	1.75	0.51
26:14:1716:U:H2'	26:14:1717:G:C8	2.42	0.51
26:14:1885:A:H5'	26:14:1886:C:OP2	2.11	0.51
26:14:194:G:H2'	26:14:195:A:O4'	2.10	0.51
26:14:2107:C:H42	26:14:2182:G:H1	1.58	0.51
26:14:2312:U:OP1	31:49:74:LYS:HD2	2.09	0.51
34:15:19:GLU:OE1	34:15:59:LYS:NZ	2.26	0.51
1:1G:1053:G:O2'	1:1G:1054:C:OP2	2.28	0.51
1:1G:429:U:H1'	1:1G:430:A:H5''	1.91	0.51
1:1G:485:G:HO2'	1:1G:486:U:P	2.34	0.51
26:1H:1375:C:H2'	26:1H:1376:C:H6	1.74	0.51
26:1H:280:C:N3	26:1H:361:G:C2	2.79	0.51
26:1H:883:G:H2'	26:1H:884:C:H4'	1.93	0.51
26:14:2785:C:O2'	29:29:64:LYS:NZ	2.44	0.51
26:14:1111:A:H4'	32:59:3:ARG:HD3	1.92	0.51
7:62:89:MET:HE3	7:62:155:ARG:HG3	1.92	0.51
33:69:102:SER:OG	33:69:103:ARG:N	2.43	0.51
8:72:86:ILE:HG12	8:72:135:CYS:HA	1.91	0.51
8:7E:41:ARG:HH11	8:7E:41:ARG:HG3	1.75	0.51
19:AA:66:MET:HA	19:AA:67:VAL:O	2.11	0.51
19:AA:7:LYS:HE3	19:AA:10:PHE:CE1	2.45	0.51
20:BI:26:ASN:HB2	20:BI:71:THR:CG2	2.40	0.51
43:E8:86:LEU:HD12	43:E8:87:PRO:HD2	1.93	0.51
43:E8:97:LYS:HE2	43:E8:99:ARG:NH2	2.25	0.51
55:Q8:27:THR:O	55:Q8:29:LYS:HA	2.11	0.51
2:12:5:ILE:HG12	2:12:6:THR:HG22	1.92	0.51
1:13:1120:G:H2'	1:13:1121:U:H6	1.76	0.51
1:13:703:G:H4'	1:13:704:A:O5'	2.11	0.51
1:13:791:G:C6	1:13:792:A:C2	2.99	0.51
1:13:939:G:H2'	1:13:940:C:C6	2.45	0.51
26:14:1142:U:O2	26:14:1142:U:H2'	2.11	0.51
26:14:1291:C:H2'	26:14:1292:U:C6	2.46	0.51
26:14:1657:C:H2'	26:14:1658:C:C6	2.45	0.51
26:14:1849:G:H2'	26:14:1850:G:H8	1.75	0.51
26:14:2002:G:N7	61:14:3889:HOH:O	2.34	0.51
26:14:2275:C:H5'	26:14:2275:C:C6	2.45	0.51
26:14:279:C:N4	26:14:361:G:H1	2.07	0.51
26:14:749:C:H5''	61:14:3784:HOH:O	2.10	0.51
1:1G:1224:G:O2'	1:1G:1322:C:OP2	2.28	0.51
1:1G:978:A:O2'	1:1G:1322:C:N3	2.42	0.51
1:1G:164:U:H2'	1:1G:165:C:C6	2.45	0.51

Continued on next page...

Continued from previous page...

Atom-1	Atom-2	Interatomic distance (Å)	Clash overlap (Å)
1:1G:502:G:OP1	12:3A:118:SER:HB3	2.10	0.51
1:1G:583:A:H2'	1:1G:584:G:O4'	2.11	0.51
26:1H:2261:C:O2'	26:1H:2262:U:H5'	2.11	0.51
26:1H:50:U:H3'	26:1H:51:G:H5'	1.92	0.51
10:1I:6:ILE:HG12	10:1I:72:VAL:O	2.11	0.51
35:25:49:ARG:HA	35:25:53:LYS:NZ	2.26	0.51
29:29:116:VAL:O	29:29:117:MET:HB3	2.11	0.51
24:3K:18:G:HO2'	24:3K:19:G:P	2.33	0.51
31:41:4:ASP:OD1	31:41:9:ARG:NH1	2.44	0.51
37:45:69:PHE:CD1	37:45:70:PRO:HD2	2.46	0.51
5:4E:6:PHE:CE1	5:4E:36:ASP:HB3	2.45	0.51
6:52:81:ILE:HD11	28:19:125:ILE:HB	1.92	0.51
34:58:95:PRO:O	34:58:96:GLU:CD	2.50	0.51
38:98:24:GLN:HE22	38:98:36:THR:HG21	1.74	0.51
46:H8:9:TYR:CE1	46:H8:35:ARG:HD3	2.45	0.51
55:Q8:39:LYS:O	55:Q8:40:GLU:CB	2.58	0.51
28:11:102:LYS:C	28:11:103:ARG:HG2	2.31	0.51
26:1H:1805:U:O2	28:11:50:THR:HB	2.10	0.51
1:13:1120:G:H2'	1:13:1121:U:C6	2.46	0.51
1:13:186(C):G:H2'	1:13:186(D):C:C6	2.45	0.51
1:13:448:A:OP2	1:13:485:G:N2	2.30	0.51
1:13:967:C:OP2	1:13:968:A:O2'	2.25	0.51
26:14:1444(A):A:N3	26:14:1444(A):A:H2'	2.26	0.51
26:14:2378:A:O5'	26:14:2378:A:H8	1.93	0.51
10:1A:4:ILE:HG12	10:1A:100:THR:HG22	1.92	0.51
1:1G:757:U:H2'	1:1G:758:G:O4'	2.10	0.51
26:1H:1088:A:H5'	26:1H:1089:G:H5'	1.91	0.51
26:1H:1803:A:H4'	28:11:259:THR:HG23	1.92	0.51
26:1H:2364:C:H2'	26:1H:2365:G:O4'	2.11	0.51
26:1H:2760:C:O2'	26:1H:2761:G:H5'	2.11	0.51
26:1H:2875:C:H4'	40:B8:5:ALA:HB2	1.93	0.51
56:1L:68:C:H2'	56:1L:69:G:C8	2.46	0.51
11:2A:17:GLY:N	11:2A:79:SER:O	2.27	0.51
36:35:14:LYS:O	36:35:14:LYS:HD3	2.10	0.51
30:39:88:VAL:HG23	30:39:89:VAL:O	2.11	0.51
31:49:122:PRO:O	31:49:125:PHE:HD2	1.93	0.51
25:4L:13:A:O2'	25:4L:14:A:OP1	2.27	0.51
32:51:6:ARG:HA	32:51:66:GLY:HA2	1.92	0.51
7:62:101:LEU:O	7:62:105:VAL:HG23	2.09	0.51
40:75:61:PHE:CE1	40:75:76:PHE:HB2	2.46	0.51
9:82:112:LYS:HE3	9:82:118:LYS:H	1.75	0.51

Continued on next page...

Continued from previous page...

Atom-1	Atom-2	Interatomic distance (Å)	Clash overlap (Å)
9:82:77:ILE:O	9:82:81:ILE:HG12	2.11	0.51
9:8E:83:ARG:O	9:8E:86:VAL:HG12	2.11	0.51
38:98:81:ASP:O	38:98:85:PRO:HG2	2.10	0.51
44:B5:8:ILE:O	49:G5:36:ARG:NH2	2.44	0.51
49:G5:21:LEU:O	49:G5:25:VAL:HG22	2.11	0.51
52:J5:16:ARG:HG3	52:J5:17:ASP:N	2.25	0.51
26:14:2015:A:H1'	52:J5:2:ALA:CB	2.40	0.51
55:M5:52:LYS:NZ	55:M5:53:PRO:HA	2.25	0.51
55:Q8:48:PHE:CZ	55:Q8:52:LYS:HG3	2.46	0.51
28:11:70:TRP:CD1	28:11:70:TRP:C	2.84	0.51
2:12:47:THR:HG23	2:12:202:PRO:HG2	1.93	0.51
1:13:1148:U:H2'	1:13:1149:C:O4'	2.10	0.51
1:13:1161:C:H2'	1:13:1162:C:C6	2.45	0.51
1:13:1162:C:H2'	1:13:1163:C:C6	2.46	0.51
1:13:659:U:H2'	1:13:660:G:C8	2.44	0.51
26:14:1784:A:H4'	26:14:1785:A:O5'	2.11	0.51
26:14:2122:U:H2'	26:14:2123:G:O4'	2.10	0.51
26:14:2126:A:N1	26:14:2163:C:H1'	2.26	0.51
26:14:519:U:H2'	26:14:520:G:C8	2.46	0.51
26:14:521:G:H2'	26:14:522:G:H8	1.74	0.51
26:14:751:A:OP1	61:14:3506:HOH:O	2.19	0.51
34:15:97:ARG:HA	34:15:100:GLU:HB2	1.92	0.51
27:16:39:A:H8	27:16:39:A:H5''	1.75	0.51
26:1H:1510:A:O2'	26:1H:1512:G:N7	2.37	0.51
26:1H:1859:A:N6	26:1H:1883:G:O2'	2.44	0.51
26:1H:213:A:H5''	26:1H:214:G:OP2	2.11	0.51
26:1H:2757:A:N1	32:51:67:LEU:HD13	2.26	0.51
26:1H:2849:U:H4'	26:1H:2868:A:C2	2.46	0.51
26:1H:916:G:H2'	26:1H:917:A:H5''	1.92	0.51
29:29:171:GLU:O	29:29:184:VAL:HA	2.11	0.51
30:39:107:LYS:HE2	30:39:205:ARG:HD2	1.92	0.51
32:59:81:GLU:HG2	32:59:83:TYR:H	1.76	0.51
35:68:2:ILE:HD12	35:68:6:THR:HG21	1.92	0.51
38:98:33:ARG:NH1	38:98:113:LEU:HD21	2.25	0.51
45:C5:83:THR:HG22	45:C5:84:ARG:H	1.75	0.51
46:H8:135:GLU:HG3	46:H8:136:PHE:HD1	1.76	0.51
26:14:1530:G:H2'	26:14:1531:C:O4'	2.11	0.51
26:14:273(C):C:N4	26:14:363(C):G:H1	2.09	0.51
26:14:322:A:H3'	30:39:169:ASN:OD1	2.11	0.51
26:14:363(E):U:H5'	26:14:363(F):A:OP2	2.11	0.51
26:14:839:U:H2'	26:14:840:C:C6	2.46	0.51

Continued on next page...

Continued from previous page...

Atom-1	Atom-2	Interatomic distance (Å)	Clash overlap (Å)
10:1A:61:GLU:HG3	14:5A:58:LYS:HE2	1.92	0.51
10:1A:78:ASN:OD1	10:1A:81:THR:HG23	2.11	0.51
1:1G:1208:C:H2'	1:1G:1209:C:C6	2.46	0.51
1:1G:1298:C:H5''	7:62:114:ARG:HH22	1.77	0.51
1:1G:176:C:H2'	1:1G:177:C:H6	1.76	0.51
1:1G:18:C:H6	1:1G:18:C:O5'	1.94	0.51
1:1G:631:G:C3'	1:1G:632:A:H8	2.23	0.51
26:1H:1011:G:OP1	41:C8:77:SER:OG	2.20	0.51
26:1H:1432:C:H2'	26:1H:1433:U:O4'	2.11	0.51
26:1H:2315:G:H5''	26:1H:2316:C:OP2	2.11	0.51
26:1H:270(P):C:H2'	26:1H:270(Q):C:C6	2.45	0.51
26:1H:389:G:H22	36:78:72:PRO:HD3	1.75	0.51
26:1H:962:G:H2'	26:1H:963:U:C6	2.46	0.51
27:1J:116:G:H5''	39:65:55:ALA:HB2	1.93	0.51
27:1J:38:C:N3	27:1J:44:G:N2	2.48	0.51
27:1J:63:G:H2'	27:1J:64:C:C6	2.46	0.51
3:22:7:PRO:O	3:22:11:ARG:NH1	2.44	0.51
3:22:152:ILE:HB	3:22:199:LYS:HB2	1.92	0.51
35:25:86:ILE:HG22	35:25:94:ARG:HG3	1.93	0.51
35:25:98:VAL:HG12	35:25:117:LEU:HB3	1.93	0.51
26:14:2052:G:O4'	29:29:142:GLY:HA3	2.11	0.51
4:3E:57:ARG:HB3	4:3E:206:PHE:HB2	1.92	0.51
57:3L:56:C:H2'	57:3L:57:G:H8	1.75	0.51
5:42:80:ILE:HG13	8:72:104:ARG:NH2	2.26	0.51
37:45:78:PRO:HB2	37:45:79:LEU:HG	1.93	0.51
13:4I:22:ILE:HB	13:4I:25:ILE:HD12	1.93	0.51
15:6I:17:ARG:NH1	15:6I:17:ARG:HG3	2.25	0.51
8:7E:127:LEU:HD23	8:7E:127:LEU:N	2.26	0.51
8:7E:9:MET:HG3	8:7E:26:VAL:HG21	1.92	0.51
19:AI:40:ILE:O	19:AI:41:VAL:HG22	2.11	0.51
20:BI:89:ARG:HG3	20:BI:104:LEU:HD21	1.92	0.51
45:C5:17:SER:HG	45:C5:18:GLY:N	2.08	0.51
42:D8:17:GLY:N	42:D8:96:ILE:O	2.22	0.51
43:E8:79:GLY:CA	43:E8:100:THR:HG22	2.41	0.51
46:H8:81:ARG:HG3	46:H8:81:ARG:O	2.10	0.51
54:P8:10:ARG:O	54:P8:14:LYS:HG3	2.10	0.51
1:13:31:G:H3'	1:13:32:A:H5''	1.92	0.50
26:14:1250:G:OP2	36:35:21:ARG:NH1	2.44	0.50
26:14:1442:G:H2'	26:14:1443:G:C8	2.46	0.50
26:14:2032:G:H21	29:29:146:THR:HG23	1.75	0.50
26:14:29:U:H2'	26:14:30:G:H8	1.76	0.50

Continued on next page...

Continued from previous page...

Atom-1	Atom-2	Interatomic distance (Å)	Clash overlap (Å)
26:14:823:G:H2'	26:14:824:A:C8	2.46	0.50
34:15:4:TYR:O	41:85:64:ARG:NH1	2.44	0.50
34:15:95:PRO:O	34:15:98:VAL:HG22	2.11	0.50
1:1G:1051:C:H2'	1:1G:1052:U:C6	2.46	0.50
1:1G:1179:A:H2'	1:1G:1180:A:O4'	2.11	0.50
26:1H:1210:A:C8	26:1H:1210:A:H5'	2.44	0.50
26:1H:1530:G:O6	26:1H:1542:G:N2	2.44	0.50
26:1H:2209:C:O2	26:1H:2216:G:C2	2.63	0.50
26:1H:760:G:H5''	61:1H:3839:HOH:O	2.10	0.50
29:21:78:LEU:O	29:21:79:ARG:HB2	2.11	0.50
30:31:67:GLN:HG3	30:31:67:GLN:O	2.10	0.50
30:39:192:LEU:HD22	30:39:194:MET:HG2	1.93	0.50
31:41:98:ARG:HH21	51:M8:1:MET:HG3	1.76	0.50
13:4I:16:ASP:HB3	13:4I:41:PRO:HB3	1.93	0.50
6:5E:67:MET:SD	6:5E:75:LEU:HD12	2.51	0.50
1:1G:1375:A:H4'	7:62:29:LYS:HE3	1.92	0.50
7:62:92:SER:CB	7:62:94:ARG:HG2	2.41	0.50
51:M8:4:GLY:C	51:M8:5:ILE:HG13	2.32	0.50
28:11:68:LYS:HB3	28:11:70:TRP:CZ3	2.47	0.50
1:13:1226:C:H2'	13:4I:103:THR:HB	1.93	0.50
1:13:779:C:H2'	1:13:780:A:O4'	2.10	0.50
1:13:939:G:H5''	7:6E:102:ARG:NH2	2.26	0.50
26:14:1224:G:N2	26:14:1227:A:OP2	2.33	0.50
26:14:1450:C:H2'	26:14:1451:C:C6	2.46	0.50
26:14:2327:A:H2'	26:14:2328:A:H8	1.72	0.50
26:14:2335:A:C8	26:14:2337:G:C5	2.99	0.50
26:14:2720:U:N3	26:14:2873:A:H2	2.10	0.50
26:14:780:G:H21	26:14:783:A:N6	2.07	0.50
28:19:245:PRO:HG2	28:19:253:GLN:NE2	2.26	0.50
10:1A:33:GLN:HB3	10:1A:75:ILE:HG12	1.93	0.50
1:1G:1004:A:H8	1:1G:1036:G:H22	1.59	0.50
1:1G:108:G:H5'	1:1G:109:A:H5''	1.91	0.50
1:1G:236:G:H2'	1:1G:237:C:O4'	2.11	0.50
1:1G:509:A:C8	1:1G:509:A:H3'	2.46	0.50
26:1H:2657:A:O3'	32:51:160:LYS:NZ	2.42	0.50
26:1H:311:A:C6	26:1H:328:U:C4	2.99	0.50
26:1H:459:U:H2'	26:1H:460:A:H8	1.76	0.50
26:1H:729:G:O5'	28:11:208:LYS:NZ	2.41	0.50
10:1I:45:ARG:HG2	10:1I:47:PHE:CZ	2.46	0.50
29:29:96:PHE:O	29:29:175:VAL:HG11	2.10	0.50
23:2L:54:G:O2'	23:2L:55:5MU:H5''	2.12	0.50

Continued on next page...

Continued from previous page...

Atom-1	Atom-2	Interatomic distance (Å)	Clash overlap (Å)
4:32:24:GLU:HG2	4:32:25:ARG:H	1.76	0.50
7:62:143:ARG:NH1	57:3L:41:C:O2'	2.45	0.50
31:41:112:PRO:HB3	51:M8:37:SER:N	2.25	0.50
37:45:25:ASP:OD1	37:45:25:ASP:N	2.44	0.50
5:4E:147:ASP:HA	5:4E:150:ARG:HH12	1.77	0.50
38:55:45:ARG:HA	38:55:95:THR:HG21	1.93	0.50
19:AI:36:ARG:NH1	19:AI:52:TYR:O	2.42	0.50
48:F5:91:LYS:HA	48:F5:91:LYS:NZ	2.24	0.50
45:G8:94:LYS:HG3	45:G8:95:LYS:H	1.77	0.50
51:I5:34:GLU:HG2	51:I5:35:VAL:H	1.76	0.50
51:M8:38:LYS:O	51:M8:39:CYS:HB3	2.11	0.50
2:12:131:PRO:HG2	2:12:134:GLU:HB2	1.93	0.50
1:13:971:G:N2	1:13:1363:A:OP2	2.41	0.50
1:13:446:G:H1	1:13:488:C:N4	2.00	0.50
26:14:1003:G:N2	26:14:1153:C:C2	2.78	0.50
26:14:1087:G:H2'	26:14:1089:G:H1'	1.91	0.50
26:14:1888:G:N3	26:14:1888:G:H5''	2.26	0.50
26:14:1979:C:H2'	26:14:1980:G:H5'	1.92	0.50
26:14:2306:C:H3'	26:14:2307:G:H5''	1.92	0.50
1:1G:1187:G:H5'	9:82:113:LYS:NZ	2.26	0.50
1:1G:909:A:H2'	1:1G:910:C:O4'	2.10	0.50
26:1H:2405:G:H5''	36:78:75:ILE:HD12	1.93	0.50
26:1H:801:G:OP2	61:1H:4223:HOH:O	2.18	0.50
26:1H:818:G:H5'	26:1H:839:U:OP1	2.10	0.50
26:1H:863:A:H2'	26:1H:864:G:C8	2.46	0.50
22:1K:27:G:H2'	22:1K:28:G:H8	1.75	0.50
29:29:101:ARG:O	29:29:201:THR:OG1	2.30	0.50
4:3E:173:TRP:CD1	4:3E:174:LEU:HG	2.47	0.50
24:3K:9:A:N6	24:3K:23:A:H62	2.07	0.50
13:4A:78:ILE:HG23	13:4A:92:HIS:ND1	2.26	0.50
7:62:69:VAL:HG12	7:62:103:TRP:HE3	1.76	0.50
1:13:375:U:O3'	16:7I:6:LEU:HB2	2.12	0.50
41:85:66:ASN:HB2	41:85:76:TYR:HB2	1.92	0.50
39:A8:27:SER:HA	39:A8:88:ASP:CB	2.39	0.50
1:13:1432:G:OP1	40:B8:107:ASP:HB2	2.11	0.50
41:C8:90:VAL:HG12	41:C8:91:ASP:N	2.26	0.50
51:I5:21:VAL:HG22	51:I5:22:ILE:H	1.75	0.50
1:13:1164:G:C6	1:13:1165:C:C4	2.99	0.50
1:13:429:U:H1'	1:13:430:A:H5''	1.93	0.50
26:14:2685:G:OP2	40:75:51:ARG:NH1	2.43	0.50
28:19:136:ILE:HG22	28:19:140:THR:OG1	2.11	0.50

Continued on next page...

Continued from previous page...

Atom-1	Atom-2	Interatomic distance (Å)	Clash overlap (Å)
28:19:182:LEU:H	28:19:272:ALA:HB2	1.77	0.50
10:1A:40:LEU:HG	10:1A:41:PRO:HD2	1.92	0.50
1:1G:1131:G:C8	1:1G:1132:C:H5	2.27	0.50
1:1G:539:A:H2'	1:1G:540:G:C8	2.46	0.50
1:1G:723:U:H4'	1:1G:724:G:OP2	2.11	0.50
1:1G:977:A:O2'	1:1G:981:U:N3	2.43	0.50
26:1H:2513:G:N2	29:21:143:ASN:HD21	2.10	0.50
26:1H:270(E):G:C6	26:1H:270(F):U:C4	2.99	0.50
26:1H:2756:U:H4'	26:1H:2757:A:OP1	2.10	0.50
26:1H:2795:G:H3'	26:1H:2797:U:C5'	2.40	0.50
3:22:34:LEU:HD13	14:5A:25:VAL:HG11	1.94	0.50
3:22:50:ALA:HB1	3:22:70:VAL:HG11	1.93	0.50
29:29:31:CYS:O	29:29:91:VAL:HG22	2.12	0.50
3:2E:52:LEU:HA	3:2E:70:VAL:HG12	1.93	0.50
36:35:98:GLU:HA	36:35:101:VAL:HG12	1.93	0.50
57:3L:38:A:H5''	61:3L:203:HOH:O	2.12	0.50
31:41:131:TYR:O	31:41:159:VAL:HG23	2.11	0.50
31:41:36:LYS:HG2	31:41:38:VAL:HG23	1.93	0.50
37:45:21:THR:HG22	37:45:23:GLY:HA3	1.93	0.50
34:58:30:ILE:HG22	34:58:34:LEU:HD22	1.93	0.50
32:59:70:THR:O	32:59:74:ASN:ND2	2.36	0.50
1:13:982:U:H5''	14:5I:6:LEU:HD11	1.94	0.50
7:62:116:ALA:O	7:62:120:ILE:HG12	2.11	0.50
8:7E:42:GLU:HG3	8:7E:109:ILE:HD12	1.93	0.50
8:7E:33:GLU:OE2	8:7E:50:ARG:NH1	2.44	0.50
16:7I:8:ARG:HB3	16:7I:28:ARG:NH1	2.26	0.50
38:98:87:TYR:CE1	38:98:117:VAL:HG12	2.45	0.50
46:D5:158:PRO:O	46:D5:161:VAL:HG22	2.10	0.50
26:14:1025:G:C4	26:14:1135:C:H1'	2.46	0.50
26:14:1033:U:H3'	26:14:1033:U:C6	2.46	0.50
26:14:1040:C:H2'	26:14:1041:C:C6	2.46	0.50
26:14:1310:G:N7	61:14:3925:HOH:O	2.35	0.50
26:14:1412:A:H2'	26:14:1413:G:C8	2.46	0.50
26:14:2019:A:OP2	52:J5:9:LYS:NZ	2.44	0.50
26:14:2027:G:N7	61:14:4057:HOH:O	2.35	0.50
26:14:2272:U:H5''	26:14:2273:A:OP1	2.11	0.50
26:14:639:U:H2'	26:14:640:C:C6	2.45	0.50
26:14:958:U:OP1	37:45:74:TYR:OH	2.25	0.50
27:16:66:A:H61	27:16:107:U:H2'	1.75	0.50
1:1G:1385:G:H2'	1:1G:1386:G:C8	2.45	0.50
1:1G:565:U:OP2	1:1G:566:G:O2'	2.22	0.50

Continued on next page...

Continued from previous page...

Atom-1	Atom-2	Interatomic distance (Å)	Clash overlap (Å)
26:1H:1069:A:N7	26:1H:1073:A:N6	2.59	0.50
26:1H:120:U:OP2	61:1H:4187:HOH:O	2.19	0.50
26:1H:2125:G:N2	26:1H:2173:A:H62	2.09	0.50
26:1H:2308:G:N1	26:1H:2311:A:C2	2.68	0.50
26:1H:833:U:O2	36:78:55:ARG:NH2	2.43	0.50
29:21:37:ARG:O	29:21:45:THR:HA	2.11	0.50
1:1G:1108:G:H5'	3:22:176:HIS:HD2	1.76	0.50
30:31:129:PHE:HA	30:31:142:TRP:CD1	2.45	0.50
26:1H:444:C:H4'	30:31:49:ALA:HB2	1.93	0.50
36:35:15:ARG:NH2	36:35:17:LYS:HE3	2.27	0.50
12:3I:66:VAL:HG22	12:3I:67:THR:H	1.76	0.50
32:59:121:ILE:HA	32:59:134:SER:O	2.11	0.50
39:65:3:ARG:HE	39:65:4:LEU:H	1.59	0.50
40:75:4:GLY:N	40:75:7:ILE:HG22	2.27	0.50
8:7E:38:ILE:HD11	8:7E:118:VAL:O	2.12	0.50
41:85:92:ARG:C	41:85:94:ASN:H	2.15	0.50
44:F8:83:VAL:HG11	44:F8:89:ILE:HD12	1.93	0.50
26:1H:773:U:C4'	28:11:47:GLY:HA3	2.41	0.50
1:13:1029:G:H1'	1:13:1032(A):G:N2	2.19	0.50
1:13:141:A:H1'	1:13:182:U:O2	2.12	0.50
1:13:433:C:H2'	1:13:434:U:C6	2.47	0.50
1:13:690:G:H2'	1:13:691:G:O4'	2.12	0.50
26:14:1057:A:H2	26:14:1082:U:H3	1.59	0.50
26:14:1210:A:H5'	26:14:1212:G:H5'	1.93	0.50
26:14:1423:G:OP1	26:14:1492:G:O2'	2.30	0.50
26:14:1751:C:O2'	26:14:1752:C:H5'	2.12	0.50
26:14:2015:A:H1'	52:J5:2:ALA:HB2	1.94	0.50
26:14:30:G:O6	61:14:3964:HOH:O	2.19	0.50
27:16:29:A:H2'	27:16:30:C:O4'	2.11	0.50
1:1G:1347:G:H22	1:1G:1373:G:H2'	1.77	0.50
1:1G:561:U:HO2'	1:1G:562:C:P	2.35	0.50
1:1G:601:C:H2'	1:1G:602:A:C8	2.47	0.50
26:1H:1109:C:O2'	26:1H:1110:G:O4'	2.30	0.50
26:1H:2116:G:N2	26:1H:2165:G:H22	2.10	0.50
26:1H:2292:C:H42	26:1H:2340:G:H1	1.60	0.50
26:1H:617:G:OP1	30:31:40:GLN:NE2	2.44	0.50
27:1J:40:U:N3	27:1J:43:C:H5''	2.27	0.50
3:22:150:LYS:HG3	3:22:169:ALA:HB2	1.93	0.50
23:2K:9:G:N2	23:2K:47:7MG:OP2	2.45	0.50
36:35:85:LEU:HA	36:35:88:LEU:HD23	1.93	0.50
5:4E:35:GLY:HA3	5:4E:112:LEU:O	2.12	0.50

Continued on next page...

Continued from previous page...

Atom-1	Atom-2	Interatomic distance (Å)	Clash overlap (Å)
32:51:154:PRO:HD3	32:51:162:ILE:O	2.11	0.50
7:62:79:ARG:HG2	7:62:84:ASN:HB3	1.93	0.50
33:69:6:LEU:HB2	33:69:36:ALA:HA	1.94	0.50
40:75:11:GLU:N	40:75:11:GLU:OE1	2.45	0.50
17:8A:82:MET:O	17:8A:86:GLU:HG2	2.11	0.50
43:E8:4:LYS:HE3	43:E8:6:ILE:HD11	1.93	0.50
45:G8:85:VAL:O	45:G8:86:ARG:HD3	2.11	0.50
55:Q8:6:THR:O	55:Q8:7:HIS:HB3	2.11	0.50
1:13:1228:C:H2'	1:13:1229:A:H8	1.76	0.50
26:14:1024:G:C3'	26:14:1025:G:H5''	2.40	0.50
26:14:2059:A:H5''	26:14:2060:A:OP2	2.11	0.50
1:1G:1018:C:H2'	1:1G:1019:C:O4'	2.11	0.50
26:1H:1728:G:C6	26:1H:1730:U:OP2	2.64	0.50
26:1H:2611:U:H2'	52:N8:3:LYS:HG3	1.93	0.50
26:1H:2660:A:C2	26:1H:2661:G:H1'	2.47	0.50
26:1H:2700:C:O2'	26:1H:2701:C:H5'	2.12	0.50
26:1H:654(H):G:H2'	26:1H:654(H):G:N3	2.27	0.50
26:1H:805:G:O2'	61:1H:4534:HOH:O	2.20	0.50
27:1J:42:C:C4	31:49:91:ARG:NH2	2.80	0.50
3:22:136:GLN:O	3:22:139:GLN:N	2.44	0.50
29:29:68:ALA:C	29:29:70:ALA:H	2.15	0.50
30:39:158:THR:HB	30:39:195:ASP:HB2	1.93	0.50
4:3E:98:GLU:HG2	4:3E:189:PRO:HG2	1.94	0.50
57:3L:58:A:H1'	57:3L:60:U:H5	1.77	0.50
32:51:10:PRO:HD3	32:51:69:ARG:HE	1.77	0.50
35:68:107:ARG:HH12	40:B8:36:GLU:HG2	1.77	0.50
35:68:107:ARG:NH1	40:B8:36:GLU:HG2	2.27	0.50
1:1G:656:C:O2'	15:6A:28:GLN:OE1	2.19	0.50
7:6E:63:LYS:NZ	7:6E:64:GLN:OE1	2.44	0.50
20:BA:33:ILE:O	20:BA:37:SER:OG	2.28	0.50
20:BA:73:HIS:HB3	20:BA:74:LYS:HG2	1.94	0.50
52:N8:31:VAL:HB	52:N8:41:PRO:O	2.12	0.50
55:Q8:56:GLU:O	55:Q8:57:ARG:HG3	2.11	0.50
2:12:9:GLU:HB2	2:12:217:ARG:HH22	1.76	0.50
1:13:685:G:O2'	1:13:686:U:H5'	2.11	0.50
1:13:73:G:H2'	1:13:74:C:C6	2.46	0.50
1:13:825:G:H2'	1:13:826:C:H6	1.76	0.50
26:14:1568:G:H5'	28:19:60:ARG:HA	1.94	0.50
26:14:2340:G:O2'	26:14:2341:G:H5'	2.12	0.50
26:14:2575:C:H2'	26:14:2578:G:O6	2.12	0.50
26:14:528:A:H3'	26:14:528:A:H8	1.76	0.50

Continued on next page...

Continued from previous page...

Atom-1	Atom-2	Interatomic distance (Å)	Clash overlap (Å)
28:19:127:VAL:HA	28:19:193:VAL:HG22	1.93	0.50
2:1E:118:LEU:HB3	2:1E:142:LEU:HD12	1.93	0.50
1:1G:1069:C:O2'	1:1G:1192:C:O2	2.22	0.50
1:1G:1528:U:H6	1:1G:1528:U:OP2	1.95	0.50
1:1G:79:G:H2'	1:1G:79:G:N3	2.27	0.50
3:22:186:PHE:HE2	3:22:188:LEU:HD22	1.76	0.50
30:31:28:ILE:HA	30:31:112:MET:HE3	1.94	0.50
4:32:150:GLU:C	4:32:152:SER:H	2.14	0.50
36:35:125:VAL:O	36:35:144:GLU:HB3	2.11	0.50
37:45:2:LEU:O	37:45:70:PRO:HG2	2.12	0.50
32:59:22:GLY:O	32:59:37:VAL:HG12	2.12	0.50
14:5I:27:CYS:HB2	14:5I:29:ARG:H	1.77	0.50
39:65:30:ARG:HG3	39:65:35:ILE:HD13	1.93	0.50
44:B5:26:TYR:O	44:B5:81:VAL:HG22	2.12	0.50
46:D5:152:ALA:HB2	46:D5:169:GLU:O	2.12	0.50
48:J8:91:LYS:O	48:J8:93:GLU:N	2.45	0.50
53:K5:21:TYR:HE2	53:K5:52:VAL:HG11	1.76	0.50
49:K8:21:LEU:HD13	49:K8:64:LEU:HA	1.94	0.50
49:K8:47:ASN:C	49:K8:49:LYS:H	2.15	0.50
1:13:684:A:N6	1:13:685:G:C6	2.80	0.50
26:14:1420:U:O2'	26:14:1421:G:OP1	2.29	0.50
26:14:2543:G:H2'	26:14:2544:G:C8	2.47	0.50
26:14:2712:U:H2'	26:14:2714:G:H5''	1.92	0.50
26:14:290:G:H2'	26:14:291:C:O4'	2.12	0.50
26:14:350:U:H2'	26:14:351:G:O4'	2.11	0.50
2:1E:71:VAL:HG23	2:1E:164:VAL:HA	1.93	0.50
1:1G:1308:U:H5''	13:4A:98:VAL:HG22	1.93	0.50
1:1G:375:U:OP1	16:7A:69:THR:OG1	2.19	0.50
1:1G:591:U:H2'	1:1G:592:G:C8	2.47	0.50
26:1H:1268:A:OP1	61:1H:4448:HOH:O	2.19	0.50
26:1H:1339:G:H21	26:1H:1603:A:H1'	1.76	0.50
26:1H:1385:G:O2'	26:1H:1396:U:H6	1.95	0.50
26:1H:2392:A:H2	26:1H:2424:C:N4	2.06	0.50
26:1H:2518:A:H8	26:1H:2518:A:H5'	1.77	0.50
26:1H:2563:U:O2'	35:68:28:SER:HB2	2.12	0.50
36:35:27:HIS:HB3	36:35:32:THR:HG23	1.94	0.50
30:39:164:ARG:O	30:39:167:ALA:HB3	2.11	0.50
31:41:47:LYS:HZ1	31:41:80:PHE:HD2	1.59	0.50
37:45:51:ARG:HG2	37:45:51:ARG:NH1	2.26	0.50
32:51:87:LEU:HB2	32:51:131:VAL:HG12	1.94	0.50
7:6E:120:ILE:O	7:6E:124:LEU:HB2	2.12	0.50

Continued on next page...

Continued from previous page...

Atom-1	Atom-2	Interatomic distance (Å)	Clash overlap (Å)
41:C8:61:TRP:CH2	41:C8:93:LYS:HB2	2.47	0.50
43:E8:73:ALA:HB3	43:E8:106:ILE:HB	1.93	0.50
51:I5:49:PHE:HD2	51:I5:50:VAL:HG22	1.77	0.50
48:J8:64:ALA:HA	48:J8:67:ILE:HG13	1.94	0.50
49:K8:35:LEU:CD1	49:K8:53:LEU:HD12	2.42	0.50
50:L8:35:ARG:HB3	50:L8:37:LEU:CD2	2.42	0.50
2:12:166:ASP:OD2	2:12:169:LYS:HB2	2.12	0.49
1:13:917:G:H2'	1:13:918:A:C8	2.47	0.49
26:14:1191:G:O2'	26:14:1192:G:H5'	2.12	0.49
26:14:26:G:C6	26:14:27:G:N1	2.79	0.49
27:16:44:G:C2	27:16:48:A:C2	3.00	0.49
1:1G:1215:G:C5	1:1G:1216:G:C8	2.99	0.49
1:1G:142:G:H2'	1:1G:143:A:C8	2.47	0.49
1:1G:922:G:N3	1:1G:1398:A:H2	2.09	0.49
26:1H:1429:G:O2'	26:1H:1430:C:H5'	2.11	0.49
26:1H:618:G:H2'	26:1H:618(A):C:H6	1.76	0.49
10:1I:5:ARG:NH1	10:1I:99:LYS:HD2	2.27	0.49
29:29:89:ASP:O	29:29:91:VAL:N	2.39	0.49
30:39:32:LEU:O	30:39:36:VAL:HG23	2.12	0.49
4:3E:110:PHE:HE2	4:3E:148:VAL:HG23	1.77	0.49
37:45:63:LYS:HE2	37:45:65:PHE:CE2	2.46	0.49
32:51:42:ARG:HG2	32:51:44:VAL:HG23	1.94	0.49
32:59:30:LYS:HB3	32:59:79:VAL:O	2.10	0.49
7:62:50:ILE:HB	7:62:58:PRO:HG3	1.94	0.49
36:78:121:LYS:O	36:78:123:LEU:N	2.41	0.49
9:82:89:ASN:O	9:82:92:TYR:HB2	2.12	0.49
38:98:63:ARG:HG3	38:98:80:PHE:HE2	1.77	0.49
18:9I:31:LEU:H	18:9I:31:LEU:HD23	1.76	0.49
18:9I:26:LEU:HD13	18:9I:42:ARG:NH2	2.26	0.49
20:BI:10:LEU:HD11	20:BI:12:ALA:HB3	1.93	0.49
41:C8:106:PHE:HA	41:C8:109:LEU:HD12	1.94	0.49
46:D5:111:VAL:HG22	46:D5:112:ARG:HG2	1.94	0.49
46:D5:6:LYS:O	46:D5:62:PRO:HD3	2.12	0.49
46:H8:100:VAL:HG11	46:H8:137:ILE:HG13	1.93	0.49
28:11:96:HIS:ND1	28:11:102:LYS:HE2	2.27	0.49
2:12:213:LEU:HA	2:12:216:SER:HB3	1.93	0.49
1:13:295:C:H2'	1:13:296:U:O4'	2.12	0.49
1:13:827:U:C5	1:13:872:A:N1	2.74	0.49
26:14:234:C:H2'	26:14:235:U:C6	2.47	0.49
1:1G:456:C:H2'	1:1G:457:C:C6	2.47	0.49
1:1G:596:C:H2'	1:1G:597:G:H8	1.77	0.49

Continued on next page...

Continued from previous page...

Atom-1	Atom-2	Interatomic distance (Å)	Clash overlap (Å)
1:1G:748:C:O5'	1:1G:748:C:H6	1.95	0.49
26:1H:2123:G:H22	26:1H:2175:C:N4	2.10	0.49
26:1H:2235:G:H2'	26:1H:2236:C:C6	2.46	0.49
26:1H:2376:A:H2'	26:1H:2377:A:O4'	2.12	0.49
26:1H:458:G:O2'	26:1H:469:G:O6	2.21	0.49
12:3I:24:VAL:HB	12:3I:27:LEU:HD12	1.94	0.49
34:58:78:TYR:N	34:58:78:TYR:CD1	2.80	0.49
26:14:2657:A:O2'	32:59:160:LYS:HE3	2.11	0.49
33:69:129:THR:HG22	33:69:137:PRO:HB3	1.93	0.49
33:69:76:THR:HG23	33:69:77:LEU:N	2.28	0.49
8:7E:87:SER:HB2	8:7E:93:VAL:CB	2.39	0.49
39:A8:106:ARG:NH1	39:A8:107:GLU:HB2	2.27	0.49
44:B5:60:ARG:HG2	44:B5:60:ARG:HH11	1.77	0.49
41:C8:93:LYS:N	41:C8:95:LEU:HG	2.28	0.49
47:I8:60:PHE:CD1	47:I8:60:PHE:N	2.80	0.49
53:O8:30:THR:HA	53:O8:31:PRO:C	2.32	0.49
1:13:4:U:O4	8:7E:105:ARG:HD2	2.12	0.49
26:14:1111:A:H4'	32:59:3:ARG:HH11	1.77	0.49
26:14:1790:C:H2'	26:14:1791:A:C5	2.47	0.49
10:1A:3:LYS:NZ	10:1A:75:ILE:O	2.45	0.49
10:1A:9:ARG:HH21	10:1A:95:GLU:HG2	1.77	0.49
2:1E:59:GLU:HB2	2:1E:221:LEU:HD11	1.94	0.49
1:1G:1130:A:N6	1:1G:1144:G:H21	2.10	0.49
1:1G:300:A:H1'	1:1G:565:U:O2	2.12	0.49
1:1G:79:G:H1	1:1G:90:C:N4	2.11	0.49
26:1H:2108:C:H2'	26:1H:2109:U:O4'	2.12	0.49
26:1H:2109:U:N3	26:1H:2110:G:O6	2.45	0.49
26:1H:2314:C:H2'	26:1H:2315:G:C8	2.47	0.49
26:1H:481:G:H1'	26:1H:507:A:N1	2.27	0.49
26:1H:783:A:H8	26:1H:784:A:H4'	1.77	0.49
26:1H:890:A:H2'	26:1H:892:G:H5'	1.94	0.49
27:1J:23:G:C2	27:1J:24:G:O6	2.65	0.49
3:22:175:LEU:H	3:22:175:LEU:HD12	1.77	0.49
35:25:63:VAL:HG12	35:25:106:LEU:HD11	1.93	0.49
26:14:2635:C:O2'	29:29:48:GLN:NE2	2.45	0.49
4:3E:107:ARG:NH2	4:3E:194:LEU:HD13	2.28	0.49
57:3L:15:G:N1	57:3L:48:C:N4	2.60	0.49
31:49:60:LEU:O	31:49:64:THR:HG22	2.12	0.49
5:4E:41:VAL:HG22	5:4E:113:ALA:CB	2.42	0.49
32:51:125:VAL:HG12	32:51:127:GLU:O	2.12	0.49
37:88:85:LYS:HG2	37:88:86:GLY:N	2.27	0.49

Continued on next page...

Continued from previous page...

Atom-1	Atom-2	Interatomic distance (Å)	Clash overlap (Å)
42:95:71:LEU:CA	42:95:86:GLY:HA2	2.42	0.49
20:BI:30:LYS:HZ1	20:BI:80:ARG:HH12	1.59	0.49
44:F8:37:THR:O	44:F8:40:LYS:HB3	2.13	0.49
46:H8:63:ASP:OD2	46:H8:65:GLN:NE2	2.42	0.49
53:K5:21:TYR:CE2	53:K5:52:VAL:HG11	2.47	0.49
1:13:1004:A:C5'	1:13:1025:U:H3	2.20	0.49
1:13:1442:G:C6	1:13:1446:A:C6	3.01	0.49
1:13:630:G:H2'	1:13:631:G:O4'	2.12	0.49
26:14:1742:C:H5'	26:14:1743:G:OP2	2.12	0.49
26:14:1794:U:H2'	26:14:1795:C:H6	1.77	0.49
26:14:2127:G:O2'	26:14:2173:A:N1	2.42	0.49
26:14:678:C:H2'	26:14:679:C:C6	2.46	0.49
26:14:921:G:C6	26:14:922:U:C4	3.01	0.49
27:16:44:G:H1'	27:16:47:C:N4	2.28	0.49
2:1E:237:ALA:O	2:1E:239:VAL:N	2.45	0.49
2:1E:60:ASP:HB3	2:1E:64:ARG:NH1	2.27	0.49
1:1G:1053:G:O2'	1:1G:1054:C:P	2.70	0.49
1:1G:426:G:OP1	4:32:36:ARG:NH2	2.37	0.49
1:1G:626:U:C2	1:1G:627:G:C8	3.00	0.49
1:1G:981:U:O2'	14:5A:30:ALA:HB1	2.12	0.49
26:1H:1510:A:OP1	26:1H:1511:A:H5'	2.13	0.49
26:1H:1695:G:H2'	26:1H:1696:G:O4'	2.11	0.49
26:1H:2262:U:O2'	26:1H:2263:C:H5'	2.12	0.49
26:1H:498:G:O2'	26:1H:499:U:H5'	2.13	0.49
10:1I:22:LYS:NZ	10:1I:88:LEU:O	2.45	0.49
56:1L:36:A:H61	25:4L:19:U:H3	1.59	0.49
29:21:36:ARG:HH22	29:21:88:GLY:H	1.60	0.49
1:1G:1190:G:H5'	3:22:176:HIS:CE1	2.48	0.49
38:55:97:VAL:HA	38:55:113:LEU:O	2.12	0.49
32:59:9:ILE:HD12	32:59:49:VAL:HB	1.94	0.49
7:62:73:MET:HG3	7:62:89:MET:O	2.12	0.49
7:6E:91:VAL:HG12	7:6E:95:ARG:HB3	1.94	0.49
9:8E:118:LYS:O	9:8E:119:ALA:HB3	2.12	0.49
9:8E:4:TYR:CE2	9:8E:88:TYR:HB2	2.47	0.49
44:B5:63:LYS:HD2	44:B5:63:LYS:O	2.11	0.49
48:F5:6:GLU:HG3	48:F5:61:ARG:O	2.13	0.49
44:F8:3:THR:CB	44:F8:6:ASP:HB2	2.42	0.49
26:1H:459:U:H5''	54:P8:40:TRP:CE2	2.47	0.49
1:13:1178:G:N2	1:13:1181:G:H8	2.11	0.49
26:14:141:A:C8	26:14:1408:C:H1'	2.48	0.49
26:14:234:C:H2'	26:14:235:U:H6	1.77	0.49

Continued on next page...

Continued from previous page...

Atom-1	Atom-2	Interatomic distance (Å)	Clash overlap (Å)
26:14:2567:G:H2'	26:14:2568:C:H6	1.77	0.49
26:14:975:G:H1'	26:14:990:A:C2	2.48	0.49
2:1E:155:LEU:HD13	2:1E:157:ARG:O	2.11	0.49
1:1G:1028(A):C:N4	1:1G:1028(B):C:H41	2.11	0.49
1:1G:1152:A:H2'	1:1G:1153:C:O4'	2.13	0.49
1:1G:1157:A:O2'	1:1G:1158:C:O5'	2.30	0.49
1:1G:1322:C:O2'	1:1G:1323:G:H5'	2.13	0.49
1:1G:446:G:H2'	1:1G:447:G:O4'	2.13	0.49
23:2K:13:C:H4'	26:1H:1924:C:H4'	1.94	0.49
26:1H:1971:A:H5'	26:1H:1972:A:H5''	1.94	0.49
26:1H:2377:A:H2'	26:1H:2378:A:C8	2.48	0.49
26:1H:2475:C:H4'	26:1H:2476:A:OP1	2.12	0.49
26:1H:2689:U:H5''	26:1H:2713:A:C2	2.47	0.49
26:1H:492:A:H2'	26:1H:493:G:O4'	2.13	0.49
27:1J:15:A:H1'	27:1J:109:G:C8	2.48	0.49
3:2E:19:GLU:HA	3:2E:54:ARG:HH12	1.78	0.49
37:45:25:ASP:HB3	37:45:102:VAL:CG2	2.41	0.49
32:59:124:GLU:HG3	32:59:132:ARG:HD2	1.95	0.49
33:61:57:ARG:O	33:61:61:ARG:HG2	2.12	0.49
33:69:130:TYR:C	33:69:131:LYS:HD2	2.32	0.49
46:H8:111:VAL:HG11	46:H8:146:ILE:HG12	1.94	0.49
2:12:128:GLU:O	2:12:130:ARG:HG2	2.13	0.49
1:13:1305:G:O2'	1:13:1331:G:N2	2.46	0.49
26:14:1087:G:N3	26:14:1089:G:O2'	2.46	0.49
26:14:1111:A:O2'	32:59:2:SER:OG	2.27	0.49
26:14:1131:G:C2	26:14:1132:A:C4	3.01	0.49
26:14:1510:A:H2'	26:14:1511:A:O4'	2.12	0.49
26:14:1899:G:N2	26:14:1902:C:N4	2.46	0.49
26:14:2146:C:H4'	26:14:2147:G:C8	2.48	0.49
26:14:362:U:H5'	26:14:363:G:OP2	2.13	0.49
26:14:452:G:N3	26:14:457:A:H2	2.10	0.49
28:19:273:ARG:O	28:19:273:ARG:HG2	2.13	0.49
2:1E:97:TRP:CZ3	2:1E:172:ILE:HB	2.47	0.49
2:1E:187:LEU:HA	2:1E:201:ILE:HB	1.94	0.49
1:1G:1127:G:N2	1:1G:1144:G:H22	2.10	0.49
1:1G:1151:A:HO2'	1:1G:1152:A:C5'	2.25	0.49
1:1G:186(D):C:H2'	1:1G:186(E):C:C6	2.46	0.49
1:1G:735:C:H2'	1:1G:736:C:H6	1.78	0.49
26:1H:1101:U:H2'	26:1H:1102:C:C6	2.48	0.49
26:1H:1252:G:H5''	61:1H:3758:HOH:O	2.12	0.49
27:1J:70:C:H2'	27:1J:71:C:C6	2.47	0.49

Continued on next page...

Continued from previous page...

Atom-1	Atom-2	Interatomic distance (Å)	Clash overlap (Å)
3:2E:59:ARG:HA	3:2E:63:ASN:O	2.12	0.49
4:32:148:VAL:HG12	4:32:152:SER:OG	2.12	0.49
4:3E:172:PRO:HB2	4:3E:187:ARG:HH12	1.77	0.49
57:3L:35:A:H2'	57:3L:36:A:H8	1.78	0.49
5:42:24:ARG:HB2	5:42:26:PHE:CE1	2.47	0.49
1:1G:947:G:O3'	13:4A:109:THR:OG1	2.29	0.49
36:78:98:GLU:O	36:78:101:VAL:HG22	2.13	0.49
36:78:113:LYS:HG2	36:78:115:LEU:HD23	1.95	0.49
8:7E:82:HIS:HE1	8:7E:136:GLU:OE2	1.95	0.49
37:88:22:LYS:HG3	37:88:22:LYS:O	2.13	0.49
40:B8:81:PRO:HG2	40:B8:82:LEU:HD12	1.93	0.49
20:BI:26:ASN:O	20:BI:30:LYS:HB2	2.13	0.49
26:14:85:G:OP1	45:C5:30:VAL:HG21	2.12	0.49
28:11:6:PHE:HE1	28:11:18:VAL:HG23	1.77	0.49
1:13:108:G:C6	20:BI:15:ARG:HD2	2.47	0.49
1:13:1131:G:H2'	1:13:1132:C:H6	1.76	0.49
1:13:1226:C:O2'	13:4I:111:LYS:NZ	2.45	0.49
26:14:1693:U:O2'	28:19:14:ARG:NH2	2.46	0.49
26:14:2096:U:H3	26:14:2193:G:H1	1.59	0.49
26:14:2458:G:O2'	26:14:2460:U:O4	2.20	0.49
26:14:2611:U:H5'	26:14:2611:U:H6	1.77	0.49
26:14:2753:A:H2'	26:14:2754:U:O4'	2.12	0.49
26:14:634:C:H2'	26:14:635:C:C6	2.47	0.49
26:14:849:A:H2	50:H5:24:LYS:HB3	1.77	0.49
34:15:65:LYS:NZ	34:15:65:LYS:HB3	2.28	0.49
28:19:242:ARG:N	28:19:242:ARG:HD3	2.26	0.49
1:1G:1243:C:OP1	21:1B:8:THR:HG21	2.13	0.49
1:1G:200:G:H1	1:1G:217:C:H42	1.60	0.49
1:1G:280:C:H3'	1:1G:281:G:H5'	1.94	0.49
26:1H:1173:G:C2	26:1H:1175:U:H5	2.30	0.49
26:1H:1359:A:H2'	26:1H:1360:A:H5'	1.94	0.49
26:1H:2155:G:H2'	26:1H:2156:G:H5'	1.94	0.49
26:1H:459:U:H2'	26:1H:460:A:C8	2.46	0.49
26:1H:602:G:N2	26:1H:655:A:C8	2.65	0.49
56:1L:30:G:N2	56:1L:41:C:N3	2.61	0.49
3:22:95:THR:HG21	3:22:97:LYS:HG2	1.94	0.49
23:2L:32:G:C5	23:2L:33:OMC:C5	3.01	0.49
30:31:77:ASP:OD1	30:31:77:ASP:N	2.37	0.49
4:32:79:PHE:HE1	4:32:204:ILE:HD13	1.77	0.49
30:39:160:ASN:HB3	30:39:163:VAL:HB	1.93	0.49
30:39:153:SER:OG	30:39:190:GLU:HB2	2.12	0.49

Continued on next page...

Continued from previous page...

Atom-1	Atom-2	Interatomic distance (Å)	Clash overlap (Å)
31:41:67:LYS:CE	51:M8:6:HIS:CE1	2.94	0.49
13:4A:32:GLU:OE2	13:4A:33:ALA:N	2.45	0.49
7:62:113:GLU:O	7:62:119:ARG:HD3	2.12	0.49
39:65:7:TYR:CZ	39:65:91:PRO:HG3	2.47	0.49
36:78:96:THR:O	36:78:98:GLU:N	2.42	0.49
1:13:110:C:O2'	16:7I:25:ARG:O	2.27	0.49
9:8E:17:VAL:HG11	9:8E:81:ILE:HD13	1.94	0.49
1:13:1313:U:P	19:AI:6:LYS:HZ3	2.36	0.49
40:B8:62:THR:HB	40:B8:75:ILE:HG12	1.94	0.49
20:BI:29:LYS:O	20:BI:33:ILE:HG12	2.13	0.49
46:D5:1:MET:N	46:D5:135:GLU:OE1	2.45	0.49
53:K5:52:VAL:HG22	53:K5:53:LYS:H	1.78	0.49
26:1H:2017:U:O3'	52:N8:9:LYS:NZ	2.46	0.49
26:1H:764:A:N3	28:11:213:ARG:NH1	2.61	0.49
1:13:266:G:H5''	1:13:267:C:C5	2.48	0.49
26:14:1432:C:H2'	26:14:1433:U:O4'	2.12	0.49
26:14:2354:G:O2'	47:E5:36:ILE:HG23	2.12	0.49
26:14:2685:G:P	40:75:51:ARG:HH22	2.34	0.49
26:14:450:G:N7	61:14:3736:HOH:O	2.34	0.49
21:1F:9:ARG:O	21:1F:13:ILE:HG13	2.13	0.49
21:1F:5:ASP:O	21:1F:11:GLY:HA3	2.13	0.49
1:1G:539:A:OP2	12:3A:115:LYS:NZ	2.36	0.49
26:1H:1170:G:N2	26:1H:1180:C:C2	2.80	0.49
26:1H:141:A:C8	26:1H:1408:C:H1'	2.48	0.49
26:1H:1914:C:H2'	26:1H:1915:U:O4'	2.12	0.49
26:1H:1986:A:OP1	61:1H:4238:HOH:O	2.20	0.49
26:1H:2503:A:P	61:1H:4545:HOH:O	2.68	0.49
26:1H:2784:C:H1'	29:21:37:ARG:HH12	1.76	0.49
26:1H:817:C:H4'	26:1H:932:G:C5	2.47	0.49
22:1K:52:G:H2'	22:1K:53:G:O4'	2.13	0.49
3:22:61:ALA:C	3:22:63:ASN:H	2.16	0.49
29:29:9:VAL:HG12	40:75:8:LYS:NZ	2.27	0.49
30:31:178:PRO:HB3	30:31:198:ALA:HA	1.94	0.49
4:32:61:LYS:HE2	4:32:206:PHE:CE2	2.47	0.49
12:3I:90:VAL:HG11	12:3I:93:LEU:HG	1.95	0.49
12:3I:90:VAL:HB	12:3I:96:VAL:HG22	1.95	0.49
37:45:87:LYS:HB3	37:45:90:VAL:HG22	1.94	0.49
32:51:11:VAL:HB	32:51:12:PRO:HD2	1.94	0.49
7:6E:115:ARG:O	7:6E:118:VAL:HG12	2.11	0.49
8:7E:23:SER:HA	8:7E:61:VAL:O	2.13	0.49
1:13:453:A:H4'	16:7I:72:ARG:HB2	1.95	0.49

Continued on next page...

Continued from previous page...

Atom-1	Atom-2	Interatomic distance (Å)	Clash overlap (Å)
17:8A:86:GLU:O	17:8A:90:ILE:HG12	2.13	0.49
26:14:2012:G:OP1	43:A5:11:ARG:NH2	2.46	0.49
26:1H:1754:C:H5	40:B8:96:ARG:NH2	2.10	0.49
20:BA:44:ALA:HB3	20:BA:91:LEU:HD12	1.95	0.49
45:G8:99:CYS:SG	45:G8:100:ALA:N	2.85	0.49
26:14:469:G:O6	54:L5:39:ARG:NH1	2.46	0.49
28:11:238:GLY:O	28:11:239:ARG:C	2.51	0.49
28:11:37:LEU:HD12	28:11:62:TYR:HB2	1.93	0.49
2:12:19:HIS:CD2	2:12:20:GLU:HG2	2.48	0.49
1:13:474:G:H2'	1:13:475:G:C8	2.47	0.49
26:14:1754:C:H2'	26:14:1755:A:C8	2.48	0.49
26:14:2392:A:H8	36:35:61:ARG:HD2	1.77	0.49
26:14:590:A:H2'	26:14:591:C:C6	2.48	0.49
26:14:920:G:H2'	26:14:921:G:C8	2.48	0.49
1:1G:1299:A:C6	1:1G:1301:U:C2	3.01	0.49
26:1H:1138:G:H2'	26:1H:1139:G:O4'	2.13	0.49
26:1H:150:C:O2'	26:1H:151:C:H5'	2.13	0.49
26:1H:1580:A:OP2	26:1H:1580:A:H8	1.96	0.49
26:1H:1582:C:O2'	26:1H:1586:A:C8	2.62	0.49
26:1H:2287:A:C2	26:1H:2346:A:H2	2.31	0.49
26:1H:287:C:H2'	26:1H:288:C:H6	1.78	0.49
26:1H:2884:U:H2'	26:1H:2885:C:O4'	2.13	0.49
27:1J:73:A:C4	27:1J:104:A:C2	3.01	0.49
22:1K:27:G:H2'	22:1K:28:G:C8	2.48	0.49
29:21:24:THR:HG21	29:21:188:VAL:HG21	1.95	0.49
3:22:44:GLU:HA	3:22:52:LEU:HD11	1.95	0.49
30:39:40:GLN:NE2	30:39:182:ASN:HB2	2.21	0.49
4:3E:162:LEU:O	4:3E:165:MET:HB3	2.13	0.49
13:4A:37:THR:HG21	13:4A:56:LEU:HA	1.94	0.49
14:5I:21:TYR:OH	14:5I:23:ARG:NH2	2.45	0.49
8:72:39:LEU:HB3	8:72:45:ILE:HG12	1.95	0.49
37:88:51:ARG:HD2	37:88:66:ILE:HD11	1.95	0.49
19:AA:49:ILE:O	19:AA:60:VAL:HG13	2.13	0.49
19:AA:51:VAL:O	19:AA:57:HIS:HA	2.13	0.49
44:B5:3:THR:O	44:B5:5:TYR:N	2.46	0.49
44:B5:84:ALA:O	44:B5:87:GLN:HG3	2.12	0.49
49:K8:65:ASN:O	49:K8:69:ARG:HG3	2.12	0.49
36:35:63:PRO:HG3	55:M5:13:ARG:CZ	2.43	0.49
36:35:63:PRO:HD3	55:M5:13:ARG:NH1	2.28	0.49
1:13:1494:G:N7	59:13:1749:PAR:N32	2.60	0.49
1:13:735:C:H2'	1:13:736:C:H6	1.78	0.49

Continued on next page...

Continued from previous page...

Atom-1	Atom-2	Interatomic distance (Å)	Clash overlap (Å)
26:14:2142:C:H2'	26:14:2143:C:C6	2.48	0.49
26:14:244:A:C2	26:14:255:A:C4	3.00	0.49
28:19:33:LEU:HD21	28:19:103:ARG:HA	1.95	0.49
1:1G:1095:U:H2'	1:1G:1096:C:O4'	2.13	0.49
1:1G:1260:C:H6	1:1G:1260:C:H3'	1.78	0.49
1:1G:652:U:O2'	1:1G:653:A:O5'	2.31	0.49
1:1G:720:C:H6	1:1G:720:C:O5'	1.96	0.49
26:1H:1140:C:OP1	34:58:23:LEU:HB3	2.12	0.49
26:1H:1443:G:C2	26:1H:1549:C:O2	2.64	0.49
26:1H:1728:G:H3'	26:1H:1729:A:C5'	2.37	0.49
26:1H:1827:C:H5''	61:1H:4459:HOH:O	2.13	0.49
26:1H:1899:G:N2	26:1H:1902:C:C5	2.71	0.49
26:1H:2308:G:H22	26:1H:2311:A:H2	1.60	0.49
26:1H:2467:C:C2'	26:1H:2468:G:H5'	2.42	0.49
26:1H:6:A:H2'	26:1H:7:G:O4'	2.13	0.49
26:1H:84:A:OP2	45:G8:8:LYS:NZ	2.39	0.49
29:29:60:ASN:C	29:29:62:PRO:HD3	2.32	0.49
4:32:9:CYS:SG	4:32:22:LYS:HD2	2.53	0.49
36:35:75:ILE:HD13	36:35:75:ILE:H	1.78	0.49
37:45:37:LEU:HD11	37:45:130:LYS:HB2	1.94	0.49
6:5E:16:GLN:HG2	6:5E:17:SER:N	2.28	0.49
17:8I:76:LEU:HD12	17:8I:77:VAL:H	1.78	0.49
19:AI:40:ILE:HD11	19:AI:62:ILE:HD13	1.95	0.49
44:B5:11:PRO:HG2	44:B5:13:LEU:HD21	1.94	0.49
20:BI:75:ASN:HA	20:BI:78:ALA:HB3	1.95	0.49
41:C8:97:ASP:O	41:C8:101:ARG:N	2.38	0.49
26:1H:2286:A:H2'	53:O8:31:PRO:HD3	1.95	0.49
1:13:170:U:H2'	1:13:171:A:H8	1.78	0.48
26:14:1019:U:H2'	26:14:1020:A:N7	2.27	0.48
26:14:1926:U:H2'	26:14:1928:A:OP2	2.13	0.48
26:14:2211:G:HO2'	26:14:2212:A:P	2.34	0.48
26:14:2320:A:N6	26:14:2333:A:H2'	2.28	0.48
26:14:2564:A:OP1	26:14:2648:C:H4'	2.12	0.48
26:14:2875:C:O2'	40:75:1:MET:HA	2.13	0.48
28:19:218:ARG:HB3	28:19:219:PRO:HD2	1.95	0.48
1:1G:1028(A):C:H42	1:1G:1032(B):G:H22	1.59	0.48
1:1G:1392:G:H21	1:1G:1502:A:H8	1.61	0.48
1:1G:532:A:N6	1:1G:1206:G:O2'	2.46	0.48
26:1H:1405:U:H2'	26:1H:1406:U:H6	1.78	0.48
26:1H:1593:G:H2'	26:1H:1594:G:C8	2.48	0.48
26:1H:468:G:N7	54:P8:39:ARG:NH2	2.60	0.48

Continued on next page...

Continued from previous page...

Atom-1	Atom-2	Interatomic distance (Å)	Clash overlap (Å)
26:1H:654(C):G:H2'	26:1H:654(D):G:O4'	2.13	0.48
26:1H:880:G:H1	26:1H:897:C:N4	2.06	0.48
26:1H:92:G:H2'	26:1H:93:C:C6	2.48	0.48
3:22:73:PRO:HA	3:22:76:VAL:HG13	1.94	0.48
36:35:75:ILE:HG13	36:35:77:ARG:CZ	2.43	0.48
30:39:165:ARG:HG2	30:39:168:ARG:NH1	2.28	0.48
12:3I:90:VAL:HG12	12:3I:92:ASP:H	1.78	0.48
13:4I:3:ARG:CZ	13:4I:7:VAL:HG13	2.43	0.48
34:58:25:ARG:HG2	34:58:25:ARG:HH11	1.76	0.48
15:6I:78:TYR:CZ	15:6I:82:ILE:HD11	2.47	0.48
37:88:81:VAL:C	37:88:82:ARG:HD2	2.33	0.48
17:8I:31:LEU:HD23	17:8I:32:TYR:CZ	2.48	0.48
20:BA:86:ARG:CZ	20:BA:86:ARG:HB2	2.41	0.48
26:1H:996:A:H5'	41:C8:93:LYS:HE2	1.95	0.48
46:D5:70:LEU:O	46:D5:89:PHE:N	2.41	0.48
42:D8:34:GLU:O	42:D8:36:PRO:HD3	2.12	0.48
42:D8:47:VAL:CG2	42:D8:48:GLY:N	2.76	0.48
46:H8:128:VAL:HG23	46:H8:161:VAL:HG21	1.95	0.48
48:J8:51:VAL:HG21	48:J8:74:VAL:HG21	1.95	0.48
26:1H:706:A:H5'	28:11:7:LYS:HD2	1.94	0.48
1:13:501:C:H2'	1:13:502:G:H8	1.77	0.48
1:13:66:G:O4'	1:13:173:U:C4	2.65	0.48
26:14:2296:U:H4'	26:14:2297:C:OP1	2.11	0.48
34:15:35:ARG:HB2	34:15:42:TRP:HZ3	1.77	0.48
27:16:32:C:C2	27:16:51:G:N2	2.81	0.48
28:19:32:SER:O	28:19:33:LEU:HB2	2.13	0.48
2:1E:166:ASP:C	2:1E:168:THR:H	2.16	0.48
2:1E:226:ARG:HG3	2:1E:227:GLY:N	2.27	0.48
1:1G:1402:C:H2'	1:1G:1403:C:O4'	2.12	0.48
1:1G:176:C:O2'	1:1G:177:C:H5'	2.13	0.48
1:1G:377:G:OP1	16:7A:3:LYS:NZ	2.45	0.48
26:1H:1429:G:H2'	26:1H:1430:C:C6	2.48	0.48
26:1H:1590:U:H2'	26:1H:1591:G:C8	2.48	0.48
26:1H:415:A:H2'	26:1H:416:C:O4'	2.13	0.48
30:31:63:LYS:HG2	30:31:65:TRP:O	2.13	0.48
36:35:78:PRO:HA	36:35:110:TYR:CD2	2.48	0.48
30:39:65:TRP:CZ3	30:39:72:ARG:HB3	2.48	0.48
1:1G:363:A:OP1	12:3A:33:ARG:HG3	2.13	0.48
24:3K:48:C:N4	24:3K:59:U:C2	2.81	0.48
39:65:101:LEU:HD12	39:65:105:ALA:HB2	1.95	0.48
15:6I:47:LYS:NZ	15:6I:47:LYS:HB3	2.28	0.48

Continued on next page...

Continued from previous page...

Atom-1	Atom-2	Interatomic distance (Å)	Clash overlap (Å)
8:72:22:GLU:HG3	8:72:23:SER:HB3	1.95	0.48
36:78:88:LEU:HD12	36:78:95:VAL:HG11	1.95	0.48
16:7I:19:ILE:HB	16:7I:36:ILE:O	2.13	0.48
40:B8:107:ASP:OD2	40:B8:109:GLU:HG3	2.12	0.48
45:C5:43:ASN:OD1	45:C5:43:ASN:N	2.45	0.48
41:C8:58:ARG:HA	41:C8:61:TRP:CE3	2.48	0.48
46:D5:52:SER:O	46:D5:52:SER:OG	2.24	0.48
47:E5:48:GLY:HA3	47:E5:80:HIS:ND1	2.28	0.48
26:1H:751:A:H5'	43:E8:90:ARG:HA	1.95	0.48
49:G5:47:ASN:N	49:G5:47:ASN:OD1	2.46	0.48
55:M5:34:TRP:CD1	55:M5:35:GLN:N	2.81	0.48
55:Q8:34:TRP:CD1	55:Q8:36:LYS:N	2.81	0.48
2:12:7:VAL:O	2:12:217:ARG:NH2	2.43	0.48
2:12:8:LYS:CE	2:12:213:LEU:HD21	2.42	0.48
1:13:22:G:H2'	1:13:23:C:C6	2.48	0.48
26:14:1040:C:O2	26:14:1115:G:N2	2.34	0.48
26:14:1045:A:H1'	26:14:1047:G:N3	2.28	0.48
26:14:1666:G:OP1	35:25:66:LYS:HD3	2.12	0.48
26:14:2400:G:H3'	26:14:2401:U:H6	1.78	0.48
26:14:1826:G:H4'	28:19:242:ARG:NH1	2.28	0.48
28:19:245:PRO:HG2	28:19:253:GLN:HE21	1.78	0.48
28:19:267:SER:O	28:19:268:ARG:HG2	2.13	0.48
1:1G:1148:U:H2'	1:1G:1149:C:O4'	2.13	0.48
1:1G:397:A:N3	1:1G:397:A:H3'	2.28	0.48
1:1G:500:G:H2'	1:1G:501:C:C6	2.48	0.48
26:1H:1479:G:O2'	26:1H:1558:A:H5'	2.13	0.48
26:1H:1591:G:H2'	26:1H:1592:C:C6	2.49	0.48
26:1H:2766:G:H2'	26:1H:2766:G:N3	2.29	0.48
26:1H:433:C:H2'	26:1H:434:U:C6	2.48	0.48
26:1H:713:G:H2'	26:1H:714:U:C6	2.48	0.48
26:1H:960:A:H2'	26:1H:962:G:H5'	1.95	0.48
35:25:68:GLU:CA	35:25:78:ARG:HB3	2.41	0.48
29:29:12:THR:HG22	40:75:58:ASN:ND2	2.23	0.48
11:2I:87:THR:HA	11:2I:91:ARG:HH21	1.79	0.48
36:35:78:PRO:HA	36:35:110:TYR:HD2	1.78	0.48
30:39:51:THR:HG23	30:39:92:PRO:HG2	1.95	0.48
26:14:2250:G:C2	37:45:82:ARG:HB3	2.48	0.48
31:49:14:GLU:O	31:49:17:PRO:HG2	2.14	0.48
32:51:86:GLU:O	32:51:131:VAL:O	2.31	0.48
34:58:12:ARG:HB3	34:58:50:ASP:OD1	2.12	0.48
26:14:2745:C:H4'	32:59:142:GLY:O	2.13	0.48

Continued on next page...

Continued from previous page...

Atom-1	Atom-2	Interatomic distance (Å)	Clash overlap (Å)
1:1G:1316:G:H5''	14:5A:17:LYS:NZ	2.27	0.48
40:75:88:ILE:HG21	40:75:91:ARG:CZ	2.42	0.48
8:7E:120:THR:OG1	8:7E:123:GLU:HG3	2.13	0.48
16:7I:17:TYR:HE2	16:7I:41:PRO:HG3	1.78	0.48
9:82:50:LEU:HB3	9:82:56:LEU:HA	1.95	0.48
17:8I:28:PRO:HA	17:8I:35:VAL:HA	1.95	0.48
38:98:32:GLY:HA2	38:98:116:LEU:HD12	1.95	0.48
19:AI:14:HIS:H	19:AI:14:HIS:CD2	2.31	0.48
46:D5:178:GLU:HG3	46:D5:179:ASP:H	1.78	0.48
27:1J:103:U:HO2'	46:D5:29:TYR:HH	1.58	0.48
53:K5:18:ARG:NH2	53:K5:43:CYS:O	2.43	0.48
53:O8:17:LYS:O	53:O8:19:ARG:N	2.45	0.48
1:13:1052:U:O2'	1:13:1055:A:OP2	2.26	0.48
1:13:1057:G:H2'	1:13:1058:G:O4'	2.13	0.48
1:13:150:C:H2'	1:13:151:A:O4'	2.13	0.48
1:13:964:A:N3	1:13:969:A:O2'	2.33	0.48
26:14:2208:U:H2'	26:14:2209:C:C6	2.48	0.48
26:14:2734:A:C8	26:14:2735:G:C8	3.01	0.48
26:14:2746:U:OP1	32:59:85:LYS:NZ	2.46	0.48
26:14:2823:A:OP1	29:29:159:HIS:NE2	2.38	0.48
27:16:71:C:C2	27:16:72:G:C8	3.01	0.48
27:16:73:A:C4	27:16:104:A:C2	3.01	0.48
10:1A:22:LYS:HE2	10:1A:90:LEU:HD12	1.96	0.48
1:1G:428:G:C5	1:1G:430:A:C6	3.00	0.48
26:1H:1087:G:C5	26:1H:1089:G:H1'	2.48	0.48
26:1H:1478:G:O2'	26:1H:1558:A:H2	1.96	0.48
26:1H:1677:A:H2'	26:1H:1678:G:C8	2.48	0.48
26:1H:194:G:H2'	26:1H:195:A:O4'	2.12	0.48
26:1H:2887:U:H2'	26:1H:2888:C:H6	1.76	0.48
26:1H:882:G:H22	26:1H:894:C:H42	1.62	0.48
56:1L:76:A:H8	26:14:2583:G:N2	2.11	0.48
11:2I:19:ALA:O	11:2I:82:VAL:HA	2.13	0.48
1:13:10:A:OP2	5:4E:126:ARG:HD3	2.14	0.48
32:51:144:VAL:O	32:51:148:ILE:HG12	2.14	0.48
32:59:99:VAL:HG13	32:59:100:GLY:H	1.77	0.48
33:61:77:LEU:CD1	33:61:140:LEU:HB3	2.44	0.48
7:62:26:PHE:CE2	7:62:30:ILE:HD11	2.48	0.48
39:65:86:ALA:O	39:65:87:PHE:HB2	2.13	0.48
33:69:138:ILE:HG12	33:69:139:GLN:O	2.13	0.48
2:12:178:ARG:NH2	8:72:68:ARG:HH22	2.11	0.48
42:95:18:LEU:O	42:95:96:ILE:HG12	2.14	0.48

Continued on next page...

Continued from previous page...

Atom-1	Atom-2	Interatomic distance (Å)	Clash overlap (Å)
19:AI:5:LEU:HB3	19:AI:10:PHE:CE1	2.47	0.48
41:C8:14:HIS:O	41:C8:18:LEU:HD12	2.14	0.48
49:G5:25:VAL:O	49:G5:29:LYS:HB2	2.12	0.48
46:H8:13:GLU:HB3	46:H8:18:LEU:HD11	1.96	0.48
52:J5:16:ARG:NH1	52:J5:17:ASP:OD1	2.46	0.48
52:J5:3:LYS:HD2	52:J5:3:LYS:N	2.24	0.48
53:O8:44:ARG:O	53:O8:45:LYS:HG2	2.13	0.48
2:12:118:LEU:HB3	2:12:142:LEU:HD12	1.95	0.48
1:13:353:A:C8	1:13:353:A:H5'	2.39	0.48
26:14:1359:A:N7	26:14:1372:U:O4	2.45	0.48
26:14:1385:G:O2'	26:14:1396:U:H6	1.95	0.48
26:14:2689:U:H5''	26:14:2713:A:H2	1.78	0.48
26:14:774:A:H2	26:14:787:U:HO2'	1.60	0.48
10:1A:47:PHE:CZ	14:5A:37:PHE:HE2	2.32	0.48
2:1E:239:VAL:O	2:1E:239:VAL:HG12	2.13	0.48
1:1G:1172:C:H2'	1:1G:1173:G:H8	1.79	0.48
1:1G:1053:G:O6	1:1G:1199:U:H2'	2.12	0.48
26:1H:2111:C:O2'	26:1H:2119:A:OP1	2.31	0.48
26:1H:370:G:H4'	26:1H:371:A:OP2	2.13	0.48
4:32:111:ALA:HB2	4:32:120:LEU:HD12	1.96	0.48
4:32:17:VAL:HA	4:32:33:MET:HE1	1.94	0.48
4:32:59:ARG:HA	4:32:62:GLN:HB2	1.95	0.48
4:3E:61:LYS:HA	4:3E:203:VAL:HG22	1.94	0.48
57:3L:53:G:HO2'	57:3L:54:5MU:P	2.34	0.48
57:3L:76:A:H8	26:14:2394:C:N4	2.09	0.48
31:41:121:ASN:HB2	31:41:181:ARG:HH22	1.78	0.48
14:5A:25:VAL:O	14:5A:26:ARG:HB3	2.13	0.48
33:61:41:GLU:O	33:61:45:LYS:HB2	2.13	0.48
7:62:46:ALA:O	7:62:50:ILE:HG12	2.14	0.48
8:72:99:GLU:OE2	8:72:100:ILE:N	2.44	0.48
36:78:126:VAL:HG13	36:78:145:PRO:HG2	1.94	0.48
16:7A:16:HIS:N	16:7A:16:HIS:CD2	2.82	0.48
26:14:1011:G:O3'	41:85:75:ASN:ND2	2.46	0.48
41:85:88:ILE:HA	42:95:49:THR:O	2.13	0.48
19:AI:33:THR:HG23	19:AI:35:SER:H	1.78	0.48
40:B8:90:GLN:HG3	40:B8:91:ARG:N	2.28	0.48
44:F8:36:LYS:HG2	44:F8:54:VAL:HB	1.94	0.48
49:G5:33:MET:O	49:G5:36:ARG:HB2	2.13	0.48
45:G8:40:GLU:HG2	45:G8:64:GLU:CD	2.33	0.48
45:G8:84:ARG:HD2	45:G8:84:ARG:O	2.14	0.48
26:14:2015:A:N3	52:J5:2:ALA:N	2.62	0.48

Continued on next page...

Continued from previous page...

Atom-1	Atom-2	Interatomic distance (Å)	Clash overlap (Å)
49:K8:48:HIS:N	49:K8:50:ILE:HD11	2.29	0.48
50:L8:43:ILE:O	50:L8:47:VAL:HG23	2.14	0.48
1:13:110:C:H2'	1:13:111:G:O4'	2.13	0.48
1:13:1347:G:C8	9:8E:107:ARG:HB3	2.48	0.48
1:13:1347:G:OP2	9:8E:107:ARG:HG2	2.12	0.48
1:13:1405:G:O4'	1:13:1519:A:H4'	2.14	0.48
1:13:807:A:H2'	1:13:808:C:C6	2.47	0.48
26:14:1036:G:OP1	32:59:59:ARG:N	2.39	0.48
26:14:1794:U:O2'	26:14:1795:C:H5'	2.14	0.48
26:14:300:A:H2'	26:14:334:C:O2'	2.13	0.48
1:1G:972:C:O2'	10:1A:55:LYS:HB3	2.14	0.48
1:1G:1151:A:O2'	1:1G:1152:A:O5'	2.32	0.48
1:1G:1262:C:H2'	1:1G:1263:C:C6	2.49	0.48
1:1G:517:G:N2	1:1G:530:G:OP1	2.36	0.48
1:1G:616:G:H2'	1:1G:617:G:H8	1.78	0.48
1:1G:66:G:C2	1:1G:67:C:C6	3.02	0.48
1:1G:957:U:H2'	1:1G:959:A:OP2	2.14	0.48
26:1H:1357:U:H2'	26:1H:1358:G:O4'	2.13	0.48
26:1H:2157:G:O2'	26:1H:2158:A:O5'	2.29	0.48
26:1H:405:U:H2'	26:1H:405:U:O2	2.13	0.48
26:1H:547:A:C6	26:1H:548:A:C6	3.02	0.48
26:1H:729:G:OP2	28:11:13:ARG:NH1	2.43	0.48
27:1J:39:A:N1	51:I5:1:MET:N	2.55	0.48
29:21:15:PHE:HB3	40:B8:81:PRO:HG3	1.95	0.48
30:31:66:PRO:HD2	30:31:70:THR:HG21	1.95	0.48
24:3K:10:G:H1	24:3K:25:C:H42	1.62	0.48
57:3L:50:U:H2'	57:3L:51:U:H6	1.77	0.48
31:49:130:ASN:HB3	31:49:160:VAL:HA	1.95	0.48
32:51:102:ALA:HB2	32:51:116:GLU:HG3	1.95	0.48
33:61:71:ILE:HG12	33:61:72:LEU:HD12	1.95	0.48
35:68:4:PRO:O	35:68:5:GLN:CB	2.62	0.48
7:6E:31:MET:SD	7:6E:36:LYS:HG2	2.54	0.48
40:75:88:ILE:HG21	40:75:91:ARG:NH2	2.28	0.48
36:78:85:LEU:HA	36:78:88:LEU:HD22	1.94	0.48
9:82:70:LYS:O	9:82:74:ILE:HG13	2.14	0.48
26:14:1225:C:H4'	42:95:85:LYS:CB	2.43	0.48
26:1H:1649:G:O2'	38:98:107:ASP:OD1	2.24	0.48
18:9A:31:LEU:H	18:9A:31:LEU:HD23	1.78	0.48
39:A8:28:VAL:HG11	39:A8:98:VAL:HG13	1.96	0.48
46:D5:111:VAL:HG23	46:D5:112:ARG:NH1	2.27	0.48
46:D5:174:VAL:HG13	46:D5:177:PRO:HG2	1.96	0.48

Continued on next page...

Continued from previous page...

Atom-1	Atom-2	Interatomic distance (Å)	Clash overlap (Å)
1:13:1147:C:O2	9:8E:16:ARG:NH1	2.46	0.48
1:13:155:C:H2'	1:13:156:G:O4'	2.13	0.48
1:13:159:G:O2'	1:13:161:A:N7	2.36	0.48
26:14:2641:G:P	34:15:74:ARG:HH21	2.37	0.48
26:14:5:A:H2'	26:14:6:A:C8	2.49	0.48
34:15:13:TRP:O	34:15:135:PRO:HD2	2.14	0.48
1:1G:1103:C:C2	1:1G:1104:G:C8	3.02	0.48
1:1G:1423:G:OP1	35:25:49:ARG:NH2	2.46	0.48
1:1G:1512:U:H2'	1:1G:1513:A:C8	2.49	0.48
1:1G:328:C:H4'	1:1G:329:A:H5''	1.95	0.48
1:1G:377:G:H1	1:1G:386:C:H42	1.61	0.48
1:1G:980:C:H3'	1:1G:981:U:H6	1.78	0.48
26:1H:1106:G:H2'	26:1H:1107:G:O4'	2.13	0.48
26:1H:1385:G:O2'	26:1H:1396:U:C6	2.63	0.48
26:1H:1813:G:H1'	28:11:50:THR:OG1	2.13	0.48
26:1H:1858:G:H1'	26:1H:1884:A:N6	2.28	0.48
26:1H:2262:U:H4'	26:1H:2328:A:C2	2.49	0.48
26:1H:2430:A:H8	26:1H:2431:U:C5	2.32	0.48
26:1H:276:A:C5	26:1H:278:A:H2	2.30	0.48
26:1H:2862:G:H2'	26:1H:2863:C:C6	2.46	0.48
26:1H:533:G:H5'	41:C8:24:TYR:CD1	2.49	0.48
26:1H:827:U:H5'	26:1H:828:U:O5'	2.13	0.48
26:1H:90:U:H6	26:1H:90:U:OP1	1.97	0.48
26:1H:999:U:P	61:1H:4025:HOH:O	2.70	0.48
56:1L:30:G:H1	56:1L:40:C:H42	1.61	0.48
29:21:51:PHE:O	29:21:74:PRO:HB2	2.13	0.48
11:2A:18:ARG:HD2	11:2A:83:ILE:HD11	1.96	0.48
23:2K:69:C:H2'	23:2K:70:C:C6	2.48	0.48
4:3E:108:LEU:CD1	4:3E:174:LEU:HD13	2.44	0.48
4:3E:9:CYS:HB3	4:3E:32:ALA:HB2	1.96	0.48
5:42:141:GLN:HA	5:42:143:ARG:NH2	2.27	0.48
37:45:102:VAL:O	37:45:102:VAL:HG12	2.14	0.48
32:51:8:PRO:HG2	32:51:69:ARG:NH2	2.28	0.48
32:51:92:ILE:HD11	32:51:160:LYS:HZ2	1.79	0.48
26:14:1653:G:C6	38:55:9:LYS:HB2	2.48	0.48
6:5E:22:GLU:O	6:5E:26:ILE:HG13	2.14	0.48
1:13:1378:C:O2	7:6E:76:ARG:NH1	2.47	0.48
42:D8:53:GLU:HG2	42:D8:54:GLY:N	2.29	0.48
48:J8:91:LYS:NZ	48:J8:91:LYS:HA	2.28	0.48
1:13:224:C:H2'	1:13:225:C:H6	1.79	0.48
1:13:536:C:H2'	1:13:537:G:C8	2.49	0.48

Continued on next page...

Continued from previous page...

Atom-1	Atom-2	Interatomic distance (Å)	Clash overlap (Å)
26:14:2056:G:H1	52:J5:4:HIS:CB	2.25	0.48
26:14:2611:U:H3'	26:14:2611:U:OP2	2.14	0.48
26:14:2862:G:H2'	26:14:2863:C:H6	1.79	0.48
26:14:676:A:H8	26:14:2069:G:N2	2.01	0.48
28:19:49:ILE:O	28:19:49:ILE:HG12	2.13	0.48
1:1G:1120:G:H1	1:1G:1152:A:N6	2.11	0.48
1:1G:191:G:H1'	20:BA:104:LEU:O	2.13	0.48
1:1G:520:A:N1	1:1G:536:C:H1'	2.29	0.48
26:1H:1385:G:HO2'	26:1H:1396:U:H6	1.55	0.48
26:1H:1510:A:N3	26:1H:1510:A:H2'	2.27	0.48
26:1H:722:A:H2'	26:1H:723:G:C8	2.49	0.48
26:1H:748:G:C8	43:E8:89:ALA:HB1	2.49	0.48
10:1I:27:ALA:HB1	10:1I:34:VAL:HG11	1.96	0.48
27:1J:65:C:H41	27:1J:108:C:C2'	2.26	0.48
35:25:19:ILE:HG22	35:25:43:VAL:HA	1.96	0.48
23:2K:24:C:H2'	23:2K:25:U:H6	1.79	0.48
23:2L:24:C:C2	23:2L:25:U:C5	3.02	0.48
30:31:37:VAL:HG21	36:78:6:LEU:HD21	1.96	0.48
4:32:191:ARG:NH1	4:32:200:GLU:OE1	2.46	0.48
26:14:2392:A:C8	36:35:61:ARG:HD2	2.49	0.48
26:14:322:A:OP2	30:39:169:ASN:HB2	2.13	0.48
30:39:182:ASN:O	30:39:186:ILE:HG12	2.13	0.48
57:3L:18:G:N2	57:3L:55:PSU:H1'	2.22	0.48
5:4E:33:VAL:CG1	5:4E:109:ILE:HG12	2.44	0.48
5:4E:68:GLU:O	5:4E:68:GLU:HG3	2.13	0.48
34:58:104:LYS:HB2	34:58:117:PHE:CE1	2.49	0.48
32:59:54:ARG:HD2	32:59:56:SER:O	2.14	0.48
15:6I:36:ILE:HG23	15:6I:56:LEU:HD11	1.94	0.48
36:78:43:GLY:N	61:78:305:HOH:O	2.33	0.48
36:78:90:ARG:HD3	36:78:91:PHE:HE1	1.79	0.48
9:82:27:THR:OG1	9:82:31:GLN:O	2.20	0.48
1:1G:1148:U:OP1	9:82:7:THR:HG21	2.13	0.48
20:BA:50:GLU:N	20:BA:100:ILE:HG12	2.29	0.48
45:C5:47:LYS:HA	45:C5:60:PHE:HB3	1.96	0.48
41:C8:108:GLU:OE1	41:C8:112:ARG:NH1	2.46	0.48
49:G5:49:LYS:HB2	49:G5:49:LYS:HE3	1.68	0.48
46:H8:111:VAL:HG11	46:H8:146:ILE:CG1	2.44	0.48
49:K8:52:ASP:O	49:K8:56:GLN:HB2	2.14	0.48
28:11:69:ARG:HD3	28:11:105:ILE:HD11	1.94	0.48
2:12:214:ILE:O	2:12:218:ALA:HB2	2.14	0.48
2:12:75:LYS:O	2:12:75:LYS:HD2	2.14	0.48

Continued on next page...

Continued from previous page...

Atom-1	Atom-2	Interatomic distance (Å)	Clash overlap (Å)
1:13:1363:A:H1'	1:13:1365:G:N7	2.28	0.48
26:14:1149:G:H2'	26:14:1150:C:C6	2.49	0.48
26:14:1750:G:O2'	26:14:1751:C:H5'	2.13	0.48
26:14:2849:U:H1'	26:14:2866:U:O2	2.14	0.48
26:14:673:C:H5''	30:39:81:PRO:HD2	1.95	0.48
28:19:71:ASP:CG	28:19:103:ARG:HH12	2.16	0.48
1:1G:979:C:OP1	1:1G:1223:C:N4	2.47	0.48
26:1H:1227:A:OP1	42:D8:84:LYS:HE3	2.14	0.48
26:1H:1533:C:C2	26:1H:1534:G:N2	2.81	0.48
26:1H:2001:A:OP1	38:98:9:LYS:NZ	2.47	0.48
26:1H:2125:G:H21	26:1H:2173:A:H62	1.61	0.48
26:1H:2492:U:H2'	26:1H:2493:U:H6	1.78	0.48
26:1H:299:A:C2	26:1H:322:A:C4	3.01	0.48
26:1H:645:C:OP1	26:1H:645:C:H6	1.96	0.48
26:1H:844:C:H3'	26:1H:845:G:C8	2.49	0.48
10:1I:80:LYS:HD3	10:1I:80:LYS:O	2.14	0.48
29:21:24:THR:HG21	29:21:188:VAL:HG22	1.94	0.48
3:22:32:LEU:HD22	3:22:59:ARG:NH1	2.29	0.48
11:2I:99:GLN:HA	11:2I:105:VAL:CG1	2.42	0.48
30:39:7:TYR:O	30:39:15:SER:HA	2.14	0.48
12:3I:9:GLN:O	12:3I:13:LYS:HG2	2.14	0.48
24:3K:21:A:H2'	24:3K:22:G:O4'	2.13	0.48
57:3L:50:U:H2'	57:3L:51:U:C6	2.49	0.48
13:4A:94:ARG:NH2	19:AA:78:ARG:HH12	2.11	0.48
33:61:110:ASP:HB2	33:61:112:LYS:HG2	1.96	0.48
33:69:77:LEU:HD12	33:69:78:THR:H	1.78	0.48
15:6A:70:LEU:HD23	15:6A:78:TYR:HA	1.96	0.48
45:G8:11:ASP:O	45:G8:26:LYS:HG3	2.14	0.48
49:K8:55:ARG:O	49:K8:58:ALA:HB3	2.14	0.48
55:M5:32:LEU:HB3	55:M5:33:ASN:OD1	2.13	0.48
1:13:1018:C:H2'	1:13:1019:C:O4'	2.14	0.48
1:13:101:A:OP2	1:13:101:A:H8	1.97	0.48
1:13:1145:C:H4'	1:13:1146:A:H8	1.79	0.48
1:13:116:A:H61	1:13:313:A:H1'	1.77	0.48
1:13:1386:G:O2'	1:13:1387:G:H5'	2.13	0.48
1:13:600:C:O2	1:13:639:G:N2	2.47	0.48
26:14:1021:A:H8	26:14:1021:A:H3'	1.79	0.48
26:14:399:G:OP2	61:14:3830:HOH:O	2.20	0.48
26:14:84:A:H2'	26:14:99:U:O4	2.14	0.48
28:19:11:PRO:C	28:19:13:ARG:H	2.16	0.48
10:1A:60:ARG:HE	10:1A:60:ARG:HB3	1.44	0.48

Continued on next page...

Continued from previous page...

Atom-1	Atom-2	Interatomic distance (Å)	Clash overlap (Å)
1:1G:1281:U:H3'	1:1G:1282:C:C5	2.49	0.48
1:1G:407:G:C2	1:1G:436:C:C2	3.02	0.48
1:1G:570:G:H1'	1:1G:820:U:C4	2.49	0.48
1:1G:853:G:H2'	1:1G:854:G:H8	1.78	0.48
1:1G:872:A:O2'	1:1G:873:A:H5''	2.13	0.48
26:1H:1345:C:H2'	26:1H:1346:G:H8	1.77	0.48
26:1H:2553:G:H5''	26:1H:2554:U:OP2	2.14	0.48
26:1H:658:C:H2'	26:1H:659:C:C6	2.49	0.48
26:1H:804:A:P	61:1H:4481:HOH:O	2.70	0.48
3:22:140:ARG:NE	3:22:140:ARG:HA	2.29	0.48
3:22:11:ARG:NH2	3:22:182:ILE:HD11	2.28	0.48
29:29:51:PHE:O	29:29:52:LEU:HB2	2.14	0.48
1:13:881:G:OP2	12:3I:12:ARG:NH2	2.47	0.48
12:3I:82:VAL:HG13	12:3I:105:TYR:HB3	1.95	0.48
13:4I:94:ARG:HD3	13:4I:94:ARG:HA	1.54	0.48
32:51:101:ARG:NH2	32:51:122:THR:HA	2.29	0.48
40:75:8:LYS:NZ	40:75:8:LYS:HB2	2.29	0.48
36:78:82:GLY:HA2	36:78:113:LYS:O	2.13	0.48
42:95:12:TYR:CZ	42:95:22:VAL:HG23	2.49	0.48
42:95:35:LEU:HD12	42:95:37:VAL:HG11	1.95	0.48
39:A8:34:HIS:CB	39:A8:36:TYR:HE1	2.24	0.48
20:BI:61:SER:O	20:BI:65:LYS:HB2	2.13	0.48
26:1H:1266:G:O5'	43:E8:15:ARG:NH2	2.47	0.48
26:14:1945:G:H2'	26:14:1946:U:C6	2.49	0.47
26:14:266:G:H2'	26:14:267:C:O5'	2.14	0.47
26:14:443:A:H1'	26:14:1201:C:O4'	2.13	0.47
26:14:630:G:N2	26:14:633:A:OP2	2.40	0.47
26:14:839:U:H2'	26:14:840:C:H6	1.79	0.47
27:16:116:G:H2'	27:16:117:G:O4'	2.14	0.47
28:19:89:SER:HB2	28:19:159:ALA:HB2	1.95	0.47
2:1E:189:ASP:HB3	2:1E:191:ASP:HB2	1.96	0.47
2:1E:25:ASN:ND2	2:1E:193:ASP:HB3	2.29	0.47
2:1E:223:ILE:HA	2:1E:226:ARG:HG2	1.96	0.47
1:1G:994:A:N7	1:1G:1216:G:H4'	2.29	0.47
1:1G:1263:C:N3	1:1G:1273:G:N2	2.62	0.47
1:1G:134:A:H61	16:7A:25:ARG:NH1	2.12	0.47
1:1G:198:G:H2'	1:1G:199:G:H8	1.79	0.47
1:1G:824:C:H2'	1:1G:825:G:C8	2.49	0.47
26:1H:1042:G:H1	26:1H:1113:U:H3	1.62	0.47
26:1H:1174:A:C4	26:1H:1178:C:N4	2.82	0.47
26:1H:1448:G:N2	26:1H:1449:A:N6	2.62	0.47

Continued on next page...

Continued from previous page...

Atom-1	Atom-2	Interatomic distance (Å)	Clash overlap (Å)
10:1I:81:THR:O	10:1I:85:LEU:HG	2.14	0.47
3:2E:114:PRO:O	3:2E:118:GLN:HG3	2.14	0.47
31:41:42:GLY:O	31:41:43:LEU:HD13	2.14	0.47
14:5A:17:LYS:HZ1	14:5A:18:VAL:HG13	1.77	0.47
1:1G:994:A:C2	14:5A:5:ALA:HB2	2.49	0.47
7:6E:143:ARG:HG2	24:3K:41:C:H4'	1.94	0.47
35:25:119:PRO:HB2	40:75:68:TYR:CE2	2.49	0.47
16:7I:13:HIS:C	16:7I:15:PRO:HD3	2.34	0.47
41:85:108:GLU:HG2	41:85:112:ARG:HD2	1.95	0.47
26:14:480:A:H1'	45:C5:44:ILE:HG12	1.96	0.47
42:D8:98:GLU:OE2	42:D8:100:ARG:HD3	2.13	0.47
46:H8:69:THR:HA	46:H8:89:PHE:O	2.13	0.47
2:12:119:GLU:HA	2:12:122:PHE:HB3	1.95	0.47
1:13:1331:G:OP2	13:4I:23:TYR:HD1	1.97	0.47
1:13:748:C:O5'	1:13:748:C:H6	1.97	0.47
26:14:239:U:H2'	26:14:240:G:O4'	2.13	0.47
26:14:2685:G:N7	61:14:3614:HOH:O	2.35	0.47
26:14:717:G:H2'	26:14:718:A:O4'	2.14	0.47
26:14:864:G:C6	26:14:865:C:N4	2.82	0.47
27:16:119:A:N3	27:16:119:A:H2'	2.29	0.47
28:19:201:HIS:O	28:19:204:ILE:HG23	2.14	0.47
21:1F:10:ARG:HE	21:1F:10:ARG:HA	1.78	0.47
1:1G:1028(A):C:N4	1:1G:1032(B):G:H22	2.12	0.47
1:1G:1067:A:H4'	1:1G:1068:G:O5'	2.13	0.47
1:1G:631:G:H3'	1:1G:632:A:C8	2.41	0.47
1:1G:745:C:H2'	1:1G:746:A:C8	2.49	0.47
1:1G:975:A:H4'	1:1G:976:G:C5'	2.42	0.47
26:1H:1050:A:H2'	26:1H:1051:G:O4'	2.14	0.47
26:1H:1204:A:N6	26:1H:1240:U:H2'	2.29	0.47
26:1H:1494:A:C2'	26:1H:1495:A:H5'	2.44	0.47
26:1H:2151:G:H2'	26:1H:2152:G:H8	1.79	0.47
26:1H:2309:A:C4	26:1H:2310:A:H8	2.32	0.47
26:1H:654(D):G:H22	26:1H:654(Q):C:N4	2.12	0.47
10:1I:38:ILE:HG23	10:1I:71:LEU:HB3	1.96	0.47
29:21:60:ASN:OD1	29:21:62:PRO:HD2	2.13	0.47
29:29:81:ILE:HG22	29:29:82:ARG:N	2.26	0.47
29:29:9:VAL:HG23	29:29:26:ILE:O	2.14	0.47
3:2E:94:LEU:HD12	3:2E:95:THR:HG23	1.96	0.47
30:31:129:PHE:O	30:31:130:ALA:HB3	2.15	0.47
4:3E:141:ARG:HB2	4:3E:141:ARG:CZ	2.43	0.47
4:3E:192:GLU:H	4:3E:192:GLU:CD	2.14	0.47

Continued on next page...

Continued from previous page...

Atom-1	Atom-2	Interatomic distance (Å)	Clash overlap (Å)
31:41:20:ILE:O	31:41:24:GLY:HA2	2.14	0.47
33:61:39:ALA:HB1	33:61:44:LEU:HD13	1.95	0.47
1:13:359:U:OP1	33:69:87:LYS:HD2	2.15	0.47
15:6A:78:TYR:CZ	15:6A:82:ILE:HD12	2.49	0.47
15:6I:82:ILE:O	15:6I:86:GLY:N	2.47	0.47
36:78:2:LYS:HD3	36:78:4:SER:HB2	1.96	0.47
36:78:59:LEU:O	55:Q8:13:ARG:HD2	2.14	0.47
9:8E:77:ILE:O	9:8E:81:ILE:HG12	2.13	0.47
39:A8:35:ILE:HG22	39:A8:97:ARG:HH21	1.79	0.47
26:1H:1754:C:OP1	40:B8:96:ARG:NH1	2.47	0.47
20:BI:75:ASN:O	20:BI:79:ARG:HB2	2.14	0.47
26:14:483:A:H1'	45:C5:60:PHE:CE1	2.49	0.47
2:12:32:ILE:HD12	2:12:41:ILE:O	2.14	0.47
26:14:1138:G:C4	26:14:1139:G:H1'	2.49	0.47
26:14:2129:C:H2'	26:14:2130:U:O4'	2.13	0.47
26:14:2535:G:H2'	26:14:2536:G:H8	1.79	0.47
26:14:253:C:OP2	55:M5:5:LYS:NZ	2.28	0.47
26:14:34:C:H2'	26:14:35:G:H5'	1.95	0.47
26:14:491:G:O6	43:A5:49:LYS:HD3	2.15	0.47
21:1B:25:LYS:HD2	21:1B:25:LYS:HA	1.67	0.47
1:1G:1171:G:H2'	1:1G:1172:C:C6	2.50	0.47
1:1G:1404:C:H2'	1:1G:1405:G:C8	2.49	0.47
1:1G:216:G:O2'	1:1G:217:C:O5'	2.31	0.47
1:1G:373:A:C2	1:1G:374:A:C8	3.02	0.47
26:1H:1164:G:H2'	26:1H:1165:U:H6	1.75	0.47
26:1H:2275:C:H5'	26:1H:2275:C:C6	2.46	0.47
26:1H:247:G:H4'	26:1H:386:G:C5	2.49	0.47
26:1H:978:G:C2	26:1H:986:C:C2	3.03	0.47
36:35:13:ASN:C	36:35:15:ARG:H	2.16	0.47
12:3A:70:ILE:HD13	12:3A:77:LEU:HD12	1.96	0.47
57:3L:36:A:N1	25:4L:14:A:H2	2.12	0.47
27:16:43:C:P	31:41:67:LYS:HZ2	2.37	0.47
38:55:87:TYR:HD1	38:55:90:ARG:HE	1.62	0.47
33:61:40:THR:HB	33:61:42:SER:H	1.80	0.47
8:7E:49:GLU:HG2	8:7E:62:TYR:HE2	1.79	0.47
12:3A:8:ASN:OD1	17:8A:34:LYS:HE2	2.13	0.47
9:8E:48:GLU:N	9:8E:49:PRO:HD2	2.28	0.47
42:95:13:ARG:NH1	42:95:15:GLU:OE1	2.47	0.47
46:D5:127:LYS:O	46:D5:162:GLU:HB2	2.15	0.47
47:E5:23:VAL:HA	47:E5:38:VAL:HG22	1.96	0.47
46:H8:3:TYR:O	46:H8:58:VAL:HG22	2.14	0.47

Continued on next page...

Continued from previous page...

Atom-1	Atom-2	Interatomic distance (Å)	Clash overlap (Å)
1:13:1464:G:H2'	1:13:1465:C:C6	2.50	0.47
1:13:981:U:H5	1:13:982:U:HO2'	1.62	0.47
26:14:108:U:H2'	26:14:109:G:H8	1.79	0.47
26:14:1533:C:N3	26:14:1534:G:O2'	2.40	0.47
26:14:374:A:C2	26:14:401:A:C4	3.02	0.47
26:14:459:U:H2'	26:14:460:A:H8	1.79	0.47
26:14:902:C:H2'	26:14:903:C:C6	2.49	0.47
1:1G:1068:G:N7	1:1G:1094:G:C8	2.82	0.47
1:1G:1227:A:O2'	13:4A:115:LYS:HD2	2.14	0.47
1:1G:1502:A:H4'	1:1G:1503:A:OP2	2.14	0.47
1:1G:11:G:N2	1:1G:525:C:O2'	2.38	0.47
1:1G:834:C:H2'	1:1G:835:U:C6	2.49	0.47
1:1G:983:A:H2	1:1G:984:C:C6	2.32	0.47
26:1H:1268:A:OP1	61:1H:4447:HOH:O	2.19	0.47
26:1H:1299:G:H3'	26:1H:1639:U:O4	2.14	0.47
26:1H:1317:A:H2'	26:1H:1318:C:H6	1.80	0.47
26:1H:1592:C:H2'	26:1H:1593:G:H8	1.80	0.47
26:1H:409:C:P	61:1H:3749:HOH:O	2.70	0.47
26:1H:66:C:H2'	26:1H:67:U:C6	2.50	0.47
27:1J:21:G:H2'	27:1J:22:U:O4'	2.14	0.47
27:1J:88:C:P	27:1J:88:C:H6	2.38	0.47
56:1L:12:U:H3	56:1L:23:A:H61	1.61	0.47
56:1L:72:C:H2'	56:1L:73:A:H5''	1.96	0.47
29:29:89:ASP:C	29:29:91:VAL:H	2.18	0.47
30:39:141:ALA:O	30:39:144:LYS:HB3	2.15	0.47
30:39:20:LEU:HG	30:39:199:TRP:CH2	2.44	0.47
30:39:82:ILE:HG13	30:39:82:ILE:H	1.37	0.47
12:3A:28:LYS:HE3	12:3A:33:ARG:NH1	2.29	0.47
1:1G:1295:G:O2'	13:4A:14:ARG:NH1	2.47	0.47
38:55:24:GLN:HB2	38:55:44:LEU:HD21	1.96	0.47
3:22:9:GLY:N	14:5A:49:HIS:O	2.47	0.47
36:78:147:LEU:O	36:78:148:LEU:HD23	2.15	0.47
1:1G:247:G:OP2	17:8A:100:LYS:HG2	2.14	0.47
39:A8:88:ASP:C	39:A8:90:GLY:H	2.17	0.47
43:E8:79:GLY:C	43:E8:100:THR:HG22	2.34	0.47
49:K8:63:VAL:HA	49:K8:66:GLU:HG3	1.96	0.47
54:L5:5:TRP:NE1	54:L5:7:PRO:HG3	2.29	0.47
1:13:1356:G:O2'	1:13:1357:A:H5'	2.14	0.47
26:14:150:C:H2'	26:14:151:C:C6	2.50	0.47
26:14:1950:G:N1	26:14:1951:U:O4	2.47	0.47
26:14:2255:G:H21	47:E5:9:SER:HB2	1.79	0.47

Continued on next page...

Continued from previous page...

Atom-1	Atom-2	Interatomic distance (Å)	Clash overlap (Å)
26:14:2638:G:O2'	26:14:2639:A:H8	1.97	0.47
26:14:6:A:H2'	26:14:7:G:H5'	1.97	0.47
27:16:100:G:OP1	61:16:315:HOH:O	2.20	0.47
28:19:16:MET:HE1	28:19:208:LYS:HD3	1.97	0.47
1:1G:1040:U:H2'	1:1G:1041:A:C8	2.49	0.47
26:1H:2243:U:H2'	26:1H:2244:U:C6	2.49	0.47
26:1H:2475:C:H2'	26:1H:2477:C:OP2	2.13	0.47
22:1K:76:A:H8	26:1H:2507:C:H1'	1.79	0.47
26:1H:475:U:C4	26:1H:481:G:O6	2.67	0.47
26:1H:493:G:H2'	26:1H:494:G:O4'	2.15	0.47
26:1H:880:G:H2'	26:1H:881:G:H8	1.79	0.47
30:31:125:LEU:HD21	30:31:199:TRP:CE3	2.50	0.47
12:3I:85:ILE:HD13	12:3I:85:ILE:HA	1.44	0.47
24:3K:14:A:C6	24:3K:22:G:C2	3.02	0.47
31:41:47:LYS:NZ	31:41:81:LYS:HB2	2.30	0.47
38:55:32:GLY:HA2	38:55:116:LEU:HD12	1.96	0.47
16:7I:21:VAL:HG12	16:7I:33:ILE:HB	1.96	0.47
26:14:1248:G:C8	41:85:3:ARG:HB2	2.49	0.47
40:B8:84:GLN:HE21	40:B8:85:LYS:HD2	1.78	0.47
20:BA:67:ALA:HA	20:BA:73:HIS:HA	1.95	0.47
45:C5:39:VAL:HG23	45:C5:41:GLY:H	1.78	0.47
45:C5:52:SER:H	45:C5:57:GLN:N	2.12	0.47
45:C5:75:ILE:HG23	45:C5:76:CYS:N	2.29	0.47
44:F8:2:LYS:O	44:F8:3:THR:OG1	2.27	0.47
52:N8:30:LEU:HD23	52:N8:41:PRO:HA	1.95	0.47
1:13:1002:G:C4	1:13:1003:G:C8	3.02	0.47
1:13:486:U:H2'	1:13:487:A:H8	1.79	0.47
26:14:1047:G:H21	26:14:1111:A:H62	1.63	0.47
26:14:1048:A:H61	26:14:1112:G:HO2'	1.54	0.47
26:14:1593:G:H2'	26:14:1594:G:H8	1.76	0.47
26:14:1939:U:OP1	26:14:2604:U:O2'	2.30	0.47
26:14:2228:G:P	28:19:263:ARG:HH21	2.37	0.47
26:14:438:G:H2'	26:14:439:G:H8	1.80	0.47
21:1B:2:GLY:O	21:1B:5:ASP:N	2.38	0.47
1:1G:468:A:C6	1:1G:474:G:H1'	2.50	0.47
1:1G:56:U:H2'	1:1G:57:G:C8	2.50	0.47
26:1H:1519:G:C2'	26:1H:1520:U:H5'	2.45	0.47
26:1H:2388:A:C2'	26:1H:2389:G:H5'	2.44	0.47
26:1H:2679:A:H4'	29:21:165:VAL:HG11	1.97	0.47
26:1H:2695:C:H2'	26:1H:2696:U:H6	1.79	0.47
26:1H:483:A:O4'	45:G8:48:ALA:HB1	2.14	0.47

Continued on next page...

Continued from previous page...

Atom-1	Atom-2	Interatomic distance (Å)	Clash overlap (Å)
26:1H:720:C:H2'	26:1H:721:C:C6	2.49	0.47
26:1H:761:A:OP2	61:1H:4111:HOH:O	2.20	0.47
1:13:963:G:C2	10:1I:55:LYS:NZ	2.83	0.47
3:2E:58:GLU:CB	3:2E:65:ALA:HB3	2.44	0.47
4:32:126:ILE:HG22	4:32:127:THR:N	2.30	0.47
4:32:200:GLU:O	4:32:204:ILE:HG12	2.14	0.47
30:39:129:PHE:HA	30:39:142:TRP:CD1	2.49	0.47
12:3I:110:VAL:CG2	12:3I:120:TYR:HB3	2.44	0.47
1:13:539:A:OP2	12:3I:115:LYS:HE2	2.14	0.47
6:52:15:ASP:O	6:52:19:LEU:HB2	2.14	0.47
32:59:105:LEU:HG	32:59:113:VAL:HG13	1.95	0.47
42:95:76:LYS:HD2	42:95:80:GLN:O	2.13	0.47
18:9I:59:SER:OG	18:9I:60:ALA:N	2.46	0.47
40:B8:99:LEU:HB3	40:B8:101:PHE:HE1	1.78	0.47
46:D5:60:GLU:HA	46:D5:66:SER:HA	1.96	0.47
48:F5:49:VAL:HG21	48:F5:67:ILE:HD12	1.96	0.47
44:F8:36:LYS:HE2	44:F8:54:VAL:O	2.14	0.47
47:I8:7:LEU:O	47:I8:11:ARG:HG2	2.14	0.47
2:12:101:MET:O	2:12:105:PHE:HB2	2.15	0.47
1:13:1000:A:H2'	1:13:1001:G:H8	1.76	0.47
1:13:1366:C:H2'	1:13:1367:C:C6	2.49	0.47
1:13:593:G:H2'	1:13:594:G:H8	1.79	0.47
1:13:600:C:H2'	1:13:601:C:C6	2.49	0.47
26:14:1839:G:N3	26:14:1839:G:H2'	2.28	0.47
26:14:2762:G:H5''	61:14:3913:HOH:O	2.14	0.47
26:14:92:G:H2'	26:14:93:C:C6	2.49	0.47
34:15:134:ARG:O	34:15:134:ARG:HG2	2.14	0.47
34:15:61:ARG:HA	34:15:61:ARG:NE	2.29	0.47
1:1G:1286:A:H2	21:1B:18:TYR:HH	1.62	0.47
2:1E:11:LEU:HB3	2:1E:213:LEU:HD11	1.96	0.47
2:1E:76:GLN:O	2:1E:80:ILE:HD13	2.15	0.47
1:1G:1127:G:H1'	1:1G:1148:U:N3	2.29	0.47
1:1G:468:A:C5	1:1G:474:G:H1'	2.49	0.47
1:1G:689:C:H3'	1:1G:690:G:H21	1.79	0.47
1:1G:727:G:N2	1:1G:730:G:OP2	2.41	0.47
1:1G:801:U:H2'	1:1G:802:A:H8	1.79	0.47
26:1H:1203:G:H3'	26:1H:1204:A:H5''	1.96	0.47
26:1H:2176:A:H2'	26:1H:2177:C:C6	2.48	0.47
26:1H:2734:A:H3'	26:1H:2735:G:H8	1.80	0.47
26:1H:392:C:P	61:1H:3752:HOH:O	2.72	0.47
26:1H:602:G:O2'	26:1H:604:G:O2'	2.28	0.47

Continued on next page...

Continued from previous page...

Atom-1	Atom-2	Interatomic distance (Å)	Clash overlap (Å)
26:1H:945:A:OP2	26:1H:945:A:H4'	2.14	0.47
27:1J:101:A:OP2	27:1J:101:A:H8	1.96	0.47
3:22:21:ARG:O	3:22:58:GLU:HA	2.14	0.47
3:22:33:LEU:O	3:22:36:ASP:N	2.47	0.47
35:25:98:VAL:CG1	35:25:117:LEU:HB3	2.45	0.47
29:29:101:ARG:HG3	29:29:203:LYS:HD3	1.96	0.47
30:39:8:GLN:OE1	30:39:9:ILE:HB	2.15	0.47
24:3K:19:G:H4'	24:3K:57:G:H21	1.79	0.47
57:3L:10:G:P	57:3L:46:7MG:H5'	2.55	0.47
37:45:35:VAL:HG12	37:45:36:ALA:N	2.29	0.47
5:4E:72:GLN:O	5:4E:75:THR:HG22	2.14	0.47
6:52:39:LYS:HE3	6:52:64:GLN:NE2	2.29	0.47
34:58:23:LEU:HD12	34:58:23:LEU:HA	1.59	0.47
6:5E:44:GLY:HA2	6:5E:59:TYR:CZ	2.50	0.47
7:62:93:PRO:HG2	7:62:94:ARG:HD3	1.97	0.47
41:85:88:ILE:HG22	41:85:90:VAL:CG2	2.45	0.47
9:8E:121:ARG:NH1	9:8E:122:ALA:O	2.44	0.47
38:98:53:HIS:ND1	38:98:94:TYR:OH	2.41	0.47
19:AA:66:MET:N	19:AA:67:VAL:HB	2.29	0.47
41:C8:65:ILE:CD1	41:C8:95:LEU:HD22	2.42	0.47
26:14:2271:G:H5''	47:E5:20:ARG:NE	2.30	0.47
48:F5:80:LEU:HD23	48:F5:82:LEU:HD21	1.96	0.47
54:P8:15:THR:HG22	54:P8:16:HIS:CE1	2.50	0.47
1:13:1020:U:H2'	1:13:1021:G:C8	2.50	0.47
1:13:1129:C:N4	1:13:1139:G:H1	2.13	0.47
1:13:1203:C:H2'	1:13:1204:A:O4'	2.15	0.47
1:13:390:C:O3'	16:7I:28:ARG:NH2	2.48	0.47
26:14:1950:G:C2	26:14:1951:U:C5	3.02	0.47
26:14:198:C:H5'	26:14:2244:U:OP1	2.15	0.47
26:14:2017:U:P	61:14:3670:HOH:O	2.72	0.47
26:14:2101:G:H2'	26:14:2102:U:O4'	2.14	0.47
26:14:2400:G:H3'	26:14:2401:U:C6	2.50	0.47
26:14:2887:U:H2'	26:14:2888:C:C6	2.50	0.47
26:14:528:A:H3'	26:14:528:A:C8	2.49	0.47
26:14:843:G:H1	26:14:935:C:H42	1.63	0.47
10:1A:24:VAL:HG21	10:1A:37:PRO:HG3	1.95	0.47
1:1G:619:U:N3	4:32:134:ASP:OD1	2.48	0.47
1:1G:633:G:H8	1:1G:633:G:O5'	1.96	0.47
1:1G:90:C:H2'	1:1G:91:C:C6	2.50	0.47
26:1H:1270:C:H5''	26:1H:1271:G:O5'	2.15	0.47
26:1H:2128:C:H2'	26:1H:2129:C:H6	1.80	0.47

Continued on next page...

Continued from previous page...

Atom-1	Atom-2	Interatomic distance (Å)	Clash overlap (Å)
26:1H:2432:A:P	61:1H:3931:HOH:O	2.67	0.47
26:1H:270(G):C:H2'	26:1H:270(H):C:O4'	2.15	0.47
26:1H:674:G:O2'	30:31:74:ARG:HD3	2.15	0.47
27:1J:64:C:H2'	27:1J:65:C:C6	2.50	0.47
26:1H:2636:U:OP1	29:21:80:GLU:HG3	2.14	0.47
3:22:37:GLN:O	3:22:40:ARG:N	2.48	0.47
30:39:46:ARG:HG2	30:39:46:ARG:NH1	2.27	0.47
24:3K:18:G:O2'	24:3K:19:G:OP1	2.29	0.47
31:41:61:ALA:HA	31:41:66:GLN:O	2.14	0.47
31:41:94:LEU:N	31:41:94:LEU:HD23	2.30	0.47
32:51:10:PRO:HD2	32:51:50:VAL:O	2.14	0.47
7:62:63:LYS:HG3	7:62:64:GLN:N	2.29	0.47
17:8A:59:ILE:HD13	17:8A:73:VAL:HA	1.97	0.47
42:95:19:LYS:H	42:95:19:LYS:HG3	1.47	0.47
42:95:71:LEU:H	42:95:86:GLY:CA	2.27	0.47
38:98:48:VAL:O	38:98:51:LEU:N	2.47	0.47
20:BI:14:LYS:HG3	20:BI:17:ARG:HH21	1.79	0.47
45:C5:67:LEU:HG	45:C5:71:LYS:HE3	1.97	0.47
41:C8:88:ILE:HD11	41:C8:112:ARG:HB3	1.97	0.47
45:G8:34:LYS:O	45:G8:34:LYS:HG2	2.15	0.47
48:J8:83:GLU:CD	48:J8:85:LEU:HB2	2.34	0.47
1:13:1454:G:OP1	20:BI:39:LYS:NZ	2.37	0.47
26:14:1011:G:C2	26:14:1151:G:C2	3.03	0.47
26:14:1386:C:H2'	26:14:1387:C:H6	1.78	0.47
26:14:2469:A:H2	26:14:2481:G:H21	1.61	0.47
26:14:363:G:H2'	26:14:363(A):A:C8	2.40	0.47
26:14:469:G:C6	54:L5:39:ARG:NH1	2.83	0.47
26:14:654(J):A:H5'	26:14:654(K):C:OP2	2.14	0.47
2:1E:115:LEU:HD13	2:1E:145:LEU:HB3	1.96	0.47
2:1E:5:ILE:HG13	2:1E:6:THR:N	2.29	0.47
2:1E:82:ARG:HG3	2:1E:92:TYR:OH	2.15	0.47
1:1G:1499:A:H1'	1:1G:1520:G:H5'	1.97	0.47
1:1G:188:U:O2'	1:1G:189:U:H5'	2.15	0.47
26:1H:1021:A:C3'	26:1H:1021:A:C8	2.98	0.47
26:1H:2154:G:O2'	26:1H:2155:G:H8	1.97	0.47
26:1H:723:G:H2'	26:1H:724:U:O4'	2.14	0.47
26:1H:998:C:H3'	61:1H:4022:HOH:O	2.13	0.47
3:22:77:ILE:HA	3:22:84:ILE:HB	1.97	0.47
35:25:88:ASN:HB3	35:25:94:ARG:HD3	1.96	0.47
23:2K:63:C:O2	23:2K:64:G:C8	2.67	0.47
30:31:8:GLN:CD	30:31:8:GLN:N	2.66	0.47

Continued on next page...

Continued from previous page...

Atom-1	Atom-2	Interatomic distance (Å)	Clash overlap (Å)
4:32:9:CYS:O	4:32:12:CYS:HB2	2.15	0.47
31:41:110:ALA:HA	31:41:140:ILE:O	2.14	0.47
1:1G:1080:A:H5'	5:42:14:ARG:HH22	1.80	0.47
5:42:14:ARG:O	5:42:16:THR:HG22	2.14	0.47
5:4E:20:GLN:HG2	5:4E:21:ALA:H	1.79	0.47
26:1H:1668:A:OP1	35:68:5:GLN:HG3	2.15	0.47
33:69:77:LEU:HA	33:69:141:LYS:HB2	1.97	0.47
15:6A:55:GLY:O	15:6A:59:MET:HG3	2.15	0.47
40:75:77:PRO:HG2	40:75:80:SER:HB2	1.97	0.47
26:14:996:A:H4'	41:85:92:ARG:CZ	2.45	0.47
37:88:14:ARG:HG2	37:88:41:TRP:HH2	1.79	0.47
42:95:35:LEU:C	42:95:37:VAL:HG13	2.34	0.47
20:BI:10:LEU:HG	20:BI:12:ALA:H	1.80	0.47
45:C5:100:ALA:O	45:C5:102:CYS:SG	2.73	0.47
46:D5:106:GLY:HA3	46:D5:140:ASP:OD1	2.15	0.47
45:G8:29:GLU:HB3	45:G8:38:ILE:CG2	2.44	0.47
26:14:125:G:H5''	54:L5:19:ARG:HD3	1.97	0.47
55:Q8:34:TRP:HD1	55:Q8:34:TRP:C	2.15	0.47
2:12:111:ARG:HH11	2:12:111:ARG:HA	1.80	0.47
1:13:1464:G:H2'	1:13:1465:C:H6	1.79	0.47
1:13:838:G:H1	1:13:848:C:H42	1.62	0.47
26:14:1078:U:H1'	26:14:1088:A:C2	2.50	0.47
26:14:2527:C:N4	26:14:2528:U:C4	2.83	0.47
26:14:2655:G:N2	26:14:2665:A:OP2	2.38	0.47
26:14:333:G:H5''	26:14:334:C:OP2	2.15	0.47
26:14:265:A:N6	26:14:427:U:O2'	2.45	0.47
26:14:442:G:C6	26:14:444:C:N4	2.83	0.47
26:14:71:A:C2	44:B5:31:HIS:NE2	2.78	0.47
28:19:141:VAL:HG23	28:19:162:SER:HB2	1.96	0.47
1:1G:1157:A:H1'	1:1G:1181:G:H21	1.79	0.47
1:1G:1224:G:N1	1:1G:1322:C:H1'	2.29	0.47
1:1G:1298:C:H1'	1:1G:1299:A:C6	2.50	0.47
1:1G:1498:U:O2	1:1G:1499:A:N6	2.42	0.47
1:1G:50:A:N1	1:1G:360:A:O2'	2.42	0.47
1:1G:516:U:O2'	1:1G:519:C:N3	2.46	0.47
26:1H:2863:C:O2'	26:1H:2864:G:H5'	2.14	0.47
26:1H:466:A:H5''	26:1H:467:G:OP2	2.15	0.47
26:1H:960:A:C8	26:1H:962:G:C8	3.03	0.47
11:2I:73:MET:HG3	11:2I:103:LEU:HD22	1.97	0.47
23:2L:38:A:H2'	23:2L:39:A:O4'	2.14	0.47
23:2L:9:G:H21	23:2L:46:G:H3'	1.80	0.47

Continued on next page...

Continued from previous page...

Atom-1	Atom-2	Interatomic distance (Å)	Clash overlap (Å)
36:35:60:MET:C	36:35:61:ARG:HG2	2.34	0.47
4:3E:92:VAL:O	4:3E:96:LEU:HD22	2.15	0.47
31:49:106:LEU:O	31:49:111:LEU:HG	2.14	0.47
31:49:135:LEU:HD23	31:49:140:ILE:HD11	1.97	0.47
6:52:2:ARG:HH21	6:52:69:GLU:HG3	1.80	0.47
38:55:107:ASP:C	38:55:107:ASP:OD1	2.53	0.47
33:61:12:LEU:HG	33:61:19:VAL:HG21	1.97	0.47
15:6I:39:LEU:HD13	15:6I:56:LEU:HB2	1.96	0.47
8:7E:36:LEU:HA	8:7E:39:LEU:HB2	1.97	0.47
9:8E:79:LEU:HD22	9:8E:83:ARG:HG3	1.97	0.47
42:95:35:LEU:HB2	42:95:37:VAL:CG1	2.44	0.47
19:AI:65:ASN:N	19:AI:65:ASN:OD1	2.48	0.47
45:C5:40:GLU:N	45:C5:40:GLU:OE2	2.48	0.47
41:C8:85:LYS:NZ	41:C8:85:LYS:HA	2.30	0.47
46:H8:117:LEU:HD22	46:H8:118:GLN:H	1.78	0.47
46:H8:128:VAL:CB	46:H8:161:VAL:HG21	2.45	0.47
51:I5:53:GLU:OE2	51:I5:55:ARG:N	2.38	0.47
55:M5:29:LYS:HG2	55:M5:44:LYS:HB3	1.97	0.47
36:35:64:LYS:HD2	55:M5:30:ARG:HH12	1.79	0.47
31:41:98:ARG:NH2	51:M8:1:MET:HG3	2.30	0.47
52:N8:41:PRO:CD	52:N8:44:THR:HG21	2.44	0.47
2:12:92:TYR:CD1	2:12:151:GLY:HA3	2.50	0.47
1:13:976:G:OP1	14:5I:32:SER:N	2.48	0.47
26:14:2158:A:H1'	26:14:2159:G:C8	2.49	0.47
26:14:2772:C:H2'	26:14:2773:C:C6	2.50	0.47
26:14:35:G:H2'	26:14:36:G:O4'	2.15	0.47
26:14:71:A:H3'	26:14:71:A:OP2	2.14	0.47
1:13:1286:A:N3	21:1F:18:TYR:OH	2.48	0.47
1:1G:1028:C:H2'	1:1G:1028(A):C:O4'	2.14	0.47
1:1G:1258:G:H2'	1:1G:1259:C:C6	2.47	0.47
1:1G:1286:A:H3'	1:1G:1286:A:H8	1.80	0.47
1:1G:1347:G:N2	1:1G:1373:G:H2'	2.30	0.47
26:1H:1058:U:H3	26:1H:1080:A:H61	1.63	0.47
26:1H:1671:U:OP2	61:1H:3662:HOH:O	2.19	0.47
26:1H:1830:C:C2'	26:1H:1831:G:H5'	2.45	0.47
26:1H:274:G:H8	26:1H:274:G:H3'	1.80	0.47
26:1H:618:G:H2'	26:1H:618(A):C:C6	2.50	0.47
35:25:22:ILE:HD13	35:25:22:ILE:HA	1.46	0.47
11:2I:59:TYR:CZ	11:2I:63:LEU:HD11	2.49	0.47
12:3I:84:LEU:HB2	12:3I:105:TYR:CE2	2.50	0.47
31:41:53:LEU:HA	31:41:53:LEU:HD12	1.69	0.47

Continued on next page...

Continued from previous page...

Atom-1	Atom-2	Interatomic distance (Å)	Clash overlap (Å)
13:4A:71:ARG:O	13:4A:75:ALA:N	2.48	0.47
32:51:166:GLY:O	32:51:167:GLU:HG2	2.15	0.47
6:52:33:TYR:OH	6:52:78:GLU:HG3	2.15	0.47
32:59:6:ARG:HD3	32:59:54:ARG:HH12	1.79	0.47
7:62:116:ALA:HA	7:62:119:ARG:NE	2.25	0.47
7:62:45:ASP:O	7:62:49:ILE:HG13	2.15	0.47
26:14:2294:C:OP2	39:65:89:ARG:NH2	2.48	0.47
7:6E:113:GLU:HG2	7:6E:119:ARG:HG2	1.96	0.47
7:6E:92:SER:O	7:6E:96:GLN:HG3	2.15	0.47
9:82:27:THR:HG1	9:82:28:VAL:H	1.63	0.47
18:9A:78:LEU:O	18:9A:79:LEU:HD23	2.15	0.47
45:C5:51:VAL:HA	45:C5:57:GLN:HA	1.96	0.47
41:C8:19:LYS:O	41:C8:22:LYS:HG3	2.15	0.47
46:D5:146:ILE:HG13	46:D5:147:GLY:H	1.79	0.47
46:D5:60:GLU:HB2	46:D5:66:SER:OG	2.15	0.47
45:G8:64:GLU:HG2	45:G8:64:GLU:H	1.40	0.47
55:Q8:33:ASN:O	55:Q8:34:TRP:CD1	2.68	0.47
55:Q8:47:LYS:NZ	55:Q8:47:LYS:CA	2.74	0.47
1:13:1032(A):G:H2'	1:13:1032(B):G:N7	2.30	0.46
1:13:1132:C:H2'	1:13:1133:G:C8	2.50	0.46
1:13:864:A:H5''	1:13:865:A:OP2	2.14	0.46
26:14:1449(A):G:H2'	26:14:1450:C:C6	2.50	0.46
26:14:1511:A:H3'	26:14:1512:G:H8	1.80	0.46
26:14:1614:A:H2	61:14:3509:HOH:O	1.97	0.46
26:14:2104:G:H2'	26:14:2105:C:C6	2.50	0.46
26:14:2839:G:H5'	38:55:46:GLY:CA	2.44	0.46
26:14:747:U:O2	26:14:2014:A:H1'	2.15	0.46
26:14:962:G:H2'	26:14:963:U:C6	2.50	0.46
1:1G:1227:A:C8	1:1G:1227:A:H3'	2.49	0.46
1:1G:1265:G:H2'	1:1G:1266:G:O4'	2.15	0.46
1:1G:1443:G:O2'	40:75:122:ASP:OD2	2.32	0.46
1:1G:1466:C:H2'	1:1G:1467:G:O4'	2.15	0.46
1:1G:1495:U:O4	59:1G:1697:PAR:N12	2.47	0.46
1:1G:677:U:O2'	1:1G:678:U:H5'	2.15	0.46
1:1G:857:C:H2'	1:1G:858:G:O4'	2.15	0.46
1:1G:865:A:H8	1:1G:865:A:O5'	1.98	0.46
26:1H:1019:U:O2'	26:1H:1021:A:C2	2.67	0.46
26:1H:1268:A:H2'	26:1H:1269:A:O4'	2.15	0.46
26:1H:1387:C:C2	26:1H:1388:G:C8	3.02	0.46
26:1H:1680:U:H2'	26:1H:1681:G:O4'	2.15	0.46
26:1H:2249:U:C5	61:1H:3722:HOH:O	2.67	0.46

Continued on next page...

Continued from previous page...

Atom-1	Atom-2	Interatomic distance (Å)	Clash overlap (Å)
29:21:131:ALA:HB1	29:21:135:HIS:HE1	1.80	0.46
29:29:57:LYS:HD3	29:29:57:LYS:HA	1.76	0.46
1:13:438:G:H4'	4:3E:123:HIS:CD2	2.51	0.46
57:3L:8:4SU:H2'	57:3L:13:C:H41	1.80	0.46
57:3L:8:4SU:H2'	57:3L:13:C:N4	2.30	0.46
5:42:41:VAL:O	5:42:67:VAL:HG12	2.15	0.46
38:55:55:ALA:HB2	38:55:79:LEU:HD13	1.97	0.46
7:6E:26:PHE:CE2	7:6E:30:ILE:HD11	2.49	0.46
16:7I:23:ASP:OD1	16:7I:25:ARG:HG3	2.15	0.46
9:82:26:VAL:HG13	9:82:61:ALA:O	2.15	0.46
37:88:35:VAL:HA	37:88:101:ARG:O	2.15	0.46
34:58:40:PRO:CB	41:C8:68:ALA:HB2	2.44	0.46
46:D5:130:PRO:HA	46:D5:133:ILE:HD11	1.97	0.46
46:D5:155:LEU:HD12	46:D5:163:LEU:HD13	1.96	0.46
46:H8:128:VAL:HB	46:H8:161:VAL:HG21	1.97	0.46
55:Q8:7:HIS:HD1	55:Q8:10:ALA:H	1.62	0.46
55:Q8:8:LYS:N	55:Q8:8:LYS:HD2	2.30	0.46
1:13:156:G:H1	1:13:165:C:H42	1.63	0.46
26:14:1257:C:H4'	30:39:83:PHE:CE1	2.49	0.46
26:14:2184:G:H2'	26:14:2185:C:C6	2.50	0.46
26:14:2209:C:H1'	26:14:2216:G:N2	2.29	0.46
26:14:2262:U:OP1	47:E5:19:LYS:HE2	2.14	0.46
26:14:819:A:OP2	26:14:1187:G:N2	2.48	0.46
2:1E:5:ILE:HG13	2:1E:6:THR:H	1.79	0.46
1:1G:134:A:H61	16:7A:25:ARG:HH12	1.63	0.46
1:1G:607:A:H2'	1:1G:608:A:O4'	2.15	0.46
1:1G:992:U:H3	1:1G:1044:A:H62	1.64	0.46
26:1H:1124:C:H2'	26:1H:1125:G:O4'	2.16	0.46
26:1H:1494:A:O2'	26:1H:1495:A:H5'	2.16	0.46
26:1H:1728:G:H2'	26:1H:1731:G:O6	2.15	0.46
26:1H:2061:G:OP1	61:1H:3626:HOH:O	2.20	0.46
26:1H:2315:G:H2'	26:1H:2316:C:C6	2.50	0.46
26:1H:2698:U:H2'	26:1H:2699:C:C6	2.50	0.46
26:1H:356:G:H2'	26:1H:357:A:H8	1.79	0.46
26:1H:495:G:O2'	43:E8:62:HIS:HE1	1.98	0.46
26:1H:801:G:OP2	61:1H:4224:HOH:O	2.20	0.46
22:1K:54:5MU:H2'	22:1K:55:PSU:O4'	2.15	0.46
3:22:21:ARG:HH11	3:22:21:ARG:HB3	1.79	0.46
5:42:101:ILE:HD13	5:42:101:ILE:H	1.80	0.46
37:45:74:TYR:O	37:45:89:ASN:HB2	2.15	0.46
26:14:2882:A:H5'	38:55:96:ARG:HG3	1.96	0.46

Continued on next page...

Continued from previous page...

Atom-1	Atom-2	Interatomic distance (Å)	Clash overlap (Å)
32:59:6:ARG:HB2	32:59:66:GLY:HA2	1.98	0.46
27:1J:9:G:H5'	39:65:25:ARG:HH12	1.80	0.46
7:6E:16:LEU:HD21	9:8E:45:ALA:HB2	1.97	0.46
15:6I:21:ASP:OD2	15:6I:24:SER:HB3	2.15	0.46
26:1H:2378:A:H2'	39:A8:21:THR:HG21	1.97	0.46
1:13:1312:G:H5'	19:AI:6:LYS:NZ	2.30	0.46
42:D8:79:VAL:HG13	42:D8:81:TYR:HB3	1.96	0.46
26:14:2232:U:P	48:F5:40:ARG:HH12	2.39	0.46
46:H8:7:ALA:HB3	46:H8:61:LEU:CB	2.45	0.46
50:L8:31:LEU:O	50:L8:32:GLN:HB2	2.14	0.46
55:Q8:14:VAL:O	55:Q8:15:LYS:HD3	2.15	0.46
1:13:1124:G:H5'	10:1I:35:SER:HB2	1.97	0.46
1:13:1151:A:O2'	1:13:1152:A:H8	1.98	0.46
1:13:1160:G:H22	1:13:1177:G:N2	2.14	0.46
1:13:167:G:H2'	1:13:168:G:C8	2.50	0.46
1:13:639:G:N2	1:13:640:A:C4	2.84	0.46
1:13:948:C:O2'	1:13:949:A:H5'	2.14	0.46
26:14:1750:G:H2'	26:14:1751:C:H6	1.80	0.46
26:14:2729:G:H2'	26:14:2730:C:H6	1.80	0.46
26:14:2543:G:H1'	26:14:2766:G:H5'	1.96	0.46
28:19:267:SER:C	28:19:269:PHE:N	2.67	0.46
26:14:1568:G:P	28:19:63:ARG:HH12	2.38	0.46
1:1G:1240:U:H1'	7:62:38:LEU:HD21	1.97	0.46
1:1G:1521:G:H2'	1:1G:1522:U:H6	1.80	0.46
1:1G:885:G:O2'	1:1G:914:A:N1	2.35	0.46
26:1H:1443:G:N2	26:1H:1549:C:C2	2.84	0.46
26:1H:1678:G:N2	26:1H:1989:G:N2	2.56	0.46
26:1H:1771:C:H1'	26:1H:1786:A:C8	2.50	0.46
26:1H:1899:G:O2'	26:1H:1900:A:OP2	2.29	0.46
26:1H:598:G:H2'	26:1H:599:G:O4'	2.15	0.46
22:1K:9:A:O2'	22:1K:10:G:H5'	2.15	0.46
4:3E:126:ILE:HG22	4:3E:127:THR:N	2.31	0.46
4:3E:155:LEU:O	4:3E:158:ILE:N	2.49	0.46
12:3I:28:LYS:HA	12:3I:28:LYS:HD3	1.58	0.46
31:41:117:PHE:CZ	31:41:119:GLY:HA2	2.51	0.46
31:41:9:ARG:HG2	31:41:13:GLU:CD	2.36	0.46
27:1J:42:C:O2'	31:49:67:LYS:O	2.23	0.46
27:1J:41:U:O4	31:49:70:VAL:HG23	2.15	0.46
13:4A:14:ARG:HD2	13:4A:42:ALA:HA	1.98	0.46
38:55:30:THR:HG22	38:55:31:HIS:CD2	2.50	0.46
8:7E:109:ILE:HD11	8:7E:120:THR:CG2	2.45	0.46

Continued on next page...

Continued from previous page...

Atom-1	Atom-2	Interatomic distance (Å)	Clash overlap (Å)
9:82:23:ASN:H	9:82:23:ASN:HD22	1.63	0.46
1:1G:235:C:H5'	17:8A:70:ARG:HG2	1.98	0.46
18:9I:66:LEU:O	18:9I:70:ILE:HG13	2.15	0.46
19:AI:40:ILE:HD11	19:AI:62:ILE:CG2	2.44	0.46
49:G5:10:LEU:HD12	49:G5:10:LEU:HA	1.78	0.46
52:J5:18:ALA:O	52:J5:21:SER:HB3	2.15	0.46
26:14:210:C:OP2	54:L5:29:LYS:NZ	2.48	0.46
53:O8:9:LEU:HB3	53:O8:26:ASN:O	2.15	0.46
26:14:1022:G:C6	26:14:1140:C:C4	3.04	0.46
26:14:127:A:H5''	26:14:128:C:C6	2.51	0.46
26:14:1287:A:C5	26:14:1288:U:C4	3.03	0.46
26:14:2074:U:H2'	26:14:2075:U:C6	2.50	0.46
26:14:2113:U:O4	26:14:2168:G:O2'	2.25	0.46
26:14:2427:C:H5''	26:14:2428:G:OP1	2.15	0.46
26:14:2872:G:C4	26:14:2873:A:C2	3.04	0.46
26:14:1971:A:P	28:19:242:ARG:HH22	2.38	0.46
28:19:36:PRO:HA	28:19:61:LEU:HD12	1.97	0.46
10:1A:32:ALA:HA	10:1A:76:ASN:HB2	1.97	0.46
2:1E:111:ARG:NH1	2:1E:111:ARG:HG2	2.11	0.46
1:1G:1036:G:H5'	1:1G:1037:C:OP2	2.14	0.46
1:1G:1227:A:H8	1:1G:1227:A:H3'	1.80	0.46
1:1G:1260:C:OP1	1:1G:1284:C:H4'	2.15	0.46
1:1G:1448:C:H2'	1:1G:1449:C:O4'	2.16	0.46
1:1G:741:G:H2'	1:1G:742:G:O4'	2.15	0.46
26:1H:1013:C:O2'	26:1H:1014:U:H5'	2.16	0.46
26:1H:1077:A:H3'	26:1H:1078:U:C5'	2.45	0.46
26:1H:1187:G:H5''	42:D8:81:TYR:CE2	2.49	0.46
26:1H:1630:G:H2'	26:1H:1630(A):C:C6	2.51	0.46
26:1H:192:C:O2'	26:1H:802:A:N3	2.45	0.46
22:1K:74:C:O2'	22:1K:75:C:P	2.74	0.46
29:21:13:ARG:O	29:21:14:ILE:HD13	2.15	0.46
29:29:35:GLN:O	29:29:48:GLN:HB2	2.15	0.46
1:1G:778:G:O2'	11:2A:119:CYS:HB3	2.15	0.46
36:35:36:LYS:HB3	36:35:37:GLY:H	1.62	0.46
57:3L:36:A:C6	25:4L:14:A:H2	2.33	0.46
32:59:20:ALA:HB1	32:59:23:ARG:HG3	1.96	0.46
26:1H:270(L):U:H3	33:61:50:ARG:NE	2.13	0.46
7:62:25:ALA:HA	7:62:28:ASN:ND2	2.30	0.46
33:69:6:LEU:HD13	33:69:37:VAL:CG2	2.45	0.46
33:69:82:ARG:O	33:69:89:TYR:HD2	1.98	0.46
7:6E:12:LEU:HD21	7:6E:28:ASN:ND2	2.31	0.46

Continued on next page...

Continued from previous page...

Atom-1	Atom-2	Interatomic distance (Å)	Clash overlap (Å)
36:78:76:LYS:HA	36:78:76:LYS:HD3	1.68	0.46
8:7E:54:ASP:O	8:7E:56:LYS:HG3	2.16	0.46
16:7I:38:TYR:CZ	16:7I:50:LYS:HB2	2.51	0.46
26:1H:2467:C:H4'	37:88:123:HIS:CD2	2.49	0.46
38:98:81:ASP:OD1	38:98:81:ASP:N	2.48	0.46
42:D8:24:LYS:HA	42:D8:92:THR:HG23	1.96	0.46
47:E5:26:TYR:O	47:E5:29:GLN:HB2	2.16	0.46
44:F8:1:MET:C	44:F8:3:THR:N	2.69	0.46
46:H8:117:LEU:HD22	46:H8:118:GLN:N	2.31	0.46
51:I5:16:CYS:HA	51:I5:33:VAL:HG13	1.98	0.46
31:49:104:GLU:HG2	51:I5:23:GLU:HG2	1.97	0.46
27:16:12:C:H2'	47:I8:73:GLY:HA3	1.96	0.46
52:J5:36:CYS:SG	52:J5:49:CYS:HB3	2.56	0.46
55:Q8:57:ARG:O	55:Q8:57:ARG:CZ	2.63	0.46
28:11:108:PRO:HD2	28:11:111:LEU:HG	1.98	0.46
26:1H:1820:U:C2	28:11:202:LYS:HB3	2.51	0.46
1:13:1351:U:H2'	1:13:1352:C:H6	1.81	0.46
1:13:603:U:H2'	1:13:604:G:C8	2.50	0.46
1:13:659:U:C2	1:13:660:G:C8	3.02	0.46
26:14:1021:A:H3'	26:14:1021:A:C8	2.51	0.46
26:14:1427:A:H4'	26:14:1428:C:O4'	2.16	0.46
26:14:1753:G:N1	26:14:1756:G:C2	2.83	0.46
26:14:459:U:H2'	26:14:460:A:C8	2.50	0.46
1:1G:1048:G:O4'	1:1G:1215:G:H4'	2.16	0.46
1:1G:1306:A:C6	1:1G:1307:U:C2	3.04	0.46
1:1G:406:G:C2	1:1G:407:G:C8	3.04	0.46
1:1G:801:U:H2'	1:1G:802:A:C8	2.50	0.46
26:1H:1047:G:H2'	26:1H:1110:G:C2	2.50	0.46
26:1H:1337:G:C4	26:1H:1338:G:C8	3.04	0.46
26:1H:1364:G:OP2	48:J8:2:SER:OG	2.30	0.46
26:1H:1301:A:H2	26:1H:1626:G:H21	1.61	0.46
26:1H:2291:U:H2'	26:1H:2292:C:C6	2.51	0.46
26:1H:26:G:C6	26:1H:27:G:N1	2.83	0.46
26:1H:719:C:H2'	26:1H:720:C:H6	1.80	0.46
1:13:973:G:H4'	10:1I:54:PHE:O	2.16	0.46
1:13:963:G:H21	10:1I:55:LYS:HE2	1.79	0.46
29:21:201:THR:HG22	29:21:203:LYS:H	1.80	0.46
29:29:120:TRP:CD2	29:29:155:LYS:HD3	2.50	0.46
3:2E:92:ALA:HA	3:2E:95:THR:OG1	2.15	0.46
4:32:105:VAL:HG13	4:32:110:PHE:HB2	1.98	0.46
4:32:156:GLU:H	4:32:156:GLU:HG3	1.54	0.46

Continued on next page...

Continued from previous page...

Atom-1	Atom-2	Interatomic distance (Å)	Clash overlap (Å)
4:3E:8:VAL:CG1	4:3E:21:LEU:HB2	2.46	0.46
31:41:107:LEU:HD21	31:41:178:PHE:CD1	2.51	0.46
37:45:110:THR:HG23	37:45:113:GLN:NE2	2.30	0.46
5:4E:33:VAL:HG11	5:4E:109:ILE:HG12	1.98	0.46
32:51:4:ILE:HG21	32:51:6:ARG:HH11	1.75	0.46
7:62:50:ILE:HG21	7:62:58:PRO:HA	1.98	0.46
1:1G:1443:G:N2	40:75:119:LYS:HB2	2.31	0.46
16:7A:49:LEU:HD11	16:7A:51:VAL:HG23	1.98	0.46
1:1G:1371:G:OP1	9:82:11:LYS:HB3	2.15	0.46
26:1H:2882:A:OP1	38:98:96:ARG:NH1	2.48	0.46
18:9I:26:LEU:HB3	18:9I:42:ARG:HH22	1.79	0.46
1:13:1226:C:H4'	19:AI:80:TYR:CZ	2.50	0.46
44:B5:36:LYS:HA	44:B5:39:ILE:HD12	1.97	0.46
35:68:104:ARG:NH1	40:B8:36:GLU:OE2	2.48	0.46
41:C8:66:ASN:HB2	41:C8:76:TYR:HB2	1.98	0.46
26:1H:2886:G:O2'	52:N8:31:VAL:HG22	2.16	0.46
28:11:239:ARG:HD3	28:11:239:ARG:HA	1.77	0.46
26:1H:2591:C:P	28:11:239:ARG:HG3	2.56	0.46
1:13:501:C:H2'	1:13:502:G:C8	2.50	0.46
1:13:687:A:H2'	1:13:701:C:N4	2.30	0.46
26:14:1044:G:H4'	26:14:1048:A:H1'	1.97	0.46
26:14:1260:G:H2'	26:14:1261:C:C6	2.50	0.46
26:14:1288:U:C2	26:14:1327:C:O2	2.69	0.46
26:14:2321:G:N3	26:14:2321:G:H2'	2.30	0.46
26:14:2331:G:H5'	47:E5:44:ARG:HG3	1.97	0.46
26:14:236:C:H2'	26:14:237:C:C6	2.51	0.46
26:14:2880:C:O2	38:55:93:GLY:N	2.25	0.46
26:14:601:C:O2	26:14:605:C:H4'	2.15	0.46
26:14:656:G:H2'	26:14:657:U:O4'	2.16	0.46
28:19:65:ILE:HD11	28:19:67:PHE:CZ	2.50	0.46
10:1A:3:LYS:HD2	10:1A:77:PRO:HG3	1.98	0.46
1:1G:570:G:C2	1:1G:571:U:C4	3.04	0.46
1:1G:578:C:P	61:1G:1714:HOH:O	2.74	0.46
26:1H:2646:C:H2'	26:1H:2647:U:O4'	2.16	0.46
26:1H:654(L):G:H3'	26:1H:654(M):C:H5''	1.98	0.46
26:1H:662:G:P	36:78:15:ARG:HE	2.39	0.46
26:1H:783:A:C8	26:1H:784:A:H4'	2.50	0.46
26:1H:852:G:H2'	26:1H:853:G:H8	1.80	0.46
30:31:198:ALA:O	30:31:201:VAL:N	2.49	0.46
30:31:23:ASP:CG	30:31:24:LEU:H	2.18	0.46
12:3I:7:ILE:O	12:3I:11:VAL:HG23	2.14	0.46

Continued on next page...

Continued from previous page...

Atom-1	Atom-2	Interatomic distance (Å)	Clash overlap (Å)
13:4A:49:THR:HB	13:4A:52:GLU:H	1.79	0.46
15:6A:24:SER:O	15:6A:28:GLN:HG3	2.15	0.46
15:6I:6:GLU:CD	15:6I:6:GLU:N	2.69	0.46
42:95:48:GLY:HA3	42:95:52:VAL:N	2.30	0.46
19:AA:41:VAL:H	19:AA:44:MET:HB2	1.81	0.46
19:AA:50:ALA:HB3	19:AA:57:HIS:HB3	1.98	0.46
48:F5:92:LYS:O	48:F5:93:GLU:C	2.53	0.46
50:H5:9:VAL:HG22	50:H5:53:LEU:O	2.15	0.46
48:J8:21:ARG:HB3	48:J8:21:ARG:HE	1.43	0.46
55:M5:23:VAL:HG23	55:M5:49:VAL:HG22	1.96	0.46
1:13:515:G:N2	1:13:537:G:C4	2.83	0.46
1:13:747:C:OP2	1:13:748:C:N4	2.47	0.46
1:13:972:C:OP1	61:13:1823:HOH:O	2.21	0.46
26:14:1239:G:H2'	26:14:1240:U:O4'	2.15	0.46
26:14:1657:C:H2'	26:14:1658:C:H6	1.81	0.46
26:14:2687:U:C4	26:14:2688:U:C5	3.04	0.46
26:14:2697:G:H2'	26:14:2698:U:O4'	2.16	0.46
26:14:861:A:C2	26:14:917:A:C4	3.04	0.46
1:1G:1130:A:H62	1:1G:1144:G:H21	1.62	0.46
1:1G:1238:A:N3	1:1G:1241:G:O2'	2.31	0.46
1:1G:1273:G:H3'	1:1G:1274:G:C8	2.51	0.46
1:1G:1396:A:H4'	1:1G:1397:C:OP2	2.15	0.46
1:1G:35:G:C2	1:1G:550:G:N3	2.84	0.46
1:1G:675:A:H2'	1:1G:676:A:O4'	2.16	0.46
26:1H:1588:C:O2'	26:1H:1589:C:H5'	2.16	0.46
26:1H:1787:A:O4'	26:1H:2589:A:H4'	2.16	0.46
26:1H:2688:U:C5	26:1H:2720:U:OP2	2.65	0.46
26:1H:2850:A:C2	26:1H:2851:A:C4	3.03	0.46
26:1H:298:G:H5''	26:1H:299:A:OP1	2.16	0.46
26:1H:389:G:H8	26:1H:389:G:O5'	1.99	0.46
27:1J:52:A:N6	39:65:33:LYS:HG3	2.30	0.46
29:21:9:VAL:O	29:21:192:ASN:HB3	2.16	0.46
3:22:42:LEU:O	3:22:46:GLU:HG3	2.15	0.46
11:2A:22:HIS:HB3	11:2A:29:ILE:HG12	1.98	0.46
30:31:196:LEU:C	30:31:197:ASP:O	2.53	0.46
36:35:78:PRO:HB3	36:35:111:ARG:HH21	1.80	0.46
24:3K:38:A:C2'	24:3K:39:PSU:H5''	2.46	0.46
5:4E:71:LEU:HD22	5:4E:115:VAL:H	1.80	0.46
13:4I:67:GLU:CG	13:4I:71:ARG:HH21	2.29	0.46
6:52:11:ASN:HB3	6:52:14:LEU:CD1	2.45	0.46
33:61:110:ASP:OD1	33:61:111:PRO:HA	2.15	0.46

Continued on next page...

Continued from previous page...

Atom-1	Atom-2	Interatomic distance (Å)	Clash overlap (Å)
33:69:97:ILE:HD12	33:69:114:LEU:HD11	1.98	0.46
40:75:91:ARG:NH1	40:75:124:ASP:OD2	2.48	0.46
36:78:138:LEU:HD12	36:78:144:GLU:CG	2.41	0.46
37:88:135:ASP:CB	37:88:137:TYR:H	2.28	0.46
37:88:85:LYS:HG2	37:88:86:GLY:H	1.80	0.46
38:98:9:LYS:HA	38:98:17:ARG:CD	2.45	0.46
18:9A:29:PHE:HD1	18:9A:29:PHE:N	2.14	0.46
19:AI:6:LYS:HE2	19:AI:6:LYS:HB3	1.40	0.46
20:BI:92:LEU:HD23	20:BI:92:LEU:HA	1.81	0.46
45:G8:40:GLU:HB2	45:G8:41:GLY:HA2	1.98	0.46
46:H8:33:LEU:HD12	46:H8:33:LEU:HA	1.61	0.46
52:J5:4:HIS:O	52:J5:5:PRO:C	2.52	0.46
48:J8:73:LEU:HD13	48:J8:90:ILE:O	2.16	0.46
54:L5:12:ARG:NH2	54:L5:44:PRO:HB3	2.31	0.46
1:13:1171:G:O2'	1:13:1172:C:H5'	2.16	0.46
1:13:1178:G:N2	1:13:1181:G:C8	2.84	0.46
1:13:1233:G:H2'	1:13:1234:C:C6	2.50	0.46
1:13:174:C:H5'	1:13:174:C:H6	1.81	0.46
1:13:451:A:N6	1:13:480:U:H2'	2.31	0.46
1:13:620:C:H5''	61:13:1987:HOH:O	2.15	0.46
1:13:633:G:OP2	1:13:633:G:H8	1.97	0.46
26:14:1857:G:O2'	26:14:1885:A:N6	2.48	0.46
26:14:270(Z):U:O3'	26:14:271(A):C:H6	1.98	0.46
26:14:2861:G:C2	26:14:2862:G:C4	3.03	0.46
26:14:302:C:H2'	26:14:303:U:C6	2.51	0.46
26:14:568:U:N3	61:14:3695:HOH:O	2.18	0.46
2:1E:162:ILE:HD11	2:1E:184:VAL:HG22	1.97	0.46
1:1G:1011:G:H2'	1:1G:1012:U:C6	2.51	0.46
26:1H:1550:C:H2'	26:1H:1551:C:H6	1.81	0.46
26:1H:1858:G:H1'	26:1H:1884:A:H61	1.81	0.46
26:1H:2119:A:N6	26:1H:2170:A:C6	2.84	0.46
56:1L:9:A:H5'	56:1L:9:A:N3	2.31	0.46
3:22:73:PRO:O	3:22:76:VAL:HG22	2.16	0.46
29:29:170:LEU:HD13	29:29:170:LEU:HA	1.82	0.46
11:2A:73:MET:HG2	11:2A:103:LEU:HD13	1.97	0.46
30:31:33:LEU:HA	30:31:33:LEU:HD12	1.74	0.46
30:31:63:LYS:CE	30:31:67:GLN:HB2	2.45	0.46
36:35:52:GLU:CD	36:35:57:THR:HA	2.37	0.46
30:39:7:TYR:HD1	30:39:18:ARG:N	2.14	0.46
4:3E:79:PHE:O	4:3E:83:SER:HB2	2.16	0.46
1:13:538:G:P	12:3I:115:LYS:HG3	2.55	0.46

Continued on next page...

Continued from previous page...

Atom-1	Atom-2	Interatomic distance (Å)	Clash overlap (Å)
5:42:40:ARG:HA	5:42:67:VAL:O	2.16	0.46
32:59:11:VAL:O	32:59:13:LYS:HG3	2.16	0.46
6:5E:11:ASN:OD1	6:5E:12:PRO:HD2	2.15	0.46
33:61:21:VAL:HG21	33:61:25:TYR:HD2	1.81	0.46
7:6E:73:MET:HA	7:6E:90:GLU:HA	1.97	0.46
9:8E:95:LYS:HE2	9:8E:95:LYS:HB2	1.65	0.46
42:95:34:GLU:OE1	42:95:56:SER:HB2	2.16	0.46
19:AA:14:HIS:ND1	19:AA:15:LEU:N	2.64	0.46
13:4A:94:ARG:HH22	19:AA:78:ARG:HH12	1.64	0.46
44:B5:30:VAL:HG23	44:B5:77:LYS:HB3	1.97	0.46
46:D5:67:LEU:HA	46:D5:68:PRO:HD3	1.64	0.46
45:G8:55:TYR:N	45:G8:56:PRO:HD3	2.31	0.46
46:H8:76:LEU:HD13	46:H8:76:LEU:H	1.80	0.46
48:J8:8:SER:HB3	48:J8:66:HIS:CD2	2.51	0.46
31:41:101:ILE:HG13	51:M8:25:TYR:O	2.16	0.46
52:N8:3:LYS:HE3	52:N8:3:LYS:HB3	1.63	0.46
53:O8:45:LYS:HA	53:O8:45:LYS:HD3	1.79	0.46
2:12:54:THR:HG23	2:12:199:TYR:HB3	1.98	0.46
1:13:378:G:H2'	1:13:379:C:O4'	2.16	0.46
1:13:417:C:H2'	1:13:418:C:H6	1.81	0.46
26:14:1210:A:H5'	26:14:1212:G:C5'	2.46	0.46
26:14:13:A:N1	26:14:525:U:H2'	2.30	0.46
26:14:1614:A:N6	43:A5:88:ARG:H	2.14	0.46
26:14:933:A:C5	26:14:934:G:C8	3.04	0.46
26:14:994:C:OP2	41:85:54:LYS:NZ	2.33	0.46
26:14:557:U:O2'	34:15:45:ASN:O	2.33	0.46
27:16:29:A:H2'	27:16:30:C:C6	2.51	0.46
27:16:40:U:H1'	27:16:45:A:N6	2.31	0.46
28:19:270:ILE:O	28:19:271:ILE:HG23	2.15	0.46
1:1G:999:U:O2	1:1G:1042:G:N2	2.49	0.46
1:1G:1084:G:H5'	1:1G:1102:A:OP2	2.15	0.46
1:1G:1157:A:H8	1:1G:1158:C:N4	2.14	0.46
1:1G:618:C:H5'	1:1G:619:U:H5''	1.96	0.46
26:1H:1435:G:H21	26:1H:1478:G:H5'	1.79	0.46
26:1H:1718:G:C2	26:1H:1725:G:C8	3.04	0.46
26:1H:2068:U:N3	26:1H:2430:A:C2	2.84	0.46
26:1H:208:C:H2'	26:1H:209:C:H6	1.81	0.46
26:1H:2137:C:N3	26:1H:2138:C:N4	2.64	0.46
26:1H:2516:G:O2'	26:1H:2517:C:H5'	2.15	0.46
26:1H:1050:A:H1'	26:1H:2751:G:C8	2.51	0.46
26:1H:2801:A:H2'	26:1H:2802:G:H4'	1.98	0.46

Continued on next page...

Continued from previous page...

Atom-1	Atom-2	Interatomic distance (Å)	Clash overlap (Å)
26:1H:747:U:O2	26:1H:2014:A:H1'	2.16	0.46
26:1H:900:A:H3'	26:1H:901:A:C8	2.46	0.46
26:1H:960:A:H61	37:88:82:ARG:NH2	2.14	0.46
22:1K:6:G:H1	22:1K:67:C:H42	1.64	0.46
29:29:111:ARG:HB2	29:29:160:TYR:O	2.16	0.46
24:3K:18:G:H1'	24:3K:58:A:C2	2.50	0.46
24:3K:75:C:O2'	24:3K:76:A:H2	1.99	0.46
24:3K:7:A:H5'	24:3K:8:U:OP2	2.16	0.46
57:3L:21:A:H61	57:3L:46:7MG:HN21	1.61	0.46
31:49:145:THR:C	31:49:147:ASP:H	2.18	0.46
1:1G:1503:A:C2	25:4L:13:A:N7	2.84	0.46
32:51:15:VAL:CG1	32:51:29:PRO:HD2	2.44	0.46
32:59:20:ALA:CB	32:59:23:ARG:HG3	2.46	0.46
32:59:54:ARG:NH2	32:59:57:ASP:OD1	2.47	0.46
33:61:95:LYS:HE2	33:61:95:LYS:HB3	1.81	0.46
16:7I:50:LYS:HD3	16:7I:51:VAL:H	1.80	0.46
9:8E:70:LYS:O	9:8E:74:ILE:HG13	2.16	0.46
43:A5:59:VAL:HG21	43:A5:66:GLU:HB2	1.98	0.46
46:D5:104:PHE:O	46:D5:105:VAL:HB	2.15	0.46
51:I5:1:MET:HG2	51:I5:3:GLU:HG3	1.98	0.46
55:M5:14:VAL:CG1	55:M5:22:VAL:HG13	2.45	0.46
1:13:1075:C:O3'	2:1E:175:ARG:NH2	2.49	0.46
1:13:142:G:H2'	1:13:143:A:C8	2.51	0.46
1:13:329:A:C5	1:13:332:G:C6	3.04	0.46
1:13:818:G:O2'	1:13:819:A:H5'	2.16	0.46
26:14:1210:A:H5'	26:14:1212:G:O4'	2.16	0.46
26:14:1486:A:H2'	26:14:1487:G:C8	2.51	0.46
26:14:1647:G:H2'	61:14:3639:HOH:O	2.15	0.46
26:14:2031:A:C6	26:14:2498:C:H1'	2.51	0.46
26:14:2536:G:C6	26:14:2537:U:C4	3.04	0.46
26:14:993:G:OP1	41:85:50:ARG:NH2	2.49	0.46
34:15:91:LEU:O	34:15:95:PRO:HB3	2.15	0.46
1:1G:1245:A:N6	1:1G:1292:U:H3	2.13	0.46
1:1G:15:G:H2'	1:1G:16:A:H8	1.81	0.46
1:1G:519:C:H2'	1:1G:520:A:O4'	2.16	0.46
1:1G:719:C:C5	1:1G:720:C:C4	3.04	0.46
1:1G:756:C:H2'	1:1G:757:U:O4'	2.15	0.46
1:1G:854:G:C2	1:1G:855:G:C8	3.04	0.46
1:1G:987:G:O5'	1:1G:987:G:H8	1.99	0.46
26:1H:1033:U:H6	26:1H:1033:U:H5'	1.80	0.46
26:1H:1173:G:C2	26:1H:1175:U:C5	3.04	0.46

Continued on next page...

Continued from previous page...

Atom-1	Atom-2	Interatomic distance (Å)	Clash overlap (Å)
26:1H:120:U:H3'	61:1H:4182:HOH:O	2.16	0.46
26:1H:890:A:H3'	26:1H:892:G:C8	2.51	0.46
29:29:81:ILE:HG21	29:29:84:PHE:HD2	1.80	0.46
1:13:1523:G:OP1	11:2I:123:LYS:HE3	2.16	0.46
12:3A:58:VAL:O	12:3A:65:GLU:HA	2.15	0.46
4:3E:143:GLY:N	4:3E:185:PHE:O	2.36	0.46
1:13:553:A:H5''	12:3I:24:VAL:HG21	1.98	0.46
12:3I:53:ARG:HG3	12:3I:53:ARG:HH11	1.82	0.46
37:45:66:ILE:HG13	37:45:67:ARG:N	2.30	0.46
31:49:61:ALA:HB2	31:49:68:PRO:HD3	1.98	0.46
7:6E:73:MET:HG2	7:6E:90:GLU:HA	1.98	0.46
26:1H:587:C:N3	36:78:33:ARG:NH1	2.61	0.46
16:7I:72:ARG:HG2	16:7I:72:ARG:O	2.15	0.46
17:8A:59:ILE:HG22	17:8A:71:PHE:CD2	2.51	0.46
9:8E:34:ASN:O	9:8E:38:GLN:HB2	2.16	0.46
17:8I:66:SER:OG	17:8I:69:LYS:HB2	2.16	0.46
42:95:97:LYS:HA	42:95:97:LYS:HD2	1.68	0.46
38:98:52:ILE:O	38:98:55:ALA:N	2.49	0.46
40:B8:62:THR:CG2	40:B8:75:ILE:HG12	2.46	0.46
46:D5:152:ALA:HB3	46:D5:167:PRO:HA	1.96	0.46
46:H8:165:VAL:HB	46:H8:166:SER:CA	2.45	0.46
50:L8:54:VAL:HG13	50:L8:54:VAL:O	2.16	0.46
1:13:1016:A:H2'	1:13:1017:G:O4'	2.16	0.45
1:13:1165:C:H2'	1:13:1166:G:O4'	2.16	0.45
1:13:1441:G:H21	1:13:1460:A:H62	1.65	0.45
1:13:224:C:H2'	1:13:225:C:C6	2.50	0.45
1:13:509:A:H3'	61:13:1946:HOH:O	2.16	0.45
1:13:739:C:C4	1:13:740:U:C5	3.04	0.45
1:13:859:A:H2'	1:13:860:A:H8	1.80	0.45
1:13:901:A:C5	1:13:902:G:H1'	2.52	0.45
26:14:1011:G:C2	26:14:1013:C:C2	3.04	0.45
26:14:1116:C:H2'	26:14:1117:G:H8	1.80	0.45
26:14:1871:A:H2'	26:14:1872:A:C8	2.51	0.45
26:14:1966:A:H4'	26:14:1967:C:OP1	2.16	0.45
26:14:2291:U:H5''	26:14:2380:C:O2'	2.17	0.45
26:14:2299:G:N1	26:14:2318:G:H8	2.15	0.45
26:14:2562:U:H4'	35:25:25:LEU:HD21	1.96	0.45
26:14:2689:U:H5''	26:14:2713:A:C2	2.51	0.45
26:14:271(A):C:O2'	26:14:271(B):G:H5'	2.16	0.45
26:14:706:A:H2'	26:14:707:G:O4'	2.16	0.45
26:14:720:C:H2'	26:14:721:C:H6	1.81	0.45

Continued on next page...

Continued from previous page...

Atom-1	Atom-2	Interatomic distance (Å)	Clash overlap (Å)
26:14:821:A:H62	26:14:972:G:H21	1.63	0.45
26:14:979:G:H3'	26:14:980:A:H5''	1.97	0.45
2:1E:94:ASN:OD1	2:1E:95:GLN:N	2.44	0.45
1:1G:1149:C:H2'	1:1G:1150:U:O4'	2.15	0.45
1:1G:942:G:C2	1:1G:1342:C:C2	3.04	0.45
1:1G:382:A:H2'	1:1G:383:A:H8	1.80	0.45
1:1G:5:U:O2'	4:32:84:LYS:HG3	2.16	0.45
1:1G:646:U:H2'	1:1G:647:C:C6	2.52	0.45
26:1H:1203:G:OP2	26:1H:1204:A:H2'	2.15	0.45
26:1H:1925:C:C2'	26:1H:1926:U:H5'	2.45	0.45
26:1H:2636:U:P	29:21:79:ARG:HA	2.56	0.45
26:1H:930:U:H4'	26:1H:931:G:O5'	2.16	0.45
3:22:70:VAL:HG21	3:22:76:VAL:HG11	1.98	0.45
3:22:73:PRO:O	3:22:77:ILE:HG13	2.16	0.45
3:2E:62:ASP:N	3:2E:62:ASP:OD1	2.49	0.45
4:32:121:VAL:O	4:32:134:ASP:HA	2.14	0.45
12:3A:69:TYR:HB2	12:3A:96:VAL:HG11	1.98	0.45
12:3I:53:ARG:HG3	12:3I:93:LEU:HD21	1.98	0.45
37:45:117:ALA:HA	37:45:120:ILE:HB	1.98	0.45
6:52:82:ARG:HE	6:52:82:ARG:HB3	1.69	0.45
26:1H:2562:U:H1'	35:68:23:ARG:NH1	2.30	0.45
40:75:29:ARG:HD3	40:75:44:ASP:OD2	2.15	0.45
41:85:108:GLU:OE1	41:85:112:ARG:NH1	2.49	0.45
26:14:1152:C:H4'	41:85:77:SER:HA	1.98	0.45
17:8I:48:GLU:O	17:8I:50:LYS:HG2	2.16	0.45
39:A8:29:PHE:CD1	39:A8:30:ARG:N	2.85	0.45
45:C5:76:CYS:SG	45:C5:102:CYS:HB2	2.55	0.45
41:C8:39:LEU:HA	41:C8:39:LEU:HD23	1.62	0.45
28:11:232:PRO:HB3	28:11:244:ARG:CZ	2.46	0.45
26:14:1331:A:HO2'	26:14:1332:G:H8	1.64	0.45
26:14:1385:G:C4	26:14:1386:C:C5	3.04	0.45
26:14:1676:A:OP2	61:14:3537:HOH:O	2.20	0.45
26:14:827:U:H2'	26:14:2430:A:H2	1.81	0.45
26:14:533:G:H2'	26:14:534:U:O4'	2.17	0.45
26:14:602:G:N2	26:14:655:A:C8	2.85	0.45
26:14:745:G:H2'	26:14:746:A:H5'	1.97	0.45
34:15:47:ALA:O	34:15:119:ARG:NH2	2.49	0.45
27:16:16:G:N2	27:16:69:G:H1'	2.31	0.45
1:13:1075:C:OP1	2:1E:179:LYS:HE2	2.16	0.45
1:1G:1273:G:H3'	1:1G:1274:G:H8	1.81	0.45
1:1G:1306:A:N6	1:1G:1331:G:O2'	2.50	0.45

Continued on next page...

Continued from previous page...

Atom-1	Atom-2	Interatomic distance (Å)	Clash overlap (Å)
26:1H:1005:C:H2'	26:1H:1005:C:O2	2.17	0.45
26:1H:1110:G:HO2'	26:1H:1111:A:H8	1.60	0.45
26:1H:1142(A):A:C4	26:1H:1144:G:C8	3.03	0.45
26:1H:1204:A:H2	26:1H:1241:A:N1	2.14	0.45
26:1H:1265:A:O5'	61:1H:3615:HOH:O	2.21	0.45
26:1H:1292:U:H2'	26:1H:1293:C:C6	2.51	0.45
26:1H:1417:C:H42	26:1H:1581:G:H1	1.64	0.45
26:1H:1827:C:O2'	26:1H:1828:G:H5'	2.17	0.45
26:1H:2353:G:O6	26:1H:2365:G:C2	2.70	0.45
26:1H:59:U:O2'	26:1H:73:A:H2'	2.16	0.45
27:1J:2:C:H2'	27:1J:3:C:C6	2.51	0.45
3:22:88:ARG:HB2	3:22:101:LEU:HD22	1.97	0.45
3:22:40:ARG:HG3	3:22:40:ARG:H	1.40	0.45
11:2A:85:ARG:HA	11:2A:112:THR:OG1	2.15	0.45
11:2I:43:SER:OG	11:2I:44:SER:N	2.49	0.45
12:3I:70:ILE:HD13	12:3I:77:LEU:HD12	1.97	0.45
24:3K:71:G:N2	26:1H:1852:C:OP1	2.47	0.45
31:49:68:PRO:HB2	31:49:90:LEU:HD12	1.97	0.45
6:52:23:LYS:HB3	6:52:23:LYS:HE2	1.79	0.45
33:61:1:MET:O	33:61:20:ASP:HA	2.16	0.45
7:62:50:ILE:O	7:62:54:THR:HG23	2.16	0.45
36:78:106:LEU:O	36:78:107:LYS:C	2.55	0.45
16:7A:21:VAL:HG23	16:7A:33:ILE:HD12	1.98	0.45
1:1G:273:A:H1'	17:8A:16:GLN:NE2	2.32	0.45
17:8A:67:LYS:O	17:8A:68:ARG:HB3	2.16	0.45
38:98:91:GLN:H	38:98:91:GLN:NE2	2.13	0.45
1:13:1443:G:O2'	40:B8:122:ASP:OD2	2.30	0.45
26:14:329:G:OP2	45:C5:71:LYS:HD3	2.15	0.45
46:D5:126:VAL:HA	46:D5:163:LEU:HA	1.98	0.45
42:D8:43:GLU:OE2	42:D8:44:LYS:NZ	2.48	0.45
46:H8:120:ILE:HG12	46:H8:172:ALA:HA	1.97	0.45
48:J8:87:PRO:O	48:J8:91:LYS:HB2	2.15	0.45
55:M5:51:ALA:O	55:M5:52:LYS:HD3	2.16	0.45
28:11:27:THR:HG23	28:11:28:GLU:HG2	1.98	0.45
28:11:70:TRP:CD1	28:11:70:TRP:O	2.69	0.45
1:13:1139:G:H4'	1:13:1140:C:H5'	1.98	0.45
1:13:645:C:P	61:13:1972:HOH:O	2.73	0.45
1:13:741:G:H2'	1:13:742:G:O4'	2.15	0.45
1:13:22:G:H4'	1:13:885:G:C8	2.50	0.45
26:14:139:G:N2	26:14:141:A:N1	2.61	0.45
26:14:142:G:H2'	26:14:143:C:C6	2.51	0.45

Continued on next page...

Continued from previous page...

Atom-1	Atom-2	Interatomic distance (Å)	Clash overlap (Å)
26:14:2070:G:C2	26:14:2442:C:C2	3.04	0.45
26:14:2531:A:C2'	26:14:2532:G:H5'	2.46	0.45
26:14:2615:U:C2	52:J5:7:PRO:HA	2.52	0.45
26:14:2851:A:H2'	26:14:2852:G:O4'	2.16	0.45
27:16:61:G:C6	27:16:62:C:C4	3.04	0.45
2:1E:4:GLU:OE2	2:1E:5:ILE:HG12	2.16	0.45
1:1G:1068:G:N3	1:1G:1191:A:C2	2.85	0.45
26:1H:1528:A:N6	26:1H:1529:A:N1	2.64	0.45
26:1H:2065:C:H2'	26:1H:2066:C:C6	2.51	0.45
26:1H:1889:A:N1	26:1H:2234:G:H1'	2.31	0.45
26:1H:2341:G:H2'	26:1H:2342:C:H6	1.81	0.45
26:1H:71:A:OP1	26:1H:72:U:H2'	2.16	0.45
56:1L:54:5MU:H73	56:1L:55:U:C4	2.51	0.45
3:22:121:ALA:HB2	3:22:198:VAL:HG21	1.99	0.45
3:22:84:ILE:HG12	3:22:88:ARG:NH2	2.31	0.45
29:29:182:LEU:HD12	29:29:182:LEU:HA	1.69	0.45
29:29:8:LYS:HB3	29:29:192:ASN:HA	1.99	0.45
11:2A:29:ILE:HG22	11:2A:44:SER:CB	2.34	0.45
3:2E:142:MET:SD	3:2E:148:GLY:HA2	2.56	0.45
24:3K:25:C:C4	24:3K:26:A:C8	3.05	0.45
5:42:19:MET:HG3	5:42:20:GLN:N	2.30	0.45
32:59:82:GLY:HA3	32:59:135:GLY:O	2.17	0.45
7:62:131:LYS:NZ	7:62:131:LYS:HB3	2.30	0.45
39:65:36:TYR:HA	39:65:52:SER:HB3	1.99	0.45
33:69:129:THR:HA	33:69:137:PRO:HA	1.99	0.45
1:13:933:G:OP2	7:6E:3:ARG:HB2	2.17	0.45
36:78:96:THR:C	36:78:98:GLU:N	2.69	0.45
16:7I:5:ARG:HB3	16:7I:67:THR:OG1	2.16	0.45
1:1G:254:G:OP1	17:8A:67:LYS:O	2.34	0.45
18:9A:29:PHE:CD1	18:9A:29:PHE:N	2.83	0.45
45:C5:86:ARG:NE	45:C5:87:LYS:O	2.47	0.45
41:C8:79:PHE:C	41:C8:79:PHE:CD1	2.90	0.45
48:F5:79:GLY:C	48:F5:80:LEU:HG	2.37	0.45
48:F5:95:LEU:HD23	48:F5:95:LEU:HA	1.77	0.45
45:G8:97:ARG:N	45:G8:97:ARG:HD2	2.30	0.45
46:H8:7:ALA:HB3	46:H8:61:LEU:HB3	1.97	0.45
46:H8:67:LEU:HD22	46:H8:90:VAL:HG11	1.98	0.45
26:14:2018:G:P	52:J5:9:LYS:HZ3	2.39	0.45
55:M5:29:LYS:HB3	55:M5:44:LYS:CB	2.46	0.45
26:1H:784:A:C5	28:11:229:VAL:HG21	2.51	0.45
28:11:68:LYS:HB3	28:11:70:TRP:CH2	2.52	0.45

Continued on next page...

Continued from previous page...

Atom-1	Atom-2	Interatomic distance (Å)	Clash overlap (Å)
1:13:1319:A:OP2	19:AI:5:LEU:HD22	2.17	0.45
1:13:448:A:P	1:13:485:G:H22	2.38	0.45
1:13:554:C:O2'	1:13:555:C:H5'	2.17	0.45
26:14:1000:A:N6	26:14:1001:A:N1	2.65	0.45
26:14:1001:A:C8	26:14:1002:G:C8	3.04	0.45
26:14:1226:G:H5'	42:95:85:LYS:H	1.82	0.45
26:14:1359:A:H5'	26:14:1359:A:H8	1.81	0.45
26:14:162:U:H4'	26:14:171:G:C4	2.51	0.45
26:14:528:A:H2	26:14:2043:C:H5'	1.81	0.45
26:14:2312:U:H3'	26:14:2312:U:H6	1.82	0.45
26:14:2394:C:P	36:35:63:PRO:HD2	2.56	0.45
26:14:336:C:OP1	45:C5:83:THR:HG23	2.15	0.45
26:14:952:G:C6	26:14:966:G:C6	3.05	0.45
34:15:34:LEU:HD21	34:15:120:LEU:CD1	2.46	0.45
27:16:41:U:H5	31:41:70:VAL:O	1.99	0.45
21:1B:9:ARG:NE	21:1B:10:ARG:HG3	2.32	0.45
1:1G:1443:G:H22	40:75:119:LYS:HB2	1.80	0.45
1:1G:186(A):C:H2'	1:1G:186(B):C:C6	2.51	0.45
1:1G:197:A:C6	1:1G:221:C:H4'	2.50	0.45
1:1G:728:A:C2	1:1G:729:A:C5	3.04	0.45
26:1H:1071:G:H8	26:1H:1071:G:O5'	1.98	0.45
26:1H:1417:C:O5'	61:1H:4059:HOH:O	2.20	0.45
26:1H:184:C:H2'	26:1H:185:U:C6	2.51	0.45
26:1H:2388:A:H2'	26:1H:2389:G:H5'	1.99	0.45
26:1H:705:A:C8	26:1H:727:A:C2	3.05	0.45
22:1K:60:U:H5'	22:1K:61:C:OP2	2.16	0.45
26:1H:2032:G:N2	29:21:146:THR:HG23	2.30	0.45
23:2L:14:A:C2	23:2L:23:G:C4	3.05	0.45
26:1H:588:U:C2	30:31:90:PHE:CE1	3.04	0.45
36:35:59:LEU:HD21	55:M5:10:ALA:HA	1.98	0.45
4:3E:107:ARG:NH1	4:3E:114:ARG:HH22	2.14	0.45
57:3L:15:G:H1	57:3L:48:C:H42	1.65	0.45
57:3L:15:G:H1	57:3L:48:C:N4	2.14	0.45
6:52:8:ILE:HD12	6:52:8:ILE:N	2.31	0.45
34:58:57:ALA:C	34:58:59:LYS:H	2.19	0.45
33:61:10:GLU:O	33:61:10:GLU:HG3	2.16	0.45
1:1G:1250:A:H4'	9:82:68:GLY:N	2.31	0.45
9:8E:112:LYS:HE3	9:8E:117:HIS:O	2.16	0.45
42:95:12:TYR:OH	42:95:22:VAL:HG23	2.17	0.45
19:AI:37:ARG:HG3	19:AI:37:ARG:H	1.35	0.45
40:B8:20:PRO:HG2	40:B8:86:ILE:O	2.16	0.45

Continued on next page...

Continued from previous page...

Atom-1	Atom-2	Interatomic distance (Å)	Clash overlap (Å)
40:B8:29:ARG:HB2	40:B8:46:GLU:HG3	1.97	0.45
45:C5:86:ARG:HG3	45:C5:87:LYS:N	2.31	0.45
48:F5:76:ARG:HG3	48:F5:94:LEU:HD13	1.97	0.45
51:I5:18:CYS:SG	51:I5:19:GLY:HA2	2.57	0.45
1:13:1151:A:O2'	1:13:1152:A:O5'	2.31	0.45
1:13:141:A:H2'	1:13:142:G:C8	2.49	0.45
1:13:148:G:H2'	1:13:149:A:H8	1.81	0.45
1:13:320:C:H42	1:13:333:G:H1	1.64	0.45
1:13:345:C:H5'	1:13:346:G:OP1	2.16	0.45
1:13:606:G:N2	1:13:632:A:N1	2.60	0.45
26:14:1248:G:C5	41:85:3:ARG:HB2	2.52	0.45
26:14:138:G:H22	44:B5:44:GLU:CD	2.18	0.45
26:14:2185:C:H2'	26:14:2186:G:C8	2.51	0.45
26:14:240:G:O2'	26:14:257:A:N6	2.44	0.45
26:14:2616:C:C2'	26:14:2617:C:H5'	2.47	0.45
26:14:651:G:H5'	55:M5:18:ALA:HB3	1.98	0.45
26:14:654:A:OP1	26:14:654:A:H8	1.99	0.45
26:14:81:G:O6	61:14:3767:HOH:O	2.21	0.45
28:19:131:LEU:HB2	28:19:136:ILE:HD11	1.97	0.45
28:19:148:GLU:CB	28:19:151:LYS:HE3	2.44	0.45
21:1B:6:ARG:HD3	21:1B:15:ARG:NH2	2.32	0.45
2:1E:11:LEU:O	2:1E:16:HIS:NE2	2.50	0.45
2:1E:91:PRO:HB3	2:1E:154:LEU:HB2	1.99	0.45
2:1E:178:ARG:HG3	8:7E:72:PRO:HA	1.98	0.45
2:1E:182:ILE:HA	2:1E:183:PRO:HD3	1.85	0.45
1:1G:108:G:H5'	1:1G:109:A:C5'	2.45	0.45
1:1G:890:G:O2'	1:1G:906:G:O6	2.28	0.45
26:1H:2131:G:H5''	26:1H:2133:G:H4'	1.98	0.45
26:1H:2291:U:OP1	26:1H:2380:C:O2'	2.29	0.45
26:1H:2062:A:N6	26:1H:2503:A:H62	2.14	0.45
26:1H:2789:C:H1'	26:1H:2892:A:H2	1.80	0.45
26:1H:37:C:O2'	26:1H:38:A:H5'	2.17	0.45
26:1H:729:G:O4'	28:11:208:LYS:NZ	2.49	0.45
26:1H:880:G:O2'	26:1H:881:G:O5'	2.26	0.45
22:1K:62:C:H2'	22:1K:63:G:C8	2.51	0.45
29:21:32:PRO:HD2	29:21:50:GLY:O	2.16	0.45
3:22:11:ARG:HB2	3:22:11:ARG:NH1	2.31	0.45
12:3A:89:ARG:HG3	12:3A:97:ARG:HG2	1.99	0.45
57:3L:72:C:C3'	57:3L:73:A:H5''	2.46	0.45
13:4A:97:PRO:HA	13:4A:110:ARG:HD3	1.97	0.45
5:4E:6:PHE:HE1	5:4E:36:ASP:HB3	1.80	0.45

Continued on next page...

Continued from previous page...

Atom-1	Atom-2	Interatomic distance (Å)	Clash overlap (Å)
6:52:69:GLU:O	6:52:72:VAL:HG12	2.16	0.45
7:62:95:ARG:HH21	7:62:99:LEU:HD11	1.80	0.45
36:78:38:GLN:O	36:78:44:GLY:HA2	2.17	0.45
36:78:71:VAL:CG1	36:78:72:PRO:HD3	2.46	0.45
8:7E:87:SER:CB	8:7E:93:VAL:H	2.28	0.45
37:88:85:LYS:CG	37:88:86:GLY:H	2.29	0.45
45:C5:67:LEU:HA	45:C5:67:LEU:HD12	1.74	0.45
46:D5:94:GLU:O	46:D5:129:SER:HA	2.15	0.45
45:G8:83:THR:HG22	45:G8:84:ARG:HG3	1.98	0.45
46:H8:174:VAL:O	46:H8:175:VAL:HG23	2.17	0.45
51:I5:9:LEU:H	51:I5:9:LEU:HD22	1.81	0.45
55:M5:60:LEU:HB2	55:M5:61:LEU:H	1.35	0.45
55:Q8:35:GLN:C	55:Q8:37:SER:H	2.20	0.45
55:Q8:27:THR:HG21	55:Q8:39:LYS:HZ3	1.82	0.45
1:13:1350:A:C5	1:13:1351:U:C4	3.05	0.45
1:13:827:U:H5''	1:13:828:A:OP2	2.15	0.45
1:13:963:G:H5'	61:13:1902:HOH:O	2.15	0.45
26:14:819:A:C4	26:14:1189:A:C2	3.04	0.45
26:14:128:C:H2'	26:14:129:C:H6	1.82	0.45
26:14:1796:U:H2'	26:14:1797:C:C6	2.52	0.45
26:14:2212:A:O2'	26:14:2213:U:O5'	2.32	0.45
26:14:2302:G:C4	26:14:2303:G:C8	3.05	0.45
26:14:360:G:H2'	26:14:361:G:H8	1.81	0.45
26:14:607:U:N3	26:14:621:A:C2	2.78	0.45
34:15:28:THR:HG22	34:15:29:LYS:NZ	2.31	0.45
1:13:1327:C:P	21:1F:12:LYS:HZ3	2.40	0.45
1:1G:1509:C:H2'	1:1G:1510:U:O4'	2.17	0.45
1:1G:41:G:H2'	1:1G:42:G:H8	1.80	0.45
26:1H:1310:G:OP2	54:P8:9:ARG:HD2	2.15	0.45
26:1H:152:G:H2'	26:1H:153:C:C6	2.50	0.45
26:1H:1778:U:P	61:1H:4513:HOH:O	2.75	0.45
26:1H:2396:G:H5''	48:J8:25:LYS:HE3	1.99	0.45
26:1H:739:G:P	61:1H:4509:HOH:O	2.74	0.45
26:1H:930:U:O2	26:1H:930:U:O4'	2.32	0.45
10:1I:47:PHE:CZ	14:5I:37:PHE:HE2	2.35	0.45
27:1J:18:G:H1	27:1J:65:C:N4	2.07	0.45
3:2E:57:ILE:HG12	3:2E:66:VAL:HG22	1.97	0.45
30:31:140:LEU:HA	30:31:140:LEU:HD12	1.77	0.45
30:31:28:ILE:HG21	30:31:116:ASP:HB2	1.98	0.45
1:1G:619:U:C5	4:32:135:LEU:HD21	2.51	0.45
4:32:150:GLU:HA	4:32:153:ARG:HG2	1.97	0.45

Continued on next page...

Continued from previous page...

Atom-1	Atom-2	Interatomic distance (Å)	Clash overlap (Å)
24:3K:19:G:N2	26:1H:2112:G:H21	2.14	0.45
24:3K:72:C:C3'	24:3K:73:A:H5''	2.40	0.45
57:3L:31:A:H5'	57:3L:32:PSU:OP2	2.17	0.45
13:4I:52:GLU:O	13:4I:56:LEU:HB2	2.16	0.45
13:4I:67:GLU:HG3	13:4I:71:ARG:HH21	1.82	0.45
38:55:38:VAL:HG22	38:55:112:ALA:HB2	1.99	0.45
34:58:96:GLU:C	34:58:98:VAL:N	2.69	0.45
8:72:20:TYR:HA	8:72:65:TYR:CE2	2.52	0.45
40:75:53:ARG:O	40:75:53:ARG:HG3	2.17	0.45
36:78:39:LYS:CA	36:78:45:LEU:HD13	2.47	0.45
16:7I:26:ARG:NE	16:7I:31:LYS:HB3	2.31	0.45
44:B5:65:ARG:HG3	44:B5:67:GLY:N	2.26	0.45
40:B8:112:ARG:HG3	40:B8:112:ARG:O	2.16	0.45
40:B8:118:ARG:HH21	40:B8:121:ILE:HG21	1.81	0.45
45:C5:87:LYS:HB3	45:C5:94:LYS:HA	1.99	0.45
48:J8:23:LYS:HG2	48:J8:29:GLY:HA3	1.98	0.45
1:13:109:A:N7	1:13:326:G:H2'	2.32	0.45
1:13:1272:G:C6	1:13:1273:G:C5	3.05	0.45
1:13:1366:C:H2'	1:13:1367:C:H6	1.82	0.45
1:13:153:C:H42	1:13:168:G:H22	1.65	0.45
1:13:115:G:C2	1:13:289:G:N7	2.85	0.45
1:13:721:G:C6	1:13:733:A:C2	3.05	0.45
26:14:1028:A:N6	26:14:1125:G:H2'	2.32	0.45
26:14:1572:A:H2'	26:14:1573:G:O4'	2.16	0.45
26:14:2292:C:H4'	26:14:2375:G:H4'	1.99	0.45
26:14:483:A:C5'	45:C5:49:VAL:HG22	2.47	0.45
27:16:2:C:H2'	27:16:3:C:C6	2.52	0.45
1:1G:1028(A):C:H42	1:1G:1032(B):G:H1	1.65	0.45
1:1G:1497:G:O2'	1:1G:1498:U:H5'	2.17	0.45
1:1G:421:U:O2'	1:1G:423:G:N7	2.48	0.45
26:1H:1940:U:C4	26:1H:1964:G:H4'	2.52	0.45
26:1H:2002:G:C5	61:1H:4267:HOH:O	2.69	0.45
26:1H:3:U:OP1	26:1H:2790:A:N6	2.50	0.45
26:1H:317:G:C2	26:1H:318:C:C2	3.05	0.45
26:1H:280:C:C2	26:1H:361:G:N2	2.85	0.45
26:1H:3:U:H3	26:1H:2900:A:H61	1.65	0.45
26:1H:710:G:H2'	26:1H:711:G:C8	2.51	0.45
26:1H:821:A:H5''	26:1H:822:U:C6	2.52	0.45
3:22:113:ALA:HB3	3:22:114:PRO:HD3	1.97	0.45
3:22:40:ARG:O	3:22:44:GLU:N	2.49	0.45
29:29:33:VAL:HG11	29:29:36:ARG:NH2	2.32	0.45

Continued on next page...

Continued from previous page...

Atom-1	Atom-2	Interatomic distance (Å)	Clash overlap (Å)
23:2K:16:C:O2'	23:2K:62:C:OP1	2.30	0.45
4:32:173:TRP:HZ3	4:32:193:ASP:HB3	1.82	0.45
30:39:146:ALA:HB1	30:39:148:LEU:HG	1.99	0.45
12:3A:110:VAL:CG2	12:3A:120:TYR:HB3	2.47	0.45
1:1G:19:C:H5''	5:42:86:ALA:HB3	1.98	0.45
13:4A:53:VAL:HG11	13:4A:57:ARG:HH21	1.81	0.45
15:6A:50:HIS:O	15:6A:53:HIS:HB3	2.16	0.45
8:72:86:ILE:HD11	8:72:136:GLU:HG2	1.99	0.45
41:85:28:ARG:HD3	41:85:38:THR:OG1	2.17	0.45
40:B8:105:LEU:C	40:B8:107:ASP:H	2.20	0.45
40:B8:111:ARG:O	40:B8:112:ARG:HB3	2.16	0.45
36:35:64:LYS:HB3	55:M5:30:ARG:HH22	1.81	0.45
51:M8:2:LYS:HA	51:M8:2:LYS:HD3	1.89	0.45
53:O8:51:GLU:HG2	53:O8:52:VAL:N	2.32	0.45
2:12:77:ALA:O	2:12:81:VAL:HG23	2.15	0.45
1:13:1316:G:N2	1:13:1318:A:H3'	2.32	0.45
1:13:652:U:C4	1:13:752:G:N3	2.85	0.45
1:13:868:C:H2'	1:13:869:G:O4'	2.16	0.45
26:14:1184:G:C6	26:14:1185:C:C4	3.04	0.45
26:14:1336:A:H2'	26:14:1337:G:C8	2.51	0.45
26:14:1421:G:C2	26:14:1422:G:C8	3.04	0.45
26:14:1461:G:H2'	26:14:1462:C:C6	2.51	0.45
26:14:1628:G:H2'	26:14:1629:U:C6	2.51	0.45
26:14:1628:G:H2'	26:14:1629:U:H6	1.81	0.45
26:14:2078:C:C4	26:14:2079:U:C4	3.05	0.45
26:14:2414:G:H21	36:35:67:MET:HE3	1.81	0.45
26:14:2520:C:H41	26:14:2542:A:N6	2.15	0.45
26:14:2562:U:H1'	35:25:23:ARG:NE	2.32	0.45
26:14:274:G:C2'	26:14:275:G:H4'	2.42	0.45
26:14:2849:U:H4'	26:14:2868:A:C2	2.52	0.45
26:14:375:C:H2'	26:14:376:C:C6	2.52	0.45
26:14:58:G:OP1	44:B5:75:ASP:HB2	2.15	0.45
26:14:654(S):G:C2	26:14:654(T):A:C6	3.05	0.45
26:14:690:G:H2'	26:14:691:C:C6	2.51	0.45
26:14:729:G:C6	28:19:208:LYS:HB2	2.52	0.45
26:14:745:G:C2'	26:14:746:A:H5'	2.47	0.45
28:19:16:MET:HG3	28:19:206:LEU:O	2.17	0.45
2:1E:87:ARG:HH11	2:1E:233:SER:HB2	1.82	0.45
1:1G:1004:A:H2	1:1G:1024:G:C8	2.34	0.45
1:1G:1028(A):C:H5	1:1G:1029:G:C5	2.34	0.45
1:1G:1040:U:H2'	1:1G:1041:A:H8	1.82	0.45

Continued on next page...

Continued from previous page...

Atom-1	Atom-2	Interatomic distance (Å)	Clash overlap (Å)
1:1G:1082:G:H8	1:1G:1082:G:OP2	2.00	0.45
1:1G:1210:C:H3'	1:1G:1211:U:H5''	1.98	0.45
26:1H:1431:U:C2	26:1H:1563:G:N2	2.85	0.45
26:1H:1590:U:H2'	26:1H:1591:G:H8	1.80	0.45
26:1H:546:C:C4	26:1H:547:A:C6	3.04	0.45
3:2E:151:VAL:HA	3:2E:199:LYS:O	2.16	0.45
12:3I:85:ILE:HD12	12:3I:85:ILE:HG23	1.69	0.45
31:49:63:ILE:HD12	31:49:141:PHE:CD2	2.52	0.45
32:51:15:VAL:HG12	32:51:28:GLY:HA3	1.98	0.45
6:52:15:ASP:OD1	6:52:18:GLN:N	2.42	0.45
38:55:37:THR:OG1	38:55:40:LYS:HG3	2.17	0.45
38:55:70:LEU:HD23	38:55:70:LEU:HA	1.77	0.45
39:65:88:ASP:O	39:65:89:ARG:HB3	2.16	0.45
7:6E:111:ARG:HD2	7:6E:123:GLU:HB2	1.99	0.45
7:6E:15:ASP:OD1	7:6E:16:LEU:N	2.50	0.45
35:25:64:ARG:HH12	40:75:70:VAL:HG21	1.81	0.45
7:62:16:LEU:HD11	9:82:42:ARG:HA	1.99	0.45
43:A5:17:VAL:O	43:A5:20:VAL:HG22	2.15	0.45
26:1H:1219:G:OP2	41:C8:19:LYS:NZ	2.50	0.45
51:I5:12:ALA:HB1	51:I5:29:PRO:HA	1.99	0.45
48:J8:85:LEU:HA	48:J8:87:PRO:HD2	1.98	0.45
54:L5:19:ARG:HG2	54:L5:19:ARG:HH11	1.81	0.45
50:L8:2:PRO:HB2	50:L8:3:ARG:H	1.52	0.45
51:M8:16:CYS:HG	51:M8:36:CYS:HG	1.64	0.45
1:13:1014:A:H4'	19:AI:14:HIS:ND1	2.31	0.45
1:13:1022:G:H2'	1:13:1023:G:H8	1.82	0.45
1:13:346:G:H3'	1:13:346:G:N3	2.32	0.45
1:13:465:A:H2'	1:13:466:C:H5''	1.98	0.45
1:13:982:U:H4'	1:13:983:A:O5'	2.16	0.45
26:14:1019:U:OP1	26:14:1035:U:O2'	2.25	0.45
26:14:1316:U:O2'	26:14:1317:A:H5'	2.17	0.45
26:14:1399:C:O2'	26:14:1400:G:H5'	2.17	0.45
26:14:1588:C:H5'	26:14:1589:C:OP2	2.17	0.45
26:14:1757:U:N3	26:14:1762:A:H2	2.03	0.45
26:14:1828:G:P	61:14:3570:HOH:O	2.70	0.45
26:14:2558:C:H2'	26:14:2559:C:O4'	2.17	0.45
26:14:2729:G:H2'	26:14:2730:C:C6	2.52	0.45
26:14:675:A:N6	26:14:676:A:N6	2.65	0.45
26:14:818:G:H5'	26:14:839:U:OP1	2.17	0.45
1:1G:1171:G:H2'	1:1G:1172:C:H6	1.81	0.45
1:1G:34:C:H2'	1:1G:35:G:H8	1.82	0.45

Continued on next page...

Continued from previous page...

Atom-1	Atom-2	Interatomic distance (Å)	Clash overlap (Å)
1:1G:596:C:H2'	1:1G:597:G:C8	2.51	0.45
26:1H:1242:A:N1	36:78:4:SER:OG	2.40	0.45
26:1H:1337:G:H2'	26:1H:1338:G:C8	2.51	0.45
26:1H:1871:A:H2'	26:1H:1872:A:C8	2.52	0.45
26:1H:2663:G:C6	26:1H:2664:G:C4	3.04	0.45
26:1H:274:G:H3'	26:1H:274:G:C8	2.52	0.45
26:1H:534:U:H5'	41:C8:42:ALA:HB1	1.99	0.45
26:1H:937:U:H2'	26:1H:938:G:O4'	2.17	0.45
27:1J:40:U:O2'	27:1J:45:A:N6	2.34	0.45
3:22:29:TYR:O	3:22:33:LEU:HB2	2.16	0.45
3:22:36:ASP:HA	3:22:39:ILE:HD12	1.99	0.45
35:25:63:VAL:O	35:25:64:ARG:HG3	2.17	0.45
29:29:81:ILE:HG21	29:29:84:PHE:CD2	2.52	0.45
1:13:1192:C:OP2	3:2E:4:LYS:NZ	2.50	0.45
23:2L:17:C:H3'	23:2L:18:C:H2'	1.99	0.45
23:2L:66:C:O2'	23:2L:67:C:H5'	2.17	0.45
30:31:130:ALA:H	30:31:132:VAL:HG13	1.81	0.45
30:31:89:VAL:HG12	30:31:90:PHE:CD2	2.51	0.45
30:39:116:ASP:O	30:39:120:GLU:HG2	2.17	0.45
30:39:168:ARG:HG3	30:39:175:THR:HG21	1.99	0.45
26:14:1652:A:OP1	38:55:8:ARG:NH1	2.50	0.45
32:59:73:ALA:O	32:59:76:VAL:HB	2.17	0.45
33:69:109:ILE:HB	33:69:130:TYR:OH	2.17	0.45
36:78:39:LYS:CG	36:78:45:LEU:HD22	2.47	0.45
9:82:112:LYS:HA	9:82:119:ALA:CB	2.39	0.45
43:A5:33:ARG:NE	43:A5:52:GLU:OE2	2.46	0.45
26:14:1614:A:H61	43:A5:88:ARG:H	1.63	0.45
44:F8:35:THR:N	44:F8:38:GLU:OE1	2.50	0.45
26:1H:102:G:OP1	49:K8:7:ARG:NH2	2.50	0.45
50:L8:46:ASN:O	50:L8:50:VAL:HG22	2.17	0.45
31:41:107:LEU:O	51:M8:38:LYS:HD3	2.17	0.45
55:Q8:21:LYS:HA	55:Q8:21:LYS:HD2	1.59	0.45
55:Q8:34:TRP:CD1	55:Q8:35:GLN:N	2.85	0.45
26:1H:1826:G:H4'	28:11:242:ARG:CZ	2.47	0.45
28:11:69:ARG:HG3	28:11:69:ARG:NH1	2.31	0.45
1:13:1284:C:H2'	1:13:1285:A:N7	2.31	0.45
1:13:532:A:H2	1:13:1206:G:H21	1.64	0.45
26:14:1110:G:O2'	26:14:1111:A:O4'	2.22	0.45
26:14:1268:A:H2'	26:14:1269:A:O4'	2.16	0.45
26:14:1607:C:H4'	26:14:1608:A:O5'	2.17	0.45
26:14:172:C:H2'	26:14:173:G:H8	1.82	0.45

Continued on next page...

Continued from previous page...

Atom-1	Atom-2	Interatomic distance (Å)	Clash overlap (Å)
26:14:2019:A:N7	52:J5:9:LYS:HD2	2.32	0.45
26:14:2128:C:C4	26:14:2129:C:C4	3.05	0.45
26:14:2791:C:H42	26:14:2805:G:H1	1.65	0.45
26:14:2887:U:H2'	26:14:2888:C:H6	1.81	0.45
26:14:288:C:H2'	26:14:289:A:C8	2.52	0.45
1:1G:1158:C:O2	1:1G:1158:C:H2'	2.16	0.45
1:1G:1428:A:H2'	1:1G:1429:C:C6	2.51	0.45
1:1G:428:G:O4'	1:1G:430:A:C8	2.70	0.45
1:1G:600:C:H2'	1:1G:601:C:H6	1.79	0.45
1:1G:641:U:O3'	1:1G:642:A:H8	2.00	0.45
26:1H:1827:C:C2'	26:1H:1828:G:H5'	2.47	0.45
26:1H:1931:U:H5	26:1H:1969:A:N7	2.15	0.45
26:1H:2699:C:H2'	26:1H:2700:C:O4'	2.17	0.45
26:1H:2715:C:O2'	26:1H:2716:U:H5'	2.17	0.45
10:1I:16:LEU:HD12	10:1I:68:HIS:HB2	1.99	0.45
56:1L:11:C:H2'	56:1L:12:U:O4'	2.17	0.45
26:1H:443:A:N7	30:31:45:ARG:HG2	2.32	0.45
32:51:154:PRO:HB3	32:51:163:TYR:CZ	2.52	0.45
32:59:18:GLU:HG3	32:59:25:LYS:HD2	1.99	0.45
14:5A:26:ARG:HG2	14:5A:26:ARG:O	2.16	0.45
14:5I:3:ARG:O	14:5I:7:ILE:HG23	2.17	0.45
33:61:47:LEU:HA	33:61:50:ARG:HB2	1.98	0.45
33:69:70:GLU:O	33:69:74:ASN:ND2	2.50	0.45
7:6E:79:ARG:NH1	7:6E:82:GLY:O	2.50	0.45
26:1H:250:G:P	36:78:60:MET:HE1	2.57	0.45
37:88:43:THR:HG22	37:88:94:VAL:HG12	1.99	0.45
38:98:33:ARG:HD2	38:98:115:GLU:OE1	2.16	0.45
43:A5:50:VAL:HG22	43:A5:105:VAL:HG23	1.98	0.45
46:D5:24:LEU:HD12	46:D5:25:PRO:O	2.16	0.45
46:D5:40:ASP:OD2	46:D5:43:GLU:HG2	2.16	0.45
46:D5:59:LEU:HB3	46:D5:60:GLU:H	1.56	0.45
47:E5:27:GLU:HB2	47:E5:69:PHE:HD1	1.82	0.45
43:E8:33:ARG:NE	43:E8:52:GLU:OE1	2.30	0.45
47:I8:56:ASP:OD1	47:I8:58:THR:HB	2.17	0.45
49:K8:18:PRO:O	49:K8:22:GLU:HG3	2.17	0.45
1:13:1176:A:N1	1:13:1177:G:C6	2.85	0.44
1:13:390:C:H2'	1:13:391:G:C8	2.52	0.44
1:13:484:G:O2'	1:13:485:G:OP2	2.31	0.44
1:13:588:G:H5''	8:7E:5:PRO:HG3	1.99	0.44
1:13:939:G:C6	1:13:940:C:N4	2.85	0.44
26:14:1021:A:H62	26:14:1141:U:H3	1.64	0.44

Continued on next page...

Continued from previous page...

Atom-1	Atom-2	Interatomic distance (Å)	Clash overlap (Å)
26:14:1054:A:H2'	26:14:1055:G:H8	1.81	0.44
26:14:110:G:C2	26:14:111:A:C8	3.05	0.44
26:14:1204:A:O2'	26:14:1205:U:OP2	2.34	0.44
26:14:1328:G:H2'	26:14:1330:C:C4	2.52	0.44
26:14:1459:G:O2'	26:14:1460:A:H5'	2.17	0.44
26:14:1949:G:O6	61:14:3903:HOH:O	2.20	0.44
26:14:1973:G:H2'	26:14:1974:C:C6	2.53	0.44
26:14:2123:G:H22	26:14:2175:C:H42	1.65	0.44
26:14:2238:G:N3	26:14:2238:G:H2'	2.32	0.44
26:14:248:G:H2'	61:14:3514:HOH:O	2.17	0.44
26:14:1758:G:C2	26:14:2696:U:H5'	2.51	0.44
26:14:953:A:H2'	26:14:954:G:H8	1.82	0.44
26:14:996:A:C2	26:14:997:G:C8	3.04	0.44
27:16:112:G:H2'	27:16:113:C:C6	2.52	0.44
28:19:176:ARG:HH11	28:19:176:ARG:HG2	1.82	0.44
2:1E:174:VAL:HG13	2:1E:184:VAL:HG11	1.99	0.44
1:1G:1023:G:H3'	1:1G:1024:G:H5''	1.99	0.44
1:1G:1105:A:H2'	1:1G:1106:G:H8	1.81	0.44
1:1G:15:G:C4	1:1G:16:A:C8	3.05	0.44
1:1G:434:U:H2'	1:1G:435:C:C6	2.52	0.44
1:1G:559:A:H4'	1:1G:560:U:H5''	1.99	0.44
1:1G:942:G:C2	1:1G:1342:C:O2	2.69	0.44
26:1H:1022:G:O6	34:58:66:LYS:NZ	2.48	0.44
26:1H:1241:A:O4'	26:1H:1241:A:N3	2.49	0.44
26:1H:1878:G:H2'	26:1H:1879:C:C6	2.52	0.44
26:1H:2601:C:H3'	61:1H:4432:HOH:O	2.17	0.44
26:1H:2734:A:H5''	26:1H:2734:A:H8	1.83	0.44
26:1H:2749:A:H1'	32:51:63:SER:OG	2.17	0.44
26:1H:41:C:H42	26:1H:438:G:H1	1.65	0.44
26:1H:847:U:H5	26:1H:933:A:N1	2.16	0.44
22:1K:38:A:H5'	26:1H:1913:A:C6	2.52	0.44
29:21:197:ILE:HD11	29:21:199:ARG:HE	1.83	0.44
30:39:9:ILE:HG23	30:39:11:VAL:O	2.16	0.44
30:39:205:ARG:HB2	30:39:205:ARG:NH1	2.32	0.44
30:39:89:VAL:O	30:39:90:PHE:C	2.55	0.44
57:3L:26:A:H3'	57:3L:27:G:C8	2.50	0.44
57:3L:67:C:H2'	57:3L:68:C:C6	2.52	0.44
31:41:173:LEU:HD22	31:41:178:PHE:CE2	2.52	0.44
5:42:79:GLU:OE1	8:72:104:ARG:HA	2.17	0.44
13:4A:29:ARG:HB3	13:4A:64:TRP:CZ2	2.52	0.44
5:4E:80:ILE:HG12	5:4E:81:GLU:H	1.82	0.44

Continued on next page...

Continued from previous page...

Atom-1	Atom-2	Interatomic distance (Å)	Clash overlap (Å)
57:3L:36:A:C6	25:4L:14:A:C2	3.04	0.44
38:55:29:LEU:HD23	38:55:70:LEU:HD11	1.98	0.44
38:55:79:LEU:HA	38:55:83:ILE:HB	1.98	0.44
6:5E:23:LYS:HZ3	6:5E:23:LYS:HB2	1.80	0.44
39:65:67:ARG:O	39:65:71:ARG:N	2.40	0.44
35:68:64:ARG:HG2	35:68:79:PHE:CD2	2.51	0.44
8:72:8:ASP:OD2	8:72:12:ARG:NH1	2.51	0.44
37:88:3:MET:HG2	37:88:4:PRO:O	2.17	0.44
42:95:71:LEU:HA	42:95:71:LEU:HD13	1.47	0.44
18:9A:41:LYS:O	18:9A:41:LYS:HD3	2.17	0.44
40:B8:6:LEU:HD13	40:B8:9:LEU:HB3	1.99	0.44
46:D5:30:ASN:HA	46:D5:89:PHE:CE1	2.48	0.44
50:H5:3:ARG:HD2	50:H5:60:GLU:C	2.37	0.44
46:H8:77:ASP:N	46:H8:84:GLU:HG2	2.32	0.44
53:K5:47:THR:HG23	53:K5:48:VAL:N	2.32	0.44
55:M5:33:ASN:OD1	55:M5:33:ASN:N	2.50	0.44
55:Q8:57:ARG:HA	55:Q8:58:ILE:C	2.37	0.44
1:13:1180:A:H5''	1:13:1181:G:OP1	2.18	0.44
1:13:1336:C:H5''	1:13:1336:C:H6	1.81	0.44
1:13:1358:U:OP1	14:5I:35:ARG:HG3	2.17	0.44
1:13:1390:U:H2'	1:13:1391:U:C6	2.52	0.44
1:13:1442:G:H2'	1:13:1443:G:H5'	2.00	0.44
1:13:820:U:H4'	1:13:821:G:OP2	2.17	0.44
26:14:1784:A:H4'	26:14:1785:A:C5'	2.47	0.44
26:14:2319:G:N1	26:14:2334:G:OP2	2.47	0.44
26:14:2651:C:H42	26:14:2669:G:H1	1.65	0.44
28:19:253:GLN:HG2	28:19:255:LYS:HZ3	1.83	0.44
28:19:267:SER:C	28:19:269:PHE:H	2.20	0.44
10:1A:49:VAL:O	10:1A:60:ARG:HB2	2.17	0.44
1:1G:1052:U:H5''	1:1G:1053:G:OP2	2.17	0.44
1:1G:109:A:H2'	1:1G:326:G:H21	1.81	0.44
1:1G:167:G:O2'	1:1G:168:G:H5'	2.17	0.44
1:1G:243:A:C2	1:1G:245:C:C2	3.05	0.44
1:1G:640:A:N3	8:72:115:SER:HB2	2.33	0.44
26:1H:197:A:N6	26:1H:2430:A:H2'	2.32	0.44
26:1H:2352:A:C4	26:1H:2366:A:C2	3.05	0.44
22:1K:76:A:C8	26:1H:2507:C:H1'	2.52	0.44
26:1H:818:G:OP2	61:1H:4498:HOH:O	2.21	0.44
56:1L:44:G:H2'	56:1L:45:U:C6	2.52	0.44
26:1H:2619:C:H5'	29:21:150:VAL:O	2.17	0.44
3:22:120:VAL:O	3:22:123:GLN:HB3	2.18	0.44

Continued on next page...

Continued from previous page...

Atom-1	Atom-2	Interatomic distance (Å)	Clash overlap (Å)
23:2L:20:G:C2	23:2L:58:A:C2	3.05	0.44
23:2L:8:4SU:H6	23:2L:8:4SU:O5'	2.17	0.44
30:31:9:ILE:HD12	30:31:10:PRO:HD2	1.99	0.44
4:32:39:PRO:HA	4:32:40:PRO:HD3	1.81	0.44
36:35:36:LYS:HB2	36:35:36:LYS:NZ	2.32	0.44
30:39:117:ARG:NH1	30:39:120:GLU:OE1	2.51	0.44
5:42:133:TYR:O	5:42:137:GLU:HB2	2.17	0.44
33:61:5:LEU:HD23	33:61:5:LEU:HA	1.65	0.44
7:6E:62:PHE:HD1	7:6E:124:LEU:HD11	1.81	0.44
36:78:100:LEU:HD23	36:78:112:LEU:HD11	1.99	0.44
8:7E:45:ILE:HD12	8:7E:47:GLY:HA2	1.98	0.44
1:1G:942:G:N2	9:82:124:GLN:OE1	2.47	0.44
38:98:2:ARG:O	38:98:5:LYS:HG3	2.17	0.44
19:AI:10:PHE:N	19:AI:10:PHE:CD1	2.85	0.44
44:F8:89:ILE:HG21	44:F8:92:LEU:HD12	1.99	0.44
45:G8:93:GLY:O	45:G8:94:LYS:HB2	2.17	0.44
46:H8:104:PHE:CE2	46:H8:119:GLU:HB3	2.52	0.44
2:12:231:GLU:HA	2:12:232:PRO:HD3	1.80	0.44
1:13:1013:G:N2	1:13:1016:A:OP2	2.50	0.44
1:13:1504:G:OP1	1:13:1507:A:H4'	2.17	0.44
1:13:376:G:H5"	16:7I:5:ARG:HB2	1.99	0.44
1:13:464:G:O6	1:13:466:C:H4'	2.17	0.44
1:13:7:G:H5'	1:13:298:A:O4'	2.17	0.44
26:14:1499:C:H2'	26:14:1500:G:H8	1.82	0.44
26:14:2415:G:O3'	36:35:66:GLY:HA3	2.18	0.44
26:14:2771:C:O3'	29:29:168:MET:HE1	2.17	0.44
26:14:2855:C:H2'	26:14:2856:C:H6	1.82	0.44
26:14:476:G:N1	26:14:479:A:OP2	2.50	0.44
26:14:706:A:OP1	28:19:7:LYS:HE3	2.17	0.44
34:15:128:HIS:CE1	34:15:134:ARG:HD2	2.52	0.44
34:15:1:MET:HB2	34:15:2:LYS:H	1.50	0.44
10:1A:32:ALA:HB2	10:1A:81:THR:HG21	1.98	0.44
10:1A:81:THR:OG1	10:1A:82:ILE:N	2.50	0.44
2:1E:168:THR:OG1	2:1E:192:SER:HB2	2.17	0.44
1:1G:109:A:H2'	1:1G:326:G:N2	2.33	0.44
1:1G:1092:A:C2	1:1G:1183:A:H2	2.33	0.44
1:1G:994:A:C5	1:1G:1216:G:H4'	2.52	0.44
1:1G:1226:C:H4'	19:AA:80:TYR:OH	2.16	0.44
1:1G:1286:A:C8	1:1G:1286:A:C3'	3.01	0.44
1:1G:1327:C:H2'	1:1G:1328:C:C6	2.51	0.44
1:1G:310:G:H5"	16:7A:31:LYS:HB2	1.98	0.44

Continued on next page...

Continued from previous page...

Atom-1	Atom-2	Interatomic distance (Å)	Clash overlap (Å)
1:1G:512:U:C2	1:1G:513:C:C5	3.06	0.44
1:1G:73:G:H1	1:1G:97:U:H3	1.65	0.44
26:1H:1528:A:C6	26:1H:1529:A:C6	3.05	0.44
26:1H:2667:C:H1'	32:51:109:PHE:CD1	2.51	0.44
26:1H:315:G:C5	26:1H:316:C:C4	3.04	0.44
26:1H:356:G:H2'	26:1H:357:A:C8	2.52	0.44
26:1H:365:C:H2'	26:1H:366:C:O4'	2.18	0.44
26:1H:581:C:H2'	26:1H:582:G:H8	1.82	0.44
26:1H:783:A:C8	26:1H:783:A:H3'	2.52	0.44
29:21:38:THR:HG22	29:21:41:LYS:HB2	1.99	0.44
3:22:14:ILE:HG12	3:22:15:THR:H	1.82	0.44
3:22:191:THR:HB	3:22:193:TYR:CE1	2.53	0.44
29:29:81:ILE:O	29:29:82:ARG:HB2	2.17	0.44
1:1G:707:C:OP1	11:2A:85:ARG:NH1	2.50	0.44
23:2L:44:A:H2'	23:2L:45:A:C8	2.52	0.44
36:35:11:GLY:C	36:35:13:ASN:H	2.20	0.44
12:3A:92:ASP:O	12:3A:93:LEU:HD23	2.18	0.44
5:42:7:GLU:HG2	5:42:8:GLU:N	2.33	0.44
32:51:88:LEU:HG	32:51:88:LEU:H	1.60	0.44
38:55:28:LEU:HD23	38:55:28:LEU:HA	1.81	0.44
38:55:81:ASP:O	38:55:82:GLU:HB3	2.17	0.44
32:59:152:ARG:HG3	32:59:153:LYS:N	2.32	0.44
35:68:87:ILE:HD12	35:68:91:LEU:HG	1.99	0.44
33:69:76:THR:HG21	33:69:139:GLN:O	2.17	0.44
1:13:750:G:N3	15:6I:23:GLY:HA3	2.32	0.44
36:78:64:LYS:HE3	55:Q8:12:LYS:HD2	2.00	0.44
9:82:92:TYR:O	9:82:95:LYS:HD3	2.18	0.44
41:85:34:LYS:NZ	41:85:37:GLU:OE1	2.38	0.44
17:8I:9:VAL:O	17:8I:21:VAL:HA	2.17	0.44
42:95:5:VAL:HB	42:95:37:VAL:HG12	2.00	0.44
26:14:1225:C:H4'	42:95:85:LYS:CG	2.47	0.44
18:9I:67:ALA:O	18:9I:71:LYS:HG2	2.17	0.44
19:AA:40:ILE:HD13	19:AA:62:ILE:HG13	1.99	0.44
45:C5:33:LYS:NZ	45:C5:33:LYS:HB2	2.33	0.44
43:E8:74:ALA:HA	43:E8:104:THR:O	2.18	0.44
26:14:76:C:O3'	49:G5:59:ARG:HG3	2.17	0.44
51:I5:14:ILE:HG22	51:I5:22:ILE:HA	1.99	0.44
55:M5:54:GLU:HG3	55:M5:54:GLU:H	1.52	0.44
26:1H:1903:G:OP1	28:11:241:PRO:HB2	2.16	0.44
2:12:166:ASP:CG	2:12:169:LYS:HB2	2.38	0.44
2:12:42:ILE:HD13	2:12:43:ASP:N	2.33	0.44

Continued on next page...

Continued from previous page...

Atom-1	Atom-2	Interatomic distance (Å)	Clash overlap (Å)
1:13:1347:G:N2	1:13:1373:G:H2'	2.33	0.44
1:13:407:G:H2'	1:13:408:A:C8	2.52	0.44
1:13:977:A:H1'	1:13:982:U:O4	2.17	0.44
26:14:1027:A:C2	26:14:2488:A:H5'	2.52	0.44
26:14:1858:G:O2'	26:14:1884:A:N6	2.50	0.44
26:14:2068:U:N3	26:14:2430:A:H2	2.15	0.44
26:14:2459:A:C4	26:14:2460:U:C5	3.05	0.44
26:14:1954:G:C2	26:14:2551:C:H5''	2.52	0.44
2:1E:68:ILE:O	2:1E:91:PRO:HD2	2.18	0.44
1:1G:1009:G:OP2	1:1G:1009:G:H8	2.01	0.44
1:1G:526:C:C5	1:1G:527:G:H1'	2.52	0.44
1:1G:622:A:C8	1:1G:623:C:C6	3.06	0.44
1:1G:776:G:N2	1:1G:802:A:OP2	2.48	0.44
1:1G:91:C:H2'	1:1G:92:G:C8	2.53	0.44
26:1H:1163:G:C2	26:1H:1164:G:C8	3.06	0.44
26:1H:1265:A:H3'	52:N8:19:ARG:NH1	2.32	0.44
26:1H:758:C:O2	26:1H:1981:A:H2	2.01	0.44
26:1H:2469:A:O2'	37:88:56:ARG:HG3	2.17	0.44
26:1H:2716:U:O2'	26:1H:2717:G:H5'	2.17	0.44
26:1H:273(F):C:H3'	26:1H:274:G:H5''	2.00	0.44
26:1H:7:G:C2	26:1H:8:A:C4	3.06	0.44
26:1H:803:U:C4	26:1H:804:A:N7	2.85	0.44
29:21:166:THR:HG21	29:21:199:ARG:HH22	1.81	0.44
29:21:3:GLY:HA3	29:21:81:ILE:CG2	2.47	0.44
29:29:62:PRO:C	29:29:64:LYS:N	2.70	0.44
29:29:34:VAL:HG21	29:29:78:LEU:HD22	2.00	0.44
3:2E:88:ARG:H	3:2E:88:ARG:HG3	1.58	0.44
11:2I:34:ASP:HB2	11:2I:35:PRO:CD	2.48	0.44
23:2K:19:G:C2	23:2K:59:A:C5	3.06	0.44
30:31:110:LEU:HD12	30:31:110:LEU:HA	1.79	0.44
4:32:100:ARG:HB3	4:32:100:ARG:HE	1.54	0.44
4:32:59:ARG:O	4:32:63:LYS:N	2.41	0.44
30:39:8:GLN:HA	30:39:15:SER:HA	2.00	0.44
30:39:81:PRO:HG3	30:39:89:VAL:HG22	1.99	0.44
57:3L:51:U:H2'	57:3L:52:G:C8	2.52	0.44
31:49:16:ARG:NH2	31:49:28:VAL:O	2.49	0.44
32:51:20:ALA:HB1	32:51:21:PRO:HD2	1.97	0.44
38:55:57:ARG:HG3	38:55:57:ARG:HH11	1.82	0.44
6:5E:25:ILE:HD13	6:5E:25:ILE:HA	1.77	0.44
7:62:27:ILE:HA	7:62:30:ILE:HB	1.99	0.44
39:65:63:THR:O	39:65:66:ALA:HB3	2.17	0.44

Continued on next page...

Continued from previous page...

Atom-1	Atom-2	Interatomic distance (Å)	Clash overlap (Å)
35:68:98:VAL:HG11	35:68:114:ILE:HG23	1.98	0.44
7:6E:43:PHE:O	7:6E:46:ALA:HB3	2.18	0.44
7:6E:50:ILE:O	7:6E:54:THR:HG23	2.18	0.44
8:72:104:ARG:C	8:72:106:GLY:H	2.21	0.44
8:7E:95:VAL:HG12	8:7E:99:GLU:HB3	1.99	0.44
17:8A:75:ARG:HG3	17:8A:76:LEU:N	2.31	0.44
41:85:95:LEU:HD11	42:95:11:GLN:O	2.17	0.44
18:9I:26:LEU:HD13	18:9I:42:ARG:HH21	1.83	0.44
39:A8:11:LYS:HD3	39:A8:91:PRO:HD3	1.99	0.44
20:BA:59:ALA:O	20:BA:63:ILE:N	2.44	0.44
20:BA:59:ALA:HB3	20:BA:84:LEU:HD11	1.99	0.44
48:F5:25:LYS:HB3	48:F5:25:LYS:HE2	1.67	0.44
45:G8:84:ARG:NH2	61:G8:303:HOH:O	2.39	0.44
46:H8:117:LEU:HD13	46:H8:117:LEU:H	1.81	0.44
51:I5:37:SER:HB3	51:I5:39:CYS:HB2	1.99	0.44
47:I8:64:ASP:HB2	47:I8:85:ALA:HB1	2.00	0.44
50:L8:7:LYS:HA	50:L8:33:GLN:O	2.17	0.44
50:L8:8:LEU:HD22	50:L8:31:LEU:CD2	2.48	0.44
1:13:1182:G:H4'	1:13:1183:A:C5'	2.48	0.44
1:13:1350:A:C6	1:13:1351:U:N3	2.86	0.44
1:13:455:C:H42	1:13:477:G:H22	1.65	0.44
1:13:465:A:N7	1:13:467:G:C6	2.86	0.44
1:13:488:C:O2'	1:13:489:C:H5'	2.17	0.44
1:13:947:G:H2'	1:13:948:C:C6	2.52	0.44
26:14:1341:U:OP2	26:14:1394:U:O2'	2.27	0.44
26:14:1520:U:H2'	26:14:1521:G:O4'	2.17	0.44
26:14:196:A:H2'	26:14:196:A:N3	2.33	0.44
26:14:2259:G:H1'	26:14:2427:C:H2'	1.98	0.44
26:14:513:A:C2	26:14:514:A:C4	3.05	0.44
26:14:784:A:H3'	61:14:4036:HOH:O	2.18	0.44
26:14:867:C:C5	26:14:868:U:H5	2.36	0.44
26:14:913:U:H4'	26:14:914:C:OP1	2.16	0.44
34:15:137:LYS:HD3	34:15:137:LYS:HA	1.79	0.44
26:14:1491:G:O2'	28:19:101:GLU:HB2	2.17	0.44
28:19:34:VAL:CG1	28:19:61:LEU:HG	2.48	0.44
28:19:49:ILE:CD1	28:19:52:ARG:HA	2.47	0.44
3:22:21:ARG:HH12	10:1A:92:THR:HB	1.83	0.44
1:1G:241:C:C2	1:1G:286:G:C2	3.05	0.44
1:1G:458:C:H42	1:1G:474:G:H1	1.66	0.44
26:1H:1328:G:H2'	26:1H:1330:C:C5	2.52	0.44
26:1H:1388:G:H2'	26:1H:1389:G:C8	2.52	0.44

Continued on next page...

Continued from previous page...

Atom-1	Atom-2	Interatomic distance (Å)	Clash overlap (Å)
26:1H:1728:G:H8	26:1H:1732:A:N6	2.01	0.44
26:1H:2224:G:H4'	26:1H:2226:C:C2	2.53	0.44
26:1H:2496:C:OP1	37:88:82:ARG:HD3	2.17	0.44
26:1H:2830:G:H5''	26:1H:2830:G:C8	2.50	0.44
26:1H:428:A:P	61:1H:3761:HOH:O	2.75	0.44
26:1H:511:U:C5	26:1H:512:G:C5	3.05	0.44
26:14:1027:A:H5'	27:1J:88:C:H41	1.83	0.44
27:1J:8:U:H5''	27:1J:8:U:H6	1.83	0.44
56:1L:29:G:N2	56:1L:42:C:H1'	2.32	0.44
3:22:112:SER:HB3	3:22:115:LEU:HB2	1.99	0.44
30:39:83:PHE:O	30:39:84:VAL:HB	2.17	0.44
37:45:141:GLN:O	37:45:141:GLN:HG2	2.18	0.44
27:1J:42:C:N3	31:49:91:ARG:NH2	2.65	0.44
26:1H:2749:A:H4'	32:51:62:LYS:HB3	1.99	0.44
26:14:1113:U:H5'	32:59:2:SER:HA	1.98	0.44
8:7E:10:LEU:HD23	8:7E:10:LEU:N	2.32	0.44
16:7I:38:TYR:CE1	16:7I:50:LYS:HB2	2.52	0.44
9:82:99:LEU:HB3	9:82:101:PHE:CE1	2.53	0.44
1:13:1179:A:H4'	9:8E:103:THR:HA	2.00	0.44
43:A5:78:GLU:OE2	43:A5:99:ARG:HD3	2.18	0.44
26:1H:2376:A:C2	39:A8:112:PHE:HB3	2.51	0.44
40:B8:42:ILE:HD12	40:B8:42:ILE:H	1.82	0.44
40:B8:50:ILE:O	40:B8:99:LEU:HD12	2.18	0.44
45:C5:30:VAL:O	45:C5:36:ALA:O	2.35	0.44
41:C8:95:LEU:HD12	41:C8:96:ALA:HA	1.99	0.44
50:H5:52:HIS:CD2	50:H5:53:LEU:HG	2.53	0.44
49:K8:50:ILE:H	49:K8:50:ILE:HD12	1.81	0.44
54:P8:8:ASN:OD1	54:P8:8:ASN:C	2.56	0.44
55:Q8:50:LEU:O	55:Q8:51:ALA:HB3	2.18	0.44
55:Q8:57:ARG:HD3	55:Q8:57:ARG:H	1.82	0.44
1:13:1167:A:OP1	1:13:1167:A:H8	2.00	0.44
1:13:1170:A:H2'	1:13:1171:G:O4'	2.18	0.44
1:13:130:A:O2'	1:13:131:C:O5'	2.31	0.44
1:13:607:A:H2	16:7I:31:LYS:HG3	1.83	0.44
1:13:942:G:C2	1:13:943:U:C6	3.06	0.44
26:14:1071:G:N2	26:14:1087:G:H22	2.14	0.44
26:14:1416:G:O2'	26:14:1417:C:O4'	2.34	0.44
26:14:1678:G:N2	26:14:1989:G:N2	2.66	0.44
26:14:1970:A:H4'	26:14:1970:A:OP1	2.18	0.44
26:14:242:G:O5'	55:M5:3:LYS:HE3	2.18	0.44
34:15:125:GLY:HA3	34:15:126:PRO:HA	1.72	0.44

Continued on next page...

Continued from previous page...

Atom-1	Atom-2	Interatomic distance (Å)	Clash overlap (Å)
27:16:60:C:N3	27:16:61:G:N7	2.66	0.44
1:1G:1280:A:H5'	1:1G:1281:U:OP2	2.18	0.44
1:1G:841:U:H4'	1:1G:842:C:C6	2.52	0.44
1:1G:922:G:C6	1:1G:923:A:C6	3.06	0.44
26:1H:1026:U:HO2'	26:1H:1027:A:C5'	2.31	0.44
26:1H:1568:G:H5'	28:11:60:ARG:HA	2.00	0.44
26:1H:1945:G:H2'	26:1H:1946:U:C6	2.52	0.44
26:1H:2168:G:O2'	26:1H:2169:A:H5'	2.18	0.44
26:1H:376:C:P	61:1H:3754:HOH:O	2.75	0.44
26:1H:427:U:H5''	26:1H:428:A:OP1	2.18	0.44
26:1H:582:G:H2'	26:1H:583:G:H8	1.82	0.44
26:1H:804:A:P	61:1H:4480:HOH:O	2.75	0.44
22:1K:18:G:O2'	22:1K:19:G:OP1	2.29	0.44
29:29:103:ASP:OD1	29:29:201:THR:HG23	2.17	0.44
23:2L:22:A:H61	23:2L:47:7MG:H2'	1.82	0.44
30:39:155:LEU:HD23	30:39:186:ILE:HD13	1.99	0.44
12:3I:59:ARG:HA	12:3I:65:GLU:HA	1.99	0.44
31:49:32:PRO:HB2	31:49:172:LEU:HD22	2.00	0.44
14:5I:42:ILE:HG22	14:5I:46:GLU:OE1	2.18	0.44
33:69:41:GLU:HG3	33:69:41:GLU:H	1.48	0.44
8:72:68:ARG:HD3	8:72:69:ARG:O	2.17	0.44
26:1H:2392:A:C8	36:78:61:ARG:HG2	2.44	0.44
16:7A:19:ILE:HB	16:7A:36:ILE:O	2.18	0.44
8:7E:87:SER:OG	8:7E:92:ARG:HA	2.17	0.44
19:AA:7:LYS:HB2	19:AA:7:LYS:NZ	2.32	0.44
42:D8:40:LEU:HD22	42:D8:47:VAL:HA	1.98	0.44
48:F5:52:ARG:HH11	48:F5:57:GLU:HG3	1.83	0.44
48:F5:73:LEU:HA	48:F5:73:LEU:HD23	1.80	0.44
31:49:145:THR:HG22	51:I5:31:ILE:HG21	2.00	0.44
54:L5:15:THR:HG22	54:L5:16:HIS:CE1	2.52	0.44
28:11:64:ILE:HD13	28:11:64:ILE:HG21	1.82	0.44
1:13:445:G:H1	1:13:489:C:N4	2.13	0.44
1:13:615:C:C2	1:13:616:G:C8	3.06	0.44
1:13:754:C:H6	15:6I:69:TYR:CE2	2.35	0.44
26:14:1071:G:O2'	26:14:1089:G:H3'	2.18	0.44
26:14:1484:G:C6	26:14:1485:G:C5	3.05	0.44
26:14:1858:G:H2'	26:14:1883:G:N2	2.33	0.44
26:14:2105:C:H42	26:14:2184:G:H1	1.65	0.44
21:1B:8:THR:HG22	21:1B:11:GLY:N	2.23	0.44
1:1G:1034:G:H8	1:1G:1034:G:O5'	2.01	0.44
1:1G:1063:C:H3'	1:1G:1064:G:H2'	1.99	0.44

Continued on next page...

Continued from previous page...

Atom-1	Atom-2	Interatomic distance (Å)	Clash overlap (Å)
1:1G:1149:C:OP2	9:82:9:ARG:NH1	2.50	0.44
1:1G:1246:C:H2'	1:1G:1247:U:H6	1.83	0.44
1:1G:1338:G:C6	1:1G:1339:A:C6	3.06	0.44
1:1G:352:C:P	61:1G:1723:HOH:O	2.75	0.44
1:1G:475:G:OP1	16:7A:81:ARG:NH1	2.50	0.44
1:1G:947:G:H2'	1:1G:948:C:O4'	2.16	0.44
26:1H:2327:A:H2'	26:1H:2328:A:H8	1.80	0.44
26:1H:2031:A:C6	26:1H:2498:C:H1'	2.52	0.44
26:1H:2740:A:C6	26:1H:2764:A:C8	3.05	0.44
26:1H:2774:C:H2'	26:1H:2775:A:O4'	2.17	0.44
26:1H:2047:U:O2'	26:1H:2823:A:N1	2.45	0.44
26:1H:569:U:O4	26:1H:570:G:C6	2.71	0.44
26:1H:654(B):C:H2'	26:1H:654(C):G:C8	2.53	0.44
26:1H:878:A:N1	26:1H:899:A:H1'	2.33	0.44
56:1L:29:G:O6	56:1L:41:C:N4	2.51	0.44
4:32:108:LEU:HD11	4:32:174:LEU:HB3	2.00	0.44
12:3I:117:ARG:O	12:3I:119:LYS:O	2.35	0.44
37:45:27:VAL:HG12	46:D5:81:ARG:NH2	2.33	0.44
31:49:95:ARG:HG2	31:49:96:ARG:HG2	2.00	0.44
13:4A:84:ILE:C	13:4A:86:CYS:H	2.21	0.44
13:4I:15:VAL:HG23	13:4I:43:THR:O	2.17	0.44
32:51:33:LEU:HD12	32:51:75:ALA:HA	1.99	0.44
26:1H:6:A:N3	34:58:131:GLN:HG3	2.33	0.44
32:59:106:THR:HG22	32:59:112:PRO:HB3	1.99	0.44
14:5I:9:LYS:O	14:5I:12:ARG:HG3	2.18	0.44
15:6A:10:LYS:HD2	15:6A:10:LYS:HA	1.56	0.44
15:6A:43:LEU:HA	15:6A:43:LEU:HD23	1.77	0.44
40:75:45:PHE:CD2	40:75:74:ARG:HD3	2.53	0.44
38:98:109:ALA:HA	38:98:110:PRO:HD2	1.72	0.44
6:5E:41:GLU:CD	18:9I:35:ARG:HH22	2.21	0.44
43:A5:72:LYS:HB3	43:A5:106:ILE:HD11	1.99	0.44
43:A5:12:ILE:HD13	43:A5:17:VAL:HB	1.99	0.44
40:B8:3:ARG:O	40:B8:7:ILE:N	2.49	0.44
40:B8:5:ALA:O	40:B8:8:LYS:HG2	2.17	0.44
45:C5:39:VAL:HG23	45:C5:41:GLY:N	2.32	0.44
43:E8:88:ARG:HA	43:E8:88:ARG:HD2	1.68	0.44
50:L8:9:VAL:HG22	50:L8:54:VAL:HA	2.00	0.44
27:16:43:C:H5''	51:M8:1:MET:HG2	1.99	0.44
2:12:48:MET:HA	2:12:51:LEU:HB2	1.99	0.44
1:13:1028(A):C:H42	1:13:1032(A):G:H1	1.65	0.44
1:13:1263:C:O2'	1:13:1264:C:H5'	2.18	0.44

Continued on next page...

Continued from previous page...

Atom-1	Atom-2	Interatomic distance (Å)	Clash overlap (Å)
1:13:153:C:N4	1:13:168:G:H22	2.15	0.44
1:13:232:G:H2'	1:13:233:C:C6	2.52	0.44
1:13:31:G:O2'	1:13:48:C:N4	2.51	0.44
1:13:413:G:N2	1:13:428:G:H1'	2.33	0.44
1:13:625:G:H2'	1:13:626:U:H6	1.82	0.44
26:14:1538:G:H2'	26:14:1539:G:C8	2.52	0.44
26:14:2299:G:N1	26:14:2318:G:C8	2.86	0.44
26:14:2861:G:O2'	26:14:2862:G:H5'	2.18	0.44
26:14:981:A:N1	26:14:2027:G:O2'	2.40	0.44
34:15:120:LEU:O	34:15:121:LYS:HD2	2.17	0.44
28:19:145:VAL:HG13	28:19:191:ALA:HB2	1.99	0.44
1:1G:963:G:HO2'	10:1A:54:PHE:HZ	1.64	0.44
1:1G:1176:A:C2'	1:1G:1177:G:H5'	2.47	0.44
1:1G:1281:U:H3'	1:1G:1282:C:H5	1.82	0.44
1:1G:1287:A:H2	1:1G:1353:G:N3	2.16	0.44
1:1G:195:A:C6	1:1G:196:A:N1	2.86	0.44
1:1G:284:G:H2'	1:1G:285:G:H8	1.82	0.44
1:1G:540:G:H2'	1:1G:541:G:O4'	2.17	0.44
1:1G:575:G:H4'	1:1G:575:G:OP1	2.18	0.44
26:1H:1045:A:H4'	26:1H:1045:A:OP1	2.18	0.44
26:1H:2160:G:N1	26:1H:2161:C:H1'	2.33	0.44
26:1H:2129:C:N3	26:1H:2160:G:N2	2.65	0.44
26:1H:2310:A:N6	31:41:79:ASN:HB2	2.33	0.44
26:1H:308:G:H2'	26:1H:309:G:C8	2.53	0.44
26:1H:700:G:H2'	26:1H:701:G:O4'	2.18	0.44
22:1K:56:C:O4'	26:1H:896:A:O2'	2.36	0.44
35:25:35:VAL:HG11	35:25:103:ALA:HB3	1.99	0.44
29:29:29:GLY:H	29:29:51:PHE:HE1	1.65	0.44
23:2L:25:U:H2'	23:2L:26:C:O4'	2.18	0.44
30:31:24:LEU:HA	30:31:25:PRO:HD2	1.70	0.44
30:31:63:LYS:NZ	30:31:75:HIS:O	2.46	0.44
30:39:182:ASN:ND2	30:39:185:ASP:OD2	2.43	0.44
30:39:25:PRO:HB2	30:39:27:GLU:C	2.38	0.44
57:3L:30:G:H2'	57:3L:31:A:C8	2.53	0.44
26:14:2467:C:H4'	37:45:123:HIS:ND1	2.32	0.44
26:14:2495:G:O3'	37:45:81:VAL:HG12	2.18	0.44
39:65:74:ALA:HB1	39:65:107:GLU:CB	2.47	0.44
33:69:110:ASP:OD1	33:69:111:PRO:HD2	2.18	0.44
33:69:76:THR:HG21	33:69:140:LEU:HA	2.00	0.44
1:13:1291:G:P	7:6E:37:ASN:HD22	2.40	0.44
8:7E:95:VAL:HG12	8:7E:99:GLU:CB	2.47	0.44

Continued on next page...

Continued from previous page...

Atom-1	Atom-2	Interatomic distance (Å)	Clash overlap (Å)
9:82:40:LEU:HB3	9:82:43:ALA:HB2	2.00	0.44
43:A5:15:ARG:O	43:A5:19:LEU:HD13	2.17	0.44
13:4A:94:ARG:NH2	19:AA:78:ARG:HH22	2.16	0.44
41:C8:79:PHE:HE2	41:C8:106:PHE:CZ	2.35	0.44
41:C8:92:ARG:C	41:C8:94:ASN:N	2.71	0.44
46:D5:158:PRO:HD2	46:D5:161:VAL:HG13	1.98	0.44
49:G5:64:LEU:HD21	49:G5:68:ARG:NH1	2.33	0.44
1:13:1064:G:H4'	1:13:1065:U:OP1	2.17	0.44
1:13:111:G:H8	1:13:111:G:O5'	2.01	0.44
1:13:1137:C:O2'	1:13:1138:G:N3	2.51	0.44
1:13:1285:A:H4'	1:13:1286:A:C5'	2.48	0.44
1:13:1455:G:H5''	20:BI:31:SER:HB2	1.99	0.44
1:13:341:C:O2'	1:13:342:C:H5'	2.17	0.44
1:13:428:G:C5	1:13:430:A:C6	3.06	0.44
1:13:650:G:N3	1:13:650:G:H2'	2.33	0.44
1:13:848:C:H6	1:13:848:C:O5'	2.00	0.44
26:14:1047:G:N2	26:14:1111:A:H62	2.15	0.44
26:14:2448:A:P	61:14:3698:HOH:O	2.76	0.44
26:14:2639:A:C2	26:14:2778:A:C8	3.05	0.44
26:14:301:G:C4	26:14:302:C:C5	3.06	0.44
26:14:332:A:O2'	26:14:334:C:OP2	2.32	0.44
26:14:68:G:H2'	26:14:69:C:C6	2.52	0.44
26:14:848:G:H2'	26:14:849:A:H8	1.82	0.44
2:1E:233:SER:OG	2:1E:234:PRO:HD2	2.18	0.44
2:1E:60:ASP:O	2:1E:64:ARG:HG2	2.17	0.44
1:1G:1275:A:H2'	1:1G:1276:G:H8	1.82	0.44
1:1G:200:G:H1	1:1G:217:C:N4	2.16	0.44
1:1G:21:G:H2'	1:1G:22:G:C8	2.53	0.44
1:1G:244:U:O4	1:1G:906:G:H1'	2.18	0.44
1:1G:979:C:H5	1:1G:980:C:C6	2.36	0.44
26:1H:1386:C:C2	26:1H:1387:C:C5	3.06	0.44
26:1H:2199:A:H5'	26:1H:2205:C:H5	1.83	0.44
26:1H:2488:A:H2'	26:1H:2489:G:O4'	2.18	0.44
26:1H:338:G:N2	26:1H:339:U:H1'	2.32	0.44
26:1H:528:A:N1	26:1H:2042:A:H2'	2.32	0.44
26:1H:556:G:H2'	26:1H:557:U:C6	2.53	0.44
26:1H:709:U:O2'	26:1H:710:G:H5'	2.18	0.44
3:22:20:SER:HB2	3:22:40:ARG:HH12	1.81	0.44
23:2L:21:U:O2	23:2L:21:U:H2'	2.17	0.44
4:32:108:LEU:CD2	4:32:183:GLY:HA3	2.48	0.44
4:32:31:CYS:O	4:32:33:MET:HG2	2.18	0.44

Continued on next page...

Continued from previous page...

Atom-1	Atom-2	Interatomic distance (Å)	Clash overlap (Å)
30:39:101:LEU:O	30:39:106:ARG:NH1	2.51	0.44
1:1G:362:G:H4'	12:3A:33:ARG:NH2	2.32	0.44
12:3A:60:LEU:HD13	12:3A:60:LEU:HA	1.79	0.44
24:3K:37:MIA:H152	24:3K:37:MIA:N1	2.33	0.44
5:42:145:LYS:O	5:42:149:GLU:HG2	2.18	0.44
37:45:103:MET:O	37:45:104:PHE:HB2	2.18	0.44
13:4I:34:LEU:HD13	13:4I:39:ILE:HB	2.00	0.44
7:62:70:LYS:HG2	7:62:96:GLN:HB3	1.99	0.44
15:6A:39:LEU:O	15:6A:39:LEU:HD22	2.18	0.44
40:75:118:ARG:NH1	40:75:121:ILE:HG21	2.33	0.44
36:78:107:LYS:HA	36:78:107:LYS:HD2	1.74	0.44
26:1H:832:G:C5'	36:78:45:LEU:HD11	2.46	0.44
37:88:56:ARG:HD2	37:88:56:ARG:HA	1.64	0.44
18:9I:58:LEU:HG	18:9I:62:GLU:OE1	2.18	0.44
19:AA:50:ALA:HB1	19:AA:58:VAL:N	2.32	0.44
41:C8:5:LYS:HG3	41:C8:5:LYS:H	1.69	0.44
41:C8:69:CYS:SG	41:C8:79:PHE:CD2	3.02	0.44
55:Q8:30:ARG:NH1	55:Q8:30:ARG:HB2	2.33	0.44
1:13:1077:G:N2	1:13:1080:A:OP2	2.44	0.43
1:13:1098:C:C2	1:13:1099:G:C8	3.07	0.43
1:13:1226:C:OP2	13:4I:103:THR:OG1	2.21	0.43
1:13:256:U:H2'	1:13:257:G:O4'	2.18	0.43
1:13:881:G:H2'	1:13:882:C:O4'	2.17	0.43
26:14:1257:C:H4'	30:39:83:PHE:CD1	2.53	0.43
26:14:2286:A:OP2	53:K5:28:ARG:HD2	2.17	0.43
26:14:2611:U:O2'	52:J5:3:LYS:CG	2.64	0.43
26:14:2747:G:C2	26:14:2754:U:C4	3.06	0.43
26:14:370:G:H4'	26:14:371:A:OP2	2.18	0.43
26:14:676:A:H1'	26:14:2443:C:H1'	1.99	0.43
26:14:1826:G:H4'	28:19:242:ARG:CZ	2.48	0.43
2:1E:163:PHE:HA	2:1E:185:ILE:O	2.17	0.43
2:1E:87:ARG:NH1	2:1E:233:SER:HB2	2.32	0.43
2:1E:44:LEU:HA	2:1E:47:THR:OG1	2.18	0.43
1:1G:1157:A:O2'	1:1G:1158:C:P	2.76	0.43
1:1G:678:U:H2'	1:1G:679:C:C6	2.53	0.43
1:1G:974:A:H5'	1:1G:975:A:OP1	2.17	0.43
26:1H:139:G:N3	26:1H:141:A:N1	2.65	0.43
26:1H:1471:A:C6	26:1H:1522:G:C2	3.06	0.43
26:1H:1472:A:H3'	26:1H:1473:G:H8	1.83	0.43
26:1H:2760:C:H2'	26:1H:2761:G:H8	1.82	0.43
26:1H:662:G:H5'	36:78:15:ARG:HB3	1.99	0.43

Continued on next page...

Continued from previous page...

Atom-1	Atom-2	Interatomic distance (Å)	Clash overlap (Å)
10:1I:90:LEU:N	10:1I:91:PRO:HD3	2.33	0.43
27:1J:3:C:H2'	27:1J:4:C:C6	2.53	0.43
27:1J:52:A:N6	39:65:33:LYS:HE2	2.33	0.43
29:21:21:VAL:HA	29:21:22:PRO:HD3	1.46	0.43
11:2A:106:LYS:HG3	11:2A:106:LYS:H	1.63	0.43
30:31:123:LEU:HD12	30:31:124:LEU:N	2.33	0.43
4:32:106:TYR:HE2	4:32:112:VAL:O	2.01	0.43
4:32:153:ARG:HA	4:32:153:ARG:HD3	1.79	0.43
12:3A:21:LYS:HB2	12:3A:21:LYS:HE3	1.91	0.43
33:61:57:ARG:HA	33:61:60:GLU:HG2	1.99	0.43
39:65:27:SER:HA	39:65:88:ASP:CB	2.46	0.43
15:6I:18:PHE:CE1	15:6I:21:ASP:HB2	2.53	0.43
15:6I:63:ARG:HG2	15:6I:67:LEU:HD12	1.99	0.43
8:72:97:VAL:O	8:72:99:GLU:N	2.50	0.43
40:75:55:ASN:N	40:75:59:THR:HG22	2.32	0.43
9:82:95:LYS:HE2	9:82:95:LYS:HB2	1.62	0.43
39:A8:41:ASP:OD2	39:A8:44:LYS:HB2	2.18	0.43
19:AI:18:LYS:HD2	19:AI:21:GLU:HG2	2.00	0.43
46:D5:8:TYR:HA	46:D5:62:PRO:HG3	1.99	0.43
55:M5:7:HIS:CB	55:M5:58:ILE:HG22	2.48	0.43
28:11:232:PRO:HB3	28:11:244:ARG:NH1	2.33	0.43
2:12:130:ARG:N	2:12:130:ARG:HE	2.16	0.43
1:13:1334:G:H5''	1:13:1335:C:OP2	2.18	0.43
1:13:13:U:O2	1:13:914:A:H3'	2.17	0.43
1:13:533:A:C2	1:13:536:C:C5	3.06	0.43
1:13:812:C:H4'	1:13:813:U:H5'	2.00	0.43
26:14:1358:G:N2	26:14:1372:U:C5	2.86	0.43
26:14:2292:C:H2'	26:14:2293:C:C6	2.53	0.43
26:14:2280:G:O2'	26:14:2388:A:N1	2.37	0.43
26:14:585:G:H3'	61:14:4026:HOH:O	2.18	0.43
26:14:664:C:OP1	36:35:18:ARG:NH2	2.46	0.43
26:14:782:A:O2'	28:19:225:ALA:HB1	2.18	0.43
26:14:998:C:OP2	41:85:58:ARG:NH2	2.40	0.43
34:15:67:LEU:HG	34:15:88:GLU:HG2	1.99	0.43
27:16:88:C:H2'	27:16:89:G:O4'	2.19	0.43
28:19:232:PRO:HA	61:19:301:HOH:O	2.18	0.43
1:1G:1442:G:C6	1:1G:1446:A:N6	2.86	0.43
1:1G:29:G:H5'	1:1G:296:U:OP1	2.18	0.43
1:1G:38:G:H4'	1:1G:547:A:N6	2.33	0.43
1:1G:411:A:N7	1:1G:413:G:N3	2.66	0.43
26:1H:1213:A:H1'	26:1H:1238:G:N3	2.33	0.43

Continued on next page...

Continued from previous page...

Atom-1	Atom-2	Interatomic distance (Å)	Clash overlap (Å)
26:1H:1317:A:H2'	26:1H:1318:C:C6	2.53	0.43
26:1H:1375:C:H2'	26:1H:1376:C:C6	2.53	0.43
26:1H:2334:G:H4'	26:1H:2335:A:OP2	2.17	0.43
26:1H:2508:G:H2'	26:1H:2509:G:H8	1.83	0.43
26:1H:449:A:C6	26:1H:450:G:C5	3.06	0.43
26:1H:66:C:O2'	26:1H:67:U:H5'	2.18	0.43
27:1J:43:C:O4'	31:49:66:GLN:NE2	2.51	0.43
27:1J:89:G:H21	27:1J:89(A):A:H2	1.67	0.43
29:29:116:VAL:O	29:29:117:MET:CB	2.66	0.43
36:35:19:VAL:HG13	36:35:21:ARG:N	2.22	0.43
30:39:178:PRO:HG2	30:39:179:GLU:OE2	2.18	0.43
31:41:96:ARG:O	31:41:97:ASP:HB2	2.18	0.43
31:49:172:LEU:O	31:49:176:LEU:HB2	2.18	0.43
31:49:20:ILE:HG23	31:49:25:TYR:HB2	2.00	0.43
32:51:43:VAL:HB	32:51:52:VAL:HG22	1.99	0.43
32:51:10:PRO:HB2	32:51:50:VAL:HG13	2.00	0.43
6:5E:41:GLU:O	6:5E:43:LEU:HD12	2.18	0.43
7:62:60:LYS:HD2	7:62:60:LYS:HA	1.75	0.43
7:62:99:LEU:HD22	7:62:103:TRP:CZ2	2.53	0.43
39:65:6:ALA:HA	39:65:9:ARG:HB2	2.00	0.43
33:69:75:LEU:HD22	33:69:76:THR:N	2.20	0.43
7:6E:79:ARG:NH1	7:6E:80:VAL:O	2.51	0.43
15:6I:82:ILE:HG22	15:6I:83:GLU:N	2.33	0.43
39:A8:34:HIS:HB2	39:A8:36:TYR:CE1	2.45	0.43
39:A8:48:LEU:CD2	39:A8:82:ILE:HD11	2.42	0.43
19:AA:28:LYS:HG2	19:AA:29:ARG:H	1.83	0.43
45:G8:35:TYR:CE2	45:G8:69:ALA:HB3	2.53	0.43
46:H8:48:PHE:HE1	46:H8:71:VAL:HG11	1.83	0.43
51:I5:8:LYS:HA	51:I5:8:LYS:HD3	1.48	0.43
53:K5:35:GLU:HG2	53:K5:51:GLU:HB2	1.99	0.43
50:L8:5:LYS:HD2	50:L8:34:GLU:OE1	2.18	0.43
2:12:144:ARG:HG3	2:12:145:LEU:N	2.33	0.43
1:13:1072:G:C5	1:13:1073:U:C4	3.06	0.43
1:13:1528:U:C2	1:13:1530:G:C8	3.06	0.43
1:13:74:C:H2'	1:13:75:C:O4'	2.18	0.43
26:14:1033:U:C3'	26:14:1033:U:C6	3.01	0.43
26:14:1519:G:C6	26:14:1520:U:N3	2.86	0.43
26:14:1818:U:H2'	28:19:157:ARG:HG3	2.00	0.43
26:14:2461:C:H2'	26:14:2462:U:C6	2.52	0.43
26:14:573:G:O2'	26:14:574:C:H3'	2.18	0.43
26:14:746:A:H2'	26:14:2612:C:H5''	1.99	0.43

Continued on next page...

Continued from previous page...

Atom-1	Atom-2	Interatomic distance (Å)	Clash overlap (Å)
27:16:40:U:H1'	27:16:45:A:H61	1.83	0.43
2:1E:54:THR:HG21	2:1E:201:ILE:HD11	2.00	0.43
1:1G:1129:C:H4'	1:1G:1130:A:O5'	2.18	0.43
1:1G:176:C:OP1	20:BA:29:LYS:NZ	2.51	0.43
1:1G:303:A:H2'	1:1G:304:U:O4'	2.19	0.43
1:1G:401:C:H2'	1:1G:402:G:C8	2.53	0.43
1:1G:616:G:C2	1:1G:617:G:N7	2.86	0.43
26:1H:1171:G:N2	26:1H:1179:C:C2	2.86	0.43
26:1H:1388:G:H2'	26:1H:1389:G:H8	1.83	0.43
26:1H:1441:G:H2'	26:1H:1442:G:C8	2.50	0.43
26:1H:1470:G:H5''	26:1H:1471:A:OP1	2.18	0.43
26:1H:1550:C:H2'	26:1H:1551:C:C6	2.53	0.43
26:1H:1677:A:H2'	26:1H:1678:G:H8	1.83	0.43
26:1H:2123:G:H2'	26:1H:2124:G:H8	1.83	0.43
26:1H:243:U:O2'	26:1H:244:A:H5'	2.18	0.43
26:1H:2598:A:P	61:1H:3647:HOH:O	2.60	0.43
26:1H:2734:A:H5''	26:1H:2734:A:C8	2.54	0.43
26:1H:2705:A:O2'	26:1H:2852:G:OP1	2.26	0.43
26:1H:2862:G:C4	26:1H:2863:C:C5	3.06	0.43
26:1H:907:U:O2'	37:88:101:ARG:NH2	2.45	0.43
1:13:1060:C:O2'	10:1I:56:HIS:ND1	2.42	0.43
29:21:50:GLY:HA2	29:21:76:ARG:O	2.18	0.43
3:22:54:ARG:HB2	3:22:54:ARG:HE	1.70	0.43
35:25:7:TYR:HE1	35:25:20:MET:CE	2.31	0.43
30:31:112:MET:HB3	30:31:112:MET:HE3	1.65	0.43
26:1H:617:G:OP2	30:31:43:LYS:HE2	2.17	0.43
26:1H:674:G:C1'	30:31:74:ARG:HD3	2.41	0.43
4:32:33:MET:O	4:32:35:ARG:HG3	2.18	0.43
1:1G:537:G:H5''	12:3A:113:ARG:NH1	2.33	0.43
12:3A:26:ALA:O	12:3A:27:LEU:HD22	2.17	0.43
5:42:69:VAL:O	5:42:71:LEU:N	2.50	0.43
13:4I:84:ILE:HD12	13:4I:84:ILE:HA	1.82	0.43
32:59:152:ARG:HG3	32:59:153:LYS:HB2	1.99	0.43
7:62:42:ILE:HG23	7:62:117:ALA:HB2	2.00	0.43
29:29:9:VAL:HA	40:75:3:ARG:CG	2.49	0.43
16:7I:77:ALA:HB3	16:7I:79:VAL:HG23	1.99	0.43
37:88:32:TYR:OH	37:88:111:GLU:HB2	2.18	0.43
17:8A:10:VAL:HA	17:8A:20:THR:O	2.19	0.43
9:8E:112:LYS:CA	9:8E:119:ALA:HB2	2.47	0.43
45:G8:15:VAL:HG21	45:G8:42:VAL:HG21	1.98	0.43
43:E8:19:LEU:HB3	52:N8:25:LEU:HD11	2.00	0.43

Continued on next page...

Continued from previous page...

Atom-1	Atom-2	Interatomic distance (Å)	Clash overlap (Å)
1:13:1372:U:OP1	9:8E:72:GLY:N	2.51	0.43
26:14:1054:A:H2'	26:14:1055:G:C8	2.52	0.43
26:14:1157:G:C2	26:14:1158:C:C2	3.06	0.43
26:14:1996:C:OP1	35:25:31:LYS:HE2	2.18	0.43
26:14:2298:A:H2'	26:14:2299:G:O4'	2.17	0.43
26:14:2371:G:H4'	53:K5:45:LYS:HG2	2.00	0.43
26:14:236:C:H2'	26:14:237:C:H6	1.84	0.43
26:14:2392:A:N1	26:14:2424:C:N3	2.66	0.43
26:14:376:C:H2'	26:14:377:C:C6	2.52	0.43
27:16:15:A:H5'	27:16:16:G:H8	1.84	0.43
1:1G:1432:G:OP1	40:75:107:ASP:HB2	2.19	0.43
1:1G:340:U:H2'	1:1G:341:C:C6	2.53	0.43
1:1G:371:G:O2'	1:1G:373:A:N7	2.50	0.43
1:1G:487:A:H2'	1:1G:488:C:O4'	2.18	0.43
1:1G:867:G:O2'	1:1G:868:C:H5'	2.18	0.43
26:1H:1171:G:N1	26:1H:1178:C:N4	2.67	0.43
26:1H:130:C:O3'	26:1H:1349:A:H1'	2.19	0.43
26:1H:1324:G:C4	26:1H:1328:G:O6	2.71	0.43
26:1H:1378:A:OP1	54:P8:10:ARG:NH2	2.51	0.43
26:1H:205:G:O2'	26:1H:206:U:P	2.76	0.43
26:1H:2109:U:H2'	26:1H:2110:G:C8	2.53	0.43
26:1H:2262:U:H4'	26:1H:2328:A:H2	1.83	0.43
26:1H:2368:C:H2'	26:1H:2369:A:H8	1.83	0.43
26:1H:2590:A:H2'	26:1H:2591:C:C6	2.53	0.43
26:1H:2619:C:O2'	26:1H:2620:C:H5'	2.18	0.43
26:1H:302:C:C2	26:1H:303:U:C5	3.06	0.43
26:1H:674:G:H1'	30:31:74:ARG:CD	2.41	0.43
29:21:77:ILE:C	29:21:79:ARG:H	2.20	0.43
3:22:18:TRP:HE3	3:22:18:TRP:N	2.15	0.43
3:22:61:ALA:O	3:22:63:ASN:N	2.50	0.43
35:25:9:GLU:N	35:25:82:ASN:O	2.50	0.43
29:29:26:ILE:HG22	29:29:27:LEU:C	2.38	0.43
3:2E:43:LEU:O	3:2E:47:LEU:HB2	2.18	0.43
23:2L:55:5MU:C4	23:2L:56:PSU:C2	3.06	0.43
23:2L:65:G:C6	23:2L:66:C:C4	3.07	0.43
30:31:32:LEU:HD22	30:31:105:VAL:HG13	2.00	0.43
1:1G:8:A:C5	4:32:209:ARG:HA	2.53	0.43
4:32:30:LYS:HB3	4:32:35:ARG:HD2	2.00	0.43
12:3A:117:ARG:HB3	12:3A:122:THR:HB	1.99	0.43
57:3L:15:G:O5'	57:3L:15:G:H8	2.01	0.43
31:49:131:TYR:O	31:49:159:VAL:HG23	2.17	0.43

Continued on next page...

Continued from previous page...

Atom-1	Atom-2	Interatomic distance (Å)	Clash overlap (Å)
32:51:104:GLU:HB2	32:51:114:VAL:HG22	2.00	0.43
6:52:30:LEU:HB3	6:52:35:ALA:HB3	2.00	0.43
6:5E:62:TRP:CH2	6:5E:64:GLN:HG2	2.54	0.43
1:13:974:A:OP2	14:5I:29:ARG:NH2	2.52	0.43
26:1H:831:G:N2	36:78:53:GLY:O	2.51	0.43
9:8E:126:SER:OG	9:8E:127:LYS:N	2.51	0.43
9:8E:89:ASN:HB2	9:8E:91:ASP:OD1	2.17	0.43
17:8I:52:LYS:HD2	17:8I:55:ASP:OD1	2.18	0.43
42:95:85:LYS:HD2	42:95:86:GLY:N	2.26	0.43
6:52:100:ASN:ND2	18:9A:26:LEU:O	2.51	0.43
39:A8:83:LYS:HE3	39:A8:110:LEU:HD23	2.00	0.43
19:AI:43:GLU:HG2	19:AI:43:GLU:H	1.57	0.43
20:BI:74:LYS:HB3	20:BI:75:ASN:OD1	2.18	0.43
26:14:84:A:O5'	45:C5:8:LYS:HD3	2.18	0.43
45:G8:44:ILE:H	45:G8:44:ILE:HG13	1.49	0.43
46:H8:99:TYR:HD2	46:H8:123:ASP:HB3	1.84	0.43
51:I5:43:TYR:CG	51:I5:43:TYR:O	2.71	0.43
49:K8:3:LEU:O	49:K8:6:VAL:HG13	2.19	0.43
36:78:58:THR:HG21	55:Q8:52:LYS:HE3	1.99	0.43
28:11:107:ALA:HA	28:11:108:PRO:HD3	1.82	0.43
2:12:193:ASP:OD2	2:12:196:LEU:HG	2.19	0.43
1:13:1064:G:OP1	1:13:1386:G:H4'	2.18	0.43
1:13:1091:U:O2	1:13:1093:A:C8	2.72	0.43
1:13:1118:C:H1'	1:13:1179:A:C5	2.53	0.43
1:13:1132:C:H2'	1:13:1133:G:O4'	2.18	0.43
1:13:1177:G:O2'	1:13:1178:G:O4'	2.26	0.43
1:13:190:G:HO2'	1:13:191(A):G:P	2.40	0.43
1:13:304:U:H2'	1:13:305:G:C8	2.54	0.43
1:13:973:G:OP1	10:1I:57:LYS:NZ	2.21	0.43
26:14:1204:A:N1	26:14:1241:A:C2	2.87	0.43
26:14:1329:U:H5''	26:14:1330:C:H5	1.83	0.43
26:14:142:G:H2'	26:14:143:C:H6	1.84	0.43
26:14:1946:U:H2'	26:14:1947:C:C6	2.53	0.43
26:14:2130:U:H2'	26:14:2158:A:C6	2.53	0.43
26:14:2197:U:O2	26:14:2198:A:O2'	2.26	0.43
26:14:2402:C:H5	26:14:2415:G:H22	1.65	0.43
26:14:2859:G:H3'	26:14:2859:G:C8	2.54	0.43
26:14:882:G:H2'	26:14:883:G:H8	1.84	0.43
26:14:959:A:C6	26:14:960:A:N1	2.86	0.43
1:1G:972:C:O3'	10:1A:57:LYS:HG3	2.18	0.43
2:1E:31:TYR:O	2:1E:42:ILE:HG13	2.18	0.43

Continued on next page...

Continued from previous page...

Atom-1	Atom-2	Interatomic distance (Å)	Clash overlap (Å)
1:1G:1172:C:H2'	1:1G:1173:G:C8	2.54	0.43
1:1G:1275:A:H2'	1:1G:1276:G:C8	2.53	0.43
1:1G:1344:C:H5'	9:82:120:ARG:O	2.19	0.43
1:1G:1359:C:O2'	1:1G:1361:G:N7	2.51	0.43
1:1G:1517:G:C6	1:1G:1518:A:C5	3.07	0.43
1:1G:243:A:H4'	1:1G:244:U:O5'	2.18	0.43
1:1G:456:C:N4	1:1G:476:G:H1	2.15	0.43
1:1G:567:G:H2'	1:1G:568:G:O4'	2.19	0.43
1:1G:616:G:N3	1:1G:617:G:C8	2.87	0.43
26:1H:1163:G:N3	26:1H:1164:G:C8	2.87	0.43
26:1H:1170:G:N2	26:1H:1180:C:O2	2.51	0.43
26:1H:1433:U:O2	26:1H:1561:G:N1	2.52	0.43
26:1H:1658:C:H5''	61:1H:3698:HOH:O	2.17	0.43
26:1H:1727:U:H2'	26:1H:1728:G:O4'	2.18	0.43
26:1H:208:C:H2'	26:1H:209:C:C6	2.52	0.43
26:1H:2502:G:N7	61:1H:3867:HOH:O	2.36	0.43
26:1H:286:C:N4	26:1H:355:G:H1	2.14	0.43
29:21:29:GLY:N	29:21:51:PHE:HE1	2.04	0.43
30:31:114:VAL:HG21	30:31:202:PHE:CE1	2.53	0.43
30:31:124:LEU:HD12	30:31:125:LEU:O	2.18	0.43
30:31:136:THR:O	30:31:140:LEU:HB2	2.18	0.43
4:32:173:TRP:CD1	4:32:174:LEU:HG	2.53	0.43
4:3E:11:LEU:HD22	4:3E:66:ARG:HG2	2.01	0.43
57:3L:9:A:C8	57:3L:11:C:N4	2.87	0.43
5:42:37:ARG:HG2	5:42:112:LEU:HA	2.00	0.43
5:42:76:ILE:HG23	5:42:142:LEU:HD13	1.99	0.43
13:4I:23:TYR:HB3	13:4I:67:GLU:HB2	2.00	0.43
26:1H:2780:G:OP2	34:58:118:LYS:HD3	2.18	0.43
34:58:10:GLU:HA	34:58:11:PRO:HD3	1.74	0.43
34:58:65:LYS:HE3	34:58:65:LYS:HB2	1.38	0.43
35:68:86:ILE:HG22	35:68:94:ARG:HB2	2.00	0.43
7:6E:104:LEU:HD13	7:6E:104:LEU:HA	1.84	0.43
8:7E:86:ILE:HG22	8:7E:93:VAL:HG21	2.01	0.43
38:98:10:LEU:O	38:98:11:ASN:C	2.56	0.43
38:98:4:LEU:HD13	38:98:4:LEU:HA	1.27	0.43
18:9A:18:ARG:HG3	18:9A:19:LYS:N	2.34	0.43
20:BI:45:GLN:HA	20:BI:91:LEU:HD22	1.99	0.43
20:BI:72:LEU:HD21	20:BI:77:ALA:HB2	2.00	0.43
45:G8:94:LYS:HG3	45:G8:95:LYS:N	2.33	0.43
46:H8:55:HIS:N	46:H8:55:HIS:ND1	2.66	0.43
51:I5:13:ARG:HA	51:I5:22:ILE:HB	1.99	0.43

Continued on next page...

Continued from previous page...

Atom-1	Atom-2	Interatomic distance (Å)	Clash overlap (Å)
47:I8:26:TYR:O	47:I8:67:VAL:HG22	2.17	0.43
48:J8:15:ALA:O	48:J8:40:ARG:HG2	2.18	0.43
51:M8:12:ALA:C	51:M8:24:THR:HG21	2.39	0.43
55:Q8:48:PHE:CG	55:Q8:49:VAL:N	2.79	0.43
28:11:2:ALA:HA	28:11:20:ASP:CB	2.48	0.43
28:11:6:PHE:CE1	28:11:18:VAL:HG23	2.52	0.43
2:12:208:ILE:HA	2:12:211:ILE:HD12	2.00	0.43
2:12:24:TRP:N	2:12:24:TRP:CD1	2.85	0.43
1:13:114:U:O2'	1:13:115:G:H5'	2.18	0.43
1:13:1273:G:H5'	1:13:1274:G:OP2	2.18	0.43
1:13:1298:C:C5	7:6E:114:ARG:HD3	2.54	0.43
1:13:1315:U:H2'	1:13:1316:G:O4'	2.19	0.43
1:13:1374:A:C5	1:13:1375:A:C8	3.07	0.43
1:13:645:C:OP2	61:13:1972:HOH:O	2.21	0.43
1:13:663:A:H2'	1:13:664:G:O4'	2.19	0.43
1:13:940:C:H2'	1:13:941:G:C8	2.53	0.43
26:14:1104:C:H2'	26:14:1105:U:C5	2.54	0.43
26:14:1338:G:N3	26:14:1393:A:H2	2.17	0.43
26:14:1636:C:OP1	61:14:3631:HOH:O	2.21	0.43
26:14:2426:A:H4'	26:14:2427:C:OP2	2.19	0.43
26:14:396:G:H8	26:14:396:G:O5'	2.01	0.43
26:14:818:G:H4'	26:14:838:C:O3'	2.19	0.43
26:14:968:G:H2'	26:14:969:U:O4'	2.18	0.43
10:1A:6:ILE:HG22	10:1A:98:ILE:HG12	2.01	0.43
21:1B:22:ARG:HA	21:1B:23:PRO:HD2	1.94	0.43
21:1B:9:ARG:HG3	21:1B:10:ARG:H	1.83	0.43
1:1G:1206:G:C6	1:1G:1207:G:C5	3.07	0.43
1:1G:1255:G:O3'	1:1G:1258:G:H1'	2.19	0.43
1:1G:617:G:C2	1:1G:618:C:C5	3.06	0.43
1:1G:828:A:H2'	1:1G:829:G:O4'	2.18	0.43
1:1G:830:G:H2'	1:1G:831:U:O4'	2.18	0.43
1:1G:892:A:C2	1:1G:907:A:C4	3.07	0.43
26:1H:1790:C:H2'	26:1H:1791:A:C5	2.53	0.43
26:1H:2056:G:H2'	26:1H:2056:G:N3	2.33	0.43
26:1H:10:G:N2	26:1H:2801:A:O2'	2.39	0.43
26:1H:382:G:H5''	26:1H:383:U:OP2	2.19	0.43
26:1H:581:C:H2'	26:1H:582:G:C8	2.54	0.43
26:1H:602:G:HO2'	26:1H:604:G:HO2'	1.52	0.43
22:1K:19:G:OP1	22:1K:60:U:N3	2.52	0.43
29:21:107:THR:O	29:21:190:GLY:HA3	2.19	0.43
3:22:91:LEU:HD11	3:22:101:LEU:CD1	2.49	0.43

Continued on next page...

Continued from previous page...

Atom-1	Atom-2	Interatomic distance (Å)	Clash overlap (Å)
35:25:1:MET:HE2	35:25:32:TYR:CD1	2.53	0.43
29:29:173:VAL:N	29:29:183:LEU:O	2.39	0.43
11:2A:19:ALA:O	11:2A:82:VAL:HA	2.19	0.43
1:13:1111:A:N1	3:2E:177:THR:HG23	2.33	0.43
11:2I:79:SER:HB2	11:2I:106:LYS:HD2	2.00	0.43
4:32:31:CYS:O	4:32:31:CYS:SG	2.76	0.43
36:35:97:PRO:HD3	36:35:126:VAL:O	2.19	0.43
31:41:135:LEU:O	31:41:154:GLY:HA3	2.18	0.43
31:41:21:ARG:CG	31:41:21:ARG:HH11	2.27	0.43
5:42:152:ARG:HD3	8:72:42:GLU:O	2.17	0.43
37:45:1:MET:H3	37:45:69:PHE:HE1	1.64	0.43
5:4E:110:LEU:CD1	5:4E:118:ILE:HD13	2.48	0.43
32:51:12:PRO:HG2	32:51:13:LYS:HG2	2.00	0.43
39:65:7:TYR:OH	39:65:91:PRO:HG3	2.19	0.43
35:68:117:LEU:HD23	35:68:117:LEU:HA	1.83	0.43
26:1H:1243:G:O2'	36:78:7:ARG:NH2	2.52	0.43
36:78:97:PRO:HB3	36:78:112:LEU:HB2	1.99	0.43
8:7E:121:ASP:OD1	8:7E:121:ASP:N	2.51	0.43
16:7I:74:LEU:HB3	16:7I:79:VAL:HG21	2.00	0.43
42:95:28:GLU:O	42:95:61:VAL:HG11	2.19	0.43
39:A8:62:LYS:HB3	39:A8:97:ARG:HD2	2.01	0.43
44:B5:88:LYS:HE2	44:B5:90:GLU:OE2	2.19	0.43
20:BI:92:LEU:O	20:BI:96:GLY:HA3	2.19	0.43
44:F8:57:LEU:HD11	44:F8:78:LYS:HD2	2.00	0.43
44:F8:89:ILE:HG22	44:F8:92:LEU:HB2	2.01	0.43
46:H8:135:GLU:HG3	46:H8:136:PHE:CD1	2.54	0.43
55:Q8:32:LEU:HG	55:Q8:33:ASN:OD1	2.18	0.43
55:Q8:45:GLY:O	55:Q8:46:ARG:HB2	2.19	0.43
1:13:1162:C:O5'	1:13:1162:C:H6	2.01	0.43
1:13:431:A:H2'	1:13:432:A:O4'	2.19	0.43
1:13:474:G:C2	1:13:475:G:C4	3.07	0.43
1:13:475:G:H2'	1:13:476:G:C8	2.53	0.43
1:13:725:G:H2'	1:13:726:C:H6	1.83	0.43
26:14:102:G:OP1	49:G5:7:ARG:NH2	2.51	0.43
26:14:1006:C:C2	26:14:1138:G:N2	2.87	0.43
26:14:1142:U:H5''	26:14:1142(A):A:H5'	2.01	0.43
26:14:1147:C:H2'	26:14:1148:A:H8	1.83	0.43
26:14:1213:A:N3	26:14:1238:G:O2'	2.45	0.43
26:14:1533:C:C4	26:14:1534:G:H1'	2.54	0.43
26:14:2103:C:H2'	26:14:2104:G:C8	2.53	0.43
26:14:2211:G:H3'	26:14:2212:A:N3	2.33	0.43

Continued on next page...

Continued from previous page...

Atom-1	Atom-2	Interatomic distance (Å)	Clash overlap (Å)
26:14:270(F):U:H2'	26:14:270(G):C:C6	2.54	0.43
26:14:2688:U:C5	26:14:2720:U:OP2	2.72	0.43
26:14:2836:U:H2'	26:14:2837:G:H8	1.70	0.43
26:14:602:G:OP2	26:14:602:G:H8	2.01	0.43
26:14:702:G:C2	26:14:731:C:C2	3.07	0.43
26:14:757:U:H2'	26:14:758:C:O4'	2.18	0.43
26:14:77:C:OP1	49:G5:59:ARG:HD3	2.19	0.43
26:14:817:C:O5'	26:14:817:C:H6	2.01	0.43
34:15:21:LYS:O	34:15:60:ILE:HG13	2.18	0.43
2:1E:17:PHE:H	2:1E:17:PHE:HD1	1.65	0.43
1:1G:1329:A:O2'	13:4A:24:GLY:HA2	2.17	0.43
1:1G:1330:U:H4'	13:4A:23:TYR:CE1	2.53	0.43
1:1G:554:C:H2'	1:1G:555:C:C6	2.54	0.43
1:1G:713:G:H2'	1:1G:714:G:C8	2.54	0.43
1:1G:834:C:H42	1:1G:852:G:H1	1.67	0.43
26:1H:1324:G:N2	26:1H:1331:A:C4	2.87	0.43
26:1H:2164:C:H5	26:1H:2165:G:C6	2.36	0.43
26:1H:2383:G:C2'	26:1H:2384:G:H5'	2.48	0.43
26:1H:270(N):G:H5'	33:61:53:ALA:HB1	1.99	0.43
26:1H:37:C:H2'	26:1H:38:A:C8	2.54	0.43
26:1H:65:C:H2'	26:1H:66:C:H6	1.84	0.43
26:1H:720:C:H2'	26:1H:721:C:H6	1.84	0.43
56:1L:22:G:H8	56:1L:22:G:OP2	2.01	0.43
56:1L:43:C:N3	56:1L:44:G:N2	2.67	0.43
56:1L:53:G:N2	56:1L:61:C:N3	2.50	0.43
3:22:21:ARG:CZ	3:22:21:ARG:HB3	2.47	0.43
3:22:23:TYR:CD1	3:22:24:ALA:N	2.87	0.43
26:14:1952:A:C6	35:25:22:ILE:HD12	2.54	0.43
11:2I:34:ASP:HB3	11:2I:40:ILE:HD11	1.99	0.43
26:14:637:A:H2'	36:35:117:GLU:OE2	2.18	0.43
26:14:832:G:H5'	36:35:45:LEU:CD1	2.49	0.43
26:14:252:G:P	36:35:50:ARG:NH2	2.92	0.43
36:35:90:ARG:HG3	36:35:91:PHE:H	1.84	0.43
12:3A:60:LEU:HB2	12:3A:64:TYR:CB	2.44	0.43
24:3K:2:C:O3'	24:3K:3:C:O4'	2.37	0.43
57:3L:48:C:N4	57:3L:59:U:H1'	2.34	0.43
25:4L:19:U:O5'	25:4L:19:U:C6	2.72	0.43
39:65:41:ASP:OD1	39:65:44:LYS:HB2	2.18	0.43
35:68:44:LYS:HD3	35:68:44:LYS:HA	1.87	0.43
8:72:20:TYR:HA	8:72:65:TYR:CZ	2.54	0.43
9:82:112:LYS:HG2	9:82:119:ALA:HB2	2.01	0.43

Continued on next page...

Continued from previous page...

Atom-1	Atom-2	Interatomic distance (Å)	Clash overlap (Å)
17:8A:45:HIS:HA	17:8A:69:LYS:HZ1	1.83	0.43
1:13:1343:G:O2'	9:8E:121:ARG:HD3	2.18	0.43
19:AA:50:ALA:CB	19:AA:57:HIS:HB3	2.48	0.43
19:AA:66:MET:HA	19:AA:67:VAL:C	2.39	0.43
19:AI:30:LEU:HD13	19:AI:30:LEU:H	1.84	0.43
20:BA:85:MET:HB2	20:BA:104:LEU:HD21	1.99	0.43
41:C8:79:PHE:C	41:C8:79:PHE:HD1	2.22	0.43
47:E5:34:GLY:HA2	47:E5:61:ALA:O	2.18	0.43
48:F5:86:SER:N	48:F5:87:PRO:CD	2.82	0.43
55:Q8:60:LEU:N	55:Q8:61:LEU:HA	2.34	0.43
28:11:94:LEU:HD23	28:11:95:LEU:N	2.33	0.43
1:13:21:G:OP1	61:13:1831:HOH:O	2.21	0.43
1:13:455:C:H42	1:13:477:G:H1	1.67	0.43
1:13:606:G:H22	1:13:631:G:H5''	1.84	0.43
1:13:66:G:C2	1:13:67:C:C6	3.07	0.43
1:13:704:A:H5''	1:13:705:U:OP2	2.19	0.43
1:13:828:A:H2'	1:13:829:G:O4'	2.18	0.43
26:14:1169:G:N3	26:14:1170:G:H1'	2.33	0.43
26:14:1366:A:H2'	26:14:1367:A:O4'	2.18	0.43
26:14:1387:C:C2	26:14:1388:G:C8	3.06	0.43
26:14:1643:G:N7	61:14:3984:HOH:O	2.37	0.43
26:14:1849:G:H2'	26:14:1850:G:C8	2.54	0.43
26:14:2016:U:H1'	52:J5:6:VAL:HG13	1.99	0.43
26:14:2033:A:P	61:14:4056:HOH:O	2.76	0.43
26:14:2638:G:OP2	29:29:82:ARG:NH2	2.52	0.43
26:14:322:A:H5'	26:14:340:A:H1'	2.01	0.43
26:14:588:U:H2'	26:14:589:C:H6	1.76	0.43
26:14:820:A:O2'	26:14:821:A:H5'	2.19	0.43
1:1G:1028(A):C:H42	1:1G:1032(B):G:N2	2.17	0.43
1:1G:1186:G:N2	1:1G:1187:G:H1'	2.34	0.43
1:1G:1256:A:N6	1:1G:1278:U:OP2	2.47	0.43
26:1H:1300:U:H4'	26:1H:1301:A:H5'	2.01	0.43
26:1H:1478:G:H1'	26:1H:1557:C:O2'	2.18	0.43
26:1H:163:U:O5'	26:1H:163:U:H6	2.00	0.43
26:1H:2729:G:H2'	26:1H:2730:C:C6	2.54	0.43
26:1H:2789:C:H3'	26:1H:2790:A:H5''	2.01	0.43
26:1H:286:C:O2'	26:1H:287:C:H5'	2.18	0.43
26:1H:644:A:C4	26:1H:646:A:C2	3.07	0.43
26:1H:588:U:O4	26:1H:670:A:H1'	2.19	0.43
26:1H:734:A:O2'	26:1H:1635:G:H5'	2.18	0.43
27:1J:27:C:O3'	39:65:36:TYR:OH	2.36	0.43

Continued on next page...

Continued from previous page...

Atom-1	Atom-2	Interatomic distance (Å)	Clash overlap (Å)
29:29:29:GLY:HA2	29:29:180:ASN:HB3	2.00	0.43
23:2K:52:C:H2'	23:2K:53:G:O4'	2.18	0.43
1:1G:1400:C:N4	23:2L:35:C:H1'	2.33	0.43
30:31:106:ARG:H	30:31:106:ARG:HG2	1.66	0.43
30:31:9:ILE:HD11	30:31:125:LEU:N	2.30	0.43
4:3E:85:LYS:HB2	4:3E:85:LYS:HE2	1.65	0.43
31:41:67:LYS:HE2	31:41:67:LYS:N	2.32	0.43
31:41:66:GLN:NE2	31:41:93:THR:O	2.51	0.43
31:49:117:PHE:HE1	31:49:120:LEU:HD23	1.83	0.43
5:4E:60:TYR:O	5:4E:64:ARG:HD3	2.19	0.43
6:52:96:PRO:HB3	18:9A:30:ASP:CG	2.39	0.43
34:58:127:ASP:O	34:58:128:HIS:HB3	2.18	0.43
32:59:120:GLY:O	32:59:135:GLY:HA2	2.19	0.43
33:61:127:VAL:HA	33:61:138:ILE:O	2.18	0.43
16:7I:4:ILE:HA	16:7I:20:VAL:O	2.19	0.43
9:82:119:ALA:O	9:82:120:ARG:HB2	2.18	0.43
9:82:65:VAL:HG21	9:82:73:GLN:HB3	2.00	0.43
9:8E:78:LYS:HE2	9:8E:101:PHE:CE1	2.54	0.43
1:13:280:C:O2	17:8I:38:ARG:HG3	2.19	0.43
42:95:80:GLN:HG3	42:95:81:TYR:N	2.31	0.43
38:98:98:LEU:HA	38:98:98:LEU:HD23	1.86	0.43
39:A8:56:LEU:O	39:A8:58:LEU:HD23	2.19	0.43
44:B5:31:HIS:HA	44:B5:32:PRO:HD3	1.77	0.43
40:B8:99:LEU:HD12	40:B8:99:LEU:H	1.84	0.43
45:G8:47:LYS:HG3	45:G8:48:ALA:O	2.19	0.43
47:I8:7:LEU:HA	47:I8:11:ARG:NH1	2.33	0.43
47:I8:36:ILE:C	47:I8:36:ILE:HD13	2.39	0.43
48:J8:75:GLU:O	48:J8:77:ALA:N	2.52	0.43
49:K8:15:LYS:H	49:K8:67:LYS:HE2	1.83	0.43
31:41:179:PRO:HG3	51:M8:38:LYS:CE	2.46	0.43
51:M8:60:GLN:HB2	51:M8:61:ARG:HD2	2.01	0.43
55:Q8:9:GLY:N	55:Q8:12:LYS:H	2.17	0.43
26:1H:2418:A:P	55:Q8:39:LYS:HE2	2.59	0.43
1:13:179:A:H2'	1:13:180:U:C6	2.54	0.43
1:13:683:G:C6	1:13:684:A:C6	3.07	0.43
26:14:1171:G:N2	26:14:1178:C:H42	2.17	0.43
26:14:1203:G:H3'	26:14:1204:A:H5''	2.00	0.43
26:14:1453:A:O2'	26:14:1454:U:H2'	2.18	0.43
26:14:146:G:H2'	26:14:147:U:O4'	2.19	0.43
26:14:1784:A:H5''	61:14:3558:HOH:O	2.18	0.43
26:14:1856:G:N2	26:14:1886:C:O2	2.51	0.43

Continued on next page...

Continued from previous page...

Atom-1	Atom-2	Interatomic distance (Å)	Clash overlap (Å)
26:14:2211:G:H3'	26:14:2212:A:C2	2.54	0.43
26:14:2261:C:O2'	26:14:2262:U:H5'	2.19	0.43
26:14:2441:C:O2'	26:14:2442:C:H5'	2.19	0.43
26:14:2772:C:H2'	26:14:2773:C:H6	1.84	0.43
26:14:956:G:H5''	37:45:77:LYS:HD2	2.00	0.43
26:14:971:C:H2'	26:14:972:G:O4'	2.19	0.43
28:19:127:VAL:HG13	28:19:194:GLY:HA3	1.99	0.43
1:1G:1331:G:OP1	1:1G:1331:G:H4'	2.19	0.43
1:1G:198:G:H2'	1:1G:199:G:C8	2.54	0.43
1:1G:457:C:H2'	1:1G:458:C:C6	2.54	0.43
26:1H:1178:C:H1'	26:1H:1179:C:C6	2.54	0.43
26:1H:1523:U:C2	26:1H:1524:G:C8	3.07	0.43
26:1H:2028:U:H2'	26:1H:2029:G:O4'	2.18	0.43
26:1H:2544:G:H8	26:1H:2544:G:O5'	2.02	0.43
26:1H:35:G:H2'	26:1H:36:G:O4'	2.19	0.43
26:1H:375:C:H42	26:1H:399:G:H1	1.66	0.43
26:1H:425:G:H2'	26:1H:426:C:H6	1.83	0.43
26:1H:710:G:H2'	26:1H:711:G:H8	1.84	0.43
26:1H:99:U:C6	26:1H:102:G:C2	3.07	0.43
35:25:47:ILE:HD12	35:25:47:ILE:HA	1.92	0.43
11:2A:34:ASP:HB2	11:2A:35:PRO:CD	2.49	0.43
4:32:126:ILE:HG22	4:32:127:THR:H	1.82	0.43
12:3I:89:ARG:HG3	12:3I:89:ARG:HH11	1.84	0.43
13:4I:69:GLU:HG3	31:41:118:ARG:NH2	2.33	0.43
5:4E:80:ILE:HG12	5:4E:81:GLU:N	2.34	0.43
6:52:16:GLN:HG2	6:52:16:GLN:H	1.46	0.43
6:5E:10:LEU:HD13	6:5E:61:LEU:HD13	1.99	0.43
33:69:77:LEU:HD22	33:69:141:LYS:HE3	2.00	0.43
15:6A:24:SER:OG	15:6A:27:VAL:HG23	2.18	0.43
40:75:16:ARG:HG3	40:75:79:HIS:HA	2.01	0.43
36:78:62:LEU:HB3	55:Q8:23:VAL:HG21	1.99	0.43
8:7E:12:ARG:HD3	8:7E:26:VAL:HB	2.01	0.43
8:7E:85:ARG:NE	8:7E:87:SER:O	2.48	0.43
1:1G:1119:C:OP2	9:82:9:ARG:NH2	2.52	0.43
37:88:106:VAL:HG21	37:88:114:ALA:HB1	2.00	0.43
44:B5:36:LYS:HG3	44:B5:56:THR:HG23	2.01	0.43
40:B8:48:ILE:HD12	40:B8:110:ILE:HD11	1.99	0.43
45:C5:40:GLU:HG3	45:C5:64:GLU:OE1	2.18	0.43
45:C5:75:ILE:O	45:C5:76:CYS:HB3	2.18	0.43
41:C8:94:ASN:CA	41:C8:96:ALA:HB2	2.48	0.43
46:D5:102:LEU:HD22	46:D5:104:PHE:HE1	1.83	0.43

Continued on next page...

Continued from previous page...

Atom-1	Atom-2	Interatomic distance (Å)	Clash overlap (Å)
46:D5:138:GLU:O	46:D5:156:LYS:HG3	2.19	0.43
26:14:857:C:H4'	47:E5:23:VAL:HG21	1.99	0.43
43:E8:58:ALA:HB1	43:E8:64:MET:HB2	2.01	0.43
31:49:104:GLU:OE1	51:I5:23:GLU:HG2	2.18	0.43
52:J5:2:ALA:C	52:J5:3:LYS:O	2.57	0.43
53:K5:27:LYS:NZ	53:K5:28:ARG:HH12	2.13	0.43
19:AI:42:PRO:HD3	51:M8:63:TYR:HE2	1.84	0.43
55:Q8:7:HIS:CD2	55:Q8:57:ARG:HH22	2.36	0.43
1:13:60:A:N6	1:13:110:C:N3	2.67	0.43
1:13:1338:G:C6	1:13:1339:A:C6	3.06	0.43
1:13:142:G:C2	1:13:143:A:C5	3.07	0.43
1:13:157:G:H1	1:13:164:U:H3	1.65	0.43
1:13:237:C:C5'	17:8I:25:ARG:HH12	2.32	0.43
1:13:450:G:N7	1:13:481:G:C6	2.87	0.43
1:13:517:G:N1	1:13:533:A:OP2	2.45	0.43
26:14:117:G:C6	26:14:119:A:C6	3.06	0.43
26:14:1260:G:C6	26:14:1261:C:C4	3.06	0.43
26:14:2314:C:H5'	31:49:38:VAL:HG11	2.01	0.43
26:14:2688:U:H5	26:14:2720:U:OP2	2.02	0.43
26:14:307:G:N2	26:14:309:G:H3'	2.34	0.43
26:14:529:A:H8	26:14:530:G:C6	2.36	0.43
26:14:71:A:H5'	26:14:71:A:H8	1.83	0.43
28:19:158:ALA:O	28:19:161:THR:HG23	2.18	0.43
2:1E:165:VAL:HG23	2:1E:166:ASP:N	2.31	0.43
2:1E:12:GLU:HA	2:1E:16:HIS:CD2	2.53	0.43
2:1E:189:ASP:HB2	2:1E:205:ASP:HB3	2.01	0.43
2:1E:27:LYS:HB2	2:1E:194:PRO:HD2	2.01	0.43
1:1G:1246:C:H2'	1:1G:1247:U:C6	2.53	0.43
1:1G:1508:G:P	61:1G:1763:HOH:O	2.77	0.43
1:1G:1521:G:H2'	1:1G:1522:U:C6	2.54	0.43
1:1G:216:G:O2'	1:1G:217:C:O4'	2.36	0.43
26:1H:1043:C:C4	26:1H:1044:G:N7	2.86	0.43
26:1H:1251:C:H5	61:1H:3852:HOH:O	2.02	0.43
26:1H:1386:C:OP2	26:1H:1396:U:H5	2.01	0.43
26:1H:140:A:C8	26:1H:1408:C:O2'	2.72	0.43
26:1H:2002:G:C6	61:1H:4267:HOH:O	2.70	0.43
26:1H:2067:G:H4'	61:1H:4534:HOH:O	2.18	0.43
26:1H:2287:A:C2	26:1H:2346:A:C2	3.07	0.43
26:1H:2592:G:C6	26:1H:2593:U:C4	3.07	0.43
26:1H:2689:U:OP2	26:1H:2719:G:N2	2.39	0.43
26:1H:2784:C:H1'	29:21:37:ARG:NH1	2.34	0.43

Continued on next page...

Continued from previous page...

Atom-1	Atom-2	Interatomic distance (Å)	Clash overlap (Å)
26:1H:639:U:C4	26:1H:640:C:N4	2.86	0.43
26:1H:729:G:C5	28:11:208:LYS:HB2	2.54	0.43
26:1H:780:G:N2	26:1H:783:A:N6	2.62	0.43
10:1I:79:ARG:HD3	10:1I:79:ARG:HA	1.77	0.43
56:1L:14:A:C2	56:1L:22:G:H1'	2.54	0.43
56:1L:53:G:H3'	56:1L:54:5MU:H71	2.00	0.43
35:25:122:LEU:HD23	35:25:122:LEU:HA	1.84	0.43
35:25:34:THR:OG1	35:25:35:VAL:N	2.52	0.43
1:1G:676:A:H1'	11:2A:115:PRO:HB3	2.01	0.43
11:2I:105:VAL:O	11:2I:105:VAL:HG22	2.19	0.43
4:32:188:LEU:HD23	4:32:188:LEU:HA	1.93	0.43
30:39:128:ALA:O	30:39:129:PHE:C	2.56	0.43
4:3E:135:LEU:HA	4:3E:136:PRO:HD2	1.83	0.43
31:41:124:SER:HB2	31:41:131:TYR:CE1	2.54	0.43
33:61:8:PRO:HA	33:61:14:ASP:HA	2.00	0.43
33:61:33:ARG:HB3	33:61:35:LEU:HD23	2.00	0.43
7:62:15:ASP:O	7:62:19:GLY:HA2	2.19	0.43
26:14:2093:G:O5'	33:69:24:GLY:HA3	2.19	0.43
33:69:40:THR:O	33:69:44:LEU:N	2.43	0.43
36:78:57:THR:HB	36:78:59:LEU:H	1.84	0.43
8:7E:97:VAL:O	8:7E:100:ILE:HG13	2.19	0.43
9:82:18:PHE:HD2	9:82:62:TYR:CD2	2.35	0.43
41:85:92:ARG:NH2	42:95:10:LYS:HA	2.30	0.43
42:95:23:GLU:OE1	42:95:91:TYR:HE1	2.02	0.43
42:95:94:LEU:HA	42:95:94:LEU:HD23	1.84	0.43
18:9A:45:SER:OG	18:9A:46:GLU:N	2.50	0.43
45:G8:76:CYS:CB	45:G8:97:ARG:HG2	2.49	0.43
46:H8:133:ILE:HA	46:H8:134:PRO:HD2	1.71	0.43
51:M8:43:TYR:CE2	51:M8:44:THR:HG23	2.54	0.43
55:Q8:5:LYS:O	55:Q8:6:THR:CB	2.67	0.43
28:11:112:GLN:O	28:11:115:GLN:HG3	2.19	0.42
28:11:149:PRO:O	28:11:150:LYS:HB2	2.18	0.42
2:12:146:GLN:O	2:12:149:LEU:N	2.52	0.42
1:13:131:C:O2	1:13:131:C:H2'	2.19	0.42
1:13:153:C:H42	1:13:168:G:H1	1.67	0.42
1:13:626:U:N3	1:13:627:G:C8	2.87	0.42
26:14:1475:G:H5'	26:14:1476:C:OP2	2.19	0.42
26:14:1858:G:H8	26:14:1858:G:OP2	2.02	0.42
26:14:2128:C:H2'	26:14:2129:C:O4'	2.19	0.42
26:14:860:U:C2	26:14:2268:A:C8	3.07	0.42
26:14:2271:G:H2'	26:14:2272:U:C6	2.54	0.42

Continued on next page...

Continued from previous page...

Atom-1	Atom-2	Interatomic distance (Å)	Clash overlap (Å)
26:14:2881:C:H2'	26:14:2882:A:O4'	2.18	0.42
26:14:445:C:O2'	26:14:446:G:H5'	2.19	0.42
26:14:21:A:C2	26:14:520:G:C2	3.06	0.42
1:1G:1033:G:H2'	1:1G:1034:G:O4'	2.19	0.42
1:1G:1490:C:H2'	1:1G:1491:G:O4'	2.18	0.42
1:1G:475:G:C6	1:1G:476:G:C5	3.06	0.42
1:1G:784:C:H2'	1:1G:785:G:O4'	2.18	0.42
1:1G:828:A:H61	1:1G:858:G:C2'	2.32	0.42
1:1G:848:C:H2'	1:1G:849:C:C6	2.53	0.42
26:1H:1007:C:N4	61:1H:4589:HOH:O	2.51	0.42
26:1H:1026:U:C1'	26:1H:1027:A:P	3.07	0.42
26:1H:1396:U:H2'	26:1H:1396:U:O2	2.19	0.42
26:1H:1729:A:C6	26:1H:1731:G:C2	3.07	0.42
26:1H:222:A:H8	26:1H:222:A:H2'	1.76	0.42
26:1H:709:U:H2'	26:1H:710:G:C8	2.54	0.42
26:1H:929:G:H8	26:1H:929:G:O5'	2.02	0.42
22:1K:9:A:H2'	22:1K:9:A:N3	2.34	0.42
1:1G:1190:G:H3'	3:22:3:ASN:OD1	2.19	0.42
3:22:87:LEU:HA	3:22:90:GLU:HG2	2.00	0.42
29:29:112:GLY:O	29:29:159:HIS:HA	2.18	0.42
3:2E:91:LEU:HB3	3:2E:99:VAL:HG11	2.01	0.42
30:39:205:ARG:HB2	30:39:205:ARG:HH11	1.84	0.42
24:3K:18:G:H2'	24:3K:57:G:N2	2.34	0.42
57:3L:14:A:N6	57:3L:22:G:C4	2.87	0.42
5:4E:71:LEU:HA	5:4E:75:THR:O	2.19	0.42
13:4I:23:TYR:CE2	13:4I:71:ARG:HG3	2.53	0.42
56:1L:36:A:C2	25:4L:20:C:C2	3.07	0.42
32:59:40:GLU:OE1	32:59:64:LEU:HD12	2.19	0.42
32:59:76:VAL:O	32:59:80:SER:N	2.52	0.42
39:65:62:LYS:O	39:65:65:VAL:HG12	2.19	0.42
15:6I:39:LEU:O	15:6I:42:HIS:N	2.51	0.42
8:7E:86:ILE:HG22	8:7E:87:SER:H	1.83	0.42
16:7I:83:GLU:HB3	16:7I:84:ALA:H	1.66	0.42
1:13:1292:U:H5'	9:8E:38:GLN:OE1	2.19	0.42
17:8I:18:THR:HG23	17:8I:69:LYS:HD2	2.01	0.42
38:98:2:ARG:HB3	38:98:3:HIS:H	1.64	0.42
38:98:42:LYS:O	38:98:45:ARG:HD2	2.18	0.42
19:AA:25:LYS:HB3	19:AA:26:GLY:H	1.63	0.42
19:AI:9:VAL:HG21	51:M8:63:TYR:O	2.19	0.42
49:G5:64:LEU:HD23	49:G5:64:LEU:O	2.19	0.42
46:H8:111:VAL:O	46:H8:114:GLY:HA2	2.18	0.42

Continued on next page...

Continued from previous page...

Atom-1	Atom-2	Interatomic distance (Å)	Clash overlap (Å)
46:H8:70:LEU:HD23	46:H8:70:LEU:HA	1.68	0.42
51:I5:21:VAL:HG22	51:I5:22:ILE:HD13	2.01	0.42
51:I5:26:SER:OG	51:I5:28:LYS:O	2.32	0.42
55:Q8:48:PHE:CD1	55:Q8:49:VAL:N	2.87	0.42
26:1H:1820:U:O2	28:11:202:LYS:HB3	2.20	0.42
1:13:1273:G:H3'	1:13:1274:G:H8	1.84	0.42
1:13:221:C:H2'	1:13:222:U:C6	2.52	0.42
1:13:37:U:O2'	1:13:500:G:H4'	2.19	0.42
1:13:567:G:H2'	1:13:568:G:O4'	2.19	0.42
1:13:859:A:H2'	1:13:860:A:C8	2.54	0.42
26:14:1641:A:H2'	26:14:1642:G:O4'	2.19	0.42
26:14:1903:G:OP1	28:19:241:PRO:HB2	2.18	0.42
26:14:191:A:H2'	26:14:192:C:C6	2.54	0.42
26:14:2027:G:H2'	26:14:2028:U:O4'	2.18	0.42
26:14:2028:U:H2'	26:14:2029:G:O4'	2.19	0.42
26:14:2489:G:O2'	26:14:2490:G:H5'	2.19	0.42
26:14:275:G:H2'	26:14:276:A:C8	2.55	0.42
26:14:2774:C:H2'	26:14:2775:A:O4'	2.20	0.42
26:14:2845:G:H2'	26:14:2846:G:C8	2.54	0.42
26:14:699:A:H2'	26:14:700:G:O4'	2.18	0.42
26:14:792:G:H5''	26:14:793:A:H5'	2.01	0.42
26:14:867:C:N4	26:14:868:U:O4	2.52	0.42
27:16:25:A:H2'	27:16:26:A:O4'	2.19	0.42
1:1G:1226:C:OP2	13:4A:91:ARG:NH1	2.51	0.42
1:1G:1256:A:N6	1:1G:1277:C:H3'	2.34	0.42
1:1G:266:G:H2'	1:1G:266:G:N3	2.34	0.42
1:1G:568:G:N3	1:1G:574:A:H2	2.17	0.42
1:1G:964:A:N3	1:1G:969:A:O2'	2.45	0.42
26:1H:136:G:H2'	26:1H:137:C:C6	2.54	0.42
26:1H:1678:G:C8	26:1H:1678:G:C5'	3.02	0.42
26:1H:2309:A:C6	26:1H:2310:A:N7	2.87	0.42
26:1H:2593:U:H2'	26:1H:2594:C:C6	2.53	0.42
27:1J:66:A:C6	27:1J:107:U:H2'	2.53	0.42
27:1J:87:G:N2	27:1J:89:G:H3'	2.34	0.42
35:25:50:GLY:C	35:25:52:VAL:H	2.22	0.42
30:31:29:ASN:HB3	30:31:112:MET:HE1	2.01	0.42
36:35:56:SER:O	36:35:57:THR:HB	2.19	0.42
30:39:107:LYS:HD3	30:39:107:LYS:HA	1.54	0.42
13:4A:13:LYS:HG2	13:4A:14:ARG:N	2.33	0.42
13:4A:57:ARG:NH1	51:I5:34:GLU:O	2.51	0.42
13:4A:73:GLU:O	13:4A:77:ASN:HB2	2.19	0.42

Continued on next page...

Continued from previous page...

Atom-1	Atom-2	Interatomic distance (Å)	Clash overlap (Å)
5:4E:145:LYS:HA	8:7E:107:LEU:HD21	2.01	0.42
32:51:124:GLU:HB3	32:51:132:ARG:HB3	2.02	0.42
26:1H:2659:G:H4'	32:51:175:LYS:HD2	2.01	0.42
6:52:33:TYR:CE1	6:52:78:GLU:HG3	2.54	0.42
34:58:133:GLN:O	34:58:134:ARG:HB2	2.19	0.42
35:68:108:GLU:H	35:68:108:GLU:HG3	1.67	0.42
33:69:75:LEU:HD21	33:69:141:LYS:CE	2.49	0.42
26:14:1152:C:H5''	41:85:80:ILE:HG22	2.00	0.42
9:8E:114:TYR:HE2	10:1I:59:SER:HA	1.85	0.42
1:13:1351:U:O4	9:8E:118:LYS:HE3	2.19	0.42
20:BA:45:GLN:HA	20:BA:91:LEU:HB3	2.00	0.42
20:BA:61:SER:OG	20:BA:65:LYS:NZ	2.52	0.42
26:1H:2213:U:O4'	48:J8:52:ARG:NH2	2.52	0.42
28:11:44:ASN:O	28:11:46:GLN:O	2.37	0.42
1:13:113:G:H2'	1:13:114:U:C6	2.54	0.42
1:13:116:A:OP2	1:13:116:A:C8	2.72	0.42
1:13:1286:A:C2	21:1F:18:TYR:OH	2.71	0.42
1:13:1347:G:C4	1:13:1373:G:C6	3.07	0.42
1:13:530:G:O6	25:4K:21:C:H1'	2.19	0.42
1:13:593:G:H2'	1:13:594:G:C8	2.55	0.42
1:13:651:C:H2'	1:13:652:U:C6	2.55	0.42
1:13:938:A:N6	61:13:1962:HOH:O	2.46	0.42
26:14:1471:A:C2	26:14:1472:A:C4	3.08	0.42
26:14:1812:A:H2'	26:14:1813:G:C8	2.54	0.42
26:14:2208:U:H4'	28:19:151:LYS:HG2	2.01	0.42
26:14:2298:A:H1'	26:14:2321:G:N2	2.34	0.42
26:14:2388:A:C2'	26:14:2389:G:H5'	2.49	0.42
26:14:2650:U:H2'	26:14:2651:C:C6	2.54	0.42
26:14:271(B):G:N7	26:14:421:U:H2'	2.34	0.42
26:14:881:G:N7	26:14:882:G:C2	2.87	0.42
28:19:13:ARG:HD2	28:19:13:ARG:HA	1.75	0.42
2:1E:74:LYS:NZ	2:1E:205:ASP:O	2.52	0.42
21:1F:6:ARG:HG3	21:1F:6:ARG:H	1.47	0.42
1:1G:1261:A:C2	1:1G:1262:C:H1'	2.54	0.42
1:1G:1447:G:H2'	1:1G:1448:C:C6	2.54	0.42
1:1G:392:G:OP1	16:7A:8:ARG:NH2	2.50	0.42
1:1G:668:G:O2'	15:6A:46:HIS:HB3	2.19	0.42
1:1G:90:C:H2'	1:1G:91:C:H6	1.83	0.42
26:1H:1058:U:H3	26:1H:1080:A:N6	2.17	0.42
26:1H:1125:G:OP2	26:1H:1126:A:O2'	2.35	0.42
26:1H:1188:U:C5'	42:D8:79:VAL:HG22	2.49	0.42

Continued on next page...

Continued from previous page...

Atom-1	Atom-2	Interatomic distance (Å)	Clash overlap (Å)
26:1H:1380:G:N2	26:1H:1570:A:C2	2.87	0.42
26:1H:18:C:O3'	41:C8:23:GLY:HA2	2.19	0.42
26:1H:2345:G:N3	26:1H:2381:C:H2'	2.34	0.42
26:1H:250:G:C6	26:1H:251:A:C6	3.07	0.42
26:1H:2590:A:OP2	28:11:238:GLY:HA2	2.20	0.42
26:1H:1049:C:N3	26:1H:2751:G:O6	2.51	0.42
26:1H:2791:C:H42	26:1H:2807:G:H1	1.67	0.42
3:22:113:ALA:HB2	3:22:202:ILE:HG13	2.01	0.42
11:2I:30:VAL:HG21	11:2I:65:ALA:HA	2.01	0.42
36:35:52:GLU:O	36:35:54:GLY:N	2.52	0.42
36:35:84:ASN:ND2	36:35:117:GLU:HB3	2.34	0.42
36:35:97:PRO:O	36:35:98:GLU:HB3	2.20	0.42
57:3L:23:A:H2'	57:3L:24:G:H8	1.85	0.42
57:3L:56:C:H2'	57:3L:57:G:C8	2.54	0.42
13:4A:3:ARG:HB2	51:I5:34:GLU:CG	2.49	0.42
13:4A:40:ASN:OD1	13:4A:41:PRO:HD2	2.19	0.42
5:4E:68:GLU:O	5:4E:70:PRO:HD3	2.18	0.42
13:4I:34:LEU:HD22	13:4I:34:LEU:HA	1.85	0.42
6:52:91:VAL:HG12	6:52:92:LYS:O	2.18	0.42
7:62:69:VAL:HG13	7:62:134:ALA:O	2.19	0.42
7:62:49:ILE:HG22	7:62:53:LYS:HD2	2.00	0.42
39:65:83:LYS:O	39:65:110:LEU:HD12	2.19	0.42
40:75:125:ARG:HD3	40:75:125:ARG:HA	1.74	0.42
36:78:101:VAL:HA	36:78:105:LEU:O	2.20	0.42
8:7E:100:ILE:HD13	8:7E:112:LEU:HD21	2.01	0.42
17:8I:45:HIS:NE2	17:8I:47:PRO:HG3	2.34	0.42
42:95:48:GLY:N	42:95:52:VAL:HG22	2.34	0.42
41:C8:75:ASN:HB3	41:C8:77:SER:H	1.83	0.42
45:G8:28:LYS:HD2	45:G8:40:GLU:CG	2.48	0.42
51:I5:55:ARG:HB2	51:I5:56:VAL:H	1.66	0.42
28:11:221:VAL:HG22	28:11:226:MET:CE	2.49	0.42
28:11:53:PHE:O	28:11:218:ARG:N	2.48	0.42
2:12:215:LEU:HA	2:12:218:ALA:HB3	2.00	0.42
1:13:1238:A:N3	1:13:1241:G:O2'	2.41	0.42
1:13:1417:G:N2	1:13:1482:G:H2'	2.34	0.42
1:13:687:A:N1	1:13:700:G:O2'	2.46	0.42
26:14:999:U:O2'	26:14:1000:A:H5'	2.19	0.42
26:14:1025:G:C5	26:14:1135:C:H1'	2.55	0.42
26:14:1470:G:N2	26:14:1522:G:OP2	2.53	0.42
26:14:1664:A:P	61:14:3613:HOH:O	2.68	0.42
26:14:1771:C:H1'	26:14:1786:A:C8	2.54	0.42

Continued on next page...

Continued from previous page...

Atom-1	Atom-2	Interatomic distance (Å)	Clash overlap (Å)
26:14:1824:G:N7	61:14:3851:HOH:O	2.37	0.42
26:14:2228:G:C5	26:14:2229:C:C4	3.07	0.42
26:14:2377:A:H2'	26:14:2378:A:C8	2.54	0.42
26:14:2489:G:C2'	26:14:2490:G:H5'	2.49	0.42
26:14:515:A:H1'	26:14:581:C:H1'	2.01	0.42
26:14:605:C:O2	26:14:657:U:O2'	2.37	0.42
26:14:854:G:H2'	26:14:855:G:C8	2.54	0.42
34:15:15:LEU:HD23	34:15:134:ARG:HG3	2.00	0.42
27:16:70:C:N3	27:16:71:C:C5	2.87	0.42
1:1G:1011:G:N2	1:1G:1019:C:O2	2.51	0.42
1:1G:1054:C:HO2'	1:1G:1055:A:P	2.42	0.42
1:1G:1099:G:H5'	1:1G:1100:C:OP2	2.19	0.42
1:1G:1376:U:H2'	1:1G:1377:A:C8	2.55	0.42
1:1G:1512:U:H2'	1:1G:1513:A:H8	1.84	0.42
1:1G:836:G:C6	1:1G:851:G:C6	3.07	0.42
26:1H:1054:A:H2	26:1H:1105:U:H3	1.68	0.42
26:1H:1514:U:H2'	26:1H:1515:C:C6	2.55	0.42
26:1H:2401:U:H2'	26:1H:2402:C:H5''	2.02	0.42
26:1H:686:G:H4'	26:1H:687:C:OP2	2.19	0.42
26:1H:910:A:N1	26:1H:2277:G:H1'	2.34	0.42
10:1I:89:ASP:C	10:1I:91:PRO:HD3	2.40	0.42
27:1J:56:G:H4'	27:1J:57:A:H8	1.81	0.42
56:1L:15:G:N2	56:1L:59:U:O2	2.53	0.42
29:29:73:GLU:HA	29:29:74:PRO:HD2	1.74	0.42
3:2E:134:ILE:HD11	3:2E:153:VAL:HG21	2.01	0.42
3:2E:24:ALA:HB1	3:2E:28:GLN:HB2	2.01	0.42
23:2L:32:G:C4	23:2L:33:OMC:C5	3.08	0.42
4:32:22:LYS:HD2	4:32:26:CYS:SG	2.58	0.42
4:3E:162:LEU:HD13	4:3E:181:MET:HG2	2.01	0.42
24:3K:71:G:C2	24:3K:72:C:H1'	2.53	0.42
31:41:79:ASN:N	31:41:79:ASN:OD1	2.50	0.42
37:45:59:ARG:H	37:45:59:ARG:HG3	1.42	0.42
31:49:33:ARG:NH2	31:49:162:THR:HG21	2.34	0.42
13:4A:29:ARG:HD3	13:4A:64:TRP:CZ3	2.54	0.42
5:4E:36:ASP:OD2	5:4E:38:GLN:HB2	2.19	0.42
34:58:30:ILE:O	34:58:34:LEU:HB2	2.19	0.42
34:58:39:ARG:NH1	34:58:41:ASP:OD2	2.51	0.42
39:65:87:PHE:CZ	39:65:102:ALA:HB2	2.54	0.42
35:68:63:VAL:HG12	35:68:106:LEU:HD11	2.00	0.42
16:7I:74:LEU:O	16:7I:79:VAL:HB	2.18	0.42
41:85:92:ARG:O	41:85:94:ASN:N	2.53	0.42

Continued on next page...

Continued from previous page...

Atom-1	Atom-2	Interatomic distance (Å)	Clash overlap (Å)
17:8I:89:LEU:HA	17:8I:89:LEU:HD13	1.74	0.42
38:98:51:LEU:HA	38:98:51:LEU:HD23	1.91	0.42
39:A8:36:TYR:N	39:A8:36:TYR:CD1	2.87	0.42
40:B8:16:ARG:HH21	40:B8:19:LEU:HD21	1.84	0.42
20:BA:55:ILE:HD13	20:BA:55:ILE:HA	1.71	0.42
46:D5:163:LEU:HD12	46:D5:165:VAL:HG23	2.01	0.42
44:F8:1:MET:O	44:F8:3:THR:N	2.52	0.42
47:I8:47:PRO:CB	47:I8:51:VAL:HG12	2.50	0.42
50:L8:35:ARG:HB3	50:L8:37:LEU:HD21	2.02	0.42
28:11:16:MET:HE3	28:11:211:ARG:HD2	2.00	0.42
2:12:71:VAL:HG23	2:12:164:VAL:HG13	2.01	0.42
26:14:1138:G:H21	34:15:106:MET:CE	2.28	0.42
26:14:550:G:O2'	26:14:1220:A:N3	2.41	0.42
26:14:2298:A:N6	26:14:2318:G:H2'	2.34	0.42
26:14:720:C:H2'	26:14:721:C:C6	2.55	0.42
1:1G:1014:A:P	1:1G:1014:A:H8	2.43	0.42
1:1G:1086:U:O5'	1:1G:1086:U:H6	2.02	0.42
1:1G:1127:G:H22	1:1G:1144:G:N2	2.18	0.42
1:1G:1203:C:H2'	1:1G:1204:A:H8	1.84	0.42
1:1G:407:G:H2'	1:1G:408:A:C8	2.53	0.42
1:1G:643:C:H2'	1:1G:644:G:H8	1.84	0.42
26:1H:1207:C:H2'	26:1H:1208:C:H6	1.84	0.42
26:1H:1636:C:H2'	26:1H:1637:A:C8	2.54	0.42
26:1H:1799:G:H5'	26:1H:1819:A:N6	2.33	0.42
26:1H:2128:C:O2'	26:1H:2129:C:H5'	2.19	0.42
26:1H:2854:G:C2	26:1H:2855:C:C2	3.07	0.42
26:1H:301:G:C2	26:1H:302:C:C2	3.08	0.42
26:1H:57:C:H2'	26:1H:58:G:O4'	2.19	0.42
1:13:1152:A:H4'	10:1I:13:HIS:CD2	2.54	0.42
3:22:134:ILE:HA	3:22:134:ILE:HD13	1.86	0.42
29:29:31:CYS:HB3	29:29:49:LEU:HB3	2.00	0.42
3:2E:91:LEU:HB2	3:2E:99:VAL:HG21	2.00	0.42
36:35:15:ARG:NE	36:35:15:ARG:O	2.52	0.42
30:39:28:ILE:HA	30:39:112:MET:HG2	2.02	0.42
4:3E:120:LEU:HD23	4:3E:120:LEU:HA	1.85	0.42
27:16:42:C:HO2'	31:41:67:LYS:HE3	1.84	0.42
31:41:43:LEU:N	31:41:88:ILE:O	2.47	0.42
4:32:57:ARG:HH12	5:42:107:ARG:NH2	2.17	0.42
5:4E:24:ARG:HB3	5:4E:24:ARG:HE	1.72	0.42
13:4I:49:THR:C	13:4I:51:ALA:N	2.73	0.42
32:59:103:LEU:HD13	32:59:131:VAL:HG21	2.01	0.42

Continued on next page...

Continued from previous page...

Atom-1	Atom-2	Interatomic distance (Å)	Clash overlap (Å)
33:61:135:GLU:HB2	33:61:136:VAL:H	1.64	0.42
39:65:49:VAL:CG2	39:65:80:LEU:HD12	2.50	0.42
39:65:89:ARG:O	39:65:90:GLY:C	2.57	0.42
33:69:140:LEU:HD12	33:69:140:LEU:HA	1.68	0.42
36:78:100:LEU:HD12	36:78:100:LEU:HA	1.60	0.42
43:A5:95:ILE:HG12	43:A5:95:ILE:O	2.20	0.42
35:68:80:ASP:OD2	40:B8:71:GLY:HA3	2.20	0.42
20:BI:33:ILE:H	20:BI:33:ILE:HG12	1.55	0.42
41:C8:60:LEU:HD11	41:C8:64:ARG:CZ	2.49	0.42
46:D5:29:TYR:HB3	46:D5:34:ASN:OD1	2.19	0.42
46:D5:94:GLU:HA	46:D5:95:PRO:HD3	1.92	0.42
44:F8:57:LEU:HD23	44:F8:57:LEU:N	2.34	0.42
2:12:136:VAL:O	2:12:139:LYS:HB3	2.19	0.42
1:13:1513:A:H2'	1:13:1514:C:C6	2.54	0.42
1:13:723:U:H5'	1:13:724:G:OP2	2.19	0.42
1:13:814:A:N7	1:13:816:A:C4	2.87	0.42
26:14:1060:U:H5'	26:14:1061:U:C6	2.54	0.42
26:14:1328:G:H2'	26:14:1330:C:C5	2.55	0.42
26:14:1683:C:H2'	26:14:1684:C:H6	1.84	0.42
26:14:1979:C:C2'	26:14:1980:G:H5'	2.49	0.42
26:14:2695:C:H2'	26:14:2696:U:H6	1.83	0.42
26:14:2747:G:C6	26:14:2754:U:C5	3.08	0.42
26:14:686:G:H2'	26:14:788:A:N1	2.35	0.42
34:15:35:ARG:CB	34:15:42:TRP:HZ3	2.33	0.42
27:16:79:C:H6	27:16:79:C:O5'	2.03	0.42
21:1B:9:ARG:HG3	21:1B:10:ARG:N	2.34	0.42
2:1E:187:LEU:HD11	2:1E:204:ASN:O	2.20	0.42
1:13:1103:C:H5''	2:1E:98:LEU:HD13	2.02	0.42
1:1G:1055:A:N6	1:1G:1206:G:C5	2.88	0.42
1:1G:1320:C:C4	1:1G:1321:C:N4	2.88	0.42
1:1G:1365:G:H2'	1:1G:1366:C:C6	2.55	0.42
1:1G:322:C:H5	1:1G:328:C:H5	1.66	0.42
1:1G:501:C:OP1	12:3A:117:ARG:NH2	2.29	0.42
1:1G:625:G:C4	1:1G:626:U:C5	3.08	0.42
1:1G:652:U:O2'	1:1G:653:A:N3	2.44	0.42
26:1H:1534:G:H22	26:1H:1538:G:N2	2.14	0.42
26:1H:2199:A:C5'	26:1H:2199:A:C8	3.01	0.42
26:1H:2469:A:N3	26:1H:2469:A:H5'	2.35	0.42
26:1H:2564:A:C2	26:1H:2647:U:H4'	2.54	0.42
26:1H:794:G:H2'	26:1H:795:C:C6	2.54	0.42
26:1H:828:U:H4'	26:1H:831:G:N1	2.34	0.42

Continued on next page...

Continued from previous page...

Atom-1	Atom-2	Interatomic distance (Å)	Clash overlap (Å)
27:1J:2:C:H2'	27:1J:3:C:C5	2.55	0.42
29:21:116:VAL:HG13	29:21:122:PHE:CD2	2.55	0.42
3:2E:33:LEU:O	3:2E:36:ASP:HB2	2.19	0.42
4:32:138:TYR:C	4:32:138:TYR:CD1	2.93	0.42
26:14:832:G:N2	36:35:53:GLY:HA3	2.35	0.42
4:3E:99:SER:O	4:3E:140:VAL:HG22	2.20	0.42
37:45:19:GLY:O	37:45:99:PRO:HD2	2.18	0.42
40:75:45:PHE:CE2	40:75:74:ARG:HD3	2.54	0.42
36:78:121:LYS:HE3	36:78:121:LYS:HB3	1.37	0.42
36:78:135:LEU:HA	36:78:135:LEU:HD23	1.89	0.42
36:78:85:LEU:HA	36:78:88:LEU:CD2	2.50	0.42
37:88:30:GLY:HA2	37:88:107:ALA:HB2	2.02	0.42
42:95:17:GLY:H	42:95:96:ILE:HB	1.85	0.42
39:A8:108:GLY:O	39:A8:110:LEU:HD22	2.19	0.42
19:AA:32:LYS:HB3	19:AA:57:HIS:CD2	2.54	0.42
19:AA:71:LEU:HA	19:AA:71:LEU:HD23	1.84	0.42
40:B8:45:PHE:CZ	40:B8:65:LYS:HG2	2.55	0.42
20:BA:47:GLY:C	20:BA:49:ALA:H	2.23	0.42
20:BA:97:ALA:HA	20:BA:98:PRO:HD3	1.82	0.42
45:C5:17:SER:HB2	45:C5:71:LYS:HD2	2.02	0.42
47:E5:32:ARG:O	47:E5:34:GLY:N	2.46	0.42
46:H8:28:MET:HB2	46:H8:37:VAL:HG11	2.02	0.42
48:J8:83:GLU:C	48:J8:85:LEU:H	2.23	0.42
26:14:686:G:N7	54:L5:5:TRP:CH2	2.87	0.42
55:Q8:14:VAL:CG2	55:Q8:21:LYS:HZ2	2.28	0.42
55:Q8:46:ARG:CG	55:Q8:46:ARG:NH1	2.79	0.42
55:Q8:50:LEU:HG	55:Q8:51:ALA:H	1.85	0.42
2:12:10:LEU:HD13	2:12:10:LEU:HA	1.82	0.42
1:13:22:G:C6	1:13:23:C:C4	3.07	0.42
1:13:444:C:H2'	1:13:445:G:C8	2.55	0.42
1:13:464:G:C6	1:13:466:C:H5'	2.55	0.42
1:13:724:G:C2	1:13:725:G:C8	3.07	0.42
1:13:917:G:H2'	1:13:918:A:H8	1.85	0.42
26:14:1115:G:H2'	26:14:1116:C:C6	2.55	0.42
26:14:1187:G:P	61:14:3684:HOH:O	2.70	0.42
26:14:1322:A:N1	26:14:1333:C:O2'	2.36	0.42
26:14:2168:G:N2	26:14:2170:A:C8	2.88	0.42
26:14:513:A:C2	26:14:514:A:C5	3.08	0.42
26:14:635:C:H2'	26:14:636:G:O4'	2.20	0.42
26:14:649:G:C5	26:14:650:C:C4	3.07	0.42
1:1G:1507:A:O3'	61:1G:1761:HOH:O	2.22	0.42

Continued on next page...

Continued from previous page...

Atom-1	Atom-2	Interatomic distance (Å)	Clash overlap (Å)
1:1G:15:G:H2'	1:1G:16:A:C8	2.55	0.42
1:1G:199:G:H2'	1:1G:200:G:H8	1.85	0.42
1:1G:374:A:C4	1:1G:375:U:C5	3.07	0.42
1:1G:642:A:N3	8:72:113:SER:OG	2.50	0.42
1:1G:868:C:H2'	1:1G:869:G:O4'	2.19	0.42
1:1G:991:U:OP2	1:1G:991:U:H6	2.03	0.42
26:1H:86:C:H4'	26:1H:104:U:H1'	2.01	0.42
26:1H:1163:G:C2	26:1H:1164:G:N7	2.88	0.42
26:1H:1221:C:C2	26:1H:1222:C:C5	3.08	0.42
26:1H:1534:G:N2	26:1H:1538:G:N2	2.68	0.42
26:1H:2299:G:N2	26:1H:2318:G:H1'	2.34	0.42
26:1H:2432:A:C4	48:J8:33:LYS:HG2	2.55	0.42
26:1H:2692:C:OP1	26:1H:2871:C:H5'	2.20	0.42
26:1H:2713:A:H3'	26:1H:2714:G:H5''	2.00	0.42
26:1H:322:A:OP2	30:31:169:ASN:HB2	2.20	0.42
26:1H:503:A:H4'	26:1H:504:U:H5''	2.02	0.42
26:1H:813:U:H2'	26:1H:814:C:C6	2.55	0.42
22:1K:76:A:O2'	26:1H:2506:U:H1'	2.19	0.42
3:22:129:ALA:HB3	3:22:132:ARG:HB3	2.01	0.42
29:29:151:TYR:CD2	29:29:154:LYS:NZ	2.79	0.42
11:2I:20:TYR:HB2	11:2I:31:THR:HG23	2.02	0.42
11:2I:16:SER:O	11:2I:35:PRO:HG3	2.20	0.42
30:39:25:PRO:C	30:39:27:GLU:N	2.72	0.42
1:1G:362:G:C4'	12:3A:33:ARG:HH21	2.33	0.42
24:3K:64:A:C2	24:3K:65:G:H1'	2.54	0.42
31:41:37:VAL:HG21	31:41:103:LEU:HD21	2.02	0.42
13:4A:86:CYS:SG	13:4A:88:ARG:HB3	2.60	0.42
5:4E:20:GLN:OE1	5:4E:25:ARG:NH2	2.53	0.42
13:4I:67:GLU:OE2	13:4I:68:GLY:N	2.52	0.42
26:14:2294:C:P	39:65:89:ARG:NH2	2.93	0.42
26:1H:587:C:O2	36:78:33:ARG:NH1	2.53	0.42
16:7I:58:TYR:O	16:7I:61:SER:N	2.49	0.42
9:82:48:GLU:N	9:82:49:PRO:HD2	2.35	0.42
41:85:91:ASP:O	41:85:93:LYS:N	2.53	0.42
37:88:85:LYS:CG	37:88:86:GLY:N	2.82	0.42
1:13:1117:G:H5''	9:8E:104:ARG:CZ	2.49	0.42
9:8E:92:TYR:HA	9:8E:92:TYR:HD1	1.69	0.42
43:A5:71:VAL:HA	43:A5:107:LEU:HD12	2.00	0.42
42:D8:9:GLY:O	42:D8:10:LYS:HG3	2.20	0.42
51:I5:22:ILE:O	51:I5:24:THR:HG23	2.19	0.42
52:J5:3:LYS:HA	52:J5:3:LYS:HD2	1.49	0.42

Continued on next page...

Continued from previous page...

Atom-1	Atom-2	Interatomic distance (Å)	Clash overlap (Å)
48:J8:78:LYS:O	48:J8:78:LYS:HG2	2.20	0.42
54:L5:1:MET:HB3	54:L5:1:MET:HE2	1.97	0.42
26:1H:2815:C:H5'	52:N8:29:THR:HG21	2.02	0.42
53:O8:34:LEU:HD22	53:O8:34:LEU:H	1.83	0.42
2:12:189:ASP:OD1	2:12:189:ASP:N	2.53	0.42
2:12:30:ARG:NH2	2:12:195:ASP:OD1	2.53	0.42
1:13:257:G:N1	1:13:258:G:C5	2.88	0.42
1:13:282:A:N3	1:13:282:A:H2'	2.34	0.42
1:13:329:A:C4	1:13:332:G:C5	3.07	0.42
1:13:595:G:H1'	1:13:596:C:H5	1.84	0.42
1:13:692:U:O2'	1:13:694:A:N7	2.36	0.42
1:13:739:C:O2	15:6I:42:HIS:HE1	2.02	0.42
26:14:1104:C:H2'	26:14:1105:U:C6	2.55	0.42
26:14:122:G:OP1	26:14:149:A:O2'	2.36	0.42
26:14:1327:C:O3'	38:55:105:ARG:NH2	2.53	0.42
26:14:1341:U:O4'	44:B5:57:LEU:HD22	2.20	0.42
26:14:1436:G:O2'	26:14:1477:A:H4'	2.20	0.42
26:14:2360:A:H2'	26:14:2361:A:O4'	2.20	0.42
26:14:2506:U:O5'	26:14:2506:U:H6	2.03	0.42
26:14:2767:C:H2'	26:14:2768:C:C6	2.54	0.42
26:14:2766:G:H5''	26:14:2767:C:OP2	2.19	0.42
26:14:2887:U:O2'	26:14:2888:C:H5'	2.20	0.42
26:14:768:G:H2'	26:14:769:G:H8	1.85	0.42
1:1G:972:C:OP2	10:1A:57:LYS:HD2	2.20	0.42
2:1E:85:ALA:O	2:1E:90:MET:N	2.47	0.42
1:1G:1043:C:H2'	1:1G:1044:A:H8	1.84	0.42
1:1G:1099:G:OP1	2:12:148:TYR:OH	2.37	0.42
1:1G:112:G:HO2'	1:1G:354:G:HO2'	1.68	0.42
1:1G:1287:A:H2'	1:1G:1288:A:C8	2.55	0.42
1:1G:1496:C:H2'	1:1G:1497:G:O4'	2.19	0.42
1:1G:176:C:H2'	1:1G:177:C:C6	2.55	0.42
1:1G:283:C:C2	1:1G:284:G:C8	3.07	0.42
1:1G:373:A:N3	1:1G:374:A:C8	2.88	0.42
1:1G:519:C:OP2	12:3A:50:SER:OG	2.38	0.42
26:1H:1253:A:C5	61:1H:3711:HOH:O	2.73	0.42
26:1H:1526:G:H2'	26:1H:1527:G:O4'	2.20	0.42
26:1H:1682:G:C2	26:1H:1683:C:C2	3.08	0.42
26:1H:1975:G:C2	26:1H:1976:U:C2	3.08	0.42
26:1H:2115:G:H1'	26:1H:2171:A:N1	2.34	0.42
26:1H:2443:C:OP1	30:31:68:LYS:HD3	2.20	0.42
26:1H:2837:G:C6	26:1H:2838:G:N7	2.87	0.42

Continued on next page...

Continued from previous page...

Atom-1	Atom-2	Interatomic distance (Å)	Clash overlap (Å)
26:1H:533:G:H5'	41:C8:24:TYR:CE1	2.53	0.42
10:1I:6:ILE:HG22	10:1I:98:ILE:CG1	2.46	0.42
27:1J:118:G:C6	27:1J:119:A:N7	2.88	0.42
29:29:199:ARG:HH12	29:29:202:LYS:NZ	2.17	0.42
26:14:664:C:P	36:35:18:ARG:HH21	2.42	0.42
4:3E:50:ARG:H	4:3E:50:ARG:HG3	1.54	0.42
31:49:37:VAL:HG22	31:49:159:VAL:HG12	2.02	0.42
5:4E:133:TYR:HD1	5:4E:133:TYR:HA	1.58	0.42
13:4I:11:ARG:HG2	13:4I:12:ASN:H	1.84	0.42
32:59:138:LYS:HD2	32:59:138:LYS:HA	1.84	0.42
33:61:58:LEU:HD23	33:61:59:ALA:N	2.35	0.42
1:1G:750:G:H21	15:6A:23:GLY:HA3	1.84	0.42
8:7E:39:LEU:HD12	8:7E:39:LEU:HA	1.79	0.42
16:7I:21:VAL:HG12	16:7I:33:ILE:HD12	2.02	0.42
9:8E:127:LYS:O	9:8E:127:LYS:HG2	2.20	0.42
18:9I:37:VAL:HG12	18:9I:41:LYS:HE3	2.02	0.42
18:9I:52:PRO:O	18:9I:56:THR:HG23	2.19	0.42
39:A8:59:LYS:HG2	39:A8:60:GLY:N	2.32	0.42
44:B5:66:LEU:HA	44:B5:66:LEU:HD23	1.86	0.42
40:B8:105:LEU:O	40:B8:107:ASP:N	2.53	0.42
45:C5:39:VAL:O	45:C5:40:GLU:HB2	2.20	0.42
26:1H:18:C:H4'	41:C8:23:GLY:O	2.20	0.42
45:G8:29:GLU:HB3	45:G8:38:ILE:HG23	2.00	0.42
26:14:851:U:H5'	50:H5:49:LYS:HD2	2.02	0.42
46:H8:141:VAL:HG21	46:H8:150:LEU:CD1	2.49	0.42
46:H8:80:ARG:HG2	46:H8:80:ARG:H	1.44	0.42
31:49:108:ASN:O	51:I5:37:SER:HA	2.20	0.42
51:M8:12:ALA:O	51:M8:24:THR:HG21	2.20	0.42
28:11:108:PRO:HG3	28:11:143:HIS:CE1	2.55	0.42
28:11:150:LYS:HA	28:11:150:LYS:HD3	1.94	0.42
1:13:1348:U:N3	1:13:1374:A:C2	2.80	0.42
1:13:1438:G:H2'	1:13:1439:C:C6	2.54	0.42
1:13:173:U:C6	1:13:197:A:C2	3.07	0.42
1:13:963:G:H1	1:13:972:C:N4	2.16	0.42
26:14:1358:G:O2'	26:14:1359:A:H5''	2.20	0.42
26:14:1543:A:H1'	26:14:1545:A:H1'	2.01	0.42
26:14:2577:A:H5''	26:14:2578:G:H5'	2.01	0.42
26:14:2724:C:N4	61:14:3617:HOH:O	2.06	0.42
26:14:337:C:H2'	26:14:338:G:O4'	2.20	0.42
26:14:340:A:C8	26:14:341:G:C8	3.08	0.42
26:14:515:A:H2	26:14:1260:G:N3	2.18	0.42

Continued on next page...

Continued from previous page...

Atom-1	Atom-2	Interatomic distance (Å)	Clash overlap (Å)
26:14:576:U:H2'	26:14:577:G:C8	2.55	0.42
26:14:696:G:O2'	26:14:697:C:H5'	2.19	0.42
26:14:797:C:H2'	26:14:798:G:O4'	2.20	0.42
26:14:918:A:C2	27:1J:80:U:H4'	2.54	0.42
28:19:134:ARG:NH1	28:19:188:GLU:OE2	2.48	0.42
2:1E:141:GLU:HG3	2:1E:145:LEU:HD23	2.00	0.42
2:1E:178:ARG:HD2	8:7E:71:GLY:O	2.20	0.42
2:1E:237:ALA:O	2:1E:239:VAL:HG23	2.20	0.42
1:1G:1292:U:H2'	1:1G:1293:G:H8	1.84	0.42
1:1G:1308:U:H5''	13:4A:98:VAL:CG2	2.49	0.42
1:1G:1424:C:H2'	1:1G:1425:U:O4'	2.20	0.42
1:1G:659:U:H2'	1:1G:660:G:O4'	2.20	0.42
1:1G:674:G:N2	1:1G:717:C:O2	2.53	0.42
26:1H:996:A:C5	26:1H:1160:G:N2	2.88	0.42
26:1H:1165:U:C2	26:1H:1166:C:C5	3.08	0.42
26:1H:1414:G:C6	26:1H:1415:U:C4	3.08	0.42
26:1H:1621:U:H5''	26:1H:1622:G:OP1	2.19	0.42
26:1H:1652:A:OP1	38:98:8:ARG:NH1	2.53	0.42
26:1H:2127:G:H1	26:1H:2162:G:H1'	1.84	0.42
26:1H:2286:A:H4'	26:1H:2287:A:O4'	2.20	0.42
26:1H:287:C:H2'	26:1H:288:C:C6	2.55	0.42
26:1H:333:G:H5''	26:1H:334:C:OP2	2.20	0.42
26:1H:631:A:H61	26:1H:2402:C:N4	2.18	0.42
26:1H:852:G:H2'	26:1H:853:G:C8	2.55	0.42
27:1J:15:A:H1'	27:1J:109:G:C4	2.54	0.42
56:1L:21:A:N6	56:1L:46:G:N3	2.68	0.42
29:21:141:ILE:HD12	29:21:150:VAL:HG21	2.02	0.42
29:21:37:ARG:HA	29:21:42:ASP:OD2	2.20	0.42
26:14:2562:U:H1'	35:25:23:ARG:HE	1.85	0.42
29:29:38:THR:HG23	29:29:40:GLU:HB2	2.02	0.42
30:39:69:HIS:CD2	30:39:69:HIS:N	2.88	0.42
12:3I:69:TYR:CD1	12:3I:90:VAL:HG21	2.55	0.42
31:41:66:GLN:HA	51:M8:6:HIS:HE1	1.85	0.42
37:45:33:GLY:O	37:45:132:VAL:HG12	2.20	0.42
13:4I:82:MET:O	13:4I:84:ILE:N	2.49	0.42
33:61:79:ILE:HD13	33:61:79:ILE:HA	1.70	0.42
33:61:79:ILE:HA	33:61:80:PRO:HD2	1.87	0.42
8:7E:39:LEU:HB3	8:7E:45:ILE:CD1	2.49	0.42
1:13:376:G:OP1	16:7I:5:ARG:HB2	2.20	0.42
17:8A:10:VAL:HG23	17:8A:54:GLY:N	2.34	0.42
17:8A:63:ARG:HG2	17:8A:64:PRO:HD2	2.01	0.42

Continued on next page...

Continued from previous page...

Atom-1	Atom-2	Interatomic distance (Å)	Clash overlap (Å)
42:95:15:GLU:HG2	42:95:16:PRO:HD2	2.00	0.42
18:9I:76:LEU:HA	18:9I:76:LEU:HD13	1.85	0.42
43:A5:69:LEU:HA	43:A5:108:GLY:O	2.20	0.42
45:C5:104:GLY:HA2	45:C5:105:ALA:HA	1.69	0.42
42:D8:15:GLU:HB3	42:D8:16:PRO:HD2	2.01	0.42
54:L5:12:ARG:HH21	54:L5:44:PRO:HB3	1.84	0.42
28:11:121:PRO:HB3	28:11:135:PHE:CE2	2.54	0.42
28:11:236:GLY:O	28:11:237:GLU:HB2	2.20	0.42
28:11:261:LYS:HG3	28:11:262:ARG:N	2.35	0.42
28:11:92:ILE:HD12	28:11:104:TYR:CD1	2.55	0.42
1:13:992:U:H3	1:13:1044:A:H62	1.67	0.42
1:13:122:G:OP1	1:13:122:G:H8	2.01	0.42
1:13:1326:C:H2'	1:13:1327:C:H6	1.85	0.42
1:13:266:G:H8	1:13:266:G:H2'	1.77	0.42
1:13:600:C:C6	1:13:601:C:C5	3.08	0.42
1:13:883:C:C2'	1:13:884:U:H5'	2.50	0.42
1:13:963:G:N2	1:13:972:C:N3	2.46	0.42
26:14:1348:G:C6	26:14:1349:A:N1	2.88	0.42
26:14:1558:A:O2'	26:14:1559:G:OP2	2.28	0.42
26:14:1800:C:HO2'	26:14:1818:U:H3	1.67	0.42
26:14:2079:U:H2'	26:14:2080:G:O4'	2.20	0.42
26:14:2535:G:H2'	26:14:2536:G:C8	2.55	0.42
26:14:2578:G:O2'	26:14:2579:C:H5'	2.20	0.42
26:14:221:A:C4	26:14:266:G:N7	2.88	0.42
26:14:273(C):C:H3'	26:14:273(D):C:H5''	2.02	0.42
26:14:2747:G:O6	26:14:2755:C:H5''	2.20	0.42
26:14:582:G:H2'	26:14:583:G:C8	2.55	0.42
26:14:768:G:O2'	26:14:1379:A:N6	2.52	0.42
26:14:782:A:H5'	26:14:783:A:C2	2.55	0.42
34:15:56:ASN:OD1	34:15:56:ASN:N	2.52	0.42
2:1E:80:ILE:HD12	2:1E:80:ILE:H	1.84	0.42
1:1G:1030:C:O2	1:1G:1031:G:N1	2.52	0.42
1:1G:1072:G:C6	1:1G:1104:G:N1	2.88	0.42
1:1G:1236:A:H2'	1:1G:1237:C:C6	2.55	0.42
1:1G:1260:C:C6	1:1G:1260:C:H3'	2.55	0.42
1:1G:1326:C:H2'	1:1G:1327:C:C6	2.55	0.42
1:1G:1349:A:P	9:82:118:LYS:NZ	2.92	0.42
1:1G:187:C:H2'	1:1G:188:U:O4'	2.20	0.42
1:1G:28:G:C6	1:1G:29:G:C5	3.08	0.42
1:1G:405:U:H5''	1:1G:406:G:O4'	2.20	0.42
1:1G:448:A:H2'	1:1G:449:C:O2	2.20	0.42

Continued on next page...

Continued from previous page...

Atom-1	Atom-2	Interatomic distance (Å)	Clash overlap (Å)
1:1G:750:G:C2	15:6A:23:GLY:HA3	2.54	0.42
26:1H:1112:G:C6	26:1H:1113:U:C4	3.07	0.42
26:1H:1156:A:C8	41:C8:51:LYS:CD	3.03	0.42
26:1H:1296:G:O2'	26:1H:1297:C:H5'	2.20	0.42
26:1H:1314:C:P	61:1H:3971:HOH:O	2.78	0.42
26:1H:1485:G:C2	26:1H:1486:A:C4	3.08	0.42
26:1H:1525:G:C4	26:1H:1526:G:C8	3.08	0.42
26:1H:1658:C:H2'	26:1H:1659:U:C6	2.54	0.42
26:1H:1900:A:N1	26:1H:1970:A:C6	2.88	0.42
26:1H:2212:A:H1'	26:1H:2215:G:C6	2.54	0.42
26:1H:527:C:H4'	26:1H:528:A:H5'	2.02	0.42
26:1H:789:A:H3'	26:1H:789:A:OP1	2.20	0.42
10:1I:3:LYS:N	10:1I:74:ILE:O	2.53	0.42
27:1J:90:C:OP2	37:45:16:ARG:NH2	2.50	0.42
3:22:34:LEU:HD11	3:22:38:ARG:HH21	1.83	0.42
29:29:51:PHE:O	29:29:74:PRO:HB2	2.19	0.42
3:2E:113:ALA:HA	3:2E:202:ILE:HD11	2.02	0.42
30:31:177:ALA:HB1	30:31:178:PRO:HD2	2.02	0.42
30:31:206:ILE:HG21	30:31:206:ILE:HD13	1.78	0.42
26:1H:444:C:C4'	30:31:49:ALA:HB2	2.50	0.42
36:35:78:PRO:HB3	36:35:111:ARG:NH2	2.35	0.42
12:3A:32:PHE:HD1	12:3A:86:ARG:HA	1.84	0.42
12:3I:12:ARG:HD2	12:3I:12:ARG:HH11	1.67	0.42
31:49:64:THR:OG1	31:49:94:LEU:HD21	2.19	0.42
13:4A:66:LEU:CA	13:4A:70:LEU:HB2	2.50	0.42
6:52:10:LEU:N	6:52:10:LEU:HD12	2.35	0.42
6:52:2:ARG:HE	6:52:69:GLU:CB	2.33	0.42
38:55:48:VAL:HA	38:55:51:LEU:HB2	2.01	0.42
34:58:23:LEU:HD13	34:58:60:ILE:HG13	2.02	0.42
32:59:88:LEU:HD13	32:59:164:TYR:O	2.20	0.42
6:5E:44:GLY:HA2	6:5E:59:TYR:CE1	2.54	0.42
6:5E:79:LEU:HA	6:5E:79:LEU:HD23	1.78	0.42
8:72:20:TYR:HD1	8:72:65:TYR:CD2	2.38	0.42
8:7E:134:ILE:HG22	8:7E:135:CYS:SG	2.59	0.42
17:8I:68:ARG:N	17:8I:70:ARG:HH11	2.13	0.42
42:95:85:LYS:HG3	42:95:87:HIS:CA	2.50	0.42
38:98:117:VAL:HG22	38:98:118:GLU:H	1.85	0.42
18:9A:66:LEU:O	18:9A:70:ILE:HG13	2.20	0.42
19:AI:25:LYS:HD3	19:AI:27:GLU:HB2	2.02	0.42
20:BA:54:LYS:HA	20:BA:57:ARG:NH1	2.35	0.42
46:D5:73:GLN:O	46:D5:86:VAL:HG22	2.19	0.42

Continued on next page...

Continued from previous page...

Atom-1	Atom-2	Interatomic distance (Å)	Clash overlap (Å)
48:J8:92:LYS:HG3	48:J8:95:LEU:HD12	2.01	0.42
53:K5:27:LYS:NZ	53:K5:27:LYS:HB3	2.35	0.42
13:4I:65:LYS:NZ	51:M8:52:THR:HB	2.35	0.42
52:N8:33:CYS:SG	52:N8:36:CYS:N	2.93	0.42
52:N8:41:PRO:HG2	52:N8:44:THR:HG21	2.01	0.42
2:12:100:GLY:O	2:12:104:ASN:N	2.45	0.41
2:12:105:PHE:O	2:12:109:SER:N	2.36	0.41
1:13:1135:U:H2'	1:13:1137:C:C2	2.54	0.41
1:13:724:G:O2'	1:13:725:G:H5'	2.19	0.41
26:14:1018:C:H2'	26:14:1019:U:C6	2.56	0.41
26:14:1140:C:H4'	26:14:1143:A:C6	2.55	0.41
26:14:137(A):G:H2'	26:14:139:G:N7	2.35	0.41
26:14:1427:A:H4'	26:14:1428:C:O5'	2.19	0.41
26:14:2041:U:H2'	26:14:2042:A:O4'	2.20	0.41
26:14:2228:G:C6	26:14:2229:C:C4	3.08	0.41
26:14:2473:U:H2'	26:14:2473:U:O2	2.19	0.41
26:14:2465:C:O2	26:14:2486:G:C2	2.73	0.41
26:14:566:U:H4'	26:14:809:G:OP2	2.20	0.41
34:15:133:GLN:O	34:15:134:ARG:HB3	2.20	0.41
28:19:17:THR:O	28:19:211:ARG:NH2	2.50	0.41
2:1E:219:VAL:HA	2:1E:222:ILE:HD12	2.01	0.41
1:1G:1151:A:OP1	10:1A:42:THR:N	2.48	0.41
1:1G:1269:A:H2	1:1G:1313:U:H1'	1.84	0.41
1:1G:1326:C:H2'	1:1G:1327:C:H6	1.84	0.41
1:1G:1355:G:H2'	1:1G:1356:G:C8	2.55	0.41
1:1G:338:A:C5	1:1G:339:C:C5	3.08	0.41
1:1G:446:G:H1	1:1G:488:C:H42	1.67	0.41
1:1G:64:G:OP1	1:1G:64:G:H3'	2.20	0.41
26:1H:1092:C:H2'	26:1H:1093:G:H5'	2.01	0.41
26:1H:942:G:H4'	26:1H:1190:G:H5'	2.02	0.41
26:1H:1394:U:H4'	26:1H:1603:A:H4'	2.02	0.41
26:1H:1897:G:H2'	26:1H:1898:U:O4'	2.20	0.41
26:1H:2309:A:C5	26:1H:2310:A:C8	3.07	0.41
26:1H:2302:G:C6	26:1H:2315:G:C6	3.08	0.41
26:1H:2747:G:O2'	32:51:67:LEU:HD12	2.19	0.41
26:1H:456:C:O2'	26:1H:457:A:OP2	2.32	0.41
3:22:65:ALA:HA	3:22:100:ALA:HB3	2.02	0.41
35:25:10:VAL:CG1	35:25:19:ILE:HG12	2.45	0.41
3:2E:149:ALA:HA	3:2E:201:TYR:O	2.20	0.41
3:2E:70:VAL:HG21	3:2E:76:VAL:HG11	2.01	0.41
23:2K:76:C:H5"	23:2K:77:A:OP2	2.20	0.41

Continued on next page...

Continued from previous page...

Atom-1	Atom-2	Interatomic distance (Å)	Clash overlap (Å)
36:35:93:GLY:O	36:35:123:LEU:HB2	2.20	0.41
30:39:198:ALA:O	30:39:201:VAL:HG12	2.19	0.41
24:3K:60:U:H6	24:3K:60:U:O5'	2.01	0.41
31:41:33:ARG:O	31:41:162:THR:HG23	2.20	0.41
5:42:152:ARG:O	8:72:64:LYS:HD3	2.20	0.41
37:45:25:ASP:HB3	37:45:102:VAL:CB	2.50	0.41
13:4I:13:LYS:HA	13:4I:13:LYS:NZ	2.35	0.41
32:51:30:LYS:HG3	32:51:80:SER:HA	2.02	0.41
32:51:88:LEU:HB3	32:51:130:ARG:HG3	2.02	0.41
40:75:86:ILE:HD13	40:75:86:ILE:HG21	1.81	0.41
7:62:16:LEU:HD13	9:82:44:VAL:HG22	2.01	0.41
41:85:90:VAL:HA	42:95:39:LEU:HD22	2.02	0.41
20:BI:30:LYS:HD2	20:BI:30:LYS:HA	1.78	0.41
41:C8:88:ILE:O	41:C8:88:ILE:HG22	2.20	0.41
46:D5:155:LEU:HB2	46:D5:157:LEU:CD1	2.49	0.41
46:H8:137:ILE:HG12	46:H8:158:PRO:HG2	2.01	0.41
49:K8:34:GLU:O	49:K8:38:GLN:HG3	2.20	0.41
55:Q8:58:ILE:HG21	55:Q8:58:ILE:HD13	1.64	0.41
2:12:22:LYS:HB3	2:12:40:HIS:NE2	2.35	0.41
1:13:103:C:C2	1:13:104:G:C8	3.08	0.41
1:13:1189:C:OP1	10:1I:51:ARG:NH2	2.36	0.41
1:13:1292:U:H2'	1:13:1293:G:H8	1.84	0.41
1:13:444:C:H2'	1:13:445:G:H8	1.86	0.41
1:13:51:A:OP2	1:13:52:G:H8	2.02	0.41
26:14:1026:U:H5''	26:14:1026:U:H6	1.84	0.41
26:14:973:A:O4'	26:14:1188:U:C6	2.73	0.41
26:14:1190:G:O2'	26:14:1191:G:H5'	2.20	0.41
26:14:118:A:H1'	26:14:178:G:O4'	2.20	0.41
1:13:1000:A:H4'	26:14:2137:C:OP1	2.19	0.41
26:14:2320:A:H61	26:14:2333:A:H2'	1.85	0.41
26:14:2758:A:C2	26:14:2759:G:H1'	2.54	0.41
26:14:570:G:H5''	61:14:3692:HOH:O	2.21	0.41
26:14:654(J):A:N7	26:14:654(K):C:N4	2.67	0.41
26:14:810:U:O4	61:14:3675:HOH:O	2.21	0.41
26:14:868:U:N3	26:14:869:G:N7	2.69	0.41
26:14:918:A:C5	26:14:919:G:H1'	2.55	0.41
1:1G:1502:A:H5''	1:1G:1504:G:N7	2.34	0.41
26:1H:1016:G:N7	61:1H:4320:HOH:O	2.36	0.41
26:1H:1136:G:H2'	26:1H:1136:G:N3	2.35	0.41
26:1H:1443:G:C2	26:1H:1549:C:C2	3.08	0.41
26:1H:1729:A:C4	26:1H:1731:G:C6	3.08	0.41

Continued on next page...

Continued from previous page...

Atom-1	Atom-2	Interatomic distance (Å)	Clash overlap (Å)
26:1H:2340:G:O2'	26:1H:2341:G:H5'	2.20	0.41
26:1H:2771:C:H2'	26:1H:2772:C:C6	2.55	0.41
26:1H:265:A:C2	26:1H:428:A:C2	3.07	0.41
26:1H:627:A:H4'	26:1H:628:G:OP1	2.20	0.41
26:1H:644:A:H2'	26:1H:646:A:H2	1.84	0.41
26:1H:717:G:H2'	26:1H:718:A:O4'	2.19	0.41
26:1H:719:C:H2'	26:1H:720:C:C6	2.55	0.41
27:1J:13:A:O2'	27:1J:15:A:O5'	2.38	0.41
29:21:49:LEU:HD12	29:21:49:LEU:HA	1.57	0.41
23:2K:56:PSU:O4	23:2K:58:A:C8	2.73	0.41
30:31:134:GLY:H	30:31:162:LEU:HB3	1.85	0.41
4:32:18:LYS:HD2	4:32:20:TYR:CZ	2.55	0.41
12:3I:33:ARG:HD3	12:3I:62:SER:OG	2.20	0.41
31:41:7:LEU:HB2	31:41:104:GLU:CD	2.40	0.41
5:42:103:GLY:O	5:42:106:PRO:HD2	2.19	0.41
5:42:7:GLU:O	5:42:35:GLY:N	2.45	0.41
37:45:25:ASP:CB	37:45:102:VAL:H	2.34	0.41
37:45:134:ARG:N	37:45:135:ASP:OD1	2.52	0.41
5:4E:11:ILE:HG12	5:4E:31:LEU:HB3	2.02	0.41
13:4I:23:TYR:CD2	13:4I:67:GLU:HA	2.50	0.41
6:52:21:LEU:HA	6:52:21:LEU:HD22	1.68	0.41
34:58:94:HIS:C	34:58:95:PRO:O	2.56	0.41
26:14:2319:G:O6	39:65:4:LEU:HB3	2.20	0.41
33:69:8:PRO:HD3	33:69:15:VAL:HG22	2.01	0.41
40:75:91:ARG:O	40:75:116:ALA:HA	2.20	0.41
36:78:144:GLU:HA	36:78:145:PRO:HD3	1.79	0.41
16:7A:20:VAL:HG11	16:7A:32:TYR:CD2	2.54	0.41
16:7A:9:PHE:HB2	16:7A:16:HIS:O	2.19	0.41
8:7E:103:VAL:HG21	8:7E:110:ALA:HB2	2.02	0.41
37:88:72:LYS:HA	37:88:73:PRO:HD3	1.91	0.41
47:E5:36:ILE:HD11	47:E5:39:ARG:CG	2.48	0.41
48:F5:89:GLU:HA	48:F5:93:GLU:HG3	2.02	0.41
45:G8:89:PHE:HD1	45:G8:90:LEU:N	2.19	0.41
46:H8:103:ARG:HG3	46:H8:136:PHE:HD2	1.84	0.41
51:I5:23:GLU:C	51:I5:24:THR:HG1	2.22	0.41
48:J8:85:LEU:HA	48:J8:85:LEU:HD13	1.52	0.41
1:13:1157:A:C6	1:13:1180:A:C5	3.08	0.41
1:13:1372:U:H5''	9:8E:71:SER:CB	2.47	0.41
1:13:156:G:H1'	1:13:166:G:H22	1.84	0.41
1:13:355:C:H2'	1:13:356:A:O4'	2.21	0.41
1:13:714:G:H2'	1:13:715:A:C8	2.55	0.41

Continued on next page...

Continued from previous page...

Atom-1	Atom-2	Interatomic distance (Å)	Clash overlap (Å)
1:13:827:U:C4	1:13:870:U:C4	3.08	0.41
26:14:1035:U:H2'	26:14:1036:G:H8	1.83	0.41
26:14:1233:C:H2'	26:14:1234:U:H6	1.84	0.41
26:14:1324:G:C8	61:14:3652:HOH:O	2.71	0.41
26:14:1389:G:H2'	26:14:1390:U:O4'	2.20	0.41
26:14:185:U:H2'	26:14:186:G:O4'	2.19	0.41
26:14:2271:G:H2'	26:14:2272:U:H6	1.85	0.41
26:14:21:A:C2'	26:14:22:C:H5'	2.50	0.41
26:14:2359:C:H2'	26:14:2360:A:C8	2.56	0.41
26:14:2506:U:H4'	26:14:2507:C:OP1	2.16	0.41
26:14:2552:U:C2	26:14:2554:U:H5'	2.55	0.41
26:14:1454:U:C5	26:14:2702:U:O4	2.74	0.41
26:14:537:C:H5'	26:14:539:G:OP2	2.20	0.41
26:14:817:C:H2'	26:14:818:G:O4'	2.20	0.41
26:14:990:A:C8	26:14:990:A:H5'	2.42	0.41
2:1E:76:GLN:NE2	2:1E:207:ALA:H	2.18	0.41
1:1G:1029:G:O2'	1:1G:1031:G:OP2	2.35	0.41
1:1G:1275:A:C4	1:1G:1276:G:C8	3.09	0.41
1:1G:1316:G:HO2'	1:1G:1318:A:H62	1.68	0.41
1:1G:1385:G:C4	1:1G:1386:G:C8	3.08	0.41
1:1G:453:A:C5	1:1G:454:C:C4	3.08	0.41
26:1H:1156:A:P	61:1H:3820:HOH:O	2.77	0.41
26:1H:1357:U:C4	26:1H:1358:G:C5	3.08	0.41
26:1H:1766:U:O2'	26:1H:1767:C:H5'	2.20	0.41
26:1H:1900:A:C8	26:1H:1900:A:C5'	3.01	0.41
26:1H:2210:G:H4'	26:1H:2211:G:OP2	2.20	0.41
26:1H:2436:G:C6	26:1H:2437:U:C4	3.08	0.41
26:1H:456:C:O5'	26:1H:456:C:H6	2.03	0.41
26:1H:515:A:C8	26:1H:516:C:C5	3.08	0.41
26:1H:649:G:C5	26:1H:650:C:C4	3.08	0.41
26:1H:969:U:O3'	50:L8:14:GLY:HA2	2.19	0.41
56:1L:8:U:H2'	56:1L:9:A:H5"	2.01	0.41
29:21:103:ASP:N	29:21:103:ASP:OD1	2.52	0.41
29:21:46:ALA:HB2	29:21:82:ARG:HA	2.02	0.41
30:31:122:LYS:HA	30:31:122:LYS:HD3	1.74	0.41
36:35:39:LYS:HB2	36:35:45:LEU:HD21	2.01	0.41
30:39:5:ALA:N	30:39:18:ARG:O	2.46	0.41
30:39:63:LYS:NZ	30:39:67:GLN:HB2	2.35	0.41
30:39:89:VAL:HG12	30:39:90:PHE:N	2.34	0.41
37:45:138:ASP:HB2	37:45:141:GLN:HG2	2.02	0.41
31:49:29:TRP:HE3	31:49:33:ARG:NH1	2.18	0.41

Continued on next page...

Continued from previous page...

Atom-1	Atom-2	Interatomic distance (Å)	Clash overlap (Å)
27:1J:42:C:N4	31:49:91:ARG:HH22	2.18	0.41
13:4I:31:LYS:N	13:4I:31:LYS:HD3	2.36	0.41
32:59:111:HIS:HA	32:59:112:PRO:HD2	1.91	0.41
41:85:33:ARG:O	41:85:37:GLU:HG3	2.20	0.41
9:8E:102:LEU:HD23	9:8E:102:LEU:HA	1.90	0.41
9:8E:18:PHE:HB2	9:8E:62:TYR:HB3	2.01	0.41
42:95:25:LEU:HD23	42:95:25:LEU:HA	1.81	0.41
42:95:37:VAL:CG2	42:95:57:VAL:H	2.33	0.41
19:AA:29:ARG:NH1	19:AA:48:THR:H	2.18	0.41
19:AI:78:ARG:HD3	19:AI:78:ARG:C	2.41	0.41
44:B5:50:LYS:HD2	44:B5:50:LYS:HA	1.78	0.41
40:B8:58:ASN:O	40:B8:58:ASN:ND2	2.53	0.41
41:C8:79:PHE:O	41:C8:79:PHE:HD1	2.02	0.41
45:G8:9:LYS:HA	45:G8:27:VAL:CG2	2.47	0.41
46:H8:125:LEU:HG	46:H8:164:ALA:CB	2.47	0.41
46:H8:30:ASN:OD1	46:H8:33:LEU:N	2.53	0.41
28:11:53:PHE:O	28:11:218:ARG:HG3	2.20	0.41
2:12:9:GLU:HG2	2:12:48:MET:HG3	2.03	0.41
1:13:505:G:OP1	61:13:1853:HOH:O	2.22	0.41
1:13:589:C:H42	1:13:650:G:H1	1.69	0.41
26:14:1342:A:C2	26:14:1397:U:C2	3.08	0.41
26:14:1640:C:O2'	26:14:1641:A:H5'	2.21	0.41
26:14:2320:A:C6	26:14:2333:A:C8	3.09	0.41
26:14:2432:A:H2'	26:14:2433:A:C8	2.56	0.41
26:14:819:A:H2'	26:14:820:A:H5'	2.01	0.41
10:1A:79:ARG:HH11	10:1A:79:ARG:H	1.67	0.41
1:1G:1242:C:H6	1:1G:1242:C:O5'	2.04	0.41
1:1G:943:U:H1'	9:82:124:GLN:HE22	1.85	0.41
1:1G:995:C:H6	1:1G:995:C:O5'	2.03	0.41
26:1H:1534:G:C2'	26:1H:1535:U:H4'	2.45	0.41
26:1H:172:C:H2'	26:1H:173:G:H8	1.85	0.41
26:1H:1786:A:H1'	26:1H:1938:A:N6	2.35	0.41
26:1H:2239:G:P	61:1H:3677:HOH:O	2.77	0.41
26:1H:2262:U:C2'	26:1H:2263:C:H5'	2.50	0.41
26:1H:2400:G:H5'	53:O8:19:ARG:HB2	2.02	0.41
26:1H:2779:U:O4'	26:1H:2779:U:O2	2.37	0.41
26:1H:764:A:H5'	28:11:210:GLY:HA2	2.03	0.41
26:1H:860:U:H5	26:1H:917:A:N1	2.17	0.41
26:1H:887:A:H5'	26:1H:888:C:OP1	2.20	0.41
26:1H:945:A:P	61:1H:4160:HOH:O	2.77	0.41
10:1I:8:LEU:HD22	10:1I:96:ILE:HG22	2.03	0.41

Continued on next page...

Continued from previous page...

Atom-1	Atom-2	Interatomic distance (Å)	Clash overlap (Å)
27:1J:16:G:H2'	27:1J:17:C:H6	1.83	0.41
27:1J:87:G:H3'	27:1J:88:C:C5'	2.49	0.41
29:21:105:THR:HG21	29:21:164:ARG:NH1	2.35	0.41
29:21:170:LEU:HD21	29:21:187:ALA:HB3	2.01	0.41
35:25:104:ARG:HB3	35:25:104:ARG:CZ	2.50	0.41
30:39:53:THR:HG22	30:39:56:GLU:CG	2.50	0.41
12:3I:7:ILE:HD12	12:3I:7:ILE:HG23	1.74	0.41
57:3L:64:A:C2	57:3L:65:G:H1'	2.54	0.41
57:3L:8:4SU:O5'	57:3L:8:4SU:H6	2.21	0.41
5:42:144:THR:HG23	5:42:147:ASP:OD2	2.20	0.41
31:49:18:GLU:O	31:49:21:ARG:HB3	2.20	0.41
31:49:34:LEU:HB3	31:49:99:MET:HE1	2.01	0.41
1:1G:1321:C:H4'	13:4A:87:TYR:CE1	2.55	0.41
13:4I:31:LYS:H	13:4I:31:LYS:HD3	1.85	0.41
13:4I:92:HIS:HA	13:4I:110:ARG:HH22	1.85	0.41
32:51:152:ARG:HG3	32:51:161:GLY:HA2	2.03	0.41
6:5E:17:SER:O	6:5E:21:LEU:HD13	2.21	0.41
1:13:738:C:OP1	6:5E:2:ARG:NH1	2.51	0.41
6:5E:97:PHE:O	18:9I:31:LEU:HD23	2.19	0.41
15:6A:87:ILE:CG2	15:6A:88:ARG:H	2.24	0.41
7:6E:49:ILE:O	7:6E:53:LYS:HB2	2.20	0.41
15:6I:17:ARG:HD2	15:6I:17:ARG:HA	1.72	0.41
16:7A:26:ARG:HE	16:7A:31:LYS:HB3	1.84	0.41
16:7A:40:ASP:HA	16:7A:41:PRO:HD2	1.73	0.41
16:7I:39:TYR:HB2	16:7I:49:LEU:HD13	2.02	0.41
9:82:113:LYS:HD2	9:82:113:LYS:N	2.34	0.41
17:8A:60:ILE:HG22	17:8A:62:SER:OG	2.21	0.41
19:AI:71:LEU:HD23	19:AI:71:LEU:HA	1.84	0.41
40:B8:88:ILE:O	40:B8:88:ILE:HG13	2.20	0.41
20:BI:29:LYS:HB2	20:BI:29:LYS:HE3	1.48	0.41
41:C8:93:LYS:H	41:C8:95:LEU:CD2	2.34	0.41
46:D5:98:MET:HE3	46:D5:98:MET:HB2	1.92	0.41
26:14:2015:A:H1'	52:J5:2:ALA:HA	2.01	0.41
26:14:2056:G:O3'	52:J5:8:LYS:NZ	2.53	0.41
55:Q8:38:GLY:N	55:Q8:41:ILE:HG13	2.34	0.41
2:12:134:GLU:HA	2:12:137:ARG:HB2	2.03	0.41
2:12:43:ASP:O	2:12:47:THR:OG1	2.38	0.41
2:12:91:PRO:HA	2:12:154:LEU:HD12	2.01	0.41
1:13:1251:A:H2'	1:13:1252:A:C8	2.56	0.41
1:13:1326:C:H2'	1:13:1327:C:C6	2.56	0.41
1:13:944:G:C2	1:13:1340:A:C6	3.09	0.41

Continued on next page...

Continued from previous page...

Atom-1	Atom-2	Interatomic distance (Å)	Clash overlap (Å)
1:13:237:C:H5''	17:8I:25:ARG:NH1	2.35	0.41
1:13:380:G:C2	1:13:384:G:C6	3.08	0.41
1:13:413:G:H22	1:13:428:G:H1'	1.84	0.41
1:13:750:G:C2	1:13:751:U:C5	3.08	0.41
1:13:818:G:C2	1:13:820:U:O2'	2.73	0.41
1:13:838:G:OP2	1:13:842:C:N4	2.53	0.41
1:13:983:A:H2	1:13:984:C:C6	2.39	0.41
26:14:1542:G:O5'	26:14:1543:A:H5''	2.20	0.41
26:14:1839:G:H5''	26:14:1840:G:OP2	2.20	0.41
26:14:1839:G:C8	26:14:1927:A:H1'	2.55	0.41
26:14:2396:G:H4'	48:F5:30:VAL:H	1.86	0.41
26:14:2422:A:H8	26:14:2422:A:H2'	1.73	0.41
26:14:2590:A:OP2	28:19:237:GLU:HB3	2.19	0.41
26:14:2841:C:H2'	26:14:2842:G:C8	2.56	0.41
26:14:874:G:N2	26:14:904:C:C2	2.89	0.41
26:14:916:G:C2'	26:14:917:A:H5''	2.51	0.41
34:15:71:ILE:HD12	34:15:71:ILE:O	2.20	0.41
28:19:43:ARG:HA	28:19:49:ILE:HA	2.01	0.41
10:1A:12:ASP:OD1	10:1A:13:HIS:N	2.54	0.41
1:1G:1189:C:P	10:1A:51:ARG:HH22	2.43	0.41
1:1G:1127:G:H22	1:1G:1144:G:H1	1.69	0.41
1:1G:1299:A:N1	1:1G:1301:U:N3	2.69	0.41
1:1G:1316:G:N2	1:1G:1318:A:H3'	2.35	0.41
1:1G:186(C):G:C6	1:1G:186(D):C:C4	3.08	0.41
1:1G:743:U:H2'	1:1G:744:C:C6	2.55	0.41
1:1G:977:A:H1'	1:1G:982:U:O4	2.20	0.41
26:1H:1528:A:H2	26:1H:1542:G:C2	2.39	0.41
26:1H:1634:A:H5''	61:1H:4274:HOH:O	2.20	0.41
26:1H:1668:A:N6	26:1H:1676:A:H61	2.18	0.41
24:3K:71:G:H1'	26:1H:1851:U:O2'	2.20	0.41
26:1H:2309:A:O5'	26:1H:2309:A:H8	2.03	0.41
26:1H:2808:U:H5'	26:1H:2891:G:O6	2.20	0.41
26:1H:304:G:H2'	26:1H:305:U:C6	2.56	0.41
26:1H:32:C:C2'	26:1H:33:U:H5'	2.50	0.41
26:1H:353:G:H2'	26:1H:354:G:C8	2.51	0.41
26:1H:821:A:H2'	26:1H:946:G:H5''	2.02	0.41
27:1J:109:G:C6	27:1J:110:G:C5	3.08	0.41
27:1J:7:G:H1	27:1J:113:C:H42	1.68	0.41
22:1K:10:G:O2'	22:1K:11:C:OP1	2.34	0.41
29:21:116:VAL:HG13	29:21:122:PHE:HB2	2.02	0.41
29:29:4:ILE:HD12	29:29:28:ALA:CB	2.51	0.41

Continued on next page...

Continued from previous page...

Atom-1	Atom-2	Interatomic distance (Å)	Clash overlap (Å)
11:2A:86:GLY:H	11:2A:112:THR:HG23	1.85	0.41
11:2A:120:ARG:HA	11:2A:121:PRO:HD3	1.78	0.41
4:32:168:ARG:HA	4:32:168:ARG:HD3	1.81	0.41
36:35:86:LYS:HG3	36:35:87:ASP:H	1.85	0.41
26:14:39:C:O2	30:39:46:ARG:NH2	2.53	0.41
57:3L:31:A:H3'	57:3L:32:PSU:O4'	2.21	0.41
5:42:110:LEU:HD23	5:42:110:LEU:HA	1.79	0.41
5:42:68:GLU:O	5:42:68:GLU:HG3	2.21	0.41
57:3L:35:A:H2	25:4L:14:A:C6	2.38	0.41
6:52:33:TYR:CE2	6:52:74:ASP:HB2	2.56	0.41
33:61:11:ASN:O	33:61:12:LEU:HB2	2.20	0.41
39:65:30:ARG:HE	39:65:30:ARG:HB3	1.62	0.41
33:69:38:LEU:HB2	33:69:40:THR:HG23	2.01	0.41
8:72:12:ARG:NH1	8:72:27:PRO:HD2	2.36	0.41
36:78:86:LYS:HB3	36:78:118:GLY:CA	2.50	0.41
1:1G:1342:C:H4'	9:82:125:TYR:HB3	2.02	0.41
41:85:47:TYR:HA	41:85:50:ARG:NH2	2.35	0.41
38:98:92:GLY:H	38:98:94:TYR:HE1	1.66	0.41
38:98:92:GLY:N	38:98:94:TYR:HE1	2.18	0.41
19:AI:40:ILE:HG21	19:AI:40:ILE:HD13	1.85	0.41
20:BI:69:GLY:O	20:BI:73:HIS:CD2	2.72	0.41
20:BI:73:HIS:O	20:BI:76:ALA:HB3	2.20	0.41
47:E5:25:ARG:HA	47:E5:25:ARG:HD3	1.87	0.41
51:I5:16:CYS:HB2	51:I5:20:ASN:H	1.85	0.41
51:I5:56:VAL:HG22	51:I5:57:GLU:HG3	2.01	0.41
51:M8:18:CYS:HB3	51:M8:39:CYS:SG	2.61	0.41
53:O8:33:LYS:HB2	53:O8:33:LYS:NZ	2.34	0.41
54:P8:24:THR:HG23	54:P8:27:GLY:N	2.35	0.41
55:Q8:4:MET:HE2	55:Q8:59:LYS:HD2	2.02	0.41
1:13:1152:A:H2'	1:13:1153:C:H6	1.85	0.41
1:13:1392:G:N2	1:13:1502:A:H8	2.18	0.41
1:13:1406:U:H2'	1:13:1407:C:H5'	2.03	0.41
1:13:1448:C:N4	1:13:1455:G:H1	2.16	0.41
1:13:616:G:C2	1:13:617:G:C8	3.08	0.41
1:13:953:G:C2	1:13:954:G:H1'	2.56	0.41
26:14:1449(A):G:O2'	26:14:1450:C:H5'	2.20	0.41
26:14:1499:C:H2'	26:14:1500:G:C8	2.56	0.41
26:14:571:A:H5'	26:14:2030:A:N7	2.36	0.41
26:14:2388:A:H2'	26:14:2389:G:H5'	2.01	0.41
26:14:24:G:H2'	26:14:25:U:O4'	2.20	0.41
26:14:270(E):G:C6	26:14:270(F):U:C4	3.08	0.41

Continued on next page...

Continued from previous page...

Atom-1	Atom-2	Interatomic distance (Å)	Clash overlap (Å)
26:14:774:A:H2	26:14:787:U:O2'	2.03	0.41
2:1E:69:LEU:HB3	2:1E:162:ILE:HG22	2.02	0.41
1:1G:1053:G:HO2'	1:1G:1054:C:P	2.44	0.41
1:1G:1073:U:H2'	1:1G:1074:G:C8	2.55	0.41
1:1G:1123:A:O3'	10:1A:36:GLY:HA3	2.20	0.41
1:1G:1216:G:H2'	1:1G:1217:C:C6	2.55	0.41
1:1G:147:G:N2	1:1G:148:G:C4	2.88	0.41
1:1G:328:C:O2	1:1G:328:C:H2'	2.20	0.41
26:1H:1005:C:H5''	26:1H:1006:C:OP2	2.21	0.41
26:1H:1063:G:H22	26:1H:1076:C:H2'	1.86	0.41
26:1H:1268:A:C2	26:1H:2013:A:C4	3.08	0.41
26:1H:2062:A:C2'	26:1H:2062:A:N3	2.83	0.41
26:1H:2371:G:C4'	53:O8:45:LYS:HG3	2.51	0.41
26:1H:643:A:H2'	26:1H:644:A:C8	2.56	0.41
27:1J:6:C:C2	27:1J:115:G:N2	2.89	0.41
27:1J:118:G:C5	27:1J:119:A:N7	2.89	0.41
27:1J:0:A:H2'	27:1J:1:U:C6	2.55	0.41
35:25:7:TYR:HE1	35:25:20:MET:HE3	1.85	0.41
35:25:68:GLU:OE2	35:25:78:ARG:NH1	2.53	0.41
4:32:209:ARG:HG3	4:32:209:ARG:O	2.19	0.41
30:39:11:VAL:HG23	30:39:12:LEU:H	1.85	0.41
30:39:78:ILE:HA	30:39:83:PHE:CD2	2.56	0.41
31:41:39:ILE:HB	31:41:92:VAL:HG12	2.02	0.41
5:42:122:GLU:HG2	5:42:131:ILE:HD12	2.03	0.41
31:49:105:LYS:NZ	51:I5:26:SER:HA	2.36	0.41
31:49:43:LEU:HD12	31:49:45:GLU:OE1	2.19	0.41
5:4E:10:MET:O	5:4E:10:MET:HG2	2.19	0.41
13:4I:108:ARG:N	13:4I:108:ARG:HD2	2.36	0.41
13:4I:36:LYS:HB3	13:4I:36:LYS:HE3	1.88	0.41
32:51:3:ARG:NE	32:51:3:ARG:HA	2.36	0.41
6:5E:3:ARG:HB3	6:5E:93:SER:HB2	2.02	0.41
33:61:129:THR:HG22	33:61:137:PRO:HB3	2.03	0.41
33:61:131:LYS:HB3	33:61:132:PRO:CA	2.47	0.41
39:65:7:TYR:CE1	39:65:11:LYS:HD3	2.54	0.41
39:65:80:LEU:HA	39:65:80:LEU:HD23	1.78	0.41
15:6A:32:LEU:O	15:6A:36:ILE:HG13	2.20	0.41
8:72:51:VAL:HG11	8:72:60:ARG:HE	1.84	0.41
29:29:9:VAL:HA	40:75:3:ARG:HG3	2.03	0.41
36:78:100:LEU:O	36:78:105:LEU:HD12	2.21	0.41
16:7A:52:ASP:OD2	16:7A:55:ARG:HG3	2.20	0.41
16:7I:55:ARG:HB3	16:7I:55:ARG:HE	1.62	0.41

Continued on next page...

Continued from previous page...

Atom-1	Atom-2	Interatomic distance (Å)	Clash overlap (Å)
42:95:57:VAL:HG23	42:95:99:ILE:N	2.35	0.41
38:98:41:ALA:O	38:98:44:LEU:N	2.43	0.41
38:98:9:LYS:HA	38:98:17:ARG:NE	2.36	0.41
18:9A:19:LYS:HA	18:9A:19:LYS:HD2	1.78	0.41
39:A8:67:ARG:HB2	39:A8:67:ARG:CZ	2.50	0.41
13:4A:86:CYS:HA	19:AA:73:GLU:O	2.19	0.41
19:AI:44:MET:O	19:AI:47:HIS:HB2	2.20	0.41
45:C5:42:VAL:HG13	45:C5:65:ALA:HB3	2.02	0.41
43:E8:79:GLY:HA3	43:E8:100:THR:HG22	2.02	0.41
50:H5:4:LEU:O	50:H5:36:VAL:HA	2.20	0.41
26:14:2017:U:O2	52:J5:10:LYS:HB2	2.20	0.41
52:J5:46:CYS:SG	52:J5:48:GLU:HG2	2.61	0.41
49:K8:31:GLU:HB3	49:K8:53:LEU:HD11	2.02	0.41
55:Q8:34:TRP:CG	55:Q8:35:GLN:N	2.85	0.41
2:12:141:GLU:O	2:12:145:LEU:HB2	2.21	0.41
2:12:47:THR:HA	2:12:202:PRO:HG2	2.01	0.41
2:12:80:ILE:HG21	2:12:211:ILE:HG21	2.03	0.41
1:13:337:C:H2'	1:13:338:A:C8	2.55	0.41
1:13:468:A:O2'	16:7I:82:GLN:HG2	2.21	0.41
1:13:604:G:H2'	1:13:605:U:O4'	2.20	0.41
1:13:828:A:N7	1:13:859:A:C8	2.89	0.41
26:14:1044:G:C2'	26:14:1045:A:H5''	2.51	0.41
26:14:1894:C:C2'	26:14:1895:C:H5'	2.51	0.41
26:14:2283:C:C2	26:14:2389:G:C2	3.08	0.41
26:14:2356:C:H4'	47:E5:20:ARG:HG3	2.03	0.41
26:14:2419:U:O4	55:M5:31:HIS:CG	2.73	0.41
26:14:2468:G:H3'	26:14:2476:A:C2	2.55	0.41
26:14:2543:G:C1'	26:14:2766:G:H5'	2.51	0.41
26:14:2771:C:H5''	29:29:202:LYS:HE2	2.02	0.41
26:14:868:U:C4	26:14:869:G:N7	2.88	0.41
27:16:30:C:H2'	27:16:31:C:H5'	2.03	0.41
1:1G:328:C:H4'	1:1G:329:A:C5'	2.50	0.41
1:1G:332:G:C2	1:1G:333:G:C8	3.09	0.41
1:1G:565:U:H3'	1:1G:566:G:H2'	2.03	0.41
1:1G:689:C:C2'	1:1G:690:G:H5'	2.51	0.41
26:1H:1025:G:C4	26:1H:1135:C:H1'	2.55	0.41
26:1H:1257:C:H4'	30:31:83:PHE:CE1	2.55	0.41
26:1H:1550:C:O2'	26:1H:1551:C:H5'	2.20	0.41
26:1H:15:G:C2	26:1H:16:G:C8	3.08	0.41
26:1H:1675:C:H2'	26:1H:1676:A:O4'	2.20	0.41
26:1H:211:A:H2'	26:1H:212:G:O4'	2.21	0.41

Continued on next page...

Continued from previous page...

Atom-1	Atom-2	Interatomic distance (Å)	Clash overlap (Å)
26:1H:2557:G:H2'	26:1H:2558:C:C6	2.56	0.41
26:1H:2704:C:H2'	26:1H:2705:A:H8	1.83	0.41
26:1H:2820:A:P	38:98:2:ARG:NH2	2.94	0.41
26:1H:2830:G:N3	26:1H:2883:A:H2	2.18	0.41
26:1H:2851:A:H8	26:1H:2851:A:O5'	2.04	0.41
26:1H:357:A:H2'	26:1H:358:U:H6	1.85	0.41
27:1J:45:A:N3	27:1J:45:A:H2'	2.35	0.41
27:1J:51:G:C6	27:1J:52:A:C2	3.09	0.41
27:1J:57:A:C2'	27:1J:58:A:H5'	2.51	0.41
29:21:81:ILE:HG22	29:21:81:ILE:O	2.20	0.41
3:22:11:ARG:O	3:22:14:ILE:O	2.39	0.41
3:2E:18:TRP:HB3	3:2E:20:SER:O	2.21	0.41
23:2K:64:G:N3	23:2K:65:G:C8	2.89	0.41
30:31:176:LEU:HD21	30:31:180:GLY:O	2.21	0.41
26:14:616:A:C4	30:39:180:GLY:HA2	2.55	0.41
12:3A:18:VAL:O	12:3A:19:ARG:HB2	2.21	0.41
12:3A:41:ARG:HH11	12:3A:41:ARG:HB3	1.86	0.41
25:4K:24:A:H8	25:4K:24:A:O5'	2.04	0.41
33:69:77:LEU:HD13	33:69:141:LYS:HD2	2.03	0.41
15:6A:26:GLU:H	15:6A:26:GLU:HG2	1.66	0.41
35:25:64:ARG:HH11	40:75:70:VAL:HG11	1.85	0.41
36:78:96:THR:HG22	36:78:126:VAL:HG21	2.02	0.41
36:78:38:GLN:O	36:78:41:ARG:HB2	2.21	0.41
16:7A:37:GLY:HA2	16:7A:50:LYS:HD3	2.01	0.41
16:7A:58:TYR:O	16:7A:62:VAL:HG22	2.20	0.41
37:88:1:MET:O	37:88:2:LEU:HB2	2.21	0.41
37:88:2:LEU:HA	37:88:2:LEU:HD12	1.93	0.41
38:98:50:HIS:O	38:98:54:LEU:HD22	2.21	0.41
43:A5:96:ILE:HG12	43:A5:97:LYS:N	2.36	0.41
35:68:75:SER:CB	40:B8:74:ARG:HH12	2.34	0.41
45:C5:59:GLY:O	45:C5:61:ILE:HG13	2.20	0.41
50:H5:50:VAL:HG12	50:H5:53:LEU:HD12	2.03	0.41
37:88:136:ALA:HB2	46:H8:52:SER:HB2	2.03	0.41
53:K5:33:LYS:HE2	53:K5:33:LYS:HB3	1.82	0.41
51:M8:59:PHE:HD1	51:M8:59:PHE:HA	1.73	0.41
55:Q8:40:GLU:HA	55:Q8:43:GLN:OE1	2.20	0.41
55:Q8:47:LYS:CE	55:Q8:47:LYS:HA	2.24	0.41
28:11:105:ILE:HA	28:11:105:ILE:HD12	1.51	0.41
2:12:239:VAL:HG12	2:12:240:GLN:HG3	2.02	0.41
1:13:1339:A:H2'	1:13:1340:A:O4'	2.20	0.41
1:13:1499:A:H1'	1:13:1520:G:O5'	2.21	0.41

Continued on next page...

Continued from previous page...

Atom-1	Atom-2	Interatomic distance (Å)	Clash overlap (Å)
1:13:339:C:OP2	35:68:97:ARG:HD3	2.21	0.41
1:13:940:C:H2'	1:13:941:G:H8	1.86	0.41
26:14:1728:G:H2'	26:14:1731:G:H1	1.85	0.41
26:14:2211:G:H2'	26:14:2211:G:N3	2.34	0.41
26:14:2459:A:N3	26:14:2459:A:H2'	2.36	0.41
26:14:2820:A:O5'	38:55:4:LEU:HD23	2.21	0.41
26:14:38:A:H2'	26:14:39:C:H6	1.83	0.41
26:14:414:C:H2'	26:14:415:A:C8	2.55	0.41
26:14:442:G:C4	26:14:444:C:C5	3.09	0.41
26:14:761:A:C5	61:14:4077:HOH:O	2.71	0.41
26:14:988:A:N6	50:H5:13:ILE:HG21	2.35	0.41
26:14:992:C:H2'	26:14:993:G:H8	1.85	0.41
28:19:106:ILE:O	28:19:108:PRO:HD3	2.20	0.41
2:1E:97:TRP:CH2	2:1E:176:GLU:OE2	2.74	0.41
1:1G:1050:G:C6	1:1G:1051:C:N4	2.89	0.41
1:1G:1265:G:C2	1:1G:1271:G:C2	3.09	0.41
1:1G:1290:G:C6	1:1G:1291:G:C5	3.09	0.41
1:1G:1324:A:C5	1:1G:1325:C:C5	3.09	0.41
1:1G:131:C:H2'	1:1G:132:C:C6	2.56	0.41
1:1G:191(F):U:H2'	1:1G:191:G:H8	1.85	0.41
26:1H:1187:G:P	61:1H:3899:HOH:O	2.67	0.41
26:1H:1332:G:N2	26:1H:1609:A:HO2'	2.15	0.41
26:1H:1358:G:N2	26:1H:1372:U:C5	2.89	0.41
26:1H:1642:G:C2'	26:1H:1643:G:H5'	2.50	0.41
26:1H:1831:G:H2'	26:1H:1832:C:C6	2.55	0.41
26:1H:1919:A:H5''	26:1H:1920:C:OP2	2.21	0.41
26:1H:1931:U:O4'	26:1H:1931:U:O2	2.39	0.41
26:1H:2436:G:C5	26:1H:2437:U:C5	3.09	0.41
26:1H:451:C:H5'	61:1H:3916:HOH:O	2.20	0.41
26:1H:839:U:H2'	26:1H:840:C:C6	2.56	0.41
3:22:188:LEU:HA	3:22:188:LEU:HD13	1.80	0.41
3:22:81:GLY:HA2	3:22:85:ARG:HD3	2.02	0.41
26:14:2622:C:H5'	29:29:159:HIS:ND1	2.35	0.41
3:2E:84:ILE:HG23	3:2E:88:ARG:HE	1.85	0.41
30:39:5:ALA:HB1	30:39:125:LEU:HD21	2.02	0.41
30:39:18:ARG:HG2	30:39:19:GLU:N	2.31	0.41
1:13:36:C:H1'	12:3I:118:SER:HB3	2.03	0.41
57:3L:8:4SU:O4'	57:3L:48:C:H2'	2.21	0.41
5:42:107:ARG:O	5:42:110:LEU:N	2.54	0.41
5:42:76:ILE:O	5:42:93:PRO:HB3	2.21	0.41
32:51:12:PRO:HD3	32:51:48:GLY:O	2.21	0.41

Continued on next page...

Continued from previous page...

Atom-1	Atom-2	Interatomic distance (Å)	Clash overlap (Å)
32:51:4:ILE:HD11	32:51:7:LEU:HD11	2.03	0.41
32:51:92:ILE:H	32:51:92:ILE:HG13	1.55	0.41
6:52:99:ALA:HB3	18:9A:29:PHE:CE1	2.56	0.41
39:65:26:LEU:HD22	39:65:87:PHE:CD1	2.55	0.41
39:65:62:LYS:HA	39:65:65:VAL:HG12	2.03	0.41
33:69:2:LYS:H	33:69:2:LYS:HG2	1.78	0.41
15:6A:5:LYS:O	15:6A:9:GLN:HG2	2.21	0.41
8:72:100:ILE:HA	8:72:101:PRO:HD3	1.88	0.41
36:78:52:GLU:OE1	36:78:55:ARG:NE	2.49	0.41
9:8E:89:ASN:O	9:8E:91:ASP:N	2.52	0.41
38:98:29:LEU:O	38:98:78:LYS:HE3	2.21	0.41
39:A8:17:ARG:HH11	39:A8:17:ARG:HG3	1.86	0.41
40:B8:107:ASP:CG	40:B8:109:GLU:HG3	2.41	0.41
46:D5:148:ASP:OD2	46:D5:175:VAL:HG11	2.20	0.41
46:D5:67:LEU:HA	46:D5:67:LEU:HD23	1.91	0.41
44:F8:61:GLY:N	44:F8:75:ASP:OD1	2.50	0.41
45:G8:40:GLU:HB3	45:G8:64:GLU:CB	2.51	0.41
50:H5:13:ILE:HD12	50:H5:13:ILE:H	1.85	0.41
46:H8:53:ILE:HG13	46:H8:53:ILE:O	2.19	0.41
48:J8:73:LEU:O	48:J8:76:ARG:HB2	2.19	0.41
26:14:2347:C:H4'	53:K5:39:TYR:HE2	1.86	0.41
44:F8:2:LYS:HG2	49:K8:26:ARG:HE	1.86	0.41
26:14:459:U:H4'	54:L5:40:TRP:CZ3	2.56	0.41
26:1H:2371:G:H4'	53:O8:45:LYS:HG3	2.03	0.41
26:1H:1309:G:P	54:P8:9:ARG:HD3	2.61	0.41
2:12:219:VAL:HG23	2:12:222:ILE:HD12	2.02	0.41
1:13:1054:C:H5	1:13:1196:U:H2'	1.86	0.41
1:13:1348:U:H5	1:13:1373:G:N2	2.19	0.41
26:14:1945:G:H2'	26:14:1946:U:H6	1.85	0.41
26:14:2168:G:N3	26:14:2168:G:H2'	2.36	0.41
26:14:2408:U:H2'	26:14:2409:G:H8	1.86	0.41
26:14:2563:U:O2	26:14:2565:A:C8	2.74	0.41
26:14:2607:G:H2'	26:14:2608:G:O4'	2.21	0.41
26:14:286:C:H2'	26:14:287:C:C6	2.56	0.41
26:14:30:G:C5	26:14:31:C:C4	3.08	0.41
26:14:867:C:C6	26:14:868:U:H5	2.39	0.41
28:19:260:ARG:NH2	28:19:264:LYS:HD3	2.36	0.41
10:1A:8:LEU:HD22	10:1A:20:ALA:HB2	2.02	0.41
2:1E:178:ARG:HD3	2:1E:178:ARG:HA	1.94	0.41
2:1E:28:PHE:O	2:1E:32:ILE:HG22	2.21	0.41
1:1G:1181:G:H2'	1:1G:1182:G:O4'	2.21	0.41

Continued on next page...

Continued from previous page...

Atom-1	Atom-2	Interatomic distance (Å)	Clash overlap (Å)
1:1G:1446:A:OP1	1:1G:1446:A:H4'	2.21	0.41
1:1G:151:A:H2'	1:1G:152:A:O4'	2.19	0.41
1:1G:359:U:H2'	1:1G:360:A:C8	2.56	0.41
1:1G:552:U:C2'	1:1G:553:A:H5'	2.51	0.41
1:1G:674:G:H2'	1:1G:675:A:C8	2.56	0.41
1:1G:745:C:OP1	1:1G:851:G:O2'	2.33	0.41
26:1H:1336:A:OP2	44:F8:64:LYS:NZ	2.53	0.41
26:1H:1545(A):A:N7	26:1H:1546:C:C2	2.89	0.41
26:1H:1666:G:C2'	26:1H:1667:G:H5'	2.51	0.41
26:1H:1756:G:H4'	26:1H:1758:G:O4'	2.21	0.41
26:1H:2422:A:C5	26:1H:2424:C:C4	3.08	0.41
26:1H:2643:G:H2'	26:1H:2644:G:O4'	2.20	0.41
26:1H:363(B):G:H2'	26:1H:363(C):G:H8	1.86	0.41
26:1H:449:A:N6	26:1H:450:G:C6	2.89	0.41
26:1H:259:G:O2'	26:1H:621:A:O2'	2.17	0.41
26:1H:784:A:O4'	28:11:227:ASN:ND2	2.54	0.41
26:1H:784:A:C8	26:1H:792:G:C5	3.09	0.41
26:1H:845:G:H8	26:1H:845:G:OP2	2.04	0.41
29:21:1:MET:HG2	29:21:83:ASP:O	2.20	0.41
29:29:50:GLY:HA2	29:29:78:LEU:HD23	2.03	0.41
3:2E:130:VAL:O	3:2E:134:ILE:HG12	2.20	0.41
3:2E:154:SER:OG	3:2E:165:THR:HB	2.21	0.41
23:2L:48:U:O2'	23:2L:49:C:OP2	2.32	0.41
30:31:63:LYS:HE3	30:31:67:GLN:HB2	2.02	0.41
30:39:31:HIS:O	30:39:31:HIS:CD2	2.74	0.41
30:39:85:GLY:C	61:39:302:HOH:O	2.58	0.41
4:3E:90:GLY:H	4:3E:204:ILE:HD11	1.86	0.41
57:3L:11:C:H2'	57:3L:12:U:C6	2.56	0.41
31:41:47:LYS:NZ	31:41:80:PHE:HD2	2.17	0.41
13:4A:84:ILE:O	13:4A:86:CYS:N	2.54	0.41
6:52:44:GLY:HA2	6:52:59:TYR:CZ	2.56	0.41
14:5A:53:LEU:HD23	14:5A:53:LEU:HA	1.67	0.41
1:1G:750:G:N2	15:6A:23:GLY:HA3	2.36	0.41
7:6E:73:MET:HG2	7:6E:90:GLU:HB3	2.02	0.41
1:13:375:U:OP1	16:7I:69:THR:HG21	2.20	0.41
17:8I:45:HIS:O	17:8I:73:VAL:HG23	2.21	0.41
39:A8:32:LEU:HD23	39:A8:32:LEU:N	2.35	0.41
39:A8:63:THR:O	39:A8:66:ALA:HB3	2.21	0.41
19:AA:12:ASP:HB3	19:AA:38:SER:CB	2.50	0.41
1:13:323:U:O3'	20:BI:22:ARG:HD3	2.21	0.41
47:E5:72:ARG:HB3	47:E5:75:LEU:HB2	2.03	0.41

Continued on next page...

Continued from previous page...

Atom-1	Atom-2	Interatomic distance (Å)	Clash overlap (Å)
43:E8:110:LYS:HG3	43:E8:111:HIS:N	2.34	0.41
48:F5:18:ILE:HG12	48:F5:37:ILE:HD12	2.02	0.41
45:G8:88:LYS:HA	45:G8:88:LYS:HD3	1.51	0.41
46:H8:102:LEU:HD23	46:H8:102:LEU:HA	1.83	0.41
48:J8:82:LEU:HD22	48:J8:82:LEU:H	1.85	0.41
48:J8:90:ILE:HG21	48:J8:90:ILE:HD13	1.71	0.41
49:K8:33:MET:O	49:K8:36:ARG:HB2	2.20	0.41
2:12:6:THR:OG1	2:12:217:ARG:HB3	2.20	0.41
1:13:1129:C:O2	1:13:1130:A:N7	2.53	0.41
1:13:131:C:H2'	1:13:132:C:C6	2.56	0.41
1:13:456:C:H42	1:13:476:G:H1	1.68	0.41
1:13:575:G:H4'	1:13:576:G:C5'	2.51	0.41
1:13:825:G:O2'	1:13:826:C:H5'	2.21	0.41
1:13:16:A:C2	1:13:920:U:O2	2.74	0.41
26:14:1034:G:H2'	26:14:1035:U:O4'	2.20	0.41
26:14:1316:U:C2'	26:14:1317:A:H5'	2.51	0.41
26:14:1434:A:H2'	26:14:1435:G:C8	2.56	0.41
26:14:2244:U:H6	26:14:2244:U:O5'	2.04	0.41
26:14:2415:G:C6	26:14:2416:C:C4	3.09	0.41
26:14:619:G:H5''	26:14:620:G:N2	2.35	0.41
26:14:606:U:H4'	26:14:658:C:H4'	2.03	0.41
27:16:99:A:C4	27:16:100:G:C8	3.09	0.41
1:1G:1072:G:H2'	1:1G:1073:U:O4'	2.21	0.41
1:1G:1125:U:C5	10:1A:5:ARG:NH1	2.89	0.41
1:1G:1241:G:H1	1:1G:1296:C:H42	1.68	0.41
1:1G:129(A):G:C2	1:1G:191(A):G:C8	3.08	0.41
1:1G:255:G:H2'	1:1G:256:U:H6	1.81	0.41
1:1G:391:G:C6	1:1G:392:G:C5	3.08	0.41
1:1G:491:G:H2'	1:1G:492:G:O4'	2.20	0.41
26:1H:1061:U:H3'	26:1H:1062:G:C5'	2.51	0.41
26:1H:1280:G:N2	26:1H:1291:C:C2	2.89	0.41
26:1H:1448:G:H1'	26:1H:1528:A:H62	1.85	0.41
26:1H:2715:C:C2'	26:1H:2716:U:H5'	2.51	0.41
26:1H:2845:G:N2	26:1H:2871:C:O2	2.51	0.41
26:1H:322:A:H5'	26:1H:340:A:H1'	2.03	0.41
26:1H:442:G:C6	26:1H:444:C:N4	2.89	0.41
26:1H:587:C:P	36:78:21:ARG:HH22	2.44	0.41
27:1J:66:A:C2	27:1J:108:C:C4	3.09	0.41
23:2K:64:G:C2	23:2K:65:G:C5	3.09	0.41
30:31:129:PHE:O	30:31:130:ALA:CB	2.69	0.41
26:1H:323:G:H5'	30:31:169:ASN:OD1	2.21	0.41

Continued on next page...

Continued from previous page...

Atom-1	Atom-2	Interatomic distance (Å)	Clash overlap (Å)
4:32:104:VAL:O	4:32:108:LEU:HB2	2.21	0.41
4:32:18:LYS:HD2	4:32:20:TYR:CE1	2.55	0.41
4:32:61:LYS:HA	4:32:203:VAL:HG22	2.02	0.41
30:39:29:ASN:HA	30:39:30:PRO:HD3	1.63	0.41
24:3K:9:A:H2'	24:3K:10:G:N7	2.36	0.41
24:3K:26:A:H2'	24:3K:27:G:H5'	2.03	0.41
24:3K:28:G:H1	24:3K:42:C:H42	1.67	0.41
5:42:34:VAL:HB	5:42:62:ALA:HB1	2.03	0.41
34:58:35:ARG:HA	34:58:116:LEU:HD13	2.03	0.41
10:1A:50:ILE:HB	14:5A:41:ARG:HD2	2.03	0.41
7:62:78:ARG:O	7:62:84:ASN:HA	2.20	0.41
40:75:62:THR:HG22	40:75:75:ILE:HG12	2.02	0.41
40:75:90:GLN:HG3	40:75:91:ARG:N	2.36	0.41
19:AI:40:ILE:HG22	19:AI:69:HIS:O	2.21	0.41
45:C5:87:LYS:HB2	45:C5:96:ILE:HD13	2.01	0.41
41:C8:88:ILE:C	41:C8:90:VAL:H	2.17	0.41
46:H8:109:ALA:HB3	46:H8:144:LEU:HD13	2.03	0.41
47:I8:47:PRO:HB3	47:I8:51:VAL:HG12	2.02	0.41
48:J8:25:LYS:HE2	48:J8:25:LYS:HB3	1.48	0.41
48:J8:41:ARG:HG3	48:J8:43:TYR:CZ	2.55	0.41
49:K8:15:LYS:HD3	49:K8:67:LYS:HZ3	1.85	0.41
1:13:1132:C:C2'	1:13:1133:G:H5'	2.51	0.41
1:13:1128:C:C6	1:13:1139:G:C6	3.09	0.41
1:13:1305:G:H8	1:13:1305:G:OP2	2.04	0.41
1:13:243:A:H4'	1:13:244:U:H5''	2.03	0.41
1:13:255:G:C4	1:13:256:U:C5	3.09	0.41
1:13:310:G:OP2	16:7I:27:LYS:NZ	2.29	0.41
1:13:324:G:N1	1:13:327:A:OP2	2.51	0.41
1:13:375:U:C2	1:13:376:G:C8	3.09	0.41
1:13:560:U:H4'	1:13:561:U:H5''	2.03	0.41
26:14:1174:A:H5'	26:14:1175:U:OP2	2.20	0.41
26:14:1488:G:C6	26:14:1489:U:N3	2.89	0.41
26:14:2157:G:O2'	26:14:2158:A:C8	2.72	0.41
26:14:2885:C:N3	26:14:2886:G:H1'	2.36	0.41
26:14:363(A):A:H2'	26:14:363(A):A:N3	2.35	0.41
26:14:429:A:H2'	26:14:430:G:C8	2.56	0.41
26:14:49:A:H5''	26:14:51:G:O4'	2.20	0.41
26:14:947:G:H2'	26:14:948:G:C8	2.56	0.41
34:15:35:ARG:HB2	34:15:42:TRP:CZ3	2.54	0.41
21:1B:6:ARG:HH11	21:1B:15:ARG:NH1	2.19	0.41
2:1E:21:ARG:C	2:1E:23:ARG:H	2.25	0.41

Continued on next page...

Continued from previous page...

Atom-1	Atom-2	Interatomic distance (Å)	Clash overlap (Å)
1:1G:162:A:H8	1:1G:162:A:O5'	2.04	0.41
1:1G:422:C:H6	1:1G:422:C:H2'	1.73	0.41
26:1H:141:A:H8	26:1H:1408:C:H1'	1.86	0.41
26:1H:150:C:H2'	26:1H:151:C:C6	2.56	0.41
26:1H:234:C:C2	26:1H:235:U:C5	3.09	0.41
27:1J:118:G:O6	27:1J:119:A:N6	2.54	0.41
27:1J:17:C:H2'	27:1J:18:G:O4'	2.21	0.41
56:1L:29:G:H3'	56:1L:30:G:C8	2.56	0.41
56:1L:74:C:O2'	56:1L:75:C:OP2	2.38	0.41
29:29:44:TYR:HE2	29:29:80:GLU:OE1	2.03	0.41
11:2A:100:ALA:C	11:2A:102:GLY:H	2.24	0.41
3:2E:7:PRO:O	3:2E:11:ARG:NH1	2.53	0.41
23:2L:26:C:H2'	23:2L:27:G:O4'	2.21	0.41
30:31:149:ASP:OD1	30:31:149:ASP:N	2.49	0.41
30:31:64:ILE:HA	30:31:64:ILE:HD13	1.50	0.41
1:13:8:A:N7	4:3E:208:SER:HB3	2.37	0.41
37:45:63:LYS:HE2	37:45:65:PHE:CZ	2.56	0.41
5:4E:35:GLY:H	5:4E:112:LEU:HD13	1.85	0.41
5:4E:69:VAL:O	5:4E:71:LEU:HG	2.20	0.41
32:59:154:PRO:HB3	32:59:162:ILE:O	2.21	0.41
32:59:9:ILE:HG22	32:59:51:ARG:HA	2.01	0.41
32:59:55:PRO:HG2	32:59:61:HIS:CG	2.56	0.41
33:61:139:GLN:C	33:61:140:LEU:HG	2.41	0.41
7:62:12:LEU:HD12	7:62:12:LEU:HA	1.68	0.41
39:65:74:ALA:HB2	39:65:105:ALA:O	2.21	0.41
33:69:130:TYR:O	33:69:131:LYS:HD2	2.21	0.41
33:69:58:LEU:O	33:69:62:LYS:N	2.53	0.41
8:72:97:VAL:HG22	8:72:129:VAL:C	2.41	0.41
26:1H:1250:G:OP2	36:78:18:ARG:NH1	2.54	0.41
16:7A:74:LEU:HD12	16:7A:79:VAL:HG21	2.03	0.41
8:7E:80:ILE:H	8:7E:80:ILE:HG12	1.73	0.41
16:7I:8:ARG:HD3	16:7I:17:TYR:CE1	2.56	0.41
37:88:5:ARG:O	37:88:6:ARG:C	2.59	0.41
18:9I:47:THR:HA	18:9I:83:GLU:HB2	2.02	0.41
39:A8:71:ARG:HB3	39:A8:71:ARG:HE	1.80	0.41
34:58:3:THR:HG22	41:C8:64:ARG:NH1	2.35	0.41
26:14:2357:U:P	47:E5:20:ARG:HH11	2.44	0.41
26:14:2414:G:OP1	48:F5:25:LYS:NZ	2.54	0.41
45:G8:54:LYS:O	45:G8:55:TYR:CG	2.74	0.41
51:I5:2:LYS:HB3	51:I5:6:HIS:CD2	2.56	0.41
51:M8:36:CYS:SG	51:M8:38:LYS:O	2.79	0.41

Continued on next page...

Continued from previous page...

Atom-1	Atom-2	Interatomic distance (Å)	Clash overlap (Å)
2:12:97:TRP:HH2	2:12:176:GLU:OE2	2.05	0.40
1:13:1023:G:H3'	1:13:1024:G:C5'	2.47	0.40
1:13:1068:G:N7	1:13:1094:G:H2'	2.35	0.40
1:13:187:C:O2	1:13:191(A):G:C6	2.74	0.40
1:13:475:G:C4	1:13:476:G:C8	3.08	0.40
1:13:687:A:C2'	1:13:701:C:H41	2.34	0.40
1:13:93:U:H2'	1:13:95:G:H5''	2.02	0.40
26:14:1268:A:C2	26:14:2013:A:C4	3.09	0.40
26:14:128:C:H2'	26:14:129:C:C6	2.56	0.40
26:14:1780:A:P	61:14:4022:HOH:O	2.72	0.40
26:14:528:A:C2	26:14:2043:C:H4'	2.57	0.40
26:14:2187:G:C5	26:14:2188:C:C4	3.09	0.40
26:14:2854:G:C2	26:14:2864:G:C2	3.09	0.40
26:14:719:C:O2'	26:14:720:C:H5'	2.20	0.40
26:14:868:U:N3	26:14:869:G:C5	2.89	0.40
26:14:883:G:H2'	26:14:884:C:C6	2.56	0.40
26:14:914:C:C4	26:14:915:C:C6	3.10	0.40
28:19:70:TRP:O	28:19:73:VAL:HG23	2.21	0.40
1:1G:1062:U:H2'	1:1G:1063:C:C6	2.56	0.40
1:1G:1119:C:H2'	1:1G:1120:G:C8	2.56	0.40
1:1G:1165:C:H2'	1:1G:1166:G:O4'	2.19	0.40
1:1G:1187:G:H2'	1:1G:1188:A:C8	2.55	0.40
1:1G:589:C:N4	1:1G:650:G:H1	2.04	0.40
1:1G:779:C:H2'	1:1G:780:A:O4'	2.21	0.40
1:1G:960:U:O2	1:1G:1225:A:C8	2.74	0.40
26:1H:1045:A:H1'	26:1H:1047:G:C4	2.56	0.40
26:1H:1340:U:H4'	26:1H:1341:U:OP2	2.20	0.40
26:1H:1359:A:N1	26:1H:1372:U:C4	2.88	0.40
26:1H:1426:G:P	26:1H:1427:A:HO2'	2.36	0.40
26:1H:1524:G:C2	26:1H:1525:G:C4	3.08	0.40
26:1H:1641:A:N6	26:1H:1642:G:C2	2.90	0.40
26:1H:2028:U:C5	61:1H:4099:HOH:O	2.70	0.40
26:1H:858:U:O2	26:1H:2268:A:H2'	2.21	0.40
26:1H:2309:A:C6	26:1H:2310:A:C8	3.09	0.40
26:1H:2376:A:N1	39:A8:87:PHE:HD2	2.18	0.40
26:1H:2459:A:H2'	26:1H:2460:U:H5'	2.03	0.40
26:1H:2540:C:H2'	26:1H:2541:A:O4'	2.21	0.40
26:1H:2552:U:H2'	26:1H:2554:U:H5''	2.03	0.40
26:1H:2695:C:H2'	26:1H:2696:U:C6	2.56	0.40
27:1J:50:G:OP1	39:65:63:THR:HG23	2.21	0.40
29:21:105:THR:HG22	29:21:106:GLY:N	2.26	0.40

Continued on next page...

Continued from previous page...

Atom-1	Atom-2	Interatomic distance (Å)	Clash overlap (Å)
29:21:105:THR:O	29:21:196:VAL:HB	2.21	0.40
3:22:51:GLY:O	3:22:70:VAL:HG13	2.21	0.40
23:2L:9:G:O4'	23:2L:47:7MG:H1'	2.21	0.40
30:39:154:VAL:HA	30:39:191:ARG:O	2.21	0.40
57:3L:18:G:O2'	57:3L:57:G:N2	2.53	0.40
5:42:9:LYS:HG2	5:42:108:ALA:HB1	2.03	0.40
31:49:95:ARG:HG2	31:49:96:ARG:H	1.86	0.40
13:4A:13:LYS:HG2	13:4A:14:ARG:H	1.85	0.40
13:4I:50:GLU:O	13:4I:54:VAL:HG23	2.21	0.40
26:14:2873:A:C8	38:55:5:LYS:HA	2.56	0.40
1:1G:977:A:OP1	14:5A:31:ARG:HD3	2.20	0.40
14:5I:13:THR:HG23	14:5I:20:ALA:HB2	2.04	0.40
33:61:131:LYS:HZ2	33:61:131:LYS:N	2.19	0.40
7:62:69:VAL:HG21	7:62:104:LEU:HD13	2.02	0.40
27:1J:52:A:H62	39:65:33:LYS:HG3	1.86	0.40
39:65:29:PHE:O	39:65:35:ILE:HD12	2.22	0.40
39:65:77:ALA:HA	39:65:80:LEU:HB2	2.03	0.40
33:69:37:VAL:HG12	33:69:38:LEU:HD12	2.03	0.40
8:72:104:ARG:HB3	8:72:107:LEU:HB2	2.03	0.40
36:78:46:LYS:O	36:78:47:ASP:HB3	2.20	0.40
36:78:52:GLU:HG3	36:78:57:THR:HA	2.03	0.40
30:31:34:TRP:CZ2	36:78:8:PRO:HG3	2.56	0.40
1:1G:1347:G:C8	9:82:107:ARG:HB3	2.56	0.40
9:82:26:VAL:HG22	9:82:61:ALA:H	1.85	0.40
17:8I:25:ARG:CZ	17:8I:27:PHE:HE2	2.34	0.40
43:A5:4:LYS:HA	43:A5:105:VAL:O	2.21	0.40
40:B8:129:ARG:HD3	40:B8:129:ARG:HA	1.86	0.40
20:BI:57:ARG:HH12	20:BI:102:GLY:HA2	1.85	0.40
43:E8:58:ALA:O	43:E8:64:MET:HB2	2.21	0.40
45:G8:100:ALA:HB1	45:G8:101:LYS:CB	2.45	0.40
46:H8:143:GLY:O	46:H8:145:GLU:HG2	2.21	0.40
48:J8:91:LYS:HG3	48:J8:91:LYS:HZ2	1.72	0.40
54:L5:40:TRP:N	54:L5:40:TRP:CD1	2.86	0.40
50:L8:8:LEU:HD22	50:L8:31:LEU:HD22	2.02	0.40
26:14:2420:C:OP1	55:M5:34:TRP:HB3	2.21	0.40
54:P8:37:LYS:HG3	54:P8:37:LYS:O	2.21	0.40
55:Q8:48:PHE:O	55:Q8:49:VAL:HG12	2.21	0.40
1:13:1087:G:H2'	1:13:1088:G:C8	2.56	0.40
1:13:129:U:N3	1:13:131:C:N4	2.69	0.40
1:13:1365:G:H2'	1:13:1366:C:H6	1.87	0.40
1:13:1484:C:HO2'	26:1H:1960:A:HO2'	1.67	0.40

Continued on next page...

Continued from previous page...

Atom-1	Atom-2	Interatomic distance (Å)	Clash overlap (Å)
1:13:1504:G:H3'	1:13:1504:G:P	2.62	0.40
26:14:1018:C:H2'	26:14:1019:U:H6	1.86	0.40
26:14:1171:G:O2'	26:14:1173:G:N3	2.44	0.40
26:14:1344:G:H4'	26:14:1384:A:C5	2.56	0.40
26:14:1379:A:H4'	26:14:1380:G:OP2	2.22	0.40
26:14:2187:G:C6	26:14:2188:C:N3	2.90	0.40
26:14:2191:G:HO2'	26:14:2192:G:P	2.43	0.40
57:3L:76:A:O2'	26:14:2394:C:N3	2.45	0.40
26:14:2631:G:O2'	26:14:2810:A:N1	2.50	0.40
26:14:2889:C:H2'	26:14:2891:G:O4'	2.21	0.40
26:14:590:A:H2'	26:14:591:C:O4'	2.21	0.40
28:19:33:LEU:HD12	28:19:33:LEU:HA	1.71	0.40
1:1G:1028(A):C:N3	1:1G:1028(B):C:H5	2.19	0.40
1:1G:1239:A:H4'	1:1G:1240:U:C5'	2.51	0.40
1:1G:1401:G:C2	1:1G:1402:C:H1'	2.57	0.40
1:1G:1441:G:H5''	1:1G:1442:G:H5'	2.03	0.40
26:1H:1013:C:H42	26:1H:1149:G:H1	1.69	0.40
26:1H:1239:G:H2'	26:1H:1240:U:O4'	2.21	0.40
26:1H:1588:C:C2	26:1H:1589:C:C5	3.10	0.40
26:1H:2126:A:H2'	26:1H:2126:A:N3	2.36	0.40
26:1H:259:G:N2	26:1H:621:A:C8	2.80	0.40
26:1H:2647:U:H2'	26:1H:2648:C:C6	2.56	0.40
26:1H:2693:A:H2'	26:1H:2694:G:H8	1.87	0.40
26:1H:270(I):G:H8	26:1H:270(I):G:O5'	2.03	0.40
26:1H:608:A:C4	26:1H:621:A:C6	3.09	0.40
22:1K:29:G:H1	22:1K:41:C:N4	2.19	0.40
56:1L:16:U:H2'	56:1L:17:C:H5''	2.04	0.40
3:22:140:ARG:O	3:22:144:SER:HB2	2.21	0.40
29:29:170:LEU:HD11	29:29:185:LYS:O	2.21	0.40
7:62:150:ALA:O	11:2A:57:THR:HG21	2.21	0.40
23:2K:55:5MU:C4	23:2K:56:PSU:C2	3.09	0.40
30:31:22:ALA:HB1	30:31:24:LEU:HD13	2.03	0.40
1:13:403:C:O3'	4:3E:122:ARG:HD2	2.21	0.40
24:3K:62:C:O5'	24:3K:62:C:H6	2.04	0.40
37:45:135:ASP:O	37:45:137:TYR:HD1	2.04	0.40
1:13:1080:A:H5''	5:4E:16:THR:HG21	2.03	0.40
13:4I:82:MET:HE3	13:4I:82:MET:HB3	1.94	0.40
25:4L:15:A:O5'	25:4L:15:A:H8	2.04	0.40
6:52:87:ARG:HH11	6:52:87:ARG:HG2	1.86	0.40
7:62:114:ARG:H	7:62:114:ARG:HG2	1.62	0.40
26:14:2094:G:OP1	33:69:22:LYS:HD2	2.21	0.40

Continued on next page...

Continued from previous page...

Atom-1	Atom-2	Interatomic distance (Å)	Clash overlap (Å)
40:75:105:LEU:O	40:75:110:ILE:HG13	2.21	0.40
40:75:123:GLN:O	40:75:127:ALA:N	2.48	0.40
30:31:34:TRP:CH2	36:78:8:PRO:HB3	2.56	0.40
6:52:7:ASN:HD21	18:9A:34:TYR:HE1	1.70	0.40
39:A8:110:LEU:O	39:A8:111:GLU:HB2	2.21	0.40
26:1H:2334:G:C2	39:A8:12:PHE:CD1	3.10	0.40
20:BI:50:GLU:HG3	20:BI:100:ILE:HG12	2.02	0.40
46:H8:28:MET:HB2	46:H8:37:VAL:CG1	2.51	0.40
44:F8:5:TYR:CZ	49:K8:30:ARG:HB2	2.56	0.40
52:N8:46:CYS:HA	52:N8:47:PRO:HD2	1.94	0.40
55:Q8:27:THR:HG23	55:Q8:31:HIS:NE2	2.36	0.40
2:12:189:ASP:HB3	2:12:203:GLY:O	2.21	0.40
2:12:32:ILE:HG13	2:12:33:TYR:N	2.36	0.40
1:13:1527:C:H2'	1:13:1528:U:C6	2.56	0.40
1:13:222:U:C2	1:13:223:U:C5	3.09	0.40
1:13:50:A:H1'	1:13:52:G:C8	2.57	0.40
1:13:51:A:OP2	1:13:52:G:C8	2.75	0.40
1:13:539:A:H2'	1:13:540:G:C8	2.57	0.40
1:13:580:U:H2'	1:13:581:G:O4'	2.22	0.40
1:13:648:A:C6	1:13:649:G:C6	3.09	0.40
26:14:1750:G:H2'	26:14:1751:C:C6	2.57	0.40
26:14:1848:A:C4	26:14:1849:G:C8	3.09	0.40
26:14:2057:A:P	61:14:4031:HOH:O	2.75	0.40
26:14:2111:C:C2	26:14:2118:U:H4'	2.56	0.40
26:14:307:G:H21	26:14:330:A:H62	1.68	0.40
26:14:521:G:H2'	26:14:522:G:C8	2.55	0.40
26:14:528:A:H2	26:14:2043:C:C5'	2.34	0.40
26:14:613:U:O4'	26:14:613:U:O2	2.40	0.40
26:14:760:G:H2'	26:14:761:A:O4'	2.21	0.40
26:14:863:A:H2'	26:14:864:G:H8	1.86	0.40
27:16:0:A:N6	27:16:119:A:N1	2.61	0.40
10:1A:51:ARG:HE	10:1A:61:GLU:HB2	1.86	0.40
21:1B:12:LYS:HD2	21:1B:17:THR:O	2.21	0.40
2:1E:17:PHE:N	2:1E:17:PHE:HD1	2.19	0.40
1:1G:1132:C:C2	1:1G:1133:G:C8	3.09	0.40
1:1G:222:U:C2	1:1G:223:U:C5	3.09	0.40
1:1G:281:G:H8	1:1G:281:G:OP2	2.05	0.40
1:1G:324:G:C8	61:1G:1752:HOH:O	2.74	0.40
1:1G:833:U:O2'	1:1G:834:C:H5'	2.22	0.40
1:1G:921:U:O2	5:42:19:MET:HB3	2.20	0.40
26:1H:1808:U:H2'	26:1H:1809:A:O4'	2.21	0.40

Continued on next page...

Continued from previous page...

Atom-1	Atom-2	Interatomic distance (Å)	Clash overlap (Å)
26:1H:1861:G:C2	26:1H:1862:G:C8	3.09	0.40
26:1H:2308:G:N2	26:1H:2311:A:H2	2.20	0.40
26:1H:2392:A:N1	26:1H:2424:C:N3	2.69	0.40
26:1H:249:C:P	61:1H:3656:HOH:O	2.77	0.40
26:1H:2615:U:OP1	61:1H:3614:HOH:O	2.22	0.40
26:1H:265:A:H8	26:1H:266:G:H1'	1.85	0.40
26:1H:270(Y):G:C2	26:1H:270(Z):U:O4	2.74	0.40
26:1H:2758:A:C2	26:1H:2759:G:H1'	2.57	0.40
26:1H:2818:G:OP2	38:98:42:LYS:NZ	2.51	0.40
26:1H:478:A:C6	26:1H:480:A:C6	3.09	0.40
26:1H:962:G:H2'	26:1H:963:U:H6	1.87	0.40
27:1J:45:A:O4'	31:49:95:ARG:NH1	2.54	0.40
29:21:101:ARG:HB3	29:21:201:THR:OG1	2.21	0.40
1:1G:1205:U:O2'	3:22:195:VAL:HG13	2.22	0.40
29:29:101:ARG:CZ	29:29:171:GLU:HB2	2.52	0.40
3:2E:64:VAL:HG12	3:2E:66:VAL:HG23	2.03	0.40
11:2I:107:SER:HA	18:9I:87:ARG:CD	2.49	0.40
23:2K:44:A:C2	23:2K:45:A:C4	3.10	0.40
23:2L:48:U:H4'	23:2L:49:C:H5'	2.02	0.40
36:35:124:LYS:HA	36:35:143:GLY:O	2.21	0.40
26:14:443:A:N7	30:39:45:ARG:HD2	2.37	0.40
12:3A:27:LEU:HD21	12:3A:60:LEU:HG	2.04	0.40
24:3K:22:G:C2	24:3K:23:A:C8	3.10	0.40
5:4E:142:LEU:C	5:4E:143:ARG:HG2	2.42	0.40
5:4E:145:LYS:HE2	5:4E:145:LYS:HB3	1.89	0.40
32:59:94:TYR:N	32:59:94:TYR:CD1	2.88	0.40
14:5A:12:ARG:HG3	14:5A:12:ARG:H	1.39	0.40
6:5E:82:ARG:HB2	6:5E:85:VAL:HG23	2.03	0.40
7:62:38:LEU:O	7:62:42:ILE:HG13	2.20	0.40
16:7A:74:LEU:CD1	16:7A:79:VAL:HG21	2.52	0.40
16:7I:80:PHE:CD1	16:7I:80:PHE:N	2.89	0.40
17:8A:23:VAL:O	17:8A:39:SER:HA	2.21	0.40
39:A8:34:HIS:CE1	39:A8:54:LEU:HD23	2.56	0.40
19:AA:31:ILE:HG23	19:AA:49:ILE:HG23	2.04	0.40
43:E8:42:ARG:HD3	43:E8:42:ARG:HH11	1.69	0.40
26:1H:142:G:O3'	44:F8:35:THR:HG21	2.22	0.40
47:I8:51:VAL:HG23	47:I8:81:VAL:HG23	2.04	0.40
49:K8:21:LEU:HD23	49:K8:21:LEU:HA	1.73	0.40
55:M5:52:LYS:CG	55:M5:52:LYS:O	2.69	0.40
52:N8:42:PRO:HB2	52:N8:43:HIS:ND1	2.36	0.40
55:Q8:39:LYS:HE3	55:Q8:43:GLN:NE2	2.36	0.40

Continued on next page...

Continued from previous page...

Atom-1	Atom-2	Interatomic distance (Å)	Clash overlap (Å)
2:12:187:LEU:HA	2:12:201:ILE:O	2.22	0.40
1:13:1159:U:O4'	1:13:1182:G:N2	2.55	0.40
1:13:1345:U:P	61:13:1941:HOH:O	2.76	0.40
1:13:1440:C:H2'	1:13:1441:G:O4'	2.22	0.40
1:13:1478:C:H2'	1:13:1479:C:H6	1.84	0.40
1:13:434:U:H2'	1:13:435:C:C6	2.57	0.40
1:13:632:A:H8	1:13:633:G:N9	2.20	0.40
1:13:858:G:O6	1:13:869:G:H3'	2.21	0.40
26:14:1655:A:H1'	29:29:113:PHE:CD1	2.56	0.40
26:14:1786:A:H1'	26:14:1938:A:N6	2.36	0.40
26:14:2128:C:H1'	26:14:2173:A:H2	1.86	0.40
26:14:2418:A:OP2	55:M5:29:LYS:NZ	2.47	0.40
26:14:2646:C:H2'	26:14:2647:U:O4'	2.22	0.40
26:14:2687:U:H2'	26:14:2688:U:O4'	2.21	0.40
26:14:2630:G:H21	26:14:2894:G:N2	2.20	0.40
26:14:426:C:H2'	26:14:427:U:O4'	2.21	0.40
26:14:522:G:C2	26:14:523:C:C2	3.09	0.40
26:14:527:C:O4'	26:14:527:C:O2	2.39	0.40
26:14:528:A:O2'	26:14:529:A:H5'	2.22	0.40
26:14:612:G:H2'	26:14:613:U:O2	2.21	0.40
26:14:76:C:O2'	26:14:77:C:H5'	2.22	0.40
26:14:919:G:C6	26:14:920:G:C5	3.09	0.40
26:14:951:C:O2'	26:14:952:G:H5'	2.22	0.40
1:1G:999:U:H2'	1:1G:1000:A:H8	1.82	0.40
1:1G:1279:A:H5''	1:1G:1280:A:OP1	2.21	0.40
1:1G:1291:G:H2'	1:1G:1292:U:C6	2.57	0.40
1:1G:1320:C:H2'	1:1G:1321:C:H6	1.83	0.40
1:1G:1324:A:H2'	1:1G:1325:C:H6	1.86	0.40
1:1G:465:A:N6	1:1G:467:G:C2	2.90	0.40
1:1G:464:G:C6	1:1G:466:C:H5'	2.57	0.40
1:1G:624:C:O3'	16:7A:10:GLY:HA2	2.20	0.40
1:1G:957:U:H2'	1:1G:958:A:H3'	2.03	0.40
26:1H:1486:A:O2'	26:1H:1487:G:H5'	2.21	0.40
26:1H:1655:A:H3'	26:1H:1656:C:H6	1.87	0.40
26:1H:172:C:H2'	26:1H:173:G:C8	2.57	0.40
24:3K:71:G:OP1	26:1H:1893:C:H4'	2.21	0.40
26:1H:1918:A:N3	26:1H:1919:A:N6	2.69	0.40
26:1H:2025:C:H2'	26:1H:2026:C:C6	2.56	0.40
26:1H:2343:C:HO2'	26:1H:2373:G:HO2'	1.67	0.40
26:1H:2608:G:H5''	26:1H:2609:U:OP1	2.21	0.40
26:1H:2846:G:N7	61:1H:4568:HOH:O	2.37	0.40

Continued on next page...

Continued from previous page...

Atom-1	Atom-2	Interatomic distance (Å)	Clash overlap (Å)
10:1I:32:ALA:HB1	10:1I:76:ASN:OD1	2.21	0.40
22:1K:12:U:O2	22:1K:24:G:N2	2.55	0.40
29:29:7:VAL:HG12	29:29:193:GLY:HA2	2.04	0.40
3:2E:79:ARG:HH21	11:2A:99:GLN:HG2	1.86	0.40
4:3E:18:LYS:HE3	4:3E:18:LYS:HB2	1.65	0.40
12:3I:76:ASN:ND2	12:3I:106:ASP:O	2.54	0.40
57:3L:52:G:O2'	57:3L:53:G:OP1	2.31	0.40
13:4I:89:GLY:O	13:4I:93:ARG:HG3	2.22	0.40
38:55:69:ASP:OD1	38:55:69:ASP:N	2.54	0.40
35:68:31:LYS:HB3	35:68:32:TYR:CE1	2.56	0.40
33:69:97:ILE:O	33:69:100:ALA:HB3	2.22	0.40
40:75:4:GLY:O	40:75:7:ILE:HG22	2.22	0.40
40:75:99:LEU:HD23	40:75:99:LEU:HA	1.83	0.40
9:82:3:GLN:C	9:82:4:TYR:HD1	2.25	0.40
42:95:71:LEU:HA	42:95:86:GLY:HA2	2.03	0.40
38:98:10:LEU:O	38:98:12:ARG:N	2.55	0.40
18:9I:32:ARG:HH11	18:9I:65:ILE:HD13	1.86	0.40
43:A5:89:ALA:O	43:A5:90:ARG:HB2	2.21	0.40
19:AI:58:VAL:HA	19:AI:59:PRO:HD3	1.90	0.40
40:B8:16:ARG:NE	40:B8:19:LEU:HD11	2.32	0.40
40:B8:78:LEU:O	40:B8:78:LEU:HD22	2.21	0.40
20:BI:53:LEU:HD22	20:BI:53:LEU:H	1.86	0.40
20:BI:76:ALA:O	20:BI:80:ARG:HG2	2.21	0.40
26:14:2365:G:H4'	47:E5:60:PHE:CZ	2.56	0.40
43:E8:83:LYS:O	43:E8:84:ARG:HD2	2.22	0.40
45:G8:79:CYS:HB2	45:G8:80:GLY:H	1.68	0.40
46:H8:117:LEU:H	46:H8:117:LEU:CD1	2.34	0.40
47:I8:11:ARG:H	47:I8:11:ARG:HG3	1.37	0.40
1:13:1285:A:H4'	1:13:1286:A:O5'	2.22	0.40
1:13:251:G:O6	1:13:271:C:N4	2.54	0.40
1:13:343:U:C2	1:13:347:G:N1	2.90	0.40
1:13:380:G:N2	1:13:384:G:C5	2.90	0.40
26:14:1337:G:H2'	26:14:1338:G:H8	1.87	0.40
26:14:1420:U:HO2'	26:14:1421:G:P	2.43	0.40
26:14:1826:G:H2'	26:14:1827:C:O4'	2.21	0.40
26:14:2056:G:N3	26:14:2056:G:H2'	2.35	0.40
26:14:2611:U:O2	52:J5:3:LYS:HE3	2.20	0.40
26:14:2674:G:H2'	26:14:2675:A:C8	2.57	0.40
26:14:302:C:H2'	26:14:303:U:H6	1.85	0.40
26:14:403:U:H4'	26:14:404:C:H5'	2.04	0.40
26:14:631:A:H2'	26:14:632:A:O4'	2.20	0.40

Continued on next page...

Continued from previous page...

Atom-1	Atom-2	Interatomic distance (Å)	Clash overlap (Å)
26:14:914:C:C5	26:14:915:C:C6	3.10	0.40
26:14:959:A:N6	26:14:960:A:N1	2.70	0.40
27:16:11:C:OP2	27:16:12:C:H5	2.05	0.40
2:1E:17:PHE:CD1	2:1E:17:PHE:N	2.88	0.40
1:1G:1048:G:H1	1:1G:1209:C:N4	2.14	0.40
1:1G:1113:C:H2'	1:1G:1114:C:H6	1.86	0.40
1:1G:1301:U:O3'	13:4A:21:TYR:OH	2.34	0.40
1:1G:1329:A:H5''	13:4A:25:ILE:O	2.21	0.40
1:1G:1452:C:H4'	1:1G:1453:G:O5'	2.21	0.40
1:1G:418:C:H2'	1:1G:419:C:O4'	2.21	0.40
1:1G:790:A:H2'	1:1G:791:G:C8	2.56	0.40
26:1H:1268:A:P	61:1H:4450:HOH:O	2.76	0.40
26:1H:143:C:O2'	26:1H:144:C:H5'	2.22	0.40
26:1H:1466:G:N2	26:1H:1547:C:N3	2.69	0.40
26:1H:2845:G:H2'	26:1H:2846:G:C8	2.57	0.40
26:1H:880:G:H22	26:1H:897:C:H42	1.68	0.40
27:1J:24:G:H4'	27:1J:25:A:H5'	2.03	0.40
29:21:120:TRP:CD1	29:21:155:LYS:HB3	2.57	0.40
29:21:31:CYS:HA	29:21:32:PRO:HD3	1.72	0.40
29:29:64:LYS:HB3	29:29:65:GLY:H	1.56	0.40
29:29:52:LEU:O	29:29:75:VAL:HG23	2.21	0.40
23:2L:37:U:H2'	23:2L:38:A:O4'	2.22	0.40
23:2L:56:PSU:O4	23:2L:58:A:C8	2.74	0.40
4:32:146:ILE:H	4:32:146:ILE:HD12	1.86	0.40
5:42:42:GLY:HA3	5:42:65:ASN:O	2.21	0.40
37:45:43:THR:OG1	37:45:45:GLN:HG2	2.21	0.40
31:49:96:ARG:HG2	31:49:96:ARG:H	1.57	0.40
13:4I:20:THR:HG23	13:4I:26:GLY:HA3	2.04	0.40
13:4I:66:LEU:O	13:4I:70:LEU:HB2	2.22	0.40
32:51:137:ASP:HB3	32:51:140:LYS:HB3	2.02	0.40
32:51:9:ILE:HG13	32:51:9:ILE:O	2.21	0.40
26:1H:6:A:O2'	34:58:129:PRO:HB3	2.21	0.40
34:58:28:THR:HA	34:58:106:MET:HE2	2.03	0.40
34:58:67:LEU:HA	34:58:87:LEU:HD12	2.04	0.40
33:61:6:LEU:O	33:61:7:GLU:HB3	2.21	0.40
1:1G:4:U:C4	8:72:102:ARG:NE	2.90	0.40
8:72:104:ARG:C	8:72:106:GLY:N	2.75	0.40
36:78:91:PHE:CD1	36:78:91:PHE:N	2.90	0.40
1:13:719:C:H1'	18:9I:49:LYS:HB3	2.03	0.40
34:58:41:ASP:C	41:C8:64:ARG:HD2	2.42	0.40
46:D5:109:ALA:O	46:D5:114:GLY:HA3	2.22	0.40

Continued on next page...

Continued from previous page...

Atom-1	Atom-2	Interatomic distance (Å)	Clash overlap (Å)
47:E5:36:ILE:HD12	47:E5:58:THR:HG23	2.03	0.40
46:H8:18:LEU:O	46:H8:21:ALA:HB3	2.22	0.40
31:49:109:VAL:HG13	51:I5:33:VAL:HG23	2.03	0.40
53:K5:16:CYS:O	53:K5:17:LYS:HB2	2.22	0.40
49:K8:32:LEU:HA	49:K8:35:LEU:HD12	2.04	0.40

All (1) symmetry-related close contacts are listed below. The label for Atom-2 includes the symmetry operator and encoded unit-cell translations to be applied.

Atom-1	Atom-2	Interatomic distance (Å)	Clash overlap (Å)
26:1H:277:C:O2'	49:G5:49:LYS:NZ[2_564]	2.14	0.06

5.3 Torsion angles [i](#)

5.3.1 Protein backbone [i](#)

In the following table, the Percentiles column shows the percent Ramachandran outliers of the chain as a percentile score with respect to all X-ray entries followed by that with respect to entries of similar resolution.

The Analysed column shows the number of residues for which the backbone conformation was analysed, and the total number of residues.

Mol	Chain	Analysed	Favoured	Allowed	Outliers	Percentiles	
2	12	235/256 (92%)	192 (82%)	37 (16%)	6 (3%)	5	24
2	1E	235/256 (92%)	197 (84%)	37 (16%)	1 (0%)	34	69
3	22	204/239 (85%)	180 (88%)	23 (11%)	1 (0%)	29	64
3	2E	203/239 (85%)	184 (91%)	19 (9%)	0	100	100
4	32	206/209 (99%)	179 (87%)	25 (12%)	2 (1%)	15	48
4	3E	206/209 (99%)	192 (93%)	12 (6%)	2 (1%)	15	48
5	42	149/162 (92%)	140 (94%)	9 (6%)	0	100	100
5	4E	149/162 (92%)	140 (94%)	8 (5%)	1 (1%)	22	56
6	52	99/101 (98%)	96 (97%)	3 (3%)	0	100	100
6	5E	99/101 (98%)	92 (93%)	7 (7%)	0	100	100
7	62	148/156 (95%)	137 (93%)	11 (7%)	0	100	100
7	6E	153/156 (98%)	144 (94%)	9 (6%)	0	100	100

Continued on next page...

Continued from previous page...

Mol	Chain	Analysed	Favoured	Allowed	Outliers	Percentiles	
8	72	136/138 (99%)	122 (90%)	12 (9%)	2 (2%)	10	38
8	7E	136/138 (99%)	125 (92%)	10 (7%)	1 (1%)	22	56
9	82	122/128 (95%)	113 (93%)	8 (7%)	1 (1%)	19	53
9	8E	125/128 (98%)	105 (84%)	19 (15%)	1 (1%)	19	53
10	1A	97/105 (92%)	88 (91%)	9 (9%)	0	100	100
10	1I	97/105 (92%)	89 (92%)	8 (8%)	0	100	100
11	2A	114/129 (88%)	102 (90%)	8 (7%)	4 (4%)	3	17
11	2I	114/129 (88%)	99 (87%)	14 (12%)	1 (1%)	17	51
12	3A	123/132 (93%)	101 (82%)	18 (15%)	4 (3%)	4	18
12	3I	123/132 (93%)	103 (84%)	20 (16%)	0	100	100
13	4A	115/126 (91%)	96 (84%)	18 (16%)	1 (1%)	17	51
13	4I	116/126 (92%)	96 (83%)	19 (16%)	1 (1%)	17	51
14	5A	56/61 (92%)	46 (82%)	9 (16%)	1 (2%)	8	33
14	5I	58/61 (95%)	47 (81%)	9 (16%)	2 (3%)	3	17
15	6A	86/89 (97%)	79 (92%)	7 (8%)	0	100	100
15	6I	86/89 (97%)	79 (92%)	7 (8%)	0	100	100
16	7A	82/88 (93%)	75 (92%)	7 (8%)	0	100	100
16	7I	82/88 (93%)	75 (92%)	7 (8%)	0	100	100
17	8A	98/105 (93%)	91 (93%)	7 (7%)	0	100	100
17	8I	98/105 (93%)	94 (96%)	4 (4%)	0	100	100
18	9A	70/88 (80%)	65 (93%)	5 (7%)	0	100	100
18	9I	70/88 (80%)	63 (90%)	6 (9%)	1 (1%)	11	39
19	AA	76/93 (82%)	59 (78%)	15 (20%)	2 (3%)	5	24
19	AI	79/93 (85%)	65 (82%)	11 (14%)	3 (4%)	3	15
20	BA	97/106 (92%)	84 (87%)	12 (12%)	1 (1%)	15	48
20	BI	97/106 (92%)	86 (89%)	10 (10%)	1 (1%)	15	48
21	1B	23/27 (85%)	21 (91%)	2 (9%)	0	100	100
21	1F	23/27 (85%)	22 (96%)	1 (4%)	0	100	100
28	11	270/276 (98%)	253 (94%)	12 (4%)	5 (2%)	8	32
28	19	271/276 (98%)	248 (92%)	16 (6%)	7 (3%)	5	24
29	21	203/206 (98%)	164 (81%)	30 (15%)	9 (4%)	2	12

Continued on next page...

Continued from previous page...

Mol	Chain	Analysed	Favoured	Allowed	Outliers	Percentiles	
29	29	203/206 (98%)	156 (77%)	35 (17%)	12 (6%)	1	7
30	31	200/210 (95%)	182 (91%)	15 (8%)	3 (2%)	10	38
30	39	206/210 (98%)	165 (80%)	34 (16%)	7 (3%)	3	17
31	41	179/182 (98%)	156 (87%)	21 (12%)	2 (1%)	14	46
31	49	179/182 (98%)	155 (87%)	22 (12%)	2 (1%)	14	46
32	51	172/180 (96%)	146 (85%)	18 (10%)	8 (5%)	2	11
32	59	168/180 (93%)	131 (78%)	30 (18%)	7 (4%)	3	13
33	61	144/148 (97%)	117 (81%)	23 (16%)	4 (3%)	5	22
33	69	144/148 (97%)	112 (78%)	29 (20%)	3 (2%)	7	29
34	15	136/140 (97%)	120 (88%)	15 (11%)	1 (1%)	22	56
34	58	136/140 (97%)	116 (85%)	16 (12%)	4 (3%)	4	21
35	25	120/122 (98%)	110 (92%)	8 (7%)	2 (2%)	9	34
35	68	120/122 (98%)	113 (94%)	7 (6%)	0	100	100
36	35	148/150 (99%)	117 (79%)	27 (18%)	4 (3%)	5	23
36	78	148/150 (99%)	113 (76%)	29 (20%)	6 (4%)	3	13
37	45	139/141 (99%)	111 (80%)	27 (19%)	1 (1%)	22	56
37	88	134/141 (95%)	112 (84%)	15 (11%)	7 (5%)	2	9
38	55	115/118 (98%)	108 (94%)	5 (4%)	2 (2%)	9	34
38	98	116/118 (98%)	104 (90%)	10 (9%)	2 (2%)	9	34
39	65	109/112 (97%)	88 (81%)	18 (16%)	3 (3%)	5	22
39	A8	109/112 (97%)	91 (84%)	16 (15%)	2 (2%)	8	33
40	75	135/146 (92%)	115 (85%)	17 (13%)	3 (2%)	6	28
40	B8	135/146 (92%)	119 (88%)	15 (11%)	1 (1%)	22	56
41	85	115/118 (98%)	102 (89%)	12 (10%)	1 (1%)	17	51
41	C8	115/118 (98%)	104 (90%)	9 (8%)	2 (2%)	9	34
42	95	99/101 (98%)	77 (78%)	17 (17%)	5 (5%)	2	9
42	D8	99/101 (98%)	94 (95%)	4 (4%)	1 (1%)	15	48
43	A5	111/113 (98%)	102 (92%)	7 (6%)	2 (2%)	8	33
43	E8	111/113 (98%)	100 (90%)	11 (10%)	0	100	100
44	B5	92/96 (96%)	83 (90%)	5 (5%)	4 (4%)	2	12
44	F8	92/96 (96%)	83 (90%)	7 (8%)	2 (2%)	6	28

Continued on next page...

Continued from previous page...

Mol	Chain	Analysed	Favoured	Allowed	Outliers	Percentiles	
45	C5	102/110 (93%)	75 (74%)	21 (21%)	6 (6%)	1	7
45	G8	102/110 (93%)	80 (78%)	15 (15%)	7 (7%)	1	4
46	D5	177/206 (86%)	134 (76%)	33 (19%)	10 (6%)	2	8
46	H8	173/206 (84%)	142 (82%)	25 (14%)	6 (4%)	3	17
47	E5	75/85 (88%)	67 (89%)	6 (8%)	2 (3%)	5	23
47	I8	78/85 (92%)	68 (87%)	9 (12%)	1 (1%)	12	41
48	F5	92/98 (94%)	87 (95%)	4 (4%)	1 (1%)	14	46
48	J8	95/98 (97%)	85 (90%)	8 (8%)	2 (2%)	7	29
49	G5	65/72 (90%)	61 (94%)	2 (3%)	2 (3%)	4	19
49	K8	65/72 (90%)	58 (89%)	4 (6%)	3 (5%)	2	11
50	H5	57/60 (95%)	53 (93%)	4 (7%)	0	100	100
50	L8	55/60 (92%)	51 (93%)	3 (6%)	1 (2%)	8	33
51	I5	58/71 (82%)	29 (50%)	25 (43%)	4 (7%)	1	4
51	M8	64/71 (90%)	43 (67%)	18 (28%)	3 (5%)	2	11
52	J5	57/60 (95%)	48 (84%)	8 (14%)	1 (2%)	8	33
52	N8	56/60 (93%)	48 (86%)	6 (11%)	2 (4%)	3	16
53	K5	43/54 (80%)	27 (63%)	14 (33%)	2 (5%)	2	11
53	O8	43/54 (80%)	28 (65%)	13 (30%)	2 (5%)	2	11
54	L5	44/49 (90%)	42 (96%)	2 (4%)	0	100	100
54	P8	43/49 (88%)	41 (95%)	2 (5%)	0	100	100
55	M5	58/65 (89%)	49 (84%)	6 (10%)	3 (5%)	2	9
55	Q8	58/65 (89%)	30 (52%)	21 (36%)	7 (12%)	0	1
All	All	11318/12054 (94%)	9776 (86%)	1313 (12%)	229 (2%)	7	30

All (229) Ramachandran outliers are listed below:

Mol	Chain	Res	Type
29	21	83	ASP
36	78	57	THR
41	C8	89	GLU
41	C8	90	VAL
45	G8	54	LYS
49	K8	48	HIS
50	L8	54	VAL

Continued on next page...

Continued from previous page...

Mol	Chain	Res	Type
52	N8	41	PRO
55	Q8	44	LYS
55	Q8	49	VAL
9	82	118	LYS
20	BA	73	HIS
28	19	237	GLU
29	29	25	VAL
30	39	28	ILE
30	39	84	VAL
37	45	27	VAL
38	55	107	ASP
46	D5	53	ILE
46	D5	165	VAL
46	D5	171	ILE
48	F5	30	VAL
51	I5	5	ILE
55	M5	35	GLN
4	3E	31	CYS
18	9I	22	VAL
29	21	60	ASN
29	21	78	LEU
32	51	168	PRO
32	51	169	VAL
37	88	6	ARG
37	88	66	ILE
37	88	79	LEU
44	F8	2	LYS
46	H8	6	LYS
46	H8	60	GLU
46	H8	165	VAL
51	M8	50	VAL
52	N8	42	PRO
53	O8	17	LYS
55	Q8	55	ALA
2	12	7	VAL
11	2A	48	ILE
11	2A	100	ALA
11	2A	101	SER
12	3A	18	VAL
12	3A	26	ALA
19	AA	11	VAL
28	19	33	LEU

Continued on next page...

Continued from previous page...

Mol	Chain	Res	Type
28	19	38	LYS
29	29	81	ILE
29	29	90	THR
36	35	15	ARG
39	65	87	PHE
39	65	89	ARG
42	95	45	THR
44	B5	4	ALA
45	C5	29	GLU
46	D5	105	VAL
49	G5	47	ASN
52	J5	57	VAL
55	M5	31	HIS
8	7E	86	ILE
14	5I	13	THR
28	11	239	ARG
29	21	118	LYS
30	31	67	GLN
34	58	97	ARG
34	58	128	HIS
37	88	2	LEU
45	G8	81	LYS
48	J8	75	GLU
48	J8	76	ARG
49	K8	43	GLN
55	Q8	8	LYS
4	32	32	ALA
28	19	273	ARG
29	29	9	VAL
29	29	51	PHE
30	39	124	LEU
33	69	111	PRO
36	35	6	LEU
43	A5	44	ALA
44	B5	3	THR
45	C5	17	SER
46	D5	161	VAL
47	E5	33	ALA
49	G5	48	HIS
53	K5	17	LYS
13	4I	83	ASP
14	5I	14	PRO

Continued on next page...

Continued from previous page...

Mol	Chain	Res	Type
19	AI	7	LYS
28	11	3	VAL
28	11	240	ALA
29	21	21	VAL
33	61	12	LEU
33	61	145	VAL
34	58	22	THR
36	78	42	SER
39	A8	4	LEU
39	A8	61	ASN
44	F8	68	ARG
45	G8	40	GLU
46	H8	59	LEU
47	I8	83	PRO
49	K8	47	ASN
2	12	73	THR
3	22	62	ASP
14	5A	29	ARG
28	19	239	ARG
29	29	26	ILE
30	39	167	ALA
32	59	92	ILE
33	69	145	VAL
36	35	110	TYR
39	65	111	GLU
40	75	2	ASN
40	75	94	ALA
42	95	85	LYS
43	A5	93	ALA
44	B5	68	ARG
45	C5	19	LYS
46	D5	8	TYR
46	D5	116	VAL
51	I5	38	LYS
4	3E	155	LEU
11	2I	82	VAL
28	11	122	ASP
29	21	56	PRO
29	21	82	ARG
31	41	5	VAL
31	41	97	ASP
32	51	10	PRO

Continued on next page...

Continued from previous page...

Mol	Chain	Res	Type
32	51	167	GLU
34	58	127	ASP
36	78	12	ALA
37	88	3	MET
37	88	60	ARG
38	98	2	ARG
40	B8	106	SER
45	G8	53	PRO
45	G8	84	ARG
46	H8	81	ARG
2	12	101	MET
8	72	22	GLU
8	72	73	ASP
11	2A	106	LYS
12	3A	47	LYS
29	29	187	ALA
30	39	25	PRO
38	55	3	HIS
40	75	126	ALA
41	85	93	LYS
47	E5	44	ARG
51	I5	26	SER
51	I5	33	VAL
5	4E	115	VAL
9	8E	112	LYS
28	11	123	ALA
29	21	22	PRO
29	21	55	ASN
30	31	24	LEU
33	61	133	HIS
36	78	95	VAL
38	98	11	ASN
51	M8	43	TYR
53	O8	21	TYR
55	Q8	33	ASN
55	Q8	43	GLN
4	32	14	ARG
28	19	3	VAL
29	29	62	PRO
31	49	47	LYS
32	59	168	PRO
35	25	5	GLN

Continued on next page...

Continued from previous page...

Mol	Chain	Res	Type
35	25	12	ASP
42	95	71	LEU
32	51	12	PRO
33	61	131	LYS
45	G8	76	CYS
29	29	91	VAL
30	39	89	VAL
30	39	132	VAL
34	15	128	HIS
44	B5	51	VAL
46	D5	141	VAL
2	1E	239	VAL
19	AI	9	VAL
19	AI	41	VAL
20	BI	63	ILE
30	31	132	VAL
36	78	19	VAL
42	D8	49	THR
2	12	39	ILE
2	12	71	VAL
12	3A	96	VAL
13	4A	84	ILE
29	29	59	VAL
29	29	77	ILE
32	59	167	GLU
42	95	72	VAL
46	D5	158	PRO
55	M5	52	LYS
32	51	92	ILE
32	51	127	GLU
36	78	7	ARG
19	AA	67	VAL
31	49	5	VAL
32	59	4	ILE
32	59	8	PRO
32	59	131	VAL
45	C5	85	VAL
53	K5	52	VAL
45	G8	77	PRO
46	H8	53	ILE
55	Q8	58	ILE
28	19	240	ALA

Continued on next page...

Continued from previous page...

Mol	Chain	Res	Type
29	29	52	LEU
32	59	169	VAL
42	95	99	ILE
45	C5	76	CYS
37	88	27	VAL
51	M8	5	ILE
2	12	32	ILE
33	69	144	VAL
36	35	63	PRO
45	C5	3	VAL
46	D5	176	PRO
32	51	173	PRO

5.3.2 Protein sidechains ⓘ

In the following table, the Percentiles column shows the percent sidechain outliers of the chain as a percentile score with respect to all X-ray entries followed by that with respect to entries of similar resolution.

The Analysed column shows the number of residues for which the sidechain conformation was analysed, and the total number of residues.

Mol	Chain	Analysed	Rotameric	Outliers	Percentiles	
2	12	205/220 (93%)	161 (78%)	44 (22%)	1	4
2	1E	205/220 (93%)	161 (78%)	44 (22%)	1	4
3	22	160/188 (85%)	128 (80%)	32 (20%)	1	5
3	2E	159/188 (85%)	128 (80%)	31 (20%)	1	6
4	32	180/181 (99%)	150 (83%)	30 (17%)	2	9
4	3E	180/181 (99%)	139 (77%)	41 (23%)	1	3
5	42	116/123 (94%)	90 (78%)	26 (22%)	1	3
5	4E	116/123 (94%)	94 (81%)	22 (19%)	1	6
6	52	90/90 (100%)	71 (79%)	19 (21%)	1	4
6	5E	90/90 (100%)	77 (86%)	13 (14%)	3	13
7	62	126/127 (99%)	106 (84%)	20 (16%)	2	10
7	6E	126/127 (99%)	101 (80%)	25 (20%)	1	6
8	72	119/119 (100%)	99 (83%)	20 (17%)	2	9
8	7E	119/119 (100%)	95 (80%)	24 (20%)	1	5

Continued on next page...

Continued from previous page...

Mol	Chain	Analysed	Rotameric	Outliers	Percentiles	
9	82	95/99 (96%)	79 (83%)	16 (17%)	2	9
9	8E	98/99 (99%)	73 (74%)	25 (26%)	0	2
10	1A	89/92 (97%)	70 (79%)	19 (21%)	1	4
10	1I	89/92 (97%)	72 (81%)	17 (19%)	1	6
11	2A	88/99 (89%)	72 (82%)	16 (18%)	1	7
11	2I	88/99 (89%)	72 (82%)	16 (18%)	1	7
12	3A	104/109 (95%)	81 (78%)	23 (22%)	1	3
12	3I	104/109 (95%)	89 (86%)	15 (14%)	3	13
13	4A	94/101 (93%)	70 (74%)	24 (26%)	0	2
13	4I	94/101 (93%)	73 (78%)	21 (22%)	1	3
14	5A	48/50 (96%)	40 (83%)	8 (17%)	2	9
14	5I	49/50 (98%)	36 (74%)	13 (26%)	0	2
15	6A	79/80 (99%)	66 (84%)	13 (16%)	2	9
15	6I	79/80 (99%)	65 (82%)	14 (18%)	2	8
16	7A	72/74 (97%)	64 (89%)	8 (11%)	6	22
16	7I	72/74 (97%)	58 (81%)	14 (19%)	1	6
17	8A	95/97 (98%)	81 (85%)	14 (15%)	3	12
17	8I	95/97 (98%)	76 (80%)	19 (20%)	1	5
18	9A	63/77 (82%)	52 (82%)	11 (18%)	2	8
18	9I	63/77 (82%)	55 (87%)	8 (13%)	4	17
19	AA	67/80 (84%)	50 (75%)	17 (25%)	0	2
19	AI	70/80 (88%)	53 (76%)	17 (24%)	0	2
20	BA	76/82 (93%)	64 (84%)	12 (16%)	2	10
20	BI	76/82 (93%)	62 (82%)	14 (18%)	1	7
21	1B	20/22 (91%)	18 (90%)	2 (10%)	7	26
21	1F	20/22 (91%)	19 (95%)	1 (5%)	24	57
28	11	214/218 (98%)	173 (81%)	41 (19%)	1	6
28	19	214/218 (98%)	169 (79%)	45 (21%)	1	4
29	21	165/166 (99%)	124 (75%)	41 (25%)	0	2
29	29	165/166 (99%)	123 (74%)	42 (26%)	0	2
30	31	161/166 (97%)	128 (80%)	33 (20%)	1	5

Continued on next page...

Continued from previous page...

Mol	Chain	Analysed	Rotameric	Outliers	Percentiles		
30	39	165/166 (99%)	127 (77%)	38 (23%)	1	3	
31	41	155/156 (99%)	120 (77%)	35 (23%)	1	3	
31	49	155/156 (99%)	124 (80%)	31 (20%)	1	5	
32	51	145/148 (98%)	108 (74%)	37 (26%)	0	2	
32	59	142/148 (96%)	109 (77%)	33 (23%)	1	3	
33	61	122/124 (98%)	88 (72%)	34 (28%)	0	1	
33	69	122/124 (98%)	88 (72%)	34 (28%)	0	1	
34	15	117/119 (98%)	91 (78%)	26 (22%)	1	3	
34	58	117/119 (98%)	94 (80%)	23 (20%)	1	6	
35	25	100/100 (100%)	79 (79%)	21 (21%)	1	4	
35	68	100/100 (100%)	85 (85%)	15 (15%)	3	12	
36	35	116/116 (100%)	84 (72%)	32 (28%)	0	1	
36	78	116/116 (100%)	78 (67%)	38 (33%)	0	1	
37	45	111/111 (100%)	86 (78%)	25 (22%)	1	3	
37	88	104/111 (94%)	78 (75%)	26 (25%)	0	2	
38	55	100/101 (99%)	79 (79%)	21 (21%)	1	4	
38	98	101/101 (100%)	73 (72%)	28 (28%)	0	1	
39	65	87/88 (99%)	64 (74%)	23 (26%)	0	2	
39	A8	87/88 (99%)	57 (66%)	30 (34%)	0	1	
40	75	120/127 (94%)	87 (72%)	33 (28%)	0	1	
40	B8	120/127 (94%)	82 (68%)	38 (32%)	0	1	
41	85	93/94 (99%)	73 (78%)	20 (22%)	1	4	
41	C8	93/94 (99%)	80 (86%)	13 (14%)	3	14	
42	95	82/82 (100%)	58 (71%)	24 (29%)	0	1	
42	D8	82/82 (100%)	68 (83%)	14 (17%)	2	8	
43	A5	92/92 (100%)	71 (77%)	21 (23%)	1	3	
43	E8	92/92 (100%)	68 (74%)	24 (26%)	0	2	
44	B5	74/78 (95%)	58 (78%)	16 (22%)	1	4	
44	F8	76/78 (97%)	60 (79%)	16 (21%)	1	4	
45	C5	85/91 (93%)	63 (74%)	22 (26%)	0	2	
45	G8	85/91 (93%)	62 (73%)	23 (27%)	0	1	

Continued on next page...

Continued from previous page...

Mol	Chain	Analysed	Rotameric	Outliers	Percentiles	
46	D5	158/179 (88%)	123 (78%)	35 (22%)	1	3
46	H8	154/179 (86%)	121 (79%)	33 (21%)	1	4
47	E5	62/67 (92%)	53 (86%)	9 (14%)	3	13
47	I8	61/67 (91%)	48 (79%)	13 (21%)	1	4
48	F5	79/83 (95%)	62 (78%)	17 (22%)	1	4
48	J8	82/83 (99%)	65 (79%)	17 (21%)	1	4
49	G5	62/67 (92%)	44 (71%)	18 (29%)	0	1
49	K8	62/67 (92%)	37 (60%)	25 (40%)	0	0
50	H5	51/52 (98%)	37 (72%)	14 (28%)	0	1
50	L8	49/52 (94%)	35 (71%)	14 (29%)	0	1
51	I5	54/63 (86%)	44 (82%)	10 (18%)	1	7
51	M8	59/63 (94%)	42 (71%)	17 (29%)	0	1
52	J5	51/52 (98%)	39 (76%)	12 (24%)	1	3
52	N8	51/52 (98%)	39 (76%)	12 (24%)	1	3
53	K5	44/52 (85%)	36 (82%)	8 (18%)	1	7
53	O8	44/52 (85%)	29 (66%)	15 (34%)	0	1
54	L5	39/42 (93%)	33 (85%)	6 (15%)	2	11
54	P8	38/42 (90%)	32 (84%)	6 (16%)	2	10
55	M5	49/55 (89%)	34 (69%)	15 (31%)	0	1
55	Q8	50/55 (91%)	32 (64%)	18 (36%)	0	1
All	All	9552/9998 (96%)	7454 (78%)	2098 (22%)	1	4

All (2098) residues with a non-rotameric sidechain are listed below:

Mol	Chain	Res	Type
2	1E	6	THR
2	1E	8	LYS
2	1E	15	VAL
2	1E	17	PHE
2	1E	24	TRP
2	1E	28	PHE
2	1E	48	MET
2	1E	53	ARG
2	1E	67	THR
2	1E	71	VAL

Continued on next page...

Continued from previous page...

Mol	Chain	Res	Type
2	1E	74	LYS
2	1E	83	MET
2	1E	93	VAL
2	1E	96	ARG
2	1E	107	THR
2	1E	108	ILE
2	1E	111	ARG
2	1E	121	LEU
2	1E	122	PHE
2	1E	127	ILE
2	1E	130	ARG
2	1E	136	VAL
2	1E	144	ARG
2	1E	145	LEU
2	1E	150	SER
2	1E	153	ARG
2	1E	155	LEU
2	1E	160	ASP
2	1E	162	ILE
2	1E	164	VAL
2	1E	172	ILE
2	1E	175	ARG
2	1E	178	ARG
2	1E	185	ILE
2	1E	190	THR
2	1E	196	LEU
2	1E	200	ILE
2	1E	209	ARG
2	1E	213	LEU
2	1E	215	LEU
2	1E	217	ARG
2	1E	226	ARG
2	1E	231	GLU
2	1E	232	PRO
3	2E	3	ASN
3	2E	4	LYS
3	2E	5	ILE
3	2E	14	ILE
3	2E	17	ASP
3	2E	21	ARG
3	2E	32	LEU
3	2E	36	ASP

Continued on next page...

Continued from previous page...

Mol	Chain	Res	Type
3	2E	38	ARG
3	2E	40	ARG
3	2E	45	LYS
3	2E	49	SER
3	2E	52	LEU
3	2E	54	ARG
3	2E	62	ASP
3	2E	68	VAL
3	2E	76	VAL
3	2E	77	ILE
3	2E	79	ARG
3	2E	84	ILE
3	2E	95	THR
3	2E	98	ASN
3	2E	138	VAL
3	2E	144	SER
3	2E	165	THR
3	2E	166	GLU
3	2E	167	TRP
3	2E	179	ARG
3	2E	190	ARG
3	2E	192	THR
3	2E	202	ILE
4	3E	3	ARG
4	3E	10	ARG
4	3E	15	GLU
4	3E	24	GLU
4	3E	28	SER
4	3E	31	CYS
4	3E	46	LYS
4	3E	49	ARG
4	3E	50	ARG
4	3E	58	LEU
4	3E	61	LYS
4	3E	66	ARG
4	3E	70	ILE
4	3E	83	SER
4	3E	85	LYS
4	3E	86	LYS
4	3E	88	VAL
4	3E	91	SER
4	3E	96	LEU

Continued on next page...

Continued from previous page...

Mol	Chain	Res	Type
4	3E	104	VAL
4	3E	106	TYR
4	3E	108	LEU
4	3E	122	ARG
4	3E	127	THR
4	3E	132	ARG
4	3E	135	LEU
4	3E	141	ARG
4	3E	146	ILE
4	3E	155	LEU
4	3E	160	GLN
4	3E	163	GLU
4	3E	175	SER
4	3E	179	GLU
4	3E	184	LYS
4	3E	187	ARG
4	3E	188	LEU
4	3E	190	ASP
4	3E	192	GLU
4	3E	193	ASP
4	3E	194	LEU
4	3E	209	ARG
5	4E	5	ASP
5	4E	6	PHE
5	4E	10	MET
5	4E	11	ILE
5	4E	15	ARG
5	4E	16	THR
5	4E	31	LEU
5	4E	33	VAL
5	4E	41	VAL
5	4E	50	GLU
5	4E	53	LEU
5	4E	71	LEU
5	4E	72	GLN
5	4E	73	ASN
5	4E	80	ILE
5	4E	91	LEU
5	4E	92	LYS
5	4E	107	ARG
5	4E	112	LEU
5	4E	121	LYS

Continued on next page...

Continued from previous page...

Mol	Chain	Res	Type
5	4E	147	ASP
5	4E	153	LYS
6	5E	19	LEU
6	5E	21	LEU
6	5E	23	LYS
6	5E	24	GLU
6	5E	40	VAL
6	5E	55	ASP
6	5E	64	GLN
6	5E	65	VAL
6	5E	74	ASP
6	5E	75	LEU
6	5E	87	ARG
6	5E	89	MET
6	5E	91	VAL
7	6E	6	ARG
7	6E	13	GLN
7	6E	24	THR
7	6E	36	LYS
7	6E	38	LEU
7	6E	41	ARG
7	6E	54	THR
7	6E	63	LYS
7	6E	76	ARG
7	6E	78	ARG
7	6E	79	ARG
7	6E	80	VAL
7	6E	89	MET
7	6E	90	GLU
7	6E	91	VAL
7	6E	94	ARG
7	6E	95	ARG
7	6E	104	LEU
7	6E	111	ARG
7	6E	113	GLU
7	6E	115	ARG
7	6E	138	LYS
7	6E	143	ARG
7	6E	155	ARG
7	6E	156	TRP
8	7E	1	MET
8	7E	10	LEU

Continued on next page...

Continued from previous page...

Mol	Chain	Res	Type
8	7E	12	ARG
8	7E	19	VAL
8	7E	25	ASP
8	7E	26	VAL
8	7E	35	ILE
8	7E	41	ARG
8	7E	45	ILE
8	7E	53	VAL
8	7E	54	ASP
8	7E	68	ARG
8	7E	80	ILE
8	7E	82	HIS
8	7E	83	ILE
8	7E	85	ARG
8	7E	95	VAL
8	7E	102	ARG
8	7E	104	ARG
8	7E	111	ILE
8	7E	122	ARG
8	7E	127	LEU
8	7E	129	VAL
8	7E	137	VAL
9	8E	7	THR
9	8E	9	ARG
9	8E	10	ARG
9	8E	14	VAL
9	8E	16	ARG
9	8E	20	ARG
9	8E	31	GLN
9	8E	38	GLN
9	8E	42	ARG
9	8E	44	VAL
9	8E	47	LEU
9	8E	53	VAL
9	8E	63	ILE
9	8E	79	LEU
9	8E	86	VAL
9	8E	92	TYR
9	8E	95	LYS
9	8E	105	ASP
9	8E	108	VAL
9	8E	111	ARG

Continued on next page...

Continued from previous page...

Mol	Chain	Res	Type
9	8E	113	LYS
9	8E	117	HIS
9	8E	118	LYS
9	8E	121	ARG
9	8E	124	GLN
10	1I	4	ILE
10	1I	5	ARG
10	1I	7	LYS
10	1I	16	LEU
10	1I	25	GLU
10	1I	30	SER
10	1I	33	GLN
10	1I	51	ARG
10	1I	54	PHE
10	1I	62	HIS
10	1I	70	ARG
10	1I	75	ILE
10	1I	76	ASN
10	1I	88	LEU
10	1I	92	THR
10	1I	96	ILE
10	1I	98	ILE
11	2I	12	ARG
11	2I	28	THR
11	2I	29	ILE
11	2I	31	THR
11	2I	32	ILE
11	2I	36	ASP
11	2I	81	ASP
11	2I	93	GLN
11	2I	96	ARG
11	2I	103	LEU
11	2I	105	VAL
11	2I	106	LYS
11	2I	109	VAL
11	2I	114	VAL
11	2I	116	HIS
11	2I	120	ARG
12	3I	21	LYS
12	3I	33	ARG
12	3I	43	VAL
12	3I	46	LYS

Continued on next page...

Continued from previous page...

Mol	Chain	Res	Type
12	3I	47	LYS
12	3I	50	SER
12	3I	60	LEU
12	3I	62	SER
12	3I	67	THR
12	3I	83	VAL
12	3I	85	ILE
12	3I	89	ARG
12	3I	91	LYS
12	3I	114	LYS
12	3I	116	SER
13	4I	4	ILE
13	4I	19	LEU
13	4I	20	THR
13	4I	31	LYS
13	4I	32	GLU
13	4I	34	LEU
13	4I	44	ARG
13	4I	45	VAL
13	4I	48	LEU
13	4I	49	THR
13	4I	56	LEU
13	4I	64	TRP
13	4I	67	GLU
13	4I	70	LEU
13	4I	86	CYS
13	4I	98	VAL
13	4I	102	ARG
13	4I	106	ASN
13	4I	108	ARG
13	4I	110	ARG
13	4I	117	VAL
14	5I	4	LYS
14	5I	6	LEU
14	5I	12	ARG
14	5I	15	LYS
14	5I	17	LYS
14	5I	18	VAL
14	5I	22	THR
14	5I	26	ARG
14	5I	33	VAL
14	5I	41	ARG

Continued on next page...

Continued from previous page...

Mol	Chain	Res	Type
14	5I	44	LEU
14	5I	50	LYS
14	5I	58	LYS
15	6I	6	GLU
15	6I	10	LYS
15	6I	24	SER
15	6I	26	GLU
15	6I	35	ARG
15	6I	38	ARG
15	6I	39	LEU
15	6I	40	SER
15	6I	41	GLU
15	6I	47	LYS
15	6I	66	LEU
15	6I	67	LEU
15	6I	68	ARG
15	6I	72	ARG
16	7I	1	MET
16	7I	2	VAL
16	7I	8	ARG
16	7I	11	SER
16	7I	36	ILE
16	7I	45	THR
16	7I	51	VAL
16	7I	54	GLU
16	7I	55	ARG
16	7I	67	THR
16	7I	69	THR
16	7I	72	ARG
16	7I	82	GLN
16	7I	83	GLU
17	8I	9	VAL
17	8I	11	VAL
17	8I	19	VAL
17	8I	25	ARG
17	8I	35	VAL
17	8I	45	HIS
17	8I	48	GLU
17	8I	50	LYS
17	8I	52	LYS
17	8I	57	VAL
17	8I	60	ILE

Continued on next page...

Continued from previous page...

Mol	Chain	Res	Type
17	8I	62	SER
17	8I	68	ARG
17	8I	74	LEU
17	8I	87	LYS
17	8I	88	TYR
17	8I	89	LEU
17	8I	92	ARG
17	8I	101	ARG
18	9I	18	ARG
18	9I	31	LEU
18	9I	32	ARG
18	9I	35	ARG
18	9I	53	ARG
18	9I	82	THR
18	9I	86	VAL
18	9I	88	LYS
19	AI	4	SER
19	AI	5	LEU
19	AI	7	LYS
19	AI	14	HIS
19	AI	21	GLU
19	AI	22	LEU
19	AI	29	ARG
19	AI	30	LEU
19	AI	31	ILE
19	AI	37	ARG
19	AI	43	GLU
19	AI	60	VAL
19	AI	61	TYR
19	AI	65	ASN
19	AI	67	VAL
19	AI	77	THR
19	AI	78	ARG
20	BI	10	LEU
20	BI	15	ARG
20	BI	18	GLN
20	BI	20	LEU
20	BI	31	SER
20	BI	33	ILE
20	BI	37	SER
20	BI	50	GLU
20	BI	51	GLU

Continued on next page...

Continued from previous page...

Mol	Chain	Res	Type
20	BI	53	LEU
20	BI	72	LEU
20	BI	75	ASN
20	BI	99	LEU
20	BI	105	SER
21	1F	6	ARG
28	11	3	VAL
28	11	7	LYS
28	11	13	ARG
28	11	15	PHE
28	11	17	THR
28	11	27	THR
28	11	32	SER
28	11	37	LEU
28	11	61	LEU
28	11	64	ILE
28	11	65	ILE
28	11	76	PRO
28	11	83	GLU
28	11	95	LEU
28	11	103	ARG
28	11	105	ILE
28	11	106	ILE
28	11	111	LEU
28	11	112	GLN
28	11	141	VAL
28	11	142	VAL
28	11	155	LEU
28	11	165	ILE
28	11	183	ARG
28	11	192	THR
28	11	200	ASP
28	11	208	LYS
28	11	212	SER
28	11	217	ARG
28	11	221	VAL
28	11	229	VAL
28	11	242	ARG
28	11	255	LYS
28	11	257	LEU
28	11	259	THR
28	11	261	LYS

Continued on next page...

Continued from previous page...

Mol	Chain	Res	Type
28	11	265	PRO
28	11	266	SER
28	11	270	ILE
28	11	271	ILE
28	11	273	ARG
29	21	2	LYS
29	21	5	LEU
29	21	12	THR
29	21	13	ARG
29	21	14	ILE
29	21	16	ARG
29	21	26	ILE
29	21	34	VAL
29	21	40	GLU
29	21	41	LYS
29	21	42	ASP
29	21	45	THR
29	21	52	LEU
29	21	54	GLN
29	21	59	VAL
29	21	61	ARG
29	21	63	LEU
29	21	66	HIS
29	21	67	PHE
29	21	69	LYS
29	21	72	VAL
29	21	79	ARG
29	21	87	GLU
29	21	89	ASP
29	21	92	THR
29	21	101	ARG
29	21	116	VAL
29	21	128	SER
29	21	138	PRO
29	21	144	ARG
29	21	146	THR
29	21	152	LYS
29	21	167	VAL
29	21	175	VAL
29	21	179	GLU
29	21	185	LYS
29	21	196	VAL

Continued on next page...

Continued from previous page...

Mol	Chain	Res	Type
29	21	200	GLU
29	21	201	THR
29	21	202	LYS
29	21	203	LYS
30	31	7	TYR
30	31	8	GLN
30	31	9	ILE
30	31	12	LEU
30	31	13	SER
30	31	15	SER
30	31	24	LEU
30	31	28	ILE
30	31	32	LEU
30	31	33	LEU
30	31	38	ARG
30	31	57	VAL
30	31	64	ILE
30	31	77	ASP
30	31	88	VAL
30	31	98	SER
30	31	101	LEU
30	31	106	ARG
30	31	112	MET
30	31	117	ARG
30	31	127	GLU
30	31	136	THR
30	31	158	THR
30	31	165	ARG
30	31	170	LEU
30	31	174	VAL
30	31	175	THR
30	31	176	LEU
30	31	181	LEU
30	31	183	VAL
30	31	191	ARG
30	31	192	LEU
30	31	201	VAL
31	41	10	LYS
31	41	14	GLU
31	41	20	ILE
31	41	21	ARG
31	41	26	GLN

Continued on next page...

Continued from previous page...

Mol	Chain	Res	Type
31	41	28	VAL
31	41	31	VAL
31	41	33	ARG
31	41	34	LEU
31	41	43	LEU
31	41	45	GLU
31	41	52	ILE
31	41	58	GLN
31	41	62	LEU
31	41	67	LYS
31	41	70	VAL
31	41	71	THR
31	41	76	SER
31	41	77	ILE
31	41	80	PHE
31	41	82	LEU
31	41	84	LYS
31	41	86	MET
31	41	90	LEU
31	41	94	LEU
31	41	101	ILE
31	41	104	GLU
31	41	116	ASP
31	41	133	LEU
31	41	135	LEU
31	41	159	VAL
31	41	161	THR
31	41	162	THR
31	41	165	THR
31	41	170	ARG
32	51	2	SER
32	51	3	ARG
32	51	4	ILE
32	51	6	ARG
32	51	7	LEU
32	51	10	PRO
32	51	24	VAL
32	51	37	VAL
32	51	40	GLU
32	51	43	VAL
32	51	45	VAL
32	51	50	VAL

Continued on next page...

Continued from previous page...

Mol	Chain	Res	Type
32	51	64	LEU
32	51	67	LEU
32	51	68	THR
32	51	71	LEU
32	51	72	ILE
32	51	77	LYS
32	51	80	SER
32	51	84	SER
32	51	88	LEU
32	51	92	ILE
32	51	97	ARG
32	51	103	LEU
32	51	122	THR
32	51	129	THR
32	51	131	VAL
32	51	132	ARG
32	51	136	ILE
32	51	139	GLN
32	51	141	VAL
32	51	149	ARG
32	51	153	LYS
32	51	160	LYS
32	51	169	VAL
32	51	171	LEU
32	51	175	LYS
33	61	2	LYS
33	61	9	LEU
33	61	25	TYR
33	61	35	LEU
33	61	38	LEU
33	61	40	THR
33	61	44	LEU
33	61	45	LYS
33	61	48	GLU
33	61	56	LYS
33	61	60	GLU
33	61	64	GLU
33	61	67	ARG
33	61	74	ASN
33	61	77	LEU
33	61	78	THR
33	61	81	VAL

Continued on next page...

Continued from previous page...

Mol	Chain	Res	Type
33	61	82	ARG
33	61	85	GLU
33	61	92	VAL
33	61	95	LYS
33	61	97	ILE
33	61	107	VAL
33	61	108	THR
33	61	110	ASP
33	61	113	ARG
33	61	120	ILE
33	61	131	LYS
33	61	135	GLU
33	61	136	VAL
33	61	139	GLN
33	61	140	LEU
33	61	142	VAL
33	61	143	SER
34	58	1	MET
34	58	7	LYS
34	58	9	VAL
34	58	12	ARG
34	58	29	LYS
34	58	34	LEU
34	58	48	MET
34	58	58	ASP
34	58	60	ILE
34	58	61	ARG
34	58	65	LYS
34	58	67	LEU
34	58	87	LEU
34	58	90	MET
34	58	96	GLU
34	58	97	ARG
34	58	98	VAL
34	58	99	LEU
34	58	115	ARG
34	58	120	LEU
34	58	127	ASP
34	58	128	HIS
34	58	134	ARG
35	68	8	LEU
35	68	9	GLU

Continued on next page...

Continued from previous page...

Mol	Chain	Res	Type
35	68	14	THR
35	68	20	MET
35	68	23	ARG
35	68	24	VAL
35	68	28	SER
35	68	32	TYR
35	68	38	VAL
35	68	47	ILE
35	68	53	LYS
35	68	90	GLN
35	68	94	ARG
35	68	112	MET
35	68	113	LYS
36	78	1	MET
36	78	6	LEU
36	78	7	ARG
36	78	10	PRO
36	78	15	ARG
36	78	18	ARG
36	78	19	VAL
36	78	29	LYS
36	78	30	THR
36	78	32	THR
36	78	39	LYS
36	78	41	ARG
36	78	45	LEU
36	78	46	LYS
36	78	49	ARG
36	78	50	ARG
36	78	57	THR
36	78	61	ARG
36	78	75	ILE
36	78	77	ARG
36	78	88	LEU
36	78	99	LEU
36	78	100	LEU
36	78	105	LEU
36	78	106	LEU
36	78	112	LEU
36	78	115	LEU
36	78	117	GLU
36	78	119	GLU

Continued on next page...

Continued from previous page...

Mol	Chain	Res	Type
36	78	121	LYS
36	78	126	VAL
36	78	135	LEU
36	78	138	LEU
36	78	144	GLU
36	78	146	VAL
36	78	147	LEU
36	78	148	LEU
36	78	149	GLU
37	88	1	MET
37	88	5	ARG
37	88	6	ARG
37	88	12	GLN
37	88	21	THR
37	88	22	LYS
37	88	25	ASP
37	88	35	VAL
37	88	45	GLN
37	88	51	ARG
37	88	56	ARG
37	88	58	PHE
37	88	59	ARG
37	88	60	ARG
37	88	67	ARG
37	88	82	ARG
37	88	87	LYS
37	88	98	LYS
37	88	102	VAL
37	88	103	MET
37	88	112	GLU
37	88	129	THR
37	88	134	ARG
37	88	138	ASP
37	88	139	GLU
37	88	141	GLN
38	98	2	ARG
38	98	4	LEU
38	98	9	LYS
38	98	10	LEU
38	98	17	ARG
38	98	18	LEU
38	98	24	GLN

Continued on next page...

Continued from previous page...

Mol	Chain	Res	Type
38	98	28	LEU
38	98	29	LEU
38	98	33	ARG
38	98	34	ILE
38	98	36	THR
38	98	44	LEU
38	98	54	LEU
38	98	57	ARG
38	98	59	ASP
38	98	64	ARG
38	98	67	LEU
38	98	73	VAL
38	98	79	LEU
38	98	80	PHE
38	98	88	ARG
38	98	91	GLN
38	98	94	TYR
38	98	95	THR
38	98	105	ARG
38	98	117	VAL
38	98	118	GLU
39	A8	3	ARG
39	A8	4	LEU
39	A8	8	GLU
39	A8	10	ARG
39	A8	14	VAL
39	A8	17	ARG
39	A8	24	LEU
39	A8	29	PHE
39	A8	30	ARG
39	A8	32	LEU
39	A8	35	ILE
39	A8	36	TYR
39	A8	46	VAL
39	A8	50	SER
39	A8	52	SER
39	A8	54	LEU
39	A8	56	LEU
39	A8	57	LYS
39	A8	58	LEU
39	A8	61	ASN
39	A8	69	VAL

Continued on next page...

Continued from previous page...

Mol	Chain	Res	Type
39	A8	73	LEU
39	A8	80	LEU
39	A8	83	LYS
39	A8	89	ARG
39	A8	101	LEU
39	A8	106	ARG
39	A8	107	GLU
39	A8	110	LEU
39	A8	112	PHE
40	B8	3	ARG
40	B8	6	LEU
40	B8	11	GLU
40	B8	12	SER
40	B8	13	ARG
40	B8	15	VAL
40	B8	19	LEU
40	B8	21	GLU
40	B8	23	ARG
40	B8	27	THR
40	B8	30	VAL
40	B8	35	LYS
40	B8	41	ARG
40	B8	42	ILE
40	B8	49	VAL
40	B8	50	ILE
40	B8	55	ASN
40	B8	58	ASN
40	B8	59	THR
40	B8	62	THR
40	B8	64	ARG
40	B8	65	LYS
40	B8	74	ARG
40	B8	78	LEU
40	B8	86	ILE
40	B8	87	ASP
40	B8	88	ILE
40	B8	89	VAL
40	B8	90	GLN
40	B8	98	LYS
40	B8	99	LEU
40	B8	105	LEU
40	B8	106	SER

Continued on next page...

Continued from previous page...

Mol	Chain	Res	Type
40	B8	110	ILE
40	B8	111	ARG
40	B8	112	ARG
40	B8	118	ARG
40	B8	136	GLN
41	C8	3	ARG
41	C8	5	LYS
41	C8	64	ARG
41	C8	74	LEU
41	C8	75	ASN
41	C8	79	PHE
41	C8	83	LEU
41	C8	89	GLU
41	C8	104	GLN
41	C8	108	GLU
41	C8	111	GLU
41	C8	112	ARG
41	C8	117	GLN
42	D8	1	MET
42	D8	5	VAL
42	D8	6	LYS
42	D8	7	THR
42	D8	12	TYR
42	D8	18	LEU
42	D8	35	LEU
42	D8	40	LEU
42	D8	44	LYS
42	D8	52	VAL
42	D8	64	HIS
42	D8	70	ILE
42	D8	73	SER
42	D8	100	ARG
43	E8	4	LYS
43	E8	11	ARG
43	E8	15	ARG
43	E8	16	LYS
43	E8	19	LEU
43	E8	20	VAL
43	E8	39	THR
43	E8	51	LEU
43	E8	65	LEU
43	E8	66	GLU

Continued on next page...

Continued from previous page...

Mol	Chain	Res	Type
43	E8	68	ARG
43	E8	69	LEU
43	E8	70	TYR
43	E8	76	VAL
43	E8	78	GLU
43	E8	82	LEU
43	E8	92	ARG
43	E8	96	ILE
43	E8	97	LYS
43	E8	98	LYS
43	E8	99	ARG
43	E8	100	THR
43	E8	107	LEU
43	E8	111	HIS
44	F8	2	LYS
44	F8	15	GLU
44	F8	23	GLU
44	F8	38	GLU
44	F8	45	THR
44	F8	49	VAL
44	F8	54	VAL
44	F8	57	LEU
44	F8	60	ARG
44	F8	65	ARG
44	F8	72	LYS
44	F8	80	ILE
44	F8	81	VAL
44	F8	87	GLN
44	F8	88	LYS
44	F8	89	ILE
45	G8	6	HIS
45	G8	24	VAL
45	G8	33	LYS
45	G8	38	ILE
45	G8	40	GLU
45	G8	42	VAL
45	G8	47	LYS
45	G8	50	ARG
45	G8	51	VAL
45	G8	52	SER
45	G8	54	LYS
45	G8	55	TYR

Continued on next page...

Continued from previous page...

Mol	Chain	Res	Type
45	G8	57	GLN
45	G8	61	ILE
45	G8	67	LEU
45	G8	79	CYS
45	G8	82	PRO
45	G8	84	ARG
45	G8	85	VAL
45	G8	86	ARG
45	G8	98	VAL
45	G8	99	CYS
45	G8	106	LEU
46	H8	11	GLU
46	H8	19	ARG
46	H8	42	VAL
46	H8	43	GLU
46	H8	53	ILE
46	H8	61	LEU
46	H8	71	VAL
46	H8	72	ARG
46	H8	76	LEU
46	H8	77	ASP
46	H8	80	ARG
46	H8	81	ARG
46	H8	86	VAL
46	H8	91	LEU
46	H8	93	ASP
46	H8	103	ARG
46	H8	105	VAL
46	H8	116	VAL
46	H8	117	LEU
46	H8	118	GLN
46	H8	119	GLU
46	H8	121	HIS
46	H8	128	VAL
46	H8	132	ASN
46	H8	135	GLU
46	H8	140	ASP
46	H8	144	LEU
46	H8	148	ASP
46	H8	154	ASP
46	H8	161	VAL
46	H8	166	SER

Continued on next page...

Continued from previous page...

Mol	Chain	Res	Type
46	H8	168	GLU
46	H8	171	ILE
47	I8	11	ARG
47	I8	19	LYS
47	I8	30	VAL
47	I8	36	ILE
47	I8	38	VAL
47	I8	44	ARG
47	I8	46	LYS
47	I8	58	THR
47	I8	60	PHE
47	I8	67	VAL
47	I8	70	GLN
47	I8	74	ARG
47	I8	82	ARG
48	J8	4	VAL
48	J8	21	ARG
48	J8	25	LYS
48	J8	26	ARG
48	J8	41	ARG
48	J8	46	LEU
48	J8	57	GLU
48	J8	62	VAL
48	J8	69	LYS
48	J8	78	LYS
48	J8	80	LEU
48	J8	81	LYS
48	J8	82	LEU
48	J8	83	GLU
48	J8	91	LYS
48	J8	94	LEU
48	J8	97	LEU
49	K8	5	GLU
49	K8	8	LYS
49	K8	12	GLU
49	K8	15	LYS
49	K8	16	LEU
49	K8	17	SER
49	K8	19	VAL
49	K8	20	GLU
49	K8	23	LYS
49	K8	24	LEU

Continued on next page...

Continued from previous page...

Mol	Chain	Res	Type
49	K8	30	ARG
49	K8	32	LEU
49	K8	41	ILE
49	K8	44	LEU
49	K8	45	SER
49	K8	46	GLN
49	K8	47	ASN
49	K8	48	HIS
49	K8	50	ILE
49	K8	53	LEU
49	K8	55	ARG
49	K8	62	THR
49	K8	64	LEU
49	K8	66	GLU
49	K8	67	LYS
50	L8	3	ARG
50	L8	4	LEU
50	L8	6	VAL
50	L8	8	LEU
50	L8	28	LEU
50	L8	30	ARG
50	L8	31	LEU
50	L8	32	GLN
50	L8	36	VAL
50	L8	37	LEU
50	L8	38	GLU
50	L8	40	THR
50	L8	55	ARG
50	L8	58	VAL
51	M8	1	MET
51	M8	5	ILE
51	M8	13	ARG
51	M8	15	ILE
51	M8	16	CYS
51	M8	34	GLU
51	M8	37	SER
51	M8	39	CYS
51	M8	42	PHE
51	M8	44	THR
51	M8	50	VAL
51	M8	52	THR
51	M8	55	ARG

Continued on next page...

Continued from previous page...

Mol	Chain	Res	Type
51	M8	59	PHE
51	M8	61	ARG
51	M8	62	ARG
51	M8	65	ASP
52	N8	3	LYS
52	N8	6	VAL
52	N8	16	ARG
52	N8	29	THR
52	N8	31	VAL
52	N8	35	GLU
52	N8	36	CYS
52	N8	40	LYS
52	N8	44	THR
52	N8	49	CYS
52	N8	51	TYR
52	N8	56	LYS
53	O8	10	LEU
53	O8	12	GLU
53	O8	19	ARG
53	O8	21	TYR
53	O8	25	LYS
53	O8	26	ASN
53	O8	27	LYS
53	O8	28	ARG
53	O8	30	THR
53	O8	32	ASN
53	O8	33	LYS
53	O8	37	ARG
53	O8	39	TYR
53	O8	42	TRP
53	O8	47	THR
54	P8	4	THR
54	P8	8	ASN
54	P8	19	ARG
54	P8	23	ARG
54	P8	29	LYS
54	P8	43	THR
55	Q8	8	LYS
55	Q8	19	SER
55	Q8	21	LYS
55	Q8	26	LYS
55	Q8	30	ARG

Continued on next page...

Continued from previous page...

Mol	Chain	Res	Type
55	Q8	31	HIS
55	Q8	34	TRP
55	Q8	35	GLN
55	Q8	42	ARG
55	Q8	43	GLN
55	Q8	46	ARG
55	Q8	47	LYS
55	Q8	49	VAL
55	Q8	52	LYS
55	Q8	57	ARG
55	Q8	59	LYS
55	Q8	60	LEU
55	Q8	61	LEU
2	12	5	ILE
2	12	17	PHE
2	12	22	LYS
2	12	23	ARG
2	12	24	TRP
2	12	31	TYR
2	12	42	ILE
2	12	47	THR
2	12	51	LEU
2	12	55	PHE
2	12	58	ILE
2	12	67	THR
2	12	69	LEU
2	12	71	VAL
2	12	75	LYS
2	12	78	GLN
2	12	83	MET
2	12	92	TYR
2	12	103	THR
2	12	108	ILE
2	12	117	GLU
2	12	121	LEU
2	12	130	ARG
2	12	137	ARG
2	12	138	LEU
2	12	139	LYS
2	12	144	ARG
2	12	145	LEU
2	12	155	LEU

Continued on next page...

Continued from previous page...

Mol	Chain	Res	Type
2	12	165	VAL
2	12	170	GLU
2	12	172	ILE
2	12	178	ARG
2	12	179	LYS
2	12	180	LEU
2	12	185	ILE
2	12	187	LEU
2	12	196	LEU
2	12	204	ASN
2	12	205	ASP
2	12	209	ARG
2	12	213	LEU
2	12	219	VAL
2	12	223	ILE
3	22	3	ASN
3	22	5	ILE
3	22	16	ARG
3	22	18	TRP
3	22	22	TRP
3	22	28	GLN
3	22	29	TYR
3	22	40	ARG
3	22	43	LEU
3	22	47	LEU
3	22	52	LEU
3	22	54	ARG
3	22	67	THR
3	22	76	VAL
3	22	79	ARG
3	22	83	ARG
3	22	91	LEU
3	22	94	LEU
3	22	95	THR
3	22	98	ASN
3	22	102	ASN
3	22	104	GLN
3	22	107	GLN
3	22	119	ARG
3	22	128	PHE
3	22	131	ARG
3	22	140	ARG

Continued on next page...

Continued from previous page...

Mol	Chain	Res	Type
3	22	167	TRP
3	22	188	LEU
3	22	190	ARG
3	22	192	THR
3	22	202	ILE
4	32	5	ILE
4	32	11	LEU
4	32	14	ARG
4	32	24	GLU
4	32	28	SER
4	32	30	LYS
4	32	36	ARG
4	32	45	GLN
4	32	50	ARG
4	32	57	ARG
4	32	58	LEU
4	32	61	LYS
4	32	73	ARG
4	32	76	ARG
4	32	83	SER
4	32	115	ARG
4	32	119	GLN
4	32	122	ARG
4	32	127	THR
4	32	135	LEU
4	32	137	SER
4	32	150	GLU
4	32	168	ARG
4	32	184	LYS
4	32	187	ARG
4	32	190	ASP
4	32	191	ARG
4	32	192	GLU
4	32	200	GLU
4	32	209	ARG
5	42	6	PHE
5	42	12	LEU
5	42	14	ARG
5	42	16	THR
5	42	19	MET
5	42	25	ARG
5	42	34	VAL

Continued on next page...

Continued from previous page...

Mol	Chain	Res	Type
5	42	41	VAL
5	42	43	LEU
5	42	47	LYS
5	42	51	VAL
5	42	61	TYR
5	42	64	ARG
5	42	68	GLU
5	42	72	GLN
5	42	78	HIS
5	42	79	GLU
5	42	83	GLU
5	42	90	VAL
5	42	91	LEU
5	42	101	ILE
5	42	116	THR
5	42	118	ILE
5	42	127	ASN
5	42	137	GLU
5	42	144	THR
6	52	3	ARG
6	52	7	ASN
6	52	14	LEU
6	52	16	GLN
6	52	21	LEU
6	52	25	ILE
6	52	27	GLN
6	52	28	ARG
6	52	32	ASN
6	52	47	ARG
6	52	54	LYS
6	52	61	LEU
6	52	70	ASP
6	52	71	ARG
6	52	74	ASP
6	52	82	ARG
6	52	87	ARG
6	52	92	LYS
6	52	93	SER
7	62	4	ARG
7	62	8	GLU
7	62	23	VAL
7	62	27	ILE

Continued on next page...

Continued from previous page...

Mol	Chain	Res	Type
7	62	29	LYS
7	62	32	ARG
7	62	52	GLU
7	62	54	THR
7	62	60	LYS
7	62	63	LYS
7	62	73	MET
7	62	78	ARG
7	62	84	ASN
7	62	94	ARG
7	62	104	LEU
7	62	114	ARG
7	62	118	VAL
7	62	131	LYS
7	62	137	LYS
7	62	140	ASP
8	72	1	MET
8	72	22	GLU
8	72	23	SER
8	72	25	ASP
8	72	26	VAL
8	72	39	LEU
8	72	52	ASP
8	72	73	ASP
8	72	84	ARG
8	72	86	ILE
8	72	91	ARG
8	72	92	ARG
8	72	97	VAL
8	72	99	GLU
8	72	100	ILE
8	72	104	ARG
8	72	107	LEU
8	72	109	ILE
8	72	112	LEU
8	72	116	LYS
9	82	7	THR
9	82	27	THR
9	82	31	GLN
9	82	38	GLN
9	82	42	ARG
9	82	47	LEU

Continued on next page...

Continued from previous page...

Mol	Chain	Res	Type
9	82	85	LEU
9	82	88	TYR
9	82	93	ARG
9	82	95	LYS
9	82	99	LEU
9	82	104	ARG
9	82	111	ARG
9	82	113	LYS
9	82	117	HIS
9	82	125	TYR
10	1A	13	HIS
10	1A	17	ASP
10	1A	19	SER
10	1A	22	LYS
10	1A	35	SER
10	1A	40	LEU
10	1A	43	ARG
10	1A	47	PHE
10	1A	48	THR
10	1A	55	LYS
10	1A	59	SER
10	1A	62	HIS
10	1A	70	ARG
10	1A	72	VAL
10	1A	74	ILE
10	1A	76	ASN
10	1A	79	ARG
10	1A	96	ILE
10	1A	99	LYS
11	2A	12	ARG
11	2A	13	GLN
11	2A	14	VAL
11	2A	29	ILE
11	2A	31	THR
11	2A	40	ILE
11	2A	63	LEU
11	2A	82	VAL
11	2A	83	ILE
11	2A	95	ILE
11	2A	98	LEU
11	2A	105	VAL
11	2A	106	LYS

Continued on next page...

Continued from previous page...

Mol	Chain	Res	Type
11	2A	111	ASP
11	2A	114	VAL
11	2A	124	LYS
12	3A	6	THR
12	3A	33	ARG
12	3A	37	CYS
12	3A	41	ARG
12	3A	42	THR
12	3A	43	VAL
12	3A	46	LYS
12	3A	49	ASN
12	3A	52	LEU
12	3A	54	LYS
12	3A	57	LYS
12	3A	60	LEU
12	3A	64	TYR
12	3A	66	VAL
12	3A	78	GLN
12	3A	83	VAL
12	3A	84	LEU
12	3A	85	ILE
12	3A	89	ARG
12	3A	96	VAL
12	3A	111	LYS
12	3A	118	SER
12	3A	122	THR
13	4A	8	GLU
13	4A	9	ILE
13	4A	11	ARG
13	4A	16	ASP
13	4A	17	VAL
13	4A	19	LEU
13	4A	39	ILE
13	4A	47	ASP
13	4A	48	LEU
13	4A	56	LEU
13	4A	64	TRP
13	4A	65	LYS
13	4A	66	LEU
13	4A	77	ASN
13	4A	82	MET
13	4A	88	ARG

Continued on next page...

Continued from previous page...

Mol	Chain	Res	Type
13	4A	92	HIS
13	4A	94	ARG
13	4A	101	GLN
13	4A	102	ARG
13	4A	103	THR
13	4A	108	ARG
13	4A	114	ARG
13	4A	117	VAL
14	5A	12	ARG
14	5A	17	LYS
14	5A	18	VAL
14	5A	22	THR
14	5A	33	VAL
14	5A	35	ARG
14	5A	44	LEU
14	5A	58	LYS
15	6A	3	ILE
15	6A	13	GLN
15	6A	26	GLU
15	6A	31	LEU
15	6A	32	LEU
15	6A	34	LEU
15	6A	38	ARG
15	6A	39	LEU
15	6A	45	VAL
15	6A	48	LYS
15	6A	66	LEU
15	6A	68	ARG
15	6A	88	ARG
16	7A	2	VAL
16	7A	34	GLU
16	7A	45	THR
16	7A	55	ARG
16	7A	62	VAL
16	7A	67	THR
16	7A	73	LEU
16	7A	82	GLN
17	8A	10	VAL
17	8A	13	ASP
17	8A	25	ARG
17	8A	49	GLU
17	8A	52	LYS

Continued on next page...

Continued from previous page...

Mol	Chain	Res	Type
17	8A	53	LEU
17	8A	60	ILE
17	8A	68	ARG
17	8A	70	ARG
17	8A	74	LEU
17	8A	79	SER
17	8A	81	ARG
17	8A	100	LYS
17	8A	101	ARG
18	9A	21	LYS
18	9A	26	LEU
18	9A	29	PHE
18	9A	32	ARG
18	9A	36	ASN
18	9A	42	ARG
18	9A	44	LEU
18	9A	53	ARG
18	9A	54	ARG
18	9A	58	LEU
18	9A	84	LYS
19	AA	7	LYS
19	AA	10	PHE
19	AA	11	VAL
19	AA	15	LEU
19	AA	22	LEU
19	AA	23	ASN
19	AA	25	LYS
19	AA	33	THR
19	AA	34	TRP
19	AA	49	ILE
19	AA	53	ASN
19	AA	60	VAL
19	AA	66	MET
19	AA	71	LEU
19	AA	78	ARG
19	AA	81	ARG
19	AA	83	HIS
20	BA	8	ARG
20	BA	11	SER
20	BA	24	LEU
20	BA	29	LYS
20	BA	37	SER

Continued on next page...

Continued from previous page...

Mol	Chain	Res	Type
20	BA	55	ILE
20	BA	64	ASP
20	BA	68	LYS
20	BA	73	HIS
20	BA	74	LYS
20	BA	75	ASN
20	BA	84	LEU
21	1B	9	ARG
21	1B	25	LYS
28	19	10	THR
28	19	18	VAL
28	19	28	GLU
28	19	32	SER
28	19	33	LEU
28	19	35	LYS
28	19	37	LEU
28	19	38	LYS
28	19	43	ARG
28	19	49	ILE
28	19	61	LEU
28	19	64	ILE
28	19	65	ILE
28	19	68	LYS
28	19	69	ARG
28	19	87	ASN
28	19	88	ARG
28	19	89	SER
28	19	94	LEU
28	19	105	ILE
28	19	106	ILE
28	19	111	LEU
28	19	112	GLN
28	19	136	ILE
28	19	141	VAL
28	19	147	LEU
28	19	173	VAL
28	19	192	THR
28	19	202	LYS
28	19	204	ILE
28	19	211	ARG
28	19	212	SER
28	19	217	ARG

Continued on next page...

Continued from previous page...

Mol	Chain	Res	Type
28	19	239	ARG
28	19	242	ARG
28	19	244	ARG
28	19	253	GLN
28	19	255	LYS
28	19	257	LEU
28	19	259	THR
28	19	260	ARG
28	19	262	ARG
28	19	266	SER
28	19	267	SER
28	19	271	ILE
29	29	4	ILE
29	29	5	LEU
29	29	7	VAL
29	29	19	ARG
29	29	23	VAL
29	29	40	GLU
29	29	44	TYR
29	29	45	THR
29	29	48	GLN
29	29	54	GLN
29	29	60	ASN
29	29	61	ARG
29	29	63	LEU
29	29	64	LYS
29	29	66	HIS
29	29	67	PHE
29	29	69	LYS
29	29	75	VAL
29	29	77	ILE
29	29	78	LEU
29	29	79	ARG
29	29	87	GLU
29	29	90	THR
29	29	93	VAL
29	29	107	THR
29	29	116	VAL
29	29	117	MET
29	29	119	ARG
29	29	134	ILE
29	29	136	ARG

Continued on next page...

Continued from previous page...

Mol	Chain	Res	Type
29	29	144	ARG
29	29	146	THR
29	29	154	LYS
29	29	170	LEU
29	29	174	ASP
29	29	175	VAL
29	29	178	GLU
29	29	181	LEU
29	29	188	VAL
29	29	197	ILE
29	29	200	GLU
29	29	201	THR
30	39	2	LYS
30	39	7	TYR
30	39	8	GLN
30	39	11	VAL
30	39	19	GLU
30	39	20	LEU
30	39	23	ASP
30	39	24	LEU
30	39	29	ASN
30	39	33	LEU
30	39	43	LYS
30	39	53	THR
30	39	57	VAL
30	39	62	ARG
30	39	68	LYS
30	39	69	HIS
30	39	70	THR
30	39	74	ARG
30	39	77	ASP
30	39	82	ILE
30	39	100	THR
30	39	110	LEU
30	39	123	LEU
30	39	125	LEU
30	39	135	LYS
30	39	140	LEU
30	39	152	GLU
30	39	153	SER
30	39	158	THR
30	39	183	VAL

Continued on next page...

Continued from previous page...

Mol	Chain	Res	Type
30	39	191	ARG
30	39	192	LEU
30	39	193	VAL
30	39	194	MET
30	39	196	LEU
30	39	201	VAL
30	39	203	GLN
30	39	205	ARG
31	49	3	LEU
31	49	7	LEU
31	49	19	LEU
31	49	20	ILE
31	49	26	GLN
31	49	28	VAL
31	49	33	ARG
31	49	35	GLU
31	49	39	ILE
31	49	40	ASN
31	49	48	GLU
31	49	64	THR
31	49	67	LYS
31	49	71	THR
31	49	74	LYS
31	49	77	ILE
31	49	80	PHE
31	49	81	LYS
31	49	82	LEU
31	49	90	LEU
31	49	91	ARG
31	49	96	ARG
31	49	120	LEU
31	49	130	ASN
31	49	133	LEU
31	49	135	LEU
31	49	139	LEU
31	49	144	ILE
31	49	153	ARG
31	49	157	ILE
31	49	159	VAL
32	59	3	ARG
32	59	6	ARG
32	59	7	LEU

Continued on next page...

Continued from previous page...

Mol	Chain	Res	Type
32	59	11	VAL
32	59	19	VAL
32	59	24	VAL
32	59	26	VAL
32	59	32	GLU
32	59	41	MET
32	59	42	ARG
32	59	69	ARG
32	59	70	THR
32	59	85	LYS
32	59	86	GLU
32	59	98	LEU
32	59	101	ARG
32	59	105	LEU
32	59	107	VAL
32	59	111	HIS
32	59	119	GLU
32	59	122	THR
32	59	123	PHE
32	59	124	GLU
32	59	127	GLU
32	59	129	THR
32	59	134	SER
32	59	136	ILE
32	59	139	GLN
32	59	152	ARG
32	59	155	SER
32	59	157	TYR
32	59	160	LYS
32	59	164	TYR
33	69	2	LYS
33	69	7	GLU
33	69	9	LEU
33	69	15	VAL
33	69	25	TYR
33	69	37	VAL
33	69	44	LEU
33	69	54	GLN
33	69	56	LYS
33	69	58	LEU
33	69	61	ARG
33	69	68	LEU

Continued on next page...

Continued from previous page...

Mol	Chain	Res	Type
33	69	75	LEU
33	69	76	THR
33	69	77	LEU
33	69	78	THR
33	69	81	VAL
33	69	82	ARG
33	69	86	THR
33	69	101	LEU
33	69	103	ARG
33	69	104	GLN
33	69	109	ILE
33	69	113	ARG
33	69	114	LEU
33	69	117	GLU
33	69	122	GLU
33	69	125	GLU
33	69	130	TYR
33	69	131	LYS
33	69	133	HIS
33	69	138	ILE
33	69	142	VAL
33	69	145	VAL
34	15	1	MET
34	15	5	VAL
34	15	9	VAL
34	15	10	GLU
34	15	29	LYS
34	15	33	LEU
34	15	34	LEU
34	15	35	ARG
34	15	37	LYS
34	15	46	VAL
34	15	48	MET
34	15	56	ASN
34	15	63	THR
34	15	65	LYS
34	15	69	GLN
34	15	85	ILE
34	15	89	LYS
34	15	91	LEU
34	15	93	THR
34	15	94	HIS

Continued on next page...

Continued from previous page...

Mol	Chain	Res	Type
34	15	99	LEU
34	15	104	LYS
34	15	106	MET
34	15	112	LEU
34	15	134	ARG
34	15	138	LEU
35	25	5	GLN
35	25	8	LEU
35	25	10	VAL
35	25	14	THR
35	25	22	ILE
35	25	24	VAL
35	25	28	SER
35	25	35	VAL
35	25	48	PRO
35	25	49	ARG
35	25	53	LYS
35	25	69	ILE
35	25	87	ILE
35	25	91	LEU
35	25	94	ARG
35	25	97	ARG
35	25	104	ARG
35	25	105	GLU
35	25	113	LYS
35	25	114	ILE
35	25	117	LEU
36	35	4	SER
36	35	6	LEU
36	35	10	PRO
36	35	14	LYS
36	35	15	ARG
36	35	18	ARG
36	35	21	ARG
36	35	30	THR
36	35	36	LYS
36	35	41	ARG
36	35	45	LEU
36	35	55	ARG
36	35	62	LEU
36	35	64	LYS
36	35	65	ARG

Continued on next page...

Continued from previous page...

Mol	Chain	Res	Type
36	35	67	MET
36	35	71	VAL
36	35	75	ILE
36	35	81	GLN
36	35	85	LEU
36	35	90	ARG
36	35	98	GLU
36	35	105	LEU
36	35	110	TYR
36	35	112	LEU
36	35	114	ILE
36	35	123	LEU
36	35	135	LEU
36	35	138	LEU
36	35	144	GLU
36	35	147	LEU
36	35	149	GLU
37	45	10	ARG
37	45	18	LYS
37	45	21	THR
37	45	22	LYS
37	45	25	ASP
37	45	26	TYR
37	45	27	VAL
37	45	45	GLN
37	45	56	ARG
37	45	59	ARG
37	45	75	THR
37	45	77	LYS
37	45	79	LEU
37	45	81	VAL
37	45	83	MET
37	45	85	LYS
37	45	89	ASN
37	45	90	VAL
37	45	91	GLU
37	45	103	MET
37	45	110	THR
37	45	112	GLU
37	45	113	GLN
37	45	127	ILE
37	45	134	ARG

Continued on next page...

Continued from previous page...

Mol	Chain	Res	Type
38	55	2	ARG
38	55	15	SER
38	55	18	LEU
38	55	28	LEU
38	55	29	LEU
38	55	35	THR
38	55	42	LYS
38	55	44	LEU
38	55	51	LEU
38	55	57	ARG
38	55	63	ARG
38	55	65	LEU
38	55	67	LEU
38	55	74	LYS
38	55	75	LEU
38	55	79	LEU
38	55	81	ASP
38	55	82	GLU
38	55	91	GLN
38	55	115	GLU
38	55	118	GLU
39	65	3	ARG
39	65	12	PHE
39	65	17	ARG
39	65	21	THR
39	65	23	ARG
39	65	24	LEU
39	65	27	SER
39	65	31	SER
39	65	36	TYR
39	65	39	ILE
39	65	41	ASP
39	65	50	SER
39	65	58	LEU
39	65	69	VAL
39	65	73	LEU
39	65	78	LEU
39	65	83	LYS
39	65	88	ASP
39	65	93	LYS
39	65	98	VAL
39	65	101	LEU

Continued on next page...

Continued from previous page...

Mol	Chain	Res	Type
39	65	106	ARG
39	65	110	LEU
40	75	6	LEU
40	75	8	LYS
40	75	9	LEU
40	75	10	VAL
40	75	12	SER
40	75	13	ARG
40	75	19	LEU
40	75	21	GLU
40	75	27	THR
40	75	28	VAL
40	75	36	GLU
40	75	40	THR
40	75	41	ARG
40	75	45	PHE
40	75	59	THR
40	75	62	THR
40	75	63	VAL
40	75	64	ARG
40	75	67	SER
40	75	74	ARG
40	75	78	LEU
40	75	86	ILE
40	75	88	ILE
40	75	91	ARG
40	75	105	LEU
40	75	106	SER
40	75	108	ARG
40	75	112	ARG
40	75	120	ARG
40	75	124	ASP
40	75	132	LYS
40	75	134	GLU
40	75	136	GLN
41	85	3	ARG
41	85	5	LYS
41	85	8	VAL
41	85	12	ARG
41	85	17	ILE
41	85	20	LEU
41	85	27	LEU

Continued on next page...

Continued from previous page...

Mol	Chain	Res	Type
41	85	34	LYS
41	85	55	ARG
41	85	57	PHE
41	85	58	ARG
41	85	64	ARG
41	85	71	GLN
41	85	74	LEU
41	85	75	ASN
41	85	78	THR
41	85	83	LEU
41	85	88	ILE
41	85	92	ARG
41	85	97	ASP
42	95	7	THR
42	95	10	LYS
42	95	19	LYS
42	95	28	GLU
42	95	32	THR
42	95	33	VAL
42	95	35	LEU
42	95	40	LEU
42	95	46	VAL
42	95	47	VAL
42	95	49	THR
42	95	53	GLU
42	95	61	VAL
42	95	62	LEU
42	95	66	ARG
42	95	74	LYS
42	95	76	LYS
42	95	80	GLN
42	95	82	ARG
42	95	83	ARG
42	95	84	LYS
42	95	91	TYR
42	95	95	LEU
42	95	97	LYS
43	A5	11	ARG
43	A5	12	ILE
43	A5	19	LEU
43	A5	23	LEU
43	A5	37	ARG

Continued on next page...

Continued from previous page...

Mol	Chain	Res	Type
43	A5	51	LEU
43	A5	65	LEU
43	A5	67	ASP
43	A5	68	ARG
43	A5	70	TYR
43	A5	76	VAL
43	A5	88	ARG
43	A5	90	ARG
43	A5	92	ARG
43	A5	95	ILE
43	A5	96	ILE
43	A5	97	LYS
43	A5	98	LYS
43	A5	100	THR
43	A5	107	LEU
43	A5	110	LYS
44	B5	3	THR
44	B5	12	VAL
44	B5	27	THR
44	B5	35	THR
44	B5	40	LYS
44	B5	45	THR
44	B5	48	LYS
44	B5	52	VAL
44	B5	54	VAL
44	B5	57	LEU
44	B5	63	LYS
44	B5	69	TYR
44	B5	70	LEU
44	B5	75	ASP
44	B5	78	LYS
44	B5	93	GLU
45	C5	6	HIS
45	C5	24	VAL
45	C5	29	GLU
45	C5	33	LYS
45	C5	37	VAL
45	C5	43	ASN
45	C5	44	ILE
45	C5	50	ARG
45	C5	51	VAL
45	C5	55	TYR

Continued on next page...

Continued from previous page...

Mol	Chain	Res	Type
45	C5	60	PHE
45	C5	62	GLU
45	C5	63	LYS
45	C5	67	LEU
45	C5	70	SER
45	C5	72	VAL
45	C5	84	ARG
45	C5	85	VAL
45	C5	88	LYS
45	C5	89	PHE
45	C5	97	ARG
45	C5	99	CYS
46	D5	9	TYR
46	D5	15	PRO
46	D5	16	SER
46	D5	19	ARG
46	D5	24	LEU
46	D5	32	HIS
46	D5	59	LEU
46	D5	63	ASP
46	D5	70	LEU
46	D5	71	VAL
46	D5	72	ARG
46	D5	74	VAL
46	D5	76	LEU
46	D5	78	LYS
46	D5	79	ARG
46	D5	82	ARG
46	D5	84	GLU
46	D5	87	ASP
46	D5	98	MET
46	D5	107	THR
46	D5	111	VAL
46	D5	117	LEU
46	D5	119	GLU
46	D5	121	HIS
46	D5	122	ARG
46	D5	123	ASP
46	D5	132	ASN
46	D5	133	ILE
46	D5	136	PHE
46	D5	154	ASP

Continued on next page...

Continued from previous page...

Mol	Chain	Res	Type
46	D5	161	VAL
46	D5	163	LEU
46	D5	165	VAL
46	D5	168	GLU
46	D5	170	THR
47	E5	9	SER
47	E5	11	ARG
47	E5	12	ASN
47	E5	32	ARG
47	E5	36	ILE
47	E5	43	THR
47	E5	49	LYS
47	E5	63	VAL
47	E5	74	ARG
48	F5	3	LYS
48	F5	4	VAL
48	F5	19	GLN
48	F5	38	SER
48	F5	40	ARG
48	F5	56	GLN
48	F5	57	GLU
48	F5	62	VAL
48	F5	72	GLU
48	F5	76	ARG
48	F5	78	LYS
48	F5	80	LEU
48	F5	82	LEU
48	F5	83	GLU
48	F5	85	LEU
48	F5	86	SER
48	F5	91	LYS
49	G5	5	GLU
49	G5	15	LYS
49	G5	16	LEU
49	G5	17	SER
49	G5	24	LEU
49	G5	26	ARG
49	G5	30	ARG
49	G5	40	SER
49	G5	44	LEU
49	G5	46	GLN
49	G5	47	ASN

Continued on next page...

Continued from previous page...

Mol	Chain	Res	Type
49	G5	48	HIS
49	G5	53	LEU
49	G5	55	ARG
49	G5	59	ARG
49	G5	60	LEU
49	G5	65	ASN
49	G5	67	LYS
50	H5	5	LYS
50	H5	8	LEU
50	H5	17	LYS
50	H5	18	ASP
50	H5	24	LYS
50	H5	30	ARG
50	H5	32	GLN
50	H5	33	GLN
50	H5	35	ARG
50	H5	36	VAL
50	H5	38	GLU
50	H5	40	THR
50	H5	44	ARG
50	H5	57	GLU
51	I5	1	MET
51	I5	22	ILE
51	I5	27	THR
51	I5	32	TYR
51	I5	36	CYS
51	I5	39	CYS
51	I5	44	THR
51	I5	53	GLU
51	I5	59	PHE
51	I5	60	GLN
52	J5	3	LYS
52	J5	4	HIS
52	J5	8	LYS
52	J5	15	ARG
52	J5	16	ARG
52	J5	23	HIS
52	J5	25	LEU
52	J5	29	THR
52	J5	35	GLU
52	J5	48	GLU
52	J5	55	ARG

Continued on next page...

Continued from previous page...

Mol	Chain	Res	Type
52	J5	57	VAL
53	K5	10	LEU
53	K5	12	GLU
53	K5	18	ARG
53	K5	28	ARG
53	K5	29	ASN
53	K5	35	GLU
53	K5	45	LYS
53	K5	47	THR
54	L5	1	MET
54	L5	2	LYS
54	L5	4	THR
54	L5	14	LYS
54	L5	32	LYS
54	L5	43	THR
55	M5	6	THR
55	M5	11	LYS
55	M5	13	ARG
55	M5	15	LYS
55	M5	21	LYS
55	M5	32	LEU
55	M5	33	ASN
55	M5	34	TRP
55	M5	50	LEU
55	M5	52	LYS
55	M5	53	PRO
55	M5	57	ARG
55	M5	58	ILE
55	M5	59	LYS
55	M5	60	LEU

Some sidechains can be flipped to improve hydrogen bonding and reduce clashes. All (23) such sidechains are listed below:

Mol	Chain	Res	Type
6	5E	7	ASN
13	4I	101	GLN
19	AI	14	HIS
29	21	135	HIS
30	31	75	HIS
40	B8	84	GLN
41	C8	75	ASN
43	E8	62	HIS

Continued on next page...

Continued from previous page...

Mol	Chain	Res	Type
44	F8	31	HIS
2	12	19	HIS
3	22	176	HIS
4	32	119	GLN
4	32	123	HIS
7	62	84	ASN
15	6A	53	HIS
30	39	40	GLN
33	69	104	GLN
34	15	128	HIS
37	45	89	ASN
37	45	113	GLN
43	A5	61	ASN
49	G5	48	HIS
53	K5	29	ASN

5.3.3 RNA ⓘ

Mol	Chain	Analysed	Backbone Outliers	Pucker Outliers
1	13	1495/1522 (98%)	329 (22%)	34 (2%)
1	1G	1495/1522 (98%)	353 (23%)	37 (2%)
22	1K	74/76 (97%)	33 (44%)	3 (4%)
23	2K	76/77 (98%)	21 (27%)	2 (2%)
23	2L	76/77 (98%)	16 (21%)	1 (1%)
24	3K	72/76 (94%)	40 (55%)	6 (8%)
25	4K	12/30 (40%)	4 (33%)	0
25	4L	10/30 (33%)	3 (30%)	1 (10%)
26	14	2908/2917 (99%)	721 (24%)	52 (1%)
26	1H	2911/2917 (99%)	701 (24%)	51 (1%)
27	16	121/122 (99%)	27 (22%)	1 (0%)
27	1J	121/122 (99%)	35 (28%)	2 (1%)
56	1L	74/76 (97%)	34 (45%)	3 (4%)
57	3L	75/76 (98%)	37 (49%)	4 (5%)
All	All	9520/9640 (98%)	2354 (24%)	197 (2%)

All (2354) RNA backbone outliers are listed below:

Mol	Chain	Res	Type
1	13	5	U
1	13	6	G
1	13	7	G

Continued on next page...

Continued from previous page...

Mol	Chain	Res	Type
1	13	8	A
1	13	21	G
1	13	22	G
1	13	28	G
1	13	32	A
1	13	39	G
1	13	47	C
1	13	48	C
1	13	50	A
1	13	51	A
1	13	53	A
1	13	54	C
1	13	61	G
1	13	65	U
1	13	66	G
1	13	77	C
1	13	78	G
1	13	91	C
1	13	95	G
1	13	101	A
1	13	105	G
1	13	116	A
1	13	121	C
1	13	129(A)	G
1	13	131	C
1	13	142	G
1	13	144	G
1	13	147	G
1	13	150	C
1	13	151	A
1	13	157	G
1	13	159	G
1	13	163	C
1	13	168	G
1	13	172	A
1	13	173	U
1	13	174	C
1	13	188	U
1	13	189	U
1	13	190	G
1	13	191(A)	G
1	13	195	A

Continued on next page...

Continued from previous page...

Mol	Chain	Res	Type
1	13	197	A
1	13	199	G
1	13	201	C
1	13	208	U
1	13	210	U
1	13	216	G
1	13	217	C
1	13	222	U
1	13	227	G
1	13	231	G
1	13	244	U
1	13	245	C
1	13	247	G
1	13	251	G
1	13	262	A
1	13	266	G
1	13	267	C
1	13	281	G
1	13	288	A
1	13	289	G
1	13	316	G
1	13	317	G
1	13	318	G
1	13	321	A
1	13	324	G
1	13	328	C
1	13	329	A
1	13	330	C
1	13	332	G
1	13	342	C
1	13	345	C
1	13	346	G
1	13	347	G
1	13	352	C
1	13	353	A
1	13	354	G
1	13	367	U
1	13	372	C
1	13	373	A
1	13	383	A
1	13	384	G
1	13	388	G

Continued on next page...

Continued from previous page...

Mol	Chain	Res	Type
1	13	390	C
1	13	397	A
1	13	398	C
1	13	406	G
1	13	412	A
1	13	413	G
1	13	419	C
1	13	422	C
1	13	423	G
1	13	424	G
1	13	429	U
1	13	430	A
1	13	451	A
1	13	465	A
1	13	466	C
1	13	467	G
1	13	485	G
1	13	487	A
1	13	496	A
1	13	497	U
1	13	498	A
1	13	505	G
1	13	508	C
1	13	509	A
1	13	510	A
1	13	511	C
1	13	517	G
1	13	518	C
1	13	524	G
1	13	527	G
1	13	531	U
1	13	533	A
1	13	536	C
1	13	545	C
1	13	547	A
1	13	559	A
1	13	561	U
1	13	562	C
1	13	572	A
1	13	573	A
1	13	576	G
1	13	577	G

Continued on next page...

Continued from previous page...

Mol	Chain	Res	Type
1	13	596	C
1	13	607	A
1	13	630	G
1	13	631	G
1	13	632	A
1	13	639	G
1	13	650	G
1	13	653	A
1	13	655	A
1	13	660	G
1	13	662	G
1	13	665	A
1	13	666	G
1	13	687	A
1	13	688	G
1	13	693	G
1	13	704	A
1	13	723	U
1	13	724	G
1	13	728	A
1	13	748	C
1	13	749	C
1	13	755	G
1	13	759	A
1	13	766	A
1	13	767	A
1	13	777	A
1	13	792	A
1	13	793	U
1	13	794	A
1	13	805	C
1	13	813	U
1	13	817	C
1	13	821	G
1	13	827	U
1	13	828	A
1	13	841	U
1	13	842	C
1	13	843	U
1	13	848	C
1	13	859	A
1	13	864	A

Continued on next page...

Continued from previous page...

Mol	Chain	Res	Type
1	13	870	U
1	13	884	U
1	13	902	G
1	13	904	C
1	13	914	A
1	13	921	U
1	13	922	G
1	13	926	G
1	13	927	G
1	13	934	C
1	13	936	C
1	13	940	C
1	13	941	G
1	13	960	U
1	13	968	A
1	13	969	A
1	13	971	G
1	13	974	A
1	13	975	A
1	13	976	G
1	13	977	A
1	13	983	A
1	13	991	U
1	13	992	U
1	13	993	G
1	13	1004	A
1	13	1005	A
1	13	1006	C
1	13	1007	C
1	13	1008	C
1	13	1009	G
1	13	1012	U
1	13	1021	G
1	13	1024	G
1	13	1025	U
1	13	1028	C
1	13	1029	G
1	13	1032(A)	G
1	13	1033	G
1	13	1037	C
1	13	1040	U
1	13	1042	G

Continued on next page...

Continued from previous page...

Mol	Chain	Res	Type
1	13	1046	A
1	13	1049	U
1	13	1053	G
1	13	1054	C
1	13	1055	A
1	13	1064	G
1	13	1065	U
1	13	1066	C
1	13	1081	G
1	13	1094	G
1	13	1095	U
1	13	1101	A
1	13	1121	U
1	13	1122	U
1	13	1125	U
1	13	1126	U
1	13	1129	C
1	13	1130	A
1	13	1131	G
1	13	1132	C
1	13	1133	G
1	13	1136	U
1	13	1137	C
1	13	1138	G
1	13	1139	G
1	13	1144	G
1	13	1146	A
1	13	1149	C
1	13	1152	A
1	13	1154	G
1	13	1157	A
1	13	1158	C
1	13	1159	U
1	13	1171	G
1	13	1177	G
1	13	1178	G
1	13	1181	G
1	13	1191	A
1	13	1196	U
1	13	1197	G
1	13	1201	A
1	13	1204	A

Continued on next page...

Continued from previous page...

Mol	Chain	Res	Type
1	13	1212	U
1	13	1213	A
1	13	1214	C
1	13	1225	A
1	13	1226	C
1	13	1227	A
1	13	1236	A
1	13	1238	A
1	13	1240	U
1	13	1241	G
1	13	1253	G
1	13	1256	A
1	13	1257	U
1	13	1258	G
1	13	1270	C
1	13	1273	G
1	13	1278	U
1	13	1280	A
1	13	1281	U
1	13	1282	C
1	13	1285	A
1	13	1286	A
1	13	1287	A
1	13	1290	G
1	13	1299	A
1	13	1300	G
1	13	1302	U
1	13	1303	C
1	13	1317	C
1	13	1322	C
1	13	1323	G
1	13	1331	G
1	13	1335	C
1	13	1336	C
1	13	1337	G
1	13	1338	G
1	13	1340	A
1	13	1346	A
1	13	1347	G
1	13	1350	A
1	13	1353	G
1	13	1358	U

Continued on next page...

Continued from previous page...

Mol	Chain	Res	Type
1	13	1363	A
1	13	1364	U
1	13	1370	G
1	13	1377	A
1	13	1379	G
1	13	1381	U
1	13	1388	C
1	13	1398	A
1	13	1419	G
1	13	1422	G
1	13	1430	C
1	13	1442	G
1	13	1443	G
1	13	1446	A
1	13	1449	C
1	13	1451	A
1	13	1452	C
1	13	1453	G
1	13	1467	G
1	13	1469	G
1	13	1487	G
1	13	1492	A
1	13	1495	U
1	13	1497	G
1	13	1499	A
1	13	1503	A
1	13	1504	G
1	13	1505	G
1	13	1506	U
1	13	1517	G
1	13	1529	G
1	13	1530	G
22	1K	7	A
22	1K	9	A
22	1K	10	G
22	1K	11	C
22	1K	13	C
22	1K	14	A
22	1K	16	U
22	1K	17	C
22	1K	18	G
22	1K	19	G

Continued on next page...

Continued from previous page...

Mol	Chain	Res	Type
22	1K	21	A
22	1K	22	G
22	1K	24	G
22	1K	27	G
22	1K	29	G
22	1K	36	A
22	1K	44	G
22	1K	46	G
22	1K	47	U
22	1K	48	C
22	1K	49	C
22	1K	52	G
22	1K	53	G
22	1K	55	PSU
22	1K	59	U
22	1K	61	C
22	1K	64	A
22	1K	68	C
22	1K	70	G
22	1K	73	A
22	1K	74	C
22	1K	75	C
22	1K	76	A
23	2K	2	G
23	2K	6	G
23	2K	9	G
23	2K	13	C
23	2K	18	C
23	2K	20	G
23	2K	21	U
23	2K	22	A
23	2K	23	G
23	2K	27	G
23	2K	31	G
23	2K	35	C
23	2K	48	U
23	2K	49	C
23	2K	50	G
23	2K	53	G
23	2K	54	G
23	2K	59	A
23	2K	62	C

Continued on next page...

Continued from previous page...

Mol	Chain	Res	Type
23	2K	68	C
23	2K	77	A
24	3K	2	C
24	3K	3	C
24	3K	7	A
24	3K	8	U
24	3K	9	A
24	3K	10	G
24	3K	13	C
24	3K	14	A
24	3K	17	C
24	3K	19	G
24	3K	20	U
24	3K	21	A
24	3K	22	G
24	3K	24	G
24	3K	26	A
24	3K	33	U
24	3K	36	A
24	3K	38	A
24	3K	39	PSU
24	3K	41	C
24	3K	42	C
24	3K	43	C
24	3K	45	U
24	3K	46	G
24	3K	47	U
24	3K	48	C
24	3K	49	C
24	3K	52	G
24	3K	55	U
24	3K	56	C
24	3K	58	A
24	3K	59	U
24	3K	60	U
24	3K	61	C
24	3K	65	G
24	3K	66	U
24	3K	69	G
24	3K	72	C
24	3K	73	A
24	3K	76	A

Continued on next page...

Continued from previous page...

Mol	Chain	Res	Type
25	4K	14	A
25	4K	15	A
25	4K	22	A
25	4K	25	A
26	1H	5	A
26	1H	9	U
26	1H	12	U
26	1H	27	G
26	1H	34	C
26	1H	39	C
26	1H	46	C
26	1H	51	G
26	1H	61	G
26	1H	63	U
26	1H	64	A
26	1H	71	A
26	1H	74	A
26	1H	75	G
26	1H	85	G
26	1H	93	C
26	1H	95	G
26	1H	118	A
26	1H	119	A
26	1H	120	U
26	1H	125	G
26	1H	126	A
26	1H	140	A
26	1H	151	C
26	1H	155	C
26	1H	163	U
26	1H	164	U
26	1H	171	G
26	1H	181	A
26	1H	188	G
26	1H	196	A
26	1H	199	A
26	1H	200	U
26	1H	213	A
26	1H	214	G
26	1H	215	G
26	1H	216	A
26	1H	222	A

Continued on next page...

Continued from previous page...

Mol	Chain	Res	Type
26	1H	223	A
26	1H	224	G
26	1H	228	A
26	1H	229	A
26	1H	230	U
26	1H	233	A
26	1H	248	G
26	1H	252	G
26	1H	261	G
26	1H	266	G
26	1H	270(F)	U
26	1H	270(K)	C
26	1H	270(M)	U
26	1H	270(N)	G
26	1H	270(P)	C
26	1H	271(B)	G
26	1H	271(C)	U
26	1H	271	G
26	1H	274	G
26	1H	275	G
26	1H	278	A
26	1H	299	A
26	1H	304	G
26	1H	311	A
26	1H	323	G
26	1H	324	A
26	1H	329	G
26	1H	330	A
26	1H	340	A
26	1H	352	G
26	1H	354	G
26	1H	357	A
26	1H	363	G
26	1H	364	C
26	1H	370	G
26	1H	372	G
26	1H	375	C
26	1H	380	U
26	1H	382	G
26	1H	386	G
26	1H	396	G
26	1H	399	G

Continued on next page...

Continued from previous page...

Mol	Chain	Res	Type
26	1H	405	U
26	1H	407	G
26	1H	411	G
26	1H	427	U
26	1H	428	A
26	1H	431	U
26	1H	443	A
26	1H	444	C
26	1H	446	G
26	1H	448	U
26	1H	449	A
26	1H	451	C
26	1H	454	A
26	1H	455	C
26	1H	457	A
26	1H	459	U
26	1H	470	A
26	1H	471	A
26	1H	478	A
26	1H	481	G
26	1H	482	A
26	1H	494	G
26	1H	505	A
26	1H	508	G
26	1H	509	C
26	1H	513	A
26	1H	529	A
26	1H	530	G
26	1H	531	C
26	1H	532	A
26	1H	533	G
26	1H	545	G
26	1H	546	C
26	1H	547	A
26	1H	549	G
26	1H	556	G
26	1H	563	G
26	1H	564	C
26	1H	567	A
26	1H	573	G
26	1H	575	A
26	1H	583	G

Continued on next page...

Continued from previous page...

Mol	Chain	Res	Type
26	1H	587	C
26	1H	588	U
26	1H	603	A
26	1H	607	U
26	1H	609(A)	G
26	1H	613	U
26	1H	614	U
26	1H	615	G
26	1H	617	G
26	1H	618(A)	C
26	1H	621	A
26	1H	622	G
26	1H	626	U
26	1H	627	A
26	1H	637	A
26	1H	640	C
26	1H	644	A
26	1H	645	C
26	1H	646	A
26	1H	652	C
26	1H	654	A
26	1H	654(A)	A
26	1H	654(B)	C
26	1H	654(H)	G
26	1H	654(I)	C
26	1H	654(J)	A
26	1H	654(K)	C
26	1H	654(M)	C
26	1H	654(O)	G
26	1H	654(T)	A
26	1H	664	C
26	1H	669	G
26	1H	678	C
26	1H	686	G
26	1H	690	G
26	1H	717	G
26	1H	729	G
26	1H	730	C
26	1H	731	C
26	1H	736	C
26	1H	752	A
26	1H	753	C

Continued on next page...

Continued from previous page...

Mol	Chain	Res	Type
26	1H	764	A
26	1H	765	G
26	1H	770	G
26	1H	775	G
26	1H	776	G
26	1H	777	A
26	1H	779	U
26	1H	782	A
26	1H	784	A
26	1H	785	G
26	1H	789	A
26	1H	790	C
26	1H	791	C
26	1H	792	G
26	1H	805	G
26	1H	812	C
26	1H	824	A
26	1H	827	U
26	1H	828	U
26	1H	829	A
26	1H	831	G
26	1H	832	G
26	1H	845	G
26	1H	846	C
26	1H	847	U
26	1H	858	U
26	1H	859	G
26	1H	860	U
26	1H	866	A
26	1H	879	G
26	1H	880	G
26	1H	881	G
26	1H	882	G
26	1H	884	C
26	1H	885	C
26	1H	886	C
26	1H	887	A
26	1H	888	C
26	1H	890	A
26	1H	892	G
26	1H	893	C
26	1H	894	C

Continued on next page...

Continued from previous page...

Mol	Chain	Res	Type
26	1H	895	U
26	1H	896	A
26	1H	897	C
26	1H	898	C
26	1H	900	A
26	1H	901	A
26	1H	907	U
26	1H	910	A
26	1H	917	A
26	1H	918	A
26	1H	925	C
26	1H	932	G
26	1H	938	G
26	1H	940	G
26	1H	941	A
26	1H	946	G
26	1H	947	G
26	1H	952	G
26	1H	959	A
26	1H	961	C
26	1H	962	G
26	1H	968	G
26	1H	974	G
26	1H	974(A)	C
26	1H	975	G
26	1H	983	A
26	1H	990	A
26	1H	996	A
26	1H	1003	G
26	1H	1005	C
26	1H	1011	G
26	1H	1012	U
26	1H	1013	C
26	1H	1015	G
26	1H	1020	A
26	1H	1022	G
26	1H	1023	U
26	1H	1025	G
26	1H	1026	U
26	1H	1027	A
26	1H	1028	A
26	1H	1031	G

Continued on next page...

Continued from previous page...

Mol	Chain	Res	Type
26	1H	1033	U
26	1H	1037	G
26	1H	1046	A
26	1H	1047	G
26	1H	1054	A
26	1H	1057	A
26	1H	1061	U
26	1H	1062	G
26	1H	1064	C
26	1H	1067	A
26	1H	1068	G
26	1H	1070	A
26	1H	1071	G
26	1H	1072	C
26	1H	1073	A
26	1H	1075	C
26	1H	1076	C
26	1H	1077	A
26	1H	1078	U
26	1H	1079	C
26	1H	1080	A
26	1H	1081	U
26	1H	1082	U
26	1H	1084	A
26	1H	1085	A
26	1H	1086	A
26	1H	1087	G
26	1H	1088	A
26	1H	1090	U
26	1H	1095	A
26	1H	1096	A
26	1H	1097	U
26	1H	1104	C
26	1H	1106	G
26	1H	1107	G
26	1H	1111	A
26	1H	1112	G
26	1H	1122	G
26	1H	1128	A
26	1H	1129	A
26	1H	1130	U
26	1H	1131	G

Continued on next page...

Continued from previous page...

Mol	Chain	Res	Type
26	1H	1135	C
26	1H	1136	G
26	1H	1139	G
26	1H	1142	U
26	1H	1142(A)	A
26	1H	1144	G
26	1H	1151	G
26	1H	1156	A
26	1H	1171	G
26	1H	1176	G
26	1H	1178	C
26	1H	1179	C
26	1H	1180	C
26	1H	1194	A
26	1H	1195	G
26	1H	1204	A
26	1H	1205	U
26	1H	1210	A
26	1H	1218	C
26	1H	1220	A
26	1H	1225	C
26	1H	1228	G
26	1H	1237	A
26	1H	1244	G
26	1H	1250	G
26	1H	1253	A
26	1H	1256	G
26	1H	1265	A
26	1H	1267	U
26	1H	1268	A
26	1H	1269	A
26	1H	1271	G
26	1H	1272	A
26	1H	1274	A
26	1H	1300	U
26	1H	1301	A
26	1H	1313	U
26	1H	1314	C
26	1H	1321	A
26	1H	1329	U
26	1H	1330	C
26	1H	1342	A

Continued on next page...

Continued from previous page...

Mol	Chain	Res	Type
26	1H	1344	G
26	1H	1345	C
26	1H	1347	G
26	1H	1348	G
26	1H	1349	A
26	1H	1352	U
26	1H	1359	A
26	1H	1360	A
26	1H	1365	A
26	1H	1368	G
26	1H	1369	G
26	1H	1370	C
26	1H	1379	A
26	1H	1380	G
26	1H	1384	A
26	1H	1385	G
26	1H	1386	C
26	1H	1416	G
26	1H	1420	U
26	1H	1421	G
26	1H	1422	G
26	1H	1424	G
26	1H	1428	C
26	1H	1431	U
26	1H	1442	G
26	1H	1444(A)	A
26	1H	1449(A)	G
26	1H	1453	A
26	1H	1455	G
26	1H	1456	G
26	1H	1458	C
26	1H	1459	G
26	1H	1460	A
26	1H	1461	G
26	1H	1467	C
26	1H	1471	A
26	1H	1483	G
26	1H	1490	A
26	1H	1493	C
26	1H	1495	A
26	1H	1497	U
26	1H	1507	A

Continued on next page...

Continued from previous page...

Mol	Chain	Res	Type
26	1H	1508	A
26	1H	1509	C
26	1H	1510	A
26	1H	1511	A
26	1H	1522	G
26	1H	1526	G
26	1H	1534	G
26	1H	1535	U
26	1H	1536	A
26	1H	1537	C
26	1H	1538	G
26	1H	1540	G
26	1H	1543	A
26	1H	1544	C
26	1H	1545	A
26	1H	1547	C
26	1H	1548	C
26	1H	1554	A
26	1H	1555	G
26	1H	1558	A
26	1H	1559	G
26	1H	1560	G
26	1H	1566	A
26	1H	1569	A
26	1H	1577	C
26	1H	1578	U
26	1H	1580	A
26	1H	1586	A
26	1H	1594	G
26	1H	1608	A
26	1H	1609	A
26	1H	1610	A
26	1H	1611	C
26	1H	1612	C
26	1H	1616	A
26	1H	1617	C
26	1H	1622	G
26	1H	1635	G
26	1H	1639	U
26	1H	1644	C
26	1H	1647	G
26	1H	1648	C

Continued on next page...

Continued from previous page...

Mol	Chain	Res	Type
26	1H	1651	G
26	1H	1654	A
26	1H	1674	G
26	1H	1685	C
26	1H	1695	G
26	1H	1706	U
26	1H	1728	G
26	1H	1729	A
26	1H	1730	U
26	1H	1731	G
26	1H	1746	G
26	1H	1756	G
26	1H	1758	G
26	1H	1763	G
26	1H	1764	G
26	1H	1772	G
26	1H	1773	A
26	1H	1782	C
26	1H	1787	A
26	1H	1788	C
26	1H	1791	A
26	1H	1799	G
26	1H	1800	C
26	1H	1801	G
26	1H	1811	G
26	1H	1812	A
26	1H	1816	G
26	1H	1827	C
26	1H	1829	A
26	1H	1835	G
26	1H	1836	C
26	1H	1837	C
26	1H	1839	G
26	1H	1847	A
26	1H	1858	G
26	1H	1860	G
26	1H	1870	C
26	1H	1878	G
26	1H	1889	A
26	1H	1897	G
26	1H	1900	A
26	1H	1901	A

Continued on next page...

Continued from previous page...

Mol	Chain	Res	Type
26	1H	1905	C
26	1H	1906	G
26	1H	1913	A
26	1H	1914	C
26	1H	1916	A
26	1H	1919	A
26	1H	1926	U
26	1H	1929	G
26	1H	1930	G
26	1H	1931	U
26	1H	1936	A
26	1H	1937	A
26	1H	1938	A
26	1H	1951	U
26	1H	1952	A
26	1H	1955	U
26	1H	1959	G
26	1H	1961	C
26	1H	1963	U
26	1H	1965	C
26	1H	1967	C
26	1H	1969	A
26	1H	1970	A
26	1H	1971	A
26	1H	1972	A
26	1H	1993	U
26	1H	2020	A
26	1H	2021	C
26	1H	2023	G
26	1H	2030	A
26	1H	2031	A
26	1H	2033	A
26	1H	2043	C
26	1H	2051	A
26	1H	2055	C
26	1H	2056	G
26	1H	2058	A
26	1H	2060	A
26	1H	2061	G
26	1H	2062	A
26	1H	2063	C
26	1H	2069	G

Continued on next page...

Continued from previous page...

Mol	Chain	Res	Type
26	1H	2077	A
26	1H	2080	G
26	1H	2099	U
26	1H	2108	C
26	1H	2111	C
26	1H	2112	G
26	1H	2113	U
26	1H	2114	A
26	1H	2116	G
26	1H	2118	U
26	1H	2120	G
26	1H	2125	G
26	1H	2126	A
26	1H	2127	G
26	1H	2128	C
26	1H	2129	C
26	1H	2131	G
26	1H	2132	U
26	1H	2133	G
26	1H	2135	A
26	1H	2136	C
26	1H	2139	C
26	1H	2147	G
26	1H	2148	G
26	1H	2154	G
26	1H	2157	G
26	1H	2158	A
26	1H	2161	C
26	1H	2166	G
26	1H	2167	U
26	1H	2168	G
26	1H	2170	A
26	1H	2171	A
26	1H	2172	U
26	1H	2173	A
26	1H	2174	C
26	1H	2175	C
26	1H	2176	A
26	1H	2181	G
26	1H	2185	C
26	1H	2190	G
26	1H	2198	A

Continued on next page...

Continued from previous page...

Mol	Chain	Res	Type
26	1H	2199	A
26	1H	2205	C
26	1H	2210	G
26	1H	2212	A
26	1H	2213	U
26	1H	2215	G
26	1H	2224	G
26	1H	2225	A
26	1H	2226	C
26	1H	2237	G
26	1H	2238	G
26	1H	2239	G
26	1H	2240	C
26	1H	2250	G
26	1H	2254	C
26	1H	2263	C
26	1H	2267	A
26	1H	2273	A
26	1H	2275	C
26	1H	2280	G
26	1H	2283	C
26	1H	2286	A
26	1H	2287	A
26	1H	2298	A
26	1H	2305	A
26	1H	2307	G
26	1H	2308	G
26	1H	2310	A
26	1H	2312	U
26	1H	2314	C
26	1H	2315	G
26	1H	2318	G
26	1H	2319	G
26	1H	2320	A
26	1H	2321	G
26	1H	2325	G
26	1H	2326	C
26	1H	2327	A
26	1H	2334	G
26	1H	2336	A
26	1H	2343	C
26	1H	2346	A

Continued on next page...

Continued from previous page...

Mol	Chain	Res	Type
26	1H	2347	C
26	1H	2350	C
26	1H	2376	A
26	1H	2377	A
26	1H	2383	G
26	1H	2385	C
26	1H	2389	G
26	1H	2390	U
26	1H	2395	C
26	1H	2402	C
26	1H	2403	C
26	1H	2405	G
26	1H	2406	U
26	1H	2418	A
26	1H	2425	A
26	1H	2428	G
26	1H	2429	G
26	1H	2430	A
26	1H	2431	U
26	1H	2435	A
26	1H	2439	A
26	1H	2440	C
26	1H	2441	C
26	1H	2448	A
26	1H	2468	G
26	1H	2469	A
26	1H	2470	G
26	1H	2475	C
26	1H	2476	A
26	1H	2478	A
26	1H	2482	G
26	1H	2484	G
26	1H	2498	C
26	1H	2502	G
26	1H	2505	G
26	1H	2506	U
26	1H	2518	A
26	1H	2529	G
26	1H	2553	G
26	1H	2554	U
26	1H	2556	C
26	1H	2566	A

Continued on next page...

Continued from previous page...

Mol	Chain	Res	Type
26	1H	2567	G
26	1H	2573	C
26	1H	2582	G
26	1H	2590	A
26	1H	2594	C
26	1H	2601	C
26	1H	2602	A
26	1H	2608	G
26	1H	2609	U
26	1H	2611	U
26	1H	2612	C
26	1H	2615	U
26	1H	2629	A
26	1H	2630	G
26	1H	2634	G
26	1H	2636	U
26	1H	2654	A
26	1H	2660	A
26	1H	2665	A
26	1H	2666	C
26	1H	2667	C
26	1H	2673	G
26	1H	2682	U
26	1H	2689	U
26	1H	2701	C
26	1H	2702	U
26	1H	2703	C
26	1H	2704	C
26	1H	2705	A
26	1H	2707	G
26	1H	2712(A)	A
26	1H	2713	A
26	1H	2714	G
26	1H	2718	G
26	1H	2726	U
26	1H	2733	A
26	1H	2734	A
26	1H	2744	G
26	1H	2756	U
26	1H	2757	A
26	1H	2758	A
26	1H	2764	A

Continued on next page...

Continued from previous page...

Mol	Chain	Res	Type
26	1H	2765	A
26	1H	2766	G
26	1H	2778	A
26	1H	2779	U
26	1H	2781	A
26	1H	2787	C
26	1H	2789	C
26	1H	2790	A
26	1H	2791	C
26	1H	2793	G
26	1H	2794	C
26	1H	2795	G
26	1H	2797	U
26	1H	2799	A
26	1H	2801	A
26	1H	2802	G
26	1H	2807	G
26	1H	2808	U
26	1H	2820	A
26	1H	2821	A
26	1H	2830	G
26	1H	2833	G
26	1H	2834	G
26	1H	2835	A
26	1H	2847	U
26	1H	2872	G
26	1H	2891	G
26	1H	2892	A
26	1H	2893	G
26	1H	2894	G
26	1H	2895	U
26	1H	2899	G
26	1H	2902	C
27	16	0	A
27	16	1	U
27	16	3	C
27	16	5	C
27	16	8	U
27	16	9	G
27	16	12	C
27	16	13	A
27	16	15	A

Continued on next page...

Continued from previous page...

Mol	Chain	Res	Type
27	16	16	G
27	16	25	A
27	16	33	G
27	16	39	A
27	16	42	C
27	16	45	A
27	16	48	A
27	16	52	A
27	16	53	A
27	16	56	G
27	16	65	C
27	16	73	A
27	16	105	G
27	16	107	U
27	16	109	G
27	16	115	G
27	16	117	G
27	16	119	A
1	1G	5	U
1	1G	7	G
1	1G	9	G
1	1G	22	G
1	1G	31	G
1	1G	32	A
1	1G	39	G
1	1G	47	C
1	1G	48	C
1	1G	50	A
1	1G	51	A
1	1G	54	C
1	1G	65	U
1	1G	73	G
1	1G	76	G
1	1G	79	G
1	1G	80	G
1	1G	90	C
1	1G	91	C
1	1G	101	A
1	1G	115	G
1	1G	116	A
1	1G	121	C
1	1G	131	C

Continued on next page...

Continued from previous page...

Mol	Chain	Res	Type
1	1G	154	C
1	1G	163	C
1	1G	173	U
1	1G	174	C
1	1G	182	U
1	1G	186	C
1	1G	187	C
1	1G	188	U
1	1G	189	U
1	1G	190	G
1	1G	191(A)	G
1	1G	191(D)	U
1	1G	191(E)	G
1	1G	195	A
1	1G	196	A
1	1G	197	A
1	1G	198	G
1	1G	210	U
1	1G	216	G
1	1G	231	G
1	1G	244	U
1	1G	247	G
1	1G	250	A
1	1G	251	G
1	1G	266	G
1	1G	267	C
1	1G	274	A
1	1G	280	C
1	1G	281	G
1	1G	283	C
1	1G	289	G
1	1G	298	A
1	1G	308	C
1	1G	316	G
1	1G	318	G
1	1G	321	A
1	1G	328	C
1	1G	329	A
1	1G	332	G
1	1G	345	C
1	1G	346	G
1	1G	347	G

Continued on next page...

Continued from previous page...

Mol	Chain	Res	Type
1	1G	349	A
1	1G	350	G
1	1G	351	G
1	1G	352	C
1	1G	353	A
1	1G	354	G
1	1G	356	A
1	1G	363	A
1	1G	367	U
1	1G	369	C
1	1G	372	C
1	1G	384	G
1	1G	388	G
1	1G	397	A
1	1G	398	C
1	1G	406	G
1	1G	411	A
1	1G	412	A
1	1G	413	G
1	1G	414	A
1	1G	421	U
1	1G	422	C
1	1G	423	G
1	1G	424	G
1	1G	429	U
1	1G	430	A
1	1G	439	A
1	1G	442	C
1	1G	465	A
1	1G	466	C
1	1G	467	G
1	1G	475	G
1	1G	478	A
1	1G	484	G
1	1G	485	G
1	1G	486	U
1	1G	496	A
1	1G	497	U
1	1G	502	G
1	1G	505	G
1	1G	509	A
1	1G	510	A

Continued on next page...

Continued from previous page...

Mol	Chain	Res	Type
1	1G	511	C
1	1G	517	G
1	1G	518	C
1	1G	521	G
1	1G	527	G
1	1G	530	G
1	1G	531	U
1	1G	532	A
1	1G	533	A
1	1G	536	C
1	1G	547	A
1	1G	553	A
1	1G	559	A
1	1G	561	U
1	1G	562	C
1	1G	566	G
1	1G	567	G
1	1G	572	A
1	1G	573	A
1	1G	574	A
1	1G	576	G
1	1G	581	G
1	1G	596	C
1	1G	607	A
1	1G	608	A
1	1G	618	C
1	1G	630	G
1	1G	632	A
1	1G	633	G
1	1G	651	C
1	1G	653	A
1	1G	657	G
1	1G	665	A
1	1G	669	U
1	1G	670	G
1	1G	687	A
1	1G	688	G
1	1G	723	U
1	1G	724	G
1	1G	731	G
1	1G	734	G
1	1G	749	C

Continued on next page...

Continued from previous page...

Mol	Chain	Res	Type
1	1G	755	G
1	1G	760	G
1	1G	764	C
1	1G	777	A
1	1G	778	G
1	1G	792	A
1	1G	793	U
1	1G	794	A
1	1G	799	G
1	1G	809	G
1	1G	813	U
1	1G	816	A
1	1G	817	C
1	1G	821	G
1	1G	827	U
1	1G	828	A
1	1G	841	U
1	1G	842	C
1	1G	843	U
1	1G	848	C
1	1G	859	A
1	1G	873	A
1	1G	876	G
1	1G	885	G
1	1G	914	A
1	1G	916	G
1	1G	926	G
1	1G	927	G
1	1G	933	G
1	1G	934	C
1	1G	935	A
1	1G	936	C
1	1G	954	G
1	1G	958	A
1	1G	960	U
1	1G	961	U
1	1G	966	G
1	1G	968	A
1	1G	969	A
1	1G	971	G
1	1G	972	C
1	1G	974	A

Continued on next page...

Continued from previous page...

Mol	Chain	Res	Type
1	1G	975	A
1	1G	976	G
1	1G	977	A
1	1G	978	A
1	1G	980	C
1	1G	983	A
1	1G	984	C
1	1G	991	U
1	1G	992	U
1	1G	993	G
1	1G	995	C
1	1G	1004	A
1	1G	1006	C
1	1G	1009	G
1	1G	1013	G
1	1G	1023	G
1	1G	1024	G
1	1G	1025	U
1	1G	1028	C
1	1G	1028(B)	C
1	1G	1029	G
1	1G	1031	G
1	1G	1032(A)	G
1	1G	1033	G
1	1G	1035	A
1	1G	1036	G
1	1G	1038	C
1	1G	1040	U
1	1G	1046	A
1	1G	1047	G
1	1G	1050	G
1	1G	1051	C
1	1G	1053	G
1	1G	1054	C
1	1G	1055	A
1	1G	1056	U
1	1G	1064	G
1	1G	1081	G
1	1G	1086	U
1	1G	1088	G
1	1G	1092	A
1	1G	1094	G

Continued on next page...

Continued from previous page...

Mol	Chain	Res	Type
1	1G	1095	U
1	1G	1099	G
1	1G	1101	A
1	1G	1113	C
1	1G	1124	G
1	1G	1125	U
1	1G	1128	C
1	1G	1129	C
1	1G	1130	A
1	1G	1131	G
1	1G	1135	U
1	1G	1137	C
1	1G	1138	G
1	1G	1139	G
1	1G	1146	A
1	1G	1154	G
1	1G	1157	A
1	1G	1158	C
1	1G	1159	U
1	1G	1160	G
1	1G	1171	G
1	1G	1177	G
1	1G	1178	G
1	1G	1181	G
1	1G	1183	A
1	1G	1185	G
1	1G	1188	A
1	1G	1196	U
1	1G	1197	G
1	1G	1201	A
1	1G	1202	G
1	1G	1209	C
1	1G	1211	U
1	1G	1212	U
1	1G	1213	A
1	1G	1214	C
1	1G	1225	A
1	1G	1227	A
1	1G	1232	U
1	1G	1238	A
1	1G	1240	U
1	1G	1241	G

Continued on next page...

Continued from previous page...

Mol	Chain	Res	Type
1	1G	1256	A
1	1G	1257	U
1	1G	1258	G
1	1G	1260	C
1	1G	1263	C
1	1G	1267	C
1	1G	1269	A
1	1G	1274	G
1	1G	1275	A
1	1G	1278	U
1	1G	1279	A
1	1G	1280	A
1	1G	1281	U
1	1G	1286	A
1	1G	1287	A
1	1G	1288	A
1	1G	1293	G
1	1G	1297	C
1	1G	1298	C
1	1G	1299	A
1	1G	1300	G
1	1G	1301	U
1	1G	1303	C
1	1G	1305	G
1	1G	1312	G
1	1G	1317	C
1	1G	1319	A
1	1G	1320	C
1	1G	1322	C
1	1G	1323	G
1	1G	1331	G
1	1G	1335	C
1	1G	1336	C
1	1G	1337	G
1	1G	1338	G
1	1G	1346	A
1	1G	1347	G
1	1G	1362(A)	C
1	1G	1363	A
1	1G	1364	U
1	1G	1370	G
1	1G	1379	G

Continued on next page...

Continued from previous page...

Mol	Chain	Res	Type
1	1G	1382	C
1	1G	1386	G
1	1G	1396	A
1	1G	1397	C
1	1G	1398	A
1	1G	1399	C
1	1G	1400	C
1	1G	1401	G
1	1G	1406	U
1	1G	1419	G
1	1G	1442	G
1	1G	1443	G
1	1G	1446	A
1	1G	1447	G
1	1G	1450	U
1	1G	1451	A
1	1G	1452	C
1	1G	1453	G
1	1G	1454	G
1	1G	1469	G
1	1G	1492	A
1	1G	1498	U
1	1G	1499	A
1	1G	1502	A
1	1G	1503	A
1	1G	1504	G
1	1G	1506	U
1	1G	1507	A
1	1G	1517	G
1	1G	1519	A
1	1G	1520	G
1	1G	1525	G
1	1G	1528	U
1	1G	1529	G
1	1G	1530	G
56	1L	8	U
56	1L	9	A
56	1L	11	C
56	1L	16	U
56	1L	17	C
56	1L	18	G
56	1L	19	G

Continued on next page...

Continued from previous page...

Mol	Chain	Res	Type
56	1L	20	U
56	1L	21	A
56	1L	22	G
56	1L	25	C
56	1L	26	A
56	1L	27	G
56	1L	29	G
56	1L	31	A
56	1L	32	PSU
56	1L	34	G
56	1L	38	A
56	1L	41	C
56	1L	46	G
56	1L	47	U
56	1L	48	C
56	1L	51	U
56	1L	57	G
56	1L	58	A
56	1L	60	U
56	1L	61	C
56	1L	68	C
56	1L	69	G
56	1L	70	G
56	1L	73	A
56	1L	74	C
56	1L	75	C
56	1L	76	A
23	2L	6	G
23	2L	15	G
23	2L	16	C
23	2L	17	C
23	2L	18	C
23	2L	19	G
23	2L	20	G
23	2L	21	U
23	2L	23	G
23	2L	47	7MG
23	2L	48	U
23	2L	49	C
23	2L	50	G
23	2L	53	G
23	2L	55	5MU

Continued on next page...

Continued from previous page...

Mol	Chain	Res	Type
23	2L	57	C
57	3L	2	C
57	3L	4	C
57	3L	9	A
57	3L	13	C
57	3L	16	U
57	3L	17	C
57	3L	18	G
57	3L	19	G
57	3L	20	U
57	3L	21	A
57	3L	22	G
57	3L	26	A
57	3L	31	A
57	3L	32	PSU
57	3L	33	U
57	3L	34	G
57	3L	37	A
57	3L	39	U
57	3L	40	C
57	3L	42	C
57	3L	44	G
57	3L	45	U
57	3L	46	7MG
57	3L	47	U
57	3L	48	C
57	3L	53	G
57	3L	54	5MU
57	3L	55	PSU
57	3L	58	A
57	3L	59	U
57	3L	60	U
57	3L	61	C
57	3L	62	C
57	3L	66	U
57	3L	72	C
57	3L	73	A
57	3L	76	A
25	4L	13	A
25	4L	14	A
25	4L	20	C
26	14	2	G

Continued on next page...

Continued from previous page...

Mol	Chain	Res	Type
26	14	3	U
26	14	4	C
26	14	5	A
26	14	9	U
26	14	15	G
26	14	34	C
26	14	35	G
26	14	36	G
26	14	46	C
26	14	49	A
26	14	50	U
26	14	58	G
26	14	70	G
26	14	71	A
26	14	72	U
26	14	74	A
26	14	75	G
26	14	78	A
26	14	84	A
26	14	91	A
26	14	93	C
26	14	95	G
26	14	99	U
26	14	102	G
26	14	118	A
26	14	119	A
26	14	120	U
26	14	125	G
26	14	129	C
26	14	131	G
26	14	138	G
26	14	139	G
26	14	140	A
26	14	153	C
26	14	154	G
26	14	155	C
26	14	161	U
26	14	162	U
26	14	173	G
26	14	174	C
26	14	181	A
26	14	182	A

Continued on next page...

Continued from previous page...

Mol	Chain	Res	Type
26	14	196	A
26	14	199	A
26	14	201	C
26	14	205	G
26	14	215	G
26	14	216	A
26	14	221	A
26	14	222	A
26	14	225	A
26	14	229	A
26	14	233	A
26	14	248	G
26	14	249	C
26	14	250	G
26	14	252	G
26	14	265	A
26	14	267	C
26	14	270(K)	C
26	14	270(L)	U
26	14	270(M)	U
26	14	270(N)	G
26	14	270(O)	U
26	14	270(P)	C
26	14	271(B)	G
26	14	271	G
26	14	273(C)	C
26	14	273(D)	C
26	14	274	G
26	14	275	G
26	14	277	C
26	14	278	A
26	14	279	C
26	14	283	A
26	14	289	A
26	14	290	G
26	14	298	G
26	14	299	A
26	14	310	A
26	14	311	A
26	14	324	A
26	14	327	G
26	14	329	G

Continued on next page...

Continued from previous page...

Mol	Chain	Res	Type
26	14	330	A
26	14	352	G
26	14	362	U
26	14	363	G
26	14	363(A)	A
26	14	363(E)	U
26	14	363(F)	A
26	14	372	G
26	14	380	U
26	14	382	G
26	14	386	G
26	14	396	G
26	14	405	U
26	14	406	G
26	14	411	G
26	14	412	A
26	14	416	C
26	14	426	C
26	14	428	A
26	14	443	A
26	14	444	C
26	14	448	U
26	14	455	C
26	14	457	A
26	14	470	A
26	14	480	A
26	14	481	G
26	14	498	G
26	14	501	A
26	14	504	U
26	14	505	A
26	14	509	C
26	14	529	A
26	14	531	C
26	14	532	A
26	14	533	G
26	14	537	C
26	14	546	C
26	14	549	G
26	14	556	G
26	14	563	G
26	14	564	C

Continued on next page...

Continued from previous page...

Mol	Chain	Res	Type
26	14	573	G
26	14	575	A
26	14	584	C
26	14	586	A
26	14	587	C
26	14	603	A
26	14	606	U
26	14	607	U
26	14	609(A)	G
26	14	614	U
26	14	617	G
26	14	619	G
26	14	620	G
26	14	621	A
26	14	622	G
26	14	627	A
26	14	634	C
26	14	637	A
26	14	645	C
26	14	646	A
26	14	650	C
26	14	651	G
26	14	654	A
26	14	654(E)	C
26	14	654(G)	C
26	14	654(H)	G
26	14	654(I)	C
26	14	654(K)	C
26	14	654(L)	G
26	14	654(O)	G
26	14	654(T)	A
26	14	655	A
26	14	668	G
26	14	669	G
26	14	686	G
26	14	701	G
26	14	708	C
26	14	717	G
26	14	722	A
26	14	730	C
26	14	731	C
26	14	732	C

Continued on next page...

Continued from previous page...

Mol	Chain	Res	Type
26	14	738	G
26	14	740	U
26	14	750	A
26	14	752	A
26	14	753	C
26	14	764	A
26	14	765	G
26	14	770	G
26	14	775	G
26	14	776	G
26	14	779	U
26	14	782	A
26	14	784	A
26	14	785	G
26	14	789	A
26	14	792	G
26	14	800	A
26	14	805	G
26	14	812	C
26	14	814	C
26	14	816	C
26	14	819	A
26	14	820	A
26	14	827	U
26	14	828	U
26	14	830	G
26	14	831	G
26	14	832	G
26	14	840	C
26	14	846	C
26	14	848	G
26	14	859	G
26	14	860	U
26	14	863	A
26	14	865	C
26	14	866	A
26	14	874	G
26	14	878	A
26	14	880	G
26	14	881	G
26	14	882	G
26	14	885	C

Continued on next page...

Continued from previous page...

Mol	Chain	Res	Type
26	14	886	C
26	14	887	A
26	14	888	C
26	14	889	C
26	14	890	A
26	14	894	C
26	14	896	A
26	14	897	C
26	14	899	A
26	14	900	A
26	14	901	A
26	14	903	C
26	14	904	C
26	14	906	G
26	14	907	U
26	14	910	A
26	14	911	A
26	14	917	A
26	14	918	A
26	14	924	C
26	14	926	A
26	14	932	G
26	14	933	A
26	14	938	G
26	14	941	A
26	14	945	A
26	14	946	G
26	14	958	U
26	14	959	A
26	14	961	C
26	14	974	G
26	14	977	G
26	14	980	A
26	14	983	A
26	14	989	G
26	14	990	A
26	14	991	C
26	14	996	A
26	14	1002	G
26	14	1009	A
26	14	1011	G
26	14	1012	U

Continued on next page...

Continued from previous page...

Mol	Chain	Res	Type
26	14	1013	C
26	14	1015	G
26	14	1017	G
26	14	1020	A
26	14	1022	G
26	14	1023	U
26	14	1025	G
26	14	1026	U
26	14	1037	G
26	14	1039	G
26	14	1043	C
26	14	1044	G
26	14	1045	A
26	14	1046	A
26	14	1047	G
26	14	1048	A
26	14	1051	G
26	14	1057	A
26	14	1060	U
26	14	1062	G
26	14	1064	C
26	14	1065	U
26	14	1067	A
26	14	1068	G
26	14	1070	A
26	14	1072	C
26	14	1073	A
26	14	1077	A
26	14	1079	C
26	14	1082	U
26	14	1083	U
26	14	1085	A
26	14	1086	A
26	14	1087	G
26	14	1088	A
26	14	1090	U
26	14	1091	G
26	14	1093	G
26	14	1095	A
26	14	1096	A
26	14	1098	A
26	14	1105	U

Continued on next page...

Continued from previous page...

Mol	Chain	Res	Type
26	14	1111	A
26	14	1112	G
26	14	1122	G
26	14	1128	A
26	14	1129	A
26	14	1130	U
26	14	1135	C
26	14	1136	G
26	14	1138	G
26	14	1139	G
26	14	1142	U
26	14	1142(A)	A
26	14	1143	A
26	14	1151	G
26	14	1155	A
26	14	1157	G
26	14	1160	G
26	14	1167	U
26	14	1170	G
26	14	1173	G
26	14	1174	A
26	14	1175	U
26	14	1177	A
26	14	1178	C
26	14	1187	G
26	14	1188	U
26	14	1204	A
26	14	1205	U
26	14	1212	G
26	14	1213	A
26	14	1220	A
26	14	1230	C
26	14	1244	G
26	14	1253	A
26	14	1256	G
26	14	1268	A
26	14	1271	G
26	14	1272	A
26	14	1273	U
26	14	1293	C
26	14	1296	G
26	14	1298	C

Continued on next page...

Continued from previous page...

Mol	Chain	Res	Type
26	14	1300	U
26	14	1301	A
26	14	1303	G
26	14	1314	C
26	14	1317	A
26	14	1318	C
26	14	1319	G
26	14	1321	A
26	14	1329	U
26	14	1332	G
26	14	1338	G
26	14	1345	C
26	14	1348	G
26	14	1349	A
26	14	1359	A
26	14	1360	A
26	14	1365	A
26	14	1368	G
26	14	1369	G
26	14	1370	C
26	14	1378	A
26	14	1380	G
26	14	1384	A
26	14	1385	G
26	14	1386	C
26	14	1395	A
26	14	1400	G
26	14	1407	C
26	14	1416	G
26	14	1417	C
26	14	1419	A
26	14	1420	U
26	14	1421	G
26	14	1422	G
26	14	1424	G
26	14	1427	A
26	14	1428	C
26	14	1437	C
26	14	1444(A)	A
26	14	1445	C
26	14	1449	A
26	14	1449(A)	G

Continued on next page...

Continued from previous page...

Mol	Chain	Res	Type
26	14	1455	G
26	14	1458	C
26	14	1460	A
26	14	1461	G
26	14	1467	C
26	14	1471	A
26	14	1475	G
26	14	1478	G
26	14	1482	U
26	14	1483	G
26	14	1490	A
26	14	1492	G
26	14	1493	C
26	14	1494	A
26	14	1508	A
26	14	1509	C
26	14	1510	A
26	14	1515	C
26	14	1516	U
26	14	1520	U
26	14	1523	U
26	14	1533	C
26	14	1535	U
26	14	1537	C
26	14	1543	A
26	14	1547	C
26	14	1554	A
26	14	1558	A
26	14	1559	G
26	14	1560	G
26	14	1566	A
26	14	1569	A
26	14	1578	U
26	14	1585	C
26	14	1586	A
26	14	1588	C
26	14	1594	G
26	14	1598	C
26	14	1608	A
26	14	1609	A
26	14	1616	A
26	14	1618	A

Continued on next page...

Continued from previous page...

Mol	Chain	Res	Type
26	14	1620	G
26	14	1622	G
26	14	1647	G
26	14	1648	C
26	14	1654	A
26	14	1660	C
26	14	1671	U
26	14	1674	G
26	14	1682	G
26	14	1696	G
26	14	1700	A
26	14	1701	A
26	14	1703	G
26	14	1718	G
26	14	1725	G
26	14	1726	G
26	14	1728	G
26	14	1729	A
26	14	1730	U
26	14	1731	G
26	14	1743	G
26	14	1753	G
26	14	1754	C
26	14	1756	G
26	14	1762	A
26	14	1763	G
26	14	1764	G
26	14	1773	A
26	14	1780	A
26	14	1782	C
26	14	1791	A
26	14	1800	C
26	14	1801	G
26	14	1811	G
26	14	1813	G
26	14	1816	G
26	14	1820	U
26	14	1829	A
26	14	1839	G
26	14	1847	A
26	14	1848	A
26	14	1858	G

Continued on next page...

Continued from previous page...

Mol	Chain	Res	Type
26	14	1878	G
26	14	1883	G
26	14	1899	G
26	14	1906	G
26	14	1913	A
26	14	1915	U
26	14	1917	U
26	14	1929	G
26	14	1930	G
26	14	1936	A
26	14	1937	A
26	14	1938	A
26	14	1952	A
26	14	1955	U
26	14	1960	A
26	14	1963	U
26	14	1964	G
26	14	1967	C
26	14	1970	A
26	14	1971	A
26	14	1972	A
26	14	1980	G
26	14	1985	G
26	14	1986	A
26	14	1993	U
26	14	2016	U
26	14	2020	A
26	14	2023	G
26	14	2031	A
26	14	2033	A
26	14	2043	C
26	14	2048	G
26	14	2049	G
26	14	2055	C
26	14	2056	G
26	14	2059	A
26	14	2060	A
26	14	2061	G
26	14	2062	A
26	14	2063	C
26	14	2069	G
26	14	2071	A

Continued on next page...

Continued from previous page...

Mol	Chain	Res	Type
26	14	2082	A
26	14	2093	G
26	14	2099	U
26	14	2100	G
26	14	2108	C
26	14	2111	C
26	14	2112	G
26	14	2113	U
26	14	2114	A
26	14	2117	A
26	14	2118	U
26	14	2126	A
26	14	2127	G
26	14	2128	C
26	14	2131	G
26	14	2132	U
26	14	2133	G
26	14	2136	C
26	14	2137	C
26	14	2140	C
26	14	2144	U
26	14	2145	C
26	14	2146	C
26	14	2147	G
26	14	2150	U
26	14	2157	G
26	14	2158	A
26	14	2165	G
26	14	2166	G
26	14	2167	U
26	14	2168	G
26	14	2173	A
26	14	2174	C
26	14	2189	U
26	14	2191	G
26	14	2192	G
26	14	2198	A
26	14	2207	C
26	14	2210	G
26	14	2211	G
26	14	2212	A
26	14	2213	U

Continued on next page...

Continued from previous page...

Mol	Chain	Res	Type
26	14	2215	G
26	14	2225	A
26	14	2226	C
26	14	2236	C
26	14	2238	G
26	14	2239	G
26	14	2245	U
26	14	2246	G
26	14	2249	U
26	14	2253	G
26	14	2267	A
26	14	2268	A
26	14	2269	A
26	14	2273	A
26	14	2275	C
26	14	2276	G
26	14	2278	A
26	14	2280	G
26	14	2281	C
26	14	2283	C
26	14	2286	A
26	14	2287	A
26	14	2294	C
26	14	2298	A
26	14	2307	G
26	14	2308	G
26	14	2310	A
26	14	2311	A
26	14	2318	G
26	14	2321	G
26	14	2325	G
26	14	2327	A
26	14	2334	G
26	14	2335	A
26	14	2336	A
26	14	2342	C
26	14	2346	A
26	14	2347	C
26	14	2350	C
26	14	2353	G
26	14	2354	G
26	14	2355	C

Continued on next page...

Continued from previous page...

Mol	Chain	Res	Type
26	14	2360	A
26	14	2372	G
26	14	2383	G
26	14	2385	C
26	14	2388	A
26	14	2389	G
26	14	2392	A
26	14	2395	C
26	14	2396	G
26	14	2401	U
26	14	2402	C
26	14	2403	C
26	14	2406	U
26	14	2411	A
26	14	2413	G
26	14	2414	G
26	14	2418	A
26	14	2422	A
26	14	2424	C
26	14	2425	A
26	14	2428	G
26	14	2429	G
26	14	2430	A
26	14	2431	U
26	14	2435	A
26	14	2439	A
26	14	2440	C
26	14	2441	C
26	14	2448	A
26	14	2449	U
26	14	2469	A
26	14	2470	G
26	14	2472	G
26	14	2474	C
26	14	2475	C
26	14	2476	A
26	14	2477	C
26	14	2478	A
26	14	2482	G
26	14	2484	G
26	14	2486	G
26	14	2496	C

Continued on next page...

Continued from previous page...

Mol	Chain	Res	Type
26	14	2497	A
26	14	2498	C
26	14	2502	G
26	14	2505	G
26	14	2506	U
26	14	2507	C
26	14	2518	A
26	14	2520	C
26	14	2528	U
26	14	2529	G
26	14	2532	G
26	14	2536	G
26	14	2542	A
26	14	2543	G
26	14	2554	U
26	14	2555	U
26	14	2566	A
26	14	2567	G
26	14	2569	G
26	14	2573	C
26	14	2579	C
26	14	2584	U
26	14	2585	U
26	14	2602	A
26	14	2603	G
26	14	2609	U
26	14	2611	U
26	14	2612	C
26	14	2613	U
26	14	2615	U
26	14	2617	C
26	14	2630	G
26	14	2636	U
26	14	2641	G
26	14	2665	A
26	14	2667	C
26	14	2670	A
26	14	2673	G
26	14	2682	U
26	14	2689	U
26	14	2690	C
26	14	2700	C

Continued on next page...

Continued from previous page...

Mol	Chain	Res	Type
26	14	2702	U
26	14	2703	C
26	14	2704	C
26	14	2707	G
26	14	2709	G
26	14	2712(A)	A
26	14	2713	A
26	14	2726	U
26	14	2733	A
26	14	2739	U
26	14	2744	G
26	14	2750	A
26	14	2751	G
26	14	2752	C
26	14	2754	U
26	14	2758	A
26	14	2761	G
26	14	2762	G
26	14	2764	A
26	14	2765	A
26	14	2766	G
26	14	2769	C
26	14	2777	G
26	14	2778	A
26	14	2779	U
26	14	2786	U
26	14	2787	C
26	14	2790	A
26	14	2791	C
26	14	2794	C
26	14	2795	G
26	14	2797	U
26	14	2798	C
26	14	2818	G
26	14	2820	A
26	14	2821	A
26	14	2833	G
26	14	2834	G
26	14	2849	U
26	14	2860	A
26	14	2872	G
26	14	2873	A

Continued on next page...

Continued from previous page...

Mol	Chain	Res	Type
26	14	2880	C
26	14	2885	C
26	14	2886	G
26	14	2894	G
26	14	2896	C
26	14	2898	U
27	1J	0	A
27	1J	7	G
27	1J	8	U
27	1J	13	A
27	1J	15	A
27	1J	16	G
27	1J	19	G
27	1J	22	U
27	1J	24	G
27	1J	29	A
27	1J	30	C
27	1J	40	U
27	1J	41	U
27	1J	42	C
27	1J	45	A
27	1J	47	C
27	1J	53	A
27	1J	58	A
27	1J	63	G
27	1J	64	C
27	1J	73	A
27	1J	75	G
27	1J	76	G
27	1J	81	G
27	1J	88	C
27	1J	89	G
27	1J	89(A)	A
27	1J	90	C
27	1J	97	G
27	1J	99	A
27	1J	100	G
27	1J	101	A
27	1J	108	C
27	1J	109	G
27	1J	114	G

All (197) RNA pucker outliers are listed below:

Mol	Chain	Res	Type
1	13	5	U
1	13	50	A
1	13	115	G
1	13	190	G
1	13	244	U
1	13	266	G
1	13	412	A
1	13	413	G
1	13	428	G
1	13	429	U
1	13	484	G
1	13	496	A
1	13	509	A
1	13	560	U
1	13	687	A
1	13	703	G
1	13	748	C
1	13	793	U
1	13	812	C
1	13	991	U
1	13	992	U
1	13	1027	C
1	13	1053	G
1	13	1054	C
1	13	1064	G
1	13	1065	U
1	13	1285	A
1	13	1300	G
1	13	1302	U
1	13	1322	C
1	13	1336	C
1	13	1452	C
1	13	1498	U
1	13	1504	G
22	1K	9	A
22	1K	10	G
22	1K	18	G
23	2K	21	U
23	2K	48	U
24	3K	2	C
24	3K	8	U
24	3K	18	G
24	3K	46	G

Continued on next page...

Continued from previous page...

Mol	Chain	Res	Type
24	3K	58	A
24	3K	60	U
26	1H	33	U
26	1H	125	G
26	1H	196	A
26	1H	199	A
26	1H	222	A
26	1H	229	A
26	1H	249	C
26	1H	271(B)	G
26	1H	404	C
26	1H	456	C
26	1H	481	G
26	1H	508	G
26	1H	587	C
26	1H	685	A
26	1H	752	A
26	1H	764	A
26	1H	776	G
26	1H	880	G
26	1H	974	G
26	1H	974(A)	C
26	1H	1022	G
26	1H	1026	U
26	1H	1060	U
26	1H	1085	A
26	1H	1110	G
26	1H	1178	C
26	1H	1312	U
26	1H	1420	U
26	1H	1427	A
26	1H	1460	A
26	1H	1508	A
26	1H	1558	A
26	1H	1608	A
26	1H	1609	A
26	1H	1617	C
26	1H	1694	C
26	1H	1757	U
26	1H	1799	G
26	1H	1900	A
26	1H	2062	A

Continued on next page...

Continued from previous page...

Mol	Chain	Res	Type
26	1H	2157	G
26	1H	2171	A
26	1H	2199	A
26	1H	2428	G
26	1H	2439	A
26	1H	2447	G
26	1H	2475	C
26	1H	2481	G
26	1H	2566	A
26	1H	2611	U
26	1H	2756	U
27	16	108	C
1	1G	64	G
1	1G	115	G
1	1G	197	A
1	1G	250	A
1	1G	266	G
1	1G	327	A
1	1G	328	C
1	1G	345	C
1	1G	412	A
1	1G	429	U
1	1G	485	G
1	1G	509	A
1	1G	560	U
1	1G	561	U
1	1G	632	A
1	1G	687	A
1	1G	723	U
1	1G	748	C
1	1G	793	U
1	1G	812	C
1	1G	884	U
1	1G	913	A
1	1G	992	U
1	1G	1053	G
1	1G	1054	C
1	1G	1128	C
1	1G	1137	C
1	1G	1145	C
1	1G	1157	A
1	1G	1285	A

Continued on next page...

Continued from previous page...

Mol	Chain	Res	Type
1	1G	1297	C
1	1G	1298	C
1	1G	1300	G
1	1G	1346	A
1	1G	1400	C
1	1G	1453	G
1	1G	1498	U
56	1L	10	G
56	1L	18	G
56	1L	19	G
23	2L	48	U
57	3L	8	4SU
57	3L	32	PSU
57	3L	52	G
57	3L	58	A
25	4L	12	A
26	14	34	C
26	14	49	A
26	14	101	G
26	14	128	C
26	14	199	A
26	14	278	A
26	14	310	A
26	14	503	A
26	14	575	A
26	14	627	A
26	14	752	A
26	14	764	A
26	14	784	A
26	14	893	C
26	14	974	G
26	14	990	A
26	14	1022	G
26	14	1085	A
26	14	1141	U
26	14	1378	A
26	14	1396	U
26	14	1416	G
26	14	1420	U
26	14	1427	A
26	14	1460	A
26	14	1558	A

Continued on next page...

Continued from previous page...

Mol	Chain	Res	Type
26	14	1608	A
26	14	1647	G
26	14	1819	A
26	14	1963	U
26	14	1984	G
26	14	2062	A
26	14	2157	G
26	14	2191	G
26	14	2211	G
26	14	2212	A
26	14	2225	A
26	14	2275	C
26	14	2335	A
26	14	2402	C
26	14	2406	U
26	14	2439	A
26	14	2447	G
26	14	2506	U
26	14	2602	A
26	14	2611	U
26	14	2629	A
26	14	2689	U
26	14	2776	A
26	14	2790	A
26	14	2859	G
26	14	2893	G
27	1J	56	G
27	1J	88	C

5.4 Non-standard residues in protein, DNA, RNA chains [i](#)

28 non-standard protein/DNA/RNA residues are modelled in this entry.

In the following table, the Counts columns list the number of bonds (or angles) for which Mogul statistics could be retrieved, the number of bonds (or angles) that are observed in the model and the number of bonds (or angles) that are defined in the Chemical Component Dictionary. The Link column lists molecule types, if any, to which the group is linked. The Z score for a bond length (or angle) is the number of standard deviations the observed value is removed from the expected value. A bond length (or angle) with $|Z| > 2$ is considered an outlier worth inspection. RMSZ is the root-mean-square of all Z scores of the bond lengths (or angles).

Mol	Type	Chain	Res	Link	Bond lengths			Bond angles		
					Counts	RMSZ	# Z > 2	Counts	RMSZ	# Z > 2
56	5MU	1L	54	56	15,22,23	2.18	3 (20%)	16,32,35	1.86	2 (12%)
24	PSU	3K	39	24	17,21,22	1.04	1 (5%)	20,30,33	3.43	6 (30%)
23	OMC	2K	33	23	15,22,23	2.35	4 (26%)	17,31,34	1.58	3 (17%)
56	PSU	1L	39	56	17,21,22	1.14	1 (5%)	20,30,33	3.51	4 (20%)
57	PSU	3L	32	57	17,21,22	1.19	2 (11%)	20,30,33	3.37	9 (45%)
22	PSU	1K	39	22	17,21,22	1.00	1 (5%)	20,30,33	3.15	6 (30%)
23	PSU	2L	56	23	17,21,22	1.18	1 (5%)	20,30,33	3.23	5 (25%)
56	PSU	1L	32	56	17,21,22	1.05	1 (5%)	20,30,33	3.07	7 (35%)
22	4SU	1K	8	22	14,21,22	3.27	2 (14%)	15,30,33	1.43	2 (13%)
24	PSU	3K	32	24	17,21,22	1.09	1 (5%)	20,30,33	3.04	5 (25%)
57	4SU	3L	8	57	14,21,22	3.60	2 (14%)	15,30,33	1.62	2 (13%)
23	7MG	2L	47	23	22,26,27	3.63	7 (31%)	28,39,42	2.55	12 (42%)
23	7MG	2K	47	23	22,26,27	3.35	7 (31%)	28,39,42	2.47	12 (42%)
22	MIA	1K	37	22	24,31,32	2.49	4 (16%)	26,44,47	3.34	7 (26%)
22	5MU	1K	54	22	15,22,23	2.27	3 (20%)	16,32,35	1.78	2 (12%)
57	PSU	3L	55	57	17,21,22	1.12	1 (5%)	20,30,33	3.56	7 (35%)
23	4SU	2L	8	23	14,21,22	3.54	2 (14%)	15,30,33	1.16	2 (13%)
23	5MU	2L	55	23	15,22,23	2.33	3 (20%)	16,32,35	1.99	3 (18%)
56	MIA	1L	37	56	24,31,32	2.41	4 (16%)	26,44,47	3.20	7 (26%)
57	5MU	3L	54	57	15,22,23	2.30	3 (20%)	16,32,35	1.85	3 (18%)
24	MIA	3K	37	24,58	24,31,32	2.57	5 (20%)	26,44,47	2.48	8 (30%)
57	7MG	3L	46	57	22,26,27	3.59	7 (31%)	28,39,42	2.74	12 (42%)
22	PSU	1K	32	58,22	17,21,22	1.09	1 (5%)	20,30,33	3.09	5 (25%)
23	PSU	2K	56	23	17,21,22	1.11	2 (11%)	20,30,33	2.98	6 (30%)
23	5MU	2K	55	58,23	15,22,23	2.20	3 (20%)	16,32,35	1.64	2 (12%)
23	OMC	2L	33	23	15,22,23	2.23	4 (26%)	17,31,34	1.60	3 (17%)
23	4SU	2K	8	23	14,21,22	3.18	2 (14%)	15,30,33	0.65	0
22	PSU	1K	55	22	17,21,22	1.16	1 (5%)	20,30,33	3.88	6 (30%)

In the following table, the Chirals column lists the number of chiral outliers, the number of chiral centers analysed, the number of these observed in the model and the number defined in the Chemical Component Dictionary. Similar counts are reported in the Torsion and Rings columns. '-' means no outliers of that kind were identified.

Mol	Type	Chain	Res	Link	Chirals	Torsions	Rings
56	5MU	1L	54	56	-	0/5/25/26	0/2/2/2

Continued on next page...

Continued from previous page...

Mol	Type	Chain	Res	Link	Chirals	Torsions	Rings
24	PSU	3K	39	24	-	2/7/25/26	0/2/2/2
23	OMC	2K	33	23	-	0/7/27/28	0/2/2/2
56	PSU	1L	39	56	-	0/7/25/26	0/2/2/2
57	PSU	3L	32	57	-	1/7/25/26	0/2/2/2
22	PSU	1K	39	22	-	0/7/25/26	0/2/2/2
23	PSU	2L	56	23	-	0/7/25/26	0/2/2/2
56	PSU	1L	32	56	-	1/7/25/26	0/2/2/2
22	4SU	1K	8	22	-	0/5/25/26	0/2/2/2
24	PSU	3K	32	24	-	0/7/25/26	0/2/2/2
57	4SU	3L	8	57	-	0/5/25/26	0/2/2/2
23	7MG	2L	47	23	-	0/7/37/38	0/3/3/3
23	7MG	2K	47	23	-	2/7/37/38	0/3/3/3
22	MIA	1K	37	22	-	2/11/33/34	0/3/3/3
22	5MU	1K	54	22	-	0/5/25/26	0/2/2/2
57	PSU	3L	55	57	-	0/7/25/26	0/2/2/2
23	4SU	2L	8	23	-	2/5/25/26	0/2/2/2
23	5MU	2L	55	23	-	3/5/25/26	0/2/2/2
56	MIA	1L	37	56	-	9/11/33/34	0/3/3/3
57	5MU	3L	54	57	-	2/5/25/26	0/2/2/2
24	MIA	3K	37	24,58	-	6/11/33/34	0/3/3/3
57	7MG	3L	46	57	-	0/7/37/38	0/3/3/3
22	PSU	1K	32	58,22	-	0/7/25/26	0/2/2/2
23	PSU	2K	56	23	-	0/7/25/26	0/2/2/2
23	5MU	2K	55	58,23	-	0/5/25/26	0/2/2/2
23	OMC	2L	33	23	-	0/7/27/28	0/2/2/2
23	4SU	2K	8	23	-	0/5/25/26	0/2/2/2
22	PSU	1K	55	22	-	2/7/25/26	0/2/2/2

All (78) bond length outliers are listed below:

Mol	Chain	Res	Type	Atoms	Z	Observed(Å)	Ideal(Å)
23	2L	47	7MG	C4-N3	11.23	1.48	1.34
57	3L	8	4SU	C5-C4	10.65	1.50	1.38
23	2L	8	4SU	C5-C4	10.22	1.50	1.38
23	2K	47	7MG	C4-N3	10.20	1.47	1.34
57	3L	46	7MG	C4-N3	10.13	1.47	1.34
22	1K	8	4SU	C5-C4	9.80	1.49	1.38
23	2K	8	4SU	C5-C4	9.43	1.49	1.38
22	1K	37	MIA	C13-C14	9.28	1.59	1.32
24	3K	37	MIA	C13-C14	9.06	1.58	1.32

Continued on next page...

Continued from previous page...

Mol	Chain	Res	Type	Atoms	Z	Observed(Å)	Ideal(Å)
56	1L	37	MIA	C13-C14	8.80	1.57	1.32
23	2L	8	4SU	C6-N1	8.05	1.45	1.35
23	2L	47	7MG	C5-C4	-7.86	1.23	1.39
57	3L	8	4SU	C6-N1	7.84	1.45	1.35
57	3L	46	7MG	C5-C4	-7.67	1.23	1.39
23	2K	47	7MG	C5-C4	-7.33	1.24	1.39
22	1K	8	4SU	C6-N1	6.86	1.44	1.35
23	2K	8	4SU	C6-N1	6.82	1.44	1.35
24	3K	37	MIA	C6-N6	6.58	1.46	1.34
23	2L	55	5MU	C4-C5	6.25	1.54	1.41
57	3L	54	5MU	C4-C5	6.16	1.54	1.41
57	3L	46	7MG	C6-C5	6.13	1.49	1.41
57	3L	46	7MG	C4-N9	-6.10	1.27	1.38
22	1K	54	5MU	C4-C5	5.90	1.54	1.41
23	2L	47	7MG	C4-N9	-5.86	1.27	1.38
22	1K	37	MIA	C6-N6	5.77	1.45	1.34
23	2K	55	5MU	C2-N3	5.54	1.49	1.38
56	1L	54	5MU	C2-N3	5.49	1.49	1.38
23	2K	47	7MG	C4-N9	-5.48	1.28	1.38
57	3L	54	5MU	C2-N3	5.47	1.49	1.38
22	1K	54	5MU	C2-N3	5.38	1.48	1.38
56	1L	54	5MU	C4-C5	5.35	1.52	1.41
23	2L	55	5MU	C2-N3	5.35	1.48	1.38
23	2K	55	5MU	C4-C5	5.32	1.52	1.41
23	2K	33	OMC	C6-N1	5.31	1.42	1.35
23	2L	33	OMC	C6-N1	5.26	1.42	1.35
56	1L	37	MIA	C6-N6	5.09	1.43	1.34
23	2L	47	7MG	C6-C5	5.08	1.48	1.41
23	2K	47	7MG	C6-C5	4.85	1.48	1.41
23	2K	33	OMC	C2-N3	4.51	1.47	1.38
23	2K	33	OMC	C5-C4	4.23	1.51	1.41
56	1L	37	MIA	C2-S10	4.22	1.79	1.75
57	3L	46	7MG	C5-N7	4.15	1.47	1.39
23	2L	33	OMC	C2-N3	4.10	1.46	1.38
23	2L	47	7MG	C2-N2	4.07	1.42	1.33
23	2L	33	OMC	C5-C4	3.95	1.50	1.41
56	1L	39	PSU	C4-N3	3.87	1.39	1.33
22	1K	55	PSU	C4-N3	3.81	1.39	1.33
57	3L	46	7MG	C2-N2	3.71	1.41	1.33
57	3L	55	PSU	C4-N3	3.68	1.39	1.33
24	3K	39	PSU	C4-N3	3.49	1.39	1.33
57	3L	32	PSU	C4-N3	3.46	1.39	1.33

Continued on next page...

Continued from previous page...

Mol	Chain	Res	Type	Atoms	Z	Observed(Å)	Ideal(Å)
23	2K	47	7MG	C2-N2	3.41	1.40	1.33
24	3K	32	PSU	C4-N3	3.39	1.38	1.33
56	1L	32	PSU	C4-N3	3.35	1.38	1.33
23	2L	56	PSU	C4-N3	3.33	1.38	1.33
23	2L	47	7MG	C5-N7	3.32	1.45	1.39
24	3K	37	MIA	C2-S10	3.31	1.78	1.75
23	2K	33	OMC	C4-N4	3.15	1.44	1.35
23	2L	33	OMC	C4-N4	3.07	1.44	1.35
23	2K	47	7MG	C5-N7	3.07	1.45	1.39
22	1K	39	PSU	C4-N3	2.98	1.38	1.33
23	2L	55	5MU	C4-N3	-2.98	1.27	1.33
23	2K	56	PSU	C4-N3	2.94	1.38	1.33
22	1K	32	PSU	C4-N3	2.91	1.38	1.33
22	1K	37	MIA	C15-C14	2.79	1.57	1.50
22	1K	54	5MU	C4-N3	-2.73	1.28	1.33
23	2L	47	7MG	C2-N1	2.67	1.40	1.35
57	3L	54	5MU	C4-N3	-2.64	1.28	1.33
56	1L	54	5MU	C4-N3	-2.64	1.28	1.33
57	3L	32	PSU	O4'-C1'	-2.63	1.40	1.44
57	3L	46	7MG	C2-N1	2.62	1.40	1.35
24	3K	37	MIA	C6-N1	2.54	1.36	1.32
23	2K	55	5MU	C4-N3	-2.46	1.28	1.33
56	1L	37	MIA	C6-N1	2.44	1.36	1.32
23	2K	47	7MG	C2-N1	2.39	1.39	1.35
24	3K	37	MIA	C15-C14	2.29	1.56	1.50
22	1K	37	MIA	C4-N3	-2.24	1.32	1.35
23	2K	56	PSU	C5-C1'	-2.18	1.50	1.52

All (148) bond angle outliers are listed below:

Mol	Chain	Res	Type	Atoms	Z	Observed(°)	Ideal(°)
56	1L	39	PSU	N1-C2-N3	-12.99	118.11	128.43
22	1K	55	PSU	N1-C2-N3	-12.63	118.39	128.43
57	3L	55	PSU	N1-C2-N3	-12.37	118.59	128.43
22	1K	37	MIA	C11-S10-C2	11.81	111.09	102.27
24	3K	39	PSU	N1-C2-N3	-11.45	119.33	128.43
23	2L	56	PSU	N1-C2-N3	-11.21	119.52	128.43
56	1L	37	MIA	C11-S10-C2	11.02	110.49	102.27
22	1K	39	PSU	N1-C2-N3	-10.69	119.93	128.43
22	1K	32	PSU	N1-C2-N3	-10.59	120.02	128.43
57	3L	32	PSU	N1-C2-N3	-10.54	120.05	128.43
56	1L	32	PSU	N1-C2-N3	-10.49	120.09	128.43

Continued on next page...

Continued from previous page...

Mol	Chain	Res	Type	Atoms	Z	Observed(°)	Ideal(°)
24	3K	32	PSU	N1-C2-N3	-10.47	120.10	128.43
23	2K	56	PSU	N1-C2-N3	-10.08	120.42	128.43
22	1K	37	MIA	C12-C13-C14	-9.11	109.42	127.14
24	3K	37	MIA	C12-C13-C14	-8.41	110.78	127.14
22	1K	55	PSU	C4-N3-C2	7.89	121.80	115.14
56	1L	37	MIA	C12-C13-C14	-7.83	111.91	127.14
24	3K	39	PSU	C4-N3-C2	6.96	121.02	115.14
57	3L	55	PSU	C4-N3-C2	6.82	120.90	115.14
57	3L	46	7MG	C5-C4-N9	6.76	115.92	106.44
56	1L	39	PSU	C4-N3-C2	6.52	120.65	115.14
22	1K	32	PSU	C4-N3-C2	6.00	120.21	115.14
56	1L	54	5MU	C4-N3-C2	6.00	120.20	115.14
57	3L	54	5MU	C4-N3-C2	5.88	120.10	115.14
24	3K	32	PSU	C4-N3-C2	5.87	120.09	115.14
57	3L	32	PSU	C4-N3-C2	5.85	120.08	115.14
22	1K	39	PSU	C4-N3-C2	5.76	120.01	115.14
56	1L	32	PSU	C4-N3-C2	5.40	119.70	115.14
23	2K	47	7MG	C5-C4-N9	5.39	114.00	106.44
23	2L	55	5MU	C5-C6-N1	-5.23	116.55	122.19
22	1K	54	5MU	C4-N3-C2	5.21	119.54	115.14
23	2L	47	7MG	C5-C4-N9	5.09	113.57	106.44
23	2L	47	7MG	C4-C5-N7	5.07	114.73	106.98
23	2L	56	PSU	C4-N3-C2	5.07	119.42	115.14
23	2K	47	7MG	C4-C5-N7	5.04	114.69	106.98
23	2K	47	7MG	C6-C5-C4	4.98	120.55	115.20
22	1K	55	PSU	C5-C4-N3	-4.85	119.11	125.36
24	3K	39	PSU	C5-C4-N3	-4.79	119.19	125.36
57	3L	46	7MG	CM7-N7-C5	4.76	142.31	124.01
23	2K	55	5MU	C5-C6-N1	-4.68	117.15	122.19
57	3L	32	PSU	C5-C4-N3	-4.67	119.34	125.36
22	1K	37	MIA	C5-C6-N1	-4.67	116.94	120.81
23	2L	33	OMC	N4-C4-N3	4.65	123.84	116.49
23	2K	56	PSU	C4-N3-C2	4.62	119.04	115.14
22	1K	55	PSU	C5-C1'-C2'	-4.61	107.10	115.32
57	3L	46	7MG	N3-C4-N9	-4.54	121.08	126.91
56	1L	37	MIA	C2-N3-C4	4.39	121.38	115.32
57	3L	46	7MG	C4-N9-C1'	-4.39	116.17	126.60
56	1L	37	MIA	C15-C14-C13	-4.35	110.07	122.65
57	3L	55	PSU	C5-C4-N3	-4.35	119.76	125.36
23	2L	47	7MG	CM7-N7-C5	4.29	140.51	124.01
57	3L	46	7MG	N2-C2-N1	4.24	123.85	117.25
22	1K	54	5MU	C5-C6-N1	-4.24	117.63	122.19

Continued on next page...

Continued from previous page...

Mol	Chain	Res	Type	Atoms	Z	Observed(°)	Ideal(°)
23	2K	55	5MU	C4-N3-C2	4.20	118.69	115.14
23	2K	33	OMC	N4-C4-N3	4.20	123.12	116.49
24	3K	37	MIA	C5-C6-N1	-4.18	117.34	120.81
22	1K	32	PSU	C5-C4-N3	-4.17	119.99	125.36
23	2K	47	7MG	CM7-N7-C5	4.15	139.96	124.01
23	2L	47	7MG	C6-C5-C4	4.11	119.61	115.20
24	3K	32	PSU	C5-C4-N3	-4.10	120.08	125.36
23	2L	47	7MG	N7-C8-N9	-4.09	97.53	103.38
57	3L	8	4SU	C2-N3-C4	4.04	121.00	115.15
23	2L	55	5MU	C4-N3-C2	4.03	118.55	115.14
23	2L	56	PSU	C5-C6-N1	-4.02	119.49	124.44
22	1K	39	PSU	C5-C4-N3	-3.84	120.41	125.36
23	2K	56	PSU	C5-C4-N3	-3.84	120.42	125.36
57	3L	46	7MG	C4-C5-N7	3.77	112.75	106.98
57	3L	8	4SU	C5-C4-N3	-3.74	118.82	123.83
56	1L	32	PSU	C5-C4-N3	-3.73	120.56	125.36
23	2L	47	7MG	N1-C2-N3	-3.73	119.57	125.42
23	2L	47	7MG	C4-N9-C1'	-3.65	117.92	126.60
22	1K	8	4SU	C2-N3-C4	3.64	120.42	115.15
23	2L	56	PSU	C6-N1-C2	3.61	121.32	115.36
57	3L	46	7MG	N7-C8-N9	-3.60	98.22	103.38
23	2K	47	7MG	N7-C8-N9	-3.58	98.26	103.38
23	2L	56	PSU	C5-C4-N3	-3.57	120.76	125.36
23	2L	47	7MG	C8-N7-C5	-3.57	99.66	108.94
23	2K	47	7MG	C8-N7-C5	-3.54	99.73	108.94
57	3L	46	7MG	C8-N7-C5	-3.49	99.85	108.94
56	1L	39	PSU	C6-N1-C2	3.49	121.11	115.36
56	1L	37	MIA	C16-C14-C13	-3.48	112.58	122.65
57	3L	46	7MG	N1-C2-N3	-3.48	119.96	125.42
24	3K	37	MIA	C4-C5-N7	-3.45	105.80	109.40
56	1L	54	5MU	C5-C6-N1	-3.44	118.48	122.19
24	3K	37	MIA	C2-N3-C4	3.43	120.05	115.32
23	2K	47	7MG	C4-N9-C1'	-3.39	118.54	126.60
22	1K	37	MIA	C4-C5-N7	-3.37	105.89	109.40
22	1K	55	PSU	O4'-C1'-C5	3.37	115.14	109.93
22	1K	8	4SU	C5-C4-N3	-3.36	119.33	123.83
56	1L	39	PSU	C5-C4-N3	-3.36	121.03	125.36
57	3L	55	PSU	C6-N1-C2	3.34	120.87	115.36
57	3L	54	5MU	C5-C6-N1	-3.33	118.61	122.19
23	2K	33	OMC	C2-N3-C4	3.32	119.71	116.34
24	3K	37	MIA	C16-C14-C13	-3.31	113.09	122.65
23	2L	33	OMC	C5-C4-N4	-3.28	115.44	121.14

Continued on next page...

Continued from previous page...

Mol	Chain	Res	Type	Atoms	Z	Observed(°)	Ideal(°)
22	1K	37	MIA	C16-C14-C13	-3.19	113.43	122.65
56	1L	32	PSU	C6-N1-C2	3.18	120.60	115.36
23	2K	56	PSU	C5-C6-N1	-3.16	120.55	124.44
22	1K	37	MIA	C15-C14-C13	-3.14	113.57	122.65
57	3L	32	PSU	C5-C6-N1	-3.14	120.58	124.44
23	2K	56	PSU	O4'-C1'-C5	-3.12	105.09	109.93
24	3K	39	PSU	C6-N1-C2	3.09	120.46	115.36
57	3L	32	PSU	O4'-C1'-C2'	3.07	109.64	104.66
23	2L	8	4SU	C2-N3-C4	3.02	119.53	115.15
57	3L	32	PSU	C6-N1-C2	3.01	120.33	115.36
22	1K	55	PSU	C6-N1-C2	2.97	120.25	115.36
23	2K	56	PSU	C6-N1-C2	2.91	120.16	115.36
23	2L	55	5MU	C6-N1-C1'	2.90	125.75	119.24
24	3K	37	MIA	C15-C14-C13	-2.88	114.32	122.65
23	2L	47	7MG	C6-N1-C2	2.83	120.42	115.93
56	1L	37	MIA	N3-C2-N1	-2.82	121.79	126.98
57	3L	46	7MG	C6-C5-C4	2.77	118.17	115.20
22	1K	39	PSU	C5-C1'-C2'	-2.74	110.43	115.32
24	3K	32	PSU	C6-N1-C2	2.74	119.87	115.36
22	1K	39	PSU	C6-N1-C2	2.72	119.84	115.36
56	1L	37	MIA	C4-C5-N7	-2.71	106.58	109.40
56	1L	32	PSU	C5-C6-N1	-2.70	121.12	124.44
22	1K	39	PSU	C5-C6-N1	-2.69	121.13	124.44
57	3L	46	7MG	C6-N1-C2	2.69	120.20	115.93
22	1K	32	PSU	C5-C6-N1	-2.69	121.14	124.44
24	3K	39	PSU	C5-C6-N1	-2.65	121.18	124.44
23	2L	47	7MG	C5-C4-N3	-2.65	122.17	126.49
23	2K	47	7MG	N3-C4-N9	-2.64	123.51	126.91
23	2K	47	7MG	C5-C6-N1	-2.64	117.72	123.14
23	2K	33	OMC	C5-C4-N4	-2.62	116.59	121.14
56	1L	32	PSU	O4'-C1'-C5	2.61	113.98	109.93
23	2L	8	4SU	C5-C4-N3	-2.61	120.34	123.83
23	2K	47	7MG	C6-N1-C2	2.60	120.06	115.93
57	3L	32	PSU	O4'-C1'-C5	-2.59	105.92	109.93
57	3L	55	PSU	C5-C6-N1	-2.57	121.28	124.44
22	1K	32	PSU	C6-N1-C2	2.49	119.46	115.36
23	2L	47	7MG	N2-C2-N1	2.47	121.09	117.25
57	3L	32	PSU	C5-C1'-C2'	-2.46	110.92	115.32
23	2K	47	7MG	C5-C4-N3	-2.45	122.49	126.49
23	2L	33	OMC	C2-N3-C4	2.44	118.81	116.34
24	3K	32	PSU	C5-C6-N1	-2.43	121.45	124.44
57	3L	32	PSU	C3'-C2'-C1'	2.36	104.65	101.93

Continued on next page...

Continued from previous page...

Mol	Chain	Res	Type	Atoms	Z	Observed(°)	Ideal(°)
24	3K	39	PSU	C5-C1'-C2'	-2.32	111.19	115.32
22	1K	37	MIA	C2-N3-C4	2.28	118.46	115.32
57	3L	55	PSU	O4'-C1'-C2'	2.26	108.32	104.66
24	3K	37	MIA	C2-N1-C6	2.18	121.08	117.19
57	3L	55	PSU	C5-C1'-C2'	-2.13	111.51	115.32
57	3L	46	7MG	C5-C4-N3	-2.13	123.01	126.49
56	1L	32	PSU	O4'-C1'-C2'	2.13	108.11	104.66
24	3K	37	MIA	O5'-C5'-C4'	2.12	116.22	108.99
23	2L	47	7MG	N3-C4-N9	-2.06	124.26	126.91
57	3L	54	5MU	C6-N1-C1'	2.05	123.84	119.24
23	2K	47	7MG	N1-C2-N3	-2.00	122.27	125.42

There are no chirality outliers.

All (32) torsion outliers are listed below:

Mol	Chain	Res	Type	Atoms
57	3L	32	PSU	C4'-C5'-O5'-P
22	1K	37	MIA	C12-C13-C14-C15
22	1K	37	MIA	C12-C13-C14-C16
56	1L	37	MIA	O4'-C4'-C5'-O5'
56	1L	37	MIA	C5-C6-N6-C12
56	1L	37	MIA	N1-C2-S10-C11
56	1L	37	MIA	N3-C2-S10-C11
56	1L	37	MIA	N6-C12-C13-C14
56	1L	37	MIA	C12-C13-C14-C15
56	1L	37	MIA	C12-C13-C14-C16
24	3K	37	MIA	C4'-C5'-O5'-P
24	3K	37	MIA	O4'-C4'-C5'-O5'
24	3K	37	MIA	C3'-C4'-C5'-O5'
24	3K	37	MIA	C5-C6-N6-C12
24	3K	37	MIA	C12-C13-C14-C15
23	2K	47	7MG	O4'-C4'-C5'-O5'
56	1L	37	MIA	C3'-C4'-C5'-O5'
23	2L	55	5MU	C3'-C4'-C5'-O5'
23	2L	55	5MU	O4'-C4'-C5'-O5'
24	3K	39	PSU	C3'-C4'-C5'-O5'
24	3K	39	PSU	O4'-C4'-C5'-O5'
24	3K	37	MIA	N1-C6-N6-C12
56	1L	37	MIA	N1-C6-N6-C12
23	2K	47	7MG	C3'-C4'-C5'-O5'
57	3L	54	5MU	O4'-C4'-C5'-O5'
22	1K	55	PSU	O4'-C4'-C5'-O5'

Continued on next page...

Continued from previous page...

Mol	Chain	Res	Type	Atoms
57	3L	54	5MU	C3'-C4'-C5'-O5'
22	1K	55	PSU	C3'-C4'-C5'-O5'
23	2L	8	4SU	O4'-C4'-C5'-O5'
23	2L	55	5MU	C4'-C5'-O5'-P
56	1L	32	PSU	C2'-C1'-C5-C6
23	2L	8	4SU	C3'-C4'-C5'-O5'

There are no ring outliers.

22 monomers are involved in 43 short contacts:

Mol	Chain	Res	Type	Clashes	Symm-Clashes
56	1L	54	5MU	2	0
24	3K	39	PSU	2	0
56	1L	39	PSU	1	0
57	3L	32	PSU	3	0
23	2L	56	PSU	2	0
22	1K	8	4SU	1	0
57	3L	8	4SU	5	0
23	2L	47	7MG	3	0
23	2K	47	7MG	3	0
22	1K	54	5MU	1	0
57	3L	55	PSU	2	0
23	2L	8	4SU	2	0
23	2L	55	5MU	2	0
56	1L	37	MIA	1	0
57	3L	54	5MU	2	0
24	3K	37	MIA	2	0
57	3L	46	7MG	3	0
23	2K	56	PSU	2	0
23	2K	55	5MU	3	0
23	2L	33	OMC	2	0
23	2K	8	4SU	1	0
22	1K	55	PSU	1	0

5.5 Carbohydrates ⓘ

There are no carbohydrates in this entry.

5.6 Ligand geometry ⓘ

Of 1246 ligands modelled in this entry, 1244 are monoatomic - leaving 2 for Mogul analysis.

In the following table, the Counts columns list the number of bonds (or angles) for which Mogul statistics could be retrieved, the number of bonds (or angles) that are observed in the model and the number of bonds (or angles) that are defined in the Chemical Component Dictionary. The Link column lists molecule types, if any, to which the group is linked. The Z score for a bond length (or angle) is the number of standard deviations the observed value is removed from the expected value. A bond length (or angle) with $|Z| > 2$ is considered an outlier worth inspection. RMSZ is the root-mean-square of all Z scores of the bond lengths (or angles).

Mol	Type	Chain	Res	Link	Bond lengths			Bond angles		
					Counts	RMSZ	# Z > 2	Counts	RMSZ	# Z > 2
59	PAR	13	1749	-	45,45,45	0.71	1 (2%)	64,67,67	1.59	15 (23%)
59	PAR	1G	1697	-	45,45,45	0.87	3 (6%)	64,67,67	1.64	15 (23%)

In the following table, the Chirals column lists the number of chiral outliers, the number of chiral centers analysed, the number of these observed in the model and the number defined in the Chemical Component Dictionary. Similar counts are reported in the Torsion and Rings columns. '-' means no outliers of that kind were identified.

Mol	Type	Chain	Res	Link	Chirals	Torsions	Rings
59	PAR	13	1749	-	-	5/18/94/94	0/4/4/4
59	PAR	1G	1697	-	-	5/18/94/94	0/4/4/4

All (4) bond length outliers are listed below:

Mol	Chain	Res	Type	Atoms	Z	Observed(Å)	Ideal(Å)
59	1G	1697	PAR	C24-N24	-2.79	1.43	1.47
59	1G	1697	PAR	C34-C24	-2.37	1.50	1.53
59	1G	1697	PAR	C31-C21	-2.02	1.51	1.53
59	13	1749	PAR	C21-N21	-2.02	1.44	1.47

All (30) bond angle outliers are listed below:

Mol	Chain	Res	Type	Atoms	Z	Observed(°)	Ideal(°)
59	1G	1697	PAR	C13-O52-C52	-4.53	106.75	117.96
59	1G	1697	PAR	C14-O33-C33	-4.08	107.88	117.96
59	13	1749	PAR	C14-O54-C54	3.94	121.42	113.69
59	1G	1697	PAR	C34-C24-N24	-3.36	104.17	111.05
59	1G	1697	PAR	O11-C11-C21	-3.31	102.51	108.22
59	13	1749	PAR	O61-C61-C51	-3.29	100.01	111.29
59	13	1749	PAR	C22-C12-C62	-3.22	105.17	110.04
59	1G	1697	PAR	O33-C14-C24	2.91	113.23	108.22
59	1G	1697	PAR	O52-C13-O43	-2.83	108.37	111.43
59	13	1749	PAR	C11-O51-C51	2.78	119.15	113.69

Continued on next page...

Continued from previous page...

Mol	Chain	Res	Type	Atoms	Z	Observed(°)	Ideal(°)
59	13	1749	PAR	O51-C51-C41	2.77	114.72	109.69
59	13	1749	PAR	O11-C42-C32	-2.74	102.64	109.18
59	13	1749	PAR	C11-C21-C31	2.73	117.37	110.21
59	13	1749	PAR	O54-C54-C44	2.67	114.54	109.69
59	13	1749	PAR	O34-C34-C44	-2.49	104.59	110.35
59	13	1749	PAR	O52-C13-O43	-2.45	108.78	111.43
59	1G	1697	PAR	O62-C62-C52	2.42	116.35	109.94
59	1G	1697	PAR	C14-O54-C54	2.37	118.34	113.69
59	13	1749	PAR	O43-C13-C23	-2.33	101.97	104.98
59	1G	1697	PAR	C11-O51-C51	2.32	118.23	113.69
59	1G	1697	PAR	O51-C11-C21	2.29	115.21	110.06
59	1G	1697	PAR	C62-C12-N12	-2.27	106.47	110.97
59	1G	1697	PAR	O52-C13-C23	2.26	112.64	107.96
59	1G	1697	PAR	C41-C31-C21	-2.24	107.22	111.07
59	13	1749	PAR	C11-C21-N21	-2.21	106.23	110.20
59	1G	1697	PAR	O54-C54-C44	2.19	113.67	109.69
59	1G	1697	PAR	O11-C42-C32	-2.14	104.07	109.18
59	13	1749	PAR	C14-C24-C34	-2.04	104.87	110.21
59	13	1749	PAR	O11-C11-O51	-2.01	105.06	110.67
59	13	1749	PAR	C62-C52-C42	-2.01	107.07	111.66

There are no chirality outliers.

All (10) torsion outliers are listed below:

Mol	Chain	Res	Type	Atoms
59	13	1749	PAR	C33-C43-C53-O53
59	13	1749	PAR	O43-C43-C53-O53
59	1G	1697	PAR	C44-C54-C64-N64
59	13	1749	PAR	O43-C13-O52-C52
59	1G	1697	PAR	O43-C43-C53-O53
59	1G	1697	PAR	C42-C52-O52-C13
59	1G	1697	PAR	C62-C52-O52-C13
59	13	1749	PAR	C23-C13-O52-C52
59	13	1749	PAR	C23-C33-O33-C14
59	1G	1697	PAR	C23-C33-O33-C14

There are no ring outliers.

2 monomers are involved in 3 short contacts:

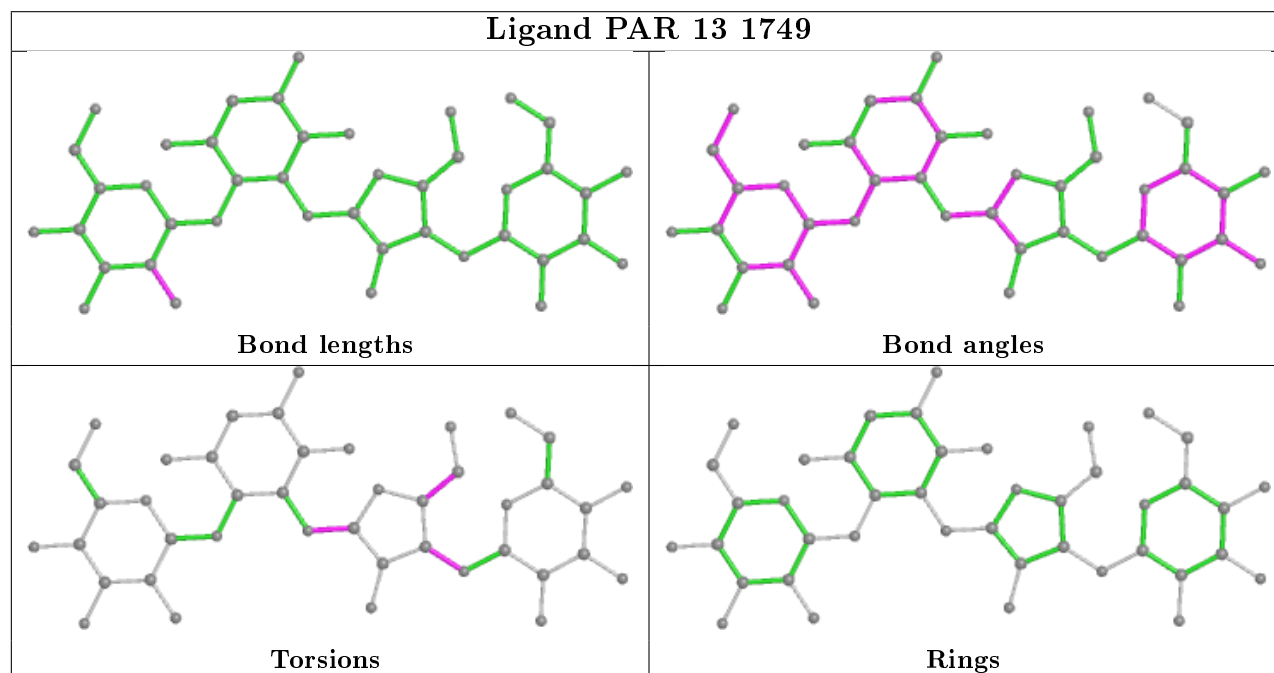
Mol	Chain	Res	Type	Clashes	Symm-Clashes
59	13	1749	PAR	1	0

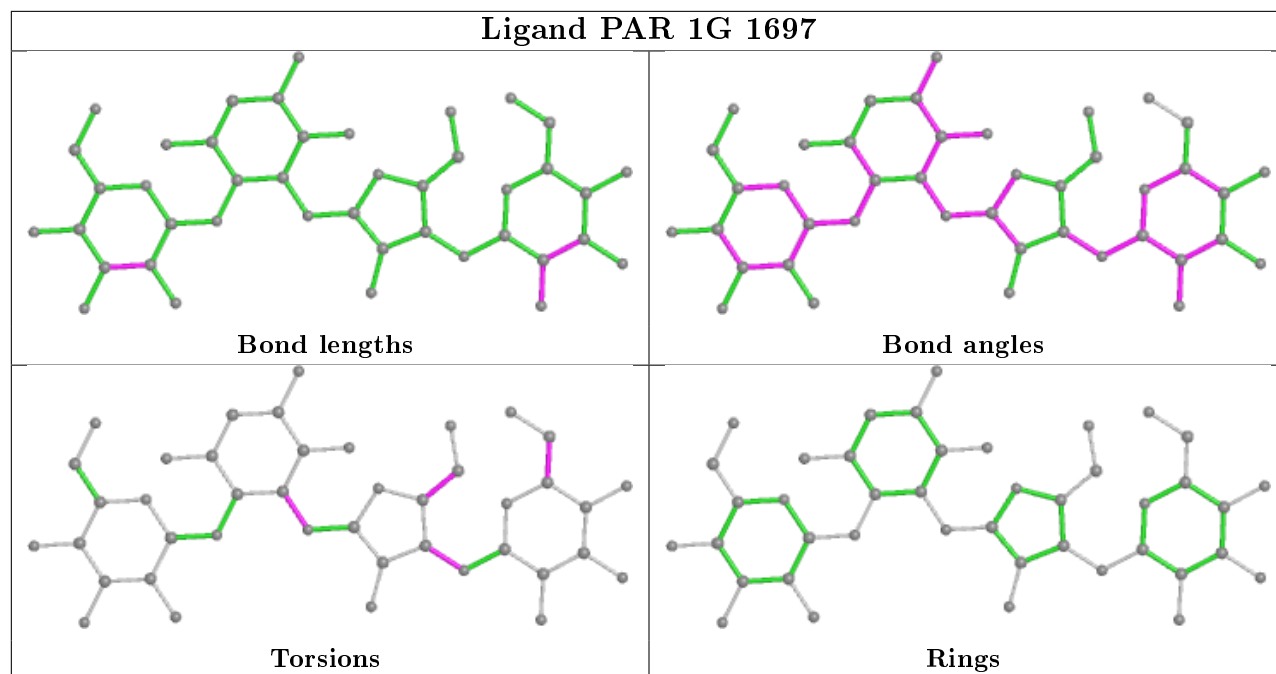
Continued on next page...

Continued from previous page...

Mol	Chain	Res	Type	Clashes	Symm-Clashes
59	1G	1697	PAR	2	0

The following is a two-dimensional graphical depiction of Mogul quality analysis of bond lengths, bond angles, torsion angles, and ring geometry for all instances of the Ligand of Interest. In addition, ligands with molecular weight > 250 and outliers as shown on the validation Tables will also be included. For torsion angles, if less than 5% of the Mogul distribution of torsion angles is within 10 degrees of the torsion angle in question, then that torsion angle is considered an outlier. Any bond that is central to one or more torsion angles identified as an outlier by Mogul will be highlighted in the graph. For rings, the root-mean-square deviation (RMSD) between the ring in question and similar rings identified by Mogul is calculated over all ring torsion angles. If the average RMSD is greater than 60 degrees and the minimal RMSD between the ring in question and any Mogul-identified rings is also greater than 60 degrees, then that ring is considered an outlier. The outliers are highlighted in purple. The color gray indicates Mogul did not find sufficient equivalents in the CSD to analyse the geometry.





5.7 Other polymers [i](#)

There are no such residues in this entry.

5.8 Polymer linkage issues [i](#)

The following chains have linkage breaks:

Mol	Chain	Number of breaks
1	1G	1
1	13	1
25	4L	1

All chain breaks are listed below:

Model	Chain	Residue-1	Atom-1	Residue-2	Atom-2	Distance (Å)
1	13	1530:G	O3'	1531:A	P	3.82
1	1G	1530:G	O3'	1531:A	P	3.28
1	4L	21:C	O3'	22:A	P	3.02

6 Fit of model and data ⓘ

6.1 Protein, DNA and RNA chains ⓘ

In the following table, the column labelled ‘#RSRZ> 2’ contains the number (and percentage) of RSRZ outliers, followed by percent RSRZ outliers for the chain as percentile scores relative to all X-ray entries and entries of similar resolution. The OWAB column contains the minimum, median, 95th percentile and maximum values of the occupancy-weighted average B-factor per residue. The column labelled ‘Q< 0.9’ lists the number of (and percentage) of residues with an average occupancy less than 0.9.

Mol	Chain	Analysed	<RSRZ>	#RSRZ>2	OWAB(Å ²)	Q<0.9
1	13	1498/1522 (98%)	0.27	14 (0%) 84 71	53, 93, 174, 276	0
1	1G	1498/1522 (98%)	0.40	67 (4%) 33 21	69, 116, 188, 285	0
2	12	237/256 (92%)	0.39	20 (8%) 11 6	141, 173, 195, 205	0
2	1E	237/256 (92%)	0.49	19 (8%) 12 7	105, 141, 169, 176	0
3	22	206/239 (86%)	1.37	63 (30%) 0 0	136, 162, 182, 190	0
3	2E	205/239 (85%)	0.72	19 (9%) 8 5	82, 102, 138, 147	0
4	32	208/209 (99%)	1.28	49 (23%) 0 0	93, 114, 138, 145	0
4	3E	208/209 (99%)	0.84	35 (16%) 1 1	75, 100, 123, 134	0
5	42	151/162 (93%)	1.85	61 (40%) 0 0	111, 135, 154, 184	0
5	4E	151/162 (93%)	1.15	35 (23%) 0 0	72, 93, 117, 160	0
6	52	101/101 (100%)	0.01	0 100 100	82, 100, 119, 142	0
6	5E	101/101 (100%)	0.33	2 (1%) 65 48	77, 96, 118, 141	0
7	62	152/156 (97%)	0.65	19 (12%) 3 2	112, 127, 147, 160	0
7	6E	155/156 (99%)	0.63	18 (11%) 4 2	92, 111, 146, 163	0
8	72	138/138 (100%)	2.12	60 (43%) 0 0	102, 132, 151, 155	0
8	7E	138/138 (100%)	1.25	35 (25%) 0 0	84, 101, 113, 121	0
9	82	124/128 (96%)	2.50	63 (50%) 0 0	115, 150, 165, 171	0
9	8E	127/128 (99%)	0.85	25 (19%) 1 0	80, 127, 148, 158	0
10	1A	99/105 (94%)	2.50	40 (40%) 0 0	131, 155, 176, 184	0
10	1I	99/105 (94%)	1.36	32 (32%) 0 0	73, 125, 159, 162	0
11	2A	116/129 (89%)	0.89	15 (12%) 3 2	85, 108, 130, 159	0
11	2I	116/129 (89%)	0.53	11 (9%) 8 5	69, 100, 127, 165	0
12	3A	125/132 (94%)	1.21	33 (26%) 0 0	83, 106, 134, 167	0
12	3I	125/132 (94%)	0.88	19 (15%) 2 1	60, 71, 107, 165	0

Continued on next page...

Continued from previous page...

Mol	Chain	Analysed	<RSRZ>	#RSRZ>2			OWAB(Å ²)	Q<0.9
13	4A	117/126 (92%)	2.11	52 (44%)	0	0	118, 155, 179, 185	0
13	4I	118/126 (93%)	0.75	19 (16%)	1	1	74, 112, 132, 145	0
14	5A	58/61 (95%)	6.47	53 (91%)	0	0	134, 159, 174, 179	0
14	5I	60/61 (98%)	2.20	33 (55%)	0	0	80, 91, 106, 119	0
15	6A	88/89 (98%)	0.60	11 (12%)	3	2	87, 112, 127, 133	0
15	6I	88/89 (98%)	0.65	10 (11%)	5	3	69, 98, 116, 127	0
16	7A	84/88 (95%)	1.85	34 (40%)	0	0	87, 103, 126, 159	0
16	7I	84/88 (95%)	2.10	42 (50%)	0	0	93, 107, 141, 158	0
17	8A	100/105 (95%)	1.74	41 (41%)	0	0	93, 110, 128, 148	0
17	8I	100/105 (95%)	1.09	22 (22%)	0	0	83, 101, 113, 116	0
18	9A	72/88 (81%)	0.44	5 (6%)	16	10	92, 115, 144, 170	0
18	9I	72/88 (81%)	0.28	0	100	100	83, 100, 136, 168	0
19	AA	78/93 (83%)	1.81	29 (37%)	0	0	150, 182, 192, 196	0
19	AI	81/93 (87%)	0.56	9 (11%)	5	3	88, 113, 138, 146	0
20	BA	99/106 (93%)	1.65	42 (42%)	0	0	85, 111, 137, 149	0
20	BI	99/106 (93%)	0.96	18 (18%)	1	1	102, 117, 153, 161	0
21	1B	25/27 (92%)	5.51	22 (88%)	0	0	119, 140, 152, 167	0
21	1F	25/27 (92%)	2.57	15 (60%)	0	0	88, 97, 113, 142	0
22	1K	70/76 (92%)	0.76	11 (15%)	2	1	76, 203, 247, 250	0
23	2K	72/77 (93%)	0.16	2 (2%)	53	36	68, 91, 119, 138	0
23	2L	72/77 (93%)	-0.08	2 (2%)	53	36	80, 113, 149, 166	0
24	3K	72/76 (94%)	0.31	4 (5%)	24	15	71, 230, 258, 260	0
25	4K	13/30 (43%)	0.91	2 (15%)	2	1	64, 80, 130, 131	0
25	4L	11/30 (36%)	1.08	1 (9%)	9	5	93, 124, 136, 143	0
26	14	2909/2917 (99%)	0.35	53 (1%)	68	51	50, 84, 241, 338	0
26	1H	2912/2917 (99%)	0.38	28 (0%)	82	68	37, 70, 222, 303	0
27	16	122/122 (100%)	-0.03	0	100	100	63, 87, 110, 193	0
27	1J	122/122 (100%)	-0.16	2 (1%)	72	55	86, 120, 149, 192	0
28	11	272/276 (98%)	0.62	11 (4%)	38	25	38, 62, 78, 83	0
28	19	273/276 (98%)	1.21	53 (19%)	1	0	46, 71, 87, 97	0
29	21	205/206 (99%)	1.00	24 (11%)	4	2	50, 88, 129, 144	0

Continued on next page...

Continued from previous page...

Mol	Chain	Analysed	<RSRZ>	#RSRZ>2		OWAB(Å ²)	Q<0.9
29	29	205/206 (99%)	1.26	45 (21%)	0 0	61, 93, 141, 174	0
30	31	202/210 (96%)	0.47	6 (2%)	50 34	43, 73, 113, 131	0
30	39	208/210 (99%)	0.64	24 (11%)	4 3	56, 103, 167, 189	0
31	41	181/182 (99%)	0.71	21 (11%)	4 2	78, 98, 131, 148	0
31	49	181/182 (99%)	1.35	54 (29%)	0 0	120, 142, 168, 178	0
32	51	174/180 (96%)	0.54	8 (4%)	32 20	77, 102, 120, 135	0
32	59	170/180 (94%)	3.51	109 (64%)	0 0	142, 193, 215, 227	0
33	61	146/148 (98%)	0.41	8 (5%)	25 15	71, 129, 146, 151	0
33	69	146/148 (98%)	0.77	22 (15%)	2 1	81, 122, 150, 157	0
34	15	138/140 (98%)	1.44	40 (28%)	0 0	77, 106, 136, 163	0
34	58	138/140 (98%)	0.73	11 (7%)	12 7	62, 89, 128, 145	0
35	25	122/122 (100%)	0.72	9 (7%)	14 8	66, 87, 103, 109	0
35	68	122/122 (100%)	0.53	3 (2%)	57 40	57, 73, 89, 100	0
36	35	150/150 (100%)	1.45	41 (27%)	0 0	58, 106, 138, 169	0
36	78	150/150 (100%)	0.71	13 (8%)	10 6	43, 77, 104, 157	0
37	45	141/141 (100%)	2.47	69 (48%)	0 0	75, 107, 136, 152	0
37	88	138/141 (97%)	0.73	7 (5%)	28 17	50, 76, 98, 128	0
38	55	117/118 (99%)	0.82	13 (11%)	5 3	59, 76, 91, 110	0
38	98	118/118 (100%)	0.99	16 (13%)	3 1	61, 81, 102, 110	0
39	65	111/112 (99%)	1.46	39 (35%)	0 0	91, 114, 131, 139	0
39	A8	111/112 (99%)	1.00	19 (17%)	1 1	73, 84, 108, 123	0
40	75	137/146 (93%)	0.84	20 (14%)	2 1	78, 95, 150, 184	0
40	B8	137/146 (93%)	0.59	9 (6%)	18 10	69, 89, 145, 175	0
41	85	117/118 (99%)	0.92	23 (19%)	1 0	66, 94, 138, 155	0
41	C8	117/118 (99%)	0.93	18 (15%)	2 1	52, 79, 111, 129	0
42	95	101/101 (100%)	0.95	22 (21%)	0 0	66, 124, 140, 157	0
42	D8	101/101 (100%)	0.72	12 (11%)	4 2	54, 103, 129, 140	0
43	A5	113/113 (100%)	1.12	14 (12%)	4 2	60, 72, 105, 150	0
43	E8	113/113 (100%)	0.88	10 (8%)	10 5	56, 72, 105, 146	0
44	B5	94/96 (97%)	1.07	11 (11%)	4 2	68, 83, 109, 120	0
44	F8	94/96 (97%)	0.49	3 (3%)	47 31	55, 69, 90, 108	0

Continued on next page...

Continued from previous page...

Mol	Chain	Analysed	<RSRZ>	#RSRZ>2	OWAB(Å ²)	Q<0.9
45	C5	104/110 (94%)	1.55	28 (26%) 0 0	92, 115, 146, 153	0
45	G8	104/110 (94%)	0.46	3 (2%) 51 35	70, 90, 131, 142	0
46	D5	179/206 (86%)	1.27	44 (24%) 0 0	113, 151, 230, 237	0
46	H8	175/206 (84%)	0.30	4 (2%) 60 43	80, 119, 203, 216	0
47	E5	77/85 (90%)	2.07	36 (46%) 0 0	67, 88, 106, 145	0
47	I8	80/85 (94%)	1.11	13 (16%) 1 1	54, 67, 101, 108	0
48	F5	94/98 (95%)	1.74	39 (41%) 0 0	60, 79, 122, 132	0
48	J8	97/98 (98%)	1.39	21 (21%) 0 0	50, 69, 122, 149	0
49	G5	67/72 (93%)	0.69	7 (10%) 6 4	80, 100, 121, 144	0
49	K8	67/72 (93%)	0.68	2 (2%) 50 34	61, 77, 95, 125	0
50	H5	59/60 (98%)	1.48	17 (28%) 0 0	77, 100, 140, 153	0
50	L8	57/60 (95%)	0.53	1 (1%) 68 51	57, 79, 102, 109	0
51	I5	60/71 (84%)	1.03	12 (20%) 1 0	151, 187, 203, 206	0
51	M8	66/71 (92%)	0.88	13 (19%) 1 0	104, 144, 179, 189	0
52	J5	59/60 (98%)	1.06	7 (11%) 4 2	57, 81, 150, 183	0
52	N8	58/60 (96%)	1.28	8 (13%) 2 1	48, 97, 160, 163	0
53	K5	45/54 (83%)	7.57	42 (93%) 0 0	123, 152, 165, 172	0
53	O8	45/54 (83%)	4.33	37 (82%) 0 0	107, 137, 157, 161	0
54	L5	46/49 (93%)	1.25	6 (13%) 3 2	45, 58, 72, 85	0
54	P8	45/49 (91%)	0.69	2 (4%) 34 21	40, 48, 61, 75	0
55	M5	60/65 (92%)	1.93	23 (38%) 0 0	71, 79, 100, 124	0
55	Q8	60/65 (92%)	1.99	24 (40%) 0 0	56, 72, 98, 109	0
56	1L	72/76 (94%)	1.69	19 (26%) 0 0	122, 239, 257, 262	0
57	3L	71/76 (93%)	0.72	10 (14%) 2 1	82, 208, 243, 253	0
All	All	21028/21694 (96%)	0.79	2541 (12%) 4 2	37, 97, 186, 338	0

All (2541) RSRZ outliers are listed below:

Mol	Chain	Res	Type	RSRZ
32	59	100	GLY	23.3
32	59	4	ILE	21.1
53	K5	13	CYS	18.8
53	K5	50	ARG	17.1
53	K5	42	TRP	16.4

Continued on next page...

Continued from previous page...

Mol	Chain	Res	Type	RSRZ
53	K5	51	GLU	16.0
57	3L	17	C	15.0
14	5A	29	ARG	14.7
37	45	1	MET	14.7
14	5A	31	ARG	14.6
13	4A	6	GLY	14.5
14	5A	38	GLY	14.1
53	K5	52	VAL	13.8
46	D5	117	LEU	13.5
13	4A	7	VAL	13.2
45	C5	59	GLY	12.4
13	4A	102	ARG	12.4
53	K5	22	ALA	12.3
14	5A	30	ALA	12.3
14	5A	39	LEU	12.3
10	1A	47	PHE	12.1
52	N8	60	VAL	12.1
10	1A	55	LYS	11.9
46	D5	179	ASP	11.5
10	1A	54	PHE	11.5
48	J8	98	LEU	11.4
8	72	1	MET	11.3
53	K5	41	PRO	11.2
26	14	2901	C	11.1
3	22	2	GLY	11.1
32	59	96	ALA	11.1
53	K5	14	THR	11.0
36	35	110	TYR	11.0
56	1L	17	C	11.0
9	82	115	GLY	11.0
56	1L	72	C	10.8
53	K5	49	HIS	10.8
53	O8	53	LYS	10.6
10	1A	65	LEU	10.5
14	5A	35	ARG	10.5
21	1B	14	TRP	10.5
14	5A	34	TYR	10.5
21	1B	13	ILE	10.5
39	A8	2	ALA	10.4
10	1A	59	SER	10.4
21	1B	22	ARG	10.4
46	D5	116	VAL	10.2

Continued on next page...

Continued from previous page...

Mol	Chain	Res	Type	RSRZ
56	1L	76	A	10.2
53	O8	42	TRP	10.1
10	1A	46	ARG	10.1
53	K5	25	LYS	10.0
14	5A	10	ALA	10.0
32	59	115	VAL	10.0
56	1L	71	G	9.9
7	6E	81	GLY	9.9
53	K5	23	THR	9.8
57	3L	34	G	9.7
53	K5	21	TYR	9.6
55	Q8	34	TRP	9.6
53	K5	36	LEU	9.5
19	AA	80	TYR	9.5
37	45	103	MET	9.4
14	5A	37	PHE	9.4
19	AA	78	ARG	9.2
21	1B	17	THR	9.1
14	5A	25	VAL	9.1
12	3A	19	ARG	9.1
39	65	2	ALA	9.1
53	K5	12	GLU	9.0
46	D5	146	ILE	9.0
22	1K	17	C	9.0
32	59	103	LEU	9.0
53	K5	39	TYR	8.9
32	59	132	ARG	8.8
53	K5	40	CYS	8.8
8	72	2	LEU	8.8
48	J8	92	LYS	8.7
56	1L	73	A	8.7
53	K5	53	LYS	8.7
3	22	155	GLY	8.6
32	59	95	ARG	8.6
21	1B	16	GLY	8.5
21	1B	21	TYR	8.5
19	AA	82	GLY	8.5
48	J8	96	LYS	8.5
44	B5	69	TYR	8.5
53	K5	11	LEU	8.5
53	O8	25	LYS	8.4
21	1B	2	GLY	8.4

Continued on next page...

Continued from previous page...

Mol	Chain	Res	Type	RSRZ
10	1A	40	LEU	8.4
19	AA	83	HIS	8.4
14	5A	36	PHE	8.3
14	5A	26	ARG	8.3
27	1J	88	C	8.3
7	6E	83	ALA	8.3
46	D5	178	GLU	8.3
53	O8	34	LEU	8.3
14	5A	44	LEU	8.1
14	5A	33	VAL	8.1
37	45	104	PHE	8.1
12	3I	19	ARG	8.1
22	1K	76	A	8.1
7	62	80	VAL	8.1
9	82	109	VAL	8.1
32	59	45	VAL	8.0
53	K5	26	ASN	8.0
5	42	13	ILE	8.0
13	4A	65	LYS	8.0
14	5A	22	THR	8.0
14	5A	55	GLY	8.0
24	3K	17	C	8.0
53	O8	23	THR	7.9
14	5A	21	TYR	7.9
14	5A	6	LEU	7.9
14	5A	41	ARG	7.9
32	59	6	ARG	7.9
14	5A	58	LYS	7.9
17	8A	101	ARG	7.8
5	42	24	ARG	7.8
32	59	169	VAL	7.8
32	59	164	TYR	7.8
37	45	33	GLY	7.7
10	1A	64	GLU	7.7
9	82	66	ARG	7.7
37	45	90	VAL	7.6
11	2A	11	LYS	7.6
53	K5	9	LEU	7.6
32	59	114	VAL	7.6
53	O8	22	ALA	7.6
7	6E	82	GLY	7.6
32	59	3	ARG	7.5

Continued on next page...

Continued from previous page...

Mol	Chain	Res	Type	RSRZ
9	82	110	GLU	7.5
35	25	1	MET	7.5
14	5A	12	ARG	7.5
44	B5	68	ARG	7.5
26	14	2902	C	7.5
17	8I	36	ILE	7.5
9	82	111	ARG	7.5
52	N8	58	LEU	7.4
14	5A	15	LYS	7.4
3	22	198	VAL	7.4
32	59	41	MET	7.4
53	O8	26	ASN	7.3
14	5A	23	ARG	7.3
21	1B	10	ARG	7.3
32	59	5	GLY	7.2
9	82	114	TYR	7.2
32	59	101	ARG	7.2
53	K5	24	GLU	7.2
10	1A	60	ARG	7.2
9	82	116	LYS	7.2
48	J8	97	LEU	7.2
14	5A	19	ARG	7.2
8	72	133	LEU	7.1
37	45	65	PHE	7.1
41	C8	117	GLN	7.1
51	M8	55	ARG	7.1
5	42	45	PHE	7.1
53	K5	19	ARG	7.1
29	29	150	VAL	7.1
55	M5	34	TRP	7.1
32	59	43	VAL	7.1
33	69	1	MET	7.1
9	82	117	HIS	7.0
13	4A	4	ILE	7.0
32	59	93	GLY	7.0
29	29	151	TYR	7.0
32	59	99	VAL	7.0
21	1B	15	ARG	6.9
14	5A	4	LYS	6.9
32	59	52	VAL	6.9
9	82	69	GLY	6.9
21	1B	6	ARG	6.9

Continued on next page...

Continued from previous page...

Mol	Chain	Res	Type	RSRZ
26	14	2799	A	6.8
46	D5	115	GLY	6.8
36	35	150	ALA	6.8
54	L5	1	MET	6.7
52	J5	59	GLU	6.7
9	82	125	TYR	6.7
22	1K	73	A	6.7
47	E5	9	SER	6.7
13	4A	103	THR	6.7
52	N8	59	GLU	6.7
31	49	139	LEU	6.7
53	K5	44	ARG	6.7
32	59	104	GLU	6.6
4	3E	209	ARG	6.6
10	1A	67	THR	6.6
9	82	106	ALA	6.6
10	1A	49	VAL	6.6
14	5A	61	TRP	6.6
32	59	55	PRO	6.6
10	1A	50	ILE	6.6
53	K5	20	ASN	6.6
10	1A	66	ARG	6.6
53	K5	10	LEU	6.6
12	3A	28	LYS	6.5
37	45	91	GLU	6.5
5	42	126	ARG	6.5
32	59	39	PRO	6.5
9	82	64	THR	6.5
10	1A	62	HIS	6.4
16	7I	32	TYR	6.4
7	62	78	ARG	6.4
11	2A	126	ARG	6.4
7	62	79	ARG	6.4
20	BA	72	LEU	6.3
14	5A	56	VAL	6.3
21	1F	26	LYS	6.3
11	2A	13	GLN	6.3
9	82	8	GLY	6.3
28	19	38	LYS	6.3
42	95	74	LYS	6.3
26	1H	2477	C	6.3
32	59	25	LYS	6.2

Continued on next page...

Continued from previous page...

Mol	Chain	Res	Type	RSRZ
8	72	84	ARG	6.2
8	72	93	VAL	6.2
11	2A	12	ARG	6.2
29	29	76	ARG	6.2
14	5A	8	GLU	6.2
17	8A	32	TYR	6.2
8	72	86	ILE	6.2
32	59	141	VAL	6.2
14	5A	59	ALA	6.2
37	45	60	ARG	6.2
13	4A	66	LEU	6.2
51	I5	42	PHE	6.2
13	4A	97	PRO	6.2
32	59	131	VAL	6.2
3	22	6	HIS	6.1
10	1A	58	ASP	6.1
47	E5	21	LEU	6.1
10	1I	66	ARG	6.1
42	D8	36	PRO	6.1
10	1A	57	LYS	6.1
12	3I	20	LYS	6.1
36	35	64	LYS	6.1
53	O8	10	LEU	6.1
32	59	87	LEU	6.1
19	AA	84	GLY	6.1
29	21	204	ALA	6.1
19	AA	71	LEU	6.1
34	15	75	TYR	6.1
53	K5	45	LYS	6.1
39	65	32	LEU	6.0
21	1B	18	TYR	6.0
14	5A	53	LEU	6.0
46	D5	176	PRO	6.0
20	BI	72	LEU	6.0
48	F5	36	GLY	6.0
13	4A	98	VAL	6.0
31	41	26	GLN	6.0
37	45	34	LEU	6.0
14	5A	7	ILE	6.0
14	5A	11	LYS	6.0
32	59	106	THR	6.0
16	7I	1	MET	6.0

Continued on next page...

Continued from previous page...

Mol	Chain	Res	Type	RSRZ
53	K5	46	HIS	6.0
10	1A	61	GLU	5.9
47	E5	22	GLY	5.9
10	1I	65	LEU	5.9
13	4A	25	ILE	5.9
56	1L	75	C	5.9
32	59	83	TYR	5.8
32	51	171	LEU	5.8
3	22	30	ARG	5.8
28	19	2	ALA	5.8
16	7I	2	VAL	5.8
8	72	4	ASP	5.8
53	O8	29	ASN	5.8
3	22	131	ARG	5.8
10	1A	53	PRO	5.8
9	82	123	PRO	5.8
36	35	106	LEU	5.8
4	32	23	GLY	5.7
16	7I	9	PHE	5.7
9	82	71	SER	5.7
10	1I	5	ARG	5.7
32	59	7	LEU	5.7
8	72	58	TYR	5.7
10	1A	48	THR	5.7
53	K5	18	ARG	5.7
53	K5	37	ARG	5.7
40	75	6	LEU	5.7
14	5A	51	GLY	5.7
48	J8	95	LEU	5.7
53	O8	11	LEU	5.7
12	3I	129	ALA	5.7
53	O8	18	ARG	5.7
29	21	78	LEU	5.7
37	45	66	ILE	5.6
16	7A	33	ILE	5.6
31	49	39	ILE	5.6
32	59	105	LEU	5.6
5	42	12	LEU	5.6
8	72	112	LEU	5.6
32	59	94	TYR	5.6
3	22	8	ILE	5.6
32	59	84	SER	5.6

Continued on next page...

Continued from previous page...

Mol	Chain	Res	Type	RSRZ
13	4A	101	GLN	5.6
12	3A	129	ALA	5.6
32	59	69	ARG	5.6
37	45	68	ILE	5.6
32	59	155	SER	5.6
13	4A	8	GLU	5.6
53	O8	12	GLU	5.6
14	5A	50	LYS	5.5
34	15	80	GLY	5.5
19	AA	79	THR	5.5
20	BA	68	LYS	5.5
14	5A	16	PHE	5.5
11	2I	12	ARG	5.5
37	45	64	ILE	5.5
53	O8	13	CYS	5.5
32	59	170	ARG	5.5
9	82	14	VAL	5.5
45	C5	49	VAL	5.5
3	22	196	LEU	5.5
12	3A	21	LYS	5.5
55	Q8	48	PHE	5.5
14	5A	46	GLU	5.5
20	BA	70	SER	5.5
29	29	77	ILE	5.5
42	95	91	TYR	5.4
32	59	107	VAL	5.4
53	K5	30	THR	5.4
45	C5	46	LYS	5.4
45	C5	47	LYS	5.4
7	6E	78	ARG	5.4
18	9A	88	LYS	5.4
48	F5	28	GLY	5.4
12	3I	7	ILE	5.4
16	7A	27	LYS	5.4
32	59	53	GLU	5.4
53	O8	19	ARG	5.4
3	22	207	VAL	5.4
30	39	1	MET	5.4
26	14	1092	C	5.4
12	3A	64	TYR	5.4
10	1A	51	ARG	5.4
21	1B	5	ASP	5.4

Continued on next page...

Continued from previous page...

Mol	Chain	Res	Type	RSRZ
52	J5	2	ALA	5.4
39	65	33	LYS	5.3
42	95	70	ILE	5.3
43	A5	113	LYS	5.3
1	1G	1202	G	5.3
9	82	15	ALA	5.3
16	7I	6	LEU	5.3
29	29	54	GLN	5.3
16	7I	59	TRP	5.3
20	BA	71	THR	5.3
14	5A	9	LYS	5.3
40	B8	1	MET	5.3
3	22	164	ARG	5.3
32	59	51	ARG	5.3
33	69	5	LEU	5.3
33	69	3	VAL	5.3
17	8A	36	ILE	5.3
51	I5	52	THR	5.3
32	59	168	PRO	5.3
56	1L	1	G	5.3
26	1H	2117	A	5.3
3	22	186	PHE	5.3
55	M5	40	GLU	5.3
40	75	99	LEU	5.3
39	65	37	ALA	5.2
47	E5	75	LEU	5.2
16	7A	32	TYR	5.2
28	19	37	LEU	5.2
32	59	8	PRO	5.2
20	BI	70	SER	5.2
13	4A	2	ALA	5.2
45	C5	60	PHE	5.2
36	35	35	HIS	5.2
37	45	106	VAL	5.2
14	5A	18	VAL	5.2
29	21	205	ALA	5.2
53	K5	31	PRO	5.2
46	D5	121	HIS	5.2
12	3A	128	ALA	5.2
40	B8	106	SER	5.1
9	82	36	TYR	5.1
13	4A	99	ARG	5.1

Continued on next page...

Continued from previous page...

Mol	Chain	Res	Type	RSRZ
26	14	2147	G	5.1
9	82	124	GLN	5.1
10	1I	10	GLY	5.1
21	1F	14	TRP	5.1
16	7I	22	THR	5.1
53	O8	14	THR	5.1
32	59	123	PHE	5.1
45	C5	93	GLY	5.1
26	14	1093	G	5.1
5	42	15	ARG	5.1
14	5A	42	ILE	5.1
21	1F	17	THR	5.1
3	22	190	ARG	5.1
22	1K	72	C	5.1
32	59	162	ILE	5.0
53	K5	34	LEU	5.0
4	3E	110	PHE	5.0
37	45	102	VAL	5.0
53	O8	35	GLU	5.0
53	O8	50	ARG	5.0
1	1G	1286	A	5.0
8	72	134	ILE	5.0
13	4I	6	GLY	5.0
20	BI	18	GLN	5.0
14	5I	51	GLY	5.0
29	29	116	VAL	5.0
18	9A	17	SER	5.0
52	J5	60	VAL	5.0
20	BA	66	ALA	5.0
14	5A	57	ARG	5.0
34	15	84	LYS	5.0
53	O8	49	HIS	5.0
46	D5	109	ALA	5.0
16	7I	4	ILE	5.0
14	5A	32	SER	4.9
53	O8	31	PRO	4.9
16	7A	1	MET	4.9
46	D5	147	GLY	4.9
14	5A	54	PRO	4.9
4	32	49	ARG	4.9
16	7I	27	LYS	4.9
17	8A	37	LYS	4.9

Continued on next page...

Continued from previous page...

Mol	Chain	Res	Type	RSRZ
31	49	182	LYS	4.9
3	22	10	PHE	4.9
21	1B	24	ARG	4.9
29	29	59	VAL	4.9
9	8E	126	SER	4.9
26	14	2899	G	4.9
16	7I	66	PRO	4.9
26	14	1046	A	4.9
28	19	5	LYS	4.9
37	45	32	TYR	4.9
21	1F	16	GLY	4.9
9	82	9	ARG	4.9
9	82	112	LYS	4.8
8	72	136	GLU	4.8
31	49	137	GLU	4.8
37	45	80	GLU	4.8
14	5A	60	SER	4.8
36	35	71	VAL	4.8
16	7A	31	LYS	4.8
20	BA	23	ARG	4.8
8	72	92	ARG	4.8
12	3A	20	LYS	4.8
36	35	16	ARG	4.8
28	19	18	VAL	4.8
7	6E	79	ARG	4.8
9	82	113	LYS	4.8
17	8A	7	THR	4.8
53	O8	20	ASN	4.8
9	82	10	ARG	4.8
29	21	79	ARG	4.8
7	62	85	TYR	4.8
32	59	64	LEU	4.7
8	7E	2	LEU	4.7
10	1A	43	ARG	4.7
26	14	1026	U	4.7
55	M5	22	VAL	4.7
5	4E	89	ILE	4.7
14	5I	29	ARG	4.7
10	1I	6	ILE	4.7
12	3I	17	LYS	4.7
32	59	37	VAL	4.7
46	D5	107	THR	4.7

Continued on next page...

Continued from previous page...

Mol	Chain	Res	Type	RSRZ
40	75	129	ARG	4.7
32	59	33	LEU	4.7
26	14	2797	U	4.7
21	1B	9	ARG	4.7
36	35	18	ARG	4.7
5	42	109	ILE	4.7
12	3I	5	PRO	4.7
32	59	36	PRO	4.7
46	H8	113	ALA	4.7
9	82	121	ARG	4.7
10	1I	60	ARG	4.7
31	49	19	LEU	4.6
53	K5	16	CYS	4.6
45	C5	92	ASN	4.6
33	69	4	ILE	4.6
9	82	65	VAL	4.6
9	82	102	LEU	4.6
50	H5	26	LEU	4.6
20	BA	69	GLY	4.6
36	35	30	THR	4.6
17	8A	68	ARG	4.6
5	4E	81	GLU	4.6
34	15	109	LYS	4.6
32	59	89	ILE	4.6
47	I8	85	ALA	4.6
34	58	72	TYR	4.6
39	65	5	THR	4.6
10	1A	10	GLY	4.6
13	4A	26	GLY	4.6
26	14	1	G	4.6
29	29	70	ALA	4.6
10	1A	45	ARG	4.6
45	C5	45	VAL	4.5
22	1K	3	C	4.5
32	59	24	VAL	4.5
26	14	2146	C	4.5
17	8I	98	LEU	4.5
51	M8	56	VAL	4.5
36	78	149	GLU	4.5
13	4I	102	ARG	4.5
47	E5	45	PHE	4.5
28	19	55	GLY	4.5

Continued on next page...

Continued from previous page...

Mol	Chain	Res	Type	RSRZ
1	1G	973	G	4.5
22	1K	71	G	4.5
10	1A	63	PHE	4.5
8	72	131	GLY	4.5
55	M5	29	LYS	4.5
8	72	89	PRO	4.5
21	1B	23	PRO	4.5
45	C5	50	ARG	4.5
55	Q8	61	LEU	4.5
53	K5	35	GLU	4.5
9	82	75	ASP	4.5
19	AA	70	LYS	4.5
7	6E	84	ASN	4.5
5	42	31	LEU	4.5
19	AA	35	SER	4.5
17	8A	38	ARG	4.5
17	8A	22	LEU	4.5
34	15	74	ARG	4.5
53	O8	9	LEU	4.5
31	49	138	GLN	4.4
33	69	35	LEU	4.4
45	C5	44	ILE	4.4
31	49	74	LYS	4.4
8	72	85	ARG	4.4
5	42	130	ASN	4.4
53	K5	48	VAL	4.4
32	59	40	GLU	4.4
31	49	178	PHE	4.4
13	4A	90	LEU	4.4
34	15	82	LEU	4.4
19	AA	67	VAL	4.4
13	4A	67	GLU	4.4
49	K8	15	LYS	4.4
50	H5	20	LYS	4.4
3	22	153	VAL	4.4
32	59	17	VAL	4.4
37	45	56	ARG	4.4
8	72	87	SER	4.4
31	49	82	LEU	4.4
17	8A	11	VAL	4.4
29	29	141	ILE	4.4
26	14	2125	G	4.4

Continued on next page...

Continued from previous page...

Mol	Chain	Res	Type	RSRZ
16	7I	31	LYS	4.4
20	BA	9	ASN	4.4
3	22	199	LYS	4.4
32	59	82	GLY	4.4
36	35	13	ASN	4.4
37	45	61	GLY	4.4
14	5I	59	ALA	4.3
21	1F	15	ARG	4.3
33	61	113	ARG	4.3
26	14	1177	A	4.3
31	41	88	ILE	4.3
10	1A	69	ASN	4.3
12	3A	15	ARG	4.3
17	8A	99	SER	4.3
53	K5	43	CYS	4.3
54	L5	46	VAL	4.3
19	AA	49	ILE	4.3
23	2K	1	C	4.3
13	4A	88	ARG	4.3
13	4A	104	ARG	4.3
17	8I	35	VAL	4.3
32	59	42	ARG	4.3
8	72	88	LYS	4.3
8	72	111	ILE	4.3
10	1I	63	PHE	4.3
5	42	123	LEU	4.3
16	7A	9	PHE	4.3
32	59	124	GLU	4.3
55	Q8	35	GLN	4.3
17	8I	31	LEU	4.3
42	95	81	TYR	4.3
10	1A	44	VAL	4.3
48	F5	37	ILE	4.3
8	72	91	ARG	4.3
13	4A	107	ALA	4.3
32	59	71	LEU	4.3
7	6E	85	TYR	4.3
28	19	17	THR	4.3
55	M5	16	ILE	4.3
26	14	2802	G	4.3
34	15	85	ILE	4.2
37	45	105	GLU	4.2

Continued on next page...

Continued from previous page...

Mol	Chain	Res	Type	RSRZ
56	1L	70	G	4.2
29	29	159	HIS	4.2
9	82	67	GLY	4.2
31	49	34	LEU	4.2
37	45	125	LEU	4.2
5	42	107	ARG	4.2
13	4A	3	ARG	4.2
34	15	46	VAL	4.2
3	2E	193	TYR	4.2
8	7E	112	LEU	4.2
34	15	116	LEU	4.2
11	2A	25	TYR	4.2
17	8A	4	LYS	4.2
10	1I	47	PHE	4.2
53	O8	51	GLU	4.2
38	55	5	LYS	4.2
1	1G	1531	A	4.2
52	N8	54	GLY	4.2
14	5A	24	CYS	4.2
5	42	81	GLU	4.2
8	7E	90	GLY	4.2
1	1G	1032	A	4.2
5	4E	135	THR	4.2
17	8I	95	TYR	4.2
13	4A	96	LEU	4.1
16	7A	6	LEU	4.1
31	49	90	LEU	4.1
31	49	23	PHE	4.1
5	42	89	ILE	4.1
14	5A	27	CYS	4.1
16	7I	17	TYR	4.1
16	7A	59	TRP	4.1
28	19	217	ARG	4.1
41	85	40	PHE	4.1
10	1A	34	VAL	4.1
13	4A	92	HIS	4.1
36	35	46	LYS	4.1
5	42	82	VAL	4.1
2	1E	14	GLY	4.1
47	E5	44	ARG	4.1
53	K5	27	LYS	4.1
8	7E	95	VAL	4.1

Continued on next page...

Continued from previous page...

Mol	Chain	Res	Type	RSRZ
13	4A	69	GLU	4.1
32	59	88	LEU	4.1
13	4A	87	TYR	4.1
17	8I	32	TYR	4.1
39	65	112	PHE	4.1
32	59	49	VAL	4.1
33	69	21	VAL	4.1
37	45	35	VAL	4.1
16	7I	19	ILE	4.1
16	7I	33	ILE	4.1
13	4A	5	ALA	4.1
33	69	38	LEU	4.1
34	15	87	LEU	4.1
16	7I	29	ASP	4.1
30	39	208	GLY	4.1
32	59	9	ILE	4.1
31	49	152	LEU	4.1
40	75	104	ASN	4.1
53	O8	21	TYR	4.1
5	4E	82	VAL	4.1
45	C5	5	MET	4.1
32	59	165	ALA	4.1
2	12	102	LEU	4.1
3	22	162	GLN	4.1
8	7E	91	ARG	4.0
51	I5	40	HIS	4.0
32	59	35	VAL	4.0
9	82	11	LYS	4.0
4	32	208	SER	4.0
17	8I	27	PHE	4.0
26	1H	887	A	4.0
1	1G	1224	G	4.0
8	7E	1	MET	4.0
31	49	133	LEU	4.0
46	D5	112	ARG	4.0
29	29	205	ALA	4.0
15	6I	89	GLY	4.0
4	32	70	ILE	4.0
8	7E	136	GLU	4.0
53	O8	43	CYS	4.0
5	4E	118	ILE	4.0
13	4A	80	ARG	4.0

Continued on next page...

Continued from previous page...

Mol	Chain	Res	Type	RSRZ
42	95	83	ARG	4.0
2	12	133	LYS	4.0
34	15	72	TYR	4.0
4	3E	96	LEU	4.0
9	8E	118	LYS	4.0
16	7I	35	LYS	4.0
12	3A	5	PRO	4.0
2	1E	11	LEU	4.0
5	42	25	ARG	4.0
53	K5	28	ARG	4.0
1	1G	963	G	4.0
20	BA	14	LYS	4.0
32	59	92	ILE	4.0
12	3A	32	PHE	4.0
20	BA	20	LEU	4.0
2	1E	96	ARG	4.0
37	45	88	GLY	4.0
56	1L	3	C	4.0
39	A8	43	GLU	4.0
32	59	97	ARG	4.0
37	88	104	PHE	4.0
8	7E	132	GLU	4.0
31	49	15	VAL	3.9
16	7A	19	ILE	3.9
5	42	94	ALA	3.9
32	59	90	LYS	3.9
56	1L	74	C	3.9
1	1G	975	A	3.9
14	5I	7	ILE	3.9
32	59	54	ARG	3.9
32	59	2	SER	3.9
37	45	79	LEU	3.9
41	85	20	LEU	3.9
20	BI	14	LYS	3.9
53	O8	52	VAL	3.9
35	68	1	MET	3.9
3	22	124	ILE	3.9
41	C8	34	LYS	3.9
50	H5	17	LYS	3.9
3	22	197	GLY	3.9
8	7E	63	LEU	3.9
37	45	58	PHE	3.9

Continued on next page...

Continued from previous page...

Mol	Chain	Res	Type	RSRZ
16	7I	28	ARG	3.9
12	3A	18	VAL	3.9
31	49	157	ILE	3.9
48	J8	70	VAL	3.9
36	35	63	PRO	3.9
5	42	119	LEU	3.9
37	45	69	PHE	3.9
3	22	154	SER	3.9
10	1I	62	HIS	3.9
5	42	133	TYR	3.9
5	42	105	VAL	3.9
51	M8	31	ILE	3.9
33	61	12	LEU	3.9
36	35	148	LEU	3.9
16	7A	8	ARG	3.9
16	7A	25	ARG	3.9
47	E5	55	ARG	3.9
48	F5	26	ARG	3.9
1	1G	1225	A	3.9
11	2A	125	PHE	3.9
31	49	89	GLY	3.9
13	4A	73	GLU	3.9
9	82	63	ILE	3.9
19	AA	81	ARG	3.9
37	45	6	ARG	3.9
37	45	10	ARG	3.9
42	95	75	PHE	3.9
2	1E	188	ALA	3.9
5	4E	95	ALA	3.9
3	22	5	ILE	3.8
10	1I	46	ARG	3.8
39	65	3	ARG	3.8
47	E5	76	GLY	3.8
1	1G	994	A	3.8
12	3A	17	LYS	3.8
22	1K	74	C	3.8
34	15	83	LYS	3.8
5	42	14	ARG	3.8
9	82	105	ASP	3.8
9	82	108	VAL	3.8
3	22	206	GLU	3.8
9	82	12	GLU	3.8

Continued on next page...

Continued from previous page...

Mol	Chain	Res	Type	RSRZ
48	F5	23	LYS	3.8
55	Q8	26	LYS	3.8
32	59	129	THR	3.8
39	65	58	LEU	3.8
21	1B	25	LYS	3.8
57	3L	35	A	3.8
16	7A	64	ALA	3.8
7	6E	80	VAL	3.8
48	F5	62	VAL	3.8
13	4A	111	LYS	3.8
45	C5	34	LYS	3.8
17	8I	101	ARG	3.8
20	BA	12	ALA	3.8
5	42	28	PHE	3.8
5	42	84	PHE	3.8
8	7E	4	ASP	3.8
8	72	83	ILE	3.8
14	5A	17	LYS	3.8
21	1F	25	LYS	3.8
21	1B	3	LYS	3.8
32	59	85	LYS	3.8
12	3I	16	GLU	3.8
41	C8	27	LEU	3.8
21	1F	6	ARG	3.8
39	65	17	ARG	3.8
48	F5	92	LYS	3.8
51	M8	59	PHE	3.8
13	4A	108	ARG	3.8
19	AA	36	ARG	3.8
51	M8	52	THR	3.8
2	1E	31	TYR	3.8
32	51	172	LYS	3.8
19	AI	78	ARG	3.8
37	45	97	VAL	3.8
32	59	67	LEU	3.8
22	1K	70	G	3.8
8	72	90	GLY	3.8
47	E5	39	ARG	3.8
32	59	72	ILE	3.8
14	5A	49	HIS	3.7
4	32	69	GLY	3.7
32	59	128	PRO	3.7

Continued on next page...

Continued from previous page...

Mol	Chain	Res	Type	RSRZ
39	65	19	LYS	3.7
5	42	88	LYS	3.7
29	21	72	VAL	3.7
4	32	19	LEU	3.7
3	2E	189	ALA	3.7
10	1A	39	PRO	3.7
36	35	45	LEU	3.7
37	45	124	LYS	3.7
5	42	29	GLY	3.7
14	5I	2	ALA	3.7
14	5I	30	ALA	3.7
43	A5	6	ILE	3.7
28	19	35	LYS	3.7
29	29	152	LYS	3.7
37	45	7	MET	3.7
2	12	232	PRO	3.7
31	49	75	LYS	3.7
31	49	135	LEU	3.7
45	C5	63	LYS	3.7
45	C5	29	GLU	3.7
50	H5	28	LEU	3.7
3	22	167	TRP	3.7
16	7I	25	ARG	3.7
8	7E	134	ILE	3.7
26	14	3	U	3.7
7	62	86	GLN	3.7
38	55	9	LYS	3.7
13	4I	8	GLU	3.7
36	35	149	GLU	3.7
26	1H	1	G	3.7
29	21	195	LEU	3.7
40	75	105	LEU	3.7
32	59	122	THR	3.7
38	98	69	ASP	3.6
42	95	73	SER	3.7
26	1H	2901	C	3.6
36	35	51	PHE	3.6
26	14	2801	A	3.6
47	I8	8	ALA	3.6
12	3A	69	TYR	3.6
51	I5	32	TYR	3.6
9	8E	127	LYS	3.6

Continued on next page...

Continued from previous page...

Mol	Chain	Res	Type	RSRZ
51	I5	24	THR	3.6
12	3A	16	GLU	3.6
32	59	46	GLU	3.6
16	7I	7	ALA	3.6
55	Q8	21	LYS	3.6
1	1G	964	A	3.6
32	59	57	ASP	3.6
32	59	81	GLU	3.6
37	45	38	GLU	3.6
4	3E	138	TYR	3.6
30	39	207	GLY	3.6
16	7A	29	ASP	3.6
53	O8	15	GLU	3.6
5	4E	88	LYS	3.6
55	M5	12	LYS	3.6
47	E5	57	PHE	3.6
5	4E	123	LEU	3.6
5	42	55	VAL	3.6
13	4A	64	TRP	3.6
53	O8	32	ASN	3.6
39	A8	11	LYS	3.6
31	49	161	THR	3.6
5	42	62	ALA	3.6
43	A5	85	VAL	3.6
14	5I	26	ARG	3.6
17	8A	27	PHE	3.6
20	BA	22	ARG	3.6
29	21	51	PHE	3.6
51	M8	66	SER	3.6
36	78	57	THR	3.6
5	4E	129	ILE	3.6
30	39	82	ILE	3.6
31	41	135	LEU	3.6
10	1I	64	GLU	3.6
14	5I	8	GLU	3.6
34	15	79	PRO	3.6
40	B8	104	ASN	3.6
20	BI	22	ARG	3.6
55	M5	57	ARG	3.6
1	1G	1357	A	3.6
11	2I	124	LYS	3.6
21	1B	8	THR	3.6

Continued on next page...

Continued from previous page...

Mol	Chain	Res	Type	RSRZ
26	1H	2476	A	3.6
32	59	153	LYS	3.6
40	75	50	ILE	3.6
12	3A	8	ASN	3.6
7	62	42	ILE	3.6
31	49	175	LEU	3.6
9	82	120	ARG	3.6
26	14	2798	C	3.5
32	59	117	PRO	3.6
55	M5	2	PRO	3.6
39	65	36	TYR	3.5
29	21	88	GLY	3.5
7	62	41	ARG	3.5
16	7I	36	ILE	3.5
31	49	160	VAL	3.5
34	15	86	PRO	3.5
56	1L	16	U	3.5
5	42	122	GLU	3.5
8	72	132	GLU	3.5
34	58	71	ILE	3.5
8	72	3	THR	3.5
8	72	98	LYS	3.5
55	M5	3	LYS	3.5
8	72	135	CYS	3.5
17	8I	34	LYS	3.5
20	BA	29	LYS	3.5
45	C5	24	VAL	3.5
17	8I	26	GLN	3.5
5	42	26	PHE	3.5
9	8E	110	GLU	3.5
10	1A	56	HIS	3.5
48	J8	93	GLU	3.5
43	E8	92	ARG	3.5
14	5I	33	VAL	3.5
39	65	35	ILE	3.5
55	Q8	49	VAL	3.5
7	6E	32	ARG	3.5
51	M8	32	TYR	3.5
1	1G	965	A	3.5
9	82	44	VAL	3.5
41	85	17	ILE	3.5
34	15	69	GLN	3.5

Continued on next page...

Continued from previous page...

Mol	Chain	Res	Type	RSRZ
14	5A	45	ARG	3.5
32	59	29	PRO	3.5
8	72	9	MET	3.5
40	75	1	MET	3.5
26	14	2795	G	3.5
48	F5	93	GLU	3.5
55	Q8	43	GLN	3.5
13	4A	27	LYS	3.5
14	5A	13	THR	3.5
26	1H	2132	U	3.5
8	7E	83	ILE	3.5
10	1I	61	GLU	3.5
43	E8	113	LYS	3.5
5	42	86	ALA	3.5
16	7A	20	VAL	3.5
34	15	98	VAL	3.5
3	22	178	LEU	3.4
8	7E	10	LEU	3.4
28	19	211	ARG	3.4
34	15	73	THR	3.4
20	BA	67	ALA	3.4
9	82	33	PHE	3.4
29	21	76	ARG	3.4
43	A5	92	ARG	3.4
31	49	86	MET	3.4
33	69	12	LEU	3.4
41	C8	18	LEU	3.4
3	22	187	ALA	3.4
9	8E	111	ARG	3.4
42	95	93	GLU	3.4
50	H5	30	ARG	3.4
1	13	1032	A	3.4
32	59	154	PRO	3.4
5	4E	133	TYR	3.4
5	42	131	ILE	3.4
8	7E	137	VAL	3.4
8	72	94	TYR	3.4
10	1I	48	THR	3.4
35	25	65	THR	3.4
2	12	152	PHE	3.4
47	I8	7	LEU	3.4
20	BA	77	ALA	3.4

Continued on next page...

Continued from previous page...

Mol	Chain	Res	Type	RSRZ
32	51	9	ILE	3.4
46	D5	120	ILE	3.4
16	7I	39	TYR	3.4
31	49	146	TYR	3.4
47	E5	71	ASP	3.4
37	45	99	PRO	3.4
21	1F	13	ILE	3.4
37	45	44	ALA	3.4
12	3A	14	GLY	3.4
36	35	91	PHE	3.4
20	BA	84	LEU	3.4
47	E5	40	GLN	3.4
12	3I	128	ALA	3.4
44	F8	2	LYS	3.4
28	19	177	LEU	3.4
17	8A	30	PRO	3.4
31	41	2	PRO	3.4
11	2A	21	ILE	3.4
12	3I	18	VAL	3.4
30	39	89	VAL	3.4
47	E5	38	VAL	3.4
37	45	22	LYS	3.4
12	3I	64	TYR	3.4
19	AI	71	LEU	3.3
29	21	75	VAL	3.3
3	22	23	TYR	3.3
25	4L	22	A	3.3
4	32	112	VAL	3.3
8	72	130	GLY	3.3
12	3A	7	ILE	3.3
12	3A	31	PRO	3.3
13	4A	114	ARG	3.3
52	N8	55	ARG	3.3
1	13	1033	G	3.3
48	F5	32	LYS	3.3
53	K5	17	LYS	3.3
17	8A	26	GLN	3.3
26	1H	654(J)	A	3.3
52	N8	57	VAL	3.3
16	7I	18	ARG	3.3
42	95	84	LYS	3.3
48	F5	3	LYS	3.3

Continued on next page...

Continued from previous page...

Mol	Chain	Res	Type	RSRZ
55	M5	21	LYS	3.3
37	45	74	TYR	3.3
53	O8	24	GLU	3.3
28	19	147	LEU	3.3
31	41	94	LEU	3.3
14	5I	13	THR	3.3
5	4E	128	PRO	3.3
5	42	17	ALA	3.3
29	21	4	ILE	3.3
33	69	36	ALA	3.3
55	Q8	28	GLY	3.3
16	7A	28	ARG	3.3
47	E5	23	VAL	3.3
55	Q8	23	VAL	3.3
31	49	155	MET	3.3
1	1G	972	C	3.3
12	3A	10	LEU	3.3
3	22	160	ALA	3.3
5	4E	98	THR	3.3
5	42	16	THR	3.3
14	5I	31	ARG	3.3
19	AA	37	ARG	3.3
29	21	199	ARG	3.3
29	29	157	ALA	3.3
42	95	36	PRO	3.3
5	42	125	SER	3.3
3	22	28	GLN	3.3
7	62	38	LEU	3.3
14	5I	34	TYR	3.3
28	11	111	LEU	3.3
8	7E	85	ARG	3.3
20	BA	25	ARG	3.3
39	65	15	ARG	3.3
46	D5	79	ARG	3.3
5	4E	101	ILE	3.3
20	BA	63	ILE	3.3
8	72	129	VAL	3.3
34	15	117	PHE	3.3
4	32	168	ARG	3.3
8	7E	84	ARG	3.3
16	7I	65	GLN	3.3
37	45	63	LYS	3.3

Continued on next page...

Continued from previous page...

Mol	Chain	Res	Type	RSRZ
37	45	130	LYS	3.3
39	65	11	LYS	3.3
8	72	59	LEU	3.3
13	4I	96	LEU	3.3
15	6I	68	ARG	3.3
15	6A	68	ARG	3.3
20	BI	20	LEU	3.3
37	45	17	LEU	3.3
48	J8	94	LEU	3.3
53	O8	47	THR	3.3
55	Q8	6	THR	3.3
4	3E	84	LYS	3.3
7	6E	5	ARG	3.3
14	5I	61	TRP	3.3
37	45	76	LYS	3.3
16	7I	8	ARG	3.3
31	49	136	ARG	3.3
3	22	188	LEU	3.3
4	3E	135	LEU	3.3
20	BA	73	HIS	3.3
51	I5	47	GLN	3.3
13	4A	106	ASN	3.3
13	4I	5	ALA	3.3
28	19	51	VAL	3.3
46	D5	172	ALA	3.3
36	35	107	LYS	3.3
37	45	83	MET	3.3
3	22	132	ARG	3.3
21	1F	2	GLY	3.3
21	1B	4	GLY	3.3
8	72	31	PHE	3.2
34	15	78	TYR	3.2
5	4E	90	VAL	3.2
9	82	122	ALA	3.2
56	1L	31	A	3.2
48	F5	40	ARG	3.2
4	3E	101	LEU	3.2
4	32	90	GLY	3.2
12	3A	27	LEU	3.2
1	1G	1029	G	3.2
3	2E	184	TYR	3.2
9	8E	114	TYR	3.2

Continued on next page...

Continued from previous page...

Mol	Chain	Res	Type	RSRZ
3	2E	198	VAL	3.2
4	32	14	ARG	3.2
12	3A	55	VAL	3.2
37	45	39	PRO	3.2
2	1E	187	LEU	3.2
29	29	52	LEU	3.2
34	15	104	LYS	3.2
37	45	37	LEU	3.2
17	8I	29	HIS	3.2
32	59	111	HIS	3.2
8	72	13	ILE	3.2
17	8I	42	TYR	3.2
43	A5	103	ILE	3.2
53	O8	37	ARG	3.2
31	49	92	VAL	3.2
32	59	50	VAL	3.2
9	82	118	LYS	3.2
34	15	1	MET	3.2
54	P8	1	MET	3.2
4	32	120	LEU	3.2
8	7E	133	LEU	3.2
20	BA	10	LEU	3.2
47	E5	41	ARG	3.2
2	12	24	TRP	3.2
31	41	25	TYR	3.2
8	72	119	LEU	3.2
9	8E	75	ASP	3.2
49	G5	44	LEU	3.2
39	65	20	ARG	3.2
28	19	90	ALA	3.2
32	59	38	SER	3.2
5	42	43	LEU	3.2
9	82	27	THR	3.2
26	14	1084	A	3.2
5	42	47	LYS	3.2
2	12	197	VAL	3.2
37	45	123	HIS	3.2
39	65	108	GLY	3.2
47	E5	42	GLY	3.2
17	8A	31	LEU	3.2
37	45	42	ILE	3.2
5	42	90	VAL	3.2

Continued on next page...

Continued from previous page...

Mol	Chain	Res	Type	RSRZ
8	72	95	VAL	3.2
47	E5	74	ARG	3.2
36	35	118	GLY	3.2
5	42	10	MET	3.2
43	A5	82	LEU	3.2
47	E5	19	LYS	3.2
1	13	311	C	3.2
40	75	101	PHE	3.2
32	59	86	GLU	3.2
4	32	17	VAL	3.2
16	7I	26	ARG	3.2
29	21	187	ALA	3.2
47	E5	61	ALA	3.2
53	K5	29	ASN	3.2
28	19	61	LEU	3.2
31	41	80	PHE	3.2
4	32	209	ARG	3.1
12	3I	33	ARG	3.1
17	8A	92	ARG	3.1
29	29	149	ARG	3.1
36	78	71	VAL	3.1
47	E5	79	VAL	3.1
17	8I	37	LYS	3.1
1	13	1286	A	3.1
28	11	236	GLY	3.1
4	3E	207	TYR	3.1
48	F5	71	TYR	3.1
3	22	135	LYS	3.1
20	BI	21	LYS	3.1
23	2L	1	C	3.1
40	75	110	ILE	3.1
55	Q8	3	LYS	3.1
8	7E	110	ALA	3.1
37	45	40	ALA	3.1
39	65	55	ALA	3.1
49	G5	61	LEU	3.1
13	4I	111	LYS	3.1
31	41	74	LYS	3.1
48	F5	21	ARG	3.1
8	72	61	VAL	3.1
26	14	1537	C	3.1
29	29	113	PHE	3.1

Continued on next page...

Continued from previous page...

Mol	Chain	Res	Type	RSRZ
36	35	65	ARG	3.1
14	5A	28	GLY	3.1
14	5A	52	GLN	3.1
21	1B	11	GLY	3.1
29	29	204	ALA	3.1
4	3E	168	ARG	3.1
28	19	254	THR	3.1
52	J5	3	LYS	3.1
38	55	21	TYR	3.1
46	D5	142	SER	3.1
45	C5	61	ILE	3.1
2	12	164	VAL	3.1
5	4E	132	ALA	3.1
56	1L	56	C	3.1
14	5A	47	LEU	3.1
9	8E	125	TYR	3.1
8	72	5	PRO	3.1
13	4I	97	PRO	3.1
5	42	115	VAL	3.1
32	59	26	VAL	3.1
32	59	130	ARG	3.1
49	G5	9	GLN	3.1
51	I5	46	GLN	3.1
38	98	113	LEU	3.1
38	55	4	LEU	3.1
3	22	201	TYR	3.1
42	95	12	TYR	3.1
52	J5	11	THR	3.1
3	22	7	PRO	3.1
16	7A	4	ILE	3.1
16	7A	35	LYS	3.1
5	42	22	GLY	3.1
9	8E	120	ARG	3.1
10	1I	49	VAL	3.1
19	AA	9	VAL	3.1
20	BA	15	ARG	3.1
46	D5	145	GLU	3.1
28	19	6	PHE	3.1
7	62	37	ASN	3.1
19	AA	53	ASN	3.1
55	Q8	27	THR	3.1
14	5I	37	PHE	3.1

Continued on next page...

Continued from previous page...

Mol	Chain	Res	Type	RSRZ
26	1H	2799	A	3.1
19	AA	69	HIS	3.1
11	2A	120	ARG	3.1
20	BA	17	ARG	3.1
20	BA	83	ARG	3.1
2	12	165	VAL	3.0
17	8A	71	PHE	3.0
20	BA	24	LEU	3.0
29	29	181	LEU	3.0
14	5I	3	ARG	3.0
26	14	2900	A	3.0
34	15	115	ARG	3.0
32	59	58	GLU	3.0
2	12	26	PRO	3.0
11	2I	25	TYR	3.0
4	3E	89	THR	3.0
33	69	2	LYS	3.0
37	45	132	VAL	3.0
16	7A	7	ALA	3.0
54	L5	2	LYS	3.0
7	62	32	ARG	3.0
47	E5	72	ARG	3.0
38	55	102	GLU	3.0
3	22	157	ILE	3.0
26	1H	654(K)	C	3.0
29	21	147	PRO	3.0
34	15	37	LYS	3.0
48	F5	10	LYS	3.0
31	49	181	ARG	3.0
17	8A	100	LYS	3.0
48	J8	7	ILE	3.0
1	1G	1201	A	3.0
13	4A	23	TYR	3.0
3	22	165	THR	3.0
4	3E	111	ALA	3.0
5	42	127	ASN	3.0
17	8A	57	VAL	3.0
53	O8	48	VAL	3.0
30	39	49	ALA	3.0
4	32	110	PHE	3.0
28	19	206	LEU	3.0
10	1I	101	VAL	3.0

Continued on next page...

Continued from previous page...

Mol	Chain	Res	Type	RSRZ
26	14	654(J)	A	3.0
37	45	49	ALA	3.0
40	B8	94	ALA	3.0
11	2I	98	LEU	3.0
17	8A	24	GLU	3.0
29	29	78	LEU	3.0
26	14	2	G	3.0
39	65	13	ARG	3.0
41	85	52	ARG	3.0
49	G5	57	ILE	3.0
32	59	125	VAL	3.0
3	22	166	GLU	3.0
30	39	65	TRP	3.0
30	39	73	ALA	3.0
16	7I	49	LEU	3.0
16	7A	22	THR	3.0
25	4K	25	A	3.0
47	E5	69	PHE	3.0
47	I8	9	SER	3.0
16	7A	63	GLY	3.0
39	65	60	GLY	3.0
17	8A	25	ARG	3.0
37	45	120	ILE	3.0
40	75	112	ARG	3.0
53	O8	44	ARG	3.0
12	3I	91	LYS	3.0
13	4A	117	VAL	3.0
4	32	207	TYR	3.0
28	19	247	ALA	3.0
31	41	137	GLU	3.0
45	C5	53	PRO	3.0
46	D5	51	ALA	3.0
8	72	107	LEU	3.0
9	82	37	PHE	3.0
39	65	29	PHE	3.0
57	3L	16	U	3.0
13	4I	100	GLY	3.0
20	BI	79	ARG	3.0
20	BA	18	GLN	3.0
49	G5	41	ILE	3.0
9	8E	109	VAL	3.0
5	4E	134	ALA	3.0

Continued on next page...

Continued from previous page...

Mol	Chain	Res	Type	RSRZ
4	3E	97	LEU	3.0
32	5I	83	TYR	3.0
36	35	59	LEU	3.0
13	4A	95	GLY	3.0
14	5I	41	ARG	3.0
4	3E	137	SER	3.0
12	3I	28	LYS	3.0
46	D5	119	GLU	3.0
14	5I	10	ALA	2.9
3	22	29	TYR	2.9
10	1I	45	ARG	2.9
9	82	70	LYS	2.9
5	42	120	THR	2.9
22	1K	75	C	2.9
41	85	25	TRP	2.9
8	7E	86	ILE	2.9
8	72	109	ILE	2.9
2	12	70	PHE	2.9
4	3E	139	ARG	2.9
5	42	93	PRO	2.9
13	4I	104	ARG	2.9
20	BI	87	LYS	2.9
47	E5	60	PHE	2.9
10	1A	38	ILE	2.9
14	5I	22	THR	2.9
26	1H	1537	C	2.9
38	98	47	PHE	2.9
41	85	32	PHE	2.9
17	8A	6	LEU	2.9
16	7A	17	TYR	2.9
32	59	151	ILE	2.9
31	49	83	ARG	2.9
34	58	73	THR	2.9
36	35	25	SER	2.9
37	45	41	TRP	2.9
40	75	106	SER	2.9
42	D8	74	LYS	2.9
2	1E	15	VAL	2.9
34	15	48	MET	2.9
34	15	122	VAL	2.9
37	45	96	VAL	2.9
42	D8	37	VAL	2.9

Continued on next page...

Continued from previous page...

Mol	Chain	Res	Type	RSRZ
39	A8	58	LEU	2.9
9	82	88	TYR	2.9
31	49	48	GLU	2.9
21	1B	26	LYS	2.9
8	72	12	ARG	2.9
8	72	38	ILE	2.9
12	3I	15	ARG	2.9
1	1G	1362	C	2.9
4	3E	21	LEU	2.9
55	Q8	60	LEU	2.9
26	14	2897	U	2.9
14	5I	52	GLN	2.9
53	O8	40	CYS	2.9
51	M8	58	ARG	2.9
10	1I	59	SER	2.9
13	4I	105	THR	2.9
17	8A	21	VAL	2.9
37	45	94	VAL	2.9
3	2E	33	LEU	2.9
4	3E	176	LEU	2.9
8	72	10	LEU	2.9
34	15	81	GLY	2.9
46	D5	2	GLU	2.9
10	1A	68	HIS	2.9
34	15	108	PRO	2.9
1	1G	876	G	2.9
46	D5	171	ILE	2.9
2	12	163	PHE	2.9
5	42	121	LYS	2.9
12	3A	68	ALA	2.9
14	5I	60	SER	2.9
40	B8	101	PHE	2.9
17	8A	34	LYS	2.9
20	BI	67	ALA	2.9
26	14	888	C	2.9
45	G8	106	LEU	2.9
17	8A	29	HIS	2.9
29	21	111	ARG	2.9
42	95	80	GLN	2.9
43	E8	24	ILE	2.9
44	B5	89	ILE	2.9
5	42	92	LYS	2.9

Continued on next page...

Continued from previous page...

Mol	Chain	Res	Type	RSRZ
8	7E	88	LYS	2.9
16	7I	53	VAL	2.9
17	8I	23	VAL	2.9
30	39	90	PHE	2.9
33	61	118	LYS	2.9
4	32	186	LEU	2.9
5	42	91	LEU	2.9
13	4A	110	ARG	2.9
15	6A	52	SER	2.9
43	E8	23	LEU	2.9
47	E5	53	MET	2.9
20	BI	15	ARG	2.9
46	D5	69	THR	2.9
36	35	39	LYS	2.9
1	1G	378	G	2.9
9	82	107	ARG	2.9
17	8A	35	VAL	2.9
34	58	74	ARG	2.9
31	49	73	ALA	2.9
38	98	79	LEU	2.9
5	42	98	THR	2.8
10	1I	67	THR	2.8
26	14	1033	U	2.8
9	8E	117	HIS	2.8
12	3I	11	VAL	2.8
20	BA	80	ARG	2.8
32	59	109	PHE	2.8
32	59	113	VAL	2.8
1	1G	974	A	2.8
29	29	114	ALA	2.8
46	D5	144	LEU	2.8
47	E5	59	LEU	2.8
34	58	83	LYS	2.8
37	45	12	GLN	2.8
46	D5	118	GLN	2.8
1	1G	1354	C	2.8
4	32	37	PRO	2.8
8	7E	6	ILE	2.8
16	7I	42	ARG	2.8
20	BA	79	ARG	2.8
32	59	163	TYR	2.8
37	88	10	ARG	2.8

Continued on next page...

Continued from previous page...

Mol	Chain	Res	Type	RSRZ
41	85	47	TYR	2.8
5	42	85	GLY	2.8
5	4E	119	LEU	2.8
11	2A	123	LYS	2.8
39	65	57	LYS	2.8
8	7E	3	THR	2.8
8	7E	102	ARG	2.8
32	59	68	THR	2.8
37	45	93	TYR	2.8
31	49	28	VAL	2.8
48	J8	49	VAL	2.8
30	39	22	ALA	2.8
23	2K	77	A	2.8
28	19	204	ILE	2.8
20	BA	27	LYS	2.8
39	65	87	PHE	2.8
48	F5	22	GLY	2.8
13	4I	87	TYR	2.8
19	AA	11	VAL	2.8
29	21	198	VAL	2.8
9	82	79	LEU	2.8
20	BA	13	LEU	2.8
9	8E	121	ARG	2.8
32	59	167	GLU	2.8
36	35	33	ARG	2.8
37	45	133	ARG	2.8
38	55	8	ARG	2.8
16	7A	3	LYS	2.8
19	AA	76	PRO	2.8
16	7A	36	ILE	2.8
29	29	134	ILE	2.8
31	49	116	ASP	2.8
56	1L	2	C	2.8
17	8A	95	TYR	2.8
29	29	75	VAL	2.8
28	11	262	ARG	2.8
55	M5	46	ARG	2.8
2	12	132	LYS	2.8
2	1E	167	PRO	2.8
31	41	23	PHE	2.8
37	45	57	HIS	2.8
1	1G	1223	C	2.8

Continued on next page...

Continued from previous page...

Mol	Chain	Res	Type	RSRZ
16	7A	34	GLU	2.8
26	1H	888	C	2.8
30	39	97	TYR	2.8
8	7E	7	ALA	2.8
39	65	51	ALA	2.8
45	C5	19	LYS	2.8
1	1G	1196	U	2.8
48	F5	18	ILE	2.8
28	19	3	VAL	2.8
38	98	17	ARG	2.8
55	M5	31	HIS	2.8
1	1G	968	A	2.8
1	1G	1226	C	2.8
2	1E	27	LYS	2.8
15	6I	56	LEU	2.8
21	1F	3	LYS	2.8
48	F5	94	LEU	2.8
38	98	21	TYR	2.8
16	7I	48	TRP	2.8
8	7E	131	GLY	2.8
18	9A	43	PHE	2.8
32	59	148	ILE	2.8
5	4E	122	GLU	2.8
55	M5	59	LYS	2.8
34	15	9	VAL	2.8
36	35	38	GLN	2.8
20	BA	26	ASN	2.7
28	19	234	GLY	2.7
8	72	35	ILE	2.7
15	6I	88	ARG	2.7
19	AA	13	ASP	2.7
17	8A	23	VAL	2.7
46	D5	125	LEU	2.7
48	F5	95	LEU	2.7
12	3I	6	THR	2.7
41	85	46	ALA	2.7
50	H5	15	TYR	2.7
1	1G	1028(B)	C	2.7
12	3A	12	ARG	2.7
20	BI	68	LYS	2.7
36	35	50	ARG	2.7
4	32	146	ILE	2.7

Continued on next page...

Continued from previous page...

Mol	Chain	Res	Type	RSRZ
29	29	51	PHE	2.7
34	58	85	ILE	2.7
39	A8	112	PHE	2.7
45	C5	64	GLU	2.7
31	49	37	VAL	2.7
34	58	75	TYR	2.7
9	82	20	ARG	2.7
32	51	3	ARG	2.7
53	K5	38	LYS	2.7
39	A8	12	PHE	2.7
3	22	94	LEU	2.7
12	3A	13	LYS	2.7
28	19	59	LYS	2.7
34	15	70	LYS	2.7
4	32	122	ARG	2.7
9	82	42	ARG	2.7
13	4I	94	ARG	2.7
19	AA	52	TYR	2.7
28	19	16	MET	2.7
3	22	39	ILE	2.7
10	1I	50	ILE	2.7
22	1K	16	U	2.7
29	21	55	ASN	2.7
2	12	196	LEU	2.7
4	32	11	LEU	2.7
5	42	20	GLN	2.7
20	BA	104	LEU	2.7
9	82	119	ALA	2.7
41	85	49	HIS	2.7
46	D5	173	ALA	2.7
51	M8	53	GLU	2.7
8	72	17	THR	2.7
11	2A	117	ASN	2.7
3	22	4	LYS	2.7
10	1A	7	LYS	2.7
17	8I	38	ARG	2.7
31	49	26	GLN	2.7
33	69	37	VAL	2.7
5	4E	125	SER	2.7
16	7I	24	ALA	2.7
32	59	159	GLU	2.7
5	42	19	MET	2.7

Continued on next page...

Continued from previous page...

Mol	Chain	Res	Type	RSRZ
3	22	177	THR	2.7
11	2A	122	LYS	2.7
51	M8	42	PHE	2.7
8	72	15	ASN	2.7
45	C5	2	ARG	2.7
4	32	135	LEU	2.7
10	1I	94	VAL	2.7
31	49	179	PRO	2.7
43	A5	17	VAL	2.7
45	C5	39	VAL	2.7
19	AI	61	TYR	2.7
5	42	80	ILE	2.7
19	AA	62	ILE	2.7
21	1F	24	ARG	2.7
28	19	270	ILE	2.7
39	65	40	ILE	2.7
53	K5	47	THR	2.7
1	1G	1117	G	2.7
37	45	92	GLY	2.7
41	C8	25	TRP	2.7
47	E5	24	LYS	2.7
3	22	31	HIS	2.7
34	15	76	SER	2.7
8	72	18	ARG	2.7
4	3E	204	ILE	2.7
9	8E	36	TYR	2.7
51	I5	49	PHE	2.7
56	1L	55	U	2.7
8	7E	119	LEU	2.7
20	BI	71	THR	2.7
40	B8	114	LEU	2.7
41	C8	83	LEU	2.7
46	D5	168	GLU	2.7
49	G5	60	LEU	2.7
50	H5	8	LEU	2.7
11	2I	11	LYS	2.7
17	8A	67	LYS	2.7
55	Q8	2	PRO	2.7
8	7E	92	ARG	2.7
19	AA	57	HIS	2.7
37	45	14	ARG	2.7
17	8A	59	ILE	2.6

Continued on next page...

Continued from previous page...

Mol	Chain	Res	Type	RSRZ
11	2I	123	LYS	2.6
14	5I	17	LYS	2.6
37	88	17	LEU	2.6
39	65	26	LEU	2.6
39	65	110	LEU	2.6
3	22	195	VAL	2.6
21	1F	10	ARG	2.6
50	H5	21	ALA	2.6
5	4E	45	PHE	2.6
39	65	12	PHE	2.6
47	I8	57	PHE	2.6
48	J8	60	PHE	2.6
1	1G	966	G	2.6
33	69	112	LYS	2.6
17	8A	43	LEU	2.6
39	A8	24	LEU	2.6
42	D8	38	LEU	2.6
48	J8	73	LEU	2.6
31	49	27	ASN	2.6
41	85	6	THR	2.6
8	7E	135	CYS	2.6
12	3A	48	PRO	2.6
14	5A	14	PRO	2.6
31	49	95	ARG	2.6
9	82	13	ALA	2.6
48	F5	27	GLU	2.6
7	62	156	TRP	2.6
24	3K	20	U	2.6
41	C8	80	ILE	2.6
48	J8	90	ILE	2.6
3	2E	188	LEU	2.6
28	19	215	LEU	2.6
48	F5	42	GLN	2.6
16	7A	2	VAL	2.6
26	1H	896	A	2.6
42	95	72	VAL	2.6
35	25	2	ILE	2.6
48	J8	13	ILE	2.6
55	Q8	58	ILE	2.6
36	35	42	SER	2.6
5	4E	126	ARG	2.6
17	8I	91	ARG	2.6

Continued on next page...

Continued from previous page...

Mol	Chain	Res	Type	RSRZ
40	B8	99	LEU	2.6
5	4E	105	VAL	2.6
13	4A	24	GLY	2.6
16	7I	62	VAL	2.6
28	11	59	LYS	2.6
42	D8	78	LYS	2.6
12	3A	94	PRO	2.6
46	D5	68	PRO	2.6
10	1I	11	PHE	2.6
26	14	4	C	2.6
2	1E	222	ILE	2.6
13	4A	71	ARG	2.6
48	F5	20	ARG	2.6
39	A8	73	LEU	2.6
42	95	94	LEU	2.6
5	42	100	VAL	2.6
8	72	137	VAL	2.6
31	49	12	TYR	2.6
54	L5	14	LYS	2.6
29	29	24	THR	2.6
30	31	48	THR	2.6
4	3E	3	ARG	2.6
1	1G	1367	C	2.6
26	14	2896	C	2.6
20	BA	21	LYS	2.6
46	D5	155	LEU	2.6
53	O8	27	LYS	2.6
55	Q8	47	LYS	2.6
8	72	118	VAL	2.6
31	49	25	TYR	2.6
40	75	100	TYR	2.6
46	H8	153	SER	2.6
4	3E	79	PHE	2.6
8	72	102	ARG	2.6
16	7A	26	ARG	2.6
1	1G	977	A	2.6
19	AI	79	THR	2.6
19	AA	77	THR	2.6
28	19	161	THR	2.6
1	1G	1061	G	2.6
4	32	201	GLN	2.6
55	M5	41	ILE	2.6

Continued on next page...

Continued from previous page...

Mol	Chain	Res	Type	RSRZ
2	1E	196	LEU	2.6
3	22	12	LEU	2.6
28	19	182	LEU	2.6
14	5I	25	VAL	2.6
38	55	6	SER	2.6
9	8E	119	ALA	2.6
30	39	92	PRO	2.6
43	E8	104	THR	2.6
4	32	96	LEU	2.6
16	7A	60	LEU	2.6
26	1H	1536	A	2.6
33	69	6	LEU	2.6
46	D5	5	LEU	2.6
26	1H	277	C	2.6
51	M8	40	HIS	2.6
4	32	73	ARG	2.6
46	D5	80	ARG	2.6
39	65	6	ALA	2.6
48	F5	33	LYS	2.6
5	4E	124	GLY	2.5
10	1I	8	LEU	2.5
38	98	114	VAL	2.5
39	65	85	VAL	2.5
3	2E	201	TYR	2.5
3	22	184	TYR	2.5
29	21	151	TYR	2.5
39	A8	7	TYR	2.5
41	85	24	TYR	2.5
57	3L	6	G	2.5
15	6A	2	PRO	2.5
3	22	13	GLY	2.5
14	5I	44	LEU	2.5
36	35	52	GLU	2.5
2	1E	101	MET	2.5
12	3A	47	LYS	2.5
36	78	36	LYS	2.5
42	95	78	LYS	2.5
47	E5	46	LYS	2.5
51	I5	44	THR	2.5
32	59	65	HIS	2.5
4	3E	68	TYR	2.5
8	72	65	TYR	2.5

Continued on next page...

Continued from previous page...

Mol	Chain	Res	Type	RSRZ
17	8A	42	TYR	2.5
39	65	53	SER	2.5
41	85	48	ALA	2.5
50	H5	12	PRO	2.5
10	1A	6	ILE	2.5
13	4A	9	ILE	2.5
32	59	18	GLU	2.5
32	59	34	GLU	2.5
2	12	115	LEU	2.5
28	11	206	LEU	2.5
28	11	263	ARG	2.5
33	61	9	LEU	2.5
34	15	34	LEU	2.5
39	A8	3	ARG	2.5
50	H5	18	ASP	2.5
3	2E	128	PHE	2.5
26	1H	1762	A	2.5
28	19	39	LYS	2.5
20	BI	101	GLY	2.5
26	1H	2125	G	2.5
26	14	944	G	2.5
37	45	62	GLY	2.5
41	C8	88	ILE	2.5
39	A8	4	LEU	2.5
43	A5	86	LEU	2.5
8	72	138	TRP	2.5
7	6E	33	ASP	2.5
4	32	54	TYR	2.5
4	32	68	TYR	2.5
4	32	195	ALA	2.5
5	4E	138	ALA	2.5
20	BA	76	ALA	2.5
47	E5	26	TYR	2.5
5	42	18	ARG	2.5
26	14	2476	A	2.5
47	E5	20	ARG	2.5
51	M8	37	SER	2.5
43	A5	19	LEU	2.5
28	19	34	VAL	2.5
16	7I	12	LYS	2.5
45	G8	89	PHE	2.5
48	F5	39	LYS	2.5

Continued on next page...

Continued from previous page...

Mol	Chain	Res	Type	RSRZ
5	42	48	ALA	2.5
15	6I	65	ARG	2.5
15	6I	62	GLN	2.5
47	I8	40	GLN	2.5
1	1G	1363	A	2.5
20	BA	41	ILE	2.5
25	4K	15	A	2.5
4	3E	9	CYS	2.5
28	19	257	LEU	2.5
38	55	70	LEU	2.5
54	L5	31	LEU	2.5
31	49	36	LYS	2.5
34	58	84	LYS	2.5
4	32	47	ARG	2.5
20	BI	17	ARG	2.5
20	BA	8	ARG	2.5
38	55	17	ARG	2.5
29	29	131	ALA	2.5
28	19	62	TYR	2.5
30	39	76	GLY	2.5
47	I8	42	GLY	2.5
3	2E	14	ILE	2.5
17	8A	28	PRO	2.5
20	BA	19	SER	2.5
26	14	2477	C	2.5
30	39	181	LEU	2.5
46	D5	57	ILE	2.5
12	3I	21	LYS	2.5
1	1G	1251	A	2.5
13	4I	106	ASN	2.5
34	15	45	ASN	2.5
37	45	89	ASN	2.5
42	95	76	LYS	2.5
52	J5	10	LYS	2.5
1	1G	952	U	2.5
24	3K	33	U	2.5
36	35	19	VAL	2.5
13	4I	110	ARG	2.5
15	6A	54	ARG	2.5
36	35	119	GLU	2.5
37	88	59	ARG	2.5
40	75	76	PHE	2.5

Continued on next page...

Continued from previous page...

Mol	Chain	Res	Type	RSRZ
4	32	32	ALA	2.5
13	4A	105	THR	2.5
26	1H	2115	G	2.5
38	55	71	GLN	2.5
39	65	7	TYR	2.5
1	1G	879	C	2.5
30	39	81	PRO	2.5
31	49	172	LEU	2.5
34	58	82	LEU	2.5
13	4A	91	ARG	2.5
29	29	7	VAL	2.5
55	M5	23	VAL	2.5
10	1I	54	PHE	2.5
16	7I	68	ASP	2.5
26	14	2173	A	2.5
7	6E	156	TRP	2.5
9	82	74	ILE	2.5
57	3L	19	G	2.5
4	32	76	ARG	2.4
28	19	54	ARG	2.4
1	1G	884	U	2.4
8	72	44	PHE	2.4
14	5I	56	VAL	2.4
16	7A	80	PHE	2.4
29	21	167	VAL	2.4
35	25	81	ASP	2.4
26	14	1096	A	2.4
50	H5	10	LYS	2.4
9	8E	115	GLY	2.4
48	F5	64	ALA	2.4
55	M5	9	GLY	2.4
32	59	61	HIS	2.4
36	35	27	HIS	2.4
28	19	214	TRP	2.4
7	6E	16	LEU	2.4
7	62	154	TYR	2.4
28	19	33	LEU	2.4
28	19	155	LEU	2.4
33	69	9	LEU	2.4
35	25	32	TYR	2.4
36	35	75	ILE	2.4
47	E5	77	ARG	2.4

Continued on next page...

Continued from previous page...

Mol	Chain	Res	Type	RSRZ
8	7E	89	PRO	2.4
26	14	2148	G	2.4
1	1G	1358	U	2.4
4	32	206	PHE	2.4
14	5I	58	LYS	2.4
31	41	182	LYS	2.4
46	D5	96	VAL	2.4
13	4A	100	GLY	2.4
51	I5	54	GLY	2.4
4	32	48	ALA	2.4
10	1I	20	ALA	2.4
2	1E	61	LEU	2.4
9	8E	102	LEU	2.4
30	39	33	LEU	2.4
31	49	94	LEU	2.4
41	85	62	ILE	2.4
46	D5	24	LEU	2.4
44	B5	5	TYR	2.4
43	E8	97	LYS	2.4
55	Q8	5	LYS	2.4
2	12	112	VAL	2.4
28	19	205	VAL	2.4
26	1H	2798	C	2.4
26	14	832	G	2.4
21	1B	7	ARG	2.4
40	75	5	ALA	2.4
31	49	35	GLU	2.4
4	32	196	LEU	2.4
20	BI	55	ILE	2.4
26	1H	2119	A	2.4
28	11	35	LYS	2.4
30	39	93	LYS	2.4
55	M5	60	LEU	2.4
37	45	129	THR	2.4
4	32	185	PHE	2.4
48	F5	70	VAL	2.4
16	7I	23	ASP	2.4
29	29	115	GLY	2.4
9	8E	128	ARG	2.4
14	5I	57	ARG	2.4
44	B5	60	ARG	2.4
1	1G	976	G	2.4

Continued on next page...

Continued from previous page...

Mol	Chain	Res	Type	RSRZ
1	1G	1365	G	2.4
26	1H	1176	G	2.4
43	A5	97	LYS	2.4
5	4E	31	LEU	2.4
11	2A	48	ILE	2.4
13	4I	92	HIS	2.4
29	21	52	LEU	2.4
16	7I	21	VAL	2.4
17	8I	30	PRO	2.4
26	14	1103	A	2.4
26	14	2790	A	2.4
31	49	159	VAL	2.4
10	1A	52	GLY	2.4
17	8I	99	SER	2.4
20	BI	83	ARG	2.4
28	19	203	ASN	2.4
33	69	20	ASP	2.4
38	98	14	SER	2.4
43	A5	101	SER	2.4
50	H5	11	SER	2.4
55	Q8	59	LYS	2.4
1	1G	877	C	2.4
13	4A	76	ALA	2.4
2	12	155	LEU	2.4
28	19	24	ILE	2.4
37	45	47	ILE	2.4
37	45	127	ILE	2.4
8	7E	94	TYR	2.4
16	7A	18	ARG	2.4
34	15	51	PHE	2.4
37	45	29	PHE	2.4
41	C8	28	ARG	2.4
41	85	2	PRO	2.4
44	B5	52	VAL	2.4
31	49	30	GLU	2.4
36	78	70	GLN	2.4
36	35	81	GLN	2.4
47	I8	46	LYS	2.4
36	78	150	ALA	2.4
48	F5	15	ALA	2.4
4	3E	162	LEU	2.4
5	42	11	ILE	2.4

Continued on next page...

Continued from previous page...

Mol	Chain	Res	Type	RSRZ
15	6I	57	LEU	2.4
31	41	60	LEU	2.4
32	51	87	LEU	2.4
38	98	20	LEU	2.4
38	98	100	LEU	2.4
1	13	111	G	2.4
3	22	26	LYS	2.4
16	7I	5	ARG	2.4
28	19	13	ARG	2.4
32	59	62	LYS	2.4
34	15	118	LYS	2.4
35	68	66	LYS	2.4
41	C8	22	LYS	2.4
41	85	16	LYS	2.4
53	O8	33	LYS	2.4
57	3L	37	A	2.4
30	39	80	ALA	2.4
41	C8	35	ALA	2.4
48	F5	2	SER	2.4
30	39	78	ILE	2.4
32	59	121	ILE	2.4
36	35	29	LYS	2.4
9	82	18	PHE	2.4
42	D8	75	PHE	2.4
7	62	34	GLY	2.4
31	49	70	VAL	2.4
34	15	44	PRO	2.4
36	78	34	GLY	2.4
37	45	52	VAL	2.4
1	1G	1451	A	2.4
26	1H	2062	A	2.4
3	2E	27	LYS	2.4
5	4E	131	ILE	2.4
15	6A	65	ARG	2.4
35	68	122	LEU	2.4
41	85	18	LEU	2.4
5	4E	83	GLU	2.3
41	C8	32	PHE	2.3
54	L5	18	PHE	2.3
2	1E	202	PRO	2.3
7	62	151	TYR	2.3
30	39	96	ASP	2.3

Continued on next page...

Continued from previous page...

Mol	Chain	Res	Type	RSRZ
1	1G	326	G	2.3
3	22	60	ALA	2.3
4	32	66	ARG	2.3
13	4I	108	ARG	2.3
1	1G	60	A	2.3
1	1G	983	A	2.3
1	1G	1236	A	2.3
3	22	152	ILE	2.3
29	29	183	LEU	2.3
35	25	19	ILE	2.3
45	C5	75	ILE	2.3
3	22	35	GLU	2.3
26	14	2111	C	2.3
28	19	53	PHE	2.3
46	D5	48	PHE	2.3
32	51	85	LYS	2.3
32	59	77	LYS	2.3
7	6E	4	ARG	2.3
17	8I	25	ARG	2.3
33	69	27	ARG	2.3
55	M5	13	ARG	2.3
13	4I	107	ALA	2.3
37	45	121	ALA	2.3
5	4E	13	ILE	2.3
29	29	140	SER	2.3
34	15	99	LEU	2.3
36	35	62	LEU	2.3
36	35	28	GLY	2.3
45	C5	58	GLY	2.3
1	13	307	C	2.3
12	3A	9	GLN	2.3
15	6I	60	VAL	2.3
18	9A	84	LYS	2.3
47	E5	70	GLN	2.3
3	2E	179	ARG	2.3
29	29	126	PRO	2.3
14	5I	21	TYR	2.3
19	AA	44	MET	2.3
33	6I	146	ALA	2.3
47	I8	53	MET	2.3
4	3E	158	ILE	2.3
28	11	37	LEU	2.3

Continued on next page...

Continued from previous page...

Mol	Chain	Res	Type	RSRZ
28	11	92	ILE	2.3
31	41	63	ILE	2.3
50	H5	13	ILE	2.3
50	H5	23	LEU	2.3
38	98	15	SER	2.3
29	29	50	GLY	2.3
1	1G	978	A	2.3
10	1A	101	VAL	2.3
11	2I	13	GLN	2.3
1	1G	883	C	2.3
17	8A	91	ARG	2.3
36	78	79	ARG	2.3
48	F5	4	VAL	2.3
26	1H	654(I)	C	2.3
48	F5	61	ARG	2.3
1	1G	1049	U	2.3
20	BA	64	ASP	2.3
21	1F	18	TYR	2.3
51	I5	43	TYR	2.3
16	7A	24	ALA	2.3
17	8I	59	ILE	2.3
38	55	44	LEU	2.3
28	19	235	GLY	2.3
16	7I	20	VAL	2.3
16	7A	65	GLN	2.3
55	M5	30	ARG	2.3
29	29	104	VAL	2.3
42	D8	79	VAL	2.3
26	14	1095	A	2.3
43	E8	111	HIS	2.3
4	3E	136	PRO	2.3
5	4E	106	PRO	2.3
10	1A	41	PRO	2.3
6	5E	63	TYR	2.3
31	41	35	GLU	2.3
2	12	145	LEU	2.3
10	1I	55	LYS	2.3
11	2I	122	LYS	2.3
33	69	25	TYR	2.3
34	15	90	MET	2.3
5	42	76	ILE	2.3
14	5I	47	LEU	2.3

Continued on next page...

Continued from previous page...

Mol	Chain	Res	Type	RSRZ
40	75	78	LEU	2.3
50	L8	8	LEU	2.3
53	O8	45	LYS	2.3
17	8A	65	ILE	2.3
19	AI	40	ILE	2.3
16	7I	37	GLY	2.3
39	65	109	GLY	2.3
44	B5	65	ARG	2.3
32	59	144	VAL	2.3
36	78	64	LYS	2.3
55	M5	56	GLU	2.3
1	1G	1254	C	2.3
1	1G	1397	C	2.3
17	8I	22	LEU	2.3
18	9A	44	LEU	2.3
38	98	70	LEU	2.3
4	3E	75	PHE	2.3
4	32	79	PHE	2.3
44	B5	28	PHE	2.3
2	12	240	GLN	2.3
5	4E	130	ASN	2.3
47	E5	43	THR	2.3
35	25	42	SER	2.3
35	25	63	VAL	2.3
46	H8	149	SER	2.3
48	F5	65	SER	2.3
3	22	161	GLU	2.3
29	29	73	GLU	2.3
31	41	75	LYS	2.3
32	59	32	GLU	2.3
5	42	78	HIS	2.3
10	1A	37	PRO	2.3
3	22	59	ARG	2.3
3	22	175	LEU	2.3
4	3E	78	LEU	2.3
4	32	188	LEU	2.3
15	6I	72	ARG	2.3
27	1J	1(M)	A	2.3
30	31	72	ARG	2.3
33	69	29	TYR	2.3
36	35	138	LEU	2.3
38	98	68	ARG	2.3

Continued on next page...

Continued from previous page...

Mol	Chain	Res	Type	RSRZ
3	2E	182	ILE	2.3
8	72	6	ILE	2.3
9	8E	8	GLY	2.3
17	8A	60	ILE	2.3
39	A8	109	GLY	2.3
43	E8	96	ILE	2.3
28	19	208	LYS	2.3
32	59	133	VAL	2.3
36	78	30	THR	2.3
21	1F	9	ARG	2.3
26	14	1094	U	2.3
3	2E	196	LEU	2.3
3	22	34	LEU	2.3
4	32	67	ILE	2.3
14	5I	28	GLY	2.3
31	41	133	LEU	2.3
31	49	177	GLY	2.3
1	1G	377	G	2.3
4	3E	203	VAL	2.2
48	F5	14	VAL	2.2
57	3L	33	U	2.2
28	19	82	ILE	2.2
28	19	238	GLY	2.2
36	35	34	GLY	2.2
52	J5	58	LEU	2.2
53	O8	41	PRO	2.2
3	2E	4	LYS	2.2
11	2I	125	PHE	2.2
12	3A	98	TYR	2.2
37	88	38	GLU	2.2
39	A8	38	GLN	2.2
47	E5	11	ARG	2.2
4	32	83	SER	2.2
42	95	45	THR	2.2
44	B5	3	THR	2.2
47	E5	58	THR	2.2
26	14	2144	U	2.2
48	J8	69	LYS	2.2
4	32	97	LEU	2.2
29	21	49	LEU	2.2
31	41	34	LEU	2.2
33	69	146	ALA	2.2

Continued on next page...

Continued from previous page...

Mol	Chain	Res	Type	RSRZ
48	F5	66	HIS	2.2
50	H5	53	LEU	2.2
36	78	51	PHE	2.2
43	E8	103	ILE	2.2
48	F5	7	ILE	2.2
29	29	167	VAL	2.2
55	Q8	13	ARG	2.2
15	6A	48	LYS	2.2
26	14	229	A	2.2
1	1G	107	G	2.2
4	32	21	LEU	2.2
14	5I	6	LEU	2.2
8	7E	31	PHE	2.2
12	3I	85	ILE	2.2
36	35	48	PRO	2.2
14	5I	27	CYS	2.2
19	AA	34	TRP	2.2
31	49	96	ARG	2.2
9	8E	116	LYS	2.2
9	82	78	LYS	2.2
29	29	145	LYS	2.2
31	41	31	VAL	2.2
31	41	160	VAL	2.2
42	95	68	LYS	2.2
7	62	84	ASN	2.2
3	22	158	GLY	2.2
16	7I	69	THR	2.2
26	14	2506	U	2.2
36	35	47	ASP	2.2
30	31	80	ALA	2.2
38	55	29	LEU	2.2
39	65	54	LEU	2.2
41	C8	39	LEU	2.2
45	C5	90	LEU	2.2
55	Q8	50	LEU	2.2
9	8E	101	PHE	2.2
1	1G	1032(B)	G	2.2
16	7I	71	ARG	2.2
39	65	9	ARG	2.2
7	62	36	LYS	2.2
4	3E	170	VAL	2.2
4	32	56	VAL	2.2

Continued on next page...

Continued from previous page...

Mol	Chain	Res	Type	RSRZ
8	7E	93	VAL	2.2
11	2I	14	VAL	2.2
31	49	38	VAL	2.2
41	85	90	VAL	2.2
45	C5	13	VAL	2.2
1	1G	1450	U	2.2
9	82	40	LEU	2.2
17	8A	76	LEU	2.2
22	1K	20	U	2.2
29	29	195	LEU	2.2
39	A8	111	GLU	2.2
40	75	109	GLU	2.2
26	14	575	A	2.2
44	B5	92	LEU	2.2
46	H8	18	LEU	2.2
31	49	80	PHE	2.2
34	15	71	ILE	2.2
7	6E	106	GLN	2.2
26	14	654(L)	G	2.2
16	7A	51	VAL	2.2
31	41	37	VAL	2.2
1	1G	1060	C	2.2
1	1G	1321	C	2.2
8	72	99	GLU	2.2
2	1E	209	ARG	2.2
3	22	17	ASP	2.2
29	29	143	ASN	2.2
41	C8	59	ARG	2.2
41	85	44	ASN	2.2
45	G8	92	ASN	2.2
52	N8	25	LEU	2.2
16	7I	64	ALA	2.2
37	45	50	ALA	2.2
40	75	57	PHE	2.2
50	H5	25	ALA	2.2
38	98	39	PRO	2.2
11	2A	75	TYR	2.2
37	45	81	VAL	2.2
39	65	92	TYR	2.2
42	95	79	VAL	2.2
9	82	68	GLY	2.2
11	2A	71	LYS	2.2

Continued on next page...

Continued from previous page...

Mol	Chain	Res	Type	RSRZ
26	14	2145	C	2.2
41	85	10	ARG	2.2
10	1I	71	LEU	2.2
28	11	61	LEU	2.2
14	5I	42	ILE	2.2
45	C5	69	ALA	2.2
50	H5	43	ILE	2.2
8	7E	5	PRO	2.2
2	1E	164	VAL	2.2
9	82	28	VAL	2.2
9	82	41	VAL	2.2
10	1I	22	LYS	2.2
13	4I	98	VAL	2.2
16	7I	34	GLU	2.2
17	8I	4	LYS	2.2
33	69	10	GLU	2.2
41	C8	90	VAL	2.2
9	82	30	GLY	2.2
17	8A	70	ARG	2.2
55	M5	36	LYS	2.2
1	1G	112	G	2.2
1	1G	230	G	2.2
8	7E	59	LEU	2.2
3	22	189	ALA	2.2
11	2I	83	ILE	2.2
4	3E	31	CYS	2.2
41	85	14	HIS	2.2
29	21	69	LYS	2.2
30	39	72	ARG	2.2
32	59	138	LYS	2.2
36	35	108	LYS	2.2
13	4I	7	VAL	2.2
31	49	11	TYR	2.2
33	69	19	VAL	2.2
40	75	63	VAL	2.2
41	85	50	ARG	2.2
5	4E	139	LEU	2.1
9	82	19	LEU	2.1
15	6A	57	LEU	2.1
34	15	67	LEU	2.1
47	I8	69	PHE	2.1
2	1E	201	ILE	2.1

Continued on next page...

Continued from previous page...

Mol	Chain	Res	Type	RSRZ
28	11	93	ALA	2.1
47	E5	12	ASN	2.1
1	13	1031	G	2.1
5	42	106	PRO	2.1
45	C5	28	LYS	2.1
48	J8	87	PRO	2.1
55	Q8	7	HIS	2.1
8	72	97	VAL	2.1
1	1G	969	A	2.1
26	14	2126	A	2.1
7	6E	99	LEU	2.1
12	3A	84	LEU	2.1
33	61	116	LEU	2.1
38	55	69	ASP	2.1
47	I8	37	LEU	2.1
55	M5	50	LEU	2.1
20	BA	65	LYS	2.1
30	31	42	ALA	2.1
37	88	41	TRP	2.1
43	A5	81	ALA	2.1
47	I8	6	ALA	2.1
1	1G	1149	C	2.1
8	72	37	ARG	2.1
28	19	232	PRO	2.1
37	88	1	MET	2.1
26	1H	2116	G	2.1
48	F5	17	SER	2.1
3	22	205	GLY	2.1
4	32	133	VAL	2.1
39	65	14	VAL	2.1
42	95	86	GLY	2.1
2	1E	213	LEU	2.1
15	6A	32	LEU	2.1
29	21	5	LEU	2.1
36	78	108	LYS	2.1
1	1G	325	A	2.1
26	14	5	A	2.1
4	3E	24	GLU	2.1
5	4E	24	ARG	2.1
13	4A	72	ALA	2.1
39	65	38	GLN	2.1
2	12	97	TRP	2.1

Continued on next page...

Continued from previous page...

Mol	Chain	Res	Type	RSRZ
56	1L	41	C	2.1
4	3E	140	VAL	2.1
12	3A	11	VAL	2.1
17	8A	8	GLY	2.1
39	A8	49	VAL	2.1
1	13	306	G	2.1
1	13	631	G	2.1
48	F5	91	LYS	2.1
7	62	101	LEU	2.1
13	4A	81	LEU	2.1
29	29	49	LEU	2.1
31	49	3	LEU	2.1
39	A8	92	TYR	2.1
2	1E	45	GLN	2.1
3	2E	57	ILE	2.1
4	3E	15	GLU	2.1
4	32	144	ASP	2.1
39	A8	17	ARG	2.1
10	1I	74	ILE	2.1
20	BI	33	ILE	2.1
35	25	84	ALA	2.1
57	3L	60	U	2.1
5	42	136	MET	2.1
29	29	117	MET	2.1
8	72	26	VAL	2.1
11	2A	124	LYS	2.1
49	K8	63	VAL	2.1
51	I5	45	GLY	2.1
28	19	212	SER	2.1
5	42	135	THR	2.1
15	6A	31	LEU	2.1
41	85	3	ARG	2.1
44	F8	66	LEU	2.1
26	14	1131	G	2.1
41	85	56	ASP	2.1
9	8E	106	ALA	2.1
9	82	77	ILE	2.1
19	AA	40	ILE	2.1
28	19	64	ILE	2.1
8	7E	9	MET	2.1
12	3A	29	GLY	2.1
28	19	246	PRO	2.1

Continued on next page...

Continued from previous page...

Mol	Chain	Res	Type	RSRZ
33	61	111	PRO	2.1
44	F8	1	MET	2.1
55	Q8	25	MET	2.1
42	D8	46	VAL	2.1
45	C5	30	VAL	2.1
3	22	127	ARG	2.1
10	1I	68	HIS	2.1
21	1F	22	ARG	2.1
46	D5	151	HIS	2.1
13	4A	19	LEU	2.1
17	8A	89	LEU	2.1
28	19	67	PHE	2.1
39	A8	48	LEU	2.1
46	D5	170	THR	2.1
1	13	560	U	2.1
8	72	124	ALA	2.1
9	82	81	ILE	2.1
29	29	162	ALA	2.1
33	61	109	ILE	2.1
1	13	230	G	2.1
55	Q8	44	LYS	2.1
5	4E	27	ARG	2.1
8	72	74	PRO	2.1
20	BA	75	ASN	2.1
16	7A	5	ARG	2.1
46	D5	81	ARG	2.1
46	D5	141	VAL	2.1
1	1G	962	C	2.1
39	65	43	GLU	2.1
55	M5	7	HIS	2.1
56	1L	4	C	2.1
4	32	93	PHE	2.1
12	3I	10	LEU	2.1
28	19	15	PHE	2.1
48	F5	60	PHE	2.1
3	22	192	THR	2.1
3	2E	39	ILE	2.1
10	1I	38	ILE	2.1
30	31	64	ILE	2.1
36	78	110	TYR	2.1
40	B8	52	ILE	2.1
40	B8	110	ILE	2.1

Continued on next page...

Continued from previous page...

Mol	Chain	Res	Type	RSRZ
51	M8	22	ILE	2.1
2	12	96	ARG	2.1
5	42	32	VAL	2.1
33	69	18	VAL	2.1
48	J8	51	VAL	2.1
1	1G	1116	C	2.1
1	1G	1400	C	2.1
3	2E	26	LYS	2.1
3	22	33	LEU	2.1
7	62	153	HIS	2.1
24	3K	64	A	2.1
32	59	16	SER	2.1
41	C8	40	PHE	2.1
41	C8	106	PHE	2.1
43	A5	13	SER	2.1
56	1L	40	C	2.1
4	3E	102	ASP	2.1
32	51	162	ILE	2.1
41	C8	38	THR	2.1
4	32	50	ARG	2.1
7	6E	3	ARG	2.1
13	4A	94	ARG	2.1
5	4E	92	LYS	2.1
5	4E	100	VAL	2.1
8	72	77	GLU	2.1
43	A5	78	GLU	2.1
30	31	66	PRO	2.1
48	F5	49	VAL	2.1
1	13	108	G	2.1
3	2E	91	LEU	2.0
4	3E	93	PHE	2.1
4	32	64	LEU	2.0
4	32	94	LEU	2.0
7	6E	86	GLN	2.0
9	82	85	LEU	2.0
13	4A	70	LEU	2.0
14	5I	53	LEU	2.0
15	6A	56	LEU	2.0
30	39	83	PHE	2.1
34	15	107	LEU	2.0
38	98	13	HIS	2.0
57	3L	62	C	2.0

Continued on next page...

Continued from previous page...

Mol	Chain	Res	Type	RSRZ
9	8E	81	ILE	2.0
10	1I	58	ASP	2.0
12	3A	100	ILE	2.0
39	A8	9	ARG	2.0
48	J8	26	ARG	2.0
37	45	100	GLY	2.0
15	6A	5	LYS	2.0
42	D8	76	LYS	2.0
48	F5	57	GLU	2.0
3	22	64	VAL	2.0
7	62	105	VAL	2.0
19	AI	76	PRO	2.0
29	29	188	VAL	2.0
34	58	44	PRO	2.0
40	75	28	VAL	2.0
42	D8	47	VAL	2.0
9	8E	40	LEU	2.0
19	AI	15	LEU	2.0
47	E5	62	LEU	2.0
15	6I	63	ARG	2.0
1	1G	781	A	2.0
23	2L	77	A	2.0
26	1H	34	C	2.0
26	1H	2612	C	2.0
28	19	49	ILE	2.0
42	D8	82	ARG	2.0
20	BA	78	ALA	2.0
16	7A	54	GLU	2.0
26	1H	2113	U	2.0
48	F5	24	ALA	2.0
43	E8	98	LYS	2.0
46	D5	162	GLU	2.0
56	1L	47	U	2.0
38	98	37	THR	2.0
19	AI	41	VAL	2.0
29	21	165	VAL	2.0
29	29	173	VAL	2.0
28	19	21	PHE	2.0
46	D5	177	PRO	2.0
6	5E	61	LEU	2.0
9	8E	79	LEU	2.0
9	82	31	GLN	2.0

Continued on next page...

Continued from previous page...

Mol	Chain	Res	Type	RSRZ
10	1A	71	LEU	2.0
31	49	41	GLN	2.0
8	72	81	HIS	2.0
29	29	132	HIS	2.0
42	95	66	ARG	2.0
17	8A	87	LYS	2.0
20	BA	30	LYS	2.0
37	45	71	ASP	2.0
40	75	98	LYS	2.0
44	B5	33	LYS	2.0
49	G5	52	ASP	2.0
9	82	82	ALA	2.0
19	AA	75	ALA	2.0
1	1G	108	G	2.0
1	1G	1370	G	2.0
48	J8	27	GLU	2.0
4	32	27	TYR	2.0
26	1H	2114	A	2.0
26	14	2119	A	2.0
29	29	160	TYR	2.0
31	41	146	TYR	2.0
32	59	157	TYR	2.0
3	2E	153	VAL	2.0
30	39	84	VAL	2.0
39	65	28	VAL	2.0
46	D5	111	VAL	2.0
47	I8	79	VAL	2.0
3	22	101	LEU	2.0
4	3E	196	LEU	2.0
5	42	27	ARG	2.0
20	BA	86	ARG	2.0
29	29	122	PHE	2.0
30	39	95	ARG	2.0
42	95	35	LEU	2.0
46	D5	76	LEU	2.0
46	D5	163	LEU	2.0
3	22	93	LYS	2.0
48	J8	91	LYS	2.0
9	82	39	GLY	2.0
19	AA	12	ASP	2.0
13	4A	118	ALA	2.0
19	AI	38	SER	2.0

Continued on next page...

Continued from previous page...

Mol	Chain	Res	Type	RSRZ
32	59	150	ALA	2.0
26	14	2898	U	2.0
42	D8	73	SER	2.0
48	J8	71	TYR	2.0
1	13	607	A	2.0
1	13	1001	G	2.0
9	8E	42	ARG	2.0
10	1I	43	ARG	2.0
10	1A	72	VAL	2.0
26	14	196	A	2.0
32	59	60	ARG	2.0
34	58	46	VAL	2.0
52	N8	11	THR	2.0
10	1A	85	LEU	2.0
13	4A	10	PRO	2.0
54	P8	36	GLN	2.0

6.2 Non-standard residues in protein, DNA, RNA chains ⓘ

In the following table, the Atoms column lists the number of modelled atoms in the group and the number defined in the chemical component dictionary. The B-factors column lists the minimum, median, 95th percentile and maximum values of B factors of atoms in the group. The column labelled 'Q< 0.9' lists the number of atoms with occupancy less than 0.9.

Mol	Type	Chain	Res	Atoms	RSCC	RSR	B-factors(Å ²)	Q<0.9
22	PSU	1K	55	20/21	0.76	0.16	112,129,148,149	0
56	5MU	1L	54	21/22	0.77	0.27	134,151,174,175	0
57	5MU	3L	54	21/22	0.78	0.18	115,149,174,177	0
57	PSU	3L	55	20/21	0.78	0.15	121,143,168,174	0
57	4SU	3L	8	20/21	0.80	0.09	153,160,176,185	0
56	PSU	1L	32	20/21	0.80	0.32	124,129,142,152	0
57	7MG	3L	46	24/25	0.83	0.10	147,158,169,181	0
24	MIA	3K	37	29/30	0.84	0.28	103,119,131,151	0
57	PSU	3L	32	20/21	0.86	0.18	119,134,142,142	0
56	PSU	1L	39	20/21	0.89	0.27	110,121,135,138	0
22	4SU	1K	8	20/21	0.89	0.10	129,144,162,164	0
23	PSU	2L	56	20/21	0.91	0.10	96,107,114,116	0
56	MIA	1L	37	29/30	0.91	0.35	102,116,122,128	0
23	5MU	2L	55	21/22	0.92	0.13	101,107,114,117	0
24	PSU	3K	32	20/21	0.93	0.18	108,124,131,143	0
23	PSU	2K	56	20/21	0.93	0.13	84,91,100,103	0
24	PSU	3K	39	20/21	0.93	0.14	113,120,126,127	0

Continued on next page...

Continued from previous page...

Mol	Type	Chain	Res	Atoms	RSCC	RSR	B-factors(\AA^2)	Q<0.9
23	4SU	2L	8	20/21	0.93	0.11	94,105,113,115	0
22	PSU	1K	32	20/21	0.94	0.23	89,96,103,114	0
22	5MU	1K	54	21/22	0.94	0.13	106,112,129,132	0
22	PSU	1K	39	20/21	0.95	0.17	72,86,90,90	0
23	7MG	2K	47	24/25	0.95	0.14	82,93,103,108	0
22	MIA	1K	37	29/30	0.95	0.25	70,75,87,93	0
23	5MU	2K	55	21/22	0.96	0.12	81,93,97,102	0
23	4SU	2K	8	20/21	0.96	0.17	75,84,93,98	0
23	7MG	2L	47	24/25	0.96	0.10	107,115,120,123	0
23	OMC	2L	33	21/22	0.97	0.21	87,93,96,103	0
23	OMC	2K	33	21/22	0.98	0.25	65,68,74,78	0

6.3 Carbohydrates [i](#)

There are no carbohydrates in this entry.

6.4 Ligands [i](#)

In the following table, the Atoms column lists the number of modelled atoms in the group and the number defined in the chemical component dictionary. The B-factors column lists the minimum, median, 95th percentile and maximum values of B factors of atoms in the group. The column labelled 'Q< 0.9' lists the number of atoms with occupancy less than 0.9.

Mol	Type	Chain	Res	Atoms	RSCC	RSR	B-factors(\AA^2)	Q<0.9
58	MG	1H	3491	1/1	0.32	0.13	105,105,105,105	0
60	ZN	G8	202	1/1	0.39	0.17	164,164,164,164	0
58	MG	1G	1607	1/1	0.46	0.26	85,85,85,85	0
58	MG	1H	3292	1/1	0.47	0.38	84,84,84,84	0
58	MG	1G	1661	1/1	0.47	0.17	99,99,99,99	0
58	MG	14	3266	1/1	0.51	0.26	84,84,84,84	0
58	MG	3K	101	1/1	0.52	0.23	80,80,80,80	0
58	MG	1H	3302	1/1	0.53	0.18	77,77,77,77	0
58	MG	14	3178	1/1	0.55	0.25	88,88,88,88	0
58	MG	1H	3334	1/1	0.55	0.46	95,95,95,95	0
58	MG	14	3193	1/1	0.55	0.41	89,89,89,89	0
58	MG	14	3143	1/1	0.55	0.45	85,85,85,85	0
58	MG	1H	3500	1/1	0.55	0.12	54,54,54,54	0
58	MG	29	304	1/1	0.56	0.28	95,95,95,95	0
58	MG	1H	3310	1/1	0.56	0.46	105,105,105,105	0
58	MG	14	3039	1/1	0.56	0.18	74,74,74,74	0
58	MG	14	3269	1/1	0.58	0.27	77,77,77,77	0

Continued on next page...

Continued from previous page...

Mol	Type	Chain	Res	Atoms	RSCC	RSR	B-factors(\AA^2)	Q<0.9
58	MG	1H	3214	1/1	0.58	0.26	67,67,67,67	0
58	MG	1H	3012	1/1	0.58	0.38	78,78,78,78	0
58	MG	1H	3392	1/1	0.59	0.09	94,94,94,94	0
60	ZN	C5	202	1/1	0.59	0.19	181,181,181,181	0
58	MG	14	3035	1/1	0.59	0.21	72,72,72,72	0
58	MG	1H	3045	1/1	0.60	0.29	72,72,72,72	0
58	MG	1H	3475	1/1	0.61	0.16	109,109,109,109	0
58	MG	1H	3027	1/1	0.62	0.24	76,76,76,76	0
58	MG	1H	3047	1/1	0.63	0.34	76,76,76,76	0
58	MG	1H	3273	1/1	0.64	0.19	84,84,84,84	0
58	MG	1H	3262	1/1	0.64	0.43	96,96,96,96	0
58	MG	1H	3025	1/1	0.65	0.30	90,90,90,90	0
58	MG	13	1666	1/1	0.66	0.32	82,82,82,82	0
58	MG	14	3272	1/1	0.66	0.21	85,85,85,85	0
58	MG	13	1684	1/1	0.67	0.33	94,94,94,94	0
58	MG	14	3298	1/1	0.67	0.13	93,93,93,93	0
58	MG	1H	3403	1/1	0.67	0.11	72,72,72,72	0
58	MG	13	1622	1/1	0.67	0.30	66,66,66,66	0
58	MG	1H	3314	1/1	0.67	0.34	84,84,84,84	0
58	MG	14	3337	1/1	0.67	0.10	73,73,73,73	0
58	MG	14	3185	1/1	0.67	0.18	81,81,81,81	0
58	MG	1H	3051	1/1	0.67	0.24	97,97,97,97	0
58	MG	1H	3205	1/1	0.68	0.18	68,68,68,68	0
58	MG	13	1710	1/1	0.68	0.43	148,148,148,148	0
58	MG	13	1664	1/1	0.68	0.16	74,74,74,74	0
58	MG	1H	3248	1/1	0.69	0.36	75,75,75,75	0
58	MG	14	3285	1/1	0.69	0.39	104,104,104,104	0
58	MG	1H	3337	1/1	0.69	0.43	86,86,86,86	0
58	MG	1H	3019	1/1	0.69	0.25	85,85,85,85	0
58	MG	14	3048	1/1	0.69	0.23	76,76,76,76	0
58	MG	14	3265	1/1	0.69	0.21	90,90,90,90	0
58	MG	14	3049	1/1	0.69	0.22	86,86,86,86	0
58	MG	1H	3249	1/1	0.69	0.33	76,76,76,76	0
58	MG	14	3077	1/1	0.70	0.14	77,77,77,77	0
58	MG	14	3029	1/1	0.70	0.15	87,87,87,87	0
58	MG	14	3186	1/1	0.70	0.22	85,85,85,85	0
58	MG	1H	3345	1/1	0.70	0.26	81,81,81,81	0
58	MG	5I	101	1/1	0.70	0.21	81,81,81,81	0
58	MG	1H	3081	1/1	0.70	0.33	90,90,90,90	0
58	MG	1H	3499	1/1	0.71	0.08	105,105,105,105	0
58	MG	13	1665	1/1	0.71	0.25	88,88,88,88	0
58	MG	1H	3056	1/1	0.72	0.54	97,97,97,97	0

Continued on next page...

Continued from previous page...

Mol	Type	Chain	Res	Atoms	RSCC	RSR	B-factors(\AA^2)	Q<0.9
58	MG	14	3406	1/1	0.72	0.30	112,112,112,112	0
58	MG	13	1608	1/1	0.72	0.26	85,85,85,85	0
58	MG	1H	3092	1/1	0.72	0.31	57,57,57,57	0
58	MG	14	3255	1/1	0.72	0.32	92,92,92,92	0
58	MG	14	3010	1/1	0.72	0.23	78,78,78,78	0
58	MG	1G	1660	1/1	0.72	0.30	98,98,98,98	0
58	MG	1H	3454	1/1	0.72	0.23	67,67,67,67	0
58	MG	1H	3513	1/1	0.72	0.21	82,82,82,82	0
58	MG	1H	3161	1/1	0.72	0.13	89,89,89,89	0
58	MG	1H	3275	1/1	0.73	0.35	82,82,82,82	0
58	MG	1H	3218	1/1	0.73	0.28	55,55,55,55	0
58	MG	14	3276	1/1	0.73	0.31	80,80,80,80	0
58	MG	14	3289	1/1	0.73	0.16	78,78,78,78	0
58	MG	1H	3293	1/1	0.73	0.23	67,67,67,67	0
58	MG	14	3158	1/1	0.73	0.45	95,95,95,95	0
58	MG	1H	3282	1/1	0.73	0.27	98,98,98,98	0
58	MG	14	3361	1/1	0.73	0.05	76,76,76,76	0
58	MG	14	3160	1/1	0.73	0.14	82,82,82,82	0
58	MG	1H	3208	1/1	0.74	0.22	70,70,70,70	0
58	MG	7A	101	1/1	0.74	0.32	90,90,90,90	0
58	MG	14	3038	1/1	0.74	0.35	86,86,86,86	0
58	MG	13	1694	1/1	0.74	0.23	78,78,78,78	0
58	MG	1H	3326	1/1	0.74	0.19	90,90,90,90	0
58	MG	13	1704	1/1	0.74	0.32	102,102,102,102	0
58	MG	1H	3247	1/1	0.74	0.54	92,92,92,92	0
58	MG	1G	1635	1/1	0.74	0.33	92,92,92,92	0
58	MG	1H	3269	1/1	0.74	0.29	72,72,72,72	0
58	MG	1H	3254	1/1	0.74	0.43	78,78,78,78	0
58	MG	16	203	1/1	0.75	0.22	81,81,81,81	0
58	MG	1J	204	1/1	0.75	0.30	94,94,94,94	0
58	MG	14	3019	1/1	0.75	0.33	84,84,84,84	0
58	MG	14	3271	1/1	0.75	0.19	86,86,86,86	0
58	MG	1H	3519	1/1	0.75	0.11	101,101,101,101	0
58	MG	1H	3469	1/1	0.75	0.10	99,99,99,99	0
58	MG	14	3381	1/1	0.75	0.09	91,91,91,91	0
58	MG	1H	3024	1/1	0.75	0.30	77,77,77,77	0
58	MG	14	3045	1/1	0.75	0.27	70,70,70,70	0
58	MG	1H	3267	1/1	0.75	0.17	71,71,71,71	0
58	MG	14	3211	1/1	0.76	0.15	81,81,81,81	0
58	MG	1H	3180	1/1	0.76	0.32	77,77,77,77	0
58	MG	14	3020	1/1	0.76	0.15	75,75,75,75	0
58	MG	1H	3271	1/1	0.76	0.37	80,80,80,80	0

Continued on next page...

Continued from previous page...

Mol	Type	Chain	Res	Atoms	RSCC	RSR	B-factors(\AA^2)	Q<0.9
58	MG	98	202	1/1	0.76	0.31	95,95,95,95	0
58	MG	14	3293	1/1	0.76	0.34	94,94,94,94	0
58	MG	14	3144	1/1	0.76	0.34	81,81,81,81	0
58	MG	1H	3258	1/1	0.76	0.23	64,64,64,64	0
58	MG	1H	3303	1/1	0.76	0.21	76,76,76,76	0
58	MG	14	3015	1/1	0.76	0.21	80,80,80,80	0
58	MG	14	3051	1/1	0.76	0.33	102,102,102,102	0
58	MG	1H	3157	1/1	0.77	0.26	84,84,84,84	0
58	MG	1H	3281	1/1	0.77	0.39	98,98,98,98	0
58	MG	1H	3049	1/1	0.77	0.32	69,69,69,69	0
58	MG	1H	3198	1/1	0.77	0.22	70,70,70,70	0
58	MG	1H	3010	1/1	0.77	0.40	87,87,87,87	0
58	MG	1H	3137	1/1	0.77	0.31	71,71,71,71	0
58	MG	14	3392	1/1	0.77	0.23	77,77,77,77	0
58	MG	13	1609	1/1	0.77	0.16	81,81,81,81	0
58	MG	1H	3290	1/1	0.77	0.24	84,84,84,84	0
58	MG	1H	3257	1/1	0.77	0.19	69,69,69,69	0
58	MG	14	3254	1/1	0.77	0.18	92,92,92,92	0
58	MG	14	3397	1/1	0.77	0.10	52,52,52,52	0
58	MG	1H	3316	1/1	0.78	0.28	81,81,81,81	0
58	MG	1H	3021	1/1	0.78	0.34	68,68,68,68	0
58	MG	3L	101	1/1	0.78	0.25	99,99,99,99	0
58	MG	11	304	1/1	0.78	0.26	73,73,73,73	0
58	MG	1H	3020	1/1	0.78	0.49	90,90,90,90	0
58	MG	1H	3484	1/1	0.78	0.12	73,73,73,73	0
58	MG	13	1708	1/1	0.78	0.29	90,90,90,90	0
58	MG	1H	3052	1/1	0.78	0.33	83,83,83,83	0
58	MG	1H	3177	1/1	0.78	0.39	86,86,86,86	0
58	MG	13	1745	1/1	0.78	0.14	107,107,107,107	0
58	MG	1H	3220	1/1	0.78	0.17	74,74,74,74	0
58	MG	1H	3054	1/1	0.78	0.32	92,92,92,92	0
58	MG	1H	3196	1/1	0.78	0.38	102,102,102,102	0
58	MG	1H	3035	1/1	0.79	0.37	89,89,89,89	0
58	MG	13	1675	1/1	0.79	0.14	78,78,78,78	0
58	MG	14	3263	1/1	0.79	0.29	76,76,76,76	0
58	MG	1H	3162	1/1	0.79	0.43	89,89,89,89	0
58	MG	14	3082	1/1	0.79	0.23	63,63,63,63	0
58	MG	1H	3287	1/1	0.79	0.34	77,77,77,77	0
58	MG	1G	1675	1/1	0.79	0.18	90,90,90,90	0
58	MG	14	3372	1/1	0.79	0.11	76,76,76,76	0
58	MG	14	3166	1/1	0.79	0.35	81,81,81,81	0
58	MG	14	3379	1/1	0.79	0.07	106,106,106,106	0

Continued on next page...

Continued from previous page...

Mol	Type	Chain	Res	Atoms	RSCC	RSR	B-factors(\AA^2)	Q<0.9
58	MG	1H	3389	1/1	0.79	0.07	74,74,74,74	0
58	MG	3L	102	1/1	0.79	0.11	151,151,151,151	0
58	MG	1G	1688	1/1	0.79	0.10	102,102,102,102	0
58	MG	14	3268	1/1	0.79	0.14	87,87,87,87	0
58	MG	1H	3321	1/1	0.79	0.25	72,72,72,72	0
58	MG	1H	3426	1/1	0.79	0.12	88,88,88,88	0
58	MG	4I	202	1/1	0.80	0.34	81,81,81,81	0
58	MG	1G	1601	1/1	0.80	0.29	90,90,90,90	0
58	MG	1H	3234	1/1	0.80	0.32	67,67,67,67	0
58	MG	1H	3133	1/1	0.80	0.23	53,53,53,53	0
58	MG	1H	3331	1/1	0.80	0.15	67,67,67,67	0
58	MG	14	3389	1/1	0.80	0.13	75,75,75,75	0
58	MG	1H	3240	1/1	0.80	0.18	77,77,77,77	0
58	MG	1H	3195	1/1	0.80	0.38	81,81,81,81	0
58	MG	1H	3259	1/1	0.80	0.33	82,82,82,82	0
58	MG	14	3116	1/1	0.80	0.26	80,80,80,80	0
58	MG	13	1699	1/1	0.80	0.14	61,61,61,61	0
58	MG	1H	3295	1/1	0.80	0.40	87,87,87,87	0
58	MG	1H	3301	1/1	0.80	0.31	59,59,59,59	0
58	MG	1H	3283	1/1	0.80	0.24	73,73,73,73	0
58	MG	13	1615	1/1	0.80	0.34	84,84,84,84	0
58	MG	14	3159	1/1	0.80	0.11	73,73,73,73	0
58	MG	1H	3184	1/1	0.80	0.33	78,78,78,78	0
58	MG	14	3050	1/1	0.81	0.39	94,94,94,94	0
58	MG	14	3229	1/1	0.81	0.34	91,91,91,91	0
58	MG	1H	3040	1/1	0.81	0.47	76,76,76,76	0
58	MG	1H	3492	1/1	0.81	0.28	82,82,82,82	0
58	MG	13	1701	1/1	0.81	0.21	99,99,99,99	0
58	MG	14	3274	1/1	0.81	0.23	88,88,88,88	0
58	MG	14	3338	1/1	0.81	0.12	74,74,74,74	0
58	MG	13	1652	1/1	0.81	0.16	85,85,85,85	0
58	MG	13	1736	1/1	0.81	0.08	116,116,116,116	0
58	MG	14	3151	1/1	0.81	0.53	91,91,91,91	0
58	MG	14	3370	1/1	0.81	0.10	106,106,106,106	0
58	MG	1G	1636	1/1	0.81	0.38	106,106,106,106	0
58	MG	13	1700	1/1	0.81	0.30	92,92,92,92	0
58	MG	14	3385	1/1	0.81	0.12	91,91,91,91	0
58	MG	1G	1647	1/1	0.81	0.16	94,94,94,94	0
58	MG	1H	3339	1/1	0.81	0.33	75,75,75,75	0
58	MG	1H	3431	1/1	0.81	0.10	94,94,94,94	0
58	MG	1H	3268	1/1	0.81	0.25	71,71,71,71	0
58	MG	14	3023	1/1	0.81	0.26	90,90,90,90	0

Continued on next page...

Continued from previous page...

Mol	Type	Chain	Res	Atoms	RSCC	RSR	B-factors(\AA^2)	Q<0.9
58	MG	14	3376	1/1	0.81	0.06	119,119,119,119	0
58	MG	1G	1606	1/1	0.81	0.17	83,83,83,83	0
58	MG	1H	3043	1/1	0.81	0.22	77,77,77,77	0
58	MG	14	3292	1/1	0.81	0.26	84,84,84,84	0
58	MG	16	206	1/1	0.81	0.21	74,74,74,74	0
58	MG	1H	3155	1/1	0.81	0.10	58,58,58,58	0
58	MG	14	3172	1/1	0.81	0.13	72,72,72,72	0
58	MG	1H	3315	1/1	0.82	0.32	80,80,80,80	0
58	MG	1H	3272	1/1	0.82	0.24	68,68,68,68	0
58	MG	1G	1680	1/1	0.82	0.38	101,101,101,101	0
58	MG	13	1712	1/1	0.82	0.14	80,80,80,80	0
58	MG	14	3147	1/1	0.82	0.16	81,81,81,81	0
58	MG	1H	3023	1/1	0.82	0.53	88,88,88,88	0
58	MG	13	1651	1/1	0.82	0.23	79,79,79,79	0
58	MG	1H	3308	1/1	0.82	0.26	75,75,75,75	0
58	MG	1H	3192	1/1	0.82	0.17	71,71,71,71	0
58	MG	1H	3174	1/1	0.82	0.25	70,70,70,70	0
58	MG	13	1606	1/1	0.82	0.43	88,88,88,88	0
58	MG	14	3407	1/1	0.82	0.09	117,117,117,117	0
58	MG	1H	3156	1/1	0.82	0.17	78,78,78,78	0
58	MG	2L	102	1/1	0.82	0.20	85,85,85,85	0
58	MG	14	3220	1/1	0.82	0.30	66,66,66,66	0
58	MG	1J	202	1/1	0.82	0.34	88,88,88,88	0
58	MG	1H	3340	1/1	0.82	0.35	82,82,82,82	0
58	MG	14	3047	1/1	0.83	0.15	92,92,92,92	0
58	MG	1H	3457	1/1	0.83	0.15	82,82,82,82	0
58	MG	14	3244	1/1	0.83	0.13	68,68,68,68	0
58	MG	14	3148	1/1	0.83	0.19	65,65,65,65	0
58	MG	1H	3159	1/1	0.83	0.28	73,73,73,73	0
58	MG	13	1705	1/1	0.83	0.44	91,91,91,91	0
58	MG	1H	3474	1/1	0.83	0.10	100,100,100,100	0
58	MG	14	3367	1/1	0.83	0.07	103,103,103,103	0
58	MG	14	3169	1/1	0.83	0.22	92,92,92,92	0
58	MG	14	3121	1/1	0.83	0.30	75,75,75,75	0
58	MG	1H	3077	1/1	0.83	0.18	54,54,54,54	0
58	MG	1H	3246	1/1	0.83	0.27	75,75,75,75	0
58	MG	13	1723	1/1	0.83	0.13	70,70,70,70	0
58	MG	1H	3187	1/1	0.83	0.17	78,78,78,78	0
58	MG	1H	3188	1/1	0.83	0.31	73,73,73,73	0
58	MG	1H	3346	1/1	0.83	0.16	80,80,80,80	0
58	MG	14	3034	1/1	0.83	0.27	82,82,82,82	0
58	MG	1H	3422	1/1	0.83	0.15	66,66,66,66	0

Continued on next page...

Continued from previous page...

Mol	Type	Chain	Res	Atoms	RSCC	RSR	B-factors(\AA^2)	Q<0.9
58	MG	1H	3327	1/1	0.83	0.35	77,77,77,77	0
58	MG	14	3126	1/1	0.83	0.21	79,79,79,79	0
58	MG	11	301	1/1	0.83	0.26	50,50,50,50	0
58	MG	1H	3075	1/1	0.83	0.19	76,76,76,76	0
58	MG	1H	3030	1/1	0.83	0.21	67,67,67,67	0
58	MG	14	3300	1/1	0.83	0.20	63,63,63,63	0
58	MG	16	204	1/1	0.83	0.19	67,67,67,67	0
58	MG	1H	3348	1/1	0.83	0.33	73,73,73,73	0
58	MG	14	3234	1/1	0.83	0.16	80,80,80,80	0
58	MG	1H	3421	1/1	0.83	0.15	46,46,46,46	0
58	MG	1G	1646	1/1	0.84	0.37	95,95,95,95	0
58	MG	1G	1649	1/1	0.84	0.23	101,101,101,101	0
58	MG	14	3286	1/1	0.84	0.14	71,71,71,71	0
58	MG	1H	3266	1/1	0.84	0.24	91,91,91,91	0
58	MG	13	1636	1/1	0.84	0.27	77,77,77,77	0
58	MG	1H	3136	1/1	0.84	0.18	73,73,73,73	0
58	MG	13	1680	1/1	0.84	0.18	97,97,97,97	0
58	MG	14	3242	1/1	0.84	0.20	78,78,78,78	0
58	MG	13	1683	1/1	0.84	0.12	76,76,76,76	0
58	MG	1H	3033	1/1	0.84	0.37	78,78,78,78	0
58	MG	14	3123	1/1	0.84	0.24	78,78,78,78	0
58	MG	13	1692	1/1	0.84	0.18	79,79,79,79	0
58	MG	14	3227	1/1	0.84	0.11	84,84,84,84	0
58	MG	1H	3224	1/1	0.84	0.49	92,92,92,92	0
58	MG	14	3299	1/1	0.84	0.17	76,76,76,76	0
58	MG	14	3140	1/1	0.84	0.23	69,69,69,69	0
58	MG	1H	3333	1/1	0.84	0.28	71,71,71,71	0
58	MG	1H	3007	1/1	0.84	0.36	64,64,64,64	0
58	MG	16	205	1/1	0.84	0.20	81,81,81,81	0
58	MG	1H	3277	1/1	0.84	0.27	70,70,70,70	0
58	MG	1H	3153	1/1	0.84	0.29	72,72,72,72	0
58	MG	14	3025	1/1	0.84	0.21	81,81,81,81	0
58	MG	1H	3242	1/1	0.84	0.33	77,77,77,77	0
58	MG	1H	3297	1/1	0.85	0.31	78,78,78,78	0
58	MG	1H	3514	1/1	0.85	0.09	77,77,77,77	0
58	MG	13	1706	1/1	0.85	0.38	81,81,81,81	0
58	MG	14	3164	1/1	0.85	0.34	78,78,78,78	0
58	MG	1H	3119	1/1	0.85	0.33	91,91,91,91	0
58	MG	1H	3098	1/1	0.85	0.41	71,71,71,71	0
58	MG	1H	3228	1/1	0.85	0.22	83,83,83,83	0
58	MG	1G	1625	1/1	0.85	0.12	129,129,129,129	0
58	MG	1J	205	1/1	0.85	0.20	78,78,78,78	0

Continued on next page...

Continued from previous page...

Mol	Type	Chain	Res	Atoms	RSCC	RSR	B-factors(\AA^2)	Q<0.9
58	MG	14	3248	1/1	0.85	0.20	79,79,79,79	0
58	MG	1H	3185	1/1	0.85	0.27	72,72,72,72	0
58	MG	1H	3241	1/1	0.85	0.29	71,71,71,71	0
58	MG	1H	3322	1/1	0.85	0.22	88,88,88,88	0
58	MG	1H	3138	1/1	0.85	0.14	65,65,65,65	0
58	MG	14	3386	1/1	0.85	0.12	94,94,94,94	0
58	MG	1H	3183	1/1	0.85	0.18	60,60,60,60	0
58	MG	1H	3154	1/1	0.85	0.19	59,59,59,59	0
58	MG	1H	3026	1/1	0.85	0.32	80,80,80,80	0
58	MG	14	3118	1/1	0.85	0.15	72,72,72,72	0
58	MG	14	3404	1/1	0.85	0.12	66,66,66,66	0
58	MG	1H	3175	1/1	0.85	0.19	65,65,65,65	0
58	MG	1G	1630	1/1	0.85	0.14	78,78,78,78	0
58	MG	14	3167	1/1	0.85	0.19	86,86,86,86	0
58	MG	14	3168	1/1	0.85	0.32	92,92,92,92	0
58	MG	14	3296	1/1	0.85	0.16	74,74,74,74	0
58	MG	14	3236	1/1	0.85	0.21	86,86,86,86	0
58	MG	1H	3330	1/1	0.85	0.23	75,75,75,75	0
58	MG	14	3076	1/1	0.85	0.13	73,73,73,73	0
58	MG	1H	3440	1/1	0.85	0.09	52,52,52,52	0
58	MG	88	202	1/1	0.85	0.22	64,64,64,64	0
58	MG	14	3145	1/1	0.86	0.33	87,87,87,87	0
58	MG	14	3231	1/1	0.86	0.21	70,70,70,70	0
58	MG	1G	1633	1/1	0.86	0.31	82,82,82,82	0
58	MG	14	3180	1/1	0.86	0.15	74,74,74,74	0
58	MG	14	3273	1/1	0.86	0.12	62,62,62,62	0
58	MG	1H	3165	1/1	0.86	0.24	60,60,60,60	0
58	MG	14	3369	1/1	0.86	0.07	102,102,102,102	0
58	MG	14	3075	1/1	0.86	0.13	89,89,89,89	0
58	MG	1H	3031	1/1	0.86	0.41	90,90,90,90	0
58	MG	1H	3113	1/1	0.86	0.21	68,68,68,68	0
58	MG	14	3387	1/1	0.86	0.17	93,93,93,93	0
58	MG	14	3190	1/1	0.86	0.14	53,53,53,53	0
58	MG	1H	3335	1/1	0.86	0.22	59,59,59,59	0
58	MG	13	1647	1/1	0.86	0.13	87,87,87,87	0
58	MG	14	3090	1/1	0.86	0.15	68,68,68,68	0
58	MG	1G	1685	1/1	0.86	0.11	88,88,88,88	0
58	MG	14	3258	1/1	0.86	0.12	82,82,82,82	0
58	MG	1H	3509	1/1	0.86	0.12	68,68,68,68	0
58	MG	1H	3250	1/1	0.86	0.46	86,86,86,86	0
58	MG	1H	3343	1/1	0.86	0.54	99,99,99,99	0
58	MG	14	3282	1/1	0.86	0.45	88,88,88,88	0

Continued on next page...

Continued from previous page...

Mol	Type	Chain	Res	Atoms	RSCC	RSR	B-factors(\AA^2)	Q<0.9
58	MG	14	3060	1/1	0.86	0.17	58,58,58,58	0
58	MG	3E	301	1/1	0.86	0.14	109,109,109,109	0
58	MG	1H	3243	1/1	0.86	0.27	81,81,81,81	0
58	MG	1H	3252	1/1	0.86	0.15	60,60,60,60	0
58	MG	14	3012	1/1	0.86	0.13	69,69,69,69	0
58	MG	1H	3341	1/1	0.86	0.16	96,96,96,96	0
58	MG	1H	3042	1/1	0.86	0.17	64,64,64,64	0
58	MG	1H	3217	1/1	0.86	0.25	54,54,54,54	0
58	MG	16	209	1/1	0.87	0.26	65,65,65,65	0
58	MG	1H	3284	1/1	0.87	0.25	74,74,74,74	0
58	MG	1H	3200	1/1	0.87	0.17	35,35,35,35	0
58	MG	2K	103	1/1	0.87	0.31	88,88,88,88	0
58	MG	1H	3202	1/1	0.87	0.23	58,58,58,58	0
58	MG	14	3001	1/1	0.87	0.28	89,89,89,89	0
58	MG	13	1677	1/1	0.87	0.29	74,74,74,74	0
58	MG	78	201	1/1	0.87	0.25	80,80,80,80	0
58	MG	14	3201	1/1	0.87	0.19	69,69,69,69	0
58	MG	1H	3478	1/1	0.87	0.13	91,91,91,91	0
58	MG	1H	3199	1/1	0.87	0.19	44,44,44,44	0
58	MG	1H	3221	1/1	0.87	0.26	63,63,63,63	0
58	MG	1H	3080	1/1	0.87	0.14	56,56,56,56	0
58	MG	14	3250	1/1	0.87	0.22	72,72,72,72	0
58	MG	13	1648	1/1	0.87	0.36	78,78,78,78	0
58	MG	1H	3078	1/1	0.87	0.21	67,67,67,67	0
58	MG	13	1707	1/1	0.87	0.45	80,80,80,80	0
58	MG	13	1644	1/1	0.87	0.36	78,78,78,78	0
58	MG	14	3239	1/1	0.87	0.37	98,98,98,98	0
58	MG	13	1630	1/1	0.87	0.16	67,67,67,67	0
58	MG	5I	102	1/1	0.87	0.26	90,90,90,90	0
58	MG	13	1687	1/1	0.87	0.21	98,98,98,98	0
58	MG	1H	3329	1/1	0.87	0.33	85,85,85,85	0
58	MG	1H	3338	1/1	0.87	0.34	80,80,80,80	0
58	MG	14	3277	1/1	0.87	0.13	104,104,104,104	0
58	MG	14	3281	1/1	0.87	0.30	84,84,84,84	0
58	MG	1H	3376	1/1	0.87	0.18	67,67,67,67	0
58	MG	1G	1671	1/1	0.87	0.18	82,82,82,82	0
58	MG	1H	3044	1/1	0.87	0.21	61,61,61,61	0
58	MG	14	3294	1/1	0.87	0.15	94,94,94,94	0
58	MG	1G	1631	1/1	0.87	0.25	82,82,82,82	0
58	MG	1H	3430	1/1	0.87	0.09	73,73,73,73	0
58	MG	14	3223	1/1	0.87	0.10	80,80,80,80	0
58	MG	1H	3285	1/1	0.87	0.12	80,80,80,80	0

Continued on next page...

Continued from previous page...

Mol	Type	Chain	Res	Atoms	RSCC	RSR	B-factors(\AA^2)	Q<0.9
58	MG	1H	3354	1/1	0.87	0.13	49,49,49,49	0
58	MG	14	3400	1/1	0.87	0.09	65,65,65,65	0
58	MG	14	3253	1/1	0.87	0.18	151,151,151,151	0
58	MG	1H	3520	1/1	0.87	0.51	97,97,97,97	0
58	MG	14	3016	1/1	0.88	0.32	91,91,91,91	0
58	MG	1H	3311	1/1	0.88	0.31	81,81,81,81	0
58	MG	1H	3383	1/1	0.88	0.12	61,61,61,61	0
58	MG	1H	3309	1/1	0.88	0.17	70,70,70,70	0
58	MG	13	1738	1/1	0.88	0.07	84,84,84,84	0
58	MG	13	1627	1/1	0.88	0.31	90,90,90,90	0
58	MG	14	3390	1/1	0.88	0.12	109,109,109,109	0
58	MG	1G	1678	1/1	0.88	0.29	108,108,108,108	0
58	MG	13	1725	1/1	0.88	0.08	77,77,77,77	0
58	MG	14	3044	1/1	0.88	0.16	57,57,57,57	0
58	MG	1H	3204	1/1	0.88	0.14	41,41,41,41	0
58	MG	1G	1670	1/1	0.88	0.12	88,88,88,88	0
58	MG	14	3275	1/1	0.88	0.18	86,86,86,86	0
58	MG	1H	3342	1/1	0.88	0.30	89,89,89,89	0
58	MG	14	3245	1/1	0.88	0.29	77,77,77,77	0
58	MG	13	1739	1/1	0.88	0.07	85,85,85,85	0
58	MG	1H	3503	1/1	0.88	0.28	73,73,73,73	0
58	MG	1H	3485	1/1	0.88	0.09	87,87,87,87	0
58	MG	1H	3169	1/1	0.88	0.37	85,85,85,85	0
58	MG	14	3122	1/1	0.88	0.36	79,79,79,79	0
58	MG	13	1669	1/1	0.88	0.11	68,68,68,68	0
58	MG	1H	3186	1/1	0.88	0.17	74,74,74,74	0
58	MG	13	1643	1/1	0.88	0.35	78,78,78,78	0
58	MG	13	1721	1/1	0.88	0.09	83,83,83,83	0
58	MG	1H	3497	1/1	0.88	0.14	42,42,42,42	0
58	MG	1G	1676	1/1	0.88	0.35	95,95,95,95	0
58	MG	14	3176	1/1	0.88	0.19	58,58,58,58	0
58	MG	14	3042	1/1	0.88	0.24	87,87,87,87	0
58	MG	29	303	1/1	0.88	0.19	73,73,73,73	0
58	MG	2L	103	1/1	0.88	0.21	93,93,93,93	0
58	MG	1H	3460	1/1	0.88	0.16	81,81,81,81	0
58	MG	14	3165	1/1	0.88	0.21	83,83,83,83	0
58	MG	1H	3515	1/1	0.88	0.05	83,83,83,83	0
58	MG	14	3243	1/1	0.88	0.35	70,70,70,70	0
58	MG	14	3046	1/1	0.88	0.24	68,68,68,68	0
58	MG	14	3215	1/1	0.88	0.09	73,73,73,73	0
58	MG	1G	1677	1/1	0.88	0.14	97,97,97,97	0
58	MG	1G	1679	1/1	0.88	0.39	120,120,120,120	0

Continued on next page...

Continued from previous page...

Mol	Type	Chain	Res	Atoms	RSCC	RSR	B-factors(\AA^2)	Q<0.9
58	MG	1H	3434	1/1	0.88	0.09	63,63,63,63	0
58	MG	13	1671	1/1	0.88	0.22	95,95,95,95	0
58	MG	1G	1668	1/1	0.88	0.12	84,84,84,84	0
58	MG	2A	202	1/1	0.88	0.27	98,98,98,98	0
58	MG	1H	3398	1/1	0.88	0.10	57,57,57,57	0
58	MG	1H	3253	1/1	0.88	0.23	76,76,76,76	0
58	MG	1G	1665	1/1	0.88	0.52	127,127,127,127	0
58	MG	14	3216	1/1	0.88	0.08	63,63,63,63	0
58	MG	14	3087	1/1	0.88	0.16	48,48,48,48	0
58	MG	1G	1626	1/1	0.88	0.35	99,99,99,99	0
58	MG	14	3181	1/1	0.88	0.28	79,79,79,79	0
58	MG	1H	3373	1/1	0.88	0.08	75,75,75,75	0
58	MG	1H	3034	1/1	0.88	0.38	73,73,73,73	0
58	MG	2A	201	1/1	0.88	0.13	91,91,91,91	0
58	MG	14	3251	1/1	0.88	0.30	84,84,84,84	0
58	MG	14	3163	1/1	0.88	0.17	71,71,71,71	0
58	MG	13	1646	1/1	0.88	0.26	61,61,61,61	0
58	MG	1H	3015	1/1	0.89	0.16	73,73,73,73	0
58	MG	1H	3135	1/1	0.89	0.28	61,61,61,61	0
58	MG	14	3162	1/1	0.89	0.24	81,81,81,81	0
58	MG	14	3032	1/1	0.89	0.23	82,82,82,82	0
58	MG	1H	3279	1/1	0.89	0.25	67,67,67,67	0
58	MG	1G	1658	1/1	0.89	0.11	92,92,92,92	0
58	MG	14	3283	1/1	0.89	0.23	82,82,82,82	0
58	MG	13	1673	1/1	0.89	0.22	73,73,73,73	0
58	MG	13	1634	1/1	0.89	0.17	47,47,47,47	0
58	MG	98	201	1/1	0.89	0.21	56,56,56,56	0
58	MG	1G	1662	1/1	0.89	0.34	83,83,83,83	0
58	MG	13	1688	1/1	0.89	0.35	97,97,97,97	0
58	MG	1H	3038	1/1	0.89	0.45	73,73,73,73	0
58	MG	14	3290	1/1	0.89	0.20	79,79,79,79	0
58	MG	14	3278	1/1	0.89	0.14	89,89,89,89	0
58	MG	1H	3480	1/1	0.89	0.11	88,88,88,88	0
58	MG	14	3183	1/1	0.89	0.14	66,66,66,66	0
58	MG	14	3279	1/1	0.89	0.15	74,74,74,74	0
58	MG	13	1670	1/1	0.89	0.33	91,91,91,91	0
58	MG	1H	3294	1/1	0.89	0.68	61,61,61,61	0
58	MG	1G	1655	1/1	0.89	0.24	86,86,86,86	0
58	MG	14	3173	1/1	0.89	0.17	79,79,79,79	0
58	MG	1H	3318	1/1	0.89	0.27	85,85,85,85	0
58	MG	14	3334	1/1	0.89	0.09	49,49,49,49	0
58	MG	14	3196	1/1	0.89	0.12	65,65,65,65	0

Continued on next page...

Continued from previous page...

Mol	Type	Chain	Res	Atoms	RSCC	RSR	B-factors(\AA^2)	Q<0.9
58	MG	13	1709	1/1	0.89	0.32	84,84,84,84	0
58	MG	14	3146	1/1	0.89	0.10	64,64,64,64	0
58	MG	14	3195	1/1	0.89	0.24	70,70,70,70	0
58	MG	1H	3289	1/1	0.89	0.47	89,89,89,89	0
58	MG	1G	1610	1/1	0.89	0.10	88,88,88,88	0
58	MG	1H	3320	1/1	0.89	0.27	71,71,71,71	0
58	MG	13	1633	1/1	0.89	0.15	49,49,49,49	0
58	MG	1H	3147	1/1	0.89	0.27	63,63,63,63	0
58	MG	1H	3209	1/1	0.89	0.10	57,57,57,57	0
58	MG	1H	3235	1/1	0.89	0.34	83,83,83,83	0
58	MG	13	1654	1/1	0.89	0.15	76,76,76,76	0
58	MG	1H	3453	1/1	0.89	0.08	105,105,105,105	0
58	MG	1H	3211	1/1	0.89	0.39	78,78,78,78	0
58	MG	13	1672	1/1	0.89	0.10	72,72,72,72	0
58	MG	13	1713	1/1	0.89	0.40	88,88,88,88	0
58	MG	1H	3130	1/1	0.89	0.12	59,59,59,59	0
58	MG	14	3352	1/1	0.89	0.18	99,99,99,99	0
58	MG	14	3026	1/1	0.89	0.15	71,71,71,71	0
58	MG	1G	1637	1/1	0.90	0.23	79,79,79,79	0
58	MG	1H	3306	1/1	0.90	0.45	78,78,78,78	0
58	MG	14	3232	1/1	0.90	0.58	52,52,52,52	0
58	MG	14	3115	1/1	0.90	0.27	66,66,66,66	0
58	MG	14	3237	1/1	0.90	0.15	79,79,79,79	0
58	MG	1H	3466	1/1	0.90	0.06	67,67,67,67	0
58	MG	1G	1602	1/1	0.90	0.20	93,93,93,93	0
58	MG	1G	1605	1/1	0.90	0.36	83,83,83,83	0
58	MG	1H	3423	1/1	0.90	0.11	59,59,59,59	0
58	MG	1H	3332	1/1	0.90	0.26	74,74,74,74	0
58	MG	14	3398	1/1	0.90	0.09	70,70,70,70	0
58	MG	1H	3270	1/1	0.90	0.38	77,77,77,77	0
58	MG	25	201	1/1	0.90	0.48	102,102,102,102	0
58	MG	1H	3448	1/1	0.90	0.09	51,51,51,51	0
58	MG	1H	3110	1/1	0.90	0.13	45,45,45,45	0
58	MG	1H	3018	1/1	0.90	0.37	73,73,73,73	0
58	MG	1H	3245	1/1	0.90	0.32	81,81,81,81	0
58	MG	14	3297	1/1	0.90	0.09	75,75,75,75	0
58	MG	1H	3280	1/1	0.90	0.45	82,82,82,82	0
58	MG	1H	3109	1/1	0.90	0.10	46,46,46,46	0
58	MG	13	1662	1/1	0.90	0.29	115,115,115,115	0
58	MG	1H	3493	1/1	0.90	0.22	79,79,79,79	0
58	MG	1G	1648	1/1	0.90	0.20	79,79,79,79	0
58	MG	13	1655	1/1	0.90	0.08	77,77,77,77	0

Continued on next page...

Continued from previous page...

Mol	Type	Chain	Res	Atoms	RSCC	RSR	B-factors(\AA^2)	Q<0.9
58	MG	1H	3471	1/1	0.90	0.08	63,63,63,63	0
58	MG	14	3358	1/1	0.90	0.08	82,82,82,82	0
58	MG	14	3240	1/1	0.90	0.11	83,83,83,83	0
58	MG	1G	1681	1/1	0.90	0.22	75,75,75,75	0
58	MG	1G	1674	1/1	0.90	0.23	98,98,98,98	0
58	MG	14	3033	1/1	0.90	0.21	76,76,76,76	0
58	MG	14	3261	1/1	0.90	0.13	84,84,84,84	0
58	MG	1G	1682	1/1	0.90	0.19	103,103,103,103	0
58	MG	1H	3091	1/1	0.90	0.23	77,77,77,77	0
58	MG	1H	3100	1/1	0.90	0.25	64,64,64,64	0
58	MG	14	3391	1/1	0.90	0.09	97,97,97,97	0
58	MG	1H	3207	1/1	0.90	0.17	56,56,56,56	0
58	MG	14	3184	1/1	0.90	0.26	91,91,91,91	0
58	MG	1H	3127	1/1	0.90	0.12	50,50,50,50	0
58	MG	14	3024	1/1	0.90	0.27	82,82,82,82	0
58	MG	16	210	1/1	0.90	0.15	73,73,73,73	0
58	MG	13	1682	1/1	0.90	0.22	73,73,73,73	0
58	MG	1G	1692	1/1	0.90	0.09	83,83,83,83	0
58	MG	1H	3428	1/1	0.90	0.15	74,74,74,74	0
58	MG	1H	3344	1/1	0.90	0.28	70,70,70,70	0
58	MG	14	3175	1/1	0.90	0.20	87,87,87,87	0
58	MG	1H	3230	1/1	0.90	0.52	91,91,91,91	0
58	MG	1H	3046	1/1	0.90	0.25	84,84,84,84	0
58	MG	1G	1687	1/1	0.90	0.09	104,104,104,104	0
58	MG	1H	3459	1/1	0.90	0.21	73,73,73,73	0
58	MG	13	1653	1/1	0.90	0.28	87,87,87,87	0
58	MG	1H	3009	1/1	0.90	0.49	73,73,73,73	0
58	MG	P8	101	1/1	0.90	0.29	73,73,73,73	0
58	MG	1H	3488	1/1	0.90	0.10	69,69,69,69	0
58	MG	1H	3118	1/1	0.91	0.17	53,53,53,53	0
58	MG	1H	3048	1/1	0.91	0.42	81,81,81,81	0
58	MG	14	3402	1/1	0.91	0.11	76,76,76,76	0
58	MG	1H	3236	1/1	0.91	0.26	79,79,79,79	0
58	MG	14	3074	1/1	0.91	0.16	73,73,73,73	0
58	MG	L8	101	1/1	0.91	0.42	79,79,79,79	0
58	MG	1G	1618	1/1	0.91	0.17	78,78,78,78	0
58	MG	1G	1657	1/1	0.91	0.22	107,107,107,107	0
58	MG	1H	3508	1/1	0.91	0.12	55,55,55,55	0
58	MG	14	3031	1/1	0.91	0.20	78,78,78,78	0
58	MG	1H	3105	1/1	0.91	0.22	71,71,71,71	0
58	MG	13	1696	1/1	0.91	0.10	70,70,70,70	0
58	MG	13	1702	1/1	0.91	0.38	81,81,81,81	0

Continued on next page...

Continued from previous page...

Mol	Type	Chain	Res	Atoms	RSCC	RSR	B-factors(\AA^2)	Q<0.9
58	MG	1H	3120	1/1	0.91	0.36	70,70,70,70	0
58	MG	3E	302	1/1	0.91	0.25	108,108,108,108	0
58	MG	1G	1667	1/1	0.91	0.21	92,92,92,92	0
58	MG	2K	102	1/1	0.91	0.15	80,80,80,80	0
58	MG	14	3259	1/1	0.91	0.17	102,102,102,102	0
58	MG	14	3191	1/1	0.91	0.12	70,70,70,70	0
58	MG	14	3366	1/1	0.91	0.10	94,94,94,94	0
58	MG	1H	3017	1/1	0.91	0.41	66,66,66,66	0
58	MG	1H	3016	1/1	0.91	0.41	97,97,97,97	0
58	MG	1G	1628	1/1	0.91	0.37	88,88,88,88	0
58	MG	14	3403	1/1	0.91	0.08	66,66,66,66	0
58	MG	14	3011	1/1	0.91	0.24	70,70,70,70	0
58	MG	1G	1604	1/1	0.91	0.17	98,98,98,98	0
58	MG	14	3206	1/1	0.91	0.14	50,50,50,50	0
58	MG	14	3280	1/1	0.91	0.40	87,87,87,87	0
58	MG	1H	3325	1/1	0.91	0.37	92,92,92,92	0
58	MG	1H	3059	1/1	0.91	0.26	56,56,56,56	0
58	MG	14	3182	1/1	0.91	0.24	86,86,86,86	0
60	ZN	5A	101	1/1	0.91	0.12	143,143,143,143	0
58	MG	16	202	1/1	0.91	0.29	81,81,81,81	0
58	MG	1H	3464	1/1	0.91	0.11	84,84,84,84	0
58	MG	1H	3371	1/1	0.91	0.09	45,45,45,45	0
58	MG	1G	1624	1/1	0.91	0.14	85,85,85,85	0
58	MG	1G	1613	1/1	0.91	0.08	87,87,87,87	0
58	MG	1H	3206	1/1	0.91	0.13	54,54,54,54	0
58	MG	1H	3178	1/1	0.91	0.10	63,63,63,63	0
58	MG	14	3246	1/1	0.91	0.16	85,85,85,85	0
58	MG	14	3070	1/1	0.91	0.11	79,79,79,79	0
58	MG	1G	1650	1/1	0.91	0.33	81,81,81,81	0
58	MG	1H	3011	1/1	0.91	0.13	72,72,72,72	0
58	MG	1H	3305	1/1	0.91	0.21	75,75,75,75	0
58	MG	14	3154	1/1	0.91	0.12	68,68,68,68	0
58	MG	1H	3510	1/1	0.91	0.25	51,51,51,51	0
58	MG	13	1703	1/1	0.91	0.15	89,89,89,89	0
58	MG	1H	3223	1/1	0.91	0.26	60,60,60,60	0
58	MG	1H	3039	1/1	0.91	0.39	75,75,75,75	0
58	MG	11	303	1/1	0.91	0.12	41,41,41,41	0
58	MG	1G	1614	1/1	0.91	0.24	91,91,91,91	0
58	MG	13	1733	1/1	0.91	0.10	104,104,104,104	0
58	MG	14	3365	1/1	0.91	0.19	83,83,83,83	0
58	MG	1H	3378	1/1	0.91	0.09	79,79,79,79	0
58	MG	13	1661	1/1	0.91	0.22	97,97,97,97	0

Continued on next page...

Continued from previous page...

Mol	Type	Chain	Res	Atoms	RSCC	RSR	B-factors(\AA^2)	Q<0.9
58	MG	14	3326	1/1	0.91	0.16	61,61,61,61	0
58	MG	1H	3494	1/1	0.91	0.11	82,82,82,82	0
58	MG	1H	3265	1/1	0.91	0.22	79,79,79,79	0
58	MG	1G	1672	1/1	0.91	0.26	88,88,88,88	0
58	MG	1H	3472	1/1	0.91	0.07	72,72,72,72	0
58	MG	1G	1643	1/1	0.92	0.28	74,74,74,74	0
58	MG	14	3395	1/1	0.92	0.24	75,75,75,75	0
58	MG	1G	1620	1/1	0.92	0.18	77,77,77,77	0
58	MG	14	3129	1/1	0.92	0.25	69,69,69,69	0
58	MG	1H	3288	1/1	0.92	0.18	58,58,58,58	0
58	MG	1H	3487	1/1	0.92	0.12	100,100,100,100	0
58	MG	1H	3101	1/1	0.92	0.28	72,72,72,72	0
58	MG	1H	3079	1/1	0.92	0.15	53,53,53,53	0
58	MG	14	3235	1/1	0.92	0.19	80,80,80,80	0
58	MG	1H	3261	1/1	0.92	0.21	64,64,64,64	0
58	MG	1H	3313	1/1	0.92	0.30	78,78,78,78	0
58	MG	13	1686	1/1	0.92	0.19	80,80,80,80	0
58	MG	14	3353	1/1	0.92	0.12	82,82,82,82	0
58	MG	1G	1616	1/1	0.92	0.29	86,86,86,86	0
58	MG	14	3204	1/1	0.92	0.23	63,63,63,63	0
58	MG	1H	3417	1/1	0.92	0.11	66,66,66,66	0
58	MG	1H	3298	1/1	0.92	0.22	68,68,68,68	0
58	MG	14	3371	1/1	0.92	0.08	79,79,79,79	0
58	MG	13	1642	1/1	0.92	0.24	64,64,64,64	0
58	MG	1G	1659	1/1	0.92	0.20	95,95,95,95	0
58	MG	14	3394	1/1	0.92	0.12	53,53,53,53	0
58	MG	16	208	1/1	0.92	0.29	77,77,77,77	0
58	MG	1H	3449	1/1	0.92	0.08	74,74,74,74	0
58	MG	13	1691	1/1	0.92	0.26	75,75,75,75	0
58	MG	18	101	1/1	0.92	0.08	56,56,56,56	0
58	MG	1H	3164	1/1	0.92	0.30	58,58,58,58	0
58	MG	1G	1651	1/1	0.92	0.17	77,77,77,77	0
58	MG	14	3106	1/1	0.92	0.19	62,62,62,62	0
58	MG	14	3004	1/1	0.92	0.23	78,78,78,78	0
58	MG	1H	3447	1/1	0.92	0.14	55,55,55,55	0
58	MG	14	3221	1/1	0.92	0.27	72,72,72,72	0
58	MG	1H	3233	1/1	0.92	0.25	70,70,70,70	0
58	MG	13	1693	1/1	0.92	0.42	94,94,94,94	0
58	MG	1H	3463	1/1	0.92	0.15	66,66,66,66	0
58	MG	1H	3146	1/1	0.92	0.32	67,67,67,67	0
58	MG	13	1742	1/1	0.92	0.21	95,95,95,95	0
58	MG	41	201	1/1	0.92	0.15	67,67,67,67	0

Continued on next page...

Continued from previous page...

Mol	Type	Chain	Res	Atoms	RSCC	RSR	B-factors(\AA^2)	Q<0.9
58	MG	1H	3006	1/1	0.92	0.23	57,57,57,57	0
58	MG	88	201	1/1	0.92	0.16	84,84,84,84	0
58	MG	14	3156	1/1	0.92	0.21	63,63,63,63	0
58	MG	4K	101	1/1	0.92	0.21	73,73,73,73	0
58	MG	1G	1656	1/1	0.92	0.14	140,140,140,140	0
58	MG	1H	3400	1/1	0.92	0.20	54,54,54,54	0
58	MG	1H	3299	1/1	0.92	0.56	98,98,98,98	0
58	MG	13	1657	1/1	0.92	0.28	89,89,89,89	0
58	MG	13	1698	1/1	0.92	0.15	80,80,80,80	0
58	MG	2K	105	1/1	0.92	0.06	81,81,81,81	0
58	MG	14	3321	1/1	0.92	0.11	55,55,55,55	0
58	MG	1H	3470	1/1	0.92	0.06	73,73,73,73	0
58	MG	1H	3496	1/1	0.92	0.12	59,59,59,59	0
58	MG	1H	3131	1/1	0.92	0.28	57,57,57,57	0
58	MG	1H	3473	1/1	0.92	0.07	85,85,85,85	0
58	MG	1H	3264	1/1	0.92	0.18	67,67,67,67	0
58	MG	1H	3150	1/1	0.92	0.35	69,69,69,69	0
58	MG	1H	3352	1/1	0.92	0.13	45,45,45,45	0
58	MG	14	3084	1/1	0.92	0.10	81,81,81,81	0
58	MG	1H	3082	1/1	0.92	0.17	61,61,61,61	0
58	MG	14	3383	1/1	0.92	0.09	66,66,66,66	0
58	MG	1H	3436	1/1	0.92	0.09	67,67,67,67	0
58	MG	14	3171	1/1	0.92	0.26	80,80,80,80	0
58	MG	14	3018	1/1	0.92	0.16	50,50,50,50	0
58	MG	13	1737	1/1	0.92	0.06	93,93,93,93	0
58	MG	1H	3274	1/1	0.92	0.28	83,83,83,83	0
58	MG	1H	3122	1/1	0.92	0.20	68,68,68,68	0
58	MG	1H	3481	1/1	0.92	0.09	132,132,132,132	0
58	MG	1H	3041	1/1	0.92	0.19	88,88,88,88	0
58	MG	1H	3121	1/1	0.92	0.23	35,35,35,35	0
58	MG	C5	201	1/1	0.92	0.32	105,105,105,105	0
58	MG	1H	3112	1/1	0.92	0.22	71,71,71,71	0
58	MG	13	1660	1/1	0.93	0.30	86,86,86,86	0
58	MG	14	3007	1/1	0.93	0.33	68,68,68,68	0
58	MG	13	1674	1/1	0.93	0.16	77,77,77,77	0
58	MG	14	3179	1/1	0.93	0.27	72,72,72,72	0
58	MG	1G	1663	1/1	0.93	0.14	112,112,112,112	0
58	MG	14	3083	1/1	0.93	0.18	88,88,88,88	0
58	MG	1H	3359	1/1	0.93	0.13	60,60,60,60	0
58	MG	14	3307	1/1	0.93	0.12	49,49,49,49	0
58	MG	1H	3128	1/1	0.93	0.20	66,66,66,66	0
58	MG	14	3217	1/1	0.93	0.17	101,101,101,101	0

Continued on next page...

Continued from previous page...

Mol	Type	Chain	Res	Atoms	RSCC	RSR	B-factors(\AA^2)	Q<0.9
58	MG	1H	3191	1/1	0.93	0.45	70,70,70,70	0
58	MG	14	3097	1/1	0.93	0.21	77,77,77,77	0
58	MG	1H	3089	1/1	0.93	0.31	72,72,72,72	0
58	MG	14	3363	1/1	0.93	0.12	54,54,54,54	0
58	MG	1H	3149	1/1	0.93	0.22	61,61,61,61	0
58	MG	13	1711	1/1	0.93	0.26	76,76,76,76	0
58	MG	14	3104	1/1	0.93	0.15	74,74,74,74	0
58	MG	16	212	1/1	0.93	0.04	81,81,81,81	0
58	MG	1H	3036	1/1	0.93	0.30	65,65,65,65	0
58	MG	14	3362	1/1	0.93	0.06	56,56,56,56	0
58	MG	14	3022	1/1	0.93	0.20	78,78,78,78	0
58	MG	1H	3095	1/1	0.93	0.18	49,49,49,49	0
58	MG	14	3138	1/1	0.93	0.11	94,94,94,94	0
58	MG	1H	3148	1/1	0.93	0.24	78,78,78,78	0
58	MG	14	3124	1/1	0.93	0.23	76,76,76,76	0
58	MG	1H	3443	1/1	0.93	0.11	66,66,66,66	0
58	MG	14	3027	1/1	0.93	0.31	81,81,81,81	0
58	MG	16	207	1/1	0.93	0.25	88,88,88,88	0
58	MG	14	3098	1/1	0.93	0.16	71,71,71,71	0
58	MG	14	3230	1/1	0.93	0.60	82,82,82,82	0
58	MG	13	1728	1/1	0.93	0.13	95,95,95,95	0
58	MG	1H	3094	1/1	0.93	0.21	54,54,54,54	0
58	MG	14	3354	1/1	0.93	0.15	56,56,56,56	0
58	MG	14	3028	1/1	0.93	0.17	99,99,99,99	0
58	MG	1G	1695	1/1	0.93	0.08	96,96,96,96	0
58	MG	1H	3212	1/1	0.93	0.29	70,70,70,70	0
58	MG	14	3110	1/1	0.93	0.10	55,55,55,55	0
58	MG	1H	3414	1/1	0.93	0.28	64,64,64,64	0
58	MG	1H	3222	1/1	0.93	0.11	58,58,58,58	0
58	MG	14	3014	1/1	0.93	0.17	77,77,77,77	0
58	MG	13	1641	1/1	0.93	0.11	69,69,69,69	0
58	MG	14	3368	1/1	0.93	0.06	89,89,89,89	0
58	MG	1G	1696	1/1	0.93	0.04	109,109,109,109	0
58	MG	14	3009	1/1	0.93	0.15	66,66,66,66	0
58	MG	14	3333	1/1	0.93	0.13	67,67,67,67	0
58	MG	13	1607	1/1	0.93	0.28	71,71,71,71	0
58	MG	1G	1627	1/1	0.93	0.18	88,88,88,88	0
58	MG	13	1678	1/1	0.93	0.11	89,89,89,89	0
58	MG	14	3373	1/1	0.93	0.06	64,64,64,64	0
58	MG	1G	1609	1/1	0.93	0.11	81,81,81,81	0
58	MG	1H	3179	1/1	0.93	0.39	67,67,67,67	0
58	MG	13	1656	1/1	0.93	0.25	79,79,79,79	0

Continued on next page...

Continued from previous page...

Mol	Type	Chain	Res	Atoms	RSCC	RSR	B-factors(\AA^2)	Q<0.9
58	MG	1H	3319	1/1	0.93	0.22	83,83,83,83	0
58	MG	13	1612	1/1	0.93	0.29	89,89,89,89	0
58	MG	1H	3465	1/1	0.93	0.14	76,76,76,76	0
58	MG	13	1610	1/1	0.93	0.20	66,66,66,66	0
58	MG	13	1676	1/1	0.93	0.09	88,88,88,88	0
58	MG	1H	3237	1/1	0.93	0.28	72,72,72,72	0
58	MG	1H	3251	1/1	0.93	0.28	79,79,79,79	0
58	MG	1H	3193	1/1	0.93	0.14	60,60,60,60	0
58	MG	1H	3163	1/1	0.93	0.28	65,65,65,65	0
58	MG	14	3030	1/1	0.93	0.16	70,70,70,70	0
58	MG	14	3161	1/1	0.93	0.21	74,74,74,74	0
60	ZN	32	301	1/1	0.93	0.38	112,112,112,112	0
58	MG	13	1695	1/1	0.93	0.19	83,83,83,83	0
58	MG	1H	3413	1/1	0.93	0.09	50,50,50,50	0
58	MG	1H	3255	1/1	0.93	0.34	83,83,83,83	0
58	MG	14	3375	1/1	0.93	0.11	89,89,89,89	0
58	MG	14	3219	1/1	0.93	0.18	51,51,51,51	0
58	MG	14	3393	1/1	0.93	0.17	76,76,76,76	0
58	MG	1H	3215	1/1	0.93	0.12	60,60,60,60	0
58	MG	1H	3022	1/1	0.93	0.12	88,88,88,88	0
58	MG	14	3284	1/1	0.93	0.43	94,94,94,94	0
58	MG	14	3213	1/1	0.93	0.19	75,75,75,75	0
58	MG	1H	3439	1/1	0.93	0.13	51,51,51,51	0
58	MG	14	3197	1/1	0.93	0.19	73,73,73,73	0
58	MG	1H	3468	1/1	0.94	0.11	63,63,63,63	0
58	MG	14	3344	1/1	0.94	0.13	64,64,64,64	0
58	MG	1G	1611	1/1	0.94	0.10	91,91,91,91	0
58	MG	1G	1619	1/1	0.94	0.24	92,92,92,92	0
58	MG	14	3137	1/1	0.94	0.20	78,78,78,78	0
58	MG	1H	3367	1/1	0.94	0.10	54,54,54,54	0
58	MG	1H	3210	1/1	0.94	0.34	67,67,67,67	0
58	MG	14	3134	1/1	0.94	0.17	62,62,62,62	0
58	MG	1H	3203	1/1	0.94	0.38	79,79,79,79	0
58	MG	14	3335	1/1	0.94	0.16	80,80,80,80	0
58	MG	14	3332	1/1	0.94	0.16	64,64,64,64	0
58	MG	14	3301	1/1	0.94	0.15	87,87,87,87	0
58	MG	1H	3114	1/1	0.94	0.16	66,66,66,66	0
58	MG	1H	3216	1/1	0.94	0.27	71,71,71,71	0
58	MG	14	3202	1/1	0.94	0.25	64,64,64,64	0
58	MG	1H	3197	1/1	0.94	0.21	63,63,63,63	0
58	MG	1H	3076	1/1	0.94	0.24	51,51,51,51	0
58	MG	2K	101	1/1	0.94	0.22	66,66,66,66	0

Continued on next page...

Continued from previous page...

Mol	Type	Chain	Res	Atoms	RSCC	RSR	B-factors(\AA^2)	Q<0.9
58	MG	14	3233	1/1	0.94	0.10	63,63,63,63	0
58	MG	16	201	1/1	0.94	0.41	79,79,79,79	0
58	MG	14	3214	1/1	0.94	0.25	75,75,75,75	0
58	MG	13	1618	1/1	0.94	0.20	63,63,63,63	0
58	MG	1H	3229	1/1	0.94	0.20	50,50,50,50	0
58	MG	14	3177	1/1	0.94	0.20	84,84,84,84	0
58	MG	14	3209	1/1	0.94	0.17	81,81,81,81	0
58	MG	14	3218	1/1	0.94	0.15	71,71,71,71	0
58	MG	1H	3394	1/1	0.94	0.15	70,70,70,70	0
58	MG	14	3053	1/1	0.94	0.19	45,45,45,45	0
58	MG	1H	3381	1/1	0.94	0.16	62,62,62,62	0
58	MG	14	3205	1/1	0.94	0.16	58,58,58,58	0
58	MG	14	3208	1/1	0.94	0.14	83,83,83,83	0
58	MG	14	3377	1/1	0.94	0.14	107,107,107,107	0
58	MG	13	1690	1/1	0.94	0.28	90,90,90,90	0
58	MG	1H	3420	1/1	0.94	0.14	50,50,50,50	0
58	MG	14	3153	1/1	0.94	0.34	60,60,60,60	0
58	MG	13	1717	1/1	0.94	0.07	76,76,76,76	0
58	MG	1H	3144	1/1	0.94	0.30	49,49,49,49	0
58	MG	13	1625	1/1	0.94	0.15	82,82,82,82	0
58	MG	14	3252	1/1	0.94	0.34	91,91,91,91	0
58	MG	13	1722	1/1	0.94	0.10	76,76,76,76	0
58	MG	1G	1691	1/1	0.94	0.19	89,89,89,89	0
58	MG	14	3141	1/1	0.94	0.11	46,46,46,46	0
58	MG	14	3312	1/1	0.94	0.12	88,88,88,88	0
58	MG	13	1605	1/1	0.94	0.31	76,76,76,76	0
58	MG	1H	3141	1/1	0.94	0.14	40,40,40,40	0
58	MG	21	302	1/1	0.94	0.17	68,68,68,68	0
58	MG	14	3287	1/1	0.94	0.15	96,96,96,96	0
58	MG	14	3256	1/1	0.94	0.42	57,57,57,57	0
58	MG	14	3062	1/1	0.94	0.35	75,75,75,75	0
58	MG	1H	3219	1/1	0.94	0.12	70,70,70,70	0
58	MG	14	3317	1/1	0.94	0.12	48,48,48,48	0
58	MG	14	3396	1/1	0.94	0.11	53,53,53,53	0
58	MG	14	3043	1/1	0.94	0.25	76,76,76,76	0
58	MG	1H	3458	1/1	0.94	0.12	45,45,45,45	0
58	MG	13	1679	1/1	0.94	0.15	75,75,75,75	0
58	MG	14	3355	1/1	0.94	0.09	64,64,64,64	0
58	MG	1H	3382	1/1	0.94	0.09	71,71,71,71	0
58	MG	1H	3312	1/1	0.94	0.13	73,73,73,73	0
58	MG	49	201	1/1	0.94	0.22	128,128,128,128	0
58	MG	14	3089	1/1	0.94	0.24	81,81,81,81	0

Continued on next page...

Continued from previous page...

Mol	Type	Chain	Res	Atoms	RSCC	RSR	B-factors(\AA^2)	Q<0.9
58	MG	1H	3387	1/1	0.94	0.14	65,65,65,65	0
58	MG	1H	3393	1/1	0.94	0.10	58,58,58,58	0
58	MG	14	3346	1/1	0.94	0.10	74,74,74,74	0
58	MG	1H	3005	1/1	0.94	0.31	53,53,53,53	0
58	MG	14	3157	1/1	0.94	0.15	71,71,71,71	0
58	MG	14	3378	1/1	0.94	0.07	71,71,71,71	0
58	MG	1H	3495	1/1	0.94	0.09	47,47,47,47	0
58	MG	14	3348	1/1	0.94	0.08	76,76,76,76	0
58	MG	14	3111	1/1	0.94	0.18	92,92,92,92	0
58	MG	1H	3347	1/1	0.94	0.45	78,78,78,78	0
58	MG	13	1743	1/1	0.94	0.07	60,60,60,60	0
58	MG	14	3003	1/1	0.94	0.24	77,77,77,77	0
58	MG	1H	3511	1/1	0.94	0.11	82,82,82,82	0
58	MG	13	1747	1/1	0.94	0.07	96,96,96,96	0
58	MG	14	3096	1/1	0.94	0.24	73,73,73,73	0
58	MG	14	3127	1/1	0.94	0.14	54,54,54,54	0
58	MG	13	1624	1/1	0.94	0.29	68,68,68,68	0
58	MG	1H	3518	1/1	0.94	0.13	94,94,94,94	0
58	MG	1H	3406	1/1	0.94	0.19	49,49,49,49	0
58	MG	14	3091	1/1	0.94	0.12	57,57,57,57	0
58	MG	14	3305	1/1	0.94	0.09	69,69,69,69	0
58	MG	14	3295	1/1	0.94	0.18	79,79,79,79	0
58	MG	13	1616	1/1	0.94	0.22	65,65,65,65	0
58	MG	14	3086	1/1	0.94	0.17	67,67,67,67	0
58	MG	1G	1642	1/1	0.94	0.18	92,92,92,92	0
58	MG	14	3198	1/1	0.94	0.26	94,94,94,94	0
58	MG	14	3380	1/1	0.94	0.07	76,76,76,76	0
58	MG	1G	1632	1/1	0.94	0.30	83,83,83,83	0
58	MG	1H	3317	1/1	0.94	0.22	84,84,84,84	0
58	MG	14	3073	1/1	0.94	0.25	91,91,91,91	0
58	MG	1H	3231	1/1	0.94	0.26	74,74,74,74	0
58	MG	1H	3256	1/1	0.95	0.15	58,58,58,58	0
58	MG	1H	3151	1/1	0.95	0.28	73,73,73,73	0
58	MG	14	3224	1/1	0.95	0.19	77,77,77,77	0
58	MG	14	3130	1/1	0.95	0.29	85,85,85,85	0
58	MG	14	3103	1/1	0.95	0.32	78,78,78,78	0
58	MG	1H	3375	1/1	0.95	0.05	81,81,81,81	0
58	MG	1H	3506	1/1	0.95	0.09	44,44,44,44	0
58	MG	13	1727	1/1	0.95	0.09	55,55,55,55	0
58	MG	1H	3226	1/1	0.95	0.17	89,89,89,89	0
58	MG	1H	3071	1/1	0.95	0.18	39,39,39,39	0
58	MG	1H	3173	1/1	0.95	0.24	65,65,65,65	0

Continued on next page...

Continued from previous page...

Mol	Type	Chain	Res	Atoms	RSCC	RSR	B-factors(\AA^2)	Q<0.9
58	MG	14	3203	1/1	0.95	0.28	83,83,83,83	0
58	MG	1H	3415	1/1	0.95	0.12	63,63,63,63	0
58	MG	1H	3507	1/1	0.95	0.10	43,43,43,43	0
58	MG	14	3081	1/1	0.95	0.21	80,80,80,80	0
58	MG	14	3405	1/1	0.95	0.17	75,75,75,75	0
58	MG	1H	3158	1/1	0.95	0.11	44,44,44,44	0
58	MG	14	3059	1/1	0.95	0.13	55,55,55,55	0
58	MG	1H	3467	1/1	0.95	0.18	69,69,69,69	0
58	MG	1H	3028	1/1	0.95	0.32	64,64,64,64	0
58	MG	1H	3504	1/1	0.95	0.12	66,66,66,66	0
58	MG	1H	3074	1/1	0.95	0.40	88,88,88,88	0
58	MG	1H	3142	1/1	0.95	0.21	39,39,39,39	0
58	MG	1H	3452	1/1	0.95	0.08	74,74,74,74	0
58	MG	14	3152	1/1	0.95	0.21	75,75,75,75	0
58	MG	14	3194	1/1	0.95	0.13	61,61,61,61	0
58	MG	1H	3213	1/1	0.95	0.15	43,43,43,43	0
58	MG	1H	3505	1/1	0.95	0.09	41,41,41,41	0
58	MG	13	1740	1/1	0.95	0.10	70,70,70,70	0
58	MG	1H	3351	1/1	0.95	0.15	53,53,53,53	0
58	MG	14	3360	1/1	0.95	0.07	69,69,69,69	0
58	MG	1H	3170	1/1	0.95	0.41	77,77,77,77	0
58	MG	13	1611	1/1	0.95	0.28	71,71,71,71	0
58	MG	1H	3244	1/1	0.95	0.38	98,98,98,98	0
58	MG	13	1730	1/1	0.95	0.07	67,67,67,67	0
58	MG	1H	3124	1/1	0.95	0.18	39,39,39,39	0
58	MG	14	3142	1/1	0.95	0.36	88,88,88,88	0
58	MG	13	1649	1/1	0.95	0.17	79,79,79,79	0
58	MG	13	1744	1/1	0.95	0.08	89,89,89,89	0
58	MG	1H	3139	1/1	0.95	0.25	52,52,52,52	0
58	MG	14	3017	1/1	0.95	0.20	63,63,63,63	0
58	MG	1H	3479	1/1	0.95	0.09	79,79,79,79	0
58	MG	13	1716	1/1	0.95	0.08	73,73,73,73	0
58	MG	14	3002	1/1	0.95	0.23	64,64,64,64	0
58	MG	13	1613	1/1	0.95	0.27	83,83,83,83	0
58	MG	1H	3323	1/1	0.95	0.34	78,78,78,78	0
58	MG	1H	3232	1/1	0.95	0.11	72,72,72,72	0
58	MG	14	3150	1/1	0.95	0.18	50,50,50,50	0
58	MG	14	3267	1/1	0.95	0.13	79,79,79,79	0
58	MG	1H	3390	1/1	0.95	0.12	56,56,56,56	0
58	MG	1G	1644	1/1	0.95	0.21	110,110,110,110	0
58	MG	14	3249	1/1	0.95	0.23	65,65,65,65	0
58	MG	13	1681	1/1	0.95	0.11	66,66,66,66	0

Continued on next page...

Continued from previous page...

Mol	Type	Chain	Res	Atoms	RSCC	RSR	B-factors(\AA^2)	Q<0.9
58	MG	1H	3276	1/1	0.95	0.12	55,55,55,55	0
58	MG	1H	3068	1/1	0.95	0.17	50,50,50,50	0
58	MG	1H	3106	1/1	0.95	0.17	49,49,49,49	0
58	MG	14	3102	1/1	0.95	0.19	73,73,73,73	0
58	MG	1H	3462	1/1	0.95	0.09	79,79,79,79	0
58	MG	14	3225	1/1	0.95	0.20	57,57,57,57	0
58	MG	1H	3053	1/1	0.95	0.37	66,66,66,66	0
58	MG	14	3303	1/1	0.95	0.14	53,53,53,53	0
58	MG	2K	104	1/1	0.95	0.12	80,80,80,80	0
58	MG	1H	3361	1/1	0.95	0.09	64,64,64,64	0
58	MG	14	3057	1/1	0.95	0.21	62,62,62,62	0
58	MG	1H	3476	1/1	0.95	0.11	70,70,70,70	0
58	MG	1H	3455	1/1	0.95	0.15	66,66,66,66	0
58	MG	14	3094	1/1	0.95	0.12	76,76,76,76	0
58	MG	13	1628	1/1	0.95	0.18	58,58,58,58	0
58	MG	13	1746	1/1	0.95	0.07	84,84,84,84	0
58	MG	14	3099	1/1	0.95	0.17	55,55,55,55	0
58	MG	13	1734	1/1	0.95	0.07	100,100,100,100	0
58	MG	1H	3456	1/1	0.95	0.08	80,80,80,80	0
58	MG	1H	3444	1/1	0.95	0.09	82,82,82,82	0
58	MG	1H	3066	1/1	0.95	0.25	48,48,48,48	0
58	MG	1H	3418	1/1	0.95	0.10	70,70,70,70	0
58	MG	1G	1634	1/1	0.95	0.15	84,84,84,84	0
58	MG	13	1667	1/1	0.95	0.22	82,82,82,82	0
58	MG	14	3382	1/1	0.95	0.09	81,81,81,81	0
58	MG	14	3063	1/1	0.95	0.22	70,70,70,70	0
58	MG	1G	1638	1/1	0.95	0.30	84,84,84,84	0
58	MG	11	302	1/1	0.95	0.12	35,35,35,35	0
58	MG	1G	1653	1/1	0.95	0.29	78,78,78,78	0
58	MG	14	3071	1/1	0.95	0.15	42,42,42,42	0
58	MG	1G	1669	1/1	0.95	0.12	80,80,80,80	0
58	MG	1H	3300	1/1	0.95	0.31	72,72,72,72	0
58	MG	13	1635	1/1	0.95	0.19	48,48,48,48	0
58	MG	14	3339	1/1	0.95	0.09	62,62,62,62	0
58	MG	14	3036	1/1	0.95	0.19	67,67,67,67	0
58	MG	14	3329	1/1	0.95	0.09	54,54,54,54	0
58	MG	14	3340	1/1	0.95	0.09	67,67,67,67	0
58	MG	14	3247	1/1	0.95	0.26	85,85,85,85	0
58	MG	14	3330	1/1	0.95	0.11	53,53,53,53	0
58	MG	1H	3037	1/1	0.95	0.30	62,62,62,62	0
58	MG	1H	3380	1/1	0.95	0.12	77,77,77,77	0
58	MG	1H	3083	1/1	0.95	0.30	68,68,68,68	0

Continued on next page...

Continued from previous page...

Mol	Type	Chain	Res	Atoms	RSCC	RSR	B-factors(\AA^2)	Q<0.9
58	MG	13	1650	1/1	0.95	0.27	72,72,72,72	0
58	MG	14	3364	1/1	0.95	0.08	75,75,75,75	0
58	MG	1H	3143	1/1	0.95	0.22	50,50,50,50	0
58	MG	13	1689	1/1	0.95	0.20	118,118,118,118	0
58	MG	1H	3073	1/1	0.95	0.24	73,73,73,73	0
58	MG	1H	3134	1/1	0.95	0.22	50,50,50,50	0
58	MG	1H	3085	1/1	0.95	0.13	69,69,69,69	0
58	MG	1H	3307	1/1	0.95	0.24	60,60,60,60	0
58	MG	1H	3029	1/1	0.95	0.31	72,72,72,72	0
58	MG	1H	3369	1/1	0.95	0.18	55,55,55,55	0
58	MG	1H	3324	1/1	0.95	0.18	76,76,76,76	0
58	MG	1H	3296	1/1	0.95	0.22	72,72,72,72	0
58	MG	2I	201	1/1	0.95	0.17	77,77,77,77	0
58	MG	1H	3072	1/1	0.96	0.26	61,61,61,61	0
58	MG	14	3107	1/1	0.96	0.20	58,58,58,58	0
58	MG	1G	1666	1/1	0.96	0.15	84,84,84,84	0
58	MG	14	3331	1/1	0.96	0.09	56,56,56,56	0
58	MG	1H	3450	1/1	0.96	0.10	62,62,62,62	0
58	MG	1K	102	1/1	0.96	0.21	72,72,72,72	0
58	MG	1H	3129	1/1	0.96	0.09	63,63,63,63	0
58	MG	13	1614	1/1	0.96	0.23	86,86,86,86	0
58	MG	1H	3374	1/1	0.96	0.07	90,90,90,90	0
58	MG	14	3069	1/1	0.96	0.18	60,60,60,60	0
58	MG	1H	3070	1/1	0.96	0.31	68,68,68,68	0
58	MG	1G	1654	1/1	0.96	0.23	85,85,85,85	0
58	MG	14	3132	1/1	0.96	0.15	44,44,44,44	0
58	MG	14	3192	1/1	0.96	0.11	59,59,59,59	0
58	MG	1H	3364	1/1	0.96	0.14	47,47,47,47	0
58	MG	14	3310	1/1	0.96	0.07	56,56,56,56	0
58	MG	1H	3055	1/1	0.96	0.31	85,85,85,85	0
58	MG	1H	3402	1/1	0.96	0.09	53,53,53,53	0
58	MG	1H	3416	1/1	0.96	0.11	67,67,67,67	0
58	MG	14	3212	1/1	0.96	0.17	75,75,75,75	0
58	MG	1H	3111	1/1	0.96	0.27	44,44,44,44	0
58	MG	14	3313	1/1	0.96	0.08	48,48,48,48	0
58	MG	1G	1622	1/1	0.96	0.21	81,81,81,81	0
58	MG	13	1748	1/1	0.96	0.10	82,82,82,82	0
58	MG	14	3187	1/1	0.96	0.14	47,47,47,47	0
58	MG	1H	3238	1/1	0.96	0.65	52,52,52,52	0
58	MG	13	1659	1/1	0.96	0.36	68,68,68,68	0
58	MG	14	3041	1/1	0.96	0.18	66,66,66,66	0
58	MG	1G	1608	1/1	0.96	0.16	72,72,72,72	0

Continued on next page...

Continued from previous page...

Mol	Type	Chain	Res	Atoms	RSCC	RSR	B-factors(\AA^2)	Q<0.9
58	MG	13	1632	1/1	0.96	0.24	71,71,71,71	0
58	MG	14	3125	1/1	0.96	0.20	70,70,70,70	0
58	MG	14	3040	1/1	0.96	0.15	82,82,82,82	0
58	MG	1H	3108	1/1	0.96	0.12	50,50,50,50	0
58	MG	1H	3088	1/1	0.96	0.18	77,77,77,77	0
58	MG	14	3114	1/1	0.96	0.36	79,79,79,79	0
58	MG	13	1626	1/1	0.96	0.33	90,90,90,90	0
58	MG	1G	1683	1/1	0.96	0.07	61,61,61,61	0
58	MG	1G	1664	1/1	0.96	0.14	92,92,92,92	0
58	MG	1H	3435	1/1	0.96	0.08	82,82,82,82	0
58	MG	1H	3410	1/1	0.96	0.10	33,33,33,33	0
58	MG	1G	1615	1/1	0.96	0.17	85,85,85,85	0
58	MG	14	3136	1/1	0.96	0.25	49,49,49,49	0
58	MG	1H	3182	1/1	0.96	0.34	61,61,61,61	0
58	MG	1H	3396	1/1	0.96	0.07	69,69,69,69	0
58	MG	14	3120	1/1	0.96	0.07	54,54,54,54	0
58	MG	1H	3498	1/1	0.96	0.11	47,47,47,47	0
58	MG	13	1645	1/1	0.96	0.26	69,69,69,69	0
58	MG	13	1735	1/1	0.96	0.12	84,84,84,84	0
58	MG	1H	3102	1/1	0.96	0.24	60,60,60,60	0
58	MG	1H	3004	1/1	0.96	0.35	68,68,68,68	0
58	MG	1H	3425	1/1	0.96	0.16	49,49,49,49	0
58	MG	14	3207	1/1	0.96	0.12	68,68,68,68	0
58	MG	13	1639	1/1	0.96	0.16	55,55,55,55	0
60	ZN	5I	103	1/1	0.96	0.18	91,91,91,91	0
58	MG	1H	3516	1/1	0.96	0.07	86,86,86,86	0
58	MG	1H	3227	1/1	0.96	0.35	87,87,87,87	0
58	MG	14	3008	1/1	0.96	0.19	65,65,65,65	0
58	MG	1H	3172	1/1	0.96	0.35	79,79,79,79	0
58	MG	1H	3357	1/1	0.96	0.10	35,35,35,35	0
59	PAR	1G	1697	42/42	0.96	0.19	75,80,88,91	0
58	MG	1H	3349	1/1	0.96	0.14	40,40,40,40	0
58	MG	14	3085	1/1	0.96	0.21	52,52,52,52	0
58	MG	14	3199	1/1	0.96	0.35	96,96,96,96	0
58	MG	1H	3107	1/1	0.96	0.18	52,52,52,52	0
58	MG	14	3357	1/1	0.96	0.10	69,69,69,69	0
58	MG	1H	3461	1/1	0.96	0.13	51,51,51,51	0
58	MG	1H	3181	1/1	0.96	0.23	63,63,63,63	0
58	MG	13	1629	1/1	0.96	0.24	69,69,69,69	0
58	MG	1K	101	1/1	0.96	0.08	85,85,85,85	0
58	MG	1H	3225	1/1	0.96	0.19	79,79,79,79	0
58	MG	5E	201	1/1	0.96	0.21	67,67,67,67	0

Continued on next page...

Continued from previous page...

Mol	Type	Chain	Res	Atoms	RSCC	RSR	B-factors(\AA^2)	Q<0.9
58	MG	1H	3115	1/1	0.96	0.21	37,37,37,37	0
58	MG	13	1637	1/1	0.96	0.12	66,66,66,66	0
58	MG	1H	3013	1/1	0.96	0.23	52,52,52,52	0
58	MG	1H	3168	1/1	0.96	0.20	64,64,64,64	0
58	MG	14	3095	1/1	0.96	0.13	83,83,83,83	0
58	MG	14	3037	1/1	0.96	0.16	82,82,82,82	0
58	MG	14	3374	1/1	0.96	0.10	86,86,86,86	0
58	MG	1H	3201	1/1	0.96	0.16	41,41,41,41	0
58	MG	1G	1629	1/1	0.96	0.28	96,96,96,96	0
58	MG	1H	3486	1/1	0.96	0.14	50,50,50,50	0
58	MG	1H	3064	1/1	0.96	0.18	43,43,43,43	0
58	MG	1H	3517	1/1	0.96	0.13	57,57,57,57	0
58	MG	1H	3152	1/1	0.96	0.27	71,71,71,71	0
58	MG	1H	3050	1/1	0.96	0.27	63,63,63,63	0
58	MG	J5	101	1/1	0.96	0.11	52,52,52,52	0
58	MG	1H	3408	1/1	0.96	0.14	49,49,49,49	0
58	MG	1G	1686	1/1	0.96	0.10	84,84,84,84	0
58	MG	14	3318	1/1	0.96	0.10	47,47,47,47	0
58	MG	1G	1640	1/1	0.96	0.14	83,83,83,83	0
58	MG	1H	3096	1/1	0.96	0.21	50,50,50,50	0
58	MG	1G	1652	1/1	0.96	0.19	81,81,81,81	0
58	MG	1H	3412	1/1	0.96	0.09	50,50,50,50	0
58	MG	1G	1645	1/1	0.96	0.19	142,142,142,142	0
58	MG	1H	3104	1/1	0.96	0.17	68,68,68,68	0
58	MG	13	1658	1/1	0.96	0.26	92,92,92,92	0
58	MG	1H	3189	1/1	0.96	0.14	61,61,61,61	0
58	MG	1H	3171	1/1	0.96	0.15	58,58,58,58	0
58	MG	14	3078	1/1	0.96	0.18	63,63,63,63	0
58	MG	14	3068	1/1	0.96	0.16	60,60,60,60	0
58	MG	14	3174	1/1	0.96	0.17	84,84,84,84	0
58	MG	14	3327	1/1	0.96	0.06	58,58,58,58	0
58	MG	13	1729	1/1	0.96	0.12	86,86,86,86	0
58	MG	14	3388	1/1	0.96	0.10	79,79,79,79	0
58	MG	1H	3032	1/1	0.96	0.23	82,82,82,82	0
58	MG	14	3319	1/1	0.96	0.16	65,65,65,65	0
58	MG	14	3270	1/1	0.96	0.20	95,95,95,95	0
58	MG	1G	1603	1/1	0.96	0.18	87,87,87,87	0
58	MG	1J	201	1/1	0.96	0.40	76,76,76,76	0
58	MG	1H	3377	1/1	0.96	0.09	61,61,61,61	0
58	MG	1H	3239	1/1	0.96	0.10	67,67,67,67	0
58	MG	1G	1690	1/1	0.96	0.12	104,104,104,104	0
58	MG	1H	3386	1/1	0.96	0.14	50,50,50,50	0

Continued on next page...

Continued from previous page...

Mol	Type	Chain	Res	Atoms	RSCC	RSR	B-factors(\AA^2)	Q<0.9
58	MG	14	3101	1/1	0.97	0.15	65,65,65,65	0
58	MG	1H	3451	1/1	0.97	0.10	55,55,55,55	0
58	MG	13	1714	1/1	0.97	0.12	45,45,45,45	0
58	MG	1H	3278	1/1	0.97	0.21	106,106,106,106	0
58	MG	13	1603	1/1	0.97	0.34	50,50,50,50	0
58	MG	14	3189	1/1	0.97	0.15	46,46,46,46	0
58	MG	55	201	1/1	0.97	0.18	58,58,58,58	0
58	MG	14	3080	1/1	0.97	0.21	62,62,62,62	0
58	MG	1H	3140	1/1	0.97	0.30	69,69,69,69	0
58	MG	21	301	1/1	0.97	0.27	54,54,54,54	0
58	MG	14	3135	1/1	0.97	0.12	54,54,54,54	0
58	MG	1H	3116	1/1	0.97	0.37	51,51,51,51	0
58	MG	13	1720	1/1	0.97	0.12	82,82,82,82	0
58	MG	14	3323	1/1	0.97	0.10	65,65,65,65	0
58	MG	14	3241	1/1	0.97	0.28	80,80,80,80	0
58	MG	1H	3103	1/1	0.97	0.20	58,58,58,58	0
58	MG	1H	3260	1/1	0.97	0.22	35,35,35,35	0
58	MG	14	3351	1/1	0.97	0.18	87,87,87,87	0
58	MG	14	3072	1/1	0.97	0.22	74,74,74,74	0
58	MG	14	3066	1/1	0.97	0.20	59,59,59,59	0
58	MG	29	302	1/1	0.97	0.19	57,57,57,57	0
58	MG	1H	3166	1/1	0.97	0.24	64,64,64,64	0
58	MG	1H	3397	1/1	0.97	0.08	49,49,49,49	0
58	MG	13	1602	1/1	0.97	0.27	49,49,49,49	0
58	MG	14	3260	1/1	0.97	0.20	100,100,100,100	0
58	MG	1H	3483	1/1	0.97	0.07	90,90,90,90	0
58	MG	1G	1689	1/1	0.97	0.10	84,84,84,84	0
58	MG	1H	3160	1/1	0.97	0.35	79,79,79,79	0
58	MG	13	1685	1/1	0.97	0.18	74,74,74,74	0
58	MG	1H	3512	1/1	0.97	0.09	44,44,44,44	0
58	MG	1H	3145	1/1	0.97	0.38	76,76,76,76	0
58	MG	1H	3304	1/1	0.97	0.12	71,71,71,71	0
58	MG	13	1724	1/1	0.97	0.11	96,96,96,96	0
58	MG	14	3264	1/1	0.97	0.19	77,77,77,77	0
58	MG	14	3315	1/1	0.97	0.16	57,57,57,57	0
58	MG	1H	3432	1/1	0.97	0.10	70,70,70,70	0
58	MG	1H	3058	1/1	0.97	0.24	36,36,36,36	0
58	MG	14	3210	1/1	0.97	0.14	51,51,51,51	0
58	MG	14	3093	1/1	0.97	0.18	63,63,63,63	0
58	MG	1H	3061	1/1	0.97	0.28	56,56,56,56	0
58	MG	14	3108	1/1	0.97	0.23	50,50,50,50	0
58	MG	14	3226	1/1	0.97	0.20	67,67,67,67	0

Continued on next page...

Continued from previous page...

Mol	Type	Chain	Res	Atoms	RSCC	RSR	B-factors(\AA^2)	Q<0.9
58	MG	1H	3437	1/1	0.97	0.18	54,54,54,54	0
58	MG	1H	3328	1/1	0.97	0.25	56,56,56,56	0
58	MG	1H	3069	1/1	0.97	0.15	52,52,52,52	0
58	MG	1H	3366	1/1	0.97	0.14	56,56,56,56	0
58	MG	1G	1612	1/1	0.97	0.22	83,83,83,83	0
58	MG	29	301	1/1	0.97	0.21	64,64,64,64	0
58	MG	1H	3501	1/1	0.97	0.09	42,42,42,42	0
58	MG	1H	3370	1/1	0.97	0.07	55,55,55,55	0
58	MG	1G	1673	1/1	0.97	0.09	92,92,92,92	0
58	MG	1H	3336	1/1	0.97	0.13	62,62,62,62	0
58	MG	1H	3350	1/1	0.97	0.09	51,51,51,51	0
58	MG	13	1663	1/1	0.97	0.34	62,62,62,62	0
58	MG	13	1620	1/1	0.97	0.30	72,72,72,72	0
58	MG	1H	3263	1/1	0.97	0.49	56,56,56,56	0
58	MG	14	3328	1/1	0.97	0.11	49,49,49,49	0
58	MG	1H	3190	1/1	0.97	0.25	69,69,69,69	0
58	MG	1H	3490	1/1	0.97	0.10	64,64,64,64	0
58	MG	1H	3362	1/1	0.97	0.15	41,41,41,41	0
58	MG	14	3131	1/1	0.97	0.28	87,87,87,87	0
58	MG	1H	3060	1/1	0.97	0.30	52,52,52,52	0
58	MG	1H	3482	1/1	0.97	0.10	54,54,54,54	0
58	MG	14	3238	1/1	0.97	0.11	86,86,86,86	0
58	MG	1H	3363	1/1	0.97	0.14	40,40,40,40	0
58	MG	1J	203	1/1	0.97	0.18	100,100,100,100	0
59	PAR	13	1749	42/42	0.97	0.23	52,62,69,75	0
58	MG	14	3005	1/1	0.97	0.28	60,60,60,60	0
58	MG	16	211	1/1	0.97	0.09	70,70,70,70	0
58	MG	1H	3286	1/1	0.97	0.15	71,71,71,71	0
58	MG	14	3342	1/1	0.97	0.09	49,49,49,49	0
58	MG	1G	1617	1/1	0.97	0.12	74,74,74,74	0
58	MG	14	3021	1/1	0.97	0.23	73,73,73,73	0
58	MG	14	3064	1/1	0.97	0.20	86,86,86,86	0
58	MG	13	1623	1/1	0.97	0.23	62,62,62,62	0
58	MG	13	1621	1/1	0.97	0.14	74,74,74,74	0
58	MG	14	3113	1/1	0.97	0.23	62,62,62,62	0
58	MG	14	3067	1/1	0.97	0.15	81,81,81,81	0
58	MG	1H	3395	1/1	0.97	0.14	36,36,36,36	0
58	MG	1H	3194	1/1	0.97	0.15	40,40,40,40	0
58	MG	13	1631	1/1	0.97	0.22	82,82,82,82	0
58	MG	14	3065	1/1	0.97	0.17	62,62,62,62	0
58	MG	13	1719	1/1	0.97	0.10	67,67,67,67	0
58	MG	13	1638	1/1	0.97	0.25	62,62,62,62	0

Continued on next page...

Continued from previous page...

Mol	Type	Chain	Res	Atoms	RSCC	RSR	B-factors(\AA^2)	Q<0.9
58	MG	1H	3003	1/1	0.97	0.24	49,49,49,49	0
58	MG	13	1668	1/1	0.97	0.18	66,66,66,66	0
58	MG	1H	3014	1/1	0.97	0.15	58,58,58,58	0
58	MG	1H	3391	1/1	0.97	0.05	60,60,60,60	0
58	MG	14	3384	1/1	0.98	0.07	68,68,68,68	0
58	MG	14	3311	1/1	0.98	0.09	65,65,65,65	0
58	MG	14	3092	1/1	0.98	0.16	48,48,48,48	0
58	MG	1H	3008	1/1	0.98	0.33	68,68,68,68	0
58	MG	1H	3132	1/1	0.98	0.27	62,62,62,62	0
58	MG	1H	3429	1/1	0.98	0.05	72,72,72,72	0
58	MG	1G	1621	1/1	0.98	0.10	90,90,90,90	0
58	MG	14	3117	1/1	0.98	0.22	57,57,57,57	0
58	MG	14	3325	1/1	0.98	0.09	76,76,76,76	0
58	MG	13	1718	1/1	0.98	0.09	69,69,69,69	0
58	MG	1H	3117	1/1	0.98	0.14	43,43,43,43	0
58	MG	1H	3446	1/1	0.98	0.09	59,59,59,59	0
60	ZN	3E	303	1/1	0.98	0.44	97,97,97,97	0
58	MG	1H	3401	1/1	0.98	0.18	47,47,47,47	0
58	MG	14	3079	1/1	0.98	0.20	73,73,73,73	0
58	MG	13	1715	1/1	0.98	0.12	89,89,89,89	0
58	MG	1H	3086	1/1	0.98	0.19	54,54,54,54	0
58	MG	14	3347	1/1	0.98	0.11	48,48,48,48	0
58	MG	14	3356	1/1	0.98	0.08	65,65,65,65	0
58	MG	13	1726	1/1	0.98	0.08	93,93,93,93	0
58	MG	14	3052	1/1	0.98	0.23	59,59,59,59	0
58	MG	13	1619	1/1	0.98	0.15	75,75,75,75	0
58	MG	14	3105	1/1	0.98	0.27	45,45,45,45	0
58	MG	1H	3372	1/1	0.98	0.15	64,64,64,64	0
58	MG	1H	3065	1/1	0.98	0.21	43,43,43,43	0
58	MG	14	3149	1/1	0.98	0.10	62,62,62,62	0
58	MG	14	3359	1/1	0.98	0.08	73,73,73,73	0
58	MG	1H	3099	1/1	0.98	0.33	63,63,63,63	0
58	MG	14	3112	1/1	0.98	0.19	65,65,65,65	0
58	MG	1H	3502	1/1	0.98	0.11	66,66,66,66	0
58	MG	1H	3433	1/1	0.98	0.04	73,73,73,73	0
58	MG	13	1604	1/1	0.98	0.41	81,81,81,81	0
58	MG	1H	3291	1/1	0.98	0.14	86,86,86,86	0
58	MG	13	1697	1/1	0.98	0.13	73,73,73,73	0
58	MG	14	3139	1/1	0.98	0.22	63,63,63,63	0
58	MG	1H	3176	1/1	0.98	0.30	82,82,82,82	0
58	MG	14	3350	1/1	0.98	0.08	92,92,92,92	0
58	MG	1H	3489	1/1	0.98	0.17	53,53,53,53	0

Continued on next page...

Continued from previous page...

Mol	Type	Chain	Res	Atoms	RSCC	RSR	B-factors(\AA^2)	Q<0.9
58	MG	1H	3093	1/1	0.98	0.20	53,53,53,53	0
58	MG	14	3309	1/1	0.98	0.14	59,59,59,59	0
58	MG	14	3054	1/1	0.98	0.15	51,51,51,51	0
58	MG	14	3401	1/1	0.98	0.08	45,45,45,45	0
58	MG	1G	1693	1/1	0.98	0.12	82,82,82,82	0
58	MG	1H	3407	1/1	0.98	0.12	43,43,43,43	0
58	MG	1H	3355	1/1	0.98	0.14	57,57,57,57	0
58	MG	14	3349	1/1	0.98	0.14	62,62,62,62	0
58	MG	14	3188	1/1	0.98	0.11	53,53,53,53	0
58	MG	14	3170	1/1	0.98	0.10	84,84,84,84	0
58	MG	1H	3001	1/1	0.98	0.38	53,53,53,53	0
58	MG	1H	3353	1/1	0.98	0.15	40,40,40,40	0
58	MG	1H	3097	1/1	0.98	0.33	69,69,69,69	0
58	MG	1H	3404	1/1	0.98	0.15	48,48,48,48	0
58	MG	14	3262	1/1	0.98	0.07	78,78,78,78	0
58	MG	14	3308	1/1	0.98	0.07	46,46,46,46	0
58	MG	14	3100	1/1	0.98	0.23	66,66,66,66	0
58	MG	14	3128	1/1	0.98	0.16	58,58,58,58	0
58	MG	1H	3062	1/1	0.98	0.17	44,44,44,44	0
58	MG	14	3399	1/1	0.98	0.11	77,77,77,77	0
58	MG	14	3155	1/1	0.98	0.22	65,65,65,65	0
58	MG	14	3061	1/1	0.98	0.20	58,58,58,58	0
58	MG	14	3341	1/1	0.98	0.14	41,41,41,41	0
58	MG	16	213	1/1	0.98	0.12	66,66,66,66	0
58	MG	1H	3067	1/1	0.98	0.25	46,46,46,46	0
58	MG	14	3320	1/1	0.98	0.10	42,42,42,42	0
58	MG	14	3336	1/1	0.98	0.10	60,60,60,60	0
58	MG	14	3006	1/1	0.98	0.21	62,62,62,62	0
58	MG	1H	3167	1/1	0.98	0.20	56,56,56,56	0
58	MG	14	3222	1/1	0.98	0.21	75,75,75,75	0
58	MG	14	3119	1/1	0.98	0.14	49,49,49,49	0
58	MG	1H	3379	1/1	0.98	0.04	72,72,72,72	0
58	MG	1H	3084	1/1	0.98	0.33	69,69,69,69	0
58	MG	1H	3438	1/1	0.98	0.14	55,55,55,55	0
58	MG	G8	201	1/1	0.98	0.21	73,73,73,73	0
58	MG	14	3200	1/1	0.98	0.22	94,94,94,94	0
58	MG	1H	3384	1/1	0.98	0.12	34,34,34,34	0
58	MG	14	3291	1/1	0.98	0.18	70,70,70,70	0
58	MG	1H	3385	1/1	0.98	0.12	45,45,45,45	0
58	MG	13	1617	1/1	0.98	0.17	60,60,60,60	0
58	MG	1H	3125	1/1	0.98	0.19	47,47,47,47	0
58	MG	14	3228	1/1	0.98	0.26	85,85,85,85	0

Continued on next page...

Continued from previous page...

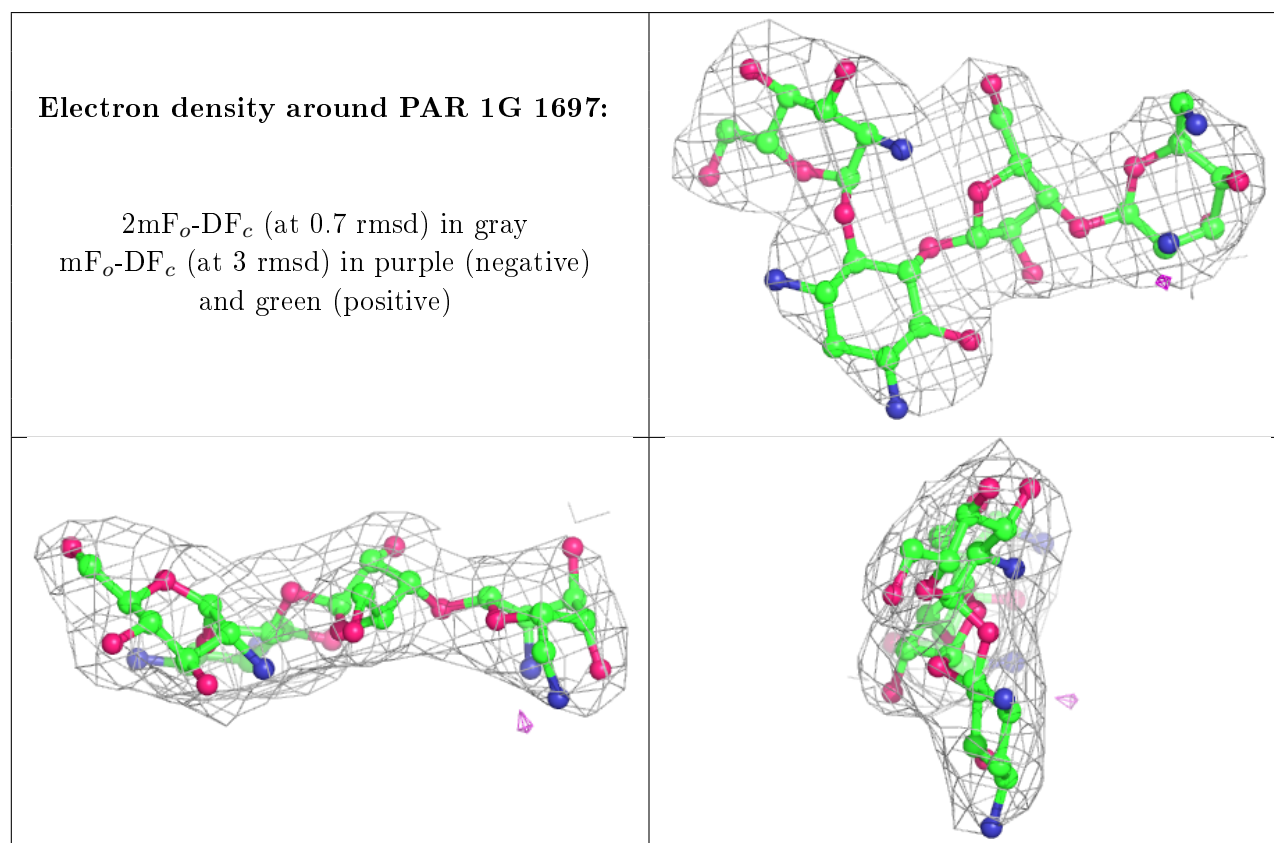
Mol	Type	Chain	Res	Atoms	RSCC	RSR	B-factors(\AA^2)	Q<0.9
58	MG	13	1640	1/1	0.98	0.10	64,64,64,64	0
58	MG	14	3322	1/1	0.98	0.06	72,72,72,72	0
58	MG	13	1732	1/1	0.98	0.07	78,78,78,78	0
58	MG	1H	3411	1/1	0.98	0.12	46,46,46,46	0
58	MG	14	3055	1/1	0.98	0.21	54,54,54,54	0
58	MG	1G	1684	1/1	0.98	0.09	70,70,70,70	0
58	MG	14	3302	1/1	0.98	0.24	83,83,83,83	0
58	MG	14	3316	1/1	0.98	0.10	62,62,62,62	0
58	MG	1H	3409	1/1	0.98	0.11	41,41,41,41	0
58	MG	1G	1639	1/1	0.98	0.16	80,80,80,80	0
58	MG	14	3314	1/1	0.98	0.12	58,58,58,58	0
58	MG	14	3304	1/1	0.98	0.11	50,50,50,50	0
58	MG	1H	3057	1/1	0.98	0.18	44,44,44,44	0
58	MG	1H	3087	1/1	0.98	0.22	75,75,75,75	0
58	MG	14	3324	1/1	0.99	0.14	62,62,62,62	0
58	MG	1H	3442	1/1	0.99	0.14	54,54,54,54	0
58	MG	14	3345	1/1	0.99	0.14	51,51,51,51	0
58	MG	14	3133	1/1	0.99	0.21	77,77,77,77	0
58	MG	1H	3368	1/1	0.99	0.14	56,56,56,56	0
58	MG	1H	3477	1/1	0.99	0.17	62,62,62,62	0
58	MG	1H	3388	1/1	0.99	0.08	59,59,59,59	0
58	MG	14	3056	1/1	0.99	0.26	58,58,58,58	0
58	MG	1H	3445	1/1	0.99	0.11	44,44,44,44	0
58	MG	1G	1641	1/1	0.99	0.13	98,98,98,98	0
58	MG	1H	3123	1/1	0.99	0.29	49,49,49,49	0
58	MG	1H	3126	1/1	0.99	0.28	60,60,60,60	0
58	MG	2L	101	1/1	0.99	0.15	88,88,88,88	0
58	MG	13	1731	1/1	0.99	0.10	68,68,68,68	0
58	MG	1H	3399	1/1	0.99	0.10	52,52,52,52	0
58	MG	1H	3419	1/1	0.99	0.10	47,47,47,47	0
58	MG	14	3306	1/1	0.99	0.12	52,52,52,52	0
58	MG	14	3109	1/1	0.99	0.19	62,62,62,62	0
58	MG	14	3257	1/1	0.99	0.17	58,58,58,58	0
58	MG	13	1741	1/1	0.99	0.14	82,82,82,82	0
58	MG	14	3343	1/1	0.99	0.08	47,47,47,47	0
58	MG	1H	3063	1/1	0.99	0.17	64,64,64,64	0
58	MG	14	3088	1/1	0.99	0.20	45,45,45,45	0
58	MG	1H	3090	1/1	0.99	0.11	37,37,37,37	0
58	MG	1H	3427	1/1	0.99	0.12	41,41,41,41	0
58	MG	1H	3405	1/1	0.99	0.11	43,43,43,43	0
58	MG	14	3013	1/1	0.99	0.25	56,56,56,56	0
58	MG	14	3288	1/1	0.99	0.13	78,78,78,78	0

Continued on next page...

Continued from previous page...

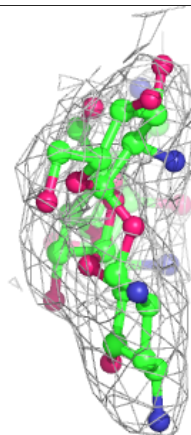
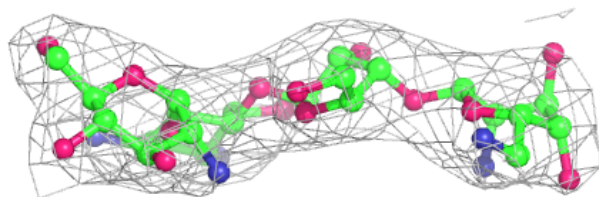
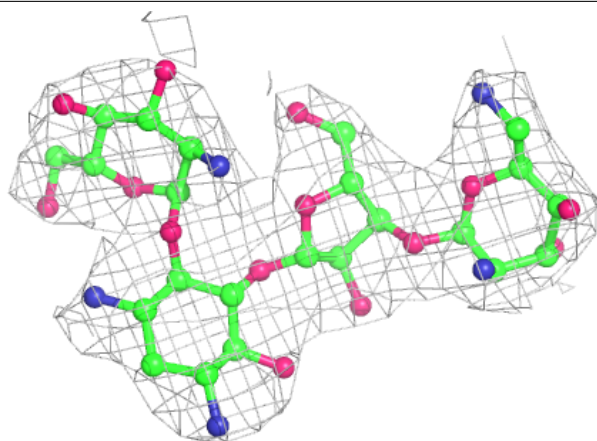
Mol	Type	Chain	Res	Atoms	RSCC	RSR	B-factors(\AA^2)	Q<0.9
58	MG	1H	3356	1/1	0.99	0.12	52,52,52,52	0
58	MG	1H	3360	1/1	0.99	0.12	46,46,46,46	0
58	MG	1G	1623	1/1	0.99	0.22	91,91,91,91	0
58	MG	13	1601	1/1	0.99	0.20	52,52,52,52	0
58	MG	1G	1694	1/1	0.99	0.12	67,67,67,67	0
58	MG	14	3058	1/1	0.99	0.22	58,58,58,58	0
58	MG	1H	3365	1/1	0.99	0.10	44,44,44,44	0
58	MG	1H	3002	1/1	0.99	0.22	60,60,60,60	0
58	MG	1H	3424	1/1	0.99	0.15	73,73,73,73	0
58	MG	1H	3441	1/1	0.99	0.08	51,51,51,51	0
58	MG	1H	3358	1/1	1.00	0.09	43,43,43,43	0

The following is a graphical depiction of the model fit to experimental electron density of all instances of the Ligand of Interest. In addition, ligands with molecular weight > 250 and outliers as shown on the geometry validation Tables will also be included. Each fit is shown from different orientation to approximate a three-dimensional view.



Electron density around PAR 13 1749:

$2mF_o-DF_c$ (at 0.7 rmsd) in gray
 mF_o-DF_c (at 3 rmsd) in purple (negative)
and green (positive)



6.5 Other polymers [i](#)

There are no such residues in this entry.