



Full wwPDB X-ray Structure Validation Report ⓘ

Jun 3, 2020 – 12:01 pm BST

PDB ID : 4WT1
Title : Complex of 70S ribosome with tRNA-Phe and mRNA with A-A mismatch in the second position in the A-site
Authors : Rozov, A.; Demeshkina, N.; Yusupov, M.; Yusupova, G.
Deposited on : 2014-10-29
Resolution : 3.05 Å(reported)

This is a Full wwPDB X-ray Structure Validation Report for a publicly released PDB entry.

We welcome your comments at validation@mail.wwpdb.org

A user guide is available at

<https://www.wwpdb.org/validation/2017/XrayValidationReportHelp>

with specific help available everywhere you see the ⓘ symbol.

The following versions of software and data (see [references ⓘ](#)) were used in the production of this report:

MolProbity : 4.02b-467
Mogul : 1.8.5 (274361), CSD as541be (2020)
Xtriage (Phenix) : 1.13
EDS : 2.11
Percentile statistics : 20191225.v01 (using entries in the PDB archive December 25th 2019)
Refmac : 5.8.0158
CCP4 : 7.0.044 (Gargrove)
Ideal geometry (proteins) : Engh & Huber (2001)
Ideal geometry (DNA, RNA) : Parkinson et al. (1996)
Validation Pipeline (wwPDB-VP) : 2.11

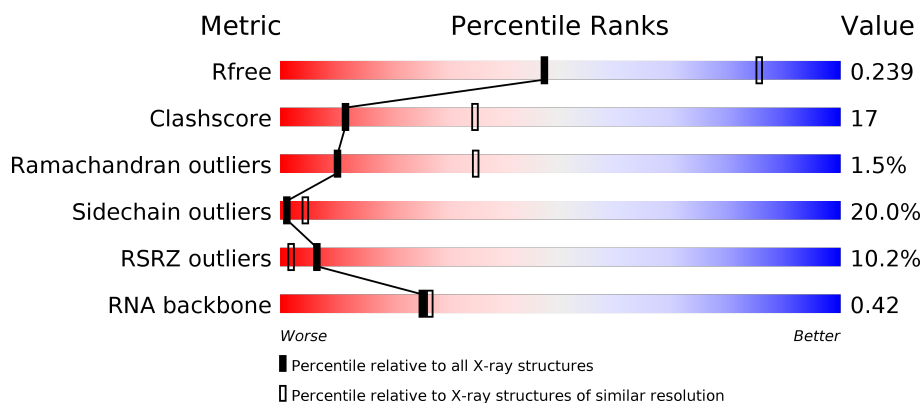
1 Overall quality at a glance i

The following experimental techniques were used to determine the structure:

X-RAY DIFFRACTION

The reported resolution of this entry is 3.05 Å.

Percentile scores (ranging between 0-100) for global validation metrics of the entry are shown in the following graphic. The table shows the number of entries on which the scores are based.



Metric	Whole archive (#Entries)	Similar resolution (#Entries, resolution range(Å))
R_{free}	130704	1754 (3.10-3.02)
Clashscore	141614	1864 (3.10-3.02)
Ramachandran outliers	138981	1794 (3.10-3.02)
Sidechain outliers	138945	1793 (3.10-3.02)
RSRZ outliers	127900	1713 (3.10-3.02)
RNA backbone	3102	1036 (3.32-2.80)

The table below summarises the geometric issues observed across the polymeric chains and their fit to the electron density. The red, orange, yellow and green segments on the lower bar indicate the fraction of residues that contain outliers for ≥ 3 , 2, 1 and 0 types of geometric quality criteria respectively. A grey segment represents the fraction of residues that are not modelled. The numeric value for each fraction is indicated below the corresponding segment, with a dot representing fractions $\leq 5\%$. The upper red bar (where present) indicates the fraction of residues that have poor fit to the electron density. The numeric value is given above the bar.

Mol	Chain	Length	Quality of chain
1	13	1522	<div> <div>3%</div> <div>33% 43% 19% . .</div> </div>
1	1G	1522	<div> <div>5%</div> <div>33% 46% 17% . .</div> </div>
2	12	256	<div> <div>7%</div> <div>45% 38% 10% 7%</div> </div>
2	1E	256	<div> <div>3%</div> <div>41% 39% 12% 7%</div> </div>

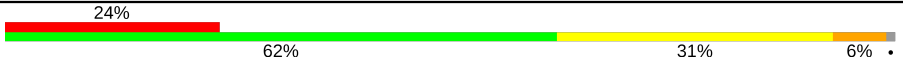

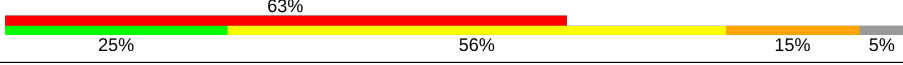

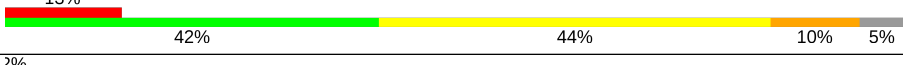
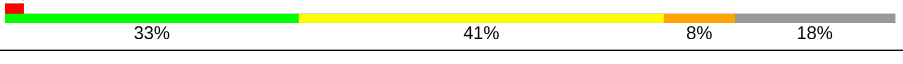
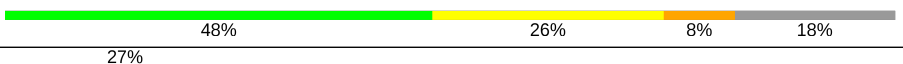
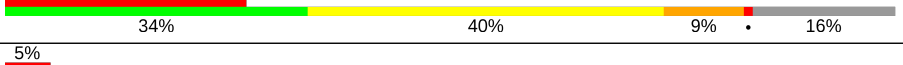
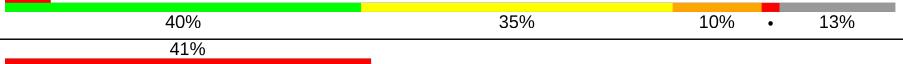





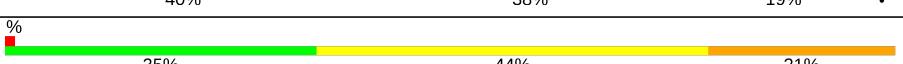


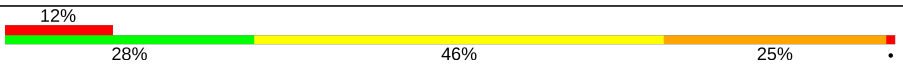
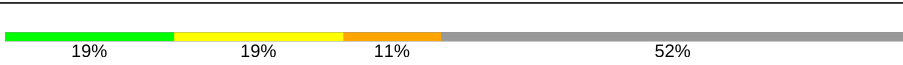

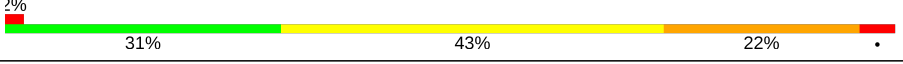
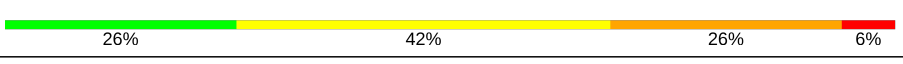

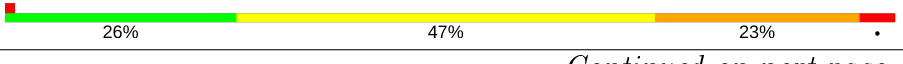

Continued on next page...

Continued from previous page...

Mol	Chain	Length	Quality of chain
3	22	239	
3	2E	239	
4	32	209	
4	3E	209	
5	42	162	
5	4E	162	
6	52	101	
6	5E	101	
7	62	156	
7	6E	156	
8	72	138	
8	7E	138	
9	82	128	
9	8E	128	
10	1A	105	
10	1I	105	
11	2A	129	
11	2I	129	
12	3A	132	
12	3I	132	
13	4A	126	
13	4I	126	
14	5A	61	
14	5I	61	
15	6A	89	

Continued on next page...

Continued from previous page...

Mol	Chain	Length	Quality of chain
15	6I	89	
16	7A	88	
16	7I	88	
17	8A	105	
17	8I	105	
18	9A	88	
18	9I	88	
19	AA	93	
19	AI	93	
20	BA	106	
20	BI	106	
21	1B	27	
21	1F	27	
22	1K	76	
23	2K	77	
23	2L	77	
24	1L	76	
24	3K	76	
24	3L	76	
25	4K	27	
25	4L	27	
26	14	2917	
26	1H	2917	
27	16	122	
27	1J	122	

Continued on next page...

Continued from previous page...

Mol	Chain	Length	Quality of chain
28	11	276	
28	19	276	
29	21	206	
29	29	206	
30	31	210	
30	39	210	
31	41	182	
31	49	182	
32	51	180	
32	59	180	
33	61	148	
33	69	148	
34	15	140	
34	58	140	
35	25	122	
35	68	122	
36	35	150	
36	78	150	
37	45	141	
37	88	141	
38	55	118	
38	98	118	
39	65	112	
39	A8	112	
40	75	146	

Continued on next page...

Continued from previous page...

Mol	Chain	Length	Quality of chain
40	B8	146	
41	85	118	
41	C8	118	
42	95	101	
42	D8	101	
43	A5	113	
43	E8	113	
44	B5	96	
44	F8	96	
45	C5	110	
45	G8	110	
46	D5	206	
46	H8	206	
47	E5	85	
47	I8	85	
48	F5	98	
48	J8	98	
49	G5	72	
49	K8	72	
50	H5	60	
50	L8	60	
51	I5	71	
51	M8	71	
52	J5	60	
52	N8	60	

Continued on next page...

Continued from previous page...

Mol	Chain	Length	Quality of chain
53	K5	54	
53	O8	54	
54	L5	49	
54	P8	49	
55	M5	65	
55	Q8	65	

The following table lists non-polymeric compounds, carbohydrate monomers and non-standard residues in protein, DNA, RNA chains that are outliers for geometric or electron-density-fit criteria:

Mol	Type	Chain	Res	Chirality	Geometry	Clashes	Electron density
56	MG	13	1629	-	-	-	X
56	MG	13	1631	-	-	-	X
56	MG	13	1656	-	-	-	X
56	MG	13	1658	-	-	-	X
56	MG	13	1718	-	-	-	X
56	MG	13	1721	-	-	-	X
56	MG	13	1744	-	-	-	X
56	MG	14	3020	-	-	-	X
56	MG	14	3080	-	-	-	X
56	MG	14	3117	-	-	-	X
56	MG	14	3143	-	-	-	X
56	MG	14	3170	-	-	-	X
56	MG	14	3178	-	-	-	X
56	MG	14	3255	-	-	-	X
56	MG	14	3276	-	-	-	X
56	MG	14	3281	-	-	-	X
56	MG	14	3288	-	-	-	X
56	MG	14	3295	-	-	-	X
56	MG	14	3416	-	-	-	X
56	MG	1G	1632	-	-	-	X
56	MG	1G	1640	-	-	-	X
56	MG	1G	1670	-	-	-	X
56	MG	1H	3013	-	-	-	X
56	MG	1H	3028	-	-	-	X
56	MG	1H	3074	-	-	-	X
56	MG	1H	3119	-	-	-	X
56	MG	1H	3129	-	-	-	X

Continued on next page...

Continued from previous page...

Mol	Type	Chain	Res	Chirality	Geometry	Clashes	Electron density
56	MG	1H	3137	-	-	-	X
56	MG	1H	3142	-	-	-	X
56	MG	1H	3143	-	-	-	X
56	MG	1H	3157	-	-	-	X
56	MG	1H	3158	-	-	-	X
56	MG	1H	3249	-	-	-	X
56	MG	1H	3255	-	-	-	X
56	MG	1H	3266	-	-	-	X
56	MG	1H	3270	-	-	-	X
56	MG	1H	3276	-	-	-	X
56	MG	1H	3280	-	-	-	X
56	MG	1H	3305	-	-	-	X
56	MG	1H	3306	-	-	-	X
56	MG	1H	3309	-	-	-	X
56	MG	1H	3311	-	-	-	X
56	MG	1H	3326	-	-	-	X
56	MG	1H	3328	-	-	-	X
56	MG	1H	3330	-	-	-	X
56	MG	1H	3331	-	-	-	X
56	MG	1H	3332	-	-	-	X
56	MG	1H	3337	-	-	-	X
56	MG	1H	3346	-	-	-	X
56	MG	29	301	-	-	-	X
56	MG	32	301	-	-	-	X
56	MG	39	303	-	-	-	X
56	MG	L8	101	-	-	-	X

2 Entry composition

There are 58 unique types of molecules in this entry. The entry contains 299951 atoms, of which 0 are hydrogens and 0 are deuteriums.

In the tables below, the ZeroOcc column contains the number of atoms modelled with zero occupancy, the AltConf column contains the number of residues with at least one atom in alternate conformation and the Trace column contains the number of residues modelled with at most 2 atoms.

- Molecule 1 is a RNA chain called 16S ribosomal RNA.

Mol	Chain	Residues	Atoms					ZeroOcc	AltConf	Trace
1	13	1498	Total	C	N	O	P	0	0	0
			32207	14334	5973	10402	1498			
1	1G	1497	Total	C	N	O	P	0	0	0
			32182	14324	5968	10394	1496			

- Molecule 2 is a protein called 30S ribosomal protein S2.

Mol	Chain	Residues	Atoms					ZeroOcc	AltConf	Trace
2	1E	237	Total	C	N	O	S	0	0	0
			1924	1228	344	347	5			
2	12	237	Total	C	N	O	S	0	0	0
			1924	1228	344	347	5			

- Molecule 3 is a protein called 30S ribosomal protein S3.

Mol	Chain	Residues	Atoms					ZeroOcc	AltConf	Trace
3	2E	205	Total	C	N	O	S	0	0	0
			1605	1011	313	280	1			
3	22	206	Total	C	N	O	S	0	0	0
			1612	1016	314	281	1			

- Molecule 4 is a protein called 30S ribosomal protein S4.

Mol	Chain	Residues	Atoms					ZeroOcc	AltConf	Trace
4	3E	208	Total	C	N	O	S	0	0	0
			1702	1066	339	290	7			
4	32	208	Total	C	N	O	S	0	0	0
			1702	1066	339	290	7			

- Molecule 5 is a protein called 30S ribosomal protein S5.

Mol	Chain	Residues	Atoms					ZeroOcc	AltConf	Trace
5	4E	151	Total	C	N	O	S	0	0	0
			1155	729	218	204	4			
5	42	151	Total	C	N	O	S	0	0	0
			1155	729	218	204	4			

- Molecule 6 is a protein called 30S ribosomal protein S6.

Mol	Chain	Residues	Atoms					ZeroOcc	AltConf	Trace
6	5E	101	Total	C	N	O	S	0	0	0
			842	531	155	153	3			
6	52	101	Total	C	N	O	S	0	0	0
			842	531	155	153	3			

- Molecule 7 is a protein called 30S ribosomal protein S7.

Mol	Chain	Residues	Atoms					ZeroOcc	AltConf	Trace
7	6E	155	Total	C	N	O	S	0	0	0
			1256	781	252	217	6			
7	62	155	Total	C	N	O	S	0	0	0
			1256	781	252	217	6			

- Molecule 8 is a protein called 30S ribosomal protein S8.

Mol	Chain	Residues	Atoms					ZeroOcc	AltConf	Trace
8	7E	138	Total	C	N	O	S	0	0	0
			1115	705	215	192	3			
8	72	138	Total	C	N	O	S	0	0	0
			1115	705	215	192	3			

- Molecule 9 is a protein called 30S ribosomal protein S9.

Mol	Chain	Residues	Atoms					ZeroOcc	AltConf	Trace
9	8E	127	Total	C	N	O		0	0	0
			1009	639	197	173				
9	82	127	Total	C	N	O		0	0	0
			1009	639	197	173				

- Molecule 10 is a protein called 30S ribosomal protein S10.

Mol	Chain	Residues	Atoms					ZeroOcc	AltConf	Trace
10	1I	99	Total	C	N	O	S	0	0	0
			801	504	157	139	1			

Continued on next page...

Continued from previous page...

Mol	Chain	Residues	Atoms					ZeroOcc	AltConf	Trace
10	1A	99	Total	C	N	O	S	0	0	0
			801	504	157	139	1			

- Molecule 11 is a protein called 30S ribosomal protein S11.

Mol	Chain	Residues	Atoms					ZeroOcc	AltConf	Trace
11	2I	116	Total	C	N	O	S	0	0	0
			864	537	164	160	3			
11	2A	116	Total	C	N	O	S	0	0	0
			864	537	164	160	3			

- Molecule 12 is a protein called 30S ribosomal protein S12.

Mol	Chain	Residues	Atoms					ZeroOcc	AltConf	Trace
12	3I	125	Total	C	N	O	S	0	0	0
			975	614	196	164	1			
12	3A	125	Total	C	N	O	S	0	0	0
			975	614	196	164	1			

- Molecule 13 is a protein called 30S ribosomal protein S13.

Mol	Chain	Residues	Atoms					ZeroOcc	AltConf	Trace
13	4I	118	Total	C	N	O	S	0	0	0
			938	580	193	163	2			
13	4A	117	Total	C	N	O	S	0	0	0
			933	577	192	162	2			

There are 2 discrepancies between the modelled and reference sequences:

Chain	Residue	Modelled	Actual	Comment	Reference
4I	119	ALA	GLY	conflict	UNP P80377
4A	119	ALA	GLY	conflict	UNP P80377

- Molecule 14 is a protein called 30S ribosomal protein S14 type Z.

Mol	Chain	Residues	Atoms					ZeroOcc	AltConf	Trace
14	5I	60	Total	C	N	O	S	0	0	0
			491	312	104	71	4			
14	5A	58	Total	C	N	O	S	0	0	0
			475	303	99	69	4			

- Molecule 15 is a protein called 30S ribosomal protein S15.

Mol	Chain	Residues	Atoms					ZeroOcc	AltConf	Trace
15	6I	88	Total	C	N	O	S	0	0	0
			733	459	147	125	2			
15	6A	88	Total	C	N	O	S	0	0	0
			733	459	147	125	2			

- Molecule 16 is a protein called 30S ribosomal protein S16.

Mol	Chain	Residues	Atoms					ZeroOcc	AltConf	Trace
16	7I	84	Total	C	N	O	S	0	0	0
			705	446	140	118	1			
16	7A	84	Total	C	N	O	S	0	0	0
			705	446	140	118	1			

- Molecule 17 is a protein called 30S ribosomal protein S17.

Mol	Chain	Residues	Atoms					ZeroOcc	AltConf	Trace
17	8I	100	Total	C	N	O	S	0	0	0
			834	534	155	143	2			
17	8A	100	Total	C	N	O	S	0	0	0
			834	534	155	143	2			

- Molecule 18 is a protein called 30S ribosomal protein S18.

Mol	Chain	Residues	Atoms				ZeroOcc	AltConf	Trace
18	9I	72	Total	C	N	O	0	0	0
			590	376	117	97			
18	9A	72	Total	C	N	O	0	0	0
			590	376	117	97			

- Molecule 19 is a protein called 30S ribosomal protein S19.

Mol	Chain	Residues	Atoms					ZeroOcc	AltConf	Trace
19	AI	81	Total	C	N	O	S	0	0	0
			647	413	119	113	2			
19	AA	78	Total	C	N	O	S	0	0	0
			624	398	115	109	2			

- Molecule 20 is a protein called 30S ribosomal protein S20.

Mol	Chain	Residues	Atoms					ZeroOcc	AltConf	Trace
20	BI	99	Total	C	N	O	S	0	0	0
			762	470	162	128	2			

Continued on next page...

Continued from previous page...

Mol	Chain	Residues	Atoms					ZeroOcc	AltConf	Trace
20	BA	99	Total	C	N	O	S	0	0	0
			762	470	162	128	2			

- Molecule 21 is a protein called 30S ribosomal protein Thx.

Mol	Chain	Residues	Atoms				ZeroOcc	AltConf	Trace
21	1F	25	Total	C	N	O	0	0	0
			217	134	52	31			
21	1B	25	Total	C	N	O	0	0	0
			217	134	52	31			

- Molecule 22 is a RNA chain called tRNA-Phe.

Mol	Chain	Residues	Atoms						ZeroOcc	AltConf	Trace
22	1K	76	Total	C	N	O	P	S	0	0	0
			1628	731	290	530	75	2			

- Molecule 23 is a RNA chain called tRNA-fMet.

Mol	Chain	Residues	Atoms						ZeroOcc	AltConf	Trace
23	2K	77	Total	C	N	O	P	S	0	0	0
			1646	735	298	535	77	1			
23	2L	77	Total	C	N	O	P	S	0	0	0
			1646	735	298	535	77	1			

There are 2 discrepancies between the modelled and reference sequences:

Chain	Residue	Modelled	Actual	Comment	Reference
2K	18	C	U	conflict	GB 675818144
2L	18	C	U	conflict	GB 675818144

- Molecule 24 is a RNA chain called tRNA-Phe.

Mol	Chain	Residues	Atoms					ZeroOcc	AltConf	Trace
24	3K	76	Total	C	N	O	P	0	0	0
			1619	723	290	531	75			
24	1L	76	Total	C	N	O	P	0	0	0
			1619	723	290	531	75			
24	3L	76	Total	C	N	O	P	0	0	0
			1619	723	290	531	75			

- Molecule 25 is a RNA chain called mRNA.

Mol	Chain	Residues	Atoms					ZeroOcc	AltConf	Trace
25	4K	13	Total	C	N	O	P	0	0	0
			281	127	57	84	13			
25	4L	9	Total	C	N	O	P	0	0	0
			193	87	37	60	9			

- Molecule 26 is a RNA chain called 23S ribosomal RNA.

Mol	Chain	Residues	Atoms					ZeroOcc	AltConf	Trace
26	1H	2912	Total	C	N	O	P	0	0	0
			62707	27911	11722	20163	2911			
26	14	2909	Total	C	N	O	P	0	0	0
			62647	27884	11716	20139	2908			

There are 6 discrepancies between the modelled and reference sequences:

Chain	Residue	Modelled	Actual	Comment	Reference
1H	161	U	-	insertion	GB 48268
1H	493	G	-	insertion	GB 48268
1H	1228	G	-	insertion	GB 48268
14	161	U	-	insertion	GB 48268
14	493	G	-	insertion	GB 48268
14	1228	G	-	insertion	GB 48268

- Molecule 27 is a RNA chain called 5S ribosomal RNA.

Mol	Chain	Residues	Atoms					ZeroOcc	AltConf	Trace
27	16	122	Total	C	N	O	P	0	0	0
			2617	1166	486	844	121			
27	1J	122	Total	C	N	O	P	0	0	0
			2617	1166	486	844	121			

- Molecule 28 is a protein called 50S ribosomal protein L2.

Mol	Chain	Residues	Atoms					ZeroOcc	AltConf	Trace
28	11	272	Total	C	N	O	S	0	0	0
			2115	1335	420	357	3			
28	19	273	Total	C	N	O	S	0	0	0
			2120	1338	421	358	3			

- Molecule 29 is a protein called 50S ribosomal protein L3.

Mol	Chain	Residues	Atoms					ZeroOcc	AltConf	Trace
29	21	205	Total	C	N	O	S	0	0	0
			1568	991	300	271	6			
29	29	205	Total	C	N	O	S	0	0	0
			1568	991	300	271	6			

- Molecule 30 is a protein called 50S ribosomal protein L4.

Mol	Chain	Residues	Atoms					ZeroOcc	AltConf	Trace
30	31	202	Total	C	N	O	S	0	0	0
			1585	1011	297	275	2			
30	39	208	Total	C	N	O	S	0	0	0
			1627	1037	304	283	3			

- Molecule 31 is a protein called 50S ribosomal protein L5.

Mol	Chain	Residues	Atoms					ZeroOcc	AltConf	Trace
31	41	181	Total	C	N	O	S	0	0	0
			1473	942	268	259	4			
31	49	181	Total	C	N	O	S	0	0	0
			1473	942	268	259	4			

- Molecule 32 is a protein called 50S ribosomal protein L6.

Mol	Chain	Residues	Atoms					ZeroOcc	AltConf	Trace
32	51	174	Total	C	N	O	S	0	0	0
			1336	848	251	236	1			
32	59	169	Total	C	N	O	S	0	0	0
			1299	823	244	231	1			

- Molecule 33 is a protein called 50S ribosomal protein L9.

Mol	Chain	Residues	Atoms					ZeroOcc	AltConf	Trace
33	61	146	Total	C	N	O	S	0	0	0
			1136	726	201	208	1			
33	69	146	Total	C	N	O	S	0	0	0
			1136	726	201	208	1			

- Molecule 34 is a protein called 50S ribosomal protein L13.

Mol	Chain	Residues	Atoms					ZeroOcc	AltConf	Trace
34	58	138	Total	C	N	O	S	0	0	0
			1104	712	206	182	4			

Continued on next page...

Continued from previous page...

Mol	Chain	Residues	Atoms					ZeroOcc	AltConf	Trace
34	15	138	Total	C	N	O	S	0	0	0
			1104	712	206	182	4			

- Molecule 35 is a protein called 50S ribosomal protein L14.

Mol	Chain	Residues	Atoms					ZeroOcc	AltConf	Trace
35	68	122	Total	C	N	O	S	0	0	0
			932	588	171	169	4			
35	25	122	Total	C	N	O	S	0	0	0
			932	588	171	169	4			

- Molecule 36 is a protein called 50S ribosomal protein L15.

Mol	Chain	Residues	Atoms					ZeroOcc	AltConf	Trace
36	78	150	Total	C	N	O	S	0	0	0
			1144	712	232	197	3			
36	35	150	Total	C	N	O	S	0	0	0
			1144	712	232	197	3			

- Molecule 37 is a protein called 50S ribosomal protein L16.

Mol	Chain	Residues	Atoms					ZeroOcc	AltConf	Trace
37	88	138	Total	C	N	O	S	0	0	0
			1086	693	208	179	6			
37	45	141	Total	C	N	O	S	0	0	0
			1121	715	212	187	7			

- Molecule 38 is a protein called 50S ribosomal protein L17.

Mol	Chain	Residues	Atoms					ZeroOcc	AltConf	Trace
38	98	118	Total	C	N	O	S	0	0	0
			967	604	203	159	1			
38	55	117	Total	C	N	O		0	0	0
			959	599	202	158				

- Molecule 39 is a protein called 50S ribosomal protein L18.

Mol	Chain	Residues	Atoms				ZeroOcc	AltConf	Trace
39	A8	111	Total	C	N	O	0	0	0
			881	556	176	149			
39	65	111	Total	C	N	O	0	0	0
			881	556	176	149			

- Molecule 40 is a protein called 50S ribosomal protein L19.

Mol	Chain	Residues	Atoms					ZeroOcc	AltConf	Trace
40	B8	137	Total	C	N	O	S	0	0	0
			1141	710	234	196	1			
40	75	137	Total	C	N	O	S	0	0	0
			1141	710	234	196	1			

- Molecule 41 is a protein called 50S ribosomal protein L20.

Mol	Chain	Residues	Atoms					ZeroOcc	AltConf	Trace
41	C8	117	Total	C	N	O	S	0	0	0
			963	610	202	150	1			
41	85	117	Total	C	N	O	S	0	0	0
			963	610	202	150	1			

- Molecule 42 is a protein called 50S ribosomal protein L21.

Mol	Chain	Residues	Atoms					ZeroOcc	AltConf	Trace
42	D8	101	Total	C	N	O	S	0	0	0
			778	501	142	134	1			
42	95	101	Total	C	N	O	S	0	0	0
			778	501	142	134	1			

- Molecule 43 is a protein called 50S ribosomal protein L22.

Mol	Chain	Residues	Atoms					ZeroOcc	AltConf	Trace
43	E8	113	Total	C	N	O	S	0	0	0
			899	566	177	154	2			
43	A5	113	Total	C	N	O	S	0	0	0
			899	566	177	154	2			

- Molecule 44 is a protein called 50S ribosomal protein L23.

Mol	Chain	Residues	Atoms					ZeroOcc	AltConf	Trace
44	F8	94	Total	C	N	O	S	0	0	0
			742	482	134	125	1			
44	B5	92	Total	C	N	O		0	0	0
			725	471	131	123				

- Molecule 45 is a protein called 50S ribosomal protein L24.

Mol	Chain	Residues	Atoms					ZeroOcc	AltConf	Trace
45	G8	104	Total	C	N	O	S	0	0	0
			791	510	149	127	5			
45	C5	104	Total	C	N	O	S	0	0	0
			794	510	152	127	5			

- Molecule 46 is a protein called 50S ribosomal protein L25.

Mol	Chain	Residues	Atoms					ZeroOcc	AltConf	Trace
46	H8	175	Total	C	N	O	S	0	0	0
			1397	892	251	251	3			
46	D5	179	Total	C	N	O	S	0	0	0
			1428	911	255	259	3			

- Molecule 47 is a protein called 50S ribosomal protein L27.

Mol	Chain	Residues	Atoms					ZeroOcc	AltConf	Trace
47	I8	80	Total	C	N	O	S	0	0	0
			626	388	132	105	1			
47	E5	76	Total	C	N	O	S	0	0	0
			606	376	128	101	1			

There are 4 discrepancies between the modelled and reference sequences:

Chain	Residue	Modelled	Actual	Comment	Reference
I8	6	ALA	GLY	conflict	UNP P60493
I8	8	ALA	GLY	conflict	UNP P60493
E5	6	ALA	GLY	conflict	UNP P60493
E5	8	ALA	GLY	conflict	UNP P60493

- Molecule 48 is a protein called 50S ribosomal protein L28.

Mol	Chain	Residues	Atoms					ZeroOcc	AltConf	Trace
48	J8	97	Total	C	N	O	S	0	0	0
			762	481	150	130	1			
48	F5	97	Total	C	N	O	S	0	0	0
			762	481	150	130	1			

- Molecule 49 is a protein called 50S ribosomal protein L29.

Mol	Chain	Residues	Atoms					ZeroOcc	AltConf	Trace
49	K8	67	Total	C	N	O	S	0	0	0
			563	349	114	99	1			

Continued on next page...

Continued from previous page...

Mol	Chain	Residues	Atoms					ZeroOcc	AltConf	Trace
49	G5	66	Total	C	N	O	S	0	0	0
			558	346	113	98	1			

- Molecule 50 is a protein called 50S ribosomal protein L30.

Mol	Chain	Residues	Atoms					ZeroOcc	AltConf	Trace
50	L8	57	Total	C	N	O		0	0	0
			452	288	88	76				
50	H5	59	Total	C	N	O		0	0	0
			468	298	90	80				

- Molecule 51 is a protein called 50S ribosomal protein L31.

Mol	Chain	Residues	Atoms					ZeroOcc	AltConf	Trace
51	M8	66	Total	C	N	O	S	0	0	0
			533	335	96	97	5			
51	I5	63	Total	C	N	O	S	0	0	0
			515	326	93	91	5			

- Molecule 52 is a protein called 50S ribosomal protein L32.

Mol	Chain	Residues	Atoms					ZeroOcc	AltConf	Trace
52	N8	58	Total	C	N	O	S	0	0	0
			453	285	89	74	5			
52	J5	56	Total	C	N	O	S	0	0	0
			434	272	87	70	5			

- Molecule 53 is a protein called 50S ribosomal protein L33.

Mol	Chain	Residues	Atoms					ZeroOcc	AltConf	Trace
53	O8	45	Total	C	N	O	S	0	0	0
			389	241	79	65	4			
53	K5	45	Total	C	N	O	S	0	0	0
			389	241	79	65	4			

- Molecule 54 is a protein called 50S ribosomal protein L34.

Mol	Chain	Residues	Atoms					ZeroOcc	AltConf	Trace
54	P8	45	Total	C	N	O	S	0	0	0
			391	240	97	52	2			
54	L5	46	Total	C	N	O	S	0	0	0
			398	245	98	53	2			

- Molecule 55 is a protein called 50S ribosomal protein L35.

Mol	Chain	Residues	Atoms					ZeroOcc	AltConf	Trace
55	Q8	61	Total	C	N	O	S	0	0	0
			485	309	99	75	2			
55	M5	60	Total	C	N	O	S	0	0	0
			477	303	98	74	2			

- Molecule 56 is MAGNESIUM ION (three-letter code: MG) (formula: Mg).

Mol	Chain	Residues	Atoms		ZeroOcc	AltConf
56	45	2	Total	Mg	0	0
			2	2		
56	P8	1	Total	Mg	0	0
			1	1		
56	85	1	Total	Mg	0	0
			1	1		
56	32	1	Total	Mg	0	0
			1	1		
56	C5	1	Total	Mg	0	0
			1	1		
56	13	152	Total	Mg	0	0
			152	152		
56	1J	10	Total	Mg	0	0
			10	10		
56	35	1	Total	Mg	0	0
			1	1		
56	16	15	Total	Mg	0	0
			15	15		
56	25	2	Total	Mg	0	0
			2	2		
56	M5	1	Total	Mg	0	0
			1	1		
56	21	2	Total	Mg	0	0
			2	2		
56	31	1	Total	Mg	0	0
			1	1		
56	L8	1	Total	Mg	0	0
			1	1		
56	15	1	Total	Mg	0	0
			1	1		
56	3I	2	Total	Mg	0	0
			2	2		
56	I8	2	Total	Mg	0	0
			2	2		

Continued on next page...

Continued from previous page...

Mol	Chain	Residues	Atoms		ZeroOcc	AltConf
56	52	1	Total 1	Mg 1	0	0
56	5E	1	Total 1	Mg 1	0	0
56	29	2	Total 2	Mg 2	0	0
56	41	2	Total 2	Mg 2	0	0
56	2K	7	Total 7	Mg 7	0	0
56	J8	1	Total 1	Mg 1	0	0
56	39	3	Total 3	Mg 3	0	0
56	1G	88	Total 88	Mg 88	0	0
56	11	2	Total 2	Mg 2	0	0
56	1H	506	Total 506	Mg 506	0	0
56	E5	1	Total 1	Mg 1	0	0
56	88	2	Total 2	Mg 2	0	0
56	49	1	Total 1	Mg 1	0	0
56	14	426	Total 426	Mg 426	0	0
56	78	2	Total 2	Mg 2	0	0
56	6A	1	Total 1	Mg 1	0	0
56	4K	1	Total 1	Mg 1	0	0
56	G8	1	Total 1	Mg 1	0	0
56	2L	3	Total 3	Mg 3	0	0

- Molecule 57 is ZINC ION (three-letter code: ZN) (formula: Zn).

Mol	Chain	Residues	Atoms		ZeroOcc	AltConf
57	32	1	Total 1	Zn 1	0	0
57	3E	1	Total 1	Zn 1	0	0
57	5I	1	Total 1	Zn 1	0	0
57	5A	1	Total 1	Zn 1	0	0
57	G8	1	Total 1	Zn 1	0	0
57	C5	1	Total 1	Zn 1	0	0

- Molecule 58 is water.

Mol	Chain	Residues	Atoms		ZeroOcc	AltConf
58	13	164	Total 164	O 164	0	0
58	3E	1	Total 1	O 1	0	0
58	4E	1	Total 1	O 1	0	0
58	1I	1	Total 1	O 1	0	0
58	3I	1	Total 1	O 1	0	0
58	5I	1	Total 1	O 1	0	0
58	6I	1	Total 1	O 1	0	0
58	7I	1	Total 1	O 1	0	0
58	4K	1	Total 1	O 1	0	0
58	1H	920	Total 920	O 920	0	0
58	16	6	Total 6	O 6	0	0
58	11	9	Total 9	O 9	0	0
58	21	5	Total 5	O 5	0	0
58	31	7	Total 7	O 7	0	0

Continued on next page...

Continued from previous page...

Mol	Chain	Residues	Atoms		ZeroOcc	AltConf
58	78	6	Total 6	O 6	0	0
58	B8	1	Total 1	O 1	0	0
58	C8	2	Total 2	O 2	0	0
58	E8	1	Total 1	O 1	0	0
58	F8	1	Total 1	O 1	0	0
58	G8	3	Total 3	O 3	0	0
58	J8	1	Total 1	O 1	0	0
58	L8	3	Total 3	O 3	0	0
58	P8	1	Total 1	O 1	0	0
58	Q8	2	Total 2	O 2	0	0
58	1G	64	Total 64	O 64	0	0
58	32	1	Total 1	O 1	0	0
58	7A	1	Total 1	O 1	0	0
58	14	543	Total 543	O 543	0	0
58	1J	18	Total 18	O 18	0	0
58	19	3	Total 3	O 3	0	0
58	29	3	Total 3	O 3	0	0
58	39	8	Total 8	O 8	0	0
58	15	1	Total 1	O 1	0	0
58	35	1	Total 1	O 1	0	0
58	85	1	Total 1	O 1	0	0

Continued on next page...

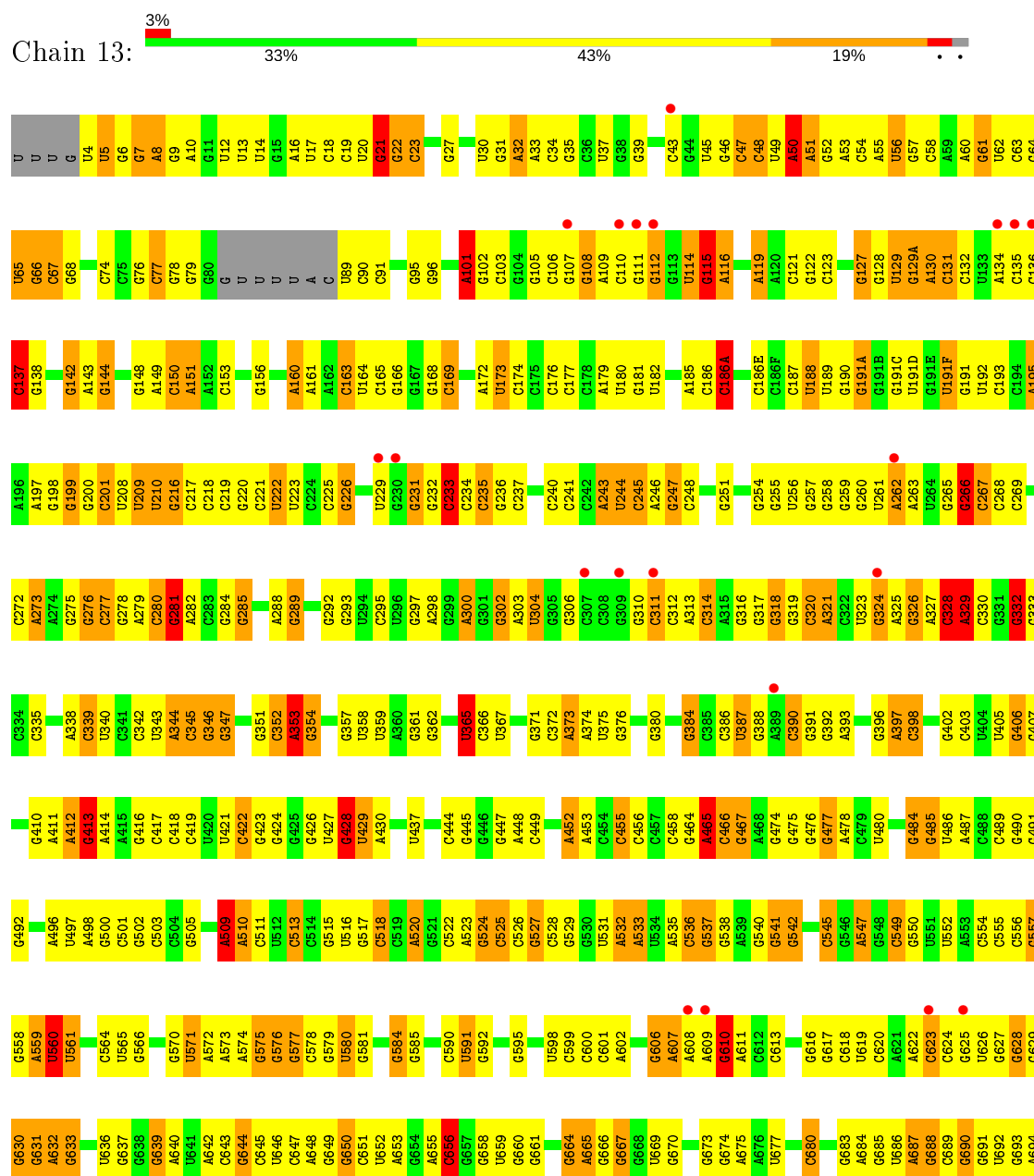
Continued from previous page...

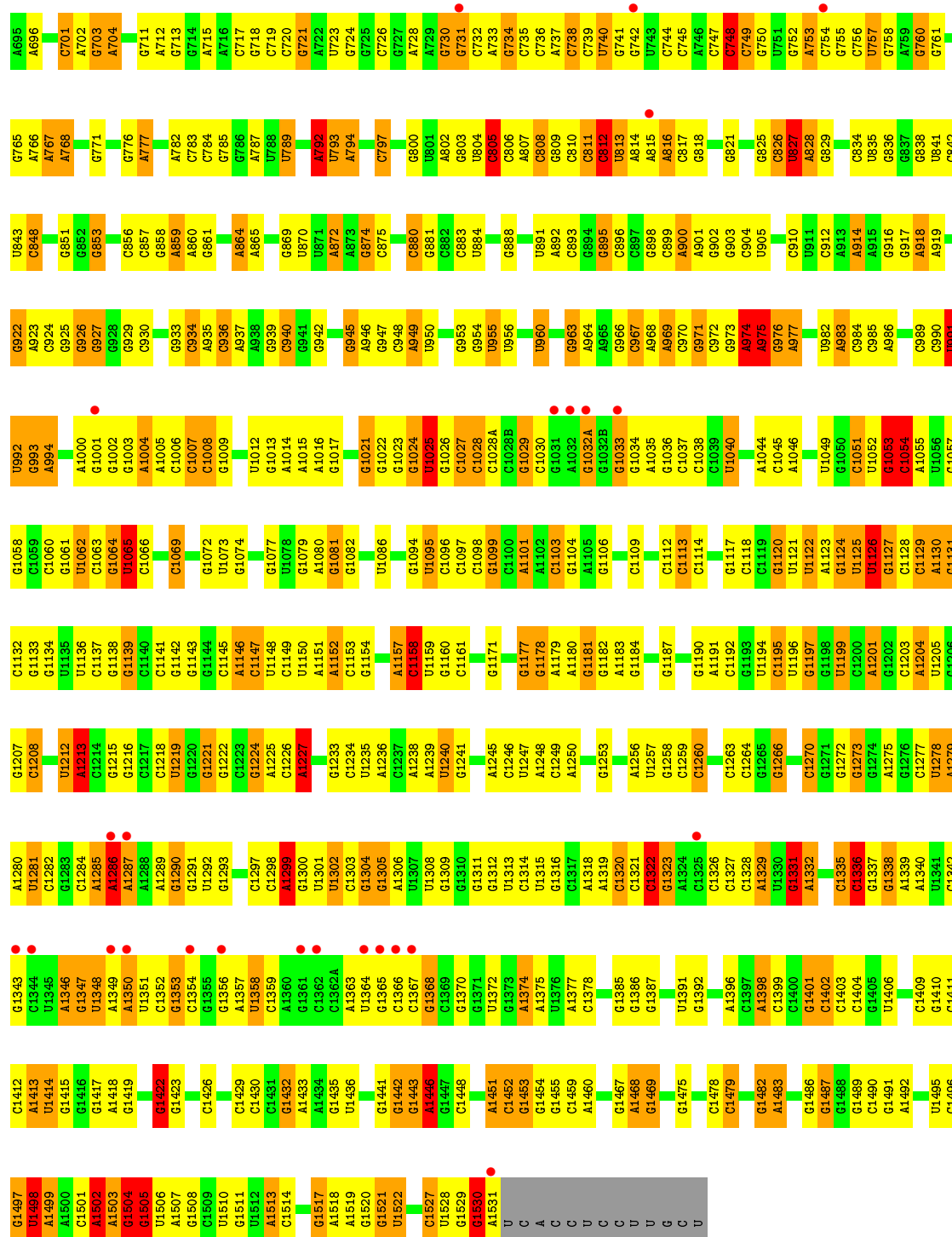
Mol	Chain	Residues	Atoms		ZeroOcc	AltConf
58	L5	2	Total	O	0	0
			2	2		

3 Residue-property plots

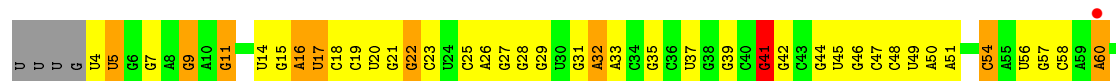
These plots are drawn for all protein, RNA and DNA chains in the entry. The first graphic for a chain summarises the proportions of the various outlier classes displayed in the second graphic. The second graphic shows the sequence view annotated by issues in geometry and electron density. Residues are color-coded according to the number of geometric quality criteria for which they contain at least one outlier: green = 0, yellow = 1, orange = 2 and red = 3 or more. A red dot above a residue indicates a poor fit to the electron density ($RSRZ > 2$). Stretches of 2 or more consecutive residues without any outlier are shown as a green connector. Residues present in the sample, but not in the model, are shown in grey.

- Molecule 1: 16S ribosomal RNA

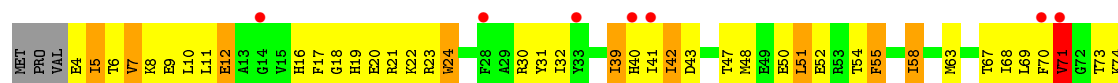
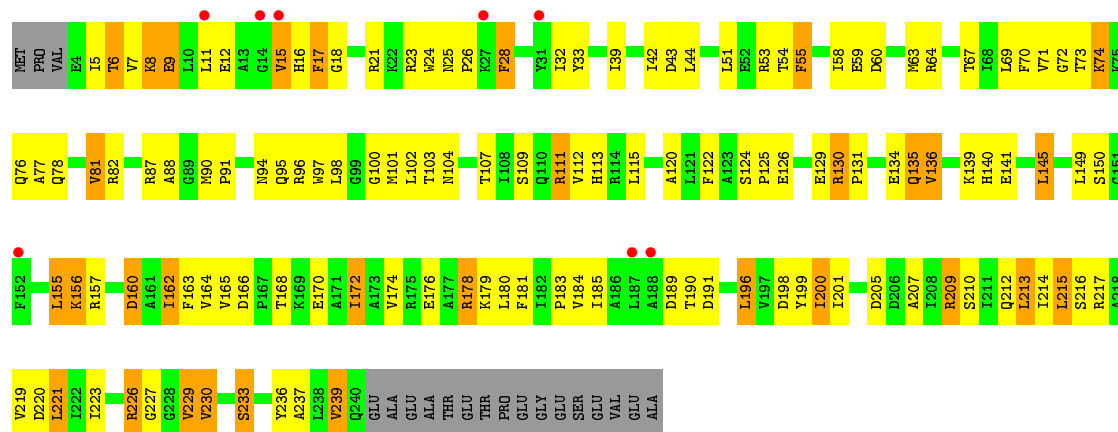
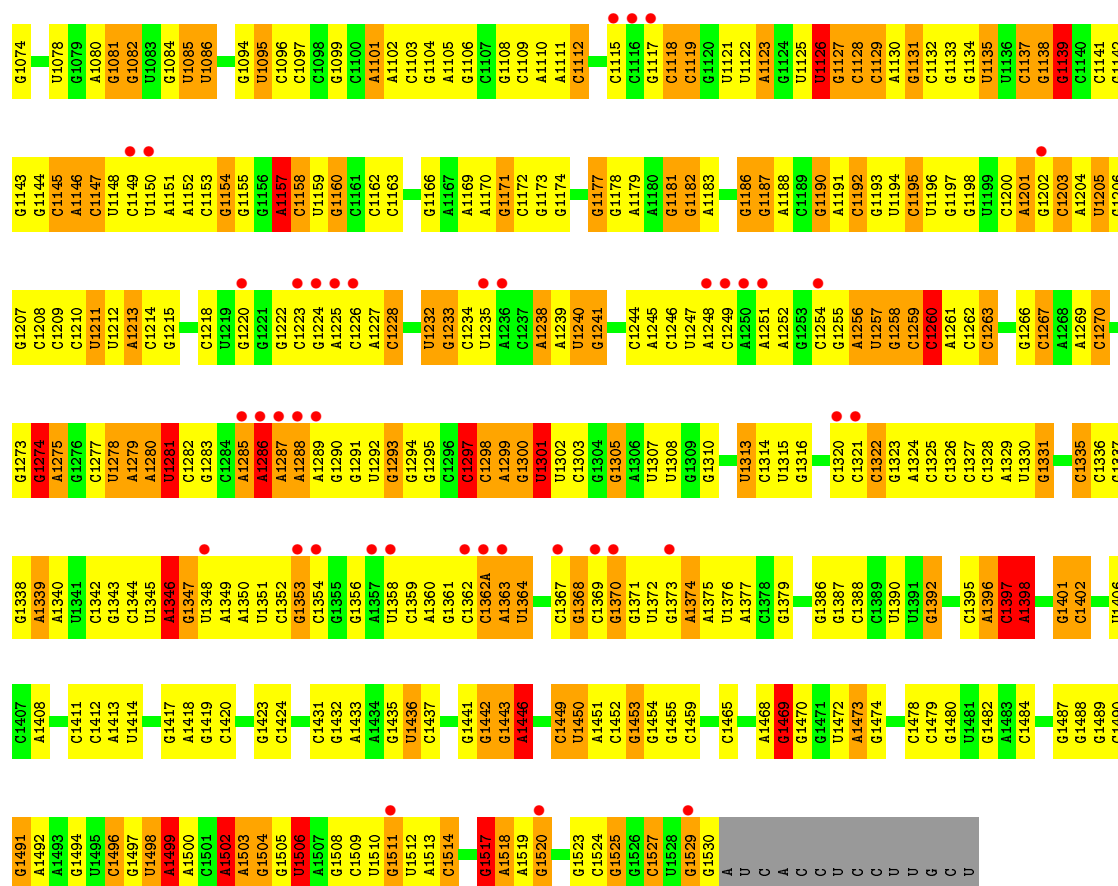


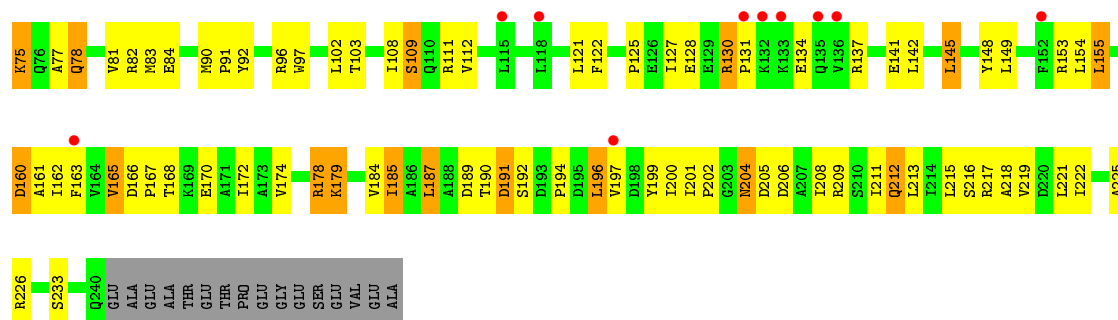


- Molecule 1: 16S ribosomal RNA

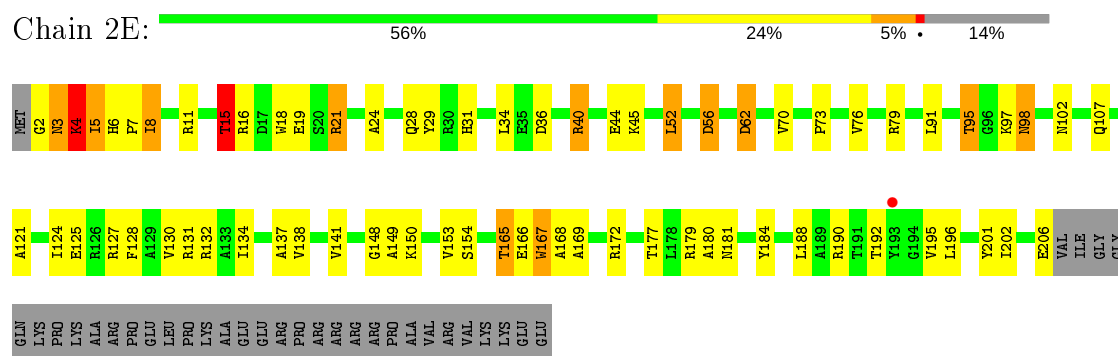


A1015	U950	G880	G731	G660	G584	G521	G443	U967	G297	G216	G146	G64
A1016	G951	G881	G735	G661	G585	C522	C443	G371	A296	C217	G147	U65
G1017	U952	C882	C736	A662	C586	A523		G372	G299	C218	G148	G66
C1018	G953	C883	C737	A663	C587	A524	G446	C370	A300		G149	C67
C1019	G954	U884	C738	A664	C588	C525	G447	A373	G301	U222	C150	G68
U1020	U955	G885	C739	A665	C589	C526	A448	A374	G302	U223		G69
	U956	G886		A666	C590	G527	C449	U975	A303		C154	G73
G1024	U957	G887		A667	U591	C528	G450	G376	U304	G230	G155	C74
U1025	A958	G888	G742	G667	C596	G529	G451	G377			G156	C75
G1026	A959	A889	U743	G668		A530	A452		C308	G236	G157	G76
U1027	U960	C744	U745	U672	C600	U531	A453	G380	G309	G237		G77
C1028	U961	C746	A746	A532	C601	A532	A454	C381		G238	A160	G78
C1028A	C962	C747	A747	A533	C602	A533	C455	A382	C312		A161	G79
G963	G963	C748	C748	U603	A602	U534	C456	A383	A313	C241	A162	G80
A964	A964	C749	C749	A604	A603	C536	C457	C386	C314	C242	C163	G
G965	A965	C750	G750	U605	U604	A537	A458	U387	A315	U244	C164	U
G966	C966	C826	G751	G606	U605	G537	G464	U387	G316	U244	C165	U
C967	C967	U827		G607	G606	A539	A465	C388	G317	C245	G166	U
G1032A	A968	A828	C754	C580	A607	A539	C466	A389		A246	G167	U
G1032B	A969	G829	G755	A608	A608	G540	G467	C390	C320	G247		A
G1033	C970	G830	G760	G683	A611	A541	A468	G391	A321		U170	C
A1035	C971	G612	G761	G684	C612	G542	G474		C322	A250	U171	U89
G1036	C972	G613	G762	G685	C613		G475	A397	U323	G251	A172	C90
C1037	G973	C614	G763	U686	C614	C545	G476	C398	G326	G254	U173	C91
C1038	A974	C615	C764	G688	C615	A547	G477	G399	A327	G255	C174	G92
U1039	G975	G616		G689	G616		G479	G400	C328	U256	C176	U97
U1040	G976	C842		G690	U617		U480		A329	G257	C177	C99
	A977	G618	G769	U551	U551	G550	G481	C403	G330	U261	C178	A101
C1043	A978	U619	U772	U552	C619	U552		G406	G331		U179	
A1044	C979	C620	G773	A553	U619	U553	G484	A407	G332	A262	U180	G105
G1045	U981	G623	G774	C554	C620	C554	G485	A408			G181	G106
A1046	U982	C624	G775	C555	G623	C555	G486	A409	C337	G265	U182	G107
G1047	A983	C625	G776	C556	C624	C556	A487	G410	A338	G266	G183	G108
U1048	C984	U626	G777		G625			A411	C339	C267	G184	A109
C985	G985	U627	G778	A559	U626		G490	A412	U340	C268	C110	
G1050	A986	G627		U560	G627	U560		G413	C341	C269	G111	
C1051	G987	U705		U561	G628	U561	A495	A414	C342			
		A706	A781	C562	C628	C562	A496		U343	C272	C186E	
U1052		C707	A782	A563	U629	A563	U497	U420	U344	A273	C187	U114
C1053	U991	C708	C783	C630	G630	C630	U498		A344	A274	C188	G115
C1054	U992	G709	C784	C564	C631	C564	A498	C422	C345	G275	U188	A116
A1055	G993	G710	G785	U565	G632	U565	G500	G423	G346	G276	U189	G117
U1056	A994	G711		C566	A633	C566	C501	G424			G190	
C995	C995	G712		G567	G633	G567	G502	G424	A349	C277	G191A	G121
		A713	U789	C568		C568	C503	G426	G350	G278	G191B	G122
G1058		G714	A790	U569	G637	U569	C504	G426	G351	A279	G191C	C123
C1059	G998	G715	G791	C569	G638	C569	G505	U427	C352	C280	U191D	
C998A	C998A	A716	A792	U570	G639	U570	G506	G428	A353	G281	G191E	U129
U999	U999	C717	U793	U571	A640	U571	G506	U429	G354	A282	U191F	G129A
A1000	A1000	C718	C795	A572	G644	A572		A430	G355	C283	G191	A130
G1001	G1001	G718		A573	G645	A573	A509	A431	A356	G284	U192	C131
G939	G1002	C719	G800	A574	C646	A574	A510	A432	A357	G285	C193	G132
C940	G1003	C720	U801	G575	U646	G575	C511	A433	A358	G286	C194	
G941	G1004	G721	C647	G576	C647	G576	C512	C433	U358		A195	C137
A1005	A1005	A722	A802	G577	A648	G577	C513	U434	U359	G289	A196	A141
C1006	C1006	U723	G803	U578	G649	G578	C513	C435	A360	C290	A197	A142
		G724	U723	C578	G650	C578	U516	C436	G361	G291	G198	A143
G944		G724	U724	U580	C651	U580	G517	G437	G362	G293		A144
		C651	G724	U580	C651	U580	G517	G437	G363		U209	G145
G947		A728	A806	U582	G652	U582	C518	G438		U296	U210	
C948		A807	C806	U582	A653	U582	C519	A439				
A949		G730	C808	A583		A583	A520	A440	C366			

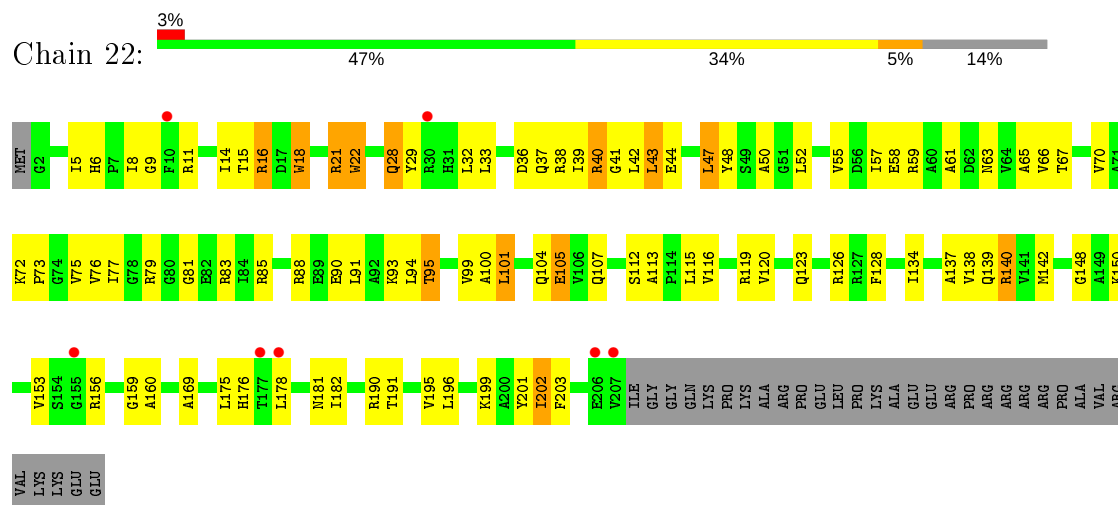




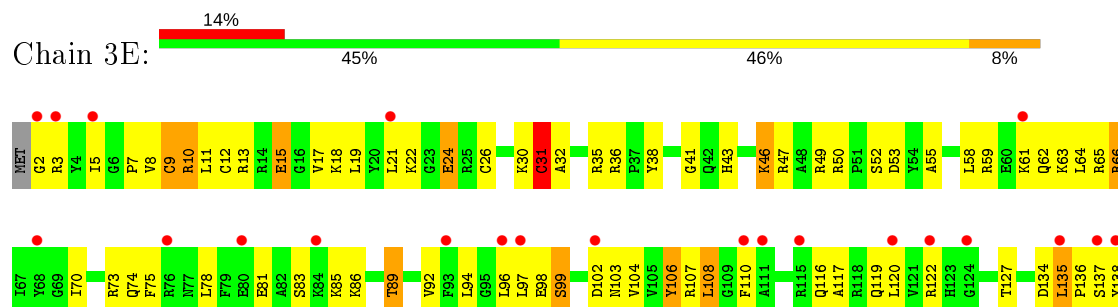
- Molecule 3: 30S ribosomal protein S3



- Molecule 3: 30S ribosomal protein S3

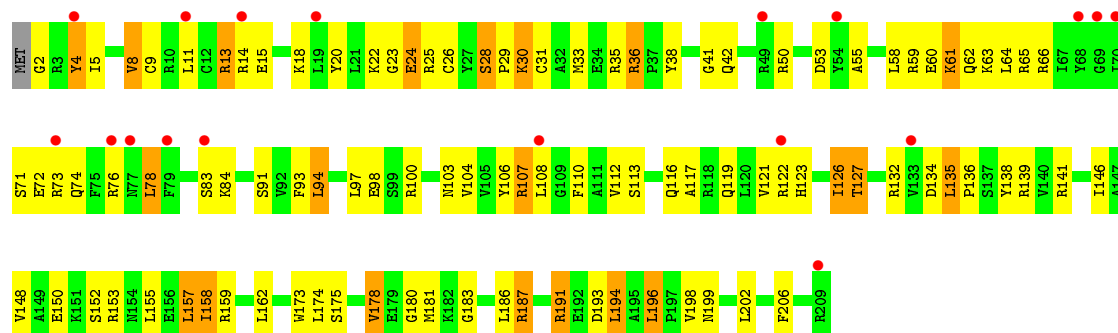


- Molecule 4: 30S ribosomal protein S4

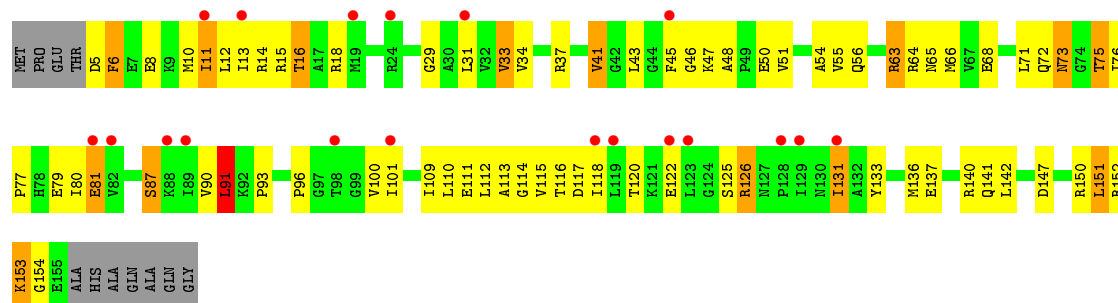




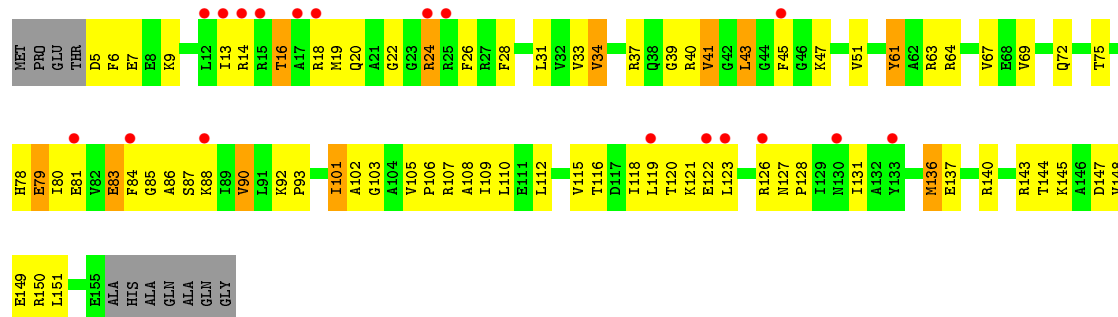
• Molecule 4: 30S ribosomal protein S4



• Molecule 5: 30S ribosomal protein S5

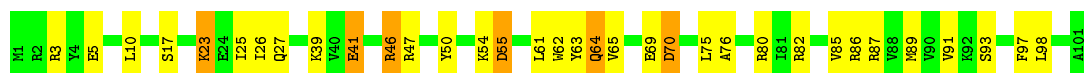


• Molecule 5: 30S ribosomal protein S5



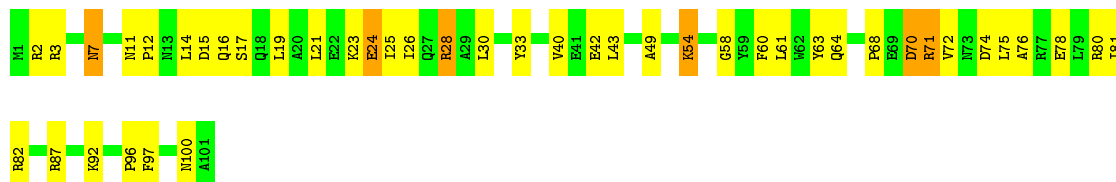
• Molecule 6: 30S ribosomal protein S6





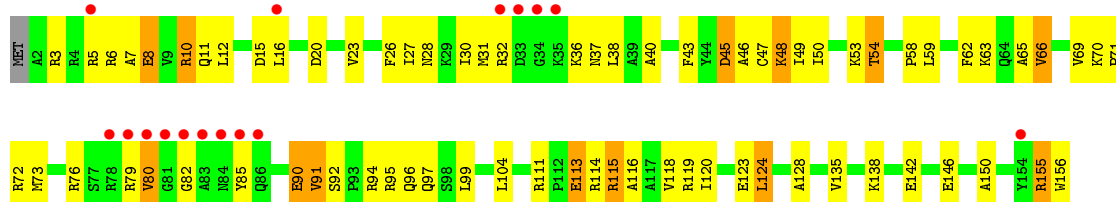
- Molecule 6: 30S ribosomal protein S6

Chain 52: 56% 38% 6%



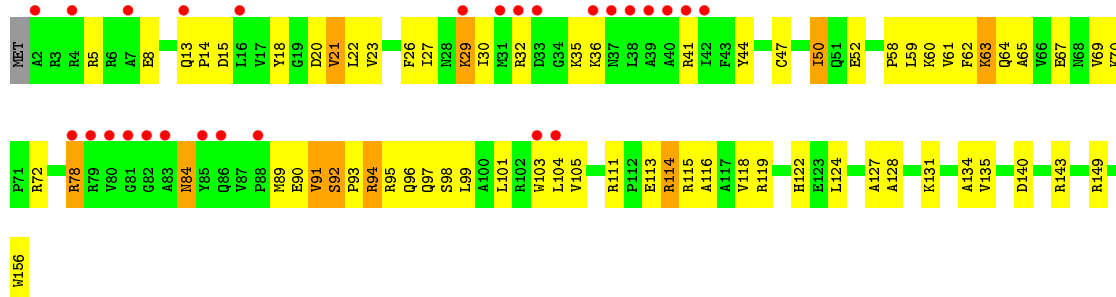
- Molecule 7: 30S ribosomal protein S7

Chain 6E: 10% 52% 39% 8%



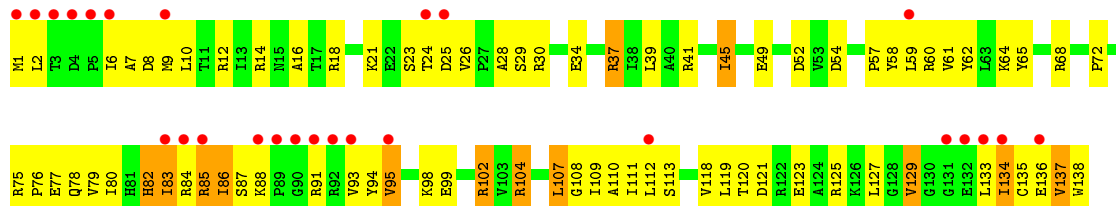
- Molecule 7: 30S ribosomal protein S7

Chain 62: 17% 55% 38% 6%

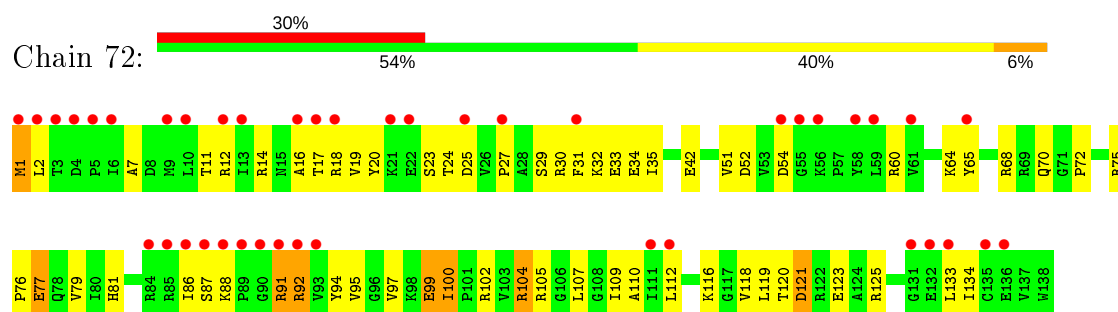


- Molecule 8: 30S ribosomal protein S8

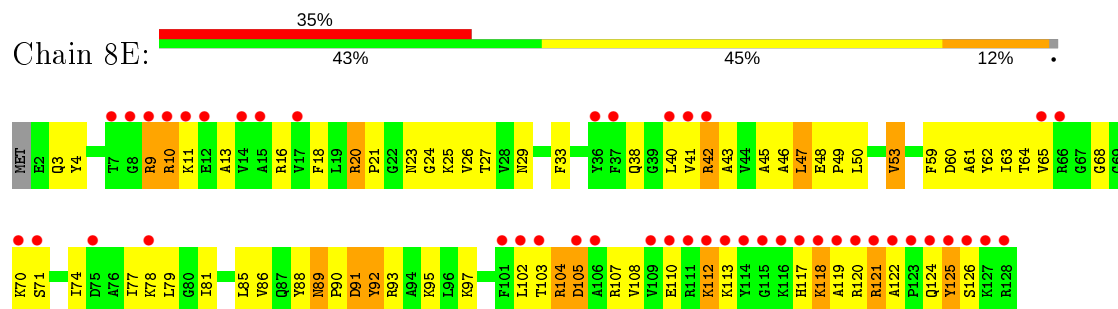
Chain 7E: 19% 43% 48% 9%



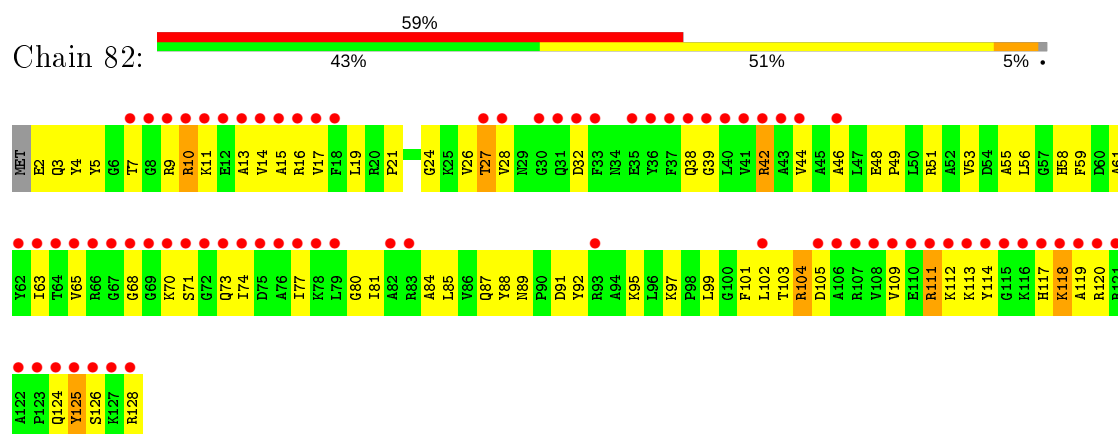
- Molecule 8: 30S ribosomal protein S8



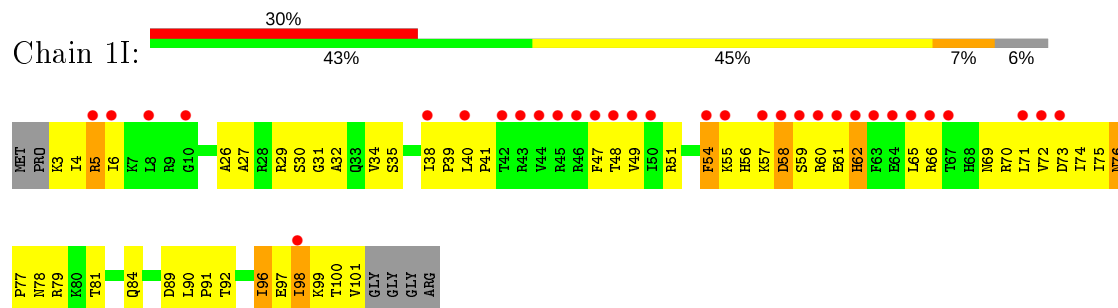
- Molecule 9: 30S ribosomal protein S9



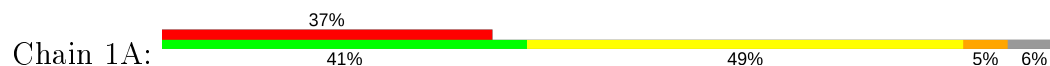
- Molecule 9: 30S ribosomal protein S9

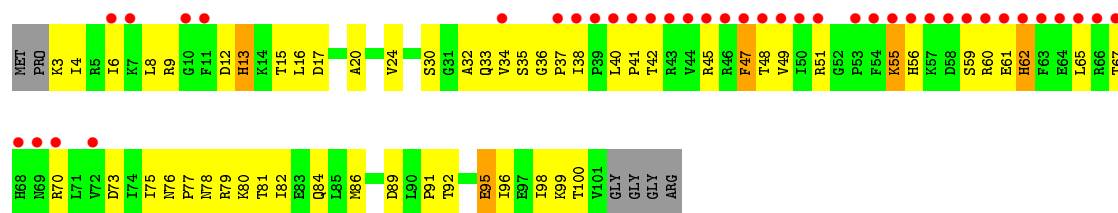


- Molecule 10: 30S ribosomal protein S10

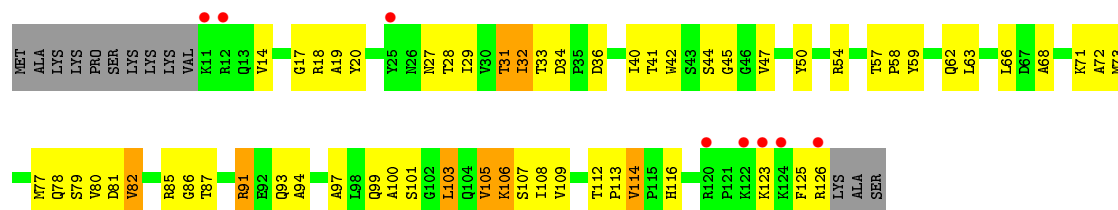
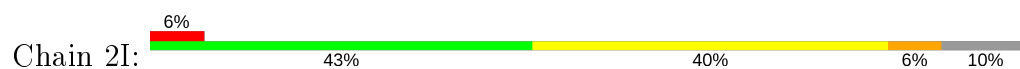


- Molecule 10: 30S ribosomal protein S10

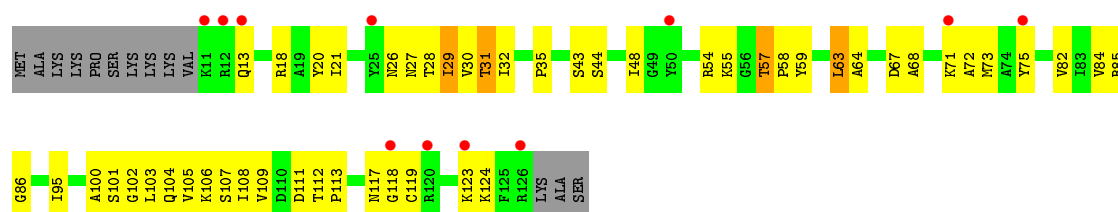




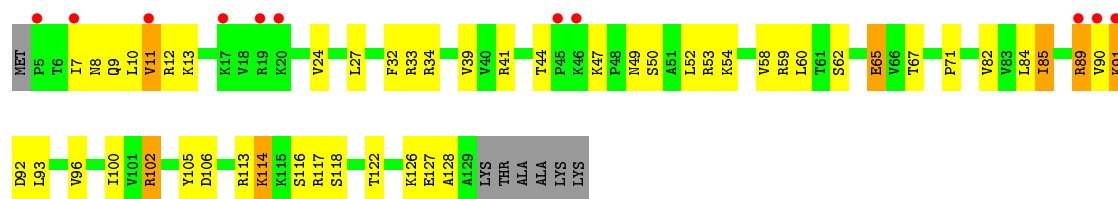
- Molecule 11: 30S ribosomal protein S11



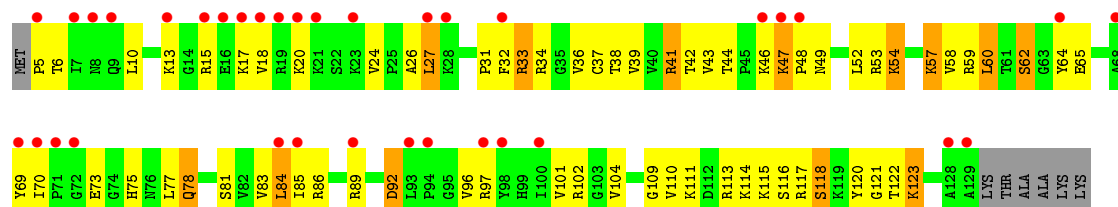
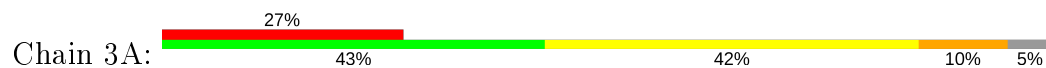
- Molecule 11: 30S ribosomal protein S11



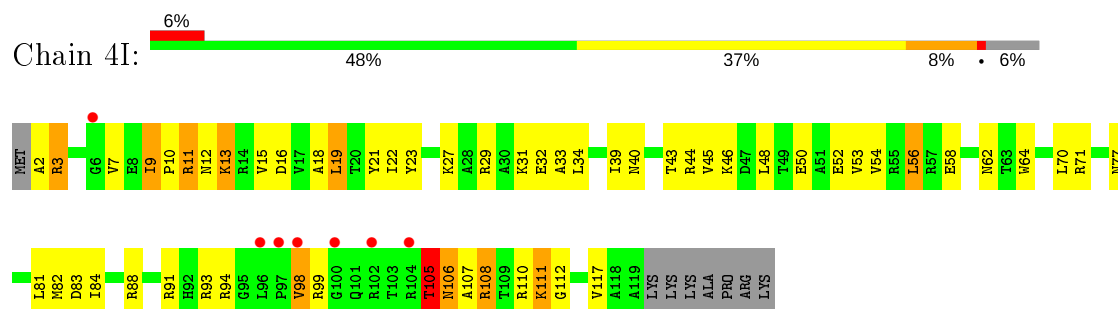
- Molecule 12: 30S ribosomal protein S12



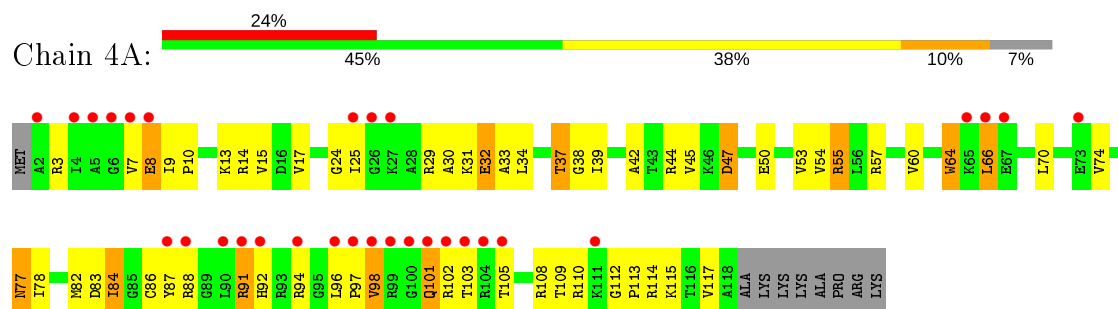
- Molecule 12: 30S ribosomal protein S12



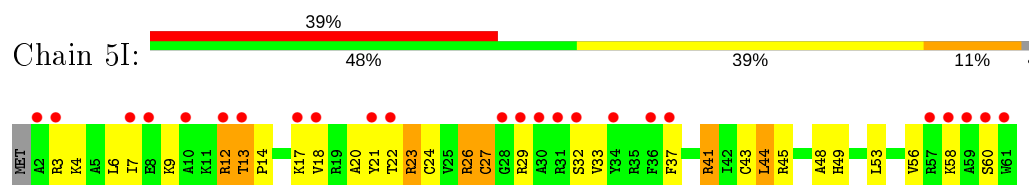
- Molecule 13: 30S ribosomal protein S13



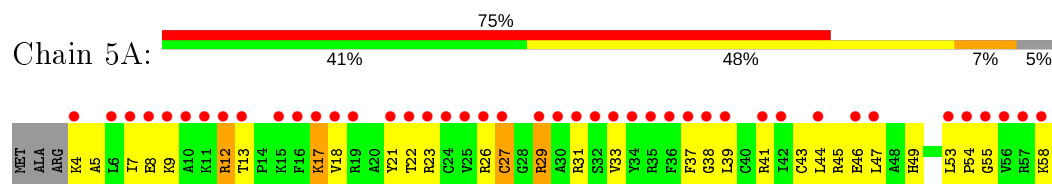
- Molecule 13: 30S ribosomal protein S13



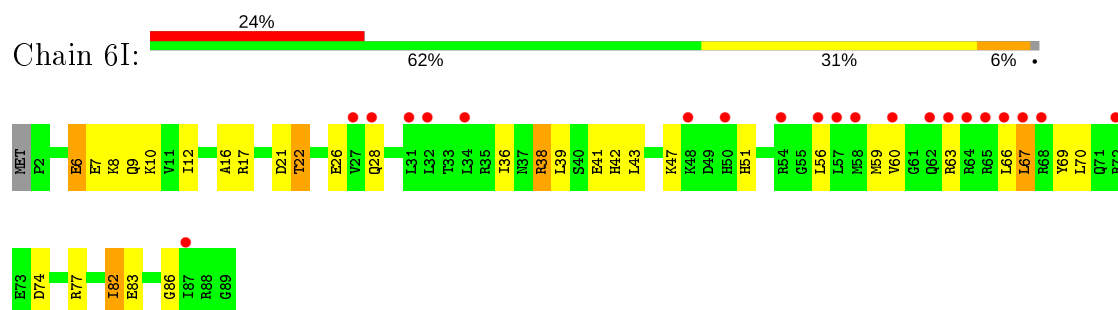
- Molecule 14: 30S ribosomal protein S14 type Z



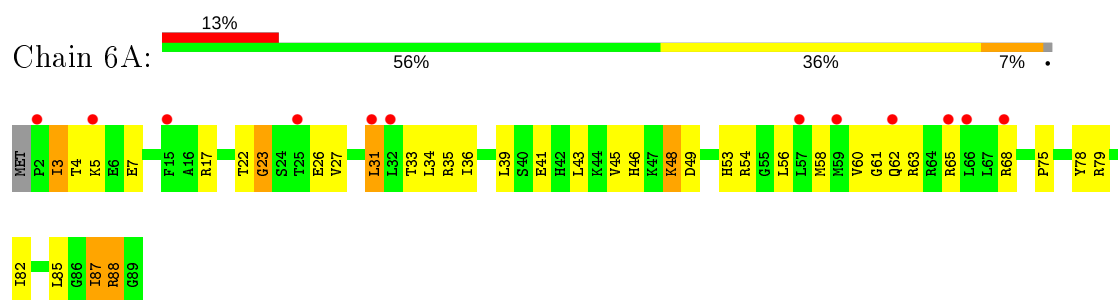
- Molecule 14: 30S ribosomal protein S14 type Z



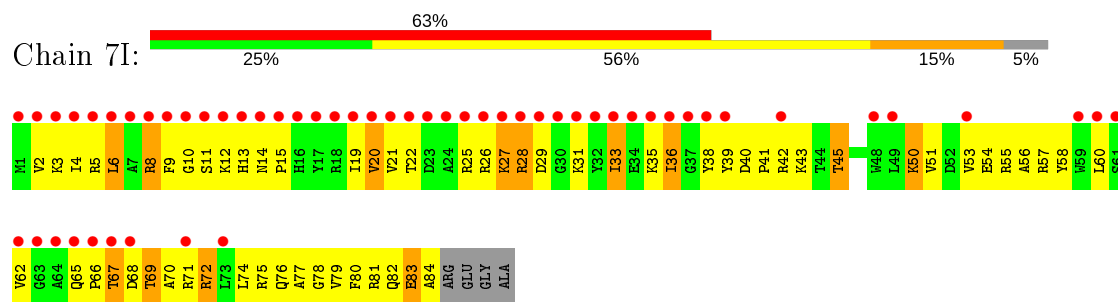
- Molecule 15: 30S ribosomal protein S15



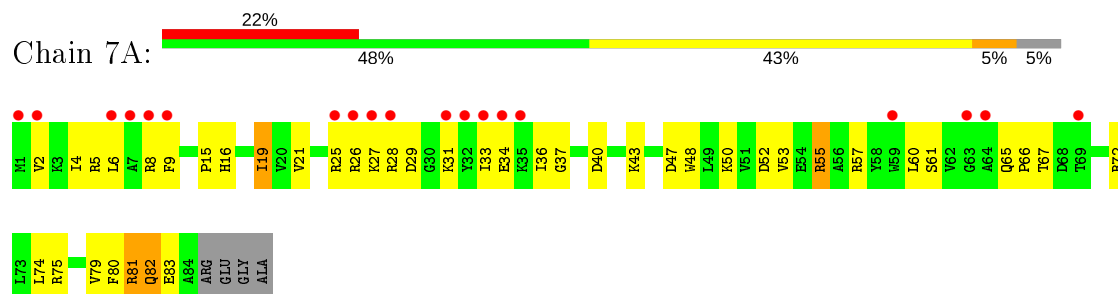
- Molecule 15: 30S ribosomal protein S15



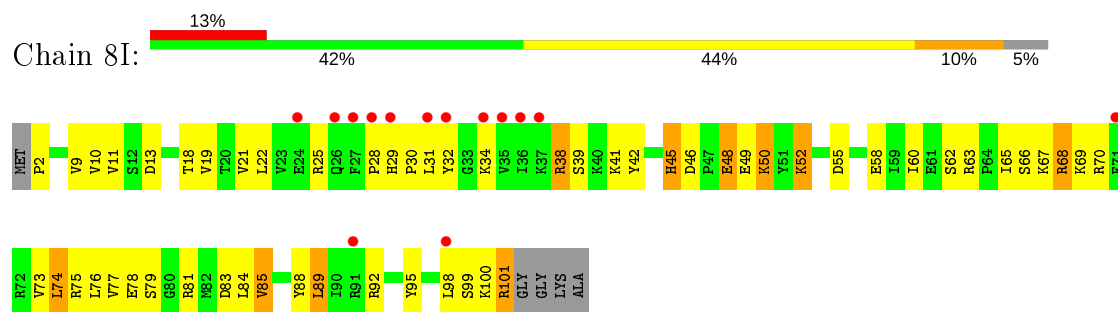
- Molecule 16: 30S ribosomal protein S16



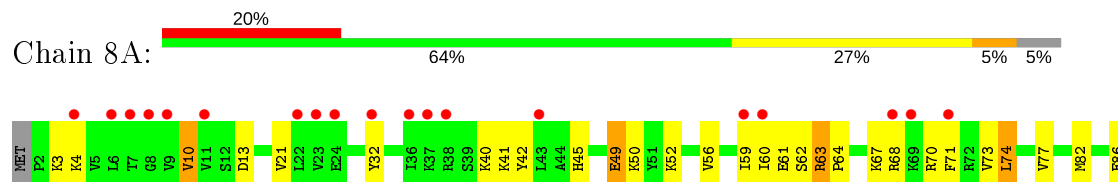
- Molecule 16: 30S ribosomal protein S16



- Molecule 17: 30S ribosomal protein S17



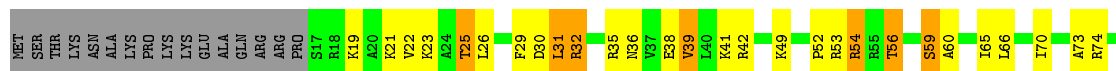
- Molecule 17: 30S ribosomal protein S17






• Molecule 18: 30S ribosomal protein S18

Chain 9I: 48% 26% 8% 18%



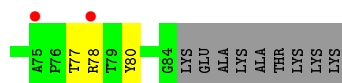
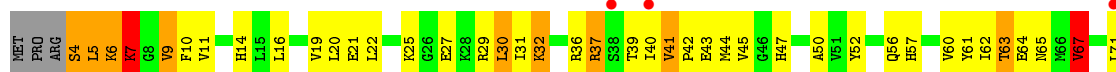
• Molecule 18: 30S ribosomal protein S18

Chain 9A: 2% 33% 41% 8% 18%



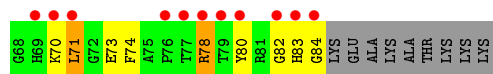
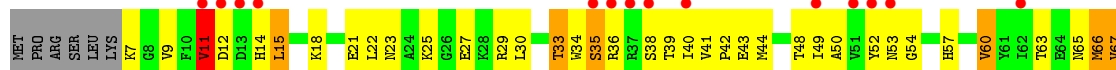
• Molecule 19: 30S ribosomal protein S19

Chain AI: 5% 40% 35% 10% 13%



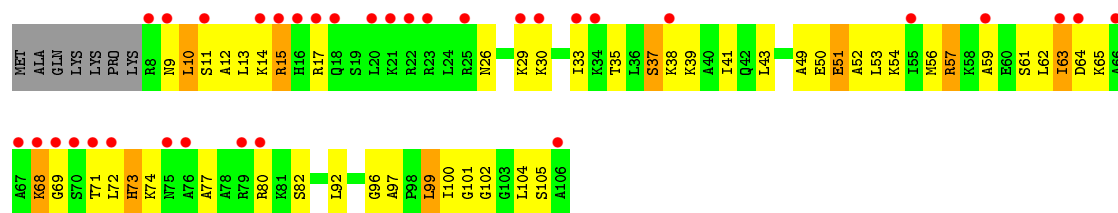
• Molecule 19: 30S ribosomal protein S19

Chain AA: 27% 34% 40% 9% 16%

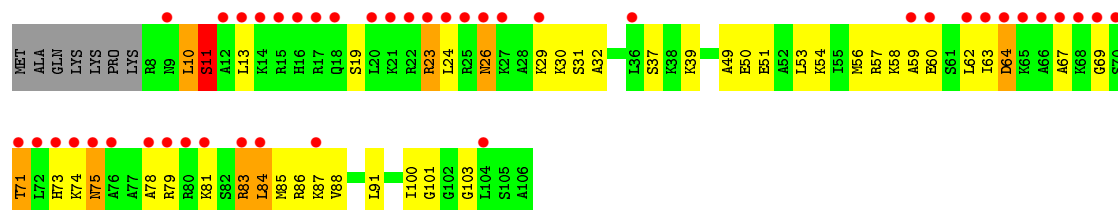
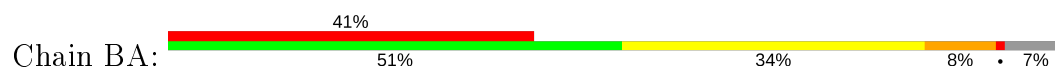


• Molecule 20: 30S ribosomal protein S20

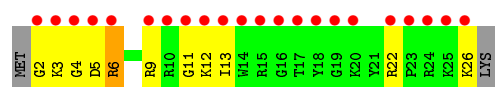
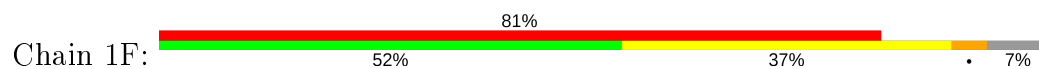
Chain BI: 32% 46% 39% 8% 7%



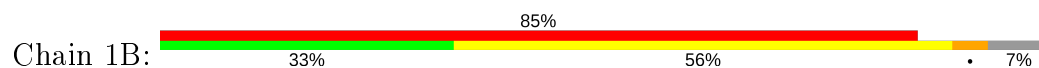
• Molecule 20: 30S ribosomal protein S20



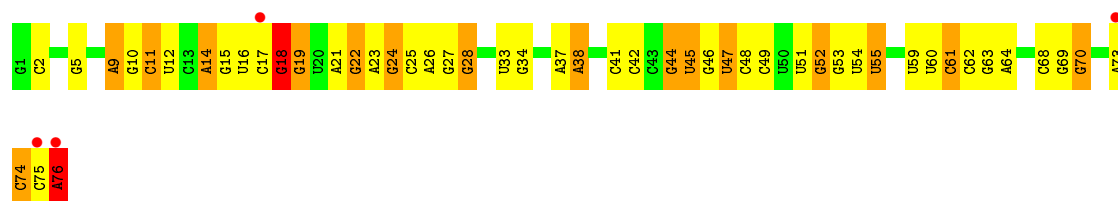
• Molecule 21: 30S ribosomal protein Thx



• Molecule 21: 30S ribosomal protein Thx



• Molecule 22: tRNA-Phe



• Molecule 23: tRNA-fMet

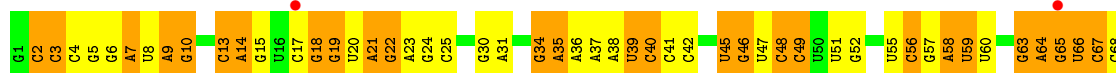
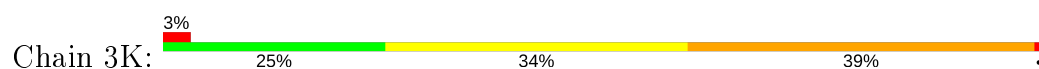





• Molecule 23: tRNA-fMet



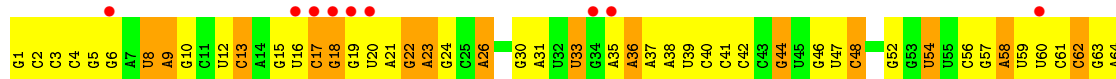
• Molecule 24: tRNA-Phe



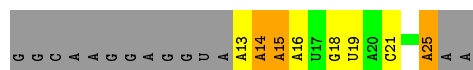
• Molecule 24: tRNA-Phe



• Molecule 24: tRNA-Phe




• Molecule 25: mRNA



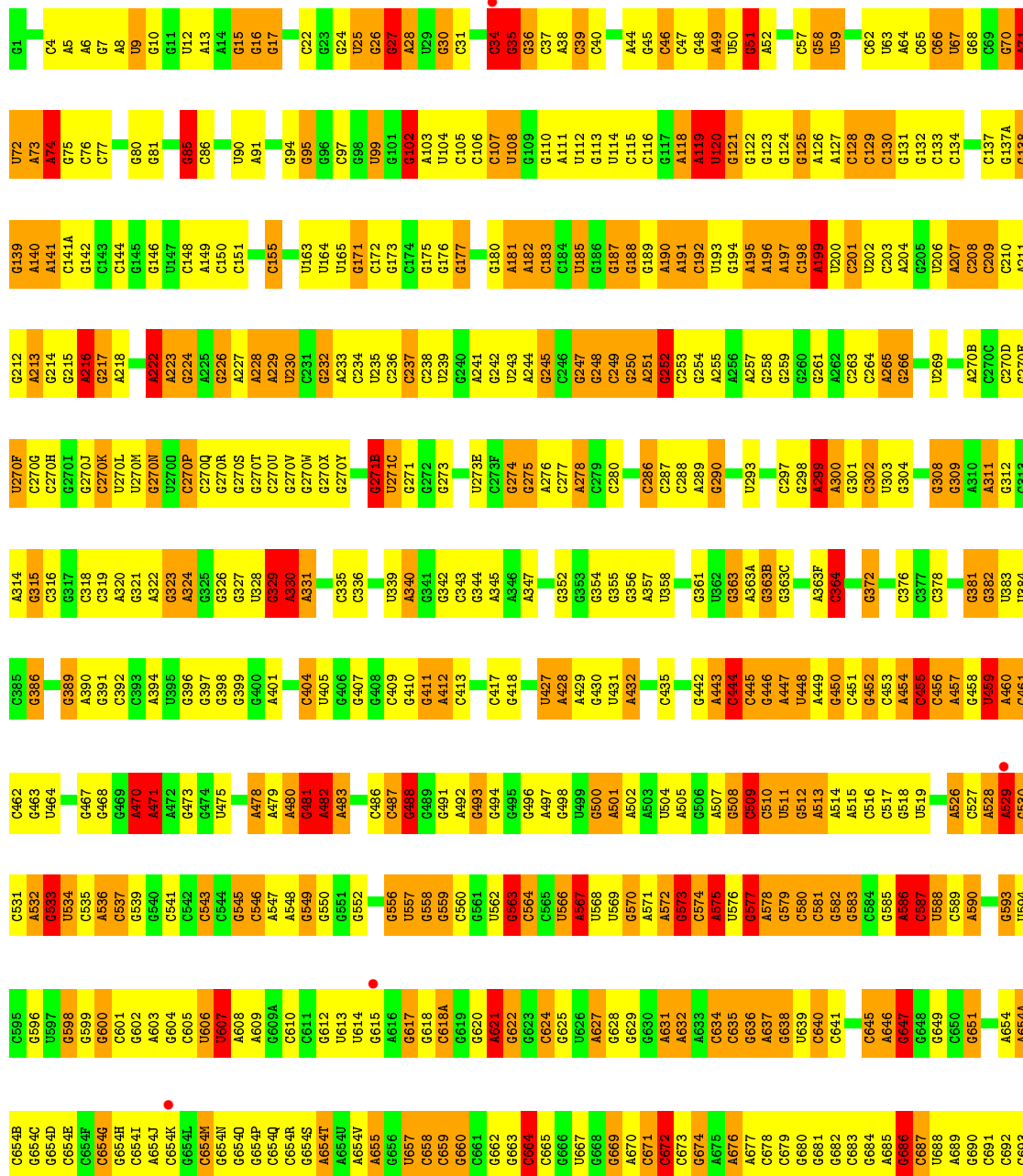
- Molecule 25: mRNA

Chain 4L:  7% 15% 11% 67%



- Molecule 26: 23S ribosomal RNA

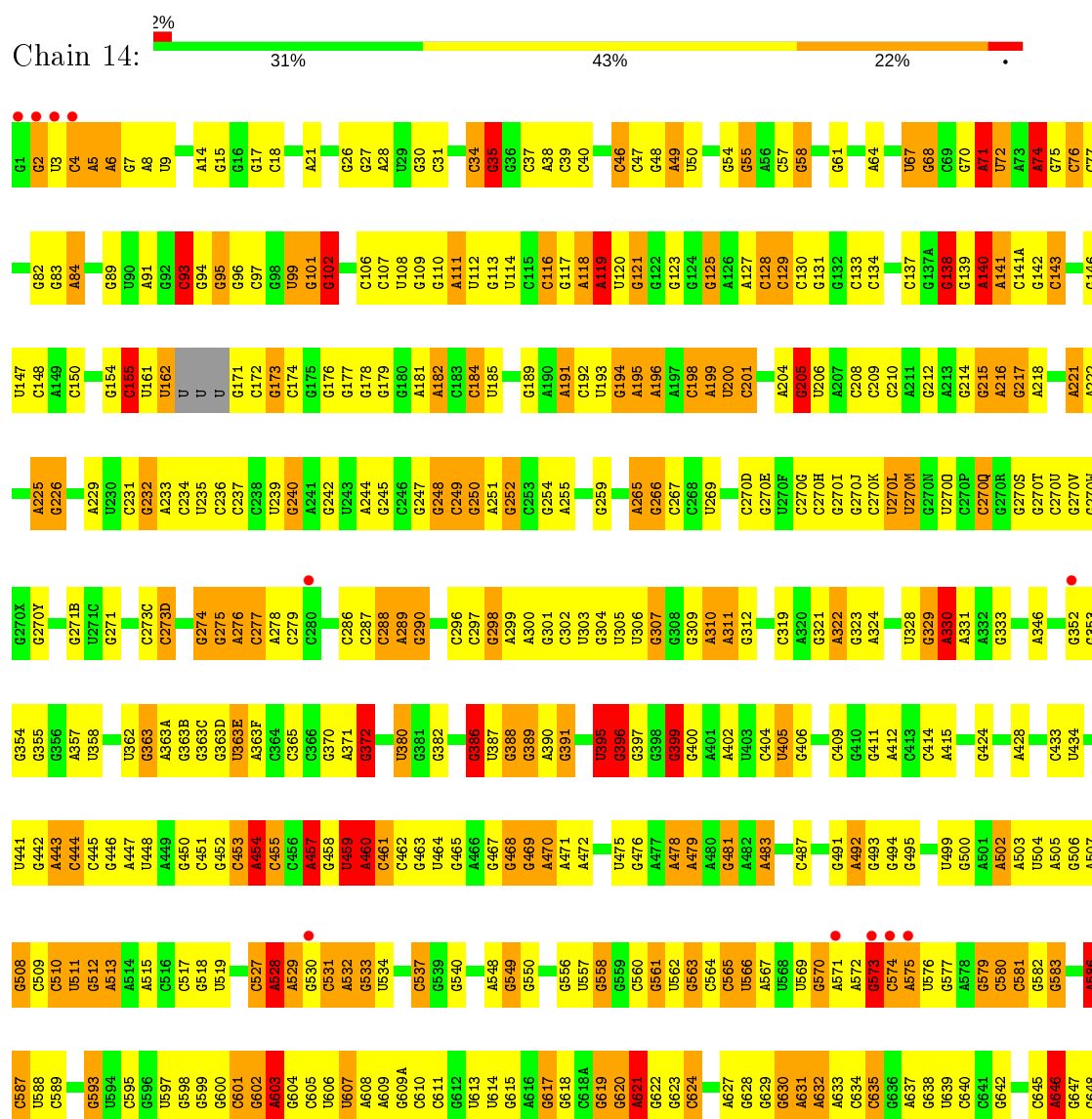
Chain 1H:  26% 42% 26% 6%



U1590	G1527	G1462	G1400	U1340	A1278	U1211	U1142	G1076	A1010	G949	C884	A839	C758	U894
G1591	A1528	C1463	G1401	U1341	G1279	G1212	A1142A	A1077	G1011	G950	C885	A820	A761	G895
C1592	A1529	C1464	C1402	A1342	G1280	A1213	G1143	U1078	U1012	G951	C886	U821	A762	G896
G1593	C1403	C1465	C1403	G1343	A1214	A1214	G1144	U1079	C1013	G952	C887	U822	G952	C897
G1594	C1531	G1466	U1405	G1344	G1215	G1215	G1147	A1081	U1014	A953	C888	G823	G763	C898
G1595	C1532	C1467	U1406	G1345	G1216	G1216	G1147	U1082	G1015	G954	C889	A824	A764	A899
A1596	C1533	C1468	U1407	G1346	G1217	G1217	G1147	U1083	G1016	C955	A890	C825	G765	G700
A1597	G1534	A1469	C1408	G1347	A1287	A1287	G1153	U1084	G1017	G956	C892	U826	G766	G701
C1598	U1535	G1470	U1408	G1348	U1288	A1220	G1154	A1084	C1018	A957	C893	U827	G767	G702
C1599	A1536	A1471	C1409	A1349	C1221	C1221	A1155	A1085	U1019	U958	C894	U828	G768	U703
C1600	C1537	A1472	G1410	C1350	C1290	C1222	A1156	A1086	A1020	A959	U895	A829	G769	G704
G1601	G1538	G1473	G1411	G1351	C1291	C1223	G1157	G1087	G1021	A960	A896	G830	G770	A705
U1602	G1539	C1474	G1413	U1352	U1292	G1224	C1158	A1088	G1022	G961	C897	G831	G771	
A1603	G1540	G1475	G1414	A1353	C1293	C1225	U1159	G1089	U1023	G962	C898	G832	G772	G708
C1604	U1541	U1415	U1415	A1354	U1294	G1226	G1160	U1090	G1024	U963	A899	U833	G773	U709
C1605	G1542	A1477	G1416	G1355	C1295	A1227	G1161	G1091	G1025	C964	A900	C834	A774	
G1606	C1437	G1478	C1417	G1356	G1296	G1228	G1162	G1092	U1026	G965	A901	A835	G775	G713
G1607	C1438	G1479	G1418	U1357	C1297	G1229	G1163	G1093	A1027	G966	C902	G836	G776	U714
A1608	A1543	A1479	G1419	G1358	G1298	G1229A	G1164	U1094	A1028	C967	C903	C837	A777	G715
A1609	A1545	G1480	A1419	G1359	C1299	C1230	U1165	A1095	A1029	U968	C904	C838	G778	G716
A1610	C1546	G1482	U1420	A1360	U1300	G1231	C1166	A1096	G1030	G969	U905	U839	G779	G717
C1611	C1547	G1483	G1421	G1361	A1301	G1232	U1167	U1097	G1031	C970	G906	A840	G780	A718
G1613	C1548	A1486	G1422	G1362	A1302	G1233	G1168	A1098	A1032	C971	U907	G841	A781	C719
G1614	C1549	G1487	G1423	G1363	C1303	A1241	G1169	G1099	U1033	G972	C908	G842	A782	C720
C1615	C1551	U1488	G1424	A1364	G1304	A1242	G1170	C1100	G1034	A973	A909	G843	A783	G721
A1616	A1554	A1490	A1427	A1365	C1305	A1243	G1171	U1101	U1035	G974	A910	C844	A784	A722
C1617	G1555	G1491	C1428	A1366	C1306	G1243	G1173	C1102	G1036	C975	C912	G845	G785	G723
A1618	C1556	G1492	G1429	A1367	A1307	G1244	U1174	A1103	G1037	G976	A918	G846	G792	U724
G1621	C1557	C1493	G1430	G1368	A1308	G1245	G1175	G1110	A1048	A983	G919	U847	G793	C732
G1622	A1558	A1494	U1431	G1369	G1309	A1246	G1176	U1105	C1049	A984	G920	U848	G794	G733
G1623	C1559	A1495	C1432	C1371	G1311	A1247	G1177	G1106	A1045	G978	C916	A849	G795	A734
G1624	A1560	U1497	U1433	U1372	U1312	G1248	C1178	G1107	A1046	A981	A917	C850	G796	G728
C1625	G1561	G1434	A1434	A1374	U1313	G1250	C1180	C1109	G1047	C982	A918	U851	G797	G729
G1626	A1562	G1436	G1437	C1375	C1315	A1253	A1182	G1112	A1049	C985	C925	U853	G798	C737
U1629	G1563	C1501	U1438	G1376	U1316	A1254	G1183	U1113	G1051	C986	A926	U858	G799	G738
A1632	A1566	C1506	A1439	A1378	C1318	U1255	G1187	G1114	A1054	A988	G928	A861	G799	G739
G1633	G1568	A1507	G1440	G1380	G1319	G1256	U1188	C1119	G1055	G989	G929	G862	A800	U740
A1634	A1569	A1508	G1441	G1381	C1320	C1257	A1189	G1120	G1056	A990	U930	A863	G801	G741
G1635	A1570	C1509	G1443	G1382	A1321	G1258	G1190	C1121	A1057	C991	G931	G864	A802	
C1636	A1571	A1510	G1444	G1383	U1323	G1259	G1191	G1122	U1058	C992	G932	C865	U803	G742
A1637	A1572	A1511	A1444A	A1384	G1324	C1261	G1193	C1123	G1059	C994	A933	A866	A804	G743
U1638	G1573	G1512	C1445	C1385	G1325	U1262	C1194	G1124	U1060	C995	G934	C867	G806	G744
U1639	C1574	C1513	G1446	C1386	U1326	U1263	G1195	G1125	U1061	A996	C935	U868	G745	
C1640	C1575	U1514	G1447	G1387	G1327	G1264	C1196	A1126	G1062	G997	U937	A870	U807	A746
A1641	U1576	G1515	G1448	G1388	G1328	A1265	G1197	A1127	G1063	G997	G938	U871	G808	U747
G1642	C1577	U1516	A1449	G1389	U1329	G1266	U1198	A1128	C1064	A1000	G939	A872	G809	G748
G1643	U1578	G1517	G1449A	U1390	C1330	U1267	U1199	A1129	U1065	A1001	G940	G873	U810	C749
C1644	A1579	C1518	G1450	U1391	A1331	U1268	C1200	U1130	U1066	G1002	A941	G874	U811	A750
G1647	U1580	G1519	A1453	A1392	G1332	A1269	C1201	C1135	A1067	G1003	G942	A878	C812	A751
C1648	C1581	U1520	U1454	A1393	C1333	C1270	G1202	G1136	G1068	G1004	U943	A879	U813	A752
G1649	C1582	G1522	G1455	G1334	U1335	A1271	G1203	G1137	A1069	C1005	G944	G879	C814	C753
A1650	A1586	U1523	C1458	A1395	U1335	A1272	A1204	G1138	G1070	C1006	A945	G880	C815	C754
G1651	A1587	G1524	G1459	U1386	A1336	U1273	U1205	G1139	G1071	C1007	G946	G881	C816	C755
C1652	C1588	G1525	A1460	U1387	G1337	A1274	G1209	G1140	A1072	C1008	G947	G882	C817	C756
G1653	C1589	G1526	G1461	C1399	G1339	A1275	A1210	U1141	A1073	A1009	G948	G883	G818	U757

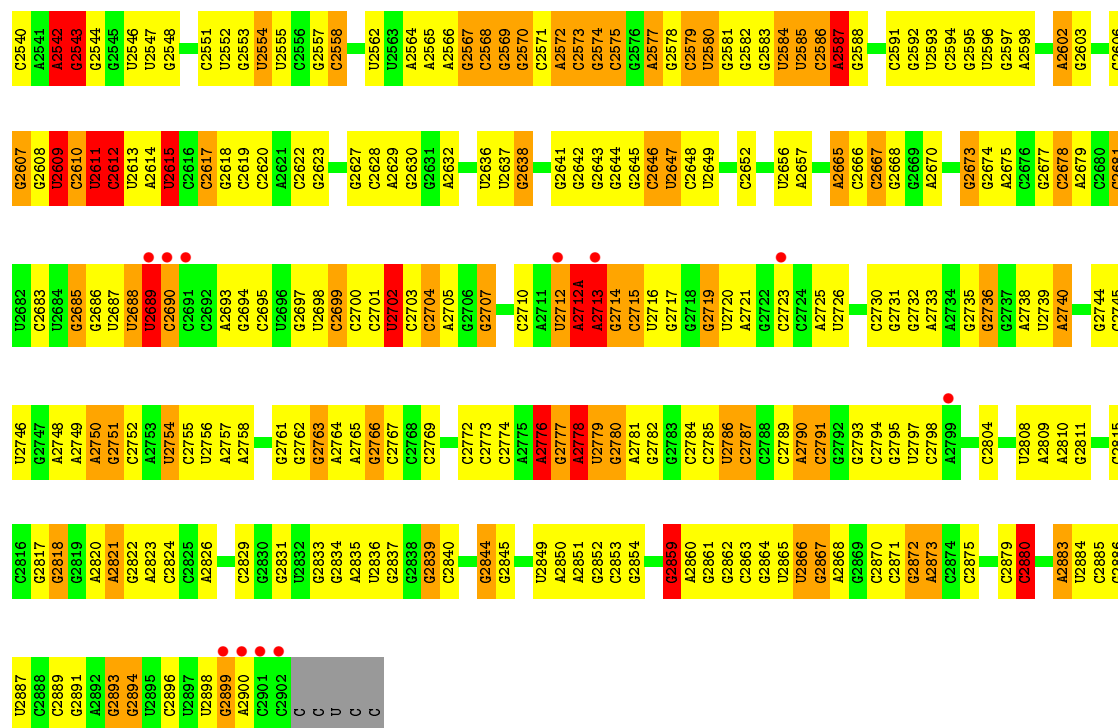


- Molecule 26: 23S ribosomal RNA



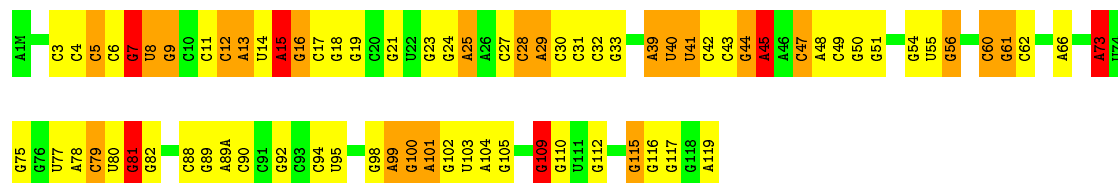
U1493	G1368	G1304	G1239	G1162	G1093	A1027	G966	C904	U839	U773	G696	G649
A1434	G1369	C1305	U1240	U1165	U1094	A1028	C967	U905	C840	A774	C697	C650
G1435	C1306	C1306	A1241	A1095	A1096	A1029	G968	G906	G843	G775	G698	G651
G1436	G1371	A1307	G1244	U1166	U1097	U1032	U969	G907	G846	A777	G700	A654
U1438	A1372	A1308	G1244	U1167	U1098	U1033	G971	C908	C847	G778	G701	A654A
	A1373	G1309	A1247	G1170	G1099	U1034	C972	A909	U847	U779		C654B
G1441	C1374	G1310	G1246	G1171	G1100	G1035	G973	A910	G848	G780	A706	C654C
G1442	C1375	G1311	G1249	G1172	U1101	U1036	G974	A911	U849	A781	G707	G654D
G1443	C1377	U1312	G1250	A1174	C1102	G1037	C974A	C912	C850	A782		C654E
A1444	A1378	C1313	C1251	U1175	A1103	C1038	G975	C914	U851	A783	G710	G654F
G1445	A1379	G1314	G1252	G1176	A1104	G1039	C976	C915	G852	A784		C654G
C1445A	G1380	U1315	A1263	A1177	U1105	G1040	G977	G916	G853	G785	G717	C654H
C1445	G1381	A1317	A1264	C1178	G1106	C1041	G978	A917	G854	C786		C654I
C1446	C1382	C1318	A1265				G979	A918	G855	U787	A722	A654J
G1447	G1383	G1319	G1266	G1183	G1110	G1042	G979	A919	C856	A788	G723	C654K
G1448	C1384	G1320	G1267	G1184	A1111	C1043	A980	G920	C857	A789	U724	G654L
A1449	A1385	C1321	C1268	G1185	G1112	G1044	C982	G921	U858	C790	G725	
G1449A	C1386	A1322	G1269	G1186	U1113	A1045	C983	U922	G859	C791		G654P
C1450	C1387	U1323	G1260	G1187	G1114	G1046	A984	C923	U860	G792	G728	C654Q
C1451	G1388	G1324	A1262	U1188	G1115	A1047	C985	C924	A861	A793	G729	C654R
A1453		C1325	U1263	A1189	C1116	C1048	G986	C925	G862	G794		G654S
U1454	U1391	U1326	G1263	G1190		A1050	G987	A926	A863		C731	A654T
G1455	A1392	G1327	G1264	G1191	G1122	C1051	A988	G928	G864	C797		
	A1393	G1328	A1265			C1052	G989	G929	C865		G732	G656
G1459	U1394	U1329	G1266	G1195	A1126	C1053	A990	U930	A866	A800	G733	U657
A1460	A1395	C1330	U1267	G1196		G1054	C991	G931	C867	G801	A735	C658
G1462	U1396	A1331		G1197	A1129	G1055	C992	G932	U868	A802	C736	C659
C1463	C1397	C1332	C1270	U1198	U1130	A1056	G993	A933	G869	U803	C737	G660
C1464	C1399	C1333	G1271	U1199	G1131	A1057	G994	G934	A870	A804	C738	
G1465	G1400	G1334	A1272	C1200	U1132	G1058	C995	C935	U871	G805	G739	G662
C1466	G1401	U1335	A1273	C1201	U1133	G1059	A996	C936	G872	C806	U740	
C1467	C1402	A1336	U1274	A1204	C1135	U1060	G997	U937	U873	U807	G741	
C1468	C1403	G1337	G1276	U1205	G1137	U1061	C998	G938	U877	G808	A746	U667
A1469	C1404	C1338	A1277	G1206	G1138	A1000	U999	G940	A878	U810	U747	G668
G1470	U1405	G1339	G1277		G1139	U1065	A1001	A941	G879	U811	G748	G669
A1471	U1406	U1340	A1278	G1207	C1140	U1066	G1002	G942	G880	C812	C749	
	C1407	U1341	G1279	G1209	C1141	U1067	U943	U943	G881		A750	C672
C1474	C1408	A1342	G1280	A1210	U1141	A1068	C1003	G944	G882	C817	G673	C673
G1475	C1409	G1343	G1281	U1211	U1142	C1069	C1004	A945	G883	A751	G674	A675
C1476		G1344	U1282	G1212	A1142A	A1069	C1005	G946	C884	A819	A752	A676
A1477	A1412	C1345	G1283	A1213	A1143	A1070	G1006	G947	C885	A820	C753	A677
G1478	G1413	G1346	A1284	A1214	G1144	G1071		G948	C886	A821	C754	C678
G1479		G1347	G1285	G1215	C1145	G1072	A1010	C949	C887	U822	C755	C679
G1480	C1416	G1348	A1286	G1216	C1146	A1073	G1011	G950	C888	G823	C756	G680
U1482	C1417	A1349	A1287	C1217	C1147		G1012	G951	C889	A824	G759	
G1483	G1418	U1352	U1288	A1220	A1148	A1077	C1013	C952	A890	C825	G760	C683
A1419	A1419	C1353	C1289	G1224	G1150	U1078	U1014	A953	G892	U826	A761	G684
G1485	U1420	A1354	C1290	G1225	C1152	C1079	G1015	G954	G893	U827	U762	A685
A1486	G1421	G1355	C1291	C1226	G1151	U1083	G1016	C955	C894	U828	G763	G686
G1487	G1422	C1356	U1292	A1227	C1153	A1084	C1017	G956	U895	A829	G764	C687
G1488		G1357	C1293	G1227	G1154	A1085	U1019	A957	A896	G830	G765	U688
U1489	G1425	U1358	C1294	A1227	A1155	A1086	A1020	U958	C997	G831	C766	A689
G1426	G1426	G1358	C1297	G1228	A1156	G1087	G959	G832	C998	G832	U767	G690
	A1427	A1359	G1298	U1234	A1157	A1088	A900	A900	A899	U833	G768	C691
C1428	C1428	U1234	G1299	G1235	C1158	G1089	U1023	C961	A900	C834	G769	G692
G1429	A1430	G1236	U1300	G1236	U1159	G1090	G1024	G962	A901	A835	G770	C693
A1494	A1365	A1301	A1301	A1237	G1160	G1091	G1025	U963	C902		G771	U694
A1495	U1431	A1302	G1303	G1238	C1161	C1092	U1026		C903		G772	G695

A2469	G2470	G2471	G2472	G2473	G2474	G2475	G2476	G2477																																																																																																																																																																																																																																																																																																																																																																																																																																																																																																																																																																																																																																																																																																																																																																																																																																																																																																																																																																																																																																																																																																																																																																																																																																																																																																																																																																																																																																																																																																								</
-------	-------	-------	-------	-------	-------	-------	-------	-------	--	--	--	--	--	--	--	--	--	--	--	--	--	--	--	--	--	--	--	--	--	--	--	--	--	--	--	--	--	--	--	--	--	--	--	--	--	--	--	--	--	--	--	--	--	--	--	--	--	--	--	--	--	--	--	--	--	--	--	--	--	--	--	--	--	--	--	--	--	--	--	--	--	--	--	--	--	--	--	--	--	--	--	--	--	--	--	--	--	--	--	--	--	--	--	--	--	--	--	--	--	--	--	--	--	--	--	--	--	--	--	--	--	--	--	--	--	--	--	--	--	--	--	--	--	--	--	--	--	--	--	--	--	--	--	--	--	--	--	--	--	--	--	--	--	--	--	--	--	--	--	--	--	--	--	--	--	--	--	--	--	--	--	--	--	--	--	--	--	--	--	--	--	--	--	--	--	--	--	--	--	--	--	--	--	--	--	--	--	--	--	--	--	--	--	--	--	--	--	--	--	--	--	--	--	--	--	--	--	--	--	--	--	--	--	--	--	--	--	--	--	--	--	--	--	--	--	--	--	--	--	--	--	--	--	--	--	--	--	--	--	--	--	--	--	--	--	--	--	--	--	--	--	--	--	--	--	--	--	--	--	--	--	--	--	--	--	--	--	--	--	--	--	--	--	--	--	--	--	--	--	--	--	--	--	--	--	--	--	--	--	--	--	--	--	--	--	--	--	--	--	--	--	--	--	--	--	--	--	--	--	--	--	--	--	--	--	--	--	--	--	--	--	--	--	--	--	--	--	--	--	--	--	--	--	--	--	--	--	--	--	--	--	--	--	--	--	--	--	--	--	--	--	--	--	--	--	--	--	--	--	--	--	--	--	--	--	--	--	--	--	--	--	--	--	--	--	--	--	--	--	--	--	--	--	--	--	--	--	--	--	--	--	--	--	--	--	--	--	--	--	--	--	--	--	--	--	--	--	--	--	--	--	--	--	--	--	--	--	--	--	--	--	--	--	--	--	--	--	--	--	--	--	--	--	--	--	--	--	--	--	--	--	--	--	--	--	--	--	--	--	--	--	--	--	--	--	--	--	--	--	--	--	--	--	--	--	--	--	--	--	--	--	--	--	--	--	--	--	--	--	--	--	--	--	--	--	--	--	--	--	--	--	--	--	--	--	--	--	--	--	--	--	--	--	--	--	--	--	--	--	--	--	--	--	--	--	--	--	--	--	--	--	--	--	--	--	--	--	--	--	--	--	--	--	--	--	--	--	--	--	--	--	--	--	--	--	--	--	--	--	--	--	--	--	--	--	--	--	--	--	--	--	--	--	--	--	--	--	--	--	--	--	--	--	--	--	--	--	--	--	--	--	--	--	--	--	--	--	--	--	--	--	--	--	--	--	--	--	--	--	--	--	--	--	--	--	--	--	--	--	--	--	--	--	--	--	--	--	--	--	--	--	--	--	--	--	--	--	--	--	--	--	--	--	--	--	--	--	--	--	--	--	--	--	--	--	--	--	--	--	--	--	--	--	--	--	--	--	--	--	--	--	--	--	--	--	--	--	--	--	--	--	--	--	--	--	--	--	--	--	--	--	--	--	--	--	--	--	--	--	--	--	--	--	--	--	--	--	--	--	--	--	--	--	--	--	--	--	--	--	--	--	--	--	--	--	--	--	--	--	--	--	--	--	--	--	--	--	--	--	--	--	--	--	--	--	--	--	--	--	--	--	--	--	--	--	--	--	--	--	--	--	--	--	--	--	--	--	--	--	--	--	--	--	--	--	--	--	--	--	--	--	--	--	--	--	--	--	--	--	--	--	--	--	--	--	--	--	--	--	--	--	--	--	--	--	--	--	--	--	--	--	--	--	--	--	--	--	--	--	--	--	--	--	--	--	--	--	--	--	--	--	--	--	--	--	--	--	--	--	--	--	--	--	--	--	--	--	--	--	--	--	--	--	--	--	--	--	--	--	--	--	--	--	--	--	--	--	--	--	--	--	--	--	--	--	--	--	--	--	--	--	--	--	--	--	--	--	--	--	--	--	--	--	--	--	--	--	--	--	--	--	--	--	--	--	--	--	--	--	--	--	--	--	--	--	--	--	--	--	--	--	--	--	--	--	--	--	--	--	--	--	--	--	--	--	--	--	--	--	--	--	--	--	--	--	--	--	--	--	--	--	--	--	--	--	--	--	--	--	--	--	--	--	--	--	--	--	--	--	--	--	--	--	--	--	--	--	--	--	--	--	--	--	--	--	--	--	--	--	--	--	--	--	--	--	--	--	--	--	--	--	--	--	--	--	--	--	--	--	--	--	--	--	--	--	--	--	--	--	--	--	--	--	--	--	--	--	--	--	--	--	--	--	--	--	--	--	--	--	--	--	--	--	--	--	--	--	--	--	--	--	--	--	--	--	--	--	--	--	--	--	--	--	--	--	--	--	--	--	--	--	--	--	--	--	--	--	--	--	--	--	--	--	--	--	--	--	--	--	--	--	--	--	--	--	--	--	--	--	--	--	--	--	--	--	--	--	--	--	--	--	--	--	--	--	--	--	--	--	--	--	--	--	--	--	--	--	--	--	--	--	--	--	--	--	--	--	--	--	--	--	--	--	--	--	--	--	--	--	--	--	--	--	--	--	--	--	--	--	--	--	--	--	--	--	--	--	--	--	--	--	--	--	--	--	--	--	--	--	--	--	--	--	--	--	--	--	--	--	--	--	--	--	--	--	--	--	--	--	--	--	--	--	--	--	--	--	--	--	--	--	--	--	--	--	--	--	--	--	--	--	--	--	--	--	--	--	--	--	--	--	--	--	--	--	--	--	--	--	--	--	--	--	--	--	--	--	--	--	--	--	--	--	--	--	--	--	--	--	--	--	--	--	--	--	--	--	--	--	--	--	--	--	--	--	--	--	--	--	--	--	--	--	--	--	--	--	--	--	--	--	--	--	--	--	--	--	--	--	--	--	--	--	--	--	--	--	--	--	--	--	--	--	--	--	--	--	--	--	--	--	--	--	--	--	--	--	--	--	--	--	--	--	--	--	--	--	--	--	--	--	--	--	--	--	--	--	--	--	--	--	--	--	--	--	--	--	--	--	--	--	--	--	--	--	--	--	--	--	--	--	--	--	--	--	--	--	--	--	--	--	--	--	--	--	--	--	--	--	--	--	--	--	--	--	--	--	--	--	--	--	--	--	--	--	--	--	--	--	--	--	--	--	--	--	--	--	--	--	--	--	--	--	--	--	--	--	--	--	--	--	--	--	--	--	--	--	--	--	--	--	--	--	--	--	--	--	--	--	--	--	--	--	--	--	----



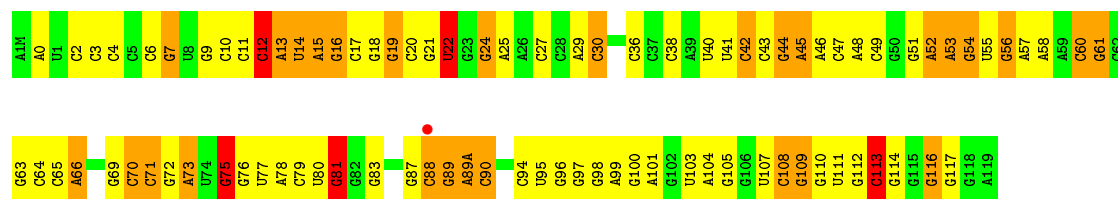
• Molecule 27: 5S ribosomal RNA

Chain 16: 38% 39% 18% 5%



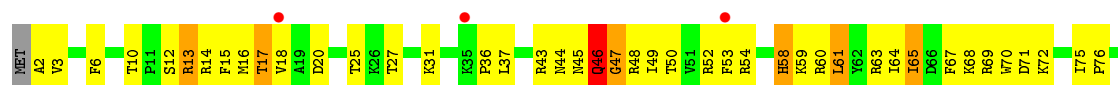
• Molecule 27: 5S ribosomal RNA

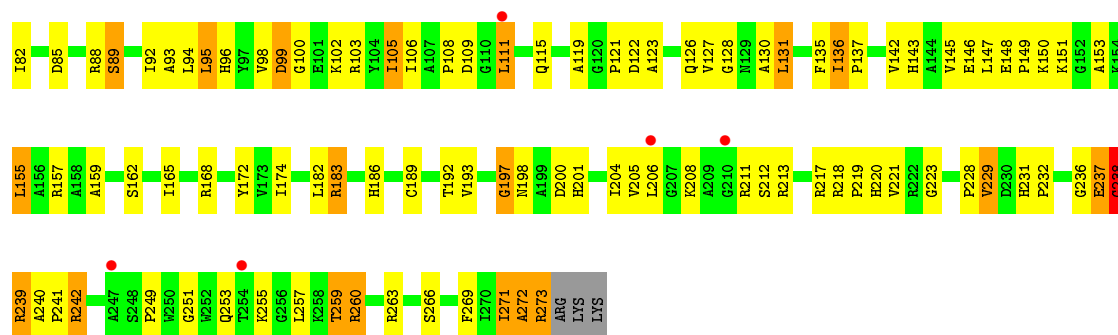
Chain 1J: 26% 47% 23% 2%



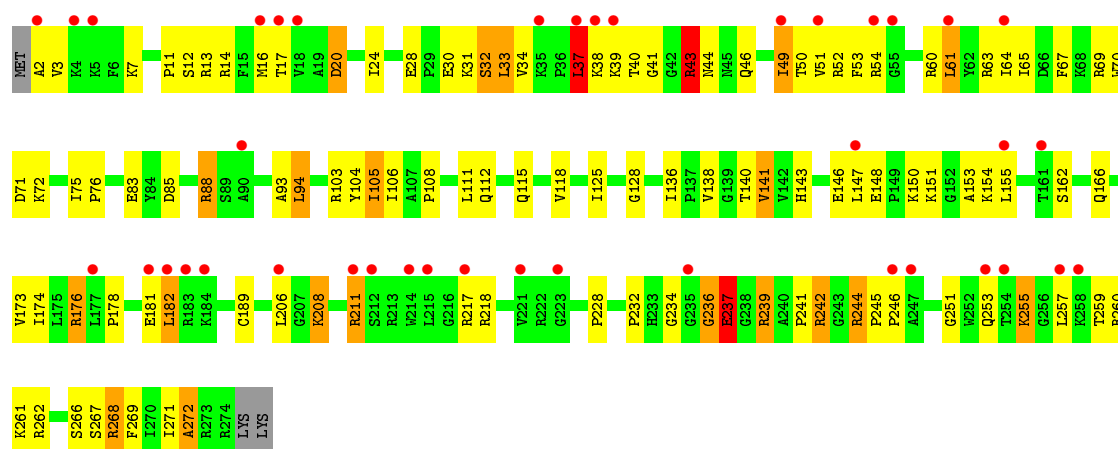
• Molecule 28: 50S ribosomal protein L2

Chain 11: 3% 48% 41% 9%

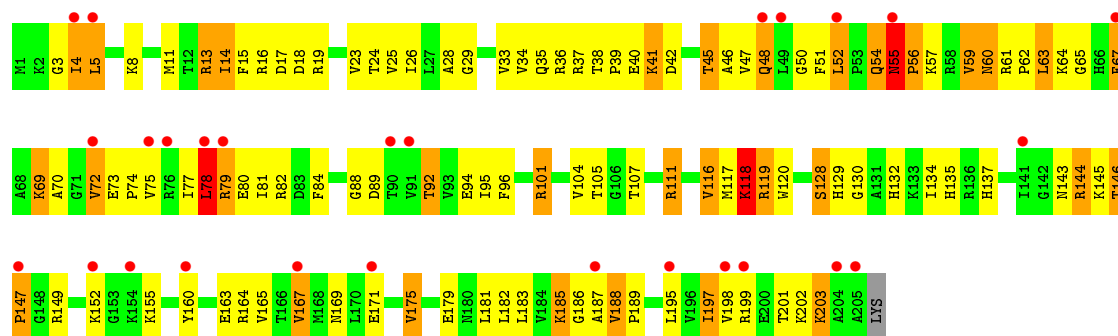
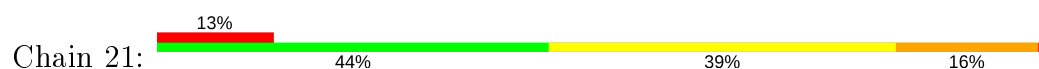




• Molecule 28: 50S ribosomal protein L2

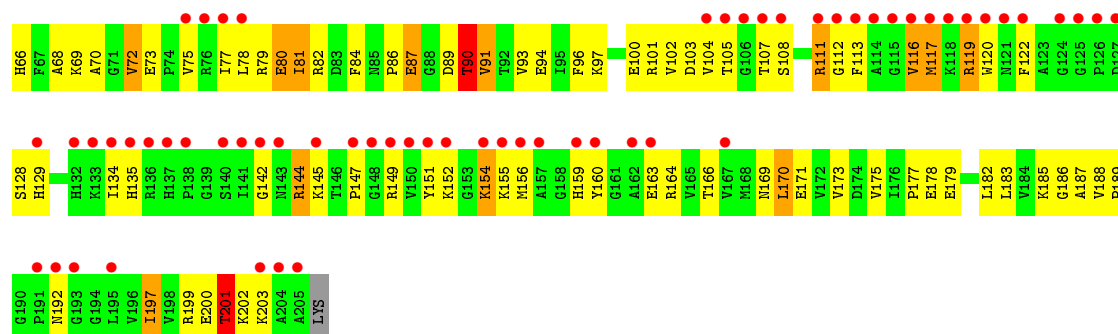


• Molecule 29: 50S ribosomal protein L3

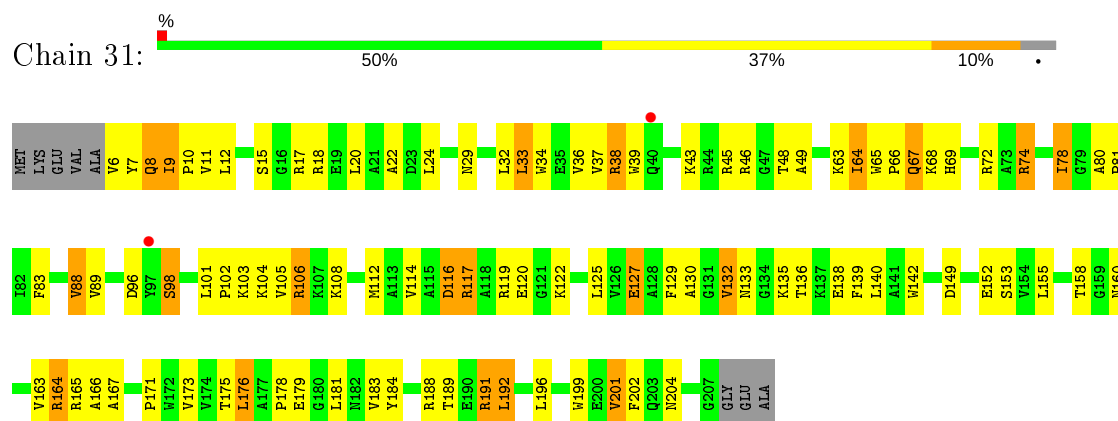


• Molecule 29: 50S ribosomal protein L3

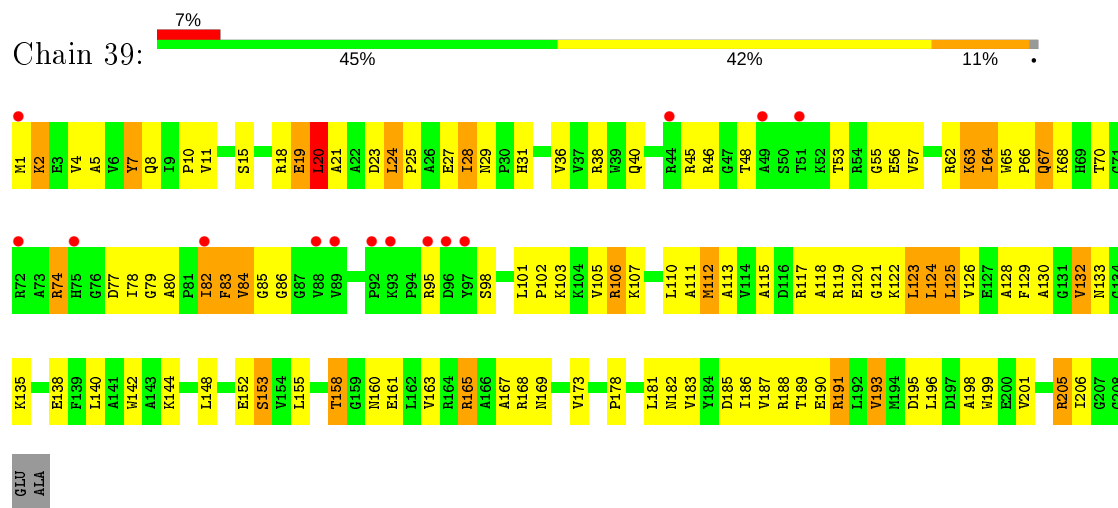




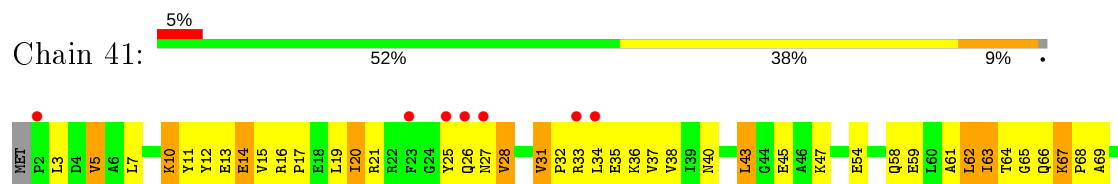
- Molecule 30: 50S ribosomal protein L4

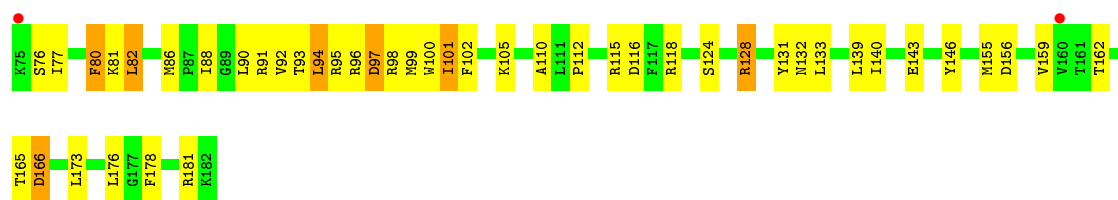


- Molecule 30: 50S ribosomal protein L4

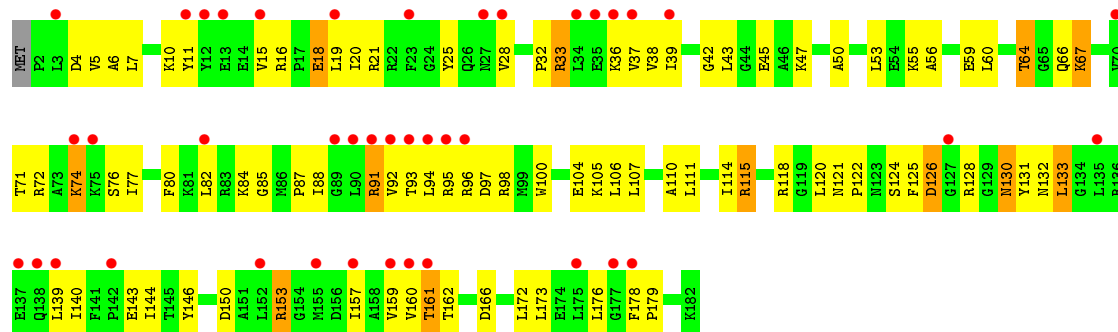


- Molecule 31: 50S ribosomal protein L5

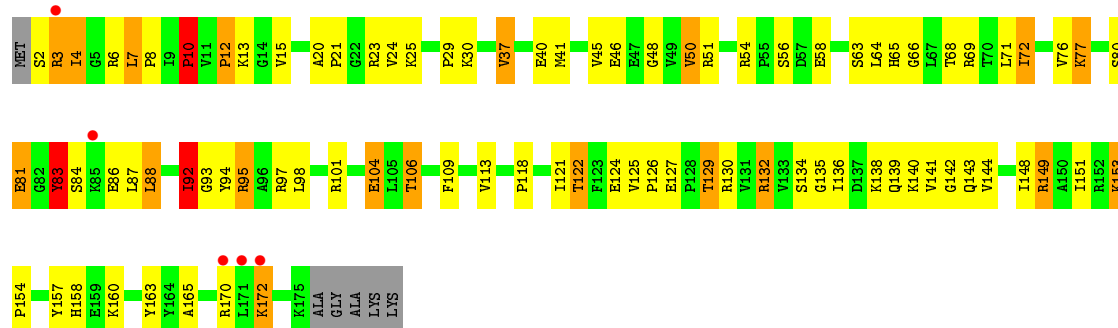




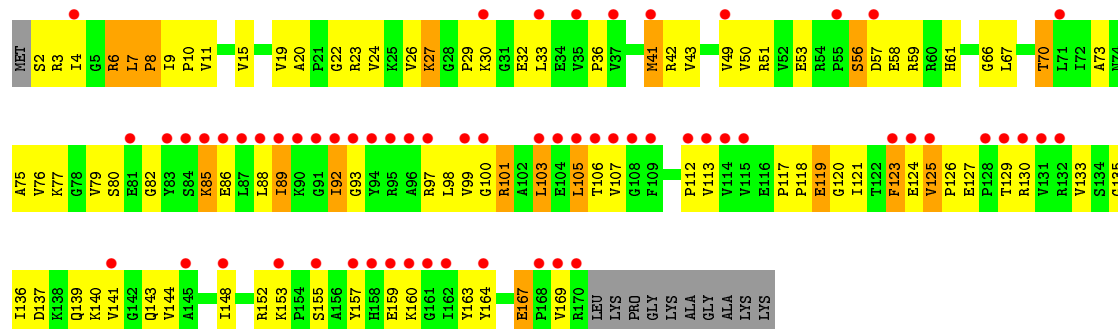
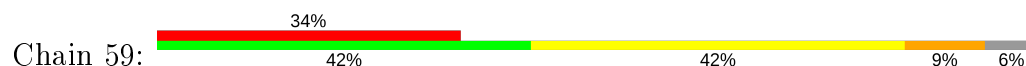
• Molecule 31: 50S ribosomal protein L5



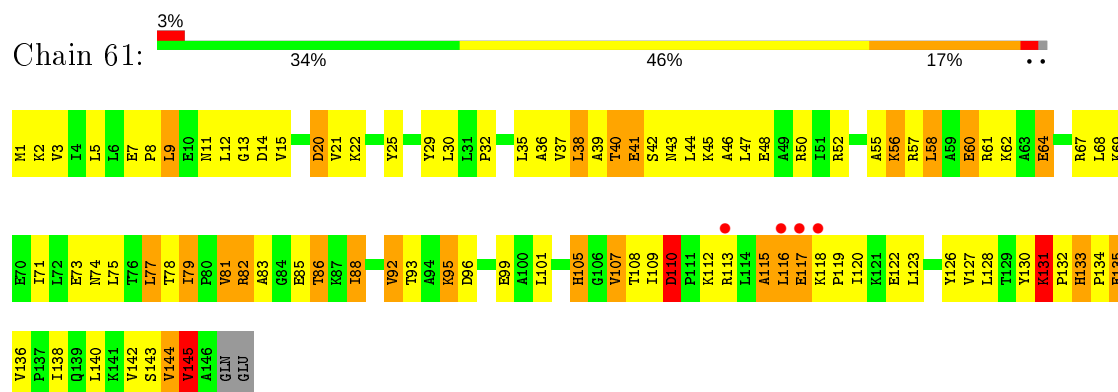
• Molecule 32: 50S ribosomal protein L6



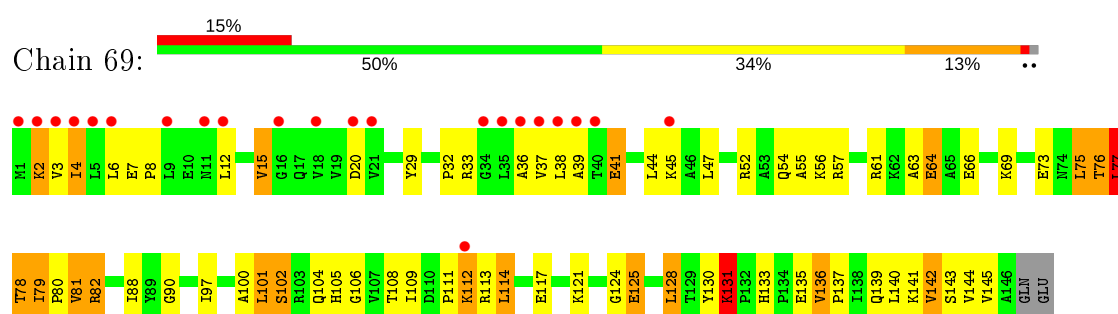
• Molecule 32: 50S ribosomal protein L6



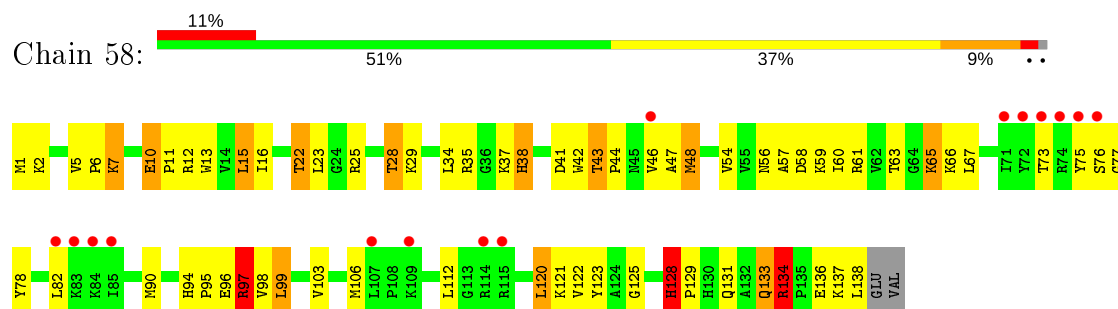
- Molecule 33: 50S ribosomal protein L9



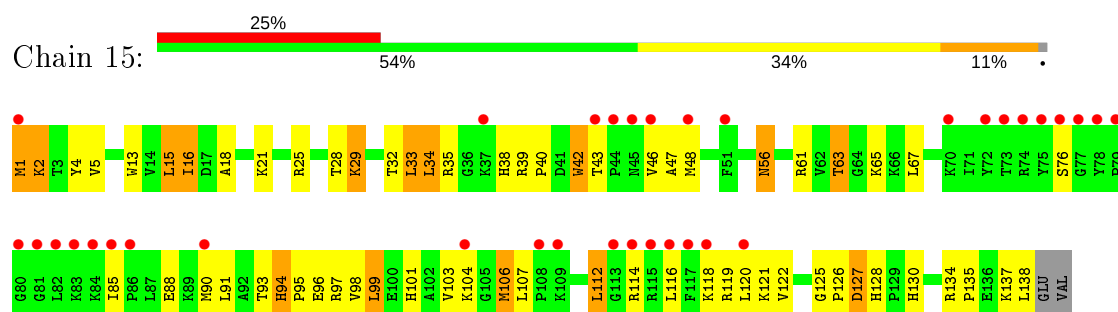
- Molecule 33: 50S ribosomal protein L9



- Molecule 34: 50S ribosomal protein L13

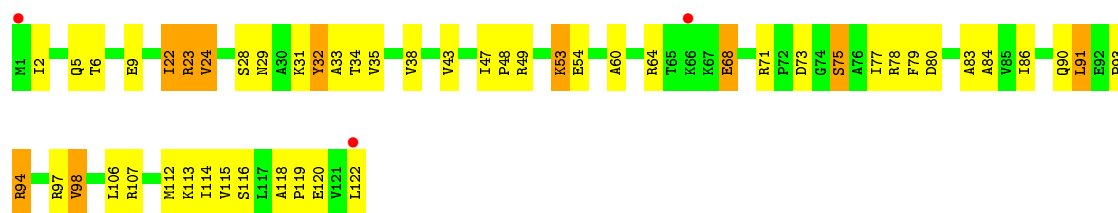


- Molecule 34: 50S ribosomal protein L13

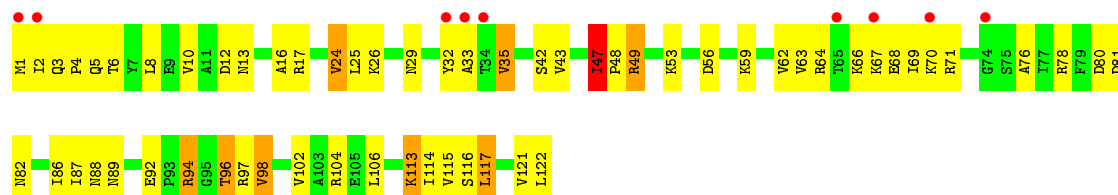


- Molecule 35: 50S ribosomal protein L14

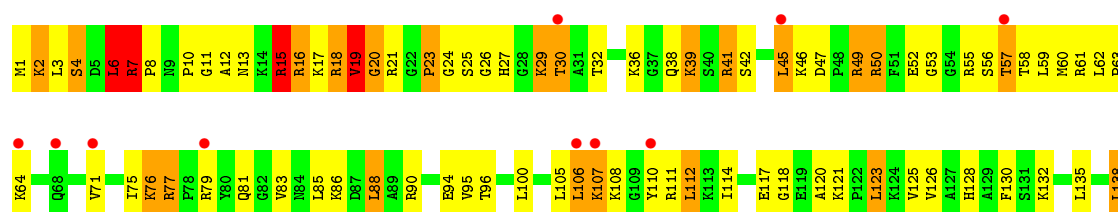




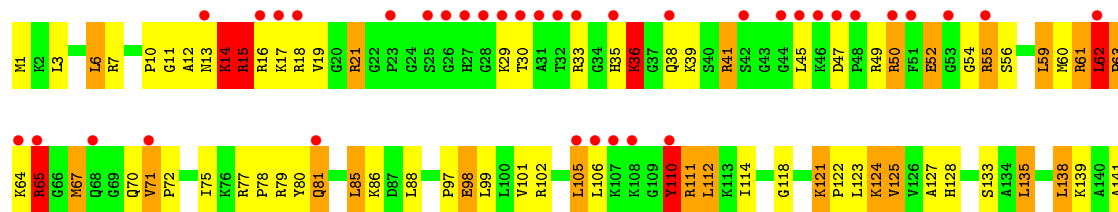
- Molecule 35: 50S ribosomal protein L14



- Molecule 36: 50S ribosomal protein L15

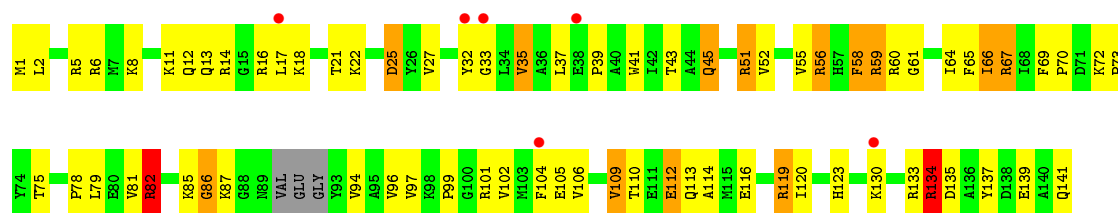


- Molecule 36: 50S ribosomal protein L15

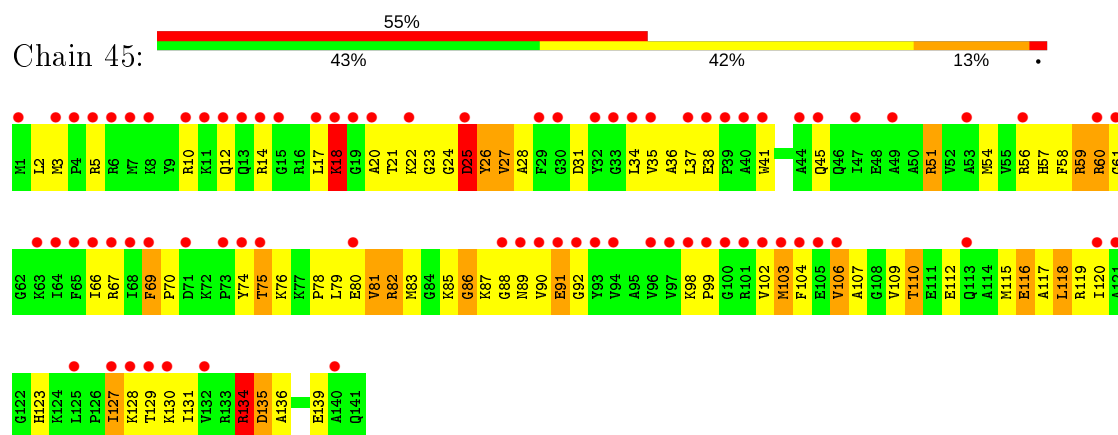


- Molecule 37: 50S ribosomal protein L16

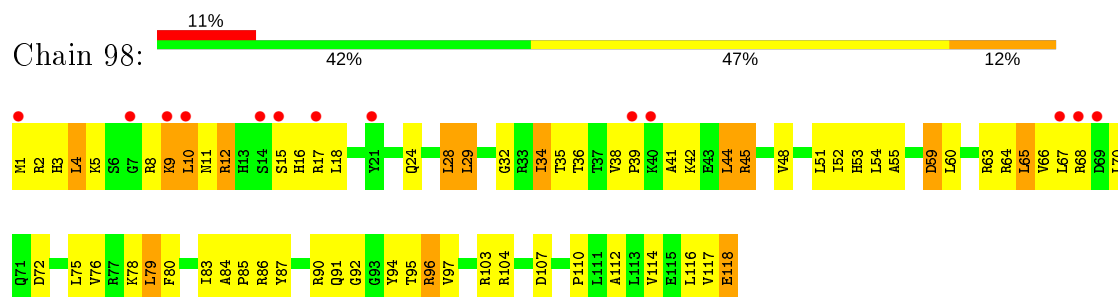




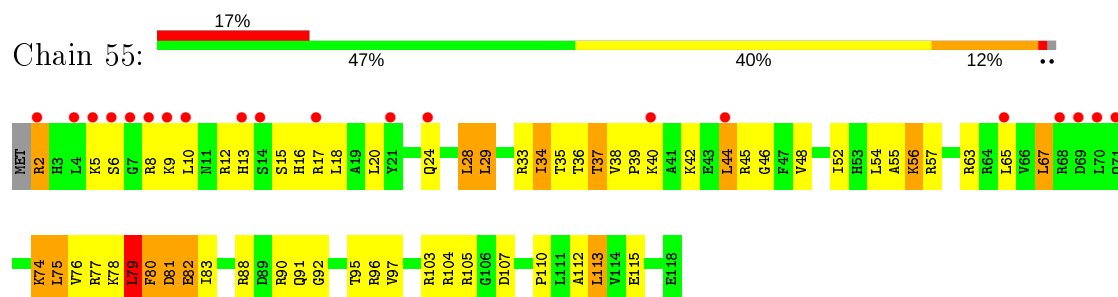
• Molecule 37: 50S ribosomal protein L16



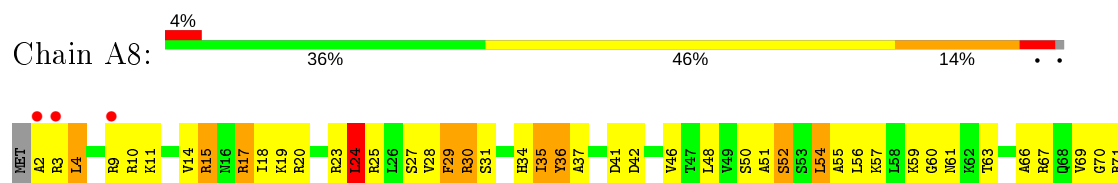
• Molecule 38: 50S ribosomal protein L17

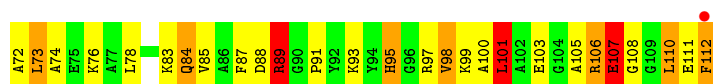


• Molecule 38: 50S ribosomal protein L17

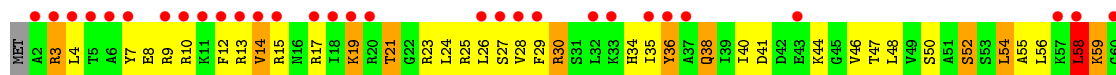


• Molecule 39: 50S ribosomal protein L18






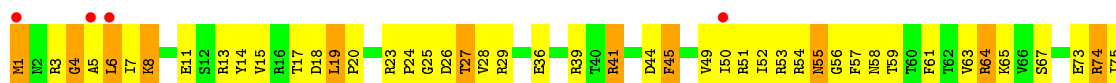
- Molecule 39: 50S ribosomal protein L18



- Molecule 40: 50S ribosomal protein L19

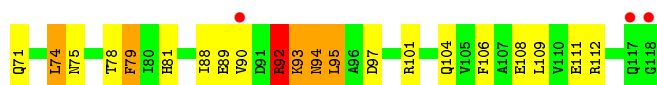
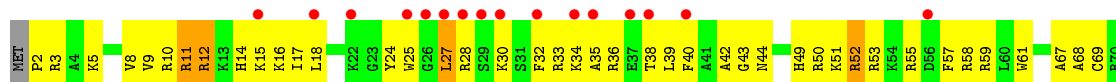


- Molecule 40: 50S ribosomal protein L19

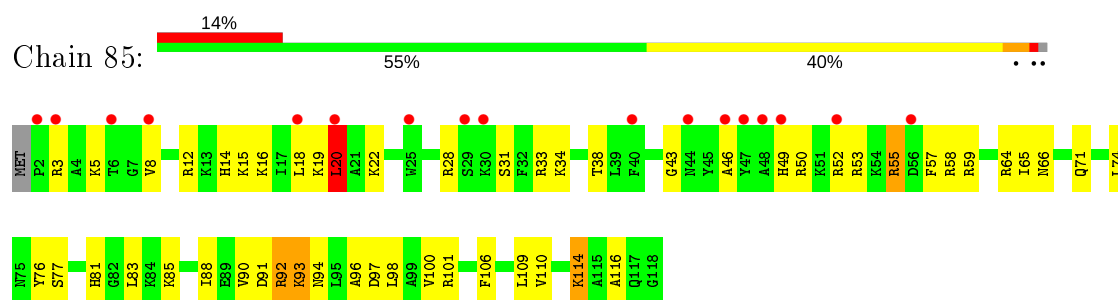


GLU

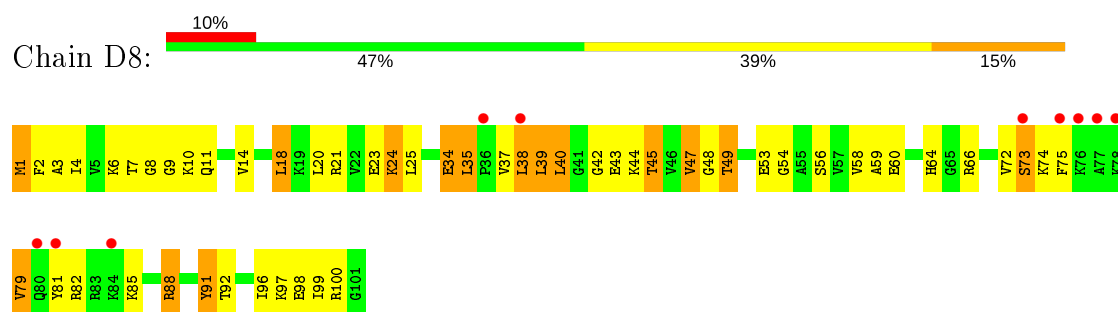
- Molecule 41: 50S ribosomal protein L20



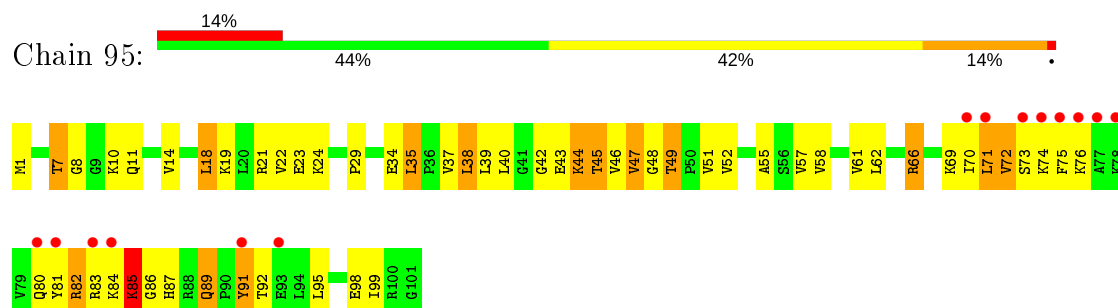
- Molecule 41: 50S ribosomal protein L20



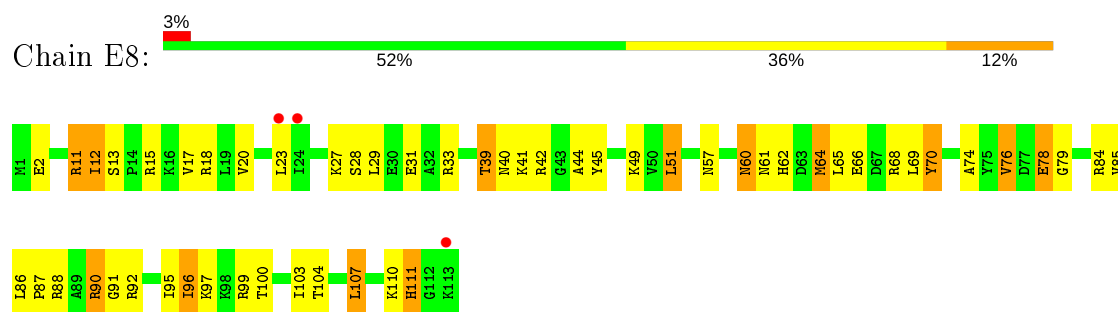
- Molecule 42: 50S ribosomal protein L21



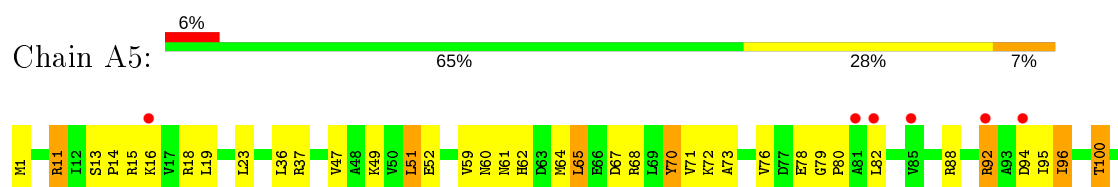
- Molecule 42: 50S ribosomal protein L21

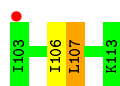


- Molecule 43: 50S ribosomal protein L22

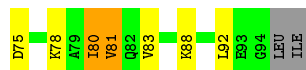


- Molecule 43: 50S ribosomal protein L22





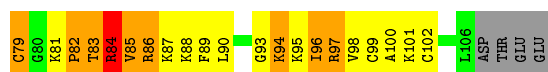
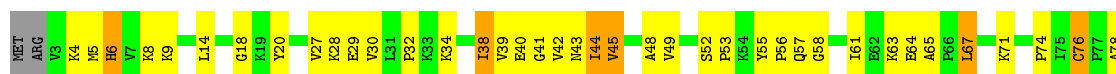
- Molecule 44: 50S ribosomal protein L23



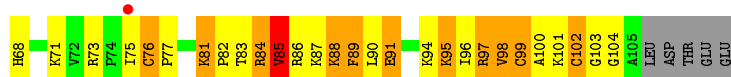
- Molecule 44: 50S ribosomal protein L23



- Molecule 45: 50S ribosomal protein L24

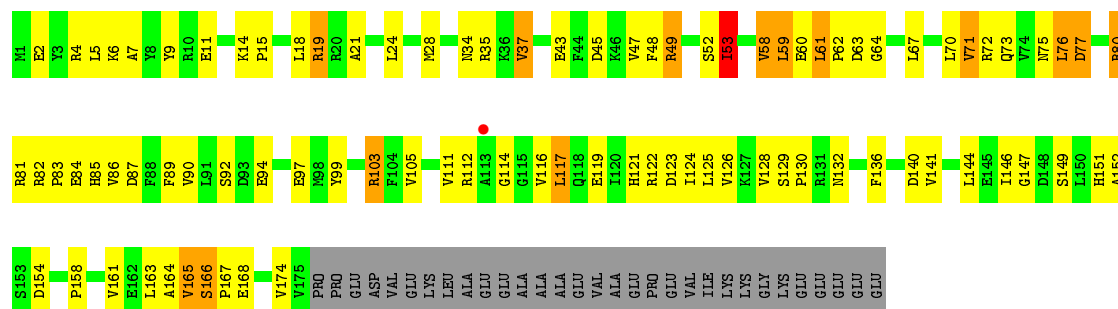


- Molecule 45: 50S ribosomal protein L24

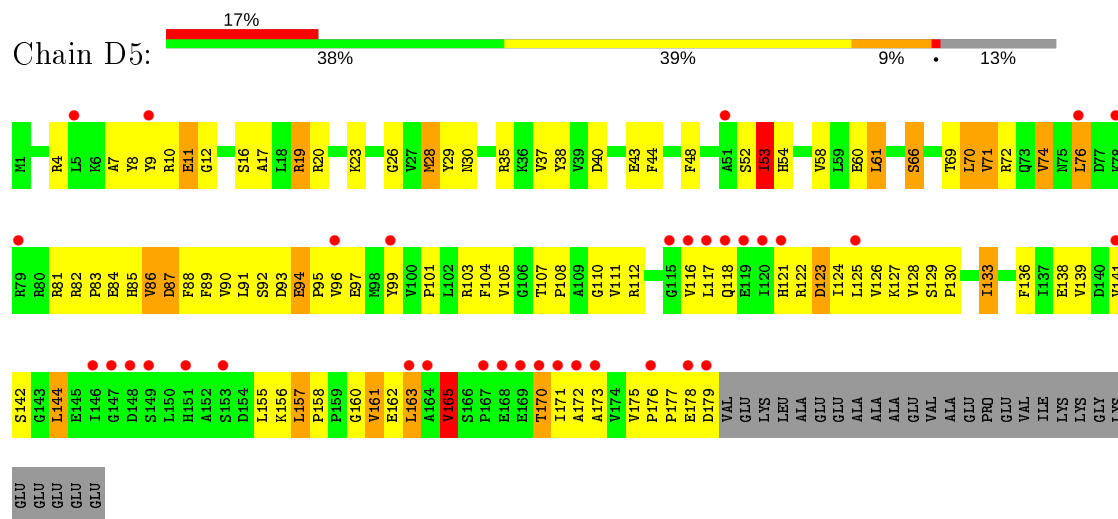


- Molecule 46: 50S ribosomal protein L25

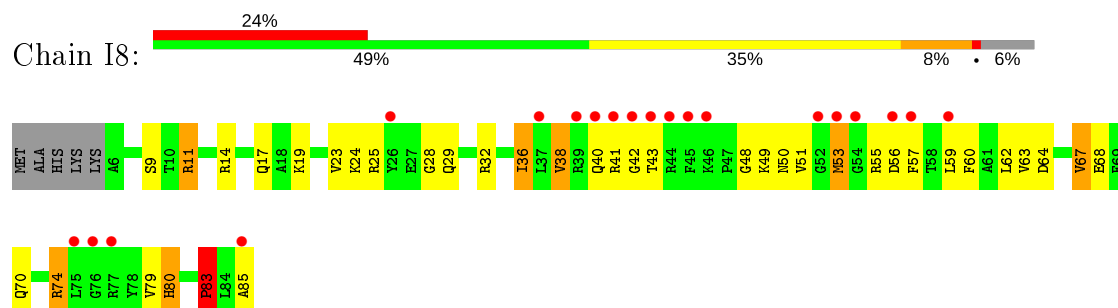




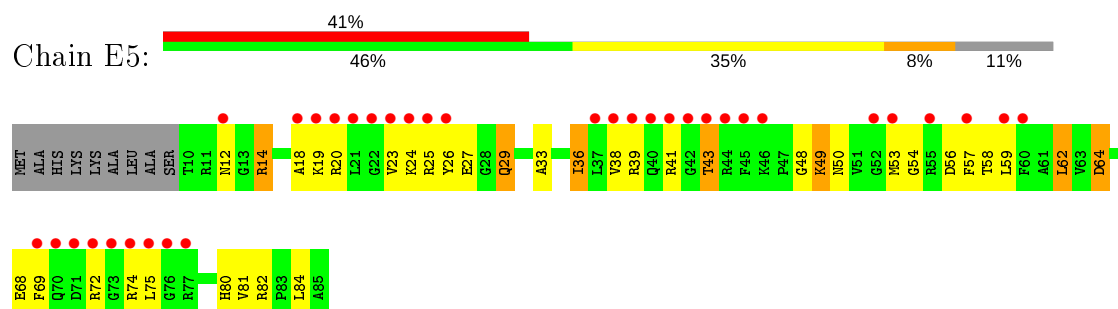
• Molecule 46: 50S ribosomal protein L25



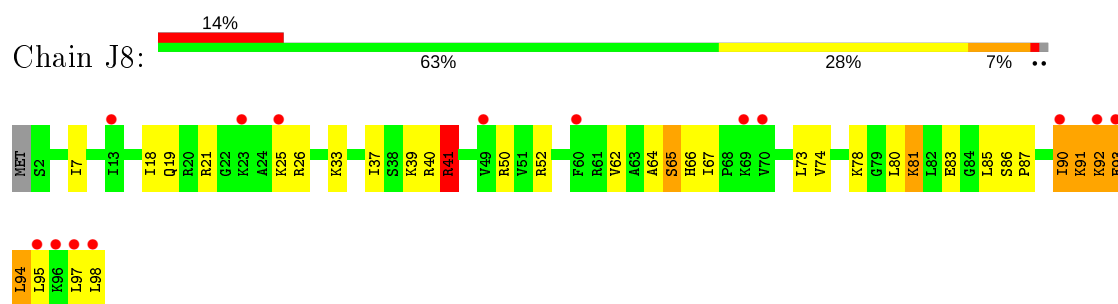
• Molecule 47: 50S ribosomal protein L27



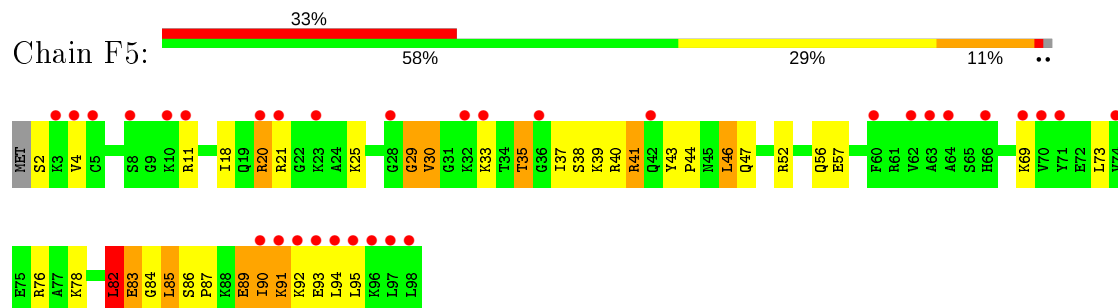
• Molecule 47: 50S ribosomal protein L27



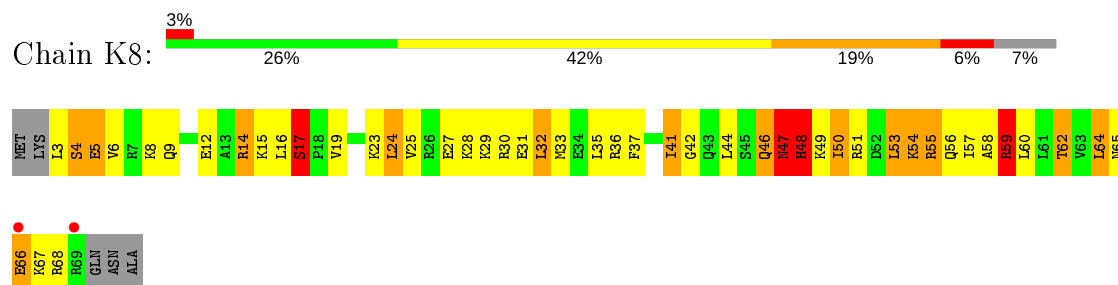
• Molecule 48: 50S ribosomal protein L28



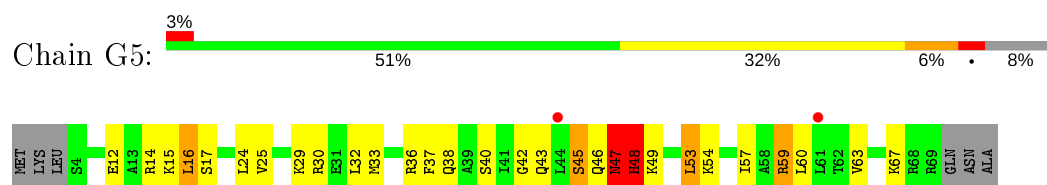
- Molecule 48: 50S ribosomal protein L28



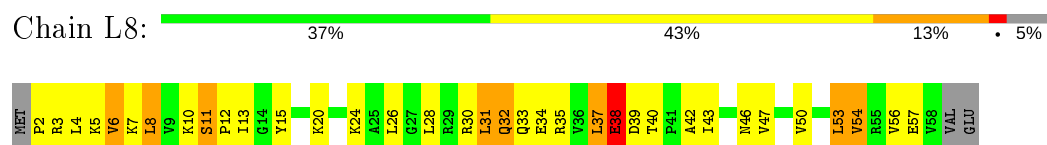
- Molecule 49: 50S ribosomal protein L29



- Molecule 49: 50S ribosomal protein L29

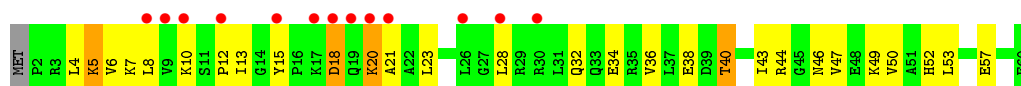


- Molecule 50: 50S ribosomal protein L30

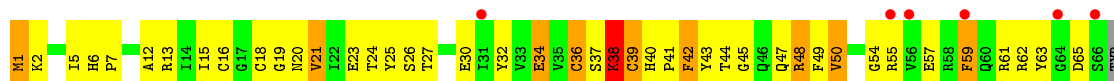


- Molecule 50: 50S ribosomal protein L30



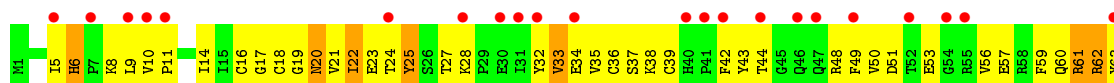


- Molecule 51: 50S ribosomal protein L31



ARG
LYS
GLY
ARG

- Molecule 51: 50S ribosomal protein L31



GLY
ASP
SER
TYR
ARG
LYS
GLY
ARG

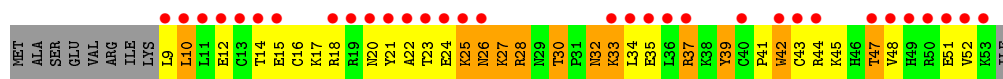
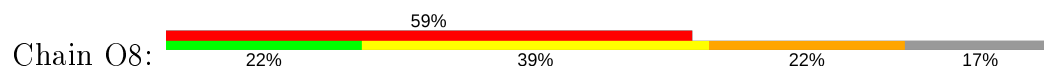
- Molecule 52: 50S ribosomal protein L32



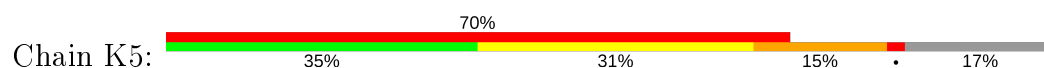
- Molecule 52: 50S ribosomal protein L32



- Molecule 53: 50S ribosomal protein L33

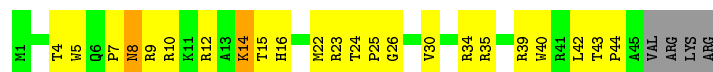


- Molecule 53: 50S ribosomal protein L33





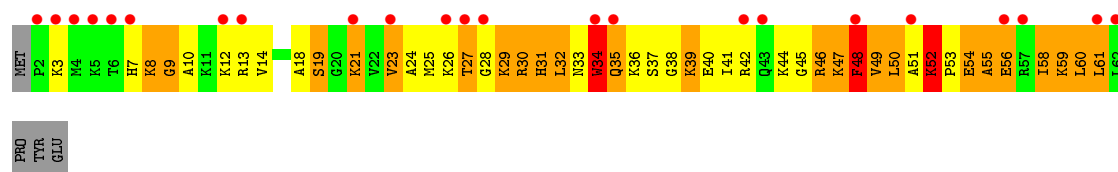
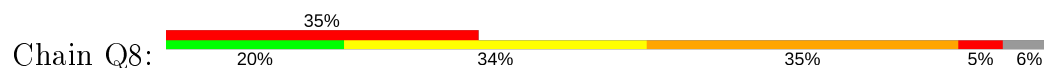
- Molecule 54: 50S ribosomal protein L34



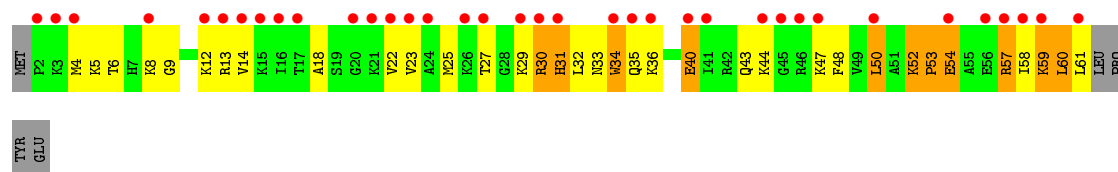
- Molecule 54: 50S ribosomal protein L34



- Molecule 55: 50S ribosomal protein L35



- Molecule 55: 50S ribosomal protein L35



4 Data and refinement statistics

Property	Value	Source
Space group	P 21 21 21	Depositor
Cell constants a, b, c, α , β , γ	209.90Å 447.90Å 621.50Å 90.00° 90.00° 90.00°	Depositor
Resolution (Å)	188.03 – 3.05 223.95 – 3.05	Depositor EDS
% Data completeness (in resolution range)	99.8 (188.03-3.05) 91.4 (223.95-3.05)	Depositor EDS
R_{merge}	0.28	Depositor
R_{sym}	(Not available)	Depositor
$\langle I/\sigma(I) \rangle$ ¹	0.71 (at 3.07Å)	Xtriage
Refinement program	PHENIX	Depositor
R, R_{free}	0.199 , (Not available) 0.200 , 0.239	Depositor DCC
R_{free} test set	1998 reflections (0.18%)	wwPDB-VP
Wilson B-factor (Å ²)	95.1	Xtriage
Anisotropy	0.265	Xtriage
Bulk solvent k_{sol} (e/Å ³), B_{sol} (Å ²)	0.27 , 89.3	EDS
L-test for twinning ²	$\langle L \rangle = 0.45$, $\langle L^2 \rangle = 0.27$	Xtriage
Estimated twinning fraction	No twinning to report.	Xtriage
F_o, F_c correlation	0.89	EDS
Total number of atoms	299951	wwPDB-VP
Average B, all atoms (Å ²)	128.0	wwPDB-VP

Xtriage's analysis on translational NCS is as follows: *The largest off-origin peak in the Patterson function is 1.50% of the height of the origin peak. No significant pseudotranslation is detected.*

¹Intensities estimated from amplitudes.

²Theoretical values of $\langle |L| \rangle$, $\langle L^2 \rangle$ for acentric reflections are 0.5, 0.333 respectively for untwinned datasets, and 0.375, 0.2 for perfectly twinned datasets.

5 Model quality ⓘ

5.1 Standard geometry ⓘ

Bond lengths and bond angles in the following residue types are not validated in this section: 5MU, OMC, ZN, MIA, MG, 4SU, 7MG, PSU

The Z score for a bond length (or angle) is the number of standard deviations the observed value is removed from the expected value. A bond length (or angle) with $|Z| > 5$ is considered an outlier worth inspection. RMSZ is the root-mean-square of all Z scores of the bond lengths (or angles).

Mol	Chain	Bond lengths		Bond angles	
		RMSZ	$\# Z > 5$	RMSZ	$\# Z > 5$
1	13	0.77	9/36053 (0.0%)	1.46	483/56270 (0.9%)
1	1G	0.65	1/36025 (0.0%)	1.30	249/56227 (0.4%)
2	12	0.37	0/1959	0.58	1/2642 (0.0%)
2	1E	0.42	0/1959	0.65	0/2642
3	22	0.41	0/1636	0.60	0/2205
3	2E	0.52	0/1629	0.67	0/2195
4	32	0.50	0/1732	0.73	1/2318 (0.0%)
4	3E	0.65	2/1732 (0.1%)	0.76	1/2318 (0.0%)
5	42	0.47	0/1171	0.74	0/1576
5	4E	0.55	0/1171	0.76	1/1576 (0.1%)
6	52	0.48	0/855	0.65	0/1154
6	5E	0.58	0/855	0.70	0/1154
7	62	0.42	0/1275	0.60	0/1709
7	6E	0.46	0/1275	0.59	0/1709
8	72	0.39	0/1135	0.60	0/1527
8	7E	0.51	0/1135	0.72	0/1527
9	82	0.39	0/1028	0.59	0/1379
9	8E	0.48	0/1028	0.72	1/1379 (0.1%)
10	1A	0.38	0/814	0.60	0/1095
10	1I	0.46	0/814	0.66	0/1095
11	2A	0.46	0/879	0.65	0/1187
11	2I	0.51	0/879	0.78	0/1187
12	3A	0.54	0/991	0.76	0/1327
12	3I	0.71	0/991	0.92	0/1327
13	4A	0.36	0/943	0.59	0/1265
13	4I	0.51	0/948	0.69	0/1272
14	5A	0.43	0/484	0.65	0/643
14	5I	0.71	1/500 (0.2%)	0.79	0/664
15	6A	0.47	0/744	0.62	1/992 (0.1%)
15	6I	0.54	0/744	0.78	0/992
16	7A	0.47	0/721	0.69	0/970
16	7I	0.48	0/721	0.72	0/970

Mol	Chain	Bond lengths		Bond angles	
		RMSZ	# Z >5	RMSZ	# Z >5
17	8A	0.52	1/847 (0.1%)	0.64	0/1131
17	8I	0.57	0/847	0.74	0/1131
18	9A	0.51	0/595	0.77	0/790
18	9I	0.56	0/595	0.78	0/790
19	AA	0.40	0/638	0.63	0/860
19	AI	0.58	0/661	0.79	0/890
20	BA	0.48	0/764	0.76	0/1007
20	BI	0.45	0/764	0.70	0/1007
21	1B	0.44	0/221	0.64	0/288
21	1F	0.50	0/221	0.73	0/288
22	1K	0.51	0/1647	1.15	10/2565 (0.4%)
23	2K	1.12	6/1721 (0.3%)	1.64	40/2682 (1.5%)
23	2L	0.99	6/1721 (0.3%)	1.42	20/2682 (0.7%)
24	1L	0.44	0/1809	0.98	4/2819 (0.1%)
24	3K	0.49	1/1809 (0.1%)	1.17	14/2819 (0.5%)
24	3L	0.49	0/1809	1.11	11/2819 (0.4%)
25	4K	0.92	0/316	1.49	5/490 (1.0%)
25	4L	0.80	0/215	1.52	3/330 (0.9%)
26	14	0.91	64/70167 (0.1%)	1.65	1671/109541 (1.5%)
26	1H	1.09	145/70233 (0.2%)	1.89	2868/109643 (2.6%)
27	16	0.92	3/2928 (0.1%)	1.67	74/4568 (1.6%)
27	1J	0.75	0/2928	1.36	17/4568 (0.4%)
28	11	0.84	1/2165 (0.0%)	1.04	7/2919 (0.2%)
28	19	0.71	0/2170	0.96	4/2926 (0.1%)
29	21	0.68	0/1601	0.91	0/2160
29	29	0.69	0/1601	0.97	2/2160 (0.1%)
30	31	0.77	0/1620	0.97	2/2194 (0.1%)
30	39	0.61	0/1662	0.84	1/2249 (0.0%)
31	41	0.58	0/1498	0.83	1/2016 (0.0%)
31	49	0.41	0/1498	0.63	0/2016
32	51	0.66	0/1362	0.87	2/1841 (0.1%)
32	59	0.37	0/1324	0.63	0/1791
33	61	0.56	0/1151	0.79	2/1558 (0.1%)
33	69	0.47	0/1151	0.73	2/1558 (0.1%)
34	15	0.62	1/1131 (0.1%)	0.86	5/1525 (0.3%)
34	58	0.65	0/1131	0.86	3/1525 (0.2%)
35	25	0.64	0/942	0.77	0/1269
35	68	0.71	0/942	0.84	1/1269 (0.1%)
36	35	0.68	0/1161	1.06	4/1544 (0.3%)
36	78	0.75	0/1161	1.08	1/1544 (0.1%)
37	45	0.66	1/1142 (0.1%)	0.88	1/1527 (0.1%)
37	88	0.87	0/1106	1.05	2/1478 (0.1%)
38	55	0.66	0/973	0.88	2/1302 (0.2%)

Mol	Chain	Bond lengths		Bond angles	
		RMSZ	# Z >5	RMSZ	# Z >5
38	98	0.60	0/981	0.87	0/1312
39	65	0.51	0/891	0.91	2/1187 (0.2%)
39	A8	0.71	0/891	0.98	4/1187 (0.3%)
40	75	0.59	0/1155	0.77	0/1542
40	B8	0.66	0/1155	0.84	1/1542 (0.1%)
41	85	0.57	0/981	0.75	1/1306 (0.1%)
41	C8	0.72	0/981	0.93	2/1306 (0.2%)
42	95	0.64	0/789	0.87	1/1057 (0.1%)
42	D8	0.66	0/789	0.84	1/1057 (0.1%)
43	A5	0.69	0/910	0.85	0/1220
43	E8	0.71	0/910	0.95	3/1220 (0.2%)
44	B5	0.77	0/739	0.86	0/993
44	F8	0.90	2/756 (0.3%)	0.98	0/1014
45	C5	0.69	0/807	0.90	1/1076 (0.1%)
45	G8	0.73	0/804	0.96	0/1073
46	D5	0.44	0/1460	0.67	0/1982
46	H8	0.50	0/1427	0.80	2/1935 (0.1%)
47	E5	0.66	0/614	0.88	0/819
47	I8	0.82	0/634	0.98	0/847
48	F5	0.66	0/769	0.93	2/1022 (0.2%)
48	J8	0.74	0/769	0.95	1/1022 (0.1%)
49	G5	0.58	0/560	0.81	1/741 (0.1%)
49	K8	0.94	2/565 (0.4%)	0.94	1/748 (0.1%)
50	H5	0.52	0/473	0.71	0/635
50	L8	0.73	1/457 (0.2%)	0.91	0/613
51	I5	0.46	0/527	0.72	0/709
51	M8	0.53	0/545	0.77	0/733
52	J5	0.71	0/448	0.88	0/606
52	N8	0.68	0/467	0.90	0/632
53	K5	0.74	0/396	0.85	1/529 (0.2%)
53	O8	0.87	1/396 (0.3%)	0.87	1/529 (0.2%)
54	L5	0.79	0/406	0.93	1/536 (0.2%)
54	P8	0.96	0/399	1.13	1/526 (0.2%)
55	M5	0.84	0/483	0.98	0/634
55	Q8	1.25	4/491 (0.8%)	1.62	7/645 (1.1%)
All	All	0.83	252/322599 (0.1%)	1.47	5551/483107 (1.1%)

Chiral center outliers are detected by calculating the chiral volume of a chiral center and verifying if the center is modelled as a planar moiety or with the opposite hand. A planarity outlier is detected by checking planarity of atoms in a peptide group, atoms in a mainchain group or atoms of a sidechain that are expected to be planar.

Mol	Chain	#Chirality outliers	#Planarity outliers
4	3E	0	2
9	8E	0	1
10	1A	0	1
11	2I	0	2
13	4I	0	2
15	6I	0	1
16	7I	0	1
19	AI	0	2
20	BA	0	2
28	11	0	4
28	19	0	5
29	21	0	3
29	29	0	3
30	39	0	2
31	41	0	1
33	61	0	4
33	69	0	1
35	25	0	1
36	35	0	5
37	45	0	4
37	88	0	2
39	65	0	1
39	A8	0	2
40	75	0	2
40	B8	0	1
41	85	0	1
41	C8	0	1
43	E8	0	1
44	B5	0	2
44	F8	0	1
45	C5	0	3
45	G8	0	1
46	D5	0	1
46	H8	0	1
47	I8	0	2
48	F5	0	2
49	G5	0	3
49	K8	0	3
51	M8	0	2
52	J5	0	1
52	N8	0	1
53	O8	0	1
55	M5	0	1

Continued on next page...

Continued from previous page...

Mol	Chain	#Chirality outliers	#Planarity outliers
55	Q8	0	5
All	All	0	88

All (252) bond length outliers are listed below:

Mol	Chain	Res	Type	Atoms	Z	Observed(Å)	Ideal(Å)
23	2L	21	U	C5-C6	19.03	1.51	1.34
23	2K	21	U	C5-C6	16.80	1.49	1.34
26	1H	774	A	N9-C4	-13.91	1.29	1.37
26	14	783	A	N9-C4	-12.95	1.30	1.37
23	2K	21	U	C2-N3	12.76	1.46	1.37
23	2L	21	U	C2-N3	12.46	1.46	1.37
26	1H	2430	A	N9-C4	-12.19	1.30	1.37
26	1H	783	A	N3-C4	-11.22	1.28	1.34
26	1H	676	A	N9-C4	-11.21	1.31	1.37
34	15	42	TRP	NE1-CE2	-10.77	1.23	1.37
26	1H	783	A	N9-C4	-10.71	1.31	1.37
26	1H	1614	A	N9-C4	-10.49	1.31	1.37
23	2K	21	U	N1-C2	10.36	1.47	1.38
26	1H	783	A	C5-C6	-10.32	1.31	1.41
23	2L	21	U	C4-C5	9.83	1.52	1.43
4	3E	12	CYS	CB-SG	9.57	1.98	1.82
26	1H	676	A	C5-C4	9.48	1.45	1.38
26	14	774	A	N9-C4	-9.41	1.32	1.37
26	1H	676	A	N9-C8	9.39	1.45	1.37
26	1H	621	A	N9-C4	-9.21	1.32	1.37
14	5I	27	CYS	CB-SG	-9.15	1.66	1.82
26	14	1950	G	C2-N3	9.05	1.40	1.32
26	1H	71	A	N9-C4	-8.97	1.32	1.37
26	1H	783	A	N7-C5	-8.94	1.33	1.39
23	2K	21	U	C4-C5	8.88	1.51	1.43
26	1H	1899	G	N9-C4	-8.75	1.30	1.38
26	1H	693	C	N3-C4	-8.58	1.27	1.33
23	2L	21	U	N1-C2	8.58	1.46	1.38
26	1H	1616	A	N9-C4	-8.56	1.32	1.37
26	1H	1786	A	C5-C6	-8.42	1.33	1.41
26	1H	805	G	N9-C8	-8.40	1.31	1.37
26	14	783	A	N3-C4	-8.40	1.29	1.34
26	1H	2346	A	N3-C4	-8.38	1.29	1.34
26	1H	1786	A	N7-C5	-8.34	1.34	1.39
49	K8	5	GLU	CG-CD	8.17	1.64	1.51
26	1H	1698	A	N9-C4	-8.15	1.32	1.37

Continued on next page...

Continued from previous page...

Mol	Chain	Res	Type	Atoms	Z	Observed(Å)	Ideal(Å)
26	14	1612	C	N1-C6	-8.13	1.32	1.37
26	1H	74	A	N9-C4	-7.92	1.33	1.37
26	14	783	A	C5-C6	-7.74	1.34	1.41
26	1H	1899	G	N3-C4	-7.71	1.30	1.35
23	2K	21	U	N3-C4	7.62	1.45	1.38
26	1H	945	A	C2-N3	7.53	1.40	1.33
26	1H	71	A	C6-N6	-7.52	1.27	1.33
26	14	945	A	C5-C6	-7.48	1.34	1.41
26	14	1616	A	N9-C4	-7.44	1.33	1.37
26	1H	1332	G	N9-C4	-7.42	1.32	1.38
1	13	792	A	N9-C4	-7.38	1.33	1.37
26	1H	2713	A	C5-C4	7.30	1.43	1.38
26	1H	676	A	N3-C4	-7.28	1.30	1.34
49	K8	5	GLU	CB-CG	7.27	1.66	1.52
53	O8	42	TRP	CB-CG	7.13	1.63	1.50
26	1H	1786	A	N3-C4	-6.98	1.30	1.34
26	1H	774	A	N3-C4	-6.97	1.30	1.34
23	2L	21	U	N3-C4	6.97	1.44	1.38
26	14	2346	A	N3-C4	-6.96	1.30	1.34
26	1H	2248	C	N3-C4	-6.94	1.29	1.33
23	2L	21	U	N1-C6	6.92	1.44	1.38
26	1H	860	U	N1-C2	6.92	1.44	1.38
26	1H	1786	A	N9-C4	-6.88	1.33	1.37
26	1H	1379	A	N9-C4	-6.87	1.33	1.37
26	14	74	A	N9-C4	-6.85	1.33	1.37
26	1H	945	A	N7-C5	-6.81	1.35	1.39
26	1H	1969	A	C6-N1	-6.80	1.30	1.35
55	Q8	54	GLU	CG-CD	6.79	1.62	1.51
26	1H	2252	G	C5-C4	-6.78	1.33	1.38
26	1H	828	U	C2-O2	6.75	1.28	1.22
26	1H	71	A	C5-C4	6.71	1.43	1.38
26	1H	138	G	N9-C8	6.70	1.42	1.37
26	1H	2585	U	N1-C2	6.66	1.44	1.38
26	1H	774	A	N9-C8	6.65	1.43	1.37
26	14	751	A	N9-C4	-6.64	1.33	1.37
26	14	676	A	N9-C4	-6.63	1.33	1.37
26	1H	1966	A	N9-C4	-6.62	1.33	1.37
4	3E	9	CYS	CB-SG	6.61	1.93	1.82
26	1H	945	A	N3-C4	-6.59	1.30	1.34
26	14	1272	A	N3-C4	6.58	1.38	1.34
26	1H	1899	G	N9-C8	6.58	1.42	1.37
26	1H	945	A	C5-C4	6.55	1.43	1.38

Continued on next page...

Continued from previous page...

Mol	Chain	Res	Type	Atoms	Z	Observed(Å)	Ideal(Å)
26	14	1950	G	C5-C4	6.54	1.43	1.38
26	1H	579	G	C2-N3	-6.51	1.27	1.32
23	2K	21	U	N1-C6	6.49	1.43	1.38
26	14	783	A	N7-C5	-6.49	1.35	1.39
1	13	792	A	N7-C5	-6.48	1.35	1.39
26	14	2287	A	N9-C4	-6.47	1.33	1.37
26	1H	71	A	N9-C8	6.46	1.43	1.37
26	1H	265	A	N3-C4	-6.42	1.31	1.34
26	1H	2031	A	N9-C4	6.41	1.41	1.37
26	14	2506	U	C2-N3	6.37	1.42	1.37
26	1H	74	A	N3-C4	-6.34	1.31	1.34
26	1H	528	A	N9-C4	-6.33	1.34	1.37
26	1H	1786	A	C5-C4	6.31	1.43	1.38
26	1H	1254	A	C5-C6	-6.30	1.35	1.41
27	16	115	G	C2-N3	6.27	1.37	1.32
26	1H	751	A	N3-C4	-6.27	1.31	1.34
26	1H	2287	A	N9-C4	-6.27	1.34	1.37
1	13	792	A	C5-C6	-6.25	1.35	1.41
26	14	1678	G	N9-C4	-6.24	1.32	1.38
26	14	2506	U	N1-C2	6.24	1.44	1.38
1	13	1498	U	N1-C2	6.22	1.44	1.38
26	1H	1614	A	N3-C4	-6.21	1.31	1.34
27	16	119	A	N9-C4	6.19	1.41	1.37
26	1H	829	A	N9-C4	-6.17	1.34	1.37
26	1H	2246	G	N9-C8	-6.12	1.33	1.37
26	14	1204	A	N9-C4	-6.10	1.34	1.37
26	1H	71	A	C5-C6	-6.09	1.35	1.41
26	1H	689	A	N3-C4	-6.08	1.31	1.34
26	1H	777	A	N3-C4	-6.08	1.31	1.34
28	11	122	ASP	CB-CG	6.05	1.64	1.51
26	1H	1142(A)	A	N9-C4	-6.04	1.34	1.37
55	Q8	56	GLU	CG-CD	6.03	1.60	1.51
26	14	1605	C	N1-C6	-6.02	1.33	1.37
26	1H	1621	U	N1-C6	-6.00	1.32	1.38
26	1H	2250	G	C2-N3	-6.00	1.27	1.32
1	13	1502	A	C5-C6	-5.99	1.35	1.41
26	1H	783	A	N9-C8	5.98	1.42	1.37
26	1H	1678	G	C5-C4	5.95	1.42	1.38
26	1H	805	G	N7-C5	-5.94	1.35	1.39
26	1H	192	C	N3-C4	5.94	1.38	1.33
26	1H	679	C	N1-C6	-5.92	1.33	1.37
26	1H	945	A	N9-C4	-5.92	1.34	1.37

Continued on next page...

Continued from previous page...

Mol	Chain	Res	Type	Atoms	Z	Observed(Å)	Ideal(Å)
26	1H	2594	C	N1-C6	-5.91	1.33	1.37
26	1H	1161	C	N1-C6	5.90	1.40	1.37
26	1H	216	A	N9-C4	-5.90	1.34	1.37
26	14	1617	C	N1-C6	-5.89	1.33	1.37
26	14	1819	A	N7-C5	-5.89	1.35	1.39
26	14	1303	G	C6-N1	-5.88	1.35	1.39
26	1H	1616	A	N7-C5	-5.88	1.35	1.39
26	1H	2373	G	C2-N3	5.87	1.37	1.32
26	1H	1815	A	N3-C4	-5.86	1.31	1.34
26	14	774	A	N9-C8	5.85	1.42	1.37
26	1H	2062	A	N3-C4	5.84	1.38	1.34
26	14	821	A	N7-C5	-5.83	1.35	1.39
26	1H	2071	A	C6-N6	-5.80	1.29	1.33
26	14	2518	A	N9-C4	-5.79	1.34	1.37
26	1H	746	A	N3-C4	-5.77	1.31	1.34
1	13	760	G	N7-C5	-5.77	1.35	1.39
26	14	528	A	N9-C4	-5.74	1.34	1.37
26	1H	138	G	C5-C4	5.74	1.42	1.38
26	14	1613	G	C8-N7	-5.74	1.27	1.30
50	L8	38	GLU	CG-CD	5.74	1.60	1.51
26	14	2447	G	N9-C8	-5.71	1.33	1.37
26	1H	1950	G	C2-N3	5.70	1.37	1.32
26	14	1786	A	C5-C6	-5.70	1.35	1.41
26	1H	2346	A	N9-C4	-5.70	1.34	1.37
24	3K	76	A	C5-C4	5.69	1.42	1.38
44	F8	15	GLU	CG-CD	5.68	1.60	1.51
26	14	465	G	N9-C4	5.68	1.42	1.38
26	1H	463	G	N1-C2	-5.68	1.33	1.37
26	14	216	A	N9-C4	-5.67	1.34	1.37
26	1H	245	G	N7-C5	-5.67	1.35	1.39
26	1H	789	A	N9-C4	-5.67	1.34	1.37
26	1H	2346	A	N7-C5	-5.67	1.35	1.39
44	F8	15	GLU	CB-CG	5.67	1.62	1.52
26	14	1950	G	N9-C4	5.66	1.42	1.38
26	1H	1678	G	N9-C8	5.66	1.41	1.37
26	1H	621	A	C5-C6	-5.65	1.35	1.41
26	1H	821	A	N7-C5	-5.64	1.35	1.39
26	14	676	A	N9-C8	5.64	1.42	1.37
26	14	1950	G	N3-C4	5.64	1.39	1.35
26	1H	213	A	N9-C4	-5.63	1.34	1.37
26	1H	1692	U	C4-C5	-5.63	1.38	1.43
26	1H	774	A	C8-N7	5.63	1.35	1.31

Continued on next page...

Continued from previous page...

Mol	Chain	Res	Type	Atoms	Z	Observed(Å)	Ideal(Å)
26	1H	2254	C	N1-C2	-5.61	1.34	1.40
26	1H	1332	G	C5-C4	5.59	1.42	1.38
26	14	2332	U	C4-C5	5.58	1.48	1.43
26	1H	195	A	C6-N1	5.57	1.39	1.35
26	1H	203	C	N1-C2	-5.56	1.34	1.40
26	14	1396	U	N1-C2	5.55	1.43	1.38
26	1H	945	A	N1-C2	5.54	1.39	1.34
26	1H	52	A	N9-C4	5.54	1.41	1.37
26	14	1278	A	N9-C4	-5.54	1.34	1.37
26	14	2346	A	N9-C4	-5.54	1.34	1.37
27	16	101	A	N9-C4	-5.53	1.34	1.37
26	1H	1427	A	N9-C4	5.51	1.41	1.37
37	45	80	GLU	CG-CD	5.51	1.60	1.51
26	1H	1382	G	C5-C6	-5.49	1.36	1.42
26	14	2606	C	N1-C6	-5.49	1.33	1.37
26	1H	204	A	N3-C4	-5.49	1.31	1.34
26	1H	1255	U	C2-N3	5.47	1.41	1.37
26	1H	70	G	C6-N1	-5.46	1.35	1.39
26	14	2430	A	N9-C4	-5.46	1.34	1.37
26	1H	2440	C	N1-C6	-5.44	1.33	1.37
26	1H	451	C	N1-C6	-5.43	1.33	1.37
26	1H	2256	G	N7-C5	-5.42	1.35	1.39
26	14	1997	G	C2-N3	5.42	1.37	1.32
26	1H	1255	U	C4-O4	5.41	1.27	1.23
26	14	1332	G	C5-C4	5.41	1.42	1.38
26	14	2518	A	C5-C6	-5.40	1.36	1.41
26	14	1950	G	C5-C6	5.40	1.47	1.42
1	1G	1473	A	N9-C4	-5.38	1.34	1.37
26	1H	1957	C	N3-C4	-5.38	1.30	1.33
26	1H	2502	G	N1-C2	-5.38	1.33	1.37
26	14	1676	A	N3-C4	-5.36	1.31	1.34
26	14	472	A	N3-C4	-5.36	1.31	1.34
26	14	1660	C	N3-C4	-5.33	1.30	1.33
26	14	2249	U	C4-O4	5.33	1.27	1.23
26	1H	140	A	C5-C6	-5.32	1.36	1.41
26	1H	608	A	N3-C4	-5.32	1.31	1.34
26	14	1698	A	C5-C6	-5.32	1.36	1.41
26	14	2062	A	C6-N1	5.32	1.39	1.35
26	14	775	G	C6-O6	-5.31	1.19	1.24
55	Q8	48	PHE	CB-CG	-5.30	1.42	1.51
26	1H	783	A	C6-N1	-5.29	1.31	1.35
26	1H	2377	A	N9-C4	-5.29	1.34	1.37

Continued on next page...

Continued from previous page...

Mol	Chain	Res	Type	Atoms	Z	Observed(Å)	Ideal(Å)
26	1H	2062	A	N7-C5	5.28	1.42	1.39
26	1H	2713	A	N9-C4	-5.28	1.34	1.37
26	14	204	A	N7-C5	-5.28	1.36	1.39
26	1H	774	A	C2-N3	-5.27	1.28	1.33
26	1H	2602	A	N3-C4	5.27	1.38	1.34
26	1H	2430	A	C5-C6	-5.27	1.36	1.41
26	1H	1210	A	N9-C4	-5.26	1.34	1.37
26	14	2612	C	N3-C4	5.26	1.37	1.33
26	1H	470	A	N3-C4	-5.26	1.31	1.34
26	1H	698	C	N1-C6	-5.25	1.34	1.37
26	1H	1613	G	N7-C5	-5.24	1.36	1.39
1	13	690	G	C5-C4	5.24	1.42	1.38
26	1H	692	C	C2-N3	5.24	1.40	1.35
26	1H	140	A	N7-C5	-5.23	1.36	1.39
26	1H	777	A	N9-C4	-5.23	1.34	1.37
26	14	2015	A	N3-C4	-5.23	1.31	1.34
26	1H	1982	C	C4-C5	-5.23	1.38	1.43
26	1H	2713	A	N9-C8	5.23	1.42	1.37
26	1H	1784	A	N7-C5	5.23	1.42	1.39
26	1H	1392	A	N9-C4	5.22	1.41	1.37
26	14	1645	G	C5-C4	-5.21	1.34	1.38
26	14	676	A	C5-C4	5.19	1.42	1.38
26	1H	1698	A	C5-C6	-5.18	1.36	1.41
26	1H	2053	G	C5-C4	-5.18	1.34	1.38
26	1H	1888	G	N9-C4	5.17	1.42	1.38
26	1H	2494	G	C2-N3	-5.16	1.28	1.32
26	14	1786	A	N9-C4	-5.14	1.34	1.37
26	1H	187	G	N7-C5	-5.14	1.36	1.39
26	1H	1311	G	N9-C8	-5.14	1.34	1.37
26	1H	2451	A	C6-N1	-5.14	1.31	1.35
26	14	621	A	N9-C4	-5.13	1.34	1.37
26	1H	952	G	C5-C4	-5.12	1.34	1.38
26	14	1825	A	C6-N1	-5.12	1.31	1.35
26	14	1698	A	N7-C5	-5.12	1.36	1.39
1	13	1227	A	N9-C4	-5.11	1.34	1.37
26	1H	1385	G	N9-C4	-5.11	1.33	1.38
26	1H	1971	A	C5-C4	-5.11	1.35	1.38
55	Q8	54	GLU	CB-CG	5.11	1.61	1.52
26	1H	1786	A	N1-C2	5.11	1.39	1.34
26	1H	122	G	C2-N3	5.10	1.36	1.32
1	13	1483	A	N9-C4	-5.09	1.34	1.37
26	1H	1786	A	C6-N1	-5.08	1.31	1.35

Continued on next page...

Continued from previous page...

Mol	Chain	Res	Type	Atoms	Z	Observed(Å)	Ideal(Å)
26	1H	1950	G	N9-C8	5.08	1.41	1.37
26	14	515	A	N9-C4	-5.08	1.34	1.37
26	1H	663	G	N3-C4	-5.05	1.31	1.35
17	8A	49	GLU	CG-CD	5.04	1.59	1.51
26	14	1342	A	N3-C4	-5.04	1.31	1.34
26	1H	1349	A	N9-C8	5.03	1.41	1.37

All (5551) bond angle outliers are listed below:

Mol	Chain	Res	Type	Atoms	Z	Observed(°)	Ideal(°)
26	1H	1786	A	C2-N3-C4	-22.74	99.23	110.60
26	1H	1899	G	N3-C4-N9	-22.01	112.80	126.00
26	1H	676	A	C2-N3-C4	-20.28	100.46	110.60
26	1H	1899	G	C2-N3-C4	-19.38	102.21	111.90
26	1H	783	A	C2-N3-C4	-18.91	101.14	110.60
26	14	741	G	O5'-P-OP1	-18.63	88.34	110.70
26	1H	1786	A	N1-C2-N3	17.51	138.05	129.30
26	1H	1899	G	N3-C4-C5	17.49	137.35	128.60
26	1H	1982	C	O5'-P-OP2	-17.27	89.98	110.70
26	1H	1332	G	C2-N3-C4	-17.00	103.40	111.90
26	1H	1786	A	N7-C8-N9	16.89	122.25	113.80
26	1H	945	A	C4-C5-C6	16.82	125.41	117.00
26	1H	945	A	C6-C5-N7	-16.71	120.60	132.30
26	1H	774	A	N3-C4-N9	-16.44	114.25	127.40
26	1H	968	G	O5'-P-OP2	-16.32	91.01	105.70
26	1H	783	A	C5-N7-C8	-16.11	95.85	103.90
26	1H	74	A	C2-N3-C4	-15.94	102.63	110.60
26	14	1332	G	C6-C5-N7	-15.90	120.86	130.40
26	1H	1614	A	C2-N3-C4	-15.60	102.80	110.60
26	14	2436	G	O5'-P-OP1	-15.60	91.66	105.70
26	14	783	A	C2-N3-C4	-15.26	102.97	110.60
26	1H	1786	A	C5-N7-C8	-15.25	96.27	103.90
26	1H	2430	A	N1-C6-N6	15.12	127.67	118.60
26	14	945	A	N1-C6-N6	14.88	127.53	118.60
26	14	74	A	C2-N3-C4	-14.87	103.17	110.60
26	1H	1829	A	O5'-P-OP1	-14.86	92.33	105.70
26	1H	774	A	N3-C4-C5	14.76	137.13	126.80
26	1H	783	A	C8-N9-C4	-14.73	99.91	105.80
26	1H	676	A	C5-N7-C8	-14.63	96.58	103.90
26	1H	621	A	C5-N7-C8	-14.60	96.60	103.90
26	1H	621	A	C2-N3-C4	-14.57	103.31	110.60
26	1H	71	A	C2-N3-C4	-14.57	103.32	110.60

Continued on next page...

Continued from previous page...

Mol	Chain	Res	Type	Atoms	Z	Observed(°)	Ideal(°)
26	1H	1786	A	C6-C5-N7	-14.55	122.12	132.30
26	1H	1678	G	C2-N3-C4	-14.42	104.69	111.90
26	1H	2430	A	O5'-P-OP2	-14.37	92.77	105.70
26	1H	917	A	C2-N3-C4	-14.31	103.44	110.60
26	1H	1779	U	O5'-P-OP2	-14.27	92.86	105.70
26	1H	2314	C	O5'-P-OP2	-14.23	92.89	105.70
26	14	1698	A	N1-C6-N6	14.12	127.07	118.60
26	1H	1678	G	C5-N7-C8	-14.08	97.26	104.30
26	1H	1332	G	C5-N7-C8	-14.03	97.29	104.30
26	14	783	A	N1-C6-N6	14.01	127.00	118.60
26	1H	676	A	N3-C4-N9	-13.91	116.27	127.40
26	1H	945	A	N7-C8-N9	13.91	120.75	113.80
26	14	1899	G	N1-C2-N2	-13.88	103.71	116.20
26	1H	2430	A	C2-N3-C4	-13.85	103.68	110.60
26	14	530	G	N1-C6-O6	13.65	128.09	119.90
26	1H	676	A	N7-C8-N9	13.64	120.62	113.80
26	1H	1312	U	O5'-P-OP1	-13.63	93.44	105.70
26	1H	860	U	N3-C2-O2	-13.55	112.72	122.20
26	14	2430	A	N1-C6-N6	13.54	126.73	118.60
26	1H	621	A	N1-C6-N6	13.51	126.70	118.60
26	1H	860	U	C4-C5-C6	13.47	127.78	119.70
26	1H	801	G	O5'-P-OP2	-13.44	93.61	105.70
26	1H	676	A	N3-C4-C5	13.42	136.19	126.80
26	1H	917	A	N1-C2-N3	13.37	135.98	129.30
26	1H	2287	A	C2-N3-C4	-13.35	103.92	110.60
26	1H	1786	A	C8-N9-C4	-13.34	100.46	105.80
26	1H	774	A	C5-N7-C8	-13.25	97.27	103.90
26	1H	774	A	C6-N1-C2	13.23	126.54	118.60
26	14	1786	A	C2-N3-C4	-13.21	104.00	110.60
26	1H	140	A	N7-C8-N9	13.18	120.39	113.80
26	14	530	G	N9-C4-C5	-13.15	100.14	105.40
26	14	2518	A	N1-C6-N6	13.14	126.48	118.60
26	1H	1678	G	N7-C8-N9	13.04	119.62	113.10
26	1H	1698	A	C2-N3-C4	-13.04	104.08	110.60
26	1H	2490	G	C5-N7-C8	-12.97	97.81	104.30
23	2K	61	U	O5'-P-OP2	-12.96	94.04	105.70
26	1H	733	G	O5'-P-OP2	-12.92	94.07	105.70
26	1H	1332	G	N3-C4-C5	12.91	135.06	128.60
26	1H	2346	A	N1-C2-N3	12.89	135.75	129.30
26	1H	1616	A	C5-N7-C8	-12.89	97.46	103.90
26	1H	1204	A	O4'-C1'-N9	12.86	118.49	108.20
26	14	1332	G	C4-C5-N7	12.80	115.92	110.80

Continued on next page...

Continued from previous page...

Mol	Chain	Res	Type	Atoms	Z	Observed(°)	Ideal(°)
26	1H	783	A	N7-C8-N9	12.79	120.19	113.80
26	14	1639	U	O5'-P-OP2	-12.78	94.20	105.70
26	14	1274	A	N1-C6-N6	12.77	126.26	118.60
26	14	1786	A	C5-N7-C8	-12.76	97.52	103.90
26	1H	1931	U	N3-C2-O2	-12.71	113.31	122.20
26	1H	793	A	O5'-P-OP2	-12.69	94.28	105.70
26	1H	945	A	N1-C2-N3	12.68	135.64	129.30
26	14	676	A	C2-N3-C4	-12.67	104.27	110.60
23	2K	21	U	C5-C4-O4	-12.64	118.31	125.90
26	1H	120	U	C5-C6-N1	-12.63	116.38	122.70
26	1H	140	A	C5-N7-C8	-12.63	97.59	103.90
26	1H	51	G	O5'-P-OP1	-12.57	94.39	105.70
26	1H	1382	G	C5-C6-O6	-12.54	121.08	128.60
26	14	1786	A	N7-C8-N9	12.52	120.06	113.80
26	1H	2430	A	C5-N7-C8	-12.49	97.66	103.90
26	1H	2699	C	C6-N1-C2	12.44	125.28	120.30
26	1H	1772	G	N1-C6-O6	-12.44	112.44	119.90
26	14	774	A	N3-C4-N9	-12.36	117.51	127.40
26	1H	71	A	C5-N7-C8	-12.35	97.73	103.90
26	14	774	A	N3-C4-C5	12.34	135.44	126.80
26	14	1332	G	C5-N7-C8	-12.34	98.13	104.30
26	14	783	A	C5-N7-C8	-12.27	97.77	103.90
1	13	792	A	O4'-C1'-N9	12.25	118.00	108.20
26	1H	1899	G	N3-C2-N2	-12.24	111.33	119.90
26	1H	676	A	C5-C6-N1	-12.22	111.59	117.70
26	1H	1678	G	C4-C5-N7	12.20	115.68	110.80
26	1H	945	A	N1-C6-N6	12.15	125.89	118.60
26	1H	2346	A	O4'-C1'-N9	12.15	117.92	108.20
26	14	2430	A	C2-N3-C4	-12.15	104.53	110.60
26	1H	46	C	O5'-P-OP2	-12.14	94.78	105.70
26	1H	2713	A	N7-C8-N9	12.10	119.85	113.80
26	14	2873	A	N7-C8-N9	12.09	119.85	113.80
1	13	690	G	C6-C5-N7	-12.08	123.15	130.40
26	1H	1393	A	O5'-P-OP2	-12.04	94.87	105.70
26	14	1602	U	O5'-P-OP2	12.02	125.13	110.70
24	3K	76	A	C5-N7-C8	-12.00	97.90	103.90
26	14	1332	G	N1-C6-O6	11.96	127.08	119.90
26	1H	133	C	C6-N1-C2	11.94	125.08	120.30
26	1H	2053	G	C5-C6-O6	-11.94	121.44	128.60
26	14	1332	G	N7-C8-N9	11.94	119.07	113.10
26	14	1899	G	N3-C2-N2	11.89	128.22	119.90
24	3K	76	A	N7-C8-N9	11.88	119.74	113.80

Continued on next page...

Continued from previous page...

Mol	Chain	Res	Type	Atoms	Z	Observed(°)	Ideal(°)
26	1H	140	A	C8-N9-C4	-11.87	101.05	105.80
26	1H	2713	A	C5-N7-C8	-11.87	97.97	103.90
26	1H	945	A	C5-N7-C8	-11.77	98.01	103.90
26	1H	783	A	C4-C5-N7	11.72	116.56	110.70
26	14	828	U	C5-C4-O4	11.61	132.86	125.90
26	14	676	A	C5-N7-C8	-11.60	98.10	103.90
26	14	530	G	C5-C6-O6	-11.58	121.65	128.60
26	1H	2490	G	C4-C5-N7	11.56	115.42	110.80
26	1H	783	A	C6-C5-N7	-11.55	124.21	132.30
1	13	690	G	C4-N9-C1'	11.54	141.50	126.50
26	14	945	A	C6-C5-N7	-11.53	124.23	132.30
26	1H	1647	G	O5'-P-OP1	-11.53	95.33	105.70
26	1H	621	A	C4-C5-N7	11.52	116.46	110.70
26	1H	200	U	O5'-P-OP1	-11.51	95.34	105.70
26	14	945	A	C2-N3-C4	-11.51	104.85	110.60
26	1H	676	A	C8-N9-C4	-11.49	101.20	105.80
26	1H	945	A	C2-N3-C4	-11.49	104.85	110.60
26	14	922	U	O5'-P-OP1	-11.48	95.37	105.70
26	1H	2430	A	N3-C4-C5	11.48	134.84	126.80
26	1H	391	G	N1-C6-O6	11.48	126.79	119.90
26	14	945	A	C4-C5-N7	11.46	116.43	110.70
26	1H	530	G	N1-C6-O6	-11.46	113.03	119.90
26	1H	860	U	C5-C6-N1	-11.43	116.99	122.70
26	1H	624	C	O5'-P-OP2	11.43	124.41	110.70
26	1H	2265	U	O5'-P-OP1	-11.39	95.45	105.70
26	1H	2710	C	C6-N1-C2	11.38	124.85	120.30
26	1H	913	U	N1-C2-O2	11.36	130.75	122.80
26	1H	966	G	O5'-P-OP2	-11.34	95.50	105.70
26	1H	1249	U	O5'-P-OP1	-11.32	95.51	105.70
26	14	1698	A	C6-C5-N7	-11.31	124.38	132.30
26	1H	1616	A	N7-C8-N9	11.30	119.45	113.80
24	3L	76	A	N7-C8-N9	11.23	119.42	113.80
26	1H	1604	C	N1-C2-O2	-11.20	112.18	118.90
26	14	530	G	C8-N9-C4	11.16	110.86	106.40
26	1H	120	U	C4-C5-C6	11.15	126.39	119.70
26	14	2873	A	C5-N7-C8	-11.15	98.33	103.90
26	1H	2598	A	O5'-P-OP1	-11.13	95.68	105.70
26	1H	1336	A	N1-C6-N6	-11.12	111.93	118.60
26	1H	1899	G	N9-C4-C5	11.12	109.85	105.40
26	1H	2070	G	N1-C2-N2	-11.07	106.23	116.20
26	1H	2380	C	C5-C6-N1	-11.02	115.49	121.00
26	14	2778	A	O5'-P-OP2	-11.01	95.79	105.70

Continued on next page...

Continued from previous page...

Mol	Chain	Res	Type	Atoms	Z	Observed(°)	Ideal(°)
26	1H	1678	G	C6-C5-N7	-11.01	123.80	130.40
26	1H	446	G	N9-C4-C5	-11.01	101.00	105.40
1	13	792	A	C5-N7-C8	-11.00	98.40	103.90
26	1H	1496	A	C5-N7-C8	-11.00	98.40	103.90
26	1H	216	A	O5'-P-OP1	-10.98	95.82	105.70
26	14	2441	C	O5'-P-OP1	-10.93	95.86	105.70
26	1H	789	A	O5'-P-OP1	-10.93	95.87	105.70
26	1H	2070	G	N3-C2-N2	10.93	127.55	119.90
26	1H	827	U	O5'-P-OP2	-10.91	95.88	105.70
26	1H	799	G	C8-N9-C4	10.90	110.76	106.40
26	1H	2374	C	C5-C6-N1	-10.89	115.55	121.00
26	1H	1899	G	N1-C2-N3	10.89	130.43	123.90
26	1H	1614	A	N1-C2-N3	10.88	134.74	129.30
1	13	813	U	O5'-P-OP2	-10.87	95.92	105.70
26	1H	2062	A	C8-N9-C4	10.85	110.14	105.80
26	1H	2819	G	N1-C6-O6	10.85	126.41	119.90
26	14	1619	G	O5'-P-OP2	-10.84	95.94	105.70
26	1H	1786	A	N1-C6-N6	10.82	125.09	118.60
26	1H	1332	G	C4-C5-N7	10.82	115.13	110.80
26	1H	1332	G	N7-C8-N9	10.79	118.50	113.10
26	1H	613	U	N3-C2-O2	-10.78	114.65	122.20
26	1H	2518	A	C5-N7-C8	-10.74	98.53	103.90
26	1H	1787	A	O5'-P-OP1	-10.72	96.05	105.70
26	1H	2247	A	O5'-P-OP1	-10.72	96.05	105.70
26	1H	1496	A	N7-C8-N9	10.70	119.15	113.80
26	1H	2584	U	N3-C2-O2	-10.70	114.71	122.20
26	14	793	A	O5'-P-OP2	-10.70	96.07	105.70
26	14	1984	G	O5'-P-OP2	-10.69	96.08	105.70
26	1H	2295	C	C6-N1-C2	-10.68	116.03	120.30
26	14	2688	U	N3-C2-O2	-10.67	114.73	122.20
26	1H	945	A	C8-N9-C4	-10.67	101.53	105.80
23	2K	21	U	N3-C4-C5	10.63	120.98	114.60
26	14	1275	A	O5'-P-OP1	-10.60	96.16	105.70
26	14	2518	A	C5-N7-C8	-10.58	98.61	103.90
26	1H	2700	C	C6-N1-C2	10.57	124.53	120.30
26	14	312	G	O5'-P-OP1	-10.55	96.20	105.70
26	1H	1786	A	C4-C5-C6	10.54	122.27	117.00
26	1H	2507	C	N3-C2-O2	-10.54	114.53	121.90
26	1H	2606	C	O5'-P-OP1	-10.53	96.22	105.70
26	1H	2713	A	C8-N9-C4	-10.53	101.59	105.80
26	1H	774	A	C5-C6-N1	-10.52	112.44	117.70
26	1H	1379	A	N1-C6-N6	10.50	124.90	118.60

Continued on next page...

Continued from previous page...

Mol	Chain	Res	Type	Atoms	Z	Observed(°)	Ideal(°)
26	1H	863	A	O5'-P-OP2	-10.49	96.26	105.70
26	1H	2698	U	O5'-P-OP2	-10.47	96.28	105.70
26	1H	1931	U	N1-C2-N3	10.46	121.18	114.90
26	1H	621	A	N7-C8-N9	10.45	119.02	113.80
26	14	945	A	C5-N7-C8	-10.45	98.68	103.90
26	14	687	C	O5'-P-OP1	-10.45	96.30	105.70
26	1H	783	A	N3-C4-N9	-10.42	119.06	127.40
26	14	689	A	O5'-P-OP2	-10.41	96.33	105.70
26	1H	2392	A	C5-N7-C8	-10.41	98.70	103.90
26	1H	265	A	C8-N9-C4	-10.39	101.64	105.80
26	1H	252	G	O5'-P-OP2	-10.39	96.35	105.70
26	1H	1566	A	O5'-P-OP2	-10.38	96.36	105.70
26	14	1816	G	O5'-P-OP1	-10.36	96.38	105.70
26	14	2702	U	O5'-P-OP2	-10.36	96.38	105.70
26	14	2430	A	C5-C6-N1	-10.35	112.52	117.70
27	16	47	C	C6-N1-C2	10.34	124.44	120.30
26	1H	330	A	C2-N3-C4	-10.34	105.43	110.60
26	14	929	G	N1-C6-O6	10.34	126.10	119.90
26	14	1616	A	C5-N7-C8	-10.33	98.73	103.90
26	1H	2036	C	C6-N1-C2	-10.33	116.17	120.30
26	1H	528	A	C6-N1-C2	10.32	124.79	118.60
26	1H	1437	C	C6-N1-C2	-10.29	116.19	120.30
26	1H	582	G	N1-C6-O6	10.26	126.06	119.90
26	14	963	U	O5'-P-OP1	-10.26	96.46	105.70
26	14	530	G	C4-C5-N7	10.26	114.90	110.80
26	1H	1528	A	C8-N9-C4	-10.25	101.70	105.80
26	14	1678	G	C5-N7-C8	-10.25	99.18	104.30
26	14	783	A	N3-C4-C5	10.24	133.97	126.80
26	1H	2311	A	C2-N3-C4	-10.24	105.48	110.60
1	13	789	U	C5-C4-O4	10.23	132.04	125.90
26	1H	463	G	N3-C2-N2	10.22	127.06	119.90
26	1H	461	C	N1-C2-O2	-10.22	112.77	118.90
26	14	140	A	C5-N7-C8	-10.20	98.80	103.90
26	1H	945	A	C4-N9-C1'	10.20	144.65	126.30
1	13	690	G	C8-N9-C1'	-10.19	113.75	127.00
26	14	2429	G	O5'-P-OP1	10.18	122.92	110.70
26	1H	802	A	O5'-P-OP2	-10.18	96.54	105.70
26	14	1332	G	C2-N3-C4	-10.18	106.81	111.90
26	1H	74	A	N1-C2-N3	10.18	134.39	129.30
26	1H	1616	A	C8-N9-C4	-10.16	101.74	105.80
26	1H	676	A	O4'-C1'-N9	10.15	116.32	108.20
26	14	2440	C	C6-N1-C2	10.13	124.35	120.30

Continued on next page...

Continued from previous page...

Mol	Chain	Res	Type	Atoms	Z	Observed(°)	Ideal(°)
26	1H	1281	G	O5'-P-OP2	10.13	122.86	110.70
1	1G	1395	C	O5'-P-OP1	-10.13	96.58	105.70
26	1H	765	G	O5'-P-OP1	-10.12	96.59	105.70
26	1H	624	C	O5'-P-OP1	-10.11	96.60	105.70
26	1H	812	C	N1-C2-O2	-10.11	112.84	118.90
26	14	783	A	C4-C5-N7	10.10	115.75	110.70
1	13	580	U	C5-C6-N1	-10.09	117.65	122.70
26	14	528	A	C2-N3-C4	-10.08	105.56	110.60
26	1H	49	A	O5'-P-OP2	-10.08	96.63	105.70
26	1H	769	G	N3-C2-N2	10.06	126.94	119.90
26	14	1698	A	C2-N3-C4	-10.06	105.57	110.60
26	14	2610	C	C6-N1-C2	10.06	124.32	120.30
26	1H	195	A	N1-C6-N6	10.05	124.63	118.60
26	1H	1394	U	O5'-P-OP1	-10.05	96.65	105.70
1	13	899	C	N1-C2-O2	-10.04	112.88	118.90
26	14	1367	A	N1-C6-N6	10.04	124.62	118.60
26	14	2712	U	C5-C6-N1	-10.03	117.69	122.70
26	14	1253	A	N1-C6-N6	9.99	124.59	118.60
26	1H	2346	A	C2-N3-C4	-9.98	105.61	110.60
26	1H	1825	A	N1-C6-N6	-9.97	112.62	118.60
26	1H	2430	A	O5'-P-OP1	9.97	122.66	110.70
1	13	792	A	C4-C5-N7	9.95	115.67	110.70
26	14	2244	U	N1-C2-O2	-9.94	115.84	122.80
26	1H	2747	G	N1-C6-O6	9.93	125.86	119.90
26	14	2430	A	N1-C2-N3	9.93	134.26	129.30
26	14	74	A	N1-C6-N6	9.91	124.55	118.60
26	1H	678	C	C2-N3-C4	-9.91	114.95	119.90
26	1H	2490	G	N7-C8-N9	9.90	118.05	113.10
24	3L	76	A	C5-N7-C8	-9.90	98.95	103.90
26	1H	2618	G	C8-N9-C4	-9.90	102.44	106.40
26	1H	1950	G	C5-N7-C8	-9.87	99.36	104.30
26	1H	2430	A	C4-C5-N7	9.86	115.63	110.70
26	1H	265	A	C2-N3-C4	-9.84	105.68	110.60
26	1H	739	G	O5'-P-OP2	-9.83	96.86	105.70
26	1H	913	U	N3-C4-O4	-9.83	112.52	119.40
26	1H	1210	A	C5-N7-C8	-9.83	98.99	103.90
26	1H	729	G	C8-N9-C4	-9.82	102.47	106.40
26	1H	974(A)	C	N1-C2-O2	9.80	124.78	118.90
26	1H	793	A	N1-C6-N6	9.79	124.47	118.60
26	1H	621	A	C6-C5-N7	-9.76	125.47	132.30
26	1H	839	U	O5'-P-OP2	-9.76	96.92	105.70
26	14	2068	U	O5'-P-OP1	-9.76	96.92	105.70

Continued on next page...

Continued from previous page...

Mol	Chain	Res	Type	Atoms	Z	Observed(°)	Ideal(°)
26	14	1496	A	N7-C8-N9	9.76	118.68	113.80
26	1H	945	A	O4'-C1'-N9	9.74	116.00	108.20
26	14	2873	A	C2-N3-C4	-9.74	105.73	110.60
1	13	1158	C	N1-C2-O2	9.74	124.74	118.90
26	1H	1496	A	C4-C5-N7	9.74	115.57	110.70
26	1H	2085	C	O5'-P-OP2	-9.74	96.93	105.70
26	14	2502	G	O5'-P-OP1	-9.73	96.94	105.70
1	13	1502	A	C5-N7-C8	-9.71	99.05	103.90
26	14	2332	U	O5'-P-OP2	-9.70	96.97	105.70
26	1H	582	G	C5-C6-O6	-9.70	122.78	128.60
26	1H	1786	A	C4-C5-N7	9.68	115.54	110.70
26	1H	1816	G	O5'-P-OP1	-9.68	96.99	105.70
26	14	330	A	C2-N3-C4	-9.68	105.76	110.60
26	14	856	C	C6-N1-C2	-9.67	116.43	120.30
26	1H	837	C	N3-C4-N4	9.66	124.76	118.00
26	1H	1376	C	N3-C4-C5	-9.65	118.04	121.90
26	1H	2713	A	C2-N3-C4	-9.65	105.77	110.60
26	1H	793	A	C5-C6-N6	-9.65	115.98	123.70
26	14	565	C	C6-N1-C2	9.64	124.16	120.30
26	14	1681	G	C5-N7-C8	-9.64	99.48	104.30
26	14	2443	C	O5'-P-OP1	-9.64	97.02	105.70
26	1H	788	A	C5-C6-N1	-9.64	112.88	117.70
26	14	74	A	C5-C6-N1	-9.63	112.89	117.70
26	14	1332	G	C4-N9-C1'	9.63	139.01	126.50
26	1H	638	G	O5'-P-OP1	-9.62	97.04	105.70
26	14	1613	G	N3-C4-N9	9.62	131.77	126.00
26	1H	2346	A	C8-N9-C4	-9.62	101.95	105.80
26	1H	663	G	C8-N9-C4	-9.62	102.55	106.40
26	14	462	C	O5'-P-OP2	-9.61	97.05	105.70
26	1H	1772	G	C5-C6-O6	9.61	134.36	128.60
26	1H	667	U	N1-C2-O2	-9.60	116.08	122.80
26	14	140	A	N7-C8-N9	9.60	118.60	113.80
26	1H	245	G	C6-C5-N7	-9.60	124.64	130.40
26	1H	598	G	O5'-P-OP2	-9.59	97.07	105.70
26	1H	837	C	C5-C4-N4	-9.57	113.50	120.20
26	1H	1021	A	C2-N3-C4	-9.57	105.82	110.60
26	14	467	G	O5'-P-OP2	-9.56	97.09	105.70
26	1H	1255	U	N3-C4-O4	9.56	126.09	119.40
26	1H	2406	U	O5'-P-OP1	-9.56	97.10	105.70
26	14	1404	C	O5'-P-OP1	-9.55	97.10	105.70
26	14	2430	A	C6-C5-N7	-9.55	125.62	132.30
26	14	1902	C	O5'-P-OP1	-9.54	97.11	105.70

Continued on next page...

Continued from previous page...

Mol	Chain	Res	Type	Atoms	Z	Observed(°)	Ideal(°)
26	1H	1006	C	O5'-P-OP1	-9.54	97.11	105.70
26	14	2873	A	C6-C5-N7	-9.54	125.63	132.30
26	14	2713	A	C5-N7-C8	-9.52	99.14	103.90
1	13	1502	A	O5'-P-OP2	-9.52	97.13	105.70
26	1H	676	A	N1-C2-N3	9.52	134.06	129.30
26	1H	783	A	N3-C4-C5	9.51	133.45	126.80
26	1H	2518	A	N7-C8-N9	9.50	118.55	113.80
1	1G	1517	G	O5'-P-OP2	-9.48	97.16	105.70
26	1H	1255	U	N3-C2-O2	9.48	128.84	122.20
26	14	2565	A	C8-N9-C4	9.47	109.59	105.80
26	1H	2287	A	C5-C6-N1	-9.47	112.96	117.70
26	14	49	A	O5'-P-OP2	-9.47	97.18	105.70
26	14	856	C	O5'-P-OP1	-9.47	97.18	105.70
26	1H	265	A	N7-C8-N9	9.46	118.53	113.80
26	1H	799	G	N7-C8-N9	-9.45	108.37	113.10
26	1H	1376	C	O5'-P-OP1	-9.45	97.19	105.70
1	13	690	G	O4'-C1'-N9	9.45	115.76	108.20
26	14	2873	A	N1-C2-N3	9.45	134.02	129.30
1	13	760	G	N1-C6-O6	9.44	125.57	119.90
26	1H	71	A	C4-C5-N7	9.44	115.42	110.70
26	14	2592	G	O5'-P-OP2	-9.44	97.21	105.70
26	1H	74	A	C5-C6-N1	-9.43	112.98	117.70
26	1H	2581	G	O5'-P-OP1	-9.43	97.21	105.70
26	14	621	A	C2-N3-C4	-9.43	105.88	110.60
26	1H	860	U	C2-N1-C1'	9.42	129.01	117.70
26	14	2276	G	O5'-P-OP1	-9.42	97.22	105.70
26	1H	491	G	O5'-P-OP1	-9.42	97.22	105.70
26	14	783	A	C6-C5-N7	-9.42	125.71	132.30
26	1H	1950	G	N7-C8-N9	9.41	117.80	113.10
26	14	2424	C	O5'-P-OP1	-9.39	97.25	105.70
1	13	1502	A	C4-C5-N7	9.38	115.39	110.70
26	1H	735	A	C8-N9-C4	9.37	109.55	105.80
26	1H	2392	A	N1-C6-N6	9.36	124.22	118.60
26	1H	757	U	O5'-P-OP2	-9.36	97.28	105.70
26	1H	71	A	N1-C2-N3	9.36	133.98	129.30
26	14	1678	G	N3-C4-C5	9.33	133.26	128.60
26	14	2056	G	C5-C6-O6	-9.33	123.00	128.60
26	1H	788	A	C6-N1-C2	9.32	124.19	118.60
26	1H	1779	U	OP1-P-OP2	9.32	133.59	119.60
27	16	30	C	C6-N1-C2	-9.32	116.57	120.30
26	1H	2249	U	O5'-P-OP1	-9.32	97.31	105.70
1	13	690	G	N1-C6-O6	9.31	125.48	119.90

Continued on next page...

Continued from previous page...

Mol	Chain	Res	Type	Atoms	Z	Observed(°)	Ideal(°)
26	14	1950	G	N3-C4-C5	-9.31	123.95	128.60
26	1H	733	G	OP1-P-OP2	9.30	133.56	119.60
24	3K	76	A	C8-N9-C4	-9.30	102.08	105.80
26	1H	930	U	C5-C4-O4	9.30	131.48	125.90
26	1H	593	G	O5'-P-OP2	-9.29	97.33	105.70
26	1H	1188	U	O5'-P-OP2	-9.29	97.34	105.70
26	1H	913	U	N3-C2-O2	-9.28	115.70	122.20
26	1H	2346	A	N7-C8-N9	9.28	118.44	113.80
26	1H	774	A	C4-C5-C6	-9.28	112.36	117.00
26	14	1673	U	O5'-P-OP1	-9.28	97.35	105.70
26	1H	2705	A	N1-C6-N6	9.27	124.16	118.60
1	13	281	G	O5'-P-OP1	-9.26	97.36	105.70
26	1H	512	G	O4'-C1'-N9	9.26	115.60	108.20
26	14	2430	A	C4-C5-C6	9.26	121.63	117.00
26	1H	774	A	C8-N9-C4	-9.25	102.10	105.80
26	1H	1678	G	C8-N9-C4	-9.25	102.70	106.40
26	1H	2330	G	C5-C6-O6	-9.23	123.06	128.60
26	1H	2392	A	C2-N3-C4	-9.23	105.99	110.60
26	1H	2374	C	C6-N1-C2	9.22	123.99	120.30
26	14	801	G	N1-C6-O6	-9.22	114.37	119.90
26	14	1616	A	C2-N3-C4	-9.20	106.00	110.60
1	13	811	C	C6-N1-C2	9.20	123.98	120.30
26	1H	2507	C	C6-N1-C2	-9.20	116.62	120.30
26	1H	728	G	O5'-P-OP2	-9.18	97.44	105.70
26	1H	203	C	N1-C2-O2	-9.18	113.39	118.90
26	14	2870	C	C6-N1-C2	-9.18	116.63	120.30
26	1H	1899	G	C8-N9-C4	-9.18	102.73	106.40
26	1H	2747	G	C6-C5-N7	-9.17	124.90	130.40
1	13	1266	G	N3-C4-N9	-9.17	120.50	126.00
26	1H	1558	A	O5'-P-OP1	-9.17	97.45	105.70
26	14	530	G	C6-C5-N7	-9.17	124.90	130.40
26	14	2253	G	N1-C6-O6	9.17	125.40	119.90
26	1H	2688	U	C5-C4-O4	9.16	131.40	125.90
26	14	2438	U	O5'-P-OP2	-9.16	97.45	105.70
26	14	2518	A	C6-C5-N7	-9.16	125.89	132.30
26	1H	2582	G	N3-C4-N9	9.16	131.49	126.00
26	14	252	G	N1-C6-O6	-9.13	114.42	119.90
26	14	1359	A	C8-N9-C4	9.13	109.45	105.80
26	14	209	C	C5-C4-N4	-9.12	113.81	120.20
26	1H	621	A	N1-C2-N3	9.11	133.86	129.30
26	14	774	A	O5'-P-OP2	-9.11	97.50	105.70
1	13	789	U	N3-C2-O2	-9.11	115.83	122.20

Continued on next page...

Continued from previous page...

Mol	Chain	Res	Type	Atoms	Z	Observed(°)	Ideal(°)
26	1H	2212	A	O4'-C1'-N9	9.10	115.48	108.20
26	1H	2585	U	N1-C2-O2	9.10	129.17	122.80
26	1H	1574	C	C6-N1-C2	9.10	123.94	120.30
36	35	147	LEU	CA-CB-CG	9.10	136.22	115.30
1	13	529	G	N1-C6-O6	9.09	125.36	119.90
26	1H	2010	G	O5'-P-OP1	-9.09	97.52	105.70
26	1H	1255	U	N1-C2-O2	-9.08	116.44	122.80
26	1H	2070	G	N1-C6-O6	-9.08	114.45	119.90
39	65	110	LEU	CA-CB-CG	9.08	136.19	115.30
26	1H	1300	U	N1-C2-N3	9.08	120.35	114.90
26	14	729	G	N3-C2-N2	-9.08	113.54	119.90
26	1H	1306	C	C6-N1-C2	9.08	123.93	120.30
26	14	2001	A	N1-C6-N6	9.08	124.05	118.60
26	1H	528	A	N3-C4-C5	9.07	133.15	126.80
26	1H	1990	C	C6-N1-C2	-9.07	116.67	120.30
26	14	1340	U	C6-N1-C2	9.07	126.44	121.00
27	16	79	C	C6-N1-C2	-9.07	116.67	120.30
26	1H	1332	G	N3-C4-N9	-9.06	120.57	126.00
26	1H	578	A	O5'-P-OP2	-9.06	97.55	105.70
34	15	42	TRP	CE2-CD2-CE3	9.05	129.57	118.70
26	1H	2380	C	C2-N3-C4	-9.05	115.37	119.90
26	14	140	A	C4-C5-N7	9.04	115.22	110.70
26	14	1325	G	C5-C6-O6	-9.04	123.17	128.60
26	1H	1386	C	C6-N1-C2	-9.04	116.68	120.30
26	14	2070	G	O5'-P-OP2	-9.02	97.58	105.70
26	1H	2503	A	N1-C2-N3	-9.01	124.79	129.30
26	1H	2584	U	C5-C4-O4	9.01	131.31	125.90
26	1H	1617	C	O5'-P-OP1	-9.00	97.60	105.70
26	1H	71	A	N7-C8-N9	8.99	118.30	113.80
1	13	1502	A	N1-C6-N6	8.99	123.99	118.60
1	13	792	A	N1-C6-N6	8.97	123.98	118.60
26	1H	138	G	C8-N9-C4	-8.97	102.81	106.40
26	14	250	G	O5'-P-OP1	-8.97	97.63	105.70
26	1H	71	A	O4'-C1'-N9	-8.97	101.03	108.20
26	1H	567	A	O5'-P-OP1	-8.96	97.63	105.70
26	1H	641	C	O5'-P-OP1	-8.96	97.64	105.70
26	1H	1382	G	N1-C6-O6	8.96	125.28	119.90
26	1H	1193	G	O5'-P-OP2	-8.96	97.64	105.70
26	1H	1814	G	N3-C4-N9	8.95	131.37	126.00
26	14	2056	G	N3-C2-N2	-8.94	113.64	119.90
26	1H	691	C	C6-N1-C2	8.94	123.88	120.30
26	14	1661	G	C8-N9-C4	8.94	109.98	106.40

Continued on next page...

Continued from previous page...

Mol	Chain	Res	Type	Atoms	Z	Observed(°)	Ideal(°)
26	1H	2468	G	O4'-C1'-N9	8.93	115.35	108.20
26	1H	1814	G	C5-C6-N1	8.93	115.96	111.50
26	1H	245	G	C5-C6-O6	-8.93	123.25	128.60
26	14	774	A	C4-C5-C6	-8.92	112.54	117.00
26	1H	1528	A	N7-C8-N9	8.92	118.26	113.80
26	14	791	C	C6-N1-C2	8.92	123.87	120.30
26	1H	2688	U	N3-C2-O2	-8.90	115.97	122.20
26	14	774	A	C2-N3-C4	-8.90	106.15	110.60
26	1H	1698	A	C5-N7-C8	-8.89	99.45	103.90
26	14	2518	A	C4-C5-N7	8.89	115.14	110.70
1	13	792	A	C6-C5-N7	-8.89	126.08	132.30
26	1H	530	G	C5-C6-O6	8.88	133.93	128.60
26	1H	2298	A	O5'-P-OP2	-8.88	97.71	105.70
55	Q8	25	MET	N-CA-C	8.88	134.98	111.00
1	1G	14	U	C5-C6-N1	8.88	127.14	122.70
26	14	1902	C	N3-C4-C5	8.88	125.45	121.90
26	1H	1814	G	N9-C4-C5	-8.87	101.85	105.40
26	14	2542	A	C8-N9-C4	8.86	109.34	105.80
26	1H	140	A	C6-C5-N7	-8.85	126.10	132.30
1	13	1260	C	C6-N1-C2	-8.85	116.76	120.30
26	1H	2712	U	C5-C6-N1	-8.84	118.28	122.70
1	13	745	C	C6-N1-C2	-8.84	116.77	120.30
26	14	821	A	N1-C6-N6	8.83	123.90	118.60
26	14	1786	A	C4-C5-N7	8.82	115.11	110.70
26	14	769	G	OP1-P-O3'	8.81	124.59	105.20
26	14	1496	A	C8-N9-C4	-8.80	102.28	105.80
26	1H	2311	A	N1-C2-N3	8.79	133.69	129.30
26	1H	2228	G	C6-C5-N7	-8.79	125.13	130.40
26	14	2272	U	N3-C2-O2	-8.79	116.05	122.20
23	2K	1	C	C6-N1-C2	-8.78	116.79	120.30
26	1H	1828	G	C5-C6-N1	-8.78	107.11	111.50
22	1K	76	A	C8-N9-C4	-8.77	102.29	105.80
26	1H	2270	G	C8-N9-C4	8.77	109.91	106.40
26	14	71	A	C2-N3-C4	-8.76	106.22	110.60
26	1H	1577	C	N3-C4-C5	-8.75	118.40	121.90
26	14	2501	C	C2-N1-C1'	-8.74	109.18	118.80
26	14	1774	C	O5'-P-OP1	-8.74	97.84	105.70
26	14	2512	C	N3-C4-C5	8.74	125.39	121.90
26	1H	1204	A	C2-N3-C4	-8.73	106.23	110.60
26	14	737	C	N1-C2-O2	-8.73	113.66	118.90
26	1H	693	C	C5-C4-N4	8.73	126.31	120.20
26	1H	1379	A	C5-N7-C8	-8.73	99.53	103.90

Continued on next page...

Continued from previous page...

Mol	Chain	Res	Type	Atoms	Z	Observed(°)	Ideal(°)
26	1H	528	A	N3-C4-N9	-8.73	120.42	127.40
26	1H	189	G	C8-N9-C4	8.73	109.89	106.40
26	1H	140	A	C4-C5-N7	8.72	115.06	110.70
26	1H	144	C	C6-N1-C2	8.72	123.79	120.30
26	1H	463	G	O5'-P-OP2	-8.72	97.85	105.70
26	14	1827	C	OP1-P-O3'	8.72	124.39	105.20
1	13	974	A	N1-C6-N6	8.72	123.83	118.60
26	1H	691	C	N1-C2-O2	-8.71	113.67	118.90
26	1H	739	G	C8-N9-C4	8.71	109.88	106.40
26	1H	1616	A	C4-C5-N7	8.71	115.05	110.70
26	14	676	A	O4'-C1'-N9	8.69	115.15	108.20
26	1H	690	G	C8-N9-C4	8.69	109.88	106.40
26	1H	1517	G	OP1-P-O3'	8.69	124.31	105.20
26	14	1698	A	C4-C5-N7	8.69	115.04	110.70
26	14	1786	A	C6-C5-N7	-8.68	126.22	132.30
26	1H	858	U	O5'-P-OP2	-8.66	97.90	105.70
26	1H	2508	G	N9-C4-C5	8.66	108.87	105.40
26	1H	2053	G	N1-C6-O6	8.65	125.09	119.90
26	14	2307	G	O4'-C1'-N9	8.65	115.12	108.20
1	13	542	G	O5'-P-OP1	-8.65	97.92	105.70
26	14	1279	G	N1-C6-O6	-8.65	114.71	119.90
26	1H	1786	A	C5-C6-N1	-8.64	113.38	117.70
26	1H	2598	A	O5'-P-OP2	8.64	121.07	110.70
26	1H	957	A	N1-C6-N6	8.63	123.78	118.60
26	1H	1828	G	O5'-P-OP2	-8.64	97.93	105.70
26	1H	2331	G	C8-N9-C4	8.63	109.85	106.40
26	1H	2236	C	O5'-P-OP1	-8.62	97.94	105.70
26	1H	398	G	O5'-P-OP2	-8.62	97.94	105.70
26	1H	211	A	C8-N9-C4	8.62	109.25	105.80
26	1H	964	C	O5'-P-OP1	-8.62	97.94	105.70
26	1H	138	G	N7-C8-N9	8.62	117.41	113.10
26	14	2287	A	C2-N3-C4	-8.61	106.29	110.60
26	1H	74	A	C5-N7-C8	-8.61	99.60	103.90
26	14	1678	G	N3-C4-N9	-8.61	120.83	126.00
26	14	1908	C	C6-N1-C2	-8.61	116.86	120.30
26	1H	746	A	O5'-P-OP2	8.60	121.03	110.70
26	1H	226	G	O4'-C1'-N9	8.60	115.08	108.20
26	1H	752	A	P-O3'-C3'	8.60	130.02	119.70
26	1H	1610	A	C2-N3-C4	-8.60	106.30	110.60
26	1H	2330	G	N1-C6-O6	8.60	125.06	119.90
26	1H	1379	A	C4-C5-N7	8.60	115.00	110.70
26	1H	245	G	N1-C6-O6	8.59	125.05	119.90

Continued on next page...

Continued from previous page...

Mol	Chain	Res	Type	Atoms	Z	Observed(°)	Ideal(°)
26	1H	2054	A	OP2-P-O3'	8.58	124.08	105.20
26	1H	391	G	C6-C5-N7	-8.57	125.26	130.40
26	1H	774	A	C8-N9-C1'	8.57	143.13	127.70
26	1H	613	U	C5-C4-O4	8.57	131.04	125.90
26	14	829	A	OP1-P-OP2	8.57	132.45	119.60
26	1H	774	A	N1-C2-N3	-8.56	125.02	129.30
26	1H	1310	G	O5'-P-OP2	8.56	120.97	110.70
26	1H	617	G	C8-N9-C4	8.56	109.82	106.40
26	14	1342	A	N1-C6-N6	8.56	123.74	118.60
26	1H	1600	C	O5'-P-OP2	-8.56	98.00	105.70
26	14	1907	G	O5'-P-OP1	-8.56	98.00	105.70
26	1H	1820	U	C5-C6-N1	-8.55	118.42	122.70
37	88	82	ARG	N-CA-C	8.55	134.08	111.00
26	1H	2499	C	N1-C2-O2	-8.54	113.78	118.90
26	1H	245	G	C4-C5-N7	8.53	114.21	110.80
26	14	140	A	N1-C6-N6	8.53	123.72	118.60
26	1H	141	A	C5-N7-C8	-8.53	99.64	103.90
26	1H	1899	G	C5-C6-N1	-8.53	107.24	111.50
26	14	1786	A	C8-N9-C4	-8.52	102.39	105.80
26	14	2426	A	N7-C8-N9	8.52	118.06	113.80
26	1H	679	C	C6-N1-C2	8.51	123.70	120.30
26	1H	429	A	C8-N9-C4	-8.51	102.40	105.80
26	1H	796	C	C6-N1-C2	8.51	123.70	120.30
26	14	929	G	C6-C5-N7	-8.51	125.30	130.40
26	1H	2330	G	C6-C5-N7	-8.50	125.30	130.40
26	14	1394	U	O5'-P-OP2	8.50	120.90	110.70
26	1H	1431	U	C5-C6-N1	8.50	126.95	122.70
26	1H	2518	A	C4-C5-N7	8.49	114.95	110.70
26	1H	2451	A	N1-C6-N6	-8.49	113.51	118.60
23	2L	21	U	N1-C2-N3	8.49	119.99	114.90
26	14	2873	A	C8-N9-C4	-8.49	102.40	105.80
26	1H	1428	C	C6-N1-C2	8.49	123.69	120.30
26	1H	1528	A	O4'-C1'-N9	8.49	114.99	108.20
26	14	1616	A	N7-C8-N9	8.49	118.04	113.80
26	1H	1616	A	O4'-C1'-N9	8.48	114.98	108.20
26	1H	2425	A	O5'-P-OP2	-8.47	98.07	105.70
26	14	1618	A	C8-N9-C4	-8.47	102.41	105.80
26	1H	828	U	N1-C2-O2	8.46	128.72	122.80
26	1H	1660	C	N3-C2-O2	-8.46	115.97	121.90
23	2K	17	C	N1-C2-O2	8.46	123.98	118.90
26	1H	1636	C	N3-C4-C5	-8.45	118.52	121.90
26	14	463	G	O5'-P-OP2	-8.45	98.10	105.70

Continued on next page...

Continued from previous page...

Mol	Chain	Res	Type	Atoms	Z	Observed(°)	Ideal(°)
1	13	812	C	N1-C2-O2	8.44	123.97	118.90
36	78	20	GLY	N-CA-C	8.44	134.20	113.10
26	14	1762	A	O4'-C1'-N9	8.43	114.94	108.20
26	14	2873	A	N1-C6-N6	8.43	123.66	118.60
26	1H	1784	A	O4'-C1'-N9	-8.42	101.46	108.20
26	1H	2010	G	O5'-P-OP2	8.42	120.81	110.70
26	1H	2747	G	C5-C6-O6	-8.42	123.55	128.60
1	1G	254	G	O5'-P-OP1	-8.42	98.13	105.70
26	14	1898	U	N3-C4-C5	-8.42	109.55	114.60
26	14	1407	C	C5-C6-N1	8.41	125.21	121.00
26	14	1342	A	C2-N3-C4	-8.41	106.39	110.60
26	1H	330	A	N1-C2-N3	8.41	133.50	129.30
26	1H	788	A	N9-C4-C5	-8.40	102.44	105.80
26	14	1396	U	N3-C2-O2	-8.40	116.32	122.20
26	1H	2582	G	N9-C4-C5	-8.39	102.04	105.40
26	1H	1598	C	OP1-P-O3'	8.39	123.65	105.20
26	1H	1210	A	N1-C6-N6	8.38	123.63	118.60
26	14	1340	U	C5-C6-N1	-8.38	118.51	122.70
26	14	2087	G	O5'-P-OP2	-8.38	98.16	105.70
26	1H	972	G	N1-C6-O6	-8.37	114.88	119.90
26	1H	2392	A	N7-C8-N9	8.37	117.98	113.80
26	14	774	A	C6-N1-C2	8.37	123.62	118.60
26	1H	528	A	C5-C6-N1	-8.36	113.52	117.70
26	1H	2699	C	N3-C4-C5	8.36	125.25	121.90
26	1H	2430	A	C5-C6-N1	-8.36	113.52	117.70
26	1H	659	C	C6-N1-C2	8.36	123.64	120.30
26	14	676	A	N3-C4-C5	8.35	132.65	126.80
26	1H	1779	U	O5'-P-OP1	-8.35	98.19	105.70
26	14	2078	C	N3-C4-C5	-8.35	118.56	121.90
26	1H	2377	A	C8-N9-C4	8.35	109.14	105.80
26	14	737	C	N3-C4-N4	8.34	123.84	118.00
26	1H	2272	U	O5'-P-OP1	8.34	120.70	110.70
26	14	2429	G	O5'-P-OP2	-8.34	98.20	105.70
26	1H	2433	A	N1-C2-N3	8.33	133.47	129.30
26	14	2324	C	C6-N1-C2	8.33	123.63	120.30
26	1H	783	A	C5-C6-N1	-8.33	113.54	117.70
26	14	729	G	N1-C2-N2	8.33	123.69	116.20
23	2L	21	U	C5-C4-O4	-8.32	120.91	125.90
26	14	1698	A	C5-N7-C8	-8.32	99.74	103.90
30	31	176	LEU	CA-CB-CG	8.32	134.44	115.30
26	1H	634	C	O5'-P-OP2	-8.32	98.21	105.70
26	1H	961	C	C6-N1-C2	-8.31	116.97	120.30

Continued on next page...

Continued from previous page...

Mol	Chain	Res	Type	Atoms	Z	Observed(°)	Ideal(°)
26	1H	1142(A)	A	C2-N3-C4	-8.31	106.44	110.60
26	14	1327	C	N1-C2-O2	-8.31	113.91	118.90
26	1H	471	A	C2-N3-C4	-8.31	106.44	110.60
26	1H	140	A	N1-C6-N6	8.31	123.58	118.60
26	1H	681	G	N1-C2-N3	8.30	128.88	123.90
26	14	1678	G	N7-C8-N9	8.30	117.25	113.10
26	14	1394	U	O5'-P-OP1	-8.30	98.23	105.70
26	1H	1021	A	C5-N7-C8	-8.29	99.75	103.90
26	1H	459	U	O5'-P-OP2	-8.29	98.24	105.70
26	14	74	A	N3-C4-C5	8.29	132.60	126.80
26	14	2518	A	C2-N3-C4	-8.29	106.46	110.60
26	1H	2782	G	N1-C6-O6	8.28	124.87	119.90
26	1H	25	U	C5-C4-O4	-8.28	120.94	125.90
26	1H	2072	G	OP1-P-O3'	8.28	123.41	105.20
26	1H	2575	C	C5-C6-N1	-8.28	116.86	121.00
26	1H	2392	A	C4-C5-N7	8.27	114.84	110.70
26	14	818	G	C8-N9-C4	-8.27	103.09	106.40
26	1H	794	G	O5'-P-OP1	-8.27	98.26	105.70
26	14	1613	G	N3-C2-N2	8.27	125.69	119.90
26	1H	144	C	N3-C4-C5	8.27	125.21	121.90
55	Q8	60	LEU	CA-CB-CG	-8.27	96.29	115.30
26	1H	2822	G	N1-C6-O6	8.26	124.86	119.90
26	14	1681	G	C4-C5-N7	8.26	114.11	110.80
24	3K	76	A	C4-C5-N7	8.26	114.83	110.70
26	1H	2490	G	O5'-P-OP2	-8.26	98.27	105.70
1	13	811	C	C5-C6-N1	-8.26	116.87	121.00
1	13	1502	A	C2-N3-C4	-8.25	106.47	110.60
24	3L	76	A	C8-N9-C4	-8.25	102.50	105.80
1	13	1482	G	O5'-P-OP2	-8.24	98.28	105.70
26	1H	774	A	C2-N3-C4	-8.24	106.48	110.60
26	14	558	G	C8-N9-C4	8.24	109.70	106.40
26	1H	913	U	O5'-P-OP2	-8.23	98.29	105.70
26	1H	1567	A	N1-C6-N6	-8.23	113.66	118.60
26	1H	1629	U	O5'-P-OP2	8.23	120.57	110.70
34	15	42	TRP	CE2-CD2-CG	-8.23	100.72	107.30
26	1H	821	A	OP1-P-OP2	8.22	131.94	119.60
34	15	42	TRP	CD2-CE2-CZ2	-8.22	112.43	122.30
26	1H	769	G	N1-C2-N2	-8.21	108.81	116.20
1	1G	117	G	N1-C6-O6	8.21	124.83	119.90
26	1H	121	G	C5-C6-O6	-8.21	123.68	128.60
26	1H	141	A	N7-C8-N9	8.20	117.90	113.80
26	14	1253	A	C5-C6-N6	-8.21	117.14	123.70

Continued on next page...

Continued from previous page...

Mol	Chain	Res	Type	Atoms	Z	Observed(°)	Ideal(°)
26	14	2880	C	C6-N1-C2	-8.20	117.02	120.30
26	1H	1950	G	C4-C5-N7	8.20	114.08	110.80
26	14	1950	G	C4-N9-C1'	8.20	137.16	126.50
1	13	760	G	C6-C5-N7	-8.20	125.48	130.40
26	1H	144	C	C5-C6-N1	-8.19	116.90	121.00
26	14	1614	A	C2-N3-C4	-8.19	106.50	110.60
26	1H	945	A	C5-C6-N1	-8.19	113.61	117.70
26	1H	245	G	N9-C4-C5	-8.19	102.12	105.40
26	14	1613	G	N9-C4-C5	-8.19	102.12	105.40
26	14	2357	U	O5'-P-OP2	-8.19	98.33	105.70
1	13	1496	C	C2-N1-C1'	-8.18	109.80	118.80
26	1H	705	A	N1-C6-N6	8.18	123.51	118.60
26	1H	2346	A	C5-N7-C8	-8.18	99.81	103.90
26	1H	1785	A	C4-C5-C6	8.18	121.09	117.00
26	14	1496	A	C5-N7-C8	-8.18	99.81	103.90
26	1H	1626	G	C8-N9-C4	-8.17	103.13	106.40
26	14	2713	A	N7-C8-N9	8.17	117.89	113.80
26	14	2253	G	C5-C6-O6	-8.16	123.70	128.60
26	14	2595	G	O5'-P-OP1	-8.16	98.36	105.70
26	14	1145	C	C6-N1-C2	-8.15	117.04	120.30
26	1H	123	G	O5'-P-OP2	-8.15	98.37	105.70
27	16	79	C	C2-N1-C1'	8.15	127.76	118.80
1	13	1502	A	C6-C5-N7	-8.14	126.60	132.30
26	1H	2702	U	C5-C6-N1	8.14	126.77	122.70
26	14	1520	U	C5-C4-O4	8.14	130.78	125.90
26	14	2437	U	C5-C4-O4	8.14	130.78	125.90
26	1H	263	C	O5'-P-OP2	-8.13	98.38	105.70
26	14	921	G	C8-N9-C4	-8.13	103.15	106.40
26	1H	2430	A	N3-C4-N9	-8.13	120.90	127.40
26	1H	189	G	O5'-P-OP2	8.13	120.45	110.70
26	1H	1350	C	C6-N1-C2	8.12	123.55	120.30
26	1H	1314	C	C2-N1-C1'	8.12	127.73	118.80
26	1H	2259	G	OP1-P-OP2	-8.12	107.43	119.60
26	14	2688	U	C5-C6-N1	-8.11	118.64	122.70
26	1H	1526	G	C8-N9-C4	-8.11	103.16	106.40
26	1H	801	G	N3-C2-N2	-8.11	114.23	119.90
26	14	2335	A	O4'-C1'-N9	8.10	114.68	108.20
26	1H	1496	A	N1-C6-N6	8.10	123.46	118.60
26	1H	146	G	C4-C5-N7	8.09	114.04	110.80
1	13	690	G	C4-C5-C6	8.09	123.66	118.80
26	1H	2446	G	C4-C5-N7	8.09	114.04	110.80
26	14	2518	A	O4'-C1'-N9	-8.09	101.73	108.20

Continued on next page...

Continued from previous page...

Mol	Chain	Res	Type	Atoms	Z	Observed(°)	Ideal(°)
1	13	808	C	N3-C4-C5	-8.09	118.67	121.90
26	1H	820	A	O5'-P-OP1	-8.09	98.42	105.70
26	14	676	A	N7-C8-N9	8.08	117.84	113.80
26	1H	189	G	N1-C6-O6	8.08	124.75	119.90
26	1H	1201	C	N3-C2-O2	8.08	127.56	121.90
26	1H	265	A	C5-N7-C8	-8.08	99.86	103.90
26	1H	2346	A	C6-C5-N7	-8.07	126.65	132.30
27	16	101	A	O5'-P-OP2	-8.07	98.43	105.70
1	1G	449	C	C6-N1-C2	-8.07	117.07	120.30
26	14	1970	A	O5'-P-OP2	-8.07	98.44	105.70
26	1H	681	G	N1-C2-N2	-8.07	108.94	116.20
26	14	71	A	C5-N7-C8	-8.07	99.86	103.90
26	1H	130	C	C5-C4-N4	-8.07	114.55	120.20
26	1H	1401	G	C8-N9-C4	-8.07	103.17	106.40
26	14	570	G	N3-C4-C5	-8.07	124.57	128.60
26	1H	462	C	C6-N1-C2	-8.06	117.08	120.30
26	14	783	A	C5-C6-N1	-8.06	113.67	117.70
26	1H	321	G	C6-C5-N7	-8.06	125.57	130.40
23	2K	13	C	C5-C6-N1	8.06	125.03	121.00
26	1H	659	C	C5-C6-N1	-8.06	116.97	121.00
26	1H	2688	U	N1-C2-N3	8.05	119.73	114.90
26	1H	2747	G	C4-C5-N7	8.05	114.02	110.80
26	1H	2577	A	N1-C6-N6	-8.05	113.77	118.60
26	1H	1518	C	O5'-P-OP1	-8.05	98.46	105.70
26	1H	2582	G	C4-C5-N7	8.05	114.02	110.80
26	1H	929	G	N1-C6-O6	8.04	124.73	119.90
26	1H	2507	C	N1-C2-O2	8.05	123.73	118.90
26	14	2249	U	C6-N1-C2	-8.04	116.18	121.00
26	1H	774	A	N7-C8-N9	8.04	117.82	113.80
26	14	121	G	C5-C6-O6	-8.04	123.78	128.60
26	1H	2282	G	O5'-P-OP1	-8.04	98.47	105.70
26	14	2351	G	N3-C4-C5	-8.04	124.58	128.60
26	1H	2518	A	C8-N9-C4	-8.03	102.59	105.80
26	1H	2252	G	C8-N9-C4	8.03	109.61	106.40
28	19	272	ALA	N-CA-C	8.03	132.67	111.00
26	1H	2238	G	O5'-P-OP2	-8.02	98.48	105.70
26	1H	2232	U	C5-C4-O4	8.02	130.71	125.90
26	1H	1950	G	O4'-C1'-N9	8.02	114.61	108.20
26	1H	1254	A	C2-N3-C4	-8.02	106.59	110.60
26	1H	2819	G	C5-C6-O6	-8.01	123.79	128.60
1	13	362	G	O5'-P-OP1	-8.01	98.50	105.70
1	13	528	C	C6-N1-C2	8.01	123.50	120.30

Continued on next page...

Continued from previous page...

Mol	Chain	Res	Type	Atoms	Z	Observed(°)	Ideal(°)
26	14	1612	C	C6-N1-C2	8.01	123.50	120.30
26	1H	1022	G	N9-C4-C5	8.00	108.60	105.40
26	1H	1192	G	C8-N9-C4	8.00	109.60	106.40
22	1K	76	A	N7-C8-N9	7.99	117.80	113.80
26	1H	1781	C	N3-C2-O2	-7.99	116.31	121.90
26	1H	2435	A	O5'-P-OP1	-7.99	98.51	105.70
26	1H	784	A	O4'-C1'-N9	7.98	114.59	108.20
26	1H	2439	A	O5'-P-OP2	-7.98	98.52	105.70
26	14	2443	C	O5'-P-OP2	7.98	120.28	110.70
26	1H	1639	U	N3-C2-O2	-7.98	116.62	122.20
26	14	1324	G	N1-C6-O6	7.98	124.69	119.90
1	13	254	G	O5'-P-OP1	-7.98	98.52	105.70
26	1H	1605	C	O5'-P-OP1	-7.98	98.52	105.70
26	14	1342	A	N1-C2-N3	7.98	133.29	129.30
26	1H	286	C	O5'-P-OP2	-7.97	98.52	105.70
26	1H	222	A	P-O3'-C3'	7.97	129.27	119.70
26	14	2610	C	C5-C4-N4	-7.97	114.62	120.20
26	1H	917	A	N1-C6-N6	7.96	123.38	118.60
26	1H	797	C	C6-N1-C2	7.96	123.48	120.30
26	1H	2392	A	C5-C6-N1	-7.96	113.72	117.70
26	14	1932	A	O5'-P-OP1	-7.96	98.54	105.70
26	1H	1931	U	C5-C6-N1	-7.95	118.72	122.70
26	1H	2267	A	OP1-P-O3'	7.95	122.69	105.20
26	1H	2698	U	C5-C6-N1	-7.95	118.73	122.70
26	1H	1324	G	N1-C6-O6	7.94	124.67	119.90
26	1H	1520	U	N3-C2-O2	-7.94	116.64	122.20
26	14	929	G	N7-C8-N9	7.94	117.07	113.10
26	14	1306	C	O5'-P-OP1	-7.93	98.56	105.70
26	1H	2248	C	N3-C4-N4	-7.92	112.45	118.00
26	14	774	A	O5'-P-OP1	7.92	120.21	110.70
26	14	792	G	N3-C4-C5	-7.92	124.64	128.60
26	1H	834	C	OP2-P-O3'	7.92	122.63	105.20
26	1H	865	C	O5'-P-OP2	7.92	120.21	110.70
26	1H	1314	C	O5'-P-OP2	-7.92	98.57	105.70
26	1H	1496	A	C8-N9-C4	-7.92	102.63	105.80
1	13	353	A	C8-N9-C4	-7.92	102.63	105.80
26	1H	48	G	OP2-P-O3'	7.91	122.61	105.20
26	1H	692	C	C5-C4-N4	-7.91	114.66	120.20
26	1H	860	U	N1-C2-O2	7.91	128.34	122.80
1	13	789	U	C4-C5-C6	7.91	124.45	119.70
26	14	967	C	O5'-P-OP2	-7.91	98.58	105.70
26	1H	2576	G	C8-N9-C4	7.91	109.56	106.40

Continued on next page...

Continued from previous page...

Mol	Chain	Res	Type	Atoms	Z	Observed(°)	Ideal(°)
26	1H	429	A	O5'-P-OP1	-7.90	98.59	105.70
26	14	1617	C	N1-C2-O2	-7.90	114.16	118.90
26	1H	2572	A	O5'-P-OP2	-7.90	98.59	105.70
26	14	676	A	C4-C5-N7	7.90	114.65	110.70
26	14	1283	G	N3-C4-C5	-7.90	124.65	128.60
26	1H	1021	A	N7-C8-N9	7.89	117.75	113.80
26	14	2439	A	N7-C8-N9	7.88	117.74	113.80
26	1H	946	G	C8-N9-C4	7.88	109.55	106.40
26	14	2542	A	N7-C8-N9	-7.87	109.86	113.80
26	1H	1302	A	OP1-P-OP2	7.87	131.40	119.60
26	1H	510	C	O5'-P-OP2	-7.86	98.62	105.70
26	1H	908	C	O5'-P-OP2	-7.86	98.62	105.70
26	14	945	A	C5-C6-N6	-7.86	117.41	123.70
1	13	990	C	C6-N1-C2	-7.86	117.16	120.30
26	1H	1622	G	N3-C2-N2	-7.86	114.40	119.90
26	1H	683	C	N3-C4-C5	7.85	125.04	121.90
36	35	62	LEU	N-CA-C	7.85	132.20	111.00
26	1H	693	C	N3-C4-N4	-7.85	112.51	118.00
26	14	1253	A	N9-C4-C5	-7.85	102.66	105.80
26	1H	49	A	C5-N7-C8	7.84	107.82	103.90
26	1H	942	G	N3-C2-N2	-7.84	114.41	119.90
26	1H	777	A	N1-C2-N3	7.84	133.22	129.30
26	1H	2457	U	N3-C2-O2	7.84	127.69	122.20
26	1H	1157	G	N1-C6-O6	7.83	124.60	119.90
26	1H	2518	A	N1-C6-N6	7.83	123.30	118.60
28	11	238	GLY	N-CA-C	7.83	132.67	113.10
1	1G	1397	C	C6-N1-C2	-7.83	117.17	120.30
26	1H	2380	C	C6-N1-C2	7.82	123.43	120.30
26	1H	664	C	O5'-P-OP2	-7.82	98.66	105.70
26	14	2046	G	N1-C6-O6	-7.82	115.21	119.90
26	14	2444	G	N1-C6-O6	-7.82	115.21	119.90
1	13	1322	C	C5-C6-N1	7.81	124.91	121.00
26	1H	839	U	OP1-P-OP2	7.81	131.31	119.60
42	D8	40	LEU	CA-CB-CG	7.81	133.26	115.30
26	1H	1526	G	N7-C8-N9	7.80	117.00	113.10
26	1H	640	C	O5'-P-OP2	-7.80	98.68	105.70
26	1H	1443	G	C4-C5-C6	7.80	123.48	118.80
26	14	783	A	N3-C4-N9	-7.80	121.16	127.40
27	16	79	C	C5-C6-N1	7.79	124.89	121.00
26	14	2267	A	OP1-P-OP2	7.79	131.29	119.60
26	1H	1210	A	C4-C5-N7	7.79	114.59	110.70
26	1H	529	A	N7-C8-N9	7.78	117.69	113.80

Continued on next page...

Continued from previous page...

Mol	Chain	Res	Type	Atoms	Z	Observed(°)	Ideal(°)
1	1G	1346	A	P-O3'-C3'	7.78	129.04	119.70
26	14	2617	C	C6-N1-C2	7.78	123.41	120.30
1	13	792	A	C2-N3-C4	-7.78	106.71	110.60
25	4K	18	G	N9-C4-C5	7.78	108.51	105.40
26	1H	526	A	N1-C6-N6	-7.78	113.93	118.60
26	1H	2003	G	O5'-P-OP1	-7.78	98.70	105.70
26	14	741	G	O5'-P-OP2	7.78	120.03	110.70
1	13	898	G	O5'-P-OP1	-7.78	98.70	105.70
26	1H	758	C	N3-C4-C5	7.78	125.01	121.90
26	1H	783	A	N1-C2-N3	7.77	133.18	129.30
26	1H	1888	G	N3-C4-C5	-7.76	124.72	128.60
26	1H	768	G	O5'-P-OP2	-7.76	98.72	105.70
26	14	1313	U	C2-N1-C1'	7.76	127.02	117.70
26	1H	863	A	O5'-P-OP1	7.76	120.01	110.70
23	2L	21	U	N3-C4-C5	7.76	119.26	114.60
26	14	2731	G	C6-C5-N7	-7.76	125.75	130.40
1	13	1468	A	C8-N9-C4	7.76	108.90	105.80
26	1H	636	G	O5'-P-OP2	7.75	120.00	110.70
26	14	2051	A	C8-N9-C4	-7.75	102.70	105.80
26	1H	119	A	C5-N7-C8	7.75	107.77	103.90
26	14	746	A	O5'-P-OP2	7.75	119.99	110.70
1	13	1158	C	C2-N1-C1'	7.74	127.32	118.80
26	14	621	A	C5-C6-N1	-7.74	113.83	117.70
26	14	1925	C	N1-C2-O2	-7.74	114.25	118.90
26	14	2518	A	N7-C8-N9	7.74	117.67	113.80
26	1H	1225	C	C6-N1-C2	7.74	123.40	120.30
26	1H	146	G	C5-C6-O6	-7.74	123.96	128.60
26	1H	528	A	C2-N3-C4	-7.72	106.74	110.60
26	14	1332	G	C8-N9-C1'	-7.72	116.96	127.00
1	1G	337	C	C6-N1-C2	-7.72	117.21	120.30
26	1H	537	C	O5'-P-OP1	7.72	119.96	110.70
26	14	561	G	N3-C4-N9	-7.72	121.37	126.00
23	2L	21	U	C2-N3-C4	-7.71	122.37	127.00
26	1H	739	G	N7-C8-N9	-7.71	109.24	113.10
26	1H	945	A	C8-N9-C1'	-7.71	113.82	127.70
26	1H	2228	G	C4-N9-C1'	7.71	136.53	126.50
26	1H	1300	U	N1-C2-O2	-7.71	117.41	122.80
1	13	827	U	N3-C2-O2	-7.70	116.81	122.20
26	1H	1428	C	N3-C4-N4	-7.70	112.61	118.00
26	1H	681	G	C2-N3-C4	-7.69	108.06	111.90
26	1H	1336	A	N9-C4-C5	7.69	108.87	105.80
26	14	1671	U	O5'-P-OP1	-7.69	98.78	105.70

Continued on next page...

Continued from previous page...

Mol	Chain	Res	Type	Atoms	Z	Observed(°)	Ideal(°)
1	1G	811	C	N1-C2-O2	-7.68	114.29	118.90
26	14	1527	G	N3-C4-N9	-7.68	121.39	126.00
26	1H	1614	A	N3-C4-C5	7.68	132.18	126.80
29	29	23	VAL	N-CA-C	7.68	131.74	111.00
26	1H	1611	C	C5-C6-N1	-7.67	117.16	121.00
26	1H	1022	G	C4-C5-N7	-7.67	107.73	110.80
1	13	816	A	C8-N9-C4	-7.67	102.73	105.80
26	1H	1297	C	O5'-P-OP2	-7.67	98.80	105.70
26	14	867	C	O5'-P-OP1	-7.66	98.80	105.70
26	1H	672	C	OP2-P-O3'	7.66	122.05	105.20
26	1H	1278	A	N1-C6-N6	7.66	123.20	118.60
55	Q8	50	LEU	CA-CB-CG	7.66	132.92	115.30
26	1H	2444	G	C8-N9-C4	-7.65	103.34	106.40
26	14	737	C	N3-C2-O2	7.65	127.26	121.90
26	14	2039	C	C2-N1-C1'	7.65	127.22	118.80
26	1H	2711	A	OP1-P-O3'	7.65	122.03	105.20
26	1H	984	A	O5'-P-OP2	-7.65	98.82	105.70
26	1H	2070	G	C8-N9-C4	7.64	109.46	106.40
26	14	979	G	C8-N9-C4	-7.64	103.34	106.40
1	13	23	C	C6-N1-C2	-7.63	117.25	120.30
27	16	115	G	C5-C6-N1	7.63	115.32	111.50
26	14	2463	C	C6-N1-C2	7.63	123.35	120.30
26	1H	610	C	C5-C6-N1	-7.63	117.19	121.00
26	1H	66	C	C6-N1-C2	-7.63	117.25	120.30
26	1H	1610	A	N9-C4-C5	-7.63	102.75	105.80
26	1H	678	C	N3-C4-C5	7.62	124.95	121.90
26	1H	1299	G	O5'-P-OP1	-7.62	98.84	105.70
1	13	656	C	C5-C6-N1	7.62	124.81	121.00
26	1H	778	G	C5-C6-O6	7.62	133.17	128.60
26	1H	203	C	O5'-P-OP2	7.61	119.84	110.70
26	14	943	U	O5'-P-OP1	-7.61	98.85	105.70
26	1H	265	A	N1-C2-N3	7.61	133.10	129.30
26	1H	1558	A	C2-N3-C4	-7.61	106.80	110.60
26	1H	1817	G	N3-C2-N2	7.61	125.23	119.90
26	1H	1501	C	O5'-P-OP2	7.61	119.83	110.70
26	1H	815	C	C6-N1-C2	7.61	123.34	120.30
1	1G	1499	A	O5'-P-OP1	-7.61	98.85	105.70
26	1H	1332	G	C6-C5-N7	-7.60	125.84	130.40
26	1H	1640	C	O5'-P-OP1	7.60	119.82	110.70
26	1H	1814	G	C4-C5-N7	7.60	113.84	110.80
1	1G	1297	C	P-O3'-C3'	7.60	128.82	119.70
1	1G	1502	A	N7-C8-N9	7.60	117.60	113.80

Continued on next page...

Continued from previous page...

Mol	Chain	Res	Type	Atoms	Z	Observed(°)	Ideal(°)
26	1H	697	C	O5'-P-OP1	-7.60	98.86	105.70
26	1H	613	U	N1-C2-N3	7.59	119.46	114.90
26	1H	122	G	OP1-P-OP2	7.59	130.99	119.60
1	1G	337	C	C5-C6-N1	7.59	124.80	121.00
26	1H	1210	A	N7-C8-N9	7.59	117.59	113.80
1	13	1517	G	O5'-P-OP2	-7.59	98.87	105.70
24	3L	76	A	O4'-C1'-N9	7.59	114.27	108.20
26	1H	763	G	C6-C5-N7	-7.58	125.85	130.40
26	14	196	A	O4'-C1'-N9	7.58	114.27	108.20
26	1H	1939	U	N3-C2-O2	7.58	127.51	122.20
26	14	201	C	C5-C6-N1	-7.58	117.21	121.00
26	14	776	G	N3-C2-N2	-7.58	114.60	119.90
26	1H	1626	G	N7-C8-N9	7.57	116.89	113.10
26	14	2575	C	C5-C4-N4	7.57	125.50	120.20
26	1H	1265	A	O5'-P-OP1	-7.57	98.89	105.70
26	1H	2420	C	O5'-P-OP1	-7.57	98.89	105.70
26	1H	1397	U	N1-C2-O2	7.57	128.10	122.80
26	1H	827	U	O5'-P-OP1	7.57	119.78	110.70
26	1H	826	U	N1-C2-O2	-7.57	117.50	122.80
1	13	1354	C	C6-N1-C2	-7.56	117.28	120.30
26	1H	478	A	C6-N1-C2	-7.56	114.06	118.60
26	14	2273	A	O5'-P-OP2	-7.56	98.90	105.70
1	13	740	U	O5'-P-OP2	-7.56	98.90	105.70
23	2K	21	U	C2-N3-C4	-7.56	122.47	127.00
26	1H	1382	G	C4-C5-N7	7.55	113.82	110.80
1	13	1158	C	N3-C2-O2	-7.55	116.61	121.90
26	1H	2252	G	N7-C8-N9	-7.55	109.32	113.10
26	14	2255	G	O5'-P-OP2	-7.55	98.90	105.70
1	13	792	A	N7-C8-N9	7.55	117.57	113.80
55	Q8	52	LYS	C-N-CD	-7.55	104.00	120.60
26	1H	1430	C	OP1-P-O3'	7.54	121.79	105.20
26	1H	965	C	C5-C6-N1	7.54	124.77	121.00
26	1H	1621	U	N3-C4-O4	7.54	124.68	119.40
26	1H	1939	U	N1-C2-O2	-7.54	117.52	122.80
26	1H	2275	C	O4'-C1'-N1	-7.53	102.17	108.20
26	1H	2503	A	C2-N3-C4	7.53	114.36	110.60
26	14	2511	U	O5'-P-OP2	-7.53	98.92	105.70
26	14	2609	U	O5'-P-OP2	-7.53	98.92	105.70
26	1H	2330	G	C4-C5-N7	7.52	113.81	110.80
24	3K	71	G	O4'-C1'-N9	7.52	114.22	108.20
26	1H	2424	C	OP1-P-OP2	7.52	130.88	119.60
26	14	2818	G	C5-C6-O6	-7.52	124.09	128.60

Continued on next page...

Continued from previous page...

Mol	Chain	Res	Type	Atoms	Z	Observed(°)	Ideal(°)
26	14	1391	U	N3-C4-O4	7.52	124.66	119.40
26	1H	271(B)	G	N3-C4-C5	-7.51	124.84	128.60
26	1H	526	A	N9-C4-C5	7.51	108.81	105.80
26	1H	735	A	N7-C8-N9	-7.51	110.05	113.80
26	1H	137	C	C6-N1-C2	-7.51	117.30	120.30
26	14	2587	A	N1-C6-N6	7.50	123.10	118.60
26	1H	1781	C	N1-C2-O2	7.49	123.40	118.90
26	14	388	G	C5-C6-N1	-7.49	107.75	111.50
26	1H	1546	C	C6-N1-C2	-7.49	117.31	120.30
26	14	1585	C	N1-C2-O2	7.49	123.39	118.90
26	14	1678	G	C4-C5-N7	7.49	113.80	110.80
26	1H	1698	A	N3-C4-C5	7.48	132.04	126.80
26	1H	596	G	N1-C6-O6	7.48	124.39	119.90
26	14	1024	G	N1-C6-O6	7.48	124.39	119.90
26	14	1274	A	C5-C6-N6	-7.48	117.72	123.70
26	14	2392	A	C8-N9-C4	-7.48	102.81	105.80
26	1H	74	A	N7-C8-N9	7.48	117.54	113.80
26	1H	617	G	N7-C8-N9	-7.48	109.36	113.10
26	1H	2586	C	N3-C4-N4	7.48	123.23	118.00
26	14	829	A	O5'-P-OP2	-7.47	98.97	105.70
26	14	2217	G	N1-C6-O6	7.47	124.39	119.90
26	1H	1323	U	OP1-P-OP2	-7.47	108.39	119.60
26	1H	1604	C	O5'-P-OP2	7.47	119.67	110.70
26	1H	528	A	C5-N7-C8	-7.47	100.17	103.90
26	1H	628	G	C8-N9-C4	7.47	109.39	106.40
26	14	530	G	C2-N3-C4	-7.47	108.17	111.90
26	14	1678	G	C2-N3-C4	-7.46	108.17	111.90
26	1H	852	G	O5'-P-OP2	-7.46	98.98	105.70
26	14	2038	G	C8-N9-C4	7.46	109.39	106.40
1	1G	1286	A	C8-N9-C4	-7.46	102.82	105.80
26	1H	1936	A	C5-C6-N6	-7.46	117.73	123.70
26	1H	2830	G	C8-N9-C4	-7.46	103.42	106.40
26	1H	2275	C	OP1-P-O3'	7.46	121.60	105.20
36	35	65	ARG	N-CA-C	-7.45	90.88	111.00
26	1H	446	G	N1-C6-O6	7.45	124.37	119.90
26	1H	271(B)	G	P-O3'-C3'	7.45	128.64	119.70
26	1H	859	G	N3-C4-C5	7.45	132.32	128.60
26	14	676	A	N1-C6-N6	7.45	123.07	118.60
26	14	1332	G	O4'-C1'-N9	-7.45	102.24	108.20
26	1H	252	G	O5'-P-OP1	7.44	119.63	110.70
26	1H	1128	A	O5'-P-OP2	-7.44	99.00	105.70
26	1H	1307	A	N1-C6-N6	7.44	123.06	118.60

Continued on next page...

Continued from previous page...

Mol	Chain	Res	Type	Atoms	Z	Observed(°)	Ideal(°)
1	1G	1484	C	O5'-P-OP2	-7.44	99.00	105.70
23	2L	29	C	C5-C6-N1	7.44	124.72	121.00
26	14	1256	G	N1-C6-O6	7.44	124.36	119.90
26	14	2313	C	C6-N1-C2	-7.44	117.32	120.30
26	1H	1027	A	C2-N3-C4	-7.44	106.88	110.60
26	14	770	G	OP1-P-OP2	-7.44	108.44	119.60
26	14	2351	G	N3-C4-N9	7.44	130.46	126.00
26	1H	2401	U	C5-C6-N1	7.44	126.42	122.70
1	1G	183	G	N1-C6-O6	7.44	124.36	119.90
26	14	1274	A	C6-C5-N7	-7.43	127.10	132.30
26	14	1325	G	N3-C4-N9	7.43	130.46	126.00
26	1H	119	A	C4-C5-N7	-7.43	106.98	110.70
26	1H	946	G	N7-C8-N9	-7.43	109.38	113.10
26	1H	826	U	C4-C5-C6	7.43	124.16	119.70
26	1H	1123	C	N1-C2-O2	-7.43	114.44	118.90
26	14	684	G	C8-N9-C4	-7.43	103.43	106.40
26	14	1256	G	C5-C6-O6	-7.43	124.14	128.60
26	1H	223	A	O5'-P-OP2	-7.42	99.02	105.70
26	1H	1806	C	OP1-P-OP2	7.42	130.73	119.60
26	1H	1691	C	C6-N1-C2	-7.42	117.33	120.30
26	1H	140	A	C2-N3-C4	-7.42	106.89	110.60
1	13	295	C	O5'-P-OP2	-7.42	99.03	105.70
1	13	329	A	O5'-P-OP2	-7.41	99.03	105.70
26	1H	462	C	O5'-P-OP2	-7.41	99.03	105.70
26	1H	464	U	C5-C6-N1	-7.41	119.00	122.70
26	1H	860	U	C6-N1-C1'	-7.41	110.83	121.20
1	13	789	U	N1-C2-N3	7.41	119.34	114.90
26	14	1630(A)	C	N1-C2-O2	-7.41	114.46	118.90
1	13	687	A	P-O3'-C3'	7.40	128.58	119.70
26	1H	190	A	C6-N1-C2	-7.40	114.16	118.60
1	1G	320	C	C6-N1-C2	7.40	123.26	120.30
26	14	330	A	N1-C6-N6	7.40	123.04	118.60
26	1H	1914	C	C6-N1-C2	-7.40	117.34	120.30
26	14	2439	A	N1-C6-N6	7.40	123.04	118.60
26	1H	1940	U	N3-C4-O4	7.40	124.58	119.40
26	14	2301	C	C6-N1-C2	-7.39	117.34	120.30
26	1H	529	A	C8-N9-C4	-7.39	102.84	105.80
34	15	42	TRP	NE1-CE2-CD2	7.39	114.69	107.30
26	1H	2585	U	N3-C2-O2	-7.38	117.03	122.20
26	1H	1376	C	C6-N1-C2	-7.38	117.35	120.30
26	1H	2822	G	C6-C5-N7	-7.38	125.97	130.40
1	13	690	G	N3-C4-N9	7.38	130.43	126.00

Continued on next page...

Continued from previous page...

Mol	Chain	Res	Type	Atoms	Z	Observed(°)	Ideal(°)
26	1H	1605	C	C2-N3-C4	-7.38	116.21	119.90
26	1H	1367	A	C2-N3-C4	-7.38	106.91	110.60
1	13	535	A	N1-C6-N6	-7.38	114.17	118.60
26	1H	1443	G	C6-C5-N7	-7.38	125.97	130.40
26	14	113	G	N1-C6-O6	7.37	124.33	119.90
26	1H	1792	G	N1-C6-O6	-7.37	115.48	119.90
26	1H	2395	C	C2-N1-C1'	7.37	126.90	118.80
1	1G	1518	A	O5'-P-OP1	-7.37	99.07	105.70
26	14	113	G	N3-C4-C5	7.37	132.28	128.60
26	1H	663	G	C4-C5-C6	7.37	123.22	118.80
26	1H	2619	C	O5'-P-OP2	-7.37	99.07	105.70
26	14	1270	C	C6-N1-C2	-7.36	117.35	120.30
26	14	2001	A	C5-C6-N6	-7.36	117.81	123.70
26	14	1332	G	C4-C5-C6	7.36	123.22	118.80
26	14	2332	U	O5'-P-OP1	7.36	119.53	110.70
26	1H	763	G	C5-C6-O6	-7.36	124.18	128.60
26	14	1939	U	OP2-P-O3'	7.36	121.39	105.20
26	14	1616	A	O4'-C1'-N9	7.36	114.09	108.20
26	1H	37	C	N3-C4-C5	-7.36	118.96	121.90
26	14	1377	G	C8-N9-C4	-7.36	103.46	106.40
26	1H	1831	G	O5'-P-OP2	7.36	119.53	110.70
26	1H	811	U	O5'-P-OP1	-7.35	99.08	105.70
26	1H	762	U	N1-C2-O2	7.35	127.94	122.80
26	14	1742	C	C6-N1-C2	-7.35	117.36	120.30
1	13	219	C	C6-N1-C2	-7.35	117.36	120.30
26	14	74	A	C5-N7-C8	-7.35	100.23	103.90
26	1H	698	C	C4-C5-C6	7.34	121.07	117.40
26	14	2513	G	C5-C6-O6	-7.34	124.19	128.60
26	14	1313	U	C6-N1-C2	-7.34	116.59	121.00
23	2K	35	C	C2-N1-C1'	7.34	126.87	118.80
26	1H	783	A	N1-C6-N6	7.34	123.00	118.60
26	1H	1229(A)	G	O5'-P-OP2	-7.34	99.09	105.70
26	1H	537	C	O5'-P-OP2	-7.34	99.09	105.70
1	13	1199	U	N3-C4-C5	-7.34	110.20	114.60
26	1H	2446	G	C5-C6-O6	-7.34	124.20	128.60
26	14	1527	G	N3-C4-C5	7.33	132.27	128.60
26	1H	113	G	N1-C6-O6	7.33	124.30	119.90
26	1H	1817	G	N1-C2-N2	-7.33	109.60	116.20
26	14	528	A	N1-C6-N6	7.33	123.00	118.60
26	1H	762	U	C2-N1-C1'	7.33	126.49	117.70
26	1H	1521	G	C8-N9-C4	-7.33	103.47	106.40
26	1H	2080	G	O5'-P-OP1	-7.33	99.11	105.70

Continued on next page...

Continued from previous page...

Mol	Chain	Res	Type	Atoms	Z	Observed(°)	Ideal(°)
1	1G	27	G	N1-C6-O6	7.33	124.30	119.90
26	1H	1967	C	N1-C2-O2	7.33	123.30	118.90
26	14	2346	A	C2-N3-C4	-7.33	106.94	110.60
27	16	81	G	C4-C5-N7	7.33	113.73	110.80
26	1H	967	C	O5'-P-OP2	-7.32	99.11	105.70
26	14	2087	G	N9-C4-C5	-7.32	102.47	105.40
26	1H	671	C	C6-N1-C2	7.32	123.23	120.30
26	14	945	A	N9-C4-C5	-7.32	102.87	105.80
26	14	774	A	C5-N7-C8	-7.31	100.24	103.90
26	14	2249	U	N3-C4-C5	-7.31	110.21	114.60
26	1H	2499	C	N3-C2-O2	7.31	127.02	121.90
26	1H	787	U	OP1-P-OP2	-7.31	108.64	119.60
26	1H	2060	A	N1-C6-N6	-7.31	114.22	118.60
26	1H	2379	G	N3-C4-N9	7.31	130.38	126.00
26	1H	1369	G	N3-C4-C5	-7.30	124.95	128.60
26	1H	2546	U	N1-C2-O2	-7.30	117.69	122.80
26	1H	1308	A	N1-C2-N3	7.30	132.95	129.30
26	1H	559	G	N1-C6-O6	7.30	124.28	119.90
26	1H	845	G	P-O3'-C3'	7.30	128.46	119.70
26	1H	2276	G	N3-C2-N2	-7.30	114.79	119.90
26	14	1284	A	O5'-P-OP2	-7.30	99.13	105.70
26	1H	446	G	N3-C4-N9	7.30	130.38	126.00
26	1H	1772	G	N3-C2-N2	7.29	125.01	119.90
26	1H	1681	G	N1-C6-O6	7.29	124.28	119.90
26	14	2386	C	C6-N1-C2	7.29	123.22	120.30
26	14	922	U	C5-C6-N1	7.29	126.34	122.70
26	1H	974(A)	C	N3-C2-O2	-7.29	116.80	121.90
26	1H	1691	C	OP1-P-O3'	7.29	121.23	105.20
1	1G	995	C	C6-N1-C2	-7.29	117.39	120.30
26	14	2301	C	C5-C6-N1	7.29	124.64	121.00
1	13	115	G	C8-N9-C4	-7.28	103.49	106.40
26	14	2776	A	C8-N9-C4	-7.28	102.89	105.80
26	1H	2586	C	C5-C4-N4	-7.28	115.10	120.20
26	14	2507	C	O5'-P-OP2	-7.28	99.15	105.70
1	1G	528	C	O4'-C1'-N1	7.28	114.02	108.20
26	1H	2497	A	C6-N1-C2	-7.28	114.23	118.60
26	1H	1854	A	N1-C6-N6	-7.28	114.23	118.60
26	1H	2582	G	C6-C5-N7	-7.28	126.03	130.40
26	14	2012	G	N1-C6-O6	7.28	124.27	119.90
26	1H	2415	G	N1-C6-O6	7.27	124.26	119.90
28	19	37	LEU	CA-CB-CG	7.27	132.03	115.30
26	1H	1332	G	N1-C6-O6	7.27	124.26	119.90

Continued on next page...

Continued from previous page...

Mol	Chain	Res	Type	Atoms	Z	Observed(°)	Ideal(°)
26	14	774	A	C8-N9-C1'	7.27	140.79	127.70
1	13	1505	G	OP1-P-OP2	-7.27	108.70	119.60
26	1H	1820	U	C6-N1-C2	7.27	125.36	121.00
26	14	113	G	C5-C6-O6	-7.27	124.24	128.60
26	14	1790	C	C6-N1-C2	7.27	123.21	120.30
1	13	1335	C	C6-N1-C2	7.26	123.20	120.30
26	1H	1410	G	C8-N9-C4	7.26	109.30	106.40
26	1H	1698	A	C4-C5-N7	7.26	114.33	110.70
1	13	280	C	C6-N1-C2	7.26	123.20	120.30
26	1H	107	C	C6-N1-C2	7.25	123.20	120.30
26	1H	729	G	N7-C8-N9	7.25	116.73	113.10
26	1H	688	U	N1-C2-N3	7.25	119.25	114.90
26	1H	1380	G	N1-C6-O6	7.25	124.25	119.90
26	14	2080	G	C5-C6-O6	7.25	132.95	128.60
26	1H	1428	C	N3-C4-C5	7.25	124.80	121.90
26	14	2444	G	C5-C6-O6	7.25	132.95	128.60
26	1H	146	G	N1-C6-O6	7.25	124.25	119.90
26	14	37	C	C6-N1-C2	-7.24	117.40	120.30
26	14	1681	G	N7-C8-N9	7.24	116.72	113.10
26	1H	470	A	N1-C6-N6	7.24	122.94	118.60
26	14	2080	G	C4-C5-N7	-7.24	107.91	110.80
1	1G	690	G	C5-N7-C8	-7.24	100.68	104.30
26	14	2623	G	O5'-P-OP1	7.24	119.38	110.70
26	14	2062	A	N1-C6-N6	7.23	122.94	118.60
26	1H	965	C	C6-N1-C2	-7.23	117.41	120.30
26	14	1653	G	O5'-P-OP2	-7.23	99.19	105.70
27	16	56	G	C8-N9-C4	-7.23	103.51	106.40
26	14	499	U	N3-C2-O2	-7.23	117.14	122.20
26	1H	2004	G	O5'-P-OP2	-7.22	99.20	105.70
26	1H	2847	U	O5'-P-OP1	-7.22	99.20	105.70
26	14	729	G	N1-C6-O6	7.22	124.23	119.90
26	14	2364	C	O5'-P-OP2	-7.22	99.20	105.70
26	14	1821	A	N1-C6-N6	7.22	122.93	118.60
26	1H	2057	A	C8-N9-C4	7.22	108.69	105.80
26	1H	663	G	N7-C8-N9	7.22	116.71	113.10
26	1H	2413	G	N1-C6-O6	7.21	124.23	119.90
26	14	2206	C	O5'-P-OP2	-7.21	99.21	105.70
26	1H	1271	G	O5'-P-OP2	-7.21	99.21	105.70
26	14	2623	G	N3-C4-C5	-7.21	124.99	128.60
26	14	1971	A	C8-N9-C4	7.21	108.69	105.80
26	14	2873	A	C4-C5-N7	7.21	114.31	110.70
26	1H	2567	G	O5'-P-OP1	-7.21	99.21	105.70

Continued on next page...

Continued from previous page...

Mol	Chain	Res	Type	Atoms	Z	Observed(°)	Ideal(°)
26	1H	2491	U	O5'-P-OP1	-7.21	99.21	105.70
26	1H	208	C	C5-C6-N1	-7.21	117.40	121.00
26	1H	636	G	O5'-P-OP1	-7.21	99.21	105.70
23	2K	21	U	C4-C5-C6	-7.20	115.38	119.70
26	1H	2406	U	O4'-C1'-N1	-7.20	102.44	108.20
1	1G	284	G	N1-C6-O6	7.20	124.22	119.90
26	1H	2700	C	N3-C4-C5	7.20	124.78	121.90
26	1H	696	G	O5'-P-OP2	7.20	119.34	110.70
24	3K	76	A	C6-C5-N7	-7.19	127.26	132.30
1	13	63	C	C6-N1-C2	-7.19	117.42	120.30
26	1H	1764	G	C8-N9-C4	-7.19	103.52	106.40
26	14	298	G	N1-C6-O6	7.19	124.22	119.90
1	13	956	U	C6-N1-C2	-7.19	116.69	121.00
26	1H	689	A	C2-N3-C4	-7.19	107.00	110.60
26	1H	2011	U	N3-C2-O2	7.19	127.23	122.20
26	14	1429	G	C8-N9-C4	-7.19	103.53	106.40
26	1H	810	U	O5'-P-OP2	-7.18	99.23	105.70
26	1H	822	U	N3-C2-O2	-7.18	117.17	122.20
26	1H	1653	G	O5'-P-OP2	-7.18	99.23	105.70
26	14	2607	G	N9-C4-C5	-7.18	102.53	105.40
26	1H	198	C	N1-C2-O2	7.18	123.21	118.90
24	3K	76	A	N1-C6-N6	7.18	122.91	118.60
26	1H	587	C	O5'-P-OP1	-7.18	99.24	105.70
26	1H	1279	G	O5'-P-OP1	7.18	119.31	110.70
26	1H	1622	G	C4-C5-N7	-7.18	107.93	110.80
26	1H	1772	G	N1-C2-N2	-7.18	109.74	116.20
26	1H	446	G	C8-N9-C1'	-7.17	117.67	127.00
26	1H	691	C	C5-C6-N1	-7.17	117.41	121.00
26	1H	2274	A	OP2-P-O3'	7.17	120.98	105.20
26	14	1336	A	O5'-P-OP2	-7.17	99.25	105.70
26	14	2038	G	N9-C4-C5	-7.17	102.53	105.40
1	13	5	U	P-O3'-C3'	7.17	128.31	119.70
1	13	122	G	N1-C6-O6	7.17	124.20	119.90
26	14	252	G	O5'-P-OP2	-7.17	99.25	105.70
26	14	1933	G	O5'-P-OP2	-7.17	99.25	105.70
26	1H	2506	U	N1-C2-O2	7.17	127.82	122.80
26	14	1239	G	O5'-P-OP1	-7.17	99.25	105.70
26	14	1782	C	C5-C4-N4	-7.16	115.19	120.20
26	1H	1786	A	OP1-P-O3'	7.16	120.95	105.20
26	1H	330	A	C5-N7-C8	-7.16	100.32	103.90
26	1H	2238	G	OP1-P-OP2	7.16	130.34	119.60
26	1H	1300	U	O5'-P-OP2	-7.16	99.26	105.70

Continued on next page...

Continued from previous page...

Mol	Chain	Res	Type	Atoms	Z	Observed(°)	Ideal(°)
26	14	2859	G	C8-N9-C4	-7.16	103.54	106.40
26	1H	1611	C	C2-N3-C4	-7.15	116.32	119.90
26	14	1640	C	O5'-P-OP1	7.15	119.28	110.70
1	13	1199	U	C5-C4-O4	7.15	130.19	125.90
26	1H	839	U	N3-C4-C5	-7.15	110.31	114.60
26	14	752	A	C8-N9-C4	-7.15	102.94	105.80
26	14	2072	G	OP1-P-OP2	-7.15	108.87	119.60
26	1H	446	G	C8-N9-C4	7.15	109.26	106.40
26	14	801	G	C5-C6-O6	7.15	132.89	128.60
26	14	1698	A	C5-C6-N6	-7.15	117.98	123.70
26	14	1698	A	C4-C5-C6	7.15	120.57	117.00
26	1H	983	A	C8-N9-C4	7.14	108.66	105.80
27	16	99	A	OP1-P-OP2	7.14	130.31	119.60
26	1H	1332	G	N1-C2-N3	7.13	128.18	123.90
1	1G	529	G	C5-C6-O6	-7.13	124.32	128.60
26	14	1962	C	N3-C4-C5	7.13	124.75	121.90
26	14	2087	G	C8-N9-C4	7.13	109.25	106.40
26	1H	2073	C	OP2-P-O3'	7.13	120.89	105.20
26	1H	2847	U	O5'-P-OP2	7.13	119.26	110.70
23	2L	35	C	C2-N1-C1'	7.13	126.64	118.80
1	13	1266	G	N3-C4-C5	7.13	132.16	128.60
26	1H	299	A	OP2-P-O3'	7.12	120.88	105.20
26	1H	704	G	N9-C4-C5	7.12	108.25	105.40
26	1H	1800	C	O5'-P-OP2	7.12	119.25	110.70
1	13	564	C	N3-C4-C5	-7.12	119.05	121.90
26	1H	1998	G	C8-N9-C4	7.12	109.25	106.40
26	1H	2681	C	N3-C2-O2	-7.11	116.92	121.90
26	1H	845	G	N3-C4-C5	7.10	132.15	128.60
26	1H	954	G	N3-C2-N2	-7.10	114.93	119.90
26	1H	2318	G	O4'-C1'-N9	7.10	113.88	108.20
26	14	2001	A	N9-C4-C5	-7.10	102.96	105.80
26	14	783	A	O5'-P-OP2	-7.10	99.31	105.70
26	1H	575	A	O5'-P-OP1	-7.10	99.31	105.70
26	1H	2367	G	C8-N9-C4	-7.09	103.56	106.40
26	14	2452	C	N3-C2-O2	7.09	126.86	121.90
26	14	1313	U	O5'-P-OP2	-7.09	99.32	105.70
26	14	1964	G	O5'-P-OP1	-7.09	99.32	105.70
26	14	855	G	C8-N9-C4	-7.09	103.56	106.40
26	1H	974(A)	C	C2-N3-C4	7.09	123.44	119.90
26	1H	2314	C	O5'-P-OP1	7.09	119.20	110.70
26	1H	2697	G	OP1-P-OP2	7.09	130.23	119.60
25	4K	18	G	C8-N9-C4	-7.08	103.57	106.40

Continued on next page...

Continued from previous page...

Mol	Chain	Res	Type	Atoms	Z	Observed(°)	Ideal(°)
26	1H	2492	U	N1-C2-O2	7.08	127.76	122.80
26	1H	842	G	C5-C6-O6	-7.08	124.35	128.60
26	1H	1573	G	OP2-P-O3'	7.08	120.78	105.20
1	13	1498	U	C2-N1-C1'	7.08	126.19	117.70
26	14	912	C	C6-N1-C2	-7.08	117.47	120.30
26	1H	2249	U	C6-N1-C2	-7.08	116.75	121.00
26	1H	788	A	C8-N9-C4	7.07	108.63	105.80
26	1H	956	G	N1-C6-O6	7.07	124.14	119.90
26	14	1934	C	N1-C2-O2	7.07	123.14	118.90
26	1H	2638	G	N3-C4-N9	7.07	130.24	126.00
26	14	510	C	O5'-P-OP2	-7.07	99.34	105.70
26	14	2688	U	N1-C2-N3	7.07	119.14	114.90
26	1H	1274	A	C8-N9-C4	-7.07	102.97	105.80
26	1H	1787	A	O4'-C1'-N9	-7.07	102.55	108.20
26	1H	1825	A	C5-C6-N6	7.07	129.35	123.70
26	1H	189	G	N7-C8-N9	-7.06	109.57	113.10
26	1H	2346	A	C4-C5-C6	7.06	120.53	117.00
26	14	728	G	N3-C4-N9	7.06	130.24	126.00
26	14	955	C	C6-N1-C2	-7.06	117.47	120.30
26	14	2439	A	P-O3'-C3'	7.06	128.18	119.70
26	14	570	G	C4-N9-C1'	7.06	135.68	126.50
26	1H	1777	U	C4-C5-C6	7.06	123.94	119.70
26	1H	74	A	N3-C4-C5	7.06	131.74	126.80
26	1H	778	G	O5'-P-OP1	7.06	119.17	110.70
26	1H	1443	G	C5-C6-N1	-7.06	107.97	111.50
26	14	2256	G	O5'-P-OP2	-7.05	99.35	105.70
26	14	1347	G	OP1-P-O3'	7.05	120.71	105.20
26	1H	1958	C	OP1-P-O3'	7.05	120.70	105.20
26	1H	2048	G	C8-N9-C4	-7.05	103.58	106.40
26	14	1380	G	N1-C6-O6	7.05	124.13	119.90
26	1H	71	A	C6-C5-N7	-7.04	127.37	132.30
26	14	676	A	N3-C4-N9	-7.04	121.77	127.40
26	14	2526	G	N3-C4-N9	-7.04	121.78	126.00
26	1H	966	G	N1-C6-O6	-7.04	115.68	119.90
26	1H	774	A	N9-C4-C5	7.04	108.61	105.80
26	14	130	C	N3-C4-C5	7.04	124.72	121.90
26	1H	49	A	N7-C8-N9	-7.04	110.28	113.80
26	14	1608	A	N1-C6-N6	-7.04	114.38	118.60
1	13	186(A)	C	C6-N1-C2	-7.04	117.49	120.30
26	1H	1428	C	C5-C6-N1	-7.04	117.48	121.00
26	14	573	G	C2-N3-C4	7.03	115.42	111.90
26	14	1827	C	N3-C2-O2	-7.03	116.98	121.90

Continued on next page...

Continued from previous page...

Mol	Chain	Res	Type	Atoms	Z	Observed(°)	Ideal(°)
26	1H	583	G	C8-N9-C4	-7.03	103.59	106.40
26	1H	1569	A	C8-N9-C4	-7.03	102.99	105.80
26	1H	2502	G	N3-C4-C5	-7.03	125.09	128.60
26	1H	2607	G	C2-N3-C4	-7.03	108.39	111.90
26	14	2374	C	C6-N1-C2	7.02	123.11	120.30
26	1H	321	G	N3-C4-N9	7.02	130.21	126.00
26	1H	1858	G	N1-C6-O6	7.02	124.11	119.90
26	1H	2428	G	C8-N9-C4	-7.02	103.59	106.40
1	1G	354	G	C6-C5-N7	-7.02	126.19	130.40
1	13	738	C	C6-N1-C2	-7.02	117.49	120.30
1	13	966	G	C8-N9-C4	7.01	109.21	106.40
26	1H	753	C	C6-N1-C2	-7.01	117.49	120.30
26	1H	1296	G	OP2-P-O3'	7.01	120.63	105.20
26	1H	1610	A	N1-C6-N6	7.01	122.81	118.60
26	1H	1698	A	C5-C6-N1	-7.01	114.19	117.70
1	13	872	A	O4'-C1'-N9	7.01	113.81	108.20
26	1H	1325	G	C6-C5-N7	-7.01	126.19	130.40
26	14	209	C	N3-C4-N4	7.01	122.91	118.00
26	1H	624	C	N1-C2-O2	-7.01	114.69	118.90
26	1H	1971	A	C6-N1-C2	-7.01	114.39	118.60
26	1H	2747	G	N9-C4-C5	-7.01	102.60	105.40
26	1H	679	C	O5'-P-OP1	-7.01	99.39	105.70
26	1H	1305	C	N1-C2-O2	7.00	123.10	118.90
26	14	825	C	N3-C4-C5	-7.00	119.10	121.90
26	14	2324	C	N3-C4-C5	7.00	124.70	121.90
26	1H	1363	C	N3-C4-C5	7.00	124.70	121.90
1	1G	1354	C	C6-N1-C2	-7.00	117.50	120.30
26	14	2386	C	C5-C6-N1	-7.00	117.50	121.00
26	14	2512	C	C6-N1-C2	7.00	123.10	120.30
26	1H	732	C	N1-C2-O2	-7.00	114.70	118.90
26	1H	1574	C	OP2-P-O3'	7.00	120.59	105.20
26	1H	664	C	C2-N3-C4	-7.00	116.40	119.90
26	1H	2609	U	C5-C6-N1	-6.99	119.20	122.70
1	13	525	C	N3-C4-N4	6.99	122.89	118.00
26	1H	1614	A	C5-N7-C8	-6.99	100.41	103.90
26	1H	2712	U	C2-N3-C4	-6.99	122.81	127.00
26	1H	2499	C	C5-C4-N4	-6.99	115.31	120.20
26	14	602	G	N1-C6-O6	6.99	124.09	119.90
26	14	1258	C	N3-C2-O2	6.99	126.79	121.90
26	1H	1204	A	C6-C5-N7	-6.99	127.41	132.30
26	1H	2449	U	C6-N1-C2	-6.99	116.81	121.00
1	1G	567	G	N1-C6-O6	-6.99	115.71	119.90

Continued on next page...

Continued from previous page...

Mol	Chain	Res	Type	Atoms	Z	Observed(°)	Ideal(°)
1	13	1519	A	C5-C6-N1	-6.98	114.21	117.70
26	1H	1971	A	C2-N3-C4	6.98	114.09	110.60
26	14	510	C	C6-N1-C2	-6.98	117.51	120.30
26	14	2518	A	C5-C6-N6	-6.98	118.12	123.70
26	14	1786	A	C5-C6-N1	-6.98	114.21	117.70
26	14	829	A	O5'-P-OP1	-6.98	99.42	105.70
26	1H	144	C	C2-N3-C4	-6.97	116.41	119.90
26	1H	733	G	N1-C2-N2	-6.97	109.92	116.20
23	2L	40	C	C6-N1-C2	-6.97	117.51	120.30
1	13	266	G	N1-C6-O6	6.97	124.08	119.90
26	1H	1537	C	C6-N1-C2	-6.97	117.51	120.30
26	1H	818	G	O5'-P-OP1	-6.97	99.43	105.70
26	1H	134	C	N3-C2-O2	-6.96	117.03	121.90
26	1H	1298	C	OP1-P-O3'	6.96	120.52	105.20
26	1H	2616	C	N1-C2-O2	-6.96	114.72	118.90
26	14	1142	U	C2-N1-C1'	6.96	126.06	117.70
26	1H	1278	A	C5-C6-N6	-6.96	118.13	123.70
26	1H	2598	A	OP2-P-O3'	6.96	120.52	105.20
26	1H	1399	C	C6-N1-C2	-6.96	117.52	120.30
23	2K	22	A	O5'-P-OP2	-6.96	99.44	105.70
26	1H	446	G	C6-C5-N7	-6.96	126.22	130.40
26	1H	837	C	C2-N1-C1'	6.96	126.45	118.80
26	14	729	G	C5-C6-O6	-6.96	124.43	128.60
26	1H	1764	G	N9-C4-C5	6.95	108.18	105.40
26	1H	1776	G	N9-C4-C5	-6.95	102.62	105.40
26	1H	2395	C	C6-N1-C1'	-6.95	112.46	120.80
26	14	1899	G	N1-C2-N3	6.95	128.07	123.90
26	1H	1621	U	N1-C2-O2	-6.95	117.94	122.80
26	1H	2575	C	C4-C5-C6	6.95	120.87	117.40
1	1G	317	G	N1-C6-O6	6.95	124.07	119.90
26	14	1902	C	O5'-P-OP2	6.95	119.04	110.70
26	14	2335	A	N1-C6-N6	-6.95	114.43	118.60
26	1H	1129	A	O5'-P-OP2	-6.95	99.45	105.70
26	14	1359	A	N9-C4-C5	-6.95	103.02	105.80
26	1H	689	A	N1-C2-N3	6.94	132.77	129.30
26	1H	925	C	O5'-P-OP2	-6.94	99.45	105.70
1	13	513	C	C5-C6-N1	6.94	124.47	121.00
26	1H	698	C	C5-C6-N1	-6.94	117.53	121.00
26	1H	1308	A	C6-N1-C2	-6.94	114.44	118.60
26	1H	1373	A	C8-N9-C4	6.94	108.58	105.80
26	1H	705	A	O5'-P-OP2	-6.94	99.45	105.70
26	1H	1621	U	N3-C2-O2	6.94	127.06	122.20

Continued on next page...

Continued from previous page...

Mol	Chain	Res	Type	Atoms	Z	Observed(°)	Ideal(°)
1	13	529	G	C5-C6-O6	-6.93	124.44	128.60
26	1H	1969	A	N1-C6-N6	-6.93	114.44	118.60
26	1H	2584	U	N3-C4-O4	-6.93	114.55	119.40
1	13	1266	G	C4-N9-C1'	-6.93	117.49	126.50
26	1H	2609	U	C4-C5-C6	6.93	123.86	119.70
26	14	971	C	C6-N1-C2	-6.93	117.53	120.30
26	1H	988	A	C8-N9-C4	-6.93	103.03	105.80
26	1H	2726	U	C5-C6-N1	-6.93	119.24	122.70
26	14	819	A	C8-N9-C4	-6.92	103.03	105.80
26	1H	774	A	C4-C5-N7	6.92	114.16	110.70
26	1H	1427	A	N1-C6-N6	-6.92	114.45	118.60
26	1H	691	C	N3-C2-O2	6.92	126.74	121.90
26	1H	1468	C	C6-N1-C2	-6.92	117.53	120.30
26	14	1029	A	N1-C6-N6	6.92	122.75	118.60
26	1H	2292	C	OP1-P-OP2	-6.92	109.22	119.60
26	1H	747	U	O5'-P-OP1	-6.92	99.47	105.70
26	1H	779	U	C5-C4-O4	-6.92	121.75	125.90
26	1H	2705	A	C5-C6-N6	-6.92	118.17	123.70
1	1G	818	G	C4-C5-N7	-6.92	108.03	110.80
26	1H	778	G	C4-C5-N7	-6.92	108.03	110.80
26	14	1314	C	C2-N1-C1'	6.92	126.41	118.80
26	1H	106	C	C6-N1-C2	-6.91	117.53	120.30
26	14	2012	G	C5-C6-O6	-6.91	124.45	128.60
26	14	1204	A	O4'-C1'-N9	6.91	113.73	108.20
26	14	2420	C	O5'-P-OP1	-6.91	99.48	105.70
26	1H	599	G	C8-N9-C4	6.91	109.16	106.40
1	13	1199	U	C6-N1-C2	-6.91	116.86	121.00
1	1G	332	G	C8-N9-C4	6.91	109.16	106.40
26	14	1379	A	N1-C6-N6	6.91	122.74	118.60
26	1H	493	G	C5-C6-N1	-6.91	108.05	111.50
26	1H	1660	C	N3-C4-C5	6.91	124.66	121.90
26	14	2688	U	C4-C5-C6	6.91	123.84	119.70
26	1H	1604	C	C6-N1-C2	-6.90	117.54	120.30
1	1G	111	G	N1-C6-O6	6.90	124.04	119.90
26	1H	146	G	N9-C4-C5	-6.90	102.64	105.40
26	1H	2609	U	C2-N3-C4	-6.90	122.86	127.00
26	14	1671	U	OP1-P-OP2	6.90	129.95	119.60
37	45	82	ARG	N-CA-C	6.90	129.63	111.00
26	14	252	G	C2-N3-C4	6.90	115.35	111.90
26	14	575	A	O5'-P-OP1	-6.90	99.49	105.70
26	1H	670	A	O4'-C1'-N9	-6.90	102.68	108.20
26	1H	1202	C	N1-C2-O2	-6.90	114.76	118.90

Continued on next page...

Continued from previous page...

Mol	Chain	Res	Type	Atoms	Z	Observed(°)	Ideal(°)
26	1H	2403	C	N1-C2-O2	-6.90	114.76	118.90
26	1H	429	A	N1-C2-N3	6.89	132.75	129.30
26	14	676	A	OP1-P-OP2	6.89	129.94	119.60
26	1H	34	C	N1-C2-O2	6.89	123.04	118.90
26	1H	2757	A	O5'-P-OP2	-6.89	99.50	105.70
26	1H	456	C	O5'-P-OP2	-6.89	99.50	105.70
26	1H	2486	G	O5'-P-OP2	-6.89	99.50	105.70
26	1H	1248	G	N3-C4-C5	6.89	132.04	128.60
26	14	388	G	N3-C4-N9	-6.89	121.87	126.00
26	1H	820	A	N1-C6-N6	-6.89	114.47	118.60
26	1H	133	C	C5-C6-N1	-6.89	117.56	121.00
26	14	1826	G	C8-N9-C4	6.89	109.15	106.40
26	1H	703	U	C5-C4-O4	6.88	130.03	125.90
26	1H	1657	C	C6-N1-C2	-6.88	117.55	120.30
1	1G	900	A	O5'-P-OP1	-6.88	99.51	105.70
26	14	602	G	C8-N9-C1'	-6.88	118.05	127.00
26	14	2272	U	N1-C2-O2	6.88	127.62	122.80
1	13	1224	G	O5'-P-OP1	6.88	118.96	110.70
26	1H	672	C	O5'-P-OP1	6.88	118.96	110.70
26	1H	2597	G	C4-C5-N7	6.88	113.55	110.80
1	13	101	A	N7-C8-N9	6.88	117.24	113.80
26	1H	1520	U	C6-N1-C2	-6.88	116.87	121.00
26	14	1899	G	C5-C6-O6	6.88	132.73	128.60
26	14	2315	G	N3-C4-N9	6.88	130.12	126.00
26	14	2447	G	P-O3'-C3'	6.87	127.95	119.70
26	1H	632	A	O5'-P-OP2	6.87	118.94	110.70
26	1H	1805	U	N3-C4-O4	6.87	124.21	119.40
26	1H	2418	A	OP1-P-OP2	-6.87	109.30	119.60
26	1H	2518	A	C6-C5-N7	-6.87	127.49	132.30
26	1H	1632	A	C4-C5-N7	6.87	114.13	110.70
26	1H	1914	C	N3-C2-O2	-6.87	117.09	121.90
26	1H	2439	A	N1-C6-N6	6.87	122.72	118.60
23	2K	58	A	O5'-P-OP2	6.86	118.94	110.70
26	1H	826	U	N1-C2-N3	6.86	119.02	114.90
26	14	1598	C	O5'-P-OP2	6.86	118.94	110.70
26	1H	239	U	C5-C4-O4	6.86	130.02	125.90
26	1H	1534	G	C8-N9-C4	-6.86	103.66	106.40
26	1H	1764	G	C5-C6-O6	6.86	132.72	128.60
26	14	204	A	C6-N1-C2	-6.86	114.48	118.60
26	14	2073	C	N1-C2-O2	-6.86	114.78	118.90
26	1H	621	A	O4'-C1'-N9	6.86	113.69	108.20
35	68	22	ILE	CG1-CB-CG2	-6.86	96.31	111.40

Continued on next page...

Continued from previous page...

Mol	Chain	Res	Type	Atoms	Z	Observed(°)	Ideal(°)
26	1H	1942	C	C5-C6-N1	6.86	124.43	121.00
1	13	535	A	N9-C4-C5	6.85	108.54	105.80
26	14	775	G	N3-C4-C5	-6.85	125.17	128.60
27	16	5	C	C6-N1-C2	6.85	123.04	120.30
22	1K	38	A	N1-C6-N6	6.85	122.71	118.60
23	2K	6	G	C8-N9-C4	6.85	109.14	106.40
26	1H	673	C	OP1-P-OP2	-6.85	109.33	119.60
26	1H	687	C	O5'-P-OP1	-6.85	99.54	105.70
26	14	1298	C	N1-C2-O2	6.85	123.01	118.90
26	1H	621	A	C5-C6-N6	-6.84	118.22	123.70
1	13	1475	G	O5'-P-OP1	-6.84	99.54	105.70
26	1H	594	U	C5-C6-N1	-6.84	119.28	122.70
26	14	1782	C	N3-C4-N4	6.84	122.79	118.00
1	13	30	U	N3-C2-O2	6.84	126.98	122.20
26	1H	1195	G	N3-C2-N2	-6.83	115.12	119.90
26	1H	2199	A	N1-C6-N6	-6.83	114.50	118.60
26	1H	2264	C	OP1-P-O3'	6.83	120.23	105.20
26	1H	2552	U	N1-C2-O2	-6.83	118.02	122.80
26	1H	2271	G	N3-C4-N9	6.82	130.09	126.00
26	14	1332	G	OP1-P-O3'	6.82	120.21	105.20
26	1H	1611	C	O5'-P-OP2	6.82	118.88	110.70
27	16	81	G	C5-N7-C8	-6.82	100.89	104.30
26	1H	2062	A	N9-C4-C5	-6.82	103.07	105.80
26	1H	621	A	N3-C4-C5	6.82	131.57	126.80
26	1H	667	U	N3-C4-O4	6.82	124.17	119.40
26	1H	2031	A	C2-N3-C4	6.82	114.01	110.60
26	1H	1888	G	N3-C4-N9	6.81	130.09	126.00
26	14	1154	G	C5-C6-O6	-6.81	124.51	128.60
26	1H	1604	C	O5'-P-OP1	-6.81	99.57	105.70
26	1H	1830	C	N1-C2-O2	-6.81	114.81	118.90
26	1H	913	U	N3-C4-C5	6.81	118.69	114.60
26	1H	2258	C	N1-C2-O2	-6.81	114.82	118.90
26	1H	2508	G	C8-N9-C4	-6.81	103.68	106.40
26	14	2513	G	N1-C6-O6	6.81	123.98	119.90
1	13	560	U	C5-C6-N1	6.80	126.10	122.70
26	1H	766	C	N1-C2-O2	-6.80	114.82	118.90
26	1H	1265	A	C8-N9-C4	-6.80	103.08	105.80
26	1H	1678	G	N1-C2-N3	6.80	127.98	123.90
1	1G	1502	A	C8-N9-C4	-6.80	103.08	105.80
26	14	929	G	C5-C6-O6	-6.80	124.52	128.60
26	14	2249	U	N3-C2-O2	-6.80	117.44	122.20
26	1H	768	G	OP1-P-OP2	6.80	129.80	119.60

Continued on next page...

Continued from previous page...

Mol	Chain	Res	Type	Atoms	Z	Observed(°)	Ideal(°)
26	1H	2248	C	OP1-P-O3'	6.80	120.17	105.20
1	13	365	U	C5-C6-N1	6.80	126.10	122.70
26	1H	635	C	O5'-P-OP2	-6.80	99.58	105.70
26	1H	676	A	C4-C5-N7	6.80	114.10	110.70
1	1G	1529	G	N3-C4-C5	-6.80	125.20	128.60
26	14	2581	G	C8-N9-C4	-6.80	103.68	106.40
1	1G	28	G	C8-N9-C4	-6.80	103.68	106.40
23	2L	35	C	N1-C2-O2	6.80	122.98	118.90
26	1H	2062	A	N7-C8-N9	-6.80	110.40	113.80
26	1H	2681	C	C6-N1-C2	-6.80	117.58	120.30
1	13	777	A	O5'-P-OP1	6.80	118.86	110.70
26	14	1379	A	C4-C5-N7	6.80	114.10	110.70
1	13	760	G	C5-C6-O6	-6.79	124.52	128.60
26	1H	138	G	C5-N7-C8	-6.79	100.90	104.30
26	14	2056	G	O5'-P-OP1	-6.79	99.59	105.70
1	13	1502	A	N7-C8-N9	6.79	117.20	113.80
26	1H	1312	U	O5'-P-OP2	6.79	118.85	110.70
26	14	1401	G	C8-N9-C4	-6.79	103.68	106.40
26	1H	692	C	N3-C4-N4	6.79	122.75	118.00
26	14	2338	G	O5'-P-OP1	-6.79	99.59	105.70
26	1H	1831	G	C8-N9-C4	-6.79	103.69	106.40
26	14	2401	U	C5-C6-N1	6.78	126.09	122.70
1	13	47	C	N1-C2-O2	-6.78	114.83	118.90
1	13	892	A	C2-N3-C4	-6.78	107.21	110.60
26	1H	1373	A	O5'-P-OP1	6.78	118.84	110.70
26	1H	1925	C	C6-N1-C2	-6.78	117.59	120.30
41	C8	12	ARG	NE-CZ-NH2	-6.78	116.91	120.30
26	14	1474	C	C6-N1-C2	-6.78	117.59	120.30
26	1H	528	A	O4'-C1'-N9	-6.78	102.78	108.20
26	1H	2246	G	C5-N7-C8	6.78	107.69	104.30
1	1G	690	G	N7-C8-N9	6.78	116.49	113.10
26	1H	1303	G	C5-C6-O6	6.77	132.66	128.60
26	1H	1899	G	OP2-P-O3'	6.77	120.10	105.20
26	14	2429	G	OP1-P-OP2	-6.77	109.44	119.60
26	1H	1534	G	C2-N3-C4	6.77	115.28	111.90
26	1H	1931	U	C2-N3-C4	-6.77	122.94	127.00
26	1H	2210	G	C8-N9-C4	-6.77	103.69	106.40
26	14	805	G	N3-C4-N9	6.77	130.06	126.00
26	1H	1634	A	C4-C5-C6	6.77	120.38	117.00
26	1H	2616	C	O5'-P-OP2	6.77	118.82	110.70
26	14	1660	C	OP1-P-OP2	6.77	129.75	119.60
26	1H	788	A	N1-C6-N6	6.76	122.66	118.60

Continued on next page...

Continued from previous page...

Mol	Chain	Res	Type	Atoms	Z	Observed(°)	Ideal(°)
26	1H	1477	A	O5'-P-OP2	-6.76	99.61	105.70
1	1G	108	G	C4-C5-N7	6.76	113.51	110.80
26	14	2818	G	C8-N9-C4	6.76	109.11	106.40
26	1H	2578	G	C8-N9-C4	6.76	109.11	106.40
1	13	1113	C	C6-N1-C2	-6.76	117.60	120.30
26	1H	1817	G	C8-N9-C4	6.76	109.10	106.40
26	1H	2444	G	N9-C4-C5	6.76	108.10	105.40
26	14	1332	G	C5-C6-O6	-6.76	124.55	128.60
26	1H	131	G	C5-C6-O6	-6.76	124.55	128.60
26	1H	468	G	C5-C6-O6	-6.76	124.55	128.60
26	1H	1299	G	N1-C6-O6	6.76	123.95	119.90
26	14	693	C	C5-C6-N1	-6.76	117.62	121.00
26	1H	678	C	C5-C6-N1	-6.75	117.62	121.00
26	1H	579	G	N1-C2-N3	-6.75	119.85	123.90
1	1G	108	G	C5-C6-O6	-6.75	124.55	128.60
26	14	570	G	C4-C5-C6	6.75	122.85	118.80
26	1H	404	C	C6-N1-C2	6.75	123.00	120.30
26	1H	2379	G	C5-C6-O6	-6.75	124.55	128.60
26	14	784	A	C5-C6-N1	-6.75	114.32	117.70
26	14	1826	G	N7-C8-N9	-6.75	109.72	113.10
26	1H	1935	G	N3-C2-N2	-6.75	115.18	119.90
26	1H	2447	G	C6-N1-C2	-6.75	121.05	125.10
4	3E	12	CYS	CA-CB-SG	6.75	126.14	114.00
26	1H	514	A	C5-N7-C8	6.75	107.27	103.90
26	1H	874	G	O5'-P-OP2	-6.75	99.63	105.70
26	1H	1763	G	O5'-P-OP2	-6.74	99.63	105.70
1	13	816	A	N9-C4-C5	6.74	108.50	105.80
26	1H	121	G	N3-C4-N9	6.74	130.04	126.00
26	1H	481	G	O5'-P-OP2	-6.74	99.63	105.70
26	1H	1653	G	N3-C2-N2	6.74	124.62	119.90
26	1H	2032	G	C2-N3-C4	-6.74	108.53	111.90
26	1H	2318	G	C8-N9-C4	-6.74	103.70	106.40
26	1H	2467	C	C5-C6-N1	-6.74	117.63	121.00
26	1H	1160	G	C8-N9-C4	-6.74	103.70	106.40
26	1H	600	G	N3-C4-C5	6.74	131.97	128.60
26	1H	860	U	N1-C2-N3	6.74	118.94	114.90
26	14	451	C	OP1-P-OP2	6.74	129.71	119.60
1	13	1496	C	C6-N1-C1'	6.74	128.88	120.80
26	1H	1443	G	C4-N9-C1'	6.74	135.26	126.50
26	1H	2563	U	O5'-P-OP1	-6.74	99.64	105.70
1	13	1521	G	O5'-P-OP1	-6.73	99.64	105.70
1	1G	690	G	O4'-C1'-N9	6.73	113.59	108.20

Continued on next page...

Continued from previous page...

Mol	Chain	Res	Type	Atoms	Z	Observed(°)	Ideal(°)
1	13	1290	G	C8-N9-C4	-6.73	103.71	106.40
26	1H	1265	A	N7-C8-N9	6.73	117.17	113.80
26	14	935	C	C6-N1-C2	6.73	122.99	120.30
26	14	2079	U	O5'-P-OP1	-6.73	99.64	105.70
1	13	970	C	O5'-P-OP1	-6.73	99.64	105.70
26	14	2506	U	C2-N1-C1'	6.73	125.78	117.70
26	1H	1204	A	N1-C6-N6	6.73	122.64	118.60
26	1H	1307	A	N9-C4-C5	-6.73	103.11	105.80
26	1H	1614	A	C5-C6-N1	-6.73	114.33	117.70
26	1H	372	G	C8-N9-C4	-6.73	103.71	106.40
26	1H	1678	G	N3-C4-C5	6.73	131.96	128.60
25	4L	21	C	C6-N1-C2	-6.73	117.61	120.30
26	1H	245	G	N3-C4-N9	6.72	130.03	126.00
26	14	472	A	N9-C4-C5	6.72	108.49	105.80
26	1H	197	A	N1-C2-N3	6.72	132.66	129.30
26	1H	690	G	N1-C6-O6	6.72	123.93	119.90
26	1H	917	A	C5-C6-N1	-6.72	114.34	117.70
26	14	974(A)	C	N1-C2-O2	6.72	122.93	118.90
26	1H	573	G	C2-N3-C4	6.72	115.26	111.90
26	14	775	G	N1-C6-O6	-6.72	115.87	119.90
26	1H	704	G	C8-N9-C4	-6.72	103.71	106.40
26	1H	1700	A	OP1-P-OP2	6.72	129.68	119.60
26	1H	1885	A	C8-N9-C4	6.72	108.49	105.80
26	1H	1971	A	C5-C6-N1	6.72	121.06	117.70
26	1H	655	A	N1-C6-N6	6.71	122.63	118.60
26	14	1950	G	N3-C4-N9	6.71	130.03	126.00
26	1H	790	C	N1-C2-O2	-6.71	114.87	118.90
26	14	1278	A	C2-N3-C4	-6.71	107.24	110.60
26	14	1613	G	N1-C2-N2	-6.71	110.16	116.20
26	1H	1577	C	C6-N1-C2	-6.71	117.62	120.30
27	16	79	C	N3-C4-N4	6.71	122.70	118.00
26	14	783	A	N7-C8-N9	6.71	117.15	113.80
26	14	2610	C	N3-C4-C5	6.71	124.58	121.90
1	1G	230	G	C5-C6-N1	-6.71	108.15	111.50
26	1H	1982	C	C2-N3-C4	6.70	123.25	119.90
26	1H	778	G	O5'-P-OP2	-6.70	99.67	105.70
26	1H	189	G	N3-C2-N2	-6.70	115.21	119.90
26	14	1999	C	OP2-P-O3'	6.70	119.94	105.20
24	3K	76	A	C2-N3-C4	-6.70	107.25	110.60
26	14	1999	C	N3-C4-C5	6.70	124.58	121.90
26	14	2252	G	O5'-P-OP2	-6.70	99.67	105.70
26	14	1258	C	N3-C4-C5	6.69	124.58	121.90

Continued on next page...

Continued from previous page...

Mol	Chain	Res	Type	Atoms	Z	Observed(°)	Ideal(°)
26	14	2584	U	C2-N1-C1'	6.69	125.73	117.70
26	1H	1249	U	O5'-P-OP2	6.69	118.73	110.70
26	1H	77	C	OP1-P-OP2	-6.69	109.56	119.60
26	14	2501	C	P-O3'-C3'	6.69	127.73	119.70
26	14	464	U	O5'-P-OP2	-6.68	99.68	105.70
26	14	676	A	N1-C2-N3	6.68	132.64	129.30
1	13	776	G	O5'-P-OP1	-6.68	99.69	105.70
26	1H	210	C	C6-N1-C2	6.67	122.97	120.30
26	1H	560	C	N1-C2-O2	-6.67	114.90	118.90
26	1H	1931	U	C5-C4-O4	6.67	129.90	125.90
27	16	44	G	C4-N9-C1'	-6.67	117.83	126.50
26	14	621	A	C5-N7-C8	-6.67	100.56	103.90
26	14	2439	A	C5-N7-C8	-6.67	100.57	103.90
26	1H	67	U	C6-N1-C2	-6.67	117.00	121.00
26	1H	632	A	N7-C8-N9	6.67	117.13	113.80
26	14	48	G	OP2-P-O3'	6.67	119.86	105.20
26	14	1348	G	O5'-P-OP2	6.67	118.70	110.70
26	1H	1695	G	O5'-P-OP1	-6.66	99.70	105.70
26	1H	1828	G	C2-N3-C4	-6.66	108.57	111.90
26	1H	2053	G	N3-C2-N2	-6.66	115.24	119.90
26	14	1204	A	C2-N3-C4	-6.66	107.27	110.60
27	1J	30	C	C6-N1-C2	-6.66	117.64	120.30
26	1H	1569	A	N7-C8-N9	6.66	117.13	113.80
26	14	2326	C	O5'-P-OP1	-6.65	99.71	105.70
26	1H	2353	G	O5'-P-OP1	-6.65	99.71	105.70
26	1H	2731	G	C5-C6-O6	-6.65	124.61	128.60
26	1H	1380	G	C6-C5-N7	-6.65	126.41	130.40
26	14	1304	C	N3-C2-O2	-6.65	117.25	121.90
26	14	2314	C	C6-N1-C2	-6.65	117.64	120.30
26	14	208	C	C5-C4-N4	-6.65	115.55	120.20
26	1H	2281	C	OP1-P-O3'	6.65	119.82	105.20
26	1H	1379	A	N9-C4-C5	-6.64	103.14	105.80
1	13	792	A	N9-C1'-C2'	6.64	122.63	114.00
26	1H	1379	A	C5-C6-N6	-6.64	118.39	123.70
26	1H	122	G	O5'-P-OP2	-6.64	99.72	105.70
26	1H	1410	G	C4-N9-C1'	-6.64	117.87	126.50
26	1H	842	G	O5'-P-OP2	6.64	118.67	110.70
26	1H	1352	U	O5'-P-OP2	-6.64	99.72	105.70
26	14	1769	G	N3-C4-N9	6.64	129.98	126.00
26	1H	803	U	N1-C2-N3	6.64	118.88	114.90
26	1H	992	C	OP1-P-O3'	6.64	119.80	105.20
48	F5	82	LEU	CA-CB-CG	6.64	130.56	115.30

Continued on next page...

Continued from previous page...

Mol	Chain	Res	Type	Atoms	Z	Observed(°)	Ideal(°)
26	1H	141	A	C8-N9-C4	-6.63	103.15	105.80
26	1H	1632	A	C5-N7-C8	-6.63	100.58	103.90
26	1H	2269	A	C8-N9-C4	6.63	108.45	105.80
26	1H	2447	G	O4'-C1'-N9	6.63	113.51	108.20
26	1H	566	U	C5-C4-O4	-6.63	121.92	125.90
26	1H	2018	G	C4-C5-N7	6.63	113.45	110.80
26	1H	2869	G	C8-N9-C4	-6.63	103.75	106.40
26	1H	871	U	N3-C4-O4	6.63	124.04	119.40
26	1H	973	A	C2-N3-C4	-6.63	107.28	110.60
26	1H	966	G	N3-C2-N2	6.63	124.54	119.90
26	14	2702	U	N3-C2-O2	-6.63	117.56	122.20
26	1H	866	A	N9-C4-C5	-6.63	103.15	105.80
26	1H	1993	U	C2-N3-C4	-6.62	123.03	127.00
26	1H	2555	U	N1-C2-N3	6.62	118.87	114.90
26	1H	1248	G	N1-C2-N2	6.62	122.16	116.20
26	14	691	C	N3-C4-C5	-6.62	119.25	121.90
1	13	311	C	C5-C6-N1	6.62	124.31	121.00
26	14	492	A	O5'-P-OP2	-6.62	99.74	105.70
26	1H	778	G	N1-C6-O6	-6.62	115.93	119.90
26	1H	2518	A	C5-C6-N6	-6.62	118.41	123.70
26	14	1251	C	N3-C4-N4	6.62	122.63	118.00
26	1H	177	G	N1-C6-O6	-6.61	115.93	119.90
26	1H	1425	G	C2-N3-C4	6.61	115.21	111.90
26	1H	1613	G	N3-C2-N2	6.61	124.53	119.90
26	14	140	A	C8-N9-C4	-6.61	103.16	105.80
26	14	1371	G	N1-C6-O6	6.61	123.87	119.90
26	1H	265	A	C5-C6-N1	-6.61	114.39	117.70
26	1H	2390	U	O5'-P-OP1	-6.61	99.75	105.70
26	14	74	A	C4-C5-N7	6.61	114.01	110.70
26	1H	1248	G	N3-C2-N2	-6.61	115.27	119.90
1	13	690	G	N7-C8-N9	6.61	116.41	113.10
26	1H	2713	A	C4-C5-N7	6.61	114.00	110.70
1	1G	972	C	C6-N1-C2	-6.61	117.66	120.30
26	1H	1496	A	C6-C5-N7	-6.61	127.68	132.30
26	1H	1204	A	C4-N9-C1'	6.60	138.19	126.30
1	1G	197	A	P-O3'-C3'	6.60	127.62	119.70
1	13	812	C	P-O3'-C3'	6.60	127.62	119.70
26	1H	944	G	C5-C6-O6	6.60	132.56	128.60
26	1H	1332	G	C5-C6-N1	-6.60	108.20	111.50
26	1H	2446	G	N9-C4-C5	-6.60	102.76	105.40
26	14	1342	A	C6-C5-N7	-6.60	127.68	132.30
26	1H	216	A	O5'-P-OP2	6.60	118.62	110.70

Continued on next page...

Continued from previous page...

Mol	Chain	Res	Type	Atoms	Z	Observed(°)	Ideal(°)
26	1H	872	A	O5'-P-OP1	-6.60	99.76	105.70
26	14	786	C	O5'-P-OP2	-6.60	99.76	105.70
26	14	2712	U	C5-C4-O4	6.60	129.86	125.90
26	1H	1776	G	O5'-P-OP1	6.60	118.62	110.70
26	1H	1806	C	O5'-P-OP2	-6.60	99.76	105.70
28	11	95	LEU	CA-CB-CG	6.60	130.47	115.30
24	1L	74	C	C6-N1-C2	6.60	122.94	120.30
1	1G	1339	A	O4'-C1'-N9	6.60	113.48	108.20
1	13	715	A	O5'-P-OP2	-6.59	99.77	105.70
1	1G	114	U	C5-C6-N1	-6.59	119.40	122.70
24	1L	74	C	O4'-C1'-N1	6.59	113.47	108.20
26	1H	122	G	C2-N3-C4	-6.59	108.61	111.90
26	1H	1681	G	N3-C4-C5	6.59	131.90	128.60
26	14	1686	C	C6-N1-C2	6.59	122.94	120.30
27	1J	70	C	C6-N1-C2	-6.59	117.67	120.30
26	1H	509	C	OP2-P-O3'	6.59	119.69	105.20
40	B8	96	ARG	NE-CZ-NH1	-6.59	117.01	120.30
1	1G	912	C	O5'-P-OP2	-6.59	99.77	105.70
26	14	210	C	N3-C4-N4	-6.59	113.39	118.00
1	13	1219	U	C5-C6-N1	6.59	125.99	122.70
26	1H	1977	A	C8-N9-C4	6.59	108.43	105.80
26	1H	2301	C	C6-N1-C2	-6.59	117.67	120.30
26	1H	2385	C	O5'-P-OP2	-6.59	99.77	105.70
1	13	23	C	C5-C6-N1	6.58	124.29	121.00
26	14	1277	G	C8-N9-C4	6.58	109.03	106.40
1	1G	1529	G	C4-N9-C1'	6.58	135.06	126.50
26	14	2011	U	O5'-P-OP1	-6.58	99.78	105.70
26	1H	141	A	O4'-C1'-N9	6.58	113.47	108.20
26	1H	779	U	N1-C2-N3	-6.58	110.95	114.90
26	1H	808	G	N1-C2-N3	6.58	127.85	123.90
26	1H	2096	U	C6-N1-C2	-6.58	117.05	121.00
26	14	212	G	O5'-P-OP2	-6.58	99.78	105.70
26	14	395	U	O4'-C1'-N1	6.58	113.46	108.20
26	1H	582	G	C6-C5-N7	-6.58	126.45	130.40
26	1H	2703	C	N3-C2-O2	-6.58	117.30	121.90
26	14	2013	A	C2-N3-C4	-6.58	107.31	110.60
26	1H	58	G	C8-N9-C4	-6.58	103.77	106.40
26	1H	945	A	C4-C5-N7	6.58	113.99	110.70
26	1H	2013	A	N1-C6-N6	-6.58	114.66	118.60
1	1G	1286	A	N7-C8-N9	6.58	117.09	113.80
26	14	1621	U	N1-C2-O2	-6.58	118.20	122.80
26	14	2506	U	O4'-C1'-N1	-6.58	102.94	108.20

Continued on next page...

Continued from previous page...

Mol	Chain	Res	Type	Atoms	Z	Observed(°)	Ideal(°)
26	1H	128	C	C6-N1-C2	6.57	122.93	120.30
26	1H	355	G	N1-C6-O6	6.57	123.84	119.90
26	14	2056	G	N1-C6-O6	6.57	123.84	119.90
26	1H	1978	A	O5'-P-OP1	-6.57	99.79	105.70
1	1G	11	G	O5'-P-OP1	-6.57	99.79	105.70
26	14	1791	A	OP1-P-OP2	-6.57	109.75	119.60
26	14	2256	G	N3-C2-N2	6.57	124.50	119.90
26	1H	2324	C	N3-C4-C5	6.57	124.53	121.90
26	1H	577	G	OP1-P-OP2	-6.56	109.75	119.60
26	1H	1786	A	C4-N9-C1'	6.56	138.11	126.30
26	14	93	C	C5-C6-N1	6.56	124.28	121.00
26	14	2840	C	O5'-P-OP2	-6.56	99.79	105.70
1	13	623	C	C6-N1-C2	-6.56	117.68	120.30
26	1H	599	G	N3-C2-N2	6.56	124.49	119.90
26	14	929	G	C8-N9-C4	-6.56	103.78	106.40
26	1H	1348	G	OP1-P-O3'	6.56	119.62	105.20
26	14	148	C	C6-N1-C2	6.56	122.92	120.30
26	1H	774	A	C4-N9-C1'	-6.55	114.50	126.30
26	1H	1931	U	C4-C5-C6	6.55	123.63	119.70
26	1H	1781	C	C2-N1-C1'	6.55	126.01	118.80
26	1H	148	C	C6-N1-C2	6.55	122.92	120.30
26	1H	381	G	N1-C6-O6	-6.55	115.97	119.90
26	1H	787	U	O5'-P-OP1	6.55	118.56	110.70
26	1H	954	G	O5'-P-OP2	6.55	118.56	110.70
26	14	828	U	N3-C2-O2	-6.55	117.61	122.20
26	14	1325	G	N9-C4-C5	-6.55	102.78	105.40
1	13	977	A	N1-C6-N6	-6.55	114.67	118.60
1	13	1508	G	N3-C4-N9	-6.55	122.07	126.00
26	1H	1623	G	OP2-P-O3'	6.55	119.60	105.20
26	1H	2871	C	O5'-P-OP1	6.55	118.56	110.70
26	1H	127	A	N1-C6-N6	6.54	122.53	118.60
26	1H	1618	A	OP1-P-OP2	-6.54	109.78	119.60
26	1H	2228	G	C8-N9-C1'	-6.54	118.49	127.00
26	14	1187	G	C8-N9-C4	-6.54	103.78	106.40
26	1H	482	A	C8-N9-C4	-6.54	103.18	105.80
26	1H	763	G	OP2-P-O3'	6.54	119.59	105.20
26	1H	2074	U	O5'-P-OP1	-6.54	99.81	105.70
1	1G	1498	U	C2-N1-C1'	6.54	125.55	117.70
26	1H	910	A	N1-C6-N6	6.54	122.52	118.60
26	14	2401	U	C2-N1-C1'	6.54	125.55	117.70
26	1H	454	A	O5'-P-OP2	-6.54	99.82	105.70
26	1H	663	G	N3-C4-C5	-6.54	125.33	128.60

Continued on next page...

Continued from previous page...

Mol	Chain	Res	Type	Atoms	Z	Observed(°)	Ideal(°)
26	1H	1375	C	OP1-P-O3'	6.54	119.58	105.20
26	1H	1616	A	OP1-P-OP2	6.54	129.41	119.60
26	14	1823	G	C5-C6-O6	6.54	132.52	128.60
26	14	2426	A	C5-N7-C8	-6.54	100.63	103.90
26	1H	528	A	C8-N9-C1'	6.53	139.46	127.70
26	1H	663	G	OP1-P-OP2	6.53	129.40	119.60
26	1H	2271	G	N3-C4-C5	-6.53	125.33	128.60
1	13	963	G	N1-C2-N2	-6.53	110.32	116.20
1	13	1205	U	N3-C4-C5	-6.53	110.68	114.60
26	1H	1157	G	C2-N3-C4	-6.53	108.64	111.90
26	1H	1265	A	N1-C2-N3	6.53	132.56	129.30
26	1H	1667	G	N3-C4-C5	6.53	131.87	128.60
1	1G	330	C	N1-C2-O2	6.53	122.82	118.90
26	1H	1966	A	O5'-P-OP2	-6.53	99.83	105.70
26	1H	1157	G	N1-C2-N3	6.53	127.82	123.90
26	1H	2331	G	N9-C4-C5	-6.53	102.79	105.40
26	14	1840	G	N3-C2-N2	-6.53	115.33	119.90
26	14	2244	U	N3-C2-O2	6.53	126.77	122.20
1	13	1498	U	P-O3'-C3'	6.52	127.53	119.70
26	1H	1574	C	C5-C6-N1	-6.52	117.74	121.00
26	14	2740	A	O5'-P-OP2	-6.52	99.83	105.70
26	1H	22	C	O5'-P-OP1	-6.52	99.83	105.70
26	1H	1128	A	OP1-P-OP2	6.52	129.38	119.60
26	1H	1559	G	N3-C4-C5	6.52	131.86	128.60
1	13	578	C	N3-C4-C5	-6.52	119.29	121.90
26	1H	688	U	O5'-P-OP2	-6.52	99.84	105.70
26	1H	2346	A	C4-N9-C1'	6.51	138.03	126.30
26	14	832	G	C8-N9-C4	-6.51	103.79	106.40
26	1H	1204	A	C5-C6-N1	-6.51	114.44	117.70
26	1H	821	A	O5'-P-OP2	-6.51	99.84	105.70
26	14	2243	U	OP2-P-O3'	6.51	119.52	105.20
26	14	2688	U	C5-C4-O4	6.51	129.81	125.90
26	1H	1623	G	N1-C6-O6	-6.51	116.00	119.90
26	1H	1674	G	C4-N9-C1'	6.50	134.96	126.50
1	13	1266	G	C6-C5-N7	6.50	134.30	130.40
26	1H	1278	A	C8-N9-C4	6.50	108.40	105.80
26	1H	2228	G	N3-C4-N9	6.50	129.90	126.00
26	1H	51	G	C5-C6-O6	6.50	132.50	128.60
26	1H	1970	A	C8-N9-C4	-6.50	103.20	105.80
26	1H	2342	C	C6-N1-C2	-6.50	117.70	120.30
26	14	805	G	C5-C6-O6	-6.50	124.70	128.60
26	14	76	C	C6-N1-C2	-6.50	117.70	120.30

Continued on next page...

Continued from previous page...

Mol	Chain	Res	Type	Atoms	Z	Observed(°)	Ideal(°)
26	1H	1969	A	C5-N7-C8	6.49	107.15	103.90
1	1G	353	A	N1-C6-N6	6.49	122.50	118.60
26	14	388	G	N3-C4-C5	6.49	131.85	128.60
26	1H	834	C	C6-N1-C2	-6.49	117.70	120.30
26	14	2713	A	C8-N9-C4	-6.49	103.20	105.80
26	1H	1397	U	N3-C2-O2	-6.49	117.66	122.20
26	1H	2263	C	N3-C4-C5	-6.49	119.30	121.90
26	14	455	C	N1-C2-O2	6.49	122.79	118.90
26	1H	1417	C	N3-C4-C5	-6.49	119.31	121.90
26	1H	579	G	C2-N3-C4	6.49	115.14	111.90
26	1H	1308	A	C8-N9-C4	-6.49	103.21	105.80
30	31	176	LEU	CB-CG-CD2	-6.49	99.98	111.00
26	1H	2702	U	C6-N1-C2	-6.48	117.11	121.00
26	1H	1831	G	OP1-P-OP2	-6.48	109.88	119.60
26	14	566	U	C6-N1-C2	6.48	124.89	121.00
26	1H	698	C	C6-N1-C2	6.48	122.89	120.30
26	14	138	G	O4'-C1'-N9	6.48	113.38	108.20
26	1H	210	C	N3-C4-C5	6.48	124.49	121.90
26	1H	467	G	N7-C8-N9	-6.48	109.86	113.10
26	14	1570	A	N1-C6-N6	6.48	122.49	118.60
26	14	2263	C	C5-C6-N1	6.48	124.24	121.00
26	1H	1621	U	C4-C5-C6	6.48	123.58	119.70
26	14	511	U	C6-N1-C2	-6.47	117.11	121.00
1	13	664	G	O5'-P-OP2	-6.47	99.87	105.70
26	1H	2330	G	C2-N3-C4	-6.47	108.66	111.90
27	16	8	U	O5'-P-OP1	6.47	118.47	110.70
26	1H	74	A	N3-C4-N9	-6.47	122.22	127.40
26	1H	952	G	O5'-P-OP2	6.47	118.46	110.70
26	1H	1425	G	C8-N9-C4	-6.47	103.81	106.40
26	1H	2228	G	N1-C6-O6	6.47	123.78	119.90
26	14	121	G	N1-C6-O6	6.47	123.78	119.90
26	14	270(Q)	C	C6-N1-C2	-6.47	117.71	120.30
26	1H	247	G	C8-N9-C4	6.47	108.99	106.40
26	1H	1248	G	N1-C6-O6	6.47	123.78	119.90
26	1H	2286	A	N7-C8-N9	6.47	117.03	113.80
27	16	9	G	OP2-P-O3'	6.47	119.43	105.20
26	14	2075	U	C5-C6-N1	-6.47	119.47	122.70
26	1H	85	G	O5'-P-OP2	-6.46	99.88	105.70
26	1H	1443	G	N1-C6-O6	6.46	123.78	119.90
26	1H	2713	A	N1-C6-N6	6.46	122.48	118.60
27	16	12	C	C5-C6-N1	-6.46	117.77	121.00
24	3K	71	G	C4-N9-C1'	-6.46	118.10	126.50

Continued on next page...

Continued from previous page...

Mol	Chain	Res	Type	Atoms	Z	Observed(°)	Ideal(°)
26	1H	2449	U	N1-C2-N3	6.46	118.78	114.90
26	14	775	G	N3-C4-N9	6.46	129.88	126.00
26	1H	613	U	N3-C4-O4	-6.46	114.88	119.40
26	1H	1786	A	N9-C1'-C2'	6.46	122.40	114.00
1	1G	1192	C	C6-N1-C2	-6.46	117.72	120.30
26	1H	192	C	N3-C2-O2	6.46	126.42	121.90
26	14	2297	C	O5'-P-OP1	-6.46	99.89	105.70
26	14	2427	C	C5-C4-N4	-6.46	115.68	120.20
26	1H	1660	C	N3-C4-N4	-6.46	113.48	118.00
1	1G	519	C	C6-N1-C2	6.46	122.88	120.30
32	51	172	LYS	C-N-CD	-6.46	106.40	120.60
26	1H	632	A	C8-N9-C4	-6.45	103.22	105.80
9	8E	47	LEU	CA-CB-CG	6.45	130.14	115.30
26	14	579	G	N1-C6-O6	6.45	123.77	119.90
1	13	1266	G	C8-N9-C1'	6.45	135.38	127.00
26	14	959	A	OP1-P-O3'	6.45	119.39	105.20
26	1H	1781	C	N3-C4-C5	6.45	124.48	121.90
26	14	494	G	N1-C6-O6	6.45	123.77	119.90
26	14	580	C	N3-C4-C5	-6.45	119.32	121.90
26	14	1574	C	C5-C4-N4	-6.45	115.69	120.20
26	14	1608	A	C5-C6-N6	6.45	128.86	123.70
26	14	1808	U	O5'-P-OP1	-6.45	99.90	105.70
26	1H	116	C	N3-C4-C5	-6.44	119.32	121.90
26	14	1999	C	C6-N1-C2	6.44	122.88	120.30
1	13	186	C	C6-N1-C2	-6.44	117.72	120.30
26	1H	2263	C	C5-C4-N4	6.44	124.71	120.20
26	1H	411	G	N9-C4-C5	6.44	107.98	105.40
26	1H	1938	A	C4-C5-C6	6.44	120.22	117.00
26	14	2042	A	O5'-P-OP2	-6.44	99.90	105.70
26	14	2071	A	C6-N1-C2	-6.44	114.73	118.60
26	14	2505	G	C5-C6-N1	-6.44	108.28	111.50
26	1H	271(B)	G	N3-C4-N9	6.44	129.86	126.00
26	14	1313	U	C5-C6-N1	6.44	125.92	122.70
26	1H	955	C	N3-C4-C5	-6.43	119.33	121.90
26	14	593	G	C8-N9-C4	6.43	108.97	106.40
26	1H	114	U	OP1-P-O3'	6.43	119.35	105.20
26	1H	2313	C	OP2-P-O3'	6.43	119.35	105.20
27	16	109	G	C8-N9-C4	-6.43	103.83	106.40
1	1G	818	G	C5-C6-O6	6.43	132.46	128.60
26	1H	190	A	C5-C6-N1	6.43	120.92	117.70
26	1H	1670	C	C5-C6-N1	-6.43	117.78	121.00
26	14	2263	C	C6-N1-C2	-6.43	117.73	120.30

Continued on next page...

Continued from previous page...

Mol	Chain	Res	Type	Atoms	Z	Observed(°)	Ideal(°)
26	14	1558	A	N1-C2-N3	6.43	132.51	129.30
37	88	86	GLY	N-CA-C	-6.43	97.03	113.10
1	13	1051	C	C6-N1-C2	-6.42	117.73	120.30
26	1H	2374	C	O5'-P-OP2	-6.42	99.92	105.70
26	1H	2380	C	O5'-P-OP2	-6.42	99.92	105.70
26	1H	2726	U	N3-C4-O4	-6.42	114.90	119.40
26	14	1815	A	OP1-P-O3'	6.42	119.33	105.20
26	14	1950	G	C2-N3-C4	6.42	115.11	111.90
26	1H	265	A	O4'-C1'-N9	6.42	113.34	108.20
26	14	1332	G	N1-C2-N2	-6.42	110.42	116.20
26	14	1408	C	N1-C2-O2	-6.42	115.05	118.90
26	1H	213	A	C4-C5-C6	-6.42	113.79	117.00
26	1H	866	A	N1-C6-N6	6.42	122.45	118.60
26	1H	1590	U	O5'-P-OP1	-6.42	99.92	105.70
26	1H	1398	C	O5'-P-OP2	6.42	118.40	110.70
26	1H	746	A	O5'-P-OP1	-6.42	99.92	105.70
26	14	1613	G	C8-N9-C4	6.42	108.97	106.40
26	14	916	G	C8-N9-C4	-6.42	103.83	106.40
26	14	1613	G	C8-N9-C1'	-6.42	118.66	127.00
27	16	115	G	C6-N1-C2	-6.42	121.25	125.10
1	1G	723	U	C2-N1-C1'	6.42	125.40	117.70
26	1H	609	A	C8-N9-C4	6.41	108.37	105.80
26	1H	1596	A	OP2-P-O3'	6.41	119.31	105.20
1	1G	354	G	C4-N9-C1'	6.41	134.84	126.50
26	14	1607	C	N3-C4-N4	6.41	122.49	118.00
26	1H	182	A	C8-N9-C4	6.41	108.36	105.80
24	3L	76	A	C4-C5-N7	6.41	113.91	110.70
1	13	22	G	N3-C2-N2	-6.41	115.42	119.90
26	1H	594	U	C6-N1-C2	6.41	124.84	121.00
26	14	2039	C	N1-C2-O2	6.41	122.75	118.90
26	1H	672	C	O5'-P-OP2	-6.41	99.93	105.70
26	1H	444	C	OP1-P-OP2	-6.41	109.99	119.60
26	1H	1373	A	N7-C8-N9	-6.41	110.60	113.80
26	1H	1600	C	OP1-P-O3'	6.41	119.29	105.20
1	13	768	A	C8-N9-C4	-6.40	103.24	105.80
26	1H	2072	G	N9-C4-C5	-6.40	102.84	105.40
26	1H	2494	G	C5-C6-N1	-6.40	108.30	111.50
26	1H	2713	A	C5-C6-N1	-6.40	114.50	117.70
26	14	1784	A	C5-N7-C8	-6.40	100.70	103.90
1	13	910	C	C6-N1-C2	6.40	122.86	120.30
1	13	963	G	N3-C4-N9	6.40	129.84	126.00
26	14	1375	C	OP1-P-O3'	6.40	119.28	105.20

Continued on next page...

Continued from previous page...

Mol	Chain	Res	Type	Atoms	Z	Observed(°)	Ideal(°)
1	13	899	C	N3-C2-O2	6.40	126.38	121.90
26	14	775	G	C5-C6-N1	6.40	114.70	111.50
26	14	1318	C	C6-N1-C2	-6.40	117.74	120.30
1	13	1279	A	N7-C8-N9	6.39	117.00	113.80
26	1H	24	G	C5-C6-N1	-6.39	108.30	111.50
26	1H	2241	A	C2-N3-C4	-6.39	107.40	110.60
26	14	1594	G	C8-N9-C4	-6.39	103.84	106.40
26	14	2598	A	C8-N9-C4	6.39	108.36	105.80
26	1H	2552	U	N1-C2-N3	6.39	118.73	114.90
26	14	194	G	O5'-P-OP2	6.39	118.37	110.70
26	14	774	A	C4-N9-C1'	-6.39	114.79	126.30
26	1H	468	G	OP1-P-OP2	-6.39	110.02	119.60
26	14	2439	A	C8-N9-C4	-6.39	103.24	105.80
26	1H	1204	A	N1-C2-N3	6.39	132.49	129.30
26	14	1995	U	O5'-P-OP2	-6.39	99.95	105.70
23	2L	21	U	N3-C2-O2	-6.39	117.73	122.20
26	14	372	G	O4'-C1'-N9	6.39	113.31	108.20
26	14	821	A	C5-C6-N6	-6.39	118.59	123.70
26	14	2451	A	C8-N9-C4	-6.39	103.25	105.80
26	1H	2395	C	C5-C4-N4	-6.38	115.73	120.20
26	1H	2467	C	C6-N1-C2	6.38	122.85	120.30
26	1H	663	G	O5'-P-OP2	-6.38	99.95	105.70
26	1H	1355	G	N1-C6-O6	-6.38	116.07	119.90
26	1H	2412	A	C6-N1-C2	-6.38	114.77	118.60
26	1H	94	G	C5-C6-O6	-6.38	124.77	128.60
26	1H	1575	C	O5'-P-OP1	6.38	118.36	110.70
26	1H	2379	G	C8-N9-C1'	-6.38	118.70	127.00
26	1H	2358	G	C8-N9-C4	6.38	108.95	106.40
26	1H	685	A	C5-N7-C8	-6.38	100.71	103.90
26	1H	1280	G	OP1-P-OP2	-6.38	110.03	119.60
26	1H	2025	C	C6-N1-C2	-6.38	117.75	120.30
1	1G	1417	G	C6-C5-N7	-6.38	126.57	130.40
26	14	856	C	C5-C6-N1	6.38	124.19	121.00
26	14	1135	C	N1-C2-O2	6.38	122.73	118.90
26	14	2281	C	O5'-P-OP2	6.38	118.35	110.70
26	14	2572	A	O5'-P-OP1	-6.38	99.96	105.70
1	13	966	G	N9-C4-C5	-6.38	102.85	105.40
26	1H	958	U	O5'-P-OP1	6.38	118.35	110.70
1	1G	1346	A	OP2-P-O3'	6.38	119.23	105.20
26	14	1443	G	N1-C6-O6	6.38	123.72	119.90
26	14	2681	C	N3-C4-N4	-6.38	113.54	118.00
26	1H	120	U	N3-C2-O2	-6.37	117.74	122.20

Continued on next page...

Continued from previous page...

Mol	Chain	Res	Type	Atoms	Z	Observed(°)	Ideal(°)
26	1H	2029	G	O5'-P-OP1	-6.37	99.96	105.70
26	1H	2618	G	N7-C8-N9	6.37	116.29	113.10
26	14	2261	C	O5'-P-OP2	-6.37	99.96	105.70
26	14	2570	G	N1-C6-O6	6.37	123.72	119.90
26	14	2713	A	N1-C6-N6	6.37	122.42	118.60
26	14	1332	G	N9-C4-C5	-6.37	102.85	105.40
26	1H	1938	A	N1-C6-N6	6.37	122.42	118.60
26	1H	1908	C	C6-N1-C2	-6.37	117.75	120.30
26	14	2615	U	O5'-P-OP2	-6.37	99.97	105.70
26	14	922	U	C6-N1-C2	-6.37	117.18	121.00
1	13	720	C	C6-N1-C2	-6.36	117.75	120.30
26	1H	2286	A	C8-N9-C4	-6.36	103.25	105.80
26	14	1154	G	N1-C6-O6	6.36	123.72	119.90
26	14	2019	A	C8-N9-C4	6.36	108.34	105.80
26	1H	853	G	O5'-P-OP2	-6.36	99.98	105.70
26	1H	2216	G	C8-N9-C4	-6.36	103.86	106.40
26	14	2610	C	O5'-P-OP1	-6.36	99.98	105.70
26	14	2763	G	N3-C4-C5	-6.36	125.42	128.60
26	1H	860	U	C2-N3-C4	-6.36	123.19	127.00
26	1H	2427	C	O5'-P-OP2	6.36	118.33	110.70
26	14	1616	A	C4-C5-N7	6.36	113.88	110.70
26	14	1824	G	N1-C6-O6	6.36	123.72	119.90
26	14	1899	G	C2-N3-C4	-6.36	108.72	111.90
26	14	470	A	OP1-P-OP2	6.36	129.13	119.60
26	1H	196	A	C5-C6-N1	-6.35	114.52	117.70
26	1H	509	C	O5'-P-OP2	-6.35	99.98	105.70
26	1H	1265	A	C4-C5-C6	6.35	120.18	117.00
26	1H	1691	C	N3-C4-C5	-6.35	119.36	121.90
26	1H	966	G	N1-C2-N2	-6.35	110.49	116.20
26	1H	2779	U	N3-C2-O2	-6.35	117.75	122.20
26	14	1527	G	N3-C2-N2	-6.35	115.45	119.90
26	1H	134	C	C5-C6-N1	-6.35	117.83	121.00
26	1H	463	G	N1-C2-N2	-6.35	110.49	116.20
26	14	1950	G	C8-N9-C4	-6.35	103.86	106.40
26	1H	764	A	O5'-P-OP1	6.34	118.31	110.70
26	1H	1936	A	C5-N7-C8	-6.34	100.73	103.90
26	1H	2308	G	C6-N1-C2	6.34	128.91	125.10
26	1H	2597	G	C5-N7-C8	-6.34	101.13	104.30
26	14	386	G	C5-C6-O6	-6.34	124.79	128.60
26	1H	391	G	C5-C6-O6	-6.34	124.79	128.60
1	1G	1527	C	C5-C6-N1	-6.34	117.83	121.00
26	14	808	G	O5'-P-OP2	-6.34	99.99	105.70

Continued on next page...

Continued from previous page...

Mol	Chain	Res	Type	Atoms	Z	Observed(°)	Ideal(°)
26	1H	140	A	OP2-P-O3'	6.34	119.15	105.20
26	1H	692	C	C2-N3-C4	-6.34	116.73	119.90
26	1H	968	G	O5'-P-OP1	6.34	118.31	110.70
26	1H	1443	G	N1-C2-N3	6.34	127.70	123.90
26	1H	1518	C	O5'-P-OP2	6.34	118.31	110.70
26	1H	1528	A	C5-N7-C8	-6.34	100.73	103.90
27	16	99	A	O5'-P-OP2	-6.34	99.99	105.70
26	1H	1209	G	C5-C6-O6	-6.34	124.80	128.60
26	1H	1254	A	N9-C4-C5	-6.34	103.26	105.80
26	1H	1300	U	C6-N1-C1'	6.34	130.08	121.20
26	1H	38	A	OP1-P-O3'	6.34	119.14	105.20
26	1H	664	C	C5-C6-N1	-6.34	117.83	121.00
26	14	465	G	N3-C4-C5	-6.34	125.43	128.60
26	1H	769	G	C5-C6-O6	6.34	132.40	128.60
1	13	789	U	N3-C4-C5	-6.33	110.80	114.60
26	1H	679	C	C5-C6-N1	-6.33	117.83	121.00
26	1H	2513	G	N3-C4-C5	-6.33	125.43	128.60
1	1G	1417	G	N1-C6-O6	6.33	123.70	119.90
26	1H	1307	A	C8-N9-C4	6.33	108.33	105.80
26	1H	747	U	OP1-P-OP2	6.33	129.10	119.60
26	1H	1272	A	C4-C5-C6	-6.33	113.83	117.00
26	1H	690	G	N7-C8-N9	-6.33	109.94	113.10
1	13	872	A	C6-N1-C2	6.33	122.40	118.60
26	1H	138	G	O4'-C1'-N9	6.33	113.26	108.20
26	1H	2375	G	N9-C1'-C2'	-6.33	105.04	112.00
26	14	613	U	N3-C2-O2	-6.33	117.77	122.20
26	1H	1303	G	OP2-P-O3'	6.33	119.12	105.20
26	1H	1973	G	C8-N9-C4	-6.33	103.87	106.40
26	1H	797	C	C5-C6-N1	-6.33	117.84	121.00
1	13	520	A	N1-C6-N6	6.32	122.39	118.60
26	1H	828	U	C2-N1-C1'	6.32	125.29	117.70
26	1H	845	G	C2-N3-C4	-6.32	108.74	111.90
26	14	1898	U	C5-C4-O4	6.32	129.69	125.90
26	14	602	G	C4-N9-C1'	6.32	134.72	126.50
1	13	690	G	O5'-P-OP1	-6.32	100.01	105.70
26	1H	199	A	N1-C2-N3	-6.32	126.14	129.30
26	1H	199	A	O5'-P-OP1	-6.32	100.01	105.70
26	1H	148	C	C5-C6-N1	-6.32	117.84	121.00
26	1H	802	A	O5'-P-OP1	6.32	118.28	110.70
26	1H	2430	A	C6-C5-N7	-6.32	127.88	132.30
26	1H	596	G	N1-C2-N2	6.32	121.89	116.20
26	1H	860	U	O5'-P-OP1	6.32	118.28	110.70

Continued on next page...

Continued from previous page...

Mol	Chain	Res	Type	Atoms	Z	Observed(°)	Ideal(°)
26	14	380	U	OP1-P-OP2	6.32	129.07	119.60
1	13	584	G	N1-C2-N2	-6.32	110.52	116.20
26	1H	195	A	C5-C6-N6	-6.32	118.65	123.70
26	1H	803	U	N3-C2-O2	-6.32	117.78	122.20
26	14	2356	C	N1-C2-O2	-6.32	115.11	118.90
1	13	812	C	C2-N1-C1'	6.31	125.75	118.80
23	2K	21	U	C2-N1-C1'	6.31	125.28	117.70
26	1H	1313	U	C5-C6-N1	6.31	125.86	122.70
1	13	1374	A	C2-N3-C4	-6.31	107.44	110.60
26	1H	815	C	O5'-P-OP1	6.31	118.27	110.70
26	1H	1124	C	C4-C5-C6	6.31	120.56	117.40
26	1H	2440	C	C2-N3-C4	6.31	123.06	119.90
1	1G	1498	U	C6-N1-C2	-6.31	117.21	121.00
26	1H	1520	U	C5-C4-O4	6.31	129.69	125.90
26	14	2062	A	N9-C4-C5	-6.31	103.28	105.80
26	14	1899	G	C8-N9-C4	-6.31	103.88	106.40
26	14	2248	C	N3-C4-C5	-6.31	119.38	121.90
26	1H	1369	G	N3-C4-N9	6.31	129.78	126.00
26	1H	2319	G	N3-C4-C5	-6.31	125.45	128.60
26	1H	504	U	C2-N1-C1'	6.30	125.26	117.70
26	14	1661	G	C5-C6-O6	-6.30	124.82	128.60
26	14	1678	G	C8-N9-C4	-6.30	103.88	106.40
26	14	2374	C	N3-C4-C5	6.30	124.42	121.90
26	1H	692	C	N1-C2-O2	-6.30	115.12	118.90
26	1H	842	G	O5'-P-OP1	-6.30	100.03	105.70
26	1H	2328	A	N1-C2-N3	6.30	132.45	129.30
26	14	453	C	C6-N1-C2	6.30	122.82	120.30
26	14	579	G	N3-C2-N2	-6.30	115.49	119.90
26	1H	140	A	O4'-C1'-N9	6.30	113.24	108.20
26	1H	997	G	C8-N9-C4	6.30	108.92	106.40
26	1H	2415	G	C6-C5-N7	-6.30	126.62	130.40
26	1H	2628	C	C6-N1-C2	6.30	122.82	120.30
1	13	1322	C	C2-N1-C1'	6.30	125.73	118.80
26	1H	2083	G	N1-C6-O6	6.30	123.68	119.90
26	1H	2287	A	N1-C2-N3	6.30	132.45	129.30
26	1H	2782	G	C6-C5-N7	-6.30	126.62	130.40
1	13	176	C	C6-N1-C2	-6.29	117.78	120.30
26	1H	1326	U	OP2-P-O3'	6.29	119.05	105.20
1	13	757	U	N3-C2-O2	-6.29	117.80	122.20
26	14	201	C	O5'-P-OP2	-6.29	100.04	105.70
26	1H	202	U	N1-C2-O2	6.29	127.20	122.80
26	1H	663	G	C6-C5-N7	-6.29	126.63	130.40

Continued on next page...

Continued from previous page...

Mol	Chain	Res	Type	Atoms	Z	Observed(°)	Ideal(°)
26	1H	1641	A	O5'-P-OP2	6.29	118.25	110.70
26	1H	2440	C	N1-C2-O2	6.29	122.67	118.90
1	1G	529	G	N1-C6-O6	6.29	123.67	119.90
26	1H	1424	G	O5'-P-OP2	-6.29	100.04	105.70
26	1H	1428	C	O5'-P-OP2	6.29	118.24	110.70
26	1H	1634	A	OP1-P-OP2	6.29	129.03	119.60
26	14	733	G	C8-N9-C4	-6.29	103.89	106.40
23	2K	35	C	C6-N1-C1'	-6.28	113.26	120.80
27	16	14	U	OP1-P-OP2	6.28	129.03	119.60
39	A8	101	LEU	CA-CB-CG	6.28	129.75	115.30
26	14	242	G	C8-N9-C4	6.28	108.91	106.40
26	14	2049	G	O5'-P-OP1	-6.28	100.05	105.70
26	14	2575	C	C2-N1-C1'	-6.28	111.89	118.80
1	13	103	C	C6-N1-C2	-6.28	117.79	120.30
1	13	386	C	C2-N1-C1'	-6.28	111.89	118.80
26	1H	852	G	OP2-P-O3'	6.28	119.02	105.20
26	14	2006	C	C5-C4-N4	-6.28	115.80	120.20
1	13	122	G	C5-C6-O6	-6.28	124.83	128.60
1	13	300	A	O5'-P-OP1	-6.28	100.05	105.70
27	16	77	U	N3-C4-C5	6.28	118.37	114.60
1	13	1199	U	N3-C2-O2	-6.28	117.81	122.20
1	1G	813	U	O5'-P-OP1	-6.28	100.05	105.70
1	1G	1487	G	N1-C6-O6	6.27	123.66	119.90
1	13	1498	U	O4'-C1'-N1	-6.27	103.18	108.20
26	1H	974(A)	C	C6-N1-C2	-6.27	117.79	120.30
26	1H	1950	G	C8-N9-C4	-6.27	103.89	106.40
26	14	470	A	C5-C6-N6	-6.27	118.68	123.70
26	14	2702	U	O5'-P-OP1	6.27	118.23	110.70
26	1H	797	C	N3-C2-O2	6.27	126.29	121.90
26	1H	2499	C	N3-C4-N4	6.27	122.39	118.00
26	14	1332	G	C5-C6-N1	-6.27	108.36	111.50
26	14	2577	A	N1-C6-N6	6.27	122.36	118.60
1	13	575	G	O4'-C1'-N9	-6.27	103.19	108.20
26	1H	640	C	OP1-P-O3'	6.27	118.99	105.20
26	1H	2228	G	C4-C5-C6	6.26	122.56	118.80
26	1H	2367	G	N7-C8-N9	6.26	116.23	113.10
26	1H	2375	G	C4-C5-N7	6.26	113.31	110.80
1	13	541	G	N1-C6-O6	6.26	123.66	119.90
26	1H	1678	G	N1-C6-O6	6.26	123.66	119.90
1	1G	1502	A	C5-N7-C8	-6.26	100.77	103.90
26	1H	585	G	N1-C6-O6	6.26	123.66	119.90
1	1G	932	C	N1-C2-O2	6.26	122.66	118.90

Continued on next page...

Continued from previous page...

Mol	Chain	Res	Type	Atoms	Z	Observed(°)	Ideal(°)
26	14	200	U	O5'-P-OP2	-6.26	100.07	105.70
26	14	1367	A	C2-N3-C4	-6.26	107.47	110.60
26	1H	1123	C	C5-C6-N1	-6.26	117.87	121.00
26	14	2251	G	C5-N7-C8	6.26	107.43	104.30
1	13	858	G	N1-C6-O6	-6.26	116.15	119.90
26	14	2291	U	C5-C4-O4	6.26	129.65	125.90
26	1H	1349	A	O5'-P-OP2	6.25	118.21	110.70
26	1H	2476	A	C8-N9-C4	-6.25	103.30	105.80
1	1G	267	C	N1-C2-O2	6.25	122.65	118.90
26	1H	828	U	C5-C4-O4	6.25	129.65	125.90
26	1H	1425	G	C5-C6-N1	6.25	114.63	111.50
26	1H	2324	C	C5-C4-N4	-6.25	115.82	120.20
26	14	2592	G	O5'-P-OP1	6.25	118.20	110.70
26	1H	1142(A)	A	N3-C4-N9	-6.25	122.40	127.40
1	1G	1502	A	C6-C5-N7	-6.25	127.92	132.30
1	13	1204	A	N1-C6-N6	6.25	122.35	118.60
26	14	2713	A	C4-C5-N7	6.25	113.83	110.70
26	1H	364	C	C6-N1-C2	-6.25	117.80	120.30
28	11	236	GLY	N-CA-C	6.25	128.71	113.10
26	14	1786	A	N1-C2-N3	6.25	132.42	129.30
26	14	2374	C	C2-N3-C4	-6.25	116.78	119.90
26	1H	1437	C	C5-C6-N1	6.25	124.12	121.00
26	1H	1978	A	O5'-P-OP2	6.25	118.19	110.70
26	14	1680	U	O5'-P-OP1	-6.25	100.08	105.70
23	2K	40	C	C6-N1-C2	-6.24	117.80	120.30
26	1H	37	C	C4-C5-C6	6.24	120.52	117.40
26	1H	193	U	N1-C2-O2	-6.24	118.43	122.80
26	1H	1142(A)	A	N3-C4-C5	6.24	131.17	126.80
26	1H	2340	G	C8-N9-C4	6.24	108.90	106.40
26	1H	2418	A	C2-N3-C4	6.24	113.72	110.60
26	14	752	A	P-O3'-C3'	6.24	127.19	119.70
26	14	1786	A	N9-C1'-C2'	6.24	122.12	114.00
26	14	2066	C	N3-C4-N4	6.24	122.37	118.00
26	1H	1323	U	N3-C4-C5	-6.24	110.86	114.60
26	1H	1666	G	N3-C4-C5	-6.24	125.48	128.60
26	1H	2070	G	N3-C4-N9	6.24	129.74	126.00
26	1H	996	A	C8-N9-C4	6.24	108.30	105.80
26	14	1982	C	C5-C6-N1	6.24	124.12	121.00
26	1H	58	G	N3-C4-N9	-6.24	122.26	126.00
26	14	1899	G	N7-C8-N9	6.24	116.22	113.10
26	1H	632	A	C5-N7-C8	-6.23	100.78	103.90
26	1H	1636	C	N3-C4-N4	6.23	122.36	118.00

Continued on next page...

Continued from previous page...

Mol	Chain	Res	Type	Atoms	Z	Observed(°)	Ideal(°)
39	A8	24	LEU	CA-CB-CG	6.23	129.64	115.30
26	14	2238	G	O5'-P-OP2	-6.23	100.09	105.70
26	14	2392	A	C5-C6-N1	-6.23	114.58	117.70
1	13	1290	G	N7-C8-N9	6.23	116.22	113.10
26	14	1899	G	C6-C5-N7	-6.23	126.66	130.40
26	14	2445	G	N1-C6-O6	-6.23	116.16	119.90
49	G5	42	GLY	N-CA-C	-6.23	97.52	113.10
23	2K	21	U	C6-N1-C1'	-6.23	112.48	121.20
26	1H	1292	U	O5'-P-OP2	-6.23	100.09	105.70
1	13	748	C	C5-C6-N1	6.23	124.11	121.00
26	1H	1599	C	O5'-P-OP2	-6.23	100.10	105.70
26	14	179	G	C8-N9-C4	6.23	108.89	106.40
26	1H	113	G	C5-C6-N1	-6.22	108.39	111.50
26	14	2591	C	N1-C2-O2	-6.22	115.17	118.90
26	1H	1900	A	OP1-P-OP2	-6.22	110.27	119.60
26	1H	1569	A	C5-N7-C8	-6.22	100.79	103.90
26	1H	239	U	C2-N1-C1'	-6.22	110.24	117.70
26	1H	2461	C	N3-C4-N4	-6.22	113.65	118.00
26	1H	1382	G	OP2-P-O3'	6.22	118.88	105.20
26	14	447	A	N9-C4-C5	6.22	108.29	105.80
26	14	2346	A	N1-C2-N3	6.22	132.41	129.30
1	13	1299	A	N7-C8-N9	6.21	116.91	113.80
26	14	1154	G	C6-C5-N7	-6.21	126.67	130.40
26	14	2067	G	C8-N9-C4	-6.21	103.92	106.40
26	1H	628	G	OP1-P-OP2	6.21	128.92	119.60
26	1H	2018	G	C5-N7-C8	-6.21	101.19	104.30
1	13	1402	C	N3-C4-C5	-6.21	119.42	121.90
26	1H	213	A	C8-N9-C4	6.21	108.28	105.80
26	1H	335	C	N3-C4-C5	-6.21	119.42	121.90
26	1H	796	C	C5-C6-N1	-6.21	117.89	121.00
27	16	6	C	N1-C2-O2	-6.21	115.17	118.90
26	14	457	A	C8-N9-C4	-6.21	103.32	105.80
1	13	1522	U	C4-C5-C6	6.21	123.42	119.70
26	1H	500	G	O5'-P-OP1	-6.21	100.11	105.70
26	1H	692	C	C4-C5-C6	6.21	120.50	117.40
26	1H	974(A)	C	C5-C4-N4	6.21	124.55	120.20
26	14	1776	G	N3-C4-N9	6.21	129.72	126.00
28	19	60	ARG	NE-CZ-NH1	-6.21	117.20	120.30
26	1H	805	G	OP1-P-O3'	6.21	118.86	105.20
26	1H	1698	A	N1-C6-N6	6.21	122.32	118.60
43	E8	51	LEU	CA-CB-CG	6.21	129.58	115.30
26	14	1681	G	N1-C6-O6	6.21	123.62	119.90

Continued on next page...

Continued from previous page...

Mol	Chain	Res	Type	Atoms	Z	Observed(°)	Ideal(°)
26	14	2500	U	C5-C6-N1	-6.21	119.60	122.70
26	14	74	A	C6-C5-N7	-6.21	127.96	132.30
26	1H	690	G	N9-C4-C5	-6.20	102.92	105.40
26	1H	2199	A	O5'-P-OP1	-6.20	100.12	105.70
26	14	1844	C	N3-C2-O2	6.20	126.24	121.90
26	1H	1799	G	P-O3'-C3'	6.20	127.14	119.70
26	1H	1815	A	C6-N1-C2	-6.20	114.88	118.60
26	14	2012	G	C6-C5-N7	-6.20	126.68	130.40
26	14	2821	A	C2-N3-C4	-6.20	107.50	110.60
1	13	266	G	C6-C5-N7	-6.20	126.68	130.40
1	13	767	A	N1-C2-N3	6.20	132.40	129.30
26	1H	1228	G	C2-N3-C4	-6.20	108.80	111.90
26	14	1558	A	C2-N3-C4	-6.20	107.50	110.60
1	13	564	C	C6-N1-C2	-6.20	117.82	120.30
1	13	1053	G	P-O3'-C3'	6.20	127.14	119.70
26	1H	111	A	O5'-P-OP2	-6.20	100.12	105.70
26	1H	1757	U	OP1-P-O3'	6.20	118.83	105.20
39	A8	48	LEU	CA-CB-CG	6.20	129.56	115.30
26	14	1814	G	N9-C4-C5	6.20	107.88	105.40
26	14	2256	G	N1-C2-N2	-6.20	110.62	116.20
26	14	2873	A	C4-N9-C1'	6.20	137.46	126.30
26	1H	1632	A	N1-C6-N6	6.20	122.32	118.60
26	14	979	G	N7-C8-N9	6.20	116.20	113.10
26	14	1400	G	C5-C6-O6	6.20	132.32	128.60
26	14	1619	G	C5-C6-O6	-6.20	124.88	128.60
26	14	2606	C	C2-N3-C4	-6.20	116.80	119.90
38	55	79	LEU	CA-CB-CG	6.20	129.55	115.30
1	13	1227	A	C5-N7-C8	-6.20	100.80	103.90
1	1G	1432	G	C5-C6-N1	-6.20	108.40	111.50
26	14	1950	G	C8-N9-C1'	-6.20	118.95	127.00
26	14	2000	G	C8-N9-C4	6.20	108.88	106.40
26	1H	2374	C	C2-N3-C4	-6.19	116.80	119.90
26	1H	2773	C	C6-N1-C2	6.19	122.78	120.30
1	1G	454	C	N1-C2-O2	6.19	122.62	118.90
26	14	672	C	C2-N1-C1'	-6.19	111.99	118.80
26	1H	651	G	OP1-P-OP2	-6.19	110.31	119.60
26	1H	1617	C	OP2-P-O3'	6.19	118.82	105.20
26	1H	2347	C	OP2-P-O3'	6.19	118.82	105.20
26	14	1283	G	O5'-P-OP2	-6.19	100.13	105.70
26	14	1304	C	N1-C2-O2	6.19	122.61	118.90
26	1H	671	C	C5-C6-N1	-6.19	117.91	121.00
26	1H	930	U	N3-C4-O4	-6.19	115.07	119.40

Continued on next page...

Continued from previous page...

Mol	Chain	Res	Type	Atoms	Z	Observed(°)	Ideal(°)
26	1H	470	A	N1-C2-N3	6.19	132.40	129.30
26	14	1762	A	C5-C6-N1	-6.19	114.61	117.70
26	14	2553	G	OP1-P-O3'	6.19	118.81	105.20
26	1H	2286	A	N1-C6-N6	6.19	122.31	118.60
26	1H	783	A	N9-C1'-C2'	-6.18	105.20	112.00
26	1H	786	C	OP2-P-O3'	6.18	118.81	105.20
26	1H	1790	C	N1-C2-O2	-6.18	115.19	118.90
26	14	71	A	N1-C2-N3	6.18	132.39	129.30
26	14	791	C	N1-C2-O2	-6.18	115.19	118.90
27	16	61	G	C8-N9-C4	-6.18	103.93	106.40
27	16	98	G	N3-C4-N9	6.18	129.71	126.00
1	1G	913	A	P-O3'-C3'	6.18	127.12	119.70
26	1H	915	C	N1-C2-O2	6.18	122.61	118.90
26	1H	1307	A	C2-N3-C4	-6.18	107.51	110.60
26	1H	2296	U	N3-C4-O4	6.18	123.73	119.40
26	1H	2444	G	N3-C2-N2	-6.18	115.57	119.90
26	14	1319	G	O5'-P-OP2	-6.18	100.14	105.70
26	1H	2449	U	OP2-P-O3'	6.18	118.79	105.20
26	14	2501	C	C6-N1-C1'	6.18	128.21	120.80
1	13	768	A	C6-N1-C2	-6.18	114.89	118.60
26	1H	700	G	N3-C2-N2	-6.18	115.58	119.90
26	1H	1385	G	N3-C4-N9	-6.18	122.29	126.00
26	1H	2582	G	N3-C2-N2	6.18	124.22	119.90
26	14	2442	C	N3-C2-O2	-6.18	117.58	121.90
26	14	2039	C	N3-C4-N4	6.17	122.32	118.00
26	1H	2336	A	O5'-P-OP1	-6.17	100.14	105.70
26	1H	1640	C	OP1-P-OP2	-6.17	110.34	119.60
26	14	330	A	C5-N7-C8	-6.17	100.81	103.90
26	14	386	G	N1-C6-O6	6.17	123.60	119.90
26	1H	1681	G	C5-C6-O6	-6.17	124.90	128.60
26	1H	2713	A	C6-C5-N7	-6.17	127.98	132.30
26	14	137	C	C6-N1-C2	-6.17	117.83	120.30
26	1H	734	A	C6-N1-C2	6.17	122.30	118.60
26	1H	954	G	O5'-P-OP1	-6.17	100.15	105.70
26	1H	2591	C	C5-C4-N4	-6.17	115.88	120.20
26	14	2005	A	N7-C8-N9	-6.17	110.72	113.80
26	1H	391	G	C5-C6-N1	-6.17	108.42	111.50
26	1H	1502	C	C6-N1-C2	-6.16	117.83	120.30
26	1H	271(B)	G	C6-N1-C2	-6.16	121.40	125.10
26	1H	1189	A	N1-C6-N6	6.16	122.30	118.60
26	1H	1363	C	N3-C4-N4	-6.16	113.69	118.00
1	13	789	U	C6-N1-C2	-6.16	117.30	121.00

Continued on next page...

Continued from previous page...

Mol	Chain	Res	Type	Atoms	Z	Observed(°)	Ideal(°)
26	1H	378	C	C5-C4-N4	-6.16	115.89	120.20
26	1H	378	C	N3-C4-N4	6.16	122.31	118.00
26	1H	1520	U	N1-C2-N3	6.16	118.60	114.90
26	14	2388	A	O4'-C1'-N9	6.16	113.13	108.20
26	1H	906	G	N9-C4-C5	6.16	107.86	105.40
26	14	217	G	O5'-P-OP1	-6.16	100.16	105.70
1	13	129	U	O4'-C1'-N1	6.16	113.12	108.20
26	1H	683	C	C2-N3-C4	-6.16	116.82	119.90
26	1H	1831	G	N7-C8-N9	6.16	116.18	113.10
26	14	2459	A	C8-N9-C4	-6.16	103.34	105.80
26	1H	481	G	O4'-C1'-N9	6.15	113.12	108.20
26	1H	911	A	N1-C6-N6	6.15	122.29	118.60
26	1H	1214	A	OP2-P-O3'	6.15	118.74	105.20
26	14	2019	A	N7-C8-N9	-6.15	110.72	113.80
26	14	2039	C	C6-N1-C2	-6.15	117.84	120.30
26	14	133	C	C2-N3-C4	-6.15	116.83	119.90
26	1H	263	C	N1-C2-O2	6.15	122.59	118.90
26	1H	793	A	C6-N1-C2	-6.15	114.91	118.60
26	1H	1161	C	C6-N1-C2	-6.15	117.84	120.30
26	14	2584	U	C6-N1-C1'	-6.15	112.59	121.20
26	14	1661	G	N9-C4-C5	-6.15	102.94	105.40
26	1H	1936	A	C4-C5-N7	6.14	113.77	110.70
27	16	98	G	N3-C2-N2	6.14	124.20	119.90
26	14	71	A	N7-C8-N9	6.14	116.87	113.80
26	1H	1161	C	C5-C6-N1	6.14	124.07	121.00
26	1H	2380	C	C4-C5-C6	6.14	120.47	117.40
1	1G	719	C	C6-N1-C2	-6.14	117.84	120.30
26	14	2258	C	N1-C2-O2	-6.14	115.22	118.90
26	1H	1623	G	C5-C6-O6	6.14	132.28	128.60
26	14	119	A	N1-C2-N3	6.14	132.37	129.30
26	1H	853	G	O5'-P-OP1	6.14	118.07	110.70
26	14	143	C	C6-N1-C2	-6.14	117.84	120.30
26	1H	624	C	N3-C2-O2	6.14	126.20	121.90
26	1H	2378	A	N1-C6-N6	6.14	122.28	118.60
26	14	1021	A	C2-N3-C4	-6.14	107.53	110.60
26	14	2873	A	C4-C5-C6	6.14	120.07	117.00
5	4E	91	LEU	CA-CB-CG	6.13	129.41	115.30
26	1H	1782	C	C2-N3-C4	-6.13	116.83	119.90
1	1G	115	G	N1-C6-O6	-6.13	116.22	119.90
26	14	915	C	N1-C2-O2	6.13	122.58	118.90
26	14	1333	C	C5-C4-N4	-6.13	115.91	120.20
26	14	1698	A	N1-C2-N3	6.13	132.37	129.30

Continued on next page...

Continued from previous page...

Mol	Chain	Res	Type	Atoms	Z	Observed(°)	Ideal(°)
26	14	2258	C	N3-C2-O2	6.13	126.19	121.90
26	1H	227	A	N1-C6-N6	-6.13	114.92	118.60
26	1H	609	A	N1-C6-N6	6.13	122.28	118.60
1	13	1203	C	C6-N1-C2	-6.13	117.85	120.30
26	1H	784	A	N9-C4-C5	6.13	108.25	105.80
26	1H	1191	G	C8-N9-C4	6.13	108.85	106.40
26	1H	2394	C	O5'-P-OP2	-6.13	100.18	105.70
26	14	1786	A	N1-C6-N6	6.13	122.28	118.60
26	1H	265	A	C6-C5-N7	-6.13	128.01	132.30
26	1H	624	C	N3-C4-N4	6.13	122.29	118.00
26	1H	988	A	N7-C8-N9	6.13	116.86	113.80
26	1H	1754	C	C6-N1-C2	-6.13	117.85	120.30
26	1H	2430	A	C5-C6-N6	-6.13	118.80	123.70
26	1H	1228	G	N1-C2-N3	6.13	127.58	123.90
1	13	1329	A	N1-C6-N6	6.13	122.28	118.60
26	1H	596	G	N3-C2-N2	-6.13	115.61	119.90
26	1H	2300	G	C8-N9-C4	-6.13	103.95	106.40
26	1H	2837	G	N1-C6-O6	6.13	123.58	119.90
26	1H	2856	C	C6-N1-C2	-6.13	117.85	120.30
26	14	2329	G	N1-C6-O6	-6.13	116.22	119.90
26	1H	764	A	OP1-P-OP2	-6.12	110.41	119.60
26	1H	1613	G	N3-C4-N9	6.12	129.68	126.00
26	1H	1899	G	C5-N7-C8	-6.12	101.24	104.30
1	1G	904	C	O5'-P-OP1	-6.12	100.19	105.70
26	14	2439	A	C6-C5-N7	-6.12	128.01	132.30
26	1H	62	C	C5-C6-N1	-6.12	117.94	121.00
26	1H	831	G	C8-N9-C4	6.12	108.85	106.40
26	1H	1379	A	C6-C5-N7	-6.12	128.01	132.30
26	14	189	G	C8-N9-C4	6.12	108.85	106.40
26	14	803	U	O5'-P-OP1	6.12	118.04	110.70
26	14	2700	C	C6-N1-C1'	-6.12	113.46	120.80
26	1H	2318	G	N7-C8-N9	6.11	116.16	113.10
26	14	195	A	P-O3'-C3'	6.11	127.04	119.70
26	14	2031	A	N1-C6-N6	6.11	122.27	118.60
22	1K	76	A	O4'-C1'-N9	6.11	113.09	108.20
26	14	672	C	O5'-P-OP2	-6.11	100.20	105.70
26	14	1334	G	N7-C8-N9	6.11	116.16	113.10
26	14	1489	U	C5-C4-O4	6.11	129.57	125.90
1	13	112	G	C8-N9-C4	-6.11	103.96	106.40
1	13	137	C	C6-N1-C2	6.11	122.74	120.30
26	1H	1010	A	C8-N9-C4	6.11	108.24	105.80
26	1H	2752	C	C5-C6-N1	6.11	124.05	121.00

Continued on next page...

Continued from previous page...

Mol	Chain	Res	Type	Atoms	Z	Observed(°)	Ideal(°)
26	14	71	A	O4'-C1'-N9	-6.11	103.31	108.20
26	1H	207	A	C2-N3-C4	-6.11	107.55	110.60
26	1H	1998	G	N7-C8-N9	-6.11	110.05	113.10
26	1H	2392	A	N3-C4-C5	6.11	131.07	126.80
23	2L	48	U	P-O3'-C3'	6.10	127.03	119.70
1	13	903	G	O5'-P-OP2	-6.10	100.21	105.70
26	14	1785	A	C4-C5-C6	6.10	120.05	117.00
26	14	2031	A	C5-C6-N6	-6.10	118.82	123.70
26	1H	1187	G	OP2-P-O3'	6.10	118.62	105.20
1	13	728	A	C8-N9-C4	-6.10	103.36	105.80
26	1H	641	C	O5'-P-OP2	6.10	118.02	110.70
26	14	747	U	N3-C2-O2	6.10	126.47	122.20
26	14	2543	G	C8-N9-C4	6.10	108.84	106.40
26	1H	1596	A	N1-C6-N6	-6.10	114.94	118.60
26	1H	2299	G	C5-N7-C8	-6.10	101.25	104.30
26	1H	2375	G	N9-C4-C5	-6.10	102.96	105.40
26	14	1826	G	C5-N7-C8	6.10	107.35	104.30
26	1H	1789	A	C5-C6-N1	6.10	120.75	117.70
26	1H	1981	A	OP2-P-O3'	6.10	118.61	105.20
26	14	2712	U	N3-C4-O4	-6.10	115.13	119.40
26	1H	839	U	C4-C5-C6	6.09	123.36	119.70
26	1H	913	U	OP1-P-OP2	6.09	128.74	119.60
26	1H	2249	U	N3-C4-C5	-6.09	110.94	114.60
26	14	1613	G	C5-N7-C8	6.09	107.35	104.30
26	14	2501	C	N3-C4-C5	6.09	124.34	121.90
26	1H	1231	G	C5-C6-O6	-6.09	124.94	128.60
26	1H	1314	C	C6-N1-C1'	-6.09	113.49	120.80
26	1H	2329	G	OP1-P-OP2	6.09	128.74	119.60
26	14	864	G	OP1-P-OP2	-6.09	110.47	119.60
26	1H	127	A	C4-C5-N7	6.09	113.74	110.70
26	14	1517	G	OP1-P-O3'	6.09	118.59	105.20
26	1H	329	G	O5'-P-OP2	-6.09	100.22	105.70
26	14	831	G	C8-N9-C4	6.09	108.83	106.40
26	14	2373	G	N3-C2-N2	-6.09	115.64	119.90
26	1H	1899	G	C8-N9-C1'	6.08	134.91	127.00
26	1H	2281	C	N3-C4-N4	6.08	122.26	118.00
26	14	1636	C	N3-C4-N4	6.08	122.26	118.00
26	1H	579	G	N1-C2-N2	6.08	121.67	116.20
26	1H	1255	U	N3-C4-C5	-6.08	110.95	114.60
26	1H	1587	A	C8-N9-C4	-6.08	103.37	105.80
26	14	330	A	C5-C6-N1	-6.08	114.66	117.70
26	1H	452	G	C2-N3-C4	6.08	114.94	111.90

Continued on next page...

Continued from previous page...

Mol	Chain	Res	Type	Atoms	Z	Observed(°)	Ideal(°)
1	1G	1356	G	C8-N9-C4	-6.08	103.97	106.40
26	14	1767	C	C5-C6-N1	-6.08	117.96	121.00
26	14	2078	C	C6-N1-C2	-6.08	117.87	120.30
1	13	516	U	C6-N1-C2	-6.08	117.35	121.00
1	13	967	C	N3-C2-O2	6.08	126.15	121.90
26	1H	1187	G	N1-C6-O6	6.08	123.55	119.90
26	1H	2331	G	C2-N3-C4	-6.08	108.86	111.90
1	13	413	G	O4'-C1'-N9	6.07	113.06	108.20
26	14	470	A	O5'-P-OP1	-6.07	100.23	105.70
26	14	1790	C	OP1-P-O3'	6.07	118.56	105.20
1	13	810	C	O5'-P-OP2	-6.07	100.23	105.70
26	1H	2337	G	C5-C6-O6	-6.07	124.96	128.60
26	14	2250	G	C8-N9-C4	-6.07	103.97	106.40
26	1H	501	A	O5'-P-OP2	-6.07	100.24	105.70
1	1G	1126	U	P-O3'-C3'	6.07	126.98	119.70
26	1H	570	G	C5-C6-N1	-6.07	108.47	111.50
26	1H	951	C	N3-C4-C5	6.07	124.33	121.90
26	14	2001	A	C8-N9-C4	6.07	108.23	105.80
1	13	1158	C	C6-N1-C2	-6.07	117.87	120.30
26	1H	464	U	C4-C5-C6	6.07	123.34	119.70
26	1H	762	U	C5-C6-N1	6.07	125.73	122.70
26	1H	957	A	C4-C5-C6	6.07	120.03	117.00
26	14	1901	A	OP1-P-O3'	6.07	118.55	105.20
26	1H	1674	G	O4'-C1'-N9	-6.07	103.35	108.20
26	1H	2699	C	C5-C4-N4	-6.07	115.95	120.20
26	1H	976	C	O5'-P-OP1	-6.06	100.24	105.70
26	1H	2293	C	N3-C2-O2	-6.06	117.66	121.90
26	1H	1616	A	C6-C5-N7	-6.06	128.06	132.30
26	1H	1915	U	C2-N3-C4	-6.06	123.36	127.00
26	1H	2006	C	O5'-P-OP1	6.06	117.97	110.70
26	1H	2282	G	C5-C6-O6	6.06	132.24	128.60
26	14	2321	G	N3-C4-C5	-6.06	125.57	128.60
26	1H	2422	A	N1-C6-N6	-6.06	114.97	118.60
26	1H	1204	A	C8-N9-C1'	-6.06	116.80	127.70
26	1H	1318	C	O5'-P-OP1	-6.06	100.25	105.70
26	1H	1612	C	C4-C5-C6	6.06	120.43	117.40
26	1H	2638	G	N3-C2-N2	6.06	124.14	119.90
1	1G	267	C	O5'-P-OP1	-6.06	100.25	105.70
1	1G	613	C	C5-C6-N1	6.06	124.03	121.00
26	14	835	A	C2-N3-C4	6.06	113.63	110.60
26	1H	735	A	N9-C4-C5	-6.06	103.38	105.80
26	14	1598	C	OP1-P-OP2	-6.06	110.52	119.60

Continued on next page...

Continued from previous page...

Mol	Chain	Res	Type	Atoms	Z	Observed(°)	Ideal(°)
26	14	2389	G	C8-N9-C4	-6.06	103.98	106.40
26	14	1379	A	C5-N7-C8	-6.05	100.87	103.90
26	14	1839	G	O5'-P-OP1	-6.05	100.25	105.70
26	1H	2080	G	O4'-C1'-N9	-6.05	103.36	108.20
26	1H	2244	U	O5'-P-OP2	6.05	117.96	110.70
1	1G	866	C	C6-N1-C2	-6.05	117.88	120.30
26	1H	1275	A	N1-C6-N6	6.05	122.23	118.60
26	1H	1396	U	O5'-P-OP1	-6.05	100.25	105.70
26	1H	2406	U	N1-C2-O2	6.05	127.04	122.80
26	1H	2508	G	N3-C4-N9	-6.05	122.37	126.00
26	14	1618	A	N7-C8-N9	6.05	116.83	113.80
26	1H	1162	G	C8-N9-C4	-6.05	103.98	106.40
24	3L	71	G	N1-C6-O6	-6.05	116.27	119.90
26	14	558	G	N7-C8-N9	-6.05	110.08	113.10
26	14	1965	C	C6-N1-C2	6.05	122.72	120.30
26	1H	1166	C	C5-C6-N1	6.05	124.02	121.00
1	13	805	C	C6-N1-C2	-6.05	117.88	120.30
26	1H	1265	A	C5'-C4'-C3'	-6.05	106.32	116.00
26	1H	2731	G	N1-C6-O6	6.05	123.53	119.90
1	1G	413	G	C6-C5-N7	6.05	134.03	130.40
1	1G	1498	U	P-O3'-C3'	6.05	126.96	119.70
26	14	695	G	N1-C6-O6	6.05	123.53	119.90
26	1H	635	C	O5'-P-OP1	6.04	117.95	110.70
26	1H	1673	U	C2-N1-C1'	-6.04	110.45	117.70
26	1H	2248	C	C6-N1-C2	-6.04	117.88	120.30
1	1G	317	G	C6-C5-N7	-6.04	126.77	130.40
26	14	1252	G	O4'-C1'-N9	-6.04	103.37	108.20
1	13	827	U	C5-C4-O4	6.04	129.53	125.90
26	1H	778	G	C5-N7-C8	6.04	107.32	104.30
26	14	469	G	C5-C6-N1	6.04	114.52	111.50
1	13	1299	A	C5-N7-C8	-6.04	100.88	103.90
26	1H	238	C	C5-C6-N1	-6.04	117.98	121.00
26	1H	763	G	N1-C6-O6	6.04	123.52	119.90
26	1H	1778	U	OP2-P-O3'	6.04	118.49	105.20
26	1H	1905	C	P-O3'-C3'	6.04	126.95	119.70
26	1H	2689	U	N3-C4-O4	-6.04	115.17	119.40
26	14	133	C	C5-C6-N1	-6.04	117.98	121.00
26	1H	478	A	N1-C2-N3	6.04	132.32	129.30
26	1H	842	G	C4-N9-C1'	-6.04	118.65	126.50
1	1G	690	G	C2-N3-C4	-6.04	108.88	111.90
26	14	1787	A	O5'-P-OP1	-6.04	100.27	105.70
26	14	1953	A	O5'-P-OP2	6.04	117.94	110.70

Continued on next page...

Continued from previous page...

Mol	Chain	Res	Type	Atoms	Z	Observed(°)	Ideal(°)
26	1H	1307	A	OP1-P-OP2	6.04	128.65	119.60
26	1H	1313	U	C6-N1-C2	-6.04	117.38	121.00
26	1H	1446	C	C6-N1-C2	-6.04	117.89	120.30
26	1H	2295	C	N3-C4-C5	-6.04	119.49	121.90
26	14	1332	G	N1-C2-N3	6.04	127.52	123.90
26	1H	1368	G	O5'-P-OP2	-6.03	100.27	105.70
26	14	1804	C	C5-C6-N1	6.03	124.02	121.00
26	14	2546	U	OP1-P-OP2	6.03	128.65	119.60
26	1H	529	A	C5-N7-C8	-6.03	100.89	103.90
26	1H	2275	C	O5'-P-OP2	-6.03	100.27	105.70
26	14	2581	G	N7-C8-N9	6.03	116.12	113.10
1	13	266	G	C4-C5-N7	6.03	113.21	110.80
1	13	956	U	N3-C4-C5	-6.03	110.98	114.60
26	1H	2070	G	N7-C8-N9	-6.03	110.08	113.10
26	1H	1298	C	OP2-P-O3'	-6.03	91.94	105.20
27	16	92	G	OP2-P-O3'	6.03	118.46	105.20
26	14	621	A	N3-C4-C5	6.03	131.02	126.80
26	14	921	G	N7-C8-N9	6.03	116.11	113.10
1	13	449	C	N3-C2-O2	-6.03	117.68	121.90
27	16	13	A	OP1-P-OP2	6.03	128.64	119.60
1	13	268	C	O5'-P-OP2	6.02	117.93	110.70
53	O8	42	TRP	CA-CB-CG	6.02	125.14	113.70
26	14	508	G	O5'-P-OP1	-6.02	100.28	105.70
26	1H	1356	G	O5'-P-OP1	-6.02	100.28	105.70
26	1H	1513	C	C5-C6-N1	6.02	124.01	121.00
26	1H	2436	G	N3-C2-N2	-6.02	115.68	119.90
26	1H	2287	A	N1-C6-N6	6.02	122.21	118.60
26	14	1302	A	N1-C6-N6	-6.02	114.99	118.60
1	13	757	U	N1-C2-O2	6.02	127.01	122.80
26	1H	869	G	N1-C2-N2	-6.02	110.78	116.20
26	1H	1197	G	N7-C8-N9	-6.02	110.09	113.10
26	1H	1694	C	P-O3'-C3'	6.02	126.92	119.70
26	1H	2688	U	C6-N1-C2	-6.02	117.39	121.00
1	13	812	C	N3-C2-O2	-6.02	117.69	121.90
1	13	827	U	C4-C5-C6	6.02	123.31	119.70
26	1H	501	A	OP1-P-OP2	6.02	128.63	119.60
26	1H	598	G	OP1-P-OP2	6.02	128.63	119.60
22	1K	18	G	C4-N9-C1'	6.02	134.32	126.50
26	1H	1969	A	C5-C6-N6	6.02	128.51	123.70
26	1H	2070	G	C5-N7-C8	6.02	107.31	104.30
26	1H	2366	A	OP2-P-O3'	6.01	118.43	105.20
26	1H	2440	C	N3-C4-C5	-6.01	119.49	121.90

Continued on next page...

Continued from previous page...

Mol	Chain	Res	Type	Atoms	Z	Observed(°)	Ideal(°)
26	14	1334	G	O5'-P-OP2	6.01	117.92	110.70
26	14	2281	C	C6-N1-C2	-6.01	117.89	120.30
26	14	140	A	C6-C5-N7	-6.01	128.09	132.30
26	14	386	G	C4-C5-N7	6.01	113.20	110.80
26	1H	74	A	O4'-C1'-N9	-6.01	103.39	108.20
26	1H	863	A	N7-C8-N9	-6.01	110.79	113.80
1	1G	353	A	C4-C5-N7	6.01	113.71	110.70
26	14	89	G	N1-C6-O6	6.01	123.51	119.90
26	1H	1308	A	N9-C4-C5	6.01	108.20	105.80
26	1H	1616	A	C2-N3-C4	-6.01	107.60	110.60
26	1H	2690	C	C2-N1-C1'	-6.01	112.19	118.80
26	14	1258	C	C4-C5-C6	-6.01	114.39	117.40
1	13	1222	G	O5'-P-OP2	-6.01	100.29	105.70
26	1H	201	C	C6-N1-C2	6.01	122.70	120.30
26	1H	1639	U	N1-C2-O2	6.01	127.00	122.80
26	14	827	U	O5'-P-OP2	-6.01	100.29	105.70
26	1H	71	A	C8-N9-C4	-6.01	103.40	105.80
26	1H	1271	G	N1-C6-O6	6.01	123.50	119.90
26	1H	1900	A	N9-C4-C5	-6.01	103.40	105.80
26	1H	2718	G	N1-C6-O6	6.01	123.50	119.90
26	14	245	G	C5-C6-O6	-6.01	125.00	128.60
26	14	574	C	C2-N1-C1'	-6.01	112.19	118.80
2	12	196	LEU	CA-CB-CG	6.00	129.11	115.30
26	1H	1201	C	N1-C2-O2	-6.00	115.30	118.90
26	1H	1347	G	OP1-P-O3'	6.00	118.41	105.20
26	1H	1489	U	C5-C4-O4	6.00	129.50	125.90
26	1H	1982	C	C5-C6-N1	6.00	124.00	121.00
26	1H	2822	G	C5-C6-O6	-6.00	125.00	128.60
26	1H	463	G	O5'-P-OP1	6.00	117.90	110.70
26	14	565	C	N1-C2-O2	6.00	122.50	118.90
26	14	2061	G	C8-N9-C4	6.00	108.80	106.40
1	1G	266	G	P-O3'-C3'	6.00	126.90	119.70
30	39	125	LEU	CA-CB-CG	6.00	129.09	115.30
23	2K	35	C	OP1-P-O3'	6.00	118.39	105.20
26	1H	1307	A	O5'-P-OP1	-6.00	100.30	105.70
1	1G	218	C	C6-N1-C2	-6.00	117.90	120.30
24	3L	71	G	O4'-C1'-N9	6.00	113.00	108.20
26	14	465	G	N3-C4-N9	6.00	129.60	126.00
26	1H	1259	G	OP2-P-O3'	6.00	118.39	105.20
26	1H	566	U	C6-N1-C2	5.99	124.60	121.00
26	14	2558	C	C5-C4-N4	-5.99	116.00	120.20
26	1H	391	G	C4-C5-C6	5.99	122.39	118.80

Continued on next page...

Continued from previous page...

Mol	Chain	Res	Type	Atoms	Z	Observed(°)	Ideal(°)
26	1H	871	U	O5'-P-OP1	-5.99	100.31	105.70
26	14	1380	G	C2-N3-C4	-5.99	108.90	111.90
26	1H	1900	A	N3-C4-N9	5.99	132.19	127.40
26	1H	382	G	OP1-P-O3'	5.99	118.38	105.20
26	1H	803	U	C5-C6-N1	-5.99	119.71	122.70
1	1G	1514	C	C6-N1-C2	-5.99	117.90	120.30
26	14	565	C	C5-C6-N1	-5.99	118.01	121.00
26	1H	189	G	C5-C6-O6	-5.99	125.01	128.60
26	14	201	C	C2-N3-C4	-5.99	116.91	119.90
26	14	1239	G	N1-C6-O6	5.99	123.49	119.90
26	14	2606	C	O5'-P-OP1	-5.99	100.31	105.70
26	1H	940	G	N3-C4-C5	-5.98	125.61	128.60
1	1G	1157	A	P-O3'-C3'	5.98	126.88	119.70
1	13	1459	C	N1-C2-O2	5.98	122.49	118.90
26	1H	1967	C	OP1-P-OP2	5.98	128.57	119.60
26	1H	2705	A	C6-C5-N7	-5.98	128.11	132.30
26	14	737	C	C5-C4-N4	-5.98	116.01	120.20
26	14	1348	G	N1-C6-O6	5.98	123.49	119.90
1	13	690	G	C5-C6-N1	-5.98	108.51	111.50
26	1H	35	G	O5'-P-OP2	-5.98	100.32	105.70
26	1H	2507	C	N3-C4-C5	-5.98	119.51	121.90
1	1G	581	G	O5'-P-OP2	-5.98	100.32	105.70
25	4K	19	U	O5'-P-OP2	-5.98	100.32	105.70
1	1G	932	C	C2-N1-C1'	5.98	125.38	118.80
26	14	1332	G	C8-N9-C4	-5.98	104.01	106.40
26	14	1816	G	C5-C6-O6	-5.98	125.01	128.60
1	13	956	U	C5-C6-N1	5.98	125.69	122.70
26	1H	682	G	O5'-P-OP2	-5.98	100.32	105.70
26	1H	1398	C	OP1-P-OP2	-5.98	110.63	119.60
1	13	690	G	C4-C5-N7	5.98	113.19	110.80
1	13	1432	G	C5-C6-O6	-5.97	125.02	128.60
26	1H	134	C	C2-N3-C4	-5.97	116.91	119.90
26	1H	1611	C	C6-N1-C2	5.97	122.69	120.30
26	1H	1969	A	C4-C5-N7	-5.97	107.71	110.70
1	13	975	A	O4'-C1'-N9	-5.97	103.42	108.20
26	1H	2385	C	C2-N3-C4	-5.97	116.91	119.90
26	14	208	C	N3-C4-N4	5.97	122.18	118.00
26	14	1248	G	OP1-P-OP2	-5.97	110.64	119.60
26	14	1248	G	O5'-P-OP1	5.97	117.87	110.70
1	13	1201	A	N1-C6-N6	5.97	122.18	118.60
26	1H	2387	U	OP2-P-O3'	5.97	118.34	105.20
1	13	1025	U	C5-C6-N1	5.97	125.69	122.70

Continued on next page...

Continued from previous page...

Mol	Chain	Res	Type	Atoms	Z	Observed(°)	Ideal(°)
26	1H	835	A	C2-N3-C4	5.97	113.58	110.60
26	14	570	G	C8-N9-C1'	-5.97	119.24	127.00
26	14	755	C	N1-C2-O2	-5.97	115.32	118.90
26	14	1698	A	N9-C4-C5	-5.97	103.41	105.80
26	1H	139	G	C2-N3-C4	5.96	114.88	111.90
26	1H	1559	G	N3-C4-N9	-5.96	122.42	126.00
26	14	830	G	N9-C4-C5	-5.96	103.01	105.40
26	14	911	A	OP1-P-O3'	5.96	118.32	105.20
26	1H	198	C	N3-C4-C5	5.96	124.28	121.90
26	14	2581	G	N3-C4-C5	-5.96	125.62	128.60
1	13	1279	A	C8-N9-C4	-5.96	103.42	105.80
26	1H	2286	A	C6-C5-N7	-5.96	128.13	132.30
1	1G	687	A	P-O3'-C3'	5.96	126.85	119.70
26	14	677	A	OP1-P-OP2	5.96	128.54	119.60
26	14	1367	A	C6-C5-N7	-5.96	128.13	132.30
26	14	2503	A	O5'-P-OP2	-5.96	100.33	105.70
26	1H	1141	U	N3-C2-O2	-5.96	118.03	122.20
26	1H	1515	C	C6-N1-C2	-5.96	117.92	120.30
26	14	2365	G	C5-C6-O6	-5.96	125.03	128.60
26	1H	121	G	N9-C4-C5	-5.96	103.02	105.40
26	1H	1941	C	N3-C4-C5	-5.96	119.52	121.90
26	1H	2312	U	O5'-P-OP1	-5.96	100.34	105.70
26	1H	2562	U	C5-C6-N1	-5.96	119.72	122.70
26	14	2049	G	N3-C2-N2	-5.96	115.73	119.90
1	13	1432	G	N1-C6-O6	5.95	123.47	119.90
26	1H	407	G	N3-C4-C5	-5.95	125.62	128.60
27	16	29	A	C8-N9-C4	-5.95	103.42	105.80
26	14	2463	C	N1-C2-O2	-5.95	115.33	118.90
26	14	2707	G	O4'-C1'-N9	5.95	112.96	108.20
1	13	977	A	C8-N9-C4	-5.95	103.42	105.80
23	2K	13	C	C2-N3-C4	5.95	122.88	119.90
26	1H	805	G	C4-C5-C6	5.95	122.37	118.80
26	1H	920	G	C8-N9-C4	5.95	108.78	106.40
26	1H	1653	G	N3-C4-N9	5.95	129.57	126.00
26	1H	2031	A	N1-C2-N3	-5.95	126.32	129.30
26	14	1418	G	C6-C5-N7	-5.95	126.83	130.40
26	14	2426	A	OP1-P-O3'	5.95	118.29	105.20
26	1H	1241	A	C5-N7-C8	-5.95	100.93	103.90
26	1H	2299	G	N1-C6-O6	5.95	123.47	119.90
1	13	525	C	C5-C4-N4	-5.95	116.04	120.20
26	1H	13	A	C8-N9-C4	-5.95	103.42	105.80
26	1H	906	G	C6-C5-N7	5.95	133.97	130.40

Continued on next page...

Continued from previous page...

Mol	Chain	Res	Type	Atoms	Z	Observed(°)	Ideal(°)
26	1H	1193	G	O5'-P-OP1	5.95	117.84	110.70
1	13	115	G	P-O3'-C3'	5.95	126.83	119.70
26	1H	1224	G	C4-N9-C1'	-5.95	118.77	126.50
1	13	967	C	N1-C2-O2	-5.94	115.33	118.90
26	1H	1349	A	N9-C4-C5	-5.94	103.42	105.80
26	14	1930	G	C4-C5-N7	-5.94	108.42	110.80
26	1H	1298	C	N1-C2-O2	5.94	122.47	118.90
26	1H	2248	C	C5-C4-N4	5.94	124.36	120.20
1	13	1336	C	P-O3'-C3'	5.94	126.83	119.70
26	1H	2273	A	N1-C2-N3	-5.94	126.33	129.30
26	1H	2546	U	N3-C2-O2	5.94	126.36	122.20
26	14	1972	A	OP2-P-O3'	5.94	118.27	105.20
26	14	2004	G	N1-C6-O6	5.94	123.46	119.90
26	1H	459	U	N1-C2-N3	5.94	118.46	114.90
26	1H	1785	A	C8-N9-C4	-5.94	103.42	105.80
26	1H	2465	C	C5-C6-N1	-5.94	118.03	121.00
26	1H	2336	A	C2-N3-C4	5.94	113.57	110.60
26	1H	2819	G	C6-C5-N7	-5.94	126.84	130.40
26	1H	793	A	N3-C4-C5	-5.93	122.64	126.80
26	1H	2576	G	N9-C4-C5	-5.93	103.03	105.40
26	1H	2591	C	N3-C4-N4	5.93	122.15	118.00
26	1H	2686	G	N3-C4-N9	5.93	129.56	126.00
26	14	856	C	C2-N1-C1'	5.93	125.33	118.80
26	14	1145	C	C5-C6-N1	5.93	123.97	121.00
1	1G	723	U	C5-C6-N1	5.93	125.67	122.70
26	1H	2006	C	C6-N1-C2	5.93	122.67	120.30
26	14	771	G	OP1-P-O3'	5.93	118.25	105.20
26	1H	2584	U	N1-C2-N3	5.93	118.46	114.90
26	14	123	G	C5-C6-O6	-5.93	125.04	128.60
26	1H	71	A	N1-C6-N6	5.93	122.16	118.60
26	1H	536	A	N9-C4-C5	5.93	108.17	105.80
26	1H	1418	G	N1-C6-O6	-5.93	116.34	119.90
26	1H	2016	U	N3-C4-O4	-5.93	115.25	119.40
27	16	81	G	N7-C8-N9	5.93	116.06	113.10
1	1G	353	A	C5-N7-C8	-5.93	100.94	103.90
26	14	794	G	C4-C5-N7	-5.93	108.43	110.80
26	1H	51	G	O4'-C1'-N9	-5.92	103.46	108.20
26	1H	1888	G	C4-N9-C1'	5.92	134.20	126.50
26	14	787	U	O5'-P-OP1	5.92	117.81	110.70
26	14	1302	A	OP1-P-OP2	5.92	128.49	119.60
26	14	1615	C	N3-C4-C5	-5.92	119.53	121.90
1	13	1519	A	C8-N9-C4	-5.92	103.43	105.80

Continued on next page...

Continued from previous page...

Mol	Chain	Res	Type	Atoms	Z	Observed(°)	Ideal(°)
26	1H	372	G	N9-C4-C5	5.92	107.77	105.40
26	1H	755	C	N3-C4-C5	-5.92	119.53	121.90
26	1H	1348	G	O5'-P-OP2	5.92	117.81	110.70
22	1K	18	G	P-O3'-C3'	5.92	126.81	119.70
26	1H	775	G	O4'-C1'-N9	5.92	112.94	108.20
26	1H	1669	A	N7-C8-N9	5.92	116.76	113.80
26	1H	2243	U	OP2-P-O3'	5.92	118.22	105.20
26	1H	2375	G	C5-C6-N1	5.92	114.46	111.50
26	14	1309	G	N9-C4-C5	-5.92	103.03	105.40
26	1H	622	G	N7-C8-N9	-5.92	110.14	113.10
26	1H	914	C	C2-N1-C1'	-5.92	112.29	118.80
1	1G	664	G	N3-C4-N9	-5.92	122.45	126.00
1	1G	772	U	O5'-P-OP2	-5.92	100.37	105.70
26	14	138	G	C8-N9-C4	-5.92	104.03	106.40
26	1H	180	G	N9-C4-C5	-5.92	103.03	105.40
26	1H	808	G	N1-C2-N2	-5.92	110.88	116.20
26	1H	1790	C	N3-C4-C5	5.92	124.27	121.90
26	14	1141	U	P-O3'-C3'	5.92	126.80	119.70
26	14	1380	G	C5-C6-N1	-5.92	108.54	111.50
26	1H	663	G	N9-C4-C5	5.91	107.77	105.40
26	1H	1614	A	N3-C4-N9	-5.91	122.67	127.40
26	1H	2074	U	C5-C6-N1	-5.91	119.74	122.70
26	1H	2289	G	N1-C2-N2	5.91	121.52	116.20
26	14	857	C	C6-N1-C2	-5.91	117.93	120.30
26	14	1274	A	C4-C5-C6	5.91	119.96	117.00
26	14	2571	C	C5-C4-N4	-5.91	116.06	120.20
1	1G	1529	G	C8-N9-C4	-5.91	104.03	106.40
26	1H	113	G	C2-N3-C4	-5.91	108.94	111.90
26	1H	974(A)	C	N3-C4-C5	-5.91	119.54	121.90
26	1H	1340	U	C5-C4-O4	-5.91	122.35	125.90
26	1H	2065	C	N3-C2-O2	-5.91	117.76	121.90
1	13	797	C	O5'-P-OP1	-5.91	100.38	105.70
26	1H	354	G	N1-C6-O6	5.91	123.45	119.90
26	14	945	A	N7-C8-N9	5.91	116.75	113.80
26	14	1376	C	O5'-P-OP1	-5.91	100.38	105.70
26	14	1574	C	OP2-P-O3'	5.91	118.20	105.20
1	13	1299	A	C6-C5-N7	-5.91	128.16	132.30
27	16	60	C	C6-N1-C2	-5.91	117.94	120.30
26	14	2265	U	N3-C4-O4	5.91	123.53	119.40
26	1H	321	G	N1-C6-O6	5.91	123.44	119.90
26	1H	1197	G	C8-N9-C4	5.91	108.76	106.40
26	1H	2688	U	N3-C4-O4	-5.91	115.27	119.40

Continued on next page...

Continued from previous page...

Mol	Chain	Res	Type	Atoms	Z	Observed(°)	Ideal(°)
1	1G	1408	A	N1-C6-N6	-5.91	115.06	118.60
26	14	265	A	C2-N3-C4	-5.91	107.65	110.60
26	14	1798	U	O5'-P-OP2	-5.91	100.39	105.70
26	14	2392	A	C2-N3-C4	-5.91	107.65	110.60
26	1H	517	C	N3-C4-N4	5.90	122.13	118.00
26	1H	209	C	O5'-P-OP2	-5.90	100.39	105.70
26	1H	2398	U	N1-C2-O2	5.90	126.93	122.80
24	3L	71	G	C5-C6-O6	5.90	132.14	128.60
26	14	121	G	C6-N1-C2	-5.90	121.56	125.10
26	14	1971	A	OP2-P-O3'	5.90	118.19	105.20
26	1H	606	U	O5'-P-OP2	-5.90	100.39	105.70
26	1H	735	A	N1-C6-N6	5.90	122.14	118.60
26	1H	802	A	OP1-P-O3'	-5.90	92.22	105.20
26	1H	908	C	OP2-P-O3'	5.90	118.18	105.20
26	1H	2249	U	C5-C6-N1	5.90	125.65	122.70
26	1H	2270	G	N1-C6-O6	5.90	123.44	119.90
26	1H	2680	C	N1-C2-O2	-5.90	115.36	118.90
26	14	215	G	C5-C6-O6	-5.90	125.06	128.60
26	14	2356	C	C2-N1-C1'	-5.90	112.31	118.80
26	1H	928	G	N1-C6-O6	5.90	123.44	119.90
26	1H	2747	G	N3-C4-N9	5.90	129.54	126.00
26	1H	1761	C	C5-C4-N4	-5.90	116.07	120.20
26	1H	2686	G	N3-C4-C5	-5.90	125.65	128.60
26	14	1769	G	N1-C6-O6	5.90	123.44	119.90
26	14	2623	G	O5'-P-OP2	-5.90	100.39	105.70
26	14	1162	G	O5'-P-OP1	-5.90	100.39	105.70
26	14	1614	A	N1-C6-N6	5.90	122.14	118.60
1	13	1103	C	C6-N1-C2	-5.89	117.94	120.30
26	1H	1702	G	C8-N9-C4	5.89	108.76	106.40
26	14	946	G	N9-C4-C5	-5.89	103.04	105.40
26	14	998	C	N1-C2-O2	5.89	122.44	118.90
26	14	2075	U	C2-N3-C4	-5.89	123.46	127.00
1	13	901	A	C2-N3-C4	-5.89	107.65	110.60
26	1H	1761	C	N3-C2-O2	5.89	126.03	121.90
26	14	2681	C	C5-C4-N4	5.89	124.33	120.20
26	1H	513	A	C8-N9-C4	-5.89	103.44	105.80
26	1H	1223	C	N3-C2-O2	5.89	126.02	121.90
26	1H	1784	A	N1-C2-N3	5.89	132.24	129.30
24	3L	71	G	C4-C5-N7	-5.89	108.44	110.80
1	13	428	G	C8-N9-C4	-5.89	104.05	106.40
1	1G	1474	G	N3-C4-C5	5.89	131.54	128.60
26	14	2489	G	OP2-P-O3'	5.89	118.15	105.20

Continued on next page...

Continued from previous page...

Mol	Chain	Res	Type	Atoms	Z	Observed(°)	Ideal(°)
26	1H	791	C	OP2-P-O3'	5.88	118.15	105.20
26	1H	1900	A	C2-N3-C4	5.88	113.54	110.60
26	1H	2335	A	O4'-C1'-N9	5.88	112.91	108.20
26	1H	837	C	C5-C6-N1	5.88	123.94	121.00
26	1H	866	A	C4-C5-N7	5.88	113.64	110.70
26	1H	1817	G	N9-C4-C5	-5.88	103.05	105.40
26	1H	2396	G	C8-N9-C1'	5.88	134.65	127.00
1	1G	326	G	C5-C6-N1	-5.88	108.56	111.50
26	14	1804	C	C6-N1-C2	-5.88	117.95	120.30
26	1H	1649	G	N3-C4-C5	-5.88	125.66	128.60
26	1H	2392	A	C8-N9-C4	-5.88	103.45	105.80
26	1H	2509	G	C5-C6-N1	5.88	114.44	111.50
26	1H	2566	A	P-O3'-C3'	5.88	126.76	119.70
26	14	863	A	OP2-P-O3'	5.88	118.14	105.20
26	14	2281	C	N3-C4-N4	5.88	122.12	118.00
26	14	2287	A	N3-C4-C5	5.88	130.92	126.80
26	1H	1160	G	N7-C8-N9	5.88	116.04	113.10
26	1H	1357	U	N3-C4-C5	-5.88	111.07	114.60
26	1H	1319	G	C8-N9-C4	-5.88	104.05	106.40
26	1H	1902	C	C5-C4-N4	5.88	124.31	120.20
26	1H	2604	U	C6-N1-C2	-5.88	117.47	121.00
27	16	77	U	C5-C4-O4	-5.88	122.37	125.90
26	14	2392	A	O5'-P-OP1	-5.88	100.41	105.70
26	1H	581	C	N1-C2-O2	-5.88	115.37	118.90
26	1H	1915	U	N3-C4-C5	5.88	118.13	114.60
26	1H	26	G	N3-C4-N9	5.88	129.53	126.00
26	14	2719	G	C8-N9-C4	-5.88	104.05	106.40
26	14	791	C	N3-C2-O2	5.87	126.01	121.90
26	14	1616	A	C8-N9-C4	-5.87	103.45	105.80
1	13	857	C	C6-N1-C2	-5.87	117.95	120.30
26	1H	197	A	OP2-P-O3'	5.87	118.12	105.20
26	1H	564	C	C6-N1-C2	-5.87	117.95	120.30
26	1H	739	G	O5'-P-OP1	5.87	117.75	110.70
26	1H	795	C	O5'-P-OP2	-5.87	100.42	105.70
26	1H	1401	G	N7-C8-N9	5.87	116.04	113.10
26	1H	2727	G	N1-C6-O6	5.87	123.42	119.90
1	1G	769	G	N3-C4-C5	-5.87	125.66	128.60
26	14	1402	C	C6-N1-C2	-5.87	117.95	120.30
1	13	912	C	C6-N1-C2	5.87	122.65	120.30
26	14	2029	G	N1-C6-O6	5.87	123.42	119.90
26	14	2512	C	C4-C5-C6	-5.87	114.47	117.40
26	1H	2375	G	C5-C6-O6	-5.87	125.08	128.60

Continued on next page...

Continued from previous page...

Mol	Chain	Res	Type	Atoms	Z	Observed(°)	Ideal(°)
26	1H	2530	A	N1-C6-N6	5.87	122.12	118.60
26	1H	2618	G	N9-C4-C5	5.87	107.75	105.40
26	14	2617	C	N3-C4-C5	5.87	124.25	121.90
26	1H	694	U	O5'-P-OP1	5.87	117.74	110.70
26	1H	1939	U	O5'-P-OP1	-5.87	100.42	105.70
26	1H	1200	C	C4-C5-C6	5.87	120.33	117.40
26	1H	1614	A	O4'-C1'-N9	5.87	112.89	108.20
26	1H	2508	G	N3-C2-N2	-5.87	115.79	119.90
1	1G	1259	C	C6-N1-C2	-5.87	117.95	120.30
26	14	527	C	C4-C5-C6	5.87	120.33	117.40
26	14	1320	C	N3-C4-N4	5.87	122.11	118.00
26	1H	845	G	C4-C5-N7	5.86	113.15	110.80
26	1H	970	C	C4-C5-C6	5.86	120.33	117.40
26	1H	1837	C	N1-C2-O2	5.86	122.42	118.90
26	1H	2578	G	N7-C8-N9	-5.86	110.17	113.10
1	1G	117	G	C5-C6-O6	-5.86	125.08	128.60
26	14	690	G	N1-C6-O6	5.86	123.42	119.90
26	14	1594	G	O5'-P-OP2	5.86	117.74	110.70
26	14	2526	G	N3-C4-C5	5.86	131.53	128.60
26	1H	1637	A	N1-C6-N6	-5.86	115.08	118.60
26	1H	1021	A	C8-N9-C4	-5.86	103.46	105.80
26	1H	2231	C	C6-N1-C2	-5.86	117.96	120.30
1	1G	17	U	C5-C6-N1	5.86	125.63	122.70
26	1H	777	A	C2-N3-C4	-5.86	107.67	110.60
26	1H	1828	G	C5-C6-O6	5.86	132.12	128.60
26	14	1394	U	C5-C6-N1	5.86	125.63	122.70
26	14	2699	C	N1-C2-O2	-5.86	115.39	118.90
1	13	760	G	C4-C5-N7	5.86	113.14	110.80
26	1H	1379	A	C2-N3-C4	-5.86	107.67	110.60
1	1G	1195	C	C6-N1-C2	-5.86	117.96	120.30
26	14	1926	U	N1-C2-N3	5.86	118.41	114.90
26	1H	818	G	C6-C5-N7	5.85	133.91	130.40
1	1G	690	G	C8-N9-C4	-5.85	104.06	106.40
26	1H	931	G	N1-C6-O6	-5.85	116.39	119.90
26	1H	954	G	OP2-P-O3'	5.85	118.08	105.20
26	1H	2243	U	O5'-P-OP2	-5.85	100.43	105.70
27	16	14	U	O5'-P-OP2	-5.85	100.43	105.70
1	1G	1119	C	C6-N1-C2	-5.85	117.96	120.30
26	14	2427	C	C6-N1-C2	5.85	122.64	120.30
26	1H	767	U	C5-C4-O4	5.85	129.41	125.90
26	1H	866	A	N7-C8-N9	5.85	116.72	113.80
24	3L	76	A	N1-C6-N6	5.85	122.11	118.60

Continued on next page...

Continued from previous page...

Mol	Chain	Res	Type	Atoms	Z	Observed(°)	Ideal(°)
26	14	1022	G	N9-C4-C5	5.85	107.74	105.40
26	14	1570	A	C6-C5-N7	-5.85	128.20	132.30
26	1H	1274	A	N7-C8-N9	5.85	116.72	113.80
1	1G	528	C	C5'-C4'-O4'	5.85	116.12	109.10
1	1G	800	G	N1-C6-O6	5.85	123.41	119.90
26	14	307	G	N1-C6-O6	5.85	123.41	119.90
26	14	2329	G	C5-C6-N1	5.85	114.42	111.50
26	1H	600	G	N1-C6-O6	5.85	123.41	119.90
27	16	49	C	N3-C4-N4	5.85	122.09	118.00
28	11	54	ARG	NE-CZ-NH2	-5.85	117.38	120.30
26	14	1804	C	O5'-P-OP2	5.85	117.72	110.70
1	1G	323	U	N3-C2-O2	5.85	126.29	122.20
26	14	1289	C	O5'-P-OP1	-5.85	100.44	105.70
1	13	276	G	N3-C2-N2	-5.84	115.81	119.90
1	13	771	G	C5-C6-O6	5.84	132.11	128.60
26	1H	936	C	C6-N1-C2	5.84	122.64	120.30
1	13	1495	U	O5'-P-OP2	-5.84	100.44	105.70
26	1H	1663	C	C6-N1-C2	5.84	122.64	120.30
26	1H	2297	C	O5'-P-OP2	-5.84	100.44	105.70
26	1H	2639	A	C2-N3-C4	-5.84	107.68	110.60
26	14	1989	G	N3-C2-N2	-5.84	115.81	119.90
26	14	2551	C	O5'-P-OP2	-5.84	100.44	105.70
26	14	2731	G	C4-N9-Cl'	5.84	134.10	126.50
26	1H	417	C	O5'-P-OP2	5.84	117.71	110.70
26	1H	729	G	C4-N9-Cl'	5.84	134.09	126.50
26	1H	816	C	OP1-P-OP2	-5.84	110.84	119.60
26	1H	1825	A	N9-C4-C5	5.84	108.14	105.80
26	1H	2259	G	O5'-P-OP2	5.84	117.71	110.70
26	1H	2310	A	C8-N9-C4	-5.84	103.46	105.80
27	16	23	G	N3-C4-C5	5.84	131.52	128.60
26	14	666	G	C2-N3-C4	-5.84	108.98	111.90
26	1H	113	G	OP1-P-O3'	5.84	118.05	105.20
26	1H	974(A)	C	P-O3'-C3'	5.84	126.71	119.70
26	1H	2594	C	C2-N3-C4	-5.84	116.98	119.90
26	14	1463	C	C6-N1-C2	-5.84	117.97	120.30
26	14	2571	C	N1-C2-O2	-5.84	115.40	118.90
26	14	2732	G	C5-C6-N1	5.84	114.42	111.50
26	14	1323	U	N3-C4-C5	-5.84	111.10	114.60
26	14	2017	U	O5'-P-OP1	-5.84	100.45	105.70
26	1H	103	A	C8-N9-C4	5.84	108.14	105.80
26	1H	1698	A	C6-C5-N7	-5.84	128.21	132.30
26	14	1422	G	N1-C6-O6	5.84	123.40	119.90

Continued on next page...

Continued from previous page...

Mol	Chain	Res	Type	Atoms	Z	Observed(°)	Ideal(°)
26	14	2441	C	N3-C4-N4	-5.84	113.92	118.00
26	1H	866	A	C5-N7-C8	-5.83	100.98	103.90
26	14	1446	C	C6-N1-C2	-5.83	117.97	120.30
1	13	14	U	O5'-P-OP1	-5.83	100.45	105.70
23	2K	6	G	N9-C4-C5	-5.83	103.07	105.40
26	1H	1678	G	N1-C2-N2	-5.83	110.95	116.20
26	1H	2429	G	OP1-P-OP2	-5.83	110.85	119.60
26	1H	2698	U	C4-C5-C6	5.83	123.20	119.70
26	14	71	A	C4-C5-N7	5.83	113.62	110.70
26	14	2387	U	C5-C6-N1	-5.83	119.78	122.70
26	1H	110	G	OP1-P-OP2	5.83	128.34	119.60
26	14	579	G	C5-C6-O6	-5.83	125.10	128.60
26	1H	792	G	N3-C4-N9	5.83	129.50	126.00
26	1H	1496	A	C5-C6-N6	-5.83	119.04	123.70
26	1H	2060	A	O4'-C1'-N9	5.83	112.86	108.20
26	14	2451	A	N7-C8-N9	5.83	116.71	113.80
26	14	2448	A	C5-C6-N1	5.83	120.61	117.70
26	14	119	A	OP1-P-O3'	5.82	118.01	105.20
26	14	1985	G	O5'-P-OP2	-5.82	100.46	105.70
1	13	963	G	N1-C6-O6	-5.82	116.41	119.90
1	13	610	G	N3-C4-N9	5.82	129.49	126.00
26	1H	1357	U	C5-C4-O4	5.82	129.39	125.90
26	1H	2688	U	C4-C5-C6	5.82	123.19	119.70
26	1H	1254	A	C4-C5-N7	5.82	113.61	110.70
26	1H	2303	G	OP1-P-O3'	5.82	118.00	105.20
26	14	409	C	C6-N1-C2	5.82	122.63	120.30
26	14	1643	G	OP2-P-O3'	5.82	118.00	105.20
26	1H	445	C	N3-C2-O2	-5.82	117.83	121.90
26	1H	733	G	N7-C8-N9	5.82	116.01	113.10
26	14	123	G	N1-C6-O6	5.82	123.39	119.90
26	14	2287	A	C5-C6-N1	-5.82	114.79	117.70
26	1H	2594	C	C4-C5-C6	5.81	120.31	117.40
26	14	198	C	O5'-P-OP1	-5.81	100.47	105.70
23	2K	1	C	C5-C6-N1	5.81	123.91	121.00
26	1H	318	C	O5'-P-OP1	-5.81	100.47	105.70
26	1H	397	G	C4-N9-C1'	-5.81	118.94	126.50
26	1H	818	G	N3-C4-N9	-5.81	122.51	126.00
26	14	2859	G	N9-C4-C5	5.81	107.72	105.40
25	4K	16	A	C8-N9-C4	5.81	108.12	105.80
1	13	509	A	P-O3'-C3'	5.81	126.67	119.70
26	1H	2228	G	N3-C4-C5	-5.81	125.69	128.60
26	1H	2269	A	N9-C4-C5	-5.81	103.48	105.80

Continued on next page...

Continued from previous page...

Mol	Chain	Res	Type	Atoms	Z	Observed(°)	Ideal(°)
27	16	25	A	OP1-P-O3'	5.81	117.98	105.20
26	14	2066	C	C5-C6-N1	5.81	123.91	121.00
1	13	1332	A	C8-N9-C4	-5.81	103.48	105.80
26	1H	1246	A	C4-C5-C6	5.81	119.90	117.00
26	14	2449	U	N3-C4-O4	5.81	123.47	119.40
26	1H	258	G	N3-C2-N2	5.80	123.96	119.90
26	1H	397	G	N3-C4-N9	-5.80	122.52	126.00
26	1H	660	G	C5-N7-C8	-5.80	101.40	104.30
1	1G	1354	C	C5-C6-N1	5.80	123.90	121.00
26	14	820	A	N1-C6-N6	-5.80	115.12	118.60
26	1H	330	A	N7-C8-N9	5.80	116.70	113.80
26	1H	530	G	N1-C2-N2	-5.80	110.98	116.20
1	1G	377	G	N3-C4-N9	5.80	129.48	126.00
26	1H	251	A	O5'-P-OP1	-5.80	100.48	105.70
26	14	2249	U	C5-C4-O4	5.80	129.38	125.90
26	14	2423	U	C5-C6-N1	-5.80	119.80	122.70
1	13	1508	G	N9-C4-C5	5.80	107.72	105.40
26	1H	2293	C	C6-N1-C2	-5.80	117.98	120.30
26	1H	2491	U	N3-C2-O2	5.80	126.26	122.20
26	14	97	C	OP1-P-OP2	5.80	128.30	119.60
26	14	630	G	C8-N9-C4	5.80	108.72	106.40
26	14	970	C	N1-C2-O2	-5.80	115.42	118.90
26	14	1391	U	C2-N1-C1'	5.80	124.66	117.70
26	14	2071	A	C8-N9-C4	-5.80	103.48	105.80
26	1H	785	G	C8-N9-C4	-5.80	104.08	106.40
26	1H	910	A	O5'-P-OP2	-5.80	100.48	105.70
26	1H	940	G	C5-C6-O6	-5.80	125.12	128.60
26	1H	1021	A	C5-C6-N1	-5.80	114.80	117.70
26	1H	1611	C	C4-C5-C6	5.80	120.30	117.40
26	14	2385	C	C5-C4-N4	-5.80	116.14	120.20
26	1H	488	G	O5'-P-OP2	-5.79	100.48	105.70
26	1H	1426	G	N1-C6-O6	-5.79	116.42	119.90
26	14	778	G	N1-C6-O6	-5.79	116.42	119.90
23	2K	17	C	C2-N1-C1'	5.79	125.17	118.80
26	1H	1496	A	O4'-C1'-N9	5.79	112.83	108.20
26	1H	1761	C	N1-C2-O2	-5.79	115.42	118.90
26	1H	1773	A	C5-C6-N1	-5.79	114.80	117.70
26	1H	1932	A	N1-C6-N6	5.79	122.08	118.60
1	1G	1502	A	N1-C2-N3	5.79	132.20	129.30
26	14	1029	A	N9-C4-C5	-5.79	103.48	105.80
1	13	1219	U	C6-N1-C2	-5.79	117.53	121.00
26	1H	1336	A	C5-C6-N1	5.79	120.60	117.70

Continued on next page...

Continued from previous page...

Mol	Chain	Res	Type	Atoms	Z	Observed(°)	Ideal(°)
1	13	680	C	O5'-P-OP2	-5.79	100.49	105.70
26	14	818	G	N7-C8-N9	5.79	116.00	113.10
26	14	1396	U	C2-N1-C1'	5.79	124.65	117.70
1	13	580	U	C6-N1-C2	5.79	124.47	121.00
26	1H	1525	G	O5'-P-OP2	-5.79	100.49	105.70
26	14	1216	G	C4-N9-C1'	5.79	134.02	126.50
26	14	1519	G	C4-C5-N7	-5.79	108.48	110.80
26	1H	676	A	OP1-P-OP2	5.79	128.28	119.60
26	1H	1399	C	OP2-P-O3'	5.79	117.93	105.20
26	14	833	U	N1-C2-O2	-5.79	118.75	122.80
26	14	1470	G	N1-C6-O6	5.79	123.37	119.90
1	13	1502	A	N9-C4-C5	-5.79	103.49	105.80
26	1H	1828	G	C6-N1-C2	5.79	128.57	125.10
26	14	530	G	C8-N9-C1'	-5.79	119.48	127.00
26	14	783	A	O5'-P-OP1	5.79	117.64	110.70
26	1H	1013	C	N3-C2-O2	5.78	125.95	121.90
26	14	388	G	C2-N3-C4	-5.78	109.01	111.90
26	14	678	C	N3-C4-C5	5.78	124.21	121.90
26	14	1328	G	N9-C4-C5	-5.78	103.09	105.40
26	14	1379	A	C5-C6-N6	-5.78	119.07	123.70
1	13	756	C	C4-C5-C6	5.78	120.29	117.40
26	1H	1011	G	O5'-P-OP1	-5.78	100.50	105.70
26	1H	1246	A	C6-N1-C2	-5.78	115.13	118.60
26	1H	1851	U	N1-C2-O2	-5.78	118.75	122.80
26	1H	2492	U	N3-C2-O2	-5.78	118.15	122.20
26	14	2240	C	C5-C6-N1	5.78	123.89	121.00
26	1H	928	G	N3-C4-C5	5.78	131.49	128.60
26	1H	1938	A	O5'-P-OP1	-5.78	100.50	105.70
26	1H	2004	G	C6-C5-N7	-5.78	126.93	130.40
26	1H	2060	A	C4-C5-C6	-5.78	114.11	117.00
4	32	157	LEU	CA-CB-CG	5.78	128.59	115.30
26	14	1225	C	C6-N1-C2	5.78	122.61	120.30
26	14	1323	U	OP1-P-OP2	-5.78	110.93	119.60
26	1H	2070	G	C5-C6-O6	5.78	132.07	128.60
1	13	731	G	OP1-P-O3'	5.78	117.91	105.20
1	13	1469	G	N7-C8-N9	5.78	115.99	113.10
26	1H	676	A	C6-N1-C2	5.78	122.07	118.60
26	1H	940	G	C6-C5-N7	-5.78	126.93	130.40
26	14	265	A	N1-C6-N6	5.78	122.07	118.60
26	14	1189	A	OP1-P-OP2	-5.78	110.93	119.60
1	13	1359	C	O5'-P-OP1	-5.78	100.50	105.70
26	1H	1927	A	C8-N9-C4	-5.78	103.49	105.80

Continued on next page...

Continued from previous page...

Mol	Chain	Res	Type	Atoms	Z	Observed(°)	Ideal(°)
26	1H	2554	U	C5-C4-O4	-5.78	122.43	125.90
26	14	201	C	C6-N1-C2	5.78	122.61	120.30
26	14	2573	C	C5-C6-N1	5.78	123.89	121.00
26	14	1468	C	C5-C6-N1	5.77	123.89	121.00
26	14	2392	A	N7-C8-N9	5.77	116.69	113.80
1	13	813	U	OP1-P-OP2	5.77	128.26	119.60
26	1H	906	G	N1-C6-O6	-5.77	116.44	119.90
26	1H	1298	C	C2-N3-C4	5.77	122.79	119.90
26	1H	1347	G	C5-C6-O6	-5.77	125.14	128.60
26	1H	199	A	C4-C5-C6	-5.77	114.11	117.00
1	1G	121	C	C2-N1-C1'	5.77	125.15	118.80
26	14	1396	U	N1-C2-O2	5.77	126.84	122.80
26	14	1519	G	C5-C6-O6	5.77	132.06	128.60
26	14	2429	G	OP2-P-O3'	5.77	117.89	105.20
26	1H	961	C	O4'-C1'-N1	5.77	112.81	108.20
26	1H	1217	C	O5'-P-OP1	-5.77	100.51	105.70
26	1H	1626	G	C6-C5-N7	-5.77	126.94	130.40
26	1H	2068	U	N1-C2-O2	5.77	126.84	122.80
54	P8	9	ARG	NE-CZ-NH2	5.77	123.18	120.30
1	1G	137	C	C6-N1-C2	5.77	122.61	120.30
26	1H	1776	G	C4-C5-N7	5.77	113.11	110.80
26	14	577	G	C5-C6-O6	-5.77	125.14	128.60
26	14	2251	G	N3-C4-C5	-5.77	125.72	128.60
26	1H	1626	G	C5-N7-C8	-5.76	101.42	104.30
26	14	2606	C	OP2-P-O3'	5.76	117.88	105.20
26	1H	461	C	N3-C2-O2	5.76	125.93	121.90
26	1H	1950	G	N3-C2-N2	5.76	123.93	119.90
26	1H	2051	A	C8-N9-C4	-5.76	103.50	105.80
1	1G	748	C	P-O3'-C3'	5.76	126.62	119.70
26	14	778	G	C5-C6-O6	5.76	132.06	128.60
26	1H	752	A	N1-C2-N3	5.76	132.18	129.30
26	14	969	U	C6-N1-C2	-5.76	117.54	121.00
26	14	1965	C	C2-N1-C1'	-5.76	112.46	118.80
1	13	745	C	C5-C6-N1	5.76	123.88	121.00
1	13	963	G	N3-C2-N2	5.76	123.93	119.90
26	1H	461	C	C4-C5-C6	5.76	120.28	117.40
26	1H	793	A	N3-C4-N9	5.76	132.01	127.40
26	1H	2584	U	N1-C2-O2	5.76	126.83	122.80
26	14	697	C	C6-N1-C2	-5.76	118.00	120.30
26	14	1333	C	N3-C4-C5	5.76	124.20	121.90
26	1H	647	G	C8-N9-C4	-5.76	104.10	106.40
26	14	123	G	OP1-P-OP2	5.76	128.24	119.60

Continued on next page...

Continued from previous page...

Mol	Chain	Res	Type	Atoms	Z	Observed(°)	Ideal(°)
1	13	529	G	N9-C4-C5	-5.76	103.10	105.40
1	13	623	C	C5-C6-N1	5.76	123.88	121.00
1	1G	501	C	C6-N1-C2	-5.76	118.00	120.30
1	1G	1446	A	O4'-C1'-N9	5.76	112.81	108.20
1	13	373	A	C8-N9-C4	5.75	108.10	105.80
26	1H	192	C	C5-C4-N4	-5.75	116.17	120.20
26	1H	1950	G	C6-C5-N7	-5.75	126.95	130.40
1	13	891	U	OP2-P-O3'	5.75	117.86	105.20
1	13	1475	G	C8-N9-C4	-5.75	104.10	106.40
26	1H	116	C	N1-C2-O2	-5.75	115.45	118.90
26	1H	1224	G	N3-C4-C5	5.75	131.48	128.60
26	1H	1415	U	C5-C4-O4	5.75	129.35	125.90
26	1H	1544	C	N1-C2-O2	5.75	122.35	118.90
26	14	2062	A	C8-N9-C4	5.75	108.10	105.80
26	14	2678	C	C6-N1-C2	5.75	122.60	120.30
1	13	826	C	C6-N1-C2	-5.75	118.00	120.30
1	13	872	A	N1-C2-N3	-5.75	126.42	129.30
26	1H	119	A	C4-C5-C6	5.75	119.88	117.00
26	1H	865	C	C6-N1-C2	5.75	122.60	120.30
26	1H	2766	G	C5-C6-O6	-5.75	125.15	128.60
1	1G	197	A	C8-N9-C4	-5.75	103.50	105.80
26	14	1771	C	C5-C4-N4	-5.75	116.17	120.20
26	14	1774	C	O5'-P-OP2	5.75	117.60	110.70
26	14	1962	C	C5-C4-N4	-5.75	116.17	120.20
26	14	2685	G	C8-N9-C4	5.75	108.70	106.40
26	1H	139	G	N3-C4-C5	-5.75	125.72	128.60
26	1H	203	C	N3-C2-O2	5.75	125.92	121.90
26	1H	1284	A	C2-N3-C4	-5.75	107.73	110.60
26	1H	1287	A	O5'-P-OP1	5.75	117.60	110.70
26	1H	2392	A	C6-C5-N7	-5.75	128.28	132.30
23	2L	21	U	C4-C5-C6	-5.75	116.25	119.70
1	13	1501	C	C6-N1-C2	-5.75	118.00	120.30
26	1H	198	C	N3-C2-O2	-5.75	117.88	121.90
26	1H	768	G	C5-C6-O6	5.75	132.05	128.60
26	1H	1626	G	N3-C2-N2	-5.75	115.88	119.90
26	14	130	C	C2-N3-C4	-5.75	117.03	119.90
26	14	528	A	N1-C2-N3	5.75	132.17	129.30
26	1H	1312	U	C5-C4-O4	5.75	129.35	125.90
26	1H	2396	G	C4-N9-C1'	-5.75	119.03	126.50
26	14	1605	C	N1-C2-O2	-5.75	115.45	118.90
26	1H	128	C	N3-C4-C5	5.74	124.20	121.90
26	1H	954	G	C4-C5-N7	-5.74	108.50	110.80

Continued on next page...

Continued from previous page...

Mol	Chain	Res	Type	Atoms	Z	Observed(°)	Ideal(°)
26	14	1347	G	N1-C6-O6	5.74	123.35	119.90
27	1J	22	U	C5-C6-N1	5.74	125.57	122.70
26	1H	196	A	C6-N1-C2	5.74	122.05	118.60
26	1H	2007	C	O5'-P-OP2	-5.74	100.53	105.70
26	1H	2287	A	N3-C4-C5	5.74	130.82	126.80
26	14	752	A	N1-C2-N3	5.74	132.17	129.30
1	13	644	G	C8-N9-C4	5.74	108.70	106.40
26	1H	802	A	C5-N7-C8	-5.74	101.03	103.90
26	1H	1764	G	N1-C6-O6	-5.74	116.46	119.90
23	2L	50	G	C8-N9-C4	-5.74	104.10	106.40
26	14	252	G	N9-C4-C5	5.74	107.70	105.40
26	14	270(Y)	G	C5-C6-O6	5.74	132.04	128.60
26	14	827	U	N1-C2-O2	-5.74	118.78	122.80
26	14	2432	A	N1-C6-N6	5.74	122.05	118.60
1	13	1426	C	N3-C4-N4	5.74	122.02	118.00
26	1H	533	G	N1-C2-N3	5.74	127.34	123.90
26	1H	845	G	C5-N7-C8	-5.74	101.43	104.30
26	1H	1814	G	C8-N9-C4	5.74	108.69	106.40
26	1H	2497	A	N1-C2-N3	5.74	132.17	129.30
26	1H	2592	G	C5-C6-N1	-5.74	108.63	111.50
26	14	2607	G	O5'-P-OP1	5.74	117.59	110.70
36	35	62	LEU	CA-CB-CG	-5.74	102.10	115.30
26	1H	1299	G	C4-C5-N7	5.74	113.09	110.80
26	14	191	A	N1-C6-N6	5.74	122.04	118.60
26	1H	209	C	N3-C4-C5	5.74	124.19	121.90
26	14	1312	U	O5'-P-OP1	-5.74	100.54	105.70
26	1H	471	A	C5-N7-C8	-5.73	101.03	103.90
26	1H	451	C	C6-N1-C2	5.73	122.59	120.30
26	1H	735	A	C6-N1-C2	-5.73	115.16	118.60
26	1H	1622	G	N9-C4-C5	5.73	107.69	105.40
26	1H	1622	G	C6-C5-N7	5.73	133.84	130.40
26	1H	2018	G	N7-C8-N9	5.73	115.97	113.10
26	1H	2718	G	C5-C6-O6	-5.73	125.16	128.60
26	14	1600	C	C6-N1-C2	5.73	122.59	120.30
26	14	2501	C	C6-N1-C2	5.73	122.59	120.30
1	13	365	U	C2-N1-C1'	5.73	124.58	117.70
26	1H	2446	G	C6-C5-N7	-5.73	126.96	130.40
26	14	205	G	N3-C4-N9	5.73	129.44	126.00
26	14	252	G	C6-C5-N7	5.73	133.84	130.40
26	14	855	G	N7-C8-N9	5.73	115.97	113.10
26	14	1314	C	N1-C2-O2	5.73	122.34	118.90
1	13	749	C	C2-N1-C1'	5.73	125.10	118.80

Continued on next page...

Continued from previous page...

Mol	Chain	Res	Type	Atoms	Z	Observed(°)	Ideal(°)
26	14	2702	U	N1-C1'-C2'	5.73	121.45	114.00
26	1H	779	U	C6-N1-C2	5.73	124.44	121.00
26	14	2401	U	N3-C4-O4	5.73	123.41	119.40
26	14	2763	G	N1-C6-O6	-5.73	116.46	119.90
26	1H	141	A	C4-C5-N7	5.73	113.56	110.70
26	1H	792	G	N1-C6-O6	5.73	123.34	119.90
26	1H	972	G	C6-C5-N7	5.73	133.84	130.40
26	1H	2079	U	N1-C2-O2	-5.73	118.79	122.80
26	14	2433	A	N7-C8-N9	5.73	116.66	113.80
24	3K	71	G	C4-C5-N7	-5.72	108.51	110.80
26	1H	300	A	O4'-C1'-N9	5.72	112.78	108.20
26	1H	972	G	O5'-P-OP1	5.72	117.57	110.70
26	1H	2827	C	N3-C2-O2	5.72	125.91	121.90
26	14	694	U	O5'-P-OP2	-5.72	100.55	105.70
26	14	1827	C	N1-C2-O2	5.72	122.33	118.90
26	14	1905	C	O5'-P-OP2	-5.72	100.55	105.70
26	1H	708	C	O5'-P-OP1	5.72	117.57	110.70
26	1H	744	G	O5'-P-OP2	-5.72	100.55	105.70
26	1H	2210	G	C4-N9-C1'	5.72	133.94	126.50
1	1G	789	U	C6-N1-C2	-5.72	117.57	121.00
26	14	74	A	N1-C2-N3	5.72	132.16	129.30
26	14	861	A	O5'-P-OP2	5.72	117.57	110.70
26	14	2873	A	C5-C6-N1	-5.72	114.84	117.70
26	1H	996	A	N7-C8-N9	-5.72	110.94	113.80
26	14	684	G	N9-C4-C5	5.72	107.69	105.40
26	14	1992	G	C8-N9-C4	5.72	108.69	106.40
26	14	2818	G	N1-C6-O6	5.72	123.33	119.90
26	1H	845	G	C4-N9-C1'	-5.72	119.06	126.50
26	1H	866	A	C6-C5-N7	-5.72	128.30	132.30
26	1H	1936	A	N1-C6-N6	5.72	122.03	118.60
26	1H	2310	A	N7-C8-N9	5.72	116.66	113.80
26	1H	2702	U	C5'-C4'-O4'	5.72	115.96	109.10
1	1G	1432	G	N7-C8-N9	5.72	115.96	113.10
26	14	476	G	OP1-P-OP2	5.72	128.18	119.60
26	14	1386	C	C6-N1-C2	-5.72	118.01	120.30
26	14	1982	C	C2-N1-C1'	5.72	125.09	118.80
26	1H	1653	G	N1-C2-N2	-5.72	111.05	116.20
26	1H	2466	C	C6-N1-C2	5.72	122.59	120.30
26	1H	2581	G	N3-C2-N2	5.72	123.90	119.90
26	14	2492	U	O5'-P-OP2	5.72	117.56	110.70
1	13	266	G	C5-N7-C8	-5.72	101.44	104.30
1	13	1468	A	N7-C8-N9	-5.72	110.94	113.80

Continued on next page...

Continued from previous page...

Mol	Chain	Res	Type	Atoms	Z	Observed(°)	Ideal(°)
26	1H	464	U	O5'-P-OP1	-5.72	100.56	105.70
26	1H	533	G	N3-C4-C5	-5.72	125.74	128.60
26	1H	1299	G	C5-N7-C8	-5.72	101.44	104.30
26	1H	1400	G	C8-N9-C4	-5.72	104.11	106.40
26	14	106	C	C6-N1-C2	-5.72	118.01	120.30
26	14	1528	A	N7-C8-N9	5.72	116.66	113.80
26	14	2251	G	C4-C5-N7	-5.72	108.51	110.80
26	14	2873	A	O5'-P-OP1	-5.72	100.56	105.70
1	13	1498	U	C5-C4-O4	-5.71	122.47	125.90
26	1H	2082	A	C8-N9-C4	5.71	108.09	105.80
26	14	667	U	OP2-P-O3'	5.71	117.77	105.20
26	14	2365	G	N3-C4-N9	5.71	129.43	126.00
26	14	2525	G	OP2-P-O3'	5.71	117.77	105.20
1	13	1446	A	O4'-C1'-N9	5.71	112.77	108.20
26	14	1742	C	C5-C6-N1	5.71	123.86	121.00
26	1H	1107	G	C8-N9-C4	-5.71	104.12	106.40
26	1H	1332	G	O4'-C1'-N9	-5.71	103.63	108.20
26	1H	1470	G	OP2-P-O3'	5.71	117.76	105.20
26	14	1681	G	N3-C4-C5	5.71	131.45	128.60
26	1H	1769	G	O5'-P-OP2	-5.71	100.56	105.70
26	1H	2490	G	C8-N9-C4	-5.71	104.12	106.40
26	1H	2700	C	C5-C6-N1	-5.71	118.15	121.00
1	1G	1270	C	C6-N1-C2	-5.71	118.02	120.30
26	14	577	G	O5'-P-OP2	5.71	117.55	110.70
26	14	929	G	C4-C5-C6	5.71	122.22	118.80
26	14	1029	A	C5-C6-N6	-5.71	119.14	123.70
26	14	1980	G	N1-C6-O6	5.71	123.32	119.90
26	14	2702	U	C2-N1-C1'	5.71	124.55	117.70
26	1H	71	A	N3-C4-C5	5.70	130.79	126.80
26	1H	948	G	O5'-P-OP2	5.70	117.54	110.70
26	1H	1013	C	N1-C2-O2	-5.70	115.48	118.90
26	1H	1624	G	C8-N9-C4	5.70	108.68	106.40
26	14	562	U	N3-C2-O2	-5.70	118.21	122.20
26	14	1255	U	N3-C2-O2	-5.70	118.21	122.20
26	14	2063	C	OP2-P-O3'	5.70	117.75	105.20
26	1H	2346	A	N1-C6-N6	5.70	122.02	118.60
1	13	332	G	O5'-P-OP1	-5.70	100.57	105.70
22	1K	18	G	C8-N9-C1'	-5.70	119.59	127.00
26	1H	1518	C	OP1-P-O3'	5.70	117.74	105.20
26	14	2866	U	O5'-P-OP2	-5.70	100.57	105.70
26	1H	192	C	C5-C6-N1	5.70	123.85	121.00
26	1H	498	G	O5'-P-OP2	5.70	117.54	110.70

Continued on next page...

Continued from previous page...

Mol	Chain	Res	Type	Atoms	Z	Observed(°)	Ideal(°)
1	1G	322	C	C5-C4-N4	-5.70	116.21	120.20
1	1G	900	A	N1-C6-N6	5.70	122.02	118.60
26	14	530	G	N3-C4-C5	5.70	131.45	128.60
26	14	1642	G	OP2-P-O3'	5.70	117.74	105.20
26	1H	28	A	N7-C8-N9	-5.70	110.95	113.80
26	1H	793	A	C6-C5-N7	-5.70	128.31	132.30
26	1H	2060	A	C6-C5-N7	5.70	136.29	132.30
23	2K	48	U	P-O3'-C3'	5.70	126.53	119.70
26	1H	557	U	C5-C6-N1	-5.70	119.85	122.70
26	1H	755	C	C4-C5-C6	5.70	120.25	117.40
26	1H	2318	G	C5-N7-C8	-5.70	101.45	104.30
1	1G	1527	C	C2-N3-C4	-5.70	117.05	119.90
26	14	733	G	N7-C8-N9	5.70	115.95	113.10
26	14	2440	C	N1-C2-N3	-5.70	115.21	119.20
26	14	512	G	C5-C6-O6	5.69	132.02	128.60
1	13	1112	C	C6-N1-C2	-5.69	118.02	120.30
26	1H	627	A	C8-N9-C4	5.69	108.08	105.80
26	1H	1902	C	N3-C4-N4	-5.69	114.02	118.00
26	14	602	G	N3-C4-N9	5.69	129.42	126.00
1	13	584	G	N1-C6-O6	-5.69	116.48	119.90
26	1H	470	A	C5-N7-C8	-5.69	101.06	103.90
26	1H	1936	A	N7-C8-N9	5.69	116.65	113.80
26	1H	2323	G	C8-N9-C4	-5.69	104.12	106.40
26	1H	203	C	C2-N1-C1'	-5.69	112.54	118.80
26	1H	224	G	O5'-P-OP2	-5.69	100.58	105.70
26	1H	1779	U	OP1-P-O3'	5.69	117.71	105.20
26	1H	2377	A	C2-N3-C4	-5.69	107.76	110.60
26	1H	792	G	N3-C4-C5	-5.69	125.76	128.60
26	1H	2406	U	N3-C2-O2	-5.69	118.22	122.20
27	16	77	U	C2-N3-C4	-5.69	123.59	127.00
26	1H	558	G	O5'-P-OP2	-5.68	100.58	105.70
23	2L	50	G	N3-C4-C5	-5.68	125.76	128.60
26	14	2449	U	C5-C4-O4	-5.68	122.49	125.90
26	1H	1241	A	C2-N3-C4	-5.68	107.76	110.60
26	1H	1305	C	N3-C2-O2	-5.68	117.92	121.90
26	1H	2447	G	N3-C4-C5	-5.68	125.76	128.60
1	1G	1205	U	C5-C6-N1	5.68	125.54	122.70
26	14	1694	C	N1-C2-O2	5.68	122.31	118.90
26	1H	457	A	N1-C6-N6	-5.68	115.19	118.60
26	14	2607	G	C6-C5-N7	-5.68	126.99	130.40
26	1H	470	A	C2-N3-C4	-5.68	107.76	110.60
26	1H	771	G	C5-C6-O6	-5.68	125.19	128.60

Continued on next page...

Continued from previous page...

Mol	Chain	Res	Type	Atoms	Z	Observed(°)	Ideal(°)
26	1H	793	A	C4-C5-C6	5.68	119.84	117.00
26	1H	839	U	N1-C2-O2	-5.68	118.82	122.80
26	1H	2377	A	N9-C4-C5	-5.68	103.53	105.80
26	1H	2428	G	N9-C4-C5	5.68	107.67	105.40
26	1H	2452	C	N3-C4-C5	5.68	124.17	121.90
27	16	44	G	C8-N9-C1'	5.68	134.38	127.00
1	1G	1048	G	C8-N9-C4	-5.68	104.13	106.40
26	14	1614	A	O4'-C1'-N9	5.68	112.74	108.20
26	14	2459	A	N7-C8-N9	5.68	116.64	113.80
26	14	2730	C	C6-N1-C2	-5.68	118.03	120.30
26	1H	448	U	C5-C6-N1	-5.68	119.86	122.70
1	1G	1139	G	N3-C4-C5	5.68	131.44	128.60
26	14	1309	G	C8-N9-C1'	-5.68	119.62	127.00
26	1H	1370	C	C2-N1-C1'	-5.68	112.56	118.80
26	1H	1603	A	OP1-P-OP2	-5.68	111.09	119.60
26	1H	2300	G	N7-C8-N9	5.68	115.94	113.10
24	1L	74	C	C5-C6-N1	-5.68	118.16	121.00
26	14	1607	C	C5-C4-N4	-5.68	116.23	120.20
1	13	858	G	N3-C4-C5	-5.67	125.76	128.60
26	14	1367	A	N9-C4-C5	-5.67	103.53	105.80
26	1H	2433	A	O5'-P-OP2	5.67	117.51	110.70
26	14	93	C	C2-N1-C1'	5.67	125.04	118.80
26	14	1251	C	OP1-P-OP2	5.67	128.11	119.60
26	14	1283	G	OP1-P-OP2	5.67	128.11	119.60
26	14	1474	C	C5-C6-N1	5.67	123.84	121.00
26	1H	52	A	C2-N3-C4	5.67	113.44	110.60
26	1H	755	C	OP2-P-O3'	5.67	117.67	105.20
26	1H	1610	A	O4'-C1'-N9	-5.67	103.66	108.20
26	1H	1800	C	C6-N1-C2	-5.67	118.03	120.30
26	1H	1982	C	N3-C4-N4	5.67	121.97	118.00
26	1H	2871	C	O5'-P-OP2	-5.67	100.60	105.70
27	16	102	G	N3-C2-N2	-5.67	115.93	119.90
26	1H	1914	C	N1-C2-O2	5.67	122.30	118.90
26	1H	1940	U	C4-C5-C6	5.67	123.10	119.70
1	1G	1203	C	C6-N1-C2	5.67	122.57	120.30
26	14	1629	U	N3-C4-O4	5.67	123.37	119.40
26	14	1772	G	N1-C6-O6	5.67	123.30	119.90
1	13	858	G	C8-N9-C4	-5.67	104.13	106.40
26	1H	185	U	C5-C6-N1	-5.67	119.87	122.70
26	1H	211	A	C2-N3-C4	-5.67	107.77	110.60
26	1H	456	C	C5-C6-N1	-5.67	118.17	121.00
26	1H	825	C	N3-C4-N4	5.67	121.97	118.00

Continued on next page...

Continued from previous page...

Mol	Chain	Res	Type	Atoms	Z	Observed(°)	Ideal(°)
26	1H	986	C	OP1-P-OP2	-5.67	111.10	119.60
26	1H	1258	C	O5'-P-OP2	-5.67	100.60	105.70
26	1H	1366	A	C8-N9-C4	5.67	108.07	105.80
26	1H	1885	A	N7-C8-N9	-5.67	110.97	113.80
26	1H	1913	A	N1-C6-N6	5.67	122.00	118.60
26	1H	47	C	C5-C4-N4	-5.67	116.23	120.20
26	1H	1970	A	N7-C8-N9	5.66	116.63	113.80
26	1H	2444	G	OP1-P-O3'	5.66	117.66	105.20
1	1G	328	C	P-O3'-C3'	5.66	126.50	119.70
1	13	1422	G	C8-N9-C4	5.66	108.67	106.40
26	1H	452	G	N1-C6-O6	-5.66	116.50	119.90
26	1H	1942	C	N3-C4-C5	5.66	124.16	121.90
26	14	746	A	O5'-P-OP1	-5.66	100.61	105.70
26	14	2712	U	C4-C5-C6	5.66	123.10	119.70
26	1H	1221	C	N3-C2-O2	-5.66	117.94	121.90
26	14	866	A	C8-N9-C1'	-5.66	117.52	127.70
26	14	982	C	C6-N1-C2	-5.66	118.04	120.30
26	1H	214	G	O5'-P-OP2	-5.66	100.61	105.70
27	16	24	G	C8-N9-C4	-5.66	104.14	106.40
26	1H	487	C	O5'-P-OP1	-5.66	100.61	105.70
26	1H	1944	U	N3-C2-O2	-5.66	118.24	122.20
1	1G	117	G	C6-C5-N7	-5.66	127.01	130.40
1	1G	442	C	C6-N1-C2	-5.66	118.04	120.30
26	1H	842	G	N3-C4-C5	5.65	131.43	128.60
26	1H	2710	C	OP2-P-O3'	5.65	117.64	105.20
26	14	1441	G	C8-N9-C4	5.65	108.66	106.40
26	1H	1310	G	C5-C6-O6	-5.65	125.21	128.60
26	1H	2036	C	OP2-P-O3'	5.65	117.63	105.20
26	1H	2503	A	OP2-P-O3'	5.65	117.64	105.20
26	14	1609	A	C6-N1-C2	-5.65	115.21	118.60
26	1H	67	U	C5-C6-N1	5.65	125.53	122.70
1	1G	894	G	C5-C6-O6	-5.65	125.21	128.60
26	14	574	C	N3-C4-N4	-5.65	114.04	118.00
26	1H	1782	C	C4-C5-C6	5.65	120.22	117.40
26	1H	2282	G	O5'-P-OP2	5.65	117.48	110.70
27	1J	113	C	O4'-C1'-N1	5.65	112.72	108.20
1	13	656	C	C2-N3-C4	5.65	122.72	119.90
26	1H	251	A	O5'-P-OP2	5.65	117.48	110.70
26	1H	1409	C	O5'-P-OP1	-5.65	100.62	105.70
26	14	114	U	C2-N1-C1'	5.65	124.48	117.70
1	13	509	A	C2'-C3'-O3'	5.65	122.73	113.70
26	1H	123	G	C5-C6-N1	5.65	114.32	111.50

Continued on next page...

Continued from previous page...

Mol	Chain	Res	Type	Atoms	Z	Observed(°)	Ideal(°)
26	1H	300	A	O5'-P-OP2	-5.65	100.62	105.70
26	1H	688	U	OP1-P-OP2	5.65	128.07	119.60
26	1H	1558	A	P-O3'-C3'	5.65	126.47	119.70
26	14	747	U	OP1-P-OP2	5.65	128.07	119.60
26	14	1494	A	C8-N9-C4	-5.65	103.54	105.80
1	13	1245	A	O5'-P-OP2	-5.64	100.62	105.70
26	1H	572	A	C8-N9-C4	-5.64	103.54	105.80
26	1H	1309	G	O5'-P-OP1	5.64	117.47	110.70
26	1H	1837	C	O5'-P-OP1	-5.64	100.62	105.70
26	1H	2030	A	C5-C6-N6	-5.64	119.18	123.70
26	1H	127	A	C5-C6-N6	-5.64	119.19	123.70
26	1H	684	G	C8-N9-C4	-5.64	104.14	106.40
26	14	782	A	C6-N1-C2	-5.64	115.21	118.60
26	14	866	A	O4'-C1'-N9	-5.64	103.69	108.20
26	14	1266	G	C5-C6-O6	-5.64	125.21	128.60
26	14	1775	U	OP1-P-OP2	-5.64	111.14	119.60
26	14	840	C	N3-C2-O2	5.64	125.85	121.90
26	14	1325	G	C4-C5-N7	5.64	113.06	110.80
1	13	900	A	OP1-P-OP2	-5.64	111.14	119.60
26	1H	699	A	C2-N3-C4	5.64	113.42	110.60
26	14	690	G	OP1-P-O3'	5.64	117.61	105.20
26	14	2674	G	O5'-P-OP2	-5.64	100.62	105.70
1	13	960	U	C2-N1-C1'	5.64	124.47	117.70
26	1H	1372	U	OP2-P-O3'	5.64	117.60	105.20
26	14	2367	G	C8-N9-C4	-5.64	104.14	106.40
26	1H	667	U	N3-C2-O2	5.64	126.15	122.20
23	2L	35	C	C6-N1-C1'	-5.64	114.04	120.80
26	14	642	G	N7-C8-N9	5.64	115.92	113.10
26	14	2068	U	OP1-P-O3'	5.64	117.60	105.20
26	14	2072	G	C4-C5-N7	5.64	113.05	110.80
1	13	1409	C	C5-C4-N4	-5.63	116.26	120.20
26	1H	467	G	C8-N9-C4	5.63	108.65	106.40
26	1H	805	G	N3-C4-N9	5.63	129.38	126.00
27	16	7	G	C4-C5-N7	5.63	113.05	110.80
26	14	1768	U	C5-C4-O4	5.63	129.28	125.90
26	14	2351	G	C4-N9-C1'	5.63	133.83	126.50
26	1H	2070	G	N9-C4-C5	-5.63	103.15	105.40
1	13	1069	C	C6-N1-C2	-5.63	118.05	120.30
26	1H	1544	C	C6-N1-C2	5.63	122.55	120.30
26	14	562	U	N1-C2-N3	5.63	118.28	114.90
26	14	1026	U	C5-C6-N1	5.63	125.52	122.70
26	14	1516	U	N1-C2-O2	5.63	126.74	122.80

Continued on next page...

Continued from previous page...

Mol	Chain	Res	Type	Atoms	Z	Observed(°)	Ideal(°)
26	14	2826	A	N9-C4-C5	5.63	108.05	105.80
1	13	730	G	OP1-P-O3'	5.63	117.59	105.20
1	13	1246	C	C6-N1-C2	-5.63	118.05	120.30
26	1H	66	C	OP1-P-OP2	-5.63	111.15	119.60
26	1H	165	U	C2-N1-C1'	5.63	124.46	117.70
26	1H	756	C	N1-C2-O2	-5.63	115.52	118.90
26	1H	733	G	N3-C2-N2	5.63	123.84	119.90
26	14	1970	A	C8-N9-C4	-5.63	103.55	105.80
26	14	2039	C	C5-C6-N1	5.63	123.81	121.00
26	14	2333	A	O5'-P-OP2	-5.63	100.63	105.70
26	1H	1445	C	C2-N3-C4	5.63	122.71	119.90
26	14	1545(A)	A	C8-N9-C4	-5.63	103.55	105.80
26	14	2062	A	C5-C6-N6	-5.62	119.20	123.70
1	13	277	C	C6-N1-C2	-5.62	118.05	120.30
26	1H	1011	G	N3-C4-C5	-5.62	125.79	128.60
26	1H	1022	G	C8-N9-C4	-5.62	104.15	106.40
26	1H	1381	G	N3-C2-N2	-5.62	115.96	119.90
26	1H	2247	A	C2-N3-C4	-5.62	107.79	110.60
26	14	752	A	N7-C8-N9	5.62	116.61	113.80
26	14	818	G	N9-C4-C5	5.62	107.65	105.40
26	14	951	C	C6-N1-C2	-5.62	118.05	120.30
26	1H	1606	G	O5'-P-OP2	-5.62	100.64	105.70
26	1H	2280	G	C2-N3-C4	5.62	114.71	111.90
26	14	819	A	C4-C5-C6	5.62	119.81	117.00
26	1H	1593	G	OP1-P-O3'	5.62	117.56	105.20
26	14	700	G	OP1-P-OP2	-5.62	111.17	119.60
26	14	2592	G	N3-C4-N9	5.62	129.37	126.00
26	1H	1602	U	O5'-P-OP2	5.62	117.44	110.70
26	1H	2506	U	N3-C2-O2	-5.62	118.27	122.20
24	3L	76	A	C6-C5-N7	-5.62	128.37	132.30
26	14	1142	U	N1-C2-O2	5.62	126.73	122.80
1	13	326	G	C5-C6-O6	5.62	131.97	128.60
1	13	1359	C	C6-N1-C2	5.62	122.55	120.30
1	13	127	G	OP2-P-O3'	5.62	117.55	105.20
26	1H	183	C	N1-C2-O2	5.62	122.27	118.90
26	1H	430	G	N1-C6-O6	5.62	123.27	119.90
26	1H	746	A	N1-C6-N6	5.62	121.97	118.60
26	1H	1962	C	C2-N1-C1'	-5.62	112.62	118.80
26	1H	2689	U	C2-N3-C4	-5.62	123.63	127.00
26	14	1248	G	C8-N9-C4	5.62	108.65	106.40
26	14	1325	G	N1-C6-O6	5.62	123.27	119.90
1	13	767	A	C2-N3-C4	-5.61	107.79	110.60

Continued on next page...

Continued from previous page...

Mol	Chain	Res	Type	Atoms	Z	Observed(°)	Ideal(°)
23	2K	27	G	O5'-P-OP2	5.61	117.44	110.70
26	1H	566	U	N3-C4-C5	5.61	117.97	114.60
26	1H	1313	U	C2-N1-C1'	5.61	124.44	117.70
26	1H	2250	G	N9-C4-C5	5.61	107.65	105.40
27	16	81	G	C6-C5-N7	-5.61	127.03	130.40
26	14	791	C	C2-N3-C4	-5.61	117.09	119.90
26	1H	99	U	N3-C2-O2	-5.61	118.27	122.20
26	1H	183	C	N3-C2-O2	-5.61	117.97	121.90
26	1H	397	G	C8-N9-C1'	5.61	134.29	127.00
26	1H	2614	A	C2-N3-C4	5.61	113.41	110.60
26	14	821	A	OP1-P-OP2	5.61	128.02	119.60
26	14	2224	G	O5'-P-OP1	-5.61	100.65	105.70
26	1H	16	G	N3-C2-N2	-5.61	115.97	119.90
26	1H	340	A	O5'-P-OP2	5.61	117.43	110.70
26	1H	2469	A	N1-C6-N6	5.61	121.97	118.60
26	14	454	A	O5'-P-OP2	-5.61	100.65	105.70
26	14	2351	G	C6-C5-N7	-5.61	127.03	130.40
1	13	1027	C	OP1-P-O3'	5.61	117.53	105.20
26	1H	34	C	N1-C1'-C2'	5.61	121.29	114.00
26	1H	686	G	OP1-P-OP2	5.61	128.01	119.60
26	14	2627	G	C4-N9-C1'	5.61	133.79	126.50
26	1H	391	G	C2-N3-C4	-5.61	109.10	111.90
26	1H	678	C	OP1-P-O3'	5.61	117.53	105.20
26	1H	1258	C	OP2-P-O3'	5.60	117.53	105.20
26	1H	1400	G	N1-C6-O6	-5.60	116.54	119.90
26	1H	2060	A	N9-C4-C5	5.60	108.04	105.80
1	1G	275	G	N1-C6-O6	5.60	123.26	119.90
26	14	1320	C	N1-C2-O2	-5.60	115.54	118.90
26	1H	115	C	C5-C4-N4	-5.60	116.28	120.20
26	14	2334	G	N3-C4-N9	5.60	129.36	126.00
1	1G	817	C	C6-N1-C2	5.60	122.54	120.30
26	14	2638	G	P-O3'-C3'	5.60	126.42	119.70
26	1H	863	A	C8-N9-C4	5.60	108.04	105.80
26	1H	2577	A	N9-C4-C5	5.60	108.04	105.80
26	14	1407	C	C2-N3-C4	5.60	122.70	119.90
26	14	2607	G	N1-C6-O6	5.60	123.26	119.90
26	14	2818	G	N9-C4-C5	-5.60	103.16	105.40
1	13	858	G	C5-C6-O6	5.60	131.96	128.60
1	13	1413	A	C5-C6-N1	5.60	120.50	117.70
26	1H	622	G	C8-N9-C4	5.60	108.64	106.40
26	1H	1258	C	C2-N1-C1'	-5.60	112.64	118.80
23	2L	71	G	N3-C4-C5	5.60	131.40	128.60

Continued on next page...

Continued from previous page...

Mol	Chain	Res	Type	Atoms	Z	Observed(°)	Ideal(°)
26	14	2424	C	N3-C4-C5	5.60	124.14	121.90
26	1H	190	A	C5-C6-N6	-5.60	119.22	123.70
26	14	1663	C	N1-C2-O2	-5.60	115.54	118.90
1	13	656	C	C6-N1-C2	-5.59	118.06	120.30
1	13	803	G	C5-C6-O6	5.59	131.96	128.60
26	1H	967	C	O5'-P-OP1	5.59	117.41	110.70
26	1H	1229(A)	G	N1-C2-N3	5.59	127.26	123.90
26	1H	2700	C	C2-N3-C4	-5.59	117.10	119.90
26	14	2580	U	O5'-P-OP1	-5.59	100.67	105.70
26	14	2731	G	N1-C6-O6	5.59	123.26	119.90
29	29	80	GLU	N-CA-C	5.59	126.10	111.00
26	1H	263	C	C6-N1-C1'	-5.59	114.09	120.80
26	14	138	G	C5-C6-O6	-5.59	125.25	128.60
26	14	195	A	N1-C6-N6	5.59	121.95	118.60
26	14	465	G	OP1-P-OP2	-5.59	111.21	119.60
26	14	954	G	N1-C6-O6	-5.59	116.55	119.90
26	14	1971	A	N7-C8-N9	-5.59	111.00	113.80
22	1K	18	G	OP1-P-O3'	5.59	117.50	105.20
26	1H	910	A	O5'-P-OP1	5.59	117.41	110.70
26	14	365	C	C6-N1-C2	-5.59	118.06	120.30
26	14	762	U	C2-N1-C1'	5.59	124.41	117.70
26	14	2023	G	C8-N9-C4	-5.59	104.16	106.40
1	13	606	G	C2-N3-C4	5.59	114.69	111.90
26	1H	1410	G	N3-C4-C5	5.59	131.39	128.60
1	13	465	A	C5-N7-C8	5.59	106.69	103.90
26	1H	1156	A	N1-C6-N6	5.59	121.95	118.60
26	14	209	C	C6-N1-C1'	-5.59	114.09	120.80
26	14	631	A	OP1-P-O3'	5.59	117.49	105.20
26	14	2314	C	N3-C2-O2	-5.59	117.99	121.90
26	1H	906	G	C8-N9-C1'	5.58	134.26	127.00
26	1H	1521	G	N7-C8-N9	5.58	115.89	113.10
26	1H	1534	G	N3-C4-C5	-5.58	125.81	128.60
26	1H	1625	C	C5-C4-N4	5.58	124.11	120.20
26	1H	2426	A	O5'-P-OP2	-5.58	100.67	105.70
26	14	1334	G	C8-N9-C4	-5.58	104.17	106.40
26	14	2030	A	O5'-P-OP2	-5.58	100.67	105.70
1	13	1504	G	P-O3'-C3'	5.58	126.40	119.70
26	1H	247	G	N3-C2-N2	5.58	123.81	119.90
26	1H	952	G	C2-N3-C4	5.58	114.69	111.90
26	1H	1398	C	C6-N1-C2	5.58	122.53	120.30
26	1H	1702	G	C5-C6-N1	5.58	114.29	111.50
26	1H	2072	G	C5-C6-O6	-5.58	125.25	128.60

Continued on next page...

Continued from previous page...

Mol	Chain	Res	Type	Atoms	Z	Observed(°)	Ideal(°)
33	61	131	LYS	C-N-CD	-5.58	108.32	120.60
1	1G	995	C	C5-C6-N1	5.58	123.79	121.00
1	1G	1398	A	N1-C6-N6	-5.58	115.25	118.60
26	14	710	G	N1-C6-O6	5.58	123.25	119.90
26	14	1438	U	N3-C4-C5	-5.58	111.25	114.60
26	14	1922	G	N1-C6-O6	5.58	123.25	119.90
26	14	2012	G	N9-C4-C5	-5.58	103.17	105.40
26	14	2286	A	N1-C6-N6	5.58	121.95	118.60
1	13	449	C	C6-N1-C2	-5.58	118.07	120.30
26	1H	271(B)	G	C4-N9-C1'	5.58	133.76	126.50
26	1H	835	A	C5-C6-N1	5.58	120.49	117.70
26	14	733	G	N3-C4-C5	-5.58	125.81	128.60
26	1H	1851	U	N3-C2-O2	5.58	126.11	122.20
26	1H	1938	A	C6-C5-N7	-5.58	128.39	132.30
26	14	2555	U	N3-C2-O2	5.58	126.11	122.20
26	1H	658	C	N1-C2-O2	5.58	122.25	118.90
26	1H	792	G	N7-C8-N9	5.58	115.89	113.10
26	1H	1972	A	O5'-P-OP2	-5.58	100.68	105.70
26	1H	2443	C	N3-C4-N4	5.58	121.90	118.00
26	1H	2867	G	O4'-C1'-N9	5.58	112.66	108.20
26	14	583	G	C5-C6-N1	-5.58	108.71	111.50
26	14	1585	C	N3-C2-O2	-5.58	118.00	121.90
26	1H	245	G	C8-N9-C1'	-5.58	119.75	127.00
26	1H	850	C	C6-N1-C2	-5.58	118.07	120.30
26	1H	1698	A	N9-C1'-C2'	5.58	121.25	114.00
26	14	2607	G	C8-N9-C4	5.58	108.63	106.40
26	1H	102	G	OP1-P-O3'	5.58	117.47	105.20
26	1H	685	A	O4'-C1'-N9	5.58	112.66	108.20
26	1H	1573	G	OP1-P-O3'	-5.58	92.94	105.20
26	1H	1836	C	OP1-P-O3'	5.58	117.47	105.20
26	14	2066	C	N3-C4-C5	-5.58	119.67	121.90
26	14	2829	C	C5-C4-N4	-5.58	116.30	120.20
26	1H	1142	U	C5-C6-N1	5.57	125.49	122.70
26	1H	1842	G	OP2-P-O3'	5.57	117.46	105.20
26	1H	1917	U	OP1-P-O3'	5.57	117.46	105.20
26	1H	2466	C	N3-C4-C5	5.57	124.13	121.90
26	1H	2493	U	C6-N1-C2	-5.57	117.66	121.00
26	14	1307	A	N1-C2-N3	5.57	132.09	129.30
26	14	2087	G	N1-C6-O6	5.57	123.24	119.90
1	13	747	C	O5'-P-OP2	-5.57	100.69	105.70
26	1H	132	G	O5'-P-OP1	-5.57	100.69	105.70
26	1H	691	C	C2-N3-C4	-5.57	117.11	119.90

Continued on next page...

Continued from previous page...

Mol	Chain	Res	Type	Atoms	Z	Observed(°)	Ideal(°)
26	1H	795	C	C2-N1-C1'	-5.57	112.67	118.80
26	1H	940	G	C6-N1-C2	-5.57	121.76	125.10
26	1H	1781	C	C6-N1-C1'	-5.57	114.12	120.80
26	1H	2848	G	N3-C2-N2	5.57	123.80	119.90
26	14	1938	A	C6-N1-C2	-5.57	115.26	118.60
26	14	2731	G	N7-C8-N9	5.57	115.88	113.10
26	14	1001	A	N1-C6-N6	-5.57	115.26	118.60
1	13	892	A	N1-C2-N3	5.57	132.08	129.30
26	1H	444	C	O5'-P-OP1	5.57	117.38	110.70
26	1H	627	A	N7-C8-N9	-5.57	111.02	113.80
26	1H	1948	G	C5-C6-O6	5.57	131.94	128.60
27	16	81	G	O4'-C1'-N9	5.57	112.65	108.20
26	1H	1229(A)	G	C6-C5-N7	-5.56	127.06	130.40
26	1H	708	C	C5-C6-N1	-5.56	118.22	121.00
26	1H	740	U	O5'-P-OP2	-5.56	100.69	105.70
1	1G	481	G	N3-C4-C5	-5.56	125.82	128.60
26	14	2331	G	C5-C6-O6	-5.56	125.26	128.60
1	13	1495	U	C6-N1-C2	-5.56	117.66	121.00
23	2K	17	C	C2-N3-C4	5.56	122.68	119.90
1	13	1199	U	N1-C2-N3	5.56	118.23	114.90
26	1H	411	G	C8-N9-C4	-5.56	104.18	106.40
26	1H	1393	A	O4'-C1'-N9	5.56	112.65	108.20
26	1H	2246	G	N3-C4-N9	5.56	129.34	126.00
26	14	150	C	C6-N1-C2	-5.56	118.08	120.30
26	14	1600	C	C5-C6-N1	-5.56	118.22	121.00
26	14	2253	G	C4-C5-N7	5.56	113.02	110.80
26	14	2377	A	C8-N9-C4	5.56	108.02	105.80
1	13	575	G	C5-C6-O6	5.56	131.94	128.60
23	2K	21	U	N3-C2-O2	-5.56	118.31	122.20
26	1H	120	U	C5-C4-O4	5.56	129.23	125.90
26	14	1282	U	N1-C2-N3	5.56	118.23	114.90
26	14	2037	G	N3-C4-C5	-5.56	125.82	128.60
26	1H	2331	G	N1-C6-O6	5.56	123.23	119.90
26	1H	1257	C	C4-C5-C6	5.55	120.18	117.40
26	1H	1204	A	C5-N7-C8	-5.55	101.12	103.90
26	14	1283	G	N3-C4-N9	5.55	129.33	126.00
26	14	1594	G	O5'-P-OP1	-5.55	100.70	105.70
27	16	98	G	C6-C5-N7	-5.55	127.07	130.40
26	14	475	U	C6-N1-C2	-5.55	117.67	121.00
26	1H	596	G	C5-C6-O6	-5.55	125.27	128.60
26	1H	928	G	O5'-P-OP2	5.55	117.36	110.70
26	1H	1156	A	N9-C4-C5	-5.55	103.58	105.80

Continued on next page...

Continued from previous page...

Mol	Chain	Res	Type	Atoms	Z	Observed(°)	Ideal(°)
26	1H	2506	U	C5-C6-N1	5.55	125.47	122.70
1	1G	197	A	N7-C8-N9	5.55	116.58	113.80
26	14	580	C	N3-C4-N4	5.55	121.89	118.00
26	14	1356	G	O5'-P-OP1	-5.55	100.71	105.70
1	13	1414	U	OP2-P-O3'	5.55	117.40	105.20
26	1H	115	C	N3-C4-N4	5.55	121.88	118.00
26	1H	617	G	C5-N7-C8	5.55	107.07	104.30
26	1H	942	G	N9-C4-C5	5.55	107.62	105.40
26	1H	2247	A	C5-C6-N6	5.55	128.14	123.70
26	1H	2254	C	N1-C2-O2	-5.55	115.57	118.90
1	1G	1499	A	C8-N9-C4	5.55	108.02	105.80
26	14	945	A	N1-C2-N3	5.55	132.07	129.30
26	14	2056	G	N1-C2-N2	5.55	121.19	116.20
26	1H	925	C	O5'-P-OP1	5.54	117.35	110.70
26	1H	1625	C	N3-C4-N4	-5.54	114.12	118.00
26	14	1607	C	C6-N1-C1'	-5.54	114.15	120.80
26	1H	1284	A	O5'-P-OP2	-5.54	100.71	105.70
1	1G	230	G	C2-N3-C4	-5.54	109.13	111.90
26	1H	190	A	O5'-P-OP1	5.54	117.35	110.70
26	1H	1403	C	N3-C4-N4	-5.54	114.12	118.00
26	1H	2060	A	C8-N9-C1'	5.54	137.68	127.70
26	1H	2311	A	C5-N7-C8	-5.54	101.13	103.90
25	4L	21	C	C5-C6-N1	5.54	123.77	121.00
26	14	1314	C	C5-C6-N1	5.54	123.77	121.00
26	14	1769	G	N3-C4-C5	-5.54	125.83	128.60
1	13	584	G	N1-C2-N3	5.54	127.22	123.90
26	1H	239	U	C5-C6-N1	-5.54	119.93	122.70
26	1H	146	G	C8-N9-C4	5.54	108.62	106.40
26	1H	251	A	C4-C5-C6	5.54	119.77	117.00
26	1H	657	U	OP2-P-O3'	5.54	117.39	105.20
26	1H	1203	G	N3-C4-C5	-5.54	125.83	128.60
26	1H	1797	C	C4-C5-C6	5.54	120.17	117.40
26	1H	2308	G	C5-C6-N1	-5.54	108.73	111.50
26	1H	2490	G	C6-C5-N7	-5.54	127.08	130.40
26	1H	2554	U	C5-C6-N1	5.54	125.47	122.70
26	14	1029	A	C8-N9-C4	5.54	108.02	105.80
26	14	2233	U	N1-C2-N3	5.54	118.22	114.90
1	13	816	A	C5-C6-N6	5.54	128.13	123.70
1	13	1519	A	C4-C5-C6	5.54	119.77	117.00
26	1H	389	G	C8-N9-C1'	-5.54	119.80	127.00
26	1H	1344	G	C4-C5-N7	5.54	113.02	110.80
26	1H	2690	C	N1-C2-O2	-5.54	115.58	118.90

Continued on next page...

Continued from previous page...

Mol	Chain	Res	Type	Atoms	Z	Observed(°)	Ideal(°)
26	14	586	A	OP1-P-O3'	5.54	117.38	105.20
1	13	326	G	C4-C5-N7	-5.54	108.59	110.80
26	1H	1201	C	C5-C4-N4	-5.54	116.33	120.20
26	1H	2096	U	C5-C6-N1	5.54	125.47	122.70
26	1H	2257	U	N3-C2-O2	-5.54	118.33	122.20
26	1H	2416	C	OP2-P-O3'	5.54	117.38	105.20
27	16	56	G	N7-C8-N9	5.54	115.87	113.10
1	1G	345	C	P-O3'-C3'	5.54	126.34	119.70
26	14	569	U	OP1-P-O3'	5.54	117.38	105.20
1	13	1027	C	P-O3'-C3'	5.53	126.34	119.70
26	1H	803	U	C2-N3-C4	-5.53	123.68	127.00
26	1H	1158	C	C5-C6-N1	-5.53	118.23	121.00
26	1H	1695	G	N3-C4-N9	5.53	129.32	126.00
26	1H	1981	A	O4'-C1'-N9	-5.53	103.77	108.20
26	14	1931	U	OP1-P-OP2	-5.53	111.30	119.60
26	14	1899	G	N1-C6-O6	-5.53	116.58	119.90
26	14	2702	U	O4'-C1'-N1	5.53	112.62	108.20
53	K5	36	LEU	CA-CB-CG	5.53	128.02	115.30
26	1H	180	G	N3-C4-N9	5.53	129.32	126.00
26	1H	1705	G	C8-N9-C4	-5.53	104.19	106.40
26	1H	2544	G	C5-C6-O6	-5.53	125.28	128.60
26	14	1678	G	O5'-P-OP1	-5.53	100.72	105.70
26	1H	835	A	N9-C4-C5	5.53	108.01	105.80
26	1H	1990	C	N1-C2-N3	5.53	123.07	119.20
1	13	802	A	N1-C6-N6	5.53	121.92	118.60
26	1H	74	A	C6-C5-N7	-5.53	128.43	132.30
26	1H	1427	A	P-O3'-C3'	5.53	126.33	119.70
28	11	46	GLN	C-N-CA	-5.53	110.69	122.30
1	1G	17	U	N3-C4-O4	5.53	123.27	119.40
26	14	1443	G	C6-C5-N7	-5.53	127.08	130.40
26	14	1820	U	O5'-P-OP2	5.53	117.33	110.70
1	13	1354	C	C5-C6-N1	5.53	123.76	121.00
26	1H	429	A	N7-C8-N9	5.53	116.56	113.80
45	C5	39	VAL	N-CA-C	5.53	125.92	111.00
1	13	584	G	N3-C4-C5	-5.52	125.84	128.60
26	1H	795	C	N3-C4-N4	-5.52	114.14	118.00
26	1H	1191	G	OP1-P-OP2	5.52	127.88	119.60
26	14	667	U	N3-C4-O4	5.52	123.27	119.40
26	14	961	C	OP1-P-OP2	5.52	127.88	119.60
26	14	1253	A	C8-N9-C4	5.52	108.01	105.80
26	14	2575	C	N3-C4-N4	-5.52	114.14	118.00
26	1H	1502	C	OP2-P-O3'	5.52	117.34	105.20

Continued on next page...

Continued from previous page...

Mol	Chain	Res	Type	Atoms	Z	Observed(°)	Ideal(°)
26	1H	2018	G	C6-C5-N7	-5.52	127.09	130.40
26	14	1309	G	N1-C6-O6	5.52	123.21	119.90
26	14	2351	G	C8-N9-C4	-5.52	104.19	106.40
26	14	2392	A	O5'-P-OP2	5.52	117.32	110.70
27	1J	71	C	C2-N1-C1'	5.52	124.87	118.80
26	1H	649	G	O5'-P-OP2	-5.52	100.73	105.70
26	14	602	G	C6-C5-N7	-5.52	127.09	130.40
26	14	1395	A	OP2-P-O3'	5.52	117.34	105.20
26	1H	705	A	C5-C6-N6	-5.52	119.29	123.70
26	1H	2041	U	O5'-P-OP1	-5.52	100.74	105.70
26	1H	58	G	OP2-P-O3'	5.51	117.33	105.20
26	1H	108	U	O5'-P-OP1	-5.51	100.74	105.70
26	1H	1010	A	OP2-P-O3'	5.51	117.33	105.20
26	1H	2357	U	OP2-P-O3'	5.51	117.33	105.20
26	14	2829	C	N3-C4-N4	5.51	121.86	118.00
26	1H	1254	A	C8-N9-C4	5.51	108.00	105.80
26	1H	2244	U	OP1-P-OP2	-5.51	111.33	119.60
26	14	265	A	C5-N7-C8	-5.51	101.14	103.90
26	14	1767	C	C2-N3-C4	-5.51	117.14	119.90
26	1H	912	C	O5'-P-OP2	5.51	117.31	110.70
26	1H	1574	C	N3-C4-C5	5.51	124.10	121.90
26	1H	2451	A	N9-C4-C5	5.51	108.00	105.80
26	14	1279	G	C5-C6-O6	5.51	131.91	128.60
26	14	2315	G	N3-C4-C5	-5.51	125.84	128.60
1	13	726	C	N1-C2-O2	5.51	122.21	118.90
26	1H	955	C	C6-N1-C2	-5.51	118.10	120.30
26	1H	1823	G	N3-C2-N2	-5.51	116.04	119.90
26	1H	2057	A	N7-C8-N9	-5.51	111.05	113.80
26	1H	2622	C	O5'-P-OP2	-5.51	100.74	105.70
26	1H	2745	C	C6-N1-C2	-5.51	118.10	120.30
26	14	756	C	N3-C4-C5	-5.51	119.70	121.90
26	14	1698	A	C5-C6-N1	-5.51	114.94	117.70
26	14	810	U	N1-C2-O2	-5.51	118.94	122.80
1	13	129	U	C6-N1-C1'	5.51	128.91	121.20
26	1H	1247	A	OP2-P-O3'	5.51	117.31	105.20
26	1H	2375	G	C8-N9-C4	5.51	108.60	106.40
26	1H	2487	G	N1-C6-O6	5.51	123.20	119.90
1	1G	615	C	C6-N1-C2	-5.51	118.10	120.30
26	1H	192	C	N3-C4-N4	5.50	121.85	118.00
26	1H	1604	C	N3-C4-C5	-5.50	119.70	121.90
26	14	940	G	N3-C4-C5	-5.50	125.85	128.60
26	14	1613	G	N7-C8-N9	-5.50	110.35	113.10

Continued on next page...

Continued from previous page...

Mol	Chain	Res	Type	Atoms	Z	Observed(°)	Ideal(°)
26	14	2596	U	N1-C2-N3	5.50	118.20	114.90
26	14	2829	C	N3-C2-O2	5.50	125.75	121.90
1	13	503	C	C6-N1-C2	-5.50	118.10	120.30
26	1H	767	U	O5'-P-OP2	-5.50	100.75	105.70
26	1H	791	C	OP1-P-O3'	-5.50	93.09	105.20
26	1H	1314	C	OP2-P-O3'	5.50	117.31	105.20
26	1H	2583	G	C8-N9-C4	-5.50	104.20	106.40
1	1G	1192	C	C5-C6-N1	5.50	123.75	121.00
26	14	791	C	N3-C4-C5	5.50	124.10	121.90
26	14	2249	U	C5-C6-N1	5.50	125.45	122.70
26	1H	94	G	N1-C6-O6	5.50	123.20	119.90
26	1H	2330	G	N1-C2-N3	5.50	127.20	123.90
1	1G	925	G	C8-N9-C4	5.50	108.60	106.40
26	1H	2075	U	C4-C5-C6	5.50	123.00	119.70
27	16	39	A	C8-N9-C4	-5.50	103.60	105.80
26	14	2592	G	N3-C4-C5	-5.50	125.85	128.60
1	13	1432	G	C6-C5-N7	-5.50	127.10	130.40
26	1H	610	C	C2-N3-C4	-5.50	117.15	119.90
26	1H	2039	C	N3-C4-C5	-5.50	119.70	121.90
26	14	1359	A	N1-C2-N3	-5.50	126.55	129.30
26	14	2565	A	N9-C4-C5	-5.50	103.60	105.80
1	13	233	C	C6-N1-C2	-5.50	118.10	120.30
26	1H	1805	U	O5'-P-OP1	-5.50	100.75	105.70
26	1H	2830	G	O5'-P-OP2	-5.50	100.75	105.70
26	14	1313	U	N3-C4-C5	-5.50	111.30	114.60
1	13	580	U	C2-N3-C4	-5.49	123.70	127.00
26	1H	674	G	OP1-P-OP2	-5.49	111.36	119.60
26	1H	814	C	O5'-P-OP2	-5.49	100.76	105.70
26	1H	970	C	O5'-P-OP1	-5.49	100.76	105.70
26	1H	1300	U	OP1-P-O3'	5.49	117.29	105.20
26	1H	1437	C	C2-N1-C1'	5.49	124.84	118.80
26	1H	2450	A	N1-C6-N6	-5.49	115.30	118.60
26	14	1399	C	OP2-P-O3'	5.49	117.29	105.20
26	14	2867	G	O4'-C1'-N9	5.49	112.59	108.20
1	13	525	C	C5-C6-N1	5.49	123.75	121.00
26	1H	511	U	OP1-P-OP2	-5.49	111.36	119.60
26	1H	1443	G	C8-N9-C1'	-5.49	119.86	127.00
1	1G	1281	U	C5-C6-N1	5.49	125.45	122.70
26	14	1566	A	N1-C2-N3	-5.49	126.55	129.30
26	14	1790	C	C5-C4-N4	-5.49	116.36	120.20
26	1H	404	C	N3-C2-O2	5.49	125.74	121.90
26	1H	738	G	O4'-C1'-N9	5.49	112.59	108.20

Continued on next page...

Continued from previous page...

Mol	Chain	Res	Type	Atoms	Z	Observed(°)	Ideal(°)
26	1H	764	A	N1-C6-N6	5.49	121.89	118.60
26	1H	835	A	C6-N1-C2	-5.49	115.31	118.60
26	1H	972	G	C5-C6-O6	5.49	131.89	128.60
26	1H	1422	G	C8-N9-C4	-5.49	104.20	106.40
26	1H	1670	C	C2-N3-C4	-5.49	117.16	119.90
26	1H	2393	A	OP2-P-O3'	5.49	117.28	105.20
26	1H	2532	G	N1-C6-O6	5.49	123.19	119.90
26	14	803	U	N3-C2-O2	-5.49	118.36	122.20
26	14	1396	U	C4-C5-C6	5.49	122.99	119.70
26	14	2346	A	C5-N7-C8	-5.49	101.16	103.90
26	1H	1466	G	OP2-P-O3'	5.49	117.28	105.20
26	14	786	C	OP2-P-O3'	5.49	117.28	105.20
26	14	992	C	C6-N1-C2	-5.49	118.10	120.30
26	14	2258	C	OP1-P-O3'	5.49	117.28	105.20
1	13	318	G	N1-C6-O6	5.49	123.19	119.90
26	1H	389	G	N9-C4-C5	-5.49	103.20	105.40
26	14	961	C	O5'-P-OP2	-5.49	100.76	105.70
26	1H	528	A	C4-N9-C1'	-5.49	116.43	126.30
26	1H	845	G	OP1-P-O3'	5.49	117.27	105.20
26	1H	2711	A	P-O3'-C3'	5.49	126.28	119.70
1	1G	230	G	N3-C2-N2	-5.49	116.06	119.90
1	13	1530	G	C5-C6-O6	-5.48	125.31	128.60
26	1H	1816	G	O5'-P-OP2	5.48	117.28	110.70
26	1H	777	A	N1-C6-N6	-5.48	115.31	118.60
26	1H	2324	C	C6-N1-C1'	-5.48	114.22	120.80
26	1H	2434	A	C4-C5-C6	-5.48	114.26	117.00
26	1H	2435	A	C8-N9-C4	-5.48	103.61	105.80
26	14	866	A	C4-N9-C1'	5.48	136.16	126.30
26	1H	401	A	N1-C2-N3	5.48	132.04	129.30
1	1G	1390	U	C5-C4-O4	5.48	129.19	125.90
1	13	101	A	C8-N9-C4	-5.48	103.61	105.80
1	13	792	A	C3'-C2'-C1'	-5.48	97.12	101.50
1	13	1475	G	N7-C8-N9	5.48	115.84	113.10
26	1H	121	G	C4-C5-N7	5.48	112.99	110.80
26	1H	2713	A	N3-C4-N9	-5.48	123.02	127.40
26	14	840	C	N1-C2-O2	-5.48	115.61	118.90
26	14	2755	C	C5-C6-N1	5.48	123.74	121.00
1	13	537	G	O5'-P-OP1	-5.47	100.77	105.70
26	1H	2219	G	N1-C6-O6	5.47	123.18	119.90
26	1H	2497	A	O5'-P-OP2	-5.47	100.77	105.70
26	14	199	A	OP2-P-O3'	5.47	117.25	105.20
26	14	2318	G	N7-C8-N9	5.47	115.84	113.10

Continued on next page...

Continued from previous page...

Mol	Chain	Res	Type	Atoms	Z	Observed(°)	Ideal(°)
38	55	113	LEU	CA-CB-CG	5.47	127.89	115.30
26	1H	645	C	N1-C2-O2	5.47	122.18	118.90
26	1H	727	A	OP2-P-O3'	5.47	117.24	105.20
26	1H	1319	G	N3-C4-C5	-5.47	125.86	128.60
26	1H	1435	G	N1-C6-O6	-5.47	116.62	119.90
26	1H	2692	C	C6-N1-C2	-5.47	118.11	120.30
26	1H	2827	C	N3-C4-N4	5.47	121.83	118.00
27	16	15	A	O4'-C1'-N9	5.47	112.58	108.20
26	14	2066	C	O5'-P-OP2	5.47	117.27	110.70
26	1H	188	G	N1-C2-N2	-5.47	111.28	116.20
26	1H	688	U	C2-N3-C4	-5.47	123.72	127.00
26	1H	1299	G	N7-C8-N9	5.47	115.84	113.10
1	13	1348	U	C5-C4-O4	5.47	129.18	125.90
1	13	1385	G	N1-C6-O6	5.47	123.18	119.90
26	1H	429	A	N9-C4-C5	5.47	107.99	105.80
26	1H	736	C	N1-C2-O2	-5.47	115.62	118.90
26	1H	2586	C	N3-C2-O2	5.47	125.73	121.90
1	1G	115	G	C4-C5-N7	-5.47	108.61	110.80
26	14	747	U	N1-C2-O2	-5.47	118.97	122.80
26	1H	2564	A	OP1-P-O3'	5.47	117.23	105.20
1	1G	613	C	C6-N1-C2	-5.47	118.11	120.30
26	14	784	A	P-O3'-C3'	5.47	126.26	119.70
26	14	791	C	P-O3'-C3'	5.47	126.26	119.70
26	14	995	C	C2-N1-C1'	-5.47	112.78	118.80
26	1H	1579	A	C8-N9-C4	-5.47	103.61	105.80
26	1H	1942	C	C4-C5-C6	-5.47	114.67	117.40
1	1G	894	G	C4-C5-N7	5.47	112.99	110.80
26	14	762	U	O4'-C1'-N1	-5.47	103.83	108.20
26	14	783	A	C5-C6-N6	-5.47	119.33	123.70
26	1H	73	A	C2-N3-C4	5.46	113.33	110.60
26	1H	2251	G	OP1-P-O3'	5.46	117.22	105.20
1	1G	632	A	P-O3'-C3'	5.46	126.26	119.70
26	14	184	C	OP2-P-O3'	5.46	117.22	105.20
26	14	460	A	C5-C6-N6	-5.46	119.33	123.70
26	14	2041	U	OP2-P-O3'	5.46	117.22	105.20
26	14	2360	A	C2-N3-C4	-5.46	107.87	110.60
26	14	2618	G	C4-C5-N7	-5.46	108.61	110.80
26	1H	2072	G	C8-N9-C4	5.46	108.58	106.40
26	1H	2253	G	N3-C4-N9	-5.46	122.72	126.00
26	14	270(U)	C	C6-N1-C2	-5.46	118.11	120.30
26	14	396	G	N1-C6-O6	5.46	123.18	119.90
26	14	693	C	C2-N3-C4	-5.46	117.17	119.90

Continued on next page...

Continued from previous page...

Mol	Chain	Res	Type	Atoms	Z	Observed(°)	Ideal(°)
1	13	422	C	P-O3'-C3'	5.46	126.25	119.70
23	2K	77	A	O5'-P-OP1	-5.46	100.78	105.70
26	1H	410	G	O5'-P-OP1	-5.46	100.78	105.70
26	1H	963	U	O5'-P-OP2	5.46	117.25	110.70
26	1H	1305	C	OP1-P-OP2	-5.46	111.41	119.60
26	1H	1359	A	OP1-P-OP2	5.46	127.79	119.60
26	1H	1366	A	C2-N3-C4	-5.46	107.87	110.60
26	1H	2319	G	N3-C4-N9	5.46	129.28	126.00
26	1H	2586	C	OP1-P-O3'	5.46	117.22	105.20
27	16	115	G	N3-C4-N9	5.46	129.28	126.00
26	14	1600	C	O5'-P-OP2	-5.46	100.78	105.70
26	14	1642	G	O5'-P-OP1	-5.46	100.78	105.70
1	13	1498	U	N3-C2-O2	-5.46	118.38	122.20
26	1H	120	U	N1-C2-N3	5.46	118.18	114.90
26	1H	541	C	N3-C2-O2	-5.46	118.08	121.90
26	1H	1299	G	C5-C6-O6	-5.46	125.32	128.60
26	1H	2004	G	C2-N3-C4	-5.46	109.17	111.90
26	1H	2589	A	O5'-P-OP2	-5.46	100.79	105.70
26	1H	430	G	OP1-P-O3'	5.46	117.21	105.20
26	1H	812	C	N3-C2-O2	5.46	125.72	121.90
26	1H	1601	G	OP1-P-O3'	5.46	117.21	105.20
26	1H	2779	U	C5-C6-N1	-5.46	119.97	122.70
1	1G	975	A	O4'-C1'-N9	-5.46	103.83	108.20
26	14	1365	A	C8-N9-C4	-5.46	103.62	105.80
26	14	1928	A	C8-N9-C4	5.46	107.98	105.80
24	3K	76	A	O4'-C1'-N9	5.46	112.56	108.20
28	11	131	LEU	CA-CB-CG	5.46	127.85	115.30
1	1G	865	A	C8-N9-C4	-5.46	103.62	105.80
26	14	298	G	C5-N7-C8	-5.46	101.57	104.30
1	13	231	G	C8-N9-C4	-5.46	104.22	106.40
26	1H	600	G	C5-C6-N1	-5.46	108.77	111.50
26	1H	988	A	P-O3'-C3'	5.46	126.25	119.70
26	14	728	G	C8-N9-C4	5.46	108.58	106.40
26	1H	417	C	N3-C4-C5	5.45	124.08	121.90
26	1H	617	G	C5-C6-N1	5.45	114.23	111.50
26	1H	955	C	C4-C5-C6	5.45	120.13	117.40
26	1H	1192	G	N7-C8-N9	-5.45	110.37	113.10
26	1H	2360	A	C2-N3-C4	-5.45	107.87	110.60
26	1H	2606	C	OP1-P-O3'	5.45	117.20	105.20
26	14	2259	G	N1-C2-N2	5.45	121.11	116.20
1	13	1195	C	C6-N1-C2	-5.45	118.12	120.30
1	13	1519	A	C5-C6-N6	5.45	128.06	123.70

Continued on next page...

Continued from previous page...

Mol	Chain	Res	Type	Atoms	Z	Observed(°)	Ideal(°)
26	1H	2022	U	N3-C2-O2	5.45	126.02	122.20
26	14	1355	G	N7-C8-N9	5.45	115.83	113.10
26	14	1831	G	N1-C2-N3	5.45	127.17	123.90
26	1H	1325	G	C5-C6-O6	-5.45	125.33	128.60
26	1H	2389	G	C8-N9-C4	-5.45	104.22	106.40
26	1H	2705	A	C4-C5-N7	5.45	113.42	110.70
26	14	93	C	C6-N1-C2	-5.45	118.12	120.30
1	13	557	G	N3-C4-N9	5.45	129.27	126.00
1	13	1065	U	P-O3'-C3'	5.45	126.24	119.70
26	1H	1241	A	C5-C6-N1	-5.45	114.98	117.70
26	14	127	A	OP1-P-O3'	5.45	117.19	105.20
26	14	2444	G	C4-C5-N7	-5.45	108.62	110.80
26	14	797	C	N3-C4-N4	5.45	121.81	118.00
26	14	802	A	C6-N1-C2	-5.45	115.33	118.60
26	14	1725	G	C4-N9-C1'	5.45	133.58	126.50
26	14	2443	C	C2-N3-C4	-5.45	117.18	119.90
1	1G	243	A	P-O3'-C3'	5.45	126.23	119.70
26	14	1463	C	N3-C4-C5	-5.45	119.72	121.90
26	14	1520	U	N3-C4-O4	-5.45	115.59	119.40
26	14	2618	G	C5-C6-O6	5.45	131.87	128.60
26	1H	1764	G	N1-C2-N3	5.44	127.17	123.90
1	13	14	U	C6-N1-C2	-5.44	117.73	121.00
26	1H	2508	G	C8-N9-C1'	5.44	134.07	127.00
1	1G	793	U	O4'-C1'-N1	5.44	112.55	108.20
26	14	632	A	O5'-P-OP2	5.44	117.23	110.70
1	13	581	G	C6-C5-N7	-5.44	127.14	130.40
1	13	945	G	OP1-P-O3'	5.44	117.17	105.20
1	1G	586	C	C6-N1-C2	-5.44	118.12	120.30
26	14	1327	C	C6-N1-C1'	5.44	127.33	120.80
26	1H	530	G	N3-C2-N2	5.44	123.71	119.90
26	1H	1616	A	OP1-P-O3'	5.44	117.17	105.20
26	1H	1688	U	OP2-P-O3'	5.44	117.17	105.20
26	1H	105	C	C6-N1-C2	-5.44	118.12	120.30
27	16	12	C	C4-C5-C6	5.44	120.12	117.40
26	14	459	U	O5'-P-OP2	-5.44	100.81	105.70
26	1H	389	G	N3-C4-N9	5.44	129.26	126.00
26	1H	1363	C	C2-N3-C4	-5.43	117.18	119.90
26	1H	2598	A	C8-N9-C4	5.43	107.97	105.80
1	13	503	C	C2-N1-C1'	5.43	124.78	118.80
1	13	963	G	N3-C4-C5	-5.43	125.88	128.60
26	1H	116	C	C6-N1-C1'	5.43	127.32	120.80
26	1H	713	G	N1-C6-O6	5.43	123.16	119.90

Continued on next page...

Continued from previous page...

Mol	Chain	Res	Type	Atoms	Z	Observed(°)	Ideal(°)
26	1H	1577	C	C4-C5-C6	5.43	120.12	117.40
1	1G	950	U	C5-C6-N1	5.43	125.42	122.70
26	14	601	C	N1-C2-O2	-5.43	115.64	118.90
26	14	1266	G	C5-C6-N1	5.43	114.22	111.50
26	14	37	C	OP2-P-O3'	5.43	117.15	105.20
26	14	1024	G	C6-C5-N7	-5.43	127.14	130.40
26	1H	1189	A	C5-C6-N6	-5.43	119.36	123.70
1	1G	377	G	N9-C4-C5	-5.43	103.23	105.40
1	13	974	A	C6-C5-N7	-5.43	128.50	132.30
26	1H	1367	A	O5'-P-OP1	5.43	117.21	110.70
1	13	1335	C	C2-N1-C1'	-5.43	112.83	118.80
26	1H	2267	A	P-O3'-C3'	5.43	126.21	119.70
1	1G	132	C	N3-C4-C5	-5.43	119.73	121.90
1	1G	354	G	C8-N9-C1'	-5.43	119.95	127.00
1	1G	377	G	C6-C5-N7	-5.43	127.14	130.40
1	1G	858	G	C4-C5-N7	5.43	112.97	110.80
26	14	570	G	N1-C2-N2	-5.43	111.32	116.20
26	14	828	U	N3-C4-C5	-5.43	111.34	114.60
26	14	1836	C	OP1-P-O3'	5.43	117.14	105.20
1	13	335	C	C2-N1-C1'	-5.42	112.83	118.80
24	3K	34	G	C8-N9-C4	-5.42	104.23	106.40
26	1H	1777	U	N3-C4-C5	-5.42	111.34	114.60
26	1H	2439	A	OP1-P-OP2	5.42	127.74	119.60
26	1H	2871	C	C6-N1-C2	-5.42	118.13	120.30
1	1G	1112	C	C6-N1-C2	-5.42	118.13	120.30
26	14	2053	G	C8-N9-C4	5.42	108.57	106.40
26	14	2086	U	C5-C4-O4	5.42	129.15	125.90
26	1H	126	A	OP2-P-O3'	5.42	117.13	105.20
26	1H	818	G	C5-C6-O6	5.42	131.85	128.60
26	1H	955	C	C5-C4-N4	5.42	124.00	120.20
26	1H	1319	G	N7-C8-N9	5.42	115.81	113.10
26	1H	685	A	C6-C5-N7	-5.42	128.50	132.30
26	1H	1336	A	C8-N9-C4	-5.42	103.63	105.80
26	1H	2328	A	C4-C5-C6	5.42	119.71	117.00
26	14	330	A	C4-C5-N7	5.42	113.41	110.70
26	14	576	U	OP2-P-O3'	5.42	117.13	105.20
26	14	776	G	N1-C2-N2	5.42	121.08	116.20
1	13	114	U	O5'-P-OP2	-5.42	100.82	105.70
26	1H	1324	G	C5-C6-N1	-5.42	108.79	111.50
26	14	985	C	OP2-P-O3'	5.42	117.12	105.20
26	1H	85	G	O5'-P-OP1	5.42	117.20	110.70
26	1H	700	G	C5-C6-O6	-5.42	125.35	128.60

Continued on next page...

Continued from previous page...

Mol	Chain	Res	Type	Atoms	Z	Observed(°)	Ideal(°)
26	1H	942	G	C4-C5-N7	-5.42	108.63	110.80
26	1H	1428	C	C2-N1-C1'	-5.42	112.84	118.80
1	13	19	C	C6-N1-C2	-5.42	118.13	120.30
26	1H	1786	A	N3-C4-C5	5.42	130.59	126.80
26	14	1639	U	N3-C4-O4	-5.42	115.61	119.40
26	14	2008	C	N1-C2-N3	5.42	122.99	119.20
26	14	2463	C	N3-C2-O2	5.42	125.69	121.90
26	1H	1385	G	N3-C4-C5	5.42	131.31	128.60
26	1H	2026	C	C4-C5-C6	5.42	120.11	117.40
26	14	2502	G	C5-N7-C8	-5.42	101.59	104.30
26	1H	1993	U	N1-C2-O2	-5.41	119.01	122.80
26	1H	2029	G	N7-C8-N9	5.41	115.81	113.10
1	1G	1511	G	C8-N9-C4	-5.41	104.23	106.40
26	14	1352	U	O5'-P-OP2	-5.41	100.83	105.70
26	14	1418	G	N1-C6-O6	5.41	123.15	119.90
26	14	1784	A	OP1-P-O3'	5.41	117.11	105.20
26	14	2232	U	O5'-P-OP2	-5.41	100.83	105.70
26	1H	206	U	N3-C4-O4	-5.41	115.61	119.40
26	1H	1269	A	N7-C8-N9	5.41	116.51	113.80
26	14	468	G	OP1-P-OP2	-5.41	111.48	119.60
1	13	101	A	C5-N7-C8	-5.41	101.19	103.90
1	13	805	C	C5-C6-N1	5.41	123.70	121.00
26	1H	1311	G	O5'-P-OP2	-5.41	100.83	105.70
26	1H	1643	G	N1-C6-O6	-5.41	116.65	119.90
26	1H	2228	G	C5-C6-O6	-5.41	125.35	128.60
26	14	389	G	C8-N9-C1'	-5.41	119.97	127.00
26	14	487	C	N1-C2-O2	-5.41	115.65	118.90
26	14	583	G	C8-N9-C4	-5.41	104.23	106.40
26	14	1336	A	C5-C6-N1	5.41	120.41	117.70
26	1H	2597	G	OP2-P-O3'	5.41	117.10	105.20
26	14	1782	C	N3-C2-O2	5.41	125.69	121.90
1	13	718	G	O5'-P-OP2	5.41	117.19	110.70
26	1H	1776	G	C5-C6-O6	-5.41	125.36	128.60
1	13	591	U	N3-C2-O2	-5.41	118.42	122.20
26	1H	715	G	N3-C4-C5	-5.41	125.90	128.60
26	1H	1520	U	OP2-P-O3'	5.41	117.09	105.20
26	14	570	G	C8-N9-C4	-5.41	104.24	106.40
26	14	1754	C	N1-C2-O2	5.41	122.14	118.90
26	14	2426	A	N1-C6-N6	5.41	121.84	118.60
26	1H	189	G	C2-N3-C4	-5.40	109.20	111.90
26	1H	446	G	C5-C6-N1	-5.40	108.80	111.50
26	1H	481	G	C5-C6-O6	-5.40	125.36	128.60

Continued on next page...

Continued from previous page...

Mol	Chain	Res	Type	Atoms	Z	Observed(°)	Ideal(°)
1	1G	1432	G	C6-C5-N7	-5.40	127.16	130.40
1	13	314	C	N3-C2-O2	-5.40	118.12	121.90
1	13	934	C	C2-N1-C1'	-5.40	112.86	118.80
26	14	728	G	N3-C2-N2	5.40	123.68	119.90
1	13	966	G	C5-C6-O6	-5.40	125.36	128.60
43	E8	23	LEU	CA-CB-CG	5.40	127.72	115.30
1	1G	817	C	C5-C6-N1	-5.40	118.30	121.00
26	14	1841	U	OP2-P-O3'	5.40	117.08	105.20
26	14	1979	C	O5'-P-OP2	-5.40	100.84	105.70
26	1H	843	G	OP2-P-O3'	5.40	117.08	105.20
27	1J	22	U	C6-N1-C2	-5.40	117.76	121.00
26	1H	196	A	O4'-C1'-N9	5.40	112.52	108.20
26	1H	671	C	C2-N3-C4	-5.40	117.20	119.90
26	1H	761	A	C5-N7-C8	-5.40	101.20	103.90
26	1H	2261	C	OP2-P-O3'	5.40	117.08	105.20
1	1G	121	C	N1-C2-O2	5.40	122.14	118.90
26	14	1616	A	N3-C4-C5	5.40	130.58	126.80
26	14	1695	G	C6-C5-N7	-5.40	127.16	130.40
26	14	1801	G	O5'-P-OP1	-5.40	100.84	105.70
26	14	1982	C	N1-C2-N3	-5.40	115.42	119.20
26	1H	2465	C	C4-C5-C6	5.40	120.10	117.40
26	1H	2509	G	N1-C6-O6	-5.40	116.66	119.90
26	14	1772	G	C5-C6-O6	-5.40	125.36	128.60
26	14	2447	G	O5'-P-OP2	-5.40	100.84	105.70
1	13	1469	G	C8-N9-C4	-5.39	104.24	106.40
26	1H	739	G	N1-C2-N3	-5.39	120.66	123.90
26	1H	2296	U	O5'-P-OP1	-5.39	100.84	105.70
26	14	2235	G	N3-C4-N9	5.39	129.24	126.00
26	1H	673	C	N1-C2-O2	-5.39	115.67	118.90
26	1H	951	C	N3-C4-N4	-5.39	114.22	118.00
26	1H	1475	G	N3-C2-N2	-5.39	116.12	119.90
26	1H	1695	G	N3-C4-C5	-5.39	125.90	128.60
26	1H	1924	C	N1-C2-O2	5.39	122.14	118.90
26	1H	2367	G	N3-C2-N2	-5.39	116.13	119.90
1	1G	17	U	C5-C4-O4	-5.39	122.67	125.90
26	14	1826	G	C4-C5-N7	-5.39	108.64	110.80
26	1H	799	G	C5-N7-C8	5.39	107.00	104.30
26	1H	945	A	O5'-P-OP2	-5.39	100.85	105.70
26	14	1770	G	N7-C8-N9	5.39	115.80	113.10
1	13	950	U	OP1-P-O3'	5.39	117.06	105.20
26	1H	749	C	C6-N1-C2	5.39	122.46	120.30
1	1G	1414	U	C5-C4-O4	5.39	129.13	125.90

Continued on next page...

Continued from previous page...

Mol	Chain	Res	Type	Atoms	Z	Observed(°)	Ideal(°)
26	14	133	C	C6-N1-C2	5.39	122.45	120.30
26	14	508	G	OP1-P-OP2	5.39	127.68	119.60
1	13	1522	U	C5-C6-N1	-5.39	120.01	122.70
26	14	540	G	N3-C4-N9	-5.39	122.77	126.00
26	14	1385	G	N3-C4-C5	5.39	131.29	128.60
26	1H	700	G	N1-C6-O6	5.39	123.13	119.90
26	1H	1231	G	N1-C6-O6	5.39	123.13	119.90
26	1H	2378	A	N9-C4-C5	-5.39	103.65	105.80
1	1G	1314	C	C6-N1-C2	-5.39	118.14	120.30
26	14	2440	C	OP1-P-O3'	5.39	117.05	105.20
23	2K	40	C	C5-C6-N1	5.38	123.69	121.00
26	1H	825	C	N3-C2-O2	5.38	125.67	121.90
26	14	1300	U	O5'-P-OP1	5.38	117.16	110.70
26	14	2581	G	C4-N9-C1'	5.38	133.50	126.50
26	1H	674	G	O5'-P-OP2	5.38	117.16	110.70
26	1H	1594	G	OP1-P-O3'	5.38	117.04	105.20
26	14	461	C	OP1-P-OP2	5.38	127.67	119.60
26	1H	607	U	C5-C4-O4	5.38	129.13	125.90
26	1H	734	A	OP1-P-OP2	5.38	127.67	119.60
26	1H	1670	C	C6-N1-C2	5.38	122.45	120.30
26	1H	2457	U	N1-C2-O2	-5.38	119.03	122.80
27	16	5	C	C5-C4-N4	-5.38	116.43	120.20
27	16	29	A	OP1-P-OP2	-5.38	111.53	119.60
1	1G	1070	U	N3-C2-O2	-5.38	118.43	122.20
1	1G	1228	C	O5'-P-OP2	-5.38	100.86	105.70
1	1G	1469	G	N1-C6-O6	5.38	123.13	119.90
26	14	102	G	O5'-P-OP1	-5.38	100.86	105.70
26	14	2066	C	C6-N1-C2	-5.38	118.15	120.30
26	1H	2553	G	OP1-P-O3'	5.38	117.03	105.20
25	4K	18	G	N3-C4-N9	-5.38	122.77	126.00
26	1H	2378	A	O5'-P-OP2	5.38	117.16	110.70
1	1G	586	C	C5-C6-N1	5.38	123.69	121.00
26	14	1814	G	C8-N9-C4	-5.38	104.25	106.40
26	1H	121	G	C5-C6-N1	5.38	114.19	111.50
26	1H	447	A	N1-C6-N6	-5.38	115.37	118.60
26	1H	937	U	C6-N1-C2	5.38	124.23	121.00
26	1H	1123	C	C2-N3-C4	-5.38	117.21	119.90
26	1H	1811	G	N9-C4-C5	5.38	107.55	105.40
26	1H	2232	U	O5'-P-OP2	-5.38	100.86	105.70
26	1H	2392	A	C6-N1-C2	5.38	121.83	118.60
46	H8	117	LEU	CA-CB-CG	5.38	127.67	115.30
26	14	494	G	C5-C6-N1	-5.38	108.81	111.50

Continued on next page...

Continued from previous page...

Mol	Chain	Res	Type	Atoms	Z	Observed(°)	Ideal(°)
26	14	1929	G	OP1-P-OP2	5.38	127.67	119.60
26	1H	957	A	C6-C5-N7	-5.38	128.54	132.30
27	16	6	C	C6-N1-C2	5.38	122.45	120.30
26	14	116	C	C6-N1-C2	-5.38	118.15	120.30
27	1J	60	C	C6-N1-C2	-5.38	118.15	120.30
1	13	693	G	N1-C6-O6	-5.37	116.68	119.90
1	13	1208	C	N1-C2-O2	-5.37	115.68	118.90
26	1H	1210	A	N3-C4-C5	5.37	130.56	126.80
26	1H	1406	U	OP1-P-O3'	5.37	117.02	105.20
26	1H	2096	U	N3-C2-O2	-5.37	118.44	122.20
26	14	932	G	N3-C4-N9	-5.37	122.78	126.00
26	1H	599	G	N1-C6-O6	-5.37	116.68	119.90
26	1H	2330	G	C5-N7-C8	-5.37	101.61	104.30
26	1H	2615	U	N1-C2-O2	5.37	126.56	122.80
55	Q8	52	LYS	C-N-CA	5.37	144.56	122.00
26	14	1308	A	N1-C2-N3	5.37	131.99	129.30
26	14	1849	G	N9-C4-C5	5.37	107.55	105.40
26	14	2595	G	N3-C4-C5	5.37	131.28	128.60
26	1H	52	A	O5'-P-OP2	-5.37	100.87	105.70
26	1H	866	A	C6-N1-C2	5.37	121.82	118.60
1	1G	400	C	N1-C2-O2	-5.37	115.68	118.90
1	1G	1285	A	P-O3'-C3'	5.37	126.14	119.70
24	1L	74	C	N3-C4-N4	-5.37	114.24	118.00
26	14	209	C	OP2-P-O3'	5.37	117.01	105.20
26	14	1372	U	C4-C5-C6	5.37	122.92	119.70
26	14	1443	G	C4-C5-C6	5.37	122.02	118.80
26	14	2573	C	C2-N1-C1'	5.37	124.70	118.80
1	13	1304	G	N3-C4-C5	-5.37	125.92	128.60
26	1H	859	G	N3-C4-N9	-5.37	122.78	126.00
26	1H	1394	U	C5-C6-N1	5.37	125.38	122.70
55	Q8	60	LEU	CB-CG-CD2	5.37	120.12	111.00
26	14	1657	C	OP1-P-O3'	5.37	117.01	105.20
26	14	1698	A	N7-C8-N9	5.37	116.48	113.80
1	13	465	A	N7-C8-N9	-5.37	111.12	113.80
26	1H	590	A	C8-N9-C4	-5.37	103.65	105.80
26	1H	2082	A	N7-C8-N9	-5.37	111.12	113.80
26	14	248	G	C6-C5-N7	-5.37	127.18	130.40
26	14	2381	C	C6-N1-C2	5.37	122.45	120.30
1	13	934	C	C6-N1-C1'	5.36	127.24	120.80
26	1H	638	G	OP1-P-OP2	5.36	127.65	119.60
26	1H	690	G	C5-C6-O6	-5.36	125.38	128.60
26	1H	2234	G	O5'-P-OP1	5.36	117.14	110.70

Continued on next page...

Continued from previous page...

Mol	Chain	Res	Type	Atoms	Z	Observed(°)	Ideal(°)
26	1H	2441	C	OP1-P-O3'	5.36	117.00	105.20
26	14	2611	U	C5-C6-N1	5.36	125.38	122.70
26	1H	2783	G	C6-C5-N7	-5.36	127.18	130.40
26	1H	853	G	C8-N9-C4	5.36	108.55	106.40
26	14	1898	U	C6-N1-C2	-5.36	117.78	121.00
26	1H	971	C	C4-C5-C6	5.36	120.08	117.40
26	1H	137(A)	G	O4'-C1'-N9	5.36	112.49	108.20
26	1H	617	G	N1-C6-O6	-5.36	116.69	119.90
26	1H	735	A	C5-C6-N6	-5.36	119.41	123.70
27	16	101	A	C8-N9-C4	5.36	107.94	105.80
26	14	1930	G	N9-C4-C5	5.36	107.54	105.40
1	13	1299	A	N1-C6-N6	5.36	121.81	118.60
1	13	1433	A	O5'-P-OP1	-5.36	100.88	105.70
26	1H	982	C	OP1-P-O3'	5.36	116.98	105.20
26	1H	1024	G	N3-C4-C5	-5.36	125.92	128.60
26	1H	1608	A	O5'-P-OP1	-5.36	100.88	105.70
1	1G	266	G	O4'-C1'-N9	-5.36	103.92	108.20
26	14	182	A	OP2-P-O3'	5.36	116.98	105.20
26	14	1304	C	N3-C4-C5	5.36	124.04	121.90
26	1H	2281	C	C5-C4-N4	-5.35	116.45	120.20
26	14	1270	C	OP2-P-O3'	5.35	116.98	105.20
1	13	974	A	O4'-C1'-N9	5.35	112.48	108.20
26	1H	701	G	N1-C6-O6	5.35	123.11	119.90
26	1H	701	G	C5-C6-N1	-5.35	108.82	111.50
26	1H	757	U	OP1-P-OP2	5.35	127.63	119.60
26	1H	2014	A	N1-C6-N6	5.35	121.81	118.60
26	1H	2036	C	N3-C4-C5	-5.35	119.76	121.90
26	14	1286	A	OP2-P-O3'	5.35	116.98	105.20
26	14	1321	A	N1-C6-N6	5.35	121.81	118.60
26	14	1696	G	O5'-P-OP2	-5.35	100.88	105.70
1	13	809	G	O5'-P-OP1	-5.35	100.88	105.70
26	1H	1284	A	C5-C6-N1	-5.35	115.02	117.70
26	14	2329	G	N3-C4-C5	-5.35	125.92	128.60
26	1H	113	G	C6-C5-N7	-5.35	127.19	130.40
26	1H	463	G	N9-C4-C5	-5.35	103.26	105.40
26	1H	1610	A	C5-C6-N1	-5.35	115.03	117.70
1	1G	301	G	N1-C6-O6	5.35	123.11	119.90
1	1G	667	G	C5-C6-O6	-5.35	125.39	128.60
26	14	288	C	C2-N1-C1'	5.35	124.68	118.80
26	14	659	C	C6-N1-C2	5.35	122.44	120.30
26	14	852	G	N1-C6-O6	-5.35	116.69	119.90
33	69	131	LYS	C-N-CD	-5.35	108.83	120.60

Continued on next page...

Continued from previous page...

Mol	Chain	Res	Type	Atoms	Z	Observed(°)	Ideal(°)
1	13	219	C	C5-C6-N1	5.35	123.67	121.00
1	13	1081	G	OP1-P-O3'	5.35	116.96	105.20
26	1H	1300	U	C5-C4-O4	5.35	129.11	125.90
1	1G	506	G	O5'-P-OP2	5.35	117.12	110.70
26	14	1419	A	C8-N9-C4	5.35	107.94	105.80
26	1H	617	G	O5'-P-OP2	5.34	117.11	110.70
26	1H	1366	A	N1-C2-N3	5.34	131.97	129.30
26	1H	1391	U	C2-N1-C1'	5.34	124.11	117.70
26	1H	1780	A	N1-C2-N3	5.34	131.97	129.30
26	1H	2587	A	OP2-P-O3'	5.34	116.96	105.20
26	1H	2698	U	OP1-P-OP2	5.34	127.62	119.60
1	1G	293	G	N1-C6-O6	5.34	123.11	119.90
26	14	2080	G	N1-C6-O6	-5.34	116.69	119.90
26	14	2253	G	O5'-P-OP1	5.34	117.11	110.70
26	14	2283	C	N3-C4-N4	5.34	121.74	118.00
26	14	2731	G	C4-C5-C6	5.34	122.01	118.80
23	2K	22	A	C8-N9-C4	-5.34	103.66	105.80
26	1H	1437	C	N3-C2-O2	-5.34	118.16	121.90
34	15	2	LYS	N-CA-C	-5.34	96.57	111.00
26	1H	729	G	OP2-P-O3'	5.34	116.95	105.20
26	1H	2513	G	N3-C4-N9	5.34	129.21	126.00
26	14	733	G	O5'-P-OP2	-5.34	100.89	105.70
26	14	1586	A	C8-N9-C4	-5.34	103.66	105.80
26	14	2080	G	O5'-P-OP2	-5.34	100.89	105.70
26	14	2406	U	OP1-P-O3'	5.34	116.95	105.20
26	1H	1626	G	N1-C6-O6	5.34	123.10	119.90
26	1H	1690	A	N1-C6-N6	-5.34	115.40	118.60
1	1G	596	C	C6-N1-C2	5.34	122.44	120.30
26	1H	1303	G	N1-C6-O6	-5.34	116.70	119.90
26	1H	1779	U	C6-N1-C2	5.34	124.20	121.00
26	14	1664	A	O4'-C1'-N9	-5.34	103.93	108.20
26	14	2278	A	N9-C4-C5	5.34	107.94	105.80
26	1H	216	A	C8-N9-C4	5.34	107.94	105.80
26	1H	790	C	N3-C2-O2	5.34	125.64	121.90
26	1H	1147	C	C6-N1-C2	5.34	122.44	120.30
26	1H	81	G	C5-C6-O6	5.33	131.80	128.60
26	1H	1942	C	C6-N1-C2	-5.33	118.17	120.30
26	14	566	U	C5-C6-N1	-5.33	120.03	122.70
26	14	1770	G	O5'-P-OP2	5.33	117.10	110.70
26	1H	24	G	C8-N9-C4	-5.33	104.27	106.40
26	1H	946	G	C4-C5-N7	-5.33	108.67	110.80
26	1H	1123	C	C4-C5-C6	5.33	120.07	117.40

Continued on next page...

Continued from previous page...

Mol	Chain	Res	Type	Atoms	Z	Observed(°)	Ideal(°)
26	1H	1900	A	C5-C6-N6	-5.33	119.43	123.70
26	1H	2068	U	OP1-P-O3'	5.33	116.94	105.20
26	14	2510	C	OP1-P-OP2	5.33	127.60	119.60
1	13	477	G	N3-C4-C5	5.33	131.27	128.60
26	1H	245	G	C4-N9-C1'	5.33	133.43	126.50
26	1H	906	G	N3-C4-N9	-5.33	122.80	126.00
26	1H	1785	A	C5-C6-N1	-5.33	115.03	117.70
26	1H	1977	A	N9-C4-C5	-5.33	103.67	105.80
26	1H	2604	U	N3-C4-C5	-5.33	111.40	114.60
26	1H	2616	C	C6-N1-C2	-5.33	118.17	120.30
26	1H	80	G	C8-N9-C4	-5.33	104.27	106.40
26	1H	574	C	N1-C2-N3	-5.33	115.47	119.20
26	14	761	A	C4-C5-C6	-5.33	114.34	117.00
26	14	1386	C	C2-N3-C4	5.33	122.56	119.90
26	14	2004	G	N3-C2-N2	-5.33	116.17	119.90
26	1H	455	C	C4-C5-C6	-5.33	114.74	117.40
26	1H	514	A	OP1-P-O3'	5.33	116.92	105.20
26	1H	526	A	C8-N9-C4	-5.33	103.67	105.80
26	1H	1209	G	N3-C2-N2	-5.33	116.17	119.90
26	1H	1974	C	O5'-P-OP2	-5.33	100.91	105.70
26	1H	2561	A	OP1-P-OP2	5.33	127.59	119.60
26	14	679	C	N1-C2-O2	-5.33	115.70	118.90
26	14	1474	C	C2-N3-C4	5.33	122.56	119.90
26	14	1528	A	C8-N9-C4	-5.33	103.67	105.80
26	14	1926	U	N3-C2-O2	-5.33	118.47	122.20
26	1H	728	G	OP2-P-O3'	5.32	116.91	105.20
26	1H	763	G	N3-C4-N9	5.32	129.19	126.00
26	1H	2571	C	C6-N1-C2	-5.32	118.17	120.30
26	14	756	C	C6-N1-C2	-5.32	118.17	120.30
26	14	2712(A)	A	C8-N9-C4	5.32	107.93	105.80
1	13	880	C	C6-N1-C2	5.32	122.43	120.30
26	1H	391	G	N9-C4-C5	-5.32	103.27	105.40
26	1H	799	G	OP1-P-OP2	-5.32	111.62	119.60
26	1H	2267	A	OP2-P-O3'	-5.32	93.49	105.20
26	1H	2373	G	C6-N1-C2	-5.32	121.91	125.10
26	14	2615	U	C2-N1-C1'	5.32	124.09	117.70
1	13	532	A	O4'-C1'-N9	5.32	112.46	108.20
1	13	1513	A	OP2-P-O3'	5.32	116.90	105.20
26	1H	471	A	C5-C6-N1	-5.32	115.04	117.70
26	1H	631	A	C8-N9-C4	5.32	107.93	105.80
26	1H	939	G	C5-C6-O6	5.32	131.79	128.60
26	1H	1257	C	N1-C2-O2	-5.32	115.71	118.90

Continued on next page...

Continued from previous page...

Mol	Chain	Res	Type	Atoms	Z	Observed(°)	Ideal(°)
26	1H	1407	C	OP1-P-O3'	5.32	116.91	105.20
27	16	47	C	N3-C2-O2	5.32	125.62	121.90
1	13	1205	U	C5-C4-O4	5.32	129.09	125.90
26	1H	2295	C	C5-C6-N1	5.32	123.66	121.00
1	13	1505	G	O5'-P-OP2	5.32	117.08	110.70
26	1H	271(B)	G	C8-N9-C1'	-5.32	120.09	127.00
1	1G	108	G	C6-C5-N7	-5.32	127.21	130.40
26	14	1355	G	C8-N9-C4	-5.32	104.27	106.40
26	14	1657	C	N3-C2-O2	-5.32	118.18	121.90
26	14	1956	U	O5'-P-OP2	-5.32	100.91	105.70
26	14	2817	G	OP1-P-OP2	5.32	127.58	119.60
26	1H	1310	G	O5'-P-OP1	-5.32	100.92	105.70
1	1G	293	G	C6-C5-N7	-5.32	127.21	130.40
1	1G	913	A	OP2-P-O3'	5.32	116.89	105.20
26	14	2767	C	C6-N1-C2	-5.32	118.17	120.30
1	13	1299	A	C8-N9-C4	-5.31	103.67	105.80
26	1H	27	G	O4'-C1'-N9	5.31	112.45	108.20
26	14	1339	G	O5'-P-OP1	-5.31	100.92	105.70
26	1H	1373	A	O5'-P-OP2	-5.31	100.92	105.70
26	14	810	U	OP1-P-O3'	5.31	116.89	105.20
26	14	1558	A	P-O3'-C3'	5.31	126.07	119.70
26	14	1784	A	N1-C2-N3	5.31	131.96	129.30
27	1J	75	G	O5'-P-OP2	-5.31	100.92	105.70
1	13	129	U	C5-C4-O4	5.31	129.09	125.90
26	1H	1647	G	O5'-P-OP2	5.31	117.07	110.70
26	1H	2424	C	O5'-P-OP1	-5.31	100.92	105.70
1	13	1329	A	C4-C5-N7	5.31	113.36	110.70
26	1H	1298	C	C5-C6-N1	5.31	123.66	121.00
26	1H	1356	G	N3-C4-C5	5.31	131.25	128.60
26	1H	1962	C	N3-C2-O2	5.31	125.62	121.90
26	14	788	A	N1-C6-N6	5.31	121.79	118.60
26	14	2367	G	N7-C8-N9	5.31	115.75	113.10
26	1H	217	G	C4-C5-N7	-5.31	108.68	110.80
26	1H	528	A	N7-C8-N9	5.31	116.45	113.80
26	1H	1785	A	OP2-P-O3'	5.31	116.88	105.20
26	1H	1814	G	C6-N1-C2	-5.31	121.92	125.10
26	1H	2822	G	C4-C5-N7	5.31	112.92	110.80
26	14	951	C	OP1-P-O3'	5.31	116.88	105.20
26	14	963	U	O5'-P-OP2	5.31	117.07	110.70
26	14	1402	C	N3-C4-C5	-5.31	119.78	121.90
26	14	2844	G	C5-C6-O6	-5.31	125.42	128.60
27	1J	71	C	C6-N1-C2	-5.31	118.18	120.30

Continued on next page...

Continued from previous page...

Mol	Chain	Res	Type	Atoms	Z	Observed(°)	Ideal(°)
26	1H	677	A	N1-C6-N6	-5.31	115.42	118.60
26	1H	1334	G	C8-N9-C4	-5.31	104.28	106.40
26	14	2042	A	C8-N9-C4	5.31	107.92	105.80
27	1J	81	G	C4-C5-N7	5.31	112.92	110.80
26	1H	2477	C	C6-N1-C2	-5.30	118.18	120.30
26	14	1367	A	C5-C6-N6	-5.30	119.46	123.70
23	2K	48	U	OP2-P-O3'	5.30	116.87	105.20
26	1H	1973	G	N3-C4-C5	-5.30	125.95	128.60
26	1H	2439	A	C2-N3-C4	-5.30	107.95	110.60
26	1H	309	G	C8-N9-C4	-5.30	104.28	106.40
26	1H	552	G	O5'-P-OP1	5.30	117.06	110.70
26	1H	815	C	N3-C4-C5	5.30	124.02	121.90
26	1H	945	A	N9-C1'-C2'	5.30	120.89	114.00
28	19	43	ARG	NE-CZ-NH2	-5.30	117.65	120.30
26	1H	389	G	C8-N9-C4	5.30	108.52	106.40
26	1H	590	A	N1-C2-N3	5.30	131.95	129.30
26	1H	680	G	O5'-P-OP1	-5.30	100.93	105.70
26	1H	1546	C	C5-C6-N1	5.30	123.65	121.00
26	1H	2766	G	N1-C6-O6	5.30	123.08	119.90
42	95	18	LEU	CA-CB-CG	5.30	127.49	115.30
1	13	901	A	C5-N7-C8	-5.30	101.25	103.90
26	1H	2354	G	OP1-P-O3'	5.30	116.86	105.20
27	16	41	U	O5'-P-OP1	-5.30	100.93	105.70
26	1H	480	A	N1-C6-N6	5.30	121.78	118.60
26	1H	2434	A	OP2-P-O3'	5.30	116.85	105.20
1	1G	943	U	C2-N1-C1'	5.30	124.06	117.70
26	14	2387	U	OP2-P-O3'	5.30	116.85	105.20
26	14	2440	C	C2-N1-C1'	-5.30	112.97	118.80
26	1H	2424	C	C4-C5-C6	-5.29	114.75	117.40
1	1G	1062	U	O5'-P-OP2	-5.29	100.94	105.70
26	14	828	U	OP2-P-O3'	5.29	116.85	105.20
26	1H	1198	U	C5-C6-N1	-5.29	120.05	122.70
26	1H	1787	A	C2-N3-C4	-5.29	107.95	110.60
26	1H	2381	C	C5-C4-N4	-5.29	116.50	120.20
26	1H	2867	G	O5'-P-OP1	-5.29	100.94	105.70
26	14	2509	G	N1-C6-O6	5.29	123.08	119.90
1	13	108	G	C4-C5-N7	5.29	112.92	110.80
26	1H	1621	U	C5-C4-O4	-5.29	122.72	125.90
26	1H	1705	G	OP1-P-OP2	-5.29	111.66	119.60
26	14	1821	A	C6-C5-N7	-5.29	128.60	132.30
26	14	2873	A	N9-C1'-C2'	5.29	120.88	114.00
26	1H	685	A	C4-C5-N7	5.29	113.34	110.70

Continued on next page...

Continued from previous page...

Mol	Chain	Res	Type	Atoms	Z	Observed(°)	Ideal(°)
26	1H	764	A	OP1-P-O3'	5.29	116.84	105.20
26	1H	2299	G	N7-C8-N9	5.29	115.75	113.10
26	1H	2435	A	N7-C8-N9	5.29	116.44	113.80
27	16	98	G	N9-C4-C5	-5.29	103.28	105.40
26	14	140	A	C5-C6-N6	-5.29	119.47	123.70
26	14	1908	C	N3-C4-C5	-5.29	119.78	121.90
26	14	2084	C	N1-C2-O2	-5.29	115.73	118.90
26	14	2610	C	N1-C2-N3	-5.29	115.50	119.20
23	2K	62	C	C6-N1-C2	-5.29	118.19	120.30
26	1H	645	C	C5-C6-N1	5.29	123.64	121.00
26	1H	1959	G	C2-N3-C4	5.29	114.54	111.90
26	1H	2253	G	N9-C4-C5	5.29	107.52	105.40
26	14	127	A	O5'-P-OP2	-5.29	100.94	105.70
26	14	503	A	N9-C4-C5	5.29	107.92	105.80
26	14	866	A	N9-C4-C5	-5.29	103.69	105.80
26	1H	1382	G	C6-C5-N7	-5.29	127.23	130.40
26	1H	2488	A	N1-C2-N3	5.29	131.94	129.30
1	13	644	G	O5'-P-OP2	-5.29	100.94	105.70
26	1H	58	G	N9-C4-C5	5.29	107.51	105.40
26	1H	321	G	N9-C4-C5	-5.29	103.29	105.40
26	1H	844	C	N3-C4-C5	-5.29	119.79	121.90
26	1H	2511	U	N3-C2-O2	-5.29	118.50	122.20
26	1H	2711	A	OP2-P-O3'	-5.29	93.57	105.20
26	14	2585	U	OP1-P-O3'	5.29	116.83	105.20
1	13	570	G	C2-N3-C4	5.28	114.54	111.90
26	1H	448	U	C4-C5-C6	5.28	122.87	119.70
26	1H	683	C	C5-C4-N4	-5.28	116.50	120.20
26	1H	828	U	C6-N1-C1'	-5.28	113.80	121.20
49	K8	59	ARG	NE-CZ-NH2	5.28	122.94	120.30
26	14	1142	U	C6-N1-C1'	-5.28	113.80	121.20
26	14	1290	C	OP1-P-OP2	5.28	127.52	119.60
26	14	1292	U	C5-C4-O4	-5.28	122.73	125.90
26	14	1598	C	C2-N1-C1'	5.28	124.61	118.80
26	14	1786	A	N3-C4-C5	5.28	130.50	126.80
26	1H	1294	U	O5'-P-OP1	-5.28	100.95	105.70
26	14	1673	U	O5'-P-OP2	5.28	117.04	110.70
26	14	1904	G	O5'-P-OP2	-5.28	100.95	105.70
1	13	542	G	C5-N7-C8	-5.28	101.66	104.30
26	1H	335	C	C2-N3-C4	5.28	122.54	119.90
26	1H	1901	A	OP1-P-O3'	5.28	116.82	105.20
26	1H	2199	A	C8-N9-C4	-5.28	103.69	105.80
26	1H	2665	A	O4'-C1'-N9	5.28	112.42	108.20

Continued on next page...

Continued from previous page...

Mol	Chain	Res	Type	Atoms	Z	Observed(°)	Ideal(°)
1	1G	894	G	N1-C6-O6	5.28	123.07	119.90
26	14	1271	G	C5-C6-O6	5.28	131.77	128.60
26	1H	2532	G	C6-C5-N7	-5.28	127.23	130.40
1	1G	932	C	N3-C2-O2	-5.28	118.20	121.90
26	14	1313	U	OP1-P-O3'	5.28	116.81	105.20
1	13	53	A	N1-C6-N6	5.28	121.77	118.60
26	1H	678	C	P-O3'-C3'	-5.28	113.37	119.70
26	1H	713	G	C5-C6-N1	-5.28	108.86	111.50
26	1H	1325	G	N1-C6-O6	5.28	123.07	119.90
27	16	19	G	N3-C4-C5	5.28	131.24	128.60
26	14	945	A	C5-C6-N1	-5.28	115.06	117.70
26	14	1349	A	N1-C6-N6	5.28	121.77	118.60
1	13	275	G	N3-C4-N9	5.28	129.17	126.00
26	1H	629	G	C2-N3-C4	-5.28	109.26	111.90
26	1H	1905	C	OP1-P-OP2	-5.28	111.69	119.60
26	1H	2506	U	C2-N1-C1'	5.28	124.03	117.70
1	13	1491	G	OP2-P-O3'	5.27	116.80	105.20
26	1H	663	G	C4-N9-C1'	5.27	133.36	126.50
26	1H	682	G	C8-N9-C4	5.27	108.51	106.40
26	14	130	C	C5-C4-N4	-5.27	116.51	120.20
26	1H	354	G	C5-C6-O6	-5.27	125.44	128.60
26	1H	410	G	O5'-P-OP2	5.27	117.03	110.70
26	1H	1908	C	O5'-P-OP2	-5.27	100.96	105.70
26	1H	2363	C	OP2-P-O3'	5.27	116.80	105.20
26	14	768	G	O5'-P-OP2	-5.27	100.95	105.70
26	14	2230	G	C5-C6-O6	5.27	131.76	128.60
26	1H	533	G	C4-C5-N7	-5.27	108.69	110.80
26	1H	1790	C	C2-N3-C4	-5.27	117.26	119.90
26	14	661	C	N3-C4-C5	-5.27	119.79	121.90
1	13	701	C	N1-C2-O2	5.27	122.06	118.90
1	13	1197	G	OP1-P-O3'	5.27	116.79	105.20
26	1H	617	G	N3-C2-N2	5.27	123.59	119.90
26	1H	983	A	N7-C8-N9	-5.27	111.17	113.80
26	1H	1380	G	N1-C2-N3	5.27	127.06	123.90
26	1H	1633	G	OP2-P-O3'	5.27	116.79	105.20
26	1H	2561	A	N1-C2-N3	5.27	131.94	129.30
34	58	15	LEU	CA-CB-CG	5.27	127.42	115.30
1	13	413	G	C8-N9-C4	-5.27	104.29	106.40
26	1H	131	G	N1-C6-O6	5.27	123.06	119.90
26	1H	585	G	C5-C6-O6	-5.27	125.44	128.60
26	1H	612	G	N1-C6-O6	-5.27	116.74	119.90
26	1H	1021	A	C4-C5-N7	5.27	113.33	110.70

Continued on next page...

Continued from previous page...

Mol	Chain	Res	Type	Atoms	Z	Observed(°)	Ideal(°)
26	1H	1899	G	C5-C6-O6	5.27	131.76	128.60
1	1G	1270	C	C5-C6-N1	5.27	123.63	121.00
1	1G	1374	A	O4'-C1'-N9	5.27	112.41	108.20
26	14	141(A)	C	C6-N1-C2	-5.27	118.19	120.30
26	14	773	U	C5-C6-N1	-5.27	120.07	122.70
26	14	1616	A	C6-C5-N7	-5.27	128.61	132.30
26	14	2329	G	C6-N1-C2	-5.27	121.94	125.10
1	13	550	G	N1-C2-N2	5.27	120.94	116.20
23	2K	76	C	N3-C4-N4	5.27	121.69	118.00
26	1H	837	C	C6-N1-C2	-5.27	118.19	120.30
1	1G	784	C	C6-N1-C2	5.27	122.41	120.30
26	14	1806	C	OP2-P-O3'	5.27	116.79	105.20
1	13	529	G	C4-C5-N7	5.26	112.91	110.80
26	1H	1394	U	O5'-P-OP2	5.26	117.02	110.70
26	1H	1926	U	O5'-P-OP2	-5.26	100.96	105.70
26	1H	2210	G	N7-C8-N9	5.26	115.73	113.10
26	1H	2866	U	C5-C4-O4	5.26	129.06	125.90
46	H8	24	LEU	CA-CB-CG	5.26	127.41	115.30
26	14	821	A	C6-C5-N7	-5.26	128.62	132.30
1	13	1099	G	C8-N9-C4	-5.26	104.30	106.40
26	1H	188	G	O5'-P-OP2	-5.26	100.96	105.70
26	1H	736	C	O5'-P-OP2	5.26	117.01	110.70
26	1H	1188	U	OP2-P-O3'	5.26	116.78	105.20
26	1H	1990	C	N3-C2-O2	-5.26	118.22	121.90
26	1H	2069	G	C8-N9-C4	5.26	108.50	106.40
26	1H	2830	G	N7-C8-N9	5.26	115.73	113.10
48	J8	41	ARG	NE-CZ-NH1	5.26	122.93	120.30
26	14	252	G	C4-C5-N7	-5.26	108.69	110.80
26	14	775	G	C6-N1-C2	-5.26	121.94	125.10
26	14	2542	A	C5-N7-C8	5.26	106.53	103.90
26	1H	621	A	C5-C6-N1	-5.26	115.07	117.70
26	1H	1819	A	N1-C6-N6	5.26	121.75	118.60
1	1G	388	G	C5-C6-O6	5.26	131.75	128.60
1	13	185	A	C8-N9-C4	-5.26	103.70	105.80
1	13	285	G	C8-N9-C4	5.26	108.50	106.40
26	14	756	C	C2-N3-C4	5.26	122.53	119.90
26	14	1556	C	C6-N1-C2	5.26	122.40	120.30
1	1G	1397	C	C5-C6-N1	5.25	123.63	121.00
26	14	415	A	O5'-P-OP2	-5.25	100.97	105.70
26	14	2523	G	N1-C6-O6	5.25	123.05	119.90
24	3K	71	G	C8-N9-C1'	5.25	133.83	127.00
26	1H	191	A	O5'-P-OP1	5.25	117.00	110.70

Continued on next page...

Continued from previous page...

Mol	Chain	Res	Type	Atoms	Z	Observed(°)	Ideal(°)
26	1H	729	G	N3-C2-N2	-5.25	116.22	119.90
26	1H	911	A	C5-N7-C8	-5.25	101.27	103.90
26	1H	1408	C	OP1-P-O3'	5.25	116.76	105.20
26	1H	1566	A	O5'-P-OP1	5.25	117.00	110.70
26	1H	2424	C	C5-C6-N1	5.25	123.63	121.00
26	1H	2547	U	N3-C4-O4	5.25	123.08	119.40
26	1H	266	G	O5'-P-OP2	-5.25	100.97	105.70
26	1H	864	G	C2-N3-C4	5.25	114.53	111.90
26	1H	1357	U	C4-C5-C6	5.25	122.85	119.70
26	1H	2396	G	N3-C4-N9	-5.25	122.85	126.00
1	1G	28	G	N7-C8-N9	5.25	115.73	113.10
1	1G	1465	C	N1-C2-O2	5.25	122.05	118.90
26	14	476	G	N1-C6-O6	5.25	123.05	119.90
26	14	773	U	N1-C2-N3	5.25	118.05	114.90
26	14	2490	G	C8-N9-C4	-5.25	104.30	106.40
26	1H	782	A	C2-N3-C4	-5.25	107.97	110.60
1	1G	1487	G	N3-C2-N2	-5.25	116.22	119.90
26	14	2501	C	N3-C2-O2	5.25	125.58	121.90
26	14	2755	C	C2-N1-C1'	5.25	124.58	118.80
1	13	994	A	C2-N3-C4	5.25	113.22	110.60
26	1H	59	U	N3-C4-C5	-5.25	111.45	114.60
26	1H	791	C	P-O3'-C3'	5.25	126.00	119.70
26	1H	870	A	C5-C6-N1	5.25	120.32	117.70
26	1H	2056	G	OP1-P-O3'	5.25	116.75	105.20
26	1H	2491	U	N1-C2-N3	-5.25	111.75	114.90
26	14	97	C	O5'-P-OP2	-5.25	100.98	105.70
26	14	863	A	C8-N9-C4	-5.25	103.70	105.80
26	14	978	G	O5'-P-OP2	-5.25	100.98	105.70
26	14	1770	G	C8-N9-C4	-5.25	104.30	106.40
26	14	2038	G	C4-C5-N7	5.25	112.90	110.80
1	13	738	C	C5-C6-N1	5.25	123.62	121.00
26	1H	321	G	C4-N9-C1'	5.25	133.32	126.50
26	1H	2469	A	C4-C5-N7	5.25	113.32	110.70
1	1G	690	G	C4-C5-N7	5.25	112.90	110.80
23	2L	24	C	C6-N1-C2	-5.25	118.20	120.30
26	14	774	A	C5-C6-N1	-5.25	115.08	117.70
26	14	911	A	OP2-P-O3'	-5.25	93.66	105.20
1	13	1404	C	N1-C2-O2	-5.25	115.75	118.90
26	1H	624	C	C5-C4-N4	-5.25	116.53	120.20
26	1H	946	G	C5-N7-C8	5.25	106.92	104.30
26	14	2406	U	O4'-C1'-N1	-5.25	104.00	108.20
26	1H	937	U	N3-C2-O2	5.24	125.87	122.20

Continued on next page...

Continued from previous page...

Mol	Chain	Res	Type	Atoms	Z	Observed(°)	Ideal(°)
26	1H	945	A	C6-N1-C2	-5.24	115.45	118.60
26	1H	1246	A	N1-C2-N3	5.24	131.92	129.30
26	1H	1369	G	C5-N7-C8	5.24	106.92	104.30
26	1H	1381	G	C4-C5-N7	-5.24	108.70	110.80
26	1H	1939	U	C4-C5-C6	-5.24	116.55	119.70
26	1H	2414	G	N3-C2-N2	-5.24	116.23	119.90
26	1H	2433	A	C4-C5-C6	5.24	119.62	117.00
26	1H	2580	U	OP2-P-O3'	5.24	116.74	105.20
26	1H	2731	G	C4-C5-N7	5.24	112.90	110.80
26	14	1334	G	O5'-P-OP1	-5.24	100.98	105.70
1	1G	893	C	N1-C2-O2	5.24	122.05	118.90
26	14	2070	G	C2-N3-C4	-5.24	109.28	111.90
1	13	1508	G	C6-C5-N7	5.24	133.54	130.40
26	1H	869	G	N3-C2-N2	5.24	123.57	119.90
26	1H	1464	C	O5'-P-OP1	-5.24	100.98	105.70
27	16	79	C	C5-C4-N4	-5.24	116.53	120.20
1	1G	115	G	P-O3'-C3'	5.24	125.99	119.70
26	14	1955	U	C5-C4-O4	5.24	129.04	125.90
1	13	452	A	C8-N9-C4	5.24	107.89	105.80
1	13	513	C	C2-N3-C4	5.24	122.52	119.90
26	1H	314	A	C4-C5-C6	-5.24	114.38	117.00
26	1H	1007	C	N1-C2-O2	-5.24	115.76	118.90
26	1H	1163	G	C8-N9-C4	-5.24	104.30	106.40
26	1H	1264	G	N3-C4-C5	-5.24	125.98	128.60
26	1H	1278	A	N9-C4-C5	-5.24	103.70	105.80
26	1H	1788	C	N1-C2-O2	5.24	122.04	118.90
26	1H	2085	C	N3-C2-O2	5.24	125.57	121.90
26	1H	2271	G	C8-N9-C1'	-5.24	120.19	127.00
1	1G	904	C	C6-N1-C2	-5.24	118.20	120.30
26	14	1805	U	N1-C2-N3	5.24	118.04	114.90
1	13	63	C	C5-C6-N1	5.24	123.62	121.00
1	1G	525	C	C5-C6-N1	5.24	123.62	121.00
26	14	1297	C	OP1-P-O3'	5.24	116.72	105.20
26	14	2437	U	N3-C4-O4	-5.24	115.73	119.40
26	1H	116	C	OP2-P-O3'	5.24	116.72	105.20
26	1H	409	C	C6-N1-C2	5.24	122.39	120.30
26	1H	831	G	N7-C8-N9	-5.24	110.48	113.10
26	1H	944	G	C4-N9-C1'	5.24	133.31	126.50
26	14	270(U)	C	C5-C6-N1	5.24	123.62	121.00
26	14	603	A	O4'-C1'-N9	5.24	112.39	108.20
26	14	776	G	N1-C6-O6	5.24	123.04	119.90
1	13	101	A	N1-C6-N6	5.23	121.74	118.60

Continued on next page...

Continued from previous page...

Mol	Chain	Res	Type	Atoms	Z	Observed(°)	Ideal(°)
1	13	387	U	OP1-P-O3'	5.23	116.71	105.20
26	1H	575	A	C6-N1-C2	-5.23	115.46	118.60
26	1H	128	C	C5-C6-N1	-5.23	118.38	121.00
26	1H	963	U	OP1-P-OP2	-5.23	111.75	119.60
26	1H	1200	C	N3-C4-C5	-5.23	119.81	121.90
26	1H	1681	G	C4-C5-N7	5.23	112.89	110.80
26	1H	1838	C	C6-N1-C2	5.23	122.39	120.30
26	1H	2870	C	OP2-P-O3'	5.23	116.71	105.20
1	1G	316	G	OP1-P-O3'	5.23	116.71	105.20
26	14	2235	G	N3-C4-C5	-5.23	125.98	128.60
26	1H	914	C	C6-N1-C1'	5.23	127.08	120.80
26	1H	946	G	OP1-P-OP2	-5.23	111.75	119.60
26	1H	2359	C	O5'-P-OP1	-5.23	100.99	105.70
26	14	2826	A	N1-C6-N6	-5.23	115.46	118.60
26	1H	1836	C	C6-N1-C2	-5.23	118.21	120.30
26	1H	2583	G	N7-C8-N9	5.23	115.71	113.10
26	14	624	C	N1-C2-O2	-5.23	115.76	118.90
26	14	1302	A	N9-C4-C5	5.23	107.89	105.80
26	14	1819	A	P-O3'-C3'	5.23	125.97	119.70
23	2K	63	C	N1-C2-O2	5.23	122.03	118.90
26	1H	586	A	C2-N3-C4	5.23	113.21	110.60
26	1H	2378	A	C8-N9-C4	5.23	107.89	105.80
26	1H	2506	U	P-O3'-C3'	5.23	125.97	119.70
26	14	1618	A	N9-C4-C5	5.23	107.89	105.80
26	1H	779	U	N3-C2-O2	5.22	125.86	122.20
26	1H	1571	A	C6-N1-C2	-5.22	115.47	118.60
26	1H	1899	G	N7-C8-N9	5.22	115.71	113.10
26	1H	2708	G	C5-C6-O6	-5.22	125.47	128.60
26	14	1001	A	O5'-P-OP1	-5.22	101.00	105.70
26	14	1811	G	C5-C6-O6	-5.22	125.47	128.60
1	13	23	C	N3-C4-C5	-5.22	119.81	121.90
1	13	949	A	N7-C8-N9	-5.22	111.19	113.80
1	13	1402	C	C5-C4-N4	5.22	123.86	120.20
26	1H	534	U	OP1-P-OP2	5.22	127.43	119.60
41	C8	74	LEU	CA-CB-CG	5.22	127.31	115.30
1	1G	380	G	N9-C4-C5	5.22	107.49	105.40
1	1G	667	G	N1-C6-O6	5.22	123.03	119.90
1	1G	1496	C	O5'-P-OP2	-5.22	101.00	105.70
1	13	949	A	C8-N9-C4	5.22	107.89	105.80
26	1H	1808	U	N3-C4-O4	5.22	123.05	119.40
26	14	819	A	N7-C8-N9	5.22	116.41	113.80
26	14	2497	A	O5'-P-OP2	5.22	116.97	110.70

Continued on next page...

Continued from previous page...

Mol	Chain	Res	Type	Atoms	Z	Observed(°)	Ideal(°)
26	1H	1805	U	OP2-P-O3'	5.22	116.68	105.20
27	16	56	G	C4-N9-C1'	5.22	133.29	126.50
26	14	67	U	N3-C4-C5	-5.22	111.47	114.60
26	14	470	A	N1-C6-N6	5.22	121.73	118.60
26	14	835	A	C5-C6-N1	5.22	120.31	117.70
27	1J	14	U	OP1-P-OP2	5.22	127.43	119.60
26	1H	2074	U	C5-C4-O4	5.22	129.03	125.90
26	1H	2079	U	N3-C4-O4	5.22	123.05	119.40
26	14	270(Q)	C	C5-C6-N1	5.22	123.61	121.00
26	14	1672	C	N3-C4-C5	-5.22	119.81	121.90
26	14	1779	U	C6-N1-C1'	-5.22	113.89	121.20
26	14	2274	A	C5-N7-C8	-5.22	101.29	103.90
1	13	1502	A	C5-C6-N6	-5.22	119.53	123.70
26	1H	321	G	C8-N9-C1'	-5.22	120.22	127.00
26	1H	985	C	OP1-P-OP2	-5.22	111.78	119.60
26	1H	1391	U	N3-C4-O4	5.22	123.05	119.40
26	1H	2502	G	C5-C6-N1	5.22	114.11	111.50
27	16	50	G	OP2-P-O3'	5.22	116.68	105.20
26	14	35	G	N3-C2-N2	-5.22	116.25	119.90
27	1J	116	G	N1-C6-O6	5.22	123.03	119.90
26	1H	763	G	C4-C5-N7	5.21	112.89	110.80
26	1H	938	G	N1-C6-O6	-5.21	116.77	119.90
26	1H	1644	C	C2-N1-C1'	5.21	124.54	118.80
26	1H	2068	U	O5'-P-OP1	-5.21	101.01	105.70
26	1H	2337	G	OP1-P-OP2	-5.21	111.78	119.60
1	1G	345	C	C2-N1-C1'	5.21	124.54	118.80
26	14	680	G	N1-C6-O6	-5.21	116.77	119.90
26	14	797	C	N3-C4-C5	-5.21	119.81	121.90
26	14	801	G	C6-C5-N7	5.21	133.53	130.40
26	14	1324	G	C5-C6-O6	-5.21	125.47	128.60
1	13	1286	A	C8-N9-C4	-5.21	103.72	105.80
26	14	1590	U	O5'-P-OP1	-5.21	101.01	105.70
26	14	1997	G	C6-N1-C2	-5.21	121.97	125.10
26	14	2689	U	P-O3'-C3'	5.21	125.96	119.70
27	1J	12	C	N3-C2-O2	-5.21	118.25	121.90
1	13	1483	A	C5-N7-C8	-5.21	101.29	103.90
26	1H	397	G	N3-C4-C5	5.21	131.21	128.60
26	1H	835	A	C8-N9-C4	-5.21	103.72	105.80
26	1H	2494	G	N3-C2-N2	-5.21	116.25	119.90
27	16	60	C	N1-C2-O2	5.21	122.03	118.90
1	1G	666	G	C6-C5-N7	-5.21	127.27	130.40
26	14	800	A	OP1-P-OP2	-5.21	111.78	119.60

Continued on next page...

Continued from previous page...

Mol	Chain	Res	Type	Atoms	Z	Observed(°)	Ideal(°)
26	14	921	G	N9-C4-C5	5.21	107.48	105.40
26	14	1778	U	N3-C2-O2	5.21	125.85	122.20
26	14	2602	A	N1-C6-N6	-5.21	115.47	118.60
33	69	77	LEU	CA-CB-CG	5.21	127.28	115.30
26	1H	450	G	C5-C6-N1	-5.21	108.89	111.50
26	14	1672	C	N1-C2-O2	-5.21	115.77	118.90
26	14	2423	U	C2-N1-C1'	-5.21	111.45	117.70
26	1H	324	A	C4-C5-C6	5.21	119.60	117.00
26	1H	411	G	N3-C2-N2	-5.21	116.25	119.90
26	1H	600	G	C2-N3-C4	-5.21	109.30	111.90
26	1H	1274	A	C4-C5-C6	5.21	119.60	117.00
26	1H	1624	G	N7-C8-N9	-5.21	110.50	113.10
26	1H	1660	C	C6-N1-C2	-5.21	118.22	120.30
26	1H	2862	G	OP1-P-O3'	5.21	116.66	105.20
26	14	949	C	OP2-P-O3'	5.21	116.66	105.20
1	13	1358	U	C5-C4-O4	-5.21	122.78	125.90
26	1H	1939	U	C5-C4-O4	-5.21	122.78	125.90
26	14	83	G	C8-N9-C4	-5.21	104.32	106.40
26	14	2243	U	OP1-P-O3'	-5.21	93.74	105.20
1	13	721	G	N3-C4-C5	-5.21	126.00	128.60
26	1H	928	G	C4-C5-N7	5.21	112.88	110.80
26	1H	2060	A	C4-N9-C1'	-5.21	116.93	126.30
26	14	1216	G	C4-C5-C6	5.21	121.92	118.80
26	14	1605	C	OP1-P-OP2	5.21	127.41	119.60
23	2K	58	A	OP1-P-OP2	-5.20	111.79	119.60
26	1H	815	C	O5'-P-OP2	-5.20	101.02	105.70
26	1H	2215	G	C8-N9-C4	5.20	108.48	106.40
26	14	571	A	N1-C6-N6	5.20	121.72	118.60
26	14	1809	A	OP1-P-OP2	-5.20	111.79	119.60
26	14	1950	G	N1-C6-O6	-5.20	116.78	119.90
48	F5	29	GLY	N-CA-C	5.20	126.11	113.10
26	14	386	G	C6-C5-N7	-5.20	127.28	130.40
26	14	2700	C	N1-C2-O2	5.20	122.02	118.90
26	1H	740	U	OP1-P-O3'	-5.20	93.76	105.20
26	1H	1229(A)	G	C2-N3-C4	-5.20	109.30	111.90
26	14	573	G	N9-C4-C5	5.20	107.48	105.40
26	14	738	G	O5'-P-OP2	-5.20	101.02	105.70
26	14	2239	G	OP2-P-O3'	5.20	116.64	105.20
1	13	402	G	O5'-P-OP1	5.20	116.94	110.70
26	1H	579	G	C6-N1-C2	5.20	128.22	125.10
26	1H	845	G	C8-N9-C1'	5.20	133.76	127.00
26	1H	2327	A	C2-N3-C4	5.20	113.20	110.60

Continued on next page...

Continued from previous page...

Mol	Chain	Res	Type	Atoms	Z	Observed(°)	Ideal(°)
26	1H	2330	G	N9-C4-C5	-5.20	103.32	105.40
26	1H	2490	G	O4'-C1'-N9	5.20	112.36	108.20
26	1H	2636	U	O5'-P-OP1	-5.20	101.02	105.70
26	14	646	A	C8-N9-C4	-5.20	103.72	105.80
1	13	571	U	C5-C6-N1	5.20	125.30	122.70
26	1H	729	G	C5-N7-C8	-5.20	101.70	104.30
26	1H	754	C	C2-N3-C4	-5.20	117.30	119.90
26	1H	950	G	N1-C6-O6	5.20	123.02	119.90
26	1H	953	A	O5'-P-OP2	-5.20	101.02	105.70
26	1H	2416	C	O5'-P-OP2	-5.20	101.02	105.70
26	14	2060	A	O4'-C1'-N9	5.20	112.36	108.20
26	1H	1936	A	C6-C5-N7	-5.20	128.66	132.30
26	1H	2072	G	OP1-P-OP2	-5.20	111.81	119.60
26	1H	2251	G	N3-C4-C5	-5.20	126.00	128.60
27	16	110	G	C8-N9-C4	-5.20	104.32	106.40
26	14	226	G	C6-C5-N7	-5.20	127.28	130.40
26	14	2544	G	N1-C6-O6	5.20	123.02	119.90
26	14	2607	G	N3-C4-N9	5.20	129.12	126.00
1	13	56	U	C6-N1-C2	-5.19	117.88	121.00
26	1H	807	U	OP1-P-OP2	5.19	127.39	119.60
1	13	893	C	C5-C4-N4	-5.19	116.56	120.20
26	1H	1613	G	OP2-P-O3'	5.19	116.62	105.20
26	1H	1673	U	C5-C6-N1	-5.19	120.10	122.70
26	1H	2034	U	C6-N1-C2	-5.19	117.88	121.00
26	14	133	C	N3-C4-C5	5.19	123.98	121.90
26	14	566	U	N3-C4-C5	5.19	117.72	114.60
26	14	2346	A	N9-C1'-C2'	5.19	120.75	114.00
26	1H	428	A	OP1-P-O3'	5.19	116.62	105.20
26	1H	659	C	C2-N1-C1'	-5.19	113.09	118.80
26	1H	2057	A	N1-C2-N3	5.19	131.90	129.30
26	1H	2415	G	C5-C6-O6	-5.19	125.48	128.60
26	14	677	A	O5'-P-OP1	-5.19	101.03	105.70
26	14	1773	A	OP1-P-O3'	5.19	116.62	105.20
26	1H	2373	G	N3-C4-N9	5.19	129.11	126.00
1	1G	1398	A	O4'-C1'-N9	5.19	112.35	108.20
26	14	2258	C	O5'-P-OP1	-5.19	101.03	105.70
26	1H	1195	G	C5-C6-O6	-5.19	125.49	128.60
26	14	511	U	N3-C2-O2	-5.19	118.57	122.20
26	14	2320	A	P-O3'-C3'	5.19	125.92	119.70
39	65	58	LEU	CA-CB-CG	5.19	127.23	115.30
1	13	550	G	N3-C2-N2	-5.19	116.27	119.90
1	13	576	G	C8-N9-C1'	-5.19	120.26	127.00

Continued on next page...

Continued from previous page...

Mol	Chain	Res	Type	Atoms	Z	Observed(°)	Ideal(°)
1	13	991	U	C2-N1-C1'	5.19	123.92	117.70
26	1H	404	C	P-O3'-C3'	5.19	125.92	119.70
26	1H	1900	A	C5'-C4'-O4'	-5.19	102.88	109.10
26	1H	631	A	N7-C8-N9	-5.18	111.21	113.80
26	1H	1303	G	N3-C2-N2	5.18	123.53	119.90
26	1H	1770	G	C8-N9-C4	5.18	108.47	106.40
26	1H	2485	G	N1-C2-N2	-5.18	111.53	116.20
26	14	399	G	N1-C2-N2	-5.18	111.53	116.20
54	L5	8	ASN	CB-CA-C	5.18	120.77	110.40
26	1H	2291	U	OP2-P-O3'	5.18	116.60	105.20
26	1H	2745	C	OP1-P-OP2	-5.18	111.83	119.60
26	1H	2822	G	N9-C4-C5	-5.18	103.33	105.40
1	1G	1489	G	O5'-P-OP2	-5.18	101.04	105.70
26	14	1258	C	OP2-P-O3'	5.18	116.60	105.20
26	14	1807	G	N1-C6-O6	5.18	123.01	119.90
26	14	1967	C	O5'-P-OP2	-5.18	101.04	105.70
26	14	2325	G	C8-N9-C4	-5.18	104.33	106.40
26	14	2331	G	O5'-P-OP2	-5.18	101.04	105.70
26	1H	2577	A	C5-C6-N6	5.18	127.84	123.70
26	1H	2709	G	O5'-P-OP1	5.18	116.92	110.70
26	14	1259	G	OP2-P-O3'	5.18	116.60	105.20
1	13	580	U	N3-C4-O4	-5.18	115.77	119.40
26	1H	77	C	C5-C4-N4	-5.18	116.57	120.20
26	1H	130	C	N3-C4-N4	5.18	121.63	118.00
26	1H	211	A	N9-C4-C5	-5.18	103.73	105.80
26	1H	629	G	O5'-P-OP1	5.18	116.92	110.70
26	1H	2294	C	OP1-P-OP2	-5.18	111.83	119.60
26	14	2380	C	C2-N3-C4	-5.18	117.31	119.90
26	14	2568	C	N3-C2-O2	-5.18	118.27	121.90
26	14	1337	G	OP1-P-O3'	5.18	116.59	105.20
1	13	1322	C	O5'-P-OP2	-5.18	101.04	105.70
1	13	1328	C	N3-C2-O2	5.18	125.52	121.90
26	1H	609	A	N9-C4-C5	-5.18	103.73	105.80
26	1H	2573	C	C6-N1-C2	-5.18	118.23	120.30
26	14	1969	A	OP1-P-OP2	-5.18	111.83	119.60
26	14	1982	C	C2-N3-C4	5.18	122.49	119.90
26	14	2001	A	C6-C5-N7	-5.18	128.68	132.30
26	14	2323	G	C8-N9-C4	5.18	108.47	106.40
1	13	1099	G	N9-C4-C5	5.17	107.47	105.40
1	13	1305	G	C5-C6-N1	-5.17	108.91	111.50
26	1H	46	C	OP2-P-O3'	5.17	116.58	105.20
1	1G	1054	C	N1-C2-O2	5.17	122.00	118.90

Continued on next page...

Continued from previous page...

Mol	Chain	Res	Type	Atoms	Z	Observed(°)	Ideal(°)
26	14	138	G	N7-C8-N9	5.17	115.69	113.10
26	14	1272	A	N1-C2-N3	-5.17	126.71	129.30
1	13	1527	C	C6-N1-C2	-5.17	118.23	120.30
26	1H	1368	G	N3-C4-C5	-5.17	126.01	128.60
26	1H	1416	G	O4'-C1'-N9	5.17	112.34	108.20
26	1H	2252	G	N3-C4-C5	5.17	131.19	128.60
1	1G	553	A	C8-N9-C4	-5.17	103.73	105.80
26	14	2278	A	OP1-P-O3'	5.17	116.58	105.20
26	1H	114	U	N1-C2-O2	5.17	126.42	122.80
26	1H	2256	G	OP2-P-O3'	5.17	116.58	105.20
26	1H	2331	G	N3-C4-C5	5.17	131.19	128.60
1	1G	41	G	C8-N9-C4	5.17	108.47	106.40
26	14	1544	C	N1-C2-O2	5.17	122.00	118.90
1	13	67	C	C6-N1-C2	-5.17	118.23	120.30
1	13	437	U	C6-N1-C2	-5.17	117.90	121.00
1	13	1058	G	OP1-P-OP2	-5.17	111.85	119.60
26	1H	202	U	C4-C5-C6	-5.17	116.60	119.70
26	1H	1640	C	C2-N1-C1'	-5.17	113.11	118.80
26	1H	2705	A	C5-N7-C8	-5.17	101.32	103.90
1	1G	1506	U	O5'-P-OP1	5.17	116.90	110.70
26	1H	952	G	N1-C2-N3	-5.17	120.80	123.90
26	1H	1425	G	N1-C6-O6	-5.17	116.80	119.90
1	1G	1301	U	N3-C2-O2	-5.17	118.58	122.20
26	14	1771	C	OP1-P-O3'	5.17	116.57	105.20
26	14	2256	G	N3-C4-N9	5.17	129.10	126.00
26	1H	257	A	C8-N9-C4	-5.17	103.73	105.80
26	1H	2325	G	C8-N9-C4	-5.17	104.33	106.40
23	2L	30	G	N3-C4-N9	5.17	129.10	126.00
26	14	1678	G	N1-C6-O6	5.17	123.00	119.90
27	16	115	G	N3-C4-C5	-5.16	126.02	128.60
1	1G	774	G	C4-C5-N7	5.16	112.86	110.80
26	14	155	C	N1-C2-O2	5.16	122.00	118.90
26	14	642	G	C5-N7-C8	-5.16	101.72	104.30
26	14	840	C	C6-N1-C2	5.16	122.37	120.30
26	14	1914	C	C2-N1-C1'	5.16	124.48	118.80
26	14	2433	A	OP2-P-O3'	5.16	116.56	105.20
1	1G	793	U	C2-N1-C1'	-5.16	111.51	117.70
26	14	833	U	N3-C4-O4	5.16	123.01	119.40
1	13	1205	U	N1-C2-O2	-5.16	119.19	122.80
1	13	1513	A	N1-C6-N6	5.16	121.70	118.60
26	1H	97	C	OP1-P-OP2	5.16	127.34	119.60
26	1H	698	C	OP1-P-OP2	5.16	127.34	119.60

Continued on next page...

Continued from previous page...

Mol	Chain	Res	Type	Atoms	Z	Observed(°)	Ideal(°)
26	1H	1597	A	O4'-C1'-N9	5.16	112.33	108.20
26	14	595	C	C5-C6-N1	5.16	123.58	121.00
26	14	2244	U	C2-N1-C1'	-5.16	111.51	117.70
26	14	2365	G	C4-C5-N7	5.16	112.86	110.80
26	14	2423	U	C6-N1-C2	5.16	124.10	121.00
1	13	813	U	N3-C4-C5	5.16	117.69	114.60
1	13	1451	A	C8-N9-C4	-5.16	103.74	105.80
26	1H	755	C	N1-C2-O2	-5.16	115.80	118.90
26	14	828	U	C6-N1-C2	-5.16	117.91	121.00
26	14	1479	G	N1-C6-O6	5.16	123.00	119.90
26	1H	1670	C	C4-C5-C6	5.16	119.98	117.40
26	14	1372	U	N1-C2-N3	5.16	117.99	114.90
26	14	1970	A	C5-C6-N6	5.16	127.83	123.70
26	14	2404	C	O5'-P-OP1	-5.16	101.06	105.70
1	13	782	A	OP2-P-O3'	5.16	116.54	105.20
26	1H	564	C	OP1-P-O3'	5.16	116.54	105.20
26	1H	1674	G	C6-C5-N7	-5.16	127.31	130.40
26	1H	2030	A	N1-C6-N6	5.16	121.69	118.60
26	1H	2301	C	O5'-P-OP1	-5.16	101.06	105.70
26	1H	2548	G	C6-N1-C2	-5.16	122.01	125.10
26	14	828	U	N3-C4-O4	-5.16	115.79	119.40
26	14	2520	C	N1-C2-O2	-5.16	115.81	118.90
26	1H	982	C	C6-N1-C2	-5.15	118.24	120.30
26	1H	1144	G	OP1-P-O3'	5.15	116.54	105.20
26	14	1979	C	C6-N1-C2	-5.15	118.24	120.30
1	13	353	A	OP2-P-O3'	5.15	116.53	105.20
26	1H	302	C	C6-N1-C2	-5.15	118.24	120.30
26	1H	1252	G	O4'-C1'-N9	-5.15	104.08	108.20
26	1H	1891	G	N3-C2-N2	-5.15	116.29	119.90
26	14	2586	C	C5-C4-N4	-5.15	116.59	120.20
26	14	2699	C	N3-C2-O2	5.15	125.51	121.90
1	13	856	C	C5-C6-N1	5.15	123.58	121.00
26	1H	121	G	C6-C5-N7	-5.15	127.31	130.40
26	1H	751	A	C6-N1-C2	-5.15	115.51	118.60
26	1H	1417	C	C6-N1-C2	-5.15	118.24	120.30
26	1H	2089	U	N3-C4-O4	5.15	123.01	119.40
26	1H	2346	A	C5-C6-N1	-5.15	115.12	117.70
26	1H	2602	A	C2-N3-C4	5.15	113.17	110.60
26	1H	122	G	C5-C6-O6	-5.15	125.51	128.60
26	1H	132	G	C4-N9-C1'	5.15	133.19	126.50
26	1H	1982	C	C2-N1-C1'	5.15	124.46	118.80
26	14	1648	C	C6-N1-C2	-5.15	118.24	120.30

Continued on next page...

Continued from previous page...

Mol	Chain	Res	Type	Atoms	Z	Observed(°)	Ideal(°)
1	13	721	G	N3-C4-N9	5.15	129.09	126.00
26	1H	148	C	OP1-P-OP2	5.15	127.32	119.60
26	1H	432	A	C5-N7-C8	-5.15	101.33	103.90
26	1H	2665	A	N1-C2-N3	5.15	131.87	129.30
43	E8	64	MET	N-CA-C	5.15	124.90	111.00
1	1G	322	C	N3-C4-N4	5.15	121.60	118.00
26	14	1359	A	C4-C5-C6	-5.15	114.43	117.00
26	14	1695	G	N9-C4-C5	-5.15	103.34	105.40
26	1H	814	C	N3-C4-C5	5.15	123.96	121.90
26	1H	939	G	OP2-P-O3'	5.15	116.52	105.20
1	13	812	C	O5'-P-OP2	5.14	116.87	110.70
26	1H	1031	G	N1-C2-N2	-5.14	111.57	116.20
23	2L	41	C	C6-N1-C2	-5.14	118.24	120.30
26	14	459	U	C2-N1-C1'	5.14	123.87	117.70
26	14	518	G	N3-C2-N2	-5.14	116.30	119.90
26	14	1256	G	C6-C5-N7	-5.14	127.31	130.40
26	14	1644	C	N3-C2-O2	-5.14	118.30	121.90
26	14	1950	G	N3-C2-N2	5.14	123.50	119.90
26	1H	70	G	C5-C6-O6	5.14	131.69	128.60
1	1G	180	U	C5-C6-N1	5.14	125.27	122.70
1	1G	1441	G	O5'-P-OP1	-5.14	101.07	105.70
26	14	479	A	P-O3'-C3'	5.14	125.87	119.70
26	14	861	A	O5'-P-OP1	-5.14	101.07	105.70
26	14	1336	A	C6-N1-C2	-5.14	115.52	118.60
1	13	696	A	C8-N9-C4	-5.14	103.74	105.80
1	13	1406	U	OP2-P-O3'	5.14	116.51	105.20
26	14	929	G	C4-N9-C1'	5.14	133.18	126.50
26	14	1236	G	C8-N9-C4	5.14	108.46	106.40
26	14	1849	G	C8-N9-C4	-5.14	104.34	106.40
26	14	1930	G	C8-N9-C1'	5.14	133.68	127.00
26	1H	500	G	C4-C5-N7	-5.14	108.74	110.80
26	1H	748	G	C4-N9-C1'	-5.14	119.82	126.50
26	1H	840	C	C2-N1-C1'	-5.14	113.15	118.80
26	1H	2031	A	C5-C6-N6	-5.14	119.59	123.70
26	1H	2685	G	C4-C5-N7	-5.14	108.75	110.80
26	14	463	G	OP1-P-O3'	5.14	116.51	105.20
26	14	561	G	N3-C4-C5	5.14	131.17	128.60
26	14	621	A	N7-C8-N9	5.14	116.37	113.80
26	14	2584	U	O4'-C1'-N1	5.14	112.31	108.20
26	1H	321	G	C4-C5-C6	5.14	121.88	118.80
26	1H	543	C	C6-N1-C2	5.14	122.36	120.30
26	1H	1225	C	OP1-P-OP2	5.14	127.31	119.60

Continued on next page...

Continued from previous page...

Mol	Chain	Res	Type	Atoms	Z	Observed(°)	Ideal(°)
26	1H	2495	G	C5-C6-O6	5.14	131.68	128.60
26	14	2508	G	C5-C6-N1	5.14	114.07	111.50
1	13	1518	A	C5-C6-N1	-5.14	115.13	117.70
26	1H	30	G	N1-C6-O6	-5.14	116.82	119.90
26	1H	2588	G	OP1-P-OP2	-5.14	111.90	119.60
26	14	391	G	C6-C5-N7	-5.14	127.32	130.40
26	14	982	C	C5-C6-N1	5.14	123.57	121.00
26	14	1728	G	N3-C4-N9	5.14	129.08	126.00
23	2K	9	G	C2-N3-C4	5.13	114.47	111.90
26	1H	719	C	C6-N1-C2	-5.13	118.25	120.30
26	1H	1643	G	OP2-P-O3'	5.13	116.50	105.20
26	1H	2713	A	N3-C4-C5	5.13	130.39	126.80
1	1G	769	G	C4-N9-C1'	5.13	133.17	126.50
15	6A	23	GLY	N-CA-C	5.13	125.94	113.10
26	14	561	G	N9-C4-C5	5.13	107.45	105.40
1	13	1332	A	N7-C8-N9	5.13	116.37	113.80
23	2K	31	G	C5-C6-N1	-5.13	108.93	111.50
26	1H	640	C	N3-C4-C5	-5.13	119.85	121.90
26	1H	1625	C	N1-C2-O2	5.13	121.98	118.90
26	1H	2364	C	OP2-P-O3'	5.13	116.49	105.20
26	14	2374	C	C5-C6-N1	-5.13	118.43	121.00
26	1H	655	A	N7-C8-N9	5.13	116.37	113.80
26	1H	919	G	C4-C5-C6	5.13	121.88	118.80
26	1H	1579	A	O5'-P-OP2	-5.13	101.08	105.70
26	14	1409	C	OP1-P-OP2	5.13	127.30	119.60
26	14	1899	G	P-O3'-C3'	5.13	125.86	119.70
26	14	1970	A	N1-C6-N6	-5.13	115.52	118.60
26	14	2673	G	C4-N9-C1'	5.13	133.17	126.50
26	1H	965	C	OP1-P-OP2	5.13	127.30	119.60
26	1H	1781	C	N3-C4-N4	-5.13	114.41	118.00
26	1H	792	G	C6-C5-N7	-5.13	127.32	130.40
26	1H	814	C	C6-N1-C2	5.13	122.35	120.30
26	1H	865	C	OP1-P-OP2	-5.13	111.91	119.60
26	1H	1284	A	N1-C2-N3	5.13	131.86	129.30
1	1G	650	G	N3-C2-N2	-5.13	116.31	119.90
26	14	791	C	C5-C4-N4	-5.13	116.61	120.20
26	14	1301	A	O4'-C1'-N9	5.13	112.30	108.20
1	13	771	G	C5-C6-N1	-5.13	108.94	111.50
1	13	1290	G	N1-C6-O6	5.13	122.97	119.90
26	1H	471	A	C4-C5-N7	5.13	113.26	110.70
26	1H	1281	G	C5-C6-O6	-5.13	125.53	128.60
26	1H	1297	C	N3-C2-O2	-5.13	118.31	121.90

Continued on next page...

Continued from previous page...

Mol	Chain	Res	Type	Atoms	Z	Observed(°)	Ideal(°)
26	1H	1377	G	C4-C5-C6	5.13	121.88	118.80
26	1H	2079	U	N3-C4-C5	-5.13	111.52	114.60
26	1H	2373	G	N1-C2-N3	5.13	126.98	123.90
26	14	441	U	O5'-P-OP1	-5.13	101.09	105.70
26	14	528	A	N3-C4-C5	5.13	130.39	126.80
26	14	733	G	OP1-P-OP2	5.13	127.29	119.60
26	14	947	G	C5-C6-N1	-5.13	108.94	111.50
26	14	2321	G	C4-N9-C1'	5.13	133.16	126.50
26	14	2574	G	C8-N9-C4	-5.13	104.35	106.40
1	13	904	C	N3-C2-O2	-5.12	118.31	121.90
27	16	110	G	N9-C4-C5	5.12	107.45	105.40
26	14	2700	C	C2-N1-C1'	5.12	124.44	118.80
1	13	235	C	N3-C4-N4	5.12	121.59	118.00
1	13	783	C	C5-C6-N1	-5.12	118.44	121.00
1	13	1501	C	N3-C4-C5	-5.12	119.85	121.90
26	1H	826	U	N3-C4-C5	-5.12	111.53	114.60
26	1H	942	G	N1-C2-N2	5.12	120.81	116.20
26	1H	1816	G	C4-N9-C1'	-5.12	119.84	126.50
26	1H	2048	G	C5-C6-N1	-5.12	108.94	111.50
26	14	1728	G	C2-N3-C4	5.12	114.46	111.90
26	14	2504	U	OP1-P-OP2	-5.12	111.92	119.60
27	1J	61	G	N1-C6-O6	5.12	122.97	119.90
26	1H	293	U	N3-C4-O4	5.12	122.98	119.40
26	1H	1667	G	O5'-P-OP1	-5.12	101.09	105.70
1	1G	1433	A	O5'-P-OP1	-5.12	101.09	105.70
26	14	725	G	N3-C2-N2	-5.12	116.31	119.90
26	14	2587	A	C5-C6-N6	-5.12	119.60	123.70
26	1H	1768	U	OP2-P-O3'	5.12	116.46	105.20
26	1H	2713	A	OP2-P-O3'	5.12	116.47	105.20
26	14	479	A	N1-C6-N6	-5.12	115.53	118.60
1	13	129	U	C2-N1-C1'	-5.12	111.56	117.70
26	1H	2048	G	N7-C8-N9	5.12	115.66	113.10
26	1H	2269	A	N1-C6-N6	5.12	121.67	118.60
26	1H	2351	G	C6-C5-N7	-5.12	127.33	130.40
1	1G	1274	G	N7-C8-N9	5.12	115.66	113.10
26	14	1022	G	P-O3'-C3'	5.12	125.84	119.70
26	14	2332	U	C5-C6-N1	-5.12	120.14	122.70
41	85	20	LEU	CA-CB-CG	5.12	127.07	115.30
26	14	388	G	C5-C6-O6	5.12	131.67	128.60
26	14	593	G	N7-C8-N9	-5.12	110.54	113.10
26	14	2518	A	N9-C4-C5	-5.12	103.75	105.80
1	13	169	C	C6-N1-C2	-5.12	118.25	120.30

Continued on next page...

Continued from previous page...

Mol	Chain	Res	Type	Atoms	Z	Observed(°)	Ideal(°)
1	13	895	G	O5'-P-OP2	-5.12	101.10	105.70
26	1H	868	U	C4-C5-C6	5.12	122.77	119.70
26	1H	1012	U	N3-C2-O2	5.12	125.78	122.20
26	1H	1124	C	C5-C6-N1	-5.12	118.44	121.00
26	1H	1660	C	N1-C2-O2	5.12	121.97	118.90
26	1H	2335	A	O5'-P-OP1	-5.12	101.10	105.70
26	14	2352	A	N1-C2-N3	5.12	131.86	129.30
23	2K	11	A	OP2-P-O3'	5.11	116.45	105.20
26	1H	204	A	C6-N1-C2	-5.11	115.53	118.60
26	1H	2324	C	O5'-P-OP2	-5.11	101.10	105.70
26	1H	2456	C	C4-C5-C6	5.11	119.96	117.40
25	4L	21	C	C2-N1-C1'	5.11	124.42	118.80
26	14	502	A	N1-C2-N3	5.11	131.86	129.30
26	14	677	A	C8-N9-C4	-5.11	103.75	105.80
26	14	775	G	N1-C2-N2	-5.11	111.60	116.20
26	1H	2040	C	N3-C2-O2	5.11	125.48	121.90
27	16	61	G	N7-C8-N9	5.11	115.66	113.10
26	14	683	C	C2-N3-C4	-5.11	117.34	119.90
1	13	975	A	N1-C6-N6	5.11	121.67	118.60
26	1H	1403	C	N3-C2-O2	-5.11	118.32	121.90
26	14	784	A	C5-C6-N6	5.11	127.79	123.70
26	14	1280	G	OP2-P-O3'	5.11	116.44	105.20
27	1J	103	U	C6-N1-C2	5.11	124.07	121.00
1	13	1195	C	N1-C2-O2	-5.11	115.83	118.90
26	1H	451	C	N1-C2-O2	-5.11	115.83	118.90
26	1H	1357	U	N1-C2-N3	5.11	117.97	114.90
26	1H	1767	C	O5'-P-OP1	-5.11	101.10	105.70
1	1G	380	G	C8-N9-C4	-5.11	104.36	106.40
1	13	311	C	C6-N1-C2	-5.11	118.26	120.30
1	13	1331	G	C8-N9-C4	-5.11	104.36	106.40
26	1H	467	G	N1-C6-O6	5.11	122.96	119.90
26	1H	557	U	O5'-P-OP2	-5.11	101.10	105.70
26	1H	826	U	C5-C6-N1	-5.11	120.15	122.70
26	1H	974(A)	C	C2-N1-C1'	5.11	124.42	118.80
26	1H	1688	U	O5'-P-OP2	-5.11	101.10	105.70
26	1H	1910	G	O5'-P-OP1	-5.11	101.10	105.70
1	1G	831	U	C6-N1-C2	-5.11	117.94	121.00
26	14	751	A	OP1-P-OP2	-5.11	111.94	119.60
26	14	1726	G	C8-N9-C4	-5.11	104.36	106.40
1	13	1213	A	OP2-P-O3'	5.11	116.43	105.20
22	1K	34	G	C8-N9-C4	-5.11	104.36	106.40
26	1H	534	U	OP2-P-O3'	5.11	116.43	105.20

Continued on next page...

Continued from previous page...

Mol	Chain	Res	Type	Atoms	Z	Observed(°)	Ideal(°)
26	1H	563	G	C8-N9-C4	5.11	108.44	106.40
27	16	73	A	N1-C6-N6	-5.11	115.54	118.60
23	2K	11	A	N1-C6-N6	-5.10	115.54	118.60
26	14	1816	G	O5'-P-OP2	5.10	116.83	110.70
22	1K	33	U	N3-C4-C5	-5.10	111.54	114.60
23	2K	11	A	N9-C4-C5	5.10	107.84	105.80
1	1G	924	C	OP1-P-OP2	5.10	127.25	119.60
26	1H	126	A	OP1-P-O3'	-5.10	93.98	105.20
26	1H	1192	G	N9-C4-C5	-5.10	103.36	105.40
26	1H	2199	A	OP2-P-O3'	5.10	116.42	105.20
26	14	1625	C	O5'-P-OP2	-5.10	101.11	105.70
26	1H	705	A	N9-C4-C5	-5.10	103.76	105.80
26	1H	1357	U	C6-N1-C2	-5.10	117.94	121.00
26	1H	2595	G	C5-N7-C8	-5.10	101.75	104.30
1	1G	1500	A	N1-C6-N6	5.10	121.66	118.60
26	14	621	A	C6-N1-C2	5.10	121.66	118.60
1	13	50	A	P-O3'-C3'	5.10	125.82	119.70
26	1H	199	A	C2-N3-C4	5.10	113.15	110.60
26	1H	237	C	N3-C4-C5	-5.10	119.86	121.90
26	1H	330	A	C4-C5-N7	5.10	113.25	110.70
26	1H	709	U	N1-C2-O2	-5.10	119.23	122.80
26	1H	915	C	OP1-P-OP2	-5.10	111.95	119.60
26	1H	978	G	OP1-P-O3'	5.10	116.42	105.20
26	1H	2075	U	N1-C2-N3	5.10	117.96	114.90
26	14	921	G	N3-C2-N2	-5.10	116.33	119.90
1	13	1479	C	C5-C4-N4	-5.10	116.63	120.20
26	1H	1310	G	N1-C6-O6	5.10	122.96	119.90
26	14	2887	U	O5'-P-OP1	-5.10	101.11	105.70
1	13	23	C	C2-N3-C4	5.09	122.45	119.90
1	13	302	G	N3-C4-C5	-5.09	126.05	128.60
23	2K	25	U	N3-C2-O2	-5.09	118.63	122.20
26	1H	526	A	C5-C6-N6	5.09	127.78	123.70
26	1H	631	A	OP1-P-O3'	5.09	116.41	105.20
26	1H	1142(A)	A	C5-N7-C8	-5.09	101.35	103.90
26	1H	1594	G	N3-C2-N2	-5.09	116.33	119.90
26	1H	2099	U	C6-N1-C2	-5.09	117.94	121.00
26	1H	2430	A	N7-C8-N9	5.09	116.35	113.80
32	51	172	LYS	C-N-CA	5.09	143.39	122.00
26	14	792	G	OP2-P-O3'	5.09	116.41	105.20
26	14	2829	C	N1-C2-O2	-5.09	115.84	118.90
1	13	974	A	N9-C4-C5	-5.09	103.76	105.80
26	1H	1386	C	C5-C6-N1	5.09	123.55	121.00

Continued on next page...

Continued from previous page...

Mol	Chain	Res	Type	Atoms	Z	Observed(°)	Ideal(°)
26	1H	1669	A	C5-N7-C8	-5.09	101.35	103.90
26	1H	2578	G	OP2-P-O3'	5.09	116.41	105.20
26	14	1267	U	OP2-P-O3'	5.09	116.41	105.20
1	13	330	C	C6-N1-C2	-5.09	118.26	120.30
1	13	449	C	C2-N1-C1'	5.09	124.40	118.80
1	13	1290	G	C6-C5-N7	-5.09	127.34	130.40
26	1H	1982	C	OP1-P-OP2	5.09	127.24	119.60
1	1G	314	C	C6-N1-C2	-5.09	118.26	120.30
1	1G	413	G	N1-C6-O6	-5.09	116.85	119.90
1	1G	1260	C	C5-C6-N1	5.09	123.55	121.00
26	14	113	G	C8-N9-C4	5.09	108.44	106.40
1	13	918	A	N1-C6-N6	5.09	121.65	118.60
26	1H	68	G	O5'-P-OP1	-5.09	101.12	105.70
26	1H	701	G	C6-C5-N7	-5.09	127.35	130.40
26	1H	1204	A	C3'-C2'-C1'	-5.09	97.43	101.50
26	1H	1814	G	C6-C5-N7	-5.09	127.35	130.40
26	1H	2609	U	N1-C2-N3	5.09	117.95	114.90
26	14	537	C	N1-C2-O2	5.09	121.95	118.90
26	14	1322	A	OP2-P-O3'	5.09	116.40	105.20
26	14	1339	G	C2-N3-C4	-5.09	109.36	111.90
26	14	2318	G	C8-N9-C4	-5.09	104.36	106.40
1	13	527	G	C8-N9-C4	-5.09	104.36	106.40
26	1H	2589	A	C8-N9-C4	5.09	107.83	105.80
26	14	1680	U	OP1-P-O3'	5.09	116.39	105.20
26	14	1681	G	C2-N3-C4	-5.09	109.36	111.90
26	1H	1252	G	C4-C5-N7	-5.09	108.77	110.80
26	14	1394	U	OP1-P-OP2	-5.09	111.97	119.60
26	14	1844	C	OP1-P-OP2	-5.09	111.97	119.60
26	1H	1344	G	C5-N7-C8	-5.08	101.76	104.30
26	1H	1858	G	C6-C5-N7	-5.08	127.35	130.40
26	1H	2011	U	C2-N1-C1'	-5.08	111.60	117.70
26	1H	2638	G	N3-C4-C5	-5.08	126.06	128.60
26	14	1261	C	C2-N3-C4	-5.08	117.36	119.90
26	14	2330	G	N1-C2-N2	-5.08	111.62	116.20
24	3K	76	A	O5'-P-OP1	-5.08	101.12	105.70
26	1H	828	U	N1-C2-N3	-5.08	111.85	114.90
26	1H	1428	C	C2-N3-C4	-5.08	117.36	119.90
26	1H	2487	G	C5-C6-O6	-5.08	125.55	128.60
23	2L	40	C	O5'-P-OP1	-5.08	101.12	105.70
26	14	141	A	O4'-C1'-N9	5.08	112.27	108.20
26	14	774	A	C4-C5-N7	5.08	113.24	110.70
26	14	915	C	N3-C2-O2	-5.08	118.34	121.90

Continued on next page...

Continued from previous page...

Mol	Chain	Res	Type	Atoms	Z	Observed(°)	Ideal(°)
26	14	1383	C	N3-C2-O2	5.08	125.46	121.90
26	14	1801	G	C5-C6-O6	-5.08	125.55	128.60
26	14	2715	C	O5'-P-OP1	5.08	116.80	110.70
26	1H	609	A	N7-C8-N9	-5.08	111.26	113.80
26	14	632	A	OP1-P-OP2	-5.08	111.98	119.60
26	14	792	G	N3-C4-N9	5.08	129.05	126.00
26	1H	695	G	N1-C6-O6	-5.08	116.85	119.90
26	1H	1156	A	O5'-P-OP2	-5.08	101.13	105.70
26	1H	1258	C	C6-N1-C1'	5.08	126.89	120.80
26	1H	1791	A	C2-N3-C4	5.08	113.14	110.60
26	1H	2710	C	O5'-P-OP2	5.08	116.80	110.70
26	14	581	C	C6-N1-C2	-5.08	118.27	120.30
1	13	628	G	N1-C6-O6	5.08	122.95	119.90
26	1H	2300	G	N3-C4-C5	-5.08	126.06	128.60
26	1H	2571	C	N3-C4-C5	-5.08	119.87	121.90
26	14	1391	U	C5-C4-O4	-5.08	122.85	125.90
1	13	535	A	C5-C6-N6	5.08	127.76	123.70
26	1H	1139	G	O5'-P-OP2	-5.08	101.13	105.70
26	1H	2197	U	OP2-P-O3'	5.08	116.37	105.20
26	1H	2827	C	N1-C2-O2	-5.08	115.85	118.90
26	14	2579	C	C5-C4-N4	-5.08	116.65	120.20
1	13	304	U	N3-C4-C5	-5.08	111.56	114.60
23	2K	73	A	C8-N9-C4	5.08	107.83	105.80
26	1H	330	A	C6-C5-N7	-5.08	128.75	132.30
26	14	1309	G	C8-N9-C4	5.08	108.43	106.40
1	13	413	G	N9-C4-C5	5.07	107.43	105.40
26	1H	115	C	N1-C2-O2	-5.07	115.86	118.90
26	1H	622	G	C5-N7-C8	5.07	106.84	104.30
26	1H	1792	G	OP1-P-O3'	5.07	116.36	105.20
26	1H	1800	C	C4-C5-C6	5.07	119.94	117.40
26	1H	2243	U	OP1-P-O3'	-5.07	94.04	105.20
26	1H	2379	G	N9-C4-C5	-5.07	103.37	105.40
27	16	45	A	OP1-P-OP2	5.07	127.21	119.60
1	1G	261	U	N3-C2-O2	-5.07	118.65	122.20
26	14	580	C	C6-N1-C2	-5.07	118.27	120.30
26	1H	593	G	N1-C2-N3	5.07	126.94	123.90
26	1H	988	A	OP2-P-O3'	5.07	116.36	105.20
26	1H	1733	G	C5-C6-N1	-5.07	108.96	111.50
26	1H	2587	A	C5-C6-N6	5.07	127.76	123.70
26	1H	2261	C	O5'-P-OP2	-5.07	101.14	105.70
1	1G	284	G	C5-C6-O6	-5.07	125.56	128.60
26	14	1822	G	C5-C6-N1	-5.07	108.96	111.50

Continued on next page...

Continued from previous page...

Mol	Chain	Res	Type	Atoms	Z	Observed(°)	Ideal(°)
1	13	320	C	N3-C2-O2	5.07	125.45	121.90
26	1H	59	U	C5-C4-O4	5.07	128.94	125.90
26	1H	692	C	N3-C2-O2	5.07	125.45	121.90
26	1H	738	G	N1-C2-N2	-5.07	111.64	116.20
1	1G	1431	C	N3-C4-N4	5.07	121.55	118.00
26	14	602	G	N9-C4-C5	-5.07	103.37	105.40
27	1J	54	G	N7-C8-N9	5.07	115.63	113.10
1	13	792	A	C1'-O4'-C4'	-5.07	105.84	109.90
1	13	1126	U	P-O3'-C3'	5.07	125.78	119.70
26	1H	682	G	N9-C4-C5	-5.07	103.37	105.40
26	1H	1671	U	N3-C4-O4	5.07	122.95	119.40
26	14	1664	A	N1-C6-N6	-5.07	115.56	118.60
26	14	2314	C	N1-C2-O2	5.07	121.94	118.90
26	14	2510	C	O5'-P-OP2	-5.07	101.14	105.70
26	1H	2323	G	N7-C8-N9	5.07	115.63	113.10
1	1G	115	G	C5-C6-O6	5.07	131.64	128.60
1	1G	1498	U	N3-C2-O2	-5.07	118.65	122.20
26	14	806	C	C5-C4-N4	-5.07	116.65	120.20
26	14	1314	C	C6-N1-C1'	-5.07	114.72	120.80
26	14	1327	C	N3-C4-C5	-5.07	119.87	121.90
26	14	2365	G	C6-C5-N7	-5.07	127.36	130.40
26	14	2840	C	N3-C4-C5	-5.07	119.87	121.90
26	14	2859	G	N3-C4-C5	-5.07	126.07	128.60
1	13	667	G	C8-N9-C4	-5.06	104.37	106.40
1	13	1224	G	OP1-P-OP2	-5.06	112.00	119.60
26	1H	290	G	N3-C4-C5	-5.06	126.07	128.60
26	1H	940	G	N3-C4-N9	5.06	129.04	126.00
1	1G	180	U	N3-C4-O4	5.06	122.94	119.40
26	14	1274	A	N3-C4-N9	5.06	131.45	127.40
1	13	805	C	OP1-P-OP2	-5.06	112.00	119.60
26	1H	665	C	N1-C2-O2	-5.06	115.86	118.90
26	1H	913	U	C4-C5-C6	-5.06	116.66	119.70
26	1H	1260	G	C5-N7-C8	5.06	106.83	104.30
26	1H	1362	C	N3-C2-O2	5.06	125.44	121.90
26	1H	2392	A	O5'-P-OP1	-5.06	101.14	105.70
27	16	103	U	OP2-P-O3'	5.06	116.34	105.20
26	14	1757	U	N3-C4-C5	-5.06	111.56	114.60
1	13	535	A	C8-N9-C4	-5.06	103.78	105.80
26	1H	809	G	N7-C8-N9	-5.06	110.57	113.10
26	1H	2271	G	C4-N9-C1'	5.06	133.08	126.50
26	14	2225	A	P-O3'-C3'	5.06	125.77	119.70
26	14	2419	U	OP1-P-O3'	5.06	116.33	105.20

Continued on next page...

Continued from previous page...

Mol	Chain	Res	Type	Atoms	Z	Observed(°)	Ideal(°)
1	13	328	C	O5'-P-OP1	-5.06	101.15	105.70
1	13	1335	C	C5-C6-N1	-5.06	118.47	121.00
1	13	1432	G	N3-C4-N9	5.06	129.03	126.00
26	1H	129	C	OP2-P-O3'	5.06	116.33	105.20
26	1H	243	U	O5'-P-OP2	-5.06	101.15	105.70
26	1H	938	G	C5-C6-O6	5.06	131.64	128.60
26	1H	1204	A	C4-C5-C6	5.06	119.53	117.00
26	1H	1431	U	C4-C5-C6	-5.06	116.67	119.70
26	1H	1625	C	O5'-P-OP1	5.06	116.77	110.70
26	1H	1692	U	C2-N1-C1'	5.06	123.77	117.70
26	1H	1817	G	N1-C6-O6	-5.06	116.86	119.90
26	1H	1964	G	OP2-P-O3'	5.06	116.33	105.20
26	1H	2300	G	C6-C5-N7	-5.06	127.36	130.40
26	1H	2388	A	O4'-C1'-N9	5.06	112.25	108.20
26	1H	2451	A	C5-C6-N6	5.06	127.75	123.70
1	1G	898	G	O5'-P-OP2	-5.06	101.15	105.70
26	14	511	U	N3-C4-C5	-5.06	111.56	114.60
26	14	2427	C	N3-C2-O2	5.06	125.44	121.90
26	14	2689	U	C5-C4-O4	5.06	128.94	125.90
1	13	191(F)	U	C5-C6-N1	5.06	125.23	122.70
26	1H	26	G	N3-C4-C5	-5.06	126.07	128.60
26	1H	536	A	N1-C6-N6	-5.06	115.56	118.60
26	1H	1300	U	C6-N1-C2	-5.06	117.97	121.00
26	1H	1792	G	C5-C6-O6	5.06	131.63	128.60
26	1H	2823	A	N1-C6-N6	5.06	121.63	118.60
1	1G	1259	C	C5-C6-N1	5.06	123.53	121.00
26	14	1274	A	N9-C4-C5	-5.06	103.78	105.80
26	14	2612	C	O5'-P-OP2	-5.06	101.15	105.70
26	14	2732	G	C8-N9-C4	-5.06	104.38	106.40
1	13	574	A	OP1-P-OP2	-5.06	112.02	119.60
26	1H	686	G	O5'-P-OP2	-5.06	101.15	105.70
26	1H	871	U	C2-N1-C1'	5.06	123.77	117.70
26	1H	1354	A	C2-N3-C4	-5.06	108.07	110.60
26	1H	2557	G	C8-N9-C4	-5.06	104.38	106.40
26	1H	651	G	N1-C6-O6	-5.05	116.87	119.90
26	1H	1034	G	C5-C6-O6	-5.05	125.57	128.60
26	1H	1936	A	C5-C6-N1	5.05	120.23	117.70
26	1H	1987	G	N3-C2-N2	-5.05	116.36	119.90
1	1G	1356	G	N7-C8-N9	5.05	115.63	113.10
26	14	201	C	C2-N1-C1'	-5.05	113.24	118.80
26	14	205	G	N3-C2-N2	5.05	123.44	119.90
26	14	1772	G	OP1-P-OP2	5.05	127.18	119.60

Continued on next page...

Continued from previous page...

Mol	Chain	Res	Type	Atoms	Z	Observed(°)	Ideal(°)
1	13	552	U	O5'-P-OP2	-5.05	101.15	105.70
26	1H	62	C	C4-C5-C6	5.05	119.93	117.40
26	1H	146	G	C6-C5-N7	-5.05	127.37	130.40
26	1H	579	G	OP2-P-O3'	5.05	116.32	105.20
26	1H	618(A)	C	C6-N1-C2	5.05	122.32	120.30
26	1H	1408	C	N1-C2-O2	-5.05	115.87	118.90
26	1H	1526	G	C6-C5-N7	-5.05	127.37	130.40
26	1H	1977	A	C2-N3-C4	-5.05	108.07	110.60
26	14	1227	A	N1-C6-N6	-5.05	115.57	118.60
26	14	2627	G	N3-C4-C5	-5.05	126.07	128.60
26	1H	483	A	C8-N9-C4	-5.05	103.78	105.80
26	1H	621	A	C8-N9-C4	-5.05	103.78	105.80
26	1H	1024	G	C4-N9-C1'	5.05	133.07	126.50
26	1H	1204	A	N7-C8-N9	5.05	116.33	113.80
26	1H	1826	G	OP1-P-O3'	5.05	116.31	105.20
26	1H	1888	G	C8-N9-C1'	-5.05	120.43	127.00
26	14	134	C	N3-C4-C5	5.05	123.92	121.90
26	14	503	A	N1-C6-N6	-5.05	115.57	118.60
26	14	1610	A	N9-C4-C5	-5.05	103.78	105.80
27	1J	14	U	O5'-P-OP2	-5.05	101.15	105.70
1	13	768	A	N1-C2-N3	5.05	131.82	129.30
26	1H	645	C	C6-N1-C2	-5.05	118.28	120.30
26	1H	907	U	C5-C6-N1	-5.05	120.17	122.70
26	1H	2246	G	N7-C8-N9	-5.05	110.58	113.10
26	1H	2280	G	OP1-P-O3'	5.05	116.31	105.20
27	16	5	C	N3-C4-C5	5.05	123.92	121.90
39	A8	110	LEU	CA-CB-CG	-5.05	103.69	115.30
26	14	1210	A	C2-N3-C4	-5.05	108.08	110.60
26	14	2370	G	C8-N9-C4	5.05	108.42	106.40
26	14	2736	G	N1-C6-O6	5.05	122.93	119.90
26	1H	208	C	OP1-P-OP2	5.05	127.17	119.60
26	1H	418	G	N9-C4-C5	-5.05	103.38	105.40
26	1H	446	G	C4-N9-C1'	5.05	133.06	126.50
26	1H	928	G	C5-N7-C8	-5.05	101.78	104.30
26	1H	1241	A	C4-C5-N7	5.05	113.22	110.70
1	13	749	C	N1-C2-O2	5.04	121.93	118.90
26	1H	828	U	C2-N3-C4	5.04	130.03	127.00
26	1H	1783	A	C5-C6-N1	-5.04	115.18	117.70
26	1H	2439	A	C5-N7-C8	-5.04	101.38	103.90
26	14	734	A	C4-C5-C6	5.04	119.52	117.00
26	14	1216	G	C5-C6-N1	-5.04	108.98	111.50
26	14	1527	G	N1-C2-N2	5.04	120.74	116.20

Continued on next page...

Continued from previous page...

Mol	Chain	Res	Type	Atoms	Z	Observed(°)	Ideal(°)
1	13	229	U	C5-C6-N1	5.04	125.22	122.70
26	1H	49	A	C8-N9-C4	5.04	107.82	105.80
26	1H	383	U	O4'-C1'-N1	5.04	112.23	108.20
26	1H	1933	G	C8-N9-C4	-5.04	104.38	106.40
1	1G	250	A	P-O3'-C3'	5.04	125.75	119.70
26	14	191	A	N1-C2-N3	-5.04	126.78	129.30
26	14	2038	G	N3-C2-N2	5.04	123.43	119.90
26	14	2356	C	N3-C2-O2	5.04	125.43	121.90
26	14	2433	A	C5-N7-C8	-5.04	101.38	103.90
26	14	2719	G	C5-C6-N1	-5.04	108.98	111.50
1	13	1058	G	C8-N9-C4	5.04	108.42	106.40
26	1H	1269	A	C5-N7-C8	-5.04	101.38	103.90
26	1H	1602	U	C4-C5-C6	5.04	122.72	119.70
26	1H	1773	A	C6-N1-C2	5.04	121.62	118.60
27	16	56	G	N3-C4-C5	-5.04	126.08	128.60
26	14	216	A	OP1-P-O3'	5.04	116.28	105.20
26	14	995	C	C6-N1-C1'	5.04	126.85	120.80
26	14	2033	A	C5-C6-N1	5.04	120.22	117.70
26	14	2281	C	C2-N1-C1'	5.04	124.34	118.80
1	13	912	C	O5'-P-OP1	-5.04	101.17	105.70
26	1H	1924	C	N3-C4-C5	5.04	123.92	121.90
26	1H	2702	U	N3-C2-O2	-5.04	118.67	122.20
26	1H	2782	G	N7-C8-N9	5.04	115.62	113.10
34	58	120	LEU	CA-CB-CG	5.04	126.89	115.30
26	14	1681	G	C6-C5-N7	-5.04	127.38	130.40
1	13	1249	C	C6-N1-C2	-5.04	118.29	120.30
1	13	1498	U	C6-N1-C1'	-5.04	114.15	121.20
26	1H	486	C	O5'-P-OP2	5.04	116.74	110.70
26	14	111	A	N1-C6-N6	5.04	121.62	118.60
26	14	209	C	C2-N1-C1'	5.04	124.34	118.80
1	13	1260	C	C5-C6-N1	5.03	123.52	121.00
26	1H	471	A	N1-C6-N6	5.03	121.62	118.60
26	1H	937	U	C5-C6-N1	-5.03	120.18	122.70
26	1H	2450	A	N1-C2-N3	5.03	131.82	129.30
55	Q8	34	TRP	N-CA-C	5.03	124.59	111.00
26	14	790	C	OP2-P-O3'	5.03	116.27	105.20
26	14	1799	G	OP1-P-OP2	5.03	127.15	119.60
26	1H	1923	U	C6-N1-C2	-5.03	117.98	121.00
27	16	100	G	N3-C4-N9	5.03	129.02	126.00
26	14	389	G	N3-C4-N9	5.03	129.02	126.00
26	14	463	G	O5'-P-OP1	5.03	116.74	110.70
26	14	1588	C	O5'-P-OP2	-5.03	101.17	105.70

Continued on next page...

Continued from previous page...

Mol	Chain	Res	Type	Atoms	Z	Observed(°)	Ideal(°)
26	1H	606	U	N1-C2-N3	5.03	117.92	114.90
26	1H	1602	U	N1-C2-O2	-5.03	119.28	122.80
26	1H	1761	C	N3-C4-N4	5.03	121.52	118.00
26	1H	1898	U	OP1-P-O3'	5.03	116.27	105.20
26	1H	2382	G	C8-N9-C4	-5.03	104.39	106.40
34	58	134	ARG	N-CA-C	5.03	124.58	111.00
26	14	1776	G	C6-C5-N7	-5.03	127.38	130.40
1	13	335	C	C5-C6-N1	-5.03	118.49	121.00
1	13	578	C	N3-C4-N4	5.03	121.52	118.00
1	13	585	G	C8-N9-C4	5.03	108.41	106.40
1	13	1222	G	O5'-P-OP1	5.03	116.73	110.70
26	1H	470	A	C5-C6-N6	-5.03	119.68	123.70
26	1H	804	A	O4'-C1'-N9	5.03	112.22	108.20
26	14	322	A	N1-C6-N6	-5.03	115.58	118.60
26	14	1001	A	N9-C4-C5	5.03	107.81	105.80
26	14	1632	A	C5-C6-N6	-5.03	119.68	123.70
1	13	1054	C	O5'-P-OP2	5.03	116.73	110.70
26	1H	1463	C	C6-N1-C2	-5.03	118.29	120.30
26	1H	1777	U	OP2-P-O3'	5.03	116.26	105.20
26	1H	2035	G	O4'-C1'-N9	5.03	112.22	108.20
26	1H	2230	G	N3-C4-N9	-5.03	122.98	126.00
27	16	28	C	N3-C4-C5	-5.03	119.89	121.90
27	16	100	G	N3-C4-C5	-5.03	126.09	128.60
1	1G	360	A	C8-N9-C4	5.03	107.81	105.80
26	14	478	A	O5'-P-OP1	-5.03	101.17	105.70
26	14	2597	G	C5-C6-N1	-5.03	108.99	111.50
26	1H	673	C	C5-C4-N4	-5.03	116.68	120.20
26	1H	842	G	OP2-P-O3'	5.03	116.26	105.20
26	1H	2419	U	OP1-P-OP2	-5.03	112.06	119.60
31	41	34	LEU	CA-CB-CG	5.03	126.86	115.30
26	14	990	A	C8-N9-C4	-5.03	103.79	105.80
26	14	2059	A	C6-N1-C2	-5.03	115.58	118.60
26	14	2435	A	N7-C8-N9	5.03	116.31	113.80
26	1H	669	G	N7-C8-N9	5.02	115.61	113.10
26	1H	2672	G	C6-C5-N7	-5.02	127.39	130.40
1	1G	1480	G	C5-C6-O6	-5.02	125.58	128.60
26	14	1197	G	C5-C6-O6	5.02	131.61	128.60
26	14	1904	G	N1-C6-O6	-5.02	116.89	119.90
26	14	2615	U	N1-C2-O2	5.02	126.32	122.80
26	1H	212	G	OP2-P-O3'	5.02	116.25	105.20
26	1H	391	G	C8-N9-C1'	-5.02	120.47	127.00
26	1H	463	G	OP1-P-O3'	5.02	116.25	105.20

Continued on next page...

Continued from previous page...

Mol	Chain	Res	Type	Atoms	Z	Observed(°)	Ideal(°)
26	1H	534	U	O5'-P-OP1	-5.02	101.18	105.70
26	1H	1368	G	C2-N3-C4	5.02	114.41	111.90
26	14	561	G	N3-C2-N2	-5.02	116.39	119.90
26	14	953	A	N1-C6-N6	5.02	121.61	118.60
26	14	2326	C	N3-C4-C5	-5.02	119.89	121.90
26	14	2330	G	C6-C5-N7	-5.02	127.39	130.40
1	13	557	G	N3-C2-N2	5.02	123.42	119.90
26	1H	842	G	C8-N9-C1'	5.02	133.53	127.00
26	1H	2530	A	C4-C5-N7	5.02	113.21	110.70
26	1H	2759	G	O4'-C1'-N9	-5.02	104.18	108.20
1	13	1299	A	C4-C5-N7	5.02	113.21	110.70
26	1H	456	C	C6-N1-C2	5.02	122.31	120.30
26	1H	1260	G	C4-C5-N7	-5.02	108.79	110.80
26	1H	1345	C	N3-C4-C5	5.02	123.91	121.90
26	1H	1368	G	OP1-P-OP2	5.02	127.13	119.60
26	1H	2446	G	C5-N7-C8	-5.02	101.79	104.30
26	1H	2589	A	N7-C8-N9	-5.02	111.29	113.80
26	14	2428	G	P-O3'-C3'	5.02	125.72	119.70
1	13	942	G	OP1-P-O3'	5.02	116.24	105.20
26	1H	196	A	C5-N7-C8	-5.02	101.39	103.90
26	1H	515	A	O4'-C1'-N9	5.02	112.22	108.20
26	1H	733	G	C5-C6-O6	5.02	131.61	128.60
26	1H	2401	U	C6-N1-C2	-5.02	117.99	121.00
28	11	43	ARG	NE-CZ-NH1	-5.02	117.79	120.30
26	14	787	U	OP1-P-OP2	-5.02	112.08	119.60
26	14	803	U	C5-C6-N1	-5.02	120.19	122.70
26	14	940	G	C2-N3-C4	5.02	114.41	111.90
26	14	1347	G	C5-C6-N1	-5.02	108.99	111.50
26	14	2442	C	OP2-P-O3'	5.02	116.24	105.20
26	1H	1334	G	N7-C8-N9	5.02	115.61	113.10
26	14	1950	G	N7-C8-N9	5.02	115.61	113.10
26	14	2335	A	O5'-P-OP1	-5.02	101.19	105.70
1	13	21	G	C4-C5-N7	-5.01	108.79	110.80
1	13	518	C	C2-N1-C1'	5.01	124.32	118.80
1	13	579	G	C5-C6-N1	-5.01	108.99	111.50
26	1H	120	U	C2-N3-C4	-5.01	123.99	127.00
26	1H	580	C	C4-C5-C6	5.01	119.91	117.40
26	1H	762	U	C6-N1-C1'	-5.01	114.18	121.20
26	1H	766	C	OP2-P-O3'	5.01	116.23	105.20
26	1H	2358	G	C5-C6-N1	5.01	114.01	111.50
33	61	110	ASP	C-N-CD	-5.01	109.57	120.60
26	14	330	A	C6-C5-N7	-5.01	128.79	132.30

Continued on next page...

Continued from previous page...

Mol	Chain	Res	Type	Atoms	Z	Observed(°)	Ideal(°)
26	14	766	C	C6-N1-C1'	5.01	126.82	120.80
26	14	1925	C	C2-N1-C1'	-5.01	113.28	118.80
26	14	2075	U	N3-C4-C5	5.01	117.61	114.60
26	14	2391	G	OP1-P-O3'	5.01	116.23	105.20
1	1G	1436	U	C5-C6-N1	5.01	125.21	122.70
1	13	1062	U	O5'-P-OP2	-5.01	101.19	105.70
1	13	1482	G	N1-C6-O6	5.01	122.91	119.90
26	1H	463	G	N1-C6-O6	-5.01	116.89	119.90
26	1H	1773	A	C8-N9-C4	5.01	107.80	105.80
1	1G	1432	G	C8-N9-C4	-5.01	104.39	106.40
26	14	819	A	N3-C4-C5	-5.01	123.29	126.80
26	14	1407	C	C6-N1-C2	-5.01	118.30	120.30
26	1H	138	G	N9-C1'-C2'	5.01	120.51	114.00
26	1H	232	G	N3-C4-N9	5.01	129.01	126.00
26	1H	829	A	OP1-P-OP2	5.01	127.11	119.60
26	1H	1060	U	P-O3'-C3'	5.01	125.71	119.70
26	1H	1783	A	C6-N1-C2	5.01	121.61	118.60
26	1H	2055	C	N1-C2-O2	-5.01	115.89	118.90
26	1H	2379	G	C8-N9-C4	5.01	108.40	106.40
26	1H	2774	C	C6-N1-C2	5.01	122.30	120.30
26	14	1543	A	O5'-P-OP1	5.01	116.71	110.70
26	14	2249	U	C2-N3-C4	5.01	130.00	127.00
26	1H	1951	U	N1-C2-O2	-5.01	119.30	122.80
1	1G	60	A	C8-N9-C4	5.01	107.80	105.80
1	1G	454	C	N3-C2-O2	-5.01	118.39	121.90
26	1H	457	A	C8-N9-C4	-5.01	103.80	105.80
26	1H	1799	G	N3-C4-C5	-5.01	126.10	128.60
26	1H	1816	G	C6-C5-N7	5.01	133.40	130.40
26	1H	2245	U	O4'-C1'-N1	5.01	112.20	108.20
26	1H	2443	C	C5-C4-N4	-5.01	116.69	120.20
23	2L	35	C	N3-C2-O2	-5.01	118.39	121.90
26	14	68	G	N1-C6-O6	5.01	122.90	119.90
26	14	465	G	C4-N9-C1'	5.01	133.01	126.50
26	14	759	G	OP1-P-OP2	-5.01	112.09	119.60
26	14	2831	G	C5-C6-O6	-5.01	125.60	128.60
26	1H	66	C	C5-C6-N1	5.00	123.50	121.00
27	16	81	G	C5-C6-O6	-5.00	125.60	128.60
26	14	1241	A	C5-C6-N1	-5.00	115.20	117.70
1	13	1221	G	OP2-P-O3'	5.00	116.21	105.20
26	1H	2712	U	P-O3'-C3'	5.00	125.70	119.70
26	14	265	A	C6-C5-N7	-5.00	128.80	132.30
26	14	1821	A	C5-C6-N6	-5.00	119.70	123.70

Continued on next page...

Continued from previous page...

Mol	Chain	Res	Type	Atoms	Z	Observed(°)	Ideal(°)
26	14	1983	C	C6-N1-C2	-5.00	118.30	120.30
26	14	2286	A	N7-C8-N9	5.00	116.30	113.80
26	14	2330	G	P-O3'-C3'	-5.00	113.70	119.70
1	13	22	G	OP2-P-O3'	5.00	116.20	105.20
1	13	1158	C	C6-N1-C1'	-5.00	114.80	120.80
26	1H	126	A	O5'-P-OP2	-5.00	101.20	105.70
26	1H	622	G	N3-C2-N2	5.00	123.40	119.90
26	1H	973	A	N1-C2-N3	5.00	131.80	129.30
26	1H	1256	G	C8-N9-C4	5.00	108.40	106.40
26	1H	1775	U	OP1-P-O3'	5.00	116.20	105.20
26	1H	2316	C	C6-N1-C2	-5.00	118.30	120.30
26	14	138	G	N1-C6-O6	5.00	122.90	119.90
26	14	574	C	C6-N1-C1'	5.00	126.80	120.80
26	14	651	G	C5-C6-O6	5.00	131.60	128.60
26	14	1371	G	N3-C2-N2	-5.00	116.40	119.90
26	14	1523	U	C5-C6-N1	5.00	125.20	122.70
26	14	2427	C	OP1-P-OP2	-5.00	112.10	119.60

There are no chirality outliers.

All (88) planarity outliers are listed below:

Mol	Chain	Res	Type	Group
28	11	197	GLY	Peptide
28	11	237	GLU	Peptide
28	11	238	GLY	Peptide
28	11	47	GLY	Peptide
28	19	236	GLY	Peptide
28	19	237	GLU	Peptide
28	19	268	ARG	Peptide
28	19	32	SER	Peptide
28	19	37	LEU	Peptide
10	1A	55	LYS	Peptide
29	21	186	GLY	Peptide
29	21	56	PRO	Peptide
29	21	78	LEU	Peptide
35	25	47	ILE	Peptide
29	29	201	THR	Peptide
29	29	65	GLY	Peptide
29	29	72	VAL	Peptide
11	2I	100	ALA	Peptide
11	2I	101	SER	Peptide
36	35	110	TYR	Peptide

Continued on next page...

Continued from previous page...

Mol	Chain	Res	Type	Group
36	35	14	LYS	Peptide
36	35	36	LYS	Peptide
36	35	52	GLU	Peptide
36	35	64	LYS	Peptide
30	39	20	LEU	Peptide
30	39	85	GLY	Peptide
4	3E	166	LYS	Peptide
4	3E	30	LYS	Peptide
31	41	95	ARG	Peptide
37	45	134	ARG	Peptide
37	45	25	ASP	Peptide
37	45	86	GLY	Peptide
37	45	87	LYS	Peptide
13	4I	105	THR	Peptide
13	4I	107	ALA	Peptide
33	61	11	ASN	Peptide
33	61	115	ALA	Peptide
33	61	134	PRO	Peptide
33	61	82	ARG	Peptide
39	65	59	LYS	Peptide
33	69	112	LYS	Peptide
15	6I	22	THR	Peptide
40	75	104	ASN	Peptide
40	75	4	GLY	Peptide
16	7I	76	GLN	Peptide
41	85	98	LEU	Peptide
37	88	58	PHE	Peptide
37	88	78	PRO	Peptide
9	8E	110	GLU	Peptide
39	A8	107	GLU	Peptide
39	A8	89	ARG	Peptide
19	AI	6	LYS	Peptide
19	AI	7	LYS	Peptide
44	B5	24	GLY	Peptide
44	B5	61	GLY	Peptide
40	B8	58	ASN	Peptide
20	BA	101	GLY	Peptide
20	BA	11	SER	Peptide
45	C5	18	GLY	Peptide
45	C5	81	LYS	Peptide
45	C5	91	GLU	Peptide
41	C8	92	ARG	Peptide

Continued on next page...

Continued from previous page...

Mol	Chain	Res	Type	Group
46	D5	61	LEU	Peptide
43	E8	91	GLY	Peptide
48	F5	35	THR	Peptide
48	F5	85	LEU	Peptide
44	F8	67	GLY	Peptide
49	G5	15	LYS	Peptide
49	G5	17	SER	Peptide
49	G5	47	ASN	Peptide
45	G8	94	LYS	Peptide
46	H8	158	PRO	Peptide
47	I8	83	PRO	Peptide
47	I8	9	SER	Peptide
52	J5	3	LYS	Peptide
49	K8	17	SER	Peptide
49	K8	4	SER	Peptide
49	K8	46	GLN	Peptide
55	M5	40	GLU	Peptide
51	M8	38	LYS	Peptide
51	M8	45	GLY	Peptide
52	N8	58	LEU	Peptide
53	O8	25	LYS	Peptide
55	Q8	18	ALA	Peptide
55	Q8	19	SER	Peptide
55	Q8	27	THR	Peptide
55	Q8	29	LYS	Peptide
55	Q8	9	GLY	Peptide

5.2 Too-close contacts

In the following table, the Non-H and H(model) columns list the number of non-hydrogen atoms and hydrogen atoms in the chain respectively. The H(added) column lists the number of hydrogen atoms added and optimized by MolProbity. The Clashes column lists the number of clashes within the asymmetric unit, whereas Symm-Clashes lists symmetry related clashes.

Mol	Chain	Non-H	H(model)	H(added)	Clashes	Symm-Clashes
1	13	32207	0	16254	745	0
1	1G	32182	0	16245	835	1
2	12	1924	0	1975	96	0
2	1E	1924	0	1975	96	0
3	22	1612	0	1677	71	0
3	2E	1605	0	1668	48	0
4	32	1702	0	1763	86	0

Continued on next page...

Continued from previous page...

Mol	Chain	Non-H	H(model)	H(added)	Clashes	Symm-Clashes
4	3E	1702	0	1762	81	0
5	42	1155	0	1213	60	0
5	4E	1155	0	1213	51	0
6	52	842	0	857	31	0
6	5E	842	0	857	21	0
7	62	1256	0	1296	53	0
7	6E	1256	0	1296	52	0
8	72	1115	0	1177	47	0
8	7E	1115	0	1177	59	0
9	82	1009	0	1037	68	0
9	8E	1009	0	1037	60	0
10	1A	801	0	849	44	0
10	1I	801	0	849	52	0
11	2A	864	0	881	32	0
11	2I	864	0	881	35	0
12	3A	975	0	1062	53	0
12	3I	975	0	1062	37	0
13	4A	933	0	992	64	0
13	4I	938	0	997	51	0
14	5A	475	0	511	30	0
14	5I	491	0	529	24	0
15	6A	733	0	771	29	0
15	6I	733	0	771	29	0
16	7A	705	0	725	25	0
16	7I	705	0	725	58	0
17	8A	834	0	904	22	0
17	8I	834	0	904	47	0
18	9A	590	0	662	32	0
18	9I	590	0	662	22	0
19	AA	624	0	636	40	0
19	AI	647	0	665	33	0
20	BA	762	0	861	34	0
20	BI	762	0	861	48	0
21	1B	217	0	234	15	0
21	1F	217	0	234	10	0
22	1K	1628	0	840	36	0
23	2K	1646	0	845	29	0
23	2L	1646	0	845	32	0
24	1L	1619	0	822	21	0
24	3K	1619	0	822	53	0
24	3L	1619	0	822	40	0
25	4K	281	0	142	6	0

Continued on next page...

Continued from previous page...

Mol	Chain	Non-H	H(model)	H(added)	Clashes	Symm-Clashes
25	4L	193	0	99	8	0
26	14	62647	0	31581	1303	0
26	1H	62707	0	31607	1456	1
27	16	2617	0	1328	55	0
27	1J	2617	0	1328	92	0
28	11	2115	0	2195	101	0
28	19	2120	0	2197	89	0
29	21	1568	0	1634	100	0
29	29	1568	0	1634	119	0
30	31	1585	0	1632	77	0
30	39	1627	0	1680	100	0
31	41	1473	0	1535	75	0
31	49	1473	0	1535	61	0
32	51	1336	0	1418	75	0
32	59	1299	0	1371	68	0
33	61	1136	0	1223	63	0
33	69	1136	0	1223	51	0
34	15	1104	0	1180	56	0
34	58	1104	0	1180	52	0
35	25	932	0	996	37	0
35	68	932	0	996	46	0
36	35	1144	0	1228	81	0
36	78	1144	0	1228	102	0
37	45	1121	0	1179	61	0
37	88	1086	0	1129	65	0
38	55	959	0	1021	47	0
38	98	967	0	1033	58	0
39	65	881	0	943	68	0
39	A8	881	0	943	61	0
40	75	1141	0	1202	69	0
40	B8	1141	0	1202	55	0
41	85	963	0	1022	49	0
41	C8	963	0	1022	62	0
42	95	778	0	852	62	0
42	D8	778	0	852	42	0
43	A5	899	0	964	31	0
43	E8	899	0	964	33	0
44	B5	725	0	778	34	0
44	F8	742	0	803	42	0
45	C5	794	0	884	56	0
45	G8	791	0	881	55	0
46	D5	1428	0	1454	69	0

Continued on next page...

Continued from previous page...

Mol	Chain	Non-H	H(model)	H(added)	Clashes	Symm-Clashes
46	H8	1397	0	1430	56	0
47	E5	606	0	628	39	0
47	I8	626	0	642	38	0
48	F5	762	0	848	30	0
48	J8	762	0	848	28	0
49	G5	558	0	610	27	0
49	K8	563	0	612	44	0
50	H5	468	0	518	17	0
50	L8	452	0	503	35	0
51	I5	515	0	514	33	0
51	M8	533	0	526	42	0
52	J5	434	0	454	23	0
52	N8	453	0	475	18	0
53	K5	389	0	404	18	0
53	O8	389	0	404	30	0
54	L5	398	0	441	19	0
54	P8	391	0	432	14	0
55	M5	477	0	540	44	0
55	Q8	485	0	551	72	0
56	11	2	0	0	0	0
56	13	152	0	0	0	0
56	14	426	0	0	0	0
56	15	1	0	0	0	0
56	16	15	0	0	0	0
56	1G	88	0	0	0	0
56	1H	506	0	0	0	0
56	1J	10	0	0	0	0
56	21	2	0	0	0	0
56	25	2	0	0	0	0
56	29	2	0	0	0	0
56	2K	7	0	0	0	0
56	2L	3	0	0	0	0
56	31	1	0	0	0	0
56	32	1	0	0	0	0
56	35	1	0	0	0	0
56	39	3	0	0	0	0
56	3I	2	0	0	0	0
56	41	2	0	0	0	0
56	45	2	0	0	0	0
56	49	1	0	0	0	0
56	4K	1	0	0	0	0
56	52	1	0	0	0	0

Continued on next page...

Continued from previous page...

Mol	Chain	Non-H	H(model)	H(added)	Clashes	Symm-Clashes
56	5E	1	0	0	0	0
56	6A	1	0	0	0	0
56	78	2	0	0	0	0
56	85	1	0	0	0	0
56	88	2	0	0	0	0
56	C5	1	0	0	0	0
56	E5	1	0	0	0	0
56	G8	1	0	0	0	0
56	I8	2	0	0	0	0
56	J8	1	0	0	0	0
56	L8	1	0	0	0	0
56	M5	1	0	0	0	0
56	P8	1	0	0	0	0
57	32	1	0	0	0	0
57	3E	1	0	0	0	0
57	5A	1	0	0	0	0
57	5I	1	0	0	0	0
57	C5	1	0	0	0	0
57	G8	1	0	0	0	0
58	11	9	0	0	3	0
58	13	164	0	0	12	0
58	14	543	0	0	112	0
58	15	1	0	0	0	0
58	16	6	0	0	2	0
58	19	3	0	0	3	0
58	1G	64	0	0	12	0
58	1H	920	0	0	187	0
58	1I	1	0	0	1	0
58	1J	18	0	0	2	0
58	21	5	0	0	2	0
58	29	3	0	0	0	0
58	31	7	0	0	0	0
58	32	1	0	0	0	0
58	35	1	0	0	0	0
58	39	8	0	0	0	0
58	3E	1	0	0	0	0
58	3I	1	0	0	0	0
58	4E	1	0	0	0	0
58	4K	1	0	0	0	0
58	5I	1	0	0	0	0
58	6I	1	0	0	0	0
58	78	6	0	0	1	0

Continued on next page...

Continued from previous page...

Mol	Chain	Non-H	H(model)	H(added)	Clashes	Symm-Clashes
58	7A	1	0	0	0	0
58	7I	1	0	0	0	0
58	85	1	0	0	0	0
58	B8	1	0	0	0	0
58	C8	2	0	0	0	0
58	E8	1	0	0	0	0
58	F8	1	0	0	0	0
58	G8	3	0	0	1	0
58	J8	1	0	0	0	0
58	L5	2	0	0	0	0
58	L8	3	0	0	1	0
58	P8	1	0	0	0	0
58	Q8	2	0	0	0	0
All	All	299951	0	200381	8425	1

The all-atom clashscore is defined as the number of clashes found per 1000 atoms (including hydrogen atoms). The all-atom clashscore for this structure is 17.

All (8425) close contacts within the same asymmetric unit are listed below, sorted by their clash magnitude.

Atom-1	Atom-2	Interatomic distance (Å)	Clash overlap (Å)
26:1H:1604:C:OP2	58:1H:3643:HOH:O	1.58	1.18
40:B8:50:ILE:HD11	40:B8:102:ILE:HD11	1.35	1.08
26:1H:2576:G:OP1	58:1H:3756:HOH:O	1.73	1.07
26:1H:1614:A:OP1	58:1H:3859:HOH:O	1.76	1.03
26:14:1774:C:OP1	58:14:3564:HOH:O	1.77	1.03
26:1H:2308:G:H1	26:1H:2311:A:H2	1.04	1.03
26:1H:1783:A:OP2	58:1H:3629:HOH:O	1.75	1.02
26:1H:1771:C:HO2'	26:1H:1786:A:H8	1.03	1.02
26:14:2701:C:H3'	26:14:2702:U:H5''	1.42	1.01
26:1H:862:G:OP2	58:1H:3905:HOH:O	1.78	1.01
1:1G:963:G:H21	10:1A:55:LYS:HE3	1.25	1.01
26:1H:574:C:OP1	58:1H:4144:HOH:O	1.77	1.01
26:1H:1496:A:H8	26:1H:1577:C:HO2'	1.01	1.00
26:1H:1622:G:OP2	58:1H:4336:HOH:O	1.77	1.00
26:14:1828:G:OP2	58:14:3539:HOH:O	1.79	0.99
26:14:1582:C:HO2'	26:14:1586:A:H8	1.03	0.99
24:3L:71:G:O2'	26:14:1851:U:O2'	1.78	0.99
1:1G:588:G:H1	1:1G:651:C:H42	1.07	0.98
36:78:19:VAL:HG12	36:78:21:ARG:H	1.29	0.98
26:1H:155:C:H42	26:1H:171:G:H1	1.03	0.98

Continued on next page...

Continued from previous page...

Atom-1	Atom-2	Interatomic distance (Å)	Clash overlap (Å)
26:1H:741:G:OP1	58:1H:4205:HOH:O	1.80	0.97
22:1K:74:C:H42	26:1H:2554:U:H3	1.12	0.97
27:1J:15:A:H5'	27:1J:16:G:H8	1.30	0.97
26:1H:1899:G:H22	26:1H:1902:C:N4	1.63	0.97
26:14:676:A:H8	26:14:2069:G:H21	1.06	0.97
26:14:1496:A:H8	26:14:1577:C:HO2'	1.05	0.96
26:1H:2154:G:HO2'	26:1H:2155:G:H8	1.09	0.96
26:1H:567:A:OP1	58:1H:3604:HOH:O	1.80	0.96
26:1H:1780:A:OP1	58:1H:3625:HOH:O	1.81	0.96
26:1H:566:U:OP1	36:78:29:LYS:NZ	1.97	0.96
26:14:662:G:H5'	36:35:15:ARG:HA	1.48	0.95
26:14:1327:C:OP2	58:14:3606:HOH:O	1.82	0.95
24:1L:76:A:N7	26:14:2583:G:N2	2.13	0.95
26:1H:913:U:O4	58:1H:4214:HOH:O	1.84	0.95
26:1H:607:U:H3	26:1H:621:A:H2	1.14	0.95
26:1H:1828:G:OP2	58:1H:3705:HOH:O	1.83	0.95
26:1H:943:U:OP2	58:1H:4419:HOH:O	1.84	0.95
26:14:1359:A:H62	26:14:1372:U:H3	1.12	0.94
26:1H:511:U:OP2	58:1H:4189:HOH:O	1.84	0.94
2:1E:185:ILE:HG22	2:1E:199:TYR:HB2	1.46	0.94
26:14:1613:G:N7	58:14:3799:HOH:O	2.00	0.94
31:41:112:PRO:HB3	51:M8:37:SER:H	1.29	0.94
26:1H:330:A:H2	26:1H:1210:A:HO2'	1.13	0.94
26:1H:2017:U:OP1	58:1H:4151:HOH:O	1.84	0.93
26:14:2588:G:OP1	58:14:3588:HOH:O	1.87	0.93
1:13:200:G:H1	1:13:217:C:H42	1.14	0.93
1:1G:1277:C:HO2'	1:1G:1279:A:H8	1.05	0.93
26:1H:593:G:H4'	55:Q8:60:LEU:HD13	1.49	0.93
27:1J:80:U:H2'	27:1J:81:G:H21	1.33	0.93
26:1H:945:A:OP1	58:1H:3982:HOH:O	1.86	0.93
26:1H:2419:U:O4	55:Q8:29:LYS:NZ	2.02	0.92
24:3K:76:A:H8	26:1H:2394:C:H42	1.15	0.92
26:1H:1997:G:OP2	58:1H:3916:HOH:O	1.88	0.91
27:16:101:A:OP2	58:16:306:HOH:O	1.89	0.91
26:1H:1899:G:H22	26:1H:1902:C:H41	1.04	0.91
2:12:12:GLU:HB3	2:12:213:LEU:HD22	1.52	0.91
1:13:1368:G:H5''	9:8E:112:LYS:HB3	1.52	0.91
26:1H:2701:C:H3'	26:1H:2702:U:H5''	1.53	0.91
31:49:104:GLU:HG2	51:I5:23:GLU:HG2	1.51	0.91
1:13:664:G:H22	1:13:741:G:H1	1.18	0.91
26:14:1614:A:OP1	58:14:3513:HOH:O	1.88	0.91

Continued on next page...

Continued from previous page...

Atom-1	Atom-2	Interatomic distance (Å)	Clash overlap (Å)
28:11:228:PRO:O	58:11:407:HOH:O	1.88	0.90
26:14:741:G:OP1	58:14:3561:HOH:O	1.89	0.90
1:13:1502:A:H2	1:13:1505:G:H1	1.15	0.90
26:14:450:G:O6	58:14:3864:HOH:O	1.89	0.90
26:14:71:A:H2	44:B5:31:HIS:HE2	1.15	0.90
26:1H:1603:A:OP1	58:1H:3643:HOH:O	1.88	0.90
26:1H:249:C:OP1	58:1H:3665:HOH:O	1.89	0.90
26:1H:326:G:N7	58:1H:4427:HOH:O	2.05	0.90
26:1H:973:A:OP2	58:1H:3817:HOH:O	1.89	0.90
29:21:135:HIS:NE2	58:21:402:HOH:O	2.04	0.90
26:14:1416:G:H1	26:14:1582:C:H42	1.20	0.89
26:1H:568:U:O4	58:1H:3817:HOH:O	1.90	0.89
32:59:159:GLU:O	32:59:163:TYR:OH	1.88	0.89
26:14:323:G:HO2'	26:14:1205:U:H3	1.03	0.89
1:1G:1502:A:H2	1:1G:1505:G:H1	1.21	0.89
45:G8:87:LYS:HB3	45:G8:94:LYS:HG2	1.55	0.89
1:1G:533:A:OP1	58:1G:1725:HOH:O	1.91	0.89
30:39:188:ARG:HA	36:35:3:LEU:HD11	1.52	0.89
26:14:1899:G:H21	26:14:1902:C:N4	1.70	0.89
26:14:1757:U:H3	26:14:1762:A:H2	1.22	0.88
26:14:125:G:H5''	54:L5:19:ARG:HD3	1.55	0.88
39:A8:34:HIS:HB2	39:A8:36:TYR:HE1	1.39	0.88
26:14:567:A:OP1	58:14:3841:HOH:O	1.91	0.88
26:14:1043:C:N3	26:14:1112:G:N2	2.22	0.87
26:1H:1970:A:OP2	58:1H:4211:HOH:O	1.91	0.87
24:3K:72:C:H3'	24:3K:73:A:H5''	1.57	0.87
1:1G:589:C:N3	1:1G:650:G:N2	2.22	0.87
7:6E:111:ARG:NH1	7:6E:113:GLU:OE2	2.07	0.87
26:1H:1728:G:H8	26:1H:1732:A:H62	1.23	0.87
26:14:2357:U:OP1	47:E5:20:ARG:NH1	2.07	0.87
26:1H:674:G:OP2	58:1H:3846:HOH:O	1.93	0.87
1:1G:976:G:N2	1:1G:1362(A):C:OP2	2.07	0.86
1:13:538:G:H5''	12:3I:114:LYS:HB2	1.55	0.86
26:14:1141:U:OP2	34:15:63:THR:OG1	1.92	0.86
26:1H:748:G:OP2	58:1H:4196:HOH:O	1.92	0.86
2:12:91:PRO:HG3	2:12:154:LEU:HB2	1.55	0.86
43:A5:88:ARG:NH1	43:A5:94:ASP:OD2	2.09	0.86
26:1H:878:A:N6	26:1H:899:A:O2'	2.08	0.86
26:1H:330:A:HO2'	26:1H:331:A:H8	1.21	0.86
26:1H:510:C:OP1	58:1H:4189:HOH:O	1.93	0.86
1:1G:750:G:N2	15:6A:23:GLY:O	2.08	0.86

Continued on next page...

Continued from previous page...

Atom-1	Atom-2	Interatomic distance (Å)	Clash overlap (Å)
26:14:1372:U:OP2	58:14:3971:HOH:O	1.92	0.86
26:14:2035:G:OP1	58:14:3847:HOH:O	1.92	0.86
15:6I:17:ARG:HD3	15:6I:26:GLU:HG3	1.57	0.86
36:78:86:LYS:HB3	36:78:118:GLY:HA3	1.58	0.86
45:G8:84:ARG:NH2	58:G8:302:HOH:O	2.08	0.86
1:1G:1154:G:H2'	1:1G:1155:G:H8	1.41	0.86
26:1H:2256:G:N7	58:1H:3987:HOH:O	2.09	0.86
26:1H:392:C:OP1	58:1H:3721:HOH:O	1.94	0.86
8:72:86:ILE:HG21	8:72:133:LEU:HD23	1.58	0.86
36:35:19:VAL:HG13	36:35:21:ARG:H	1.40	0.85
2:1E:67:THR:HG21	2:1E:155:LEU:HG	1.59	0.85
26:1H:2033:A:OP1	58:1H:3948:HOH:O	1.92	0.85
26:1H:987:G:OP2	58:1H:3911:HOH:O	1.94	0.85
36:35:39:LYS:HD2	36:35:45:LEU:HD21	1.56	0.85
5:42:102:ALA:HB1	5:42:106:PRO:HG2	1.58	0.85
16:7A:40:ASP:HB3	16:7A:48:TRP:HB2	1.58	0.85
26:1H:945:A:OP1	58:1H:3979:HOH:O	1.93	0.85
26:1H:1601:G:N7	58:1H:4227:HOH:O	2.09	0.85
1:13:452:A:OP1	16:7I:43:LYS:NZ	2.09	0.85
26:1H:1479:G:N7	26:1H:1510:A:N6	2.24	0.85
26:1H:2053:G:OP2	58:1H:3755:HOH:O	1.92	0.85
1:13:1348:U:H3	1:13:1374:A:H2	1.23	0.85
26:1H:2593:U:O4	58:1H:3678:HOH:O	1.92	0.85
11:2I:99:GLN:HG2	11:2I:105:VAL:HG11	1.59	0.85
40:75:64:ARG:HB2	40:75:73:GLU:HG2	1.59	0.85
24:1L:74:C:N4	26:14:2554:U:O2	2.09	0.85
47:E5:53:MET:HG3	47:E5:59:LEU:HD23	1.58	0.85
26:1H:138:G:N2	44:F8:44:GLU:OE2	2.08	0.85
1:13:768:A:OP2	58:13:1890:HOH:O	1.94	0.84
26:1H:399:G:OP2	58:1H:4236:HOH:O	1.95	0.84
26:1H:49:A:N7	26:1H:120:U:H5	1.75	0.84
26:14:1997:G:OP2	58:14:3782:HOH:O	1.94	0.84
2:1E:120:ALA:O	2:1E:124:SER:OG	1.95	0.84
26:1H:1386:C:H2'	26:1H:1387:C:H6	1.39	0.84
26:1H:1434:A:H61	26:1H:1558:A:N6	1.75	0.84
42:95:71:LEU:H	42:95:86:GLY:HA2	1.41	0.84
26:1H:2582:G:OP2	58:1H:4163:HOH:O	1.94	0.84
26:1H:2597:G:O3'	58:1H:3656:HOH:O	1.96	0.84
26:14:2114:A:N6	26:14:2119:A:N7	2.26	0.84
36:78:47:ASP:OD2	36:78:50:ARG:NH2	2.11	0.84
26:14:138:G:N2	44:B5:44:GLU:OE2	2.09	0.84

Continued on next page...

Continued from previous page...

Atom-1	Atom-2	Interatomic distance (Å)	Clash overlap (Å)
26:1H:1525:G:H2'	26:1H:1526:G:H8	1.42	0.84
34:58:47:ALA:HB2	34:58:112:LEU:HD11	1.57	0.84
55:Q8:49:VAL:HG22	55:Q8:50:LEU:H	1.43	0.84
29:21:201:THR:HG22	29:21:203:LYS:H	1.41	0.84
44:F8:67:GLY:O	44:F8:69:TYR:N	2.09	0.84
26:1H:1156:A:OP2	58:1H:3762:HOH:O	1.96	0.84
26:1H:1581:G:N7	58:1H:4513:HOH:O	2.11	0.84
26:1H:2392:A:H2	26:1H:2424:C:H42	1.22	0.84
1:1G:680:C:H42	1:1G:710:G:H1	1.25	0.84
26:1H:751:A:OP1	58:1H:3861:HOH:O	1.96	0.83
24:3K:13:C:H2'	24:3K:14:A:H8	1.43	0.83
27:1J:15:A:H5'	27:1J:16:G:C8	2.13	0.83
1:1G:590:C:O2	1:1G:649:G:N2	2.11	0.83
46:H8:72:ARG:NH2	46:H8:97:GLU:O	2.10	0.83
26:1H:878:A:N6	26:1H:899:A:HO2'	1.75	0.83
26:1H:1899:G:N2	26:1H:1902:C:H41	1.76	0.83
42:95:35:LEU:HD12	42:95:37:VAL:HG11	1.61	0.83
26:14:1485:G:H1	26:14:1504:C:H42	1.27	0.83
26:1H:1265:A:OP2	58:1H:3612:HOH:O	1.95	0.83
26:1H:563:G:OP2	58:1H:3638:HOH:O	1.97	0.83
42:95:69:LYS:HB3	42:95:86:GLY:HA3	1.59	0.83
1:13:1008:C:N4	1:13:1021:G:O6	2.11	0.83
26:14:2255:G:OP2	58:14:3652:HOH:O	1.95	0.83
26:1H:2032:G:H21	29:21:146:THR:HG23	1.44	0.83
39:65:50:SER:O	39:65:76:LYS:NZ	2.10	0.83
1:1G:286:G:N7	58:1G:1753:HOH:O	2.11	0.83
26:1H:1665:A:OP2	58:1H:3712:HOH:O	1.95	0.83
26:1H:2127:G:H22	26:1H:2162:G:H1'	1.41	0.83
26:1H:2502:G:OP2	58:1H:3635:HOH:O	1.95	0.83
26:1H:259:G:HO2'	26:1H:621:A:HO2'	1.23	0.83
2:12:75:LYS:HA	2:12:78:GLN:HB2	1.59	0.82
1:1G:456:C:H42	1:1G:476:G:H1	1.27	0.82
26:1H:1516:U:H2'	26:1H:1517:G:H8	1.43	0.82
26:14:1263:U:OP2	58:14:3977:HOH:O	1.96	0.82
26:1H:71:A:H2	44:F8:31:HIS:HE2	1.26	0.82
29:29:101:ARG:HB2	29:29:203:LYS:HD3	1.60	0.82
26:14:517:C:OP1	52:J5:16:ARG:NH2	2.12	0.82
26:14:1970:A:OP2	58:14:3577:HOH:O	1.95	0.82
26:1H:576:U:OP1	58:1H:3622:HOH:O	1.95	0.82
13:4A:66:LEU:HA	13:4A:70:LEU:HB2	1.61	0.82
1:1G:54:C:N4	1:1G:353:A:OP2	2.12	0.82

Continued on next page...

Continued from previous page...

Atom-1	Atom-2	Interatomic distance (Å)	Clash overlap (Å)
1:1G:998:G:N2	1:1G:1043:C:N3	2.27	0.82
1:13:156:G:H1	1:13:165:C:H42	1.24	0.82
26:14:84:A:N6	26:14:102:G:O2'	2.12	0.82
26:1H:120:U:OP1	58:1H:4405:HOH:O	1.97	0.82
29:21:57:LYS:HG3	29:21:59:VAL:HG12	1.61	0.82
6:5E:50:TYR:OH	18:9I:74:ARG:O	1.96	0.82
20:BI:71:THR:HG22	20:BI:72:LEU:H	1.45	0.82
48:J8:41:ARG:HG3	48:J8:41:ARG:HH11	1.41	0.82
44:B5:8:ILE:O	49:G5:36:ARG:NH2	2.12	0.82
50:L8:37:LEU:HD12	50:L8:43:ILE:HD13	1.61	0.82
26:1H:2062:A:OP1	58:1H:3788:HOH:O	1.97	0.82
26:14:2074:U:OP1	58:14:3511:HOH:O	1.96	0.82
26:14:586:A:OP2	58:14:3535:HOH:O	1.96	0.81
26:1H:676:A:H8	26:1H:2069:G:H21	1.28	0.81
22:1K:22:G:O6	22:1K:46:7MG:N2	2.12	0.81
24:1L:50:U:O4	24:1L:64:A:N6	2.13	0.81
32:51:124:GLU:HB3	32:51:132:ARG:HB3	1.62	0.81
37:88:109:VAL:HG13	37:88:113:GLN:HB3	1.61	0.81
55:Q8:14:VAL:HG21	55:Q8:21:LYS:HZ2	1.43	0.81
1:13:737:A:H2'	1:13:738:C:H6	1.44	0.81
27:1J:18:G:H1	27:1J:65:C:H42	1.23	0.81
45:G8:100:ALA:HB1	45:G8:101:LYS:HB2	1.62	0.81
26:14:2343:C:O2'	26:14:2373:G:O2'	1.96	0.81
1:13:1007:C:H42	1:13:1022:G:H1	1.28	0.81
26:1H:2608:G:N7	58:1H:4164:HOH:O	2.13	0.81
35:25:115:VAL:HG13	35:25:121:VAL:HG21	1.62	0.81
26:14:1622:G:OP2	58:14:3933:HOH:O	1.96	0.81
36:78:138:LEU:HD12	36:78:144:GLU:HG3	1.61	0.81
26:14:2415:G:H4'	36:35:67:MET:H	1.44	0.81
14:5A:21:TYR:OH	14:5A:23:ARG:NH2	2.14	0.81
40:B8:21:GLU:OE1	40:B8:91:ARG:NH2	2.13	0.81
1:13:559:A:OP1	5:4E:126:ARG:NH2	2.13	0.81
26:14:1754:C:OP1	40:75:96:ARG:NH1	2.14	0.81
26:1H:142:G:H1'	44:F8:37:THR:HG21	1.60	0.81
26:1H:620:G:H4'	26:1H:621:A:H5''	1.63	0.81
3:22:182:ILE:HG22	3:22:203:PHE:HA	1.63	0.81
30:39:25:PRO:HD3	30:39:115:ALA:HB1	1.61	0.81
1:1G:21:G:OP1	58:1G:1737:HOH:O	1.99	0.81
26:1H:1395:A:OP2	58:1H:3645:HOH:O	1.97	0.81
26:1H:1678:G:N2	26:1H:1989:G:H22	1.78	0.81
26:1H:453:C:OP1	58:1H:3839:HOH:O	1.99	0.81

Continued on next page...

Continued from previous page...

Atom-1	Atom-2	Interatomic distance (Å)	Clash overlap (Å)
26:1H:860:U:H5	26:1H:917:A:C2	1.99	0.80
26:1H:442:G:H1'	30:31:48:THR:HG21	1.63	0.80
32:59:10:PRO:HD2	32:59:50:VAL:HG13	1.62	0.80
7:6E:111:ARG:HD2	7:6E:123:GLU:HB2	1.63	0.80
28:11:85:ASP:HB2	28:11:92:ILE:HG12	1.62	0.80
33:61:7:GLU:HA	33:61:15:VAL:HG22	1.63	0.80
26:1H:2035:G:OP1	58:1H:3744:HOH:O	1.99	0.80
26:1H:654(E):C:N3	26:1H:654(P):G:N2	2.29	0.80
1:1G:1298:C:OP2	7:62:114:ARG:NH2	2.14	0.80
45:C5:17:SER:OG	45:C5:18:GLY:N	2.13	0.80
26:1H:1187:G:OP2	58:1H:3824:HOH:O	1.98	0.80
34:15:67:LEU:HG	34:15:88:GLU:HG2	1.62	0.80
26:1H:654(G):C:O2	26:1H:654(N):G:N2	2.15	0.80
26:1H:780:G:H21	26:1H:783:A:H62	1.28	0.80
11:2A:54:ARG:NH2	24:3L:39:U:O2'	2.12	0.80
53:K5:33:LYS:HE2	53:K5:34:LEU:H	1.46	0.80
1:13:310:G:OP2	16:7I:27:LYS:NZ	2.13	0.80
26:14:574:C:OP2	58:14:3825:HOH:O	1.99	0.80
26:14:2304:G:N2	26:14:2312:U:O4	2.14	0.80
26:1H:192:C:OP2	58:1H:4128:HOH:O	2.00	0.80
26:1H:1399:C:N4	58:1H:4305:HOH:O	2.14	0.80
4:32:30:LYS:HB3	4:32:35:ARG:HD2	1.64	0.80
8:7E:10:LEU:HD22	8:7E:83:ILE:HD11	1.63	0.80
1:1G:617:G:H1	1:1G:623:C:H42	1.28	0.80
26:1H:2577:A:OP1	58:1H:3752:HOH:O	1.99	0.80
20:BI:73:HIS:HB3	20:BI:74:LYS:HD2	1.64	0.80
26:14:1249:U:OP1	58:14:3530:HOH:O	2.00	0.79
26:14:800:A:OP1	58:14:3859:HOH:O	1.98	0.79
26:14:739:G:OP1	58:14:3506:HOH:O	1.99	0.79
4:3E:15:GLU:OE1	4:3E:66:ARG:NH1	2.16	0.79
5:4E:8:GLU:HG2	5:4E:34:VAL:HG22	1.65	0.79
33:61:110:ASP:HB2	33:61:112:LYS:HG2	1.62	0.79
47:E5:49:LYS:HG3	47:E5:80:HIS:HB3	1.63	0.79
1:13:1160:G:H1	1:13:1177:G:H22	1.30	0.79
1:1G:961:U:O2	1:1G:1201:A:N6	2.15	0.79
26:1H:120:U:OP2	58:1H:3999:HOH:O	2.00	0.79
9:8E:21:PRO:HA	9:8E:59:PHE:HA	1.65	0.79
27:16:12:C:O2	47:I8:74:ARG:NH1	2.15	0.79
1:1G:1435:G:H2'	1:1G:1436:U:C6	2.17	0.79
26:1H:1316:U:H2'	26:1H:1317:A:H8	1.45	0.79
26:14:2681:C:H5	26:14:2725:A:H62	1.26	0.79

Continued on next page...

Continued from previous page...

Atom-1	Atom-2	Interatomic distance (Å)	Clash overlap (Å)
26:14:848:G:H2'	26:14:849:A:C8	2.17	0.79
10:1I:77:PRO:HB2	10:1I:79:ARG:HH12	1.46	0.79
2:1E:189:ASP:HB2	2:1E:205:ASP:HB3	1.65	0.79
4:32:31:CYS:HB3	4:32:33:MET:HB2	1.65	0.79
39:65:36:TYR:HA	39:65:52:SER:HB3	1.63	0.79
2:12:73:THR:HG21	2:12:97:TRP:H	1.48	0.79
26:14:751:A:OP1	58:14:3512:HOH:O	2.01	0.79
1:1G:1069:C:O2'	1:1G:1192:C:O2	2.01	0.79
30:39:46:ARG:HG2	30:39:46:ARG:HH11	1.48	0.79
26:14:631:A:OP2	55:M5:47:LYS:NZ	2.11	0.79
2:1E:21:ARG:HB2	2:1E:39:ILE:HA	1.65	0.79
26:1H:879:G:O6	26:1H:898:C:N4	2.15	0.79
27:1J:3:C:N3	27:1J:117:G:N2	2.30	0.79
30:39:117:ARG:HH12	36:35:1:MET:H2	1.30	0.79
55:M5:40:GLU:HA	55:M5:43:GLN:HB2	1.65	0.79
27:1J:38:C:N3	27:1J:44:G:N2	2.29	0.79
26:14:2012:G:OP1	43:A5:11:ARG:NH2	2.16	0.79
45:C5:39:VAL:HG23	45:C5:41:GLY:H	1.48	0.79
26:14:833:U:O2	36:35:55:ARG:NH1	2.17	0.78
26:1H:2046:G:H5'	52:N8:19:ARG:HA	1.63	0.78
26:1H:2056:G:OP2	58:1H:3617:HOH:O	2.01	0.78
26:1H:654(H):G:N7	26:1H:654(N):G:N2	2.30	0.78
27:1J:38:C:H42	27:1J:44:G:H1	1.29	0.78
4:32:153:ARG:NH1	4:32:181:MET:SD	2.56	0.78
1:13:1213:A:O2'	1:13:1215:G:N7	2.14	0.78
27:16:100:G:OP1	58:16:303:HOH:O	2.01	0.78
26:1H:2126:A:N6	26:1H:2163:C:O2	2.16	0.78
10:1I:61:GLU:OE2	14:5I:45:ARG:NH1	2.16	0.78
39:A8:28:VAL:HG11	39:A8:98:VAL:HG13	1.65	0.78
1:13:972:C:OP1	58:13:1882:HOH:O	1.99	0.78
2:1E:100:GLY:O	2:1E:104:ASN:N	2.16	0.78
1:1G:362:G:H4'	12:3A:33:ARG:HH21	1.49	0.78
26:1H:1633:G:OP2	58:1H:4369:HOH:O	2.01	0.78
1:1G:376:G:H5''	16:7A:5:ARG:HD2	1.63	0.78
26:14:2270:G:OP2	58:14:3728:HOH:O	2.01	0.78
26:1H:1639:U:OP1	58:1H:3674:HOH:O	2.02	0.78
26:1H:1778:U:H2'	26:1H:1784:A:N6	1.98	0.78
26:1H:2135:A:N6	26:1H:2156:G:O2'	2.17	0.78
26:1H:2210:G:H3'	26:1H:2211:G:C8	2.19	0.78
9:8E:121:ARG:NH1	9:8E:122:ALA:O	2.16	0.78
26:14:1019:U:H3	26:14:1142(A):A:H62	1.30	0.78

Continued on next page...

Continued from previous page...

Atom-1	Atom-2	Interatomic distance (Å)	Clash overlap (Å)
10:1I:57:LYS:HD2	10:1I:60:ARG:HH12	1.49	0.78
31:41:66:GLN:OE1	31:41:98:ARG:NH1	2.15	0.78
36:78:2:LYS:HE3	36:78:4:SER:HB2	1.65	0.78
26:1H:2334:G:O6	47:I8:74:ARG:NH2	2.15	0.78
51:M8:48:ARG:HH11	51:M8:48:ARG:HA	1.49	0.78
26:14:2134:A:O2'	26:14:2159:G:N2	2.16	0.78
26:14:2392:A:H2	26:14:2424:C:H42	1.29	0.78
29:29:66:HIS:NE2	29:29:73:GLU:OE1	2.15	0.78
1:1G:490:G:OP2	4:32:132:ARG:NH2	2.16	0.78
39:65:74:ALA:HB1	39:65:107:GLU:HB2	1.65	0.78
46:H8:19:ARG:NH1	46:H8:84:GLU:O	2.17	0.78
28:11:93:ALA:HB3	28:11:105:ILE:HG22	1.64	0.78
26:14:780:G:H21	26:14:783:A:H62	1.31	0.78
26:1H:1900:A:H5'	26:1H:1900:A:H8	1.47	0.78
36:35:47:ASP:OD1	36:35:50:ARG:NH1	2.17	0.78
26:14:593:G:H4'	55:M5:60:LEU:HD22	1.64	0.78
1:1G:1002:G:N2	1:1G:1038:C:N3	2.32	0.78
1:1G:853:G:H2'	1:1G:854:G:H8	1.47	0.78
26:1H:1774:C:OP1	58:1H:3750:HOH:O	2.01	0.78
36:35:81:GLN:NE2	36:35:106:LEU:O	2.17	0.78
12:3A:52:LEU:O	12:3A:54:LYS:NZ	2.17	0.78
32:59:6:ARG:HH11	32:59:6:ARG:H	1.32	0.78
19:AI:40:ILE:HG23	19:AI:41:VAL:HG13	1.64	0.78
26:14:1702:G:N7	58:14:4006:HOH:O	2.16	0.78
26:1H:2789:C:O2	26:1H:2894:G:N2	2.15	0.78
33:69:130:TYR:HB3	33:69:136:VAL:HG13	1.66	0.78
26:1H:1287:A:N7	38:98:107:ASP:HB2	1.98	0.78
19:AA:41:VAL:HG12	19:AA:43:GLU:H	1.49	0.78
41:C8:8:VAL:HG23	41:C8:11:ARG:HH21	1.49	0.78
26:14:1786:A:OP1	58:14:3569:HOH:O	2.02	0.77
26:14:273(C):C:H42	26:14:363(C):G:H1	1.32	0.77
1:1G:673:G:H2'	1:1G:674:G:C8	2.19	0.77
41:85:28:ARG:NH1	41:85:38:THR:OG1	2.17	0.77
26:14:2352:A:C2	47:E5:33:ALA:HB1	2.17	0.77
26:14:270(Q):C:H5''	33:69:45:LYS:HE3	1.65	0.77
1:13:510:A:OP2	4:3E:49:ARG:NH2	2.17	0.77
1:13:376:G:H1	1:13:387:U:H3	1.30	0.77
1:1G:1210:C:HO2'	1:1G:1213:A:HO2'	1.29	0.77
29:29:81:ILE:HG22	29:29:82:ARG:H	1.49	0.77
26:14:1113:U:H5'	32:59:2:SER:HA	1.65	0.77
9:82:13:ALA:HB2	9:82:68:GLY:HA3	1.67	0.77

Continued on next page...

Continued from previous page...

Atom-1	Atom-2	Interatomic distance (Å)	Clash overlap (Å)
46:D5:157:LEU:HB3	46:D5:161:VAL:HG11	1.65	0.77
48:J8:65:SER:OG	48:J8:66:HIS:ND1	2.17	0.77
52:N8:33:CYS:HB2	52:N8:40:LYS:HD3	1.65	0.77
26:1H:509:C:O3'	58:1H:4191:HOH:O	2.02	0.77
35:25:13:ASN:HD21	35:25:96:THR:HG23	1.50	0.77
1:13:1029:G:H1'	1:13:1032(A):G:H22	1.49	0.77
26:14:654(D):G:H22	26:14:654(Q):C:H42	1.33	0.77
2:12:47:THR:HG23	2:12:202:PRO:HG2	1.64	0.77
1:13:859:A:H2'	1:13:860:A:H8	1.49	0.77
26:14:397:G:N7	58:14:3752:HOH:O	2.18	0.77
34:15:18:ALA:HA	34:15:21:LYS:HG3	1.66	0.77
26:1H:259:G:H21	26:1H:621:A:H8	1.30	0.77
14:5A:45:ARG:O	14:5A:49:HIS:ND1	2.18	0.77
45:C5:17:SER:HB2	45:C5:71:LYS:HD2	1.66	0.77
1:1G:156:G:N2	1:1G:165:C:O2	2.18	0.77
33:61:144:VAL:HG13	33:61:145:VAL:HG23	1.65	0.77
27:1J:104:A:OP1	46:D5:72:ARG:NH1	2.18	0.77
26:14:920:G:H2'	26:14:921:G:H8	1.49	0.77
26:1H:1782:C:OP1	58:1H:3627:HOH:O	2.02	0.77
42:95:71:LEU:N	42:95:86:GLY:HA2	1.99	0.77
26:14:2068:U:H3	26:14:2430:A:H2	1.33	0.76
33:61:39:ALA:HB1	33:61:44:LEU:HD13	1.66	0.76
9:8E:50:LEU:HD23	9:8E:85:LEU:HD11	1.67	0.76
41:C8:92:ARG:O	41:C8:94:ASN:N	2.19	0.76
53:O8:41:PRO:HB2	53:O8:43:CYS:HB2	1.65	0.76
1:13:812:C:N3	58:13:1802:HOH:O	2.18	0.76
26:14:1992:G:N7	58:14:3597:HOH:O	2.17	0.76
26:14:2689:U:P	26:14:2719:G:H22	2.09	0.76
26:1H:187:G:N7	58:1H:4055:HOH:O	2.17	0.76
26:1H:751:A:OP1	58:1H:3860:HOH:O	2.03	0.76
8:7E:7:ALA:HB2	8:7E:85:ARG:HH11	1.50	0.76
46:D5:4:ARG:HA	46:D5:58:VAL:HB	1.65	0.76
47:E5:27:GLU:HG3	47:E5:68:GLU:HA	1.68	0.76
49:K8:15:LYS:H	49:K8:67:LYS:NZ	1.84	0.76
26:1H:192:C:N3	58:1H:3654:HOH:O	2.19	0.76
1:1G:1359:C:O2'	1:1G:1361:G:N7	2.17	0.76
32:51:83:TYR:HD1	32:51:84:SER:H	1.31	0.76
48:J8:91:LYS:O	48:J8:94:LEU:N	2.18	0.76
1:13:1305:G:N2	1:13:1331:G:H2'	2.01	0.76
1:13:737:A:H2'	1:13:738:C:C6	2.20	0.76
26:14:2419:U:O4	55:M5:31:HIS:ND1	2.19	0.76

Continued on next page...

Continued from previous page...

Atom-1	Atom-2	Interatomic distance (Å)	Clash overlap (Å)
1:1G:11:G:N2	1:1G:525:C:O2'	2.19	0.76
26:1H:2807:G:N1	26:1H:2893:G:O6	2.19	0.76
26:1H:1165:U:H2'	26:1H:1166:C:C6	2.20	0.76
26:1H:1814:G:O6	58:1H:4231:HOH:O	2.03	0.76
26:14:2686:G:N7	58:14:3783:HOH:O	2.19	0.76
26:1H:1828:G:OP1	58:1H:3896:HOH:O	2.04	0.76
26:1H:330:A:O2'	26:1H:331:A:H8	1.68	0.76
39:A8:93:LYS:HG2	39:A8:95:HIS:HB2	1.67	0.76
19:AA:50:ALA:HB1	19:AA:57:HIS:HB3	1.67	0.76
49:G5:25:VAL:HG12	49:G5:60:LEU:HD23	1.67	0.76
1:13:187:C:O2	1:13:191(A):G:N1	2.19	0.75
34:15:47:ALA:HB2	34:15:112:LEU:HD21	1.66	0.75
26:1H:450:G:OP2	58:1H:3835:HOH:O	2.04	0.75
32:59:125:VAL:HG22	32:59:126:PRO:HA	1.67	0.75
32:59:15:VAL:HG11	32:59:29:PRO:HD3	1.67	0.75
46:H8:76:LEU:HD22	46:H8:76:LEU:H	1.51	0.75
26:14:1970:A:OP1	58:14:3572:HOH:O	2.04	0.75
26:14:67:U:H3	26:14:74:A:H2	1.31	0.75
26:14:958:U:OP2	37:45:14:ARG:NH1	2.15	0.75
26:1H:2838:G:N7	58:1H:4314:HOH:O	2.19	0.75
36:35:128:HIS:HA	36:35:147:LEU:HA	1.69	0.75
42:95:80:GLN:HG3	42:95:81:TYR:H	1.51	0.75
39:A8:37:ALA:HB2	39:A8:101:LEU:HD21	1.66	0.75
1:13:1003:G:N2	1:13:1037:C:O2	2.19	0.75
26:14:1434:A:H61	26:14:1558:A:H62	1.33	0.75
1:1G:192:U:H2'	1:1G:193:C:H6	1.51	0.75
26:14:1864:U:OP1	26:14:2410:G:O2'	2.03	0.75
26:14:2475:C:HO2'	26:14:2477:C:H5	1.35	0.75
27:1J:18:G:N2	27:1J:65:C:N3	2.35	0.75
33:61:37:VAL:HG12	33:61:38:LEU:HD12	1.68	0.75
44:B5:41:ASN:HA	44:B5:44:GLU:HB2	1.69	0.75
1:1G:41:G:H2'	1:1G:42:G:C8	2.21	0.75
1:1G:377:G:H1	1:1G:386:C:H42	1.33	0.75
26:1H:1495:A:OP2	58:1H:4102:HOH:O	2.04	0.75
26:1H:2199:A:H5''	26:1H:2205:C:H5	1.52	0.75
26:1H:2656:U:H3	26:1H:2665:A:H2	1.32	0.75
15:6A:54:ARG:NH1	15:6A:58:MET:SD	2.59	0.75
26:14:2210:G:H3'	26:14:2211:G:C2	2.22	0.75
10:1I:57:LYS:O	10:1I:60:ARG:NH1	2.19	0.75
45:C5:97:ARG:NH2	45:C5:104:GLY:O	2.20	0.75
34:15:94:HIS:HB2	34:15:97:ARG:HG3	1.69	0.75

Continued on next page...

Continued from previous page...

Atom-1	Atom-2	Interatomic distance (Å)	Clash overlap (Å)
26:1H:2577:A:OP1	58:1H:3756:HOH:O	2.04	0.75
26:14:749:C:OP2	58:14:3643:HOH:O	2.03	0.74
26:1H:1664:A:OP1	58:1H:3712:HOH:O	2.05	0.74
24:3L:26:A:H61	24:3L:44:G:H1	1.31	0.74
1:13:1086:U:O4	1:13:1099:G:N2	2.17	0.74
26:1H:1580:A:OP1	58:1H:4512:HOH:O	2.04	0.74
27:1J:76:G:N7	58:1J:310:HOH:O	2.20	0.74
29:21:105:THR:OG1	29:21:199:ARG:NH2	2.20	0.74
16:7I:4:ILE:HB	16:7I:66:PRO:HB3	1.69	0.74
1:13:1004:A:O5'	1:13:1025:U:N3	2.15	0.74
26:14:2250:G:C4	37:45:82:ARG:HG3	2.23	0.74
43:A5:65:LEU:HD13	43:A5:68:ARG:HD3	1.69	0.74
40:B8:6:LEU:HA	40:B8:9:LEU:HB2	1.68	0.74
1:13:352:C:O2'	1:13:354:G:OP1	2.04	0.74
1:13:827:U:H5	1:13:872:A:N1	1.85	0.74
2:1E:33:TYR:HB2	2:1E:43:ASP:HB2	1.68	0.74
1:1G:1248:A:N6	1:1G:1288:A:OP2	2.21	0.74
1:1G:587:G:N2	1:1G:754:C:OP2	2.20	0.74
10:1I:34:VAL:HG12	10:1I:74:ILE:HG23	1.70	0.74
12:3I:52:LEU:O	12:3I:54:LYS:NZ	2.20	0.74
1:1G:1248:A:N3	9:82:70:LYS:NZ	2.33	0.74
29:29:16:ARG:NH2	29:29:171:GLU:OE1	2.20	0.74
26:1H:1611:C:OP2	58:1H:4174:HOH:O	2.05	0.74
26:1H:1791:A:H5'	28:11:206:LEU:HD12	1.68	0.74
26:14:2839:G:H5'	38:55:46:GLY:HA2	1.68	0.74
40:75:77:PRO:HG2	40:75:80:SER:HB2	1.69	0.74
1:13:1149:C:H2'	1:13:1150:U:H6	1.52	0.74
1:13:353:A:H5'	1:13:353:A:H8	1.52	0.74
1:13:766:A:OP2	58:13:1803:HOH:O	2.04	0.74
28:19:69:ARG:HD3	28:19:105:ILE:HD11	1.70	0.74
26:1H:1900:A:C8	26:1H:1900:A:H5'	2.23	0.74
12:3I:126:LYS:HG3	12:3I:128:ALA:H	1.53	0.74
24:3K:15:G:H1	24:3K:48:C:H41	1.34	0.74
42:D8:60:GLU:HB2	42:D8:97:LYS:HE2	1.69	0.74
26:14:2331:G:O3'	47:E5:43:THR:HG22	1.87	0.74
26:14:1061:U:H4'	26:14:1070:A:H1'	1.68	0.74
1:1G:1003:G:N2	1:1G:1037:C:O2	2.19	0.74
26:1H:2059:A:OP2	58:1H:4045:HOH:O	2.04	0.74
4:32:98:GLU:OE2	4:32:103:ASN:ND2	2.18	0.74
26:14:2873:A:H8	38:55:6:SER:H	1.35	0.74
47:I8:49:LYS:NZ	47:I8:68:GLU:OE2	2.13	0.74

Continued on next page...

Continued from previous page...

Atom-1	Atom-2	Interatomic distance (Å)	Clash overlap (Å)
1:1G:1002:G:H2'	1:1G:1003:G:C8	2.23	0.74
1:1G:1004:A:OP1	1:1G:1024:G:N1	2.17	0.74
26:1H:577:G:O6	58:1H:3922:HOH:O	2.06	0.74
2:12:134:GLU:OE1	2:12:137:ARG:NH1	2.21	0.74
2:12:185:ILE:HG22	2:12:199:TYR:HB2	1.69	0.74
26:14:760:G:OP1	58:14:3870:HOH:O	2.05	0.74
26:1H:1533:C:H3'	26:1H:1534:G:H5''	1.69	0.74
26:1H:2583:G:OP2	58:1H:4163:HOH:O	2.05	0.74
13:4I:3:ARG:HE	13:4I:9:ILE:HD11	1.53	0.74
1:13:1423:G:OP1	35:68:49:ARG:NH2	2.21	0.74
2:12:67:THR:HG21	2:12:155:LEU:HG	1.68	0.73
1:13:1329:A:H5'	13:4I:29:ARG:HD2	1.68	0.73
26:14:877:U:O4	26:14:899:A:N6	2.21	0.73
26:14:920:G:H2'	26:14:921:G:C8	2.23	0.73
26:14:1434:A:H61	26:14:1558:A:N6	1.86	0.73
26:1H:1466:G:N2	26:1H:1547:C:N3	2.36	0.73
1:1G:591:U:OP2	8:72:30:ARG:NH1	2.19	0.73
26:14:1041:C:H42	26:14:1114:G:H1	1.32	0.73
26:14:1856:G:H1	26:14:1886:C:H42	1.33	0.73
29:21:36:ARG:NH2	29:21:88:GLY:O	2.21	0.73
30:31:11:VAL:HG22	30:31:125:LEU:HB2	1.71	0.73
1:13:74:C:H42	1:13:96:G:H1	1.36	0.73
26:14:751:A:OP1	58:14:3515:HOH:O	2.06	0.73
1:1G:1126:U:H4'	1:1G:1127:G:C8	2.23	0.73
1:1G:353:A:H8	1:1G:353:A:H5'	1.53	0.73
26:1H:1249:U:OP1	58:1H:3828:HOH:O	2.06	0.73
26:1H:2199:A:H5'	26:1H:2205:C:OP2	1.89	0.73
1:13:963:G:H21	10:1I:55:LYS:HE2	1.53	0.73
37:88:51:ARG:HH12	37:88:52:VAL:HG23	1.52	0.73
26:14:1382:G:N7	58:14:3672:HOH:O	2.20	0.73
26:1H:1434:A:H61	26:1H:1558:A:H61	1.34	0.73
29:29:151:TYR:HD2	29:29:154:LYS:HZ2	1.35	0.73
32:51:4:ILE:HB	32:51:6:ARG:HG3	1.71	0.73
38:55:33:ARG:HD3	38:55:113:LEU:HD11	1.70	0.73
26:14:1270:C:H5''	26:14:1271:G:H5'	1.71	0.73
26:14:1900:A:OP2	58:14:3578:HOH:O	2.05	0.73
55:M5:52:LYS:HZ1	55:M5:53:PRO:HA	1.53	0.73
1:13:177:C:OP1	20:BI:65:LYS:NZ	2.17	0.73
26:14:453:C:OP1	58:14:3860:HOH:O	2.06	0.73
27:16:40:U:H1'	27:16:45:A:H61	1.52	0.73
26:1H:500:G:N7	58:1H:4351:HOH:O	2.22	0.73

Continued on next page...

Continued from previous page...

Atom-1	Atom-2	Interatomic distance (Å)	Clash overlap (Å)
29:21:119:ARG:HD3	29:21:160:TYR:HB2	1.70	0.73
5:42:101:ILE:HD11	5:42:119:LEU:HD23	1.71	0.73
16:7A:53:VAL:HG13	16:7A:79:VAL:HG22	1.71	0.73
43:A5:13:SER:HB3	43:A5:16:LYS:HD2	1.70	0.73
49:K8:17:SER:HB3	49:K8:67:LYS:HE3	1.71	0.73
36:78:50:ARG:HG3	55:Q8:58:ILE:HD11	1.69	0.73
26:14:1249:U:OP1	58:14:3534:HOH:O	2.06	0.73
26:14:607:U:H3	26:14:621:A:H2	1.36	0.73
30:31:103:LYS:HA	30:31:106:ARG:HG3	1.70	0.73
37:88:116:GLU:OE2	37:88:119:ARG:NH2	2.21	0.73
1:13:606:G:N3	1:13:632:A:N6	2.36	0.73
26:1H:1525:G:H2'	26:1H:1526:G:C8	2.23	0.73
26:1H:1689:A:H62	26:1H:1698:A:H2	1.37	0.73
34:58:56:ASN:N	34:58:125:GLY:O	2.13	0.73
41:85:92:ARG:HH22	42:95:10:LYS:HA	1.53	0.73
1:13:975:A:H4'	1:13:976:G:H5''	1.71	0.73
11:2A:85:ARG:HD3	11:2A:113:PRO:HD3	1.70	0.73
30:39:122:LYS:O	30:39:124:LEU:N	2.22	0.73
26:14:399:G:OP2	58:14:3682:HOH:O	2.06	0.72
26:1H:1441:G:H2'	26:1H:1442:G:H8	1.53	0.72
3:22:88:ARG:HB2	3:22:101:LEU:HD22	1.71	0.72
3:22:91:LEU:HB2	3:22:99:VAL:HG11	1.69	0.72
5:4E:137:GLU:OE1	5:4E:141:GLN:NE2	2.21	0.72
26:1H:598:G:H5'	36:78:11:GLY:HA3	1.71	0.72
19:AI:41:VAL:HG21	19:AI:67:VAL:HG12	1.68	0.72
55:Q8:53:PRO:HA	55:Q8:55:ALA:N	2.04	0.72
26:1H:2062:A:N3	26:1H:2062:A:H2'	2.03	0.72
26:1H:574:C:OP2	58:1H:3919:HOH:O	2.07	0.72
26:14:574:C:OP2	58:14:3827:HOH:O	2.07	0.72
26:1H:1797:C:HO2'	28:11:259:THR:HG1	1.35	0.72
27:16:42:C:O3'	31:41:67:LYS:NZ	2.22	0.72
16:7I:53:VAL:HG13	16:7I:79:VAL:HG22	1.70	0.72
37:88:35:VAL:HG13	37:88:130:LYS:HB3	1.72	0.72
55:M5:52:LYS:NZ	55:M5:53:PRO:HA	2.04	0.72
24:3K:30:G:H1	24:3K:40:C:H42	1.37	0.72
13:4A:97:PRO:HA	13:4A:110:ARG:HD3	1.72	0.72
26:14:395:U:H2'	26:14:396:G:N7	2.03	0.72
34:15:42:TRP:O	41:85:64:ARG:NH2	2.19	0.72
1:1G:985:C:N3	1:1G:1220:G:N2	2.37	0.72
1:1G:888:G:O2'	1:1G:1488:G:O2'	2.07	0.72
26:1H:1828:G:OP1	58:1H:3893:HOH:O	2.06	0.72

Continued on next page...

Continued from previous page...

Atom-1	Atom-2	Interatomic distance (Å)	Clash overlap (Å)
3:22:57:ILE:HG12	3:22:66:VAL:HG22	1.71	0.72
16:7I:21:VAL:HG12	16:7I:33:ILE:HD12	1.69	0.72
26:14:1225:C:O2'	42:95:85:LYS:N	2.23	0.72
26:14:910:A:H62	37:45:12:GLN:HA	1.54	0.72
1:1G:983:A:N1	1:1G:1222:G:N2	2.38	0.72
5:4E:45:PHE:CE2	5:4E:47:LYS:HD2	2.25	0.72
43:E8:12:ILE:HG13	43:E8:42:ARG:HH11	1.55	0.72
28:19:70:TRP:CH2	28:19:150:LYS:HA	2.24	0.72
1:1G:1057:G:H1	1:1G:1203:C:H42	1.37	0.72
9:82:28:VAL:HG22	9:82:63:ILE:HB	1.72	0.72
26:1H:2419:U:H5'	53:O8:23:THR:HG21	1.71	0.72
27:1J:80:U:H2'	27:1J:81:G:N2	2.05	0.72
26:1H:1257:C:H4'	30:31:83:PHE:CD1	2.25	0.72
38:55:38:VAL:HG12	38:55:42:LYS:HD2	1.71	0.72
39:65:84:GLN:HA	39:65:110:LEU:HD12	1.72	0.72
19:AI:5:LEU:HD13	19:AI:10:PHE:HD2	1.54	0.72
46:H8:152:ALA:HB1	46:H8:163:LEU:HD11	1.70	0.72
46:H8:165:VAL:HB	46:H8:167:PRO:HD3	1.72	0.72
31:49:67:LYS:H	51:I5:6:HIS:CD2	2.07	0.72
1:13:1372:U:H5''	9:8E:71:SER:HB2	1.70	0.72
1:1G:532:A:N6	1:1G:1206:G:O2'	2.23	0.72
1:1G:589:C:H42	1:1G:650:G:H1	1.38	0.72
26:1H:141:A:H8	26:1H:1595:G:H21	1.36	0.72
26:14:2134:A:OP2	26:14:2157:G:N2	2.23	0.72
36:35:14:LYS:O	36:35:16:ARG:N	2.23	0.72
40:B8:3:ARG:HB2	40:B8:6:LEU:HB3	1.70	0.72
1:13:1069:C:OP2	58:13:1951:HOH:O	2.08	0.71
26:14:2002:G:N7	58:14:3900:HOH:O	2.22	0.71
1:1G:680:C:N4	1:1G:710:G:H1	1.88	0.71
36:78:50:ARG:HH21	36:78:50:ARG:HG3	1.55	0.71
46:D5:87:ASP:N	46:D5:87:ASP:OD1	2.21	0.71
37:88:137:TYR:CE1	46:H8:83:PRO:HG3	2.25	0.71
28:11:146:GLU:HB2	28:11:189:CYS:HB3	1.72	0.71
26:14:1357:U:O4	58:14:3968:HOH:O	2.03	0.71
26:1H:1386:C:H2'	26:1H:1387:C:C6	2.24	0.71
1:13:1129:C:H4'	1:13:1130:A:H5'	1.72	0.71
1:13:974:A:OP2	14:5I:41:ARG:NH1	2.23	0.71
26:14:2324:C:H5''	26:14:2325:G:H5'	1.70	0.71
26:14:2720:U:H3	26:14:2873:A:H2	1.36	0.71
26:1H:2033:A:H8	58:1H:3948:HOH:O	1.72	0.71
26:1H:265:A:C8	26:1H:266:G:H1'	2.25	0.71

Continued on next page...

Continued from previous page...

Atom-1	Atom-2	Interatomic distance (Å)	Clash overlap (Å)
24:1L:19:G:N2	24:1L:56:C:N3	2.38	0.71
8:72:120:THR:HG23	8:72:123:GLU:H	1.55	0.71
26:14:602:G:O2'	26:14:604:G:O2'	2.06	0.71
1:1G:516:U:O4	58:1G:1725:HOH:O	2.07	0.71
26:1H:1658:C:OP1	58:1H:3694:HOH:O	2.07	0.71
26:1H:945:A:N3	58:1H:3801:HOH:O	2.24	0.71
32:59:89:ILE:HD12	32:59:130:ARG:HA	1.69	0.71
7:62:20:ASP:HB3	7:62:23:VAL:HG23	1.71	0.71
26:14:619:G:H5''	26:14:620:G:H21	1.56	0.71
1:1G:1305:G:H22	1:1G:1331:G:H2'	1.56	0.71
30:31:32:LEU:HD21	30:31:105:VAL:HG13	1.72	0.71
2:12:178:ARG:HH21	8:72:68:ARG:HH22	1.39	0.71
8:7E:34:GLU:OE1	8:7E:37:ARG:NH1	2.23	0.71
45:C5:17:SER:HB3	45:C5:71:LYS:HB3	1.71	0.71
45:G8:49:VAL:HG21	45:G8:55:TYR:HE2	1.56	0.71
26:1H:1772:G:OP1	58:1H:3895:HOH:O	2.08	0.71
10:1I:58:ASP:OD1	58:1I:201:HOH:O	2.09	0.71
26:1H:958:U:OP2	37:88:14:ARG:NH1	2.23	0.71
37:88:59:ARG:HH11	37:88:59:ARG:H	1.38	0.71
2:12:18:GLY:O	2:12:204:ASN:ND2	2.23	0.71
2:1E:53:ARG:HH12	2:1E:200:ILE:HD12	1.55	0.71
26:1H:1062:G:H2'	26:1H:1063:G:C8	2.26	0.71
1:13:835:U:H3	1:13:851:G:H1	1.37	0.71
26:14:1416:G:O2'	26:14:1417:C:O5'	2.08	0.71
26:14:2439:A:C8	26:14:2439:A:H5'	2.25	0.71
26:14:270(I):G:H2'	26:14:270(J):G:H8	1.55	0.71
11:2I:54:ARG:NH1	24:3K:40:C:OP1	2.24	0.71
32:51:4:ILE:HD13	32:51:4:ILE:H	1.56	0.71
8:7E:87:SER:HB2	8:7E:93:VAL:HB	1.73	0.71
40:B8:77:PRO:HG2	40:B8:80:SER:HB2	1.72	0.71
43:E8:70:TYR:H	43:E8:70:TYR:HD1	1.37	0.71
46:H8:9:TYR:HE1	46:H8:35:ARG:HD3	1.55	0.71
2:1E:178:ARG:HG3	8:7E:72:PRO:HA	1.73	0.71
1:1G:411:A:H62	1:1G:413:G:H21	1.38	0.71
1:1G:853:G:H2'	1:1G:854:G:C8	2.26	0.71
26:1H:2298:A:H62	26:1H:2318:G:H8	1.37	0.71
26:14:2572:A:C8	29:29:144:ARG:HD2	2.26	0.71
45:G8:82:PRO:HG3	45:G8:97:ARG:HG3	1.73	0.71
46:H8:9:TYR:CE1	46:H8:35:ARG:HD3	2.26	0.71
26:14:1048:A:N6	26:14:1112:G:O2'	2.24	0.71
26:14:2127:G:O6	26:14:2161:C:N4	2.18	0.71

Continued on next page...

Continued from previous page...

Atom-1	Atom-2	Interatomic distance (Å)	Clash overlap (Å)
1:13:523:A:H61	12:3I:92:ASP:HB2	1.55	0.71
9:8E:112:LYS:HA	9:8E:119:ALA:HB2	1.72	0.71
19:AA:39:THR:OG1	19:AA:70:LYS:NZ	2.24	0.71
45:C5:18:GLY:O	45:C5:21:LYS:N	2.24	0.71
26:14:2287:A:H62	26:14:2344:U:H3	1.38	0.70
23:2K:54:G:H2'	23:2K:55:5MU:H6	1.54	0.70
26:14:662:G:OP1	36:35:15:ARG:NH2	2.24	0.70
55:M5:53:PRO:O	55:M5:57:ARG:NH1	2.24	0.70
26:14:323:G:O2'	26:14:1205:U:N3	2.16	0.70
26:14:479:A:N3	26:14:481:G:H5''	2.06	0.70
1:1G:662:G:O2'	1:1G:836:G:OP1	2.10	0.70
24:3K:64:A:N3	24:3K:65:G:N2	2.39	0.70
40:B8:50:ILE:HD13	40:B8:64:ARG:HB3	1.71	0.70
26:14:459:U:H5''	54:L5:40:TRP:CD2	2.24	0.70
26:14:831:G:N7	58:14:3657:HOH:O	2.24	0.70
11:2I:79:SER:HB2	11:2I:106:LYS:HD2	1.73	0.70
16:7I:26:ARG:HE	16:7I:31:LYS:HB3	1.57	0.70
42:95:71:LEU:H	42:95:86:GLY:CA	2.05	0.70
1:13:584:G:O6	58:13:1921:HOH:O	2.06	0.70
26:14:1019:U:OP1	26:14:1035:U:O2'	2.10	0.70
28:19:242:ARG:H	28:19:242:ARG:HH11	1.39	0.70
1:1G:474:G:H2'	1:1G:475:G:C8	2.26	0.70
35:25:2:ILE:HD12	35:25:6:THR:HG21	1.73	0.70
36:35:15:ARG:HH21	36:35:17:LYS:HE3	1.57	0.70
26:1H:2313:C:H4'	31:41:91:ARG:HG3	1.73	0.70
33:61:3:VAL:HG12	33:61:38:LEU:HA	1.73	0.70
19:AA:9:VAL:HG22	51:I5:62:ARG:HB3	1.73	0.70
51:M8:12:ALA:HB3	51:M8:24:THR:HB	1.72	0.70
1:13:659:U:H2'	1:13:660:G:H8	1.56	0.70
13:4A:33:ALA:O	13:4A:37:THR:OG1	2.09	0.70
36:78:121:LYS:HE2	36:78:123:LEU:HD12	1.72	0.70
26:1H:1156:A:C8	41:C8:51:LYS:HD3	2.27	0.70
1:13:1302:U:OP2	13:4I:21:TYR:OH	2.03	0.70
1:13:1348:U:N3	1:13:1374:A:H2	1.88	0.70
1:1G:1368:G:H5'	9:82:112:LYS:HB3	1.73	0.70
7:62:67:GLU:OE2	7:62:70:LYS:NZ	2.24	0.70
10:1A:51:ARG:HB2	10:1A:60:ARG:HA	1.74	0.70
26:1H:2032:G:H21	29:21:146:THR:CG2	2.03	0.70
26:1H:265:A:H8	26:1H:266:G:H1'	1.56	0.70
32:51:30:LYS:HE3	32:51:81:GLU:H	1.56	0.70
32:59:137:ASP:HB3	32:59:140:LYS:HB2	1.71	0.70

Continued on next page...

Continued from previous page...

Atom-1	Atom-2	Interatomic distance (Å)	Clash overlap (Å)
26:1H:1265:A:H3'	52:N8:19:ARG:NH1	2.07	0.70
26:14:943:U:OP2	36:35:36:LYS:HG3	1.92	0.70
2:1E:15:VAL:HG21	2:1E:209:ARG:HB3	1.73	0.70
26:14:2429:G:O6	36:35:61:ARG:NH2	2.25	0.70
30:39:103:LYS:HA	30:39:106:ARG:HG3	1.74	0.70
1:1G:564:C:O2'	8:72:91:ARG:NH2	2.25	0.70
36:78:56:SER:HB2	36:78:61:ARG:HD3	1.73	0.70
38:98:41:ALA:O	38:98:44:LEU:N	2.23	0.70
1:13:77:C:N3	1:13:90:C:N4	2.39	0.69
26:14:1581:G:H2'	26:14:1582:C:O4'	1.92	0.69
26:14:1945:G:H2'	26:14:1946:U:C6	2.27	0.69
26:1H:2577:A:H5''	26:1H:2578:G:H5'	1.74	0.69
30:31:64:ILE:HG23	30:31:65:TRP:CD1	2.27	0.69
30:39:28:ILE:HA	30:39:112:MET:HG2	1.71	0.69
17:8I:67:LYS:HA	17:8I:70:ARG:HH12	1.56	0.69
6:5E:97:PHE:N	18:9I:30:ASP:OD1	2.22	0.69
46:H8:128:VAL:HG23	46:H8:161:VAL:HG11	1.74	0.69
1:13:630:G:H2'	1:13:631:G:O4'	1.92	0.69
26:14:1378:A:O2'	26:14:1380:G:N7	2.23	0.69
26:14:2307:G:O2'	26:14:2308:G:OP2	2.07	0.69
26:14:2327:A:H2'	26:14:2328:A:C8	2.27	0.69
31:49:125:PHE:HB3	31:49:166:ASP:HB2	1.74	0.69
1:13:1125:U:H5'	1:13:1126:U:H5	1.56	0.69
26:14:607:U:OP1	30:39:102:PRO:HA	1.92	0.69
26:14:848:G:H2'	26:14:849:A:H8	1.58	0.69
49:K8:47:ASN:O	49:K8:49:LYS:N	2.24	0.69
26:14:1329:U:H5''	26:14:1330:C:H5	1.58	0.69
26:14:654(E):C:H42	26:14:654(P):G:H22	1.40	0.69
26:1H:1021:A:H62	26:1H:1141:U:H3	1.40	0.69
23:2K:47:7MG:H81	23:2K:48:U:H5	1.56	0.69
36:35:138:LEU:HD12	36:35:144:GLU:HG3	1.74	0.69
51:M8:13:ARG:O	51:M8:30:GLU:HA	1.92	0.69
26:1H:1516:U:H2'	26:1H:1517:G:C8	2.27	0.69
26:1H:1676:A:OP2	58:1H:3703:HOH:O	2.09	0.69
26:1H:1678:G:H21	26:1H:1989:G:H22	1.37	0.69
26:1H:76:C:O2'	49:K8:62:THR:HG21	1.92	0.69
26:1H:900:A:H3'	26:1H:901:A:H8	1.57	0.69
5:4E:126:ARG:HH11	5:4E:126:ARG:HG3	1.57	0.69
40:75:4:GLY:O	40:75:7:ILE:N	2.25	0.69
45:C5:77:PRO:HD2	45:C5:103:GLY:HA2	1.73	0.69
26:14:987:G:O2'	26:14:1000:A:N3	2.21	0.69

Continued on next page...

Continued from previous page...

Atom-1	Atom-2	Interatomic distance (Å)	Clash overlap (Å)
28:19:40:THR:OG1	28:19:41:GLY:N	2.25	0.69
26:1H:1113:U:H5'	32:51:2:SER:HB2	1.72	0.69
26:1H:2683:C:OP1	40:B8:53:ARG:NH2	2.26	0.69
26:1H:573:G:O2'	26:1H:574:C:H3'	1.92	0.69
12:3I:7:ILE:HD13	12:3I:10:LEU:HD12	1.73	0.69
15:6A:33:THR:HG21	15:6A:85:LEU:HD22	1.72	0.69
37:88:135:ASP:HB3	37:88:137:TYR:H	1.56	0.69
37:88:82:ARG:HD2	37:88:82:ARG:N	2.08	0.69
26:14:1022:G:O2'	26:14:1023:U:OP2	2.05	0.69
26:14:2685:G:C6	58:14:3783:HOH:O	2.46	0.69
26:14:882:G:H22	26:14:894:C:H42	1.40	0.69
26:1H:1174:A:H1'	26:1H:1178:C:H41	1.57	0.69
26:1H:2308:G:N1	26:1H:2311:A:H2	1.84	0.69
29:29:33:VAL:HG23	29:29:47:VAL:HG13	1.73	0.69
32:59:106:THR:HG22	32:59:112:PRO:HB3	1.75	0.69
9:8E:13:ALA:HB2	9:8E:68:GLY:HA3	1.75	0.69
39:A8:89:ARG:HG2	39:A8:89:ARG:O	1.92	0.69
1:1G:1014:A:H4'	19:AA:14:HIS:CE1	2.27	0.69
1:1G:1376:U:H2'	1:1G:1377:A:H8	1.56	0.69
26:1H:2134:A:OP2	26:1H:2157:G:N2	2.25	0.69
12:3A:117:ARG:HB3	12:3A:122:THR:HB	1.74	0.69
12:3A:41:ARG:HB3	12:3A:41:ARG:HH11	1.58	0.69
31:41:131:TYR:O	31:41:159:VAL:HG22	1.93	0.69
19:AI:5:LEU:HD13	19:AI:10:PHE:CD2	2.27	0.69
26:14:1676:A:OP2	58:14:3549:HOH:O	2.11	0.69
1:1G:943:U:H1'	9:82:124:GLN:HE22	1.57	0.69
1:13:963:G:N3	10:1I:55:LYS:NZ	2.40	0.69
4:3E:26:CYS:HA	4:3E:31:CYS:HB2	1.74	0.69
13:4I:81:LEU:HD22	13:4I:88:ARG:HB2	1.72	0.69
26:14:1689:A:H62	26:14:1698:A:H2	1.40	0.69
26:1H:863:A:N7	58:1H:3909:HOH:O	2.25	0.69
27:1J:42:C:O2'	31:49:67:LYS:O	2.10	0.69
34:58:96:GLU:O	34:58:98:VAL:N	2.26	0.69
7:62:21:VAL:HG23	7:62:22:LEU:HD12	1.74	0.69
39:A8:11:LYS:HD3	39:A8:91:PRO:HD3	1.75	0.69
44:F8:51:VAL:HG13	44:F8:81:VAL:HG23	1.75	0.69
26:14:2025:C:N4	58:14:3843:HOH:O	2.26	0.69
1:1G:1256:A:N6	1:1G:1278:U:OP2	2.24	0.69
26:1H:2136:C:N3	26:1H:2155:G:N1	2.38	0.69
17:8I:22:LEU:HD11	17:8I:39:SER:HB3	1.74	0.69
26:1H:1603:A:OP1	58:1H:3648:HOH:O	2.09	0.68

Continued on next page...

Continued from previous page...

Atom-1	Atom-2	Interatomic distance (Å)	Clash overlap (Å)
26:1H:242:G:OP1	58:1H:4111:HOH:O	2.10	0.68
26:1H:386:G:OP2	58:1H:4346:HOH:O	2.11	0.68
10:1I:27:ALA:HB1	10:1I:34:VAL:HG11	1.74	0.68
3:2E:40:ARG:O	3:2E:44:GLU:HG2	1.92	0.68
40:75:50:ILE:HD11	40:75:102:ILE:HD11	1.73	0.68
40:75:8:LYS:HZ2	40:75:8:LYS:HB2	1.58	0.68
1:13:1453:G:H2'	20:BI:39:LYS:HE2	1.74	0.68
49:G5:47:ASN:O	49:G5:49:LYS:N	2.24	0.68
51:I5:38:LYS:HA	51:I5:44:THR:HG21	1.75	0.68
28:11:223:GLY:HA3	28:11:231:HIS:ND1	2.08	0.68
1:13:1001:G:N2	1:13:1040:U:O2	2.27	0.68
26:14:881:G:O6	26:14:882:G:N2	2.26	0.68
30:31:12:LEU:O	30:31:127:GLU:N	2.25	0.68
7:6E:20:ASP:HB3	7:6E:23:VAL:HG23	1.75	0.68
55:Q8:23:VAL:HG13	55:Q8:46:ARG:HG3	1.75	0.68
28:11:242:ARG:O	58:11:401:HOH:O	2.11	0.68
1:1G:1352:C:H42	1:1G:1370:G:H1	1.42	0.68
1:1G:501:C:H2'	1:1G:502:G:H8	1.58	0.68
26:1H:1786:A:H2	26:1H:2606:C:H1'	1.59	0.68
8:7E:77:GLU:HG2	8:7E:78:GLN:H	1.59	0.68
39:A8:35:ILE:HG22	39:A8:97:ARG:HH21	1.59	0.68
26:14:2632:A:HO2'	26:14:2811:G:HO2'	1.21	0.68
46:D5:111:VAL:HG22	46:D5:112:ARG:HG2	1.74	0.68
51:I5:20:ASN:ND2	51:I5:39:CYS:SG	2.66	0.68
50:L8:56:VAL:HG12	50:L8:57:GLU:H	1.58	0.68
26:14:1332:G:H5'	26:14:1332:G:C8	2.29	0.68
10:1A:48:THR:HA	10:1A:62:HIS:HB3	1.76	0.68
1:1G:1014:A:H2'	1:1G:1015:A:C8	2.29	0.68
26:1H:1189:A:OP2	58:1H:3820:HOH:O	2.11	0.68
26:1H:2096:U:H3	26:1H:2193:G:H1	1.42	0.68
26:1H:357:A:H2'	26:1H:358:U:H6	1.58	0.68
23:2K:47:7MG:H81	23:2K:48:U:C5	2.29	0.68
36:35:55:ARG:HG2	36:35:56:SER:H	1.57	0.68
30:39:102:PRO:HB2	30:39:105:VAL:HG23	1.74	0.68
19:AA:18:LYS:HA	19:AA:21:GLU:HG2	1.74	0.68
40:B8:56:GLY:O	40:B8:59:THR:HG22	1.94	0.68
46:D5:163:LEU:HD23	46:D5:163:LEU:H	1.58	0.68
1:13:101:A:H2'	1:13:102:G:H8	1.58	0.68
1:13:1319:A:O2'	1:13:1323:G:N7	2.22	0.68
1:13:1391:U:H2'	1:13:1392:G:C8	2.29	0.68
26:14:274:G:H2'	26:14:275:G:H4'	1.76	0.68

Continued on next page...

Continued from previous page...

Atom-1	Atom-2	Interatomic distance (Å)	Clash overlap (Å)
26:14:2777:G:H5''	26:14:2778:A:H5'	1.76	0.68
26:14:71:A:H2	44:B5:31:HIS:NE2	1.90	0.68
1:1G:1238:A:OP1	1:1G:1335:C:O2'	2.12	0.68
26:1H:192:C:OP1	58:1H:4127:HOH:O	2.11	0.68
26:1H:2136:C:N4	26:1H:2155:G:O6	2.20	0.68
26:1H:578:A:OP2	58:1H:4150:HOH:O	2.11	0.68
44:F8:5:TYR:O	49:K8:36:ARG:NH2	2.27	0.68
55:Q8:7:HIS:HB3	55:Q8:58:ILE:HG23	1.76	0.68
2:1E:87:ARG:NH2	2:1E:220:ASP:OD1	2.27	0.68
26:1H:1664:A:OP2	58:1H:3962:HOH:O	2.10	0.68
26:1H:2057:A:OP2	58:1H:3617:HOH:O	2.12	0.68
11:2A:29:ILE:HG22	11:2A:44:SER:HB2	1.76	0.68
3:2E:15:THR:HG22	3:2E:16:ARG:H	1.59	0.68
36:78:26:GLY:O	58:78:302:HOH:O	2.12	0.68
19:AA:60:VAL:HG21	19:AA:74:PHE:HB3	1.73	0.68
48:F5:20:ARG:HG2	48:F5:20:ARG:HH11	1.58	0.68
1:13:1454:G:OP1	20:BI:39:LYS:NZ	2.18	0.68
26:14:2017:U:OP1	58:14:3835:HOH:O	2.12	0.68
26:14:2393:A:H4'	36:35:62:LEU:H	1.58	0.68
1:1G:1513:A:H2'	1:1G:1514:C:C6	2.28	0.68
26:1H:1163:G:H2'	26:1H:1164:G:H8	1.59	0.68
26:1H:1697:G:OP2	26:1H:1698:A:O2'	2.11	0.68
26:1H:2685:G:O6	58:1H:4249:HOH:O	2.08	0.68
26:1H:2695:C:H2'	26:1H:2696:U:H6	1.59	0.68
23:2L:24:C:H2'	23:2L:25:U:C6	2.29	0.68
30:31:167:ALA:HB1	30:31:173:VAL:HG11	1.74	0.68
13:4I:94:ARG:HH22	26:1H:887:A:H5''	1.56	0.68
44:F8:5:TYR:CE1	49:K8:30:ARG:HG3	2.29	0.68
29:29:111:ARG:HA	38:55:2:ARG:HH12	1.59	0.68
1:13:1178:G:OP2	9:8E:93:ARG:NH2	2.26	0.68
38:98:83:ILE:HG22	38:98:87:TYR:HE2	1.58	0.68
1:13:1145:C:H4'	1:13:1146:A:H8	1.58	0.68
26:14:2074:U:OP1	58:14:3509:HOH:O	2.11	0.68
26:1H:2709:G:O2'	58:1H:3672:HOH:O	2.12	0.68
26:1H:270(V):G:H2'	26:1H:270(W):G:H8	1.59	0.68
1:1G:1190:G:H5'	3:22:176:HIS:CE1	2.29	0.68
34:58:96:GLU:C	34:58:98:VAL:H	1.98	0.68
1:13:128:G:H5'	17:8I:2:PRO:O	1.93	0.67
1:1G:516:U:O4	58:1G:1729:HOH:O	2.09	0.67
26:1H:1329:U:H5''	26:1H:1330:C:H5	1.59	0.67
29:21:23:VAL:HA	29:21:185:LYS:HA	1.76	0.67

Continued on next page...

Continued from previous page...

Atom-1	Atom-2	Interatomic distance (Å)	Clash overlap (Å)
3:2E:19:GLU:O	3:2E:40:ARG:NH2	2.27	0.67
5:42:81:GLU:HB3	5:42:90:VAL:HG13	1.75	0.67
15:6A:87:ILE:HG22	15:6A:88:ARG:H	1.59	0.67
15:6I:74:ASP:HB3	15:6I:77:ARG:HG2	1.76	0.67
44:F8:61:GLY:N	44:F8:75:ASP:OD1	2.27	0.67
26:14:1060:U:H4'	26:14:1061:U:H5''	1.77	0.67
26:14:469:G:O6	54:L5:37:LYS:HE2	1.94	0.67
2:1E:73:THR:O	2:1E:78:GLN:NE2	2.27	0.67
1:1G:837:G:H1	1:1G:849:C:H42	1.42	0.67
26:1H:1406:U:H2'	26:1H:1407:C:C6	2.28	0.67
43:A5:72:LYS:HB3	43:A5:106:ILE:HG13	1.76	0.67
55:Q8:49:VAL:HG11	55:Q8:52:LYS:HG3	1.77	0.67
5:4E:8:GLU:OE1	5:4E:63:ARG:NH2	2.27	0.67
45:C5:68:HIS:HB3	45:C5:71:LYS:HG3	1.77	0.67
45:G8:76:CYS:SG	45:G8:97:ARG:HG2	2.35	0.67
26:1H:2815:C:H5'	52:N8:29:THR:HG21	1.76	0.67
28:11:10:THR:OG1	28:11:13:ARG:HB2	1.94	0.67
1:13:1133:G:H22	1:13:1141:C:H42	1.41	0.67
26:14:1614:A:OP1	58:14:3514:HOH:O	2.13	0.67
26:1H:2212:A:H1'	26:1H:2215:G:C5	2.30	0.67
23:2L:24:C:H2'	23:2L:25:U:H6	1.58	0.67
24:3L:5:G:H22	24:3L:68:C:H42	1.41	0.67
16:7I:51:VAL:HG11	16:7I:77:ALA:HB1	1.77	0.67
41:85:90:VAL:HG22	42:95:39:LEU:HB3	1.74	0.67
40:B8:111:ARG:H	40:B8:111:ARG:HD3	1.58	0.67
26:1H:593:G:O3'	55:Q8:60:LEU:HD22	1.95	0.67
2:12:163:PHE:HD1	2:12:185:ILE:HG13	1.60	0.67
1:13:129(A):G:H4'	1:13:130:A:H5''	1.77	0.67
26:1H:1194:A:OP2	26:1H:1194:A:H8	1.78	0.67
26:1H:192:C:OP1	58:1H:4130:HOH:O	2.12	0.67
26:1H:459:U:H5''	54:P8:40:TRP:CD2	2.29	0.67
5:42:61:TYR:HA	5:42:64:ARG:HB2	1.76	0.67
26:14:2294:C:OP2	39:65:89:ARG:NH2	2.28	0.67
42:95:85:LYS:HG3	42:95:87:HIS:N	2.09	0.67
2:12:42:ILE:HD11	2:12:202:PRO:HB2	1.77	0.67
1:13:524:G:H2'	1:13:525:C:C6	2.30	0.67
26:14:198:C:H5'	26:14:2244:U:OP1	1.94	0.67
26:14:661:C:H1'	36:35:12:ALA:HA	1.76	0.67
26:14:71:A:C8	26:14:71:A:H5'	2.29	0.67
26:14:892:G:N2	26:14:894:C:OP1	2.28	0.67
28:19:255:LYS:CE	28:19:255:LYS:H	2.08	0.67

Continued on next page...

Continued from previous page...

Atom-1	Atom-2	Interatomic distance (Å)	Clash overlap (Å)
26:1H:2346:A:O2'	53:O8:24:GLU:OE2	2.13	0.67
29:21:18:ASP:HB3	40:B8:82:LEU:HD11	1.76	0.67
13:4A:13:LYS:HA	13:4A:44:ARG:HH11	1.60	0.67
5:4E:110:LEU:HD13	5:4E:118:ILE:HD13	1.77	0.67
38:55:67:LEU:HD12	38:55:76:VAL:HG21	1.75	0.67
38:55:74:LYS:HE2	38:55:77:ARG:HH21	1.59	0.67
42:95:48:GLY:N	42:95:52:VAL:HG22	2.10	0.67
38:98:97:VAL:HG22	38:98:114:VAL:HG22	1.75	0.67
43:A5:73:ALA:HB3	43:A5:106:ILE:HD11	1.75	0.67
13:4A:3:ARG:HB2	51:I5:34:GLU:HG3	1.76	0.67
26:14:993:G:N3	42:95:89:GLN:NE2	2.38	0.67
26:1H:2271:G:N7	58:1H:4058:HOH:O	2.27	0.67
29:21:116:VAL:O	29:21:117:MET:HB3	1.94	0.67
40:B8:20:PRO:HD2	40:B8:86:ILE:HG23	1.77	0.67
46:D5:17:ALA:HA	46:D5:20:ARG:HD2	1.75	0.67
1:13:1435:G:H2'	1:13:1436:U:C6	2.30	0.67
26:1H:662:G:H5'	36:78:15:ARG:H	1.60	0.67
26:1H:860:U:C5	26:1H:917:A:C2	2.82	0.67
26:1H:981:A:OP1	58:1H:4157:HOH:O	2.12	0.67
37:45:57:HIS:NE2	37:45:116:GLU:HB3	2.09	0.67
37:45:22:LYS:HB3	37:45:23:GLY:HA2	1.76	0.67
37:88:106:VAL:HG21	37:88:114:ALA:HB1	1.76	0.67
46:D5:44:PHE:HE1	46:D5:88:PHE:HZ	1.43	0.67
37:45:27:VAL:HG11	46:D5:81:ARG:NH2	2.09	0.67
26:14:1485:G:H1	26:14:1504:C:N4	1.93	0.67
26:14:630:G:N2	26:14:633:A:OP2	2.28	0.67
27:16:8:U:O2	27:16:112:G:N1	2.19	0.67
1:1G:458:C:N3	1:1G:474:G:N2	2.43	0.67
1:1G:474:G:H2'	1:1G:475:G:H8	1.59	0.67
26:1H:450:G:OP2	58:1H:3833:HOH:O	2.12	0.67
30:39:4:VAL:HA	30:39:19:GLU:HB3	1.77	0.67
31:41:77:ILE:HG22	31:41:82:LEU:HD12	1.77	0.67
40:75:1:MET:HA	40:75:5:ALA:HB3	1.76	0.67
26:14:453:C:OP1	58:14:3864:HOH:O	2.13	0.67
34:15:15:LEU:HB2	34:15:134:ARG:HG2	1.76	0.67
1:1G:1177:G:OP2	9:82:97:LYS:NZ	2.27	0.67
1:1G:456:C:N3	1:1G:476:G:N2	2.38	0.67
26:1H:1676:A:OP2	58:1H:3698:HOH:O	2.12	0.67
25:4L:13:A:O2'	25:4L:14:A:OP1	2.13	0.67
1:1G:644:G:H4'	8:72:92:ARG:HH12	1.60	0.67
9:82:10:ARG:NH1	9:82:105:ASP:OD2	2.28	0.67

Continued on next page...

Continued from previous page...

Atom-1	Atom-2	Interatomic distance (Å)	Clash overlap (Å)
26:1H:912:C:OP1	37:88:8:LYS:NZ	2.25	0.67
42:95:35:LEU:O	42:95:37:VAL:HG22	1.94	0.67
46:H8:147:GLY:N	46:H8:174:VAL:O	2.25	0.67
1:13:1023:G:H3'	1:13:1024:G:H5''	1.77	0.66
26:14:34:C:O2'	26:14:35:G:OP1	2.12	0.66
1:1G:1286:A:H5'	21:1B:25:LYS:HD3	1.77	0.66
26:1H:1839:G:OP2	58:1H:4115:HOH:O	2.12	0.66
26:1H:2057:A:OP2	58:1H:3613:HOH:O	2.13	0.66
26:1H:2164:C:OP2	26:1H:2166:G:N2	2.29	0.66
26:1H:606:U:OP2	30:31:104:LYS:NZ	2.29	0.66
4:32:59:ARG:O	4:32:63:LYS:N	2.27	0.66
26:14:2273:A:H2'	26:14:2274:A:C8	2.31	0.66
1:1G:1081:G:OP1	5:42:18:ARG:HB2	1.95	0.66
26:1H:1061:U:H4'	26:1H:1070:A:H1'	1.77	0.66
26:1H:308:G:N7	58:1H:4397:HOH:O	2.27	0.66
26:1H:31:C:OP1	58:1H:3738:HOH:O	2.12	0.66
3:22:81:GLY:HA2	3:22:85:ARG:HD3	1.76	0.66
13:4A:86:CYS:HB2	19:AA:73:GLU:HB3	1.76	0.66
39:A8:24:LEU:HD12	39:A8:41:ASP:HB2	1.75	0.66
1:13:859:A:H2'	1:13:860:A:C8	2.31	0.66
26:14:1226:G:OP1	42:95:69:LYS:NZ	2.17	0.66
26:14:21:A:H61	26:14:519:U:H3	1.41	0.66
28:19:2:ALA:HB3	28:19:20:ASP:HB2	1.76	0.66
1:1G:1173:G:OP1	7:62:5:ARG:NH2	2.28	0.66
1:1G:1235:U:O2'	1:1G:1305:G:O5'	2.13	0.66
1:1G:1274:G:H2'	1:1G:1275:A:H8	1.60	0.66
26:1H:1140:C:OP1	34:58:23:LEU:HB3	1.94	0.66
31:41:21:ARG:HG2	31:41:21:ARG:HH11	1.59	0.66
13:4I:23:TYR:CE2	13:4I:71:ARG:HG3	2.30	0.66
14:5I:24:CYS:HB3	14:5I:27:CYS:HB2	1.76	0.66
1:1G:957:U:O2'	1:1G:959:A:N7	2.26	0.66
26:1H:1405:U:H2'	26:1H:1406:U:C6	2.30	0.66
26:1H:1514:U:H2'	26:1H:1515:C:H6	1.60	0.66
26:14:1839:G:OP2	58:14:3688:HOH:O	2.12	0.66
26:14:2701:C:H3'	26:14:2702:U:C5'	2.24	0.66
1:1G:1028:C:H42	1:1G:1033:G:H1	1.44	0.66
27:1J:14:U:O2'	27:1J:107:U:O2'	2.14	0.66
4:32:199:ASN:HB3	4:32:202:LEU:HG	1.77	0.66
30:39:79:GLY:HA2	30:39:86:GLY:HA2	1.77	0.66
1:13:1297:C:OP1	13:4I:13:LYS:NZ	2.28	0.66
1:13:396:G:O2'	1:13:398:C:OP1	2.08	0.66

Continued on next page...

Continued from previous page...

Atom-1	Atom-2	Interatomic distance (Å)	Clash overlap (Å)
26:14:1537:C:O2'	26:14:1538:G:O4'	2.13	0.66
26:14:2130:U:H2'	26:14:2158:A:N1	2.11	0.66
26:1H:86:C:H4'	26:1H:104:U:H1'	1.76	0.66
26:1H:2058:A:N7	58:1H:3615:HOH:O	2.27	0.66
26:1H:2306:C:H3'	26:1H:2307:G:H5'	1.77	0.66
13:4I:94:ARG:NH1	26:1H:888:C:OP1	2.25	0.66
22:1K:18:G:H4'	22:1K:19:G:OP1	1.96	0.66
30:39:167:ALA:HB1	30:39:173:VAL:HG11	1.77	0.66
31:49:20:ILE:HA	31:49:25:TYR:HB2	1.77	0.66
7:6E:16:LEU:HD11	9:8E:45:ALA:HB2	1.76	0.66
1:13:991:U:O4	1:13:1212:U:O2'	2.12	0.66
1:1G:999:U:H2'	1:1G:1000:A:C8	2.30	0.66
26:1H:229:A:H4'	26:1H:230:U:H5'	1.76	0.66
1:1G:742:G:OP2	15:6A:35:ARG:NH2	2.29	0.66
26:14:1639:U:OP1	58:14:3555:HOH:O	2.13	0.66
26:1H:1800:C:OP1	28:11:266:SER:OG	2.11	0.66
26:1H:571:A:OP2	58:1H:3813:HOH:O	2.14	0.66
28:11:96:HIS:CE1	28:11:102:LYS:HE2	2.31	0.66
1:13:1062:U:H2'	1:13:1063:C:C6	2.31	0.66
1:13:963:G:H1	1:13:972:C:H42	1.41	0.66
26:14:1019:U:H2'	26:14:1020:A:C8	2.31	0.66
26:14:1428:C:N4	26:14:1570:A:OP2	2.23	0.66
26:14:249:C:OP1	58:14:3522:HOH:O	2.13	0.66
26:14:2537:U:H2'	26:14:2538:C:C6	2.30	0.66
1:1G:1213:A:N6	1:1G:1215:G:N3	2.43	0.66
1:1G:411:A:C5	1:1G:413:G:H1'	2.30	0.66
26:1H:2502:G:OP2	58:1H:3632:HOH:O	2.14	0.66
29:29:55:ASN:O	29:29:57:LYS:NZ	2.29	0.66
32:51:4:ILE:HG13	32:51:6:ARG:NE	2.11	0.66
1:13:972:C:OP1	58:13:1881:HOH:O	2.13	0.66
26:14:273(C):C:N4	26:14:363(C):G:H1	1.94	0.66
29:29:102:VAL:HG12	29:29:200:GLU:HA	1.77	0.66
23:2L:41:C:H2'	23:2L:42:C:H6	1.61	0.66
30:39:123:LEU:O	30:39:125:LEU:N	2.25	0.66
31:41:173:LEU:HB3	31:41:178:PHE:HD2	1.61	0.66
33:61:132:PRO:O	33:61:133:HIS:ND1	2.29	0.66
9:82:4:TYR:HB2	9:82:19:LEU:HD12	1.78	0.66
38:98:12:ARG:HD3	38:98:16:HIS:CD2	2.30	0.66
46:H8:165:VAL:HB	46:H8:166:SER:HA	1.77	0.66
51:I5:16:CYS:HA	51:I5:33:VAL:HG13	1.77	0.66
1:13:1034:G:N2	1:13:1035:A:N7	2.43	0.65

Continued on next page...

Continued from previous page...

Atom-1	Atom-2	Interatomic distance (Å)	Clash overlap (Å)
1:13:272:C:H2'	1:13:273:A:H8	1.60	0.65
1:13:736:C:H2'	1:13:737:A:C8	2.31	0.65
26:14:252:G:OP2	36:35:50:ARG:NH2	2.29	0.65
26:14:330:A:H2	26:14:1210:A:HO2'	1.44	0.65
2:1E:111:ARG:HG2	2:1E:111:ARG:HH11	1.60	0.65
4:32:64:LEU:HB2	4:32:198:VAL:HG11	1.78	0.65
40:75:24:PRO:HD3	40:75:52:ILE:HD12	1.78	0.65
1:13:235:C:H5'	17:8I:70:ARG:HG2	1.77	0.65
38:98:67:LEU:HD22	38:98:76:VAL:HG21	1.78	0.65
26:14:1225:C:H4'	42:95:85:LYS:HB2	1.78	0.65
26:14:1341:U:OP2	26:14:1394:U:O2'	2.12	0.65
26:1H:1658:C:OP1	58:1H:3695:HOH:O	2.14	0.65
26:1H:2781:A:H5''	26:1H:2782:G:H5'	1.77	0.65
31:49:11:TYR:OH	31:49:16:ARG:NH2	2.28	0.65
9:82:27:THR:HB	9:82:32:ASP:HA	1.79	0.65
42:95:85:LYS:HD2	42:95:86:GLY:H	1.61	0.65
26:14:2845:G:N2	26:14:2871:C:O2	2.27	0.65
26:14:309:G:N3	26:14:329:G:O2'	2.30	0.65
10:1A:12:ASP:OD1	10:1A:13:HIS:N	2.29	0.65
1:1G:661:G:H1	1:1G:744:C:H42	1.43	0.65
26:1H:507:A:H5''	26:1H:508:G:H5'	1.78	0.65
5:42:88:LYS:HB3	5:42:123:LEU:HB2	1.78	0.65
13:4A:94:ARG:CZ	19:AA:78:ARG:HH22	2.09	0.65
28:19:69:ARG:NH2	28:19:128:GLY:O	2.29	0.65
26:1H:2125:G:N2	26:1H:2172:U:OP1	2.27	0.65
26:1H:2593:U:H2'	26:1H:2594:C:C6	2.31	0.65
30:39:130:ALA:H	30:39:142:TRP:HD1	1.42	0.65
1:1G:947:G:O3'	13:4A:109:THR:OG1	2.13	0.65
38:55:29:LEU:HB3	38:55:75:LEU:HD21	1.78	0.65
7:6E:15:ASP:HB3	7:6E:20:ASP:H	1.61	0.65
46:H8:45:ASP:OD2	46:H8:49:ARG:NH1	2.29	0.65
1:13:1263:C:H2'	1:13:1264:C:H6	1.61	0.65
26:14:1188:U:O2'	26:14:1189:A:H5'	1.96	0.65
26:14:2331:G:H4'	47:E5:43:THR:H	1.61	0.65
1:1G:683:G:N2	1:1G:707:C:O2	2.30	0.65
26:1H:1438:U:H2'	26:1H:1439:A:H8	1.61	0.65
26:1H:2061:G:H5'	58:1H:3632:HOH:O	1.96	0.65
26:1H:2327:A:H2'	26:1H:2328:A:C8	2.30	0.65
26:1H:287:C:H2'	26:1H:288:C:H6	1.62	0.65
27:1J:70:C:H2'	27:1J:71:C:H6	1.61	0.65
26:1H:2580:U:H4'	29:21:130:GLY:HA3	1.78	0.65

Continued on next page...

Continued from previous page...

Atom-1	Atom-2	Interatomic distance (Å)	Clash overlap (Å)
26:1H:2636:U:OP1	29:21:79:ARG:HA	1.97	0.65
4:32:61:LYS:HE2	4:32:206:PHE:CE2	2.32	0.65
32:51:6:ARG:HB3	32:51:65:HIS:CG	2.31	0.65
26:1H:1141:U:H6	34:58:63:THR:HG1	1.44	0.65
26:1H:1342:A:OP2	58:1H:4224:HOH:O	2.14	0.65
26:1H:1332:G:N2	26:1H:1609:A:O2'	2.30	0.65
26:1H:226:G:H21	26:1H:228:A:H2	1.45	0.65
26:1H:2502:G:OP2	58:1H:3633:HOH:O	2.13	0.65
26:1H:607:U:OP1	30:31:102:PRO:HA	1.97	0.65
27:1J:6:C:H2'	27:1J:7:G:H5''	1.78	0.65
39:A8:59:LYS:HG2	39:A8:60:GLY:H	1.60	0.65
19:AI:50:ALA:HB1	19:AI:57:HIS:HB3	1.77	0.65
48:F5:89:GLU:HA	48:F5:93:GLU:HG3	1.77	0.65
47:I8:53:MET:HG3	47:I8:59:LEU:CD2	2.26	0.65
1:13:1177:G:OP1	1:13:1177:G:H4'	1.95	0.65
1:13:448:A:OP2	1:13:485:G:N2	2.23	0.65
26:14:599:G:N7	58:14:4021:HOH:O	2.29	0.65
27:16:8:U:N3	27:16:112:G:O6	2.19	0.65
2:1E:5:ILE:HG13	2:1E:6:THR:HG22	1.78	0.65
26:1H:2115:G:N2	26:1H:2172:U:O2	2.30	0.65
26:1H:2232:U:P	48:J8:40:ARG:HH12	2.20	0.65
26:14:1670:C:O2	29:29:129:HIS:NE2	2.29	0.65
12:3I:24:VAL:HB	12:3I:27:LEU:HD12	1.79	0.65
33:61:92:VAL:HG13	33:61:120:ILE:HG23	1.78	0.65
49:K8:47:ASN:HB2	49:K8:50:ILE:HD11	1.79	0.65
26:1H:2285:C:OP2	53:O8:28:ARG:HG3	1.96	0.65
26:14:2256:G:N7	58:14:3650:HOH:O	2.29	0.65
26:14:2645:G:H3'	26:14:2646:C:H5'	1.78	0.65
26:1H:2070:G:OP1	58:1H:4121:HOH:O	2.14	0.65
29:29:47:VAL:HG21	29:29:86:PRO:HD2	1.78	0.65
7:62:113:GLU:HB2	7:62:119:ARG:HG2	1.77	0.65
8:72:110:ALA:H	8:72:121:ASP:HB3	1.61	0.65
45:G8:53:PRO:HA	45:G8:56:PRO:HG3	1.79	0.65
50:H5:40:THR:HG23	50:H5:43:ILE:HG12	1.77	0.65
47:I8:11:ARG:O	47:I8:14:ARG:NH2	2.29	0.65
28:11:136:ILE:O	28:11:168:ARG:NH2	2.30	0.65
26:14:2738:A:OP2	58:14:3999:HOH:O	2.14	0.65
26:14:2745:C:O2	32:59:139:GLN:NE2	2.24	0.65
27:16:7:G:H4'	39:A8:29:PHE:CD2	2.31	0.65
26:1H:1447:G:N7	58:1H:4360:HOH:O	2.30	0.65
26:1H:624:C:OP1	58:1H:4113:HOH:O	2.14	0.65

Continued on next page...

Continued from previous page...

Atom-1	Atom-2	Interatomic distance (Å)	Clash overlap (Å)
4:32:23:GLY:H	4:32:26:CYS:HB2	1.62	0.65
36:35:55:ARG:HG2	36:35:56:SER:N	2.12	0.65
6:52:70:ASP:OD1	6:52:70:ASP:N	2.30	0.65
28:11:59:LYS:HD2	28:11:60:ARG:H	1.61	0.65
26:14:629:G:H1	26:14:634:C:H42	1.43	0.65
1:1G:538:G:H5''	12:3A:114:LYS:HB2	1.78	0.65
39:65:14:VAL:HG11	39:65:89:ARG:HE	1.62	0.65
42:95:43:GLU:O	42:95:45:THR:OG1	2.15	0.65
1:13:659:U:H2'	1:13:660:G:C8	2.32	0.64
26:14:34:C:HO2'	26:14:35:G:P	2.20	0.64
26:14:96:G:H4'	49:G5:48:HIS:CE1	2.33	0.64
1:1G:579:G:O3'	15:6A:54:ARG:NH2	2.30	0.64
1:1G:426:G:OP1	4:32:36:ARG:NH2	2.30	0.64
36:35:85:LEU:HA	36:35:88:LEU:HB3	1.79	0.64
7:6E:91:VAL:HB	7:6E:96:GLN:HG2	1.79	0.64
31:41:67:LYS:HE2	51:M8:6:HIS:CE1	2.32	0.64
1:13:1224:G:C6	1:13:1322:C:H1'	2.32	0.64
1:13:262:A:H2'	1:13:263:A:C8	2.32	0.64
26:1H:1024:G:H3'	26:1H:1025:G:H5''	1.79	0.64
26:1H:1036:G:H1	26:1H:1119:C:H42	1.46	0.64
26:1H:1441:G:H2'	26:1H:1442:G:C8	2.32	0.64
26:1H:1332:G:H21	26:1H:1610:A:H8	1.45	0.64
30:31:66:PRO:O	30:31:67:GLN:HB3	1.96	0.64
8:7E:21:LYS:O	8:7E:65:TYR:OH	2.14	0.64
1:1G:1342:C:H4'	9:82:125:TYR:HB3	1.78	0.64
40:B8:58:ASN:O	40:B8:58:ASN:ND2	2.26	0.64
26:14:2689:U:OP2	26:14:2719:G:N2	2.31	0.64
1:1G:1348:U:H4'	9:82:120:ARG:HD2	1.77	0.64
1:1G:406:G:H1	1:1G:436:C:H42	1.46	0.64
26:1H:570:G:OP2	58:1H:3811:HOH:O	2.14	0.64
29:21:77:ILE:O	29:21:79:ARG:N	2.29	0.64
11:2I:32:ILE:HD11	11:2I:68:ALA:HB1	1.79	0.64
2:12:190:THR:O	2:12:191:ASP:HB3	1.98	0.64
26:14:1327:C:OP2	58:14:3607:HOH:O	2.15	0.64
26:14:2272:U:O4	58:14:3727:HOH:O	2.09	0.64
26:14:635:C:O2'	26:14:639:U:OP1	2.15	0.64
5:42:6:PHE:HB2	5:42:34:VAL:HG22	1.80	0.64
52:J5:16:ARG:NH1	52:J5:17:ASP:OD1	2.30	0.64
55:Q8:52:LYS:HA	55:Q8:54:GLU:HB2	1.79	0.64
1:13:1291:G:OP1	7:6E:37:ASN:ND2	2.30	0.64
26:14:1945:G:H2'	26:14:1946:U:H6	1.62	0.64

Continued on next page...

Continued from previous page...

Atom-1	Atom-2	Interatomic distance (Å)	Clash overlap (Å)
29:29:66:HIS:HB3	29:29:68:ALA:HB2	1.79	0.64
32:51:15:VAL:HG12	32:51:29:PRO:HD2	1.79	0.64
41:85:91:ASP:OD1	41:85:96:ALA:HB2	1.97	0.64
26:1H:2286:A:N6	53:O8:24:GLU:OE1	2.30	0.64
1:13:390:C:H2'	1:13:391:G:C8	2.33	0.64
1:13:405:U:O4	4:3E:2:GLY:N	2.31	0.64
1:13:412:A:H4'	1:13:413:G:O5'	1.98	0.64
26:14:2415:G:H4'	36:35:67:MET:N	2.13	0.64
2:1E:17:PHE:HB3	2:1E:44:LEU:HD21	1.79	0.64
1:1G:1095:U:P	1:1G:1108:G:H1	2.20	0.64
29:29:11:MET:HG3	29:29:24:THR:H	1.62	0.64
29:29:29:GLY:H	29:29:51:PHE:HE1	1.43	0.64
31:49:50:ALA:HB2	31:49:87:PRO:HG3	1.79	0.64
17:8I:76:LEU:HD11	17:8I:79:SER:HB3	1.79	0.64
28:11:182:LEU:H	28:11:272:ALA:HB3	1.62	0.64
1:13:828:A:H2'	1:13:829:G:O4'	1.97	0.64
26:14:731:C:OP1	58:14:3866:HOH:O	2.15	0.64
26:1H:270(E):G:H1	26:1H:270(U):C:H42	1.46	0.64
35:25:104:ARG:HH12	40:75:36:GLU:HB3	1.63	0.64
38:98:51:LEU:HD22	38:98:66:VAL:HG13	1.79	0.64
26:1H:2839:G:H21	38:98:92:GLY:HA3	1.62	0.64
2:12:84:GLU:HB3	2:12:219:VAL:HG11	1.79	0.64
1:13:1412:C:H2'	1:13:1413:A:C8	2.33	0.64
26:14:1019:U:H2'	26:14:1020:A:H8	1.62	0.64
26:14:994:C:OP1	41:85:53:ARG:NH2	2.30	0.64
23:2K:20:G:C2	23:2K:58:A:N3	2.66	0.64
1:1G:1295:G:O2'	13:4A:14:ARG:NH1	2.30	0.64
35:68:2:ILE:HD12	35:68:6:THR:HG21	1.79	0.64
17:8I:66:SER:O	17:8I:70:ARG:NH1	2.31	0.64
42:95:70:ILE:N	42:95:86:GLY:O	2.19	0.64
42:D8:59:ALA:HB2	42:D8:96:ILE:HD13	1.80	0.64
27:16:43:C:H5''	51:M8:1:MET:HG2	1.79	0.64
1:13:1122:U:O4	1:13:1123:A:N6	2.31	0.64
1:13:345:C:O2'	1:13:346:G:N2	2.31	0.64
2:1E:98:LEU:HB2	2:1E:101:MET:HG3	1.79	0.64
1:1G:1133:G:N2	1:1G:1141:C:O2	2.31	0.64
1:1G:1251:A:H2'	1:1G:1252:A:C8	2.33	0.64
1:1G:1316:G:H4'	14:5A:18:VAL:HG11	1.79	0.64
1:1G:1347:G:O2'	1:1G:1373:G:O6	2.13	0.64
26:1H:2811:G:H1	26:1H:2889:C:H42	1.46	0.64
12:3A:89:ARG:HG3	12:3A:97:ARG:HG2	1.79	0.64

Continued on next page...

Continued from previous page...

Atom-1	Atom-2	Interatomic distance (Å)	Clash overlap (Å)
12:3I:117:ARG:HB3	12:3I:122:THR:HB	1.80	0.64
16:7A:26:ARG:HH21	16:7A:31:LYS:HD3	1.62	0.64
40:B8:99:LEU:HB3	40:B8:101:PHE:CE1	2.33	0.64
46:D5:53:ILE:HG22	46:D5:71:VAL:HG13	1.80	0.64
1:13:1301:U:O2'	1:13:1302:U:H5'	1.98	0.64
1:13:601:C:H2'	1:13:602:A:H8	1.62	0.64
26:14:1264:G:OP1	52:J5:19:ARG:NH2	2.25	0.64
1:1G:978:A:O2'	1:1G:1322:C:N3	2.31	0.64
26:1H:2080:G:H8	26:1H:2080:G:H5''	1.63	0.64
26:1H:543:C:H42	26:1H:550:G:H1	1.44	0.64
24:3K:19:G:O2'	24:3K:57:G:N3	2.31	0.64
40:75:23:ARG:HG3	40:75:120:ARG:NH1	2.13	0.64
45:C5:8:LYS:HG3	45:C5:95:LYS:HE3	1.80	0.64
44:F8:55:ASN:HB2	44:F8:80:ILE:HG13	1.79	0.64
2:12:43:ASP:O	2:12:47:THR:OG1	2.16	0.63
1:13:324:G:N2	1:13:327:A:OP2	2.31	0.63
28:19:148:GLU:HB2	28:19:151:LYS:HD2	1.80	0.63
2:1E:126:GLU:HA	2:1E:129:GLU:HG2	1.80	0.63
26:1H:1614:A:H2	58:1H:3859:HOH:O	1.80	0.63
26:1H:2773:C:H5''	29:21:164:ARG:HG2	1.80	0.63
30:31:96:ASP:OD1	30:31:98:SER:HB3	1.98	0.63
33:61:115:ALA:O	33:61:117:GLU:N	2.31	0.63
49:G5:53:LEU:O	49:G5:57:ILE:HG13	1.97	0.63
53:O8:14:THR:HA	53:O8:21:TYR:CD2	2.33	0.63
1:13:1160:G:H1	1:13:1177:G:N2	1.94	0.63
1:13:736:C:H2'	1:13:737:A:H8	1.64	0.63
26:14:1036:G:OP1	32:59:59:ARG:N	2.28	0.63
26:14:1342:A:H2	26:14:1602:U:H3	1.46	0.63
26:14:2297:C:H2'	26:14:2298:A:H8	1.63	0.63
2:1E:212:GLN:O	2:1E:216:SER:OG	2.11	0.63
26:1H:121:G:OP1	58:1H:3996:HOH:O	2.15	0.63
26:1H:743:G:O6	58:1H:3889:HOH:O	2.11	0.63
29:21:128:SER:OG	29:21:129:HIS:N	2.30	0.63
13:4I:10:PRO:HB2	13:4I:18:ALA:HB1	1.79	0.63
55:Q8:9:GLY:H	55:Q8:12:LYS:HG3	1.62	0.63
26:14:1966:A:H4'	26:14:1967:C:OP1	1.96	0.63
26:14:2250:G:C6	37:45:82:ARG:HD2	2.33	0.63
1:1G:1288:A:H4'	21:1B:13:ILE:HD13	1.80	0.63
1:1G:345:C:O3'	40:75:41:ARG:NH2	2.31	0.63
26:1H:443:A:H1'	26:1H:1201:C:O4'	1.98	0.63
1:13:963:G:H21	10:1I:55:LYS:CE	2.11	0.63

Continued on next page...

Continued from previous page...

Atom-1	Atom-2	Interatomic distance (Å)	Clash overlap (Å)
26:1H:831:G:N2	36:78:53:GLY:O	2.30	0.63
38:98:55:ALA:HA	38:98:80:PHE:HE1	1.64	0.63
2:12:178:ARG:NH1	2:12:196:LEU:O	2.29	0.63
1:1G:280:C:H3'	1:1G:281:G:H5'	1.79	0.63
26:1H:2150:U:H2'	26:1H:2151:G:C8	2.32	0.63
26:1H:587:C:OP2	36:78:21:ARG:NH2	2.30	0.63
31:49:124:SER:HB2	31:49:131:TYR:CE1	2.33	0.63
38:55:24:GLN:NE2	38:55:36:THR:HG21	2.14	0.63
34:58:96:GLU:O	34:58:98:VAL:HG12	1.99	0.63
30:31:33:LEU:HD23	36:78:1:MET:HG3	1.79	0.63
1:13:1240:U:OP2	7:6E:116:ALA:N	2.31	0.63
26:14:363(C):G:H2'	26:14:363(D):G:H8	1.63	0.63
26:1H:2611:U:H2'	52:N8:3:LYS:HG3	1.79	0.63
30:31:6:VAL:HG11	30:31:119:ARG:HA	1.80	0.63
13:4A:97:PRO:HB2	13:4A:101:GLN:HG3	1.81	0.63
14:5I:26:ARG:NH1	14:5I:43:CYS:SG	2.72	0.63
44:B5:49:VAL:HB	44:B5:83:VAL:HG21	1.81	0.63
52:N8:50:GLY:H	52:N8:56:LYS:HG3	1.64	0.63
1:13:1259:C:N4	1:13:1260:C:O2	2.31	0.63
1:13:649:G:H2'	1:13:650:G:H8	1.64	0.63
26:14:2238:G:N7	58:14:3617:HOH:O	2.30	0.63
26:14:972:G:OP2	26:14:973:A:O2'	2.09	0.63
2:1E:174:VAL:HG13	2:1E:184:VAL:HG11	1.79	0.63
1:1G:588:G:H1	1:1G:651:C:N4	1.90	0.63
26:1H:2334:G:H5'	39:A8:9:ARG:HG2	1.80	0.63
33:69:77:LEU:HD13	33:69:141:LYS:HB3	1.81	0.63
15:6I:6:GLU:HA	15:6I:9:GLN:HB2	1.81	0.63
47:I8:53:MET:HG3	47:I8:59:LEU:HD23	1.80	0.63
26:1H:2371:G:H4'	53:O8:45:LYS:HG3	1.81	0.63
2:12:68:ILE:HG12	2:12:161:ALA:HB3	1.80	0.63
1:13:642:A:N3	8:7E:113:SER:OG	2.31	0.63
26:14:1664:A:OP2	58:14:3595:HOH:O	2.16	0.63
26:14:4:C:H42	26:14:2899:G:H22	1.44	0.63
26:14:567:A:P	58:14:3841:HOH:O	2.54	0.63
1:1G:1343:G:H2'	1:1G:1344:C:C6	2.33	0.63
1:1G:1502:A:H5''	1:1G:1504:G:N7	2.13	0.63
1:1G:434:U:H2'	1:1G:435:C:C6	2.33	0.63
26:1H:125:G:H5'	26:1H:125:G:H8	1.63	0.63
26:1H:1430:C:H2'	26:1H:1431:U:C6	2.32	0.63
3:22:134:ILE:HG13	3:22:153:VAL:HG21	1.78	0.63
29:29:200:GLU:N	29:29:200:GLU:OE2	2.25	0.63

Continued on next page...

Continued from previous page...

Atom-1	Atom-2	Interatomic distance (Å)	Clash overlap (Å)
23:2L:10:G:N2	23:2L:27:G:H1'	2.14	0.63
3:22:6:HIS:HB3	14:5A:49:HIS:CD2	2.33	0.63
2:12:22:LYS:HG2	2:12:40:HIS:NE2	2.14	0.63
1:13:1177:G:O2'	1:13:1178:G:O4'	2.16	0.63
26:14:996:A:N6	26:14:1160:G:C6	2.67	0.63
26:14:1778:U:H2'	26:14:1784:A:N6	2.14	0.63
26:14:2128:C:H42	26:14:2160:G:H1	1.45	0.63
26:1H:1159:U:OP1	50:L8:30:ARG:NH2	2.31	0.63
26:1H:2343:C:O2'	26:1H:2373:G:O2'	2.16	0.63
26:1H:2287:A:H62	26:1H:2344:U:H3	1.46	0.63
26:1H:2572:A:N7	29:21:145:LYS:HB2	2.13	0.63
29:21:167:VAL:HG21	29:21:187:ALA:HB3	1.80	0.63
30:31:6:VAL:N	30:31:24:LEU:O	2.31	0.63
4:32:173:TRP:CZ3	4:32:193:ASP:HB3	2.34	0.63
4:3E:173:TRP:CD1	4:3E:174:LEU:HG	2.33	0.63
5:4E:71:LEU:HD11	5:4E:114:GLY:HA3	1.81	0.63
33:61:21:VAL:HG21	33:61:25:TYR:HD2	1.64	0.63
45:C5:73:ARG:NH2	45:C5:81:LYS:O	2.30	0.63
46:D5:4:ARG:NH1	46:D5:60:GLU:OE2	2.32	0.63
2:12:74:LYS:NZ	2:12:166:ASP:OD2	2.24	0.63
1:13:79:G:H21	1:13:89:U:H2'	1.63	0.63
26:14:1364:G:OP2	48:F5:2:SER:N	2.32	0.63
26:14:1688:U:O2	26:14:1700:A:H5'	1.99	0.63
10:1A:8:LEU:HD22	10:1A:20:ALA:HB2	1.81	0.63
1:1G:114:U:H2'	1:1G:115:G:C8	2.34	0.63
1:1G:420:U:O2'	1:1G:423:G:O6	2.09	0.63
26:1H:2311:A:H8	31:41:88:ILE:HD12	1.63	0.63
27:1J:44:G:O2'	27:1J:47:C:N4	2.30	0.63
24:1L:54:U:H5'	37:45:51:ARG:HH22	1.64	0.63
1:1G:426:G:H4'	4:32:42:GLN:HA	1.81	0.63
24:3K:75:C:HO2'	24:3K:76:A:H2	1.47	0.63
37:45:98:LYS:HB3	37:45:99:PRO:HD2	1.81	0.63
32:59:119:GLU:O	32:59:140:LYS:NZ	2.20	0.63
8:7E:86:ILE:HG22	8:7E:87:SER:H	1.63	0.63
42:95:35:LEU:HB2	42:95:37:VAL:HG13	1.80	0.63
42:95:48:GLY:H	42:95:52:VAL:HG22	1.64	0.63
44:F8:3:THR:OG1	44:F8:4:ALA:HA	1.99	0.63
50:L8:10:LYS:NZ	50:L8:15:TYR:OH	2.29	0.63
26:14:1784:A:H5''	58:14:3559:HOH:O	1.97	0.62
26:1H:1796:U:H2'	26:1H:1797:C:C6	2.33	0.62
26:1H:563:G:OP2	58:1H:3639:HOH:O	2.16	0.62

Continued on next page...

Continued from previous page...

Atom-1	Atom-2	Interatomic distance (Å)	Clash overlap (Å)
26:1H:860:U:C5	26:1H:917:A:H2	2.15	0.62
4:32:26:CYS:HA	4:32:31:CYS:HA	1.81	0.62
37:45:35:VAL:HG22	37:45:102:VAL:HG22	1.82	0.62
31:49:66:GLN:OE1	31:49:98:ARG:NH1	2.31	0.62
26:14:2015:A:N3	52:J5:2:ALA:N	2.46	0.62
55:Q8:46:ARG:HH21	55:Q8:48:PHE:HA	1.64	0.62
26:14:824:A:H1'	26:14:2358:G:N7	2.14	0.62
1:1G:957:U:H2'	1:1G:959:A:OP2	1.99	0.62
26:1H:155:C:N4	26:1H:171:G:H1	1.87	0.62
11:2A:48:ILE:HD11	11:2A:64:ALA:HA	1.81	0.62
4:3E:31:CYS:SG	4:3E:32:ALA:N	2.72	0.62
12:3I:93:LEU:O	12:3I:96:VAL:HG13	1.99	0.62
13:4A:57:ARG:NH1	51:I5:34:GLU:O	2.31	0.62
13:4I:108:ARG:NH1	13:4I:112:GLY:O	2.31	0.62
6:52:2:ARG:HD3	6:52:92:LYS:HE3	1.81	0.62
26:1H:270(L):U:H3	33:61:50:ARG:HG2	1.64	0.62
1:13:667:G:H4'	15:6I:51:HIS:CE1	2.34	0.62
9:82:112:LYS:HG2	9:82:119:ALA:HB2	1.81	0.62
42:D8:1:MET:HG2	42:D8:43:GLU:HB3	1.80	0.62
1:13:1429:C:H2'	1:13:1430:C:H6	1.65	0.62
1:13:600:C:H2'	1:13:601:C:C6	2.34	0.62
1:13:601:C:H2'	1:13:602:A:C8	2.33	0.62
26:14:1013:C:H42	26:14:1149:G:H1	1.45	0.62
1:1G:711:G:OP1	6:52:54:LYS:NZ	2.29	0.62
24:3K:6:G:N2	24:3K:68:C:N3	2.47	0.62
13:4A:34:LEU:O	13:4A:38:GLY:N	2.32	0.62
36:78:19:VAL:HB	36:78:27:HIS:HB2	1.79	0.62
16:7A:34:GLU:OE2	16:7A:55:ARG:NH1	2.32	0.62
9:8E:26:VAL:HG13	9:8E:61:ALA:HB3	1.80	0.62
26:14:2012:G:H5''	43:A5:96:ILE:HD11	1.81	0.62
26:14:2378:A:H4'	39:65:23:ARG:HH11	1.64	0.62
26:14:801:G:OP2	58:14:3700:HOH:O	2.15	0.62
2:1E:179:LYS:HA	8:7E:72:PRO:HG3	1.82	0.62
1:1G:1054:C:O2'	1:1G:1055:A:O5'	2.14	0.62
1:1G:1141:C:H2'	1:1G:1142:G:H8	1.64	0.62
26:1H:2600:A:N6	58:1H:3678:HOH:O	2.22	0.62
4:3E:102:ASP:OD1	4:3E:103:ASN:N	2.32	0.62
32:59:42:ARG:NH1	32:59:53:GLU:O	2.33	0.62
7:62:92:SER:HB2	7:62:94:ARG:HG2	1.82	0.62
33:69:80:PRO:HA	33:69:143:SER:HA	1.79	0.62
38:98:55:ALA:HA	38:98:80:PHE:CE1	2.33	0.62

Continued on next page...

Continued from previous page...

Atom-1	Atom-2	Interatomic distance (Å)	Clash overlap (Å)
44:B5:36:LYS:HG3	44:B5:56:THR:HG23	1.81	0.62
49:K8:15:LYS:H	49:K8:67:LYS:HZ3	1.46	0.62
26:14:259:G:H21	26:14:621:A:H8	1.48	0.62
1:1G:1376:U:H2'	1:1G:1377:A:C8	2.34	0.62
1:1G:1502:A:H4'	1:1G:1503:A:OP2	1.99	0.62
26:1H:736:C:H5''	58:1H:4337:HOH:O	1.98	0.62
10:1I:4:ILE:HG12	10:1I:100:THR:HA	1.82	0.62
39:A8:51:ALA:HB3	39:A8:73:LEU:HG	1.81	0.62
1:13:390:C:O3'	16:7I:28:ARG:NH2	2.31	0.62
26:14:1729:A:H2'	26:14:1731:G:N2	2.15	0.62
26:14:329:G:P	45:C5:71:LYS:HD3	2.39	0.62
1:1G:1060:C:H5''	10:1A:51:ARG:HG2	1.80	0.62
1:1G:1047:G:H1	1:1G:1210:C:H42	1.47	0.62
1:1G:222:U:H2'	1:1G:223:U:C6	2.35	0.62
26:1H:1858:G:H2'	26:1H:1883:G:H22	1.64	0.62
11:2A:32:ILE:HD11	11:2A:68:ALA:HB1	1.81	0.62
24:3L:72:C:H3'	24:3L:73:A:H5''	1.81	0.62
34:58:96:GLU:HG2	34:58:97:ARG:N	2.13	0.62
7:62:84:ASN:OD1	7:62:84:ASN:N	2.32	0.62
48:J8:87:PRO:HA	48:J8:90:ILE:HG13	1.81	0.62
1:1G:1002:G:H2'	1:1G:1003:G:H8	1.63	0.62
26:1H:1514:U:H2'	26:1H:1515:C:C6	2.33	0.62
29:29:89:ASP:OD1	29:29:90:THR:N	2.33	0.62
12:3A:78:GLN:HG3	12:3A:81:SER:HB2	1.80	0.62
45:C5:18:GLY:O	45:C5:20:TYR:N	2.32	0.62
1:13:1061:G:OP1	10:1I:59:SER:OG	2.15	0.62
26:14:1485:G:N2	26:14:1504:C:N3	2.43	0.62
1:1G:980:C:H3'	1:1G:981:U:C6	2.34	0.62
26:1H:1534:G:H2'	26:1H:1535:U:H4'	1.81	0.62
1:1G:716:A:N3	11:2A:118:GLY:HA2	2.15	0.62
30:39:7:TYR:HE2	30:39:10:PRO:HG3	1.65	0.62
30:39:63:LYS:HE2	30:39:67:GLN:HB3	1.80	0.62
32:59:101:ARG:NH1	32:59:121:ILE:O	2.33	0.62
33:69:75:LEU:HD22	33:69:76:THR:H	1.65	0.62
6:52:97:PHE:HD2	18:9A:31:LEU:HD21	1.65	0.62
47:E5:26:TYR:O	47:E5:29:GLN:HB2	2.00	0.62
1:13:7:G:H5'	1:13:298:A:O4'	1.99	0.62
26:14:2153:G:N2	26:14:2154:G:O6	2.32	0.62
26:14:67:U:H2'	26:14:68:G:C8	2.34	0.62
2:1E:11:LEU:O	2:1E:16:HIS:NE2	2.33	0.62
1:1G:1300:G:O2'	1:1G:1301:U:O5'	2.13	0.62

Continued on next page...

Continued from previous page...

Atom-1	Atom-2	Interatomic distance (Å)	Clash overlap (Å)
26:1H:1510:A:O2'	26:1H:1512:G:N7	2.27	0.62
26:1H:2584:U:H2'	26:1H:2585:U:H2'	1.82	0.62
22:1K:76:A:O3'	26:1H:2506:U:H1'	1.98	0.62
37:45:135:ASP:OD2	46:D5:81:ARG:NH2	2.33	0.62
13:4A:8:GLU:OE1	13:4A:9:ILE:N	2.32	0.62
32:59:6:ARG:HH11	32:59:6:ARG:N	1.98	0.62
7:62:27:ILE:HA	7:62:30:ILE:HD12	1.82	0.62
15:6A:17:ARG:HD3	15:6A:26:GLU:HG3	1.82	0.62
40:75:105:LEU:HD23	40:75:109:GLU:HG3	1.80	0.62
1:13:624:C:O3'	16:7I:10:GLY:HA2	1.99	0.62
17:8I:31:LEU:HD23	17:8I:32:TYR:CZ	2.35	0.62
28:11:108:PRO:HG3	28:11:143:HIS:CE1	2.34	0.62
26:14:2150:U:H2'	26:14:2151:G:H8	1.64	0.62
26:1H:1178:C:H4'	26:1H:1179:C:OP1	2.00	0.62
26:1H:1711:C:H2'	26:1H:1712:C:H6	1.64	0.62
26:1H:2314:C:H2'	26:1H:2315:G:H8	1.65	0.62
3:2E:11:ARG:HH21	3:2E:180:ALA:HB3	1.64	0.62
9:82:112:LYS:HA	9:82:119:ALA:HB2	1.81	0.62
19:AI:63:THR:OG1	19:AI:64:GLU:N	2.32	0.62
47:E5:18:ALA:HB3	47:E5:20:ARG:HH21	1.64	0.62
36:78:50:ARG:HD3	55:Q8:7:HIS:CD2	2.35	0.62
26:14:1678:G:H22	26:14:1989:G:N2	1.98	0.61
26:14:303:U:H2'	26:14:304:G:C8	2.35	0.61
26:14:93:C:H5'	26:14:94:G:OP2	2.00	0.61
1:1G:1274:G:H2'	1:1G:1275:A:C8	2.35	0.61
26:1H:2503:A:H4'	26:1H:2504:U:OP1	2.00	0.61
26:1H:848:G:H2'	26:1H:849:A:C8	2.35	0.61
24:3K:4:C:H2'	24:3K:5:G:C8	2.35	0.61
13:4A:91:ARG:NH2	13:4A:97:PRO:O	2.33	0.61
32:51:6:ARG:HA	32:51:66:GLY:HA2	1.82	0.61
26:1H:1188:U:H4'	42:D8:79:VAL:HG22	1.82	0.61
46:H8:151:HIS:HB3	46:H8:168:GLU:HA	1.81	0.61
1:13:811:C:N3	58:13:1805:HOH:O	2.31	0.61
26:14:1819:A:H4'	26:14:1820:U:O5'	2.00	0.61
26:14:528:A:O2'	26:14:529:A:H5'	2.00	0.61
28:19:44:ASN:ND2	28:19:46:GLN:HG3	2.15	0.61
1:1G:971:G:N2	1:1G:1363:A:OP2	2.33	0.61
1:1G:1423:G:H2'	1:1G:1424:C:C6	2.35	0.61
26:1H:125:G:H5'	26:1H:125:G:C8	2.35	0.61
26:1H:1509:C:H3'	26:1H:1510:A:H5''	1.82	0.61
26:1H:581:C:H2'	26:1H:582:G:C8	2.35	0.61

Continued on next page...

Continued from previous page...

Atom-1	Atom-2	Interatomic distance (Å)	Clash overlap (Å)
26:1H:323:G:C8	30:31:171:PRO:HG3	2.35	0.61
37:45:20:ALA:HA	37:45:99:PRO:HG2	1.83	0.61
39:A8:52:SER:HB2	39:A8:55:ALA:H	1.65	0.61
26:1H:779:U:OP1	28:11:49:ILE:HG13	2.00	0.61
26:14:2689:U:H4'	26:14:2690:C:H5'	1.82	0.61
1:1G:1279:A:O2'	1:1G:1282:C:N4	2.33	0.61
1:1G:745:C:H5'	1:1G:851:G:H21	1.63	0.61
26:1H:1316:U:H2'	26:1H:1317:A:C8	2.33	0.61
26:1H:2505:G:O6	26:1H:2576:G:H2'	2.00	0.61
4:32:18:LYS:HB3	4:32:33:MET:HG3	1.81	0.61
37:45:21:THR:HG22	37:45:23:GLY:HA3	1.81	0.61
15:6I:17:ARG:HH11	15:6I:17:ARG:HG3	1.65	0.61
1:13:1028:C:H42	1:13:1033:G:H1	1.48	0.61
26:14:2210:G:H3'	26:14:2211:G:N2	2.16	0.61
26:1H:2347:C:O5'	53:O8:39:TYR:OH	2.11	0.61
26:1H:654(J):A:N1	26:1H:654(M):C:N4	2.48	0.61
1:13:1060:C:HO2'	10:1I:56:HIS:HD1	1.41	0.61
29:21:54:GLN:O	29:21:55:ASN:ND2	2.33	0.61
3:22:8:ILE:HG23	3:22:16:ARG:HG2	1.83	0.61
26:14:2675:A:H4'	35:25:29:ASN:HD21	1.65	0.61
32:51:113:VAL:HG11	32:51:151:ILE:HD13	1.83	0.61
32:51:157:TYR:O	32:51:158:HIS:ND1	2.32	0.61
16:7I:50:LYS:HD3	16:7I:51:VAL:H	1.63	0.61
1:13:453:A:H4'	16:7I:72:ARG:HB2	1.81	0.61
26:1H:2250:G:C4	37:88:82:ARG:HG2	2.35	0.61
38:98:9:LYS:HA	38:98:17:ARG:NE	2.15	0.61
41:C8:11:ARG:O	41:C8:15:LYS:HG3	2.01	0.61
49:K8:32:LEU:HD11	49:K8:54:LYS:HG3	1.82	0.61
1:13:1182:G:H4'	1:13:1183:A:H5''	1.81	0.61
26:14:1412:A:H2'	26:14:1413:G:C8	2.35	0.61
26:14:2572:A:OP1	26:14:2574:G:O2'	2.18	0.61
26:14:322:A:H3'	30:39:169:ASN:OD1	2.00	0.61
1:1G:1286:A:H3'	1:1G:1286:A:H8	1.65	0.61
1:1G:1423:G:H2'	1:1G:1424:C:H6	1.65	0.61
26:1H:482:A:OP2	26:1H:482:A:H8	1.83	0.61
26:1H:952:G:H5''	26:1H:953:A:OP2	2.00	0.61
29:21:119:ARG:HG3	29:21:119:ARG:HH11	1.65	0.61
11:2A:27:ASN:OD1	11:2A:28:THR:N	2.33	0.61
4:32:9:CYS:SG	4:32:22:LYS:HD2	2.41	0.61
37:88:12:GLN:HG2	37:88:73:PRO:HD2	1.83	0.61
37:88:51:ARG:HH11	37:88:51:ARG:HB3	1.64	0.61

Continued on next page...

Continued from previous page...

Atom-1	Atom-2	Interatomic distance (Å)	Clash overlap (Å)
9:8E:89:ASN:O	9:8E:89:ASN:ND2	2.30	0.61
42:95:85:LYS:HG3	42:95:87:HIS:H	1.64	0.61
48:F5:84:GLY:O	48:F5:87:PRO:HD2	2.00	0.61
26:14:2016:U:O2	52:J5:7:PRO:HG2	2.00	0.61
49:K8:42:GLY:O	49:K8:44:LEU:N	2.33	0.61
1:13:1452:C:O2'	1:13:1453:G:OP2	2.18	0.61
26:14:7:G:H2'	26:14:8:A:C8	2.35	0.61
34:15:56:ASN:HA	34:15:125:GLY:H	1.64	0.61
1:1G:1349:A:P	9:82:118:LYS:HZ1	2.22	0.61
1:1G:567:G:N3	58:1G:1738:HOH:O	2.31	0.61
26:1H:2849:U:H4'	26:1H:2868:A:C2	2.35	0.61
11:2A:82:VAL:HG13	11:2A:108:ILE:HG23	1.83	0.61
20:BI:49:ALA:CB	20:BI:99:LEU:HB2	2.31	0.61
1:13:1178:G:H5''	9:8E:93:ARG:HH22	1.66	0.61
26:14:1856:G:H1	26:14:1886:C:N4	1.99	0.61
26:14:588:U:H2'	26:14:589:C:C6	2.36	0.61
26:14:990:A:H8	26:14:990:A:H5'	1.65	0.61
26:14:994:C:O2'	26:14:996:A:OP1	2.19	0.61
1:1G:517:G:N2	1:1G:530:G:OP1	2.21	0.61
1:1G:503:C:OP2	12:3A:116:SER:HB3	2.00	0.61
12:3A:41:ARG:HH12	12:3A:43:VAL:HG22	1.65	0.61
36:78:52:GLU:HG3	36:78:57:THR:HA	1.83	0.61
41:C8:97:ASP:OD2	41:C8:101:ARG:NH1	2.34	0.61
1:13:757:U:H2'	1:13:758:G:O4'	2.00	0.61
26:14:446:G:OP2	58:14:3676:HOH:O	2.16	0.61
26:1H:1509:C:H2'	26:1H:1511:A:C8	2.34	0.61
26:1H:1814:G:C6	58:1H:4231:HOH:O	2.51	0.61
26:1H:2887:U:H2'	26:1H:2888:C:C6	2.35	0.61
26:1H:639:U:H2'	26:1H:640:C:C6	2.35	0.61
27:1J:16:G:H2'	27:1J:17:C:C6	2.36	0.61
3:22:36:ASP:HA	3:22:39:ILE:HD12	1.82	0.61
1:13:881:G:OP2	12:3I:12:ARG:NH2	2.33	0.61
24:3K:19:G:C6	26:1H:2112:G:H1'	2.36	0.61
13:4A:86:CYS:SG	13:4A:88:ARG:HB3	2.40	0.61
36:78:18:ARG:O	36:78:19:VAL:HG22	2.00	0.61
46:D5:11:GLU:CD	46:D5:12:GLY:H	2.03	0.61
1:13:484:G:O2'	1:13:485:G:OP2	2.17	0.61
1:13:591:U:H2'	1:13:592:G:H8	1.65	0.61
26:14:1022:G:H22	26:14:1142(A):A:H2	1.48	0.61
26:14:1198:U:H2'	26:14:1199:U:C6	2.36	0.61
26:14:1664:A:OP2	58:14:3594:HOH:O	2.16	0.61

Continued on next page...

Continued from previous page...

Atom-1	Atom-2	Interatomic distance (Å)	Clash overlap (Å)
26:14:1678:G:H22	26:14:1989:G:H22	1.48	0.61
26:14:900:A:H3'	26:14:901:A:H8	1.65	0.61
1:1G:1126:U:N3	1:1G:1281:U:O4'	2.34	0.61
3:22:70:VAL:HG12	3:22:72:LYS:H	1.65	0.61
3:22:88:ARG:HA	3:22:101:LEU:HD13	1.81	0.61
24:3L:33:U:O2'	24:3L:35:A:OP2	2.18	0.61
40:75:26:ASP:O	40:75:49:VAL:HG22	2.01	0.61
39:A8:27:SER:HA	39:A8:88:ASP:HB3	1.82	0.61
47:E5:49:LYS:HE3	47:E5:82:ARG:NH1	2.16	0.61
26:14:2273:A:H2'	26:14:2274:A:H8	1.66	0.61
10:1A:8:LEU:HA	10:1A:96:ILE:HG22	1.82	0.61
1:1G:371:G:O2'	1:1G:373:A:N7	2.33	0.61
26:1H:1287:A:C8	38:98:107:ASP:HB2	2.36	0.61
26:1H:2702:U:H6	26:1H:2702:U:OP1	1.84	0.61
26:1H:49:A:N7	26:1H:120:U:C5	2.64	0.61
26:1H:66:C:H2'	26:1H:67:U:H6	1.66	0.61
26:1H:910:A:N7	37:88:13:GLN:HG3	2.15	0.61
26:1H:919:G:N2	26:1H:2269:A:OP2	2.33	0.61
3:2E:44:GLU:HA	3:2E:52:LEU:HD11	1.82	0.61
1:1G:926:G:N2	25:4L:15:A:OP2	2.33	0.61
26:14:2845:G:H5''	40:75:54:ARG:O	2.00	0.61
16:7A:75:ARG:HG3	16:7A:80:PHE:CD2	2.36	0.61
40:B8:26:ASP:O	40:B8:49:VAL:HG12	2.00	0.61
43:E8:17:VAL:HG13	43:E8:76:VAL:HG11	1.82	0.61
1:13:110:C:H2'	1:13:111:G:O4'	2.01	0.60
26:14:2611:U:H3'	26:14:2611:U:OP2	2.01	0.60
26:14:736:C:OP1	58:14:3934:HOH:O	2.17	0.60
35:25:102:VAL:HB	35:25:106:LEU:HD12	1.81	0.60
11:2A:100:ALA:O	11:2A:102:GLY:N	2.34	0.60
30:31:129:PHE:HA	30:31:142:TRP:NE1	2.16	0.60
12:3I:59:ARG:HA	12:3I:65:GLU:HA	1.83	0.60
44:B5:51:VAL:H	44:B5:83:VAL:HG23	1.65	0.60
51:I5:18:CYS:H	51:I5:19:GLY:HA2	1.66	0.60
1:13:1060:C:H5''	10:1I:51:ARG:HG2	1.83	0.60
1:13:1305:G:H21	1:13:1331:G:H2'	1.66	0.60
1:13:1497:G:H2'	1:13:1498:U:H5'	1.82	0.60
26:14:155:C:H42	26:14:171:G:H1	1.49	0.60
26:14:654(E):C:N4	26:14:654(P):G:H22	1.99	0.60
26:1H:2243:U:OP1	58:1H:4129:HOH:O	2.16	0.60
26:1H:547:A:H2'	26:1H:548:A:C8	2.35	0.60
11:2A:18:ARG:NH2	11:2A:35:PRO:O	2.34	0.60

Continued on next page...

Continued from previous page...

Atom-1	Atom-2	Interatomic distance (Å)	Clash overlap (Å)
11:2A:67:ASP:OD2	11:2A:71:LYS:NZ	2.34	0.60
24:3L:3:C:H2'	24:3L:4:C:O4'	2.01	0.60
32:51:8:PRO:HG2	32:51:69:ARG:NH2	2.15	0.60
19:AI:19:VAL:HG13	19:AI:47:HIS:HD2	1.65	0.60
26:1H:2849:U:OP2	40:B8:95:ARG:NH1	2.34	0.60
53:K5:10:LEU:HB3	55:M5:34:TRP:CZ3	2.36	0.60
26:14:2275:C:H6	26:14:2275:C:H5'	1.67	0.60
1:1G:1028(A):C:O2	1:1G:1033:G:N2	2.34	0.60
1:1G:1095:U:OP1	1:1G:1108:G:N1	2.35	0.60
1:1G:728:A:H2'	1:1G:729:A:C8	2.35	0.60
26:1H:2817:G:H1	26:1H:2829:C:H42	1.50	0.60
26:1H:880:G:O2'	26:1H:881:G:O5'	2.19	0.60
26:1H:957:A:N1	26:1H:2458:G:H4'	2.16	0.60
27:1J:56:G:H4'	27:1J:57:A:C8	2.37	0.60
30:31:108:LYS:O	30:31:112:MET:HG3	2.00	0.60
24:3K:58:A:O2'	24:3K:59:U:OP1	2.19	0.60
33:69:54:GLN:HA	33:69:57:ARG:HB3	1.84	0.60
16:7A:37:GLY:HA2	16:7A:50:LYS:HD3	1.82	0.60
45:G8:55:TYR:HB2	45:G8:58:GLY:HA3	1.81	0.60
1:13:1007:C:N4	1:13:1022:G:H1	1.99	0.60
26:14:2280:G:O2'	26:14:2388:A:N1	2.33	0.60
26:1H:1086:A:H1'	26:1H:1103:A:H61	1.64	0.60
26:1H:140:A:H8	26:1H:1408:C:HO2'	1.48	0.60
26:1H:1668:A:N6	26:1H:1676:A:H61	1.99	0.60
26:1H:176:G:O2'	26:1H:177:G:H5'	2.02	0.60
26:1H:2857:G:N2	26:1H:2860:A:OP2	2.27	0.60
3:22:14:ILE:HG12	3:22:15:THR:H	1.66	0.60
31:49:173:LEU:HA	31:49:176:LEU:HB2	1.83	0.60
9:82:10:ARG:HD2	9:82:105:ASP:HB3	1.82	0.60
40:B8:16:ARG:HE	40:B8:19:LEU:HD11	1.65	0.60
51:I5:20:ASN:OD1	51:I5:36:CYS:HB2	2.02	0.60
28:11:223:GLY:HA3	28:11:231:HIS:CE1	2.36	0.60
26:14:1794:U:O2'	26:14:1795:C:H5'	2.00	0.60
26:1H:1230:C:H2'	26:1H:1231:G:C8	2.37	0.60
26:1H:1607:C:H4'	26:1H:1608:A:O5'	2.01	0.60
26:1H:2165:G:N7	26:1H:2166:G:N2	2.48	0.60
26:1H:873:G:N2	26:1H:904:C:O2	2.27	0.60
30:31:114:VAL:HG11	30:31:202:PHE:HE2	1.67	0.60
37:45:75:THR:HA	37:45:89:ASN:HA	1.84	0.60
13:4I:27:LYS:HA	13:4I:31:LYS:HZ3	1.65	0.60
15:6A:43:LEU:HD11	15:6A:53:HIS:HA	1.84	0.60

Continued on next page...

Continued from previous page...

Atom-1	Atom-2	Interatomic distance (Å)	Clash overlap (Å)
8:72:7:ALA:O	8:72:11:THR:OG1	2.12	0.60
36:78:50:ARG:HD3	55:Q8:7:HIS:NE2	2.16	0.60
45:G8:76:CYS:HB2	45:G8:82:PRO:HD3	1.83	0.60
46:H8:7:ALA:HB3	46:H8:61:LEU:HB2	1.84	0.60
28:11:68:LYS:HB3	28:11:70:TRP:CH2	2.36	0.60
26:14:1757:U:N3	26:14:1762:A:H2	1.96	0.60
26:14:2836:U:H2'	26:14:2837:G:C8	2.37	0.60
26:1H:1534:G:H22	26:1H:1538:G:H22	1.48	0.60
26:1H:399:G:OP2	58:1H:4238:HOH:O	2.16	0.60
26:1H:620:G:H4'	26:1H:621:A:C5'	2.31	0.60
35:25:59:LYS:HB3	35:25:87:ILE:HG22	1.83	0.60
5:4E:77:PRO:HD2	5:4E:142:LEU:HD13	1.83	0.60
36:78:58:THR:HG21	55:Q8:52:LYS:HD3	1.83	0.60
49:K8:58:ALA:O	49:K8:62:THR:HG22	2.00	0.60
1:1G:976:G:OP2	1:1G:1358:U:O2'	2.18	0.60
26:1H:2598:A:OP1	58:1H:3655:HOH:O	2.16	0.60
3:22:11:ARG:NH1	3:22:11:ARG:HB2	2.17	0.60
8:7E:41:ARG:NH2	8:7E:123:GLU:OE1	2.33	0.60
1:13:1306:A:H61	1:13:1331:G:H1'	1.66	0.60
26:14:2335:A:O2'	26:14:2337:G:N7	2.31	0.60
26:14:870:A:H2'	26:14:871:U:O4'	2.02	0.60
10:1A:40:LEU:HD12	10:1A:41:PRO:HD2	1.83	0.60
26:1H:534:U:H5'	41:C8:42:ALA:HB1	1.83	0.60
31:49:32:PRO:HB2	31:49:172:LEU:HD13	1.83	0.60
39:65:30:ARG:HG3	39:65:35:ILE:HD13	1.83	0.60
18:9A:21:LYS:HZ1	18:9A:57:GLY:HA3	1.66	0.60
34:58:38:HIS:O	41:C8:67:ALA:HB1	2.01	0.60
46:D5:139:VAL:HG13	46:D5:156:LYS:HE2	1.82	0.60
53:K5:18:ARG:NH2	53:K5:43:CYS:O	2.34	0.60
26:1H:2347:C:P	53:O8:39:TYR:HH	2.24	0.60
1:13:1028(A):C:H42	1:13:1032(A):G:H1	1.50	0.60
26:14:729:G:P	28:19:208:LYS:HZ1	2.25	0.60
1:1G:1099:G:OP1	2:12:148:TYR:OH	2.19	0.60
1:1G:1160:G:N7	1:1G:1181:G:N1	2.40	0.60
1:1G:1240:U:N3	7:62:32:ARG:HG3	2.16	0.60
1:1G:1298:C:H41	7:62:114:ARG:HA	1.67	0.60
1:1G:690:G:H2'	1:1G:691:G:O4'	2.01	0.60
1:1G:785:G:N7	58:1G:1746:HOH:O	2.31	0.60
26:1H:1705:G:C2'	26:1H:1706:U:H5'	2.31	0.60
30:31:160:ASN:OD1	30:31:163:VAL:HG23	2.02	0.60
24:3L:9:A:O2'	24:3L:10:G:N7	2.32	0.60

Continued on next page...

Continued from previous page...

Atom-1	Atom-2	Interatomic distance (Å)	Clash overlap (Å)
31:49:56:ALA:HA	31:49:59:GLU:HB2	1.84	0.60
32:51:54:ARG:HD3	32:51:65:HIS:ND1	2.16	0.60
8:72:20:TYR:HA	8:72:65:TYR:CZ	2.37	0.60
20:BI:26:ASN:HB2	20:BI:71:THR:HG23	1.83	0.60
46:H8:163:LEU:HD13	46:H8:165:VAL:HA	1.82	0.60
31:41:65:GLY:HA2	51:M8:7:PRO:HG2	1.84	0.60
1:13:1263:C:H2'	1:13:1264:C:C6	2.36	0.60
1:13:236:G:H5''	17:8I:42:TYR:OH	2.02	0.60
1:13:276:G:O3'	17:8I:68:ARG:NH1	2.34	0.60
1:13:631:G:H2'	1:13:632:A:N3	2.16	0.60
1:13:768:A:OP2	58:13:1885:HOH:O	2.17	0.60
21:1B:8:THR:HG22	21:1B:11:GLY:H	1.65	0.60
26:1H:10:G:N2	26:1H:2801:A:O2'	2.35	0.60
26:1H:764:A:O4'	28:11:213:ARG:HG3	2.02	0.60
12:3A:27:LEU:HG	12:3A:33:ARG:HG2	1.84	0.60
12:3A:58:VAL:O	12:3A:65:GLU:HA	2.02	0.60
12:3I:89:ARG:HD3	12:3I:91:LYS:HB3	1.83	0.60
26:14:2123:G:H2'	26:14:2124:G:H8	1.67	0.59
26:14:2261:C:O2'	26:14:2262:U:H5'	2.02	0.59
26:14:861:A:N3	27:1J:79:C:O2'	2.34	0.59
1:1G:147:G:H1	1:1G:175:C:H42	1.50	0.59
26:1H:1113:U:H2'	26:1H:1114:G:C8	2.36	0.59
26:1H:1693:U:H1'	28:11:14:ARG:NH2	2.16	0.59
26:1H:357:A:H2'	26:1H:358:U:C6	2.37	0.59
26:1H:607:U:N3	26:1H:621:A:C2	2.67	0.59
29:21:101:ARG:HG2	29:21:169:ASN:OD1	2.02	0.59
35:25:10:VAL:HG22	35:25:17:ARG:O	2.02	0.59
32:51:12:PRO:HG2	32:51:13:LYS:HG2	1.84	0.59
32:51:144:VAL:O	32:51:148:ILE:HG12	2.02	0.59
15:6I:16:ALA:HB1	15:6I:21:ASP:HB3	1.84	0.59
37:88:133:ARG:O	37:88:134:ARG:HB2	2.01	0.59
27:16:40:U:H5	51:M8:2:LYS:HE2	1.67	0.59
2:12:63:MET:HG3	2:12:225:ALA:HB1	1.84	0.59
26:14:1366:A:H2'	26:14:1367:A:O4'	2.02	0.59
26:14:140:A:H8	26:14:1408:C:HO2'	1.46	0.59
26:14:2528:U:O2'	26:14:2530:A:OP1	2.16	0.59
3:22:21:ARG:HH12	10:1A:92:THR:HB	1.67	0.59
11:2A:32:ILE:HD13	11:2A:72:ALA:HB2	1.84	0.59
23:2L:20:G:C2	23:2L:58:A:C2	2.90	0.59
12:3A:41:ARG:NH1	12:3A:41:ARG:HB3	2.17	0.59
37:88:21:THR:OG1	37:88:22:LYS:O	2.15	0.59

Continued on next page...

Continued from previous page...

Atom-1	Atom-2	Interatomic distance (Å)	Clash overlap (Å)
19:AA:50:ALA:CB	19:AA:57:HIS:HB3	2.32	0.59
26:14:172:C:H2'	26:14:173:G:H8	1.66	0.59
26:14:2151:G:H2'	26:14:2152:G:H8	1.67	0.59
1:1G:45:U:H2'	1:1G:46:G:C8	2.37	0.59
1:1G:556:C:OP2	12:3A:20:LYS:NZ	2.35	0.59
1:1G:632:A:H1'	1:1G:633:G:OP2	2.01	0.59
26:1H:1374:G:H2'	26:1H:1375:C:H6	1.66	0.59
26:1H:58:G:N2	26:1H:70:G:C4	2.70	0.59
4:3E:74:GLN:O	4:3E:78:LEU:HD13	2.02	0.59
24:3L:15:G:H22	24:3L:48:C:H41	1.50	0.59
37:45:38:GLU:HB2	37:45:127:ILE:HG22	1.83	0.59
1:1G:1316:G:H5''	14:5A:17:LYS:NZ	2.17	0.59
33:61:109:ILE:HB	33:61:130:TYR:CZ	2.36	0.59
1:1G:581:G:OP1	15:6A:61:GLY:HA3	2.02	0.59
26:14:1771:C:O2'	26:14:1786:A:H8	1.85	0.59
34:15:4:TYR:O	41:85:64:ARG:NH1	2.35	0.59
2:1E:178:ARG:NH1	2:1E:196:LEU:O	2.31	0.59
26:1H:1331:A:HO2'	26:1H:1332:G:H8	1.51	0.59
26:1H:2636:U:H3	26:1H:2782:G:H1	1.49	0.59
1:1G:1503:A:N3	25:4L:13:A:N6	2.51	0.59
18:9A:53:ARG:NE	18:9A:59:SER:O	2.23	0.59
31:41:143:GLU:OE1	51:M8:26:SER:OG	2.20	0.59
52:N8:41:PRO:HG2	52:N8:44:THR:HG21	1.82	0.59
28:11:59:LYS:HD2	28:11:60:ARG:N	2.16	0.59
1:13:142:G:H2'	1:13:143:A:H8	1.68	0.59
1:13:692:U:H5'	1:13:797:C:H5'	1.85	0.59
26:14:247:G:H4'	26:14:386:G:C5	2.37	0.59
1:1G:683:G:C6	1:1G:684:A:C6	2.90	0.59
26:1H:1438:U:H2'	26:1H:1439:A:C8	2.37	0.59
26:1H:580:C:H2'	26:1H:581:C:C6	2.38	0.59
35:68:71:ARG:NH1	40:B8:74:ARG:HH21	2.00	0.59
26:1H:625:G:N7	36:78:107:LYS:NZ	2.50	0.59
38:98:87:TYR:HD1	38:98:90:ARG:HD2	1.68	0.59
18:9A:56:THR:HB	18:9A:58:LEU:HD12	1.84	0.59
1:13:1429:C:H2'	1:13:1430:C:C6	2.36	0.59
26:14:1266:G:O4'	43:A5:15:ARG:NH2	2.35	0.59
26:14:2712:U:H2'	26:14:2714:G:H5''	1.83	0.59
26:14:288:C:O2	26:14:353:G:N2	2.27	0.59
1:1G:1128:C:O2	1:1G:1144:G:N2	2.35	0.59
1:1G:1227:A:OP1	19:AA:80:TYR:OH	2.19	0.59
27:1J:24:G:H4'	27:1J:25:A:H5'	1.85	0.59

Continued on next page...

Continued from previous page...

Atom-1	Atom-2	Interatomic distance (Å)	Clash overlap (Å)
3:2E:40:ARG:HG3	3:2E:40:ARG:HH11	1.65	0.59
31:49:95:ARG:HG2	31:49:96:ARG:H	1.67	0.59
26:14:1111:A:H5'	32:59:3:ARG:HD3	1.85	0.59
40:75:56:GLY:O	40:75:59:THR:HG23	2.03	0.59
42:95:43:GLU:OE2	42:95:44:LYS:NZ	2.27	0.59
45:C5:39:VAL:O	45:C5:40:GLU:HB2	2.02	0.59
1:13:201:C:H42	1:13:216:G:H1	1.49	0.59
1:13:272:C:H2'	1:13:273:A:C8	2.37	0.59
1:13:342:C:H2'	1:13:343:U:O4'	2.01	0.59
1:13:445:G:H1	1:13:489:C:H42	1.48	0.59
26:14:2781:A:H5''	26:14:2782:G:H5'	1.85	0.59
26:14:527:C:H4'	26:14:528:A:O5'	2.02	0.59
1:1G:1203:C:H2'	1:1G:1204:A:O4'	2.03	0.59
1:1G:1326:C:OP1	21:1B:17:THR:OG1	2.15	0.59
26:1H:606:U:H4'	26:1H:658:C:H4'	1.85	0.59
26:1H:654(A):A:H2	26:1H:654(T):A:N1	2.00	0.59
35:25:13:ASN:ND2	35:25:96:THR:HG23	2.17	0.59
3:2E:8:ILE:HD12	3:2E:16:ARG:HG3	1.83	0.59
30:31:6:VAL:HG21	30:31:119:ARG:HB2	1.85	0.59
31:41:68:PRO:HB3	31:41:92:VAL:HB	1.85	0.59
14:5A:27:CYS:SG	14:5A:29:ARG:HG2	2.43	0.59
15:6I:42:HIS:HD2	15:6I:43:LEU:HD23	1.67	0.59
38:98:1:MET:O	38:98:1:MET:HG2	2.02	0.59
39:A8:34:HIS:NE2	39:A8:54:LEU:HD23	2.17	0.59
1:13:1504:G:H3'	1:13:1504:G:P	2.43	0.59
26:14:1942:C:OP2	26:14:1943:U:O2'	2.13	0.59
1:1G:413:G:H2'	1:1G:428:G:N2	2.17	0.59
1:1G:618:C:H5'	1:1G:619:U:H5''	1.84	0.59
26:1H:1532:C:H2'	26:1H:1533:C:O4'	2.03	0.59
3:22:40:ARG:HB3	3:22:55:VAL:HG11	1.84	0.59
4:3E:83:SER:HA	4:3E:89:THR:HG23	1.85	0.59
38:55:20:LEU:HD21	38:55:40:LYS:HD3	1.84	0.59
33:69:61:ARG:HA	33:69:64:GLU:HB2	1.85	0.59
33:69:76:THR:HG23	33:69:77:LEU:H	1.67	0.59
9:82:99:LEU:HB3	9:82:101:PHE:CE2	2.38	0.59
19:AI:5:LEU:HB3	19:AI:10:PHE:HE2	1.68	0.59
1:1G:192:U:O4'	20:BA:103:GLY:HA2	2.03	0.59
50:L8:30:ARG:HH11	50:L8:33:GLN:HE21	1.51	0.59
26:1H:1265:A:H3'	52:N8:19:ARG:HH12	1.68	0.59
2:12:70:PHE:HB2	2:12:92:TYR:HB2	1.84	0.59
1:13:1133:G:H2'	1:13:1134:G:C8	2.38	0.59

Continued on next page...

Continued from previous page...

Atom-1	Atom-2	Interatomic distance (Å)	Clash overlap (Å)
1:13:130:A:O2'	1:13:131:C:O5'	2.18	0.59
1:13:598:U:H4'	8:7E:94:TYR:CG	2.38	0.59
26:14:1058:U:H2'	26:14:1059:G:H8	1.67	0.59
26:14:573:G:O2'	26:14:574:C:H3'	2.03	0.59
26:1H:1332:G:N2	26:1H:1610:A:C8	2.70	0.59
7:62:143:ARG:NH1	24:3L:41:C:O2'	2.35	0.59
13:4A:15:VAL:HG12	13:4A:45:VAL:HG22	1.85	0.59
5:4E:33:VAL:HG11	5:4E:109:ILE:HA	1.84	0.59
17:8A:86:GLU:O	17:8A:90:ILE:HG12	2.03	0.59
43:E8:79:GLY:HA3	43:E8:100:THR:HG22	1.85	0.59
52:J5:3:LYS:O	52:J5:4:HIS:C	2.41	0.59
1:13:1000:A:H2'	1:13:1001:G:C8	2.37	0.59
1:13:1218:C:H2'	1:13:1219:U:C6	2.38	0.59
26:14:1607:C:H4'	26:14:1608:A:O5'	2.03	0.59
26:14:2048:G:N7	58:14:3823:HOH:O	2.31	0.59
37:45:134:ARG:O	37:45:136:ALA:N	2.35	0.59
31:49:39:ILE:O	31:49:91:ARG:HG2	2.03	0.59
39:65:35:ILE:HB	39:65:97:ARG:NH2	2.18	0.59
40:B8:80:SER:HB3	40:B8:83:ILE:HG13	1.84	0.59
20:BI:26:ASN:O	20:BI:30:LYS:HB2	2.03	0.59
43:E8:86:LEU:HD12	43:E8:87:PRO:HD2	1.85	0.59
47:I8:17:GLN:O	47:I8:19:LYS:HE3	2.02	0.59
53:K5:27:LYS:O	53:K5:28:ARG:NH1	2.36	0.59
28:11:201:HIS:O	28:11:204:ILE:HG12	2.03	0.58
2:12:7:VAL:HG22	2:12:8:LYS:H	1.68	0.58
1:13:1356:G:H2'	1:13:1357:A:C8	2.38	0.58
10:1A:99:LYS:HD3	10:1A:100:THR:H	1.67	0.58
26:1H:1021:A:H3'	26:1H:1022:G:H5''	1.84	0.58
26:1H:1774:C:OP1	58:1H:3745:HOH:O	2.16	0.58
26:1H:2679:A:H4'	29:21:165:VAL:HG11	1.85	0.58
26:1H:2734:A:H5'	26:1H:2735:G:OP2	2.03	0.58
35:25:10:VAL:HG21	35:25:16:ALA:O	2.03	0.58
15:6I:42:HIS:CD2	15:6I:43:LEU:HD23	2.38	0.58
16:7A:74:LEU:HD12	16:7A:79:VAL:HG21	1.85	0.58
17:8I:76:LEU:HD12	17:8I:77:VAL:H	1.68	0.58
51:I5:34:GLU:HG2	51:I5:35:VAL:H	1.68	0.58
26:14:1327:C:O3'	38:55:105:ARG:NH2	2.36	0.58
26:14:289:A:H3'	26:14:290:G:H8	1.68	0.58
1:1G:804:U:H5''	1:1G:805:C:OP2	2.02	0.58
1:1G:823:G:H21	8:72:1:MET:HE2	1.68	0.58
26:1H:1858:G:H2'	26:1H:1883:G:N2	2.17	0.58

Continued on next page...

Continued from previous page...

Atom-1	Atom-2	Interatomic distance (Å)	Clash overlap (Å)
27:1J:104:A:H2'	27:1J:105:G:O4'	2.03	0.58
3:22:139:GLN:NE2	3:22:142:MET:SD	2.73	0.58
4:3E:170:VAL:HG22	4:3E:171:GLY:H	1.67	0.58
5:42:9:LYS:HG2	5:42:108:ALA:HB1	1.85	0.58
44:F8:3:THR:HA	44:F8:6:ASP:OD2	2.03	0.58
46:H8:99:TYR:HD1	46:H8:123:ASP:HB3	1.69	0.58
47:I8:24:LYS:O	47:I8:25:ARG:NH1	2.36	0.58
52:J5:36:CYS:SG	52:J5:48:GLU:HB2	2.43	0.58
1:13:661:G:H1	1:13:744:C:H42	1.51	0.58
26:14:579:G:H2'	26:14:580:C:C6	2.38	0.58
26:14:646:A:H2'	26:14:647:G:O4'	2.03	0.58
1:1G:501:C:H2'	1:1G:502:G:C8	2.36	0.58
26:1H:1509:C:N3	26:1H:1511:A:N6	2.51	0.58
26:1H:1537:C:H2'	26:1H:1538:G:C8	2.38	0.58
26:1H:2179:C:H2'	26:1H:2180:U:C6	2.38	0.58
23:2K:62:C:H2'	23:2K:63:C:H6	1.68	0.58
5:42:16:THR:OG1	5:42:16:THR:O	2.22	0.58
33:61:68:LEU:HA	33:61:71:ILE:HG22	1.85	0.58
1:1G:1370:G:C8	9:82:109:VAL:HG11	2.38	0.58
9:8E:25:LYS:N	9:8E:60:ASP:OD1	2.35	0.58
20:BI:30:LYS:NZ	20:BI:80:ARG:HH12	2.01	0.58
49:K8:4:SER:HA	49:K8:6:VAL:HG22	1.85	0.58
1:13:1118:C:H1'	1:13:1179:A:C4	2.38	0.58
26:14:860:U:O2'	26:14:861:A:H5'	2.02	0.58
27:16:15:A:H3'	27:16:16:G:H5'	1.84	0.58
28:19:37:LEU:HB2	28:19:38:LYS:HG2	1.84	0.58
26:1H:1266:G:O4'	43:E8:15:ARG:NH2	2.35	0.58
26:1H:1432:C:H2'	26:1H:1433:U:O4'	2.03	0.58
26:1H:586:A:P	58:1H:3827:HOH:O	2.61	0.58
4:32:55:ALA:O	4:32:59:ARG:HG2	2.03	0.58
16:7I:39:TYR:OH	16:7I:41:PRO:HB3	2.03	0.58
9:8E:43:ALA:HA	9:8E:74:ILE:HD13	1.84	0.58
40:B8:29:ARG:HB2	40:B8:46:GLU:HG3	1.86	0.58
1:13:1118:C:H1'	1:13:1179:A:C5	2.38	0.58
1:13:1346:A:H5''	9:8E:120:ARG:HH12	1.69	0.58
1:13:221:C:H2'	1:13:222:U:H6	1.67	0.58
1:13:613:C:H42	1:13:627:G:H1	1.51	0.58
1:13:711:G:OP1	6:5E:54:LYS:NZ	2.26	0.58
26:14:527:C:H5	58:14:3922:HOH:O	1.85	0.58
26:14:5:A:H2'	26:14:6:A:C8	2.39	0.58
26:14:70:G:H21	26:14:71:A:H62	1.49	0.58

Continued on next page...

Continued from previous page...

Atom-1	Atom-2	Interatomic distance (Å)	Clash overlap (Å)
26:14:780:G:OP1	28:19:218:ARG:NH2	2.37	0.58
1:1G:1157:A:H8	1:1G:1158:C:C5	2.22	0.58
1:1G:987:G:N2	1:1G:1218:C:N3	2.51	0.58
26:1H:1794:U:H2'	26:1H:1795:C:C6	2.39	0.58
26:1H:1980:G:H4'	58:1H:3657:HOH:O	2.02	0.58
26:1H:2492:U:H2'	26:1H:2493:U:C6	2.38	0.58
29:21:104:VAL:HG22	29:21:198:VAL:HG22	1.86	0.58
35:25:88:ASN:HB3	35:25:94:ARG:HD3	1.86	0.58
26:14:2786:U:H4'	29:29:64:LYS:C	2.23	0.58
30:31:114:VAL:HG21	30:31:202:PHE:CE2	2.39	0.58
36:35:59:LEU:HD22	36:35:59:LEU:O	2.03	0.58
26:1H:2315:G:OP1	31:41:36:LYS:NZ	2.33	0.58
31:49:122:PRO:O	31:49:125:PHE:HD2	1.87	0.58
26:1H:598:G:C5'	36:78:11:GLY:HA3	2.32	0.58
42:95:58:VAL:HB	42:95:98:GLU:HB2	1.84	0.58
20:BI:50:GLU:HB2	20:BI:100:ILE:HB	1.84	0.58
43:E8:97:LYS:HE2	43:E8:99:ARG:NH2	2.18	0.58
55:Q8:34:TRP:C	55:Q8:34:TRP:CD1	2.77	0.58
1:13:872:A:C5	1:13:874:G:C8	2.91	0.58
26:14:2062:A:O2'	26:14:2063:C:OP1	2.18	0.58
26:14:2528:U:O3'	26:14:2529:G:N2	2.26	0.58
1:1G:1154:G:H2'	1:1G:1155:G:C8	2.32	0.58
1:1G:520:A:OP1	12:3A:52:LEU:HB2	2.04	0.58
1:1G:546:G:OP2	4:32:72:GLU:N	2.36	0.58
1:1G:877:C:H5''	8:72:88:LYS:HD3	1.85	0.58
27:1J:40:U:H3	27:1J:43:C:H5''	1.69	0.58
29:29:33:VAL:HG12	29:29:89:ASP:HB3	1.85	0.58
36:35:62:LEU:HD23	55:M5:27:THR:HG22	1.85	0.58
25:4L:15:A:O5'	25:4L:15:A:H8	1.87	0.58
6:5E:76:ALA:O	6:5E:80:ARG:HG3	2.04	0.58
38:98:24:GLN:OE1	38:98:36:THR:HG21	2.03	0.58
40:B8:26:ASP:HB2	40:B8:91:ARG:HA	1.84	0.58
20:BI:53:LEU:HD12	20:BI:56:MET:HE2	1.85	0.58
1:13:793:U:H5'	1:13:794:A:H5''	1.86	0.58
26:14:2557:G:H2'	26:14:2558:C:C6	2.37	0.58
26:14:654(D):G:H22	26:14:654(Q):C:N4	2.00	0.58
26:1H:1997:G:H5''	58:1H:3916:HOH:O	2.03	0.58
26:1H:528:A:C2	26:1H:2043:C:H4'	2.38	0.58
27:1J:46:A:H2'	27:1J:47:C:H6	1.69	0.58
29:29:12:THR:HG22	40:75:58:ASN:HD21	1.69	0.58
4:3E:36:ARG:HB3	4:3E:38:TYR:CZ	2.39	0.58

Continued on next page...

Continued from previous page...

Atom-1	Atom-2	Interatomic distance (Å)	Clash overlap (Å)
31:41:26:GLN:NE2	31:41:27:ASN:HB2	2.19	0.58
39:65:3:ARG:HE	39:65:4:LEU:N	2.01	0.58
33:69:101:LEU:H	33:69:101:LEU:HD23	1.67	0.58
7:6E:155:ARG:O	7:6E:155:ARG:NH2	2.35	0.58
44:B5:18:TYR:O	44:B5:20:GLY:N	2.36	0.58
48:J8:7:ILE:HG12	48:J8:62:VAL:HG11	1.86	0.58
55:M5:48:PHE:HE2	55:M5:50:LEU:HD13	1.67	0.58
28:11:17:THR:CG2	28:11:204:ILE:HA	2.34	0.58
1:13:247:G:OP2	17:8I:100:LYS:HB2	2.04	0.58
26:14:2125:G:N2	26:14:2172:U:OP1	2.37	0.58
1:1G:975:A:H4'	1:1G:976:G:H5''	1.85	0.58
26:1H:1799:G:H5'	26:1H:1819:A:H61	1.68	0.58
26:1H:2224:G:H4'	26:1H:2226:C:C2	2.39	0.58
26:1H:2680:C:H5'	29:21:189:PRO:HA	1.86	0.58
27:1J:7:G:H1	27:1J:113:C:H42	1.52	0.58
29:29:25:VAL:O	29:29:26:ILE:HG12	2.03	0.58
26:14:617:G:OP1	30:39:40:GLN:HG3	2.03	0.58
1:1G:1302:U:OP1	13:4A:13:LYS:NZ	2.36	0.58
46:D5:60:GLU:HA	46:D5:66:SER:HA	1.86	0.58
1:13:116:A:H61	1:13:313:A:H1'	1.69	0.58
1:13:1226:C:H4'	19:AI:80:TYR:OH	2.04	0.58
1:13:1240:U:C5	7:6E:32:ARG:HD2	2.37	0.58
1:13:343:U:O2'	1:13:346:G:O6	2.18	0.58
26:14:1161:C:H2'	26:14:1162:G:H8	1.69	0.58
26:1H:1209:G:O6	58:1H:4267:HOH:O	2.16	0.58
26:1H:1771:C:H1'	26:1H:1786:A:C8	2.39	0.58
26:1H:270(J):G:H2'	26:1H:270(K):C:O4'	2.04	0.58
26:1H:604:G:OP2	36:78:90:ARG:NH1	2.37	0.58
26:1H:607:U:N3	26:1H:621:A:H2	1.94	0.58
26:1H:729:G:O5'	28:11:208:LYS:NZ	2.37	0.58
26:1H:816:C:OP2	58:1H:3823:HOH:O	2.17	0.58
30:31:139:PHE:HB2	30:31:166:ALA:HB1	1.86	0.58
1:1G:363:A:OP1	12:3A:33:ARG:HG3	2.03	0.58
5:42:140:ARG:O	5:42:143:ARG:NH2	2.37	0.58
37:45:117:ALA:HA	37:45:120:ILE:HB	1.85	0.58
37:45:66:ILE:HG13	37:45:67:ARG:H	1.69	0.58
32:51:97:ARG:NH2	32:51:104:GLU:OE2	2.33	0.58
1:13:375:U:OP1	16:7I:69:THR:HG21	2.03	0.58
1:13:195:A:H4'	20:BI:68:LYS:HE2	1.83	0.58
48:F5:85:LEU:HA	48:F5:87:PRO:HG2	1.85	0.58
44:F8:57:LEU:HD11	44:F8:78:LYS:HD2	1.86	0.58

Continued on next page...

Continued from previous page...

Atom-1	Atom-2	Interatomic distance (Å)	Clash overlap (Å)
54:L5:19:ARG:HG2	54:L5:19:ARG:HH11	1.69	0.58
26:14:605:C:O2	26:14:657:U:O2'	2.20	0.58
26:14:674:G:O2'	30:39:74:ARG:HG3	2.04	0.58
26:1H:1590:U:H2'	26:1H:1591:G:C8	2.38	0.58
26:1H:581:C:H2'	26:1H:582:G:H8	1.68	0.58
26:1H:654(D):G:N2	26:1H:654(R):C:N3	2.52	0.58
27:1J:88:C:H3'	27:1J:89:G:C8	2.39	0.58
29:29:60:ASN:C	29:29:62:PRO:HD3	2.25	0.58
3:2E:95:THR:HB	3:2E:97:LYS:H	1.67	0.58
58:14:3700:HOH:O	30:39:55:GLY:HA2	2.04	0.58
1:1G:537:G:H5''	12:3A:113:ARG:NH1	2.19	0.58
4:3E:102:ASP:HB3	4:3E:136:PRO:HB2	1.85	0.58
38:55:33:ARG:NH2	38:55:115:GLU:OE2	2.37	0.58
26:14:2873:A:C8	38:55:5:LYS:HA	2.39	0.58
8:72:99:GLU:OE2	8:72:100:ILE:N	2.25	0.58
8:7E:8:ASP:O	8:7E:12:ARG:HG3	2.04	0.58
8:7E:87:SER:HB2	8:7E:93:VAL:CB	2.33	0.58
19:AI:39:THR:HG22	19:AI:40:ILE:H	1.68	0.58
40:B8:108:ARG:HA	40:B8:111:ARG:NE	2.18	0.58
46:H8:7:ALA:HB2	46:H8:59:LEU:HD22	1.85	0.58
49:K8:35:LEU:HD12	49:K8:53:LEU:HD12	1.86	0.58
26:14:2656:U:H3	26:14:2665:A:H2	1.52	0.57
10:1A:24:VAL:HG13	10:1A:34:VAL:HG11	1.86	0.57
26:1H:2261:C:H1'	26:1H:2388:A:N3	2.19	0.57
26:1H:825:C:H5''	58:1H:3765:HOH:O	2.02	0.57
10:1I:65:LEU:HD13	14:5I:56:VAL:HG22	1.86	0.57
22:1K:52:G:H5'	37:88:56:ARG:HH21	1.68	0.57
3:2E:7:PRO:O	3:2E:11:ARG:HG2	2.04	0.57
12:3A:62:SER:HB2	12:3A:64:TYR:CD1	2.38	0.57
31:41:20:ILE:HG23	31:41:25:TYR:HB2	1.86	0.57
26:1H:2311:A:C8	31:41:88:ILE:HD12	2.39	0.57
25:4L:12:A:H4'	25:4L:13:A:OP2	2.04	0.57
34:58:15:LEU:HB2	34:58:134:ARG:HB3	1.85	0.57
32:59:163:TYR:CE1	32:59:169:VAL:HG21	2.39	0.57
39:65:34:HIS:CD2	39:65:54:LEU:HD22	2.39	0.57
41:C8:32:PHE:HZ	41:C8:36:ARG:HH21	1.52	0.57
48:J8:18:ILE:HG12	48:J8:37:ILE:HG12	1.85	0.57
1:13:1160:G:H1	1:13:1177:G:H1	1.52	0.57
1:13:686:U:O4	1:13:703:G:H1'	2.04	0.57
26:14:72:U:OP2	49:G5:29:LYS:NZ	2.30	0.57
26:1H:1210:A:OP1	26:1H:1211:U:O2'	2.21	0.57

Continued on next page...

Continued from previous page...

Atom-1	Atom-2	Interatomic distance (Å)	Clash overlap (Å)
26:1H:2400:G:H2'	26:1H:2401:U:H6	1.69	0.57
27:1J:46:A:H2'	27:1J:47:C:C6	2.39	0.57
32:51:126:PRO:HG2	32:51:130:ARG:HH12	1.68	0.57
46:D5:128:VAL:HG22	46:D5:129:SER:H	1.69	0.57
46:H8:77:ASP:OD2	46:H8:80:ARG:NH1	2.38	0.57
26:14:2015:A:H1'	52:J5:2:ALA:HA	1.86	0.57
1:13:1004:A:H1'	1:13:1036:G:H22	1.68	0.57
1:13:1051:C:H2'	1:13:1052:U:H6	1.69	0.57
1:13:455:C:H42	1:13:477:G:H1	1.51	0.57
26:14:2064:C:H2'	26:14:2065:C:C6	2.40	0.57
2:1E:124:SER:HB2	2:1E:125:PRO:HD2	1.86	0.57
1:1G:1141:C:H2'	1:1G:1142:G:C8	2.39	0.57
1:1G:1360:A:OP1	1:1G:1360:A:H8	1.88	0.57
26:1H:1331:A:O2'	26:1H:1332:G:H8	1.86	0.57
26:1H:1702:G:O6	58:1H:4087:HOH:O	2.14	0.57
26:1H:2345:G:H4'	26:1H:2346:A:O5'	2.03	0.57
29:21:111:ARG:HD3	29:21:160:TYR:CE2	2.39	0.57
29:21:29:GLY:H	29:21:51:PHE:HE1	1.49	0.57
4:32:24:GLU:HG2	4:32:25:ARG:H	1.70	0.57
4:3E:94:LEU:HA	4:3E:97:LEU:HD12	1.85	0.57
37:45:26:TYR:O	37:45:28:ALA:N	2.36	0.57
32:51:4:ILE:HG21	32:51:6:ARG:NH1	2.18	0.57
34:58:73:THR:HB	34:58:82:LEU:HD11	1.86	0.57
1:1G:1179:A:H4'	9:82:103:THR:HA	1.86	0.57
1:13:1178:G:N7	9:8E:97:LYS:NZ	2.52	0.57
26:14:2232:U:P	48:F5:40:ARG:HH12	2.27	0.57
31:41:5:VAL:H	51:M8:25:TYR:HE2	1.52	0.57
54:P8:5:TRP:NE1	54:P8:7:PRO:HG3	2.19	0.57
2:12:19:HIS:CD2	2:12:20:GLU:HG2	2.39	0.57
26:14:1292:U:H2'	26:14:1293:C:C6	2.39	0.57
26:14:2392:A:H2	26:14:2424:C:N4	2.00	0.57
26:14:363(E):U:H5'	26:14:363(F):A:OP2	2.04	0.57
26:14:945:A:P	58:14:3658:HOH:O	2.61	0.57
27:16:94:C:H2'	27:16:95:U:C6	2.40	0.57
2:1E:97:TRP:CZ3	2:1E:172:ILE:HB	2.40	0.57
26:1H:1602:U:O4	58:1H:4224:HOH:O	2.18	0.57
26:1H:2298:A:H2'	26:1H:2299:G:O4'	2.04	0.57
26:1H:2684:U:C4	26:1H:2685:G:N7	2.72	0.57
29:21:64:LYS:O	29:21:70:ALA:HB2	2.05	0.57
30:31:164:ARG:HH11	30:31:164:ARG:HG2	1.68	0.57
24:3K:10:G:H1	24:3K:25:C:H42	1.52	0.57

Continued on next page...

Continued from previous page...

Atom-1	Atom-2	Interatomic distance (Å)	Clash overlap (Å)
24:3L:18:G:H2'	24:3L:57:G:H22	1.69	0.57
37:45:81:VAL:O	37:45:82:ARG:NH1	2.37	0.57
14:5A:12:ARG:HD3	14:5A:13:THR:H	1.69	0.57
7:6E:73:MET:HG2	7:6E:90:GLU:HA	1.85	0.57
8:72:27:PRO:O	8:72:32:LYS:HD3	2.04	0.57
40:75:45:PHE:CE2	40:75:74:ARG:HD3	2.39	0.57
41:C8:92:ARG:HD2	42:D8:11:GLN:HB2	1.86	0.57
27:1J:75:G:H21	46:D5:85:HIS:CE1	2.22	0.57
1:13:280:C:H3'	1:13:281:G:H5'	1.85	0.57
26:14:855:G:H5''	26:14:856:C:OP2	2.05	0.57
1:1G:1131:G:H2'	1:1G:1132:C:H6	1.68	0.57
1:1G:1226:C:H3'	13:4A:96:LEU:HD21	1.86	0.57
1:1G:330:C:O2	58:1G:1713:HOH:O	2.17	0.57
26:1H:2111:C:H2'	26:1H:2118:U:H4'	1.86	0.57
26:1H:2147:G:H2'	26:1H:2148:G:H4'	1.85	0.57
26:1H:2689:U:H5''	26:1H:2713:A:C2	2.40	0.57
36:35:78:PRO:HB3	36:35:111:ARG:NH2	2.19	0.57
4:3E:175:SER:HB3	4:3E:186:LEU:HD21	1.86	0.57
33:61:56:LYS:O	33:61:60:GLU:HB3	2.04	0.57
35:68:68:GLU:OE2	35:68:78:ARG:NH1	2.37	0.57
33:69:101:LEU:O	33:69:106:GLY:N	2.38	0.57
1:1G:668:G:H4'	15:6A:48:LYS:HB3	1.85	0.57
18:9A:22:VAL:HG22	18:9A:23:LYS:H	1.68	0.57
55:Q8:49:VAL:HG13	55:Q8:50:LEU:N	2.18	0.57
1:13:664:G:N2	1:13:741:G:H1	1.97	0.57
1:13:973:G:H3'	1:13:974:A:H5''	1.87	0.57
26:14:619:G:H5''	26:14:620:G:N2	2.20	0.57
1:13:1286:A:H5''	21:1F:26:LYS:HG2	1.86	0.57
1:1G:957:U:H1'	1:1G:960:U:H5	1.70	0.57
26:1H:2287:A:N6	26:1H:2344:U:H3	2.03	0.57
26:1H:2469:A:H61	26:1H:2481:G:H1'	1.70	0.57
26:1H:654(D):G:H1	26:1H:654(Q):C:H42	1.50	0.57
3:2E:128:PHE:CZ	3:2E:132:ARG:HD2	2.40	0.57
24:3K:7:A:O2'	24:3K:49:C:H5'	2.05	0.57
6:52:61:LEU:HD23	6:52:63:TYR:OH	2.04	0.57
7:62:113:GLU:O	7:62:119:ARG:HD3	2.05	0.57
41:85:92:ARG:NH1	42:95:11:GLN:H	2.01	0.57
26:1H:1278:A:H4'	38:98:34:ILE:HD11	1.87	0.57
41:C8:92:ARG:CZ	42:D8:11:GLN:H	2.18	0.57
1:13:673:G:H2'	1:13:674:G:C8	2.39	0.57
26:14:1288:U:C2	26:14:1327:C:O2	2.58	0.57

Continued on next page...

Continued from previous page...

Atom-1	Atom-2	Interatomic distance (Å)	Clash overlap (Å)
26:14:2111:C:N4	26:14:2147:G:H21	2.03	0.57
26:14:2688:U:H5	26:14:2720:U:OP2	1.88	0.57
27:16:80:U:H2'	27:16:81:G:H21	1.69	0.57
10:1A:51:ARG:HE	10:1A:61:GLU:HB2	1.69	0.57
26:1H:1374:G:H2'	26:1H:1375:C:C6	2.39	0.57
35:25:43:VAL:HG23	35:25:56:ASP:O	2.04	0.57
29:29:12:THR:HG22	40:75:58:ASN:ND2	2.19	0.57
1:13:1342:C:O2'	9:8E:124:GLN:HG2	2.04	0.57
46:H8:62:PRO:C	46:H8:64:GLY:HA2	2.24	0.57
53:O8:41:PRO:HB2	53:O8:43:CYS:H	1.69	0.57
28:11:46:GLN:HB2	28:11:48:ARG:HG2	1.87	0.57
1:13:1003:G:N2	1:13:1004:A:O2'	2.37	0.57
1:13:21:G:OP1	58:13:1814:HOH:O	2.17	0.57
1:13:31:G:O2'	1:13:48:C:N4	2.37	0.57
1:13:411:A:C4	1:13:413:G:H1'	2.39	0.57
26:14:2438:U:O3'	26:14:2439:A:H3'	2.05	0.57
26:14:300:A:N6	58:14:3887:HOH:O	2.38	0.57
34:15:56:ASN:H	34:15:125:GLY:HA3	1.68	0.57
6:52:81:ILE:HD11	28:19:125:ILE:HG12	1.85	0.57
1:1G:192:U:H2'	1:1G:193:C:C6	2.35	0.57
26:1H:99:U:O4	45:G8:8:LYS:NZ	2.31	0.57
11:2I:19:ALA:O	11:2I:82:VAL:HA	2.04	0.57
30:39:110:LEU:HD13	30:39:205:ARG:HG2	1.86	0.57
5:4E:76:ILE:HG13	5:4E:93:PRO:HB3	1.87	0.57
39:65:87:PHE:CZ	39:65:102:ALA:HB2	2.39	0.57
8:72:18:ARG:NH2	8:72:81:HIS:O	2.38	0.57
40:75:92:GLY:HA2	40:75:116:ALA:HA	1.86	0.57
38:98:42:LYS:HA	38:98:45:ARG:HD2	1.87	0.57
41:C8:17:ILE:HD12	41:C8:32:PHE:CE1	2.40	0.57
26:1H:996:A:H4'	41:C8:92:ARG:HE	1.68	0.57
41:C8:50:ARG:HH12	42:D8:72:VAL:HG12	1.69	0.57
2:12:8:LYS:HE2	2:12:213:LEU:HD21	1.87	0.57
1:13:1497:G:C2'	1:13:1498:U:H5'	2.35	0.57
26:14:2207:C:H42	26:14:2217:G:H1	1.52	0.57
26:14:531:C:OP1	26:14:561:G:C2	2.57	0.57
26:14:698:C:O2'	26:14:734:A:N6	2.35	0.57
26:14:706:A:H2'	26:14:707:G:O4'	2.04	0.57
26:14:981:A:N1	26:14:2027:G:O2'	2.27	0.57
1:1G:1372:U:OP2	9:82:11:LYS:NZ	2.24	0.57
26:1H:1550:C:H2'	26:1H:1551:C:H6	1.70	0.57
26:1H:299:A:H5'	26:1H:300:A:OP2	2.04	0.57

Continued on next page...

Continued from previous page...

Atom-1	Atom-2	Interatomic distance (Å)	Clash overlap (Å)
35:25:68:GLU:HB3	35:25:78:ARG:HB2	1.85	0.57
23:2K:22:A:C8	23:2K:22:A:H5'	2.40	0.57
24:3K:66:U:H2'	24:3K:67:C:C6	2.40	0.57
31:41:35:GLU:OE1	31:41:36:LYS:N	2.37	0.57
39:65:25:ARG:HD3	39:65:40:ILE:HD12	1.87	0.57
33:69:63:ALA:HA	33:69:66:GLU:HG2	1.86	0.57
41:85:92:ARG:NH2	42:95:10:LYS:HA	2.19	0.57
45:C5:29:GLU:N	45:C5:29:GLU:OE1	2.38	0.57
47:E5:23:VAL:HG13	47:E5:38:VAL:HG22	1.87	0.57
26:14:2420:C:H41	55:M5:31:HIS:HB3	1.70	0.57
1:13:1289:A:H3'	1:13:1290:G:H8	1.69	0.57
1:13:244:U:H4'	1:13:245:C:O5'	2.05	0.57
1:13:56:U:H4'	33:69:82:ARG:HH21	1.69	0.57
2:1E:141:GLU:O	2:1E:145:LEU:HB2	2.05	0.57
1:1G:1326:C:H2'	1:1G:1327:C:C6	2.39	0.57
22:1K:15:G:N2	22:1K:59:U:O2	2.36	0.57
29:29:119:ARG:HG3	29:29:160:TYR:HB2	1.86	0.57
12:3I:47:LYS:HA	12:3I:49:ASN:H	1.70	0.57
35:68:86:ILE:HG22	35:68:94:ARG:HG3	1.86	0.57
9:82:102:LEU:O	9:82:103:THR:OG1	2.20	0.57
20:BA:11:SER:HA	20:BA:13:LEU:H	1.68	0.57
2:12:77:ALA:HB2	2:12:211:ILE:HD13	1.86	0.56
1:13:1157:A:N6	1:13:1178:G:N3	2.53	0.56
1:13:179:A:H2'	1:13:180:U:H6	1.69	0.56
1:13:624:C:H2'	1:13:625:G:C8	2.39	0.56
26:14:1335:U:OP1	44:B5:65:ARG:NH1	2.38	0.56
26:14:2210:G:O5'	26:14:2211:G:N2	2.38	0.56
26:14:2464:C:H2'	26:14:2465:C:O4'	2.04	0.56
26:14:863:A:H2	26:14:914:C:H41	1.51	0.56
2:1E:87:ARG:NH1	2:1E:233:SER:HB2	2.19	0.56
1:1G:448:A:H2'	1:1G:449:C:O2	2.05	0.56
1:1G:562:C:H1'	12:3A:15:ARG:HD2	1.87	0.56
1:1G:983:A:H2	1:1G:984:C:C6	2.23	0.56
26:1H:511:U:C5	26:1H:512:G:C5	2.93	0.56
26:1H:960:A:H61	37:88:82:ARG:NH2	2.04	0.56
27:1J:15:A:H3'	27:1J:16:G:H5'	1.86	0.56
24:1L:10:G:H2'	24:1L:11:C:C6	2.40	0.56
29:21:146:THR:HA	29:21:147:PRO:C	2.25	0.56
3:22:11:ARG:HB2	3:22:11:ARG:HH11	1.69	0.56
23:2L:9:G:O2'	23:2L:10:G:N7	2.24	0.56
30:31:65:TRP:CZ3	30:31:72:ARG:HB3	2.40	0.56

Continued on next page...

Continued from previous page...

Atom-1	Atom-2	Interatomic distance (Å)	Clash overlap (Å)
4:32:173:TRP:CD1	4:32:174:LEU:HG	2.39	0.56
4:3E:106:TYR:HE2	4:3E:107:ARG:HH11	1.53	0.56
12:3I:82:VAL:HG12	12:3I:106:ASP:OD2	2.05	0.56
20:BI:14:LYS:HG3	20:BI:17:ARG:HE	1.70	0.56
47:E5:64:ASP:OD1	47:E5:64:ASP:N	2.38	0.56
46:H8:63:ASP:N	46:H8:64:GLY:HA2	2.20	0.56
50:L8:10:LYS:HD3	50:L8:53:LEU:HD23	1.87	0.56
26:14:1328:G:H2'	26:14:1330:C:C5	2.40	0.56
26:14:1537:C:H2'	26:14:1538:G:C8	2.39	0.56
26:14:2312:U:OP1	31:49:74:LYS:HD2	2.06	0.56
1:1G:1320:C:N3	19:AA:36:ARG:NH2	2.54	0.56
26:1H:1381:G:N7	58:1H:3924:HOH:O	2.33	0.56
11:2A:21:ILE:HB	11:2A:84:VAL:HG12	1.86	0.56
36:35:52:GLU:O	36:35:54:GLY:N	2.38	0.56
31:41:102:PHE:HA	31:41:105:LYS:HE2	1.87	0.56
31:49:97:ASP:HA	31:49:100:TRP:HD1	1.70	0.56
5:4E:126:ARG:NH1	5:4E:126:ARG:HG3	2.17	0.56
13:4I:11:ARG:HG3	13:4I:12:ASN:N	2.20	0.56
32:51:83:TYR:HB3	32:51:134:SER:HA	1.87	0.56
32:59:6:ARG:H	32:59:6:ARG:HD2	1.70	0.56
40:75:45:PHE:CE2	40:75:74:ARG:HB2	2.40	0.56
9:8E:125:TYR:HD1	9:8E:126:SER:H	1.53	0.56
19:AI:9:VAL:HG21	51:M8:63:TYR:O	2.04	0.56
47:E5:68:GLU:OE2	47:E5:82:ARG:NH2	2.38	0.56
51:M8:41:PRO:HA	51:M8:47:GLN:HG3	1.87	0.56
26:14:2404:C:O3'	36:35:77:ARG:NH2	2.38	0.56
27:16:15:A:H5'	27:16:16:G:C8	2.40	0.56
2:1E:5:ILE:HG13	2:1E:6:THR:H	1.70	0.56
1:1G:540:G:H2'	1:1G:541:G:O4'	2.05	0.56
1:1G:560:U:O2'	1:1G:561:U:OP2	2.21	0.56
26:1H:2257:U:O2'	26:1H:2258:C:H5'	2.05	0.56
26:1H:2789:C:H1'	26:1H:2892:A:H2	1.69	0.56
26:1H:833:U:O2	36:78:55:ARG:NH2	2.38	0.56
29:29:55:ASN:O	29:29:57:LYS:N	2.33	0.56
4:3E:65:ARG:NH1	4:3E:70:ILE:O	2.32	0.56
24:3L:52:G:N2	24:3L:63:G:N7	2.53	0.56
7:62:115:ARG:HB2	7:62:118:VAL:HG13	1.87	0.56
28:11:6:PHE:HE2	28:11:18:VAL:HG23	1.71	0.56
1:13:1194:U:H2'	1:13:1195:C:C6	2.39	0.56
1:13:201:C:N4	1:13:209:U:H1'	2.21	0.56
1:13:277:C:H2'	1:13:278:G:H8	1.71	0.56

Continued on next page...

Continued from previous page...

Atom-1	Atom-2	Interatomic distance (Å)	Clash overlap (Å)
26:14:1224:G:N2	26:14:1227:A:OP2	2.33	0.56
26:14:1839:G:C8	26:14:1927:A:H1'	2.41	0.56
26:14:2318:G:H5'	26:14:2319:G:OP2	2.05	0.56
1:1G:373:A:H2'	1:1G:374:A:H8	1.70	0.56
1:1G:600:C:H2'	1:1G:601:C:C6	2.39	0.56
26:1H:1486:A:H2'	26:1H:1487:G:H8	1.71	0.56
26:1H:2098:U:H3	26:1H:2191:G:H1	1.54	0.56
26:1H:236:C:H2'	26:1H:237:C:H6	1.70	0.56
26:1H:363(B):G:H2'	26:1H:363(C):G:H8	1.70	0.56
3:2E:15:THR:HG21	3:2E:181:ASN:HA	1.87	0.56
36:35:11:GLY:C	36:35:13:ASN:H	2.06	0.56
30:39:101:LEU:O	30:39:106:ARG:NH1	2.38	0.56
4:3E:141:ARG:HB2	4:3E:141:ARG:NH1	2.20	0.56
39:65:34:HIS:NE2	39:65:54:LEU:HD13	2.20	0.56
7:6E:11:GLN:OE1	7:6E:12:LEU:N	2.39	0.56
15:6I:6:GLU:H	15:6I:6:GLU:CD	2.09	0.56
39:A8:10:ARG:O	39:A8:14:VAL:HG13	2.05	0.56
26:1H:2376:A:H2	39:A8:112:PHE:HB3	1.70	0.56
1:13:600:C:H2'	1:13:601:C:H6	1.71	0.56
1:13:814:A:N7	1:13:816:A:C4	2.73	0.56
2:1E:189:ASP:HB3	2:1E:191:ASP:HB2	1.87	0.56
26:1H:107:C:H2'	26:1H:108:U:H6	1.70	0.56
26:1H:1336:A:H2'	26:1H:1337:G:C8	2.40	0.56
39:65:3:ARG:HE	39:65:4:LEU:H	1.53	0.56
33:69:38:LEU:HD12	33:69:38:LEU:H	1.71	0.56
17:8I:13:ASP:HA	17:8I:19:VAL:HG12	1.87	0.56
20:BI:69:GLY:O	20:BI:73:HIS:NE2	2.38	0.56
45:C5:52:SER:HA	45:C5:55:TYR:O	2.05	0.56
46:D5:128:VAL:HG11	46:D5:133:ILE:HG23	1.88	0.56
46:D5:124:ILE:HD11	46:D5:165:VAL:HG11	1.87	0.56
55:Q8:35:GLN:C	55:Q8:37:SER:H	2.08	0.56
1:13:1247:U:H3	1:13:1290:G:H1	1.54	0.56
26:14:1217:C:OP1	41:85:15:LYS:NZ	2.29	0.56
26:14:328:U:H4'	45:C5:68:HIS:CD2	2.41	0.56
1:1G:1286:A:H3'	1:1G:1286:A:C8	2.40	0.56
1:1G:519:C:H2'	1:1G:520:A:O4'	2.04	0.56
26:1H:1103:A:H3'	26:1H:1104:C:H6	1.70	0.56
26:1H:2233:U:H2'	26:1H:2234:G:C8	2.40	0.56
26:1H:2781:A:C5'	26:1H:2782:G:H5'	2.36	0.56
29:29:182:LEU:O	29:29:183:LEU:HD12	2.06	0.56
32:51:86:GLU:CD	32:51:86:GLU:H	2.07	0.56

Continued on next page...

Continued from previous page...

Atom-1	Atom-2	Interatomic distance (Å)	Clash overlap (Å)
8:7E:127:LEU:HB2	8:7E:129:VAL:HG22	1.86	0.56
43:A5:11:ARG:HD2	43:A5:82:LEU:HD12	1.86	0.56
45:G8:87:LYS:HD2	45:G8:96:ILE:HD11	1.87	0.56
55:Q8:53:PRO:HA	55:Q8:54:GLU:C	2.26	0.56
2:12:73:THR:HG21	2:12:97:TRP:N	2.19	0.56
26:14:1386:C:H2'	26:14:1387:C:C6	2.40	0.56
26:14:1784:A:H4'	26:14:1785:A:O5'	2.06	0.56
26:14:2432:A:C8	48:F5:33:LYS:HD2	2.40	0.56
26:14:639:U:H2'	26:14:640:C:C6	2.40	0.56
26:14:800:A:OP1	58:14:3856:HOH:O	2.17	0.56
28:19:228:PRO:HD3	28:19:234:GLY:O	2.06	0.56
1:1G:1080:A:H5'	5:42:14:ARG:NH2	2.20	0.56
26:1H:582:G:H1	26:1H:1258:C:H42	1.54	0.56
3:22:21:ARG:NH1	3:22:21:ARG:HB3	2.21	0.56
35:25:76:ALA:HB3	40:75:75:ILE:HB	1.88	0.56
11:2I:41:THR:HG22	11:2I:42:TRP:H	1.70	0.56
37:45:25:ASP:OD1	37:45:25:ASP:N	2.37	0.56
34:58:13:TRP:O	34:58:134:ARG:HA	2.06	0.56
7:62:15:ASP:OD1	7:62:44:TYR:OH	2.22	0.56
26:14:2377:A:H4'	39:65:111:GLU:HG2	1.86	0.56
42:95:48:GLY:HA3	42:95:51:VAL:C	2.26	0.56
2:12:91:PRO:HG2	2:12:155:LEU:HB2	1.88	0.56
26:14:185:U:H4'	26:14:218:A:H4'	1.88	0.56
26:14:67:U:H2'	26:14:68:G:H8	1.71	0.56
1:1G:1028(A):C:H42	1:1G:1032(B):G:H22	1.52	0.56
1:1G:297:G:N2	1:1G:300:A:OP2	2.38	0.56
1:1G:313:A:H2'	1:1G:314:C:C6	2.41	0.56
1:1G:376:G:O3'	16:7A:5:ARG:NH1	2.35	0.56
1:1G:957:U:H1'	1:1G:960:U:C5	2.40	0.56
26:1H:1021:A:H8	26:1H:1021:A:H3'	1.70	0.56
26:1H:130:C:O3'	26:1H:1349:A:H1'	2.05	0.56
26:1H:1433:U:O2	26:1H:1561:G:C2	2.58	0.56
26:1H:1827:C:C2'	26:1H:1828:G:H5'	2.35	0.56
26:1H:1709:U:H1'	26:1H:2860:A:N3	2.20	0.56
29:29:147:PRO:HB2	29:29:149:ARG:HG2	1.88	0.56
36:35:78:PRO:HA	36:35:110:TYR:CE2	2.41	0.56
31:41:67:LYS:HE2	31:41:67:LYS:H	1.71	0.56
31:49:37:VAL:HG22	31:49:159:VAL:HG12	1.87	0.56
13:4I:27:LYS:HD3	13:4I:31:LYS:HZ3	1.70	0.56
32:51:157:TYR:CE1	32:51:172:LYS:HB2	2.40	0.56
41:C8:68:ALA:O	41:C8:71:GLN:HB2	2.06	0.56

Continued on next page...

Continued from previous page...

Atom-1	Atom-2	Interatomic distance (Å)	Clash overlap (Å)
1:13:426:G:OP1	4:3E:38:TYR:OH	2.22	0.56
26:14:1461:G:H2'	26:14:1462:C:C6	2.41	0.56
26:14:2126:A:N1	26:14:2163:C:H1'	2.20	0.56
26:14:2529:G:P	26:14:2529:G:H21	2.28	0.56
34:15:1:MET:O	34:15:2:LYS:HG2	2.06	0.56
27:16:94:C:H2'	27:16:95:U:H6	1.70	0.56
26:1H:1266:G:O2'	26:1H:2012:G:O6	2.18	0.56
22:1K:51:U:H2'	22:1K:52:G:H8	1.71	0.56
23:2L:41:C:H2'	23:2L:42:C:C6	2.39	0.56
36:35:63:PRO:HB3	55:M5:13:ARG:HG3	1.87	0.56
31:41:17:PRO:HA	31:41:20:ILE:HG13	1.88	0.56
37:45:26:TYR:O	37:45:26:TYR:HD1	1.87	0.56
26:14:2880:C:H1'	38:55:92:GLY:HA3	1.86	0.56
33:69:112:LYS:HA	33:69:114:LEU:H	1.70	0.56
40:75:45:PHE:CD2	40:75:74:ARG:HD3	2.40	0.56
9:82:24:GLY:HA2	9:82:59:PHE:O	2.06	0.56
42:D8:10:LYS:NZ	42:D8:23:GLU:OE1	2.38	0.56
41:C8:112:ARG:CZ	42:D8:47:VAL:HG22	2.36	0.56
28:11:111:LEU:HD23	28:11:127:VAL:HG12	1.88	0.56
23:2L:13:C:O2'	26:14:1924:C:H4'	2.05	0.56
26:14:2537:U:H2'	26:14:2538:C:H6	1.68	0.56
27:16:40:U:H1'	27:16:45:A:N6	2.21	0.56
1:1G:793:U:H5'	1:1G:794:A:O5'	2.06	0.56
26:1H:1021:A:C8	26:1H:1021:A:H3'	2.39	0.56
26:1H:1590:U:H2'	26:1H:1591:G:H8	1.69	0.56
26:1H:1657:C:H2'	26:1H:1658:C:C6	2.40	0.56
26:1H:2123:G:H2'	26:1H:2124:G:H8	1.71	0.56
26:1H:2331:G:O3'	47:I8:43:THR:HG22	2.05	0.56
26:1H:460:A:H5''	26:1H:461:C:OP2	2.06	0.56
26:1H:259:G:C2'	26:1H:621:A:HO2'	2.18	0.56
26:1H:817:C:H4'	26:1H:932:G:C5	2.40	0.56
10:1I:29:ARG:HH22	10:1I:84:GLN:HE22	1.52	0.56
30:31:101:LEU:O	30:31:106:ARG:NH1	2.38	0.56
30:39:135:LYS:HB3	30:39:138:GLU:HG3	1.88	0.56
8:72:17:THR:HB	8:72:18:ARG:HH11	1.70	0.56
45:G8:97:ARG:HB2	45:G8:102:CYS:HB2	1.88	0.56
1:13:1096:C:H2'	1:13:1097:C:H6	1.70	0.56
1:13:598:U:H4'	8:7E:94:TYR:CD2	2.41	0.56
26:14:1871:A:H2'	26:14:1872:A:C8	2.40	0.56
26:14:531:C:H4'	26:14:532:A:H5''	1.87	0.56
26:14:597:U:H2'	26:14:598:G:C8	2.41	0.56

Continued on next page...

Continued from previous page...

Atom-1	Atom-2	Interatomic distance (Å)	Clash overlap (Å)
26:14:606:U:H4'	26:14:658:C:H4'	1.88	0.56
26:14:95:G:H4'	49:G5:46:GLN:HB2	1.88	0.56
2:1E:70:PHE:HE2	2:1E:90:MET:HB3	1.71	0.56
1:1G:522:C:OP2	12:3A:69:TYR:OH	2.24	0.56
26:1H:1556:C:H2'	26:1H:1557:C:H6	1.71	0.56
26:1H:2032:G:H1'	29:21:145:LYS:HE3	1.87	0.56
26:1H:859:G:H5'	26:1H:2268:A:O2'	2.06	0.56
26:1H:637:A:H2'	36:78:117:GLU:OE1	2.06	0.56
4:32:31:CYS:C	4:32:33:MET:H	2.06	0.56
31:41:40:ASN:HB2	31:41:91:ARG:HG2	1.88	0.56
13:4I:82:MET:HG2	13:4I:93:ARG:HG3	1.88	0.56
34:58:57:ALA:C	34:58:59:LYS:H	2.08	0.56
39:65:62:LYS:O	39:65:66:ALA:N	2.39	0.56
1:13:1378:C:O2	7:6E:76:ARG:NH1	2.39	0.56
26:1H:1568:G:H5''	28:11:61:LEU:HD22	1.86	0.55
1:13:1130:A:O2'	9:8E:3:GLN:NE2	2.32	0.55
26:14:1053:C:H42	26:14:1106:G:H1	1.54	0.55
26:14:2793:G:N2	26:14:2804:C:N3	2.54	0.55
26:14:890:A:H2'	26:14:892:G:H8	1.71	0.55
10:1A:33:GLN:HB3	10:1A:75:ILE:HG12	1.87	0.55
2:1E:236:TYR:HA	2:1E:239:VAL:HG21	1.87	0.55
1:1G:1294:G:H2'	1:1G:1295:G:C8	2.42	0.55
26:1H:1063:G:N2	26:1H:1076:C:O2'	2.39	0.55
26:1H:1337:G:H2'	26:1H:1338:G:H8	1.70	0.55
26:1H:1711:C:H2'	26:1H:1712:C:C6	2.42	0.55
26:1H:1963:U:O5'	26:1H:1963:U:H6	1.88	0.55
26:1H:2292:C:OP1	39:A8:17:ARG:NH2	2.34	0.55
26:1H:234:C:H2'	26:1H:235:U:H6	1.71	0.55
26:1H:806:C:C2	26:1H:807:U:C5	2.94	0.55
23:2L:8:4SU:C2	23:2L:14:A:H62	2.19	0.55
13:4A:57:ARG:HH12	51:I5:17:GLY:HA3	1.70	0.55
15:6A:39:LEU:HD12	15:6A:56:LEU:HD13	1.88	0.55
39:A8:100:ALA:HA	39:A8:103:GLU:HG2	1.88	0.55
20:BI:35:THR:HA	20:BI:38:LYS:HD3	1.88	0.55
28:11:12:SER:O	28:11:16:MET:HB2	2.06	0.55
26:14:1204:A:O2'	26:14:1205:U:OP2	2.23	0.55
26:14:1557:C:H5''	26:14:1558:A:OP2	2.07	0.55
26:14:2562:U:O3'	35:25:25:LEU:HD21	2.06	0.55
26:14:996:A:H1'	41:85:92:ARG:NH2	2.22	0.55
26:14:996:A:H2'	26:14:997:G:H8	1.71	0.55
1:1G:707:C:H2'	1:1G:708:C:C6	2.41	0.55

Continued on next page...

Continued from previous page...

Atom-1	Atom-2	Interatomic distance (Å)	Clash overlap (Å)
1:1G:861:G:H2'	1:1G:862:C:C6	2.41	0.55
26:1H:1448:G:H1'	26:1H:1528:A:H62	1.72	0.55
26:1H:1692:U:O2'	26:1H:1693:U:H2'	2.06	0.55
26:1H:1899:G:N2	26:1H:1902:C:C5	2.74	0.55
29:21:46:ALA:HA	29:21:82:ARG:O	2.05	0.55
29:29:94:GLU:HG3	29:29:177:PRO:HB3	1.88	0.55
11:2A:43:SER:OG	11:2A:44:SER:N	2.38	0.55
30:31:179:GLU:OE1	30:31:179:GLU:N	2.38	0.55
4:32:61:LYS:NZ	4:32:72:GLU:OE2	2.37	0.55
36:35:39:LYS:CD	36:35:45:LEU:HD21	2.34	0.55
12:3A:47:LYS:HG2	12:3A:48:PRO:HD2	1.88	0.55
32:51:37:VAL:HG22	32:51:68:THR:HG23	1.88	0.55
36:78:19:VAL:HB	36:78:20:GLY:HA2	1.88	0.55
41:85:52:ARG:HA	41:85:55:ARG:HD3	1.89	0.55
42:95:71:LEU:CA	42:95:86:GLY:HA2	2.36	0.55
53:K5:25:LYS:HB2	55:M5:34:TRP:CZ3	2.41	0.55
53:K5:28:ARG:HG3	53:K5:31:PRO:HD2	1.88	0.55
1:13:1149:C:H2'	1:13:1150:U:C6	2.40	0.55
1:13:376:G:O3'	16:7I:5:ARG:NH1	2.26	0.55
1:13:50:A:H1'	1:13:52:G:C8	2.41	0.55
1:13:517:G:N1	1:13:533:A:OP2	2.35	0.55
26:14:2392:A:H8	36:35:61:ARG:HD2	1.71	0.55
26:14:929:G:O5'	26:14:929:G:H8	1.90	0.55
1:1G:963:G:N2	10:1A:55:LYS:HE3	2.07	0.55
2:1E:115:LEU:HD13	2:1E:145:LEU:HB3	1.88	0.55
1:1G:1109:C:H2'	1:1G:1110:A:O4'	2.07	0.55
1:1G:1171:G:H2'	1:1G:1172:C:C6	2.42	0.55
1:1G:1310:G:OP1	13:4A:77:ASN:ND2	2.34	0.55
1:1G:359:U:H2'	1:1G:360:A:C8	2.40	0.55
26:1H:1168:G:C2	26:1H:1182:A:C2	2.94	0.55
26:1H:1265:A:OP1	26:1H:1265:A:H8	1.89	0.55
26:1H:1359:A:C2	26:1H:1372:U:O4	2.59	0.55
26:1H:1517:G:H5''	26:1H:1518:C:OP2	2.05	0.55
26:1H:2392:A:H2	26:1H:2424:C:N4	2.00	0.55
26:1H:67:U:H3	26:1H:74:A:H2	1.55	0.55
26:1H:796:C:H2'	26:1H:797:C:C6	2.41	0.55
1:13:963:G:N2	10:1I:55:LYS:HZ1	2.04	0.55
36:35:121:LYS:HG3	36:35:122:PRO:HD2	1.88	0.55
35:25:104:ARG:NH1	40:75:36:GLU:HB3	2.21	0.55
40:75:4:GLY:HA2	40:75:8:LYS:HZ2	1.71	0.55
41:85:66:ASN:HB2	41:85:76:TYR:HB2	1.88	0.55

Continued on next page...

Continued from previous page...

Atom-1	Atom-2	Interatomic distance (Å)	Clash overlap (Å)
26:14:26:G:OP1	43:A5:80:PRO:HB3	2.05	0.55
42:D8:47:VAL:HG23	42:D8:48:GLY:N	2.21	0.55
1:13:591:U:H2'	1:13:592:G:C8	2.42	0.55
1:13:658:G:H2'	1:13:659:U:C6	2.41	0.55
26:14:1593:G:H2'	26:14:1594:G:C8	2.41	0.55
26:14:1935:G:H1'	26:14:1964:G:N2	2.22	0.55
26:14:2420:C:N4	55:M5:31:HIS:O	2.39	0.55
26:1H:1038:C:H2'	26:1H:1039:G:O4'	2.06	0.55
26:1H:1101:U:H2'	26:1H:1102:C:C6	2.42	0.55
26:1H:1557:C:OP2	26:1H:1558:A:O2'	2.16	0.55
26:1H:2830:G:H8	26:1H:2830:G:H5''	1.72	0.55
22:1K:51:U:H2'	22:1K:52:G:C8	2.40	0.55
29:21:13:ARG:HG2	29:21:13:ARG:HH11	1.72	0.55
3:22:150:LYS:HG3	3:22:169:ALA:HB2	1.89	0.55
29:29:49:LEU:O	29:29:78:LEU:HA	2.07	0.55
29:29:8:LYS:HB3	29:29:192:ASN:HA	1.88	0.55
30:39:53:THR:HG23	30:39:55:GLY:H	1.71	0.55
13:4I:7:VAL:HB	31:41:115:ARG:CZ	2.36	0.55
32:51:98:LEU:HD13	32:51:125:VAL:HG23	1.89	0.55
6:5E:97:PHE:HD2	18:9I:31:LEU:HD21	1.72	0.55
26:1H:1903:G:OP1	28:11:241:PRO:HB2	2.06	0.55
1:13:1311:G:N2	1:13:1326:C:O2	2.19	0.55
1:13:917:G:H2'	1:13:918:A:C8	2.42	0.55
26:14:1006:C:H1'	34:15:106:MET:HE3	1.89	0.55
26:14:2335:A:C8	26:14:2337:G:C5	2.94	0.55
26:14:363(C):G:H2'	26:14:363(D):G:C8	2.42	0.55
34:15:104:LYS:HA	34:15:107:LEU:HD12	1.87	0.55
1:1G:316:G:OP2	1:1G:351:G:O2'	2.25	0.55
1:1G:433:C:H2'	1:1G:434:U:H6	1.71	0.55
1:1G:660:G:H1	1:1G:745:C:H42	1.54	0.55
26:1H:1018:C:O2'	26:1H:1019:U:H5'	2.06	0.55
26:1H:1533:C:H3'	26:1H:1534:G:C5'	2.35	0.55
26:1H:1728:G:N1	26:1H:1730:U:OP2	2.38	0.55
26:1H:569:U:C4	26:1H:570:G:C6	2.95	0.55
26:1H:882:G:N2	26:1H:894:C:H42	2.03	0.55
27:1J:44:G:H5''	27:1J:45:A:OP1	2.05	0.55
29:29:101:ARG:O	29:29:201:THR:OG1	2.25	0.55
11:2A:73:MET:HG2	11:2A:103:LEU:HD13	1.87	0.55
26:14:1247:A:OP1	30:39:95:ARG:NH2	2.38	0.55
14:5A:43:CYS:HA	14:5A:46:GLU:OE2	2.07	0.55
19:AI:41:VAL:HB	19:AI:42:PRO:HA	1.89	0.55

Continued on next page...

Continued from previous page...

Atom-1	Atom-2	Interatomic distance (Å)	Clash overlap (Å)
44:F8:36:LYS:HG2	44:F8:54:VAL:HB	1.89	0.55
46:H8:73:GLN:HB2	46:H8:87:ASP:HB2	1.87	0.55
1:13:1316:G:N2	1:13:1318:A:H3'	2.20	0.55
1:13:137:C:H42	1:13:226:G:H1	1.55	0.55
26:14:1442:G:H2'	26:14:1443:G:C8	2.42	0.55
26:14:362:U:H5'	26:14:363:G:OP2	2.07	0.55
26:14:424:G:O6	58:14:4028:HOH:O	2.18	0.55
26:14:751:A:P	58:14:3512:HOH:O	2.62	0.55
1:1G:1105:A:H2'	1:1G:1106:G:H8	1.71	0.55
1:1G:464:G:O6	1:1G:466:C:H5'	2.06	0.55
1:1G:77:C:H42	1:1G:92:G:H1	1.53	0.55
26:1H:1113:U:OP1	32:51:2:SER:N	2.40	0.55
26:1H:1338:G:O2'	26:1H:1339:G:H5'	2.07	0.55
26:1H:1416:G:HO2'	26:1H:1417:C:H6	1.54	0.55
26:1H:1859:A:N6	26:1H:1883:G:O2'	2.39	0.55
26:1H:2128:C:N4	26:1H:2160:G:H1	2.03	0.55
26:1H:2636:U:P	29:21:79:ARG:HA	2.46	0.55
26:1H:518:G:H2'	26:1H:519:U:C6	2.42	0.55
4:32:4:TYR:CE2	4:32:11:LEU:HD11	2.41	0.55
30:39:53:THR:HG22	30:39:56:GLU:HG3	1.88	0.55
42:95:85:LYS:CD	42:95:86:GLY:H	2.20	0.55
26:14:1225:C:O3'	42:95:85:LYS:HD3	2.07	0.55
39:A8:84:GLN:HG2	39:A8:110:LEU:HD12	1.89	0.55
46:D5:7:ALA:O	46:D5:8:TYR:CG	2.59	0.55
55:Q8:14:VAL:HG11	55:Q8:21:LYS:HZ1	1.71	0.55
1:13:1014:A:C2	1:13:1219:U:H1'	2.41	0.55
1:13:1120:G:H2'	1:13:1121:U:C6	2.42	0.55
1:13:624:C:H2'	1:13:625:G:H8	1.70	0.55
26:14:1040:C:H2'	26:14:1041:C:C6	2.41	0.55
26:14:330:A:H2	26:14:1210:A:O2'	1.89	0.55
26:14:141:A:H8	26:14:1595:G:H21	1.53	0.55
26:14:1963:U:H5''	26:14:1963:U:O2	2.07	0.55
26:14:2542:A:H5''	26:14:2542:A:N3	2.22	0.55
26:14:2652:C:H42	26:14:2668:G:H1	1.54	0.55
26:14:2849:U:H4'	26:14:2868:A:C2	2.41	0.55
26:14:734:A:O2'	26:14:1635:G:H5'	2.07	0.55
26:1H:1001:A:H2'	26:1H:1002:G:O4'	2.07	0.55
26:1H:1534:G:H3'	26:1H:1534:G:N3	2.22	0.55
26:1H:241:A:H5''	58:1H:4112:HOH:O	2.06	0.55
26:1H:356:G:H2'	26:1H:357:A:H8	1.72	0.55
22:1K:37:MIA:H121	22:1K:38:A:N1	2.21	0.55

Continued on next page...

Continued from previous page...

Atom-1	Atom-2	Interatomic distance (Å)	Clash overlap (Å)
4:32:20:TYR:HA	4:32:26:CYS:HB3	1.89	0.55
31:41:97:ASP:O	31:41:100:TRP:N	2.40	0.55
5:4E:15:ARG:NH1	25:4K:25:A:H3'	2.22	0.55
38:55:96:ARG:NH1	38:55:115:GLU:OE1	2.38	0.55
7:62:111:ARG:NH2	7:62:122:HIS:HB3	2.21	0.55
7:6E:49:ILE:O	7:6E:53:LYS:HB2	2.07	0.55
15:6I:63:ARG:HG2	15:6I:67:LEU:HD12	1.88	0.55
8:72:121:ASP:OD2	8:72:125:ARG:NH2	2.40	0.55
40:75:4:GLY:HA2	40:75:8:LYS:NZ	2.22	0.55
54:L5:35:ARG:HG3	54:L5:42:LEU:HD11	1.87	0.55
1:13:199:G:O6	1:13:218:C:N4	2.40	0.55
26:14:1027:A:C2	26:14:2488:A:H5'	2.42	0.55
26:14:1171:G:N2	26:14:1174:A:N1	2.55	0.55
26:14:2062:A:HO2'	26:14:2063:C:P	2.29	0.55
26:14:399:G:OP2	58:14:3687:HOH:O	2.18	0.55
26:14:817:C:H2'	26:14:818:G:O4'	2.07	0.55
28:19:16:MET:HE1	28:19:208:LYS:HE2	1.88	0.55
21:1F:5:ASP:O	21:1F:11:GLY:HA3	2.07	0.55
1:1G:1132:C:H2'	1:1G:1133:G:H8	1.71	0.55
1:1G:1057:G:H1	1:1G:1203:C:N4	2.03	0.55
1:1G:1208:C:H2'	1:1G:1209:C:H6	1.71	0.55
1:1G:1305:G:H22	1:1G:1331:G:C2'	2.20	0.55
1:1G:922:G:H21	1:1G:1398:A:H2	1.55	0.55
1:1G:73:G:H1	1:1G:97:U:H3	1.53	0.55
26:1H:2341:G:H2'	26:1H:2342:C:C6	2.41	0.55
26:1H:2503:A:OP1	58:1H:3623:HOH:O	2.18	0.55
26:1H:270(V):G:H2'	26:1H:270(W):G:C8	2.40	0.55
26:1H:2053:G:H5'	29:21:144:ARG:O	2.07	0.55
26:14:587:C:O2	36:35:33:ARG:NH1	2.40	0.55
30:39:169:ASN:ND2	30:39:169:ASN:O	2.40	0.55
12:3I:8:ASN:O	12:3I:11:VAL:HG23	2.07	0.55
38:55:77:ARG:HH11	38:55:77:ARG:HG3	1.71	0.55
45:C5:14:LEU:HD12	45:C5:15:VAL:H	1.71	0.55
42:D8:25:LEU:H	42:D8:92:THR:CG2	2.20	0.55
45:G8:49:VAL:HG21	45:G8:55:TYR:CE2	2.40	0.55
50:L8:13:ILE:HG22	58:L8:201:HOH:O	2.06	0.55
53:O8:32:ASN:N	53:O8:32:ASN:OD1	2.39	0.55
55:Q8:38:GLY:HA2	55:Q8:40:GLU:N	2.22	0.55
2:12:162:ILE:O	2:12:185:ILE:HG12	2.07	0.55
1:13:631:G:C8	1:13:632:A:H2	2.25	0.55
1:13:748:C:O5'	1:13:748:C:H6	1.89	0.55

Continued on next page...

Continued from previous page...

Atom-1	Atom-2	Interatomic distance (Å)	Clash overlap (Å)
26:14:218:A:H2	26:14:235:U:H4'	1.71	0.55
26:14:2693:A:H2'	26:14:2694:G:H8	1.72	0.55
1:1G:250:A:H1'	1:1G:251:G:OP2	2.07	0.55
26:1H:1088:A:H5'	26:1H:1089:G:H5'	1.88	0.55
26:1H:2057:A:P	58:1H:3613:HOH:O	2.65	0.55
10:1I:48:THR:HA	10:1I:62:HIS:HB3	1.88	0.55
3:22:112:SER:O	3:22:116:VAL:HG23	2.07	0.55
29:29:39:PRO:HA	29:29:43:GLY:HA2	1.89	0.55
12:3I:58:VAL:O	12:3I:65:GLU:HA	2.07	0.55
12:3I:84:LEU:HB2	12:3I:105:TYR:CE2	2.41	0.55
39:A8:14:VAL:O	39:A8:18:ILE:HD13	2.06	0.55
41:C8:17:ILE:HG23	41:C8:39:LEU:HD12	1.88	0.55
44:F8:1:MET:C	44:F8:3:THR:H	2.10	0.55
49:K8:50:ILE:HD12	49:K8:51:ARG:H	1.72	0.55
26:14:1316:U:O2'	26:14:1317:A:H5'	2.07	0.55
26:14:2317:C:H2'	26:14:2318:G:O4'	2.06	0.55
26:14:232:G:H8	26:14:232:G:OP2	1.90	0.55
26:14:729:G:O5'	28:19:208:LYS:NZ	2.38	0.55
26:14:731:C:H5''	58:14:3871:HOH:O	2.07	0.55
27:16:15:A:H1'	27:16:109:G:C8	2.41	0.55
1:1G:458:C:H2'	1:1G:464:G:H8	1.72	0.55
26:1H:1188:U:O2'	26:1H:1189:A:H5'	2.07	0.55
26:1H:34:C:H4'	26:1H:35:G:OP1	2.07	0.55
26:1H:516:C:OP1	52:N8:13:LYS:NZ	2.30	0.55
26:1H:580:C:H2'	26:1H:581:C:H6	1.72	0.55
27:1J:15:A:H1'	27:1J:109:G:C5	2.42	0.55
27:1J:21:G:H2'	27:1J:22:U:O4'	2.07	0.55
1:1G:707:C:OP1	11:2A:85:ARG:NH1	2.40	0.55
3:2E:128:PHE:HZ	3:2E:132:ARG:HD2	1.71	0.55
26:14:39:C:O2	30:39:46:ARG:NH2	2.39	0.55
33:61:47:LEU:HA	33:61:50:ARG:HB2	1.89	0.55
33:69:6:LEU:H	33:69:36:ALA:HA	1.72	0.55
50:L8:31:LEU:O	50:L8:32:GLN:HB2	2.06	0.55
51:M8:39:CYS:H	51:M8:41:PRO:CD	2.20	0.55
26:1H:1798:U:H5'	28:11:259:THR:OG1	2.08	0.54
1:13:237:C:H5''	17:8I:25:ARG:CZ	2.37	0.54
26:14:2439:A:H8	26:14:2439:A:H5'	1.72	0.54
1:1G:181:G:O2'	1:1G:183:G:O6	2.22	0.54
1:1G:649:G:H2'	1:1G:650:G:C8	2.43	0.54
26:1H:1460:A:O2'	26:1H:1461:G:OP1	2.22	0.54
29:21:50:GLY:HA2	29:21:77:ILE:HA	1.89	0.54

Continued on next page...

Continued from previous page...

Atom-1	Atom-2	Interatomic distance (Å)	Clash overlap (Å)
11:2A:85:ARG:HA	11:2A:112:THR:OG1	2.07	0.54
26:14:943:U:OP2	36:35:36:LYS:HE3	2.06	0.54
36:35:60:MET:C	36:35:61:ARG:HG2	2.27	0.54
30:39:80:ALA:O	30:39:83:PHE:HB2	2.06	0.54
24:3L:5:G:N2	24:3L:68:C:H42	2.04	0.54
38:55:44:LEU:HD22	38:55:48:VAL:HG23	1.88	0.54
7:62:65:ALA:HB1	7:62:127:ALA:HB3	1.89	0.54
26:1H:2562:U:O2'	35:68:23:ARG:NH1	2.40	0.54
20:BI:10:LEU:HG	20:BI:12:ALA:H	1.72	0.54
41:C8:58:ARG:HA	41:C8:61:TRP:CE3	2.42	0.54
46:D5:104:PHE:HA	46:D5:139:VAL:H	1.71	0.54
43:E8:18:ARG:HD3	43:E8:76:VAL:HG13	1.89	0.54
45:G8:76:CYS:CB	45:G8:97:ARG:HG2	2.37	0.54
51:M8:18:CYS:SG	51:M8:19:GLY:N	2.78	0.54
1:13:1286:A:C8	1:13:1287:A:H4'	2.43	0.54
26:14:1026:U:H2'	27:1J:88:C:H42	1.72	0.54
2:1E:97:TRP:HZ3	2:1E:172:ILE:HB	1.73	0.54
1:1G:909:A:H2'	1:1G:910:C:O4'	2.07	0.54
26:1H:1167:U:C2	26:1H:1183:G:N2	2.75	0.54
26:1H:2336:A:H61	47:I8:43:THR:HB	1.71	0.54
26:1H:2855:C:H2'	26:1H:2856:C:H6	1.72	0.54
26:1H:322:A:H5'	26:1H:340:A:H1'	1.90	0.54
35:25:49:ARG:HA	35:25:53:LYS:NZ	2.21	0.54
35:25:63:VAL:HG12	35:25:106:LEU:HD11	1.89	0.54
35:25:92:GLU:OE1	35:25:113:LYS:HD2	2.07	0.54
29:29:151:TYR:HD2	29:29:154:LYS:NZ	2.04	0.54
12:3I:90:VAL:HG12	12:3I:92:ASP:H	1.73	0.54
24:3L:23:A:H2'	24:3L:24:G:H8	1.72	0.54
31:41:21:ARG:NH1	31:41:21:ARG:HG2	2.20	0.54
6:52:24:GLU:OE2	6:52:28:ARG:NH1	2.40	0.54
34:58:75:TYR:CE2	34:58:77:GLY:HA2	2.42	0.54
26:14:1111:A:H4'	32:59:3:ARG:HD3	1.89	0.54
9:82:112:LYS:HA	9:82:119:ALA:CB	2.37	0.54
41:85:88:ILE:HD13	42:95:47:VAL:HG21	1.87	0.54
42:95:85:LYS:CG	42:95:86:GLY:H	2.21	0.54
18:9I:73:ALA:HB1	18:9I:79:LEU:HG	1.89	0.54
19:AA:66:MET:SD	19:AA:66:MET:N	2.81	0.54
44:F8:65:ARG:HH11	44:F8:70:LEU:HD22	1.71	0.54
52:J5:3:LYS:HD2	52:J5:3:LYS:N	2.21	0.54
36:78:50:ARG:CG	55:Q8:58:ILE:HD11	2.36	0.54
26:14:46:C:H2'	26:14:47:C:C6	2.43	0.54

Continued on next page...

Continued from previous page...

Atom-1	Atom-2	Interatomic distance (Å)	Clash overlap (Å)
10:1A:47:PHE:CZ	14:5A:37:PHE:HE2	2.25	0.54
1:1G:619:U:N3	4:32:134:ASP:OD1	2.34	0.54
26:1H:1636:C:H2'	26:1H:1637:A:C8	2.42	0.54
22:1K:9:A:H2	22:1K:11:C:H41	1.54	0.54
29:21:60:ASN:OD1	29:21:62:PRO:HD2	2.07	0.54
3:22:32:LEU:HD22	3:22:59:ARG:HH12	1.72	0.54
11:2I:86:GLY:N	11:2I:112:THR:OG1	2.27	0.54
30:39:67:GLN:HG3	30:39:67:GLN:O	2.06	0.54
4:3E:107:ARG:NH2	4:3E:194:LEU:HD22	2.23	0.54
14:5I:21:TYR:HE2	14:5I:23:ARG:NE	2.06	0.54
7:62:115:ARG:O	7:62:118:VAL:HG22	2.07	0.54
8:7E:49:GLU:HG2	8:7E:62:TYR:HE2	1.72	0.54
8:7E:95:VAL:HG12	8:7E:99:GLU:HB2	1.88	0.54
1:13:1346:A:H5''	9:8E:120:ARG:NH1	2.22	0.54
40:B8:5:ALA:HA	40:B8:8:LYS:HE2	1.90	0.54
45:G8:87:LYS:O	45:G8:94:LYS:HB2	2.08	0.54
19:AI:41:VAL:O	51:M8:63:TYR:OH	2.26	0.54
26:1H:1805:U:O2	28:11:50:THR:HB	2.06	0.54
1:13:1004:A:H2'	1:13:1005:A:O4'	2.06	0.54
1:13:156:G:N2	1:13:165:C:N3	2.40	0.54
1:13:618:C:H5''	1:13:619:U:H5''	1.90	0.54
1:13:963:G:N2	1:13:972:C:N3	2.48	0.54
26:14:1857:G:O2'	26:14:1885:A:N6	2.40	0.54
26:14:2615:U:C2	52:J5:7:PRO:HA	2.42	0.54
26:14:4:C:H42	26:14:2899:G:N2	2.05	0.54
26:14:582:G:H2'	26:14:583:G:C8	2.42	0.54
1:1G:1412:C:H2'	1:1G:1413:A:C8	2.42	0.54
26:1H:1108:U:O4	26:1H:1109:C:N4	2.41	0.54
26:1H:194:G:H2'	26:1H:195:A:O4'	2.08	0.54
26:1H:2345:G:N3	26:1H:2381:C:H2'	2.22	0.54
26:1H:818:G:H5'	26:1H:839:U:OP1	2.08	0.54
24:3L:18:G:H2'	24:3L:57:G:N2	2.23	0.54
5:42:34:VAL:O	5:42:41:VAL:HG12	2.07	0.54
37:45:17:LEU:HD21	37:45:41:TRP:HE1	1.73	0.54
33:69:69:LYS:NZ	33:69:73:GLU:OE2	2.32	0.54
1:1G:742:G:P	15:6A:35:ARG:HH22	2.30	0.54
40:75:91:ARG:HD3	40:75:120:ARG:HB3	1.89	0.54
36:78:111:ARG:HG2	36:78:128:HIS:CD2	2.43	0.54
37:88:59:ARG:C	37:88:61:GLY:H	2.09	0.54
43:E8:60:ASN:OD1	43:E8:60:ASN:N	2.39	0.54
1:13:1133:G:H22	1:13:1141:C:N4	2.04	0.54

Continued on next page...

Continued from previous page...

Atom-1	Atom-2	Interatomic distance (Å)	Clash overlap (Å)
26:14:2228:G:OP1	28:19:261:LYS:NZ	2.38	0.54
26:14:2257:U:H2'	26:14:2258:C:C6	2.42	0.54
26:14:46:C:H2'	26:14:47:C:H6	1.72	0.54
26:14:527:C:OP2	26:14:2779:U:H5	1.90	0.54
1:1G:1130:A:N6	1:1G:1144:G:H21	2.05	0.54
26:1H:1069:A:O2'	26:1H:1072:C:OP1	2.22	0.54
26:1H:1058:U:H3	26:1H:1080:A:H61	1.54	0.54
26:1H:1221:C:H2'	26:1H:1222:C:H6	1.72	0.54
26:1H:1827:C:H2'	26:1H:1828:G:H5'	1.88	0.54
26:1H:2593:U:H2'	26:1H:2594:C:H6	1.71	0.54
26:1H:768:G:N7	58:1H:4260:HOH:O	2.33	0.54
26:1H:994:C:OP1	41:C8:53:ARG:NH2	2.41	0.54
29:29:202:LYS:N	29:29:202:LYS:HD2	2.22	0.54
29:29:68:ALA:C	29:29:70:ALA:H	2.10	0.54
30:39:7:TYR:CE2	30:39:10:PRO:HG3	2.42	0.54
24:3L:58:A:H2'	24:3L:60:U:OP2	2.07	0.54
13:4A:37:THR:HG22	13:4A:55:ARG:HD2	1.90	0.54
5:4E:147:ASP:HA	5:4E:150:ARG:HH22	1.71	0.54
39:A8:99:LYS:HE2	39:A8:103:GLU:OE1	2.07	0.54
39:A8:24:LEU:HB2	39:A8:85:VAL:HG12	1.88	0.54
55:M5:48:PHE:CE2	55:M5:50:LEU:HD13	2.42	0.54
55:Q8:34:TRP:CD1	55:Q8:35:GLN:N	2.75	0.54
55:Q8:38:GLY:HA2	55:Q8:41:ILE:H	1.73	0.54
1:13:976:G:H5'	1:13:1358:U:O2'	2.07	0.54
1:13:17:U:H2'	1:13:18:C:C6	2.42	0.54
26:14:1111:A:O2'	32:59:2:SER:OG	2.25	0.54
26:14:1485:G:H2'	26:14:1486:A:C8	2.43	0.54
26:14:958:U:O2	27:1J:89(A):A:O2'	2.23	0.54
10:1A:4:ILE:HG12	10:1A:100:THR:HG22	1.89	0.54
1:1G:160:A:H1'	1:1G:344:A:C5	2.43	0.54
1:1G:688:G:H2'	1:1G:689:C:H6	1.73	0.54
26:1H:2887:U:H2'	26:1H:2888:C:H6	1.72	0.54
26:1H:507:A:H5''	26:1H:508:G:H3'	1.89	0.54
26:1H:962:G:H2'	26:1H:963:U:C6	2.43	0.54
27:1J:66:A:N6	27:1J:107:U:H2'	2.23	0.54
35:25:63:VAL:HB	35:25:102:VAL:HG12	1.90	0.54
1:1G:542:G:H5'	4:32:41:GLY:HA3	1.88	0.54
36:35:15:ARG:CZ	36:35:15:ARG:HB2	2.37	0.54
30:39:25:PRO:HG3	30:39:28:ILE:HG23	1.89	0.54
5:4E:11:ILE:HD11	5:4E:31:LEU:HD13	1.90	0.54
33:61:131:LYS:HB3	33:61:132:PRO:HA	1.89	0.54

Continued on next page...

Continued from previous page...

Atom-1	Atom-2	Interatomic distance (Å)	Clash overlap (Å)
41:85:16:LYS:O	41:85:20:LEU:HD23	2.08	0.54
41:85:65:ILE:HD11	41:85:96:ALA:HB3	1.88	0.54
9:8E:27:THR:N	9:8E:61:ALA:O	2.36	0.54
40:B8:26:ASP:HB3	40:B8:92:GLY:H	1.72	0.54
46:D5:118:GLN:HG3	46:D5:173:ALA:O	2.07	0.54
46:D5:97:GLU:HB3	46:D5:125:LEU:HD11	1.90	0.54
46:D5:110:GLY:HA2	46:D5:144:LEU:H	1.72	0.54
45:G8:9:LYS:HA	45:G8:27:VAL:HG22	1.88	0.54
52:J5:41:PRO:O	52:J5:44:THR:OG1	2.24	0.54
51:M8:18:CYS:SG	51:M8:39:CYS:HB3	2.47	0.54
28:11:89:SER:HB2	28:11:159:ALA:CB	2.37	0.54
1:13:1095:U:H5'	1:13:1109:C:O2	2.08	0.54
1:13:875:C:O2'	8:7E:14:ARG:NH1	2.41	0.54
26:14:1771:C:HO2'	26:14:1786:A:H8	1.54	0.54
26:14:2105:C:H42	26:14:2184:G:H1	1.55	0.54
26:14:251:A:C5	26:14:252:G:H1'	2.42	0.54
26:14:2789:C:H2'	26:14:2790:A:O4'	2.08	0.54
2:1E:18:GLY:N	2:1E:42:ILE:HG22	2.22	0.54
1:1G:944:G:O2'	1:1G:1339:A:N6	2.40	0.54
26:1H:1077:A:H3'	26:1H:1078:U:C5'	2.38	0.54
26:1H:1593:G:H2'	26:1H:1594:G:C8	2.43	0.54
26:1H:2116:G:O6	26:1H:2172:U:N3	2.40	0.54
27:1J:116:G:O5'	27:1J:116:G:H8	1.90	0.54
3:2E:150:LYS:HB3	3:2E:201:TYR:HB2	1.89	0.54
36:35:99:LEU:HD12	36:35:102:ARG:HH22	1.73	0.54
4:3E:152:SER:HB2	4:3E:155:LEU:HG	1.90	0.54
31:41:10:LYS:O	31:41:15:VAL:HG23	2.07	0.54
34:58:42:TRP:HA	34:58:48:MET:CE	2.37	0.54
32:59:9:ILE:HG22	32:59:51:ARG:HA	1.88	0.54
14:5I:3:ARG:O	14:5I:7:ILE:HG23	2.08	0.54
1:1G:1375:A:H4'	7:62:29:LYS:HE3	1.88	0.54
39:65:66:ALA:O	39:65:70:GLY:N	2.33	0.54
17:8A:56:VAL:HG12	17:8A:77:VAL:HB	1.90	0.54
9:8E:45:ALA:HA	9:8E:48:GLU:HG2	1.89	0.54
19:AA:63:THR:OG1	19:AA:65:ASN:O	2.21	0.54
47:E5:12:ASN:HA	47:E5:14:ARG:HH21	1.72	0.54
53:K5:36:LEU:HD23	53:K5:50:ARG:HD3	1.89	0.54
54:P8:12:ARG:HH21	54:P8:44:PRO:HB3	1.73	0.54
55:Q8:53:PRO:HB2	55:Q8:56:GLU:HB2	1.89	0.54
28:11:149:PRO:O	28:11:150:LYS:HB2	2.08	0.54
1:13:1098:C:C2	1:13:1099:G:C8	2.96	0.54

Continued on next page...

Continued from previous page...

Atom-1	Atom-2	Interatomic distance (Å)	Clash overlap (Å)
1:13:1157:A:N6	1:13:1178:G:H21	2.06	0.54
26:14:2776:A:OP1	26:14:2776:A:H3'	2.07	0.54
26:14:800:A:P	58:14:3859:HOH:O	2.64	0.54
27:16:31:C:H2'	27:16:32:C:C6	2.41	0.54
1:1G:1210:C:H3'	1:1G:1211:U:H5''	1.88	0.54
1:1G:1244:C:H2'	1:1G:1245:A:C8	2.43	0.54
1:1G:713:G:H2'	1:1G:714:G:C8	2.42	0.54
26:1H:2377:A:H4'	39:A8:111:GLU:HB3	1.90	0.54
26:1H:899:A:HO2'	26:1H:900:A:H8	1.54	0.54
3:2E:3:ASN:OD1	3:2E:3:ASN:N	2.40	0.54
12:3A:111:LYS:HD2	12:3A:111:LYS:H	1.72	0.54
24:3K:18:G:O2'	24:3K:19:G:OP1	2.24	0.54
31:49:160:VAL:HG12	31:49:161:THR:H	1.73	0.54
32:51:77:LYS:HE2	32:51:138:LYS:HB2	1.90	0.54
39:65:84:GLN:HB3	39:65:110:LEU:H	1.73	0.54
5:42:93:PRO:HG2	8:72:105:ARG:NE	2.22	0.54
1:13:277:C:P	17:8I:68:ARG:HH12	2.30	0.54
20:BI:49:ALA:O	20:BI:52:ALA:N	2.40	0.54
43:E8:27:LYS:HB3	43:E8:31:GLU:HG3	1.90	0.54
43:E8:45:TYR:CZ	43:E8:49:LYS:HE3	2.43	0.54
53:O8:47:THR:HG22	53:O8:48:VAL:H	1.72	0.54
1:13:677:U:H3	1:13:713:G:H22	1.55	0.54
2:1E:163:PHE:CD1	2:1E:185:ILE:HG13	2.43	0.54
1:1G:502:G:OP1	12:3A:118:SER:HB3	2.08	0.54
1:1G:838:G:H2'	1:1G:841:U:H5''	1.89	0.54
26:1H:2830:G:C8	26:1H:2830:G:H5''	2.43	0.54
10:1I:6:ILE:HG22	10:1I:98:ILE:HG13	1.89	0.54
22:1K:5:G:H1'	22:1K:69:G:N2	2.23	0.54
4:3E:148:VAL:HG12	4:3E:149:ALA:O	2.08	0.54
27:16:42:C:O2'	31:41:67:LYS:HE3	2.08	0.54
32:59:6:ARG:HB2	32:59:66:GLY:HA2	1.90	0.54
1:13:1422:G:H5'	35:68:48:PRO:HB3	1.89	0.54
1:1G:1371:G:OP1	9:82:11:LYS:HB3	2.08	0.54
43:A5:62:HIS:HB2	43:A5:64:MET:HG3	1.89	0.54
45:C5:47:LYS:HG3	45:C5:60:PHE:CE2	2.43	0.54
41:C8:44:ASN:ND2	42:D8:75:PHE:O	2.40	0.54
52:J5:46:CYS:SG	52:J5:48:GLU:HG2	2.48	0.54
1:13:1190:G:OP1	3:2E:4:LYS:HA	2.08	0.54
1:13:135:C:H2'	1:13:136:C:H5'	1.89	0.54
1:13:353:A:C8	1:13:353:A:H5'	2.38	0.54
1:13:474:G:H5''	16:7I:81:ARG:HE	1.72	0.54

Continued on next page...

Continued from previous page...

Atom-1	Atom-2	Interatomic distance (Å)	Clash overlap (Å)
1:13:536:C:H2'	1:13:537:G:C8	2.43	0.54
1:13:760:G:H2'	1:13:761:G:H5'	1.89	0.54
1:13:963:G:H21	10:11:55:LYS:NZ	2.06	0.54
26:14:1190:G:H2'	26:14:1191:G:H8	1.73	0.54
26:14:1999:C:H4'	26:14:2723:C:O2	2.07	0.54
2:1E:15:VAL:HB	2:1E:210:SER:HB2	1.89	0.54
1:1G:1224:G:O2'	1:1G:1322:C:OP2	2.26	0.54
1:1G:1367:C:H5'	10:1A:60:ARG:NH2	2.23	0.54
1:1G:942:G:H2'	1:1G:943:U:H6	1.72	0.54
26:1H:1026:U:H1'	26:1H:1027:A:O5'	2.07	0.54
26:1H:1058:U:H2'	26:1H:1059:G:H8	1.73	0.54
26:1H:1359:A:H2	26:1H:1372:U:O4	1.91	0.54
26:1H:1494:A:H2'	26:1H:1495:A:C8	2.43	0.54
26:1H:1510:A:N3	26:1H:1510:A:H2'	2.22	0.54
26:1H:1970:A:P	58:1H:4211:HOH:O	2.62	0.54
26:1H:1971:A:C4	28:11:241:PRO:HD3	2.43	0.54
26:1H:198:C:O2'	26:1H:199:A:H5'	2.08	0.54
26:1H:2108:C:H2'	26:1H:2109:U:O4'	2.07	0.54
26:1H:2146:C:H4'	26:1H:2147:G:N7	2.23	0.54
26:1H:2327:A:H2'	26:1H:2328:A:H8	1.72	0.54
26:1H:638:G:C5	26:1H:651:G:C2	2.96	0.54
26:1H:832:G:H5'	36:78:45:LEU:HD11	1.90	0.54
27:1J:87:G:H3'	27:1J:88:C:C5'	2.38	0.54
26:1H:2680:C:OP2	29:21:111:ARG:NH2	2.41	0.54
29:29:188:VAL:HG23	29:29:189:PRO:HD2	1.89	0.54
26:14:2392:A:C8	36:35:61:ARG:HD2	2.43	0.54
5:42:67:VAL:HG21	5:42:140:ARG:HA	1.90	0.54
5:4E:65:ASN:OD1	5:4E:140:ARG:NH2	2.41	0.54
6:52:25:ILE:HD13	6:52:82:ARG:HD2	1.90	0.54
6:52:23:LYS:HE3	6:52:61:LEU:HD21	1.90	0.54
34:58:133:GLN:O	34:58:134:ARG:HB2	2.07	0.54
32:59:58:GLU:HB2	32:59:61:HIS:ND1	2.23	0.54
33:61:1:MET:O	33:61:20:ASP:HA	2.07	0.54
33:61:46:ALA:C	33:61:50:ARG:HD3	2.28	0.54
35:68:98:VAL:HG11	35:68:114:ILE:HG23	1.89	0.54
16:71:11:SER:HB2	16:71:14:ASN:HB3	1.89	0.54
1:1G:1249:C:O2'	9:82:73:GLN:OE1	2.25	0.54
1:1G:719:C:O2'	18:9A:49:LYS:HB3	2.08	0.54
19:AA:66:MET:N	19:AA:67:VAL:HB	2.23	0.54
44:B5:65:ARG:HB3	44:B5:70:LEU:HB3	1.89	0.54
44:B5:8:ILE:HD12	44:B5:8:ILE:H	1.72	0.54

Continued on next page...

Continued from previous page...

Atom-1	Atom-2	Interatomic distance (Å)	Clash overlap (Å)
46:D5:139:VAL:HG22	46:D5:156:LYS:HG2	1.89	0.54
46:D5:157:LEU:CB	46:D5:161:VAL:HG11	2.35	0.54
43:E8:68:ARG:O	43:E8:110:LYS:HB2	2.07	0.54
49:K8:48:HIS:N	49:K8:50:ILE:HD11	2.23	0.54
50:L8:50:VAL:HG23	50:L8:54:VAL:HG11	1.89	0.54
36:78:59:LEU:HD11	55:Q8:10:ALA:HA	1.89	0.54
2:12:77:ALA:O	2:12:81:VAL:HG23	2.07	0.53
1:13:109:A:N7	1:13:326:G:H2'	2.23	0.53
1:13:142:G:H2'	1:13:143:A:C8	2.43	0.53
1:13:688:G:H2'	1:13:689:C:H6	1.72	0.53
1:1G:1123:A:O2'	10:1A:37:PRO:O	2.18	0.53
2:1E:7:VAL:HG21	2:1E:217:ARG:HH11	1.72	0.53
1:1G:448:A:P	1:1G:485:G:H22	2.31	0.53
26:1H:2137:C:H42	26:1H:2154:G:N2	2.05	0.53
1:13:1150:U:O2	10:1I:39:PRO:HG2	2.07	0.53
3:22:156:ARG:NH2	3:22:159:GLY:O	2.41	0.53
35:25:4:PRO:O	35:25:5:GLN:HB2	2.08	0.53
3:2E:24:ALA:HB1	3:2E:28:GLN:HB2	1.90	0.53
5:4E:51:VAL:O	5:4E:55:VAL:HG23	2.08	0.53
7:6E:16:LEU:HD12	9:8E:42:ARG:HA	1.90	0.53
26:1H:825:C:O2	36:78:55:ARG:HD3	2.09	0.53
16:7I:39:TYR:CZ	16:7I:41:PRO:HB3	2.44	0.53
47:I8:23:VAL:HA	47:I8:38:VAL:HG22	1.90	0.53
48:J8:92:LYS:HA	48:J8:95:LEU:HB2	1.89	0.53
26:1H:1901:A:OP2	28:11:255:LYS:HE2	2.08	0.53
1:13:474:G:H2'	1:13:475:G:C8	2.43	0.53
1:13:67:C:H2'	1:13:68:G:C8	2.44	0.53
26:14:1417:C:H42	26:14:1581:G:H1	1.56	0.53
26:14:1997:G:H5''	58:14:3782:HOH:O	2.06	0.53
26:14:249:C:O2	55:M5:12:LYS:NZ	2.38	0.53
26:14:2572:A:N7	29:29:145:LYS:HB2	2.23	0.53
27:16:54:G:H2'	27:16:55:U:H6	1.73	0.53
28:19:239:ARG:NE	58:19:302:HOH:O	2.41	0.53
1:1G:1028(A):C:H5	1:1G:1029:G:C5	2.25	0.53
1:1G:456:C:N4	1:1G:476:G:H1	2.04	0.53
26:1H:1061:U:O2'	26:1H:1070:A:O4'	2.25	0.53
26:1H:1508:A:O2'	26:1H:1509:C:O4'	2.26	0.53
26:1H:1871:A:H2'	26:1H:1872:A:C8	2.42	0.53
26:1H:2074:U:H2'	26:1H:2075:U:C6	2.44	0.53
26:1H:1889:A:N1	26:1H:2234:G:H1'	2.23	0.53
26:1H:646:A:H2'	26:1H:647:G:O4'	2.09	0.53

Continued on next page...

Continued from previous page...

Atom-1	Atom-2	Interatomic distance (Å)	Clash overlap (Å)
27:1J:94:C:H2'	27:1J:95:U:C6	2.44	0.53
26:14:2572:A:H62	29:29:145:LYS:HD2	1.72	0.53
23:2L:26:C:H2'	23:2L:27:G:O4'	2.09	0.53
31:41:139:LEU:HD22	31:41:146:TYR:HD1	1.73	0.53
31:41:64:THR:HG23	31:41:94:LEU:HD22	1.91	0.53
1:1G:9:G:OP1	5:42:122:GLU:HB2	2.08	0.53
27:1J:90:C:H5'	37:45:18:LYS:HA	1.90	0.53
6:52:7:ASN:N	6:52:7:ASN:OD1	2.42	0.53
7:62:95:ARG:HH21	7:62:99:LEU:HD11	1.74	0.53
15:6A:4:THR:O	15:6A:7:GLU:HG2	2.07	0.53
17:8A:63:ARG:HG2	17:8A:64:PRO:HD2	1.89	0.53
9:8E:125:TYR:HD1	9:8E:126:SER:N	2.06	0.53
19:AI:6:LYS:O	19:AI:7:LYS:HB3	2.07	0.53
45:G8:84:ARG:O	45:G8:84:ARG:HD2	2.08	0.53
28:11:145:VAL:HG12	28:11:146:GLU:O	2.08	0.53
26:14:1538:G:H2'	26:14:1539:G:H8	1.74	0.53
26:14:2748:A:H2'	26:14:2749:A:C8	2.43	0.53
26:14:690:G:O2'	28:19:43:ARG:NH2	2.41	0.53
1:1G:1478:C:H2'	1:1G:1479:C:H6	1.73	0.53
1:1G:1502:A:H5''	1:1G:1504:G:C8	2.43	0.53
26:1H:1534:G:H22	26:1H:1538:G:H1	1.56	0.53
26:1H:1932:A:H2'	26:1H:1933:G:O4'	2.08	0.53
26:1H:249:C:P	58:1H:3665:HOH:O	2.64	0.53
26:1H:270(P):C:H2'	26:1H:270(Q):C:C6	2.42	0.53
26:1H:363:G:H2'	26:1H:363(A):A:H8	1.73	0.53
26:14:2052:G:O4'	29:29:142:GLY:HA3	2.08	0.53
31:41:33:ARG:O	31:41:162:THR:HG23	2.08	0.53
33:61:107:VAL:HG12	33:61:108:THR:H	1.73	0.53
7:62:18:TYR:HB3	7:62:59:LEU:HD12	1.90	0.53
26:14:2376:A:C2	39:65:112:PHE:HB2	2.43	0.53
33:69:79:ILE:HD11	33:69:140:LEU:HD11	1.91	0.53
41:85:85:LYS:HD3	41:85:116:ALA:O	2.09	0.53
46:D5:4:ARG:HG2	46:D5:58:VAL:HG21	1.88	0.53
55:Q8:33:ASN:O	55:Q8:34:TRP:CD1	2.62	0.53
1:13:1423:G:P	35:68:49:ARG:HH22	2.31	0.53
1:13:262:A:H5''	1:13:263:A:OP2	2.08	0.53
26:14:2873:A:H8	38:55:6:SER:N	2.06	0.53
26:14:582:G:N7	58:14:3964:HOH:O	2.34	0.53
1:1G:284:G:H2'	1:1G:285:G:H8	1.73	0.53
1:1G:789:U:H2'	1:1G:791:G:N7	2.24	0.53
1:1G:952:U:H4'	1:1G:964:A:N1	2.23	0.53

Continued on next page...

Continued from previous page...

Atom-1	Atom-2	Interatomic distance (Å)	Clash overlap (Å)
26:1H:1453:A:O2'	26:1H:1454:U:H2'	2.07	0.53
26:1H:1728:G:H3'	26:1H:1729:A:H5''	1.88	0.53
26:1H:2023:G:H5'	26:1H:2617:C:H4'	1.89	0.53
29:21:34:VAL:HG22	29:21:48:GLN:HB3	1.90	0.53
13:4A:60:VAL:HG13	13:4A:64:TRP:HE1	1.73	0.53
32:51:8:PRO:O	32:51:10:PRO:HD3	2.07	0.53
33:61:55:ALA:HA	33:61:58:LEU:HB3	1.90	0.53
33:61:81:VAL:HG11	33:61:88:ILE:HD12	1.91	0.53
7:62:69:VAL:HG12	7:62:103:TRP:HE3	1.73	0.53
26:1H:2675:A:H5'	35:68:29:ASN:O	2.09	0.53
33:69:102:SER:HB2	33:69:108:THR:HG23	1.90	0.53
15:6I:39:LEU:HD13	15:6I:56:LEU:HB2	1.90	0.53
40:75:24:PRO:HA	40:75:49:VAL:HG23	1.91	0.53
26:1H:2318:G:H22	39:A8:2:ALA:N	2.07	0.53
44:B5:55:ASN:HB2	44:B5:80:ILE:HG13	1.89	0.53
44:F8:15:GLU:HG3	44:F8:16:LYS:N	2.23	0.53
45:G8:29:GLU:HB3	45:G8:38:ILE:CG2	2.38	0.53
55:M5:34:TRP:CD1	55:M5:35:GLN:N	2.74	0.53
28:11:182:LEU:H	28:11:272:ALA:CB	2.22	0.53
1:13:22:G:H2'	1:13:23:C:C6	2.44	0.53
1:13:393:A:OP2	16:7I:12:LYS:NZ	2.30	0.53
1:13:554:C:H2'	1:13:555:C:H6	1.72	0.53
26:14:1161:C:H2'	26:14:1162:G:C8	2.44	0.53
26:14:443:A:H1'	26:14:1201:C:O4'	2.09	0.53
28:19:255:LYS:H	28:19:255:LYS:NZ	2.06	0.53
2:1E:5:ILE:HG13	2:1E:6:THR:N	2.24	0.53
26:1H:1055:G:H1'	26:1H:1085:A:C2	2.44	0.53
10:1I:57:LYS:HD2	10:1I:60:ARG:NH1	2.22	0.53
26:1H:2032:G:N2	29:21:146:THR:HG23	2.20	0.53
29:21:78:LEU:O	29:21:79:ARG:HB2	2.08	0.53
1:1G:1059:C:OP2	3:22:199:LYS:NZ	2.41	0.53
3:2E:62:ASP:O	3:2E:98:ASN:ND2	2.42	0.53
30:31:152:GLU:HB2	30:31:191:ARG:HD2	1.91	0.53
13:4A:14:ARG:HD2	13:4A:42:ALA:HA	1.91	0.53
1:13:10:A:OP2	5:4E:126:ARG:HD3	2.08	0.53
6:5E:86:ARG:O	6:5E:87:ARG:HG2	2.08	0.53
8:72:51:VAL:HG11	8:72:60:ARG:HE	1.74	0.53
40:75:124:ASP:O	40:75:128:GLU:HB2	2.08	0.53
40:75:20:PRO:HD2	40:75:86:ILE:HG23	1.89	0.53
8:7E:83:ILE:HB	8:7E:137:VAL:HG13	1.91	0.53
16:7I:53:VAL:O	16:7I:57:ARG:HG2	2.08	0.53

Continued on next page...

Continued from previous page...

Atom-1	Atom-2	Interatomic distance (Å)	Clash overlap (Å)
37:88:66:ILE:HG22	37:88:67:ARG:N	2.24	0.53
17:8I:88:TYR:HD2	17:8I:89:LEU:HD22	1.73	0.53
6:52:7:ASN:HD22	18:9A:76:LEU:HD11	1.74	0.53
18:9I:66:LEU:O	18:9I:70:ILE:HG13	2.07	0.53
46:H8:146:ILE:HD13	46:H8:174:VAL:HG12	1.90	0.53
47:I8:29:GLN:H	47:I8:67:VAL:HG23	1.74	0.53
55:M5:29:LYS:HB3	55:M5:44:LYS:CB	2.38	0.53
1:13:590:C:N3	1:13:649:G:N2	2.52	0.53
26:14:1533:C:C4	26:14:1534:G:H1'	2.44	0.53
26:14:192:C:P	58:14:3625:HOH:O	2.66	0.53
26:14:445:C:O2'	26:14:446:G:H5'	2.08	0.53
26:14:882:G:H22	26:14:894:C:N4	2.07	0.53
26:14:952:G:C6	26:14:966:G:C6	2.96	0.53
1:1G:426:G:OP1	4:32:38:TYR:OH	2.22	0.53
1:1G:600:C:H2'	1:1G:601:C:H6	1.73	0.53
26:1H:1257:C:H4'	30:31:83:PHE:CE1	2.43	0.53
26:1H:547:A:H8	26:1H:547:A:O5'	1.92	0.53
26:1H:831:G:N7	58:1H:3980:HOH:O	2.33	0.53
35:25:47:ILE:HG23	35:25:48:PRO:HD2	1.91	0.53
29:29:116:VAL:HG23	29:29:120:TRP:HD1	1.74	0.53
36:35:122:PRO:HB3	36:35:141:ALA:HB1	1.90	0.53
30:39:117:ARG:HH12	36:35:1:MET:N	2.04	0.53
1:13:881:G:P	12:3I:12:ARG:HH22	2.31	0.53
1:13:974:A:OP2	14:5I:29:ARG:NH2	2.40	0.53
15:6I:39:LEU:HB3	15:6I:56:LEU:HD12	1.89	0.53
36:78:39:LYS:HG3	36:78:45:LEU:HD22	1.89	0.53
19:AI:41:VAL:HG11	19:AI:67:VAL:HA	1.90	0.53
45:C5:76:CYS:SG	45:C5:97:ARG:HG3	2.49	0.53
49:K8:55:ARG:O	49:K8:58:ALA:HB3	2.08	0.53
26:14:2677:G:H2'	26:14:2678:C:C6	2.43	0.53
26:14:676:A:H8	26:14:2069:G:N2	1.90	0.53
28:19:141:VAL:HG23	28:19:162:SER:HB2	1.90	0.53
1:1G:649:G:H2'	1:1G:650:G:H8	1.72	0.53
1:1G:811:C:O2'	1:1G:901:A:N1	2.41	0.53
26:1H:2144:U:N3	26:1H:2146:C:O2	2.42	0.53
26:1H:232:G:OP2	26:1H:232:G:H8	1.91	0.53
26:1H:2689:U:H5''	26:1H:2713:A:H2	1.73	0.53
26:1H:2788:C:O2'	26:1H:2809:A:N3	2.40	0.53
3:2E:134:ILE:HG22	3:2E:168:ALA:HB3	1.90	0.53
5:42:136:MET:O	5:42:140:ARG:N	2.32	0.53
5:42:43:LEU:HD22	5:42:136:MET:HG3	1.90	0.53

Continued on next page...

Continued from previous page...

Atom-1	Atom-2	Interatomic distance (Å)	Clash overlap (Å)
6:52:68:PRO:HG2	6:52:71:ARG:HG3	1.90	0.53
33:61:57:ARG:O	33:61:61:ARG:HG2	2.09	0.53
33:69:81:VAL:O	33:69:143:SER:OG	2.26	0.53
15:6A:56:LEU:O	15:6A:60:VAL:HG23	2.09	0.53
36:78:126:VAL:HG12	36:78:147:LEU:HD22	1.90	0.53
39:A8:25:ARG:NH1	39:A8:42:ASP:OD2	2.41	0.53
1:13:107:G:O6	20:BI:15:ARG:HG3	2.09	0.53
1:13:1106:G:H5''	3:2E:172:ARG:HG2	1.90	0.53
1:13:1147:C:O2	9:8E:16:ARG:NH1	2.42	0.53
1:13:49:U:C2	1:13:361:G:N2	2.76	0.53
26:14:1899:G:N2	26:14:1902:C:N4	2.49	0.53
26:14:265:A:H1'	26:14:266:G:O4'	2.09	0.53
27:16:78:A:C2	27:16:99:A:C4	2.96	0.53
10:1A:30:SER:OG	10:1A:81:THR:HG22	2.08	0.53
2:1E:136:VAL:O	2:1E:140:HIS:N	2.42	0.53
26:1H:1021:A:H8	26:1H:1022:G:H5''	1.74	0.53
26:1H:1049:C:H2'	26:1H:1050:A:H5'	1.90	0.53
22:1K:47:U:H5'	22:1K:48:C:H5'	1.90	0.53
3:22:90:GLU:HA	3:22:93:LYS:HB2	1.91	0.53
29:29:56:PRO:HD2	29:29:58:ARG:NH2	2.24	0.53
3:2E:28:GLN:O	3:2E:31:HIS:N	2.41	0.53
23:2L:22:A:N6	23:2L:47:7MG:H2'	2.22	0.53
26:14:832:G:H5'	36:35:45:LEU:CD1	2.38	0.53
24:3L:64:A:C2	24:3L:65:G:H1'	2.44	0.53
37:45:75:THR:HB	37:45:86:GLY:HA3	1.91	0.53
5:4E:100:VAL:HG13	5:4E:118:ILE:HG22	1.89	0.53
13:4I:12:ASN:OD1	13:4I:13:LYS:N	2.41	0.53
7:6E:94:ARG:O	7:6E:97:GLN:HB3	2.09	0.53
26:1H:910:A:C5	37:88:13:GLN:HG3	2.44	0.53
17:8I:29:HIS:CE1	17:8I:32:TYR:HD2	2.26	0.53
42:95:87:HIS:CE1	42:95:89:GLN:HB2	2.44	0.53
20:BI:10:LEU:HD11	20:BI:12:ALA:HB3	1.89	0.53
48:F5:41:ARG:HD3	48:F5:43:TYR:HE1	1.73	0.53
53:K5:14:THR:OG1	53:K5:19:ARG:HA	2.08	0.53
55:Q8:32:LEU:HG	55:Q8:33:ASN:N	2.24	0.53
2:12:73:THR:HB	2:12:96:ARG:H	1.74	0.53
1:13:1077:G:N2	1:13:1080:A:OP2	2.31	0.53
1:13:1157:A:H1'	1:13:1158:C:C4	2.44	0.53
1:13:1326:C:H2'	1:13:1327:C:C6	2.44	0.53
1:13:1327:C:OP2	21:1F:12:LYS:NZ	2.40	0.53
26:14:140:A:C8	26:14:1408:C:O2'	2.62	0.53

Continued on next page...

Continued from previous page...

Atom-1	Atom-2	Interatomic distance (Å)	Clash overlap (Å)
26:14:2027:G:H2'	26:14:2028:U:O4'	2.09	0.53
26:14:2308:G:H3'	26:14:2310:A:OP2	2.08	0.53
26:14:460:A:H5''	26:14:461:C:OP2	2.09	0.53
28:19:182:LEU:H	28:19:272:ALA:HB2	1.73	0.53
2:1E:163:PHE:HD1	2:1E:185:ILE:HG13	1.73	0.53
1:1G:1307:U:H2'	1:1G:1308:U:C6	2.44	0.53
1:1G:371:G:H1	1:1G:390:C:H42	1.56	0.53
26:1H:1416:G:H1	26:1H:1582:C:H42	1.56	0.53
26:1H:150:C:H2'	26:1H:151:C:C6	2.44	0.53
26:1H:2068:U:H3	26:1H:2430:A:H2	1.55	0.53
26:1H:309:G:N3	26:1H:329:G:O2'	2.41	0.53
26:1H:588:U:H2'	26:1H:589:C:C6	2.44	0.53
27:1J:13:A:H5''	27:1J:15:A:C6	2.43	0.53
3:22:37:GLN:O	3:22:40:ARG:HG3	2.09	0.53
4:32:24:GLU:OE2	4:32:24:GLU:N	2.41	0.53
37:45:25:ASP:CB	37:45:102:VAL:H	2.22	0.53
31:49:42:GLY:O	31:49:43:LEU:HD13	2.09	0.53
1:13:1080:A:H5''	5:4E:16:THR:HG21	1.91	0.53
1:13:926:G:N2	25:4K:15:A:OP2	2.36	0.53
36:78:59:LEU:O	55:Q8:13:ARG:HD2	2.08	0.53
17:8I:45:HIS:O	17:8I:73:VAL:HG23	2.09	0.53
17:8I:58:GLU:O	17:8I:74:LEU:N	2.35	0.53
42:95:21:ARG:NH2	42:95:91:TYR:O	2.41	0.53
19:AA:42:PRO:HG3	51:I5:60:GLN:HG3	1.91	0.53
19:AI:40:ILE:HD11	19:AI:62:ILE:HD13	1.89	0.53
50:L8:26:LEU:HB2	50:L8:28:LEU:HD12	1.89	0.53
50:L8:4:LEU:HG	50:L8:39:ASP:HB2	1.91	0.53
1:13:260:G:H2'	1:13:261:U:C6	2.44	0.53
26:14:2270:G:OP2	58:14:3726:HOH:O	2.19	0.53
26:14:2303:G:N2	26:14:2314:C:N3	2.56	0.53
26:14:2685:G:OP2	40:75:51:ARG:NH1	2.42	0.53
26:14:782:A:H5'	26:14:783:A:C2	2.43	0.53
1:1G:1082:G:H8	1:1G:1082:G:OP2	1.91	0.53
1:1G:1281:U:H3'	1:1G:1282:C:C5	2.44	0.53
26:1H:1359:A:H2'	26:1H:1360:A:H5'	1.91	0.53
26:1H:2061:G:OP2	26:1H:2502:G:H5'	2.09	0.53
26:1H:2502:G:P	58:1H:3635:HOH:O	2.66	0.53
26:1H:931:G:O2'	50:L8:24:LYS:NZ	2.35	0.53
29:29:11:MET:HE3	29:29:186:GLY:HA2	1.91	0.53
4:32:106:TYR:HE1	4:32:112:VAL:O	1.91	0.53
12:3A:84:LEU:HD12	12:3A:104:VAL:HG11	1.91	0.53

Continued on next page...

Continued from previous page...

Atom-1	Atom-2	Interatomic distance (Å)	Clash overlap (Å)
4:3E:102:ASP:HB3	4:3E:136:PRO:CB	2.39	0.53
13:4I:82:MET:O	13:4I:84:ILE:N	2.42	0.53
40:75:1:MET:HB3	40:75:6:LEU:HB2	1.90	0.53
39:A8:70:GLY:O	39:A8:105:ALA:HA	2.09	0.53
26:14:93:C:H4'	45:C5:54:LYS:HE3	1.90	0.53
54:P8:15:THR:HG22	54:P8:16:HIS:CE1	2.43	0.53
2:12:178:ARG:HH21	8:72:68:ARG:NH2	2.07	0.52
1:13:153:C:N4	1:13:168:G:H22	2.06	0.52
26:14:1257:C:H4'	30:39:83:PHE:CD1	2.43	0.52
26:14:2197:U:H1'	26:14:2198:A:C8	2.44	0.52
2:1E:178:ARG:HB2	2:1E:178:ARG:HH11	1.74	0.52
21:1F:2:GLY:O	21:1F:4:GLY:N	2.42	0.52
1:1G:1261:A:H5'	1:1G:1283:G:O3'	2.09	0.52
26:1H:1230:C:H2'	26:1H:1231:G:H8	1.71	0.52
29:21:105:THR:HB	29:21:197:ILE:HG23	1.91	0.52
35:25:64:ARG:NH1	35:25:81:ASP:OD1	2.42	0.52
26:1H:674:G:H1'	30:31:74:ARG:HD3	1.90	0.52
4:32:18:LYS:HD2	4:32:20:TYR:CZ	2.44	0.52
26:14:443:A:N7	30:39:45:ARG:HD2	2.24	0.52
31:41:47:LYS:NZ	31:41:80:PHE:HD1	2.07	0.52
1:1G:1080:A:H5'	5:42:14:ARG:HH22	1.73	0.52
31:49:43:LEU:HD12	31:49:45:GLU:OE1	2.08	0.52
32:51:4:ILE:HD11	32:51:7:LEU:HD11	1.90	0.52
6:52:96:PRO:HB3	18:9A:30:ASP:CG	2.30	0.52
33:61:41:GLU:O	33:61:45:LYS:HB2	2.09	0.52
35:68:43:VAL:HG12	35:68:54:GLU:HA	1.90	0.52
7:6E:50:ILE:HB	7:6E:58:PRO:HB3	1.91	0.52
41:85:28:ARG:HH11	41:85:38:THR:HG1	1.54	0.52
9:8E:97:LYS:HB2	9:8E:102:LEU:HD12	1.90	0.52
9:8E:18:PHE:HD2	9:8E:62:TYR:HD2	1.57	0.52
41:C8:106:PHE:HA	41:C8:109:LEU:HD12	1.90	0.52
48:F5:52:ARG:HH11	48:F5:57:GLU:HG3	1.74	0.52
46:H8:28:MET:HB2	46:H8:37:VAL:HG11	1.91	0.52
51:I5:21:VAL:HG22	51:I5:22:ILE:H	1.74	0.52
28:11:25:THR:HB	28:11:82:ILE:H	1.74	0.52
1:13:1051:C:H2'	1:13:1052:U:C6	2.43	0.52
1:13:1125:U:H5'	1:13:1126:U:C5	2.43	0.52
26:14:2346:A:H5''	26:14:2383:G:C1'	2.40	0.52
26:14:993:G:C5	26:14:994:C:H5	2.27	0.52
27:16:44:G:H1'	27:16:47:C:N4	2.25	0.52
1:1G:1294:G:H2'	1:1G:1295:G:H8	1.74	0.52

Continued on next page...

Continued from previous page...

Atom-1	Atom-2	Interatomic distance (Å)	Clash overlap (Å)
1:1G:1308:U:H5''	13:4A:98:VAL:CG2	2.38	0.52
1:1G:9:G:H1	1:1G:25:C:H42	1.57	0.52
26:1H:963:U:OP1	58:1H:3799:HOH:O	2.19	0.52
22:1K:46:7MG:C8	22:1K:46:7MG:H5''	2.43	0.52
29:21:119:ARG:HG3	29:21:119:ARG:NH1	2.24	0.52
29:21:52:LEU:O	29:21:75:VAL:HG23	2.09	0.52
4:3E:161:ASN:O	4:3E:165:MET:HB2	2.09	0.52
3:22:18:TRP:CD1	14:5A:54:PRO:HA	2.43	0.52
15:6I:56:LEU:O	15:6I:60:VAL:HG23	2.09	0.52
5:42:151:LEU:HD13	8:72:77:GLU:HG2	1.91	0.52
36:78:38:GLN:HG2	36:78:45:LEU:HD12	1.92	0.52
9:82:103:THR:HG22	9:82:105:ASP:H	1.74	0.52
42:95:35:LEU:HB2	42:95:37:VAL:CG1	2.39	0.52
38:98:48:VAL:O	38:98:51:LEU:N	2.42	0.52
39:A8:34:HIS:HB2	39:A8:36:TYR:CE1	2.31	0.52
41:C8:14:HIS:O	41:C8:18:LEU:HD12	2.08	0.52
2:12:196:LEU:HD12	2:12:197:VAL:HG23	1.91	0.52
1:13:1072:G:H2'	1:13:1073:U:O4'	2.10	0.52
1:13:631:G:C8	1:13:632:A:C2	2.98	0.52
1:13:963:G:H5'	58:13:1866:HOH:O	2.08	0.52
26:14:2233:U:H2'	26:14:2234:G:C8	2.43	0.52
26:14:2720:U:N3	26:14:2873:A:H2	2.06	0.52
26:14:567:A:OP2	36:35:29:LYS:NZ	2.42	0.52
1:1G:1122:U:N3	1:1G:1123:A:N7	2.58	0.52
1:1G:1256:A:H62	1:1G:1277:C:H3'	1.72	0.52
1:1G:865:A:N3	1:1G:918:A:O2'	2.37	0.52
1:1G:962:C:H42	1:1G:973:G:H1	1.57	0.52
26:1H:1110:G:O2'	26:1H:1111:A:O5'	2.25	0.52
26:1H:1268:A:H2'	26:1H:1269:A:O4'	2.09	0.52
26:1H:1324:G:C4	26:1H:1328:G:O6	2.62	0.52
26:1H:1336:A:H2'	26:1H:1337:G:H8	1.73	0.52
26:1H:1766:U:H2'	26:1H:1767:C:H6	1.74	0.52
29:29:9:VAL:HG23	29:29:26:ILE:O	2.10	0.52
1:1G:1340:A:O2'	23:2L:33:OMC:H5''	2.09	0.52
30:39:27:GLU:C	30:39:28:ILE:HG13	2.29	0.52
24:3K:30:G:H1	24:3K:40:C:N4	2.07	0.52
37:45:135:ASP:CG	46:D5:81:ARG:HH22	2.13	0.52
6:52:33:TYR:OH	6:52:78:GLU:HG3	2.09	0.52
26:14:1454:U:OP1	38:55:77:ARG:NH1	2.42	0.52
6:5E:39:LYS:HB2	6:5E:64:GLN:HB2	1.90	0.52
14:5I:48:ALA:HB2	14:5I:53:LEU:HD12	1.91	0.52

Continued on next page...

Continued from previous page...

Atom-1	Atom-2	Interatomic distance (Å)	Clash overlap (Å)
7:62:26:PHE:CD2	7:62:30:ILE:HD11	2.45	0.52
33:69:124:GLY:H	33:69:142:VAL:HG12	1.74	0.52
36:78:49:ARG:HG3	55:Q8:58:ILE:HG13	1.92	0.52
26:1H:2392:A:H8	36:78:61:ARG:HG2	1.73	0.52
9:82:119:ALA:O	9:82:120:ARG:HB2	2.10	0.52
37:88:11:LYS:HE2	37:88:86:GLY:HA2	1.90	0.52
9:8E:77:ILE:O	9:8E:81:ILE:HG12	2.09	0.52
38:98:79:LEU:HD23	38:98:83:ILE:HD12	1.91	0.52
27:16:7:G:O5'	39:A8:29:PHE:CE2	2.63	0.52
47:I8:64:ASP:HB2	47:I8:85:ALA:HB1	1.90	0.52
48:J8:87:PRO:O	48:J8:91:LYS:HB2	2.10	0.52
52:N8:41:PRO:O	52:N8:44:THR:HG22	2.09	0.52
1:13:1060:C:O2'	10:1I:56:HIS:ND1	2.34	0.52
1:13:1298:C:P	7:6E:114:ARG:HH22	2.32	0.52
1:13:222:U:H2'	1:13:223:U:H6	1.74	0.52
1:13:316:G:OP2	1:13:351:G:O2'	2.27	0.52
26:14:2150:U:H2'	26:14:2151:G:C8	2.44	0.52
26:14:2641:G:O3'	34:15:76:SER:OG	2.26	0.52
26:14:548:A:C5	26:14:549:G:H1'	2.44	0.52
28:19:17:THR:O	28:19:211:ARG:NH2	2.39	0.52
2:1E:7:VAL:HG22	2:1E:8:LYS:H	1.75	0.52
1:1G:500:G:H2'	1:1G:501:C:C6	2.44	0.52
1:1G:591:U:OP2	8:72:30:ARG:HD3	2.08	0.52
1:1G:862:C:H1'	1:1G:874:G:H5"	1.90	0.52
1:1G:998:G:H2'	1:1G:998(A):C:C6	2.44	0.52
26:1H:1126:A:H4'	26:1H:1127:A:O5'	2.09	0.52
26:1H:2287:A:C2	26:1H:2289:G:C8	2.97	0.52
26:1H:2335:A:C8	26:1H:2337:G:C5	2.98	0.52
26:1H:529:A:H8	26:1H:530:G:C6	2.26	0.52
30:31:29:ASN:N	30:31:112:MET:HE1	2.25	0.52
4:32:134:ASP:O	4:32:136:PRO:HD3	2.09	0.52
5:4E:73:ASN:ND2	5:4E:73:ASN:O	2.40	0.52
6:52:23:LYS:NZ	6:52:42:GLU:OE2	2.30	0.52
26:14:2839:G:H21	38:55:92:GLY:HA2	1.73	0.52
34:58:28:THR:N	34:58:106:MET:HE1	2.24	0.52
32:59:41:MET:SD	32:59:41:MET:N	2.82	0.52
32:59:75:ALA:O	32:59:79:VAL:HG13	2.09	0.52
15:6I:7:GLU:OE1	15:6I:38:ARG:NH2	2.42	0.52
16:7I:13:HIS:C	16:7I:15:PRO:HD3	2.30	0.52
6:52:100:ASN:ND2	18:9A:26:LEU:O	2.41	0.52
46:H8:126:VAL:HG12	46:H8:163:LEU:HD23	1.91	0.52

Continued on next page...

Continued from previous page...

Atom-1	Atom-2	Interatomic distance (Å)	Clash overlap (Å)
55:M5:9:GLY:O	55:M5:13:ARG:HD2	2.09	0.52
26:1H:773:U:C4'	28:11:47:GLY:HA3	2.39	0.52
2:12:145:LEU:O	2:12:149:LEU:HB2	2.10	0.52
1:13:243:A:H4'	1:13:244:U:H5''	1.92	0.52
1:13:804:U:H5''	1:13:805:C:OP2	2.09	0.52
1:13:984:C:H42	1:13:1221:G:H1	1.56	0.52
26:14:99:U:H4'	26:14:101:G:H5'	1.90	0.52
26:14:1058:U:H2'	26:14:1059:G:C8	2.45	0.52
21:1B:2:GLY:O	21:1B:4:GLY:N	2.43	0.52
2:1E:223:ILE:HG21	2:1E:230:VAL:HG22	1.90	0.52
1:1G:1096:C:O2'	1:1G:1170:A:O2'	2.21	0.52
1:1G:1411:C:H2'	1:1G:1412:C:C6	2.44	0.52
26:1H:1328:G:H2'	26:1H:1330:C:C5	2.45	0.52
26:1H:1336:A:OP2	44:F8:64:LYS:NZ	2.34	0.52
26:1H:198:C:H5'	26:1H:2244:U:OP1	2.10	0.52
26:1H:2422:A:N7	55:Q8:30:ARG:NH2	2.55	0.52
26:1H:2427:C:H5''	26:1H:2428:G:OP1	2.10	0.52
4:32:112:VAL:HG12	4:32:116:GLN:OE1	2.10	0.52
37:45:103:MET:HB2	37:45:104:PHE:HD1	1.75	0.52
26:14:2757:A:N1	32:59:67:LEU:HD22	2.24	0.52
39:65:110:LEU:HB3	39:65:112:PHE:HE1	1.74	0.52
7:6E:5:ARG:NH2	7:6E:7:ALA:HA	2.25	0.52
41:85:92:ARG:C	41:85:94:ASN:H	2.13	0.52
20:BI:53:LEU:HD23	20:BI:100:ILE:HG22	1.92	0.52
20:BI:53:LEU:O	20:BI:57:ARG:HB2	2.10	0.52
53:O8:10:LEU:HD23	55:Q8:32:LEU:HD13	1.92	0.52
28:11:2:ALA:HA	28:11:20:ASP:HB2	1.91	0.52
2:12:19:HIS:CG	2:12:20:GLU:H	2.28	0.52
1:13:1142:G:H2'	1:13:1143:G:O4'	2.09	0.52
1:13:800:G:O6	58:13:1943:HOH:O	2.18	0.52
26:14:1035:U:H2'	26:14:1036:G:C8	2.44	0.52
26:14:1111:A:H4'	32:59:3:ARG:HH11	1.73	0.52
26:14:1309:G:N7	58:14:3924:HOH:O	2.34	0.52
26:14:1796:U:H2'	26:14:1797:C:C6	2.45	0.52
26:14:2468:G:H3'	26:14:2476:A:N1	2.24	0.52
26:14:2643:G:H2'	26:14:2644:G:O4'	2.09	0.52
26:14:2776:A:H4'	26:14:2777:G:O5'	2.10	0.52
34:15:33:LEU:HD12	34:15:38:HIS:CD2	2.45	0.52
26:1H:1111:A:H4'	32:51:3:ARG:HH11	1.74	0.52
26:1H:1931:U:H5	26:1H:1969:A:N7	2.07	0.52
26:1H:2179:C:H2'	26:1H:2180:U:H6	1.74	0.52

Continued on next page...

Continued from previous page...

Atom-1	Atom-2	Interatomic distance (Å)	Clash overlap (Å)
26:1H:654(B):C:H2'	26:1H:654(C):G:C8	2.44	0.52
3:22:73:PRO:O	3:22:76:VAL:HG13	2.09	0.52
11:2I:27:ASN:OD1	11:2I:28:THR:N	2.43	0.52
30:39:5:ALA:HB1	30:39:125:LEU:HD21	1.92	0.52
30:39:18:ARG:HG2	30:39:19:GLU:N	2.23	0.52
37:45:31:ASP:H	37:45:107:ALA:HB2	1.73	0.52
15:6I:74:ASP:OD1	15:6I:77:ARG:N	2.41	0.52
8:72:104:ARG:HB3	8:72:107:LEU:HB2	1.91	0.52
9:82:118:LYS:NZ	9:82:118:LYS:HB3	2.24	0.52
41:85:66:ASN:OD1	41:85:76:TYR:N	2.42	0.52
37:88:85:LYS:HG3	37:88:86:GLY:N	2.24	0.52
17:8I:81:ARG:NH2	17:8I:83:ASP:OD2	2.42	0.52
6:52:49:ALA:HB2	18:9A:78:LEU:O	2.10	0.52
20:BA:67:ALA:O	20:BA:73:HIS:ND1	2.43	0.52
45:G8:85:VAL:HG22	45:G8:98:VAL:HB	1.91	0.52
55:M5:59:LYS:C	55:M5:60:LEU:HG	2.30	0.52
1:13:1441:G:H21	1:13:1460:A:H62	1.57	0.52
1:13:1502:A:H2	1:13:1505:G:N1	1.97	0.52
1:13:191(C):G:H2'	1:13:191(D):U:O4'	2.09	0.52
26:14:1131:G:O6	26:14:2040:C:H1'	2.10	0.52
26:14:1386:C:OP2	26:14:1396:U:H5	1.92	0.52
26:14:1810:A:H2'	26:14:1811:G:O4'	2.09	0.52
26:14:899:A:H2'	26:14:900:A:H8	1.73	0.52
26:14:944:G:O3'	58:14:3658:HOH:O	2.19	0.52
34:15:61:ARG:HA	34:15:61:ARG:NE	2.25	0.52
27:16:28:C:H2'	27:16:29:A:C8	2.45	0.52
1:1G:16:A:H2'	1:1G:17:U:H6	1.75	0.52
1:1G:872:A:O2'	1:1G:873:A:H5''	2.10	0.52
26:1H:1512:G:H2'	26:1H:1513:C:C6	2.45	0.52
26:1H:1443:G:C2	26:1H:1549:C:N3	2.77	0.52
26:1H:2123:G:H22	26:1H:2175:C:N4	2.08	0.52
26:1H:2801:A:H2'	26:1H:2802:G:H4'	1.90	0.52
26:1H:533:G:H5'	41:C8:24:TYR:CE1	2.45	0.52
26:1H:66:C:H2'	26:1H:67:U:C6	2.45	0.52
26:1H:881:G:O6	26:1H:895:U:N3	2.42	0.52
32:59:30:LYS:HB3	32:59:79:VAL:HA	1.92	0.52
15:6A:78:TYR:CZ	15:6A:82:ILE:HD12	2.45	0.52
40:75:26:ASP:OD1	40:75:120:ARG:NH2	2.39	0.52
26:14:2683:C:OP1	40:75:53:ARG:NH2	2.42	0.52
9:82:70:LYS:O	9:82:74:ILE:HG13	2.09	0.52
17:8A:67:LYS:O	17:8A:68:ARG:HB3	2.10	0.52

Continued on next page...

Continued from previous page...

Atom-1	Atom-2	Interatomic distance (Å)	Clash overlap (Å)
9:8E:10:ARG:NE	9:8E:105:ASP:OD2	2.38	0.52
20:BA:63:ILE:HG21	20:BA:81:LYS:HG3	1.92	0.52
20:BI:30:LYS:HZ3	20:BI:80:ARG:HH12	1.58	0.52
46:D5:69:THR:HG22	46:D5:90:VAL:HG22	1.91	0.52
1:13:1352:C:OP1	21:1F:3:LYS:NZ	2.29	0.52
26:14:1028:A:N3	26:14:2486:G:O2'	2.34	0.52
26:14:1209:G:H21	26:14:1210:A:H62	1.56	0.52
26:14:2130:U:H2'	26:14:2158:A:C6	2.45	0.52
26:14:2287:A:C2	26:14:2289:G:C8	2.98	0.52
26:14:666:G:H5''	36:35:47:ASP:O	2.10	0.52
1:1G:626:U:C2	1:1G:627:G:C8	2.98	0.52
1:1G:807:A:H2'	1:1G:808:C:C6	2.44	0.52
1:1G:866:C:O2'	1:1G:919:A:OP1	2.23	0.52
26:1H:2109:U:N3	26:1H:2110:G:O6	2.41	0.52
26:1H:2785:C:H2'	26:1H:2786:U:O4'	2.09	0.52
26:1H:2846:G:N7	58:1H:4384:HOH:O	2.34	0.52
26:1H:455:C:N3	26:1H:473:G:H5'	2.25	0.52
24:1L:30:G:H1	24:1L:40:C:H42	1.57	0.52
3:22:47:LEU:HD13	3:22:50:ALA:HB3	1.91	0.52
29:29:11:MET:HE3	29:29:187:ALA:H	1.74	0.52
30:31:67:GLN:O	30:31:67:GLN:HG3	2.08	0.52
37:45:26:TYR:O	37:45:26:TYR:CD1	2.63	0.52
13:4I:27:LYS:HA	13:4I:31:LYS:NZ	2.25	0.52
3:22:9:GLY:N	14:5A:49:HIS:O	2.43	0.52
6:5E:41:GLU:HB2	6:5E:62:TRP:CE3	2.45	0.52
8:7E:64:LYS:HG2	8:7E:79:VAL:HG21	1.91	0.52
50:H5:43:ILE:O	50:H5:47:VAL:HG23	2.10	0.52
49:K8:24:LEU:HD13	49:K8:60:LEU:HD11	1.91	0.52
53:O8:25:LYS:HB2	55:Q8:32:LEU:HD12	1.91	0.52
1:13:1321:C:H3'	1:13:1322:C:H5''	1.92	0.52
1:13:520:A:N1	1:13:536:C:H1'	2.25	0.52
1:13:953:G:H2'	1:13:954:G:O4'	2.10	0.52
26:14:1057:A:H2'	26:14:1058:U:O4'	2.09	0.52
26:14:1451:C:H3'	26:14:1453:A:H5'	1.90	0.52
26:14:1533:C:N3	26:14:1534:G:O2'	2.39	0.52
26:14:118:A:N3	26:14:178:G:H1'	2.25	0.52
26:14:2068:U:N3	26:14:2430:A:H2	2.03	0.52
26:14:71:A:H5'	26:14:71:A:H8	1.70	0.52
2:1E:210:SER:O	2:1E:214:ILE:HG12	2.09	0.52
1:1G:1328:C:O2'	13:4A:29:ARG:NE	2.41	0.52
1:1G:1435:G:H2'	1:1G:1436:U:H6	1.74	0.52

Continued on next page...

Continued from previous page...

Atom-1	Atom-2	Interatomic distance (Å)	Clash overlap (Å)
26:1H:1164:G:H2'	26:1H:1165:U:C6	2.45	0.52
26:1H:1262:A:N3	52:N8:10:LYS:HE3	2.25	0.52
26:1H:1486:A:H2'	26:1H:1487:G:C8	2.45	0.52
26:1H:2232:U:OP1	48:J8:40:ARG:NH1	2.42	0.52
26:1H:274:G:H2'	26:1H:275:G:H4'	1.92	0.52
26:1H:2690:C:H5''	26:1H:2872:G:N2	2.24	0.52
26:1H:547:A:C6	26:1H:548:A:C6	2.97	0.52
30:39:117:ARG:NH1	30:39:120:GLU:OE1	2.43	0.52
1:1G:538:G:OP2	12:3A:115:LYS:HB2	2.10	0.52
31:41:166:ASP:N	31:41:166:ASP:OD1	2.42	0.52
31:41:173:LEU:HB3	31:41:178:PHE:CD2	2.43	0.52
32:51:92:ILE:HD11	32:51:160:LYS:HZ2	1.75	0.52
32:59:77:LYS:HD2	32:59:80:SER:HB2	1.90	0.52
26:1H:270(L):U:O2	33:61:50:ARG:HG2	2.09	0.52
8:72:16:ALA:HA	8:72:19:VAL:HG22	1.91	0.52
40:75:61:PHE:CE1	40:75:76:PHE:HB2	2.44	0.52
36:78:130:PHE:HE1	36:78:146:VAL:HG23	1.75	0.52
41:C8:50:ARG:NH1	42:D8:72:VAL:HG12	2.25	0.52
48:F5:29:GLY:O	48:F5:30:VAL:HG22	2.10	0.52
48:J8:91:LYS:HA	48:J8:91:LYS:HZ3	1.74	0.52
2:12:162:ILE:HD11	2:12:184:VAL:HG13	1.91	0.52
1:13:232:G:H2'	1:13:233:C:H6	1.76	0.52
1:13:558:G:H2'	1:13:559:A:H2	1.74	0.52
26:14:1142(A):A:H4'	34:15:25:ARG:HH22	1.75	0.52
26:14:1847:A:O2'	26:14:1848:A:H5'	2.10	0.52
26:14:1903:G:OP1	28:19:241:PRO:HB2	2.09	0.52
27:16:7:G:H5''	27:16:7:G:H8	1.75	0.52
28:19:16:MET:HE1	28:19:208:LYS:HG2	1.91	0.52
1:1G:1046:A:H61	1:1G:1213:A:H61	1.58	0.52
1:1G:1259:C:O2	1:1G:1283:G:O2'	2.27	0.52
1:1G:164:U:H2'	1:1G:165:C:C6	2.44	0.52
1:1G:278:G:OP2	17:8A:41:LYS:NZ	2.34	0.52
26:1H:1190:G:C5	58:1H:3819:HOH:O	2.63	0.52
26:1H:2056:G:C2	26:1H:2057:A:C8	2.98	0.52
29:21:135:HIS:CE1	58:21:402:HOH:O	2.58	0.52
26:14:322:A:OP2	30:39:169:ASN:HB2	2.10	0.52
12:3A:86:ARG:HB2	12:3A:101:VAL:HG23	1.91	0.52
4:3E:108:LEU:HB3	4:3E:110:PHE:CE1	2.45	0.52
31:41:7:LEU:HD11	31:41:176:LEU:HD22	1.91	0.52
13:4A:37:THR:O	13:4A:55:ARG:NE	2.43	0.52
24:3L:36:A:N7	25:4L:14:A:N6	2.58	0.52

Continued on next page...

Continued from previous page...

Atom-1	Atom-2	Interatomic distance (Å)	Clash overlap (Å)
38:55:12:ARG:HD3	38:55:16:HIS:CD2	2.45	0.52
39:A8:29:PHE:HD1	39:A8:30:ARG:N	2.08	0.52
43:E8:78:GLU:OE1	43:E8:99:ARG:HD3	2.10	0.52
49:K8:14:ARG:NH1	49:K8:66:GLU:OE2	2.43	0.52
49:K8:33:MET:O	49:K8:37:PHE:HD1	1.93	0.52
31:41:67:LYS:HZ3	51:M8:6:HIS:CE1	2.28	0.52
55:Q8:54:GLU:O	55:Q8:56:GLU:N	2.42	0.52
1:13:1348:U:H4'	9:8E:120:ARG:HD2	1.91	0.51
1:13:148:G:H2'	1:13:149:A:H8	1.75	0.51
1:13:323:U:H2'	1:13:324:G:O4'	2.10	0.51
1:13:767:A:H2'	1:13:768:A:O4'	2.09	0.51
26:14:1322:A:N1	26:14:1333:C:O2'	2.35	0.51
26:14:1599:C:H2'	26:14:1600:C:H6	1.75	0.51
26:14:2557:G:H2'	26:14:2558:C:H6	1.73	0.51
26:14:2808:U:H5''	26:14:2891:G:O6	2.10	0.51
1:1G:20:U:H2'	1:1G:21:G:O4'	2.10	0.51
1:1G:975:A:H4'	1:1G:976:G:C5'	2.41	0.51
26:1H:747:U:O2	26:1H:2014:A:H1'	2.10	0.51
29:21:39:PRO:HD3	29:21:45:THR:HG22	1.92	0.51
29:29:120:TRP:CE3	29:29:155:LYS:HD3	2.45	0.51
24:3K:13:C:H2'	24:3K:14:A:C8	2.33	0.51
24:3K:37:A:H2'	24:3K:38:A:O4'	2.11	0.51
5:42:5:ASP:HA	5:42:63:ARG:NH1	2.25	0.51
13:4I:52:GLU:O	13:4I:56:LEU:HB2	2.09	0.51
6:52:97:PHE:O	18:9A:31:LEU:HD23	2.10	0.51
38:55:45:ARG:HA	38:55:95:THR:HG21	1.93	0.51
39:65:62:LYS:HA	39:65:65:VAL:HG12	1.92	0.51
35:68:120:GLU:HG2	35:68:122:LEU:HG	1.92	0.51
7:6E:69:VAL:HG22	7:6E:135:VAL:HG22	1.92	0.51
16:7I:58:TYR:O	16:7I:62:VAL:HG22	2.09	0.51
9:82:48:GLU:OE1	9:82:51:ARG:NH1	2.43	0.51
41:C8:52:ARG:HA	41:C8:55:ARG:HG3	1.93	0.51
45:G8:28:LYS:HD2	45:G8:40:GLU:OE2	2.09	0.51
51:I5:48:ARG:NH1	51:I5:51:ASP:HB3	2.25	0.51
2:12:174:VAL:HG11	2:12:196:LEU:HD13	1.90	0.51
1:13:1131:G:H2'	1:13:1132:C:C6	2.44	0.51
26:14:1259:G:H2'	26:14:1260:G:C8	2.45	0.51
26:14:1416:G:H1	26:14:1582:C:N4	1.98	0.51
26:14:172:C:H2'	26:14:173:G:C8	2.44	0.51
26:14:2037:G:H2'	26:14:2038:G:C8	2.45	0.51
26:14:273(D):C:H42	26:14:363(B):G:H1	1.56	0.51

Continued on next page...

Continued from previous page...

Atom-1	Atom-2	Interatomic distance (Å)	Clash overlap (Å)
26:14:2850:A:C2	26:14:2851:A:C4	2.98	0.51
27:16:44:G:C2	27:16:48:A:C2	2.97	0.51
27:16:5:C:O2'	27:16:27:C:O2	2.27	0.51
1:1G:1028:C:H2'	1:1G:1028(A):C:O4'	2.10	0.51
1:1G:1181:G:N7	1:1G:1182:G:N2	2.54	0.51
1:1G:1256:A:N6	1:1G:1277:C:H3'	2.25	0.51
1:1G:1387:G:H2'	1:1G:1388:C:C6	2.45	0.51
1:1G:590:C:H2'	1:1G:591:U:C6	2.45	0.51
26:1H:2157:G:O2'	26:1H:2158:A:O5'	2.25	0.51
24:1L:38:A:H2'	24:1L:39:U:C6	2.45	0.51
23:2K:34:U:N3	23:2K:37:U:OP2	2.40	0.51
37:45:91:GLU:HG3	37:45:92:GLY:N	2.25	0.51
13:4A:102:ARG:HH11	13:4A:105:THR:HG23	1.75	0.51
32:51:83:TYR:CB	32:51:134:SER:HA	2.39	0.51
33:69:7:GLU:HG3	33:69:8:PRO:HD2	1.92	0.51
40:75:4:GLY:N	40:75:7:ILE:HG22	2.25	0.51
41:C8:17:ILE:HD12	41:C8:32:PHE:HE1	1.75	0.51
50:H5:10:LYS:NZ	50:H5:15:TYR:OH	2.43	0.51
26:1H:1800:C:OP2	28:11:183:ARG:NH2	2.43	0.51
2:12:19:HIS:CE1	2:12:206:ASP:H	2.29	0.51
26:14:1686:C:H2'	26:14:1687:G:O4'	2.10	0.51
26:14:2122:U:H2'	26:14:2123:G:O4'	2.09	0.51
26:14:2468:G:H3'	26:14:2476:A:C2	2.45	0.51
26:14:2749:A:H5''	32:59:6:ARG:NH2	2.26	0.51
1:1G:1074:G:O2'	1:1G:1101:A:N1	2.34	0.51
1:1G:313:A:H2'	1:1G:314:C:H6	1.75	0.51
1:1G:458:C:H2'	1:1G:464:G:C8	2.45	0.51
1:1G:56:U:H2'	1:1G:57:G:C8	2.45	0.51
1:1G:921:U:O2	5:42:19:MET:HB3	2.11	0.51
26:1H:1103:A:H3'	26:1H:1104:C:C6	2.45	0.51
26:1H:141(A):C:H2'	26:1H:142:G:O4'	2.09	0.51
26:1H:1827:C:H3'	58:1H:3705:HOH:O	2.10	0.51
26:1H:2564:A:C2	26:1H:2647:U:H4'	2.45	0.51
26:1H:412:A:H5''	26:1H:413:C:OP2	2.11	0.51
26:1H:579:G:H2'	26:1H:580:C:C6	2.46	0.51
26:1H:602:G:O2'	26:1H:655:A:N6	2.43	0.51
27:1J:117:G:H8	27:1J:117:G:O5'	1.93	0.51
3:2E:18:TRP:H	3:2E:18:TRP:HE3	1.58	0.51
30:39:158:THR:HB	30:39:195:ASP:HB2	1.92	0.51
37:45:37:LEU:HB2	37:45:128:LYS:O	2.10	0.51
26:1H:6:A:N3	34:58:131:GLN:HG3	2.24	0.51

Continued on next page...

Continued from previous page...

Atom-1	Atom-2	Interatomic distance (Å)	Clash overlap (Å)
33:61:68:LEU:HA	33:61:71:ILE:CG2	2.40	0.51
7:62:47:CYS:O	7:62:50:ILE:HB	2.09	0.51
39:65:26:LEU:HD22	39:65:87:PHE:CE1	2.45	0.51
39:65:66:ALA:HA	39:65:69:VAL:HG12	1.93	0.51
26:14:2019:A:H4'	41:85:34:LYS:HD2	1.92	0.51
18:9A:53:ARG:HA	18:9A:56:THR:OG1	2.10	0.51
39:A8:103:GLU:O	39:A8:106:ARG:HD3	2.11	0.51
40:B8:3:ARG:O	40:B8:7:ILE:N	2.43	0.51
20:BI:57:ARG:NH1	20:BI:102:GLY:HA2	2.23	0.51
55:M5:22:VAL:HG12	55:M5:50:LEU:HD23	1.91	0.51
1:13:1117:G:OP1	9:8E:9:ARG:NH2	2.39	0.51
1:13:1318:A:H1'	19:AI:37:ARG:HH21	1.75	0.51
1:13:1442:G:C6	1:13:1446:A:C6	2.99	0.51
1:13:1478:C:H2'	1:13:1479:C:C6	2.45	0.51
1:13:4:U:C4	8:7E:102:ARG:HG3	2.45	0.51
1:13:701:C:O2	1:13:703:G:N1	2.44	0.51
26:14:1014:U:N3	26:14:1015:G:N7	2.58	0.51
34:15:4:TYR:CD2	41:85:100:VAL:HG11	2.46	0.51
2:1E:7:VAL:HB	2:1E:217:ARG:HD2	1.91	0.51
1:1G:179:A:H2'	1:1G:180:U:H6	1.74	0.51
1:1G:243:A:H4'	1:1G:244:U:O5'	2.09	0.51
1:1G:78:G:N2	1:1G:91:C:O2	2.42	0.51
26:1H:1026:U:H1'	26:1H:1027:A:P	2.51	0.51
26:1H:1312:U:H4'	26:1H:1313:U:O5'	2.10	0.51
26:1H:1444:G:C2	26:1H:1548:C:N3	2.79	0.51
26:1H:2690:C:H5''	26:1H:2872:G:H21	1.74	0.51
26:1H:880:G:H2'	26:1H:881:G:C8	2.46	0.51
26:1H:7:G:N2	26:1H:8:A:H1'	2.26	0.51
26:14:1027:A:H5'	27:1J:88:C:H41	1.75	0.51
29:29:25:VAL:HG12	29:29:26:ILE:H	1.74	0.51
11:2I:34:ASP:HB3	11:2I:40:ILE:HD11	1.91	0.51
26:1H:443:A:N7	30:31:45:ARG:HG2	2.26	0.51
4:32:30:LYS:CB	4:32:35:ARG:HD2	2.39	0.51
5:42:145:LYS:HA	5:42:148:VAL:HB	1.93	0.51
5:42:24:ARG:HB2	5:42:26:PHE:CE2	2.45	0.51
7:62:50:ILE:HG21	7:62:58:PRO:HA	1.91	0.51
17:8A:45:HIS:O	17:8A:73:VAL:HG12	2.10	0.51
9:8E:24:GLY:HA2	9:8E:59:PHE:O	2.10	0.51
6:5E:98:LEU:HA	18:9I:29:PHE:O	2.10	0.51
1:13:1313:U:O4	19:AI:4:SER:HB2	2.10	0.51
44:B5:25:LYS:HA	44:B5:81:VAL:O	2.10	0.51

Continued on next page...

Continued from previous page...

Atom-1	Atom-2	Interatomic distance (Å)	Clash overlap (Å)
44:F8:27:THR:HB	44:F8:80:ILE:HG22	1.91	0.51
26:1H:1826:G:H4'	28:11:242:ARG:CZ	2.41	0.51
1:13:1278:U:H5''	1:13:1279:A:O4'	2.11	0.51
26:14:1936:A:C8	26:14:1940:U:O2	2.63	0.51
1:1G:107:G:C2	1:1G:108:G:H1'	2.45	0.51
1:1G:1148:U:H2'	1:1G:1149:C:O4'	2.11	0.51
1:1G:1315:U:H2'	1:1G:1316:G:O4'	2.11	0.51
1:1G:162:A:O5'	1:1G:162:A:H8	1.93	0.51
1:1G:502:G:C2	1:1G:503:C:C2	2.98	0.51
1:1G:993:G:O2'	1:1G:994:A:N7	2.40	0.51
26:1H:1027:A:C2	26:1H:2488:A:H5'	2.45	0.51
26:1H:1248:G:N2	30:31:88:VAL:HG21	2.26	0.51
26:1H:2001:A:H2'	26:1H:2002:G:C8	2.46	0.51
26:1H:2250:G:C8	26:1H:2496:C:H5''	2.45	0.51
26:1H:779:U:O4	58:1H:4240:HOH:O	2.19	0.51
26:1H:882:G:H22	26:1H:894:C:H42	1.58	0.51
27:1J:94:C:H2'	27:1J:95:U:H6	1.76	0.51
27:1J:99:A:H3'	58:1J:313:HOH:O	2.09	0.51
26:1H:2636:U:OP1	29:21:80:GLU:HG3	2.09	0.51
23:2L:44:A:H2'	23:2L:45:A:C8	2.45	0.51
4:32:53:ASP:OD2	5:42:107:ARG:NH2	2.43	0.51
24:3K:15:G:H1	24:3K:48:C:N4	2.04	0.51
31:41:35:GLU:HG3	31:41:36:LYS:HB3	1.93	0.51
31:49:95:ARG:HG2	31:49:96:ARG:HG3	1.91	0.51
33:61:40:THR:H	33:61:43:ASN:HB2	1.75	0.51
39:65:78:LEU:HD11	39:65:107:GLU:HB3	1.93	0.51
1:13:1374:A:O2'	7:6E:28:ASN:HB3	2.11	0.51
36:78:15:ARG:HA	36:78:16:ARG:HB2	1.93	0.51
20:BI:53:LEU:HA	20:BI:56:MET:HB3	1.93	0.51
50:L8:12:PRO:O	50:L8:20:LYS:NZ	2.43	0.51
1:13:130:A:OP2	17:8I:63:ARG:NH2	2.42	0.51
1:13:660:G:H2'	1:13:661:G:H8	1.74	0.51
26:14:993:G:C5	26:14:994:C:C5	2.99	0.51
34:15:128:HIS:CE1	34:15:130:HIS:HB3	2.46	0.51
10:1A:8:LEU:HB3	10:1A:16:LEU:HD22	1.92	0.51
1:1G:1048:G:O4'	1:1G:1215:G:H4'	2.10	0.51
1:1G:1130:A:H62	1:1G:1144:G:H21	1.59	0.51
22:1K:76:A:H8	26:1H:2583:G:H21	1.59	0.51
26:1H:303:U:H2'	26:1H:304:G:H8	1.76	0.51
26:1H:950:G:H2'	26:1H:951:C:C6	2.46	0.51
22:1K:22:G:H2'	22:1K:23:A:C8	2.45	0.51

Continued on next page...

Continued from previous page...

Atom-1	Atom-2	Interatomic distance (Å)	Clash overlap (Å)
26:14:1993:U:H4'	29:29:128:SER:HB3	1.91	0.51
29:29:169:ASN:OD1	29:29:203:LYS:HB3	2.10	0.51
11:2I:123:LYS:O	11:2I:126:ARG:HG3	2.11	0.51
23:2K:65:G:H2'	23:2K:66:C:O4'	2.11	0.51
36:35:15:ARG:NH2	36:35:17:LYS:HE3	2.24	0.51
12:3A:36:VAL:O	12:3A:59:ARG:N	2.44	0.51
5:42:105:VAL:HG21	5:42:128:PRO:HB3	1.92	0.51
37:45:74:TYR:O	37:45:89:ASN:HB2	2.11	0.51
5:4E:122:GLU:HG2	5:4E:131:ILE:HD12	1.92	0.51
5:4E:77:PRO:HG2	5:4E:142:LEU:HD22	1.93	0.51
17:8I:11:VAL:HG12	17:8I:85:VAL:HG22	1.93	0.51
1:13:60:A:N6	1:13:110:C:N3	2.57	0.51
1:13:1410:G:H2'	1:13:1411:C:H6	1.76	0.51
1:13:240:C:H2'	1:13:241:C:C6	2.46	0.51
1:13:717:C:H6	1:13:717:C:H5''	1.76	0.51
1:13:964:A:N3	1:13:969:A:O2'	2.32	0.51
26:14:1053:C:H2'	26:14:1054:A:O4'	2.11	0.51
26:14:1110:G:O2'	32:59:3:ARG:NH1	2.44	0.51
26:14:1849:G:H2'	26:14:1850:G:H8	1.74	0.51
2:1E:94:ASN:OD1	2:1E:95:GLN:N	2.40	0.51
1:1G:1257:U:H5'	1:1G:1258:G:C8	2.46	0.51
1:1G:1502:A:H2	1:1G:1505:G:N1	2.00	0.51
26:1H:1243:G:H4'	36:78:7:ARG:HH21	1.76	0.51
26:1H:1520:U:H2'	26:1H:1521:G:O4'	2.11	0.51
26:1H:723:G:H2'	26:1H:724:U:O4'	2.10	0.51
29:29:51:PHE:O	29:29:52:LEU:HB2	2.09	0.51
29:29:57:LYS:H	29:29:57:LYS:NZ	2.09	0.51
1:13:407:G:O4'	4:3E:119:GLN:NE2	2.43	0.51
5:42:33:VAL:HG21	5:42:109:ILE:HG12	1.93	0.51
6:52:12:PRO:HB3	6:52:58:GLY:HA2	1.93	0.51
33:69:75:LEU:HD13	33:69:76:THR:N	2.25	0.51
9:82:89:ASN:O	9:82:92:TYR:HB2	2.10	0.51
41:85:85:LYS:HB3	41:85:116:ALA:HB1	1.93	0.51
38:98:3:HIS:O	38:98:5:LYS:N	2.44	0.51
38:98:63:ARG:HB2	38:98:80:PHE:HE2	1.75	0.51
18:9I:25:THR:HB	18:9I:42:ARG:HH12	1.75	0.51
44:B5:36:LYS:HG2	44:B5:54:VAL:HB	1.93	0.51
42:D8:45:THR:OG1	42:D8:45:THR:O	2.24	0.51
43:E8:57:ASN:HA	43:E8:61:ASN:HD22	1.74	0.51
45:G8:5:MET:HE1	45:G8:32:PRO:HA	1.92	0.51
54:L5:12:ARG:HH21	54:L5:44:PRO:HB3	1.75	0.51

Continued on next page...

Continued from previous page...

Atom-1	Atom-2	Interatomic distance (Å)	Clash overlap (Å)
2:12:178:ARG:HH11	2:12:178:ARG:HB2	1.75	0.51
2:12:5:ILE:HA	2:12:221:LEU:HD21	1.92	0.51
1:13:1417:G:N2	1:13:1482:G:H2'	2.25	0.51
1:13:547:A:OP2	4:3E:2:GLY:HA2	2.11	0.51
26:14:1856:G:N2	26:14:1886:C:N3	2.48	0.51
26:14:2105:C:H2'	26:14:2106:G:O4'	2.10	0.51
26:14:2310:A:H5'	26:14:2311:A:OP2	2.11	0.51
26:14:481:G:OP2	45:C5:47:LYS:HB2	2.10	0.51
26:14:802:A:H4'	58:14:3855:HOH:O	2.10	0.51
1:1G:617:G:H1	1:1G:623:C:N4	2.04	0.51
26:1H:1204:A:H2	26:1H:1241:A:N1	2.08	0.51
26:1H:934:G:H2'	26:1H:935:C:H6	1.76	0.51
29:29:37:ARG:HD3	29:29:44:TYR:CE1	2.46	0.51
16:7I:79:VAL:HG12	16:7I:80:PHE:CD1	2.45	0.51
34:15:42:TRP:O	41:85:64:ARG:HD2	2.10	0.51
1:1G:1227:A:N3	19:AA:84:GLY:HA2	2.25	0.51
20:BA:51:GLU:HA	20:BA:54:LYS:HB3	1.93	0.51
45:C5:14:LEU:HD12	45:C5:15:VAL:N	2.25	0.51
46:D5:126:VAL:HA	46:D5:163:LEU:HA	1.93	0.51
46:H8:52:SER:O	46:H8:52:SER:OG	2.21	0.51
26:14:747:U:OP2	52:J5:3:LYS:HD3	2.11	0.51
49:K8:42:GLY:C	49:K8:44:LEU:H	2.14	0.51
55:Q8:49:VAL:CG1	55:Q8:52:LYS:HG3	2.39	0.51
1:13:1410:G:H2'	1:13:1411:C:C6	2.45	0.51
26:14:1336:A:H2'	26:14:1337:G:C8	2.46	0.51
26:14:1448:G:H1'	26:14:1528:A:H62	1.76	0.51
26:14:380:U:H5'	48:F5:18:ILE:HD12	1.93	0.51
26:14:1842:G:O2'	28:19:253:GLN:OE1	2.28	0.51
28:19:43:ARG:HD2	28:19:49:ILE:HB	1.91	0.51
1:1G:1062:U:H2'	1:1G:1063:C:C6	2.45	0.51
1:1G:1096:C:HO2'	1:1G:1170:A:HO2'	1.48	0.51
1:1G:1411:C:H2'	1:1G:1412:C:H6	1.76	0.51
1:1G:15:G:N7	1:1G:1396:A:C2	2.79	0.51
1:1G:35:G:C2	1:1G:550:G:N3	2.79	0.51
1:1G:858:G:H8	1:1G:858:G:OP2	1.94	0.51
26:1H:754:C:H2'	26:1H:755:C:C6	2.46	0.51
26:1H:821:A:H5''	26:1H:822:U:H6	1.76	0.51
29:21:147:PRO:HB2	29:21:149:ARG:HG3	1.93	0.51
23:2L:24:C:C2	23:2L:25:U:C5	2.99	0.51
30:39:148:LEU:HD21	30:39:191:ARG:HH11	1.75	0.51
12:3A:53:ARG:HH12	12:3A:92:ASP:HB3	1.75	0.51

Continued on next page...

Continued from previous page...

Atom-1	Atom-2	Interatomic distance (Å)	Clash overlap (Å)
37:45:112:GLU:HA	37:45:115:MET:HB2	1.93	0.51
26:14:907:U:O5'	37:45:24:GLY:HA2	2.11	0.51
33:61:127:VAL:HA	33:61:138:ILE:O	2.11	0.51
33:61:62:LYS:HG3	33:61:133:HIS:NE2	2.26	0.51
33:69:77:LEU:HD12	33:69:78:THR:H	1.76	0.51
37:88:135:ASP:HB3	37:88:137:TYR:N	2.26	0.51
37:88:65:PHE:O	37:88:66:ILE:HB	2.11	0.51
43:A5:14:PRO:HG2	43:A5:78:GLU:HG3	1.92	0.51
45:G8:93:GLY:O	45:G8:94:LYS:HB2	2.11	0.51
55:Q8:49:VAL:HG22	55:Q8:50:LEU:N	2.21	0.51
1:13:105:G:H2'	1:13:106:C:C6	2.46	0.51
1:13:1178:G:N2	1:13:1181:G:H8	2.09	0.51
26:14:1021:A:H8	26:14:1021:A:H3'	1.75	0.51
26:14:1654:A:H1'	26:14:2823:A:H5'	1.93	0.51
26:14:2104:G:H2'	26:14:2105:C:C6	2.46	0.51
26:14:2257:U:O2'	26:14:2258:C:H5'	2.11	0.51
26:14:648:G:O2'	26:14:2351:G:OP1	2.20	0.51
26:14:2431:U:O2'	26:14:2433:A:N7	2.38	0.51
2:1E:172:ILE:O	2:1E:176:GLU:HG3	2.11	0.51
21:1F:9:ARG:O	21:1F:13:ILE:HG13	2.11	0.51
1:1G:1060:C:HO2'	10:1A:56:HIS:HD1	1.57	0.51
1:1G:1392:G:H21	1:1G:1502:A:H8	1.57	0.51
1:1G:179:A:H2'	1:1G:180:U:C6	2.45	0.51
1:1G:452:A:H62	1:1G:480:U:H3	1.59	0.51
1:1G:668:G:O4'	15:6A:49:ASP:HB2	2.11	0.51
1:1G:838:G:N2	1:1G:849:C:N3	2.58	0.51
26:1H:1427:A:H4'	26:1H:1428:C:O5'	2.10	0.51
26:1H:2160:G:C2	26:1H:2161:C:H1'	2.46	0.51
26:1H:2199:A:H5''	26:1H:2205:C:C5	2.41	0.51
26:1H:2394:C:H2'	26:1H:2395:C:H6	1.76	0.51
26:1H:583:G:N7	58:1H:3992:HOH:O	2.35	0.51
26:1H:780:G:H21	26:1H:783:A:N6	2.01	0.51
27:1J:40:U:N3	27:1J:43:C:H5''	2.26	0.51
29:21:4:ILE:HD13	29:21:28:ALA:HB1	1.92	0.51
29:29:103:ASP:OD1	29:29:201:THR:HG23	2.11	0.51
11:2I:20:TYR:HB2	11:2I:31:THR:HG23	1.91	0.51
11:2I:57:THR:HG22	11:2I:59:TYR:H	1.75	0.51
23:2K:22:A:H5''	23:2K:22:A:H8	1.76	0.51
31:49:106:LEU:HA	31:49:110:ALA:HB3	1.91	0.51
31:49:107:LEU:HD21	31:49:178:PHE:CE2	2.46	0.51
32:51:86:GLU:HG3	32:51:165:ALA:HB3	1.92	0.51

Continued on next page...

Continued from previous page...

Atom-1	Atom-2	Interatomic distance (Å)	Clash overlap (Å)
38:55:56:LYS:NZ	38:55:90:ARG:O	2.42	0.51
26:14:2295:C:P	39:65:10:ARG:HD3	2.50	0.51
36:78:1:MET:HE2	36:78:6:LEU:HD13	1.92	0.51
1:1G:1119:C:OP2	9:82:9:ARG:NH2	2.41	0.51
39:A8:78:LEU:HD12	39:A8:108:GLY:HA2	1.91	0.51
19:AA:29:ARG:NH1	19:AA:48:THR:HG23	2.26	0.51
26:14:64:A:C4	44:B5:66:LEU:HD12	2.45	0.51
20:BA:26:ASN:HA	20:BA:29:LYS:HG2	1.92	0.51
45:C5:48:ALA:HB3	45:C5:59:GLY:C	2.31	0.51
45:C5:62:GLU:CD	45:C5:63:LYS:H	2.15	0.51
26:1H:1187:G:H5''	42:D8:81:TYR:CE1	2.46	0.51
47:E5:18:ALA:HB3	47:E5:20:ARG:HE	1.76	0.51
51:I5:49:PHE:HD2	51:I5:50:VAL:HG22	1.75	0.51
47:I8:51:VAL:N	47:I8:62:LEU:HD12	2.25	0.51
1:13:1199:U:H4'	10:1I:54:PHE:CE2	2.47	0.50
1:13:1349:A:OP2	9:8E:118:LYS:NZ	2.36	0.50
1:13:827:U:C5	1:13:872:A:N1	2.74	0.50
24:3L:76:A:O2'	26:14:2394:C:N3	2.39	0.50
26:14:2697:G:H2'	26:14:2698:U:O4'	2.10	0.50
26:14:400:G:O6	58:14:3683:HOH:O	2.20	0.50
26:14:77:C:OP1	49:G5:59:ARG:HD3	2.11	0.50
28:19:166:GLN:HB3	28:19:174:ILE:HG22	1.92	0.50
26:1H:1290:C:H2'	26:1H:1291:C:C6	2.46	0.50
26:1H:1443:G:N2	26:1H:1549:C:N3	2.58	0.50
26:1H:2408:U:H2'	26:1H:2409:G:C8	2.47	0.50
26:1H:2695:C:H2'	26:1H:2696:U:C6	2.43	0.50
26:1H:2702:U:C6	26:1H:2702:U:OP1	2.64	0.50
26:1H:2734:A:H3'	26:1H:2735:G:H8	1.75	0.50
26:1H:44:A:O2'	26:1H:45:G:H5'	2.11	0.50
26:1H:453:C:OP1	58:1H:3841:HOH:O	2.19	0.50
26:1H:536:A:H2'	26:1H:537:C:C6	2.46	0.50
29:29:57:LYS:H	29:29:57:LYS:HZ2	1.58	0.50
29:29:81:ILE:HG22	29:29:82:ARG:N	2.22	0.50
3:2E:149:ALA:HA	3:2E:201:TYR:O	2.11	0.50
11:2I:17:GLY:HA3	11:2I:77:MET:SD	2.51	0.50
30:31:101:LEU:HD13	30:31:102:PRO:HD2	1.93	0.50
4:32:108:LEU:HD21	4:32:183:GLY:HA3	1.94	0.50
4:32:202:LEU:O	4:32:206:PHE:N	2.45	0.50
30:39:113:ALA:HB1	30:39:186:ILE:HG21	1.93	0.50
4:3E:150:GLU:OE1	4:3E:150:GLU:N	2.45	0.50
26:1H:2531:A:H5'	32:51:157:TYR:CE1	2.45	0.50

Continued on next page...

Continued from previous page...

Atom-1	Atom-2	Interatomic distance (Å)	Clash overlap (Å)
39:65:64:GLU:O	39:65:68:GLN:HG3	2.11	0.50
26:1H:1242:A:N1	36:78:4:SER:OG	2.43	0.50
36:78:6:LEU:O	36:78:7:ARG:HG2	2.12	0.50
8:7E:16:ALA:HB1	8:7E:24:THR:HG21	1.93	0.50
45:C5:43:ASN:HB3	45:C5:64:GLU:HA	1.93	0.50
55:M5:14:VAL:CG1	55:M5:22:VAL:HG13	2.42	0.50
2:12:166:ASP:OD1	2:12:168:THR:OG1	2.28	0.50
1:13:153:C:H42	1:13:168:G:H22	1.58	0.50
1:13:674:G:H2'	1:13:675:A:C8	2.45	0.50
26:14:864:G:C6	26:14:865:C:N4	2.79	0.50
28:19:43:ARG:HA	28:19:49:ILE:HA	1.93	0.50
10:1A:99:LYS:CD	10:1A:100:THR:H	2.23	0.50
1:1G:976:G:H5'	1:1G:1358:U:O2'	2.11	0.50
1:1G:1469:G:H2'	1:1G:1470:G:H8	1.76	0.50
1:1G:222:U:H2'	1:1G:223:U:H6	1.74	0.50
1:1G:79:G:H2'	1:1G:79:G:N3	2.26	0.50
26:1H:1102:C:H2'	26:1H:1103:A:C8	2.46	0.50
26:1H:1668:A:H61	26:1H:1676:A:H61	1.58	0.50
26:1H:2199:A:H3'	26:1H:2205:C:H6	1.76	0.50
27:1J:13:A:H5''	27:1J:15:A:N6	2.25	0.50
29:21:15:PHE:HB3	40:B8:81:PRO:HG3	1.92	0.50
3:2E:52:LEU:HA	3:2E:70:VAL:HG12	1.93	0.50
4:3E:43:HIS:O	4:3E:46:LYS:HG2	2.12	0.50
24:3K:18:G:HO2'	24:3K:19:G:P	2.34	0.50
24:3L:17:C:N4	26:14:2112:G:OP1	2.44	0.50
31:41:110:ALA:HA	31:41:140:ILE:O	2.11	0.50
31:49:53:LEU:HD21	31:49:87:PRO:HB2	1.94	0.50
26:14:1277:G:O2'	38:55:24:GLN:HG2	2.11	0.50
18:9A:74:ARG:HB3	18:9A:81:PHE:CE1	2.46	0.50
39:A8:66:ALA:HA	39:A8:69:VAL:HG12	1.93	0.50
20:BA:86:ARG:CZ	20:BA:86:ARG:HB2	2.41	0.50
2:12:12:GLU:HB2	2:12:16:HIS:CG	2.46	0.50
2:12:163:PHE:CD1	2:12:185:ILE:HG13	2.44	0.50
26:14:1708:C:O2'	26:14:1709:U:H5'	2.11	0.50
26:14:30:G:H2'	26:14:31:C:C6	2.46	0.50
2:1E:111:ARG:NH1	2:1E:111:ARG:HG2	2.27	0.50
1:1G:298:A:H5''	1:1G:299:G:OP2	2.11	0.50
1:1G:967:C:H3'	1:1G:968:A:H2'	1.94	0.50
26:1H:2347:C:P	53:O8:39:TYR:OH	2.70	0.50
26:1H:2698:U:H2'	26:1H:2699:C:C6	2.46	0.50
29:29:120:TRP:CD1	29:29:155:LYS:HB3	2.46	0.50

Continued on next page...

Continued from previous page...

Atom-1	Atom-2	Interatomic distance (Å)	Clash overlap (Å)
4:3E:175:SER:O	4:3E:183:GLY:HA2	2.12	0.50
24:3K:13:C:O2'	24:3K:14:A:H5'	2.10	0.50
31:41:118:ARG:O	31:41:181:ARG:HG3	2.12	0.50
5:42:101:ILE:O	5:42:120:THR:OG1	2.19	0.50
13:4A:70:LEU:O	13:4A:74:VAL:HG23	2.11	0.50
25:4K:13:A:O2'	25:4K:14:A:OP1	2.30	0.50
32:51:12:PRO:HG2	32:51:13:LYS:HE2	1.93	0.50
26:1H:6:A:O2'	34:58:129:PRO:HB3	2.12	0.50
33:69:90:GLY:O	33:69:121:LYS:HD2	2.11	0.50
7:6E:15:ASP:OD1	7:6E:16:LEU:N	2.44	0.50
8:72:120:THR:OG1	8:72:121:ASP:N	2.44	0.50
40:75:107:ASP:OD1	40:75:109:GLU:HB2	2.11	0.50
9:8E:4:TYR:CZ	9:8E:88:TYR:HB2	2.46	0.50
18:9I:52:PRO:O	18:9I:56:THR:HG23	2.10	0.50
43:A5:73:ALA:O	43:A5:106:ILE:HG12	2.11	0.50
20:BA:50:GLU:HA	20:BA:100:ILE:HG21	1.93	0.50
50:H5:7:LYS:HG3	50:H5:34:GLU:HG3	1.92	0.50
55:Q8:46:ARG:NH2	55:Q8:48:PHE:HA	2.25	0.50
2:12:82:ARG:HG3	2:12:92:TYR:OH	2.10	0.50
26:14:1507:A:C5	26:14:1508:A:H1'	2.46	0.50
26:14:2184:G:H2'	26:14:2185:C:C6	2.45	0.50
26:14:2646:C:H2'	26:14:2647:U:O4'	2.11	0.50
26:14:882:G:N2	26:14:894:C:H42	2.08	0.50
34:15:35:ARG:HB2	34:15:42:TRP:CZ3	2.47	0.50
28:19:33:LEU:HD21	28:19:103:ARG:HA	1.93	0.50
28:19:32:SER:O	28:19:33:LEU:HB2	2.11	0.50
1:1G:373:A:N3	1:1G:374:A:C8	2.80	0.50
26:1H:1216:G:OP2	41:C8:12:ARG:NH2	2.42	0.50
26:1H:1424:G:H2'	26:1H:1425:G:O4'	2.12	0.50
26:1H:1718:G:C2	26:1H:1725:G:C8	2.99	0.50
26:14:832:G:H5'	36:35:45:LEU:HD12	1.94	0.50
36:35:78:PRO:HA	36:35:110:TYR:CD2	2.46	0.50
24:3K:48:C:C5	24:3K:59:U:H1'	2.47	0.50
26:1H:390:A:C6	36:78:71:VAL:HG21	2.47	0.50
42:95:76:LYS:HD2	42:95:80:GLN:O	2.10	0.50
18:9A:70:ILE:HG23	18:9A:79:LEU:HD12	1.92	0.50
43:A5:79:GLY:HA3	43:A5:100:THR:HG22	1.94	0.50
43:A5:88:ARG:HD3	43:A5:94:ASP:OD2	2.11	0.50
20:BA:64:ASP:OD1	20:BA:81:LYS:HD2	2.11	0.50
44:F8:3:THR:CB	44:F8:4:ALA:HA	2.41	0.50
54:L5:12:ARG:NH2	54:L5:44:PRO:HB3	2.27	0.50

Continued on next page...

Continued from previous page...

Atom-1	Atom-2	Interatomic distance (Å)	Clash overlap (Å)
53:O8:28:ARG:CZ	53:O8:30:THR:HG23	2.41	0.50
28:11:52:ARG:HB2	28:11:53:PHE:CD2	2.46	0.50
1:13:1260:C:H6	1:13:1260:C:H3'	1.76	0.50
1:13:807:A:H2'	1:13:808:C:C6	2.46	0.50
26:14:1011:G:C2	26:14:1151:G:C2	3.00	0.50
26:14:819:A:C4	26:14:1189:A:C2	2.99	0.50
26:14:1298:C:H5''	26:14:1299:G:OP2	2.11	0.50
26:14:2693:A:H2'	26:14:2694:G:C8	2.47	0.50
1:1G:1352:C:N4	1:1G:1370:G:H1	2.08	0.50
1:1G:1387:G:H2'	1:1G:1388:C:H6	1.76	0.50
1:1G:748:C:H4'	1:1G:749:C:O5'	2.12	0.50
26:1H:1187:G:HO2'	26:1H:1188:U:H6	1.57	0.50
26:1H:1534:G:H21	26:1H:1535:U:H5''	1.76	0.50
26:1H:2246:G:H2'	26:1H:2247:A:C8	2.46	0.50
26:1H:320:A:H2'	30:31:136:THR:HG21	1.94	0.50
26:1H:336:C:OP1	45:G8:83:THR:HG23	2.11	0.50
26:1H:50:U:H3'	26:1H:51:G:H5'	1.93	0.50
26:1H:518:G:H2'	26:1H:519:U:H6	1.76	0.50
10:1I:96:ILE:H	10:1I:96:ILE:HD13	1.77	0.50
29:21:3:GLY:HA3	29:21:81:ILE:HG21	1.94	0.50
23:2L:54:G:H2'	23:2L:55:5MU:H6	1.76	0.50
24:3L:54:U:H3	24:3L:58:A:H62	1.59	0.50
5:42:37:ARG:HG2	5:42:112:LEU:HA	1.93	0.50
5:42:24:ARG:HB3	5:42:24:ARG:CZ	2.41	0.50
5:42:79:GLU:OE1	8:72:104:ARG:HA	2.11	0.50
40:75:29:ARG:HD3	40:75:44:ASP:OD2	2.11	0.50
40:75:55:ASN:N	40:75:59:THR:HG22	2.26	0.50
8:7E:109:ILE:HD11	8:7E:120:THR:CG2	2.42	0.50
35:68:120:GLU:HB2	40:B8:68:TYR:CE2	2.46	0.50
53:K5:28:ARG:HB3	53:K5:32:ASN:H	1.77	0.50
49:K8:47:ASN:C	49:K8:49:LYS:H	2.14	0.50
50:L8:7:LYS:HA	50:L8:33:GLN:O	2.12	0.50
55:M5:40:GLU:H	55:M5:43:GLN:HG3	1.77	0.50
1:13:627:G:H2'	1:13:628:G:H8	1.76	0.50
26:14:1044:G:O2'	26:14:1045:A:H5''	2.11	0.50
26:14:1532:C:H42	26:14:1539:G:H1	1.59	0.50
26:14:2074:U:H2'	26:14:2075:U:C6	2.47	0.50
26:14:273(C):C:H5'	26:14:273(D):C:OP2	2.11	0.50
26:14:2540:C:O2'	26:14:2740:A:N3	2.43	0.50
26:14:654(R):C:N4	26:14:654(S):G:O6	2.44	0.50
26:14:94:G:N3	49:G5:47:ASN:ND2	2.59	0.50

Continued on next page...

Continued from previous page...

Atom-1	Atom-2	Interatomic distance (Å)	Clash overlap (Å)
2:1E:9:GLU:HA	2:1E:12:GLU:HB2	1.93	0.50
1:1G:631:G:H3'	1:1G:632:A:H8	1.76	0.50
26:1H:1013:C:O2'	26:1H:1014:U:H5'	2.12	0.50
26:1H:1062:G:N2	26:1H:1076:C:O2	2.44	0.50
26:1H:140:A:C8	26:1H:1408:C:O2'	2.63	0.50
26:1H:1843:C:H5'	28:11:253:GLN:OE1	2.11	0.50
26:1H:270(E):G:C6	26:1H:270(F):U:C4	2.99	0.50
26:1H:586:A:OP1	58:1H:3827:HOH:O	2.20	0.50
26:1H:7:G:H2'	26:1H:8:A:O4'	2.11	0.50
1:1G:690:G:H22	11:2A:55:LYS:HE2	1.77	0.50
37:45:25:ASP:HB3	37:45:102:VAL:HG23	1.93	0.50
37:45:34:LEU:HD12	37:45:130:LYS:O	2.12	0.50
1:1G:1329:A:H5'	13:4A:29:ARG:NE	2.26	0.50
6:5E:69:GLU:HG2	6:5E:70:ASP:H	1.77	0.50
8:7E:110:ALA:HB3	8:7E:121:ASP:HB3	1.92	0.50
9:8E:86:VAL:O	9:8E:90:PRO:HB3	2.11	0.50
40:B8:84:GLN:HG2	40:B8:85:LYS:HG2	1.92	0.50
41:C8:92:ARG:NH1	42:D8:11:GLN:O	2.45	0.50
46:D5:69:THR:HB	46:D5:88:PHE:HB3	1.93	0.50
44:F8:11:PRO:HD3	49:K8:37:PHE:CD2	2.47	0.50
44:F8:3:THR:HB	44:F8:6:ASP:HB2	1.93	0.50
45:G8:38:ILE:HD11	45:G8:64:GLU:HG3	1.93	0.50
46:H8:124:ILE:HD12	46:H8:125:LEU:H	1.76	0.50
46:H8:48:PHE:HE1	46:H8:71:VAL:HG11	1.76	0.50
28:11:271:ILE:O	28:11:272:ALA:HB2	2.11	0.50
1:13:371:G:O2'	1:13:373:A:N7	2.43	0.50
1:13:984:C:N4	1:13:1221:G:H1	2.09	0.50
26:14:1434:A:H2'	26:14:1435:G:C8	2.47	0.50
26:14:1680:U:N3	26:14:1764:G:OP2	2.31	0.50
26:14:194:G:H2'	26:14:195:A:O4'	2.12	0.50
26:14:2134:A:N7	26:14:2157:G:H1'	2.26	0.50
26:14:2292:C:OP1	39:65:17:ARG:NH2	2.43	0.50
26:14:2675:A:H4'	35:25:29:ASN:ND2	2.26	0.50
34:15:13:TRP:O	34:15:135:PRO:HD2	2.12	0.50
2:1E:126:GLU:HA	2:1E:129:GLU:CG	2.42	0.50
1:1G:742:G:H5''	15:6A:58:MET:HE1	1.93	0.50
26:1H:1864:U:OP1	26:1H:2410:G:O2'	2.23	0.50
26:1H:259:G:N2	26:1H:621:A:H8	2.06	0.50
22:1K:27:G:H2'	22:1K:28:G:C8	2.46	0.50
35:25:24:VAL:HG23	35:25:33:ALA:HB2	1.94	0.50
29:29:128:SER:OG	29:29:129:HIS:N	2.43	0.50

Continued on next page...

Continued from previous page...

Atom-1	Atom-2	Interatomic distance (Å)	Clash overlap (Å)
3:2E:130:VAL:O	3:2E:134:ILE:HG12	2.11	0.50
23:2K:33:OMC:HM22	23:2K:34:U:H5'	1.94	0.50
30:39:112:MET:O	30:39:115:ALA:HB3	2.12	0.50
24:3K:58:A:HO2'	24:3K:59:U:P	2.35	0.50
26:14:2302:G:O2'	31:49:126:ASP:HB3	2.10	0.50
6:52:72:VAL:O	6:52:75:LEU:HB3	2.12	0.50
17:8I:48:GLU:O	17:8I:50:LYS:HG2	2.12	0.50
40:B8:111:ARG:H	40:B8:111:ARG:CD	2.24	0.50
26:1H:2864:G:OP1	40:B8:119:LYS:HD2	2.12	0.50
51:M8:23:GLU:OE1	51:M8:24:THR:N	2.45	0.50
26:1H:1500:G:O2'	28:11:100:GLY:O	2.26	0.50
1:13:1399:C:C2	1:13:1502:A:N6	2.80	0.50
1:13:444:C:H2'	1:13:445:G:H8	1.77	0.50
1:13:300:A:H1'	1:13:565:U:O2	2.11	0.50
26:14:1111:A:O3'	32:59:3:ARG:HB3	2.11	0.50
26:14:1779:U:H5''	26:14:1780:A:H5'	1.94	0.50
26:14:2567:G:H2'	26:14:2568:C:C6	2.47	0.50
1:1G:1386:G:C2	1:1G:1387:G:N7	2.80	0.50
1:1G:538:G:H2'	1:1G:539:A:C8	2.46	0.50
26:1H:1296:G:O2'	26:1H:1297:C:H5'	2.11	0.50
26:1H:198:C:H4'	26:1H:2243:U:O2'	2.12	0.50
26:1H:2583:G:OP1	58:1H:4456:HOH:O	2.20	0.50
24:1L:2:C:N3	24:1L:72:C:N4	2.60	0.50
29:29:120:TRP:CD2	29:29:155:LYS:HD3	2.47	0.50
29:29:81:ILE:HG21	29:29:84:PHE:HD2	1.77	0.50
23:2K:48:U:O2'	23:2K:49:C:OP2	2.26	0.50
26:14:389:G:H22	36:35:72:PRO:CD	2.25	0.50
4:3E:108:LEU:HD23	4:3E:110:PHE:HE1	1.77	0.50
24:3K:75:C:O2'	24:3K:76:A:H2	1.94	0.50
37:45:31:ASP:O	37:45:134:ARG:HB3	2.11	0.50
5:4E:15:ARG:HH11	25:4K:25:A:H3'	1.75	0.50
16:7A:19:ILE:HB	16:7A:36:ILE:O	2.11	0.50
18:9I:32:ARG:NH1	18:9I:65:ILE:HD13	2.27	0.50
42:D8:24:LYS:HA	42:D8:92:THR:HG23	1.94	0.50
45:G8:78:ALA:HB3	45:G8:79:CYS:SG	2.52	0.50
46:H8:116:VAL:O	46:H8:174:VAL:HA	2.11	0.50
37:88:134:ARG:NH2	46:H8:122:ARG:HD2	2.27	0.50
55:M5:22:VAL:HB	55:M5:53:PRO:HG3	1.94	0.50
26:14:1630:G:N2	26:14:1636:C:O2	2.33	0.50
26:14:2823:A:OP1	29:29:159:HIS:NE2	2.42	0.50
26:14:354:G:H2'	26:14:355:G:H8	1.76	0.50

Continued on next page...

Continued from previous page...

Atom-1	Atom-2	Interatomic distance (Å)	Clash overlap (Å)
26:14:900:A:H3'	26:14:901:A:C8	2.45	0.50
1:1G:1018:C:H2'	1:1G:1019:C:O4'	2.12	0.50
1:1G:464:G:C6	1:1G:466:C:H5'	2.47	0.50
1:1G:685:G:C2	1:1G:686:U:C4	2.99	0.50
26:1H:1288:U:H4'	26:1H:1289:C:OP2	2.11	0.50
24:3K:71:G:O2'	26:1H:1851:U:O2'	2.26	0.50
26:1H:280:C:N3	26:1H:361:G:C2	2.80	0.50
26:1H:963:U:H5''	58:1H:3796:HOH:O	2.11	0.50
29:21:48:GLN:OE1	29:21:77:ILE:HG21	2.11	0.50
29:29:70:ALA:HB1	29:29:72:VAL:HG23	1.94	0.50
30:31:178:PRO:HB2	30:31:201:VAL:HG21	1.94	0.50
26:14:2394:C:OP1	36:35:63:PRO:HG2	2.11	0.50
30:39:128:ALA:O	30:39:142:TRP:NE1	2.45	0.50
24:3K:46:G:O2'	24:3K:48:C:O2	2.30	0.50
5:42:122:GLU:HG2	5:42:131:ILE:HD12	1.94	0.50
13:4A:78:ILE:HD13	13:4A:92:HIS:CE1	2.47	0.50
5:4E:12:LEU:HB3	5:4E:31:LEU:HB2	1.93	0.50
32:51:154:PRO:HB3	32:51:163:TYR:CZ	2.47	0.50
32:59:163:TYR:CZ	32:59:169:VAL:HG21	2.47	0.50
29:21:19:ARG:HA	35:68:73:ASP:HA	1.93	0.50
9:82:49:PRO:HB2	9:82:85:LEU:HD21	1.94	0.50
44:B5:56:THR:HB	44:B5:77:LYS:HE2	1.94	0.50
20:BA:79:ARG:HE	20:BA:83:ARG:NH1	2.10	0.50
51:I5:56:VAL:HG22	51:I5:57:GLU:HG3	1.94	0.50
55:M5:30:ARG:O	55:M5:32:LEU:N	2.44	0.50
1:13:522:C:H2'	1:13:523:A:O4'	2.12	0.49
1:13:592:G:H1	1:13:647:C:H42	1.58	0.49
1:13:624:C:H4'	16:7I:11:SER:N	2.26	0.49
1:13:67:C:H2'	1:13:68:G:H8	1.75	0.49
1:13:963:G:H21	10:1I:55:LYS:HZ1	1.60	0.49
26:14:1027:A:H5'	27:1J:88:C:N4	2.27	0.49
26:14:1340:U:H4'	26:14:1341:U:OP2	2.11	0.49
26:14:531:C:C5	26:14:2035:G:C2	3.00	0.49
26:14:2151:G:H2'	26:14:2152:G:C8	2.47	0.49
26:14:2301:C:H2'	26:14:2302:G:H8	1.77	0.49
26:14:2412:A:H2'	26:14:2413:G:O4'	2.12	0.49
26:14:2542:A:H4'	26:14:2542:A:OP1	2.11	0.49
26:14:321:G:OP1	30:39:135:LYS:NZ	2.31	0.49
26:14:988:A:N6	50:H5:13:ILE:HG21	2.27	0.49
27:16:21:G:H1	27:16:62:C:H42	1.58	0.49
1:1G:1139:G:H1	1:1G:1143:G:H22	1.59	0.49

Continued on next page...

Continued from previous page...

Atom-1	Atom-2	Interatomic distance (Å)	Clash overlap (Å)
1:1G:1194:U:H2'	1:1G:1195:C:C6	2.47	0.49
1:1G:427:U:H3'	1:1G:428:G:H2'	1.93	0.49
1:1G:577:G:C8	1:1G:816:A:C6	3.00	0.49
1:1G:672:U:H2'	1:1G:673:G:C8	2.47	0.49
1:1G:848:C:H2'	1:1G:849:C:C6	2.47	0.49
26:1H:2275:C:H5'	26:1H:2275:C:C6	2.47	0.49
26:1H:229:A:OP2	36:78:150:ALA:HB1	2.11	0.49
26:1H:492:A:H2'	26:1H:493:G:O4'	2.12	0.49
26:1H:997:G:OP1	41:C8:93:LYS:HD2	2.11	0.49
1:13:1192:C:OP2	3:2E:4:LYS:NZ	2.44	0.49
7:6E:150:ALA:HB2	11:2I:50:TYR:OH	2.12	0.49
30:39:160:ASN:HB3	30:39:163:VAL:HB	1.94	0.49
4:3E:162:LEU:O	4:3E:165:MET:HB3	2.12	0.49
5:42:102:ALA:HB3	5:42:107:ARG:HB2	1.94	0.49
5:42:7:GLU:OE1	5:42:37:ARG:NH2	2.45	0.49
37:45:34:LEU:HD11	37:45:129:THR:HB	1.94	0.49
10:1I:49:VAL:HG23	14:5I:41:ARG:HB2	1.94	0.49
33:61:69:LYS:HA	33:61:136:VAL:HB	1.94	0.49
15:6I:38:ARG:HH11	15:6I:38:ARG:HG2	1.77	0.49
16:7I:67:THR:H	16:7I:70:ALA:HB3	1.77	0.49
41:85:8:VAL:O	41:85:12:ARG:HG2	2.12	0.49
37:88:112:GLU:CD	37:88:112:GLU:H	2.15	0.49
13:4A:3:ARG:HB2	51:15:34:GLU:CG	2.40	0.49
51:M8:21:VAL:O	51:M8:24:THR:HG23	2.11	0.49
28:11:183:ARG:NH1	28:11:269:PHE:HB2	2.27	0.49
1:13:342:C:N4	1:13:347:G:H1	2.10	0.49
1:13:444:C:H2'	1:13:445:G:C8	2.47	0.49
26:14:1657:C:H2'	26:14:1658:C:C6	2.46	0.49
26:14:2262:U:O2'	26:14:2263:C:H5'	2.13	0.49
26:14:654(B):C:H2'	26:14:654(C):G:C8	2.46	0.49
28:19:37:LEU:HD13	28:19:39:LYS:HB2	1.94	0.49
1:1G:1015:A:O5'	1:1G:1015:A:H8	1.95	0.49
1:1G:736:C:H2'	1:1G:737:A:C8	2.46	0.49
26:1H:128:C:H2'	26:1H:129:C:H6	1.77	0.49
26:1H:1580:A:OP2	26:1H:1580:A:H8	1.96	0.49
26:1H:2693:A:H2'	26:1H:2694:G:H8	1.76	0.49
26:1H:2807:G:H3'	26:1H:2808:U:H5''	1.94	0.49
26:1H:582:G:H2'	26:1H:583:G:C8	2.48	0.49
27:1J:72:G:O2'	27:1J:104:A:N6	2.45	0.49
11:2I:45:GLY:O	11:2I:50:TYR:HB2	2.12	0.49
24:3K:45:U:H1'	24:3K:46:G:H5''	1.94	0.49

Continued on next page...

Continued from previous page...

Atom-1	Atom-2	Interatomic distance (Å)	Clash overlap (Å)
37:45:75:THR:HG23	37:45:89:ASN:HB3	1.94	0.49
26:1H:270(L):U:N3	33:61:50:ARG:HG2	2.26	0.49
8:7E:6:ILE:HB	8:7E:85:ARG:HH12	1.76	0.49
20:BA:26:ASN:O	20:BA:30:LYS:HB2	2.12	0.49
45:C5:84:ARG:NH2	45:C5:94:LYS:HE2	2.27	0.49
55:M5:34:TRP:CG	55:M5:35:GLN:N	2.81	0.49
55:Q8:50:LEU:O	55:Q8:51:ALA:HB3	2.12	0.49
28:11:67:PHE:HB3	28:11:153:ALA:H	1.77	0.49
28:11:172:TYR:CD2	28:11:186:HIS:HA	2.46	0.49
28:11:65:ILE:HD11	28:11:67:PHE:CE1	2.48	0.49
1:13:1128:C:O2'	1:13:1129:C:H5''	2.12	0.49
1:13:129(A):G:N2	1:13:188:U:HO2'	2.10	0.49
1:13:1363:A:H1'	1:13:1365:G:N7	2.27	0.49
1:13:1418:A:C2	1:13:1483:A:C2	3.01	0.49
1:13:43:C:HO2'	1:13:623:C:HO2'	1.60	0.49
1:13:792:A:H4'	1:13:793:U:O5'	2.12	0.49
1:13:994:A:N3	1:13:994:A:H2'	2.27	0.49
26:14:1005:C:O2'	34:15:28:THR:HG21	2.12	0.49
26:14:1083:U:H1'	26:14:1086:A:N6	2.28	0.49
26:14:1693:U:O2'	28:19:14:ARG:NH2	2.45	0.49
26:14:1716:U:H2'	26:14:1717:G:H8	1.76	0.49
26:14:2239:G:P	58:14:3510:HOH:O	2.69	0.49
26:14:2346:A:H5''	26:14:2383:G:O4'	2.12	0.49
26:14:633:A:O2'	26:14:2404:C:OP1	2.28	0.49
26:14:305:U:H2'	26:14:306:U:C6	2.46	0.49
26:14:975:G:C2	26:14:990:A:C8	2.99	0.49
2:1E:88:ALA:HB2	2:1E:219:VAL:HG13	1.94	0.49
1:1G:1147:C:O2	9:82:16:ARG:NE	2.46	0.49
1:1G:1443:G:O2'	40:75:122:ASP:OD2	2.30	0.49
1:1G:410:G:N1	1:1G:429:U:O2	2.45	0.49
1:1G:601:C:H2'	1:1G:602:A:C8	2.48	0.49
26:1H:172:C:H2'	26:1H:173:G:C8	2.46	0.49
26:1H:821:A:H2'	26:1H:946:G:H5''	1.94	0.49
24:1L:18:G:O2'	24:1L:19:G:OP1	2.30	0.49
26:1H:2635:C:H5''	29:21:78:LEU:HA	1.94	0.49
29:29:117:MET:HA	29:29:122:PHE:N	2.28	0.49
1:1G:620:C:C2	4:32:135:LEU:HG	2.48	0.49
4:32:178:VAL:C	4:32:180:GLY:H	2.16	0.49
36:35:146:VAL:HG13	36:35:147:LEU:HD22	1.93	0.49
36:35:127:ALA:O	36:35:147:LEU:N	2.45	0.49
30:39:21:ALA:C	30:39:23:ASP:H	2.16	0.49

Continued on next page...

Continued from previous page...

Atom-1	Atom-2	Interatomic distance (Å)	Clash overlap (Å)
32:59:82:GLY:HA3	32:59:135:GLY:O	2.11	0.49
8:72:30:ARG:O	8:72:34:GLU:HG2	2.13	0.49
26:1H:598:G:H1'	36:78:12:ALA:HB2	1.94	0.49
16:7I:57:ARG:NH2	16:7I:79:VAL:O	2.44	0.49
17:8I:29:HIS:CD2	17:8I:30:PRO:HD2	2.47	0.49
39:A8:67:ARG:HB2	39:A8:67:ARG:NH1	2.27	0.49
19:AI:19:VAL:HG13	19:AI:47:HIS:CD2	2.45	0.49
46:D5:40:ASP:HB3	46:D5:43:GLU:HB2	1.94	0.49
46:D5:60:GLU:HB2	46:D5:66:SER:OG	2.12	0.49
47:I8:38:VAL:HG12	47:I8:40:GLN:HG2	1.95	0.49
48:J8:92:LYS:HG3	48:J8:95:LEU:HD12	1.94	0.49
28:11:89:SER:HB2	28:11:159:ALA:HB2	1.94	0.49
1:13:1352:C:H2'	1:13:1353:G:C8	2.47	0.49
1:13:209:U:H5'	1:13:210:U:OP2	2.12	0.49
1:13:284:G:H2'	1:13:285:G:C8	2.48	0.49
1:13:79:G:N2	1:13:89:U:H2'	2.26	0.49
26:14:1021:A:H3'	26:14:1021:A:C8	2.46	0.49
26:14:1542:G:O5'	26:14:1543:A:H5''	2.11	0.49
26:14:1754:C:H2'	26:14:1755:A:C8	2.47	0.49
26:14:2241:A:H2'	26:14:2242:G:C8	2.47	0.49
26:14:2296:U:OP2	39:65:9:ARG:NH1	2.44	0.49
26:14:2352:A:H2	47:E5:33:ALA:HB1	1.72	0.49
26:14:2889:C:H3'	26:14:2891:G:H8	1.77	0.49
26:14:71:A:H4'	26:14:72:U:H5''	1.94	0.49
26:14:918:A:O2'	27:1J:96:G:N2	2.45	0.49
28:19:255:LYS:H	28:19:255:LYS:HE3	1.77	0.49
1:1G:1086:U:H3	1:1G:1099:G:H22	1.60	0.49
1:1G:111:G:H8	1:1G:111:G:O5'	1.96	0.49
1:1G:1299:A:C6	1:1G:1301:U:C2	3.00	0.49
1:1G:129:U:O4	58:1G:1763:HOH:O	2.18	0.49
26:1H:1301:A:N3	26:1H:1301:A:H2'	2.28	0.49
26:1H:1641:A:H2'	26:1H:1642:G:O4'	2.12	0.49
26:1H:2010:G:N7	58:1H:4106:HOH:O	2.35	0.49
26:1H:2209:C:O2	26:1H:2216:G:C2	2.66	0.49
10:1I:5:ARG:HB2	10:1I:73:ASP:OD1	2.13	0.49
24:1L:68:C:H2'	24:1L:69:G:C8	2.46	0.49
3:22:15:THR:HG21	3:22:181:ASN:HA	1.94	0.49
4:3E:155:LEU:O	4:3E:158:ILE:N	2.45	0.49
12:3I:9:GLN:O	12:3I:13:LYS:HG2	2.12	0.49
24:3K:24:G:H2'	24:3K:25:C:C6	2.46	0.49
24:3K:24:G:H2'	24:3K:25:C:H6	1.77	0.49

Continued on next page...

Continued from previous page...

Atom-1	Atom-2	Interatomic distance (Å)	Clash overlap (Å)
31:49:60:LEU:O	31:49:64:THR:HG22	2.11	0.49
32:51:4:ILE:C	32:51:6:ARG:H	2.14	0.49
27:1J:9:G:H5'	39:65:25:ARG:HH12	1.77	0.49
27:1J:38:C:O4'	39:65:95:HIS:NE2	2.45	0.49
26:14:2262:U:OP2	47:E5:19:LYS:HE2	2.12	0.49
43:E8:57:ASN:O	43:E8:61:ASN:HB2	2.13	0.49
50:L8:50:VAL:O	50:L8:54:VAL:HG12	2.13	0.49
28:11:76:PRO:HG2	28:11:98:VAL:HG11	1.94	0.49
2:12:71:VAL:HB	2:12:170:GLU:HG2	1.95	0.49
1:13:1489:G:H2'	1:13:1490:C:O4'	2.13	0.49
1:13:258:G:H2'	1:13:259:G:H8	1.77	0.49
1:13:45:U:O5'	1:13:45:U:H6	1.95	0.49
1:13:458:C:N4	1:13:475:G:H1	2.10	0.49
1:13:64:G:H4'	1:13:65:U:H5'	1.94	0.49
26:14:110:G:C2	26:14:111:A:C8	3.01	0.49
26:14:2320:A:C6	26:14:2333:A:C8	3.00	0.49
26:14:2376:A:H2	39:65:112:PHE:HB2	1.78	0.49
26:14:882:G:H1	26:14:894:C:H42	1.60	0.49
27:16:12:C:C2	47:I8:74:ARG:NH1	2.81	0.49
1:1G:447:G:O2'	1:1G:487:A:N6	2.45	0.49
1:1G:644:G:H4'	8:72:92:ARG:NH1	2.27	0.49
26:1H:2111:C:O2'	26:1H:2119:A:OP1	2.29	0.49
26:1H:2127:G:N2	26:1H:2162:G:H1'	2.18	0.49
26:1H:2309:A:C5	26:1H:2310:A:H8	2.30	0.49
26:1H:270(L):U:C2	33:61:50:ARG:HG2	2.47	0.49
3:22:120:VAL:HG21	3:22:137:ALA:HB2	1.94	0.49
29:29:24:THR:HG21	29:29:188:VAL:HG12	1.93	0.49
1:1G:692:U:H5	11:2A:26:ASN:OD1	1.96	0.49
7:62:149:ARG:HD3	11:2A:59:TYR:CE1	2.47	0.49
23:2L:62:C:H2'	23:2L:63:C:H6	1.78	0.49
4:3E:11:LEU:HD22	4:3E:66:ARG:HG2	1.94	0.49
26:1H:2531:A:H5'	32:51:157:TYR:CZ	2.47	0.49
32:59:66:GLY:O	32:59:70:THR:OG1	2.29	0.49
6:5E:3:ARG:HB3	6:5E:93:SER:HB2	1.94	0.49
39:65:106:ARG:O	39:65:106:ARG:HD2	2.12	0.49
33:69:73:GLU:HG3	33:69:136:VAL:HG23	1.94	0.49
9:82:53:VAL:HG23	9:82:55:ALA:H	1.76	0.49
1:13:1187:G:O5'	9:8E:113:LYS:NZ	2.45	0.49
9:8E:26:VAL:HB	9:8E:33:PHE:HB2	1.95	0.49
43:A5:71:VAL:HA	43:A5:107:LEU:HD12	1.95	0.49
48:F5:52:ARG:CZ	48:F5:56:GLN:HA	2.42	0.49

Continued on next page...

Continued from previous page...

Atom-1	Atom-2	Interatomic distance (Å)	Clash overlap (Å)
2:12:222:ILE:O	2:12:226:ARG:HB2	2.13	0.49
26:14:1190:G:O2'	26:14:1191:G:H5'	2.12	0.49
26:14:1480:G:C6	26:14:1482:U:C4	3.00	0.49
26:14:2116:G:H2'	26:14:2117:A:C4	2.48	0.49
26:14:2690:C:OP1	38:55:17:ARG:NH1	2.44	0.49
26:14:2889:C:H3'	26:14:2891:G:C8	2.47	0.49
26:14:289:A:H3'	26:14:290:G:C8	2.46	0.49
26:14:755:C:H2'	26:14:756:C:C6	2.48	0.49
26:14:857:C:H2'	26:14:858:U:H6	1.77	0.49
26:14:921:G:C6	26:14:922:U:C4	3.01	0.49
1:1G:1266:G:N2	1:1G:1270:C:N3	2.61	0.49
1:1G:440:A:H3'	1:1G:442:C:C6	2.47	0.49
1:1G:559:A:H4'	1:1G:560:U:H5''	1.93	0.49
1:1G:728:A:C2	1:1G:729:A:C5	3.01	0.49
26:1H:991:C:H42	26:1H:1163:G:H1	1.61	0.49
26:1H:1621:U:H5''	26:1H:1622:G:OP1	2.13	0.49
26:1H:2059:A:H5''	26:1H:2060:A:OP2	2.12	0.49
26:1H:2688:U:H5	26:1H:2720:U:OP2	1.96	0.49
26:1H:445:C:O2'	26:1H:446:G:H5'	2.13	0.49
27:1J:38:C:N4	27:1J:44:G:H1	2.05	0.49
27:1J:53:A:H2'	27:1J:54:G:O4'	2.12	0.49
26:1H:2053:G:OP1	29:21:144:ARG:HD3	2.12	0.49
35:25:98:VAL:CG1	35:25:117:LEU:HB3	2.42	0.49
35:25:98:VAL:HG12	35:25:117:LEU:HB3	1.93	0.49
29:29:5:LEU:HD23	29:29:51:PHE:HB2	1.95	0.49
4:32:150:GLU:C	4:32:152:SER:H	2.16	0.49
24:3K:71:G:HO2'	26:1H:1851:U:HO2'	1.55	0.49
13:4I:7:VAL:HB	31:4I:115:ARG:NH2	2.28	0.49
1:13:1309:G:OP1	13:4I:88:ARG:NH1	2.46	0.49
13:4I:91:ARG:HB2	13:4I:98:VAL:HG23	1.94	0.49
32:51:92:ILE:CD1	32:51:93:GLY:H	2.25	0.49
33:61:40:THR:O	33:61:44:LEU:HB2	2.13	0.49
7:6E:113:GLU:HB2	7:6E:118:VAL:HG13	1.94	0.49
26:1H:2404:C:O3'	36:78:77:ARG:NH2	2.45	0.49
42:95:48:GLY:HA3	42:95:52:VAL:N	2.28	0.49
26:1H:1188:U:C4'	42:D8:79:VAL:HG22	2.42	0.49
47:E5:49:LYS:HE3	47:E5:82:ARG:CZ	2.43	0.49
45:G8:28:LYS:NZ	45:G8:64:GLU:OE2	2.28	0.49
55:Q8:8:LYS:HD2	55:Q8:8:LYS:N	2.27	0.49
2:12:67:THR:H	2:12:160:ASP:HB2	1.78	0.49
1:13:1392:G:H21	1:13:1502:A:H8	1.61	0.49

Continued on next page...

Continued from previous page...

Atom-1	Atom-2	Interatomic distance (Å)	Clash overlap (Å)
1:13:1503:A:O2'	25:4K:13:A:N6	2.45	0.49
1:13:163:C:H2'	1:13:164:U:C6	2.48	0.49
1:13:192:U:H2'	1:13:193:C:C6	2.48	0.49
1:13:737:A:O2'	1:13:738:C:H5'	2.13	0.49
26:14:1171:G:O2'	26:14:1173:G:N3	2.46	0.49
26:14:2638:G:OP1	29:29:82:ARG:NH2	2.45	0.49
26:14:4:C:N4	26:14:2899:G:H1	2.11	0.49
26:14:984:A:H5''	26:14:985:C:H5	1.77	0.49
10:1A:4:ILE:HG13	10:1A:77:PRO:HB3	1.95	0.49
21:1B:2:GLY:O	21:1B:5:ASP:N	2.34	0.49
2:1E:69:LEU:HB3	2:1E:162:ILE:HG22	1.95	0.49
1:1G:1067:A:H4'	1:1G:1068:G:O5'	2.13	0.49
1:1G:1162:C:H42	1:1G:1174:G:H1	1.61	0.49
1:1G:403:C:N4	1:1G:547:A:H5'	2.28	0.49
1:1G:485:G:O2'	1:1G:486:U:H6	1.96	0.49
26:1H:1025:G:C4	26:1H:1135:C:H1'	2.47	0.49
26:1H:1729:A:C6	26:1H:1731:G:C2	3.00	0.49
26:1H:2056:G:H2'	26:1H:2056:G:N3	2.28	0.49
26:1H:687:C:OP2	58:1H:4021:HOH:O	2.20	0.49
26:1H:930:U:H4'	26:1H:931:G:O5'	2.12	0.49
29:21:51:PHE:O	29:21:74:PRO:HB2	2.11	0.49
29:29:111:ARG:HB2	29:29:160:TYR:O	2.12	0.49
23:2K:54:G:C5	23:2K:55:5MU:H72	2.47	0.49
30:39:129:PHE:HA	30:39:142:TRP:CD1	2.48	0.49
30:39:83:PHE:O	30:39:84:VAL:HB	2.13	0.49
37:45:59:ARG:O	37:45:60:ARG:HG3	2.12	0.49
13:4A:84:ILE:O	13:4A:86:CYS:N	2.46	0.49
32:59:103:LEU:HD23	32:59:103:LEU:H	1.78	0.49
33:61:40:THR:HG22	33:61:41:GLU:H	1.77	0.49
15:6A:87:ILE:HG22	15:6A:88:ARG:N	2.25	0.49
40:75:8:LYS:CB	40:75:8:LYS:HZ2	2.24	0.49
41:85:100:VAL:O	41:85:101:ARG:HG2	2.12	0.49
18:9A:19:LYS:HG3	18:9A:20:ALA:H	1.78	0.49
18:9I:38:GLU:HA	18:9I:41:LYS:NZ	2.28	0.49
39:A8:83:LYS:HG3	39:A8:110:LEU:CD1	2.43	0.49
39:A8:59:LYS:HG2	39:A8:60:GLY:N	2.28	0.49
44:F8:11:PRO:HB3	44:F8:92:LEU:HD21	1.95	0.49
49:G5:43:GLN:HB2	49:G5:45:SER:H	1.76	0.49
47:I8:23:VAL:HG13	47:I8:38:VAL:HG23	1.95	0.49
1:13:111:G:H5''	16:7I:27:LYS:HG2	1.95	0.49
1:13:403:C:OP1	4:3E:137:SER:OG	2.30	0.49

Continued on next page...

Continued from previous page...

Atom-1	Atom-2	Interatomic distance (Å)	Clash overlap (Å)
26:14:1011:G:H2'	26:14:1013:C:O4'	2.13	0.49
26:14:868:U:H2'	26:14:869:G:C8	2.47	0.49
27:16:90:C:P	37:88:16:ARG:HH21	2.35	0.49
2:1E:237:ALA:O	2:1E:239:VAL:HG23	2.12	0.49
1:1G:1036:G:H5'	1:1G:1037:C:OP2	2.12	0.49
1:1G:1126:U:H4'	1:1G:1127:G:H8	1.77	0.49
1:1G:67:C:H2'	1:1G:68:G:C8	2.46	0.49
1:1G:830:G:H2'	1:1G:831:U:O4'	2.12	0.49
26:1H:1111:A:N3	26:1H:1112:G:H1'	2.27	0.49
26:1H:1669:A:H5'	26:1H:1670:C:OP2	2.13	0.49
26:1H:2262:U:OP1	26:1H:2387:U:O2'	2.19	0.49
26:1H:2294:C:H2'	26:1H:2295:C:H6	1.78	0.49
26:1H:2395:C:H5'	26:1H:2396:G:OP2	2.13	0.49
26:1H:2650:U:H2'	26:1H:2651:C:C6	2.48	0.49
26:1H:265:A:H1'	26:1H:266:G:O4'	2.12	0.49
26:1H:2725:A:C4	26:1H:2727:G:C8	3.01	0.49
26:1H:475:U:C4	26:1H:481:G:O6	2.65	0.49
26:1H:2729:G:N3	29:21:187:ALA:HB2	2.27	0.49
13:4A:3:ARG:HG2	13:4A:8:GLU:O	2.13	0.49
3:22:6:HIS:HB3	14:5A:49:HIS:HD2	1.76	0.49
8:72:92:ARG:HB3	8:72:94:TYR:CE2	2.48	0.49
9:82:44:VAL:O	9:82:51:ARG:NH2	2.45	0.49
38:98:72:ASP:O	38:98:76:VAL:HG23	2.13	0.49
39:A8:35:ILE:HD11	39:A8:101:LEU:HD23	1.93	0.49
39:A8:36:TYR:N	39:A8:36:TYR:CD1	2.81	0.49
49:K8:59:ARG:O	49:K8:62:THR:HG23	2.13	0.49
28:11:17:THR:HG22	28:11:204:ILE:HA	1.95	0.49
1:13:1148:U:H2'	1:13:1149:C:O4'	2.13	0.49
1:13:191(F):U:H2'	1:13:191:G:C8	2.47	0.49
1:13:292:G:N7	1:13:293:G:H1'	2.27	0.49
1:13:486:U:H2'	1:13:487:A:H8	1.77	0.49
26:14:1442:G:H2'	26:14:1443:G:H8	1.75	0.49
26:14:2036:C:N4	58:14:3845:HOH:O	2.44	0.49
26:14:27:G:O2'	26:14:28:A:OP2	2.28	0.49
26:14:39:C:H2'	26:14:40:C:C6	2.48	0.49
34:15:39:ARG:HD3	34:15:48:MET:HE2	1.95	0.49
27:16:29:A:OP2	39:A8:31:SER:HB2	2.13	0.49
2:1E:162:ILE:HD11	2:1E:184:VAL:HG22	1.94	0.49
1:1G:1051:C:H2'	1:1G:1052:U:C6	2.48	0.49
1:1G:1273:G:H3'	1:1G:1274:G:C8	2.48	0.49
1:1G:1517:G:C6	1:1G:1518:A:C5	3.00	0.49

Continued on next page...

Continued from previous page...

Atom-1	Atom-2	Interatomic distance (Å)	Clash overlap (Å)
1:1G:648:A:H2'	1:1G:649:G:H8	1.77	0.49
26:1H:1808:U:H2'	26:1H:1809:A:O4'	2.12	0.49
26:1H:2378:A:H4'	39:A8:23:ARG:NH1	2.28	0.49
26:1H:2579:C:H2'	26:1H:2580:U:O4'	2.13	0.49
26:1H:993:G:C4	26:1H:994:C:C5	3.01	0.49
3:2E:167:TRP:CD1	3:2E:168:ALA:N	2.80	0.49
30:39:46:ARG:HG2	30:39:46:ARG:NH1	2.23	0.49
33:61:69:LYS:O	33:61:73:GLU:HB2	2.13	0.49
38:98:60:LEU:O	38:98:64:ARG:HG3	2.13	0.49
18:9A:45:SER:OG	18:9A:46:GLU:N	2.46	0.49
20:BI:63:ILE:HG22	20:BI:77:ALA:HB1	1.94	0.49
52:J5:49:CYS:SG	52:J5:50:GLY:N	2.86	0.49
28:11:136:ILE:HG22	28:11:137:PRO:HD2	1.95	0.49
1:13:1015:A:H2'	1:13:1016:A:C8	2.48	0.49
26:14:1000:A:C6	26:14:1001:A:N1	2.81	0.49
26:14:1364:G:N7	48:F5:2:SER:HB2	2.28	0.49
26:14:2207:C:O2	28:19:151:LYS:NZ	2.38	0.49
26:14:566:U:O3'	58:14:3841:HOH:O	2.19	0.49
28:19:85:ASP:OD2	28:19:88:ARG:HD2	2.13	0.49
2:1E:226:ARG:HG3	2:1E:227:GLY:H	1.77	0.49
1:1G:607:A:H2'	1:1G:608:A:O4'	2.13	0.49
1:1G:854:G:C2	1:1G:855:G:C8	3.01	0.49
26:1H:2280:G:C2'	26:1H:2281:C:H5'	2.42	0.49
26:1H:242:G:H5'	55:Q8:61:LEU:HD13	1.93	0.49
26:1H:90:U:H4'	26:1H:91:A:H5'	1.95	0.49
3:22:156:ARG:HB3	3:22:160:ALA:O	2.13	0.49
11:2A:13:GLN:HA	11:2A:75:TYR:O	2.12	0.49
1:1G:552:U:O2'	12:3A:86:ARG:O	2.26	0.49
31:49:120:LEU:HG	31:49:179:PRO:O	2.13	0.49
32:51:8:PRO:HG2	32:51:69:ARG:HH21	1.75	0.49
33:69:88:ILE:HG22	33:69:90:GLY:H	1.78	0.49
8:72:12:ARG:CZ	8:72:27:PRO:HD3	2.42	0.49
16:7I:38:TYR:CE1	16:7I:50:LYS:HB2	2.47	0.49
43:A5:13:SER:O	43:A5:16:LYS:HB2	2.13	0.49
26:14:2012:G:O3'	43:A5:96:ILE:HG12	2.13	0.49
46:D5:91:LEU:HB3	46:D5:130:PRO:HG3	1.94	0.49
47:E5:48:GLY:HA3	47:E5:80:HIS:ND1	2.28	0.49
36:78:62:LEU:O	55:Q8:13:ARG:HD3	2.13	0.49
28:11:131:LEU:HB2	28:11:136:ILE:HD11	1.95	0.48
28:11:145:VAL:HB	28:11:155:LEU:HB2	1.95	0.48
1:13:1060:C:C5	3:2E:2:GLY:HA2	2.47	0.48

Continued on next page...

Continued from previous page...

Atom-1	Atom-2	Interatomic distance (Å)	Clash overlap (Å)
1:13:12:U:O2'	1:13:526:C:H4'	2.13	0.48
1:13:313:A:H2'	1:13:314:C:H6	1.78	0.48
1:13:428:G:C8	1:13:430:A:C5	3.01	0.48
1:13:545:C:O2'	1:13:549:C:OP1	2.30	0.48
1:13:711:G:O2'	1:13:712:A:H5'	2.13	0.48
26:14:1316:U:H2'	26:14:1317:A:C8	2.48	0.48
26:14:1337:G:H2'	26:14:1338:G:H8	1.78	0.48
26:14:1794:U:H2'	26:14:1795:C:H6	1.77	0.48
2:1E:17:PHE:H	2:1E:17:PHE:HD1	1.61	0.48
1:1G:1095:U:H5''	1:1G:1109:C:O2	2.12	0.48
1:1G:60:A:N6	1:1G:110:C:N3	2.59	0.48
1:1G:1262:C:H2'	1:1G:1263:C:C6	2.48	0.48
1:1G:1509:C:H2'	1:1G:1510:U:O4'	2.12	0.48
1:1G:1499:A:H1'	1:1G:1520:G:H5'	1.94	0.48
1:1G:861:G:N2	1:1G:872:A:H2	2.11	0.48
1:1G:868:C:H2'	1:1G:869:G:O4'	2.12	0.48
1:1G:973:G:O6	1:1G:974:A:N6	2.46	0.48
26:1H:1591:G:H2'	26:1H:1592:C:H6	1.78	0.48
26:1H:2315:G:H5''	26:1H:2316:C:OP2	2.13	0.48
26:1H:2791:C:H42	26:1H:2805:G:H1	1.61	0.48
26:1H:2850:A:C2	26:1H:2851:A:C4	3.01	0.48
26:1H:818:G:H4'	26:1H:838:C:O3'	2.13	0.48
10:1I:90:LEU:N	10:1I:91:PRO:HD3	2.28	0.48
29:21:73:GLU:HG3	29:21:74:PRO:HD2	1.95	0.48
29:29:119:ARG:HA	29:29:160:TYR:CD2	2.48	0.48
29:29:113:PHE:HA	29:29:159:HIS:HD2	1.78	0.48
30:31:130:ALA:H	30:31:132:VAL:HG13	1.78	0.48
30:31:78:ILE:HA	30:31:83:PHE:CD2	2.49	0.48
12:3I:39:VAL:HG12	12:3I:41:ARG:HG2	1.95	0.48
1:1G:19:C:H5''	5:42:86:ALA:HB1	1.95	0.48
5:4E:29:GLY:HA2	5:4E:46:GLY:O	2.12	0.48
38:55:78:LYS:O	38:55:83:ILE:HG13	2.13	0.48
7:62:62:PHE:HD1	7:62:124:LEU:HD11	1.77	0.48
7:6E:45:ASP:O	7:6E:49:ILE:HG12	2.13	0.48
7:6E:91:VAL:HG12	7:6E:95:ARG:HB3	1.95	0.48
19:AI:41:VAL:H	19:AI:44:MET:HB2	1.78	0.48
20:BA:75:ASN:N	20:BA:75:ASN:OD1	2.45	0.48
42:D8:3:ALA:HB1	42:D8:38:LEU:HD11	1.94	0.48
26:14:2331:G:H4'	47:E5:43:THR:N	2.28	0.48
51:I5:43:TYR:O	51:I5:43:TYR:CG	2.66	0.48
1:13:392:G:H5'	16:7I:12:LYS:HE3	1.95	0.48

Continued on next page...

Continued from previous page...

Atom-1	Atom-2	Interatomic distance (Å)	Clash overlap (Å)
1:13:31:G:HO2'	1:13:48:C:N4	2.10	0.48
26:14:1210:A:H5'	26:14:1212:G:O4'	2.13	0.48
26:14:1430:C:H2'	26:14:1431:U:C6	2.49	0.48
26:14:1859:A:N6	26:14:1883:G:O2'	2.46	0.48
26:14:273(D):C:N4	26:14:363(B):G:H1	2.11	0.48
1:1G:1131:G:C8	1:1G:1132:C:H5	2.31	0.48
1:1G:1256:A:H2'	1:1G:1278:U:O2	2.13	0.48
26:1H:1576:U:N3	26:1H:1577:C:C5	2.81	0.48
26:1H:363(A):A:H2'	26:1H:363(B):G:H8	1.77	0.48
26:1H:845:G:H8	26:1H:845:G:OP2	1.96	0.48
29:29:63:LEU:HD23	29:29:63:LEU:H	1.77	0.48
23:2K:57:C:H5"	23:2K:58:A:OP2	2.13	0.48
4:32:59:ARG:HA	4:32:62:GLN:HB2	1.95	0.48
30:39:111:ALA:HB2	30:39:206:ILE:HG21	1.94	0.48
30:39:20:LEU:HG	30:39:199:TRP:HH2	1.77	0.48
31:41:173:LEU:HD22	31:41:178:PHE:CE2	2.48	0.48
33:61:77:LEU:HD23	33:61:101:LEU:HB2	1.96	0.48
35:68:73:ASP:OD1	35:68:75:SER:N	2.46	0.48
33:69:2:LYS:HA	33:69:20:ASP:HA	1.95	0.48
8:7E:104:ARG:O	8:7E:107:LEU:HB2	2.12	0.48
9:82:21:PRO:HA	9:82:59:PHE:HD1	1.78	0.48
41:85:90:VAL:HA	42:95:39:LEU:HD23	1.95	0.48
38:98:78:LYS:O	38:98:83:ILE:HG13	2.13	0.48
41:C8:43:GLY:HA3	42:D8:73:SER:OG	2.13	0.48
46:D5:138:GLU:O	46:D5:156:LYS:HG3	2.13	0.48
47:E5:18:ALA:CB	47:E5:20:ARG:HE	2.26	0.48
50:H5:12:PRO:HB2	50:H5:20:LYS:HG3	1.95	0.48
51:I5:27:THR:HG22	51:I5:28:LYS:HG3	1.94	0.48
51:M8:15:ILE:HD11	51:M8:32:TYR:CD1	2.48	0.48
53:O8:9:LEU:HB3	53:O8:26:ASN:O	2.13	0.48
2:12:21:ARG:HA	2:12:39:ILE:HA	1.94	0.48
1:13:923:A:O2'	1:13:1399:C:OP2	2.23	0.48
26:14:200:U:O2	26:14:386:G:N2	2.47	0.48
26:14:2748:A:H2'	26:14:2749:A:H8	1.78	0.48
26:14:35:G:C4	26:14:454:A:C2	3.02	0.48
26:14:601:C:O2	26:14:605:C:H4'	2.13	0.48
26:14:753:C:O2'	26:14:754:C:H5'	2.14	0.48
26:14:807:U:H2'	26:14:808:G:H8	1.77	0.48
34:15:95:PRO:O	34:15:98:VAL:HG22	2.13	0.48
26:14:1798:U:H5'	28:19:259:THR:OG1	2.14	0.48
1:1G:1469:G:H2'	1:1G:1470:G:C8	2.48	0.48

Continued on next page...

Continued from previous page...

Atom-1	Atom-2	Interatomic distance (Å)	Clash overlap (Å)
26:1H:1204:A:C2	26:1H:1241:A:N1	2.82	0.48
26:1H:1252:G:H5''	58:1H:3993:HOH:O	2.12	0.48
26:1H:1385:G:O2'	26:1H:1396:U:C6	2.62	0.48
26:1H:1728:G:C6	26:1H:1730:U:OP2	2.67	0.48
26:1H:197:A:N6	26:1H:2430:A:H2'	2.27	0.48
24:3K:56:C:N4	26:1H:2112:G:H1	2.11	0.48
26:1H:356:G:H2'	26:1H:357:A:C8	2.47	0.48
29:29:120:TRP:HE1	29:29:156:MET:H	1.61	0.48
11:2I:32:ILE:HD12	11:2I:72:ALA:HB2	1.95	0.48
30:39:117:ARG:HD3	30:39:120:GLU:OE1	2.13	0.48
24:3L:30:G:N2	24:3L:41:C:N3	2.62	0.48
32:51:20:ALA:HB1	32:51:21:PRO:HD2	1.95	0.48
26:1H:2093:G:OP2	33:61:22:LYS:HD2	2.13	0.48
1:13:55:A:H2	33:69:82:ARG:HG2	1.79	0.48
41:85:106:PHE:O	41:85:109:LEU:HB2	2.13	0.48
37:88:101:ARG:HG3	37:88:102:VAL:N	2.29	0.48
9:8E:112:LYS:CA	9:8E:119:ALA:HB2	2.41	0.48
29:21:13:ARG:HD2	40:B8:58:ASN:HB3	1.94	0.48
1:13:186(A):C:O2	20:BI:104:LEU:HD12	2.14	0.48
41:C8:106:PHE:O	41:C8:109:LEU:HB2	2.14	0.48
46:D5:9:TYR:HD1	46:D5:37:VAL:HG12	1.78	0.48
49:G5:32:LEU:HB2	49:G5:53:LEU:HD13	1.93	0.48
55:M5:33:ASN:O	55:M5:36:LYS:NZ	2.36	0.48
55:Q8:31:HIS:CD2	55:Q8:34:TRP:CH2	3.02	0.48
28:11:85:ASP:OD2	28:11:88:ARG:NH1	2.41	0.48
1:13:1266:G:N2	1:13:1270:C:C2	2.81	0.48
1:13:648:A:C6	1:13:649:G:C6	3.01	0.48
26:14:1486:A:H2'	26:14:1487:G:C8	2.48	0.48
26:14:1849:G:H2'	26:14:1850:G:C8	2.48	0.48
26:14:508:G:N2	43:A5:80:PRO:HG2	2.27	0.48
26:14:933:A:C5	26:14:934:G:C8	3.01	0.48
1:1G:430:A:OP2	4:32:8:VAL:HG23	2.14	0.48
26:1H:1142:U:H5'	26:1H:1142(A):A:C8	2.48	0.48
26:1H:2061:G:P	58:1H:3632:HOH:O	2.70	0.48
26:1H:2176:A:H2'	26:1H:2177:C:C6	2.48	0.48
26:1H:301:G:C4	26:1H:302:C:C5	3.02	0.48
10:1I:49:VAL:HG23	14:5I:41:ARG:HD2	1.94	0.48
3:22:73:PRO:O	3:22:77:ILE:HG13	2.13	0.48
23:2L:41:C:C2	23:2L:42:C:C5	3.02	0.48
4:32:191:ARG:NH2	4:32:194:LEU:O	2.46	0.48
37:45:2:LEU:O	37:45:70:PRO:HG2	2.12	0.48

Continued on next page...

Continued from previous page...

Atom-1	Atom-2	Interatomic distance (Å)	Clash overlap (Å)
13:4A:3:ARG:NH1	13:4A:7:VAL:HG12	2.28	0.48
13:4I:94:ARG:HH22	26:1H:887:A:C5'	2.26	0.48
38:55:28:LEU:HD12	38:55:48:VAL:HG21	1.95	0.48
15:6I:70:LEU:HD11	15:6I:77:ARG:HG3	1.94	0.48
42:95:69:LYS:HE3	42:95:85:LYS:HD2	1.96	0.48
38:98:9:LYS:HA	38:98:17:ARG:HE	1.77	0.48
39:A8:83:LYS:HG3	39:A8:110:LEU:HD12	1.95	0.48
43:E8:110:LYS:HG3	43:E8:111:HIS:H	1.79	0.48
45:G8:27:VAL:HA	45:G8:39:VAL:HG22	1.95	0.48
26:1H:190:A:OP2	48:J8:39:LYS:HE3	2.13	0.48
26:14:1071:G:N2	26:14:1087:G:H22	2.12	0.48
26:14:1278:A:C5'	38:55:36:THR:HG22	2.42	0.48
26:14:1530:G:H2'	26:14:1531:C:O4'	2.13	0.48
26:14:1889:A:O2'	26:14:2087:G:H5'	2.13	0.48
26:14:2297:C:H2'	26:14:2298:A:C8	2.46	0.48
26:14:2746:U:OP1	32:59:85:LYS:NZ	2.46	0.48
26:14:533:G:H2'	26:14:534:U:O4'	2.14	0.48
1:1G:79:G:N2	1:1G:90:C:N3	2.58	0.48
26:1H:140:A:H8	26:1H:1408:C:O2'	1.94	0.48
26:1H:1790:C:H2'	26:1H:1791:A:C5	2.48	0.48
26:1H:2080:G:C8	26:1H:2080:G:H5"	2.47	0.48
26:1H:2619:C:O2'	26:1H:2620:C:H5'	2.12	0.48
26:1H:298:G:N7	58:1H:4010:HOH:O	2.35	0.48
27:1J:63:G:C2	27:1J:64:C:C2	3.02	0.48
1:1G:1112:C:C4	3:22:178:LEU:HD23	2.48	0.48
30:31:149:ASP:OD1	30:31:149:ASP:N	2.44	0.48
40:75:25:GLY:H	40:75:49:VAL:HG23	1.78	0.48
1:1G:1187:G:H4'	9:82:111:ARG:NH1	2.28	0.48
41:85:88:ILE:HA	42:95:49:THR:O	2.13	0.48
26:1H:2376:A:C2	39:A8:112:PHE:HB3	2.48	0.48
27:1J:12:C:O2'	47:E5:74:ARG:HG2	2.13	0.48
46:H8:15:PRO:O	46:H8:19:ARG:HB2	2.13	0.48
46:H8:75:ASN:O	46:H8:84:GLU:N	2.36	0.48
1:13:1053:G:O5'	1:13:1054:C:H3'	2.14	0.48
1:13:160:A:H61	1:13:347:G:H1'	1.79	0.48
1:13:284:G:H2'	1:13:285:G:H8	1.79	0.48
1:13:590:C:H42	1:13:649:G:H1	1.60	0.48
26:14:2749:A:N1	26:14:2750:A:N6	2.61	0.48
26:14:747:U:O2	26:14:2014:A:H1'	2.14	0.48
1:1G:1060:C:O2'	10:1A:56:HIS:ND1	2.45	0.48
1:1G:321:A:N7	1:1G:328:C:C6	2.81	0.48

Continued on next page...

Continued from previous page...

Atom-1	Atom-2	Interatomic distance (Å)	Clash overlap (Å)
1:1G:397:A:N3	1:1G:397:A:H3'	2.28	0.48
26:1H:1465:G:C4	26:1H:1466:G:C8	3.02	0.48
26:1H:195:A:H4'	26:1H:251:A:O2'	2.13	0.48
26:1H:2331:G:H4'	47:18:42:GLY:HA3	1.95	0.48
26:1H:2615:U:H2'	26:1H:2616:C:H6	1.79	0.48
26:1H:71:A:H2	44:F8:31:HIS:NE2	2.04	0.48
29:21:37:ARG:HA	29:21:42:ASP:OD2	2.14	0.48
11:2A:86:GLY:H	11:2A:112:THR:HG23	1.79	0.48
23:2L:32:G:C5	23:2L:33:OMC:C5	3.01	0.48
30:39:7:TYR:HD1	30:39:18:ARG:H	1.61	0.48
12:3A:36:VAL:HG13	12:3A:81:SER:H	1.79	0.48
31:49:76:SER:OG	31:49:84:LYS:N	2.47	0.48
6:52:15:ASP:OD1	6:52:17:SER:N	2.46	0.48
34:58:6:PRO:HG3	34:58:41:ASP:HB2	1.94	0.48
34:58:99:LEU:HD23	34:58:99:LEU:HA	1.74	0.48
39:65:67:ARG:HB2	39:65:67:ARG:CZ	2.43	0.48
35:68:118:ALA:HA	35:68:119:PRO:HD2	1.75	0.48
7:6E:92:SER:O	7:6E:96:GLN:HG3	2.12	0.48
8:7E:86:ILE:HG22	8:7E:87:SER:N	2.28	0.48
8:7E:87:SER:CB	8:7E:93:VAL:H	2.26	0.48
9:82:10:ARG:HA	9:82:104:ARG:HH21	1.79	0.48
18:9A:31:LEU:H	18:9A:31:LEU:HD23	1.79	0.48
48:J8:64:ALA:HA	48:J8:67:ILE:HG13	1.95	0.48
55:Q8:46:ARG:HH21	55:Q8:48:PHE:HB2	1.78	0.48
1:13:1026:G:H1	1:13:1035:A:H61	1.62	0.48
1:13:465:A:N7	1:13:467:G:C5	2.82	0.48
26:14:1003:G:N2	26:14:1153:C:C2	2.81	0.48
26:14:1354:A:OP2	58:14:3772:HOH:O	2.20	0.48
26:14:1485:G:H2'	26:14:1486:A:H8	1.77	0.48
26:14:38:A:H2'	26:14:39:C:C6	2.49	0.48
28:19:83:GLU:OE1	28:19:104:TYR:OH	2.23	0.48
26:1H:1021:A:C8	26:1H:1022:G:H5''	2.48	0.48
26:1H:1170:G:N2	26:1H:1180:C:C2	2.81	0.48
26:1H:1543:A:H3'	26:1H:1543:A:OP2	2.13	0.48
26:1H:1676:A:C2	26:1H:1993:U:H5'	2.48	0.48
26:1H:487:C:H2'	26:1H:488:G:H5'	1.94	0.48
26:1H:960:A:H61	37:88:82:ARG:HH21	1.62	0.48
26:1H:993:G:H5''	41:C8:50:ARG:HH21	1.78	0.48
26:1H:99:U:C6	26:1H:102:G:C2	3.01	0.48
29:21:92:THR:HB	29:21:94:GLU:HG2	1.95	0.48
29:29:51:PHE:CE2	29:29:52:LEU:HG	2.48	0.48

Continued on next page...

Continued from previous page...

Atom-1	Atom-2	Interatomic distance (Å)	Clash overlap (Å)
36:35:80:TYR:CD2	36:35:111:ARG:HB3	2.49	0.48
12:3A:47:LYS:O	12:3A:49:ASN:N	2.46	0.48
26:14:1653:G:C6	38:55:9:LYS:HB2	2.49	0.48
33:61:95:LYS:HE3	33:61:99:GLU:CD	2.34	0.48
39:65:28:VAL:HG11	39:65:98:VAL:HG12	1.94	0.48
36:78:85:LEU:HD13	36:78:120:ALA:HB2	1.95	0.48
37:88:39:PRO:HA	37:88:97:VAL:O	2.13	0.48
18:9A:36:ASN:ND2	18:9A:39:VAL:HB	2.29	0.48
44:B5:57:LEU:N	44:B5:57:LEU:HD23	2.29	0.48
46:D5:28:MET:O	46:D5:35:ARG:N	2.34	0.48
50:L8:5:LYS:HD2	50:L8:34:GLU:OE1	2.14	0.48
26:1H:1491:G:H5'	28:11:99:ASP:OD1	2.14	0.48
2:12:19:HIS:HE1	2:12:206:ASP:HB2	1.79	0.48
1:13:486:U:H2'	1:13:487:A:C8	2.48	0.48
26:14:1418:G:H8	26:14:1418:G:O5'	1.96	0.48
26:14:2872:G:C4	26:14:2873:A:C2	3.01	0.48
26:14:972:G:OP2	26:14:974:G:H5''	2.13	0.48
28:19:67:PHE:HB3	28:19:153:ALA:H	1.78	0.48
1:1G:1126:U:C4	1:1G:1281:U:C6	3.02	0.48
1:1G:1338:G:C6	1:1G:1339:A:N1	2.82	0.48
1:1G:667:G:N2	1:1G:739:C:O2	2.42	0.48
26:1H:107:C:H2'	26:1H:108:U:C6	2.49	0.48
26:1H:1533:C:H2'	26:1H:1534:G:C2	2.49	0.48
26:1H:207:A:H2'	26:1H:208:C:O4'	2.14	0.48
26:1H:783:A:C8	26:1H:783:A:H3'	2.48	0.48
26:1H:900:A:H5'	26:1H:901:A:OP2	2.14	0.48
4:3E:7:PRO:HB2	4:3E:10:ARG:HG2	1.95	0.48
5:4E:80:ILE:HG13	5:4E:81:GLU:N	2.28	0.48
33:61:93:THR:N	33:61:96:ASP:OD2	2.38	0.48
16:7I:28:ARG:HG3	16:7I:29:ASP:N	2.28	0.48
1:1G:942:G:N2	9:82:124:GLN:OE1	2.35	0.48
20:BA:67:ALA:HA	20:BA:73:HIS:HA	1.94	0.48
42:D8:25:LEU:H	42:D8:92:THR:HG23	1.79	0.48
46:H8:53:ILE:HG22	46:H8:71:VAL:HG22	1.95	0.48
47:I8:50:ASN:ND2	47:I8:83:PRO:HD3	2.29	0.48
26:1H:2239:G:H5'	28:11:251:GLY:HA3	1.96	0.48
1:13:101:A:OP2	1:13:101:A:H8	1.97	0.48
1:13:983:A:H5'	14:5I:3:ARG:HH12	1.79	0.48
26:14:1427:A:H4'	26:14:1428:C:O5'	2.14	0.48
26:14:2295:C:OP2	39:65:10:ARG:HD3	2.13	0.48
26:14:2439:A:H8	26:14:2439:A:C5'	2.27	0.48

Continued on next page...

Continued from previous page...

Atom-1	Atom-2	Interatomic distance (Å)	Clash overlap (Å)
26:14:491:G:O6	43:A5:49:LYS:HD3	2.14	0.48
34:15:135:PRO:HB2	34:15:137:LYS:HZ1	1.78	0.48
1:1G:1149:C:OP2	9:82:9:ARG:NH1	2.47	0.48
1:1G:1218:C:OP2	14:5A:9:LYS:NZ	2.37	0.48
1:1G:1468:A:H5'	1:1G:1469:G:OP2	2.12	0.48
1:1G:17:U:H2'	1:1G:18:C:C6	2.49	0.48
1:1G:195:A:N7	1:1G:196:A:C6	2.82	0.48
26:1H:1221:C:H2'	26:1H:1222:C:C6	2.48	0.48
26:1H:1264:G:OP1	52:N8:19:ARG:NH2	2.27	0.48
26:1H:1794:U:H2'	26:1H:1795:C:H6	1.78	0.48
26:1H:2050:C:H2'	26:1H:2051:A:O4'	2.14	0.48
26:1H:2496:C:OP1	37:88:82:ARG:HD3	2.14	0.48
3:2E:62:ASP:N	3:2E:62:ASP:OD1	2.47	0.48
23:2K:54:G:H2'	23:2K:55:5MU:C6	2.43	0.48
30:39:78:ILE:HA	30:39:83:PHE:CD2	2.48	0.48
37:45:57:HIS:CD2	37:45:117:ALA:HB2	2.49	0.48
37:45:36:ALA:HB2	37:45:103:MET:SD	2.54	0.48
5:4E:63:ARG:HA	5:4E:66:MET:HE2	1.96	0.48
13:4I:50:GLU:HA	13:4I:53:VAL:HB	1.95	0.48
13:4I:50:GLU:O	13:4I:54:VAL:HG23	2.13	0.48
32:51:101:ARG:NH1	32:51:122:THR:OG1	2.31	0.48
40:75:118:ARG:NH1	40:75:121:ILE:HG21	2.29	0.48
16:7A:28:ARG:NE	16:7A:29:ASP:OD1	2.37	0.48
16:7I:19:ILE:HB	16:7I:36:ILE:O	2.14	0.48
26:1H:910:A:H62	37:88:12:GLN:HA	1.79	0.48
37:88:75:THR:HA	37:88:87:LYS:O	2.13	0.48
17:8I:74:LEU:HA	17:8I:74:LEU:HD22	1.74	0.48
17:8I:76:LEU:HD21	17:8I:79:SER:HB3	1.95	0.48
1:1G:1220:G:O3'	19:AA:36:ARG:HD3	2.14	0.48
40:B8:50:ILE:HG22	40:B8:62:THR:OG1	2.14	0.48
44:F8:24:GLY:O	44:F8:83:VAL:HG22	2.14	0.48
45:G8:5:MET:HG3	45:G8:6:HIS:H	1.78	0.48
47:I8:38:VAL:CG1	47:I8:40:GLN:HG2	2.44	0.48
50:L8:54:VAL:O	50:L8:54:VAL:HG13	2.14	0.48
1:13:1073:U:O2'	2:1E:104:ASN:ND2	2.37	0.48
1:13:1366:C:H2'	1:13:1367:C:C6	2.49	0.48
1:13:963:G:H1	1:13:972:C:N4	2.10	0.48
26:14:2290:G:O2'	26:14:2381:C:H1'	2.13	0.48
26:14:2593:U:H2'	26:14:2594:C:C6	2.49	0.48
26:14:2763:G:OP2	58:14:4000:HOH:O	2.20	0.48
1:1G:1238:A:N3	1:1G:1241:G:O2'	2.28	0.48

Continued on next page...

Continued from previous page...

Atom-1	Atom-2	Interatomic distance (Å)	Clash overlap (Å)
1:1G:1291:G:H4'	9:82:39:GLY:HA3	1.95	0.48
1:1G:1298:C:C5	7:62:114:ARG:HD2	2.48	0.48
1:1G:1386:G:H2'	1:1G:1387:G:H8	1.79	0.48
1:1G:789:U:O2'	1:1G:791:G:O6	2.32	0.48
26:1H:1001:A:C8	26:1H:1002:G:C8	3.02	0.48
26:1H:1550:C:H2'	26:1H:1551:C:C6	2.49	0.48
26:1H:1705:G:H2'	26:1H:1706:U:H5'	1.96	0.48
26:1H:1730:U:H5''	26:1H:1731:G:OP2	2.14	0.48
26:1H:1831:G:H2'	26:1H:1832:C:C6	2.49	0.48
26:1H:2306:C:H3'	26:1H:2307:G:C5'	2.43	0.48
26:1H:2318:G:N2	39:A8:2:ALA:HA	2.29	0.48
26:1H:2287:A:N1	26:1H:2346:A:H2	2.12	0.48
26:1H:2756:U:H4'	26:1H:2757:A:OP1	2.13	0.48
26:1H:654(M):C:H5'	26:1H:654(N):G:C5	2.49	0.48
26:14:673:C:H4'	30:39:82:ILE:CG1	2.44	0.48
24:3L:23:A:H2'	24:3L:24:G:C8	2.49	0.48
31:49:72:ARG:HD2	31:49:85:GLY:O	2.13	0.48
38:55:38:VAL:HG22	38:55:112:ALA:HB2	1.95	0.48
33:61:69:LYS:HG3	33:61:136:VAL:HB	1.96	0.48
8:7E:9:MET:HG3	8:7E:26:VAL:HG21	1.96	0.48
43:A5:70:TYR:O	43:A5:107:LEU:HD12	2.14	0.48
26:1H:583:G:H5''	41:C8:10:ARG:HH12	1.78	0.48
46:D5:127:LYS:O	46:D5:162:GLU:HB2	2.14	0.48
49:K8:31:GLU:HB2	49:K8:53:LEU:HD11	1.95	0.48
1:13:1113:C:H2'	1:13:1114:C:H6	1.79	0.47
1:13:1236:A:O2'	1:13:1304:G:H4'	2.14	0.47
1:13:1347:G:H5''	9:8E:107:ARG:HG2	1.95	0.47
1:13:34:C:H2'	1:13:35:G:C8	2.49	0.47
1:13:985:C:H2'	1:13:986:A:C8	2.49	0.47
26:14:1379:A:H4'	26:14:1380:G:OP2	2.14	0.47
26:14:2353:G:H2'	26:14:2354:G:O4'	2.13	0.47
26:14:5:A:H2'	26:14:6:A:H8	1.78	0.47
26:14:869:G:C2	26:14:870:A:C8	3.02	0.47
28:19:267:SER:O	28:19:268:ARG:HG2	2.14	0.47
10:1A:78:ASN:OD1	10:1A:80:LYS:HB3	2.14	0.47
21:1B:9:ARG:HG3	21:1B:10:ARG:N	2.29	0.47
1:1G:1255:G:O3'	1:1G:1258:G:H1'	2.14	0.47
1:1G:1453:G:H8	20:BA:39:LYS:HD2	1.79	0.47
1:1G:604:G:H2'	1:1G:605:U:O4'	2.14	0.47
1:1G:660:G:N2	1:1G:745:C:N3	2.53	0.47
1:1G:762:C:H2'	1:1G:763:G:H8	1.78	0.47

Continued on next page...

Continued from previous page...

Atom-1	Atom-2	Interatomic distance (Å)	Clash overlap (Å)
1:1G:801:U:H2'	1:1G:802:A:C8	2.49	0.47
26:1H:1337:G:H2'	26:1H:1338:G:C8	2.48	0.47
26:1H:2400:G:H2'	26:1H:2401:U:C6	2.48	0.47
3:22:38:ARG:O	3:22:42:LEU:N	2.31	0.47
29:29:13:ARG:NH2	40:75:77:PRO:HB3	2.29	0.47
4:3E:18:LYS:HD3	4:3E:31:CYS:SG	2.54	0.47
5:42:84:PHE:O	5:42:86:ALA:N	2.37	0.47
37:45:17:LEU:HD21	37:45:41:TRP:NE1	2.28	0.47
5:4E:150:ARG:CZ	5:4E:150:ARG:HB3	2.44	0.47
38:55:104:ARG:HD2	38:55:107:ASP:OD2	2.13	0.47
14:5A:4:LYS:O	14:5A:7:ILE:HG12	2.13	0.47
1:1G:1240:U:H2'	7:62:32:ARG:NH2	2.29	0.47
1:13:825:G:O4'	8:7E:2:LEU:HD21	2.14	0.47
44:B5:84:ALA:O	44:B5:87:GLN:HG3	2.13	0.47
42:D8:43:GLU:OE2	42:D8:44:LYS:HG2	2.14	0.47
49:K8:8:LYS:HZ2	49:K8:12:GLU:HG2	1.79	0.47
26:14:2420:C:N4	55:M5:31:HIS:HB3	2.29	0.47
54:P8:10:ARG:O	54:P8:10:ARG:HG2	2.14	0.47
2:12:215:LEU:HA	2:12:218:ALA:HB3	1.97	0.47
2:12:5:ILE:HG12	2:12:6:THR:HG22	1.95	0.47
1:13:186(E):C:N3	1:13:191(C):G:C2	2.82	0.47
1:13:838:G:H1	1:13:848:C:N4	2.12	0.47
26:14:1259:G:H2'	26:14:1260:G:H8	1.79	0.47
26:14:1316:U:H2'	26:14:1317:A:H8	1.79	0.47
26:14:2065:C:H2'	26:14:2066:C:H6	1.79	0.47
26:14:2861:G:O2'	26:14:2862:G:H5'	2.14	0.47
34:15:15:LEU:HD13	34:15:16:ILE:N	2.28	0.47
10:1A:36:GLY:O	10:1A:38:ILE:HG13	2.13	0.47
10:1A:9:ARG:NH2	10:1A:95:GLU:OE1	2.46	0.47
1:1G:1154:G:N3	1:1G:1155:G:C8	2.83	0.47
1:1G:1240:U:OP2	7:62:116:ALA:N	2.43	0.47
1:1G:1459:C:OP1	20:BA:31:SER:OG	2.30	0.47
1:1G:308:C:H2'	1:1G:309:G:C8	2.49	0.47
1:1G:578:C:H42	1:1G:763:G:H1	1.60	0.47
1:1G:790:A:O5'	1:1G:790:A:H8	1.97	0.47
26:1H:1442:G:C2	26:1H:1550:C:O2	2.67	0.47
26:1H:1408:C:C2	26:1H:1595:G:N2	2.82	0.47
26:1H:2022:U:O2'	26:1H:2617:C:H5'	2.14	0.47
26:1H:2238:G:H4'	26:1H:2239:G:OP1	2.14	0.47
26:1H:2562:U:H1'	35:68:23:ARG:HD3	1.95	0.47
26:1H:2785:C:OP1	29:21:41:LYS:HE3	2.14	0.47

Continued on next page...

Continued from previous page...

Atom-1	Atom-2	Interatomic distance (Å)	Clash overlap (Å)
26:1H:654(D):G:H22	26:1H:654(Q):C:N4	2.12	0.47
24:1L:18:G:O2'	24:1L:60:U:O4	2.26	0.47
29:21:70:ALA:O	29:21:73:GLU:N	2.47	0.47
26:14:2619:C:OP1	29:29:152:LYS:HE3	2.14	0.47
29:29:89:ASP:CG	29:29:90:THR:H	2.17	0.47
4:32:108:LEU:CD1	4:32:174:LEU:HB3	2.44	0.47
12:3A:70:ILE:HD13	12:3A:77:LEU:HD12	1.95	0.47
38:55:38:VAL:HB	38:55:39:PRO:HD3	1.97	0.47
32:59:99:VAL:HG13	32:59:100:GLY:H	1.78	0.47
7:62:116:ALA:HA	7:62:119:ARG:HE	1.79	0.47
41:85:91:ASP:CG	41:85:96:ALA:HB2	2.35	0.47
37:88:21:THR:HG22	37:88:99:PRO:O	2.13	0.47
19:AA:15:LEU:HD12	19:AA:33:THR:HB	1.95	0.47
45:C5:83:THR:HG22	45:C5:84:ARG:H	1.79	0.47
28:11:231:HIS:CD2	28:11:249:PRO:HA	2.49	0.47
26:1H:2591:C:P	28:11:239:ARG:HG3	2.54	0.47
1:13:1326:C:H2'	1:13:1327:C:H6	1.80	0.47
1:13:266:G:H5''	1:13:267:C:H5	1.78	0.47
26:14:2439:A:C5'	26:14:2439:A:C8	2.96	0.47
26:14:754:C:H2'	26:14:755:C:C6	2.49	0.47
26:14:861:A:C2	26:14:917:A:C4	3.03	0.47
1:1G:1037:C:H2'	1:1G:1038:C:C6	2.49	0.47
1:1G:1261:A:C2	1:1G:1262:C:H1'	2.50	0.47
1:1G:1280:A:H5'	1:1G:1281:U:OP2	2.14	0.47
1:1G:303:A:H2'	1:1G:304:U:O4'	2.14	0.47
1:1G:57:G:H2'	1:1G:58:C:C6	2.49	0.47
1:1G:616:G:C2	1:1G:617:G:C8	3.02	0.47
1:1G:616:G:N3	1:1G:617:G:C8	2.82	0.47
26:1H:1055:G:O2'	26:1H:1086:A:N6	2.47	0.47
26:1H:1534:G:H22	26:1H:1538:G:N2	2.09	0.47
26:1H:2383:G:O2'	26:1H:2384:G:H5'	2.13	0.47
26:1H:446:G:OP2	58:1H:3691:HOH:O	2.19	0.47
24:1L:74:C:O2'	24:1L:75:C:OP2	2.28	0.47
3:22:112:SER:HB3	3:22:115:LEU:HD12	1.96	0.47
3:22:44:GLU:HA	3:22:52:LEU:HD11	1.95	0.47
24:3K:23:A:H2'	24:3K:24:G:C8	2.48	0.47
24:3K:9:A:N6	24:3K:23:A:H62	2.13	0.47
13:4I:12:ASN:O	13:4I:45:VAL:HG12	2.13	0.47
26:1H:1022:G:O6	34:58:66:LYS:NZ	2.47	0.47
34:58:7:LYS:HB3	34:58:7:LYS:HE3	1.67	0.47
6:5E:41:GLU:HB2	6:5E:62:TRP:HE3	1.80	0.47

Continued on next page...

Continued from previous page...

Atom-1	Atom-2	Interatomic distance (Å)	Clash overlap (Å)
33:61:52:ARG:O	33:61:56:LYS:HB3	2.15	0.47
37:88:81:VAL:O	37:88:82:ARG:HB2	2.14	0.47
45:C5:90:LEU:HA	45:C5:91:GLU:HA	1.74	0.47
48:F5:76:ARG:HG3	48:F5:94:LEU:HD13	1.95	0.47
46:H8:92:SER:O	46:H8:130:PRO:HG2	2.13	0.47
53:O8:47:THR:HG22	53:O8:48:VAL:HG23	1.96	0.47
36:78:63:PRO:HG2	55:Q8:24:ALA:HB3	1.96	0.47
1:13:129(A):G:N2	1:13:188:U:O2'	2.48	0.47
1:13:692:U:O2'	1:13:694:A:N7	2.37	0.47
26:14:1353:A:OP2	58:14:3768:HOH:O	2.20	0.47
26:14:1358:G:N2	26:14:1372:U:C5	2.82	0.47
26:14:1387:C:C2	26:14:1388:G:C8	3.01	0.47
26:14:192:C:OP1	58:14:3628:HOH:O	2.20	0.47
26:14:506:G:O3'	26:14:507:A:H8	1.98	0.47
26:14:807:U:C2	26:14:808:G:C8	3.03	0.47
26:1H:1156:A:P	58:1H:3762:HOH:O	2.69	0.47
26:1H:2074:U:P	58:1H:3682:HOH:O	2.72	0.47
26:1H:2376:A:H2'	26:1H:2377:A:O4'	2.14	0.47
22:1K:76:A:H1'	26:1H:2583:G:H21	1.80	0.47
26:1H:330:A:O2'	26:1H:331:A:C8	2.58	0.47
26:1H:35:G:H2'	26:1H:36:G:O4'	2.13	0.47
26:1H:635:C:O2'	26:1H:639:U:OP1	2.32	0.47
26:1H:900:A:H3'	26:1H:901:A:C8	2.45	0.47
10:1I:40:LEU:HB2	10:1I:69:ASN:HB2	1.96	0.47
27:1J:3:C:H2'	27:1J:4:C:C6	2.49	0.47
3:2E:91:LEU:O	3:2E:95:THR:OG1	2.29	0.47
23:2K:62:C:O2'	23:2K:63:C:H5'	2.14	0.47
23:2K:8:4SU:O2	23:2K:22:A:H2	1.97	0.47
30:39:118:ALA:O	30:39:121:GLY:N	2.46	0.47
32:51:129:THR:OG1	32:51:129:THR:O	2.25	0.47
32:59:20:ALA:O	32:59:22:GLY:N	2.46	0.47
7:62:65:ALA:HB2	7:62:128:ALA:HB2	1.96	0.47
36:78:94:GLU:HG3	36:78:96:THR:HG23	1.97	0.47
16:7I:5:ARG:HH21	16:7I:22:THR:HG21	1.79	0.47
37:88:16:ARG:HE	37:88:16:ARG:HB3	1.63	0.47
42:95:29:PRO:HA	42:95:61:VAL:HG11	1.95	0.47
18:9I:66:LEU:HD11	18:9I:70:ILE:HD11	1.95	0.47
39:A8:67:ARG:O	39:A8:71:ARG:HG3	2.15	0.47
40:B8:88:ILE:HD13	40:B8:91:ARG:HH21	1.79	0.47
45:C5:87:LYS:H	45:C5:94:LYS:HG2	1.79	0.47
45:G8:20:TYR:CE1	45:G8:43:ASN:HA	2.49	0.47

Continued on next page...

Continued from previous page...

Atom-1	Atom-2	Interatomic distance (Å)	Clash overlap (Å)
55:M5:34:TRP:HD1	55:M5:34:TRP:H	1.62	0.47
1:13:1346:A:OP1	9:8E:120:ARG:NH1	2.47	0.47
1:13:232:G:C5	1:13:233:C:C5	3.02	0.47
1:13:619:U:H3	4:3E:134:ASP:HB2	1.79	0.47
1:13:953:G:O5'	1:13:953:G:H8	1.97	0.47
26:14:1167:U:O2	26:14:1183:G:N2	2.48	0.47
26:14:1200:C:H5'	58:14:3677:HOH:O	2.13	0.47
26:14:1729:A:H2'	26:14:1731:G:H22	1.80	0.47
26:14:311:A:C6	26:14:328:U:C4	3.03	0.47
26:14:898:C:H3'	26:14:899:A:H5''	1.95	0.47
26:14:931:G:H3'	26:14:931:G:C8	2.49	0.47
26:14:959:A:N6	26:14:960:A:N1	2.62	0.47
26:14:977:G:C4	26:14:978:G:C8	3.02	0.47
10:1A:30:SER:HB3	10:1A:84:GLN:OE1	2.15	0.47
1:1G:1172:C:H2'	1:1G:1173:G:H8	1.79	0.47
1:1G:1524:C:N4	1:1G:1525:G:O6	2.47	0.47
1:1G:4:U:H3'	1:1G:5:U:H5'	1.96	0.47
26:1H:376:C:P	58:1H:3724:HOH:O	2.73	0.47
26:1H:587:C:H4'	26:1H:588:U:H6	1.79	0.47
26:1H:602:G:N2	26:1H:655:A:C8	2.82	0.47
29:21:144:ARG:HG3	29:21:144:ARG:HH11	1.80	0.47
23:2L:32:G:H5''	23:2L:33:OMC:OP2	2.14	0.47
30:39:1:MET:HB2	30:39:2:LYS:HD3	1.96	0.47
4:3E:173:TRP:CG	4:3E:189:PRO:HG3	2.48	0.47
31:41:82:LEU:HD21	31:41:88:ILE:HD11	1.97	0.47
31:49:64:THR:OG1	31:49:94:LEU:HD21	2.15	0.47
32:51:118:PRO:HG2	32:51:140:LYS:HE2	1.95	0.47
33:69:41:GLU:HA	33:69:44:LEU:HB2	1.96	0.47
8:72:64:LYS:O	8:72:79:VAL:HB	2.15	0.47
8:7E:87:SER:HB3	8:7E:133:LEU:O	2.14	0.47
9:82:42:ARG:NH1	9:82:71:SER:O	2.47	0.47
1:13:1313:U:P	19:AI:6:LYS:HD3	2.55	0.47
45:C5:40:GLU:N	45:C5:40:GLU:OE2	2.47	0.47
43:E8:28:SER:OG	43:E8:31:GLU:HG2	2.15	0.47
26:14:61:G:OP2	49:G5:54:LYS:NZ	2.47	0.47
51:I5:42:PHE:O	51:I5:43:TYR:HB3	2.15	0.47
58:1H:4235:HOH:O	48:J8:65:SER:HA	2.13	0.47
49:K8:27:GLU:O	49:K8:31:GLU:HG3	2.14	0.47
2:12:84:GLU:O	2:12:219:VAL:HG21	2.15	0.47
2:12:6:THR:OG1	2:12:7:VAL:N	2.46	0.47
1:13:1260:C:OP1	1:13:1284:C:H4'	2.14	0.47

Continued on next page...

Continued from previous page...

Atom-1	Atom-2	Interatomic distance (Å)	Clash overlap (Å)
1:13:136:C:O3'	16:7I:65:GLN:NE2	2.47	0.47
1:13:266:G:O3'	17:8I:67:LYS:HB2	2.15	0.47
1:13:119:A:N6	1:13:288:A:H1'	2.30	0.47
1:13:560:U:H5'	1:13:566:G:N2	2.29	0.47
1:13:622:A:C8	1:13:623:C:C6	3.03	0.47
26:14:1154:G:OP1	41:85:58:ARG:HD3	2.14	0.47
26:14:1926:U:H2'	26:14:1928:A:OP2	2.14	0.47
26:14:860:U:C2	26:14:2268:A:C8	3.02	0.47
26:14:2319:G:H4'	26:14:2320:A:O5'	2.14	0.47
26:14:2031:A:C6	26:14:2498:C:H1'	2.50	0.47
26:14:298:G:OP1	45:C5:85:VAL:HA	2.15	0.47
26:14:857:C:H2'	26:14:858:U:C6	2.48	0.47
34:15:33:LEU:HA	34:15:38:HIS:HD2	1.80	0.47
2:1E:59:GLU:HB2	2:1E:221:LEU:HD11	1.96	0.47
1:1G:1095:U:OP1	1:1G:1108:G:N2	2.48	0.47
1:1G:1129:C:C4	1:1G:1139:G:N1	2.82	0.47
1:1G:114:U:H2'	1:1G:115:G:H8	1.79	0.47
1:1G:170:U:O2'	1:1G:171:A:H5'	2.15	0.47
26:1H:1748:G:H2'	26:1H:1749:A:C8	2.49	0.47
26:1H:1969:A:H1'	26:1H:1973:G:O4'	2.14	0.47
26:1H:2123:G:H22	26:1H:2175:C:H42	1.62	0.47
26:1H:270(B):A:N1	26:1H:273:G:O2'	2.44	0.47
26:1H:298:G:H5''	26:1H:299:A:OP1	2.15	0.47
26:1H:392:C:P	58:1H:3725:HOH:O	2.72	0.47
26:1H:751:A:P	58:1H:3860:HOH:O	2.71	0.47
26:1H:888:C:H2'	26:1H:889:C:C2	2.50	0.47
29:21:101:ARG:O	29:21:201:THR:OG1	2.28	0.47
3:22:113:ALA:HA	3:22:202:ILE:HD11	1.95	0.47
30:31:39:TRP:O	30:31:43:LYS:HG2	2.15	0.47
36:35:86:LYS:HB3	36:35:118:GLY:HA3	1.97	0.47
5:42:7:GLU:O	5:42:34:VAL:HA	2.15	0.47
34:58:43:THR:HB	34:58:46:VAL:HG12	1.96	0.47
7:6E:120:ILE:O	7:6E:124:LEU:HB2	2.14	0.47
16:7I:5:ARG:HE	16:7I:22:THR:CG2	2.28	0.47
1:13:1320:C:N4	19:AI:36:ARG:HG3	2.29	0.47
51:M8:39:CYS:H	51:M8:41:PRO:HD2	1.78	0.47
2:12:179:LYS:HA	8:72:72:PRO:HG3	1.96	0.47
1:13:703:G:H4'	1:13:704:A:O5'	2.15	0.47
1:13:947:G:H2'	1:13:948:C:O4'	2.14	0.47
26:14:1027:A:H8	26:14:1027:A:OP2	1.98	0.47
26:14:1115:G:H2'	26:14:1116:C:C6	2.49	0.47

Continued on next page...

Continued from previous page...

Atom-1	Atom-2	Interatomic distance (Å)	Clash overlap (Å)
26:14:2065:C:H2'	26:14:2066:C:C6	2.50	0.47
24:3L:56:C:H5'	26:14:2169:A:C8	2.49	0.47
26:14:249:C:OP1	58:14:3518:HOH:O	2.20	0.47
26:14:2862:G:H2'	26:14:2863:C:H6	1.80	0.47
26:14:628:G:H5''	55:M5:18:ALA:HB2	1.96	0.47
10:1A:3:LYS:HD2	10:1A:77:PRO:HG3	1.97	0.47
2:1E:54:THR:HB	2:1E:201:ILE:HD11	1.97	0.47
1:1G:1084:G:H5'	1:1G:1102:A:OP2	2.14	0.47
1:1G:1126:U:H4'	1:1G:1127:G:N7	2.29	0.47
1:1G:1286:A:C8	1:1G:1287:A:H4'	2.49	0.47
1:1G:1401:G:C2	1:1G:1402:C:H1'	2.50	0.47
1:1G:451:A:N6	1:1G:480:U:H2'	2.30	0.47
1:1G:545:C:OP1	4:32:61:LYS:NZ	2.48	0.47
1:1G:570:G:H1'	1:1G:820:U:C4	2.50	0.47
1:1G:890:G:O2'	1:1G:906:G:O6	2.29	0.47
26:1H:987:G:O2'	26:1H:1000:A:N3	2.41	0.47
26:1H:15:G:C2	26:1H:16:G:C8	3.02	0.47
26:1H:1690:A:H3'	26:1H:1691:C:H6	1.80	0.47
26:1H:1753:G:N1	26:1H:1756:G:C2	2.82	0.47
26:1H:185:U:H4'	26:1H:218:A:H4'	1.97	0.47
26:1H:2171:A:O2'	26:1H:2172:U:O5'	2.32	0.47
26:1H:2244:U:H2'	26:1H:2245:U:O4'	2.15	0.47
26:1H:95:G:O2'	49:K8:48:HIS:HB3	2.15	0.47
10:1I:77:PRO:CB	10:1I:79:ARG:HH12	2.23	0.47
3:22:91:LEU:HD11	3:22:101:LEU:HD12	1.97	0.47
36:35:49:ARG:CZ	55:M5:58:ILE:HG22	2.45	0.47
12:3A:54:LYS:HD2	12:3A:54:LYS:H	1.79	0.47
4:3E:19:LEU:HD11	4:3E:63:LYS:HG3	1.97	0.47
1:13:547:A:OP1	4:3E:73:ARG:NH2	2.48	0.47
31:41:64:THR:HG22	31:41:66:GLN:N	2.30	0.47
37:45:115:MET:O	37:45:119:ARG:HB2	2.15	0.47
13:4A:32:GLU:OE2	13:4A:33:ALA:N	2.47	0.47
38:55:24:GLN:HE22	38:55:36:THR:HG21	1.79	0.47
34:58:10:GLU:HA	34:58:11:PRO:HD3	1.72	0.47
35:68:93:PRO:HG3	35:68:114:ILE:HG12	1.96	0.47
7:6E:71:PRO:O	7:6E:91:VAL:HG21	2.15	0.47
44:B5:32:PRO:HA	44:B5:77:LYS:HB2	1.96	0.47
20:BA:49:ALA:O	20:BA:100:ILE:HG21	2.14	0.47
41:C8:95:LEU:HG	42:D8:4:ILE:HD13	1.97	0.47
26:14:459:U:H4'	54:L5:40:TRP:CZ3	2.49	0.47
28:11:6:PHE:CE2	28:11:18:VAL:HG23	2.48	0.47

Continued on next page...

Continued from previous page...

Atom-1	Atom-2	Interatomic distance (Å)	Clash overlap (Å)
2:12:54:THR:HG22	2:12:58:ILE:HD11	1.97	0.47
1:13:22:G:H2'	1:13:23:C:H6	1.80	0.47
1:13:445:G:H1	1:13:489:C:N4	2.12	0.47
26:14:1011:G:N3	26:14:1151:G:N2	2.62	0.47
26:14:1159:U:O2'	26:14:1160:G:H5'	2.14	0.47
26:14:1520:U:H2'	26:14:1521:G:O4'	2.15	0.47
26:14:2139:C:N4	26:14:2152:G:O6	2.47	0.47
26:14:2586:C:C2'	26:14:2587:A:H5'	2.44	0.47
28:19:43:ARG:CG	28:19:43:ARG:HH11	2.28	0.47
1:1G:1096:C:H2'	1:1G:1097:C:H6	1.80	0.47
1:1G:142:G:H2'	1:1G:143:A:H8	1.80	0.47
1:1G:1443:G:H22	40:75:119:LYS:HB2	1.80	0.47
1:1G:1446:A:OP1	1:1G:1446:A:H4'	2.14	0.47
1:1G:518:C:H5''	1:1G:519:C:C6	2.50	0.47
1:1G:568:G:N3	1:1G:574:A:H2	2.11	0.47
26:1H:1155:A:H5'	41:C8:55:ARG:HE	1.80	0.47
26:1H:1705:G:O2'	26:1H:1706:U:H5'	2.14	0.47
26:1H:2111:C:H5	26:1H:2147:G:C6	2.33	0.47
26:1H:2475:C:H4'	26:1H:2476:A:OP1	2.13	0.47
26:1H:600:G:H2'	26:1H:601:C:O4'	2.15	0.47
27:1J:10:C:C4	27:1J:11:C:C5	3.03	0.47
3:22:120:VAL:O	3:22:123:GLN:HB3	2.14	0.47
4:3E:108:LEU:HB3	4:3E:110:PHE:CD1	2.50	0.47
24:3K:59:U:H3'	24:3K:60:U:C6	2.50	0.47
5:4E:153:LYS:HD3	5:4E:154:GLY:H	1.79	0.47
13:4I:40:ASN:HB3	13:4I:43:THR:HG23	1.96	0.47
34:58:95:PRO:O	34:58:96:GLU:CD	2.53	0.47
8:72:104:ARG:O	8:72:107:LEU:HG	2.14	0.47
36:78:130:PHE:CE1	36:78:146:VAL:HG23	2.50	0.47
36:78:15:ARG:HA	36:78:15:ARG:HD2	1.79	0.47
37:88:41:TRP:CD1	37:88:96:VAL:HG22	2.50	0.47
9:8E:118:LYS:O	9:8E:119:ALA:HB3	2.15	0.47
9:8E:49:PRO:O	9:8E:53:VAL:HB	2.15	0.47
38:98:38:VAL:HB	38:98:39:PRO:HD3	1.97	0.47
1:13:719:C:O2'	18:9I:49:LYS:HB3	2.15	0.47
20:BI:61:SER:O	20:BI:65:LYS:HB2	2.15	0.47
47:E5:27:GLU:HB2	47:E5:69:PHE:HD1	1.78	0.47
48:F5:4:VAL:HG11	48:F5:11:ARG:HH12	1.80	0.47
26:14:76:C:O3'	49:G5:59:ARG:HG3	2.13	0.47
51:I5:48:ARG:HH12	51:I5:51:ASP:HB3	1.79	0.47
50:L8:46:ASN:O	50:L8:50:VAL:HG22	2.15	0.47

Continued on next page...

Continued from previous page...

Atom-1	Atom-2	Interatomic distance (Å)	Clash overlap (Å)
50:L8:56:VAL:HG12	50:L8:57:GLU:N	2.29	0.47
53:O8:27:LYS:NZ	53:O8:27:LYS:H	2.13	0.47
1:13:971:G:N2	1:13:1363:A:OP2	2.45	0.47
1:13:1455:G:OP1	20:BI:35:THR:OG1	2.11	0.47
1:13:598:U:H2'	1:13:599:C:H6	1.80	0.47
1:13:683:G:H2'	1:13:684:A:C8	2.50	0.47
26:14:1022:G:C6	26:14:1140:C:C4	3.03	0.47
26:14:138:G:H22	44:B5:44:GLU:CD	2.12	0.47
26:14:1669:A:H5''	26:14:1670:C:OP2	2.15	0.47
26:14:2244:U:H2'	26:14:2245:U:O4'	2.14	0.47
26:14:2298:A:H61	26:14:2318:G:H2'	1.80	0.47
26:14:57:C:H2'	26:14:58:G:O4'	2.15	0.47
34:15:15:LEU:HB2	34:15:134:ARG:CG	2.44	0.47
1:1G:520:A:N1	1:1G:536:C:H1'	2.29	0.47
1:1G:539:A:H2'	1:1G:540:G:H8	1.80	0.47
1:1G:624:C:H2'	1:1G:625:G:H8	1.80	0.47
1:1G:685:G:N1	1:1G:686:U:O4	2.47	0.47
1:1G:960:U:H4'	1:1G:961:U:H5''	1.96	0.47
26:1H:1127:A:N7	26:1H:2488:A:O2'	2.43	0.47
26:1H:562:U:C4	26:1H:2036:C:O4'	2.67	0.47
26:1H:278:A:H5''	26:1H:278:A:H8	1.79	0.47
27:1J:97:G:H2'	27:1J:98:G:O4'	2.14	0.47
22:1K:11:C:H2'	22:1K:12:U:O4'	2.14	0.47
23:2L:38:A:H2'	23:2L:39:A:O4'	2.15	0.47
4:32:13:ARG:C	4:32:15:GLU:H	2.18	0.47
26:14:389:G:H22	36:35:72:PRO:HD3	1.79	0.47
30:39:123:LEU:HG	30:39:125:LEU:HD22	1.97	0.47
30:39:107:LYS:HE2	30:39:205:ARG:HD2	1.97	0.47
12:3A:49:ASN:N	12:3A:49:ASN:OD1	2.48	0.47
31:41:128:ARG:NH2	31:41:128:ARG:HB2	2.30	0.47
31:49:121:ASN:OD1	31:49:124:SER:N	2.46	0.47
33:61:95:LYS:HE3	33:61:99:GLU:OE1	2.15	0.47
39:65:69:VAL:O	39:65:72:ALA:HB3	2.15	0.47
8:7E:10:LEU:CD2	8:7E:83:ILE:HD11	2.40	0.47
1:1G:1368:G:C5'	9:82:112:LYS:HB3	2.41	0.47
37:88:59:ARG:N	37:88:59:ARG:HH11	2.10	0.47
39:A8:15:ARG:HD2	39:A8:88:ASP:OD2	2.14	0.47
19:AA:41:VAL:HB	19:AA:44:MET:HG3	1.97	0.47
19:AA:9:VAL:HG13	51:I5:63:TYR:CE1	2.49	0.47
20:BI:14:LYS:HG3	20:BI:17:ARG:HH21	1.79	0.47
46:D5:108:PRO:HG3	46:D5:142:SER:HB2	1.97	0.47

Continued on next page...

Continued from previous page...

Atom-1	Atom-2	Interatomic distance (Å)	Clash overlap (Å)
48:F5:82:LEU:HD23	48:F5:82:LEU:H	1.79	0.47
45:G8:89:PHE:HD1	45:G8:90:LEU:N	2.13	0.47
51:I5:22:ILE:HG12	51:I5:23:GLU:H	1.80	0.47
53:K5:27:LYS:HB3	53:K5:27:LYS:NZ	2.29	0.47
36:35:63:PRO:HA	55:M5:13:ARG:HA	1.95	0.47
55:Q8:48:PHE:CD2	55:Q8:49:VAL:HG12	2.50	0.47
2:12:48:MET:HA	2:12:51:LEU:HB2	1.97	0.47
1:13:1074:G:O2'	1:13:1101:A:N1	2.42	0.47
1:13:321:A:C2	1:13:333:G:C2	3.03	0.47
1:13:501:C:H2'	1:13:502:G:H8	1.80	0.47
1:13:509:A:H5''	4:3E:55:ALA:HB2	1.97	0.47
1:13:639:G:C2	1:13:640:A:C5	3.03	0.47
1:13:684:A:C6	1:13:685:G:C6	3.03	0.47
1:13:741:G:H2'	1:13:742:G:O4'	2.15	0.47
26:14:1167:U:C2	26:14:1183:G:N2	2.83	0.47
26:14:2286:A:C8	26:14:2287:A:N6	2.83	0.47
26:14:2361:A:OP1	55:M5:27:THR:HG23	2.14	0.47
26:14:276:A:N3	26:14:277:C:N4	2.63	0.47
26:14:654:A:OP1	26:14:654:A:H8	1.98	0.47
26:14:818:G:H4'	26:14:838:C:O3'	2.15	0.47
34:15:103:VAL:HG11	34:15:120:LEU:HD22	1.96	0.47
34:15:91:LEU:O	34:15:95:PRO:HB3	2.14	0.47
28:19:181:GLU:HA	28:19:272:ALA:HB1	1.97	0.47
26:14:779:U:OP1	28:19:49:ILE:HG22	2.15	0.47
28:19:71:ASP:OD1	28:19:71:ASP:N	2.47	0.47
1:1G:1324:A:H4'	1:1G:1362:C:H4'	1.96	0.47
1:1G:547:A:OP2	4:32:2:GLY:N	2.48	0.47
1:1G:718:G:H5'	11:2A:117:ASN:ND2	2.29	0.47
26:1H:1324:G:N2	26:1H:1331:A:C4	2.83	0.47
26:1H:1657:C:H2'	26:1H:1658:C:H6	1.79	0.47
26:1H:1774:C:H5''	58:1H:3750:HOH:O	2.15	0.47
26:1H:2074:U:OP1	58:1H:3681:HOH:O	2.20	0.47
26:1H:2164:C:H41	26:1H:2165:G:N2	2.13	0.47
26:1H:241:A:H4'	26:1H:242:G:OP1	2.14	0.47
26:1H:2774:C:H2'	26:1H:2775:A:O4'	2.15	0.47
26:1H:181:A:H1'	26:1H:435:C:H5'	1.96	0.47
26:1H:768:G:O2'	26:1H:1379:A:N6	2.48	0.47
27:1J:76:G:H2'	27:1J:77:U:O4'	2.15	0.47
24:1L:58:A:O2'	24:1L:61:C:N4	2.48	0.47
29:21:33:VAL:CG1	29:21:89:ASP:HA	2.45	0.47
11:2I:112:THR:O	11:2I:114:VAL:HG12	2.14	0.47

Continued on next page...

Continued from previous page...

Atom-1	Atom-2	Interatomic distance (Å)	Clash overlap (Å)
4:32:4:TYR:HE2	4:32:11:LEU:HD21	1.80	0.47
12:3A:109:GLY:HA3	12:3A:121:GLY:O	2.15	0.47
12:3A:54:LYS:HD2	12:3A:54:LYS:N	2.29	0.47
12:3I:89:ARG:HG2	12:3I:90:VAL:N	2.30	0.47
24:3L:52:G:H1	24:3L:62:C:N4	2.13	0.47
31:41:64:THR:HG21	31:41:66:GLN:HB2	1.97	0.47
33:61:86:THR:HA	33:61:123:LEU:HD13	1.96	0.47
7:6E:5:ARG:CZ	7:6E:7:ALA:HA	2.45	0.47
15:6I:10:LYS:HD2	15:6I:10:LYS:HA	1.68	0.47
40:75:27:THR:HG23	40:75:89:VAL:HG22	1.96	0.47
36:78:96:THR:HG22	36:78:126:VAL:HG21	1.97	0.47
8:7E:82:HIS:CE1	8:7E:136:GLU:OE2	2.68	0.47
43:E8:12:ILE:HG13	43:E8:42:ARG:NH1	2.27	0.47
44:F8:3:THR:CB	44:F8:6:ASP:HB2	2.45	0.47
19:AA:9:VAL:HG13	51:I5:63:TYR:HE1	1.80	0.47
49:K8:15:LYS:H	49:K8:67:LYS:HZ1	1.56	0.47
55:M5:14:VAL:HG11	55:M5:22:VAL:HG13	1.97	0.47
54:P8:35:ARG:NH1	54:P8:42:LEU:HD11	2.30	0.47
2:12:30:ARG:NH1	2:12:194:PRO:HB2	2.30	0.47
2:12:213:LEU:HA	2:12:216:SER:HB3	1.96	0.47
1:13:1442:G:H2'	1:13:1443:G:H5'	1.97	0.47
1:13:342:C:H42	1:13:347:G:H1	1.63	0.47
1:13:765:G:H5''	1:13:766:A:OP1	2.15	0.47
26:14:1449(A):G:H2'	26:14:1450:C:H6	1.80	0.47
26:14:1576:U:H2'	26:14:1577:C:H6	1.79	0.47
26:14:1779:U:H5''	26:14:1780:A:C5'	2.45	0.47
26:14:1788:C:H2'	26:14:1789:A:H8	1.79	0.47
26:14:2176:A:H2'	26:14:2177:C:H6	1.79	0.47
26:14:2228:G:C6	26:14:2229:C:C4	3.03	0.47
26:14:2757:A:C6	32:59:67:LEU:HD22	2.50	0.47
26:14:2808:U:H2'	26:14:2809:A:H8	1.79	0.47
26:14:372:G:OP2	48:F5:69:LYS:NZ	2.46	0.47
26:14:654(A):A:H2'	26:14:654(B):C:C6	2.50	0.47
27:16:28:C:H2'	27:16:29:A:H8	1.79	0.47
2:1E:97:TRP:HZ2	2:1E:102:LEU:HD13	1.79	0.47
1:1G:1258:G:H2'	1:1G:1259:C:H6	1.80	0.47
1:1G:176:C:O2'	1:1G:177:C:H5'	2.16	0.47
1:1G:560:U:H5'	1:1G:566:G:N2	2.29	0.47
26:1H:1093:G:H1'	26:1H:1099:G:H1	1.80	0.47
26:1H:1337:G:C4	26:1H:1338:G:C8	3.03	0.47
26:1H:1515:C:H2'	26:1H:1516:U:C6	2.49	0.47

Continued on next page...

Continued from previous page...

Atom-1	Atom-2	Interatomic distance (Å)	Clash overlap (Å)
26:1H:1533:C:C2	26:1H:1534:G:N2	2.83	0.47
26:1H:248:G:H5'	26:1H:250:G:N7	2.30	0.47
26:1H:2598:A:P	58:1H:3656:HOH:O	2.69	0.47
26:1H:598:G:H1	26:1H:659:C:H42	1.61	0.47
26:1H:59:U:O2'	26:1H:73:A:H2'	2.15	0.47
26:1H:989:G:C8	50:L8:13:ILE:HD11	2.49	0.47
26:1H:2788:C:P	29:21:61:ARG:HH22	2.37	0.47
3:22:21:ARG:HH11	3:22:21:ARG:HB3	1.80	0.47
35:25:68:GLU:OE2	35:25:78:ARG:NH1	2.47	0.47
3:2E:6:HIS:HE1	3:2E:184:TYR:CD2	2.33	0.47
23:2K:8:4SU:OP2	23:2K:8:4SU:H6	2.14	0.47
30:39:153:SER:HB2	30:39:190:GLU:H	1.79	0.47
24:3K:18:G:H1'	24:3K:58:A:C2	2.50	0.47
24:3K:72:C:H3'	24:3K:73:A:C5'	2.37	0.47
24:3L:62:C:O5'	24:3L:62:C:H6	1.97	0.47
31:41:112:PRO:HA	51:M8:37:SER:HB2	1.97	0.47
5:42:147:ASP:O	5:42:151:LEU:HG	2.14	0.47
5:4E:43:LEU:HD23	5:4E:133:TYR:CD1	2.50	0.47
32:59:120:GLY:O	32:59:135:GLY:HA2	2.15	0.47
32:59:88:LEU:HB2	32:59:163:TYR:HB2	1.95	0.47
39:65:78:LEU:HD21	39:65:108:GLY:HA3	1.97	0.47
39:65:14:VAL:HG21	39:65:90:GLY:O	2.15	0.47
36:78:114:ILE:HG12	36:78:130:PHE:CD2	2.50	0.47
26:1H:942:G:OP2	36:78:39:LYS:HE2	2.14	0.47
1:1G:1187:G:H4'	9:82:111:ARG:HH11	1.79	0.47
37:88:37:LEU:HD21	37:88:130:LYS:HE3	1.96	0.47
38:98:70:LEU:HD23	38:98:70:LEU:HA	1.72	0.47
20:BA:69:GLY:O	20:BA:73:HIS:NE2	2.48	0.47
20:BI:50:GLU:HG3	20:BI:100:ILE:HG12	1.97	0.47
47:E5:25:ARG:HD2	47:E5:29:GLN:NE2	2.29	0.47
50:H5:6:VAL:O	50:H5:34:GLU:HA	2.15	0.47
55:M5:6:THR:HG22	55:M5:59:LYS:O	2.15	0.47
1:13:1367:C:N3	1:13:1368:G:C8	2.84	0.46
1:13:1392:G:N2	1:13:1502:A:H8	2.14	0.46
1:13:344:A:O2'	1:13:346:G:N7	2.47	0.46
1:13:626:U:C2	1:13:627:G:C8	3.03	0.46
1:13:939:G:C6	1:13:940:C:N4	2.83	0.46
26:14:1003:G:O2'	26:14:1010:A:N1	2.34	0.46
26:14:1043:C:H2'	26:14:1044:G:H5'	1.98	0.46
26:14:1071:G:H1'	26:14:1089:G:H2'	1.96	0.46
26:14:1225:C:H4'	42:95:85:LYS:CB	2.45	0.46

Continued on next page...

Continued from previous page...

Atom-1	Atom-2	Interatomic distance (Å)	Clash overlap (Å)
26:14:2327:A:H2'	26:14:2328:A:H8	1.79	0.46
26:14:270(I):G:H2'	26:14:270(J):G:C8	2.43	0.46
26:14:528:A:C2	26:14:2043:C:H4'	2.50	0.46
34:15:35:ARG:HB2	34:15:42:TRP:HZ3	1.79	0.46
28:19:37:LEU:CB	28:19:38:LYS:HG2	2.45	0.46
2:1E:60:ASP:HB3	2:1E:64:ARG:NH1	2.30	0.46
1:1G:408:A:H2'	1:1G:409:G:O4'	2.16	0.46
26:1H:1142:U:H5'	26:1H:1142(A):A:H8	1.79	0.46
26:1H:639:U:O2'	26:1H:640:C:H5'	2.14	0.46
10:1I:77:PRO:HB2	10:1I:79:ARG:NH1	2.23	0.46
27:1J:24:G:C8	27:1J:56:G:C5	3.03	0.46
1:13:1190:G:OP2	3:2E:5:ILE:HG23	2.15	0.46
4:32:14:ARG:HG3	4:32:14:ARG:HH11	1.80	0.46
4:3E:190:ASP:HB3	4:3E:192:GLU:OE1	2.15	0.46
4:3E:8:VAL:CG1	4:3E:21:LEU:HB2	2.45	0.46
12:3I:126:LYS:HG3	12:3I:128:ALA:N	2.26	0.46
24:3K:6:G:H22	24:3K:67:C:H42	1.63	0.46
24:3L:71:G:H2'	24:3L:72:C:C5'	2.45	0.46
24:3L:8:U:H4'	24:3L:9:A:OP1	2.14	0.46
5:42:103:GLY:C	5:42:106:PRO:HD2	2.35	0.46
13:4A:92:HIS:NE2	13:4A:98:VAL:HG21	2.30	0.46
38:55:55:ALA:HA	38:55:80:PHE:CZ	2.50	0.46
34:58:96:GLU:C	34:58:98:VAL:N	2.68	0.46
32:59:121:ILE:HD12	32:59:133:VAL:HG13	1.97	0.46
16:7A:57:ARG:HA	16:7A:60:LEU:HD12	1.96	0.46
16:7I:67:THR:HG22	16:7I:68:ASP:H	1.80	0.46
37:88:106:VAL:HG21	37:88:114:ALA:CB	2.44	0.46
42:95:22:VAL:HG22	42:95:23:GLU:H	1.80	0.46
40:B8:107:ASP:OD2	40:B8:109:GLU:HG3	2.14	0.46
20:BA:19:SER:O	20:BA:23:ARG:N	2.43	0.46
20:BA:53:LEU:O	20:BA:57:ARG:HG3	2.14	0.46
45:C5:50:ARG:HG2	45:C5:53:PRO:HG3	1.97	0.46
46:D5:10:ARG:HH21	46:D5:26:GLY:H	1.61	0.46
28:11:174:ILE:HD12	28:11:174:ILE:N	2.30	0.46
2:12:165:VAL:O	2:12:167:PRO:HD3	2.15	0.46
1:13:1527:C:N4	1:13:1528:U:O4	2.48	0.46
26:14:1006:C:O2	34:15:106:MET:HB3	2.15	0.46
26:14:107:C:H2'	26:14:108:U:H6	1.80	0.46
26:14:1716:U:H2'	26:14:1717:G:C8	2.50	0.46
26:14:1770:G:H1	26:14:1982:C:H42	1.63	0.46
26:14:2577:A:H2'	26:14:2614:A:N6	2.31	0.46

Continued on next page...

Continued from previous page...

Atom-1	Atom-2	Interatomic distance (Å)	Clash overlap (Å)
26:14:510:C:H2'	26:14:511:U:O4'	2.15	0.46
26:14:839:U:H2'	26:14:840:C:C6	2.51	0.46
26:14:903:C:H2'	26:14:904:C:C6	2.50	0.46
26:14:925:C:H2'	26:14:926:A:H8	1.79	0.46
27:16:31:C:H2'	27:16:32:C:H6	1.79	0.46
2:1E:215:LEU:O	2:1E:219:VAL:HG23	2.15	0.46
1:1G:1299:A:N1	1:1G:1301:U:N3	2.64	0.46
1:1G:149:A:H2'	1:1G:150:C:C6	2.50	0.46
1:1G:340:U:H2'	1:1G:341:C:C6	2.49	0.46
1:1G:442:C:H2'	1:1G:443:C:C6	2.50	0.46
1:1G:837:G:H1	1:1G:849:C:N4	2.12	0.46
26:1H:1064:C:N4	26:1H:1070:A:OP1	2.48	0.46
26:1H:2707:G:O3'	38:98:68:ARG:HG2	2.15	0.46
26:1H:527:C:H4'	26:1H:528:A:H5'	1.96	0.46
26:1H:775:G:C5	26:1H:794:G:C8	3.03	0.46
26:1H:945:A:OP2	26:1H:945:A:H4'	2.15	0.46
24:1L:10:G:O2'	24:1L:11:C:OP1	2.31	0.46
29:21:14:ILE:HA	29:21:14:ILE:HD12	1.58	0.46
29:29:111:ARG:HD2	29:29:160:TYR:CD2	2.51	0.46
30:31:129:PHE:O	30:31:130:ALA:HB3	2.16	0.46
12:3I:71:PRO:O	12:3I:102:ARG:HD3	2.15	0.46
24:3K:2:C:N3	24:3K:72:C:N4	2.62	0.46
5:4E:75:THR:OG1	5:4E:76:ILE:N	2.41	0.46
33:61:21:VAL:CG2	33:61:25:TYR:HD2	2.29	0.46
40:75:64:ARG:NH1	40:75:103:ARG:HA	2.28	0.46
9:82:63:ILE:HD11	9:82:81:ILE:HD11	1.96	0.46
42:95:71:LEU:HA	42:95:86:GLY:HA2	1.97	0.46
18:9A:34:TYR:HA	18:9A:40:LEU:HD11	1.97	0.46
41:C8:108:GLU:OE1	41:C8:112:ARG:NH1	2.48	0.46
26:1H:1567:A:H5'	28:11:58:HIS:ND1	2.30	0.46
1:13:413:G:N2	1:13:428:G:H1'	2.29	0.46
1:13:447:G:O5'	1:13:447:G:H8	1.99	0.46
1:13:57:G:H2'	1:13:58:C:C6	2.50	0.46
26:14:1154:G:OP2	41:85:58:ARG:NH1	2.48	0.46
1:1G:1449:C:H3'	1:1G:1450:U:H4'	1.97	0.46
26:1H:1068:G:H1'	26:1H:1096:A:N3	2.30	0.46
26:1H:1534:G:N2	26:1H:1538:G:H22	2.11	0.46
26:1H:1789:A:H5''	28:11:220:HIS:O	2.16	0.46
26:1H:2101:G:H1	26:1H:2188:C:H42	1.63	0.46
26:1H:459:U:H4'	54:P8:40:TRP:CZ3	2.50	0.46
26:1H:963:U:OP1	58:1H:3797:HOH:O	2.21	0.46

Continued on next page...

Continued from previous page...

Atom-1	Atom-2	Interatomic distance (Å)	Clash overlap (Å)
27:1J:44:G:C2	27:1J:48:A:C2	3.03	0.46
23:2L:4:G:H1	23:2L:70:C:H42	1.63	0.46
4:3E:64:LEU:HD22	4:3E:198:VAL:HG11	1.96	0.46
5:42:83:GLU:HB3	5:42:88:LYS:HG3	1.98	0.46
32:51:154:PRO:HB3	32:51:163:TYR:CE2	2.49	0.46
32:51:4:ILE:HG13	32:51:6:ARG:HB2	1.96	0.46
34:58:35:ARG:O	34:58:42:TRP:HZ3	1.98	0.46
32:59:76:VAL:HA	32:59:79:VAL:HG22	1.97	0.46
6:5E:23:LYS:HA	6:5E:26:ILE:HD12	1.97	0.46
33:61:113:ARG:H	33:61:116:LEU:HD13	1.80	0.46
7:6E:5:ARG:NH1	7:6E:8:GLU:OE2	2.48	0.46
40:75:18:ASP:OD1	40:75:19:LEU:HG	2.15	0.46
36:78:29:LYS:HD2	36:78:30:THR:HG22	1.98	0.46
37:88:51:ARG:NH1	37:88:52:VAL:HG23	2.25	0.46
42:95:76:LYS:NZ	42:95:82:ARG:HE	2.14	0.46
38:98:10:LEU:O	38:98:12:ARG:N	2.49	0.46
39:A8:34:HIS:CD2	39:A8:54:LEU:HD23	2.50	0.46
46:D5:128:VAL:HG23	46:D5:160:GLY:HA3	1.97	0.46
54:L5:6:GLN:HA	54:L5:7:PRO:HD3	1.72	0.46
55:Q8:26:LYS:HD3	55:Q8:26:LYS:O	2.15	0.46
28:11:17:THR:CG2	28:11:205:VAL:H	2.28	0.46
2:12:9:GLU:HB2	2:12:217:ARG:NH2	2.30	0.46
1:13:1063:C:H3'	1:13:1064:G:H2'	1.97	0.46
1:13:1292:U:H2'	1:13:1293:G:C8	2.50	0.46
1:13:475:G:H2'	1:13:476:G:O4'	2.16	0.46
1:13:853:G:H8	1:13:853:G:H5''	1.80	0.46
1:13:954:G:H2'	1:13:955:U:C6	2.50	0.46
26:14:1087:G:H2'	26:14:1089:G:H1'	1.97	0.46
26:14:1166:C:H1'	26:14:1184:G:N2	2.30	0.46
26:14:656:G:H2'	26:14:657:U:O4'	2.15	0.46
26:14:739:G:P	58:14:3506:HOH:O	2.70	0.46
26:14:96:G:H4'	49:G5:48:HIS:ND1	2.30	0.46
34:15:39:ARG:HA	34:15:40:PRO:HD2	1.70	0.46
1:1G:1352:C:H2'	1:1G:1353:G:C8	2.51	0.46
1:1G:1372:U:H2'	1:1G:1373:G:O4'	2.15	0.46
1:1G:448:A:OP2	1:1G:485:G:N2	2.40	0.46
1:1G:536:C:H2'	1:1G:537:G:C8	2.51	0.46
1:1G:37:U:O2'	1:1G:547:A:N1	2.43	0.46
1:1G:617:G:C2	1:1G:618:C:C5	3.04	0.46
1:1G:801:U:H2'	1:1G:802:A:H8	1.80	0.46
26:1H:1519:G:C2'	26:1H:1520:U:H5'	2.45	0.46

Continued on next page...

Continued from previous page...

Atom-1	Atom-2	Interatomic distance (Å)	Clash overlap (Å)
26:1H:1664:A:OP1	58:1H:3715:HOH:O	2.19	0.46
26:1H:2061:G:C2	26:1H:2063:C:C4	3.03	0.46
26:1H:2107:C:O2	26:1H:2182:G:N2	2.29	0.46
26:1H:2457:U:C2'	26:1H:2458:G:H5'	2.45	0.46
26:1H:2062:A:N6	26:1H:2503:A:H62	2.13	0.46
26:1H:2748:A:C2	32:51:63:SER:HB3	2.50	0.46
26:1H:297:C:H2'	26:1H:298:G:O4'	2.16	0.46
26:1H:483:A:O4'	45:G8:48:ALA:HB1	2.16	0.46
26:1H:960:A:C8	26:1H:962:G:C8	3.02	0.46
27:1J:99:A:C5	27:1J:100:G:C8	3.03	0.46
29:29:31:CYS:O	29:29:91:VAL:HG22	2.15	0.46
11:2I:112:THR:HA	11:2I:113:PRO:HD3	1.68	0.46
23:2L:20:G:OP1	23:2L:61:U:N3	2.46	0.46
31:49:56:ALA:HB2	31:49:153:ARG:CZ	2.46	0.46
1:1G:1329:A:H5'	13:4A:29:ARG:HE	1.80	0.46
6:52:97:PHE:HE2	18:9A:62:GLU:HG2	1.81	0.46
34:58:137:LYS:HE3	34:58:138:LEU:HB2	1.98	0.46
26:1H:1142(A):A:H4'	34:58:25:ARG:NH2	2.29	0.46
33:61:8:PRO:HA	33:61:14:ASP:HA	1.96	0.46
36:78:138:LEU:CD1	36:78:144:GLU:HG3	2.40	0.46
36:78:1:MET:HE1	36:78:6:LEU:HA	1.96	0.46
16:7I:26:ARG:HH21	16:7I:31:LYS:HD3	1.80	0.46
42:95:1:MET:HB3	42:95:42:GLY:HA3	1.96	0.46
18:9I:32:ARG:HH11	18:9I:65:ILE:HD13	1.81	0.46
19:AI:52:TYR:HA	19:AI:56:GLN:O	2.15	0.46
19:AI:6:LYS:HE2	19:AI:6:LYS:HB3	1.77	0.46
26:1H:581:C:OP1	41:C8:33:ARG:HG3	2.16	0.46
47:E5:12:ASN:HA	47:E5:14:ARG:NH2	2.31	0.46
48:F5:4:VAL:HG11	48:F5:11:ARG:NH1	2.30	0.46
46:H8:5:LEU:HD23	46:H8:47:VAL:HG21	1.96	0.46
47:I8:60:PHE:CD1	47:I8:60:PHE:N	2.83	0.46
49:K8:28:LYS:HD2	49:K8:56:GLN:NE2	2.30	0.46
2:12:7:VAL:HG13	2:12:8:LYS:HG3	1.98	0.46
1:13:1364:U:O2'	1:13:1365:G:H5'	2.15	0.46
26:14:1970:A:P	58:14:3577:HOH:O	2.70	0.46
26:14:2295:C:H5	39:65:13:ARG:NH2	2.14	0.46
26:14:239:U:H2'	26:14:240:G:O4'	2.15	0.46
26:14:2547:U:O2'	26:14:2548:G:H5'	2.16	0.46
26:14:2867:G:OP2	40:75:119:LYS:NZ	2.34	0.46
26:14:623:G:H2'	26:14:624:C:C6	2.50	0.46
34:15:90:MET:HB3	34:15:98:VAL:HG12	1.98	0.46

Continued on next page...

Continued from previous page...

Atom-1	Atom-2	Interatomic distance (Å)	Clash overlap (Å)
1:1G:1226:C:H4'	19:AA:80:TYR:CZ	2.51	0.46
1:1G:1297:C:OP1	13:4A:13:LYS:HG3	2.15	0.46
1:1G:390:C:H2'	1:1G:391:G:C8	2.51	0.46
1:1G:403:C:H42	1:1G:547:A:H5'	1.79	0.46
1:1G:516:U:O2'	1:1G:519:C:N3	2.49	0.46
1:1G:728:A:N7	15:6A:54:ARG:HD2	2.31	0.46
26:1H:1171:G:N2	26:1H:1178:C:N3	2.63	0.46
26:1H:1400:G:H2'	26:1H:1401:G:C8	2.51	0.46
26:1H:1443:G:N2	26:1H:1549:C:C2	2.84	0.46
26:1H:1530:G:O6	26:1H:1542:G:N2	2.48	0.46
26:1H:2863:C:H2'	26:1H:2864:G:C8	2.50	0.46
26:1H:556:G:H2'	26:1H:557:U:C6	2.50	0.46
26:1H:600:G:N2	26:1H:605:C:O3'	2.48	0.46
22:1K:23:A:H2'	22:1K:24:G:O4'	2.14	0.46
29:21:105:THR:HG21	29:21:164:ARG:CZ	2.46	0.46
29:21:37:ARG:O	29:21:45:THR:HA	2.16	0.46
11:2A:54:ARG:NH1	24:3L:39:U:O3'	2.48	0.46
11:2I:78:GLN:O	11:2I:103:LEU:HA	2.15	0.46
11:2I:29:ILE:HG13	11:2I:44:SER:HB3	1.97	0.46
23:2K:23:G:H2'	23:2K:24:C:H6	1.81	0.46
23:2K:26:C:H2'	23:2K:27:G:O4'	2.15	0.46
4:32:126:ILE:HG22	4:32:127:THR:H	1.79	0.46
4:3E:106:TYR:HE2	4:3E:107:ARG:NH1	2.14	0.46
4:3E:108:LEU:HD21	4:3E:183:GLY:HA3	1.96	0.46
12:3I:91:LYS:O	12:3I:91:LYS:HG3	2.14	0.46
26:1H:2314:C:H5''	31:41:38:VAL:HG21	1.96	0.46
37:45:86:GLY:O	37:45:88:GLY:N	2.47	0.46
31:49:6:ALA:O	31:49:10:LYS:N	2.38	0.46
13:4A:3:ARG:HD3	13:4A:7:VAL:HA	1.97	0.46
32:59:27:LYS:HA	32:59:27:LYS:HD2	1.69	0.46
39:65:15:ARG:O	39:65:19:LYS:HD3	2.14	0.46
36:78:62:LEU:HB3	55:Q8:23:VAL:HG21	1.96	0.46
36:78:76:LYS:HA	36:78:76:LYS:HD3	1.57	0.46
16:7A:15:PRO:O	16:7A:16:HIS:HD2	1.99	0.46
11:2A:109:VAL:HG22	18:9A:86:VAL:HG13	1.97	0.46
39:A8:87:PHE:HZ	39:A8:98:VAL:HG12	1.81	0.46
41:C8:90:VAL:HG22	42:D8:39:LEU:HB3	1.98	0.46
46:D5:126:VAL:HG12	46:D5:163:LEU:HB3	1.98	0.46
44:F8:34:ALA:HA	44:F8:38:GLU:OE1	2.16	0.46
45:G8:34:LYS:O	45:G8:34:LYS:HG2	2.16	0.46
52:N8:38:ALA:HB3	52:N8:40:LYS:HE3	1.96	0.46

Continued on next page...

Continued from previous page...

Atom-1	Atom-2	Interatomic distance (Å)	Clash overlap (Å)
28:11:69:ARG:HD3	28:11:105:ILE:HD11	1.97	0.46
1:13:221:C:H2'	1:13:222:U:C6	2.49	0.46
1:13:297:G:H4'	1:13:557:G:H4'	1.98	0.46
1:13:834:C:C2	1:13:853:G:C2	3.04	0.46
26:14:1805:U:C2	26:14:1806:C:C5	3.03	0.46
1:1G:1418:A:H2	26:14:1948:G:N3	2.13	0.46
26:14:2388:A:C2'	26:14:2389:G:H5'	2.45	0.46
26:14:2394:C:H2'	26:14:2395:C:H6	1.79	0.46
26:14:276:A:H2'	26:14:277:C:C5	2.50	0.46
26:14:695:G:C2	26:14:768:G:C5	3.04	0.46
26:14:895:U:H4'	26:14:896:A:C5	2.51	0.46
34:15:34:LEU:HD21	34:15:120:LEU:HB2	1.98	0.46
28:19:146:GLU:HB2	28:19:189:CYS:HB3	1.95	0.46
28:19:51:VAL:HG12	28:19:54:ARG:HD2	1.97	0.46
10:1A:6:ILE:HG22	10:1A:98:ILE:HG12	1.98	0.46
2:1E:130:ARG:H	2:1E:130:ARG:HG2	1.50	0.46
1:1G:1111:A:H2'	1:1G:1112:C:C6	2.51	0.46
1:1G:1369:C:H2'	1:1G:1370:G:O4'	2.16	0.46
1:1G:1453:G:O6	20:BA:51:GLU:HB3	2.16	0.46
1:1G:358:U:H2'	1:1G:359:U:H6	1.80	0.46
1:1G:707:C:H2'	1:1G:708:C:H6	1.81	0.46
26:1H:118:A:H3'	26:1H:119:A:H5''	1.97	0.46
26:1H:1952:A:C6	35:68:22:ILE:HD12	2.50	0.46
26:1H:2182:G:H2'	26:1H:2183:C:C6	2.50	0.46
26:1H:234:C:C2	26:1H:235:U:C5	3.03	0.46
26:1H:487:C:C2'	26:1H:488:G:H5'	2.46	0.46
22:1K:76:A:H1'	26:1H:2583:G:N2	2.30	0.46
24:1L:22:G:OP2	24:1L:22:G:H8	1.98	0.46
3:22:134:ILE:HD13	3:22:134:ILE:HA	1.81	0.46
3:22:61:ALA:C	3:22:63:ASN:H	2.19	0.46
26:14:1665:A:H4'	35:25:67:LYS:HB2	1.98	0.46
29:29:26:ILE:HG21	29:29:28:ALA:HB2	1.96	0.46
29:29:33:VAL:HG11	29:29:36:ARG:NH2	2.30	0.46
29:29:87:GLU:O	29:29:89:ASP:HA	2.15	0.46
30:39:165:ARG:HA	30:39:168:ARG:HD3	1.97	0.46
30:39:36:VAL:HG11	30:39:183:VAL:HG11	1.96	0.46
24:3L:52:G:H1	24:3L:62:C:H42	1.63	0.46
5:42:122:GLU:OE1	5:42:131:ILE:HG13	2.16	0.46
13:4I:23:TYR:HE2	13:4I:71:ARG:HG3	1.79	0.46
38:55:29:LEU:HD12	38:55:29:LEU:HA	1.81	0.46
34:58:65:LYS:HE3	34:58:65:LYS:HB2	1.56	0.46

Continued on next page...

Continued from previous page...

Atom-1	Atom-2	Interatomic distance (Å)	Clash overlap (Å)
8:72:11:THR:HG23	8:72:14:ARG:HH12	1.80	0.46
9:82:17:VAL:HG22	9:82:63:ILE:HD11	1.96	0.46
41:85:19:LYS:O	41:85:22:LYS:HG3	2.16	0.46
17:8I:67:LYS:O	17:8I:68:ARG:HB3	2.16	0.46
17:8I:88:TYR:CD2	17:8I:89:LEU:HD22	2.49	0.46
26:1H:1278:A:H5''	38:98:36:THR:HG22	1.98	0.46
20:BA:75:ASN:HA	20:BA:78:ALA:HB3	1.97	0.46
45:C5:39:VAL:HG23	45:C5:41:GLY:N	2.24	0.46
46:D5:71:VAL:HB	46:D5:88:PHE:CE1	2.51	0.46
45:G8:94:LYS:HD2	45:G8:94:LYS:HA	1.68	0.46
49:K8:28:LYS:HD3	49:K8:53:LEU:HD21	1.98	0.46
55:M5:29:LYS:HB3	55:M5:44:LYS:HB2	1.98	0.46
2:12:189:ASP:N	2:12:189:ASP:OD1	2.49	0.46
2:12:22:LYS:C	2:12:24:TRP:H	2.17	0.46
2:12:42:ILE:HD13	2:12:43:ASP:N	2.31	0.46
1:13:1177:G:C8	1:13:1178:G:C2	3.03	0.46
1:13:319:G:H2'	1:13:320:C:O4'	2.16	0.46
1:13:37:U:O2'	1:13:500:G:H4'	2.15	0.46
1:13:60:A:H4'	1:13:61:G:H5'	1.98	0.46
1:13:632:A:H8	1:13:633:G:N9	2.14	0.46
1:13:79:G:O2'	1:13:90:C:O2	2.25	0.46
1:13:991:U:C4	1:13:1212:U:H1'	2.51	0.46
26:14:1435:G:H1	26:14:1557:C:H42	1.64	0.46
26:14:1569:A:H5'	28:19:61:LEU:CD2	2.46	0.46
26:14:2306:C:H3'	26:14:2307:G:H5''	1.98	0.46
26:14:2469:A:C2	26:14:2470:G:C5	3.04	0.46
26:14:817:C:O2'	26:14:839:U:H5''	2.16	0.46
28:19:37:LEU:HA	28:19:38:LYS:HG2	1.98	0.46
1:1G:1194:U:H2'	1:1G:1195:C:H6	1.79	0.46
26:1H:1058:U:H3	26:1H:1080:A:N6	2.13	0.46
26:1H:1141:U:H6	34:58:63:THR:OG1	1.99	0.46
26:1H:1317:A:H2'	26:1H:1318:C:C6	2.51	0.46
26:1H:2012:G:OP1	43:E8:11:ARG:NH2	2.43	0.46
26:1H:2336:A:N6	47:I8:43:THR:HB	2.31	0.46
26:1H:2849:U:O4	40:B8:23:ARG:NH2	2.48	0.46
26:1H:312:G:H5'	26:1H:331:A:O2'	2.15	0.46
26:1H:576:U:H5	58:1H:3921:HOH:O	1.98	0.46
26:1H:58:G:N2	26:1H:70:G:C5	2.84	0.46
29:21:119:ARG:HB3	29:21:120:TRP:CD1	2.51	0.46
29:29:41:LYS:HG3	29:29:42:ASP:H	1.81	0.46
36:35:98:GLU:HA	36:35:101:VAL:HG12	1.98	0.46

Continued on next page...

Continued from previous page...

Atom-1	Atom-2	Interatomic distance (Å)	Clash overlap (Å)
4:3E:99:SER:O	4:3E:140:VAL:HG22	2.16	0.46
1:1G:922:G:H4'	5:42:20:GLN:HA	1.97	0.46
31:49:16:ARG:O	31:49:20:ILE:HG13	2.15	0.46
33:69:125:GLU:OE1	33:69:141:LYS:HG3	2.16	0.46
8:7E:58:TYR:O	8:7E:59:LEU:HD23	2.15	0.46
9:8E:46:ALA:HA	9:8E:78:LYS:HB2	1.97	0.46
1:13:280:C:C2	17:8I:38:ARG:HG3	2.51	0.46
26:1H:2376:A:N1	39:A8:87:PHE:HB3	2.31	0.46
46:D5:76:LEU:H	46:D5:76:LEU:HD23	1.81	0.46
46:D5:76:LEU:HA	46:D5:83:PRO:HA	1.98	0.46
46:H8:125:LEU:HG	46:H8:164:ALA:HB3	1.98	0.46
13:4I:3:ARG:HB2	51:M8:34:GLU:OE2	2.15	0.46
51:M8:37:SER:OG	51:M8:42:PHE:HB3	2.16	0.46
51:M8:49:PHE:CD2	51:M8:50:VAL:HG12	2.50	0.46
28:11:218:ARG:HB3	28:11:219:PRO:HD2	1.98	0.46
2:12:141:GLU:O	2:12:145:LEU:HB2	2.15	0.46
1:13:32:A:H2'	1:13:33:A:C8	2.51	0.46
1:13:452:A:H2'	1:13:453:A:C8	2.51	0.46
26:14:1665:A:H2'	26:14:1666:G:O4'	2.16	0.46
26:14:2080:G:O2'	26:14:2081:C:H5'	2.15	0.46
26:14:2212:A:O2'	26:14:2213:U:O5'	2.33	0.46
26:14:2628:C:H1'	26:14:2781:A:H2'	1.97	0.46
26:14:2688:U:H1'	26:14:2721:A:N6	2.31	0.46
26:14:307:G:N2	26:14:310:A:OP2	2.47	0.46
1:1G:1053:G:O2'	1:1G:1054:C:P	2.74	0.46
1:1G:1065:U:C5	1:1G:1190:G:H1'	2.50	0.46
1:1G:971:G:C6	1:1G:1364:U:O2'	2.69	0.46
1:1G:590:C:H2'	1:1G:591:U:H6	1.81	0.46
1:1G:639:G:H2'	1:1G:640:A:H8	1.80	0.46
26:1H:1213:A:H1'	26:1H:1238:G:N3	2.30	0.46
26:1H:1317:A:H2'	26:1H:1318:C:H6	1.81	0.46
26:1H:1665:A:N6	58:1H:3964:HOH:O	2.48	0.46
26:1H:1843:C:H6	26:1H:1843:C:O5'	1.99	0.46
26:1H:2070:G:C2	26:1H:2442:C:C2	3.04	0.46
26:1H:2082:A:H2'	26:1H:2083:G:O4'	2.16	0.46
26:1H:2210:G:H5''	26:1H:2211:G:N7	2.31	0.46
26:1H:2726:U:O2'	26:1H:2727:G:H8	1.99	0.46
26:1H:2793:G:H2'	26:1H:2794:C:C6	2.51	0.46
26:1H:2632:A:O2'	26:1H:2811:G:O2'	2.27	0.46
26:1H:581:C:O2'	26:1H:582:G:H5'	2.15	0.46
24:1L:9:A:H5'	24:1L:9:A:N3	2.31	0.46

Continued on next page...

Continued from previous page...

Atom-1	Atom-2	Interatomic distance (Å)	Clash overlap (Å)
11:2I:44:SER:OG	11:2I:47:VAL:HG23	2.15	0.46
30:31:117:ARG:HG2	30:31:192:LEU:HB2	1.98	0.46
30:31:125:LEU:HD21	30:31:199:TRP:CE3	2.51	0.46
30:39:152:GLU:HA	30:39:190:GLU:OE2	2.16	0.46
35:68:22:ILE:HD13	35:68:22:ILE:HA	1.59	0.46
33:69:97:ILE:O	33:69:100:ALA:HB3	2.16	0.46
9:82:17:VAL:HA	9:82:63:ILE:HG12	1.98	0.46
9:8E:3:GLN:OE1	9:8E:20:ARG:NH1	2.48	0.46
9:8E:70:LYS:O	9:8E:74:ILE:HG13	2.16	0.46
40:B8:99:LEU:HB3	40:B8:101:PHE:HE1	1.77	0.46
45:C5:2:ARG:HD3	45:C5:2:ARG:HA	1.66	0.46
46:D5:96:VAL:N	46:D5:128:VAL:O	2.41	0.46
42:D8:21:ARG:HG2	42:D8:91:TYR:CE2	2.51	0.46
48:F5:92:LYS:O	48:F5:94:LEU:N	2.48	0.46
26:1H:309:G:H4'	45:G8:18:GLY:HA2	1.98	0.46
50:H5:28:LEU:HA	50:H5:28:LEU:HD23	1.79	0.46
49:K8:64:LEU:HD22	49:K8:68:ARG:HD2	1.96	0.46
28:11:146:GLU:HB2	28:11:189:CYS:CB	2.44	0.46
2:12:10:LEU:HD13	2:12:10:LEU:HA	1.79	0.46
2:12:212:GLN:O	2:12:216:SER:N	2.34	0.46
2:12:8:LYS:HE3	2:12:11:LEU:HD23	1.98	0.46
1:13:1346:A:O3'	1:13:1347:G:H4'	2.16	0.46
1:13:138:G:H1	1:13:225:C:H42	1.64	0.46
1:13:265:G:N2	1:13:267:C:H5'	2.31	0.46
1:13:616:G:C2	1:13:617:G:N7	2.84	0.46
1:13:656:C:H2'	15:6I:28:GLN:NE2	2.31	0.46
1:13:872:A:C4	1:13:874:G:N7	2.84	0.46
26:14:1252:G:N3	41:85:33:ARG:HD2	2.30	0.46
26:14:1475:G:C2	26:14:1519:G:C2	3.04	0.46
26:14:2420:C:OP1	55:M5:34:TRP:HB3	2.16	0.46
26:14:560:C:O2	41:85:49:HIS:CE1	2.69	0.46
26:14:579:G:H2'	26:14:580:C:H6	1.78	0.46
27:16:78:A:H2'	27:16:79:C:O4'	2.16	0.46
28:19:236:GLY:N	28:19:237:GLU:HG2	2.31	0.46
2:1E:178:ARG:HD3	2:1E:178:ARG:HA	1.86	0.46
1:1G:1134:G:C2	1:1G:1135:U:H1'	2.51	0.46
1:1G:1327:C:H2'	1:1G:1328:C:C6	2.51	0.46
1:1G:1346:A:OP2	1:1G:1346:A:H3'	2.15	0.46
1:1G:1508:G:H1	1:1G:1527:C:H42	1.64	0.46
1:1G:308:C:H2'	1:1G:309:G:H8	1.81	0.46
1:1G:517:G:N3	1:1G:531:U:H5''	2.31	0.46

Continued on next page...

Continued from previous page...

Atom-1	Atom-2	Interatomic distance (Å)	Clash overlap (Å)
1:1G:553:A:H2'	1:1G:554:C:H6	1.80	0.46
1:1G:672:U:H2'	1:1G:673:G:H8	1.81	0.46
26:1H:1055:G:H1	26:1H:1104:C:H42	1.64	0.46
26:1H:1163:G:N3	26:1H:1164:G:C8	2.84	0.46
26:1H:1359:A:N1	26:1H:1372:U:C4	2.83	0.46
26:1H:1405:U:H2'	26:1H:1406:U:H6	1.80	0.46
26:1H:1591:G:H2'	26:1H:1592:C:C6	2.51	0.46
26:1H:2261:C:O2'	26:1H:2262:U:H5'	2.15	0.46
26:1H:2615:U:P	58:1H:3608:HOH:O	2.73	0.46
26:1H:2543:G:H1'	26:1H:2766:G:H5'	1.97	0.46
26:1H:6:A:H2'	26:1H:7:G:O4'	2.16	0.46
26:1H:85:G:OP2	45:G8:9:LYS:HB2	2.14	0.46
26:1H:950:G:C6	26:1H:951:C:C4	3.04	0.46
29:29:199:ARG:HH12	29:29:202:LYS:NZ	2.14	0.46
36:35:105:LEU:H	36:35:105:LEU:HD12	1.81	0.46
24:3K:22:G:N7	24:3K:46:G:N2	2.63	0.46
31:49:95:ARG:CG	31:49:96:ARG:H	2.27	0.46
13:4I:3:ARG:HB3	13:4I:9:ILE:HG12	1.98	0.46
32:51:87:LEU:HA	32:51:163:TYR:O	2.16	0.46
3:2E:6:HIS:CD2	14:5I:49:HIS:HB3	2.50	0.46
35:68:107:ARG:NH1	40:B8:36:GLU:HG2	2.31	0.46
15:6A:36:ILE:HD12	15:6A:63:ARG:HD3	1.98	0.46
37:88:12:GLN:HE21	37:88:72:LYS:HG3	1.81	0.46
39:A8:24:LEU:HB2	39:A8:85:VAL:CG1	2.46	0.46
19:AA:80:TYR:CZ	19:AA:82:GLY:HA2	2.50	0.46
19:AI:40:ILE:HD11	19:AI:62:ILE:HG23	1.97	0.46
45:C5:15:VAL:HG12	45:C5:21:LYS:HA	1.96	0.46
26:14:2271:G:OP1	47:E5:18:ALA:HB1	2.15	0.46
44:F8:50:LYS:O	44:F8:83:VAL:HA	2.16	0.46
49:G5:12:GLU:O	49:G5:16:LEU:HB3	2.15	0.46
51:I5:57:GLU:O	51:I5:61:ARG:NH2	2.48	0.46
26:14:686:G:N7	54:L5:5:TRP:CH2	2.84	0.46
55:M5:60:LEU:HB2	55:M5:61:LEU:H	1.38	0.46
51:M8:16:CYS:SG	51:M8:36:CYS:N	2.89	0.46
52:N8:9:LYS:HA	52:N8:9:LYS:HD3	1.74	0.46
2:12:189:ASP:H	2:12:192:SER:HB2	1.81	0.46
1:13:575:G:C5	1:13:881:G:C2	3.04	0.46
1:13:991:U:O2'	1:13:992:U:O5'	2.33	0.46
26:14:1421:G:C2	26:14:1422:G:N7	2.83	0.46
26:14:1426:G:H5''	26:14:1427:A:OP2	2.16	0.46
26:14:2115:G:N2	26:14:2172:U:H3	2.14	0.46

Continued on next page...

Continued from previous page...

Atom-1	Atom-2	Interatomic distance (Å)	Clash overlap (Å)
26:14:2275:C:H5'	26:14:2275:C:C6	2.49	0.46
26:14:2299:G:N1	26:14:2318:G:C8	2.84	0.46
26:14:2340:G:H2'	26:14:2341:G:H8	1.80	0.46
2:1E:67:THR:N	2:1E:160:ASP:OD2	2.44	0.46
1:1G:1163:C:N3	1:1G:1174:G:N2	2.64	0.46
26:1H:773:U:H5'	28:11:47:GLY:HA3	1.98	0.46
26:1H:813:U:H2'	26:1H:814:C:C6	2.51	0.46
10:1I:3:LYS:N	10:1I:75:ILE:HA	2.31	0.46
30:31:64:ILE:HG23	30:31:65:TRP:NE1	2.31	0.46
30:31:63:LYS:HE2	30:31:67:GLN:HB3	1.98	0.46
4:32:28:SER:HA	4:32:29:PRO:HA	1.61	0.46
12:3I:84:LEU:HB2	12:3I:105:TYR:HE2	1.81	0.46
24:3L:58:A:H1'	24:3L:60:U:C5	2.51	0.46
37:45:59:ARG:H	37:45:59:ARG:HG3	1.44	0.46
37:45:85:LYS:HG2	37:45:86:GLY:H	1.81	0.46
13:4I:15:VAL:O	13:4I:19:LEU:HD23	2.16	0.46
6:52:76:ALA:O	6:52:80:ARG:HG3	2.16	0.46
14:5A:26:ARG:CZ	14:5A:47:LEU:HD21	2.46	0.46
7:6E:62:PHE:HA	7:6E:124:LEU:HD21	1.97	0.46
36:78:112:LEU:O	36:78:128:HIS:HB2	2.16	0.46
36:78:58:THR:O	36:78:62:LEU:HG	2.16	0.46
16:7I:71:ARG:O	16:7I:75:ARG:N	2.49	0.46
42:95:29:PRO:HA	42:95:61:VAL:CG1	2.46	0.46
42:95:38:LEU:HD22	42:95:55:ALA:HB1	1.99	0.46
19:AA:35:SER:O	19:AA:71:LEU:HD12	2.16	0.46
29:21:18:ASP:CB	40:B8:82:LEU:HD11	2.46	0.46
46:D5:92:SER:O	46:D5:94:GLU:N	2.48	0.46
26:1H:2016:U:H1'	52:N8:6:VAL:HG13	1.98	0.46
26:1H:2344:U:O2'	53:O8:37:ARG:HG2	2.15	0.46
2:12:102:LEU:HD21	2:12:162:ILE:HG21	1.98	0.45
1:13:665:A:N3	1:13:732:C:H2'	2.31	0.45
26:14:1113:U:OP1	32:59:3:ARG:N	2.49	0.45
26:14:2648:C:H2'	26:14:2649:U:C6	2.51	0.45
26:14:270(G):C:H2'	26:14:270(H):C:C6	2.51	0.45
26:14:548:A:C6	26:14:549:G:H1'	2.51	0.45
26:14:690:G:H2'	26:14:691:C:C6	2.51	0.45
26:14:696:G:H2'	26:14:697:C:H6	1.80	0.45
10:1A:49:VAL:O	10:1A:60:ARG:HB2	2.15	0.45
2:1E:58:ILE:HB	2:1E:221:LEU:HD12	1.97	0.45
1:1G:1233:G:H2'	1:1G:1234:C:C6	2.51	0.45
1:1G:1298:C:H5	7:62:114:ARG:HD2	1.81	0.45

Continued on next page...

Continued from previous page...

Atom-1	Atom-2	Interatomic distance (Å)	Clash overlap (Å)
1:1G:1320:C:H2'	1:1G:1321:C:C6	2.51	0.45
1:1G:279:A:C8	1:1G:281:G:C2	3.04	0.45
1:1G:29:G:H5'	1:1G:296:U:OP1	2.16	0.45
1:1G:406:G:H1'	1:1G:495:A:C6	2.51	0.45
1:1G:954:G:H2'	1:1G:955:U:C6	2.51	0.45
26:1H:1515:C:H2'	26:1H:1516:U:H6	1.81	0.45
26:1H:208:C:H2'	26:1H:209:C:H6	1.81	0.45
26:1H:2294:C:O2'	26:1H:2295:C:H5'	2.16	0.45
26:1H:570:G:H5''	58:1H:3815:HOH:O	2.16	0.45
3:2E:3:ASN:O	3:2E:4:LYS:HG2	2.16	0.45
23:2L:11:A:H8	23:2L:11:A:O5'	1.99	0.45
36:35:3:LEU:HD12	36:35:3:LEU:H	1.80	0.45
30:39:178:PRO:HB3	30:39:198:ALA:HB1	1.98	0.45
7:62:63:LYS:HG3	7:62:64:GLN:N	2.31	0.45
39:65:41:ASP:CG	39:65:44:LYS:HD2	2.36	0.45
35:68:120:GLU:HB2	40:B8:68:TYR:HE2	1.81	0.45
35:68:64:ARG:HG2	35:68:79:PHE:CG	2.50	0.45
46:D5:157:LEU:HA	46:D5:158:PRO:HD2	1.53	0.45
46:H8:129:SER:HA	46:H8:130:PRO:HD3	1.77	0.45
2:12:172:ILE:H	2:12:172:ILE:HD12	1.81	0.45
1:13:1013:G:N2	1:13:1016:A:OP2	2.47	0.45
1:13:1022:G:H2'	1:13:1023:G:H8	1.82	0.45
26:14:176:G:O2'	26:14:177:G:H5'	2.16	0.45
26:14:662:G:H5'	36:35:15:ARG:CA	2.34	0.45
2:1E:76:GLN:NE2	2:1E:207:ALA:H	2.13	0.45
1:1G:1151:A:O2'	1:1G:1152:A:O5'	2.34	0.45
1:1G:1166:G:N2	1:1G:1170:A:OP2	2.49	0.45
1:1G:979:C:OP1	1:1G:1223:C:N4	2.49	0.45
1:1G:1335:C:OP1	1:1G:1337:G:N2	2.35	0.45
1:1G:457:C:H2'	1:1G:458:C:C6	2.51	0.45
1:1G:748:C:O5'	1:1G:748:C:H6	1.99	0.45
1:1G:75:C:H2'	1:1G:76:G:O4'	2.16	0.45
26:1H:1478:G:H1'	26:1H:1557:C:O2'	2.17	0.45
26:1H:1728:G:H3'	26:1H:1729:A:C5'	2.46	0.45
26:1H:1899:G:N2	26:1H:1902:C:H5	2.13	0.45
26:1H:2287:A:C2	26:1H:2346:A:H2	2.34	0.45
26:1H:902:C:H2'	26:1H:903:C:H6	1.81	0.45
29:29:42:ASP:HB3	29:29:44:TYR:CE2	2.51	0.45
3:2E:150:LYS:HG3	3:2E:169:ALA:HB2	1.98	0.45
30:31:133:ASN:HB3	30:31:138:GLU:OE1	2.15	0.45
30:31:64:ILE:HA	30:31:64:ILE:HD13	1.68	0.45

Continued on next page...

Continued from previous page...

Atom-1	Atom-2	Interatomic distance (Å)	Clash overlap (Å)
30:31:7:TYR:O	30:31:22:ALA:N	2.49	0.45
4:32:97:LEU:O	4:32:100:ARG:HB2	2.16	0.45
4:32:121:VAL:O	4:32:134:ASP:HA	2.16	0.45
4:32:155:LEU:O	4:32:158:ILE:HG13	2.16	0.45
36:35:99:LEU:HD12	36:35:102:ARG:NH2	2.31	0.45
4:3E:9:CYS:HB3	4:3E:32:ALA:HB2	1.98	0.45
26:14:2467:C:H4'	37:45:123:HIS:CD2	2.52	0.45
13:4I:15:VAL:HG23	13:4I:43:THR:O	2.16	0.45
13:4I:19:LEU:O	13:4I:22:ILE:HG13	2.17	0.45
38:55:56:LYS:HD2	38:55:88:ARG:HA	1.98	0.45
34:58:41:ASP:N	34:58:41:ASP:OD1	2.50	0.45
32:59:136:ILE:H	32:59:136:ILE:HG13	1.48	0.45
32:59:97:ARG:HG2	32:59:98:LEU:H	1.81	0.45
33:61:79:ILE:HD13	33:61:79:ILE:HA	1.76	0.45
1:1G:1443:G:N2	40:75:119:LYS:HB2	2.31	0.45
36:78:114:ILE:O	36:78:114:ILE:HG13	2.16	0.45
36:78:17:LYS:HE2	36:78:27:HIS:CD2	2.51	0.45
36:78:83:VAL:O	36:78:114:ILE:HA	2.16	0.45
17:8A:100:LYS:HD3	17:8A:100:LYS:HA	1.51	0.45
38:98:53:HIS:HB2	38:98:94:TYR:HE2	1.81	0.45
45:C5:82:PRO:CB	45:C5:97:ARG:HB3	2.46	0.45
43:E8:70:TYR:CD1	43:E8:70:TYR:N	2.83	0.45
48:F5:83:GLU:N	48:F5:83:GLU:OE1	2.49	0.45
44:F8:57:LEU:HG	44:F8:78:LYS:HG2	1.99	0.45
47:I8:11:ARG:HG3	47:I8:11:ARG:H	1.44	0.45
54:L5:34:ARG:NH1	54:L5:39:ARG:HG3	2.32	0.45
1:13:1129:C:N4	1:13:1139:G:H1	2.13	0.45
1:13:955:U:H1'	1:13:1227:A:N6	2.30	0.45
1:13:684:A:H2'	1:13:685:G:C8	2.51	0.45
26:14:1257:C:H4'	30:39:83:PHE:CE1	2.52	0.45
26:14:2134:A:H2	26:14:2159:G:HO2'	1.63	0.45
26:14:2296:U:H4'	26:14:2297:C:OP1	2.16	0.45
26:14:2346:A:H5''	26:14:2383:G:H1'	1.97	0.45
26:14:2261:C:H1'	26:14:2388:A:N3	2.31	0.45
26:14:270(L):U:O2'	26:14:270(M):U:OP1	2.32	0.45
26:14:2716:U:O2'	26:14:2717:G:H5'	2.16	0.45
26:14:354:G:H2'	26:14:355:G:C8	2.52	0.45
26:14:528:A:OP2	34:15:114:ARG:NH1	2.49	0.45
26:14:863:A:H2'	26:14:864:G:H8	1.82	0.45
26:14:931:G:H3'	26:14:931:G:H8	1.81	0.45
34:15:29:LYS:HG2	34:15:29:LYS:H	1.38	0.45

Continued on next page...

Continued from previous page...

Atom-1	Atom-2	Interatomic distance (Å)	Clash overlap (Å)
28:19:94:LEU:HD23	28:19:94:LEU:HA	1.73	0.45
21:1B:10:ARG:HA	21:1B:13:ILE:HD12	1.97	0.45
2:1E:12:GLU:HA	2:1E:16:HIS:CG	2.52	0.45
1:1G:1028(A):C:N4	1:1G:1032(B):G:H22	2.14	0.45
1:1G:1145:C:H1'	1:1G:1146:A:N7	2.32	0.45
1:1G:35:G:C2	1:1G:550:G:C2	3.03	0.45
26:1H:1050:A:H2'	26:1H:1051:G:O4'	2.17	0.45
26:1H:1419:A:C8	26:1H:1421:G:C6	3.05	0.45
26:1H:2505:G:H2'	26:1H:2576:G:O6	2.15	0.45
26:1H:2784:C:H1'	29:21:37:ARG:NH1	2.30	0.45
26:1H:2795:G:H3'	26:1H:2797:U:C5'	2.46	0.45
3:2E:16:ARG:HA	3:2E:16:ARG:HD2	1.69	0.45
30:39:25:PRO:HB2	30:39:27:GLU:HB2	1.98	0.45
31:49:144:ILE:HG22	31:49:146:TYR:H	1.82	0.45
32:59:19:VAL:HG12	32:59:20:ALA:H	1.81	0.45
14:5A:53:LEU:HA	14:5A:53:LEU:HD23	1.67	0.45
39:65:99:LYS:NZ	39:65:103:GLU:OE1	2.36	0.45
39:65:86:ALA:O	39:65:87:PHE:HB2	2.17	0.45
8:7E:25:ASP:OD1	8:7E:60:ARG:HG3	2.16	0.45
41:85:92:ARG:O	41:85:94:ASN:N	2.48	0.45
37:88:11:LYS:CE	37:88:86:GLY:HA2	2.46	0.45
17:8A:40:LYS:HD3	17:8A:42:TYR:CE1	2.51	0.45
9:8E:27:THR:HB	9:8E:62:TYR:HA	1.99	0.45
38:98:2:ARG:HB3	38:98:3:HIS:H	1.48	0.45
19:AA:22:LEU:O	19:AA:27:GLU:HA	2.15	0.45
20:BI:33:ILE:O	20:BI:37:SER:OG	2.33	0.45
26:1H:535:C:O3'	41:C8:53:ARG:NH1	2.48	0.45
26:1H:1155:A:H5'	41:C8:55:ARG:NE	2.30	0.45
43:E8:40:ASN:O	43:E8:41:LYS:HG2	2.16	0.45
49:G5:63:VAL:O	49:G5:67:LYS:HG2	2.15	0.45
49:K8:23:LYS:HE3	49:K8:27:GLU:OE2	2.16	0.45
53:O8:17:LYS:O	53:O8:18:ARG:HB2	2.16	0.45
26:1H:784:A:C5	28:11:229:VAL:HG21	2.51	0.45
1:13:1315:U:C5	1:13:1316:G:C5	3.05	0.45
1:13:465:A:N7	1:13:467:G:C6	2.84	0.45
26:14:1171:G:N2	26:14:1178:C:H42	2.14	0.45
26:14:1342:A:H2	26:14:1602:U:N3	2.12	0.45
26:14:1449:A:H5'	26:14:1449(A):G:OP2	2.16	0.45
26:14:1572:A:O5'	26:14:1572:A:H8	1.99	0.45
26:14:1794:U:H2'	26:14:1795:C:C6	2.51	0.45
26:14:2002:G:C5	58:14:3900:HOH:O	2.68	0.45

Continued on next page...

Continued from previous page...

Atom-1	Atom-2	Interatomic distance (Å)	Clash overlap (Å)
26:14:2496:C:P	37:45:81:VAL:HG12	2.56	0.45
26:14:2511:U:H2'	26:14:2512:C:C6	2.51	0.45
26:14:2754:U:H5''	26:14:2754:U:H6	1.82	0.45
34:15:96:GLU:H	34:15:96:GLU:CD	2.18	0.45
28:19:16:MET:HG3	28:19:206:LEU:O	2.16	0.45
28:19:206:LEU:HD22	28:19:211:ARG:HG2	1.98	0.45
1:1G:1057:G:H2'	1:1G:1058:G:C8	2.52	0.45
1:1G:16:A:H2'	1:1G:17:U:C6	2.51	0.45
1:1G:187:C:H2'	1:1G:188:U:O4'	2.16	0.45
1:1G:49:U:C2	1:1G:361:G:N2	2.85	0.45
1:1G:421:U:O2'	1:1G:423:G:N7	2.49	0.45
1:1G:793:U:O4	1:1G:1517:G:H5''	2.17	0.45
1:1G:980:C:H5'	1:1G:981:U:OP2	2.17	0.45
1:1G:991:U:O2	1:1G:993:G:H8	2.00	0.45
26:1H:1385:G:O6	26:1H:1403:C:N4	2.50	0.45
26:1H:1416:G:H2'	26:1H:1417:C:C5	2.51	0.45
26:1H:2159:G:H2'	26:1H:2160:G:O4'	2.17	0.45
26:1H:654(C):G:H2'	26:1H:654(D):G:O4'	2.16	0.45
27:1J:65:C:H41	27:1J:108:C:C2'	2.29	0.45
29:29:15:PHE:CE1	29:29:20:ALA:HB2	2.52	0.45
4:3E:188:LEU:HA	4:3E:189:PRO:HD3	1.69	0.45
31:49:66:GLN:NE2	31:49:93:THR:O	2.49	0.45
7:62:93:PRO:HG2	7:62:94:ARG:HD3	1.98	0.45
7:6E:26:PHE:CE2	7:6E:30:ILE:HD11	2.52	0.45
7:6E:50:ILE:O	7:6E:54:THR:HG23	2.17	0.45
40:75:85:LYS:HD2	40:75:87:ASP:OD1	2.17	0.45
8:7E:134:ILE:HG22	8:7E:135:CYS:SG	2.57	0.45
37:88:119:ARG:HB3	37:88:119:ARG:HE	1.42	0.45
9:8E:112:LYS:HD3	9:8E:113:LYS:N	2.31	0.45
20:BI:69:GLY:O	20:BI:73:HIS:CE1	2.70	0.45
45:C5:88:LYS:O	45:C5:89:PHE:HB3	2.15	0.45
46:D5:175:VAL:HA	46:D5:177:PRO:HD3	1.97	0.45
44:F8:12:VAL:HG13	44:F8:27:THR:O	2.16	0.45
47:I8:50:ASN:HD22	47:I8:83:PRO:HD3	1.80	0.45
47:I8:42:GLY:C	47:I8:57:PHE:HD2	2.20	0.45
55:Q8:45:GLY:CA	55:Q8:46:ARG:C	2.84	0.45
1:13:112:G:P	16:7I:27:LYS:HD2	2.57	0.45
1:13:1183:A:O2'	1:13:1184:G:OP1	2.28	0.45
1:13:1309:G:C6	1:13:1329:A:C2	3.04	0.45
1:13:417:C:H2'	1:13:418:C:H6	1.80	0.45
1:13:967:C:O5'	1:13:967:C:H6	2.00	0.45

Continued on next page...

Continued from previous page...

Atom-1	Atom-2	Interatomic distance (Å)	Clash overlap (Å)
26:14:1359:A:N7	26:14:1372:U:O4	2.49	0.45
26:14:1533:C:H42	26:14:1538:G:H1	1.64	0.45
26:14:225:A:N6	26:14:226:G:C2	2.85	0.45
34:15:134:ARG:HB3	34:15:134:ARG:HE	1.49	0.45
21:1B:9:ARG:HG3	21:1B:10:ARG:HG3	1.97	0.45
1:1G:1169:A:H2'	1:1G:1170:A:C8	2.52	0.45
1:1G:1420:C:H6	1:1G:1420:C:O5'	2.00	0.45
1:1G:678:U:H2'	1:1G:679:C:C6	2.51	0.45
26:1H:1069:A:H4'	26:1H:1070:A:H5''	1.99	0.45
26:1H:1348:G:C2'	26:1H:1349:A:H5''	2.46	0.45
26:1H:1486:A:C2	26:1H:1487:G:C5	3.04	0.45
26:1H:1665:A:H2'	26:1H:1666:G:O4'	2.17	0.45
26:1H:2789:C:H1'	26:1H:2892:A:C2	2.50	0.45
26:1H:479:A:N3	26:1H:481:G:H5'	2.32	0.45
26:1H:931:G:H4'	50:L8:24:LYS:HZ3	1.81	0.45
10:1I:78:ASN:O	10:1I:81:THR:N	2.50	0.45
27:1J:40:U:C2'	27:1J:45:A:H61	2.30	0.45
24:1L:14:A:N1	24:1L:22:G:H1'	2.31	0.45
3:22:175:LEU:H	3:22:175:LEU:HD12	1.82	0.45
3:2E:121:ALA:O	3:2E:125:GLU:HG3	2.17	0.45
23:2K:63:C:O2	23:2K:64:G:C8	2.70	0.45
4:32:22:LYS:HG3	4:32:26:CYS:SG	2.56	0.45
36:35:125:VAL:HG13	36:35:144:GLU:HB3	1.99	0.45
36:35:41:ARG:HD2	36:35:41:ARG:N	2.31	0.45
30:39:181:LEU:CD2	30:39:186:ILE:HD11	2.46	0.45
4:3E:59:ARG:HH21	4:3E:66:ARG:HH12	1.64	0.45
13:4I:3:ARG:CZ	13:4I:7:VAL:HG13	2.47	0.45
35:68:53:LYS:HA	35:68:53:LYS:HD2	1.82	0.45
1:1G:564:C:HO2'	8:72:91:ARG:HH22	1.61	0.45
16:7A:4:ILE:HB	16:7A:66:PRO:HB3	1.98	0.45
46:D5:52:SER:O	46:D5:54:HIS:N	2.50	0.45
43:E8:57:ASN:O	43:E8:62:HIS:HD2	2.00	0.45
46:H8:76:LEU:HA	46:H8:83:PRO:HA	1.98	0.45
55:M5:54:GLU:HA	55:M5:57:ARG:NH1	2.32	0.45
28:11:121:PRO:HB3	28:11:135:PHE:CE2	2.52	0.45
1:1G:1104:G:H4'	2:12:111:ARG:HE	1.82	0.45
2:12:75:LYS:O	2:12:75:LYS:HD2	2.16	0.45
1:13:1239:A:H62	1:13:1299:A:H62	1.64	0.45
1:13:191(C):G:H2'	1:13:191(D):U:C6	2.52	0.45
1:13:633:G:OP2	1:13:633:G:H8	2.00	0.45
1:13:922:G:C6	1:13:923:A:C6	3.04	0.45

Continued on next page...

Continued from previous page...

Atom-1	Atom-2	Interatomic distance (Å)	Clash overlap (Å)
26:14:1011:G:N3	26:14:1151:G:C2	2.84	0.45
26:14:550:G:O2'	26:14:1220:A:N3	2.44	0.45
26:14:1357:U:H2'	26:14:1358:G:O4'	2.17	0.45
26:14:1542:G:H3'	26:14:1543:A:H5''	1.99	0.45
26:14:1826:G:H4'	28:19:242:ARG:HE	1.80	0.45
26:14:1050:A:N3	26:14:2751:G:H2'	2.32	0.45
26:14:768:G:H2'	26:14:769:G:H8	1.81	0.45
28:19:75:ILE:O	28:19:118:VAL:HG23	2.17	0.45
10:1A:82:ILE:O	10:1A:86:MET:HB2	2.16	0.45
2:1E:130:ARG:HB2	2:1E:134:GLU:HB2	1.98	0.45
2:1E:70:PHE:HD2	2:1E:91:PRO:O	2.00	0.45
1:1G:1149:C:H2'	1:1G:1150:U:O4'	2.17	0.45
26:1H:1280:G:N2	26:1H:1291:C:C2	2.85	0.45
26:1H:1465:G:H2'	26:1H:1466:G:H8	1.81	0.45
26:1H:1534:G:N2	26:1H:1538:G:H1	2.14	0.45
26:1H:1444:G:N2	26:1H:1548:C:N3	2.65	0.45
26:1H:2502:G:N7	58:1H:3791:HOH:O	2.36	0.45
26:1H:654(H):G:H2'	26:1H:654(H):G:N3	2.32	0.45
27:1J:111:U:H2'	27:1J:112:G:H8	1.82	0.45
23:2K:48:U:OP2	23:2K:48:U:C6	2.69	0.45
23:2L:32:G:C4	23:2L:33:OMC:C5	3.04	0.45
31:41:112:PRO:HB3	51:M8:37:SER:N	2.12	0.45
31:41:43:LEU:HD12	31:41:43:LEU:HA	1.61	0.45
31:49:110:ALA:HA	31:49:140:ILE:O	2.16	0.45
23:2L:36:A:C2	25:4L:18:G:C2	3.05	0.45
32:51:95:ARG:HB3	32:51:95:ARG:NH1	2.31	0.45
33:69:113:ARG:HA	33:69:113:ARG:HD3	1.73	0.45
41:85:110:VAL:O	41:85:114:LYS:HG2	2.16	0.45
38:98:29:LEU:HD23	38:98:70:LEU:HD11	1.99	0.45
38:98:42:LYS:O	38:98:45:ARG:HD2	2.17	0.45
18:9I:41:LYS:HE3	18:9I:41:LYS:HB3	1.73	0.45
43:A5:73:ALA:HB3	43:A5:106:ILE:CD1	2.43	0.45
44:B5:60:ARG:HG2	44:B5:60:ARG:HH11	1.81	0.45
45:C5:17:SER:CB	45:C5:71:LYS:HB3	2.44	0.45
45:C5:87:LYS:HG2	45:C5:88:LYS:N	2.31	0.45
46:D5:19:ARG:NH1	46:D5:84:GLU:HB2	2.32	0.45
44:F8:12:VAL:HG22	44:F8:17:ALA:HB2	1.99	0.45
47:I8:63:VAL:HG23	47:I8:64:ASP:O	2.15	0.45
53:K5:51:GLU:HG2	53:K5:52:VAL:N	2.30	0.45
51:M8:15:ILE:HG22	51:M8:20:ASN:OD1	2.16	0.45
55:Q8:45:GLY:HA2	55:Q8:46:ARG:C	2.36	0.45

Continued on next page...

Continued from previous page...

Atom-1	Atom-2	Interatomic distance (Å)	Clash overlap (Å)
1:13:1207:G:H2'	1:13:1208:C:C6	2.52	0.45
1:13:1366:C:H2'	1:13:1367:C:H6	1.81	0.45
1:13:358:U:H2'	1:13:359:U:O4'	2.17	0.45
1:13:674:G:H2'	1:13:675:A:H8	1.81	0.45
1:13:730:G:C5	1:13:731:G:H1'	2.52	0.45
26:14:1034:G:H2'	26:14:1035:U:O4'	2.17	0.45
26:14:1042:G:H2'	26:14:1043:C:C6	2.52	0.45
26:14:108:U:H2'	26:14:109:G:C8	2.52	0.45
26:14:1153:C:OP1	41:85:93:LYS:NZ	2.50	0.45
26:14:1204:A:C2	26:14:1241:A:N1	2.85	0.45
26:14:2059:A:H5''	26:14:2060:A:OP2	2.17	0.45
26:14:270(S):G:OP1	48:F5:76:ARG:NH1	2.49	0.45
26:14:2712(A):A:H5''	26:14:2713:A:OP2	2.17	0.45
21:1F:6:ARG:HG3	21:1F:6:ARG:H	1.41	0.45
1:1G:1239:A:H4'	1:1G:1240:U:H5'	1.99	0.45
1:1G:538:G:H2'	1:1G:539:A:H8	1.81	0.45
1:1G:854:G:N1	1:1G:855:G:N7	2.64	0.45
26:1H:1392:A:C6	26:1H:1393:A:N1	2.84	0.45
26:1H:1446:C:H2'	26:1H:1447:G:H8	1.81	0.45
26:1H:183:C:H42	26:1H:213:A:H61	1.64	0.45
26:1H:2592:G:C6	26:1H:2593:U:N3	2.84	0.45
26:1H:26:G:C6	26:1H:27:G:N1	2.85	0.45
26:1H:583:G:H5''	41:C8:10:ARG:NH1	2.31	0.45
24:1L:57:G:H2'	24:1L:58:A:H5''	1.98	0.45
4:32:74:GLN:O	4:32:78:LEU:HD12	2.17	0.45
30:39:107:LYS:HD2	30:39:205:ARG:HG3	1.98	0.45
30:39:40:GLN:OE1	30:39:182:ASN:HB2	2.17	0.45
32:51:92:ILE:HD12	32:51:93:GLY:H	1.81	0.45
35:68:60:ALA:HB1	35:68:84:ALA:HB1	1.99	0.45
33:69:73:GLU:HG2	33:69:137:PRO:O	2.17	0.45
15:6I:82:ILE:HG22	15:6I:83:GLU:N	2.32	0.45
36:78:19:VAL:HG12	36:78:21:ARG:N	2.11	0.45
37:88:72:LYS:HB3	37:88:94:VAL:HG23	1.97	0.45
38:98:83:ILE:HG22	38:98:87:TYR:CE2	2.46	0.45
39:A8:72:ALA:O	39:A8:76:LYS:HG3	2.16	0.45
51:M8:13:ARG:HA	51:M8:24:THR:HG21	1.99	0.45
1:13:1015:A:H1'	1:13:1219:U:H5'	1.98	0.45
1:13:134:A:H1'	1:13:325:A:C5	2.52	0.45
1:13:181:G:HO2'	1:13:182:U:H6	1.61	0.45
1:13:753:A:H4'	1:13:754:C:H5''	1.99	0.45
26:14:1025:G:O2'	26:14:1026:U:OP1	2.27	0.45

Continued on next page...

Continued from previous page...

Atom-1	Atom-2	Interatomic distance (Å)	Clash overlap (Å)
26:14:1412:A:H2'	26:14:1413:G:H8	1.81	0.45
26:14:2332:U:H5'	47:E5:43:THR:HG21	1.98	0.45
26:14:921:G:H2'	26:14:922:U:C6	2.52	0.45
1:1G:1063:C:H3'	1:1G:1064:G:H2'	1.99	0.45
1:1G:942:G:C2	1:1G:1342:C:C2	3.05	0.45
1:1G:1345:U:O2	1:1G:1377:A:N6	2.50	0.45
1:1G:498:A:H4'	1:1G:500:G:OP1	2.16	0.45
1:1G:704:A:H5'	1:1G:705:U:OP2	2.17	0.45
26:1H:2068:U:N3	26:1H:2430:A:C2	2.74	0.45
26:1H:2666:C:H5''	26:1H:2667:C:OP2	2.16	0.45
26:1H:289:A:H2'	26:1H:290:G:O4'	2.17	0.45
26:1H:302:C:H2'	26:1H:303:U:C6	2.52	0.45
26:1H:28:A:C2	26:1H:513:A:C8	3.04	0.45
26:1H:556:G:H2'	26:1H:557:U:H6	1.82	0.45
26:1H:775:G:C4	26:1H:794:G:C8	3.05	0.45
26:1H:806:C:H2'	26:1H:807:U:H6	1.82	0.45
26:1H:992:C:OP1	42:D8:74:LYS:NZ	2.50	0.45
29:21:171:GLU:OE1	29:21:185:LYS:HD3	2.17	0.45
29:21:34:VAL:HG21	29:21:77:ILE:HD13	1.99	0.45
29:21:92:THR:O	29:21:95:ILE:HG22	2.17	0.45
23:2L:29:C:H6	23:2L:29:C:O5'	1.99	0.45
30:31:135:LYS:HB3	30:31:138:GLU:HG3	1.98	0.45
4:32:126:ILE:HG22	4:32:127:THR:N	2.32	0.45
4:32:146:ILE:H	4:32:146:ILE:HD12	1.81	0.45
30:39:165:ARG:HB3	30:39:165:ARG:HH11	1.81	0.45
12:3A:38:THR:OG1	12:3A:57:LYS:HB2	2.17	0.45
1:1G:567:G:O6	12:3A:5:PRO:HD3	2.17	0.45
4:3E:59:ARG:NH2	4:3E:66:ARG:HH12	2.15	0.45
32:51:86:GLU:HG2	32:51:87:LEU:H	1.82	0.45
32:51:95:ARG:HB3	32:51:95:ARG:HH11	1.82	0.45
33:61:9:LEU:HA	33:61:9:LEU:HD12	1.69	0.45
7:6E:80:VAL:C	7:6E:82:GLY:H	2.20	0.45
40:75:50:ILE:HD11	40:75:102:ILE:CD1	2.45	0.45
16:7A:9:PHE:HB2	16:7A:16:HIS:O	2.17	0.45
8:7E:82:HIS:HB3	8:7E:138:TRP:CH2	2.52	0.45
9:82:125:TYR:HD1	9:82:126:SER:N	2.15	0.45
1:13:1248:A:C2	9:8E:70:LYS:HD2	2.52	0.45
43:A5:18:ARG:HG3	43:A5:76:VAL:HG13	1.99	0.45
40:B8:51:ARG:HB2	40:B8:98:LYS:HD3	1.98	0.45
20:BI:100:ILE:HG13	20:BI:101:GLY:H	1.82	0.45
45:C5:52:SER:H	45:C5:57:GLN:N	2.14	0.45

Continued on next page...

Continued from previous page...

Atom-1	Atom-2	Interatomic distance (Å)	Clash overlap (Å)
47:E5:56:ASP:CG	47:E5:58:THR:HG1	2.20	0.45
43:E8:2:GLU:HB2	43:E8:107:LEU:O	2.17	0.45
43:E8:29:LEU:HD21	43:E8:33:ARG:NH2	2.32	0.45
48:F5:44:PRO:HB2	48:F5:46:LEU:HD12	1.98	0.45
49:K8:15:LYS:HE2	49:K8:67:LYS:HZ3	1.81	0.45
55:Q8:38:GLY:HA2	55:Q8:39:LYS:C	2.38	0.45
1:13:1044:A:C5	1:13:1045:C:H1'	2.52	0.45
1:13:1103:C:H2'	1:13:1104:G:O4'	2.17	0.45
1:13:456:C:H42	1:13:476:G:H1	1.65	0.45
1:13:926:G:H5'	1:13:927:G:O5'	2.16	0.45
26:14:1113:U:O5'	26:14:1113:U:H6	1.99	0.45
26:14:1678:G:N2	26:14:1989:G:N2	2.65	0.45
26:14:840:C:H42	26:14:938:G:H1	1.65	0.45
1:1G:1043:C:H2'	1:1G:1044:A:H8	1.82	0.45
1:1G:1145:C:H4'	1:1G:1146:A:O5'	2.17	0.45
1:1G:1152:A:H2'	1:1G:1153:C:H6	1.81	0.45
1:1G:1240:U:C2	7:62:32:ARG:HG3	2.51	0.45
1:1G:1300:G:HO2'	1:1G:1301:U:P	2.38	0.45
1:1G:1325:C:H2'	1:1G:1326:C:C6	2.52	0.45
1:1G:1505:G:H4'	1:1G:1506:U:H5''	1.99	0.45
1:1G:795:C:H1'	1:1G:1506:U:C5	2.52	0.45
26:1H:1045:A:H1'	26:1H:1047:G:N3	2.32	0.45
26:1H:1125:G:OP2	26:1H:1126:A:O2'	2.32	0.45
26:1H:1163:G:C2	26:1H:1164:G:N7	2.85	0.45
26:1H:1858:G:OP2	26:1H:1858:G:H8	2.00	0.45
26:1H:2040:C:H2'	26:1H:2041:U:O4'	2.17	0.45
26:1H:2058:A:N6	58:1H:3615:HOH:O	2.48	0.45
26:1H:2093:G:C6	26:1H:2225:A:C8	3.05	0.45
26:1H:1637:A:H4'	26:1H:2711:A:O2'	2.17	0.45
26:1H:919:G:H4'	27:16:81:G:H4'	1.98	0.45
27:1J:15:A:H1'	27:1J:109:G:C4	2.52	0.45
22:1K:27:G:H2'	22:1K:28:G:H8	1.82	0.45
22:1K:52:G:H2'	22:1K:53:G:O4'	2.17	0.45
29:29:197:ILE:O	29:29:197:ILE:HG13	2.17	0.45
30:31:127:GLU:HA	30:31:127:GLU:OE2	2.11	0.45
30:31:66:PRO:O	30:31:67:GLN:CB	2.64	0.45
31:49:114:ILE:HG12	31:49:140:ILE:HG21	1.99	0.45
5:4E:11:ILE:HG12	5:4E:31:LEU:HB3	1.98	0.45
5:4E:41:VAL:HG13	5:4E:113:ALA:HB2	1.98	0.45
13:4I:94:ARG:HD3	13:4I:94:ARG:HA	1.70	0.45
26:1H:2667:C:H1'	32:51:109:PHE:HD1	1.81	0.45

Continued on next page...

Continued from previous page...

Atom-1	Atom-2	Interatomic distance (Å)	Clash overlap (Å)
32:51:92:ILE:HD11	32:51:160:LYS:NZ	2.32	0.45
38:55:10:LEU:HD23	38:55:10:LEU:HA	1.71	0.45
35:68:71:ARG:NH2	35:68:122:LEU:O	2.48	0.45
36:78:18:ARG:C	36:78:19:VAL:HG22	2.37	0.45
36:78:39:LYS:HG3	36:78:45:LEU:CD2	2.47	0.45
9:82:17:VAL:HG21	9:82:80:GLY:C	2.37	0.45
17:8A:59:ILE:HG22	17:8A:71:PHE:HD2	1.81	0.45
39:A8:36:TYR:N	39:A8:36:TYR:HD1	2.13	0.45
40:B8:30:VAL:HG23	40:B8:83:ILE:HG23	1.98	0.45
51:I5:18:CYS:N	51:I5:19:GLY:HA2	2.29	0.45
48:J8:97:LEU:HG	48:J8:98:LEU:H	1.82	0.45
2:12:111:ARG:HA	2:12:111:ARG:HD3	1.80	0.45
2:12:19:HIS:CE1	2:12:206:ASP:HB2	2.51	0.45
2:12:54:THR:HG23	2:12:199:TYR:HB3	1.99	0.45
1:13:317:G:C6	1:13:318:G:C6	3.05	0.45
1:13:689:C:C4	1:13:690:G:C2	3.05	0.45
1:13:861:G:H4'	8:7E:18:ARG:HH21	1.81	0.45
1:13:895:G:H2'	1:13:896:C:C6	2.52	0.45
26:14:2302:G:N2	26:14:2314:C:O2	2.48	0.45
26:14:2022:U:O2'	26:14:2617:C:H5'	2.17	0.45
1:1G:129(A):G:C2	1:1G:191(A):G:C8	3.05	0.45
1:1G:191(F):U:H2'	1:1G:191:G:C8	2.52	0.45
1:1G:257:G:H1	1:1G:269:C:H42	1.66	0.45
1:1G:300:A:H1'	1:1G:565:U:O2	2.17	0.45
1:1G:677:U:H3	1:1G:713:G:H22	1.64	0.45
1:1G:857:C:H2'	1:1G:858:G:O4'	2.17	0.45
1:1G:827:U:H3	1:1G:872:A:H62	1.63	0.45
1:1G:881:G:C6	1:1G:882:C:C4	3.05	0.45
26:1H:1799:G:O2'	26:1H:1800:C:OP2	2.24	0.45
26:1H:2109:U:H2'	26:1H:2110:G:C8	2.52	0.45
26:1H:2308:G:N3	26:1H:2308:G:H2'	2.32	0.45
22:1K:76:A:HO3'	26:1H:2506:U:H1'	1.82	0.45
26:1H:2592:G:C5	26:1H:2593:U:C4	3.05	0.45
22:1K:76:A:H2	26:1H:2602:A:C2	2.34	0.45
26:1H:25:U:H2'	26:1H:26:G:C8	2.52	0.45
22:1K:44:G:H1'	22:1K:45:U:C5	2.52	0.45
29:21:134:ILE:O	29:21:137:HIS:HB2	2.17	0.45
35:25:71:ARG:NH2	35:25:122:LEU:O	2.48	0.45
1:1G:1523:G:OP1	11:2A:123:LYS:HD2	2.16	0.45
11:2I:125:PHE:O	11:2I:126:ARG:HG2	2.17	0.45
23:2K:20:G:N2	23:2K:58:A:H1'	2.32	0.45

Continued on next page...

Continued from previous page...

Atom-1	Atom-2	Interatomic distance (Å)	Clash overlap (Å)
23:2L:54:G:H2'	23:2L:55:5MU:C6	2.52	0.45
36:35:135:LEU:HD13	36:35:139:LYS:HE2	1.99	0.45
30:39:122:LYS:HB3	30:39:191:ARG:HB2	1.98	0.45
30:39:53:THR:HG22	30:39:56:GLU:CG	2.45	0.45
4:3E:62:GLN:O	4:3E:66:ARG:HD3	2.16	0.45
12:3I:82:VAL:HG13	12:3I:105:TYR:HB3	1.97	0.45
31:49:111:LEU:HD23	31:49:111:LEU:HA	1.82	0.45
5:4E:80:ILE:HG23	5:4E:91:LEU:HD23	1.99	0.45
32:51:83:TYR:HA	32:51:135:GLY:H	1.82	0.45
38:55:13:HIS:HD2	38:55:15:SER:H	1.65	0.45
34:58:22:THR:HG22	34:58:23:LEU:N	2.32	0.45
3:22:18:TRP:HE1	14:5A:55:GLY:N	2.15	0.45
33:61:5:LEU:HD13	33:61:13:GLY:O	2.17	0.45
7:62:101:LEU:O	7:62:105:VAL:HG23	2.17	0.45
35:68:71:ARG:HH21	35:68:77:ILE:HG21	1.82	0.45
33:69:41:GLU:HG3	33:69:41:GLU:H	1.56	0.45
16:7I:78:GLY:HA2	16:7I:81:ARG:HH12	1.82	0.45
41:85:66:ASN:CB	41:85:76:TYR:HB2	2.47	0.45
47:E5:72:ARG:HB3	47:E5:75:LEU:HB2	1.98	0.45
44:F8:41:ASN:O	44:F8:45:THR:HG23	2.17	0.45
45:G8:40:GLU:HB3	45:G8:64:GLU:OE1	2.17	0.45
45:G8:97:ARG:HB3	45:G8:99:CYS:SG	2.57	0.45
1:13:1002:G:C4	1:13:1003:G:C8	3.05	0.44
1:13:1151:A:H5'	10:1I:41:PRO:HA	1.99	0.44
1:13:338:A:C6	1:13:339:C:C4	3.05	0.44
26:14:1045:A:H1'	26:14:1047:G:C4	2.52	0.44
26:14:1510:A:H2'	26:14:1511:A:O4'	2.17	0.44
26:14:1858:G:H2'	26:14:1883:G:H22	1.81	0.44
26:14:2773:C:OP1	29:29:166:THR:OG1	2.36	0.44
26:14:638:G:H2'	26:14:639:U:O4'	2.16	0.44
26:14:947:G:N2	26:14:971:C:C2	2.85	0.44
1:1G:1289:A:OP1	21:1B:10:ARG:NE	2.50	0.44
21:1B:3:LYS:O	21:1B:14:TRP:CE3	2.70	0.44
1:1G:222:U:C2	1:1G:223:U:C5	3.06	0.44
1:1G:123:C:OP1	1:1G:312:C:H5'	2.17	0.44
1:1G:45:U:H2'	1:1G:46:G:H8	1.81	0.44
1:1G:554:C:H2'	1:1G:555:C:C6	2.52	0.44
1:1G:983:A:H61	1:1G:1222:G:H22	1.64	0.44
26:1H:1348:G:H2'	26:1H:1349:A:H5''	1.98	0.44
26:1H:1371:G:H2'	26:1H:1372:U:H5	1.82	0.44
26:1H:1519:G:O2'	26:1H:1520:U:H5'	2.16	0.44

Continued on next page...

Continued from previous page...

Atom-1	Atom-2	Interatomic distance (Å)	Clash overlap (Å)
26:1H:2291:U:O2'	26:1H:2374:C:O2	2.27	0.44
26:1H:2793:G:OP2	26:1H:2793:G:H8	1.99	0.44
26:1H:532:A:N7	26:1H:2021:C:O2'	2.35	0.44
26:1H:937:U:H2'	26:1H:938:G:O4'	2.17	0.44
26:1H:664:C:H4'	26:1H:941:A:OP1	2.17	0.44
29:29:11:MET:HG3	29:29:24:THR:N	2.30	0.44
30:31:63:LYS:HG2	30:31:65:TRP:O	2.17	0.44
36:35:144:GLU:HA	36:35:145:PRO:HD3	1.74	0.44
30:39:107:LYS:HA	30:39:107:LYS:HD3	1.76	0.44
30:39:31:HIS:O	30:39:31:HIS:CG	2.70	0.44
4:3E:22:LYS:HB2	4:3E:26:CYS:SG	2.57	0.44
31:49:18:GLU:O	31:49:21:ARG:HB3	2.16	0.44
31:49:33:ARG:NH2	31:49:162:THR:HG21	2.31	0.44
26:1H:2744:G:N2	32:51:143:GLN:OE1	2.49	0.44
26:14:1652:A:OP1	38:55:8:ARG:NH1	2.50	0.44
7:62:78:ARG:HB2	7:62:156:TRP:CZ3	2.52	0.44
33:69:76:THR:HG21	33:69:139:GLN:O	2.17	0.44
8:72:29:SER:H	8:72:32:LYS:HB2	1.81	0.44
8:7E:28:ALA:HB3	8:7E:57:PRO:HB2	1.99	0.44
41:85:92:ARG:CZ	42:95:11:GLN:H	2.29	0.44
9:8E:23:ASN:HD22	9:8E:23:ASN:H	1.64	0.44
43:A5:79:GLY:CA	43:A5:100:THR:HG22	2.47	0.44
39:A8:67:ARG:HB2	39:A8:67:ARG:CZ	2.48	0.44
44:F8:21:PHE:O	44:F8:23:GLU:O	2.33	0.44
45:G8:43:ASN:OD1	45:G8:65:ALA:HB3	2.17	0.44
46:H8:62:PRO:O	46:H8:63:ASP:HB2	2.17	0.44
51:M8:38:LYS:HA	51:M8:40:HIS:H	1.82	0.44
1:13:1272:G:C6	1:13:1273:G:C5	3.05	0.44
1:13:1417:G:C6	1:13:1482:G:C6	3.06	0.44
1:13:1499:A:O2'	1:13:1520:G:H5'	2.16	0.44
1:13:739:C:C4	1:13:740:U:C5	3.05	0.44
26:14:1344:G:H4'	26:14:1384:A:C5	2.52	0.44
26:14:1702:G:H2'	26:14:1703:G:O4'	2.17	0.44
26:14:2472:G:N2	26:14:2477:C:OP2	2.47	0.44
26:14:2688:U:C5	26:14:2720:U:OP2	2.69	0.44
26:14:299:A:OP2	58:14:3888:HOH:O	2.21	0.44
26:14:483:A:H4'	45:C5:49:VAL:HA	2.00	0.44
28:19:12:SER:O	28:19:16:MET:HB2	2.18	0.44
10:1A:89:ASP:HB3	10:1A:91:PRO:HD3	1.98	0.44
21:1F:12:LYS:HB3	21:1F:22:ARG:HD2	1.98	0.44
1:1G:160:A:H2'	1:1G:161:A:O4'	2.17	0.44

Continued on next page...

Continued from previous page...

Atom-1	Atom-2	Interatomic distance (Å)	Clash overlap (Å)
1:1G:848:C:H2'	1:1G:849:C:H6	1.82	0.44
1:1G:940:C:H2'	1:1G:941:G:C8	2.53	0.44
26:1H:1386:C:OP2	26:1H:1396:U:H5	2.01	0.44
26:1H:236:C:H2'	26:1H:237:C:C6	2.50	0.44
26:1H:2692:C:O2'	26:1H:2693:A:H5'	2.17	0.44
26:1H:30:G:H2'	26:1H:31:C:C6	2.53	0.44
27:1J:55:U:O2'	27:1J:56:G:H5'	2.17	0.44
22:1K:46:7MG:H5''	22:1K:46:7MG:H82	1.98	0.44
29:21:182:LEU:HD12	29:21:183:LEU:H	1.82	0.44
3:22:58:GLU:O	3:22:59:ARG:HG3	2.17	0.44
11:2A:20:TYR:HB2	11:2A:31:THR:HG23	1.98	0.44
11:2I:80:VAL:HG22	11:2I:103:LEU:HD12	1.99	0.44
36:35:65:ARG:HB3	36:35:65:ARG:NH1	2.31	0.44
4:3E:117:ALA:O	4:3E:120:LEU:HB2	2.17	0.44
4:3E:24:GLU:H	4:3E:24:GLU:HG2	1.43	0.44
24:3K:39:U:H1'	24:3K:40:C:C6	2.52	0.44
24:3L:4:C:H2'	24:3L:5:G:O4'	2.18	0.44
31:41:13:GLU:O	31:41:14:GLU:HB3	2.16	0.44
1:1G:1329:A:H5''	13:4A:25:ILE:O	2.17	0.44
13:4I:108:ARG:N	13:4I:108:ARG:HD2	2.32	0.44
32:51:10:PRO:HG2	32:51:50:VAL:O	2.17	0.44
6:52:11:ASN:OD1	6:52:12:PRO:HD2	2.17	0.44
26:14:2657:A:O2'	32:59:160:LYS:HE3	2.16	0.44
39:65:3:ARG:NH2	39:65:4:LEU:HB2	2.33	0.44
35:68:34:THR:OG1	35:68:35:VAL:N	2.50	0.44
36:78:125:VAL:O	36:78:144:GLU:HB2	2.17	0.44
9:82:77:ILE:O	9:82:81:ILE:HG12	2.17	0.44
37:88:104:PHE:O	37:88:105:GLU:HB3	2.17	0.44
43:A5:19:LEU:HB3	52:J5:25:LEU:HD12	2.00	0.44
39:A8:29:PHE:CD1	39:A8:30:ARG:N	2.85	0.44
39:A8:87:PHE:CE2	39:A8:89:ARG:HB2	2.52	0.44
41:C8:16:LYS:HE2	41:C8:16:LYS:HB3	1.72	0.44
41:C8:79:PHE:C	41:C8:79:PHE:CD2	2.91	0.44
42:D8:8:GLY:O	42:D8:10:LYS:HE3	2.17	0.44
42:D8:43:GLU:HA	42:D8:44:LYS:HA	1.70	0.44
48:F5:41:ARG:HD3	48:F5:43:TYR:CE1	2.51	0.44
49:G5:47:ASN:C	49:G5:49:LYS:H	2.17	0.44
45:G8:30:VAL:O	45:G8:32:PRO:HD3	2.17	0.44
28:11:159:ALA:HB1	28:11:198:ASN:O	2.18	0.44
1:13:464:G:C6	1:13:466:C:H5'	2.52	0.44
1:13:490:G:H2'	1:13:491:G:C8	2.52	0.44

Continued on next page...

Continued from previous page...

Atom-1	Atom-2	Interatomic distance (Å)	Clash overlap (Å)
1:13:667:G:H4'	15:6I:51:HIS:ND1	2.32	0.44
26:14:1260:G:C6	26:14:1261:C:C4	3.05	0.44
26:14:1786:A:H1'	26:14:1938:A:N6	2.32	0.44
26:14:2286:A:C8	26:14:2287:A:C6	3.05	0.44
26:14:2298:A:N6	26:14:2318:G:C8	2.85	0.44
26:14:2287:A:N6	26:14:2344:U:H3	2.08	0.44
26:14:2453:A:H2'	26:14:2454:G:O4'	2.18	0.44
26:14:297:C:H2'	26:14:298:G:O4'	2.18	0.44
26:14:849:A:H3'	26:14:850:C:C6	2.52	0.44
26:14:993:G:C6	26:14:994:C:N4	2.85	0.44
2:1E:70:PHE:HE2	2:1E:90:MET:CB	2.31	0.44
2:1E:72:GLY:HA2	2:1E:165:VAL:HG22	1.99	0.44
1:1G:1118:C:H1'	1:1G:1179:A:C4	2.52	0.44
1:1G:1186:G:OP2	1:1G:1186:G:H8	2.00	0.44
1:1G:1362:C:H2'	1:1G:1362(A):C:H5''	1.99	0.44
1:1G:533:A:H2'	58:1G:1728:HOH:O	2.17	0.44
1:1G:545:C:OP2	4:32:65:ARG:NH2	2.51	0.44
1:1G:64:G:H4'	1:1G:65:U:O5'	2.17	0.44
26:1H:1060:U:O2	26:1H:1088:A:H8	2.01	0.44
26:1H:1092:C:H2'	26:1H:1093:G:H5'	1.99	0.44
26:1H:1449:A:H5'	26:1H:1449(A):G:OP2	2.16	0.44
26:1H:1814:G:N1	58:1H:4231:HOH:O	2.50	0.44
26:1H:2153:G:O6	26:1H:2154:G:N2	2.50	0.44
26:1H:2246:G:H2'	26:1H:2247:A:H8	1.81	0.44
26:1H:2273:A:H2'	26:1H:2274:A:C8	2.52	0.44
26:1H:2547:U:H2'	26:1H:2548:G:C8	2.52	0.44
26:1H:2863:C:H2'	26:1H:2864:G:H8	1.83	0.44
26:1H:44:A:C2'	26:1H:45:G:H5'	2.47	0.44
26:1H:582:G:H2'	26:1H:583:G:H8	1.82	0.44
10:1I:47:PHE:CZ	14:5I:37:PHE:HE1	2.35	0.44
26:1H:2445:G:OP1	30:31:74:ARG:NH2	2.51	0.44
4:32:108:LEU:HD23	4:32:110:PHE:HE2	1.81	0.44
36:35:19:VAL:HG13	36:35:21:ARG:N	2.21	0.44
36:35:39:LYS:HB2	36:35:45:LEU:HD11	1.99	0.44
4:3E:61:LYS:HG3	4:3E:203:VAL:HG13	1.98	0.44
12:3I:127:GLU:N	12:3I:127:GLU:OE1	2.50	0.44
31:41:37:VAL:HG23	31:41:99:MET:CE	2.47	0.44
37:45:118:LEU:HD12	37:45:131:ILE:HG23	1.99	0.44
13:4A:84:ILE:C	13:4A:86:CYS:H	2.20	0.44
13:4A:96:LEU:HD22	13:4A:103:THR:HG21	1.99	0.44
3:22:18:TRP:HE1	14:5A:55:GLY:H	1.65	0.44

Continued on next page...

Continued from previous page...

Atom-1	Atom-2	Interatomic distance (Å)	Clash overlap (Å)
7:62:69:VAL:HG13	7:62:134:ALA:O	2.17	0.44
35:68:68:GLU:HA	35:68:78:ARG:HB3	1.99	0.44
33:69:3:VAL:HA	33:69:39:ALA:HB2	1.99	0.44
38:98:59:ASP:OD1	38:98:59:ASP:N	2.36	0.44
41:C8:28:ARG:HD3	41:C8:38:THR:OG1	2.17	0.44
47:I8:19:LYS:HD3	47:I8:19:LYS:HA	1.65	0.44
47:I8:28:GLY:N	47:I8:67:VAL:O	2.42	0.44
2:12:75:LYS:HA	2:12:78:GLN:CB	2.40	0.44
1:13:1029:G:O2'	1:13:1032(A):G:N2	2.51	0.44
1:13:1218:C:OP2	14:5I:9:LYS:NZ	2.49	0.44
1:13:1336:C:H5''	1:13:1336:C:C6	2.52	0.44
1:13:607:A:H2	16:7I:31:LYS:HG3	1.82	0.44
1:13:595:G:N2	1:13:643:C:N4	2.65	0.44
1:13:690:G:H2'	1:13:691:G:O4'	2.16	0.44
26:14:1973:G:H2'	26:14:1974:C:C6	2.53	0.44
26:14:270(G):C:H2'	26:14:270(H):C:H6	1.81	0.44
26:14:303:U:H2'	26:14:304:G:H8	1.81	0.44
26:14:531:C:OP1	26:14:561:G:N2	2.51	0.44
26:14:675:A:C4	26:14:804:A:C2	3.05	0.44
26:14:777:A:C2	26:14:778:G:C4	3.05	0.44
26:14:873:G:N2	26:14:905:U:C2	2.85	0.44
34:15:56:ASN:HD22	34:15:126:PRO:HA	1.83	0.44
27:16:11:C:O5'	27:16:12:C:H5	2.01	0.44
27:16:32:C:C2	27:16:51:G:N2	2.86	0.44
1:1G:1254:C:OP1	10:1A:45:ARG:HA	2.17	0.44
10:1A:76:ASN:HB3	10:1A:78:ASN:HD22	1.83	0.44
1:1G:116:A:H8	1:1G:116:A:O5'	2.00	0.44
1:1G:191:G:C6	1:1G:192:U:C4	3.05	0.44
1:1G:935:A:H2'	1:1G:936:C:C6	2.52	0.44
26:1H:1065:U:H2'	26:1H:1066:U:O4'	2.18	0.44
26:1H:839:U:O2'	26:1H:1191:G:N3	2.50	0.44
26:1H:1750:G:C2	26:1H:1751:C:C5	3.05	0.44
26:1H:1370:C:HO2'	26:1H:1811:G:HO2'	1.66	0.44
26:1H:2296:U:H4'	26:1H:2297:C:OP1	2.17	0.44
26:1H:2430:A:H8	26:1H:2431:U:H5	1.65	0.44
26:1H:2699:C:H2'	26:1H:2700:C:O4'	2.18	0.44
26:1H:270(L):U:H3	33:61:50:ARG:CG	2.30	0.44
26:1H:2705:A:O2'	26:1H:2852:G:OP1	2.23	0.44
26:1H:8:A:H2'	26:1H:9:U:C6	2.52	0.44
10:1I:26:ALA:C	10:1I:30:SER:HB3	2.37	0.44
29:21:120:TRP:CD2	29:21:155:LYS:HG2	2.53	0.44

Continued on next page...

Continued from previous page...

Atom-1	Atom-2	Interatomic distance (Å)	Clash overlap (Å)
35:25:87:ILE:HG23	35:25:88:ASN:O	2.18	0.44
11:2I:73:MET:HG2	11:2I:103:LEU:HD23	1.99	0.44
23:2L:33:OMC:HM22	23:2L:34:U:H5'	1.98	0.44
30:31:127:GLU:HG2	30:31:196:LEU:HD12	2.00	0.44
26:14:673:C:H4'	30:39:82:ILE:HG12	1.99	0.44
24:3K:34:G:OP1	24:3K:34:G:H8	2.00	0.44
31:41:66:GLN:NE2	31:41:93:THR:O	2.42	0.44
5:42:90:VAL:HG23	5:42:121:LYS:O	2.18	0.44
26:14:2250:G:C2	37:45:82:ARG:HB3	2.52	0.44
5:4E:110:LEU:HD13	5:4E:118:ILE:HG21	1.97	0.44
5:4E:37:ARG:HA	5:4E:113:ALA:HA	1.99	0.44
34:58:16:ILE:HB	34:58:54:VAL:HG22	1.99	0.44
34:58:96:GLU:HG2	34:58:97:ARG:H	1.82	0.44
32:59:144:VAL:O	32:59:148:ILE:HG12	2.18	0.44
7:62:94:ARG:O	7:62:97:GLN:HB3	2.18	0.44
7:6E:72:ARG:HG3	7:6E:142:GLU:OE1	2.18	0.44
15:6I:17:ARG:HG2	15:6I:21:ASP:OD2	2.17	0.44
37:88:66:ILE:O	37:88:104:PHE:N	2.51	0.44
17:8I:28:PRO:HA	17:8I:34:LYS:O	2.16	0.44
1:13:279:A:C5	17:8I:98:LEU:HD12	2.53	0.44
38:98:28:LEU:HA	38:98:28:LEU:HD23	1.88	0.44
44:B5:5:TYR:CE1	49:G5:30:ARG:HG3	2.52	0.44
20:BI:97:ALA:O	20:BI:99:LEU:N	2.51	0.44
41:C8:92:ARG:HH11	41:C8:95:LEU:CD2	2.31	0.44
50:H5:46:ASN:O	50:H5:50:VAL:HG22	2.17	0.44
49:K8:33:MET:HG2	49:K8:37:PHE:CE1	2.52	0.44
50:L8:32:GLN:NE2	50:L8:32:GLN:HA	2.32	0.44
53:O8:21:TYR:HB2	53:O8:22:ALA:H	1.43	0.44
28:11:36:PRO:HA	28:11:61:LEU:HD12	2.00	0.44
1:13:115:G:C2	1:13:289:G:N7	2.86	0.44
26:14:1013:C:N3	26:14:1149:G:N2	2.44	0.44
26:14:1432:C:H2'	26:14:1433:U:O4'	2.17	0.44
26:14:2134:A:H2	26:14:2159:G:O2'	2.01	0.44
26:14:610:C:H2'	26:14:611:C:C6	2.52	0.44
34:15:120:LEU:HG	34:15:122:VAL:HG23	1.98	0.44
1:1G:1127:G:H1'	1:1G:1148:U:N3	2.32	0.44
1:1G:115:G:H1'	1:1G:116:A:N7	2.33	0.44
1:1G:1302:U:C5	13:4A:17:VAL:HG21	2.53	0.44
1:1G:183:G:H1	1:1G:194:C:H42	1.65	0.44
1:1G:762:C:H2'	1:1G:763:G:C8	2.52	0.44
1:1G:836:G:C6	1:1G:851:G:C6	3.05	0.44

Continued on next page...

Continued from previous page...

Atom-1	Atom-2	Interatomic distance (Å)	Clash overlap (Å)
26:1H:1024:G:C3'	26:1H:1025:G:H5''	2.46	0.44
26:1H:1055:G:H1'	26:1H:1085:A:H2	1.81	0.44
26:1H:1102:C:H2'	26:1H:1103:A:H8	1.81	0.44
26:1H:2582:G:C2	26:1H:2583:G:C8	3.06	0.44
26:1H:270(G):C:H2'	26:1H:270(H):C:O4'	2.18	0.44
26:1H:1050:A:C8	26:1H:2751:G:C8	3.06	0.44
26:1H:568:U:OP1	36:78:36:LYS:HE3	2.18	0.44
29:21:119:ARG:CG	29:21:119:ARG:HH11	2.28	0.44
29:21:11:MET:HG2	29:21:24:THR:HA	1.99	0.44
29:21:82:ARG:O	29:21:84:PHE:N	2.50	0.44
29:29:170:LEU:HA	29:29:170:LEU:HD13	1.58	0.44
29:29:102:VAL:HB	29:29:199:ARG:O	2.17	0.44
30:39:144:LYS:HA	30:39:144:LYS:HD2	1.52	0.44
4:3E:98:GLU:O	4:3E:103:ASN:ND2	2.50	0.44
12:3I:85:ILE:HA	12:3I:85:ILE:HD13	1.73	0.44
1:1G:1227:A:O2'	13:4A:115:LYS:HE2	2.18	0.44
5:4E:48:ALA:HB3	5:4E:54:ALA:HB2	2.00	0.44
1:1G:994:A:C2	14:5A:5:ALA:HB2	2.53	0.44
14:5I:6:LEU:HB3	14:5I:23:ARG:NH2	2.32	0.44
36:78:23:PRO:O	36:78:25:SER:N	2.50	0.44
8:7E:87:SER:HB2	8:7E:93:VAL:N	2.32	0.44
16:7I:82:GLN:H	16:7I:82:GLN:HG2	1.67	0.44
19:AA:40:ILE:HA	19:AA:44:MET:SD	2.57	0.44
43:E8:85:VAL:HA	43:E8:95:ILE:HG22	2.00	0.44
47:I8:36:ILE:O	47:I8:36:ILE:HD13	2.17	0.44
51:M8:54:GLY:HA2	51:M8:57:GLU:HB3	1.99	0.44
53:O8:41:PRO:C	53:O8:43:CYS:H	2.21	0.44
54:P8:8:ASN:C	54:P8:8:ASN:OD1	2.56	0.44
28:11:109:ASP:HB2	28:11:197:GLY:HA3	2.00	0.44
28:11:119:ALA:CB	28:11:130:ALA:HB3	2.47	0.44
1:13:825:G:C6	1:13:826:C:C4	3.05	0.44
26:14:1449(A):G:H2'	26:14:1450:C:C6	2.53	0.44
26:14:234:C:H2'	26:14:235:U:H6	1.82	0.44
26:14:2494:G:C5	26:14:2495:G:N7	2.86	0.44
26:14:2:G:N2	26:14:2900:A:H61	2.15	0.44
26:14:362:U:H3'	26:14:363:G:H5''	1.99	0.44
26:14:572:A:H2'	26:14:573:G:O4'	2.18	0.44
10:1A:42:THR:HG23	10:1A:67:THR:O	2.17	0.44
1:1G:1376:U:OP1	7:62:98:SER:OG	2.26	0.44
1:1G:1455:G:H5'	20:BA:32:ALA:HB2	2.00	0.44
1:1G:149:A:H2'	1:1G:150:C:H6	1.83	0.44

Continued on next page...

Continued from previous page...

Atom-1	Atom-2	Interatomic distance (Å)	Clash overlap (Å)
1:1G:157:G:H1	1:1G:164:U:H3	1.64	0.44
1:1G:321:A:O2'	1:1G:322:C:H5'	2.18	0.44
1:1G:818:G:O2'	1:1G:819:A:H5'	2.18	0.44
26:1H:216:A:H2'	26:1H:217:G:H8	1.82	0.44
26:1H:2430:A:H8	26:1H:2431:U:C5	2.35	0.44
29:29:37:ARG:HA	29:29:42:ASP:OD1	2.17	0.44
23:2L:19:G:H4'	23:2L:20:G:OP1	2.17	0.44
30:31:32:LEU:CD2	30:31:105:VAL:HG13	2.44	0.44
4:3E:110:PHE:CE2	4:3E:148:VAL:HG23	2.52	0.44
4:3E:173:TRP:HA	4:3E:187:ARG:HG2	2.00	0.44
31:41:98:ARG:HH21	51:M8:1:MET:HG3	1.82	0.44
13:4I:105:THR:OG1	13:4I:106:ASN:N	2.51	0.44
33:61:118:LYS:HA	33:61:119:PRO:HD3	1.73	0.44
7:62:78:ARG:HB2	7:62:156:TRP:HZ3	1.83	0.44
7:62:91:VAL:HG12	7:62:95:ARG:HB3	1.99	0.44
8:72:42:GLU:HG3	8:72:109:ILE:HD12	1.99	0.44
16:7I:77:ALA:HB3	16:7I:79:VAL:HG23	2.00	0.44
9:82:10:ARG:HH21	9:82:11:LYS:HG3	1.83	0.44
9:8E:10:ARG:HD2	9:8E:11:LYS:HG3	2.00	0.44
17:8I:78:GLU:HG2	17:8I:81:ARG:HD2	1.99	0.44
44:B5:5:TYR:HB3	49:G5:33:MET:HB2	1.99	0.44
20:BA:26:ASN:HB3	20:BA:71:THR:OG1	2.18	0.44
20:BI:71:THR:HG22	20:BI:72:LEU:N	2.24	0.44
45:C5:57:GLN:HB3	45:C5:58:GLY:H	1.53	0.44
47:I8:48:GLY:N	47:I8:79:VAL:O	2.43	0.44
2:12:128:GLU:O	2:12:130:ARG:HG2	2.18	0.44
2:12:32:ILE:HD12	2:12:41:ILE:O	2.18	0.44
1:13:1226:C:O3'	13:4I:111:LYS:NZ	2.49	0.44
1:13:1284:C:H2'	1:13:1285:A:N7	2.32	0.44
1:13:1402:C:H2'	1:13:1403:C:O4'	2.17	0.44
1:13:256:U:H2'	1:13:257:G:C8	2.53	0.44
1:13:900:A:H8	1:13:900:A:O5'	2.01	0.44
26:14:1157:G:C2	26:14:1158:C:C2	3.06	0.44
26:14:1805:U:C2'	26:14:1806:C:H5'	2.48	0.44
26:14:1826:G:H2'	26:14:1827:C:C6	2.53	0.44
26:14:2257:U:O4	58:14:3651:HOH:O	2.21	0.44
26:14:231:C:C2'	26:14:232:G:H5'	2.48	0.44
27:16:15:A:H1'	27:16:109:G:C4	2.51	0.44
27:16:3:C:H2'	27:16:4:C:H6	1.82	0.44
27:16:3:C:H2'	27:16:4:C:C6	2.52	0.44
1:13:1327:C:P	21:1F:12:LYS:HZ1	2.41	0.44

Continued on next page...

Continued from previous page...

Atom-1	Atom-2	Interatomic distance (Å)	Clash overlap (Å)
1:1G:1325:C:H5''	21:1B:17:THR:HG21	1.98	0.44
1:1G:236:G:H2'	1:1G:237:C:O4'	2.17	0.44
1:1G:453:A:H4'	16:7A:72:ARG:HB2	1.98	0.44
1:1G:646:U:H2'	1:1G:647:C:C6	2.52	0.44
26:1H:1965:C:H3'	26:1H:1966:A:H2'	1.99	0.44
26:1H:2099:U:H2'	26:1H:2100:G:C8	2.53	0.44
26:1H:671:C:OP1	36:78:42:SER:O	2.36	0.44
10:1I:54:PHE:HB3	10:1I:55:LYS:H	1.70	0.44
27:1J:66:A:C6	27:1J:107:U:H2'	2.53	0.44
4:32:175:SER:HB3	4:32:186:LEU:HD11	1.98	0.44
30:39:187:VAL:HG13	36:35:1:MET:O	2.18	0.44
12:3A:27:LEU:HD11	12:3A:62:SER:OG	2.17	0.44
4:3E:116:GLN:NE2	4:3E:157:LEU:HD11	2.32	0.44
27:16:42:C:C6	31:41:69:ALA:HB2	2.53	0.44
13:4A:30:ALA:O	13:4A:34:LEU:HG	2.18	0.44
32:51:149:ARG:HG2	32:51:149:ARG:O	2.17	0.44
6:52:15:ASP:O	6:52:19:LEU:HB2	2.18	0.44
7:6E:71:PRO:HA	7:6E:138:LYS:HG2	1.99	0.44
36:78:52:GLU:CG	36:78:57:THR:HA	2.47	0.44
26:1H:2428:G:N2	36:78:61:ARG:NH2	2.66	0.44
8:7E:84:ARG:O	8:7E:135:CYS:HB2	2.17	0.44
17:8A:59:ILE:HD13	17:8A:73:VAL:HA	1.99	0.44
26:14:1225:C:H4'	42:95:85:LYS:CG	2.47	0.44
43:A5:36:LEU:HD11	43:A5:47:VAL:HG12	1.99	0.44
44:B5:18:TYR:C	44:B5:20:GLY:N	2.69	0.44
46:D5:99:TYR:HA	46:D5:124:ILE:O	2.17	0.44
26:1H:1225:C:O2'	42:D8:85:LYS:HA	2.18	0.44
49:G5:29:LYS:HG2	49:G5:57:ILE:HD13	1.99	0.44
53:O8:45:LYS:HA	53:O8:45:LYS:HD3	1.66	0.44
54:P8:10:ARG:HD3	54:P8:14:LYS:HD3	2.00	0.44
55:Q8:26:LYS:O	55:Q8:28:GLY:N	2.50	0.44
28:11:273:ARG:HG2	28:11:273:ARG:HH21	1.82	0.44
28:11:44:ASN:O	28:11:46:GLN:O	2.35	0.44
2:12:6:THR:HG21	2:12:217:ARG:HB3	2.00	0.44
1:13:458:C:H42	1:13:475:G:H1	1.65	0.44
26:14:1101:U:H2'	26:14:1102:C:H6	1.83	0.44
26:14:55:G:C2	26:14:116:C:C2	3.05	0.44
26:14:1278:A:O3'	38:55:34:ILE:HG13	2.17	0.44
26:14:1695:G:OP1	28:19:7:LYS:NZ	2.51	0.44
26:14:184:C:H2'	26:14:185:U:C6	2.53	0.44
26:14:2295:C:OP1	39:65:10:ARG:NH1	2.46	0.44

Continued on next page...

Continued from previous page...

Atom-1	Atom-2	Interatomic distance (Å)	Clash overlap (Å)
26:14:2312:U:O2	31:49:42:GLY:HA3	2.18	0.44
26:14:827:U:H2'	26:14:2430:A:H2	1.82	0.44
26:14:2461:C:H2'	26:14:2462:U:C6	2.52	0.44
26:14:2611:U:O2'	52:J5:3:LYS:HG2	2.18	0.44
26:14:2666:C:H3'	26:14:2667:C:H6	1.83	0.44
26:14:699:A:H2'	26:14:700:G:O4'	2.17	0.44
26:14:843:G:N2	26:14:936:C:C2	2.86	0.44
26:14:94:G:O2'	49:G5:46:GLN:HB3	2.18	0.44
34:15:67:LEU:O	34:15:88:GLU:HG3	2.17	0.44
28:19:166:GLN:HE22	28:19:176:ARG:NH2	2.15	0.44
28:19:53:PHE:O	28:19:218:ARG:HB2	2.18	0.44
1:1G:1115:C:H1'	14:5A:61:TRP:HB2	1.99	0.44
1:1G:1232:U:H2'	1:1G:1233:G:O4'	2.17	0.44
1:1G:323:U:O4'	20:BA:19:SER:HB2	2.18	0.44
1:1G:575:G:H4'	1:1G:575:G:OP1	2.18	0.44
1:1G:624:C:H2'	1:1G:625:G:C8	2.53	0.44
26:1H:49:A:C8	26:1H:120:U:H5	2.34	0.44
26:1H:1466:G:N3	26:1H:1547:C:N4	2.66	0.44
26:1H:1771:C:C1'	26:1H:1786:A:C8	3.00	0.44
26:1H:1786:A:H1'	26:1H:1938:A:N6	2.33	0.44
26:1H:2400:G:H4'	53:O8:18:ARG:O	2.18	0.44
26:1H:276:A:C5	26:1H:278:A:H2	2.36	0.44
26:1H:2820:A:O2'	26:1H:2821:A:OP1	2.35	0.44
26:1H:557:U:H2'	26:1H:558:G:H8	1.83	0.44
10:1I:38:ILE:HG23	10:1I:71:LEU:HB3	1.99	0.44
27:1J:2:C:H2'	27:1J:3:C:C5	2.53	0.44
29:21:63:LEU:O	29:21:63:LEU:HD23	2.17	0.44
3:22:199:LYS:HB3	3:22:201:TYR:HE1	1.82	0.44
3:22:33:LEU:O	3:22:36:ASP:N	2.51	0.44
11:2A:57:THR:HG22	11:2A:58:PRO:HD2	1.98	0.44
23:2K:2:G:N3	23:2K:2:G:H2'	2.32	0.44
36:35:62:LEU:HD13	36:35:63:PRO:HD2	2.00	0.44
12:3A:110:VAL:CG2	12:3A:120:TYR:HB3	2.48	0.44
1:13:27:G:H4'	4:3E:209:ARG:HG3	1.99	0.44
31:49:120:LEU:HD22	31:49:133:LEU:HD11	1.99	0.44
32:51:46:GLU:OE1	32:51:51:ARG:NH2	2.51	0.44
34:58:128:HIS:HB2	34:58:129:PRO:HD2	1.99	0.44
34:58:43:THR:HA	34:58:44:PRO:HD2	1.79	0.44
14:5A:23:ARG:HD3	14:5A:23:ARG:HA	1.79	0.44
14:5A:38:GLY:O	14:5A:39:LEU:HD23	2.18	0.44
15:6A:3:ILE:H	15:6A:3:ILE:HG12	1.47	0.44

Continued on next page...

Continued from previous page...

Atom-1	Atom-2	Interatomic distance (Å)	Clash overlap (Å)
40:75:36:GLU:O	40:75:36:GLU:HG3	2.18	0.44
36:78:17:LYS:HE2	36:78:27:HIS:NE2	2.32	0.44
16:7I:28:ARG:NH1	16:7I:29:ASP:OD1	2.39	0.44
37:88:17:LEU:HB3	37:88:39:PRO:HB2	1.99	0.44
1:13:255:G:P	17:8I:69:LYS:HZ3	2.40	0.44
18:9A:22:VAL:HG12	18:9A:55:ARG:O	2.17	0.44
48:F5:90:ILE:HG22	48:F5:91:LYS:N	2.33	0.44
48:J8:73:LEU:HD11	48:J8:95:LEU:HD21	1.99	0.44
51:M8:39:CYS:H	51:M8:41:PRO:HD3	1.83	0.44
1:13:1279:A:O2'	1:13:1281:U:OP2	2.26	0.44
1:13:1338:G:C6	1:13:1339:A:C6	3.05	0.44
1:13:1348:U:H2'	1:13:1349:A:H8	1.82	0.44
1:13:278:G:N2	17:8I:95:TYR:HB3	2.33	0.44
26:14:1405:U:H2'	26:14:1406:U:C6	2.53	0.44
26:14:1636:C:H2'	26:14:1637:A:C8	2.53	0.44
26:14:1785:A:H4'	26:14:1982:C:O2'	2.18	0.44
26:14:1894:C:O2'	26:14:1895:C:H5'	2.17	0.44
26:14:2402:C:H5	26:14:2415:G:H22	1.65	0.44
26:14:2648:C:H2'	26:14:2649:U:O4'	2.18	0.44
26:14:2694:G:C5	26:14:2695:C:C5	3.06	0.44
26:14:26:G:C6	26:14:27:G:N1	2.85	0.44
26:14:996:A:H4'	41:85:92:ARG:HD3	1.98	0.44
34:15:116:LEU:O	34:15:119:ARG:N	2.38	0.44
27:16:89:G:H2'	27:16:89(A):A:C8	2.53	0.44
28:19:71:ASP:CG	28:19:103:ARG:HH12	2.21	0.44
1:1G:1028(A):C:C4	1:1G:1028(B):C:H5	2.36	0.44
1:1G:1028:C:N4	1:1G:1033:G:H1	2.13	0.44
1:1G:944:G:C2	1:1G:1340:A:C6	3.06	0.44
1:1G:1347:G:N2	1:1G:1373:G:H2'	2.33	0.44
1:1G:243:A:C2	1:1G:245:C:C2	3.05	0.44
1:1G:272:C:H2'	1:1G:273:A:C8	2.53	0.44
1:1G:338:A:H2'	1:1G:339:C:C6	2.53	0.44
1:1G:66:G:C2	1:1G:67:C:C6	3.05	0.44
26:1H:1675:C:H2'	26:1H:1676:A:O4'	2.17	0.44
26:1H:2670:A:O2'	26:1H:2671:A:H5'	2.18	0.44
26:1H:287:C:H2'	26:1H:288:C:C6	2.48	0.44
26:1H:39:C:H2'	26:1H:40:C:C6	2.52	0.44
26:1H:70:G:H21	26:1H:71:A:N6	2.16	0.44
26:1H:932:G:H4'	26:1H:933:A:O5'	2.17	0.44
29:21:67:PHE:C	29:21:69:LYS:H	2.21	0.44
35:25:104:ARG:HB3	35:25:104:ARG:CZ	2.48	0.44

Continued on next page...

Continued from previous page...

Atom-1	Atom-2	Interatomic distance (Å)	Clash overlap (Å)
29:29:62:PRO:C	29:29:64:LYS:N	2.71	0.44
30:31:80:ALA:HA	30:31:81:PRO:HD3	1.88	0.44
1:1G:302:G:H4'	12:3A:17:LYS:HE2	2.00	0.44
12:3I:113:ARG:O	12:3I:114:LYS:HD2	2.17	0.44
24:3K:3:C:H2'	24:3K:4:C:O4'	2.18	0.44
31:41:67:LYS:O	31:41:67:LYS:HE3	2.18	0.44
1:1G:1321:C:H4'	13:4A:87:TYR:CE1	2.53	0.44
6:5E:25:ILE:HD13	6:5E:25:ILE:HA	1.83	0.44
7:62:26:PHE:O	7:62:30:ILE:HG13	2.18	0.44
15:6I:82:ILE:O	15:6I:86:GLY:N	2.50	0.44
16:7I:74:LEU:HD22	16:7I:79:VAL:HG21	2.00	0.44
37:88:17:LEU:HA	37:88:17:LEU:HD23	1.58	0.44
9:8E:89:ASN:O	9:8E:91:ASP:N	2.50	0.44
18:9A:66:LEU:O	18:9A:70:ILE:HG13	2.18	0.44
44:B5:12:VAL:HG13	44:B5:27:THR:OG1	2.18	0.44
44:B5:5:TYR:HD1	49:G5:33:MET:SD	2.41	0.44
48:J8:91:LYS:CG	48:J8:92:LYS:H	2.30	0.44
52:N8:42:PRO:O	52:N8:44:THR:HG22	2.18	0.44
55:Q8:34:TRP:HD1	55:Q8:34:TRP:C	2.19	0.44
28:11:148:GLU:HB2	28:11:151:LYS:HD2	2.00	0.43
1:13:1289:A:H3'	1:13:1290:G:C8	2.52	0.43
1:13:658:G:H2'	1:13:659:U:H6	1.82	0.43
1:13:752:G:H4'	15:6I:69:TYR:OH	2.18	0.43
26:14:1374:G:H2'	26:14:1375:C:C6	2.53	0.43
26:14:2016:U:H2'	26:14:2017:U:C6	2.52	0.43
26:14:2611:U:O2'	26:14:2612:C:O5'	2.30	0.43
26:14:2773:C:H2'	26:14:2774:C:H6	1.83	0.43
26:14:2784:C:H1'	29:29:37:ARG:NH2	2.33	0.43
26:14:511:U:C5	26:14:512:G:C5	3.05	0.43
1:1G:363:A:C5	12:3A:31:PRO:HD2	2.53	0.43
1:1G:539:A:H2'	1:1G:540:G:C8	2.53	0.43
26:1H:1025:G:H8	26:1H:1025:G:OP1	1.99	0.43
26:1H:1063:G:H22	26:1H:1076:C:C2'	2.31	0.43
26:1H:1153:C:C4	26:1H:1154:G:C5	3.06	0.43
26:1H:1474:C:H2'	26:1H:1475:G:C8	2.53	0.43
26:1H:2028:U:H2'	26:1H:2029:G:O4'	2.17	0.43
26:1H:2256:G:N2	26:1H:2275:C:N4	2.66	0.43
26:1H:431:U:O2'	26:1H:432:A:H5'	2.18	0.43
26:1H:444:C:O2'	26:1H:445:C:H5'	2.17	0.43
26:1H:910:A:N1	26:1H:2277:G:H1'	2.32	0.43
26:1H:950:G:C5	26:1H:951:C:C4	3.06	0.43

Continued on next page...

Continued from previous page...

Atom-1	Atom-2	Interatomic distance (Å)	Clash overlap (Å)
27:1J:99:A:C4	27:1J:100:G:C8	3.06	0.43
27:1J:2:C:H2'	27:1J:3:C:C6	2.53	0.43
24:3K:8:U:H2'	24:3K:13:C:H5	1.81	0.43
31:49:60:LEU:HD21	31:49:92:VAL:HG11	1.99	0.43
31:49:53:LEU:CD2	31:49:87:PRO:HB2	2.48	0.43
5:4E:43:LEU:HD23	5:4E:133:TYR:HD1	1.83	0.43
5:4E:6:PHE:HD1	5:4E:6:PHE:HA	1.74	0.43
32:51:4:ILE:HG12	32:51:4:ILE:O	2.17	0.43
14:5A:17:LYS:NZ	14:5A:18:VAL:HG13	2.33	0.43
33:61:120:ILE:HG12	33:61:126:TYR:CE2	2.53	0.43
26:1H:1668:A:OP1	35:68:5:GLN:HG3	2.18	0.43
15:6I:39:LEU:O	15:6I:42:HIS:N	2.50	0.43
8:7E:8:ASP:OD2	8:7E:12:ARG:HD2	2.17	0.43
17:8A:10:VAL:HG21	17:8A:52:LYS:O	2.18	0.43
38:98:34:ILE:HG22	38:98:114:VAL:HB	1.99	0.43
19:AA:66:MET:H	19:AA:67:VAL:HB	1.82	0.43
44:B5:26:TYR:CE2	44:B5:89:ILE:HG13	2.53	0.43
26:1H:1754:C:P	40:B8:96:ARG:HH12	2.40	0.43
20:BA:87:LYS:HE3	20:BA:91:LEU:HD11	2.00	0.43
45:G8:63:LYS:HG3	45:G8:64:GLU:H	1.83	0.43
45:G8:6:HIS:N	45:G8:6:HIS:CD2	2.86	0.43
46:H8:97:GLU:HB3	46:H8:125:LEU:HD11	2.00	0.43
46:H8:67:LEU:HD22	46:H8:90:VAL:HG11	2.00	0.43
48:J8:73:LEU:HD21	48:J8:95:LEU:HD23	1.99	0.43
53:K5:12:GLU:HA	53:K5:23:THR:HB	2.00	0.43
1:13:1486:G:H2'	1:13:1487:G:O4'	2.18	0.43
1:13:429:U:H1'	1:13:430:A:H5''	1.98	0.43
1:13:45:U:H2'	1:13:46:G:C8	2.53	0.43
1:13:61:G:H2'	1:13:62:U:O4'	2.18	0.43
1:13:869:G:H8	1:13:869:G:O5'	2.01	0.43
26:14:1149:G:H2'	26:14:1150:C:C6	2.53	0.43
26:14:1639:U:H5'	58:14:3552:HOH:O	2.17	0.43
26:14:2512:C:H2'	26:14:2513:G:O4'	2.17	0.43
26:14:2552:U:C2	26:14:2554:U:H5''	2.53	0.43
26:14:2619:C:H2'	26:14:2620:C:C6	2.52	0.43
26:14:822:U:O2'	26:14:823:G:H5'	2.18	0.43
26:14:878:A:H2'	26:14:879:G:O4'	2.17	0.43
28:19:41:GLY:HA3	28:19:43:ARG:HD3	2.00	0.43
10:1A:45:ARG:HB3	10:1A:65:LEU:HB3	1.99	0.43
1:1G:1014:A:H4'	19:AA:14:HIS:HE1	1.79	0.43
1:1G:1072:G:C6	1:1G:1073:U:C4	3.07	0.43

Continued on next page...

Continued from previous page...

Atom-1	Atom-2	Interatomic distance (Å)	Clash overlap (Å)
1:1G:976:G:N2	1:1G:1362:C:H2'	2.33	0.43
1:1G:1347:G:N2	1:1G:1374:A:OP2	2.41	0.43
1:1G:1496:C:H2'	1:1G:1497:G:C8	2.53	0.43
1:1G:828:A:C4	1:1G:859:A:C8	3.06	0.43
26:1H:1465:G:C5	26:1H:1466:G:N7	2.86	0.43
26:1H:1532:C:H42	26:1H:1539:G:H1	1.67	0.43
26:1H:2019:A:C6	26:1H:2020:A:N7	2.86	0.43
26:1H:2259:G:C2	26:1H:2282:G:C6	3.06	0.43
26:1H:2320:A:H2'	26:1H:2320:A:N3	2.32	0.43
26:1H:322:A:H5'	26:1H:340:A:C1'	2.48	0.43
26:1H:39:C:O2	30:31:46:ARG:NH2	2.51	0.43
26:1H:577:G:OP1	26:1H:2502:G:O2'	2.30	0.43
30:31:46:ARG:HA	30:31:46:ARG:HD2	1.70	0.43
1:1G:523:A:H61	12:3A:92:ASP:HB2	1.83	0.43
31:41:61:ALA:HA	31:41:66:GLN:O	2.18	0.43
31:41:47:LYS:NZ	31:41:81:LYS:HB2	2.32	0.43
34:58:28:THR:HG22	34:58:29:LYS:N	2.33	0.43
39:65:38:GLN:HG2	39:65:47:THR:HG21	1.98	0.43
7:6E:115:ARG:HB3	7:6E:118:VAL:HG12	1.98	0.43
29:29:9:VAL:HA	40:75:3:ARG:HG3	2.00	0.43
36:78:79:ARG:HB2	36:78:110:TYR:HD1	1.82	0.43
37:88:43:THR:HG22	37:88:94:VAL:HG12	1.99	0.43
9:8E:27:THR:O	9:8E:63:ILE:N	2.49	0.43
9:8E:29:ASN:OD1	9:8E:65:VAL:N	2.51	0.43
39:A8:84:GLN:OE1	39:A8:110:LEU:HD13	2.19	0.43
20:BI:92:LEU:O	20:BI:96:GLY:HA3	2.19	0.43
45:C5:48:ALA:HB1	45:C5:50:ARG:HD3	2.00	0.43
48:F5:92:LYS:O	48:F5:93:GLU:C	2.54	0.43
45:G8:39:VAL:O	45:G8:42:VAL:HG22	2.16	0.43
46:H8:14:LYS:HA	46:H8:15:PRO:HD2	1.72	0.43
2:12:204:ASN:N	2:12:204:ASN:OD1	2.52	0.43
1:13:1320:C:H42	19:AI:36:ARG:HG3	1.83	0.43
1:13:1320:C:H2'	1:13:1321:C:O4'	2.18	0.43
1:13:150:C:H2'	1:13:151:A:O4'	2.18	0.43
1:13:595:G:H22	1:13:643:C:N4	2.16	0.43
26:14:1151:G:H4'	41:85:81:HIS:CG	2.53	0.43
26:14:1298:C:C2'	26:14:1302:A:HO2'	2.24	0.43
26:14:140:A:H8	26:14:1408:C:O2'	1.98	0.43
26:14:142:G:H5''	26:14:1598:C:O2'	2.17	0.43
26:14:1511:A:H2'	26:14:1512:G:O4'	2.19	0.43
26:14:1771:C:H1'	26:14:1786:A:C8	2.53	0.43

Continued on next page...

Continued from previous page...

Atom-1	Atom-2	Interatomic distance (Å)	Clash overlap (Å)
26:14:1795:C:H2'	26:14:1796:U:H6	1.83	0.43
26:14:1946:U:H2'	26:14:1947:C:C6	2.54	0.43
26:14:2153:G:HO2'	26:14:2154:G:H8	1.63	0.43
26:14:2567:G:H2'	26:14:2568:C:H6	1.83	0.43
26:14:2893:G:H4'	26:14:2894:G:O5'	2.18	0.43
26:14:390:A:C6	36:35:71:VAL:HG11	2.53	0.43
1:1G:1105:A:H2'	1:1G:1106:G:C8	2.52	0.43
1:1G:1048:G:N2	1:1G:1209:C:N3	2.62	0.43
1:1G:476:G:H2'	1:1G:477:G:H8	1.83	0.43
1:1G:800:G:H8	1:1G:800:G:O5'	2.01	0.43
26:1H:1049:C:H1'	26:1H:1113:U:H4'	2.00	0.43
26:1H:1085:A:H1'	26:1H:1086:A:C2	2.53	0.43
26:1H:1387:C:O2	26:1H:1388:G:C8	2.71	0.43
26:1H:1389:G:C2	26:1H:1399:C:O2	2.72	0.43
26:1H:2144:U:H1'	26:1H:2148:G:N2	2.32	0.43
26:1H:2330:G:H2'	26:1H:2331:G:O4'	2.17	0.43
26:1H:270(X):G:C6	26:1H:270(Y):G:N1	2.87	0.43
1:13:963:G:N2	10:1I:55:LYS:NZ	2.66	0.43
29:21:13:ARG:HG2	29:21:13:ARG:NH1	2.33	0.43
29:21:35:GLN:HB3	29:21:48:GLN:HB2	2.00	0.43
29:21:65:GLY:HA2	29:21:70:ALA:CB	2.49	0.43
3:22:21:ARG:O	3:22:58:GLU:HA	2.18	0.43
3:22:40:ARG:HA	3:22:43:LEU:HB2	2.00	0.43
11:2I:57:THR:HA	11:2I:58:PRO:HD2	1.71	0.43
30:31:155:LEU:HB2	30:31:189:THR:HG21	2.00	0.43
30:39:64:ILE:HG13	30:39:65:TRP:CE2	2.53	0.43
13:4A:54:VAL:HA	13:4A:57:ARG:HB3	1.99	0.43
32:51:86:GLU:HG3	32:51:165:ALA:H	1.82	0.43
38:55:103:ARG:CZ	38:55:110:PRO:HD3	2.48	0.43
35:68:31:LYS:HB3	35:68:32:TYR:CE2	2.54	0.43
33:69:4:ILE:HG21	33:69:47:LEU:HD13	2.00	0.43
40:75:57:PHE:HA	40:75:79:HIS:CD2	2.53	0.43
36:78:24:GLY:O	36:78:26:GLY:N	2.51	0.43
8:7E:39:LEU:HB3	8:7E:45:ILE:HG12	2.01	0.43
1:13:376:G:O3'	16:7I:5:ARG:HD2	2.19	0.43
26:14:1152:C:H4'	41:85:77:SER:HA	2.00	0.43
20:BI:56:MET:HB3	20:BI:56:MET:HE2	1.88	0.43
26:14:2336:A:H61	47:E5:43:THR:HB	1.83	0.43
49:G5:38:GLN:O	49:G5:43:GLN:HA	2.18	0.43
53:K5:18:ARG:HH12	53:K5:43:CYS:HB2	1.83	0.43
1:13:1226:C:H4'	1:13:1227:A:OP1	2.19	0.43

Continued on next page...

Continued from previous page...

Atom-1	Atom-2	Interatomic distance (Å)	Clash overlap (Å)
1:13:536:C:H2'	1:13:537:G:H8	1.81	0.43
1:13:651:C:H2'	1:13:652:U:C6	2.54	0.43
1:13:660:G:H2'	1:13:661:G:C8	2.53	0.43
26:14:1060:U:H5'	26:14:1061:U:C6	2.53	0.43
26:14:2542:A:H1'	26:14:2543:G:C8	2.53	0.43
26:14:2893:G:H5'	26:14:2894:G:OP1	2.18	0.43
26:14:296:C:H2'	26:14:297:C:H6	1.83	0.43
26:14:492:A:H2'	26:14:493:G:O4'	2.17	0.43
26:14:500:G:N2	26:14:502:A:H3'	2.33	0.43
26:14:890:A:H2'	26:14:892:G:C8	2.50	0.43
26:14:996:A:N3	26:14:997:G:C8	2.86	0.43
2:1E:21:ARG:C	2:1E:23:ARG:H	2.22	0.43
2:1E:25:ASN:HA	2:1E:26:PRO:HD3	1.84	0.43
1:1G:1084:G:H2'	1:1G:1085:U:H6	1.84	0.43
1:1G:1273:G:H3'	1:1G:1274:G:H8	1.83	0.43
1:1G:843:U:H3'	1:1G:848:C:O4'	2.18	0.43
1:1G:862:C:H2'	1:1G:863:U:H5'	2.01	0.43
26:1H:1086:A:H1'	26:1H:1103:A:N6	2.33	0.43
26:1H:1195:G:N3	26:1H:1227:A:H2	2.16	0.43
26:1H:1395:A:P	58:1H:3645:HOH:O	2.70	0.43
26:1H:1471:A:C2	26:1H:1472:A:C8	3.06	0.43
26:1H:1782:C:H2'	26:1H:2608:G:O2'	2.19	0.43
26:1H:2314:C:H2'	26:1H:2315:G:C8	2.50	0.43
26:1H:303:U:H2'	26:1H:304:G:C8	2.52	0.43
27:1J:113:C:O2'	39:65:46:VAL:HG13	2.18	0.43
29:21:188:VAL:HA	29:21:189:PRO:HD3	1.77	0.43
11:2A:85:ARG:HE	11:2A:111:ASP:HB3	1.82	0.43
4:32:199:ASN:CB	4:32:202:LEU:HG	2.48	0.43
4:3E:18:LYS:HE3	4:3E:18:LYS:HB2	1.63	0.43
5:42:107:ARG:CZ	5:42:107:ARG:HB3	2.48	0.43
31:49:10:LYS:O	31:49:15:VAL:HG23	2.17	0.43
32:59:76:VAL:O	32:59:80:SER:OG	2.20	0.43
14:5I:13:THR:HG23	14:5I:20:ALA:HB2	2.00	0.43
14:5I:4:LYS:O	14:5I:7:ILE:HG13	2.19	0.43
7:6E:111:ARG:HB3	7:6E:111:ARG:HH11	1.83	0.43
8:72:118:VAL:O	8:72:119:LEU:HD23	2.19	0.43
37:88:87:LYS:HA	37:88:87:LYS:HD2	1.47	0.43
17:8A:63:ARG:HG2	17:8A:64:PRO:CD	2.48	0.43
26:14:564:C:H5''	42:95:75:PHE:CZ	2.54	0.43
39:A8:84:GLN:O	39:A8:85:VAL:HG13	2.18	0.43
20:BA:81:LYS:O	20:BA:85:MET:HG2	2.18	0.43

Continued on next page...

Continued from previous page...

Atom-1	Atom-2	Interatomic distance (Å)	Clash overlap (Å)
48:J8:81:LYS:HD2	48:J8:81:LYS:N	2.34	0.43
55:Q8:48:PHE:CE2	55:Q8:52:LYS:HB2	2.54	0.43
26:1H:2208:U:H4'	28:11:151:LYS:HG2	2.00	0.43
1:13:1448:C:H42	1:13:1455:G:H1	1.67	0.43
1:13:1507:A:OP2	25:4K:13:A:N6	2.52	0.43
26:14:1088:A:H2'	26:14:1088:A:N3	2.32	0.43
26:14:117:G:C6	26:14:119:A:C6	3.07	0.43
26:14:1213:A:H2'	26:14:1214:A:C8	2.53	0.43
26:14:1317:A:H2'	26:14:1318:C:H6	1.83	0.43
26:14:1416:G:O2'	26:14:1417:C:O4'	2.35	0.43
26:14:1858:G:H8	26:14:1858:G:OP2	2.02	0.43
26:14:2086:U:H2'	26:14:2087:G:C8	2.54	0.43
26:14:249:C:H5''	58:14:3522:HOH:O	2.18	0.43
26:14:2815:C:H5'	52:J5:29:THR:HG21	2.00	0.43
26:14:286:C:H2'	26:14:287:C:C6	2.53	0.43
26:14:990:A:H5'	26:14:990:A:C8	2.49	0.43
28:19:44:ASN:HD21	28:19:46:GLN:HG3	1.82	0.43
1:1G:791:G:C6	1:1G:792:A:N7	2.87	0.43
1:1G:980:C:H3'	1:1G:981:U:H6	1.79	0.43
26:1H:1820:U:H4'	26:1H:1821:A:OP2	2.19	0.43
26:1H:2181:G:H2'	26:1H:2182:G:C8	2.53	0.43
26:1H:2262:U:H4'	26:1H:2328:A:C2	2.54	0.43
26:1H:2846:G:H2'	26:1H:2847:U:O4'	2.18	0.43
26:1H:2862:G:H2'	26:1H:2863:C:H6	1.83	0.43
26:1H:287:C:O2'	26:1H:288:C:H5'	2.19	0.43
26:1H:478:A:C6	26:1H:480:A:C6	3.06	0.43
26:1H:572:A:H5''	26:1H:573:G:OP2	2.17	0.43
26:1H:65:C:H2'	26:1H:66:C:C6	2.54	0.43
26:1H:720:C:H2'	26:1H:721:C:C6	2.54	0.43
22:1K:14:A:C6	22:1K:22:G:N3	2.86	0.43
22:1K:60:U:H5'	22:1K:61:C:OP2	2.18	0.43
35:25:89:ASN:OD1	35:25:89:ASN:N	2.52	0.43
29:29:33:VAL:HG12	29:29:89:ASP:CB	2.47	0.43
30:31:34:TRP:CZ2	36:78:8:PRO:HB3	2.53	0.43
30:31:81:PRO:HB3	30:31:89:VAL:HG23	1.99	0.43
4:32:25:ARG:HG2	4:32:30:LYS:O	2.18	0.43
31:41:37:VAL:H	31:41:99:MET:HE3	1.82	0.43
6:52:60:PHE:C	6:52:61:LEU:HD12	2.39	0.43
38:55:81:ASP:O	38:55:82:GLU:HB3	2.18	0.43
14:5A:59:ALA:HB1	14:5A:61:TRP:HZ3	1.83	0.43
7:62:92:SER:O	7:62:96:GLN:HG3	2.19	0.43

Continued on next page...

Continued from previous page...

Atom-1	Atom-2	Interatomic distance (Å)	Clash overlap (Å)
35:68:71:ARG:NH2	35:68:77:ILE:HG21	2.33	0.43
15:6A:75:PRO:HA	15:6A:78:TYR:HB3	1.99	0.43
36:78:19:VAL:HG21	36:78:27:HIS:CG	2.54	0.43
8:7E:34:GLU:HB3	8:7E:118:VAL:HG21	2.01	0.43
16:7I:3:LYS:O	16:7I:21:VAL:HA	2.18	0.43
16:7I:25:ARG:HG3	16:7I:25:ARG:HH11	1.84	0.43
17:8I:101:ARG:NH2	17:8I:101:ARG:HB2	2.32	0.43
18:9I:21:LYS:HD2	18:9I:21:LYS:HA	1.86	0.43
40:B8:91:ARG:O	40:B8:116:ALA:HA	2.19	0.43
20:BA:11:SER:HA	20:BA:13:LEU:HB2	1.99	0.43
45:C5:52:SER:OG	45:C5:56:PRO:HA	2.18	0.43
46:D5:53:ILE:HA	46:D5:70:LEU:HD22	2.01	0.43
45:G8:89:PHE:CD1	45:G8:90:LEU:N	2.87	0.43
53:K5:45:LYS:N	53:K5:45:LYS:HD2	2.33	0.43
49:K8:51:ARG:NH1	49:K8:55:ARG:HH12	2.16	0.43
50:L8:7:LYS:HD2	50:L8:34:GLU:HG2	1.99	0.43
26:1H:1568:G:P	28:11:63:ARG:HH12	2.42	0.43
1:13:416:G:H2'	1:13:417:C:C6	2.54	0.43
1:13:609:A:H2'	1:13:610:G:H5'	2.01	0.43
26:14:1225:C:O3'	42:95:85:LYS:HA	2.18	0.43
26:14:1233:C:H2'	26:14:1234:U:H6	1.84	0.43
26:14:162:U:H4'	26:14:171:G:O4'	2.18	0.43
26:14:2395:C:H2'	26:14:2396:G:O4'	2.18	0.43
26:14:2408:U:H2'	26:14:2409:G:C8	2.54	0.43
26:14:270(S):G:H2'	26:14:270(T):G:H8	1.83	0.43
26:14:2543:G:H1'	26:14:2766:G:H5'	2.01	0.43
26:14:511:U:O4	26:14:512:G:N1	2.50	0.43
26:14:557:U:H2'	26:14:558:G:C8	2.54	0.43
27:16:73:A:C4	27:16:104:A:C2	3.07	0.43
28:19:108:PRO:HB3	28:19:143:HIS:HE2	1.83	0.43
10:1A:61:GLU:OE1	14:5A:58:LYS:HE2	2.18	0.43
1:1G:1472:U:H2'	1:1G:1473:A:O4'	2.19	0.43
1:1G:373:A:C2	1:1G:374:A:C8	3.07	0.43
1:1G:583:A:H2'	1:1G:584:G:O4'	2.19	0.43
1:1G:711:G:O2'	1:1G:712:A:H5'	2.18	0.43
1:1G:829:G:O2'	1:1G:830:G:H5'	2.18	0.43
26:1H:1108:U:C4	26:1H:1109:C:N4	2.87	0.43
26:1H:1264:G:H3'	26:1H:1265:A:H5''	1.99	0.43
26:1H:1387:C:C2	26:1H:1388:G:C8	3.05	0.43
26:1H:1922:G:H2'	26:1H:1923:U:C6	2.54	0.43
26:1H:2127:G:H2'	26:1H:2128:C:O4'	2.18	0.43

Continued on next page...

Continued from previous page...

Atom-1	Atom-2	Interatomic distance (Å)	Clash overlap (Å)
26:1H:2303:G:O2'	31:41:132:ASN:HB2	2.18	0.43
26:1H:2712:U:H1'	26:1H:2712(A):A:C8	2.53	0.43
26:1H:315:G:C6	26:1H:316:C:C4	3.06	0.43
26:1H:803:U:C4	26:1H:804:A:N7	2.86	0.43
26:1H:2572:A:N7	29:21:144:ARG:HD2	2.34	0.43
3:22:140:ARG:NE	3:22:140:ARG:HA	2.34	0.43
23:2K:64:G:C2	23:2K:65:G:N7	2.87	0.43
30:31:184:TYR:CE1	36:78:3:LEU:HD11	2.53	0.43
4:32:4:TYR:HE2	4:32:11:LEU:HD11	1.83	0.43
5:42:127:ASN:HA	5:42:128:PRO:HD3	1.91	0.43
13:4A:7:VAL:HG21	31:49:115:ARG:NE	2.34	0.43
31:49:96:ARG:C	31:49:98:ARG:H	2.22	0.43
13:4A:25:ILE:O	13:4A:29:ARG:HB2	2.19	0.43
32:51:130:ARG:HH11	32:51:130:ARG:HB3	1.84	0.43
32:51:121:ILE:HG12	32:51:140:LYS:HD3	2.00	0.43
6:5E:46:ARG:HG3	6:5E:47:ARG:N	2.34	0.43
33:61:29:TYR:O	33:61:32:PRO:HD2	2.18	0.43
39:65:10:ARG:O	39:65:14:VAL:HG22	2.18	0.43
33:69:130:TYR:C	33:69:131:LYS:HD2	2.38	0.43
40:75:86:ILE:HD13	40:75:86:ILE:HG21	1.82	0.43
8:7E:23:SER:HA	8:7E:61:VAL:O	2.19	0.43
1:13:280:C:O2	17:8I:38:ARG:HG3	2.19	0.43
42:95:66:ARG:H	42:95:66:ARG:HG2	1.68	0.43
41:C8:36:ARG:HD3	41:C8:40:PHE:CZ	2.54	0.43
47:E5:50:ASN:O	47:E5:62:LEU:HB2	2.18	0.43
49:G5:33:MET:O	49:G5:37:PHE:HD1	2.02	0.43
48:J8:85:LEU:HA	48:J8:85:LEU:HD13	1.72	0.43
26:1H:851:U:O2'	50:L8:42:ALA:O	2.37	0.43
2:12:208:ILE:HA	2:12:211:ILE:HD12	1.99	0.43
1:13:101:A:C4	1:13:102:G:C8	3.06	0.43
1:13:240:C:H2'	1:13:241:C:H6	1.82	0.43
1:13:265:G:H5''	17:8I:65:ILE:O	2.19	0.43
1:13:617:G:H5'	16:7I:45:THR:HG23	2.00	0.43
26:14:1176:G:H5'	26:14:1177:A:OP1	2.19	0.43
26:14:1425:G:H2'	26:14:1426:G:C8	2.53	0.43
26:14:2346:A:C2	26:14:2383:G:C2	3.06	0.43
10:1A:32:ALA:HA	10:1A:76:ASN:HB2	2.01	0.43
1:13:1104:G:H4'	2:1E:111:ARG:NH1	2.34	0.43
1:1G:1368:G:OP2	9:82:112:LYS:HD2	2.18	0.43
1:1G:141:A:H1'	1:1G:182:U:O2	2.19	0.43
1:1G:241:C:C2	1:1G:286:G:C2	3.07	0.43

Continued on next page...

Continued from previous page...

Atom-1	Atom-2	Interatomic distance (Å)	Clash overlap (Å)
1:1G:316:G:H2'	1:1G:317:G:C8	2.54	0.43
26:1H:550:G:O2'	26:1H:1220:A:N3	2.38	0.43
26:1H:1332:G:N2	26:1H:1610:A:N7	2.67	0.43
26:1H:1389:G:C2	26:1H:1390:U:O2	2.72	0.43
26:1H:2280:G:H2'	26:1H:2281:C:H5'	2.00	0.43
26:1H:2335:A:N7	26:1H:2337:G:C5	2.87	0.43
26:1H:234:C:H2'	26:1H:235:U:C6	2.50	0.43
26:1H:2467:C:H4'	37:88:123:HIS:CG	2.53	0.43
26:1H:2680:C:O3'	29:21:8:LYS:NZ	2.52	0.43
26:1H:286:C:H2'	26:1H:287:C:C6	2.53	0.43
26:1H:4:C:H42	26:1H:2899:G:H1	1.65	0.43
3:22:148:GLY:O	3:22:203:PHE:HB3	2.19	0.43
11:2I:59:TYR:CE2	11:2I:63:LEU:HD11	2.53	0.43
30:31:178:PRO:HB2	30:31:201:VAL:CG2	2.48	0.43
30:39:126:VAL:HG13	30:39:193:VAL:HG23	2.01	0.43
5:42:92:LYS:HE2	8:72:105:ARG:NH2	2.34	0.43
32:51:12:PRO:HB3	32:51:48:GLY:HA2	2.00	0.43
34:58:133:GLN:CD	34:58:133:GLN:H	2.22	0.43
32:59:117:PRO:HA	32:59:118:PRO:HD2	1.88	0.43
14:5A:12:ARG:HG3	14:5A:12:ARG:H	1.38	0.43
1:13:1422:G:C5'	35:68:48:PRO:HB3	2.49	0.43
33:69:135:GLU:OE2	33:69:135:GLU:N	2.50	0.43
16:7A:40:ASP:HB3	16:7A:48:TRP:CB	2.39	0.43
37:88:32:TYR:CE1	37:88:133:ARG:HG3	2.54	0.43
20:BI:26:ASN:HB3	20:BI:71:THR:OG1	2.19	0.43
45:G8:85:VAL:O	45:G8:86:ARG:HD3	2.19	0.43
46:H8:4:ARG:HD3	46:H8:60:GLU:OE2	2.18	0.43
46:H8:4:ARG:HB3	46:H8:58:VAL:HG23	1.99	0.43
50:L8:8:LEU:HD13	50:L8:31:LEU:HA	2.00	0.43
50:L8:6:VAL:HG11	50:L8:47:VAL:HG22	2.01	0.43
52:N8:16:ARG:HG3	52:N8:17:ASP:N	2.34	0.43
28:11:260:ARG:HH22	28:11:266:SER:HB3	1.83	0.43
1:13:13:U:O2	1:13:914:A:H3'	2.18	0.43
1:13:410:G:H5''	1:13:411:A:OP1	2.18	0.43
26:14:1171:G:O2'	26:14:1173:G:O4'	2.20	0.43
26:14:2239:G:H5'	28:19:251:GLY:HA3	2.01	0.43
26:14:2340:G:H2'	26:14:2341:G:C8	2.54	0.43
26:14:563:G:H5'	26:14:572:A:H4'	2.01	0.43
26:14:826:U:H2'	26:14:828:U:O4'	2.19	0.43
26:14:957:A:N6	26:14:2459:A:C8	2.87	0.43
34:15:15:LEU:HD23	34:15:134:ARG:HD2	2.00	0.43

Continued on next page...

Continued from previous page...

Atom-1	Atom-2	Interatomic distance (Å)	Clash overlap (Å)
27:16:11:C:H3'	27:16:12:C:H6	1.82	0.43
21:1B:6:ARG:HH11	21:1B:15:ARG:NH2	2.16	0.43
2:1E:135:GLN:O	2:1E:139:LYS:HB2	2.17	0.43
1:1G:109:A:H5'	1:1G:110:C:H5	1.84	0.43
1:1G:1350:A:C2	1:1G:1351:U:C2	3.06	0.43
1:1G:1352:C:OP1	21:1B:3:LYS:NZ	2.38	0.43
1:1G:1512:U:H2'	1:1G:1513:A:C8	2.53	0.43
26:1H:1779:U:H2'	58:1H:3625:HOH:O	2.18	0.43
26:1H:1954:G:O2'	26:1H:1956:U:O4	2.30	0.43
26:1H:270(R):G:H2'	26:1H:270(S):G:C8	2.53	0.43
26:1H:2840:C:H42	26:1H:2877:G:H1	1.67	0.43
3:22:91:LEU:O	3:22:95:THR:OG1	2.32	0.43
29:29:173:VAL:N	29:29:183:LEU:O	2.37	0.43
3:2E:148:GLY:HA3	3:2E:172:ARG:O	2.19	0.43
4:32:8:VAL:HA	4:32:11:LEU:HD12	2.01	0.43
36:35:110:TYR:HB3	36:35:111:ARG:H	1.72	0.43
12:3A:10:LEU:HD23	12:3A:10:LEU:HA	1.86	0.43
12:3A:75:HIS:HA	12:3A:111:LYS:NZ	2.34	0.43
12:3I:32:PHE:HB3	12:3I:84:LEU:HD11	2.01	0.43
24:3L:71:G:H2'	24:3L:72:C:H5''	2.01	0.43
5:42:92:LYS:HG2	5:42:93:PRO:HD2	2.00	0.43
31:49:55:LYS:HG2	31:49:150:ASP:OD1	2.19	0.43
31:49:56:ALA:HB2	31:49:153:ARG:NH2	2.34	0.43
13:4I:2:ALA:O	13:4I:10:PRO:HD2	2.18	0.43
13:4I:108:ARG:NH1	13:4I:111:LYS:HB3	2.34	0.43
32:59:56:SER:OG	32:59:57:ASP:N	2.52	0.43
40:75:107:ASP:N	40:75:107:ASP:OD1	2.51	0.43
36:78:121:LYS:HB3	36:78:121:LYS:HE2	1.82	0.43
9:82:111:ARG:HG2	9:82:112:LYS:H	1.84	0.43
1:1G:1148:U:OP1	9:82:7:THR:HG21	2.19	0.43
37:88:2:LEU:HD12	37:88:2:LEU:HA	1.75	0.43
17:8I:10:VAL:HG13	17:8I:19:VAL:HB	2.01	0.43
42:95:85:LYS:HG3	42:95:87:HIS:CA	2.48	0.43
19:AA:66:MET:HA	19:AA:67:VAL:O	2.18	0.43
40:B8:88:ILE:O	40:B8:88:ILE:HG13	2.18	0.43
46:H8:18:LEU:O	46:H8:21:ALA:HB3	2.18	0.43
55:M5:32:LEU:HA	55:M5:32:LEU:HD12	1.63	0.43
53:O8:33:LYS:O	53:O8:35:GLU:HG3	2.19	0.43
28:11:17:THR:HG22	28:11:205:VAL:H	1.82	0.43
1:13:266:G:H5''	1:13:267:C:C5	2.53	0.43
1:13:864:A:H5''	1:13:865:A:OP2	2.19	0.43

Continued on next page...

Continued from previous page...

Atom-1	Atom-2	Interatomic distance (Å)	Clash overlap (Å)
1:13:945:G:C2	1:13:946:A:C8	3.06	0.43
1:13:992:U:O2	1:13:993:G:N2	2.52	0.43
26:14:1348:G:H5''	26:14:1349:A:OP2	2.19	0.43
26:14:1599:C:C2	26:14:1600:C:C5	3.06	0.43
26:14:1693:U:H4'	26:14:1694:C:OP2	2.19	0.43
26:14:2298:A:N6	26:14:2318:G:H2'	2.34	0.43
26:14:270(V):G:H2'	26:14:270(W):G:O4'	2.19	0.43
26:14:2751:G:N1	32:59:2:SER:HB3	2.34	0.43
26:14:629:G:H1	26:14:634:C:N4	2.14	0.43
26:14:725:G:H8	26:14:725:G:O5'	2.02	0.43
26:14:831:G:H5''	26:14:832:G:OP2	2.19	0.43
28:19:112:GLN:O	28:19:115:GLN:HG3	2.18	0.43
28:19:242:ARG:N	28:19:242:ARG:HD3	2.32	0.43
28:19:41:GLY:C	28:19:43:ARG:H	2.22	0.43
28:19:49:ILE:HD11	28:19:52:ARG:HA	2.00	0.43
2:1E:180:LEU:O	2:1E:181:PHE:HB2	2.19	0.43
1:1G:1028(A):C:H42	1:1G:1032(B):G:N2	2.16	0.43
1:1G:949:A:C2	1:1G:1233:G:N3	2.87	0.43
1:1G:651:C:H2'	1:1G:652:U:O4'	2.18	0.43
1:1G:674:G:H2'	1:1G:675:A:C8	2.54	0.43
26:1H:1063:G:N1	26:1H:1076:C:O2	2.51	0.43
26:1H:1110:G:O2'	26:1H:1111:A:C8	2.72	0.43
26:1H:1279:G:N2	26:1H:1292:U:C2	2.87	0.43
26:1H:1313:U:H4'	26:1H:1332:G:H4'	2.00	0.43
26:1H:1799:G:H5'	26:1H:1819:A:N6	2.33	0.43
26:1H:208:C:H2'	26:1H:209:C:C6	2.53	0.43
26:1H:2130:U:H1'	26:1H:2159:G:N2	2.33	0.43
26:1H:2259:G:C2	26:1H:2282:G:N1	2.86	0.43
26:1H:2288:A:C2	26:1H:2325:G:C8	3.07	0.43
26:1H:2858:C:H2'	26:1H:2859:G:O4'	2.19	0.43
26:1H:507:A:C5'	26:1H:508:G:H5'	2.47	0.43
26:1H:548:A:C5	26:1H:549:G:H1'	2.53	0.43
26:1H:72:U:OP2	44:F8:1:MET:N	2.51	0.43
26:1H:849:A:H5''	26:1H:850:C:OP2	2.18	0.43
22:1K:69:G:H3'	22:1K:70:G:H5''	2.01	0.43
29:21:60:ASN:HB2	29:21:61:ARG:H	1.62	0.43
3:2E:134:ILE:HD11	3:2E:153:VAL:HG21	2.00	0.43
1:1G:537:G:H5''	12:3A:113:ARG:HH12	1.80	0.43
4:3E:92:VAL:O	4:3E:96:LEU:HD22	2.19	0.43
31:41:28:VAL:O	31:41:31:VAL:HG13	2.19	0.43
13:4A:112:GLY:HA3	13:4A:113:PRO:HD3	1.78	0.43

Continued on next page...

Continued from previous page...

Atom-1	Atom-2	Interatomic distance (Å)	Clash overlap (Å)
13:4I:13:LYS:O	13:4I:44:ARG:NH2	2.51	0.43
39:65:54:LEU:O	39:65:56:LEU:N	2.46	0.43
1:1G:755:G:OP2	15:6A:65:ARG:HD3	2.18	0.43
1:13:1375:A:P	7:6E:28:ASN:HD22	2.42	0.43
26:14:2685:G:P	40:75:51:ARG:HH12	2.41	0.43
8:7E:87:SER:HB2	8:7E:93:VAL:H	1.83	0.43
9:82:2:GLU:HG2	9:82:3:GLN:HG3	2.00	0.43
42:95:7:THR:HG23	42:95:22:VAL:HG21	2.00	0.43
46:D5:155:LEU:HD12	46:D5:163:LEU:HD13	2.00	0.43
46:D5:70:LEU:O	46:D5:89:PHE:N	2.46	0.43
47:E5:20:ARG:HD3	47:E5:20:ARG:HA	1.76	0.43
54:L5:16:HIS:HB2	54:L5:44:PRO:HG2	2.00	0.43
50:L8:8:LEU:HB2	50:L8:28:LEU:HD22	2.00	0.43
26:14:254:G:O6	55:M5:5:LYS:HG2	2.19	0.43
1:13:1096:C:H2'	1:13:1097:C:C6	2.50	0.43
1:13:1126:U:N3	1:13:1127:G:C2	2.87	0.43
1:13:1530:G:H2'	1:13:1531:A:H8	1.84	0.43
1:13:417:C:H2'	1:13:418:C:C6	2.54	0.43
1:13:491:G:H2'	1:13:492:G:O4'	2.19	0.43
1:13:636:U:H2'	1:13:637:G:C8	2.53	0.43
1:13:721:G:C6	1:13:733:A:C2	3.07	0.43
1:13:821:G:C2	1:13:880:C:N3	2.87	0.43
26:14:128:C:H2'	26:14:129:C:H6	1.84	0.43
26:14:1570:A:H2'	26:14:1571:A:C8	2.54	0.43
26:14:1778:U:P	58:14:3501:HOH:O	2.77	0.43
26:14:1782:C:H1'	26:14:2609:U:H5''	2.00	0.43
26:14:2228:G:C5	26:14:2229:C:C4	3.07	0.43
26:14:2378:A:O3'	39:65:23:ARG:HD2	2.19	0.43
26:14:2582:G:H2'	26:14:2582:G:N3	2.34	0.43
26:14:2637:U:C2	26:14:2782:G:N2	2.87	0.43
26:14:468:G:N7	54:L5:39:ARG:NH2	2.62	0.43
26:14:977:G:H2'	26:14:978:G:H8	1.83	0.43
2:1E:156:LYS:HA	2:1E:156:LYS:HD3	1.58	0.43
2:1E:51:LEU:HD23	2:1E:201:ILE:HD12	2.01	0.43
1:1G:1246:C:H2'	1:1G:1247:U:O4'	2.18	0.43
1:1G:1396:A:H4'	1:1G:1397:C:OP2	2.19	0.43
1:1G:277:C:H5''	17:8A:68:ARG:NH2	2.34	0.43
1:1G:332:G:OP2	20:BA:10:LEU:HD12	2.19	0.43
1:1G:722:A:C8	1:1G:724:G:H1'	2.54	0.43
1:1G:965:A:C2	1:1G:969:A:C2	3.07	0.43
1:1G:977:A:OP1	14:5A:31:ARG:HD3	2.19	0.43

Continued on next page...

Continued from previous page...

Atom-1	Atom-2	Interatomic distance (Å)	Clash overlap (Å)
26:1H:1292:U:H2'	26:1H:1293:C:O4'	2.19	0.43
26:1H:1448:G:N2	26:1H:1449:A:N6	2.66	0.43
26:1H:800:A:OP1	58:1H:3653:HOH:O	2.21	0.43
27:1J:13:A:N1	27:1J:69:G:O2'	2.45	0.43
27:1J:36:C:N3	27:1J:49:C:O2'	2.46	0.43
35:25:35:VAL:HG12	35:25:62:VAL:O	2.19	0.43
29:29:119:ARG:HA	29:29:160:TYR:CE2	2.54	0.43
29:29:16:ARG:O	29:29:17:ASP:HB2	2.19	0.43
29:29:170:LEU:HD11	29:29:185:LYS:O	2.19	0.43
30:31:68:LYS:O	30:31:69:HIS:HB2	2.18	0.43
4:32:113:SER:O	4:32:117:ALA:N	2.51	0.43
30:39:7:TYR:O	30:39:15:SER:HA	2.19	0.43
4:3E:108:LEU:HD23	4:3E:110:PHE:CE1	2.54	0.43
4:3E:154:ASN:ND2	4:3E:154:ASN:H	2.17	0.43
24:3L:9:A:H61	24:3L:22:G:H5'	1.84	0.43
1:1G:1228:C:H5'	13:4A:114:ARG:HB3	2.01	0.43
5:4E:126:ARG:CG	5:4E:126:ARG:HH11	2.28	0.43
32:51:92:ILE:H	32:51:92:ILE:HG13	1.48	0.43
38:55:38:VAL:CG1	38:55:42:LYS:HD2	2.45	0.43
6:5E:82:ARG:HB2	6:5E:85:VAL:HG23	2.00	0.43
33:61:29:TYR:C	33:61:32:PRO:HD2	2.39	0.43
39:65:56:LEU:HB3	39:65:58:LEU:HD22	2.01	0.43
33:69:44:LEU:HD23	33:69:44:LEU:HA	1.85	0.43
8:72:68:ARG:NH1	8:72:70:GLN:HG2	2.34	0.43
8:7E:82:HIS:HE1	8:7E:136:GLU:OE2	2.02	0.43
26:14:997:G:P	41:85:58:ARG:HH21	2.41	0.43
38:98:32:GLY:HA2	38:98:116:LEU:HD12	2.01	0.43
18:9A:35:ARG:HE	18:9A:35:ARG:HB2	1.50	0.43
19:AA:12:ASP:HB3	19:AA:38:SER:HA	2.00	0.43
19:AA:52:TYR:HB2	19:AA:57:HIS:CE1	2.54	0.43
20:BI:53:LEU:O	20:BI:57:ARG:NH1	2.52	0.43
20:BI:59:ALA:HA	20:BI:62:LEU:HD12	1.99	0.43
47:E5:26:TYR:HB2	47:E5:29:GLN:OE1	2.19	0.43
48:F5:46:LEU:C	48:F5:47:GLN:HG2	2.38	0.43
46:H8:53:ILE:HA	46:H8:71:VAL:HG13	2.00	0.43
46:H8:72:ARG:NH1	46:H8:89:PHE:HD2	2.17	0.43
53:O8:27:LYS:H	53:O8:27:LYS:CE	2.31	0.43
55:Q8:14:VAL:HG11	55:Q8:21:LYS:NZ	2.33	0.43
55:Q8:47:LYS:HZ2	55:Q8:47:LYS:HA	1.83	0.43
2:12:131:PRO:HG2	2:12:134:GLU:HB2	2.01	0.42
2:12:142:LEU:HD23	2:12:142:LEU:O	2.19	0.42

Continued on next page...

Continued from previous page...

Atom-1	Atom-2	Interatomic distance (Å)	Clash overlap (Å)
2:12:50:GLU:HB3	2:12:200:ILE:O	2.19	0.42
1:13:1124:G:H5'	10:11:35:SER:HB2	2.01	0.42
1:13:490:G:O2'	1:13:491:G:H5'	2.18	0.42
1:13:883:C:O2'	1:13:884:U:H5'	2.19	0.42
26:14:1142(A):A:C5	26:14:1144:G:C5	3.07	0.42
26:14:1312:U:H4'	26:14:1313:U:O5'	2.19	0.42
26:14:1921:G:H2'	26:14:1922:G:H8	1.84	0.42
26:14:2467:C:H2'	26:14:2468:G:O4'	2.18	0.42
26:14:2527:C:C4	26:14:2528:U:C5	3.07	0.42
26:14:2862:G:H2'	26:14:2863:C:C6	2.54	0.42
26:14:402:A:O5'	26:14:402:A:H8	2.02	0.42
26:14:580:C:H2'	26:14:581:C:C6	2.54	0.42
26:14:747:U:P	52:J5:3:LYS:HD3	2.59	0.42
26:14:979:G:H3'	26:14:980:A:C5'	2.49	0.42
26:14:1813:G:H1'	28:19:50:THR:OG1	2.18	0.42
1:1G:468:A:H2'	1:1G:474:G:H5'	2.00	0.42
1:1G:571:U:O2	1:1G:918:A:H5'	2.19	0.42
26:1H:1009:A:OP2	34:58:37:LYS:NZ	2.51	0.42
26:1H:120:U:C5	26:1H:149:A:N6	2.87	0.42
26:1H:2317:C:C2'	26:1H:2318:G:H5'	2.49	0.42
26:1H:2689:U:H4'	26:1H:2690:C:H5'	2.01	0.42
27:1J:9:G:OP1	39:65:25:ARG:NH2	2.52	0.42
29:21:96:PHE:O	29:21:175:VAL:HG11	2.18	0.42
3:22:72:LYS:NZ	3:22:75:VAL:HG23	2.33	0.42
3:22:9:GLY:HA3	14:5A:49:HIS:HA	2.01	0.42
36:35:78:PRO:HB3	36:35:111:ARG:HH21	1.83	0.42
30:39:181:LEU:HD21	30:39:186:ILE:HD11	2.01	0.42
13:4I:82:MET:C	13:4I:84:ILE:H	2.23	0.42
1:1G:974:A:P	14:5A:41:ARG:HH12	2.42	0.42
6:5E:55:ASP:HB2	6:5E:86:ARG:HH12	1.83	0.42
8:72:12:ARG:NH2	8:72:27:PRO:HD3	2.34	0.42
36:78:132:LYS:HB3	36:78:132:LYS:HE3	1.83	0.42
36:78:19:VAL:CB	36:78:27:HIS:HB2	2.47	0.42
16:7A:15:PRO:C	16:7A:16:HIS:HD2	2.22	0.42
38:98:29:LEU:HB3	38:98:75:LEU:HD11	2.01	0.42
38:98:79:LEU:HA	38:98:83:ILE:HG13	2.01	0.42
20:BI:29:LYS:HB2	20:BI:29:LYS:HE3	1.81	0.42
46:D5:91:LEU:HD22	46:D5:96:VAL:HG21	2.00	0.42
44:F8:2:LYS:O	44:F8:2:LYS:HE2	2.19	0.42
26:14:850:C:O3'	50:H5:49:LYS:HE2	2.19	0.42
46:H8:128:VAL:HB	46:H8:161:VAL:HG21	2.01	0.42

Continued on next page...

Continued from previous page...

Atom-1	Atom-2	Interatomic distance (Å)	Clash overlap (Å)
52:J5:16:ARG:HD2	52:J5:20:ARG:NH1	2.33	0.42
55:M5:40:GLU:CA	55:M5:43:GLN:HB2	2.42	0.42
55:Q8:9:GLY:HA2	55:Q8:12:LYS:HB2	2.00	0.42
28:11:69:ARG:NH2	28:11:128:GLY:O	2.39	0.42
28:11:119:ALA:HB1	28:11:130:ALA:HB3	2.00	0.42
1:13:1182:G:H4'	1:13:1183:A:C5'	2.49	0.42
1:13:1350:A:C5	1:13:1351:U:C4	3.08	0.42
1:13:380:G:N2	1:13:384:G:C6	2.87	0.42
1:13:474:G:H5''	16:7I:81:ARG:NE	2.35	0.42
1:13:474:G:C6	1:13:475:G:C6	3.06	0.42
1:13:645:C:H2'	1:13:646:U:O4'	2.18	0.42
1:13:738:C:H2'	1:13:739:C:C6	2.53	0.42
26:14:1754:C:OP2	40:75:113:LYS:NZ	2.52	0.42
26:14:1805:U:H2'	26:14:1806:C:H6	1.84	0.42
26:14:1945:G:C4	26:14:1946:U:C5	3.07	0.42
26:14:2097:C:H2'	26:14:2098:U:C6	2.54	0.42
26:14:2360:A:H2'	26:14:2361:A:O4'	2.19	0.42
26:14:631:A:N3	26:14:2415:G:O2'	2.34	0.42
26:14:746:A:H2'	26:14:2612:C:H5''	2.00	0.42
2:1E:82:ARG:HH21	2:1E:150:SER:HB3	1.84	0.42
1:1G:1292:U:H2'	1:1G:1293:G:C8	2.54	0.42
1:1G:1321:C:H4'	13:4A:87:TYR:CZ	2.53	0.42
1:1G:1511:G:H8	1:1G:1511:G:O5'	2.02	0.42
26:1H:141:A:OP2	26:1H:141(A):C:N4	2.33	0.42
26:1H:1556:C:H2'	26:1H:1557:C:C6	2.53	0.42
26:1H:1591:G:O2'	26:1H:1592:C:H5'	2.19	0.42
26:1H:1766:U:H2'	26:1H:1767:C:C6	2.54	0.42
26:1H:2148:G:H2'	26:1H:2149:G:O4'	2.19	0.42
26:1H:2393:A:C2'	26:1H:2394:C:H5'	2.49	0.42
26:1H:270(E):G:N2	26:1H:270(U):C:N3	2.59	0.42
26:1H:2748:A:H2	32:51:63:SER:HB3	1.82	0.42
26:1H:381:G:C4	26:1H:394:A:C2	3.07	0.42
26:1H:456:C:C4	44:F8:69:TYR:CE1	3.07	0.42
26:1H:569:U:O4	26:1H:570:G:C6	2.72	0.42
26:1H:57:C:H2'	26:1H:58:G:O4'	2.19	0.42
27:1J:104:A:O4'	46:D5:29:TYR:HE2	2.02	0.42
27:1J:42:C:N4	27:1J:43:C:C4	2.87	0.42
22:1K:62:C:H2'	22:1K:63:G:C8	2.53	0.42
22:1K:70:G:H4'	22:1K:70:G:OP1	2.18	0.42
35:25:8:LEU:HD13	35:25:82:ASN:CB	2.49	0.42
30:31:9:ILE:HG12	30:31:10:PRO:HD2	2.01	0.42

Continued on next page...

Continued from previous page...

Atom-1	Atom-2	Interatomic distance (Å)	Clash overlap (Å)
4:32:15:GLU:OE1	4:32:59:ARG:NH2	2.34	0.42
4:32:18:LYS:HD2	4:32:20:TYR:CE1	2.55	0.42
24:3K:34:G:H2'	24:3K:35:A:C8	2.54	0.42
13:4A:39:ILE:HG12	13:4A:55:ARG:HH21	1.85	0.42
13:4I:58:GLU:O	13:4I:62:ASN:HB2	2.19	0.42
34:58:46:VAL:CG1	34:58:48:MET:HG3	2.50	0.42
34:58:76:SER:O	34:58:78:TYR:N	2.51	0.42
1:13:933:G:OP2	7:6E:3:ARG:HB2	2.19	0.42
40:75:18:ASP:N	40:75:18:ASP:OD1	2.50	0.42
16:7I:83:GLU:HB3	16:7I:84:ALA:H	1.54	0.42
42:95:80:GLN:HG3	42:95:81:TYR:N	2.25	0.42
43:A5:88:ARG:HB3	43:A5:92:ARG:HB3	2.00	0.42
1:13:1312:G:H5'	19:AI:6:LYS:HD2	2.01	0.42
45:G8:45:VAL:N	45:G8:63:LYS:O	2.47	0.42
45:G8:74:PRO:O	45:G8:82:PRO:HD2	2.18	0.42
26:1H:931:G:H4'	50:L8:24:LYS:NZ	2.34	0.42
55:Q8:53:PRO:CB	55:Q8:56:GLU:H	2.32	0.42
2:12:109:SER:HA	2:12:112:VAL:HG23	2.02	0.42
1:13:1145:C:H4'	1:13:1146:A:C8	2.46	0.42
1:13:321:A:H62	1:13:328:C:H1'	1.84	0.42
1:13:555:C:H2'	1:13:556:C:C6	2.54	0.42
1:13:734:G:C2	1:13:735:C:C2	3.08	0.42
26:14:387:U:H4'	26:14:388:G:O5'	2.19	0.42
26:14:631:A:H2'	26:14:632:A:O4'	2.18	0.42
26:14:948:G:C2	26:14:970:C:O2	2.73	0.42
1:1G:1134:G:H2'	1:1G:1135:U:O4'	2.19	0.42
1:1G:160:A:H1'	1:1G:344:A:N7	2.34	0.42
1:1G:555:C:H2'	1:1G:556:C:C6	2.54	0.42
1:1G:987:G:O5'	1:1G:987:G:H8	2.02	0.42
1:1G:999:U:H2'	1:1G:1000:A:H8	1.82	0.42
26:1H:1341:U:H4'	26:1H:1342:A:OP2	2.18	0.42
26:1H:1344:G:C2	26:1H:1385:G:C8	3.08	0.42
26:1H:1542:G:OP2	26:1H:1543:A:O2'	2.30	0.42
26:1H:16:G:H2'	26:1H:17:G:H8	1.84	0.42
26:1H:191:A:H2'	26:1H:192:C:C6	2.54	0.42
26:1H:339:U:H6	26:1H:339:U:O5'	2.02	0.42
26:1H:902:C:H2'	26:1H:903:C:C6	2.54	0.42
29:21:152:LYS:HG2	34:58:78:TYR:CE1	2.54	0.42
3:22:47:LEU:HB3	3:22:52:LEU:HD13	2.01	0.42
29:29:16:ARG:HH11	29:29:16:ARG:HG3	1.85	0.42
29:29:57:LYS:HD3	29:29:57:LYS:HA	1.61	0.42

Continued on next page...

Continued from previous page...

Atom-1	Atom-2	Interatomic distance (Å)	Clash overlap (Å)
3:2E:137:ALA:O	3:2E:141:VAL:HG23	2.19	0.42
30:31:116:ASP:O	30:31:120:GLU:HG3	2.18	0.42
4:32:18:LYS:HB2	4:32:31:CYS:SG	2.58	0.42
4:32:71:SER:OG	4:32:74:GLN:HG3	2.20	0.42
30:39:64:ILE:HG13	30:39:65:TRP:CD1	2.54	0.42
5:42:5:ASP:HA	5:42:63:ARG:HH12	1.83	0.42
5:42:6:PHE:HD2	5:42:63:ARG:HD3	1.83	0.42
37:45:58:PHE:CD2	37:45:61:GLY:HA3	2.54	0.42
5:4E:147:ASP:HA	5:4E:150:ARG:NH2	2.35	0.42
32:51:88:LEU:O	32:51:88:LEU:HD12	2.17	0.42
7:6E:66:VAL:O	7:6E:70:LYS:HG3	2.19	0.42
36:78:147:LEU:HD12	36:78:147:LEU:HA	1.81	0.42
8:7E:16:ALA:CB	8:7E:24:THR:HG21	2.48	0.42
9:8E:40:LEU:HD11	9:8E:70:LYS:HD3	2.01	0.42
38:98:84:ALA:HB3	38:98:85:PRO:HD3	2.00	0.42
19:AI:30:LEU:HD13	19:AI:30:LEU:H	1.85	0.42
35:68:78:ARG:HH21	40:B8:103:ARG:HH21	1.68	0.42
42:D8:21:ARG:HG2	42:D8:91:TYR:HE2	1.82	0.42
45:G8:76:CYS:HB2	45:G8:97:ARG:HG2	2.00	0.42
50:H5:5:LYS:HB3	50:H5:5:LYS:HE3	1.60	0.42
48:J8:91:LYS:O	48:J8:93:GLU:N	2.52	0.42
49:K8:24:LEU:HA	49:K8:24:LEU:HD23	1.84	0.42
54:L5:26:GLY:O	54:L5:30:VAL:HG23	2.19	0.42
28:11:206:LEU:O	28:11:211:ARG:HD3	2.20	0.42
1:13:1277:C:O2'	1:13:1279:A:H1'	2.19	0.42
1:13:1391:U:H2'	1:13:1392:G:H8	1.76	0.42
1:13:222:U:C2	1:13:223:U:C5	3.07	0.42
1:13:313:A:H2'	1:13:314:C:C6	2.54	0.42
1:13:324:G:H22	1:13:327:A:P	2.41	0.42
1:13:427:U:H3'	1:13:428:G:H2'	2.01	0.42
1:13:524:G:H2'	1:13:525:C:C5	2.53	0.42
1:13:669:U:C2	1:13:670:G:C8	3.07	0.42
26:14:1051:G:H8	26:14:1051:G:OP2	2.03	0.42
26:14:1338:G:N3	26:14:1393:A:H2	2.17	0.42
26:14:1465:G:C4	26:14:1466:G:C8	3.07	0.42
26:14:1812:A:H2'	26:14:1813:G:C8	2.54	0.42
26:14:1950:G:C2	26:14:1951:U:C5	3.06	0.42
26:14:2003:G:C6	26:14:2004:G:N7	2.88	0.42
26:14:2312:U:C5	26:14:2313:C:C4	3.08	0.42
26:14:249:C:H4'	26:14:250:G:O5'	2.20	0.42
26:14:2579:C:H2'	26:14:2580:U:O4'	2.19	0.42

Continued on next page...

Continued from previous page...

Atom-1	Atom-2	Interatomic distance (Å)	Clash overlap (Å)
26:14:1654:A:C1'	26:14:2823:A:H5'	2.49	0.42
26:14:2852:G:H2'	26:14:2853:C:O4'	2.20	0.42
34:15:28:THR:HG22	34:15:29:LYS:N	2.34	0.42
28:19:12:SER:HB2	28:19:208:LYS:HB3	2.00	0.42
2:1E:185:ILE:HA	2:1E:199:TYR:O	2.19	0.42
1:1G:1117:G:O3'	9:82:104:ARG:HD2	2.19	0.42
1:1G:44:G:N2	1:1G:398:C:O2	2.40	0.42
1:1G:485:G:O2'	1:1G:486:U:O5'	2.36	0.42
1:1G:5:U:O2'	4:32:84:LYS:HG3	2.19	0.42
1:1G:673:G:O3'	6:52:87:ARG:NH2	2.52	0.42
1:1G:680:C:N3	1:1G:710:G:N2	2.53	0.42
1:1G:967:C:H2'	1:1G:968:A:C8	2.54	0.42
1:1G:974:A:H5'	1:1G:975:A:OP1	2.18	0.42
26:1H:1034:G:C5	26:1H:1035:U:C5	3.07	0.42
26:1H:142:G:H1'	44:F8:37:THR:CG2	2.41	0.42
26:1H:1431:U:C2	26:1H:1563:G:N2	2.87	0.42
26:1H:1812:A:O2'	28:11:45:ASN:N	2.53	0.42
26:1H:216:A:C4	26:1H:432:A:C2	3.07	0.42
26:1H:271(B):G:H4'	26:1H:271(C):U:C5'	2.49	0.42
26:1H:286:C:H2'	26:1H:287:C:H6	1.84	0.42
26:1H:343:C:O2'	26:1H:344:G:H5'	2.19	0.42
26:1H:363(B):G:H2'	26:1H:363(C):G:C8	2.52	0.42
26:1H:557:U:C2	26:1H:558:G:C8	3.08	0.42
26:1H:763:G:O2'	26:1H:764:A:H3'	2.19	0.42
10:1I:31:GLY:HA3	10:1I:81:THR:CG2	2.48	0.42
3:22:65:ALA:HA	3:22:100:ALA:HB3	2.01	0.42
29:29:97:LYS:O	29:29:100:GLU:HG3	2.20	0.42
4:32:93:PHE:CZ	4:32:97:LEU:HD11	2.54	0.42
30:39:24:LEU:HD11	30:39:119:ARG:HB2	2.01	0.42
30:39:185:ASP:CG	30:39:188:ARG:HH21	2.21	0.42
30:39:82:ILE:HG13	30:39:82:ILE:H	1.50	0.42
1:13:406:G:H5'	4:3E:5:ILE:HD13	2.00	0.42
12:3I:11:VAL:HG13	17:8I:29:HIS:ND1	2.34	0.42
12:3I:53:ARG:HH12	12:3I:92:ASP:CB	2.32	0.42
24:3K:5:G:H2'	24:3K:6:G:O4'	2.19	0.42
31:41:99:MET:HG3	31:41:100:TRP:N	2.34	0.42
5:42:107:ARG:O	5:42:110:LEU:N	2.53	0.42
26:14:871:U:OP1	37:45:5:ARG:HG2	2.18	0.42
13:4A:31:LYS:HA	13:4A:34:LEU:HD12	2.01	0.42
13:4I:27:LYS:HD3	13:4I:27:LYS:HA	1.71	0.42
32:59:105:LEU:HG	32:59:113:VAL:HG13	2.01	0.42

Continued on next page...

Continued from previous page...

Atom-1	Atom-2	Interatomic distance (Å)	Clash overlap (Å)
39:65:7:TYR:CZ	39:65:91:PRO:HG3	2.54	0.42
33:69:75:LEU:HA	33:69:139:GLN:OE1	2.19	0.42
5:42:80:ILE:HG13	8:72:104:ARG:HH21	1.84	0.42
40:75:45:PHE:CE1	40:75:65:LYS:HG2	2.55	0.42
41:85:91:ASP:OD2	41:85:96:ALA:HB2	2.19	0.42
37:88:65:PHE:HD1	37:88:105:GLU:O	2.02	0.42
17:8I:52:LYS:HD2	17:8I:55:ASP:OD1	2.19	0.42
6:52:96:PRO:HB3	18:9A:30:ASP:OD2	2.20	0.42
39:A8:89:ARG:O	39:A8:89:ARG:CG	2.66	0.42
42:D8:66:ARG:HH21	42:D8:88:ARG:HH11	1.65	0.42
26:14:2331:G:O2'	47:E5:43:THR:HB	2.19	0.42
46:H8:103:ARG:HG3	46:H8:136:PHE:CD2	2.54	0.42
49:K8:3:LEU:O	49:K8:6:VAL:HG22	2.19	0.42
55:Q8:36:LYS:O	55:Q8:40:GLU:HB2	2.19	0.42
28:11:46:GLN:H	28:11:46:GLN:HG3	1.44	0.42
1:13:1052:U:O2'	1:13:1055:A:OP2	2.32	0.42
1:13:688:G:H2'	1:13:689:C:C6	2.52	0.42
26:14:1386:C:OP2	26:14:1396:U:C5	2.73	0.42
26:14:2022:U:OP2	52:J5:15:ARG:NH2	2.52	0.42
26:14:2506:U:H4'	26:14:2507:C:OP1	2.15	0.42
26:14:971:C:H2'	26:14:972:G:O4'	2.19	0.42
34:15:127:ASP:N	34:15:127:ASP:OD1	2.53	0.42
2:1E:53:ARG:NH1	2:1E:200:ILE:HD12	2.29	0.42
1:1G:1197:G:H2'	1:1G:1197:G:N3	2.35	0.42
1:1G:21:G:H2'	1:1G:22:G:C8	2.54	0.42
1:1G:428:G:C5	1:1G:430:A:C6	3.08	0.42
1:1G:56:U:H2'	1:1G:57:G:H8	1.84	0.42
1:1G:865:A:H2	1:1G:918:A:H4'	1.85	0.42
1:1G:91:C:H2'	1:1G:92:G:C8	2.55	0.42
1:1G:984:C:H2'	1:1G:985:C:H6	1.84	0.42
1:1G:986:A:H1'	19:AA:54:GLY:O	2.18	0.42
26:1H:1590:U:C2	26:1H:1591:G:N7	2.87	0.42
26:1H:1952:A:H5''	26:1H:1953:A:OP2	2.19	0.42
26:1H:2078:C:H2'	26:1H:2079:U:C6	2.54	0.42
26:1H:2335:A:C8	26:1H:2337:G:C6	3.07	0.42
26:1H:2516:G:O2'	26:1H:2517:C:H5'	2.19	0.42
26:1H:2677:G:N2	26:1H:2731:G:C4	2.87	0.42
26:1H:2859:G:C6	26:1H:2860:A:N6	2.87	0.42
26:1H:900:A:H5'	26:1H:901:A:P	2.59	0.42
10:1I:54:PHE:CG	10:1I:55:LYS:HG2	2.54	0.42
27:1J:56:G:H4'	27:1J:57:A:N7	2.35	0.42

Continued on next page...

Continued from previous page...

Atom-1	Atom-2	Interatomic distance (Å)	Clash overlap (Å)
29:29:116:VAL:HG21	29:29:122:PHE:CE2	2.55	0.42
3:2E:177:THR:HB	3:2E:180:ALA:HB2	2.01	0.42
30:39:117:ARG:NH1	36:35:1:MET:H2	2.08	0.42
30:39:122:LYS:HD2	30:39:191:ARG:HE	1.84	0.42
30:39:205:ARG:HB2	30:39:205:ARG:NH1	2.33	0.42
5:42:31:LEU:HD23	5:42:45:PHE:HB2	2.02	0.42
13:4I:32:GLU:OE2	13:4I:33:ALA:N	2.52	0.42
26:1H:2684:U:O2'	35:68:68:GLU:HG3	2.18	0.42
33:69:29:TYR:C	33:69:32:PRO:HD2	2.40	0.42
15:6A:45:VAL:HB	15:6A:46:HIS:CD2	2.55	0.42
1:1G:4:U:C4	8:72:102:ARG:HD2	2.54	0.42
16:7A:43:LYS:HE2	16:7A:43:LYS:HB2	1.66	0.42
1:13:1117:G:H5''	9:8E:104:ARG:NH1	2.33	0.42
9:8E:46:ALA:HB2	9:8E:74:ILE:HG23	2.00	0.42
9:8E:92:TYR:HD1	9:8E:92:TYR:HA	1.69	0.42
20:BA:67:ALA:HA	20:BA:73:HIS:H	1.83	0.42
20:BI:35:THR:O	20:BI:38:LYS:HB2	2.19	0.42
20:BI:73:HIS:HB3	20:BI:74:LYS:CD	2.44	0.42
41:C8:49:HIS:HA	41:C8:52:ARG:HG2	2.01	0.42
26:1H:996:A:O3'	41:C8:92:ARG:HG2	2.18	0.42
45:G8:88:LYS:HA	45:G8:88:LYS:HD3	1.53	0.42
26:1H:2364:C:H4'	47:I8:56:ASP:OD1	2.20	0.42
53:K5:11:LEU:HD13	53:K5:26:ASN:HD22	1.84	0.42
50:L8:7:LYS:O	50:L8:54:VAL:HA	2.20	0.42
27:16:40:U:C5	51:M8:2:LYS:HG2	2.55	0.42
36:78:60:MET:HA	55:Q8:13:ARG:NH1	2.34	0.42
55:Q8:33:ASN:HB3	55:Q8:34:TRP:H	1.60	0.42
28:11:27:THR:OG1	28:11:27:THR:O	2.34	0.42
28:11:61:LEU:HA	28:11:61:LEU:HD13	1.72	0.42
2:12:142:LEU:HA	2:12:145:LEU:HB2	2.01	0.42
1:13:1286:A:H5''	21:1F:26:LYS:CG	2.48	0.42
1:13:179:A:H2'	1:13:180:U:C6	2.53	0.42
1:13:412:A:N6	4:3E:35:ARG:HA	2.34	0.42
1:13:452:A:O2'	1:13:453:A:O4'	2.34	0.42
1:13:949:A:C2	1:13:1233:G:N3	2.88	0.42
26:14:1253:A:OP1	58:14:3962:HOH:O	2.21	0.42
26:14:1499:C:H2'	26:14:1500:G:H8	1.84	0.42
26:14:1639:U:H2'	26:14:1640:C:H5'	2.00	0.42
26:14:1682:G:H2'	26:14:1683:C:C6	2.55	0.42
26:14:2014:A:H2'	26:14:2015:A:C8	2.55	0.42
26:14:2031:A:N3	26:14:2455:G:O2'	2.45	0.42

Continued on next page...

Continued from previous page...

Atom-1	Atom-2	Interatomic distance (Å)	Clash overlap (Å)
26:14:205:G:O2'	26:14:206:U:OP2	2.36	0.42
26:14:2129:C:H2'	26:14:2130:U:O4'	2.19	0.42
26:14:2212:A:H1'	26:14:2215:G:C5	2.54	0.42
26:14:2262:U:H4'	26:14:2328:A:C2	2.54	0.42
26:14:235:U:H2'	26:14:236:C:C6	2.54	0.42
26:14:2436:G:C5	26:14:2437:U:C5	3.08	0.42
26:14:654(C):G:C2	26:14:654(S):G:C2	3.07	0.42
26:14:754:C:H2'	26:14:755:C:H6	1.84	0.42
26:14:854:G:H2'	26:14:855:G:C8	2.54	0.42
27:16:89(A):A:C5	27:16:90:C:H1'	2.54	0.42
1:1G:1072:G:C2	1:1G:1073:U:C2	3.07	0.42
1:1G:1172:C:H2'	1:1G:1173:G:C8	2.55	0.42
1:1G:246:A:N6	1:1G:281:G:H1'	2.35	0.42
1:1G:637:G:C2	1:1G:638:G:C4	3.08	0.42
26:1H:1590:U:N3	26:1H:1591:G:N7	2.68	0.42
26:1H:242:G:H5'	55:Q8:61:LEU:HD22	2.02	0.42
26:1H:319:C:H2'	26:1H:320:A:C8	2.54	0.42
26:1H:442:G:C6	26:1H:444:C:N4	2.87	0.42
26:1H:496:G:H2'	26:1H:497:A:H5'	2.00	0.42
26:1H:512:G:C8	58:1H:4190:HOH:O	2.57	0.42
26:1H:660:G:O3'	30:31:38:ARG:NH2	2.52	0.42
22:1K:54:5MU:H2'	22:1K:55:PSU:O4'	2.19	0.42
29:21:134:ILE:HD12	29:21:134:ILE:C	2.39	0.42
29:21:13:ARG:HH11	29:21:13:ARG:CG	2.33	0.42
29:29:37:ARG:HD3	29:29:44:TYR:CZ	2.54	0.42
30:31:9:ILE:HD12	30:31:125:LEU:HG	2.01	0.42
4:32:8:VAL:O	4:32:11:LEU:N	2.39	0.42
4:3E:70:ILE:HG23	4:3E:75:PHE:HB2	1.99	0.42
31:41:131:TYR:HB3	31:41:159:VAL:CG2	2.50	0.42
37:45:58:PHE:HZ	37:45:106:VAL:HG11	1.85	0.42
37:45:110:THR:OG1	37:45:112:GLU:OE2	2.29	0.42
1:13:8:A:H5''	5:4E:120:THR:O	2.19	0.42
5:4E:81:GLU:HG2	5:4E:90:VAL:HG23	2.02	0.42
13:4I:11:ARG:HD3	13:4I:46:LYS:NZ	2.33	0.42
32:51:4:ILE:CD1	32:51:4:ILE:H	2.26	0.42
32:59:103:LEU:HD22	32:59:123:PHE:CE1	2.54	0.42
33:61:75:LEU:HB3	33:61:105:HIS:HD2	1.85	0.42
39:65:106:ARG:H	39:65:106:ARG:HG3	1.48	0.42
35:68:24:VAL:HB	35:68:33:ALA:HB2	2.01	0.42
33:69:141:LYS:HE2	33:69:141:LYS:HB2	1.88	0.42
8:7E:75:ARG:HE	8:7E:75:ARG:HB2	1.50	0.42

Continued on next page...

Continued from previous page...

Atom-1	Atom-2	Interatomic distance (Å)	Clash overlap (Å)
17:8I:22:LEU:HD13	17:8I:41:LYS:HG3	2.01	0.42
38:98:63:ARG:HG2	38:98:67:LEU:HD23	2.01	0.42
18:9I:59:SER:OG	18:9I:60:ALA:N	2.51	0.42
18:9I:70:ILE:HG23	18:9I:79:LEU:HD12	2.02	0.42
19:AA:29:ARG:HH11	19:AA:48:THR:HG23	1.84	0.42
20:BA:10:LEU:HD13	20:BA:10:LEU:O	2.20	0.42
26:1H:993:G:OP1	41:C8:50:ARG:NH2	2.52	0.42
45:G8:43:ASN:ND2	45:G8:67:LEU:HD11	2.35	0.42
27:1J:83:G:H4'	50:H5:52:HIS:CG	2.55	0.42
53:K5:9:LEU:N	53:K5:27:LYS:HG3	2.34	0.42
28:11:136:ILE:H	28:11:136:ILE:HG12	1.61	0.42
1:13:127:G:H4'	17:8I:2:PRO:HD2	2.01	0.42
1:13:1386:G:O2'	1:13:1387:G:H5'	2.20	0.42
1:13:373:A:C2	1:13:374:A:C8	3.07	0.42
1:13:784:C:H2'	1:13:785:G:C8	2.55	0.42
26:14:1403:C:OP1	26:14:1522:G:N2	2.49	0.42
26:14:1509:C:H5'	26:14:1510:A:O4'	2.19	0.42
26:14:1644:C:O2'	26:14:1645:G:H5'	2.19	0.42
26:14:2168:G:N3	26:14:2168:G:H2'	2.34	0.42
26:14:2459:A:C4	26:14:2460:U:C5	3.08	0.42
26:14:2854:G:C2	26:14:2864:G:C2	3.07	0.42
26:14:2865:U:C4	26:14:2866:U:C4	3.07	0.42
26:14:38:A:H1'	30:39:48:THR:HB	2.02	0.42
26:14:619:G:OP2	26:14:620:G:N2	2.40	0.42
26:14:61:G:O5'	26:14:61:G:H8	2.02	0.42
26:14:2642:G:P	34:15:76:SER:HG	2.42	0.42
2:1E:74:LYS:HD2	2:1E:74:LYS:H	1.85	0.42
1:1G:1281:U:H3'	1:1G:1282:C:H5	1.81	0.42
1:1G:939:G:H1	1:1G:1344:C:H42	1.67	0.42
1:1G:1442:G:H2'	1:1G:1443:G:H5''	2.01	0.42
1:1G:746:A:H2'	1:1G:747:C:C6	2.54	0.42
26:1H:1324:G:C5	26:1H:1328:G:O6	2.73	0.42
26:1H:1444:G:N2	26:1H:1548:C:C2	2.88	0.42
26:1H:1693:U:H4'	26:1H:1694:C:OP2	2.20	0.42
26:1H:2155:G:H2'	26:1H:2156:G:H5'	2.00	0.42
26:1H:2481:G:HO2'	26:1H:2482:G:P	2.42	0.42
26:1H:470:A:C2	26:1H:471:A:C4	3.07	0.42
26:1H:631:A:H61	26:1H:2402:C:N4	2.18	0.42
26:1H:657:U:H2'	26:1H:658:C:C6	2.54	0.42
29:29:11:MET:HA	29:29:24:THR:HA	2.01	0.42
3:2E:6:HIS:HA	3:2E:7:PRO:HD2	1.88	0.42

Continued on next page...

Continued from previous page...

Atom-1	Atom-2	Interatomic distance (Å)	Clash overlap (Å)
30:31:164:ARG:HG3	30:31:175:THR:OG1	2.19	0.42
30:31:184:TYR:HE1	36:78:3:LEU:HD11	1.85	0.42
36:35:11:GLY:HA2	36:35:13:ASN:OD1	2.19	0.42
26:14:805:G:H4'	36:35:38:GLN:HB2	2.01	0.42
12:3A:123:LYS:HG2	12:3A:123:LYS:H	1.44	0.42
4:3E:96:LEU:HD12	4:3E:139:ARG:HD3	2.01	0.42
27:16:42:C:O2'	31:41:67:LYS:O	2.29	0.42
27:1J:43:C:H4'	31:49:98:ARG:HH12	1.84	0.42
5:4E:37:ARG:HA	5:4E:114:GLY:H	1.84	0.42
33:61:128:LEU:O	33:61:138:ILE:N	2.52	0.42
33:61:81:VAL:HG23	33:61:143:SER:O	2.20	0.42
7:62:114:ARG:H	7:62:114:ARG:HG2	1.51	0.42
39:65:47:THR:HG22	39:65:48:LEU:H	1.84	0.42
16:7A:81:ARG:HD2	16:7A:83:GLU:OE2	2.19	0.42
9:82:9:ARG:HG2	9:82:14:VAL:HG22	2.01	0.42
17:8I:74:LEU:HB3	17:8I:75:ARG:HG2	2.00	0.42
18:9A:84:LYS:HG2	18:9A:84:LYS:H	1.50	0.42
46:D5:52:SER:C	46:D5:54:HIS:H	2.21	0.42
46:D5:74:VAL:HA	46:D5:86:VAL:HG22	2.02	0.42
49:G5:16:LEU:HG	49:G5:16:LEU:O	2.19	0.42
51:I5:14:ILE:HB	51:I5:24:THR:HG21	2.01	0.42
53:K5:52:VAL:HG22	53:K5:53:LYS:H	1.85	0.42
49:K8:8:LYS:NZ	49:K8:12:GLU:HG2	2.34	0.42
50:L8:26:LEU:CB	50:L8:28:LEU:HD12	2.49	0.42
50:L8:35:ARG:HB3	50:L8:37:LEU:HD22	2.02	0.42
55:M5:8:LYS:HD3	55:M5:8:LYS:HA	1.62	0.42
55:Q8:7:HIS:CB	55:Q8:58:ILE:HG23	2.45	0.42
1:13:1005:A:H5''	1:13:1038:C:H1'	2.01	0.42
1:13:1308:U:OP1	13:4I:98:VAL:HG12	2.20	0.42
1:13:232:G:H1'	1:13:262:A:N1	2.34	0.42
1:13:232:G:H2'	1:13:233:C:C6	2.55	0.42
1:13:577:G:O2'	1:13:816:A:H2'	2.20	0.42
1:13:648:A:N6	1:13:649:G:O6	2.53	0.42
26:14:1133:U:O2	26:14:1137:G:H5'	2.19	0.42
26:14:2244:U:O5'	26:14:2244:U:H6	2.02	0.42
26:14:2689:U:H5''	26:14:2713:A:C2	2.54	0.42
26:14:452:G:N3	26:14:457:A:H2	2.16	0.42
28:19:106:ILE:O	28:19:108:PRO:HD3	2.19	0.42
28:19:37:LEU:HA	28:19:38:LYS:CB	2.50	0.42
1:1G:1048:G:N2	1:1G:1210:C:N3	2.67	0.42
1:1G:1206:G:C6	1:1G:1207:G:C5	3.07	0.42

Continued on next page...

Continued from previous page...

Atom-1	Atom-2	Interatomic distance (Å)	Clash overlap (Å)
1:1G:131:C:H2'	1:1G:132:C:C6	2.55	0.42
1:1G:691:G:O6	11:2A:55:LYS:NZ	2.39	0.42
26:1H:1006:C:C2	26:1H:1138:G:N2	2.87	0.42
26:1H:139:G:N3	26:1H:141:A:N1	2.67	0.42
26:1H:1414:G:C6	26:1H:1415:U:C4	3.07	0.42
26:1H:2309:A:C4	26:1H:2310:A:H8	2.37	0.42
26:1H:250:G:C6	26:1H:251:A:C6	3.08	0.42
26:1H:270(N):G:OP2	33:61:57:ARG:NH2	2.52	0.42
26:1H:827:U:H5'	26:1H:828:U:O5'	2.19	0.42
10:1I:32:ALA:HB1	10:1I:76:ASN:OD1	2.20	0.42
27:1J:40:U:H1'	27:1J:46:A:N1	2.34	0.42
3:22:156:ARG:HB2	3:22:159:GLY:HA2	2.02	0.42
3:22:37:GLN:O	3:22:41:GLY:N	2.50	0.42
35:25:10:VAL:HG23	35:25:10:VAL:O	2.20	0.42
11:2I:18:ARG:HB3	11:2I:33:THR:OG1	2.19	0.42
11:2I:91:ARG:O	11:2I:94:ALA:HB3	2.19	0.42
30:31:114:VAL:HG21	30:31:202:PHE:CZ	2.54	0.42
30:31:9:ILE:HG22	30:31:20:LEU:O	2.19	0.42
30:39:122:LYS:CB	30:39:191:ARG:HB2	2.49	0.42
4:3E:134:ASP:HB2	4:3E:135:LEU:HD13	2.01	0.42
5:4E:87:SER:HB3	5:4E:125:SER:O	2.20	0.42
32:51:149:ARG:HG3	32:51:149:ARG:HH11	1.85	0.42
6:52:71:ARG:H	6:52:71:ARG:HG2	1.51	0.42
32:59:135:GLY:HA3	32:59:141:VAL:HG22	2.02	0.42
14:5I:29:ARG:HH21	14:5I:41:ARG:NH1	2.18	0.42
39:65:24:LEU:HB2	39:65:85:VAL:HG12	2.02	0.42
35:68:90:GLN:O	35:68:91:LEU:HB2	2.18	0.42
9:82:84:ALA:O	9:82:87:GLN:HB3	2.20	0.42
18:9A:19:LYS:HA	18:9A:19:LYS:HD2	1.94	0.42
18:9A:22:VAL:CG1	18:9A:56:THR:HA	2.49	0.42
18:9I:36:ASN:ND2	18:9I:39:VAL:HG21	2.34	0.42
40:B8:76:PHE:HB3	40:B8:83:ILE:HD11	2.02	0.42
40:B8:9:LEU:HD23	40:B8:9:LEU:HA	1.90	0.42
45:C5:101:LYS:C	45:C5:102:CYS:SG	2.98	0.42
46:D5:30:ASN:HB3	46:D5:90:VAL:HB	2.02	0.42
42:D8:14:VAL:HA	42:D8:18:LEU:HD12	2.02	0.42
42:D8:66:ARG:NH2	42:D8:88:ARG:HH11	2.17	0.42
43:E8:12:ILE:HD13	43:E8:17:VAL:HB	2.02	0.42
43:E8:86:LEU:HD12	43:E8:87:PRO:CD	2.50	0.42
48:F5:21:ARG:HD3	48:F5:35:THR:HG21	2.02	0.42
53:O8:20:ASN:C	53:O8:21:TYR:CG	2.92	0.42

Continued on next page...

Continued from previous page...

Atom-1	Atom-2	Interatomic distance (Å)	Clash overlap (Å)
1:13:101:A:OP2	1:13:101:A:C8	2.73	0.42
1:13:1304:G:N1	1:13:1332:A:OP2	2.48	0.42
1:13:165:C:H2'	1:13:166:G:O4'	2.19	0.42
1:13:266:G:N2	1:13:269:C:C5	2.88	0.42
1:13:46:G:H2'	1:13:366:C:C5	2.55	0.42
1:13:537:G:H2'	1:13:538:G:C8	2.55	0.42
1:13:665:A:C5	1:13:733:A:C5	3.07	0.42
26:14:1788:C:C2	26:14:1789:A:C8	3.07	0.42
26:14:2074:U:P	58:14:3509:HOH:O	2.75	0.42
26:14:2079:U:H2'	26:14:2080:G:O4'	2.20	0.42
26:14:2135:A:O2'	26:14:2160:G:H4'	2.19	0.42
26:14:2361:A:N7	58:14:3994:HOH:O	2.37	0.42
26:14:2459:A:C5	26:14:2460:U:C5	3.08	0.42
26:14:2712:U:O2'	26:14:2712(A):A:P	2.77	0.42
26:14:275:G:H2'	26:14:276:A:C8	2.54	0.42
26:14:2883:A:H5'	26:14:2884:U:H5'	2.02	0.42
26:14:442:G:C6	26:14:444:C:N4	2.87	0.42
26:14:511:U:H5''	26:14:512:G:OP2	2.19	0.42
26:14:1141:U:P	34:15:25:ARG:HH21	2.42	0.42
27:16:17:C:H2'	27:16:18:G:O4'	2.20	0.42
27:16:61:G:C6	27:16:62:C:C4	3.08	0.42
28:19:76:PRO:HA	28:19:118:VAL:HG23	2.01	0.42
2:1E:109:SER:O	2:1E:112:VAL:HB	2.20	0.42
2:1E:183:PRO:HA	2:1E:198:ASP:OD2	2.20	0.42
1:1G:1103:C:C2	1:1G:1104:G:C8	3.08	0.42
1:1G:1149:C:OP1	9:82:9:ARG:HD3	2.20	0.42
1:1G:32:A:H2'	1:1G:33:A:C8	2.55	0.42
26:1H:2052:G:C2	26:1H:2053:G:C8	3.08	0.42
26:1H:2128:C:H2'	26:1H:2129:C:C6	2.54	0.42
26:1H:2270:G:OP2	58:1H:4056:HOH:O	2.22	0.42
26:1H:2456:C:H6	26:1H:2456:C:O5'	2.03	0.42
26:1H:2577:A:C5'	26:1H:2578:G:H5'	2.46	0.42
26:1H:2608:G:O5'	26:1H:2608:G:H8	2.03	0.42
26:1H:2620:C:OP1	29:21:152:LYS:O	2.37	0.42
26:1H:345:A:N3	26:1H:347:A:N6	2.68	0.42
26:1H:537:C:H2'	26:1H:539:G:C8	2.55	0.42
35:25:47:ILE:HD12	35:25:47:ILE:HA	1.76	0.42
29:29:44:TYR:HE1	29:29:80:GLU:OE1	2.03	0.42
12:3A:84:LEU:C	12:3A:85:ILE:HD12	2.40	0.42
5:42:84:PHE:N	5:42:87:SER:O	2.51	0.42
27:1J:42:C:N3	31:49:91:ARG:NH2	2.67	0.42

Continued on next page...

Continued from previous page...

Atom-1	Atom-2	Interatomic distance (Å)	Clash overlap (Å)
13:4A:8:GLU:OE2	13:4A:10:PRO:HG3	2.20	0.42
13:4A:78:ILE:HD13	13:4A:92:HIS:HE1	1.84	0.42
32:51:94:TYR:HA	32:51:106:THR:O	2.20	0.42
34:58:99:LEU:O	34:58:103:VAL:HG23	2.20	0.42
14:5I:9:LYS:HA	14:5I:12:ARG:HG2	2.02	0.42
33:61:93:THR:HG22	33:61:119:PRO:HB3	2.01	0.42
7:6E:43:PHE:O	7:6E:46:ALA:HB3	2.20	0.42
16:7I:4:ILE:HA	16:7I:20:VAL:O	2.19	0.42
1:13:375:U:O3'	16:7I:6:LEU:HB2	2.20	0.42
41:85:46:ALA:HB1	41:85:50:ARG:HH11	1.85	0.42
19:AI:32:LYS:HG2	19:AI:32:LYS:H	1.56	0.42
19:AI:42:PRO:O	19:AI:45:VAL:HG22	2.20	0.42
46:D5:48:PHE:CE1	46:D5:52:SER:HA	2.55	0.42
42:D8:9:GLY:O	42:D8:10:LYS:HG3	2.20	0.42
50:H5:23:LEU:HD11	50:H5:53:LEU:HD13	2.01	0.42
51:I5:25:TYR:N	51:I5:25:TYR:CD1	2.87	0.42
2:12:165:VAL:HG23	2:12:166:ASP:H	1.85	0.42
1:13:1014:A:N3	1:13:1219:U:H1'	2.35	0.42
1:13:21:G:H2'	1:13:22:G:C8	2.55	0.42
1:13:259:G:H1	1:13:267:C:H42	1.68	0.42
1:13:303:A:C5	1:13:304:U:C5	3.07	0.42
1:13:447:G:C6	1:13:485:G:H1'	2.55	0.42
26:14:565:C:H4'	26:14:1253:A:C6	2.54	0.42
26:14:1750:G:O2'	26:14:1751:C:H5'	2.20	0.42
26:14:1791:A:H3'	26:14:1792:G:H8	1.84	0.42
26:14:1889:A:H2'	26:14:1890:A:O4'	2.20	0.42
26:14:528:A:H2	26:14:2043:C:C5'	2.33	0.42
26:14:2106:G:C2	26:14:2184:G:C2	3.07	0.42
26:14:2495:G:O3'	37:45:81:VAL:HG12	2.20	0.42
26:14:244:A:C2	26:14:255:A:C4	3.07	0.42
26:14:433:C:C4	26:14:434:U:O4	2.73	0.42
26:14:28:A:C2	26:14:513:A:C8	3.07	0.42
26:14:678:C:H2'	26:14:679:C:C6	2.55	0.42
26:14:676:A:H2	26:14:802:A:H61	1.58	0.42
26:14:839:U:H2'	26:14:840:C:H6	1.84	0.42
34:15:40:PRO:O	41:85:64:ARG:HG2	2.19	0.42
27:16:75:G:H21	46:H8:85:HIS:CE1	2.38	0.42
28:19:244:ARG:HB2	28:19:245:PRO:HD2	2.02	0.42
1:1G:1329:A:H2'	1:1G:1330:U:O4'	2.20	0.42
1:1G:1349:A:P	9:82:118:LYS:NZ	2.92	0.42
1:1G:376:G:H1	1:1G:387:U:H3	1.68	0.42

Continued on next page...

Continued from previous page...

Atom-1	Atom-2	Interatomic distance (Å)	Clash overlap (Å)
26:1H:1021:A:C3'	26:1H:1021:A:C8	3.01	0.42
26:1H:1094:U:O2	26:1H:1096:A:H5'	2.20	0.42
26:1H:1124:C:H2'	26:1H:1125:G:O4'	2.20	0.42
26:1H:1615:C:H2'	26:1H:1617:C:C5	2.55	0.42
26:1H:1817:G:C6	26:1H:1818:U:C5	3.08	0.42
26:1H:2354:G:N2	26:1H:2355:C:C2	2.88	0.42
26:1H:197:A:H62	26:1H:2430:A:H2'	1.85	0.42
26:1H:363(F):A:H4'	26:1H:364:C:H5'	2.02	0.42
26:1H:247:G:H4'	26:1H:386:G:C5	2.55	0.42
26:1H:470:A:H2'	26:1H:471:A:O4'	2.20	0.42
26:1H:493:G:H2'	26:1H:494:G:O4'	2.19	0.42
26:1H:526:A:N3	26:1H:2044:C:H1'	2.35	0.42
26:1H:634:C:H2'	26:1H:635:C:C6	2.54	0.42
26:1H:654(D):G:H22	26:1H:654(Q):C:H42	1.66	0.42
26:1H:714:U:O2'	26:1H:716:A:N7	2.47	0.42
10:1I:96:ILE:O	10:1I:97:GLU:HG2	2.19	0.42
11:2I:62:GLN:HB2	11:2I:93:GLN:OE1	2.20	0.42
4:32:91:SER:OG	4:32:191:ARG:HG3	2.20	0.42
4:32:107:ARG:HH22	4:32:196:LEU:HD21	1.85	0.42
12:3A:32:PHE:HE1	12:3A:86:ARG:HG3	1.85	0.42
4:3E:9:CYS:O	4:3E:13:ARG:HG3	2.20	0.42
24:3K:9:A:H62	24:3K:23:A:H62	1.66	0.42
31:4I:62:LEU:HD12	31:4I:62:LEU:HA	1.72	0.42
5:42:28:PHE:CE1	5:42:51:VAL:HG22	2.55	0.42
1:1G:1302:U:H5	13:4A:17:VAL:HG21	1.84	0.42
13:4A:92:HIS:HE2	13:4A:98:VAL:HG21	1.84	0.42
13:4I:27:LYS:HD3	13:4I:31:LYS:NZ	2.34	0.42
35:68:22:ILE:HG23	35:68:22:ILE:HD12	1.80	0.42
35:68:9:GLU:O	35:68:83:ALA:HA	2.20	0.42
15:6A:75:PRO:HB2	15:6A:79:ARG:NH2	2.35	0.42
7:6E:65:ALA:HB2	7:6E:128:ALA:HB2	2.00	0.42
36:78:81:GLN:OE1	36:78:106:LEU:HA	2.20	0.42
16:7I:40:ASP:O	16:7I:42:ARG:N	2.53	0.42
42:95:24:LYS:HA	42:95:92:THR:OG1	2.19	0.42
18:9A:41:LYS:O	18:9A:41:LYS:HD3	2.20	0.42
18:9A:51:LEU:HA	18:9A:51:LEU:HD23	1.87	0.42
40:B8:16:ARG:HG3	40:B8:18:ASP:OD2	2.20	0.42
1:1G:192:U:C4'	20:BA:103:GLY:HA2	2.50	0.42
20:BI:43:LEU:HB2	20:BI:52:ALA:HB2	2.00	0.42
45:C5:97:ARG:HG2	45:C5:102:CYS:O	2.20	0.42
42:D8:2:PHE:O	42:D8:42:GLY:N	2.53	0.42

Continued on next page...

Continued from previous page...

Atom-1	Atom-2	Interatomic distance (Å)	Clash overlap (Å)
50:H5:4:LEU:O	50:H5:36:VAL:HA	2.19	0.42
49:K8:25:VAL:O	49:K8:29:LYS:HG3	2.20	0.42
55:Q8:59:LYS:HG3	55:Q8:59:LYS:HZ2	1.61	0.42
2:12:213:LEU:O	2:12:213:LEU:HD23	2.20	0.41
1:13:1126:U:O4	1:13:1127:G:N1	2.53	0.41
1:13:129:U:N3	1:13:131:C:N4	2.67	0.41
1:13:1331:G:H5'	1:13:1331:G:H8	1.85	0.41
1:13:198:G:N7	1:13:220:G:N2	2.68	0.41
1:13:864:A:H3'	1:13:865:A:C8	2.55	0.41
26:14:1742:C:H5'	26:14:1743:G:OP2	2.20	0.41
26:14:2002:G:C6	58:14:3900:HOH:O	2.70	0.41
26:14:2115:G:O2'	26:14:2171:A:N6	2.51	0.41
26:14:2490:G:N3	26:14:2490:G:H2'	2.35	0.41
26:14:2250:G:C8	26:14:2496:C:H5'	2.55	0.41
26:14:2687:U:C4	26:14:2688:U:C5	3.08	0.41
26:14:2704:C:H2'	26:14:2705:A:O4'	2.20	0.41
26:14:2790:A:H4'	26:14:2791:C:OP2	2.20	0.41
26:14:600:G:N2	26:14:605:C:O3'	2.53	0.41
26:14:882:G:H2'	26:14:883:G:H8	1.85	0.41
10:1A:78:ASN:OD1	10:1A:81:THR:HG23	2.21	0.41
2:1E:131:PRO:HD2	2:1E:134:GLU:HG3	2.02	0.41
2:1E:226:ARG:HG3	2:1E:227:GLY:N	2.35	0.41
2:1E:77:ALA:O	2:1E:81:VAL:HG12	2.20	0.41
1:1G:109:A:H5'	1:1G:110:C:C5	2.55	0.41
1:1G:1478:C:O2'	1:1G:1479:C:H5'	2.20	0.41
1:1G:553:A:H2'	1:1G:554:C:C6	2.54	0.41
1:1G:693:G:H2'	1:1G:694:A:C8	2.55	0.41
26:1H:1093:G:O2'	26:1H:1099:G:N2	2.52	0.41
26:1H:242:G:C8	55:Q8:3:LYS:HE3	2.55	0.41
26:1H:2816:C:H2'	26:1H:2817:G:C8	2.55	0.41
26:1H:589:C:H2'	26:1H:590:A:C8	2.56	0.41
26:1H:58:G:C2	26:1H:70:G:C6	3.08	0.41
26:1H:978:G:C2	26:1H:986:C:C2	3.07	0.41
27:1J:19:G:H2'	27:1J:20:C:O4'	2.20	0.41
27:1J:73:A:C4	27:1J:104:A:C2	3.08	0.41
22:1K:37:MIA:H2'	22:1K:38:A:O4'	2.20	0.41
3:22:73:PRO:HG3	3:22:105:GLU:HG3	2.01	0.41
29:29:62:PRO:C	29:29:64:LYS:H	2.23	0.41
26:14:2787:C:H4'	29:29:63:LEU:HD21	2.02	0.41
29:29:81:ILE:HG23	29:29:81:ILE:HD12	1.81	0.41
11:2I:66:LEU:HD21	11:2I:97:ALA:O	2.20	0.41

Continued on next page...

Continued from previous page...

Atom-1	Atom-2	Interatomic distance (Å)	Clash overlap (Å)
31:49:36:LYS:HG2	31:49:38:VAL:HG23	2.01	0.41
6:52:26:ILE:O	6:52:30:LEU:HG	2.20	0.41
6:5E:97:PHE:O	18:9I:31:LEU:HD23	2.19	0.41
7:62:13:GLN:HA	7:62:14:PRO:HD3	1.74	0.41
33:69:2:LYS:H	33:69:2:LYS:HG2	1.56	0.41
15:6A:27:VAL:O	15:6A:31:LEU:HB2	2.20	0.41
7:6E:142:GLU:O	7:6E:146:GLU:HG2	2.20	0.41
7:6E:95:ARG:HH21	7:6E:99:LEU:HD11	1.85	0.41
8:72:31:PHE:HZ	8:72:134:ILE:HD11	1.85	0.41
16:7A:25:ARG:HH11	16:7A:25:ARG:HG3	1.85	0.41
1:13:453:A:C4'	16:7I:72:ARG:HB2	2.48	0.41
42:95:38:LEU:HD23	42:95:52:VAL:HG21	2.02	0.41
38:98:54:LEU:HA	38:98:54:LEU:HD12	1.85	0.41
43:A5:51:LEU:HD23	43:A5:51:LEU:HA	1.79	0.41
40:B8:88:ILE:HD13	40:B8:91:ARG:NH2	2.34	0.41
45:C5:64:GLU:HG3	45:C5:64:GLU:H	1.57	0.41
45:C5:65:ALA:HA	45:C5:66:PRO:HD3	1.94	0.41
41:C8:28:ARG:O	41:C8:35:ALA:HA	2.20	0.41
41:C8:92:ARG:HD3	41:C8:92:ARG:O	2.20	0.41
46:D5:178:GLU:HG3	46:D5:179:ASP:H	1.85	0.41
42:D8:91:TYR:HD1	42:D8:91:TYR:H	1.67	0.41
47:I8:55:ARG:HH11	47:I8:55:ARG:HG3	1.85	0.41
49:K8:47:ASN:H	49:K8:47:ASN:ND2	2.17	0.41
49:K8:48:HIS:ND1	49:K8:48:HIS:C	2.73	0.41
28:11:72:LYS:HD2	28:11:75:ILE:HD12	2.01	0.41
1:13:1124:G:N7	1:13:1145:C:H2'	2.35	0.41
1:13:142:G:C2	1:13:143:A:N7	2.88	0.41
1:13:1510:U:H2'	1:13:1511:G:C8	2.56	0.41
1:13:20:U:H2'	1:13:21:G:O4'	2.20	0.41
1:13:380:G:N2	1:13:384:G:C5	2.89	0.41
1:13:924:C:H2'	1:13:925:G:C8	2.54	0.41
26:14:1184:G:C6	26:14:1185:C:C4	3.09	0.41
26:14:1399:C:H2'	26:14:1400:G:H8	1.84	0.41
26:14:17:G:H2'	26:14:18:C:H6	1.84	0.41
26:14:1801:G:OP2	28:19:154:LYS:NZ	2.47	0.41
26:14:2001:A:H2'	26:14:2002:G:C8	2.55	0.41
26:14:2439:A:O2'	26:14:2440:C:OP2	2.31	0.41
26:14:446:G:H8	58:14:3676:HOH:O	2.03	0.41
26:14:747:U:C6	52:J5:2:ALA:HB3	2.54	0.41
26:14:993:G:C4	26:14:994:C:H5	2.38	0.41
28:19:242:ARG:HG3	28:19:246:PRO:HG3	2.02	0.41

Continued on next page...

Continued from previous page...

Atom-1	Atom-2	Interatomic distance (Å)	Clash overlap (Å)
1:1G:1054:C:N4	24:1L:34:G:C4	2.89	0.41
1:1G:1347:G:H22	1:1G:1374:A:P	2.43	0.41
1:1G:1490:C:C4	1:1G:1491:G:N7	2.88	0.41
1:1G:186(E):C:C2	1:1G:191(C):G:N2	2.88	0.41
1:1G:284:G:H2'	1:1G:285:G:C8	2.55	0.41
1:1G:605:U:H2'	1:1G:606:G:O4'	2.20	0.41
26:1H:1561:G:O2'	26:1H:1562:A:H5'	2.19	0.41
26:1H:2137:C:H2'	26:1H:2138:C:C6	2.55	0.41
26:1H:2241:A:O2'	26:1H:2242:G:H5'	2.20	0.41
26:1H:2436:G:C6	26:1H:2437:U:C4	3.09	0.41
26:1H:2468:G:H5''	37:88:120:ILE:HD12	2.02	0.41
26:1H:255:A:H1'	26:1H:384:U:C6	2.55	0.41
26:1H:2574:G:O2'	29:21:143:ASN:HB3	2.20	0.41
26:1H:479:A:O2'	26:1H:481:G:H2'	2.20	0.41
26:1H:528:A:N1	26:1H:2043:C:H4'	2.34	0.41
26:1H:782:A:H5'	26:1H:783:A:C2	2.55	0.41
10:1I:34:VAL:O	10:1I:34:VAL:HG23	2.21	0.41
3:22:22:TRP:HB3	3:22:59:ARG:HB2	2.01	0.41
29:29:105:THR:HG21	29:29:164:ARG:CZ	2.50	0.41
29:29:6:GLY:HA2	29:29:51:PHE:CZ	2.55	0.41
3:2E:73:PRO:O	3:2E:76:VAL:HG13	2.21	0.41
4:32:13:ARG:HD2	4:32:38:TYR:O	2.19	0.41
4:3E:141:ARG:HB2	4:3E:141:ARG:CZ	2.50	0.41
4:3E:17:VAL:HG11	4:3E:197:PRO:HB3	2.02	0.41
1:13:35:G:O2'	12:3I:118:SER:O	2.22	0.41
5:42:145:LYS:HG2	5:42:149:GLU:HG3	2.02	0.41
5:42:39:GLY:O	5:42:69:VAL:N	2.40	0.41
37:45:58:PHE:HD2	37:45:61:GLY:HA3	1.84	0.41
13:4A:29:ARG:HB3	13:4A:64:TRP:CZ2	2.55	0.41
34:58:35:ARG:HB3	34:58:37:LYS:HG3	2.02	0.41
35:68:47:ILE:HG12	35:68:48:PRO:HD2	2.02	0.41
8:72:75:ARG:HA	8:72:76:PRO:HD2	1.84	0.41
8:7E:118:VAL:O	8:7E:119:LEU:HD23	2.20	0.41
9:82:5:TYR:CE2	9:82:7:THR:HG23	2.54	0.41
41:85:14:HIS:O	41:85:18:LEU:HD12	2.19	0.41
17:8A:99:SER:O	17:8A:100:LYS:NZ	2.47	0.41
38:98:86:ARG:HB3	38:98:118:GLU:OE2	2.19	0.41
38:98:52:ILE:O	38:98:55:ALA:N	2.53	0.41
18:9A:21:LYS:NZ	18:9A:57:GLY:HA3	2.33	0.41
44:B5:44:GLU:HG2	44:B5:49:VAL:O	2.20	0.41
40:B8:105:LEU:HA	40:B8:105:LEU:HD12	1.75	0.41

Continued on next page...

Continued from previous page...

Atom-1	Atom-2	Interatomic distance (Å)	Clash overlap (Å)
45:C5:85:VAL:HG23	45:C5:96:ILE:HG22	2.02	0.41
41:C8:9:VAL:HG23	41:C8:9:VAL:H	1.60	0.41
45:G8:9:LYS:HA	45:G8:27:VAL:CG2	2.50	0.41
50:H5:40:THR:CG2	50:H5:43:ILE:HG12	2.46	0.41
46:H8:48:PHE:CE1	46:H8:71:VAL:HG11	2.55	0.41
49:K8:50:ILE:HD12	49:K8:50:ILE:N	2.35	0.41
2:12:125:PRO:HA	2:12:127:ILE:HG12	2.02	0.41
1:13:1036:G:H5'	1:13:1037:C:OP2	2.20	0.41
1:13:1132:C:H2'	1:13:1133:G:O4'	2.20	0.41
1:13:233:C:O2'	1:13:234:C:H5'	2.20	0.41
1:13:397:A:N3	1:13:397:A:H3'	2.36	0.41
1:13:478:A:O5'	1:13:478:A:H8	2.03	0.41
1:13:501:C:H2'	1:13:502:G:C8	2.56	0.41
1:13:540:G:H2'	1:13:541:G:O4'	2.20	0.41
1:13:659:U:C2	1:13:660:G:C8	3.08	0.41
1:13:947:G:H2'	1:13:948:C:C6	2.56	0.41
1:13:963:G:C2	10:11:55:LYS:NZ	2.84	0.41
26:14:111:A:C2	26:14:112:U:C2	3.08	0.41
26:14:1534:G:H5'	26:14:1535:U:OP2	2.21	0.41
26:14:1614:A:H2	58:14:3515:HOH:O	2.02	0.41
26:14:2176:A:H2'	26:14:2177:C:C6	2.55	0.41
26:14:2418:A:OP1	55:M5:29:LYS:NZ	2.52	0.41
26:14:370:G:H4'	26:14:371:A:OP2	2.21	0.41
26:14:610:C:H2'	26:14:611:C:H6	1.85	0.41
26:14:752:A:OP1	54:L5:3:ARG:NH2	2.44	0.41
28:19:72:LYS:HB3	28:19:75:ILE:HD12	2.02	0.41
1:1G:1224:G:N1	1:1G:1322:C:H1'	2.35	0.41
1:1G:1248:A:C6	1:1G:1249:C:N4	2.88	0.41
1:1G:446:G:H2'	1:1G:447:G:O4'	2.20	0.41
1:1G:963:G:H21	10:1A:55:LYS:CE	2.13	0.41
1:1G:984:C:H2'	1:1G:985:C:C6	2.55	0.41
26:1H:1187:G:P	58:1H:3822:HOH:O	2.78	0.41
26:1H:1274:A:N1	26:1H:1644:C:O2'	2.40	0.41
26:1H:1323:U:H2'	26:1H:1324:G:H5'	2.01	0.41
26:1H:2352:A:H2'	26:1H:2353:G:O4'	2.20	0.41
26:1H:270(T):G:C6	26:1H:270(U):C:C4	3.09	0.41
26:1H:974(A):C:H4'	26:1H:975:G:C5'	2.50	0.41
3:22:123:GLN:O	3:22:126:ARG:HB2	2.20	0.41
3:22:70:VAL:HG21	3:22:76:VAL:HG11	2.02	0.41
26:14:2622:C:H5'	29:29:159:HIS:ND1	2.35	0.41
30:31:122:LYS:HD2	30:31:191:ARG:HG2	2.02	0.41

Continued on next page...

Continued from previous page...

Atom-1	Atom-2	Interatomic distance (Å)	Clash overlap (Å)
4:32:104:VAL:O	4:32:108:LEU:HB2	2.19	0.41
1:1G:438:G:H5'	4:32:123:HIS:ND1	2.35	0.41
4:32:14:ARG:NH1	4:32:14:ARG:HG3	2.35	0.41
30:39:29:ASN:HB3	30:39:112:MET:HE1	2.03	0.41
31:49:105:LYS:HB2	31:49:105:LYS:HE3	1.92	0.41
5:4E:136:MET:O	5:4E:140:ARG:NH1	2.53	0.41
7:6E:48:LYS:HD2	7:6E:49:ILE:HD13	2.03	0.41
36:78:2:LYS:HE3	36:78:4:SER:CB	2.43	0.41
16:7I:56:ALA:O	16:7I:60:LEU:HD12	2.20	0.41
17:8A:21:VAL:O	17:8A:41:LYS:HA	2.20	0.41
26:14:495:G:H21	43:A5:61:ASN:HD21	1.68	0.41
19:AA:71:LEU:HD23	19:AA:71:LEU:HA	1.77	0.41
19:AI:25:LYS:HD3	19:AI:27:GLU:HB2	2.02	0.41
42:D8:35:LEU:HD12	42:D8:37:VAL:O	2.21	0.41
42:D8:75:PHE:HD1	42:D8:82:ARG:HG3	1.86	0.41
47:I8:14:ARG:HE	47:I8:14:ARG:H	1.68	0.41
47:I8:49:LYS:HE2	47:I8:80:HIS:CB	2.50	0.41
47:I8:48:GLY:HA3	47:I8:80:HIS:ND1	2.35	0.41
49:K8:41:ILE:O	49:K8:41:ILE:HD13	2.20	0.41
31:41:67:LYS:CE	51:M8:6:HIS:CE1	3.02	0.41
55:Q8:9:GLY:N	55:Q8:12:LYS:HG3	2.31	0.41
28:11:232:PRO:HA	58:11:408:HOH:O	2.20	0.41
1:13:1513:A:H2'	1:13:1514:C:C6	2.55	0.41
1:13:789:U:H5	1:13:792:A:OP2	2.03	0.41
1:13:812:C:H2'	1:13:812:C:H6	1.52	0.41
1:13:16:A:N1	1:13:919:A:H2	2.18	0.41
26:14:1022:G:N2	26:14:1142(A):A:H2	2.16	0.41
26:14:1165:U:H2'	26:14:1166:C:C6	2.55	0.41
26:14:1743:G:C2	26:14:1746:G:C8	3.08	0.41
26:14:1777:U:O2'	26:14:1778:U:H5'	2.19	0.41
26:14:2131:G:C5'	26:14:2158:A:H61	2.33	0.41
26:14:2376:A:H2'	26:14:2377:A:C8	2.55	0.41
26:14:2552:U:H2'	26:14:2554:U:OP2	2.20	0.41
26:14:303:U:H2'	26:14:304:G:O4'	2.21	0.41
26:14:723:G:H2'	26:14:724:U:O4'	2.20	0.41
26:14:776:G:H4'	26:14:777:A:O5'	2.19	0.41
26:14:959:A:C6	26:14:960:A:N1	2.87	0.41
26:14:1799:G:O6	28:19:178:PRO:HD2	2.21	0.41
1:1G:1084:G:C8	1:1G:1085:U:C6	3.08	0.41
1:1G:1121:U:H2'	1:1G:1122:U:O4'	2.20	0.41
1:1G:188:U:O2'	1:1G:189:U:H5'	2.21	0.41

Continued on next page...

Continued from previous page...

Atom-1	Atom-2	Interatomic distance (Å)	Clash overlap (Å)
1:1G:255:G:C2	1:1G:272:C:C2	3.07	0.41
1:1G:406:G:C2	1:1G:407:G:N7	2.88	0.41
1:1G:430:A:C4	1:1G:431:A:C8	3.08	0.41
1:1G:468:A:O2'	16:7A:81:ARG:HA	2.19	0.41
1:1G:500:G:H2'	1:1G:501:C:H6	1.84	0.41
1:1G:994:A:H2'	1:1G:995:C:C6	2.55	0.41
26:1H:1359:A:N3	26:1H:1359:A:O4'	2.53	0.41
26:1H:1526:G:H2'	26:1H:1527:G:O4'	2.21	0.41
26:1H:2300:G:H1	26:1H:2316:C:H42	1.67	0.41
26:1H:2404:C:N4	26:1H:2405:G:C6	2.88	0.41
26:1H:2031:A:C6	26:1H:2498:C:H1'	2.56	0.41
26:1H:754:C:H2'	26:1H:755:C:H6	1.82	0.41
26:1H:972:G:OP2	26:1H:973:A:O2'	2.28	0.41
11:2A:54:ARG:O	11:2A:57:THR:OG1	2.39	0.41
23:2K:59:A:H4'	23:2K:60:A:OP1	2.21	0.41
12:3A:60:LEU:HD13	12:3A:60:LEU:HA	1.74	0.41
12:3I:102:ARG:HE	12:3I:102:ARG:HB3	1.58	0.41
12:3I:7:ILE:HD12	12:3I:7:ILE:HG23	1.82	0.41
24:3L:33:U:OP2	24:3L:33:U:H2'	2.21	0.41
32:59:152:ARG:HD2	32:59:153:LYS:HG3	2.02	0.41
33:61:64:GLU:OE1	33:61:67:ARG:NH1	2.52	0.41
35:68:64:ARG:HG2	35:68:79:PHE:CD2	2.56	0.41
15:6I:8:LYS:O	15:6I:12:ILE:HG13	2.20	0.41
40:75:23:ARG:HG3	40:75:120:ARG:HH12	1.84	0.41
40:75:80:SER:HA	40:75:81:PRO:HD3	1.95	0.41
9:82:26:VAL:HG13	9:82:61:ALA:O	2.20	0.41
12:3A:10:LEU:HD13	17:8A:32:TYR:CZ	2.55	0.41
42:95:72:VAL:HG13	42:95:72:VAL:O	2.21	0.41
20:BI:51:GLU:O	20:BI:54:LYS:HB3	2.20	0.41
45:C5:6:HIS:CD2	45:C5:7:VAL:HG13	2.56	0.41
42:D8:53:GLU:HG2	42:D8:54:GLY:N	2.36	0.41
42:D8:98:GLU:HG2	42:D8:99:ILE:N	2.34	0.41
43:E8:39:THR:HG22	43:E8:44:ALA:HB2	2.02	0.41
43:E8:64:MET:O	43:E8:65:LEU:HB2	2.20	0.41
46:H8:111:VAL:O	46:H8:114:GLY:HA2	2.20	0.41
52:N8:40:LYS:HE2	52:N8:47:PRO:HD2	2.02	0.41
55:Q8:34:TRP:CG	55:Q8:35:GLN:N	2.86	0.41
55:Q8:46:ARG:NH1	55:Q8:46:ARG:HB2	2.35	0.41
2:12:5:ILE:HB	2:12:221:LEU:HD21	2.03	0.41
1:13:1133:G:H2'	1:13:1134:G:H8	1.83	0.41
1:13:48:C:H6	1:13:365:U:O4	2.03	0.41

Continued on next page...

Continued from previous page...

Atom-1	Atom-2	Interatomic distance (Å)	Clash overlap (Å)
26:14:1011:G:C2	26:14:1013:C:C2	3.09	0.41
26:14:1033:U:H3'	26:14:1033:U:H6	1.84	0.41
26:14:1053:C:N4	26:14:1106:G:H1	2.17	0.41
26:14:1310:G:OP2	54:L5:9:ARG:NE	2.53	0.41
26:14:2756:U:C2	26:14:2757:A:N7	2.88	0.41
26:14:2772:C:H2'	26:14:2773:C:C6	2.55	0.41
26:14:923:C:H2'	26:14:924:C:C6	2.55	0.41
34:15:135:PRO:HB2	34:15:137:LYS:NZ	2.36	0.41
28:19:11:PRO:O	28:19:12:SER:OG	2.25	0.41
1:1G:1137:C:H5''	1:1G:1138:G:OP1	2.21	0.41
1:1G:279:A:H4'	1:1G:280:C:H5''	2.03	0.41
1:1G:374:A:N3	1:1G:374:A:H2'	2.35	0.41
1:1G:474:G:C2	1:1G:475:G:C5	3.09	0.41
1:1G:867:G:O2'	1:1G:868:C:H5'	2.21	0.41
1:1G:918:A:H2'	1:1G:919:A:O4'	2.21	0.41
26:1H:1022:G:N2	26:1H:1142(A):A:N1	2.67	0.41
26:1H:1533:C:H2'	26:1H:1534:G:C4	2.55	0.41
26:1H:1534:G:N2	26:1H:1538:G:N2	2.68	0.41
26:1H:1643:G:C6	26:1H:1644:C:C4	3.08	0.41
26:1H:311:A:C6	26:1H:328:U:C4	3.09	0.41
27:1J:78:A:C2	27:1J:99:A:C4	3.09	0.41
22:1K:12:U:O2	22:1K:24:G:N2	2.54	0.41
3:22:11:ARG:O	3:22:14:ILE:O	2.39	0.41
1:1G:1205:U:H1'	3:22:195:VAL:CG2	2.51	0.41
3:2E:21:ARG:NH2	3:2E:56:ASP:OD1	2.53	0.41
4:32:173:TRP:HA	4:32:187:ARG:HG2	2.02	0.41
30:39:122:LYS:HB2	30:39:123:LEU:H	1.52	0.41
1:1G:521:G:O5'	12:3A:73:GLU:HG2	2.20	0.41
26:1H:2316:C:H1'	31:41:128:ARG:NH2	2.35	0.41
5:42:136:MET:HG2	5:42:136:MET:H	1.58	0.41
13:4A:50:GLU:O	13:4A:53:VAL:HB	2.20	0.41
13:4I:56:LEU:HD22	13:4I:56:LEU:HA	1.84	0.41
38:55:104:ARG:HB2	38:55:107:ASP:OD1	2.21	0.41
32:59:73:ALA:O	32:59:76:VAL:HB	2.21	0.41
6:5E:10:LEU:HD13	6:5E:61:LEU:HD13	2.02	0.41
26:14:2378:A:O2'	39:65:21:THR:HG21	2.20	0.41
39:65:26:LEU:O	39:65:88:ASP:HB2	2.20	0.41
35:68:106:LEU:HD23	35:68:106:LEU:HA	1.77	0.41
33:69:128:LEU:O	33:69:137:PRO:HA	2.21	0.41
15:6I:26:GLU:H	15:6I:26:GLU:HG2	1.56	0.41
40:75:82:LEU:HD12	40:75:82:LEU:H	1.84	0.41

Continued on next page...

Continued from previous page...

Atom-1	Atom-2	Interatomic distance (Å)	Clash overlap (Å)
36:78:19:VAL:CB	36:78:20:GLY:HA2	2.51	0.41
16:7A:52:ASP:OD2	16:7A:55:ARG:HG3	2.21	0.41
8:7E:75:ARG:HA	8:7E:76:PRO:HD2	1.81	0.41
16:7I:72:ARG:O	16:7I:75:ARG:HB3	2.20	0.41
37:88:59:ARG:C	37:88:61:GLY:N	2.73	0.41
17:8A:82:MET:O	17:8A:86:GLU:N	2.43	0.41
38:98:65:LEU:HD12	38:98:65:LEU:HA	1.68	0.41
43:A5:59:VAL:HG12	43:A5:60:ASN:N	2.34	0.41
19:AA:11:VAL:HB	19:AA:12:ASP:H	1.78	0.41
20:BA:58:LYS:HD3	20:BA:58:LYS:O	2.21	0.41
20:BI:38:LYS:O	20:BI:41:ILE:HG13	2.21	0.41
45:C5:43:ASN:HB2	45:C5:62:GLU:O	2.20	0.41
51:I5:8:LYS:HD3	51:I5:8:LYS:HA	1.55	0.41
54:P8:30:VAL:O	54:P8:34:ARG:HG3	2.21	0.41
2:12:153:ARG:HG3	2:12:154:LEU:HD23	2.01	0.41
2:12:187:LEU:HA	2:12:201:ILE:O	2.21	0.41
2:12:21:ARG:HB2	2:12:22:LYS:H	1.78	0.41
1:13:1131:G:H2'	1:13:1132:C:H6	1.85	0.41
1:13:971:G:N1	1:13:1363:A:OP2	2.50	0.41
1:13:1396:A:O4'	1:13:1398:A:H1'	2.20	0.41
1:13:143:A:H5''	1:13:144:G:H5'	2.02	0.41
1:13:411:A:N9	1:13:413:G:H1'	2.35	0.41
1:13:515:G:N2	1:13:537:G:C4	2.89	0.41
1:13:76:G:H1'	1:13:95:G:N2	2.35	0.41
26:14:1016:G:C6	26:14:1017:G:C5	3.08	0.41
26:14:1174:A:N6	26:14:1176:G:O2'	2.54	0.41
26:14:1385:G:C4	26:14:1386:C:C5	3.09	0.41
26:14:1759:A:H4'	26:14:2715:C:O4'	2.20	0.41
26:14:1137:G:O2'	26:14:2039:C:H5'	2.20	0.41
26:14:2128:C:C4	26:14:2129:C:C4	3.08	0.41
26:14:2698:U:H2'	26:14:2699:C:C6	2.56	0.41
26:14:273(C):C:N3	26:14:363(C):G:N2	2.59	0.41
26:14:309:G:O3'	45:C5:18:GLY:HA2	2.20	0.41
26:14:404:C:O2'	26:14:405:U:OP2	2.35	0.41
26:14:882:G:H1	26:14:894:C:N4	2.18	0.41
27:16:116:G:H2'	27:16:117:G:O4'	2.21	0.41
27:16:7:G:H5''	27:16:7:G:C8	2.54	0.41
27:16:88:C:H2'	27:16:89:G:O4'	2.20	0.41
2:1E:28:PHE:O	2:1E:32:ILE:HG22	2.20	0.41
1:1G:1014:A:H5'	19:AA:15:LEU:HG	2.03	0.41
1:1G:1015:A:C6	1:1G:1016:A:C5	3.09	0.41

Continued on next page...

Continued from previous page...

Atom-1	Atom-2	Interatomic distance (Å)	Clash overlap (Å)
1:1G:1291:G:H2'	1:1G:1292:U:C6	2.55	0.41
1:1G:382:A:H2'	1:1G:383:A:H8	1.86	0.41
1:1G:440:A:H8	1:1G:440:A:OP2	2.04	0.41
1:1G:533:A:P	58:1G:1728:HOH:O	2.78	0.41
1:1G:627:G:C2	1:1G:628:G:C8	3.09	0.41
26:1H:2003:G:H2'	26:1H:2004:G:O5'	2.21	0.41
26:1H:2098:U:H2'	26:1H:2099:U:O4'	2.20	0.41
26:1H:2319:G:H4'	26:1H:2320:A:OP1	2.21	0.41
26:1H:2365:G:H4'	47:I8:60:PHE:CZ	2.55	0.41
26:1H:722:A:H2'	26:1H:723:G:C8	2.56	0.41
26:1H:744:G:P	29:21:132:HIS:HD1	2.43	0.41
27:1J:109:G:C6	27:1J:110:G:C5	3.09	0.41
27:1J:60:C:H2'	27:1J:61:G:H8	1.85	0.41
22:1K:37:MIA:H121	22:1K:38:A:C2	2.55	0.41
24:1L:4:C:O2	24:1L:70:G:N2	2.53	0.41
3:22:50:ALA:HB1	3:22:70:VAL:HG11	2.02	0.41
29:29:33:VAL:CG2	29:29:47:VAL:HG13	2.47	0.41
3:2E:188:LEU:HD13	3:2E:195:VAL:HG11	2.02	0.41
26:1H:444:C:H4'	30:31:49:ALA:HB2	2.03	0.41
4:32:148:VAL:HG12	4:32:152:SER:OG	2.21	0.41
24:3K:7:A:H2	24:3K:67:C:O2	2.04	0.41
24:3L:36:A:C8	25:4L:14:A:N6	2.88	0.41
31:41:101:ILE:O	31:41:105:LYS:HE2	2.21	0.41
31:41:31:VAL:HA	31:41:32:PRO:HD3	1.92	0.41
32:51:23:ARG:NH1	32:51:25:LYS:HG3	2.35	0.41
34:58:121:LYS:HB3	34:58:123:TYR:CE1	2.56	0.41
34:58:22:THR:HB	34:58:25:ARG:HB2	2.03	0.41
6:5E:5:GLU:HA	6:5E:63:TYR:O	2.20	0.41
7:62:69:VAL:HG22	7:62:135:VAL:HG22	2.01	0.41
33:69:8:PRO:HD3	33:69:15:VAL:HG22	2.01	0.41
33:69:52:ARG:HA	33:69:55:ALA:HB3	2.02	0.41
26:1H:1250:G:OP2	36:78:18:ARG:NH1	2.54	0.41
9:82:118:LYS:O	9:82:119:ALA:HB3	2.20	0.41
37:88:33:GLY:HA2	37:88:105:GLU:HA	2.03	0.41
37:88:11:LYS:NZ	37:88:86:GLY:HA2	2.36	0.41
37:88:45:GLN:H	37:88:45:GLN:CD	2.23	0.41
38:98:4:LEU:HA	38:98:4:LEU:HD13	1.38	0.41
38:98:63:ARG:HB2	38:98:80:PHE:CE2	2.53	0.41
1:1G:664:G:P	18:9A:64:ARG:HH21	2.44	0.41
39:A8:34:HIS:O	39:A8:97:ARG:NH2	2.54	0.41
20:BA:50:GLU:N	20:BA:100:ILE:HG12	2.36	0.41

Continued on next page...

Continued from previous page...

Atom-1	Atom-2	Interatomic distance (Å)	Clash overlap (Å)
45:C5:44:ILE:HG13	45:C5:45:VAL:N	2.36	0.41
46:D5:108:PRO:HB2	46:D5:110:GLY:O	2.20	0.41
46:D5:127:LYS:HB3	46:D5:127:LYS:HE2	1.68	0.41
46:H8:152:ALA:HB3	46:H8:167:PRO:HA	2.03	0.41
51:I5:37:SER:C	51:I5:39:CYS:H	2.24	0.41
51:I5:37:SER:OG	51:I5:38:LYS:N	2.53	0.41
51:M8:59:PHE:O	51:M8:63:TYR:HB2	2.20	0.41
26:1H:1824:G:OP1	28:11:52:ARG:HD3	2.21	0.41
1:13:498:A:H4'	1:13:500:G:OP1	2.19	0.41
1:13:66:G:O4'	1:13:173:U:C4	2.74	0.41
26:14:1104:C:H2'	26:14:1105:U:C6	2.55	0.41
26:14:1141:U:H3'	34:15:63:THR:HG21	2.02	0.41
26:14:1860:G:H8	26:14:1860:G:O5'	2.04	0.41
26:14:265:A:C8	26:14:266:G:H1'	2.56	0.41
26:14:301:G:C4	26:14:302:C:C5	3.09	0.41
26:14:557:U:H2'	26:14:558:G:H8	1.86	0.41
34:15:118:LYS:O	34:15:121:LYS:NZ	2.47	0.41
28:19:239:ARG:CZ	58:19:302:HOH:O	2.68	0.41
1:1G:1286:A:C8	1:1G:1286:A:C3'	3.00	0.41
1:1G:338:A:H2	1:1G:351:G:H22	1.68	0.41
1:1G:341:C:H2'	1:1G:342:C:H6	1.86	0.41
1:1G:345:C:OP2	40:75:39:ARG:NH2	2.54	0.41
1:1G:533:A:C5	1:1G:536:C:C4	3.09	0.41
1:1G:861:G:H21	1:1G:872:A:H2	1.68	0.41
1:1G:862:C:C2'	1:1G:863:U:H5'	2.51	0.41
26:1H:1470:G:H5''	26:1H:1471:A:OP1	2.21	0.41
26:1H:1479:G:H2'	26:1H:1480:G:H8	1.83	0.41
26:1H:1523:U:H2'	26:1H:1524:G:O4'	2.21	0.41
26:1H:1783:A:P	58:1H:3626:HOH:O	2.79	0.41
26:1H:2061:G:H2'	26:1H:2501:C:O2'	2.20	0.41
26:1H:2356:C:C5	26:1H:2357:U:C4	3.09	0.41
26:1H:2792:G:C6	26:1H:2805:G:N1	2.88	0.41
26:1H:869:G:H2'	26:1H:870:A:O4'	2.21	0.41
26:1H:973:A:O4'	26:1H:1188:U:C6	2.74	0.41
26:1H:996:A:O2'	41:C8:92:ARG:HG3	2.21	0.41
26:1H:997:G:OP1	41:C8:93:LYS:N	2.51	0.41
27:1J:27:C:O3'	39:65:36:TYR:OH	2.32	0.41
3:2E:154:SER:HA	3:2E:165:THR:HA	2.03	0.41
23:2K:19:G:C2	23:2K:59:A:C5	3.09	0.41
4:32:22:LYS:N	4:32:26:CYS:SG	2.91	0.41
36:35:97:PRO:HG3	36:35:112:LEU:CB	2.50	0.41

Continued on next page...

Continued from previous page...

Atom-1	Atom-2	Interatomic distance (Å)	Clash overlap (Å)
31:49:128:ARG:HD3	31:49:128:ARG:HA	1.79	0.41
31:49:130:ASN:HB3	31:49:160:VAL:HA	2.02	0.41
13:4A:92:HIS:CD2	13:4A:98:VAL:HG11	2.54	0.41
5:4E:96:PRO:HA	5:4E:117:ASP:OD2	2.21	0.41
32:51:56:SER:OG	32:51:58:GLU:HG2	2.19	0.41
34:58:96:GLU:HB2	34:58:122:VAL:HG12	2.02	0.41
32:59:23:ARG:HA	32:59:36:PRO:HA	2.02	0.41
32:59:7:LEU:N	32:59:8:PRO:HD2	2.34	0.41
14:5I:53:LEU:HB3	14:5I:56:VAL:HG21	2.03	0.41
33:61:135:GLU:HB2	33:61:136:VAL:H	1.73	0.41
33:69:128:LEU:HD13	33:69:128:LEU:HA	1.73	0.41
7:6E:28:ASN:O	7:6E:31:MET:HB3	2.21	0.41
7:6E:27:ILE:HD12	7:6E:40:ALA:HA	2.02	0.41
17:8A:59:ILE:HG22	17:8A:71:PHE:CD2	2.56	0.41
1:13:1368:G:C5'	9:8E:112:LYS:HB3	2.38	0.41
17:8I:9:VAL:HG21	17:8I:84:LEU:HB3	2.02	0.41
38:98:38:VAL:HG22	38:98:112:ALA:HB2	2.01	0.41
18:9I:53:ARG:NE	18:9I:59:SER:O	2.50	0.41
26:1H:993:G:H5''	41:C8:50:ARG:NH2	2.36	0.41
41:C8:88:ILE:HG22	41:C8:90:VAL:HB	2.01	0.41
46:D5:23:LYS:HB3	46:D5:38:TYR:CD2	2.55	0.41
43:E8:95:ILE:HD13	43:E8:95:ILE:HG21	1.65	0.41
31:41:101:ILE:HG13	51:M8:25:TYR:O	2.21	0.41
55:Q8:28:GLY:HA3	55:Q8:29:LYS:HA	1.09	0.41
55:Q8:58:ILE:HG21	55:Q8:58:ILE:HD13	1.76	0.41
26:1H:729:G:C6	28:11:208:LYS:HB2	2.55	0.41
2:12:131:PRO:HG2	2:12:134:GLU:HG3	2.02	0.41
1:13:1314:C:N3	1:13:1315:U:C4	2.89	0.41
1:13:46:G:H2'	1:13:366:C:H5	1.85	0.41
1:13:57:G:C5	1:13:58:C:C4	3.08	0.41
1:13:683:G:H2'	1:13:684:A:H8	1.84	0.41
1:13:874:G:C6	1:13:875:C:C4	3.09	0.41
1:13:946:A:H2'	1:13:947:G:C8	2.56	0.41
26:14:1020:A:H61	26:14:1141:U:HO2'	1.68	0.41
26:14:1149:G:C2	26:14:1150:C:N3	2.88	0.41
26:14:1328:G:H2'	26:14:1330:C:C4	2.55	0.41
26:14:1599:C:H2'	26:14:1600:C:C6	2.56	0.41
26:14:1639:U:OP2	58:14:3529:HOH:O	2.22	0.41
26:14:1695:G:H2'	26:14:1696:G:O4'	2.20	0.41
26:14:1993:U:H4'	29:29:128:SER:CB	2.50	0.41
26:14:2329:G:N2	47:E5:41:ARG:HB3	2.36	0.41

Continued on next page...

Continued from previous page...

Atom-1	Atom-2	Interatomic distance (Å)	Clash overlap (Å)
26:14:2393:A:C2'	26:14:2394:C:H5'	2.51	0.41
26:14:2422:A:O2'	26:14:2423:U:H5''	2.20	0.41
26:14:2569:G:C2	26:14:2570:G:C8	3.09	0.41
26:14:288:C:H2'	26:14:289:A:C8	2.55	0.41
26:14:603:A:H8	26:14:604:G:H1'	1.86	0.41
26:14:867:C:C5	26:14:868:U:C5	3.09	0.41
10:1A:35:SER:HB3	10:1A:73:ASP:HB2	2.01	0.41
2:1E:55:PHE:HD1	2:1E:55:PHE:HA	1.68	0.41
1:1G:105:G:C6	1:1G:106:C:C4	3.08	0.41
1:1G:1260:C:H6	1:1G:1260:C:H3'	1.85	0.41
1:1G:559:A:H4'	1:1G:560:U:C5'	2.51	0.41
1:1G:683:G:H2'	1:1G:684:A:C8	2.55	0.41
1:1G:827:U:H5''	1:1G:828:A:OP2	2.21	0.41
1:1G:865:A:H5'	1:1G:1078:U:C5	2.56	0.41
1:1G:991:U:OP2	1:1G:991:U:H6	2.04	0.41
26:1H:1853:A:H2'	26:1H:1854:A:C8	2.56	0.41
26:1H:1906:G:O2'	26:1H:1907:G:H5'	2.21	0.41
26:1H:1831:G:C4	26:1H:1975:G:N2	2.89	0.41
26:1H:545:G:H2'	26:1H:546:C:H5''	2.02	0.41
26:1H:574:C:H4'	26:1H:575:A:O5'	2.21	0.41
26:1H:618:G:H2'	26:1H:618(A):C:H6	1.85	0.41
26:1H:654(B):C:H42	26:1H:654(S):G:H1	1.68	0.41
26:1H:654(P):G:H2'	26:1H:654(Q):C:C6	2.56	0.41
26:1H:731:C:C2	26:1H:732:C:C5	3.09	0.41
26:1H:878:A:C2	26:1H:879:G:C5	3.08	0.41
27:1J:66:A:C2	27:1J:108:C:C4	3.09	0.41
27:1J:109:G:C5	27:1J:110:G:N7	2.88	0.41
36:35:124:LYS:HA	36:35:143:GLY:O	2.21	0.41
31:41:124:SER:HB2	31:41:131:TYR:CE1	2.56	0.41
13:4A:94:ARG:NH2	19:AA:78:ARG:HH12	2.18	0.41
33:61:35:LEU:O	33:61:36:ALA:HB2	2.21	0.41
1:1G:660:G:OP2	15:6A:5:LYS:HD3	2.21	0.41
40:75:57:PHE:HA	40:75:79:HIS:HD2	1.86	0.41
36:78:144:GLU:O	36:78:144:GLU:OE1	2.39	0.41
36:78:50:ARG:CG	36:78:50:ARG:HH21	2.27	0.41
16:7I:55:ARG:HA	16:7I:55:ARG:HD2	1.71	0.41
16:7I:8:ARG:O	16:7I:9:PHE:HD1	2.03	0.41
37:88:72:LYS:HA	37:88:73:PRO:HD3	1.84	0.41
9:8E:89:ASN:C	9:8E:91:ASP:H	2.24	0.41
45:C5:99:CYS:SG	45:C5:100:ALA:N	2.93	0.41
45:C5:85:VAL:CG2	45:C5:98:VAL:HB	2.50	0.41

Continued on next page...

Continued from previous page...

Atom-1	Atom-2	Interatomic distance (Å)	Clash overlap (Å)
43:E8:90:ARG:HB3	43:E8:90:ARG:HE	1.55	0.41
43:E8:96:ILE:HD12	43:E8:96:ILE:HG23	1.75	0.41
44:F8:11:PRO:HG2	44:F8:13:LEU:HD21	2.03	0.41
50:H5:18:ASP:O	50:H5:21:ALA:N	2.51	0.41
47:I8:32:ARG:HB3	47:I8:32:ARG:HE	1.52	0.41
54:P8:26:GLY:O	54:P8:30:VAL:HG23	2.21	0.41
28:11:108:PRO:HG3	28:11:143:HIS:HE1	1.81	0.41
28:11:68:LYS:HB3	28:11:70:TRP:CZ2	2.55	0.41
1:13:1152:A:C6	1:13:1153:C:C4	3.09	0.41
1:13:452:A:H62	1:13:480:U:H3	1.68	0.41
26:14:1100:C:H2'	26:14:1101:U:C6	2.56	0.41
26:14:193:U:H5	58:14:3625:HOH:O	2.03	0.41
26:14:2017:U:P	58:14:3835:HOH:O	2.78	0.41
26:14:2410:G:H2'	26:14:2411:A:O4'	2.21	0.41
26:14:2484:G:C2	26:14:2485:G:C8	3.09	0.41
26:14:2575:C:H2'	26:14:2578:G:O6	2.21	0.41
26:14:2780:G:OP1	34:15:118:LYS:HE2	2.21	0.41
26:14:2822:G:O2'	26:14:2824:C:OP2	2.31	0.41
26:14:49:A:H4'	26:14:50:U:H5''	2.02	0.41
26:14:608:A:H2'	26:14:609:A:C8	2.56	0.41
26:14:774:A:H2	26:14:787:U:HO2'	1.60	0.41
34:15:39:ARG:HH11	34:15:48:MET:HE2	1.86	0.41
28:19:232:PRO:HA	58:19:301:HOH:O	2.21	0.41
28:19:31:LYS:O	28:19:32:SER:OG	2.37	0.41
26:14:1568:G:P	28:19:63:ARG:HH12	2.42	0.41
1:1G:1267:C:O2	21:1B:20:LYS:HD2	2.20	0.41
2:1E:69:LEU:HD13	2:1E:91:PRO:HB2	2.02	0.41
1:1G:1207:G:H2'	1:1G:1208:C:H6	1.85	0.41
1:1G:1436:U:H2'	1:1G:1437:C:O4'	2.21	0.41
1:1G:502:G:H2'	1:1G:503:C:O4'	2.20	0.41
1:1G:776:G:N2	1:1G:802:A:OP2	2.43	0.41
26:1H:1007:C:OP2	26:1H:1008:C:O2'	2.35	0.41
26:1H:1029:A:N1	26:1H:2465:C:O2'	2.48	0.41
26:1H:1776:G:H2'	26:1H:1776:G:N3	2.36	0.41
26:1H:182:A:H2'	26:1H:183:C:C6	2.56	0.41
26:1H:2157:G:HO2'	26:1H:2158:A:P	2.43	0.41
26:1H:216:A:H2'	26:1H:217:G:C8	2.56	0.41
26:1H:2450:A:C2	26:1H:2451:A:C4	3.09	0.41
26:1H:2590:A:OP2	28:11:238:GLY:HA3	2.20	0.41
10:1I:89:ASP:C	10:1I:91:PRO:HD3	2.41	0.41
27:1J:40:U:O2'	27:1J:45:A:N6	2.44	0.41

Continued on next page...

Continued from previous page...

Atom-1	Atom-2	Interatomic distance (Å)	Clash overlap (Å)
22:1K:14:A:C5	22:1K:22:G:N2	2.89	0.41
29:21:4:ILE:HG12	29:21:5:LEU:H	1.85	0.41
11:2I:73:MET:CG	11:2I:103:LEU:HD23	2.50	0.41
11:2I:57:THR:HG22	11:2I:59:TYR:N	2.36	0.41
4:32:139:ARG:HG3	4:32:139:ARG:HH11	1.86	0.41
1:13:542:G:H5'	4:3E:41:GLY:HA3	2.03	0.41
7:62:143:ARG:NH1	24:3L:42:C:O5'	2.54	0.41
31:41:37:VAL:HG22	31:41:159:VAL:HG12	2.03	0.41
5:4E:37:ARG:HH12	5:4E:111:GLU:HG2	1.86	0.41
32:51:98:LEU:HD13	32:51:125:VAL:CG2	2.50	0.41
32:59:140:LYS:HB3	32:59:140:LYS:HE2	1.81	0.41
32:59:9:ILE:HD12	32:59:49:VAL:HB	2.02	0.41
6:5E:61:LEU:HB3	6:5E:63:TYR:HE2	1.86	0.41
39:65:24:LEU:HB2	39:65:85:VAL:CG1	2.50	0.41
15:6I:36:ILE:HA	15:6I:59:MET:CE	2.51	0.41
26:1H:662:G:C5'	36:78:15:ARG:H	2.30	0.41
9:82:46:ALA:O	9:82:49:PRO:HD2	2.21	0.41
9:82:15:ALA:HB2	9:82:65:VAL:HB	2.03	0.41
37:88:69:PHE:HA	37:88:70:PRO:HD2	1.90	0.41
41:85:43:GLY:HA3	42:95:73:SER:OG	2.21	0.41
38:98:118:GLU:HA	38:98:118:GLU:OE1	2.20	0.41
44:B5:18:TYR:C	44:B5:20:GLY:H	2.23	0.41
44:B5:31:HIS:HA	44:B5:32:PRO:HD3	1.89	0.41
42:D8:34:GLU:HG3	42:D8:56:SER:OG	2.19	0.41
47:E5:36:ILE:HD11	47:E5:39:ARG:HG2	2.03	0.41
44:F8:21:PHE:CD1	44:F8:26:TYR:CD1	3.08	0.41
44:F8:41:ASN:OD1	44:F8:41:ASN:N	2.54	0.41
46:H8:80:ARG:HG2	46:H8:80:ARG:H	1.48	0.41
28:11:36:PRO:HA	28:11:61:LEU:CD1	2.51	0.41
1:13:1399:C:C2	1:13:1401:G:C5	3.09	0.41
1:13:187:C:H1'	1:13:191(A):G:N2	2.36	0.41
1:13:246:A:C2	1:13:282:A:C5	3.09	0.41
1:13:458:C:N3	1:13:475:G:N2	2.69	0.41
26:14:1021:A:C8	26:14:1021:A:C3'	3.03	0.41
26:14:1226:G:P	42:95:85:LYS:HD3	2.60	0.41
26:14:1317:A:H2'	26:14:1318:C:C6	2.56	0.41
26:14:1340:U:H4'	26:14:1394:U:O2'	2.21	0.41
26:14:146:G:H2'	26:14:147:U:O4'	2.21	0.41
26:14:1910:G:H1	26:14:1920:C:H42	1.68	0.41
26:14:2134:A:C8	26:14:2158:A:N7	2.89	0.41
26:14:2488:A:H8	26:14:2488:A:O5'	2.04	0.41

Continued on next page...

Continued from previous page...

Atom-1	Atom-2	Interatomic distance (Å)	Clash overlap (Å)
26:14:491:G:H2'	26:14:492:A:C8	2.56	0.41
26:14:729:G:OP2	28:19:13:ARG:NH1	2.52	0.41
28:19:70:TRP:CD1	28:19:71:ASP:N	2.89	0.41
1:1G:115:G:H4'	1:1G:116:A:O5'	2.20	0.41
26:1H:1176:G:H5'	26:1H:1177:A:C8	2.55	0.41
26:1H:1420:U:HO2'	26:1H:1421:G:P	2.43	0.41
26:1H:1429:G:C4	26:1H:1568:G:C2	3.08	0.41
26:1H:1475:G:H2'	26:1H:1476:C:C6	2.56	0.41
26:1H:2244:U:H6	26:1H:2244:U:O5'	2.03	0.41
26:1H:2443:C:O2'	26:1H:2444:G:H5'	2.20	0.41
26:1H:2592:G:C6	26:1H:2593:U:C4	3.08	0.41
26:1H:2663:G:C6	26:1H:2664:G:C4	3.09	0.41
26:1H:266:G:N2	26:1H:427:U:H1'	2.35	0.41
26:1H:607:U:O2	26:1H:621:A:N1	2.54	0.41
26:1H:887:A:H5'	26:1H:888:C:OP1	2.21	0.41
26:1H:988:A:P	50:L8:11:SER:HB2	2.61	0.41
10:1I:5:ARG:NH1	10:1I:99:LYS:HD2	2.36	0.41
26:1H:2724:C:OP1	29:21:118:LYS:HE3	2.21	0.41
29:21:181:LEU:HD12	29:21:181:LEU:HA	1.77	0.41
29:21:50:GLY:CA	29:21:77:ILE:HG12	2.51	0.41
29:29:96:PHE:HD2	29:29:182:LEU:HD21	1.85	0.41
30:39:129:PHE:HA	30:39:142:TRP:NE1	2.35	0.41
30:39:21:ALA:O	30:39:23:ASP:N	2.54	0.41
12:3A:110:VAL:HG23	12:3A:120:TYR:HB3	2.03	0.41
4:3E:13:ARG:HD3	4:3E:36:ARG:O	2.21	0.41
24:3K:21:A:H2'	24:3K:22:G:O4'	2.21	0.41
37:45:69:PHE:HA	37:45:70:PRO:HD2	1.81	0.41
13:4A:47:ASP:OD1	13:4A:47:ASP:N	2.54	0.41
5:4E:151:LEU:HA	5:4E:151:LEU:HD23	1.93	0.41
32:51:153:LYS:CE	32:51:153:LYS:H	2.34	0.41
38:55:52:ILE:O	38:55:55:ALA:N	2.53	0.41
14:5I:3:ARG:HH21	14:5I:6:LEU:HG	1.86	0.41
33:61:130:TYR:O	33:61:135:GLU:HB2	2.21	0.41
33:69:76:THR:HG21	33:69:140:LEU:HA	2.02	0.41
7:6E:113:GLU:HG3	7:6E:119:ARG:HA	2.03	0.41
26:1H:811:U:H2'	36:78:21:ARG:HA	2.03	0.41
36:78:64:LYS:HE3	55:Q8:12:LYS:HD2	2.03	0.41
8:7E:9:MET:O	8:7E:12:ARG:N	2.54	0.41
17:8I:18:THR:HG23	17:8I:69:LYS:HD2	2.03	0.41
17:8I:46:ASP:OD2	17:8I:49:GLU:HG3	2.21	0.41
26:14:1614:A:H61	43:A5:88:ARG:H	1.67	0.41

Continued on next page...

Continued from previous page...

Atom-1	Atom-2	Interatomic distance (Å)	Clash overlap (Å)
19:AI:11:VAL:HG13	19:AI:16:LEU:HD22	2.03	0.41
40:B8:19:LEU:HA	40:B8:20:PRO:HD3	1.90	0.41
48:F5:73:LEU:HB3	48:F5:90:ILE:HG23	2.03	0.41
26:14:94:G:H21	49:G5:47:ASN:HD22	1.67	0.41
46:H8:70:LEU:HD23	46:H8:70:LEU:HA	1.97	0.41
50:L8:38:GLU:H	50:L8:38:GLU:CD	2.24	0.41
50:L8:2:PRO:HB2	50:L8:3:ARG:H	1.66	0.41
26:1H:2286:A:H8	53:O8:37:ARG:HH11	1.69	0.41
55:Q8:53:PRO:HB3	55:Q8:56:GLU:H	1.86	0.41
1:13:1182:G:C8	1:13:1182:G:O5'	2.74	0.41
1:13:1181:G:O2'	1:13:1184:G:H5'	2.21	0.41
1:13:1057:G:C5	1:13:1204:A:C2	3.09	0.41
1:13:1303:C:N4	1:13:1304:G:C6	2.89	0.41
1:13:580:U:H3	1:13:761:G:H1	1.69	0.41
1:13:622:A:H2'	1:13:623:C:O4'	2.21	0.41
1:13:595:G:H22	1:13:643:C:H41	1.69	0.41
1:13:76:G:H2'	1:13:77:C:H5'	2.02	0.41
1:13:805:C:O2'	1:13:806:C:H5'	2.21	0.41
1:13:936:C:H2'	1:13:937:A:H5'	2.03	0.41
26:14:1444(A):A:N3	26:14:1444(A):A:H2'	2.36	0.41
26:14:1514:U:H2'	26:14:1515:C:C6	2.56	0.41
26:14:1447:G:H1'	26:14:1545(A):A:H1'	2.02	0.41
26:14:2370:G:C6	26:14:2371:G:C6	3.08	0.41
26:14:909:A:C8	26:14:912:C:N4	2.89	0.41
27:16:15:A:H1'	27:16:109:G:N9	2.35	0.41
1:1G:1013:G:O2'	1:1G:1014:A:N7	2.38	0.41
1:1G:1227:A:C8	1:1G:1227:A:H3'	2.56	0.41
1:1G:1326:C:H2'	1:1G:1327:C:H6	1.83	0.41
1:1G:440:A:H3'	1:1G:442:C:C5	2.56	0.41
1:1G:735:C:H2'	1:1G:736:C:H6	1.85	0.41
1:1G:772:U:H2'	1:1G:773:G:O4'	2.20	0.41
1:1G:823:G:H2'	1:1G:824:C:C6	2.56	0.41
26:1H:1177:A:OP1	26:1H:1178:C:H5	2.03	0.41
26:1H:1181:C:O2'	26:1H:1182:A:H5'	2.21	0.41
26:1H:1728:G:C2	26:1H:1730:U:OP2	2.74	0.41
26:1H:2035:G:H4'	26:1H:2036:C:OP2	2.21	0.41
26:1H:2626:C:H2'	26:1H:2627:G:O4'	2.21	0.41
26:1H:2864:G:H2'	26:1H:2865:U:H6	1.85	0.41
26:1H:449:A:C6	26:1H:450:G:C5	3.09	0.41
26:1H:880:G:H2'	26:1H:881:G:H8	1.83	0.41
10:1I:6:ILE:HD11	10:1I:72:VAL:HB	2.03	0.41

Continued on next page...

Continued from previous page...

Atom-1	Atom-2	Interatomic distance (Å)	Clash overlap (Å)
3:22:47:LEU:HD22	3:22:47:LEU:HA	1.84	0.41
11:2A:59:TYR:CZ	11:2A:63:LEU:HD12	2.56	0.41
23:2L:54:G:O2'	23:2L:55:5MU:H5''	2.21	0.41
4:32:59:ARG:NH2	4:32:66:ARG:NH1	2.70	0.41
4:32:94:LEU:HA	4:32:97:LEU:HD12	2.01	0.41
36:35:50:ARG:CB	36:35:50:ARG:HH11	2.34	0.41
30:39:155:LEU:HB2	30:39:189:THR:HG21	2.03	0.41
12:3I:8:ASN:HA	12:3I:11:VAL:HG23	2.03	0.41
31:41:11:TYR:O	31:41:16:ARG:HG3	2.21	0.41
5:42:40:ARG:HA	5:42:67:VAL:O	2.20	0.41
34:58:94:HIS:C	34:58:95:PRO:O	2.59	0.41
32:59:92:ILE:HB	32:59:93:GLY:H	1.64	0.41
14:5I:44:LEU:HD12	14:5I:44:LEU:O	2.21	0.41
14:5I:6:LEU:HB3	14:5I:23:ARG:HH22	1.86	0.41
39:65:102:ALA:O	39:65:105:ALA:N	2.54	0.41
35:68:78:ARG:HH21	40:B8:103:ARG:NH2	2.18	0.41
15:6A:61:GLY:O	15:6A:65:ARG:HG3	2.21	0.41
7:6E:10:ARG:HE	7:6E:10:ARG:HB2	1.61	0.41
7:6E:27:ILE:CD1	7:6E:40:ALA:HA	2.51	0.41
40:75:95:ARG:HA	40:75:95:ARG:HD2	1.92	0.41
36:78:24:GLY:C	36:78:26:GLY:N	2.74	0.41
8:7E:108:GLY:HA3	8:7E:138:TRP:HB3	2.03	0.41
17:8A:74:LEU:HA	17:8A:74:LEU:HD22	1.85	0.41
38:98:29:LEU:HA	38:98:29:LEU:HD12	1.68	0.41
38:98:87:TYR:CD1	38:98:90:ARG:HD2	2.53	0.41
39:A8:27:SER:HA	39:A8:88:ASP:CB	2.48	0.41
39:A8:63:THR:O	39:A8:66:ALA:HB3	2.20	0.41
41:C8:27:LEU:O	41:C8:30:LYS:N	2.54	0.41
47:E5:54:GLY:O	47:E5:57:PHE:N	2.52	0.41
48:F5:56:GLN:NE2	48:F5:83:GLU:HA	2.35	0.41
44:F8:1:MET:C	44:F8:3:THR:N	2.73	0.41
45:G8:44:ILE:HG13	45:G8:44:ILE:H	1.55	0.41
26:1H:2396:G:H5''	48:J8:25:LYS:NZ	2.36	0.41
54:L5:19:ARG:HG2	54:L5:19:ARG:NH1	2.34	0.41
54:P8:24:THR:HA	54:P8:25:PRO:HD2	1.96	0.41
1:13:1004:A:H1'	1:13:1036:G:N2	2.34	0.40
1:13:114:U:O2'	1:13:115:G:H5'	2.20	0.40
1:13:1521:G:H2'	1:13:1522:U:C6	2.55	0.40
1:13:339:C:OP2	35:68:97:ARG:NH1	2.44	0.40
26:14:1436:G:O2'	26:14:1477:A:H4'	2.21	0.40
26:14:1751:C:H2'	26:14:1752:C:C6	2.56	0.40

Continued on next page...

Continued from previous page...

Atom-1	Atom-2	Interatomic distance (Å)	Clash overlap (Å)
26:14:1899:G:O2'	26:14:1900:A:H5''	2.22	0.40
26:14:2017:U:O2	52:J5:10:LYS:HB2	2.21	0.40
26:14:2187:G:C6	26:14:2188:C:N3	2.90	0.40
26:14:1638:C:H4'	26:14:2710:C:O2	2.21	0.40
26:14:2735:G:H2'	26:14:2736:G:H8	1.86	0.40
26:14:2875:C:OP1	40:75:3:ARG:NH1	2.54	0.40
26:14:357:A:C2	26:14:358:U:C2	3.09	0.40
28:19:136:ILE:HG22	28:19:140:THR:OG1	2.21	0.40
28:19:176:ARG:HH11	28:19:176:ARG:HG2	1.85	0.40
10:1A:12:ASP:HB3	10:1A:15:THR:HG23	2.03	0.40
2:1E:165:VAL:HG23	2:1E:166:ASP:N	2.36	0.40
1:1G:23:C:H5	1:1G:561:U:O4	2.03	0.40
1:1G:589:C:C2	1:1G:650:G:N2	2.84	0.40
1:1G:625:G:H2'	1:1G:626:U:H6	1.85	0.40
26:1H:1454:U:H5'	38:98:63:ARG:CZ	2.51	0.40
26:1H:1545(A):A:N7	26:1H:1546:C:O2	2.54	0.40
26:1H:1680:U:H2'	26:1H:1681:G:O4'	2.21	0.40
26:1H:2261:C:O4'	26:1H:2388:A:H1'	2.21	0.40
26:1H:2356:C:H2'	26:1H:2357:U:O4'	2.21	0.40
26:1H:71:A:OP1	26:1H:72:U:H2'	2.21	0.40
26:1H:934:G:H2'	26:1H:935:C:C6	2.56	0.40
3:22:28:GLN:CD	3:22:28:GLN:H	2.24	0.40
29:29:112:GLY:O	29:29:159:HIS:HA	2.22	0.40
29:29:64:LYS:HB3	29:29:65:GLY:H	1.59	0.40
23:2K:24:C:H2'	23:2K:25:U:C6	2.56	0.40
30:31:37:VAL:HG21	36:78:6:LEU:HD21	2.03	0.40
36:35:65:ARG:HB3	36:35:65:ARG:HH11	1.86	0.40
4:3E:89:THR:H	4:3E:92:VAL:CG2	2.34	0.40
12:3I:53:ARG:HB2	12:3I:93:LEU:HD11	2.03	0.40
24:3K:51:U:N3	24:3K:63:G:O6	2.54	0.40
24:3K:7:A:H2	24:3K:67:C:C2	2.39	0.40
31:41:12:TYR:HA	31:41:16:ARG:HG3	2.04	0.40
1:1G:1194:U:H4'	5:42:22:GLY:O	2.21	0.40
31:49:88:ILE:HD12	31:49:88:ILE:HA	1.88	0.40
13:4I:39:ILE:HD12	13:4I:56:LEU:HD23	2.03	0.40
32:59:41:MET:HB3	32:59:42:ARG:H	1.71	0.40
7:62:18:TYR:HB3	7:62:59:LEU:CD1	2.51	0.40
7:62:89:MET:HB3	7:62:89:MET:HE2	1.87	0.40
39:65:59:LYS:HZ3	39:65:61:ASN:HA	1.87	0.40
17:8A:3:LYS:HB3	17:8A:61:GLU:HB3	2.03	0.40
38:98:103:ARG:CZ	38:98:110:PRO:HD3	2.50	0.40

Continued on next page...

Continued from previous page...

Atom-1	Atom-2	Interatomic distance (Å)	Clash overlap (Å)
41:C8:78:THR:O	41:C8:81:HIS:N	2.54	0.40
34:58:1:MET:HE1	41:C8:95:LEU:HD11	2.03	0.40
46:D5:123:ASP:N	46:D5:123:ASP:OD1	2.53	0.40
45:G8:95:LYS:HE2	45:G8:97:ARG:HH22	1.86	0.40
47:I8:49:LYS:HB2	47:I8:49:LYS:HE3	1.89	0.40
48:J8:25:LYS:HB3	48:J8:25:LYS:HE3	1.90	0.40
48:J8:41:ARG:HH11	48:J8:41:ARG:CG	2.22	0.40
53:K5:36:LEU:HB3	53:K5:50:ARG:HH11	1.86	0.40
31:41:67:LYS:NZ	51:M8:6:HIS:CE1	2.89	0.40
26:1H:458:G:O2'	54:P8:39:ARG:HD3	2.21	0.40
2:12:55:PHE:HA	2:12:55:PHE:HD1	1.78	0.40
1:13:1285:A:H4'	1:13:1286:A:C5'	2.52	0.40
1:13:1342:C:H2'	1:13:1343:G:C8	2.56	0.40
1:13:1414:U:H2'	1:13:1415:G:H8	1.86	0.40
1:13:1442:G:C5	1:13:1446:A:C6	3.09	0.40
1:13:926:G:C6	1:13:1505:G:C5	3.09	0.40
1:13:929:G:C6	1:13:930:C:C4	3.10	0.40
26:14:1337:G:H2'	26:14:1338:G:C8	2.54	0.40
26:14:142:G:H2'	26:14:143:C:H6	1.86	0.40
26:14:1907:G:C2	26:14:1924:C:O2	2.75	0.40
26:14:2101:G:H2'	26:14:2102:U:O4'	2.22	0.40
26:14:2304:G:H5'	31:49:132:ASN:HB2	2.03	0.40
26:14:2299:G:C2	26:14:2318:G:H8	2.39	0.40
26:14:236:C:H2'	26:14:237:C:C6	2.56	0.40
26:14:2607:G:H2'	26:14:2608:G:O4'	2.22	0.40
26:14:2619:C:H2'	26:14:2620:C:H6	1.86	0.40
26:14:2:G:H22	26:14:2900:A:H61	1.67	0.40
26:14:259:G:N2	26:14:621:A:H8	2.15	0.40
2:1E:100:GLY:HA2	2:1E:103:THR:OG1	2.21	0.40
1:1G:1149:C:P	9:82:9:ARG:HH11	2.44	0.40
1:1G:1307:U:H6	1:1G:1307:U:O5'	2.04	0.40
1:1G:191(F):U:H2'	1:1G:191:G:H8	1.86	0.40
1:1G:763:G:H2'	1:1G:764:C:H6	1.86	0.40
26:1H:1331:A:O2'	26:1H:1332:G:C8	2.70	0.40
26:1H:1539:G:C2	26:1H:1540:G:C5	3.10	0.40
26:1H:2402:C:H5	26:1H:2415:G:H22	1.70	0.40
26:1H:251:A:C5	26:1H:252:G:H1'	2.56	0.40
26:1H:2689:U:C6	26:1H:2689:U:H5'	2.56	0.40
26:1H:2745:C:H4'	32:51:142:GLY:O	2.21	0.40
26:1H:575:A:OP2	26:1H:2055:C:N4	2.54	0.40
27:1J:51:G:C6	27:1J:52:A:H2	2.39	0.40

Continued on next page...

Continued from previous page...

Atom-1	Atom-2	Interatomic distance (Å)	Clash overlap (Å)
29:29:108:SER:OG	29:29:163:GLU:HG2	2.22	0.40
29:29:134:ILE:O	29:29:135:HIS:C	2.59	0.40
29:29:14:ILE:HB	40:75:14:TYR:CE2	2.56	0.40
29:29:5:LEU:HD12	29:29:197:ILE:HG22	2.03	0.40
3:2E:40:ARG:HG3	3:2E:40:ARG:NH1	2.34	0.40
23:2K:20:G:C4	23:2K:58:A:C2	3.09	0.40
23:2L:57:C:H2'	23:2L:58:A:C8	2.56	0.40
30:39:132:VAL:HG22	30:39:133:ASN:H	1.85	0.40
30:39:161:GLU:O	30:39:165:ARG:HG3	2.22	0.40
4:3E:116:GLN:HE22	4:3E:157:LEU:HD11	1.87	0.40
4:3E:8:VAL:C	4:3E:10:ARG:N	2.75	0.40
24:3L:5:G:H2'	24:3L:6:G:C8	2.56	0.40
37:45:54:MET:HE1	37:45:104:PHE:HB3	2.03	0.40
39:65:29:PHE:O	39:65:35:ILE:HD12	2.21	0.40
26:14:2294:C:P	39:65:89:ARG:HH22	2.44	0.40
35:68:75:SER:OG	40:B8:74:ARG:NH2	2.54	0.40
33:69:3:VAL:HG12	33:69:38:LEU:HA	2.03	0.40
5:42:93:PRO:HG2	8:72:105:ARG:HE	1.86	0.40
40:75:106:SER:HA	40:75:110:ILE:HD12	2.03	0.40
16:7A:82:GLN:HG2	16:7A:82:GLN:H	1.61	0.40
1:13:607:A:C2	16:7I:31:LYS:HG3	2.55	0.40
9:82:53:VAL:HG11	9:82:92:TYR:CZ	2.56	0.40
37:88:25:ASP:H	37:88:102:VAL:HG22	1.87	0.40
1:1G:254:G:OP1	17:8A:67:LYS:O	2.40	0.40
1:13:1179:A:O3'	9:8E:103:THR:HG23	2.21	0.40
17:8I:9:VAL:O	17:8I:21:VAL:HA	2.22	0.40
39:A8:74:ALA:HB1	39:A8:107:GLU:O	2.21	0.40
1:1G:1313:U:OP1	19:AA:7:LYS:N	2.54	0.40
20:BI:14:LYS:HG2	20:BI:14:LYS:O	2.20	0.40
41:C8:25:TRP:O	41:C8:28:ARG:HB2	2.21	0.40
26:14:2356:C:H4'	47:E5:20:ARG:HG3	2.02	0.40
44:F8:57:LEU:HD23	44:F8:57:LEU:N	2.35	0.40
44:B5:9:LEU:HA	49:G5:36:ARG:HH21	1.86	0.40
45:G8:40:GLU:HA	45:G8:41:GLY:HA2	1.82	0.40
45:G8:43:ASN:CG	45:G8:67:LEU:HD11	2.42	0.40
46:H8:126:VAL:HA	46:H8:164:ALA:H	1.85	0.40
48:J8:73:LEU:HD23	48:J8:73:LEU:HA	1.87	0.40
28:11:131:LEU:HB2	28:11:136:ILE:CD1	2.51	0.40
1:13:123:C:OP1	1:13:312:C:H5'	2.21	0.40
1:13:1350:A:C6	1:13:1351:U:N3	2.90	0.40
1:13:1432:G:N2	1:13:1468:A:OP2	2.55	0.40

Continued on next page...

Continued from previous page...

Atom-1	Atom-2	Interatomic distance (Å)	Clash overlap (Å)
1:13:247:G:C2	1:13:248:C:C6	3.09	0.40
1:13:329:A:C5	1:13:332:G:C6	3.09	0.40
1:13:342:C:N3	1:13:347:G:N2	2.62	0.40
1:13:537:G:H2'	1:13:538:G:H8	1.87	0.40
1:13:607:A:O2'	1:13:608:A:H5'	2.20	0.40
1:13:610:G:H2'	1:13:611:A:O4'	2.21	0.40
1:13:632:A:C8	1:13:633:G:C4	3.09	0.40
1:13:644:G:H2'	1:13:645:C:O4'	2.22	0.40
26:14:1032:A:H2	26:14:1122:G:H1	1.69	0.40
26:14:1625:C:H2'	26:14:1626:G:H5'	2.04	0.40
26:14:1639:U:P	58:14:3529:HOH:O	2.78	0.40
26:14:1657:C:H2'	26:14:1658:C:H6	1.86	0.40
26:14:1795:C:H2'	26:14:1796:U:C6	2.56	0.40
26:14:2307:G:HO2'	26:14:2308:G:P	2.35	0.40
26:14:2392:A:C2	26:14:2424:C:N4	2.79	0.40
26:14:221:A:C4	26:14:266:G:N7	2.89	0.40
26:14:2784:C:H2'	26:14:2785:C:C6	2.56	0.40
26:14:310:A:OP1	45:C5:17:SER:O	2.40	0.40
28:19:267:SER:C	28:19:269:PHE:H	2.24	0.40
28:19:93:ALA:HB3	28:19:105:ILE:HG22	2.04	0.40
10:1A:65:LEU:HD12	14:5A:55:GLY:O	2.21	0.40
2:1E:11:LEU:HB3	2:1E:213:LEU:HD11	2.02	0.40
2:1E:149:LEU:HD23	2:1E:149:LEU:HA	1.91	0.40
1:1G:1068:G:N3	1:1G:1191:A:C2	2.89	0.40
1:1G:266:G:H2'	1:1G:266:G:N3	2.37	0.40
1:1G:32:A:C2	1:1G:33:A:C4	3.10	0.40
1:1G:352:C:P	58:1G:1717:HOH:O	2.79	0.40
1:1G:485:G:HO2'	1:1G:486:U:P	2.43	0.40
1:1G:545:C:H2'	1:1G:546:G:O4'	2.22	0.40
1:1G:994:A:H2'	1:1G:995:C:H6	1.86	0.40
26:1H:1161:C:C6	26:1H:1161:C:H3'	2.56	0.40
26:1H:1337:G:C2	26:1H:1338:G:C4	3.10	0.40
26:1H:1582:C:HO2'	26:1H:1586:A:H8	1.68	0.40
26:1H:1635:G:C4	26:1H:1636:C:C5	3.10	0.40
26:1H:1727:U:H2'	26:1H:1728:G:O4'	2.22	0.40
26:1H:2126:A:H62	26:1H:2163:C:H1'	1.86	0.40
26:1H:2231:C:H2'	26:1H:2232:U:O4'	2.21	0.40
26:1H:253:C:H2'	26:1H:254:G:O4'	2.22	0.40
26:1H:412:A:H2'	26:1H:412:A:N3	2.37	0.40
26:1H:459:U:H2'	26:1H:460:A:H8	1.86	0.40
26:1H:65:C:H2'	26:1H:66:C:H6	1.86	0.40

Continued on next page...

Continued from previous page...

Atom-1	Atom-2	Interatomic distance (Å)	Clash overlap (Å)
26:1H:784:A:C8	26:1H:792:G:C5	3.10	0.40
26:1H:806:C:OP2	36:78:41:ARG:HD3	2.21	0.40
29:29:47:VAL:O	29:29:47:VAL:HG12	2.21	0.40
11:2I:107:SER:O	11:2I:108:ILE:HG13	2.21	0.40
11:2I:85:ARG:HD3	11:2I:113:PRO:HD3	2.01	0.40
4:32:60:GLU:HG2	4:32:202:LEU:HB2	2.03	0.40
12:3A:78:GLN:HG3	12:3A:81:SER:CB	2.51	0.40
4:3E:19:LEU:HB3	4:3E:21:LEU:HD21	2.02	0.40
31:49:143:GLU:OE2	31:49:143:GLU:N	2.54	0.40
38:55:37:THR:OG1	38:55:39:PRO:HD2	2.20	0.40
38:55:79:LEU:HA	38:55:83:ILE:HB	2.02	0.40
34:58:121:LYS:HB3	34:58:123:TYR:HE1	1.86	0.40
39:65:66:ALA:HA	39:65:69:VAL:CG1	2.52	0.40
33:69:76:THR:HG23	33:69:77:LEU:N	2.35	0.40
8:72:31:PHE:CE2	8:72:35:ILE:HD11	2.56	0.40
36:78:85:LEU:HA	36:78:88:LEU:HD22	2.02	0.40
8:7E:39:LEU:CD1	8:7E:111:ILE:HD11	2.50	0.40
9:82:16:ARG:O	9:82:63:ILE:HG23	2.20	0.40
42:95:76:LYS:NZ	42:95:82:ARG:HH21	2.19	0.40
42:95:8:GLY:O	42:95:10:LYS:HE3	2.21	0.40
38:98:63:ARG:NH2	38:98:80:PHE:HD2	2.19	0.40
44:B5:27:THR:HG22	44:B5:80:ILE:HG22	2.02	0.40
26:14:71:A:C2	44:B5:31:HIS:NE2	2.78	0.40
49:K8:29:LYS:HG2	49:K8:57:ILE:HD13	2.04	0.40
54:L5:29:LYS:HA	54:L5:32:LYS:HB2	2.03	0.40
51:M8:16:CYS:HG	51:M8:36:CYS:HG	1.68	0.40
51:M8:12:ALA:C	51:M8:24:THR:HG21	2.41	0.40
51:M8:37:SER:O	51:M8:41:PRO:HD2	2.22	0.40
53:O8:27:LYS:HZ2	53:O8:27:LYS:H	1.68	0.40
1:13:1024:G:H4'	1:13:1024:G:OP1	2.20	0.40
1:13:1064:G:H4'	1:13:1065:U:OP1	2.21	0.40
1:13:1180:A:H5''	1:13:1181:G:OP1	2.21	0.40
1:13:1234:C:O2'	1:13:1235:U:H5'	2.22	0.40
1:13:277:C:H2'	1:13:278:G:C8	2.55	0.40
1:13:339:C:H2'	1:13:340:U:H6	1.86	0.40
1:13:51:A:C6	1:13:353:A:C2	3.10	0.40
1:13:560:U:H4'	1:13:561:U:H5''	2.02	0.40
1:13:989:C:H42	1:13:1216:G:H1	1.68	0.40
26:14:1287:A:H5''	26:14:1288:U:OP2	2.21	0.40
26:14:1774:C:O5'	26:14:1774:C:H6	2.05	0.40
26:14:2388:A:H2'	26:14:2389:G:H5'	2.02	0.40

Continued on next page...

Continued from previous page...

Atom-1	Atom-2	Interatomic distance (Å)	Clash overlap (Å)
26:14:270(D):C:H2'	26:14:270(E):G:C8	2.56	0.40
26:14:2844:G:C6	26:14:2845:G:C4	3.09	0.40
34:15:99:LEU:HA	34:15:99:LEU:HD23	1.95	0.40
27:16:60:C:C2	27:16:61:G:C8	3.09	0.40
2:1E:162:ILE:HD13	2:1E:183:PRO:O	2.21	0.40
1:1G:1158:C:N3	1:1G:1160:G:C8	2.89	0.40
1:1G:1171:G:H2'	1:1G:1172:C:H6	1.84	0.40
1:1G:1227:A:H8	1:1G:1227:A:H3'	1.87	0.40
1:1G:1478:C:H2'	1:1G:1479:C:C6	2.56	0.40
1:1G:413:G:H2'	1:1G:428:G:H22	1.84	0.40
1:1G:730:G:C5	1:1G:731:G:H1'	2.56	0.40
1:1G:769:G:H4'	1:1G:1513:A:H4'	2.04	0.40
26:1H:2377:A:H2'	26:1H:2378:A:C8	2.56	0.40
26:1H:2562:U:C1'	35:68:23:ARG:HD3	2.52	0.40
26:1H:2593:U:O2'	26:1H:2594:C:H5'	2.21	0.40
26:1H:512:G:N7	58:1H:4190:HOH:O	2.54	0.40
26:1H:671:C:O2'	26:1H:672:C:H5'	2.21	0.40
26:1H:686:G:H1	54:P8:16:HIS:CD2	2.40	0.40
26:1H:775:G:O5'	26:1H:777:A:H1'	2.21	0.40
11:2I:41:THR:HG21	11:2I:71:LYS:HB3	2.04	0.40
23:2K:69:C:H2'	23:2K:70:C:C6	2.56	0.40
23:2L:73:A:C6	23:2L:74:A:C6	3.10	0.40
24:3K:6:G:H22	24:3K:67:C:N4	2.19	0.40
24:3L:12:U:C4	24:3L:13:C:C4	3.09	0.40
1:1G:1330:U:H5'	13:4A:24:GLY:H	1.86	0.40
5:4E:101:ILE:HA	5:4E:101:ILE:HD13	1.79	0.40
32:59:26:VAL:CG1	32:59:33:LEU:H	2.34	0.40
7:62:65:ALA:HB3	7:62:124:LEU:HD22	2.03	0.40
7:62:60:LYS:HD2	7:62:60:LYS:HA	1.88	0.40
39:65:3:ARG:NH2	39:65:4:LEU:HD12	2.36	0.40
27:1J:38:C:O4'	39:65:95:HIS:CE1	2.75	0.40
15:6I:6:GLU:CD	15:6I:6:GLU:N	2.74	0.40
16:7A:55:ARG:HE	16:7A:55:ARG:HA	1.87	0.40
8:7E:120:THR:H	8:7E:123:GLU:HB2	1.87	0.40
8:7E:121:ASP:O	8:7E:125:ARG:HB2	2.21	0.40
1:1G:265:G:H5'	17:8A:64:PRO:O	2.21	0.40
18:9I:35:ARG:HE	18:9I:35:ARG:HB2	1.64	0.40
18:9I:52:PRO:HB2	18:9I:54:ARG:HG2	2.03	0.40
40:B8:64:ARG:HD3	40:B8:64:ARG:HH11	1.76	0.40
20:BI:14:LYS:HE2	20:BI:14:LYS:HB3	1.78	0.40
26:1H:445:C:OP1	41:C8:2:PRO:HA	2.22	0.40

Continued on next page...

Continued from previous page...

Atom-1	Atom-2	Interatomic distance (Å)	Clash overlap (Å)
26:1H:536:A:OP1	41:C8:53:ARG:NH1	2.54	0.40
41:C8:75:ASN:HB2	41:C8:78:THR:OG1	2.21	0.40
48:F5:91:LYS:HE2	48:F5:91:LYS:HB2	1.54	0.40
46:H8:7:ALA:HB3	46:H8:61:LEU:CB	2.50	0.40
51:I5:10:VAL:HA	51:I5:11:PRO:HD2	1.82	0.40
52:J5:36:CYS:HG	52:J5:49:CYS:CB	2.34	0.40
48:J8:50:ARG:HE	48:J8:50:ARG:HB3	1.76	0.40
48:J8:83:GLU:CG	48:J8:85:LEU:HB2	2.51	0.40
26:14:458:G:O2'	54:L5:39:ARG:HD3	2.22	0.40
50:L8:50:VAL:CG2	50:L8:54:VAL:HG11	2.51	0.40
51:M8:13:ARG:CA	51:M8:24:THR:HG21	2.51	0.40
1:13:1022:G:H2'	1:13:1023:G:C8	2.57	0.40
1:13:1079:G:H2'	1:13:1080:A:C8	2.57	0.40
1:13:1171:G:H8	1:13:1171:G:O5'	2.04	0.40
1:13:628:G:C2	1:13:629:G:C4	3.10	0.40
1:13:975:A:C4'	1:13:976:G:H5''	2.46	0.40
26:14:1026:U:H6	26:14:1026:U:H5''	1.87	0.40
26:14:128:C:H2'	26:14:129:C:C6	2.56	0.40
26:14:1469:A:H2'	26:14:1470:G:O4'	2.22	0.40
26:14:1639:U:C2'	26:14:1640:C:H5'	2.51	0.40
26:14:945:A:C4	26:14:2448:A:C2	3.08	0.40
26:14:2489:G:C6	26:14:2490:G:N7	2.89	0.40
26:14:2859:G:H3'	26:14:2859:G:C8	2.57	0.40
26:14:30:G:C5	26:14:31:C:C4	3.09	0.40
26:14:191:A:H1'	26:14:679:C:H1'	2.02	0.40
26:14:869:G:N2	26:14:870:A:H1'	2.37	0.40
2:1E:7:VAL:HG21	2:1E:217:ARG:NH1	2.37	0.40
1:1G:1096:C:H2'	1:1G:1097:C:C6	2.57	0.40
1:1G:1288:A:H1'	1:1G:1352:C:O2'	2.21	0.40
1:1G:674:G:N2	1:1G:717:C:O2	2.55	0.40
1:1G:791:G:N1	1:1G:792:A:N6	2.70	0.40
1:1G:926:G:C6	1:1G:1505:G:C5	3.09	0.40
26:1H:1194:A:OP2	26:1H:1194:A:C8	2.67	0.40
26:1H:1215:G:C5	26:1H:1216:G:C8	3.09	0.40
26:1H:1413:G:N2	26:1H:1589:C:O2	2.44	0.40
26:1H:1668:A:C5	26:1H:1674:G:C5	3.10	0.40
26:1H:1682:G:C6	26:1H:1683:C:C4	3.10	0.40
26:1H:1918:A:N3	26:1H:1919:A:N6	2.67	0.40
26:1H:222:A:H8	26:1H:222:A:H2'	1.80	0.40
26:1H:2248:C:C5	26:1H:2249:U:C4	3.09	0.40
26:1H:2263:C:H2'	26:1H:2264:C:H6	1.86	0.40

Continued on next page...

Continued from previous page...

Atom-1	Atom-2	Interatomic distance (Å)	Clash overlap (Å)
26:1H:2367:G:H2'	26:1H:2368:C:C6	2.56	0.40
26:1H:2555:U:H5'	26:1H:2556:C:OP2	2.22	0.40
26:1H:270(X):G:C6	26:1H:270(Y):G:C6	3.09	0.40
26:1H:2729:G:H2'	26:1H:2730:C:O4'	2.21	0.40
26:1H:1050:A:C8	26:1H:2751:G:C5	3.09	0.40
26:1H:2801:A:H5'	26:1H:2895:U:O2'	2.22	0.40
26:1H:280:C:C2	26:1H:361:G:N2	2.90	0.40
1:13:973:G:H4'	10:1I:54:PHE:O	2.22	0.40
3:2E:124:ILE:HG12	3:2E:130:VAL:HG22	2.04	0.40
3:2E:131:ARG:HG2	3:2E:166:GLU:OE2	2.22	0.40
30:31:8:GLN:CD	30:31:8:GLN:H	2.24	0.40
4:32:138:TYR:C	4:32:138:TYR:CD2	2.94	0.40
30:39:64:ILE:HG13	30:39:65:TRP:NE1	2.36	0.40
1:13:407:G:O2'	4:3E:116:GLN:HG3	2.21	0.40
24:3L:1:G:H8	24:3L:1:G:HO5'	1.70	0.40
31:41:59:GLU:O	31:41:63:ILE:HG23	2.21	0.40
5:42:101:ILE:HD13	5:42:101:ILE:H	1.87	0.40
13:4I:16:ASP:N	13:4I:16:ASP:OD1	2.55	0.40
32:51:72:ILE:O	32:51:76:VAL:HG23	2.22	0.40
6:52:33:TYR:CZ	6:52:78:GLU:HG3	2.56	0.40
26:14:1111:A:C4'	32:59:3:ARG:HH11	2.33	0.40
33:61:29:TYR:HD2	33:61:30:LEU:HD23	1.87	0.40
15:6A:58:MET:O	15:6A:62:GLN:N	2.37	0.40
8:72:1:MET:N	8:72:1:MET:SD	2.75	0.40
8:7E:41:ARG:NH1	8:7E:123:GLU:OE1	2.54	0.40
8:7E:98:LYS:H	8:7E:98:LYS:HG3	1.74	0.40
38:98:96:ARG:NH2	38:98:117:VAL:HG23	2.36	0.40
38:98:8:ARG:NH1	38:98:39:PRO:HB3	2.36	0.40
19:AI:40:ILE:O	19:AI:41:VAL:HG22	2.22	0.40
1:13:1446:A:O2'	40:B8:125:ARG:NH2	2.55	0.40
40:B8:78:LEU:HD12	40:B8:79:HIS:CD2	2.57	0.40
20:BA:59:ALA:HB3	20:BA:84:LEU:HD11	2.03	0.40
46:D5:54:HIS:HB3	46:D5:101:PRO:HG3	2.03	0.40
46:D5:170:THR:C	46:D5:172:ALA:H	2.24	0.40
46:D5:94:GLU:HA	46:D5:95:PRO:HD3	1.86	0.40
42:D8:72:VAL:O	42:D8:72:VAL:HG23	2.22	0.40
47:E5:24:LYS:O	47:E5:25:ARG:HD3	2.21	0.40
43:E8:74:ALA:HA	43:E8:104:THR:O	2.21	0.40
44:F8:28:PHE:N	44:F8:28:PHE:CD1	2.89	0.40
45:G8:85:VAL:HG23	45:G8:96:ILE:O	2.21	0.40
50:H5:13:ILE:HD12	50:H5:13:ILE:H	1.87	0.40

All (1) symmetry-related close contacts are listed below. The label for Atom-2 includes the symmetry operator and encoded unit-cell translations to be applied.

Atom-1	Atom-2	Interatomic distance (Å)	Clash overlap (Å)
26:1H:2137:C:OP1	1:1G:999:U:O2'[4_555]	2.14	0.06

5.3 Torsion angles [i](#)

5.3.1 Protein backbone [i](#)

In the following table, the Percentiles column shows the percent Ramachandran outliers of the chain as a percentile score with respect to all X-ray entries followed by that with respect to entries of similar resolution.

The Analysed column shows the number of residues for which the backbone conformation was analysed, and the total number of residues.

Mol	Chain	Analysed	Favoured	Allowed	Outliers	Percentiles	
2	12	235/256 (92%)	198 (84%)	34 (14%)	3 (1%)	12	38
2	1E	235/256 (92%)	199 (85%)	30 (13%)	6 (3%)	5	22
3	22	204/239 (85%)	178 (87%)	26 (13%)	0	100	100
3	2E	203/239 (85%)	186 (92%)	14 (7%)	3 (2%)	10	35
4	32	206/209 (99%)	179 (87%)	27 (13%)	0	100	100
4	3E	206/209 (99%)	189 (92%)	14 (7%)	3 (2%)	10	35
5	42	149/162 (92%)	139 (93%)	9 (6%)	1 (1%)	22	52
5	4E	149/162 (92%)	139 (93%)	9 (6%)	1 (1%)	22	52
6	52	99/101 (98%)	95 (96%)	4 (4%)	0	100	100
6	5E	99/101 (98%)	94 (95%)	5 (5%)	0	100	100
7	62	153/156 (98%)	143 (94%)	10 (6%)	0	100	100
7	6E	153/156 (98%)	142 (93%)	11 (7%)	0	100	100
8	72	136/138 (99%)	125 (92%)	11 (8%)	0	100	100
8	7E	136/138 (99%)	126 (93%)	9 (7%)	1 (1%)	22	52
9	82	125/128 (98%)	116 (93%)	9 (7%)	0	100	100
9	8E	125/128 (98%)	110 (88%)	15 (12%)	0	100	100
10	1A	97/105 (92%)	88 (91%)	9 (9%)	0	100	100
10	1I	97/105 (92%)	88 (91%)	9 (9%)	0	100	100
11	2A	114/129 (88%)	103 (90%)	10 (9%)	1 (1%)	17	47

Continued on next page...

Continued from previous page...

Mol	Chain	Analysed	Favoured	Allowed	Outliers	Percentiles	
11	2I	114/129 (88%)	101 (89%)	12 (10%)	1 (1%)	17	47
12	3A	123/132 (93%)	101 (82%)	18 (15%)	4 (3%)	4	17
12	3I	123/132 (93%)	104 (85%)	19 (15%)	0	100	100
13	4A	115/126 (91%)	95 (83%)	19 (16%)	1 (1%)	17	47
13	4I	116/126 (92%)	95 (82%)	20 (17%)	1 (1%)	17	47
14	5A	56/61 (92%)	47 (84%)	8 (14%)	1 (2%)	8	30
14	5I	58/61 (95%)	49 (84%)	7 (12%)	2 (3%)	3	17
15	6A	86/89 (97%)	78 (91%)	8 (9%)	0	100	100
15	6I	86/89 (97%)	77 (90%)	9 (10%)	0	100	100
16	7A	82/88 (93%)	78 (95%)	4 (5%)	0	100	100
16	7I	82/88 (93%)	78 (95%)	4 (5%)	0	100	100
17	8A	98/105 (93%)	89 (91%)	9 (9%)	0	100	100
17	8I	98/105 (93%)	95 (97%)	3 (3%)	0	100	100
18	9A	70/88 (80%)	57 (81%)	12 (17%)	1 (1%)	11	36
18	9I	70/88 (80%)	62 (89%)	6 (9%)	2 (3%)	4	20
19	AA	76/93 (82%)	60 (79%)	14 (18%)	2 (3%)	5	22
19	AI	79/93 (85%)	68 (86%)	8 (10%)	3 (4%)	3	15
20	BA	97/106 (92%)	84 (87%)	12 (12%)	1 (1%)	15	45
20	BI	97/106 (92%)	84 (87%)	12 (12%)	1 (1%)	15	45
21	1B	23/27 (85%)	21 (91%)	2 (9%)	0	100	100
21	1F	23/27 (85%)	22 (96%)	1 (4%)	0	100	100
28	11	270/276 (98%)	247 (92%)	17 (6%)	6 (2%)	6	25
28	19	271/276 (98%)	252 (93%)	16 (6%)	3 (1%)	14	42
29	21	203/206 (98%)	166 (82%)	29 (14%)	8 (4%)	3	15
29	29	203/206 (98%)	160 (79%)	32 (16%)	11 (5%)	2	9
30	31	200/210 (95%)	183 (92%)	16 (8%)	1 (0%)	29	60
30	39	206/210 (98%)	174 (84%)	28 (14%)	4 (2%)	8	29
31	41	179/182 (98%)	155 (87%)	20 (11%)	4 (2%)	6	25
31	49	179/182 (98%)	155 (87%)	22 (12%)	2 (1%)	14	42
32	51	172/180 (96%)	148 (86%)	19 (11%)	5 (3%)	4	20
32	59	167/180 (93%)	136 (81%)	28 (17%)	3 (2%)	8	30

Continued on next page...

Continued from previous page...

Mol	Chain	Analysed	Favoured	Allowed	Outliers	Percentiles	
33	61	144/148 (97%)	118 (82%)	21 (15%)	5 (4%)	3	17
33	69	144/148 (97%)	116 (81%)	25 (17%)	3 (2%)	7	26
34	15	136/140 (97%)	122 (90%)	14 (10%)	0	100	100
34	58	136/140 (97%)	114 (84%)	19 (14%)	3 (2%)	6	25
35	25	120/122 (98%)	113 (94%)	7 (6%)	0	100	100
35	68	120/122 (98%)	112 (93%)	8 (7%)	0	100	100
36	35	148/150 (99%)	110 (74%)	35 (24%)	3 (2%)	7	27
36	78	148/150 (99%)	115 (78%)	25 (17%)	8 (5%)	2	9
37	45	139/141 (99%)	113 (81%)	22 (16%)	4 (3%)	4	20
37	88	134/141 (95%)	112 (84%)	18 (13%)	4 (3%)	4	19
38	55	115/118 (98%)	108 (94%)	7 (6%)	0	100	100
38	98	116/118 (98%)	100 (86%)	15 (13%)	1 (1%)	17	47
39	65	109/112 (97%)	87 (80%)	19 (17%)	3 (3%)	5	21
39	A8	109/112 (97%)	89 (82%)	19 (17%)	1 (1%)	17	47
40	75	135/146 (92%)	113 (84%)	21 (16%)	1 (1%)	22	52
40	B8	135/146 (92%)	122 (90%)	13 (10%)	0	100	100
41	85	115/118 (98%)	107 (93%)	7 (6%)	1 (1%)	17	47
41	C8	115/118 (98%)	108 (94%)	6 (5%)	1 (1%)	17	47
42	95	99/101 (98%)	81 (82%)	15 (15%)	3 (3%)	4	19
42	D8	99/101 (98%)	90 (91%)	8 (8%)	1 (1%)	15	45
43	A5	111/113 (98%)	103 (93%)	8 (7%)	0	100	100
43	E8	111/113 (98%)	103 (93%)	8 (7%)	0	100	100
44	B5	90/96 (94%)	82 (91%)	7 (8%)	1 (1%)	14	42
44	F8	92/96 (96%)	83 (90%)	6 (6%)	3 (3%)	4	17
45	C5	102/110 (93%)	73 (72%)	24 (24%)	5 (5%)	2	11
45	G8	102/110 (93%)	84 (82%)	14 (14%)	4 (4%)	3	15
46	D5	177/206 (86%)	136 (77%)	31 (18%)	10 (6%)	2	9
46	H8	173/206 (84%)	142 (82%)	27 (16%)	4 (2%)	6	24
47	E5	74/85 (87%)	68 (92%)	6 (8%)	0	100	100
47	I8	78/85 (92%)	66 (85%)	11 (14%)	1 (1%)	12	38
48	F5	95/98 (97%)	83 (87%)	11 (12%)	1 (1%)	14	42

Continued on next page...

Continued from previous page...

Mol	Chain	Analysed	Favoured	Allowed	Outliers	Percentiles	
48	J8	95/98 (97%)	88 (93%)	7 (7%)	0	100	100
49	G5	64/72 (89%)	57 (89%)	5 (8%)	2 (3%)	4	19
49	K8	65/72 (90%)	56 (86%)	7 (11%)	2 (3%)	4	19
50	H5	57/60 (95%)	53 (93%)	4 (7%)	0	100	100
50	L8	55/60 (92%)	49 (89%)	5 (9%)	1 (2%)	8	30
51	I5	61/71 (86%)	32 (52%)	27 (44%)	2 (3%)	4	17
51	M8	64/71 (90%)	45 (70%)	16 (25%)	3 (5%)	2	12
52	J5	54/60 (90%)	49 (91%)	5 (9%)	0	100	100
52	N8	56/60 (93%)	52 (93%)	4 (7%)	0	100	100
53	K5	43/54 (80%)	29 (67%)	14 (33%)	0	100	100
53	O8	43/54 (80%)	31 (72%)	12 (28%)	0	100	100
54	L5	44/49 (90%)	43 (98%)	1 (2%)	0	100	100
54	P8	43/49 (88%)	41 (95%)	2 (5%)	0	100	100
55	M5	58/65 (89%)	46 (79%)	11 (19%)	1 (2%)	9	32
55	Q8	59/65 (91%)	39 (66%)	16 (27%)	4 (7%)	1	6
All	All	11325/12054 (94%)	9841 (87%)	1312 (12%)	172 (2%)	10	35

All (172) Ramachandran outliers are listed below:

Mol	Chain	Res	Type
28	11	239	ARG
31	41	14	GLU
44	F8	68	ARG
49	K8	47	ASN
49	K8	48	HIS
55	Q8	49	VAL
29	29	25	VAL
30	39	124	LEU
45	C5	29	GLU
46	D5	53	ILE
46	D5	165	VAL
46	D5	171	ILE
48	F5	30	VAL
51	I5	5	ILE
8	7E	86	ILE
18	9I	22	VAL
29	21	78	LEU

Continued on next page...

Continued from previous page...

Mol	Chain	Res	Type
32	51	92	ILE
36	78	107	LYS
37	88	66	ILE
37	88	79	LEU
41	C8	93	LYS
46	H8	165	VAL
55	Q8	27	THR
55	Q8	44	LYS
55	Q8	55	ALA
2	12	7	VAL
2	12	71	VAL
12	3A	18	VAL
12	3A	26	ALA
19	AA	11	VAL
28	19	33	LEU
29	29	81	ILE
30	39	84	VAL
30	39	123	LEU
36	35	15	ARG
37	45	135	ASP
39	65	89	ARG
46	D5	105	VAL
4	3E	31	CYS
13	4I	83	ASP
28	11	272	ALA
29	21	60	ASN
31	41	96	ARG
33	61	116	LEU
33	61	145	VAL
34	58	97	ARG
34	58	128	HIS
36	78	6	LEU
38	98	11	ASN
46	H8	6	LYS
11	2A	101	SER
28	19	237	GLU
29	29	9	VAL
29	29	24	THR
29	29	51	PHE
30	39	132	VAL
36	35	6	LEU
36	35	35	HIS

Continued on next page...

Continued from previous page...

Mol	Chain	Res	Type
39	65	87	PHE
49	G5	47	ASN
4	3E	81	GLU
4	3E	155	LEU
28	11	237	GLU
28	11	240	ALA
29	21	56	PRO
29	21	118	LYS
31	41	97	ASP
36	78	19	VAL
36	78	23	PRO
39	A8	4	LEU
44	F8	40	LYS
45	G8	81	LYS
45	G8	84	ARG
51	M8	34	GLU
5	42	85	GLY
14	5A	29	ARG
29	29	26	ILE
29	29	90	THR
31	49	47	LYS
32	59	92	ILE
33	69	111	PRO
33	69	145	VAL
37	45	18	LYS
39	65	55	ALA
41	85	93	LYS
42	95	85	LYS
45	C5	17	SER
46	D5	116	VAL
46	D5	161	VAL
49	G5	48	HIS
55	M5	31	HIS
2	1E	156	LYS
2	1E	168	THR
3	2E	15	THR
3	2E	107	GLN
31	41	5	VAL
32	51	10	PRO
32	51	83	TYR
33	61	83	ALA
34	58	22	THR

Continued on next page...

Continued from previous page...

Mol	Chain	Res	Type
36	78	16	ARG
37	88	134	ARG
45	G8	83	THR
47	I8	83	PRO
50	L8	54	VAL
29	29	62	PRO
37	45	78	PRO
46	D5	93	ASP
2	1E	135	GLN
3	2E	4	LYS
5	4E	115	VAL
14	5I	13	THR
14	5I	14	PRO
32	51	12	PRO
33	61	12	LEU
33	61	133	HIS
36	78	15	ARG
20	BA	71	THR
40	75	94	ALA
42	95	72	VAL
2	1E	230	VAL
11	2I	82	VAL
19	AI	41	VAL
29	21	55	ASN
44	F8	67	GLY
29	29	91	VAL
37	45	27	VAL
51	I5	33	VAL
20	BI	63	ILE
29	21	72	VAL
36	78	95	VAL
28	19	3	VAL
31	49	5	VAL
44	B5	51	VAL
45	C5	76	CYS
45	C5	85	VAL
2	1E	229	VAL
18	9I	39	VAL
28	11	3	VAL
30	31	132	VAL
46	H8	53	ILE
46	H8	141	VAL

Continued on next page...

Continued from previous page...

Mol	Chain	Res	Type
51	M8	50	VAL
2	12	39	ILE
12	3A	47	LYS
13	4A	84	ILE
29	29	59	VAL
2	1E	239	VAL
19	AI	9	VAL
19	AI	67	VAL
29	21	4	ILE
32	51	127	GLU
36	78	7	ARG
37	88	27	VAL
51	M8	5	ILE
12	3A	96	VAL
19	AA	67	VAL
29	29	56	PRO
33	69	144	VAL
42	95	99	ILE
46	D5	61	LEU
46	D5	141	VAL
28	11	123	ALA
42	D8	49	THR
45	G8	76	CYS
18	9A	22	VAL
32	59	8	PRO
32	59	167	GLU
45	C5	3	VAL
46	D5	176	PRO
29	21	147	PRO

5.3.2 Protein sidechains ⓘ

In the following table, the Percentiles column shows the percent sidechain outliers of the chain as a percentile score with respect to all X-ray entries followed by that with respect to entries of similar resolution.

The Analysed column shows the number of residues for which the sidechain conformation was analysed, and the total number of residues.

Mol	Chain	Analysed	Rotameric	Outliers	Percentiles
2	12	205/220 (93%)	167 (82%)	38 (18%)	1 6
2	1E	205/220 (93%)	167 (82%)	38 (18%)	1 6

Continued on next page...

Continued from previous page...

Mol	Chain	Analysed	Rotameric	Outliers	Percentiles	
3	22	160/188 (85%)	132 (82%)	28 (18%)	2	7
3	2E	159/188 (85%)	131 (82%)	28 (18%)	2	7
4	32	180/181 (99%)	148 (82%)	32 (18%)	2	7
4	3E	180/181 (99%)	147 (82%)	33 (18%)	1	6
5	42	116/123 (94%)	93 (80%)	23 (20%)	1	5
5	4E	116/123 (94%)	87 (75%)	29 (25%)	0	1
6	52	90/90 (100%)	76 (84%)	14 (16%)	2	10
6	5E	90/90 (100%)	78 (87%)	12 (13%)	4	14
7	62	126/127 (99%)	105 (83%)	21 (17%)	2	8
7	6E	126/127 (99%)	103 (82%)	23 (18%)	1	6
8	72	119/119 (100%)	99 (83%)	20 (17%)	2	8
8	7E	119/119 (100%)	97 (82%)	22 (18%)	1	6
9	82	98/99 (99%)	81 (83%)	17 (17%)	2	7
9	8E	98/99 (99%)	76 (78%)	22 (22%)	1	3
10	1A	89/92 (97%)	81 (91%)	8 (9%)	9	30
10	1I	89/92 (97%)	78 (88%)	11 (12%)	4	17
11	2A	88/99 (89%)	76 (86%)	12 (14%)	3	14
11	2I	88/99 (89%)	75 (85%)	13 (15%)	3	11
12	3A	104/109 (95%)	81 (78%)	23 (22%)	1	3
12	3I	104/109 (95%)	88 (85%)	16 (15%)	2	10
13	4A	94/101 (93%)	79 (84%)	15 (16%)	2	9
13	4I	94/101 (93%)	75 (80%)	19 (20%)	1	4
14	5A	48/50 (96%)	41 (85%)	7 (15%)	3	12
14	5I	49/50 (98%)	37 (76%)	12 (24%)	0	2
15	6A	79/80 (99%)	70 (89%)	9 (11%)	5	20
15	6I	79/80 (99%)	71 (90%)	8 (10%)	7	25
16	7A	72/74 (97%)	58 (81%)	14 (19%)	1	5
16	7I	72/74 (97%)	56 (78%)	16 (22%)	1	3
17	8A	95/97 (98%)	83 (87%)	12 (13%)	4	16
17	8I	95/97 (98%)	81 (85%)	14 (15%)	3	11
18	9A	63/77 (82%)	49 (78%)	14 (22%)	1	3

Continued on next page...

Continued from previous page...

Mol	Chain	Analysed	Rotameric	Outliers	Percentiles	
18	9I	63/77 (82%)	53 (84%)	10 (16%)	2	9
19	AA	67/80 (84%)	52 (78%)	15 (22%)	1	3
19	AI	70/80 (88%)	49 (70%)	21 (30%)	0	0
20	BA	76/82 (93%)	61 (80%)	15 (20%)	1	5
20	BI	76/82 (93%)	62 (82%)	14 (18%)	1	6
21	1B	20/22 (91%)	18 (90%)	2 (10%)	7	25
21	1F	20/22 (91%)	19 (95%)	1 (5%)	24	54
28	11	214/218 (98%)	171 (80%)	43 (20%)	1	4
28	19	214/218 (98%)	180 (84%)	34 (16%)	2	9
29	21	165/166 (99%)	122 (74%)	43 (26%)	0	1
29	29	165/166 (99%)	134 (81%)	31 (19%)	1	5
30	31	161/166 (97%)	130 (81%)	31 (19%)	1	5
30	39	165/166 (99%)	132 (80%)	33 (20%)	1	4
31	41	155/156 (99%)	128 (83%)	27 (17%)	2	7
31	49	155/156 (99%)	132 (85%)	23 (15%)	3	11
32	51	145/148 (98%)	114 (79%)	31 (21%)	1	3
32	59	141/148 (95%)	112 (79%)	29 (21%)	1	4
33	61	122/124 (98%)	88 (72%)	34 (28%)	0	1
33	69	122/124 (98%)	93 (76%)	29 (24%)	0	2
34	15	117/119 (98%)	95 (81%)	22 (19%)	1	5
34	58	117/119 (98%)	94 (80%)	23 (20%)	1	5
35	25	100/100 (100%)	77 (77%)	23 (23%)	1	2
35	68	100/100 (100%)	84 (84%)	16 (16%)	2	9
36	35	116/116 (100%)	76 (66%)	40 (34%)	0	0
36	78	116/116 (100%)	80 (69%)	36 (31%)	0	0
37	45	111/111 (100%)	84 (76%)	27 (24%)	0	2
37	88	104/111 (94%)	81 (78%)	23 (22%)	1	3
38	55	100/101 (99%)	78 (78%)	22 (22%)	1	3
38	98	101/101 (100%)	81 (80%)	20 (20%)	1	5
39	65	87/88 (99%)	64 (74%)	23 (26%)	0	1
39	A8	87/88 (99%)	60 (69%)	27 (31%)	0	0

Continued on next page...

Continued from previous page...

Mol	Chain	Analysed	Rotameric	Outliers	Percentiles	
40	75	120/127 (94%)	92 (77%)	28 (23%)	1	2
40	B8	120/127 (94%)	89 (74%)	31 (26%)	0	1
41	85	93/94 (99%)	80 (86%)	13 (14%)	3	13
41	C8	93/94 (99%)	76 (82%)	17 (18%)	1	6
42	95	82/82 (100%)	57 (70%)	25 (30%)	0	0
42	D8	82/82 (100%)	61 (74%)	21 (26%)	0	1
43	A5	92/92 (100%)	78 (85%)	14 (15%)	3	10
43	E8	92/92 (100%)	72 (78%)	20 (22%)	1	3
44	B5	74/78 (95%)	57 (77%)	17 (23%)	1	2
44	F8	76/78 (97%)	59 (78%)	17 (22%)	1	3
45	C5	85/91 (93%)	61 (72%)	24 (28%)	0	1
45	G8	85/91 (93%)	67 (79%)	18 (21%)	1	4
46	D5	158/179 (88%)	131 (83%)	27 (17%)	2	7
46	H8	154/179 (86%)	123 (80%)	31 (20%)	1	4
47	E5	61/67 (91%)	52 (85%)	9 (15%)	3	11
47	I8	61/67 (91%)	52 (85%)	9 (15%)	3	11
48	F5	82/83 (99%)	67 (82%)	15 (18%)	1	6
48	J8	82/83 (99%)	65 (79%)	17 (21%)	1	4
49	G5	62/67 (92%)	53 (86%)	9 (14%)	3	12
49	K8	62/67 (92%)	41 (66%)	21 (34%)	0	0
50	H5	51/52 (98%)	42 (82%)	9 (18%)	2	7
50	L8	49/52 (94%)	40 (82%)	9 (18%)	1	6
51	I5	57/63 (90%)	47 (82%)	10 (18%)	2	7
51	M8	59/63 (94%)	44 (75%)	15 (25%)	0	1
52	J5	48/52 (92%)	37 (77%)	11 (23%)	1	2
52	N8	51/52 (98%)	38 (74%)	13 (26%)	0	1
53	K5	44/52 (85%)	32 (73%)	12 (27%)	0	1
53	O8	44/52 (85%)	26 (59%)	18 (41%)	0	0
54	L5	39/42 (93%)	32 (82%)	7 (18%)	2	6
54	P8	38/42 (90%)	32 (84%)	6 (16%)	2	9
55	M5	49/55 (89%)	37 (76%)	12 (24%)	0	2

Continued on next page...

Continued from previous page...

Mol	Chain	Analysed	Rotameric	Outliers	Percentiles	
55	Q8	50/55 (91%)	32 (64%)	18 (36%)	0	0
All	All	9556/9998 (96%)	7642 (80%)	1914 (20%)	1	4

All (1914) residues with a non-rotameric sidechain are listed below:

Mol	Chain	Res	Type
2	1E	6	THR
2	1E	8	LYS
2	1E	9	GLU
2	1E	15	VAL
2	1E	17	PHE
2	1E	24	TRP
2	1E	28	PHE
2	1E	55	PHE
2	1E	63	MET
2	1E	71	VAL
2	1E	74	LYS
2	1E	81	VAL
2	1E	96	ARG
2	1E	107	THR
2	1E	111	ARG
2	1E	113	HIS
2	1E	122	PHE
2	1E	130	ARG
2	1E	136	VAL
2	1E	145	LEU
2	1E	155	LEU
2	1E	157	ARG
2	1E	160	ASP
2	1E	162	ILE
2	1E	164	VAL
2	1E	170	GLU
2	1E	172	ILE
2	1E	178	ARG
2	1E	190	THR
2	1E	196	LEU
2	1E	200	ILE
2	1E	209	ARG
2	1E	213	LEU
2	1E	215	LEU
2	1E	221	LEU
2	1E	226	ARG

Continued on next page...

Continued from previous page...

Mol	Chain	Res	Type
2	1E	229	VAL
2	1E	233	SER
3	2E	3	ASN
3	2E	4	LYS
3	2E	5	ILE
3	2E	8	ILE
3	2E	15	THR
3	2E	21	ARG
3	2E	29	TYR
3	2E	34	LEU
3	2E	36	ASP
3	2E	40	ARG
3	2E	45	LYS
3	2E	52	LEU
3	2E	56	ASP
3	2E	62	ASP
3	2E	79	ARG
3	2E	95	THR
3	2E	98	ASN
3	2E	102	ASN
3	2E	127	ARG
3	2E	138	VAL
3	2E	165	THR
3	2E	167	TRP
3	2E	179	ARG
3	2E	190	ARG
3	2E	192	THR
3	2E	196	LEU
3	2E	202	ILE
3	2E	206	GLU
4	3E	3	ARG
4	3E	10	ARG
4	3E	15	GLU
4	3E	24	GLU
4	3E	31	CYS
4	3E	46	LYS
4	3E	47	ARG
4	3E	50	ARG
4	3E	52	SER
4	3E	53	ASP
4	3E	58	LEU
4	3E	66	ARG

Continued on next page...

Continued from previous page...

Mol	Chain	Res	Type
4	3E	85	LYS
4	3E	86	LYS
4	3E	89	THR
4	3E	99	SER
4	3E	104	VAL
4	3E	106	TYR
4	3E	108	LEU
4	3E	122	ARG
4	3E	127	THR
4	3E	135	LEU
4	3E	138	TYR
4	3E	141	ARG
4	3E	156	GLU
4	3E	175	SER
4	3E	179	GLU
4	3E	184	LYS
4	3E	190	ASP
4	3E	191	ARG
4	3E	193	ASP
4	3E	200	GLU
4	3E	209	ARG
5	4E	5	ASP
5	4E	6	PHE
5	4E	10	MET
5	4E	11	ILE
5	4E	13	ILE
5	4E	14	ARG
5	4E	16	THR
5	4E	18	ARG
5	4E	33	VAL
5	4E	41	VAL
5	4E	50	GLU
5	4E	56	GLN
5	4E	63	ARG
5	4E	64	ARG
5	4E	68	GLU
5	4E	72	GLN
5	4E	73	ASN
5	4E	75	THR
5	4E	79	GLU
5	4E	81	GLU
5	4E	87	SER

Continued on next page...

Continued from previous page...

Mol	Chain	Res	Type
5	4E	91	LEU
5	4E	112	LEU
5	4E	116	THR
5	4E	126	ARG
5	4E	131	ILE
5	4E	151	LEU
5	4E	152	ARG
5	4E	153	LYS
6	5E	17	SER
6	5E	23	LYS
6	5E	27	GLN
6	5E	41	GLU
6	5E	46	ARG
6	5E	55	ASP
6	5E	64	GLN
6	5E	65	VAL
6	5E	70	ASP
6	5E	75	LEU
6	5E	89	MET
6	5E	91	VAL
7	6E	6	ARG
7	6E	8	GLU
7	6E	10	ARG
7	6E	36	LYS
7	6E	38	LEU
7	6E	45	ASP
7	6E	47	CYS
7	6E	48	LYS
7	6E	54	THR
7	6E	59	LEU
7	6E	63	LYS
7	6E	66	VAL
7	6E	79	ARG
7	6E	80	VAL
7	6E	85	TYR
7	6E	90	GLU
7	6E	91	VAL
7	6E	104	LEU
7	6E	113	GLU
7	6E	115	ARG
7	6E	124	LEU
7	6E	155	ARG

Continued on next page...

Continued from previous page...

Mol	Chain	Res	Type
7	6E	156	TRP
8	7E	1	MET
8	7E	29	SER
8	7E	30	ARG
8	7E	37	ARG
8	7E	45	ILE
8	7E	52	ASP
8	7E	54	ASP
8	7E	68	ARG
8	7E	80	ILE
8	7E	82	HIS
8	7E	83	ILE
8	7E	85	ARG
8	7E	88	LYS
8	7E	91	ARG
8	7E	95	VAL
8	7E	102	ARG
8	7E	104	ARG
8	7E	107	LEU
8	7E	112	LEU
8	7E	129	VAL
8	7E	134	ILE
8	7E	137	VAL
9	8E	9	ARG
9	8E	10	ARG
9	8E	20	ARG
9	8E	38	GLN
9	8E	41	VAL
9	8E	42	ARG
9	8E	47	LEU
9	8E	53	VAL
9	8E	64	THR
9	8E	79	LEU
9	8E	89	ASN
9	8E	91	ASP
9	8E	92	TYR
9	8E	95	LYS
9	8E	104	ARG
9	8E	105	ASP
9	8E	108	VAL
9	8E	112	LYS
9	8E	117	HIS

Continued on next page...

Continued from previous page...

Mol	Chain	Res	Type
9	8E	118	LYS
9	8E	121	ARG
9	8E	125	TYR
10	1I	5	ARG
10	1I	54	PHE
10	1I	58	ASP
10	1I	62	HIS
10	1I	66	ARG
10	1I	70	ARG
10	1I	76	ASN
10	1I	92	THR
10	1I	96	ILE
10	1I	98	ILE
10	1I	101	VAL
11	2I	14	VAL
11	2I	31	THR
11	2I	32	ILE
11	2I	36	ASP
11	2I	81	ASP
11	2I	87	THR
11	2I	91	ARG
11	2I	103	LEU
11	2I	105	VAL
11	2I	106	LYS
11	2I	109	VAL
11	2I	114	VAL
11	2I	116	HIS
12	3I	11	VAL
12	3I	33	ARG
12	3I	34	ARG
12	3I	44	THR
12	3I	50	SER
12	3I	60	LEU
12	3I	62	SER
12	3I	65	GLU
12	3I	67	THR
12	3I	85	ILE
12	3I	89	ARG
12	3I	91	LYS
12	3I	100	ILE
12	3I	102	ARG
12	3I	114	LYS

Continued on next page...

Continued from previous page...

Mol	Chain	Res	Type
12	3I	116	SER
13	4I	3	ARG
13	4I	9	ILE
13	4I	11	ARG
13	4I	13	LYS
13	4I	19	LEU
13	4I	34	LEU
13	4I	48	LEU
13	4I	56	LEU
13	4I	64	TRP
13	4I	70	LEU
13	4I	77	ASN
13	4I	98	VAL
13	4I	99	ARG
13	4I	105	THR
13	4I	106	ASN
13	4I	108	ARG
13	4I	110	ARG
13	4I	111	LYS
13	4I	117	VAL
14	5I	12	ARG
14	5I	17	LYS
14	5I	18	VAL
14	5I	22	THR
14	5I	23	ARG
14	5I	26	ARG
14	5I	32	SER
14	5I	33	VAL
14	5I	41	ARG
14	5I	44	LEU
14	5I	58	LYS
14	5I	60	SER
15	6I	6	GLU
15	6I	22	THR
15	6I	38	ARG
15	6I	41	GLU
15	6I	47	LYS
15	6I	66	LEU
15	6I	67	LEU
15	6I	82	ILE
16	7I	2	VAL
16	7I	6	LEU

Continued on next page...

Continued from previous page...

Mol	Chain	Res	Type
16	7I	8	ARG
16	7I	20	VAL
16	7I	27	LYS
16	7I	28	ARG
16	7I	33	ILE
16	7I	35	LYS
16	7I	36	ILE
16	7I	45	THR
16	7I	50	LYS
16	7I	54	GLU
16	7I	67	THR
16	7I	69	THR
16	7I	72	ARG
16	7I	83	GLU
17	8I	38	ARG
17	8I	45	HIS
17	8I	48	GLU
17	8I	50	LYS
17	8I	52	LYS
17	8I	60	ILE
17	8I	62	SER
17	8I	68	ARG
17	8I	74	LEU
17	8I	85	VAL
17	8I	89	LEU
17	8I	92	ARG
17	8I	99	SER
17	8I	101	ARG
18	9I	19	LYS
18	9I	23	LYS
18	9I	25	THR
18	9I	26	LEU
18	9I	31	LEU
18	9I	32	ARG
18	9I	54	ARG
18	9I	56	THR
18	9I	59	SER
18	9I	82	THR
19	AI	4	SER
19	AI	5	LEU
19	AI	7	LYS
19	AI	14	HIS

Continued on next page...

Continued from previous page...

Mol	Chain	Res	Type
19	AI	20	LEU
19	AI	21	GLU
19	AI	22	LEU
19	AI	29	ARG
19	AI	30	LEU
19	AI	31	ILE
19	AI	32	LYS
19	AI	37	ARG
19	AI	43	GLU
19	AI	60	VAL
19	AI	61	TYR
19	AI	63	THR
19	AI	65	ASN
19	AI	67	VAL
19	AI	71	LEU
19	AI	77	THR
19	AI	78	ARG
20	BI	9	ASN
20	BI	10	LEU
20	BI	11	SER
20	BI	13	LEU
20	BI	15	ARG
20	BI	37	SER
20	BI	51	GLU
20	BI	57	ARG
20	BI	64	ASP
20	BI	68	LYS
20	BI	73	HIS
20	BI	82	SER
20	BI	99	LEU
20	BI	105	SER
21	1F	6	ARG
28	11	13	ARG
28	11	15	PHE
28	11	17	THR
28	11	31	LYS
28	11	37	LEU
28	11	46	GLN
28	11	58	HIS
28	11	61	LEU
28	11	64	ILE
28	11	65	ILE

Continued on next page...

Continued from previous page...

Mol	Chain	Res	Type
28	11	71	ASP
28	11	89	SER
28	11	94	LEU
28	11	95	LEU
28	11	99	ASP
28	11	103	ARG
28	11	105	ILE
28	11	106	ILE
28	11	111	LEU
28	11	115	GLN
28	11	126	GLN
28	11	136	ILE
28	11	142	VAL
28	11	147	LEU
28	11	155	LEU
28	11	157	ARG
28	11	162	SER
28	11	165	ILE
28	11	183	ARG
28	11	192	THR
28	11	193	VAL
28	11	200	ASP
28	11	212	SER
28	11	217	ARG
28	11	221	VAL
28	11	229	VAL
28	11	242	ARG
28	11	257	LEU
28	11	259	THR
28	11	260	ARG
28	11	263	ARG
28	11	271	ILE
28	11	273	ARG
29	21	5	LEU
29	21	13	ARG
29	21	14	ILE
29	21	16	ARG
29	21	17	ASP
29	21	25	VAL
29	21	26	ILE
29	21	38	THR
29	21	40	GLU

Continued on next page...

Continued from previous page...

Mol	Chain	Res	Type
29	21	41	LYS
29	21	45	THR
29	21	47	VAL
29	21	48	GLN
29	21	52	LEU
29	21	54	GLN
29	21	55	ASN
29	21	59	VAL
29	21	63	LEU
29	21	67	PHE
29	21	69	LYS
29	21	72	VAL
29	21	78	LEU
29	21	79	ARG
29	21	92	THR
29	21	101	ARG
29	21	107	THR
29	21	111	ARG
29	21	116	VAL
29	21	118	LYS
29	21	119	ARG
29	21	128	SER
29	21	144	ARG
29	21	146	THR
29	21	163	GLU
29	21	167	VAL
29	21	175	VAL
29	21	179	GLU
29	21	185	LYS
29	21	188	VAL
29	21	195	LEU
29	21	197	ILE
29	21	202	LYS
29	21	203	LYS
30	31	8	GLN
30	31	9	ILE
30	31	15	SER
30	31	17	ARG
30	31	18	ARG
30	31	33	LEU
30	31	36	VAL
30	31	38	ARG

Continued on next page...

Continued from previous page...

Mol	Chain	Res	Type
30	31	64	ILE
30	31	67	GLN
30	31	74	ARG
30	31	78	ILE
30	31	88	VAL
30	31	98	SER
30	31	106	ARG
30	31	116	ASP
30	31	117	ARG
30	31	127	GLU
30	31	140	LEU
30	31	153	SER
30	31	158	THR
30	31	164	ARG
30	31	165	ARG
30	31	176	LEU
30	31	181	LEU
30	31	183	VAL
30	31	188	ARG
30	31	191	ARG
30	31	192	LEU
30	31	201	VAL
30	31	204	ASN
31	41	3	LEU
31	41	10	LYS
31	41	19	LEU
31	41	20	ILE
31	41	28	VAL
31	41	31	VAL
31	41	43	LEU
31	41	45	GLU
31	41	54	GLU
31	41	58	GLN
31	41	62	LEU
31	41	63	ILE
31	41	67	LYS
31	41	76	SER
31	41	80	PHE
31	41	82	LEU
31	41	86	MET
31	41	90	LEU
31	41	94	LEU

Continued on next page...

Continued from previous page...

Mol	Chain	Res	Type
31	41	101	ILE
31	41	116	ASP
31	41	128	ARG
31	41	133	LEU
31	41	155	MET
31	41	156	ASP
31	41	165	THR
31	41	166	ASP
32	51	3	ARG
32	51	4	ILE
32	51	7	LEU
32	51	10	PRO
32	51	24	VAL
32	51	37	VAL
32	51	40	GLU
32	51	41	MET
32	51	45	VAL
32	51	50	VAL
32	51	64	LEU
32	51	71	LEU
32	51	72	ILE
32	51	77	LYS
32	51	80	SER
32	51	81	GLU
32	51	83	TYR
32	51	88	LEU
32	51	92	ILE
32	51	95	ARG
32	51	104	GLU
32	51	106	THR
32	51	122	THR
32	51	129	THR
32	51	132	ARG
32	51	136	ILE
32	51	139	GLN
32	51	141	VAL
32	51	149	ARG
32	51	153	LYS
32	51	170	ARG
33	61	2	LYS
33	61	9	LEU
33	61	20	ASP

Continued on next page...

Continued from previous page...

Mol	Chain	Res	Type
33	61	38	LEU
33	61	40	THR
33	61	41	GLU
33	61	42	SER
33	61	48	GLU
33	61	56	LYS
33	61	58	LEU
33	61	60	GLU
33	61	64	GLU
33	61	74	ASN
33	61	77	LEU
33	61	78	THR
33	61	79	ILE
33	61	81	VAL
33	61	82	ARG
33	61	85	GLU
33	61	86	THR
33	61	88	ILE
33	61	92	VAL
33	61	95	LYS
33	61	105	HIS
33	61	107	VAL
33	61	110	ASP
33	61	117	GLU
33	61	122	GLU
33	61	131	LYS
33	61	135	GLU
33	61	140	LEU
33	61	142	VAL
33	61	144	VAL
33	61	145	VAL
34	58	2	LYS
34	58	5	VAL
34	58	7	LYS
34	58	10	GLU
34	58	12	ARG
34	58	28	THR
34	58	34	LEU
34	58	38	HIS
34	58	43	THR
34	58	48	MET
34	58	58	ASP

Continued on next page...

Continued from previous page...

Mol	Chain	Res	Type
34	58	60	ILE
34	58	61	ARG
34	58	65	LYS
34	58	67	LEU
34	58	90	MET
34	58	97	ARG
34	58	99	LEU
34	58	120	LEU
34	58	128	HIS
34	58	133	GLN
34	58	134	ARG
34	58	136	GLU
35	68	23	ARG
35	68	24	VAL
35	68	28	SER
35	68	32	TYR
35	68	38	VAL
35	68	53	LYS
35	68	68	GLU
35	68	75	SER
35	68	80	ASP
35	68	91	LEU
35	68	94	ARG
35	68	98	VAL
35	68	112	MET
35	68	113	LYS
35	68	115	VAL
35	68	116	SER
36	78	2	LYS
36	78	4	SER
36	78	6	LEU
36	78	7	ARG
36	78	10	PRO
36	78	13	ASN
36	78	15	ARG
36	78	18	ARG
36	78	19	VAL
36	78	29	LYS
36	78	30	THR
36	78	32	THR
36	78	39	LYS
36	78	41	ARG

Continued on next page...

Continued from previous page...

Mol	Chain	Res	Type
36	78	45	LEU
36	78	46	LYS
36	78	49	ARG
36	78	50	ARG
36	78	57	THR
36	78	75	ILE
36	78	76	LYS
36	78	77	ARG
36	78	88	LEU
36	78	100	LEU
36	78	105	LEU
36	78	106	LEU
36	78	108	LYS
36	78	112	LEU
36	78	123	LEU
36	78	135	LEU
36	78	138	LEU
36	78	144	GLU
36	78	146	VAL
36	78	147	LEU
36	78	148	LEU
36	78	149	GLU
37	88	1	MET
37	88	5	ARG
37	88	6	ARG
37	88	18	LYS
37	88	25	ASP
37	88	35	VAL
37	88	45	GLN
37	88	51	ARG
37	88	55	VAL
37	88	56	ARG
37	88	58	PHE
37	88	59	ARG
37	88	60	ARG
37	88	64	ILE
37	88	67	ARG
37	88	82	ARG
37	88	109	VAL
37	88	110	THR
37	88	112	GLU
37	88	119	ARG

Continued on next page...

Continued from previous page...

Mol	Chain	Res	Type
37	88	134	ARG
37	88	139	GLU
37	88	141	GLN
38	98	4	LEU
38	98	9	LYS
38	98	10	LEU
38	98	12	ARG
38	98	15	SER
38	98	18	LEU
38	98	28	LEU
38	98	29	LEU
38	98	34	ILE
38	98	35	THR
38	98	44	LEU
38	98	45	ARG
38	98	59	ASP
38	98	65	LEU
38	98	79	LEU
38	98	91	GLN
38	98	95	THR
38	98	96	ARG
38	98	104	ARG
38	98	118	GLU
39	A8	3	ARG
39	A8	4	LEU
39	A8	15	ARG
39	A8	17	ARG
39	A8	19	LYS
39	A8	20	ARG
39	A8	24	LEU
39	A8	29	PHE
39	A8	30	ARG
39	A8	35	ILE
39	A8	36	TYR
39	A8	46	VAL
39	A8	50	SER
39	A8	52	SER
39	A8	54	LEU
39	A8	56	LEU
39	A8	57	LYS
39	A8	61	ASN
39	A8	73	LEU

Continued on next page...

Continued from previous page...

Mol	Chain	Res	Type
39	A8	84	GLN
39	A8	89	ARG
39	A8	95	HIS
39	A8	98	VAL
39	A8	101	LEU
39	A8	106	ARG
39	A8	107	GLU
39	A8	112	PHE
40	B8	7	ILE
40	B8	10	VAL
40	B8	12	SER
40	B8	13	ARG
40	B8	16	ARG
40	B8	21	GLU
40	B8	23	ARG
40	B8	27	THR
40	B8	30	VAL
40	B8	33	LYS
40	B8	39	ARG
40	B8	41	ARG
40	B8	42	ILE
40	B8	50	ILE
40	B8	58	ASN
40	B8	59	THR
40	B8	62	THR
40	B8	64	ARG
40	B8	65	LYS
40	B8	74	ARG
40	B8	85	LYS
40	B8	86	ILE
40	B8	89	VAL
40	B8	99	LEU
40	B8	105	LEU
40	B8	106	SER
40	B8	108	ARG
40	B8	110	ILE
40	B8	111	ARG
40	B8	112	ARG
40	B8	128	GLU
41	C8	3	ARG
41	C8	5	LYS
41	C8	11	ARG

Continued on next page...

Continued from previous page...

Mol	Chain	Res	Type
41	C8	27	LEU
41	C8	34	LYS
41	C8	52	ARG
41	C8	57	PHE
41	C8	59	ARG
41	C8	69	CYS
41	C8	74	LEU
41	C8	79	PHE
41	C8	89	GLU
41	C8	92	ARG
41	C8	94	ASN
41	C8	95	LEU
41	C8	104	GLN
41	C8	111	GLU
42	D8	1	MET
42	D8	6	LYS
42	D8	7	THR
42	D8	18	LEU
42	D8	20	LEU
42	D8	24	LYS
42	D8	34	GLU
42	D8	35	LEU
42	D8	38	LEU
42	D8	39	LEU
42	D8	40	LEU
42	D8	45	THR
42	D8	47	VAL
42	D8	49	THR
42	D8	58	VAL
42	D8	64	HIS
42	D8	73	SER
42	D8	79	VAL
42	D8	88	ARG
42	D8	91	TYR
42	D8	100	ARG
43	E8	11	ARG
43	E8	12	ILE
43	E8	13	SER
43	E8	20	VAL
43	E8	39	THR
43	E8	51	LEU
43	E8	60	ASN

Continued on next page...

Continued from previous page...

Mol	Chain	Res	Type
43	E8	66	GLU
43	E8	69	LEU
43	E8	70	TYR
43	E8	76	VAL
43	E8	78	GLU
43	E8	84	ARG
43	E8	88	ARG
43	E8	90	ARG
43	E8	92	ARG
43	E8	96	ILE
43	E8	103	ILE
43	E8	107	LEU
43	E8	111	HIS
44	F8	2	LYS
44	F8	12	VAL
44	F8	15	GLU
44	F8	28	PHE
44	F8	40	LYS
44	F8	49	VAL
44	F8	53	LYS
44	F8	54	VAL
44	F8	57	LEU
44	F8	65	ARG
44	F8	66	LEU
44	F8	68	ARG
44	F8	70	LEU
44	F8	72	LYS
44	F8	80	ILE
44	F8	81	VAL
44	F8	88	LYS
45	G8	4	LYS
45	G8	6	HIS
45	G8	14	LEU
45	G8	38	ILE
45	G8	44	ILE
45	G8	45	VAL
45	G8	52	SER
45	G8	57	GLN
45	G8	61	ILE
45	G8	67	LEU
45	G8	71	LYS
45	G8	79	CYS

Continued on next page...

Continued from previous page...

Mol	Chain	Res	Type
45	G8	82	PRO
45	G8	84	ARG
45	G8	85	VAL
45	G8	86	ARG
45	G8	96	ILE
45	G8	97	ARG
46	H8	2	GLU
46	H8	11	GLU
46	H8	19	ARG
46	H8	34	ASN
46	H8	37	VAL
46	H8	43	GLU
46	H8	49	ARG
46	H8	53	ILE
46	H8	58	VAL
46	H8	59	LEU
46	H8	61	LEU
46	H8	71	VAL
46	H8	76	LEU
46	H8	77	ASP
46	H8	80	ARG
46	H8	81	ARG
46	H8	82	ARG
46	H8	86	VAL
46	H8	94	GLU
46	H8	103	ARG
46	H8	105	VAL
46	H8	112	ARG
46	H8	117	LEU
46	H8	119	GLU
46	H8	121	HIS
46	H8	132	ASN
46	H8	140	ASP
46	H8	144	LEU
46	H8	149	SER
46	H8	154	ASP
46	H8	166	SER
47	I8	11	ARG
47	I8	36	ILE
47	I8	38	VAL
47	I8	41	ARG
47	I8	53	MET

Continued on next page...

Continued from previous page...

Mol	Chain	Res	Type
47	I8	67	VAL
47	I8	70	GLN
47	I8	74	ARG
47	I8	80	HIS
48	J8	19	GLN
48	J8	21	ARG
48	J8	26	ARG
48	J8	33	LYS
48	J8	41	ARG
48	J8	52	ARG
48	J8	65	SER
48	J8	74	VAL
48	J8	78	LYS
48	J8	80	LEU
48	J8	81	LYS
48	J8	86	SER
48	J8	90	ILE
48	J8	91	LYS
48	J8	92	LYS
48	J8	93	GLU
48	J8	94	LEU
49	K8	5	GLU
49	K8	9	GLN
49	K8	14	ARG
49	K8	16	LEU
49	K8	17	SER
49	K8	19	VAL
49	K8	24	LEU
49	K8	32	LEU
49	K8	41	ILE
49	K8	46	GLN
49	K8	47	ASN
49	K8	48	HIS
49	K8	50	ILE
49	K8	53	LEU
49	K8	54	LYS
49	K8	55	ARG
49	K8	59	ARG
49	K8	62	THR
49	K8	64	LEU
49	K8	65	ASN
49	K8	66	GLU

Continued on next page...

Continued from previous page...

Mol	Chain	Res	Type
50	L8	6	VAL
50	L8	8	LEU
50	L8	11	SER
50	L8	31	LEU
50	L8	32	GLN
50	L8	37	LEU
50	L8	38	GLU
50	L8	40	THR
50	L8	53	LEU
51	M8	1	MET
51	M8	21	VAL
51	M8	27	THR
51	M8	36	CYS
51	M8	38	LYS
51	M8	39	CYS
51	M8	42	PHE
51	M8	43	TYR
51	M8	44	THR
51	M8	48	ARG
51	M8	55	ARG
51	M8	59	PHE
51	M8	61	ARG
51	M8	62	ARG
51	M8	65	ASP
52	N8	3	LYS
52	N8	6	VAL
52	N8	16	ARG
52	N8	26	THR
52	N8	29	THR
52	N8	36	CYS
52	N8	40	LYS
52	N8	48	GLU
52	N8	49	CYS
52	N8	51	TYR
52	N8	55	ARG
52	N8	56	LYS
52	N8	57	VAL
53	O8	10	LEU
53	O8	12	GLU
53	O8	15	GLU
53	O8	16	CYS
53	O8	26	ASN

Continued on next page...

Continued from previous page...

Mol	Chain	Res	Type
53	O8	27	LYS
53	O8	28	ARG
53	O8	30	THR
53	O8	32	ASN
53	O8	33	LYS
53	O8	34	LEU
53	O8	37	ARG
53	O8	39	TYR
53	O8	42	TRP
53	O8	44	ARG
53	O8	47	THR
53	O8	51	GLU
53	O8	52	VAL
54	P8	4	THR
54	P8	8	ASN
54	P8	14	LYS
54	P8	22	MET
54	P8	23	ARG
54	P8	43	THR
55	Q8	8	LYS
55	Q8	19	SER
55	Q8	21	LYS
55	Q8	23	VAL
55	Q8	30	ARG
55	Q8	31	HIS
55	Q8	32	LEU
55	Q8	34	TRP
55	Q8	35	GLN
55	Q8	39	LYS
55	Q8	42	ARG
55	Q8	46	ARG
55	Q8	47	LYS
55	Q8	48	PHE
55	Q8	52	LYS
55	Q8	58	ILE
55	Q8	59	LYS
55	Q8	61	LEU
2	12	4	GLU
2	12	5	ILE
2	12	12	GLU
2	12	17	PHE
2	12	23	ARG

Continued on next page...

Continued from previous page...

Mol	Chain	Res	Type
2	12	24	TRP
2	12	31	TYR
2	12	42	ILE
2	12	51	LEU
2	12	52	GLU
2	12	55	PHE
2	12	58	ILE
2	12	69	LEU
2	12	71	VAL
2	12	75	LYS
2	12	78	GLN
2	12	83	MET
2	12	90	MET
2	12	103	THR
2	12	108	ILE
2	12	109	SER
2	12	121	LEU
2	12	122	PHE
2	12	130	ARG
2	12	145	LEU
2	12	155	LEU
2	12	160	ASP
2	12	165	VAL
2	12	178	ARG
2	12	179	LYS
2	12	185	ILE
2	12	187	LEU
2	12	191	ASP
2	12	204	ASN
2	12	205	ASP
2	12	209	ARG
2	12	212	GLN
2	12	233	SER
3	22	5	ILE
3	22	16	ARG
3	22	18	TRP
3	22	21	ARG
3	22	22	TRP
3	22	28	GLN
3	22	29	TYR
3	22	40	ARG
3	22	43	LEU

Continued on next page...

Continued from previous page...

Mol	Chain	Res	Type
3	22	47	LEU
3	22	48	TYR
3	22	67	THR
3	22	79	ARG
3	22	83	ARG
3	22	94	LEU
3	22	95	THR
3	22	101	LEU
3	22	104	GLN
3	22	105	GLU
3	22	107	GLN
3	22	119	ARG
3	22	128	PHE
3	22	138	VAL
3	22	140	ARG
3	22	190	ARG
3	22	191	THR
3	22	196	LEU
3	22	202	ILE
4	32	4	TYR
4	32	5	ILE
4	32	8	VAL
4	32	13	ARG
4	32	24	GLU
4	32	28	SER
4	32	30	LYS
4	32	36	ARG
4	32	50	ARG
4	32	58	LEU
4	32	61	LYS
4	32	73	ARG
4	32	76	ARG
4	32	78	LEU
4	32	83	SER
4	32	94	LEU
4	32	107	ARG
4	32	119	GLN
4	32	122	ARG
4	32	126	ILE
4	32	127	THR
4	32	135	LEU
4	32	141	ARG

Continued on next page...

Continued from previous page...

Mol	Chain	Res	Type
4	32	157	LEU
4	32	158	ILE
4	32	159	ARG
4	32	162	LEU
4	32	178	VAL
4	32	187	ARG
4	32	191	ARG
4	32	194	LEU
4	32	196	LEU
5	42	13	ILE
5	42	16	THR
5	42	24	ARG
5	42	34	VAL
5	42	41	VAL
5	42	43	LEU
5	42	47	LYS
5	42	61	TYR
5	42	72	GLN
5	42	75	THR
5	42	78	HIS
5	42	79	GLU
5	42	83	GLU
5	42	90	VAL
5	42	101	ILE
5	42	115	VAL
5	42	116	THR
5	42	118	ILE
5	42	126	ARG
5	42	136	MET
5	42	137	GLU
5	42	144	THR
5	42	150	ARG
6	52	3	ARG
6	52	7	ASN
6	52	14	LEU
6	52	16	GLN
6	52	21	LEU
6	52	24	GLU
6	52	28	ARG
6	52	40	VAL
6	52	43	LEU
6	52	54	LYS

Continued on next page...

Continued from previous page...

Mol	Chain	Res	Type
6	52	64	GLN
6	52	70	ASP
6	52	71	ARG
6	52	74	ASP
7	62	8	GLU
7	62	21	VAL
7	62	29	LYS
7	62	35	LYS
7	62	36	LYS
7	62	41	ARG
7	62	50	ILE
7	62	52	GLU
7	62	61	VAL
7	62	63	LYS
7	62	72	ARG
7	62	78	ARG
7	62	84	ASN
7	62	90	GLU
7	62	91	VAL
7	62	92	SER
7	62	94	ARG
7	62	104	LEU
7	62	114	ARG
7	62	131	LYS
7	62	140	ASP
8	72	1	MET
8	72	2	LEU
8	72	23	SER
8	72	24	THR
8	72	25	ASP
8	72	33	GLU
8	72	52	ASP
8	72	54	ASP
8	72	77	GLU
8	72	87	SER
8	72	91	ARG
8	72	92	ARG
8	72	95	VAL
8	72	97	VAL
8	72	99	GLU
8	72	100	ILE
8	72	104	ARG

Continued on next page...

Continued from previous page...

Mol	Chain	Res	Type
8	72	112	LEU
8	72	116	LYS
8	72	121	ASP
9	82	10	ARG
9	82	27	THR
9	82	38	GLN
9	82	42	ARG
9	82	56	LEU
9	82	58	HIS
9	82	88	TYR
9	82	91	ASP
9	82	95	LYS
9	82	104	ARG
9	82	111	ARG
9	82	113	LYS
9	82	114	TYR
9	82	117	HIS
9	82	118	LYS
9	82	125	TYR
9	82	128	ARG
10	1A	13	HIS
10	1A	17	ASP
10	1A	47	PHE
10	1A	59	SER
10	1A	62	HIS
10	1A	70	ARG
10	1A	79	ARG
10	1A	95	GLU
11	2A	29	ILE
11	2A	30	VAL
11	2A	31	THR
11	2A	57	THR
11	2A	63	LEU
11	2A	95	ILE
11	2A	104	GLN
11	2A	105	VAL
11	2A	106	LYS
11	2A	107	SER
11	2A	119	CYS
11	2A	124	LYS
12	3A	6	THR
12	3A	13	LYS

Continued on next page...

Continued from previous page...

Mol	Chain	Res	Type
12	3A	24	VAL
12	3A	27	LEU
12	3A	33	ARG
12	3A	34	ARG
12	3A	37	CYS
12	3A	39	VAL
12	3A	41	ARG
12	3A	42	THR
12	3A	44	THR
12	3A	46	LYS
12	3A	54	LYS
12	3A	57	LYS
12	3A	60	LEU
12	3A	62	SER
12	3A	78	GLN
12	3A	83	VAL
12	3A	84	LEU
12	3A	92	ASP
12	3A	102	ARG
12	3A	118	SER
12	3A	123	LYS
13	4A	8	GLU
13	4A	32	GLU
13	4A	37	THR
13	4A	47	ASP
13	4A	55	ARG
13	4A	64	TRP
13	4A	66	LEU
13	4A	77	ASN
13	4A	82	MET
13	4A	83	ASP
13	4A	91	ARG
13	4A	98	VAL
13	4A	101	GLN
13	4A	108	ARG
13	4A	117	VAL
14	5A	8	GLU
14	5A	12	ARG
14	5A	17	LYS
14	5A	22	THR
14	5A	27	CYS
14	5A	33	VAL

Continued on next page...

Continued from previous page...

Mol	Chain	Res	Type
14	5A	44	LEU
15	6A	3	ILE
15	6A	22	THR
15	6A	31	LEU
15	6A	34	LEU
15	6A	41	GLU
15	6A	48	LYS
15	6A	68	ARG
15	6A	87	ILE
15	6A	88	ARG
16	7A	2	VAL
16	7A	6	LEU
16	7A	8	ARG
16	7A	19	ILE
16	7A	21	VAL
16	7A	27	LYS
16	7A	33	ILE
16	7A	47	ASP
16	7A	55	ARG
16	7A	61	SER
16	7A	65	GLN
16	7A	67	THR
16	7A	81	ARG
16	7A	82	GLN
17	8A	4	LYS
17	8A	10	VAL
17	8A	13	ASP
17	8A	49	GLU
17	8A	50	LYS
17	8A	60	ILE
17	8A	62	SER
17	8A	63	ARG
17	8A	70	ARG
17	8A	74	LEU
17	8A	100	LYS
17	8A	101	ARG
18	9A	17	SER
18	9A	26	LEU
18	9A	28	GLU
18	9A	29	PHE
18	9A	32	ARG
18	9A	35	ARG

Continued on next page...

Continued from previous page...

Mol	Chain	Res	Type
18	9A	36	ASN
18	9A	42	ARG
18	9A	44	LEU
18	9A	47	THR
18	9A	53	ARG
18	9A	54	ARG
18	9A	59	SER
18	9A	84	LYS
19	AA	11	VAL
19	AA	15	LEU
19	AA	23	ASN
19	AA	25	LYS
19	AA	30	LEU
19	AA	33	THR
19	AA	34	TRP
19	AA	35	SER
19	AA	49	ILE
19	AA	53	ASN
19	AA	60	VAL
19	AA	66	MET
19	AA	71	LEU
19	AA	78	ARG
19	AA	83	HIS
20	BA	10	LEU
20	BA	11	SER
20	BA	23	ARG
20	BA	24	LEU
20	BA	26	ASN
20	BA	37	SER
20	BA	56	MET
20	BA	60	GLU
20	BA	62	LEU
20	BA	64	ASP
20	BA	74	LYS
20	BA	75	ASN
20	BA	83	ARG
20	BA	84	LEU
20	BA	88	VAL
21	1B	9	ARG
21	1B	22	ARG
28	19	20	ASP
28	19	24	ILE

Continued on next page...

Continued from previous page...

Mol	Chain	Res	Type
28	19	28	GLU
28	19	30	GLU
28	19	34	VAL
28	19	37	LEU
28	19	43	ARG
28	19	49	ILE
28	19	61	LEU
28	19	64	ILE
28	19	65	ILE
28	19	88	ARG
28	19	94	LEU
28	19	105	ILE
28	19	111	LEU
28	19	138	VAL
28	19	141	VAL
28	19	147	LEU
28	19	155	LEU
28	19	173	VAL
28	19	176	ARG
28	19	182	LEU
28	19	208	LYS
28	19	211	ARG
28	19	217	ARG
28	19	239	ARG
28	19	242	ARG
28	19	244	ARG
28	19	255	LYS
28	19	257	LEU
28	19	260	ARG
28	19	262	ARG
28	19	266	SER
28	19	271	ILE
29	29	5	LEU
29	29	25	VAL
29	29	27	LEU
29	29	37	ARG
29	29	38	THR
29	29	44	TYR
29	29	45	THR
29	29	54	GLN
29	29	60	ASN
29	29	61	ARG

Continued on next page...

Continued from previous page...

Mol	Chain	Res	Type
29	29	69	LYS
29	29	75	VAL
29	29	77	ILE
29	29	79	ARG
29	29	87	GLU
29	29	90	THR
29	29	93	VAL
29	29	104	VAL
29	29	107	THR
29	29	111	ARG
29	29	116	VAL
29	29	117	MET
29	29	119	ARG
29	29	144	ARG
29	29	154	LYS
29	29	170	LEU
29	29	175	VAL
29	29	178	GLU
29	29	179	GLU
29	29	197	ILE
29	29	201	THR
30	39	2	LYS
30	39	7	TYR
30	39	8	GLN
30	39	11	VAL
30	39	19	GLU
30	39	20	LEU
30	39	24	LEU
30	39	28	ILE
30	39	38	ARG
30	39	57	VAL
30	39	62	ARG
30	39	63	LYS
30	39	64	ILE
30	39	66	PRO
30	39	67	GLN
30	39	68	LYS
30	39	70	THR
30	39	74	ARG
30	39	77	ASP
30	39	82	ILE
30	39	83	PHE

Continued on next page...

Continued from previous page...

Mol	Chain	Res	Type
30	39	98	SER
30	39	106	ARG
30	39	112	MET
30	39	140	LEU
30	39	153	SER
30	39	158	THR
30	39	165	ARG
30	39	191	ARG
30	39	193	VAL
30	39	196	LEU
30	39	201	VAL
30	39	205	ARG
31	49	4	ASP
31	49	7	LEU
31	49	18	GLU
31	49	19	LEU
31	49	28	VAL
31	49	33	ARG
31	49	64	THR
31	49	67	LYS
31	49	71	THR
31	49	74	LYS
31	49	77	ILE
31	49	80	PHE
31	49	82	LEU
31	49	91	ARG
31	49	115	ARG
31	49	118	ARG
31	49	126	ASP
31	49	130	ASN
31	49	133	LEU
31	49	139	LEU
31	49	153	ARG
31	49	157	ILE
31	49	161	THR
32	59	4	ILE
32	59	6	ARG
32	59	7	LEU
32	59	11	VAL
32	59	24	VAL
32	59	27	LYS
32	59	32	GLU

Continued on next page...

Continued from previous page...

Mol	Chain	Res	Type
32	59	41	MET
32	59	43	VAL
32	59	56	SER
32	59	70	THR
32	59	85	LYS
32	59	86	GLU
32	59	89	ILE
32	59	101	ARG
32	59	103	LEU
32	59	105	LEU
32	59	107	VAL
32	59	119	GLU
32	59	123	PHE
32	59	124	GLU
32	59	125	VAL
32	59	127	GLU
32	59	129	THR
32	59	143	GLN
32	59	155	SER
32	59	157	TYR
32	59	164	TYR
32	59	167	GLU
33	69	2	LYS
33	69	4	ILE
33	69	12	LEU
33	69	15	VAL
33	69	33	ARG
33	69	37	VAL
33	69	41	GLU
33	69	56	LYS
33	69	64	GLU
33	69	75	LEU
33	69	76	THR
33	69	77	LEU
33	69	78	THR
33	69	79	ILE
33	69	81	VAL
33	69	82	ARG
33	69	101	LEU
33	69	102	SER
33	69	104	GLN
33	69	105	HIS

Continued on next page...

Continued from previous page...

Mol	Chain	Res	Type
33	69	109	ILE
33	69	114	LEU
33	69	117	GLU
33	69	125	GLU
33	69	128	LEU
33	69	131	LYS
33	69	133	HIS
33	69	136	VAL
33	69	142	VAL
34	15	1	MET
34	15	5	VAL
34	15	15	LEU
34	15	16	ILE
34	15	29	LYS
34	15	32	THR
34	15	33	LEU
34	15	34	LEU
34	15	43	THR
34	15	46	VAL
34	15	56	ASN
34	15	63	THR
34	15	65	LYS
34	15	85	ILE
34	15	93	THR
34	15	94	HIS
34	15	99	LEU
34	15	101	HIS
34	15	106	MET
34	15	112	LEU
34	15	127	ASP
34	15	138	LEU
35	25	1	MET
35	25	3	GLN
35	25	12	ASP
35	25	24	VAL
35	25	26	LYS
35	25	32	TYR
35	25	35	VAL
35	25	42	SER
35	25	47	ILE
35	25	49	ARG
35	25	66	LYS

Continued on next page...

Continued from previous page...

Mol	Chain	Res	Type
35	25	69	ILE
35	25	70	LYS
35	25	80	ASP
35	25	86	ILE
35	25	94	ARG
35	25	96	THR
35	25	97	ARG
35	25	98	VAL
35	25	113	LYS
35	25	114	ILE
35	25	116	SER
35	25	117	LEU
36	35	6	LEU
36	35	7	ARG
36	35	10	PRO
36	35	14	LYS
36	35	15	ARG
36	35	18	ARG
36	35	21	ARG
36	35	30	THR
36	35	36	LYS
36	35	41	ARG
36	35	50	ARG
36	35	55	ARG
36	35	59	LEU
36	35	61	ARG
36	35	62	LEU
36	35	63	PRO
36	35	65	ARG
36	35	67	MET
36	35	70	GLN
36	35	71	VAL
36	35	75	ILE
36	35	79	ARG
36	35	81	GLN
36	35	85	LEU
36	35	98	GLU
36	35	105	LEU
36	35	110	TYR
36	35	111	ARG
36	35	112	LEU
36	35	114	ILE

Continued on next page...

Continued from previous page...

Mol	Chain	Res	Type
36	35	121	LYS
36	35	123	LEU
36	35	124	LYS
36	35	125	VAL
36	35	133	SER
36	35	135	LEU
36	35	138	LEU
36	35	144	GLU
36	35	147	LEU
36	35	149	GLU
37	45	3	MET
37	45	10	ARG
37	45	18	LYS
37	45	25	ASP
37	45	26	TYR
37	45	45	GLN
37	45	51	ARG
37	45	56	ARG
37	45	59	ARG
37	45	60	ARG
37	45	69	PHE
37	45	75	THR
37	45	76	LYS
37	45	79	LEU
37	45	81	VAL
37	45	83	MET
37	45	90	VAL
37	45	91	GLU
37	45	103	MET
37	45	106	VAL
37	45	109	VAL
37	45	110	THR
37	45	116	GLU
37	45	118	LEU
37	45	127	ILE
37	45	134	ARG
37	45	139	GLU
38	55	2	ARG
38	55	18	LEU
38	55	28	LEU
38	55	29	LEU
38	55	34	ILE

Continued on next page...

Continued from previous page...

Mol	Chain	Res	Type
38	55	35	THR
38	55	37	THR
38	55	44	LEU
38	55	54	LEU
38	55	56	LYS
38	55	57	ARG
38	55	63	ARG
38	55	65	LEU
38	55	67	LEU
38	55	74	LYS
38	55	75	LEU
38	55	79	LEU
38	55	80	PHE
38	55	81	ASP
38	55	82	GLU
38	55	91	GLN
38	55	97	VAL
39	65	3	ARG
39	65	8	GLU
39	65	12	PHE
39	65	14	VAL
39	65	19	LYS
39	65	21	THR
39	65	27	SER
39	65	30	ARG
39	65	36	TYR
39	65	38	GLN
39	65	52	SER
39	65	54	LEU
39	65	58	LEU
39	65	65	VAL
39	65	82	ILE
39	65	84	GLN
39	65	87	PHE
39	65	93	LYS
39	65	98	VAL
39	65	101	LEU
39	65	106	ARG
39	65	107	GLU
39	65	110	LEU
40	75	1	MET
40	75	6	LEU

Continued on next page...

Continued from previous page...

Mol	Chain	Res	Type
40	75	8	LYS
40	75	11	GLU
40	75	13	ARG
40	75	15	VAL
40	75	17	THR
40	75	19	LEU
40	75	27	THR
40	75	28	VAL
40	75	41	ARG
40	75	45	PHE
40	75	55	ASN
40	75	63	VAL
40	75	64	ARG
40	75	67	SER
40	75	74	ARG
40	75	87	ASP
40	75	89	VAL
40	75	91	ARG
40	75	105	LEU
40	75	106	SER
40	75	107	ASP
40	75	112	ARG
40	75	120	ARG
40	75	121	ILE
40	75	124	ASP
40	75	136	GLN
41	85	3	ARG
41	85	5	LYS
41	85	20	LEU
41	85	31	SER
41	85	55	ARG
41	85	57	PHE
41	85	59	ARG
41	85	71	GLN
41	85	74	LEU
41	85	83	LEU
41	85	92	ARG
41	85	97	ASP
41	85	114	LYS
42	95	7	THR
42	95	14	VAL
42	95	18	LEU

Continued on next page...

Continued from previous page...

Mol	Chain	Res	Type
42	95	19	LYS
42	95	34	GLU
42	95	35	LEU
42	95	38	LEU
42	95	40	LEU
42	95	44	LYS
42	95	45	THR
42	95	46	VAL
42	95	47	VAL
42	95	49	THR
42	95	57	VAL
42	95	62	LEU
42	95	66	ARG
42	95	71	LEU
42	95	74	LYS
42	95	82	ARG
42	95	83	ARG
42	95	84	LYS
42	95	85	LYS
42	95	89	GLN
42	95	91	TYR
42	95	95	LEU
43	A5	1	MET
43	A5	11	ARG
43	A5	23	LEU
43	A5	37	ARG
43	A5	51	LEU
43	A5	52	GLU
43	A5	65	LEU
43	A5	67	ASP
43	A5	70	TYR
43	A5	92	ARG
43	A5	95	ILE
43	A5	96	ILE
43	A5	100	THR
43	A5	107	LEU
44	B5	3	THR
44	B5	25	LYS
44	B5	27	THR
44	B5	30	VAL
44	B5	36	LYS
44	B5	40	LYS

Continued on next page...

Continued from previous page...

Mol	Chain	Res	Type
44	B5	45	THR
44	B5	49	VAL
44	B5	52	VAL
44	B5	63	LYS
44	B5	65	ARG
44	B5	69	TYR
44	B5	70	LEU
44	B5	76	ARG
44	B5	78	LYS
44	B5	81	VAL
44	B5	88	LYS
45	C5	23	ARG
45	C5	24	VAL
45	C5	29	GLU
45	C5	33	LYS
45	C5	38	ILE
45	C5	45	VAL
45	C5	47	LYS
45	C5	50	ARG
45	C5	51	VAL
45	C5	52	SER
45	C5	55	TYR
45	C5	62	GLU
45	C5	63	LYS
45	C5	75	ILE
45	C5	84	ARG
45	C5	85	VAL
45	C5	86	ARG
45	C5	88	LYS
45	C5	89	PHE
45	C5	95	LYS
45	C5	97	ARG
45	C5	98	VAL
45	C5	99	CYS
45	C5	102	CYS
46	D5	11	GLU
46	D5	16	SER
46	D5	19	ARG
46	D5	28	MET
46	D5	53	ILE
46	D5	66	SER
46	D5	70	LEU

Continued on next page...

Continued from previous page...

Mol	Chain	Res	Type
46	D5	71	VAL
46	D5	74	VAL
46	D5	76	LEU
46	D5	82	ARG
46	D5	86	VAL
46	D5	87	ASP
46	D5	94	GLU
46	D5	103	ARG
46	D5	107	THR
46	D5	117	LEU
46	D5	121	HIS
46	D5	122	ARG
46	D5	123	ASP
46	D5	133	ILE
46	D5	136	PHE
46	D5	144	LEU
46	D5	157	LEU
46	D5	163	LEU
46	D5	165	VAL
46	D5	170	THR
47	E5	14	ARG
47	E5	29	GLN
47	E5	36	ILE
47	E5	43	THR
47	E5	49	LYS
47	E5	62	LEU
47	E5	64	ASP
47	E5	81	VAL
47	E5	84	LEU
48	F5	20	ARG
48	F5	25	LYS
48	F5	37	ILE
48	F5	38	SER
48	F5	39	LYS
48	F5	41	ARG
48	F5	46	LEU
48	F5	78	LYS
48	F5	82	LEU
48	F5	83	GLU
48	F5	86	SER
48	F5	89	GLU
48	F5	90	ILE

Continued on next page...

Continued from previous page...

Mol	Chain	Res	Type
48	F5	91	LYS
48	F5	95	LEU
49	G5	14	ARG
49	G5	16	LEU
49	G5	24	LEU
49	G5	40	SER
49	G5	45	SER
49	G5	47	ASN
49	G5	48	HIS
49	G5	53	LEU
49	G5	59	ARG
50	H5	5	LYS
50	H5	8	LEU
50	H5	18	ASP
50	H5	20	LYS
50	H5	32	GLN
50	H5	38	GLU
50	H5	40	THR
50	H5	44	ARG
50	H5	57	GLU
51	I5	6	HIS
51	I5	9	LEU
51	I5	20	ASN
51	I5	22	ILE
51	I5	25	TYR
51	I5	32	TYR
51	I5	53	GLU
51	I5	59	PHE
51	I5	61	ARG
51	I5	62	ARG
52	J5	3	LYS
52	J5	4	HIS
52	J5	8	LYS
52	J5	15	ARG
52	J5	23	HIS
52	J5	29	THR
52	J5	44	THR
52	J5	48	GLU
52	J5	52	TYR
52	J5	55	ARG
52	J5	56	LYS
53	K5	10	LEU

Continued on next page...

Continued from previous page...

Mol	Chain	Res	Type
53	K5	12	GLU
53	K5	23	THR
53	K5	25	LYS
53	K5	27	LYS
53	K5	28	ARG
53	K5	29	ASN
53	K5	36	LEU
53	K5	44	ARG
53	K5	45	LYS
53	K5	47	THR
53	K5	52	VAL
54	L5	2	LYS
54	L5	4	THR
54	L5	8	ASN
54	L5	32	LYS
54	L5	41	ARG
54	L5	43	THR
54	L5	46	VAL
55	M5	4	MET
55	M5	23	VAL
55	M5	25	MET
55	M5	30	ARG
55	M5	34	TRP
55	M5	50	LEU
55	M5	52	LYS
55	M5	53	PRO
55	M5	54	GLU
55	M5	57	ARG
55	M5	59	LYS
55	M5	60	LEU

Some sidechains can be flipped to improve hydrogen bonding and reduce clashes. All (29) such sidechains are listed below:

Mol	Chain	Res	Type
3	2E	6	HIS
3	2E	102	ASN
3	2E	136	GLN
6	5E	64	GLN
9	8E	23	ASN
16	7I	14	ASN
19	AI	47	HIS
28	11	96	HIS

Continued on next page...

Continued from previous page...

Mol	Chain	Res	Type
28	11	129	ASN
29	21	55	ASN
37	88	13	GLN
38	98	31	HIS
46	H8	34	ASN
2	12	19	HIS
8	72	15	ASN
19	AA	14	HIS
30	39	203	GLN
34	15	56	ASN
36	35	35	HIS
37	45	113	GLN
38	55	13	HIS
40	75	58	ASN
42	95	87	HIS
47	E5	70	GLN
49	G5	48	HIS
50	H5	32	GLN
51	I5	6	HIS
51	I5	20	ASN
53	K5	46	HIS

5.3.3 RNA ⓘ

Mol	Chain	Analysed	Backbone Outliers	Pucker Outliers
1	13	1496/1522 (98%)	328 (21%)	30 (2%)
1	1G	1495/1522 (98%)	348 (23%)	39 (2%)
22	1K	74/76 (97%)	31 (41%)	2 (2%)
23	2K	76/77 (98%)	15 (19%)	3 (3%)
23	2L	76/77 (98%)	20 (26%)	3 (3%)
24	1L	75/76 (98%)	26 (34%)	2 (2%)
24	3K	75/76 (98%)	38 (50%)	4 (5%)
24	3L	75/76 (98%)	32 (42%)	2 (2%)
25	4K	12/27 (44%)	4 (33%)	0
25	4L	8/27 (29%)	3 (37%)	1 (12%)
26	14	2908/2917 (99%)	736 (25%)	37 (1%)
26	1H	2911/2917 (99%)	688 (23%)	52 (1%)
27	16	121/122 (99%)	19 (15%)	0
27	1J	121/122 (99%)	31 (25%)	3 (2%)
All	All	9523/9634 (98%)	2319 (24%)	178 (1%)

All (2319) RNA backbone outliers are listed below:

Mol	Chain	Res	Type
1	13	5	U
1	13	6	G
1	13	7	G
1	13	8	A
1	13	9	G
1	13	21	G
1	13	32	A
1	13	39	G
1	13	47	C
1	13	48	C
1	13	50	A
1	13	51	A
1	13	54	C
1	13	61	G
1	13	65	U
1	13	66	G
1	13	77	C
1	13	78	G
1	13	91	C
1	13	101	A
1	13	108	G
1	13	116	A
1	13	119	A
1	13	121	C
1	13	129(A)	G
1	13	130	A
1	13	131	C
1	13	132	C
1	13	137	C
1	13	142	G
1	13	144	G
1	13	150	C
1	13	151	A
1	13	160	A
1	13	161	A
1	13	163	C
1	13	169	C
1	13	172	A
1	13	173	U
1	13	174	C
1	13	186(A)	C
1	13	188	U
1	13	189	U

Continued on next page...

Continued from previous page...

Mol	Chain	Res	Type
1	13	190	G
1	13	191(A)	G
1	13	195	A
1	13	197	A
1	13	199	G
1	13	201	C
1	13	208	U
1	13	209	U
1	13	210	U
1	13	216	G
1	13	222	U
1	13	226	G
1	13	231	G
1	13	233	C
1	13	243	A
1	13	244	U
1	13	245	C
1	13	247	G
1	13	251	G
1	13	262	A
1	13	266	G
1	13	267	C
1	13	273	A
1	13	281	G
1	13	289	G
1	13	302	G
1	13	306	G
1	13	311	C
1	13	321	A
1	13	324	G
1	13	328	C
1	13	329	A
1	13	332	G
1	13	339	C
1	13	344	A
1	13	345	C
1	13	346	G
1	13	347	G
1	13	352	C
1	13	353	A
1	13	354	G
1	13	357	G

Continued on next page...

Continued from previous page...

Mol	Chain	Res	Type
1	13	365	U
1	13	367	U
1	13	372	C
1	13	384	G
1	13	388	G
1	13	390	C
1	13	397	A
1	13	398	C
1	13	406	G
1	13	412	A
1	13	413	G
1	13	414	A
1	13	419	C
1	13	421	U
1	13	423	G
1	13	424	G
1	13	428	G
1	13	429	U
1	13	455	C
1	13	465	A
1	13	466	C
1	13	467	G
1	13	485	G
1	13	496	A
1	13	497	U
1	13	505	G
1	13	509	A
1	13	510	A
1	13	511	C
1	13	513	C
1	13	518	C
1	13	524	G
1	13	527	G
1	13	531	U
1	13	532	A
1	13	533	A
1	13	536	C
1	13	545	C
1	13	547	A
1	13	549	C
1	13	559	A
1	13	560	U

Continued on next page...

Continued from previous page...

Mol	Chain	Res	Type
1	13	561	U
1	13	571	U
1	13	572	A
1	13	573	A
1	13	576	G
1	13	577	G
1	13	607	A
1	13	610	G
1	13	620	C
1	13	630	G
1	13	631	G
1	13	632	A
1	13	633	G
1	13	639	G
1	13	650	G
1	13	653	A
1	13	655	A
1	13	656	C
1	13	665	A
1	13	666	G
1	13	680	C
1	13	687	A
1	13	688	G
1	13	702	A
1	13	704	A
1	13	723	U
1	13	724	G
1	13	734	G
1	13	748	C
1	13	749	C
1	13	750	G
1	13	753	A
1	13	755	G
1	13	777	A
1	13	787	A
1	13	792	A
1	13	793	U
1	13	794	A
1	13	805	C
1	13	813	U
1	13	815	A
1	13	817	C

Continued on next page...

Continued from previous page...

Mol	Chain	Res	Type
1	13	818	G
1	13	827	U
1	13	828	A
1	13	836	G
1	13	841	U
1	13	842	C
1	13	843	U
1	13	848	C
1	13	853	G
1	13	859	A
1	13	864	A
1	13	870	U
1	13	874	G
1	13	888	G
1	13	902	G
1	13	905	U
1	13	914	A
1	13	916	G
1	13	922	G
1	13	926	G
1	13	927	G
1	13	934	C
1	13	935	A
1	13	936	C
1	13	940	C
1	13	955	U
1	13	960	U
1	13	968	A
1	13	969	A
1	13	971	G
1	13	974	A
1	13	975	A
1	13	976	G
1	13	977	A
1	13	982	U
1	13	983	A
1	13	991	U
1	13	992	U
1	13	993	G
1	13	1004	A
1	13	1006	C
1	13	1007	C

Continued on next page...

Continued from previous page...

Mol	Chain	Res	Type
1	13	1008	C
1	13	1009	G
1	13	1012	U
1	13	1017	G
1	13	1021	G
1	13	1024	G
1	13	1025	U
1	13	1028	C
1	13	1029	G
1	13	1030	C
1	13	1032(A)	G
1	13	1033	G
1	13	1040	U
1	13	1046	A
1	13	1049	U
1	13	1053	G
1	13	1054	C
1	13	1064	G
1	13	1065	U
1	13	1066	C
1	13	1081	G
1	13	1082	G
1	13	1094	G
1	13	1095	U
1	13	1101	A
1	13	1120	G
1	13	1122	U
1	13	1124	G
1	13	1125	U
1	13	1126	U
1	13	1127	G
1	13	1129	C
1	13	1130	A
1	13	1131	G
1	13	1136	U
1	13	1137	C
1	13	1138	G
1	13	1139	G
1	13	1146	A
1	13	1147	C
1	13	1152	A
1	13	1154	G

Continued on next page...

Continued from previous page...

Mol	Chain	Res	Type
1	13	1157	A
1	13	1158	C
1	13	1159	U
1	13	1161	C
1	13	1177	G
1	13	1178	G
1	13	1181	G
1	13	1191	A
1	13	1196	U
1	13	1197	G
1	13	1201	A
1	13	1212	U
1	13	1213	A
1	13	1225	A
1	13	1227	A
1	13	1238	A
1	13	1240	U
1	13	1241	G
1	13	1250	A
1	13	1253	G
1	13	1256	A
1	13	1257	U
1	13	1258	G
1	13	1270	C
1	13	1273	G
1	13	1275	A
1	13	1278	U
1	13	1280	A
1	13	1281	U
1	13	1282	C
1	13	1286	A
1	13	1287	A
1	13	1299	A
1	13	1300	G
1	13	1302	U
1	13	1320	C
1	13	1322	C
1	13	1323	G
1	13	1331	G
1	13	1335	C
1	13	1336	C
1	13	1337	G

Continued on next page...

Continued from previous page...

Mol	Chain	Res	Type
1	13	1338	G
1	13	1340	A
1	13	1346	A
1	13	1347	G
1	13	1350	A
1	13	1353	G
1	13	1368	G
1	13	1370	G
1	13	1377	A
1	13	1398	A
1	13	1401	G
1	13	1419	G
1	13	1422	G
1	13	1442	G
1	13	1443	G
1	13	1446	A
1	13	1451	A
1	13	1452	C
1	13	1453	G
1	13	1467	G
1	13	1469	G
1	13	1487	G
1	13	1492	A
1	13	1497	G
1	13	1499	A
1	13	1502	A
1	13	1503	A
1	13	1504	G
1	13	1505	G
1	13	1506	U
1	13	1517	G
1	13	1529	G
1	13	1530	G
22	1K	2	C
22	1K	9	A
22	1K	10	G
22	1K	11	C
22	1K	14	A
22	1K	16	U
22	1K	17	C
22	1K	18	G
22	1K	19	G

Continued on next page...

Continued from previous page...

Mol	Chain	Res	Type
22	1K	21	A
22	1K	22	G
22	1K	24	G
22	1K	25	C
22	1K	26	A
22	1K	28	G
22	1K	41	C
22	1K	42	C
22	1K	44	G
22	1K	45	U
22	1K	47	U
22	1K	49	C
22	1K	52	G
22	1K	55	PSU
22	1K	61	C
22	1K	64	A
22	1K	68	C
22	1K	70	G
22	1K	73	A
22	1K	74	C
22	1K	75	C
22	1K	76	A
23	2K	2	G
23	2K	8	4SU
23	2K	9	G
23	2K	18	C
23	2K	20	G
23	2K	21	U
23	2K	22	A
23	2K	23	G
23	2K	31	G
23	2K	44	A
23	2K	48	U
23	2K	49	C
23	2K	50	G
23	2K	57	C
23	2K	77	A
24	3K	2	C
24	3K	3	C
24	3K	7	A
24	3K	9	A
24	3K	10	G

Continued on next page...

Continued from previous page...

Mol	Chain	Res	Type
24	3K	13	C
24	3K	14	A
24	3K	17	C
24	3K	19	G
24	3K	20	U
24	3K	21	A
24	3K	22	G
24	3K	31	A
24	3K	35	A
24	3K	36	A
24	3K	39	U
24	3K	40	C
24	3K	41	C
24	3K	42	C
24	3K	45	U
24	3K	46	G
24	3K	47	U
24	3K	48	C
24	3K	49	C
24	3K	52	G
24	3K	55	U
24	3K	56	C
24	3K	58	A
24	3K	59	U
24	3K	63	G
24	3K	64	A
24	3K	65	G
24	3K	66	U
24	3K	67	C
24	3K	70	G
24	3K	72	C
24	3K	73	A
24	3K	76	A
25	4K	14	A
25	4K	15	A
25	4K	21	C
25	4K	25	A
26	1H	5	A
26	1H	9	U
26	1H	12	U
26	1H	15	G
26	1H	17	G

Continued on next page...

Continued from previous page...

Mol	Chain	Res	Type
26	1H	27	G
26	1H	34	C
26	1H	35	G
26	1H	36	G
26	1H	39	C
26	1H	46	C
26	1H	51	G
26	1H	63	U
26	1H	64	A
26	1H	71	A
26	1H	72	U
26	1H	74	A
26	1H	75	G
26	1H	85	G
26	1H	95	G
26	1H	102	G
26	1H	112	U
26	1H	118	A
26	1H	119	A
26	1H	120	U
26	1H	124	G
26	1H	125	G
26	1H	155	C
26	1H	163	U
26	1H	164	U
26	1H	171	G
26	1H	175	G
26	1H	181	A
26	1H	188	G
26	1H	196	A
26	1H	199	A
26	1H	201	C
26	1H	215	G
26	1H	216	A
26	1H	222	A
26	1H	223	A
26	1H	224	G
26	1H	228	A
26	1H	229	A
26	1H	230	U
26	1H	233	A
26	1H	244	A

Continued on next page...

Continued from previous page...

Mol	Chain	Res	Type
26	1H	245	G
26	1H	248	G
26	1H	250	G
26	1H	252	G
26	1H	261	G
26	1H	264	C
26	1H	269	U
26	1H	270(D)	C
26	1H	270(F)	U
26	1H	270(K)	C
26	1H	270(M)	U
26	1H	270(N)	G
26	1H	270(P)	C
26	1H	271(C)	U
26	1H	271	G
26	1H	273(E)	U
26	1H	274	G
26	1H	275	G
26	1H	277	C
26	1H	278	A
26	1H	299	A
26	1H	308	G
26	1H	311	A
26	1H	315	G
26	1H	323	G
26	1H	324	A
26	1H	327	G
26	1H	329	G
26	1H	330	A
26	1H	331	A
26	1H	342	G
26	1H	352	G
26	1H	363	G
26	1H	363(B)	G
26	1H	364	C
26	1H	372	G
26	1H	382	G
26	1H	386	G
26	1H	389	G
26	1H	396	G
26	1H	405	U
26	1H	411	G

Continued on next page...

Continued from previous page...

Mol	Chain	Res	Type
26	1H	412	A
26	1H	427	U
26	1H	428	A
26	1H	443	A
26	1H	444	C
26	1H	447	A
26	1H	448	U
26	1H	452	G
26	1H	454	A
26	1H	455	C
26	1H	457	A
26	1H	459	U
26	1H	460	A
26	1H	470	A
26	1H	471	A
26	1H	481	G
26	1H	482	A
26	1H	488	G
26	1H	501	A
26	1H	502	A
26	1H	505	A
26	1H	508	G
26	1H	509	C
26	1H	529	A
26	1H	531	C
26	1H	532	A
26	1H	533	G
26	1H	545	G
26	1H	546	C
26	1H	549	G
26	1H	556	G
26	1H	559	G
26	1H	563	G
26	1H	564	C
26	1H	567	A
26	1H	573	G
26	1H	575	A
26	1H	577	G
26	1H	586	A
26	1H	588	U
26	1H	603	A
26	1H	607	U

Continued on next page...

Continued from previous page...

Mol	Chain	Res	Type
26	1H	614	U
26	1H	615	G
26	1H	617	G
26	1H	621	A
26	1H	622	G
26	1H	627	A
26	1H	632	A
26	1H	636	G
26	1H	637	A
26	1H	645	C
26	1H	646	A
26	1H	647	G
26	1H	654	A
26	1H	654(A)	A
26	1H	654(G)	C
26	1H	654(I)	C
26	1H	654(K)	C
26	1H	654(M)	C
26	1H	654(O)	G
26	1H	654(T)	A
26	1H	654(V)	A
26	1H	664	C
26	1H	669	G
26	1H	672	C
26	1H	686	G
26	1H	699	A
26	1H	717	G
26	1H	724	U
26	1H	729	G
26	1H	730	C
26	1H	731	C
26	1H	745	G
26	1H	752	A
26	1H	753	C
26	1H	764	A
26	1H	765	G
26	1H	775	G
26	1H	776	G
26	1H	777	A
26	1H	782	A
26	1H	784	A
26	1H	785	G

Continued on next page...

Continued from previous page...

Mol	Chain	Res	Type
26	1H	790	C
26	1H	792	G
26	1H	801	G
26	1H	805	G
26	1H	812	C
26	1H	824	A
26	1H	827	U
26	1H	828	U
26	1H	832	G
26	1H	845	G
26	1H	846	C
26	1H	847	U
26	1H	859	G
26	1H	861	A
26	1H	866	A
26	1H	870	A
26	1H	879	G
26	1H	880	G
26	1H	881	G
26	1H	882	G
26	1H	884	C
26	1H	885	C
26	1H	886	C
26	1H	887	A
26	1H	888	C
26	1H	890	A
26	1H	892	G
26	1H	893	C
26	1H	894	C
26	1H	895	U
26	1H	896	A
26	1H	897	C
26	1H	900	A
26	1H	901	A
26	1H	910	A
26	1H	914	C
26	1H	917	A
26	1H	918	A
26	1H	932	G
26	1H	938	G
26	1H	940	G
26	1H	941	A

Continued on next page...

Continued from previous page...

Mol	Chain	Res	Type
26	1H	946	G
26	1H	947	G
26	1H	952	G
26	1H	953	A
26	1H	959	A
26	1H	961	C
26	1H	974	G
26	1H	974(A)	C
26	1H	975	G
26	1H	981	A
26	1H	982	C
26	1H	983	A
26	1H	996	A
26	1H	997	G
26	1H	1003	G
26	1H	1005	C
26	1H	1011	G
26	1H	1012	U
26	1H	1013	C
26	1H	1016	G
26	1H	1020	A
26	1H	1022	G
26	1H	1023	U
26	1H	1025	G
26	1H	1026	U
26	1H	1027	A
26	1H	1033	U
26	1H	1046	A
26	1H	1047	G
26	1H	1054	A
26	1H	1057	A
26	1H	1060	U
26	1H	1061	U
26	1H	1062	G
26	1H	1064	C
26	1H	1068	G
26	1H	1070	A
26	1H	1071	G
26	1H	1072	C
26	1H	1073	A
26	1H	1076	C
26	1H	1078	U

Continued on next page...

Continued from previous page...

Mol	Chain	Res	Type
26	1H	1079	C
26	1H	1082	U
26	1H	1084	A
26	1H	1085	A
26	1H	1086	A
26	1H	1087	G
26	1H	1088	A
26	1H	1090	U
26	1H	1095	A
26	1H	1096	A
26	1H	1097	U
26	1H	1104	C
26	1H	1106	G
26	1H	1110	G
26	1H	1111	A
26	1H	1112	G
26	1H	1121	C
26	1H	1122	G
26	1H	1126	A
26	1H	1127	A
26	1H	1128	A
26	1H	1129	A
26	1H	1130	U
26	1H	1135	C
26	1H	1136	G
26	1H	1139	G
26	1H	1142	U
26	1H	1142(A)	A
26	1H	1144	G
26	1H	1155	A
26	1H	1156	A
26	1H	1171	G
26	1H	1174	A
26	1H	1175	U
26	1H	1176	G
26	1H	1178	C
26	1H	1179	C
26	1H	1180	C
26	1H	1190	G
26	1H	1194	A
26	1H	1195	G
26	1H	1204	A

Continued on next page...

Continued from previous page...

Mol	Chain	Res	Type
26	1H	1205	U
26	1H	1220	A
26	1H	1221	C
26	1H	1229(A)	G
26	1H	1244	G
26	1H	1253	A
26	1H	1255	U
26	1H	1256	G
26	1H	1265	A
26	1H	1267	U
26	1H	1271	G
26	1H	1272	A
26	1H	1273	U
26	1H	1274	A
26	1H	1280	G
26	1H	1292	U
26	1H	1300	U
26	1H	1301	A
26	1H	1305	C
26	1H	1313	U
26	1H	1314	C
26	1H	1321	A
26	1H	1329	U
26	1H	1332	G
26	1H	1344	G
26	1H	1345	C
26	1H	1349	A
26	1H	1352	U
26	1H	1358	G
26	1H	1359	A
26	1H	1360	A
26	1H	1365	A
26	1H	1368	G
26	1H	1369	G
26	1H	1379	A
26	1H	1380	G
26	1H	1384	A
26	1H	1385	G
26	1H	1386	C
26	1H	1388	G
26	1H	1389	G
26	1H	1390	U

Continued on next page...

Continued from previous page...

Mol	Chain	Res	Type
26	1H	1416	G
26	1H	1417	C
26	1H	1420	U
26	1H	1421	G
26	1H	1427	A
26	1H	1428	C
26	1H	1431	U
26	1H	1437	C
26	1H	1444(A)	A
26	1H	1449	A
26	1H	1449(A)	G
26	1H	1455	G
26	1H	1458	C
26	1H	1459	G
26	1H	1460	A
26	1H	1461	G
26	1H	1467	C
26	1H	1471	A
26	1H	1473	G
26	1H	1483	G
26	1H	1492	G
26	1H	1493	C
26	1H	1494	A
26	1H	1497	U
26	1H	1506	C
26	1H	1507	A
26	1H	1508	A
26	1H	1509	C
26	1H	1510	A
26	1H	1511	A
26	1H	1517	G
26	1H	1520	U
26	1H	1526	G
26	1H	1534	G
26	1H	1535	U
26	1H	1536	A
26	1H	1537	C
26	1H	1538	G
26	1H	1540	G
26	1H	1543	A
26	1H	1544	C
26	1H	1545	A

Continued on next page...

Continued from previous page...

Mol	Chain	Res	Type
26	1H	1548	C
26	1H	1554	A
26	1H	1558	A
26	1H	1559	G
26	1H	1560	G
26	1H	1562	A
26	1H	1566	A
26	1H	1569	A
26	1H	1578	U
26	1H	1580	A
26	1H	1586	A
26	1H	1592	C
26	1H	1608	A
26	1H	1609	A
26	1H	1610	A
26	1H	1617	C
26	1H	1618	A
26	1H	1634	A
26	1H	1647	G
26	1H	1648	C
26	1H	1651	G
26	1H	1654	A
26	1H	1669	A
26	1H	1674	G
26	1H	1684	C
26	1H	1694	C
26	1H	1695	G
26	1H	1699	G
26	1H	1728	G
26	1H	1729	A
26	1H	1730	U
26	1H	1731	G
26	1H	1756	G
26	1H	1758	G
26	1H	1762	A
26	1H	1763	G
26	1H	1764	G
26	1H	1772	G
26	1H	1773	A
26	1H	1782	C
26	1H	1787	A
26	1H	1791	A

Continued on next page...

Continued from previous page...

Mol	Chain	Res	Type
26	1H	1799	G
26	1H	1800	C
26	1H	1801	G
26	1H	1802	A
26	1H	1811	G
26	1H	1816	G
26	1H	1817	G
26	1H	1829	A
26	1H	1835	G
26	1H	1839	G
26	1H	1847	A
26	1H	1858	G
26	1H	1870	C
26	1H	1878	G
26	1H	1889	A
26	1H	1896	G
26	1H	1900	A
26	1H	1906	G
26	1H	1914	C
26	1H	1919	A
26	1H	1920	C
26	1H	1926	U
26	1H	1929	G
26	1H	1930	G
26	1H	1931	U
26	1H	1938	A
26	1H	1940	U
26	1H	1941	C
26	1H	1951	U
26	1H	1952	A
26	1H	1955	U
26	1H	1960	A
26	1H	1967	C
26	1H	1969	A
26	1H	1970	A
26	1H	1971	A
26	1H	1972	A
26	1H	1982	C
26	1H	1993	U
26	1H	2005	A
26	1H	2020	A
26	1H	2021	C

Continued on next page...

Continued from previous page...

Mol	Chain	Res	Type
26	1H	2023	G
26	1H	2030	A
26	1H	2031	A
26	1H	2033	A
26	1H	2036	C
26	1H	2043	C
26	1H	2046	G
26	1H	2051	A
26	1H	2055	C
26	1H	2056	G
26	1H	2059	A
26	1H	2060	A
26	1H	2061	G
26	1H	2062	A
26	1H	2063	C
26	1H	2069	G
26	1H	2078	C
26	1H	2080	G
26	1H	2096	U
26	1H	2099	U
26	1H	2108	C
26	1H	2111	C
26	1H	2112	G
26	1H	2113	U
26	1H	2114	A
26	1H	2116	G
26	1H	2118	U
26	1H	2122	U
26	1H	2126	A
26	1H	2127	G
26	1H	2128	C
26	1H	2131	G
26	1H	2132	U
26	1H	2133	G
26	1H	2135	A
26	1H	2136	C
26	1H	2139	C
26	1H	2147	G
26	1H	2148	G
26	1H	2154	G
26	1H	2157	G
26	1H	2158	A

Continued on next page...

Continued from previous page...

Mol	Chain	Res	Type
26	1H	2161	C
26	1H	2166	G
26	1H	2167	U
26	1H	2168	G
26	1H	2170	A
26	1H	2171	A
26	1H	2172	U
26	1H	2173	A
26	1H	2174	C
26	1H	2176	A
26	1H	2181	G
26	1H	2190	G
26	1H	2192	G
26	1H	2198	A
26	1H	2205	C
26	1H	2210	G
26	1H	2212	A
26	1H	2213	U
26	1H	2215	G
26	1H	2225	A
26	1H	2226	C
26	1H	2236	C
26	1H	2238	G
26	1H	2240	C
26	1H	2268	A
26	1H	2269	A
26	1H	2273	A
26	1H	2275	C
26	1H	2278	A
26	1H	2280	G
26	1H	2281	C
26	1H	2283	C
26	1H	2287	A
26	1H	2288	A
26	1H	2297	C
26	1H	2305	A
26	1H	2307	G
26	1H	2308	G
26	1H	2310	A
26	1H	2311	A
26	1H	2312	U
26	1H	2315	G

Continued on next page...

Continued from previous page...

Mol	Chain	Res	Type
26	1H	2319	G
26	1H	2320	A
26	1H	2324	C
26	1H	2325	G
26	1H	2326	C
26	1H	2327	A
26	1H	2334	G
26	1H	2335	A
26	1H	2336	A
26	1H	2342	C
26	1H	2346	A
26	1H	2347	C
26	1H	2350	C
26	1H	2360	A
26	1H	2372	G
26	1H	2376	A
26	1H	2377	A
26	1H	2379	G
26	1H	2383	G
26	1H	2385	C
26	1H	2392	A
26	1H	2393	A
26	1H	2395	C
26	1H	2398	U
26	1H	2402	C
26	1H	2403	C
26	1H	2405	G
26	1H	2406	U
26	1H	2410	G
26	1H	2414	G
26	1H	2418	A
26	1H	2424	C
26	1H	2425	A
26	1H	2428	G
26	1H	2429	G
26	1H	2430	A
26	1H	2439	A
26	1H	2440	C
26	1H	2441	C
26	1H	2448	A
26	1H	2450	A
26	1H	2469	A

Continued on next page...

Continued from previous page...

Mol	Chain	Res	Type
26	1H	2470	G
26	1H	2476	A
26	1H	2478	A
26	1H	2482	G
26	1H	2484	G
26	1H	2487	G
26	1H	2497	A
26	1H	2502	G
26	1H	2505	G
26	1H	2506	U
26	1H	2518	A
26	1H	2520	C
26	1H	2529	G
26	1H	2549	G
26	1H	2554	U
26	1H	2566	A
26	1H	2567	G
26	1H	2573	C
26	1H	2576	G
26	1H	2582	G
26	1H	2585	U
26	1H	2601	C
26	1H	2602	A
26	1H	2609	U
26	1H	2610	C
26	1H	2611	U
26	1H	2612	C
26	1H	2615	U
26	1H	2629	A
26	1H	2636	U
26	1H	2641	G
26	1H	2654	A
26	1H	2660	A
26	1H	2665	A
26	1H	2666	C
26	1H	2673	G
26	1H	2689	U
26	1H	2690	C
26	1H	2691	C
26	1H	2698	U
26	1H	2700	C
26	1H	2701	C

Continued on next page...

Continued from previous page...

Mol	Chain	Res	Type
26	1H	2702	U
26	1H	2703	C
26	1H	2704	C
26	1H	2705	A
26	1H	2707	G
26	1H	2712(A)	A
26	1H	2713	A
26	1H	2714	G
26	1H	2718	G
26	1H	2719	G
26	1H	2721	A
26	1H	2726	U
26	1H	2733	A
26	1H	2756	U
26	1H	2757	A
26	1H	2758	A
26	1H	2764	A
26	1H	2765	A
26	1H	2766	G
26	1H	2778	A
26	1H	2779	U
26	1H	2780	G
26	1H	2781	A
26	1H	2789	C
26	1H	2790	A
26	1H	2791	C
26	1H	2793	G
26	1H	2794	C
26	1H	2795	G
26	1H	2797	U
26	1H	2798	C
26	1H	2801	A
26	1H	2802	G
26	1H	2808	U
26	1H	2818	G
26	1H	2820	A
26	1H	2821	A
26	1H	2832	U
26	1H	2833	G
26	1H	2834	G
26	1H	2835	A
26	1H	2864	G

Continued on next page...

Continued from previous page...

Mol	Chain	Res	Type
26	1H	2871	C
26	1H	2872	G
26	1H	2876	G
26	1H	2883	A
26	1H	2891	G
26	1H	2892	A
26	1H	2893	G
26	1H	2894	G
26	1H	2895	U
26	1H	2899	G
26	1H	2902	C
27	16	7	G
27	16	9	G
27	16	13	A
27	16	15	A
27	16	16	G
27	16	25	A
27	16	33	G
27	16	39	A
27	16	40	U
27	16	41	U
27	16	45	A
27	16	56	G
27	16	66	A
27	16	73	A
27	16	81	G
27	16	82	G
27	16	105	G
27	16	109	G
27	16	115	G
1	1G	5	U
1	1G	7	G
1	1G	9	G
1	1G	16	A
1	1G	22	G
1	1G	26	A
1	1G	31	G
1	1G	32	A
1	1G	39	G
1	1G	41	G
1	1G	47	C
1	1G	48	C

Continued on next page...

Continued from previous page...

Mol	Chain	Res	Type
1	1G	50	A
1	1G	51	A
1	1G	54	C
1	1G	65	U
1	1G	76	G
1	1G	79	G
1	1G	90	C
1	1G	91	C
1	1G	101	A
1	1G	115	G
1	1G	116	A
1	1G	121	C
1	1G	129(A)	G
1	1G	131	C
1	1G	132	C
1	1G	144	G
1	1G	146	G
1	1G	154	C
1	1G	163	C
1	1G	167	G
1	1G	173	U
1	1G	174	C
1	1G	182	U
1	1G	185	A
1	1G	187	C
1	1G	188	U
1	1G	189	U
1	1G	190	G
1	1G	191(A)	G
1	1G	191(D)	U
1	1G	195	A
1	1G	197	A
1	1G	198	G
1	1G	209	U
1	1G	210	U
1	1G	216	G
1	1G	238	G
1	1G	242	C
1	1G	244	U
1	1G	247	G
1	1G	250	A
1	1G	251	G

Continued on next page...

Continued from previous page...

Mol	Chain	Res	Type
1	1G	266	G
1	1G	267	C
1	1G	274	A
1	1G	281	G
1	1G	283	C
1	1G	289	G
1	1G	290	C
1	1G	298	A
1	1G	321	A
1	1G	328	C
1	1G	329	A
1	1G	332	G
1	1G	346	G
1	1G	349	A
1	1G	350	G
1	1G	351	G
1	1G	352	C
1	1G	353	A
1	1G	354	G
1	1G	356	A
1	1G	366	C
1	1G	367	U
1	1G	372	C
1	1G	388	G
1	1G	397	A
1	1G	398	C
1	1G	406	G
1	1G	411	A
1	1G	412	A
1	1G	413	G
1	1G	414	A
1	1G	421	U
1	1G	422	C
1	1G	423	G
1	1G	424	G
1	1G	429	U
1	1G	430	A
1	1G	439	A
1	1G	442	C
1	1G	448	A
1	1G	452	A
1	1G	465	A

Continued on next page...

Continued from previous page...

Mol	Chain	Res	Type
1	1G	466	C
1	1G	467	G
1	1G	475	G
1	1G	478	A
1	1G	484	G
1	1G	485	G
1	1G	486	U
1	1G	496	A
1	1G	497	U
1	1G	502	G
1	1G	505	G
1	1G	509	A
1	1G	510	A
1	1G	511	C
1	1G	512	U
1	1G	513	C
1	1G	518	C
1	1G	521	G
1	1G	524	G
1	1G	527	G
1	1G	529	G
1	1G	530	G
1	1G	531	U
1	1G	532	A
1	1G	533	A
1	1G	534	U
1	1G	536	C
1	1G	546	G
1	1G	547	A
1	1G	559	A
1	1G	561	U
1	1G	564	C
1	1G	566	G
1	1G	572	A
1	1G	573	A
1	1G	575	G
1	1G	576	G
1	1G	577	G
1	1G	581	G
1	1G	607	A
1	1G	611	A
1	1G	614	A

Continued on next page...

Continued from previous page...

Mol	Chain	Res	Type
1	1G	618	C
1	1G	629	G
1	1G	630	G
1	1G	632	A
1	1G	633	G
1	1G	652	U
1	1G	653	A
1	1G	661	G
1	1G	665	A
1	1G	687	A
1	1G	688	G
1	1G	702	A
1	1G	703	G
1	1G	721	G
1	1G	724	G
1	1G	731	G
1	1G	749	C
1	1G	760	G
1	1G	769	G
1	1G	777	A
1	1G	778	G
1	1G	782	A
1	1G	792	A
1	1G	794	A
1	1G	803	G
1	1G	817	C
1	1G	821	G
1	1G	827	U
1	1G	828	A
1	1G	842	C
1	1G	843	U
1	1G	848	C
1	1G	851	G
1	1G	859	A
1	1G	867	G
1	1G	873	A
1	1G	885	G
1	1G	887	G
1	1G	914	A
1	1G	916	G
1	1G	926	G
1	1G	927	G

Continued on next page...

Continued from previous page...

Mol	Chain	Res	Type
1	1G	934	C
1	1G	935	A
1	1G	936	C
1	1G	958	A
1	1G	960	U
1	1G	961	U
1	1G	966	G
1	1G	968	A
1	1G	969	A
1	1G	971	G
1	1G	972	C
1	1G	974	A
1	1G	975	A
1	1G	976	G
1	1G	977	A
1	1G	978	A
1	1G	980	C
1	1G	981	U
1	1G	983	A
1	1G	991	U
1	1G	992	U
1	1G	993	G
1	1G	1004	A
1	1G	1006	C
1	1G	1009	G
1	1G	1024	G
1	1G	1025	U
1	1G	1027	C
1	1G	1028	C
1	1G	1028(B)	C
1	1G	1029	G
1	1G	1031	G
1	1G	1032(A)	G
1	1G	1033	G
1	1G	1035	A
1	1G	1036	G
1	1G	1040	U
1	1G	1046	A
1	1G	1047	G
1	1G	1050	G
1	1G	1051	C
1	1G	1053	G

Continued on next page...

Continued from previous page...

Mol	Chain	Res	Type
1	1G	1054	C
1	1G	1055	A
1	1G	1081	G
1	1G	1082	G
1	1G	1085	U
1	1G	1086	U
1	1G	1094	G
1	1G	1095	U
1	1G	1101	A
1	1G	1118	C
1	1G	1123	A
1	1G	1125	U
1	1G	1127	G
1	1G	1128	C
1	1G	1129	C
1	1G	1131	G
1	1G	1135	U
1	1G	1137	C
1	1G	1138	G
1	1G	1139	G
1	1G	1145	C
1	1G	1146	A
1	1G	1147	C
1	1G	1154	G
1	1G	1157	A
1	1G	1158	C
1	1G	1159	U
1	1G	1160	G
1	1G	1171	G
1	1G	1177	G
1	1G	1178	G
1	1G	1181	G
1	1G	1182	G
1	1G	1183	A
1	1G	1186	G
1	1G	1187	G
1	1G	1188	A
1	1G	1190	G
1	1G	1193	G
1	1G	1196	U
1	1G	1198	G
1	1G	1200	C

Continued on next page...

Continued from previous page...

Mol	Chain	Res	Type
1	1G	1201	A
1	1G	1202	G
1	1G	1211	U
1	1G	1212	U
1	1G	1213	A
1	1G	1214	C
1	1G	1225	A
1	1G	1232	U
1	1G	1233	G
1	1G	1238	A
1	1G	1240	U
1	1G	1241	G
1	1G	1256	A
1	1G	1257	U
1	1G	1258	G
1	1G	1260	C
1	1G	1263	C
1	1G	1267	C
1	1G	1269	A
1	1G	1274	G
1	1G	1275	A
1	1G	1278	U
1	1G	1279	A
1	1G	1280	A
1	1G	1281	U
1	1G	1286	A
1	1G	1287	A
1	1G	1288	A
1	1G	1290	G
1	1G	1293	G
1	1G	1297	C
1	1G	1298	C
1	1G	1299	A
1	1G	1301	U
1	1G	1303	C
1	1G	1305	G
1	1G	1313	U
1	1G	1322	C
1	1G	1323	G
1	1G	1331	G
1	1G	1335	C
1	1G	1336	C

Continued on next page...

Continued from previous page...

Mol	Chain	Res	Type
1	1G	1346	A
1	1G	1347	G
1	1G	1353	G
1	1G	1362(A)	C
1	1G	1363	A
1	1G	1364	U
1	1G	1368	G
1	1G	1370	G
1	1G	1379	G
1	1G	1392	G
1	1G	1396	A
1	1G	1397	C
1	1G	1398	A
1	1G	1401	G
1	1G	1402	C
1	1G	1406	U
1	1G	1419	G
1	1G	1442	G
1	1G	1443	G
1	1G	1446	A
1	1G	1449	C
1	1G	1450	U
1	1G	1451	A
1	1G	1452	C
1	1G	1453	G
1	1G	1454	G
1	1G	1469	G
1	1G	1482	G
1	1G	1491	G
1	1G	1492	A
1	1G	1494	G
1	1G	1499	A
1	1G	1502	A
1	1G	1503	A
1	1G	1504	G
1	1G	1506	U
1	1G	1517	G
1	1G	1519	A
1	1G	1520	G
1	1G	1525	G
1	1G	1529	G
1	1G	1530	G

Continued on next page...

Continued from previous page...

Mol	Chain	Res	Type
24	1L	2	C
24	1L	8	U
24	1L	9	A
24	1L	10	G
24	1L	11	C
24	1L	16	U
24	1L	17	C
24	1L	19	G
24	1L	21	A
24	1L	22	G
24	1L	25	C
24	1L	27	G
24	1L	36	A
24	1L	40	C
24	1L	41	C
24	1L	46	G
24	1L	47	U
24	1L	48	C
24	1L	59	U
24	1L	61	C
24	1L	69	G
24	1L	70	G
24	1L	73	A
24	1L	74	C
24	1L	75	C
24	1L	76	A
23	2L	2	G
23	2L	8	4SU
23	2L	9	G
23	2L	13	C
23	2L	16	C
23	2L	17	C
23	2L	19	G
23	2L	20	G
23	2L	21	U
23	2L	22	A
23	2L	23	G
23	2L	27	G
23	2L	32	G
23	2L	48	U
23	2L	49	C
23	2L	50	G

Continued on next page...

Continued from previous page...

Mol	Chain	Res	Type
23	2L	53	G
23	2L	57	C
23	2L	61	U
23	2L	68	C
24	3L	2	C
24	3L	9	A
24	3L	13	C
24	3L	16	U
24	3L	17	C
24	3L	18	G
24	3L	19	G
24	3L	20	U
24	3L	21	A
24	3L	22	G
24	3L	23	A
24	3L	26	A
24	3L	31	A
24	3L	33	U
24	3L	36	A
24	3L	37	A
24	3L	38	A
24	3L	40	C
24	3L	44	G
24	3L	46	G
24	3L	47	U
24	3L	48	C
24	3L	54	U
24	3L	58	A
24	3L	59	U
24	3L	61	C
24	3L	62	C
24	3L	65	G
24	3L	66	U
24	3L	72	C
24	3L	73	A
24	3L	76	A
25	4L	13	A
25	4L	14	A
25	4L	19	U
26	14	2	G
26	14	3	U
26	14	4	C

Continued on next page...

Continued from previous page...

Mol	Chain	Res	Type
26	14	5	A
26	14	6	A
26	14	9	U
26	14	14	A
26	14	15	G
26	14	34	C
26	14	35	G
26	14	46	C
26	14	54	G
26	14	55	G
26	14	58	G
26	14	71	A
26	14	72	U
26	14	74	A
26	14	75	G
26	14	82	G
26	14	84	A
26	14	91	A
26	14	93	C
26	14	95	G
26	14	99	U
26	14	102	G
26	14	118	A
26	14	119	A
26	14	120	U
26	14	121	G
26	14	125	G
26	14	129	C
26	14	131	G
26	14	138	G
26	14	139	G
26	14	140	A
26	14	154	G
26	14	155	C
26	14	161	U
26	14	162	U
26	14	173	G
26	14	174	C
26	14	181	A
26	14	182	A
26	14	196	A
26	14	199	A

Continued on next page...

Continued from previous page...

Mol	Chain	Res	Type
26	14	201	C
26	14	205	G
26	14	214	G
26	14	215	G
26	14	216	A
26	14	217	G
26	14	221	A
26	14	222	A
26	14	225	A
26	14	229	A
26	14	232	G
26	14	233	A
26	14	240	G
26	14	248	G
26	14	249	C
26	14	266	G
26	14	267	C
26	14	269	U
26	14	270(K)	C
26	14	270(L)	U
26	14	270(M)	U
26	14	270(O)	U
26	14	271(B)	G
26	14	271	G
26	14	273(D)	C
26	14	274	G
26	14	275	G
26	14	276	A
26	14	277	C
26	14	278	A
26	14	279	C
26	14	289	A
26	14	290	G
26	14	310	A
26	14	311	A
26	14	319	C
26	14	324	A
26	14	329	G
26	14	330	A
26	14	331	A
26	14	333	G
26	14	346	A

Continued on next page...

Continued from previous page...

Mol	Chain	Res	Type
26	14	352	G
26	14	363	G
26	14	363(A)	A
26	14	363(E)	U
26	14	372	G
26	14	382	G
26	14	386	G
26	14	391	G
26	14	395	U
26	14	396	G
26	14	399	G
26	14	405	U
26	14	406	G
26	14	411	G
26	14	412	A
26	14	414	C
26	14	428	A
26	14	443	A
26	14	444	C
26	14	448	U
26	14	454	A
26	14	455	C
26	14	457	A
26	14	459	U
26	14	460	A
26	14	470	A
26	14	471	A
26	14	478	A
26	14	481	G
26	14	483	A
26	14	504	U
26	14	505	A
26	14	509	C
26	14	513	A
26	14	528	A
26	14	529	A
26	14	531	C
26	14	532	A
26	14	533	G
26	14	537	C
26	14	549	G
26	14	556	G

Continued on next page...

Continued from previous page...

Mol	Chain	Res	Type
26	14	563	G
26	14	570	G
26	14	573	G
26	14	575	A
26	14	586	A
26	14	587	C
26	14	603	A
26	14	607	U
26	14	609(A)	G
26	14	614	U
26	14	615	G
26	14	617	G
26	14	618	G
26	14	619	G
26	14	620	G
26	14	621	A
26	14	622	G
26	14	627	A
26	14	635	C
26	14	637	A
26	14	645	C
26	14	646	A
26	14	650	C
26	14	651	G
26	14	654	A
26	14	654(E)	C
26	14	654(G)	C
26	14	654(H)	G
26	14	654(I)	C
26	14	654(K)	C
26	14	654(L)	G
26	14	654(T)	A
26	14	656	G
26	14	661	C
26	14	669	G
26	14	686	G
26	14	699	A
26	14	701	G
26	14	717	G
26	14	722	A
26	14	730	C
26	14	738	G

Continued on next page...

Continued from previous page...

Mol	Chain	Res	Type
26	14	740	U
26	14	752	A
26	14	753	C
26	14	762	U
26	14	765	G
26	14	775	G
26	14	776	G
26	14	779	U
26	14	782	A
26	14	783	A
26	14	784	A
26	14	785	G
26	14	791	C
26	14	792	G
26	14	800	A
26	14	802	A
26	14	805	G
26	14	812	C
26	14	819	A
26	14	820	A
26	14	827	U
26	14	828	U
26	14	830	G
26	14	832	G
26	14	840	C
26	14	846	C
26	14	848	G
26	14	855	G
26	14	859	G
26	14	865	C
26	14	866	A
26	14	869	G
26	14	878	A
26	14	880	G
26	14	881	G
26	14	882	G
26	14	885	C
26	14	886	C
26	14	887	A
26	14	888	C
26	14	889	C
26	14	890	A

Continued on next page...

Continued from previous page...

Mol	Chain	Res	Type
26	14	894	C
26	14	896	A
26	14	897	C
26	14	899	A
26	14	900	A
26	14	901	A
26	14	903	C
26	14	904	C
26	14	906	G
26	14	910	A
26	14	914	C
26	14	915	C
26	14	917	A
26	14	924	C
26	14	932	G
26	14	933	A
26	14	938	G
26	14	941	A
26	14	945	A
26	14	946	G
26	14	953	A
26	14	958	U
26	14	959	A
26	14	961	C
26	14	968	G
26	14	974	G
26	14	980	A
26	14	983	A
26	14	986	C
26	14	989	G
26	14	990	A
26	14	991	C
26	14	996	A
26	14	999	U
26	14	1005	C
26	14	1012	U
26	14	1013	C
26	14	1014	U
26	14	1015	G
26	14	1017	G
26	14	1020	A
26	14	1021	A

Continued on next page...

Continued from previous page...

Mol	Chain	Res	Type
26	14	1022	G
26	14	1023	U
26	14	1025	G
26	14	1026	U
26	14	1027	A
26	14	1028	A
26	14	1037	G
26	14	1039	G
26	14	1044	G
26	14	1045	A
26	14	1046	A
26	14	1047	G
26	14	1048	A
26	14	1051	G
26	14	1054	A
26	14	1056	G
26	14	1057	A
26	14	1060	U
26	14	1062	G
26	14	1065	U
26	14	1067	A
26	14	1068	G
26	14	1070	A
26	14	1073	A
26	14	1077	A
26	14	1079	C
26	14	1083	U
26	14	1084	A
26	14	1085	A
26	14	1086	A
26	14	1087	G
26	14	1088	A
26	14	1090	U
26	14	1091	G
26	14	1093	G
26	14	1095	A
26	14	1096	A
26	14	1098	A
26	14	1105	U
26	14	1110	G
26	14	1111	A
26	14	1112	G

Continued on next page...

Continued from previous page...

Mol	Chain	Res	Type
26	14	1122	G
26	14	1126	A
26	14	1129	A
26	14	1130	U
26	14	1135	C
26	14	1136	G
26	14	1137	G
26	14	1139	G
26	14	1142	U
26	14	1142(A)	A
26	14	1143	A
26	14	1147	C
26	14	1149	G
26	14	1151	G
26	14	1155	A
26	14	1170	G
26	14	1173	G
26	14	1174	A
26	14	1175	U
26	14	1177	A
26	14	1178	C
26	14	1195	G
26	14	1204	A
26	14	1205	U
26	14	1206	G
26	14	1212	G
26	14	1220	A
26	14	1236	G
26	14	1237	A
26	14	1244	G
26	14	1247	A
26	14	1253	A
26	14	1256	G
26	14	1271	G
26	14	1272	A
26	14	1273	U
26	14	1287	A
26	14	1298	C
26	14	1300	U
26	14	1301	A
26	14	1303	G
26	14	1306	C

Continued on next page...

Continued from previous page...

Mol	Chain	Res	Type
26	14	1313	U
26	14	1314	C
26	14	1319	G
26	14	1320	C
26	14	1321	A
26	14	1329	U
26	14	1342	A
26	14	1343	G
26	14	1345	C
26	14	1348	G
26	14	1349	A
26	14	1359	A
26	14	1365	A
26	14	1368	G
26	14	1370	C
26	14	1378	A
26	14	1380	G
26	14	1385	G
26	14	1386	C
26	14	1395	A
26	14	1403	C
26	14	1407	C
26	14	1416	G
26	14	1417	C
26	14	1419	A
26	14	1420	U
26	14	1421	G
26	14	1427	A
26	14	1428	C
26	14	1437	C
26	14	1444(A)	A
26	14	1445	C
26	14	1449	A
26	14	1449(A)	G
26	14	1455	G
26	14	1459	G
26	14	1460	A
26	14	1467	C
26	14	1471	A
26	14	1475	G
26	14	1480	G
26	14	1482	U

Continued on next page...

Continued from previous page...

Mol	Chain	Res	Type
26	14	1483	G
26	14	1490	A
26	14	1493	C
26	14	1494	A
26	14	1506	C
26	14	1508	A
26	14	1509	C
26	14	1510	A
26	14	1522	G
26	14	1528	A
26	14	1533	C
26	14	1534	G
26	14	1535	U
26	14	1537	C
26	14	1543	A
26	14	1544	C
26	14	1547	C
26	14	1554	A
26	14	1558	A
26	14	1559	G
26	14	1560	G
26	14	1566	A
26	14	1569	A
26	14	1577	C
26	14	1578	U
26	14	1585	C
26	14	1586	A
26	14	1588	C
26	14	1589	C
26	14	1598	C
26	14	1608	A
26	14	1609	A
26	14	1610	A
26	14	1613	G
26	14	1618	A
26	14	1628	G
26	14	1632	A
26	14	1640	C
26	14	1647	G
26	14	1648	C
26	14	1654	A
26	14	1669	A

Continued on next page...

Continued from previous page...

Mol	Chain	Res	Type
26	14	1671	U
26	14	1674	G
26	14	1675	C
26	14	1678	G
26	14	1680	U
26	14	1682	G
26	14	1696	G
26	14	1697	G
26	14	1700	A
26	14	1701	A
26	14	1717	G
26	14	1725	G
26	14	1726	G
26	14	1728	G
26	14	1729	A
26	14	1730	U
26	14	1735	C
26	14	1742	C
26	14	1743	G
26	14	1756	G
26	14	1758	G
26	14	1762	A
26	14	1763	G
26	14	1764	G
26	14	1773	A
26	14	1779	U
26	14	1780	A
26	14	1782	C
26	14	1787	A
26	14	1791	A
26	14	1800	C
26	14	1801	G
26	14	1802	A
26	14	1806	C
26	14	1811	G
26	14	1813	G
26	14	1816	G
26	14	1819	A
26	14	1820	U
26	14	1829	A
26	14	1847	A
26	14	1848	A

Continued on next page...

Continued from previous page...

Mol	Chain	Res	Type
26	14	1851	U
26	14	1858	G
26	14	1878	G
26	14	1885	A
26	14	1888	G
26	14	1889	A
26	14	1894	C
26	14	1897	G
26	14	1906	G
26	14	1913	A
26	14	1917	U
26	14	1919	A
26	14	1920	C
26	14	1929	G
26	14	1930	G
26	14	1931	U
26	14	1936	A
26	14	1937	A
26	14	1938	A
26	14	1941	C
26	14	1944	U
26	14	1955	U
26	14	1960	A
26	14	1963	U
26	14	1967	C
26	14	1970	A
26	14	1971	A
26	14	1972	A
26	14	1985	G
26	14	1991	U
26	14	1993	U
26	14	1995	U
26	14	1996	C
26	14	2018	G
26	14	2020	A
26	14	2023	G
26	14	2031	A
26	14	2033	A
26	14	2039	C
26	14	2043	C
26	14	2049	G
26	14	2054	A

Continued on next page...

Continued from previous page...

Mol	Chain	Res	Type
26	14	2055	C
26	14	2056	G
26	14	2059	A
26	14	2060	A
26	14	2061	G
26	14	2062	A
26	14	2063	C
26	14	2069	G
26	14	2071	A
26	14	2082	A
26	14	2093	G
26	14	2096	U
26	14	2099	U
26	14	2100	G
26	14	2108	C
26	14	2111	C
26	14	2112	G
26	14	2113	U
26	14	2114	A
26	14	2117	A
26	14	2118	U
26	14	2127	G
26	14	2128	C
26	14	2131	G
26	14	2132	U
26	14	2133	G
26	14	2134	A
26	14	2136	C
26	14	2137	C
26	14	2140	C
26	14	2144	U
26	14	2145	C
26	14	2146	C
26	14	2147	G
26	14	2148	G
26	14	2157	G
26	14	2166	G
26	14	2173	A
26	14	2174	C
26	14	2175	C
26	14	2178	C
26	14	2189	U

Continued on next page...

Continued from previous page...

Mol	Chain	Res	Type
26	14	2191	G
26	14	2192	G
26	14	2198	A
26	14	2207	C
26	14	2210	G
26	14	2211	G
26	14	2212	A
26	14	2213	U
26	14	2215	G
26	14	2225	A
26	14	2226	C
26	14	2234	G
26	14	2238	G
26	14	2239	G
26	14	2240	C
26	14	2251	G
26	14	2252	G
26	14	2253	G
26	14	2259	G
26	14	2261	C
26	14	2267	A
26	14	2268	A
26	14	2269	A
26	14	2273	A
26	14	2275	C
26	14	2278	A
26	14	2280	G
26	14	2283	C
26	14	2286	A
26	14	2287	A
26	14	2288	A
26	14	2289	G
26	14	2291	U
26	14	2294	C
26	14	2297	C
26	14	2305	A
26	14	2307	G
26	14	2308	G
26	14	2309	A
26	14	2310	A
26	14	2311	A
26	14	2318	G

Continued on next page...

Continued from previous page...

Mol	Chain	Res	Type
26	14	2321	G
26	14	2324	C
26	14	2325	G
26	14	2334	G
26	14	2335	A
26	14	2336	A
26	14	2343	C
26	14	2346	A
26	14	2347	C
26	14	2350	C
26	14	2354	G
26	14	2383	G
26	14	2385	C
26	14	2388	A
26	14	2389	G
26	14	2392	A
26	14	2394	C
26	14	2396	G
26	14	2402	C
26	14	2403	C
26	14	2406	U
26	14	2407	G
26	14	2408	U
26	14	2414	G
26	14	2422	A
26	14	2423	U
26	14	2425	A
26	14	2429	G
26	14	2430	A
26	14	2431	U
26	14	2434	A
26	14	2435	A
26	14	2439	A
26	14	2440	C
26	14	2441	C
26	14	2445	G
26	14	2447	G
26	14	2448	A
26	14	2449	U
26	14	2469	A
26	14	2470	G
26	14	2476	A

Continued on next page...

Continued from previous page...

Mol	Chain	Res	Type
26	14	2477	C
26	14	2482	G
26	14	2483	C
26	14	2484	G
26	14	2487	G
26	14	2489	G
26	14	2492	U
26	14	2496	C
26	14	2497	A
26	14	2502	G
26	14	2504	U
26	14	2505	G
26	14	2506	U
26	14	2513	G
26	14	2518	A
26	14	2519	U
26	14	2528	U
26	14	2529	G
26	14	2532	G
26	14	2538	C
26	14	2542	A
26	14	2543	G
26	14	2554	U
26	14	2564	A
26	14	2566	A
26	14	2567	G
26	14	2569	G
26	14	2573	C
26	14	2584	U
26	14	2585	U
26	14	2587	A
26	14	2602	A
26	14	2603	G
26	14	2609	U
26	14	2610	C
26	14	2611	U
26	14	2612	C
26	14	2613	U
26	14	2615	U
26	14	2630	G
26	14	2636	U
26	14	2646	C

Continued on next page...

Continued from previous page...

Mol	Chain	Res	Type
26	14	2647	U
26	14	2665	A
26	14	2667	C
26	14	2670	A
26	14	2673	G
26	14	2679	A
26	14	2689	U
26	14	2690	C
26	14	2702	U
26	14	2703	C
26	14	2704	C
26	14	2707	G
26	14	2712(A)	A
26	14	2713	A
26	14	2714	G
26	14	2726	U
26	14	2733	A
26	14	2739	U
26	14	2744	G
26	14	2750	A
26	14	2751	G
26	14	2752	C
26	14	2754	U
26	14	2758	A
26	14	2761	G
26	14	2762	G
26	14	2764	A
26	14	2765	A
26	14	2766	G
26	14	2769	C
26	14	2777	G
26	14	2778	A
26	14	2779	U
26	14	2780	G
26	14	2786	U
26	14	2787	C
26	14	2790	A
26	14	2791	C
26	14	2794	C
26	14	2795	G
26	14	2797	U
26	14	2798	C

Continued on next page...

Continued from previous page...

Mol	Chain	Res	Type
26	14	2810	A
26	14	2818	G
26	14	2820	A
26	14	2821	A
26	14	2833	G
26	14	2834	G
26	14	2835	A
26	14	2839	G
26	14	2860	A
26	14	2872	G
26	14	2879	C
26	14	2880	C
26	14	2883	A
26	14	2885	C
26	14	2886	G
26	14	2894	G
26	14	2896	C
26	14	2898	U
26	14	2899	G
27	1J	0	A
27	1J	7	G
27	1J	12	C
27	1J	13	A
27	1J	15	A
27	1J	16	G
27	1J	19	G
27	1J	22	U
27	1J	24	G
27	1J	29	A
27	1J	30	C
27	1J	41	U
27	1J	42	C
27	1J	44	G
27	1J	45	A
27	1J	52	A
27	1J	53	A
27	1J	58	A
27	1J	66	A
27	1J	73	A
27	1J	75	G
27	1J	81	G
27	1J	88	C

Continued on next page...

Continued from previous page...

Mol	Chain	Res	Type
27	1J	89	G
27	1J	89(A)	A
27	1J	90	C
27	1J	101	A
27	1J	108	C
27	1J	109	G
27	1J	113	C
27	1J	114	G

All (178) RNA pucker outliers are listed below:

Mol	Chain	Res	Type
1	13	5	U
1	13	50	A
1	13	115	G
1	13	119	A
1	13	244	U
1	13	266	G
1	13	412	A
1	13	422	C
1	13	484	G
1	13	509	A
1	13	560	U
1	13	687	A
1	13	703	G
1	13	748	C
1	13	793	U
1	13	812	C
1	13	991	U
1	13	992	U
1	13	1027	C
1	13	1053	G
1	13	1054	C
1	13	1065	U
1	13	1126	U
1	13	1285	A
1	13	1300	G
1	13	1302	U
1	13	1336	C
1	13	1452	C
1	13	1498	U
1	13	1504	G

Continued on next page...

Continued from previous page...

Mol	Chain	Res	Type
22	1K	10	G
22	1K	18	G
23	2K	21	U
23	2K	22	A
23	2K	48	U
24	3K	2	C
24	3K	18	G
24	3K	45	U
24	3K	58	A
26	1H	125	G
26	1H	222	A
26	1H	229	A
26	1H	249	C
26	1H	271(B)	G
26	1H	404	C
26	1H	508	G
26	1H	587	C
26	1H	746	A
26	1H	752	A
26	1H	764	A
26	1H	776	G
26	1H	800	A
26	1H	858	U
26	1H	880	G
26	1H	974(A)	C
26	1H	1022	G
26	1H	1026	U
26	1H	1060	U
26	1H	1085	A
26	1H	1110	G
26	1H	1178	C
26	1H	1301	A
26	1H	1312	U
26	1H	1378	A
26	1H	1396	U
26	1H	1420	U
26	1H	1427	A
26	1H	1508	A
26	1H	1558	A
26	1H	1608	A
26	1H	1609	A
26	1H	1647	G

Continued on next page...

Continued from previous page...

Mol	Chain	Res	Type
26	1H	1694	C
26	1H	1699	G
26	1H	1757	U
26	1H	1799	G
26	1H	2060	A
26	1H	2062	A
26	1H	2135	A
26	1H	2157	G
26	1H	2171	A
26	1H	2212	A
26	1H	2225	A
26	1H	2346	A
26	1H	2428	G
26	1H	2439	A
26	1H	2475	C
26	1H	2481	G
26	1H	2566	A
26	1H	2689	U
26	1H	2756	U
1	1G	7	G
1	1G	64	G
1	1G	115	G
1	1G	197	A
1	1G	243	A
1	1G	250	A
1	1G	266	G
1	1G	327	A
1	1G	328	C
1	1G	345	C
1	1G	412	A
1	1G	429	U
1	1G	485	G
1	1G	509	A
1	1G	528	C
1	1G	560	U
1	1G	632	A
1	1G	687	A
1	1G	723	U
1	1G	748	C
1	1G	793	U
1	1G	884	U
1	1G	913	A

Continued on next page...

Continued from previous page...

Mol	Chain	Res	Type
1	1G	991	U
1	1G	992	U
1	1G	1053	G
1	1G	1054	C
1	1G	1064	G
1	1G	1126	U
1	1G	1128	C
1	1G	1145	C
1	1G	1157	A
1	1G	1285	A
1	1G	1297	C
1	1G	1300	G
1	1G	1346	A
1	1G	1396	A
1	1G	1453	G
1	1G	1498	U
24	1L	10	G
24	1L	18	G
23	2L	19	G
23	2L	21	U
23	2L	48	U
24	3L	8	U
24	3L	58	A
25	4L	12	A
26	14	34	C
26	14	101	G
26	14	128	C
26	14	196	A
26	14	278	A
26	14	528	A
26	14	685	A
26	14	752	A
26	14	764	A
26	14	774	A
26	14	990	A
26	14	1022	G
26	14	1085	A
26	14	1342	A
26	14	1378	A
26	14	1416	G
26	14	1427	A
26	14	1558	A

Continued on next page...

Continued from previous page...

Mol	Chain	Res	Type
26	14	1608	A
26	14	1609	A
26	14	1819	A
26	14	1984	G
26	14	2062	A
26	14	2210	G
26	14	2225	A
26	14	2335	A
26	14	2406	U
26	14	2439	A
26	14	2447	G
26	14	2602	A
26	14	2611	U
26	14	2629	A
26	14	2689	U
26	14	2776	A
26	14	2778	A
26	14	2859	G
26	14	2893	G
27	1J	12	C
27	1J	56	G
27	1J	88	C

5.4 Non-standard residues in protein, DNA, RNA chains ⓘ

17 non-standard protein/DNA/RNA residues are modelled in this entry.

In the following table, the Counts columns list the number of bonds (or angles) for which Mogul statistics could be retrieved, the number of bonds (or angles) that are observed in the model and the number of bonds (or angles) that are defined in the Chemical Component Dictionary. The Link column lists molecule types, if any, to which the group is linked. The Z score for a bond length (or angle) is the number of standard deviations the observed value is removed from the expected value. A bond length (or angle) with $|Z| > 2$ is considered an outlier worth inspection. RMSZ is the root-mean-square of all Z scores of the bond lengths (or angles).

Mol	Type	Chain	Res	Link	Bond lengths			Bond angles		
					Counts	RMSZ	# Z > 2	Counts	RMSZ	# Z > 2
22	PSU	1K	39	22	17,21,22	1.08	1 (5%)	20,30,33	3.44	6 (30%)
23	4SU	2K	8	23	14,21,22	3.23	2 (14%)	15,30,33	1.01	1 (6%)
22	PSU	1K	32	22	17,21,22	1.03	1 (5%)	20,30,33	3.58	4 (20%)
23	OMC	2L	33	23	15,22,23	2.28	4 (26%)	17,31,34	1.89	4 (23%)
22	PSU	1K	55	22	17,21,22	1.17	1 (5%)	20,30,33	3.60	5 (25%)

Mol	Type	Chain	Res	Link	Bond lengths			Bond angles		
					Counts	RMSZ	# Z > 2	Counts	RMSZ	# Z > 2
23	OMC	2K	33	23	15,22,23	2.19	4 (26%)	17,31,34	1.44	2 (11%)
23	4SU	2L	8	23	14,21,22	3.43	2 (14%)	15,30,33	1.37	2 (13%)
22	5MU	1K	54	22	15,22,23	2.16	3 (20%)	16,32,35	1.78	2 (12%)
23	5MU	2K	55	23	15,22,23	2.15	3 (20%)	16,32,35	1.97	2 (12%)
23	5MU	2L	55	23	15,22,23	2.15	3 (20%)	16,32,35	1.79	2 (12%)
22	7MG	1K	46	22	22,26,27	3.39	7 (31%)	28,39,42	2.57	10 (35%)
23	PSU	2K	56	23	17,21,22	1.05	1 (5%)	20,30,33	3.19	6 (30%)
23	7MG	2K	47	23	22,26,27	3.50	7 (31%)	28,39,42	2.57	13 (46%)
23	PSU	2L	56	23	17,21,22	1.11	1 (5%)	20,30,33	3.22	5 (25%)
23	7MG	2L	47	23	22,26,27	3.50	7 (31%)	28,39,42	2.47	11 (39%)
22	4SU	1K	8	22	14,21,22	3.36	2 (14%)	15,30,33	1.28	2 (13%)
22	MIA	1K	37	22	24,31,32	2.55	4 (16%)	26,44,47	2.59	8 (30%)

In the following table, the Chirals column lists the number of chiral outliers, the number of chiral centers analysed, the number of these observed in the model and the number defined in the Chemical Component Dictionary. Similar counts are reported in the Torsion and Rings columns. '-' means no outliers of that kind were identified.

Mol	Type	Chain	Res	Link	Chirals	Torsions	Rings
22	PSU	1K	39	22	-	0/7/25/26	0/2/2/2
23	4SU	2K	8	23	-	3/5/25/26	0/2/2/2
22	PSU	1K	32	22	-	0/7/25/26	0/2/2/2
23	OMC	2L	33	23	-	1/7/27/28	0/2/2/2
22	PSU	1K	55	22	-	0/7/25/26	0/2/2/2
23	OMC	2K	33	23	-	1/7/27/28	0/2/2/2
23	4SU	2L	8	23	-	2/5/25/26	0/2/2/2
22	5MU	1K	54	22	-	0/5/25/26	0/2/2/2
23	5MU	2K	55	23	-	0/5/25/26	0/2/2/2
23	5MU	2L	55	23	-	0/5/25/26	0/2/2/2
22	7MG	1K	46	22	-	1/7/37/38	0/3/3/3
23	PSU	2K	56	23	-	0/7/25/26	0/2/2/2
23	7MG	2K	47	23	-	1/7/37/38	0/3/3/3
23	PSU	2L	56	23	-	1/7/25/26	0/2/2/2
23	7MG	2L	47	23	-	1/7/37/38	0/3/3/3
22	4SU	1K	8	22	-	0/5/25/26	0/2/2/2
22	MIA	1K	37	22	-	4/11/33/34	0/3/3/3

All (53) bond length outliers are listed below:

Mol	Chain	Res	Type	Atoms	Z	Observed(Å)	Ideal(Å)
23	2L	47	7MG	C4-N3	10.94	1.48	1.34
22	1K	46	7MG	C4-N3	10.75	1.47	1.34
23	2K	47	7MG	C4-N3	10.47	1.47	1.34
23	2K	8	4SU	C5-C4	10.44	1.50	1.38
23	2L	8	4SU	C5-C4	10.27	1.50	1.38
22	1K	8	4SU	C5-C4	9.98	1.49	1.38
22	1K	37	MIA	C13-C14	9.50	1.59	1.32
23	2K	47	7MG	C5-C4	-7.86	1.23	1.39
23	2L	47	7MG	C5-C4	-7.54	1.23	1.39
22	1K	8	4SU	C6-N1	7.26	1.44	1.35
23	2L	8	4SU	C6-N1	7.26	1.44	1.35
22	1K	46	7MG	C5-C4	-6.98	1.25	1.39
22	1K	37	MIA	C6-N6	6.37	1.46	1.34
23	2K	47	7MG	C4-N9	-5.82	1.27	1.38
23	2K	8	4SU	C6-N1	5.61	1.42	1.35
23	2K	55	5MU	C4-C5	5.60	1.53	1.41
23	2L	33	OMC	C6-N1	5.59	1.42	1.35
23	2L	47	7MG	C6-C5	5.52	1.49	1.41
22	1K	46	7MG	C6-C5	5.35	1.48	1.41
22	1K	54	5MU	C4-C5	5.33	1.52	1.41
23	2L	55	5MU	C4-C5	5.32	1.52	1.41
22	1K	54	5MU	C2-N3	5.28	1.48	1.38
23	2K	33	OMC	C6-N1	5.03	1.42	1.35
23	2L	55	5MU	C2-N3	5.01	1.48	1.38
23	2L	47	7MG	C4-N9	-5.00	1.29	1.38
23	2K	47	7MG	C6-C5	4.99	1.48	1.41
22	1K	46	7MG	C4-N9	-4.93	1.29	1.38
23	2K	55	5MU	C2-N3	4.66	1.47	1.38
23	2K	33	OMC	C5-C4	4.16	1.51	1.41
23	2L	33	OMC	C2-N3	4.15	1.46	1.38
22	1K	55	PSU	C4-N3	3.85	1.39	1.33
23	2L	47	7MG	C2-N2	3.84	1.41	1.33
23	2K	47	7MG	C2-N2	3.83	1.41	1.33
23	2L	33	OMC	C5-C4	3.79	1.50	1.41
22	1K	46	7MG	C2-N2	3.65	1.41	1.33
23	2K	33	OMC	C2-N3	3.59	1.45	1.38
23	2L	56	PSU	C4-N3	3.57	1.39	1.33
23	2L	47	7MG	C5-N7	3.50	1.45	1.39
22	1K	46	7MG	C5-N7	3.49	1.45	1.39
23	2K	33	OMC	C4-N4	3.27	1.44	1.35
23	2K	55	5MU	C4-N3	-3.27	1.27	1.33
23	2L	55	5MU	C4-N3	-3.26	1.27	1.33
23	2K	47	7MG	C5-N7	3.22	1.45	1.39

Continued on next page...

Continued from previous page...

Mol	Chain	Res	Type	Atoms	Z	Observed(Å)	Ideal(Å)
23	2L	33	OMC	C4-N4	3.13	1.44	1.35
22	1K	32	PSU	C4-N3	3.12	1.38	1.33
22	1K	39	PSU	C4-N3	3.04	1.38	1.33
22	1K	54	5MU	C4-N3	-2.92	1.27	1.33
23	2K	56	PSU	C4-N3	2.85	1.38	1.33
23	2K	47	7MG	C2-N1	2.59	1.40	1.35
22	1K	37	MIA	C15-C14	2.31	1.56	1.50
22	1K	37	MIA	C4-N3	-2.12	1.32	1.35
22	1K	46	7MG	C2-N1	2.11	1.39	1.35
23	2L	47	7MG	C2-N1	2.05	1.39	1.35

All (85) bond angle outliers are listed below:

Mol	Chain	Res	Type	Atoms	Z	Observed(°)	Ideal(°)
22	1K	32	PSU	N1-C2-N3	-12.92	118.16	128.43
22	1K	39	PSU	N1-C2-N3	-12.37	118.60	128.43
22	1K	55	PSU	N1-C2-N3	-12.10	118.81	128.43
23	2L	56	PSU	N1-C2-N3	-11.17	119.55	128.43
23	2K	56	PSU	N1-C2-N3	-11.03	119.66	128.43
22	1K	37	MIA	C12-C13-C14	-7.83	111.90	127.14
22	1K	55	PSU	C4-N3-C2	7.41	121.40	115.14
22	1K	32	PSU	C4-N3-C2	7.17	121.19	115.14
22	1K	37	MIA	C5-C6-N1	-6.16	115.70	120.81
22	1K	39	PSU	C4-N3-C2	6.11	120.30	115.14
23	2K	55	5MU	C5-C6-N1	-5.87	115.86	122.19
23	2K	47	7MG	C5-C4-N9	5.68	114.41	106.44
22	1K	46	7MG	C5-C4-N9	5.63	114.33	106.44
22	1K	54	5MU	C4-N3-C2	5.60	119.87	115.14
22	1K	46	7MG	C4-C5-N7	5.52	115.42	106.98
23	2L	55	5MU	C5-C6-N1	-5.30	116.48	122.19
23	2L	56	PSU	C4-N3-C2	5.30	119.61	115.14
23	2K	56	PSU	C4-N3-C2	5.15	119.49	115.14
23	2L	47	7MG	C4-C5-N7	5.13	114.82	106.98
23	2L	47	7MG	C5-C4-N9	5.06	113.53	106.44
23	2L	33	OMC	C2-N3-C4	4.96	121.37	116.34
23	2L	47	7MG	C6-C5-C4	4.92	120.48	115.20
22	1K	46	7MG	CM7-N7-C5	4.91	142.87	124.01
22	1K	46	7MG	C6-C5-C4	4.90	120.46	115.20
23	2K	47	7MG	C4-C5-N7	4.86	114.41	106.98
23	2L	47	7MG	CM7-N7-C5	4.57	141.56	124.01
22	1K	55	PSU	C5-C4-N3	-4.57	119.48	125.36
23	2K	55	5MU	C4-N3-C2	4.52	118.96	115.14

Continued on next page...

Continued from previous page...

Mol	Chain	Res	Type	Atoms	Z	Observed(°)	Ideal(°)
23	2K	47	7MG	CM7-N7-C5	4.36	140.78	124.01
22	1K	46	7MG	C8-N7-C5	-4.21	97.99	108.94
23	2L	33	OMC	N4-C4-N3	4.13	123.02	116.49
23	2L	55	5MU	C4-N3-C2	4.04	118.55	115.14
23	2K	47	7MG	C6-C5-C4	3.90	119.38	115.20
23	2L	47	7MG	C5-C4-N3	-3.80	120.29	126.49
23	2K	33	OMC	C2-N3-C4	3.78	120.18	116.34
23	2L	56	PSU	C5-C4-N3	-3.76	120.52	125.36
22	1K	54	5MU	C5-C6-N1	-3.76	118.15	122.19
22	1K	46	7MG	C5-C4-N3	-3.74	120.38	126.49
23	2L	56	PSU	C5-C6-N1	-3.67	119.92	124.44
23	2L	56	PSU	C6-N1-C2	3.65	121.39	115.36
22	1K	37	MIA	C15-C14-C13	-3.61	112.21	122.65
23	2K	47	7MG	C4-N9-C1'	-3.60	118.04	126.60
23	2L	47	7MG	C8-N7-C5	-3.60	99.57	108.94
23	2K	47	7MG	N7-C8-N9	-3.59	98.25	103.38
22	1K	32	PSU	C5-C4-N3	-3.58	120.75	125.36
23	2K	47	7MG	C8-N7-C5	-3.57	99.65	108.94
23	2L	8	4SU	C5-C4-N3	-3.57	119.05	123.83
22	1K	37	MIA	C4-C5-N7	-3.52	105.73	109.40
22	1K	37	MIA	C16-C14-C13	-3.48	112.58	122.65
23	2K	47	7MG	N1-C2-N3	-3.48	119.97	125.42
22	1K	39	PSU	C6-N1-C2	3.47	121.08	115.36
23	2K	56	PSU	C5-C4-N3	-3.47	120.89	125.36
22	1K	55	PSU	C5-C1'-C2'	-3.47	109.13	115.32
22	1K	8	4SU	C2-N3-C4	3.40	120.08	115.15
23	2L	47	7MG	N1-C2-N3	-3.31	120.22	125.42
23	2L	8	4SU	C2-N3-C4	3.26	119.87	115.15
23	2L	47	7MG	N7-C8-N9	-3.24	98.75	103.38
22	1K	39	PSU	C5-C4-N3	-3.23	121.20	125.36
23	2K	56	PSU	O4'-C1'-C5	-3.20	104.98	109.93
23	2K	47	7MG	N3-C4-N9	-3.18	122.82	126.91
23	2K	56	PSU	C6-N1-C2	3.15	120.56	115.36
22	1K	37	MIA	C12-N6-C6	3.14	127.19	122.55
22	1K	46	7MG	N1-C2-N3	-3.11	120.55	125.42
22	1K	32	PSU	C6-N1-C2	3.08	120.45	115.36
23	2K	47	7MG	N2-C2-N1	3.06	122.00	117.25
22	1K	8	4SU	C5-C4-N3	-2.96	119.86	123.83
23	2K	47	7MG	C6-N1-C2	2.96	120.63	115.93
23	2K	33	OMC	N4-C4-N3	2.92	121.10	116.49
23	2L	33	OMC	C5-C4-N3	-2.91	118.36	121.72
22	1K	55	PSU	C6-N1-C2	2.83	120.03	115.36

Continued on next page...

Continued from previous page...

Mol	Chain	Res	Type	Atoms	Z	Observed(°)	Ideal(°)
23	2K	56	PSU	C5-C6-N1	-2.79	121.01	124.44
22	1K	46	7MG	C6-N1-C2	2.64	120.13	115.93
23	2K	8	4SU	C5-C4-N3	-2.62	120.32	123.83
22	1K	37	MIA	C16-C14-C15	-2.62	108.81	114.60
22	1K	39	PSU	C5-C6-N1	-2.50	121.37	124.44
23	2L	47	7MG	C6-N1-C2	2.40	119.75	115.93
23	2K	47	7MG	C5-C4-N3	-2.28	122.77	126.49
22	1K	37	MIA	C2-N1-C6	2.27	121.26	117.19
23	2K	47	7MG	C5-C6-N1	-2.23	118.56	123.14
22	1K	39	PSU	C5-C1'-C2'	-2.20	111.39	115.32
23	2L	33	OMC	C6-N1-C2	-2.18	117.73	121.20
23	2L	47	7MG	C2-N3-C4	2.14	119.81	113.89
22	1K	46	7MG	C2-N3-C4	2.02	119.48	113.89
23	2L	47	7MG	N2-C2-N3	2.02	120.39	117.25
22	1K	46	7MG	C5-C6-N1	-2.01	119.01	123.14

There are no chirality outliers.

All (15) torsion outliers are listed below:

Mol	Chain	Res	Type	Atoms
23	2K	8	4SU	O4'-C4'-C5'-O5'
23	2L	33	OMC	C2'-C1'-N1-C6
23	2K	33	OMC	C2'-C1'-N1-C6
22	1K	37	MIA	N1-C2-S10-C11
22	1K	37	MIA	N3-C2-S10-C11
22	1K	37	MIA	C12-C13-C14-C15
22	1K	37	MIA	C12-C13-C14-C16
23	2K	8	4SU	C3'-C4'-C5'-O5'
23	2L	8	4SU	O4'-C4'-C5'-O5'
23	2K	8	4SU	C4'-C5'-O5'-P
23	2L	8	4SU	C3'-C4'-C5'-O5'
23	2K	47	7MG	O4'-C4'-C5'-O5'
23	2L	47	7MG	O4'-C4'-C5'-O5'
22	1K	46	7MG	C3'-C4'-C5'-O5'
23	2L	56	PSU	O4'-C4'-C5'-O5'

There are no ring outliers.

12 monomers are involved in 25 short contacts:

Mol	Chain	Res	Type	Clashes	Symm-Clashes
23	2K	8	4SU	2	0

Continued on next page...

Continued from previous page...

Mol	Chain	Res	Type	Clashes	Symm-Clashes
23	2L	33	OMC	5	0
22	1K	55	PSU	1	0
23	2K	33	OMC	1	0
23	2L	8	4SU	1	0
22	1K	54	5MU	1	0
23	2K	55	5MU	3	0
23	2L	55	5MU	3	0
22	1K	46	7MG	3	0
23	2K	47	7MG	2	0
23	2L	47	7MG	1	0
22	1K	37	MIA	3	0

5.5 Carbohydrates [i](#)

There are no carbohydrates in this entry.

5.6 Ligand geometry [i](#)

Of 1253 ligands modelled in this entry, 1253 are monoatomic - leaving 0 for Mogul analysis.

There are no bond length outliers.

There are no bond angle outliers.

There are no chirality outliers.

There are no torsion outliers.

There are no ring outliers.

No monomer is involved in short contacts.

5.7 Other polymers [i](#)

There are no such residues in this entry.

5.8 Polymer linkage issues [i](#)

There are no chain breaks in this entry.

6 Fit of model and data ⓘ

6.1 Protein, DNA and RNA chains ⓘ

In the following table, the column labelled ‘#RSRZ> 2’ contains the number (and percentage) of RSRZ outliers, followed by percent RSRZ outliers for the chain as percentile scores relative to all X-ray entries and entries of similar resolution. The OWAB column contains the minimum, median, 95th percentile and maximum values of the occupancy-weighted average B-factor per residue. The column labelled ‘Q< 0.9’ lists the number of (and percentage) of residues with an average occupancy less than 0.9.

Mol	Chain	Analysed	<RSRZ>	#RSRZ>2			OWAB(Å ²)	Q<0.9
1	13	1498/1522 (98%)	0.21	45 (3%)	50	25	73, 122, 204, 309	0
1	1G	1497/1522 (98%)	0.24	74 (4%)	29	13	92, 145, 218, 318	0
2	12	237/256 (92%)	0.20	17 (7%)	15	5	168, 199, 220, 228	0
2	1E	237/256 (92%)	0.13	8 (3%)	45	22	132, 167, 193, 205	0
3	22	206/239 (86%)	0.04	7 (3%)	45	22	161, 182, 205, 218	0
3	2E	205/239 (85%)	-0.02	1 (0%)	91	79	103, 128, 161, 170	0
4	32	208/209 (99%)	0.59	18 (8%)	10	3	122, 144, 165, 174	0
4	3E	208/209 (99%)	0.77	30 (14%)	2	1	102, 129, 151, 165	0
5	42	151/162 (93%)	0.52	18 (11%)	4	1	136, 154, 171, 203	0
5	4E	151/162 (93%)	0.57	19 (12%)	3	1	97, 120, 143, 176	0
6	52	101/101 (100%)	-0.27	0	100	100	106, 127, 147, 161	0
6	5E	101/101 (100%)	-0.07	0	100	100	101, 123, 148, 161	0
7	62	155/156 (99%)	0.92	27 (17%)	1	0	136, 154, 182, 207	0
7	6E	155/156 (99%)	0.49	16 (10%)	6	2	124, 139, 168, 193	0
8	72	138/138 (100%)	1.28	42 (30%)	0	0	130, 158, 174, 179	0
8	7E	138/138 (100%)	0.90	26 (18%)	1	0	105, 129, 141, 149	0
9	82	127/128 (99%)	3.27	75 (59%)	0	0	141, 183, 204, 208	0
9	8E	127/128 (99%)	1.66	45 (35%)	0	0	107, 156, 179, 193	0
10	1A	99/105 (94%)	1.96	39 (39%)	0	0	153, 184, 203, 210	0
10	1I	99/105 (94%)	1.40	32 (32%)	0	0	102, 155, 187, 192	0
11	2A	116/129 (89%)	0.50	11 (9%)	8	2	111, 137, 158, 182	0
11	2I	116/129 (89%)	0.27	8 (6%)	16	6	90, 127, 153, 180	0
12	3A	125/132 (94%)	1.24	35 (28%)	0	0	109, 134, 160, 185	0
12	3I	125/132 (94%)	0.44	11 (8%)	10	3	83, 96, 131, 179	0

Continued on next page...

Continued from previous page...

Mol	Chain	Analysed	<RSRZ>	#RSRZ>2	OWAB(Å ²)	Q<0.9
13	4A	117/126 (92%)	1.15	30 (25%) 0 0	140, 184, 206, 216	0
13	4I	118/126 (93%)	0.25	7 (5%) 22 9	101, 139, 159, 170	0
14	5A	58/61 (95%)	4.97	46 (79%) 0 0	164, 179, 194, 201	0
14	5I	60/61 (98%)	1.88	24 (40%) 0 0	106, 118, 137, 147	0
15	6A	88/89 (98%)	0.81	12 (13%) 3 1	118, 139, 155, 159	0
15	6I	88/89 (98%)	1.02	21 (23%) 0 0	98, 125, 142, 154	0
16	7A	84/88 (95%)	1.04	19 (22%) 0 0	113, 132, 150, 174	0
16	7I	84/88 (95%)	3.10	55 (65%) 0 0	122, 135, 169, 187	0
17	8A	100/105 (95%)	1.17	21 (21%) 1 0	118, 138, 153, 176	0
17	8I	100/105 (95%)	0.66	14 (14%) 2 1	108, 127, 140, 145	0
18	9A	72/88 (81%)	0.04	2 (2%) 53 28	116, 142, 178, 198	0
18	9I	72/88 (81%)	0.10	0 100 100	109, 127, 162, 187	0
19	AA	78/93 (83%)	1.25	25 (32%) 0 0	172, 203, 216, 222	0
19	AI	81/93 (87%)	0.47	5 (6%) 20 8	109, 135, 160, 166	0
20	BA	99/106 (93%)	1.63	43 (43%) 0 0	108, 130, 158, 173	0
20	BI	99/106 (93%)	1.35	34 (34%) 0 0	129, 144, 177, 183	0
21	1B	25/27 (92%)	6.10	23 (92%) 0 0	147, 163, 179, 196	0
21	1F	25/27 (92%)	4.77	22 (88%) 0 0	114, 126, 139, 164	0
22	1K	69/76 (90%)	0.12	4 (5%) 23 9	101, 222, 265, 271	0
23	2K	72/77 (93%)	0.05	0 100 100	84, 108, 137, 146	0
23	2L	72/77 (93%)	-0.42	1 (1%) 75 53	96, 136, 166, 170	0
24	1L	76/76 (100%)	0.81	12 (15%) 2 0	147, 264, 289, 295	0
24	3K	76/76 (100%)	-0.06	2 (2%) 56 30	92, 255, 286, 289	0
24	3L	76/76 (100%)	0.49	9 (11%) 4 1	104, 264, 294, 299	0
25	4K	13/27 (48%)	0.92	0 100 100	88, 101, 151, 157	0
25	4L	9/27 (33%)	0.59	0 100 100	121, 154, 165, 175	0
26	14	2909/2917 (99%)	0.21	70 (2%) 59 34	67, 105, 270, 378	0
26	1H	2912/2917 (99%)	0.28	12 (0%) 92 82	56, 91, 253, 353	0
27	16	122/122 (100%)	-0.17	0 100 100	83, 111, 133, 217	0
27	1J	122/122 (100%)	-0.13	1 (0%) 86 70	107, 152, 174, 226	0
28	11	272/276 (98%)	0.50	8 (2%) 51 26	57, 83, 100, 110	0

Continued on next page...

Continued from previous page...

Mol	Chain	Analysed	<RSRZ>	#RSRZ>2		OWAB(Å ²)	Q<0.9
28	19	273/276 (98%)	0.90	40 (14%)	2 1	67, 94, 110, 125	0
29	21	205/206 (99%)	0.91	27 (13%)	3 1	66, 109, 151, 165	0
29	29	205/206 (99%)	1.30	67 (32%)	0 0	76, 113, 159, 183	0
30	31	202/210 (96%)	0.32	2 (0%)	82 63	60, 94, 130, 150	0
30	39	208/210 (99%)	0.43	14 (6%)	17 7	76, 123, 179, 199	0
31	41	181/182 (99%)	0.31	9 (4%)	28 12	100, 121, 159, 172	0
31	49	181/182 (99%)	1.07	41 (22%)	0 0	148, 169, 198, 209	0
32	51	174/180 (96%)	0.12	5 (2%)	51 26	99, 122, 139, 150	0
32	59	169/180 (93%)	1.64	62 (36%)	0 0	169, 218, 243, 258	0
33	61	146/148 (98%)	-0.02	4 (2%)	54 28	98, 155, 170, 175	0
33	69	146/148 (98%)	0.71	22 (15%)	2 1	102, 146, 170, 175	0
34	15	138/140 (98%)	1.27	35 (25%)	0 0	98, 129, 161, 185	0
34	58	138/140 (98%)	0.79	15 (10%)	5 2	81, 109, 148, 163	0
35	25	122/122 (100%)	0.51	9 (7%)	14 5	85, 107, 125, 135	0
35	68	122/122 (100%)	0.41	3 (2%)	57 32	75, 92, 111, 124	0
36	35	150/150 (100%)	1.13	40 (26%)	0 0	77, 128, 162, 198	0
36	78	150/150 (100%)	0.56	11 (7%)	15 5	64, 98, 124, 176	0
37	45	141/141 (100%)	2.38	78 (55%)	0 0	97, 129, 154, 167	0
37	88	138/141 (97%)	0.52	6 (4%)	35 16	70, 95, 115, 147	0
38	55	117/118 (99%)	0.97	20 (17%)	1 0	77, 97, 113, 133	0
38	98	118/118 (100%)	0.82	13 (11%)	5 2	79, 102, 125, 139	0
39	65	111/112 (99%)	1.38	36 (32%)	0 0	118, 145, 162, 172	0
39	A8	111/112 (99%)	0.36	4 (3%)	42 21	92, 107, 130, 144	0
40	75	137/146 (93%)	0.31	10 (7%)	15 5	96, 115, 173, 208	0
40	B8	137/146 (93%)	0.49	12 (8%)	10 3	86, 111, 170, 202	0
41	85	117/118 (99%)	0.79	17 (14%)	2 1	86, 115, 155, 180	0
41	C8	117/118 (99%)	0.86	19 (16%)	1 0	71, 98, 136, 147	0
42	95	101/101 (100%)	0.51	14 (13%)	2 1	86, 143, 161, 177	0
42	D8	101/101 (100%)	0.31	10 (9%)	7 2	73, 123, 149, 162	0
43	A5	113/113 (100%)	0.42	7 (6%)	20 8	77, 94, 124, 183	0
43	E8	113/113 (100%)	0.38	3 (2%)	54 28	75, 91, 125, 164	0

Continued on next page...

Continued from previous page...

Mol	Chain	Analysed	<RSRZ>	#RSRZ>2	OWAB(Å ²)	Q<0.9
44	B5	92/96 (95%)	0.68	8 (8%) 10 3	85, 102, 129, 133	0
44	F8	94/96 (97%)	0.29	1 (1%) 80 60	69, 88, 113, 128	0
45	C5	104/110 (94%)	1.29	25 (24%) 0 0	107, 137, 167, 175	0
45	G8	104/110 (94%)	0.30	0 100 100	87, 113, 147, 166	0
46	D5	179/206 (86%)	0.99	35 (19%) 1 0	139, 176, 263, 269	0
46	H8	175/206 (84%)	-0.05	1 (0%) 89 76	97, 139, 228, 236	0
47	E5	76/85 (89%)	1.90	35 (46%) 0 0	85, 111, 130, 169	0
47	I8	80/85 (94%)	1.09	20 (25%) 0 0	71, 90, 122, 131	0
48	F5	97/98 (98%)	1.73	32 (32%) 0 0	79, 102, 146, 163	0
48	J8	97/98 (98%)	1.14	14 (14%) 2 1	69, 91, 145, 176	0
49	G5	66/72 (91%)	0.19	2 (3%) 50 25	101, 121, 141, 167	0
49	K8	67/72 (93%)	0.39	2 (2%) 50 25	76, 96, 119, 154	0
50	H5	59/60 (98%)	1.04	13 (22%) 0 0	97, 126, 167, 182	0
50	L8	57/60 (95%)	0.18	0 100 100	77, 98, 120, 133	0
51	I5	63/71 (88%)	1.49	22 (34%) 0 0	179, 219, 236, 243	0
51	M8	66/71 (92%)	0.45	6 (9%) 9 3	128, 174, 203, 214	0
52	J5	56/60 (93%)	0.38	4 (7%) 16 6	77, 103, 150, 162	0
52	N8	58/60 (96%)	0.93	6 (10%) 6 2	68, 115, 186, 191	0
53	K5	45/54 (83%)	7.07	38 (84%) 0 0	153, 180, 196, 202	0
53	O8	45/54 (83%)	3.61	32 (71%) 0 0	131, 159, 177, 183	0
54	L5	46/49 (93%)	0.72	3 (6%) 18 7	64, 76, 89, 102	0
54	P8	45/49 (91%)	0.14	0 100 100	59, 64, 78, 92	0
55	M5	60/65 (92%)	2.18	36 (60%) 0 0	89, 101, 125, 147	0
55	Q8	61/65 (93%)	1.77	23 (37%) 0 0	74, 91, 117, 128	0
All	All	21042/21688 (97%)	0.57	2139 (10%) 6 2	56, 122, 214, 378	0

All (2139) RSRZ outliers are listed below:

Mol	Chain	Res	Type	RSRZ
53	K5	42	TRP	19.7
53	K5	51	GLU	19.1
24	3L	17	C	18.5
7	62	81	GLY	16.8
7	62	82	GLY	16.6

Continued on next page...

Continued from previous page...

Mol	Chain	Res	Type	RSRZ
53	K5	13	CYS	16.3
39	65	2	ALA	16.2
24	1L	76	A	13.2
8	72	1	MET	13.2
13	4A	102	ARG	12.5
53	K5	12	GLU	12.5
9	82	115	GLY	12.4
48	F5	98	LEU	12.4
53	K5	50	ARG	11.9
14	5A	10	ALA	11.7
53	K5	53	LYS	11.6
53	K5	14	THR	11.6
46	D5	179	ASP	11.6
14	5A	34	TYR	11.4
48	F5	97	LEU	11.4
48	J8	98	LEU	11.3
37	45	1	MET	11.2
21	1B	14	TRP	10.9
14	5A	31	ARG	10.7
53	K5	22	ALA	10.7
10	1A	59	SER	10.5
24	1L	71	G	10.5
10	1A	46	ARG	10.5
21	1F	26	LYS	10.5
7	6E	81	GLY	10.4
14	5A	38	GLY	10.3
53	K5	41	PRO	10.3
21	1F	17	THR	10.3
14	5A	39	LEU	10.2
21	1B	13	ILE	10.1
9	82	123	PRO	10.1
9	82	110	GLU	10.0
53	K5	21	TYR	10.0
9	82	66	ARG	9.9
10	1A	47	PHE	9.8
14	5A	32	SER	9.8
53	K5	49	HIS	9.7
53	K5	24	GLU	9.6
53	K5	39	TYR	9.6
53	K5	9	LEU	9.6
16	7I	32	TYR	9.5
7	62	80	VAL	9.4

Continued on next page...

Continued from previous page...

Mol	Chain	Res	Type	RSRZ
53	K5	26	ASN	9.4
9	82	69	GLY	9.3
52	N8	59	GLU	9.3
32	59	169	VAL	9.1
9	82	109	VAL	9.1
24	3L	34	G	9.0
9	82	116	LYS	9.0
53	O8	42	TRP	8.9
32	59	96	ALA	8.8
53	K5	52	VAL	8.8
19	AA	79	THR	8.8
21	1B	26	LYS	8.8
9	82	126	SER	8.7
53	K5	25	LYS	8.7
21	1B	25	LYS	8.7
16	7I	22	THR	8.7
9	82	127	LYS	8.7
21	1B	2	GLY	8.6
32	59	4	ILE	8.6
24	1L	72	C	8.6
10	1A	58	ASP	8.5
51	M8	55	ARG	8.5
9	8E	126	SER	8.5
16	7I	7	ALA	8.5
53	K5	23	THR	8.5
14	5A	35	ARG	8.5
19	AA	78	ARG	8.4
10	1A	55	LYS	8.4
55	Q8	34	TRP	8.3
14	5A	59	ALA	8.3
9	82	114	TYR	8.2
46	D5	178	GLU	8.2
10	1A	54	PHE	8.2
21	1B	24	ARG	8.2
9	82	12	GLU	8.2
11	2A	11	LYS	8.2
26	14	2901	C	8.2
39	A8	2	ALA	8.1
14	5A	36	PHE	8.1
14	5A	37	PHE	8.1
13	4A	101	GLN	8.1
21	1F	16	GLY	8.1

Continued on next page...

Continued from previous page...

Mol	Chain	Res	Type	RSRZ
33	69	1	MET	8.1
21	1B	9	ARG	8.0
20	BI	70	SER	8.0
21	1B	6	ARG	8.0
17	8A	101	ARG	8.0
9	82	125	TYR	7.9
36	35	150	ALA	7.9
13	4A	6	GLY	7.9
26	14	2902	C	7.9
32	59	94	TYR	7.9
46	D5	121	HIS	7.9
26	14	2146	C	7.8
35	25	1	MET	7.8
9	82	128	ARG	7.8
53	O8	49	HIS	7.8
9	82	14	VAL	7.8
53	K5	40	CYS	7.7
37	45	91	GLU	7.7
53	O8	25	LYS	7.6
22	1K	17	C	7.5
21	1F	15	ARG	7.5
14	5A	58	LYS	7.5
52	N8	60	VAL	7.5
9	8E	111	ARG	7.5
21	1B	21	TYR	7.5
20	BI	72	LEU	7.4
29	29	150	VAL	7.4
26	14	2147	G	7.4
21	1F	2	GLY	7.4
22	1K	76	A	7.4
10	1A	64	GLU	7.3
9	82	71	SER	7.3
53	K5	20	ASN	7.3
9	82	70	LYS	7.3
21	1B	22	ARG	7.3
14	5A	41	ARG	7.3
16	7I	31	LYS	7.2
9	82	65	VAL	7.2
14	5A	33	VAL	7.2
37	45	104	PHE	7.2
8	7E	1	MET	7.1
32	59	100	GLY	7.1

Continued on next page...

Continued from previous page...

Mol	Chain	Res	Type	RSRZ
48	J8	97	LEU	7.1
53	O8	18	ARG	7.1
21	1B	16	GLY	7.1
24	1L	75	C	7.1
29	29	151	TYR	7.1
37	45	65	PHE	7.1
53	K5	19	ARG	7.0
53	O8	53	LYS	7.0
8	72	2	LEU	7.0
16	7I	29	ASP	6.9
54	L5	1	MET	6.9
9	82	106	ALA	6.9
45	C5	59	GLY	6.9
14	5A	61	TRP	6.9
37	45	103	MET	6.9
9	8E	110	GLU	6.8
1	1G	1286	A	6.8
10	1I	64	GLU	6.8
21	1F	14	TRP	6.8
53	O8	20	ASN	6.8
10	1I	5	ARG	6.8
13	4A	103	THR	6.8
51	M8	66	SER	6.7
53	K5	18	ARG	6.7
52	N8	58	LEU	6.7
32	59	132	ARG	6.7
53	K5	11	LEU	6.7
48	J8	92	LYS	6.7
14	5A	30	ALA	6.7
10	1A	69	ASN	6.7
39	65	3	ARG	6.7
9	82	117	HIS	6.7
21	1B	10	ARG	6.6
47	E5	75	LEU	6.6
32	59	95	ARG	6.6
9	82	64	THR	6.6
21	1F	3	LYS	6.6
10	1A	62	HIS	6.6
39	65	5	THR	6.5
9	8E	36	TYR	6.5
36	35	110	TYR	6.5
16	7I	9	PHE	6.5

Continued on next page...

Continued from previous page...

Mol	Chain	Res	Type	RSRZ
20	BI	18	GLN	6.5
11	2A	13	GLN	6.5
9	8E	115	GLY	6.5
12	3A	19	ARG	6.5
14	5A	9	LYS	6.5
16	7I	59	TRP	6.5
32	59	115	VAL	6.5
31	49	138	GLN	6.5
21	1F	6	ARG	6.5
38	55	5	LYS	6.4
14	5A	21	TYR	6.4
32	59	107	VAL	6.4
14	5A	4	LYS	6.4
53	O8	44	ARG	6.4
31	49	34	LEU	6.3
9	8E	117	HIS	6.3
33	69	36	ALA	6.3
10	1A	40	LEU	6.3
13	4A	4	ILE	6.3
46	D5	146	ILE	6.3
9	82	113	LYS	6.3
9	82	10	ARG	6.3
9	82	36	TYR	6.3
32	59	155	SER	6.3
29	21	78	LEU	6.3
9	8E	127	LYS	6.3
48	F5	96	LYS	6.2
7	62	79	ARG	6.2
9	82	111	ARG	6.2
16	7I	28	ARG	6.2
51	I5	63	TYR	6.2
37	45	17	LEU	6.2
20	BA	69	GLY	6.2
14	5A	25	VAL	6.2
47	E5	76	GLY	6.2
7	62	41	ARG	6.2
12	3A	28	LYS	6.2
34	15	75	TYR	6.2
21	1B	23	PRO	6.2
9	82	118	LYS	6.2
21	1B	18	TYR	6.1
53	K5	10	LEU	6.1

Continued on next page...

Continued from previous page...

Mol	Chain	Res	Type	RSRZ
14	5A	22	THR	6.1
37	45	38	GLU	6.1
55	M5	40	GLU	6.1
13	4A	97	PRO	6.1
24	1L	73	A	6.1
11	2I	11	LYS	6.1
21	1F	18	TYR	6.0
24	3K	17	C	6.0
10	1A	48	THR	6.0
16	7I	27	LYS	6.0
7	6E	83	ALA	6.0
14	5A	23	ARG	6.0
10	1A	65	LEU	6.0
33	69	38	LEU	6.0
12	3A	20	LYS	6.0
53	K5	36	LEU	6.0
46	D5	115	GLY	6.0
12	3I	19	ARG	6.0
16	7I	6	LEU	5.9
26	1H	2477	C	5.9
32	59	89	ILE	5.9
14	5A	29	ARG	5.9
24	1L	17	C	5.9
21	1B	15	ARG	5.9
20	BA	70	SER	5.9
9	82	112	LYS	5.9
53	K5	45	LYS	5.9
53	O8	23	THR	5.9
37	45	66	ILE	5.9
2	1E	14	GLY	5.9
10	1I	66	ARG	5.8
9	8E	8	GLY	5.8
40	B8	106	SER	5.8
9	82	13	ALA	5.8
19	AA	82	GLY	5.8
9	82	7	THR	5.8
37	45	10	ARG	5.8
16	7I	1	MET	5.8
53	O8	9	LEU	5.8
45	C5	46	LYS	5.7
13	4A	99	ARG	5.7
14	5A	55	GLY	5.7

Continued on next page...

Continued from previous page...

Mol	Chain	Res	Type	RSRZ
14	5A	19	ARG	5.7
8	7E	2	LEU	5.7
29	29	205	ALA	5.7
9	82	108	VAL	5.7
48	J8	93	GLU	5.7
29	29	117	MET	5.7
13	4A	66	LEU	5.7
39	65	33	LYS	5.6
9	82	120	ARG	5.6
10	1I	46	ARG	5.6
10	1I	60	ARG	5.6
37	45	68	ILE	5.6
16	7I	62	VAL	5.6
7	6E	82	GLY	5.6
16	7I	66	PRO	5.6
11	2A	12	ARG	5.6
33	69	35	LEU	5.6
16	7I	18	ARG	5.6
53	O8	13	CYS	5.6
47	E5	21	LEU	5.6
53	K5	48	VAL	5.6
19	AA	80	TYR	5.6
29	21	205	ALA	5.6
16	7I	65	GLN	5.5
9	82	119	ALA	5.5
34	15	84	LYS	5.5
32	59	103	LEU	5.5
33	69	3	VAL	5.5
40	B8	1	MET	5.5
9	82	121	ARG	5.5
1	13	1286	A	5.5
32	59	90	LYS	5.5
27	1J	88	C	5.5
7	6E	79	ARG	5.5
12	3A	64	TYR	5.4
14	5A	26	ARG	5.4
26	1H	2799	A	5.4
7	62	37	ASN	5.4
1	1G	973	G	5.4
14	5A	60	SER	5.4
14	5A	8	GLU	5.4
38	55	4	LEU	5.4

Continued on next page...

Continued from previous page...

Mol	Chain	Res	Type	RSRZ
51	I5	52	THR	5.4
8	7E	3	THR	5.4
31	49	90	LEU	5.4
9	82	37	PHE	5.4
22	1K	73	A	5.4
8	72	3	THR	5.4
9	8E	114	TYR	5.3
47	E5	71	ASP	5.3
10	1A	60	ARG	5.3
45	C5	47	LYS	5.3
21	1B	5	ASP	5.3
2	12	132	LYS	5.3
14	5A	11	LYS	5.3
36	35	65	ARG	5.3
16	7I	12	LYS	5.3
21	1F	22	ARG	5.3
10	1A	57	LYS	5.2
8	72	89	PRO	5.2
9	82	8	GLY	5.2
10	1I	62	HIS	5.2
12	3A	32	PHE	5.2
14	5I	61	TRP	5.2
42	95	74	LYS	5.2
16	7I	30	GLY	5.2
17	8I	36	ILE	5.2
37	45	61	GLY	5.2
26	14	1092	C	5.2
16	7I	17	TYR	5.2
47	I8	43	THR	5.2
10	1A	56	HIS	5.2
7	62	78	ARG	5.2
9	8E	15	ALA	5.2
13	4A	100	GLY	5.1
8	72	133	LEU	5.1
38	55	9	LYS	5.1
53	K5	34	LEU	5.1
34	15	85	ILE	5.1
37	45	90	VAL	5.1
20	BI	15	ARG	5.1
34	58	72	TYR	5.1
9	82	67	GLY	5.1
45	C5	45	VAL	5.1

Continued on next page...

Continued from previous page...

Mol	Chain	Res	Type	RSRZ
9	82	42	ARG	5.1
7	62	83	ALA	5.1
10	1I	65	LEU	5.0
29	29	114	ALA	5.1
53	K5	46	HIS	5.0
46	D5	117	LEU	5.0
33	69	2	LYS	5.0
33	69	4	ILE	5.0
48	J8	96	LYS	5.0
53	K5	37	ARG	5.0
37	45	34	LEU	5.0
32	59	164	TYR	5.0
46	D5	119	GLU	5.0
10	1A	67	THR	5.0
32	59	88	LEU	5.0
14	5A	17	LYS	5.0
21	1F	25	LYS	5.0
9	8E	106	ALA	5.0
13	4I	102	ARG	5.0
32	59	99	VAL	4.9
36	35	18	ARG	4.9
21	1B	11	GLY	4.9
55	M5	16	ILE	4.9
16	7I	39	TYR	4.9
34	15	80	GLY	4.9
34	15	108	PRO	4.9
26	14	2119	A	4.9
9	8E	116	LYS	4.9
12	3A	128	ALA	4.9
32	59	92	ILE	4.9
34	58	83	LYS	4.9
21	1B	8	THR	4.9
2	12	133	LYS	4.9
53	O8	14	THR	4.9
12	3A	21	LYS	4.9
53	O8	26	ASN	4.9
53	K5	16	CYS	4.9
9	82	11	LYS	4.9
9	82	15	ALA	4.9
31	49	35	GLU	4.9
10	1A	39	PRO	4.9
31	49	75	LYS	4.8

Continued on next page...

Continued from previous page...

Mol	Chain	Res	Type	RSRZ
55	M5	22	VAL	4.8
16	7I	4	ILE	4.8
10	1I	47	PHE	4.8
17	8I	26	GLN	4.8
16	7I	19	ILE	4.8
15	6A	2	PRO	4.8
14	5A	15	LYS	4.8
38	55	8	ARG	4.8
53	O8	50	ARG	4.8
4	32	69	GLY	4.8
10	1A	66	ARG	4.8
16	7I	23	ASP	4.8
34	58	74	ARG	4.8
24	3L	16	U	4.8
9	8E	121	ARG	4.8
29	29	54	GLN	4.8
31	49	92	VAL	4.8
14	5A	7	ILE	4.7
9	82	122	ALA	4.7
48	F5	95	LEU	4.7
34	15	109	LYS	4.7
31	49	39	ILE	4.7
16	7I	10	GLY	4.7
10	1A	49	VAL	4.7
33	69	37	VAL	4.7
24	1L	74	C	4.7
33	69	11	ASN	4.7
14	5I	59	ALA	4.7
1	1G	1224	G	4.7
7	6E	84	ASN	4.7
8	72	90	GLY	4.7
32	59	93	GLY	4.7
33	69	12	LEU	4.7
32	59	170	ARG	4.7
9	8E	124	GLN	4.6
24	1L	1	G	4.6
1	1G	975	A	4.6
45	C5	44	ILE	4.6
14	5A	57	ARG	4.6
16	7I	21	VAL	4.6
16	7I	33	ILE	4.6
37	45	88	GLY	4.6

Continued on next page...

Continued from previous page...

Mol	Chain	Res	Type	RSRZ
37	45	32	TYR	4.6
34	15	79	PRO	4.6
29	21	204	ALA	4.6
15	6I	62	GLN	4.6
16	7I	2	VAL	4.6
9	8E	118	LYS	4.6
8	7E	4	ASP	4.6
14	5A	56	VAL	4.6
9	82	107	ARG	4.6
47	E5	39	ARG	4.6
46	D5	172	ALA	4.6
39	65	13	ARG	4.6
9	8E	120	ARG	4.6
17	8A	32	TYR	4.5
53	O8	19	ARG	4.5
9	82	124	GLN	4.5
34	15	73	THR	4.5
42	95	80	GLN	4.5
20	BA	71	THR	4.5
20	BA	83	ARG	4.5
53	O8	22	ALA	4.5
46	D5	168	GLU	4.5
51	I5	10	VAL	4.5
20	BI	68	LYS	4.5
55	Q8	27	THR	4.5
9	8E	119	ALA	4.5
37	45	99	PRO	4.5
9	8E	109	VAL	4.5
45	C5	29	GLU	4.5
16	7I	20	VAL	4.5
44	B5	68	ARG	4.5
29	29	76	ARG	4.5
14	5A	16	PHE	4.5
46	D5	116	VAL	4.5
36	35	35	HIS	4.5
37	45	41	TRP	4.4
21	1F	24	ARG	4.4
37	45	22	LYS	4.4
17	8I	35	VAL	4.4
9	8E	66	ARG	4.4
13	4A	26	GLY	4.4
31	49	36	LYS	4.4

Continued on next page...

Continued from previous page...

Mol	Chain	Res	Type	RSRZ
46	D5	151	HIS	4.4
38	98	9	LYS	4.4
40	75	99	LEU	4.4
12	3A	129	ALA	4.4
14	5I	30	ALA	4.4
37	45	33	GLY	4.4
37	45	64	ILE	4.4
10	1A	50	ILE	4.4
21	1B	3	LYS	4.4
32	59	106	THR	4.4
53	O8	15	GLU	4.4
9	82	30	GLY	4.4
47	I8	42	GLY	4.4
51	I5	5	ILE	4.3
16	7I	34	GLU	4.3
16	7I	35	LYS	4.3
26	14	2145	C	4.3
34	58	109	LYS	4.3
14	5I	28	GLY	4.3
32	59	114	VAL	4.3
7	6E	78	ARG	4.3
38	55	69	ASP	4.3
47	E5	22	GLY	4.3
31	41	26	GLN	4.3
37	45	93	TYR	4.3
31	49	139	LEU	4.3
8	7E	5	PRO	4.3
21	1B	17	THR	4.3
19	AI	71	LEU	4.3
10	1I	58	ASP	4.3
8	72	92	ARG	4.3
10	1I	45	ARG	4.3
46	D5	79	ARG	4.3
29	29	141	ILE	4.3
31	49	74	LYS	4.3
42	95	76	LYS	4.3
32	59	105	LEU	4.3
13	4A	7	VAL	4.3
9	82	68	GLY	4.3
14	5I	29	ARG	4.3
47	E5	44	ARG	4.3
16	7A	33	ILE	4.3

Continued on next page...

Continued from previous page...

Mol	Chain	Res	Type	RSRZ
53	O8	21	TYR	4.2
9	82	38	GLN	4.2
37	45	60	ARG	4.2
9	82	75	ASP	4.2
42	95	81	TYR	4.2
4	3E	209	ARG	4.2
21	1F	13	ILE	4.2
10	1A	70	ARG	4.2
53	O8	10	LEU	4.2
34	15	74	ARG	4.2
39	65	7	TYR	4.2
32	59	87	LEU	4.2
29	29	77	ILE	4.2
28	19	38	LYS	4.2
32	59	83	TYR	4.2
10	1I	48	THR	4.2
47	E5	42	GLY	4.2
1	1G	1117	G	4.2
10	1A	61	GLU	4.2
16	7A	1	MET	4.2
26	14	2118	U	4.2
14	5I	7	ILE	4.2
1	1G	1250	A	4.2
50	H5	28	LEU	4.2
10	1I	49	VAL	4.2
4	3E	3	ARG	4.1
20	BA	15	ARG	4.1
39	65	37	ALA	4.1
31	41	25	TYR	4.1
51	M8	64	GLY	4.1
17	8A	7	THR	4.1
13	4I	100	GLY	4.1
32	59	131	VAL	4.1
20	BA	72	LEU	4.1
16	7I	14	ASN	4.1
31	49	160	VAL	4.1
8	72	86	ILE	4.1
16	7I	36	ILE	4.1
33	69	21	VAL	4.1
34	15	81	GLY	4.1
37	45	105	GLU	4.1
16	7I	26	ARG	4.1

Continued on next page...

Continued from previous page...

Mol	Chain	Res	Type	RSRZ
40	B8	94	ALA	4.1
29	29	115	GLY	4.1
29	29	116	VAL	4.1
47	E5	41	ARG	4.1
20	BA	18	GLN	4.1
1	1G	974	A	4.1
38	55	68	ARG	4.1
8	72	88	LYS	4.1
55	Q8	35	GLN	4.1
8	72	58	TYR	4.1
26	14	1	G	4.1
36	35	16	ARG	4.1
47	E5	24	LYS	4.1
42	95	75	PHE	4.1
7	62	86	GLN	4.1
10	1A	34	VAL	4.1
14	5A	18	VAL	4.1
20	BA	68	LYS	4.1
29	29	149	ARG	4.1
41	C8	28	ARG	4.1
1	1G	1115	C	4.1
29	29	155	LYS	4.1
39	65	17	ARG	4.1
26	14	3	U	4.1
9	82	27	THR	4.1
20	BA	14	LYS	4.1
20	BA	80	ARG	4.1
20	BA	75	ASN	4.1
10	1I	63	PHE	4.0
37	45	69	PHE	4.0
16	7I	64	ALA	4.0
42	95	77	ALA	4.0
19	AA	76	PRO	4.0
10	1I	6	ILE	4.0
55	Q8	3	LYS	4.0
10	1I	71	LEU	4.0
51	I5	31	ILE	4.0
26	14	2144	U	4.0
10	1I	43	ARG	4.0
3	22	177	THR	4.0
20	BI	71	THR	4.0
37	45	6	ARG	4.0

Continued on next page...

Continued from previous page...

Mol	Chain	Res	Type	RSRZ
29	29	113	PHE	4.0
29	29	159	HIS	4.0
39	65	14	VAL	4.0
33	69	6	LEU	4.0
8	7E	89	PRO	4.0
48	F5	28	GLY	4.0
36	35	71	VAL	4.0
16	7I	3	LYS	4.0
16	7I	25	ARG	4.0
45	C5	34	LYS	4.0
26	14	2899	G	4.0
9	82	44	VAL	4.0
10	1A	63	PHE	4.0
26	14	2173	A	4.0
47	E5	74	ARG	3.9
8	72	22	GLU	3.9
21	1F	10	ARG	3.9
28	19	5	LYS	3.9
31	41	2	PRO	3.9
47	E5	72	ARG	3.9
10	1A	44	VAL	3.9
18	9A	88	LYS	3.9
46	D5	120	ILE	3.9
10	1A	68	HIS	3.9
8	72	59	LEU	3.9
32	59	129	THR	3.9
8	7E	91	ARG	3.9
13	4A	65	LYS	3.9
39	65	9	ARG	3.9
7	62	85	TYR	3.9
13	4A	98	VAL	3.9
24	3L	20	U	3.9
5	42	126	ARG	3.9
1	1G	1225	A	3.9
19	AA	35	SER	3.9
20	BA	76	ALA	3.9
50	H5	17	LYS	3.9
24	1L	3	C	3.9
46	H8	113	ALA	3.9
26	1H	2117	A	3.9
20	BI	66	ALA	3.9
10	1A	43	ARG	3.8

Continued on next page...

Continued from previous page...

Mol	Chain	Res	Type	RSRZ
39	65	10	ARG	3.8
40	B8	99	LEU	3.8
37	45	106	VAL	3.8
51	I5	32	TYR	3.8
55	M5	12	LYS	3.8
55	M5	44	LYS	3.8
29	21	75	VAL	3.8
37	45	12	GLN	3.8
12	3A	69	TYR	3.8
26	14	1093	G	3.8
5	42	130	ASN	3.8
40	75	104	ASN	3.8
9	82	63	ILE	3.8
14	5A	53	LEU	3.8
37	45	130	LYS	3.8
55	Q8	26	LYS	3.8
32	59	168	PRO	3.8
41	85	40	PHE	3.8
7	6E	16	LEU	3.8
16	7I	8	ARG	3.8
13	4A	2	ALA	3.8
53	O8	12	GLU	3.8
19	AA	84	GLY	3.7
55	Q8	57	ARG	3.7
7	62	16	LEU	3.7
4	3E	110	PHE	3.7
51	I5	54	GLY	3.7
17	8I	37	LYS	3.7
20	BA	29	LYS	3.7
32	51	172	LYS	3.7
16	7A	7	ALA	3.7
53	K5	43	CYS	3.7
46	D5	173	ALA	3.7
30	39	97	TYR	3.7
41	C8	56	ASP	3.7
24	3L	18	G	3.7
47	E5	69	PHE	3.7
34	15	48	MET	3.7
15	6I	60	VAL	3.7
47	E5	77	ARG	3.7
53	O8	43	CYS	3.7
9	82	40	LEU	3.7

Continued on next page...

Continued from previous page...

Mol	Chain	Res	Type	RSRZ
17	8A	24	GLU	3.7
34	58	84	LYS	3.7
1	13	134	A	3.7
16	7A	59	TRP	3.7
19	AA	53	ASN	3.7
8	7E	92	ARG	3.7
12	3A	5	PRO	3.7
15	6A	31	LEU	3.7
29	29	136	ARG	3.7
3	22	178	LEU	3.7
28	19	212	SER	3.7
34	15	116	LEU	3.7
35	25	33	ALA	3.7
17	8A	71	PHE	3.7
34	15	77	GLY	3.6
48	F5	3	LYS	3.6
51	I5	28	LYS	3.6
1	1G	1287	A	3.6
26	14	2111	C	3.6
39	65	20	ARG	3.6
36	35	149	GLU	3.6
9	8E	128	ARG	3.6
39	65	112	PHE	3.6
8	72	4	ASP	3.6
9	82	32	ASP	3.6
24	1L	70	G	3.6
44	B5	69	TYR	3.6
36	35	62	LEU	3.6
20	BI	79	ARG	3.6
9	8E	75	ASP	3.6
10	1I	61	GLU	3.6
29	29	160	TYR	3.6
36	35	45	LEU	3.6
26	14	1095	A	3.6
9	82	82	ALA	3.6
10	1I	50	ILE	3.6
29	29	59	VAL	3.6
36	35	107	LYS	3.6
34	15	76	SER	3.6
15	6I	48	LYS	3.6
44	B5	33	LYS	3.6
45	C5	48	ALA	3.6

Continued on next page...

Continued from previous page...

Mol	Chain	Res	Type	RSRZ
15	6I	65	ARG	3.6
51	I5	24	THR	3.6
7	62	13	GLN	3.6
55	Q8	21	LYS	3.6
55	M5	59	LYS	3.6
31	49	12	TYR	3.6
1	1G	825	G	3.6
1	1G	1249	C	3.6
4	3E	2	GLY	3.6
5	4E	123	LEU	3.6
46	D5	163	LEU	3.6
7	62	2	ALA	3.6
8	72	93	VAL	3.6
13	4A	73	GLU	3.6
53	K5	35	GLU	3.6
12	3I	20	LYS	3.6
29	21	76	ARG	3.6
51	I5	40	HIS	3.6
55	M5	3	LYS	3.6
9	82	102	LEU	3.6
31	49	94	LEU	3.6
9	82	9	ARG	3.6
10	1A	45	ARG	3.6
8	72	136	GLU	3.6
14	5I	2	ALA	3.6
53	K5	30	THR	3.6
2	1E	187	LEU	3.6
28	19	206	LEU	3.6
51	M8	59	PHE	3.6
47	E5	19	LYS	3.6
14	5A	12	ARG	3.5
1	13	230	G	3.5
4	32	209	ARG	3.5
17	8I	32	TYR	3.5
12	3I	91	LYS	3.5
9	82	35	GLU	3.5
15	6I	28	GLN	3.5
20	BA	63	ILE	3.5
7	62	32	ARG	3.5
9	82	72	GLY	3.5
20	BA	13	LEU	3.5
26	14	2170	A	3.5

Continued on next page...

Continued from previous page...

Mol	Chain	Res	Type	RSRZ
31	49	157	ILE	3.5
9	8E	125	TYR	3.5
37	45	8	LYS	3.5
38	55	13	HIS	3.5
4	32	83	SER	3.5
16	7A	26	ARG	3.5
47	E5	55	ARG	3.5
20	BI	29	LYS	3.5
20	BA	84	LEU	3.5
21	1B	4	GLY	3.5
9	82	62	TYR	3.5
40	B8	104	ASN	3.5
2	12	197	VAL	3.5
9	8E	7	THR	3.5
21	1F	9	ARG	3.5
53	O8	47	THR	3.5
40	75	6	LEU	3.5
53	K5	44	ARG	3.5
47	I8	46	LYS	3.5
4	3E	96	LEU	3.5
39	65	32	LEU	3.5
2	1E	188	ALA	3.5
36	35	64	LYS	3.5
10	1I	42	THR	3.5
48	J8	95	LEU	3.5
32	59	159	GLU	3.5
34	15	83	LYS	3.5
48	F5	10	LYS	3.5
16	7I	13	HIS	3.5
37	45	7	MET	3.5
10	1I	59	SER	3.5
20	BA	25	ARG	3.5
37	45	14	ARG	3.5
17	8A	4	LYS	3.5
34	58	71	ILE	3.5
39	65	35	ILE	3.5
8	72	84	ARG	3.5
47	E5	73	GLY	3.5
9	8E	112	LYS	3.5
29	21	90	THR	3.5
47	I8	40	GLN	3.5
13	4A	104	ARG	3.5

Continued on next page...

Continued from previous page...

Mol	Chain	Res	Type	RSRZ
41	C8	26	GLY	3.5
33	61	117	GLU	3.5
46	D5	176	PRO	3.5
20	BA	23	ARG	3.5
4	3E	137	SER	3.4
17	8A	68	ARG	3.4
52	J5	11	THR	3.4
4	3E	139	ARG	3.4
13	4I	104	ARG	3.4
34	15	72	TYR	3.4
4	32	70	ILE	3.4
17	8A	59	ILE	3.4
48	F5	94	LEU	3.4
8	7E	88	LYS	3.4
16	7I	68	ASP	3.4
16	7A	31	LYS	3.4
16	7A	32	TYR	3.4
33	61	113	ARG	3.4
20	BA	26	ASN	3.4
1	1G	1028(B)	C	3.4
5	42	45	PHE	3.4
2	12	118	LEU	3.4
3	22	206	GLU	3.4
14	5A	6	LEU	3.4
46	D5	9	TYR	3.4
53	O8	52	VAL	3.4
41	C8	29	SER	3.4
51	M8	56	VAL	3.4
9	82	33	PHE	3.4
26	1H	529	A	3.4
45	C5	5	MET	3.4
37	45	11	LYS	3.4
9	82	105	ASP	3.4
12	3A	48	PRO	3.4
15	6A	57	LEU	3.4
20	BA	65	LYS	3.4
19	AA	83	HIS	3.4
14	5A	47	LEU	3.4
20	BI	8	ARG	3.4
29	29	162	ALA	3.4
39	65	6	ALA	3.4
42	95	91	TYR	3.4

Continued on next page...

Continued from previous page...

Mol	Chain	Res	Type	RSRZ
45	C5	60	PHE	3.4
37	45	35	VAL	3.4
9	8E	42	ARG	3.4
1	1G	1202	G	3.4
14	5A	13	THR	3.4
48	F5	11	ARG	3.4
34	15	1	MET	3.4
38	55	10	LEU	3.3
1	1G	1251	A	3.3
20	BA	66	ALA	3.3
5	4E	122	GLU	3.3
9	82	73	GLN	3.3
16	7I	37	GLY	3.3
37	45	92	GLY	3.3
2	12	115	LEU	3.3
26	14	2319	G	3.3
4	3E	168	ARG	3.3
36	78	150	ALA	3.3
47	I8	57	PHE	3.3
50	H5	10	LYS	3.3
2	12	152	PHE	3.3
9	82	43	ALA	3.3
41	85	52	ARG	3.3
9	8E	123	PRO	3.3
13	4I	97	PRO	3.3
38	98	69	ASP	3.3
28	19	217	ARG	3.3
43	A5	92	ARG	3.3
35	25	32	TYR	3.3
9	8E	10	ARG	3.3
31	49	37	VAL	3.3
50	H5	12	PRO	3.3
7	62	4	ARG	3.3
31	49	28	VAL	3.3
32	59	37	VAL	3.3
55	M5	4	MET	3.3
26	14	2799	A	3.3
46	D5	118	GLN	3.3
1	1G	1001	G	3.3
24	3L	19	G	3.3
40	75	50	ILE	3.3
26	14	1026	U	3.3

Continued on next page...

Continued from previous page...

Mol	Chain	Res	Type	RSRZ
26	14	1537	C	3.3
29	29	154	LYS	3.3
29	29	122	PHE	3.3
41	C8	27	LEU	3.3
1	1G	1223	C	3.3
31	41	23	PHE	3.3
37	45	97	VAL	3.3
19	AA	12	ASP	3.3
20	BA	104	LEU	3.3
34	15	78	TYR	3.3
7	62	36	LYS	3.3
9	82	78	LYS	3.3
26	14	2148	G	3.3
10	1I	98	ILE	3.3
29	29	157	ALA	3.3
9	8E	78	LYS	3.3
13	4A	92	HIS	3.2
37	88	104	PHE	3.2
45	C5	24	VAL	3.2
31	49	155	MET	3.2
38	98	7	GLY	3.2
39	65	4	LEU	3.2
52	J5	2	ALA	3.2
20	BI	23	ARG	3.2
22	1K	75	C	3.2
29	29	75	VAL	3.2
34	15	46	VAL	3.2
9	8E	102	LEU	3.2
14	5A	44	LEU	3.2
9	8E	37	PHE	3.2
19	AA	36	ARG	3.2
20	BA	79	ARG	3.2
37	45	29	PHE	3.2
16	7I	16	HIS	3.2
29	29	163	GLU	3.2
5	4E	11	ILE	3.2
5	4E	89	ILE	3.2
19	AA	69	HIS	3.2
39	65	11	LYS	3.2
32	59	97	ARG	3.2
37	45	73	PRO	3.2
31	49	159	VAL	3.2

Continued on next page...

Continued from previous page...

Mol	Chain	Res	Type	RSRZ
41	85	47	TYR	3.2
42	D8	81	TYR	3.2
7	6E	32	ARG	3.2
15	6A	59	MET	3.2
31	49	96	ARG	3.2
42	95	83	ARG	3.2
43	A5	82	LEU	3.2
16	7I	15	PRO	3.2
8	72	17	THR	3.2
12	3A	15	ARG	3.2
29	21	79	ARG	3.2
17	8A	8	GLY	3.2
46	D5	147	GLY	3.2
45	C5	66	PRO	3.2
32	59	153	LYS	3.2
12	3A	16	GLU	3.2
30	39	82	ILE	3.2
38	98	67	LEU	3.2
20	BA	74	LYS	3.2
21	1F	23	PRO	3.2
50	H5	15	TYR	3.2
1	13	1032(A)	G	3.2
9	82	31	GLN	3.2
19	AA	70	LYS	3.2
47	E5	45	PHE	3.2
50	H5	19	GLN	3.2
5	42	24	ARG	3.2
47	I8	41	ARG	3.2
4	3E	135	LEU	3.2
46	D5	76	LEU	3.2
37	45	129	THR	3.2
51	I5	46	GLN	3.2
1	1G	1116	C	3.2
5	4E	81	GLU	3.2
16	7I	38	TYR	3.2
10	1I	57	LYS	3.2
15	6I	31	LEU	3.2
31	49	175	LEU	3.2
13	4A	5	ALA	3.2
13	4A	87	TYR	3.2
36	35	47	ASP	3.2
48	F5	93	GLU	3.2

Continued on next page...

Continued from previous page...

Mol	Chain	Res	Type	RSRZ
8	72	55	GLY	3.1
13	4I	96	LEU	3.1
33	61	118	LYS	3.1
29	29	112	GLY	3.1
3	22	10	PHE	3.1
9	8E	9	ARG	3.1
34	15	115	ARG	3.1
9	8E	14	VAL	3.1
20	BA	78	ALA	3.1
33	69	18	VAL	3.1
41	85	6	THR	3.1
20	BI	20	LEU	3.1
26	1H	2116	G	3.1
21	1F	20	LYS	3.1
30	31	40	GLN	3.1
10	1I	40	LEU	3.1
11	2I	12	ARG	3.1
29	29	105	THR	3.1
32	51	171	LEU	3.1
32	59	112	PRO	3.1
41	85	3	ARG	3.1
53	O8	37	ARG	3.1
8	7E	131	GLY	3.1
42	95	70	ILE	3.1
55	Q8	48	PHE	3.1
26	14	2114	A	3.1
26	14	2125	G	3.1
29	29	111	ARG	3.1
32	59	161	GLY	3.1
10	1A	11	PHE	3.1
48	J8	70	VAL	3.1
53	O8	33	LYS	3.1
37	45	80	GLU	3.1
53	O8	48	VAL	3.1
14	5A	54	PRO	3.1
11	2A	126	ARG	3.1
28	19	211	ARG	3.1
2	1E	27	LYS	3.1
19	AA	13	ASP	3.1
15	6I	72	ARG	3.1
34	15	86	PRO	3.1
47	E5	38	VAL	3.1

Continued on next page...

Continued from previous page...

Mol	Chain	Res	Type	RSRZ
47	E5	53	MET	3.1
38	55	70	LEU	3.1
46	D5	125	LEU	3.1
51	I5	9	LEU	3.1
48	F5	32	LYS	3.1
34	58	115	ARG	3.1
47	E5	23	VAL	3.1
4	32	19	LEU	3.1
5	42	88	LYS	3.1
8	72	112	LEU	3.1
37	45	98	LYS	3.1
55	Q8	5	LYS	3.1
15	6I	27	VAL	3.1
16	7I	67	THR	3.1
37	45	140	ALA	3.1
9	82	77	ILE	3.1
55	M5	13	ARG	3.1
9	82	28	VAL	3.1
7	62	88	PRO	3.1
10	1A	41	PRO	3.1
51	I5	11	PRO	3.1
1	13	1367	C	3.1
8	7E	93	VAL	3.1
7	62	38	LEU	3.1
20	BA	17	ARG	3.1
20	BA	67	ALA	3.1
7	6E	5	ARG	3.0
8	72	91	ARG	3.0
28	19	37	LEU	3.0
1	1G	1357	A	3.0
34	15	44	PRO	3.0
39	65	87	PHE	3.0
13	4A	88	ARG	3.0
16	7A	64	ALA	3.0
32	59	85	LYS	3.0
1	1G	876	G	3.0
21	1F	4	GLY	3.0
39	65	18	ILE	3.0
47	I8	52	GLY	3.0
14	5I	31	ARG	3.0
26	14	1046	A	3.0
38	55	14	SER	3.0

Continued on next page...

Continued from previous page...

Mol	Chain	Res	Type	RSRZ
47	I8	53	MET	3.0
7	62	42	ILE	3.0
19	AA	40	ILE	3.0
55	M5	41	ILE	3.0
7	6E	35	LYS	3.0
29	21	195	LEU	3.0
48	F5	92	LYS	3.0
55	Q8	6	THR	3.0
29	21	4	ILE	3.0
4	3E	93	PHE	3.0
28	19	235	GLY	3.0
34	58	73	THR	3.0
38	55	2	ARG	3.0
20	BA	62	LEU	3.0
37	45	39	PRO	3.0
10	1I	54	PHE	3.0
15	6A	68	ARG	3.0
17	8I	27	PHE	3.0
2	1E	31	TYR	3.0
19	AA	49	ILE	3.0
31	49	161	THR	3.0
26	1H	654(K)	C	3.0
1	1G	1248	A	3.0
4	3E	21	LEU	3.0
9	82	79	LEU	3.0
41	85	20	LEU	3.0
55	Q8	62	LEU	3.0
32	51	3	ARG	3.0
10	1A	10	GLY	3.0
12	3A	68	ALA	3.0
14	5I	32	SER	3.0
39	65	93	LYS	3.0
1	1G	1285	A	3.0
10	1I	55	LYS	3.0
41	C8	34	LYS	3.0
55	M5	26	LYS	3.0
29	29	192	ASN	3.0
8	72	18	ARG	3.0
20	BI	80	ARG	3.0
1	1G	1358	U	3.0
8	72	56	LYS	3.0
47	E5	40	GLN	3.0

Continued on next page...

Continued from previous page...

Mol	Chain	Res	Type	RSRZ
26	14	2138	C	3.0
34	15	82	LEU	3.0
14	5I	17	LYS	3.0
20	BI	14	LYS	3.0
29	29	152	LYS	3.0
39	65	57	LYS	3.0
45	C5	63	LYS	3.0
50	H5	20	LYS	3.0
1	13	1354	C	3.0
1	1G	1367	C	3.0
8	72	25	ASP	3.0
10	1A	51	ARG	3.0
13	4A	94	ARG	3.0
16	7A	6	LEU	3.0
29	21	72	VAL	3.0
1	1G	1236	A	3.0
36	35	42	SER	3.0
10	1I	67	THR	3.0
28	19	55	GLY	2.9
30	39	92	PRO	3.0
4	32	122	ARG	2.9
5	42	14	ARG	2.9
41	C8	25	TRP	2.9
36	35	13	ASN	2.9
47	I8	45	PHE	2.9
20	BA	73	HIS	2.9
33	69	16	GLY	2.9
4	3E	138	TYR	2.9
37	45	20	ALA	2.9
46	D5	51	ALA	2.9
48	F5	21	ARG	2.9
20	BI	67	ALA	2.9
26	14	1536	A	2.9
32	59	141	VAL	2.9
42	D8	38	LEU	2.9
45	C5	49	VAL	2.9
49	K8	69	ARG	2.9
8	72	6	ILE	2.9
14	5A	42	ILE	2.9
26	14	2318	G	2.9
29	29	137	HIS	2.9
37	45	37	LEU	2.9

Continued on next page...

Continued from previous page...

Mol	Chain	Res	Type	RSRZ
2	12	28	PHE	2.9
14	5I	57	ARG	2.9
15	6I	54	ARG	2.9
36	35	46	LYS	2.9
33	69	34	GLY	2.9
37	45	100	GLY	2.9
5	42	119	LEU	2.9
8	7E	85	ARG	2.9
55	M5	34	TRP	2.9
40	75	98	LYS	2.9
45	C5	64	GLU	2.9
37	45	120	ILE	2.9
32	59	130	ARG	2.9
37	45	5	ARG	2.9
29	29	203	LYS	2.9
1	13	1325	C	2.9
8	7E	90	GLY	2.9
20	BI	17	ARG	2.9
5	42	84	PHE	2.9
36	35	51	PHE	2.9
17	8A	11	VAL	2.9
12	3A	47	LYS	2.9
2	12	40	HIS	2.9
26	14	1661	G	2.9
31	49	27	ASN	2.9
51	I5	7	PRO	2.9
1	13	1032	A	2.9
15	6I	63	ARG	2.9
28	19	39	LYS	2.9
20	BI	16	HIS	2.9
31	49	95	ARG	2.9
55	M5	2	PRO	2.9
1	1G	977	A	2.9
8	7E	133	LEU	2.9
13	4A	105	THR	2.9
20	BI	63	ILE	2.9
55	M5	23	VAL	2.9
51	I5	42	PHE	2.9
9	8E	105	ASP	2.9
33	69	20	ASP	2.9
1	13	311	C	2.9
1	13	229	U	2.9

Continued on next page...

Continued from previous page...

Mol	Chain	Res	Type	RSRZ
1	13	111	G	2.9
36	35	38	GLN	2.9
29	29	145	LYS	2.9
55	M5	8	LYS	2.9
8	72	61	VAL	2.8
12	3I	90	VAL	2.8
1	1G	972	C	2.8
10	1A	42	THR	2.8
26	14	2164	C	2.8
29	29	107	THR	2.8
12	3I	17	LYS	2.8
51	I5	30	GLU	2.8
55	M5	21	LYS	2.8
1	1G	1373	G	2.8
28	19	257	LEU	2.8
16	7A	9	PHE	2.8
29	29	156	MET	2.8
20	BA	22	ARG	2.8
30	39	72	ARG	2.8
37	45	40	ALA	2.8
1	1G	1354	C	2.8
12	3A	85	ILE	2.8
39	65	12	PHE	2.8
40	B8	101	PHE	2.8
55	M5	15	LYS	2.8
19	AI	38	SER	2.8
11	2A	25	TYR	2.8
20	BI	9	ASN	2.8
29	29	24	THR	2.8
36	35	30	THR	2.8
30	39	93	LYS	2.8
39	65	91	PRO	2.8
26	14	2713	A	2.8
1	13	112	G	2.8
19	AI	78	ARG	2.8
13	4A	25	ILE	2.8
24	3L	60	U	2.8
46	D5	78	LYS	2.8
29	21	147	PRO	2.8
14	5I	60	SER	2.8
28	19	155	LEU	2.8
1	1G	966	G	2.8

Continued on next page...

Continued from previous page...

Mol	Chain	Res	Type	RSRZ
20	BI	106	ALA	2.8
20	BA	81	LYS	2.8
40	75	100	TYR	2.8
42	95	78	LYS	2.8
53	O8	34	LEU	2.8
36	78	30	THR	2.8
1	13	1364	U	2.8
4	3E	111	ALA	2.8
8	72	12	ARG	2.8
11	2I	126	ARG	2.8
28	19	4	LYS	2.8
38	98	17	ARG	2.8
1	13	1033	G	2.8
7	6E	34	GLY	2.8
14	5A	27	CYS	2.8
16	7I	11	SER	2.8
46	D5	141	VAL	2.8
32	59	86	GLU	2.8
38	55	21	TYR	2.8
41	C8	35	ALA	2.8
15	6A	62	GLN	2.8
9	82	74	ILE	2.8
32	59	162	ILE	2.8
12	3A	8	ASN	2.8
14	5I	8	GLU	2.8
16	7I	5	ARG	2.8
8	7E	112	LEU	2.8
9	82	76	ALA	2.8
12	3A	98	TYR	2.8
13	4A	90	LEU	2.8
47	I8	76	GLY	2.8
2	12	135	GLN	2.8
2	12	163	PHE	2.8
8	72	111	ILE	2.8
20	BI	21	LYS	2.8
36	78	64	LYS	2.8
55	Q8	13	ARG	2.8
8	7E	9	MET	2.8
1	1G	1226	C	2.8
28	19	177	LEU	2.8
41	85	56	ASP	2.8
31	49	152	LEU	2.8

Continued on next page...

Continued from previous page...

Mol	Chain	Res	Type	RSRZ
39	65	58	LEU	2.8
46	D5	149	SER	2.8
53	O8	40	CYS	2.8
14	5I	37	PHE	2.8
20	BI	38	LYS	2.8
28	19	254	THR	2.8
26	14	2113	U	2.7
4	32	11	LEU	2.7
40	B8	114	LEU	2.7
1	13	609	A	2.7
8	72	131	GLY	2.7
9	8E	122	ALA	2.7
14	5I	3	ARG	2.7
29	21	152	LYS	2.7
53	K5	31	PRO	2.7
41	85	25	TRP	2.7
29	29	51	PHE	2.7
43	A5	81	ALA	2.7
14	5I	22	THR	2.7
40	B8	93	ARG	2.7
19	AI	75	ALA	2.7
5	4E	129	ILE	2.7
29	21	55	ASN	2.7
29	29	143	ASN	2.7
1	1G	1033	G	2.7
16	7A	25	ARG	2.7
20	BI	69	GLY	2.7
29	21	67	PHE	2.7
31	49	89	GLY	2.7
32	59	113	VAL	2.7
8	7E	83	ILE	2.7
26	14	2142	C	2.7
41	C8	37	GLU	2.7
17	8A	37	LYS	2.7
21	1B	12	LYS	2.7
24	3L	35	A	2.7
26	1H	2476	A	2.7
26	14	2112	G	2.7
34	15	117	PHE	2.7
20	BI	33	ILE	2.7
34	15	114	ARG	2.7
36	35	33	ARG	2.7

Continued on next page...

Continued from previous page...

Mol	Chain	Res	Type	RSRZ
52	J5	10	LYS	2.7
55	M5	57	ARG	2.7
1	13	43	C	2.7
19	AA	38	SER	2.7
47	E5	57	PHE	2.7
3	22	30	ARG	2.7
54	L5	14	LYS	2.7
7	6E	33	ASP	2.7
30	39	96	ASP	2.7
39	65	19	LYS	2.7
45	C5	23	ARG	2.7
5	42	123	LEU	2.7
55	M5	61	LEU	2.7
1	13	815	A	2.7
29	29	11	MET	2.7
9	8E	65	VAL	2.7
11	2A	118	GLY	2.7
17	8A	38	ARG	2.7
1	13	754	C	2.7
26	14	2161	C	2.7
31	41	34	LEU	2.7
53	O8	36	LEU	2.7
5	4E	88	LYS	2.7
9	8E	101	PHE	2.7
17	8A	69	LYS	2.7
36	35	27	HIS	2.7
55	Q8	28	GLY	2.7
48	F5	5	CYS	2.7
12	3A	7	ILE	2.7
20	BA	12	ALA	2.7
37	45	89	ASN	2.7
38	55	65	LEU	2.7
4	3E	124	GLY	2.7
28	11	210	GLY	2.7
36	35	68	GLN	2.7
5	42	81	GLU	2.7
29	29	167	VAL	2.7
31	49	137	GLU	2.7
55	M5	58	ILE	2.7
20	BA	21	LYS	2.7
29	29	121	ASN	2.7
51	I5	44	THR	2.7

Continued on next page...

Continued from previous page...

Mol	Chain	Res	Type	RSRZ
1	13	742	G	2.7
2	12	136	VAL	2.7
9	82	39	GLY	2.7
37	45	30	GLY	2.7
55	Q8	43	GLN	2.7
12	3A	18	VAL	2.7
7	6E	85	TYR	2.6
37	45	74	TYR	2.6
47	E5	18	ALA	2.7
4	3E	201	GLN	2.6
5	42	13	ILE	2.6
17	8I	28	PRO	2.6
29	29	191	PRO	2.6
16	7I	42	ARG	2.6
46	D5	171	ILE	2.6
29	21	52	LEU	2.6
29	29	140	SER	2.6
31	49	135	LEU	2.6
2	12	14	GLY	2.6
45	C5	58	GLY	2.6
3	2E	193	TYR	2.6
8	72	13	ILE	2.6
9	8E	40	LEU	2.6
12	3I	5	PRO	2.6
17	8A	36	ILE	2.6
17	8A	60	ILE	2.6
29	21	187	ALA	2.6
1	1G	879	C	2.6
1	13	1031	G	2.6
20	BA	64	ASP	2.6
26	14	1998	G	2.6
55	M5	35	GLN	2.6
7	62	39	ALA	2.6
10	1I	8	LEU	2.6
31	49	23	PHE	2.6
34	15	37	LYS	2.6
38	98	14	SER	2.6
41	85	29	SER	2.6
8	7E	132	GLU	2.6
34	15	90	MET	2.6
35	68	1	MET	2.6
46	D5	96	VAL	2.6

Continued on next page...

Continued from previous page...

Mol	Chain	Res	Type	RSRZ
38	55	71	GLN	2.6
8	72	10	LEU	2.6
15	6I	87	ILE	2.6
19	AA	71	LEU	2.6
39	65	36	TYR	2.6
48	F5	63	ALA	2.6
53	O8	11	LEU	2.6
1	1G	1353	G	2.6
26	14	944	G	2.6
28	19	246	PRO	2.6
53	K5	38	LYS	2.6
29	21	91	VAL	2.6
29	29	119	ARG	2.6
36	35	26	GLY	2.6
15	6A	25	THR	2.6
33	69	5	LEU	2.6
2	12	131	PRO	2.6
29	29	104	VAL	2.6
41	C8	30	LYS	2.6
48	F5	90	ILE	2.6
4	32	68	TYR	2.6
20	BI	59	ALA	2.6
16	7A	69	THR	2.6
20	BI	22	ARG	2.6
8	72	5	PRO	2.6
13	4I	98	VAL	2.6
31	49	15	VAL	2.6
37	45	94	VAL	2.6
39	65	28	VAL	2.6
55	M5	14	VAL	2.6
5	4E	13	ILE	2.6
12	3A	13	LYS	2.6
28	19	147	LEU	2.6
36	35	108	LYS	2.6
45	C5	61	ILE	2.6
17	8I	91	ARG	2.6
17	8I	29	HIS	2.6
29	21	154	LYS	2.6
10	1I	38	ILE	2.6
15	6I	66	LEU	2.6
17	8I	31	LEU	2.6
39	A8	9	ARG	2.6

Continued on next page...

Continued from previous page...

Mol	Chain	Res	Type	RSRZ
28	19	247	ALA	2.6
46	D5	169	GLU	2.6
34	15	70	LYS	2.6
46	D5	170	THR	2.6
29	29	132	HIS	2.6
41	85	49	HIS	2.6
40	B8	115	ARG	2.6
26	14	2167	U	2.6
16	7I	61	SER	2.6
28	19	90	ALA	2.6
46	D5	164	ALA	2.6
10	1I	44	VAL	2.6
29	29	133	LYS	2.6
34	15	45	ASN	2.6
41	C8	118	GLY	2.6
5	42	15	ARG	2.6
29	21	199	ARG	2.6
26	14	2	G	2.6
1	1G	1362	C	2.6
42	D8	75	PHE	2.6
11	2I	124	LYS	2.6
32	59	104	GLU	2.6
48	J8	69	LYS	2.6
55	M5	56	GLU	2.6
38	55	17	ARG	2.6
20	BA	16	HIS	2.6
14	5I	10	ALA	2.5
20	BA	27	LYS	2.5
34	58	75	TYR	2.5
55	M5	29	LYS	2.5
1	1G	963	G	2.5
16	7I	53	VAL	2.5
50	H5	9	VAL	2.5
55	M5	30	ARG	2.5
32	59	57	ASP	2.5
34	58	76	SER	2.5
2	1E	11	LEU	2.5
8	72	9	MET	2.5
17	8I	34	LYS	2.5
37	45	63	LYS	2.5
36	78	110	TYR	2.5
29	29	106	GLY	2.5

Continued on next page...

Continued from previous page...

Mol	Chain	Res	Type	RSRZ
1	1G	994	A	2.5
38	98	10	LEU	2.5
39	65	73	LEU	2.5
47	E5	59	LEU	2.5
12	3A	23	LYS	2.5
7	6E	86	GLN	2.5
16	7A	63	GLY	2.5
21	1F	11	GLY	2.5
48	F5	62	VAL	2.5
32	59	160	LYS	2.5
55	Q8	61	LEU	2.5
26	14	960	A	2.5
30	39	95	ARG	2.5
37	45	101	ARG	2.5
41	85	2	PRO	2.5
37	45	53	ALA	2.5
55	Q8	7	HIS	2.5
1	1G	1029	G	2.5
48	F5	69	LYS	2.5
41	C8	40	PHE	2.5
21	1F	5	ASP	2.5
9	82	17	VAL	2.5
37	45	96	VAL	2.5
16	7I	60	LEU	2.5
55	M5	27	THR	2.5
9	82	18	PHE	2.5
34	15	51	PHE	2.5
47	I8	39	ARG	2.5
55	M5	46	ARG	2.5
31	49	13	GLU	2.5
43	A5	94	ASP	2.5
14	5I	58	LYS	2.5
36	78	107	LYS	2.5
55	Q8	2	PRO	2.5
35	68	122	LEU	2.5
37	45	125	LEU	2.5
47	I8	59	LEU	2.5
14	5I	13	THR	2.5
33	69	40	THR	2.5
35	25	65	THR	2.5
32	59	41	MET	2.5
4	3E	203	VAL	2.5

Continued on next page...

Continued from previous page...

Mol	Chain	Res	Type	RSRZ
8	7E	95	VAL	2.5
36	35	28	GLY	2.5
38	98	15	SER	2.5
38	55	7	GLY	2.5
4	32	76	ARG	2.5
5	42	25	ARG	2.5
15	6A	65	ARG	2.5
48	F5	66	HIS	2.5
50	H5	8	LEU	2.5
8	72	31	PHE	2.5
31	41	27	ASN	2.5
40	75	101	PHE	2.5
1	1G	983	A	2.5
26	14	571	A	2.5
28	19	182	LEU	2.5
36	35	48	PRO	2.5
44	B5	54	VAL	2.5
13	4A	96	LEU	2.5
48	F5	64	ALA	2.5
29	29	120	TRP	2.5
34	15	118	LYS	2.5
47	E5	12	ASN	2.5
28	19	54	ARG	2.5
36	35	50	ARG	2.5
16	7I	49	LEU	2.5
36	35	53	GLY	2.5
45	C5	39	VAL	2.5
1	13	389	A	2.5
37	45	67	ARG	2.5
41	C8	38	THR	2.5
1	1G	1032(B)	G	2.5
11	2I	25	TYR	2.5
12	3A	84	LEU	2.5
17	8I	98	LEU	2.5
37	45	102	VAL	2.5
9	8E	113	LYS	2.5
43	E8	113	LYS	2.5
1	13	1366	C	2.5
1	1G	132	C	2.5
34	58	85	ILE	2.5
43	A5	103	ILE	2.5
4	3E	115	ARG	2.5

Continued on next page...

Continued from previous page...

Mol	Chain	Res	Type	RSRZ
3	22	155	GLY	2.5
12	3I	11	VAL	2.5
28	19	18	VAL	2.5
36	35	32	THR	2.5
32	59	157	TYR	2.5
36	35	31	ALA	2.5
43	E8	23	LEU	2.5
10	1A	6	ILE	2.5
51	I5	55	ARG	2.5
52	N8	55	ARG	2.5
1	1G	1369	C	2.4
9	8E	70	LYS	2.4
41	85	30	LYS	2.4
39	65	92	TYR	2.4
8	7E	6	ILE	2.4
32	59	128	PRO	2.4
53	K5	28	ARG	2.4
29	29	127	ASP	2.4
15	6A	5	LYS	2.4
48	F5	8	SER	2.4
24	3K	65	G	2.4
28	19	2	ALA	2.4
40	75	5	ALA	2.4
8	7E	136	GLU	2.4
8	72	87	SER	2.4
48	F5	70	VAL	2.4
13	4A	111	LYS	2.4
26	14	2116	G	2.4
31	49	93	THR	2.4
1	1G	814	A	2.4
1	1G	1363	A	2.4
8	7E	84	ARG	2.4
29	29	129	HIS	2.4
4	32	79	PHE	2.4
28	11	247	ALA	2.4
29	29	204	ALA	2.4
31	49	178	PHE	2.4
47	E5	70	GLN	2.4
26	14	4	C	2.4
1	1G	964	A	2.4
1	1G	969	A	2.4
10	1I	10	GLY	2.4

Continued on next page...

Continued from previous page...

Mol	Chain	Res	Type	RSRZ
32	59	35	VAL	2.4
2	1E	152	PHE	2.4
5	4E	45	PHE	2.4
7	62	103	TRP	2.4
9	82	46	ALA	2.4
12	3A	46	LYS	2.4
36	35	29	LYS	2.4
55	M5	24	ALA	2.4
4	3E	5	ILE	2.4
7	6E	80	VAL	2.4
15	6I	67	LEU	2.4
17	8A	6	LEU	2.4
29	29	125	GLY	2.4
8	72	135	CYS	2.4
1	13	262	A	2.4
1	1G	1220	G	2.4
29	29	108	SER	2.4
43	E8	24	ILE	2.4
46	D5	5	LEU	2.4
48	F5	42	GLN	2.4
31	41	75	LYS	2.4
48	F5	36	GLY	2.4
37	45	25	ASP	2.4
46	D5	148	ASP	2.4
5	4E	101	ILE	2.4
9	82	16	ARG	2.4
32	59	84	SER	2.4
1	1G	1289	A	2.4
31	49	3	LEU	2.4
30	39	1	MET	2.4
32	59	125	VAL	2.4
34	58	82	LEU	2.4
35	68	66	LYS	2.4
48	F5	91	LYS	2.4
51	I5	47	GLN	2.4
1	13	1001	G	2.4
40	B8	92	GLY	2.4
37	45	4	PRO	2.4
14	5I	12	ARG	2.4
26	14	1660	C	2.4
29	21	198	VAL	2.4
47	I8	37	LEU	2.4

Continued on next page...

Continued from previous page...

Mol	Chain	Res	Type	RSRZ
17	8I	71	PHE	2.4
4	32	77	ASN	2.4
28	19	183	ARG	2.4
4	32	108	LEU	2.4
29	21	167	VAL	2.4
34	58	46	VAL	2.4
32	59	109	PHE	2.4
41	C8	32	PHE	2.4
47	E5	52	GLY	2.4
48	J8	60	PHE	2.4
1	13	135	C	2.4
1	13	307	C	2.4
8	72	85	ARG	2.4
15	6I	68	ARG	2.4
55	M5	47	LYS	2.4
28	11	111	LEU	2.4
1	13	1343	G	2.4
15	6I	58	MET	2.4
37	45	13	GLN	2.4
37	45	15	GLY	2.4
48	F5	20	ARG	2.4
5	4E	128	PRO	2.4
12	3A	94	PRO	2.4
16	7A	34	GLU	2.4
55	M5	54	GLU	2.4
1	13	1362	C	2.4
26	14	2691	C	2.4
41	85	18	LEU	2.4
1	1G	262	A	2.3
9	8E	41	VAL	2.3
16	7I	48	TRP	2.3
37	45	71	ASP	2.3
42	95	84	LYS	2.3
37	45	121	ALA	2.3
31	49	19	LEU	2.3
1	1G	824	C	2.3
1	1G	1320	C	2.3
15	6I	50	HIS	2.3
17	8A	9	VAL	2.3
39	A8	3	ARG	2.3
40	B8	112	ARG	2.3
37	45	19	GLY	2.3

Continued on next page...

Continued from previous page...

Mol	Chain	Res	Type	RSRZ
39	65	60	GLY	2.3
37	45	128	LYS	2.3
42	95	93	GLU	2.3
10	1A	37	PRO	2.3
12	3A	100	ILE	2.3
15	6I	34	LEU	2.3
17	8A	22	LEU	2.3
29	29	134	ILE	2.3
33	69	39	ALA	2.3
36	35	105	LEU	2.3
48	J8	90	ILE	2.3
55	M5	50	LEU	2.3
9	82	41	VAL	2.3
16	7A	2	VAL	2.3
11	2A	123	LYS	2.3
19	AA	77	THR	2.3
26	1H	615	G	2.3
53	O8	35	GLU	2.3
5	4E	131	ILE	2.3
10	1A	38	ILE	2.3
20	BI	76	ALA	2.3
32	59	145	ALA	2.3
34	58	114	ARG	2.3
55	Q8	51	ALA	2.3
12	3A	71	PRO	2.3
31	41	160	VAL	2.3
32	59	49	VAL	2.3
32	59	124	GLU	2.3
49	K8	66	GLU	2.3
1	13	309	G	2.3
1	1G	984	C	2.3
1	1G	1321	C	2.3
1	1G	1370	G	2.3
15	6I	64	ARG	2.3
29	29	78	LEU	2.3
33	69	9	LEU	2.3
36	78	45	LEU	2.3
37	45	44	ALA	2.3
9	8E	71	SER	2.3
17	8A	23	VAL	2.3
41	C8	22	LYS	2.3
1	13	1349	A	2.3

Continued on next page...

Continued from previous page...

Mol	Chain	Res	Type	RSRZ
5	4E	98	THR	2.3
4	3E	102	ASP	2.3
31	49	11	TYR	2.3
12	3I	45	PRO	2.3
26	14	2000	G	2.3
4	32	14	ARG	2.3
40	75	1	MET	2.3
12	3A	93	LEU	2.3
16	7A	27	LYS	2.3
20	BA	87	LYS	2.3
26	14	764	A	2.3
16	7I	24	ALA	2.3
14	5A	24	CYS	2.3
29	29	142	GLY	2.3
1	1G	1362(A)	C	2.3
36	35	25	SER	2.3
33	69	45	LYS	2.3
55	Q8	4	MET	2.3
1	1G	1348	U	2.3
2	12	33	TYR	2.3
20	BI	75	ASN	2.3
29	29	52	LEU	2.3
29	21	160	TYR	2.3
2	12	70	PHE	2.3
3	22	207	VAL	2.3
4	32	133	VAL	2.3
19	AA	51	VAL	2.3
20	BI	11	SER	2.3
28	19	35	LYS	2.3
38	55	24	GLN	2.3
26	1H	2113	U	2.3
40	B8	50	ILE	2.3
9	82	83	ARG	2.3
46	D5	153	SER	2.3
29	21	141	ILE	2.3
4	3E	68	TYR	2.3
10	1I	72	VAL	2.3
42	D8	77	ALA	2.3
50	H5	21	ALA	2.3
12	3A	17	LYS	2.3
1	1G	781	A	2.3
28	11	206	LEU	2.3

Continued on next page...

Continued from previous page...

Mol	Chain	Res	Type	RSRZ
29	29	195	LEU	2.3
31	49	91	ARG	2.3
45	C5	75	ILE	2.3
29	29	135	HIS	2.3
33	69	112	LYS	2.3
28	19	223	GLY	2.3
20	BI	64	ASP	2.3
28	11	254	THR	2.3
13	4A	91	ARG	2.3
15	6I	56	LEU	2.3
16	7I	71	ARG	2.3
20	BA	20	LEU	2.3
28	19	16	MET	2.3
28	19	215	LEU	2.3
31	49	142	PRO	2.3
42	D8	36	PRO	2.3
4	3E	158	ILE	2.3
4	3E	204	ILE	2.3
11	2I	123	LYS	2.3
19	AA	14	HIS	2.3
26	1H	2062	A	2.3
37	45	49	ALA	2.3
42	95	73	SER	2.3
17	8A	43	LEU	2.2
37	45	3	MET	2.2
37	45	75	THR	2.2
41	C8	18	LEU	2.2
49	G5	44	LEU	2.2
49	G5	61	LEU	2.2
26	14	574	C	2.2
42	D8	84	LYS	2.2
51	I5	41	PRO	2.2
55	Q8	23	VAL	2.2
21	1F	19	GLY	2.2
35	25	74	GLY	2.2
26	14	2001	A	2.2
7	62	104	LEU	2.2
12	3I	46	LYS	2.2
48	F5	33	LYS	2.2
2	1E	15	VAL	2.2
1	13	136	C	2.2
5	42	122	GLU	2.2

Continued on next page...

Continued from previous page...

Mol	Chain	Res	Type	RSRZ
26	14	2690	C	2.2
46	D5	99	TYR	2.2
53	O8	24	GLU	2.2
53	O8	51	GLU	2.2
5	42	18	ARG	2.2
32	59	158	HIS	2.2
38	98	68	ARG	2.2
28	19	184	LYS	2.2
34	15	104	LYS	2.2
55	Q8	12	LYS	2.2
8	72	54	ASP	2.2
26	14	983	A	2.2
41	C8	90	VAL	2.2
41	85	44	ASN	2.2
20	BI	25	ARG	2.2
26	14	2110	G	2.2
47	I8	26	TYR	2.2
38	98	40	LYS	2.2
26	1H	34	C	2.2
37	88	17	LEU	2.2
5	4E	19	MET	2.2
31	49	70	VAL	2.2
35	25	2	ILE	2.2
47	E5	60	PHE	2.2
4	3E	61	LYS	2.2
19	AA	52	TYR	2.2
26	14	2900	A	2.2
47	E5	25	ARG	2.2
29	21	48	GLN	2.2
32	51	85	LYS	2.2
47	E5	43	THR	2.2
1	1G	1150	U	2.2
26	14	2506	U	2.2
1	13	324	G	2.2
26	14	2002	G	2.2
42	D8	73	SER	2.2
1	1G	1149	C	2.2
28	19	258	LYS	2.2
32	59	91	GLY	2.2
26	1H	1762	A	2.2
31	49	82	LEU	2.2
36	35	106	LEU	2.2

Continued on next page...

Continued from previous page...

Mol	Chain	Res	Type	RSRZ
44	B5	92	LEU	2.2
31	41	33	ARG	2.2
1	1G	940	C	2.2
10	1A	53	PRO	2.2
20	BA	59	ALA	2.2
29	21	5	LEU	2.2
1	13	1287	A	2.2
9	8E	11	LYS	2.2
16	7A	28	ARG	2.2
26	14	2712	U	2.2
32	59	123	PHE	2.2
20	BI	55	ILE	2.2
30	39	89	VAL	2.2
36	35	44	GLY	2.2
11	2A	50	TYR	2.2
36	35	81	GLN	2.2
1	13	731	G	2.2
1	13	1356	G	2.2
16	7A	35	LYS	2.2
30	39	51	THR	2.2
2	12	41	ILE	2.2
29	29	25	VAL	2.2
41	85	48	ALA	2.2
47	I8	85	ALA	2.2
10	1A	7	LYS	2.2
13	4A	27	LYS	2.2
36	35	17	LYS	2.2
37	45	18	LYS	2.2
54	L5	2	LYS	2.2
39	65	29	PHE	2.2
8	72	132	GLU	2.2
13	4A	8	GLU	2.2
9	82	93	ARG	2.2
11	2A	120	ARG	2.2
14	5I	34	TYR	2.2
26	14	2689	U	2.2
41	85	46	ALA	2.2
1	1G	1288	A	2.2
26	14	2126	A	2.2
5	4E	82	VAL	2.2
37	45	47	ILE	2.2
43	A5	85	VAL	2.2

Continued on next page...

Continued from previous page...

Mol	Chain	Res	Type	RSRZ
4	32	54	TYR	2.2
20	BI	30	LYS	2.2
45	C5	2	ARG	2.2
20	BA	36	LEU	2.2
45	C5	26	LYS	2.2
48	J8	25	LYS	2.2
1	1G	769	G	2.2
36	78	68	GLN	2.2
10	1A	72	VAL	2.2
29	21	171	GLU	2.2
41	85	8	VAL	2.2
55	M5	20	GLY	2.2
5	42	133	TYR	2.1
15	6I	57	LEU	2.1
15	6A	32	LEU	2.1
45	C5	31	LEU	2.1
48	F5	71	TYR	2.1
26	14	2477	C	2.1
37	45	113	GLN	2.1
32	59	55	PRO	2.1
37	88	38	GLU	2.1
46	D5	167	PRO	2.1
4	32	73	ARG	2.1
7	62	31	MET	2.1
12	3I	89	ARG	2.1
17	8A	100	LYS	2.1
1	1G	1511	G	2.1
26	14	575	A	2.1
35	25	34	THR	2.1
42	95	71	LEU	2.1
47	E5	37	LEU	2.1
15	6A	15	PHE	2.1
36	35	23	PRO	2.1
37	45	127	ILE	2.1
39	65	15	ARG	2.1
45	C5	50	ARG	2.1
55	Q8	56	GLU	2.1
1	1G	723	U	2.1
1	1G	1020	U	2.1
5	4E	119	LEU	2.1
8	7E	59	LEU	2.1
28	19	61	LEU	2.1

Continued on next page...

Continued from previous page...

Mol	Chain	Res	Type	RSRZ
33	61	116	LEU	2.1
4	32	4	TYR	2.1
30	31	97	TYR	2.1
1	1G	1520	G	2.1
1	1G	1529	G	2.1
11	2I	120	ARG	2.1
26	14	859	G	2.1
48	F5	60	PHE	2.1
12	3A	9	GLN	2.1
38	98	1	MET	2.1
38	55	6	SER	2.1
1	1G	980	C	2.1
4	3E	97	LEU	2.1
8	72	21	LYS	2.1
11	2I	122	LYS	2.1
12	3A	89	ARG	2.1
32	59	30	LYS	2.1
36	78	57	THR	2.1
36	35	55	ARG	2.1
41	C8	15	LYS	2.1
47	I8	77	ARG	2.1
55	M5	17	THR	2.1
19	AA	11	VAL	2.1
20	BA	60	GLU	2.1
28	11	18	VAL	2.1
28	19	64	ILE	2.1
30	39	88	VAL	2.1
36	78	71	VAL	2.1
1	13	1531	A	2.1
24	1L	31	A	2.1
26	14	2052	G	2.1
26	14	2120	G	2.1
29	29	126	PRO	2.1
32	59	71	LEU	2.1
7	62	7	ALA	2.1
7	62	29	LYS	2.1
26	14	2723	C	2.1
30	39	44	ARG	2.1
32	51	170	ARG	2.1
47	E5	20	ARG	2.1
50	H5	18	ASP	2.1
26	14	280	C	2.1

Continued on next page...

Continued from previous page...

Mol	Chain	Res	Type	RSRZ
8	7E	24	THR	2.1
28	19	49	ILE	2.1
41	C8	117	GLN	2.1
48	J8	13	ILE	2.1
48	J8	49	VAL	2.1
8	72	27	PRO	2.1
44	F8	2	LYS	2.1
55	M5	36	LYS	2.1
11	2A	75	TYR	2.1
1	13	107	G	2.1
28	19	214	TRP	2.1
51	I5	34	GLU	2.1
55	M5	31	HIS	2.1
8	7E	134	ILE	2.1
12	3A	70	ILE	2.1
20	BA	9	ASN	2.1
23	2L	1	C	2.1
32	59	148	ILE	2.1
4	3E	76	ARG	2.1
4	3E	122	ARG	2.1
21	1F	12	LYS	2.1
21	1B	7	ARG	2.1
29	21	49	LEU	2.1
28	11	53	PHE	2.1
7	62	40	ALA	2.1
38	98	21	TYR	2.1
32	59	81	GLU	2.1
5	4E	31	LEU	2.1
15	6A	66	LEU	2.1
24	3L	6	G	2.1
26	14	530	G	2.1
31	49	177	GLY	2.1
32	59	33	LEU	2.1
35	25	70	LYS	2.1
47	E5	26	TYR	2.1
39	65	43	GLU	2.1
4	32	49	ARG	2.1
20	BI	34	LYS	2.1
44	B5	52	VAL	2.1
47	E5	46	LYS	2.1
52	J5	3	LYS	2.1
12	3A	72	GLY	2.1

Continued on next page...

Continued from previous page...

Mol	Chain	Res	Type	RSRZ
29	29	124	GLY	2.1
36	78	106	LEU	2.1
26	14	1301	A	2.1
28	19	161	THR	2.1
1	13	625	G	2.1
4	3E	80	GLU	2.1
28	19	181	GLU	2.1
5	4E	24	ARG	2.1
28	11	35	LYS	2.1
37	45	56	ARG	2.1
45	C5	33	LYS	2.1
5	4E	118	ILE	2.1
8	7E	25	ASP	2.1
50	H5	30	ARG	2.1
47	I8	54	GLY	2.1
55	M5	45	GLY	2.1
1	1G	1235	U	2.1
1	13	1350	A	2.1
43	A5	16	LYS	2.1
9	8E	17	VAL	2.1
14	5I	18	VAL	2.1
28	19	221	VAL	2.1
55	Q8	42	ARG	2.1
4	3E	120	LEU	2.1
20	BA	24	LEU	2.1
34	15	113	GLY	2.1
34	15	120	LEU	2.1
39	A8	112	PHE	2.1
13	4A	67	GLU	2.1
48	F5	23	LYS	2.1
30	39	49	ALA	2.1
34	15	43	THR	2.1
37	45	132	VAL	2.1
1	13	623	C	2.1
7	62	33	ASP	2.1
47	I8	56	ASP	2.1
42	D8	78	LYS	2.0
9	8E	12	GLU	2.0
14	5A	46	GLU	2.0
52	N8	15	ARG	2.0
26	14	352	G	2.0
26	14	573	G	2.0

Continued on next page...

Continued from previous page...

Mol	Chain	Res	Type	RSRZ
5	42	17	ALA	2.0
8	72	16	ALA	2.0
48	F5	4	VAL	2.0
13	4I	6	GLY	2.0
34	58	107	LEU	2.0
16	7A	8	ARG	2.0
18	9A	43	PHE	2.0
39	65	27	SER	2.0
42	D8	76	LYS	2.0
42	D8	80	GLN	2.0
1	13	110	C	2.0
1	13	1344	C	2.0
24	1L	56	C	2.0
12	3A	27	LEU	2.0
16	7I	63	GLY	2.0
16	7I	73	LEU	2.0
29	29	138	PRO	2.0
4	3E	84	LYS	2.0
32	59	108	GLY	2.0
37	88	33	GLY	2.0
36	78	79	ARG	2.0
44	B5	28	PHE	2.0
47	I8	44	ARG	2.0
17	8I	24	GLU	2.0
30	39	75	HIS	2.0
1	13	608	A	2.0
14	5I	21	TYR	2.0
48	F5	74	VAL	2.0
11	2A	71	LYS	2.0
29	29	118	LYS	2.0
29	29	147	PRO	2.0
37	88	130	LYS	2.0
38	55	44	LEU	2.0
39	65	26	LEU	2.0
51	I5	49	PHE	2.0
1	13	1361	G	2.0
1	1G	1032(A)	G	2.0
8	72	65	TYR	2.0
15	6I	32	LEU	2.0
19	AA	37	ARG	2.0
19	AA	62	ILE	2.0
35	25	67	LYS	2.0

Continued on next page...

Continued from previous page...

Mol	Chain	Res	Type	RSRZ
36	35	148	LEU	2.0
38	55	40	LYS	2.0
48	J8	23	LYS	2.0
40	75	112	ARG	2.0
44	B5	60	ARG	2.0
50	H5	26	LEU	2.0
51	M8	31	ILE	2.0
52	N8	25	LEU	2.0
29	29	148	GLY	2.0
31	49	127	GLY	2.0
1	1G	1066	C	2.0
26	14	1625	C	2.0
38	98	39	PRO	2.0
28	19	17	THR	2.0
1	1G	982	U	2.0
37	45	45	GLN	2.0
2	12	71	VAL	2.0
4	3E	140	VAL	2.0
10	1I	73	ASP	2.0
28	19	51	VAL	2.0
37	88	32	TYR	2.0
12	3I	7	ILE	2.0
19	AI	40	ILE	2.0
47	I8	75	LEU	2.0
1	13	1365	G	2.0
29	29	193	GLY	2.0
14	5I	36	PHE	2.0
1	1G	60	A	2.0
1	1G	1254	C	2.0
9	8E	103	THR	2.0
28	19	253	GLN	2.0
5	42	12	LEU	2.0
7	6E	154	TYR	2.0
12	3A	97	ARG	2.0

6.2 Non-standard residues in protein, DNA, RNA chains ⓘ

In the following table, the Atoms column lists the number of modelled atoms in the group and the number defined in the chemical component dictionary. The B-factors column lists the minimum, median, 95th percentile and maximum values of B factors of atoms in the group. The column labelled 'Q< 0.9' lists the number of atoms with occupancy less than 0.9.

Mol	Type	Chain	Res	Atoms	RSCC	RSR	B-factors(\AA^2)	Q<0.9
22	PSU	1K	55	20/21	0.78	0.12	153,172,191,191	0
22	4SU	1K	8	20/21	0.80	0.14	184,192,200,205	0
22	7MG	1K	46	24/25	0.87	0.12	175,197,203,209	0
23	4SU	2L	8	20/21	0.88	0.14	128,140,143,147	0
22	PSU	1K	32	20/21	0.89	0.32	113,119,123,123	0
23	PSU	2L	56	20/21	0.90	0.09	128,135,142,148	0
22	5MU	1K	54	21/22	0.93	0.10	142,157,168,172	0
23	4SU	2K	8	20/21	0.94	0.21	100,108,123,123	0
22	PSU	1K	39	20/21	0.94	0.17	96,108,116,119	0
22	MIA	1K	37	29/30	0.94	0.30	89,100,118,123	0
23	7MG	2K	47	24/25	0.95	0.17	110,120,128,137	0
23	7MG	2L	47	24/25	0.95	0.12	140,151,156,161	0
23	5MU	2L	55	21/22	0.95	0.11	138,142,147,151	0
23	OMC	2L	33	21/22	0.96	0.20	124,127,132,137	0
23	PSU	2K	56	20/21	0.96	0.14	109,113,120,127	0
23	5MU	2K	55	21/22	0.97	0.15	99,116,125,136	0
23	OMC	2K	33	21/22	0.98	0.32	88,94,101,106	0

6.3 Carbohydrates ⓘ

There are no carbohydrates in this entry.

6.4 Ligands ⓘ

In the following table, the Atoms column lists the number of modelled atoms in the group and the number defined in the chemical component dictionary. The B-factors column lists the minimum, median, 95th percentile and maximum values of B factors of atoms in the group. The column labelled 'Q< 0.9' lists the number of atoms with occupancy less than 0.9.

Mol	Type	Chain	Res	Atoms	RSCC	RSR	B-factors(\AA^2)	Q<0.9
56	MG	1H	3119	1/1	0.35	0.52	101,101,101,101	0
56	MG	1H	3498	1/1	0.39	0.20	119,119,119,119	0
56	MG	1H	3142	1/1	0.41	0.41	88,88,88,88	0
56	MG	13	1720	1/1	0.43	0.24	104,104,104,104	0
56	MG	13	1710	1/1	0.45	0.30	98,98,98,98	0
56	MG	13	1750	1/1	0.45	0.35	131,131,131,131	0
56	MG	14	3391	1/1	0.46	0.10	124,124,124,124	0
56	MG	13	1739	1/1	0.47	0.20	120,120,120,120	0
56	MG	13	1697	1/1	0.47	0.26	97,97,97,97	0
56	MG	14	3420	1/1	0.48	0.07	130,130,130,130	0
56	MG	1G	1633	1/1	0.49	0.32	93,93,93,93	0
56	MG	1H	3028	1/1	0.49	0.43	115,115,115,115	0

Continued on next page...

Continued from previous page...

Mol	Type	Chain	Res	Atoms	RSCC	RSR	B-factors(\AA^2)	Q<0.9
56	MG	13	1631	1/1	0.51	0.70	102,102,102,102	0
56	MG	1H	3322	1/1	0.51	0.22	96,96,96,96	0
56	MG	14	3183	1/1	0.51	0.32	110,110,110,110	0
56	MG	14	3307	1/1	0.52	0.25	87,87,87,87	0
56	MG	16	205	1/1	0.53	0.20	91,91,91,91	0
56	MG	14	3262	1/1	0.54	0.29	81,81,81,81	0
56	MG	1H	3154	1/1	0.54	0.22	91,91,91,91	0
56	MG	14	3020	1/1	0.54	0.51	92,92,92,92	0
56	MG	1G	1629	1/1	0.55	0.18	124,124,124,124	0
56	MG	29	302	1/1	0.56	0.35	108,108,108,108	0
56	MG	14	3288	1/1	0.56	0.53	107,107,107,107	0
56	MG	M5	101	1/1	0.56	0.25	94,94,94,94	0
56	MG	13	1683	1/1	0.56	0.28	106,106,106,106	0
56	MG	13	1692	1/1	0.56	0.22	102,102,102,102	0
56	MG	1H	3281	1/1	0.57	0.30	85,85,85,85	0
56	MG	1H	3200	1/1	0.57	0.35	104,104,104,104	0
56	MG	14	3284	1/1	0.57	0.30	100,100,100,100	0
56	MG	1H	3313	1/1	0.57	0.24	93,93,93,93	0
56	MG	13	1658	1/1	0.58	0.44	117,117,117,117	0
56	MG	14	3329	1/1	0.58	0.21	120,120,120,120	0
56	MG	1G	1644	1/1	0.59	0.19	115,115,115,115	0
56	MG	1H	3250	1/1	0.59	0.21	104,104,104,104	0
56	MG	13	1606	1/1	0.60	0.33	115,115,115,115	0
56	MG	1H	3243	1/1	0.60	0.36	93,93,93,93	0
56	MG	13	1745	1/1	0.61	0.39	121,121,121,121	0
56	MG	1H	3309	1/1	0.61	0.45	96,96,96,96	0
56	MG	14	3181	1/1	0.61	0.21	100,100,100,100	0
56	MG	13	1708	1/1	0.61	0.34	119,119,119,119	0
56	MG	14	3295	1/1	0.61	0.62	95,95,95,95	0
56	MG	1H	3158	1/1	0.62	0.46	104,104,104,104	0
56	MG	14	3025	1/1	0.62	0.17	116,116,116,116	0
56	MG	13	1629	1/1	0.62	0.45	106,106,106,106	0
56	MG	13	1636	1/1	0.62	0.30	100,100,100,100	0
56	MG	14	3260	1/1	0.63	0.17	119,119,119,119	0
56	MG	1H	3332	1/1	0.63	0.42	90,90,90,90	0
56	MG	14	3201	1/1	0.63	0.30	111,111,111,111	0
56	MG	13	1717	1/1	0.63	0.28	114,114,114,114	0
56	MG	1H	3255	1/1	0.63	0.45	117,117,117,117	0
56	MG	1H	3029	1/1	0.63	0.28	110,110,110,110	0
56	MG	1H	3270	1/1	0.63	0.48	98,98,98,98	0
56	MG	1H	3328	1/1	0.64	0.54	87,87,87,87	0
56	MG	1G	1670	1/1	0.64	0.40	138,138,138,138	0

Continued on next page...

Continued from previous page...

Mol	Type	Chain	Res	Atoms	RSCC	RSR	B-factors(\AA^2)	Q<0.9
56	MG	13	1664	1/1	0.65	0.28	103,103,103,103	0
56	MG	1H	3431	1/1	0.65	0.11	163,163,163,163	0
56	MG	1H	3395	1/1	0.65	0.17	118,118,118,118	0
56	MG	1H	3337	1/1	0.65	0.42	106,106,106,106	0
56	MG	1H	3272	1/1	0.65	0.27	96,96,96,96	0
56	MG	14	3163	1/1	0.65	0.18	105,105,105,105	0
56	MG	1H	3148	1/1	0.65	0.18	79,79,79,79	0
56	MG	13	1627	1/1	0.66	0.28	101,101,101,101	0
56	MG	1H	3276	1/1	0.66	0.44	99,99,99,99	0
56	MG	14	3150	1/1	0.66	0.33	80,80,80,80	0
56	MG	E5	101	1/1	0.66	0.23	98,98,98,98	0
56	MG	14	3019	1/1	0.66	0.22	96,96,96,96	0
56	MG	39	303	1/1	0.66	0.66	87,87,87,87	0
56	MG	1G	1664	1/1	0.67	0.27	116,116,116,116	0
56	MG	1G	1667	1/1	0.67	0.24	119,119,119,119	0
56	MG	1H	3023	1/1	0.67	0.37	100,100,100,100	0
56	MG	1H	3311	1/1	0.68	0.48	109,109,109,109	0
56	MG	14	3026	1/1	0.68	0.39	92,92,92,92	0
56	MG	1H	3273	1/1	0.68	0.25	84,84,84,84	0
56	MG	1G	1645	1/1	0.68	0.31	113,113,113,113	0
56	MG	14	3133	1/1	0.68	0.13	97,97,97,97	0
56	MG	1H	3464	1/1	0.68	0.14	133,133,133,133	0
56	MG	14	3312	1/1	0.68	0.12	93,93,93,93	0
56	MG	1H	3306	1/1	0.68	0.60	81,81,81,81	0
56	MG	13	1744	1/1	0.68	0.41	132,132,132,132	0
56	MG	13	1716	1/1	0.68	0.18	111,111,111,111	0
56	MG	1H	3343	1/1	0.68	0.36	92,92,92,92	0
56	MG	1H	3326	1/1	0.69	0.54	117,117,117,117	0
56	MG	14	3029	1/1	0.69	0.22	97,97,97,97	0
56	MG	1G	1642	1/1	0.69	0.22	102,102,102,102	0
56	MG	13	1748	1/1	0.69	0.09	140,140,140,140	0
56	MG	1H	3087	1/1	0.69	0.18	69,69,69,69	0
56	MG	1H	3330	1/1	0.69	0.56	104,104,104,104	0
56	MG	14	3235	1/1	0.69	0.14	83,83,83,83	0
56	MG	14	3286	1/1	0.69	0.15	92,92,92,92	0
56	MG	13	1640	1/1	0.69	0.23	94,94,94,94	0
56	MG	14	3182	1/1	0.70	0.27	98,98,98,98	0
56	MG	13	1639	1/1	0.70	0.19	109,109,109,109	0
56	MG	14	3143	1/1	0.70	0.43	100,100,100,100	0
56	MG	14	3403	1/1	0.70	0.09	122,122,122,122	0
56	MG	14	3372	1/1	0.70	0.12	134,134,134,134	0
56	MG	14	3227	1/1	0.70	0.33	97,97,97,97	0

Continued on next page...

Continued from previous page...

Mol	Type	Chain	Res	Atoms	RSCC	RSR	B-factors(\AA^2)	Q<0.9
56	MG	13	1669	1/1	0.70	0.27	110,110,110,110	0
56	MG	14	3203	1/1	0.70	0.29	81,81,81,81	0
56	MG	1H	3135	1/1	0.70	0.26	111,111,111,111	0
56	MG	14	3251	1/1	0.70	0.10	105,105,105,105	0
56	MG	1H	3331	1/1	0.70	0.82	106,106,106,106	0
56	MG	13	1714	1/1	0.70	0.22	101,101,101,101	0
56	MG	2L	102	1/1	0.70	0.26	89,89,89,89	0
56	MG	1H	3186	1/1	0.70	0.35	93,93,93,93	0
56	MG	1H	3143	1/1	0.70	0.44	99,99,99,99	0
56	MG	13	1749	1/1	0.70	0.23	121,121,121,121	0
56	MG	14	3319	1/1	0.71	0.29	118,118,118,118	0
56	MG	1H	3124	1/1	0.71	0.19	72,72,72,72	0
56	MG	14	3297	1/1	0.71	0.24	96,96,96,96	0
56	MG	14	3416	1/1	0.71	0.43	126,126,126,126	0
56	MG	13	1675	1/1	0.71	0.19	121,121,121,121	0
56	MG	13	1666	1/1	0.71	0.31	105,105,105,105	0
56	MG	14	3236	1/1	0.71	0.10	99,99,99,99	0
56	MG	1H	3157	1/1	0.71	0.51	104,104,104,104	0
56	MG	1H	3505	1/1	0.71	0.15	112,112,112,112	0
56	MG	14	3356	1/1	0.71	0.25	118,118,118,118	0
56	MG	14	3272	1/1	0.71	0.32	95,95,95,95	0
56	MG	13	1651	1/1	0.71	0.23	100,100,100,100	0
56	MG	14	3291	1/1	0.71	0.18	115,115,115,115	0
56	MG	14	3376	1/1	0.71	0.13	119,119,119,119	0
56	MG	1H	3251	1/1	0.72	0.15	93,93,93,93	0
56	MG	14	3274	1/1	0.72	0.25	122,122,122,122	0
56	MG	14	3294	1/1	0.72	0.14	91,91,91,91	0
56	MG	1H	3179	1/1	0.72	0.40	96,96,96,96	0
56	MG	1H	3266	1/1	0.72	0.58	95,95,95,95	0
56	MG	13	1688	1/1	0.72	0.33	93,93,93,93	0
56	MG	1H	3340	1/1	0.73	0.36	93,93,93,93	0
56	MG	1G	1649	1/1	0.73	0.27	105,105,105,105	0
56	MG	1H	3153	1/1	0.73	0.40	98,98,98,98	0
56	MG	1H	3026	1/1	0.73	0.34	94,94,94,94	0
56	MG	13	1718	1/1	0.73	0.41	96,96,96,96	0
56	MG	1G	1620	1/1	0.73	0.20	107,107,107,107	0
56	MG	14	3232	1/1	0.73	0.29	103,103,103,103	0
56	MG	1H	3491	1/1	0.73	0.16	93,93,93,93	0
56	MG	14	3317	1/1	0.73	0.28	98,98,98,98	0
56	MG	1H	3137	1/1	0.73	0.53	87,87,87,87	0
56	MG	14	3265	1/1	0.73	0.29	88,88,88,88	0
56	MG	1H	3062	1/1	0.74	0.23	101,101,101,101	0

Continued on next page...

Continued from previous page...

Mol	Type	Chain	Res	Atoms	RSCC	RSR	B-factors(\AA^2)	Q<0.9
56	MG	14	3276	1/1	0.74	1.33	103,103,103,103	0
56	MG	13	1656	1/1	0.74	0.42	103,103,103,103	0
56	MG	14	3030	1/1	0.74	0.22	115,115,115,115	0
56	MG	14	3252	1/1	0.74	0.15	105,105,105,105	0
56	MG	14	3418	1/1	0.74	0.07	130,130,130,130	0
56	MG	13	1689	1/1	0.74	0.25	98,98,98,98	0
56	MG	1G	1643	1/1	0.74	0.30	104,104,104,104	0
56	MG	29	301	1/1	0.74	0.64	101,101,101,101	0
56	MG	1J	203	1/1	0.75	0.17	114,114,114,114	0
56	MG	1H	3265	1/1	0.75	0.27	96,96,96,96	0
56	MG	14	3281	1/1	0.75	0.55	105,105,105,105	0
56	MG	14	3313	1/1	0.75	0.19	124,124,124,124	0
56	MG	14	3285	1/1	0.75	0.30	91,91,91,91	0
56	MG	1H	3296	1/1	0.75	0.21	86,86,86,86	0
56	MG	1H	3346	1/1	0.75	0.61	106,106,106,106	0
56	MG	1H	3106	1/1	0.75	0.34	95,95,95,95	0
56	MG	1H	3428	1/1	0.75	0.06	123,123,123,123	0
56	MG	1H	3169	1/1	0.75	0.25	85,85,85,85	0
56	MG	1H	3504	1/1	0.75	0.11	138,138,138,138	0
56	MG	1H	3415	1/1	0.75	0.07	99,99,99,99	0
56	MG	14	3170	1/1	0.75	0.60	77,77,77,77	0
56	MG	14	3315	1/1	0.75	0.13	92,92,92,92	0
56	MG	1G	1625	1/1	0.76	0.12	131,131,131,131	0
56	MG	14	3318	1/1	0.76	0.19	99,99,99,99	0
56	MG	14	3264	1/1	0.76	0.30	89,89,89,89	0
56	MG	1H	3152	1/1	0.76	0.31	93,93,93,93	0
56	MG	14	3368	1/1	0.76	0.11	117,117,117,117	0
56	MG	13	1690	1/1	0.76	0.19	108,108,108,108	0
56	MG	14	3311	1/1	0.76	0.17	89,89,89,89	0
56	MG	13	1641	1/1	0.76	0.35	88,88,88,88	0
56	MG	32	301	1/1	0.76	0.46	120,120,120,120	0
56	MG	1H	3407	1/1	0.77	0.07	115,115,115,115	0
56	MG	13	1743	1/1	0.77	0.18	108,108,108,108	0
56	MG	1H	3147	1/1	0.77	0.32	94,94,94,94	0
56	MG	1H	3175	1/1	0.77	0.35	93,93,93,93	0
56	MG	1H	3189	1/1	0.77	0.30	81,81,81,81	0
56	MG	1G	1632	1/1	0.77	0.41	116,116,116,116	0
56	MG	13	1721	1/1	0.77	0.64	101,101,101,101	0
56	MG	1G	1604	1/1	0.77	0.23	142,142,142,142	0
56	MG	13	1685	1/1	0.77	0.17	112,112,112,112	0
56	MG	14	3255	1/1	0.77	0.41	99,99,99,99	0
56	MG	1H	3307	1/1	0.77	0.28	99,99,99,99	0

Continued on next page...

Continued from previous page...

Mol	Type	Chain	Res	Atoms	RSCC	RSR	B-factors(\AA^2)	Q<0.9
56	MG	1H	3467	1/1	0.77	0.10	106,106,106,106	0
56	MG	1H	3500	1/1	0.77	0.20	122,122,122,122	0
56	MG	1H	3206	1/1	0.77	0.14	53,53,53,53	0
56	MG	14	3064	1/1	0.77	0.27	97,97,97,97	0
56	MG	14	3237	1/1	0.77	0.24	95,95,95,95	0
56	MG	16	214	1/1	0.77	0.22	109,109,109,109	0
56	MG	14	3196	1/1	0.77	0.34	99,99,99,99	0
56	MG	14	3158	1/1	0.77	0.15	93,93,93,93	0
56	MG	14	3137	1/1	0.78	0.19	80,80,80,80	0
56	MG	14	3103	1/1	0.78	0.38	90,90,90,90	0
56	MG	39	302	1/1	0.78	0.30	118,118,118,118	0
56	MG	1H	3027	1/1	0.78	0.32	96,96,96,96	0
56	MG	13	1693	1/1	0.78	0.21	103,103,103,103	0
56	MG	14	3178	1/1	0.78	0.44	95,95,95,95	0
56	MG	1H	3072	1/1	0.79	0.29	80,80,80,80	0
56	MG	13	1702	1/1	0.79	0.23	109,109,109,109	0
56	MG	1H	3129	1/1	0.79	0.41	90,90,90,90	0
56	MG	1G	1640	1/1	0.79	0.49	106,106,106,106	0
56	MG	14	3320	1/1	0.79	0.22	96,96,96,96	0
56	MG	14	3275	1/1	0.79	0.27	105,105,105,105	0
56	MG	14	3080	1/1	0.79	0.41	88,88,88,88	0
56	MG	1H	3230	1/1	0.79	0.24	91,91,91,91	0
56	MG	14	3147	1/1	0.79	0.19	97,97,97,97	0
56	MG	14	3176	1/1	0.79	0.39	101,101,101,101	0
56	MG	1H	3202	1/1	0.79	0.38	93,93,93,93	0
56	MG	1G	1657	1/1	0.79	0.25	106,106,106,106	0
56	MG	14	3167	1/1	0.79	0.27	110,110,110,110	0
56	MG	L8	101	1/1	0.79	0.43	85,85,85,85	0
56	MG	1H	3267	1/1	0.79	0.34	84,84,84,84	0
56	MG	1H	3476	1/1	0.79	0.12	93,93,93,93	0
56	MG	41	202	1/1	0.79	0.29	96,96,96,96	0
56	MG	14	3254	1/1	0.80	0.17	87,87,87,87	0
56	MG	1H	3034	1/1	0.80	0.34	96,96,96,96	0
56	MG	1H	3249	1/1	0.80	0.42	97,97,97,97	0
56	MG	13	1668	1/1	0.80	0.19	94,94,94,94	0
56	MG	14	3117	1/1	0.80	0.45	98,98,98,98	0
56	MG	1H	3074	1/1	0.80	0.41	80,80,80,80	0
56	MG	2K	105	1/1	0.80	0.38	107,107,107,107	0
56	MG	1H	3280	1/1	0.80	0.70	100,100,100,100	0
56	MG	14	3270	1/1	0.80	0.20	107,107,107,107	0
56	MG	1H	3132	1/1	0.80	0.18	74,74,74,74	0
56	MG	1H	3116	1/1	0.80	0.29	70,70,70,70	0

Continued on next page...

Continued from previous page...

Mol	Type	Chain	Res	Atoms	RSCC	RSR	B-factors(\AA^2)	Q<0.9
56	MG	1H	3305	1/1	0.80	0.61	104,104,104,104	0
56	MG	13	1694	1/1	0.80	0.10	121,121,121,121	0
56	MG	1H	3013	1/1	0.80	0.41	104,104,104,104	0
56	MG	14	3422	1/1	0.80	0.09	132,132,132,132	0
56	MG	1H	3300	1/1	0.81	0.35	87,87,87,87	0
56	MG	1H	3499	1/1	0.81	0.11	110,110,110,110	0
56	MG	1G	1673	1/1	0.81	0.14	108,108,108,108	0
56	MG	14	3326	1/1	0.81	0.39	117,117,117,117	0
56	MG	14	3405	1/1	0.81	0.22	102,102,102,102	0
56	MG	1H	3107	1/1	0.81	0.28	85,85,85,85	0
56	MG	1H	3127	1/1	0.81	0.29	92,92,92,92	0
56	MG	1H	3314	1/1	0.81	0.37	76,76,76,76	0
56	MG	16	215	1/1	0.81	0.08	113,113,113,113	0
56	MG	1G	1659	1/1	0.81	0.29	102,102,102,102	0
56	MG	I8	101	1/1	0.81	0.27	84,84,84,84	0
56	MG	1H	3292	1/1	0.81	0.23	72,72,72,72	0
56	MG	1J	208	1/1	0.81	0.11	121,121,121,121	0
56	MG	13	1684	1/1	0.81	0.33	106,106,106,106	0
56	MG	14	3280	1/1	0.81	0.31	95,95,95,95	0
56	MG	14	3293	1/1	0.81	0.27	95,95,95,95	0
56	MG	14	3248	1/1	0.81	0.26	85,85,85,85	0
56	MG	1H	3262	1/1	0.81	0.30	89,89,89,89	0
56	MG	1J	204	1/1	0.81	0.12	113,113,113,113	0
56	MG	1H	3479	1/1	0.81	0.16	126,126,126,126	0
56	MG	1H	3242	1/1	0.81	0.52	105,105,105,105	0
56	MG	14	3144	1/1	0.81	0.35	93,93,93,93	0
56	MG	1H	3287	1/1	0.81	0.42	92,92,92,92	0
56	MG	1H	3165	1/1	0.81	0.42	95,95,95,95	0
56	MG	13	1734	1/1	0.81	0.15	133,133,133,133	0
56	MG	14	3162	1/1	0.82	0.19	88,88,88,88	0
56	MG	13	1722	1/1	0.82	0.10	85,85,85,85	0
56	MG	1J	206	1/1	0.82	0.12	123,123,123,123	0
56	MG	14	3324	1/1	0.82	0.40	96,96,96,96	0
56	MG	1H	3254	1/1	0.82	0.37	80,80,80,80	0
56	MG	1G	1680	1/1	0.82	0.11	140,140,140,140	0
56	MG	1H	3126	1/1	0.82	0.32	79,79,79,79	0
56	MG	14	3065	1/1	0.82	0.20	87,87,87,87	0
56	MG	2K	106	1/1	0.82	0.42	115,115,115,115	0
56	MG	14	3169	1/1	0.82	0.29	93,93,93,93	0
56	MG	1H	3232	1/1	0.82	0.32	80,80,80,80	0
56	MG	1G	1686	1/1	0.82	0.07	129,129,129,129	0
56	MG	14	3261	1/1	0.82	0.34	83,83,83,83	0

Continued on next page...

Continued from previous page...

Mol	Type	Chain	Res	Atoms	RSCC	RSR	B-factors(\AA^2)	Q<0.9
56	MG	14	3301	1/1	0.82	0.29	83,83,83,83	0
56	MG	14	3370	1/1	0.82	0.13	110,110,110,110	0
56	MG	14	3211	1/1	0.82	0.40	93,93,93,93	0
56	MG	13	1695	1/1	0.82	0.15	112,112,112,112	0
56	MG	1H	3372	1/1	0.82	0.10	79,79,79,79	0
56	MG	1G	1628	1/1	0.82	0.21	118,118,118,118	0
56	MG	1H	3140	1/1	0.82	0.52	101,101,101,101	0
56	MG	14	3173	1/1	0.82	0.28	87,87,87,87	0
56	MG	1H	3490	1/1	0.82	0.13	125,125,125,125	0
56	MG	1H	3485	1/1	0.82	0.08	121,121,121,121	0
56	MG	1H	3168	1/1	0.83	0.30	83,83,83,83	0
56	MG	1H	3294	1/1	0.83	0.47	100,100,100,100	0
56	MG	14	3330	1/1	0.83	0.20	105,105,105,105	0
56	MG	13	1630	1/1	0.83	0.12	74,74,74,74	0
56	MG	1H	3055	1/1	0.83	0.16	82,82,82,82	0
56	MG	3I	202	1/1	0.83	0.45	101,101,101,101	0
56	MG	14	3325	1/1	0.83	0.34	89,89,89,89	0
56	MG	14	3151	1/1	0.83	0.24	91,91,91,91	0
56	MG	1G	1648	1/1	0.83	0.23	100,100,100,100	0
56	MG	1G	1668	1/1	0.83	0.22	111,111,111,111	0
56	MG	14	3267	1/1	0.83	0.16	110,110,110,110	0
56	MG	52	201	1/1	0.83	0.12	107,107,107,107	0
56	MG	16	201	1/1	0.83	0.23	79,79,79,79	0
56	MG	13	1682	1/1	0.83	0.28	116,116,116,116	0
56	MG	14	3253	1/1	0.83	0.29	82,82,82,82	0
56	MG	1H	3477	1/1	0.83	0.10	108,108,108,108	0
56	MG	1H	3111	1/1	0.83	0.43	91,91,91,91	0
56	MG	1H	3503	1/1	0.83	0.12	116,116,116,116	0
56	MG	14	3256	1/1	0.83	0.19	97,97,97,97	0
56	MG	1G	1623	1/1	0.83	0.24	122,122,122,122	0
56	MG	14	3193	1/1	0.83	0.09	89,89,89,89	0
56	MG	25	201	1/1	0.83	0.43	111,111,111,111	0
56	MG	1H	3128	1/1	0.83	0.21	88,88,88,88	0
56	MG	1H	3193	1/1	0.83	0.36	95,95,95,95	0
56	MG	14	3374	1/1	0.83	0.08	113,113,113,113	0
56	MG	14	3204	1/1	0.83	0.13	80,80,80,80	0
56	MG	1H	3219	1/1	0.83	0.39	65,65,65,65	0
56	MG	1G	1663	1/1	0.83	0.21	92,92,92,92	0
56	MG	14	3175	1/1	0.83	0.38	99,99,99,99	0
56	MG	1H	3122	1/1	0.84	0.30	94,94,94,94	0
56	MG	14	3168	1/1	0.84	0.23	67,67,67,67	0
56	MG	1H	3342	1/1	0.84	0.17	92,92,92,92	0

Continued on next page...

Continued from previous page...

Mol	Type	Chain	Res	Atoms	RSCC	RSR	B-factors(\AA^2)	Q<0.9
56	MG	1H	3199	1/1	0.84	0.51	99,99,99,99	0
56	MG	1H	3012	1/1	0.84	0.51	93,93,93,93	0
56	MG	1H	3185	1/1	0.84	0.38	88,88,88,88	0
56	MG	14	3142	1/1	0.84	0.46	100,100,100,100	0
56	MG	13	1687	1/1	0.84	0.28	109,109,109,109	0
56	MG	1H	3283	1/1	0.84	0.38	112,112,112,112	0
56	MG	1G	1684	1/1	0.84	0.12	124,124,124,124	0
56	MG	1G	1638	1/1	0.84	0.43	95,95,95,95	0
56	MG	1H	3258	1/1	0.84	0.31	93,93,93,93	0
56	MG	1H	3286	1/1	0.84	0.26	85,85,85,85	0
56	MG	14	3279	1/1	0.84	0.25	87,87,87,87	0
56	MG	13	1699	1/1	0.84	0.50	102,102,102,102	0
56	MG	14	3352	1/1	0.84	0.12	74,74,74,74	0
56	MG	15	201	1/1	0.84	0.54	102,102,102,102	0
56	MG	14	3185	1/1	0.84	0.21	90,90,90,90	0
56	MG	1H	3391	1/1	0.84	0.09	96,96,96,96	0
56	MG	2L	103	1/1	0.84	0.28	115,115,115,115	0
56	MG	1H	3285	1/1	0.84	0.39	88,88,88,88	0
56	MG	1H	3081	1/1	0.84	0.25	77,77,77,77	0
56	MG	1H	3423	1/1	0.84	0.14	102,102,102,102	0
56	MG	1H	3288	1/1	0.84	0.28	87,87,87,87	0
56	MG	14	3411	1/1	0.84	0.30	104,104,104,104	0
56	MG	14	3104	1/1	0.84	0.27	81,81,81,81	0
56	MG	14	3136	1/1	0.84	0.10	112,112,112,112	0
56	MG	1G	1669	1/1	0.84	0.28	112,112,112,112	0
56	MG	14	3202	1/1	0.84	0.26	100,100,100,100	0
56	MG	1H	3190	1/1	0.84	0.17	77,77,77,77	0
56	MG	1H	3177	1/1	0.84	0.44	98,98,98,98	0
56	MG	1H	3487	1/1	0.84	0.29	126,126,126,126	0
56	MG	1G	1687	1/1	0.84	0.30	135,135,135,135	0
56	MG	6A	101	1/1	0.84	0.21	138,138,138,138	0
56	MG	1H	3246	1/1	0.84	0.22	78,78,78,78	0
56	MG	14	3209	1/1	0.85	0.33	71,71,71,71	0
56	MG	1H	3256	1/1	0.85	0.26	88,88,88,88	0
56	MG	1H	3092	1/1	0.85	0.30	70,70,70,70	0
56	MG	14	3412	1/1	0.85	0.08	108,108,108,108	0
56	MG	1H	3141	1/1	0.85	0.44	89,89,89,89	0
56	MG	1G	1602	1/1	0.85	0.39	118,118,118,118	0
56	MG	14	3200	1/1	0.85	0.18	85,85,85,85	0
56	MG	1H	3146	1/1	0.85	0.32	83,83,83,83	0
56	MG	1G	1639	1/1	0.85	0.17	89,89,89,89	0
56	MG	14	3058	1/1	0.85	0.16	128,128,128,128	0

Continued on next page...

Continued from previous page...

Mol	Type	Chain	Res	Atoms	RSCC	RSR	B-factors(\AA^2)	Q<0.9
56	MG	13	1704	1/1	0.85	0.69	118,118,118,118	0
56	MG	1H	3344	1/1	0.85	0.42	95,95,95,95	0
56	MG	1H	3174	1/1	0.85	0.31	78,78,78,78	0
56	MG	1H	3061	1/1	0.85	0.34	85,85,85,85	0
56	MG	14	3308	1/1	0.85	0.21	106,106,106,106	0
56	MG	14	3068	1/1	0.85	0.39	86,86,86,86	0
56	MG	1H	3488	1/1	0.85	0.15	114,114,114,114	0
56	MG	1H	3447	1/1	0.85	0.17	105,105,105,105	0
56	MG	1H	3298	1/1	0.85	0.33	92,92,92,92	0
56	MG	14	3093	1/1	0.85	0.51	103,103,103,103	0
56	MG	P8	101	1/1	0.85	0.41	84,84,84,84	0
56	MG	1H	3182	1/1	0.85	0.36	74,74,74,74	0
56	MG	1H	3489	1/1	0.85	0.12	69,69,69,69	0
56	MG	1H	3493	1/1	0.85	0.25	130,130,130,130	0
56	MG	13	1740	1/1	0.85	0.17	106,106,106,106	0
56	MG	1H	3318	1/1	0.85	0.30	87,87,87,87	0
56	MG	14	3247	1/1	0.85	0.14	75,75,75,75	0
56	MG	1H	3321	1/1	0.85	0.27	99,99,99,99	0
56	MG	14	3208	1/1	0.85	0.10	84,84,84,84	0
56	MG	1G	1650	1/1	0.86	0.36	101,101,101,101	0
56	MG	1G	1653	1/1	0.86	0.11	106,106,106,106	0
56	MG	13	1719	1/1	0.86	0.13	95,95,95,95	0
56	MG	1H	3290	1/1	0.86	0.49	92,92,92,92	0
56	MG	1H	3439	1/1	0.86	0.15	92,92,92,92	0
56	MG	1H	3178	1/1	0.86	0.27	76,76,76,76	0
56	MG	1H	3339	1/1	0.86	0.33	90,90,90,90	0
56	MG	1G	1635	1/1	0.86	0.39	118,118,118,118	0
56	MG	1J	202	1/1	0.86	0.12	157,157,157,157	0
56	MG	1G	1615	1/1	0.86	0.23	115,115,115,115	0
56	MG	13	1670	1/1	0.86	0.33	88,88,88,88	0
56	MG	1H	3492	1/1	0.86	0.23	120,120,120,120	0
56	MG	13	1605	1/1	0.86	0.18	93,93,93,93	0
56	MG	1H	3007	1/1	0.86	0.33	97,97,97,97	0
56	MG	1H	3434	1/1	0.86	0.19	130,130,130,130	0
56	MG	14	3152	1/1	0.86	0.23	80,80,80,80	0
56	MG	13	1647	1/1	0.86	0.17	93,93,93,93	0
56	MG	31	301	1/1	0.86	0.10	92,92,92,92	0
56	MG	16	206	1/1	0.86	0.25	102,102,102,102	0
56	MG	1G	1675	1/1	0.86	0.47	99,99,99,99	0
56	MG	14	3266	1/1	0.86	0.38	80,80,80,80	0
56	MG	1H	3263	1/1	0.86	0.22	106,106,106,106	0
56	MG	1H	3102	1/1	0.86	0.28	67,67,67,67	0

Continued on next page...

Continued from previous page...

Mol	Type	Chain	Res	Atoms	RSCC	RSR	B-factors(\AA^2)	Q<0.9
56	MG	14	3278	1/1	0.86	0.26	85,85,85,85	0
56	MG	1H	3317	1/1	0.86	0.79	85,85,85,85	0
56	MG	13	1650	1/1	0.86	0.15	87,87,87,87	0
56	MG	45	201	1/1	0.86	0.18	113,113,113,113	0
56	MG	1G	1603	1/1	0.86	0.17	118,118,118,118	0
56	MG	1H	3030	1/1	0.86	0.19	79,79,79,79	0
56	MG	1J	205	1/1	0.86	0.23	101,101,101,101	0
56	MG	13	1663	1/1	0.86	0.16	87,87,87,87	0
56	MG	1H	3260	1/1	0.86	0.28	76,76,76,76	0
56	MG	14	3148	1/1	0.86	0.11	117,117,117,117	0
56	MG	C5	201	1/1	0.86	0.23	123,123,123,123	0
56	MG	14	3197	1/1	0.86	0.50	119,119,119,119	0
56	MG	14	3413	1/1	0.87	0.31	110,110,110,110	0
56	MG	1H	3494	1/1	0.87	0.36	121,121,121,121	0
56	MG	1H	3198	1/1	0.87	0.38	90,90,90,90	0
56	MG	25	202	1/1	0.87	0.33	125,125,125,125	0
56	MG	1H	3284	1/1	0.87	0.27	70,70,70,70	0
56	MG	1H	3335	1/1	0.87	0.42	85,85,85,85	0
56	MG	14	3249	1/1	0.87	0.27	97,97,97,97	0
56	MG	14	3316	1/1	0.87	0.54	103,103,103,103	0
56	MG	13	1691	1/1	0.87	0.30	95,95,95,95	0
57	ZN	G8	202	1/1	0.87	0.31	192,192,192,192	0
56	MG	1H	3086	1/1	0.87	0.39	72,72,72,72	0
56	MG	1H	3015	1/1	0.87	0.24	71,71,71,71	0
56	MG	14	3305	1/1	0.87	0.14	79,79,79,79	0
56	MG	14	3398	1/1	0.87	0.06	127,127,127,127	0
56	MG	14	3066	1/1	0.87	0.30	96,96,96,96	0
56	MG	14	3195	1/1	0.87	0.38	100,100,100,100	0
56	MG	1H	3155	1/1	0.87	0.17	78,78,78,78	0
56	MG	14	3123	1/1	0.87	0.16	75,75,75,75	0
56	MG	1G	1671	1/1	0.87	0.40	120,120,120,120	0
56	MG	1H	3222	1/1	0.87	0.30	79,79,79,79	0
56	MG	14	3174	1/1	0.87	0.18	93,93,93,93	0
56	MG	13	1622	1/1	0.87	0.32	102,102,102,102	0
56	MG	13	1624	1/1	0.87	0.22	95,95,95,95	0
56	MG	2K	104	1/1	0.87	0.44	90,90,90,90	0
56	MG	13	1665	1/1	0.87	0.12	91,91,91,91	0
56	MG	1H	3323	1/1	0.87	0.11	110,110,110,110	0
56	MG	14	3283	1/1	0.87	0.21	98,98,98,98	0
56	MG	13	1621	1/1	0.87	0.39	115,115,115,115	0
56	MG	1H	3399	1/1	0.87	0.09	59,59,59,59	0
56	MG	1G	1634	1/1	0.87	0.48	120,120,120,120	0

Continued on next page...

Continued from previous page...

Mol	Type	Chain	Res	Atoms	RSCC	RSR	B-factors(\AA^2)	Q<0.9
56	MG	14	3328	1/1	0.87	0.12	111,111,111,111	0
56	MG	14	3337	1/1	0.87	0.12	76,76,76,76	0
56	MG	1G	1665	1/1	0.87	0.30	110,110,110,110	0
56	MG	1H	3478	1/1	0.87	0.09	118,118,118,118	0
56	MG	14	3381	1/1	0.87	0.22	101,101,101,101	0
56	MG	1H	3223	1/1	0.87	0.18	82,82,82,82	0
56	MG	1H	3083	1/1	0.87	0.32	92,92,92,92	0
56	MG	1H	3480	1/1	0.87	0.14	109,109,109,109	0
56	MG	88	202	1/1	0.87	0.30	77,77,77,77	0
56	MG	1J	207	1/1	0.87	0.27	147,147,147,147	0
56	MG	5E	201	1/1	0.87	0.20	104,104,104,104	0
56	MG	14	3369	1/1	0.88	0.18	105,105,105,105	0
56	MG	1G	1682	1/1	0.88	0.09	141,141,141,141	0
56	MG	1H	3295	1/1	0.88	0.50	92,92,92,92	0
56	MG	1H	3118	1/1	0.88	0.30	76,76,76,76	0
56	MG	1H	3144	1/1	0.88	0.23	80,80,80,80	0
56	MG	14	3023	1/1	0.88	0.15	86,86,86,86	0
56	MG	1G	1652	1/1	0.88	0.26	103,103,103,103	0
56	MG	14	3273	1/1	0.88	0.14	87,87,87,87	0
56	MG	14	3233	1/1	0.88	0.30	118,118,118,118	0
56	MG	1H	3282	1/1	0.88	0.15	107,107,107,107	0
56	MG	1G	1641	1/1	0.88	0.29	90,90,90,90	0
56	MG	14	3192	1/1	0.88	0.14	84,84,84,84	0
56	MG	1H	3381	1/1	0.88	0.09	89,89,89,89	0
56	MG	1G	1679	1/1	0.88	0.09	108,108,108,108	0
56	MG	14	3164	1/1	0.88	0.21	91,91,91,91	0
56	MG	14	3282	1/1	0.88	0.31	90,90,90,90	0
56	MG	1H	3136	1/1	0.88	0.15	71,71,71,71	0
56	MG	13	1672	1/1	0.88	0.20	100,100,100,100	0
56	MG	1H	3471	1/1	0.88	0.11	128,128,128,128	0
56	MG	14	3221	1/1	0.88	0.20	87,87,87,87	0
56	MG	13	1706	1/1	0.88	0.91	103,103,103,103	0
56	MG	14	3343	1/1	0.88	0.12	89,89,89,89	0
56	MG	14	3346	1/1	0.88	0.11	92,92,92,92	0
56	MG	13	1679	1/1	0.88	0.18	98,98,98,98	0
56	MG	13	1652	1/1	0.88	0.23	98,98,98,98	0
56	MG	14	3354	1/1	0.88	0.06	126,126,126,126	0
56	MG	13	1680	1/1	0.88	0.19	124,124,124,124	0
56	MG	45	202	1/1	0.88	0.53	82,82,82,82	0
56	MG	14	3187	1/1	0.88	0.36	100,100,100,100	0
56	MG	13	1654	1/1	0.88	0.28	123,123,123,123	0
56	MG	14	3407	1/1	0.88	0.08	116,116,116,116	0

Continued on next page...

Continued from previous page...

Mol	Type	Chain	Res	Atoms	RSCC	RSR	B-factors(\AA^2)	Q<0.9
56	MG	1G	1636	1/1	0.88	0.08	115,115,115,115	0
56	MG	49	201	1/1	0.88	0.10	143,143,143,143	0
56	MG	14	3363	1/1	0.88	0.06	117,117,117,117	0
56	MG	35	201	1/1	0.88	0.21	91,91,91,91	0
56	MG	1H	3204	1/1	0.88	0.75	104,104,104,104	0
56	MG	14	3277	1/1	0.89	0.20	90,90,90,90	0
56	MG	1H	3210	1/1	0.89	0.17	69,69,69,69	0
56	MG	14	3250	1/1	0.89	0.23	86,86,86,86	0
56	MG	1H	3237	1/1	0.89	0.17	70,70,70,70	0
56	MG	14	3231	1/1	0.89	0.21	93,93,93,93	0
57	ZN	C5	202	1/1	0.89	0.11	189,189,189,189	0
56	MG	1H	3245	1/1	0.89	0.38	96,96,96,96	0
56	MG	13	1607	1/1	0.89	0.19	78,78,78,78	0
56	MG	13	1727	1/1	0.89	0.24	121,121,121,121	0
56	MG	14	3130	1/1	0.89	0.10	71,71,71,71	0
56	MG	14	3166	1/1	0.89	0.14	106,106,106,106	0
56	MG	13	1676	1/1	0.89	0.18	111,111,111,111	0
56	MG	1H	3502	1/1	0.89	0.29	118,118,118,118	0
56	MG	14	3149	1/1	0.89	0.21	79,79,79,79	0
56	MG	14	3371	1/1	0.89	0.21	101,101,101,101	0
56	MG	1H	3104	1/1	0.89	0.22	78,78,78,78	0
56	MG	11	302	1/1	0.89	0.25	66,66,66,66	0
56	MG	14	3268	1/1	0.89	0.19	100,100,100,100	0
56	MG	1G	1647	1/1	0.89	0.32	86,86,86,86	0
56	MG	14	3289	1/1	0.89	0.18	86,86,86,86	0
56	MG	1H	3345	1/1	0.89	0.31	100,100,100,100	0
56	MG	1H	3225	1/1	0.89	0.21	69,69,69,69	0
56	MG	1H	3031	1/1	0.89	0.33	89,89,89,89	0
56	MG	13	1674	1/1	0.89	0.23	118,118,118,118	0
56	MG	14	3177	1/1	0.89	0.32	111,111,111,111	0
56	MG	1H	3457	1/1	0.89	0.05	113,113,113,113	0
56	MG	13	1752	1/1	0.89	0.51	92,92,92,92	0
56	MG	14	3125	1/1	0.89	0.27	101,101,101,101	0
56	MG	1H	3279	1/1	0.90	0.25	80,80,80,80	0
56	MG	14	3355	1/1	0.90	0.18	102,102,102,102	0
56	MG	1G	1656	1/1	0.90	0.30	103,103,103,103	0
56	MG	1H	3009	1/1	0.90	0.20	69,69,69,69	0
56	MG	1H	3277	1/1	0.90	0.47	109,109,109,109	0
56	MG	13	1696	1/1	0.90	0.29	108,108,108,108	0
56	MG	1H	3238	1/1	0.90	0.32	84,84,84,84	0
56	MG	14	3017	1/1	0.90	0.15	91,91,91,91	0
56	MG	14	3217	1/1	0.90	0.80	82,82,82,82	0

Continued on next page...

Continued from previous page...

Mol	Type	Chain	Res	Atoms	RSCC	RSR	B-factors(\AA^2)	Q<0.9
56	MG	1G	1605	1/1	0.90	0.17	98,98,98,98	0
56	MG	14	3415	1/1	0.90	0.40	107,107,107,107	0
56	MG	1H	3469	1/1	0.90	0.07	106,106,106,106	0
56	MG	13	1632	1/1	0.90	0.16	64,64,64,64	0
56	MG	1H	3430	1/1	0.90	0.10	116,116,116,116	0
56	MG	1H	3366	1/1	0.90	0.12	60,60,60,60	0
56	MG	1H	3473	1/1	0.90	0.21	127,127,127,127	0
56	MG	16	207	1/1	0.90	0.37	84,84,84,84	0
56	MG	13	1618	1/1	0.90	0.26	86,86,86,86	0
56	MG	14	3153	1/1	0.90	0.17	70,70,70,70	0
56	MG	14	3303	1/1	0.90	0.11	100,100,100,100	0
56	MG	1H	3466	1/1	0.90	0.12	94,94,94,94	0
56	MG	1G	1666	1/1	0.90	0.36	89,89,89,89	0
56	MG	13	1707	1/1	0.90	0.25	104,104,104,104	0
56	MG	1H	3077	1/1	0.90	0.25	67,67,67,67	0
56	MG	14	3013	1/1	0.90	0.17	88,88,88,88	0
56	MG	13	1644	1/1	0.90	0.12	96,96,96,96	0
56	MG	14	3306	1/1	0.90	0.30	93,93,93,93	0
56	MG	14	3112	1/1	0.90	0.12	98,98,98,98	0
56	MG	14	3383	1/1	0.90	0.16	98,98,98,98	0
56	MG	1H	3308	1/1	0.90	0.25	90,90,90,90	0
56	MG	14	3161	1/1	0.90	0.20	104,104,104,104	0
56	MG	14	3081	1/1	0.90	0.31	90,90,90,90	0
56	MG	14	3269	1/1	0.90	0.31	102,102,102,102	0
56	MG	14	3296	1/1	0.90	0.20	107,107,107,107	0
56	MG	1H	3138	1/1	0.90	0.40	94,94,94,94	0
56	MG	14	3037	1/1	0.90	0.20	79,79,79,79	0
56	MG	14	3028	1/1	0.90	0.14	98,98,98,98	0
56	MG	1G	1606	1/1	0.90	0.27	129,129,129,129	0
56	MG	1H	3304	1/1	0.90	0.39	114,114,114,114	0
56	MG	14	3076	1/1	0.90	0.11	93,93,93,93	0
56	MG	1H	3184	1/1	0.90	0.19	107,107,107,107	0
56	MG	1H	3268	1/1	0.90	0.50	125,125,125,125	0
56	MG	1G	1661	1/1	0.90	0.26	105,105,105,105	0
56	MG	1J	209	1/1	0.90	0.07	125,125,125,125	0
56	MG	14	3287	1/1	0.90	0.21	95,95,95,95	0
56	MG	1H	3209	1/1	0.90	0.15	82,82,82,82	0
56	MG	14	3239	1/1	0.90	0.23	166,166,166,166	0
56	MG	1H	3108	1/1	0.90	0.22	86,86,86,86	0
56	MG	13	1646	1/1	0.90	0.24	104,104,104,104	0
56	MG	14	3379	1/1	0.90	0.09	77,77,77,77	0
56	MG	14	3022	1/1	0.90	0.48	107,107,107,107	0

Continued on next page...

Continued from previous page...

Mol	Type	Chain	Res	Atoms	RSCC	RSR	B-factors(\AA^2)	Q<0.9
56	MG	I8	102	1/1	0.90	0.41	64,64,64,64	0
56	MG	1H	3316	1/1	0.90	0.57	94,94,94,94	0
56	MG	14	3387	1/1	0.90	0.10	76,76,76,76	0
56	MG	1H	3274	1/1	0.90	0.57	100,100,100,100	0
56	MG	14	3419	1/1	0.90	0.24	112,112,112,112	0
56	MG	1H	3071	1/1	0.90	0.12	94,94,94,94	0
56	MG	13	1713	1/1	0.91	0.12	119,119,119,119	0
56	MG	14	3159	1/1	0.91	0.13	112,112,112,112	0
56	MG	14	3154	1/1	0.91	0.23	86,86,86,86	0
56	MG	1H	3100	1/1	0.91	0.27	86,86,86,86	0
56	MG	1H	3133	1/1	0.91	0.14	84,84,84,84	0
56	MG	1H	3426	1/1	0.91	0.13	92,92,92,92	0
56	MG	13	1662	1/1	0.91	0.11	94,94,94,94	0
56	MG	14	3018	1/1	0.91	0.13	70,70,70,70	0
56	MG	1H	3334	1/1	0.91	0.50	99,99,99,99	0
56	MG	14	3207	1/1	0.91	0.14	68,68,68,68	0
56	MG	1H	3496	1/1	0.91	0.04	131,131,131,131	0
56	MG	1G	1688	1/1	0.91	0.13	117,117,117,117	0
56	MG	2K	107	1/1	0.91	0.41	106,106,106,106	0
56	MG	13	1724	1/1	0.91	0.06	102,102,102,102	0
56	MG	1G	1610	1/1	0.91	0.13	115,115,115,115	0
56	MG	1H	3191	1/1	0.91	0.34	87,87,87,87	0
56	MG	1H	3358	1/1	0.91	0.15	76,76,76,76	0
56	MG	14	3302	1/1	0.91	0.19	92,92,92,92	0
56	MG	14	3360	1/1	0.91	0.06	92,92,92,92	0
56	MG	1G	1655	1/1	0.91	0.21	111,111,111,111	0
56	MG	13	1677	1/1	0.91	0.39	98,98,98,98	0
56	MG	14	3396	1/1	0.91	0.16	119,119,119,119	0
56	MG	14	3271	1/1	0.91	0.12	87,87,87,87	0
56	MG	14	3109	1/1	0.91	0.32	89,89,89,89	0
56	MG	14	3304	1/1	0.91	0.33	121,121,121,121	0
56	MG	14	3395	1/1	0.91	0.09	96,96,96,96	0
56	MG	13	1637	1/1	0.91	0.26	96,96,96,96	0
56	MG	1H	3448	1/1	0.91	0.14	97,97,97,97	0
56	MG	14	3210	1/1	0.91	0.37	98,98,98,98	0
56	MG	14	3375	1/1	0.91	0.06	102,102,102,102	0
56	MG	1H	3329	1/1	0.91	0.34	99,99,99,99	0
56	MG	16	204	1/1	0.91	0.40	99,99,99,99	0
56	MG	1H	3241	1/1	0.91	0.21	80,80,80,80	0
56	MG	14	3259	1/1	0.91	0.15	100,100,100,100	0
56	MG	14	3388	1/1	0.91	0.12	85,85,85,85	0
56	MG	14	3424	1/1	0.91	0.43	116,116,116,116	0

Continued on next page...

Continued from previous page...

Mol	Type	Chain	Res	Atoms	RSCC	RSR	B-factors(\AA^2)	Q<0.9
56	MG	1H	3211	1/1	0.91	0.14	76,76,76,76	0
56	MG	14	3055	1/1	0.91	0.42	85,85,85,85	0
56	MG	1H	3312	1/1	0.91	0.37	79,79,79,79	0
56	MG	14	3423	1/1	0.91	0.10	133,133,133,133	0
56	MG	1H	3181	1/1	0.91	0.35	74,74,74,74	0
56	MG	14	3047	1/1	0.91	0.14	66,66,66,66	0
56	MG	1G	1609	1/1	0.91	0.12	97,97,97,97	0
56	MG	1H	3098	1/1	0.91	0.23	72,72,72,72	0
56	MG	1H	3354	1/1	0.92	0.14	64,64,64,64	0
56	MG	14	3160	1/1	0.92	0.32	85,85,85,85	0
56	MG	1H	3437	1/1	0.92	0.06	109,109,109,109	0
56	MG	1H	3438	1/1	0.92	0.05	82,82,82,82	0
56	MG	1H	3495	1/1	0.92	0.32	91,91,91,91	0
56	MG	1H	3162	1/1	0.92	0.24	74,74,74,74	0
56	MG	1H	3501	1/1	0.92	0.17	107,107,107,107	0
56	MG	14	3409	1/1	0.92	0.07	114,114,114,114	0
56	MG	14	3012	1/1	0.92	0.23	94,94,94,94	0
56	MG	13	1711	1/1	0.92	0.63	126,126,126,126	0
56	MG	1H	3149	1/1	0.92	0.54	99,99,99,99	0
56	MG	1H	3278	1/1	0.92	0.29	101,101,101,101	0
56	MG	14	3344	1/1	0.92	0.11	82,82,82,82	0
56	MG	13	1667	1/1	0.92	0.30	147,147,147,147	0
56	MG	14	3098	1/1	0.92	0.28	74,74,74,74	0
56	MG	1G	1611	1/1	0.92	0.18	105,105,105,105	0
56	MG	14	3394	1/1	0.92	0.07	93,93,93,93	0
56	MG	14	3309	1/1	0.92	0.48	87,87,87,87	0
56	MG	1H	3216	1/1	0.92	0.22	77,77,77,77	0
56	MG	14	3367	1/1	0.92	0.06	111,111,111,111	0
56	MG	1H	3101	1/1	0.92	0.21	49,49,49,49	0
56	MG	14	3102	1/1	0.92	0.36	93,93,93,93	0
56	MG	14	3094	1/1	0.92	0.20	83,83,83,83	0
56	MG	1H	3041	1/1	0.92	0.33	67,67,67,67	0
56	MG	1H	3194	1/1	0.92	0.20	104,104,104,104	0
56	MG	14	3053	1/1	0.92	0.17	98,98,98,98	0
56	MG	1G	1617	1/1	0.92	0.27	110,110,110,110	0
56	MG	1H	3297	1/1	0.92	0.10	86,86,86,86	0
56	MG	1H	3097	1/1	0.92	0.20	89,89,89,89	0
56	MG	1G	1674	1/1	0.92	0.15	111,111,111,111	0
56	MG	1H	3291	1/1	0.92	0.29	77,77,77,77	0
56	MG	14	3321	1/1	0.92	0.27	99,99,99,99	0
56	MG	14	3218	1/1	0.92	0.13	75,75,75,75	0
56	MG	1H	3056	1/1	0.92	0.30	72,72,72,72	0

Continued on next page...

Continued from previous page...

Mol	Type	Chain	Res	Atoms	RSCC	RSR	B-factors(\AA^2)	Q<0.9
56	MG	14	3258	1/1	0.92	0.13	104,104,104,104	0
56	MG	14	3107	1/1	0.92	0.21	80,80,80,80	0
56	MG	1G	1613	1/1	0.92	0.22	117,117,117,117	0
56	MG	13	1686	1/1	0.92	0.29	134,134,134,134	0
56	MG	1H	3420	1/1	0.92	0.10	84,84,84,84	0
56	MG	78	201	1/1	0.92	0.15	67,67,67,67	0
56	MG	14	3056	1/1	0.92	0.11	92,92,92,92	0
56	MG	1H	3320	1/1	0.92	0.73	106,106,106,106	0
56	MG	14	3365	1/1	0.92	0.10	80,80,80,80	0
56	MG	1H	3163	1/1	0.92	0.20	88,88,88,88	0
56	MG	1H	3432	1/1	0.92	0.06	113,113,113,113	0
56	MG	14	3246	1/1	0.92	0.21	75,75,75,75	0
56	MG	14	3243	1/1	0.92	0.10	91,91,91,91	0
56	MG	11	301	1/1	0.92	0.32	62,62,62,62	0
56	MG	14	3380	1/1	0.92	0.09	97,97,97,97	0
56	MG	14	3140	1/1	0.92	0.34	93,93,93,93	0
56	MG	1H	3338	1/1	0.92	0.27	110,110,110,110	0
56	MG	1H	3333	1/1	0.92	0.34	91,91,91,91	0
56	MG	14	3039	1/1	0.92	0.26	68,68,68,68	0
56	MG	1H	3310	1/1	0.92	0.37	96,96,96,96	0
56	MG	1H	3005	1/1	0.92	0.20	70,70,70,70	0
56	MG	13	1703	1/1	0.92	0.37	96,96,96,96	0
56	MG	1H	3319	1/1	0.93	0.27	90,90,90,90	0
56	MG	1H	3293	1/1	0.93	0.17	85,85,85,85	0
56	MG	1G	1614	1/1	0.93	0.25	140,140,140,140	0
56	MG	14	3024	1/1	0.93	0.28	73,73,73,73	0
56	MG	39	301	1/1	0.93	0.19	111,111,111,111	0
56	MG	1H	3374	1/1	0.93	0.16	71,71,71,71	0
56	MG	14	3063	1/1	0.93	0.18	104,104,104,104	0
56	MG	1H	3228	1/1	0.93	0.55	94,94,94,94	0
56	MG	1H	3201	1/1	0.93	0.32	121,121,121,121	0
56	MG	1H	3303	1/1	0.93	0.30	76,76,76,76	0
56	MG	1H	3160	1/1	0.93	0.31	84,84,84,84	0
56	MG	14	3156	1/1	0.93	0.18	99,99,99,99	0
56	MG	14	3417	1/1	0.93	0.06	148,148,148,148	0
56	MG	13	1660	1/1	0.93	0.14	94,94,94,94	0
56	MG	1H	3417	1/1	0.93	0.12	90,90,90,90	0
56	MG	14	3027	1/1	0.93	0.20	84,84,84,84	0
56	MG	14	3184	1/1	0.93	0.34	94,94,94,94	0
56	MG	14	3146	1/1	0.93	0.19	128,128,128,128	0
56	MG	1H	3264	1/1	0.93	0.29	96,96,96,96	0
56	MG	1G	1660	1/1	0.93	0.43	97,97,97,97	0

Continued on next page...

Continued from previous page...

Mol	Type	Chain	Res	Atoms	RSCC	RSR	B-factors(\AA^2)	Q<0.9
56	MG	13	1700	1/1	0.93	0.24	109,109,109,109	0
56	MG	1H	3035	1/1	0.93	0.20	55,55,55,55	0
56	MG	1H	3150	1/1	0.93	0.36	86,86,86,86	0
56	MG	1H	3247	1/1	0.93	0.28	81,81,81,81	0
56	MG	1G	1622	1/1	0.93	0.12	89,89,89,89	0
56	MG	14	3224	1/1	0.93	0.09	80,80,80,80	0
56	MG	14	3072	1/1	0.93	0.17	90,90,90,90	0
56	MG	14	3213	1/1	0.93	0.17	113,113,113,113	0
56	MG	1G	1637	1/1	0.93	0.16	104,104,104,104	0
56	MG	1H	3327	1/1	0.93	0.39	91,91,91,91	0
56	MG	14	3113	1/1	0.93	0.35	80,80,80,80	0
56	MG	1H	3049	1/1	0.93	0.33	60,60,60,60	0
56	MG	1H	3167	1/1	0.93	0.15	92,92,92,92	0
56	MG	14	3186	1/1	0.93	0.21	86,86,86,86	0
56	MG	1H	3050	1/1	0.93	0.27	80,80,80,80	0
56	MG	1H	3166	1/1	0.93	0.17	73,73,73,73	0
56	MG	1G	1607	1/1	0.93	0.28	98,98,98,98	0
56	MG	78	202	1/1	0.93	0.20	97,97,97,97	0
56	MG	14	3299	1/1	0.93	0.58	84,84,84,84	0
56	MG	14	3292	1/1	0.93	0.17	90,90,90,90	0
56	MG	14	3083	1/1	0.93	0.26	81,81,81,81	0
56	MG	1H	3470	1/1	0.93	0.23	99,99,99,99	0
56	MG	1H	3378	1/1	0.93	0.09	94,94,94,94	0
56	MG	1H	3252	1/1	0.93	0.21	69,69,69,69	0
56	MG	13	1701	1/1	0.93	0.57	103,103,103,103	0
56	MG	1H	3183	1/1	0.93	0.29	83,83,83,83	0
56	MG	14	3341	1/1	0.93	0.07	78,78,78,78	0
56	MG	14	3132	1/1	0.93	0.22	94,94,94,94	0
56	MG	14	3229	1/1	0.93	0.20	83,83,83,83	0
56	MG	14	3078	1/1	0.93	0.11	97,97,97,97	0
56	MG	1H	3458	1/1	0.93	0.13	93,93,93,93	0
56	MG	14	3135	1/1	0.93	0.31	101,101,101,101	0
56	MG	1H	3359	1/1	0.93	0.10	83,83,83,83	0
56	MG	1H	3032	1/1	0.93	0.25	78,78,78,78	0
56	MG	1H	3003	1/1	0.93	0.21	75,75,75,75	0
56	MG	1H	3442	1/1	0.93	0.12	57,57,57,57	0
56	MG	1H	3410	1/1	0.93	0.12	73,73,73,73	0
56	MG	14	3091	1/1	0.93	0.29	87,87,87,87	0
56	MG	13	1645	1/1	0.93	0.38	86,86,86,86	0
56	MG	1H	3375	1/1	0.93	0.18	76,76,76,76	0
56	MG	1H	3461	1/1	0.93	0.08	110,110,110,110	0
56	MG	14	3263	1/1	0.93	0.26	88,88,88,88	0

Continued on next page...

Continued from previous page...

Mol	Type	Chain	Res	Atoms	RSCC	RSR	B-factors(\AA^2)	Q<0.9
56	MG	1H	3231	1/1	0.93	0.49	90,90,90,90	0
56	MG	1H	3418	1/1	0.93	0.06	134,134,134,134	0
56	MG	13	1661	1/1	0.93	0.29	91,91,91,91	0
56	MG	1H	3336	1/1	0.93	0.30	102,102,102,102	0
56	MG	1H	3020	1/1	0.93	0.15	90,90,90,90	0
56	MG	1H	3082	1/1	0.93	0.17	77,77,77,77	0
56	MG	13	1619	1/1	0.93	0.57	103,103,103,103	0
56	MG	1H	3002	1/1	0.93	0.23	76,76,76,76	0
56	MG	1H	3302	1/1	0.93	0.23	90,90,90,90	0
56	MG	1H	3051	1/1	0.93	0.24	53,53,53,53	0
56	MG	1H	3217	1/1	0.93	0.12	91,91,91,91	0
56	MG	1H	3248	1/1	0.93	0.23	76,76,76,76	0
56	MG	1H	3315	1/1	0.94	0.39	105,105,105,105	0
56	MG	14	3345	1/1	0.94	0.10	84,84,84,84	0
56	MG	1H	3483	1/1	0.94	0.07	110,110,110,110	0
56	MG	J8	101	1/1	0.94	0.27	78,78,78,78	0
56	MG	13	1698	1/1	0.94	0.35	95,95,95,95	0
56	MG	14	3421	1/1	0.94	0.05	130,130,130,130	0
56	MG	1H	3188	1/1	0.94	0.51	100,100,100,100	0
56	MG	13	1709	1/1	0.94	0.28	141,141,141,141	0
56	MG	14	3234	1/1	0.94	0.54	98,98,98,98	0
56	MG	13	1643	1/1	0.94	0.09	78,78,78,78	0
56	MG	14	3399	1/1	0.94	0.08	78,78,78,78	0
56	MG	1H	3080	1/1	0.94	0.31	86,86,86,86	0
56	MG	4K	101	1/1	0.94	0.19	90,90,90,90	0
56	MG	1H	3161	1/1	0.94	0.36	82,82,82,82	0
56	MG	14	3141	1/1	0.94	0.19	80,80,80,80	0
56	MG	14	3106	1/1	0.94	0.20	89,89,89,89	0
56	MG	13	1626	1/1	0.94	0.20	109,109,109,109	0
56	MG	1H	3112	1/1	0.94	0.14	55,55,55,55	0
56	MG	14	3092	1/1	0.94	0.16	109,109,109,109	0
56	MG	1H	3422	1/1	0.94	0.15	91,91,91,91	0
56	MG	13	1741	1/1	0.94	0.08	118,118,118,118	0
56	MG	1H	3325	1/1	0.94	0.13	86,86,86,86	0
56	MG	14	3052	1/1	0.94	0.21	110,110,110,110	0
56	MG	13	1678	1/1	0.94	0.09	111,111,111,111	0
56	MG	14	3401	1/1	0.94	0.06	120,120,120,120	0
56	MG	13	1620	1/1	0.94	0.27	119,119,119,119	0
56	MG	1H	3058	1/1	0.94	0.20	107,107,107,107	0
56	MG	14	3121	1/1	0.94	0.23	84,84,84,84	0
56	MG	1H	3455	1/1	0.94	0.22	99,99,99,99	0
56	MG	1H	3425	1/1	0.94	0.06	95,95,95,95	0

Continued on next page...

Continued from previous page...

Mol	Type	Chain	Res	Atoms	RSCC	RSR	B-factors(\AA^2)	Q<0.9
56	MG	1H	3429	1/1	0.94	0.08	102,102,102,102	0
56	MG	16	202	1/1	0.94	0.28	73,73,73,73	0
56	MG	1H	3067	1/1	0.94	0.16	84,84,84,84	0
56	MG	14	3400	1/1	0.94	0.22	95,95,95,95	0
56	MG	1G	1618	1/1	0.94	0.12	104,104,104,104	0
56	MG	1H	3421	1/1	0.94	0.18	62,62,62,62	0
56	MG	1H	3454	1/1	0.94	0.06	85,85,85,85	0
56	MG	1H	3475	1/1	0.94	0.18	76,76,76,76	0
56	MG	13	1671	1/1	0.94	0.24	102,102,102,102	0
56	MG	1H	3400	1/1	0.94	0.10	61,61,61,61	0
56	MG	1H	3441	1/1	0.94	0.10	122,122,122,122	0
56	MG	13	1731	1/1	0.94	0.05	91,91,91,91	0
56	MG	1H	3398	1/1	0.94	0.09	92,92,92,92	0
56	MG	13	1603	1/1	0.94	0.21	97,97,97,97	0
56	MG	14	3241	1/1	0.94	0.31	92,92,92,92	0
56	MG	14	3082	1/1	0.94	0.23	71,71,71,71	0
56	MG	1G	1681	1/1	0.94	0.18	133,133,133,133	0
56	MG	14	3406	1/1	0.94	0.07	99,99,99,99	0
56	MG	1H	3203	1/1	0.94	0.35	73,73,73,73	0
56	MG	1H	3390	1/1	0.94	0.17	83,83,83,83	0
56	MG	14	3425	1/1	0.94	0.28	92,92,92,92	0
56	MG	14	3190	1/1	0.94	0.22	124,124,124,124	0
56	MG	14	3314	1/1	0.94	0.34	102,102,102,102	0
56	MG	14	3041	1/1	0.94	0.16	80,80,80,80	0
56	MG	14	3290	1/1	0.94	0.26	113,113,113,113	0
56	MG	14	3179	1/1	0.94	0.30	96,96,96,96	0
56	MG	1H	3159	1/1	0.94	0.17	77,77,77,77	0
56	MG	1H	3257	1/1	0.94	0.33	80,80,80,80	0
56	MG	13	1615	1/1	0.94	0.24	100,100,100,100	0
56	MG	1H	3474	1/1	0.94	0.20	124,124,124,124	0
56	MG	2K	102	1/1	0.94	0.23	97,97,97,97	0
56	MG	14	3323	1/1	0.94	0.10	101,101,101,101	0
56	MG	14	3006	1/1	0.94	0.21	99,99,99,99	0
56	MG	14	3362	1/1	0.94	0.17	101,101,101,101	0
56	MG	1H	3416	1/1	0.94	0.07	78,78,78,78	0
56	MG	14	3003	1/1	0.94	0.14	73,73,73,73	0
56	MG	1H	3404	1/1	0.94	0.09	62,62,62,62	0
56	MG	1H	3460	1/1	0.94	0.11	110,110,110,110	0
56	MG	1J	210	1/1	0.94	0.06	109,109,109,109	0
56	MG	1H	3073	1/1	0.94	0.24	88,88,88,88	0
56	MG	14	3042	1/1	0.94	0.21	87,87,87,87	0
56	MG	1H	3068	1/1	0.94	0.27	98,98,98,98	0

Continued on next page...

Continued from previous page...

Mol	Type	Chain	Res	Atoms	RSCC	RSR	B-factors(\AA^2)	Q<0.9
56	MG	1H	3113	1/1	0.94	0.14	64,64,64,64	0
56	MG	13	1715	1/1	0.94	0.31	108,108,108,108	0
56	MG	1H	3456	1/1	0.94	0.18	79,79,79,79	0
56	MG	1H	3053	1/1	0.94	0.17	92,92,92,92	0
56	MG	1H	3424	1/1	0.94	0.09	119,119,119,119	0
56	MG	13	1613	1/1	0.94	0.18	96,96,96,96	0
56	MG	1H	3094	1/1	0.94	0.39	79,79,79,79	0
56	MG	1H	3386	1/1	0.94	0.16	82,82,82,82	0
56	MG	14	3410	1/1	0.94	0.30	96,96,96,96	0
56	MG	14	3059	1/1	0.94	0.27	74,74,74,74	0
56	MG	14	3240	1/1	0.94	0.10	76,76,76,76	0
56	MG	1H	3024	1/1	0.94	0.23	102,102,102,102	0
56	MG	1H	3482	1/1	0.94	0.10	119,119,119,119	0
56	MG	1G	1654	1/1	0.94	0.38	94,94,94,94	0
56	MG	16	211	1/1	0.94	0.40	79,79,79,79	0
56	MG	14	3127	1/1	0.94	0.06	87,87,87,87	0
56	MG	1H	3221	1/1	0.94	0.38	99,99,99,99	0
56	MG	14	3350	1/1	0.94	0.08	80,80,80,80	0
56	MG	13	1728	1/1	0.94	0.13	131,131,131,131	0
56	MG	14	3157	1/1	0.94	0.31	76,76,76,76	0
56	MG	1H	3301	1/1	0.94	0.24	79,79,79,79	0
56	MG	14	3071	1/1	0.94	0.12	94,94,94,94	0
56	MG	1H	3105	1/1	0.94	0.09	76,76,76,76	0
56	MG	14	3225	1/1	0.94	0.20	65,65,65,65	0
56	MG	1H	3220	1/1	0.94	0.29	124,124,124,124	0
56	MG	1H	3208	1/1	0.94	0.09	63,63,63,63	0
56	MG	1H	3121	1/1	0.94	0.21	80,80,80,80	0
56	MG	1H	3099	1/1	0.95	0.33	69,69,69,69	0
56	MG	14	3298	1/1	0.95	0.42	115,115,115,115	0
56	MG	1H	3021	1/1	0.95	0.32	79,79,79,79	0
56	MG	14	3138	1/1	0.95	0.20	73,73,73,73	0
56	MG	14	3216	1/1	0.95	0.43	111,111,111,111	0
56	MG	13	1642	1/1	0.95	0.11	98,98,98,98	0
56	MG	1H	3047	1/1	0.95	0.30	65,65,65,65	0
56	MG	13	1726	1/1	0.95	0.12	90,90,90,90	0
56	MG	14	3069	1/1	0.95	0.08	63,63,63,63	0
56	MG	14	3393	1/1	0.95	0.14	80,80,80,80	0
56	MG	1G	1631	1/1	0.95	0.23	113,113,113,113	0
56	MG	1H	3212	1/1	0.95	0.14	61,61,61,61	0
56	MG	1H	3385	1/1	0.95	0.14	75,75,75,75	0
56	MG	14	3336	1/1	0.95	0.14	88,88,88,88	0
56	MG	14	3100	1/1	0.95	0.12	87,87,87,87	0

Continued on next page...

Continued from previous page...

Mol	Type	Chain	Res	Atoms	RSCC	RSR	B-factors(\AA^2)	Q<0.9
56	MG	14	3021	1/1	0.95	0.40	79,79,79,79	0
56	MG	3I	201	1/1	0.95	0.18	81,81,81,81	0
56	MG	1G	1672	1/1	0.95	0.26	126,126,126,126	0
56	MG	14	3049	1/1	0.95	0.25	87,87,87,87	0
56	MG	1H	3236	1/1	0.95	0.26	77,77,77,77	0
56	MG	14	3001	1/1	0.95	0.12	66,66,66,66	0
56	MG	1H	3025	1/1	0.95	0.48	78,78,78,78	0
56	MG	16	208	1/1	0.95	0.55	94,94,94,94	0
56	MG	13	1653	1/1	0.95	0.21	78,78,78,78	0
56	MG	1H	3170	1/1	0.95	0.33	100,100,100,100	0
56	MG	1H	3109	1/1	0.95	0.20	84,84,84,84	0
56	MG	1H	3213	1/1	0.95	0.27	113,113,113,113	0
56	MG	1G	1662	1/1	0.95	0.16	155,155,155,155	0
56	MG	14	3219	1/1	0.95	0.20	102,102,102,102	0
56	MG	1H	3463	1/1	0.95	0.04	113,113,113,113	0
56	MG	1H	3433	1/1	0.95	0.09	76,76,76,76	0
56	MG	G8	201	1/1	0.95	0.11	83,83,83,83	0
56	MG	1G	1616	1/1	0.95	0.18	149,149,149,149	0
56	MG	1H	3176	1/1	0.95	0.30	91,91,91,91	0
56	MG	14	3171	1/1	0.95	0.19	73,73,73,73	0
56	MG	1J	201	1/1	0.95	0.15	123,123,123,123	0
56	MG	1H	3196	1/1	0.95	0.70	110,110,110,110	0
56	MG	1H	3405	1/1	0.95	0.13	86,86,86,86	0
56	MG	14	3222	1/1	0.95	0.24	99,99,99,99	0
56	MG	1G	1612	1/1	0.95	0.15	110,110,110,110	0
56	MG	14	3074	1/1	0.95	0.13	79,79,79,79	0
56	MG	1H	3011	1/1	0.95	0.51	91,91,91,91	0
56	MG	1H	3367	1/1	0.95	0.13	82,82,82,82	0
56	MG	1H	3341	1/1	0.95	0.27	100,100,100,100	0
57	ZN	5A	101	1/1	0.95	0.13	172,172,172,172	0
56	MG	1H	3066	1/1	0.95	0.27	71,71,71,71	0
56	MG	1H	3173	1/1	0.95	0.36	98,98,98,98	0
56	MG	1H	3376	1/1	0.95	0.04	96,96,96,96	0
56	MG	1H	3215	1/1	0.95	0.14	81,81,81,81	0
56	MG	1G	1658	1/1	0.95	0.21	110,110,110,110	0
56	MG	1H	3324	1/1	0.95	0.15	107,107,107,107	0
56	MG	13	1635	1/1	0.95	0.14	88,88,88,88	0
56	MG	1G	1630	1/1	0.95	0.47	116,116,116,116	0
56	MG	1H	3275	1/1	0.95	0.30	97,97,97,97	0
56	MG	13	1657	1/1	0.95	0.24	104,104,104,104	0
56	MG	13	1673	1/1	0.95	0.28	91,91,91,91	0
56	MG	14	3359	1/1	0.95	0.13	114,114,114,114	0

Continued on next page...

Continued from previous page...

Mol	Type	Chain	Res	Atoms	RSCC	RSR	B-factors(\AA^2)	Q<0.9
56	MG	1H	3444	1/1	0.95	0.28	102,102,102,102	0
56	MG	14	3139	1/1	0.95	0.19	67,67,67,67	0
56	MG	14	3384	1/1	0.95	0.14	60,60,60,60	0
56	MG	14	3390	1/1	0.95	0.18	94,94,94,94	0
56	MG	14	3060	1/1	0.95	0.27	83,83,83,83	0
56	MG	13	1625	1/1	0.95	0.30	77,77,77,77	0
56	MG	16	210	1/1	0.95	0.45	107,107,107,107	0
56	MG	1H	3164	1/1	0.95	0.43	102,102,102,102	0
56	MG	1H	3218	1/1	0.95	0.17	78,78,78,78	0
56	MG	16	213	1/1	0.95	0.43	85,85,85,85	0
56	MG	14	3044	1/1	0.95	0.14	78,78,78,78	0
56	MG	1H	3229	1/1	0.95	0.23	83,83,83,83	0
56	MG	14	3114	1/1	0.95	0.39	97,97,97,97	0
56	MG	14	3005	1/1	0.95	0.18	66,66,66,66	0
56	MG	13	1730	1/1	0.95	0.03	113,113,113,113	0
56	MG	14	3126	1/1	0.95	0.29	103,103,103,103	0
56	MG	14	3340	1/1	0.95	0.34	91,91,91,91	0
56	MG	13	1616	1/1	0.95	0.10	82,82,82,82	0
56	MG	13	1602	1/1	0.95	0.31	87,87,87,87	0
56	MG	1H	3347	1/1	0.95	0.13	57,57,57,57	0
56	MG	14	3007	1/1	0.95	0.23	94,94,94,94	0
56	MG	14	3364	1/1	0.95	0.07	87,87,87,87	0
56	MG	1H	3419	1/1	0.95	0.16	94,94,94,94	0
56	MG	1H	3384	1/1	0.95	0.07	59,59,59,59	0
56	MG	1G	1676	1/1	0.95	0.35	121,121,121,121	0
56	MG	1H	3235	1/1	0.95	0.25	75,75,75,75	0
56	MG	14	3180	1/1	0.95	0.32	83,83,83,83	0
56	MG	41	201	1/1	0.95	0.16	89,89,89,89	0
56	MG	88	201	1/1	0.95	0.22	95,95,95,95	0
56	MG	85	201	1/1	0.95	0.28	93,93,93,93	0
56	MG	1H	3010	1/1	0.95	0.34	83,83,83,83	0
56	MG	1H	3408	1/1	0.95	0.09	87,87,87,87	0
56	MG	2K	103	1/1	0.95	0.10	98,98,98,98	0
56	MG	14	3099	1/1	0.95	0.14	106,106,106,106	0
56	MG	1H	3090	1/1	0.95	0.47	91,91,91,91	0
56	MG	1H	3095	1/1	0.95	0.43	74,74,74,74	0
56	MG	1H	3261	1/1	0.95	0.48	99,99,99,99	0
56	MG	1H	3052	1/1	0.95	0.30	80,80,80,80	0
56	MG	1H	3054	1/1	0.96	0.19	71,71,71,71	0
56	MG	1H	3134	1/1	0.96	0.13	57,57,57,57	0
56	MG	14	3402	1/1	0.96	0.11	99,99,99,99	0
56	MG	1G	1619	1/1	0.96	0.21	72,72,72,72	0

Continued on next page...

Continued from previous page...

Mol	Type	Chain	Res	Atoms	RSCC	RSR	B-factors(\AA^2)	Q<0.9
56	MG	14	3108	1/1	0.96	0.15	92,92,92,92	0
56	MG	13	1609	1/1	0.96	0.19	83,83,83,83	0
56	MG	1H	3192	1/1	0.96	0.11	78,78,78,78	0
56	MG	14	3090	1/1	0.96	0.20	89,89,89,89	0
56	MG	16	209	1/1	0.96	0.21	88,88,88,88	0
56	MG	1H	3364	1/1	0.96	0.12	80,80,80,80	0
56	MG	13	1623	1/1	0.96	0.15	84,84,84,84	0
56	MG	2K	101	1/1	0.96	0.22	76,76,76,76	0
56	MG	1H	3363	1/1	0.96	0.21	71,71,71,71	0
56	MG	14	3373	1/1	0.96	0.08	81,81,81,81	0
56	MG	14	3011	1/1	0.96	0.20	61,61,61,61	0
56	MG	1H	3117	1/1	0.96	0.29	87,87,87,87	0
56	MG	1H	3396	1/1	0.96	0.17	87,87,87,87	0
56	MG	1H	3451	1/1	0.96	0.11	87,87,87,87	0
56	MG	14	3045	1/1	0.96	0.17	70,70,70,70	0
56	MG	14	3129	1/1	0.96	0.20	78,78,78,78	0
56	MG	1H	3046	1/1	0.96	0.30	72,72,72,72	0
56	MG	1H	3244	1/1	0.96	0.20	90,90,90,90	0
56	MG	14	3226	1/1	0.96	0.21	123,123,123,123	0
56	MG	1H	3139	1/1	0.96	0.40	79,79,79,79	0
56	MG	14	3165	1/1	0.96	0.33	70,70,70,70	0
56	MG	1H	3497	1/1	0.96	0.10	119,119,119,119	0
56	MG	14	3067	1/1	0.96	0.18	73,73,73,73	0
56	MG	1H	3269	1/1	0.96	0.52	90,90,90,90	0
56	MG	14	3220	1/1	0.96	0.32	94,94,94,94	0
56	MG	13	1617	1/1	0.96	0.08	106,106,106,106	0
56	MG	1H	3350	1/1	0.96	0.14	64,64,64,64	0
56	MG	13	1681	1/1	0.96	0.25	107,107,107,107	0
56	MG	16	212	1/1	0.96	0.43	99,99,99,99	0
56	MG	1H	3093	1/1	0.96	0.16	81,81,81,81	0
56	MG	14	3088	1/1	0.96	0.23	66,66,66,66	0
56	MG	14	3199	1/1	0.96	0.35	126,126,126,126	0
56	MG	14	3070	1/1	0.96	0.19	66,66,66,66	0
56	MG	14	3057	1/1	0.96	0.15	91,91,91,91	0
56	MG	1H	3486	1/1	0.96	0.07	98,98,98,98	0
56	MG	1H	3402	1/1	0.96	0.12	81,81,81,81	0
56	MG	14	3404	1/1	0.96	0.08	97,97,97,97	0
56	MG	1H	3377	1/1	0.96	0.17	97,97,97,97	0
56	MG	1H	3387	1/1	0.96	0.17	70,70,70,70	0
56	MG	1H	3065	1/1	0.96	0.27	71,71,71,71	0
56	MG	14	3242	1/1	0.96	0.16	94,94,94,94	0
56	MG	1H	3064	1/1	0.96	0.27	76,76,76,76	0

Continued on next page...

Continued from previous page...

Mol	Type	Chain	Res	Atoms	RSCC	RSR	B-factors(\AA^2)	Q<0.9
56	MG	1H	3042	1/1	0.96	0.19	53,53,53,53	0
56	MG	13	1628	1/1	0.96	0.35	102,102,102,102	0
56	MG	1H	3506	1/1	0.96	0.33	57,57,57,57	0
56	MG	14	3338	1/1	0.96	0.09	68,68,68,68	0
56	MG	1H	3038	1/1	0.96	0.26	58,58,58,58	0
56	MG	1H	3069	1/1	0.96	0.37	89,89,89,89	0
56	MG	14	3073	1/1	0.96	0.26	74,74,74,74	0
56	MG	13	1612	1/1	0.96	0.27	89,89,89,89	0
56	MG	14	3087	1/1	0.96	0.16	82,82,82,82	0
56	MG	14	3115	1/1	0.96	0.18	100,100,100,100	0
56	MG	1H	3450	1/1	0.96	0.13	66,66,66,66	0
56	MG	1H	3240	1/1	0.96	0.25	94,94,94,94	0
56	MG	14	3245	1/1	0.96	0.18	71,71,71,71	0
56	MG	14	3004	1/1	0.96	0.25	64,64,64,64	0
56	MG	14	3040	1/1	0.96	0.20	79,79,79,79	0
56	MG	1H	3114	1/1	0.96	0.42	82,82,82,82	0
56	MG	14	3086	1/1	0.96	0.28	84,84,84,84	0
56	MG	14	3031	1/1	0.96	0.29	76,76,76,76	0
56	MG	1H	3360	1/1	0.96	0.14	58,58,58,58	0
56	MG	14	3349	1/1	0.96	0.14	71,71,71,71	0
56	MG	13	1751	1/1	0.96	0.16	94,94,94,94	0
56	MG	13	1648	1/1	0.96	0.26	76,76,76,76	0
56	MG	1H	3156	1/1	0.96	0.36	110,110,110,110	0
56	MG	14	3009	1/1	0.96	0.24	65,65,65,65	0
56	MG	14	3389	1/1	0.96	0.17	72,72,72,72	0
56	MG	14	3378	1/1	0.96	0.16	101,101,101,101	0
56	MG	14	3206	1/1	0.96	0.08	83,83,83,83	0
56	MG	1H	3462	1/1	0.96	0.11	75,75,75,75	0
56	MG	14	3131	1/1	0.96	0.20	56,56,56,56	0
56	MG	1H	3151	1/1	0.96	0.17	110,110,110,110	0
56	MG	1H	3033	1/1	0.96	0.59	100,100,100,100	0
56	MG	13	1655	1/1	0.96	0.14	89,89,89,89	0
56	MG	1H	3057	1/1	0.96	0.19	72,72,72,72	0
56	MG	1H	3349	1/1	0.96	0.16	69,69,69,69	0
56	MG	1G	1678	1/1	0.96	0.13	108,108,108,108	0
56	MG	14	3084	1/1	0.96	0.22	78,78,78,78	0
56	MG	1G	1646	1/1	0.96	0.15	102,102,102,102	0
56	MG	14	3050	1/1	0.96	0.13	60,60,60,60	0
56	MG	1H	3187	1/1	0.96	0.24	89,89,89,89	0
56	MG	1H	3289	1/1	0.96	0.22	93,93,93,93	0
56	MG	1G	1683	1/1	0.96	0.14	129,129,129,129	0
56	MG	14	3334	1/1	0.96	0.11	91,91,91,91	0

Continued on next page...

Continued from previous page...

Mol	Type	Chain	Res	Atoms	RSCC	RSR	B-factors(\AA^2)	Q<0.9
56	MG	1H	3197	1/1	0.96	0.41	89,89,89,89	0
56	MG	14	3214	1/1	0.96	0.14	70,70,70,70	0
56	MG	1H	3436	1/1	0.96	0.10	79,79,79,79	0
56	MG	14	3054	1/1	0.96	0.12	93,93,93,93	0
56	MG	1H	3075	1/1	0.96	0.08	59,59,59,59	0
56	MG	1H	3214	1/1	0.96	0.13	103,103,103,103	0
56	MG	14	3228	1/1	0.96	0.20	86,86,86,86	0
56	MG	21	302	1/1	0.96	0.16	82,82,82,82	0
56	MG	14	3172	1/1	0.96	0.21	107,107,107,107	0
56	MG	1H	3180	1/1	0.96	0.17	84,84,84,84	0
56	MG	1H	3356	1/1	0.97	0.10	58,58,58,58	0
56	MG	1H	3008	1/1	0.97	0.41	79,79,79,79	0
56	MG	14	3111	1/1	0.97	0.17	72,72,72,72	0
56	MG	1H	3195	1/1	0.97	0.11	94,94,94,94	0
56	MG	14	3105	1/1	0.97	0.14	74,74,74,74	0
56	MG	13	1649	1/1	0.97	0.27	85,85,85,85	0
56	MG	14	3097	1/1	0.97	0.12	69,69,69,69	0
56	MG	1H	3037	1/1	0.97	0.37	76,76,76,76	0
56	MG	14	3191	1/1	0.97	0.21	92,92,92,92	0
56	MG	1H	3115	1/1	0.97	0.34	95,95,95,95	0
56	MG	13	1725	1/1	0.97	0.11	102,102,102,102	0
56	MG	14	3426	1/1	0.97	0.24	67,67,67,67	0
56	MG	14	3347	1/1	0.97	0.07	85,85,85,85	0
56	MG	16	203	1/1	0.97	0.17	107,107,107,107	0
57	ZN	5I	101	1/1	0.97	0.20	114,114,114,114	0
56	MG	1H	3403	1/1	0.97	0.16	73,73,73,73	0
56	MG	1H	3103	1/1	0.97	0.15	60,60,60,60	0
56	MG	1H	3369	1/1	0.97	0.15	92,92,92,92	0
56	MG	1H	3019	1/1	0.97	0.28	54,54,54,54	0
56	MG	1H	3172	1/1	0.97	0.26	98,98,98,98	0
56	MG	14	3116	1/1	0.97	0.21	73,73,73,73	0
56	MG	14	3300	1/1	0.97	0.15	98,98,98,98	0
56	MG	1H	3110	1/1	0.97	0.31	67,67,67,67	0
56	MG	1H	3088	1/1	0.97	0.33	52,52,52,52	0
56	MG	13	1747	1/1	0.97	0.28	103,103,103,103	0
56	MG	1G	1627	1/1	0.97	0.23	116,116,116,116	0
56	MG	14	3238	1/1	0.97	0.16	110,110,110,110	0
56	MG	1G	1624	1/1	0.97	0.17	93,93,93,93	0
56	MG	1G	1651	1/1	0.97	0.20	138,138,138,138	0
56	MG	13	1659	1/1	0.97	0.31	109,109,109,109	0
56	MG	14	3089	1/1	0.97	0.21	85,85,85,85	0
56	MG	14	3223	1/1	0.97	0.82	81,81,81,81	0

Continued on next page...

Continued from previous page...

Mol	Type	Chain	Res	Atoms	RSCC	RSR	B-factors(\AA^2)	Q<0.9
56	MG	14	3095	1/1	0.97	0.20	78,78,78,78	0
56	MG	14	3134	1/1	0.97	0.10	103,103,103,103	0
56	MG	1H	3392	1/1	0.97	0.13	65,65,65,65	0
56	MG	1H	3348	1/1	0.97	0.14	84,84,84,84	0
56	MG	14	3322	1/1	0.97	0.14	90,90,90,90	0
56	MG	14	3015	1/1	0.97	0.08	81,81,81,81	0
56	MG	14	3145	1/1	0.97	0.25	105,105,105,105	0
56	MG	1H	3039	1/1	0.97	0.39	55,55,55,55	0
56	MG	13	1729	1/1	0.97	0.12	109,109,109,109	0
56	MG	1H	3459	1/1	0.97	0.14	81,81,81,81	0
56	MG	1G	1626	1/1	0.97	0.27	102,102,102,102	0
56	MG	14	3128	1/1	0.97	0.21	97,97,97,97	0
56	MG	1H	3120	1/1	0.97	0.13	80,80,80,80	0
56	MG	2L	101	1/1	0.97	0.18	98,98,98,98	0
56	MG	1H	3131	1/1	0.97	0.17	56,56,56,56	0
56	MG	1H	3394	1/1	0.97	0.09	62,62,62,62	0
56	MG	13	1610	1/1	0.97	0.20	79,79,79,79	0
56	MG	1H	3371	1/1	0.97	0.08	91,91,91,91	0
56	MG	1H	3089	1/1	0.97	0.28	58,58,58,58	0
56	MG	14	3046	1/1	0.97	0.24	88,88,88,88	0
56	MG	1H	3299	1/1	0.97	0.17	71,71,71,71	0
56	MG	1H	3227	1/1	0.97	0.26	123,123,123,123	0
56	MG	14	3348	1/1	0.97	0.10	71,71,71,71	0
56	MG	14	3397	1/1	0.97	0.13	101,101,101,101	0
56	MG	14	3085	1/1	0.97	0.18	81,81,81,81	0
56	MG	1H	3078	1/1	0.97	0.23	70,70,70,70	0
56	MG	13	1746	1/1	0.97	0.07	110,110,110,110	0
56	MG	13	1712	1/1	0.97	0.19	99,99,99,99	0
56	MG	1H	3445	1/1	0.97	0.12	83,83,83,83	0
56	MG	14	3155	1/1	0.97	0.17	76,76,76,76	0
56	MG	14	3244	1/1	0.97	0.23	99,99,99,99	0
56	MG	14	3353	1/1	0.97	0.15	91,91,91,91	0
56	MG	1G	1621	1/1	0.97	0.11	88,88,88,88	0
56	MG	14	3205	1/1	0.97	0.45	72,72,72,72	0
56	MG	1H	3171	1/1	0.97	0.51	75,75,75,75	0
56	MG	1H	3383	1/1	0.97	0.10	67,67,67,67	0
56	MG	1H	3091	1/1	0.97	0.36	70,70,70,70	0
56	MG	1H	3253	1/1	0.97	0.20	91,91,91,91	0
56	MG	1H	3239	1/1	0.97	0.17	88,88,88,88	0
56	MG	14	3194	1/1	0.97	0.23	97,97,97,97	0
56	MG	1H	3388	1/1	0.97	0.14	65,65,65,65	0
56	MG	14	3198	1/1	0.97	0.11	88,88,88,88	0

Continued on next page...

Continued from previous page...

Mol	Type	Chain	Res	Atoms	RSCC	RSR	B-factors(\AA^2)	Q<0.9
56	MG	1H	3096	1/1	0.97	0.17	57,57,57,57	0
56	MG	1H	3226	1/1	0.97	0.26	88,88,88,88	0
56	MG	14	3230	1/1	0.97	0.27	86,86,86,86	0
56	MG	1H	3468	1/1	0.97	0.07	95,95,95,95	0
56	MG	1G	1677	1/1	0.97	0.08	91,91,91,91	0
56	MG	1H	3018	1/1	0.97	0.41	79,79,79,79	0
56	MG	14	3361	1/1	0.97	0.17	86,86,86,86	0
56	MG	13	1608	1/1	0.97	0.20	91,91,91,91	0
56	MG	14	3310	1/1	0.97	0.20	96,96,96,96	0
56	MG	13	1638	1/1	0.97	0.09	115,115,115,115	0
56	MG	14	3062	1/1	0.97	0.29	85,85,85,85	0
56	MG	14	3382	1/1	0.97	0.29	86,86,86,86	0
56	MG	1H	3401	1/1	0.97	0.16	87,87,87,87	0
56	MG	14	3002	1/1	0.97	0.24	70,70,70,70	0
56	MG	14	3124	1/1	0.97	0.26	85,85,85,85	0
56	MG	14	3036	1/1	0.97	0.15	67,67,67,67	0
56	MG	13	1614	1/1	0.97	0.16	98,98,98,98	0
56	MG	1H	3413	1/1	0.97	0.15	77,77,77,77	0
56	MG	1H	3481	1/1	0.97	0.11	70,70,70,70	0
56	MG	1H	3397	1/1	0.97	0.15	77,77,77,77	0
56	MG	1H	3449	1/1	0.97	0.15	78,78,78,78	0
56	MG	14	3414	1/1	0.98	0.06	93,93,93,93	0
56	MG	14	3327	1/1	0.98	0.43	117,117,117,117	0
56	MG	1H	3389	1/1	0.98	0.16	69,69,69,69	0
56	MG	1H	3271	1/1	0.98	0.46	93,93,93,93	0
56	MG	1H	3393	1/1	0.98	0.17	60,60,60,60	0
56	MG	14	3043	1/1	0.98	0.21	101,101,101,101	0
56	MG	1H	3484	1/1	0.98	0.09	79,79,79,79	0
56	MG	1H	3145	1/1	0.98	0.20	57,57,57,57	0
56	MG	13	1634	1/1	0.98	0.30	85,85,85,85	0
56	MG	1H	3406	1/1	0.98	0.17	77,77,77,77	0
56	MG	14	3110	1/1	0.98	0.23	61,61,61,61	0
56	MG	1H	3014	1/1	0.98	0.42	57,57,57,57	0
56	MG	1H	3353	1/1	0.98	0.11	77,77,77,77	0
56	MG	14	3010	1/1	0.98	0.19	65,65,65,65	0
56	MG	1H	3465	1/1	0.98	0.10	83,83,83,83	0
56	MG	1H	3063	1/1	0.98	0.28	83,83,83,83	0
56	MG	1H	3207	1/1	0.98	0.18	60,60,60,60	0
56	MG	1H	3351	1/1	0.98	0.18	65,65,65,65	0
56	MG	1H	3125	1/1	0.98	0.16	68,68,68,68	0
56	MG	1H	3224	1/1	0.98	0.28	82,82,82,82	0
56	MG	14	3212	1/1	0.98	0.16	104,104,104,104	0

Continued on next page...

Continued from previous page...

Mol	Type	Chain	Res	Atoms	RSCC	RSR	B-factors(\AA^2)	Q<0.9
56	MG	1H	3070	1/1	0.98	0.54	125,125,125,125	0
56	MG	13	1604	1/1	0.98	0.27	108,108,108,108	0
56	MG	13	1633	1/1	0.98	0.15	75,75,75,75	0
56	MG	1H	3233	1/1	0.98	0.19	65,65,65,65	0
56	MG	14	3408	1/1	0.98	0.08	79,79,79,79	0
56	MG	1H	3379	1/1	0.98	0.12	74,74,74,74	0
56	MG	14	3377	1/1	0.98	0.08	82,82,82,82	0
56	MG	1G	1685	1/1	0.98	0.08	112,112,112,112	0
56	MG	1H	3060	1/1	0.98	0.24	74,74,74,74	0
56	MG	14	3333	1/1	0.98	0.12	73,73,73,73	0
56	MG	1G	1608	1/1	0.98	0.14	98,98,98,98	0
56	MG	14	3189	1/1	0.98	0.12	83,83,83,83	0
56	MG	1H	3352	1/1	0.98	0.14	61,61,61,61	0
56	MG	13	1742	1/1	0.98	0.10	82,82,82,82	0
56	MG	1H	3357	1/1	0.98	0.07	57,57,57,57	0
56	MG	1H	3006	1/1	0.98	0.17	91,91,91,91	0
56	MG	14	3118	1/1	0.98	0.24	71,71,71,71	0
56	MG	1H	3427	1/1	0.98	0.09	75,75,75,75	0
56	MG	14	3386	1/1	0.98	0.25	105,105,105,105	0
56	MG	1G	1601	1/1	0.98	0.19	109,109,109,109	0
56	MG	1H	3446	1/1	0.98	0.12	74,74,74,74	0
56	MG	14	3061	1/1	0.98	0.15	79,79,79,79	0
56	MG	14	3008	1/1	0.98	0.25	78,78,78,78	0
56	MG	14	3048	1/1	0.98	0.20	73,73,73,73	0
56	MG	1H	3373	1/1	0.98	0.12	63,63,63,63	0
56	MG	21	301	1/1	0.98	0.23	75,75,75,75	0
56	MG	1H	3048	1/1	0.98	0.21	65,65,65,65	0
56	MG	14	3358	1/1	0.98	0.09	85,85,85,85	0
56	MG	1H	3234	1/1	0.98	0.29	91,91,91,91	0
56	MG	1H	3085	1/1	0.98	0.22	62,62,62,62	0
56	MG	1H	3355	1/1	0.98	0.18	64,64,64,64	0
56	MG	14	3075	1/1	0.98	0.23	81,81,81,81	0
56	MG	14	3034	1/1	0.98	0.23	69,69,69,69	0
56	MG	14	3033	1/1	0.98	0.18	66,66,66,66	0
56	MG	1H	3043	1/1	0.98	0.27	72,72,72,72	0
56	MG	13	1738	1/1	0.98	0.13	77,77,77,77	0
56	MG	1H	3130	1/1	0.98	0.24	78,78,78,78	0
56	MG	1H	3365	1/1	0.98	0.13	69,69,69,69	0
56	MG	1H	3059	1/1	0.98	0.49	92,92,92,92	0
56	MG	14	3119	1/1	0.98	0.32	66,66,66,66	0
56	MG	13	1733	1/1	0.98	0.10	102,102,102,102	0
56	MG	14	3122	1/1	0.98	0.19	68,68,68,68	0

Continued on next page...

Continued from previous page...

Mol	Type	Chain	Res	Atoms	RSCC	RSR	B-factors(\AA^2)	Q<0.9
56	MG	13	1705	1/1	0.98	0.14	98,98,98,98	0
56	MG	14	3120	1/1	0.98	0.17	80,80,80,80	0
56	MG	1H	3084	1/1	0.98	0.31	61,61,61,61	0
56	MG	1H	3016	1/1	0.98	0.31	66,66,66,66	0
56	MG	1H	3045	1/1	0.98	0.20	63,63,63,63	0
56	MG	13	1601	1/1	0.98	0.27	74,74,74,74	0
56	MG	13	1735	1/1	0.98	0.07	96,96,96,96	0
57	ZN	3E	301	1/1	0.98	0.41	115,115,115,115	0
56	MG	1H	3001	1/1	0.98	0.29	64,64,64,64	0
56	MG	1H	3453	1/1	0.98	0.15	70,70,70,70	0
56	MG	14	3188	1/1	0.98	0.31	91,91,91,91	0
56	MG	13	1732	1/1	0.98	0.09	81,81,81,81	0
56	MG	14	3351	1/1	0.98	0.12	60,60,60,60	0
56	MG	1H	3361	1/1	0.98	0.16	56,56,56,56	0
56	MG	14	3032	1/1	0.98	0.20	52,52,52,52	0
56	MG	14	3101	1/1	0.98	0.15	80,80,80,80	0
56	MG	14	3051	1/1	0.98	0.20	100,100,100,100	0
56	MG	13	1737	1/1	0.98	0.14	72,72,72,72	0
56	MG	1H	3259	1/1	0.98	0.52	105,105,105,105	0
56	MG	1H	3414	1/1	0.98	0.15	65,65,65,65	0
56	MG	13	1723	1/1	0.99	0.14	105,105,105,105	0
56	MG	13	1611	1/1	0.99	0.18	95,95,95,95	0
56	MG	1H	3368	1/1	0.99	0.17	79,79,79,79	0
56	MG	14	3096	1/1	0.99	0.15	77,77,77,77	0
56	MG	14	3357	1/1	0.99	0.13	80,80,80,80	0
56	MG	14	3331	1/1	0.99	0.29	112,112,112,112	0
56	MG	1H	3409	1/1	0.99	0.18	76,76,76,76	0
56	MG	14	3335	1/1	0.99	0.12	73,73,73,73	0
56	MG	1H	3022	1/1	0.99	0.38	64,64,64,64	0
56	MG	1H	3443	1/1	0.99	0.17	76,76,76,76	0
56	MG	14	3016	1/1	0.99	0.24	71,71,71,71	0
56	MG	1H	3380	1/1	0.99	0.16	61,61,61,61	0
56	MG	1H	3382	1/1	0.99	0.10	58,58,58,58	0
56	MG	14	3339	1/1	0.99	0.12	74,74,74,74	0
56	MG	1H	3123	1/1	0.99	0.24	68,68,68,68	0
56	MG	14	3038	1/1	0.99	0.16	72,72,72,72	0
56	MG	14	3332	1/1	0.99	0.12	72,72,72,72	0
56	MG	1H	3079	1/1	0.99	0.33	83,83,83,83	0
56	MG	1H	3017	1/1	0.99	0.23	79,79,79,79	0
56	MG	1H	3412	1/1	0.99	0.12	64,64,64,64	0
56	MG	1H	3472	1/1	0.99	0.08	98,98,98,98	0
56	MG	1H	3040	1/1	0.99	0.21	78,78,78,78	0

Continued on next page...

Continued from previous page...

Mol	Type	Chain	Res	Atoms	RSCC	RSR	B-factors(\AA^2)	Q<0.9
56	MG	14	3077	1/1	0.99	0.28	80,80,80,80	0
56	MG	1H	3036	1/1	0.99	0.46	61,61,61,61	0
56	MG	1H	3452	1/1	0.99	0.14	65,65,65,65	0
57	ZN	32	302	1/1	0.99	0.39	131,131,131,131	0
56	MG	1H	3411	1/1	0.99	0.12	80,80,80,80	0
56	MG	14	3257	1/1	0.99	0.20	84,84,84,84	0
56	MG	14	3392	1/1	0.99	0.08	70,70,70,70	0
56	MG	1H	3004	1/1	0.99	0.30	68,68,68,68	0
56	MG	14	3014	1/1	0.99	0.27	73,73,73,73	0
56	MG	13	1736	1/1	0.99	0.17	102,102,102,102	0
56	MG	1H	3362	1/1	0.99	0.14	61,61,61,61	0
56	MG	1H	3435	1/1	0.99	0.16	72,72,72,72	0
56	MG	14	3079	1/1	0.99	0.23	84,84,84,84	0
56	MG	14	3035	1/1	0.99	0.27	79,79,79,79	0
56	MG	1H	3044	1/1	0.99	0.20	68,68,68,68	0
56	MG	1H	3370	1/1	0.99	0.16	84,84,84,84	0
56	MG	14	3366	1/1	0.99	0.15	88,88,88,88	0
56	MG	1H	3440	1/1	0.99	0.10	83,83,83,83	0
56	MG	1H	3205	1/1	0.99	0.23	64,64,64,64	0
56	MG	14	3385	1/1	0.99	0.12	73,73,73,73	0
56	MG	1H	3076	1/1	0.99	0.26	73,73,73,73	0
56	MG	14	3342	1/1	0.99	0.12	80,80,80,80	0
56	MG	14	3215	1/1	0.99	0.15	104,104,104,104	0

6.5 Other polymers

There are no such residues in this entry.