



# Full wwPDB X-ray Structure Validation Report ⓘ

Apr 18, 2022 – 07:30 PM JST

PDB ID : 7X2R  
Title : Crystal structure of the E. coli transcription termination factor Rho  
Authors : Zheng, J.; Wang, B.  
Deposited on : 2022-02-26  
Resolution : 4.40 Å(reported)

This is a Full wwPDB X-ray Structure Validation Report for a publicly released PDB entry.

We welcome your comments at [validation@mail.wwpdb.org](mailto:validation@mail.wwpdb.org)

A user guide is available at

<https://www.wwpdb.org/validation/2017/XrayValidationReportHelp>

with specific help available everywhere you see the ⓘ symbol.

---

The following versions of software and data (see [references ⓘ](#)) were used in the production of this report:

MolProbity : 4.02b-467  
Xtriage (Phenix) : 1.13  
EDS : 2.27  
Percentile statistics : 20191225.v01 (using entries in the PDB archive December 25th 2019)  
Refmac : 5.8.0158  
CCP4 : 7.0.044 (Gargrove)  
Ideal geometry (proteins) : Engh & Huber (2001)  
Ideal geometry (DNA, RNA) : Parkinson et al. (1996)  
Validation Pipeline (wwPDB-VP) : 2.27

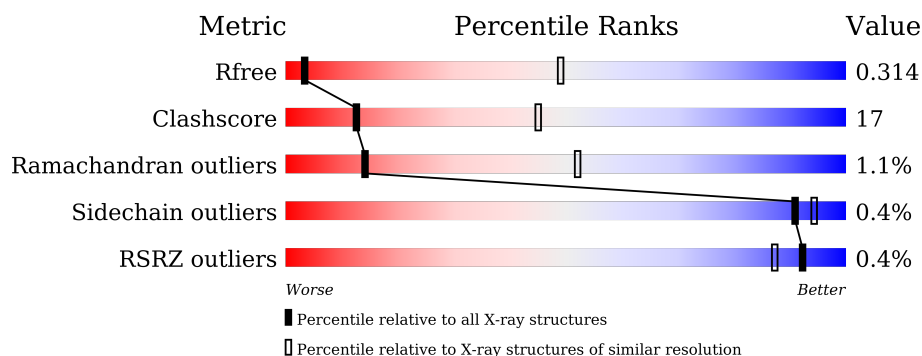
# 1 Overall quality at a glance

The following experimental techniques were used to determine the structure:

*X-RAY DIFFRACTION*

The reported resolution of this entry is 4.40 Å.

Percentile scores (ranging between 0-100) for global validation metrics of the entry are shown in the following graphic. The table shows the number of entries on which the scores are based.



Metric	Whole archive (#Entries)	Similar resolution (#Entries, resolution range(Å))
$R_{free}$	130704	1043 (5.00-3.80)
Clashscore	141614	1111 (5.00-3.80)
Ramachandran outliers	138981	1059 (5.00-3.80)
Sidechain outliers	138945	1041 (5.00-3.80)
RSRZ outliers	127900	1095 (5.08-3.70)

The table below summarises the geometric issues observed across the polymeric chains and their fit to the electron density. The red, orange, yellow and green segments of the lower bar indicate the fraction of residues that contain outliers for  $\geq 3$ , 2, 1 and 0 types of geometric quality criteria respectively. A grey segment represents the fraction of residues that are not modelled. The numeric value for each fraction is indicated below the corresponding segment, with a dot representing fractions  $\leq 5\%$ . The upper red bar (where present) indicates the fraction of residues that have poor fit to the electron density. The numeric value is given above the bar.

Mol	Chain	Length	Quality of chain
1	A	419	
1	B	419	
1	C	419	
1	D	419	
1	E	419	
1	F	419	

## 2 Entry composition

There is only 1 type of molecule in this entry. The entry contains 19308 atoms, of which 0 are hydrogens and 0 are deuteriums.

In the tables below, the ZeroOcc column contains the number of atoms modelled with zero occupancy, the AltConf column contains the number of residues with at least one atom in alternate conformation and the Trace column contains the number of residues modelled with at most 2 atoms.

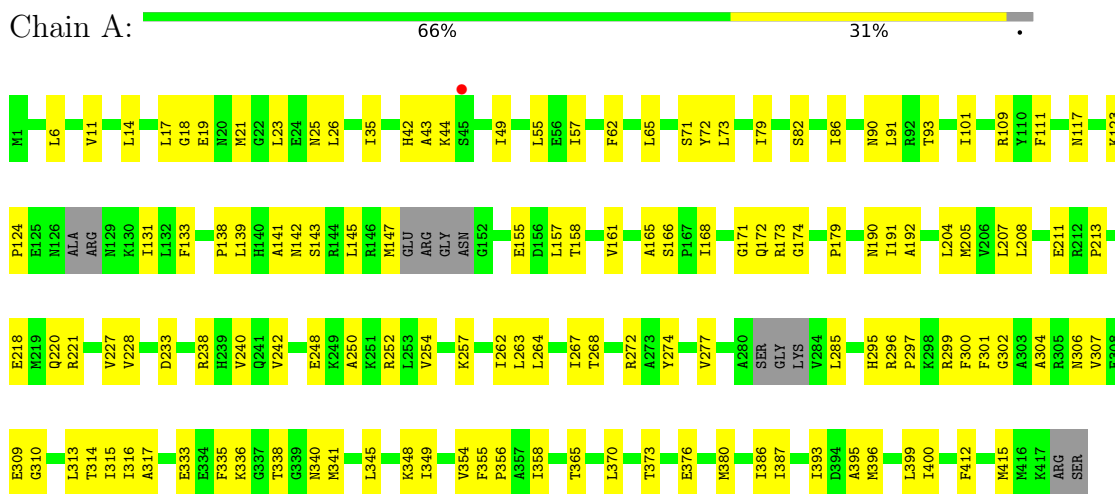
- Molecule 1 is a protein called Transcription termination factor Rho.

Mol	Chain	Residues	Atoms					ZeroOcc	AltConf	Trace
1	A	408	Total	C	N	O	S	0	0	0
			3208	2025	562	604	17			
1	B	411	Total	C	N	O	S	0	0	0
			3227	2036	566	608	17			
1	C	408	Total	C	N	O	S	0	0	0
			3208	2025	562	604	17			
1	D	409	Total	C	N	O	S	0	0	0
			3214	2028	563	606	17			
1	E	408	Total	C	N	O	S	0	0	0
			3208	2025	562	604	17			
1	F	413	Total	C	N	O	S	0	0	0
			3243	2045	571	610	17			

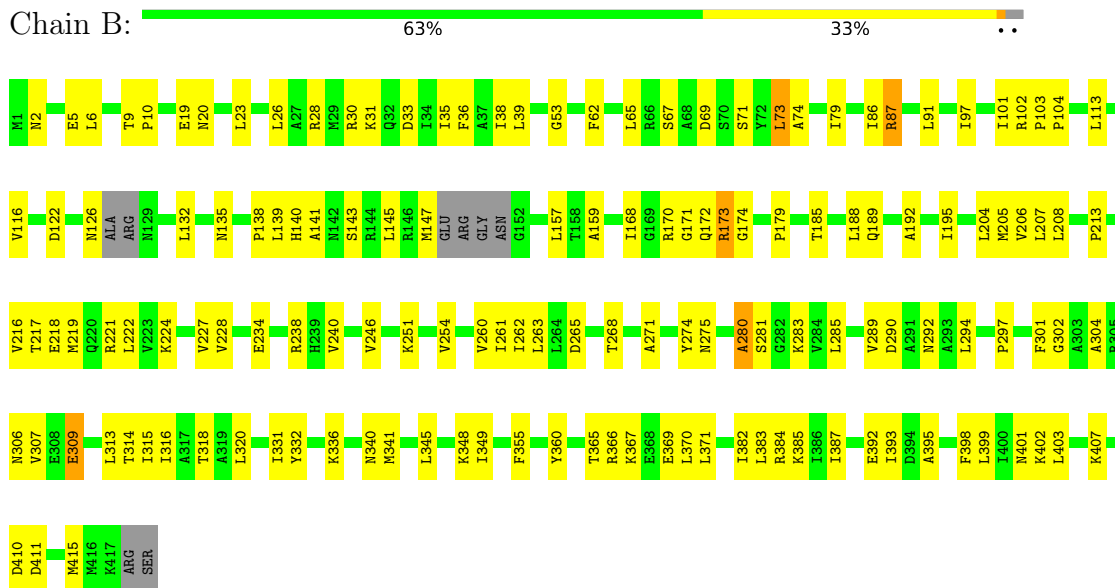
### 3 Residue-property plots

These plots are drawn for all protein, RNA, DNA and oligosaccharide chains in the entry. The first graphic for a chain summarises the proportions of the various outlier classes displayed in the second graphic. The second graphic shows the sequence view annotated by issues in geometry and electron density. Residues are color-coded according to the number of geometric quality criteria for which they contain at least one outlier: green = 0, yellow = 1, orange = 2 and red = 3 or more. A red dot above a residue indicates a poor fit to the electron density ( $RSRZ > 2$ ). Stretches of 2 or more consecutive residues without any outlier are shown as a green connector. Residues present in the sample, but not in the model, are shown in grey.

#### • Molecule 1: Transcription termination factor Rho

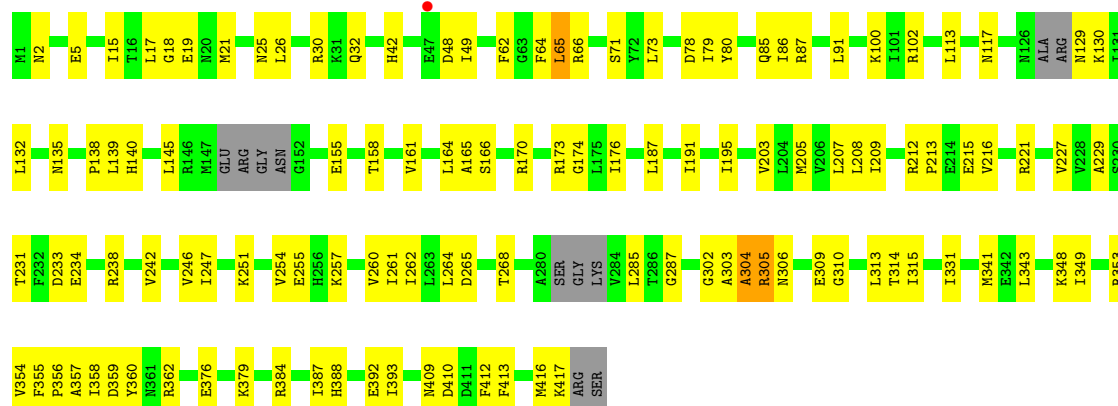


#### • Molecule 1: Transcription termination factor Rho



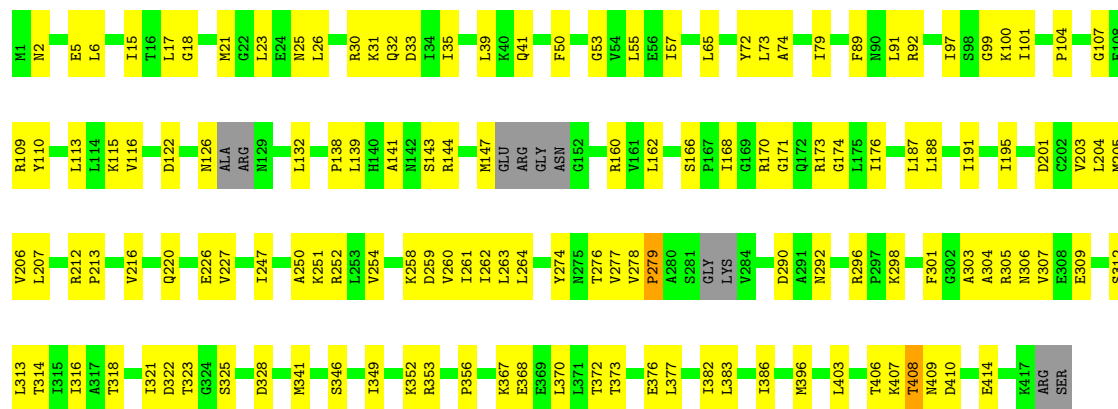
#### • Molecule 1: Transcription termination factor Rho

Chain C:  69% 28% ..



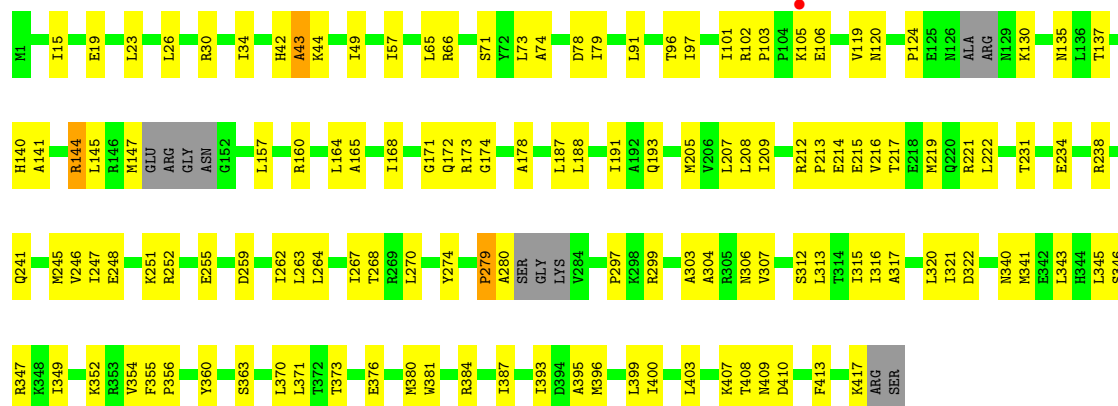
• Molecule 1: Transcription termination factor Rho

Chain D:  65% 32% .

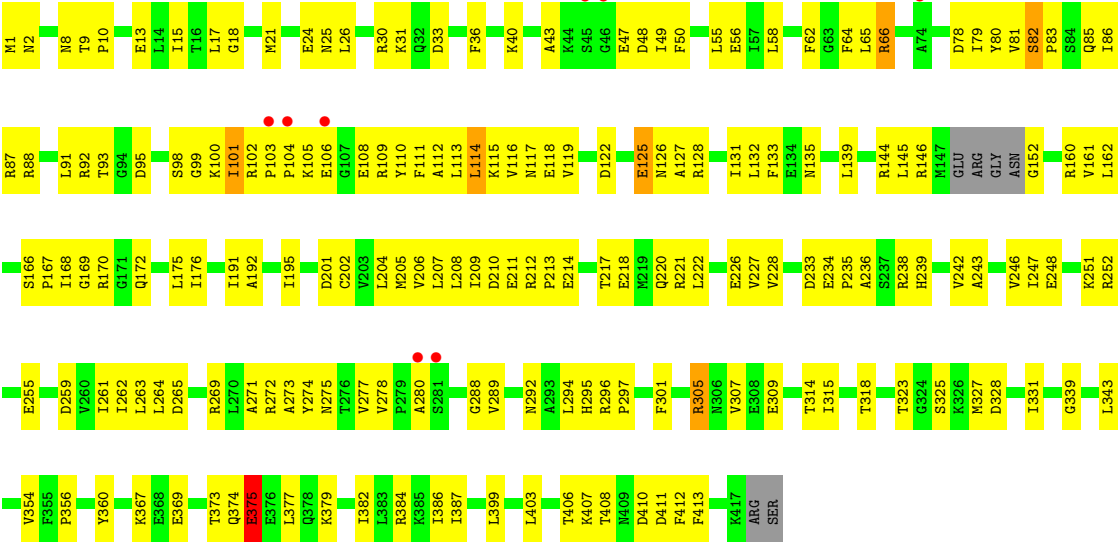


• Molecule 1: Transcription termination factor Rho

Chain E:  66% 31% ..



• Molecule 1: Transcription termination factor Rho



## 4 Data and refinement statistics

Property	Value	Source
Space group	C 1 2 1	Depositor
Cell constants a, b, c, $\alpha$ , $\beta$ , $\gamma$	159.50Å 101.47Å 204.82Å 90.00° 102.69° 90.00°	Depositor
Resolution (Å)	19.99 – 4.40 19.99 – 4.40	Depositor EDS
% Data completeness (in resolution range)	83.7 (19.99-4.40) 83.7 (19.99-4.40)	Depositor EDS
$R_{merge}$	(Not available)	Depositor
$R_{sym}$	(Not available)	Depositor
$\langle I/\sigma(I) \rangle$ <sup>1</sup>	3.41 (at 4.36Å)	Xtriage
Refinement program	PHENIX 1.18.2_3874, PHENIX 1.18.2_3874	Depositor
R, $R_{free}$	0.272 , 0.315 0.272 , 0.314	Depositor DCC
$R_{free}$ test set	1700 reflections (10.00%)	wwPDB-VP
Wilson B-factor (Å <sup>2</sup> )	43.9	Xtriage
Anisotropy	0.840	Xtriage
Bulk solvent $k_{sol}$ (e/Å <sup>3</sup> ), $B_{sol}$ (Å <sup>2</sup> )	0.20 , 5.8	EDS
L-test for twinning <sup>2</sup>	$\langle  L  \rangle = 0.47$ , $\langle L^2 \rangle = 0.29$	Xtriage
Estimated twinning fraction	No twinning to report.	Xtriage
$F_o, F_c$ correlation	0.79	EDS
Total number of atoms	19308	wwPDB-VP
Average B, all atoms (Å <sup>2</sup> )	64.0	wwPDB-VP

Xtriage's analysis on translational NCS is as follows: *The largest off-origin peak in the Patterson function is 5.09% of the height of the origin peak. No significant pseudotranslation is detected.*

<sup>1</sup>Intensities estimated from amplitudes.

<sup>2</sup>Theoretical values of  $\langle |L| \rangle$ ,  $\langle L^2 \rangle$  for acentric reflections are 0.5, 0.333 respectively for untwinned datasets, and 0.375, 0.2 for perfectly twinned datasets.

## 5 Model quality

### 5.1 Standard geometry

The Z score for a bond length (or angle) is the number of standard deviations the observed value is removed from the expected value. A bond length (or angle) with  $|Z| > 5$  is considered an outlier worth inspection. RMSZ is the root-mean-square of all Z scores of the bond lengths (or angles).

Mol	Chain	Bond lengths		Bond angles	
		RMSZ	# Z  >5	RMSZ	# Z  >5
1	A	0.27	0/3253	0.50	0/4379
1	B	0.29	0/3273	0.55	0/4406
1	C	0.36	2/3253 (0.1%)	0.93	6/4379 (0.1%)
1	D	0.27	0/3259	0.52	0/4387
1	E	0.27	0/3253	0.52	0/4379
1	F	0.33	0/3290	0.90	4/4430 (0.1%)
All	All	0.30	2/19581 (0.0%)	0.68	10/26360 (0.0%)

Chiral center outliers are detected by calculating the chiral volume of a chiral center and verifying if the center is modelled as a planar moiety or with the opposite hand. A planarity outlier is detected by checking planarity of atoms in a peptide group, atoms in a mainchain group or atoms of a sidechain that are expected to be planar.

Mol	Chain	#Chirality outliers	#Planarity outliers
1	B	0	1
1	C	0	1
1	F	0	1
All	All	0	3

All (2) bond length outliers are listed below:

Mol	Chain	Res	Type	Atoms	Z	Observed(Å)	Ideal(Å)
1	C	305	ARG	CD-NE	-9.54	1.30	1.46
1	C	305	ARG	CB-CG	-6.74	1.34	1.52

All (10) bond angle outliers are listed below:

Mol	Chain	Res	Type	Atoms	Z	Observed(°)	Ideal(°)
1	C	305	ARG	NE-CZ-NH1	-42.42	99.09	120.30
1	F	375	GLU	OE1-CD-OE2	-27.56	90.23	123.30
1	C	305	ARG	CG-CD-NE	24.03	162.27	111.80
1	F	375	GLU	CG-CD-OE1	23.78	165.86	118.30
1	F	375	GLU	CG-CD-OE2	-20.47	77.36	118.30

*Continued on next page...*

*Continued from previous page...*

Mol	Chain	Res	Type	Atoms	Z	Observed(°)	Ideal(°)
1	C	305	ARG	NE-CZ-NH2	13.66	127.13	120.30
1	F	101	ILE	CG1-CB-CG2	-6.73	96.58	111.40
1	C	305	ARG	CB-CA-C	-5.69	99.03	110.40
1	C	304	ALA	C-N-CA	-5.60	107.70	121.70
1	C	65	LEU	CA-CB-CG	5.03	126.86	115.30

There are no chirality outliers.

All (3) planarity outliers are listed below:

Mol	Chain	Res	Type	Group
1	B	309	GLU	Sidechain
1	C	305	ARG	Sidechain
1	F	374	GLN	Peptide

## 5.2 Too-close contacts [i](#)

In the following table, the Non-H and H(model) columns list the number of non-hydrogen atoms and hydrogen atoms in the chain respectively. The H(added) column lists the number of hydrogen atoms added and optimized by MolProbity. The Clashes column lists the number of clashes within the asymmetric unit, whereas Symm-Clashes lists symmetry-related clashes.

Mol	Chain	Non-H	H(model)	H(added)	Clashes	Symm-Clashes
1	A	3208	0	3284	96	0
1	B	3227	0	3306	116	0
1	C	3208	0	3284	86	0
1	D	3214	0	3289	105	0
1	E	3208	0	3284	101	0
1	F	3243	0	3325	172	0
All	All	19308	0	19772	654	0

The all-atom clashscore is defined as the number of clashes found per 1000 atoms (including hydrogen atoms). The all-atom clashscore for this structure is 17.

All (654) close contacts within the same asymmetric unit are listed below, sorted by their clash magnitude.

Atom-1	Atom-2	Interatomic distance (Å)	Clash overlap (Å)
1:C:379:LYS:HE3	1:C:412:PHE:HB2	1.38	1.05
1:D:171:GLY:H	1:D:314:THR:HG22	1.29	0.96
1:F:234:GLU:HG2	1:F:238:ARG:HH11	1.29	0.94

*Continued on next page...*

*Continued from previous page...*

Atom-1	Atom-2	Interatomic distance (Å)	Clash overlap (Å)
1:D:174:GLY:HA2	1:D:341:MET:HB2	1.50	0.93
1:D:139:LEU:HD11	1:F:218:GLU:HB2	1.51	0.91
1:B:304:ALA:HB2	1:B:315:ILE:HG23	1.53	0.88
1:A:173:ARG:HH12	1:A:302:GLY:HA2	1.38	0.86
1:F:262:ILE:HB	1:F:315:ILE:HG22	1.55	0.86
1:C:205:MET:HB2	1:C:262:ILE:HG22	1.58	0.85
1:F:86:ILE:HD12	1:F:91:LEU:HD13	1.58	0.85
1:F:289:VAL:HG11	1:F:294:LEU:HD23	1.56	0.85
1:C:174:GLY:HA2	1:C:341:MET:HB2	1.57	0.85
1:F:50:PHE:HD1	1:F:100:LYS:HA	1.41	0.84
1:F:79:ILE:HG21	1:F:101:ILE:HD12	1.57	0.83
1:F:144:ARG:HH11	1:F:146:ARG:HG2	1.43	0.83
1:F:228:VAL:HG12	1:F:242:VAL:HG23	1.62	0.82
1:F:375:GLU:OE2	1:F:375:GLU:N	2.14	0.81
1:B:301:PHE:HA	1:B:315:ILE:HD11	1.62	0.81
1:F:410:ASP:HA	1:F:413:PHE:HD2	1.45	0.81
1:F:220:GLN:HA	1:F:227:VAL:HG21	1.63	0.80
1:F:403:LEU:HD22	1:F:411:ASP:OD2	1.82	0.80
1:D:205:MET:HB2	1:D:262:ILE:HG22	1.64	0.79
1:F:58:LEU:HD23	1:F:66:ARG:HH12	1.45	0.79
1:F:161:VAL:HG11	1:F:356:PRO:HB3	1.65	0.78
1:F:102:ARG:O	1:F:112:ALA:HB1	1.83	0.78
1:F:208:LEU:HD23	1:F:211:GLU:HG2	1.66	0.78
1:E:346:SER:HB3	1:E:349:ILE:HD13	1.67	0.77
1:C:304:ALA:HB2	1:C:315:ILE:HG12	1.64	0.77
1:E:205:MET:HB2	1:E:262:ILE:HG22	1.67	0.77
1:B:132:LEU:HD13	1:B:251:LYS:HG2	1.66	0.76
1:C:62:PHE:HB2	1:C:80:TYR:HE1	1.51	0.76
1:B:205:MET:O	1:B:262:ILE:HG13	1.86	0.75
1:D:6:LEU:HB3	1:D:35:ILE:HD12	1.70	0.74
1:C:343:LEU:HD21	1:C:358:ILE:HG12	1.69	0.74
1:F:217:THR:HG22	1:F:221:ARG:HH21	1.52	0.74
1:B:67:SER:OG	1:B:69:ASP:OD1	2.06	0.73
1:A:65:LEU:HB2	1:A:79:ILE:HB	1.71	0.73
1:F:294:LEU:HD13	1:F:297:PRO:HG2	1.70	0.73
1:F:305:ARG:HH12	1:F:307:VAL:HG22	1.53	0.73
1:A:23:LEU:HD11	1:A:26:LEU:HD13	1.70	0.73
1:A:71:SER:O	1:A:238:ARG:NH2	2.22	0.72
1:A:218:GLU:HB2	1:C:139:LEU:HD21	1.69	0.72
1:B:174:GLY:HA3	1:B:316:ILE:HG22	1.71	0.72
1:F:101:ILE:HG22	1:F:112:ALA:O	1.89	0.72

*Continued on next page...*

*Continued from previous page...*

Atom-1	Atom-2	Interatomic distance (Å)	Clash overlap (Å)
1:D:406:THR:HB	1:D:410:ASP:HB3	1.71	0.72
1:E:144:ARG:NH1	1:E:145:LEU:O	2.22	0.72
1:F:265:ASP:O	1:F:318:THR:OG1	2.07	0.72
1:C:262:ILE:HG12	1:C:315:ILE:HD12	1.71	0.72
1:A:171:GLY:H	1:A:314:THR:HG22	1.54	0.72
1:B:174:GLY:HA2	1:B:341:MET:HB3	1.72	0.72
1:E:207:LEU:HD12	1:E:246:VAL:HG21	1.71	0.72
1:F:289:VAL:HG11	1:F:294:LEU:CD2	2.20	0.71
1:A:155:GLU:O	1:A:190:ASN:ND2	2.24	0.71
1:C:379:LYS:HE3	1:C:412:PHE:CB	2.18	0.71
1:F:99:GLY:HA2	1:F:117:ASN:H	1.56	0.70
1:F:170:ARG:NH2	1:F:201:ASP:OD2	2.23	0.70
1:F:176:ILE:HB	1:F:318:THR:HG22	1.73	0.70
1:B:71:SER:OG	1:B:238:ARG:NH1	2.25	0.70
1:F:207:LEU:HD12	1:F:246:VAL:HG21	1.73	0.70
1:B:407:LYS:HG2	1:B:410:ASP:HB2	1.74	0.69
1:D:147:MET:HE2	1:D:191:ILE:HG13	1.74	0.69
1:E:212:ARG:HG2	1:E:214:GLU:HG3	1.74	0.69
1:F:101:ILE:HG22	1:F:113:LEU:HA	1.73	0.69
1:A:158:THR:OG1	1:A:190:ASN:ND2	2.25	0.69
1:D:122:ASP:OD2	1:D:126:ASN:ND2	2.25	0.69
1:C:86:ILE:HA	1:C:91:LEU:HB2	1.75	0.69
1:A:220:GLN:HA	1:A:227:VAL:HG11	1.74	0.68
1:A:141:ALA:O	1:A:370:LEU:HB3	1.93	0.68
1:A:166:SER:HB2	1:A:341:MET:HE3	1.75	0.68
1:B:188:LEU:HG	1:B:263:LEU:HD11	1.74	0.68
1:B:145:LEU:HB2	1:B:168:ILE:HG23	1.74	0.68
1:C:268:THR:HG23	1:C:331:ILE:HD11	1.75	0.67
1:B:171:GLY:H	1:B:314:THR:HB	1.58	0.67
1:C:213:PRO:HB2	1:E:137:THR:HG21	1.75	0.67
1:F:360:TYR:CD2	1:F:387:ILE:HD11	2.29	0.67
1:B:262:ILE:CG2	1:B:315:ILE:HG22	2.25	0.67
1:F:354:VAL:HG12	1:F:356:PRO:HD2	1.76	0.67
1:F:373:THR:HG23	1:F:375:GLU:HB2	1.77	0.67
1:C:379:LYS:NZ	1:C:409:ASN:O	2.27	0.67
1:D:30:ARG:HE	1:D:32:GLN:HB2	1.60	0.67
1:F:144:ARG:HH21	1:F:167:PRO:HA	1.60	0.67
1:F:207:LEU:HD11	1:F:243:ALA:HA	1.75	0.67
1:C:86:ILE:O	1:C:91:LEU:N	2.24	0.67
1:D:18:GLY:HA3	1:D:26:LEU:HD22	1.75	0.66
1:F:132:LEU:HA	1:F:135:ASN:HB2	1.77	0.66

*Continued on next page...*

*Continued from previous page...*

Atom-1	Atom-2	Interatomic distance (Å)	Clash overlap (Å)
1:E:160:ARG:HD3	1:E:408:THR:HG23	1.76	0.66
1:E:73:LEU:HG	1:E:74:ALA:H	1.60	0.66
1:E:174:GLY:HA2	1:E:341:MET:HB2	1.77	0.66
1:B:101:ILE:HG22	1:B:113:LEU:HD12	1.78	0.66
1:E:71:SER:O	1:E:238:ARG:NH2	2.29	0.66
1:F:323:THR:HG23	1:F:325:SER:H	1.59	0.66
1:C:130:LYS:NZ	1:C:309:GLU:OE2	2.24	0.66
1:F:82:SER:O	1:F:86:ILE:HD11	1.95	0.65
1:F:170:ARG:NH2	1:F:202:CYS:SG	2.70	0.65
1:F:17:LEU:O	1:F:21:MET:HG2	1.97	0.65
1:E:343:LEU:HA	1:E:363:SER:HB2	1.78	0.65
1:F:274:TYR:CZ	1:F:296:ARG:HD3	2.32	0.65
1:B:261:ILE:HG13	1:B:314:THR:HG23	1.79	0.65
1:F:305:ARG:NH1	1:F:307:VAL:HG22	2.11	0.65
1:D:321:ILE:HG23	1:D:322:ASP:OD2	1.95	0.65
1:D:73:LEU:HG	1:D:74:ALA:H	1.60	0.65
1:C:195:ILE:HG21	1:C:261:ILE:HD11	1.79	0.64
1:C:15:ILE:HA	1:C:26:LEU:HD12	1.78	0.64
1:E:168:ILE:HG13	1:E:172:GLN:NE2	2.12	0.64
1:D:65:LEU:HB2	1:D:79:ILE:HB	1.79	0.64
1:A:354:VAL:HG12	1:A:356:PRO:HD2	1.79	0.63
1:E:188:LEU:HD23	1:E:191:ILE:HD12	1.80	0.63
1:D:205:MET:SD	1:D:226:GLU:HG3	2.38	0.63
1:D:23:LEU:HD21	1:D:41:GLN:HG3	1.81	0.63
1:B:172:GLN:HE22	1:B:365:THR:HG23	1.64	0.62
1:D:138:PRO:HD2	1:D:306:ASN:O	1.99	0.62
1:D:408:THR:HG23	1:D:409:ASN:H	1.64	0.62
1:C:410:ASP:HA	1:C:413:PHE:CE1	2.34	0.62
1:E:173:ARG:H	1:E:340:ASN:HD21	1.47	0.62
1:F:169:GLY:N	1:F:172:GLN:OE1	2.31	0.62
1:F:125:GLU:HG2	1:F:126:ASN:N	2.13	0.62
1:F:122:ASP:HB3	1:F:125:GLU:HA	1.82	0.62
1:F:175:LEU:HD13	1:F:339:GLY:HA3	1.82	0.62
1:B:147:MET:HB3	1:B:159:ALA:HB1	1.80	0.61
1:B:382:ILE:HA	1:B:385:LYS:HE2	1.82	0.61
1:B:102:ARG:HG3	1:B:103:PRO:HD2	1.82	0.61
1:F:192:ALA:HB1	1:F:204:LEU:HD11	1.81	0.61
1:D:259:ASP:OD2	1:D:312:SER:N	2.34	0.61
1:E:105:LYS:HG2	1:E:106:GLU:H	1.66	0.61
1:F:10:PRO:HG2	1:F:13:GLU:HG3	1.82	0.61
1:F:207:LEU:HD22	1:F:264:LEU:HD13	1.83	0.61

*Continued on next page...*

*Continued from previous page...*

Atom-1	Atom-2	Interatomic distance (Å)	Clash overlap (Å)
1:C:85:GLN:NE2	1:C:113:LEU:O	2.33	0.61
1:F:33:ASP:HA	1:F:36:PHE:HD1	1.64	0.61
1:F:160:ARG:HB3	1:F:408:THR:OG1	2.00	0.61
1:A:333:GLU:HA	1:A:336:LYS:HG3	1.83	0.61
1:C:187:LEU:O	1:C:191:ILE:HG12	2.00	0.61
1:F:301:PHE:HD1	1:F:315:ILE:HD11	1.66	0.60
1:A:174:GLY:HA2	1:A:341:MET:HB2	1.81	0.60
1:B:401:ASN:OD1	1:B:402:LYS:N	2.34	0.60
1:F:410:ASP:HA	1:F:413:PHE:CD2	2.32	0.60
1:B:73:LEU:HG	1:B:74:ALA:H	1.65	0.60
1:E:407:LYS:HG3	1:E:409:ASN:OD1	2.01	0.60
1:A:412:PHE:HA	1:A:415:MET:HB2	1.83	0.60
1:D:188:LEU:HD11	1:D:318:THR:HG21	1.82	0.60
1:D:206:VAL:HG12	1:D:263:LEU:HB2	1.84	0.60
1:E:102:ARG:HH22	1:E:105:LYS:HB2	1.67	0.60
1:F:235:PRO:HD2	1:F:238:ARG:HD2	1.83	0.60
1:C:285:LEU:HD23	1:C:287:GLY:H	1.67	0.59
1:D:143:SER:OG	1:D:170:ARG:NH1	2.35	0.59
1:E:49:ILE:HD12	1:E:101:ILE:O	2.01	0.59
1:C:18:GLY:HA3	1:C:26:LEU:HD11	1.84	0.59
1:B:268:THR:HG21	1:B:320:LEU:HB2	1.83	0.59
1:F:1:MET:HG3	1:F:48:ASP:O	2.02	0.59
1:F:248:GLU:O	1:F:252:ARG:HG2	2.02	0.59
1:F:56:GLU:O	1:F:66:ARG:NH1	2.35	0.59
1:B:411:ASP:O	1:B:415:MET:HG2	2.03	0.59
1:A:173:ARG:NH1	1:A:302:GLY:HA2	2.15	0.58
1:B:360:TYR:HB3	1:B:387:ILE:HG21	1.83	0.58
1:D:2:ASN:HB3	1:D:5:GLU:HG2	1.85	0.58
1:B:254:VAL:HG11	1:B:313:LEU:HB2	1.85	0.58
1:D:382:ILE:O	1:D:386:ILE:HG12	2.02	0.58
1:F:205:MET:HB2	1:F:262:ILE:HG12	1.84	0.58
1:C:138:PRO:HD2	1:C:306:ASN:O	2.02	0.58
1:D:201:ASP:O	1:D:258:LYS:NZ	2.36	0.58
1:C:129:ASN:ND2	1:C:255:GLU:O	2.26	0.58
1:F:132:LEU:HD21	1:F:251:LYS:HE3	1.86	0.57
1:F:234:GLU:HG2	1:F:238:ARG:NH1	2.09	0.57
1:E:354:VAL:HG22	1:E:356:PRO:HD2	1.86	0.57
1:B:263:LEU:HD13	1:B:316:ILE:HG13	1.86	0.57
1:F:33:ASP:HA	1:F:36:PHE:CD1	2.39	0.57
1:E:130:LYS:O	1:E:255:GLU:HG2	2.04	0.57
1:A:205:MET:O	1:A:262:ILE:HG13	2.04	0.57

*Continued on next page...*

*Continued from previous page...*

Atom-1	Atom-2	Interatomic distance (Å)	Clash overlap (Å)
1:F:288:GLY:HA3	1:F:327:MET:SD	2.45	0.57
1:E:140:HIS:HA	1:E:306:ASN:HB3	1.87	0.57
1:F:275:ASN:ND2	1:F:289:VAL:HG22	2.19	0.57
1:D:115:LYS:HD3	1:D:116:VAL:H	1.70	0.57
1:E:164:LEU:HG	1:E:380:MET:HE1	1.87	0.57
1:B:138:PRO:HD2	1:B:306:ASN:O	2.05	0.56
1:C:234:GLU:CD	1:C:238:ARG:HG2	2.25	0.56
1:C:100:LYS:HG3	1:C:117:ASN:HD21	1.70	0.56
1:E:43:ALA:HB2	1:E:103:PRO:HG3	1.88	0.56
1:F:301:PHE:HA	1:F:315:ILE:HD11	1.88	0.56
1:B:301:PHE:HA	1:B:315:ILE:CD1	2.34	0.56
1:C:254:VAL:HG21	1:C:313:LEU:HB2	1.88	0.56
1:E:264:LEU:HB3	1:E:317:ALA:HA	1.88	0.56
1:F:139:LEU:O	1:F:367:LYS:NZ	2.38	0.56
1:F:144:ARG:HG2	1:F:168:ILE:O	2.05	0.56
1:A:387:ILE:HD13	1:A:399:LEU:HD11	1.88	0.56
1:E:207:LEU:HD22	1:E:264:LEU:HD13	1.88	0.55
1:B:281:SER:OG	1:B:292:ASN:HB3	2.06	0.55
1:F:128:ARG:NH2	1:F:255:GLU:O	2.39	0.55
1:A:6:LEU:HB3	1:A:35:ILE:HD12	1.88	0.55
1:F:228:VAL:HG12	1:F:242:VAL:CG2	2.35	0.55
1:A:101:ILE:HD11	1:A:111:PHE:HB3	1.87	0.55
1:B:369:GLU:HG2	1:B:370:LEU:HD12	1.87	0.55
1:F:162:LEU:HD13	1:F:191:ILE:HG21	1.88	0.55
1:E:66:ARG:NH1	1:E:78:ASP:OD2	2.40	0.55
1:B:172:GLN:HE21	1:B:341:MET:HB2	1.71	0.55
1:C:233:ASP:HB2	1:E:299:ARG:HD3	1.89	0.55
1:F:15:ILE:HA	1:F:26:LEU:HD22	1.89	0.55
1:A:42:HIS:O	1:A:44:LYS:N	2.41	0.54
1:A:335:PHE:O	1:A:338:THR:HG22	2.07	0.54
1:C:86:ILE:HG13	1:C:87:ARG:N	2.22	0.54
1:A:335:PHE:HD1	1:A:338:THR:HG21	1.72	0.54
1:C:161:VAL:O	1:C:165:ALA:N	2.30	0.54
1:E:141:ALA:O	1:E:370:LEU:HB3	2.07	0.54
1:F:272:ARG:HD2	1:F:328:ASP:OD1	2.07	0.54
1:B:274:TYR:HD2	1:B:297:PRO:HD3	1.73	0.54
1:C:412:PHE:O	1:C:416:MET:HG2	2.07	0.54
1:A:173:ARG:HH12	1:A:302:GLY:CA	2.14	0.54
1:B:234:GLU:HB3	1:B:238:ARG:HG2	1.89	0.54
1:D:247:ILE:HD11	1:D:303:ALA:HB3	1.88	0.54
1:E:346:SER:CB	1:E:349:ILE:HD13	2.35	0.54

*Continued on next page...*

*Continued from previous page...*

Atom-1	Atom-2	Interatomic distance (Å)	Clash overlap (Å)
1:F:30:ARG:HD3	1:F:31:LYS:H	1.72	0.54
1:B:307:VAL:HG12	1:B:309:GLU:H	1.73	0.54
1:F:102:ARG:HB2	1:F:112:ALA:C	2.28	0.54
1:D:173:ARG:NH2	1:F:212:ARG:HB2	2.23	0.54
1:F:382:ILE:O	1:F:386:ILE:HG12	2.07	0.54
1:B:221:ARG:O	1:B:224:LYS:NZ	2.33	0.54
1:A:142:ASN:OD1	1:A:143:SER:N	2.42	0.53
1:E:65:LEU:HB2	1:E:79:ILE:HB	1.89	0.53
1:E:248:GLU:O	1:E:252:ARG:HG2	2.09	0.53
1:F:55:LEU:HD11	1:F:81:VAL:HG11	1.91	0.53
1:F:144:ARG:NH2	1:F:167:PRO:HA	2.24	0.53
1:B:265:ASP:O	1:B:318:THR:OG1	2.26	0.53
1:E:73:LEU:HA	1:E:238:ARG:HH12	1.73	0.53
1:E:141:ALA:HB1	1:E:371:LEU:HG	1.90	0.53
1:F:92:ARG:HD2	1:F:252:ARG:HD2	1.91	0.53
1:A:213:PRO:HG2	1:C:173:ARG:HH22	1.74	0.53
1:E:409:ASN:OD1	1:E:410:ASP:N	2.41	0.53
1:D:216:VAL:O	1:D:220:GLN:HG3	2.09	0.53
1:B:398:PHE:CD2	1:B:399:LEU:HD22	2.43	0.53
1:C:257:LYS:HE3	1:C:310:GLY:HA3	1.91	0.53
1:B:141:ALA:O	1:B:370:LEU:HB3	2.09	0.53
1:C:360:TYR:HB3	1:C:387:ILE:HG21	1.91	0.53
1:F:85:GLN:O	1:F:88:ARG:HB2	2.09	0.53
1:F:98:SER:OG	1:F:118:GLU:HB2	2.09	0.53
1:A:147:MET:HE2	1:A:191:ILE:HG23	1.90	0.52
1:A:341:MET:SD	1:A:365:THR:OG1	2.59	0.52
1:B:207:LEU:HD12	1:B:262:ILE:HD11	1.92	0.52
1:F:104:PRO:HA	1:F:112:ALA:HB2	1.90	0.52
1:F:236:ALA:HA	1:F:239:HIS:ND1	2.25	0.52
1:B:173:ARG:HH22	1:B:302:GLY:HA2	1.74	0.52
1:B:260:VAL:HG23	1:B:313:LEU:HD13	1.92	0.52
1:B:383:LEU:O	1:B:387:ILE:HG12	2.09	0.52
1:F:65:LEU:HD12	1:F:79:ILE:HG12	1.91	0.52
1:F:166:SER:O	1:F:168:ILE:HD12	2.09	0.52
1:F:369:GLU:HA	1:F:377:LEU:HD11	1.92	0.52
1:E:321:ILE:HG13	1:E:322:ASP:OD2	2.10	0.52
1:B:172:GLN:NE2	1:B:341:MET:HB2	2.24	0.52
1:F:81:VAL:HG22	1:F:86:ILE:CD1	2.40	0.52
1:E:393:ILE:H	1:E:393:ILE:HD12	1.74	0.52
1:A:274:TYR:CE1	1:A:296:ARG:HD2	2.45	0.52
1:B:141:ALA:HB1	1:B:371:LEU:HG	1.92	0.52

*Continued on next page...*

*Continued from previous page...*

Atom-1	Atom-2	Interatomic distance (Å)	Clash overlap (Å)
1:C:2:ASN:HB2	1:C:5:GLU:HB2	1.91	0.52
1:D:173:ARG:HG2	1:D:304:ALA:HB3	1.92	0.52
1:F:191:ILE:HG13	1:F:192:ALA:N	2.25	0.52
1:A:257:LYS:HE3	1:A:309:GLU:O	2.10	0.52
1:F:102:ARG:HB2	1:F:113:LEU:N	2.25	0.52
1:B:102:ARG:HG3	1:B:102:ARG:HH11	1.74	0.51
1:D:323:THR:HG23	1:D:325:SER:H	1.75	0.51
1:B:228:VAL:HG21	1:B:246:VAL:HG21	1.92	0.51
1:C:17:LEU:O	1:C:21:MET:HG2	2.10	0.51
1:D:204:LEU:HA	1:D:261:ILE:HG23	1.92	0.51
1:D:173:ARG:NH2	1:F:214:GLU:HB2	2.25	0.51
1:D:220:GLN:HG2	1:D:227:VAL:HB	1.90	0.51
1:C:30:ARG:HE	1:C:32:GLN:HB2	1.76	0.51
1:D:139:LEU:CD1	1:F:218:GLU:HB2	2.33	0.51
1:A:349:ILE:HD13	1:A:393:ILE:HA	1.92	0.51
1:E:212:ARG:HE	1:E:214:GLU:HG2	1.75	0.51
1:F:379:LYS:O	1:F:382:ILE:HG22	2.10	0.51
1:F:210:ASP:OD2	1:F:269:ARG:HB3	2.11	0.51
1:C:353:ARG:NH1	1:E:381:TRP:HB3	2.26	0.51
1:B:157:LEU:HB2	1:B:355:PHE:HZ	1.75	0.51
1:D:173:ARG:HH22	1:F:212:ARG:HB2	1.74	0.51
1:E:268:THR:HG21	1:E:320:LEU:H	1.76	0.51
1:A:295:HIS:O	1:A:299:ARG:HG3	2.10	0.51
1:B:206:VAL:CG1	1:B:227:VAL:HG12	2.41	0.51
1:E:212:ARG:HG3	1:E:213:PRO:HD2	1.92	0.51
1:F:56:GLU:HA	1:F:93:THR:HG23	1.93	0.51
1:B:179:PRO:HD2	1:B:345:LEU:O	2.11	0.51
1:B:207:LEU:HD23	1:B:228:VAL:HG23	1.92	0.51
1:D:173:ARG:HB3	1:D:301:PHE:CZ	2.46	0.51
1:A:274:TYR:CZ	1:A:296:ARG:HD2	2.46	0.50
1:E:135:ASN:HB3	1:E:307:VAL:CG2	2.41	0.50
1:C:207:LEU:HD22	1:C:264:LEU:HD13	1.94	0.50
1:A:240:VAL:HG13	1:A:274:TYR:HE1	1.76	0.50
1:A:304:ALA:HB2	1:A:315:ILE:HB	1.92	0.50
1:B:65:LEU:HD11	1:B:97:ILE:HB	1.93	0.50
1:B:135:ASN:HB3	1:B:307:VAL:HG13	1.93	0.50
1:B:340:ASN:HA	1:B:366:ARG:HD3	1.93	0.50
1:C:132:LEU:HD23	1:C:251:LYS:HG2	1.92	0.50
1:D:144:ARG:HH22	1:D:372:THR:HB	1.76	0.50
1:F:87:ARG:HD2	1:F:87:ARG:O	2.11	0.50
1:B:366:ARG:NH2	1:D:212:ARG:HH12	2.09	0.50

*Continued on next page...*

*Continued from previous page...*

Atom-1	Atom-2	Interatomic distance (Å)	Clash overlap (Å)
1:F:18:GLY:HA3	1:F:26:LEU:HD21	1.94	0.50
1:B:349:ILE:HG12	1:B:393:ILE:HA	1.94	0.50
1:E:387:ILE:HG23	1:E:395:ALA:HB1	1.92	0.50
1:F:360:TYR:CZ	1:F:384:ARG:NH1	2.79	0.50
1:A:387:ILE:HG23	1:A:395:ALA:HB1	1.93	0.50
1:D:30:ARG:HG3	1:D:33:ASP:H	1.75	0.50
1:F:132:LEU:HD21	1:F:251:LYS:HB3	1.94	0.50
1:B:53:GLY:C	1:B:65:LEU:HD12	2.32	0.49
1:E:42:HIS:O	1:E:44:LYS:N	2.45	0.49
1:E:157:LEU:HD21	1:E:400:ILE:HG12	1.94	0.49
1:C:349:ILE:HG12	1:C:393:ILE:HA	1.94	0.49
1:D:368:GLU:O	1:D:372:THR:HG22	2.13	0.49
1:F:382:ILE:HG21	1:F:412:PHE:CE1	2.47	0.49
1:A:174:GLY:HA3	1:A:316:ILE:HA	1.93	0.49
1:C:66:ARG:NH1	1:C:78:ASP:OD2	2.45	0.49
1:C:359:ASP:OD2	1:C:362:ARG:NE	2.44	0.49
1:A:11:VAL:HA	1:A:14:LEU:HG	1.94	0.49
1:A:17:LEU:O	1:A:21:MET:HG2	2.12	0.49
1:B:173:ARG:HD2	1:B:304:ALA:O	2.12	0.49
1:B:192:ALA:O	1:B:195:ILE:HG22	2.12	0.49
1:F:145:LEU:HD21	1:F:170:ARG:HG2	1.94	0.49
1:A:355:PHE:CG	1:A:356:PRO:HD3	2.47	0.49
1:C:176:ILE:HG13	1:C:176:ILE:O	2.13	0.49
1:C:203:VAL:HG13	1:C:260:VAL:HG23	1.95	0.49
1:F:172:GLN:O	1:F:314:THR:HG23	2.12	0.49
1:D:171:GLY:H	1:D:314:THR:CG2	2.13	0.49
1:F:228:VAL:CG1	1:F:242:VAL:HG23	2.36	0.49
1:C:207:LEU:HD12	1:C:246:VAL:HG21	1.94	0.49
1:F:2:ASN:HA	1:F:50:PHE:O	2.13	0.49
1:D:132:LEU:HD22	1:D:251:LYS:HD3	1.95	0.48
1:E:145:LEU:O	1:E:168:ILE:HG23	2.12	0.48
1:E:168:ILE:HA	1:E:172:GLN:OE1	2.13	0.48
1:F:175:LEU:HD11	1:F:301:PHE:CE2	2.48	0.48
1:D:31:LYS:O	1:D:35:ILE:HG12	2.13	0.48
1:D:160:ARG:HD2	1:D:403:LEU:HD22	1.95	0.48
1:D:372:THR:OG1	1:D:376:GLU:HB3	2.14	0.48
1:A:240:VAL:HG21	1:A:277:VAL:HG11	1.94	0.48
1:B:39:LEU:HD21	1:B:101:ILE:HD11	1.95	0.48
1:B:208:LEU:HD23	1:B:265:ASP:HB2	1.96	0.48
1:D:91:LEU:HD22	1:D:97:ILE:HD11	1.95	0.48
1:D:274:TYR:CE1	1:D:296:ARG:HD2	2.48	0.48

*Continued on next page...*

*Continued from previous page...*

Atom-1	Atom-2	Interatomic distance (Å)	Clash overlap (Å)
1:F:307:VAL:HG12	1:F:309:GLU:H	1.78	0.48
1:F:132:LEU:O	1:F:305:ARG:NH2	2.47	0.48
1:B:315:ILE:HG13	1:B:315:ILE:O	2.13	0.48
1:D:35:ILE:O	1:D:39:LEU:HD23	2.14	0.48
1:F:82:SER:C	1:F:86:ILE:HD11	2.34	0.48
1:F:102:ARG:N	1:F:114:LEU:O	2.47	0.48
1:B:271:ALA:HB3	1:B:331:ILE:HD13	1.94	0.48
1:F:108:GLU:HG3	1:F:110:TYR:H	1.79	0.48
1:A:356:PRO:HG2	1:A:400:ILE:HD11	1.95	0.48
1:B:172:GLN:NE2	1:B:365:THR:HG23	2.28	0.48
1:D:139:LEU:HD23	1:D:367:LYS:HG3	1.96	0.48
1:D:173:ARG:HH12	1:F:213:PRO:HD2	1.79	0.48
1:D:176:ILE:HG13	1:D:176:ILE:O	2.13	0.48
1:E:174:GLY:O	1:E:317:ALA:N	2.42	0.48
1:F:36:PHE:O	1:F:40:LYS:HG2	2.14	0.48
1:F:205:MET:SD	1:F:226:GLU:OE2	2.72	0.48
1:B:31:LYS:O	1:B:35:ILE:HG12	2.13	0.48
1:C:49:ILE:HD11	1:C:102:ARG:HA	1.96	0.48
1:C:145:LEU:HG	1:C:170:ARG:HD2	1.96	0.48
1:E:208:LEU:HG	1:E:216:VAL:HG22	1.95	0.48
1:C:86:ILE:HG13	1:C:87:ARG:H	1.79	0.47
1:C:166:SER:HB3	1:C:341:MET:HE3	1.94	0.47
1:C:303:ALA:O	1:C:313:LEU:HD23	2.14	0.47
1:E:396:MET:HE3	1:E:399:LEU:HD11	1.95	0.47
1:B:387:ILE:HD12	1:B:395:ALA:HB1	1.96	0.47
1:B:407:LYS:HG3	1:B:410:ASP:H	1.79	0.47
1:F:30:ARG:CD	1:F:31:LYS:H	2.28	0.47
1:A:355:PHE:CD2	1:A:356:PRO:HD3	2.49	0.47
1:C:231:THR:OG1	1:C:233:ASP:OD1	2.22	0.47
1:D:55:LEU:HD21	1:D:57:ILE:HG23	1.96	0.47
1:D:254:VAL:HG21	1:D:313:LEU:HB2	1.96	0.47
1:E:57:ILE:O	1:E:57:ILE:HG13	2.15	0.47
1:E:262:ILE:HD11	1:E:315:ILE:HG23	1.96	0.47
1:F:116:VAL:HG21	1:F:119:VAL:HG22	1.95	0.47
1:B:192:ALA:HB1	1:B:204:LEU:HD21	1.97	0.47
1:B:240:VAL:HB	1:B:274:TYR:CE1	2.50	0.47
1:F:144:ARG:NH1	1:F:146:ARG:HA	2.30	0.47
1:A:333:GLU:HG2	1:A:336:LYS:HE3	1.96	0.47
1:B:87:ARG:O	1:B:87:ARG:HD3	2.15	0.47
1:E:147:MET:CG	1:E:168:ILE:HG21	2.43	0.47
1:A:274:TYR:HD2	1:A:297:PRO:HG3	1.80	0.47

*Continued on next page...*

*Continued from previous page...*

Atom-1	Atom-2	Interatomic distance (Å)	Clash overlap (Å)
1:B:240:VAL:HB	1:B:274:TYR:HE1	1.79	0.47
1:B:274:TYR:CD2	1:B:297:PRO:HD3	2.49	0.47
1:C:15:ILE:HG23	1:C:19:GLU:OE2	2.15	0.47
1:C:376:GLU:O	1:C:379:LYS:HB3	2.15	0.47
1:E:259:ASP:HB3	1:E:312:SER:HB2	1.97	0.47
1:E:355:PHE:CD2	1:E:356:PRO:HD3	2.50	0.47
1:F:49:ILE:HG22	1:F:101:ILE:HB	1.95	0.47
1:F:289:VAL:CG1	1:F:294:LEU:HD23	2.36	0.47
1:B:97:ILE:HG23	1:B:116:VAL:HG23	1.96	0.47
1:D:213:PRO:O	1:D:216:VAL:HG12	2.15	0.47
1:F:8:ASN:OD1	1:F:9:THR:N	2.47	0.47
1:A:138:PRO:HD2	1:A:306:ASN:O	2.15	0.47
1:A:207:LEU:HD11	1:A:242:VAL:HG22	1.96	0.47
1:F:47:GLU:O	1:F:100:LYS:HD3	2.14	0.47
1:F:101:ILE:CG2	1:F:113:LEU:HA	2.43	0.47
1:F:375:GLU:OE2	1:F:375:GLU:CA	2.38	0.47
1:B:171:GLY:HA2	1:B:313:LEU:O	2.15	0.47
1:B:280:ALA:O	1:B:283:LYS:HE3	2.15	0.47
1:B:9:THR:HG22	1:B:10:PRO:O	2.15	0.46
1:D:107:GLY:O	1:D:109:ARG:NH1	2.49	0.46
1:E:178:ALA:HB2	1:E:345:LEU:HD12	1.96	0.46
1:F:278:VAL:HG12	1:F:280:ALA:H	1.80	0.46
1:A:179:PRO:HD2	1:A:345:LEU:O	2.16	0.46
1:A:304:ALA:HB2	1:A:315:ILE:HD12	1.98	0.46
1:D:160:ARG:NH1	1:D:407:LYS:HA	2.30	0.46
1:D:406:THR:HG23	1:D:414:GLU:OE2	2.15	0.46
1:C:353:ARG:HH12	1:E:381:TRP:HB3	1.80	0.46
1:D:373:THR:HG23	1:D:376:GLU:H	1.80	0.46
1:E:279:PRO:HB2	1:E:280:ALA:H	1.55	0.46
1:B:275:ASN:ND2	1:B:289:VAL:HA	2.31	0.46
1:F:81:VAL:HG22	1:F:86:ILE:HD13	1.98	0.46
1:A:304:ALA:N	1:A:315:ILE:HD12	2.31	0.46
1:A:376:GLU:O	1:A:380:MET:HG2	2.15	0.46
1:B:304:ALA:HA	1:B:313:LEU:HG	1.98	0.46
1:C:212:ARG:HB2	1:E:173:ARG:HH21	1.81	0.46
1:D:171:GLY:N	1:D:314:THR:HG22	2.13	0.46
1:E:171:GLY:HA2	1:E:313:LEU:O	2.16	0.46
1:E:373:THR:HG23	1:E:376:GLU:H	1.81	0.46
1:A:157:LEU:O	1:A:161:VAL:HG23	2.15	0.46
1:B:173:ARG:HG3	1:B:304:ALA:HB3	1.98	0.46
1:D:89:PHE:CZ	1:D:116:VAL:HG22	2.50	0.46

*Continued on next page...*

*Continued from previous page...*

Atom-1	Atom-2	Interatomic distance (Å)	Clash overlap (Å)
1:E:147:MET:HG3	1:E:168:ILE:HG21	1.98	0.46
1:F:47:GLU:HB3	1:F:100:LYS:HD3	1.98	0.46
1:F:192:ALA:HB2	1:F:263:LEU:HD22	1.97	0.46
1:A:213:PRO:HD2	1:C:173:ARG:HH12	1.81	0.46
1:D:174:GLY:HA3	1:D:316:ILE:HA	1.97	0.46
1:D:206:VAL:HG23	1:D:227:VAL:HG13	1.96	0.46
1:D:305:ARG:HG3	1:D:305:ARG:HH11	1.80	0.46
1:A:254:VAL:HG21	1:A:313:LEU:HB2	1.96	0.46
1:B:208:LEU:HD11	1:B:219:MET:HG3	1.98	0.46
1:E:231:THR:HB	1:E:234:GLU:HG3	1.98	0.46
1:F:110:TYR:HB3	1:F:113:LEU:HG	1.97	0.46
1:F:176:ILE:HG12	1:F:343:LEU:HB3	1.97	0.46
1:F:209:ILE:HD11	1:F:243:ALA:HB2	1.97	0.46
1:B:222:LEU:C	1:B:224:LYS:HE3	2.37	0.45
1:C:234:GLU:OE2	1:C:238:ARG:NE	2.46	0.45
1:D:160:ARG:HH22	1:D:407:LYS:HD2	1.81	0.45
1:A:274:TYR:HA	1:A:277:VAL:HG12	1.98	0.45
1:D:207:LEU:HD23	1:D:264:LEU:HD21	1.98	0.45
1:F:47:GLU:HG3	1:F:103:PRO:HB3	1.98	0.45
1:F:62:PHE:CZ	1:F:82:SER:HA	2.52	0.45
1:F:102:ARG:HB2	1:F:112:ALA:HA	1.99	0.45
1:B:19:GLU:HG3	1:B:20:ASN:N	2.32	0.45
1:D:101:ILE:HA	1:D:113:LEU:HA	1.98	0.45
1:D:367:LYS:HD2	1:D:367:LYS:HA	1.74	0.45
1:F:195:ILE:HG21	1:F:261:ILE:CD1	2.46	0.45
1:B:262:ILE:HG23	1:B:315:ILE:HG22	1.96	0.45
1:D:53:GLY:HA3	1:D:65:LEU:HB3	1.98	0.45
1:D:141:ALA:O	1:D:370:LEU:HB3	2.17	0.45
1:E:343:LEU:HD12	1:E:363:SER:HB2	1.98	0.45
1:F:145:LEU:N	1:F:168:ILE:O	2.46	0.45
1:A:82:SER:O	1:A:86:ILE:HG12	2.17	0.45
1:A:173:ARG:H	1:A:340:ASN:HD21	1.64	0.45
1:E:215:GLU:O	1:E:219:MET:HG2	2.16	0.45
1:F:109:ARG:HD2	1:F:109:ARG:O	2.17	0.45
1:F:273:ALA:O	1:F:277:VAL:HG23	2.17	0.45
1:F:399:LEU:O	1:F:403:LEU:HD23	2.17	0.45
1:A:117:ASN:O	1:A:124:PRO:HD3	2.17	0.45
1:A:386:ILE:HG23	1:A:387:ILE:HG13	1.97	0.45
1:B:172:GLN:HE22	1:B:365:THR:CG2	2.30	0.45
1:B:207:LEU:HD21	1:B:246:VAL:HG21	1.98	0.45
1:B:263:LEU:HD12	1:B:316:ILE:O	2.17	0.45

*Continued on next page...*

*Continued from previous page...*

Atom-1	Atom-2	Interatomic distance (Å)	Clash overlap (Å)
1:E:26:LEU:HD13	1:E:34:ILE:HG23	1.99	0.45
1:F:132:LEU:HD23	1:F:132:LEU:H	1.82	0.45
1:F:262:ILE:O	1:F:315:ILE:HA	2.17	0.45
1:A:19:GLU:HA	1:A:23:LEU:O	2.17	0.45
1:A:340:ASN:OD1	1:A:341:MET:HG2	2.17	0.45
1:F:301:PHE:CD1	1:F:315:ILE:HD11	2.49	0.45
1:B:30:ARG:HG3	1:B:33:ASP:OD1	2.16	0.45
1:E:30:ARG:O	1:E:34:ILE:HG13	2.17	0.44
1:E:96:THR:O	1:E:120:ASN:N	2.47	0.44
1:F:43:ALA:HB2	1:F:48:ASP:HB2	2.00	0.44
1:A:268:THR:O	1:A:272:ARG:HG2	2.17	0.44
1:B:139:LEU:HD13	1:B:367:LYS:HD2	2.00	0.44
1:C:348:LYS:HE2	1:C:392:GLU:HG2	1.98	0.44
1:D:220:GLN:NE2	1:D:227:VAL:O	2.47	0.44
1:E:165:ALA:O	1:E:384:ARG:NH1	2.40	0.44
1:E:346:SER:HB3	1:E:349:ILE:CD1	2.44	0.44
1:F:144:ARG:HA	1:F:169:GLY:HA2	1.99	0.44
1:F:271:ALA:HB1	1:F:294:LEU:HD11	1.98	0.44
1:F:406:THR:HB	1:F:410:ASP:HB2	1.99	0.44
1:A:90:ASN:OD1	1:B:28:ARG:NH2	2.45	0.44
1:C:384:ARG:O	1:C:388:HIS:N	2.50	0.44
1:D:15:ILE:HA	1:D:26:LEU:HD23	1.99	0.44
1:E:267:ILE:HD12	1:E:270:LEU:HD22	1.99	0.44
1:B:65:LEU:HD23	1:B:79:ILE:HB	1.99	0.44
1:C:349:ILE:HG23	1:C:354:VAL:HB	1.99	0.44
1:B:280:ALA:O	1:B:283:LYS:HG3	2.17	0.44
1:B:407:LYS:CG	1:B:410:ASP:HB2	2.47	0.44
1:C:65:LEU:HD11	1:C:79:ILE:HD13	1.99	0.44
1:F:50:PHE:CD1	1:F:100:LYS:HA	2.33	0.44
1:A:55:LEU:CD2	1:A:91:LEU:HB3	2.48	0.44
1:C:42:HIS:HD2	1:C:48:ASP:OD2	2.01	0.44
1:E:187:LEU:O	1:E:191:ILE:HG13	2.18	0.44
1:A:161:VAL:O	1:A:165:ALA:N	2.45	0.44
1:E:119:VAL:HG22	1:E:124:PRO:HA	1.99	0.44
1:A:131:ILE:HD12	1:A:133:PHE:HD2	1.82	0.44
1:A:168:ILE:HA	1:A:172:GLN:OE1	2.18	0.44
1:C:130:LYS:HG3	1:C:135:ASN:OD1	2.18	0.44
1:C:140:HIS:HA	1:C:306:ASN:HB3	2.00	0.44
1:D:278:VAL:HG21	1:D:296:ARG:HH12	1.83	0.44
1:E:91:LEU:HD13	1:E:97:ILE:HD13	2.00	0.44
1:E:207:LEU:HD22	1:E:264:LEU:CD1	2.47	0.44

*Continued on next page...*

*Continued from previous page...*

Atom-1	Atom-2	Interatomic distance (Å)	Clash overlap (Å)
1:F:207:LEU:HD22	1:F:264:LEU:CD1	2.48	0.44
1:F:217:THR:HA	1:F:220:GLN:NE2	2.33	0.44
1:A:192:ALA:HB1	1:A:204:LEU:HD21	1.99	0.44
1:A:348:LYS:HB3	1:A:348:LYS:HE2	1.67	0.44
1:F:64:PHE:HE1	1:F:80:TYR:CZ	2.36	0.44
1:F:327:MET:O	1:F:331:ILE:HG12	2.18	0.44
1:A:171:GLY:H	1:A:314:THR:CG2	2.28	0.43
1:A:358:ILE:O	1:A:396:MET:HG3	2.18	0.43
1:E:360:TYR:HE2	1:E:384:ARG:HG2	1.83	0.43
1:F:24:GLU:O	1:F:26:LEU:HD12	2.19	0.43
1:F:101:ILE:HD12	1:F:101:ILE:HG23	1.64	0.43
1:A:213:PRO:CG	1:C:173:ARG:HH22	2.31	0.43
1:E:193:GLN:HE21	1:E:222:LEU:HG	1.83	0.43
1:F:218:GLU:O	1:F:222:LEU:HD23	2.18	0.43
1:A:145:LEU:HD23	1:A:145:LEU:HA	1.87	0.43
1:C:247:ILE:O	1:C:251:LYS:HG3	2.17	0.43
1:F:131:ILE:HG22	1:F:133:PHE:H	1.82	0.43
1:A:267:ILE:HB	1:A:317:ALA:HB1	2.00	0.43
1:E:352:LYS:HG3	1:E:352:LYS:O	2.19	0.43
1:F:92:ARG:HB3	1:F:95:ASP:OD2	2.18	0.43
1:A:387:ILE:HD11	1:A:399:LEU:HD21	1.99	0.43
1:B:348:LYS:HE2	1:B:392:GLU:OE2	2.18	0.43
1:F:81:VAL:HA	1:F:114:LEU:HD21	2.00	0.43
1:B:86:ILE:HA	1:B:91:LEU:HD12	2.00	0.43
1:B:217:THR:O	1:B:221:ARG:HG2	2.18	0.43
1:C:261:ILE:HG22	1:C:314:THR:HB	2.01	0.43
1:D:73:LEU:HG	1:D:74:ALA:N	2.28	0.43
1:A:139:LEU:HD11	1:B:218:GLU:HB2	1.99	0.43
1:C:355:PHE:N	1:C:356:PRO:HD2	2.33	0.43
1:D:250:ALA:HB1	1:D:260:VAL:HG11	2.01	0.43
1:E:207:LEU:CD2	1:E:209:ILE:HG13	2.49	0.43
1:F:125:GLU:CG	1:F:126:ASN:N	2.81	0.43
1:C:208:LEU:HD23	1:C:265:ASP:HB2	1.99	0.43
1:D:298:LYS:HB3	1:F:233:ASP:HA	2.01	0.43
1:E:241:GLN:O	1:E:245:MET:HG2	2.18	0.43
1:F:104:PRO:CA	1:F:112:ALA:HB2	2.49	0.43
1:F:274:TYR:CE1	1:F:296:ARG:HD3	2.53	0.43
1:B:140:HIS:CB	1:B:306:ASN:HB2	2.49	0.43
1:D:382:ILE:HG13	1:D:383:LEU:N	2.33	0.43
1:F:292:ASN:O	1:F:295:HIS:ND1	2.52	0.43
1:C:208:LEU:HB2	1:C:229:ALA:HB1	2.01	0.42

*Continued on next page...*

*Continued from previous page...*

Atom-1	Atom-2	Interatomic distance (Å)	Clash overlap (Å)
1:E:217:THR:O	1:E:221:ARG:HD2	2.19	0.42
1:E:259:ASP:OD1	1:E:259:ASP:N	2.52	0.42
1:E:263:LEU:HD23	1:E:316:ILE:HB	2.01	0.42
1:F:55:LEU:HD21	1:F:91:LEU:HD12	2.01	0.42
1:A:173:ARG:NH1	1:A:301:PHE:O	2.52	0.42
1:D:168:ILE:HG22	1:D:341:MET:HE2	2.02	0.42
1:E:105:LYS:HG2	1:E:106:GLU:N	2.30	0.42
1:A:300:PHE:O	1:A:315:ILE:HD13	2.19	0.42
1:B:2:ASN:O	1:B:5:GLU:HB3	2.19	0.42
1:B:407:LYS:O	1:B:411:ASP:N	2.50	0.42
1:D:17:LEU:O	1:D:21:MET:HG2	2.18	0.42
1:D:191:ILE:O	1:D:195:ILE:HG12	2.18	0.42
1:E:135:ASN:HB3	1:E:307:VAL:HG21	2.01	0.42
1:A:208:LEU:HD23	1:A:211:GLU:HG2	2.00	0.42
1:B:23:LEU:HD12	1:B:26:LEU:HD11	2.00	0.42
1:D:372:THR:HG21	1:D:377:LEU:HD13	2.01	0.42
1:D:406:THR:C	1:D:407:LYS:HD3	2.38	0.42
1:E:303:ALA:O	1:E:313:LEU:HD23	2.19	0.42
1:E:399:LEU:O	1:E:403:LEU:HB2	2.20	0.42
1:B:285:LEU:HD12	1:D:276:THR:HG22	2.01	0.42
1:B:294:LEU:HD23	1:B:294:LEU:O	2.20	0.42
1:E:173:ARG:H	1:E:340:ASN:ND2	2.14	0.42
1:E:360:TYR:CE2	1:E:384:ARG:HG2	2.54	0.42
1:F:247:ILE:O	1:F:251:LYS:HG3	2.18	0.42
1:B:188:LEU:HD11	1:B:318:THR:HG21	2.01	0.42
1:D:92:ARG:CB	1:D:252:ARG:HE	2.33	0.42
1:D:201:ASP:N	1:D:201:ASP:OD1	2.51	0.42
1:D:254:VAL:HG21	1:D:313:LEU:HD12	2.01	0.42
1:D:352:LYS:O	1:D:353:ARG:HG2	2.20	0.42
1:D:408:THR:HG23	1:D:409:ASN:N	2.34	0.42
1:E:274:TYR:HD2	1:E:297:PRO:HG3	1.85	0.42
1:E:396:MET:HA	1:E:399:LEU:HG	2.01	0.42
1:A:101:ILE:CD1	1:A:111:PHE:HB3	2.49	0.42
1:A:307:VAL:HG23	1:A:310:GLY:H	1.85	0.42
1:B:213:PRO:O	1:B:216:VAL:HG12	2.18	0.42
1:E:42:HIS:C	1:E:44:LYS:H	2.23	0.42
1:F:206:VAL:HG11	1:F:227:VAL:HG22	2.02	0.42
1:A:57:ILE:HG22	1:A:93:THR:OG1	2.20	0.42
1:A:123:LYS:HD2	1:A:123:LYS:HA	1.78	0.42
1:B:280:ALA:HA	1:B:290:ASP:CG	2.40	0.42
1:C:213:PRO:O	1:C:216:VAL:HG12	2.19	0.42

*Continued on next page...*

*Continued from previous page...*

Atom-1	Atom-2	Interatomic distance (Å)	Clash overlap (Å)
1:D:356:PRO:HB2	1:D:396:MET:HE2	2.01	0.42
1:E:173:ARG:HG2	1:E:304:ALA:HB3	2.02	0.42
1:F:145:LEU:H	1:F:169:GLY:HA2	1.85	0.42
1:C:212:ARG:NH2	1:C:215:GLU:OE2	2.53	0.42
1:E:15:ILE:O	1:E:19:GLU:HG2	2.20	0.42
1:E:73:LEU:HA	1:E:238:ARG:NH1	2.33	0.42
1:E:262:ILE:HD11	1:E:315:ILE:HG12	2.01	0.42
1:D:139:LEU:HD21	1:F:218:GLU:OE1	2.19	0.42
1:D:346:SER:HB3	1:D:349:ILE:HG12	2.02	0.42
1:E:23:LEU:HD13	1:E:26:LEU:HD11	2.01	0.42
1:E:147:MET:HE1	1:E:191:ILE:O	2.20	0.42
1:A:233:ASP:OD1	1:C:302:GLY:HA3	2.20	0.41
1:F:58:LEU:HD23	1:F:66:ARG:NH1	2.24	0.41
1:A:228:VAL:HG12	1:A:242:VAL:HG23	2.03	0.41
1:A:173:ARG:H	1:A:340:ASN:ND2	2.19	0.41
1:C:234:GLU:OE2	1:C:238:ARG:HG2	2.20	0.41
1:F:30:ARG:N	1:F:33:ASP:HB2	2.34	0.41
1:A:227:VAL:HG13	1:A:227:VAL:O	2.20	0.41
1:A:335:PHE:CD1	1:A:338:THR:HG21	2.54	0.41
1:C:379:LYS:HZ3	1:C:409:ASN:HA	1.86	0.41
1:D:50:PHE:CD1	1:D:100:LYS:HG2	2.54	0.41
1:E:413:PHE:O	1:E:417:LYS:HE2	2.20	0.41
1:F:40:LYS:HD3	1:F:111:PHE:CG	2.55	0.41
1:D:139:LEU:CD2	1:D:367:LYS:HG3	2.50	0.41
1:D:323:THR:HG21	1:D:328:ASP:OD2	2.21	0.41
1:B:143:SER:HB3	1:B:170:ARG:HD2	2.02	0.41
1:D:307:VAL:HG12	1:D:309:GLU:N	2.35	0.41
1:F:170:ARG:HH21	1:F:259:ASP:CB	2.33	0.41
1:A:204:LEU:HD11	1:A:263:LEU:HD13	2.03	0.41
1:B:172:GLN:HG3	1:B:340:ASN:ND2	2.36	0.41
1:C:207:LEU:CD2	1:C:209:ILE:HG12	2.51	0.41
1:C:262:ILE:HG12	1:C:315:ILE:CD1	2.45	0.41
1:A:264:LEU:HB3	1:A:317:ALA:HA	2.03	0.41
1:B:274:TYR:HD2	1:B:297:PRO:CD	2.34	0.41
1:D:99:GLY:HA3	1:D:113:LEU:HD11	2.02	0.41
1:D:203:VAL:HG23	1:D:260:VAL:HG23	2.02	0.41
1:A:49:ILE:HG22	1:A:101:ILE:CG2	2.50	0.41
1:A:248:GLU:O	1:A:252:ARG:HG2	2.21	0.41
1:B:36:PHE:CE1	1:B:104:PRO:HG2	2.56	0.41
1:B:122:ASP:HB3	1:B:126:ASN:OD1	2.21	0.41
1:C:64:PHE:HD1	1:C:80:TYR:HA	1.86	0.41

*Continued on next page...*

*Continued from previous page...*

Atom-1	Atom-2	Interatomic distance (Å)	Clash overlap (Å)
1:C:161:VAL:HA	1:C:164:LEU:HB2	2.02	0.41
1:C:227:VAL:O	1:C:227:VAL:HG13	2.21	0.41
1:C:262:ILE:CG1	1:C:315:ILE:HD12	2.48	0.41
1:D:104:PRO:HB3	1:D:110:TYR:O	2.21	0.41
1:E:174:GLY:HA3	1:E:316:ILE:HG23	2.02	0.41
1:E:247:ILE:O	1:E:251:LYS:HG3	2.20	0.41
1:F:50:PHE:CA	1:F:101:ILE:HG12	2.51	0.41
1:F:152:GLY:HA3	1:F:407:LYS:HE3	2.02	0.41
1:A:18:GLY:O	1:A:23:LEU:HG	2.21	0.41
1:A:250:ALA:O	1:A:254:VAL:HG23	2.21	0.41
1:D:160:ARG:HD3	1:D:408:THR:HA	2.02	0.41
1:D:290:ASP:OD2	1:D:292:ASN:OD1	2.39	0.41
1:B:185:THR:O	1:B:189:GLN:HG3	2.21	0.40
1:B:384:ARG:HA	1:B:384:ARG:HD3	1.97	0.40
1:C:349:ILE:HG21	1:C:357:ALA:HA	2.03	0.40
1:D:204:LEU:H	1:D:204:LEU:HD23	1.86	0.40
1:D:277:VAL:O	1:D:279:PRO:HD3	2.21	0.40
1:A:285:LEU:HD12	1:A:285:LEU:O	2.20	0.40
1:B:262:ILE:O	1:B:315:ILE:HA	2.21	0.40
1:C:242:VAL:O	1:C:246:VAL:HG23	2.22	0.40
1:D:162:LEU:HD11	1:D:187:LEU:HD11	2.03	0.40
1:F:105:LYS:HG3	1:F:106:GLU:H	1.86	0.40
1:F:195:ILE:HG21	1:F:261:ILE:HD13	2.03	0.40
1:B:399:LEU:O	1:B:403:LEU:HB2	2.20	0.40
1:D:115:LYS:HA	1:D:115:LYS:HE2	2.03	0.40
1:D:166:SER:HB2	1:D:341:MET:HE3	2.03	0.40
1:F:207:LEU:HD23	1:F:208:LEU:N	2.36	0.40
1:A:373:THR:HG23	1:A:376:GLU:H	1.86	0.40
1:C:65:LEU:HD12	1:C:65:LEU:O	2.21	0.40
1:D:144:ARG:NH2	1:D:372:THR:HB	2.36	0.40
1:F:56:GLU:HB3	1:F:66:ARG:HG3	2.03	0.40
1:B:6:LEU:HD22	1:B:38:ILE:HD13	2.02	0.40
1:B:97:ILE:HG23	1:B:116:VAL:CG2	2.51	0.40
1:B:332:TYR:O	1:B:336:LYS:HG3	2.21	0.40
1:C:155:GLU:O	1:C:158:THR:HG22	2.22	0.40
1:E:349:ILE:H	1:E:349:ILE:HD12	1.87	0.40

There are no symmetry-related clashes.

## 5.3 Torsion angles

### 5.3.1 Protein backbone

In the following table, the Percentiles column shows the percent Ramachandran outliers of the chain as a percentile score with respect to all X-ray entries followed by that with respect to entries of similar resolution.

The Analysed column shows the number of residues for which the backbone conformation was analysed, and the total number of residues.

Mol	Chain	Analysed	Favoured	Allowed	Outliers	Percentiles	
1	A	400/419 (96%)	382 (96%)	13 (3%)	5 (1%)	12	48
1	B	405/419 (97%)	383 (95%)	19 (5%)	3 (1%)	22	62
1	C	400/419 (96%)	378 (94%)	19 (5%)	3 (1%)	19	60
1	D	401/419 (96%)	384 (96%)	13 (3%)	4 (1%)	15	54
1	E	400/419 (96%)	380 (95%)	18 (4%)	2 (0%)	29	68
1	F	409/419 (98%)	383 (94%)	16 (4%)	10 (2%)	6	36
All	All	2415/2514 (96%)	2290 (95%)	98 (4%)	27 (1%)	14	52

All (27) Ramachandran outliers are listed below:

Mol	Chain	Res	Type
1	A	43	ALA
1	A	72	TYR
1	A	73	LEU
1	B	73	LEU
1	C	73	LEU
1	D	279	PRO
1	E	43	ALA
1	E	279	PRO
1	F	66	ARG
1	F	83	PRO
1	F	114	LEU
1	F	127	ALA
1	F	375	GLU
1	A	25	ASN
1	C	25	ASN
1	D	25	ASN
1	D	408	THR
1	F	25	ASN
1	F	115	LYS
1	B	280	ALA

*Continued on next page...*

*Continued from previous page...*

Mol	Chain	Res	Type
1	D	72	TYR
1	F	78	ASP
1	F	82	SER
1	A	62	PHE
1	B	62	PHE
1	F	125	GLU
1	C	71	SER

### 5.3.2 Protein sidechains ⓘ

In the following table, the Percentiles column shows the percent sidechain outliers of the chain as a percentile score with respect to all X-ray entries followed by that with respect to entries of similar resolution.

The Analysed column shows the number of residues for which the sidechain conformation was analysed, and the total number of residues.

Mol	Chain	Analysed	Rotameric	Outliers	Percentiles	
1	A	350/359 (98%)	348 (99%)	2 (1%)	86	92
1	B	352/359 (98%)	350 (99%)	2 (1%)	86	92
1	C	350/359 (98%)	348 (99%)	2 (1%)	86	92
1	D	351/359 (98%)	351 (100%)	0	100	100
1	E	350/359 (98%)	348 (99%)	2 (1%)	86	92
1	F	353/359 (98%)	352 (100%)	1 (0%)	92	95
All	All	2106/2154 (98%)	2097 (100%)	9 (0%)	91	94

All (9) residues with a non-rotameric sidechain are listed below:

Mol	Chain	Res	Type
1	A	109	ARG
1	A	221	ARG
1	B	87	ARG
1	B	173	ARG
1	C	221	ARG
1	C	417	LYS
1	E	144	ARG
1	E	347	ARG
1	F	305	ARG

Sometimes sidechains can be flipped to improve hydrogen bonding and reduce clashes. All (4) such

sidechains are listed below:

Mol	Chain	Res	Type
1	B	42	HIS
1	B	172	GLN
1	B	275	ASN
1	D	42	HIS

### 5.3.3 RNA [i](#)

There are no RNA molecules in this entry.

## 5.4 Non-standard residues in protein, DNA, RNA chains [i](#)

There are no non-standard protein/DNA/RNA residues in this entry.

## 5.5 Carbohydrates [i](#)

There are no monosaccharides in this entry.

## 5.6 Ligand geometry [i](#)

There are no ligands in this entry.

## 5.7 Other polymers [i](#)

There are no such residues in this entry.

## 5.8 Polymer linkage issues [i](#)

There are no chain breaks in this entry.

## 6 Fit of model and data ⓘ

### 6.1 Protein, DNA and RNA chains ⓘ

In the following table, the column labelled ‘#RSRZ> 2’ contains the number (and percentage) of RSRZ outliers, followed by percent RSRZ outliers for the chain as percentile scores relative to all X-ray entries and entries of similar resolution. The OWAB column contains the minimum, median, 95<sup>th</sup> percentile and maximum values of the occupancy-weighted average B-factor per residue. The column labelled ‘Q< 0.9’ lists the number of (and percentage) of residues with an average occupancy less than 0.9.

Mol	Chain	Analysed	<RSRZ>	#RSRZ>2	OWAB(Å <sup>2</sup> )	Q<0.9
1	A	408/419 (97%)	-0.39	1 (0%) 95 93	20, 44, 77, 99	0
1	B	411/419 (98%)	-0.38	0 100 100	18, 47, 96, 117	0
1	C	408/419 (97%)	-0.31	1 (0%) 95 93	21, 53, 110, 138	0
1	D	409/419 (97%)	-0.31	0 100 100	28, 61, 113, 124	0
1	E	408/419 (97%)	-0.23	1 (0%) 95 93	38, 74, 105, 141	0
1	F	413/419 (98%)	-0.14	8 (1%) 66 58	41, 84, 119, 141	0
All	All	2457/2514 (97%)	-0.29	11 (0%) 92 87	18, 60, 111, 141	0

All (11) RSRZ outliers are listed below:

Mol	Chain	Res	Type	RSRZ
1	F	46	GLY	2.8
1	F	280	ALA	2.7
1	F	45	SER	2.6
1	F	104	PRO	2.5
1	F	106	GLU	2.5
1	F	281	SER	2.4
1	A	45	SER	2.2
1	C	47	GLU	2.1
1	F	74	ALA	2.1
1	E	105	LYS	2.1
1	F	103	PRO	2.0

### 6.2 Non-standard residues in protein, DNA, RNA chains ⓘ

There are no non-standard protein/DNA/RNA residues in this entry.

### 6.3 Carbohydrates [i](#)

There are no monosaccharides in this entry.

### 6.4 Ligands [i](#)

There are no ligands in this entry.

### 6.5 Other polymers [i](#)

There are no such residues in this entry.