



Full wwPDB X-ray Structure Validation Report ⓘ

Dec 12, 2022 – 04:57 PM JST

PDB ID : 7XD8
Title : Crystal Structure of Dengue Virus Serotype 2 (DENV2) Polymerase Elongation Complex (Native Form)
Authors : Wu, J.; Wang, X.; Gong, P.
Deposited on : 2022-03-26
Resolution : 2.85 Å(reported)

This is a Full wwPDB X-ray Structure Validation Report for a publicly released PDB entry.

We welcome your comments at validation@mail.wwpdb.org

A user guide is available at

<https://www.wwpdb.org/validation/2017/XrayValidationReportHelp>

with specific help available everywhere you see the ⓘ symbol.

The types of validation reports are described at

<http://www.wwpdb.org/validation/2017/FAQs#types>.

The following versions of software and data (see [references ⓘ](#)) were used in the production of this report:

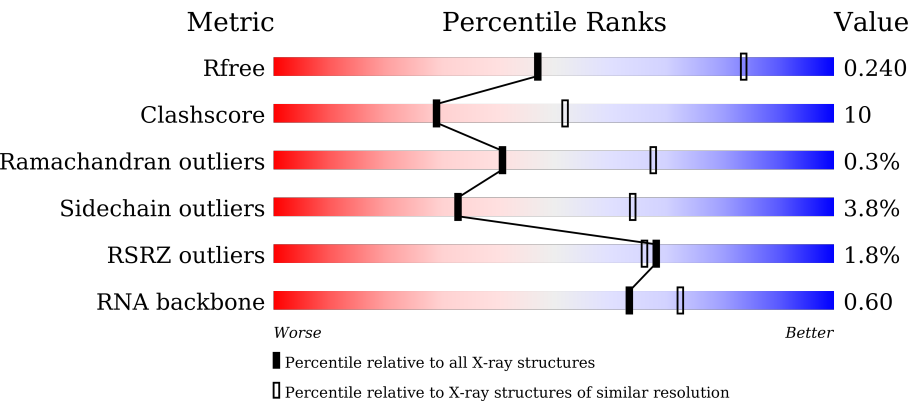
MolProbity : 4.02b-467
Mogul : 1.8.5 (274361), CSD as541be (2020)
Xtriage (Phenix) : 1.13
EDS : 2.31.3
Percentile statistics : 20191225.v01 (using entries in the PDB archive December 25th 2019)
Refmac : 5.8.0158
CCP4 : 7.0.044 (Gargrove)
Ideal geometry (proteins) : Engh & Huber (2001)
Ideal geometry (DNA, RNA) : Parkinson et al. (1996)
Validation Pipeline (wwPDB-VP) : 2.31.3

1 Overall quality at a glance i

The following experimental techniques were used to determine the structure:
X-RAY DIFFRACTION

The reported resolution of this entry is 2.85 Å.

Percentile scores (ranging between 0-100) for global validation metrics of the entry are shown in the following graphic. The table shows the number of entries on which the scores are based.



Metric	Whole archive (#Entries)	Similar resolution (#Entries, resolution range(Å))
R _{free}	130704	3168 (2.90-2.82)
Clashscore	141614	3438 (2.90-2.82)
Ramachandran outliers	138981	3348 (2.90-2.82)
Sidechain outliers	138945	3351 (2.90-2.82)
RSRZ outliers	127900	3103 (2.90-2.82)
RNA backbone	3102	1088 (3.12-2.60)

The table below summarises the geometric issues observed across the polymeric chains and their fit to the electron density. The red, orange, yellow and green segments of the lower bar indicate the fraction of residues that contain outliers for ≥ 3 , 2, 1 and 0 types of geometric quality criteria respectively. A grey segment represents the fraction of residues that are not modelled. The numeric value for each fraction is indicated below the corresponding segment, with a dot representing fractions $\leq 5\%$. The upper red bar (where present) indicates the fraction of residues that have poor fit to the electron density. The numeric value is given above the bar.

Mol	Chain	Length	Quality of chain
1	A	647	<div><div></div><div>74%20% . .</div></div>
1	D	647	<div><div>%</div><div>77%19% . .</div></div>
1	G	647	<div><div>%</div><div>74%21% . .</div></div>
1	J	647	<div><div></div><div>74%21% . .</div></div>

Continued on next page...

Continued from previous page...

Mol	Chain	Length	Quality of chain
1	M	647	
1	P	647	
2	B	30	
2	E	30	
2	H	30	
2	K	30	
2	N	30	
2	Q	30	
3	C	9	
3	F	9	
3	I	9	
3	L	9	
3	O	9	
3	R	9	

2 Entry composition

There are 6 unique types of molecules in this entry. The entry contains 31489 atoms, of which 0 are hydrogens and 0 are deuteriums.

In the tables below, the ZeroOcc column contains the number of atoms modelled with zero occupancy, the AltConf column contains the number of residues with at least one atom in alternate conformation and the Trace column contains the number of residues modelled with at most 2 atoms.

- Molecule 1 is a protein called NS5.

Mol	Chain	Residues	Atoms					ZeroOcc	AltConf	Trace
1	A	620	Total	C	N	O	S	0	0	0
			4900	3082	871	914	33			
1	D	621	Total	C	N	O	S	0	0	0
			4917	3095	873	915	34			
1	G	623	Total	C	N	O	S	0	0	0
			4874	3067	867	906	34			
1	J	623	Total	C	N	O	S	0	0	0
			4901	3086	871	910	34			
1	M	624	Total	C	N	O	S	0	0	0
			4909	3086	873	916	34			
1	P	611	Total	C	N	O	S	0	0	0
			4160	2587	753	790	30			

There are 60 discrepancies between the modelled and reference sequences:

Chain	Residue	Modelled	Actual	Comment	Reference
A	901	GLY	-	expression tag	UNP Q91H74
A	902	SER	-	expression tag	UNP Q91H74
A	903	SER	-	expression tag	UNP Q91H74
A	904	SER	-	expression tag	UNP Q91H74
A	905	HIS	-	expression tag	UNP Q91H74
A	906	HIS	-	expression tag	UNP Q91H74
A	907	HIS	-	expression tag	UNP Q91H74
A	908	HIS	-	expression tag	UNP Q91H74
A	909	HIS	-	expression tag	UNP Q91H74
A	910	HIS	-	expression tag	UNP Q91H74
D	901	GLY	-	expression tag	UNP Q91H74
D	902	SER	-	expression tag	UNP Q91H74
D	903	SER	-	expression tag	UNP Q91H74
D	904	SER	-	expression tag	UNP Q91H74
D	905	HIS	-	expression tag	UNP Q91H74
D	906	HIS	-	expression tag	UNP Q91H74
D	907	HIS	-	expression tag	UNP Q91H74

Continued on next page...

Continued from previous page...

Chain	Residue	Modelled	Actual	Comment	Reference
D	908	HIS	-	expression tag	UNP Q91H74
D	909	HIS	-	expression tag	UNP Q91H74
D	910	HIS	-	expression tag	UNP Q91H74
G	901	GLY	-	expression tag	UNP Q91H74
G	902	SER	-	expression tag	UNP Q91H74
G	903	SER	-	expression tag	UNP Q91H74
G	904	SER	-	expression tag	UNP Q91H74
G	905	HIS	-	expression tag	UNP Q91H74
G	906	HIS	-	expression tag	UNP Q91H74
G	907	HIS	-	expression tag	UNP Q91H74
G	908	HIS	-	expression tag	UNP Q91H74
G	909	HIS	-	expression tag	UNP Q91H74
G	910	HIS	-	expression tag	UNP Q91H74
J	901	GLY	-	expression tag	UNP Q91H74
J	902	SER	-	expression tag	UNP Q91H74
J	903	SER	-	expression tag	UNP Q91H74
J	904	SER	-	expression tag	UNP Q91H74
J	905	HIS	-	expression tag	UNP Q91H74
J	906	HIS	-	expression tag	UNP Q91H74
J	907	HIS	-	expression tag	UNP Q91H74
J	908	HIS	-	expression tag	UNP Q91H74
J	909	HIS	-	expression tag	UNP Q91H74
J	910	HIS	-	expression tag	UNP Q91H74
M	901	GLY	-	expression tag	UNP Q91H74
M	902	SER	-	expression tag	UNP Q91H74
M	903	SER	-	expression tag	UNP Q91H74
M	904	SER	-	expression tag	UNP Q91H74
M	905	HIS	-	expression tag	UNP Q91H74
M	906	HIS	-	expression tag	UNP Q91H74
M	907	HIS	-	expression tag	UNP Q91H74
M	908	HIS	-	expression tag	UNP Q91H74
M	909	HIS	-	expression tag	UNP Q91H74
M	910	HIS	-	expression tag	UNP Q91H74
P	901	GLY	-	expression tag	UNP Q91H74
P	902	SER	-	expression tag	UNP Q91H74
P	903	SER	-	expression tag	UNP Q91H74
P	904	SER	-	expression tag	UNP Q91H74
P	905	HIS	-	expression tag	UNP Q91H74
P	906	HIS	-	expression tag	UNP Q91H74
P	907	HIS	-	expression tag	UNP Q91H74
P	908	HIS	-	expression tag	UNP Q91H74
P	909	HIS	-	expression tag	UNP Q91H74

Continued on next page...

Continued from previous page...

Chain	Residue	Modelled	Actual	Comment	Reference
P	910	HIS	-	expression tag	UNP Q91H74

- Molecule 2 is a RNA chain called RNA (30-mer).

Mol	Chain	Residues	Atoms					ZeroOcc	AltConf	Trace
2	B	12	Total	C	N	O	P	0	0	0
			251	113	42	84	12			
2	E	11	Total	C	N	O	P	0	0	0
			229	103	37	78	11			
2	H	11	Total	C	N	O	P	0	0	0
			229	103	37	78	11			
2	K	12	Total	C	N	O	P	0	0	0
			251	113	42	84	12			
2	N	12	Total	C	N	O	P	0	0	0
			251	113	42	84	12			
2	Q	11	Total	C	N	O	P	0	0	0
			229	103	37	78	11			

- Molecule 3 is a RNA chain called RNA (9-mer).

Mol	Chain	Residues	Atoms					ZeroOcc	AltConf	Trace
3	C	9	Total	C	N	O	P	0	0	0
			195	87	36	63	9			
3	F	9	Total	C	N	O	P	0	0	0
			195	87	36	63	9			
3	I	9	Total	C	N	O	P	0	0	0
			195	87	36	63	9			
3	L	9	Total	C	N	O	P	0	0	0
			194	87	36	62	9			
3	O	9	Total	C	N	O	P	0	0	0
			195	87	36	63	9			
3	R	9	Total	C	N	O	P	0	0	0
			195	87	36	63	9			

- Molecule 4 is ZINC ION (three-letter code: ZN) (formula: Zn).

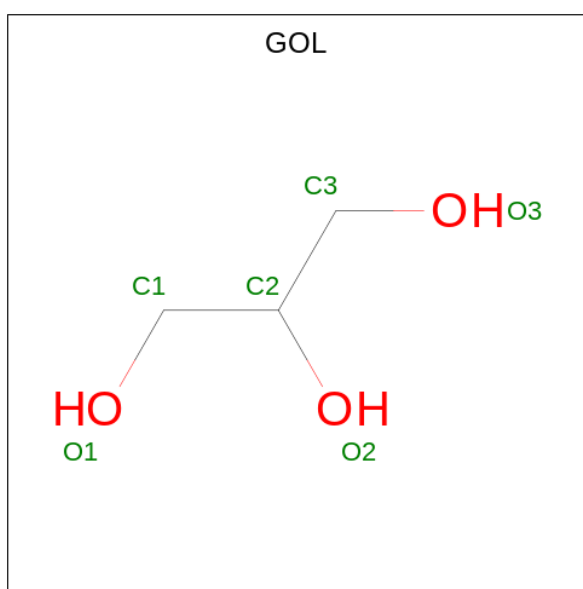
Mol	Chain	Residues	Atoms		ZeroOcc	AltConf
4	A	2	Total	Zn	0	0
			2	2		
4	D	2	Total	Zn	0	0
			2	2		

Continued on next page...

Continued from previous page...

Mol	Chain	Residues	Atoms		ZeroOcc	AltConf
4	G	2	Total	Zn	0	0
			2	2		
4	J	2	Total	Zn	0	0
			2	2		
4	M	2	Total	Zn	0	0
			2	2		
4	P	2	Total	Zn	0	0
			2	2		

- Molecule 5 is GLYCEROL (three-letter code: GOL) (formula: $C_3H_8O_3$).



Mol	Chain	Residues	Atoms			ZeroOcc	AltConf
5	C	1	Total	C	O	0	0
			6	3	3		
5	D	1	Total	C	O	0	0
			6	3	3		
5	E	1	Total	C	O	0	0
			6	3	3		
5	M	1	Total	C	O	0	0
			6	3	3		
5	P	1	Total	C	O	0	0
			6	3	3		

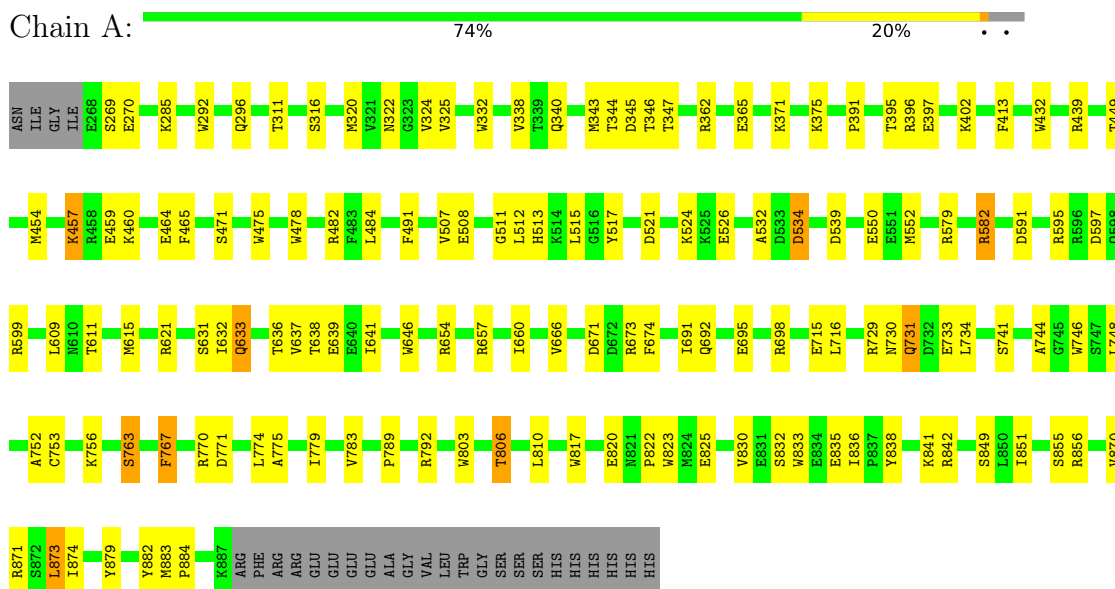
- Molecule 6 is water.

Mol	Chain	Residues	Atoms		ZeroOcc	AltConf
6	A	29	Total 29	O 29	0	0
6	B	8	Total 8	O 8	0	0
6	C	2	Total 2	O 2	0	0
6	D	26	Total 26	O 26	0	0
6	E	6	Total 6	O 6	0	0
6	F	6	Total 6	O 6	0	0
6	G	33	Total 33	O 33	0	0
6	H	2	Total 2	O 2	0	0
6	I	2	Total 2	O 2	0	0
6	J	29	Total 29	O 29	0	0
6	K	5	Total 5	O 5	0	0
6	L	1	Total 1	O 1	0	0
6	M	23	Total 23	O 23	0	0
6	N	3	Total 3	O 3	0	0
6	P	1	Total 1	O 1	0	0
6	R	1	Total 1	O 1	0	0

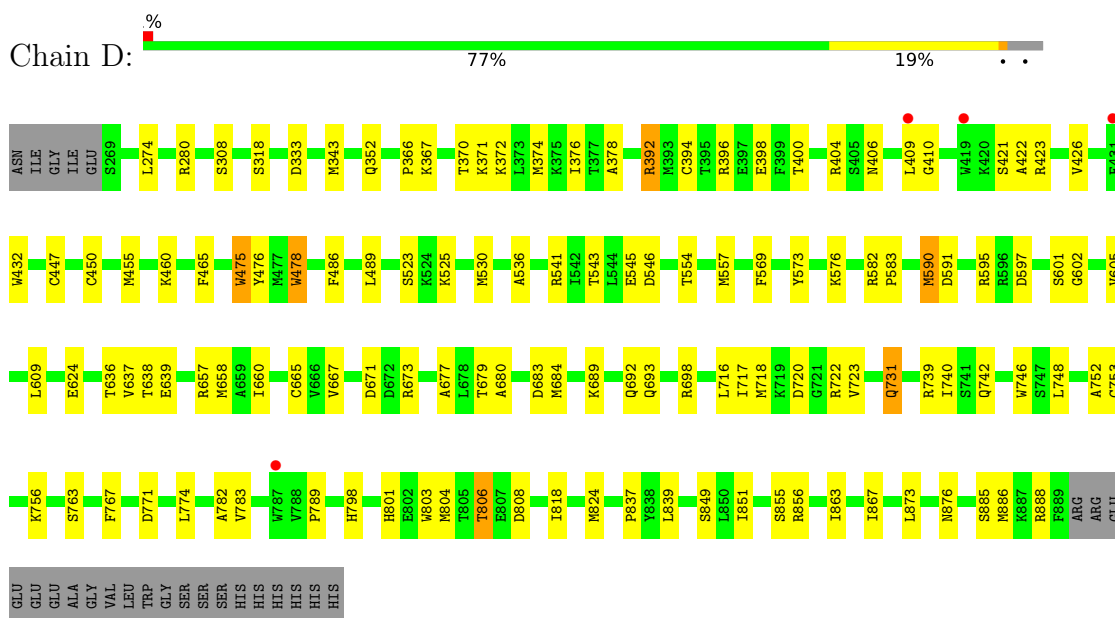
3 Residue-property plots

These plots are drawn for all protein, RNA, DNA and oligosaccharide chains in the entry. The first graphic for a chain summarises the proportions of the various outlier classes displayed in the second graphic. The second graphic shows the sequence view annotated by issues in geometry and electron density. Residues are color-coded according to the number of geometric quality criteria for which they contain at least one outlier: green = 0, yellow = 1, orange = 2 and red = 3 or more. A red dot above a residue indicates a poor fit to the electron density ($RSRZ > 2$). Stretches of 2 or more consecutive residues without any outlier are shown as a green connector. Residues present in the sample, but not in the model, are shown in grey.

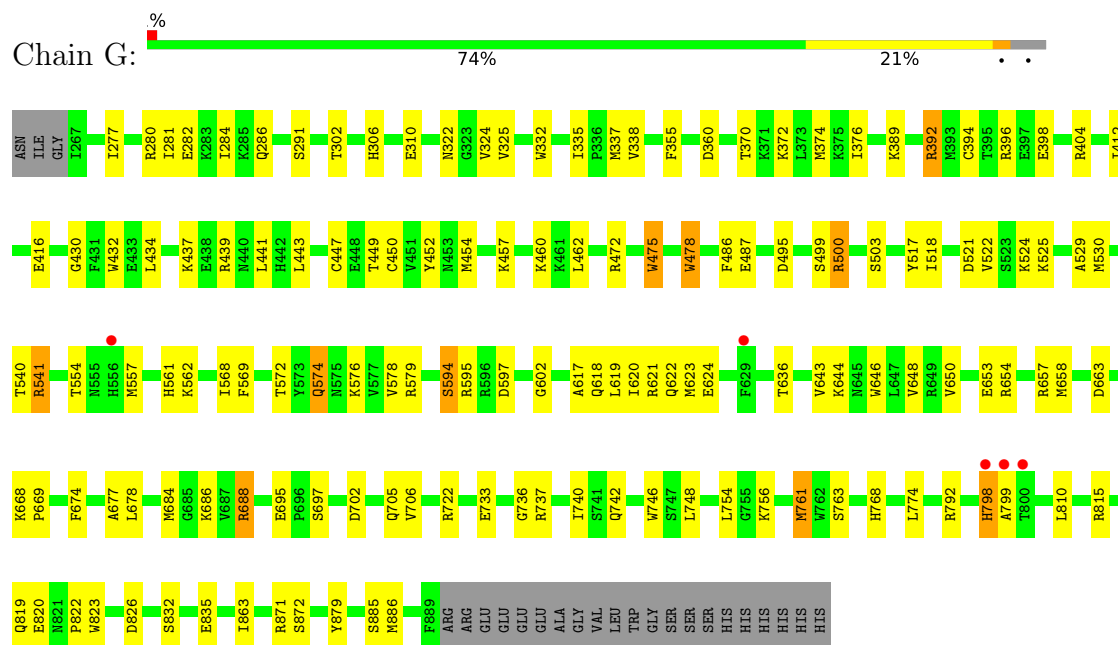
• Molecule 1: NS5



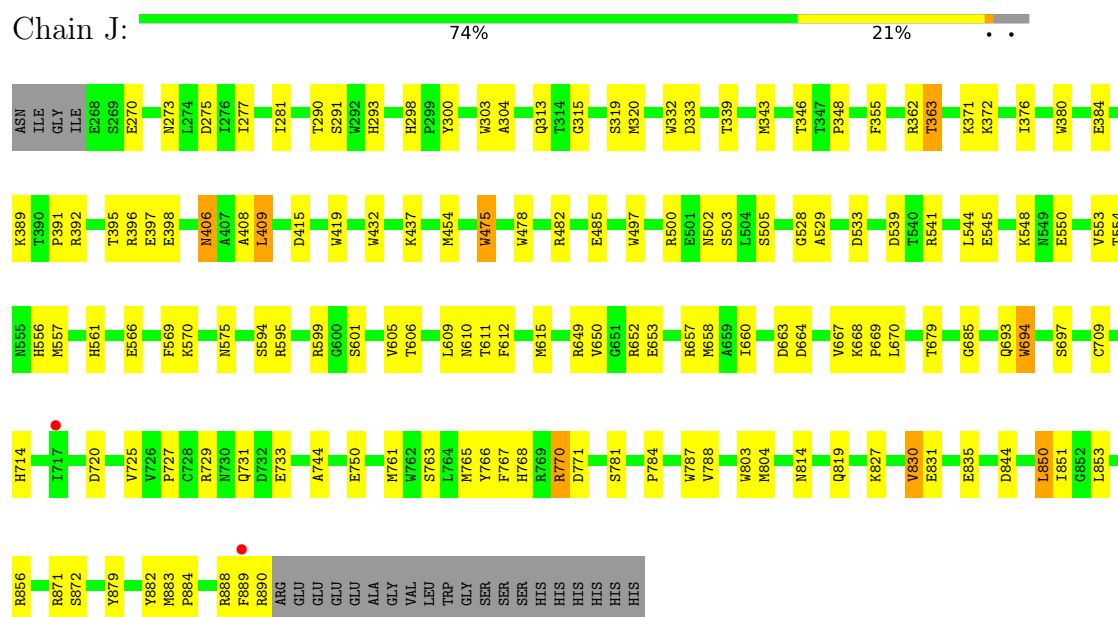
• Molecule 1: NS5



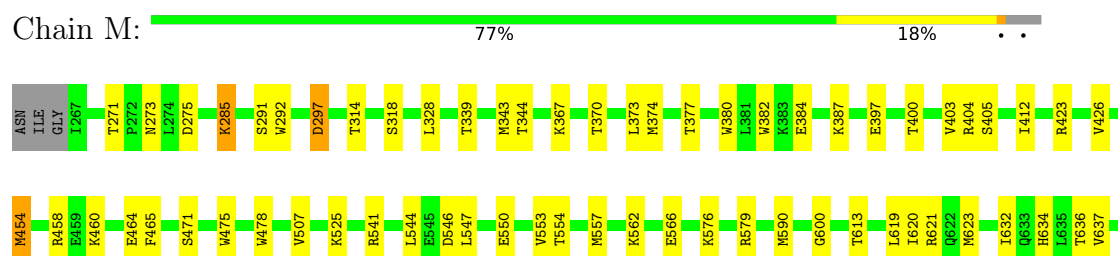
- Molecule 1: NS5

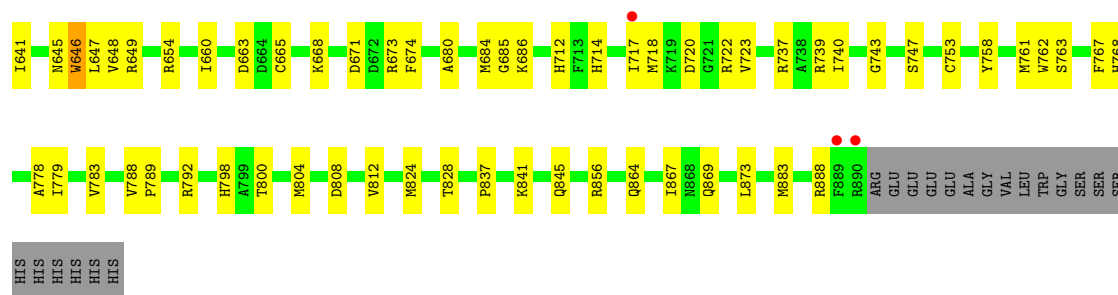


- Molecule 1: NS5

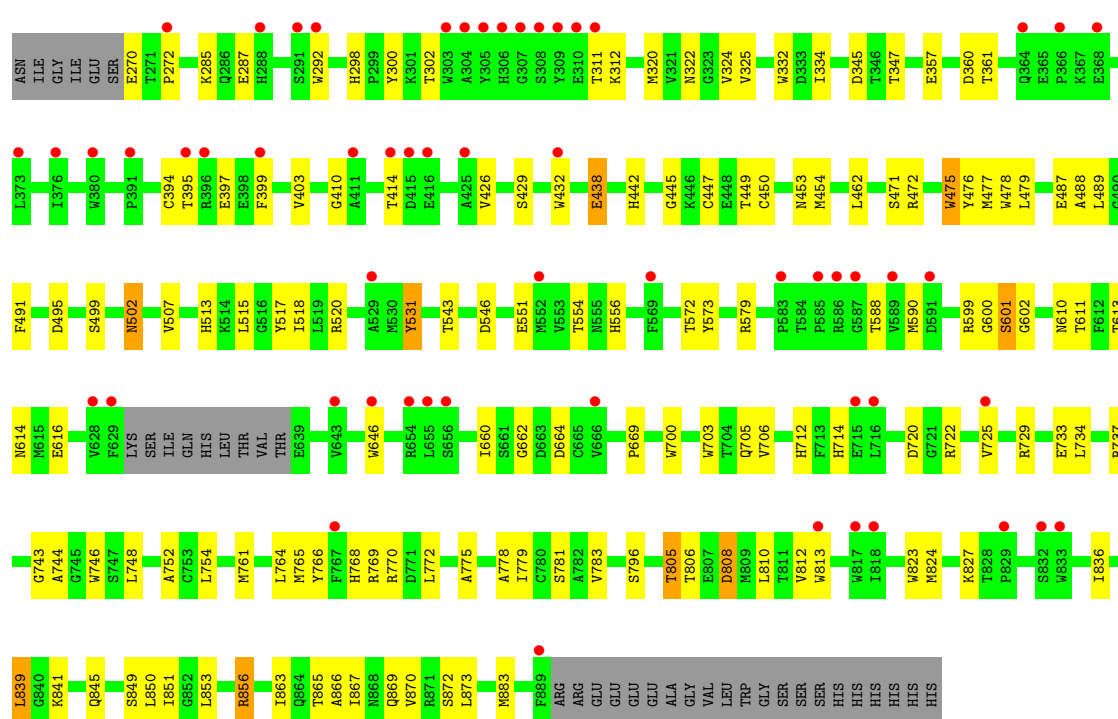


- Molecule 1: NS5





• Molecule 1: NS5



• Molecule 2: RNA (30-mer)



• Molecule 2: RNA (30-mer)



• Molecule 2: RNA (30-mer)

Chain H:  27% 7% • 63%



• Molecule 2: RNA (30-mer)

Chain K:  27% 10% • 60%



• Molecule 2: RNA (30-mer)

Chain N:  23% 17% 60%



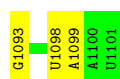
• Molecule 2: RNA (30-mer)

Chain Q:  17% 17% • 63%



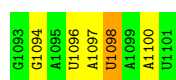
• Molecule 3: RNA (9-mer)

Chain C:  67% 33%



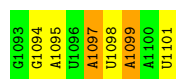
• Molecule 3: RNA (9-mer)

Chain F:  44% 44% 11%

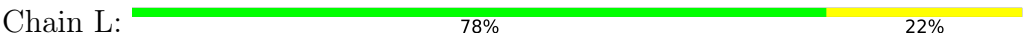


• Molecule 3: RNA (9-mer)


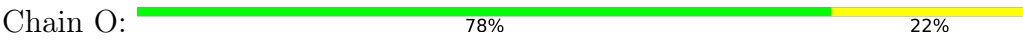
Chain I:  33% 44% 22%



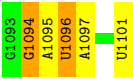
• Molecule 3: RNA (9-mer)



• Molecule 3: RNA (9-mer)



• Molecule 3: RNA (9-mer)



4 Data and refinement statistics

Property	Value	Source
Space group	P 1 21 1	Depositor
Cell constants a, b, c, α , β , γ	141.73Å 156.32Å 174.42Å 90.00° 94.22° 90.00°	Depositor
Resolution (Å)	49.92 – 2.85 49.92 – 2.85	Depositor EDS
% Data completeness (in resolution range)	87.5 (49.92-2.85) 87.3 (49.92-2.85)	Depositor EDS
R_{merge}	0.09	Depositor
R_{sym}	(Not available)	Depositor
$\langle I/\sigma(I) \rangle$ ¹	2.68 (at 2.86Å)	Xtriage
Refinement program	PHENIX 1.19	Depositor
R, R_{free}	0.199 , 0.243 0.196 , 0.240	Depositor DCC
R_{free} test set	7872 reflections (5.09%)	wwPDB-VP
Wilson B-factor (Å ²)	67.8	Xtriage
Anisotropy	0.199	Xtriage
Bulk solvent k_{sol} (e/Å ³), B_{sol} (Å ²)	0.31 , 49.0	EDS
L-test for twinning ²	$\langle L \rangle = 0.49$, $\langle L^2 \rangle = 0.33$	Xtriage
Estimated twinning fraction	No twinning to report.	Xtriage
F_o, F_c correlation	0.94	EDS
Total number of atoms	31489	wwPDB-VP
Average B, all atoms (Å ²)	73.0	wwPDB-VP

Xtriage's analysis on translational NCS is as follows: *The largest off-origin peak in the Patterson function is 2.64% of the height of the origin peak. No significant pseudotranslation is detected.*

¹Intensities estimated from amplitudes.

²Theoretical values of $\langle |L| \rangle$, $\langle L^2 \rangle$ for acentric reflections are 0.5, 0.333 respectively for untwinned datasets, and 0.375, 0.2 for perfectly twinned datasets.

5 Model quality ⓘ

5.1 Standard geometry ⓘ

Bond lengths and bond angles in the following residue types are not validated in this section: ZN, GOL

The Z score for a bond length (or angle) is the number of standard deviations the observed value is removed from the expected value. A bond length (or angle) with $|Z| > 5$ is considered an outlier worth inspection. RMSZ is the root-mean-square of all Z scores of the bond lengths (or angles).

Mol	Chain	Bond lengths		Bond angles	
		RMSZ	# $ Z > 5$	RMSZ	# $ Z > 5$
1	A	0.48	0/5018	0.67	1/6812 (0.0%)
1	D	0.46	0/5036	0.66	0/6833
1	G	0.42	0/4994	0.63	0/6789
1	J	0.45	1/5021 (0.0%)	0.65	1/6819 (0.0%)
1	M	0.45	0/5027	0.66	0/6826
1	P	0.41	2/4259 (0.0%)	0.58	0/5848
2	B	0.87	0/279	1.61	7/431 (1.6%)
2	E	0.68	0/254	1.42	2/392 (0.5%)
2	H	0.70	0/254	1.33	3/392 (0.8%)
2	K	0.69	0/279	1.26	0/431
2	N	0.68	0/279	1.13	0/431
2	Q	0.59	0/254	1.18	2/392 (0.5%)
3	C	0.89	0/218	1.41	4/336 (1.2%)
3	F	0.76	0/218	1.39	3/336 (0.9%)
3	I	0.77	0/218	1.58	4/336 (1.2%)
3	L	0.80	0/217	1.31	1/334 (0.3%)
3	O	0.67	0/218	1.25	0/336
3	R	0.71	0/218	1.35	1/336 (0.3%)
All	All	0.48	3/32261 (0.0%)	0.75	29/44410 (0.1%)

Chiral center outliers are detected by calculating the chiral volume of a chiral center and verifying if the center is modelled as a planar moiety or with the opposite hand. A planarity outlier is detected by checking planarity of atoms in a peptide group, atoms in a mainchain group or atoms of a sidechain that are expected to be planar.

Mol	Chain	#Chirality outliers	#Planarity outliers
1	J	0	1

All (3) bond length outliers are listed below:

Mol	Chain	Res	Type	Atoms	Z	Observed(Å)	Ideal(Å)
1	P	438	GLU	CD-OE1	8.08	1.34	1.25
1	P	531	TYR	CE1-CZ	-5.08	1.31	1.38
1	J	709	CYS	CB-SG	-5.05	1.73	1.81

All (29) bond angle outliers are listed below:

Mol	Chain	Res	Type	Atoms	Z	Observed(°)	Ideal(°)
2	B	1007	U	N3-C2-O2	-8.71	116.10	122.20
3	C	1093	G	C8-N9-C4	6.61	109.04	106.40
3	C	1099	A	N1-C6-N6	-6.34	114.80	118.60
3	C	1093	G	N3-C4-C5	6.06	131.63	128.60
3	I	1097	A	O5'-P-OP2	-5.96	100.33	105.70
2	B	1000	G	N1-C6-O6	5.93	123.46	119.90
2	E	1002	U	N3-C4-O4	5.78	123.44	119.40
2	H	1000	G	C5-C6-N1	-5.75	108.62	111.50
2	Q	1000	G	OP2-P-O3'	5.60	117.53	105.20
2	E	1002	U	C5-C4-O4	-5.57	122.56	125.90
3	F	1098	U	N3-C4-O4	5.50	123.25	119.40
3	I	1099	A	N1-C6-N6	-5.49	115.31	118.60
3	R	1097	A	OP2-P-O3'	5.46	117.20	105.20
2	B	1000	G	C5-C6-O6	-5.43	125.34	128.60
1	A	873	LEU	CA-CB-CG	5.38	127.67	115.30
2	B	1006	A	N1-C6-N6	-5.37	115.38	118.60
1	J	850	LEU	CB-CG-CD1	-5.35	101.90	111.00
3	C	1093	G	N9-C4-C5	-5.27	103.29	105.40
3	L	1100	A	C8-N9-C4	-5.27	103.69	105.80
2	Q	999	C	N1-C2-O2	5.24	122.04	118.90
2	H	1000	G	C6-N1-C2	5.23	128.24	125.10
3	I	1095	A	C2-N3-C4	-5.21	107.99	110.60
2	B	1007	U	N1-C2-O2	5.21	126.45	122.80
3	F	1096	U	OP2-P-O3'	5.15	116.53	105.20
2	B	1002	U	C5-C6-N1	-5.09	120.16	122.70
3	F	1100	A	C8-N9-C4	5.07	107.83	105.80
2	B	1007	U	N3-C4-O4	-5.07	115.85	119.40
2	H	1004	A	N9-C4-C5	5.04	107.82	105.80
3	I	1101	U	N3-C4-O4	5.04	122.93	119.40

There are no chirality outliers.

All (1) planarity outliers are listed below:

Mol	Chain	Res	Type	Group
1	J	770	ARG	Sidechain

5.2 Too-close contacts

In the following table, the Non-H and H(model) columns list the number of non-hydrogen atoms and hydrogen atoms in the chain respectively. The H(added) column lists the number of hydrogen atoms added and optimized by MolProbity. The Clashes column lists the number of clashes within the asymmetric unit, whereas Symm-Clashes lists symmetry-related clashes.

Mol	Chain	Non-H	H(model)	H(added)	Clashes	Symm-Clashes
1	A	4900	0	4643	92	0
1	D	4917	0	4668	83	0
1	G	4874	0	4560	92	0
1	J	4901	0	4624	93	0
1	M	4909	0	4631	85	0
1	P	4160	0	3302	102	0
2	B	251	0	129	13	0
2	E	229	0	118	2	0
2	H	229	0	118	3	0
2	K	251	0	129	5	0
2	N	251	0	129	4	0
2	Q	229	0	118	5	0
3	C	195	0	97	2	0
3	F	195	0	97	1	0
3	I	195	0	97	2	0
3	L	194	0	97	2	0
3	O	195	0	97	2	0
3	R	195	0	97	4	0
4	A	2	0	0	0	0
4	D	2	0	0	0	0
4	G	2	0	0	0	0
4	J	2	0	0	0	0
4	M	2	0	0	0	0
4	P	2	0	0	0	0
5	C	6	0	8	3	0
5	D	6	0	8	2	0
5	E	6	0	8	0	0
5	M	6	0	8	3	0
5	P	6	0	8	0	0
6	A	29	0	0	3	0
6	B	8	0	0	1	0
6	C	2	0	0	0	0
6	D	26	0	0	0	0
6	E	6	0	0	1	0
6	F	6	0	0	0	0
6	G	33	0	0	4	0
6	H	2	0	0	0	0

Continued on next page...

Continued from previous page...

Mol	Chain	Non-H	H(model)	H(added)	Clashes	Symm-Clashes
6	I	2	0	0	0	0
6	J	29	0	0	0	0
6	K	5	0	0	0	0
6	L	1	0	0	0	0
6	M	23	0	0	1	0
6	N	3	0	0	0	0
6	P	1	0	0	0	0
6	R	1	0	0	0	0
All	All	31489	0	27791	566	0

The all-atom clashscore is defined as the number of clashes found per 1000 atoms (including hydrogen atoms). The all-atom clashscore for this structure is 10.

All (566) close contacts within the same asymmetric unit are listed below, sorted by their clash magnitude.

Atom-1	Atom-2	Interatomic distance (Å)	Clash overlap (Å)
1:P:447:CYS:SG	1:P:450:CYS:HB2	1.93	1.06
1:P:475:TRP:CE3	1:P:600:GLY:HA2	2.04	0.93
1:M:475:TRP:HZ3	1:M:576:LYS:HD2	1.39	0.86
1:A:753:CYS:HB3	1:A:789:PRO:HG3	1.60	0.84
1:J:781:SER:HB3	1:J:882:TYR:H	1.42	0.83
1:J:395:THR:HG22	1:J:397:GLU:H	1.42	0.83
1:M:753:CYS:HB3	1:M:789:PRO:HG3	1.60	0.83
1:J:658:MET:HG2	1:J:667:VAL:HG22	1.60	0.82
1:J:731:GLN:HE22	1:J:771:ASP:HB2	1.42	0.82
1:A:457:LYS:NZ	2:B:1000:G:O6	2.12	0.82
1:D:873:LEU:HD22	1:M:873:LEU:HD22	1.65	0.79
1:D:856:ARG:HH12	1:D:888:ARG:HH22	1.31	0.79
1:D:731:GLN:HE22	1:D:771:ASP:HB2	1.47	0.78
1:D:595:ARG:HD2	1:D:597:ASP:HB2	1.66	0.78
1:J:599:ARG:NH1	1:J:610:ASN:OD1	2.17	0.78
1:P:410:GLY:HA3	1:P:478:TRP:HA	1.65	0.78
1:M:717:ILE:HD13	1:M:723:VAL:HG12	1.67	0.76
1:D:573:TYR:O	1:D:576:LYS:NZ	2.20	0.73
1:P:611:THR:HG23	1:P:660:ILE:HG22	1.71	0.73
1:D:752:ALA:HB1	1:D:783:VAL:HG22	1.71	0.71
1:A:775:ALA:O	1:A:779:ILE:HG13	1.90	0.71
1:D:753:CYS:HB3	1:D:789:PRO:HG3	1.72	0.71
1:G:277:ILE:HD12	1:G:281:ILE:HD11	1.73	0.71
1:D:804:MET:HE1	1:D:808:ASP:HB3	1.73	0.71
1:M:400:THR:HG22	1:M:426:VAL:HB	1.72	0.71

Continued on next page...

Continued from previous page...

Atom-1	Atom-2	Interatomic distance (Å)	Clash overlap (Å)
1:G:460:LYS:HE2	1:G:740:ILE:HG13	1.72	0.70
1:G:302:THR:HG22	1:G:360:ASP:OD1	1.90	0.70
1:P:475:TRP:CZ3	1:P:600:GLY:HA2	2.27	0.70
1:J:731:GLN:NE2	1:J:771:ASP:HB2	2.05	0.70
1:A:320:MET:HE2	1:A:744:ALA:H	1.57	0.70
1:P:438:GLU:OE1	1:P:449:THR:HB	1.90	0.70
1:A:636:THR:HG22	1:A:638:THR:H	1.55	0.69
1:A:316:SER:H	1:A:346:THR:HG23	1.58	0.69
1:D:396:ARG:HG2	1:D:432:TRP:CZ3	2.28	0.69
1:P:599:ARG:HH11	1:P:599:ARG:HG3	1.57	0.69
1:P:507:VAL:HG23	1:P:518:ILE:HD12	1.72	0.69
1:A:482:ARG:NH2	2:B:1001:A:OP1	2.26	0.69
1:D:716:LEU:HD12	1:D:839:LEU:HD23	1.75	0.69
1:P:805:THR:HG23	1:P:808:ASP:H	1.56	0.69
1:P:770:ARG:HB2	1:P:851:ILE:HD11	1.74	0.68
1:P:851:ILE:HA	1:P:856:ARG:HD2	1.75	0.68
1:J:727:PRO:HG2	1:J:765:MET:HG3	1.76	0.68
1:D:410:GLY:HA3	1:D:478:TRP:HA	1.75	0.68
1:D:856:ARG:NH1	1:D:888:ARG:HH22	1.92	0.68
2:B:1000:G:H2'	2:B:1001:A:C8	2.29	0.67
1:G:595:ARG:HE	1:G:597:ASP:HB2	1.59	0.67
1:D:595:ARG:HH11	1:D:597:ASP:HB2	1.59	0.66
1:G:439:ARG:O	1:G:443:LEU:HD12	1.96	0.66
1:M:778:ALA:HA	1:M:883:MET:HE1	1.77	0.66
1:M:864:GLN:HA	1:M:867:ILE:HD12	1.78	0.66
1:G:499:SER:O	1:G:503:SER:OG	2.10	0.66
1:J:320:MET:HE3	1:J:744:ALA:H	1.61	0.65
1:A:270:GLU:HB2	1:A:362:ARG:HH12	1.61	0.65
1:A:365:GLU:OE2	1:A:371:LYS:NZ	2.30	0.65
1:A:695:GLU:HG3	1:D:541:ARG:HH22	1.61	0.65
1:P:394:CYS:HB2	1:P:487:GLU:HA	1.77	0.65
1:P:579:ARG:CB	1:P:590:MET:HE1	2.27	0.65
1:D:595:ARG:HH11	1:D:597:ASP:CB	2.09	0.65
1:D:856:ARG:HH12	1:D:888:ARG:NH2	1.94	0.64
1:G:525:LYS:HD2	1:G:657:ARG:HG2	1.80	0.64
1:P:502:ASN:O	1:P:502:ASN:ND2	2.30	0.64
1:J:298:HIS:HD2	1:J:300:TYR:H	1.43	0.64
1:A:526:GLU:O	1:A:657:ARG:NH2	2.30	0.64
1:P:775:ALA:O	1:P:779:ILE:HG13	1.97	0.64
1:M:620:ILE:HA	1:M:623:MET:HE2	1.78	0.64
1:J:566:GLU:O	1:J:570:LYS:HG3	1.98	0.64

Continued on next page...

Continued from previous page...

Atom-1	Atom-2	Interatomic distance (Å)	Clash overlap (Å)
1:G:282:GLU:O	1:G:286:GLN:HG2	1.98	0.63
1:M:557:MET:HE2	1:M:562:LYS:HA	1.80	0.63
1:P:805:THR:OG1	1:P:806:THR:N	2.30	0.62
1:P:429:SER:HA	1:P:432:TRP:HD1	1.63	0.62
1:A:508:GLU:HG2	6:A:2125:HOH:O	1.98	0.62
1:M:680:ALA:O	1:M:684:MET:HG3	1.98	0.62
1:G:618:GLN:HB3	1:G:658:MET:HE2	1.81	0.62
1:P:733:GLU:HB3	1:P:737:ARG:NH1	2.14	0.62
1:G:332:TRP:HA	1:G:335:ILE:HD13	1.81	0.61
1:M:344:THR:HG21	1:M:471:SER:HB2	1.81	0.61
1:A:646:TRP:CZ2	1:A:654:ARG:HG3	2.36	0.61
1:A:763:SER:O	1:A:767:PHE:HB3	2.00	0.61
1:J:850:LEU:HD23	1:J:853:LEU:HD12	1.83	0.61
1:M:525:LYS:O	1:M:668:LYS:NZ	2.34	0.61
1:J:570:LYS:O	1:J:575:ASN:ND2	2.34	0.60
1:J:304:ALA:HB3	1:J:594:SER:HB2	1.83	0.60
1:G:623:MET:HE1	1:G:643:VAL:HG13	1.83	0.60
1:G:774:LEU:HG	1:G:886:MET:HE3	1.82	0.60
1:P:808:ASP:O	1:P:812:VAL:HG23	2.02	0.60
1:A:395:THR:HG22	1:A:397:GLU:H	1.67	0.60
1:G:500:ARG:NH2	1:G:658:MET:O	2.35	0.59
1:J:396:ARG:HH21	1:J:432:TRP:HB3	1.66	0.59
1:J:814:ASN:HD21	1:J:830:VAL:H	1.49	0.59
1:M:370:THR:CG2	1:M:632:ILE:HB	2.32	0.59
1:P:770:ARG:HD2	1:P:851:ILE:HD13	1.84	0.59
1:G:557:MET:HE3	1:G:561:HIS:CD2	2.38	0.59
1:P:450:CYS:HB3	1:P:477:MET:HE1	1.83	0.59
1:P:733:GLU:HB3	1:P:737:ARG:HH12	1.68	0.59
1:P:572:THR:HG22	1:P:573:TYR:HD1	1.67	0.59
1:G:280:ARG:O	1:G:284:ILE:HG13	2.03	0.58
1:G:306:HIS:HE1	1:G:594:SER:HB3	1.68	0.58
1:J:763:SER:O	1:J:767:PHE:HB3	2.02	0.58
1:A:621:ARG:HD3	1:A:674:PHE:CZ	2.38	0.58
1:A:636:THR:HG22	1:A:638:THR:N	2.18	0.58
1:P:429:SER:HA	1:P:432:TRP:CD1	2.39	0.58
1:G:372:LYS:O	1:G:376:ILE:HG12	2.04	0.58
1:J:605:VAL:HB	1:J:609:LEU:HD12	1.84	0.57
1:A:873:LEU:HD12	1:P:873:LEU:HD22	1.85	0.57
1:M:779:ILE:O	1:M:783:VAL:HG23	2.03	0.57
1:A:464:GLU:HG3	1:A:465:PHE:CD2	2.40	0.57
1:A:731:GLN:HE22	1:A:771:ASP:HB2	1.68	0.57

Continued on next page...

Continued from previous page...

Atom-1	Atom-2	Interatomic distance (Å)	Clash overlap (Å)
1:J:372:LYS:O	1:J:376:ILE:HG13	2.04	0.57
1:J:888:ARG:HD3	1:J:889:PHE:CE1	2.39	0.57
1:M:339:THR:HB	5:M:2003:GOL:H32	1.87	0.57
1:J:770:ARG:HG3	1:J:844:ASP:OD2	2.05	0.57
1:A:457:LYS:HG3	1:A:459:GLU:HG2	1.85	0.57
1:M:550:GLU:OE2	1:M:613:THR:OG1	2.22	0.57
3:R:1094:G:C8	3:R:1094:G:H5''	2.40	0.57
1:J:409:LEU:HD21	1:J:419:TRP:HB2	1.86	0.56
1:A:770:ARG:NH2	1:A:841:LYS:HA	2.20	0.56
1:D:367:LYS:HE3	1:D:683:ASP:OD1	2.06	0.56
1:G:306:HIS:CE1	1:G:594:SER:HB3	2.40	0.56
1:M:663:ASP:N	1:M:663:ASP:OD1	2.36	0.56
1:D:774:LEU:HG	1:D:886:MET:HE1	1.87	0.56
1:J:804:MET:HE3	2:K:1007:U:H5'	1.86	0.56
1:G:394:CYS:HB3	1:G:486:PHE:CE1	2.41	0.56
1:D:731:GLN:NE2	1:D:771:ASP:HB2	2.18	0.56
1:A:646:TRP:CH2	1:A:654:ARG:HG3	2.42	0.55
2:B:1007:U:H2'	2:B:1008:C:C6	2.42	0.55
1:J:819:GLN:O	1:J:827:LYS:NZ	2.39	0.55
1:D:280:ARG:NH1	1:D:447:CYS:SG	2.80	0.55
1:P:841:LYS:O	1:P:845:GLN:HG3	2.06	0.55
1:J:539:ASP:OD2	1:J:601:SER:OG	2.17	0.55
1:J:871:ARG:HD3	1:J:879:TYR:CG	2.42	0.55
1:G:832:SER:HB3	1:G:835:GLU:HG3	1.89	0.55
1:J:389:LYS:HD3	1:J:502:ASN:ND2	2.21	0.55
1:M:646:TRP:CZ2	1:M:654:ARG:HG3	2.41	0.55
1:D:756:LYS:HD3	1:D:803:TRP:CZ3	2.42	0.55
3:R:1094:G:H5''	3:R:1094:G:H8	1.72	0.55
1:D:717:ILE:HD13	1:D:723:VAL:HG22	1.88	0.55
1:G:337:MET:HG2	6:G:2125:HOH:O	2.06	0.55
1:P:513:HIS:CD2	1:P:513:HIS:H	2.24	0.55
1:P:703:TRP:O	1:P:706:VAL:HG12	2.07	0.55
1:P:311:THR:OG1	1:P:312:LYS:N	2.40	0.55
1:A:320:MET:HG3	1:A:744:ALA:O	2.07	0.54
1:P:746:TRP:CH2	1:P:748:LEU:HB2	2.42	0.54
1:D:746:TRP:CH2	1:D:748:LEU:HB2	2.41	0.54
1:M:867:ILE:HD11	1:M:883:MET:HE3	1.89	0.54
1:P:489:LEU:HA	1:P:491:PHE:CE1	2.43	0.54
1:G:370:THR:O	1:G:374:MET:HG3	2.07	0.54
1:G:530:MET:HE3	1:G:706:VAL:HG21	1.88	0.54
1:A:691:ILE:HD12	1:A:698:ARG:CZ	2.38	0.54

Continued on next page...

Continued from previous page...

Atom-1	Atom-2	Interatomic distance (Å)	Clash overlap (Å)
1:M:412:ILE:HA	1:M:579:ARG:NH1	2.22	0.54
1:M:722:ARG:HD2	1:M:824:MET:HE1	1.90	0.54
1:J:332:TRP:NE1	1:J:850:LEU:HD11	2.22	0.54
1:A:731:GLN:NE2	1:A:771:ASP:HB2	2.23	0.54
1:M:343:MET:HE2	1:M:460:LYS:HG2	1.89	0.54
1:A:806:THR:HG22	1:A:882:TYR:CD2	2.43	0.54
1:D:543:THR:OG1	1:D:546:ASP:OD1	2.13	0.54
1:J:482:ARG:HA	1:J:485:GLU:HG2	1.88	0.54
2:K:998:A:H5''	2:K:998:A:H8	1.72	0.54
1:M:403:VAL:HG22	1:M:404:ARG:O	2.08	0.54
1:M:405:SER:HB3	1:M:423:ARG:HB2	1.89	0.54
1:P:332:TRP:CE2	1:P:850:LEU:HD22	2.43	0.54
1:D:333:ASP:OD1	1:D:739:ARG:NH2	2.31	0.53
1:J:554:THR:HA	1:J:557:MET:SD	2.49	0.53
1:J:888:ARG:O	1:J:888:ARG:HG2	2.08	0.53
1:A:637:VAL:O	1:A:641:ILE:HG12	2.08	0.53
1:G:277:ILE:O	1:G:281:ILE:HD12	2.07	0.53
1:G:500:ARG:NH1	6:G:2103:HOH:O	2.40	0.53
1:M:475:TRP:CZ3	1:M:576:LYS:HD2	2.32	0.53
1:A:830:VAL:HG13	1:A:835:GLU:HB2	1.91	0.53
1:D:392:ARG:NH1	1:D:398:GLU:OE2	2.33	0.53
1:D:782:ALA:HB2	1:D:867:ILE:HG23	1.90	0.53
1:P:475:TRP:HE3	1:P:600:GLY:HA2	1.65	0.53
1:P:765:MET:O	1:P:768:HIS:HE1	1.91	0.53
2:B:1000:G:H2'	2:B:1001:A:H8	1.72	0.53
1:G:518:ILE:O	1:G:522:VAL:HG23	2.09	0.53
1:G:521:ASP:O	1:G:524:LYS:HB2	2.09	0.53
1:M:841:LYS:O	1:M:845:GLN:HG3	2.09	0.53
1:M:475:TRP:HZ3	1:M:576:LYS:CD	2.18	0.53
1:A:521:ASP:HA	1:A:524:LYS:HE2	1.91	0.52
1:D:806:THR:HG21	1:D:885:SER:HB3	1.91	0.52
1:G:554:THR:HA	1:G:557:MET:SD	2.49	0.52
1:M:370:THR:HG22	1:M:632:ILE:HB	1.91	0.52
1:P:320:MET:HE2	1:P:744:ALA:O	2.10	0.52
1:P:302:THR:HG21	1:P:361:THR:C	2.30	0.52
1:A:792:ARG:NH1	3:C:1098:U:OP2	2.42	0.52
1:M:763:SER:O	1:M:767:PHE:HB3	2.10	0.52
1:P:572:THR:HG22	1:P:573:TYR:CD1	2.45	0.52
1:A:550:GLU:OE2	1:A:599:ARG:NH2	2.23	0.52
1:D:718:MET:HA	1:D:837:PRO:HG3	1.92	0.52
1:A:611:THR:HG23	1:A:660:ILE:HG22	1.92	0.52

Continued on next page...

Continued from previous page...

Atom-1	Atom-2	Interatomic distance (Å)	Clash overlap (Å)
1:J:599:ARG:HD3	1:J:606:THR:HA	1.92	0.52
1:D:742:GLN:OE1	1:D:742:GLN:N	2.42	0.52
1:P:543:THR:OG1	1:P:546:ASP:OD2	2.27	0.52
1:M:718:MET:HE3	1:M:722:ARG:HB2	1.92	0.52
1:D:536:ALA:HB2	1:D:689:LYS:HB2	1.90	0.52
1:P:551:GLU:O	1:P:554:THR:HG22	2.10	0.52
1:D:392:ARG:HH11	1:D:394:CYS:HA	1.75	0.51
1:G:619:LEU:O	1:G:623:MET:HG3	2.10	0.51
2:H:1000:G:H2'	2:H:1001:A:C8	2.46	0.51
1:P:320:MET:HE3	1:P:743:GLY:HA3	1.92	0.51
1:J:541:ARG:HG3	1:J:541:ARG:HH11	1.76	0.51
1:J:804:MET:CE	2:K:1007:U:H5'	2.39	0.51
1:P:752:ALA:HB1	1:P:783:VAL:HG13	1.92	0.51
1:G:389:LYS:NZ	1:G:495:ASP:O	2.27	0.51
1:A:883:MET:N	1:A:884:PRO:HD2	2.26	0.51
1:D:475:TRP:N	1:D:475:TRP:CD1	2.79	0.51
1:G:646:TRP:CZ2	1:G:654:ARG:HG3	2.46	0.51
1:A:345:ASP:OD1	1:A:347:THR:OG1	2.26	0.51
1:D:804:MET:CE	1:D:808:ASP:HB3	2.39	0.51
1:P:849:SER:OG	1:P:851:ILE:HG13	2.10	0.51
1:P:426:VAL:HA	1:P:432:TRP:CZ2	2.46	0.51
1:P:475:TRP:O	1:P:602:GLY:HA3	2.10	0.51
1:J:653:GLU:O	1:J:657:ARG:HG3	2.12	0.50
1:M:808:ASP:O	1:M:812:VAL:HG23	2.10	0.50
1:P:287:GLU:OE1	1:P:414:THR:N	2.29	0.50
1:P:324:VAL:HG13	1:P:870:VAL:HG11	1.93	0.50
1:P:395:THR:HG23	1:P:397:GLU:H	1.74	0.50
1:M:712:HIS:CD2	1:M:714:HIS:CE1	3.00	0.50
1:D:352:GLN:HG3	1:D:583:PRO:HD2	1.94	0.50
1:G:475:TRP:CD1	1:G:475:TRP:N	2.79	0.50
1:J:533:ASP:OD2	1:J:697:SER:OG	2.13	0.50
1:J:557:MET:HE2	1:J:561:HIS:CE1	2.47	0.50
1:J:605:VAL:CB	1:J:609:LEU:HD12	2.42	0.50
1:J:761:MET:HE2	3:L:1099:A:H5'	1.92	0.50
1:P:322:ASN:OD1	1:P:325:VAL:HG23	2.12	0.50
1:P:866:ALA:O	1:P:870:VAL:HG23	2.12	0.50
1:P:520:ARG:HD3	1:P:703:TRP:CH2	2.46	0.50
1:G:530:MET:HG2	1:G:668:LYS:HB2	1.94	0.50
1:P:270:GLU:O	1:P:272:PRO:HD3	2.11	0.50
1:P:865:THR:O	1:P:869:GLN:HG3	2.12	0.50
3:F:1097:A:H2'	3:F:1098:U:C6	2.47	0.50

Continued on next page...

Continued from previous page...

Atom-1	Atom-2	Interatomic distance (Å)	Clash overlap (Å)
1:G:416:GLU:HB3	1:G:478:TRP:CZ3	2.47	0.50
1:A:692:GLN:HB2	1:A:695:GLU:HB2	1.94	0.50
1:G:452:TYR:HB2	1:G:578:VAL:HG22	1.93	0.50
1:J:270:GLU:HB2	1:J:362:ARG:HH21	1.77	0.50
1:J:544:LEU:O	1:J:548:LYS:HG3	2.11	0.50
1:M:412:ILE:HA	1:M:579:ARG:HH12	1.77	0.50
2:B:1007:U:H1'	5:C:1201:GOL:O3	2.11	0.49
1:M:454:MET:HB2	1:M:579:ARG:O	2.12	0.49
1:M:798:HIS:HE1	1:M:800:THR:OG1	1.95	0.49
1:P:531:TYR:CE2	1:P:669:PRO:HG3	2.47	0.49
1:A:871:ARG:HE	1:A:879:TYR:HB3	1.77	0.49
1:D:372:LYS:O	1:D:376:ILE:HD12	2.13	0.49
1:P:770:ARG:HD2	1:P:851:ILE:CD1	2.42	0.49
1:D:460:LYS:NZ	1:D:740:ILE:O	2.44	0.49
1:J:883:MET:N	1:J:884:PRO:HD2	2.27	0.49
1:M:318:SER:HB2	1:M:743:GLY:O	2.12	0.49
1:D:426:VAL:HG13	1:D:432:TRP:HZ2	1.77	0.49
1:D:378:ALA:HB2	5:D:2003:GOL:H32	1.95	0.49
1:M:739:ARG:HH21	5:M:2003:GOL:H12	1.77	0.49
1:G:568:ILE:O	1:G:572:THR:OG1	2.26	0.49
1:M:343:MET:CE	1:M:460:LYS:HG2	2.43	0.49
1:J:391:PRO:HG2	1:J:556:HIS:O	2.13	0.49
1:M:546:ASP:OD2	1:M:686:LYS:NZ	2.44	0.49
1:P:602:GLY:HA2	2:Q:1000:G:N3	2.27	0.49
1:P:761:MET:O	1:P:761:MET:HG2	2.05	0.49
1:P:285:LYS:HA	1:P:292:TRP:CZ3	2.47	0.49
1:A:789:PRO:HB2	5:C:1201:GOL:H2	1.94	0.49
1:D:308:SER:HA	1:D:590:MET:O	2.13	0.49
1:P:302:THR:HG22	1:P:360:ASP:OD1	2.12	0.49
1:P:345:ASP:OD1	1:P:347:THR:OG1	2.28	0.49
1:D:554:THR:HA	1:D:557:MET:HG3	1.94	0.48
1:G:620:ILE:HD12	1:G:684:MET:HE1	1.95	0.48
1:J:406:ASN:HD22	1:J:406:ASN:H	1.59	0.48
1:M:460:LYS:HD3	1:M:737:ARG:HG2	1.94	0.48
2:N:1000:G:H2'	2:N:1001:A:C8	2.47	0.48
1:A:322:ASN:OD1	1:A:325:VAL:HG23	2.13	0.48
1:A:402:LYS:NZ	2:B:1003:U:OP2	2.40	0.48
1:J:396:ARG:HG2	1:J:432:TRP:CZ3	2.48	0.48
1:A:770:ARG:NH1	1:A:838:TYR:HB3	2.28	0.48
1:M:373:LEU:O	1:M:377:THR:HG23	2.13	0.48
1:A:532:ALA:HB2	1:A:666:VAL:HG22	1.95	0.48

Continued on next page...

Continued from previous page...

Atom-1	Atom-2	Interatomic distance (Å)	Clash overlap (Å)
1:M:343:MET:HE2	1:M:740:ILE:HD12	1.95	0.48
1:G:475:TRP:CZ3	1:G:576:LYS:HD2	2.49	0.48
1:A:511:GLY:O	1:A:515:LEU:HD13	2.14	0.48
1:D:447:CYS:SG	1:D:450:CYS:HB2	2.54	0.48
1:G:871:ARG:HG2	1:G:879:TYR:CZ	2.48	0.48
1:G:457:LYS:NZ	2:H:1000:G:O6	2.31	0.48
1:G:621:ARG:HD3	1:G:674:PHE:CZ	2.49	0.48
1:J:363:THR:HG21	1:J:541:ARG:HD3	1.94	0.48
1:M:792:ARG:NH1	3:O:1098:U:P	2.86	0.48
1:D:582:ARG:NH1	1:D:591:ASP:OD1	2.47	0.48
1:M:557:MET:HB3	1:M:557:MET:HE3	1.76	0.48
1:P:769:ARG:HB2	1:P:772:LEU:HB2	1.94	0.48
1:D:392:ARG:HH12	1:D:398:GLU:CD	2.13	0.47
1:M:454:MET:HE1	1:M:475:TRP:NE1	2.29	0.47
1:P:599:ARG:HG3	1:P:599:ARG:NH1	2.27	0.47
1:A:517:TYR:HB3	1:A:823:TRP:CE2	2.50	0.47
1:G:768:HIS:CD2	1:G:768:HIS:H	2.31	0.47
1:M:739:ARG:HE	5:M:2003:GOL:C1	2.27	0.47
1:G:396:ARG:HG2	1:G:432:TRP:CZ3	2.49	0.47
1:M:637:VAL:O	1:M:641:ILE:HG12	2.14	0.47
1:P:471:SER:OG	1:P:472:ARG:N	2.48	0.47
1:A:396:ARG:HD3	1:A:432:TRP:CE3	2.49	0.47
1:M:285:LYS:HG3	1:M:292:TRP:CE2	2.49	0.47
1:P:746:TRP:CZ3	1:P:748:LEU:HB2	2.49	0.47
1:J:814:ASN:ND2	1:J:830:VAL:H	2.13	0.47
1:M:541:ARG:HD2	1:M:685:GLY:O	2.15	0.47
1:P:662:GLY:HA3	3:R:1101:U:O2'	2.15	0.47
1:G:540:THR:OG1	1:G:541:ARG:HD2	2.15	0.47
1:A:512:LEU:HG	1:A:512:LEU:O	2.15	0.47
1:A:730:ASN:HB3	1:A:733:GLU:HG3	1.95	0.47
1:D:409:LEU:HD11	1:D:422:ALA:HA	1.97	0.47
1:J:319:SER:HB3	1:J:343:MET:HG2	1.97	0.47
1:A:344:THR:HG21	1:A:471:SER:HB2	1.97	0.47
1:D:624:GLU:HG2	1:D:677:ALA:HB1	1.97	0.47
1:D:818:ILE:HA	1:D:824:MET:HG2	1.97	0.47
1:G:798:HIS:CD2	1:G:799:ALA:H	2.33	0.47
1:J:396:ARG:NH2	1:J:432:TRP:HB3	2.30	0.47
1:P:766:TYR:HA	1:P:768:HIS:CE1	2.50	0.47
1:D:660:ILE:HG12	1:D:665:CYS:HB2	1.97	0.46
1:G:530:MET:HE2	1:G:530:MET:HB2	1.65	0.46
1:J:395:THR:HB	1:J:398:GLU:HG3	1.98	0.46

Continued on next page...

Continued from previous page...

Atom-1	Atom-2	Interatomic distance (Å)	Clash overlap (Å)
1:D:523:SER:CB	1:D:530:MET:HE1	2.46	0.46
1:M:273:ASN:OD1	1:M:275:ASP:HB3	2.16	0.46
1:P:778:ALA:HA	1:P:883:MET:HE3	1.95	0.46
1:A:871:ARG:HD3	1:A:879:TYR:CD1	2.49	0.46
1:M:460:LYS:HE3	1:M:758:TYR:OH	2.15	0.46
1:P:324:VAL:HG21	1:P:752:ALA:HA	1.98	0.46
1:P:450:CYS:HB3	1:P:477:MET:CE	2.45	0.46
1:A:870:VAL:O	1:A:874:ILE:HG13	2.15	0.46
1:G:754:LEU:HD22	1:G:792:ARG:HG3	1.98	0.46
1:D:404:ARG:NH1	1:D:406:ASN:OD1	2.49	0.46
1:J:761:MET:CE	3:L:1099:A:H5'	2.46	0.46
1:M:768:HIS:CD2	1:M:768:HIS:H	2.33	0.46
1:P:449:THR:O	1:P:449:THR:HG22	2.15	0.46
1:A:729:ARG:HD3	1:A:734:LEU:HD21	1.96	0.46
1:A:439:ARG:HG3	1:A:484:LEU:HD21	1.97	0.46
1:D:426:VAL:HG13	1:D:432:TRP:CZ2	2.50	0.46
1:D:489:LEU:HD21	1:D:569:PHE:CE2	2.51	0.46
1:M:718:MET:HA	1:M:837:PRO:HG3	1.97	0.46
1:A:332:TRP:HB3	1:A:338:VAL:HG21	1.96	0.46
1:A:851:ILE:HA	1:A:856:ARG:HD2	1.97	0.46
1:D:371:LYS:HG2	1:D:545:GLU:CD	2.36	0.46
1:G:798:HIS:HD2	1:G:799:ALA:H	1.63	0.46
1:J:550:GLU:CD	1:J:599:ARG:HH22	2.19	0.46
1:G:392:ARG:NH2	1:G:398:GLU:OE2	2.49	0.46
1:J:541:ARG:HD2	1:J:685:GLY:O	2.15	0.46
2:B:1007:U:O2	5:C:1201:GOL:H11	2.16	0.46
1:G:324:VAL:HG23	6:G:2108:HOH:O	2.15	0.46
1:G:404:ARG:NH1	2:H:1001:A:OP2	2.48	0.46
1:G:624:GLU:HB3	1:G:677:ALA:HB1	1.98	0.46
1:A:513:HIS:HB2	1:A:817:TRP:CH2	2.51	0.45
1:G:623:MET:HE1	1:G:643:VAL:HG22	1.98	0.45
1:P:531:TYR:HE2	1:P:669:PRO:HG3	1.80	0.45
3:R:1096:U:H5''	3:R:1096:U:H6	1.80	0.45
1:D:658:MET:HG2	1:D:667:VAL:HG22	1.98	0.45
1:P:720:ASP:OD2	1:P:722:ARG:NH2	2.49	0.45
1:G:756:LYS:HE3	6:G:2106:HOH:O	2.16	0.45
1:M:464:GLU:HG2	1:M:465:PHE:CE2	2.51	0.45
1:M:720:ASP:OD1	1:M:722:ARG:NH2	2.49	0.45
1:G:517:TYR:HB3	1:G:823:TRP:CE2	2.52	0.45
1:G:525:LYS:O	1:G:668:LYS:HE2	2.16	0.45
1:G:761:MET:HE3	3:I:1099:A:H4'	1.98	0.45

Continued on next page...

Continued from previous page...

Atom-1	Atom-2	Interatomic distance (Å)	Clash overlap (Å)
1:J:503:SER:C	1:J:505:SER:H	2.19	0.45
1:P:863:ILE:O	1:P:867:ILE:HG12	2.16	0.45
1:A:632:ILE:O	1:A:633:GLN:HB2	2.16	0.45
1:G:722:ARG:HD3	1:G:826:ASP:HB3	1.98	0.45
1:M:367:LYS:HD2	1:M:367:LYS:HA	1.65	0.45
1:P:729:ARG:HD3	1:P:734:LEU:HD21	1.98	0.45
2:Q:1000:G:H2'	2:Q:1001:A:C8	2.52	0.45
1:A:774:LEU:HD12	1:A:774:LEU:HA	1.70	0.45
1:J:729:ARG:NH2	1:J:733:GLU:OE1	2.42	0.45
1:J:831:GLU:HB2	1:J:835:GLU:OE2	2.17	0.45
1:G:447:CYS:SG	1:G:450:CYS:HB2	2.57	0.45
1:J:784:PRO:HB2	1:J:787:TRP:CG	2.52	0.45
1:G:733:GLU:HB3	1:G:737:ARG:NH1	2.31	0.45
1:M:660:ILE:HG12	1:M:665:CYS:HB2	1.99	0.45
1:A:316:SER:N	1:A:346:THR:HG23	2.29	0.44
1:D:680:ALA:O	1:D:684:MET:HG3	2.17	0.44
1:A:746:TRP:CH2	1:A:748:LEU:HB2	2.52	0.44
1:G:462:LEU:HA	1:G:462:LEU:HD23	1.62	0.44
2:Q:1001:A:H2'	2:Q:1002:U:H6	1.82	0.44
1:A:391:PRO:HB3	1:A:491:PHE:CZ	2.52	0.44
1:A:482:ARG:NH1	2:B:1000:G:O3'	2.43	0.44
1:D:475:TRP:O	1:D:602:GLY:HA3	2.17	0.44
1:J:303:TRP:CD2	1:J:595:ARG:HB2	2.53	0.44
1:M:343:MET:CE	1:M:740:ILE:HD12	2.47	0.44
1:M:547:LEU:HD23	1:M:547:LEU:HA	1.61	0.44
1:A:482:ARG:HH22	2:B:1001:A:P	2.39	0.44
1:D:394:CYS:HB3	1:D:486:PHE:CE1	2.52	0.44
1:D:609:LEU:HD23	1:D:609:LEU:HA	1.82	0.44
1:D:624:GLU:OE2	1:D:679:THR:OG1	2.35	0.44
1:P:507:VAL:HG21	1:P:515:LEU:HG	1.99	0.44
2:Q:1003:U:H2'	2:Q:1004:A:C8	2.52	0.44
1:G:291:SER:HB3	1:G:310:GLU:HG3	1.99	0.44
1:G:569:PHE:O	1:G:574:GLN:HG2	2.18	0.44
1:J:333:ASP:O	1:J:339:THR:HG21	2.18	0.44
1:J:391:PRO:HD3	1:J:497:TRP:CZ2	2.53	0.44
1:J:475:TRP:CD1	1:J:475:TRP:N	2.86	0.44
1:M:423:ARG:HA	1:M:423:ARG:HD3	1.82	0.44
1:A:343:MET:SD	1:A:460:LYS:HG2	2.58	0.43
1:G:622:GLN:HE21	1:G:658:MET:CE	2.31	0.43
1:G:746:TRP:CH2	1:G:748:LEU:HB2	2.53	0.43
1:J:788:VAL:HG22	1:J:803:TRP:CD1	2.53	0.43

Continued on next page...

Continued from previous page...

Atom-1	Atom-2	Interatomic distance (Å)	Clash overlap (Å)
1:M:671:ASP:OD2	1:M:673:ARG:NH2	2.47	0.43
1:P:600:GLY:O	1:P:601:SER:C	2.56	0.43
1:A:770:ARG:HH21	1:A:841:LYS:HA	1.82	0.43
1:A:820:GLU:O	1:A:822:PRO:HD3	2.18	0.43
1:D:722:ARG:HD2	1:D:824:MET:HE1	2.00	0.43
1:G:646:TRP:O	1:G:650:VAL:HG22	2.19	0.43
1:A:752:ALA:HB1	1:A:783:VAL:HG22	1.99	0.43
1:M:384:GLU:HA	1:M:387:LYS:HD3	1.99	0.43
1:A:375:LYS:HG2	1:A:552:MET:HE2	2.01	0.43
1:A:413:PHE:HE2	1:A:449:THR:HA	1.83	0.43
1:A:849:SER:OG	1:A:851:ILE:HG12	2.18	0.43
2:Q:1001:A:H2'	2:Q:1002:U:C6	2.53	0.43
1:A:582:ARG:NH2	1:A:591:ASP:OD1	2.50	0.43
1:D:378:ALA:HB2	5:D:2003:GOL:C3	2.49	0.43
1:A:285:LYS:HG3	1:A:292:TRP:CE2	2.54	0.43
1:P:517:TYR:CE1	1:P:725:VAL:HB	2.53	0.43
1:P:520:ARG:HD3	1:P:703:TRP:CZ2	2.54	0.43
1:P:703:TRP:HA	1:P:706:VAL:HG12	2.01	0.43
1:A:324:VAL:HG23	6:A:2110:HOH:O	2.17	0.43
1:A:631:SER:HB2	1:D:465:PHE:CZ	2.54	0.43
1:G:322:ASN:OD1	1:G:325:VAL:HG23	2.18	0.43
1:M:374:MET:HE1	6:M:2108:HOH:O	2.18	0.43
1:M:621:ARG:HG2	1:M:674:PHE:CE1	2.54	0.43
1:A:671:ASP:CG	1:A:673:ARG:HE	2.21	0.43
1:D:671:ASP:OD2	1:D:673:ARG:NH2	2.38	0.43
1:D:849:SER:OG	1:D:851:ILE:HG12	2.18	0.43
1:G:374:MET:HG2	1:G:684:MET:HE3	2.00	0.43
3:I:1097:A:H2'	3:I:1098:U:C6	2.54	0.43
1:J:319:SER:HB3	1:J:343:MET:HB2	2.00	0.43
1:J:529:ALA:O	1:J:669:PRO:HD2	2.19	0.43
1:M:400:THR:CG2	1:M:426:VAL:HB	2.45	0.43
1:A:770:ARG:NH2	1:A:841:LYS:CA	2.82	0.43
1:G:653:GLU:OE1	1:G:654:ARG:NH1	2.49	0.43
1:P:298:HIS:HD2	1:P:300:TYR:H	1.67	0.43
1:P:599:ARG:NE	1:P:610:ASN:OD1	2.49	0.43
1:A:513:HIS:HD2	6:B:1104:HOH:O	2.02	0.42
1:A:539:ASP:OD1	1:A:599:ARG:HG2	2.19	0.42
1:A:636:THR:HB	1:A:639:GLU:HB2	2.01	0.42
1:A:716:LEU:HD12	1:A:716:LEU:HA	1.77	0.42
6:A:2125:HOH:O	2:B:1003:U:H4'	2.18	0.42
2:E:1004:A:H2'	2:E:1005:U:C6	2.53	0.42

Continued on next page...

Continued from previous page...

Atom-1	Atom-2	Interatomic distance (Å)	Clash overlap (Å)
1:G:374:MET:SD	1:G:684:MET:HG2	2.59	0.42
1:J:609:LEU:HD23	1:J:609:LEU:HA	1.85	0.42
1:M:720:ASP:OD2	1:M:720:ASP:N	2.52	0.42
1:P:453:ASN:N	1:P:476:TYR:O	2.34	0.42
1:A:534:ASP:OD1	1:A:534:ASP:N	2.52	0.42
1:G:338:VAL:HG13	1:G:736:GLY:HA2	2.01	0.42
1:G:819:GLN:HG2	1:G:820:GLU:HG2	2.01	0.42
1:J:750:GLU:OE2	1:J:750:GLU:HA	2.20	0.42
1:M:475:TRP:CE3	1:M:600:GLY:HA2	2.53	0.42
1:P:712:HIS:CD2	1:P:714:HIS:CD2	3.08	0.42
1:P:768:HIS:HB2	1:P:839:LEU:CD1	2.48	0.42
1:P:850:LEU:O	1:P:853:LEU:HB2	2.18	0.42
1:A:270:GLU:HA	1:A:362:ARG:HH22	1.85	0.42
1:A:792:ARG:HH11	3:C:1098:U:P	2.42	0.42
1:D:525:LYS:HD2	1:D:657:ARG:HG2	2.01	0.42
1:D:746:TRP:CZ3	1:M:873:LEU:HD11	2.54	0.42
1:G:644:LYS:O	1:G:648:VAL:HG13	2.19	0.42
1:D:637:VAL:HG21	1:P:357:GLU:HG3	2.01	0.42
1:A:609:LEU:HD23	1:A:609:LEU:HA	1.66	0.42
1:J:291:SER:O	1:J:293:HIS:HD2	2.03	0.42
1:J:871:ARG:HD3	1:J:879:TYR:CD2	2.54	0.42
1:M:382:TRP:CZ2	1:M:553:VAL:HB	2.55	0.42
1:G:688:ARG:NH2	1:G:695:GLU:O	2.52	0.42
1:A:833:TRP:CE3	1:A:836:ILE:HD12	2.54	0.42
1:D:366:PRO:O	1:D:371:LYS:HE3	2.20	0.42
1:D:455:MET:SD	1:D:476:TYR:HE2	2.42	0.42
1:G:457:LYS:HD3	1:G:472:ARG:CZ	2.49	0.42
1:G:557:MET:HE2	1:G:562:LYS:HA	2.02	0.42
1:J:277:ILE:HG13	1:J:281:ILE:HD12	2.01	0.42
1:J:883:MET:N	1:J:884:PRO:CD	2.83	0.42
1:M:412:ILE:HG23	1:M:579:ARG:HH11	1.84	0.42
1:M:562:LYS:NZ	1:M:566:GLU:OE2	2.52	0.42
2:N:1007:U:H2'	2:N:1008:C:C6	2.55	0.42
1:G:437:LYS:O	1:G:441:LEU:HD13	2.20	0.42
1:J:768:HIS:CD2	1:J:768:HIS:H	2.38	0.42
1:P:722:ARG:HD2	1:P:824:MET:SD	2.60	0.42
2:B:1004:A:H2'	2:B:1005:U:C6	2.55	0.42
1:D:720:ASP:OD2	1:D:722:ARG:NH2	2.52	0.42
1:G:678:LEU:HD22	1:G:688:ARG:NH1	2.35	0.42
1:G:863:ILE:HD12	1:G:863:ILE:HA	1.85	0.42
1:J:315:GLY:HA3	1:J:346:THR:O	2.20	0.42

Continued on next page...

Continued from previous page...

Atom-1	Atom-2	Interatomic distance (Å)	Clash overlap (Å)
1:J:319:SER:CB	1:J:343:MET:HG2	2.50	0.42
1:J:437:LYS:HE2	1:J:437:LYS:HB3	1.75	0.42
1:J:851:ILE:HA	1:J:856:ARG:HD2	2.01	0.42
1:M:380:TRP:CD1	1:M:647:LEU:HB3	2.55	0.42
2:N:999:C:H6	2:N:999:C:O5'	2.03	0.42
1:A:810:LEU:HB2	1:A:833:TRP:NE1	2.35	0.42
1:D:804:MET:HE2	6:E:1204:HOH:O	2.19	0.42
1:J:392:ARG:NH1	1:J:398:GLU:OE2	2.52	0.42
1:P:462:LEU:HD23	1:P:462:LEU:HA	1.75	0.42
1:M:761:MET:HE3	1:M:762:TRP:CD1	2.55	0.41
1:P:454:MET:CG	1:P:475:TRP:HD1	2.33	0.41
1:A:320:MET:HE2	1:A:744:ALA:N	2.30	0.41
1:J:550:GLU:HG2	1:J:609:LEU:HD22	2.01	0.41
1:M:297:ASP:N	1:M:297:ASP:OD1	2.52	0.41
1:M:634:HIS:HE1	1:M:636:THR:HA	1.85	0.41
1:M:867:ILE:CD1	1:M:883:MET:HE3	2.50	0.41
1:P:507:VAL:HG23	1:P:518:ILE:CD1	2.47	0.41
1:P:761:MET:SD	1:P:766:TYR:HE2	2.43	0.41
1:D:343:MET:HE1	1:D:740:ILE:HD12	2.01	0.41
1:D:400:THR:O	1:D:423:ARG:NH2	2.37	0.41
1:D:763:SER:O	1:D:767:PHE:HB3	2.21	0.41
1:G:663:ASP:OD1	1:G:663:ASP:N	2.49	0.41
1:J:714:HIS:O	1:J:725:VAL:HA	2.21	0.41
1:M:720:ASP:HB2	1:M:722:ARG:HG3	2.01	0.41
1:G:475:TRP:O	1:G:602:GLY:HA3	2.21	0.41
1:G:617:ALA:HA	1:G:684:MET:HE1	2.02	0.41
1:G:702:ASP:OD1	1:G:705:GLN:NE2	2.53	0.41
1:G:810:LEU:HD12	1:G:810:LEU:HA	1.80	0.41
1:J:454:MET:HE3	1:J:454:MET:HB2	2.00	0.41
1:D:370:THR:O	1:D:374:MET:HG3	2.20	0.41
1:D:636:THR:HG23	1:D:639:GLU:OE1	2.21	0.41
1:G:529:ALA:O	1:G:669:PRO:HD2	2.21	0.41
1:J:273:ASN:OD1	1:J:275:ASP:HB3	2.20	0.41
1:J:784:PRO:HB2	1:J:787:TRP:CD1	2.56	0.41
1:P:298:HIS:HD2	1:P:300:TYR:N	2.18	0.41
1:P:442:HIS:CD2	1:P:447:CYS:HA	2.55	0.41
1:P:764:LEU:HG	1:P:765:MET:SD	2.60	0.41
1:G:619:LEU:HD23	1:G:619:LEU:HA	1.83	0.41
1:J:371:LYS:HG2	1:J:545:GLU:HG3	2.03	0.41
1:J:408:ALA:HB2	2:K:999:C:H5'	2.01	0.41
1:J:612:PHE:O	1:J:615:MET:HB2	2.20	0.41

Continued on next page...

Continued from previous page...

Atom-1	Atom-2	Interatomic distance (Å)	Clash overlap (Å)
1:J:784:PRO:HG2	1:J:787:TRP:CE2	2.56	0.41
1:M:645:ASN:O	1:M:648:VAL:N	2.53	0.41
1:P:810:LEU:HD12	1:P:810:LEU:HA	1.87	0.41
1:P:813:TRP:CE2	1:P:836:ILE:HD13	2.55	0.41
1:D:554:THR:HG22	1:D:557:MET:HE1	2.03	0.41
1:G:439:ARG:NH1	1:G:487:GLU:OE2	2.54	0.41
2:K:1007:U:H2'	2:K:1008:C:C6	2.55	0.41
1:P:700:TRP:CD1	1:P:705:GLN:HB3	2.56	0.41
2:B:1006:A:H2'	2:B:1007:U:O4'	2.20	0.41
1:D:595:ARG:HH11	1:D:597:ASP:HB3	1.84	0.41
1:D:798:HIS:CE1	1:D:801:HIS:H	2.39	0.41
1:G:820:GLU:O	1:G:822:PRO:HD3	2.21	0.41
1:J:649:ARG:HG2	1:J:650:VAL:HG13	2.01	0.41
1:M:619:LEU:HD23	1:M:619:LEU:HA	1.72	0.41
1:A:595:ARG:NE	1:A:597:ASP:OD1	2.31	0.41
1:A:611:THR:O	1:A:615:MET:HG3	2.20	0.41
1:A:695:GLU:HG2	1:D:693:GLN:NE2	2.36	0.41
1:A:770:ARG:HH11	1:A:770:ARG:CG	2.34	0.41
1:J:611:THR:HG23	1:J:660:ILE:HG22	2.03	0.41
1:J:679:THR:HG22	1:J:694:TRP:HE1	1.85	0.41
1:M:554:THR:HA	1:M:557:MET:SD	2.60	0.41
1:M:557:MET:CE	1:M:562:LYS:HA	2.47	0.41
1:M:788:VAL:HA	1:M:789:PRO:HD3	1.96	0.41
2:N:1000:G:H2'	2:N:1001:A:H8	1.85	0.41
1:D:343:MET:HE1	1:D:460:LYS:HD3	2.03	0.40
2:E:1000:G:H2'	2:E:1001:A:C8	2.56	0.40
1:J:605:VAL:CG2	1:J:609:LEU:HD12	2.52	0.40
1:P:399:PHE:O	1:P:403:VAL:HG13	2.21	0.40
1:D:863:ILE:HD12	1:D:863:ILE:HA	1.94	0.40
1:J:313:GLN:HG3	1:J:348:PRO:HG2	2.03	0.40
1:P:399:PHE:HE2	1:P:479:LEU:HD11	1.86	0.40
1:A:756:LYS:HE2	1:A:803:TRP:CE3	2.56	0.40
1:G:412:ILE:HG23	1:G:579:ARG:NH1	2.36	0.40
1:G:430:GLY:O	1:G:434:LEU:HD13	2.21	0.40
1:G:541:ARG:O	1:G:686:LYS:NZ	2.54	0.40
1:J:550:GLU:OE1	1:J:599:ARG:NH2	2.54	0.40
1:M:397:GLU:HA	1:M:400:THR:OG1	2.21	0.40
1:P:768:HIS:HB2	1:P:839:LEU:HD13	2.04	0.40
1:D:605:VAL:HG21	1:D:609:LEU:HD12	2.03	0.40
1:J:761:MET:SD	1:J:766:TYR:HE2	2.44	0.40
1:P:781:SER:HB2	1:P:867:ILE:HD12	2.03	0.40

Continued on next page...

Continued from previous page...

Atom-1	Atom-2	Interatomic distance (Å)	Clash overlap (Å)
1:A:340:GLN:HA	1:P:334:ILE:HG22	2.04	0.40
1:G:815:ARG:HA	1:G:819:GLN:HB3	2.03	0.40
1:J:380:TRP:O	1:J:384:GLU:HG2	2.22	0.40
1:J:528:GLY:O	1:J:668:LYS:HE3	2.21	0.40
1:M:328:LEU:HD22	1:M:779:ILE:HD13	2.04	0.40
1:M:454:MET:CE	1:M:475:TRP:NE1	2.84	0.40
3:O:1097:A:H2'	3:O:1098:U:C6	2.56	0.40
1:P:517:TYR:HB3	1:P:823:TRP:CE2	2.57	0.40

There are no symmetry-related clashes.

5.3 Torsion angles

5.3.1 Protein backbone

In the following table, the Percentiles column shows the percent Ramachandran outliers of the chain as a percentile score with respect to all X-ray entries followed by that with respect to entries of similar resolution.

The Analysed column shows the number of residues for which the backbone conformation was analysed, and the total number of residues.

Mol	Chain	Analysed	Favoured	Allowed	Outliers	Percentiles	
1	A	618/647 (96%)	586 (95%)	30 (5%)	2 (0%)	41	68
1	D	619/647 (96%)	592 (96%)	26 (4%)	1 (0%)	47	75
1	G	621/647 (96%)	605 (97%)	16 (3%)	0	100	100
1	J	621/647 (96%)	595 (96%)	26 (4%)	0	100	100
1	M	622/647 (96%)	593 (95%)	27 (4%)	2 (0%)	41	68
1	P	607/647 (94%)	559 (92%)	42 (7%)	6 (1%)	15	40
All	All	3708/3882 (96%)	3530 (95%)	167 (4%)	11 (0%)	41	68

All (11) Ramachandran outliers are listed below:

Mol	Chain	Res	Type
1	P	601	SER
1	M	646	TRP
1	A	767	PHE
1	D	601	SER

Continued on next page...

Continued from previous page...

Mol	Chain	Res	Type
1	P	488	ALA
1	P	499	SER
1	A	507	VAL
1	M	804	MET
1	P	839	LEU
1	P	827	LYS
1	P	445	GLY

5.3.2 Protein sidechains ⓘ

In the following table, the Percentiles column shows the percent sidechain outliers of the chain as a percentile score with respect to all X-ray entries followed by that with respect to entries of similar resolution.

The Analysed column shows the number of residues for which the sidechain conformation was analysed, and the total number of residues.

Mol	Chain	Analysed	Rotameric	Outliers	Percentiles	
1	A	505/564 (90%)	485 (96%)	20 (4%)	31	62
1	D	508/564 (90%)	494 (97%)	14 (3%)	43	73
1	G	494/564 (88%)	475 (96%)	19 (4%)	33	64
1	J	502/564 (89%)	481 (96%)	21 (4%)	30	60
1	M	504/564 (89%)	487 (97%)	17 (3%)	37	67
1	P	318/564 (56%)	302 (95%)	16 (5%)	24	53
All	All	2831/3384 (84%)	2724 (96%)	107 (4%)	33	64

All (107) residues with a non-rotameric sidechain are listed below:

Mol	Chain	Res	Type
1	A	269	SER
1	A	296	GLN
1	A	311	THR
1	A	454	MET
1	A	457	LYS
1	A	475	TRP
1	A	478	TRP
1	A	534	ASP
1	A	579	ARG
1	A	582	ARG
1	A	633	GLN

Continued on next page...

Continued from previous page...

Mol	Chain	Res	Type
1	A	715	GLU
1	A	731	GLN
1	A	741	SER
1	A	763	SER
1	A	806	THR
1	A	825	GLU
1	A	832	SER
1	A	842	ARG
1	A	855	SER
1	D	274	LEU
1	D	318	SER
1	D	392	ARG
1	D	421	SER
1	D	475	TRP
1	D	478	TRP
1	D	590	MET
1	D	638	THR
1	D	692	GLN
1	D	698	ARG
1	D	731	GLN
1	D	806	THR
1	D	855	SER
1	D	876	ASN
1	G	355	PHE
1	G	392	ARG
1	G	449	THR
1	G	454	MET
1	G	475	TRP
1	G	478	TRP
1	G	500	ARG
1	G	541	ARG
1	G	574	GLN
1	G	594	SER
1	G	636	THR
1	G	688	ARG
1	G	697	SER
1	G	742	GLN
1	G	761	MET
1	G	763	SER
1	G	798	HIS
1	G	872	SER
1	G	885	SER

Continued on next page...

Continued from previous page...

Mol	Chain	Res	Type
1	J	290	THR
1	J	355	PHE
1	J	363	THR
1	J	406	ASN
1	J	409	LEU
1	J	415	ASP
1	J	475	TRP
1	J	478	TRP
1	J	500	ARG
1	J	553	VAL
1	J	569	PHE
1	J	652	ARG
1	J	663	ASP
1	J	664	ASP
1	J	670	LEU
1	J	693	GLN
1	J	694	TRP
1	J	720	ASP
1	J	830	VAL
1	J	872	SER
1	J	890	ARG
1	M	271	THR
1	M	285	LYS
1	M	291	SER
1	M	297	ASP
1	M	314	THR
1	M	454	MET
1	M	458	ARG
1	M	478	TRP
1	M	507	VAL
1	M	544	LEU
1	M	590	MET
1	M	649	ARG
1	M	747	SER
1	M	828	THR
1	M	856	ARG
1	M	869	GLN
1	M	888	ARG
1	P	475	TRP
1	P	495	ASP
1	P	502	ASN
1	P	556	HIS

Continued on next page...

Continued from previous page...

Mol	Chain	Res	Type
1	P	588	THR
1	P	613	THR
1	P	614	ASN
1	P	616	GLU
1	P	646	TRP
1	P	664	ASP
1	P	754	LEU
1	P	796	SER
1	P	805	THR
1	P	808	ASP
1	P	856	ARG
1	P	872	SER

Sometimes sidechains can be flipped to improve hydrogen bonding and reduce clashes. All (46) such sidechains are listed below:

Mol	Chain	Res	Type
1	A	286	GLN
1	A	296	GLN
1	A	298	HIS
1	A	417	ASN
1	A	555	ASN
1	A	692	GLN
1	A	731	GLN
1	A	768	HIS
1	A	845	GLN
1	D	513	HIS
1	D	622	GLN
1	D	731	GLN
1	D	777	ASN
1	G	306	HIS
1	G	513	HIS
1	G	549	ASN
1	G	561	HIS
1	G	622	GLN
1	G	798	HIS
1	G	801	HIS
1	G	819	GLN
1	J	293	HIS
1	J	298	HIS
1	J	406	ASN
1	J	417	ASN
1	J	693	GLN

Continued on next page...

Continued from previous page...

Mol	Chain	Res	Type
1	J	731	GLN
1	J	760	GLN
1	J	801	HIS
1	J	814	ASN
1	M	313	GLN
1	M	406	ASN
1	M	440	ASN
1	M	513	HIS
1	M	701	ASN
1	M	731	GLN
1	M	777	ASN
1	M	798	HIS
1	P	298	HIS
1	P	513	HIS
1	P	603	GLN
1	P	614	ASN
1	P	730	ASN
1	P	768	HIS
1	P	821	ASN
1	P	845	GLN

5.3.3 RNA ⓘ

Mol	Chain	Analysed	Backbone Outliers	Pucker Outliers
2	B	11/30 (36%)	0	0
2	E	10/30 (33%)	0	0
2	H	10/30 (33%)	0	0
2	K	11/30 (36%)	1 (9%)	0
2	N	11/30 (36%)	0	0
2	Q	10/30 (33%)	1 (10%)	0
3	C	8/9 (88%)	0	0
3	F	8/9 (88%)	1 (12%)	0
3	I	8/9 (88%)	1 (12%)	0
3	L	8/9 (88%)	0	0
3	O	8/9 (88%)	0	0
3	R	8/9 (88%)	3 (37%)	0
All	All	111/234 (47%)	7 (6%)	0

All (7) RNA backbone outliers are listed below:

Mol	Chain	Res	Type
3	F	1094	G
3	I	1094	G
2	K	1007	U
2	Q	1000	G
3	R	1094	G
3	R	1095	A
3	R	1096	U

There are no RNA pucker outliers to report.

5.4 Non-standard residues in protein, DNA, RNA chains [i](#)

There are no non-standard protein/DNA/RNA residues in this entry.

5.5 Carbohydrates [i](#)

There are no monosaccharides in this entry.

5.6 Ligand geometry [i](#)

Of 17 ligands modelled in this entry, 12 are monoatomic - leaving 5 for Mogul analysis.

In the following table, the Counts columns list the number of bonds (or angles) for which Mogul statistics could be retrieved, the number of bonds (or angles) that are observed in the model and the number of bonds (or angles) that are defined in the Chemical Component Dictionary. The Link column lists molecule types, if any, to which the group is linked. The Z score for a bond length (or angle) is the number of standard deviations the observed value is removed from the expected value. A bond length (or angle) with $|Z| > 2$ is considered an outlier worth inspection. RMSZ is the root-mean-square of all Z scores of the bond lengths (or angles).

Mol	Type	Chain	Res	Link	Bond lengths			Bond angles		
					Counts	RMSZ	$\# Z > 2$	Counts	RMSZ	$\# Z > 2$
5	GOL	C	1201	-	5,5,5	1.11	0	5,5,5	0.74	0
5	GOL	M	2003	-	5,5,5	1.42	2 (40%)	5,5,5	0.77	0
5	GOL	D	2003	-	5,5,5	1.28	0	5,5,5	1.36	1 (20%)
5	GOL	E	1101	-	5,5,5	1.48	2 (40%)	5,5,5	1.04	0
5	GOL	P	2003	-	5,5,5	1.32	1 (20%)	5,5,5	0.76	0

In the following table, the Chirals column lists the number of chiral outliers, the number of chiral centers analysed, the number of these observed in the model and the number defined in the Chemical Component Dictionary. Similar counts are reported in the Torsion and Rings columns.

'-' means no outliers of that kind were identified.

Mol	Type	Chain	Res	Link	Chirals	Torsions	Rings
5	GOL	C	1201	-	-	4/4/4/4	-
5	GOL	M	2003	-	-	0/4/4/4	-
5	GOL	D	2003	-	-	2/4/4/4	-
5	GOL	E	1101	-	-	0/4/4/4	-
5	GOL	P	2003	-	-	2/4/4/4	-

All (5) bond length outliers are listed below:

Mol	Chain	Res	Type	Atoms	Z	Observed(Å)	Ideal(Å)
5	E	1101	GOL	C3-C2	2.36	1.61	1.51
5	M	2003	GOL	C1-C2	2.30	1.61	1.51
5	P	2003	GOL	C1-C2	2.26	1.61	1.51
5	E	1101	GOL	C1-C2	2.22	1.60	1.51
5	M	2003	GOL	C3-C2	2.12	1.60	1.51

All (1) bond angle outliers are listed below:

Mol	Chain	Res	Type	Atoms	Z	Observed(°)	Ideal(°)
5	D	2003	GOL	C3-C2-C1	-2.31	102.74	111.70

There are no chirality outliers.

All (8) torsion outliers are listed below:

Mol	Chain	Res	Type	Atoms
5	C	1201	GOL	O1-C1-C2-C3
5	C	1201	GOL	C1-C2-C3-O3
5	C	1201	GOL	O2-C2-C3-O3
5	D	2003	GOL	O1-C1-C2-C3
5	P	2003	GOL	O2-C2-C3-O3
5	P	2003	GOL	C1-C2-C3-O3
5	C	1201	GOL	O1-C1-C2-O2
5	D	2003	GOL	O1-C1-C2-O2

There are no ring outliers.

3 monomers are involved in 8 short contacts:

Mol	Chain	Res	Type	Clashes	Symm-Clashes
5	C	1201	GOL	3	0
5	M	2003	GOL	3	0

Continued on next page...

Continued from previous page...

Mol	Chain	Res	Type	Clashes	Symm-Clashes
5	D	2003	GOL	2	0

5.7 Other polymers [i](#)

There are no such residues in this entry.

5.8 Polymer linkage issues [i](#)

There are no chain breaks in this entry.

6 Fit of model and data

6.1 Protein, DNA and RNA chains

In the following table, the column labelled ‘#RSRZ > 2’ contains the number (and percentage) of RSRZ outliers, followed by percent RSRZ outliers for the chain as percentile scores relative to all X-ray entries and entries of similar resolution. The OWAB column contains the minimum, median, 95th percentile and maximum values of the occupancy-weighted average B-factor per residue. The column labelled ‘Q < 0.9’ lists the number of (and percentage) of residues with an average occupancy less than 0.9.

Mol	Chain	Analysed	<RSRZ>	#RSRZ>2	OWAB(Å ²)	Q<0.9
1	A	620/647 (95%)	-0.33	0 100 100	42, 61, 81, 119	0
1	D	621/647 (95%)	-0.24	4 (0%) 89 89	44, 65, 91, 110	0
1	G	623/647 (96%)	-0.18	5 (0%) 86 85	48, 70, 97, 133	0
1	J	623/647 (96%)	-0.31	2 (0%) 94 94	50, 68, 90, 135	0
1	M	624/647 (96%)	-0.29	3 (0%) 91 90	46, 63, 84, 115	0
1	P	611/647 (94%)	0.36	57 (9%) 8 5	54, 116, 154, 177	0
2	B	12/30 (40%)	-0.02	0 100 100	46, 51, 96, 129	2 (16%)
2	E	11/30 (36%)	-0.14	0 100 100	55, 59, 72, 104	0
2	H	11/30 (36%)	-0.04	0 100 100	56, 65, 80, 88	1 (9%)
2	K	12/30 (40%)	0.11	0 100 100	55, 65, 102, 128	2 (16%)
2	N	12/30 (40%)	-0.02	0 100 100	53, 58, 91, 111	2 (16%)
2	Q	11/30 (36%)	-0.31	0 100 100	85, 96, 108, 112	0
3	C	9/9 (100%)	-0.26	0 100 100	47, 53, 54, 57	0
3	F	9/9 (100%)	-0.15	0 100 100	52, 56, 70, 79	0
3	I	9/9 (100%)	0.03	0 100 100	58, 63, 68, 79	0
3	L	9/9 (100%)	0.14	0 100 100	60, 64, 77, 79	0
3	O	9/9 (100%)	0.17	0 100 100	56, 59, 83, 88	0
3	R	9/9 (100%)	0.14	0 100 100	85, 92, 108, 109	0
All	All	3845/4116 (93%)	-0.16	71 (1%) 68 66	42, 67, 129, 177	7 (0%)

All (71) RSRZ outliers are listed below:

Mol	Chain	Res	Type	RSRZ
1	P	817	TRP	4.9
1	P	307	GLY	4.4
1	P	415	ASP	4.3

Continued on next page...

Continued from previous page...

Mol	Chain	Res	Type	RSRZ
1	P	292	TRP	4.3
1	P	818	ILE	4.1
1	P	395	THR	4.0
1	P	552	MET	3.9
1	P	303	TRP	3.9
1	P	414	THR	3.7
1	P	832	SER	3.7
1	P	655	LEU	3.6
1	P	366	PRO	3.3
1	P	813	TRP	3.2
1	P	272	PRO	3.2
1	P	380	TRP	3.2
1	M	717	ILE	3.0
1	P	309	TYR	2.9
1	P	391	PRO	2.9
1	P	308	SER	2.8
1	P	585	PRO	2.8
1	P	310	GLU	2.8
1	P	586	ARG	2.8
1	P	288	HIS	2.8
1	P	529	ALA	2.7
1	P	304	ALA	2.7
1	P	376	ILE	2.7
1	D	409	LEU	2.7
1	P	587	GLY	2.7
1	P	716	LEU	2.6
1	J	717	ILE	2.6
1	P	291	SER	2.6
1	J	889	PHE	2.6
1	P	306	HIS	2.6
1	M	889	PHE	2.5
1	D	419	TRP	2.5
1	P	628	VAL	2.5
1	P	411	ALA	2.5
1	P	654	ARG	2.5
1	P	829	PRO	2.5
1	P	425	ALA	2.4
1	P	656	SER	2.4
1	P	666	VAL	2.4
1	P	589	VAL	2.3
1	P	368	GLU	2.3
1	P	364	GLN	2.3

Continued on next page...

Continued from previous page...

Mol	Chain	Res	Type	RSRZ
1	P	373	LEU	2.3
1	P	583	PRO	2.3
1	P	715	GLU	2.3
1	D	787	TRP	2.3
1	P	311	THR	2.2
1	G	798	HIS	2.2
1	P	629	PHE	2.2
1	P	833	TRP	2.2
1	P	725	VAL	2.2
1	P	646	TRP	2.2
1	P	416	GLU	2.2
1	G	556	HIS	2.2
1	P	591	ASP	2.1
1	G	799	ALA	2.1
1	P	889	PHE	2.1
1	M	890	ARG	2.1
1	G	800	THR	2.1
1	P	305	TYR	2.1
1	P	569	PHE	2.1
1	P	643	VAL	2.1
1	P	767	PHE	2.0
1	P	399	PHE	2.0
1	P	432	TRP	2.0
1	D	431	PHE	2.0
1	G	629	PHE	2.0
1	P	396	ARG	2.0

6.2 Non-standard residues in protein, DNA, RNA chains [i](#)

There are no non-standard protein/DNA/RNA residues in this entry.

6.3 Carbohydrates [i](#)

There are no monosaccharides in this entry.

6.4 Ligands [i](#)

In the following table, the Atoms column lists the number of modelled atoms in the group and the number defined in the chemical component dictionary. The B-factors column lists the minimum, median, 95th percentile and maximum values of B factors of atoms in the group. The column labelled 'Q< 0.9' lists the number of atoms with occupancy less than 0.9.

Mol	Type	Chain	Res	Atoms	RSCC	RSR	B-factors(\AA^2)	Q<0.9
4	ZN	P	2002	1/1	0.80	0.05	142,142,142,142	1
5	GOL	P	2003	6/6	0.83	0.16	59,61,70,72	0
5	GOL	M	2003	6/6	0.92	0.16	53,56,60,63	0
5	GOL	D	2003	6/6	0.92	0.47	66,67,68,72	0
5	GOL	C	1201	6/6	0.95	0.22	46,53,59,63	6
5	GOL	E	1101	6/6	0.96	0.37	57,61,64,66	0
4	ZN	A	2001	1/1	0.97	0.14	51,51,51,51	1
4	ZN	G	2002	1/1	0.97	0.11	68,68,68,68	1
4	ZN	P	2001	1/1	0.97	0.06	90,90,90,90	0
4	ZN	J	2002	1/1	0.98	0.14	65,65,65,65	0
4	ZN	J	2001	1/1	0.98	0.13	55,55,55,55	1
4	ZN	A	2002	1/1	0.99	0.12	51,51,51,51	1
4	ZN	D	2001	1/1	0.99	0.18	47,47,47,47	1
4	ZN	D	2002	1/1	0.99	0.08	74,74,74,74	0
4	ZN	M	2001	1/1	0.99	0.12	68,68,68,68	0
4	ZN	M	2002	1/1	0.99	0.16	52,52,52,52	1
4	ZN	G	2001	1/1	0.99	0.14	51,51,51,51	1

6.5 Other polymers [i](#)

There are no such residues in this entry.