



# Full wwPDB X-ray Structure Validation Report ⓘ

May 13, 2020 – 12:22 am BST

PDB ID : 4XF2  
Title : Tetragonal structure of Arp2/3 complex  
Authors : Jurgenson, C.T.; Pollard, T.P.  
Deposited on : 2014-12-25  
Resolution : 5.00 Å(reported)

This is a Full wwPDB X-ray Structure Validation Report for a publicly released PDB entry.

We welcome your comments at [validation@mail.wwpdb.org](mailto:validation@mail.wwpdb.org)

A user guide is available at

<https://www.wwpdb.org/validation/2017/XrayValidationReportHelp>

with specific help available everywhere you see the ⓘ symbol.

---

The following versions of software and data (see [references ⓘ](#)) were used in the production of this report:

MolProbity	:	4.02b-467
Xtriage (Phenix)	:	1.13
EDS	:	2.11
Percentile statistics	:	20191225.v01 (using entries in the PDB archive December 25th 2019)
Refmac	:	5.8.0158
CCP4	:	7.0.044 (Gargrove)
Ideal geometry (proteins)	:	Engh & Huber (2001)
Ideal geometry (DNA, RNA)	:	Parkinson et al. (1996)
Validation Pipeline (wwPDB-VP)	:	2.11

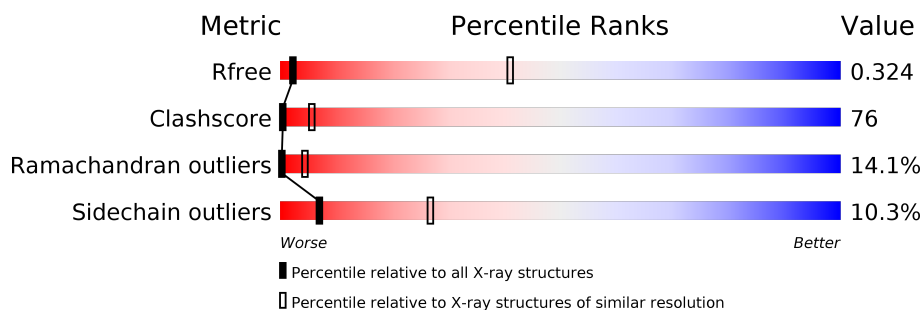
# 1 Overall quality at a glance ⓘ

The following experimental techniques were used to determine the structure:

## *X-RAY DIFFRACTION*

The reported resolution of this entry is 5.00 Å.

Percentile scores (ranging between 0-100) for global validation metrics of the entry are shown in the following graphic. The table shows the number of entries on which the scores are based.



Metric	Whole archive (#Entries)	Similar resolution (#Entries, resolution range(Å))
$R_{free}$	130704	1140 (6.20-3.80)
Clashscore	141614	1000 (6.16-3.82)
Ramachandran outliers	138981	1146 (6.20-3.80)
Sidechain outliers	138945	1122 (6.20-3.80)

The table below summarises the geometric issues observed across the polymeric chains and their fit to the electron density. The red, orange, yellow and green segments on the lower bar indicate the fraction of residues that contain outliers for  $\geq 3$ , 2, 1 and 0 types of geometric quality criteria respectively. A grey segment represents the fraction of residues that are not modelled. The numeric value for each fraction is indicated below the corresponding segment, with a dot representing fractions  $\leq 5\%$ .

Mol	Chain	Length	Quality of chain
1	A	418	24% 58% 11% • 6%
1	T	418	25% 56% 11% • 6%
2	B	394	22% 26% 9% • 42%
2	U	394	20% 28% 9% • 42%
3	C	372	19% 54% 20% • 5%
3	V	372	17% 57% 18% • 5%
4	D	300	28% 53% 13% • 5%

*Continued on next page...*

*Continued from previous page...*

Mol	Chain	Length	Quality of chain
4	W	300	
5	E	178	
5	X	178	
6	F	168	
6	Y	168	
7	G	151	
7	Z	151	

## 2 Entry composition

There are 7 unique types of molecules in this entry. The entry contains 27556 atoms, of which 0 are hydrogens and 0 are deuteriums.

In the tables below, the ZeroOcc column contains the number of atoms modelled with zero occupancy, the AltConf column contains the number of residues with at least one atom in alternate conformation and the Trace column contains the number of residues modelled with at most 2 atoms.

- Molecule 1 is a protein called Actin-related protein 3.

Mol	Chain	Residues	Atoms					ZeroOcc	AltConf	Trace
1	A	392	Total	C	N	O	S	0	0	0
			3146	2022	522	587	15			
1	T	392	Total	C	N	O	S	0	0	0
			3146	2022	522	587	15			

- Molecule 2 is a protein called Actin-related protein 2.

Mol	Chain	Residues	Atoms					ZeroOcc	AltConf	Trace
2	B	228	Total	C	N	O	S	0	0	0
			1734	1105	303	322	4			
2	U	228	Total	C	N	O	S	0	0	0
			1738	1108	304	322	4			

- Molecule 3 is a protein called Actin-related protein 2/3 complex subunit 1B.

Mol	Chain	Residues	Atoms					ZeroOcc	AltConf	Trace
3	C	354	Total	C	N	O	S	0	0	0
			2758	1747	487	505	19			
3	V	354	Total	C	N	O	S	0	0	0
			2758	1747	487	505	19			

There are 2 discrepancies between the modelled and reference sequences:

Chain	Residue	Modelled	Actual	Comment	Reference
C	58	VAL	ILE	conflict	UNP Q58CQ2
V	58	VAL	ILE	conflict	UNP Q58CQ2

- Molecule 4 is a protein called Actin-related protein 2/3 complex subunit 2.

Mol	Chain	Residues	Atoms					ZeroOcc	AltConf	Trace
4	D	284	Total	C	N	O	S	0	0	0
			2292	1456	397	431	8			

*Continued on next page...*

*Continued from previous page...*

Mol	Chain	Residues	Atoms					ZeroOcc	AltConf	Trace
4	W	284	Total	C	N	O	S	0	0	0
			2292	1456	397	431	8			

- Molecule 5 is a protein called Actin-related protein 2/3 complex subunit 3.

Mol	Chain	Residues	Atoms					ZeroOcc	AltConf	Trace
5	E	174	Total	C	N	O	S	0	0	0
			1415	908	236	262	9			
5	X	174	Total	C	N	O	S	0	0	0
			1415	908	236	262	9			

- Molecule 6 is a protein called Actin-related protein 2/3 complex subunit 4.

Mol	Chain	Residues	Atoms					ZeroOcc	AltConf	Trace
6	F	167	Total	C	N	O	S	0	0	0
			1371	875	239	248	9			
6	Y	167	Total	C	N	O	S	0	0	0
			1371	875	239	248	9			

- Molecule 7 is a protein called Actin-related protein 2/3 complex subunit 5.

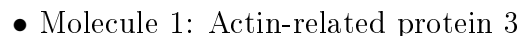
Mol	Chain	Residues	Atoms					ZeroOcc	AltConf	Trace
7	G	139	Total	C	N	O	S	0	0	0
			1060	661	185	211	3			
7	Z	139	Total	C	N	O	S	0	0	0
			1060	661	185	211	3			

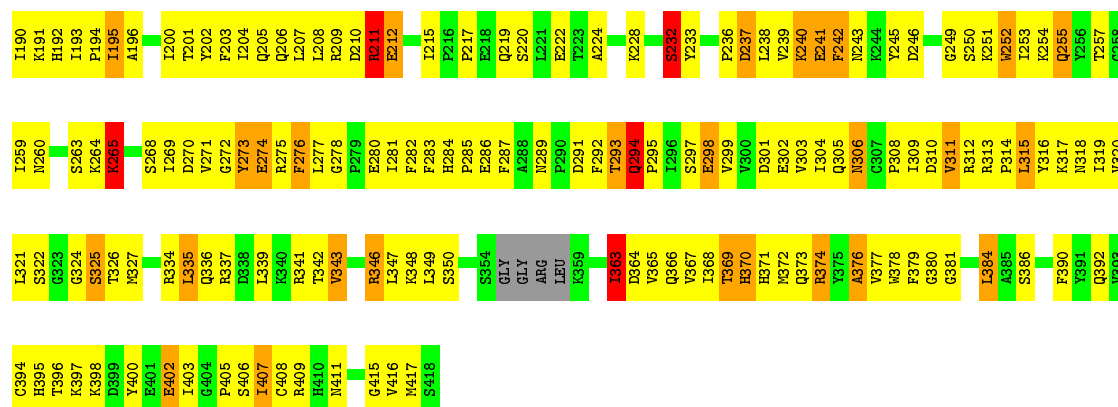
There are 4 discrepancies between the modelled and reference sequences:

Chain	Residue	Modelled	Actual	Comment	Reference
G	17	ASP	GLY	conflict	UNP Q3SYX9
G	28	ASP	GLU	conflict	UNP Q3SYX9
Z	17	ASP	GLY	conflict	UNP Q3SYX9
Z	28	ASP	GLU	conflict	UNP Q3SYX9



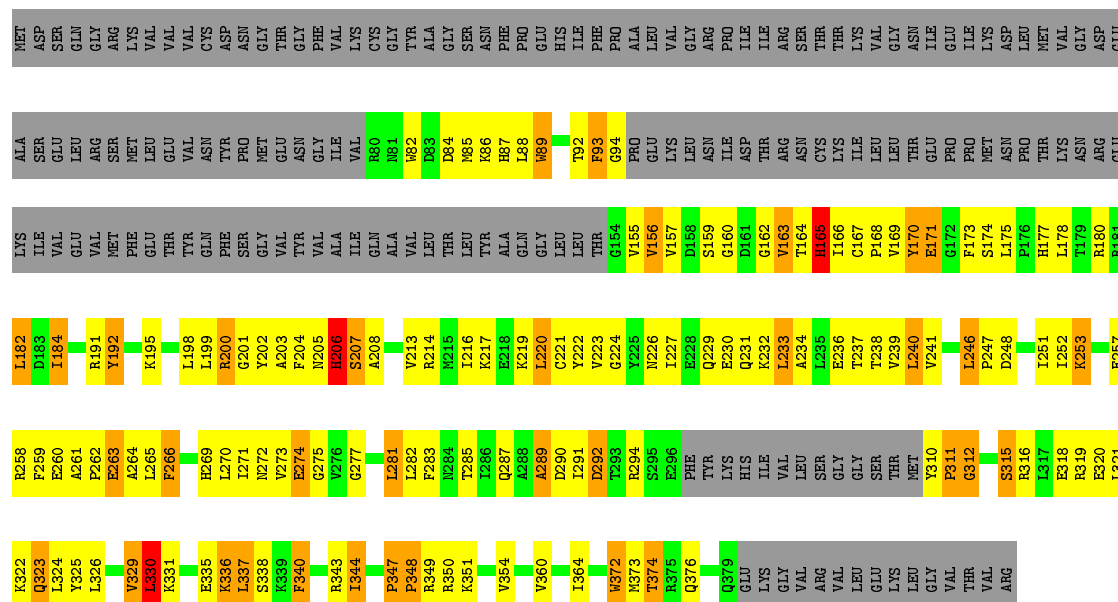
- Molecule 1: Actin-related protein 3






• Molecule 2: Actin-related protein 2

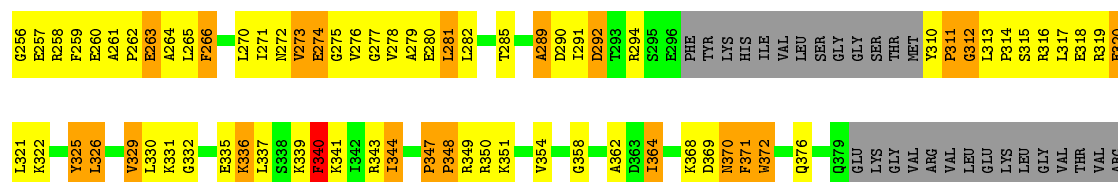
Chain B: 22% 26% 9% 42%



• Molecule 2: Actin-related protein 2

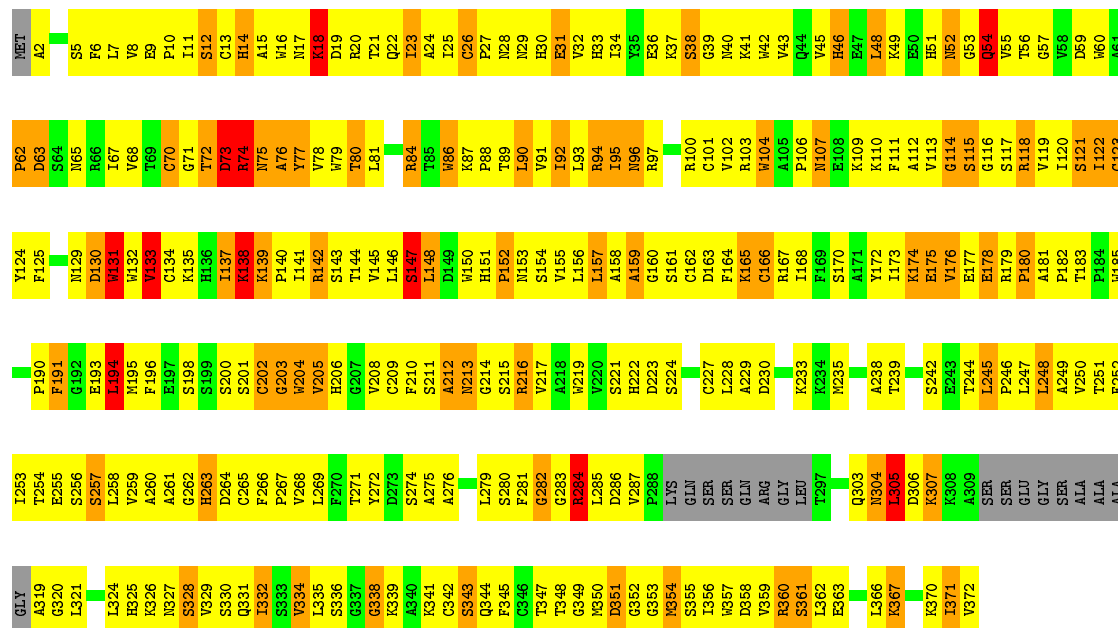
Chain U: 20% 28% 9% 42%





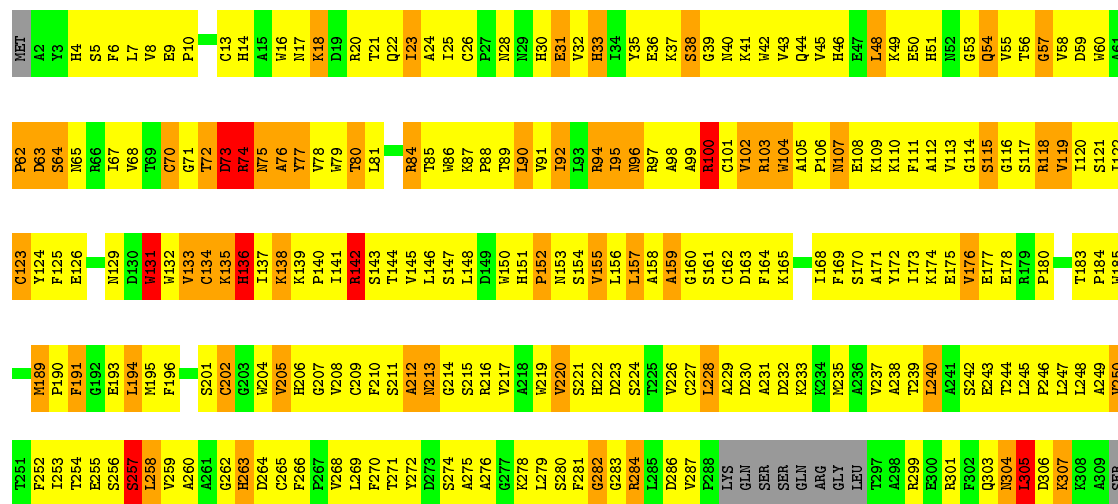
• Molecule 3: Actin-related protein 2/3 complex subunit 1B

Chain C: 19% 54% 20% 5%



• Molecule 3: Actin-related protein 2/3 complex subunit 1B

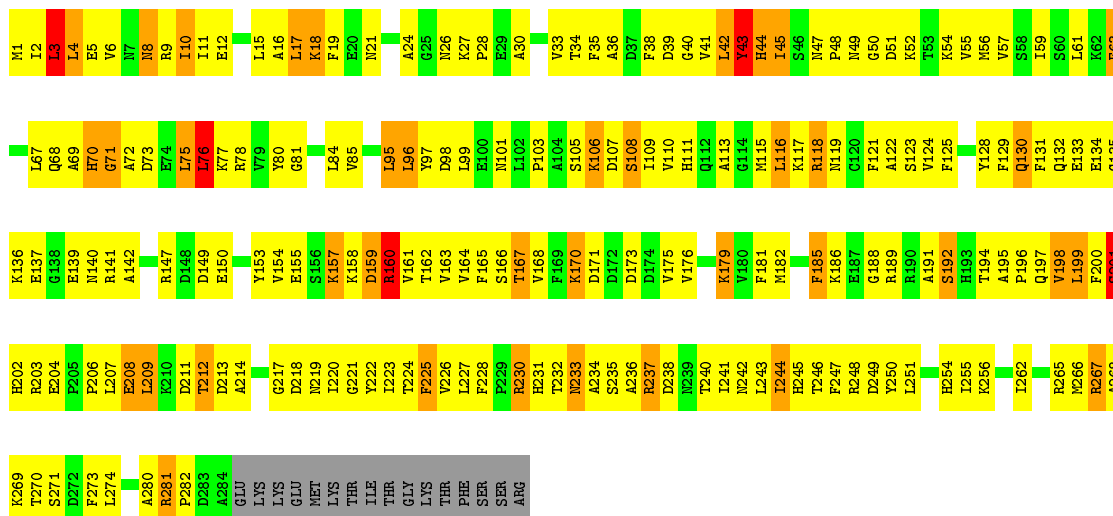
Chain V: 17% 57% 18% 5%



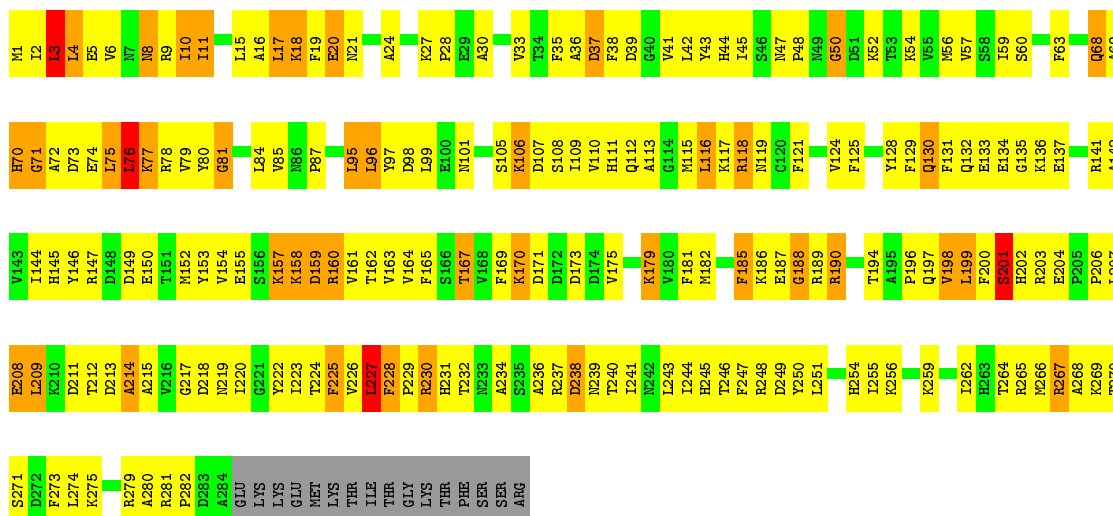




- Molecule 4: Actin-related protein 2/3 complex subunit 2

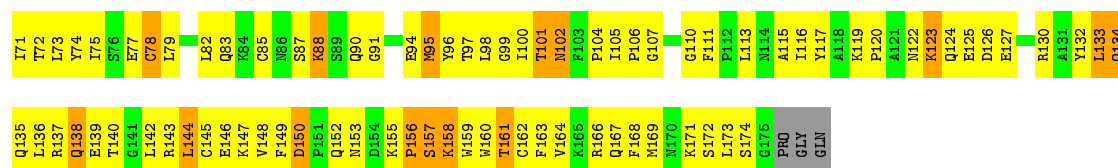


- Molecule 4: Actin-related protein 2/3 complex subunit 2

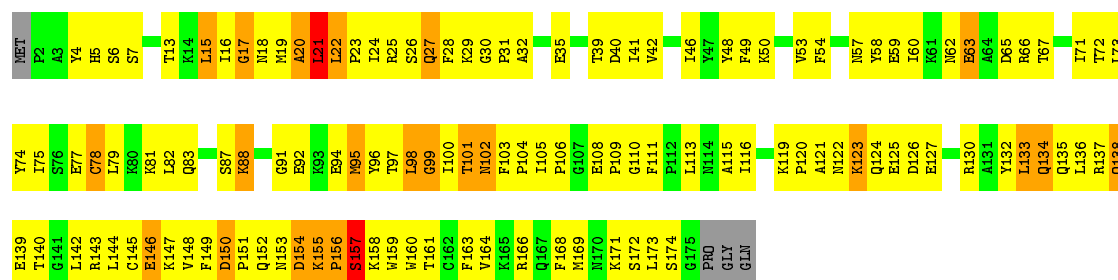


- Molecule 5: Actin-related protein 2/3 complex subunit 3

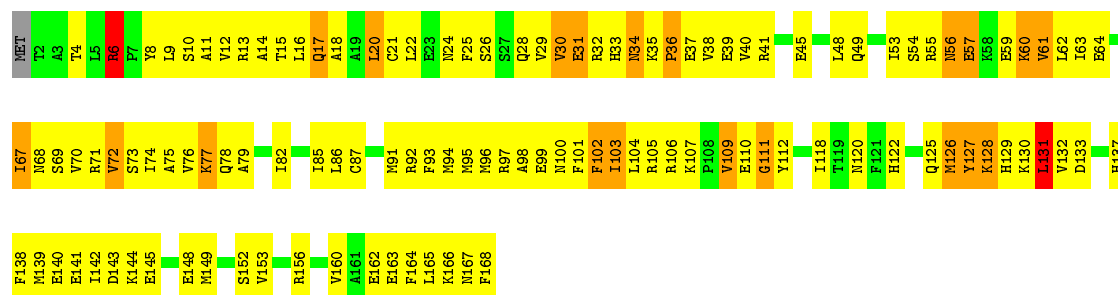




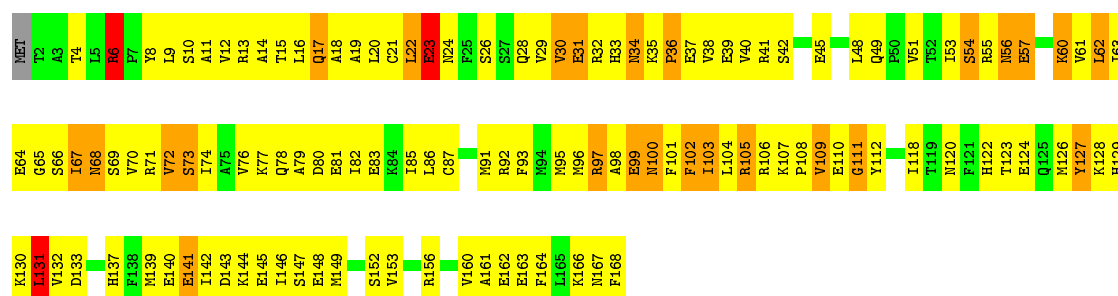
- Molecule 5: Actin-related protein 2/3 complex subunit 3



- Molecule 6: Actin-related protein 2/3 complex subunit 4

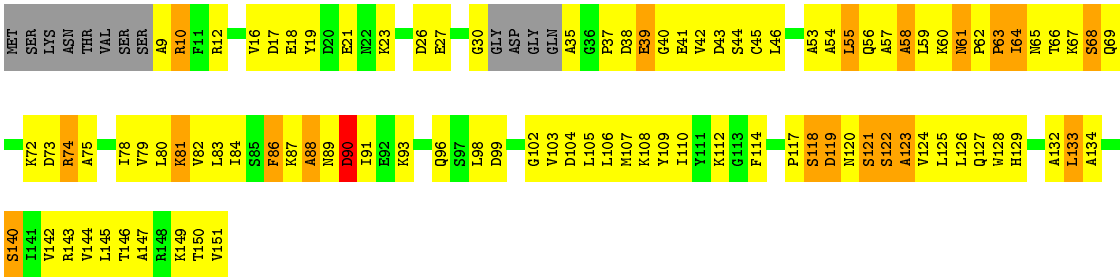


- Molecule 6: Actin-related protein 2/3 complex subunit 4

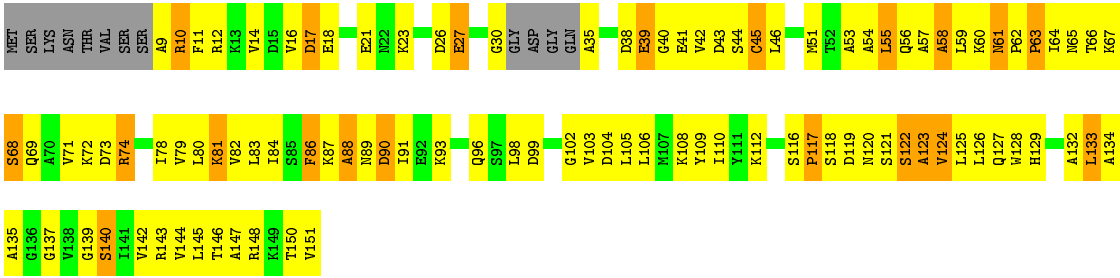
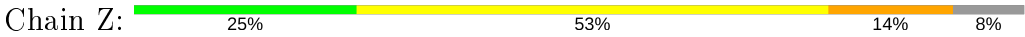


- Molecule 7: Actin-related protein 2/3 complex subunit 5





- Molecule 7: Actin-related protein 2/3 complex subunit 5



## 4 Data and refinement statistics

Property	Value	Source
Space group	P 41	Depositor
Cell constants a, b, c, $\alpha$ , $\beta$ , $\gamma$	149.93Å 149.93Å 265.91Å 90.00° 90.00° 90.00°	Depositor
Resolution (Å)	47.54 – 5.00 47.54 – 4.30	Depositor EDS
% Data completeness (in resolution range)	96.5 (47.54-5.00) 81.1 (47.54-4.30)	Depositor EDS
$R_{merge}$	(Not available)	Depositor
$R_{sym}$	0.09	Depositor
$\langle I/\sigma(I) \rangle$ <sup>1</sup>	1.68 (at 4.29Å)	Xtriage
Refinement program	PHENIX 1.9_1692	Depositor
R, $R_{free}$	0.275 , 0.303 0.311 , 0.324	Depositor DCC
$R_{free}$ test set	1622 reflections (5.01%)	wwPDB-VP
Wilson B-factor (Å <sup>2</sup> )	185.4	Xtriage
Anisotropy	0.215	Xtriage
Bulk solvent $k_{sol}$ (e/Å <sup>3</sup> ), $B_{sol}$ (Å <sup>2</sup> )	0.23 , 282.2	EDS
L-test for twinning <sup>2</sup>	$\langle  L  \rangle = 0.47$ , $\langle L^2 \rangle = 0.30$	Xtriage
Estimated twinning fraction	0.368 for h,-k,-l	Xtriage
$F_o, F_c$ correlation	0.87	EDS
Total number of atoms	27556	wwPDB-VP
Average B, all atoms (Å <sup>2</sup> )	256.0	wwPDB-VP

Xtriage's analysis on translational NCS is as follows: *The largest off-origin peak in the Patterson function is 2.55% of the height of the origin peak. No significant pseudotranslation is detected.*

<sup>1</sup>Intensities estimated from amplitudes.

<sup>2</sup>Theoretical values of  $\langle |L| \rangle$ ,  $\langle L^2 \rangle$  for acentric reflections are 0.5, 0.333 respectively for untwinned datasets, and 0.375, 0.2 for perfectly twinned datasets.

## 5 Model quality ⓘ

### 5.1 Standard geometry ⓘ

The Z score for a bond length (or angle) is the number of standard deviations the observed value is removed from the expected value. A bond length (or angle) with  $|Z| > 5$  is considered an outlier worth inspection. RMSZ is the root-mean-square of all Z scores of the bond lengths (or angles).

Mol	Chain	Bond lengths		Bond angles	
		RMSZ	# Z  >5	RMSZ	# Z  >5
1	A	0.42	0/3226	0.83	4/4376 (0.1%)
1	T	0.33	0/3226	0.64	2/4376 (0.0%)
2	B	0.40	0/1764	0.84	5/2389 (0.2%)
2	U	0.33	0/1768	0.67	4/2393 (0.2%)
3	C	0.35	0/2827	0.74	2/3832 (0.1%)
3	V	0.32	0/2827	0.62	0/3832
4	D	0.37	0/2341	0.72	2/3161 (0.1%)
4	W	0.33	0/2341	0.63	2/3161 (0.1%)
5	E	0.37	0/1449	0.71	0/1954
5	X	0.36	0/1449	0.65	0/1954
6	F	0.40	0/1393	0.80	1/1868 (0.1%)
6	Y	0.36	0/1393	0.73	1/1868 (0.1%)
7	G	0.33	0/1072	0.63	0/1442
7	Z	0.38	0/1072	0.67	0/1442
All	All	0.36	0/28148	0.71	23/38048 (0.1%)

There are no bond length outliers.

All (23) bond angle outliers are listed below:

Mol	Chain	Res	Type	Atoms	Z	Observed(°)	Ideal(°)
1	A	359	LYS	C-N-CD	-9.01	100.78	120.60
4	D	267	ARG	NE-CZ-NH1	-6.56	117.02	120.30
4	D	96	LEU	CA-CB-CG	6.55	130.37	115.30
4	W	96	LEU	CA-CB-CG	6.54	130.35	115.30
6	Y	131	LEU	CA-CB-CG	6.50	130.24	115.30
6	F	131	LEU	CA-CB-CG	6.45	130.13	115.30
2	B	347	PRO	N-CA-CB	6.15	110.68	103.30
2	U	347	PRO	N-CA-CB	6.11	110.63	103.30
2	B	348	PRO	N-CA-CB	6.09	110.61	103.30
2	U	348	PRO	N-CA-CB	6.03	110.53	103.30
3	C	203	GLY	N-CA-C	5.90	127.84	113.10
1	T	139	LEU	CA-CB-CG	5.75	128.53	115.30
2	U	281	LEU	CA-CB-CG	5.63	128.24	115.30

*Continued on next page...*

*Continued from previous page...*

Mol	Chain	Res	Type	Atoms	Z	Observed(°)	Ideal(°)
4	W	267	ARG	NE-CZ-NH1	-5.56	117.52	120.30
2	B	319	ARG	NE-CZ-NH1	-5.49	117.56	120.30
1	A	139	LEU	CA-CB-CG	5.44	127.81	115.30
3	C	194	LEU	CA-CB-CG	5.39	127.70	115.30
1	A	275	ARG	NE-CZ-NH1	-5.34	117.63	120.30
2	B	281	LEU	CA-CB-CG	5.25	127.37	115.30
2	U	281	LEU	CB-CG-CD1	-5.13	102.28	111.00
1	A	346	ARG	NE-CZ-NH2	-5.11	117.75	120.30
1	T	346	ARG	NE-CZ-NH2	-5.10	117.75	120.30
2	B	330	LEU	CA-CB-CG	5.02	126.84	115.30

There are no chirality outliers.

There are no planarity outliers.

## 5.2 Too-close contacts ⓘ

In the following table, the Non-H and H(model) columns list the number of non-hydrogen atoms and hydrogen atoms in the chain respectively. The H(added) column lists the number of hydrogen atoms added and optimized by MolProbity. The Clashes column lists the number of clashes within the asymmetric unit, whereas Symm-Clashes lists symmetry related clashes.

Mol	Chain	Non-H	H(model)	H(added)	Clashes	Symm-Clashes
1	A	3146	0	3089	442	0
1	T	3146	0	3087	561	0
2	B	1734	0	1641	156	0
2	U	1738	0	1653	224	0
3	C	2758	0	2713	539	0
3	V	2758	0	2711	609	0
4	D	2292	0	2257	444	2
4	W	2292	0	2257	391	1
5	E	1415	0	1416	181	1
5	X	1415	0	1416	230	2
6	F	1371	0	1410	202	0
6	Y	1371	0	1410	257	0
7	G	1060	0	1065	114	0
7	Z	1060	0	1065	119	0
All	All	27556	0	27190	4138	3

The all-atom clashscore is defined as the number of clashes found per 1000 atoms (including hydrogen atoms). The all-atom clashscore for this structure is 76.

All (4138) close contacts within the same asymmetric unit are listed below, sorted by their clash

magnitude.

Atom-1	Atom-2	Interatomic distance (Å)	Clash overlap (Å)
1:T:193:ILE:HG23	1:T:292:PHE:CE1	1.28	1.67
4:D:165:PHE:CZ	4:D:247:PHE:CE2	1.77	1.67
1:T:194:PRO:HD2	1:T:292:PHE:CE1	1.29	1.64
3:V:99:ALA:HA	3:V:115:SER:CB	1.19	1.59
2:B:202:TYR:CE2	2:B:252:ILE:HB	1.11	1.57
6:Y:61:VAL:HG22	6:Y:74:ILE:CG2	1.14	1.57
5:X:24:ILE:CG2	5:X:41:ILE:HG22	1.34	1.55
5:X:19:MET:HE1	5:X:67:THR:CA	1.37	1.54
6:Y:61:VAL:CG2	6:Y:74:ILE:HG21	1.41	1.50
3:C:245:LEU:HD13	3:C:263:HIS:CE1	1.42	1.50
1:A:62:ILE:HD13	1:A:92:PHE:CE1	1.48	1.48
1:A:336:GLN:CG	1:A:367:VAL:HG23	1.41	1.47
6:Y:61:VAL:CG2	6:Y:74:ILE:CG2	1.89	1.47
1:A:336:GLN:HG3	1:A:367:VAL:CG2	1.41	1.46
4:D:165:PHE:CG	4:D:223:ILE:HB	1.51	1.46
1:T:194:PRO:HD2	1:T:292:PHE:CD1	1.51	1.44
1:T:151:ALA:HB3	1:T:370:HIS:CD2	1.52	1.44
3:V:99:ALA:HA	3:V:115:SER:CA	1.43	1.44
3:V:245:LEU:HD13	3:V:263:HIS:CE1	1.53	1.43
3:V:77:TYR:CB	3:V:89:THR:O	1.65	1.41
4:D:165:PHE:CB	4:D:223:ILE:HB	1.50	1.41
3:V:99:ALA:C	3:V:115:SER:HA	1.38	1.41
3:C:77:TYR:CB	3:C:89:THR:O	1.67	1.40
4:D:162:THR:CB	4:D:225:PHE:O	1.65	1.40
4:D:165:PHE:CZ	4:D:247:PHE:CD2	2.11	1.38
5:X:149:PHE:CE2	5:X:156:PRO:HG3	1.57	1.37
4:D:41:VAL:CG1	4:D:59:ILE:HD11	1.53	1.37
2:U:321:LEU:HB3	2:U:340:PHE:CE1	1.61	1.36
3:C:249:ALA:O	3:C:260:ALA:CB	1.74	1.36
2:U:204:PHE:CZ	2:U:250:ARG:NH1	1.92	1.35
3:C:120:ILE:CB	3:C:137:ILE:HD11	1.56	1.35
2:B:202:TYR:CE2	2:B:252:ILE:CB	2.08	1.35
3:V:77:TYR:CD2	3:V:89:THR:O	1.77	1.35
1:A:102:ARG:HG3	4:D:38:PHE:CE2	1.63	1.34
3:V:99:ALA:CA	3:V:115:SER:HA	1.58	1.34
1:T:194:PRO:CG	1:T:292:PHE:HD1	1.41	1.33
7:Z:63:PRO:HD2	7:Z:109:TYR:OH	1.18	1.32
3:C:146:LEU:HD12	3:C:205:VAL:O	1.28	1.32
6:Y:60:LYS:O	6:Y:74:ILE:CG2	1.77	1.31
4:D:165:PHE:HZ	4:D:247:PHE:CD2	1.49	1.30
3:V:5:SER:HA	3:V:352:GLY:O	1.21	1.29

*Continued on next page...*

*Continued from previous page...*

Atom-1	Atom-2	Interatomic distance (Å)	Clash overlap (Å)
1:T:193:ILE:HG23	1:T:292:PHE:CZ	1.64	1.29
3:V:77:TYR:CG	3:V:89:THR:O	1.85	1.29
3:V:99:ALA:HB1	3:V:114:GLY:O	1.24	1.28
3:C:146:LEU:CD1	3:C:206:HIS:HA	1.61	1.27
5:X:24:ILE:HG21	5:X:41:ILE:CG2	1.64	1.26
3:V:10:PRO:HA	3:V:350:MET:O	1.14	1.26
3:V:98:ALA:O	3:V:115:SER:HB2	1.23	1.26
2:U:321:LEU:HD22	2:U:340:PHE:CG	1.70	1.26
1:T:194:PRO:CD	1:T:292:PHE:CD1	2.18	1.26
3:V:123:CYS:N	3:V:134:CYS:SG	2.09	1.25
5:X:24:ILE:CG2	5:X:41:ILE:CG2	2.14	1.25
3:C:77:TYR:CD2	3:C:90:LEU:HA	1.70	1.25
1:T:195:ILE:CG1	1:T:285:PRO:HB3	1.66	1.25
3:V:99:ALA:CA	3:V:115:SER:CB	2.13	1.24
6:Y:60:LYS:O	6:Y:74:ILE:HG23	1.26	1.24
3:C:77:TYR:HB3	3:C:89:THR:O	1.06	1.23
4:D:45:ILE:CG1	4:D:57:VAL:HG22	1.67	1.23
3:C:77:TYR:CD2	3:C:89:THR:O	1.92	1.23
1:A:165:GLY:O	1:A:180:VAL:HG23	1.39	1.22
4:D:45:ILE:HG13	4:D:57:VAL:CG2	1.69	1.22
2:B:202:TYR:HE2	2:B:252:ILE:CB	1.44	1.22
4:W:69:ALA:O	4:W:71:GLY:N	1.70	1.22
3:V:99:ALA:CA	3:V:115:SER:CA	2.15	1.22
3:C:245:LEU:CD1	3:C:263:HIS:CE1	2.23	1.22
2:U:321:LEU:HB3	2:U:340:PHE:CD1	1.75	1.21
4:D:165:PHE:CD2	4:D:223:ILE:HB	1.76	1.21
3:V:77:TYR:CD2	3:V:90:LEU:HA	1.76	1.21
1:T:193:ILE:CG2	1:T:292:PHE:CE1	2.25	1.20
7:G:63:PRO:HD2	7:G:109:TYR:OH	1.39	1.20
6:F:18:ALA:CB	7:G:142:VAL:HG22	1.70	1.19
3:V:73:ASP:OD2	6:Y:32:ARG:NE	1.74	1.19
2:U:204:PHE:CE2	2:U:250:ARG:NH1	2.08	1.19
1:A:62:ILE:CD1	1:A:92:PHE:HE1	1.55	1.19
4:W:186:LYS:HD3	4:W:198:VAL:C	1.63	1.19
6:Y:95:MET:SD	6:Y:106:ARG:O	2.02	1.18
3:C:120:ILE:HB	3:C:137:ILE:CD1	1.74	1.17
1:T:194:PRO:CD	1:T:292:PHE:CE1	2.25	1.17
1:T:35:ILE:HG13	1:T:61:PHE:O	1.42	1.17
3:C:10:PRO:HA	3:C:350:MET:O	1.45	1.17
4:D:161:VAL:O	4:D:227:LEU:HB2	1.45	1.17
4:D:165:PHE:HB2	4:D:223:ILE:CA	1.73	1.16

*Continued on next page...*



*Continued from previous page...*

Atom-1	Atom-2	Interatomic distance (Å)	Clash overlap (Å)
3:V:77:TYR:HB3	3:V:89:THR:O	1.05	1.16
3:C:263:HIS:HA	3:C:328:SER:HB3	1.22	1.16
3:C:21:THR:O	3:C:42:TRP:CH2	1.98	1.16
4:D:165:PHE:CD2	4:D:223:ILE:CG2	2.29	1.16
1:T:178:ILE:HG22	1:T:190:ILE:HD13	1.17	1.16
7:Z:63:PRO:CD	7:Z:109:TYR:OH	1.93	1.16
6:Y:61:VAL:CG1	6:Y:74:ILE:HG12	1.76	1.16
6:Y:9:LEU:CD1	6:Y:140:GLU:HG3	1.76	1.15
2:U:318:GLU:OE1	3:V:97:ARG:NH2	1.79	1.15
3:C:77:TYR:CG	3:C:89:THR:O	1.99	1.15
6:Y:61:VAL:HG13	6:Y:74:ILE:CG1	1.76	1.15
3:C:76:ALA:HB3	3:C:91:VAL:O	1.47	1.15
5:X:19:MET:CE	5:X:67:THR:HA	1.77	1.15
3:C:165:LYS:HB3	3:C:198:SER:CB	1.76	1.14
1:T:195:ILE:HG13	1:T:285:PRO:CB	1.77	1.14
5:X:19:MET:CE	5:X:67:THR:CA	2.24	1.14
6:Y:61:VAL:CG2	6:Y:74:ILE:HG23	1.71	1.14
5:E:19:MET:HE1	5:E:67:THR:HA	1.15	1.13
3:C:250:VAL:HA	3:C:260:ALA:HB2	1.24	1.13
1:T:194:PRO:CG	1:T:292:PHE:CD1	2.31	1.13
3:V:79:TRP:HA	3:V:87:LYS:O	1.47	1.13
3:C:143:SER:HB2	3:C:162:CYS:HB2	1.25	1.12
6:Y:22:LEU:HD22	6:Y:67:ILE:O	1.47	1.12
3:C:120:ILE:HD12	3:C:137:ILE:HD12	1.27	1.12
1:T:115:PRO:HG3	1:T:144:GLN:OE1	1.49	1.12
5:X:26:SER:HB2	5:X:139:GLU:HG2	1.27	1.12
1:T:194:PRO:HG2	1:T:292:PHE:HD1	1.07	1.12
1:A:35:ILE:HB	1:A:62:ILE:HG22	1.25	1.12
3:C:148:LEU:HD23	3:C:159:ALA:HB3	1.29	1.12
4:D:36:ALA:HA	4:D:42:LEU:HB3	1.30	1.12
1:T:163:LEU:O	1:T:180:VAL:HG11	1.48	1.12
3:V:18:LYS:HG3	3:V:62:PRO:HB3	1.29	1.12
6:Y:127:TYR:O	6:Y:131:LEU:HD13	1.50	1.12
4:W:77:LYS:HG3	4:W:84:LEU:HB3	1.30	1.12
4:D:165:PHE:CB	4:D:223:ILE:CB	2.28	1.11
1:T:114:GLU:HG2	1:T:141:ILE:HG22	1.30	1.11
1:T:136:VAL:HB	1:T:137:PRO:HD2	1.27	1.11
3:C:93:LEU:HD22	3:C:123:CYS:SG	1.90	1.11
3:V:102:VAL:HG22	3:V:103:ARG:N	1.61	1.11
1:T:194:PRO:HG2	1:T:292:PHE:CD1	1.87	1.10
3:C:77:TYR:HE2	3:C:90:LEU:HD23	1.10	1.10

*Continued on next page...*

*Continued from previous page...*

Atom-1	Atom-2	Interatomic distance (Å)	Clash overlap (Å)
4:D:41:VAL:HG11	4:D:59:ILE:HD11	1.27	1.10
3:V:99:ALA:HA	3:V:115:SER:HB3	1.31	1.10
4:D:165:PHE:CE1	4:D:247:PHE:CE2	2.38	1.09
5:X:24:ILE:HG21	5:X:41:ILE:HG22	1.09	1.09
3:C:253:ILE:HG13	3:C:257:SER:HB3	1.34	1.09
3:C:153:ASN:HD21	3:C:156:LEU:N	1.49	1.09
3:C:123:CYS:HA	3:C:134:CYS:HA	1.18	1.09
3:C:165:LYS:CB	3:C:198:SER:HB3	1.83	1.09
3:V:245:LEU:CD1	3:V:263:HIS:CE1	2.35	1.09
3:V:10:PRO:CA	3:V:350:MET:O	1.99	1.09
3:C:153:ASN:ND2	3:C:156:LEU:H	1.49	1.09
3:C:327:ASN:ND2	3:C:351:ASP:HB3	1.67	1.09
3:C:97:ARG:CB	3:C:117:SER:HB2	1.82	1.09
3:C:97:ARG:HB2	3:C:117:SER:HB2	1.35	1.09
3:C:263:HIS:CD2	6:F:21:CYS:HB3	1.87	1.08
7:G:38:ASP:HB2	7:G:41:GLU:HB3	1.32	1.08
3:V:254:THR:HG23	3:V:341:LYS:HD3	1.35	1.08
3:V:123:CYS:HB2	3:V:133:VAL:O	1.52	1.08
3:V:77:TYR:HE2	3:V:90:LEU:HD23	1.17	1.08
1:A:237:ASP:HB3	1:A:240:LYS:HB2	1.25	1.08
2:U:241:VAL:CG1	2:U:253:LYS:HD2	1.82	1.08
4:D:34:THR:HG23	4:D:44:HIS:CG	1.89	1.07
4:D:165:PHE:CE1	4:D:247:PHE:CD2	2.41	1.07
1:T:241:GLU:O	1:T:243:ASN:N	1.87	1.07
3:V:21:THR:O	3:V:42:TRP:CH2	2.08	1.07
4:D:165:PHE:HB2	4:D:223:ILE:CB	1.84	1.07
6:Y:9:LEU:CD1	6:Y:140:GLU:CG	2.32	1.07
1:A:62:ILE:CD1	1:A:92:PHE:CE1	2.33	1.07
4:D:45:ILE:HG13	4:D:57:VAL:HG22	1.11	1.07
4:D:199:LEU:HB2	4:D:224:THR:OG1	1.54	1.06
7:G:106:LEU:O	7:G:110:ILE:HG12	1.53	1.06
1:T:145:ALA:HB2	1:T:178:ILE:HD12	1.35	1.06
4:W:132:GLN:CG	4:W:160:ARG:N	2.18	1.06
5:X:24:ILE:HG22	5:X:41:ILE:HG22	1.15	1.06
3:V:148:LEU:HD23	3:V:159:ALA:CB	1.83	1.06
4:D:165:PHE:CD2	4:D:223:ILE:CB	2.38	1.06
3:V:102:VAL:CG2	3:V:103:ARG:H	1.66	1.06
5:X:42:VAL:HG22	5:X:140:THR:HG22	1.37	1.06
6:F:38:VAL:HG12	6:F:69:SER:HB2	1.06	1.06
2:U:241:VAL:HG11	2:U:253:LYS:CD	1.85	1.06
3:C:10:PRO:HB3	3:C:350:MET:HB3	1.36	1.06

*Continued on next page...*

*Continued from previous page...*

Atom-1	Atom-2	Interatomic distance (Å)	Clash overlap (Å)
3:V:73:ASP:OD2	6:Y:32:ARG:CD	2.04	1.06
3:C:148:LEU:HD23	3:C:159:ALA:CB	1.85	1.05
1:T:193:ILE:CG2	1:T:292:PHE:CZ	2.39	1.05
3:V:215:SER:OG	3:V:216:ARG:NH1	1.87	1.05
3:V:24:ALA:HB1	3:V:32:VAL:HG11	1.36	1.05
4:D:43:TYR:HE2	4:D:116:LEU:HD22	1.15	1.05
6:F:8:TYR:CG	6:F:55:ARG:HB2	1.91	1.05
5:X:149:PHE:CE2	5:X:156:PRO:CG	2.39	1.05
6:Y:67:ILE:HG23	6:Y:68:ASN:H	1.15	1.05
3:V:5:SER:CA	3:V:352:GLY:O	2.04	1.05
3:C:327:ASN:HD22	3:C:351:ASP:HB3	1.11	1.05
6:F:18:ALA:CA	7:G:142:VAL:HG22	1.84	1.05
3:C:8:VAL:HG23	4:D:282:PRO:HG2	1.33	1.05
4:D:41:VAL:HG13	4:D:59:ILE:HD11	1.37	1.05
2:B:241:VAL:HG11	2:B:253:LYS:HD2	1.09	1.05
3:C:77:TYR:CE2	3:C:90:LEU:HD23	1.93	1.04
1:T:120:PRO:HG2	2:U:202:TYR:CE2	1.90	1.04
3:C:21:THR:O	3:C:42:TRP:CZ3	2.10	1.04
3:C:18:LYS:HG3	3:C:62:PRO:HB3	1.34	1.04
6:Y:9:LEU:HD13	6:Y:140:GLU:OE2	1.57	1.04
7:G:42:VAL:HG21	7:G:57:ALA:CB	1.87	1.04
6:Y:9:LEU:HD11	6:Y:140:GLU:HG3	1.36	1.04
5:E:26:SER:HB2	5:E:139:GLU:CG	1.88	1.04
1:T:390:PHE:O	1:T:394:CYS:HB2	1.57	1.04
1:T:174:VAL:CG2	1:T:193:ILE:O	2.06	1.04
4:W:37:ASP:HB2	4:W:43:TYR:HE2	1.17	1.04
3:V:343:SER:HA	3:V:359:VAL:HB	1.37	1.04
5:E:19:MET:HE1	5:E:67:THR:CA	1.88	1.04
3:C:67:ILE:O	3:C:78:VAL:HG13	1.58	1.04
3:V:252:PHE:CE2	3:V:258:LEU:HD11	1.93	1.04
3:V:8:VAL:HG23	4:W:282:PRO:HG2	1.39	1.04
3:V:99:ALA:CB	3:V:114:GLY:O	2.04	1.04
6:Y:61:VAL:HG13	6:Y:74:ILE:HG12	1.05	1.04
3:C:14:HIS:CE1	3:C:348:THR:OG1	2.11	1.03
3:V:97:ARG:HB2	3:V:117:SER:HB2	1.39	1.03
7:Z:133:LEU:HG	7:Z:134:ALA:H	1.21	1.03
2:U:336:LYS:HG2	7:Z:21:GLU:CD	1.78	1.03
1:T:363:ILE:H	1:T:363:ILE:HD13	1.19	1.03
3:V:102:VAL:HG23	3:V:112:ALA:O	1.56	1.03
6:Y:9:LEU:HD11	6:Y:140:GLU:CG	1.87	1.03
3:V:64:SER:OG	3:V:108:GLU:OE1	1.73	1.03

*Continued on next page...*

*Continued from previous page...*

Atom-1	Atom-2	Interatomic distance (Å)	Clash overlap (Å)
1:A:177:VAL:O	1:A:179:PRO:HD3	1.57	1.03
7:G:42:VAL:HG21	7:G:57:ALA:HB1	1.37	1.03
2:U:329:VAL:HG12	2:U:330:LEU:HD12	1.40	1.03
3:C:247:LEU:HB3	3:C:261:ALA:O	1.57	1.03
3:V:212:ALA:HB2	3:V:339:LYS:CB	1.88	1.03
1:T:203:PHE:HZ	5:X:54:PHE:CE2	1.77	1.03
1:T:285:PRO:HB2	1:T:292:PHE:HB3	1.39	1.03
4:D:166:SER:O	4:D:167:THR:O	1.75	1.02
3:V:257:SER:OG	3:V:371:ILE:HA	1.57	1.02
3:V:72:THR:CG2	6:Y:26:SER:OG	2.07	1.02
3:V:253:ILE:HB	3:V:342:CYS:SG	1.98	1.02
3:V:77:TYR:HB3	3:V:89:THR:C	1.78	1.02
1:T:35:ILE:CG1	1:T:61:PHE:O	2.08	1.02
6:F:20:LEU:HG	6:F:21:CYS:H	1.19	1.02
2:U:321:LEU:HD13	2:U:340:PHE:CD1	1.93	1.02
4:W:150:GLU:HG2	4:W:167:THR:HA	1.37	1.02
6:Y:9:LEU:CD1	6:Y:140:GLU:OE2	2.06	1.02
3:C:249:ALA:O	3:C:260:ALA:HB1	0.84	1.02
6:Y:38:VAL:HG12	6:Y:69:SER:HB2	1.41	1.02
2:U:236:GLU:O	6:Y:105:ARG:HG2	1.57	1.02
1:T:99:LYS:HG3	4:W:5:GLU:HG3	1.41	1.01
5:E:26:SER:HB2	5:E:139:GLU:HG2	1.06	1.01
1:T:239:VAL:HG22	5:X:4:TYR:CZ	1.94	1.01
6:F:61:VAL:HG13	6:F:74:ILE:HG12	1.40	1.01
4:W:244:ILE:HG23	4:W:245:HIS:H	1.23	1.01
3:V:106:PRO:HD2	3:V:154:SER:HA	1.39	1.01
1:A:270:ASP:O	5:E:159:TRP:HH2	1.44	1.01
1:T:36:ALA:HB3	1:T:73:ALA:O	1.58	1.01
4:W:226:VAL:HG12	4:W:227:LEU:H	1.26	1.01
5:X:79:LEU:HD22	5:X:164:VAL:HB	1.43	1.01
2:B:202:TYR:CD2	2:B:252:ILE:HB	1.96	1.00
1:T:313:ARG:HB3	1:T:314:PRO:HD3	1.38	1.00
2:B:241:VAL:HG11	2:B:253:LYS:CD	1.91	1.00
2:B:241:VAL:CG1	2:B:253:LYS:HD2	1.90	1.00
4:D:41:VAL:CG1	4:D:59:ILE:CD1	2.39	1.00
6:F:18:ALA:HB2	7:G:142:VAL:HG22	1.43	1.00
1:A:208:LEU:HD21	1:A:215:ILE:HD12	1.43	1.00
6:Y:144:LYS:O	6:Y:148:GLU:HB2	1.61	1.00
1:A:336:GLN:CD	1:A:367:VAL:H	1.64	1.00
3:C:215:SER:OG	3:C:216:ARG:NH1	1.95	1.00
7:G:124:VAL:HG13	7:G:125:LEU:H	1.24	1.00

*Continued on next page...*

*Continued from previous page...*

Atom-1	Atom-2	Interatomic distance (Å)	Clash overlap (Å)
1:T:195:ILE:HG13	1:T:285:PRO:HB3	1.00	1.00
3:V:4:HIS:O	3:V:354:MET:CB	2.09	1.00
2:U:237:THR:HG22	6:Y:105:ARG:NE	1.76	1.00
3:V:122:ILE:C	3:V:134:CYS:SG	2.39	1.00
3:V:158:ALA:CB	3:V:168:ILE:HG13	1.90	0.99
4:W:165:PHE:HE2	4:W:225:PHE:CD2	1.79	0.99
6:Y:8:TYR:CG	6:Y:55:ARG:HB2	1.96	0.99
1:A:270:ASP:O	5:E:159:TRP:CH2	2.15	0.99
3:C:146:LEU:HD11	3:C:206:HIS:HA	1.44	0.99
4:D:36:ALA:CA	4:D:42:LEU:HB3	1.92	0.99
1:T:174:VAL:HA	1:T:196:ALA:HB2	1.41	0.99
1:A:82:ILE:HA	1:A:115:PRO:HG2	1.43	0.99
5:E:26:SER:CB	5:E:139:GLU:HG2	1.93	0.99
4:D:63:PHE:HD2	4:D:67:LEU:HD12	1.23	0.99
1:T:9:VAL:O	1:T:378:TRP:NE1	1.95	0.99
3:V:67:ILE:O	3:V:78:VAL:HG13	1.62	0.99
4:W:75:LEU:CD2	4:W:78:ARG:HB3	1.93	0.99
1:T:138:GLY:HA3	1:T:395:HIS:O	1.62	0.98
3:C:77:TYR:CE2	3:C:90:LEU:HA	1.99	0.98
4:D:244:ILE:HG23	4:D:245:HIS:H	1.24	0.98
1:T:238:LEU:O	1:T:242:PHE:HD2	1.45	0.98
1:T:151:ALA:CB	1:T:370:HIS:CD2	2.45	0.98
3:V:21:THR:O	3:V:42:TRP:HH2	1.43	0.98
6:F:38:VAL:HG12	6:F:69:SER:CB	1.92	0.98
3:V:334:VAL:HG12	3:V:335:LEU:H	1.27	0.98
2:U:322:LYS:HB3	7:Z:16:VAL:HG21	1.45	0.98
7:Z:124:VAL:HG13	7:Z:125:LEU:H	1.24	0.98
1:T:336:GLN:HG3	1:T:367:VAL:CG2	1.93	0.98
2:U:241:VAL:HG11	2:U:253:LYS:HD2	0.98	0.98
1:A:238:LEU:HD21	1:A:280:GLU:HG2	1.42	0.98
6:Y:60:LYS:O	6:Y:74:ILE:HG22	1.64	0.98
4:W:106:LYS:O	4:W:108:SER:N	1.97	0.98
5:X:149:PHE:CZ	5:X:156:PRO:HG3	1.99	0.97
6:F:38:VAL:CG1	6:F:69:SER:HB2	1.92	0.97
3:V:68:VAL:HB	3:V:104:TRP:CZ2	1.99	0.97
5:E:152:GLN:OE1	5:E:155:LYS:NZ	1.97	0.97
6:F:18:ALA:HA	7:G:142:VAL:HG22	1.45	0.97
3:V:269:LEU:H	3:V:283:GLY:HA3	1.22	0.97
4:W:186:LYS:HB2	4:W:198:VAL:O	1.62	0.97
4:D:162:THR:HB	4:D:225:PHE:O	0.80	0.97
1:T:211:ARG:NH1	1:T:274:GLU:OE1	1.96	0.97

*Continued on next page...*

*Continued from previous page...*

Atom-1	Atom-2	Interatomic distance (Å)	Clash overlap (Å)
5:X:104:PRO:HB2	5:X:111:PHE:HB2	1.43	0.97
3:C:14:HIS:CE1	3:C:348:THR:HG1	1.82	0.97
4:D:75:LEU:CD2	4:D:78:ARG:HB3	1.94	0.97
6:Y:67:ILE:HG23	6:Y:68:ASN:N	1.74	0.97
2:B:246:LEU:HB3	2:B:247:PRO:HD2	1.46	0.97
7:G:108:LYS:HG2	7:G:144:VAL:HG13	1.46	0.97
3:V:76:ALA:HB3	3:V:91:VAL:O	1.63	0.97
3:V:102:VAL:HG22	3:V:103:ARG:H	0.80	0.97
4:W:36:ALA:CB	4:W:42:LEU:HA	1.95	0.97
1:A:18:LYS:HG3	1:A:30:ILE:HG12	1.44	0.96
2:U:234:ALA:HB2	2:U:259:PHE:HZ	1.30	0.96
1:T:336:GLN:HG3	1:T:367:VAL:HG23	1.45	0.96
4:D:165:PHE:HD2	4:D:223:ILE:HG22	1.28	0.96
4:W:132:GLN:CG	4:W:160:ARG:H	1.78	0.96
1:A:180:VAL:HG12	1:A:181:ALA:H	1.29	0.96
3:C:30:HIS:HB3	3:C:51:HIS:O	1.63	0.96
1:T:304:ILE:HD12	1:T:316:TYR:CE1	2.01	0.96
3:V:259:VAL:HG12	3:V:260:ALA:H	1.31	0.96
4:W:132:GLN:HG2	4:W:159:ASP:HA	1.44	0.96
6:F:138:PHE:O	6:F:142:ILE:HG23	1.64	0.96
4:D:128:TYR:CE2	4:D:154:VAL:HG21	2.00	0.96
3:C:79:TRP:HA	3:C:87:LYS:O	1.64	0.96
3:C:93:LEU:CD2	3:C:123:CYS:SG	2.54	0.96
3:V:157:LEU:O	3:V:168:ILE:HG23	1.64	0.95
3:V:99:ALA:HA	3:V:115:SER:HB2	1.32	0.95
4:W:45:ILE:HG13	4:W:57:VAL:HG13	1.46	0.95
3:V:53:GLY:HA3	3:V:73:ASP:OD1	1.65	0.95
4:D:41:VAL:HG22	4:D:61:LEU:HD12	1.45	0.95
5:E:148:VAL:HG13	5:E:160:TRP:HE3	1.30	0.95
2:U:253:LYS:HE3	6:Y:99:GLU:HB3	1.47	0.95
3:V:123:CYS:CB	3:V:133:VAL:O	2.13	0.95
3:V:99:ALA:C	3:V:115:SER:CA	2.32	0.95
3:V:212:ALA:HB2	3:V:339:LYS:HB3	1.47	0.95
3:V:77:TYR:CE2	3:V:90:LEU:HD23	2.01	0.95
2:B:336:LYS:HB3	7:G:21:GLU:OE2	1.65	0.95
1:A:313:ARG:HB3	1:A:314:PRO:HD3	1.45	0.95
1:T:114:GLU:HG2	1:T:141:ILE:CG2	1.96	0.95
2:B:168:PRO:HG2	2:B:178:LEU:O	1.67	0.94
1:T:204:ILE:HG23	1:T:274:GLU:HB2	1.49	0.94
2:U:246:LEU:HB3	2:U:247:PRO:HD2	1.49	0.94
4:W:186:LYS:CD	4:W:198:VAL:H	1.79	0.94

*Continued on next page...*

*Continued from previous page...*

Atom-1	Atom-2	Interatomic distance (Å)	Clash overlap (Å)
4:W:248:ARG:NH1	4:W:249:ASP:OD1	2.00	0.94
4:W:27:LYS:HD3	4:W:28:PRO:HD2	1.47	0.94
1:T:136:VAL:HB	1:T:137:PRO:CD	1.98	0.94
7:Z:57:ALA:O	7:Z:59:LEU:N	2.00	0.94
1:A:102:ARG:CG	4:D:38:PHE:CE2	2.49	0.94
1:A:132:GLU:HG3	1:A:400:TYR:OH	1.66	0.94
6:F:152:SER:O	6:F:156:ARG:HB2	1.66	0.94
1:T:255:GLN:NE2	1:T:270:ASP:OD1	2.00	0.94
3:V:135:LYS:HG3	3:V:191:PHE:CE2	2.02	0.94
3:V:254:THR:HG22	3:V:255:GLU:H	1.29	0.94
3:V:72:THR:HG21	6:Y:26:SER:OG	1.68	0.94
3:C:24:ALA:HB1	3:C:32:VAL:HG11	1.48	0.94
3:C:115:SER:OG	3:C:119:VAL:O	1.85	0.94
1:A:363:ILE:H	1:A:363:ILE:HD13	1.33	0.94
1:T:203:PHE:CZ	5:X:54:PHE:CE2	2.56	0.94
2:U:318:GLU:CD	3:V:97:ARG:HH22	1.71	0.94
7:Z:63:PRO:HD2	7:Z:109:TYR:HH	0.86	0.93
3:C:77:TYR:HD2	3:C:90:LEU:CA	1.80	0.93
1:T:180:VAL:HG12	1:T:181:ALA:H	1.32	0.93
1:T:5:LEU:CD2	4:W:42:LEU:HD11	1.98	0.93
1:T:36:ALA:CB	1:T:73:ALA:O	2.16	0.93
1:A:177:VAL:HG11	1:A:303:VAL:HG21	1.50	0.93
3:V:148:LEU:HD23	3:V:159:ALA:HB3	1.48	0.93
3:V:173:ILE:CG2	3:V:176:VAL:HG22	1.98	0.93
5:X:19:MET:HE2	5:X:67:THR:OG1	1.68	0.93
6:F:61:VAL:HG22	6:F:74:ILE:HG23	1.47	0.93
4:D:77:LYS:HG3	4:D:84:LEU:HB3	1.50	0.93
3:C:146:LEU:CD1	3:C:205:VAL:O	2.17	0.93
3:C:245:LEU:CD1	3:C:263:HIS:HE1	1.71	0.93
3:C:77:TYR:HB3	3:C:89:THR:C	1.88	0.93
5:X:19:MET:CE	5:X:67:THR:N	2.32	0.93
3:C:146:LEU:CD1	3:C:206:HIS:CA	2.47	0.93
6:Y:101:PHE:O	6:Y:103:ILE:N	2.00	0.93
3:C:120:ILE:HD12	3:C:137:ILE:CD1	1.97	0.93
5:E:104:PRO:HB2	5:E:111:PHE:HB2	1.48	0.93
6:Y:61:VAL:HG22	6:Y:74:ILE:CB	1.98	0.93
4:W:227:LEU:HD23	4:W:231:HIS:HB2	1.48	0.92
5:X:63:GLU:HA	5:X:66:ARG:HD3	1.51	0.92
6:F:101:PHE:O	6:F:103:ILE:N	2.02	0.92
3:V:77:TYR:HD2	3:V:90:LEU:HA	1.14	0.92
3:V:153:ASN:HD21	3:V:156:LEU:H	1.00	0.92

*Continued on next page...*

*Continued from previous page...*

Atom-1	Atom-2	Interatomic distance (Å)	Clash overlap (Å)
3:V:172:TYR:CD2	3:V:180:PRO:HD3	2.04	0.92
4:W:132:GLN:HE21	4:W:159:ASP:C	1.72	0.92
1:A:236:PRO:O	1:A:334:ARG:NH1	2.03	0.92
3:C:76:ALA:O	3:C:91:VAL:HB	1.69	0.92
2:U:313:LEU:HG	2:U:317:LEU:HG	1.52	0.92
3:V:253:ILE:HG13	3:V:257:SER:HB3	1.52	0.92
1:A:120:PRO:HG3	2:B:201:GLY:CA	1.99	0.92
4:D:186:LYS:HZ3	4:D:199:LEU:HD12	1.34	0.92
2:U:182:LEU:HD11	2:U:281:LEU:HD11	1.48	0.92
3:V:30:HIS:HB3	3:V:51:HIS:O	1.70	0.92
4:D:132:GLN:HG2	4:D:159:ASP:HA	1.49	0.92
4:D:36:ALA:HB1	4:D:42:LEU:HD23	1.49	0.92
3:V:14:HIS:CE1	3:V:348:THR:OG1	2.23	0.92
1:A:62:ILE:HD13	1:A:92:PHE:CD1	2.04	0.92
4:D:27:LYS:HD3	4:D:28:PRO:HD2	1.52	0.92
4:W:165:PHE:HE2	4:W:225:PHE:HD2	1.00	0.92
2:U:326:LEU:HB2	2:U:335:GLU:OE1	1.70	0.92
3:V:24:ALA:HB1	3:V:32:VAL:CG1	1.99	0.92
3:C:151:HIS:O	3:C:153:ASN:N	2.03	0.91
3:V:151:HIS:O	3:V:153:ASN:N	2.03	0.91
4:W:132:GLN:HE21	4:W:159:ASP:CA	1.83	0.91
4:D:43:TYR:CE2	4:D:116:LEU:HD22	2.03	0.91
5:X:113:LEU:HD21	5:X:171:LYS:HG3	1.51	0.91
5:X:15:LEU:HA	5:X:20:ALA:HB2	1.52	0.91
3:C:30:HIS:HD1	3:C:53:GLY:C	1.74	0.91
4:W:132:GLN:HG2	4:W:160:ARG:N	1.81	0.91
1:T:37:ILE:HG22	1:T:59:ASP:O	1.71	0.91
3:V:13:CYS:SG	3:V:56:THR:O	2.28	0.91
1:A:35:ILE:HD12	1:A:62:ILE:CG2	2.01	0.91
4:W:165:PHE:CE2	4:W:225:PHE:CD2	2.59	0.91
5:X:26:SER:CB	5:X:139:GLU:HG2	2.00	0.91
2:U:175:LEU:O	2:U:177:HIS:N	2.03	0.91
4:D:121:PHE:O	4:D:124:VAL:HG12	1.69	0.91
5:E:155:LYS:O	5:E:157:SER:N	2.03	0.91
1:T:406:SER:HB2	1:T:409:ARG:HE	1.32	0.91
4:D:165:PHE:CG	4:D:223:ILE:CB	2.47	0.91
6:F:8:TYR:CD1	6:F:55:ARG:HB2	2.06	0.91
5:X:79:LEU:CD2	5:X:164:VAL:HB	2.01	0.91
7:Z:116:SER:O	7:Z:118:SER:N	2.03	0.91
3:C:30:HIS:ND1	3:C:53:GLY:C	2.24	0.90
4:D:162:THR:HG22	4:D:226:VAL:HA	1.50	0.90

*Continued on next page...*



*Continued from previous page...*

Atom-1	Atom-2	Interatomic distance (Å)	Clash overlap (Å)
1:T:336:GLN:CG	1:T:367:VAL:HG23	1.99	0.90
7:Z:104:ASP:OD2	7:Z:143:ARG:NH1	2.04	0.90
4:D:165:PHE:HZ	4:D:247:PHE:CE2	1.44	0.90
1:T:285:PRO:HG2	1:T:292:PHE:CD2	2.05	0.90
3:V:77:TYR:HD2	3:V:90:LEU:CA	1.83	0.90
2:U:241:VAL:HG13	2:U:253:LYS:HG2	1.51	0.90
3:V:243:GLU:HB3	7:Z:137:GLY:HA3	1.54	0.90
5:E:19:MET:CE	5:E:67:THR:HA	2.00	0.90
1:T:18:LYS:HG3	1:T:30:ILE:HG12	1.53	0.90
3:V:183:THR:HG23	3:V:184:PRO:HD2	1.53	0.90
3:V:4:HIS:O	3:V:354:MET:HB2	1.70	0.90
3:C:72:THR:O	3:C:74:ARG:N	2.03	0.90
7:G:57:ALA:O	7:G:59:LEU:N	2.05	0.90
1:A:166:THR:OG1	1:A:315:LEU:HG	1.71	0.90
7:G:63:PRO:CD	7:G:109:TYR:OH	2.19	0.90
4:W:37:ASP:HB2	4:W:43:TYR:CE2	2.05	0.90
4:D:63:PHE:CD2	4:D:67:LEU:HD12	2.06	0.90
1:T:308:PRO:O	1:T:311:VAL:HG12	1.70	0.90
3:V:110:LYS:HD3	3:V:173:ILE:HD11	1.51	0.90
3:V:224:SER:HA	3:V:246:PRO:HA	1.50	0.90
6:Y:61:VAL:HG23	6:Y:74:ILE:CG2	1.99	0.90
3:V:106:PRO:HB2	3:V:154:SER:HB3	1.52	0.90
1:T:128:GLU:HG2	1:T:129:ILE:H	1.35	0.89
1:T:284:HIS:CB	1:T:287:PHE:HB2	2.03	0.89
6:Y:9:LEU:CD1	6:Y:140:GLU:CD	2.41	0.89
1:A:102:ARG:HG3	4:D:38:PHE:CD2	2.07	0.89
3:C:143:SER:HB2	3:C:162:CYS:CB	2.02	0.89
4:D:69:ALA:O	4:D:71:GLY:N	2.06	0.89
7:Z:80:LEU:O	7:Z:84:ILE:HG13	1.71	0.89
2:B:241:VAL:HG13	2:B:253:LYS:HG2	1.54	0.89
3:C:249:ALA:HB1	3:C:332:ILE:HG22	1.52	0.89
2:U:321:LEU:HD13	2:U:340:PHE:HD1	1.33	0.89
1:A:308:PRO:O	1:A:311:VAL:HG12	1.73	0.89
3:C:165:LYS:HB3	3:C:198:SER:HB3	0.94	0.89
3:C:165:LYS:HG2	3:C:200:SER:O	1.72	0.89
1:T:304:ILE:HG21	1:T:316:TYR:CE2	2.08	0.89
6:Y:9:LEU:HD13	6:Y:140:GLU:HG3	1.52	0.89
4:D:214:ALA:HB1	4:D:222:TYR:OH	1.72	0.89
3:C:10:PRO:HB3	3:C:350:MET:CB	2.02	0.89
3:C:269:LEU:H	3:C:283:GLY:HA3	1.35	0.89
5:E:63:GLU:HA	5:E:66:ARG:HD3	1.54	0.89

*Continued on next page...*

*Continued from previous page...*

Atom-1	Atom-2	Interatomic distance (Å)	Clash overlap (Å)
4:D:165:PHE:HB2	4:D:223:ILE:N	1.87	0.89
1:T:194:PRO:HD2	1:T:292:PHE:HE1	1.09	0.89
1:A:128:GLU:HG2	1:A:129:ILE:H	1.37	0.89
3:C:21:THR:O	3:C:42:TRP:HH2	1.47	0.89
6:F:63:ILE:CD1	6:F:72:VAL:HG13	2.03	0.89
4:W:182:MET:HG3	4:W:200:PHE:CE1	2.08	0.89
4:D:165:PHE:CZ	4:D:247:PHE:HE2	1.60	0.88
2:U:321:LEU:HD22	2:U:340:PHE:CD2	2.08	0.88
3:V:158:ALA:HB1	3:V:168:ILE:HG13	1.51	0.88
4:W:80:TYR:OH	4:W:112:GLN:O	1.89	0.88
1:A:120:PRO:HG3	2:B:201:GLY:HA3	1.52	0.88
4:D:30:ALA:HB2	4:D:52:LYS:HG2	1.55	0.88
4:W:165:PHE:CE2	4:W:225:PHE:HD2	1.90	0.88
3:C:326:LYS:HB2	3:C:351:ASP:OD2	1.74	0.88
4:D:75:LEU:HD21	4:D:78:ARG:HB3	1.54	0.88
3:V:72:THR:O	3:V:74:ARG:N	2.05	0.88
4:W:132:GLN:HG3	4:W:160:ARG:N	1.87	0.88
1:T:116:PRO:HB3	1:T:185:VAL:HG11	1.53	0.88
2:U:261:ALA:HB3	2:U:262:PRO:HD3	1.56	0.88
3:C:14:HIS:O	3:C:331:GLN:NE2	2.06	0.88
1:A:370:HIS:CD2	1:A:371:HIS:H	1.92	0.88
4:D:8:ASN:OD1	4:D:43:TYR:CE1	2.26	0.88
5:X:26:SER:OG	5:X:139:GLU:CD	2.11	0.88
1:T:151:ALA:HB3	1:T:370:HIS:HD2	0.96	0.88
1:A:205:GLN:HE22	1:A:220:SER:C	1.78	0.88
4:D:165:PHE:HD2	4:D:223:ILE:CG2	1.76	0.88
4:D:36:ALA:CB	4:D:42:LEU:HB3	2.04	0.88
7:G:118:SER:HB3	7:G:121:SER:HB3	1.56	0.88
1:T:239:VAL:HG13	5:X:4:TYR:CE1	2.08	0.88
1:T:99:LYS:HG3	4:W:5:GLU:CG	2.04	0.88
4:W:106:LYS:C	4:W:108:SER:H	1.78	0.88
2:B:182:LEU:HD11	2:B:281:LEU:HD11	1.53	0.87
2:U:223:VAL:H	2:U:312:GLY:HA3	1.38	0.87
3:V:173:ILE:HG21	3:V:176:VAL:HG22	1.56	0.87
3:V:245:LEU:HD13	3:V:263:HIS:HE1	0.88	0.87
3:V:48:LEU:HD11	3:V:86:TRP:HB2	1.56	0.87
1:A:21:TYR:CE1	4:D:35:PHE:HB2	2.08	0.87
4:D:36:ALA:CB	4:D:42:LEU:HD23	2.05	0.87
4:D:142:ALA:H	4:D:154:VAL:CG2	1.85	0.87
3:C:263:HIS:HA	3:C:328:SER:CB	2.05	0.87
4:D:45:ILE:CG1	4:D:57:VAL:CG2	2.38	0.87

*Continued on next page...*

*Continued from previous page...*

Atom-1	Atom-2	Interatomic distance (Å)	Clash overlap (Å)
1:T:304:ILE:HD13	1:T:315:LEU:O	1.73	0.87
2:U:321:LEU:CB	2:U:340:PHE:CD1	2.56	0.87
4:W:237:ARG:C	4:W:241:ILE:HD13	1.95	0.87
5:X:19:MET:HE1	5:X:67:THR:N	1.87	0.87
1:A:208:LEU:CD2	1:A:215:ILE:HD12	2.03	0.87
1:A:193:ILE:HD11	1:A:299:VAL:HG11	1.57	0.87
7:G:104:ASP:OD2	7:G:143:ARG:NH1	2.07	0.87
3:V:347:THR:H	3:V:355:SER:HB3	1.38	0.87
1:A:9:VAL:O	1:A:378:TRP:NE1	2.06	0.86
3:V:253:ILE:CG1	3:V:257:SER:HB3	2.05	0.86
3:C:245:LEU:HB3	3:C:246:PRO:HD2	1.56	0.86
1:A:211:ARG:HD3	5:E:159:TRP:CZ3	2.10	0.86
1:T:178:ILE:HG22	1:T:190:ILE:CD1	2.03	0.86
5:X:5:HIS:CD2	5:X:58:TYR:CZ	2.62	0.86
6:Y:8:TYR:CD1	6:Y:55:ARG:HB2	2.10	0.86
1:T:241:GLU:C	1:T:243:ASN:H	1.77	0.86
3:V:98:ALA:C	3:V:115:SER:HB2	1.94	0.86
4:W:165:PHE:CZ	4:W:247:PHE:CD2	2.64	0.86
3:C:123:CYS:HB3	3:C:133:VAL:O	1.74	0.86
3:V:102:VAL:O	3:V:103:ARG:HG2	1.75	0.86
3:C:327:ASN:HD22	3:C:351:ASP:CB	1.89	0.86
3:V:98:ALA:O	3:V:115:SER:CB	2.19	0.86
4:D:45:ILE:HD12	4:D:45:ILE:H	1.39	0.86
3:V:247:LEU:O	3:V:248:LEU:HD22	1.74	0.86
4:D:10:ILE:C	4:D:11:ILE:HD12	1.97	0.86
3:C:334:VAL:HG12	3:C:335:LEU:H	1.41	0.85
1:T:37:ILE:HA	1:T:72:TYR:HD2	1.41	0.85
1:A:165:GLY:HA3	1:A:318:ASN:HB3	1.56	0.85
1:T:240:LYS:O	1:T:242:PHE:N	2.09	0.85
1:A:82:ILE:HG12	1:A:83:VAL:N	1.89	0.85
1:T:203:PHE:HZ	5:X:54:PHE:CD2	1.93	0.85
6:Y:102:PHE:O	6:Y:122:HIS:NE2	2.10	0.85
1:A:21:TYR:OH	1:A:101:LEU:O	1.92	0.85
3:C:155:VAL:HG21	3:C:180:PRO:HB3	1.59	0.85
3:V:121:SER:HB3	3:V:136:HIS:CE1	2.11	0.85
4:W:280:ALA:HB3	6:Y:126:MET:SD	2.17	0.85
3:V:258:LEU:O	3:V:270:PHE:HB2	1.76	0.85
1:A:278:GLY:O	1:A:281:ILE:HG13	1.76	0.85
3:C:104:TRP:O	3:C:150:TRP:NE1	2.09	0.85
4:D:165:PHE:HB2	4:D:223:ILE:HB	1.38	0.85
3:V:129:ASN:ND2	3:V:131:TRP:CE3	2.44	0.85

*Continued on next page...*

*Continued from previous page...*

Atom-1	Atom-2	Interatomic distance (Å)	Clash overlap (Å)
4:W:194:THR:HB	4:W:230:ARG:CZ	2.07	0.85
5:X:15:LEU:HA	5:X:20:ALA:CB	2.06	0.85
5:E:149:PHE:CD2	5:E:156:PRO:HA	2.11	0.85
1:T:211:ARG:HD2	1:T:212:GLU:H	1.40	0.85
4:D:59:ILE:HD12	4:D:116:LEU:HD11	1.58	0.85
3:V:269:LEU:N	3:V:283:GLY:HA3	1.91	0.85
1:A:336:GLN:OE1	1:A:367:VAL:N	2.10	0.85
3:C:253:ILE:CG1	3:C:257:SER:HB3	2.06	0.85
2:U:321:LEU:CD2	2:U:340:PHE:CG	2.59	0.85
5:X:155:LYS:C	5:X:157:SER:H	1.80	0.85
3:C:116:GLY:HA2	3:C:145:VAL:N	1.92	0.84
4:D:68:GLN:HG3	4:D:73:ASP:CG	1.96	0.84
1:T:120:PRO:HG2	2:U:202:TYR:CZ	2.11	0.84
3:C:73:ASP:OD2	6:F:32:ARG:CD	2.24	0.84
1:T:278:GLY:O	1:T:281:ILE:HG13	1.77	0.84
3:C:146:LEU:HD13	3:C:206:HIS:HA	1.60	0.84
1:T:321:LEU:HB3	1:T:326:THR:HB	1.59	0.84
2:U:237:THR:HG22	6:Y:105:ARG:HE	1.38	0.84
3:C:116:GLY:HA2	3:C:145:VAL:H	1.43	0.84
4:D:8:ASN:ND2	4:D:43:TYR:OH	2.09	0.84
4:W:35:PHE:O	4:W:43:TYR:N	2.10	0.84
1:A:181:ALA:CB	1:A:186:ILE:HD11	2.07	0.84
4:D:106:LYS:O	4:D:106:LYS:HD2	1.78	0.84
1:T:69:LYS:HD2	1:T:72:TYR:CD1	2.12	0.84
3:V:120:ILE:O	3:V:121:SER:OG	1.95	0.84
3:C:97:ARG:HG3	3:C:117:SER:CB	2.08	0.84
1:T:177:VAL:HG11	1:T:303:VAL:HG21	1.59	0.84
4:W:132:GLN:HG2	4:W:159:ASP:CA	2.08	0.84
1:A:138:GLY:HA3	1:A:395:HIS:O	1.78	0.84
1:A:103:ALA:C	4:D:38:PHE:HE1	1.81	0.84
3:C:158:ALA:HB2	3:C:168:ILE:HG13	1.59	0.84
1:A:211:ARG:HD3	5:E:159:TRP:CH2	2.13	0.84
6:F:102:PHE:O	6:F:122:HIS:NE2	2.10	0.84
2:U:154:GLY:O	2:U:169:VAL:HB	1.78	0.84
5:X:26:SER:OG	5:X:139:GLU:OE2	1.95	0.84
1:A:135:ASN:OD1	1:A:397:LYS:HD2	1.78	0.84
4:D:280:ALA:O	6:F:127:TYR:HD1	1.61	0.84
3:V:160:GLY:HA3	3:V:205:VAL:HG11	1.58	0.84
2:B:223:VAL:H	2:B:312:GLY:HA3	1.41	0.83
1:T:186:ILE:CG2	1:T:189:CYS:HB2	2.08	0.83
5:E:23:PRO:HB3	5:E:32:ALA:HB1	1.60	0.83

*Continued on next page...*

*Continued from previous page...*

Atom-1	Atom-2	Interatomic distance (Å)	Clash overlap (Å)
6:F:76:VAL:HB	6:F:78:GLN:HE22	1.42	0.83
7:Z:118:SER:HB3	7:Z:121:SER:HB3	1.58	0.83
3:C:77:TYR:CD2	3:C:90:LEU:CA	2.55	0.83
4:D:41:VAL:HG22	4:D:61:LEU:CD1	2.08	0.83
1:T:208:LEU:HG	1:T:211:ARG:HH21	1.43	0.83
1:T:151:ALA:CB	1:T:370:HIS:HD2	1.87	0.83
5:E:136:LEU:O	5:E:140:THR:OG1	1.95	0.83
4:W:153:TYR:O	4:W:164:VAL:N	2.12	0.83
1:T:5:LEU:HD22	4:W:42:LEU:HD11	1.60	0.83
4:D:116:LEU:HD23	4:D:117:LYS:N	1.93	0.83
3:V:104:TRP:O	3:V:150:TRP:NE1	2.11	0.83
1:A:336:GLN:OE1	1:A:366:GLN:HA	1.78	0.83
3:C:332:ILE:HB	3:C:347:THR:HG22	1.57	0.83
7:G:80:LEU:O	7:G:84:ILE:HG13	1.78	0.83
3:V:102:VAL:HA	3:V:112:ALA:O	1.78	0.83
3:V:77:TYR:CE2	3:V:90:LEU:HA	2.12	0.83
6:Y:145:GLU:O	6:Y:149:MET:HG2	1.79	0.83
2:U:169:VAL:HG12	2:U:170:TYR:H	1.44	0.83
2:U:321:LEU:CD1	2:U:340:PHE:HB2	2.09	0.83
6:Y:60:LYS:C	6:Y:74:ILE:HG23	1.97	0.83
3:V:158:ALA:HB2	3:V:168:ILE:CG1	2.09	0.83
3:V:72:THR:HG22	6:Y:26:SER:OG	1.76	0.83
3:C:116:GLY:HA3	3:C:144:THR:HA	1.61	0.83
3:C:205:VAL:HA	3:C:221:SER:HA	1.60	0.83
4:D:45:ILE:CB	4:D:57:VAL:HG22	2.08	0.83
3:C:70:CYS:SG	3:C:113:VAL:HG11	2.18	0.82
1:A:237:ASP:HB3	1:A:240:LYS:CB	2.06	0.82
3:C:172:TYR:HE1	3:C:174:LYS:HG2	1.43	0.82
3:C:263:HIS:CA	3:C:328:SER:HB3	2.08	0.82
4:D:130:GLN:HG3	4:D:134:GLU:CD	1.99	0.82
1:T:151:ALA:O	1:T:154:THR:HG22	1.79	0.82
3:C:164:PHE:O	3:C:205:VAL:HG23	1.79	0.82
3:C:286:ASP:OD1	3:C:287:VAL:N	2.12	0.82
6:F:18:ALA:HA	7:G:142:VAL:CG2	2.09	0.82
1:T:178:ILE:CG2	1:T:190:ILE:HD13	2.07	0.82
3:V:102:VAL:HG23	3:V:112:ALA:C	1.98	0.82
1:A:134:PHE:CD1	4:D:256:LYS:HD3	2.14	0.82
3:C:10:PRO:CA	3:C:350:MET:O	2.27	0.82
4:W:116:LEU:HD23	4:W:117:LYS:N	1.94	0.82
1:A:205:GLN:NE2	1:A:220:SER:O	2.11	0.82
3:V:140:PRO:HD2	3:V:169:PHE:CZ	2.14	0.82

*Continued on next page...*

*Continued from previous page...*

Atom-1	Atom-2	Interatomic distance (Å)	Clash overlap (Å)
1:A:35:ILE:CB	1:A:62:ILE:HG22	2.09	0.82
1:T:201:THR:HB	1:T:224:ALA:HB1	1.60	0.82
1:T:114:GLU:HB2	1:T:118:ASN:HD22	1.43	0.82
1:T:31:ILE:HD12	1:T:63:GLY:HA3	1.62	0.82
2:U:204:PHE:HZ	2:U:250:ARG:NH1	1.74	0.82
4:W:186:LYS:HD3	4:W:198:VAL:O	1.79	0.82
2:U:204:PHE:CZ	2:U:250:ARG:CZ	2.62	0.82
4:D:36:ALA:HA	4:D:42:LEU:CB	2.10	0.82
2:U:313:LEU:N	2:U:314:PRO:CD	2.42	0.82
3:V:158:ALA:HB2	3:V:168:ILE:HG13	1.61	0.82
1:A:134:PHE:HD1	4:D:256:LYS:HD3	1.45	0.82
3:C:152:PRO:HG2	3:C:212:ALA:HA	1.62	0.82
2:U:202:TYR:CE1	2:U:252:ILE:HB	2.13	0.82
3:V:102:VAL:CG2	3:V:112:ALA:O	2.27	0.82
7:Z:38:ASP:HB2	7:Z:41:GLU:HB3	1.59	0.82
2:B:168:PRO:CG	2:B:178:LEU:O	2.28	0.81
1:A:211:ARG:NH1	5:E:159:TRP:HZ3	1.78	0.81
6:F:63:ILE:HD13	6:F:72:VAL:HG13	1.62	0.81
4:W:215:ALA:O	4:W:222:TYR:OH	1.96	0.81
3:V:8:VAL:HG13	3:V:9:GLU:H	1.43	0.81
1:A:165:GLY:N	1:A:180:VAL:HG21	1.95	0.81
3:C:120:ILE:CG1	3:C:137:ILE:HD11	2.08	0.81
1:T:285:PRO:HB2	1:T:292:PHE:CB	2.10	0.81
4:W:77:LYS:HG3	4:W:84:LEU:CB	2.08	0.81
5:X:136:LEU:O	5:X:140:THR:OG1	1.98	0.81
1:A:99:LYS:HG3	4:D:5:GLU:HG3	1.62	0.81
2:U:241:VAL:CG1	2:U:253:LYS:CG	2.59	0.81
3:V:143:SER:HB2	3:V:162:CYS:HB2	1.62	0.81
6:Y:61:VAL:CB	6:Y:74:ILE:HG12	2.10	0.81
1:A:260:ASN:HB2	1:A:265:LYS:O	1.81	0.81
3:C:24:ALA:HB1	3:C:32:VAL:CG1	2.10	0.81
4:D:202:HIS:CD2	4:D:203:ARG:HG3	2.16	0.81
6:F:76:VAL:HB	6:F:78:GLN:NE2	1.96	0.81
7:Z:87:LYS:N	7:Z:87:LYS:HD3	1.96	0.81
2:U:241:VAL:CG1	2:U:253:LYS:CD	2.51	0.81
3:V:115:SER:H	3:V:145:VAL:HB	1.45	0.81
3:C:123:CYS:HA	3:C:134:CYS:CA	2.07	0.81
3:C:8:VAL:HG13	3:C:9:GLU:H	1.46	0.81
5:E:83:GLN:HG3	5:E:161:THR:HG1	1.46	0.81
1:T:102:ARG:HG2	4:W:37:ASP:OD1	1.79	0.81
1:T:304:ILE:CD1	1:T:316:TYR:CE1	2.64	0.81

*Continued on next page...*

*Continued from previous page...*

Atom-1	Atom-2	Interatomic distance (Å)	Clash overlap (Å)
3:C:173:ILE:HB	3:C:176:VAL:CG2	2.11	0.81
1:A:71:THR:HG23	1:A:72:TYR:CD1	2.16	0.81
5:E:19:MET:CE	5:E:67:THR:CA	2.59	0.81
3:C:97:ARG:HB2	3:C:117:SER:CB	2.11	0.80
1:T:116:PRO:HB3	1:T:185:VAL:CG1	2.10	0.80
3:V:73:ASP:OD2	6:Y:32:ARG:HD3	1.79	0.80
3:C:143:SER:CB	3:C:162:CYS:HB2	2.09	0.80
3:V:107:ASN:HD22	3:V:109:LYS:H	1.27	0.80
4:W:75:LEU:HD21	4:W:78:ARG:HB3	1.59	0.80
5:X:19:MET:CE	5:X:67:THR:OG1	2.29	0.80
6:Y:54:SER:OG	7:Z:117:PRO:HG2	1.81	0.80
2:B:253:LYS:HE3	6:F:99:GLU:HB3	1.63	0.80
4:D:165:PHE:HB3	4:D:223:ILE:HD12	1.63	0.80
6:F:61:VAL:HG13	6:F:74:ILE:CG1	2.12	0.80
2:U:220:LEU:H	2:U:220:LEU:HD12	1.45	0.80
3:V:100:ARG:HG2	3:V:146:LEU:HD23	1.63	0.80
3:C:116:GLY:CA	3:C:144:THR:HA	2.12	0.80
3:C:30:HIS:CB	3:C:51:HIS:O	2.28	0.80
1:T:193:ILE:HG23	1:T:292:PHE:CD1	2.13	0.80
7:Z:74:ARG:O	7:Z:78:ILE:HG13	1.82	0.80
1:A:35:ILE:HD11	1:A:60:PHE:HD2	1.45	0.80
3:C:253:ILE:HG13	3:C:257:SER:CB	2.12	0.80
4:D:63:PHE:HD2	4:D:67:LEU:CD1	1.95	0.80
1:A:114:GLU:HB2	1:A:118:ASN:HD22	1.47	0.80
1:A:120:PRO:HG3	2:B:201:GLY:C	2.03	0.80
4:D:153:TYR:HB2	4:D:164:VAL:HB	1.63	0.80
3:C:73:ASP:OD2	6:F:32:ARG:NE	2.15	0.80
1:T:207:LEU:O	1:T:207:LEU:HD23	1.82	0.80
1:A:100:TYR:O	4:D:10:ILE:HG12	1.82	0.79
3:C:116:GLY:CA	3:C:145:VAL:H	1.96	0.79
5:E:148:VAL:HG13	5:E:160:TRP:CE3	2.15	0.79
1:T:71:THR:HG23	1:T:72:TYR:CD1	2.17	0.79
4:W:165:PHE:CE1	4:W:247:PHE:CD2	2.70	0.79
5:X:19:MET:HE1	5:X:67:THR:HA	0.81	0.79
6:Y:36:PRO:HA	6:Y:69:SER:HB3	1.64	0.79
4:D:165:PHE:HB2	4:D:223:ILE:C	2.01	0.79
1:T:317:LYS:HE2	1:T:364:ASP:OD2	1.82	0.79
6:Y:73:SER:C	6:Y:74:ILE:HG13	2.02	0.79
3:C:152:PRO:CG	3:C:212:ALA:HA	2.11	0.79
3:C:261:ALA:HB1	3:C:266:PHE:O	1.83	0.79
4:D:165:PHE:HB3	4:D:223:ILE:CD1	2.12	0.79

*Continued on next page...*

*Continued from previous page...*

Atom-1	Atom-2	Interatomic distance (Å)	Clash overlap (Å)
7:G:74:ARG:O	7:G:78:ILE:HG13	1.83	0.79
7:G:87:LYS:HD3	7:G:87:LYS:N	1.97	0.79
2:U:329:VAL:CG1	2:U:330:LEU:HD12	2.12	0.79
3:V:156:LEU:HD23	3:V:170:SER:HB2	1.65	0.79
3:V:212:ALA:HB2	3:V:339:LYS:HB2	1.64	0.79
4:W:77:LYS:CG	4:W:84:LEU:HB3	2.10	0.79
2:U:371:PHE:O	2:U:372:TRP:CB	2.31	0.79
5:X:60:ILE:HD12	5:X:60:ILE:H	1.46	0.79
6:Y:139:MET:O	6:Y:142:ILE:HG12	1.83	0.79
3:C:34:ILE:O	3:C:45:VAL:N	2.15	0.79
3:V:173:ILE:CB	3:V:176:VAL:HG22	2.12	0.79
4:W:188:GLY:O	4:W:190:ARG:HG2	1.83	0.79
6:Y:67:ILE:CG2	6:Y:68:ASN:H	1.90	0.79
3:C:123:CYS:SG	3:C:134:CYS:HB2	2.23	0.79
5:E:26:SER:CB	5:E:139:GLU:CG	2.58	0.79
6:F:18:ALA:HB1	7:G:142:VAL:HA	1.63	0.79
1:T:326:THR:O	1:T:373:GLN:OE1	2.01	0.79
4:W:186:LYS:HD2	4:W:198:VAL:H	1.46	0.79
3:C:122:ILE:HG23	3:C:135:LYS:HB2	1.63	0.79
3:V:101:CYS:SG	3:V:147:SER:HA	2.23	0.79
4:D:165:PHE:CE2	4:D:225:PHE:CE1	2.71	0.79
4:D:165:PHE:CB	4:D:223:ILE:N	2.45	0.79
1:A:31:ILE:HD12	1:A:63:GLY:HA3	1.63	0.78
3:C:97:ARG:CG	3:C:117:SER:HB2	2.12	0.78
3:C:172:TYR:HE1	3:C:174:LYS:CG	1.95	0.78
1:T:120:PRO:HG3	2:U:201:GLY:O	1.82	0.78
6:Y:36:PRO:HG2	6:Y:39:GLU:HB2	1.63	0.78
1:T:114:GLU:HB2	1:T:118:ASN:ND2	1.98	0.78
4:W:132:GLN:HG2	4:W:160:ARG:H	1.39	0.78
4:W:37:ASP:N	4:W:41:VAL:O	2.16	0.78
1:T:208:LEU:HG	1:T:211:ARG:NH2	1.98	0.78
4:W:146:TYR:OH	4:W:150:GLU:HB3	1.83	0.78
1:A:208:LEU:HD21	1:A:215:ILE:CD1	2.12	0.78
1:T:284:HIS:HB2	1:T:287:PHE:HB2	1.64	0.78
1:T:194:PRO:CD	1:T:292:PHE:HD1	1.70	0.78
4:W:59:ILE:HD12	4:W:116:LEU:HD11	1.65	0.78
1:T:165:GLY:O	1:T:180:VAL:HG23	1.82	0.78
3:V:332:ILE:HG13	3:V:347:THR:HG22	1.65	0.78
5:X:149:PHE:HE2	5:X:156:PRO:HG3	1.43	0.78
3:V:122:ILE:O	3:V:135:LYS:N	2.13	0.78
4:D:124:VAL:HG13	4:D:125:PHE:CD1	2.17	0.78

*Continued on next page...*



*Continued from previous page...*

Atom-1	Atom-2	Interatomic distance (Å)	Clash overlap (Å)
4:D:165:PHE:CE2	4:D:225:PHE:CD1	2.71	0.78
3:V:14:HIS:CE1	3:V:348:THR:HG23	2.19	0.78
4:W:165:PHE:CE1	4:W:247:PHE:HD2	2.02	0.78
4:D:186:LYS:NZ	4:D:199:LEU:HD12	1.97	0.78
6:F:22:LEU:HD22	6:F:67:ILE:HA	1.64	0.78
6:Y:61:VAL:CA	6:Y:74:ILE:HG23	2.14	0.78
2:B:241:VAL:CG1	2:B:253:LYS:HG2	2.14	0.78
6:Y:62:LEU:HD21	6:Y:71:ARG:HH21	1.49	0.78
1:A:260:ASN:ND2	1:A:263:SER:OG	2.17	0.78
4:D:165:PHE:CE1	4:D:247:PHE:HE2	1.91	0.78
1:T:11:ASP:O	1:T:18:LYS:HE2	1.83	0.78
3:V:79:TRP:CH2	3:V:88:PRO:HB3	2.19	0.78
5:X:16:ILE:O	5:X:18:ASN:N	2.17	0.78
5:X:83:GLN:OE1	5:X:164:VAL:HG11	1.83	0.78
1:A:165:GLY:H	1:A:180:VAL:CG2	1.97	0.77
4:D:41:VAL:HG11	4:D:59:ILE:CD1	2.10	0.77
3:V:153:ASN:HD21	3:V:156:LEU:N	1.79	0.77
1:T:21:TYR:CE2	4:W:35:PHE:HB2	2.20	0.77
3:V:102:VAL:O	3:V:103:ARG:CG	2.33	0.77
3:V:70:CYS:SG	3:V:113:VAL:HG11	2.24	0.77
3:V:343:SER:CA	3:V:359:VAL:HB	2.13	0.77
3:V:344:GLN:N	3:V:359:VAL:HG23	2.00	0.77
5:X:24:ILE:HG12	5:X:135:GLN:NE2	1.98	0.77
4:D:199:LEU:CB	4:D:224:THR:OG1	2.32	0.77
5:E:26:SER:OG	5:E:139:GLU:CD	2.23	0.77
1:A:211:ARG:NH1	5:E:159:TRP:CZ3	2.53	0.77
1:T:363:ILE:H	1:T:363:ILE:CD1	1.97	0.77
2:U:321:LEU:CD1	2:U:340:PHE:CD1	2.68	0.77
2:U:321:LEU:HD13	2:U:340:PHE:HB2	1.66	0.77
3:C:120:ILE:HB	3:C:137:ILE:HD11	0.80	0.77
3:V:135:LYS:HB3	3:V:191:PHE:CZ	2.18	0.77
4:D:194:THR:O	4:D:231:HIS:NE2	2.17	0.77
4:D:165:PHE:CE1	4:D:247:PHE:HD2	1.97	0.77
2:B:336:LYS:HD3	7:G:21:GLU:HG2	1.65	0.77
3:V:107:ASN:OD1	3:V:154:SER:HB2	1.84	0.77
7:Z:99:ASP:O	7:Z:103:VAL:HG23	1.83	0.77
1:A:114:GLU:HB2	1:A:118:ASN:ND2	1.99	0.77
3:C:261:ALA:HB2	3:C:267:PRO:HA	1.67	0.77
4:D:106:LYS:HZ3	4:D:106:LYS:H	1.32	0.77
4:D:34:THR:HG23	4:D:44:HIS:CD2	2.18	0.77
4:W:116:LEU:HD23	4:W:117:LYS:H	1.49	0.77

*Continued on next page...*

*Continued from previous page...*

Atom-1	Atom-2	Interatomic distance (Å)	Clash overlap (Å)
4:W:68:GLN:HG3	4:W:73:ASP:OD2	1.85	0.77
3:C:120:ILE:CD1	3:C:137:ILE:HD12	2.13	0.77
4:D:165:PHE:CD2	4:D:223:ILE:HG22	2.06	0.77
4:D:198:VAL:HG13	4:D:224:THR:O	1.85	0.77
1:T:238:LEU:O	1:T:242:PHE:CD2	2.36	0.77
4:W:30:ALA:HB2	4:W:52:LYS:HG2	1.65	0.77
2:B:241:VAL:CG1	2:B:253:LYS:CD	2.58	0.77
5:E:162:CYS:O	5:E:164:VAL:N	2.18	0.77
5:E:91:GLY:HA2	5:E:94:GLU:OE1	1.85	0.77
3:V:14:HIS:ND1	3:V:348:THR:OG1	2.17	0.77
4:W:36:ALA:HB2	4:W:42:LEU:HA	1.65	0.77
5:X:23:PRO:HB2	5:X:35:GLU:HG2	1.66	0.77
2:U:322:LYS:HG2	7:Z:16:VAL:HG11	1.67	0.77
3:C:72:THR:HG21	6:F:26:SER:OG	1.84	0.77
3:V:99:ALA:CA	3:V:115:SER:HB3	1.98	0.77
1:A:82:ILE:CA	1:A:115:PRO:HG2	2.13	0.76
3:C:77:TYR:HD2	3:C:89:THR:O	1.46	0.76
4:W:155:GLU:HB2	4:W:162:THR:OG1	1.86	0.76
1:T:118:ASN:OD1	1:T:123:ARG:HG3	1.85	0.76
4:W:153:TYR:HB2	4:W:164:VAL:HB	1.66	0.76
1:T:104:GLU:OE2	4:W:248:ARG:NH1	2.17	0.76
5:X:108:GLU:O	5:X:110:GLY:N	2.18	0.76
3:C:327:ASN:HB2	3:C:351:ASP:OD1	1.85	0.76
4:D:158:LYS:HG3	4:D:159:ASP:OD2	1.85	0.76
4:D:182:MET:HG3	4:D:200:PHE:CE1	2.21	0.76
7:G:105:LEU:H	7:G:105:LEU:HD12	1.50	0.76
2:U:313:LEU:H	2:U:314:PRO:CD	1.97	0.76
6:Y:61:VAL:HG22	6:Y:74:ILE:HG21	0.77	0.76
5:E:26:SER:HA	5:E:139:GLU:OE1	1.85	0.76
6:F:24:ASN:OD1	6:F:120:ASN:ND2	2.19	0.76
3:C:223:ASP:HB3	7:G:146:THR:HB	1.65	0.76
3:V:99:ALA:CB	3:V:115:SER:HB3	2.15	0.76
4:W:130:GLN:HG3	4:W:134:GLU:CD	2.05	0.76
4:W:48:PRO:HG3	4:W:54:LYS:HD2	1.68	0.76
2:B:234:ALA:HB2	2:B:259:PHE:HZ	1.49	0.76
4:D:186:LYS:HD3	4:D:198:VAL:C	2.06	0.76
5:E:16:ILE:HG22	5:E:20:ALA:O	1.85	0.76
6:F:61:VAL:CG1	6:F:74:ILE:HG12	2.14	0.76
3:V:79:TRP:CA	3:V:87:LYS:O	2.30	0.76
3:V:79:TRP:CZ3	3:V:88:PRO:HD3	2.21	0.76
5:X:19:MET:HE3	5:X:67:THR:N	2.00	0.76

*Continued on next page...*

*Continued from previous page...*

Atom-1	Atom-2	Interatomic distance (Å)	Clash overlap (Å)
2:U:315:SER:HB2	6:Y:31:GLU:HB3	1.67	0.76
1:T:211:ARG:CD	1:T:212:GLU:H	1.98	0.76
4:D:116:LEU:HD23	4:D:117:LYS:H	1.51	0.76
1:T:304:ILE:HG21	1:T:316:TYR:CZ	2.21	0.76
1:T:281:ILE:HD12	1:T:282:PHE:N	2.01	0.76
4:W:75:LEU:CD1	4:W:78:ARG:HD3	2.16	0.76
1:T:163:LEU:O	1:T:180:VAL:CG1	2.31	0.75
1:T:186:ILE:HG21	1:T:189:CYS:HB2	1.68	0.75
1:T:102:ARG:NH1	4:W:5:GLU:HB2	2.01	0.75
5:X:19:MET:HE1	5:X:67:THR:CB	2.15	0.75
1:A:69:LYS:HD2	1:A:72:TYR:CD1	2.22	0.75
3:C:77:TYR:HD2	3:C:90:LEU:HA	1.16	0.75
4:D:203:ARG:O	4:D:204:GLU:HG2	1.86	0.75
7:G:124:VAL:HG22	7:G:126:LEU:H	1.50	0.75
3:V:10:PRO:HB3	3:V:350:MET:CA	2.17	0.75
4:W:207:LEU:O	4:W:209:LEU:N	2.19	0.75
2:B:273:VAL:HG12	2:B:275:GLY:H	1.51	0.75
3:C:144:THR:HB	3:C:162:CYS:SG	2.26	0.75
4:W:132:GLN:NE2	4:W:159:ASP:C	2.40	0.75
4:W:207:LEU:C	4:W:209:LEU:H	1.89	0.75
4:W:80:TYR:CZ	4:W:112:GLN:O	2.40	0.75
5:X:16:ILE:CG1	5:X:125:GLU:HG2	2.15	0.75
4:D:75:LEU:HD11	4:D:78:ARG:CZ	2.16	0.75
4:D:8:ASN:OD1	4:D:43:TYR:CZ	2.39	0.75
5:X:26:SER:HA	5:X:139:GLU:OE1	1.85	0.75
2:U:237:THR:HG22	6:Y:105:ARG:CD	2.16	0.75
1:A:319:ILE:HB	1:A:367:VAL:HA	1.68	0.75
2:U:277:GLY:O	2:U:281:LEU:HB2	1.85	0.75
3:V:153:ASN:ND2	3:V:156:LEU:H	1.81	0.75
3:V:173:ILE:HD12	3:V:173:ILE:N	2.02	0.75
3:V:173:ILE:HB	3:V:176:VAL:HG22	1.68	0.75
1:A:112:LEU:HD13	1:A:113:THR:O	1.85	0.75
3:C:123:CYS:CA	3:C:134:CYS:HA	2.08	0.75
3:C:173:ILE:HB	3:C:176:VAL:HG22	1.67	0.75
6:F:18:ALA:O	7:G:145:LEU:HD12	1.86	0.75
3:V:183:THR:CG2	3:V:184:PRO:HD2	2.16	0.75
2:B:220:LEU:HD12	2:B:220:LEU:N	2.01	0.75
2:B:372:TRP:O	2:B:374:THR:N	2.19	0.75
4:D:109:ILE:HG13	4:D:110:VAL:N	2.02	0.75
7:G:63:PRO:HD2	7:G:109:TYR:HH	1.50	0.75
1:T:193:ILE:HG23	1:T:194:PRO:HD2	1.69	0.75

*Continued on next page...*

*Continued from previous page...*

Atom-1	Atom-2	Interatomic distance (Å)	Clash overlap (Å)
3:V:140:PRO:HD2	3:V:169:PHE:HZ	1.51	0.75
3:V:172:TYR:CE2	3:V:180:PRO:HD3	2.22	0.75
3:V:252:PHE:CZ	3:V:258:LEU:HD21	2.21	0.75
3:V:343:SER:HA	3:V:359:VAL:CB	2.16	0.75
6:Y:9:LEU:HD12	6:Y:140:GLU:OE2	1.85	0.75
2:B:220:LEU:HD12	2:B:220:LEU:H	1.52	0.75
6:F:102:PHE:HD1	6:F:122:HIS:CD2	2.05	0.75
3:V:215:SER:HG	3:V:216:ARG:NH1	1.80	0.75
3:V:254:THR:HG22	3:V:255:GLU:N	2.02	0.75
4:W:203:ARG:O	4:W:204:GLU:HG2	1.86	0.75
5:X:26:SER:HB2	5:X:139:GLU:CG	2.15	0.75
2:U:237:THR:CG2	6:Y:105:ARG:HE	1.98	0.75
3:C:10:PRO:HB3	3:C:350:MET:CA	2.16	0.74
3:C:271:THR:HG21	3:C:370:LYS:HB2	1.69	0.74
7:G:38:ASP:O	7:G:40:GLY:N	2.20	0.74
3:V:135:LYS:CG	3:V:191:PHE:CE2	2.69	0.74
5:X:22:LEU:HD12	5:X:23:PRO:HD2	1.68	0.74
1:A:134:PHE:CE1	4:D:256:LYS:HB3	2.21	0.74
4:D:244:ILE:HG23	4:D:245:HIS:N	2.02	0.74
1:T:9:VAL:HG13	1:T:111:LEU:HD22	1.67	0.74
1:T:164:THR:HA	1:T:180:VAL:CB	2.17	0.74
6:Y:56:ASN:OD1	6:Y:57:GLU:N	2.20	0.74
7:Z:41:GLU:HG3	7:Z:42:VAL:HG23	1.69	0.74
3:C:233:LYS:O	3:C:233:LYS:HD3	1.87	0.74
4:D:226:VAL:HG12	4:D:227:LEU:H	1.52	0.74
3:C:72:THR:CG2	6:F:26:SER:OG	2.35	0.74
1:T:38:LYS:NZ	1:T:59:ASP:OD2	2.20	0.74
6:Y:9:LEU:HD13	6:Y:140:GLU:CD	2.07	0.74
5:E:162:CYS:C	5:E:164:VAL:H	1.90	0.74
7:G:99:ASP:O	7:G:103:VAL:HG23	1.87	0.74
1:T:319:ILE:HB	1:T:366:GLN:O	1.88	0.74
3:V:14:HIS:CE1	3:V:348:THR:CG2	2.71	0.74
4:W:202:HIS:NE2	4:W:203:ARG:HG3	2.02	0.74
5:X:26:SER:CB	5:X:139:GLU:CG	2.65	0.74
2:B:233:LEU:HG	2:B:233:LEU:O	1.85	0.74
2:B:241:VAL:CG1	2:B:253:LYS:CG	2.65	0.74
3:C:97:ARG:HG3	3:C:117:SER:OG	1.88	0.74
6:Y:76:VAL:HB	6:Y:78:GLN:NE2	2.03	0.74
1:T:200:ILE:HG12	1:T:281:ILE:CD1	2.18	0.74
1:T:284:HIS:HB3	1:T:287:PHE:HB2	1.67	0.74
3:V:343:SER:C	3:V:359:VAL:HG23	2.07	0.74

*Continued on next page...*

*Continued from previous page...*

Atom-1	Atom-2	Interatomic distance (Å)	Clash overlap (Å)
3:V:332:ILE:CG1	3:V:347:THR:HG22	2.18	0.74
3:C:73:ASP:OD2	6:F:32:ARG:HD3	1.87	0.74
1:T:304:ILE:HA	1:T:315:LEU:HD23	1.69	0.74
5:E:20:ALA:O	5:E:21:LEU:HB2	1.86	0.74
1:T:167:VAL:HG13	1:T:320:VAL:HB	1.70	0.74
7:Z:38:ASP:O	7:Z:40:GLY:N	2.20	0.74
1:A:102:ARG:HG3	4:D:38:PHE:CZ	2.22	0.74
3:C:173:ILE:CG2	3:C:176:VAL:HG22	2.17	0.74
6:F:149:MET:O	6:F:153:VAL:HG22	1.87	0.74
1:T:202:TYR:O	1:T:206:GLN:HB2	1.88	0.74
3:V:137:ILE:HD12	3:V:169:PHE:CD2	2.21	0.74
4:W:75:LEU:HD11	4:W:78:ARG:CZ	2.18	0.74
6:Y:101:PHE:HD2	6:Y:103:ILE:HD11	1.53	0.74
3:C:269:LEU:N	3:C:283:GLY:HA3	2.03	0.74
3:C:30:HIS:ND1	3:C:53:GLY:O	2.20	0.74
3:V:41:LYS:HD3	3:V:41:LYS:N	2.02	0.74
6:Y:61:VAL:HG13	6:Y:74:ILE:CD1	2.18	0.74
2:B:331:LYS:O	2:B:331:LYS:HD3	1.88	0.73
3:V:148:LEU:HD23	3:V:159:ALA:HB2	1.70	0.73
4:W:150:GLU:CG	4:W:167:THR:HA	2.16	0.73
1:A:241:GLU:O	1:A:243:ASN:N	2.21	0.73
1:A:35:ILE:HD11	1:A:60:PHE:CD2	2.22	0.73
2:B:246:LEU:HB3	2:B:247:PRO:CD	2.17	0.73
4:D:280:ALA:HB3	6:F:126:MET:SD	2.28	0.73
2:U:241:VAL:CG1	2:U:253:LYS:HG2	2.18	0.73
3:V:6:PHE:CE2	3:V:354:MET:HG3	2.23	0.73
1:T:175:THR:OG1	1:T:193:ILE:HB	1.88	0.73
6:Y:102:PHE:HD1	6:Y:122:HIS:CD2	2.06	0.73
1:A:187:GLY:O	1:A:188:SER:OG	2.07	0.73
3:C:250:VAL:CA	3:C:260:ALA:HB2	2.11	0.73
4:D:202:HIS:NE2	4:D:203:ARG:HG3	2.04	0.73
5:E:26:SER:OG	5:E:139:GLU:OE2	2.06	0.73
5:E:26:SER:CB	5:E:139:GLU:CD	2.55	0.73
2:U:233:LEU:O	2:U:233:LEU:HG	1.88	0.73
4:W:244:ILE:HG23	4:W:245:HIS:N	2.02	0.73
6:Y:68:ASN:HB2	6:Y:120:ASN:OD1	1.89	0.73
7:Z:83:LEU:O	7:Z:86:PHE:HB2	1.88	0.73
4:D:124:VAL:HG13	4:D:125:PHE:HD1	1.51	0.73
6:F:22:LEU:HD13	6:F:67:ILE:O	1.89	0.73
3:V:173:ILE:HB	3:V:177:GLU:HG2	1.71	0.73
3:C:14:HIS:ND1	3:C:348:THR:OG1	2.19	0.73

*Continued on next page...*

*Continued from previous page...*

Atom-1	Atom-2	Interatomic distance (Å)	Clash overlap (Å)
1:A:103:ALA:C	4:D:38:PHE:CE1	2.61	0.73
6:F:67:ILE:HG23	6:F:68:ASN:H	1.51	0.73
6:Y:128:LYS:O	6:Y:132:VAL:HG23	1.89	0.73
3:V:202:CYS:SG	7:Z:147:ALA:HA	2.28	0.73
3:V:224:SER:N	3:V:246:PRO:HG3	2.04	0.73
3:V:115:SER:O	3:V:145:VAL:HB	1.88	0.73
3:V:259:VAL:HG12	3:V:260:ALA:N	2.02	0.73
6:Y:67:ILE:CG2	6:Y:68:ASN:N	2.48	0.73
4:D:68:GLN:HG3	4:D:73:ASP:OD2	1.87	0.73
6:F:62:LEU:HD21	6:F:71:ARG:HH21	1.53	0.73
7:G:91:ILE:HG23	7:G:128:TRP:CE3	2.24	0.73
1:T:316:TYR:O	1:T:365:VAL:HA	1.89	0.73
3:V:146:LEU:CD1	3:V:206:HIS:HA	2.19	0.73
4:W:154:VAL:O	4:W:155:GLU:HG3	1.89	0.73
5:X:19:MET:CE	5:X:67:THR:CB	2.66	0.73
4:W:132:GLN:HE21	4:W:159:ASP:CB	2.02	0.73
1:A:180:VAL:HG12	1:A:181:ALA:N	2.04	0.72
3:C:334:VAL:HB	3:C:338:GLY:HA2	1.71	0.72
6:F:48:LEU:HD13	7:G:145:LEU:HB3	1.70	0.72
6:Y:23:GLU:HA	6:Y:120:ASN:HB2	1.71	0.72
1:A:363:ILE:N	1:A:363:ILE:HD13	2.03	0.72
6:F:56:ASN:OD1	6:F:57:GLU:N	2.22	0.72
1:T:273:TYR:H	1:T:273:TYR:HD1	1.36	0.72
3:V:21:THR:O	3:V:42:TRP:CZ3	2.41	0.72
3:C:158:ALA:O	3:C:159:ALA:HB2	1.89	0.72
1:T:271:VAL:HG13	1:T:274:GLU:OE2	1.89	0.72
2:U:169:VAL:HG12	2:U:170:TYR:N	2.03	0.72
7:Z:91:ILE:HG23	7:Z:128:TRP:CE3	2.23	0.72
3:C:153:ASN:O	3:C:154:SER:OG	2.08	0.72
4:D:265:ARG:HB3	6:F:145:GLU:OE2	1.89	0.72
4:D:45:ILE:HD12	4:D:45:ILE:N	2.03	0.72
5:E:145:CYS:O	5:E:149:PHE:HD1	1.73	0.72
1:T:233:TYR:HH	1:T:245:TYR:HH	1.06	0.72
3:V:102:VAL:CA	3:V:112:ALA:O	2.37	0.72
7:Z:30:GLY:HA2	7:Z:65:ASN:O	1.90	0.72
4:D:45:ILE:CG2	4:D:57:VAL:HG22	2.18	0.72
1:T:206:GLN:HA	1:T:209:ARG:HD2	1.70	0.72
1:T:313:ARG:HB3	1:T:314:PRO:CD	2.17	0.72
3:V:211:SER:HB3	3:V:252:PHE:CE2	2.23	0.72
3:V:48:LEU:HD11	3:V:86:TRP:CB	2.19	0.72
1:A:152:SER:HA	1:A:370:HIS:HB3	1.71	0.72

*Continued on next page...*

*Continued from previous page...*

Atom-1	Atom-2	Interatomic distance (Å)	Clash overlap (Å)
3:C:249:ALA:HB1	3:C:332:ILE:CG2	2.19	0.72
4:D:75:LEU:O	4:D:77:LYS:N	2.22	0.72
1:T:112:LEU:HD13	1:T:113:THR:O	1.89	0.72
1:T:5:LEU:HD21	4:W:42:LEU:HD11	1.71	0.72
3:V:119:VAL:HG23	3:V:138:LYS:HA	1.71	0.72
4:W:179:LYS:HB3	4:W:179:LYS:NZ	2.04	0.72
6:Y:35:LYS:HB3	6:Y:36:PRO:HD2	1.70	0.72
3:C:107:ASN:HD22	3:C:109:LYS:H	1.37	0.72
3:C:146:LEU:HD12	3:C:206:HIS:HA	1.70	0.72
1:A:134:PHE:HE1	4:D:256:LYS:HB3	1.54	0.72
5:E:157:SER:O	5:E:159:TRP:N	2.21	0.72
6:F:101:PHE:HD2	6:F:103:ILE:HD11	1.54	0.72
3:V:10:PRO:CB	3:V:350:MET:HA	2.19	0.72
4:D:63:PHE:CD2	4:D:67:LEU:CD1	2.72	0.72
3:V:4:HIS:O	3:V:354:MET:HB3	1.90	0.72
1:A:287:PHE:HZ	5:E:51:ALA:HB1	1.53	0.72
1:A:370:HIS:CG	1:A:371:HIS:H	2.06	0.72
3:C:250:VAL:HA	3:C:260:ALA:CB	2.13	0.72
4:D:132:GLN:CG	4:D:160:ARG:H	2.02	0.72
4:D:8:ASN:CG	4:D:43:TYR:OH	2.28	0.72
3:V:217:VAL:CG1	3:V:229:ALA:HB3	2.20	0.72
3:V:20:ARG:CD	3:V:335:LEU:HD22	2.20	0.72
4:W:106:LYS:H	4:W:106:LYS:HZ3	1.35	0.72
3:C:16:TRP:CE2	3:C:23:ILE:HD12	2.25	0.72
4:D:132:GLN:HE21	4:D:159:ASP:CA	2.03	0.72
1:T:114:GLU:CG	1:T:141:ILE:HG22	2.15	0.72
3:V:286:ASP:OD1	3:V:287:VAL:N	2.22	0.72
4:W:227:LEU:HD23	4:W:231:HIS:CB	2.19	0.72
1:A:367:VAL:HG12	1:A:368:ILE:N	2.05	0.71
3:C:73:ASP:O	3:C:74:ARG:HD3	1.90	0.71
1:T:111:LEU:HD23	1:T:111:LEU:O	1.89	0.71
1:T:174:VAL:HG22	1:T:175:THR:N	2.05	0.71
5:X:79:LEU:HD22	5:X:164:VAL:CB	2.18	0.71
6:F:20:LEU:HG	6:F:21:CYS:N	2.00	0.71
1:T:164:THR:HA	1:T:180:VAL:HB	1.70	0.71
4:D:162:THR:CA	4:D:225:PHE:O	2.38	0.71
4:W:45:ILE:HG13	4:W:57:VAL:CG1	2.20	0.71
5:X:71:ILE:HG12	5:X:136:LEU:HD22	1.71	0.71
1:A:102:ARG:CG	4:D:38:PHE:CD2	2.72	0.71
3:C:123:CYS:CB	3:C:134:CYS:HB2	2.20	0.71
5:E:95:MET:HB3	5:E:138:GLN:HE22	1.53	0.71

*Continued on next page...*

*Continued from previous page...*

Atom-1	Atom-2	Interatomic distance (Å)	Clash overlap (Å)
3:V:152:PRO:HG2	3:V:212:ALA:HA	1.73	0.71
3:V:228:LEU:HD13	3:V:279:LEU:CD2	2.20	0.71
3:C:360:ARG:C	3:C:362:LEU:H	1.93	0.71
3:V:8:VAL:HG13	3:V:9:GLU:N	2.05	0.71
4:W:2:ILE:HG21	6:Y:163:GLU:HG2	1.73	0.71
3:C:77:TYR:HD2	3:C:89:THR:C	1.92	0.71
4:D:75:LEU:CD1	4:D:78:ARG:HD3	2.21	0.71
6:F:35:LYS:HB3	6:F:36:PRO:HD2	1.71	0.71
1:T:304:ILE:HG23	1:T:315:LEU:HB3	1.73	0.71
1:A:363:ILE:CD1	1:A:363:ILE:H	2.04	0.71
5:E:60:ILE:HD12	5:E:60:ILE:H	1.54	0.71
5:E:83:GLN:HG3	5:E:161:THR:OG1	1.91	0.71
3:V:335:LEU:HB2	3:V:344:GLN:O	1.89	0.71
3:C:159:ALA:HA	3:C:208:VAL:HG21	1.72	0.71
2:U:314:PRO:HB2	6:Y:31:GLU:OE2	1.90	0.71
3:V:172:TYR:HA	3:V:177:GLU:OE1	1.90	0.71
3:C:114:GLY:CA	3:C:148:LEU:HD11	2.20	0.71
1:T:272:GLY:O	1:T:275:ARG:HB2	1.90	0.71
2:U:206:HIS:O	2:U:208:ALA:N	2.24	0.71
5:X:77:GLU:HG3	5:X:103:PHE:HZ	1.55	0.71
4:D:132:GLN:CG	4:D:160:ARG:N	2.54	0.71
3:V:106:PRO:HG2	3:V:154:SER:H	1.56	0.71
3:V:77:TYR:HD2	3:V:89:THR:C	1.93	0.71
4:W:202:HIS:CD2	4:W:203:ARG:HG3	2.25	0.71
5:X:106:PRO:O	5:X:119:LYS:HB3	1.91	0.71
6:Y:61:VAL:HG22	6:Y:74:ILE:CG1	2.21	0.71
3:C:32:VAL:HG12	3:C:33:HIS:N	2.06	0.70
4:D:165:PHE:CD2	4:D:223:ILE:HG21	2.22	0.70
4:D:163:VAL:H	4:D:225:PHE:HB3	1.56	0.70
1:A:102:ARG:NH1	4:D:5:GLU:HB2	2.05	0.70
5:E:53:VAL:HG23	5:E:167:GLN:C	2.12	0.70
1:T:285:PRO:HB2	1:T:292:PHE:CD2	2.24	0.70
1:T:35:ILE:HD11	1:T:60:PHE:HD2	1.55	0.70
3:V:115:SER:O	3:V:145:VAL:N	2.23	0.70
3:V:165:LYS:HE3	3:V:201:SER:HB2	1.71	0.70
4:W:186:LYS:CB	4:W:198:VAL:O	2.37	0.70
4:W:212:THR:HG22	4:W:213:ASP:H	1.54	0.70
6:Y:37:GLU:O	6:Y:41:ARG:N	2.24	0.70
3:C:261:ALA:CB	3:C:266:PHE:O	2.39	0.70
2:U:177:HIS:O	2:U:178:LEU:HG	1.90	0.70
3:V:76:ALA:O	3:V:91:VAL:HB	1.91	0.70

*Continued on next page...*



*Continued from previous page...*

Atom-1	Atom-2	Interatomic distance (Å)	Clash overlap (Å)
4:W:35:PHE:HE1	4:W:45:ILE:CD1	2.04	0.70
4:W:36:ALA:CA	4:W:42:LEU:HA	2.21	0.70
4:W:75:LEU:HD11	4:W:78:ARG:NH1	2.04	0.70
3:V:343:SER:O	3:V:344:GLN:HG3	1.91	0.70
3:C:160:GLY:HA3	3:C:205:VAL:HG11	1.71	0.70
4:D:158:LYS:HD2	4:D:159:ASP:OD1	1.90	0.70
2:U:313:LEU:H	2:U:314:PRO:HD3	1.55	0.70
3:V:254:THR:HG23	3:V:341:LYS:CD	2.19	0.70
3:V:32:VAL:HG12	3:V:33:HIS:N	2.05	0.70
4:W:118:ARG:NH1	4:W:119:ASN:OD1	2.25	0.70
6:Y:61:VAL:HG22	6:Y:74:ILE:HG23	1.35	0.70
2:B:206:HIS:O	2:B:208:ALA:N	2.24	0.70
2:U:246:LEU:HB3	2:U:247:PRO:CD	2.20	0.70
1:A:290:PRO:O	1:A:292:PHE:N	2.25	0.70
4:D:45:ILE:HG23	4:D:57:VAL:HG22	1.74	0.70
1:T:174:VAL:HG23	1:T:193:ILE:O	1.88	0.70
4:D:241:ILE:HD12	4:D:241:ILE:N	2.06	0.70
7:Z:63:PRO:CD	7:Z:109:TYR:HH	1.81	0.70
1:A:304:ILE:HG21	1:A:316:TYR:CZ	2.26	0.70
6:F:17:GLN:HA	6:F:20:LEU:HD22	1.72	0.70
7:G:104:ASP:OD2	7:G:143:ARG:HD2	1.92	0.70
3:V:172:TYR:HE2	3:V:178:GLU:C	1.94	0.70
4:W:237:ARG:O	4:W:241:ILE:HD13	1.91	0.70
4:D:165:PHE:CE2	4:D:247:PHE:CE2	2.70	0.70
7:G:104:ASP:OD1	7:G:140:SER:OG	2.07	0.70
3:V:102:VAL:O	3:V:103:ARG:CB	2.39	0.70
3:C:120:ILE:CD1	3:C:137:ILE:CD1	2.69	0.70
3:C:329:VAL:HG12	3:C:330:SER:N	2.06	0.70
3:C:77:TYR:HE2	3:C:90:LEU:CD2	1.98	0.70
4:D:165:PHE:CB	4:D:223:ILE:H	2.04	0.70
2:U:220:LEU:HD12	2:U:220:LEU:N	2.06	0.70
3:V:101:CYS:O	3:V:114:GLY:N	2.19	0.70
4:W:75:LEU:HD11	4:W:78:ARG:HD3	1.74	0.70
6:Y:80:ASP:OD1	6:Y:82:ILE:HG22	1.91	0.70
6:Y:18:ALA:HA	7:Z:142:VAL:HG22	1.74	0.70
3:C:97:ARG:HG3	3:C:117:SER:HB2	1.72	0.69
3:C:14:HIS:HE1	3:C:348:THR:OG1	1.72	0.69
3:C:173:ILE:O	3:C:177:GLU:HG2	1.91	0.69
4:D:75:LEU:HD11	4:D:78:ARG:NH1	2.07	0.69
1:T:37:ILE:CG2	1:T:59:ASP:O	2.39	0.69
3:V:68:VAL:HG12	3:V:104:TRP:NE1	2.06	0.69

*Continued on next page...*

*Continued from previous page...*

Atom-1	Atom-2	Interatomic distance (Å)	Clash overlap (Å)
4:W:227:LEU:CD2	4:W:231:HIS:HB2	2.19	0.69
4:W:27:LYS:HD3	4:W:28:PRO:CD	2.20	0.69
4:D:2:ILE:HG21	6:F:163:GLU:HG2	1.72	0.69
3:C:223:ASP:HB3	7:G:146:THR:CB	2.22	0.69
1:T:246:ASP:OD1	1:T:273:TYR:OH	2.09	0.69
3:C:17:ASN:HD21	3:C:22:GLN:H	1.40	0.69
4:D:109:ILE:HG13	4:D:110:VAL:H	1.54	0.69
4:D:165:PHE:HE2	4:D:225:PHE:CE1	2.09	0.69
4:D:75:LEU:HD11	4:D:78:ARG:HD3	1.75	0.69
7:G:124:VAL:HG13	7:G:125:LEU:N	2.04	0.69
1:T:215:ILE:HD11	1:T:269:ILE:HD13	1.73	0.69
3:V:253:ILE:CB	3:V:342:CYS:SG	2.78	0.69
4:W:163:VAL:HB	4:W:225:PHE:CB	2.22	0.69
4:W:186:LYS:HD3	4:W:198:VAL:H	1.56	0.69
1:A:165:GLY:O	1:A:180:VAL:CG2	2.30	0.69
1:A:241:GLU:HB3	1:A:245:TYR:CD1	2.27	0.69
1:A:367:VAL:HG12	1:A:368:ILE:H	1.58	0.69
2:B:321:LEU:HD13	2:B:340:PHE:CD1	2.28	0.69
6:Y:9:LEU:HD13	6:Y:140:GLU:CG	2.10	0.69
1:T:233:TYR:OH	1:T:245:TYR:OH	1.88	0.69
1:T:260:ASN:ND2	1:T:263:SER:OG	2.25	0.69
4:W:10:ILE:O	4:W:11:ILE:HG13	1.93	0.69
4:W:132:GLN:HG3	4:W:160:ARG:H	1.47	0.69
4:W:226:VAL:HG12	4:W:227:LEU:N	2.04	0.69
7:Z:26:ASP:OD2	7:Z:148:ARG:NE	2.21	0.69
6:F:36:PRO:HG2	6:F:39:GLU:HB2	1.73	0.69
6:F:61:VAL:HG22	6:F:74:ILE:HG12	1.75	0.69
1:T:122:ASN:HA	1:T:125:TYR:HD2	1.58	0.69
1:A:207:LEU:CD1	5:E:54:PHE:HZ	2.06	0.69
3:C:173:ILE:CB	3:C:176:VAL:HG22	2.23	0.69
7:G:41:GLU:HG3	7:G:42:VAL:N	2.07	0.69
2:U:237:THR:HA	6:Y:105:ARG:HG2	1.74	0.69
3:V:173:ILE:HD12	3:V:173:ILE:H	1.57	0.69
1:A:164:THR:HA	1:A:180:VAL:HG11	1.73	0.69
3:V:153:ASN:O	3:V:154:SER:OG	2.09	0.69
6:Y:76:VAL:HG12	6:Y:77:LYS:N	2.08	0.69
7:Z:133:LEU:HG	7:Z:134:ALA:N	2.01	0.69
1:A:151:ALA:HB2	1:A:379:PHE:CE2	2.28	0.69
5:E:87:SER:HB2	5:E:153:ASN:OD1	1.92	0.69
5:E:94:GLU:HB3	5:E:98:LEU:CD1	2.22	0.69
1:T:37:ILE:HA	1:T:72:TYR:CD2	2.27	0.69

*Continued on next page...*

*Continued from previous page...*

Atom-1	Atom-2	Interatomic distance (Å)	Clash overlap (Å)
4:W:75:LEU:O	4:W:77:LYS:N	2.25	0.69
3:C:164:PHE:HA	3:C:204:TRP:HA	1.75	0.69
3:C:10:PRO:CB	3:C:350:MET:HB3	2.18	0.69
3:V:116:GLY:HA2	3:V:144:THR:HA	1.75	0.69
1:A:208:LEU:HD23	1:A:208:LEU:C	2.14	0.69
3:C:120:ILE:CB	3:C:137:ILE:CD1	2.51	0.69
3:C:263:HIS:CD2	6:F:21:CYS:CB	2.70	0.69
4:W:241:ILE:N	4:W:241:ILE:HD12	2.07	0.69
4:W:36:ALA:HA	4:W:42:LEU:HA	1.75	0.69
7:Z:124:VAL:HG13	7:Z:125:LEU:N	2.04	0.69
7:Z:42:VAL:HG13	7:Z:45:CYS:HB2	1.75	0.69
1:A:165:GLY:H	1:A:180:VAL:HG21	1.57	0.68
1:A:181:ALA:HB2	1:A:186:ILE:HD11	1.73	0.68
6:F:18:ALA:HB2	7:G:142:VAL:CG2	2.21	0.68
6:F:61:VAL:HG22	6:F:74:ILE:CG2	2.19	0.68
3:V:269:LEU:HB3	3:V:283:GLY:HA2	1.75	0.68
3:C:101:CYS:HB2	3:C:147:SER:HA	1.74	0.68
4:D:130:GLN:HG3	4:D:134:GLU:OE1	1.93	0.68
3:V:228:LEU:C	3:V:228:LEU:HD23	2.14	0.68
3:C:147:SER:C	3:C:148:LEU:HG	2.14	0.68
1:A:103:ALA:N	4:D:38:PHE:CE1	2.61	0.68
5:E:20:ALA:O	5:E:21:LEU:CB	2.40	0.68
7:Z:133:LEU:CG	7:Z:134:ALA:H	2.04	0.68
1:A:305:GLN:HG3	1:A:346:ARG:NH2	2.09	0.68
3:C:329:VAL:HG12	3:C:330:SER:H	1.58	0.68
3:C:347:THR:H	3:C:355:SER:HB3	1.56	0.68
3:C:8:VAL:HG13	3:C:9:GLU:N	2.08	0.68
6:F:37:GLU:O	6:F:41:ARG:N	2.20	0.68
1:T:181:ALA:CB	1:T:186:ILE:HD11	2.24	0.68
1:T:285:PRO:CB	1:T:292:PHE:CD2	2.77	0.68
3:V:173:ILE:HG21	3:V:176:VAL:CG2	2.23	0.68
1:T:239:VAL:HG13	5:X:4:TYR:CD1	2.27	0.68
7:Z:56:GLN:O	7:Z:59:LEU:HG	1.94	0.68
3:C:107:ASN:OD1	3:C:154:SER:HB2	1.93	0.68
5:E:19:MET:HE3	5:E:67:THR:N	2.08	0.68
6:F:145:GLU:O	6:F:149:MET:HG2	1.94	0.68
3:V:107:ASN:ND2	3:V:109:LYS:HG2	2.08	0.68
4:W:186:LYS:NZ	4:W:197:GLN:HB3	2.08	0.68
4:W:186:LYS:HZ3	4:W:199:LEU:HD12	1.58	0.68
6:Y:51:VAL:O	6:Y:62:LEU:HD12	1.94	0.68
5:E:13:THR:HG21	5:E:20:ALA:HB1	1.75	0.68

*Continued on next page...*

*Continued from previous page...*

Atom-1	Atom-2	Interatomic distance (Å)	Clash overlap (Å)
6:F:122:HIS:O	6:F:126:MET:HB2	1.93	0.68
1:T:118:ASN:OD1	1:T:123:ARG:CG	2.42	0.68
1:T:207:LEU:CD1	5:X:54:PHE:HZ	2.06	0.68
3:C:332:ILE:CB	3:C:347:THR:HG22	2.23	0.68
4:D:132:GLN:HG3	4:D:160:ARG:H	1.57	0.68
1:T:285:PRO:CG	1:T:292:PHE:CD2	2.75	0.68
3:V:172:TYR:HD2	3:V:180:PRO:HD3	1.56	0.68
3:V:30:HIS:CB	3:V:51:HIS:O	2.41	0.68
5:X:16:ILE:N	5:X:20:ALA:HA	2.08	0.68
5:X:16:ILE:H	5:X:20:ALA:HA	1.57	0.68
3:C:5:SER:HB3	3:C:352:GLY:HA3	1.76	0.68
6:Y:80:ASP:OD1	6:Y:83:GLU:HG3	1.93	0.68
3:C:68:VAL:HB	3:C:104:TRP:CZ2	2.28	0.68
3:V:183:THR:HG22	3:V:185:TRP:H	1.58	0.68
3:V:347:THR:H	3:V:355:SER:CB	2.05	0.68
1:T:135:ASN:OD1	1:T:397:LYS:HD2	1.93	0.68
3:V:115:SER:O	3:V:145:VAL:CB	2.42	0.68
3:V:32:VAL:HG12	3:V:33:HIS:H	1.58	0.68
3:V:271:THR:HG21	3:V:370:LYS:HB2	1.76	0.68
2:U:266:PHE:O	7:Z:12:ARG:NH2	2.26	0.68
2:B:236:GLU:O	6:F:105:ARG:HG2	1.93	0.67
4:D:181:PHE:O	4:D:185:PHE:HD2	1.77	0.67
2:U:234:ALA:HB2	2:U:259:PHE:CZ	2.21	0.67
6:Y:73:SER:HB2	6:Y:112:TYR:HD2	1.59	0.67
4:D:80:TYR:HE1	4:D:113:ALA:HA	1.60	0.67
2:U:321:LEU:CB	2:U:340:PHE:CE1	2.57	0.67
3:V:72:THR:HG21	6:Y:26:SER:HG	1.59	0.67
3:C:117:SER:C	3:C:118:ARG:HD2	2.14	0.67
5:E:73:LEU:HB3	5:E:173:LEU:HD22	1.76	0.67
5:E:5:HIS:CD2	5:E:61:LYS:HG3	2.30	0.67
3:C:115:SER:H	3:C:145:VAL:HB	1.58	0.67
3:C:160:GLY:HA3	3:C:205:VAL:CG1	2.25	0.67
1:T:305:GLN:HG3	1:T:346:ARG:NH2	2.10	0.67
1:T:321:LEU:HB3	1:T:326:THR:CB	2.25	0.67
3:V:331:GLN:HG2	3:V:332:ILE:H	1.59	0.67
4:W:80:TYR:CE1	4:W:112:GLN:O	2.47	0.67
5:X:155:LYS:O	5:X:157:SER:N	2.27	0.67
1:A:165:GLY:CA	1:A:318:ASN:HB3	2.25	0.67
3:V:106:PRO:HG2	3:V:154:SER:N	2.10	0.67
4:D:106:LYS:NZ	4:D:106:LYS:H	1.93	0.67
5:E:152:GLN:CB	5:E:155:LYS:HD2	2.24	0.67

*Continued on next page...*

*Continued from previous page...*

Atom-1	Atom-2	Interatomic distance (Å)	Clash overlap (Å)
7:G:41:GLU:HG3	7:G:42:VAL:HG23	1.76	0.67
1:T:187:GLY:O	1:T:188:SER:OG	2.08	0.67
1:T:316:TYR:HB3	1:T:364:ASP:O	1.94	0.67
1:T:102:ARG:HH12	4:W:5:GLU:HB2	1.60	0.67
2:U:336:LYS:HG2	7:Z:21:GLU:CG	2.25	0.67
5:E:71:ILE:HG12	5:E:136:LEU:HD22	1.75	0.67
3:C:202:CYS:SG	7:G:147:ALA:HA	2.34	0.67
7:G:81:LYS:O	7:G:84:ILE:N	2.20	0.67
1:T:289:ASN:HB3	1:T:291:ASP:OD2	1.95	0.67
1:T:140:TYR:HB3	1:T:390:PHE:HE1	1.60	0.67
1:T:186:ILE:HD13	2:U:205:ASN:HB3	1.77	0.67
3:V:228:LEU:O	3:V:228:LEU:HD23	1.94	0.67
5:X:31:PRO:HD2	5:X:135:GLN:OE1	1.95	0.67
5:X:91:GLY:HA2	5:X:94:GLU:OE1	1.93	0.67
3:C:224:SER:N	3:C:246:PRO:HB3	2.10	0.67
4:D:8:ASN:HB3	4:D:11:ILE:HD13	1.77	0.67
1:T:174:VAL:HG22	1:T:175:THR:H	1.60	0.67
1:T:163:LEU:C	1:T:180:VAL:HG11	2.15	0.67
1:T:321:LEU:HD12	1:T:373:GLN:OE1	1.94	0.67
3:V:168:ILE:HD13	3:V:196:PHE:HB3	1.76	0.67
3:C:216:ARG:HB3	3:C:252:PHE:CE2	2.30	0.67
4:D:132:GLN:HG3	4:D:160:ARG:N	2.10	0.67
4:D:179:LYS:NZ	4:D:179:LYS:HB3	2.10	0.67
4:D:27:LYS:HD3	4:D:28:PRO:CD	2.25	0.67
3:V:152:PRO:CG	3:V:212:ALA:HA	2.25	0.67
4:W:75:LEU:HG	4:W:78:ARG:HD3	1.77	0.67
3:C:224:SER:H	3:C:246:PRO:HB3	1.60	0.66
4:D:165:PHE:HE2	4:D:225:PHE:CD1	2.12	0.66
4:D:41:VAL:HG13	4:D:59:ILE:CD1	2.19	0.66
3:V:205:VAL:HA	3:V:220:VAL:O	1.94	0.66
4:W:98:ASP:HB3	4:W:101:ASN:HB3	1.76	0.66
5:X:22:LEU:CD1	5:X:23:PRO:HD2	2.24	0.66
1:A:128:GLU:HG2	1:A:129:ILE:N	2.10	0.66
1:A:252:TRP:O	1:A:275:ARG:NH1	2.27	0.66
4:D:153:TYR:HB2	4:D:164:VAL:CB	2.24	0.66
5:E:23:PRO:HB3	5:E:32:ALA:CB	2.25	0.66
3:V:146:LEU:HD13	3:V:206:HIS:HA	1.76	0.66
4:W:11:ILE:HD11	4:W:35:PHE:CZ	2.30	0.66
5:E:134:GLN:HA	5:E:137:ARG:HG3	1.77	0.66
1:T:304:ILE:CG2	1:T:316:TYR:CE2	2.79	0.66
5:X:24:ILE:HG21	5:X:41:ILE:HG21	1.68	0.66

*Continued on next page...*

*Continued from previous page...*

Atom-1	Atom-2	Interatomic distance (Å)	Clash overlap (Å)
6:Y:38:VAL:HG12	6:Y:69:SER:CB	2.21	0.66
1:A:112:LEU:HD12	1:A:126:THR:HG21	1.78	0.66
1:A:205:GLN:O	1:A:209:ARG:HG3	1.95	0.66
1:A:305:GLN:HG3	1:A:346:ARG:HH22	1.60	0.66
1:A:120:PRO:CG	2:B:201:GLY:HA3	2.24	0.66
4:D:45:ILE:HG23	4:D:57:VAL:CG2	2.25	0.66
2:U:326:LEU:HD23	2:U:326:LEU:C	2.15	0.66
4:W:280:ALA:O	6:Y:127:TYR:HD1	1.77	0.66
6:Y:95:MET:CG	6:Y:106:ARG:O	2.43	0.66
1:A:211:ARG:HD2	1:A:212:GLU:H	1.59	0.66
3:C:120:ILE:O	3:C:121:SER:OG	2.05	0.66
4:D:186:LYS:HD3	4:D:198:VAL:O	1.95	0.66
5:X:24:ILE:HG22	5:X:41:ILE:CG2	2.02	0.66
1:A:207:LEU:HD23	1:A:207:LEU:O	1.96	0.66
7:G:105:LEU:HD12	7:G:105:LEU:N	2.10	0.66
2:U:217:LYS:O	2:U:221:CYS:HB2	1.95	0.66
3:V:155:VAL:HG11	3:V:180:PRO:CG	2.26	0.66
6:Y:148:GLU:O	6:Y:152:SER:HB3	1.96	0.66
1:A:181:ALA:HB1	1:A:186:ILE:HD11	1.76	0.66
1:A:35:ILE:HG13	1:A:61:PHE:O	1.96	0.66
3:C:271:THR:HG21	3:C:370:LYS:CB	2.25	0.66
3:C:239:THR:HA	3:C:279:LEU:HD12	1.78	0.66
4:D:6:VAL:O	4:D:115:MET:HB3	1.95	0.66
4:D:132:GLN:HG2	4:D:159:ASP:CA	2.24	0.66
4:D:226:VAL:HG12	4:D:227:LEU:N	2.10	0.66
4:D:165:PHE:HE1	4:D:247:PHE:CD2	2.12	0.66
5:E:113:LEU:HD21	5:E:171:LYS:HG3	1.77	0.66
6:F:60:LYS:NZ	6:F:112:TYR:CE1	2.64	0.66
3:V:14:HIS:ND1	3:V:348:THR:CG2	2.58	0.66
4:W:45:ILE:CG1	4:W:57:VAL:HG22	2.26	0.66
4:W:77:LYS:O	4:W:81:GLY:N	2.25	0.66
7:Z:106:LEU:O	7:Z:110:ILE:HG12	1.94	0.66
3:C:74:ARG:HG3	3:C:95:ILE:HD11	1.76	0.66
4:D:133:GLU:HG2	4:D:133:GLU:O	1.96	0.66
6:F:36:PRO:HA	6:F:69:SER:HB3	1.78	0.66
3:V:18:LYS:HG3	3:V:62:PRO:CB	2.17	0.66
3:C:141:ILE:O	3:C:142:ARG:HG3	1.96	0.66
3:C:321:LEU:H	3:C:326:LYS:HZ2	1.41	0.66
2:U:321:LEU:CG	2:U:340:PHE:CD1	2.79	0.66
3:V:156:LEU:CD2	3:V:170:SER:HB2	2.26	0.66
3:V:228:LEU:HD13	3:V:279:LEU:HD23	1.78	0.66

*Continued on next page...*

*Continued from previous page...*

Atom-1	Atom-2	Interatomic distance (Å)	Clash overlap (Å)
5:X:26:SER:OG	5:X:139:GLU:CG	2.44	0.66
6:Y:21:CYS:C	6:Y:22:LEU:HG	2.14	0.66
7:Z:59:LEU:HD22	7:Z:105:LEU:HD23	1.77	0.66
1:A:313:ARG:HB3	1:A:314:PRO:CD	2.23	0.66
4:W:158:LYS:HG3	4:W:159:ASP:OD2	1.96	0.66
1:A:321:LEU:HB3	1:A:326:THR:HB	1.78	0.65
2:U:326:LEU:O	2:U:331:LYS:HA	1.96	0.65
3:V:233:LYS:HD3	3:V:233:LYS:O	1.95	0.65
3:V:239:THR:O	3:V:240:LEU:HB2	1.95	0.65
6:Y:41:ARG:HH21	6:Y:71:ARG:HH12	1.45	0.65
1:A:238:LEU:O	1:A:242:PHE:HD2	1.80	0.65
3:C:97:ARG:CG	3:C:117:SER:CB	2.73	0.65
5:E:22:LEU:O	5:E:132:TYR:OH	2.08	0.65
1:T:207:LEU:HD12	5:X:54:PHE:CZ	2.31	0.65
2:U:321:LEU:HD22	2:U:340:PHE:CD1	2.31	0.65
4:W:186:LYS:HD3	4:W:198:VAL:CA	2.25	0.65
1:A:284:HIS:O	1:A:287:PHE:HB2	1.96	0.65
1:A:336:GLN:CG	1:A:367:VAL:N	2.58	0.65
1:A:82:ILE:HB	1:A:115:PRO:HB2	1.77	0.65
2:B:311:PRO:HB3	6:F:32:ARG:HD2	1.79	0.65
1:T:208:LEU:C	1:T:208:LEU:HD23	2.17	0.65
3:V:207:GLY:O	3:V:220:VAL:HG22	1.96	0.65
1:T:203:PHE:CZ	5:X:54:PHE:CD2	2.80	0.65
6:Y:76:VAL:HB	6:Y:78:GLN:HE22	1.62	0.65
3:C:166:CYS:SG	3:C:167:ARG:N	2.68	0.65
3:C:245:LEU:HB3	3:C:246:PRO:CD	2.26	0.65
3:C:71:GLY:H	3:C:75:ASN:HB2	1.61	0.65
4:D:186:LYS:HD3	4:D:198:VAL:H	1.61	0.65
7:G:105:LEU:H	7:G:105:LEU:CD1	2.10	0.65
7:G:108:LYS:HE3	7:G:144:VAL:HA	1.78	0.65
1:T:336:GLN:HG2	1:T:367:VAL:HG23	1.79	0.65
3:V:252:PHE:CE1	3:V:258:LEU:HD21	2.31	0.65
1:A:336:GLN:CD	1:A:367:VAL:N	2.45	0.65
1:T:271:VAL:HG12	1:T:275:ARG:HG3	1.77	0.65
2:U:241:VAL:HG13	2:U:253:LYS:CG	2.22	0.65
2:U:321:LEU:HD22	2:U:340:PHE:CB	2.25	0.65
5:X:134:GLN:HA	5:X:137:ARG:HG3	1.77	0.65
6:Y:137:HIS:O	6:Y:141:GLU:HB2	1.97	0.65
1:A:100:TYR:O	4:D:10:ILE:CG1	2.44	0.65
1:A:114:GLU:O	1:A:114:GLU:HG3	1.94	0.65
3:C:215:SER:HG	3:C:216:ARG:NH1	1.94	0.65

*Continued on next page...*

*Continued from previous page...*

Atom-1	Atom-2	Interatomic distance (Å)	Clash overlap (Å)
6:F:21:CYS:O	6:F:22:LEU:HG	1.96	0.65
3:C:267:PRO:HG3	3:C:357:TRP:CZ2	2.32	0.65
4:D:77:LYS:HG3	4:D:84:LEU:CB	2.26	0.65
6:F:18:ALA:CB	7:G:142:VAL:CG2	2.62	0.65
6:F:33:HIS:HB3	6:F:35:LYS:HE2	1.78	0.65
6:F:22:LEU:HD22	6:F:67:ILE:CA	2.26	0.65
7:G:83:LEU:HD22	7:G:128:TRP:CZ2	2.32	0.65
2:U:278:VAL:HG13	2:U:320:GLU:OE1	1.95	0.65
1:A:63:GLY:O	1:A:65:GLU:N	2.27	0.65
2:B:226:ASN:O	2:B:230:GLU:HG2	1.96	0.65
2:B:289:ALA:O	2:B:291:ILE:N	2.30	0.65
3:C:13:CYS:O	3:C:14:HIS:HB3	1.96	0.65
4:D:199:LEU:N	4:D:224:THR:OG1	2.29	0.65
6:F:41:ARG:NH2	6:F:71:ARG:HH12	1.94	0.65
1:T:34:CYS:SG	1:T:67:ILE:HG23	2.37	0.65
1:T:35:ILE:HD11	1:T:60:PHE:CD2	2.31	0.65
4:W:132:GLN:HG2	4:W:159:ASP:C	2.16	0.65
5:X:20:ALA:O	5:X:21:LEU:HB2	1.96	0.65
7:Z:122:SER:OG	7:Z:123:ALA:N	2.30	0.65
3:C:144:THR:O	3:C:161:SER:OG	2.11	0.65
5:E:19:MET:HG2	5:E:66:ARG:HB3	1.79	0.65
4:W:135:GLY:O	4:W:136:LYS:HB2	1.96	0.65
5:X:59:GLU:HG3	5:X:59:GLU:O	1.97	0.65
7:Z:11:PHE:O	7:Z:14:VAL:HG12	1.97	0.65
1:T:117:LEU:HD23	1:T:117:LEU:O	1.96	0.65
1:T:368:ILE:HG22	1:T:369:THR:N	2.11	0.65
2:U:262:PRO:C	2:U:264:ALA:H	2.00	0.65
3:V:343:SER:C	3:V:359:VAL:CG2	2.65	0.65
5:X:24:ILE:CD1	5:X:26:SER:HB2	2.27	0.65
1:A:371:HIS:O	1:A:373:GLN:N	2.26	0.64
4:D:110:VAL:HG13	4:D:111:HIS:N	2.12	0.64
4:D:162:THR:CG2	4:D:225:PHE:O	2.43	0.64
2:U:253:LYS:NZ	2:U:253:LYS:HB3	2.12	0.64
4:W:185:PHE:HZ	6:Y:160:VAL:HG12	1.60	0.64
4:W:237:ARG:O	4:W:241:ILE:CD1	2.45	0.64
1:T:102:ARG:HH12	4:W:5:GLU:CB	2.09	0.64
1:A:208:LEU:HG	1:A:211:ARG:NH2	2.11	0.64
1:A:228:LYS:O	1:A:232:SER:OG	2.15	0.64
1:T:89:MET:CE	1:T:92:PHE:HD2	2.10	0.64
3:V:100:ARG:HG2	3:V:146:LEU:HA	1.79	0.64
3:V:172:TYR:CD2	3:V:180:PRO:CD	2.80	0.64

*Continued on next page...*



*Continued from previous page...*

Atom-1	Atom-2	Interatomic distance (Å)	Clash overlap (Å)
5:X:13:THR:HG22	5:X:20:ALA:CB	2.27	0.64
1:A:9:VAL:HG13	1:A:111:LEU:HD22	1.80	0.64
1:A:201:THR:HB	1:A:224:ALA:HB1	1.78	0.64
3:V:343:SER:N	3:V:359:VAL:HG21	2.13	0.64
4:W:197:GLN:HB2	4:W:226:VAL:HG21	1.79	0.64
1:T:89:MET:HE1	1:T:92:PHE:HD2	1.63	0.64
3:V:155:VAL:HG11	3:V:180:PRO:HG2	1.79	0.64
4:W:159:ASP:O	4:W:160:ARG:HB3	1.97	0.64
4:W:186:LYS:HD3	4:W:198:VAL:N	2.11	0.64
5:X:155:LYS:C	5:X:157:SER:N	2.46	0.64
1:T:203:PHE:CE1	5:X:54:PHE:CZ	2.85	0.64
3:C:129:ASN:O	3:C:130:ASP:HB2	1.97	0.64
4:D:223:ILE:HG22	4:D:224:THR:N	2.12	0.64
6:F:21:CYS:C	6:F:22:LEU:HG	2.18	0.64
1:T:35:ILE:CB	1:T:61:PHE:O	2.45	0.64
3:V:77:TYR:HD2	3:V:89:THR:O	1.37	0.64
2:U:237:THR:CG2	6:Y:105:ARG:NE	2.55	0.64
1:A:172:ASP:O	1:A:196:ALA:HB1	1.96	0.64
1:A:409:ARG:HD3	2:B:200:ARG:O	1.97	0.64
3:C:107:ASN:ND2	3:C:109:LYS:H	1.96	0.64
2:U:232:LYS:HG2	2:U:232:LYS:O	1.97	0.64
3:V:242:SER:OG	3:V:244:THR:HG22	1.97	0.64
4:W:243:LEU:H	4:W:243:LEU:HD23	1.62	0.64
4:W:75:LEU:CG	4:W:78:ARG:HD3	2.27	0.64
5:X:149:PHE:CD2	5:X:156:PRO:HA	2.33	0.64
1:T:239:VAL:CG1	5:X:4:TYR:CD1	2.81	0.64
1:A:271:VAL:HG12	1:A:275:ARG:HD2	1.79	0.64
1:A:304:ILE:HG21	1:A:316:TYR:CE2	2.31	0.64
3:C:21:THR:O	3:C:42:TRP:HZ3	1.73	0.64
4:D:163:VAL:H	4:D:225:PHE:CB	2.10	0.64
6:F:102:PHE:CD1	6:F:122:HIS:CD2	2.86	0.64
3:V:271:THR:HG21	3:V:370:LYS:CB	2.27	0.64
4:W:141:ARG:HH11	4:W:209:LEU:HD13	1.62	0.64
6:Y:61:VAL:HG23	6:Y:74:ILE:HG23	1.66	0.64
6:Y:54:SER:OG	7:Z:117:PRO:CG	2.45	0.64
1:A:365:VAL:O	1:A:366:GLN:HB2	1.96	0.64
1:A:36:ALA:HB3	1:A:72:TYR:HB3	1.80	0.64
5:E:42:VAL:HG22	5:E:140:THR:HG22	1.80	0.64
1:A:270:ASP:O	5:E:159:TRP:CZ2	2.50	0.64
5:E:59:GLU:O	5:E:59:GLU:HG3	1.98	0.64
1:T:35:ILE:HD12	1:T:62:ILE:CG2	2.27	0.64

*Continued on next page...*

*Continued from previous page...*

Atom-1	Atom-2	Interatomic distance (Å)	Clash overlap (Å)
2:U:313:LEU:HD12	2:U:316:ARG:HB3	1.80	0.64
4:W:194:THR:HB	4:W:230:ARG:NE	2.12	0.64
4:W:231:HIS:HB3	4:W:240:THR:HG21	1.79	0.64
6:Y:61:VAL:HA	6:Y:74:ILE:HG23	1.80	0.64
4:D:80:TYR:CE1	4:D:113:ALA:HA	2.33	0.64
1:T:363:ILE:N	1:T:363:ILE:HD13	2.02	0.64
3:V:360:ARG:C	3:V:362:LEU:H	2.01	0.64
7:Z:83:LEU:HD22	7:Z:128:TRP:CZ2	2.33	0.64
3:C:114:GLY:O	3:C:115:SER:HB3	1.97	0.64
3:C:166:CYS:O	3:C:167:ARG:HD2	1.98	0.64
4:W:163:VAL:HB	4:W:225:PHE:HB2	1.80	0.64
4:W:227:LEU:CD2	4:W:231:HIS:CB	2.76	0.64
4:W:35:PHE:CE1	4:W:45:ILE:CD1	2.81	0.64
7:Z:133:LEU:O	7:Z:135:ALA:N	2.27	0.64
4:D:165:PHE:HE1	4:D:247:PHE:HD2	1.41	0.63
3:V:39:GLY:O	3:V:40:ASN:HB2	1.97	0.63
4:W:130:GLN:HG3	4:W:134:GLU:OE1	1.98	0.63
4:W:47:ASN:HB3	4:W:48:PRO:HD2	1.80	0.63
3:C:158:ALA:CB	3:C:168:ILE:HG13	2.26	0.63
1:T:186:ILE:O	1:T:188:SER:N	2.32	0.63
3:V:107:ASN:ND2	3:V:109:LYS:H	1.97	0.63
3:V:135:LYS:HB3	3:V:191:PHE:CE2	2.33	0.63
4:W:6:VAL:O	4:W:115:MET:HB3	1.98	0.63
4:W:201:SER:OG	4:W:206:PRO:HD3	1.97	0.63
1:A:208:LEU:HG	1:A:211:ARG:HH21	1.64	0.63
2:B:192:TYR:CE2	2:B:270:LEU:HB3	2.33	0.63
3:C:120:ILE:CG1	3:C:137:ILE:CD1	2.75	0.63
3:C:123:CYS:HB3	3:C:134:CYS:HB2	1.80	0.63
3:C:238:ALA:O	3:C:239:THR:OG1	2.14	0.63
4:D:135:GLY:O	4:D:136:LYS:HB2	1.97	0.63
4:D:159:ASP:O	4:D:160:ARG:HB3	1.97	0.63
4:D:268:ALA:C	4:D:270:THR:H	2.02	0.63
1:T:115:PRO:CG	1:T:144:GLN:OE1	2.39	0.63
1:T:181:ALA:O	1:T:182:GLU:HB2	1.99	0.63
1:T:151:ALA:O	1:T:370:HIS:HB3	1.98	0.63
1:T:409:ARG:HB3	2:U:201:GLY:HA3	1.79	0.63
3:V:31:GLU:HB3	3:V:49:LYS:HA	1.79	0.63
4:W:150:GLU:HG2	4:W:167:THR:CA	2.20	0.63
1:A:151:ALA:O	1:A:154:THR:HG22	1.98	0.63
2:B:195:LYS:O	2:B:199:LEU:HG	1.97	0.63
5:E:41:ILE:HG23	5:E:42:VAL:N	2.12	0.63

*Continued on next page...*

*Continued from previous page...*

Atom-1	Atom-2	Interatomic distance (Å)	Clash overlap (Å)
5:E:5:HIS:HB3	5:E:65:ASP:OD1	1.99	0.63
7:G:40:GLY:HA2	7:G:43:ASP:HB2	1.80	0.63
3:V:141:ILE:HG22	3:V:142:ARG:N	2.13	0.63
3:V:144:THR:OG1	6:Y:28:GLN:CG	2.46	0.63
1:A:186:ILE:O	1:A:188:SER:N	2.32	0.63
1:A:255:GLN:HA	1:A:269:ILE:O	1.98	0.63
1:A:82:ILE:HG12	1:A:83:VAL:H	1.64	0.63
2:U:184:ILE:HB	2:U:271:ILE:HD11	1.80	0.63
2:U:312:GLY:HA2	6:Y:33:HIS:NE2	2.14	0.63
3:V:77:TYR:CD2	3:V:90:LEU:CA	2.62	0.63
1:A:95:GLN:O	1:A:100:TYR:HD2	1.81	0.63
1:A:60:PHE:CE2	1:A:95:GLN:HG2	2.33	0.63
3:C:173:ILE:HG22	3:C:176:VAL:HG22	1.79	0.63
4:D:158:LYS:HG3	4:D:159:ASP:CG	2.18	0.63
4:D:165:PHE:HB3	4:D:223:ILE:HB	1.73	0.63
3:V:334:VAL:HG13	3:V:345:PHE:HB3	1.80	0.63
4:D:141:ARG:HB2	4:D:154:VAL:O	1.99	0.63
4:D:41:VAL:C	4:D:42:LEU:HG	2.18	0.63
1:T:203:PHE:HE1	5:X:54:PHE:CE1	2.16	0.63
3:C:31:GLU:HB3	3:C:49:LYS:HA	1.79	0.63
4:D:118:ARG:NH1	4:D:119:ASN:OD1	2.28	0.63
5:E:25:ARG:HB3	5:E:40:ASP:OD2	1.98	0.63
1:T:305:GLN:HG3	1:T:346:ARG:HH22	1.63	0.63
1:T:13:GLY:O	1:T:78:ILE:HG21	1.99	0.63
3:V:106:PRO:CD	3:V:154:SER:HA	2.21	0.63
3:V:253:ILE:CD1	3:V:257:SER:HB3	2.29	0.63
3:V:79:TRP:CZ2	3:V:88:PRO:HB3	2.34	0.63
2:B:261:ALA:HB3	2:B:262:PRO:HD3	1.81	0.63
4:D:98:ASP:HB3	4:D:101:ASN:HB3	1.79	0.63
2:U:289:ALA:O	2:U:291:ILE:N	2.31	0.63
3:V:74:ARG:HG3	3:V:95:ILE:HD11	1.80	0.63
5:X:149:PHE:CE2	5:X:156:PRO:CD	2.81	0.63
1:A:304:ILE:HD12	1:A:316:TYR:CE1	2.34	0.62
3:C:185:TRP:HH2	3:C:217:VAL:HG11	1.64	0.62
3:C:39:GLY:O	3:C:40:ASN:HB2	1.98	0.62
1:T:105:PRO:HB2	1:T:134:PHE:HB3	1.80	0.62
3:V:259:VAL:HG13	3:V:268:VAL:O	1.99	0.62
3:V:334:VAL:HG12	3:V:335:LEU:N	2.06	0.62
3:V:99:ALA:CA	3:V:115:SER:HB2	2.05	0.62
5:X:145:CYS:O	5:X:149:PHE:HD1	1.81	0.62
5:X:26:SER:CB	5:X:139:GLU:CD	2.67	0.62

*Continued on next page...*

*Continued from previous page...*

Atom-1	Atom-2	Interatomic distance (Å)	Clash overlap (Å)
2:B:257:GLU:HA	2:B:260:GLU:HB2	1.80	0.62
3:C:18:LYS:HG3	3:C:62:PRO:CB	2.21	0.62
4:D:165:PHE:HB2	4:D:223:ILE:H	1.61	0.62
4:D:208:GLU:O	4:D:209:LEU:HB2	1.98	0.62
1:T:200:ILE:HG23	1:T:281:ILE:CG1	2.30	0.62
2:U:326:LEU:HD12	2:U:335:GLU:OE1	1.99	0.62
3:V:160:GLY:HA3	3:V:205:VAL:CG1	2.28	0.62
1:A:354:SER:HG	1:A:359:LYS:N	1.96	0.62
2:B:343:ARG:HH22	3:C:92:ILE:HG22	1.64	0.62
5:E:132:TYR:O	5:E:134:GLN:N	2.31	0.62
6:F:128:LYS:O	6:F:132:VAL:HG23	1.98	0.62
2:B:315:SER:HB2	6:F:31:GLU:HB3	1.81	0.62
3:V:5:SER:CB	3:V:352:GLY:O	2.47	0.62
1:T:105:PRO:HG2	4:W:256:LYS:CE	2.29	0.62
5:X:113:LEU:HD21	5:X:171:LYS:CG	2.28	0.62
5:X:24:ILE:CG2	5:X:41:ILE:HG21	2.24	0.62
2:B:262:PRO:C	2:B:264:ALA:H	2.03	0.62
4:D:128:TYR:OH	4:D:142:ALA:N	2.33	0.62
1:T:128:GLU:HG2	1:T:129:ILE:N	2.10	0.62
3:V:157:LEU:O	3:V:168:ILE:CG2	2.41	0.62
2:B:202:TYR:CD2	2:B:252:ILE:CB	2.69	0.62
3:C:101:CYS:CB	3:C:147:SER:HA	2.30	0.62
3:C:147:SER:O	3:C:148:LEU:HG	1.99	0.62
4:D:41:VAL:O	4:D:42:LEU:HG	1.99	0.62
5:E:21:LEU:HG	5:E:21:LEU:O	1.98	0.62
2:U:322:LYS:CG	7:Z:16:VAL:HG11	2.29	0.62
3:V:107:ASN:HD22	3:V:109:LYS:HG2	1.63	0.62
5:X:22:LEU:HD13	5:X:23:PRO:HD3	1.81	0.62
6:Y:101:PHE:CD2	6:Y:103:ILE:HD11	2.34	0.62
1:A:195:ILE:HD11	1:A:285:PRO:HB3	1.82	0.62
1:A:38:LYS:NZ	1:A:59:ASP:OD2	2.30	0.62
4:D:40:GLY:O	4:D:42:LEU:HG	2.00	0.62
1:T:200:ILE:HG23	1:T:281:ILE:HG12	1.81	0.62
1:T:240:LYS:O	1:T:241:GLU:C	2.37	0.62
1:T:285:PRO:HG2	1:T:292:PHE:CE2	2.34	0.62
4:W:137:GLU:OE1	4:W:158:LYS:HE2	1.99	0.62
4:D:194:THR:HB	4:D:230:ARG:NE	2.13	0.62
5:E:5:HIS:HA	5:E:58:TYR:OH	1.99	0.62
1:T:211:ARG:CG	1:T:212:GLU:H	2.10	0.62
3:V:249:ALA:O	3:V:250:VAL:HB	1.99	0.62
3:V:5:SER:HB3	3:V:352:GLY:HA3	1.80	0.62

*Continued on next page...*

*Continued from previous page...*

Atom-1	Atom-2	Interatomic distance (Å)	Clash overlap (Å)
4:W:10:ILE:O	4:W:10:ILE:HG22	2.00	0.62
4:W:186:LYS:CD	4:W:198:VAL:O	2.47	0.62
5:X:22:LEU:CD1	5:X:23:PRO:CD	2.78	0.62
4:D:103:PRO:O	4:D:106:LYS:HE3	2.00	0.62
1:T:211:ARG:HD2	1:T:212:GLU:HB3	1.82	0.62
1:T:239:VAL:HG22	5:X:4:TYR:CE1	2.34	0.62
5:X:13:THR:HG22	5:X:20:ALA:HB1	1.81	0.62
3:C:172:TYR:HE2	3:C:178:GLU:C	2.02	0.62
4:D:155:GLU:OE2	4:D:208:GLU:HG2	2.00	0.62
2:U:321:LEU:HD13	2:U:340:PHE:CB	2.29	0.62
4:W:128:TYR:HE2	4:W:142:ALA:HB2	1.65	0.62
5:X:53:VAL:HG21	5:X:166:ARG:CB	2.29	0.62
1:A:82:ILE:HG13	1:A:115:PRO:HD2	1.82	0.62
4:D:165:PHE:CE2	4:D:225:PHE:HE1	2.15	0.62
7:G:16:VAL:HA	7:G:19:TYR:HD2	1.65	0.62
3:V:135:LYS:CB	3:V:191:PHE:CZ	2.82	0.62
4:W:268:ALA:C	4:W:270:THR:H	2.03	0.62
4:W:95:LEU:HD11	4:W:97:TYR:CZ	2.35	0.62
5:X:132:TYR:O	5:X:134:GLN:N	2.33	0.62
1:A:241:GLU:O	1:A:244:LYS:N	2.33	0.61
3:C:334:VAL:HG13	3:C:345:PHE:HB3	1.81	0.61
3:C:32:VAL:HG12	3:C:33:HIS:H	1.64	0.61
7:G:98:LEU:HB2	7:G:103:VAL:HG22	1.81	0.61
1:T:106:GLU:HG3	4:W:256:LYS:HE3	1.82	0.61
1:T:286:GLU:HB3	1:T:292:PHE:O	1.99	0.61
3:V:219:TRP:CG	3:V:227:CYS:HB2	2.02	0.61
4:W:42:LEU:HB2	4:W:60:SER:OG	1.99	0.61
7:Z:108:LYS:HG2	7:Z:144:VAL:HG13	1.80	0.61
3:C:107:ASN:ND2	3:C:109:LYS:HG2	2.15	0.61
3:C:151:HIS:NE2	3:C:214:GLY:CA	2.63	0.61
4:D:165:PHE:CE2	4:D:225:PHE:HD1	2.15	0.61
5:E:49:PHE:HA	5:E:52:ASN:HB2	1.83	0.61
2:U:166:ILE:HG12	2:U:285:THR:HG21	1.82	0.61
2:U:242:GLU:O	2:U:254:VAL:HG12	2.00	0.61
3:V:122:ILE:HG23	3:V:122:ILE:O	2.00	0.61
1:A:11:ASP:O	1:A:18:LYS:HB2	2.01	0.61
1:A:309:ILE:C	1:A:311:VAL:H	2.03	0.61
3:C:114:GLY:HA2	3:C:148:LEU:HD11	1.82	0.61
1:A:103:ALA:O	4:D:38:PHE:HE1	1.83	0.61
1:T:263:SER:O	1:T:264:LYS:HB2	2.00	0.61
3:V:114:GLY:O	3:V:115:SER:HB3	2.00	0.61

*Continued on next page...*

*Continued from previous page...*

Atom-1	Atom-2	Interatomic distance (Å)	Clash overlap (Å)
6:Y:20:LEU:HD23	6:Y:20:LEU:H	1.66	0.61
6:Y:41:ARG:NH2	6:Y:71:ARG:HH12	1.99	0.61
1:A:175:THR:CG2	1:A:195:ILE:HB	2.30	0.61
1:A:336:GLN:CG	1:A:367:VAL:H	2.13	0.61
1:T:193:ILE:HD11	1:T:299:VAL:HG11	1.82	0.61
3:V:259:VAL:CG1	3:V:260:ALA:H	2.11	0.61
6:Y:76:VAL:HG21	6:Y:87:CYS:SG	2.41	0.61
1:A:128:GLU:CG	1:A:129:ILE:H	2.08	0.61
1:A:332:GLY:O	1:A:367:VAL:HG21	2.01	0.61
1:A:336:GLN:OE1	1:A:366:GLN:CA	2.47	0.61
2:B:224:GLY:O	2:B:316:ARG:NH1	2.33	0.61
4:D:43:TYR:CE2	4:D:116:LEU:CD2	2.81	0.61
4:D:95:LEU:HD11	4:D:97:TYR:CZ	2.36	0.61
1:T:120:PRO:HG3	2:U:201:GLY:C	2.21	0.61
6:Y:102:PHE:CD1	6:Y:122:HIS:CD2	2.87	0.61
6:F:20:LEU:O	6:F:22:LEU:HG	2.00	0.61
7:G:151:VAL:O	7:G:151:VAL:HG23	2.00	0.61
1:T:174:VAL:HG21	1:T:193:ILE:O	1.97	0.61
1:T:31:ILE:HD12	1:T:63:GLY:CA	2.29	0.61
3:V:10:PRO:HB2	3:V:350:MET:HA	1.81	0.61
4:W:36:ALA:HB1	4:W:41:VAL:O	2.01	0.61
5:X:81:LYS:HB2	5:X:98:LEU:CD1	2.31	0.61
7:Z:83:LEU:HD22	7:Z:128:TRP:CE2	2.36	0.61
4:D:111:HIS:CE1	4:D:115:MET:SD	2.94	0.61
4:D:214:ALA:CB	4:D:222:TYR:OH	2.47	0.61
1:T:204:ILE:CG2	1:T:274:GLU:HB2	2.27	0.61
3:V:332:ILE:HD12	3:V:347:THR:HG21	1.82	0.61
4:W:244:ILE:CG2	4:W:245:HIS:H	2.06	0.61
6:Y:102:PHE:O	6:Y:103:ILE:HG23	2.01	0.61
6:Y:36:PRO:CG	6:Y:39:GLU:HB2	2.31	0.61
2:B:336:LYS:HB3	7:G:21:GLU:CD	2.20	0.61
4:D:153:TYR:HB2	4:D:164:VAL:CG2	2.30	0.61
4:D:75:LEU:HD23	4:D:76:LEU:N	2.15	0.61
6:F:8:TYR:CD2	6:F:55:ARG:HB2	2.34	0.61
7:G:69:GLN:O	7:G:73:ASP:N	2.34	0.61
7:Z:81:LYS:O	7:Z:84:ILE:N	2.33	0.61
3:C:176:VAL:HG23	3:C:177:GLU:N	2.16	0.61
5:E:78:CYS:C	5:E:82:LEU:HB3	2.21	0.61
1:T:145:ALA:CB	1:T:178:ILE:HD12	2.23	0.61
1:T:176:HIS:HD2	1:T:192:HIS:CD2	2.18	0.61
1:T:205:GLN:O	1:T:209:ARG:HG3	1.99	0.61

*Continued on next page...*

*Continued from previous page...*

Atom-1	Atom-2	Interatomic distance (Å)	Clash overlap (Å)
2:U:192:TYR:HE2	2:U:270:LEU:HD22	1.66	0.61
2:U:313:LEU:N	2:U:314:PRO:HD2	2.14	0.61
2:U:325:TYR:CE1	2:U:330:LEU:HD13	2.36	0.61
3:V:141:ILE:O	3:V:142:ARG:HG3	2.01	0.61
3:V:10:PRO:CB	3:V:350:MET:CA	2.77	0.61
4:W:35:PHE:HE1	4:W:45:ILE:HD13	1.65	0.61
7:Z:151:VAL:HG23	7:Z:151:VAL:O	2.00	0.61
1:A:62:ILE:HD12	1:A:92:PHE:HE1	1.59	0.61
6:F:102:PHE:O	6:F:103:ILE:HG23	2.01	0.61
2:U:212:THR:O	2:U:216:ILE:HG12	2.01	0.61
4:W:133:GLU:HG2	4:W:133:GLU:O	2.01	0.61
1:A:348:LYS:O	1:A:350:SER:N	2.31	0.60
4:D:191:ALA:CB	6:F:165:LEU:HB3	2.30	0.60
4:D:45:ILE:HG13	4:D:57:VAL:HG21	1.79	0.60
7:G:42:VAL:HG21	7:G:57:ALA:HB3	1.81	0.60
1:T:309:ILE:C	1:T:311:VAL:H	2.04	0.60
3:V:148:LEU:CD2	3:V:159:ALA:HB3	2.29	0.60
5:X:164:VAL:O	5:X:164:VAL:HG22	2.00	0.60
6:Y:56:ASN:O	6:Y:57:GLU:HB3	2.01	0.60
1:A:186:ILE:HG21	1:A:189:CYS:HB2	1.82	0.60
1:A:207:LEU:CD1	5:E:54:PHE:CZ	2.84	0.60
2:B:343:ARG:HH12	3:C:92:ILE:HG21	1.64	0.60
4:W:146:TYR:CZ	4:W:150:GLU:HB3	2.36	0.60
5:X:42:VAL:CG2	5:X:140:THR:HG22	2.21	0.60
7:Z:116:SER:N	7:Z:117:PRO:HD3	2.16	0.60
2:B:252:ILE:HD12	2:B:252:ILE:O	2.02	0.60
3:C:107:ASN:HD22	3:C:109:LYS:HG2	1.66	0.60
4:D:141:ARG:HH11	4:D:209:LEU:HD13	1.65	0.60
4:D:199:LEU:HB2	4:D:224:THR:HG1	1.62	0.60
4:D:202:HIS:CE1	4:D:220:ILE:O	2.54	0.60
3:C:144:THR:HG1	6:F:25:PHE:HZ	1.49	0.60
3:V:77:TYR:HB3	3:V:89:THR:CA	2.30	0.60
5:X:102:ASN:HA	5:X:137:ARG:HH12	1.66	0.60
1:A:181:ALA:O	1:A:182:GLU:HB2	2.01	0.60
1:A:8:CYS:HB2	1:A:110:PHE:CE1	2.37	0.60
2:B:253:LYS:NZ	2:B:253:LYS:HB3	2.17	0.60
3:C:164:PHE:O	3:C:205:VAL:CG2	2.50	0.60
5:E:105:ILE:HG22	5:E:133:LEU:HD22	1.84	0.60
6:F:144:LYS:O	6:F:148:GLU:HB2	2.01	0.60
7:G:118:SER:HB3	7:G:121:SER:CB	2.30	0.60
1:T:167:VAL:CG1	1:T:320:VAL:HB	2.31	0.60

*Continued on next page...*

*Continued from previous page...*

Atom-1	Atom-2	Interatomic distance (Å)	Clash overlap (Å)
1:T:194:PRO:CD	1:T:292:PHE:HE1	1.87	0.60
1:T:35:ILE:HD11	1:T:60:PHE:HB2	1.82	0.60
1:T:36:ALA:HB2	1:T:73:ALA:O	2.01	0.60
2:U:192:TYR:CE2	2:U:270:LEU:HB3	2.36	0.60
3:V:223:ASP:HB3	7:Z:146:THR:HB	1.82	0.60
3:V:30:HIS:HA	3:V:55:VAL:HG23	1.82	0.60
2:U:343:ARG:HH22	3:V:92:ILE:HG22	1.67	0.60
4:D:142:ALA:H	4:D:154:VAL:HG22	1.64	0.60
1:A:102:ARG:HH12	4:D:5:GLU:CB	2.15	0.60
6:F:36:PRO:CA	6:F:69:SER:HB3	2.32	0.60
1:T:180:VAL:HG12	1:T:181:ALA:N	2.11	0.60
1:T:297:SER:O	1:T:339:LEU:HD13	2.02	0.60
3:V:158:ALA:HB2	3:V:168:ILE:HG23	1.84	0.60
3:V:269:LEU:H	3:V:283:GLY:CA	2.05	0.60
3:V:68:VAL:HG12	3:V:104:TRP:HE1	1.64	0.60
5:X:83:GLN:OE1	5:X:164:VAL:CG1	2.49	0.60
6:Y:73:SER:HB2	6:Y:112:TYR:CD2	2.36	0.60
6:Y:95:MET:HA	6:Y:104:LEU:HD21	1.82	0.60
7:Z:99:ASP:O	7:Z:103:VAL:N	2.34	0.60
1:A:69:LYS:HD2	1:A:72:TYR:CE1	2.36	0.60
3:C:10:PRO:CB	3:C:350:MET:CA	2.80	0.60
3:C:287:VAL:HG23	3:C:287:VAL:O	2.02	0.60
3:C:51:HIS:CE1	3:C:75:ASN:HB3	2.37	0.60
5:E:23:PRO:HG2	5:E:35:GLU:HG2	1.84	0.60
3:V:211:SER:O	3:V:213:ASN:N	2.35	0.60
3:V:10:PRO:HB3	3:V:350:MET:C	2.22	0.60
4:W:251:LEU:O	4:W:255:ILE:HG12	2.02	0.60
5:X:105:ILE:HB	5:X:106:PRO:HD2	1.83	0.60
7:Z:118:SER:HB3	7:Z:121:SER:CB	2.28	0.60
3:C:124:TYR:O	3:C:133:VAL:HG23	2.01	0.60
4:D:189:ARG:HB2	4:D:189:ARG:CZ	2.32	0.60
1:T:186:ILE:HD13	2:U:205:ASN:CB	2.32	0.60
4:W:111:HIS:CE1	4:W:115:MET:SD	2.95	0.60
4:W:141:ARG:NH2	4:W:155:GLU:HG2	2.17	0.60
1:A:200:ILE:HG12	1:A:281:ILE:HD11	1.83	0.60
1:A:242:PHE:CZ	1:A:277:LEU:HD22	2.37	0.60
4:D:165:PHE:CZ	4:D:225:PHE:HE1	2.20	0.60
6:F:22:LEU:HD22	6:F:67:ILE:C	2.21	0.60
3:V:101:CYS:CB	3:V:147:SER:HA	2.31	0.60
3:V:35:TYR:HB3	3:V:42:TRP:HE3	1.67	0.60
5:X:119:LYS:HB2	5:X:120:PRO:HD2	1.82	0.60

*Continued on next page...*



*Continued from previous page...*

Atom-1	Atom-2	Interatomic distance (Å)	Clash overlap (Å)
5:X:53:VAL:HG13	5:X:54:PHE:N	2.17	0.60
2:U:315:SER:OG	6:Y:30:VAL:C	2.40	0.60
1:A:82:ILE:HG13	1:A:115:PRO:CG	2.32	0.60
1:A:117:LEU:O	1:A:117:LEU:HD23	2.02	0.60
2:B:170:TYR:C	2:B:171:GLU:HG2	2.22	0.60
4:D:128:TYR:HE2	4:D:142:ALA:HB2	1.67	0.60
6:F:137:HIS:O	6:F:141:GLU:HG3	2.02	0.60
1:T:286:GLU:OE1	1:T:293:THR:HG23	2.01	0.60
2:U:321:LEU:HD13	2:U:340:PHE:CG	2.35	0.60
4:W:217:GLY:HA3	4:W:220:ILE:HD13	1.83	0.60
5:X:22:LEU:HD13	5:X:23:PRO:CD	2.31	0.60
4:D:248:ARG:NH1	4:D:249:ASP:OD1	2.35	0.60
3:V:6:PHE:CE2	3:V:354:MET:CG	2.84	0.60
4:W:71:GLY:HA2	4:W:74:GLU:HB2	1.82	0.60
3:C:56:THR:OG1	3:C:57:GLY:N	2.34	0.59
2:B:343:ARG:HH21	3:C:94:ARG:HA	1.67	0.59
6:F:11:ALA:O	6:F:15:THR:HG23	2.02	0.59
7:Z:124:VAL:HG22	7:Z:126:LEU:H	1.67	0.59
1:A:319:ILE:HG13	1:A:366:GLN:O	2.02	0.59
2:B:318:GLU:O	2:B:321:LEU:HG	2.02	0.59
3:C:172:TYR:CE1	3:C:174:LYS:HG2	2.33	0.59
4:D:241:ILE:HD12	4:D:241:ILE:H	1.67	0.59
5:E:5:HIS:CG	5:E:61:LYS:HE2	2.36	0.59
1:T:193:ILE:HG12	1:T:292:PHE:HZ	1.67	0.59
3:V:137:ILE:HD12	3:V:169:PHE:CG	2.37	0.59
3:V:247:LEU:C	3:V:248:LEU:HD22	2.21	0.59
3:V:250:VAL:HG23	3:V:259:VAL:O	2.01	0.59
3:V:346:CYS:SG	3:V:347:THR:N	2.75	0.59
6:Y:87:CYS:O	6:Y:91:MET:HG2	2.03	0.59
1:A:399:ASP:HA	1:A:402:GLU:OE1	2.01	0.59
1:A:90:GLU:CD	1:A:129:ILE:HG23	2.23	0.59
4:D:186:LYS:CD	4:D:198:VAL:H	2.15	0.59
6:F:56:ASN:O	6:F:57:GLU:HB3	2.02	0.59
1:T:292:PHE:O	1:T:293:THR:OG1	2.18	0.59
1:T:211:ARG:NH1	5:X:159:TRP:CZ3	2.71	0.59
7:Z:18:GLU:HA	7:Z:23:LYS:NZ	2.17	0.59
2:B:184:ILE:HB	2:B:271:ILE:HD11	1.84	0.59
3:C:122:ILE:HG23	3:C:122:ILE:O	2.03	0.59
3:C:151:HIS:NE2	3:C:214:GLY:HA2	2.16	0.59
3:C:252:PHE:CZ	3:C:258:LEU:HD21	2.37	0.59
5:E:13:THR:HG21	5:E:22:LEU:HD22	1.84	0.59

*Continued on next page...*

*Continued from previous page...*

Atom-1	Atom-2	Interatomic distance (Å)	Clash overlap (Å)
1:T:104:GLU:CD	1:T:105:PRO:HD2	2.22	0.59
3:V:335:LEU:HD12	3:V:344:GLN:O	2.01	0.59
4:W:203:ARG:HG2	4:W:218:ASP:HA	1.83	0.59
1:A:177:VAL:HG12	1:A:177:VAL:O	2.01	0.59
1:A:186:ILE:O	1:A:186:ILE:HG22	2.02	0.59
3:C:245:LEU:HB2	3:C:264:ASP:OD1	2.02	0.59
3:C:48:LEU:HD11	3:C:86:TRP:HB2	1.84	0.59
4:D:132:GLN:HE21	4:D:159:ASP:HA	1.67	0.59
4:W:75:LEU:HD23	4:W:76:LEU:N	2.17	0.59
5:X:24:ILE:HD12	5:X:26:SER:HB2	1.85	0.59
7:G:114:PHE:CZ	7:G:125:LEU:O	2.56	0.59
1:T:390:PHE:O	1:T:394:CYS:CB	2.43	0.59
2:U:313:LEU:CG	2:U:317:LEU:HG	2.29	0.59
3:V:118:ARG:O	3:V:119:VAL:HB	2.03	0.59
5:X:157:SER:O	5:X:161:THR:HG22	2.02	0.59
1:A:211:ARG:CD	1:A:212:GLU:H	2.14	0.59
3:C:269:LEU:HB3	3:C:283:GLY:HA2	1.84	0.59
4:D:12:GLU:HG3	4:D:110:VAL:HG21	1.84	0.59
1:T:173:GLY:O	1:T:174:VAL:HB	2.02	0.59
3:V:144:THR:OG1	6:Y:28:GLN:HG2	2.03	0.59
3:V:18:LYS:CG	3:V:62:PRO:HB3	2.19	0.59
4:W:241:ILE:O	4:W:244:ILE:HG22	2.03	0.59
3:C:152:PRO:HG3	3:C:212:ALA:HA	1.84	0.59
5:E:149:PHE:HE2	5:E:156:PRO:HG3	1.68	0.59
6:F:87:CYS:O	6:F:91:MET:HG2	2.02	0.59
3:V:156:LEU:HD23	3:V:170:SER:CB	2.32	0.59
5:E:72:THR:HA	5:E:75:ILE:HD12	1.85	0.59
3:V:193:GLU:O	3:V:195:MET:HG2	2.03	0.59
3:V:207:GLY:H	3:V:220:VAL:HG23	1.68	0.59
3:V:217:VAL:O	3:V:228:LEU:HA	2.03	0.59
4:W:248:ARG:HD3	4:W:248:ARG:C	2.23	0.59
3:C:327:ASN:ND2	3:C:351:ASP:CB	2.55	0.59
5:E:97:THR:O	5:E:101:THR:HG23	2.03	0.59
1:A:207:LEU:HD11	5:E:54:PHE:HZ	1.68	0.59
6:F:63:ILE:HD11	6:F:72:VAL:HG13	1.81	0.59
1:T:193:ILE:HG12	1:T:292:PHE:CZ	2.38	0.59
2:U:315:SER:OG	6:Y:30:VAL:HA	2.03	0.59
3:V:254:THR:CG2	3:V:255:GLU:H	2.11	0.59
4:W:110:VAL:HG13	4:W:111:HIS:N	2.18	0.59
1:T:135:ASN:ND2	4:W:171:ASP:OD1	2.36	0.59
3:C:331:GLN:HG2	3:C:332:ILE:H	1.67	0.58

*Continued on next page...*

*Continued from previous page...*

Atom-1	Atom-2	Interatomic distance (Å)	Clash overlap (Å)
4:D:191:ALA:O	4:D:192:SER:HB3	2.02	0.58
5:E:19:MET:CE	5:E:67:THR:N	2.66	0.58
1:T:271:VAL:HG13	1:T:274:GLU:CG	2.33	0.58
5:X:53:VAL:HG21	5:X:166:ARG:HB3	1.85	0.58
6:Y:11:ALA:O	6:Y:15:THR:HG23	2.03	0.58
6:Y:20:LEU:O	6:Y:22:LEU:HG	2.03	0.58
1:A:343:VAL:HG13	1:A:363:ILE:HD11	1.86	0.58
1:A:403:ILE:HB	1:A:407:ILE:HD13	1.85	0.58
2:B:192:TYR:HE2	2:B:270:LEU:HD22	1.68	0.58
2:B:238:THR:HG22	6:F:106:ARG:NH2	2.18	0.58
3:C:252:PHE:CE2	3:C:258:LEU:HD11	2.38	0.58
1:T:285:PRO:CB	1:T:292:PHE:HB3	2.25	0.58
3:V:99:ALA:O	3:V:115:SER:HA	1.96	0.58
4:W:194:THR:HB	4:W:230:ARG:NH2	2.18	0.58
4:W:207:LEU:C	4:W:209:LEU:N	2.57	0.58
4:W:240:THR:HG22	6:Y:168:PHE:HD1	1.66	0.58
4:W:2:ILE:HG21	6:Y:163:GLU:HB3	1.86	0.58
3:C:268:VAL:HA	3:C:284:ARG:H	1.68	0.58
4:D:142:ALA:H	4:D:154:VAL:HG23	1.67	0.58
4:D:142:ALA:HB3	4:D:154:VAL:HG22	1.85	0.58
7:G:133:LEU:HG	7:G:134:ALA:H	1.67	0.58
2:U:233:LEU:O	2:U:240:LEU:HD21	2.03	0.58
3:V:253:ILE:HD11	3:V:257:SER:OG	2.03	0.58
3:V:245:LEU:HB2	3:V:264:ASP:OD1	2.04	0.58
3:V:268:VAL:HA	3:V:284:ARG:H	1.67	0.58
3:V:344:GLN:HG3	3:V:358:ASP:OD2	2.03	0.58
4:W:162:THR:HA	4:W:225:PHE:O	2.03	0.58
4:W:186:LYS:CE	4:W:197:GLN:HB3	2.33	0.58
1:A:4:ARG:CZ	1:A:5:LEU:HD21	2.34	0.58
3:C:329:VAL:HA	3:C:349:GLY:HA2	1.85	0.58
2:U:236:GLU:OE1	6:Y:105:ARG:NH2	2.37	0.58
3:V:150:TRP:HZ3	3:V:155:VAL:O	1.85	0.58
7:Z:63:PRO:HD3	7:Z:109:TYR:OH	1.98	0.58
1:A:103:ALA:HB1	1:A:108:HIS:CD2	2.39	0.58
4:D:34:THR:HG1	4:D:44:HIS:CD2	2.22	0.58
6:F:55:ARG:HH21	6:F:56:ASN:ND2	2.02	0.58
1:T:285:PRO:HB2	1:T:292:PHE:CG	2.37	0.58
3:V:14:HIS:ND1	3:V:348:THR:HG21	2.18	0.58
3:V:224:SER:HB2	3:V:246:PRO:CD	2.34	0.58
1:A:116:PRO:O	1:A:117:LEU:HB3	2.04	0.58
3:C:285:LEU:O	3:C:286:ASP:HB2	2.04	0.58

*Continued on next page...*

*Continued from previous page...*

Atom-1	Atom-2	Interatomic distance (Å)	Clash overlap (Å)
4:D:70:HIS:C	4:D:72:ALA:H	2.07	0.58
1:T:194:PRO:O	1:T:195:ILE:HG12	2.03	0.58
1:T:195:ILE:HG22	1:T:195:ILE:O	2.02	0.58
1:T:318:ASN:OD1	1:T:368:ILE:CD1	2.52	0.58
3:V:340:ALA:O	3:V:341:LYS:HG2	2.04	0.58
4:W:21:ASN:OD1	4:W:28:PRO:HA	2.03	0.58
1:T:207:LEU:HD12	5:X:54:PHE:HZ	1.67	0.58
1:A:292:PHE:HE2	1:A:294:GLN:HB3	1.69	0.58
3:C:269:LEU:HB3	3:C:283:GLY:CA	2.33	0.58
7:G:16:VAL:HA	7:G:19:TYR:CD2	2.39	0.58
1:T:195:ILE:CD1	1:T:285:PRO:HB3	2.30	0.58
3:V:135:LYS:HB3	3:V:191:PHE:HZ	1.63	0.58
1:T:99:LYS:HE2	4:W:9:ARG:NH1	2.17	0.58
5:X:97:THR:O	5:X:101:THR:HG23	2.02	0.58
5:X:16:ILE:HG13	5:X:125:GLU:HG2	1.85	0.58
3:C:113:VAL:O	3:C:120:ILE:O	2.22	0.58
3:C:51:HIS:ND1	3:C:75:ASN:CG	2.57	0.58
4:D:35:PHE:CE2	4:D:43:TYR:HD1	2.22	0.58
1:T:62:ILE:HG21	1:T:92:PHE:HD1	1.68	0.58
3:V:180:PRO:HB2	3:V:189:MET:SD	2.43	0.58
7:Z:62:PRO:O	7:Z:64:ILE:N	2.37	0.58
3:C:215:SER:O	3:C:230:ASP:HA	2.02	0.58
4:D:165:PHE:HB3	4:D:223:ILE:CB	2.32	0.58
6:F:20:LEU:HD23	6:F:20:LEU:N	2.19	0.58
3:V:110:LYS:CD	3:V:173:ILE:HD11	2.29	0.58
4:W:75:LEU:HG	4:W:78:ARG:CB	2.33	0.58
1:A:82:ILE:HG13	1:A:115:PRO:HG2	1.86	0.58
4:D:217:GLY:HA3	4:D:220:ILE:HD13	1.86	0.58
1:T:127:ALA:O	1:T:131:PHE:HD2	1.87	0.58
1:T:128:GLU:CG	1:T:129:ILE:H	2.09	0.58
1:T:181:ALA:HB2	1:T:186:ILE:HD11	1.86	0.58
1:T:348:LYS:O	1:T:350:SER:N	2.30	0.58
1:T:99:LYS:HE2	4:W:9:ARG:HH11	1.69	0.58
4:W:11:ILE:HG22	4:W:11:ILE:O	2.03	0.58
5:X:72:THR:HA	5:X:75:ILE:HD12	1.85	0.58
1:A:395:HIS:CE1	1:A:408:CYS:HA	2.39	0.57
3:C:158:ALA:O	3:C:159:ALA:CB	2.52	0.57
1:T:13:GLY:O	1:T:78:ILE:HB	2.04	0.57
1:T:35:ILE:HB	1:T:61:PHE:O	2.03	0.57
3:V:269:LEU:HB3	3:V:283:GLY:CA	2.34	0.57
3:V:65:ASN:O	3:V:65:ASN:ND2	2.37	0.57

*Continued on next page...*

*Continued from previous page...*

Atom-1	Atom-2	Interatomic distance (Å)	Clash overlap (Å)
4:W:254:HIS:CE1	6:Y:160:VAL:HG22	2.39	0.57
5:X:149:PHE:CD2	5:X:156:PRO:CA	2.87	0.57
7:Z:63:PRO:HB2	7:Z:151:VAL:OXT	2.04	0.57
2:B:234:ALA:HB2	2:B:259:PHE:CZ	2.36	0.57
3:C:259:VAL:HG13	3:C:268:VAL:O	2.03	0.57
3:C:65:ASN:O	3:C:65:ASN:ND2	2.37	0.57
1:T:192:HIS:O	1:T:193:ILE:HG13	2.04	0.57
3:C:174:LYS:C	3:C:176:VAL:H	2.08	0.57
3:C:262:GLY:HA2	3:C:329:VAL:HB	1.85	0.57
3:C:245:LEU:HD13	3:C:263:HIS:HE1	0.74	0.57
4:D:165:PHE:CZ	4:D:225:PHE:CE1	2.92	0.57
1:T:99:LYS:HA	1:T:102:ARG:NH1	2.19	0.57
1:T:237:ASP:OD2	5:X:4:TYR:OH	2.21	0.57
1:T:371:HIS:O	1:T:373:GLN:N	2.26	0.57
3:V:159:ALA:HA	3:V:208:VAL:HG21	1.85	0.57
3:V:73:ASP:O	3:V:74:ARG:HD3	2.04	0.57
4:W:6:VAL:O	4:W:6:VAL:HG12	2.04	0.57
5:X:42:VAL:HG22	5:X:140:THR:CG2	2.24	0.57
1:T:57:ASP:OD2	6:Y:156:ARG:NH2	2.37	0.57
1:A:270:ASP:OD2	5:E:158:LYS:NZ	2.33	0.57
1:A:200:ILE:HG12	1:A:281:ILE:CD1	2.34	0.57
2:B:262:PRO:O	2:B:264:ALA:N	2.37	0.57
4:D:48:PRO:O	4:D:49:ASN:HB2	2.04	0.57
5:E:160:TRP:C	5:E:162:CYS:H	2.07	0.57
2:U:236:GLU:O	6:Y:105:ARG:CG	2.42	0.57
2:U:349:ARG:O	2:U:351:LYS:N	2.37	0.57
5:X:48:TYR:O	5:X:49:PHE:HB3	2.03	0.57
6:Y:48:LEU:HB3	7:Z:145:LEU:HB3	1.85	0.57
1:A:35:ILE:HD12	1:A:62:ILE:HG21	1.84	0.57
3:C:183:THR:HG22	3:C:185:TRP:HD1	1.70	0.57
3:C:360:ARG:O	3:C:362:LEU:N	2.36	0.57
3:C:18:LYS:CG	3:C:62:PRO:HB3	2.23	0.57
4:D:206:PRO:HG2	4:D:224:THR:CG2	2.34	0.57
6:F:60:LYS:NZ	6:F:112:TYR:CD1	2.73	0.57
3:V:343:SER:CA	3:V:359:VAL:CG2	2.82	0.57
4:W:80:TYR:CE1	4:W:113:ALA:HA	2.40	0.57
4:W:45:ILE:HG23	4:W:57:VAL:HG22	1.85	0.57
6:Y:80:ASP:CG	6:Y:82:ILE:HG22	2.24	0.57
3:C:34:ILE:HB	3:C:45:VAL:O	2.04	0.57
3:C:57:GLY:N	3:C:70:CYS:O	2.38	0.57
1:T:406:SER:HB2	1:T:409:ARG:NE	2.14	0.57

*Continued on next page...*

*Continued from previous page...*

Atom-1	Atom-2	Interatomic distance (Å)	Clash overlap (Å)
5:X:25:ARG:O	5:X:25:ARG:HG3	2.04	0.57
2:U:237:THR:HA	6:Y:105:ARG:CG	2.34	0.57
6:Y:102:PHE:CD1	6:Y:122:HIS:HD2	2.22	0.57
1:A:127:ALA:O	1:A:131:PHE:HD2	1.86	0.57
3:C:30:HIS:HA	3:C:55:VAL:HG23	1.86	0.57
4:D:9:ARG:C	4:D:11:ILE:H	2.08	0.57
1:T:271:VAL:HA	1:T:274:GLU:OE2	2.03	0.57
2:B:202:TYR:HB3	2:B:204:PHE:CE2	2.40	0.57
4:D:75:LEU:HD11	4:D:78:ARG:CD	2.34	0.57
4:D:77:LYS:CG	4:D:84:LEU:HB3	2.31	0.57
5:E:95:MET:HB3	5:E:138:GLN:NE2	2.19	0.57
1:T:21:TYR:OH	1:T:101:LEU:O	2.15	0.57
2:U:253:LYS:HE3	6:Y:99:GLU:CB	2.30	0.57
3:V:219:TRP:CD2	3:V:227:CYS:CB	2.62	0.57
3:V:272:TYR:HE1	3:V:278:LYS:O	1.88	0.57
2:U:315:SER:OG	6:Y:30:VAL:CA	2.53	0.57
1:A:180:VAL:O	1:A:181:ALA:HB2	2.05	0.57
1:A:99:LYS:HG3	4:D:5:GLU:CG	2.32	0.57
2:B:349:ARG:O	2:B:351:LYS:N	2.38	0.57
3:C:211:SER:O	3:C:213:ASN:N	2.37	0.57
6:F:138:PHE:O	6:F:142:ILE:CG2	2.48	0.57
7:G:83:LEU:HD22	7:G:128:TRP:CE2	2.40	0.57
1:T:205:GLN:HG2	1:T:209:ARG:NH2	2.20	0.57
3:V:173:ILE:HD13	3:V:177:GLU:CD	2.25	0.57
3:V:202:CYS:SG	7:Z:148:ARG:N	2.75	0.57
3:V:253:ILE:HD11	3:V:257:SER:CB	2.34	0.57
3:V:281:PHE:CD1	3:V:282:GLY:N	2.73	0.57
4:W:9:ARG:C	4:W:11:ILE:H	2.08	0.57
4:W:121:PHE:O	4:W:124:VAL:HG12	2.05	0.57
4:W:149:ASP:OD1	4:W:149:ASP:N	2.37	0.57
4:W:36:ALA:HB2	4:W:42:LEU:HG	1.87	0.57
4:W:185:PHE:CZ	6:Y:160:VAL:HG12	2.39	0.57
1:A:120:PRO:HB3	1:A:409:ARG:HD3	1.87	0.57
3:C:146:LEU:HD12	3:C:206:HIS:CA	2.31	0.57
1:T:18:LYS:N	1:T:18:LYS:HD3	2.20	0.57
1:T:205:GLN:HG2	1:T:209:ARG:HH21	1.70	0.57
2:U:370:ASN:C	2:U:372:TRP:H	2.07	0.57
3:V:173:ILE:HG22	3:V:175:GLU:H	1.69	0.57
3:V:32:VAL:O	3:V:33:HIS:ND1	2.27	0.57
7:Z:53:ALA:O	7:Z:55:LEU:N	2.38	0.57
1:A:237:ASP:CB	1:A:240:LYS:HB2	2.17	0.56

*Continued on next page...*

*Continued from previous page...*

Atom-1	Atom-2	Interatomic distance (Å)	Clash overlap (Å)
2:B:202:TYR:CE2	2:B:252:ILE:CG2	2.87	0.56
3:C:75:ASN:O	3:C:76:ALA:HB2	2.05	0.56
4:D:164:VAL:HG11	4:D:209:LEU:HD23	1.87	0.56
1:A:102:ARG:HH12	4:D:5:GLU:HB2	1.66	0.56
7:G:53:ALA:O	7:G:55:LEU:N	2.38	0.56
1:T:219:GLN:NE2	1:T:222:GLU:OE1	2.37	0.56
1:T:228:LYS:O	1:T:232:SER:OG	2.21	0.56
1:T:271:VAL:HG13	1:T:274:GLU:HG2	1.86	0.56
3:V:121:SER:CB	3:V:136:HIS:CE1	2.87	0.56
3:V:158:ALA:CB	3:V:168:ILE:CG1	2.67	0.56
4:W:165:PHE:CD2	4:W:223:ILE:HB	2.40	0.56
5:X:73:LEU:HB3	5:X:173:LEU:HD22	1.86	0.56
6:Y:122:HIS:O	6:Y:126:MET:HB2	2.05	0.56
7:Z:35:ALA:HA	7:Z:61:ASN:HD22	1.69	0.56
1:A:238:LEU:HD21	1:A:280:GLU:CG	2.24	0.56
3:C:146:LEU:HD13	3:C:206:HIS:O	2.05	0.56
3:C:254:THR:HB	3:C:257:SER:HB2	1.87	0.56
4:D:173:ASP:HB2	6:F:85:ILE:HG21	1.87	0.56
7:G:44:SER:C	7:G:46:LEU:H	2.08	0.56
1:T:200:ILE:HG12	1:T:281:ILE:HD11	1.87	0.56
1:T:295:PRO:O	1:T:299:VAL:HG23	2.05	0.56
4:W:3:LEU:O	4:W:4:LEU:HG	2.06	0.56
4:W:75:LEU:CG	4:W:78:ARG:HB3	2.35	0.56
6:Y:23:GLU:CA	6:Y:120:ASN:HB2	2.33	0.56
6:Y:61:VAL:CB	6:Y:74:ILE:HG23	2.32	0.56
7:Z:122:SER:O	7:Z:123:ALA:HB3	2.05	0.56
2:B:202:TYR:HE2	2:B:252:ILE:CA	2.16	0.56
3:C:129:ASN:ND2	3:C:131:TRP:CE2	2.73	0.56
3:C:74:ARG:CG	3:C:95:ILE:HD11	2.35	0.56
3:V:20:ARG:HD3	3:V:335:LEU:HD22	1.87	0.56
4:W:228:PHE:HB3	4:W:229:PRO:HD2	1.87	0.56
1:A:82:ILE:CG1	1:A:83:VAL:N	2.66	0.56
5:E:102:ASN:HA	5:E:137:ARG:HH12	1.70	0.56
5:E:152:GLN:HB2	5:E:155:LYS:HD2	1.86	0.56
5:E:16:ILE:O	5:E:16:ILE:HG23	2.05	0.56
7:G:128:TRP:O	7:G:132:ALA:HB2	2.05	0.56
1:T:13:GLY:O	1:T:78:ILE:CB	2.53	0.56
2:U:226:ASN:HD22	2:U:229:GLN:HB2	1.69	0.56
6:Y:23:GLU:C	6:Y:120:ASN:CB	2.74	0.56
1:A:186:ILE:HG22	1:A:189:CYS:H	1.70	0.56
1:A:238:LEU:C	1:A:240:LYS:H	2.07	0.56

*Continued on next page...*

*Continued from previous page...*

Atom-1	Atom-2	Interatomic distance (Å)	Clash overlap (Å)
4:D:3:LEU:O	4:D:4:LEU:HG	2.06	0.56
5:E:162:CYS:C	5:E:164:VAL:N	2.58	0.56
6:F:104:LEU:HD23	6:F:104:LEU:C	2.26	0.56
1:T:286:GLU:OE1	1:T:293:THR:HA	2.04	0.56
3:V:222:HIS:O	3:V:246:PRO:HG2	2.06	0.56
2:U:343:ARG:HH12	3:V:92:ILE:HG21	1.71	0.56
4:W:187:GLU:HG2	4:W:187:GLU:O	2.05	0.56
3:C:10:PRO:HB3	3:C:350:MET:C	2.26	0.56
1:T:304:ILE:CG2	1:T:316:TYR:CZ	2.89	0.56
2:U:177:HIS:C	2:U:178:LEU:HG	2.26	0.56
3:V:263:HIS:CD2	6:Y:21:CYS:HB3	2.39	0.56
4:W:241:ILE:HD12	4:W:241:ILE:H	1.69	0.56
1:A:11:ASP:HA	1:A:113:THR:CG2	2.35	0.56
1:A:398:LYS:O	1:A:402:GLU:HG3	2.05	0.56
1:T:273:TYR:CD1	1:T:273:TYR:N	2.73	0.56
2:U:262:PRO:O	2:U:264:ALA:N	2.37	0.56
3:V:146:LEU:HD12	3:V:205:VAL:O	2.05	0.56
3:V:217:VAL:HG12	3:V:229:ALA:HB3	1.87	0.56
4:W:132:GLN:CG	4:W:159:ASP:HA	2.28	0.56
5:X:103:PHE:HB3	5:X:104:PRO:HD2	1.86	0.56
5:X:17:GLY:N	5:X:125:GLU:OE1	2.33	0.56
6:Y:17:GLN:HA	6:Y:20:LEU:HD22	1.87	0.56
1:A:304:ILE:HD13	1:A:315:LEU:O	2.06	0.56
2:B:198:LEU:HD21	2:B:204:PHE:O	2.06	0.56
2:B:336:LYS:HD3	7:G:21:GLU:CG	2.33	0.56
4:D:238:ASP:O	4:D:242:ASN:N	2.37	0.56
1:T:69:LYS:HD2	1:T:72:TYR:HD1	1.68	0.56
2:U:224:GLY:O	2:U:316:ARG:HD2	2.05	0.56
3:V:156:LEU:CD2	3:V:170:SER:CB	2.84	0.56
3:V:75:ASN:O	3:V:76:ALA:HB2	2.05	0.56
6:Y:22:LEU:HD22	6:Y:67:ILE:C	2.25	0.56
3:C:259:VAL:HG22	3:C:269:LEU:HD12	1.88	0.56
3:C:15:ALA:HB2	3:C:59:ASP:HA	1.87	0.56
4:D:179:LYS:HZ1	4:D:179:LYS:HB3	1.69	0.56
4:D:244:ILE:CG2	4:D:245:HIS:H	2.07	0.56
1:T:120:PRO:CG	2:U:202:TYR:CE2	2.80	0.56
2:U:282:LEU:O	2:U:285:THR:OG1	2.24	0.56
4:W:129:PHE:O	4:W:133:GLU:HB3	2.05	0.56
4:W:237:ARG:O	4:W:241:ILE:HG12	2.06	0.56
5:X:19:MET:O	5:X:20:ALA:HB2	2.05	0.56
7:Z:83:LEU:HB3	7:Z:128:TRP:NE1	2.21	0.56

*Continued on next page...*



*Continued from previous page...*

Atom-1	Atom-2	Interatomic distance (Å)	Clash overlap (Å)
2:B:169:VAL:HG22	2:B:174:SER:HA	1.88	0.56
7:G:9:ALA:O	7:G:10:ARG:HB2	2.05	0.56
1:T:179:PRO:HB2	1:T:315:LEU:HD11	1.88	0.56
2:U:311:PRO:HB3	6:Y:32:ARG:HH11	1.71	0.56
3:V:122:ILE:O	3:V:135:LYS:HB2	2.06	0.56
4:W:11:ILE:HD11	4:W:35:PHE:HZ	1.68	0.56
1:A:205:GLN:HG2	1:A:209:ARG:CZ	2.35	0.56
1:A:283:PHE:O	1:A:295:PRO:HB3	2.06	0.56
3:C:204:TRP:O	3:C:221:SER:CB	2.54	0.56
6:F:55:ARG:NH2	6:F:56:ASN:HD21	2.03	0.56
1:T:205:GLN:NE2	1:T:220:SER:O	2.24	0.56
3:V:104:TRP:O	3:V:105:ALA:HB2	2.05	0.56
3:V:228:LEU:HD13	3:V:279:LEU:HD21	1.87	0.56
4:W:213:ASP:O	4:W:214:ALA:HB2	2.06	0.56
4:W:240:THR:O	4:W:244:ILE:HB	2.05	0.56
6:Y:36:PRO:CA	6:Y:69:SER:HB3	2.35	0.56
1:A:238:LEU:CD2	1:A:280:GLU:HG2	2.27	0.55
1:A:370:HIS:CG	1:A:371:HIS:N	2.75	0.55
4:D:132:GLN:HG2	4:D:160:ARG:H	1.71	0.55
4:D:207:LEU:C	4:D:209:LEU:H	2.08	0.55
1:T:60:PHE:HE2	1:T:95:GLN:HG2	1.71	0.55
3:V:143:SER:CB	3:V:162:CYS:HB2	2.34	0.55
1:T:239:VAL:CG1	5:X:4:TYR:CE1	2.86	0.55
3:C:259:VAL:O	3:C:260:ALA:HB2	2.05	0.55
3:C:348:THR:HG22	3:C:354:MET:HG2	1.88	0.55
7:G:114:PHE:CE1	7:G:125:LEU:O	2.59	0.55
1:T:131:PHE:HB3	1:T:400:TYR:CZ	2.40	0.55
2:U:171:GLU:O	2:U:171:GLU:HG3	2.07	0.55
4:W:124:VAL:HG13	4:W:125:PHE:HD1	1.71	0.55
1:A:82:ILE:CB	1:A:115:PRO:HG2	2.35	0.55
1:A:326:THR:O	1:A:373:GLN:OE1	2.24	0.55
3:C:245:LEU:HD12	3:C:263:HIS:CE1	2.34	0.55
1:T:237:ASP:HB3	1:T:240:LYS:CB	2.37	0.55
1:T:316:TYR:CD1	1:T:365:VAL:HG12	2.41	0.55
2:U:319:ARG:C	2:U:321:LEU:H	2.08	0.55
3:V:102:VAL:O	3:V:103:ARG:HB2	2.06	0.55
4:W:131:PHE:HE1	4:W:136:LYS:HE3	1.70	0.55
4:W:186:LYS:CG	4:W:198:VAL:O	2.55	0.55
1:T:105:PRO:HG2	4:W:256:LYS:CD	2.37	0.55
5:X:5:HIS:CD2	5:X:58:TYR:OH	2.60	0.55
6:Y:8:TYR:CD2	6:Y:55:ARG:HB2	2.40	0.55

*Continued on next page...*

*Continued from previous page...*

Atom-1	Atom-2	Interatomic distance (Å)	Clash overlap (Å)
6:Y:73:SER:O	6:Y:74:ILE:HG13	2.06	0.55
1:A:297:SER:O	1:A:339:LEU:HD13	2.05	0.55
1:A:304:ILE:CD1	1:A:316:TYR:CE1	2.89	0.55
2:B:202:TYR:OH	2:B:253:LYS:N	2.39	0.55
3:C:162:CYS:HB3	6:F:45:GLU:OE2	2.07	0.55
1:T:318:ASN:OD1	1:T:368:ILE:HD11	2.07	0.55
3:V:204:TRP:O	3:V:221:SER:OG	2.21	0.55
3:V:151:HIS:NE2	3:V:214:GLY:CA	2.70	0.55
3:V:328:SER:H	3:V:350:MET:HE2	1.71	0.55
3:V:56:THR:OG1	3:V:57:GLY:N	2.39	0.55
4:W:132:GLN:NE2	4:W:159:ASP:CA	2.63	0.55
4:W:186:LYS:NZ	4:W:199:LEU:HD12	2.21	0.55
5:X:77:GLU:HG3	5:X:103:PHE:CZ	2.40	0.55
4:W:240:THR:HA	6:Y:168:PHE:CE1	2.42	0.55
1:A:71:THR:CG2	1:A:72:TYR:CD1	2.88	0.55
3:C:152:PRO:HG2	3:C:212:ALA:CA	2.36	0.55
3:C:332:ILE:HG12	3:C:332:ILE:O	2.06	0.55
6:F:68:ASN:HB2	6:F:120:ASN:OD1	2.07	0.55
1:T:170:SER:O	1:T:325:SER:OG	2.23	0.55
3:V:306:ASP:O	3:V:307:LYS:HB2	2.05	0.55
5:X:113:LEU:CD2	5:X:171:LYS:HG3	2.31	0.55
6:Y:62:LEU:N	6:Y:73:SER:O	2.30	0.55
1:A:82:ILE:HA	1:A:115:PRO:CG	2.26	0.55
4:D:165:PHE:N	4:D:223:ILE:O	2.34	0.55
4:D:75:LEU:HG	4:D:78:ARG:HD3	1.88	0.55
6:F:101:PHE:CD2	6:F:103:ILE:HD11	2.40	0.55
1:T:255:GLN:CD	1:T:270:ASP:OD1	2.45	0.55
1:T:4:ARG:CZ	1:T:5:LEU:HD21	2.36	0.55
3:V:118:ARG:HB3	3:V:142:ARG:HA	1.88	0.55
4:W:132:GLN:NE2	4:W:159:ASP:HB3	2.22	0.55
1:A:105:PRO:HB2	1:A:136:VAL:HG12	1.86	0.55
4:D:197:GLN:HB2	4:D:226:VAL:HG21	1.89	0.55
4:D:203:ARG:HG2	4:D:218:ASP:HA	1.88	0.55
3:V:79:TRP:CZ3	3:V:88:PRO:CD	2.90	0.55
4:W:208:GLU:O	4:W:209:LEU:HB2	2.07	0.55
1:T:203:PHE:CZ	5:X:54:PHE:CZ	2.95	0.55
6:Y:146:ILE:O	6:Y:149:MET:HB2	2.07	0.55
1:A:233:TYR:OH	1:A:245:TYR:OH	2.11	0.55
3:C:224:SER:CA	3:C:246:PRO:HB3	2.36	0.55
4:D:107:ASP:C	4:D:109:ILE:H	2.09	0.55
3:C:223:ASP:CB	7:G:146:THR:HB	2.36	0.55

*Continued on next page...*

*Continued from previous page...*

Atom-1	Atom-2	Interatomic distance (Å)	Clash overlap (Å)
7:G:62:PRO:O	7:G:64:ILE:N	2.39	0.55
4:W:202:HIS:CE1	4:W:220:ILE:O	2.60	0.55
4:W:70:HIS:C	4:W:72:ALA:H	2.09	0.55
4:W:75:LEU:HD11	4:W:78:ARG:CD	2.35	0.55
5:X:16:ILE:HD11	5:X:125:GLU:HG2	1.87	0.55
7:Z:44:SER:C	7:Z:46:LEU:H	2.10	0.55
1:A:260:ASN:HB3	1:A:265:LYS:N	2.21	0.55
2:B:166:ILE:HG12	2:B:285:THR:HG21	1.87	0.55
3:C:212:ALA:HB2	3:C:339:LYS:HB3	1.87	0.55
4:D:234:ALA:HA	4:D:237:ARG:HB2	1.88	0.55
4:D:240:THR:OG1	4:D:241:ILE:HD12	2.06	0.55
4:D:75:LEU:CG	4:D:78:ARG:HD3	2.37	0.55
6:F:139:MET:O	6:F:142:ILE:HG12	2.07	0.55
1:T:237:ASP:HB3	1:T:240:LYS:HB3	1.89	0.55
1:T:273:TYR:C	1:T:275:ARG:H	2.11	0.55
1:T:286:GLU:CD	1:T:293:THR:HG23	2.27	0.55
2:U:278:VAL:HG13	2:U:320:GLU:OE2	2.07	0.55
3:V:334:VAL:HB	3:V:338:GLY:HA2	1.87	0.55
7:Z:14:VAL:HG13	7:Z:14:VAL:O	2.06	0.55
3:C:77:TYR:HB3	3:C:89:THR:H	1.70	0.55
4:D:150:GLU:HG2	4:D:168:VAL:H	1.71	0.55
1:T:122:ASN:HA	1:T:125:TYR:CD2	2.39	0.55
1:T:273:TYR:N	1:T:273:TYR:HD1	2.04	0.55
1:T:292:PHE:HE2	1:T:294:GLN:O	1.89	0.55
1:T:369:THR:O	1:T:369:THR:HG22	2.05	0.55
1:T:120:PRO:HB3	1:T:409:ARG:HD3	1.89	0.55
2:U:170:TYR:O	2:U:171:GLU:HG2	2.06	0.55
7:Z:17:ASP:O	7:Z:23:LYS:HD2	2.06	0.55
1:A:285:PRO:HB2	1:A:292:PHE:HB3	1.90	0.54
2:B:232:LYS:O	2:B:232:LYS:HG2	2.05	0.54
2:B:184:ILE:HD11	2:B:264:ALA:HB1	1.87	0.54
3:C:208:VAL:HG12	3:C:219:TRP:HB2	1.89	0.54
4:D:132:GLN:HG2	4:D:160:ARG:N	2.22	0.54
6:F:61:VAL:CG2	6:F:74:ILE:HG23	2.29	0.54
1:T:28:GLN:NE2	4:W:33:VAL:HG13	2.22	0.54
1:T:13:GLY:O	1:T:78:ILE:CG2	2.55	0.54
3:V:10:PRO:HB3	3:V:350:MET:CB	2.37	0.54
3:V:22:GLN:O	3:V:23:ILE:HB	2.08	0.54
4:W:128:TYR:CE2	4:W:142:ALA:HB2	2.41	0.54
1:T:211:ARG:NH1	5:X:159:TRP:HZ3	2.04	0.54
6:Y:4:THR:HG23	6:Y:4:THR:O	2.07	0.54

*Continued on next page...*

*Continued from previous page...*

Atom-1	Atom-2	Interatomic distance (Å)	Clash overlap (Å)
1:A:114:GLU:OE1	1:A:118:ASN:HB3	2.08	0.54
1:A:219:GLN:NE2	1:A:222:GLU:OE1	2.40	0.54
1:A:242:PHE:HZ	1:A:277:LEU:HD13	1.71	0.54
4:D:75:LEU:HG	4:D:78:ARG:CB	2.38	0.54
4:D:250:TYR:OH	6:F:160:VAL:HG13	2.06	0.54
1:T:105:PRO:O	1:T:106:GLU:CG	2.55	0.54
1:T:208:LEU:CG	1:T:211:ARG:NH2	2.70	0.54
2:U:169:VAL:CG1	2:U:170:TYR:H	2.17	0.54
2:U:278:VAL:HG13	2:U:320:GLU:CD	2.27	0.54
4:W:181:PHE:O	4:W:185:PHE:HD2	1.90	0.54
2:U:315:SER:HB3	6:Y:30:VAL:HG12	1.89	0.54
6:Y:61:VAL:CA	6:Y:74:ILE:HG12	2.36	0.54
1:A:135:ASN:OD1	1:A:397:LYS:CD	2.54	0.54
3:C:217:VAL:O	3:C:217:VAL:HG13	2.07	0.54
4:D:110:VAL:HG13	4:D:111:HIS:H	1.71	0.54
5:E:13:THR:OG1	5:E:22:LEU:HD22	2.06	0.54
1:T:249:GLY:O	1:T:253:ILE:HB	2.07	0.54
2:U:252:ILE:HD12	2:U:252:ILE:O	2.08	0.54
3:V:256:SER:O	3:V:258:LEU:HD12	2.07	0.54
3:V:331:GLN:HG2	3:V:332:ILE:N	2.21	0.54
4:W:2:ILE:HG21	6:Y:163:GLU:CG	2.37	0.54
1:A:28:GLN:HE21	4:D:33:VAL:HG13	1.70	0.54
2:B:169:VAL:HA	2:B:174:SER:HA	1.89	0.54
3:C:254:THR:HG22	3:C:255:GLU:H	1.71	0.54
3:C:20:ARG:HD3	3:C:335:LEU:HD22	1.90	0.54
3:C:77:TYR:HD2	3:C:90:LEU:N	2.05	0.54
5:E:13:THR:CG2	5:E:22:LEU:HD22	2.38	0.54
7:G:67:LYS:O	7:G:68:SER:HB2	2.06	0.54
3:V:253:ILE:HD11	3:V:257:SER:HB3	1.89	0.54
3:V:77:TYR:HB3	3:V:89:THR:H	1.71	0.54
2:B:329:VAL:HG12	2:B:330:LEU:HD12	1.89	0.54
6:F:55:ARG:HH21	6:F:56:ASN:HD21	1.56	0.54
1:T:370:HIS:CG	1:T:371:HIS:H	2.26	0.54
3:V:284:ARG:NH1	3:V:286:ASP:HB3	2.22	0.54
3:V:287:VAL:O	3:V:287:VAL:HG23	2.07	0.54
4:W:214:ALA:HB1	4:W:222:TYR:OH	2.08	0.54
4:W:237:ARG:O	4:W:241:ILE:CG1	2.56	0.54
5:X:24:ILE:HG12	5:X:135:GLN:HE22	1.73	0.54
1:A:390:PHE:O	1:A:394:CYS:HB2	2.08	0.54
4:D:280:ALA:O	6:F:127:TYR:CD1	2.52	0.54
4:D:6:VAL:O	4:D:6:VAL:HG12	2.06	0.54

*Continued on next page...*

*Continued from previous page...*

Atom-1	Atom-2	Interatomic distance (Å)	Clash overlap (Å)
6:F:138:PHE:O	6:F:142:ILE:HG12	2.08	0.54
6:Y:9:LEU:HD11	6:Y:140:GLU:HG2	1.86	0.54
6:F:126:MET:HB3	6:F:131:LEU:HD12	1.89	0.54
7:G:58:ALA:HB1	7:G:79:VAL:HG12	1.89	0.54
1:T:185:VAL:HG12	1:T:186:ILE:N	2.23	0.54
1:T:236:PRO:O	1:T:334:ARG:NH1	2.39	0.54
2:U:230:GLU:O	2:U:233:LEU:HB3	2.07	0.54
3:V:122:ILE:HD13	3:V:171:ALA:HB2	1.90	0.54
3:V:14:HIS:HE1	3:V:348:THR:OG1	1.87	0.54
4:W:11:ILE:HG22	4:W:15:LEU:HG	1.88	0.54
6:Y:82:ILE:O	6:Y:86:LEU:HG	2.07	0.54
1:A:151:ALA:HB2	1:A:379:PHE:HE2	1.68	0.54
5:E:24:ILE:HG22	5:E:41:ILE:H	1.72	0.54
1:T:395:HIS:CE1	1:T:408:CYS:HA	2.43	0.54
3:V:224:SER:HA	3:V:246:PRO:CA	2.31	0.54
6:Y:16:LEU:O	6:Y:18:ALA:N	2.38	0.54
1:A:37:ILE:HG22	1:A:59:ASP:O	2.08	0.54
3:C:281:PHE:CD1	3:C:282:GLY:N	2.76	0.54
3:V:74:ARG:CG	3:V:95:ILE:HD11	2.38	0.54
4:W:158:LYS:HD2	4:W:159:ASP:OD1	2.08	0.54
4:W:243:LEU:O	6:Y:168:PHE:HZ	1.90	0.54
1:A:175:THR:HG23	1:A:195:ILE:HB	1.90	0.54
6:F:41:ARG:HH21	6:F:71:ARG:HH12	1.55	0.54
1:T:208:LEU:CG	1:T:211:ARG:HH21	2.17	0.54
3:V:158:ALA:HB3	3:V:210:PHE:HE2	1.73	0.54
2:U:236:GLU:C	6:Y:105:ARG:HG2	2.28	0.54
6:Y:34:ASN:O	6:Y:35:LYS:HG2	2.08	0.54
1:A:169:ASP:CB	1:A:178:ILE:HD11	2.38	0.53
1:A:3:GLY:C	1:A:5:LEU:H	2.11	0.53
4:D:191:ALA:HB3	6:F:165:LEU:HB3	1.91	0.53
4:D:77:LYS:O	4:D:81:GLY:N	2.38	0.53
6:F:77:LYS:HE3	6:F:79:ALA:HB2	1.90	0.53
1:T:116:PRO:O	1:T:117:LEU:HB3	2.07	0.53
1:T:137:PRO:O	1:T:397:LYS:N	2.41	0.53
1:T:181:ALA:HB1	1:T:186:ILE:HD11	1.89	0.53
1:T:294:GLN:HG2	1:T:299:VAL:HG22	1.89	0.53
1:T:3:GLY:C	1:T:5:LEU:H	2.11	0.53
3:V:257:SER:HB2	3:V:372:VAL:H	1.74	0.53
4:W:132:GLN:CG	4:W:159:ASP:C	2.76	0.53
6:Y:20:LEU:HG	6:Y:21:CYS:N	2.24	0.53
4:W:173:ASP:HB2	6:Y:85:ILE:HG21	1.89	0.53

*Continued on next page...*

*Continued from previous page...*

Atom-1	Atom-2	Interatomic distance (Å)	Clash overlap (Å)
7:Z:124:VAL:HG22	7:Z:125:LEU:N	2.23	0.53
1:A:143:VAL:HG23	1:A:146:VAL:HB	1.90	0.53
3:C:5:SER:CB	3:C:352:GLY:HA3	2.38	0.53
6:F:128:LYS:HA	6:F:131:LEU:HD22	1.89	0.53
3:C:73:ASP:OD2	6:F:32:ARG:CZ	2.56	0.53
3:V:172:TYR:HE2	3:V:178:GLU:O	1.90	0.53
3:V:14:HIS:CE1	3:V:348:THR:HG1	2.05	0.53
5:X:79:LEU:HD23	5:X:164:VAL:HB	1.88	0.53
1:A:169:ASP:HB2	1:A:178:ILE:HD11	1.90	0.53
1:A:135:ASN:OD1	1:A:397:LYS:HG3	2.08	0.53
1:A:186:ILE:HD13	2:B:205:ASN:HB3	1.90	0.53
3:C:146:LEU:HD12	3:C:205:VAL:C	2.17	0.53
3:C:306:ASP:O	3:C:307:LYS:HB2	2.07	0.53
3:C:79:TRP:O	3:C:86:TRP:HE3	1.91	0.53
5:E:94:GLU:O	5:E:98:LEU:HG	2.08	0.53
6:F:142:ILE:HG13	6:F:143:ASP:N	2.23	0.53
7:G:124:VAL:HG22	7:G:125:LEU:N	2.23	0.53
3:V:102:VAL:HB	3:V:113:VAL:HA	1.90	0.53
6:Y:60:LYS:NZ	6:Y:112:TYR:CE1	2.76	0.53
1:A:140:TYR:CE1	1:A:411:ASN:HB3	2.44	0.53
3:C:97:ARG:CG	3:C:117:SER:OG	2.56	0.53
3:C:17:ASN:O	3:C:19:ASP:N	2.36	0.53
7:G:43:ASP:O	7:G:46:LEU:HB2	2.08	0.53
1:T:195:ILE:HG13	1:T:285:PRO:CG	2.37	0.53
1:T:304:ILE:HD13	1:T:316:TYR:CD1	2.43	0.53
2:U:273:VAL:HG12	2:U:275:GLY:H	1.74	0.53
3:V:102:VAL:CG2	3:V:103:ARG:N	2.37	0.53
3:V:172:TYR:HD2	3:V:180:PRO:CD	2.19	0.53
4:W:240:THR:OG1	4:W:241:ILE:HD12	2.08	0.53
4:W:35:PHE:CE1	4:W:45:ILE:HD11	2.42	0.53
1:A:207:LEU:HD11	5:E:54:PHE:CZ	2.44	0.53
3:C:206:HIS:NE2	3:C:222:HIS:HB2	2.24	0.53
4:D:173:ASP:O	4:D:176:VAL:HB	2.09	0.53
6:F:137:HIS:O	6:F:141:GLU:CG	2.56	0.53
1:T:164:THR:HA	1:T:180:VAL:CG1	2.38	0.53
1:T:180:VAL:O	1:T:181:ALA:HB2	2.07	0.53
1:T:209:ARG:HG2	1:T:209:ARG:HH11	1.73	0.53
3:V:122:ILE:HD13	3:V:171:ALA:CB	2.39	0.53
3:V:204:TRP:O	3:V:221:SER:CB	2.56	0.53
4:W:132:GLN:HE21	4:W:159:ASP:HB3	1.73	0.53
1:T:102:ARG:HG3	4:W:38:PHE:CE2	2.44	0.53

*Continued on next page...*

*Continued from previous page...*

Atom-1	Atom-2	Interatomic distance (Å)	Clash overlap (Å)
4:W:38:PHE:HB3	4:W:249:ASP:CG	2.29	0.53
1:A:409:ARG:CD	2:B:200:ARG:O	2.56	0.53
3:C:30:HIS:CG	3:C:52:ASN:O	2.62	0.53
4:D:11:ILE:HD12	4:D:11:ILE:N	2.22	0.53
2:U:321:LEU:CD2	2:U:340:PHE:CB	2.86	0.53
4:W:186:LYS:CD	4:W:198:VAL:N	2.58	0.53
4:W:44:HIS:O	4:W:57:VAL:HG13	2.09	0.53
4:W:75:LEU:HD23	4:W:78:ARG:HB3	1.88	0.53
5:X:19:MET:HA	5:X:63:GLU:HB3	1.90	0.53
6:Y:76:VAL:HG12	6:Y:77:LYS:H	1.70	0.53
1:A:179:PRO:HD2	1:A:190:ILE:HG12	1.90	0.53
2:B:202:TYR:CD2	2:B:252:ILE:CG2	2.92	0.53
3:C:115:SER:C	3:C:145:VAL:H	2.09	0.53
2:B:266:PHE:O	7:G:12:ARG:NH2	2.42	0.53
1:T:69:LYS:HD2	1:T:72:TYR:CE1	2.42	0.53
2:U:195:LYS:O	2:U:199:LEU:HG	2.09	0.53
3:V:211:SER:HB3	3:V:252:PHE:CD2	2.44	0.53
3:V:268:VAL:HG12	3:V:284:ARG:HA	1.91	0.53
3:V:6:PHE:HE2	3:V:354:MET:CG	2.22	0.53
1:T:239:VAL:CG2	5:X:4:TYR:CZ	2.83	0.53
3:V:319:ALA:N	6:Y:127:TYR:HH	2.06	0.53
6:F:95:MET:SD	6:F:106:ARG:O	2.67	0.53
4:W:241:ILE:H	4:W:241:ILE:CD1	2.22	0.53
5:X:53:VAL:HG13	5:X:54:PHE:H	1.72	0.53
6:F:67:ILE:HG23	6:F:68:ASN:N	2.21	0.53
1:T:238:LEU:HD21	1:T:280:GLU:HG2	1.90	0.53
3:V:325:HIS:CE1	3:V:353:GLY:O	2.62	0.53
4:W:128:TYR:OH	4:W:142:ALA:N	2.42	0.53
4:W:234:ALA:HA	4:W:237:ARG:HB2	1.91	0.53
5:X:149:PHE:HE2	5:X:156:PRO:CD	2.22	0.53
3:C:168:ILE:HD13	3:C:196:PHE:HD2	1.74	0.53
3:C:230:ASP:HB2	3:C:233:LYS:HB3	1.90	0.53
4:D:150:GLU:HG2	4:D:167:THR:HA	1.90	0.53
4:D:186:LYS:HZ2	4:D:198:VAL:N	2.07	0.53
5:E:53:VAL:HG21	5:E:166:ARG:C	2.29	0.53
7:G:42:VAL:CG2	7:G:57:ALA:CB	2.76	0.53
1:T:115:PRO:HA	1:T:144:GLN:HG3	1.91	0.53
1:T:177:VAL:O	1:T:177:VAL:HG12	2.09	0.53
1:T:211:ARG:HD2	1:T:212:GLU:N	2.16	0.53
4:W:131:PHE:HA	4:W:135:GLY:O	2.09	0.53
4:W:45:ILE:HG13	4:W:57:VAL:HG22	1.91	0.53

*Continued on next page...*

*Continued from previous page...*

Atom-1	Atom-2	Interatomic distance (Å)	Clash overlap (Å)
5:X:96:TYR:O	5:X:100:ILE:HG13	2.09	0.53
5:X:120:PRO:HG3	5:X:125:GLU:HB3	1.91	0.53
5:X:120:PRO:HB2	5:X:122:ASN:OD1	2.09	0.53
6:Y:67:ILE:C	6:Y:69:SER:H	2.12	0.53
6:Y:61:VAL:CG2	6:Y:74:ILE:HG12	2.38	0.53
7:Z:99:ASP:C	7:Z:103:VAL:HG23	2.29	0.53
1:A:239:VAL:HG22	5:E:4:TYR:CZ	2.43	0.52
3:C:101:CYS:O	3:C:114:GLY:N	2.40	0.52
3:C:107:ASN:HB3	3:C:154:SER:HB2	1.91	0.52
3:C:153:ASN:ND2	3:C:155:VAL:HB	2.24	0.52
3:C:68:VAL:O	3:C:68:VAL:HG13	2.09	0.52
5:E:149:PHE:CE2	5:E:156:PRO:HA	2.43	0.52
1:T:110:PHE:HB2	1:T:139:LEU:HD12	1.91	0.52
1:T:28:GLN:HE21	4:W:33:VAL:HG13	1.72	0.52
1:T:140:TYR:CB	1:T:390:PHE:HE1	2.22	0.52
2:U:321:LEU:O	2:U:340:PHE:CZ	2.62	0.52
3:V:59:ASP:HB3	3:V:104:TRP:CD1	2.45	0.52
6:Y:51:VAL:CG2	6:Y:63:ILE:O	2.57	0.52
2:U:322:LYS:CB	7:Z:16:VAL:HG21	2.30	0.52
1:A:28:GLN:NE2	4:D:33:VAL:HG13	2.24	0.52
1:A:35:ILE:HD12	1:A:62:ILE:HG23	1.88	0.52
1:A:36:ALA:HB2	1:A:73:ALA:O	2.09	0.52
3:C:172:TYR:CE1	3:C:174:LYS:CG	2.86	0.52
3:C:31:GLU:HB3	3:C:49:LYS:CA	2.39	0.52
4:D:33:VAL:O	4:D:44:HIS:HD2	1.92	0.52
4:D:70:HIS:O	4:D:72:ALA:N	2.40	0.52
6:F:61:VAL:CG2	6:F:74:ILE:HG12	2.38	0.52
3:V:183:THR:CG2	3:V:184:PRO:CD	2.85	0.52
3:V:189:MET:N	3:V:190:PRO:HD3	2.24	0.52
3:V:246:PRO:HD3	7:Z:142:VAL:HG11	1.90	0.52
3:V:334:VAL:CB	3:V:338:GLY:HA2	2.40	0.52
3:C:131:TRP:N	3:C:131:TRP:CD1	2.76	0.52
3:C:172:TYR:HD2	3:C:180:PRO:HD3	1.74	0.52
3:C:206:HIS:CD2	3:C:221:SER:O	2.62	0.52
4:D:165:PHE:O	4:D:222:TYR:HA	2.09	0.52
5:E:24:ILE:HA	5:E:40:ASP:HB2	1.90	0.52
1:T:285:PRO:CB	1:T:292:PHE:CB	2.85	0.52
3:V:173:ILE:HD12	3:V:177:GLU:OE1	2.09	0.52
4:W:38:PHE:HB3	4:W:249:ASP:OD1	2.08	0.52
1:T:207:LEU:HD11	5:X:54:PHE:HZ	1.74	0.52
3:V:10:PRO:HG3	6:Y:124:GLU:HG2	1.91	0.52

*Continued on next page...*



*Continued from previous page...*

Atom-1	Atom-2	Interatomic distance (Å)	Clash overlap (Å)
7:Z:66:THR:OG1	7:Z:71:VAL:HG11	2.08	0.52
1:A:131:PHE:HZ	1:A:138:GLY:HA2	1.74	0.52
1:A:305:GLN:CG	1:A:346:ARG:HH22	2.22	0.52
2:B:337:LEU:HG	2:B:338:SER:H	1.75	0.52
3:C:129:ASN:ND2	3:C:131:TRP:CZ2	2.73	0.52
3:C:22:GLN:O	3:C:23:ILE:HB	2.10	0.52
1:T:137:PRO:O	1:T:396:THR:C	2.48	0.52
2:U:198:LEU:HD21	2:U:204:PHE:H	1.75	0.52
3:V:135:LYS:CB	3:V:191:PHE:CE2	2.93	0.52
7:Z:133:LEU:C	7:Z:135:ALA:H	2.11	0.52
3:V:223:ASP:HB3	7:Z:146:THR:CB	2.39	0.52
3:C:31:GLU:HB3	3:C:49:LYS:CB	2.39	0.52
4:D:228:PHE:HB2	4:D:231:HIS:HD2	1.73	0.52
7:G:42:VAL:CG2	7:G:57:ALA:HB1	2.26	0.52
2:U:238:THR:HG22	6:Y:106:ARG:NH2	2.24	0.52
4:W:282:PRO:HA	6:Y:127:TYR:HE1	1.75	0.52
1:A:122:ASN:HA	1:A:125:TYR:HD2	1.73	0.52
2:B:157:VAL:HA	2:B:167:CYS:SG	2.49	0.52
3:C:173:ILE:CB	3:C:176:VAL:CG2	2.86	0.52
4:D:186:LYS:NZ	4:D:197:GLN:HB3	2.25	0.52
5:E:148:VAL:HG22	5:E:160:TRP:HZ3	1.74	0.52
5:E:48:TYR:O	5:E:49:PHE:HB3	2.10	0.52
3:V:122:ILE:HG23	3:V:135:LYS:HB2	1.91	0.52
3:V:207:GLY:N	3:V:220:VAL:HG23	2.25	0.52
3:V:332:ILE:CB	3:V:347:THR:HG22	2.38	0.52
4:W:165:PHE:O	4:W:222:TYR:CD2	2.63	0.52
1:A:347:LEU:HD12	1:A:363:ILE:CD1	2.40	0.52
3:C:102:VAL:HA	3:C:112:ALA:O	2.10	0.52
3:C:146:LEU:HD13	3:C:206:HIS:CA	2.29	0.52
3:C:216:ARG:HD3	3:C:256:SER:HA	1.91	0.52
3:C:56:THR:HB	3:C:100:ARG:NH1	2.25	0.52
4:D:129:PHE:O	4:D:133:GLU:HB3	2.10	0.52
3:V:107:ASN:ND2	3:V:109:LYS:CG	2.73	0.52
3:V:205:VAL:HA	3:V:221:SER:HA	1.92	0.52
5:X:16:ILE:CD1	5:X:125:GLU:HG2	2.38	0.52
5:X:54:PHE:HE1	5:X:166:ARG:HD2	1.73	0.52
2:B:166:ILE:HG13	2:B:167:CYS:H	1.75	0.52
3:C:147:SER:O	3:C:159:ALA:HB1	2.10	0.52
5:X:81:LYS:HB2	5:X:98:LEU:HD11	1.91	0.52
4:W:254:HIS:CD2	6:Y:160:VAL:HG13	2.45	0.52
1:A:71:THR:HG23	1:A:72:TYR:CE1	2.45	0.52

*Continued on next page...*

*Continued from previous page...*

Atom-1	Atom-2	Interatomic distance (Å)	Clash overlap (Å)
3:C:208:VAL:HG12	3:C:219:TRP:CB	2.40	0.52
3:C:27:PRO:O	3:C:29:ASN:N	2.43	0.52
4:D:137:GLU:OE1	4:D:158:LYS:HE2	2.09	0.52
4:D:38:PHE:C	4:D:40:GLY:H	2.12	0.52
1:T:105:PRO:HG2	4:W:256:LYS:HE3	1.92	0.52
1:T:120:PRO:CG	2:U:201:GLY:O	2.57	0.52
3:V:107:ASN:HD22	3:V:109:LYS:N	2.03	0.52
3:V:8:VAL:CG1	3:V:9:GLU:H	2.18	0.52
5:X:24:ILE:CG1	5:X:135:GLN:NE2	2.70	0.52
1:A:165:GLY:N	1:A:180:VAL:CG2	2.60	0.52
1:A:281:ILE:HD12	1:A:282:PHE:N	2.24	0.52
1:A:309:ILE:O	1:A:311:VAL:N	2.43	0.52
1:A:367:VAL:CG1	1:A:368:ILE:H	2.23	0.52
2:B:282:LEU:O	2:B:285:THR:OG1	2.25	0.52
3:C:115:SER:N	3:C:145:VAL:HB	2.10	0.52
3:C:135:LYS:HD2	3:C:191:PHE:HE2	1.75	0.52
3:C:24:ALA:HA	3:C:33:HIS:O	2.09	0.52
7:G:72:LYS:HD3	7:G:151:VAL:O	2.09	0.52
1:T:105:PRO:CG	4:W:256:LYS:CD	2.88	0.52
3:V:124:TYR:HD2	3:V:125:PHE:O	1.93	0.52
3:V:32:VAL:CG1	3:V:33:HIS:N	2.73	0.52
3:V:331:GLN:O	3:V:347:THR:HB	2.10	0.52
4:W:109:ILE:HG13	4:W:110:VAL:N	2.24	0.52
5:X:92:GLU:O	5:X:95:MET:HB2	2.10	0.52
3:C:155:VAL:HG11	3:C:180:PRO:CG	2.39	0.51
3:C:172:TYR:CD2	3:C:180:PRO:HD3	2.44	0.51
3:C:173:ILE:HD12	3:C:173:ILE:N	2.25	0.51
3:C:2:ALA:HB3	3:C:356:ILE:O	2.10	0.51
4:D:206:PRO:HG2	4:D:224:THR:HG22	1.92	0.51
4:D:75:LEU:CD1	4:D:78:ARG:NH1	2.73	0.51
4:D:75:LEU:HD11	4:D:78:ARG:NE	2.24	0.51
6:F:102:PHE:CD1	6:F:122:HIS:HD2	2.27	0.51
7:G:42:VAL:HG11	7:G:57:ALA:HB3	1.91	0.51
1:T:174:VAL:CG2	1:T:175:THR:N	2.73	0.51
2:U:155:VAL:HG13	2:U:167:CYS:O	2.11	0.51
3:V:123:CYS:HB3	3:V:133:VAL:O	1.97	0.51
3:V:222:HIS:O	3:V:246:PRO:CG	2.58	0.51
3:V:284:ARG:NH1	3:V:286:ASP:CB	2.73	0.51
4:W:75:LEU:CD1	4:W:78:ARG:NH1	2.73	0.51
5:X:15:LEU:HB3	5:X:63:GLU:OE1	2.10	0.51
5:X:97:THR:C	5:X:99:GLY:H	2.13	0.51

*Continued on next page...*

*Continued from previous page...*

Atom-1	Atom-2	Interatomic distance (Å)	Clash overlap (Å)
6:Y:21:CYS:O	6:Y:22:LEU:HD23	2.11	0.51
3:C:161:SER:HB3	3:C:163:ASP:OD1	2.10	0.51
5:E:145:CYS:O	5:E:149:PHE:CD1	2.59	0.51
5:E:41:ILE:CG2	5:E:42:VAL:N	2.73	0.51
5:E:5:HIS:HB2	5:E:61:LYS:HE2	1.92	0.51
5:E:88:LYS:C	5:E:90:GLN:H	2.14	0.51
2:B:237:THR:HG22	6:F:105:ARG:HE	1.75	0.51
1:T:140:TYR:CE1	1:T:411:ASN:HB3	2.45	0.51
2:U:253:LYS:NZ	2:U:253:LYS:CB	2.73	0.51
3:V:32:VAL:CG1	3:V:33:HIS:H	2.23	0.51
7:Z:58:ALA:HB1	7:Z:79:VAL:HG12	1.92	0.51
1:A:130:MET:HA	1:A:133:SER:OG	2.09	0.51
1:A:207:LEU:HD12	5:E:54:PHE:CZ	2.46	0.51
1:A:209:ARG:HG2	1:A:209:ARG:HH11	1.75	0.51
2:B:162:GLY:O	2:B:163:VAL:HG12	2.11	0.51
3:C:32:VAL:CG1	3:C:33:HIS:N	2.73	0.51
3:C:34:ILE:O	3:C:45:VAL:HB	2.10	0.51
3:C:5:SER:HB3	3:C:352:GLY:CA	2.40	0.51
4:D:181:PHE:O	4:D:185:PHE:CD2	2.60	0.51
4:D:75:LEU:CG	4:D:78:ARG:HB3	2.41	0.51
1:T:164:THR:HA	1:T:180:VAL:HG11	1.93	0.51
1:T:240:LYS:C	1:T:242:PHE:N	2.63	0.51
1:T:233:TYR:CZ	1:T:276:PHE:HB3	2.45	0.51
3:V:141:ILE:CG2	3:V:142:ARG:N	2.73	0.51
5:X:16:ILE:HG22	5:X:20:ALA:O	2.11	0.51
1:A:102:ARG:CD	4:D:38:PHE:CE2	2.94	0.51
3:C:139:LYS:HB3	3:C:140:PRO:HA	1.92	0.51
3:C:176:VAL:CG2	3:C:177:GLU:N	2.73	0.51
3:C:259:VAL:CG2	3:C:269:LEU:HD12	2.40	0.51
4:D:270:THR:HA	4:D:273:PHE:HB2	1.91	0.51
4:D:75:LEU:CD2	4:D:76:LEU:N	2.73	0.51
1:A:211:ARG:CD	5:E:159:TRP:CZ3	2.89	0.51
7:G:87:LYS:O	7:G:88:ALA:HB2	2.11	0.51
1:T:143:VAL:HG23	1:T:146:VAL:HB	1.92	0.51
1:T:219:GLN:NE2	1:T:259:ILE:O	2.43	0.51
3:V:100:ARG:CG	3:V:146:LEU:HA	2.41	0.51
3:V:257:SER:O	3:V:258:LEU:HD12	2.11	0.51
4:W:161:VAL:HG12	4:W:162:THR:N	2.26	0.51
4:W:165:PHE:CZ	4:W:247:PHE:CE2	2.99	0.51
7:Z:72:LYS:HD3	7:Z:151:VAL:O	2.10	0.51
1:A:82:ILE:CG1	1:A:115:PRO:HG2	2.40	0.51

*Continued on next page...*

*Continued from previous page...*

Atom-1	Atom-2	Interatomic distance (Å)	Clash overlap (Å)
1:A:193:ILE:HG23	1:A:292:PHE:CE1	2.46	0.51
3:C:11:ILE:HG23	3:C:26:CYS:O	2.10	0.51
4:D:45:ILE:CG1	4:D:57:VAL:HG21	2.34	0.51
5:E:158:LYS:HG3	5:E:158:LYS:O	2.09	0.51
1:T:133:SER:OG	1:T:134:PHE:N	2.43	0.51
1:T:253:ILE:HD12	1:T:272:GLY:HA3	1.91	0.51
1:T:368:ILE:CG2	1:T:369:THR:N	2.73	0.51
2:U:364:ILE:O	2:U:368:LYS:CB	2.58	0.51
3:V:189:MET:N	3:V:190:PRO:CD	2.73	0.51
3:V:269:LEU:CA	3:V:283:GLY:HA3	2.39	0.51
3:V:30:HIS:ND1	3:V:54:GLN:HA	2.25	0.51
3:V:6:PHE:HB3	3:V:7:LEU:HD23	1.91	0.51
3:V:162:CYS:HB3	6:Y:45:GLU:OE2	2.10	0.51
1:A:193:ILE:HG23	1:A:292:PHE:CD1	2.46	0.51
3:C:14:HIS:O	3:C:331:GLN:CD	2.49	0.51
6:F:70:VAL:HB	6:F:118:ILE:HB	1.92	0.51
1:T:174:VAL:HG22	1:T:193:ILE:O	2.03	0.51
1:T:207:LEU:CD1	5:X:54:PHE:CZ	2.88	0.51
1:T:304:ILE:HD12	1:T:316:TYR:HE1	1.68	0.51
2:U:180:ARG:NH1	2:U:285:THR:HA	2.26	0.51
2:U:321:LEU:HD11	2:U:340:PHE:HB2	1.89	0.51
3:V:134:CYS:SG	3:V:135:LYS:N	2.83	0.51
3:V:14:HIS:CE1	3:V:348:THR:CB	2.94	0.51
3:V:230:ASP:O	3:V:235:MET:HA	2.11	0.51
4:W:132:GLN:HG3	4:W:160:ARG:CA	2.40	0.51
1:A:406:SER:O	1:A:408:CYS:N	2.39	0.51
3:C:37:LYS:O	3:C:38:SER:HB2	2.10	0.51
3:C:6:PHE:HB3	3:C:7:LEU:HD23	1.92	0.51
6:F:4:THR:O	6:F:4:THR:HG23	2.10	0.51
1:T:114:GLU:CB	1:T:118:ASN:ND2	2.73	0.51
1:T:174:VAL:CG2	1:T:175:THR:H	2.24	0.51
3:V:253:ILE:HB	3:V:342:CYS:HG	1.73	0.51
3:V:248:LEU:HB2	3:V:262:GLY:CA	2.41	0.51
4:W:186:LYS:HZ3	4:W:199:LEU:CD1	2.23	0.51
4:W:196:PRO:HD3	4:W:231:HIS:CE1	2.46	0.51
6:Y:61:VAL:HG22	6:Y:74:ILE:HG12	1.93	0.51
3:C:247:LEU:CB	3:C:261:ALA:O	2.45	0.51
4:D:128:TYR:CE2	4:D:142:ALA:HB2	2.46	0.51
1:T:134:PHE:HD1	4:W:256:LYS:HD3	1.76	0.51
3:V:355:SER:O	3:V:356:ILE:HD13	2.11	0.51
3:V:358:ASP:OD1	3:V:360:ARG:N	2.43	0.51

*Continued on next page...*

*Continued from previous page...*

Atom-1	Atom-2	Interatomic distance (Å)	Clash overlap (Å)
5:X:120:PRO:C	5:X:122:ASN:H	2.14	0.51
1:A:77:PRO:O	1:A:84:GLU:HB2	2.11	0.51
2:B:168:PRO:HG3	2:B:178:LEU:O	2.10	0.51
4:D:186:LYS:HB2	4:D:198:VAL:O	2.11	0.51
4:D:198:VAL:CG1	4:D:224:THR:O	2.58	0.51
5:E:53:VAL:HG23	5:E:167:GLN:O	2.11	0.51
6:F:62:LEU:HG	6:F:63:ILE:N	2.24	0.51
1:T:371:HIS:C	1:T:373:GLN:H	2.14	0.51
1:T:63:GLY:O	1:T:65:GLU:N	2.35	0.51
2:U:263:GLU:OE2	2:U:263:GLU:N	2.43	0.51
3:V:118:ARG:HG3	3:V:142:ARG:O	2.11	0.51
4:W:241:ILE:N	4:W:241:ILE:CD1	2.73	0.51
2:B:253:LYS:NZ	2:B:253:LYS:CB	2.73	0.51
3:C:125:PHE:HB2	3:C:132:TRP:CZ2	2.46	0.51
3:C:148:LEU:CD2	3:C:159:ALA:CB	2.76	0.51
4:D:165:PHE:CZ	4:D:247:PHE:CZ	2.79	0.51
4:D:223:ILE:CG2	4:D:224:THR:N	2.73	0.51
4:D:274:LEU:HD13	6:F:101:PHE:CE1	2.46	0.51
6:F:16:LEU:O	6:F:18:ALA:N	2.40	0.51
6:F:95:MET:HA	6:F:104:LEU:HD21	1.93	0.51
1:T:321:LEU:CD1	1:T:373:GLN:OE1	2.59	0.51
3:V:252:PHE:CD2	3:V:258:LEU:HD11	2.41	0.51
4:W:158:LYS:HG3	4:W:159:ASP:CG	2.32	0.51
4:W:85:VAL:HG21	4:W:96:LEU:HD22	1.93	0.51
5:X:24:ILE:HG12	5:X:135:GLN:HE21	1.74	0.51
7:Z:87:LYS:O	7:Z:88:ALA:HB2	2.10	0.51
1:A:186:ILE:CG2	1:A:189:CYS:HB2	2.42	0.50
1:A:246:ASP:OD1	1:A:273:TYR:OH	2.20	0.50
1:A:242:PHE:CE1	1:A:277:LEU:HD22	2.46	0.50
3:C:10:PRO:CB	3:C:350:MET:HA	2.40	0.50
6:F:22:LEU:HD22	6:F:67:ILE:HD12	1.94	0.50
7:G:56:GLN:O	7:G:59:LEU:HG	2.11	0.50
1:T:368:ILE:O	1:T:369:THR:OG1	2.26	0.50
2:U:169:VAL:CG1	2:U:170:TYR:N	2.73	0.50
2:U:318:GLU:OE2	3:V:97:ARG:NH1	2.37	0.50
3:V:206:HIS:NE2	3:V:222:HIS:HB2	2.25	0.50
3:V:347:THR:N	3:V:355:SER:HB3	2.17	0.50
4:W:270:THR:HA	4:W:273:PHE:HB2	1.91	0.50
5:X:168:PHE:CE1	5:X:169:MET:HG2	2.46	0.50
5:X:16:ILE:HG13	5:X:125:GLU:CG	2.41	0.50
6:Y:127:TYR:O	6:Y:131:LEU:CD1	2.40	0.50

*Continued on next page...*

*Continued from previous page...*

Atom-1	Atom-2	Interatomic distance (Å)	Clash overlap (Å)
1:A:205:GLN:HG2	1:A:209:ARG:NH2	2.26	0.50
1:A:281:ILE:HD12	1:A:281:ILE:C	2.30	0.50
3:C:334:VAL:HG12	3:C:335:LEU:N	2.19	0.50
3:C:8:VAL:CG1	3:C:9:GLU:H	2.21	0.50
4:D:115:MET:HE3	4:D:118:ARG:NH1	2.26	0.50
1:A:99:LYS:HD2	4:D:1:MET:SD	2.51	0.50
4:D:202:HIS:C	4:D:204:GLU:H	2.15	0.50
4:D:181:PHE:CD1	4:D:255:ILE:HD13	2.46	0.50
5:E:106:PRO:O	5:E:119:LYS:HB2	2.11	0.50
5:E:6:SER:N	5:E:65:ASP:OD1	2.36	0.50
1:T:13:GLY:C	1:T:78:ILE:HG21	2.31	0.50
1:T:324:GLY:O	1:T:325:SER:HB3	2.11	0.50
1:T:305:GLN:CG	1:T:346:ARG:HH22	2.24	0.50
3:V:354:MET:SD	3:V:355:SER:N	2.83	0.50
3:V:77:TYR:HB3	3:V:89:THR:N	2.25	0.50
4:W:165:PHE:CE2	4:W:225:PHE:CE2	2.98	0.50
4:W:201:SER:HB2	4:W:204:GLU:O	2.11	0.50
6:Y:23:GLU:CA	6:Y:120:ASN:CB	2.90	0.50
4:W:2:ILE:CG2	6:Y:163:GLU:HG2	2.41	0.50
1:A:82:ILE:HG13	1:A:115:PRO:CD	2.40	0.50
2:B:343:ARG:HH21	3:C:94:ARG:CA	2.25	0.50
4:D:107:ASP:O	4:D:110:VAL:HG12	2.11	0.50
4:D:17:LEU:O	4:D:17:LEU:HG	2.11	0.50
3:V:180:PRO:HD2	3:V:189:MET:SD	2.51	0.50
6:Y:55:ARG:HH21	6:Y:56:ASN:ND2	2.09	0.50
7:Z:116:SER:N	7:Z:117:PRO:CD	2.74	0.50
1:A:347:LEU:HD12	1:A:363:ILE:HD13	1.93	0.50
2:B:202:TYR:CE2	2:B:252:ILE:CD1	2.94	0.50
2:B:274:GLU:OE1	2:B:274:GLU:HA	2.11	0.50
3:C:104:TRP:CE3	3:C:111:PHE:HB3	2.47	0.50
4:D:41:VAL:CG1	4:D:59:ILE:CG1	2.90	0.50
5:E:78:CYS:O	5:E:82:LEU:HD22	2.12	0.50
1:T:294:GLN:HG2	1:T:299:VAL:CG2	2.41	0.50
1:T:27:PRO:O	1:T:29:PHE:N	2.44	0.50
2:U:162:GLY:O	2:U:163:VAL:HG12	2.11	0.50
3:V:137:ILE:CD1	3:V:169:PHE:CD2	2.92	0.50
3:V:337:GLY:O	3:V:342:CYS:N	2.44	0.50
3:V:70:CYS:SG	3:V:71:GLY:N	2.84	0.50
4:W:267:ARG:O	4:W:271:SER:N	2.35	0.50
4:W:75:LEU:CD2	4:W:76:LEU:N	2.73	0.50
1:A:186:ILE:HD13	2:B:205:ASN:CB	2.41	0.50

*Continued on next page...*

*Continued from previous page...*

Atom-1	Atom-2	Interatomic distance (Å)	Clash overlap (Å)
1:A:204:ILE:HG21	1:A:227:VAL:HG11	1.92	0.50
4:D:212:THR:HG22	4:D:213:ASP:H	1.76	0.50
4:D:241:ILE:H	4:D:241:ILE:CD1	2.23	0.50
4:D:45:ILE:CG2	4:D:55:VAL:CG1	2.88	0.50
5:E:5:HIS:CD2	5:E:58:TYR:CZ	2.99	0.50
6:F:73:SER:HB2	6:F:112:TYR:HD2	1.75	0.50
6:F:162:GLU:C	6:F:164:PHE:H	2.15	0.50
7:G:35:ALA:HA	7:G:61:ASN:HD22	1.74	0.50
1:T:92:PHE:O	1:T:96:VAL:HG23	2.12	0.50
3:V:144:THR:OG1	6:Y:28:GLN:CD	2.50	0.50
3:V:151:HIS:NE2	3:V:214:GLY:HA2	2.26	0.50
3:V:190:PRO:O	3:V:191:PHE:C	2.50	0.50
1:T:87:ASP:OD1	4:W:264:THR:HG22	2.10	0.50
1:A:313:ARG:CB	1:A:314:PRO:HD3	2.31	0.50
2:B:220:LEU:HD22	2:B:258:ARG:NE	2.26	0.50
3:C:217:VAL:HG12	3:C:229:ALA:O	2.12	0.50
3:C:257:SER:C	3:C:258:LEU:HD12	2.32	0.50
4:D:106:LYS:HD2	4:D:106:LYS:C	2.32	0.50
4:D:2:ILE:O	4:D:254:HIS:NE2	2.42	0.50
4:D:2:ILE:HG21	6:F:163:GLU:CG	2.41	0.50
5:E:62:ASN:O	5:E:65:ASP:HB2	2.11	0.50
7:G:122:SER:OG	7:G:123:ALA:N	2.45	0.50
1:T:20:GLY:HA3	1:T:378:TRP:CZ2	2.46	0.50
3:V:327:ASN:HB2	3:V:351:ASP:CG	2.30	0.50
4:W:11:ILE:CG2	4:W:15:LEU:HG	2.42	0.50
1:A:95:GLN:O	1:A:100:TYR:CD2	2.62	0.50
3:C:329:VAL:CG1	3:C:330:SER:H	2.24	0.50
4:D:142:ALA:HB3	4:D:154:VAL:CG2	2.41	0.50
7:G:120:ASN:C	7:G:122:SER:H	2.15	0.50
1:T:193:ILE:HG21	1:T:292:PHE:CZ	2.43	0.50
3:V:185:TRP:CZ2	3:V:210:PHE:HE1	2.29	0.50
3:V:258:LEU:N	3:V:270:PHE:O	2.44	0.50
4:W:109:ILE:HG13	4:W:110:VAL:H	1.77	0.50
4:W:236:ALA:C	4:W:238:ASP:H	2.15	0.50
4:W:95:LEU:HD11	4:W:97:TYR:CE1	2.46	0.50
5:X:81:LYS:HB2	5:X:98:LEU:HD13	1.93	0.50
1:A:131:PHE:HB3	1:A:400:TYR:CZ	2.47	0.50
2:B:169:VAL:HG22	2:B:174:SER:HB3	1.94	0.50
3:C:332:ILE:CG1	3:C:347:THR:HG22	2.42	0.50
3:C:335:LEU:HB2	3:C:344:GLN:O	2.11	0.50
4:D:36:ALA:CB	4:D:42:LEU:CD2	2.86	0.50

*Continued on next page...*

*Continued from previous page...*

Atom-1	Atom-2	Interatomic distance (Å)	Clash overlap (Å)
4:D:95:LEU:HD11	4:D:97:TYR:CE1	2.46	0.50
5:E:5:HIS:CB	5:E:61:LYS:HE2	2.42	0.50
1:T:147:LEU:C	1:T:149:LEU:H	2.16	0.50
1:T:194:PRO:C	1:T:195:ILE:HG12	2.32	0.50
1:T:194:PRO:O	1:T:195:ILE:HD13	2.12	0.50
2:U:273:VAL:HG12	2:U:274:GLU:N	2.27	0.50
4:W:199:LEU:HB2	4:W:224:THR:OG1	2.11	0.50
1:A:170:SER:HA	1:A:176:HIS:ND1	2.27	0.50
3:C:170:SER:O	3:C:191:PHE:HA	2.12	0.50
3:C:172:TYR:H	3:C:191:PHE:HD1	1.60	0.50
3:C:76:ALA:C	3:C:77:TYR:CD1	2.86	0.50
5:E:152:GLN:HB3	5:E:155:LYS:HD2	1.92	0.50
1:T:304:ILE:HD13	1:T:316:TYR:CE1	2.46	0.50
2:U:253:LYS:HZ3	2:U:253:LYS:HB3	1.77	0.50
3:V:99:ALA:N	3:V:115:SER:HB2	2.26	0.50
3:V:194:LEU:H	3:V:194:LEU:HD12	1.76	0.50
5:X:104:PRO:O	5:X:111:PHE:HB2	2.12	0.50
1:T:203:PHE:CE1	5:X:54:PHE:CE1	3.00	0.50
6:Y:35:LYS:HB3	6:Y:36:PRO:CD	2.41	0.50
1:A:211:ARG:CG	1:A:212:GLU:H	2.25	0.49
3:C:173:ILE:CG2	3:C:176:VAL:CG2	2.88	0.49
5:E:53:VAL:HG13	5:E:54:PHE:N	2.27	0.49
7:G:122:SER:O	7:G:123:ALA:HB3	2.12	0.49
1:T:112:LEU:H	1:T:139:LEU:HD21	1.76	0.49
2:U:311:PRO:HB3	6:Y:32:ARG:HD2	1.94	0.49
3:V:104:TRP:CE3	3:V:111:PHE:HB3	2.47	0.49
3:V:173:ILE:HB	3:V:176:VAL:CG2	2.40	0.49
6:Y:73:SER:OG	6:Y:109:VAL:HG21	2.11	0.49
7:Z:80:LEU:HG	7:Z:84:ILE:HD11	1.92	0.49
4:D:35:PHE:CE2	4:D:43:TYR:CD1	3.00	0.49
6:F:67:ILE:C	6:F:69:SER:H	2.14	0.49
7:G:64:ILE:HG23	7:G:149:LYS:HB3	1.94	0.49
2:U:289:ALA:O	2:U:291:ILE:HG12	2.12	0.49
3:V:219:TRP:HH2	3:V:237:VAL:HG13	1.76	0.49
3:V:248:LEU:HD23	3:V:263:HIS:H	1.76	0.49
3:V:76:ALA:C	3:V:77:TYR:CD1	2.86	0.49
4:W:237:ARG:C	4:W:241:ILE:CD1	2.76	0.49
5:X:157:SER:O	5:X:159:TRP:N	2.35	0.49
5:X:24:ILE:HD11	5:X:26:SER:HB2	1.93	0.49
4:W:280:ALA:CB	6:Y:126:MET:SD	2.97	0.49
6:Y:162:GLU:C	6:Y:164:PHE:H	2.16	0.49

*Continued on next page...*



*Continued from previous page...*

Atom-1	Atom-2	Interatomic distance (Å)	Clash overlap (Å)
3:V:243:GLU:CB	7:Z:137:GLY:HA3	2.34	0.49
1:A:165:GLY:H	1:A:180:VAL:CB	2.26	0.49
1:A:252:TRP:O	1:A:254:LYS:HG3	2.13	0.49
3:C:254:THR:CB	3:C:257:SER:HB2	2.43	0.49
4:D:170:LYS:HE2	4:D:170:LYS:HA	1.94	0.49
4:D:202:HIS:ND1	4:D:220:ILE:O	2.46	0.49
4:D:241:ILE:N	4:D:241:ILE:CD1	2.73	0.49
1:T:35:ILE:HB	1:T:62:ILE:HG22	1.93	0.49
1:T:120:PRO:CD	2:U:202:TYR:CE1	2.96	0.49
4:W:16:ALA:HB1	4:W:20:GLU:OE1	2.13	0.49
1:A:304:ILE:HG12	1:A:315:LEU:HD23	1.94	0.49
1:A:35:ILE:CD1	1:A:62:ILE:CG2	2.84	0.49
3:C:239:THR:CA	3:C:279:LEU:HD12	2.42	0.49
3:C:14:HIS:N	3:C:331:GLN:OE1	2.45	0.49
1:T:271:VAL:HG12	1:T:272:GLY:N	2.28	0.49
3:V:104:TRP:HA	3:V:111:PHE:HA	1.93	0.49
3:V:77:TYR:CD1	3:V:77:TYR:N	2.81	0.49
4:W:243:LEU:O	6:Y:168:PHE:CZ	2.65	0.49
4:W:246:THR:O	4:W:250:TYR:N	2.44	0.49
3:C:172:TYR:CE2	3:C:178:GLU:C	2.86	0.49
3:C:194:LEU:HD12	3:C:194:LEU:H	1.76	0.49
3:C:360:ARG:C	3:C:362:LEU:N	2.65	0.49
2:B:344:ILE:O	3:C:74:ARG:NH2	2.46	0.49
4:D:130:GLN:O	4:D:134:GLU:HB2	2.13	0.49
4:D:45:ILE:CD1	4:D:45:ILE:H	2.16	0.49
4:D:80:TYR:HB2	4:D:84:LEU:HB2	1.94	0.49
6:F:41:ARG:NH2	6:F:71:ARG:NH1	2.60	0.49
1:T:283:PHE:O	1:T:284:HIS:ND1	2.45	0.49
1:T:348:LYS:C	1:T:350:SER:H	2.14	0.49
1:T:89:MET:HE1	1:T:92:PHE:CD2	2.46	0.49
3:V:147:SER:O	3:V:159:ALA:HB1	2.13	0.49
3:V:163:ASP:C	3:V:164:PHE:CD2	2.86	0.49
3:V:176:VAL:HG23	3:V:177:GLU:N	2.26	0.49
2:U:343:ARG:HH21	3:V:94:ARG:HA	1.76	0.49
4:W:185:PHE:CE1	6:Y:161:ALA:HA	2.48	0.49
5:X:78:CYS:C	5:X:82:LEU:HB3	2.31	0.49
6:Y:61:VAL:HA	6:Y:74:ILE:HG12	1.93	0.49
1:A:167:VAL:O	1:A:178:ILE:O	2.30	0.49
2:B:180:ARG:NH1	2:B:285:THR:HA	2.27	0.49
3:C:113:VAL:O	3:C:114:GLY:O	2.30	0.49
6:F:94:MET:HB3	6:F:104:LEU:CD1	2.42	0.49

*Continued on next page...*

*Continued from previous page...*

Atom-1	Atom-2	Interatomic distance (Å)	Clash overlap (Å)
1:T:130:MET:HA	1:T:133:SER:OG	2.12	0.49
1:T:193:ILE:CG2	1:T:194:PRO:HD2	2.39	0.49
1:T:194:PRO:O	1:T:195:ILE:CG1	2.60	0.49
3:V:140:PRO:CD	3:V:169:PHE:HZ	2.24	0.49
3:V:76:ALA:C	3:V:77:TYR:CG	2.86	0.49
4:W:247:PHE:HA	4:W:250:TYR:HB3	1.95	0.49
4:W:75:LEU:HD11	4:W:78:ARG:NE	2.28	0.49
3:V:144:THR:HG1	6:Y:28:GLN:CD	2.16	0.49
6:Y:8:TYR:HE1	6:Y:53:ILE:O	1.96	0.49
1:A:129:ILE:O	1:A:133:SER:N	2.45	0.49
1:A:147:LEU:C	1:A:149:LEU:H	2.16	0.49
1:A:388:PRO:O	1:A:391:TYR:HB2	2.13	0.49
3:C:265:CYS:O	3:C:325:HIS:HB2	2.13	0.49
3:C:284:ARG:NH1	3:C:286:ASP:HB3	2.27	0.49
3:C:77:TYR:HB3	3:C:89:THR:N	2.27	0.49
4:D:236:ALA:C	4:D:238:ASP:H	2.15	0.49
3:V:31:GLU:HB3	3:V:49:LYS:CA	2.43	0.49
3:V:321:LEU:HB2	3:V:326:LYS:HD3	1.95	0.49
3:V:10:PRO:CB	3:V:350:MET:O	2.60	0.49
3:V:77:TYR:CB	3:V:89:THR:H	2.26	0.49
3:V:78:VAL:HG12	3:V:79:TRP:N	2.28	0.49
4:W:170:LYS:HE2	4:W:170:LYS:HA	1.93	0.49
4:W:265:ARG:HB3	6:Y:145:GLU:OE2	2.12	0.49
5:X:104:PRO:HB2	5:X:111:PHE:CB	2.31	0.49
6:Y:63:ILE:HD13	6:Y:72:VAL:HG13	1.94	0.49
1:A:147:LEU:HB2	1:A:377:VAL:HG13	1.94	0.49
2:B:217:LYS:O	2:B:221:CYS:HB2	2.13	0.49
3:C:20:ARG:CD	3:C:335:LEU:HD22	2.42	0.49
3:C:77:TYR:HB3	3:C:89:THR:CA	2.41	0.49
4:D:166:SER:O	4:D:167:THR:C	2.44	0.49
4:D:182:MET:HG3	4:D:200:PHE:HE1	1.77	0.49
5:E:148:VAL:HG22	5:E:160:TRP:CZ3	2.48	0.49
1:A:125:TYR:HD1	6:F:97:ARG:HH21	1.58	0.49
7:G:124:VAL:HG23	7:G:126:LEU:HD12	1.94	0.49
1:T:211:ARG:HD2	1:T:212:GLU:CB	2.43	0.49
1:T:241:GLU:C	1:T:243:ASN:N	2.46	0.49
1:T:283:PHE:CZ	1:T:334:ARG:HG3	2.47	0.49
3:V:135:LYS:HG3	3:V:191:PHE:CZ	2.44	0.49
3:V:151:HIS:HB3	3:V:156:LEU:O	2.13	0.49
3:V:158:ALA:HB3	3:V:210:PHE:CE2	2.48	0.49
3:V:206:HIS:CD2	3:V:222:HIS:HB2	2.48	0.49

*Continued on next page...*

*Continued from previous page...*

Atom-1	Atom-2	Interatomic distance (Å)	Clash overlap (Å)
3:V:360:ARG:O	3:V:362:LEU:N	2.45	0.49
4:W:165:PHE:CZ	4:W:225:PHE:CE2	3.01	0.49
1:A:208:LEU:CG	1:A:211:ARG:NH2	2.76	0.49
1:A:120:PRO:CB	2:B:201:GLY:HA3	2.43	0.49
3:C:212:ALA:HB2	3:C:339:LYS:CB	2.43	0.49
4:D:36:ALA:HB1	4:D:42:LEU:CD2	2.32	0.49
5:E:5:HIS:CD2	5:E:59:GLU:O	2.65	0.49
5:E:63:GLU:HA	5:E:66:ARG:CD	2.35	0.49
1:T:105:PRO:O	1:T:106:GLU:HG2	2.13	0.49
1:T:110:PHE:O	1:T:139:LEU:HG	2.11	0.49
2:U:200:ARG:HD2	2:U:257:GLU:OE2	2.13	0.49
3:V:139:LYS:HB3	3:V:140:PRO:HA	1.93	0.49
4:W:106:LYS:C	4:W:108:SER:N	2.47	0.49
4:W:202:HIS:C	4:W:204:GLU:H	2.15	0.49
7:Z:9:ALA:O	7:Z:10:ARG:HB2	2.11	0.49
2:B:213:VAL:O	2:B:216:ILE:HB	2.13	0.49
3:C:115:SER:H	3:C:145:VAL:CB	2.25	0.49
3:C:166:CYS:HG	3:C:167:ARG:H	1.59	0.49
1:T:186:ILE:HG22	1:T:189:CYS:HB2	1.89	0.49
1:T:337:ARG:HD2	1:T:341:ARG:NH2	2.28	0.49
1:T:62:ILE:HD12	1:T:92:PHE:HE1	1.78	0.49
3:V:165:LYS:HE3	3:V:201:SER:CB	2.43	0.49
5:X:105:ILE:HB	5:X:106:PRO:CD	2.43	0.49
5:X:99:GLY:O	5:X:137:ARG:HB3	2.13	0.49
5:X:78:CYS:O	5:X:82:LEU:HD22	2.12	0.49
6:Y:18:ALA:HB1	7:Z:142:VAL:HA	1.95	0.49
6:Y:20:LEU:HD23	6:Y:20:LEU:N	2.27	0.49
1:A:180:VAL:CG1	1:A:181:ALA:H	2.11	0.48
1:A:132:GLU:CG	1:A:400:TYR:OH	2.53	0.48
1:A:399:ASP:O	1:A:407:ILE:HD11	2.13	0.48
2:B:289:ALA:O	2:B:291:ILE:HG12	2.13	0.48
5:E:66:ARG:HE	5:E:116:ILE:HG21	1.77	0.48
6:F:22:LEU:HD22	6:F:67:ILE:O	2.13	0.48
6:F:82:ILE:O	6:F:86:LEU:HG	2.13	0.48
7:G:64:ILE:O	7:G:64:ILE:HG22	2.13	0.48
1:T:129:ILE:O	1:T:133:SER:N	2.46	0.48
1:T:207:LEU:C	1:T:207:LEU:HD23	2.33	0.48
1:T:392:GLN:HA	1:T:392:GLN:OE1	2.13	0.48
1:T:120:PRO:HD2	2:U:202:TYR:CE1	2.48	0.48
3:V:124:TYR:O	3:V:132:TRP:CE3	2.66	0.48
4:W:115:MET:CE	4:W:118:ARG:HD3	2.43	0.48

*Continued on next page...*

*Continued from previous page...*

Atom-1	Atom-2	Interatomic distance (Å)	Clash overlap (Å)
5:X:106:PRO:HB2	5:X:119:LYS:HB3	1.95	0.48
5:X:154:ASP:O	5:X:155:LYS:HG3	2.13	0.48
6:Y:95:MET:HA	6:Y:104:LEU:CD2	2.43	0.48
1:A:403:ILE:HD12	1:A:407:ILE:HG21	1.95	0.48
4:D:36:ALA:HB2	4:D:42:LEU:HD23	1.90	0.48
7:G:17:ASP:O	7:G:23:LYS:HD2	2.13	0.48
1:T:106:GLU:HG3	4:W:256:LYS:CE	2.43	0.48
1:T:71:THR:HG23	1:T:72:TYR:CE1	2.49	0.48
3:V:226:VAL:HG13	3:V:226:VAL:O	2.13	0.48
3:V:24:ALA:HA	3:V:33:HIS:O	2.13	0.48
4:W:75:LEU:HG	4:W:78:ARG:HB3	1.95	0.48
2:B:155:VAL:HG13	2:B:167:CYS:O	2.13	0.48
2:B:263:GLU:N	2:B:263:GLU:OE2	2.45	0.48
3:C:329:VAL:CG1	3:C:330:SER:N	2.74	0.48
4:D:45:ILE:HG13	4:D:57:VAL:CG1	2.42	0.48
5:E:87:SER:CB	5:E:153:ASN:OD1	2.60	0.48
1:T:239:VAL:HG22	5:X:4:TYR:CE2	2.45	0.48
1:T:253:ILE:CD1	1:T:272:GLY:HA3	2.43	0.48
1:T:301:ASP:OD1	1:T:346:ARG:NH2	2.46	0.48
3:V:178:GLU:O	3:V:180:PRO:HD3	2.12	0.48
3:V:77:TYR:HD2	3:V:90:LEU:N	2.11	0.48
5:X:150:ASP:C	5:X:152:GLN:H	2.17	0.48
5:X:77:GLU:OE2	5:X:174:SER:HB2	2.13	0.48
3:C:219:TRP:CE2	3:C:227:CYS:CB	2.97	0.48
3:C:10:PRO:CB	3:C:350:MET:CB	2.83	0.48
3:C:76:ALA:C	3:C:77:TYR:CG	2.86	0.48
4:D:45:ILE:CG2	4:D:57:VAL:CG2	2.87	0.48
2:U:336:LYS:HG2	7:Z:21:GLU:OE2	2.13	0.48
5:X:135:GLN:O	5:X:139:GLU:N	2.35	0.48
6:Y:145:GLU:HA	6:Y:145:GLU:OE1	2.13	0.48
1:A:305:GLN:HG3	1:A:346:ARG:CZ	2.44	0.48
3:C:163:ASP:N	3:C:163:ASP:OD1	2.43	0.48
3:C:342:CYS:SG	3:C:359:VAL:HG11	2.53	0.48
3:C:77:TYR:N	3:C:77:TYR:CD1	2.81	0.48
4:D:115:MET:CE	4:D:118:ARG:HD3	2.42	0.48
5:E:5:HIS:NE2	5:E:59:GLU:O	2.46	0.48
1:T:343:VAL:HG23	1:T:346:ARG:HH21	1.79	0.48
1:T:77:PRO:O	1:T:84:GLU:HB2	2.13	0.48
3:V:216:ARG:HG3	3:V:230:ASP:OD2	2.14	0.48
3:V:248:LEU:HB2	3:V:262:GLY:HA3	1.95	0.48
3:V:264:ASP:HB3	3:V:266:PHE:CE2	2.48	0.48

*Continued on next page...*

*Continued from previous page...*

Atom-1	Atom-2	Interatomic distance (Å)	Clash overlap (Å)
3:V:59:ASP:OD2	3:V:103:ARG:HA	2.14	0.48
4:W:226:VAL:CG1	4:W:227:LEU:H	2.09	0.48
6:Y:76:VAL:CG1	6:Y:77:LYS:N	2.73	0.48
7:Z:83:LEU:HD13	7:Z:128:TRP:CG	2.49	0.48
3:C:81:LEU:HD11	3:C:84:ARG:HA	1.94	0.48
4:D:129:PHE:CD2	4:D:237:ARG:HG3	2.48	0.48
4:D:267:ARG:O	4:D:271:SER:N	2.38	0.48
5:E:158:LYS:HG3	5:E:159:TRP:CD1	2.48	0.48
6:F:22:LEU:CD2	6:F:67:ILE:HA	2.39	0.48
6:F:73:SER:OG	6:F:109:VAL:HG21	2.13	0.48
1:T:14:THR:HA	1:T:78:ILE:O	2.14	0.48
1:T:253:ILE:HG23	1:T:271:VAL:O	2.14	0.48
1:T:286:GLU:HA	1:T:289:ASN:O	2.13	0.48
5:X:74:TYR:OH	5:X:99:GLY:HA2	2.13	0.48
3:C:14:HIS:O	3:C:331:GLN:OE1	2.31	0.48
3:C:206:HIS:CD2	3:C:222:HIS:HB2	2.48	0.48
3:C:32:VAL:CG1	3:C:33:HIS:H	2.26	0.48
6:F:35:LYS:CB	6:F:36:PRO:HD2	2.40	0.48
3:V:101:CYS:HB2	3:V:147:SER:HA	1.94	0.48
3:V:343:SER:CA	3:V:359:VAL:CB	2.84	0.48
5:X:105:ILE:O	5:X:108:GLU:HG2	2.13	0.48
6:Y:149:MET:O	6:Y:153:VAL:HG22	2.13	0.48
7:Z:90:ASP:HA	7:Z:93:LYS:HE3	1.95	0.48
1:A:197:GLY:O	1:A:201:THR:HG23	2.13	0.48
1:A:260:ASN:HB3	1:A:265:LYS:H	1.77	0.48
1:A:337:ARG:HD2	1:A:341:ARG:NH2	2.29	0.48
3:C:14:HIS:CE1	3:C:348:THR:CG2	2.97	0.48
1:T:194:PRO:O	1:T:195:ILE:CD1	2.62	0.48
2:U:343:ARG:HH21	3:V:94:ARG:CA	2.27	0.48
2:U:86:LYS:HA	2:U:89:TRP:CZ2	2.48	0.48
3:V:223:ASP:O	7:Z:143:ARG:HG3	2.13	0.48
3:V:10:PRO:CB	3:V:350:MET:C	2.82	0.48
4:W:179:LYS:HB3	4:W:179:LYS:HZ3	1.77	0.48
6:Y:55:ARG:HH21	6:Y:56:ASN:HD21	1.62	0.48
6:Y:6:ARG:O	6:Y:10:SER:N	2.44	0.48
7:Z:88:ALA:O	7:Z:90:ASP:N	2.43	0.48
1:A:140:TYR:HB3	1:A:390:PHE:HE1	1.78	0.48
1:A:63:GLY:C	1:A:65:GLU:H	2.14	0.48
2:B:202:TYR:CE2	2:B:252:ILE:CG1	2.94	0.48
2:B:322:LYS:O	2:B:324:LEU:N	2.47	0.48
3:C:23:ILE:O	3:C:23:ILE:HG23	2.14	0.48

*Continued on next page...*

*Continued from previous page...*

Atom-1	Atom-2	Interatomic distance (Å)	Clash overlap (Å)
4:D:165:PHE:O	4:D:222:TYR:CD2	2.67	0.48
4:D:36:ALA:HB1	4:D:42:LEU:HB3	1.94	0.48
2:B:223:VAL:O	6:F:33:HIS:NE2	2.46	0.48
1:T:233:TYR:OH	1:T:245:TYR:CZ	2.65	0.48
3:V:10:PRO:HB3	3:V:350:MET:HB3	1.95	0.48
3:V:17:ASN:O	3:V:20:ARG:NH1	2.46	0.48
4:W:152:MET:HA	4:W:164:VAL:O	2.14	0.48
4:W:163:VAL:HB	4:W:225:PHE:HB3	1.96	0.48
1:A:212:GLU:CD	1:A:269:ILE:HB	2.35	0.48
1:A:219:GLN:HE21	1:A:222:GLU:CD	2.17	0.48
1:A:189:CYS:HG	1:A:307:CYS:HG	1.61	0.48
1:A:348:LYS:C	1:A:350:SER:H	2.17	0.48
1:A:367:VAL:CG1	1:A:368:ILE:N	2.73	0.48
1:A:84:GLU:HB3	1:A:85:ASP:H	1.51	0.48
2:B:236:GLU:OE1	6:F:105:ARG:NH2	2.46	0.48
3:C:101:CYS:O	3:C:113:VAL:HA	2.14	0.48
3:C:123:CYS:SG	3:C:134:CYS:CB	3.00	0.48
3:C:190:PRO:HG2	3:C:193:GLU:HB2	1.96	0.48
3:C:238:ALA:HB1	3:C:279:LEU:H	1.79	0.48
3:C:334:VAL:HG21	3:C:338:GLY:O	2.14	0.48
3:C:30:HIS:HB2	3:C:51:HIS:O	2.14	0.48
1:T:172:ASP:O	1:T:196:ALA:HB1	2.14	0.48
1:T:219:GLN:OE1	1:T:260:ASN:C	2.52	0.48
1:T:286:GLU:OE2	1:T:293:THR:HG23	2.14	0.48
1:T:403:ILE:O	1:T:403:ILE:HG22	2.14	0.48
2:U:177:HIS:ND1	2:U:178:LEU:HG	2.28	0.48
2:U:222:TYR:OH	2:U:259:PHE:CD2	2.61	0.48
2:U:310:TYR:O	2:U:312:GLY:N	2.47	0.48
3:V:158:ALA:O	3:V:159:ALA:HB2	2.14	0.48
4:W:169:PHE:HB2	4:W:175:VAL:HG22	1.95	0.48
2:U:336:LYS:CG	7:Z:21:GLU:CD	2.66	0.48
1:A:293:THR:O	1:A:294:GLN:HB2	2.14	0.47
1:A:298:GLU:OE1	1:A:342:THR:HG21	2.14	0.47
2:B:86:LYS:HA	2:B:89:TRP:CZ2	2.48	0.47
3:C:358:ASP:HB3	3:C:361:SER:OG	2.14	0.47
3:C:60:TRP:HE1	3:C:65:ASN:HA	1.79	0.47
6:F:6:ARG:O	6:F:10:SER:N	2.45	0.47
1:T:151:ALA:HB2	1:T:379:PHE:CE2	2.49	0.47
1:T:254:LYS:O	1:T:271:VAL:N	2.36	0.47
3:V:217:VAL:HG13	3:V:217:VAL:O	2.13	0.47
6:Y:123:THR:O	6:Y:123:THR:HG22	2.13	0.47

*Continued on next page...*

*Continued from previous page...*

Atom-1	Atom-2	Interatomic distance (Å)	Clash overlap (Å)
4:W:282:PRO:HA	6:Y:127:TYR:CE1	2.48	0.47
7:Z:91:ILE:CD1	7:Z:127:GLN:HB3	2.44	0.47
1:A:178:ILE:HG22	1:A:190:ILE:HD13	1.96	0.47
1:A:242:PHE:CZ	1:A:277:LEU:HD13	2.49	0.47
1:A:98:PHE:O	1:A:99:LYS:HB3	2.14	0.47
3:C:56:THR:H	3:C:71:GLY:HA2	1.79	0.47
4:D:201:SER:OG	4:D:206:PRO:HD3	2.15	0.47
4:D:39:ASP:OD1	4:D:248:ARG:HD2	2.13	0.47
1:T:180:VAL:CG1	1:T:181:ALA:H	2.15	0.47
1:T:277:LEU:O	1:T:280:GLU:HB3	2.14	0.47
1:T:309:ILE:O	1:T:311:VAL:N	2.48	0.47
3:V:257:SER:CB	3:V:372:VAL:H	2.27	0.47
3:V:265:CYS:O	3:V:325:HIS:HB2	2.14	0.47
3:V:238:ALA:HB1	3:V:279:LEU:N	2.29	0.47
3:V:321:LEU:HD22	3:V:326:LYS:HA	1.95	0.47
4:W:115:MET:HE3	4:W:118:ARG:NH1	2.29	0.47
4:W:77:LYS:HG2	4:W:81:GLY:O	2.15	0.47
5:X:149:PHE:HE2	5:X:156:PRO:HD3	1.79	0.47
5:X:41:ILE:HG23	5:X:42:VAL:N	2.29	0.47
1:T:203:PHE:HE1	5:X:54:PHE:CZ	2.30	0.47
1:A:102:ARG:NH1	4:D:5:GLU:CB	2.76	0.47
1:A:9:VAL:CG1	1:A:111:LEU:HD22	2.45	0.47
1:A:82:ILE:HB	1:A:115:PRO:CB	2.42	0.47
1:A:393:VAL:HG21	1:A:414:PHE:CD1	2.49	0.47
3:C:165:LYS:HE3	3:C:201:SER:HB2	1.97	0.47
3:C:269:LEU:CA	3:C:283:GLY:HA3	2.44	0.47
3:C:59:ASP:OD2	3:C:103:ARG:HA	2.14	0.47
6:F:110:GLU:OE2	6:F:111:GLY:N	2.47	0.47
4:D:250:TYR:OH	6:F:160:VAL:CG1	2.62	0.47
6:F:39:GLU:HA	6:F:39:GLU:OE1	2.14	0.47
1:T:255:GLN:HA	1:T:269:ILE:O	2.14	0.47
1:T:35:ILE:CD1	1:T:60:PHE:HD2	2.27	0.47
2:U:155:VAL:HG13	2:U:167:CYS:HB2	1.96	0.47
3:V:115:SER:O	3:V:145:VAL:CA	2.62	0.47
3:V:161:SER:HB3	3:V:163:ASP:OD1	2.14	0.47
3:V:79:TRP:CZ3	3:V:88:PRO:HB3	2.49	0.47
4:W:169:PHE:O	4:W:219:ASN:ND2	2.47	0.47
6:Y:19:ALA:O	6:Y:22:LEU:HD21	2.13	0.47
1:A:219:GLN:OE1	1:A:260:ASN:C	2.53	0.47
1:A:319:ILE:CG1	1:A:366:GLN:O	2.61	0.47
2:B:321:LEU:HD13	2:B:340:PHE:HD1	1.75	0.47

*Continued on next page...*

*Continued from previous page...*

Atom-1	Atom-2	Interatomic distance (Å)	Clash overlap (Å)
3:C:163:ASP:O	3:C:164:PHE:HB2	2.15	0.47
3:C:30:HIS:CE1	3:C:53:GLY:C	2.87	0.47
3:C:8:VAL:CG1	3:C:9:GLU:N	2.78	0.47
1:T:104:GLU:HG3	1:T:105:PRO:N	2.28	0.47
1:T:193:ILE:HG22	1:T:194:PRO:N	2.28	0.47
1:T:205:GLN:CG	1:T:209:ARG:NH2	2.76	0.47
2:U:231:GLN:C	2:U:233:LEU:H	2.17	0.47
6:Y:110:GLU:OE2	6:Y:111:GLY:N	2.48	0.47
6:Y:9:LEU:HD12	6:Y:140:GLU:CD	2.29	0.47
1:A:131:PHE:CE1	1:A:136:VAL:O	2.68	0.47
1:A:194:PRO:HD2	1:A:292:PHE:CD1	2.49	0.47
3:C:257:SER:O	3:C:258:LEU:HG	2.14	0.47
4:D:131:PHE:HA	4:D:135:GLY:O	2.14	0.47
5:E:168:PHE:CE1	5:E:169:MET:HG2	2.49	0.47
6:F:20:LEU:CG	6:F:21:CYS:H	2.03	0.47
6:F:35:LYS:CB	6:F:36:PRO:CD	2.93	0.47
3:V:102:VAL:CG2	3:V:113:VAL:HG22	2.45	0.47
3:V:158:ALA:HB2	3:V:168:ILE:CG2	2.44	0.47
3:V:37:LYS:O	3:V:38:SER:HB2	2.15	0.47
4:W:243:LEU:N	4:W:243:LEU:HD23	2.29	0.47
4:W:2:ILE:HG21	6:Y:163:GLU:CB	2.44	0.47
3:C:150:TRP:HZ3	3:C:155:VAL:O	1.98	0.47
3:C:264:ASP:HB3	3:C:266:PHE:CE2	2.49	0.47
4:D:10:ILE:O	4:D:10:ILE:HG22	2.14	0.47
1:A:287:PHE:CZ	5:E:51:ALA:HB1	2.42	0.47
3:C:72:THR:HG22	6:F:26:SER:OG	2.14	0.47
6:F:9:LEU:HD13	6:F:140:GLU:OE2	2.14	0.47
1:T:165:GLY:HA2	1:T:315:LEU:HA	1.96	0.47
1:T:202:TYR:O	1:T:206:GLN:N	2.39	0.47
1:T:305:GLN:HG3	1:T:346:ARG:CZ	2.44	0.47
3:V:109:LYS:HZ3	3:V:176:VAL:HG23	1.80	0.47
3:V:23:ILE:O	3:V:23:ILE:HG23	2.14	0.47
1:A:270:ASP:HB2	5:E:159:TRP:HZ2	1.79	0.47
1:A:34:CYS:HB3	1:A:76:TRP:CE2	2.49	0.47
3:C:34:ILE:C	3:C:45:VAL:HB	2.34	0.47
3:C:43:VAL:O	3:C:45:VAL:HG23	2.14	0.47
4:D:132:GLN:HE21	4:D:159:ASP:HB3	1.80	0.47
4:D:165:PHE:HB3	4:D:223:ILE:N	2.28	0.47
4:D:34:THR:CG2	4:D:44:HIS:CD2	2.95	0.47
4:D:59:ILE:HD12	4:D:116:LEU:CD1	2.39	0.47
5:E:50:LYS:HA	5:E:50:LYS:HD2	1.64	0.47

*Continued on next page...*



*Continued from previous page...*

Atom-1	Atom-2	Interatomic distance (Å)	Clash overlap (Å)
5:E:77:GLU:O	5:E:79:LEU:N	2.46	0.47
4:D:250:TYR:OH	6:F:160:VAL:O	2.32	0.47
6:F:73:SER:HB2	6:F:112:TYR:CD2	2.49	0.47
7:G:30:GLY:HA2	7:G:66:THR:HA	1.97	0.47
2:U:226:ASN:HD21	2:U:228:GLU:HB3	1.78	0.47
4:W:15:LEU:HB3	4:W:19:PHE:HE2	1.79	0.47
5:X:157:SER:C	5:X:159:TRP:H	2.18	0.47
1:A:59:ASP:OD2	1:A:72:TYR:OH	2.32	0.47
2:B:166:ILE:HG23	2:B:168:PRO:HD3	1.97	0.47
2:B:202:TYR:HD2	2:B:252:ILE:HG21	1.79	0.47
2:B:234:ALA:HA	2:B:240:LEU:CD1	2.45	0.47
2:B:223:VAL:HB	2:B:312:GLY:O	2.14	0.47
3:C:228:LEU:HD23	3:C:228:LEU:C	2.34	0.47
5:E:82:LEU:HA	5:E:85:CYS:SG	2.55	0.47
6:F:61:VAL:HG22	6:F:74:ILE:CG1	2.43	0.47
7:G:63:PRO:HB2	7:G:151:VAL:OXT	2.15	0.47
1:T:59:ASP:CG	1:T:72:TYR:HH	2.18	0.47
1:T:104:GLU:OE2	4:W:248:ARG:CZ	2.63	0.47
1:T:134:PHE:CD1	4:W:256:LYS:HB3	2.49	0.47
5:X:102:ASN:HA	5:X:137:ARG:NH1	2.28	0.47
5:X:18:ASN:ND2	5:X:19:MET:HG2	2.30	0.47
6:Y:62:LEU:HG	6:Y:63:ILE:N	2.30	0.47
4:D:132:GLN:HE21	4:D:159:ASP:CB	2.27	0.47
5:E:96:TYR:HA	5:E:138:GLN:OE1	2.15	0.47
6:F:102:PHE:HB2	6:F:122:HIS:HE2	1.80	0.47
7:G:104:ASP:OD2	7:G:143:ARG:CZ	2.63	0.47
1:T:165:GLY:N	1:T:180:VAL:CG2	2.78	0.47
3:V:117:SER:C	3:V:118:ARG:HD2	2.35	0.47
3:V:358:ASP:OD1	3:V:360:ARG:HB2	2.15	0.47
4:W:17:LEU:HG	4:W:17:LEU:O	2.14	0.47
4:W:48:PRO:O	4:W:50:GLY:N	2.43	0.47
2:U:253:LYS:CE	6:Y:99:GLU:OE1	2.62	0.47
1:A:255:GLN:HB2	1:A:268:SER:OG	2.15	0.47
1:A:319:ILE:O	1:A:368:ILE:HB	2.15	0.47
1:A:8:CYS:HB2	1:A:110:PHE:CD1	2.50	0.47
2:B:326:LEU:HB2	2:B:335:GLU:OE1	2.15	0.47
3:C:172:TYR:HE1	3:C:174:LYS:HG3	1.78	0.47
3:C:268:VAL:HG12	3:C:284:ARG:HA	1.97	0.47
5:E:24:ILE:HG22	5:E:41:ILE:N	2.30	0.47
6:F:152:SER:O	6:F:156:ARG:CB	2.51	0.47
1:T:309:ILE:C	1:T:311:VAL:N	2.68	0.47

*Continued on next page...*

*Continued from previous page...*

Atom-1	Atom-2	Interatomic distance (Å)	Clash overlap (Å)
1:T:304:ILE:CD1	1:T:315:LEU:O	2.56	0.47
1:T:99:LYS:HG3	4:W:5:GLU:HG2	1.92	0.47
3:V:344:GLN:CG	3:V:358:ASP:OD2	2.63	0.47
3:V:89:THR:HG22	3:V:90:LEU:N	2.29	0.47
2:U:343:ARG:HH21	3:V:94:ARG:N	2.12	0.47
1:A:11:ASP:O	1:A:18:LYS:HE2	2.15	0.47
1:A:252:TRP:C	1:A:275:ARG:HH12	2.18	0.47
1:A:371:HIS:C	1:A:373:GLN:H	2.14	0.47
1:A:37:ILE:HD13	1:A:91:ARG:HH22	1.79	0.47
2:B:184:ILE:HD11	2:B:264:ALA:CB	2.45	0.47
4:D:246:THR:O	4:D:250:TYR:N	2.46	0.47
5:E:123:LYS:HD2	5:E:123:LYS:N	2.30	0.47
6:F:64:GLU:OE1	6:F:71:ARG:NH2	2.47	0.47
5:X:156:PRO:O	5:X:157:SER:CB	2.62	0.47
1:A:181:ALA:HB2	1:A:186:ILE:CD1	2.43	0.46
1:A:68:GLU:O	1:A:70:PRO:HD3	2.14	0.46
2:B:234:ALA:HA	2:B:240:LEU:HD11	1.97	0.46
3:C:254:THR:HG23	3:C:341:LYS:HD3	1.96	0.46
3:C:327:ASN:HB2	3:C:351:ASP:CG	2.34	0.46
3:C:78:VAL:HG12	3:C:79:TRP:N	2.30	0.46
1:T:102:ARG:NH1	4:W:5:GLU:CB	2.72	0.46
1:T:150:ALA:C	1:T:152:SER:H	2.16	0.46
1:T:298:GLU:OE1	1:T:342:THR:HG21	2.15	0.46
3:V:171:ALA:HA	3:V:191:PHE:CE1	2.50	0.46
3:V:14:HIS:HB2	3:V:25:ILE:HG22	1.97	0.46
4:W:124:VAL:HG13	4:W:125:PHE:CD1	2.49	0.46
6:Y:102:PHE:HB2	6:Y:122:HIS:HE2	1.80	0.46
6:Y:128:LYS:HA	6:Y:131:LEU:HD22	1.96	0.46
6:Y:64:GLU:OE1	6:Y:71:ARG:NH2	2.48	0.46
1:A:295:PRO:O	1:A:298:GLU:HB2	2.15	0.46
2:B:206:HIS:HB2	2:B:207:SER:H	1.17	0.46
4:D:142:ALA:N	4:D:154:VAL:HG22	2.30	0.46
4:D:15:LEU:HB3	4:D:19:PHE:CE2	2.51	0.46
4:D:43:TYR:O	4:D:44:HIS:HB2	2.15	0.46
4:D:9:ARG:O	4:D:11:ILE:N	2.47	0.46
1:T:105:PRO:CG	4:W:256:LYS:HD2	2.45	0.46
1:T:186:ILE:HG21	1:T:189:CYS:CB	2.43	0.46
1:T:212:GLU:CD	1:T:269:ILE:HB	2.36	0.46
4:W:11:ILE:CG1	4:W:35:PHE:HZ	2.28	0.46
6:Y:51:VAL:HG23	6:Y:63:ILE:HB	1.96	0.46
7:Z:55:LEU:HD23	7:Z:55:LEU:H	1.80	0.46

*Continued on next page...*

*Continued from previous page...*

Atom-1	Atom-2	Interatomic distance (Å)	Clash overlap (Å)
1:A:177:VAL:O	1:A:179:PRO:CD	2.47	0.46
1:A:205:GLN:NE2	1:A:220:SER:HB3	2.29	0.46
1:A:27:PRO:O	1:A:29:PHE:N	2.48	0.46
3:C:161:SER:OG	3:C:162:CYS:N	2.47	0.46
3:C:259:VAL:HG12	3:C:260:ALA:N	2.31	0.46
3:C:32:VAL:O	3:C:33:HIS:ND1	2.40	0.46
3:C:79:TRP:CH2	3:C:88:PRO:HB3	2.50	0.46
4:D:181:PHE:O	4:D:185:PHE:HB2	2.15	0.46
4:D:165:PHE:HB2	4:D:223:ILE:O	2.15	0.46
6:F:62:LEU:HB2	6:F:112:TYR:HE2	1.80	0.46
6:F:22:LEU:CD1	6:F:67:ILE:O	2.61	0.46
1:T:314:PRO:C	1:T:316:TYR:H	2.19	0.46
1:T:37:ILE:CA	1:T:72:TYR:HD2	2.18	0.46
3:V:163:ASP:N	3:V:163:ASP:OD1	2.49	0.46
3:V:219:TRP:CD2	3:V:227:CYS:HB2	2.33	0.46
5:X:72:THR:O	5:X:75:ILE:HB	2.15	0.46
6:Y:76:VAL:CG1	6:Y:77:LYS:H	2.28	0.46
1:A:163:LEU:O	1:A:180:VAL:HG11	2.16	0.46
4:D:80:TYR:HD2	4:D:84:LEU:HD12	1.79	0.46
5:E:26:SER:OG	5:E:139:GLU:CG	2.63	0.46
6:F:62:LEU:CB	6:F:112:TYR:HE2	2.27	0.46
7:G:124:VAL:CG1	7:G:125:LEU:H	2.05	0.46
1:T:9:VAL:CG1	1:T:111:LEU:HD22	2.40	0.46
1:T:11:ASP:O	1:T:18:LYS:HB2	2.15	0.46
1:T:120:PRO:CG	2:U:202:TYR:CZ	2.92	0.46
3:V:334:VAL:CG1	3:V:335:LEU:H	2.07	0.46
3:V:346:CYS:SG	3:V:355:SER:HB3	2.56	0.46
3:V:97:ARG:HB2	3:V:117:SER:CB	2.27	0.46
4:W:56:MET:C	4:W:56:MET:SD	2.94	0.46
1:A:131:PHE:CZ	1:A:138:GLY:HA2	2.50	0.46
1:A:283:PHE:O	1:A:295:PRO:CB	2.64	0.46
1:A:109:TYR:HB3	1:A:390:PHE:HE2	1.79	0.46
1:A:60:PHE:HE2	1:A:95:GLN:HG2	1.78	0.46
2:B:169:VAL:HG22	2:B:174:SER:CB	2.46	0.46
2:B:343:ARG:HG2	2:B:344:ILE:H	1.81	0.46
3:C:116:GLY:HA2	3:C:144:THR:HA	1.92	0.46
3:C:233:LYS:HG3	3:C:274:SER:OG	2.16	0.46
3:C:36:GLU:C	3:C:42:TRP:CE3	2.88	0.46
3:C:30:HIS:CE1	3:C:53:GLY:HA2	2.51	0.46
4:D:166:SER:O	4:D:221:GLY:O	2.34	0.46
1:A:57:ASP:OD2	6:F:156:ARG:NH2	2.48	0.46

*Continued on next page...*

*Continued from previous page...*

Atom-1	Atom-2	Interatomic distance (Å)	Clash overlap (Å)
6:F:34:ASN:C	6:F:35:LYS:HG3	2.36	0.46
7:G:117:PRO:O	7:G:119:ASP:N	2.49	0.46
1:T:132:GLU:CG	1:T:400:TYR:OH	2.63	0.46
1:T:62:ILE:HD12	1:T:92:PHE:CE1	2.51	0.46
4:W:243:LEU:O	4:W:243:LEU:HG	2.14	0.46
5:X:42:VAL:O	5:X:46:ILE:HG13	2.16	0.46
5:X:94:GLU:HB3	5:X:98:LEU:CD1	2.45	0.46
3:C:119:VAL:HG22	3:C:120:ILE:N	2.31	0.46
3:C:204:TRP:O	3:C:221:SER:HB3	2.15	0.46
4:D:203:ARG:C	4:D:204:GLU:HG2	2.35	0.46
4:D:8:ASN:OD1	4:D:11:ILE:HD11	2.15	0.46
1:T:168:ILE:CD1	1:T:177:VAL:HA	2.45	0.46
1:T:255:GLN:HB2	1:T:268:SER:OG	2.15	0.46
3:V:146:LEU:HD23	3:V:146:LEU:HA	1.82	0.46
5:X:53:VAL:CG2	5:X:166:ARG:HB3	2.45	0.46
6:Y:23:GLU:C	6:Y:120:ASN:HB3	2.36	0.46
6:Y:39:GLU:HA	6:Y:39:GLU:OE1	2.16	0.46
1:A:219:GLN:NE2	1:A:259:ILE:O	2.48	0.46
1:A:5:LEU:HD22	4:D:42:LEU:HD21	1.98	0.46
2:B:166:ILE:HG13	2:B:167:CYS:N	2.30	0.46
4:D:125:PHE:HE2	4:D:244:ILE:HG21	1.79	0.46
4:D:85:VAL:HG21	4:D:96:LEU:HD22	1.97	0.46
1:T:376:ALA:O	1:T:377:VAL:HB	2.15	0.46
3:V:110:LYS:NZ	3:V:173:ILE:CD1	2.79	0.46
3:V:259:VAL:CG1	3:V:268:VAL:O	2.63	0.46
3:V:356:ILE:O	3:V:357:TRP:HB3	2.16	0.46
4:W:110:VAL:HG13	4:W:111:HIS:H	1.79	0.46
1:A:174:VAL:HG23	1:A:194:PRO:HA	1.97	0.46
1:A:147:LEU:CB	1:A:377:VAL:HG13	2.46	0.46
2:B:292:ASP:OD1	2:B:292:ASP:N	2.49	0.46
2:B:343:ARG:HH21	3:C:94:ARG:N	2.14	0.46
4:D:153:TYR:CB	4:D:164:VAL:HB	2.40	0.46
4:D:56:MET:SD	4:D:56:MET:C	2.94	0.46
5:E:77:GLU:C	5:E:79:LEU:H	2.18	0.46
1:T:304:ILE:CD1	1:T:316:TYR:CD1	2.98	0.46
6:Y:51:VAL:HG22	6:Y:63:ILE:O	2.16	0.46
1:A:11:ASP:HA	1:A:113:THR:HG21	1.98	0.46
1:A:89:MET:HE3	1:A:92:PHE:HB3	1.96	0.46
6:F:60:LYS:HG2	6:F:60:LYS:H	1.51	0.46
4:D:266:MET:SD	6:F:93:PHE:HB2	2.56	0.46
6:F:17:GLN:O	7:G:142:VAL:CG2	2.64	0.46

*Continued on next page...*

*Continued from previous page...*

Atom-1	Atom-2	Interatomic distance (Å)	Clash overlap (Å)
1:T:118:ASN:OD1	1:T:123:ARG:HG2	2.15	0.46
3:V:102:VAL:O	3:V:148:LEU:O	2.33	0.46
3:V:20:ARG:CZ	3:V:335:LEU:HD22	2.46	0.46
4:W:95:LEU:HD21	4:W:97:TYR:CE2	2.51	0.46
5:X:120:PRO:O	5:X:122:ASN:N	2.37	0.46
6:Y:70:VAL:HB	6:Y:118:ILE:HB	1.96	0.46
6:Y:67:ILE:HG13	6:Y:68:ASN:H	1.81	0.46
7:Z:69:GLN:O	7:Z:73:ASP:N	2.49	0.46
1:A:103:ALA:O	1:A:105:PRO:HD3	2.16	0.46
1:A:233:TYR:CZ	1:A:276:PHE:HB3	2.50	0.46
3:C:116:GLY:HA2	3:C:144:THR:CA	2.46	0.46
4:D:153:TYR:HB2	4:D:164:VAL:HG21	1.97	0.46
1:T:17:THR:O	1:T:30:ILE:HA	2.15	0.46
3:V:107:ASN:O	3:V:108:GLU:HB2	2.16	0.46
3:V:207:GLY:O	3:V:220:VAL:CG2	2.63	0.46
3:V:224:SER:HB2	3:V:246:PRO:HD3	1.97	0.46
3:V:37:LYS:HG3	3:V:42:TRP:CZ2	2.51	0.46
4:W:80:TYR:HB2	4:W:84:LEU:HB2	1.98	0.46
2:U:315:SER:CB	6:Y:30:VAL:HG12	2.46	0.46
7:Z:91:ILE:HD13	7:Z:127:GLN:HB3	1.98	0.46
2:B:262:PRO:C	2:B:264:ALA:N	2.69	0.45
3:C:106:PRO:HD2	3:C:154:SER:HA	1.96	0.45
4:D:128:TYR:HE1	4:D:140:ASN:O	1.99	0.45
4:D:2:ILE:HG21	6:F:163:GLU:HB3	1.98	0.45
4:D:34:THR:HG23	4:D:44:HIS:CB	2.45	0.45
1:T:167:VAL:HG13	1:T:320:VAL:CB	2.43	0.45
1:T:302:GLU:O	1:T:306:ASN:HB2	2.15	0.45
1:T:60:PHE:CE2	1:T:95:GLN:HG2	2.51	0.45
2:U:223:VAL:HB	2:U:312:GLY:C	2.36	0.45
3:V:78:VAL:HG12	3:V:80:THR:H	1.81	0.45
5:X:123:LYS:HD2	5:X:123:LYS:N	2.31	0.45
5:X:155:LYS:HE3	5:X:155:LYS:HB2	1.59	0.45
5:X:77:GLU:C	5:X:79:LEU:H	2.18	0.45
1:A:302:GLU:O	1:A:306:ASN:HB2	2.16	0.45
2:U:157:VAL:HA	2:U:167:CYS:SG	2.57	0.45
6:Y:55:ARG:NH2	6:Y:56:ASN:HD21	2.14	0.45
1:A:104:GLU:O	1:A:108:HIS:HD2	1.99	0.45
1:A:11:ASP:HA	1:A:113:THR:HG23	1.98	0.45
1:A:145:ALA:HB2	1:A:178:ILE:HD12	1.98	0.45
1:A:191:LYS:HB2	1:A:191:LYS:HE3	1.68	0.45
1:A:309:ILE:C	1:A:311:VAL:N	2.69	0.45

*Continued on next page...*

*Continued from previous page...*

Atom-1	Atom-2	Interatomic distance (Å)	Clash overlap (Å)
1:A:35:ILE:CG1	1:A:62:ILE:HG22	2.46	0.45
2:B:291:ILE:HA	2:B:294:ARG:HD2	1.99	0.45
3:C:106:PRO:HB2	3:C:154:SER:HB3	1.98	0.45
3:C:16:TRP:CE2	3:C:23:ILE:CD1	2.98	0.45
3:C:17:ASN:C	3:C:19:ASP:H	2.17	0.45
3:C:27:PRO:C	3:C:29:ASN:N	2.69	0.45
3:C:16:TRP:CE3	3:C:335:LEU:HD21	2.51	0.45
5:E:139:GLU:OE1	5:E:143:ARG:HG3	2.17	0.45
6:F:73:SER:C	6:F:74:ILE:HG13	2.36	0.45
7:G:107:MET:O	7:G:110:ILE:HB	2.16	0.45
1:T:204:ILE:O	1:T:208:LEU:HB2	2.16	0.45
1:T:20:GLY:C	1:T:378:TRP:HZ2	2.19	0.45
1:T:373:GLN:HG2	1:T:373:GLN:O	2.15	0.45
2:U:276:VAL:HB	2:U:280:GLU:HB3	1.98	0.45
3:V:351:ASP:C	3:V:353:GLY:H	2.20	0.45
5:X:60:ILE:CD1	5:X:60:ILE:H	2.23	0.45
6:Y:60:LYS:NZ	6:Y:112:TYR:CD1	2.85	0.45
7:Z:108:LYS:HE3	7:Z:144:VAL:HA	1.99	0.45
1:A:175:THR:OG1	1:A:193:ILE:HB	2.17	0.45
1:A:301:ASP:OD1	1:A:346:ARG:NH2	2.49	0.45
3:C:181:ALA:HA	3:C:182:PRO:HD3	1.69	0.45
4:D:196:PRO:HD3	4:D:231:HIS:CE1	2.52	0.45
4:D:42:LEU:N	4:D:42:LEU:HD12	2.32	0.45
5:E:99:GLY:HA3	5:E:137:ARG:O	2.16	0.45
5:E:5:HIS:HE2	5:E:59:GLU:CG	2.30	0.45
6:F:92:ARG:O	6:F:96:MET:HG2	2.16	0.45
3:V:123:CYS:HB3	3:V:133:VAL:C	2.12	0.45
3:V:238:ALA:HB1	3:V:278:LYS:HA	1.98	0.45
3:V:79:TRP:O	3:V:86:TRP:HE3	1.99	0.45
4:W:48:PRO:C	4:W:50:GLY:H	2.20	0.45
7:Z:40:GLY:HA2	7:Z:43:ASP:HB2	1.98	0.45
1:A:281:ILE:HG21	1:A:288:ALA:HB2	1.98	0.45
2:B:169:VAL:HG22	2:B:174:SER:CA	2.45	0.45
1:T:219:GLN:HE21	1:T:222:GLU:CD	2.19	0.45
1:T:62:ILE:CD1	1:T:92:PHE:CE1	2.99	0.45
2:U:198:LEU:CD2	2:U:204:PHE:H	2.30	0.45
4:W:268:ALA:O	4:W:270:THR:N	2.50	0.45
5:X:22:LEU:HD12	5:X:23:PRO:CD	2.40	0.45
6:Y:51:VAL:HG23	6:Y:63:ILE:O	2.16	0.45
6:Y:18:ALA:O	7:Z:145:LEU:HD12	2.17	0.45
1:A:35:ILE:CD1	1:A:60:PHE:HD2	2.20	0.45

*Continued on next page...*

*Continued from previous page...*

Atom-1	Atom-2	Interatomic distance (Å)	Clash overlap (Å)
1:A:76:TRP:HA	1:A:77:PRO:HD3	1.73	0.45
2:B:198:LEU:CD2	2:B:204:PHE:H	2.29	0.45
3:C:345:PHE:CD2	3:C:359:VAL:HG22	2.52	0.45
3:C:319:ALA:N	6:F:127:TYR:HH	2.15	0.45
6:F:129:HIS:CG	6:F:130:LYS:N	2.85	0.45
6:F:22:LEU:CD2	6:F:67:ILE:HD12	2.47	0.45
6:F:8:TYR:HE1	6:F:53:ILE:O	1.99	0.45
1:T:271:VAL:CG1	1:T:274:GLU:HG2	2.46	0.45
3:V:250:VAL:HG23	3:V:260:ALA:HB2	1.98	0.45
4:W:165:PHE:CZ	4:W:225:PHE:CD2	3.05	0.45
1:A:208:LEU:HD23	1:A:208:LEU:O	2.16	0.45
2:B:202:TYR:CE2	2:B:252:ILE:HD13	2.51	0.45
3:C:119:VAL:O	3:C:145:VAL:HG21	2.17	0.45
3:C:157:LEU:O	3:C:168:ILE:HG23	2.17	0.45
4:D:16:ALA:C	4:D:18:LYS:H	2.20	0.45
4:D:268:ALA:O	4:D:270:THR:N	2.49	0.45
5:E:120:PRO:HG3	5:E:125:GLU:HB3	1.99	0.45
5:E:19:MET:HE1	5:E:67:THR:CB	2.44	0.45
7:G:80:LEU:HG	7:G:84:ILE:HD11	1.99	0.45
1:T:10:VAL:O	1:T:113:THR:HG23	2.17	0.45
2:U:184:ILE:HD11	2:U:264:ALA:HB1	1.99	0.45
4:W:259:LYS:HA	4:W:262:ILE:HD12	1.99	0.45
1:T:239:VAL:HG11	5:X:4:TYR:CD1	2.52	0.45
1:A:208:LEU:HD22	1:A:215:ILE:HD12	1.93	0.45
1:A:89:MET:HE2	1:A:93:MET:HG2	1.99	0.45
2:B:214:ARG:O	2:B:217:LYS:HB3	2.17	0.45
3:C:117:SER:O	3:C:118:ARG:HD2	2.17	0.45
3:C:124:TYR:C	3:C:124:TYR:CD1	2.90	0.45
4:D:110:VAL:CG1	4:D:111:HIS:N	2.78	0.45
4:D:132:GLN:CG	4:D:159:ASP:HA	2.35	0.45
4:D:243:LEU:N	4:D:243:LEU:HD23	2.32	0.45
4:D:41:VAL:C	4:D:42:LEU:CG	2.86	0.45
4:D:45:ILE:HG21	4:D:55:VAL:CG1	2.47	0.45
5:E:102:ASN:HA	5:E:137:ARG:NH1	2.31	0.45
5:E:46:ILE:CD1	5:E:147:LYS:HD2	2.47	0.45
3:C:144:THR:OG1	6:F:25:PHE:HZ	1.97	0.45
1:T:191:LYS:HB2	1:T:191:LYS:HE3	1.65	0.45
1:T:271:VAL:HG13	1:T:274:GLU:CD	2.38	0.45
1:T:35:ILE:HD12	1:T:62:ILE:HG23	1.98	0.45
2:U:206:HIS:HB2	2:U:207:SER:H	1.18	0.45
3:V:124:TYR:N	3:V:134:CYS:HA	2.31	0.45

*Continued on next page...*

*Continued from previous page...*

Atom-1	Atom-2	Interatomic distance (Å)	Clash overlap (Å)
3:V:17:ASN:HB3	3:V:60:TRP:CD2	2.51	0.45
5:X:104:PRO:O	5:X:111:PHE:CD1	2.70	0.45
1:A:281:ILE:C	1:A:281:ILE:CD1	2.86	0.45
3:C:117:SER:O	3:C:117:SER:OG	2.31	0.45
3:C:217:VAL:CG1	3:C:229:ALA:HB3	2.46	0.45
3:C:269:LEU:H	3:C:283:GLY:CA	2.20	0.45
4:D:199:LEU:CA	4:D:224:THR:OG1	2.65	0.45
1:A:134:PHE:CD1	4:D:256:LYS:HB3	2.52	0.45
1:A:242:PHE:CD1	5:E:50:LYS:HE2	2.52	0.45
3:V:107:ASN:HB2	3:V:109:LYS:HG2	1.99	0.45
4:W:186:LYS:HZ1	4:W:197:GLN:HB3	1.79	0.45
5:X:103:PHE:HD1	5:X:104:PRO:HD2	1.81	0.45
6:Y:82:ILE:HG23	6:Y:83:GLU:N	2.31	0.45
1:A:208:LEU:CG	1:A:211:ARG:HH21	2.30	0.45
1:A:286:GLU:HB3	1:A:292:PHE:O	2.17	0.45
3:C:211:SER:HB3	3:C:216:ARG:HB2	1.99	0.45
3:C:257:SER:O	3:C:258:LEU:HD12	2.17	0.45
4:D:251:LEU:O	4:D:255:ILE:HG12	2.17	0.45
5:E:99:GLY:O	5:E:137:ARG:HB3	2.16	0.45
5:E:158:LYS:O	5:E:159:TRP:CD1	2.70	0.45
6:F:18:ALA:CB	7:G:142:VAL:HA	2.39	0.45
1:T:174:VAL:CA	1:T:196:ALA:HB2	2.30	0.45
1:T:264:LYS:HA	1:T:264:LYS:HD3	1.55	0.45
1:T:304:ILE:HG21	1:T:316:TYR:CD2	2.49	0.45
1:T:370:HIS:O	1:T:371:HIS:CG	2.70	0.45
1:T:398:LYS:O	1:T:402:GLU:HG3	2.16	0.45
3:V:123:CYS:HA	3:V:135:LYS:N	2.28	0.45
3:V:100:ARG:HG2	3:V:145:VAL:O	2.17	0.45
3:V:110:LYS:HZ2	3:V:173:ILE:CD1	2.30	0.45
3:V:219:TRP:CD1	3:V:219:TRP:O	2.70	0.45
5:X:119:LYS:HE3	5:X:126:ASP:OD2	2.17	0.45
5:X:24:ILE:HG22	5:X:41:ILE:H	1.82	0.45
1:A:104:GLU:OE1	1:A:106:GLU:HG3	2.17	0.44
1:A:21:TYR:CE1	4:D:35:PHE:CB	2.92	0.44
1:A:283:PHE:CZ	1:A:334:ARG:HG3	2.52	0.44
2:B:170:TYR:HB2	2:B:175:LEU:HD11	1.98	0.44
3:C:102:VAL:HG23	3:C:112:ALA:O	2.17	0.44
3:C:16:TRP:CD2	3:C:23:ILE:HD12	2.52	0.44
3:C:156:LEU:CD2	3:C:170:SER:CB	2.95	0.44
3:C:164:PHE:CA	3:C:203:GLY:O	2.65	0.44
3:C:252:PHE:CD2	3:C:257:SER:O	2.70	0.44

*Continued on next page...*



*Continued from previous page...*

Atom-1	Atom-2	Interatomic distance (Å)	Clash overlap (Å)
4:D:186:LYS:HD3	4:D:198:VAL:N	2.29	0.44
4:D:194:THR:HB	4:D:230:ARG:CZ	2.47	0.44
4:D:45:ILE:HG23	4:D:57:VAL:HG23	2.00	0.44
5:E:101:THR:O	5:E:102:ASN:C	2.55	0.44
5:E:78:CYS:O	5:E:82:LEU:HB3	2.18	0.44
6:F:73:SER:CB	6:F:112:TYR:HD2	2.30	0.44
1:T:130:MET:HE3	1:T:134:PHE:HD2	1.81	0.44
1:T:136:VAL:CB	1:T:137:PRO:CD	2.75	0.44
1:T:281:ILE:HD12	1:T:281:ILE:C	2.36	0.44
1:T:365:VAL:O	1:T:365:VAL:HG23	2.17	0.44
2:U:343:ARG:HG2	2:U:344:ILE:H	1.82	0.44
4:W:79:VAL:HG13	4:W:112:GLN:HE22	1.82	0.44
6:Y:147:SER:C	6:Y:149:MET:H	2.21	0.44
6:Y:60:LYS:H	6:Y:60:LYS:HG2	1.58	0.44
7:Z:91:ILE:HG23	7:Z:128:TRP:CZ3	2.52	0.44
1:A:57:ASP:O	1:A:60:PHE:CD1	2.71	0.44
3:C:224:SER:HA	3:C:246:PRO:HA	1.99	0.44
3:C:367:LYS:HE3	3:C:367:LYS:HB2	1.81	0.44
4:D:98:ASP:CG	4:D:101:ASN:H	2.21	0.44
4:D:181:PHE:C	4:D:185:PHE:HD2	2.20	0.44
4:D:75:LEU:HG	4:D:78:ARG:HB2	1.98	0.44
1:T:251:LYS:O	1:T:252:TRP:CG	2.71	0.44
1:T:90:GLU:CD	1:T:129:ILE:HG23	2.37	0.44
3:V:17:ASN:HB3	3:V:60:TRP:CE3	2.52	0.44
4:W:144:ILE:HD12	4:W:152:MET:CB	2.47	0.44
4:W:186:LYS:HE3	4:W:197:GLN:HB3	1.99	0.44
4:W:227:LEU:CD2	4:W:231:HIS:HB3	2.48	0.44
5:X:150:ASP:O	5:X:152:GLN:N	2.51	0.44
6:Y:142:ILE:HG13	6:Y:143:ASP:N	2.32	0.44
1:A:280:GLU:O	1:A:280:GLU:HG3	2.18	0.44
3:C:155:VAL:HG11	3:C:180:PRO:HG2	1.98	0.44
3:C:34:ILE:HG22	3:C:45:VAL:HB	1.98	0.44
4:D:226:VAL:CG1	4:D:227:LEU:N	2.79	0.44
1:T:175:THR:O	1:T:176:HIS:CD2	2.71	0.44
1:T:200:ILE:HG12	1:T:281:ILE:HD13	1.98	0.44
1:T:240:LYS:HG2	1:T:241:GLU:N	2.33	0.44
1:T:313:ARG:HH11	1:T:313:ARG:HG3	1.82	0.44
3:V:357:TRP:O	3:V:357:TRP:CD1	2.70	0.44
3:V:360:ARG:HB3	3:V:360:ARG:HE	1.53	0.44
4:W:224:THR:O	4:W:225:PHE:CD2	2.70	0.44
5:X:134:GLN:CA	5:X:137:ARG:HG3	2.45	0.44

*Continued on next page...*

*Continued from previous page...*

Atom-1	Atom-2	Interatomic distance (Å)	Clash overlap (Å)
4:W:254:HIS:CD2	6:Y:160:VAL:CG1	3.01	0.44
6:Y:41:ARG:NH2	6:Y:71:ARG:NH1	2.66	0.44
1:A:107:ASP:OD2	4:D:147:ARG:NH1	2.51	0.44
1:A:150:ALA:HB1	1:A:379:PHE:HD2	1.82	0.44
3:C:304:ASN:N	3:C:304:ASN:OD1	2.51	0.44
4:D:122:ALA:O	4:D:125:PHE:HB2	2.17	0.44
1:T:203:PHE:HD2	1:T:278:GLY:HA2	1.82	0.44
1:T:201:THR:CB	1:T:224:ALA:HB1	2.40	0.44
1:T:186:ILE:CD1	2:U:205:ASN:HB3	2.45	0.44
3:V:85:THR:O	3:V:87:LYS:HG2	2.17	0.44
6:Y:110:GLU:O	6:Y:112:TYR:N	2.38	0.44
6:Y:34:ASN:C	6:Y:35:LYS:CG	2.86	0.44
1:A:273:TYR:N	1:A:273:TYR:CD1	2.84	0.44
1:A:90:GLU:CD	1:A:129:ILE:CG2	2.86	0.44
3:C:211:SER:CB	3:C:216:ARG:HB2	2.48	0.44
3:C:304:ASN:O	3:C:305:LEU:HB2	2.18	0.44
5:E:47:TYR:O	5:E:48:TYR:CD1	2.70	0.44
5:E:48:TYR:C	5:E:50:LYS:H	2.21	0.44
4:D:243:LEU:O	6:F:168:PHE:HZ	2.01	0.44
1:T:201:THR:HA	1:T:204:ILE:HD12	2.00	0.44
1:T:293:THR:O	1:T:294:GLN:HB2	2.18	0.44
1:T:309:ILE:O	1:T:312:ARG:HG2	2.17	0.44
1:T:343:VAL:HG13	1:T:363:ILE:HD11	2.00	0.44
3:V:16:TRP:CE2	3:V:23:ILE:HD12	2.53	0.44
3:V:304:ASN:OD1	3:V:304:ASN:N	2.50	0.44
3:V:332:ILE:O	3:V:332:ILE:HG23	2.18	0.44
3:V:340:ALA:C	3:V:341:LYS:HG2	2.38	0.44
3:V:332:ILE:HD12	3:V:347:THR:CG2	2.46	0.44
4:W:268:ALA:C	4:W:270:THR:N	2.71	0.44
4:W:59:ILE:HD12	4:W:116:LEU:CD1	2.43	0.44
4:W:98:ASP:CG	4:W:101:ASN:H	2.21	0.44
5:X:74:TYR:CZ	5:X:137:ARG:HA	2.53	0.44
5:X:149:PHE:HE2	5:X:156:PRO:CG	2.09	0.44
5:X:22:LEU:HA	5:X:22:LEU:HD13	1.87	0.44
5:X:48:TYR:C	5:X:50:LYS:H	2.21	0.44
6:Y:23:GLU:C	6:Y:120:ASN:HB2	2.37	0.44
6:Y:23:GLU:HA	6:Y:120:ASN:CB	2.45	0.44
7:Z:98:LEU:HB2	7:Z:103:VAL:HG22	1.98	0.44
1:A:183:GLY:O	1:A:184:TYR:CD1	2.71	0.44
1:A:343:VAL:HG23	1:A:346:ARG:HH21	1.83	0.44
2:B:330:LEU:HB2	2:B:335:GLU:OE2	2.18	0.44

*Continued on next page...*

*Continued from previous page...*

Atom-1	Atom-2	Interatomic distance (Å)	Clash overlap (Å)
2:B:326:LEU:HA	2:B:330:LEU:O	2.17	0.44
3:C:110:LYS:HD3	3:C:173:ILE:HD13	2.00	0.44
3:C:219:TRP:O	3:C:219:TRP:CD1	2.70	0.44
4:D:149:ASP:OD1	4:D:149:ASP:N	2.51	0.44
4:D:48:PRO:HG3	4:D:54:LYS:HD2	1.98	0.44
5:E:18:ASN:ND2	5:E:18:ASN:O	2.50	0.44
5:E:13:THR:OG1	5:E:22:LEU:CD2	2.65	0.44
6:F:55:ARG:NH2	6:F:56:ASN:ND2	2.64	0.44
4:W:199:LEU:HB2	4:W:224:THR:CG2	2.47	0.44
4:W:203:ARG:C	4:W:204:GLU:HG2	2.37	0.44
1:A:100:TYR:O	4:D:10:ILE:CD1	2.65	0.44
1:A:103:ALA:CA	4:D:38:PHE:CE1	3.01	0.44
1:A:35:ILE:HG12	1:A:36:ALA:N	2.33	0.44
3:C:212:ALA:O	3:C:213:ASN:HB3	2.18	0.44
3:C:250:VAL:CA	3:C:260:ALA:CB	2.87	0.44
4:D:131:PHE:HE1	4:D:136:LYS:HE3	1.82	0.44
4:D:199:LEU:HB2	4:D:224:THR:CB	2.46	0.44
4:D:230:ARG:O	4:D:230:ARG:HG2	2.18	0.44
5:E:77:GLU:OE2	5:E:174:SER:HB2	2.18	0.44
6:F:12:VAL:C	6:F:14:ALA:H	2.20	0.44
6:F:48:LEU:HD13	7:G:145:LEU:HD13	2.00	0.44
7:G:106:LEU:O	7:G:106:LEU:HG	2.18	0.44
1:T:109:TYR:O	1:T:110:PHE:CD1	2.70	0.44
1:T:174:VAL:O	1:T:176:HIS:CE1	2.70	0.44
1:T:280:GLU:O	1:T:280:GLU:HG3	2.18	0.44
1:T:336:GLN:HG3	1:T:367:VAL:CB	2.48	0.44
2:U:292:ASP:N	2:U:292:ASP:OD1	2.51	0.44
2:U:326:LEU:HA	2:U:330:LEU:O	2.17	0.44
3:V:137:ILE:O	3:V:139:LYS:N	2.50	0.44
3:V:299:ARG:C	3:V:301:ARG:H	2.21	0.44
5:X:139:GLU:OE1	5:X:143:ARG:HG3	2.18	0.44
4:W:274:LEU:HD13	6:Y:101:PHE:CE1	2.53	0.44
7:Z:69:GLN:O	7:Z:73:ASP:HB2	2.18	0.44
1:A:210:ASP:N	1:A:210:ASP:OD1	2.49	0.44
1:A:22:ALA:HB1	1:A:386:SER:OG	2.17	0.44
1:A:305:GLN:HG3	1:A:346:ARG:NH1	2.33	0.44
2:B:202:TYR:CD2	2:B:252:ILE:HG21	2.53	0.44
2:B:326:LEU:O	2:B:331:LYS:HA	2.18	0.44
3:C:265:CYS:SG	3:C:327:ASN:C	2.96	0.44
4:D:67:LEU:O	4:D:72:ALA:HB3	2.17	0.44
4:D:85:VAL:HG11	4:D:96:LEU:HD23	2.00	0.44

*Continued on next page...*

*Continued from previous page...*

Atom-1	Atom-2	Interatomic distance (Å)	Clash overlap (Å)
6:F:60:LYS:HG2	6:F:75:ALA:HB3	2.00	0.44
1:T:209:ARG:HG2	1:T:209:ARG:NH1	2.32	0.44
1:T:327:MET:SD	1:T:374:ARG:HG2	2.58	0.44
2:U:279:ALA:HB2	2:U:320:GLU:OE1	2.18	0.44
2:U:325:TYR:CE1	2:U:330:LEU:CD1	3.00	0.44
3:V:151:HIS:NE2	3:V:214:GLY:HA3	2.33	0.44
3:V:343:SER:C	3:V:359:VAL:HB	2.38	0.44
6:Y:48:LEU:HD13	7:Z:145:LEU:HB3	2.00	0.44
1:T:125:TYR:HD1	6:Y:97:ARG:HH21	1.63	0.44
2:U:336:LYS:CG	7:Z:21:GLU:CG	2.94	0.44
3:C:274:SER:C	3:C:276:ALA:H	2.20	0.44
4:D:128:TYR:CE2	4:D:154:VAL:CG2	2.89	0.44
7:G:81:LYS:O	7:G:83:LEU:N	2.50	0.44
1:T:211:ARG:CG	1:T:212:GLU:N	2.79	0.44
1:T:276:PHE:H	1:T:276:PHE:HD1	1.64	0.44
1:T:347:LEU:HD12	1:T:363:ILE:CD1	2.47	0.44
3:V:274:SER:C	3:V:276:ALA:H	2.21	0.44
4:W:18:LYS:HB3	4:W:99:LEU:HD21	2.00	0.44
4:W:265:ARG:C	4:W:267:ARG:H	2.20	0.44
4:W:59:ILE:HB	4:W:116:LEU:HD11	1.99	0.44
5:X:5:HIS:CD2	5:X:58:TYR:CE2	3.05	0.44
6:Y:20:LEU:CD2	6:Y:20:LEU:H	2.30	0.44
1:A:165:GLY:H	1:A:180:VAL:HB	1.83	0.43
1:A:197:GLY:HA2	1:A:200:ILE:HD12	2.00	0.43
1:A:347:LEU:CD1	1:A:362:PRO:HA	2.48	0.43
1:A:82:ILE:CG1	1:A:83:VAL:H	2.29	0.43
2:B:277:GLY:O	2:B:281:LEU:HB2	2.18	0.43
3:C:129:ASN:O	3:C:131:TRP:CD1	2.70	0.43
3:C:146:LEU:HD13	3:C:206:HIS:C	2.38	0.43
5:E:149:PHE:CE2	5:E:156:PRO:CB	3.01	0.43
5:E:19:MET:CE	5:E:67:THR:OG1	2.66	0.43
6:F:110:GLU:O	6:F:112:TYR:N	2.41	0.43
6:F:35:LYS:HB3	6:F:36:PRO:CD	2.43	0.43
1:T:285:PRO:CB	1:T:292:PHE:CG	2.98	0.43
1:T:179:PRO:CB	1:T:315:LEU:HD11	2.48	0.43
3:V:173:ILE:CD1	3:V:173:ILE:N	2.73	0.43
3:V:217:VAL:HG13	3:V:219:TRP:HZ3	1.83	0.43
3:V:343:SER:O	3:V:359:VAL:N	2.51	0.43
3:V:36:GLU:HB2	3:V:45:VAL:HG21	1.99	0.43
3:V:50:GLU:HG3	3:V:50:GLU:O	2.17	0.43
6:Y:12:VAL:C	6:Y:14:ALA:H	2.20	0.43

*Continued on next page...*

*Continued from previous page...*

Atom-1	Atom-2	Interatomic distance (Å)	Clash overlap (Å)
7:Z:18:GLU:HA	7:Z:23:LYS:HZ3	1.82	0.43
1:A:22:ALA:HA	1:A:382:SER:OG	2.18	0.43
1:A:273:TYR:N	1:A:273:TYR:HD1	2.16	0.43
1:A:321:LEU:O	1:A:322:SER:HB2	2.18	0.43
2:B:253:LYS:HZ3	2:B:253:LYS:HB3	1.81	0.43
2:B:222:TYR:OH	2:B:259:PHE:CD2	2.66	0.43
3:C:263:HIS:HA	3:C:328:SER:CA	2.49	0.43
4:D:118:ARG:HH11	4:D:118:ARG:HB3	1.83	0.43
4:D:268:ALA:C	4:D:270:THR:N	2.70	0.43
5:E:107:GLY:HA3	5:E:119:LYS:HD3	2.00	0.43
6:F:112:TYR:CD1	6:F:112:TYR:N	2.86	0.43
4:D:2:ILE:CG2	6:F:163:GLU:HG2	2.46	0.43
1:T:116:PRO:HB3	1:T:185:VAL:HG13	1.97	0.43
1:T:238:LEU:C	1:T:240:LYS:H	2.20	0.43
1:T:259:ILE:HD12	1:T:259:ILE:N	2.32	0.43
1:T:64:ASP:N	1:T:64:ASP:OD1	2.52	0.43
2:U:170:TYR:CD2	2:U:170:TYR:O	2.70	0.43
2:U:256:GLY:O	2:U:260:GLU:HG3	2.18	0.43
3:V:14:HIS:CB	3:V:25:ILE:HG22	2.48	0.43
3:V:239:THR:HG22	3:V:240:LEU:N	2.33	0.43
3:V:224:SER:H	3:V:246:PRO:HB3	1.83	0.43
1:T:87:ASP:HB2	4:W:267:ARG:HD2	1.99	0.43
4:W:275:LYS:O	4:W:279:ARG:HG3	2.18	0.43
5:X:150:ASP:C	5:X:152:GLN:N	2.71	0.43
6:Y:129:HIS:CG	6:Y:130:LYS:N	2.86	0.43
6:Y:67:ILE:HG13	6:Y:68:ASN:N	2.33	0.43
1:A:205:GLN:OE1	1:A:209:ARG:NH2	2.51	0.43
1:A:321:LEU:HB3	1:A:326:THR:CB	2.47	0.43
1:A:328:PHE:HB2	1:A:331:PHE:HB2	1.99	0.43
2:B:93:PHE:HB3	2:B:94:GLY:H	1.52	0.43
3:C:133:VAL:HB	3:C:134:CYS:H	1.68	0.43
3:C:172:TYR:C	3:C:172:TYR:CD1	2.91	0.43
3:C:253:ILE:HB	3:C:342:CYS:SG	2.58	0.43
3:C:321:LEU:HD22	3:C:326:LYS:HA	1.99	0.43
4:D:165:PHE:CE2	4:D:223:ILE:HG21	2.52	0.43
6:F:73:SER:O	6:F:74:ILE:HG13	2.18	0.43
7:G:105:LEU:O	7:G:109:TYR:HD2	2.01	0.43
7:G:133:LEU:HG	7:G:134:ALA:N	2.32	0.43
1:T:12:CYS:HA	1:T:17:THR:HG23	2.00	0.43
1:T:168:ILE:O	1:T:321:LEU:O	2.36	0.43
1:T:20:GLY:CA	1:T:378:TRP:CZ2	3.01	0.43

*Continued on next page...*

*Continued from previous page...*

Atom-1	Atom-2	Interatomic distance (Å)	Clash overlap (Å)
1:T:312:ARG:HG3	1:T:313:ARG:N	2.33	0.43
2:U:337:LEU:HD12	2:U:337:LEU:HA	1.80	0.43
3:V:304:ASN:O	3:V:305:LEU:HB2	2.18	0.43
3:V:4:HIS:O	3:V:354:MET:N	2.52	0.43
3:V:56:THR:O	3:V:58:VAL:HG23	2.18	0.43
4:W:158:LYS:HD3	4:W:158:LYS:C	2.38	0.43
5:X:27:GLN:O	5:X:28:PHE:CD1	2.71	0.43
4:W:239:ASN:ND2	6:Y:168:PHE:O	2.50	0.43
6:Y:35:LYS:CB	6:Y:36:PRO:CD	2.96	0.43
1:A:102:ARG:NH2	4:D:8:ASN:HA	2.33	0.43
1:A:153:TRP:HZ3	1:A:384:LEU:CD1	2.32	0.43
1:A:71:THR:CG2	1:A:72:TYR:CE1	3.01	0.43
2:B:220:LEU:HD22	2:B:258:ARG:CZ	2.48	0.43
3:C:125:PHE:HB2	3:C:132:TRP:CH2	2.53	0.43
3:C:78:VAL:HG12	3:C:80:THR:H	1.84	0.43
4:D:165:PHE:HD2	4:D:223:ILE:CB	2.07	0.43
4:D:95:LEU:HD21	4:D:97:TYR:CE2	2.53	0.43
4:D:262:ILE:HG23	6:F:149:MET:CE	2.47	0.43
1:T:22:ALA:HB1	1:T:386:SER:OG	2.18	0.43
1:T:403:ILE:HB	1:T:407:ILE:HD13	2.00	0.43
1:T:95:GLN:O	1:T:100:TYR:CD1	2.71	0.43
2:U:170:TYR:C	2:U:171:GLU:HG2	2.38	0.43
4:W:197:GLN:HB2	4:W:226:VAL:CG2	2.47	0.43
4:W:230:ARG:HG2	4:W:230:ARG:O	2.18	0.43
4:W:11:ILE:CD1	4:W:35:PHE:HZ	2.30	0.43
5:X:91:GLY:O	5:X:94:GLU:HB2	2.18	0.43
7:Z:27:GLU:HG3	7:Z:27:GLU:H	1.52	0.43
1:A:128:GLU:CG	1:A:129:ILE:N	2.77	0.43
4:D:34:THR:OG1	4:D:44:HIS:CD2	2.70	0.43
4:D:47:ASN:ND2	4:D:51:ASP:O	2.42	0.43
4:D:8:ASN:OD1	4:D:43:TYR:OH	2.36	0.43
5:E:135:GLN:O	5:E:139:GLU:N	2.35	0.43
5:E:74:TYR:CZ	5:E:137:ARG:HA	2.53	0.43
5:E:134:GLN:CA	5:E:137:ARG:HG3	2.46	0.43
5:E:160:TRP:C	5:E:162:CYS:N	2.72	0.43
5:E:79:LEU:HA	5:E:83:GLN:H	1.83	0.43
6:F:12:VAL:HA	6:F:15:THR:OG1	2.19	0.43
7:G:90:ASP:HA	7:G:93:LYS:HE3	2.00	0.43
1:T:271:VAL:CG1	1:T:275:ARG:HG3	2.46	0.43
1:T:76:TRP:HA	1:T:77:PRO:HD3	1.73	0.43
2:U:166:ILE:HG13	2:U:167:CYS:N	2.32	0.43

*Continued on next page...*

*Continued from previous page...*

Atom-1	Atom-2	Interatomic distance (Å)	Clash overlap (Å)
3:V:253:ILE:CD1	3:V:257:SER:CB	2.95	0.43
3:V:81:LEU:HD11	3:V:84:ARG:HA	1.99	0.43
4:W:144:ILE:HD12	4:W:152:MET:HB3	2.00	0.43
4:W:137:GLU:HG3	4:W:158:LYS:HA	2.00	0.43
4:W:16:ALA:C	4:W:18:LYS:H	2.22	0.43
4:W:197:GLN:O	4:W:198:VAL:HG22	2.17	0.43
4:W:45:ILE:CG1	4:W:57:VAL:CG2	2.95	0.43
4:W:75:LEU:HD23	4:W:75:LEU:C	2.39	0.43
5:X:22:LEU:HA	5:X:23:PRO:HD3	1.86	0.43
5:X:94:GLU:HB3	5:X:98:LEU:HG	2.00	0.43
6:Y:107:LYS:HA	6:Y:108:PRO:HD3	1.90	0.43
6:Y:61:VAL:CG2	6:Y:74:ILE:CG1	2.94	0.43
3:C:158:ALA:HB3	3:C:210:PHE:HE2	1.84	0.43
4:D:186:LYS:HZ2	4:D:197:GLN:HB3	1.83	0.43
4:D:199:LEU:H	4:D:224:THR:HG1	1.63	0.43
1:T:373:GLN:HB3	1:T:373:GLN:HE21	1.65	0.43
3:V:215:SER:O	3:V:231:ALA:N	2.50	0.43
3:V:233:LYS:HG3	3:V:274:SER:OG	2.19	0.43
3:V:245:LEU:HD12	3:V:263:HIS:CE1	2.44	0.43
4:W:175:VAL:HG21	4:W:219:ASN:OD1	2.19	0.43
7:Z:58:ALA:O	7:Z:59:LEU:HD23	2.18	0.43
1:A:8:CYS:HB2	1:A:110:PHE:HE1	1.80	0.43
7:G:55:LEU:H	7:G:55:LEU:HD23	1.84	0.43
1:T:35:ILE:HD12	1:T:62:ILE:HG22	1.99	0.43
2:U:238:THR:HG21	6:Y:98:ALA:HB3	2.01	0.43
2:U:291:ILE:HA	2:U:294:ARG:HD2	2.00	0.43
3:V:124:TYR:C	3:V:132:TRP:CZ3	2.92	0.43
3:V:4:HIS:O	3:V:354:MET:CA	2.66	0.43
4:W:75:LEU:HG	4:W:78:ARG:HB2	2.00	0.43
5:X:122:ASN:C	5:X:123:LYS:HD2	2.39	0.43
5:X:29:LYS:C	5:X:31:PRO:HD3	2.39	0.43
1:A:165:GLY:HA3	1:A:318:ASN:CB	2.39	0.43
1:A:173:GLY:O	1:A:174:VAL:HB	2.18	0.43
1:A:208:LEU:C	1:A:208:LEU:CD2	2.86	0.43
1:A:281:ILE:O	1:A:285:PRO:HA	2.18	0.43
1:A:372:MET:O	1:A:376:ALA:HB2	2.19	0.43
2:B:269:HIS:H	2:B:269:HIS:CD2	2.37	0.43
1:T:128:GLU:CG	1:T:129:ILE:N	2.78	0.43
2:U:220:LEU:HB2	2:U:258:ARG:HH21	1.84	0.43
3:V:173:ILE:CD1	3:V:173:ILE:H	2.27	0.43
3:V:264:ASP:HB3	3:V:266:PHE:CZ	2.54	0.43

*Continued on next page...*

*Continued from previous page...*

Atom-1	Atom-2	Interatomic distance (Å)	Clash overlap (Å)
3:V:253:ILE:CG2	3:V:342:CYS:SG	3.06	0.43
3:V:327:ASN:HD22	3:V:351:ASP:HB3	1.83	0.43
3:V:59:ASP:OD1	3:V:60:TRP:N	2.51	0.43
4:W:106:LYS:O	4:W:106:LYS:HD2	2.19	0.43
4:W:147:ARG:HD3	4:W:147:ARG:HA	1.78	0.43
4:W:15:LEU:HB3	4:W:19:PHE:CE2	2.54	0.43
5:X:50:LYS:HD2	5:X:50:LYS:HA	1.71	0.43
1:A:34:CYS:SG	1:A:67:ILE:HG23	2.59	0.43
2:B:229:GLN:HG2	6:F:40:VAL:HG13	2.01	0.43
3:C:77:TYR:CD2	3:C:89:THR:C	2.71	0.43
4:D:45:ILE:HG12	4:D:57:VAL:CG2	2.39	0.43
6:F:61:VAL:HA	6:F:74:ILE:HA	2.01	0.43
7:G:88:ALA:O	7:G:90:ASP:N	2.47	0.43
1:T:309:ILE:HG13	1:T:312:ARG:HD2	2.01	0.43
1:T:57:ASP:O	1:T:60:PHE:CD1	2.71	0.43
3:V:118:ARG:CG	3:V:142:ARG:O	2.66	0.43
3:V:230:ASP:HB2	3:V:233:LYS:HB3	2.00	0.43
3:V:57:GLY:N	3:V:70:CYS:O	2.52	0.43
4:W:186:LYS:NZ	4:W:197:GLN:CB	2.77	0.43
5:X:30:GLY:C	5:X:32:ALA:N	2.73	0.43
1:A:127:ALA:O	1:A:131:PHE:CD2	2.70	0.43
1:A:132:GLU:HG3	1:A:400:TYR:HH	1.75	0.43
1:A:36:ALA:CB	1:A:72:TYR:HB3	2.49	0.43
2:B:170:TYR:HB2	2:B:175:LEU:CD1	2.49	0.43
3:C:51:HIS:CB	3:C:55:VAL:CG2	2.96	0.43
4:D:106:LYS:NZ	4:D:106:LYS:N	2.64	0.43
4:D:201:SER:HB2	4:D:204:GLU:O	2.19	0.43
6:F:139:MET:O	6:F:142:ILE:CG1	2.67	0.43
7:G:91:ILE:HD13	7:G:127:GLN:HB3	2.01	0.43
1:T:183:GLY:C	1:T:184:TYR:CD1	2.92	0.43
1:T:255:GLN:HA	1:T:270:ASP:HA	2.01	0.43
1:T:257:THR:O	1:T:257:THR:OG1	2.34	0.43
1:T:60:PHE:HE2	1:T:95:GLN:CG	2.31	0.43
2:U:321:LEU:CD2	2:U:340:PHE:CD1	2.95	0.43
3:V:102:VAL:CB	3:V:113:VAL:HA	2.48	0.43
3:V:176:VAL:CG2	3:V:177:GLU:N	2.81	0.43
3:V:77:TYR:HE2	3:V:90:LEU:CD2	2.06	0.43
3:V:8:VAL:CG1	3:V:9:GLU:N	2.75	0.43
5:X:103:PHE:CD1	5:X:104:PRO:HD2	2.54	0.43
5:X:15:LEU:HA	5:X:20:ALA:CA	2.48	0.43
5:X:83:GLN:HG3	5:X:161:THR:OG1	2.19	0.43

*Continued on next page...*



*Continued from previous page...*

Atom-1	Atom-2	Interatomic distance (Å)	Clash overlap (Å)
3:C:11:ILE:HG21	3:C:25:ILE:HB	2.01	0.42
3:C:164:PHE:HB3	3:C:203:GLY:O	2.19	0.42
3:C:79:TRP:C	3:C:86:TRP:HE3	2.23	0.42
4:D:197:GLN:O	4:D:198:VAL:HG22	2.19	0.42
5:E:119:LYS:HE3	5:E:126:ASP:OD2	2.19	0.42
5:E:53:VAL:HA	5:E:168:PHE:HA	2.01	0.42
5:E:94:GLU:HB3	5:E:98:LEU:HD11	2.00	0.42
1:T:253:ILE:CD1	1:T:272:GLY:CA	2.97	0.42
1:T:305:GLN:HA	1:T:305:GLN:OE1	2.18	0.42
1:T:305:GLN:HG3	1:T:346:ARG:NH1	2.34	0.42
2:U:226:ASN:ND2	2:U:228:GLU:HB3	2.34	0.42
2:U:312:GLY:H	2:U:314:PRO:HD2	1.84	0.42
2:U:312:GLY:N	2:U:314:PRO:HD2	2.34	0.42
3:V:150:TRP:CE3	3:V:157:LEU:HB3	2.54	0.42
3:V:219:TRP:CH2	3:V:237:VAL:HG13	2.54	0.42
3:V:268:VAL:HA	3:V:284:ARG:N	2.32	0.42
3:V:56:THR:HB	3:V:100:ARG:HH12	1.84	0.42
4:W:47:ASN:HB3	4:W:48:PRO:CD	2.49	0.42
6:Y:24:ASN:OD1	6:Y:120:ASN:ND2	2.52	0.42
3:C:101:CYS:SG	3:C:147:SER:HB3	2.59	0.42
3:C:174:LYS:H	3:C:174:LYS:HG3	1.64	0.42
3:C:244:THR:OG1	3:C:245:LEU:N	2.51	0.42
7:G:118:SER:O	7:G:119:ASP:HB3	2.18	0.42
2:U:272:ASN:O	2:U:273:VAL:O	2.37	0.42
2:U:325:TYR:O	2:U:330:LEU:HB2	2.19	0.42
3:V:20:ARG:NH1	3:V:335:LEU:HD22	2.34	0.42
4:W:130:GLN:O	4:W:134:GLU:HB2	2.19	0.42
4:W:141:ARG:NH1	4:W:209:LEU:HD13	2.32	0.42
4:W:246:THR:O	4:W:250:TYR:HB2	2.19	0.42
5:X:148:VAL:HG22	5:X:160:TRP:CE3	2.54	0.42
7:Z:26:ASP:OD2	7:Z:148:ARG:HG3	2.19	0.42
1:A:130:MET:O	1:A:134:PHE:N	2.51	0.42
1:A:238:LEU:O	1:A:240:LYS:N	2.52	0.42
3:C:332:ILE:HG23	3:C:332:ILE:O	2.19	0.42
5:E:100:ILE:O	5:E:102:ASN:N	2.52	0.42
5:E:26:SER:CA	5:E:139:GLU:OE1	2.63	0.42
5:E:51:ALA:O	5:E:55:PHE:HB2	2.19	0.42
5:E:94:GLU:HB3	5:E:98:LEU:HG	2.01	0.42
3:C:263:HIS:CG	6:F:21:CYS:CB	3.03	0.42
7:G:120:ASN:O	7:G:122:SER:N	2.43	0.42
1:T:172:ASP:O	1:T:196:ALA:CB	2.67	0.42

*Continued on next page...*

*Continued from previous page...*

Atom-1	Atom-2	Interatomic distance (Å)	Clash overlap (Å)
3:V:190:PRO:HG2	3:V:193:GLU:HB2	2.00	0.42
3:V:268:VAL:CA	3:V:284:ARG:H	2.30	0.42
4:W:6:VAL:HG21	4:W:246:THR:CG2	2.50	0.42
5:X:62:ASN:O	5:X:65:ASP:HB2	2.19	0.42
1:A:164:THR:HA	1:A:180:VAL:CG1	2.47	0.42
1:A:183:GLY:C	1:A:184:TYR:CD1	2.93	0.42
1:A:309:ILE:O	1:A:312:ARG:HG2	2.19	0.42
2:B:315:SER:OG	6:F:30:VAL:HA	2.20	0.42
3:C:264:ASP:HB3	3:C:266:PHE:CZ	2.54	0.42
3:C:332:ILE:HG13	3:C:347:THR:CG2	2.50	0.42
3:C:56:THR:HB	3:C:100:ARG:HH11	1.84	0.42
4:D:153:TYR:O	4:D:164:VAL:N	2.40	0.42
5:E:122:ASN:C	5:E:123:LYS:HD2	2.40	0.42
5:E:124:GLN:HG3	5:E:125:GLU:H	1.85	0.42
2:U:156:VAL:HB	2:U:157:VAL:H	1.72	0.42
2:U:313:LEU:C	2:U:315:SER:N	2.73	0.42
3:V:367:LYS:HE3	3:V:367:LYS:HB2	1.83	0.42
4:W:197:GLN:C	4:W:198:VAL:CG2	2.87	0.42
4:W:246:THR:O	4:W:250:TYR:CB	2.67	0.42
5:X:95:MET:HB3	5:X:138:GLN:HE22	1.83	0.42
5:X:5:HIS:HB3	5:X:65:ASP:OD1	2.20	0.42
1:A:296:ILE:O	1:A:300:VAL:HG23	2.20	0.42
2:B:237:THR:HG22	6:F:105:ARG:NE	2.34	0.42
2:B:202:TYR:HE2	2:B:252:ILE:HB	0.64	0.42
2:B:287:GLN:HA	2:B:294:ARG:NH1	2.35	0.42
2:B:84:ASP:CG	2:B:85:MET:H	2.22	0.42
3:C:247:LEU:O	3:C:248:LEU:HD22	2.18	0.42
3:C:269:LEU:HB3	3:C:283:GLY:HA3	2.00	0.42
4:D:16:ALA:O	4:D:18:LYS:N	2.52	0.42
5:E:149:PHE:CE2	5:E:156:PRO:HB3	2.53	0.42
1:T:112:LEU:O	1:T:141:ILE:HG23	2.19	0.42
4:W:38:PHE:O	4:W:39:ASP:HB2	2.19	0.42
4:W:36:ALA:HB1	4:W:41:VAL:C	2.40	0.42
7:Z:104:ASP:OD2	7:Z:143:ARG:CZ	2.64	0.42
1:A:241:GLU:HB3	1:A:245:TYR:CE1	2.54	0.42
3:C:76:ALA:O	3:C:91:VAL:CB	2.55	0.42
5:E:150:ASP:C	5:E:152:GLN:N	2.73	0.42
4:D:280:ALA:CB	6:F:126:MET:SD	3.05	0.42
1:A:132:GLU:OE1	6:F:92:ARG:HD2	2.20	0.42
1:T:168:ILE:HG23	1:T:176:HIS:O	2.19	0.42
1:T:240:LYS:CG	1:T:241:GLU:H	2.32	0.42

*Continued on next page...*

*Continued from previous page...*

Atom-1	Atom-2	Interatomic distance (Å)	Clash overlap (Å)
1:T:240:LYS:CG	1:T:241:GLU:N	2.82	0.42
1:T:8:CYS:HB2	1:T:110:PHE:CD1	2.55	0.42
2:U:237:THR:HG22	6:Y:105:ARG:CG	2.49	0.42
3:V:102:VAL:CB	3:V:112:ALA:O	2.67	0.42
3:V:140:PRO:CD	3:V:169:PHE:CZ	2.94	0.42
3:V:244:THR:OG1	3:V:245:LEU:N	2.52	0.42
4:W:80:TYR:HE1	4:W:113:ALA:HA	1.85	0.42
4:W:128:TYR:CE2	4:W:154:VAL:HG21	2.54	0.42
6:Y:35:LYS:CB	6:Y:36:PRO:HD2	2.45	0.42
7:Z:26:ASP:OD2	7:Z:148:ARG:CG	2.68	0.42
1:A:209:ARG:HG2	1:A:209:ARG:NH1	2.34	0.42
1:A:208:LEU:HD11	1:A:215:ILE:HD11	2.01	0.42
1:A:385:ALA:HA	1:A:390:PHE:HB2	2.01	0.42
2:B:175:LEU:C	2:B:177:HIS:N	2.73	0.42
2:B:310:TYR:O	2:B:312:GLY:N	2.53	0.42
3:C:45:VAL:O	3:C:46:HIS:C	2.58	0.42
3:C:51:HIS:CB	3:C:55:VAL:HG22	2.49	0.42
4:D:158:LYS:HD3	4:D:158:LYS:C	2.40	0.42
4:D:195:ALA:HB1	6:F:165:LEU:HG	2.01	0.42
1:T:289:ASN:C	1:T:291:ASP:N	2.73	0.42
2:U:184:ILE:HD11	2:U:264:ALA:CB	2.49	0.42
4:W:80:TYR:HB2	4:W:84:LEU:HD12	2.02	0.42
1:A:102:ARG:HA	4:D:38:PHE:CZ	2.55	0.42
2:B:283:PHE:CZ	2:B:329:VAL:HG21	2.55	0.42
3:C:20:ARG:NE	3:C:335:LEU:HB3	2.35	0.42
3:C:230:ASP:OD2	3:C:272:TYR:HE2	2.02	0.42
3:C:261:ALA:HB2	3:C:267:PRO:CA	2.45	0.42
4:D:107:ASP:C	4:D:109:ILE:N	2.73	0.42
4:D:163:VAL:O	4:D:225:PHE:HB2	2.20	0.42
4:D:75:LEU:C	4:D:75:LEU:HD23	2.40	0.42
4:W:10:ILE:C	4:W:11:ILE:HD12	2.40	0.42
4:W:223:ILE:HG22	4:W:224:THR:N	2.35	0.42
4:W:54:LYS:HE3	4:W:54:LYS:HB2	1.87	0.42
5:X:120:PRO:CB	5:X:125:GLU:HB3	2.50	0.42
5:X:24:ILE:HA	5:X:40:ASP:HB2	2.01	0.42
7:Z:43:ASP:O	7:Z:46:LEU:HB2	2.19	0.42
7:Z:51:MET:HB3	7:Z:86:PHE:CZ	2.55	0.42
1:A:319:ILE:HB	1:A:366:GLN:O	2.20	0.42
1:A:334:ARG:O	1:A:335:LEU:HB2	2.19	0.42
1:A:63:GLY:C	1:A:65:GLU:N	2.73	0.42
1:A:89:MET:HE1	1:A:92:PHE:HD2	1.85	0.42

*Continued on next page...*

*Continued from previous page...*

Atom-1	Atom-2	Interatomic distance (Å)	Clash overlap (Å)
2:B:246:LEU:CB	2:B:247:PRO:CD	2.88	0.42
3:C:224:SER:HA	3:C:246:PRO:HB3	2.02	0.42
4:D:197:GLN:C	4:D:198:VAL:CG2	2.88	0.42
5:E:140:THR:O	5:E:144:LEU:HB3	2.20	0.42
5:E:160:TRP:O	5:E:162:CYS:N	2.52	0.42
6:F:98:ALA:HB2	6:F:104:LEU:HD22	2.02	0.42
1:T:265:LYS:HA	1:T:265:LYS:HD2	1.66	0.42
1:T:318:ASN:OD1	1:T:368:ILE:HD12	2.19	0.42
2:U:319:ARG:C	2:U:321:LEU:N	2.73	0.42
3:V:155:VAL:HG11	3:V:180:PRO:CB	2.49	0.42
3:V:209:CYS:O	3:V:252:PHE:HE1	2.02	0.42
3:V:355:SER:OG	3:V:357:TRP:CZ2	2.73	0.42
1:A:125:TYR:HE1	6:F:97:ARG:HE	1.67	0.42
3:C:107:ASN:CB	3:C:154:SER:HB2	2.50	0.42
3:C:148:LEU:HA	3:C:159:ALA:HB2	2.01	0.42
3:C:97:ARG:HD2	6:F:28:GLN:O	2.20	0.42
4:D:45:ILE:HG13	4:D:57:VAL:CB	2.44	0.42
5:E:20:ALA:HB2	5:E:63:GLU:HB2	2.01	0.42
1:T:238:LEU:C	1:T:240:LYS:N	2.73	0.42
3:V:126:GLU:OE2	3:V:133:VAL:HG21	2.20	0.42
3:V:360:ARG:C	3:V:362:LEU:N	2.72	0.42
4:W:145:HIS:C	4:W:147:ARG:N	2.73	0.42
5:X:50:LYS:NZ	5:X:163:PHE:CE2	2.88	0.42
5:X:16:ILE:CG1	5:X:125:GLU:CG	2.90	0.42
6:Y:73:SER:CB	6:Y:112:TYR:HD2	2.30	0.42
7:Z:128:TRP:O	7:Z:132:ALA:HB2	2.20	0.42
1:A:131:PHE:HE1	1:A:136:VAL:O	2.02	0.41
3:C:174:LYS:O	3:C:176:VAL:N	2.53	0.41
3:C:96:ASN:O	3:C:97:ARG:NH1	2.43	0.41
5:E:30:GLY:HA2	5:E:135:GLN:OE1	2.19	0.41
5:E:25:ARG:N	5:E:40:ASP:OD2	2.40	0.41
5:E:66:ARG:HE	5:E:116:ILE:CG2	2.34	0.41
5:E:91:GLY:HA2	5:E:94:GLU:CD	2.40	0.41
2:B:253:LYS:CE	6:F:99:GLU:OE1	2.68	0.41
7:G:16:VAL:C	7:G:18:GLU:N	2.73	0.41
1:T:137:PRO:HG2	1:T:138:GLY:H	1.84	0.41
1:T:278:GLY:C	1:T:280:GLU:N	2.73	0.41
1:T:286:GLU:CD	1:T:293:THR:HA	2.39	0.41
1:T:292:PHE:CE2	1:T:294:GLN:O	2.72	0.41
1:T:384:LEU:HD23	1:T:384:LEU:HA	1.80	0.41
2:U:266:PHE:CZ	2:U:278:VAL:HG11	2.55	0.41

*Continued on next page...*

*Continued from previous page...*

Atom-1	Atom-2	Interatomic distance (Å)	Clash overlap (Å)
3:V:31:GLU:HB3	3:V:49:LYS:CB	2.50	0.41
4:W:11:ILE:HD11	4:W:35:PHE:CE2	2.54	0.41
1:A:278:GLY:C	1:A:280:GLU:N	2.73	0.41
3:C:138:LYS:HG3	3:C:139:LYS:HG3	2.01	0.41
3:C:170:SER:HB3	3:C:195:MET:CE	2.50	0.41
5:E:72:THR:O	5:E:75:ILE:HB	2.19	0.41
7:G:117:PRO:C	7:G:119:ASP:N	2.73	0.41
1:T:120:PRO:HG2	2:U:202:TYR:CD2	2.51	0.41
1:T:168:ILE:HD12	1:T:177:VAL:HA	2.01	0.41
1:T:217:PRO:O	1:T:220:SER:HB2	2.20	0.41
1:T:334:ARG:O	1:T:335:LEU:HB2	2.20	0.41
2:U:262:PRO:C	2:U:264:ALA:N	2.67	0.41
2:U:192:TYR:CE2	2:U:270:LEU:HD22	2.50	0.41
3:V:115:SER:N	3:V:145:VAL:HB	2.24	0.41
3:V:173:ILE:CD1	3:V:177:GLU:CD	2.87	0.41
3:V:172:TYR:CE2	3:V:178:GLU:O	2.73	0.41
4:W:202:HIS:C	4:W:204:GLU:N	2.73	0.41
4:W:38:PHE:HB3	4:W:249:ASP:OD2	2.20	0.41
4:W:80:TYR:O	4:W:81:GLY:C	2.58	0.41
5:X:46:ILE:HD13	5:X:147:LYS:HD3	2.02	0.41
5:X:77:GLU:O	5:X:79:LEU:N	2.47	0.41
6:Y:98:ALA:C	6:Y:100:ASN:N	2.73	0.41
3:V:223:ASP:CB	7:Z:146:THR:HB	2.49	0.41
7:Z:64:ILE:O	7:Z:64:ILE:HG22	2.19	0.41
1:A:264:LYS:HD3	1:A:264:LYS:HA	1.83	0.41
2:B:159:SER:OG	2:B:164:THR:HA	2.20	0.41
3:C:175:GLU:C	3:C:176:VAL:HG13	2.40	0.41
3:C:336:SER:HB2	3:C:343:SER:OG	2.20	0.41
4:D:106:LYS:C	4:D:108:SER:N	2.73	0.41
1:A:100:TYR:O	4:D:10:ILE:HD11	2.19	0.41
4:D:131:PHE:CG	4:D:139:GLU:HG3	2.55	0.41
4:D:202:HIS:C	4:D:204:GLU:N	2.73	0.41
5:E:46:ILE:HD13	5:E:147:LYS:CD	2.51	0.41
4:D:254:HIS:CD2	6:F:160:VAL:HG13	2.55	0.41
6:F:61:VAL:CB	6:F:74:ILE:HG12	2.50	0.41
2:U:184:ILE:HA	2:U:188:ASP:OD2	2.21	0.41
2:U:321:LEU:O	2:U:340:PHE:CE1	2.72	0.41
2:U:84:ASP:CG	2:U:85:MET:H	2.23	0.41
3:V:259:VAL:O	3:V:260:ALA:HB2	2.20	0.41
4:W:251:LEU:HD11	4:W:255:ILE:HD11	2.01	0.41
6:Y:92:ARG:O	6:Y:96:MET:HG2	2.20	0.41

*Continued on next page...*

*Continued from previous page...*

Atom-1	Atom-2	Interatomic distance (Å)	Clash overlap (Å)
1:A:238:LEU:C	1:A:240:LYS:N	2.73	0.41
1:A:311:VAL:O	1:A:311:VAL:HG22	2.20	0.41
2:B:219:LYS:HA	2:B:219:LYS:HD2	1.74	0.41
3:C:30:HIS:CD2	3:C:52:ASN:O	2.74	0.41
4:D:123:SER:C	4:D:125:PHE:N	2.73	0.41
4:D:281:ARG:HB3	6:F:125:GLN:O	2.20	0.41
7:G:37:PRO:HD2	7:G:75:ALA:O	2.20	0.41
2:U:220:LEU:O	2:U:222:TYR:N	2.53	0.41
3:V:99:ALA:CA	3:V:114:GLY:O	2.66	0.41
3:V:99:ALA:HB2	3:V:115:SER:HB3	1.99	0.41
3:V:153:ASN:ND2	3:V:155:VAL:HB	2.35	0.41
4:W:179:LYS:HB3	4:W:179:LYS:HZ2	1.82	0.41
5:X:124:GLN:HG3	5:X:125:GLU:H	1.86	0.41
6:Y:112:TYR:N	6:Y:112:TYR:CD1	2.88	0.41
4:W:266:MET:SD	6:Y:93:PHE:HB2	2.60	0.41
1:A:217:PRO:O	1:A:220:SER:HB2	2.21	0.41
2:B:202:TYR:HB3	2:B:204:PHE:HE2	1.86	0.41
3:C:156:LEU:HD23	3:C:170:SER:HA	2.03	0.41
3:C:345:PHE:CE2	3:C:359:VAL:HG22	2.55	0.41
4:D:192:SER:C	4:D:194:THR:N	2.73	0.41
4:D:9:ARG:C	4:D:11:ILE:N	2.74	0.41
3:C:263:HIS:NE2	6:F:21:CYS:HB3	2.28	0.41
2:U:321:LEU:CD1	2:U:340:PHE:CB	2.90	0.41
2:U:370:ASN:O	2:U:372:TRP:N	2.51	0.41
3:V:103:ARG:HG3	3:V:148:LEU:O	2.21	0.41
3:V:109:LYS:HZ1	3:V:176:VAL:HB	1.86	0.41
3:V:243:GLU:O	7:Z:139:GLY:N	2.51	0.41
3:V:96:ASN:O	3:V:97:ARG:NH1	2.48	0.41
4:W:153:TYR:O	4:W:163:VAL:HA	2.20	0.41
4:W:202:HIS:ND1	4:W:220:ILE:O	2.53	0.41
4:W:236:ALA:C	4:W:238:ASP:N	2.73	0.41
4:W:4:LEU:HA	4:W:4:LEU:HD23	1.79	0.41
4:W:70:HIS:C	4:W:72:ALA:N	2.73	0.41
5:X:18:ASN:ND2	5:X:19:MET:CG	2.84	0.41
5:X:26:SER:HA	5:X:139:GLU:CD	2.40	0.41
7:Z:63:PRO:HD2	7:Z:109:TYR:CZ	2.35	0.41
1:A:179:PRO:CD	1:A:190:ILE:HG12	2.51	0.41
3:C:138:LYS:HG3	3:C:139:LYS:H	1.84	0.41
3:C:371:ILE:O	3:C:372:VAL:HB	2.20	0.41
7:G:140:SER:O	7:G:144:VAL:HG23	2.20	0.41
1:T:132:GLU:HG3	1:T:400:TYR:OH	2.20	0.41

*Continued on next page...*

*Continued from previous page...*

Atom-1	Atom-2	Interatomic distance (Å)	Clash overlap (Å)
1:T:150:ALA:C	1:T:152:SER:N	2.74	0.41
1:T:34:CYS:HB3	1:T:76:TRP:CE2	2.55	0.41
3:V:158:ALA:HB2	3:V:168:ILE:CB	2.50	0.41
3:V:26:CYS:SG	3:V:55:VAL:HB	2.60	0.41
3:V:344:GLN:N	3:V:359:VAL:CG2	2.78	0.41
3:V:371:ILE:O	3:V:372:VAL:HB	2.20	0.41
1:T:134:PHE:CD1	4:W:256:LYS:HD3	2.53	0.41
5:X:168:PHE:CZ	5:X:169:MET:HG2	2.55	0.41
5:X:41:ILE:CG2	5:X:42:VAL:N	2.83	0.41
7:Z:137:GLY:C	7:Z:139:GLY:H	2.24	0.41
3:C:242:SER:O	7:G:143:ARG:NH2	2.54	0.41
3:C:254:THR:HG22	3:C:255:GLU:N	2.35	0.41
3:C:262:GLY:C	3:C:329:VAL:H	2.23	0.41
4:D:106:LYS:C	4:D:108:SER:H	2.23	0.41
4:D:166:SER:C	4:D:167:THR:O	2.55	0.41
4:D:192:SER:C	4:D:194:THR:H	2.22	0.41
5:E:82:LEU:HD21	5:E:149:PHE:CZ	2.56	0.41
5:E:155:LYS:C	5:E:157:SER:N	2.73	0.41
5:E:18:ASN:ND2	5:E:117:TYR:HA	2.36	0.41
6:F:105:ARG:HB3	6:F:107:LYS:O	2.21	0.41
6:F:71:ARG:C	6:F:72:VAL:HG23	2.41	0.41
7:G:129:HIS:O	7:G:132:ALA:HB3	2.21	0.41
1:T:150:ALA:HB1	1:T:379:PHE:HD2	1.85	0.41
1:T:193:ILE:CG2	1:T:194:PRO:N	2.83	0.41
1:T:34:CYS:O	1:T:35:ILE:HB	2.20	0.41
1:T:61:PHE:C	1:T:62:ILE:HG23	2.41	0.41
2:U:238:THR:C	2:U:240:LEU:H	2.24	0.41
4:W:158:LYS:HG3	4:W:159:ASP:N	2.36	0.41
4:W:173:ASP:HB2	6:Y:85:ILE:CG2	2.50	0.41
4:W:45:ILE:CG1	4:W:57:VAL:HG13	2.34	0.41
1:A:371:HIS:C	1:A:373:GLN:N	2.73	0.41
2:B:170:TYR:C	2:B:171:GLU:CG	2.88	0.41
2:B:227:ILE:O	2:B:231:GLN:HB3	2.20	0.41
4:D:175:VAL:HG21	4:D:219:ASN:ND2	2.35	0.41
5:E:24:ILE:HD13	5:E:42:VAL:CG2	2.51	0.41
6:F:55:ARG:NH1	6:F:59:GLU:OE2	2.53	0.41
6:F:62:LEU:HB3	6:F:73:SER:HB2	2.03	0.41
1:T:101:LEU:HA	1:T:101:LEU:HD23	1.88	0.41
1:T:368:ILE:CG2	1:T:369:THR:H	2.34	0.41
1:T:371:HIS:C	1:T:373:GLN:N	2.73	0.41
4:W:161:VAL:HG23	4:W:232:THR:HG21	2.02	0.41

*Continued on next page...*

*Continued from previous page...*

Atom-1	Atom-2	Interatomic distance (Å)	Clash overlap (Å)
1:T:21:TYR:CZ	4:W:35:PHE:HB2	2.55	0.41
4:W:70:HIS:O	4:W:72:ALA:N	2.54	0.41
5:X:120:PRO:CG	5:X:125:GLU:HB3	2.51	0.41
5:X:74:TYR:OH	5:X:99:GLY:CA	2.69	0.41
6:Y:12:VAL:HA	6:Y:15:THR:OG1	2.21	0.41
7:Z:118:SER:O	7:Z:120:ASN:N	2.54	0.41
1:A:215:ILE:HD11	1:A:269:ILE:HD13	2.03	0.41
3:C:68:VAL:HG12	3:C:104:TRP:NE1	2.36	0.41
4:D:70:HIS:C	4:D:72:ALA:N	2.73	0.41
4:D:254:HIS:CE1	6:F:160:VAL:HG22	2.56	0.41
1:T:260:ASN:HB3	1:T:265:LYS:N	2.36	0.41
1:T:284:HIS:O	1:T:287:PHE:HB2	2.20	0.41
2:U:192:TYR:CE1	2:U:195:LYS:HD3	2.55	0.41
2:U:330:LEU:C	2:U:332:GLY:H	2.23	0.41
2:U:370:ASN:C	2:U:372:TRP:N	2.73	0.41
4:W:42:LEU:HD12	4:W:42:LEU:N	2.36	0.41
6:Y:21:CYS:O	6:Y:22:LEU:HG	2.20	0.41
6:Y:40:VAL:HG12	6:Y:42:SER:OG	2.20	0.41
1:A:151:ALA:HB3	1:A:370:HIS:CD2	2.55	0.41
1:A:196:ALA:O	1:A:197:GLY:C	2.58	0.41
3:C:111:PHE:HE2	3:C:132:TRP:CZ3	2.38	0.41
3:C:139:LYS:CB	3:C:140:PRO:HA	2.50	0.41
3:C:164:PHE:O	3:C:203:GLY:O	2.39	0.41
3:C:219:TRP:CE2	3:C:227:CYS:HB2	2.56	0.41
3:C:279:LEU:HD23	3:C:279:LEU:HA	1.80	0.41
3:C:269:LEU:H	3:C:284:ARG:H	1.69	0.41
3:C:331:GLN:HG2	3:C:332:ILE:N	2.35	0.41
3:C:77:TYR:CB	3:C:89:THR:H	2.34	0.41
3:C:77:TYR:CA	3:C:89:THR:O	2.57	0.41
4:D:110:VAL:CG1	4:D:111:HIS:H	2.33	0.41
4:D:227:LEU:HB3	4:D:232:THR:CG2	2.51	0.41
4:D:129:PHE:CE2	4:D:237:ARG:HG3	2.56	0.41
5:E:63:GLU:H	5:E:63:GLU:HG3	1.41	0.41
7:G:98:LEU:CB	7:G:103:VAL:HG22	2.50	0.41
2:U:166:ILE:HD13	2:U:281:LEU:HD22	2.02	0.41
3:V:100:ARG:N	3:V:115:SER:HA	2.17	0.41
3:V:232:ASP:OD1	3:V:233:LYS:N	2.54	0.41
3:V:20:ARG:NE	3:V:335:LEU:HD22	2.36	0.41
3:V:346:CYS:C	3:V:347:THR:CG2	2.89	0.41
3:V:346:CYS:O	3:V:347:THR:HG22	2.21	0.41
4:W:145:HIS:C	4:W:147:ARG:H	2.25	0.41

*Continued on next page...*



*Continued from previous page...*

Atom-1	Atom-2	Interatomic distance (Å)	Clash overlap (Å)
4:W:169:PHE:HZ	4:W:251:LEU:HD23	1.86	0.41
4:W:189:ARG:NH1	4:W:189:ARG:HB2	2.35	0.41
1:T:99:LYS:HD2	4:W:1:MET:SD	2.60	0.41
4:W:45:ILE:HG13	4:W:57:VAL:CG2	2.51	0.41
5:X:63:GLU:HA	5:X:66:ARG:CD	2.38	0.41
6:Y:124:GLU:C	6:Y:126:MET:H	2.24	0.41
6:Y:55:ARG:O	6:Y:55:ARG:HG2	2.20	0.41
1:A:185:VAL:HB	2:B:203:ALA:HB1	2.02	0.41
3:C:230:ASP:O	3:C:235:MET:HA	2.21	0.41
3:C:90:LEU:O	3:C:91:VAL:HG23	2.21	0.41
4:D:21:ASN:HB3	4:D:26:ASN:O	2.21	0.41
5:E:41:ILE:HG12	5:E:71:ILE:CD1	2.51	0.41
4:D:265:ARG:HD3	6:F:145:GLU:OE2	2.21	0.41
7:G:58:ALA:O	7:G:59:LEU:HD23	2.21	0.41
1:T:31:ILE:HD11	1:T:62:ILE:HD12	2.02	0.41
2:U:358:GLY:O	2:U:362:ALA:HB3	2.21	0.41
3:V:151:HIS:C	3:V:153:ASN:N	2.73	0.41
3:V:215:SER:O	3:V:230:ASP:HA	2.22	0.41
3:V:72:THR:CG2	6:Y:26:SER:HG	2.20	0.41
5:X:120:PRO:C	5:X:122:ASN:N	2.75	0.41
5:X:120:PRO:HB2	5:X:122:ASN:CG	2.41	0.41
5:X:99:GLY:HA3	5:X:137:ARG:O	2.21	0.41
6:Y:61:VAL:N	6:Y:74:ILE:HG23	2.32	0.41
1:A:181:ALA:HB2	1:A:186:ILE:CG1	2.50	0.40
1:A:251:LYS:HB3	1:A:251:LYS:HE2	1.91	0.40
1:A:384:LEU:HA	1:A:384:LEU:HD23	1.84	0.40
2:B:320:GLU:HA	2:B:323:GLN:HG3	2.03	0.40
2:B:86:LYS:O	2:B:88:LEU:N	2.49	0.40
3:C:14:HIS:CE1	3:C:348:THR:CB	3.04	0.40
3:C:30:HIS:HD1	3:C:54:GLN:N	2.18	0.40
3:C:59:ASP:OD1	3:C:60:TRP:N	2.52	0.40
3:C:63:ASP:OD1	3:C:63:ASP:N	2.54	0.40
4:D:123:SER:O	4:D:125:PHE:N	2.54	0.40
4:D:18:LYS:HB3	4:D:99:LEU:HD21	2.03	0.40
4:D:38:PHE:C	4:D:40:GLY:N	2.73	0.40
1:T:164:THR:HA	1:T:180:VAL:CG2	2.52	0.40
1:T:208:LEU:HD21	1:T:215:ILE:HD12	2.02	0.40
1:T:242:PHE:HZ	1:T:277:LEU:HD13	1.86	0.40
2:U:159:SER:OG	2:U:164:THR:HA	2.21	0.40
2:U:232:LYS:HE2	2:U:236:GLU:CD	2.42	0.40
3:V:204:TRP:C	3:V:205:VAL:HG23	2.42	0.40

*Continued on next page...*

*Continued from previous page...*

Atom-1	Atom-2	Interatomic distance (Å)	Clash overlap (Å)
4:W:125:PHE:CD1	4:W:125:PHE:N	2.88	0.40
5:X:53:VAL:HA	5:X:168:PHE:HA	2.03	0.40
5:X:66:ARG:HE	5:X:116:ILE:HG21	1.86	0.40
6:Y:127:TYR:HB3	6:Y:128:LYS:H	1.74	0.40
6:Y:98:ALA:O	6:Y:100:ASN:N	2.54	0.40
1:A:174:VAL:O	1:A:176:HIS:CE1	2.74	0.40
3:C:138:LYS:HA	3:C:138:LYS:HD2	1.68	0.40
4:D:197:GLN:C	4:D:198:VAL:HG23	2.42	0.40
7:G:86:PHE:C	7:G:87:LYS:HD3	2.40	0.40
7:G:93:LYS:HG3	7:G:93:LYS:H	1.68	0.40
1:T:84:GLU:HB3	1:T:85:ASP:H	1.62	0.40
2:U:220:LEU:HB2	2:U:258:ARG:HE	1.86	0.40
2:U:180:ARG:HH12	2:U:285:THR:HA	1.86	0.40
2:U:93:PHE:HB3	2:U:94:GLY:H	1.49	0.40
3:V:100:ARG:HA	3:V:100:ARG:HD2	1.59	0.40
3:V:163:ASP:O	3:V:164:PHE:HD2	2.05	0.40
4:W:228:PHE:HB3	4:W:229:PRO:CD	2.49	0.40
5:X:6:SER:N	5:X:65:ASP:OD1	2.45	0.40
6:Y:60:LYS:O	6:Y:61:VAL:HG23	2.21	0.40
1:A:203:PHE:CZ	1:A:207:LEU:HD12	2.57	0.40
1:A:340:LYS:HB2	1:A:365:VAL:CG2	2.51	0.40
2:B:164:THR:O	2:B:165:HIS:CB	2.69	0.40
2:B:223:VAL:HB	2:B:312:GLY:C	2.42	0.40
3:C:135:LYS:HD2	3:C:191:PHE:CE2	2.55	0.40
3:C:152:PRO:HG2	3:C:213:ASN:N	2.36	0.40
3:C:209:CYS:SG	3:C:251:THR:HA	2.61	0.40
3:C:40:ASN:C	3:C:41:LYS:HD3	2.40	0.40
4:D:244:ILE:CG2	4:D:245:HIS:N	2.73	0.40
5:E:46:ILE:HD13	5:E:147:LYS:HD2	2.03	0.40
5:E:158:LYS:O	5:E:159:TRP:CG	2.74	0.40
1:T:254:LYS:O	1:T:270:ASP:HA	2.20	0.40
1:T:132:GLU:HG2	1:T:400:TYR:OH	2.22	0.40
1:T:94:GLU:O	1:T:98:PHE:HD2	2.04	0.40
2:U:261:ALA:HB3	2:U:262:PRO:CD	2.39	0.40
3:V:346:CYS:C	3:V:347:THR:HG23	2.41	0.40
3:V:43:VAL:HG12	3:V:44:GLN:N	2.36	0.40
4:W:77:LYS:C	4:W:79:VAL:N	2.73	0.40
5:X:108:GLU:OE1	5:X:108:GLU:HA	2.22	0.40
7:Z:120:ASN:C	7:Z:122:SER:H	2.24	0.40
7:Z:41:GLU:HG3	7:Z:42:VAL:N	2.37	0.40
7:Z:57:ALA:C	7:Z:59:LEU:N	2.73	0.40

*Continued on next page...*

*Continued from previous page...*

Atom-1	Atom-2	Interatomic distance (Å)	Clash overlap (Å)
1:A:99:LYS:HA	1:A:102:ARG:NH1	2.35	0.40
1:A:136:VAL:HB	1:A:137:PRO:HD2	2.03	0.40
3:C:116:GLY:N	3:C:145:VAL:H	2.19	0.40
3:C:146:LEU:HB2	3:C:160:GLY:O	2.21	0.40
3:C:151:HIS:C	3:C:153:ASN:N	2.73	0.40
3:C:158:ALA:HB3	3:C:210:PHE:CE2	2.57	0.40
3:C:360:ARG:HG2	3:C:363:GLU:OE2	2.21	0.40
3:C:36:GLU:HB2	3:C:45:VAL:HG21	2.03	0.40
3:C:51:HIS:HB3	3:C:55:VAL:HG22	2.04	0.40
4:D:226:VAL:CG1	4:D:227:LEU:H	2.26	0.40
4:D:233:ASN:HD22	4:D:235:SER:N	2.20	0.40
2:U:226:ASN:O	2:U:227:ILE:C	2.60	0.40
3:V:143:SER:HB2	3:V:144:THR:H	1.70	0.40
3:V:148:LEU:HA	3:V:159:ALA:HB2	2.04	0.40
3:V:343:SER:CA	3:V:359:VAL:HG21	2.51	0.40
4:W:245:HIS:C	4:W:247:PHE:N	2.75	0.40
4:W:30:ALA:CB	4:W:52:LYS:HG2	2.44	0.40
4:W:9:ARG:C	4:W:11:ILE:N	2.74	0.40
7:Z:137:GLY:C	7:Z:139:GLY:N	2.73	0.40
4:D:15:LEU:HB3	4:D:19:PHE:HE2	1.87	0.40
4:D:176:VAL:O	4:D:179:LYS:HB2	2.21	0.40
4:D:36:ALA:HA	4:D:42:LEU:CA	2.52	0.40
6:F:60:LYS:O	6:F:61:VAL:HG23	2.22	0.40
1:T:109:TYR:CE1	1:T:137:PRO:CG	3.05	0.40
1:T:151:ALA:C	1:T:153:TRP:H	2.24	0.40
1:T:185:VAL:CG1	1:T:186:ILE:N	2.84	0.40
1:T:233:TYR:OH	1:T:245:TYR:CE2	2.75	0.40
1:T:281:ILE:C	1:T:281:ILE:CD1	2.90	0.40
2:U:369:ASP:HA	2:U:372:TRP:O	2.22	0.40
3:V:103:ARG:HA	3:V:103:ARG:HD3	1.97	0.40
3:V:68:VAL:CG1	3:V:104:TRP:NE1	2.81	0.40
3:V:173:ILE:CB	3:V:176:VAL:CG2	2.92	0.40
3:V:347:THR:N	3:V:355:SER:CB	2.78	0.40
4:W:197:GLN:C	4:W:198:VAL:HG23	2.42	0.40
6:Y:12:VAL:O	6:Y:14:ALA:N	2.55	0.40
6:Y:48:LEU:HG	6:Y:65:GLY:O	2.20	0.40
7:Z:129:HIS:O	7:Z:132:ALA:HB3	2.21	0.40
7:Z:67:LYS:HE2	7:Z:67:LYS:HB3	1.95	0.40

All (3) symmetry-related close contacts are listed below. The label for Atom-2 includes the symmetry operator and encoded unit-cell translations to be applied.

Atom-1	Atom-2	Interatomic distance (Å)	Clash overlap (Å)
4:D:200:PHE:O	5:X:88:LYS:NZ[3_555]	1.85	0.35
5:E:88:LYS:NZ	4:W:200:PHE:O[3_545]	1.90	0.30
4:D:199:LEU:CD2	5:X:146:GLU:OE1[3_555]	2.10	0.10

## 5.3 Torsion angles [i](#)

### 5.3.1 Protein backbone [i](#)

In the following table, the Percentiles column shows the percent Ramachandran outliers of the chain as a percentile score with respect to all X-ray entries followed by that with respect to entries of similar resolution.

The Analysed column shows the number of residues for which the backbone conformation was analysed, and the total number of residues.

Mol	Chain	Analysed	Favoured	Allowed	Outliers	Percentiles	
1	A	384/418 (92%)	270 (70%)	66 (17%)	48 (12%)	0	5
1	T	384/418 (92%)	264 (69%)	69 (18%)	51 (13%)	0	4
2	B	222/394 (56%)	139 (63%)	48 (22%)	35 (16%)	0	3
2	U	222/394 (56%)	132 (60%)	55 (25%)	35 (16%)	0	3
3	C	348/372 (94%)	207 (60%)	82 (24%)	59 (17%)	0	3
3	V	348/372 (94%)	208 (60%)	80 (23%)	60 (17%)	0	3
4	D	282/300 (94%)	189 (67%)	65 (23%)	28 (10%)	0	10
4	W	282/300 (94%)	186 (66%)	63 (22%)	33 (12%)	0	6
5	E	172/178 (97%)	124 (72%)	30 (17%)	18 (10%)	0	8
5	X	172/178 (97%)	116 (67%)	34 (20%)	22 (13%)	0	5
6	F	165/168 (98%)	120 (73%)	23 (14%)	22 (13%)	0	4
6	Y	165/168 (98%)	113 (68%)	29 (18%)	23 (14%)	0	4
7	G	135/151 (89%)	91 (67%)	21 (16%)	23 (17%)	0	3
7	Z	135/151 (89%)	84 (62%)	27 (20%)	24 (18%)	0	3
All	All	3416/3962 (86%)	2243 (66%)	692 (20%)	481 (14%)	0	4

All (481) Ramachandran outliers are listed below:

Mol	Chain	Res	Type
1	A	4	ARG
1	A	28	GLN

*Continued on next page...*

*Continued from previous page...*

Mol	Chain	Res	Type
1	A	150	ALA
1	A	181	ALA
1	A	232	SER
1	A	242	PHE
1	A	291	ASP
1	A	325	SER
1	A	349	LEU
1	A	360	PRO
1	A	363	ILE
1	A	370	HIS
2	B	163	VAL
2	B	165	HIS
2	B	206	HIS
2	B	207	SER
2	B	325	TYR
2	B	344	ILE
2	B	347	PRO
2	B	348	PRO
2	B	350	ARG
2	B	373	MET
2	B	376	GLN
3	C	12	SER
3	C	23	ILE
3	C	38	SER
3	C	62	PRO
3	C	73	ASP
3	C	76	ALA
3	C	80	THR
3	C	96	ASN
3	C	104	TRP
3	C	212	ALA
3	C	213	ASN
3	C	307	LYS
3	C	332	ILE
3	C	353	GLY
3	C	366	LEU
3	C	367	LYS
3	C	371	ILE
4	D	70	HIS
4	D	76	LEU
4	D	167	THR
4	D	170	LYS

*Continued on next page...*

*Continued from previous page...*

Mol	Chain	Res	Type
4	D	209	LEU
5	E	21	LEU
5	E	29	LYS
5	E	57	ASN
5	E	115	ALA
5	E	133	LEU
5	E	158	LYS
5	E	163	PHE
6	F	20	LEU
6	F	57	GLU
6	F	67	ILE
6	F	102	PHE
6	F	109	VAL
6	F	127	TYR
7	G	10	ARG
7	G	39	GLU
7	G	54	ALA
7	G	58	ALA
7	G	81	LYS
7	G	82	VAL
7	G	90	ASP
1	T	4	ARG
1	T	28	GLN
1	T	35	ILE
1	T	136	VAL
1	T	150	ALA
1	T	170	SER
1	T	174	VAL
1	T	181	ALA
1	T	188	SER
1	T	232	SER
1	T	240	LYS
1	T	241	GLU
1	T	242	PHE
1	T	325	SER
1	T	349	LEU
1	T	370	HIS
2	U	163	VAL
2	U	206	HIS
2	U	207	SER
2	U	273	VAL
2	U	329	VAL

*Continued on next page...*

*Continued from previous page...*

Mol	Chain	Res	Type
2	U	344	ILE
2	U	347	PRO
2	U	348	PRO
2	U	350	ARG
2	U	370	ASN
2	U	372	TRP
2	U	376	GLN
3	V	23	ILE
3	V	38	SER
3	V	62	PRO
3	V	72	THR
3	V	73	ASP
3	V	76	ALA
3	V	80	THR
3	V	96	ASN
3	V	102	VAL
3	V	103	ARG
3	V	119	VAL
3	V	159	ALA
3	V	250	VAL
3	V	307	LYS
3	V	366	LEU
3	V	367	LYS
3	V	371	ILE
4	W	70	HIS
4	W	76	LEU
4	W	107	ASP
4	W	158	LYS
4	W	170	LYS
4	W	208	GLU
4	W	209	LEU
4	W	227	LEU
5	X	17	GLY
5	X	20	ALA
5	X	57	ASN
5	X	87	SER
5	X	115	ALA
5	X	133	LEU
6	Y	57	GLU
6	Y	67	ILE
6	Y	102	PHE
6	Y	109	VAL

*Continued on next page...*

*Continued from previous page...*

Mol	Chain	Res	Type
7	Z	17	ASP
7	Z	39	GLU
7	Z	54	ALA
7	Z	58	ALA
7	Z	68	SER
7	Z	81	LYS
7	Z	82	VAL
7	Z	90	ASP
7	Z	124	VAL
1	A	38	LYS
1	A	64	ASP
1	A	82	ILE
1	A	102	ARG
1	A	118	ASN
1	A	129	ILE
1	A	148	ALA
1	A	170	SER
1	A	174	VAL
1	A	187	GLY
1	A	188	SER
1	A	239	VAL
1	A	243	ASN
1	A	310	ASP
1	A	311	VAL
1	A	324	GLY
1	A	335	LEU
1	A	372	MET
1	A	376	ALA
1	A	380	GLY
1	A	381	GLY
1	A	407	ILE
2	B	246	LEU
2	B	251	ILE
2	B	263	GLU
2	B	266	PHE
2	B	290	ASP
2	B	323	GLN
2	B	336	LYS
2	B	337	LEU
2	B	374	THR
3	C	18	LYS
3	C	28	ASN

*Continued on next page...*



*Continued from previous page...*

Mol	Chain	Res	Type
3	C	72	THR
3	C	84	ARG
3	C	86	TRP
3	C	95	ILE
3	C	114	GLY
3	C	159	ALA
3	C	166	CYS
3	C	175	GLU
3	C	204	TRP
3	C	275	ALA
3	C	320	GLY
3	C	361	SER
4	D	3	LEU
4	D	10	ILE
4	D	24	ALA
4	D	43	TYR
4	D	44	HIS
4	D	63	PHE
4	D	157	LYS
4	D	199	LEU
5	E	15	LEU
5	E	101	THR
5	E	161	THR
6	F	13	ARG
6	F	111	GLY
6	F	128	LYS
7	G	26	ASP
7	G	45	CYS
7	G	88	ALA
7	G	118	SER
7	G	150	THR
1	T	12	CYS
1	T	102	ARG
1	T	137	PRO
1	T	148	ALA
1	T	187	GLY
1	T	195	ILE
1	T	310	ASP
1	T	335	LEU
1	T	363	ILE
1	T	372	MET
1	T	374	ARG

*Continued on next page...*

*Continued from previous page...*

Mol	Chain	Res	Type
1	T	376	ALA
1	T	381	GLY
1	T	407	ILE
2	U	165	HIS
2	U	221	CYS
2	U	251	ILE
2	U	263	GLU
2	U	266	PHE
2	U	290	ASP
2	U	340	PHE
2	U	354	VAL
2	U	364	ILE
2	U	371	PHE
3	V	46	HIS
3	V	84	ARG
3	V	95	ILE
3	V	131	TRP
3	V	191	PHE
3	V	194	LEU
3	V	202	CYS
3	V	212	ALA
3	V	213	ASN
3	V	240	LEU
3	V	275	ALA
3	V	282	GLY
3	V	320	GLY
3	V	332	ILE
3	V	343	SER
4	W	3	LEU
4	W	10	ILE
4	W	11	ILE
4	W	24	ALA
4	W	63	PHE
4	W	68	GLN
4	W	105	SER
4	W	157	LYS
4	W	160	ARG
4	W	199	LEU
4	W	214	ALA
5	X	21	LEU
5	X	154	ASP
5	X	158	LYS

*Continued on next page...*

*Continued from previous page...*

Mol	Chain	Res	Type
6	Y	13	ARG
6	Y	111	GLY
7	Z	10	ARG
7	Z	45	CYS
7	Z	88	ALA
7	Z	122	SER
7	Z	133	LEU
7	Z	150	THR
1	A	85	ASP
1	A	151	ALA
1	A	364	ASP
1	A	366	GLN
1	A	374	ARG
2	B	171	GLU
2	B	265	LEU
2	B	289	ALA
2	B	311	PRO
2	B	312	GLY
3	C	46	HIS
3	C	70	CYS
3	C	75	ASN
3	C	130	ASP
3	C	152	PRO
3	C	176	VAL
3	C	191	PHE
3	C	282	GLY
3	C	343	SER
4	D	17	LEU
4	D	75	LEU
4	D	105	SER
4	D	108	SER
4	D	160	ARG
4	D	192	SER
4	D	201	SER
4	D	208	GLU
5	E	78	CYS
5	E	134	GLN
5	E	156	PRO
5	E	157	SER
6	F	17	GLN
6	F	34	ASN
6	F	103	ILE

*Continued on next page...*

*Continued from previous page...*

Mol	Chain	Res	Type
6	F	133	ASP
7	G	102	GLY
7	G	121	SER
7	G	122	SER
7	G	123	ALA
7	G	133	LEU
1	T	64	ASP
1	T	129	ILE
1	T	212	GLU
1	T	274	GLU
1	T	293	THR
1	T	322	SER
1	T	369	THR
1	T	380	GLY
1	T	402	GLU
2	U	160	GLY
2	U	171	GLU
2	U	176	PRO
2	U	246	LEU
2	U	265	LEU
2	U	289	ALA
2	U	311	PRO
2	U	312	GLY
2	U	320	GLU
3	V	75	ASN
3	V	104	TRP
3	V	115	SER
3	V	133	VAL
3	V	138	LYS
3	V	152	PRO
3	V	228	LEU
3	V	303	GLN
3	V	357	TRP
3	V	361	SER
4	W	17	LEU
4	W	75	LEU
4	W	188	GLY
4	W	201	SER
5	X	78	CYS
5	X	101	THR
5	X	102	ASN
5	X	109	PRO

*Continued on next page...*

*Continued from previous page...*

Mol	Chain	Res	Type
5	X	121	ALA
5	X	134	GLN
5	X	151	PRO
6	Y	17	GLN
6	Y	34	ASN
6	Y	68	ASN
6	Y	103	ILE
6	Y	127	TYR
6	Y	133	ASP
7	Z	89	ASN
7	Z	117	PRO
7	Z	119	ASP
7	Z	123	ALA
1	A	230	ARG
1	A	384	LEU
2	B	87	HIS
2	B	160	GLY
2	B	329	VAL
2	B	354	VAL
2	B	364	ILE
3	C	54	GLN
3	C	131	TRP
3	C	138	LYS
3	C	303	GLN
3	C	305	LEU
3	C	334	VAL
3	C	351	ASP
4	D	237	ARG
4	D	269	LYS
5	E	102	ASN
6	F	30	VAL
6	F	49	GLN
7	G	61	ASN
7	G	63	PRO
7	G	89	ASN
7	G	119	ASP
1	T	211	ARG
1	T	252	TRP
1	T	265	LYS
1	T	384	LEU
2	U	87	HIS
2	U	341	LYS

*Continued on next page...*

*Continued from previous page...*

Mol	Chain	Res	Type
3	V	28	ASN
3	V	100	ARG
3	V	155	VAL
3	V	257	SER
3	V	305	LEU
3	V	342	CYS
4	W	8	ASN
4	W	50	GLY
4	W	167	THR
4	W	269	LYS
5	X	98	LEU
5	X	155	LYS
5	X	157	SER
5	X	172	SER
6	Y	29	VAL
6	Y	49	GLN
6	Y	56	ASN
7	Z	60	LYS
7	Z	61	ASN
7	Z	63	PRO
7	Z	140	SER
1	A	179	PRO
1	A	415	GLY
2	B	156	VAL
2	B	372	TRP
3	C	14	HIS
3	C	52	ASN
3	C	74	ARG
3	C	115	SER
3	C	147	SER
3	C	245	LEU
3	C	284	ARG
3	C	304	ASN
4	D	4	LEU
6	F	6	ARG
6	F	29	VAL
6	F	56	ASN
6	F	72	VAL
7	G	60	LYS
7	G	64	ILE
1	T	83	VAL
1	T	106	GLU

*Continued on next page...*

*Continued from previous page...*

Mol	Chain	Res	Type
1	T	294	GLN
1	T	315	LEU
1	T	405	PRO
1	T	415	GLY
2	U	156	VAL
3	V	63	ASP
3	V	74	ARG
3	V	136	HIS
3	V	142	ARG
3	V	205	VAL
3	V	304	ASN
3	V	334	VAL
3	V	335	LEU
3	V	350	MET
3	V	353	GLY
4	W	4	LEU
5	X	156	PRO
6	Y	6	ARG
6	Y	23	GLU
6	Y	30	VAL
6	Y	66	SER
6	Y	99	GLU
1	A	137	PRO
1	A	229	GLU
1	A	238	LEU
1	A	322	SER
2	B	170	TYR
3	C	121	SER
4	D	50	GLY
4	D	198	VAL
5	E	3	ALA
5	E	172	SER
6	F	77	LYS
2	U	325	TYR
4	W	71	GLY
4	W	198	VAL
5	X	99	GLY
6	Y	79	ALA
2	B	360	VAL
3	C	338	GLY
1	T	179	PRO
7	Z	102	GLY

*Continued on next page...*

*Continued from previous page...*

Mol	Chain	Res	Type
3	C	205	VAL
4	D	71	GLY
3	V	57	GLY
2	B	239	VAL
4	W	87	PRO
1	A	294	GLN
4	D	188	GLY
6	F	61	VAL
3	V	176	VAL
6	Y	72	VAL
3	C	133	VAL
5	E	110	GLY
6	F	36	PRO
1	T	311	VAL
4	W	81	GLY
4	W	228	PHE
6	Y	36	PRO

### 5.3.2 Protein sidechains ⓘ

In the following table, the Percentiles column shows the percent sidechain outliers of the chain as a percentile score with respect to all X-ray entries followed by that with respect to entries of similar resolution.

The Analysed column shows the number of residues for which the sidechain conformation was analysed, and the total number of residues.

Mol	Chain	Analysed	Rotameric	Outliers	Percentiles	
1	A	345/363 (95%)	321 (93%)	24 (7%)	15	41
1	T	345/363 (95%)	319 (92%)	26 (8%)	13	39
2	B	168/345 (49%)	144 (86%)	24 (14%)	3	17
2	U	169/345 (49%)	147 (87%)	22 (13%)	4	20
3	C	301/313 (96%)	257 (85%)	44 (15%)	3	17
3	V	301/313 (96%)	264 (88%)	37 (12%)	4	21
4	D	249/264 (94%)	223 (90%)	26 (10%)	7	26
4	W	249/264 (94%)	225 (90%)	24 (10%)	8	29
5	E	156/159 (98%)	142 (91%)	14 (9%)	9	32
5	X	156/159 (98%)	136 (87%)	20 (13%)	4	20
6	F	154/155 (99%)	145 (94%)	9 (6%)	20	46

*Continued on next page...*



*Continued from previous page...*

Mol	Chain	Analysed	Rotameric	Outliers	Percentiles	
6	Y	154/155 (99%)	138 (90%)	16 (10%)	7	26
7	G	114/124 (92%)	103 (90%)	11 (10%)	8	29
7	Z	114/124 (92%)	105 (92%)	9 (8%)	12	38
All	All	2975/3446 (86%)	2669 (90%)	306 (10%)	7	27

All (306) residues with a non-rotameric sidechain are listed below:

Mol	Chain	Res	Type
1	A	4	ARG
1	A	19	LEU
1	A	62	ILE
1	A	79	ARG
1	A	152	SER
1	A	164	THR
1	A	210	ASP
1	A	211	ARG
1	A	232	SER
1	A	250	SER
1	A	255	GLN
1	A	265	LYS
1	A	268	SER
1	A	273	TYR
1	A	287	PHE
1	A	289	ASN
1	A	293	THR
1	A	298	GLU
1	A	306	ASN
1	A	327	MET
1	A	343	VAL
1	A	363	ILE
1	A	416	VAL
1	A	417	MET
2	B	82	TRP
2	B	89	TRP
2	B	92	THR
2	B	93	PHE
2	B	156	VAL
2	B	165	HIS
2	B	173	PHE
2	B	182	LEU
2	B	184	ILE

*Continued on next page...*

*Continued from previous page...*

Mol	Chain	Res	Type
2	B	191	ARG
2	B	192	TYR
2	B	200	ARG
2	B	206	HIS
2	B	220	LEU
2	B	233	LEU
2	B	240	LEU
2	B	248	ASP
2	B	253	LYS
2	B	272	ASN
2	B	274	GLU
2	B	292	ASP
2	B	315	SER
2	B	330	LEU
2	B	340	PHE
3	C	12	SER
3	C	18	LYS
3	C	26	CYS
3	C	31	GLU
3	C	48	LEU
3	C	54	GLN
3	C	63	ASP
3	C	73	ASP
3	C	74	ARG
3	C	77	TYR
3	C	90	LEU
3	C	92	ILE
3	C	94	ARG
3	C	107	ASN
3	C	118	ARG
3	C	122	ILE
3	C	123	CYS
3	C	131	TRP
3	C	133	VAL
3	C	137	ILE
3	C	138	LYS
3	C	139	LYS
3	C	142	ARG
3	C	147	SER
3	C	148	LEU
3	C	157	LEU
3	C	165	LYS

*Continued on next page...*

*Continued from previous page...*

Mol	Chain	Res	Type
3	C	174	LYS
3	C	178	GLU
3	C	179	ARG
3	C	180	PRO
3	C	194	LEU
3	C	202	CYS
3	C	216	ARG
3	C	248	LEU
3	C	257	SER
3	C	263	HIS
3	C	280	SER
3	C	284	ARG
3	C	305	LEU
3	C	324	LEU
3	C	328	SER
3	C	354	MET
3	C	360	ARG
4	D	3	LEU
4	D	8	ASN
4	D	18	LYS
4	D	42	LEU
4	D	43	TYR
4	D	45	ILE
4	D	76	LEU
4	D	95	LEU
4	D	106	LYS
4	D	116	LEU
4	D	118	ARG
4	D	130	GLN
4	D	157	LYS
4	D	159	ASP
4	D	160	ARG
4	D	171	ASP
4	D	179	LYS
4	D	185	PHE
4	D	201	SER
4	D	211	ASP
4	D	212	THR
4	D	225	PHE
4	D	230	ARG
4	D	233	ASN
4	D	244	ILE

*Continued on next page...*

*Continued from previous page...*

Mol	Chain	Res	Type
4	D	281	ARG
5	E	7	SER
5	E	10	ASP
5	E	39	THR
5	E	63	GLU
5	E	88	LYS
5	E	95	MET
5	E	123	LYS
5	E	127	GLU
5	E	130	ARG
5	E	138	GLN
5	E	142	LEU
5	E	144	LEU
5	E	146	GLU
5	E	150	ASP
6	F	6	ARG
6	F	31	GLU
6	F	54	SER
6	F	60	LYS
6	F	100	ASN
6	F	126	MET
6	F	131	LEU
6	F	166	LYS
6	F	167	ASN
7	G	27	GLU
7	G	39	GLU
7	G	55	LEU
7	G	65	ASN
7	G	68	SER
7	G	74	ARG
7	G	86	PHE
7	G	90	ASP
7	G	96	GLN
7	G	112	LYS
7	G	140	SER
1	T	4	ARG
1	T	19	LEU
1	T	35	ILE
1	T	71	THR
1	T	79	ARG
1	T	82	ILE
1	T	91	ARG

*Continued on next page...*

*Continued from previous page...*

Mol	Chain	Res	Type
1	T	114	GLU
1	T	152	SER
1	T	166	THR
1	T	210	ASP
1	T	211	ARG
1	T	232	SER
1	T	237	ASP
1	T	250	SER
1	T	255	GLN
1	T	265	LYS
1	T	273	TYR
1	T	276	PHE
1	T	294	GLN
1	T	298	GLU
1	T	306	ASN
1	T	343	VAL
1	T	363	ILE
1	T	416	VAL
1	T	417	MET
2	U	82	TRP
2	U	89	TRP
2	U	92	THR
2	U	93	PHE
2	U	156	VAL
2	U	158	ASP
2	U	165	HIS
2	U	184	ILE
2	U	191	ARG
2	U	192	TYR
2	U	200	ARG
2	U	206	HIS
2	U	220	LEU
2	U	228	GLU
2	U	240	LEU
2	U	248	ASP
2	U	274	GLU
2	U	292	ASP
2	U	326	LEU
2	U	336	LYS
2	U	339	LYS
2	U	340	PHE
3	V	18	LYS

*Continued on next page...*

*Continued from previous page...*

Mol	Chain	Res	Type
3	V	31	GLU
3	V	33	HIS
3	V	48	LEU
3	V	54	GLN
3	V	63	ASP
3	V	64	SER
3	V	70	CYS
3	V	73	ASP
3	V	74	ARG
3	V	77	TYR
3	V	90	LEU
3	V	92	ILE
3	V	94	ARG
3	V	100	ARG
3	V	107	ASN
3	V	118	ARG
3	V	123	CYS
3	V	131	TRP
3	V	134	CYS
3	V	135	LYS
3	V	136	HIS
3	V	142	ARG
3	V	157	LEU
3	V	174	LYS
3	V	189	MET
3	V	220	VAL
3	V	257	SER
3	V	258	LEU
3	V	263	HIS
3	V	280	SER
3	V	284	ARG
3	V	305	LEU
3	V	324	LEU
3	V	343	SER
3	V	354	MET
3	V	360	ARG
4	W	3	LEU
4	W	8	ASN
4	W	18	LYS
4	W	20	GLU
4	W	37	ASP
4	W	76	LEU

*Continued on next page...*

*Continued from previous page...*

Mol	Chain	Res	Type
4	W	77	LYS
4	W	95	LEU
4	W	106	LYS
4	W	116	LEU
4	W	118	ARG
4	W	130	GLN
4	W	157	LYS
4	W	159	ASP
4	W	179	LYS
4	W	185	PHE
4	W	190	ARG
4	W	201	SER
4	W	211	ASP
4	W	225	PHE
4	W	227	LEU
4	W	230	ARG
4	W	238	ASP
4	W	281	ARG
5	X	7	SER
5	X	15	LEU
5	X	21	LEU
5	X	22	LEU
5	X	27	GLN
5	X	39	THR
5	X	63	GLU
5	X	88	LYS
5	X	95	MET
5	X	123	LYS
5	X	127	GLU
5	X	130	ARG
5	X	133	LEU
5	X	138	GLN
5	X	142	LEU
5	X	144	LEU
5	X	146	GLU
5	X	150	ASP
5	X	153	ASN
5	X	157	SER
6	Y	6	ARG
6	Y	22	LEU
6	Y	23	GLU
6	Y	31	GLU

*Continued on next page...*

*Continued from previous page...*

Mol	Chain	Res	Type
6	Y	54	SER
6	Y	60	LYS
6	Y	62	LEU
6	Y	73	SER
6	Y	81	GLU
6	Y	97	ARG
6	Y	100	ASN
6	Y	105	ARG
6	Y	131	LEU
6	Y	141	GLU
6	Y	166	LYS
6	Y	167	ASN
7	Z	27	GLU
7	Z	39	GLU
7	Z	55	LEU
7	Z	68	SER
7	Z	74	ARG
7	Z	86	PHE
7	Z	96	GLN
7	Z	112	LYS
7	Z	140	SER

Some sidechains can be flipped to improve hydrogen bonding and reduce clashes. All (41) such sidechains are listed below:

Mol	Chain	Res	Type
1	A	108	HIS
1	A	144	GLN
1	A	192	HIS
1	A	205	GLN
1	A	260	ASN
1	A	370	HIS
3	C	14	HIS
3	C	54	GLN
3	C	107	ASN
3	C	153	ASN
3	C	213	ASN
3	C	263	HIS
3	C	327	ASN
4	D	111	HIS
4	D	219	ASN
4	D	233	ASN
5	E	18	ASN

*Continued on next page...*



*Continued from previous page...*

Mol	Chain	Res	Type
5	E	102	ASN
5	E	138	GLN
6	F	78	GLN
6	F	129	HIS
7	G	61	ASN
7	G	129	HIS
1	T	108	HIS
1	T	176	HIS
1	T	192	HIS
1	T	260	ASN
1	T	294	GLN
2	U	226	ASN
3	V	107	ASN
3	V	136	HIS
3	V	153	ASN
3	V	213	ASN
3	V	263	HIS
4	W	111	HIS
4	W	132	GLN
5	X	5	HIS
5	X	18	ASN
5	X	138	GLN
6	Y	78	GLN
7	Z	61	ASN

### 5.3.3 RNA ⓘ

There are no RNA molecules in this entry.

### 5.4 Non-standard residues in protein, DNA, RNA chains ⓘ

There are no non-standard protein/DNA/RNA residues in this entry.

### 5.5 Carbohydrates ⓘ

There are no carbohydrates in this entry.

### 5.6 Ligand geometry ⓘ

There are no ligands in this entry.

## 5.7 Other polymers [i](#)

There are no such residues in this entry.

## 5.8 Polymer linkage issues [i](#)

There are no chain breaks in this entry.

## 6 Fit of model and data [i](#)

### 6.1 Protein, DNA and RNA chains [i](#)

Unable to reproduce the depositors R factor - this section is therefore empty.

### 6.2 Non-standard residues in protein, DNA, RNA chains [i](#)

Unable to reproduce the depositors R factor - this section is therefore empty.

### 6.3 Carbohydrates [i](#)

Unable to reproduce the depositors R factor - this section is therefore empty.

### 6.4 Ligands [i](#)

Unable to reproduce the depositors R factor - this section is therefore empty.

### 6.5 Other polymers [i](#)

Unable to reproduce the depositors R factor - this section is therefore empty.