



# Full wwPDB X-ray Structure Validation Report ⓘ

May 29, 2020 – 12:58 pm BST

PDB ID : 1Z02  
Title : 2-Oxoquinoline 8-Monooxygenase Component: Active site Modulation by  
Rieske-[2Fe-2S] Center Oxidation/Reduction  
Authors : Martins, B.M.; Svetlitchnaia, T.; Dobbek, H.  
Deposited on : 2005-03-01  
Resolution : 1.80 Å(reported)

This is a Full wwPDB X-ray Structure Validation Report for a publicly released PDB entry.

We welcome your comments at [validation@mail.wwpdb.org](mailto:validation@mail.wwpdb.org)

A user guide is available at

<https://www.wwpdb.org/validation/2017/XrayValidationReportHelp>

with specific help available everywhere you see the ⓘ symbol.

---

The following versions of software and data (see [references ⓘ](#)) were used in the production of this report:

MolProbity : 4.02b-467  
Mogul : 1.8.5 (274361), CSD as541be (2020)  
Xtriage (Phenix) : **NOT EXECUTED**  
EDS : **NOT EXECUTED**  
Percentile statistics : 20191225.v01 (using entries in the PDB archive December 25th 2019)  
Ideal geometry (proteins) : Engh & Huber (2001)  
Ideal geometry (DNA, RNA) : Parkinson et al. (1996)  
Validation Pipeline (wwPDB-VP) : 2.11

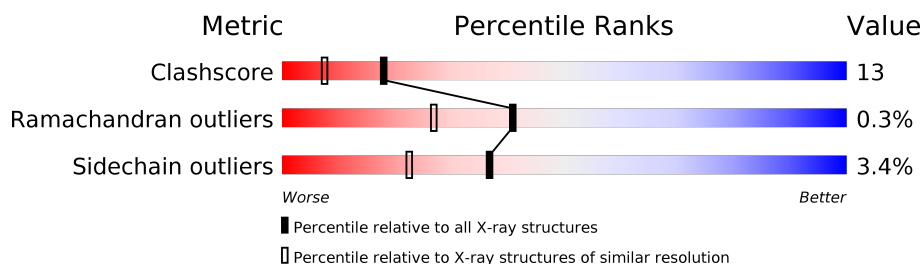
# 1 Overall quality at a glance

The following experimental techniques were used to determine the structure:

*X-RAY DIFFRACTION*

The reported resolution of this entry is 1.80 Å.

Percentile scores (ranging between 0-100) for global validation metrics of the entry are shown in the following graphic. The table shows the number of entries on which the scores are based.



Metric	Whole archive (#Entries)	Similar resolution (#Entries, resolution range(Å))
Clashscore	141614	6793 (1.80-1.80)
Ramachandran outliers	138981	6697 (1.80-1.80)
Sidechain outliers	138945	6696 (1.80-1.80)

The table below summarises the geometric issues observed across the polymeric chains and their fit to the electron density. The red, orange, yellow and green segments on the lower bar indicate the fraction of residues that contain outliers for  $\geq 3$ , 2, 1 and 0 types of geometric quality criteria respectively. A grey segment represents the fraction of residues that are not modelled. The numeric value for each fraction is indicated below the corresponding segment, with a dot representing fractions  $\leq 5\%$ .

Note EDS was not executed.

Mol	Chain	Length	Quality of chain
1	A	446	73% 21% . .
1	B	446	76% 19% . .
1	C	446	73% 21% . .
1	D	446	76% 18% . .
1	E	446	74% 20% . .
1	F	446	75% 19% . .

## 2 Entry composition

There are 4 unique types of molecules in this entry. The entry contains 25843 atoms, of which 0 are hydrogens and 0 are deuteriums.

In the tables below, the ZeroOcc column contains the number of atoms modelled with zero occupancy, the AltConf column contains the number of residues with at least one atom in alternate conformation and the Trace column contains the number of residues modelled with at most 2 atoms.

- Molecule 1 is a protein called 2-oxo-1,2-dihydroquinoline 8-monooxygenase, oxygenase component.

Mol	Chain	Residues	Atoms					ZeroOcc	AltConf	Trace
1	A	427	Total	C	N	O	S	0	0	0
			3454	2211	592	635	16			
1	B	427	Total	C	N	O	S	0	0	0
			3454	2211	592	635	16			
1	C	427	Total	C	N	O	S	0	0	0
			3454	2211	592	635	16			
1	D	427	Total	C	N	O	S	0	0	0
			3454	2211	592	635	16			
1	E	427	Total	C	N	O	S	0	0	0
			3454	2211	592	635	16			
1	F	427	Total	C	N	O	S	0	0	0
			3454	2211	592	635	16			

- Molecule 2 is FE (III) ION (three-letter code: FE) (formula: Fe).

Mol	Chain	Residues	Atoms		ZeroOcc	AltConf
2	D	1	Total	Fe	0	0
			1	1		
2	E	1	Total	Fe	0	0
			1	1		
2	B	1	Total	Fe	0	0
			1	1		
2	C	1	Total	Fe	0	0
			1	1		
2	A	1	Total	Fe	0	0
			1	1		
2	F	1	Total	Fe	0	0
			1	1		

- Molecule 3 is FE2/S2 (INORGANIC) CLUSTER (three-letter code: FES) (formula: Fe<sub>2</sub>S<sub>2</sub>).



Mol	Chain	Residues	Atoms			ZeroOcc	AltConf
3	A	1	Total	Fe	S	0	0
			4	2	2		
3	B	1	Total	Fe	S	0	0
			4	2	2		
3	C	1	Total	Fe	S	0	0
			4	2	2		
3	D	1	Total	Fe	S	0	0
			4	2	2		
3	E	1	Total	Fe	S	0	0
			4	2	2		
3	F	1	Total	Fe	S	0	0
			4	2	2		

- Molecule 4 is water.

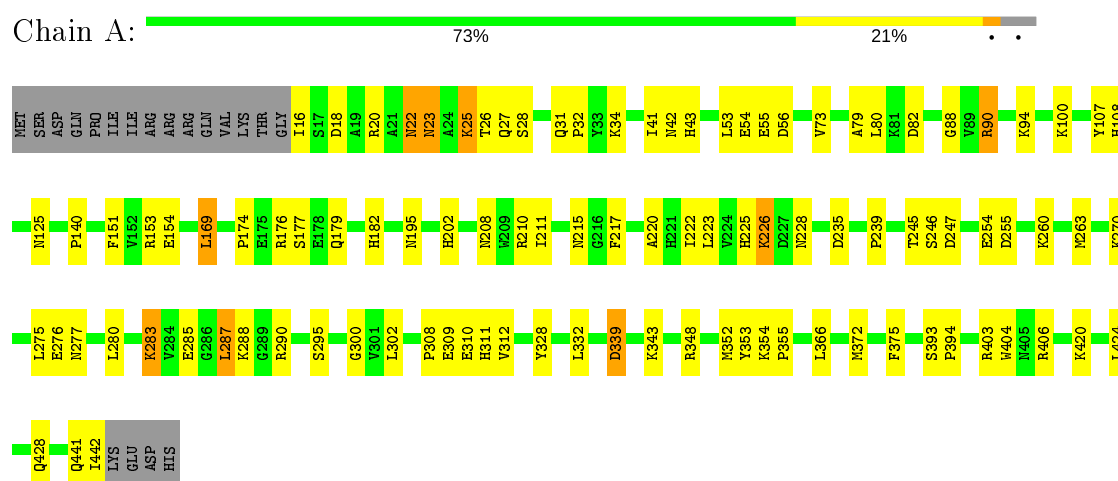
Mol	Chain	Residues	Atoms		ZeroOcc	AltConf
4	A	795	Total	O	0	0
			795	795		
4	B	890	Total	O	0	0
			890	890		
4	C	841	Total	O	0	0
			841	841		
4	D	817	Total	O	0	0
			817	817		
4	E	874	Total	O	0	0
			874	874		
4	F	872	Total	O	0	0
			872	872		

### 3 Residue-property plots

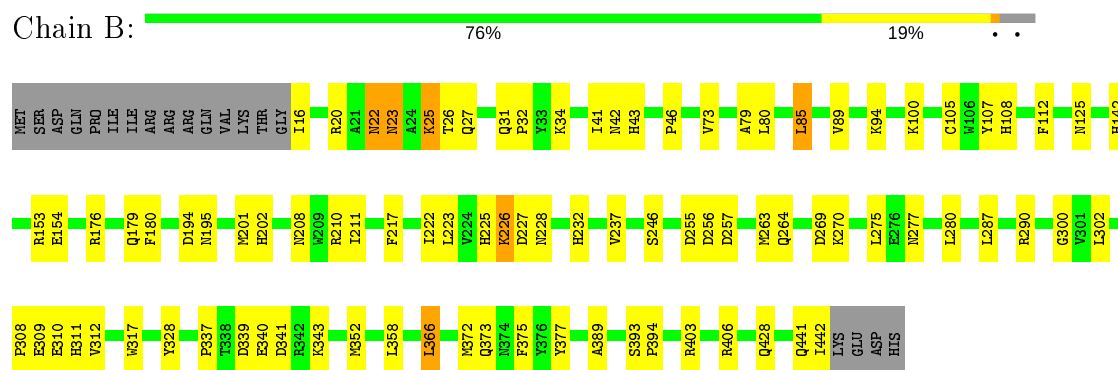
These plots are drawn for all protein, RNA and DNA chains in the entry. The first graphic for a chain summarises the proportions of the various outlier classes displayed in the second graphic. The second graphic shows the sequence view annotated by issues in geometry. Residues are color-coded according to the number of geometric quality criteria for which they contain at least one outlier: green = 0, yellow = 1, orange = 2 and red = 3 or more. Stretches of 2 or more consecutive residues without any outlier are shown as a green connector. Residues present in the sample, but not in the model, are shown in grey.

Note EDS was not executed.

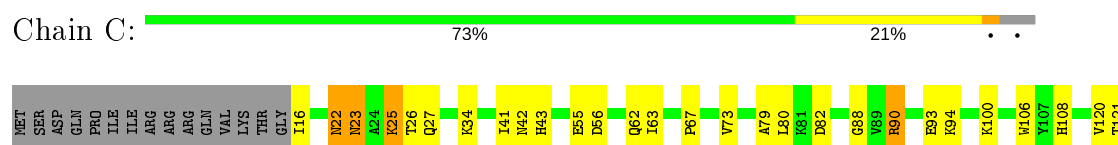
- Molecule 1: 2-oxo-1,2-dihydroquinoline 8-monooxygenase, oxygenase component

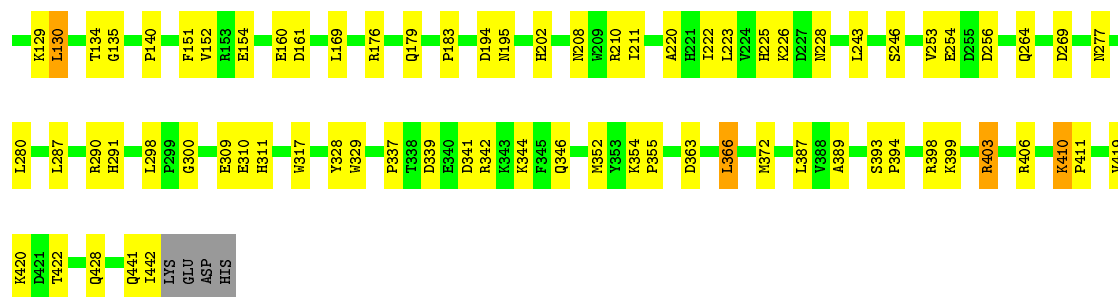


- Molecule 1: 2-oxo-1,2-dihydroquinoline 8-monooxygenase, oxygenase component



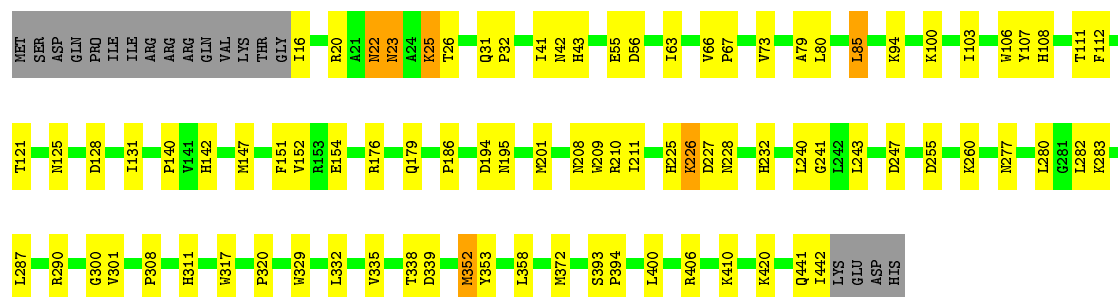
- Molecule 1: 2-oxo-1,2-dihydroquinoline 8-monooxygenase, oxygenase component





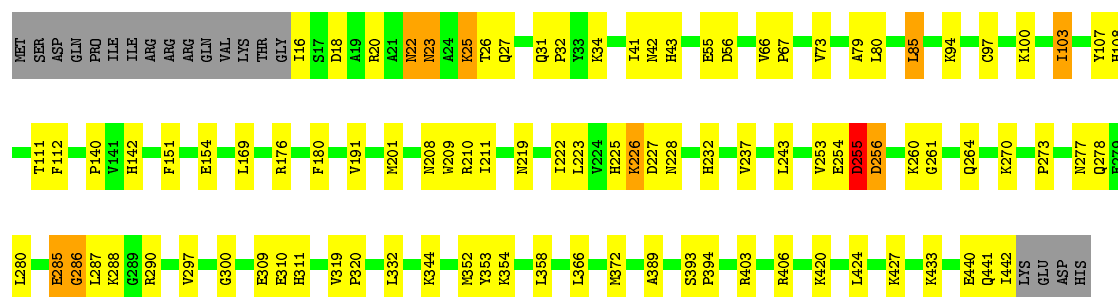
- Molecule 1: 2-oxo-1,2-dihydroquinoline 8-monooxygenase, oxygenase component

Chain D: 76% 18%



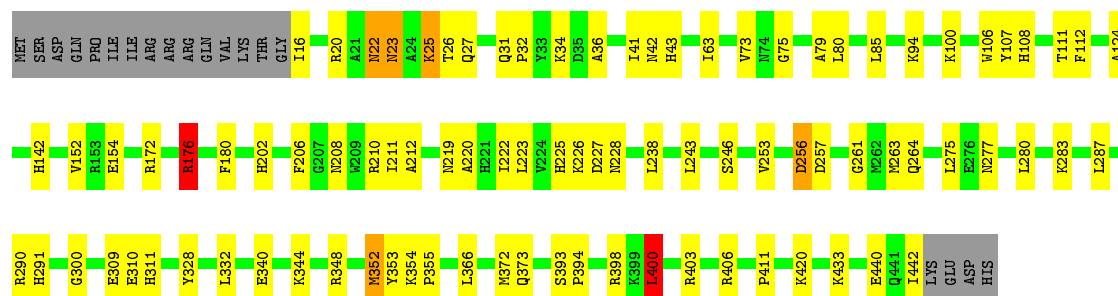
- Molecule 1: 2-oxo-1,2-dihydroquinoline 8-monooxygenase, oxygenase component

Chain E: 74% 20%



- Molecule 1: 2-oxo-1,2-dihydroquinoline 8-monooxygenase, oxygenase component

Chain F: 75% 19%



## 4 Data and refinement statistics

Xtriage (Phenix) and EDS were not executed - this section is therefore incomplete.

Property	Value	Source
Space group	P 21 21 21	Depositor
Cell constants a, b, c, $\alpha$ , $\beta$ , $\gamma$	102.03Å 169.97Å 175.35Å 90.00° 90.00° 90.00°	Depositor
Resolution (Å)	20.00 – 1.80	Depositor
% Data completeness (in resolution range)	98.2 (20.00-1.80)	Depositor
$R_{merge}$	(Not available)	Depositor
$R_{sym}$	(Not available)	Depositor
Refinement program	CNS	Depositor
R, $R_{free}$	0.200 , 0.240	Depositor
Estimated twinning fraction	No twinning to report.	Xtriage
Total number of atoms	25843	wwPDB-VP
Average B, all atoms (Å <sup>2</sup> )	20.0	wwPDB-VP

## 5 Model quality [i](#)

### 5.1 Standard geometry [i](#)

Bond lengths and bond angles in the following residue types are not validated in this section: FE, FES

The Z score for a bond length (or angle) is the number of standard deviations the observed value is removed from the expected value. A bond length (or angle) with  $|Z| > 5$  is considered an outlier worth inspection. RMSZ is the root-mean-square of all Z scores of the bond lengths (or angles).

Mol	Chain	Bond lengths		Bond angles	
		RMSZ	# Z  >5	RMSZ	# Z  >5
1	A	0.42	1/3560 (0.0%)	0.67	0/4853
1	B	0.39	0/3560	0.67	0/4853
1	C	0.41	0/3560	0.66	1/4853 (0.0%)
1	D	0.40	0/3560	0.65	0/4853
1	E	0.39	0/3560	0.65	0/4853
1	F	0.41	1/3560 (0.0%)	0.65	1/4853 (0.0%)
All	All	0.40	2/21360 (0.0%)	0.66	2/29118 (0.0%)

Chiral center outliers are detected by calculating the chiral volume of a chiral center and verifying if the center is modelled as a planar moiety or with the opposite hand. A planarity outlier is detected by checking planarity of atoms in a peptide group, atoms in a mainchain group or atoms of a sidechain that are expected to be planar.

Mol	Chain	#Chirality outliers	#Planarity outliers
1	F	0	1

All (2) bond length outliers are listed below:

Mol	Chain	Res	Type	Atoms	Z	Observed(Å)	Ideal(Å)
1	A	287	LEU	CG-CD2	-5.55	1.31	1.51
1	F	176	ARG	CD-NE	5.51	1.55	1.46

All (2) bond angle outliers are listed below:

Mol	Chain	Res	Type	Atoms	Z	Observed(°)	Ideal(°)
1	F	400	LEU	CA-CB-CG	5.73	128.49	115.30
1	C	403	ARG	NE-CZ-NH2	5.16	122.88	120.30

There are no chirality outliers.

All (1) planarity outliers are listed below:



Mol	Chain	Res	Type	Group
1	F	176	ARG	Sidechain

## 5.2 Too-close contacts ⓘ

In the following table, the Non-H and H(model) columns list the number of non-hydrogen atoms and hydrogen atoms in the chain respectively. The H(added) column lists the number of hydrogen atoms added and optimized by MolProbity. The Clashes column lists the number of clashes within the asymmetric unit, whereas Symm-Clashes lists symmetry related clashes.

Mol	Chain	Non-H	H(model)	H(added)	Clashes	Symm-Clashes
1	A	3454	0	3307	100	0
1	B	3454	0	3307	81	0
1	C	3454	0	3307	89	0
1	D	3454	0	3307	92	0
1	E	3454	0	3307	98	0
1	F	3454	0	3307	99	0
2	A	1	0	0	0	0
2	B	1	0	0	0	0
2	C	1	0	0	0	0
2	D	1	0	0	0	0
2	E	1	0	0	0	0
2	F	1	0	0	0	0
3	A	4	0	0	1	0
3	B	4	0	0	1	0
3	C	4	0	0	1	0
3	D	4	0	0	1	0
3	E	4	0	0	1	0
3	F	4	0	0	1	0
4	A	795	0	0	33	0
4	B	890	0	0	24	0
4	C	841	0	0	29	0
4	D	817	0	0	29	0
4	E	874	0	0	24	0
4	F	872	0	0	34	0
All	All	25843	0	19842	546	0

The all-atom clashscore is defined as the number of clashes found per 1000 atoms (including hydrogen atoms). The all-atom clashscore for this structure is 13.

All (546) close contacts within the same asymmetric unit are listed below, sorted by their clash magnitude.

Atom-1	Atom-2	Interatomic distance (Å)	Clash overlap (Å)
1:F:211:ILE:HG23	1:F:372:MET:HE2	1.34	1.10
1:A:239:PRO:HA	4:A:836:HOH:O	1.55	1.07
1:A:263:MET:HE3	1:A:295:SER:HB3	1.36	1.05
1:C:442:ILE:O	1:C:442:ILE:HG22	1.57	1.02
1:C:220:ALA:HB3	4:C:1156:HOH:O	1.63	0.98
1:D:22:ASN:HD22	1:D:22:ASN:H	1.12	0.98
4:A:1170:HOH:O	1:C:130:LEU:HG	1.65	0.96
1:B:211:ILE:HG23	1:B:372:MET:HE2	1.45	0.95
1:F:22:ASN:HD22	1:F:22:ASN:H	1.15	0.95
1:F:442:ILE:HG22	1:F:442:ILE:O	1.65	0.94
1:C:22:ASN:H	1:C:22:ASN:HD22	1.15	0.93
1:D:140:PRO:HG2	1:D:151:PHE:HB3	1.54	0.89
1:B:22:ASN:H	1:B:22:ASN:HD22	1.15	0.89
1:A:22:ASN:HD22	1:A:22:ASN:H	1.21	0.89
1:E:211:ILE:HG23	1:E:372:MET:HE1	1.54	0.88
1:E:22:ASN:H	1:E:22:ASN:HD22	1.15	0.88
1:A:287:LEU:HD22	4:A:1105:HOH:O	1.73	0.87
1:A:287:LEU:CD2	4:A:1105:HOH:O	2.22	0.87
1:C:344:LYS:HD2	4:C:1250:HOH:O	1.76	0.85
1:C:208:ASN:HD21	1:C:210:ARG:HE	1.22	0.85
1:E:191:VAL:HB	4:E:1331:HOH:O	1.77	0.84
1:F:226:LYS:HD3	4:F:1240:HOH:O	1.77	0.83
1:E:140:PRO:HG2	1:E:151:PHE:HB3	1.60	0.82
1:F:124:ALA:HB3	4:F:1344:HOH:O	1.80	0.82
1:D:208:ASN:HD21	1:D:210:ARG:HE	1.28	0.82
1:D:225:HIS:HD1	1:D:228:ASN:HD21	1.27	0.82
1:A:404:TRP:HH2	4:A:1253:HOH:O	1.63	0.81
1:C:208:ASN:ND2	1:C:210:ARG:HE	1.80	0.80
1:D:290:ARG:HD3	4:D:864:HOH:O	1.81	0.79
1:C:225:HIS:HD1	1:C:228:ASN:HD21	1.30	0.79
1:E:225:HIS:HD1	1:E:228:ASN:HD21	1.27	0.79
1:A:208:ASN:HD21	1:A:210:ARG:HE	1.32	0.78
1:B:225:HIS:HD1	1:B:228:ASN:HD21	1.29	0.78
1:F:23:ASN:ND2	1:F:26:THR:H	1.80	0.78
1:A:442:ILE:HD12	4:B:1254:HOH:O	1.85	0.77
1:F:225:HIS:HD1	1:F:228:ASN:HD21	1.31	0.76
1:C:287:LEU:HD23	1:C:287:LEU:H	1.51	0.76
1:D:352:MET:HG2	4:D:1238:HOH:O	1.85	0.76
1:D:226:LYS:HD3	4:F:1162:HOH:O	1.84	0.76
1:E:208:ASN:HD21	1:E:210:ARG:HE	1.32	0.76
1:B:287:LEU:HD23	1:B:287:LEU:H	1.50	0.76
1:F:256:ASP:HB3	4:F:837:HOH:O	1.85	0.76

Continued on next page...

*Continued from previous page...*

Atom-1	Atom-2	Interatomic distance (Å)	Clash overlap (Å)
1:A:23:ASN:ND2	1:A:26:THR:H	1.83	0.76
1:E:264:GLN:NE2	1:E:393:SER:OG	2.19	0.76
1:B:208:ASN:HD21	1:B:210:ARG:HE	1.30	0.76
1:D:442:ILE:HD13	4:E:1141:HOH:O	1.85	0.75
1:C:176:ARG:HH11	1:C:179:GLN:HE22	1.35	0.75
1:C:277:ASN:HD22	1:C:280:LEU:H	1.34	0.75
1:A:441:GLN:O	1:A:442:ILE:HG12	1.88	0.74
1:D:176:ARG:HH11	1:D:179:GLN:HE22	1.35	0.74
1:A:428:GLN:HG2	4:A:1202:HOH:O	1.87	0.74
1:A:263:MET:CE	1:A:295:SER:HB3	2.15	0.73
1:B:43:HIS:HE1	1:B:406:ARG:H	1.35	0.73
1:C:100:LYS:HE3	4:C:700:HOH:O	1.87	0.73
1:E:277:ASN:HD22	1:E:280:LEU:H	1.35	0.73
1:E:290:ARG:NH2	1:E:309:GLU:HA	2.03	0.73
1:F:208:ASN:HD21	1:F:210:ARG:HE	1.37	0.73
1:F:433:LYS:HZ1	1:F:440:GLU:CD	1.92	0.72
1:F:124:ALA:HB3	4:F:683:HOH:O	1.88	0.72
1:B:43:HIS:CE1	1:B:406:ARG:H	2.07	0.72
1:F:43:HIS:HE1	1:F:406:ARG:H	1.36	0.72
1:A:43:HIS:HE1	1:A:406:ARG:H	1.36	0.71
1:E:42:ASN:HD21	1:E:154:GLU:H	1.38	0.71
1:C:93:GLU:HA	4:C:1332:HOH:O	1.90	0.71
1:A:254:GLU:HG2	1:A:404:TRP:NE1	2.04	0.70
1:E:255:ASP:O	1:E:260:LYS:HE3	1.91	0.70
1:B:208:ASN:ND2	1:B:210:ARG:HE	1.90	0.70
1:D:208:ASN:ND2	1:D:210:ARG:HE	1.89	0.70
1:C:211:ILE:HG23	1:C:372:MET:HE3	1.74	0.70
1:F:238:LEU:HD12	4:F:1154:HOH:O	1.91	0.70
1:B:42:ASN:HD21	1:B:154:GLU:H	1.39	0.69
1:C:16:ILE:N	4:C:505:HOH:O	2.25	0.69
1:D:85:LEU:HB3	4:D:1125:HOH:O	1.92	0.69
1:F:208:ASN:ND2	1:F:210:ARG:HE	1.90	0.69
1:D:410:LYS:HE3	4:D:804:HOH:O	1.92	0.69
1:B:108:HIS:HB2	3:B:500:FES:S1	2.33	0.68
1:B:393:SER:HB3	1:B:394:PRO:CD	2.24	0.68
1:C:254:GLU:OE2	1:C:403:ARG:NH1	2.27	0.68
1:E:100:LYS:HE2	4:E:933:HOH:O	1.93	0.68
1:F:261:GLY:HA2	1:F:400:LEU:HD11	1.74	0.68
1:C:420:LYS:HE2	4:C:987:HOH:O	1.92	0.68
1:E:43:HIS:HE1	1:E:406:ARG:H	1.41	0.68
1:F:442:ILE:CG2	1:F:442:ILE:O	2.36	0.68

*Continued on next page...*

*Continued from previous page...*

Atom-1	Atom-2	Interatomic distance (Å)	Clash overlap (Å)
1:C:287:LEU:HD21	4:C:1258:HOH:O	1.92	0.68
1:D:282:LEU:HD12	4:D:1296:HOH:O	1.92	0.68
1:A:43:HIS:CE1	1:A:406:ARG:H	2.11	0.68
1:B:264:GLN:NE2	1:B:393:SER:OG	2.27	0.68
1:D:241:GLY:HA3	1:F:124:ALA:HB1	1.75	0.68
1:F:43:HIS:CE1	1:F:406:ARG:H	2.11	0.68
1:D:277:ASN:HD22	1:D:280:LEU:H	1.41	0.67
1:C:403:ARG:HD2	4:C:1040:HOH:O	1.92	0.67
1:E:43:HIS:CE1	1:E:406:ARG:H	2.12	0.67
1:D:85:LEU:H	1:D:85:LEU:CD2	2.08	0.67
1:E:208:ASN:ND2	1:E:210:ARG:HE	1.92	0.67
1:E:22:ASN:HD22	1:E:22:ASN:N	1.91	0.67
1:F:20:ARG:HD2	1:F:22:ASN:HD21	1.60	0.67
1:F:108:HIS:O	4:F:1344:HOH:O	2.13	0.67
1:E:211:ILE:HG23	1:E:372:MET:CE	2.24	0.66
1:F:94:LYS:HD3	4:F:921:HOH:O	1.95	0.66
1:B:257:ASP:HB3	4:B:1171:HOH:O	1.94	0.66
1:C:42:ASN:HD21	1:C:154:GLU:H	1.43	0.66
1:C:43:HIS:HE1	1:C:406:ARG:H	1.41	0.66
1:D:23:ASN:ND2	1:D:26:THR:H	1.93	0.66
1:E:256:ASP:HB3	4:E:1023:HOH:O	1.94	0.66
1:B:287:LEU:HD23	4:B:898:HOH:O	1.95	0.66
1:C:419:VAL:HG13	1:C:422:THR:CG2	2.25	0.66
1:B:22:ASN:HD22	1:B:22:ASN:N	1.91	0.66
1:A:208:ASN:ND2	1:A:210:ARG:HE	1.92	0.66
1:A:343:LYS:HB3	4:A:956:HOH:O	1.96	0.66
1:E:108:HIS:HB2	3:E:500:FES:S1	2.35	0.66
1:C:43:HIS:CE1	1:C:406:ARG:H	2.13	0.65
1:A:42:ASN:HD21	1:A:154:GLU:H	1.45	0.65
1:B:441:GLN:O	1:B:442:ILE:HB	1.96	0.65
1:C:441:GLN:HG2	4:C:1332:HOH:O	1.96	0.65
1:C:442:ILE:O	1:C:442:ILE:CG2	2.32	0.65
1:B:277:ASN:HD22	1:B:280:LEU:H	1.45	0.65
1:A:442:ILE:HG21	4:B:1259:HOH:O	1.97	0.65
1:C:419:VAL:HG12	4:C:577:HOH:O	1.96	0.65
1:B:442:ILE:HG23	4:B:986:HOH:O	1.97	0.64
1:B:25:LYS:NZ	4:B:1118:HOH:O	2.29	0.64
1:D:441:GLN:O	1:D:442:ILE:HB	1.96	0.64
1:A:283:LYS:HE3	4:A:1099:HOH:O	1.98	0.64
1:F:20:ARG:HD2	1:F:22:ASN:ND2	2.13	0.64
1:C:108:HIS:HB2	3:C:500:FES:S1	2.38	0.64

*Continued on next page...*

*Continued from previous page...*

Atom-1	Atom-2	Interatomic distance (Å)	Clash overlap (Å)
1:C:23:ASN:ND2	1:C:26:THR:H	1.96	0.63
1:A:225:HIS:HD1	1:A:228:ASN:HD21	1.44	0.63
1:A:20:ARG:HD2	1:A:22:ASN:HD21	1.64	0.62
1:B:16:ILE:N	4:B:810:HOH:O	2.32	0.62
1:C:22:ASN:N	1:C:22:ASN:HD22	1.93	0.62
1:D:290:ARG:NE	1:D:308:PRO:O	2.32	0.62
1:E:393:SER:HB3	1:E:394:PRO:CD	2.29	0.62
1:C:419:VAL:HG13	1:C:422:THR:HG23	1.81	0.62
1:E:16:ILE:N	4:E:1189:HOH:O	2.31	0.62
1:B:22:ASN:ND2	1:B:22:ASN:H	1.95	0.62
1:C:410:LYS:HG3	4:C:1224:HOH:O	2.00	0.62
1:E:73:VAL:HG11	1:E:100:LYS:O	1.99	0.62
1:F:211:ILE:CG2	1:F:372:MET:HE2	2.21	0.61
1:A:22:ASN:N	1:A:22:ASN:HD22	1.94	0.61
1:C:73:VAL:HG11	1:C:100:LYS:O	2.00	0.61
1:D:42:ASN:HD21	1:D:154:GLU:H	1.48	0.61
1:A:82:ASP:OD1	1:A:90:ARG:HG2	2.00	0.61
1:E:85:LEU:CD2	1:E:85:LEU:H	2.13	0.61
1:A:16:ILE:N	4:A:789:HOH:O	2.33	0.61
1:E:176:ARG:CZ	4:E:685:HOH:O	2.48	0.61
1:A:23:ASN:HD22	1:A:26:THR:H	1.49	0.61
1:E:287:LEU:HD23	1:E:287:LEU:H	1.66	0.60
1:D:73:VAL:HG11	1:D:100:LYS:O	2.00	0.60
1:D:22:ASN:H	1:D:22:ASN:ND2	1.93	0.60
1:D:410:LYS:HD3	4:D:1216:HOH:O	1.99	0.60
1:F:108:HIS:HB2	3:F:500:FES:S1	2.41	0.60
1:C:222:ILE:HB	4:C:770:HOH:O	2.02	0.60
1:D:85:LEU:H	1:D:85:LEU:HD23	1.66	0.59
1:F:277:ASN:HD22	1:F:280:LEU:H	1.47	0.59
1:A:100:LYS:HE3	4:A:1208:HOH:O	2.01	0.59
1:C:79:ALA:C	1:C:80:LEU:HD12	2.22	0.59
1:F:42:ASN:HD21	1:F:154:GLU:H	1.51	0.59
1:A:222:ILE:HB	4:A:723:HOH:O	2.02	0.59
1:A:277:ASN:HD22	1:A:280:LEU:H	1.48	0.59
1:C:287:LEU:HD23	4:C:1212:HOH:O	2.01	0.59
1:B:73:VAL:HG11	1:B:100:LYS:O	2.01	0.59
1:A:393:SER:HB2	1:A:394:PRO:CD	2.33	0.59
1:D:290:ARG:NH2	4:D:864:HOH:O	2.35	0.58
1:E:94:LYS:HE2	4:E:1007:HOH:O	2.03	0.58
1:F:25:LYS:HG2	4:F:1027:HOH:O	2.03	0.58
1:F:22:ASN:ND2	1:F:22:ASN:H	1.94	0.58

*Continued on next page...*

*Continued from previous page...*

Atom-1	Atom-2	Interatomic distance (Å)	Clash overlap (Å)
1:B:442:ILE:O	1:B:442:ILE:CG2	2.51	0.58
1:E:42:ASN:ND2	1:E:154:GLU:H	2.02	0.58
1:D:287:LEU:HD23	1:D:287:LEU:H	1.69	0.57
1:F:433:LYS:NZ	1:F:440:GLU:OE1	2.29	0.57
1:D:43:HIS:HE1	1:D:406:ARG:H	1.50	0.57
1:F:172:ARG:O	1:F:176:ARG:HG2	2.04	0.57
1:B:176:ARG:NH1	4:B:998:HOH:O	2.34	0.57
1:D:43:HIS:CE1	1:D:406:ARG:H	2.22	0.57
1:D:20:ARG:HD2	1:D:22:ASN:HD21	1.69	0.57
1:F:393:SER:HB2	1:F:394:PRO:CD	2.35	0.57
1:F:433:LYS:HD2	4:F:929:HOH:O	2.03	0.57
1:C:393:SER:HB2	1:C:394:PRO:CD	2.35	0.57
1:B:311:HIS:HE1	4:B:1030:HOH:O	1.86	0.57
1:C:129:LYS:HD3	4:C:1306:HOH:O	2.03	0.57
1:B:23:ASN:ND2	1:B:26:THR:H	2.02	0.57
1:D:16:ILE:N	4:D:748:HOH:O	2.37	0.57
1:A:125:ASN:HD21	1:B:389:ALA:HB3	1.70	0.57
1:B:222:ILE:HB	4:B:788:HOH:O	2.05	0.57
1:F:373:GLN:HG3	4:F:1146:HOH:O	2.04	0.57
1:A:23:ASN:C	1:A:23:ASN:HD22	2.09	0.56
1:D:442:ILE:O	1:D:442:ILE:CG2	2.52	0.56
1:E:442:ILE:O	1:E:442:ILE:HG22	2.04	0.56
1:F:22:ASN:HD22	1:F:22:ASN:N	1.90	0.56
1:A:404:TRP:CH2	4:A:1253:HOH:O	2.47	0.56
1:E:424:LEU:HG	4:F:1146:HOH:O	2.05	0.56
1:A:287:LEU:HD21	4:A:1105:HOH:O	1.96	0.56
1:C:82:ASP:OD1	1:C:90:ARG:HG2	2.06	0.56
1:D:400:LEU:HB2	4:D:871:HOH:O	2.05	0.56
1:A:226:LYS:HD3	4:C:1323:HOH:O	2.04	0.56
1:D:194:ASP:HB3	4:D:1153:HOH:O	2.06	0.56
1:D:20:ARG:HD2	1:D:22:ASN:ND2	2.21	0.56
1:D:240:LEU:O	1:F:124:ALA:HB2	2.05	0.56
1:A:73:VAL:HG11	1:A:100:LYS:O	2.06	0.56
4:D:1030:HOH:O	1:E:226:LYS:HD3	2.04	0.56
1:A:20:ARG:HD2	1:A:22:ASN:ND2	2.21	0.55
1:A:94:LYS:NZ	4:A:1190:HOH:O	2.39	0.55
1:D:194:ASP:HB3	4:D:976:HOH:O	2.04	0.55
1:F:73:VAL:HG13	1:F:100:LYS:HD2	1.88	0.55
1:C:291:HIS:HD2	4:C:1006:HOH:O	1.88	0.55
1:E:79:ALA:C	1:E:80:LEU:HD12	2.27	0.55
1:B:85:LEU:H	1:B:85:LEU:CD2	2.18	0.55

*Continued on next page...*

*Continued from previous page...*

Atom-1	Atom-2	Interatomic distance (Å)	Clash overlap (Å)
1:B:142:HIS:HD2	4:B:565:HOH:O	1.88	0.55
1:A:220:ALA:O	1:C:108:HIS:HD2	1.89	0.55
1:D:22:ASN:HD22	1:D:22:ASN:N	1.90	0.55
1:D:23:ASN:C	1:D:23:ASN:HD22	2.09	0.55
1:A:285:GLU:HA	4:A:969:HOH:O	2.07	0.55
1:C:246:SER:HB3	4:C:825:HOH:O	2.07	0.55
1:F:23:ASN:HD22	1:F:23:ASN:C	2.08	0.55
1:A:211:ILE:HG23	1:A:372:MET:HE3	1.89	0.55
1:A:255:ASP:O	1:A:260:LYS:NZ	2.30	0.54
1:D:283:LYS:NZ	4:D:816:HOH:O	2.34	0.54
1:D:79:ALA:C	1:D:80:LEU:HD12	2.28	0.54
1:D:85:LEU:N	1:D:85:LEU:HD23	2.22	0.54
1:C:23:ASN:HD22	1:C:23:ASN:C	2.09	0.54
1:D:311:HIS:CD2	4:D:783:HOH:O	2.60	0.54
1:F:100:LYS:HE3	4:F:616:HOH:O	2.06	0.54
1:A:246:SER:OG	1:A:270:LYS:HD3	2.08	0.54
1:D:393:SER:HB2	1:D:394:PRO:CD	2.38	0.54
1:F:94:LYS:HB3	1:F:106:TRP:CG	2.43	0.54
1:B:403:ARG:NH2	4:B:590:HOH:O	2.41	0.54
1:D:125:ASN:HD21	1:E:389:ALA:HB3	1.73	0.54
1:B:393:SER:HB3	1:B:394:PRO:HD3	1.89	0.54
1:E:225:HIS:HD1	1:E:228:ASN:ND2	2.00	0.54
1:F:403:ARG:NH2	4:F:782:HOH:O	2.40	0.54
1:E:23:ASN:ND2	1:E:26:THR:H	2.06	0.53
1:F:41:ILE:O	1:F:42:ASN:HB2	2.08	0.53
1:F:79:ALA:C	1:F:80:LEU:HD12	2.28	0.53
1:C:22:ASN:H	1:C:22:ASN:ND2	1.94	0.53
1:D:186:PRO:HB2	4:D:866:HOH:O	2.07	0.53
1:D:290:ARG:NH2	4:D:799:HOH:O	2.41	0.53
1:E:169:LEU:HD13	4:E:1331:HOH:O	2.08	0.53
1:E:442:ILE:O	1:E:442:ILE:CG2	2.55	0.53
1:B:223:LEU:HA	1:B:226:LYS:HG2	1.90	0.53
1:A:22:ASN:ND2	1:A:22:ASN:H	1.99	0.53
1:F:27:GLN:HE21	1:F:34:LYS:NZ	2.05	0.53
1:D:442:ILE:C	4:D:1192:HOH:O	2.47	0.53
1:B:225:HIS:HD1	1:B:228:ASN:ND2	2.04	0.53
1:E:441:GLN:O	1:E:442:ILE:HB	2.08	0.53
1:B:311:HIS:HD2	4:B:747:HOH:O	1.90	0.53
1:D:41:ILE:O	1:D:42:ASN:HB2	2.09	0.53
1:E:237:VAL:HG11	4:E:1361:HOH:O	2.08	0.53
4:E:846:HOH:O	1:F:277:ASN:HB2	2.08	0.52

*Continued on next page...*

*Continued from previous page...*

Atom-1	Atom-2	Interatomic distance (Å)	Clash overlap (Å)
1:B:79:ALA:C	1:B:80:LEU:HD12	2.30	0.52
1:D:108:HIS:HB2	3:D:500:FES:S1	2.49	0.52
1:B:23:ASN:HD22	1:B:23:ASN:C	2.12	0.52
1:D:247:ASP:C	1:D:247:ASP:OD2	2.46	0.52
1:D:290:ARG:CZ	4:D:864:HOH:O	2.57	0.52
1:B:42:ASN:ND2	1:B:154:GLU:H	2.05	0.52
1:C:277:ASN:ND2	1:C:280:LEU:H	2.06	0.52
1:F:124:ALA:HB1	4:F:684:HOH:O	2.10	0.52
1:F:16:ILE:N	4:F:874:HOH:O	2.42	0.52
1:D:25:LYS:C	1:D:25:LYS:HD2	2.30	0.52
1:A:182:HIS:HA	4:A:1171:HOH:O	2.09	0.52
1:A:90:ARG:HB2	4:A:592:HOH:O	2.08	0.52
1:B:366:LEU:HD11	4:B:564:HOH:O	2.08	0.52
1:B:290:ARG:NH2	1:B:309:GLU:HA	2.25	0.51
1:B:201:MET:CE	1:B:358:LEU:HB3	2.41	0.51
1:B:377:TYR:HB3	4:B:889:HOH:O	2.09	0.51
1:F:420:LYS:NZ	4:F:580:HOH:O	2.36	0.51
1:A:125:ASN:HB2	4:B:598:HOH:O	2.10	0.51
1:B:27:GLN:HE21	1:B:34:LYS:NZ	2.07	0.51
1:E:94:LYS:HD3	4:F:907:HOH:O	2.10	0.51
1:B:41:ILE:O	1:B:42:ASN:HB2	2.11	0.51
1:A:339:ASP:O	1:A:343:LYS:HG3	2.11	0.51
1:A:79:ALA:C	1:A:80:LEU:HD12	2.31	0.51
1:D:142:HIS:HD2	4:D:724:HOH:O	1.94	0.51
1:E:22:ASN:H	1:E:22:ASN:ND2	1.95	0.51
1:F:340:GLU:O	1:F:344:LYS:HG3	2.10	0.51
1:D:211:ILE:HG23	1:D:372:MET:HE3	1.92	0.51
1:A:283:LYS:CE	4:A:1099:HOH:O	2.57	0.51
1:B:85:LEU:HD22	1:B:112:PHE:CE2	2.46	0.51
1:D:194:ASP:O	1:D:195:ASN:HB2	2.11	0.51
1:A:403:ARG:NH1	4:A:935:HOH:O	2.43	0.50
1:B:269:ASP:HB2	4:B:769:HOH:O	2.10	0.50
1:D:225:HIS:HD1	1:D:228:ASN:ND2	2.03	0.50
1:F:225:HIS:HD1	1:F:228:ASN:ND2	2.05	0.50
1:E:20:ARG:HD2	1:E:22:ASN:ND2	2.26	0.50
1:F:290:ARG:NH1	1:F:309:GLU:HA	2.27	0.50
1:A:55:GLU:O	1:A:56:ASP:HB2	2.11	0.50
1:D:201:MET:CE	1:D:358:LEU:HB3	2.42	0.50
1:D:42:ASN:ND2	1:D:154:GLU:H	2.10	0.50
1:A:18:ASP:HB3	4:A:1142:HOH:O	2.12	0.49
1:C:41:ILE:O	1:C:42:ASN:HB2	2.12	0.49

*Continued on next page...*



*Continued from previous page...*

Atom-1	Atom-2	Interatomic distance (Å)	Clash overlap (Å)
1:D:121:THR:HA	1:D:131:ILE:HD13	1.93	0.49
1:F:400:LEU:HD23	1:F:400:LEU:C	2.32	0.49
1:B:442:ILE:O	1:B:442:ILE:HG22	2.10	0.49
1:D:94:LYS:HB3	1:D:106:TRP:CG	2.47	0.49
1:F:124:ALA:CB	4:F:1344:HOH:O	2.49	0.49
1:F:23:ASN:HD22	1:F:26:THR:H	1.56	0.49
1:A:108:HIS:HB2	3:A:500:FES:S1	2.52	0.49
1:E:254:GLU:O	1:E:255:ASP:O	2.30	0.49
1:E:85:LEU:H	1:E:85:LEU:HD23	1.76	0.49
1:F:287:LEU:HD23	1:F:287:LEU:O	2.12	0.49
1:A:263:MET:HA	1:A:263:MET:HE3	1.94	0.49
1:F:202:HIS:HA	1:F:328:TYR:O	2.13	0.49
1:F:27:GLN:HE21	1:F:34:LYS:HZ1	1.61	0.49
1:D:140:PRO:HG2	1:D:151:PHE:CB	2.36	0.49
1:C:342:ARG:HD3	4:C:889:HOH:O	2.12	0.49
1:E:311:HIS:HD2	4:E:649:HOH:O	1.95	0.49
1:F:261:GLY:CA	1:F:400:LEU:HD11	2.43	0.49
1:D:176:ARG:NH1	1:D:179:GLN:HE22	2.06	0.49
1:D:227:ASP:HA	1:D:232:HIS:HE1	1.78	0.49
1:F:25:LYS:HD2	1:F:25:LYS:C	2.33	0.48
1:A:393:SER:HB2	1:A:394:PRO:HD3	1.95	0.48
1:B:428:GLN:NE2	4:B:1186:HOH:O	2.43	0.48
1:D:100:LYS:HE3	4:D:761:HOH:O	2.12	0.48
1:D:186:PRO:HG2	4:D:520:HOH:O	2.12	0.48
1:F:227:ASP:HB2	4:F:1290:HOH:O	2.13	0.48
1:F:311:HIS:HD2	4:F:739:HOH:O	1.97	0.48
1:E:243:LEU:HD12	4:E:1123:HOH:O	2.12	0.48
1:E:393:SER:HB3	1:E:394:PRO:HD3	1.93	0.48
1:E:41:ILE:O	1:E:42:ASN:HB2	2.14	0.48
1:B:227:ASP:HA	1:B:232:HIS:HE1	1.78	0.48
1:C:428:GLN:NE2	4:C:795:HOH:O	2.40	0.48
1:E:427:LYS:HD2	1:F:206:PHE:CD1	2.49	0.48
1:C:42:ASN:ND2	1:C:154:GLU:H	2.08	0.48
1:D:420:LYS:NZ	4:D:945:HOH:O	2.34	0.48
1:E:23:ASN:C	1:E:23:ASN:HD22	2.16	0.48
1:E:256:ASP:OD1	1:E:256:ASP:N	2.47	0.48
1:E:433:LYS:NZ	1:E:440:GLU:OE1	2.33	0.48
1:C:253:VAL:HG13	4:C:956:HOH:O	2.13	0.48
1:E:25:LYS:C	1:E:25:LYS:HD2	2.34	0.48
1:F:257:ASP:HB3	4:F:1305:HOH:O	2.14	0.48
1:A:41:ILE:O	1:A:42:ASN:HB2	2.13	0.47

*Continued on next page...*

*Continued from previous page...*

Atom-1	Atom-2	Interatomic distance (Å)	Clash overlap (Å)
4:D:1041:HOH:O	1:E:277:ASN:HB2	2.14	0.47
1:B:20:ARG:HD2	1:B:22:ASN:HD21	1.78	0.47
1:E:27:GLN:HE21	1:E:34:LYS:NZ	2.12	0.47
1:F:433:LYS:CD	4:F:929:HOH:O	2.60	0.47
1:A:195:ASN:ND2	4:A:1238:HOH:O	2.45	0.47
4:A:1057:HOH:O	1:B:277:ASN:HB2	2.15	0.47
1:E:20:ARG:HD2	1:E:22:ASN:HD21	1.80	0.47
1:E:270:LYS:HE2	4:E:1077:HOH:O	2.15	0.47
1:F:212:ALA:HB2	4:F:898:HOH:O	2.12	0.47
1:B:85:LEU:HD22	1:B:112:PHE:CZ	2.49	0.47
1:C:222:ILE:HG21	4:C:920:HOH:O	2.13	0.47
1:C:411:PRO:HD3	4:C:719:HOH:O	2.12	0.47
1:D:63:ILE:HG21	1:D:152:VAL:HG21	1.97	0.47
1:B:176:ARG:NH2	1:B:179:GLN:HE22	2.12	0.47
1:A:25:LYS:HD2	1:A:25:LYS:C	2.34	0.47
1:B:31:GLN:N	1:B:32:PRO:CD	2.77	0.47
1:F:246:SER:HB3	4:F:867:HOH:O	2.15	0.47
1:A:276:GLU:HG3	4:A:1280:HOH:O	2.15	0.47
1:C:290:ARG:NH1	1:C:309:GLU:HA	2.29	0.47
1:E:290:ARG:NH2	4:E:1086:HOH:O	2.31	0.47
1:D:290:ARG:CD	4:D:864:HOH:O	2.52	0.47
1:E:142:HIS:HD2	4:E:723:HOH:O	1.97	0.47
1:A:287:LEU:HA	1:A:287:LEU:HD23	1.56	0.46
1:C:419:VAL:CG1	1:C:422:THR:CG2	2.93	0.46
1:D:335:VAL:HG21	4:D:798:HOH:O	2.15	0.46
1:F:31:GLN:HB3	1:F:32:PRO:HD3	1.97	0.46
1:F:23:ASN:HD21	1:F:26:THR:H	1.61	0.46
1:A:225:HIS:HD1	1:A:228:ASN:ND2	2.12	0.46
1:A:424:LEU:HG	4:B:1220:HOH:O	2.15	0.46
1:C:399:LYS:O	1:C:403:ARG:HD3	2.16	0.46
1:A:275:LEU:HD23	4:A:969:HOH:O	2.16	0.46
1:E:219:ASN:HD21	1:E:264:GLN:HE22	1.64	0.46
1:B:194:ASP:O	1:B:195:ASN:HB2	2.15	0.46
1:B:339:ASP:OD1	1:B:343:LYS:HE3	2.16	0.46
1:E:290:ARG:HH21	1:E:309:GLU:HA	1.79	0.46
1:A:420:LYS:NZ	4:A:850:HOH:O	2.44	0.45
1:E:278:GLN:NE2	4:E:677:HOH:O	2.49	0.45
1:C:337:PRO:HD2	1:C:341:ASP:OD1	2.16	0.45
1:E:227:ASP:HA	1:E:232:HIS:HE1	1.82	0.45
1:E:222:ILE:HB	4:E:610:HOH:O	2.16	0.45
1:F:238:LEU:CD1	4:F:1154:HOH:O	2.58	0.45

*Continued on next page...*

*Continued from previous page...*

Atom-1	Atom-2	Interatomic distance (Å)	Clash overlap (Å)
1:F:75:GLY:HA2	4:F:1019:HOH:O	2.16	0.45
1:A:16:ILE:HG13	4:A:1292:HOH:O	2.15	0.45
1:C:264:GLN:NE2	1:C:393:SER:OG	2.49	0.45
1:F:411:PRO:HD3	4:F:849:HOH:O	2.16	0.45
1:C:311:HIS:HD2	4:C:699:HOH:O	1.98	0.45
1:D:85:LEU:N	1:D:85:LEU:CD2	2.73	0.45
1:E:97:CYS:SG	1:E:103:ILE:HG12	2.57	0.45
1:F:291:HIS:HD2	4:F:1257:HOH:O	1.98	0.45
1:F:332:LEU:CD1	1:F:353:TYR:HB3	2.47	0.45
1:F:73:VAL:HG11	1:F:100:LYS:O	2.16	0.45
1:B:20:ARG:HD2	1:B:22:ASN:ND2	2.32	0.45
1:E:201:MET:CE	1:E:358:LEU:HB3	2.46	0.45
1:F:180:PHE:HZ	1:F:253:VAL:HG21	1.82	0.45
1:A:217:PHE:HB3	1:A:302:LEU:HD13	1.98	0.45
1:A:442:ILE:HD13	4:B:1259:HOH:O	2.16	0.45
1:B:340:GLU:HG3	4:B:1197:HOH:O	2.17	0.45
1:C:22:ASN:ND2	1:C:387:LEU:H	2.15	0.45
1:C:25:LYS:HD2	1:C:25:LYS:C	2.37	0.45
1:F:222:ILE:HB	4:F:695:HOH:O	2.16	0.45
1:D:176:ARG:HH11	1:D:179:GLN:NE2	2.09	0.45
1:F:22:ASN:ND2	1:F:22:ASN:N	2.61	0.45
1:F:42:ASN:ND2	1:F:154:GLU:H	2.13	0.45
1:A:25:LYS:O	1:A:25:LYS:HD2	2.17	0.44
1:A:290:ARG:HD2	4:A:515:HOH:O	2.17	0.44
1:B:85:LEU:H	1:B:85:LEU:HD23	1.82	0.44
1:A:27:GLN:HE21	1:A:34:LYS:NZ	2.16	0.44
1:B:22:ASN:ND2	1:B:22:ASN:N	2.62	0.44
1:C:202:HIS:HA	1:C:328:TYR:O	2.18	0.44
1:E:277:ASN:ND2	1:E:280:LEU:H	2.11	0.44
1:E:85:LEU:N	1:E:85:LEU:HD23	2.32	0.44
1:A:343:LYS:HG2	4:A:1025:HOH:O	2.18	0.44
1:C:55:GLU:O	1:C:56:ASP:HB2	2.18	0.44
1:F:180:PHE:CD2	1:F:263:MET:HG2	2.52	0.44
1:A:348:ARG:NH2	4:A:631:HOH:O	2.50	0.44
1:B:85:LEU:CD2	1:B:112:PHE:CE2	3.00	0.44
1:C:222:ILE:HG23	1:C:223:LEU:N	2.32	0.44
1:C:94:LYS:HB3	1:C:106:TRP:CG	2.53	0.44
1:D:55:GLU:O	1:D:56:ASP:HB2	2.17	0.44
1:A:176:ARG:HH21	1:A:179:GLN:HE22	1.65	0.44
1:B:27:GLN:HE21	1:B:34:LYS:HZ1	1.65	0.44
1:C:317:TRP:HB2	1:C:329:TRP:HB2	2.00	0.44

*Continued on next page...*

*Continued from previous page...*

Atom-1	Atom-2	Interatomic distance (Å)	Clash overlap (Å)
1:F:256:ASP:HB2	4:F:750:HOH:O	2.16	0.44
1:D:442:ILE:HG22	1:D:442:ILE:O	2.16	0.44
1:D:66:VAL:HA	1:D:67:PRO:HD3	1.86	0.44
1:E:31:GLN:HB3	1:E:32:PRO:HD3	1.99	0.44
1:E:80:LEU:N	1:E:80:LEU:HD12	2.32	0.44
1:F:393:SER:HB2	1:F:394:PRO:HD3	2.00	0.44
1:C:183:PRO:HB3	4:C:941:HOH:O	2.17	0.44
1:E:180:PHE:HZ	1:E:253:VAL:HG21	1.82	0.44
1:E:209:TRP:CG	1:E:320:PRO:HG3	2.52	0.44
1:F:310:GLU:O	1:F:311:HIS:HB2	2.17	0.44
1:A:332:LEU:CD1	1:A:353:TYR:HB3	2.47	0.44
1:A:42:ASN:HD22	1:A:153:ARG:HA	1.83	0.44
1:E:287:LEU:N	1:E:287:LEU:HD23	2.33	0.44
1:E:332:LEU:CD1	1:E:353:TYR:HB3	2.48	0.44
1:E:354:LYS:HD3	4:E:910:HOH:O	2.18	0.43
1:E:273:PRO:HD3	4:E:1324:HOH:O	2.17	0.43
1:E:287:LEU:CD2	1:E:287:LEU:H	2.29	0.43
1:B:42:ASN:HD22	1:B:153:ARG:HA	1.82	0.43
1:A:140:PRO:HD2	1:A:151:PHE:HB3	2.00	0.43
1:F:348:ARG:O	1:F:352:MET:HB3	2.19	0.43
1:A:54:GLU:HB3	4:A:1024:HOH:O	2.19	0.43
1:B:226:LYS:HB2	1:B:226:LYS:NZ	2.33	0.43
1:C:27:GLN:HE21	1:C:34:LYS:NZ	2.16	0.43
1:B:337:PRO:HD2	1:B:341:ASP:OD1	2.18	0.43
1:B:89:VAL:CG2	1:B:105:CYS:SG	3.06	0.43
1:C:67:PRO:HB2	1:C:82:ASP:HB3	2.01	0.43
1:E:31:GLN:N	1:E:32:PRO:CD	2.81	0.43
1:F:73:VAL:CG1	1:F:100:LYS:HD2	2.47	0.43
1:E:85:LEU:CD2	1:E:112:PHE:CZ	3.01	0.43
1:F:208:ASN:HD21	1:F:210:ARG:NE	2.12	0.43
1:A:211:ILE:CG2	1:A:372:MET:HE3	2.49	0.43
1:C:27:GLN:NE2	1:C:34:LYS:HZ1	2.17	0.43
1:D:209:TRP:CG	1:D:320:PRO:HG3	2.54	0.43
1:E:55:GLU:O	1:E:56:ASP:HB2	2.17	0.43
1:F:219:ASN:HD21	1:F:264:GLN:HE22	1.66	0.43
1:A:42:ASN:ND2	1:A:154:GLU:H	2.13	0.43
1:A:31:GLN:N	1:A:32:PRO:CD	2.82	0.43
1:D:332:LEU:CD1	1:D:353:TYR:HB3	2.49	0.43
1:E:16:ILE:HG12	4:E:1138:HOH:O	2.19	0.43
1:E:223:LEU:HG	4:E:672:HOH:O	2.19	0.43
1:A:283:LYS:HG2	1:A:283:LYS:O	2.19	0.43

*Continued on next page...*

*Continued from previous page...*

Atom-1	Atom-2	Interatomic distance (Å)	Clash overlap (Å)
1:C:120:VAL:O	1:C:121:THR:HB	2.18	0.43
1:B:180:PHE:CD2	1:B:263:MET:HG2	2.54	0.42
1:D:201:MET:HE2	1:D:358:LEU:HB3	2.00	0.42
1:D:31:GLN:N	1:D:32:PRO:CD	2.83	0.42
1:E:310:GLU:O	1:E:311:HIS:HB2	2.18	0.42
1:E:85:LEU:HD22	1:E:85:LEU:H	1.84	0.42
1:C:393:SER:HB2	1:C:394:PRO:HD3	2.01	0.42
1:E:66:VAL:HA	1:E:67:PRO:HD3	1.88	0.42
1:C:310:GLU:O	1:C:311:HIS:HB2	2.19	0.42
1:C:428:GLN:HB3	4:C:795:HOH:O	2.19	0.42
1:E:219:ASN:HD21	1:E:264:GLN:NE2	2.17	0.42
1:F:373:GLN:NE2	4:F:898:HOH:O	2.52	0.42
1:C:346:GLN:HB2	4:C:1320:HOH:O	2.18	0.42
1:A:245:THR:HG22	4:A:939:HOH:O	2.18	0.42
1:D:85:LEU:CD2	1:D:112:PHE:CE2	3.03	0.42
1:D:128:ASP:HA	4:D:853:HOH:O	2.20	0.42
1:F:142:HIS:HD2	4:F:656:HOH:O	2.02	0.42
1:A:174:PRO:HA	1:A:177:SER:OG	2.20	0.42
1:C:63:ILE:HG21	1:C:152:VAL:HG21	2.01	0.42
1:D:85:LEU:CD2	1:D:112:PHE:CZ	3.03	0.42
1:C:160:GLU:HG3	1:C:161:ASP:OD2	2.20	0.42
1:D:280:LEU:HD12	4:D:1296:HOH:O	2.20	0.42
1:F:222:ILE:HG23	1:F:223:LEU:N	2.34	0.42
1:A:308:PRO:HD2	1:A:312:VAL:HG11	2.02	0.42
1:A:442:ILE:C	4:A:1270:HOH:O	2.58	0.42
1:C:363:ASP:O	1:C:366:LEU:HB2	2.20	0.42
1:A:375:PHE:CG	1:C:88:GLY:HA3	2.54	0.42
1:E:261:GLY:HA3	1:E:297:VAL:HG12	2.00	0.42
1:C:354:LYS:HB3	1:C:355:PRO:CD	2.50	0.42
1:D:280:LEU:HD21	1:F:111:THR:HG21	2.02	0.42
1:C:339:ASP:HA	1:C:342:ARG:NH1	2.34	0.41
1:C:420:LYS:NZ	4:C:871:HOH:O	2.46	0.41
1:E:85:LEU:HD22	1:E:112:PHE:CZ	2.55	0.41
1:E:420:LYS:HE2	4:E:950:HOH:O	2.19	0.41
1:F:31:GLN:N	1:F:32:PRO:CD	2.83	0.41
1:E:287:LEU:HD12	4:E:1115:HOH:O	2.19	0.41
1:E:319:VAL:HA	1:E:320:PRO:HD3	1.96	0.41
1:A:290:ARG:NH1	1:A:309:GLU:HA	2.36	0.41
1:B:16:ILE:N	4:B:607:HOH:O	2.53	0.41
1:B:85:LEU:CD2	1:B:112:PHE:CZ	3.03	0.41
1:A:28:SER:HA	4:A:952:HOH:O	2.20	0.41

*Continued on next page...*

*Continued from previous page...*

Atom-1	Atom-2	Interatomic distance (Å)	Clash overlap (Å)
1:C:140:PRO:HD2	1:C:151:PHE:HB3	2.02	0.41
1:D:142:HIS:HE1	4:D:901:HOH:O	2.03	0.41
1:D:23:ASN:HD22	1:D:26:THR:H	1.65	0.41
1:F:275:LEU:N	1:F:275:LEU:HD12	2.36	0.41
1:A:254:GLU:HG2	1:A:404:TRP:CE2	2.55	0.41
1:B:125:ASN:HD21	1:C:389:ALA:HB3	1.86	0.41
1:C:62:GLN:NE2	4:C:851:HOH:O	2.53	0.41
1:D:301:VAL:HG22	1:D:317:TRP:CD1	2.56	0.41
1:E:237:VAL:HB	1:E:288:LYS:H	1.85	0.41
1:E:85:LEU:HD22	1:E:112:PHE:CE2	2.55	0.41
1:A:88:GLY:HA3	1:B:375:PHE:CG	2.56	0.41
1:B:373:GLN:HG3	4:B:1220:HOH:O	2.20	0.41
1:E:85:LEU:CD2	1:E:112:PHE:CE2	3.03	0.41
1:E:403:ARG:NH2	4:E:581:HOH:O	2.53	0.41
1:F:442:ILE:HG21	1:F:442:ILE:HD13	1.77	0.41
1:A:235:ASP:O	1:A:288:LYS:HD3	2.21	0.41
1:A:424:LEU:O	1:A:428:GLN:HG3	2.21	0.41
1:B:202:HIS:HA	1:B:328:TYR:O	2.21	0.41
1:B:217:PHE:HB3	1:B:302:LEU:HD13	2.02	0.41
1:B:246:SER:OG	1:B:270:LYS:HD3	2.19	0.41
1:C:225:HIS:HD1	1:C:228:ASN:ND2	2.08	0.41
1:E:111:THR:HG21	1:F:280:LEU:HD21	2.03	0.41
1:E:285:GLU:O	1:E:286:GLY:C	2.58	0.41
1:B:275:LEU:HD12	1:B:275:LEU:N	2.36	0.41
1:B:310:GLU:O	1:B:311:HIS:HB2	2.21	0.41
1:C:208:ASN:ND2	1:C:210:ARG:H	2.18	0.41
1:C:394:PRO:O	1:C:398:ARG:HG3	2.21	0.41
1:D:63:ILE:CG2	1:D:152:VAL:HG21	2.51	0.41
1:D:111:THR:HG21	1:E:280:LEU:HD21	2.01	0.41
1:F:36:ALA:HA	4:F:681:HOH:O	2.21	0.41
1:A:31:GLN:HB3	1:A:32:PRO:HD3	2.02	0.40
1:B:46:PRO:HG3	1:B:317:TRP:CD2	2.56	0.40
1:F:85:LEU:HD21	1:F:112:PHE:HE2	1.86	0.40
1:E:108:HIS:HD2	1:F:220:ALA:O	2.04	0.40
1:F:394:PRO:O	1:F:398:ARG:HG3	2.21	0.40
1:A:27:GLN:HE21	1:A:34:LYS:HZ1	1.69	0.40
1:A:354:LYS:HB3	1:A:355:PRO:CD	2.51	0.40
1:C:428:GLN:HG3	4:C:1136:HOH:O	2.21	0.40
1:D:290:ARG:NH2	1:D:290:ARG:HG2	2.37	0.40
1:D:85:LEU:H	1:D:85:LEU:HD22	1.85	0.40
1:F:63:ILE:HG21	1:F:152:VAL:HG21	2.03	0.40

*Continued on next page...*

Continued from previous page...

Atom-1	Atom-2	Interatomic distance (Å)	Clash overlap (Å)
1:A:202:HIS:HA	1:A:328:TYR:O	2.21	0.40
1:A:254:GLU:HG2	1:A:404:TRP:HE1	1.82	0.40
1:A:310:GLU:O	1:A:311:HIS:HB2	2.21	0.40
1:C:194:ASP:O	1:C:195:ASN:HB2	2.21	0.40
1:D:260:LYS:HG2	4:D:678:HOH:O	2.20	0.40
1:D:317:TRP:HB2	1:D:329:TRP:HB2	2.03	0.40
1:F:354:LYS:HB3	1:F:355:PRO:HD3	2.03	0.40
1:A:169:LEU:HD12	1:A:169:LEU:HA	1.89	0.40
1:B:237:VAL:HB	1:B:287:LEU:HA	2.03	0.40
1:B:308:PRO:HD2	1:B:312:VAL:HG11	2.02	0.40
1:B:94:LYS:HE3	4:B:1039:HOH:O	2.22	0.40
1:C:134:THR:OG1	1:C:135:GLY:N	2.54	0.40

There are no symmetry-related clashes.

## 5.3 Torsion angles [i](#)

### 5.3.1 Protein backbone [i](#)

In the following table, the Percentiles column shows the percent Ramachandran outliers of the chain as a percentile score with respect to all X-ray entries followed by that with respect to entries of similar resolution.

The Analysed column shows the number of residues for which the backbone conformation was analysed, and the total number of residues.

Mol	Chain	Analysed	Favoured	Allowed	Outliers	Percentiles	
1	A	425/446 (95%)	401 (94%)	23 (5%)	1 (0%)	47	33
1	B	425/446 (95%)	403 (95%)	21 (5%)	1 (0%)	47	33
1	C	425/446 (95%)	400 (94%)	24 (6%)	1 (0%)	47	33
1	D	425/446 (95%)	401 (94%)	23 (5%)	1 (0%)	47	33
1	E	425/446 (95%)	399 (94%)	23 (5%)	3 (1%)	22	10
1	F	425/446 (95%)	400 (94%)	24 (6%)	1 (0%)	47	33
All	All	2550/2676 (95%)	2404 (94%)	138 (5%)	8 (0%)	41	27

All (8) Ramachandran outliers are listed below:

Mol	Chain	Res	Type
1	E	255	ASP

Continued on next page...

*Continued from previous page...*

Mol	Chain	Res	Type
1	E	286	GLY
1	B	300	GLY
1	C	300	GLY
1	D	300	GLY
1	E	300	GLY
1	A	300	GLY
1	F	300	GLY

### 5.3.2 Protein sidechains ⓘ

In the following table, the Percentiles column shows the percent sidechain outliers of the chain as a percentile score with respect to all X-ray entries followed by that with respect to entries of similar resolution.

The Analysed column shows the number of residues for which the sidechain conformation was analysed, and the total number of residues.

Mol	Chain	Analysed	Rotameric	Outliers	Percentiles	
1	A	373/392 (95%)	358 (96%)	15 (4%)	31	16
1	B	373/392 (95%)	363 (97%)	10 (3%)	44	31
1	C	373/392 (95%)	359 (96%)	14 (4%)	33	18
1	D	373/392 (95%)	360 (96%)	13 (4%)	36	21
1	E	373/392 (95%)	359 (96%)	14 (4%)	33	18
1	F	373/392 (95%)	363 (97%)	10 (3%)	44	31
All	All	2238/2352 (95%)	2162 (97%)	76 (3%)	37	22

All (76) residues with a non-rotameric sidechain are listed below:

Mol	Chain	Res	Type
1	A	22	ASN
1	A	23	ASN
1	A	25	LYS
1	A	53	LEU
1	A	90	ARG
1	A	107	TYR
1	A	169	LEU
1	A	215	ASN
1	A	223	LEU
1	A	226	LYS
1	A	247	ASP

*Continued on next page...*



*Continued from previous page...*

Mol	Chain	Res	Type
1	A	283	LYS
1	A	339	ASP
1	A	352	MET
1	A	366	LEU
1	B	22	ASN
1	B	23	ASN
1	B	25	LYS
1	B	85	LEU
1	B	107	TYR
1	B	226	LYS
1	B	255	ASP
1	B	256	ASP
1	B	352	MET
1	B	366	LEU
1	C	22	ASN
1	C	23	ASN
1	C	25	LYS
1	C	90	ARG
1	C	130	LEU
1	C	169	LEU
1	C	226	LYS
1	C	243	LEU
1	C	256	ASP
1	C	269	ASP
1	C	298	LEU
1	C	352	MET
1	C	366	LEU
1	C	410	LYS
1	D	22	ASN
1	D	23	ASN
1	D	25	LYS
1	D	85	LEU
1	D	103	ILE
1	D	107	TYR
1	D	147	MET
1	D	226	LYS
1	D	243	LEU
1	D	255	ASP
1	D	338	THR
1	D	339	ASP
1	D	352	MET
1	E	18	ASP

*Continued on next page...*

*Continued from previous page...*

Mol	Chain	Res	Type
1	E	22	ASN
1	E	23	ASN
1	E	25	LYS
1	E	85	LEU
1	E	103	ILE
1	E	107	TYR
1	E	226	LYS
1	E	255	ASP
1	E	256	ASP
1	E	285	GLU
1	E	344	LYS
1	E	352	MET
1	E	366	LEU
1	F	22	ASN
1	F	23	ASN
1	F	25	LYS
1	F	107	TYR
1	F	243	LEU
1	F	256	ASP
1	F	283	LYS
1	F	352	MET
1	F	366	LEU
1	F	400	LEU

Some sidechains can be flipped to improve hydrogen bonding and reduce clashes. All (110) such sidechains are listed below:

Mol	Chain	Res	Type
1	A	22	ASN
1	A	23	ASN
1	A	27	GLN
1	A	42	ASN
1	A	43	HIS
1	A	62	GLN
1	A	125	ASN
1	A	179	GLN
1	A	195	ASN
1	A	208	ASN
1	A	228	ASN
1	A	264	GLN
1	A	277	ASN
1	A	346	GLN
1	A	428	GLN

*Continued on next page...*

*Continued from previous page...*

Mol	Chain	Res	Type
1	B	22	ASN
1	B	23	ASN
1	B	27	GLN
1	B	42	ASN
1	B	43	HIS
1	B	62	GLN
1	B	142	HIS
1	B	179	GLN
1	B	195	ASN
1	B	208	ASN
1	B	228	ASN
1	B	232	HIS
1	B	264	GLN
1	B	277	ASN
1	B	311	HIS
1	B	374	ASN
1	B	428	GLN
1	B	441	GLN
1	C	22	ASN
1	C	23	ASN
1	C	27	GLN
1	C	42	ASN
1	C	43	HIS
1	C	62	GLN
1	C	142	HIS
1	C	179	GLN
1	C	195	ASN
1	C	208	ASN
1	C	228	ASN
1	C	232	HIS
1	C	264	GLN
1	C	277	ASN
1	C	311	HIS
1	C	374	ASN
1	C	428	GLN
1	C	441	GLN
1	D	22	ASN
1	D	23	ASN
1	D	27	GLN
1	D	42	ASN
1	D	43	HIS
1	D	62	GLN

*Continued on next page...*

*Continued from previous page...*

Mol	Chain	Res	Type
1	D	125	ASN
1	D	142	HIS
1	D	179	GLN
1	D	195	ASN
1	D	208	ASN
1	D	228	ASN
1	D	232	HIS
1	D	264	GLN
1	D	277	ASN
1	D	311	HIS
1	D	346	GLN
1	D	374	ASN
1	D	428	GLN
1	D	441	GLN
1	E	22	ASN
1	E	23	ASN
1	E	27	GLN
1	E	42	ASN
1	E	43	HIS
1	E	62	GLN
1	E	142	HIS
1	E	179	GLN
1	E	195	ASN
1	E	208	ASN
1	E	228	ASN
1	E	232	HIS
1	E	264	GLN
1	E	277	ASN
1	E	278	GLN
1	E	311	HIS
1	E	346	GLN
1	E	351	HIS
1	E	374	ASN
1	E	428	GLN
1	E	441	GLN
1	F	22	ASN
1	F	23	ASN
1	F	27	GLN
1	F	42	ASN
1	F	43	HIS
1	F	62	GLN
1	F	142	HIS

*Continued on next page...*

*Continued from previous page...*

Mol	Chain	Res	Type
1	F	179	GLN
1	F	195	ASN
1	F	208	ASN
1	F	228	ASN
1	F	264	GLN
1	F	277	ASN
1	F	311	HIS
1	F	346	GLN
1	F	374	ASN
1	F	428	GLN
1	F	441	GLN

### 5.3.3 RNA ⓘ

There are no RNA molecules in this entry.

## 5.4 Non-standard residues in protein, DNA, RNA chains ⓘ

There are no non-standard protein/DNA/RNA residues in this entry.

## 5.5 Carbohydrates ⓘ

There are no carbohydrates in this entry.

## 5.6 Ligand geometry ⓘ

Of 12 ligands modelled in this entry, 6 are monoatomic - leaving 6 for Mogul analysis.

In the following table, the Counts columns list the number of bonds (or angles) for which Mogul statistics could be retrieved, the number of bonds (or angles) that are observed in the model and the number of bonds (or angles) that are defined in the Chemical Component Dictionary. The Link column lists molecule types, if any, to which the group is linked. The Z score for a bond length (or angle) is the number of standard deviations the observed value is removed from the expected value. A bond length (or angle) with  $|Z| > 2$  is considered an outlier worth inspection. RMSZ is the root-mean-square of all Z scores of the bond lengths (or angles).

Mol	Type	Chain	Res	Link	Bond lengths			Bond angles		
					Counts	RMSZ	$\# Z  > 2$	Counts	RMSZ	$\# Z  > 2$
3	FES	F	500	1	0,4,4	0.00	-	-		
3	FES	D	500	1	0,4,4	0.00	-	-		
3	FES	B	500	1	0,4,4	0.00	-	-		

Mol	Type	Chain	Res	Link	Bond lengths			Bond angles		
					Counts	RMSZ	# Z  > 2	Counts	RMSZ	# Z  > 2
3	FES	A	500	1	0,4,4	0.00	-	-		
3	FES	C	500	1	0,4,4	0.00	-	-		
3	FES	E	500	1	0,4,4	0.00	-	-		

In the following table, the Chirals column lists the number of chiral outliers, the number of chiral centers analysed, the number of these observed in the model and the number defined in the Chemical Component Dictionary. Similar counts are reported in the Torsion and Rings columns. '-' means no outliers of that kind were identified.

Mol	Type	Chain	Res	Link	Chirals	Torsions	Rings
3	FES	F	500	1	-	-	0/1/1/1
3	FES	D	500	1	-	-	0/1/1/1
3	FES	B	500	1	-	-	0/1/1/1
3	FES	A	500	1	-	-	0/1/1/1
3	FES	C	500	1	-	-	0/1/1/1
3	FES	E	500	1	-	-	0/1/1/1

There are no bond length outliers.

There are no bond angle outliers.

There are no chirality outliers.

There are no torsion outliers.

There are no ring outliers.

6 monomers are involved in 6 short contacts:

Mol	Chain	Res	Type	Clashes	Symm-Clashes
3	F	500	FES	1	0
3	D	500	FES	1	0
3	B	500	FES	1	0
3	A	500	FES	1	0
3	C	500	FES	1	0
3	E	500	FES	1	0

## 5.7 Other polymers [i](#)

There are no such residues in this entry.

## 5.8 Polymer linkage issues [i](#)

There are no chain breaks in this entry.

## 6 Fit of model and data ⓘ

### 6.1 Protein, DNA and RNA chains ⓘ

EDS was not executed - this section is therefore empty.

### 6.2 Non-standard residues in protein, DNA, RNA chains ⓘ

EDS was not executed - this section is therefore empty.

### 6.3 Carbohydrates ⓘ

EDS was not executed - this section is therefore empty.

### 6.4 Ligands ⓘ

EDS was not executed - this section is therefore empty.

### 6.5 Other polymers ⓘ

EDS was not executed - this section is therefore empty.