



Full wwPDB X-ray Structure Validation Report ⓘ

May 29, 2020 – 04:18 am BST

PDB ID : 3ZQ4
Title : Unusual, dual endo- and exo-nuclease activity in the degradosome explained by crystal structure analysis of RNase J1
Authors : Newman, J.A.; Hewitt, L.; Rodrigues, C.; Solovyova, A.; Harwood, C.R.; Lewis, R.J.
Deposited on : 2011-06-07
Resolution : 3.00 Å(reported)

This is a Full wwPDB X-ray Structure Validation Report for a publicly released PDB entry.

We welcome your comments at validation@mail.wwpdb.org

A user guide is available at

<https://www.wwpdb.org/validation/2017/XrayValidationReportHelp>

with specific help available everywhere you see the ⓘ symbol.

The following versions of software and data (see [references ⓘ](#)) were used in the production of this report:

MolProbity	:	4.02b-467
Xtriage (Phenix)	:	1.13
EDS	:	2.11
Percentile statistics	:	20191225.v01 (using entries in the PDB archive December 25th 2019)
Refmac	:	5.8.0158
CCP4	:	7.0.044 (Gargrove)
Ideal geometry (proteins)	:	Engh & Huber (2001)
Ideal geometry (DNA, RNA)	:	Parkinson et al. (1996)
Validation Pipeline (wwPDB-VP)	:	2.11

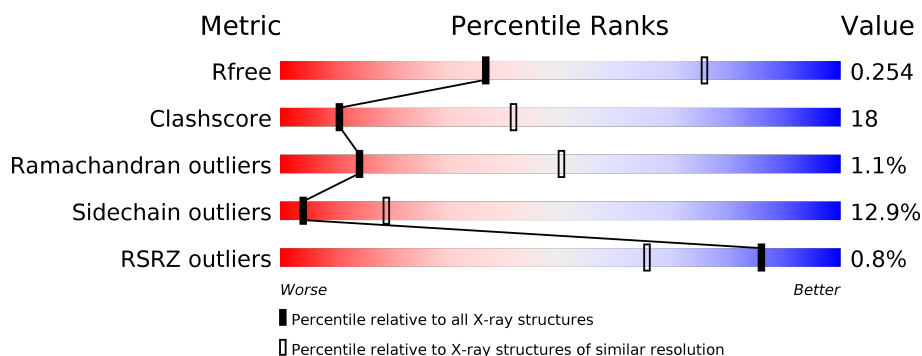
1 Overall quality at a glance

The following experimental techniques were used to determine the structure:

X-RAY DIFFRACTION

The reported resolution of this entry is 3.00 Å.

Percentile scores (ranging between 0-100) for global validation metrics of the entry are shown in the following graphic. The table shows the number of entries on which the scores are based.



Metric	Whole archive (#Entries)	Similar resolution (#Entries, resolution range(Å))
R_{free}	130704	2092 (3.00-3.00)
Clashscore	141614	2416 (3.00-3.00)
Ramachandran outliers	138981	2333 (3.00-3.00)
Sidechain outliers	138945	2336 (3.00-3.00)
RSRZ outliers	127900	1990 (3.00-3.00)

The table below summarises the geometric issues observed across the polymeric chains and their fit to the electron density. The red, orange, yellow and green segments on the lower bar indicate the fraction of residues that contain outliers for ≥ 3 , 2, 1 and 0 types of geometric quality criteria respectively. A grey segment represents the fraction of residues that are not modelled. The numeric value for each fraction is indicated below the corresponding segment, with a dot representing fractions $\leq 5\%$. The upper red bar (where present) indicates the fraction of residues that have poor fit to the electron density. The numeric value is given above the bar.

Mol	Chain	Length	Quality of chain
1	A	555	<div> <div style="width: 100%; height: 10px; background-color: red;"></div> <div style="display: flex; justify-content: space-between; align-items: center;"> % <div style="width: 100%; height: 10px; background-color: green;"></div> 61% 31% 6% </div> </div>
1	C	555	<div> <div style="width: 100%; height: 10px; background-color: red;"></div> <div style="display: flex; justify-content: space-between; align-items: center;"> % <div style="width: 100%; height: 10px; background-color: green;"></div> 63% 30% 5% </div> </div>
1	D	555	<div> <div style="width: 100%; height: 10px; background-color: red;"></div> <div style="display: flex; justify-content: space-between; align-items: center;"> % <div style="width: 100%; height: 10px; background-color: green;"></div> 60% 32% 5% </div> </div>
1	E	555	<div> <div style="width: 100%; height: 10px; background-color: red;"></div> <div style="display: flex; justify-content: space-between; align-items: center;"> % <div style="width: 100%; height: 10px; background-color: green;"></div> 62% 31% 5% </div> </div>

2 Entry composition [i](#)

There are 3 unique types of molecules in this entry. The entry contains 16901 atoms, of which 0 are hydrogens and 0 are deuteriums.

In the tables below, the ZeroOcc column contains the number of atoms modelled with zero occupancy, the AltConf column contains the number of residues with at least one atom in alternate conformation and the Trace column contains the number of residues modelled with at most 2 atoms.

- Molecule 1 is a protein called RIBONUCLEASE J 1.

Mol	Chain	Residues	Atoms					ZeroOcc	AltConf	Trace
1	A	550	Total	C	N	O	S	0	0	0
			4279	2708	741	810	20			
1	C	542	Total	C	N	O	S	0	0	0
			4210	2667	729	795	19			
1	D	538	Total	C	N	O	S	0	0	0
			4174	2647	720	788	19			
1	E	544	Total	C	N	O	S	0	0	0
			4226	2677	731	799	19			

- Molecule 2 is ZINC ION (three-letter code: ZN) (formula: Zn).

Mol	Chain	Residues	Atoms		ZeroOcc	AltConf
2	A	2	Total	Zn	0	0
			2	2		
2	D	2	Total	Zn	0	0
			2	2		
2	C	2	Total	Zn	0	0
			2	2		
2	E	2	Total	Zn	0	0
			2	2		

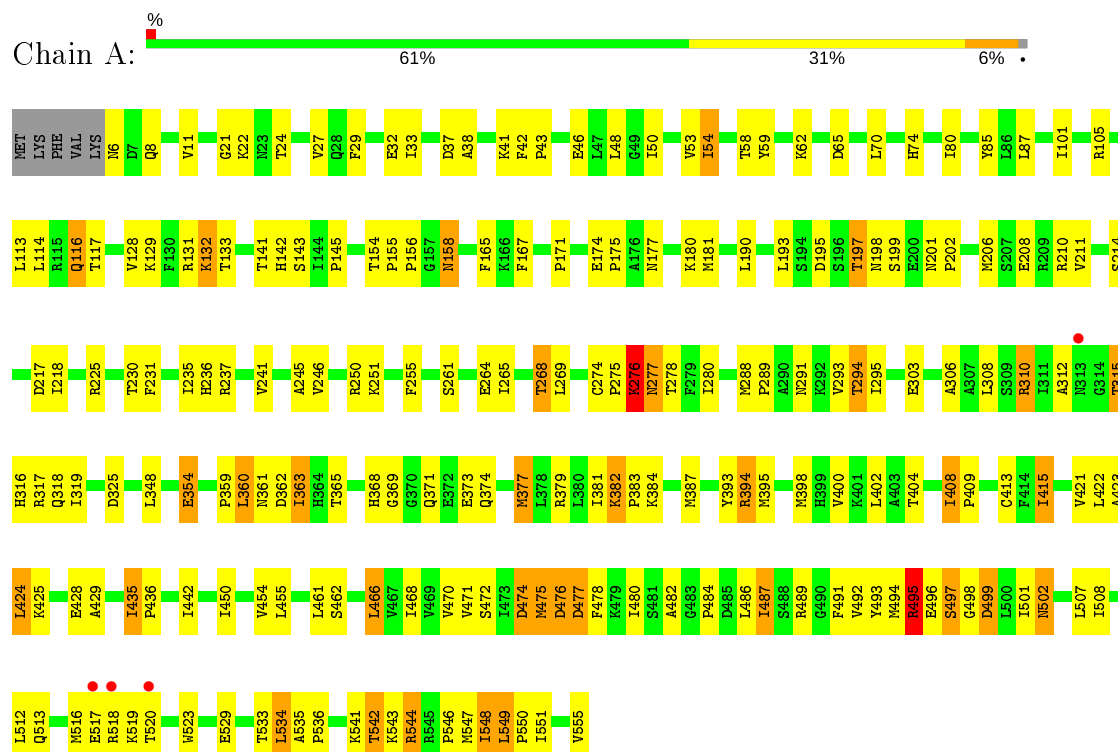
- Molecule 3 is CALCIUM ION (three-letter code: CA) (formula: Ca).

Mol	Chain	Residues	Atoms		ZeroOcc	AltConf
3	A	1	Total	Ca	0	0
			1	1		
3	D	1	Total	Ca	0	0
			1	1		
3	C	1	Total	Ca	0	0
			1	1		
3	E	1	Total	Ca	0	0
			1	1		

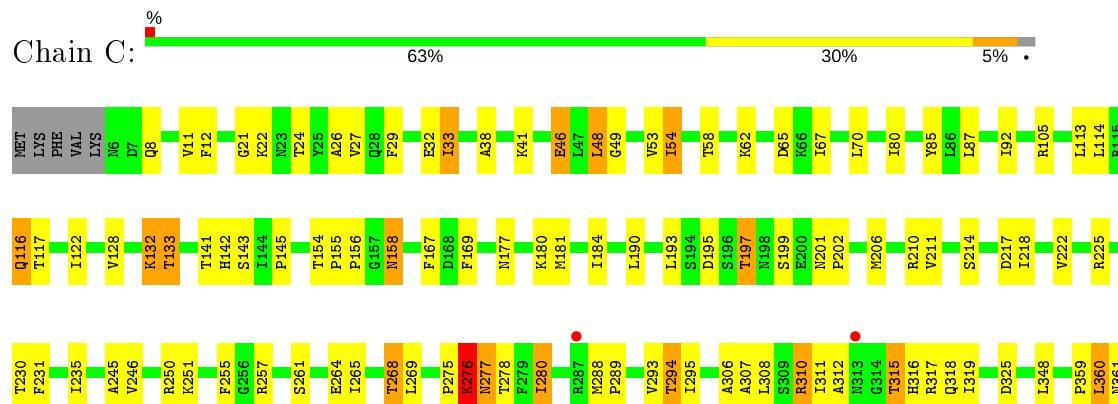
3 Residue-property plots

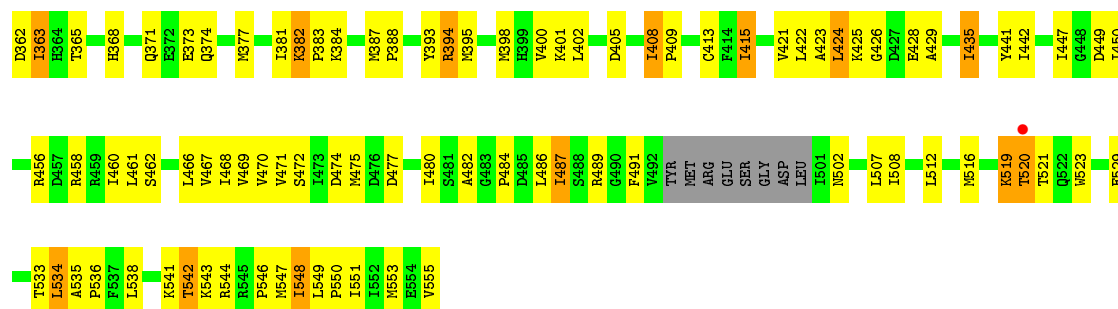
These plots are drawn for all protein, RNA and DNA chains in the entry. The first graphic for a chain summarises the proportions of the various outlier classes displayed in the second graphic. The second graphic shows the sequence view annotated by issues in geometry and electron density. Residues are color-coded according to the number of geometric quality criteria for which they contain at least one outlier: green = 0, yellow = 1, orange = 2 and red = 3 or more. A red dot above a residue indicates a poor fit to the electron density ($RSRZ > 2$). Stretches of 2 or more consecutive residues without any outlier are shown as a green connector. Residues present in the sample, but not in the model, are shown in grey.

• Molecule 1: RIBONUCLEASE J 1

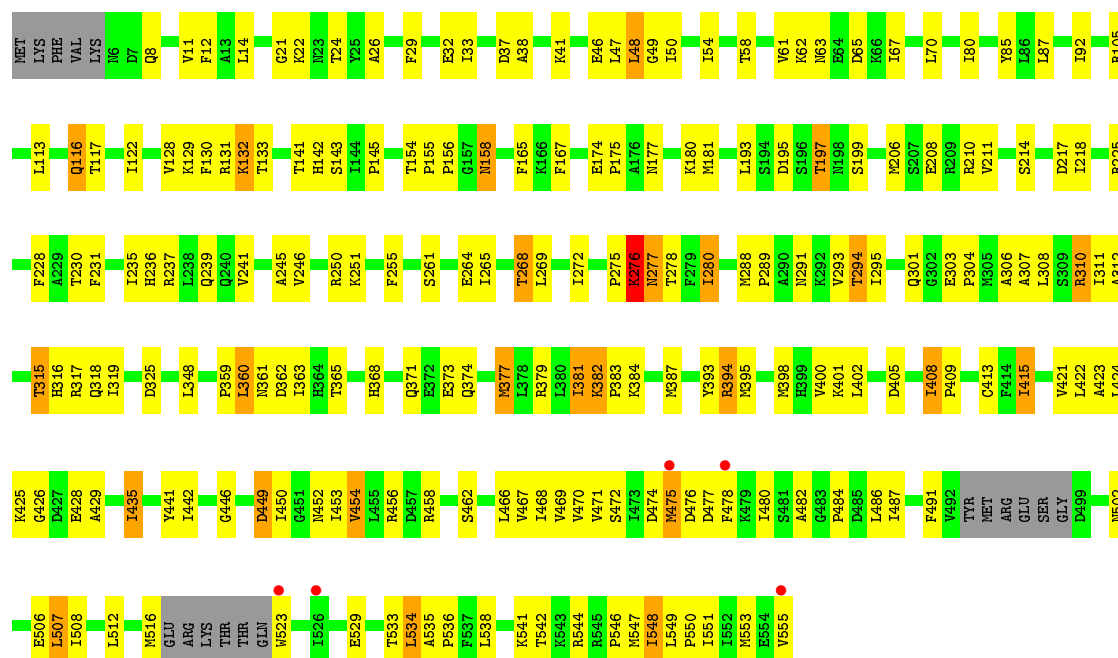


• Molecule 1: RIBONUCLEASE J 1

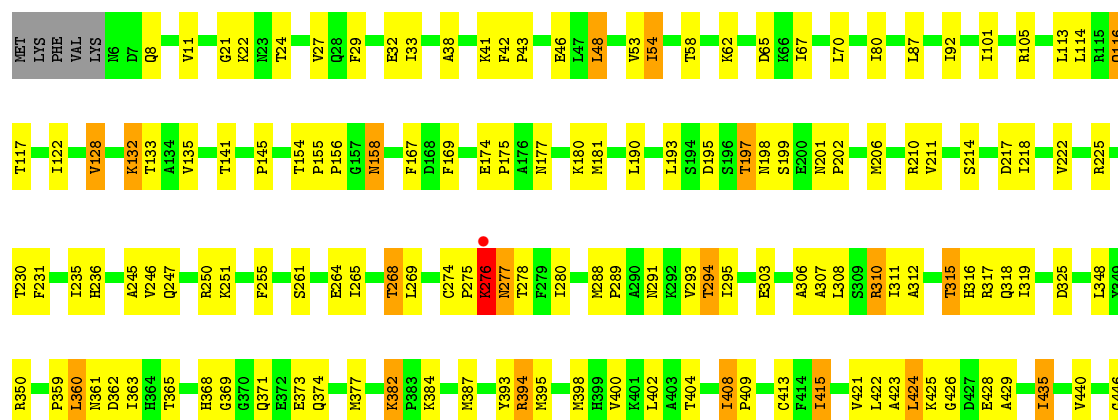


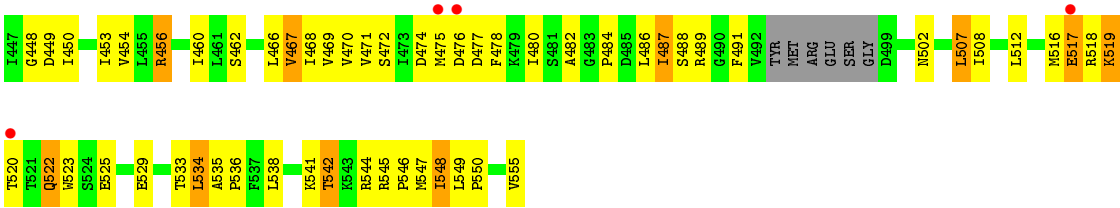


• Molecule 1: RIBONUCLEASE J 1



• Molecule 1: RIBONUCLEASE J 1





4 Data and refinement statistics

Property	Value	Source
Space group	P 21 21 2	Depositor
Cell constants a, b, c, α , β , γ	177.82Å 209.43Å 74.11Å 90.00° 90.00° 90.00°	Depositor
Resolution (Å)	29.76 – 3.00 29.76 – 3.00	Depositor EDS
% Data completeness (in resolution range)	99.2 (29.76-3.00) 99.2 (29.76-3.00)	Depositor EDS
R_{merge}	0.10	Depositor
R_{sym}	(Not available)	Depositor
$\langle I/\sigma(I) \rangle$ ¹	2.22 (at 3.00Å)	Xtriage
Refinement program	PHENIX (PHENIX.REFINE: 1.5_2)	Depositor
R, R_{free}	0.214 , 0.258 0.209 , 0.254	Depositor DCC
R_{free} test set	2832 reflections (5.06%)	wwPDB-VP
Wilson B-factor (Å ²)	61.8	Xtriage
Anisotropy	0.470	Xtriage
Bulk solvent k_{sol} (e/Å ³), B_{sol} (Å ²)	0.31 , 40.4	EDS
L-test for twinning ²	$\langle L \rangle = 0.46$, $\langle L^2 \rangle = 0.29$	Xtriage
Estimated twinning fraction	No twinning to report.	Xtriage
F_o, F_c correlation	0.93	EDS
Total number of atoms	16901	wwPDB-VP
Average B, all atoms (Å ²)	62.0	wwPDB-VP

Xtriage's analysis on translational NCS is as follows: *The largest off-origin peak in the Patterson function is 2.77% of the height of the origin peak. No significant pseudotranslation is detected.*

¹Intensities estimated from amplitudes.

²Theoretical values of $\langle |L| \rangle$, $\langle L^2 \rangle$ for acentric reflections are 0.5, 0.333 respectively for untwinned datasets, and 0.375, 0.2 for perfectly twinned datasets.

5 Model quality [i](#)

5.1 Standard geometry [i](#)

Bond lengths and bond angles in the following residue types are not validated in this section: ZN, CA

The Z score for a bond length (or angle) is the number of standard deviations the observed value is removed from the expected value. A bond length (or angle) with $|Z| > 5$ is considered an outlier worth inspection. RMSZ is the root-mean-square of all Z scores of the bond lengths (or angles).

Mol	Chain	Bond lengths		Bond angles	
		RMSZ	# Z >5	RMSZ	# Z >5
1	A	0.50	0/4357	0.65	0/5888
1	C	0.46	0/4286	0.63	0/5792
1	D	0.46	0/4249	0.63	0/5742
1	E	0.48	0/4302	0.91	2/5814 (0.0%)
All	All	0.48	0/17194	0.72	2/23236 (0.0%)

There are no bond length outliers.

All (2) bond angle outliers are listed below:

Mol	Chain	Res	Type	Atoms	Z	Observed(°)	Ideal(°)
1	E	517	GLU	OE1-CD-OE2	-42.79	71.95	123.30
1	E	517	GLU	CG-CD-OE2	22.99	164.28	118.30

There are no chirality outliers.

There are no planarity outliers.

5.2 Too-close contacts [i](#)

In the following table, the Non-H and H(model) columns list the number of non-hydrogen atoms and hydrogen atoms in the chain respectively. The H(added) column lists the number of hydrogen atoms added and optimized by MolProbity. The Clashes column lists the number of clashes within the asymmetric unit, whereas Symm-Clashes lists symmetry related clashes.

Mol	Chain	Non-H	H(model)	H(added)	Clashes	Symm-Clashes
1	A	4279	0	4312	198	8
1	C	4210	0	4247	159	1
1	D	4174	0	4207	152	1
1	E	4226	0	4262	152	2
2	A	2	0	0	0	0

Continued on next page...

Continued from previous page...

Mol	Chain	Non-H	H(model)	H(added)	Clashes	Symm-Clashes
2	C	2	0	0	0	0
2	D	2	0	0	0	0
2	E	2	0	0	0	0
3	A	1	0	0	0	0
3	C	1	0	0	0	0
3	D	1	0	0	0	0
3	E	1	0	0	0	0
All	All	16901	0	17028	627	11

The all-atom clashscore is defined as the number of clashes found per 1000 atoms (including hydrogen atoms). The all-atom clashscore for this structure is 18.

All (627) close contacts within the same asymmetric unit are listed below, sorted by their clash magnitude.

Atom-1	Atom-2	Interatomic distance (Å)	Clash overlap (Å)
1:A:475:MET:HB3	1:A:477:ASP:OD2	1.47	1.14
1:D:49:GLY:HA3	1:D:458:ARG:NH1	1.63	1.14
1:A:491:PHE:CE1	1:A:546:PRO:HG3	1.87	1.09
1:C:24:THR:HG22	1:C:38:ALA:HA	1.34	1.07
1:D:24:THR:HG22	1:D:38:ALA:HA	1.34	1.06
1:D:547:MET:HE1	1:E:489:ARG:HG3	1.37	1.05
1:E:24:THR:HG22	1:E:38:ALA:HA	1.34	1.04
1:A:475:MET:HB3	1:A:477:ASP:CG	1.76	1.04
1:A:474:ASP:CG	1:A:476:ASP:H	1.58	1.04
1:A:24:THR:HG22	1:A:38:ALA:HA	1.34	1.04
1:D:462:SER:HB3	1:E:462:SER:HB3	1.38	1.03
1:D:49:GLY:HA3	1:D:458:ARG:HH11	1.12	1.02
1:D:195:ASP:OD1	1:D:197:THR:HG22	1.61	0.99
1:E:195:ASP:OD1	1:E:197:THR:HG22	1.64	0.96
1:C:195:ASP:OD1	1:C:197:THR:HG22	1.64	0.95
1:A:195:ASP:OD1	1:A:197:THR:HG22	1.66	0.94
1:A:492:VAL:HG21	1:A:497:SER:HB3	1.49	0.94
1:D:542:THR:HG23	1:D:544:ARG:H	1.31	0.94
1:C:255:PHE:CZ	1:C:319:ILE:HD11	2.03	0.94
1:A:491:PHE:CD1	1:A:546:PRO:HG3	2.03	0.92
1:A:474:ASP:OD2	1:A:476:ASP:HA	1.70	0.91
1:E:393:TYR:CE1	1:E:415:ILE:HD11	2.04	0.91
1:A:475:MET:O	1:A:475:MET:SD	2.29	0.90
1:A:475:MET:HB3	1:A:477:ASP:OD1	1.72	0.89
1:A:6:ASN:HB3	1:A:8:GLN:HG2	1.55	0.88
1:C:393:TYR:CE2	1:C:415:ILE:HD11	2.09	0.87

Continued on next page...

Continued from previous page...

Atom-1	Atom-2	Interatomic distance (Å)	Clash overlap (Å)
1:D:393:TYR:CE2	1:D:415:ILE:HD11	2.09	0.87
1:A:255:PHE:CZ	1:A:319:ILE:HD11	2.10	0.87
1:D:538:LEU:O	1:D:542:THR:HG22	1.74	0.87
1:D:295:ILE:HD13	1:D:319:ILE:HD13	1.55	0.86
1:E:295:ILE:HD13	1:E:319:ILE:HD13	1.58	0.86
1:D:462:SER:O	1:E:48:LEU:HB3	1.76	0.86
1:D:255:PHE:CZ	1:D:319:ILE:HD11	2.12	0.85
1:A:542:THR:HG23	1:A:544:ARG:H	1.42	0.84
1:C:295:ILE:HD13	1:C:319:ILE:HD13	1.59	0.84
1:E:542:THR:HG22	1:E:544:ARG:H	1.42	0.83
1:A:495:ARG:HH11	1:A:495:ARG:CG	1.90	0.82
1:A:393:TYR:CE1	1:A:415:ILE:HD11	2.15	0.82
1:E:255:PHE:CZ	1:E:319:ILE:HD11	2.15	0.82
1:D:547:MET:CE	1:E:489:ARG:HG3	2.09	0.81
1:A:295:ILE:HD13	1:A:319:ILE:HD13	1.62	0.81
1:A:474:ASP:CG	1:A:476:ASP:N	2.33	0.81
1:A:492:VAL:HG22	1:A:497:SER:OG	1.80	0.80
1:A:475:MET:C	1:A:475:MET:SD	2.59	0.80
1:D:470:VAL:HG21	1:E:470:VAL:HG21	1.64	0.80
1:D:547:MET:HE1	1:E:489:ARG:CG	2.12	0.80
1:D:469:VAL:HG22	1:D:486:LEU:HD22	1.64	0.79
1:A:492:VAL:HG21	1:A:497:SER:CB	2.12	0.79
1:A:474:ASP:OD2	1:A:476:ASP:CA	2.30	0.79
1:C:359:PRO:HD2	1:C:360:LEU:HD23	1.61	0.79
1:E:542:THR:HG23	1:E:544:ARG:HB2	1.65	0.79
1:A:24:THR:CG2	1:A:38:ALA:HA	2.13	0.78
1:A:359:PRO:HD2	1:A:360:LEU:HD23	1.66	0.77
1:C:542:THR:HG23	1:C:544:ARG:HB2	1.67	0.77
1:E:359:PRO:HD2	1:E:360:LEU:HD23	1.67	0.77
1:A:475:MET:CB	1:A:477:ASP:OD2	2.30	0.76
1:A:492:VAL:CG2	1:A:497:SER:HB3	2.16	0.76
1:D:359:PRO:HD2	1:D:360:LEU:HD23	1.66	0.76
1:D:450:ILE:HG23	1:D:454:VAL:CG1	2.16	0.76
1:D:155:PRO:HB2	1:D:156:PRO:HD3	1.67	0.75
1:C:24:THR:CG2	1:C:38:ALA:HA	2.14	0.75
1:E:542:THR:CG2	1:E:544:ARG:HB2	2.16	0.75
1:A:518:ARG:HB3	1:A:520:THR:HG22	1.68	0.75
1:C:24:THR:HG22	1:C:38:ALA:CA	2.15	0.74
1:E:24:THR:CG2	1:E:38:ALA:HA	2.15	0.74
1:C:491:PHE:CD1	1:C:546:PRO:HG3	2.23	0.74
1:D:551:ILE:HG21	1:E:470:VAL:HG11	1.70	0.73

Continued on next page...

Continued from previous page...

Atom-1	Atom-2	Interatomic distance (Å)	Clash overlap (Å)
1:C:469:VAL:HG22	1:C:486:LEU:HD22	1.70	0.73
1:D:24:THR:HG22	1:D:38:ALA:CA	2.15	0.73
1:D:24:THR:CG2	1:D:38:ALA:HA	2.16	0.72
1:C:519:LYS:C	1:C:521:THR:H	1.91	0.72
1:A:492:VAL:CG2	1:A:497:SER:CB	2.67	0.72
1:A:24:THR:HG22	1:A:38:ALA:CA	2.15	0.72
1:C:155:PRO:HB2	1:C:156:PRO:HD3	1.72	0.71
1:E:24:THR:HG22	1:E:38:ALA:CA	2.16	0.71
1:E:310:ARG:HB3	1:E:310:ARG:HH11	1.56	0.71
1:E:469:VAL:HG22	1:E:486:LEU:HD22	1.70	0.71
1:C:491:PHE:CE1	1:C:546:PRO:HG3	2.25	0.71
1:C:542:THR:CG2	1:C:544:ARG:HB2	2.20	0.70
1:E:491:PHE:CD1	1:E:546:PRO:HG3	2.25	0.70
1:A:360:LEU:HD23	1:A:360:LEU:H	1.55	0.70
1:C:310:ARG:HH11	1:C:310:ARG:HB3	1.57	0.70
1:E:155:PRO:HB2	1:E:156:PRO:HD3	1.72	0.70
1:D:199:SER:HB3	1:D:374:GLN:HE22	1.56	0.70
1:D:535:ALA:HB3	1:D:536:PRO:HD3	1.72	0.70
1:D:491:PHE:CD1	1:D:546:PRO:HG3	2.27	0.70
1:D:360:LEU:H	1:D:360:LEU:HD23	1.57	0.69
1:E:491:PHE:CE1	1:E:546:PRO:HG3	2.27	0.69
1:D:446:GLY:HA3	1:D:449:ASP:HB2	1.73	0.69
1:C:400:VAL:HG21	1:C:415:ILE:HG22	1.75	0.69
1:A:474:ASP:OD1	1:A:474:ASP:C	2.30	0.69
1:A:534:LEU:HD13	1:A:548:ILE:HG13	1.74	0.69
1:C:158:ASN:N	1:C:158:ASN:HD22	1.91	0.69
1:C:534:LEU:HD13	1:C:548:ILE:HG13	1.75	0.68
1:D:534:LEU:HD13	1:D:548:ILE:HG13	1.74	0.68
1:A:155:PRO:HB2	1:A:156:PRO:HD3	1.74	0.68
1:A:310:ARG:HB3	1:A:310:ARG:HH11	1.58	0.68
1:D:542:THR:HG23	1:D:544:ARG:N	2.08	0.68
1:E:199:SER:HB3	1:E:374:GLN:HE22	1.59	0.67
1:C:542:THR:HG22	1:C:544:ARG:H	1.59	0.67
1:E:472:SER:HB2	1:E:482:ALA:HB3	1.77	0.67
1:A:475:MET:C	1:A:477:ASP:OD1	2.33	0.67
1:A:6:ASN:HB3	1:A:8:GLN:CG	2.24	0.67
1:A:489:ARG:HG3	1:C:547:MET:CE	2.25	0.66
1:E:158:ASN:N	1:E:158:ASN:HD22	1.93	0.66
1:A:251:LYS:O	1:A:294:THR:HG23	1.94	0.66
1:D:450:ILE:HG23	1:D:454:VAL:HG12	1.76	0.66
1:C:408:ILE:HD13	1:C:408:ILE:C	2.16	0.66

Continued on next page...

Continued from previous page...

Atom-1	Atom-2	Interatomic distance (Å)	Clash overlap (Å)
1:D:250:ARG:HB3	1:D:294:THR:HG22	1.78	0.66
1:A:470:VAL:HG21	1:C:470:VAL:HG21	1.78	0.66
1:D:491:PHE:CE1	1:D:546:PRO:HG3	2.31	0.66
1:A:492:VAL:HG22	1:A:497:SER:HG	1.61	0.65
1:C:306:ALA:O	1:C:310:ARG:HG3	1.96	0.65
1:D:508:ILE:O	1:D:512:LEU:HB2	1.96	0.65
1:A:495:ARG:HG2	1:A:495:ARG:HH11	1.62	0.65
1:D:408:ILE:C	1:D:408:ILE:HD13	2.17	0.65
1:D:450:ILE:HD12	1:D:454:VAL:HG11	1.78	0.65
1:A:158:ASN:N	1:A:158:ASN:HD22	1.93	0.65
1:E:360:LEU:HD23	1:E:360:LEU:H	1.61	0.65
1:E:251:LYS:O	1:E:294:THR:HG23	1.97	0.65
1:A:477:ASP:OD1	1:A:477:ASP:N	2.29	0.64
1:D:317:ARG:HB3	1:D:318:GLN:OE1	1.96	0.64
1:A:474:ASP:OD2	1:A:476:ASP:N	2.30	0.64
1:E:276:LYS:HG3	1:E:277:ASN:H	1.63	0.64
1:A:250:ARG:HB3	1:A:294:THR:HG22	1.79	0.64
1:D:310:ARG:HH11	1:D:310:ARG:HB3	1.60	0.64
1:A:276:LYS:HG3	1:A:277:ASN:H	1.63	0.64
1:E:534:LEU:HD13	1:E:548:ILE:HG13	1.78	0.64
1:A:400:VAL:HG21	1:A:415:ILE:HG22	1.79	0.64
1:E:206:MET:HB3	1:E:365:THR:CG2	2.28	0.64
1:E:508:ILE:O	1:E:512:LEU:HB2	1.98	0.64
1:A:548:ILE:HD13	1:A:548:ILE:C	2.18	0.63
1:D:29:PHE:CE2	1:D:155:PRO:HG2	2.33	0.63
1:D:158:ASN:N	1:D:158:ASN:HD22	1.96	0.63
1:D:400:VAL:HG21	1:D:415:ILE:HG22	1.78	0.63
1:C:472:SER:HB2	1:C:482:ALA:HB3	1.80	0.63
1:C:360:LEU:HD23	1:C:360:LEU:H	1.63	0.63
1:A:264:GLU:O	1:A:268:THR:HG23	1.97	0.63
1:A:489:ARG:HG3	1:C:547:MET:HE1	1.81	0.63
1:E:542:THR:CG2	1:E:544:ARG:H	2.12	0.63
1:A:475:MET:CB	1:A:477:ASP:OD1	2.46	0.62
1:E:400:VAL:HG21	1:E:415:ILE:HG22	1.81	0.62
1:E:264:GLU:O	1:E:268:THR:HG23	1.99	0.62
1:E:195:ASP:OD1	1:E:197:THR:CG2	2.45	0.62
1:D:548:ILE:HD13	1:D:548:ILE:C	2.19	0.62
1:A:29:PHE:CE2	1:A:155:PRO:HG2	2.35	0.62
1:A:306:ALA:O	1:A:310:ARG:HG3	2.00	0.62
1:D:449:ASP:C	1:D:450:ILE:HD13	2.20	0.62
1:A:450:ILE:HG23	1:A:454:VAL:HG11	1.82	0.62

Continued on next page...

Continued from previous page...

Atom-1	Atom-2	Interatomic distance (Å)	Clash overlap (Å)
1:A:508:ILE:O	1:A:512:LEU:HB2	1.99	0.62
1:C:116:GLN:HE21	1:C:116:GLN:N	1.97	0.62
1:E:306:ALA:O	1:E:310:ARG:HG3	1.99	0.62
1:A:491:PHE:CE1	1:A:546:PRO:CG	2.76	0.62
1:D:116:GLN:HE21	1:D:116:GLN:N	1.97	0.62
1:D:47:LEU:HD22	1:D:441:TYR:CE1	2.35	0.62
1:D:452:ASN:O	1:D:453:ILE:HD12	1.99	0.62
1:D:85:TYR:CE1	1:D:442:ILE:HD13	2.35	0.62
1:E:206:MET:HB3	1:E:365:THR:HG22	1.82	0.61
1:E:548:ILE:HD13	1:E:548:ILE:C	2.21	0.61
1:A:6:ASN:CB	1:A:8:GLN:HG2	2.28	0.61
1:A:116:GLN:N	1:A:116:GLN:HE21	1.98	0.61
1:A:408:ILE:HD13	1:A:408:ILE:C	2.21	0.61
1:C:276:LYS:HG3	1:C:277:ASN:H	1.66	0.61
1:E:29:PHE:CE2	1:E:155:PRO:HG2	2.36	0.61
1:E:440:VAL:HG13	1:E:448:GLY:HA2	1.82	0.61
1:D:450:ILE:HG23	1:D:454:VAL:HG11	1.82	0.61
1:A:495:ARG:HG3	1:A:495:ARG:HH11	1.65	0.61
1:C:317:ARG:HB3	1:C:318:GLN:OE1	2.00	0.60
1:D:32:GLU:OE1	1:D:132:LYS:HG3	2.00	0.60
1:D:472:SER:HB2	1:D:482:ALA:HB3	1.83	0.60
1:A:116:GLN:HE21	1:A:116:GLN:H	1.49	0.60
1:C:29:PHE:CE2	1:C:155:PRO:HG2	2.37	0.60
1:D:195:ASP:OD1	1:D:197:THR:CG2	2.44	0.60
1:D:423:ALA:O	1:D:429:ALA:HA	2.02	0.60
1:A:535:ALA:HB3	1:A:536:PRO:HD3	1.84	0.60
1:E:475:MET:C	1:E:477:ASP:H	2.04	0.60
1:A:199:SER:HB3	1:A:374:GLN:HE22	1.67	0.60
1:A:494:MET:O	1:A:496:GLU:N	2.34	0.60
1:C:177:ASN:O	1:C:181:MET:HG3	2.02	0.60
1:D:315:THR:HG22	1:D:316:HIS:O	2.01	0.59
1:C:535:ALA:HB3	1:C:536:PRO:HD3	1.85	0.59
1:C:508:ILE:O	1:C:512:LEU:HB2	2.03	0.59
1:E:538:LEU:O	1:E:542:THR:HB	2.02	0.59
1:C:49:GLY:HA3	1:C:458:ARG:NH1	2.16	0.59
1:E:116:GLN:N	1:E:116:GLN:HE21	2.00	0.59
1:E:408:ILE:C	1:E:408:ILE:HD13	2.22	0.59
1:D:446:GLY:CA	1:D:449:ASP:HB2	2.32	0.59
1:E:246:VAL:HG22	1:E:278:THR:HG21	1.85	0.59
1:E:317:ARG:HB3	1:E:318:GLN:OE1	2.02	0.59
1:C:491:PHE:CE1	1:C:542:THR:HG21	2.38	0.59

Continued on next page...

Continued from previous page...

Atom-1	Atom-2	Interatomic distance (Å)	Clash overlap (Å)
1:C:548:ILE:C	1:C:548:ILE:HD13	2.23	0.59
1:A:494:MET:C	1:A:496:GLU:H	2.06	0.59
1:A:494:MET:CE	1:A:501:ILE:HD13	2.33	0.59
1:A:493:TYR:CE1	1:A:495:ARG:HB2	2.37	0.58
1:A:542:THR:HG23	1:A:544:ARG:N	2.15	0.58
1:A:371:GLN:HG2	1:A:402:LEU:HD21	1.84	0.58
1:E:193:LEU:HD22	1:E:387:MET:HB3	1.84	0.58
1:E:315:THR:HG22	1:E:316:HIS:O	2.04	0.58
1:E:393:TYR:CD1	1:E:415:ILE:HD11	2.37	0.58
1:A:177:ASN:O	1:A:181:MET:HG3	2.03	0.58
1:C:371:GLN:HG2	1:C:402:LEU:HD21	1.84	0.58
1:D:306:ALA:O	1:D:310:ARG:HG3	2.04	0.58
1:C:116:GLN:H	1:C:116:GLN:HE21	1.50	0.58
1:D:371:GLN:HG2	1:D:402:LEU:HD21	1.84	0.58
1:C:225:ARG:HG2	1:C:293:VAL:HB	1.86	0.58
1:A:470:VAL:HG11	1:C:551:ILE:HG21	1.85	0.58
1:D:167:PHE:HB2	1:D:373:GLU:HG2	1.86	0.58
1:A:472:SER:HB2	1:A:482:ALA:HB3	1.86	0.58
1:A:32:GLU:OE1	1:A:132:LYS:HG3	2.03	0.57
1:D:468:ILE:HD13	1:E:468:ILE:HD13	1.86	0.57
1:C:199:SER:HB3	1:C:374:GLN:HE22	1.69	0.57
1:C:519:LYS:C	1:C:521:THR:N	2.58	0.57
1:A:193:LEU:HD22	1:A:387:MET:HB3	1.87	0.57
1:A:495:ARG:CG	1:A:495:ARG:NH1	2.59	0.57
1:C:315:THR:HG22	1:C:316:HIS:O	2.02	0.57
1:C:408:ILE:HD12	1:C:413:CYS:SG	2.44	0.57
1:E:87:LEU:HD13	1:E:117:THR:HG21	1.86	0.57
1:D:87:LEU:HD13	1:D:117:THR:HG21	1.87	0.57
1:D:251:LYS:O	1:D:294:THR:HG23	2.05	0.57
1:D:449:ASP:O	1:D:450:ILE:HD13	2.04	0.57
1:C:264:GLU:O	1:C:268:THR:HG23	2.04	0.57
1:C:195:ASP:OD1	1:C:197:THR:CG2	2.46	0.57
1:C:193:LEU:HD22	1:C:387:MET:HB3	1.87	0.57
1:D:116:GLN:HE21	1:D:116:GLN:H	1.50	0.57
1:D:551:ILE:HG12	1:E:487:ILE:HD13	1.87	0.56
1:C:167:PHE:HB2	1:C:373:GLU:HG2	1.87	0.56
1:C:393:TYR:CD2	1:C:415:ILE:HD11	2.40	0.56
1:E:32:GLU:OE1	1:E:132:LYS:HG3	2.04	0.56
1:C:250:ARG:HB3	1:C:294:THR:HG22	1.87	0.56
1:A:167:PHE:HB2	1:A:373:GLU:HG2	1.88	0.56
1:E:116:GLN:H	1:E:116:GLN:HE21	1.54	0.56

Continued on next page...

Continued from previous page...

Atom-1	Atom-2	Interatomic distance (Å)	Clash overlap (Å)
1:A:495:ARG:HG2	1:A:495:ARG:NH1	2.20	0.56
1:D:393:TYR:CD2	1:D:415:ILE:HD11	2.40	0.56
1:A:246:VAL:HG22	1:A:278:THR:HG21	1.87	0.56
1:A:195:ASP:OD1	1:A:197:THR:CG2	2.49	0.56
1:E:456:ARG:O	1:E:460:ILE:HG13	2.06	0.56
1:A:315:THR:HG22	1:A:316:HIS:O	2.06	0.56
1:C:32:GLU:OE1	1:C:132:LYS:HG3	2.05	0.56
1:D:225:ARG:HG2	1:D:293:VAL:HB	1.87	0.56
1:A:197:THR:HG21	1:A:368:HIS:CE1	2.41	0.56
1:A:317:ARG:HB3	1:A:318:GLN:OE1	2.06	0.56
1:A:549:LEU:HD22	1:C:487:ILE:HD11	1.87	0.56
1:C:423:ALA:O	1:C:429:ALA:HA	2.05	0.56
1:D:193:LEU:HD22	1:D:387:MET:HB3	1.88	0.56
1:E:371:GLN:HG2	1:E:402:LEU:HD21	1.87	0.56
1:E:535:ALA:HB3	1:E:536:PRO:HD3	1.88	0.56
1:A:492:VAL:CG2	1:A:497:SER:OG	2.52	0.55
1:D:264:GLU:O	1:D:268:THR:HG23	2.05	0.55
1:E:276:LYS:CG	1:E:277:ASN:H	2.16	0.55
1:D:276:LYS:HG3	1:D:277:ASN:H	1.71	0.55
1:E:423:ALA:O	1:E:429:ALA:HA	2.05	0.55
1:E:518:ARG:O	1:E:520:THR:N	2.39	0.55
1:A:206:MET:O	1:A:365:THR:HG21	2.06	0.55
1:A:494:MET:HE1	1:A:501:ILE:HD13	1.89	0.55
1:C:246:VAL:HG22	1:C:278:THR:HG21	1.88	0.55
1:E:22:LYS:HG3	1:E:41:LYS:CB	2.37	0.55
1:E:250:ARG:HB3	1:E:294:THR:HG22	1.88	0.55
1:C:197:THR:HG21	1:C:368:HIS:ND1	2.22	0.55
1:C:547:MET:HE2	1:C:549:LEU:HD13	1.88	0.55
1:D:197:THR:HG21	1:D:368:HIS:ND1	2.21	0.55
1:C:276:LYS:CG	1:C:277:ASN:H	2.19	0.54
1:A:197:THR:HG21	1:A:368:HIS:ND1	2.22	0.54
1:C:154:THR:OG1	1:C:156:PRO:HD2	2.07	0.54
1:A:87:LEU:HD13	1:A:117:THR:HG21	1.89	0.54
1:A:480:ILE:HD11	1:A:512:LEU:HG	1.90	0.54
1:C:197:THR:HG21	1:C:368:HIS:CE1	2.42	0.54
1:E:167:PHE:HB2	1:E:373:GLU:HG2	1.90	0.54
1:A:214:SER:O	1:A:218:ILE:HG13	2.08	0.54
1:A:491:PHE:CD2	1:A:492:VAL:HG12	2.42	0.54
1:A:492:VAL:HG22	1:A:493:TYR:N	2.22	0.54
1:A:22:LYS:O	1:A:24:THR:HG23	2.07	0.54
1:A:394:ARG:HG2	1:A:395:MET:N	2.23	0.54

Continued on next page...

Continued from previous page...

Atom-1	Atom-2	Interatomic distance (Å)	Clash overlap (Å)
1:C:230:THR:HG23	1:C:231:PHE:N	2.23	0.54
1:D:197:THR:HG21	1:D:368:HIS:CE1	2.42	0.54
1:D:246:VAL:HG22	1:D:278:THR:HG21	1.90	0.54
1:E:197:THR:HG21	1:E:368:HIS:CE1	2.42	0.54
1:A:513:GLN:O	1:A:517:GLU:HG2	2.08	0.53
1:A:22:LYS:HG3	1:A:41:LYS:HB2	1.90	0.53
1:A:393:TYR:CD1	1:A:415:ILE:HD11	2.43	0.53
1:E:246:VAL:HG22	1:E:278:THR:CG2	2.39	0.53
1:A:225:ARG:HG2	1:A:293:VAL:HB	1.91	0.53
1:E:408:ILE:HD12	1:E:413:CYS:SG	2.48	0.53
1:D:462:SER:HB3	1:E:462:SER:CB	2.26	0.53
1:E:450:ILE:HG23	1:E:454:VAL:HG11	1.91	0.53
1:E:480:ILE:HD11	1:E:512:LEU:HG	1.90	0.53
1:E:206:MET:O	1:E:365:THR:HG21	2.09	0.52
1:E:268:THR:O	1:E:269:LEU:CB	2.58	0.52
1:E:22:LYS:HG3	1:E:41:LYS:HB2	1.91	0.52
1:E:453:ILE:HD12	1:E:453:ILE:H	1.74	0.52
1:C:491:PHE:O	1:C:544:ARG:NH2	2.40	0.52
1:A:494:MET:C	1:A:496:GLU:N	2.63	0.52
1:C:251:LYS:O	1:C:294:THR:HG23	2.09	0.52
1:A:276:LYS:CG	1:A:277:ASN:H	2.16	0.52
1:C:22:LYS:HG3	1:C:41:LYS:HB2	1.91	0.52
1:E:288:MET:HB2	1:E:289:PRO:CD	2.38	0.52
1:C:542:THR:CG2	1:C:544:ARG:H	2.22	0.52
1:A:468:ILE:HD13	1:C:468:ILE:HD13	1.92	0.52
1:A:478:PHE:O	1:A:516:MET:HE3	2.10	0.52
1:E:197:THR:HG21	1:E:368:HIS:ND1	2.25	0.52
1:A:423:ALA:O	1:A:429:ALA:HA	2.10	0.52
1:A:475:MET:O	1:A:476:ASP:CB	2.57	0.52
1:D:206:MET:O	1:D:365:THR:HG21	2.09	0.52
1:D:85:TYR:CZ	1:D:442:ILE:HD13	2.45	0.52
1:C:456:ARG:O	1:C:460:ILE:HG12	2.09	0.52
1:C:87:LEU:HD13	1:C:117:THR:HG21	1.92	0.51
1:D:480:ILE:HD11	1:D:512:LEU:HG	1.91	0.51
1:A:542:THR:HG23	1:A:544:ARG:HB2	1.93	0.51
1:D:542:THR:C	1:D:544:ARG:H	2.13	0.51
1:A:381:ILE:O	1:A:383:PRO:HD3	2.11	0.51
1:C:275:PRO:HD2	1:C:278:THR:HG21	1.92	0.51
1:C:508:ILE:O	1:C:508:ILE:HG22	2.11	0.51
1:A:246:VAL:HG22	1:A:278:THR:CG2	2.41	0.51
1:D:529:GLU:O	1:D:533:THR:HG23	2.11	0.51

Continued on next page...

Continued from previous page...

Atom-1	Atom-2	Interatomic distance (Å)	Clash overlap (Å)
1:A:492:VAL:CG2	1:A:493:TYR:N	2.74	0.51
1:C:225:ARG:HB2	1:C:325:ASP:OD1	2.11	0.51
1:D:21:GLY:O	1:D:22:LYS:HB2	2.10	0.51
1:D:382:LYS:HD2	1:D:382:LYS:O	2.11	0.51
1:A:288:MET:HB2	1:A:289:PRO:CD	2.41	0.50
1:C:261:SER:O	1:C:265:ILE:HG22	2.11	0.50
1:D:177:ASN:O	1:D:181:MET:HG3	2.11	0.50
1:A:382:LYS:HD2	1:A:382:LYS:O	2.11	0.50
1:C:246:VAL:HG22	1:C:278:THR:CG2	2.40	0.50
1:C:382:LYS:HD2	1:C:382:LYS:O	2.11	0.50
1:E:382:LYS:O	1:E:382:LYS:HD2	2.12	0.50
1:C:480:ILE:HD11	1:C:512:LEU:HG	1.93	0.50
1:E:275:PRO:HD2	1:E:278:THR:HG21	1.93	0.50
1:A:476:ASP:OD1	1:A:476:ASP:O	2.30	0.50
1:E:251:LYS:O	1:E:294:THR:CG2	2.59	0.50
1:E:547:MET:HE3	1:E:549:LEU:HD13	1.93	0.50
1:D:394:ARG:HG2	1:D:395:MET:N	2.27	0.50
1:A:190:LEU:HD21	1:A:424:LEU:HB3	1.94	0.50
1:D:458:ARG:HD3	1:E:462:SER:O	2.12	0.50
1:A:85:TYR:CE1	1:A:442:ILE:HD13	2.47	0.50
1:C:22:LYS:HG3	1:C:41:LYS:CB	2.42	0.50
1:D:225:ARG:HB2	1:D:325:ASP:OD1	2.11	0.50
1:C:421:VAL:HG21	1:C:435:ILE:HD13	1.94	0.49
1:D:276:LYS:CG	1:D:277:ASN:H	2.22	0.49
1:D:275:PRO:HD2	1:D:278:THR:HG21	1.94	0.49
1:D:555:VAL:HG21	1:E:555:VAL:HG11	1.94	0.49
1:E:225:ARG:HG2	1:E:293:VAL:HB	1.94	0.49
1:A:251:LYS:O	1:A:294:THR:CG2	2.60	0.49
1:C:491:PHE:HE1	1:C:542:THR:HG21	1.75	0.49
1:D:475:MET:C	1:D:477:ASP:H	2.14	0.49
1:C:206:MET:O	1:C:365:THR:HG21	2.11	0.49
1:A:475:MET:O	1:A:476:ASP:OD2	2.30	0.49
1:C:85:TYR:CE1	1:C:442:ILE:HD13	2.48	0.49
1:D:165:PHE:CZ	1:D:377:MET:HG3	2.46	0.49
1:D:474:ASP:HB2	1:D:555:VAL:HG13	1.93	0.49
1:A:268:THR:O	1:A:269:LEU:CB	2.60	0.49
1:A:421:VAL:HG21	1:A:435:ILE:HD13	1.95	0.49
1:C:394:ARG:HG2	1:C:395:MET:N	2.27	0.49
1:E:22:LYS:O	1:E:24:THR:HG23	2.12	0.49
1:C:408:ILE:CD1	1:C:413:CYS:SG	3.01	0.49
1:E:225:ARG:HB2	1:E:325:ASP:OD1	2.12	0.49

Continued on next page...

Continued from previous page...

Atom-1	Atom-2	Interatomic distance (Å)	Clash overlap (Å)
1:A:462:SER:O	1:C:48:LEU:HB3	2.12	0.48
1:C:201:ASN:HA	1:C:202:PRO:HD3	1.62	0.48
1:D:154:THR:OG1	1:D:156:PRO:HD2	2.13	0.48
1:E:145:PRO:HG2	1:E:235:ILE:HB	1.95	0.48
1:A:154:THR:OG1	1:A:156:PRO:HD2	2.13	0.48
1:E:210:ARG:NH2	1:E:362:ASP:OD2	2.46	0.48
1:E:394:ARG:HG2	1:E:395:MET:N	2.28	0.48
1:A:462:SER:HB3	1:C:462:SER:HB2	1.95	0.48
1:E:276:LYS:CG	1:E:277:ASN:N	2.76	0.48
1:E:474:ASP:O	1:E:477:ASP:HB3	2.13	0.48
1:C:245:ALA:HB1	1:C:294:THR:HG21	1.95	0.48
1:C:22:LYS:O	1:C:24:THR:HG23	2.13	0.48
1:D:245:ALA:HB1	1:D:294:THR:HG21	1.95	0.48
1:E:230:THR:HG23	1:E:231:PHE:N	2.27	0.48
1:E:421:VAL:HG21	1:E:435:ILE:HD13	1.96	0.48
1:A:8:GLN:HB3	1:A:425:LYS:HB2	1.94	0.48
1:A:450:ILE:HG23	1:A:454:VAL:CG1	2.43	0.48
1:A:225:ARG:HB2	1:A:325:ASP:OD1	2.13	0.48
1:D:116:GLN:NE2	1:D:116:GLN:H	2.12	0.48
1:D:421:VAL:HG21	1:D:435:ILE:HD13	1.96	0.48
1:A:474:ASP:OD1	1:A:476:ASP:N	2.45	0.48
1:D:22:LYS:HG3	1:D:41:LYS:CB	2.44	0.48
1:E:408:ILE:CD1	1:E:413:CYS:SG	3.02	0.48
1:A:177:ASN:ND2	1:A:180:LYS:HB2	2.29	0.47
1:A:6:ASN:CB	1:A:8:GLN:CG	2.91	0.47
1:A:408:ILE:HA	1:A:409:PRO:HD3	1.74	0.47
1:A:22:LYS:HG3	1:A:41:LYS:CB	2.44	0.47
1:A:542:THR:C	1:A:544:ARG:H	2.18	0.47
1:D:22:LYS:O	1:D:24:THR:HG23	2.15	0.47
1:E:177:ASN:O	1:E:181:MET:HG3	2.15	0.47
1:A:116:GLN:NE2	1:A:116:GLN:H	2.12	0.47
1:C:206:MET:HB3	1:C:365:THR:HG22	1.97	0.47
1:D:246:VAL:HG22	1:D:278:THR:CG2	2.45	0.47
1:D:288:MET:HB2	1:D:289:PRO:CD	2.44	0.47
1:D:307:ALA:O	1:D:311:ILE:HG13	2.14	0.47
1:E:177:ASN:ND2	1:E:180:LYS:HB2	2.29	0.47
1:D:210:ARG:NH2	1:D:362:ASP:OD2	2.47	0.47
1:E:542:THR:HG22	1:E:544:ARG:N	2.20	0.47
1:A:165:PHE:CZ	1:A:377:MET:HG3	2.50	0.47
1:A:275:PRO:HD2	1:A:278:THR:HG21	1.96	0.47
1:D:145:PRO:HG3	1:D:236:HIS:CD2	2.50	0.47

Continued on next page...

Continued from previous page...

Atom-1	Atom-2	Interatomic distance (Å)	Clash overlap (Å)
1:E:303:GLU:HG2	1:E:306:ALA:HB2	1.96	0.47
1:E:471:VAL:HG12	1:E:484:PRO:HA	1.96	0.47
1:A:206:MET:HB3	1:A:365:THR:HG22	1.97	0.47
1:A:198:ASN:HB3	1:A:369:GLY:O	2.14	0.47
1:A:230:THR:HG23	1:A:231:PHE:N	2.29	0.47
1:A:276:LYS:CG	1:A:277:ASN:N	2.76	0.47
1:A:518:ARG:C	1:A:520:THR:H	2.18	0.47
1:C:307:ALA:O	1:C:311:ILE:HG13	2.14	0.47
1:C:145:PRO:HG2	1:C:235:ILE:HB	1.97	0.47
1:A:462:SER:HB3	1:C:462:SER:CB	2.44	0.47
1:D:155:PRO:CB	1:D:156:PRO:HD3	2.41	0.47
1:D:145:PRO:HG2	1:D:235:ILE:HB	1.97	0.47
1:D:280:ILE:CD1	1:D:288:MET:SD	3.03	0.46
1:E:310:ARG:HB3	1:E:310:ARG:NH1	2.28	0.46
1:E:201:ASN:HA	1:E:202:PRO:HD3	1.67	0.46
1:E:522:GLN:HE21	1:E:525:GLU:HG3	1.81	0.46
1:C:210:ARG:NH2	1:C:362:ASP:OD2	2.48	0.46
1:D:67:ILE:HG21	1:D:92:ILE:HG21	1.98	0.46
1:E:214:SER:O	1:E:218:ILE:HG13	2.14	0.46
1:A:21:GLY:O	1:A:22:LYS:HB2	2.15	0.46
1:C:288:MET:HB2	1:C:289:PRO:CD	2.45	0.46
1:D:549:LEU:HA	1:D:550:PRO:HD3	1.68	0.46
1:C:280:ILE:CD1	1:C:288:MET:SD	3.04	0.46
1:D:469:VAL:HG22	1:D:486:LEU:CD2	2.41	0.46
1:E:469:VAL:HG22	1:E:486:LEU:CD2	2.44	0.46
1:A:42:PHE:HA	1:A:43:PRO:HD3	1.81	0.46
1:D:508:ILE:O	1:D:508:ILE:HG22	2.16	0.46
1:E:198:ASN:HB3	1:E:369:GLY:O	2.15	0.46
1:C:276:LYS:CG	1:C:277:ASN:N	2.79	0.45
1:C:246:VAL:CG2	1:C:278:THR:HG21	2.45	0.45
1:C:469:VAL:HG22	1:C:486:LEU:CD2	2.44	0.45
1:E:154:THR:OG1	1:E:156:PRO:HD2	2.16	0.45
1:E:246:VAL:CG2	1:E:278:THR:HG21	2.46	0.45
1:A:547:MET:CE	1:C:489:ARG:HG3	2.46	0.45
1:D:268:THR:O	1:D:269:LEU:CB	2.64	0.45
1:E:474:ASP:HB2	1:E:555:VAL:HG13	1.98	0.45
1:E:549:LEU:HA	1:E:550:PRO:HD3	1.67	0.45
1:C:474:ASP:HB2	1:C:555:VAL:HG13	1.98	0.45
1:D:312:ALA:HB2	1:D:348:LEU:CD2	2.45	0.45
1:A:201:ASN:HA	1:A:202:PRO:HD3	1.64	0.45
1:A:261:SER:O	1:A:265:ILE:HG22	2.17	0.45

Continued on next page...

Continued from previous page...

Atom-1	Atom-2	Interatomic distance (Å)	Clash overlap (Å)
1:A:245:ALA:HB1	1:A:294:THR:HG21	1.98	0.45
1:C:206:MET:HB3	1:C:365:THR:CG2	2.47	0.45
1:C:268:THR:O	1:C:269:LEU:CB	2.65	0.45
1:C:363:ILE:H	1:C:363:ILE:HG12	1.56	0.45
1:C:408:ILE:HG12	1:C:409:PRO:HD2	1.98	0.45
1:E:8:GLN:HB3	1:E:425:LYS:HB2	1.97	0.45
1:A:549:LEU:O	1:A:549:LEU:HD13	2.16	0.45
1:E:261:SER:O	1:E:265:ILE:HG22	2.16	0.45
1:C:190:LEU:HD21	1:C:424:LEU:HB3	1.98	0.45
1:D:155:PRO:HB2	1:D:156:PRO:CD	2.42	0.45
1:D:415:ILE:HG13	1:D:415:ILE:O	2.16	0.45
1:D:50:ILE:HD12	1:D:441:TYR:HB3	1.98	0.45
1:A:174:GLU:HA	1:A:175:PRO:HD3	1.87	0.45
1:A:475:MET:O	1:A:477:ASP:OD1	2.34	0.45
1:C:116:GLN:H	1:C:116:GLN:NE2	2.12	0.45
1:D:214:SER:O	1:D:218:ILE:HG13	2.17	0.45
1:E:53:VAL:HG12	1:E:54:ILE:N	2.32	0.45
1:A:206:MET:HB3	1:A:365:THR:CG2	2.47	0.45
1:A:210:ARG:NH2	1:A:362:ASP:OD2	2.50	0.45
1:C:214:SER:O	1:C:218:ILE:HG13	2.17	0.45
1:D:401:LYS:HE2	1:D:405:ASP:OD2	2.16	0.45
1:E:145:PRO:HG3	1:E:236:HIS:CD2	2.52	0.45
1:D:462:SER:HB2	1:E:48:LEU:HG	1.98	0.45
1:A:54:ILE:HA	1:A:54:ILE:HD13	1.64	0.44
1:A:379:ARG:NH1	1:E:169:PHE:O	2.43	0.44
1:A:114:LEU:O	1:A:114:LEU:HD12	2.17	0.44
1:C:447:ILE:HG22	1:C:447:ILE:O	2.17	0.44
1:C:54:ILE:HA	1:C:54:ILE:HD13	1.71	0.44
1:E:446:GLY:HA3	1:E:449:ASP:HB2	1.98	0.44
1:A:246:VAL:CG2	1:A:278:THR:HG21	2.47	0.44
1:D:22:LYS:HG3	1:D:41:LYS:HB2	1.99	0.44
1:A:363:ILE:H	1:A:363:ILE:HG12	1.61	0.44
1:A:408:ILE:HD12	1:A:413:CYS:SG	2.57	0.44
1:A:492:VAL:HG22	1:A:497:SER:CB	2.40	0.44
1:C:257:ARG:HA	1:C:257:ARG:HD3	1.92	0.44
1:D:8:GLN:HB3	1:D:425:LYS:HB2	1.98	0.44
1:A:155:PRO:CB	1:A:156:PRO:HD3	2.47	0.44
1:A:197:THR:CG2	1:A:368:HIS:ND1	2.81	0.44
1:C:519:LYS:O	1:C:521:THR:N	2.45	0.44
1:D:230:THR:HG23	1:D:231:PHE:N	2.32	0.44
1:A:549:LEU:HA	1:A:550:PRO:HD3	1.68	0.44

Continued on next page...

Continued from previous page...

Atom-1	Atom-2	Interatomic distance (Å)	Clash overlap (Å)
1:E:312:ALA:HB2	1:E:348:LEU:CD2	2.47	0.44
1:E:67:ILE:HG21	1:E:92:ILE:HG21	2.00	0.44
1:A:250:ARG:HB3	1:A:294:THR:CG2	2.47	0.44
1:E:307:ALA:O	1:E:311:ILE:HG13	2.17	0.44
1:D:475:MET:C	1:D:477:ASP:N	2.70	0.44
1:A:312:ALA:HB2	1:A:348:LEU:CD2	2.47	0.43
1:C:441:TYR:N	1:C:441:TYR:CD1	2.83	0.43
1:C:549:LEU:HA	1:C:550:PRO:HD3	1.73	0.43
1:C:8:GLN:HB3	1:C:425:LYS:HB2	1.99	0.43
1:E:21:GLY:O	1:E:22:LYS:HB2	2.17	0.43
1:E:245:ALA:HB1	1:E:294:THR:HG21	2.00	0.43
1:A:493:TYR:OH	1:A:495:ARG:HD3	2.18	0.43
1:A:529:GLU:O	1:A:533:THR:HG23	2.18	0.43
1:D:276:LYS:HB3	1:D:276:LYS:HE3	1.88	0.43
1:E:116:GLN:NE2	1:E:116:GLN:H	2.16	0.43
1:E:408:ILE:HG12	1:E:409:PRO:HD2	1.98	0.43
1:A:497:SER:C	1:A:499:ASP:N	2.71	0.43
1:D:142:HIS:CG	1:D:143:SER:H	2.36	0.43
1:D:408:ILE:HG12	1:D:409:PRO:HD2	2.00	0.43
1:E:22:LYS:HG3	1:E:41:LYS:HB3	2.00	0.43
1:D:553:MET:HE3	1:E:482:ALA:CB	2.48	0.43
1:A:237:ARG:O	1:A:241:VAL:HG23	2.19	0.43
1:D:250:ARG:HB3	1:D:294:THR:CG2	2.47	0.43
1:D:12:PHE:CZ	1:D:26:ALA:HB3	2.54	0.43
1:D:471:VAL:HG12	1:D:484:PRO:HA	2.01	0.43
1:E:114:LEU:O	1:E:114:LEU:HD12	2.19	0.43
1:A:142:HIS:CG	1:A:143:SER:H	2.37	0.43
1:A:551:ILE:HG21	1:C:470:VAL:HG11	1.99	0.43
1:E:440:VAL:HG13	1:E:448:GLY:CA	2.48	0.43
1:A:547:MET:HE1	1:C:489:ARG:HG3	2.01	0.43
1:E:54:ILE:HA	1:E:54:ILE:HD13	1.73	0.43
1:A:471:VAL:HG12	1:A:484:PRO:HA	2.01	0.43
1:A:480:ILE:O	1:A:480:ILE:HG22	2.17	0.43
1:C:387:MET:HA	1:C:388:PRO:HD3	1.90	0.43
1:C:450:ILE:HA	1:C:450:ILE:HD13	1.75	0.43
1:A:404:THR:HA	1:A:408:ILE:O	2.18	0.43
1:A:493:TYR:O	1:A:494:MET:C	2.57	0.43
1:D:301:GLN:HB2	1:D:303:GLU:OE1	2.18	0.43
1:D:393:TYR:CE1	1:E:350:ARG:HA	2.54	0.43
1:A:145:PRO:HG2	1:A:235:ILE:HB	2.01	0.43
1:D:408:ILE:HD12	1:D:413:CYS:SG	2.59	0.43

Continued on next page...

Continued from previous page...

Atom-1	Atom-2	Interatomic distance (Å)	Clash overlap (Å)
1:D:408:ILE:HA	1:D:409:PRO:HD3	1.77	0.43
1:E:478:PHE:CD1	1:E:519:LYS:HG2	2.53	0.43
1:D:381:ILE:O	1:D:383:PRO:HD3	2.19	0.42
1:A:487:ILE:HD13	1:C:551:ILE:HG12	2.01	0.42
1:C:158:ASN:N	1:C:158:ASN:ND2	2.63	0.42
1:C:280:ILE:HD11	1:C:288:MET:SD	2.59	0.42
1:A:471:VAL:HA	1:C:553:MET:HE1	2.01	0.42
1:D:237:ARG:O	1:D:241:VAL:HG23	2.18	0.42
1:E:303:GLU:HG2	1:E:306:ALA:CB	2.50	0.42
1:E:529:GLU:O	1:E:533:THR:HG23	2.19	0.42
1:A:59:TYR:HB2	1:A:436:PRO:HD2	2.01	0.42
1:C:177:ASN:ND2	1:C:180:LYS:HB2	2.34	0.42
1:C:408:ILE:HA	1:C:409:PRO:HD3	1.73	0.42
1:A:555:VAL:HG21	1:C:555:VAL:HG11	2.01	0.42
1:C:155:PRO:CB	1:C:156:PRO:HD3	2.45	0.42
1:C:547:MET:CE	1:C:549:LEU:HD13	2.50	0.42
1:D:122:ILE:HD12	1:D:122:ILE:C	2.39	0.42
1:D:280:ILE:HD11	1:D:288:MET:SD	2.59	0.42
1:D:197:THR:CG2	1:D:368:HIS:ND1	2.82	0.42
1:E:475:MET:C	1:E:477:ASP:N	2.69	0.42
1:A:508:ILE:O	1:A:508:ILE:HG22	2.18	0.42
1:C:12:PHE:CZ	1:C:26:ALA:HB3	2.54	0.42
1:C:46:GLU:HG2	1:C:46:GLU:H	1.62	0.42
1:C:471:VAL:HG12	1:C:484:PRO:HA	2.01	0.42
1:E:155:PRO:HB2	1:E:156:PRO:CD	2.47	0.42
1:E:158:ASN:N	1:E:158:ASN:ND2	2.65	0.42
1:A:303:GLU:HG2	1:A:306:ALA:HB2	2.00	0.42
1:A:489:ARG:HG3	1:C:547:MET:HE3	1.97	0.42
1:C:114:LEU:HD12	1:C:114:LEU:O	2.20	0.42
1:C:534:LEU:CD2	1:C:538:LEU:HG	2.49	0.42
1:E:122:ILE:HD12	1:E:122:ILE:C	2.40	0.42
1:E:274:CYS:HA	1:E:275:PRO:HD3	1.86	0.42
1:E:408:ILE:HA	1:E:409:PRO:HD3	1.74	0.42
1:A:408:ILE:HG12	1:A:409:PRO:HD2	2.00	0.42
1:A:498:GLY:O	1:A:502:ASN:HB2	2.20	0.42
1:E:218:ILE:O	1:E:222:VAL:HG23	2.19	0.42
1:E:190:LEU:HD21	1:E:424:LEU:HB3	2.02	0.42
1:E:508:ILE:O	1:E:508:ILE:HG22	2.19	0.42
1:A:155:PRO:HB2	1:A:156:PRO:CD	2.48	0.42
1:C:180:LYS:O	1:C:184:ILE:HG13	2.20	0.42
1:C:529:GLU:O	1:C:533:THR:HG23	2.20	0.42

Continued on next page...

Continued from previous page...

Atom-1	Atom-2	Interatomic distance (Å)	Clash overlap (Å)
1:D:312:ALA:HB2	1:D:348:LEU:HD21	2.02	0.42
1:A:303:GLU:HG2	1:A:306:ALA:CB	2.50	0.42
1:C:169:PHE:O	1:D:379:ARG:NH1	2.44	0.42
1:D:228:PHE:CE1	1:D:241:VAL:HG21	2.55	0.42
1:D:276:LYS:CG	1:D:277:ASN:N	2.83	0.42
1:D:480:ILE:HG13	1:D:516:MET:HG3	2.00	0.42
1:E:174:GLU:HA	1:E:175:PRO:HD3	1.85	0.42
1:C:359:PRO:HD2	1:C:360:LEU:CD2	2.42	0.42
1:C:461:LEU:HA	1:C:461:LEU:HD23	1.78	0.42
1:D:48:LEU:HD13	1:D:48:LEU:HA	1.75	0.42
1:A:53:VAL:HG12	1:A:54:ILE:N	2.34	0.41
1:C:122:ILE:HD12	1:C:122:ILE:C	2.40	0.41
1:E:480:ILE:HG13	1:E:516:MET:HG3	2.02	0.41
1:C:401:LYS:HE2	1:C:405:ASP:OD2	2.20	0.41
1:D:61:VAL:C	1:D:63:ASN:H	2.22	0.41
1:E:197:THR:CG2	1:E:368:HIS:ND1	2.83	0.41
1:D:14:LEU:HB2	1:D:24:THR:OG1	2.20	0.41
1:D:261:SER:O	1:D:265:ILE:HG22	2.21	0.41
1:E:404:THR:HA	1:E:408:ILE:O	2.20	0.41
1:A:158:ASN:ND2	1:A:158:ASN:N	2.65	0.41
1:A:466:LEU:HD12	1:A:549:LEU:HD11	2.01	0.41
1:E:101:ILE:HD13	1:E:101:ILE:HA	1.88	0.41
1:E:545:ARG:O	1:E:545:ARG:HG2	2.20	0.41
1:A:274:CYS:HA	1:A:275:PRO:HD3	1.84	0.41
1:A:480:ILE:HG13	1:A:516:MET:HG3	2.00	0.41
1:C:480:ILE:HG13	1:C:516:MET:HG3	2.03	0.41
1:C:53:VAL:HG12	1:C:54:ILE:N	2.35	0.41
1:D:359:PRO:HD2	1:D:360:LEU:CD2	2.44	0.41
1:E:507:LEU:HA	1:E:507:LEU:HD23	1.89	0.41
1:A:74:HIS:CD2	1:A:142:HIS:CD2	3.08	0.41
1:C:449:ASP:O	1:C:450:ILE:HD13	2.21	0.41
1:E:247:GLN:O	1:E:247:GLN:HG2	2.20	0.41
1:A:354:GLU:HA	1:A:354:GLU:OE1	2.21	0.41
1:A:494:MET:HE3	1:A:501:ILE:CD1	2.51	0.41
1:C:21:GLY:O	1:C:22:LYS:HB2	2.20	0.41
1:C:542:THR:C	1:C:544:ARG:H	2.24	0.41
1:D:177:ASN:ND2	1:D:180:LYS:HB2	2.35	0.41
1:E:42:PHE:HA	1:E:43:PRO:HD3	1.82	0.41
1:A:6:ASN:CG	1:A:8:GLN:HE21	2.24	0.41
1:D:480:ILE:O	1:D:480:ILE:HG22	2.21	0.41
1:C:142:HIS:CG	1:C:143:SER:H	2.39	0.41

Continued on next page...

Continued from previous page...

Atom-1	Atom-2	Interatomic distance (Å)	Clash overlap (Å)
1:C:542:THR:C	1:C:544:ARG:N	2.73	0.41
1:D:174:GLU:HA	1:D:175:PRO:HD3	1.86	0.41
1:D:507:LEU:HD23	1:D:507:LEU:HA	1.85	0.41
1:A:101:ILE:HA	1:A:101:ILE:HD13	1.89	0.40
1:A:145:PRO:HG3	1:A:236:HIS:CD2	2.56	0.40
1:C:315:THR:HG22	1:C:316:HIS:H	1.86	0.40
1:C:33:ILE:HG21	1:C:33:ILE:HD13	1.78	0.40
1:C:415:ILE:HG13	1:C:415:ILE:O	2.21	0.40
1:C:67:ILE:HG21	1:C:92:ILE:HG21	2.03	0.40
1:D:542:THR:C	1:D:544:ARG:N	2.74	0.40
1:D:547:MET:CE	1:D:549:LEU:HD13	2.51	0.40
1:E:467:VAL:HB	1:E:488:SER:HB2	2.02	0.40
1:A:360:LEU:N	1:A:360:LEU:HD23	2.30	0.40
1:C:250:ARG:HB3	1:C:294:THR:CG2	2.52	0.40
1:C:312:ALA:HB2	1:C:348:LEU:CD2	2.51	0.40
1:C:381:ILE:O	1:C:383:PRO:HD3	2.22	0.40
1:C:456:ARG:HE	1:C:456:ARG:HB3	1.51	0.40
1:E:128:VAL:HG22	1:E:135:VAL:HB	2.03	0.40
1:A:50:ILE:HD11	1:A:455:LEU:HD21	2.03	0.40
1:C:155:PRO:HB2	1:C:156:PRO:CD	2.46	0.40
1:E:360:LEU:N	1:E:360:LEU:HD23	2.32	0.40
1:C:133:THR:HG22	1:C:133:THR:O	2.21	0.40
1:C:218:ILE:O	1:C:222:VAL:HG23	2.22	0.40
1:A:492:VAL:HA	1:C:450:ILE:HD11	2.03	0.40
1:C:85:TYR:CZ	1:C:442:ILE:HD13	2.57	0.40
1:D:130:PHE:O	1:D:131:ARG:C	2.60	0.40
1:D:239:GLN:OE1	1:D:272:ILE:HA	2.21	0.40

All (11) symmetry-related close contacts are listed below. The label for Atom-2 includes the symmetry operator and encoded unit-cell translations to be applied.

Atom-1	Atom-2	Interatomic distance (Å)	Clash overlap (Å)
1:A:131:ARG:NH1	1:A:474:ASP:OD2[2_555]	0.93	1.27
1:A:131:ARG:CZ	1:A:474:ASP:OD2[2_555]	0.96	1.24
1:E:517:GLU:CD	1:E:517:GLU:OE2[2_665]	1.26	0.94
1:A:131:ARG:NH2	1:A:474:ASP:CG[2_555]	1.33	0.87
1:A:131:ARG:NH2	1:A:474:ASP:OD2[2_555]	1.47	0.73
1:E:517:GLU:OE1	1:E:517:GLU:OE2[2_665]	1.47	0.73
1:A:131:ARG:NH2	1:A:474:ASP:CB[2_555]	1.48	0.72
1:A:131:ARG:CZ	1:A:474:ASP:CG[2_555]	1.89	0.31

Continued on next page...

Continued from previous page...

Atom-1	Atom-2	Interatomic distance (Å)	Clash overlap (Å)
1:A:131:ARG:NH1	1:A:476:ASP:CA[2_555]	1.99	0.21
1:A:131:ARG:NH1	1:A:474:ASP:CG[2_555]	2.11	0.09
1:C:317:ARG:NH2	1:D:506:GLU:N[3_547]	2.18	0.02

5.3 Torsion angles [i](#)

5.3.1 Protein backbone [i](#)

In the following table, the Percentiles column shows the percent Ramachandran outliers of the chain as a percentile score with respect to all X-ray entries followed by that with respect to entries of similar resolution.

The Analysed column shows the number of residues for which the backbone conformation was analysed, and the total number of residues.

Mol	Chain	Analysed	Favoured	Allowed	Outliers	Percentiles	
1	A	548/555 (99%)	506 (92%)	35 (6%)	7 (1%)	12	45
1	C	538/555 (97%)	497 (92%)	36 (7%)	5 (1%)	17	55
1	D	532/555 (96%)	490 (92%)	36 (7%)	6 (1%)	14	50
1	E	540/555 (97%)	498 (92%)	37 (7%)	5 (1%)	17	55
All	All	2158/2220 (97%)	1991 (92%)	144 (7%)	23 (1%)	14	50

All (23) Ramachandran outliers are listed below:

Mol	Chain	Res	Type
1	A	276	LYS
1	E	519	LYS
1	A	519	LYS
1	C	276	LYS
1	D	276	LYS
1	E	276	LYS
1	A	495	ARG
1	C	62	LYS
1	D	476	ASP
1	E	62	LYS
1	A	37	ASP
1	A	291	ASN
1	C	520	THR
1	C	543	LYS

Continued on next page...

Continued from previous page...

Mol	Chain	Res	Type
1	D	37	ASP
1	E	291	ASN
1	A	62	LYS
1	D	291	ASN
1	A	543	LYS
1	D	62	LYS
1	D	426	GLY
1	E	426	GLY
1	C	426	GLY

5.3.2 Protein sidechains ⓘ

In the following table, the Percentiles column shows the percent sidechain outliers of the chain as a percentile score with respect to all X-ray entries followed by that with respect to entries of similar resolution.

The Analysed column shows the number of residues for which the sidechain conformation was analysed, and the total number of residues.

Mol	Chain	Analysed	Rotameric	Outliers	Percentiles	
1	A	472/477 (99%)	405 (86%)	67 (14%)	3	16
1	C	464/477 (97%)	407 (88%)	57 (12%)	4	21
1	D	460/477 (96%)	400 (87%)	60 (13%)	4	19
1	E	466/477 (98%)	410 (88%)	56 (12%)	5	22
All	All	1862/1908 (98%)	1622 (87%)	240 (13%)	4	19

All (240) residues with a non-rotameric sidechain are listed below:

Mol	Chain	Res	Type
1	A	11	VAL
1	A	27	VAL
1	A	33	ILE
1	A	46	GLU
1	A	48	LEU
1	A	54	ILE
1	A	58	THR
1	A	65	ASP
1	A	70	LEU
1	A	80	ILE
1	A	105	ARG
1	A	113	LEU

Continued on next page...

Continued from previous page...

Mol	Chain	Res	Type
1	A	116	GLN
1	A	128	VAL
1	A	129	LYS
1	A	132	LYS
1	A	133	THR
1	A	141	THR
1	A	158	ASN
1	A	171	PRO
1	A	197	THR
1	A	208	GLU
1	A	211	VAL
1	A	217	ASP
1	A	268	THR
1	A	276	LYS
1	A	277	ASN
1	A	280	ILE
1	A	294	THR
1	A	308	LEU
1	A	310	ARG
1	A	315	THR
1	A	354	GLU
1	A	360	LEU
1	A	361	ASN
1	A	363	ILE
1	A	377	MET
1	A	382	LYS
1	A	384	LYS
1	A	394	ARG
1	A	398	MET
1	A	408	ILE
1	A	415	ILE
1	A	422	LEU
1	A	424	LEU
1	A	428	GLU
1	A	435	ILE
1	A	461	LEU
1	A	466	LEU
1	A	474	ASP
1	A	475	MET
1	A	476	ASP
1	A	477	ASP
1	A	486	LEU

Continued on next page...

Continued from previous page...

Mol	Chain	Res	Type
1	A	487	ILE
1	A	495	ARG
1	A	497	SER
1	A	499	ASP
1	A	502	ASN
1	A	507	LEU
1	A	523	TRP
1	A	534	LEU
1	A	541	LYS
1	A	542	THR
1	A	544	ARG
1	A	548	ILE
1	A	549	LEU
1	C	11	VAL
1	C	27	VAL
1	C	33	ILE
1	C	46	GLU
1	C	48	LEU
1	C	54	ILE
1	C	58	THR
1	C	65	ASP
1	C	70	LEU
1	C	80	ILE
1	C	105	ARG
1	C	113	LEU
1	C	116	GLN
1	C	128	VAL
1	C	132	LYS
1	C	133	THR
1	C	141	THR
1	C	158	ASN
1	C	197	THR
1	C	211	VAL
1	C	217	ASP
1	C	268	THR
1	C	276	LYS
1	C	277	ASN
1	C	280	ILE
1	C	294	THR
1	C	308	LEU
1	C	310	ARG
1	C	315	THR

Continued on next page...

Continued from previous page...

Mol	Chain	Res	Type
1	C	360	LEU
1	C	361	ASN
1	C	363	ILE
1	C	377	MET
1	C	382	LYS
1	C	384	LYS
1	C	394	ARG
1	C	398	MET
1	C	408	ILE
1	C	415	ILE
1	C	422	LEU
1	C	424	LEU
1	C	428	GLU
1	C	435	ILE
1	C	466	LEU
1	C	467	VAL
1	C	475	MET
1	C	477	ASP
1	C	487	ILE
1	C	502	ASN
1	C	507	LEU
1	C	519	LYS
1	C	520	THR
1	C	523	TRP
1	C	534	LEU
1	C	541	LYS
1	C	542	THR
1	C	548	ILE
1	D	11	VAL
1	D	33	ILE
1	D	46	GLU
1	D	48	LEU
1	D	54	ILE
1	D	58	THR
1	D	65	ASP
1	D	70	LEU
1	D	80	ILE
1	D	105	ARG
1	D	113	LEU
1	D	116	GLN
1	D	128	VAL
1	D	129	LYS

Continued on next page...

Continued from previous page...

Mol	Chain	Res	Type
1	D	132	LYS
1	D	133	THR
1	D	141	THR
1	D	158	ASN
1	D	197	THR
1	D	208	GLU
1	D	211	VAL
1	D	217	ASP
1	D	268	THR
1	D	276	LYS
1	D	277	ASN
1	D	280	ILE
1	D	294	THR
1	D	304	PRO
1	D	308	LEU
1	D	310	ARG
1	D	315	THR
1	D	360	LEU
1	D	361	ASN
1	D	363	ILE
1	D	377	MET
1	D	381	ILE
1	D	382	LYS
1	D	384	LYS
1	D	394	ARG
1	D	398	MET
1	D	408	ILE
1	D	415	ILE
1	D	422	LEU
1	D	424	LEU
1	D	428	GLU
1	D	435	ILE
1	D	449	ASP
1	D	454	VAL
1	D	456	ARG
1	D	466	LEU
1	D	467	VAL
1	D	475	MET
1	D	478	PHE
1	D	487	ILE
1	D	502	ASN
1	D	507	LEU

Continued on next page...

Continued from previous page...

Mol	Chain	Res	Type
1	D	523	TRP
1	D	534	LEU
1	D	541	LYS
1	D	548	ILE
1	E	11	VAL
1	E	27	VAL
1	E	33	ILE
1	E	46	GLU
1	E	48	LEU
1	E	54	ILE
1	E	58	THR
1	E	65	ASP
1	E	70	LEU
1	E	80	ILE
1	E	105	ARG
1	E	113	LEU
1	E	116	GLN
1	E	128	VAL
1	E	132	LYS
1	E	133	THR
1	E	141	THR
1	E	158	ASN
1	E	197	THR
1	E	211	VAL
1	E	217	ASP
1	E	268	THR
1	E	276	LYS
1	E	277	ASN
1	E	280	ILE
1	E	294	THR
1	E	308	LEU
1	E	310	ARG
1	E	315	THR
1	E	360	LEU
1	E	361	ASN
1	E	363	ILE
1	E	377	MET
1	E	382	LYS
1	E	384	LYS
1	E	394	ARG
1	E	398	MET
1	E	408	ILE

Continued on next page...

Continued from previous page...

Mol	Chain	Res	Type
1	E	415	ILE
1	E	422	LEU
1	E	424	LEU
1	E	428	GLU
1	E	435	ILE
1	E	456	ARG
1	E	466	LEU
1	E	467	VAL
1	E	476	ASP
1	E	487	ILE
1	E	502	ASN
1	E	507	LEU
1	E	522	GLN
1	E	523	TRP
1	E	534	LEU
1	E	541	LYS
1	E	542	THR
1	E	548	ILE

Some sidechains can be flipped to improve hydrogen bonding and reduce clashes. All (27) such sidechains are listed below:

Mol	Chain	Res	Type
1	A	8	GLN
1	A	91	ASN
1	A	116	GLN
1	A	158	ASN
1	A	267	GLN
1	A	322	ASN
1	A	513	GLN
1	C	74	HIS
1	C	91	ASN
1	C	116	GLN
1	C	158	ASN
1	C	267	GLN
1	C	322	ASN
1	C	513	GLN
1	D	91	ASN
1	D	116	GLN
1	D	158	ASN
1	D	267	GLN
1	D	322	ASN
1	D	513	GLN

Continued on next page...

Continued from previous page...

Mol	Chain	Res	Type
1	E	91	ASN
1	E	116	GLN
1	E	158	ASN
1	E	267	GLN
1	E	322	ASN
1	E	513	GLN
1	E	522	GLN

5.3.3 RNA ⓘ

There are no RNA molecules in this entry.

5.4 Non-standard residues in protein, DNA, RNA chains ⓘ

There are no non-standard protein/DNA/RNA residues in this entry.

5.5 Carbohydrates ⓘ

There are no carbohydrates in this entry.

5.6 Ligand geometry ⓘ

Of 12 ligands modelled in this entry, 12 are monoatomic - leaving 0 for Mogul analysis.

There are no bond length outliers.

There are no bond angle outliers.

There are no chirality outliers.

There are no torsion outliers.

There are no ring outliers.

No monomer is involved in short contacts.

5.7 Other polymers ⓘ

There are no such residues in this entry.

5.8 Polymer linkage issues ⓘ

There are no chain breaks in this entry.

6 Fit of model and data ⓘ

6.1 Protein, DNA and RNA chains ⓘ

In the following table, the column labelled ‘#RSRZ> 2’ contains the number (and percentage) of RSRZ outliers, followed by percent RSRZ outliers for the chain as percentile scores relative to all X-ray entries and entries of similar resolution. The OWAB column contains the minimum, median, 95th percentile and maximum values of the occupancy-weighted average B-factor per residue. The column labelled ‘Q< 0.9’ lists the number of (and percentage) of residues with an average occupancy less than 0.9.

Mol	Chain	Analysed	<RSRZ>	#RSRZ>2		OWAB(Å ²)	Q<0.9
1	A	550/555 (99%)	-0.37	4 (0%)	87 69	34, 57, 96, 129	0
1	C	542/555 (97%)	-0.37	3 (0%)	89 72	36, 58, 93, 124	0
1	D	538/555 (96%)	-0.32	5 (0%)	84 63	36, 58, 94, 144	0
1	E	544/555 (98%)	-0.40	5 (0%)	84 63	35, 57, 95, 163	0
All	All	2174/2220 (97%)	-0.36	17 (0%)	86 65	34, 57, 95, 163	0

All (17) RSRZ outliers are listed below:

Mol	Chain	Res	Type	RSRZ
1	E	476	ASP	3.9
1	E	520	THR	3.7
1	D	555	VAL	3.3
1	C	520	THR	3.2
1	E	276	LYS	3.1
1	C	287	ARG	2.9
1	E	517	GLU	2.8
1	D	523	TRP	2.7
1	A	517	GLU	2.7
1	E	475	MET	2.7
1	A	313	ASN	2.6
1	D	526	ILE	2.5
1	D	478	PHE	2.3
1	A	518	ARG	2.2
1	A	520	THR	2.2
1	D	475	MET	2.1
1	C	313	ASN	2.0

6.2 Non-standard residues in protein, DNA, RNA chains ⓘ

There are no non-standard protein/DNA/RNA residues in this entry.

6.3 Carbohydrates [i](#)

There are no carbohydrates in this entry.

6.4 Ligands [i](#)

In the following table, the Atoms column lists the number of modelled atoms in the group and the number defined in the chemical component dictionary. The B-factors column lists the minimum, median, 95th percentile and maximum values of B factors of atoms in the group. The column labelled 'Q< 0.9' lists the number of atoms with occupancy less than 0.9.

Mol	Type	Chain	Res	Atoms	RSCC	RSR	B-factors(\AA^2)	Q<0.9
3	CA	C	1558	1/1	0.90	0.22	63,63,63,63	0
3	CA	E	1558	1/1	0.90	0.18	63,63,63,63	0
3	CA	A	1558	1/1	0.92	0.20	58,58,58,58	0
3	CA	D	1556	1/1	0.96	0.16	46,46,46,46	0
2	ZN	E	1556	1/1	0.97	0.14	39,39,39,39	0
2	ZN	E	1557	1/1	0.97	0.13	36,36,36,36	0
2	ZN	D	1558	1/1	0.98	0.17	40,40,40,40	0
2	ZN	A	1556	1/1	0.98	0.18	41,41,41,41	0
2	ZN	C	1556	1/1	0.98	0.18	46,46,46,46	0
2	ZN	D	1557	1/1	0.98	0.18	42,42,42,42	0
2	ZN	A	1557	1/1	0.99	0.14	34,34,34,34	0
2	ZN	C	1557	1/1	0.99	0.16	39,39,39,39	0

6.5 Other polymers [i](#)

There are no such residues in this entry.