



Full wwPDB EM Validation Report ⓘ

Nov 2, 2024 – 10:00 am GMT

PDB ID : 4V5N
EMDB ID : EMD-1799
Title : tRNA translocation on the 70S ribosome: the post- translocational translocation intermediate TI(POST)
Authors : Ratje, A.H.; Loerke, J.; Mikolajka, A.; Bruenner, M.; Hildebrand, P.W.; Starosta, A.L.; Doenhoefer, A.; Connell, S.R.; Fucini, P.; Mielke, T.; Whitford, P.C.; Onuchic, J.N.; Yu, Y.; Sanbonmatsu, K.Y.; Hartmann, R.K.; Penczek, P.A.; Wilson, D.N.; Spahn, C.M.T.
Deposited on : 2010-10-21
Resolution : 7.60 Å(reported)
Based on initial models : 2WRI, 2WRJ

This is a Full wwPDB EM Validation Report for a publicly released PDB entry.

We welcome your comments at validation@mail.wwpdb.org

A user guide is available at

<https://www.wwpdb.org/validation/2017/EMValidationReportHelp>

with specific help available everywhere you see the ⓘ symbol.

The types of validation reports are described at

<http://www.wwpdb.org/validation/2017/FAQs#types>.

The following versions of software and data (see [references ⓘ](#)) were used in the production of this report:

EMDB validation analysis : 0.0.1.dev113
Mogul : 1.8.4, CSD as541be (2020)
MolProbity : 4.02b-467
buster-report : 1.1.7 (2018)
Percentile statistics : 20231227.v01 (using entries in the PDB archive December 27th 2023)
MapQ : **FAILED**
Ideal geometry (proteins) : Engh & Huber (2001)
Ideal geometry (DNA, RNA) : Parkinson et al. (1996)

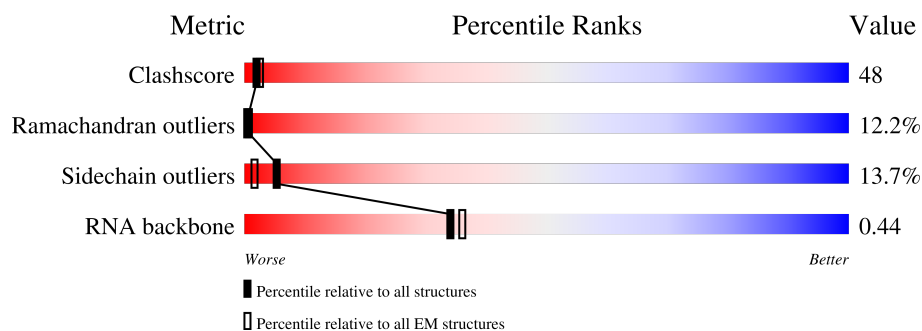
1 Overall quality at a glance

The following experimental techniques were used to determine the structure:

ELECTRON MICROSCOPY

The reported resolution of this entry is 7.60 Å.

Percentile scores (ranging between 0-100) for global validation metrics of the entry are shown in the following graphic. The table shows the number of entries on which the scores are based.



Metric	Whole archive (#Entries)	EM structures (#Entries)
Clashscore	210492	15764
Ramachandran outliers	207382	16835
Sidechain outliers	206894	16415
RNA backbone	6643	2191


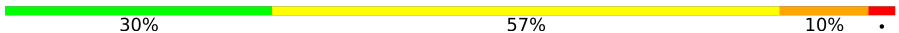
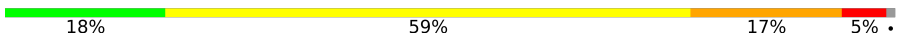



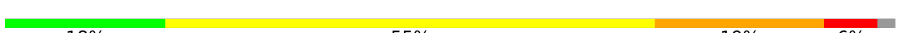








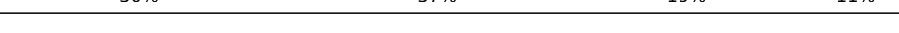


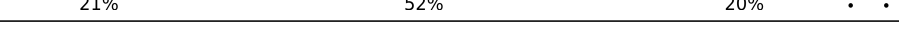






The table below summarises the geometric issues observed across the polymeric chains and their fit to the map. The red, orange, yellow and green segments of the bar indicate the fraction of residues that contain outliers for ≥ 3 , 2, 1 and 0 types of geometric quality criteria respectively. A grey segment represents the fraction of residues that are not modelled. The numeric value for each fraction is indicated below the corresponding segment, with a dot representing fractions $\leq 5\%$.

Mol	Chain	Length	Quality of chain
1	AA	1522	 • 22% 58% 18% •
2	AB	256	 23% 49% 14% 5% 9%
3	AC	239	 24% 44% 14% 5% 14%
4	AD	209	 30% 49% 16% 5%
5	AE	162	 31% 44% 14% • 7%
6	AF	101	 33% 50% 15% •

Continued on next page...

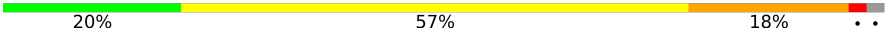
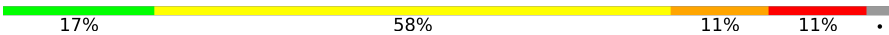
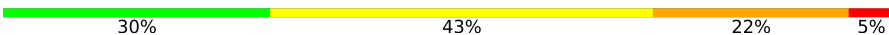




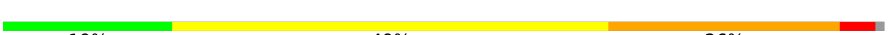









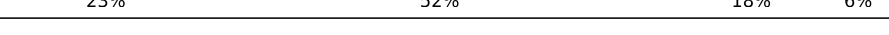
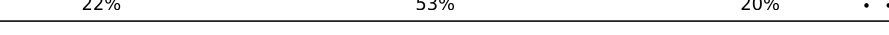




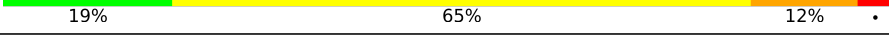
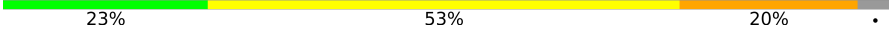
Validation Pipeline (wwPDB-VP) : 2.39

Continued from previous page...

Mol	Chain	Length	Quality of chain
7	AG	156	
8	AH	138	
9	AI	128	
10	AJ	105	
11	AK	129	
12	AL	132	
13	AM	126	
14	AN	61	
15	AO	89	
16	AP	88	
17	AQ	105	
18	AR	88	
19	AS	93	
20	AT	106	
21	AU	27	
22	AV	77	
23	AX	11	
24	AY	691	
25	B0	85	
26	B1	98	
27	B2	72	
28	B3	60	
29	B4	71	
30	B5	60	
31	B6	54	

Continued on next page...

Continued from previous page...

Mol	Chain	Length	Quality of chain
32	B7	49	
33	B8	65	
34	B9	37	
35	BA	2915	
36	BB	122	
37	BC	229	
38	BD	276	
39	BE	206	
40	BF	210	
41	BG	182	
42	BH	180	
43	BK	147	
44	BL	121	
45	BN	140	
46	BO	122	
47	BP	150	
48	BQ	141	
49	BR	118	
50	BS	112	
51	BT	146	
52	BU	118	
53	BV	101	
54	BW	113	
55	BX	96	
56	BY	110	

Continued on next page...

Continued from previous page...

Mol	Chain	Length	Quality of chain
57	BZ	206	<div><div></div><div>20%</div><div>43%</div><div>19%</div><div>7%</div><div>11%</div></div>

2 Entry composition

There are 59 unique types of molecules in this entry. The entry contains 152777 atoms, of which 0 are hydrogens and 0 are deuteriums.

In the tables below, the AltConf column contains the number of residues with at least one atom in alternate conformation and the Trace column contains the number of residues modelled with at most 2 atoms.

- Molecule 1 is a RNA chain called 16S RRNA.

Mol	Chain	Residues	Atoms					AltConf	Trace
1	AA	1504	Total	C	N	O	P	0	0
			32329	14390	5992	10444	1503		

- Molecule 2 is a protein called 30S RIBOSOMAL PROTEIN S2.

Mol	Chain	Residues	Atoms					AltConf	Trace
2	AB	234	Total	C	N	O	S	0	0
			1900	1213	341	341	5		

- Molecule 3 is a protein called 30S RIBOSOMAL PROTEIN S3.

Mol	Chain	Residues	Atoms					AltConf	Trace
3	AC	206	Total	C	N	O	S	0	0
			1612	1016	314	281	1		

- Molecule 4 is a protein called 30S RIBOSOMAL PROTEIN S4.

Mol	Chain	Residues	Atoms					AltConf	Trace
4	AD	208	Total	C	N	O	S	0	0
			1703	1066	339	291	7		

- Molecule 5 is a protein called 30S RIBOSOMAL PROTEIN S5.

Mol	Chain	Residues	Atoms					AltConf	Trace
5	AE	150	Total	C	N	O	S	0	0
			1146	724	217	201	4		

- Molecule 6 is a protein called 30S RIBOSOMAL PROTEIN S6.

Mol	Chain	Residues	Atoms					AltConf	Trace
6	AF	101	Total	C	N	O	S	0	0
			843	531	155	154	3		

- Molecule 7 is a protein called 30S RIBOSOMAL PROTEIN S7.

Mol	Chain	Residues	Atoms					AltConf	Trace
7	AG	155	Total	C	N	O	S	0	0
			1257	781	252	218	6		

- Molecule 8 is a protein called 30S RIBOSOMAL PROTEIN S8.

Mol	Chain	Residues	Atoms					AltConf	Trace
8	AH	138	Total	C	N	O	S	0	0
			1116	705	215	193	3		

- Molecule 9 is a protein called 30S RIBOSOMAL PROTEIN S9.

Mol	Chain	Residues	Atoms					AltConf	Trace
9	AI	127	Total	C	N	O	S	0	0
			1010	639	197	174			

- Molecule 10 is a protein called 30S RIBOSOMAL PROTEIN S10.

Mol	Chain	Residues	Atoms					AltConf	Trace
10	AJ	98	Total	C	N	O	S	0	0
			794	499	156	138	1		

- Molecule 11 is a protein called 30S RIBOSOMAL PROTEIN S11.

Mol	Chain	Residues	Atoms					AltConf	Trace
11	AK	119	Total	C	N	O	S	0	0
			885	549	168	165	3		

- Molecule 12 is a protein called 30S RIBOSOMAL PROTEIN S12.

Mol	Chain	Residues	Atoms					AltConf	Trace
12	AL	124	Total	C	N	O	S	0	0
			970	611	195	163	1		

- Molecule 13 is a protein called 30S RIBOSOMAL PROTEIN S13.

Mol	Chain	Residues	Atoms					AltConf	Trace
13	AM	124	Total	C	N	O	S	0	0
			987	611	205	169	2		

- Molecule 14 is a protein called 30S RIBOSOMAL PROTEIN S14 TYPE Z.

Mol	Chain	Residues	Atoms					AltConf	Trace
14	AN	60	Total	C	N	O	S	0	0
			492	312	104	72	4		

- Molecule 15 is a protein called 30S RIBOSOMAL PROTEIN S15.

Mol	Chain	Residues	Atoms					AltConf	Trace
15	AO	88	Total	C	N	O	S	0	0
			734	459	147	126	2		

- Molecule 16 is a protein called 30S RIBOSOMAL PROTEIN S16.

Mol	Chain	Residues	Atoms					AltConf	Trace
16	AP	83	Total	C	N	O	S	0	0
			700	443	139	117	1		

- Molecule 17 is a protein called 30S RIBOSOMAL PROTEIN S17.

Mol	Chain	Residues	Atoms					AltConf	Trace
17	AQ	99	Total	C	N	O	S	0	0
			823	528	151	142	2		

- Molecule 18 is a protein called 30S RIBOSOMAL PROTEIN S18.

Mol	Chain	Residues	Atoms					AltConf	Trace
18	AR	70	Total	C	N	O		0	0
			574	367	112	95			

- Molecule 19 is a protein called 30S RIBOSOMAL PROTEIN S19.

Mol	Chain	Residues	Atoms					AltConf	Trace
19	AS	78	Total	C	N	O	S	0	0
			629	403	114	110	2		

- Molecule 20 is a protein called 30S RIBOSOMAL PROTEIN S20.

Mol	Chain	Residues	Atoms					AltConf	Trace
20	AT	99	Total	C	N	O	S	0	0
			763	470	162	129	2		

- Molecule 21 is a protein called 30S RIBOSOMAL PROTEIN THX.

Mol	Chain	Residues	Atoms				AltConf	Trace
21	AU	24	Total	C	N	O	0	0
			208	128	50	30		

- Molecule 22 is a RNA chain called TRNA.

Mol	Chain	Residues	Atoms					AltConf	Trace
22	AV	77	Total	C	N	O	P	0	0
			1640	732	297	535	76		

- Molecule 23 is a RNA chain called MRNA.

Mol	Chain	Residues	Atoms					AltConf	Trace
23	AX	11	Total	C	N	O	P	0	0
			230	105	41	74	10		

- Molecule 24 is a protein called ELONGATION FACTOR G.

Mol	Chain	Residues	Atoms					AltConf	Trace
24	AY	666	Total	C	N	O	S	0	0
			5214	3316	892	988	18		

- Molecule 25 is a protein called 50S RIBOSOMAL PROTEIN L27.

Mol	Chain	Residues	Atoms					AltConf	Trace
25	B0	84	Total	C	N	O	S	0	0
			662	410	140	111	1		

- Molecule 26 is a protein called 50S RIBOSOMAL PROTEIN L28.

Mol	Chain	Residues	Atoms					AltConf	Trace
26	B1	93	Total	C	N	O	S	0	0
			731	460	145	125	1		

- Molecule 27 is a protein called 50S RIBOSOMAL PROTEIN L29.

Mol	Chain	Residues	Atoms					AltConf	Trace
27	B2	71	Total	C	N	O	S	0	0
			598	370	121	106	1		

- Molecule 28 is a protein called 50S RIBOSOMAL PROTEIN L30.

Mol	Chain	Residues	Atoms					AltConf	Trace
28	B3	59	Total	C	N	O	S	0	0
			467	298	90	78	1		

- Molecule 29 is a protein called 50S RIBOSOMAL PROTEIN L31.

Mol	Chain	Residues	Atoms					AltConf	Trace
29	B4	57	Total	C	N	O	S	0	0
			450	285	77	83	5		

- Molecule 30 is a protein called 50S RIBOSOMAL PROTEIN L32.

Mol	Chain	Residues	Atoms					AltConf	Trace
30	B5	59	Total	C	N	O	S	0	0
			459	288	90	76	5		

- Molecule 31 is a protein called 50S RIBOSOMAL PROTEIN L33.

Mol	Chain	Residues	Atoms					AltConf	Trace
31	B6	50	Total	C	N	O	S	0	0
			433	270	88	71	4		

- Molecule 32 is a protein called 50S RIBOSOMAL PROTEIN L34.

Mol	Chain	Residues	Atoms					AltConf	Trace
32	B7	48	Total	C	N	O	S	0	0
			418	257	104	55	2		

- Molecule 33 is a protein called 50S RIBOSOMAL PROTEIN L35.

Mol	Chain	Residues	Atoms					AltConf	Trace
33	B8	63	Total	C	N	O	S	0	0
			507	326	101	78	2		

- Molecule 34 is a protein called 50S RIBOSOMAL PROTEIN L36.

Mol	Chain	Residues	Atoms					AltConf	Trace
34	B9	37	Total	C	N	O	S	0	0
			307	188	68	47	4		

- Molecule 35 is a RNA chain called 23S RIBOSOMAL RNA.

Mol	Chain	Residues	Atoms					AltConf	Trace
35	BA	2901	Total	C	N	O	P	0	0
			62474	27806	11681	20087	2900		

- Molecule 36 is a RNA chain called 5S RIBOSOMAL RNA.

Mol	Chain	Residues	Atoms					AltConf	Trace
36	BB	119	Total	C	N	O	P	0	0
			2551	1136	471	826	118		

- Molecule 37 is a protein called 50S RIBOSOMAL PROTEIN L1.

Mol	Chain	Residues	Atoms					AltConf	Trace
37	BC	228	Total	C	N	O	S	0	0
			1742	1101	319	319	3		

- Molecule 38 is a protein called 50S RIBOSOMAL PROTEIN L2.

Mol	Chain	Residues	Atoms					AltConf	Trace
38	BD	275	Total	C	N	O	S	0	0
			2145	1353	428	361	3		

- Molecule 39 is a protein called 50S RIBOSOMAL PROTEIN L3.

Mol	Chain	Residues	Atoms					AltConf	Trace
39	BE	204	Total	C	N	O	S	0	0
			1563	988	299	270	6		

- Molecule 40 is a protein called 50S RIBOSOMAL PROTEIN L4.

Mol	Chain	Residues	Atoms					AltConf	Trace
40	BF	207	Total	C	N	O	S	0	0
			1623	1035	303	282	3		

- Molecule 41 is a protein called 50S RIBOSOMAL PROTEIN L5.

Mol	Chain	Residues	Atoms					AltConf	Trace
41	BG	181	Total	C	N	O	S	0	0
			1474	942	268	260	4		

- Molecule 42 is a protein called 50S RIBOSOMAL PROTEIN L6.

Mol	Chain	Residues	Atoms					AltConf	Trace
42	BH	166	Total	C	N	O	S	0	0
			1268	803	237	227	1		

- Molecule 43 is a protein called 50S RIBOSOMAL PROTEIN L11.

Mol	Chain	Residues	Atoms					AltConf	Trace
43	BK	139	Total	C	N	O	S	0	0
			1025	653	181	186	5		

- Molecule 44 is a protein called 50S RIBOSOMAL PROTEIN L7/L12.

Mol	Chain	Residues	Atoms				AltConf	Trace
44	BL	67	Total	C	N	O	0	0
			477	301	81	95		

- Molecule 45 is a protein called 50S RIBOSOMAL PROTEIN L13.

Mol	Chain	Residues	Atoms					AltConf	Trace
45	BN	138	Total	C	N	O	S	0	0
			1104	712	206	182	4		

- Molecule 46 is a protein called 50S RIBOSOMAL PROTEIN L14.

Mol	Chain	Residues	Atoms					AltConf	Trace
46	BO	122	Total	C	N	O	S	0	0
			933	588	171	170	4		

- Molecule 47 is a protein called 50S RIBOSOMAL PROTEIN L15.

Mol	Chain	Residues	Atoms					AltConf	Trace
47	BP	146	Total	C	N	O	S	0	0
			1114	692	227	193	2		

- Molecule 48 is a protein called 50S RIBOSOMAL PROTEIN L16.

Mol	Chain	Residues	Atoms					AltConf	Trace
48	BQ	141	Total	C	N	O	S	0	0
			1122	715	212	188	7		

- Molecule 49 is a protein called 50S RIBOSOMAL PROTEIN L17.

Mol	Chain	Residues	Atoms				AltConf	Trace
49	BR	117	Total	C	N	O	0	0
			960	599	202	159		

- Molecule 50 is a protein called 50S RIBOSOMAL PROTEIN L18.

Mol	Chain	Residues	Atoms				AltConf	Trace
50	BS	98	Total	C	N	O	0	0
			770	486	154	130		

- Molecule 51 is a protein called 50S RIBOSOMAL PROTEIN L19.

Mol	Chain	Residues	Atoms					AltConf	Trace
51	BT	137	Total	C	N	O	S	0	0
			1141	710	234	196	1		

- Molecule 52 is a protein called 50S RIBOSOMAL PROTEIN L20.

Mol	Chain	Residues	Atoms					AltConf	Trace
52	BU	117	Total	C	N	O	S	0	0
			958	604	202	151	1		

- Molecule 53 is a protein called 50S RIBOSOMAL PROTEIN L21.

Mol	Chain	Residues	Atoms					AltConf	Trace
53	BV	101	Total	C	N	O	S	0	0
			779	501	142	135	1		

- Molecule 54 is a protein called 50S RIBOSOMAL PROTEIN L22.

Mol	Chain	Residues	Atoms					AltConf	Trace
54	BW	113	Total	C	N	O	S	0	0
			896	563	176	155	2		

- Molecule 55 is a protein called 50S RIBOSOMAL PROTEIN L23.

Mol	Chain	Residues	Atoms				AltConf	Trace
55	BX	92	Total	C	N	O	0	0
			725	471	131	123		

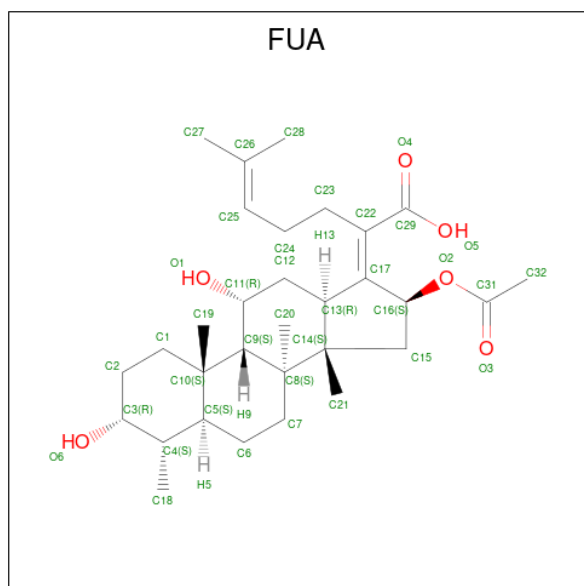
- Molecule 56 is a protein called 50S RIBOSOMAL PROTEIN L24.

Mol	Chain	Residues	Atoms					AltConf	Trace
56	BY	106	Total	C	N	O	S	0	0
			810	520	154	131	5		

- Molecule 57 is a protein called 50S RIBOSOMAL PROTEIN L25.

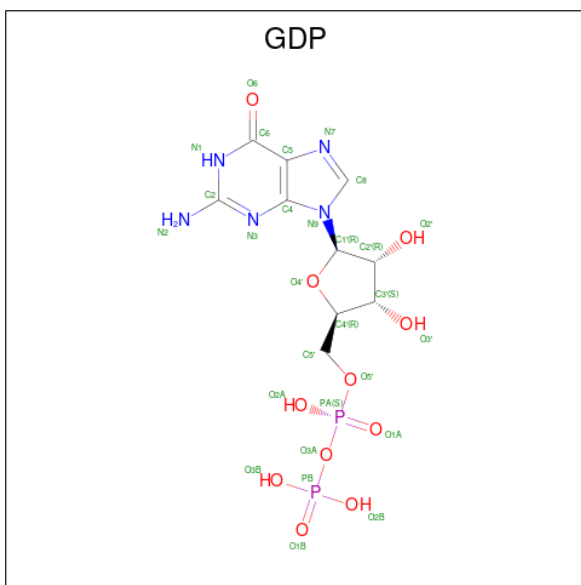
Mol	Chain	Residues	Atoms					AltConf	Trace
57	BZ	184	Total	C	N	O	S	0	0
			1467	936	261	268	2		

- Molecule 58 is FUSIDIC ACID (three-letter code: FUA) (formula: $C_{31}H_{48}O_6$).



Mol	Chain	Residues	Atoms			AltConf
58	AY	1	Total	C	O	0
			37	31	6	

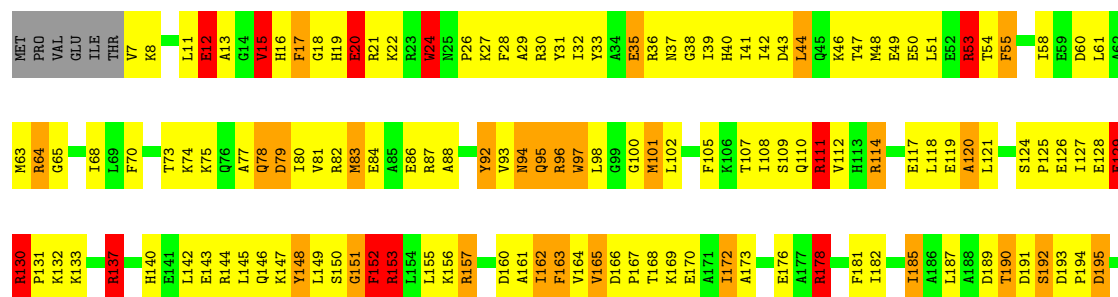
- Molecule 59 is GUANOSINE-5'-DIPHOSPHATE (three-letter code: GDP) (formula: $C_{10}H_{15}N_5O_{11}P_2$).



Mol	Chain	Residues	Atoms					AltConf
59	AY	1	Total	C	N	O	P	0
			28	10	5	11	2	

- Molecule 2: 30S RIBOSOMAL PROTEIN S2

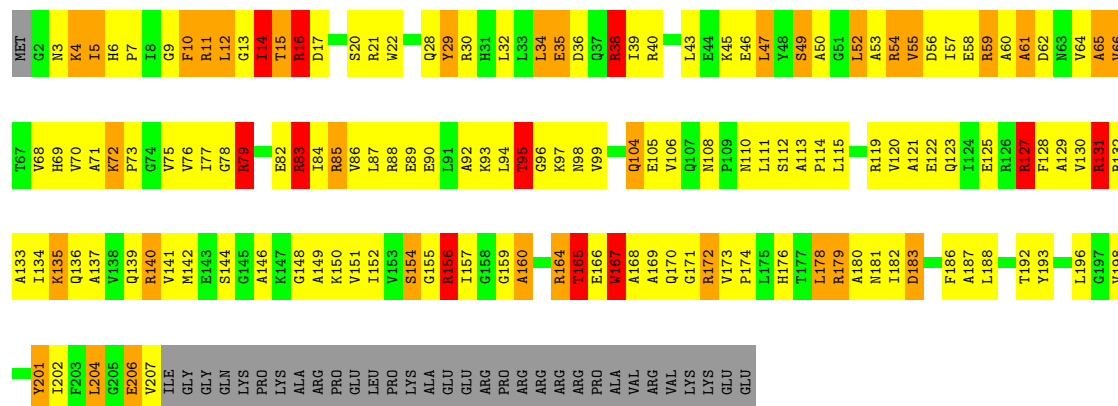
Chain AB:






• Molecule 3: 30S RIBOSOMAL PROTEIN S3

Chain AC: 24% 44% 14% 5% 14%



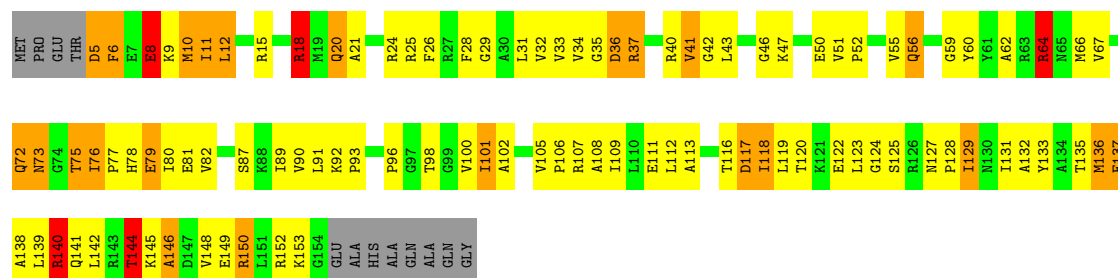
• Molecule 4: 30S RIBOSOMAL PROTEIN S4

Chain AD: 30% 49% 16% 5%




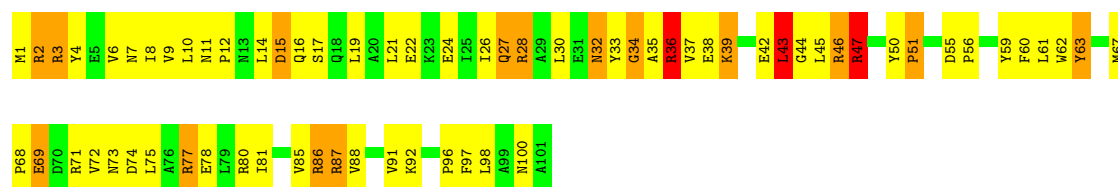
• Molecule 5: 30S RIBOSOMAL PROTEIN S5

Chain AE: 31% 44% 14% 7%




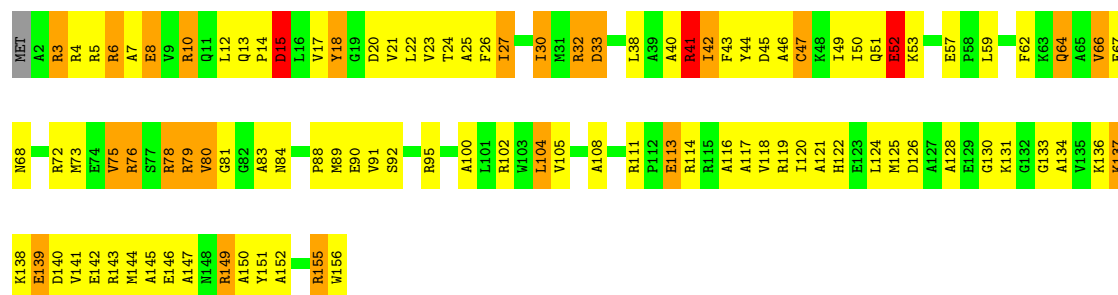
• Molecule 6: 30S RIBOSOMAL PROTEIN S6

Chain AF: 



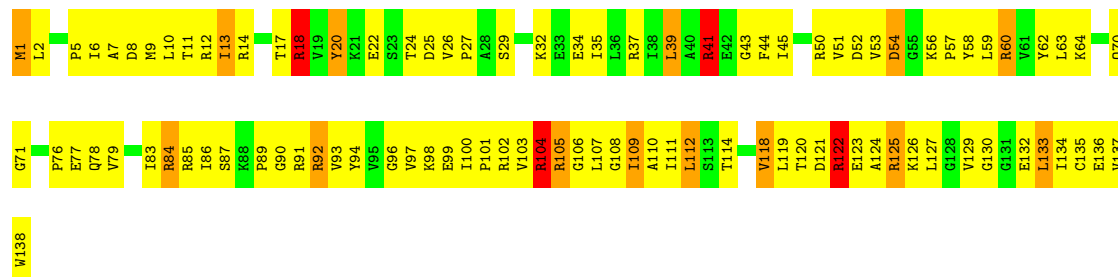
• Molecule 7: 30S RIBOSOMAL PROTEIN S7

Chain AG: 



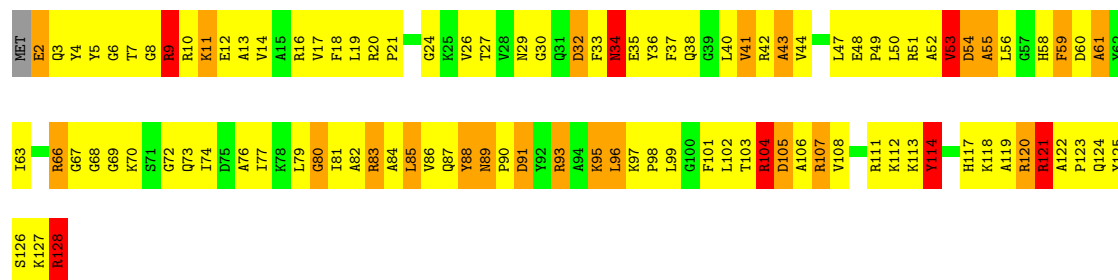
• Molecule 8: 30S RIBOSOMAL PROTEIN S8

Chain AH: 




• Molecule 9: 30S RIBOSOMAL PROTEIN S9

Chain AI: 



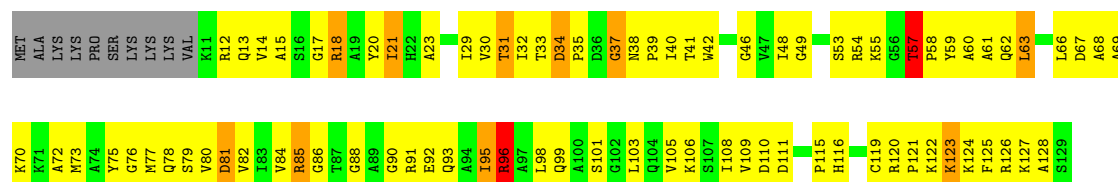
• Molecule 10: 30S RIBOSOMAL PROTEIN S10

Chain AJ: 



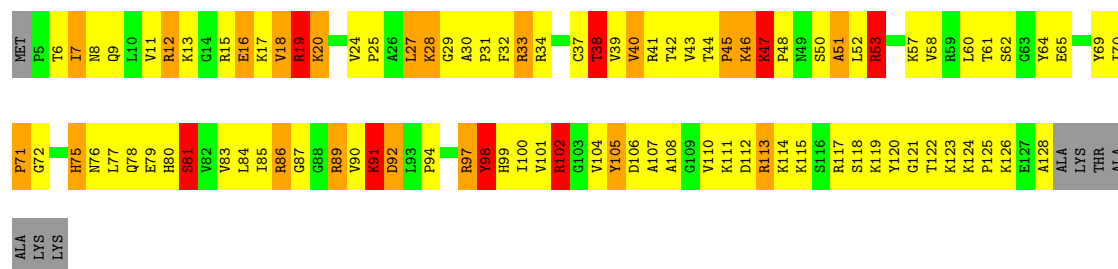
- Molecule 11: 30S RIBOSOMAL PROTEIN S11

Chain AK: 29% 54% 8% • 8%




- Molecule 12: 30S RIBOSOMAL PROTEIN S12

Chain AL: 22% 51% 15% 6% 6%



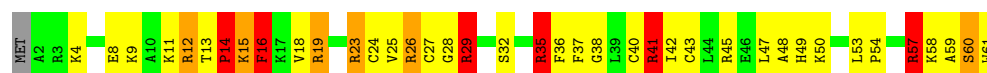
- Molecule 13: 30S RIBOSOMAL PROTEIN S13

Chain AM: 18% 55% 19% 6% •



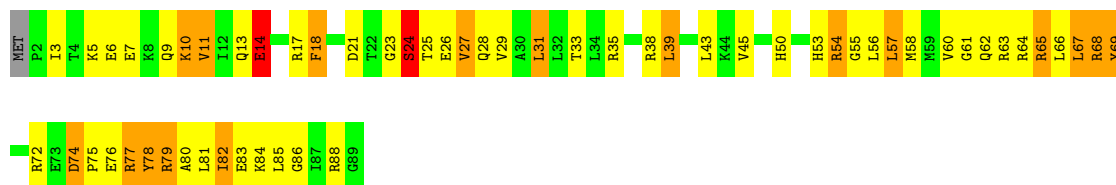
- Molecule 14: 30S RIBOSOMAL PROTEIN S14 TYPE Z

Chain AN: 34% 44% 10% 10% •




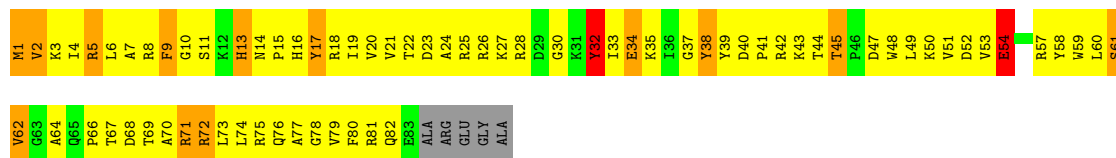
- Molecule 15: 30S RIBOSOMAL PROTEIN S15

Chain AO:  34% 44% 19% ..



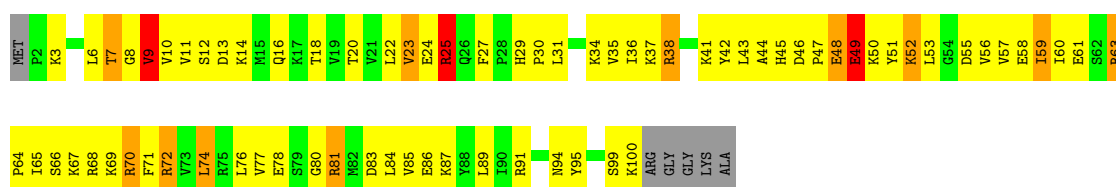
• Molecule 16: 30S RIBOSOMAL PROTEIN S16

Chain AP:  11% 66% 15% • 6%




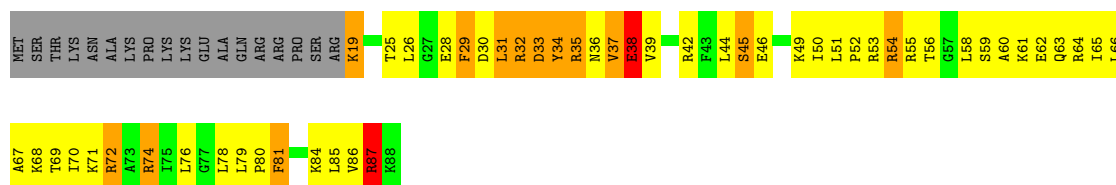
• Molecule 17: 30S RIBOSOMAL PROTEIN S17

Chain AQ:  25% 56% 10% • 6%




• Molecule 18: 30S RIBOSOMAL PROTEIN S18

Chain AR:  20% 42% 15% • 20%



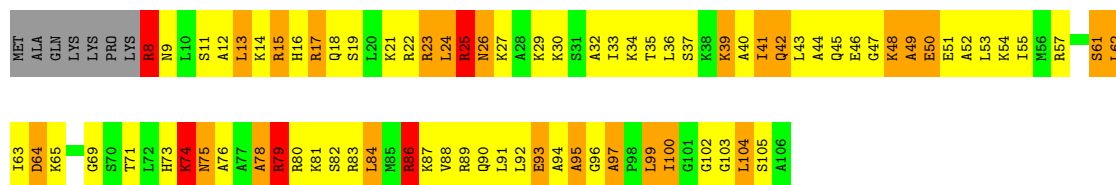
• Molecule 19: 30S RIBOSOMAL PROTEIN S19

Chain AS:  8% 49% 23% • 16%



• Molecule 20: 30S RIBOSOMAL PROTEIN S20

Chain AT: 18% 48% 23% 5% 7%



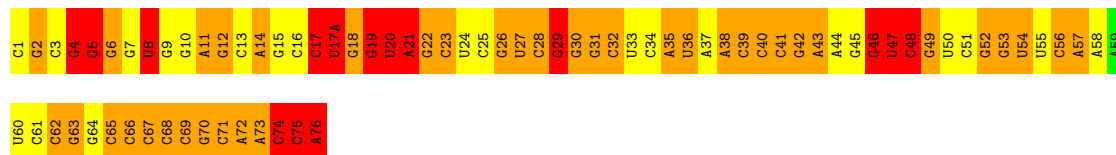
• Molecule 21: 30S RIBOSOMAL PROTEIN THX

Chain AU: 30% 37% 19% 11%



• Molecule 22: TRNA

Chain AV: 29% 51% 19%



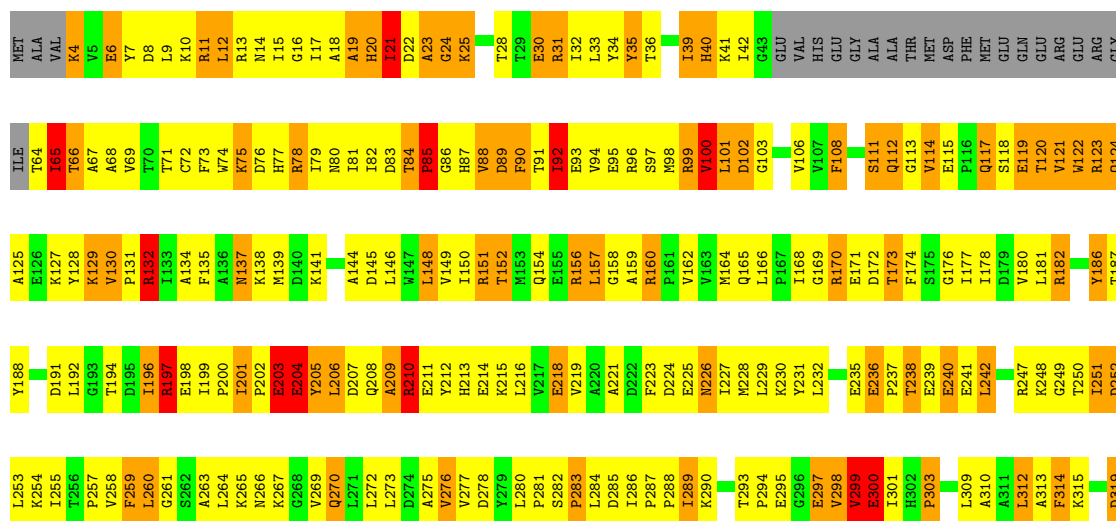
• Molecule 23: MRNA

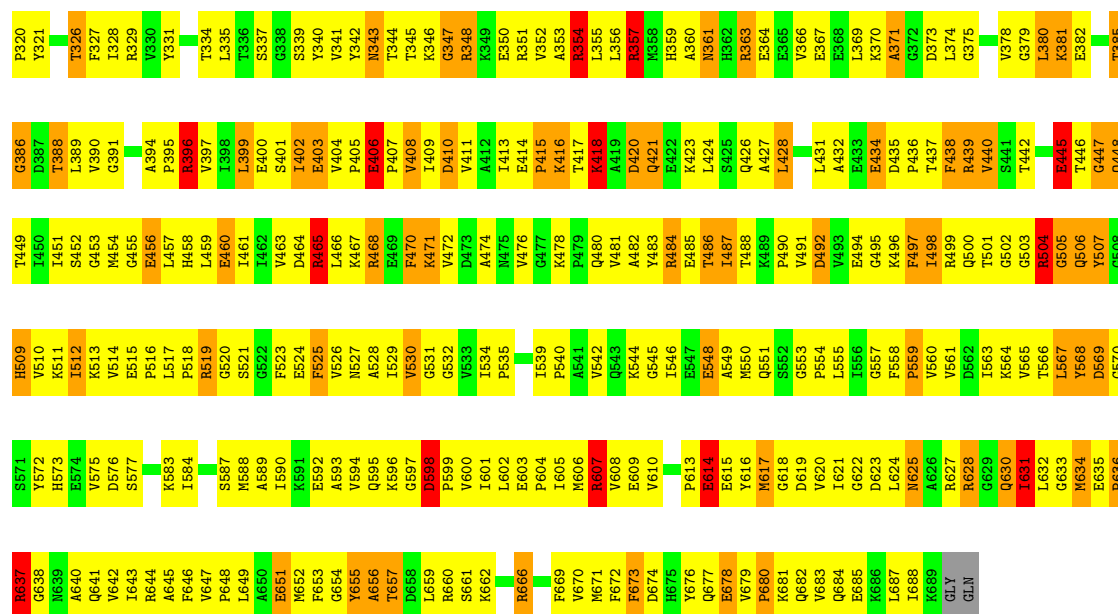
Chain AX: 9% 45% 45%



• Molecule 24: ELONGATION FACTOR G

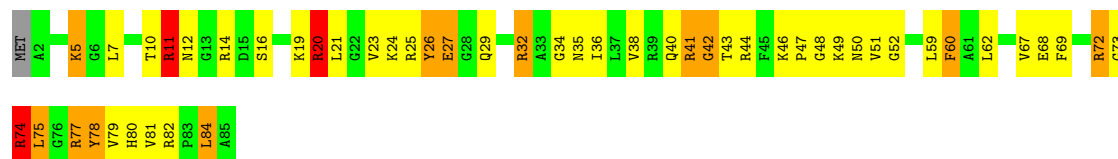
Chain AY: 21% 52% 20%





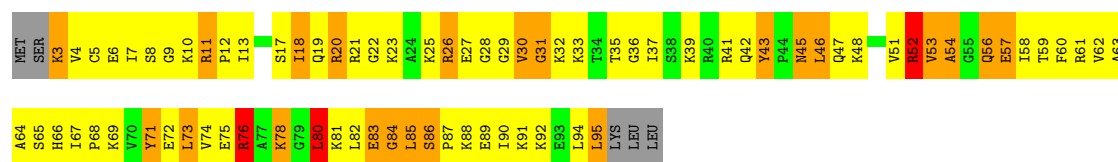
• Molecule 25: 50S RIBOSOMAL PROTEIN L27

Chain B0: 40% 41% 14% . .



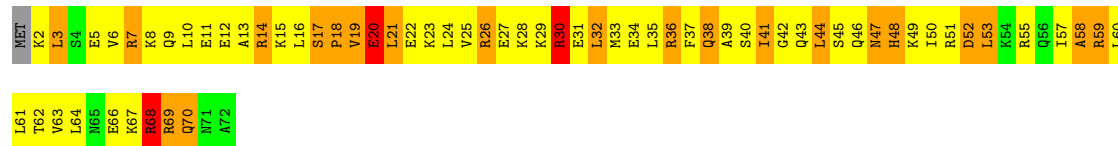
• Molecule 26: 50S RIBOSOMAL PROTEIN L28

Chain B1: 15% 54% 22% . 5%



• Molecule 27: 50S RIBOSOMAL PROTEIN L29

Chain B2: 8% 57% 29% . .

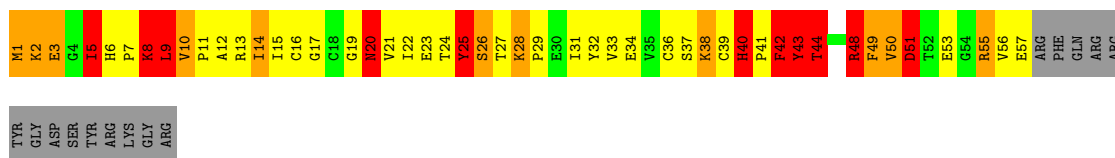


• Molecule 28: 50S RIBOSOMAL PROTEIN L30

Chain B3: 17% 58% 15% 8% .



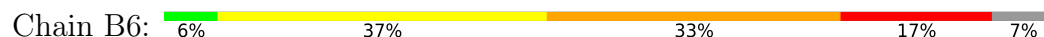
• Molecule 29: 50S RIBOSOMAL PROTEIN L31



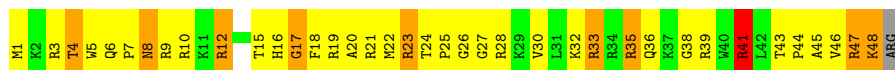
• Molecule 30: 50S RIBOSOMAL PROTEIN L32



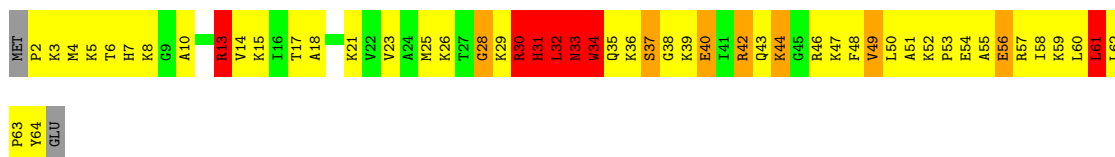
• Molecule 31: 50S RIBOSOMAL PROTEIN L33



• Molecule 32: 50S RIBOSOMAL PROTEIN L34



• Molecule 33: 50S RIBOSOMAL PROTEIN L35



• Molecule 34: 50S RIBOSOMAL PROTEIN L36



• Molecule 35: 23S RIBOSOMAL RNA

Chain BA: 

G	G133	C62	C192	G252	C277	C337	A394	C455	C516	A578	G636	G674	A734	G794	G854	C915
G	G124	U63	U193	C263	A278	G338	U395	C456	C517	G579	A637	A675	A735	C795	G855	G916
U	G125	A64	A195	A255	C280	U339	G397	A457	G518	C580	G638	A676	A736	C796	C856	A917
C	A126	C65	A196	A256	G281	G341	G398	U458	U519	C581	G639	A677	C737	C797	C857	A918
A	A127	C66	A197	A257	G282	G342	G399	U459	G520	C582	G640	C678	G738	C798	U858	G919
G6	U67	G68	C198	G258	A283	G343	G400	C461	G522	G583	G642	G680	G739	A800	A860	G920
G7	G69	G69	C199	G259	U284	G344	A401	C462	G523	C584	G643	G681	G741	G801	U861	G921
A8	C99	C99	A199	G260	U285	G345	A402	C463	C524	C585	A643	G682	G742	A802	A862	G922
U9	G70	G70	U200	G261	C286	A346	U403	U464	U525	A586	A644	G683	G743	A803	A863	C923
G10	A71	A71	C201	A262	C287	A347	A404	U465	U526	U587	C645	G684	G744	A804	A864	C924
G11	U72	U72	U202	G263	C288	U348	U405	U466	C527	C589	G647	A685	G745	G805	A865	A926
U12	A73	A73	C203	C264	U289	G349	G406	U467	C528	A590	G648	G686	A746	C806	A866	G927
A13	A74	A74	A204	A265	C290	U350	G407	G468	A529	C591	G649	C687	U747	U807	C867	G928
A14	G75	G75	G205	G266	C291	U351	G408	G469	C530	G592	C650	G688	G748	G808	U868	U930
G15	C76	C76	U206	G267	C292	G352	G409	U470	C531	G593	G651	U888	C749	G809	A869	G931
G16	C77	C77	A207	C268	U293	G353	G410	U471	A532	U594	C652	G689	G750	U810	A870	G932
A17	A78	A78	C208	G269	U294	G354	G411	A472	G533	C595	A653	C691	A751	U811	U871	A933
C18	G79	G79	C209	U269	G295	G355	A412	G473	U534	G596	A654	C692	A752	C812	A872	G934
G19	G80	G80	C210	A270	C296	G356	C413	G474	C535	U597	G654A	C693	C753	U813	C873	C935
C20	C81	C81	A211	A271	C297	A357	C414	U475	A536	U598	G654B	C694	C754	C814	C874	C936
A21	G82	G82	A212	A271A	C298	U358	A415	U476	C537	G599	G654C	C695	C755	C815	C875	U937
C22	G83	G83	A213	C271B	U298	A359	A416	A477	C538	G600	G654D	C696	C756	C816	C876	G938
G23	A84	A84	C143A	C271C	A300	G360	C417	A478	G539	C601	G654E	C697	C757	C817	U877	G939
G24	G85	G85	C144	G271D	A301	G361	C418	A479	C540	G602	G654F	C698	C758	C818	U878	G940
U25	C86	C86	A216	U271E	C302	U362	C419	A480	C541	A603	C654G	C699	C759	A819	C879	A941
G26	C87	C87	G217	C271F	U303	G363	C420	U481	C542	G604	C654H	C700	G760	A820	C880	G942
G27	G88	G88	A218	G271G	U304	A363A	C421	U482	C543	G605	C654I	C701	A761	A821	C881	G943
A28	G89	G89	G219	C271H	U305	G363B	A422	U483	G544	U606	A654J	C702	U762	G822	C882	G944
U29	A90	A90	G220	A149	U306	G363C	A423	U484	C545	U607	G654K	C703	G763	G823	C883	A945
G30	A92	A92	A221	C271I	G307	G363D	G424	U485	C546	A608	G654L	C704	A764	A824	C884	G946
C31	G93	G93	A222	U271K	G308	U363E	G425	U486	A547	A609	C654M	C705	G765	C825	C885	G947
C32	C94	C94	A223	U271L	G309	A363F	G426	U487	A548	G610	G654N	C706	G766	U826	C886	G948
G33	G95	G95	G226	C271M	A310	C364	U427	U488	G551	C611	C654O	C707	U767	U827	C887	G949
G35	G96	G96	A225	G271N	G311	C365	A428	U489	G552	C612	C654P	C708	G768	U828	C888	G950
C34	C97	C97	A227	C271P	G312	C366	G430	U490	G553	G613	C654Q	C709	U769	A829	C889	C951
G36	G98	G98	A228	G271Q	C313	G370	A431	U492	U554	U614	C654R	C710	G770	G830	A890	G952
C37	C99	C99	A229	G271R	A314	A371	U431	A493	U555	U614A	G654S	C711	G771	G831	C892	A953
A38	U99	U99	G229	G271S	G315	G372	A432	G494	G556	C614B	C654T	C712	G772	G832	C893	G954
C39	G100	G100	U230	C271T	C316	U373	C433	G495	U557	A614C	A654U	G713	U773	U833	C894	C955
C40	C102	C102	C231	G271U	G317	A374	U435	G496	G558	G615	A654V	G714	U774	C834	U895	G956
C41	A103	A103	A232	G271V	C318	C375	A436	U497	G559	G616	A655	G715	G775	A835	U896	A957
G42	U104	U104	G233	G271W	C319	C376	C436	U498	G560	C618	G656	G716	G776	G836	C897	U958
A43	C105	C105	C234	G271X	C320	C377	C437	U499	G561	C619	U657	G717	U777	C837	C898	A959
G44	G106	G106	U235	G271Y	G321	C378	G438	G500	U562	G620	C658	A718	G778	C838	A899	A960
C45	C107	C107	C236	U271Y	A322	C379	G439	G501	U563	A621	C659	C719	U779	U839	A900	C961
G46	G108	G108	C237	C271Z	A323	U380	U441	A502	C564	G622	G660	C720	G780	A840	C901	G962
C47	U109	U109	G238	G272	A324	G381	G442	A503	C565	G623	C661	C721	A781	U841	C902	U963
A49	G110	G110	U239	U272A	A325	G382	U443	U504	U566	C624	G662	A722	A782	G842	C903	C964
U50	A111	A111	G240	G272B	G326	U383	C444	A505	U567	G625	G663	G723	A783	G843	C904	C965
G51	U112	U112	G241	G272C	G327	U384	C445	G506	U568	U626	C664	U724	A784	G844	U905	G966
A52	G113	G113	G242	G272D	U328	U385	G446	A507	U569	A627	C665	G725	A785	G845	C906	C967
A53	U114	U114	U243	G272E	G329	C386	A447	G508	U570	G628	G666	G726	C786	G846	U907	G968
G54	C115	C115	A244	C272F	A330	U387	U448	C509	A571	G629	U667	A727	U787	U847	C908	U969
G55	G116	G116	G245	U185	A331	G388	A449	C510	A572	C630	G668	G728	A788	G848	A909	C970
A56	G117	G117	C246	G272H	A332	G389	U450	U511	A573	A631	G669	G729	A789	U849	A910	C971
C57	A118	A118	G247	U272I	G333	A390	C451	G512	C574	A632	A670	C730	A790	C850	A911	C972
G58	G188	G188	G248	C272J	C334	G391	G452	A513	A575	A633	C671	C731	A791	U851	C912	G973
U59	A119	A119	C249	G274	C335	C392	G453	A514	U576	C634	C672	C732	G792	U852	U913	G974
G60	G121	G121	G250	G275	C336	C393	A454	A515	G577	C635	C673	G733	A793	G853	C914	C975

G1899	G1830	G1770	G1694	G1634	G1574	G1513	G1453	G1395	G1335	A1275	G1216	A1155	A1095	U1035	G975A
A1900	G1831	G1771	G1695	G1635	C1575	U1514	G1455	A1396	A1336	A1276	C1217	A1156	A1096	U1036	C976
C1901	G1832	G1772	G1696	G1636	C1576	G1515	G1456	U1397	G1337	G1277	C1218	A1157	A1097	G1037	C977
G1902	U1833	A1773	G1697	A1637	A1577	C1516	A1457	C1398	G1338	A1278	G1219	C1158	U1097	G1038	G978
G1903	G1834	G1774	A1698	G1638	U1578	G1517	C1458	C1399	G1339	G1279	A1220	U1159	G1099	G1039	G979
G1904	G1835	U1775	G1699	U1639	U1579	U1518	G1459	G1400	U1340	G1280	C1221	U1160	C1100	G1040	A980
C1905	C1836	G1776	A1700	G1640	A1580	G1519	A1460	G1401	U1341	G1281	C1221A	G1161	U1101	C1041	A981
G1906	C1837	U1777	A1701	A1641	G1581	G1520	G1461	C1402	A1342	U1282	C1222	G1162	C1102	G1042	C982
G1907	G1838	U1778	G1702	G1642	C1582	U1521	C1462	C1403	G1343	U1283	C1223	G1163	A1103	C1043	A983
G1908	G1839	U1779	G1703	G1643	A1583	G1524	C1463	C1404	G1344	A1284	C1224	G1164	G1104	G1044	A984
C1909	G1840	A1780	G1704	G1644	C1584	G1525	C1464	U1405	C1345	G1285	C1225	U1165	U1105	A1045	C985
G1910	U1841	C1781	G1705	G1645	A1586	G1526	G1465	U1406	G1346	A1286	C1226	U1166	G1106	A1046	C986
U1911	G1842	U1782	U1706	G1646	G1587	G1527	G1466	C1407	G1347	A1287	G1227	U1167	G1107	G1047	C987
A1912	C1843	A1783	G1707	G1647	C1588	A1528	G1467	C1408	G1348	U1288	G1228	G1168	U1108	A1048	A988
A1913	G1844	U1784	C1708	G1648	A1589	A1529	C1468	C1409	A1349	U1289	G1229	G1169	C1109	G1049	G989
C1914	G1845	A1785	U1709	G1649	U1590	G1530	A1469	C1410	C1350	C1290	C1230	G1170	A1050	A990	A990
U1915	G1846	A1786	C1710	G1650	C1591	C1531	G1470	C1411	G1351	C1291	G1231	G1171	A1111	G1051	C991
A1916	A1847	A1787	G1711	G1651	C1592	G1532	A1471	U1412	U1352	U1292	G1232	G1172	G1112	G1052	C992
U1917	A1848	C1788	C1712	G1652	G1593	C1533	A1472	G1413	A1353	G1293	C1233	A1174	U1113	G1053	G993
G1918	G1849	A1789	U1713	G1653	G1594	U1534	G1473	G1414	A1354	U1294	U1234	U1175	U1114	A1054	C994
A1919	G1850	C1790	U1714	A1654	G1595	G1535	C1474	U1415	G1355	C1295	G1235	G1176	G1115	G1055	C995
C1920	U1851	A1791	G1717	A1655	A1596	A1535	G1475	G1416	G1356	G1296	G1236	A1177	C1116	G1056	A996
G1921	C1852	G1792	G1718	C1656	A1597	C1536	C1476	C1417	U1357	C1297	A1237	C1178	G1117	A1057	G997
G1922	A1853	C1793	G1719	C1657	C1598	G1537	A1477	G1418	G1358	G1298	G1238	C1179	C1118	G1058	C998
A1923	A1854	U1794	U1720	C1658	C1599	G1538	G1478	A1419	A1359	G1299	G1239	C1180	C1119	G1059	U999
C1924	G1855	C1795	G1721	U1659	C1600	G1539	G1479	U1420	A1360	U1300	U1240	C1181	G1120	U1060	A1000
C1925	G1856	U1796	A1722	C1660	G1601	U1540	G1480	G1421	G1361	A1301	A1241	A1182	C1121	U1061	A1001
U1926	G1857	C1797	G1739	G1661	U1602	G1541	U1481	G1422	C1362	A1302	A1242	G1183	G1122	G1062	A1002
A1927	G1858	U1798	A1740	C1662	A1603	A1542	G1482	G1423	G1363	C1303	C1123	G1184	C1123	G1063	G1003
G1928	A1859	G1799	G1741	C1663	C1604	C1543	G1484	G1424	G1364	C1304	G1244	C1185	C1124	C1064	A1004
C1929	G1860	C1800	G1742	A1664	C1605	A1544	G1485	G1425	A1365	G1305	G1245	G1186	G1125	U1065	G1005
G1930	G1861	G1801	C1743	A1665	G1606	A1545	A1486	A1426	A1366	C1306	A1246	G1187	A1126	U1066	C1006
U1931	G1862	A1802	G1744	G1666	C1607	C1546	G1487	G1427	A1367	A1307	A1247	U1188	A1127	A1067	C1007
A1932	G1863	A1803	C1745	G1667	A1608	C1547	G1488	C1428	G1368	A1308	G1248	A1189	A1128	G1068	C1008
G1933	U1864	C1804	G1746	A1668	A1609	C1548	U1489	G1429	G1369	C1309	U1249	G1190	A1129	A1069	A1009
C1934	G1865	U1805	G1746	A1669	A1610	C1549	A1490	C1430	C1370	G1310	G1250	G1191	U1130	A1070	A1010
G1935	G1866	C1806	G1747	C1670	C1611	C1550	G1491	U1431	G1371	G1311	C1251	G1192	G1131	G1071	G1011
A1936	A1876	G1807	U1747A	U1671	C1612	C1551	G1492	C1432	U1372	U1312	G1252	G1193	A1132	C1072	U1012
A1937	G1877	U1808	G1748	C1672	G1613	G1552	C1493	U1433	A1373	U1313	A1253	A1194	U1133	A1073	G1013
A1938	G1878	A1809	A1749	U1673	A1614	A1553	A1494	A1434	G1374	G1314	A1254	G1195	C1135	G1074	U1014
U1939	C1879	G1810	G1750	G1674	C1615	A1554	A1495	G1435	C1375	C1315	U1255	C1196	G1136	C1075	G1015
U1940	G1880	A1811	C1751	C1675	A1616	G1555	A1496	G1436	C1376	U1316	G1256	G1197	G1137	G1076	G1016
C1941	C1881	G1812	G1752	A1676	C1617	G1556	U1497	C1437	G1377	G1317	C1257	U1198	G1138	A1077	G1017
U1942	C1882	A1813	G1753	A1677	A1618	C1557	C1498	U1438	A1378	C1318	C1258	U1199	G1139	C1078	C1018
U1943	G1883	G1814	C1754	G1678	G1619	A1558	C1499	A1439	A1379	G1319	G1259	C1200	C1140	C1079	U1019
U1944	A1884	A1815	A1755	U1679	G1620	G1559	G1500	G1440	G1380	C1320	G1260	C1201	U1141	A1020	A1020
G1945	G1885	G1816	G1756	G1680	U1621	G1560	C1501	G1441	G1381	A1321	C1261	C1202	U1142	U1081	A1021
U1946	C1886	G1817	U1757	G1681	G1622	G1561	C1502	G1442	G1382	A1322	A1262	G1203	A1142A	U1082	G1022
C1947	C1887	U1818	G1758	G1682	G1623	A1562	U1503	G1443	C1383	U1323	U1263	A1143	U1083	U1083	G1023
G1948	G1888	A1819	A1759	C1683	G1624	G1563	C1504	G1444	A1384	G1324	G1264	U1205	G1144	A1084	G1024
G1949	A1889	U1820	U1760	C1684	G1625	C1564	G1505	A1445	G1385	G1325	A1265	G1206	C1145	A1085	G1025
U1950	A1890	A1821	C1761	C1685	G1626	C1565	C1506	C1445A	C1386	U1326	A1266	C1207	G1146	A1086	U1026
U1951	G1891	G1822	A1762	C1686	G1627	A1566	A1507	C1446	G1387	C1327	U1267	C1208	C1147	G1087	A1027
A1952	C1892	G1823	G1763	G1687	G1628	A1567	A1508	G1447	G1388	G1328	A1268	G1209	A1148	A1088	A1028
C1953	G1893	G1824	G1764	U1688	G1629	G1568	C1509	G1448	G1389	U1329	A1269	U1210	G1149	G1089	A1029
G1954	A1894	A1825	C1765	A1689	U1630	A1569	A1509A	G1449	U1390	G1330	C1270	U1211	C1150	U1090	G1030
U1955	C1895	G1826	U1766	A1690	C1631	A1570	U1509B	G1450	U1391	A1331	G1271	G1212	G1151	G1091	G1031
U1956	G1896	A1827	C1767	C1691	A1631A	A1571	C1450A	C1450	A1392	G1332	U1272	A1213	C1152	C1092	U1032
G1957	G1897	G1828	U1768	U1692	A1572	C1571	C1511	G1451	A1393	C1333	U1273	A1214	G1153	G1093	U1033
C1958	U1898	A1829	G1769	U1693	G1633	G1573	U1512	A1452	U1394	G1334	A1274	G1215	G1154	U1094	G1034

G2871	G2811	A2748	U2889	G2569	G2509	U2449	G2389	G2329	A2269	G2139	U2079	A2019	G1959
G2872	G2812	A2749	G2890	G2570	G2510	A2450	G2390	G2330	G2270	G2140	U2080	A2020	A1960
A2873	A2813	G2750	G2891	G2571	U2511	A2451	G2391	U2331	G2271	G2141	G2081	G2021	C1961
G2874	G2814	G2751	G2892	A2572	G2512	C2452	G2392	U2332	U2272	C2142	A2082	U2022	C1962
G2875	G2815	G2752	A2893	G2573	G2513	A2453	G2393	G2333	A2273	U2143	G2083	G2023	U1963
G2876	G2816	A2753	G2894	G2574	U2514	G2454	G2394	G2334	A2274	U2144	G2084	G2024	G1964
G2877	G2817	U2754	G2895	G2575	G2515	G2455	G2395	A2335	C2275	C2145	C2085	C2025	C1965
U2878	G2818	G2755	U2896	G2576	G2516	U2456	G2396	A2336	G2276	U2086	U2086	C2026	A1966
G2879	G2819	U2756	U2897	A2577	C2517	U2457	G2397	G2337	G2277	C2147	U2087	G2027	C1967
G2880	A2820	A2757	G2898	G2578	A2518	A2458	U2398	G2338	A2278	G2148	U2088	U2028	G1968
G2881	A2821	A2758	G2899	G2579	U2519	A2459	G2399	G2339	A2279	G2149	U2089	G2029	A1969
A2882	G2822	G2759	G2900	U2580	G2520	U2460	U2401	G2340	G2280	U2150	G2090	A2030	A1970
A2883	G2823	G2760	G2701	G2581	C2521	U2461	U2402	G2341	G2281	G2151	U2091	A2031	A1971
U2884	G2824	G2761	U2702	G2582	U2522	U2462	G2403	C2342	G2282	G2152	U2092	G2032	A1972
G2885	G2825	G2762	G2703	G2583	G2523	A2463	G2404	U2343	G2283	G2153	G2093	A2033	G1973
G2886	A2826	G2763	G2704	U2584	G2524	C2464	G2405	U2344	C2284	G2154	U2094	G2034	G1974
U2887	G2827	A2764	A2705	U2585	G2525	C2465	A2406	A2345	A2285	G2155	C2095	G2035	G1975
G2888	G2828	G2765	G2706	G2586	G2526	C2466	U2407	A2346	A2286	G2156	U2096	C2036	U1976
G2889	G2829	G2766	G2707	A2587	G2527	C2467	G2408	C2347	A2287	G2157	C2097	G2037	A1977
G2891	G2830	G2767	G2708	G2588	U2528	G2468	U2409	U2348	G2288	A2158	U2098	G2038	A1978
A2892	G2831	G2768	G2709	A2589	G2529	A2469	G2410	U2349	G2289	G2159	U2099	C2039	G1979
G2893	U2832	G2769	U2710	A2590	A2530	G2470	G2411	C2350	G2290	G2160	G2100	C2040	G1980
G2894	G2833	G2770	A2711	C2591	A2531	C2471	A2412	G2351	U2291	C2161	G2101	U2041	A1981
U2895	G2834	U2712	U2712	G2592	G2532	G2472	G2413	A2352	C2292	G2162	U2102	A2042	C1982
G2896	A2835	G2771	A2712A	U2593	A2533	U2473	G2414	G2353	C2293	G2163	C2103	G2043	C1983
U2897	U2836	G2772	A2713	C2594	A2534	C2474	G2415	G2354	C2294	G2164	G2104	C2044	G1984
U	G2837	G2774	G2714	G2595	G2535	C2475	G2416	C2355	C2295	G2165	G2105	C2045	G1985
G	G2838	A2775	G2715	U2596	G2536	A2476	G2417	U2356	U2296	G2166	G2106	G2046	A1986
A	G2839	G2776	U2716	A2597	U2537	C2477	G2418	U2357	C2297	G2167	C2107	U2047	C1987
C	G2840	A2777	G2717	A2598	G2538	A2478	A2419	G2358	A2298	G2168	C2108	G2048	C1988
C	G2841	G2778	G2718	G2599	C2539	G2479	U2420	U2359	G2299	A2169	U2109	G2049	G1989
C	G2842	U2779	G2719	A2600	G2540	C2480	G2421	A2360	G2300	A2170	G2110	G2050	C1990
C	G2843	G2780	U2720	C2601	A2541	G2481	A2422	G2361	C2301	A2171	C2111	A2051	U1991
U	G2844	A2781	A2721	A2602	G2542	C2482	U2423	G2362	G2302	U2172	G2112	G2052	G1992
C	G2845	G2782	G2722	G2603	G2543	G2483	G2424	C2363	G2303	U2173	U2113	G2053	U1993
G	G2846	G2783	G2723	U2604	G2544	G2484	G2425	G2364	G2304	C2174	A2114	A2054	C1994
U	U2847	G2784	C2724	U2605	G2545	G2485	A2426	G2365	U2305	G2175	G2115	G2055	U1995
G	G2848	G2785	A2725	C2606	U2546	G2486	A2427	A2366	C2306	A2176	G2116	G2056	C1996
U2849	A2850	U2786	U2726	G2607	U2547	G2487	G2428	G2367	G2307	C2177	U2117	A2057	G1997
A2851	G2851	G2787	G2727	G2608	G2548	A2488	G2429	C2368	G2308	C2178	U2118	A2058	G1998
G2852	G2852	G2788	U2728	U2609	G2549	G2489	G2430	A2369	A2309	C2179	A2119	A2059	C1999
G2853	G2853	G2789	U2729	C2610	G2550	G2490	A2431	G2370	U2310	U2180	G2120	A2060	G2000
G2854	G2854	C2790	G2730	U2611	U2551	U2491	U2432	G2371	A2311	G2181	G2121	G2061	A2001
C	C2855	C2791	G2731	G2612	U2552	U2492	A2433	G2372	U2312	G2182	U2122	A2062	G2002
C	G2856	G2792	G2732	U2613	G2553	U2493	A2434	G2373	C2313	C2183	G2123	G2063	G2003
C	G2857	G2793	A2733	A2614	U2554	G2494	A2435	C2374	G2314	G2184	G2124	C2064	G2004
C	G2858	C2794	G2734	U2615	U2555	G2495	A2436	C2375	G2315	G2185	G2125	C2065	A2005
C	G2859	G2795	G2735	C2616	G2556	C2496	A2437	A2376	C2316	G2186	A2126	C2066	C2006
A2860	G2860	U2796	G2736	C2617	G2557	U2497	U2438	A2377	C2317	G2187	G2127	G2067	C2007
G2861	A2861	G2799	G2737	G2618	C2558	C2498	U2439	A2378	G2318	C2188	C2128	U2068	C2008
G2862	G2862	A2801A	A2738	C2619	C2559	C2499	A2440	G2379	G2319	U2189	C2129	G2069	G2009
G2863	G2863	U2802	C2860	C2620	U2500	U2500	A2441	C2380	A2320	C2190	U2130	G2070	G2010
G2864	C2864	C2803	A2741	A2621	A2561	C2501	G2442	C2381	G2321	G2191	U2131	A2071	U2011
U2865	U2865	G2804	U2682	C2622	U2562	G2502	G2443	A2382	A2322	G2192	U2132	G2072	G2012
G2866	G2866	C2743	G2683	G2623	U2563	A2503	G2444	G2383	G2323	G2193	G2133	C2073	A2013
G2867	G2867	G2744	U2684	G2624	U2564	U2504	G2445	G2384	C2324	G2194	A2134	U2074	A2014
U2868	G2868	G2807	G2685	G2625	A2565	G2505	G2446	C2385	G2325	C2195	A2135	U2075	A2015
A2869	G2869	U2745	G2686	C2626	A2566	U2506	G2447	C2386	G2326	C2196	G2136	U2076	U2016
G2870	U2870	G2746	U2687	C2627	G2567	C2507	G2448	U2387	A2327	U2197	C2137	U2077	U2017
		A2810	G2747	C2628	G2568	G2508	A2449	A2388	A2328	A2198	G2138	C2078	G2018

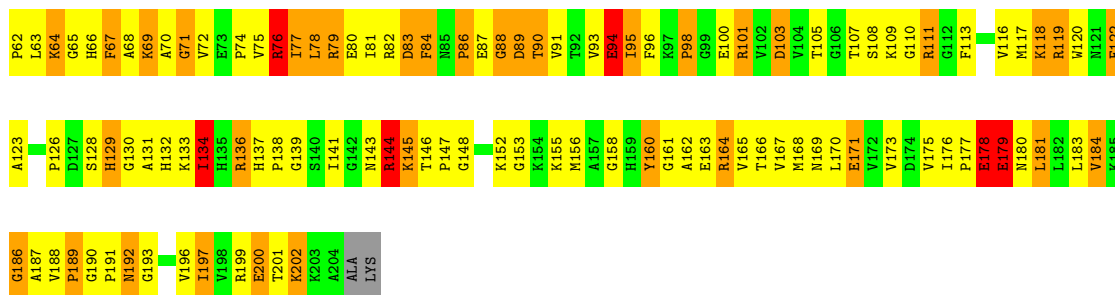
● Molecule 36: 5S RIBOSOMAL RNA

Chain BB:

16%

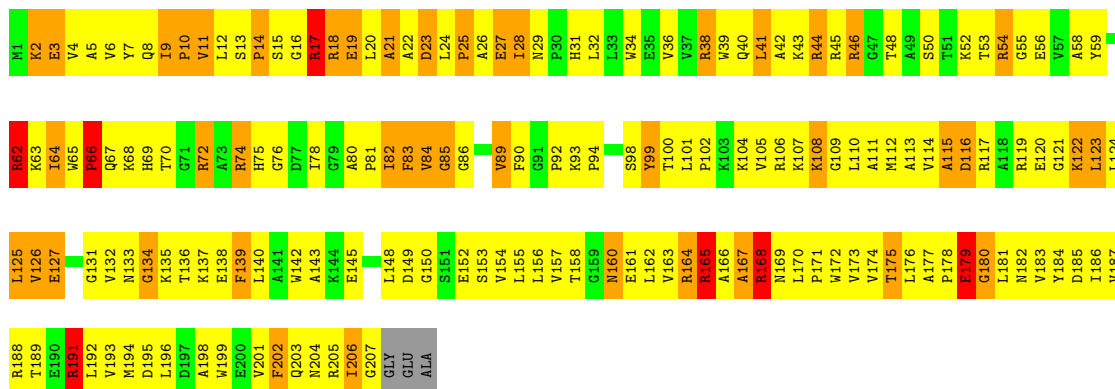
66%

15%



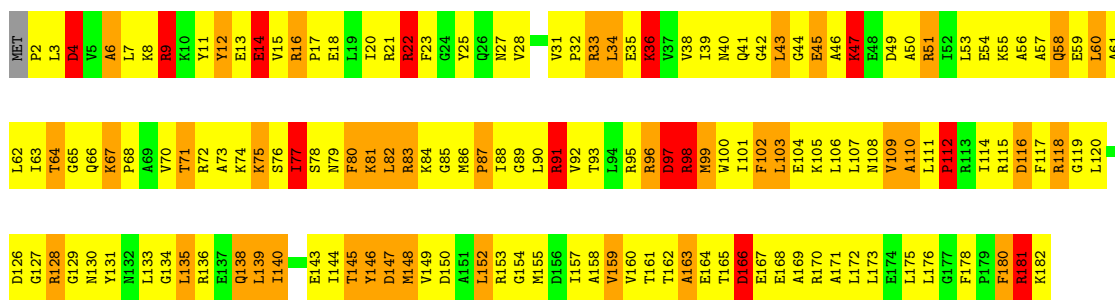
• Molecule 40: 50S RIBOSOMAL PROTEIN L4

Chain BF: 17% 58% 21% . .



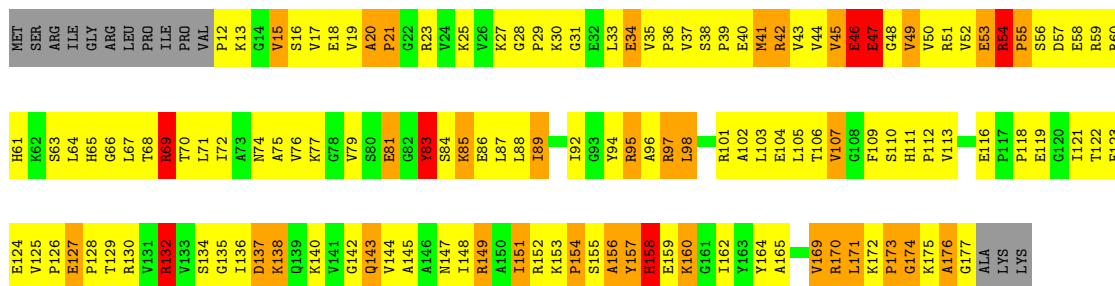
• Molecule 41: 50S RIBOSOMAL PROTEIN L5

Chain BG: 15% 55% 22% 7% .

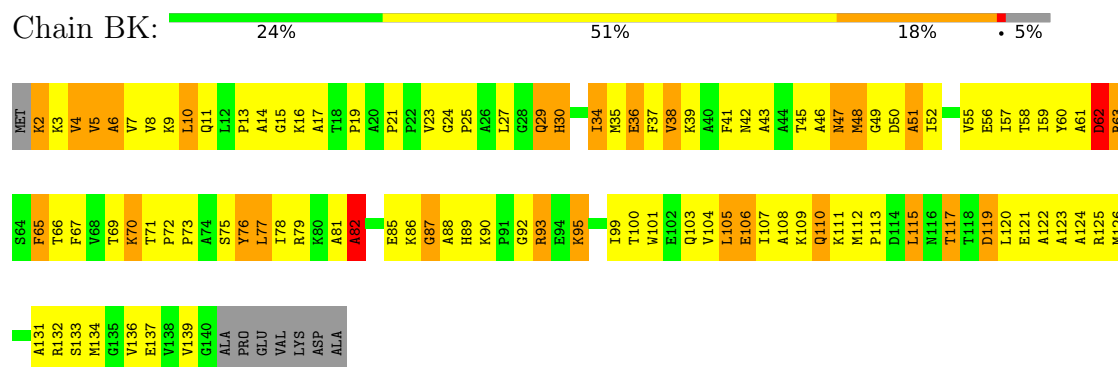


• Molecule 42: 50S RIBOSOMAL PROTEIN L6

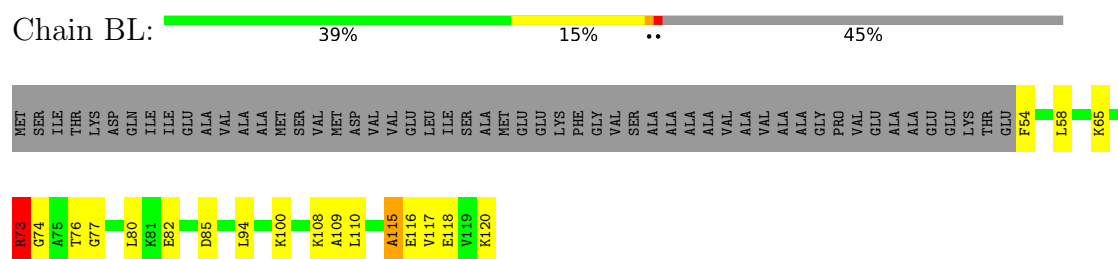
Chain BH: 17% 53% 18% 8%



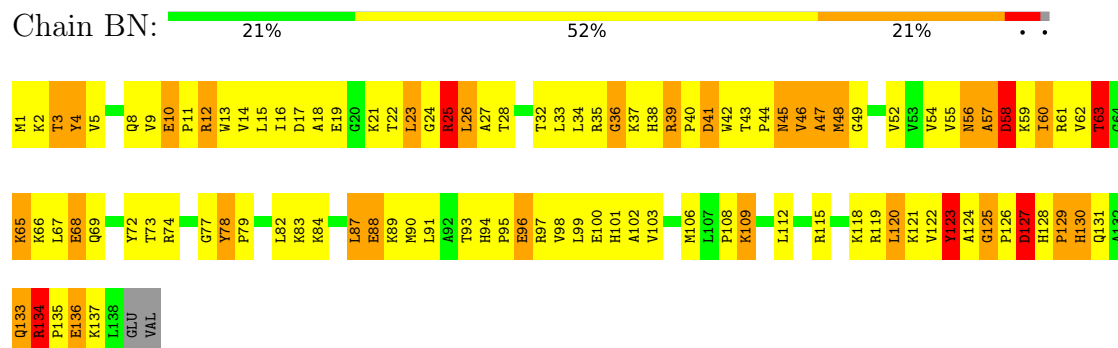
- Molecule 43: 50S RIBOSOMAL PROTEIN L11



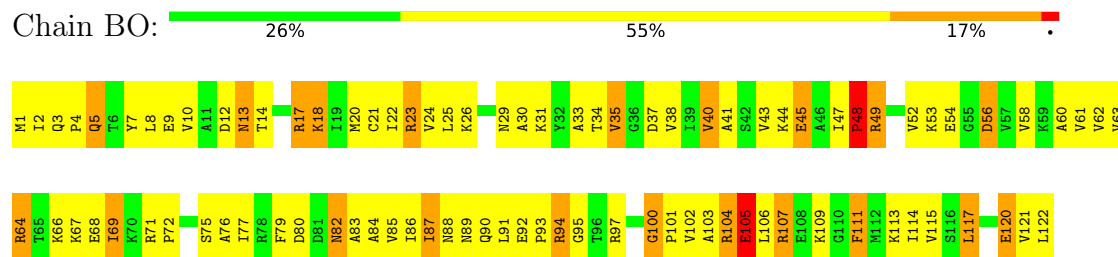
- Molecule 44: 50S RIBOSOMAL PROTEIN L7/L12



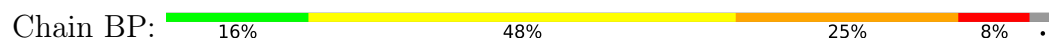
- Molecule 45: 50S RIBOSOMAL PROTEIN L13

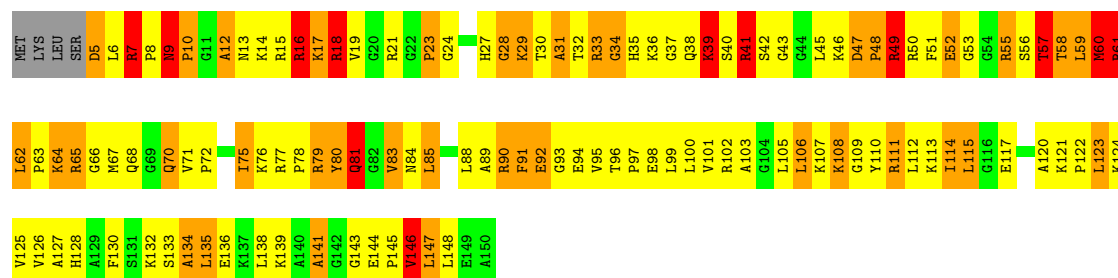


- Molecule 46: 50S RIBOSOMAL PROTEIN L14




- Molecule 47: 50S RIBOSOMAL PROTEIN L15





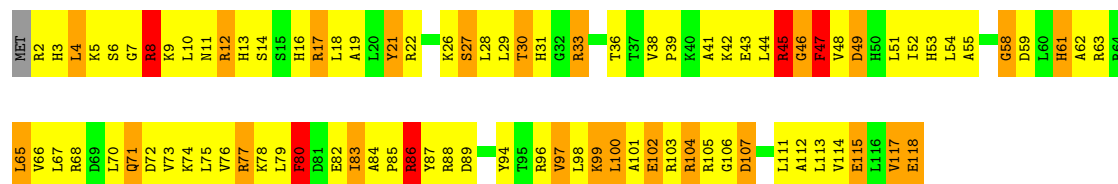
• Molecule 48: 50S RIBOSOMAL PROTEIN L16

Chain BQ: 23% 52% 18% 6%



• Molecule 49: 50S RIBOSOMAL PROTEIN L17

Chain BR: 22% 53% 20% . .



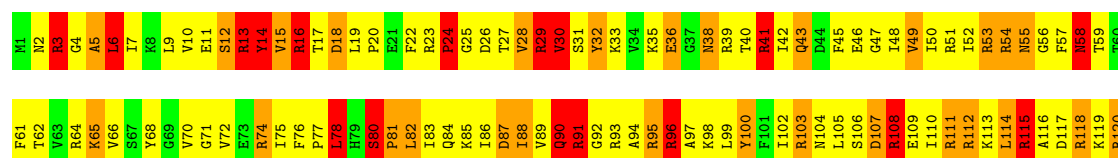
• Molecule 50: 50S RIBOSOMAL PROTEIN L18


Chain BS: 8% 53% 20% 7% 12%



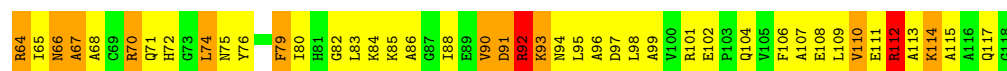
• Molecule 51: 50S RIBOSOMAL PROTEIN L19

Chain BT: 12% 47% 21% 14% 6%


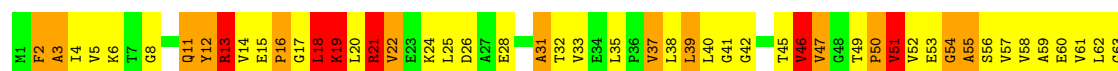





• Molecule 52: 50S RIBOSOMAL PROTEIN L20



• Molecule 53: 50S RIBOSOMAL PROTEIN L21



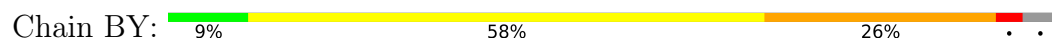
• Molecule 54: 50S RIBOSOMAL PROTEIN L22




• Molecule 55: 50S RIBOSOMAL PROTEIN L23

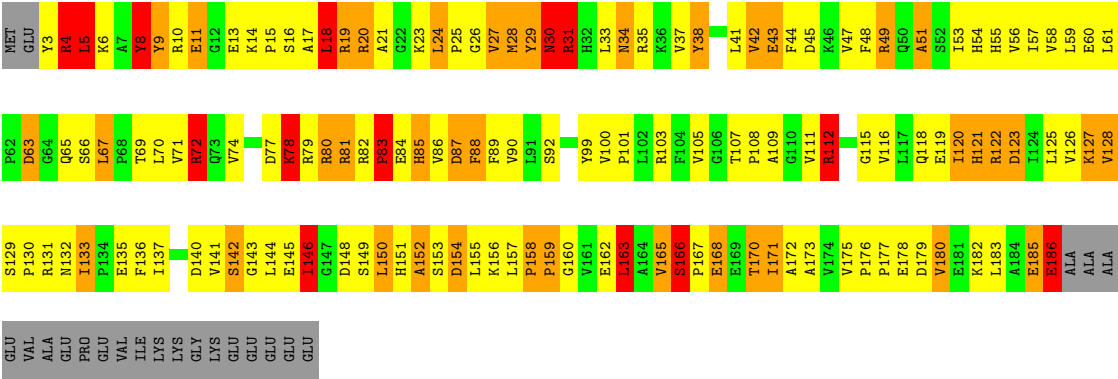
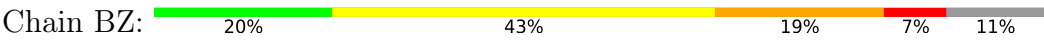


• Molecule 56: 50S RIBOSOMAL PROTEIN L24





● Molecule 57: 50S RIBOSOMAL PROTEIN L25



4 Experimental information

Property	Value	Source
EM reconstruction method	SINGLE PARTICLE	Depositor
Imposed symmetry	POINT, C1	Depositor
Number of particles used	Not provided	
Resolution determination method	Not provided	
CTF correction method	DEFOCUS GROUPS	Depositor
Microscope	FEI POLARA 300	Depositor
Voltage (kV)	300	Depositor
Electron dose ($e^-/\text{\AA}^2$)	20	Depositor
Minimum defocus (nm)	2000	Depositor
Maximum defocus (nm)	4000	Depositor
Magnification	65520	Depositor
Image detector	KODAK SO-163 FILM	Depositor

5 Model quality ⓘ

5.1 Standard geometry ⓘ

Bond lengths and bond angles in the following residue types are not validated in this section: FUA, GDP

The Z score for a bond length (or angle) is the number of standard deviations the observed value is removed from the expected value. A bond length (or angle) with $|Z| > 5$ is considered an outlier worth inspection. RMSZ is the root-mean-square of all Z scores of the bond lengths (or angles).

Mol	Chain	Bond lengths		Bond angles	
		RMSZ	# $ Z > 5$	RMSZ	# $ Z > 5$
1	AA	2.73	2519/36190 (7.0%)	2.44	3195/56486 (5.7%)
2	AB	1.36	3/1935 (0.2%)	1.50	19/2609 (0.7%)
3	AC	1.44	1/1636 (0.1%)	1.59	20/2205 (0.9%)
4	AD	1.38	0/1733	1.56	26/2318 (1.1%)
5	AE	1.45	1/1162 (0.1%)	1.44	9/1564 (0.6%)
6	AF	1.39	0/856	1.57	12/1154 (1.0%)
7	AG	1.34	1/1276 (0.1%)	1.51	12/1709 (0.7%)
8	AH	1.41	1/1136 (0.1%)	1.60	15/1527 (1.0%)
9	AI	1.48	4/1029 (0.4%)	2.08	17/1379 (1.2%)
10	AJ	1.33	0/807	1.53	8/1085 (0.7%)
11	AK	1.40	1/900 (0.1%)	1.50	6/1213 (0.5%)
12	AL	1.42	1/986 (0.1%)	1.58	13/1320 (1.0%)
13	AM	1.33	0/998	1.68	17/1336 (1.3%)
14	AN	1.52	1/501 (0.2%)	1.72	9/664 (1.4%)
15	AO	1.36	1/745 (0.1%)	1.58	9/992 (0.9%)
16	AP	1.47	1/716 (0.1%)	1.59	11/963 (1.1%)
17	AQ	1.43	1/836 (0.1%)	1.57	11/1117 (1.0%)
18	AR	1.41	1/579 (0.2%)	1.56	12/768 (1.6%)
19	AS	1.30	0/642	1.50	6/865 (0.7%)
20	AT	1.32	0/765	1.53	10/1007 (1.0%)
21	AU	1.50	1/212 (0.5%)	1.82	8/277 (2.9%)
22	AV	2.70	127/1832 (6.9%)	2.42	155/2855 (5.4%)
23	AX	2.50	14/257 (5.4%)	2.35	20/398 (5.0%)
24	AY	1.35	3/5312 (0.1%)	1.53	54/7193 (0.8%)
25	B0	1.32	0/671	1.75	11/892 (1.2%)
26	B1	1.34	1/738 (0.1%)	1.58	9/981 (0.9%)
27	B2	1.32	2/600 (0.3%)	1.60	9/793 (1.1%)
28	B3	1.42	0/472	1.51	5/634 (0.8%)
29	B4	1.28	0/460	1.67	9/621 (1.4%)
30	B5	1.26	0/473	1.57	6/639 (0.9%)
31	B6	1.29	0/440	1.71	9/586 (1.5%)
32	B7	1.37	0/426	1.76	9/561 (1.6%)

Mol	Chain	Bond lengths		Bond angles	
		RMSZ	# Z >5	RMSZ	# Z >5
33	B8	1.35	0/515	1.68	7/679 (1.0%)
34	B9	1.36	1/310 (0.3%)	1.54	3/407 (0.7%)
35	BA	2.69	4845/69972 (6.9%)	2.42	5972/109237 (5.5%)
36	BB	2.63	174/2853 (6.1%)	2.36	226/4451 (5.1%)
37	BC	1.32	1/1774 (0.1%)	1.51	18/2391 (0.8%)
38	BD	1.40	5/2195 (0.2%)	1.62	27/2955 (0.9%)
39	BE	1.37	3/1596 (0.2%)	1.52	17/2153 (0.8%)
40	BF	1.36	1/1658 (0.1%)	1.64	27/2244 (1.2%)
41	BG	1.34	1/1499 (0.1%)	1.97	24/2016 (1.2%)
42	BH	1.32	4/1292 (0.3%)	1.50	11/1744 (0.6%)
43	BK	1.27	1/1044 (0.1%)	1.39	8/1416 (0.6%)
44	BL	1.08	0/478	1.54	3/640 (0.5%)
45	BN	1.34	2/1131 (0.2%)	1.52	11/1525 (0.7%)
46	BO	1.40	2/943 (0.2%)	1.55	9/1269 (0.7%)
47	BP	1.38	1/1131 (0.1%)	1.64	20/1504 (1.3%)
48	BQ	1.43	3/1143 (0.3%)	1.59	18/1527 (1.2%)
49	BR	1.35	2/974 (0.2%)	1.57	14/1302 (1.1%)
50	BS	1.36	1/778 (0.1%)	1.71	13/1036 (1.3%)
51	BT	1.32	0/1155	1.77	33/1542 (2.1%)
52	BU	1.35	1/975 (0.1%)	1.59	18/1297 (1.4%)
53	BV	1.27	0/790	1.55	9/1057 (0.9%)
54	BW	1.33	0/907	1.59	11/1216 (0.9%)
55	BX	1.37	0/739	1.39	5/993 (0.5%)
56	BY	1.29	0/823	1.43	4/1098 (0.4%)
57	BZ	1.41	2/1499 (0.1%)	1.54	16/2035 (0.8%)
All	All	2.35	7735/165495 (4.7%)	2.21	10265/246445 (4.2%)

Chiral center outliers are detected by calculating the chiral volume of a chiral center and verifying if the center is modelled as a planar moiety or with the opposite hand. A planarity outlier is detected by checking planarity of atoms in a peptide group, atoms in a mainchain group or atoms of a sidechain that are expected to be planar.

Mol	Chain	#Chirality outliers	#Planarity outliers
1	AA	1	111
2	AB	0	10
3	AC	0	1
4	AD	0	14
5	AE	0	3
6	AF	0	5
7	AG	0	11
8	AH	0	8
9	AI	0	9

Continued on next page...

Continued from previous page...

Mol	Chain	#Chirality outliers	#Planarity outliers
10	AJ	0	3
11	AK	0	3
12	AL	0	3
13	AM	0	6
14	AN	0	3
15	AO	0	2
16	AP	0	2
18	AR	0	1
20	AT	0	7
21	AU	0	1
22	AV	0	4
23	AX	0	2
24	AY	0	19
25	B0	0	3
26	B1	0	3
27	B2	0	5
28	B3	0	4
29	B4	0	1
30	B5	0	1
31	B6	0	3
32	B7	0	2
33	B8	0	3
35	BA	2	161
36	BB	0	2
37	BC	0	7
38	BD	0	8
39	BE	0	6
40	BF	0	4
41	BG	0	4
42	BH	0	5
43	BK	0	5
44	BL	0	3
45	BN	0	5
46	BO	0	4
47	BP	0	6
48	BQ	0	4
49	BR	0	3
50	BS	0	3
51	BT	0	10
52	BU	0	4
53	BV	0	3
54	BW	0	5

Continued on next page...

Continued from previous page...

Mol	Chain	#Chirality outliers	#Planarity outliers
55	BX	0	1
56	BY	0	2
57	BZ	0	6
All	All	3	514

All (7735) bond length outliers are listed below:

Mol	Chain	Res	Type	Atoms	Z	Observed(Å)	Ideal(Å)
35	BA	1696	G	N7-C5	-15.22	1.30	1.39
1	AA	607	A	N7-C5	-14.64	1.30	1.39
35	BA	406	G	N7-C5	-14.28	1.30	1.39
1	AA	1144	G	C8-N7	-14.17	1.22	1.30
1	AA	1129	C	N3-C4	-13.63	1.24	1.33
1	AA	327	A	C6-N1	-13.51	1.26	1.35
1	AA	393	A	N9-C4	-13.43	1.29	1.37
1	AA	332	G	N7-C5	-13.32	1.31	1.39
35	BA	2012	G	N7-C5	-13.18	1.31	1.39
35	BA	503	A	N3-C4	-13.15	1.26	1.34
35	BA	596	G	C8-N7	-13.12	1.23	1.30
35	BA	2576	G	N3-C4	-12.96	1.26	1.35
1	AA	890	G	N9-C8	-12.87	1.28	1.37
22	AV	5	G	N7-C5	-12.82	1.31	1.39
1	AA	548	G	C8-N7	-12.77	1.23	1.30
35	BA	1409	C	C4-C5	-12.74	1.32	1.43
35	BA	2077	A	N7-C5	-12.59	1.31	1.39
35	BA	2639	A	N3-C4	-12.53	1.27	1.34
1	AA	524	G	C8-N7	-12.47	1.23	1.30
1	AA	1405	G	N7-C5	-12.46	1.31	1.39
1	AA	250	A	N9-C4	-12.43	1.30	1.37
35	BA	196	A	N3-C4	-12.33	1.27	1.34
35	BA	1596	A	N3-C4	-12.33	1.27	1.34
35	BA	1842	G	C6-N1	-12.29	1.30	1.39
1	AA	9	G	N7-C5	-12.21	1.31	1.39
35	BA	1946	U	C4-O4	-12.19	1.13	1.23
1	AA	1401	G	N7-C5	-12.06	1.32	1.39
35	BA	1840	G	N7-C5	-12.05	1.32	1.39
1	AA	604	G	N7-C5	-11.99	1.32	1.39
1	AA	897	C	N3-C4	-11.98	1.25	1.33
35	BA	2054	A	N7-C5	-11.96	1.32	1.39
1	AA	1204	A	N7-C5	-11.90	1.32	1.39
35	BA	2251	G	C5-C4	-11.88	1.30	1.38
35	BA	2846	G	N9-C8	-11.87	1.29	1.37

Continued on next page...

Continued from previous page...

Mol	Chain	Res	Type	Atoms	Z	Observed(Å)	Ideal(Å)
1	AA	956	U	C2-N3	-11.86	1.29	1.37
35	BA	2010	G	N7-C5	-11.85	1.32	1.39
35	BA	1964	G	C8-N7	-11.80	1.23	1.30
35	BA	1719	G	C6-N1	-11.79	1.31	1.39
1	AA	1487	G	N7-C5	-11.75	1.32	1.39
1	AA	98	G	C8-N7	-11.74	1.24	1.30
35	BA	2420	C	C4-C5	-11.72	1.33	1.43
1	AA	124	G	N7-C5	-11.71	1.32	1.39
35	BA	143	G	C2-N3	-11.71	1.23	1.32
1	AA	117	G	C8-N7	-11.68	1.24	1.30
1	AA	1529	G	N3-C4	-11.68	1.27	1.35
35	BA	955	C	N1-C6	-11.59	1.30	1.37
1	AA	577	G	N7-C5	-11.59	1.32	1.39
35	BA	1631(A)	A	N7-C5	-11.58	1.32	1.39
1	AA	448	A	C6-N1	-11.57	1.27	1.35
35	BA	1466	G	N7-C5	-11.55	1.32	1.39
1	AA	792	A	C5-C4	-11.54	1.30	1.38
35	BA	2779	U	C4-O4	-11.50	1.14	1.23
1	AA	994	A	C6-N1	-11.46	1.27	1.35
35	BA	1936	A	N9-C4	-11.46	1.30	1.37
35	BA	2717	G	N9-C8	-11.45	1.29	1.37
1	AA	1238	A	N7-C5	-11.38	1.32	1.39
35	BA	2654	A	C5-C4	-11.38	1.30	1.38
1	AA	711	G	C8-N7	-11.37	1.24	1.30
35	BA	975	C	N1-C6	-11.37	1.30	1.37
35	BA	1980	G	C8-N7	-11.36	1.24	1.30
35	BA	1919	A	N7-C5	-11.35	1.32	1.39
35	BA	2595	G	C8-N7	-11.34	1.24	1.30
35	BA	2781	A	N3-C4	-11.33	1.28	1.34
1	AA	191	G	C2-N3	-11.29	1.23	1.32
1	AA	665	A	N9-C4	-11.29	1.31	1.37
35	BA	1297	C	N1-C6	-11.28	1.30	1.37
1	AA	1071	C	N1-C6	-11.26	1.30	1.37
35	BA	686	G	N7-C5	-11.24	1.32	1.39
35	BA	68	G	C2-N2	-11.23	1.23	1.34
35	BA	792	G	N7-C5	-11.22	1.32	1.39
35	BA	1401	G	N7-C5	-11.22	1.32	1.39
35	BA	498	G	N7-C5	-11.21	1.32	1.39
1	AA	1515	C	N1-C6	-11.17	1.30	1.37
35	BA	2333	A	C5-C4	-11.15	1.30	1.38
1	AA	1209	C	N1-C6	-11.14	1.30	1.37
1	AA	1197	G	N1-C2	-11.14	1.28	1.37

Continued on next page...

Continued from previous page...

Mol	Chain	Res	Type	Atoms	Z	Observed(Å)	Ideal(Å)
1	AA	158	G	N7-C5	-11.11	1.32	1.39
35	BA	654(E)	G	N7-C5	-11.10	1.32	1.39
1	AA	1501	C	N3-C4	-11.10	1.26	1.33
35	BA	428	A	N9-C4	-11.09	1.31	1.37
1	AA	31	G	C5-C4	-11.07	1.30	1.38
22	AV	11	A	N7-C5	-11.01	1.32	1.39
35	BA	1226	A	N3-C4	-11.01	1.28	1.34
35	BA	396	G	C6-N1	-11.01	1.31	1.39
35	BA	1129	A	N7-C5	-11.01	1.32	1.39
1	AA	282	A	N3-C4	-10.99	1.28	1.34
35	BA	404	C	N1-C6	-10.98	1.30	1.37
35	BA	1478	G	C8-N7	-10.98	1.24	1.30
1	AA	6	G	N3-C4	-10.97	1.27	1.35
1	AA	1493	A	N3-C4	-10.94	1.28	1.34
35	BA	711	G	N3-C4	-10.93	1.27	1.35
35	BA	2569	G	N3-C4	-10.91	1.27	1.35
35	BA	283	A	N9-C4	-10.89	1.31	1.37
35	BA	152	G	C8-N7	-10.85	1.24	1.30
35	BA	2450	A	N3-C4	-10.84	1.28	1.34
1	AA	947	G	C8-N7	-10.83	1.24	1.30
35	BA	1018	C	N1-C6	-10.82	1.30	1.37
1	AA	1219	U	C4'-C3'	-10.79	1.41	1.53
1	AA	1177	G	C8-N7	-10.78	1.24	1.30
35	BA	1675	C	N1-C6	-10.75	1.30	1.37
35	BA	1416	G	C8-N7	-10.75	1.24	1.30
35	BA	1853	A	N7-C5	-10.74	1.32	1.39
35	BA	1634	A	C5-C6	-10.74	1.31	1.41
1	AA	1399	C	N1-C6	-10.71	1.30	1.37
35	BA	2625	G	N3-C4	-10.66	1.27	1.35
35	BA	317	G	C8-N7	-10.63	1.24	1.30
35	BA	1708	C	N1-C6	-10.62	1.30	1.37
35	BA	2058	A	N9-C8	-10.62	1.29	1.37
36	BB	58	A	N7-C5	-10.62	1.32	1.39
35	BA	2738	A	N7-C5	-10.60	1.32	1.39
35	BA	758	C	C5-C6	-10.58	1.25	1.34
35	BA	1640	C	N1-C6	-10.55	1.30	1.37
35	BA	1562	A	N9-C4	-10.54	1.31	1.37
1	AA	900	A	C6-N1	-10.53	1.28	1.35
1	AA	250	A	C5-C4	-10.53	1.31	1.38
1	AA	583	A	N7-C5	-10.51	1.32	1.39
35	BA	616	G	N7-C5	-10.51	1.32	1.39
1	AA	768	A	N9-C4	-10.51	1.31	1.37

Continued on next page...

Continued from previous page...

Mol	Chain	Res	Type	Atoms	Z	Observed(Å)	Ideal(Å)
35	BA	2117	A	N9-C4	-10.51	1.31	1.37
1	AA	1082	G	C8-N7	-10.50	1.24	1.30
35	BA	2171	A	N3-C4	-10.50	1.28	1.34
1	AA	1249	C	N1-C6	-10.49	1.30	1.37
35	BA	580	C	C5-C6	-10.48	1.25	1.34
35	BA	2112	G	N7-C5	-10.48	1.32	1.39
1	AA	1319	A	C6-N1	-10.47	1.28	1.35
1	AA	103	C	N3-C4	-10.44	1.26	1.33
35	BA	1699	G	N7-C5	10.43	1.45	1.39
1	AA	975	A	C5-C6	-10.41	1.31	1.41
1	AA	1330	U	N3-C4	-10.39	1.29	1.38
35	BA	677	A	N7-C5	-10.38	1.33	1.39
35	BA	2703	C	C4-C5	-10.37	1.34	1.43
35	BA	844	C	N1-C6	-10.37	1.30	1.37
35	BA	2317	C	N1-C6	-10.36	1.30	1.37
35	BA	123	G	N9-C8	-10.36	1.30	1.37
35	BA	2459	A	N7-C5	-10.36	1.33	1.39
35	BA	288	C	C4-C5	-10.36	1.34	1.43
35	BA	1180	C	C5-C6	-10.35	1.26	1.34
35	BA	8	A	C6-N1	-10.34	1.28	1.35
1	AA	290	C	C2-O2	-10.33	1.15	1.24
1	AA	817	C	N1-C6	-10.31	1.30	1.37
35	BA	254	G	N7-C5	-10.31	1.33	1.39
35	BA	481	G	C5-C4	-10.29	1.31	1.38
1	AA	660	G	C8-N7	-10.29	1.24	1.30
35	BA	1099	G	N7-C5	-10.27	1.33	1.39
35	BA	1068	G	C8-N7	-10.26	1.24	1.30
35	BA	1586	A	N7-C5	-10.26	1.33	1.39
1	AA	718	G	N3-C4	-10.24	1.28	1.35
35	BA	2298	A	N9-C4	-10.24	1.31	1.37
1	AA	632	A	C6-N6	-10.23	1.25	1.33
35	BA	145	G	N9-C8	-10.23	1.30	1.37
1	AA	1418	A	N7-C5	-10.22	1.33	1.39
35	BA	909	A	C8-N7	-10.20	1.24	1.31
35	BA	2169	A	N9-C4	-10.18	1.31	1.37
1	AA	199	G	C8-N7	-10.18	1.24	1.30
35	BA	1689	A	C5-C4	-10.17	1.31	1.38
35	BA	204	A	C5-C4	-10.17	1.31	1.38
35	BA	2365	G	C5-C4	-10.17	1.31	1.38
35	BA	2138	C	N1-C6	-10.16	1.31	1.37
35	BA	2894	G	C8-N7	-10.16	1.24	1.30
35	BA	1721	G	N7-C5	-10.16	1.33	1.39

Continued on next page...

Continued from previous page...

Mol	Chain	Res	Type	Atoms	Z	Observed(Å)	Ideal(Å)
35	BA	145	G	N7-C5	-10.14	1.33	1.39
35	BA	483	A	N7-C5	-10.14	1.33	1.39
35	BA	796	C	N1-C6	-10.14	1.31	1.37
1	AA	814	A	N9-C4	-10.13	1.31	1.37
1	AA	746	A	C6-N1	-10.11	1.28	1.35
35	BA	1772	G	N7-C5	-10.10	1.33	1.39
1	AA	662	G	N7-C5	-10.09	1.33	1.39
35	BA	776	G	N7-C5	-10.09	1.33	1.39
1	AA	282	A	C6-N1	-10.09	1.28	1.35
35	BA	2126	A	N7-C5	-10.09	1.33	1.39
35	BA	54	G	N3-C4	-10.08	1.28	1.35
35	BA	31	C	N1-C6	-10.08	1.31	1.37
35	BA	854	G	C8-N7	-10.07	1.25	1.30
35	BA	2029	G	C5-C4	-10.05	1.31	1.38
1	AA	254	G	C8-N7	-10.04	1.25	1.30
1	AA	729	A	N7-C5	-10.04	1.33	1.39
35	BA	1377	G	N7-C5	-10.04	1.33	1.39
1	AA	725	G	N7-C5	-10.04	1.33	1.39
35	BA	2429	G	N1-C2	-10.03	1.29	1.37
35	BA	2367	G	N7-C5	-10.02	1.33	1.39
1	AA	834	C	N1-C6	-10.01	1.31	1.37
35	BA	1935	G	C6-N1	-10.01	1.32	1.39
1	AA	1156	G	C8-N7	-10.00	1.25	1.30
35	BA	1077	A	N3-C4	-9.98	1.28	1.34
35	BA	1819	A	N9-C8	-9.98	1.29	1.37
35	BA	2042	A	C8-N7	-9.98	1.24	1.31
1	AA	1324	A	C6-N1	-9.95	1.28	1.35
35	BA	2565	A	N9-C4	-9.95	1.31	1.37
35	BA	2834	G	N1-C2	-9.94	1.29	1.37
1	AA	111	G	C8-N7	-9.94	1.25	1.30
22	AV	6	G	N3-C4	-9.92	1.28	1.35
1	AA	539	A	N7-C5	-9.92	1.33	1.39
35	BA	230	U	C2-N3	-9.91	1.30	1.37
35	BA	272(C)	G	C8-N7	-9.91	1.25	1.30
1	AA	1227	A	N7-C5	-9.90	1.33	1.39
1	AA	596	C	N1-C6	-9.89	1.31	1.37
35	BA	735	A	N9-C4	-9.89	1.31	1.37
35	BA	2241	A	N3-C4	-9.88	1.28	1.34
1	AA	535	A	C8-N7	-9.88	1.24	1.31
1	AA	769	G	C2-N3	-9.87	1.24	1.32
35	BA	1309	G	N7-C5	-9.87	1.33	1.39
22	AV	15	G	C8-N7	-9.86	1.25	1.30

Continued on next page...

Continued from previous page...

Mol	Chain	Res	Type	Atoms	Z	Observed(Å)	Ideal(Å)
1	AA	799	G	N7-C5	-9.86	1.33	1.39
35	BA	1773	A	N7-C5	9.86	1.45	1.39
35	BA	2852	G	C5-C4	-9.85	1.31	1.38
35	BA	912	C	N3-C4	-9.84	1.27	1.33
35	BA	2501	C	C4-C5	-9.84	1.35	1.43
35	BA	1252	G	C5-C4	-9.84	1.31	1.38
35	BA	1636	C	N1-C6	-9.82	1.31	1.37
35	BA	542	C	N1-C6	-9.81	1.31	1.37
35	BA	647	G	N3-C4	-9.81	1.28	1.35
22	AV	19	G	C8-N7	-9.81	1.25	1.30
35	BA	931	G	C8-N7	-9.81	1.25	1.30
35	BA	1079	C	C2-N3	-9.80	1.27	1.35
35	BA	2191	G	N7-C5	-9.80	1.33	1.39
35	BA	614(B)	G	C8-N7	-9.79	1.25	1.30
35	BA	1669	A	N9-C8	-9.79	1.29	1.37
35	BA	278	A	N9-C4	-9.78	1.31	1.37
35	BA	1845	G	N3-C4	-9.77	1.28	1.35
35	BA	1960	A	C8-N7	-9.76	1.24	1.31
1	AA	873	A	N9-C4	-9.75	1.32	1.37
35	BA	2020	A	C6-N1	-9.74	1.28	1.35
1	AA	966	G	N9-C8	-9.73	1.31	1.37
35	BA	1151	G	N9-C8	-9.73	1.31	1.37
35	BA	1744	C	N3-C4	-9.73	1.27	1.33
22	AV	76	A	N3-C4	-9.72	1.29	1.34
35	BA	1388	G	C8-N7	-9.71	1.25	1.30
1	AA	608	A	N3-C4	-9.71	1.29	1.34
1	AA	1464	G	C5-C4	-9.71	1.31	1.38
1	AA	746	A	N7-C5	-9.70	1.33	1.39
35	BA	1942	C	N1-C6	-9.70	1.31	1.37
1	AA	1146	A	N7-C5	9.70	1.45	1.39
35	BA	2675	A	C8-N7	-9.69	1.24	1.31
35	BA	216	A	N9-C4	-9.69	1.32	1.37
1	AA	46	G	C8-N7	-9.67	1.25	1.30
1	AA	1236	A	N3-C4	-9.67	1.29	1.34
1	AA	819	A	N7-C5	-9.67	1.33	1.39
35	BA	939	G	N7-C5	-9.66	1.33	1.39
1	AA	1291	G	N3-C4	-9.65	1.28	1.35
35	BA	2497	A	C8-N7	-9.65	1.24	1.31
1	AA	694	A	N3-C4	-9.65	1.29	1.34
35	BA	2393	A	C6-N1	-9.64	1.28	1.35
35	BA	444	C	N1-C6	-9.63	1.31	1.37
35	BA	738	G	N3-C4	9.63	1.42	1.35

Continued on next page...

Continued from previous page...

Mol	Chain	Res	Type	Atoms	Z	Observed(Å)	Ideal(Å)
1	AA	1422	G	N3-C4	-9.63	1.28	1.35
1	AA	433	C	N1-C6	-9.62	1.31	1.37
35	BA	986	C	N1-C6	-9.62	1.31	1.37
35	BA	1220	A	N3-C4	-9.62	1.29	1.34
1	AA	1053	G	N7-C5	-9.60	1.33	1.39
1	AA	719	C	N1-C6	-9.60	1.31	1.37
35	BA	2562	U	C2-N3	-9.60	1.31	1.37
35	BA	1484	G	C6-N1	-9.60	1.32	1.39
35	BA	1899	G	C2-N3	-9.60	1.25	1.32
35	BA	2855	C	N1-C6	-9.60	1.31	1.37
1	AA	289	G	N1-C2	-9.59	1.30	1.37
35	BA	653	A	N3-C4	9.58	1.40	1.34
35	BA	975(A)	G	C8-N7	-9.58	1.25	1.30
35	BA	306	U	C4-O4	-9.58	1.16	1.23
35	BA	1102	C	N1-C6	-9.57	1.31	1.37
35	BA	749	C	C5-C6	-9.57	1.26	1.34
1	AA	1080	A	N7-C5	-9.57	1.33	1.39
35	BA	1238	G	N9-C4	-9.56	1.30	1.38
1	AA	1227	A	C6-N1	-9.55	1.28	1.35
1	AA	1502	A	N9-C4	-9.55	1.32	1.37
35	BA	1044	G	C6-N1	-9.55	1.32	1.39
1	AA	1409	C	N1-C6	-9.54	1.31	1.37
35	BA	2704	C	N1-C6	-9.52	1.31	1.37
35	BA	941	A	N3-C4	-9.52	1.29	1.34
35	BA	748	G	N7-C5	-9.50	1.33	1.39
35	BA	477	A	N9-C4	-9.49	1.32	1.37
35	BA	768	G	C8-N7	-9.49	1.25	1.30
1	AA	1374	A	N3-C4	-9.48	1.29	1.34
35	BA	1311	G	C6-N1	-9.48	1.32	1.39
35	BA	2308	G	C6-N1	-9.48	1.32	1.39
1	AA	1316	G	N7-C5	-9.47	1.33	1.39
1	AA	863	U	C2-N3	-9.46	1.31	1.37
35	BA	1132	A	N3-C4	-9.45	1.29	1.34
35	BA	1899	G	C2-N2	-9.45	1.25	1.34
1	AA	314	C	N1-C6	-9.45	1.31	1.37
35	BA	536	A	N9-C4	-9.45	1.32	1.37
35	BA	58	G	C2-N2	-9.44	1.25	1.34
35	BA	2001	A	N9-C4	-9.44	1.32	1.37
35	BA	312	G	C8-N7	-9.43	1.25	1.30
35	BA	271(U)	G	P-O5'	-9.42	1.50	1.59
36	BB	93	G	C8-N7	-9.41	1.25	1.30
1	AA	1268	A	N7-C5	-9.41	1.33	1.39

Continued on next page...

Continued from previous page...

Mol	Chain	Res	Type	Atoms	Z	Observed(Å)	Ideal(Å)
1	AA	1344	C	C5-C6	-9.41	1.26	1.34
35	BA	2444	G	N7-C5	-9.41	1.33	1.39
22	AV	62	C	N1-C6	-9.39	1.31	1.37
35	BA	763	G	C2-N3	-9.39	1.25	1.32
35	BA	2532	G	C2-N3	-9.39	1.25	1.32
35	BA	248	G	N3-C4	-9.39	1.28	1.35
35	BA	1971	A	N7-C5	-9.38	1.33	1.39
35	BA	2088	G	N1-C2	-9.37	1.30	1.37
1	AA	344	A	N9-C4	-9.37	1.32	1.37
35	BA	2305	A	C6-N1	-9.36	1.28	1.35
35	BA	950	G	C6-N1	-9.36	1.32	1.39
1	AA	184	G	N3-C4	-9.35	1.28	1.35
1	AA	1396	A	N3-C4	-9.35	1.29	1.34
35	BA	1231	G	N7-C5	-9.35	1.33	1.39
35	BA	338	G	N3-C4	-9.34	1.28	1.35
35	BA	2318	G	C8-N7	9.34	1.36	1.30
36	BB	75	G	N7-C5	-9.34	1.33	1.39
1	AA	550	G	N3-C4	-9.33	1.28	1.35
1	AA	803	G	C8-N7	-9.33	1.25	1.30
35	BA	1197	G	C8-N7	-9.33	1.25	1.30
35	BA	917	A	N9-C4	-9.32	1.32	1.37
35	BA	1509(A)	A	N9-C4	-9.32	1.32	1.37
35	BA	825	C	N1-C6	-9.32	1.31	1.37
1	AA	851	G	C5-C4	-9.31	1.31	1.38
35	BA	1695	G	C8-N7	-9.31	1.25	1.30
35	BA	1112	G	N7-C5	-9.31	1.33	1.39
35	BA	2665	A	C8-N7	9.30	1.38	1.31
35	BA	596	G	N7-C5	-9.30	1.33	1.39
35	BA	815	C	C5-C6	-9.30	1.26	1.34
35	BA	2287	A	C5-C4	-9.29	1.32	1.38
35	BA	2030	A	C8-N7	-9.28	1.25	1.31
35	BA	2248	C	C2-N3	-9.28	1.28	1.35
35	BA	321	G	N1-C2	-9.27	1.30	1.37
35	BA	2644	G	C6-N1	-9.27	1.33	1.39
1	AA	741	G	C5-C4	-9.26	1.31	1.38
35	BA	827	U	C5-C6	-9.26	1.25	1.34
22	AV	32	C	P-O5'	-9.26	1.50	1.59
35	BA	2603	G	N3-C4	-9.25	1.28	1.35
1	AA	778	G	C6-N1	-9.25	1.33	1.39
35	BA	93	G	N7-C5	-9.24	1.33	1.39
35	BA	1106	G	N7-C5	-9.24	1.33	1.39
35	BA	2758	A	N9-C4	-9.24	1.32	1.37

Continued on next page...

Continued from previous page...

Mol	Chain	Res	Type	Atoms	Z	Observed(Å)	Ideal(Å)
1	AA	694	A	C2-N3	-9.23	1.25	1.33
35	BA	589	C	C4-N4	-9.23	1.25	1.33
35	BA	136	G	C5-C6	-9.22	1.33	1.42
35	BA	583	G	C8-N7	-9.22	1.25	1.30
35	BA	1332	G	C6-N1	-9.22	1.33	1.39
35	BA	1343	G	N7-C5	-9.21	1.33	1.39
1	AA	73	G	N9-C8	-9.21	1.31	1.37
35	BA	173	G	N3-C4	-9.21	1.29	1.35
23	AX	16	A	P-O5'	-9.20	1.50	1.59
35	BA	1378	A	C6-N1	-9.20	1.29	1.35
36	BB	77	U	C4-O4	-9.19	1.16	1.23
1	AA	7	G	C8-N7	-9.19	1.25	1.30
35	BA	1822	G	N7-C5	-9.19	1.33	1.39
35	BA	2717	G	N7-C5	-9.19	1.33	1.39
35	BA	256	A	C5-C4	-9.19	1.32	1.38
35	BA	2266	A	N9-C4	-9.19	1.32	1.37
35	BA	2805	G	N9-C8	-9.19	1.31	1.37
35	BA	2569	G	C4'-C3'	-9.18	1.43	1.53
35	BA	792	G	N9-C8	-9.18	1.31	1.37
35	BA	1452	A	N9-C8	-9.18	1.30	1.37
35	BA	1524	G	C5-C6	-9.17	1.33	1.42
1	AA	770	C	N1-C6	-9.16	1.31	1.37
35	BA	2883	A	C5-C4	-9.16	1.32	1.38
1	AA	1457	G	C8-N7	-9.16	1.25	1.30
1	AA	432	A	C6-N6	-9.16	1.26	1.33
35	BA	628	G	N9-C4	-9.15	1.30	1.38
35	BA	1669	A	N3-C4	-9.14	1.29	1.34
1	AA	183	G	N1-C2	-9.13	1.30	1.37
1	AA	869	G	N9-C4	-9.13	1.30	1.38
1	AA	1166	G	C8-N7	-9.13	1.25	1.30
35	BA	457	A	N3-C4	-9.12	1.29	1.34
22	AV	31	G	N9-C8	-9.12	1.31	1.37
35	BA	2711	A	N9-C4	-9.12	1.32	1.37
35	BA	1059	G	N7-C5	9.12	1.44	1.39
35	BA	2404	C	C4-C5	-9.12	1.35	1.43
35	BA	2744	G	N9-C8	-9.12	1.31	1.37
35	BA	1021	A	C5-C4	-9.11	1.32	1.38
1	AA	713	G	C5-C4	-9.11	1.31	1.38
35	BA	852	G	N7-C5	-9.11	1.33	1.39
35	BA	2394	C	C2-O2	-9.11	1.16	1.24
1	AA	604	G	N3-C4	-9.10	1.29	1.35
35	BA	2472	G	N9-C8	-9.10	1.31	1.37

Continued on next page...

Continued from previous page...

Mol	Chain	Res	Type	Atoms	Z	Observed(Å)	Ideal(Å)
1	AA	1360	A	N3-C4	-9.09	1.29	1.34
35	BA	1302	A	C6-N1	-9.09	1.29	1.35
35	BA	2660	A	C6-N1	-9.09	1.29	1.35
1	AA	507	C	N1-C6	-9.09	1.31	1.37
35	BA	210	C	N1-C6	-9.09	1.31	1.37
36	BB	68	C	C5-C6	-9.08	1.27	1.34
35	BA	727	A	C5-C4	-9.08	1.32	1.38
35	BA	2026	C	N3-C4	-9.08	1.27	1.33
1	AA	856	C	C4-C5	-9.07	1.35	1.43
1	AA	784	C	C4-C5	-9.07	1.35	1.43
35	BA	451	C	C2-N3	-9.07	1.28	1.35
1	AA	1248	A	N9-C4	-9.07	1.32	1.37
35	BA	1274	A	N9-C4	-9.06	1.32	1.37
36	BB	24	G	N9-C4	-9.06	1.30	1.38
1	AA	78	G	N7-C5	-9.06	1.33	1.39
35	BA	131	G	N7-C5	-9.06	1.33	1.39
35	BA	276	A	N7-C5	-9.06	1.33	1.39
1	AA	1026	G	C6-N1	-9.06	1.33	1.39
35	BA	2598	A	C6-N1	-9.06	1.29	1.35
22	AV	9	G	N9-C8	-9.06	1.31	1.37
1	AA	907	A	N7-C5	-9.05	1.33	1.39
1	AA	142	G	C5-C4	-9.05	1.32	1.38
22	AV	76	A	C8-N7	-9.05	1.25	1.31
35	BA	1890	A	N9-C4	-9.05	1.32	1.37
35	BA	689	A	C5-C6	-9.05	1.32	1.41
1	AA	821	G	C2-N3	-9.04	1.25	1.32
35	BA	1910	G	C2-N3	-9.04	1.25	1.32
1	AA	128	G	N9-C4	-9.04	1.30	1.38
1	AA	956	U	C5-C6	-9.02	1.26	1.34
1	AA	395	C	C5-C6	-9.02	1.27	1.34
1	AA	432	A	N9-C4	-9.02	1.32	1.37
35	BA	614(A)	U	C2-N3	9.02	1.44	1.37
35	BA	802	A	N3-C4	-9.02	1.29	1.34
35	BA	1226	A	N9-C4	-9.02	1.32	1.37
1	AA	342	C	N1-C6	-9.02	1.31	1.37
35	BA	55	G	N7-C5	-9.02	1.33	1.39
35	BA	1919	A	C6-N1	-9.01	1.29	1.35
35	BA	2725	A	N9-C4	-9.01	1.32	1.37
35	BA	654(C)	G	N3-C4	-9.01	1.29	1.35
1	AA	1333	A	C6-N1	-9.00	1.29	1.35
35	BA	281	G	C8-N7	-8.99	1.25	1.30
35	BA	1933	G	N9-C8	-8.98	1.31	1.37

Continued on next page...

Continued from previous page...

Mol	Chain	Res	Type	Atoms	Z	Observed(Å)	Ideal(Å)
35	BA	2287	A	N7-C5	-8.98	1.33	1.39
36	BB	7	G	C8-N7	-8.98	1.25	1.30
35	BA	2400	G	N7-C5	8.98	1.44	1.39
35	BA	2345	G	C8-N7	-8.97	1.25	1.30
1	AA	609	A	N3-C4	-8.97	1.29	1.34
35	BA	2416	C	C4-N4	-8.96	1.25	1.33
1	AA	1046	A	N9-C8	-8.96	1.30	1.37
1	AA	1152	A	N7-C5	-8.96	1.33	1.39
35	BA	363	G	N3-C4	-8.96	1.29	1.35
1	AA	141	A	N3-C4	-8.95	1.29	1.34
1	AA	383	A	N3-C4	-8.95	1.29	1.34
1	AA	821	G	N3-C4	-8.95	1.29	1.35
1	AA	756	C	C2-N3	8.95	1.43	1.35
35	BA	1424	G	N7-C5	-8.95	1.33	1.39
1	AA	744	C	C2-N3	-8.94	1.28	1.35
35	BA	2842	G	C5-C4	-8.94	1.32	1.38
35	BA	2662	A	N7-C5	-8.94	1.33	1.39
35	BA	224	G	N7-C5	-8.94	1.33	1.39
35	BA	1532	C	N1-C6	-8.94	1.31	1.37
35	BA	1552	G	N7-C5	-8.94	1.33	1.39
1	AA	33	A	N1-C2	-8.93	1.26	1.34
35	BA	654(F)	C	N1-C6	-8.93	1.31	1.37
35	BA	1829	A	N3-C4	-8.93	1.29	1.34
1	AA	350	G	C8-N7	-8.93	1.25	1.30
1	AA	1023	G	C8-N7	-8.93	1.25	1.30
1	AA	667	G	C2-N3	-8.93	1.25	1.32
35	BA	2136	C	N1-C6	-8.92	1.31	1.37
35	BA	879	G	C8-N7	-8.92	1.25	1.30
35	BA	2399	G	C8-N7	-8.92	1.25	1.30
35	BA	1171	G	N3-C4	-8.91	1.29	1.35
1	AA	1091	U	C2-N3	-8.91	1.31	1.37
1	AA	1104	G	N7-C5	-8.90	1.33	1.39
35	BA	2487	G	C5-C4	-8.90	1.32	1.38
1	AA	867	G	C6-N1	-8.90	1.33	1.39
35	BA	400	G	C5-C4	-8.90	1.32	1.38
1	AA	161	A	N7-C5	-8.90	1.33	1.39
1	AA	952	U	C2-N3	-8.89	1.31	1.37
1	AA	1299	A	N7-C5	-8.88	1.33	1.39
1	AA	1374	A	C5-C4	-8.89	1.32	1.38
1	AA	1388	C	N1-C6	-8.88	1.31	1.37
1	AA	1184	G	C6-N1	-8.88	1.33	1.39
35	BA	2451	A	N3-C4	-8.87	1.29	1.34

Continued on next page...

Continued from previous page...

Mol	Chain	Res	Type	Atoms	Z	Observed(Å)	Ideal(Å)
35	BA	2833	G	C8-N7	-8.87	1.25	1.30
35	BA	1405	U	C2-N3	-8.86	1.31	1.37
35	BA	472	A	N7-C5	-8.86	1.33	1.39
35	BA	1120	G	N3-C4	-8.86	1.29	1.35
1	AA	1526	G	C8-N7	-8.85	1.25	1.30
35	BA	2759	G	C5-C4	-8.85	1.32	1.38
35	BA	1741	A	C4'-C3'	-8.84	1.43	1.53
1	AA	661	G	N1-C2	-8.83	1.30	1.37
35	BA	2056	G	N1-C2	-8.83	1.30	1.37
1	AA	707	C	N1-C6	-8.83	1.31	1.37
35	BA	2158	A	N9-C4	-8.82	1.32	1.37
1	AA	638	G	N9-C4	-8.81	1.30	1.38
9	AI	53	VAL	C-N	8.81	1.54	1.34
35	BA	802	A	N9-C4	-8.81	1.32	1.37
35	BA	1953	A	N7-C5	-8.81	1.33	1.39
35	BA	909	A	N9-C8	-8.80	1.30	1.37
35	BA	575	A	C6-N1	-8.79	1.29	1.35
36	BB	29	A	N3-C4	-8.79	1.29	1.34
35	BA	113	G	C6-N1	-8.79	1.33	1.39
35	BA	2084	C	N1-C6	-8.79	1.31	1.37
35	BA	2464	C	N3-C4	-8.79	1.27	1.33
35	BA	2753	A	C6-N1	-8.79	1.29	1.35
1	AA	530	G	N9-C8	-8.78	1.31	1.37
35	BA	797	C	N1-C6	-8.78	1.31	1.37
35	BA	2664	G	N7-C5	8.78	1.44	1.39
35	BA	1670	C	C5-C6	-8.78	1.27	1.34
35	BA	2373	G	C5-C4	-8.78	1.32	1.38
35	BA	1285	G	C6-O6	-8.77	1.16	1.24
1	AA	616	G	N9-C4	-8.77	1.30	1.38
35	BA	962	G	C8-N7	-8.77	1.25	1.30
35	BA	626	U	N3-C4	-8.76	1.30	1.38
1	AA	1417	G	C6-O6	8.76	1.32	1.24
35	BA	1563	G	C2-N3	-8.75	1.25	1.32
1	AA	537	G	C5-C4	-8.74	1.32	1.38
35	BA	1275	A	N3-C4	-8.74	1.29	1.34
1	AA	593	G	C8-N7	-8.74	1.25	1.30
1	AA	762	C	N3-C4	-8.74	1.27	1.33
35	BA	2082	A	N9-C4	-8.74	1.32	1.37
35	BA	2412	A	N7-C5	-8.74	1.34	1.39
35	BA	259	G	N9-C4	-8.74	1.30	1.38
1	AA	119	A	N1-C2	-8.73	1.26	1.34
1	AA	431	A	N9-C4	-8.73	1.32	1.37

Continued on next page...

Continued from previous page...

Mol	Chain	Res	Type	Atoms	Z	Observed(Å)	Ideal(Å)
35	BA	2110	G	C8-N7	-8.73	1.25	1.30
35	BA	2656	U	C2-O2	-8.73	1.14	1.22
35	BA	2795	G	C8-N7	-8.73	1.25	1.30
35	BA	271	A	C6-N1	-8.73	1.29	1.35
35	BA	122	G	N3-C4	-8.73	1.29	1.35
35	BA	1404	C	C4-C5	8.73	1.50	1.43
35	BA	260	G	C2-N3	-8.73	1.25	1.32
1	AA	1164	G	C5-C4	-8.72	1.32	1.38
35	BA	959	A	N7-C5	-8.72	1.34	1.39
35	BA	1698	A	N9-C4	-8.72	1.32	1.37
1	AA	883	C	N1-C6	-8.71	1.31	1.37
35	BA	1133	U	C2-O2	-8.71	1.14	1.22
35	BA	1432	C	N1-C6	-8.71	1.31	1.37
22	AV	15	G	C5-C4	-8.70	1.32	1.38
1	AA	1467	G	N9-C8	-8.70	1.31	1.37
1	AA	157	G	C8-N7	-8.69	1.25	1.30
35	BA	180	G	C5-C4	-8.69	1.32	1.38
1	AA	251	G	C2-N3	-8.69	1.25	1.32
1	AA	337	C	N1-C6	-8.69	1.31	1.37
35	BA	831	G	C6-N1	-8.69	1.33	1.39
1	AA	1289	A	N9-C4	-8.69	1.32	1.37
35	BA	1960	A	N9-C4	-8.69	1.32	1.37
35	BA	2049	G	N7-C5	-8.69	1.34	1.39
1	AA	1157	A	N3-C4	-8.68	1.29	1.34
1	AA	736	C	N1-C6	-8.68	1.31	1.37
35	BA	1221(A)	C	N3-C4	-8.67	1.27	1.33
1	AA	130	A	C6-N1	-8.67	1.29	1.35
1	AA	477	A	N9-C4	-8.67	1.32	1.37
35	BA	1703	G	N7-C5	-8.67	1.34	1.39
1	AA	553	A	C6-N1	-8.66	1.29	1.35
35	BA	492	A	N3-C4	-8.66	1.29	1.34
36	BB	31	C	N1-C6	-8.66	1.31	1.37
35	BA	1310	G	C5-C4	-8.66	1.32	1.38
35	BA	2487	G	C2-N3	-8.66	1.25	1.32
35	BA	692	C	N1-C6	-8.66	1.31	1.37
35	BA	2119	A	N7-C5	-8.65	1.34	1.39
22	AV	31	G	C6-N1	-8.65	1.33	1.39
35	BA	106	C	C2-N3	-8.65	1.28	1.35
35	BA	2124	G	N9-C8	-8.65	1.31	1.37
35	BA	2866	U	C2-N3	-8.65	1.31	1.37
1	AA	114	U	N3-C4	-8.64	1.30	1.38
35	BA	2868	A	N7-C5	-8.64	1.34	1.39

Continued on next page...

Continued from previous page...

Mol	Chain	Res	Type	Atoms	Z	Observed(Å)	Ideal(Å)
35	BA	1442	G	N3-C4	-8.64	1.29	1.35
1	AA	1133	G	N9-C4	-8.64	1.31	1.38
35	BA	194	G	C5-C4	-8.63	1.32	1.38
35	BA	2853	C	N3-C4	-8.63	1.27	1.33
1	AA	1350	A	C6-N1	-8.63	1.29	1.35
1	AA	1442(B)	A	N3-C4	-8.63	1.29	1.34
35	BA	2704	C	P-O5'	-8.63	1.51	1.59
35	BA	2770	G	N1-C2	-8.63	1.30	1.37
1	AA	1092	A	N3-C4	-8.63	1.29	1.34
1	AA	1198	G	N9-C8	-8.63	1.31	1.37
35	BA	1258	C	N1-C6	-8.62	1.31	1.37
35	BA	2689	U	C4'-C3'	-8.62	1.43	1.53
22	AV	10	G	N1-C2	-8.62	1.30	1.37
35	BA	751	A	N9-C4	-8.62	1.32	1.37
1	AA	298	A	C6-N6	-8.62	1.27	1.33
1	AA	353	A	C6-N6	-8.62	1.27	1.33
35	BA	1427	A	C6-N6	-8.62	1.27	1.33
1	AA	185	A	N9-C4	-8.61	1.32	1.37
35	BA	270	A	N9-C4	-8.61	1.32	1.37
35	BA	1287	A	N9-C4	-8.61	1.32	1.37
35	BA	2623	G	N3-C4	-8.61	1.29	1.35
1	AA	281	G	C8-N7	-8.61	1.25	1.30
1	AA	1497	G	N3-C4	-8.61	1.29	1.35
1	AA	1146	A	C6-N1	-8.60	1.29	1.35
1	AA	1153	C	O3'-P	-8.60	1.50	1.61
35	BA	658	C	C5-C6	-8.60	1.27	1.34
35	BA	681	G	N9-C8	-8.59	1.31	1.37
35	BA	1028	A	N9-C4	-8.59	1.32	1.37
35	BA	2662	A	N9-C4	-8.59	1.32	1.37
35	BA	374	A	C6-N1	-8.59	1.29	1.35
35	BA	1818	U	P-O5'	-8.59	1.51	1.59
35	BA	1063	G	C5-C4	-8.59	1.32	1.38
1	AA	109	A	C5-C4	-8.58	1.32	1.38
1	AA	612	C	N1-C6	-8.58	1.32	1.37
35	BA	2644	G	C8-N7	-8.58	1.25	1.30
35	BA	2303	G	N9-C4	-8.57	1.31	1.38
35	BA	2777	G	N7-C5	-8.57	1.34	1.39
1	AA	421	U	N1-C6	-8.57	1.30	1.38
35	BA	798	G	C6-N1	-8.57	1.33	1.39
35	BA	229	A	N7-C5	-8.57	1.34	1.39
35	BA	1854	A	N3-C4	-8.56	1.29	1.34
35	BA	1786	A	N9-C8	8.56	1.44	1.37

Continued on next page...

Continued from previous page...

Mol	Chain	Res	Type	Atoms	Z	Observed(Å)	Ideal(Å)
35	BA	1197	G	N1-C2	-8.55	1.30	1.37
35	BA	1426	G	N7-C5	-8.55	1.34	1.39
35	BA	1482	G	N7-C5	-8.55	1.34	1.39
35	BA	1780	A	N7-C5	-8.55	1.34	1.39
35	BA	794	G	C5-C4	-8.55	1.32	1.38
35	BA	805	G	N9-C8	-8.55	1.31	1.37
1	AA	801	U	N3-C4	-8.54	1.30	1.38
35	BA	246	C	C4-C5	-8.54	1.36	1.43
1	AA	1133	G	C6-O6	-8.54	1.16	1.24
35	BA	2225	A	N3-C4	-8.53	1.29	1.34
41	BG	112	PRO	C-N	8.53	1.53	1.34
1	AA	1482	G	N3-C4	-8.52	1.29	1.35
1	AA	818	G	N7-C5	-8.52	1.34	1.39
35	BA	2533	A	N7-C5	-8.52	1.34	1.39
1	AA	226	G	C8-N7	-8.51	1.25	1.30
35	BA	391	G	C8-N7	-8.51	1.25	1.30
1	AA	1228	C	O3'-P	-8.51	1.50	1.61
1	AA	1348	U	C2-N3	-8.51	1.31	1.37
35	BA	869	G	C5-C4	-8.51	1.32	1.38
35	BA	997	G	N7-C5	-8.51	1.34	1.39
35	BA	1259	G	N9-C8	-8.51	1.31	1.37
35	BA	2278	A	C5-C4	-8.51	1.32	1.38
35	BA	82	G	N9-C8	-8.51	1.31	1.37
35	BA	1953	A	N1-C2	-8.51	1.26	1.34
1	AA	825	G	C5-C4	-8.50	1.32	1.38
35	BA	2123	G	N7-C5	-8.50	1.34	1.39
35	BA	496	G	N7-C5	-8.49	1.34	1.39
1	AA	61	G	N9-C4	-8.49	1.31	1.38
35	BA	78	A	C8-N7	-8.49	1.25	1.31
1	AA	1280	A	N3-C4	-8.48	1.29	1.34
1	AA	1524	C	N1-C6	-8.48	1.32	1.37
35	BA	1247	A	N9-C4	-8.48	1.32	1.37
35	BA	1597	A	N3-C4	-8.48	1.29	1.34
1	AA	24	U	C4-O4	-8.48	1.16	1.23
1	AA	628	G	C2-N2	-8.48	1.26	1.34
1	AA	1118	C	N1-C6	-8.48	1.32	1.37
1	AA	1338	G	N9-C8	-8.48	1.31	1.37
1	AA	220	G	C8-N7	-8.47	1.25	1.30
35	BA	1276	A	C8-N7	-8.47	1.25	1.31
35	BA	2447	G	N3-C4	-8.47	1.29	1.35
35	BA	705	A	N7-C5	-8.47	1.34	1.39
35	BA	2407	G	N7-C5	-8.47	1.34	1.39

Continued on next page...

Continued from previous page...

Mol	Chain	Res	Type	Atoms	Z	Observed(Å)	Ideal(Å)
35	BA	475	U	C2-O2	-8.47	1.14	1.22
1	AA	823	G	N9-C4	-8.46	1.31	1.38
35	BA	872	A	N3-C4	-8.46	1.29	1.34
35	BA	1450	G	N9-C8	-8.46	1.31	1.37
35	BA	538	G	C2-N3	-8.46	1.25	1.32
35	BA	538	G	N7-C5	-8.46	1.34	1.39
35	BA	1710	C	N1-C6	-8.46	1.32	1.37
1	AA	378	G	N7-C5	-8.45	1.34	1.39
35	BA	518	G	C8-N7	8.46	1.36	1.30
35	BA	1108	U	P-O5'	-8.46	1.51	1.59
35	BA	2647	U	C2-N3	-8.46	1.31	1.37
35	BA	2561	A	C6-N1	-8.45	1.29	1.35
35	BA	2448	A	N9-C4	8.45	1.43	1.37
1	AA	714	G	C5-C6	-8.45	1.33	1.42
1	AA	1331	G	N1-C2	-8.44	1.30	1.37
35	BA	2532	G	C8-N7	-8.44	1.25	1.30
35	BA	1814	G	N9-C8	-8.44	1.31	1.37
1	AA	71	C	C2-N3	-8.43	1.29	1.35
1	AA	931	C	N1-C6	-8.43	1.32	1.37
1	AA	1068	G	N3-C4	-8.43	1.29	1.35
35	BA	353	G	N7-C5	-8.42	1.34	1.39
35	BA	2857	G	N9-C8	8.42	1.43	1.37
35	BA	1039	G	C8-N7	-8.42	1.25	1.30
35	BA	2463	C	N1-C6	-8.42	1.32	1.37
35	BA	571	A	N3-C4	-8.42	1.29	1.34
35	BA	171	G	C5-C4	-8.42	1.32	1.38
1	AA	755	G	N9-C4	-8.42	1.31	1.38
35	BA	919	G	N3-C4	-8.42	1.29	1.35
1	AA	1527	C	C4-C5	-8.41	1.36	1.43
35	BA	38	A	N7-C5	-8.41	1.34	1.39
35	BA	2842	G	N7-C5	-8.41	1.34	1.39
1	AA	1482	G	C8-N7	-8.41	1.25	1.30
35	BA	1793	C	C2-O2	8.41	1.32	1.24
35	BA	1818	U	C5'-C4'	-8.40	1.41	1.51
35	BA	2518	A	N7-C5	-8.40	1.34	1.39
1	AA	362	G	C2-N3	-8.40	1.26	1.32
35	BA	65	C	C3'-C2'	-8.40	1.43	1.52
35	BA	1011	G	C5-C4	-8.40	1.32	1.38
35	BA	1103	A	N3-C4	-8.40	1.29	1.34
1	AA	1304	G	N7-C5	-8.40	1.34	1.39
35	BA	258	G	C8-N7	8.40	1.35	1.30
35	BA	2087	G	C6-N1	-8.39	1.33	1.39

Continued on next page...

Continued from previous page...

Mol	Chain	Res	Type	Atoms	Z	Observed(Å)	Ideal(Å)
1	AA	1387	G	C5-C6	-8.39	1.33	1.42
35	BA	1642	G	N7-C5	-8.39	1.34	1.39
35	BA	2273	A	N7-C5	-8.39	1.34	1.39
35	BA	2184	G	N9-C8	-8.38	1.31	1.37
1	AA	969	A	C5-C4	-8.37	1.32	1.38
1	AA	760	G	C6-N1	-8.37	1.33	1.39
1	AA	973	G	C2-N3	-8.37	1.26	1.32
1	AA	1022	G	N3-C4	-8.37	1.29	1.35
1	AA	1375	A	C5-C4	-8.37	1.32	1.38
1	AA	1462	G	C6-N1	-8.37	1.33	1.39
1	AA	1484	C	C2-N3	-8.37	1.29	1.35
35	BA	2274	A	N9-C4	-8.37	1.32	1.37
35	BA	271(X)	G	C2-N3	-8.37	1.26	1.32
35	BA	1276	A	N3-C4	-8.37	1.29	1.34
35	BA	2505	G	C6-N1	-8.37	1.33	1.39
35	BA	2752	C	C4-N4	-8.36	1.26	1.33
1	AA	620	C	N1-C6	-8.36	1.32	1.37
35	BA	2842	G	N9-C8	-8.36	1.31	1.37
35	BA	547	A	C6-N1	-8.36	1.29	1.35
35	BA	1473	G	N9-C8	-8.35	1.32	1.37
35	BA	2312	U	C2-N3	-8.35	1.31	1.37
35	BA	1284	A	N7-C5	-8.35	1.34	1.39
35	BA	2634	G	N3-C4	-8.35	1.29	1.35
1	AA	1438	G	N7-C5	-8.34	1.34	1.39
35	BA	2223	G	C3'-C2'	-8.34	1.43	1.52
35	BA	722	A	N9-C4	-8.34	1.32	1.37
35	BA	918	A	N9-C4	-8.34	1.32	1.37
35	BA	1498	C	N3-C4	-8.34	1.28	1.33
35	BA	2418	A	C6-N1	-8.34	1.29	1.35
35	BA	1971	A	N3-C4	-8.34	1.29	1.34
36	BB	101	G	C8-N7	-8.34	1.25	1.30
35	BA	6	A	C6-N1	-8.33	1.29	1.35
1	AA	438	G	C6-N1	-8.33	1.33	1.39
1	AA	1176	A	N9-C4	-8.33	1.32	1.37
1	AA	1204	A	C6-N6	-8.33	1.27	1.33
35	BA	2624	G	C6-N1	-8.33	1.33	1.39
35	BA	845	G	C6-N1	-8.32	1.33	1.39
9	AI	104	ARG	C-N	8.32	1.53	1.34
35	BA	2277	G	N3-C4	-8.32	1.29	1.35
35	BA	2526	G	C2-N3	-8.32	1.26	1.32
35	BA	351	G	N9-C8	-8.32	1.32	1.37
35	BA	2150	U	N3-C4	-8.32	1.30	1.38

Continued on next page...

Continued from previous page...

Mol	Chain	Res	Type	Atoms	Z	Observed(Å)	Ideal(Å)
35	BA	1410	G	C5-C4	-8.31	1.32	1.38
1	AA	1162	C	C2-O2	-8.31	1.17	1.24
35	BA	1170	G	N9-C8	-8.31	1.32	1.37
1	AA	260	G	C6-N1	-8.31	1.33	1.39
22	AV	73	A	N7-C5	-8.30	1.34	1.39
35	BA	1035	U	C2-N3	-8.30	1.31	1.37
35	BA	811	U	C2-N3	-8.30	1.31	1.37
35	BA	2739	U	C2-N3	-8.30	1.31	1.37
1	AA	1398	A	C4'-C3'	-8.29	1.44	1.53
35	BA	583	G	N3-C4	-8.29	1.29	1.35
1	AA	1015	A	N7-C5	-8.29	1.34	1.39
35	BA	654	A	C8-N7	-8.29	1.25	1.31
36	BB	82	G	N7-C5	-8.29	1.34	1.39
35	BA	188	G	N9-C8	-8.29	1.32	1.37
1	AA	909	A	N7-C5	-8.29	1.34	1.39
35	BA	272(C)	G	N3-C4	-8.28	1.29	1.35
1	AA	1392	G	C2-N3	-8.28	1.26	1.32
35	BA	2298	A	C8-N7	-8.28	1.25	1.31
1	AA	1055	A	N1-C2	-8.28	1.26	1.34
35	BA	1587	A	N1-C2	-8.28	1.26	1.34
35	BA	1811	G	N3-C4	-8.28	1.29	1.35
35	BA	2090	G	N3-C4	-8.28	1.29	1.35
35	BA	2428	G	C4'-C3'	-8.28	1.44	1.53
1	AA	1227	A	N3-C4	-8.27	1.29	1.34
1	AA	455	C	C4-C5	-8.27	1.36	1.43
1	AA	630	G	C8-N7	-8.27	1.25	1.30
35	BA	1347	G	C5'-C4'	-8.27	1.41	1.51
35	BA	1324	G	C2-N3	-8.27	1.26	1.32
35	BA	471	A	N3-C4	-8.27	1.29	1.34
1	AA	1415	G	C8-N7	-8.26	1.25	1.30
35	BA	2591	C	C2-O2	-8.26	1.17	1.24
35	BA	1741	A	N9-C8	-8.26	1.31	1.37
35	BA	1740	G	N7-C5	-8.26	1.34	1.39
35	BA	1658	C	N3-C4	-8.25	1.28	1.33
35	BA	13	A	N7-C5	-8.24	1.34	1.39
1	AA	138	G	C2-N3	-8.24	1.26	1.32
35	BA	1649	G	C2-N3	-8.24	1.26	1.32
35	BA	1425	G	N7-C5	-8.24	1.34	1.39
35	BA	1894	C	N1-C6	-8.23	1.32	1.37
35	BA	1979	C	N3-C4	-8.23	1.28	1.33
35	BA	837	C	N1-C6	-8.22	1.32	1.37
35	BA	1664	A	N3-C4	8.22	1.39	1.34

Continued on next page...

Continued from previous page...

Mol	Chain	Res	Type	Atoms	Z	Observed(Å)	Ideal(Å)
1	AA	164	U	C4-O4	-8.22	1.17	1.23
35	BA	233	A	N3-C4	-8.22	1.29	1.34
1	AA	385	C	C4-C5	-8.22	1.36	1.43
35	BA	2825	C	C4-C5	-8.22	1.36	1.43
1	AA	33	A	N9-C4	-8.21	1.32	1.37
1	AA	273	A	N9-C4	-8.21	1.32	1.37
35	BA	1651	G	C2-N3	-8.21	1.26	1.32
35	BA	1793	C	P-O5'	-8.21	1.51	1.59
1	AA	658	G	C6-O6	-8.21	1.16	1.24
35	BA	1930	G	N3-C4	-8.21	1.29	1.35
35	BA	2485	G	N9-C4	-8.21	1.31	1.38
35	BA	2812	G	C6-O6	-8.21	1.16	1.24
1	AA	1480	G	C8-N7	-8.20	1.26	1.30
35	BA	143	G	C8-N7	-8.20	1.26	1.30
35	BA	2761	G	C5-C4	-8.20	1.32	1.38
1	AA	135	C	N1-C6	-8.20	1.32	1.37
22	AV	76	A	C6-N6	-8.20	1.27	1.33
35	BA	1765	C	N1-C6	-8.20	1.32	1.37
35	BA	1831	G	C6-N1	-8.20	1.33	1.39
35	BA	2499	C	N1-C6	-8.20	1.32	1.37
35	BA	2733	A	N7-C5	-8.20	1.34	1.39
35	BA	89	G	C4'-C3'	-8.20	1.44	1.53
1	AA	236	G	N3-C4	-8.20	1.29	1.35
35	BA	1393	A	N9-C4	-8.19	1.32	1.37
35	BA	2235	G	N7-C5	-8.19	1.34	1.39
1	AA	382	A	C6-N1	-8.18	1.29	1.35
1	AA	1081	G	N3-C4	-8.18	1.29	1.35
35	BA	1603	A	C6-N1	-8.18	1.29	1.35
1	AA	785	G	N9-C4	-8.18	1.31	1.38
35	BA	2237	G	N9-C4	-8.18	1.31	1.38
1	AA	948	C	C4'-C3'	-8.18	1.44	1.53
22	AV	67	C	N1-C6	-8.18	1.32	1.37
35	BA	2156	G	N7-C5	-8.17	1.34	1.39
35	BA	953	A	C8-N7	-8.17	1.25	1.31
1	AA	1415	G	N7-C5	-8.17	1.34	1.39
35	BA	1722	A	N3-C4	-8.17	1.29	1.34
36	BB	86	G	N7-C5	-8.17	1.34	1.39
35	BA	613	G	N9-C8	8.16	1.43	1.37
36	BB	24	G	N9-C8	-8.16	1.32	1.37
35	BA	1627	G	C8-N7	-8.16	1.26	1.30
35	BA	2131	G	N7-C5	-8.16	1.34	1.39
35	BA	2873	A	N7-C5	-8.16	1.34	1.39

Continued on next page...

Continued from previous page...

Mol	Chain	Res	Type	Atoms	Z	Observed(Å)	Ideal(Å)
1	AA	736	C	C4'-C3'	-8.16	1.44	1.53
1	AA	1090	U	N3-C4	-8.16	1.31	1.38
35	BA	1476	C	C4-C5	-8.16	1.36	1.43
35	BA	2152	G	C8-N7	-8.16	1.26	1.30
1	AA	857	C	C5-C6	-8.15	1.27	1.34
1	AA	231	G	C2-N3	-8.15	1.26	1.32
35	BA	2643	G	N7-C5	-8.15	1.34	1.39
1	AA	1080	A	C6-N6	-8.14	1.27	1.33
35	BA	1032	A	C2-N3	-8.14	1.26	1.33
35	BA	322	A	N9-C4	-8.14	1.32	1.37
35	BA	1618	A	N7-C5	-8.14	1.34	1.39
35	BA	827	U	C4-C5	-8.14	1.36	1.43
35	BA	859	G	N9-C8	-8.14	1.32	1.37
35	BA	1577	C	N3-C4	-8.14	1.28	1.33
1	AA	965	A	N9-C4	-8.13	1.32	1.37
35	BA	346	A	C5-C4	-8.13	1.33	1.38
1	AA	92	C	N1-C6	8.13	1.42	1.37
35	BA	1662	C	C2-N3	-8.13	1.29	1.35
1	AA	838	G	N9-C8	-8.13	1.32	1.37
35	BA	2515	C	N1-C6	-8.12	1.32	1.37
1	AA	1002	G	C8-N7	-8.12	1.26	1.30
35	BA	2764	A	N3-C4	-8.12	1.29	1.34
35	BA	2831	G	C2-N3	-8.12	1.26	1.32
1	AA	912	C	N3-C4	-8.12	1.28	1.33
23	AX	16	A	C5-C4	-8.12	1.33	1.38
35	BA	117	G	C6-O6	-8.12	1.16	1.24
35	BA	1674	G	N1-C2	-8.12	1.31	1.37
36	BB	19	G	N7-C5	-8.12	1.34	1.39
35	BA	2755	C	C4-C5	-8.12	1.36	1.43
1	AA	1056	U	C4-C5	-8.11	1.36	1.43
35	BA	1933	G	C6-N1	-8.11	1.33	1.39
1	AA	574	A	C5-C4	-8.11	1.33	1.38
35	BA	392	C	N3-C4	-8.11	1.28	1.33
35	BA	1772	G	C5-C6	-8.11	1.34	1.42
35	BA	1106	G	N9-C4	-8.10	1.31	1.38
36	BB	74	U	P-O5'	-8.10	1.51	1.59
35	BA	1237	A	N3-C4	-8.10	1.29	1.34
35	BA	1373	A	C6-N1	-8.10	1.29	1.35
1	AA	148	G	N7-C5	-8.09	1.34	1.39
1	AA	1117	G	N7-C5	-8.09	1.34	1.39
35	BA	2664	G	C5-C4	-8.09	1.32	1.38
35	BA	1932	A	N1-C2	-8.09	1.27	1.34

Continued on next page...

Continued from previous page...

Mol	Chain	Res	Type	Atoms	Z	Observed(Å)	Ideal(Å)
35	BA	2349	G	N7-C5	-8.09	1.34	1.39
35	BA	906	G	C8-N7	-8.08	1.26	1.30
35	BA	2480	C	N1-C2	-8.08	1.32	1.40
1	AA	1429	C	N3-C4	-8.08	1.28	1.33
1	AA	772	U	C4-C5	-8.08	1.36	1.43
1	AA	814	A	N1-C2	-8.08	1.27	1.34
35	BA	1007	C	C4-C5	-8.07	1.36	1.43
1	AA	351	G	N7-C5	-8.07	1.34	1.39
1	AA	324	G	C2-N3	-8.06	1.26	1.32
35	BA	1755	A	N3-C4	-8.06	1.30	1.34
35	BA	2462	U	C2-N3	-8.06	1.32	1.37
36	BB	104	U	C4-C5	-8.06	1.36	1.43
35	BA	2110	G	N7-C5	-8.06	1.34	1.39
1	AA	1403	C	C5-C6	-8.06	1.27	1.34
1	AA	430	A	N3-C4	-8.06	1.30	1.34
1	AA	563	A	N3-C4	-8.06	1.30	1.34
35	BA	1701	A	N3-C4	-8.06	1.30	1.34
35	BA	2534	A	C6-N1	-8.06	1.29	1.35
35	BA	1977	A	N7-C5	-8.06	1.34	1.39
36	BB	85	G	N9-C8	-8.06	1.32	1.37
35	BA	38	A	N3-C4	8.05	1.39	1.34
35	BA	453	C	N1-C6	-8.05	1.32	1.37
1	AA	527	G	N3-C4	-8.05	1.29	1.35
35	BA	1056	G	N7-C5	-8.04	1.34	1.39
1	AA	189(F)	U	C2-N3	-8.04	1.32	1.37
35	BA	2574	G	N3-C4	-8.04	1.29	1.35
22	AV	43	A	N3-C4	-8.04	1.30	1.34
35	BA	1580	A	N3-C4	-8.04	1.30	1.34
35	BA	817	C	C5-C6	-8.04	1.27	1.34
35	BA	1416	G	N3-C4	-8.04	1.29	1.35
35	BA	272(E)	G	C6-N1	-8.03	1.33	1.39
35	BA	1546	C	N3-C4	-8.03	1.28	1.33
1	AA	787	A	O3'-P	-8.03	1.51	1.61
1	AA	854	G	C6-N1	-8.03	1.33	1.39
35	BA	1639	U	C4-C5	-8.03	1.36	1.43
35	BA	2221	G	N9-C8	-8.03	1.32	1.37
35	BA	271(T)	C	N1-C6	-8.02	1.32	1.37
35	BA	2851	A	C5-C4	-8.02	1.33	1.38
35	BA	647	G	N7-C5	-8.02	1.34	1.39
35	BA	927	G	C6-N1	-8.02	1.33	1.39
35	BA	1546	C	N1-C6	-8.02	1.32	1.37
35	BA	1948	G	N7-C5	-8.01	1.34	1.39

Continued on next page...

Continued from previous page...

Mol	Chain	Res	Type	Atoms	Z	Observed(Å)	Ideal(Å)
35	BA	2200	C	N3-C4	-8.01	1.28	1.33
35	BA	2893	G	N7-C5	-8.01	1.34	1.39
1	AA	1318	A	N9-C4	-8.01	1.33	1.37
35	BA	2803	C	C2-O2	-8.01	1.17	1.24
1	AA	942	G	N9-C8	-8.01	1.32	1.37
35	BA	1431	U	C4'-C3'	-8.01	1.44	1.53
1	AA	461	A	N9-C4	-8.01	1.33	1.37
35	BA	359	A	N9-C4	-8.01	1.33	1.37
35	BA	1559	G	N7-C5	-8.01	1.34	1.39
35	BA	1571	A	N9-C8	-8.00	1.31	1.37
35	BA	2121	G	N1-C2	-8.00	1.31	1.37
23	AX	12	A	P-O5'	-8.00	1.51	1.59
35	BA	2398	U	C5'-C4'	-8.00	1.41	1.51
1	AA	774	G	C6-N1	-8.00	1.33	1.39
1	AA	331	G	C8-N7	-8.00	1.26	1.30
36	BB	19	G	C5-C6	-7.99	1.34	1.42
1	AA	280	C	C4-C5	-7.99	1.36	1.43
1	AA	1064	G	N3-C4	-7.99	1.29	1.35
35	BA	363	G	C6-N1	-7.99	1.33	1.39
35	BA	1226	A	C6-N1	-7.99	1.29	1.35
35	BA	2253	G	N9-C8	-7.99	1.32	1.37
1	AA	1190	G	N7-C5	-7.99	1.34	1.39
35	BA	2082	A	N7-C5	-7.99	1.34	1.39
22	AV	5	G	N9-C4	-7.99	1.31	1.38
35	BA	2883	A	C6-N1	-7.99	1.29	1.35
1	AA	929	G	C8-N7	-7.98	1.26	1.30
35	BA	2426	A	N9-C4	-7.98	1.33	1.37
1	AA	1115	C	C5-C6	-7.98	1.27	1.34
1	AA	939	G	C5-C6	-7.97	1.34	1.42
1	AA	1494	G	N3-C4	-7.97	1.29	1.35
36	BB	82	G	N3-C4	-7.97	1.29	1.35
1	AA	508	C	C5-C6	-7.97	1.27	1.34
35	BA	565	C	C5-C6	-7.97	1.27	1.34
1	AA	160	A	P-O5'	-7.97	1.51	1.59
1	AA	1081	G	N7-C5	-7.97	1.34	1.39
35	BA	952	G	C5-C4	-7.97	1.32	1.38
35	BA	2024	G	N1-C2	-7.97	1.31	1.37
1	AA	1042	G	C8-N7	-7.96	1.26	1.30
35	BA	700	G	C8-N7	-7.96	1.26	1.30
35	BA	745	G	C5-C6	-7.96	1.34	1.42
35	BA	869	G	C8-N7	-7.96	1.26	1.30
1	AA	1112	C	C2-O2	-7.96	1.17	1.24

Continued on next page...

Continued from previous page...

Mol	Chain	Res	Type	Atoms	Z	Observed(Å)	Ideal(Å)
1	AA	952	U	N1-C2	-7.96	1.31	1.38
35	BA	114	U	C2-O2	-7.95	1.15	1.22
35	BA	629	G	N3-C4	-7.95	1.29	1.35
1	AA	228	A	C5-C4	-7.95	1.33	1.38
35	BA	1031	G	C2-N3	-7.95	1.26	1.32
35	BA	1163	G	C2-N3	-7.95	1.26	1.32
35	BA	1378	A	C6-N6	-7.95	1.27	1.33
35	BA	1510	G	C5-C4	-7.95	1.32	1.38
35	BA	2053	G	N3-C4	-7.95	1.29	1.35
36	BB	71	C	N1-C6	-7.95	1.32	1.37
35	BA	44	G	C5-C6	-7.95	1.34	1.42
35	BA	1862	G	C8-N7	-7.94	1.26	1.30
35	BA	1610	A	N9-C4	7.94	1.42	1.37
35	BA	1953	A	N9-C4	-7.94	1.33	1.37
35	BA	2080	G	C5-C4	-7.94	1.32	1.38
1	AA	967	C	C4-N4	-7.94	1.26	1.33
35	BA	1536	C	N3-C4	-7.94	1.28	1.33
36	BB	52	A	C8-N7	-7.94	1.25	1.31
35	BA	1369	G	N7-C5	-7.94	1.34	1.39
1	AA	1457	G	N3-C4	-7.94	1.29	1.35
1	AA	401	C	N3-C4	-7.93	1.28	1.33
22	AV	4	G	N9-C4	-7.93	1.31	1.38
35	BA	231	C	C2-N3	-7.93	1.29	1.35
35	BA	2208	A	C8-N7	-7.93	1.25	1.31
1	AA	189(G)	G	N7-C5	7.93	1.44	1.39
35	BA	363(B)	G	N9-C8	-7.93	1.32	1.37
1	AA	839	U	C4-C5	-7.93	1.36	1.43
35	BA	527	C	N1-C6	-7.93	1.32	1.37
35	BA	1574	C	N1-C6	-7.93	1.32	1.37
1	AA	767	A	C8-N7	-7.93	1.26	1.31
35	BA	1816	G	C5-C4	-7.93	1.32	1.38
35	BA	1383	C	C4'-O4'	-7.92	1.35	1.45
1	AA	55	A	N7-C5	-7.92	1.34	1.39
35	BA	81	G	N7-C5	-7.92	1.34	1.39
35	BA	1293	C	C5-C6	-7.92	1.28	1.34
35	BA	2493	U	N1-C2	-7.92	1.31	1.38
22	AV	35	A	N3-C4	-7.92	1.30	1.34
35	BA	946	G	C8-N7	-7.92	1.26	1.30
22	AV	21	A	N9-C4	-7.91	1.33	1.37
35	BA	641	C	C5-C6	-7.91	1.28	1.34
1	AA	759	A	N7-C5	-7.91	1.34	1.39
1	AA	906	G	N7-C5	-7.91	1.34	1.39

Continued on next page...

Continued from previous page...

Mol	Chain	Res	Type	Atoms	Z	Observed(Å)	Ideal(Å)
1	AA	977	A	N9-C4	7.91	1.42	1.37
35	BA	248	G	N7-C5	-7.91	1.34	1.39
35	BA	1236	G	C2-N3	-7.91	1.26	1.32
1	AA	107	G	N9-C8	-7.90	1.32	1.37
35	BA	767	U	C2-O2	-7.90	1.15	1.22
1	AA	313	A	C4'-C3'	-7.90	1.44	1.53
1	AA	1082	G	N3-C4	-7.90	1.29	1.35
1	AA	690	G	N9-C4	-7.90	1.31	1.38
35	BA	869	G	N7-C5	-7.90	1.34	1.39
35	BA	649	G	N9-C8	-7.90	1.32	1.37
35	BA	2004	G	C6-O6	-7.90	1.17	1.24
1	AA	518	C	C4-C5	-7.89	1.36	1.43
1	AA	689	C	C2-N3	-7.89	1.29	1.35
1	AA	1520	G	N7-C5	-7.89	1.34	1.39
35	BA	2603	G	N7-C5	-7.89	1.34	1.39
35	BA	497	A	N3-C4	-7.89	1.30	1.34
1	AA	533	A	C5-C4	-7.89	1.33	1.38
1	AA	777	A	C5-C4	-7.89	1.33	1.38
35	BA	730	C	C2-O2	-7.89	1.17	1.24
35	BA	1440	G	N3-C4	-7.89	1.29	1.35
35	BA	2151	G	N9-C4	-7.89	1.31	1.38
1	AA	577	G	C8-N7	-7.88	1.26	1.30
1	AA	50	A	C8-N7	-7.88	1.26	1.31
35	BA	2103	C	C4-C5	-7.88	1.36	1.43
1	AA	231	G	C5-C4	-7.88	1.32	1.38
1	AA	1294	G	N7-C5	-7.88	1.34	1.39
35	BA	1699	G	C5-C4	-7.88	1.32	1.38
35	BA	40	C	C5-C6	-7.87	1.28	1.34
1	AA	790	A	C8-N7	-7.87	1.26	1.31
35	BA	1541	G	N7-C5	-7.87	1.34	1.39
1	AA	1306	A	C5-C4	-7.86	1.33	1.38
35	BA	95	G	N3-C4	-7.86	1.29	1.35
35	BA	1139	G	C8-N7	7.86	1.35	1.30
35	BA	1277	G	N7-C5	-7.86	1.34	1.39
35	BA	761	A	N9-C4	-7.85	1.33	1.37
1	AA	197	A	N3-C4	-7.85	1.30	1.34
22	AV	21	A	C6-N1	-7.85	1.30	1.35
35	BA	225	A	N3-C4	-7.85	1.30	1.34
35	BA	2511	U	C4'-C3'	-7.85	1.44	1.53
1	AA	1412	C	C2-N3	-7.85	1.29	1.35
1	AA	52	G	C2-N3	-7.85	1.26	1.32
35	BA	1665	A	N3-C4	-7.85	1.30	1.34

Continued on next page...

Continued from previous page...

Mol	Chain	Res	Type	Atoms	Z	Observed(Å)	Ideal(Å)
1	AA	852	G	C4'-C3'	-7.85	1.44	1.53
1	AA	856	C	N1-C6	-7.85	1.32	1.37
35	BA	1780	A	N1-C2	-7.85	1.27	1.34
1	AA	1289	A	N7-C5	-7.84	1.34	1.39
35	BA	927	G	C8-N7	-7.84	1.26	1.30
35	BA	2655	G	N9-C8	-7.84	1.32	1.37
35	BA	2173	A	N7-C5	7.84	1.44	1.39
1	AA	1405	G	N3-C4	-7.84	1.29	1.35
1	AA	828	A	N3-C4	-7.84	1.30	1.34
35	BA	1748	G	N9-C4	-7.84	1.31	1.38
35	BA	410	G	N7-C5	-7.84	1.34	1.39
35	BA	1170	G	N7-C5	-7.84	1.34	1.39
35	BA	2869	G	C8-N7	-7.84	1.26	1.30
1	AA	909	A	N1-C2	-7.84	1.27	1.34
35	BA	374	A	N1-C2	-7.84	1.27	1.34
1	AA	271	C	N1-C6	-7.83	1.32	1.37
1	AA	725	G	N1-C2	-7.83	1.31	1.37
35	BA	2222	G	C8-N7	-7.83	1.26	1.30
1	AA	1151	A	N9-C4	-7.83	1.33	1.37
1	AA	1483	A	C5-C4	-7.83	1.33	1.38
1	AA	6	G	C2-N3	-7.83	1.26	1.32
1	AA	586	C	N1-C6	-7.82	1.32	1.37
35	BA	1351	C	N1-C6	-7.82	1.32	1.37
35	BA	2178	C	N1-C6	-7.82	1.32	1.37
35	BA	332	A	C5-C4	-7.82	1.33	1.38
35	BA	2054	A	C6-N1	-7.82	1.30	1.35
1	AA	730	G	C5-C4	-7.82	1.32	1.38
1	AA	1009	G	C3'-C2'	-7.82	1.44	1.52
1	AA	867	G	C6-O6	-7.82	1.17	1.24
1	AA	1044	A	N9-C4	-7.82	1.33	1.37
35	BA	2230	G	C4'-C3'	-7.81	1.44	1.53
35	BA	2361	A	N7-C5	7.81	1.44	1.39
1	AA	1256	A	P-O5'	-7.81	1.51	1.59
35	BA	1840	G	C8-N7	-7.81	1.26	1.30
1	AA	420	U	C4-O4	-7.81	1.17	1.23
1	AA	1442(A)	G	C6-N1	-7.81	1.34	1.39
36	BB	59	A	C6-N6	-7.81	1.27	1.33
35	BA	878	A	N7-C5	-7.81	1.34	1.39
35	BA	1823	G	P-O5'	-7.81	1.51	1.59
36	BB	52	A	N7-C5	-7.81	1.34	1.39
35	BA	363(F)	A	N7-C5	7.80	1.44	1.39
35	BA	1763	G	C6-N1	-7.80	1.34	1.39

Continued on next page...

Continued from previous page...

Mol	Chain	Res	Type	Atoms	Z	Observed(Å)	Ideal(Å)
1	AA	1265	G	C5-C4	-7.80	1.32	1.38
35	BA	1363	C	C2-N3	-7.80	1.29	1.35
35	BA	1660	C	N1-C6	-7.79	1.32	1.37
35	BA	2239	G	N9-C8	-7.79	1.32	1.37
35	BA	2294	C	N1-C6	-7.79	1.32	1.37
35	BA	2671	A	C2'-C1'	-7.79	1.44	1.53
35	BA	873	G	C2-N2	-7.79	1.26	1.34
35	BA	957	A	N3-C4	-7.79	1.30	1.34
35	BA	2608	G	N7-C5	-7.79	1.34	1.39
36	BB	76	G	C5-C4	7.79	1.43	1.38
35	BA	233	A	C6-N1	-7.78	1.30	1.35
1	AA	1003	G	C8-N7	-7.78	1.26	1.30
35	BA	320	A	C5-C4	-7.78	1.33	1.38
35	BA	1321	A	C5-C4	-7.78	1.33	1.38
35	BA	1865	G	C2'-O2'	-7.78	1.31	1.41
35	BA	2088	G	C5-C4	-7.78	1.32	1.38
35	BA	909	A	C5-C6	-7.77	1.34	1.41
1	AA	236	G	C6-N1	-7.77	1.34	1.39
35	BA	2735	G	C6-N1	-7.77	1.34	1.39
35	BA	2549	G	N7-C5	-7.77	1.34	1.39
1	AA	524	G	N9-C8	-7.77	1.32	1.37
35	BA	1625	C	C4-C5	-7.77	1.36	1.43
1	AA	865	A	C6-N6	-7.77	1.27	1.33
1	AA	573	A	N7-C5	-7.76	1.34	1.39
1	AA	579	G	N9-C4	-7.76	1.31	1.38
35	BA	1271	G	C6-O6	-7.76	1.17	1.24
35	BA	2162	G	N9-C4	-7.76	1.31	1.38
35	BA	497	A	C5-C4	-7.76	1.33	1.38
1	AA	105	G	N7-C5	-7.76	1.34	1.39
35	BA	579	G	N7-C5	-7.76	1.34	1.39
35	BA	1142(A)	A	N3-C4	-7.76	1.30	1.34
35	BA	1583	A	C3'-C2'	-7.76	1.44	1.52
35	BA	2439	A	N3-C4	-7.76	1.30	1.34
1	AA	196	A	N9-C4	-7.75	1.33	1.37
1	AA	1389	C	C2-N3	-7.75	1.29	1.35
1	AA	1499	A	C8-N7	-7.75	1.26	1.31
35	BA	90	U	C4-O4	-7.75	1.17	1.23
35	BA	2179	C	C4-C5	-7.75	1.36	1.43
35	BA	2701	C	C5-C6	-7.75	1.28	1.34
35	BA	1569	A	N3-C4	7.75	1.39	1.34
1	AA	571	U	N3-C4	-7.74	1.31	1.38
1	AA	945	G	C3'-C2'	-7.74	1.44	1.52

Continued on next page...

Continued from previous page...

Mol	Chain	Res	Type	Atoms	Z	Observed(Å)	Ideal(Å)
35	BA	1917	U	O3'-P	-7.74	1.51	1.61
1	AA	1523	G	N1-C2	-7.74	1.31	1.37
1	AA	1299	A	C5'-C4'	-7.73	1.42	1.51
35	BA	183	C	N3-C4	-7.73	1.28	1.33
35	BA	279	C	N1-C6	7.73	1.41	1.37
35	BA	289	A	N3-C4	-7.73	1.30	1.34
35	BA	2509	G	C4'-C3'	-7.73	1.44	1.53
1	AA	1516	G	C5-C6	-7.73	1.34	1.42
35	BA	1910	G	N3-C4	-7.73	1.30	1.35
35	BA	2383	G	N3-C4	-7.73	1.30	1.35
35	BA	52	A	C5-C6	-7.72	1.34	1.41
1	AA	1498	U	N3-C4	-7.72	1.31	1.38
35	BA	500	G	C6-N1	-7.72	1.34	1.39
35	BA	94	C	C2-N3	-7.72	1.29	1.35
35	BA	654(O)	G	N7-C5	-7.72	1.34	1.39
35	BA	2883	A	N1-C2	-7.72	1.27	1.34
1	AA	938	A	N9-C8	-7.72	1.31	1.37
35	BA	892	G	C8-N7	-7.72	1.26	1.30
35	BA	136	G	N9-C4	7.72	1.44	1.38
35	BA	1112	G	C4'-C3'	-7.72	1.44	1.53
1	AA	297	G	N7-C5	-7.71	1.34	1.39
35	BA	213	A	N1-C2	-7.71	1.27	1.34
35	BA	425	G	N7-C5	-7.71	1.34	1.39
1	AA	1490	C	N1-C6	-7.71	1.32	1.37
35	BA	632	A	N3-C4	-7.71	1.30	1.34
35	BA	1274	A	C8-N7	-7.71	1.26	1.31
35	BA	827	U	O3'-P	-7.71	1.51	1.61
35	BA	875	G	C2-N3	-7.71	1.26	1.32
35	BA	1395	A	N9-C4	-7.70	1.33	1.37
1	AA	1323	G	N7-C5	-7.70	1.34	1.39
35	BA	60	G	C8-N7	-7.70	1.26	1.30
1	AA	313	A	N7-C5	-7.70	1.34	1.39
1	AA	1270	C	N3-C4	-7.70	1.28	1.33
35	BA	72	U	C2-N3	-7.70	1.32	1.37
35	BA	2317	C	C2-N3	-7.70	1.29	1.35
1	AA	154	C	N1-C6	-7.69	1.32	1.37
35	BA	2075	U	N1-C6	-7.69	1.31	1.38
1	AA	109	A	C6-N6	-7.69	1.27	1.33
1	AA	408	A	C6-N1	-7.69	1.30	1.35
35	BA	135	G	N3-C4	-7.69	1.30	1.35
35	BA	693	C	N1-C2	-7.69	1.32	1.40
35	BA	1911	U	N1-C6	-7.69	1.31	1.38

Continued on next page...

Continued from previous page...

Mol	Chain	Res	Type	Atoms	Z	Observed(Å)	Ideal(Å)
36	BB	46	A	N7-C5	-7.69	1.34	1.39
1	AA	574	A	N9-C8	-7.68	1.31	1.37
36	BB	51	G	C8-N7	-7.68	1.26	1.30
1	AA	1464	G	N9-C8	-7.68	1.32	1.37
35	BA	325	G	C2-N3	-7.68	1.26	1.32
1	AA	682	G	C8-N7	-7.68	1.26	1.30
35	BA	465	G	C8-N7	-7.68	1.26	1.30
35	BA	2286	A	C5-C6	-7.68	1.34	1.41
35	BA	1512	U	N3-C4	-7.68	1.31	1.38
1	AA	1078	U	C2-N3	-7.67	1.32	1.37
22	AV	29	G	N1-C2	-7.67	1.31	1.37
35	BA	2052	G	C6-N1	7.67	1.45	1.39
35	BA	2679	A	C5-C6	-7.67	1.34	1.41
35	BA	545	C	C5-C6	-7.67	1.28	1.34
35	BA	84	A	N7-C5	-7.67	1.34	1.39
35	BA	1365	A	N7-C5	-7.67	1.34	1.39
35	BA	2149	G	N7-C5	-7.67	1.34	1.39
35	BA	2554	U	N3-C4	-7.67	1.31	1.38
35	BA	1493	C	C5-C6	-7.67	1.28	1.34
35	BA	1827	C	N1-C6	-7.67	1.32	1.37
1	AA	29	G	N3-C4	-7.67	1.30	1.35
1	AA	1035	A	N3-C4	-7.67	1.30	1.34
35	BA	139(A)	G	C4'-C3'	-7.67	1.44	1.53
35	BA	272	G	N3-C4	-7.67	1.30	1.35
35	BA	674	G	C2-N3	-7.67	1.26	1.32
35	BA	978	G	N3-C4	-7.67	1.30	1.35
35	BA	1104	C	C2-N3	-7.67	1.29	1.35
35	BA	1212	G	N9-C8	-7.67	1.32	1.37
35	BA	1520	G	N9-C8	-7.67	1.32	1.37
35	BA	1709	U	N1-C2	7.67	1.45	1.38
35	BA	654(E)	G	C6-N1	-7.67	1.34	1.39
35	BA	2536	G	C8-N7	-7.67	1.26	1.30
35	BA	2618	G	C8-N7	-7.67	1.26	1.30
1	AA	266	G	N7-C5	-7.66	1.34	1.39
35	BA	948	G	N7-C5	-7.66	1.34	1.39
35	BA	1058	G	N7-C5	-7.66	1.34	1.39
35	BA	1861	G	C5-C4	-7.66	1.32	1.38
1	AA	650	G	N3-C4	-7.66	1.30	1.35
35	BA	2662	A	C8-N7	-7.66	1.26	1.31
1	AA	617	G	N7-C5	-7.66	1.34	1.39
35	BA	695	G	N7-C5	-7.66	1.34	1.39
1	AA	659	U	N3-C4	-7.66	1.31	1.38

Continued on next page...

Continued from previous page...

Mol	Chain	Res	Type	Atoms	Z	Observed(Å)	Ideal(Å)
1	AA	1234	C	N3-C4	-7.66	1.28	1.33
35	BA	2801	A	N9-C4	-7.65	1.33	1.37
1	AA	19	C	N1-C6	-7.65	1.32	1.37
1	AA	739	C	N3-C4	-7.65	1.28	1.33
35	BA	669	G	N1-C2	-7.65	1.31	1.37
35	BA	2540	C	N3-C4	-7.65	1.28	1.33
35	BA	1231	G	N9-C4	-7.65	1.31	1.38
35	BA	1702	G	C6-O6	-7.65	1.17	1.24
35	BA	1523	U	C2'-C1'	-7.65	1.45	1.53
36	BB	63	G	C8-N7	-7.65	1.26	1.30
35	BA	74	A	C8-N7	-7.64	1.26	1.31
35	BA	1970	A	C6-N1	-7.64	1.30	1.35
35	BA	294	A	N3-C4	-7.64	1.30	1.34
35	BA	1182	A	N9-C4	-7.64	1.33	1.37
1	AA	484	G	N7-C5	-7.64	1.34	1.39
1	AA	945	G	N7-C5	-7.64	1.34	1.39
1	AA	958	A	N7-C5	-7.64	1.34	1.39
35	BA	437	G	N7-C5	-7.64	1.34	1.39
35	BA	655	A	N7-C5	-7.64	1.34	1.39
1	AA	500	G	C6-N1	-7.64	1.34	1.39
34	B9	28	GLU	CD-OE2	-7.64	1.17	1.25
35	BA	1579	A	N9-C4	-7.63	1.33	1.37
35	BA	2035	G	C6-O6	-7.63	1.17	1.24
35	BA	2309	A	N9-C4	-7.63	1.33	1.37
35	BA	2250	G	C6-N1	-7.63	1.34	1.39
35	BA	2396	G	C6-N1	-7.63	1.34	1.39
1	AA	353	A	C5-C4	-7.63	1.33	1.38
1	AA	1272	G	C2'-O2'	-7.63	1.31	1.41
1	AA	902	G	N7-C5	7.63	1.43	1.39
1	AA	1163	C	C4'-C3'	-7.63	1.44	1.53
35	BA	1929	G	N7-C5	-7.63	1.34	1.39
35	BA	2509	G	C8-N7	-7.63	1.26	1.30
35	BA	2674	G	C6-N1	-7.63	1.34	1.39
35	BA	360	G	C6-O6	-7.62	1.17	1.24
35	BA	1830	C	C4-C5	-7.62	1.36	1.43
35	BA	414	C	C2-N3	-7.62	1.29	1.35
1	AA	765	G	N9-C8	-7.62	1.32	1.37
1	AA	1120	G	N7-C5	-7.62	1.34	1.39
1	AA	1300	G	N9-C8	-7.62	1.32	1.37
35	BA	702	G	N7-C5	-7.62	1.34	1.39
35	BA	1229	G	N3-C4	7.62	1.40	1.35
36	BB	57	A	N7-C5	-7.62	1.34	1.39

Continued on next page...

Continued from previous page...

Mol	Chain	Res	Type	Atoms	Z	Observed(Å)	Ideal(Å)
35	BA	682	G	C6-N1	7.62	1.44	1.39
35	BA	418	G	C2-N2	-7.62	1.26	1.34
1	AA	577	G	C6-N1	-7.62	1.34	1.39
35	BA	916	G	N3-C4	-7.62	1.30	1.35
22	AV	64	G	C2-N3	-7.61	1.26	1.32
1	AA	1374	A	C6-N6	-7.61	1.27	1.33
1	AA	1390	U	C2-O2	-7.61	1.15	1.22
35	BA	792	G	C2-N3	-7.61	1.26	1.32
1	AA	1484	C	N1-C6	-7.61	1.32	1.37
35	BA	2624	G	N9-C8	-7.61	1.32	1.37
36	BB	6	C	C4-C5	-7.61	1.36	1.43
35	BA	777	A	C8-N7	7.60	1.36	1.31
35	BA	1077	A	N9-C4	-7.60	1.33	1.37
35	BA	1678	G	C4'-C3'	-7.60	1.44	1.53
35	BA	452	G	C6-N1	-7.60	1.34	1.39
35	BA	2434	A	N7-C5	-7.60	1.34	1.39
1	AA	889	A	C6-N1	-7.59	1.30	1.35
35	BA	1649	G	C8-N7	-7.59	1.26	1.30
35	BA	2253	G	C2-N3	-7.59	1.26	1.32
1	AA	202	U	C4-C5	-7.59	1.36	1.43
35	BA	1241	A	N1-C2	-7.59	1.27	1.34
36	BB	118	G	C5-C4	-7.59	1.33	1.38
1	AA	718	G	N1-C2	-7.59	1.31	1.37
35	BA	1201	C	C5-C6	-7.59	1.28	1.34
35	BA	1441	G	N1-C2	-7.59	1.31	1.37
35	BA	1768	U	C2-O2	-7.59	1.15	1.22
36	BB	101	G	C6-N1	-7.59	1.34	1.39
35	BA	1223	G	N3-C4	-7.59	1.30	1.35
35	BA	2439	A	C6-N1	-7.59	1.30	1.35
1	AA	716	A	C3'-C2'	-7.59	1.44	1.52
35	BA	1359	A	N9-C4	-7.58	1.33	1.37
35	BA	1460	A	N1-C2	-7.58	1.27	1.34
35	BA	2141	G	N9-C8	-7.58	1.32	1.37
35	BA	2163	C	N3-C4	-7.58	1.28	1.33
1	AA	1502	A	N7-C5	-7.58	1.34	1.39
35	BA	463	G	N9-C8	-7.58	1.32	1.37
35	BA	1206	G	C8-N7	-7.58	1.26	1.30
35	BA	1027	A	N3-C4	-7.58	1.30	1.34
35	BA	1979	C	N1-C6	-7.58	1.32	1.37
1	AA	488	C	C4-N4	-7.57	1.27	1.33
35	BA	1063	G	N9-C8	-7.57	1.32	1.37
35	BA	1831	G	C6-O6	-7.57	1.17	1.24

Continued on next page...

Continued from previous page...

Mol	Chain	Res	Type	Atoms	Z	Observed(Å)	Ideal(Å)
36	BB	61	G	N9-C8	-7.57	1.32	1.37
35	BA	2031	A	N9-C4	-7.57	1.33	1.37
35	BA	2470	G	N1-C2	-7.57	1.31	1.37
36	BB	1	U	C5-C6	-7.57	1.27	1.34
57	BZ	186	GLU	CD-OE1	-7.57	1.17	1.25
35	BA	2809	A	C8-N7	-7.57	1.26	1.31
35	BA	1538	G	N7-C5	-7.57	1.34	1.39
35	BA	2810	A	N7-C5	-7.57	1.34	1.39
1	AA	810	C	N3-C4	-7.56	1.28	1.33
35	BA	1250	G	C4'-C3'	-7.56	1.44	1.53
35	BA	2641	G	C4'-C3'	-7.56	1.44	1.53
1	AA	922	G	P-O5'	-7.56	1.52	1.59
1	AA	1392	G	N9-C8	7.56	1.43	1.37
35	BA	2758	A	N1-C2	-7.56	1.27	1.34
35	BA	2787	C	P-O5'	-7.55	1.52	1.59
1	AA	1042	G	C6-N1	-7.55	1.34	1.39
35	BA	2046	G	N9-C4	-7.55	1.31	1.38
35	BA	2553	G	C8-N7	-7.55	1.26	1.30
35	BA	2665	A	C4'-C3'	-7.55	1.44	1.53
1	AA	535	A	C5-C4	-7.54	1.33	1.38
36	BB	53	A	C5-C6	-7.54	1.34	1.41
35	BA	457	A	C5-C6	-7.54	1.34	1.41
35	BA	1767	C	N3-C4	-7.54	1.28	1.33
35	BA	503	A	C6-N6	-7.54	1.27	1.33
35	BA	1223	G	C6-N1	-7.54	1.34	1.39
35	BA	1482	G	C6-N1	-7.54	1.34	1.39
35	BA	2149	G	C6-N1	-7.54	1.34	1.39
35	BA	2199	A	N7-C5	7.54	1.43	1.39
1	AA	807	A	N9-C4	-7.53	1.33	1.37
35	BA	1333	C	N3-C4	-7.53	1.28	1.33
35	BA	2810	A	N9-C4	-7.53	1.33	1.37
1	AA	650	G	C8-N7	7.53	1.35	1.30
1	AA	1504	G	N9-C4	-7.53	1.31	1.38
1	AA	219	C	C2-N3	-7.53	1.29	1.35
35	BA	1419	A	C6-N1	-7.53	1.30	1.35
35	BA	1943	U	C2-N3	7.53	1.43	1.37
35	BA	2340	G	N3-C4	-7.53	1.30	1.35
35	BA	2761	G	C2'-C1'	-7.52	1.45	1.53
1	AA	906	G	N1-C2	-7.52	1.31	1.37
35	BA	1631(A)	A	N1-C2	-7.52	1.27	1.34
35	BA	2062	A	N3-C4	7.52	1.39	1.34
35	BA	690	G	N3-C4	7.52	1.40	1.35

Continued on next page...

Continued from previous page...

Mol	Chain	Res	Type	Atoms	Z	Observed(Å)	Ideal(Å)
35	BA	775	G	C6-O6	-7.52	1.17	1.24
35	BA	2153	G	C6-N1	-7.52	1.34	1.39
35	BA	2772	C	C3'-C2'	-7.52	1.44	1.52
1	AA	453	A	C5-C4	-7.52	1.33	1.38
35	BA	671	C	N1-C6	-7.52	1.32	1.37
35	BA	2026	C	P-O5'	-7.52	1.52	1.59
35	BA	2430	A	C6-N1	-7.52	1.30	1.35
35	BA	227	A	C6-N6	-7.51	1.27	1.33
35	BA	1152	C	N3-C4	-7.51	1.28	1.33
35	BA	1189	A	C6-N1	-7.51	1.30	1.35
35	BA	880	G	C8-N7	-7.51	1.26	1.30
35	BA	2550	G	C8-N7	-7.51	1.26	1.30
1	AA	189(A)	C	N1-C6	-7.50	1.32	1.37
35	BA	908	C	N1-C6	-7.50	1.32	1.37
35	BA	152	G	C6-N1	-7.50	1.34	1.39
35	BA	2619	C	C4-N4	-7.50	1.27	1.33
35	BA	1946	U	C5-C6	-7.50	1.27	1.34
35	BA	2631	G	N9-C4	-7.50	1.31	1.38
1	AA	973	G	C5-C4	-7.50	1.33	1.38
1	AA	728	A	N3-C4	-7.49	1.30	1.34
35	BA	890	A	N3-C4	-7.49	1.30	1.34
36	BB	2	C	N1-C6	-7.49	1.32	1.37
1	AA	506	G	N7-C5	-7.49	1.34	1.39
35	BA	1047	G	N7-C5	-7.49	1.34	1.39
1	AA	688	G	C6-N1	-7.49	1.34	1.39
1	AA	1320	C	C2-N3	-7.49	1.29	1.35
35	BA	1941	C	N3-C4	-7.49	1.28	1.33
35	BA	2638	G	P-O5'	-7.48	1.52	1.59
1	AA	836	G	C2-N3	-7.48	1.26	1.32
35	BA	1431	U	C2-N3	-7.48	1.32	1.37
1	AA	643	C	C4-C5	-7.48	1.36	1.43
1	AA	921	U	O3'-P	-7.48	1.52	1.61
1	AA	945	G	N9-C4	-7.48	1.31	1.38
35	BA	423	A	N9-C4	-7.48	1.33	1.37
1	AA	639	G	C8-N7	-7.47	1.35	1.30
35	BA	1313	U	C2-N3	-7.47	1.32	1.37
35	BA	1840	G	C2-N3	-7.47	1.26	1.32
1	AA	520	A	C8-N7	-7.47	1.26	1.31
35	BA	638	G	C6-N1	-7.47	1.34	1.39
35	BA	949	C	C5-C6	-7.47	1.28	1.34
35	BA	1178	C	N3-C4	-7.47	1.28	1.33
35	BA	2561	A	N7-C5	-7.47	1.34	1.39

Continued on next page...

Continued from previous page...

Mol	Chain	Res	Type	Atoms	Z	Observed(Å)	Ideal(Å)
35	BA	2822	G	C6-N1	-7.47	1.34	1.39
1	AA	7	G	N9-C8	-7.47	1.32	1.37
1	AA	360	A	N9-C8	-7.47	1.31	1.37
1	AA	310	G	C5'-C4'	-7.47	1.42	1.51
1	AA	885	G	C2-N2	-7.47	1.27	1.34
35	BA	121	G	N7-C5	-7.47	1.34	1.39
35	BA	174	C	N3-C4	-7.47	1.28	1.33
1	AA	33	A	C3'-C2'	-7.46	1.44	1.52
35	BA	704	G	C5-C4	-7.46	1.33	1.38
35	BA	777	A	N9-C4	7.46	1.42	1.37
35	BA	1147	C	N1-C6	-7.46	1.32	1.37
35	BA	2072	G	C5-C6	-7.46	1.34	1.42
1	AA	1042	G	C6-O6	-7.46	1.17	1.24
35	BA	2605	U	C2-N3	-7.46	1.32	1.37
1	AA	255	G	N1-C2	-7.46	1.31	1.37
35	BA	2067	G	N1-C2	-7.46	1.31	1.37
22	AV	53	G	C5-C4	-7.45	1.33	1.38
35	BA	1046	A	C4'-C3'	-7.45	1.45	1.53
36	BB	118	G	N1-C2	-7.45	1.31	1.37
1	AA	768	A	N3-C4	-7.45	1.30	1.34
1	AA	521	G	C2-N2	-7.45	1.27	1.34
35	BA	345	A	N7-C5	-7.45	1.34	1.39
35	BA	1087	G	C5-C4	-7.45	1.33	1.38
22	AV	50	U	C4-C5	-7.44	1.36	1.43
35	BA	42	G	N9-C8	-7.44	1.32	1.37
35	BA	1455	G	N9-C8	-7.44	1.32	1.37
35	BA	2123	G	C2-N3	-7.44	1.26	1.32
35	BA	2156	G	N9-C8	-7.44	1.32	1.37
35	BA	2403	C	C2-N3	-7.44	1.29	1.35
36	BB	67	G	N9-C4	-7.44	1.31	1.38
35	BA	272(J)	C	N1-C6	-7.44	1.32	1.37
1	AA	384	G	C8-N7	-7.44	1.26	1.30
35	BA	710	G	C8-N7	-7.44	1.26	1.30
1	AA	308	C	C5-C6	-7.44	1.28	1.34
1	AA	726	C	C4-C5	-7.44	1.37	1.43
1	AA	764	C	C4-C5	-7.44	1.37	1.43
35	BA	2060	A	N3-C4	-7.44	1.30	1.34
1	AA	510	A	C6-N1	-7.43	1.30	1.35
35	BA	1382	G	N9-C8	-7.43	1.32	1.37
35	BA	1445	A	C5-C4	-7.43	1.33	1.38
35	BA	2604	U	C2-N3	-7.43	1.32	1.37
1	AA	545	C	C2-N3	-7.43	1.29	1.35

Continued on next page...

Continued from previous page...

Mol	Chain	Res	Type	Atoms	Z	Observed(Å)	Ideal(Å)
1	AA	932	C	C3'-C2'	-7.43	1.44	1.52
35	BA	921	G	N9-C4	-7.43	1.32	1.38
35	BA	837	C	C3'-C2'	-7.43	1.44	1.52
35	BA	2013	A	N9-C4	-7.43	1.33	1.37
35	BA	570	G	C6-N1	-7.42	1.34	1.39
35	BA	2783	G	C6-N1	-7.42	1.34	1.39
35	BA	2742	C	N1-C6	-7.42	1.32	1.37
35	BA	2802	G	N3-C4	-7.42	1.30	1.35
22	AV	56	C	N3-C4	-7.42	1.28	1.33
35	BA	726	G	N7-C5	-7.42	1.34	1.39
35	BA	962	G	N9-C8	-7.42	1.32	1.37
1	AA	1082	G	C6-N1	-7.42	1.34	1.39
35	BA	2282	G	N3-C4	-7.42	1.30	1.35
1	AA	1111	A	C8-N7	-7.42	1.26	1.31
1	AA	1170	A	C5-C4	-7.42	1.33	1.38
1	AA	1306	A	C8-N7	-7.42	1.26	1.31
1	AA	1157	A	N9-C4	-7.42	1.33	1.37
1	AA	1030(D)	A	C6-N6	-7.41	1.28	1.33
1	AA	694	A	N7-C5	-7.41	1.34	1.39
1	AA	1322	C	N1-C6	-7.41	1.32	1.37
35	BA	2823	A	C8-N7	-7.41	1.26	1.31
1	AA	329	A	C6-N6	-7.41	1.28	1.33
35	BA	2032	G	C5-C6	-7.41	1.34	1.42
35	BA	2095	C	C4-C5	-7.41	1.37	1.43
1	AA	452	A	N3-C4	-7.40	1.30	1.34
1	AA	807	A	N7-C5	-7.40	1.34	1.39
35	BA	1287	A	N3-C4	-7.40	1.30	1.34
35	BA	1215	G	C6-N1	-7.40	1.34	1.39
35	BA	2677	G	N9-C4	7.40	1.43	1.38
35	BA	195	A	C5-C4	-7.40	1.33	1.38
35	BA	212	G	N9-C4	-7.40	1.32	1.38
35	BA	467	G	C2-N3	-7.40	1.26	1.32
35	BA	1005	C	C4-C5	-7.40	1.37	1.43
1	AA	309	G	N1-C2	-7.40	1.31	1.37
1	AA	1270	C	P-O5'	-7.40	1.52	1.59
35	BA	1577	C	C5-C6	-7.40	1.28	1.34
1	AA	772	U	C4-O4	-7.40	1.17	1.23
35	BA	908	C	C4-N4	-7.40	1.27	1.33
35	BA	1037	G	N9-C8	-7.39	1.32	1.37
35	BA	1246	A	P-O5'	-7.39	1.52	1.59
1	AA	742	G	N9-C4	-7.39	1.32	1.38
1	AA	886	G	P-O5'	-7.39	1.52	1.59

Continued on next page...

Continued from previous page...

Mol	Chain	Res	Type	Atoms	Z	Observed(Å)	Ideal(Å)
35	BA	1052	C	C4-N4	-7.39	1.27	1.33
35	BA	1665	A	C2'-C1'	-7.39	1.45	1.53
35	BA	733	G	N7-C5	-7.39	1.34	1.39
35	BA	1528(A)	A	N7-C5	-7.39	1.34	1.39
35	BA	2266	A	N3-C4	-7.39	1.30	1.34
35	BA	880	G	C5-C6	-7.39	1.34	1.42
35	BA	1436	G	C2-N3	-7.39	1.26	1.32
35	BA	1597	A	C5-C4	-7.39	1.33	1.38
1	AA	761	G	C8-N7	-7.39	1.26	1.30
1	AA	813	U	C4-C5	-7.39	1.36	1.43
35	BA	783	A	P-O5'	-7.39	1.52	1.59
1	AA	1237	C	C3'-C2'	-7.38	1.44	1.52
35	BA	1022	G	N9-C8	-7.38	1.32	1.37
35	BA	2771	C	C5-C6	-7.38	1.28	1.34
35	BA	1549	C	N3-C4	-7.38	1.28	1.33
35	BA	717	G	C8-N7	-7.38	1.26	1.30
35	BA	738	G	C5-C4	-7.38	1.33	1.38
35	BA	790	C	C4-C5	-7.38	1.37	1.43
35	BA	1642	G	C5-C4	-7.38	1.33	1.38
35	BA	1792	G	C2-N2	-7.38	1.27	1.34
1	AA	493	G	N3-C4	-7.38	1.30	1.35
35	BA	674	G	N7-C5	-7.38	1.34	1.39
35	BA	1031	G	N7-C5	-7.38	1.34	1.39
35	BA	2673	G	N7-C5	-7.38	1.34	1.39
1	AA	1262	C	C2-N3	-7.38	1.29	1.35
1	AA	1483	A	C4'-O4'	-7.38	1.35	1.45
35	BA	975(A)	G	C5-C4	-7.38	1.33	1.38
1	AA	393	A	N3-C4	-7.37	1.30	1.34
1	AA	542	G	C5'-C4'	-7.37	1.42	1.51
35	BA	2792	G	C2-N3	-7.37	1.26	1.32
1	AA	836	G	N3-C4	-7.37	1.30	1.35
35	BA	261	G	C8-N7	-7.37	1.26	1.30
1	AA	93	G	N7-C5	-7.37	1.34	1.39
1	AA	252	U	C2-N3	-7.37	1.32	1.37
1	AA	1333	A	N9-C4	-7.37	1.33	1.37
1	AA	525	C	C3'-C2'	-7.36	1.44	1.52
35	BA	2255	G	C4'-C3'	-7.36	1.45	1.53
1	AA	392	G	C2-N2	7.36	1.42	1.34
35	BA	2247	A	N7-C5	-7.36	1.34	1.39
35	BA	1673	U	N1-C6	-7.36	1.31	1.38
35	BA	2325	G	N9-C8	-7.36	1.32	1.37
35	BA	209	C	N3-C4	-7.36	1.28	1.33

Continued on next page...

Continued from previous page...

Mol	Chain	Res	Type	Atoms	Z	Observed(Å)	Ideal(Å)
35	BA	267	C	N3-C4	-7.36	1.28	1.33
35	BA	711	G	C5-C6	-7.36	1.34	1.42
35	BA	402	A	C8-N7	-7.35	1.26	1.31
35	BA	1961	C	C5-C6	-7.35	1.28	1.34
1	AA	169	C	N1-C6	-7.35	1.32	1.37
1	AA	739	C	N1-C6	-7.35	1.32	1.37
35	BA	2505	G	C8-N7	-7.35	1.26	1.30
1	AA	564	C	C5-C6	-7.35	1.28	1.34
35	BA	1545	A	C6-N1	-7.35	1.30	1.35
35	BA	2826	A	C5-C6	-7.35	1.34	1.41
35	BA	1711	C	N1-C6	-7.34	1.32	1.37
1	AA	935	A	C6-N6	-7.34	1.28	1.33
35	BA	125	G	C5-C4	-7.34	1.33	1.38
35	BA	271(A)	A	N9-C8	-7.34	1.31	1.37
1	AA	104	G	C5'-C4'	-7.33	1.42	1.51
35	BA	347	A	C6-N1	-7.33	1.30	1.35
35	BA	1527	G	C8-N7	-7.33	1.26	1.30
35	BA	2647	U	C2'-C1'	-7.33	1.45	1.53
1	AA	1416	G	C2-N3	-7.33	1.26	1.32
35	BA	563	G	C2-N3	-7.33	1.26	1.32
1	AA	1491	G	C2'-C1'	-7.33	1.45	1.53
35	BA	2008	C	C5-C6	-7.33	1.28	1.34
1	AA	488	C	N1-C6	-7.32	1.32	1.37
35	BA	926	A	N7-C5	-7.32	1.34	1.39
35	BA	1813	G	N7-C5	-7.32	1.34	1.39
35	BA	1956	U	C2-N3	-7.32	1.32	1.37
35	BA	2033	A	C6-N1	-7.32	1.30	1.35
1	AA	394	G	O3'-P	-7.32	1.52	1.61
35	BA	1676	A	N3-C4	-7.32	1.30	1.34
35	BA	671	C	N3-C4	-7.32	1.28	1.33
35	BA	2753	A	N7-C5	-7.32	1.34	1.39
35	BA	1641	A	P-O5'	-7.32	1.52	1.59
35	BA	1718	G	N9-C8	-7.31	1.32	1.37
35	BA	2795	G	N3-C4	-7.31	1.30	1.35
35	BA	570	G	N7-C5	-7.31	1.34	1.39
35	BA	2133	G	N7-C5	-7.31	1.34	1.39
1	AA	1173	G	N9-C8	-7.31	1.32	1.37
1	AA	1017	G	C6-O6	-7.31	1.17	1.24
35	BA	2049	G	C6-O6	-7.31	1.17	1.24
35	BA	248	G	N1-C2	-7.30	1.31	1.37
1	AA	315	A	N9-C4	-7.30	1.33	1.37
35	BA	1273	U	C2-N3	-7.30	1.32	1.37

Continued on next page...

Continued from previous page...

Mol	Chain	Res	Type	Atoms	Z	Observed(Å)	Ideal(Å)
35	BA	1294	U	C2-N3	-7.30	1.32	1.37
35	BA	1956	U	N1-C2	-7.30	1.31	1.38
35	BA	1997	G	C8-N7	-7.30	1.26	1.30
35	BA	2436	G	C8-N7	-7.30	1.26	1.30
35	BA	2807	G	C8-N7	-7.30	1.26	1.30
1	AA	750	G	N9-C8	-7.30	1.32	1.37
1	AA	1032	G	N7-C5	-7.30	1.34	1.39
35	BA	2152	G	N7-C5	-7.30	1.34	1.39
1	AA	829	G	P-O5'	-7.30	1.52	1.59
35	BA	2731	G	C5-C4	-7.30	1.33	1.38
1	AA	201	C	C4-C5	-7.29	1.37	1.43
1	AA	273	A	C6-N6	-7.29	1.28	1.33
35	BA	614(A)	U	C2'-C1'	-7.29	1.45	1.53
1	AA	1162	C	N1-C6	-7.29	1.32	1.37
35	BA	149	A	C6-N1	-7.29	1.30	1.35
35	BA	2094	G	N3-C4	-7.29	1.30	1.35
35	BA	322	A	P-O5'	-7.29	1.52	1.59
35	BA	1471	A	P-O5'	-7.29	1.52	1.59
1	AA	1363(A)	A	N9-C4	-7.29	1.33	1.37
35	BA	56	A	N9-C4	-7.29	1.33	1.37
1	AA	338	A	C6-N1	-7.29	1.30	1.35
1	AA	710	G	N3-C4	-7.29	1.30	1.35
1	AA	902	G	N3-C4	-7.29	1.30	1.35
1	AA	1002	G	C6-N1	-7.29	1.34	1.39
35	BA	2425	A	N9-C4	-7.28	1.33	1.37
35	BA	971	C	C4-C5	-7.28	1.37	1.43
1	AA	716	A	N7-C5	-7.28	1.34	1.39
35	BA	321	G	N7-C5	-7.28	1.34	1.39
35	BA	1901	A	C6-N1	-7.28	1.30	1.35
35	BA	2302	G	N3-C4	-7.28	1.30	1.35
22	AV	28	C	C4-C5	-7.28	1.37	1.43
1	AA	1063	C	C2-O2	-7.28	1.18	1.24
1	AA	1164	G	N9-C8	-7.28	1.32	1.37
35	BA	2329	G	N9-C8	-7.28	1.32	1.37
35	BA	2578	G	C6-N1	-7.28	1.34	1.39
1	AA	1036	G	N7-C5	-7.27	1.34	1.39
35	BA	909	A	N1-C2	-7.27	1.27	1.34
36	BB	87	G	N7-C5	-7.27	1.34	1.39
1	AA	1130	A	C2'-C1'	-7.27	1.45	1.53
1	AA	1238	A	C5-C4	-7.27	1.33	1.38
1	AA	894	G	N7-C5	-7.27	1.34	1.39
35	BA	41	C	N1-C6	7.27	1.41	1.37

Continued on next page...

Continued from previous page...

Mol	Chain	Res	Type	Atoms	Z	Observed(Å)	Ideal(Å)
35	BA	1464	C	N3-C4	-7.27	1.28	1.33
35	BA	1584	C	C4-C5	-7.27	1.37	1.43
35	BA	2279	G	N7-C5	-7.27	1.34	1.39
1	AA	1019	C	N1-C6	-7.27	1.32	1.37
1	AA	1431	C	N1-C6	-7.27	1.32	1.37
1	AA	70	G	N1-C2	-7.26	1.31	1.37
35	BA	702	G	N1-C2	-7.26	1.31	1.37
35	BA	1700	A	N9-C8	-7.26	1.31	1.37
35	BA	1922	G	N1-C2	-7.26	1.31	1.37
35	BA	886	C	N3-C4	-7.26	1.28	1.33
35	BA	1823	G	N1-C2	-7.26	1.31	1.37
35	BA	2674	G	C5-C4	-7.26	1.33	1.38
1	AA	27	G	C2-N3	-7.26	1.26	1.32
1	AA	1374	A	N9-C8	-7.26	1.31	1.37
35	BA	1206	G	C2-N3	-7.26	1.26	1.32
35	BA	2882	A	C8-N7	-7.26	1.26	1.31
1	AA	299	G	C6-N1	-7.25	1.34	1.39
35	BA	42	G	C5-C4	-7.25	1.33	1.38
1	AA	722	A	C2-N3	-7.25	1.27	1.33
22	AV	11	A	C4'-C3'	-7.25	1.45	1.53
35	BA	1246	A	N9-C4	-7.25	1.33	1.37
35	BA	1704	G	C3'-C2'	-7.25	1.44	1.52
35	BA	675	A	N7-C5	-7.25	1.34	1.39
35	BA	956	G	C8-N7	-7.25	1.26	1.30
35	BA	1456	G	C8-N7	-7.25	1.26	1.30
35	BA	1606	G	N9-C8	-7.25	1.32	1.37
35	BA	2551	C	C5-C6	-7.25	1.28	1.34
35	BA	2893	G	C8-N7	-7.25	1.26	1.30
35	BA	271(Y)	U	C2'-O2'	-7.25	1.32	1.41
1	AA	296	U	C4-C5	-7.25	1.37	1.43
35	BA	1136	G	N7-C5	-7.24	1.34	1.39
35	BA	1928	A	C5-C4	-7.24	1.33	1.38
35	BA	1720	U	C2-O2	-7.24	1.15	1.22
35	BA	1616	A	C5-C6	-7.24	1.34	1.41
35	BA	1616	A	P-O5'	-7.24	1.52	1.59
35	BA	651	G	O4'-C1'	-7.24	1.32	1.41
35	BA	1236	G	C5-C4	-7.24	1.33	1.38
35	BA	2577	A	C6-N1	-7.24	1.30	1.35
1	AA	559	A	O3'-P	-7.23	1.52	1.61
1	AA	189(E)	U	C2'-C1'	-7.23	1.45	1.53
47	BP	52	GLU	CD-OE2	-7.23	1.17	1.25
1	AA	983	A	N3-C4	-7.23	1.30	1.34

Continued on next page...

Continued from previous page...

Mol	Chain	Res	Type	Atoms	Z	Observed(Å)	Ideal(Å)
1	AA	1332	A	C6-N1	-7.23	1.30	1.35
36	BB	59	A	C6-N1	-7.23	1.30	1.35
1	AA	1038	C	C5-C6	-7.23	1.28	1.34
1	AA	1244	C	C4'-C3'	-7.23	1.45	1.53
1	AA	1335	C	C4'-C3'	-7.23	1.45	1.53
35	BA	1509	C	C5-C6	-7.23	1.28	1.34
35	BA	1775	U	C4-C5	-7.23	1.37	1.43
35	BA	2444	G	C8-N7	-7.23	1.26	1.30
35	BA	1285	G	N9-C8	-7.23	1.32	1.37
1	AA	1160	G	N3-C4	-7.22	1.30	1.35
35	BA	342	G	N7-C5	-7.22	1.34	1.39
35	BA	463	G	N7-C5	-7.22	1.34	1.39
35	BA	512	G	N9-C8	7.22	1.43	1.37
35	BA	953	A	N7-C5	-7.22	1.34	1.39
35	BA	1332	G	N7-C5	-7.22	1.34	1.39
35	BA	1374	G	N7-C5	-7.22	1.34	1.39
35	BA	2639	A	N7-C5	-7.22	1.34	1.39
35	BA	2025	C	N1-C6	-7.22	1.32	1.37
1	AA	255	G	N3-C4	-7.22	1.30	1.35
35	BA	2850	A	P-O5'	-7.22	1.52	1.59
1	AA	368	U	C4-C5	-7.22	1.37	1.43
35	BA	388	G	N9-C4	-7.22	1.32	1.38
35	BA	1818	U	O3'-P	-7.21	1.52	1.61
35	BA	203	C	C4-N4	-7.21	1.27	1.33
1	AA	555	C	N3-C4	-7.21	1.28	1.33
35	BA	252	G	C6-N1	-7.21	1.34	1.39
35	BA	226	G	C5-C4	-7.21	1.33	1.38
35	BA	277	C	C2-O2	-7.21	1.18	1.24
35	BA	862	G	C6-O6	-7.21	1.17	1.24
1	AA	578	C	C4-N4	-7.21	1.27	1.33
1	AA	1001(A)	G	N7-C5	-7.21	1.34	1.39
1	AA	1269	A	N3-C4	-7.21	1.30	1.34
35	BA	1969	A	N7-C5	-7.21	1.34	1.39
1	AA	293	G	C8-N7	-7.20	1.26	1.30
35	BA	921	G	N3-C4	-7.20	1.30	1.35
35	BA	1355	G	N3-C4	-7.20	1.30	1.35
35	BA	2402	C	C5-C6	-7.20	1.28	1.34
1	AA	645	C	N3-C4	-7.20	1.28	1.33
1	AA	1298	C	P-O5'	-7.20	1.52	1.59
1	AA	286	G	N3-C4	-7.20	1.30	1.35
1	AA	1176	A	N7-C5	-7.20	1.34	1.39
35	BA	1841	U	C2-O2	-7.20	1.15	1.22

Continued on next page...

Continued from previous page...

Mol	Chain	Res	Type	Atoms	Z	Observed(Å)	Ideal(Å)
35	BA	2233	U	C2-N3	-7.20	1.32	1.37
1	AA	189(C)	C	N1-C6	-7.20	1.32	1.37
1	AA	1244	C	N1-C6	-7.20	1.32	1.37
1	AA	1316	G	C2-N3	-7.20	1.26	1.32
1	AA	1367	C	N1-C6	-7.20	1.32	1.37
35	BA	679	C	N1-C6	-7.20	1.32	1.37
35	BA	1751	C	N1-C6	-7.20	1.32	1.37
35	BA	1849	G	C2-N3	-7.20	1.26	1.32
1	AA	878	G	C6-N1	-7.20	1.34	1.39
35	BA	1205	U	N1-C6	7.20	1.44	1.38
35	BA	107	C	C5-C6	-7.19	1.28	1.34
22	AV	64	G	N9-C4	-7.19	1.32	1.38
35	BA	1471	A	N3-C4	-7.19	1.30	1.34
35	BA	1750	G	C5-C4	-7.19	1.33	1.38
35	BA	2310	A	N7-C5	-7.19	1.34	1.39
35	BA	2661	G	N9-C4	-7.19	1.32	1.38
1	AA	1028	C	C5-C6	-7.19	1.28	1.34
36	BB	51	G	C2'-C1'	-7.19	1.45	1.53
35	BA	81	G	C8-N7	-7.19	1.26	1.30
35	BA	122	G	C8-N7	-7.19	1.26	1.30
35	BA	811	U	C2-O2	-7.19	1.15	1.22
1	AA	452	A	C6-N1	-7.19	1.30	1.35
1	AA	1049	U	C2-N3	7.19	1.42	1.37
35	BA	218	A	N3-C4	7.19	1.39	1.34
35	BA	1572	A	C6-N1	-7.19	1.30	1.35
35	BA	1577	C	C2-O2	-7.19	1.18	1.24
1	AA	460	G	N9-C8	-7.18	1.32	1.37
1	AA	1178	G	N9-C8	-7.18	1.32	1.37
35	BA	1118	C	N3-C4	-7.18	1.28	1.33
35	BA	2587	A	N9-C4	-7.18	1.33	1.37
1	AA	670	G	N3-C4	-7.18	1.30	1.35
35	BA	140	G	N3-C4	-7.18	1.30	1.35
35	BA	489	G	N7-C5	-7.18	1.34	1.39
35	BA	996	A	C5-C6	-7.18	1.34	1.41
35	BA	1607	C	C2-N3	-7.18	1.30	1.35
35	BA	2578	G	C6-O6	-7.18	1.17	1.24
1	AA	417	C	N1-C6	-7.18	1.32	1.37
1	AA	1299	A	C6-N1	7.18	1.40	1.35
35	BA	1644	C	N3-C4	-7.18	1.28	1.33
35	BA	2346	A	C6-N6	-7.18	1.28	1.33
35	BA	2355	C	N3-C4	-7.18	1.28	1.33
35	BA	1560	G	N9-C4	7.18	1.43	1.38

Continued on next page...

Continued from previous page...

Mol	Chain	Res	Type	Atoms	Z	Observed(Å)	Ideal(Å)
35	BA	1765	C	C3'-C2'	-7.18	1.44	1.52
1	AA	111	G	N7-C5	-7.17	1.34	1.39
1	AA	166	G	C6-O6	-7.17	1.17	1.24
35	BA	1649	G	C6-N1	-7.17	1.34	1.39
1	AA	1512	U	C4'-C3'	-7.17	1.45	1.53
35	BA	859	G	C2-N3	-7.17	1.27	1.32
35	BA	2627	G	C2-N3	-7.17	1.27	1.32
35	BA	553	G	N1-C2	-7.17	1.32	1.37
35	BA	2269	A	N9-C4	-7.17	1.33	1.37
1	AA	630	G	N9-C8	-7.17	1.32	1.37
1	AA	671	G	N9-C8	-7.17	1.32	1.37
35	BA	598	G	N7-C5	-7.17	1.34	1.39
35	BA	2338	G	C5-C6	-7.17	1.35	1.42
35	BA	196	A	C6-N1	-7.17	1.30	1.35
35	BA	1345	C	N1-C6	-7.17	1.32	1.37
1	AA	663	A	C5-C4	-7.16	1.33	1.38
35	BA	1781	C	C2-N3	-7.16	1.30	1.35
35	BA	35	G	C2-N3	-7.16	1.27	1.32
1	AA	1496	C	N3-C4	-7.16	1.28	1.33
1	AA	887	G	N7-C5	-7.16	1.34	1.39
35	BA	1321	A	C8-N7	-7.16	1.26	1.31
35	BA	646	A	N9-C4	-7.15	1.33	1.37
35	BA	681	G	C6-N1	-7.15	1.34	1.39
1	AA	268	C	C5-C6	-7.15	1.28	1.34
35	BA	391	G	N1-C2	-7.15	1.32	1.37
35	BA	559	G	C8-N7	-7.15	1.26	1.30
35	BA	2360	A	N7-C5	-7.15	1.34	1.39
35	BA	2805	G	C8-N7	-7.15	1.26	1.30
1	AA	195	A	N3-C4	-7.15	1.30	1.34
35	BA	1749	A	C6-N1	-7.15	1.30	1.35
35	BA	2121	G	N9-C8	-7.15	1.32	1.37
35	BA	2207	G	N3-C4	-7.15	1.30	1.35
35	BA	2664	G	C6-N1	-7.15	1.34	1.39
1	AA	1192	C	C4-C5	-7.14	1.37	1.43
35	BA	806	C	C4-C5	-7.14	1.37	1.43
35	BA	2331	G	C5-C4	-7.14	1.33	1.38
1	AA	157	G	N7-C5	-7.14	1.34	1.39
1	AA	1401	G	C8-N7	-7.14	1.26	1.30
1	AA	1213	A	N3-C4	-7.14	1.30	1.34
1	AA	614	A	C8-N7	-7.14	1.26	1.31
1	AA	761	G	C4'-C3'	-7.14	1.45	1.53
1	AA	302	G	P-O5'	-7.14	1.52	1.59

Continued on next page...

Continued from previous page...

Mol	Chain	Res	Type	Atoms	Z	Observed(Å)	Ideal(Å)
35	BA	2219	G	C6-O6	-7.14	1.17	1.24
35	BA	2892	A	N1-C2	-7.13	1.27	1.34
1	AA	770	C	N3-C4	-7.13	1.28	1.33
1	AA	1250	A	N9-C8	-7.13	1.32	1.37
35	BA	2202	C	C4-C5	-7.13	1.37	1.43
35	BA	2294	C	C5'-C4'	-7.13	1.42	1.51
35	BA	2754	U	C4-C5	-7.13	1.37	1.43
1	AA	907	A	C5-C6	-7.13	1.34	1.41
1	AA	1518	A	C5-C6	-7.13	1.34	1.41
1	AA	966	G	C3'-C2'	-7.13	1.45	1.52
35	BA	331	A	N3-C4	-7.13	1.30	1.34
35	BA	1487	G	C5-C6	-7.13	1.35	1.42
35	BA	1912	A	C6-N1	-7.13	1.30	1.35
35	BA	2308	G	N7-C5	-7.12	1.34	1.39
1	AA	518	C	N1-C6	-7.12	1.32	1.37
1	AA	1298	C	C2-N3	-7.12	1.30	1.35
35	BA	2497	A	N3-C4	-7.12	1.30	1.34
1	AA	722	A	N9-C4	-7.12	1.33	1.37
1	AA	119	A	C5-C6	-7.12	1.34	1.41
1	AA	165	C	C4'-C3'	-7.12	1.45	1.53
35	BA	266	G	N7-C5	-7.12	1.34	1.39
35	BA	309	G	C2-N3	-7.12	1.27	1.32
35	BA	1973	G	C2-N3	-7.12	1.27	1.32
35	BA	533	G	C8-N7	-7.12	1.26	1.30
1	AA	832	C	N3-C4	-7.12	1.28	1.33
35	BA	432	A	N3-C4	-7.12	1.30	1.34
35	BA	1760	A	C6-N1	-7.12	1.30	1.35
35	BA	1969	A	N3-C4	-7.12	1.30	1.34
35	BA	2314	C	N1-C6	-7.12	1.32	1.37
35	BA	2765	A	N3-C4	-7.12	1.30	1.34
35	BA	1539	G	N1-C2	-7.11	1.32	1.37
1	AA	1092	A	C6-N1	-7.11	1.30	1.35
35	BA	1262	A	C6-N1	-7.11	1.30	1.35
35	BA	1369	G	C6-N1	-7.11	1.34	1.39
35	BA	1005	C	P-O5'	-7.11	1.52	1.59
35	BA	1464	C	N1-C6	-7.11	1.32	1.37
22	AV	16	C	C4-C5	-7.11	1.37	1.43
35	BA	1371	G	N7-C5	-7.11	1.34	1.39
1	AA	1299	A	N9-C8	-7.10	1.32	1.37
35	BA	79	G	N3-C4	-7.10	1.30	1.35
35	BA	1954	G	N3-C4	-7.10	1.30	1.35
35	BA	2892	A	C8-N7	-7.10	1.26	1.31

Continued on next page...

Continued from previous page...

Mol	Chain	Res	Type	Atoms	Z	Observed(Å)	Ideal(Å)
1	AA	631	G	C2'-C1'	-7.10	1.45	1.53
1	AA	1230	C	N1-C6	-7.10	1.32	1.37
35	BA	516	C	C4-N4	7.10	1.40	1.33
35	BA	1062	G	C5-C4	-7.10	1.33	1.38
35	BA	1144	G	C6-O6	-7.10	1.17	1.24
36	BB	38	C	N1-C6	-7.10	1.32	1.37
35	BA	414	C	C3'-C2'	-7.10	1.45	1.52
1	AA	1186	G	N1-C2	-7.10	1.32	1.37
35	BA	773	U	N1-C6	-7.10	1.31	1.38
35	BA	913	U	C4-O4	-7.10	1.18	1.23
35	BA	1515	G	N7-C5	-7.10	1.34	1.39
35	BA	1651	G	C5-C6	-7.10	1.35	1.42
1	AA	394	G	C8-N7	-7.10	1.26	1.30
35	BA	2773	C	C5-C6	-7.10	1.28	1.34
35	BA	915	C	N1-C6	-7.10	1.32	1.37
35	BA	2456	C	P-O5'	-7.10	1.52	1.59
1	AA	189(J)	G	N7-C5	-7.09	1.34	1.39
1	AA	1024	G	N1-C2	-7.09	1.32	1.37
1	AA	1284	C	C4-N4	-7.09	1.27	1.33
35	BA	710	G	N7-C5	-7.09	1.34	1.39
35	BA	1245	G	N7-C5	-7.09	1.34	1.39
35	BA	1450(A)	C	N3-C4	-7.09	1.28	1.33
1	AA	1517	G	C2-N3	-7.09	1.27	1.32
35	BA	950	G	N3-C4	-7.09	1.30	1.35
1	AA	1132	C	C2-N3	-7.09	1.30	1.35
1	AA	247	G	C6-N1	-7.09	1.34	1.39
1	AA	971	G	C8-N7	-7.09	1.26	1.30
35	BA	337	C	N3-C4	-7.09	1.28	1.33
35	BA	762	U	C2-N3	-7.09	1.32	1.37
35	BA	1656	C	N1-C6	-7.09	1.32	1.37
35	BA	2321	G	C6-N1	-7.09	1.34	1.39
35	BA	2582	G	C6-N1	-7.09	1.34	1.39
35	BA	2749	A	C2-N3	-7.09	1.27	1.33
35	BA	60	G	N3-C4	-7.09	1.30	1.35
35	BA	654(A)	G	N3-C4	-7.09	1.30	1.35
35	BA	2671	A	C4'-C3'	-7.09	1.45	1.53
1	AA	185	A	P-O5'	-7.09	1.52	1.59
1	AA	13	U	C2-N3	-7.08	1.32	1.37
1	AA	639	G	C2-N3	-7.08	1.27	1.32
35	BA	465	G	C6-N1	-7.08	1.34	1.39
35	BA	750	A	C5-C4	-7.08	1.33	1.38
35	BA	835	A	N9-C4	-7.08	1.33	1.37

Continued on next page...

Continued from previous page...

Mol	Chain	Res	Type	Atoms	Z	Observed(Å)	Ideal(Å)
35	BA	1354	A	C5-C4	-7.08	1.33	1.38
35	BA	2171	A	C6-N1	-7.08	1.30	1.35
35	BA	79	G	N7-C5	-7.08	1.35	1.39
35	BA	1229	G	C5-C4	-7.08	1.33	1.38
35	BA	1913	A	N7-C5	-7.08	1.35	1.39
35	BA	2487	G	N7-C5	-7.08	1.35	1.39
36	BB	36	C	C2-N3	-7.08	1.30	1.35
35	BA	84	A	C6-N6	-7.08	1.28	1.33
35	BA	2834	G	C2-N2	-7.08	1.27	1.34
35	BA	1123	C	N3-C4	-7.08	1.28	1.33
35	BA	1568	G	C2-N3	-7.08	1.27	1.32
35	BA	2824	C	C2-N3	-7.08	1.30	1.35
1	AA	526	C	C5-C6	-7.08	1.28	1.34
1	AA	1531	A	N3-C4	-7.08	1.30	1.34
35	BA	140	G	C5-C6	7.08	1.49	1.42
35	BA	1810	A	N9-C4	-7.08	1.33	1.37
35	BA	1952	A	N9-C4	-7.08	1.33	1.37
1	AA	1067	A	N7-C5	-7.08	1.35	1.39
35	BA	24	G	N7-C5	-7.08	1.35	1.39
35	BA	1366	A	N7-C5	-7.08	1.35	1.39
35	BA	1552	G	C5-C4	-7.08	1.33	1.38
35	BA	1711	C	C4-C5	-7.08	1.37	1.43
35	BA	2190	G	N7-C5	-7.08	1.35	1.39
1	AA	618	C	C3'-C2'	-7.07	1.45	1.52
35	BA	2048	G	C2-N3	-7.07	1.27	1.32
35	BA	2358	G	C5-C6	-7.07	1.35	1.42
35	BA	1069	A	C6-N1	-7.07	1.30	1.35
1	AA	68	G	N1-C2	-7.07	1.32	1.37
1	AA	537	G	C8-N7	-7.07	1.26	1.30
1	AA	767	A	C6-N6	-7.07	1.28	1.33
1	AA	818	G	N3-C4	-7.07	1.30	1.35
35	BA	681	G	C8-N7	-7.07	1.26	1.30
35	BA	751	A	C8-N7	-7.07	1.26	1.31
35	BA	2652	C	N1-C6	-7.07	1.32	1.37
35	BA	2821	A	C6-N6	-7.07	1.28	1.33
1	AA	32	A	N9-C4	7.07	1.42	1.37
35	BA	424	G	C6-N1	-7.07	1.34	1.39
35	BA	1994	C	C2-O2	7.07	1.30	1.24
1	AA	1078	U	N1-C6	-7.07	1.31	1.38
35	BA	144	C	N3-C4	-7.07	1.29	1.33
35	BA	654(N)	G	N3-C4	-7.07	1.30	1.35
1	AA	1328	C	N1-C6	-7.06	1.32	1.37

Continued on next page...

Continued from previous page...

Mol	Chain	Res	Type	Atoms	Z	Observed(Å)	Ideal(Å)
35	BA	2645	G	C8-N7	-7.06	1.26	1.30
1	AA	392	G	N7-C5	-7.06	1.35	1.39
1	AA	831	U	N3-C4	-7.06	1.32	1.38
35	BA	1654	A	C5-C4	-7.06	1.33	1.38
35	BA	2258	C	C4'-C3'	-7.06	1.45	1.53
35	BA	2757	A	N9-C4	7.06	1.42	1.37
35	BA	650	C	P-O5'	-7.06	1.52	1.59
35	BA	1058	G	N3-C4	-7.06	1.30	1.35
35	BA	1971	A	N9-C4	-7.06	1.33	1.37
35	BA	1090	U	C5-C6	-7.06	1.27	1.34
35	BA	1023	U	C4-C5	-7.05	1.37	1.43
1	AA	895	G	N7-C5	-7.05	1.35	1.39
35	BA	125	G	N7-C5	-7.05	1.35	1.39
35	BA	1050	A	C6-N1	7.05	1.40	1.35
35	BA	2582	G	C8-N7	-7.05	1.26	1.30
1	AA	1108	G	N9-C8	-7.05	1.32	1.37
1	AA	1421	G	C2-N3	-7.05	1.27	1.32
35	BA	728	G	N3-C4	-7.05	1.30	1.35
35	BA	2530	A	P-O5'	-7.05	1.52	1.59
1	AA	311	C	N1-C6	-7.05	1.32	1.37
35	BA	511	U	C2'-C1'	-7.05	1.45	1.53
35	BA	626	U	C2-N3	-7.05	1.32	1.37
36	BB	95	C	O3'-P	-7.05	1.52	1.61
1	AA	502	G	C5-C6	-7.04	1.35	1.42
1	AA	592	G	C5-C4	-7.04	1.33	1.38
1	AA	644	G	C5-C4	-7.04	1.33	1.38
1	AA	836	G	N7-C5	-7.04	1.35	1.39
1	AA	932	C	P-O5'	-7.04	1.52	1.59
35	BA	134	C	C5-C6	-7.04	1.28	1.34
35	BA	2878	U	C2-N3	-7.04	1.32	1.37
1	AA	919	A	N3-C4	-7.04	1.30	1.34
35	BA	692	C	C5-C6	-7.04	1.28	1.34
35	BA	1509	C	C2-N3	-7.04	1.30	1.35
35	BA	2360	A	N3-C4	-7.04	1.30	1.34
35	BA	1144	G	C8-N7	7.04	1.35	1.30
1	AA	875	C	C4-C5	-7.04	1.37	1.43
35	BA	560	C	C2'-C1'	-7.04	1.45	1.53
35	BA	1529	G	N9-C4	-7.04	1.32	1.38
35	BA	2470	G	C6-N1	-7.04	1.34	1.39
1	AA	104	G	N1-C2	-7.03	1.32	1.37
1	AA	593	G	N3-C4	-7.03	1.30	1.35
35	BA	957	A	N9-C8	-7.03	1.32	1.37

Continued on next page...

Continued from previous page...

Mol	Chain	Res	Type	Atoms	Z	Observed(Å)	Ideal(Å)
35	BA	1423	G	N3-C4	-7.03	1.30	1.35
35	BA	1708	C	N3-C4	-7.03	1.29	1.33
35	BA	1833	U	P-O5'	-7.03	1.52	1.59
35	BA	332	A	N7-C5	-7.03	1.35	1.39
35	BA	1896	G	C5-C4	-7.03	1.33	1.38
35	BA	1623	G	C8-N7	-7.03	1.26	1.30
35	BA	1784	A	C5-C6	-7.03	1.34	1.41
35	BA	1353	A	C6-N1	-7.03	1.30	1.35
35	BA	1429	G	C5-C4	-7.03	1.33	1.38
35	BA	2310	A	N9-C4	-7.03	1.33	1.37
35	BA	2636	U	C4'-C3'	-7.03	1.45	1.53
35	BA	862	G	C8-N7	-7.02	1.26	1.30
49	BR	115	GLU	CD-OE1	-7.02	1.18	1.25
1	AA	1268	A	C6-N6	-7.02	1.28	1.33
35	BA	1800	C	C4-C5	-7.02	1.37	1.43
35	BA	714	U	N1-C6	-7.02	1.31	1.38
35	BA	1906	G	C6-N1	-7.02	1.34	1.39
35	BA	2121	G	C6-N1	-7.02	1.34	1.39
35	BA	2234	G	C6-N1	-7.02	1.34	1.39
35	BA	2384	G	C6-N1	-7.02	1.34	1.39
35	BA	2740	A	N7-C5	-7.02	1.35	1.39
1	AA	148	G	C6-O6	-7.02	1.17	1.24
1	AA	1294	G	C6-O6	-7.02	1.17	1.24
35	BA	514	A	C5-C4	-7.01	1.33	1.38
35	BA	2458	G	N1-C2	-7.01	1.32	1.37
1	AA	858	G	N7-C5	-7.01	1.35	1.39
35	BA	2115	G	N9-C8	-7.01	1.32	1.37
1	AA	727	G	C2-N3	-7.01	1.27	1.32
35	BA	1438	U	O3'-P	-7.01	1.52	1.61
35	BA	2044	C	C5-C6	-7.01	1.28	1.34
35	BA	346	A	N9-C4	-7.01	1.33	1.37
35	BA	2418	A	C5-C4	-7.01	1.33	1.38
1	AA	236	G	N7-C5	-7.01	1.35	1.39
1	AA	826	C	O3'-P	-7.01	1.52	1.61
35	BA	656	G	N3-C4	-7.01	1.30	1.35
35	BA	1425	G	N3-C4	-7.01	1.30	1.35
35	BA	1695	G	N3-C4	-7.01	1.30	1.35
35	BA	2000	G	N3-C4	-7.01	1.30	1.35
35	BA	563	G	C6-N1	-7.00	1.34	1.39
35	BA	2411	A	N9-C4	7.00	1.42	1.37
1	AA	412	A	C8-N7	-7.00	1.26	1.31
1	AA	481	G	C2-N2	-7.00	1.27	1.34

Continued on next page...

Continued from previous page...

Mol	Chain	Res	Type	Atoms	Z	Observed(Å)	Ideal(Å)
22	AV	38	A	N9-C4	-7.00	1.33	1.37
35	BA	2572	A	C6-N6	-7.00	1.28	1.33
1	AA	1461	G	C2-N3	-7.00	1.27	1.32
1	AA	638	G	C5-C4	-7.00	1.33	1.38
35	BA	949	C	C4-N4	-7.00	1.27	1.33
35	BA	1311	G	C2-N3	-7.00	1.27	1.32
35	BA	34	C	N3-C4	-6.99	1.29	1.33
35	BA	734	A	C6-N6	6.99	1.39	1.33
35	BA	1928	A	C2-N3	-6.99	1.27	1.33
35	BA	308	G	C8-N7	-6.99	1.26	1.30
35	BA	1795	C	C4-N4	-6.99	1.27	1.33
35	BA	1627	G	C5-C6	-6.99	1.35	1.42
35	BA	2440	C	C4-C5	-6.99	1.37	1.43
35	BA	211	A	N3-C4	-6.99	1.30	1.34
1	AA	781	A	N1-C2	-6.99	1.28	1.34
35	BA	2331	G	C8-N7	-6.99	1.26	1.30
1	AA	485	G	N3-C4	-6.98	1.30	1.35
35	BA	2005	A	C6-N1	-6.98	1.30	1.35
1	AA	106	C	N3-C4	-6.98	1.29	1.33
1	AA	186	C	N3-C4	-6.98	1.29	1.33
1	AA	383	A	N9-C4	-6.98	1.33	1.37
1	AA	559	A	C6-N6	-6.98	1.28	1.33
1	AA	642	A	C6-N6	-6.98	1.28	1.33
35	BA	779	U	C3'-C2'	-6.98	1.45	1.52
35	BA	1459	G	C5-C6	-6.98	1.35	1.42
1	AA	302	G	C2-N3	-6.98	1.27	1.32
1	AA	496	A	N9-C8	-6.98	1.32	1.37
35	BA	1412	A	N9-C8	-6.98	1.32	1.37
35	BA	2537	U	P-O5'	-6.98	1.52	1.59
1	AA	285	G	C5-C4	-6.98	1.33	1.38
1	AA	527	G	C6-N1	-6.98	1.34	1.39
35	BA	704	G	C6-N1	-6.98	1.34	1.39
35	BA	936	C	P-O5'	-6.98	1.52	1.59
1	AA	147	G	N7-C5	-6.98	1.35	1.39
35	BA	1634	A	N7-C5	-6.98	1.35	1.39
35	BA	1861	G	N7-C5	-6.98	1.35	1.39
35	BA	379	G	C2-N2	-6.97	1.27	1.34
35	BA	2594	C	N1-C2	-6.97	1.33	1.40
1	AA	79	G	C8-N7	-6.97	1.26	1.30
1	AA	818	G	C8-N7	-6.97	1.26	1.30
1	AA	1202	G	C5-C4	-6.97	1.33	1.38
1	AA	1471	G	N3-C4	-6.97	1.30	1.35

Continued on next page...

Continued from previous page...

Mol	Chain	Res	Type	Atoms	Z	Observed(Å)	Ideal(Å)
36	BB	69	G	N3-C4	-6.97	1.30	1.35
1	AA	327	A	C5-C4	-6.97	1.33	1.38
35	BA	451	C	O3'-P	-6.97	1.52	1.61
1	AA	1139	G	N7-C5	-6.97	1.35	1.39
1	AA	615	C	C2-O2	-6.97	1.18	1.24
35	BA	626	U	P-O5'	-6.97	1.52	1.59
35	BA	1094	U	C2-O2	-6.97	1.16	1.22
35	BA	2056	G	C2-N2	-6.97	1.27	1.34
36	BB	49	C	C4-C5	-6.97	1.37	1.43
35	BA	1502	C	N1-C6	-6.96	1.32	1.37
35	BA	2567	G	C8-N7	-6.96	1.26	1.30
35	BA	2743	C	N1-C6	-6.96	1.32	1.37
1	AA	1015	A	C8-N7	-6.96	1.26	1.31
35	BA	44	G	O3'-P	-6.96	1.52	1.61
35	BA	1834	U	C4-O4	-6.96	1.18	1.23
35	BA	359	A	N1-C2	-6.96	1.28	1.34
35	BA	2691	C	N1-C6	-6.96	1.32	1.37
1	AA	518	C	N3-C4	6.96	1.38	1.33
1	AA	705	U	C4-O4	-6.96	1.18	1.23
1	AA	1154	G	N3-C4	-6.96	1.30	1.35
35	BA	2025	C	C5-C6	-6.96	1.28	1.34
35	BA	2302	G	N1-C2	-6.96	1.32	1.37
1	AA	234	C	C5'-C4'	-6.95	1.43	1.51
35	BA	1389	G	C2-N2	-6.95	1.27	1.34
35	BA	1695	G	N9-C8	-6.95	1.32	1.37
35	BA	1332	G	N1-C2	-6.95	1.32	1.37
1	AA	353	A	N9-C4	-6.95	1.33	1.37
1	AA	1179	A	C6-N1	-6.95	1.30	1.35
35	BA	1496	A	N7-C5	-6.95	1.35	1.39
35	BA	2454	G	N7-C5	-6.95	1.35	1.39
36	BB	72	G	N7-C5	-6.95	1.35	1.39
35	BA	866	A	C5-C6	-6.95	1.34	1.41
35	BA	1637	A	C6-N6	-6.95	1.28	1.33
35	BA	1334	G	C6-O6	-6.95	1.17	1.24
35	BA	1908	C	C2-N3	-6.95	1.30	1.35
1	AA	1057	G	C5-C4	-6.95	1.33	1.38
35	BA	102	G	C5-C4	-6.95	1.33	1.38
35	BA	139	G	N7-C5	-6.95	1.35	1.39
35	BA	1137	G	C6-N1	-6.95	1.34	1.39
35	BA	2553	G	C5-C4	-6.95	1.33	1.38
35	BA	654(F)	C	N3-C4	-6.94	1.29	1.33
35	BA	1927	A	C6-N6	-6.94	1.28	1.33

Continued on next page...

Continued from previous page...

Mol	Chain	Res	Type	Atoms	Z	Observed(Å)	Ideal(Å)
1	AA	885	G	N3-C4	-6.94	1.30	1.35
35	BA	2712	U	C4'-C3'	-6.94	1.45	1.53
35	BA	2817	G	C5-C4	-6.94	1.33	1.38
1	AA	244	U	C2-N3	-6.94	1.32	1.37
1	AA	726	C	N1-C6	-6.94	1.32	1.37
22	AV	14	A	N9-C4	-6.94	1.33	1.37
35	BA	239	U	C2-N3	-6.94	1.32	1.37
35	BA	381	G	N9-C8	-6.94	1.32	1.37
36	BB	97	G	C6-O6	-6.94	1.18	1.24
36	BB	39	A	N3-C4	-6.94	1.30	1.34
1	AA	310	G	C2-N3	-6.93	1.27	1.32
1	AA	1173	G	N3-C4	-6.93	1.30	1.35
22	AV	10	G	C6-N1	-6.93	1.34	1.39
35	BA	112	U	C2-N3	-6.93	1.32	1.37
35	BA	2051	A	C8-N7	-6.93	1.26	1.31
35	BA	2113	U	C4-O4	-6.93	1.18	1.23
1	AA	1298	C	N3-C4	-6.93	1.29	1.33
36	BB	33	G	C8-N7	-6.93	1.26	1.30
1	AA	792	A	C6-N1	-6.93	1.30	1.35
35	BA	1204	A	C5-C6	-6.93	1.34	1.41
35	BA	1842	G	C6-O6	-6.93	1.18	1.24
35	BA	271(V)	G	C2-N2	-6.93	1.27	1.34
35	BA	654(I)	C	N1-C6	-6.93	1.32	1.37
35	BA	1823	G	N9-C8	-6.93	1.33	1.37
35	BA	2000	G	C5-C6	-6.93	1.35	1.42
35	BA	2127	G	N7-C5	-6.93	1.35	1.39
35	BA	1273	U	C4-O4	-6.92	1.18	1.23
36	BB	96	U	C4'-C3'	-6.92	1.45	1.53
1	AA	648	A	C5-C4	-6.92	1.33	1.38
35	BA	973	A	N3-C4	-6.92	1.30	1.34
35	BA	2765	A	C6-N1	-6.92	1.30	1.35
1	AA	543	C	C4-N4	-6.92	1.27	1.33
1	AA	1077	G	C2-N3	-6.92	1.27	1.32
35	BA	1096	A	N7-C5	-6.92	1.35	1.39
35	BA	2489	G	P-O5'	-6.92	1.52	1.59
1	AA	1350	A	N9-C4	-6.92	1.33	1.37
35	BA	2703	C	N1-C6	-6.92	1.32	1.37
1	AA	319	G	C5-C6	-6.92	1.35	1.42
35	BA	308	G	N7-C5	6.92	1.43	1.39
35	BA	488	G	C4'-C3'	-6.92	1.45	1.53
35	BA	2439	A	P-O5'	-6.92	1.52	1.59
1	AA	1434	A	N3-C4	-6.92	1.30	1.34

Continued on next page...

Continued from previous page...

Mol	Chain	Res	Type	Atoms	Z	Observed(Å)	Ideal(Å)
35	BA	795	C	N3-C4	-6.92	1.29	1.33
35	BA	1945	G	C2-N3	-6.92	1.27	1.32
35	BA	1997	G	C2-N3	-6.92	1.27	1.32
35	BA	2725	A	N3-C4	-6.92	1.30	1.34
35	BA	42	G	C6-N1	-6.91	1.34	1.39
35	BA	326	G	N7-C5	-6.91	1.35	1.39
1	AA	142	G	C8-N7	-6.91	1.26	1.30
35	BA	458	G	C8-N7	-6.91	1.26	1.30
35	BA	2862	G	C8-N7	-6.91	1.26	1.30
35	BA	1192	G	N9-C8	-6.91	1.33	1.37
35	BA	1432	C	N3-C4	-6.91	1.29	1.33
35	BA	2156	G	C2-N2	-6.91	1.27	1.34
35	BA	2421	G	N9-C8	-6.91	1.33	1.37
35	BA	82	G	N7-C5	-6.91	1.35	1.39
35	BA	1820	U	N1-C6	-6.91	1.31	1.38
35	BA	1338	G	N7-C5	6.91	1.43	1.39
35	BA	1212	G	C8-N7	-6.91	1.26	1.30
35	BA	1299	G	C8-N7	-6.91	1.26	1.30
35	BA	271(I)	G	N9-C8	-6.90	1.33	1.37
35	BA	1078	U	N1-C2	6.90	1.44	1.38
35	BA	1214	A	C3'-C2'	-6.90	1.45	1.52
35	BA	1640	C	C5-C6	-6.90	1.28	1.34
1	AA	116	A	C6-N1	-6.90	1.30	1.35
1	AA	765	G	N1-C2	-6.90	1.32	1.37
1	AA	823	G	C2-N3	-6.90	1.27	1.32
1	AA	1527	C	N3-C4	-6.90	1.29	1.33
35	BA	73	A	C6-N1	-6.90	1.30	1.35
35	BA	945	A	N9-C4	-6.90	1.33	1.37
35	BA	1010	A	C8-N7	-6.90	1.26	1.31
35	BA	2360	A	N9-C8	-6.90	1.32	1.37
35	BA	1482	G	P-O5'	-6.90	1.52	1.59
1	AA	1405	G	C5-C4	-6.90	1.33	1.38
35	BA	271(F)	C	C3'-C2'	-6.90	1.45	1.52
35	BA	1279	G	C6-N1	-6.90	1.34	1.39
1	AA	676	A	C6-N1	-6.90	1.30	1.35
1	AA	971	G	C2-N3	-6.90	1.27	1.32
1	AA	1289	A	C6-N1	-6.90	1.30	1.35
35	BA	656	G	N7-C5	-6.90	1.35	1.39
35	BA	1364	G	N3-C4	-6.90	1.30	1.35
35	BA	1614	A	N7-C5	-6.90	1.35	1.39
35	BA	1884	A	N7-C5	-6.90	1.35	1.39
35	BA	2434	A	C6-N1	-6.90	1.30	1.35

Continued on next page...

Continued from previous page...

Mol	Chain	Res	Type	Atoms	Z	Observed(Å)	Ideal(Å)
1	AA	1255	G	N9-C8	-6.89	1.33	1.37
1	AA	1443	G	N9-C8	-6.89	1.33	1.37
35	BA	598	G	N9-C8	-6.89	1.33	1.37
35	BA	2342	C	N3-C4	-6.89	1.29	1.33
1	AA	327	A	C6-N6	6.89	1.39	1.33
1	AA	54	C	C2-N3	-6.89	1.30	1.35
1	AA	1144	G	N9-C4	-6.89	1.32	1.38
35	BA	2101	G	N3-C4	-6.89	1.30	1.35
1	AA	1355	G	N9-C8	-6.89	1.33	1.37
35	BA	393	C	N1-C6	-6.89	1.33	1.37
1	AA	923	A	C5'-C4'	-6.89	1.43	1.51
1	AA	1201	A	N9-C8	-6.89	1.32	1.37
35	BA	1647	G	C8-N7	-6.89	1.26	1.30
35	BA	2751	G	C5-C4	-6.89	1.33	1.38
35	BA	2758	A	C5-C4	-6.88	1.33	1.38
35	BA	2782	G	C4'-C3'	-6.88	1.45	1.53
1	AA	883	C	C5-C6	-6.88	1.28	1.34
35	BA	219	G	C2-N3	-6.88	1.27	1.32
35	BA	1136	G	C2-N3	-6.88	1.27	1.32
1	AA	381	C	C5-C6	-6.88	1.28	1.34
1	AA	796	C	C5-C6	-6.88	1.28	1.34
35	BA	52	A	N3-C4	-6.88	1.30	1.34
35	BA	105	C	N3-C4	-6.88	1.29	1.33
35	BA	381	G	C4'-C3'	-6.88	1.45	1.53
35	BA	1079	C	C5-C6	-6.88	1.28	1.34
35	BA	2821	A	N3-C4	-6.88	1.30	1.34
1	AA	1058	G	C4'-O4'	-6.88	1.36	1.45
35	BA	1321	A	N1-C2	-6.88	1.28	1.34
35	BA	1440	G	N9-C8	-6.88	1.33	1.37
35	BA	2451	A	N9-C8	-6.88	1.32	1.37
1	AA	644	G	N3-C4	-6.87	1.30	1.35
1	AA	1127	G	N3-C4	-6.87	1.30	1.35
1	AA	1311	G	N3-C4	-6.87	1.30	1.35
1	AA	1299	A	C8-N7	-6.87	1.26	1.31
1	AA	1473	A	C6-N6	-6.87	1.28	1.33
1	AA	984	C	C2-O2	-6.87	1.18	1.24
35	BA	271(U)	G	N3-C4	-6.87	1.30	1.35
35	BA	1422	G	N9-C8	-6.87	1.33	1.37
35	BA	1671	U	C4-O4	6.87	1.29	1.23
1	AA	777	A	C6-N6	-6.87	1.28	1.33
1	AA	1138	G	C6-O6	-6.87	1.18	1.24
1	AA	1276	G	C5-C4	-6.87	1.33	1.38

Continued on next page...

Continued from previous page...

Mol	Chain	Res	Type	Atoms	Z	Observed(Å)	Ideal(Å)
35	BA	351	G	C5-C4	-6.87	1.33	1.38
35	BA	469	G	C6-O6	-6.87	1.18	1.24
35	BA	968	G	N7-C5	-6.87	1.35	1.39
35	BA	1114	G	N7-C5	-6.87	1.35	1.39
35	BA	1556	C	N1-C6	6.87	1.41	1.37
1	AA	381	C	N1-C6	-6.86	1.33	1.37
1	AA	755	G	C2-N2	-6.86	1.27	1.34
35	BA	1070	A	N1-C2	-6.86	1.28	1.34
35	BA	1921	G	N9-C8	-6.86	1.33	1.37
35	BA	2869	G	C5-C4	-6.86	1.33	1.38
35	BA	2870	C	N3-C4	-6.86	1.29	1.33
1	AA	520	A	N3-C4	-6.86	1.30	1.34
1	AA	1016	A	N3-C4	-6.86	1.30	1.34
35	BA	812	C	N1-C6	-6.86	1.33	1.37
35	BA	917	A	C5-C4	-6.86	1.33	1.38
35	BA	1825	A	N9-C4	-6.86	1.33	1.37
35	BA	2062	A	N9-C4	-6.86	1.33	1.37
35	BA	2237	G	C5-C4	-6.86	1.33	1.38
35	BA	2731	G	C2-N3	-6.86	1.27	1.32
35	BA	997	G	C6-N1	-6.85	1.34	1.39
35	BA	289	A	C5-C6	-6.85	1.34	1.41
35	BA	948	G	C8-N7	-6.85	1.26	1.30
35	BA	1215	G	N3-C4	-6.85	1.30	1.35
35	BA	1297	C	C4-C5	-6.85	1.37	1.43
35	BA	2027	G	C8-N7	-6.85	1.26	1.30
35	BA	2062	A	N7-C5	-6.85	1.35	1.39
35	BA	2161	C	C5-C6	-6.85	1.28	1.34
1	AA	403	C	C4-N4	-6.85	1.27	1.33
1	AA	887	G	N9-C4	-6.85	1.32	1.38
1	AA	1102	A	N9-C4	-6.85	1.33	1.37
35	BA	910	A	C6-N6	-6.85	1.28	1.33
35	BA	1392	A	C6-N6	-6.85	1.28	1.33
1	AA	194	C	P-O5'	-6.85	1.52	1.59
1	AA	327	A	C2'-O2'	-6.85	1.32	1.41
1	AA	798	G	C5-C4	-6.85	1.33	1.38
42	BH	119	GLU	CD-OE2	-6.85	1.18	1.25
1	AA	541	G	C4'-C3'	-6.85	1.45	1.53
35	BA	296	C	C2-N3	-6.85	1.30	1.35
35	BA	2191	G	N3-C4	-6.85	1.30	1.35
35	BA	1780	A	N9-C4	6.84	1.42	1.37
35	BA	2224	G	C2-N3	6.84	1.38	1.32
1	AA	258	G	O3'-P	-6.84	1.52	1.61

Continued on next page...

Continued from previous page...

Mol	Chain	Res	Type	Atoms	Z	Observed(Å)	Ideal(Å)
1	AA	958	A	C5-C4	-6.84	1.33	1.38
1	AA	1345	U	N1-C2	-6.84	1.32	1.38
35	BA	1203	G	C2-N3	-6.84	1.27	1.32
1	AA	695	A	C6-N1	-6.84	1.30	1.35
1	AA	1108	G	C2-N3	-6.84	1.27	1.32
35	BA	294	A	C6-N1	-6.84	1.30	1.35
1	AA	1428	A	C5-C6	-6.83	1.34	1.41
35	BA	6	A	C8-N7	-6.83	1.26	1.31
35	BA	349	G	C8-N7	-6.83	1.26	1.30
35	BA	799	G	C5-C4	-6.83	1.33	1.38
35	BA	2039	C	N3-C4	-6.83	1.29	1.33
35	BA	2302	G	C8-N7	-6.83	1.26	1.30
35	BA	826	U	C2-N3	-6.83	1.32	1.37
35	BA	2143	C	C2-O2	-6.83	1.18	1.24
1	AA	1004	A	N3-C4	-6.83	1.30	1.34
1	AA	1433	A	N3-C4	-6.83	1.30	1.34
35	BA	21	A	N7-C5	-6.83	1.35	1.39
35	BA	340	A	N1-C2	-6.83	1.28	1.34
35	BA	2299	G	C6-N1	-6.83	1.34	1.39
35	BA	2305	A	N7-C5	-6.83	1.35	1.39
35	BA	2461	C	C4-N4	-6.83	1.27	1.33
1	AA	704	A	C8-N7	-6.83	1.26	1.31
1	AA	1010	G	C8-N7	-6.83	1.26	1.30
1	AA	1251	A	N9-C4	6.83	1.42	1.37
35	BA	27	G	C5'-C4'	-6.83	1.43	1.51
35	BA	214	G	C8-N7	-6.83	1.26	1.30
35	BA	1742	G	C8-N7	-6.83	1.26	1.30
36	BB	45	A	C5-C4	-6.83	1.33	1.38
1	AA	1483	A	P-O5'	-6.82	1.52	1.59
36	BB	67	G	N3-C4	-6.82	1.30	1.35
35	BA	1848	A	N7-C5	-6.82	1.35	1.39
1	AA	1067	A	N3-C4	-6.82	1.30	1.34
1	AA	1479	C	C4-C5	-6.82	1.37	1.43
35	BA	119	A	C5-C6	-6.82	1.34	1.41
35	BA	2751	G	C8-N7	-6.82	1.26	1.30
1	AA	578	C	N3-C4	-6.82	1.29	1.33
1	AA	1061	G	N9-C8	-6.82	1.33	1.37
1	AA	286	G	N7-C5	-6.82	1.35	1.39
35	BA	1349	A	N3-C4	-6.82	1.30	1.34
1	AA	1147	C	C4'-O4'	-6.81	1.36	1.45
1	AA	1456	G	C6-O6	-6.81	1.18	1.24
35	BA	2560	C	C5-C6	-6.81	1.28	1.34

Continued on next page...

Continued from previous page...

Mol	Chain	Res	Type	Atoms	Z	Observed(Å)	Ideal(Å)
35	BA	2660	A	P-O5'	-6.81	1.52	1.59
35	BA	870	A	C4'-C3'	-6.81	1.45	1.53
35	BA	1075	C	C2-N3	-6.81	1.30	1.35
35	BA	2053	G	C6-N1	-6.81	1.34	1.39
35	BA	2175	C	C2-N3	-6.81	1.30	1.35
35	BA	1743	C	C4'-C3'	-6.81	1.45	1.53
1	AA	670	G	C8-N7	-6.81	1.26	1.30
1	AA	1142	G	C8-N7	-6.81	1.26	1.30
35	BA	616	G	C8-N7	-6.81	1.26	1.30
35	BA	1611	C	C4-C5	-6.81	1.37	1.43
35	BA	2323	G	C8-N7	-6.81	1.26	1.30
36	BB	61	G	C6-N1	-6.81	1.34	1.39
1	AA	679	C	N3-C4	-6.80	1.29	1.33
35	BA	900	A	C8-N7	-6.80	1.26	1.31
1	AA	718	G	N7-C5	-6.80	1.35	1.39
35	BA	109	G	N7-C5	-6.80	1.35	1.39
36	BB	116	G	N7-C5	-6.80	1.35	1.39
35	BA	988	A	N9-C4	-6.80	1.33	1.37
1	AA	1095	U	C4'-C3'	-6.80	1.45	1.53
35	BA	983	A	C5-C4	-6.80	1.33	1.38
35	BA	1120	G	C4'-C3'	-6.80	1.45	1.53
1	AA	633	G	P-O5'	-6.80	1.52	1.59
1	AA	1015	A	C6-N1	-6.80	1.30	1.35
35	BA	963	U	N3-C4	-6.80	1.32	1.38
35	BA	1317	A	N9-C4	6.80	1.42	1.37
35	BA	1856	G	C6-O6	-6.80	1.18	1.24
35	BA	1922	G	N9-C8	-6.80	1.33	1.37
35	BA	2453	A	C4'-C3'	-6.80	1.45	1.53
35	BA	2740	A	C6-N1	-6.80	1.30	1.35
35	BA	548	A	C5-C6	-6.79	1.34	1.41
35	BA	2393	A	C2-N3	-6.79	1.27	1.33
1	AA	283	C	C2-N3	-6.79	1.30	1.35
1	AA	409	G	P-O5'	-6.79	1.52	1.59
1	AA	547	A	C2'-C1'	-6.79	1.45	1.53
1	AA	831	U	C4-C5	-6.79	1.37	1.43
1	AA	1148	U	N3-C4	-6.79	1.32	1.38
22	AV	23	C	C2-N3	-6.79	1.30	1.35
35	BA	657	U	N3-C4	-6.79	1.32	1.38
35	BA	1045	A	C5-C4	-6.79	1.33	1.38
35	BA	1848	A	C5-C4	-6.79	1.33	1.38
35	BA	2787	C	N1-C6	6.79	1.41	1.37
1	AA	394	G	N3-C4	-6.79	1.30	1.35

Continued on next page...

Continued from previous page...

Mol	Chain	Res	Type	Atoms	Z	Observed(Å)	Ideal(Å)
1	AA	683	G	C6-N1	-6.79	1.34	1.39
35	BA	1108	U	C4'-C3'	-6.79	1.45	1.53
1	AA	1149	C	C2-N3	-6.79	1.30	1.35
35	BA	1496	A	N3-C4	-6.79	1.30	1.34
1	AA	265	G	C5-C4	-6.79	1.33	1.38
1	AA	1288	A	N9-C8	-6.79	1.32	1.37
35	BA	791	C	C5-C6	-6.79	1.28	1.34
35	BA	1149	G	C5-C4	-6.79	1.33	1.38
1	AA	51	A	N9-C4	-6.78	1.33	1.37
35	BA	567	A	C5-C6	-6.78	1.34	1.41
35	BA	220	G	C6-N1	-6.78	1.34	1.39
35	BA	647	G	C5-C4	-6.78	1.33	1.38
35	BA	1526	G	C5-C4	-6.78	1.33	1.38
35	BA	1661	G	C6-N1	-6.78	1.34	1.39
36	BB	86	G	N9-C4	-6.78	1.32	1.38
35	BA	717	G	N1-C2	6.78	1.43	1.37
35	BA	108	U	C5-C6	-6.78	1.28	1.34
35	BA	2881	C	N3-C4	-6.78	1.29	1.33
35	BA	1643	G	C6-N1	-6.78	1.34	1.39
35	BA	1786	A	N9-C4	-6.78	1.33	1.37
36	BB	7	G	C5-C4	-6.78	1.33	1.38
35	BA	1609	A	C5-C4	-6.77	1.34	1.38
35	BA	1853	A	C6-N6	-6.77	1.28	1.33
35	BA	2765	A	N7-C5	-6.77	1.35	1.39
22	AV	54	U	C4-O4	-6.77	1.18	1.23
35	BA	1239	G	N3-C4	-6.77	1.30	1.35
35	BA	1755	A	N9-C4	-6.77	1.33	1.37
36	BB	70	C	C2-N3	-6.77	1.30	1.35
1	AA	571	U	C2-N3	-6.77	1.33	1.37
1	AA	587	G	O3'-P	-6.77	1.53	1.61
1	AA	1381	U	C2'-C1'	-6.77	1.46	1.53
35	BA	603	A	N7-C5	-6.77	1.35	1.39
35	BA	781	A	N7-C5	-6.77	1.35	1.39
1	AA	539	A	N9-C4	-6.76	1.33	1.37
1	AA	1156	G	C6-N1	-6.76	1.34	1.39
1	AA	1241	G	C8-N7	6.76	1.35	1.30
35	BA	548	A	N3-C4	-6.76	1.30	1.34
35	BA	1359	A	C3'-C2'	-6.76	1.45	1.52
35	BA	2370	G	C6-N1	-6.76	1.34	1.39
1	AA	48	C	N1-C6	-6.76	1.33	1.37
35	BA	238	C	N1-C6	-6.76	1.33	1.37
35	BA	522	G	C5-C6	-6.76	1.35	1.42

Continued on next page...

Continued from previous page...

Mol	Chain	Res	Type	Atoms	Z	Observed(Å)	Ideal(Å)
35	BA	595	C	N1-C6	-6.76	1.33	1.37
1	AA	294	U	P-O5'	-6.76	1.52	1.59
1	AA	1490	C	N3-C4	-6.76	1.29	1.33
35	BA	2273	A	N9-C8	-6.76	1.32	1.37
1	AA	270	A	N1-C2	-6.76	1.28	1.34
1	AA	1090	U	C4'-C3'	-6.76	1.45	1.53
35	BA	1283	G	N3-C4	-6.76	1.30	1.35
35	BA	1786	A	C2-N3	-6.76	1.27	1.33
35	BA	2782	G	C6-O6	-6.76	1.18	1.24
35	BA	1126	A	N3-C4	-6.76	1.30	1.34
35	BA	2326	C	N1-C6	-6.76	1.33	1.37
1	AA	773	G	N1-C2	-6.75	1.32	1.37
35	BA	438	G	C8-N7	-6.75	1.26	1.30
35	BA	1883	G	C8-N7	-6.75	1.26	1.30
35	BA	2328	A	C6-N6	-6.75	1.28	1.33
1	AA	381	C	C2-N3	-6.75	1.30	1.35
35	BA	2309	A	C5-C6	-6.75	1.34	1.41
1	AA	534	U	C1'-N1	-6.75	1.37	1.46
1	AA	820	U	C4-O4	-6.75	1.18	1.23
35	BA	1010	A	N7-C5	6.75	1.43	1.39
35	BA	2605	U	N1-C6	-6.75	1.31	1.38
35	BA	2884	U	N1-C6	-6.75	1.31	1.38
35	BA	1410	G	C8-N7	-6.75	1.26	1.30
35	BA	1530	C	C5-C6	-6.75	1.28	1.34
35	BA	2376	A	N7-C5	-6.75	1.35	1.39
1	AA	1354	C	N1-C6	-6.74	1.33	1.37
1	AA	1497	G	N9-C8	-6.74	1.33	1.37
35	BA	982	C	N1-C6	-6.74	1.33	1.37
35	BA	1185	C	C4-C5	-6.74	1.37	1.43
35	BA	2357	U	C4-O4	-6.74	1.18	1.23
35	BA	2594	C	C2-N3	6.74	1.41	1.35
35	BA	560	C	C5-C6	-6.74	1.28	1.34
35	BA	2726	U	C2-N3	-6.74	1.33	1.37
35	BA	585	G	C6-O6	-6.74	1.18	1.24
1	AA	35	G	C6-N1	-6.74	1.34	1.39
1	AA	1048	G	C5-C6	-6.74	1.35	1.42
1	AA	1313	U	C4-C5	-6.74	1.37	1.43
35	BA	2072	G	N3-C4	-6.74	1.30	1.35
1	AA	600	C	C4'-O4'	-6.73	1.36	1.45
1	AA	829	G	N1-C2	-6.73	1.32	1.37
1	AA	60	A	N3-C4	-6.73	1.30	1.34
35	BA	1296	G	N9-C4	-6.73	1.32	1.38

Continued on next page...

Continued from previous page...

Mol	Chain	Res	Type	Atoms	Z	Observed(Å)	Ideal(Å)
35	BA	2287	A	N3-C4	-6.73	1.30	1.34
35	BA	2422	A	C6-N1	-6.73	1.30	1.35
35	BA	2549	G	N9-C8	-6.73	1.33	1.37
36	BB	37	C	N3-C4	-6.73	1.29	1.33
35	BA	1596	A	C5-C4	-6.73	1.34	1.38
35	BA	636	G	N1-C2	-6.73	1.32	1.37
35	BA	871	U	N1-C6	-6.73	1.31	1.38
35	BA	2270	G	C6-N1	-6.73	1.34	1.39
35	BA	2447	G	C6-N1	-6.73	1.34	1.39
35	BA	1490	A	N9-C4	-6.73	1.33	1.37
1	AA	1175	G	C5-C6	-6.72	1.35	1.42
35	BA	1011	G	C2-N3	-6.72	1.27	1.32
35	BA	1448	G	C5-C6	-6.72	1.35	1.42
35	BA	2354	G	C2-N3	-6.72	1.27	1.32
35	BA	2414	G	N7-C5	-6.72	1.35	1.39
1	AA	109	A	N1-C2	-6.72	1.28	1.34
1	AA	189(G)	G	C8-N7	-6.72	1.26	1.30
1	AA	917	G	C8-N7	-6.72	1.26	1.30
35	BA	760	G	C8-N7	-6.72	1.26	1.30
35	BA	833	U	N3-C4	-6.72	1.32	1.38
35	BA	874	G	C8-N7	-6.72	1.26	1.30
35	BA	1068	G	C5-C4	-6.72	1.33	1.38
35	BA	1229	G	C2-N3	-6.72	1.27	1.32
35	BA	1302	A	N3-C4	-6.72	1.30	1.34
35	BA	1747	G	C2-N3	-6.72	1.27	1.32
35	BA	712	G	C4'-C3'	-6.72	1.45	1.53
35	BA	2887	U	N1-C2	6.72	1.44	1.38
35	BA	426	C	C4-N4	-6.72	1.27	1.33
35	BA	1722	A	C5-C4	-6.71	1.34	1.38
35	BA	2370	G	C5-C6	-6.71	1.35	1.42
35	BA	2361	A	C5-C6	-6.71	1.35	1.41
1	AA	676	A	N7-C5	-6.71	1.35	1.39
35	BA	338	G	N7-C5	-6.71	1.35	1.39
1	AA	111	G	N9-C4	-6.71	1.32	1.38
35	BA	2801	A	C8-N7	-6.71	1.26	1.31
1	AA	285	G	C6-N1	-6.71	1.34	1.39
1	AA	1039	C	N1-C6	-6.71	1.33	1.37
35	BA	814	C	C4-C5	-6.71	1.37	1.43
1	AA	28	G	N9-C8	-6.71	1.33	1.37
1	AA	102	G	N9-C8	-6.71	1.33	1.37
35	BA	663	G	C5-C4	6.71	1.43	1.38
35	BA	2796	U	C4-C5	-6.71	1.37	1.43

Continued on next page...

Continued from previous page...

Mol	Chain	Res	Type	Atoms	Z	Observed(Å)	Ideal(Å)
1	AA	288	A	C5-C4	-6.70	1.34	1.38
1	AA	918	A	N7-C5	-6.70	1.35	1.39
35	BA	1067	A	C6-N1	-6.70	1.30	1.35
1	AA	861	G	C6-N1	-6.70	1.34	1.39
1	AA	1465	C	N3-C4	-6.70	1.29	1.33
35	BA	271(D)	G	C2'-C1'	-6.70	1.46	1.53
35	BA	874	G	C6-N1	-6.70	1.34	1.39
1	AA	656	C	C5-C6	-6.70	1.28	1.34
1	AA	734	G	C5-C4	-6.70	1.33	1.38
1	AA	1160	G	C5-C4	-6.70	1.33	1.38
1	AA	1258	G	N3-C4	-6.70	1.30	1.35
22	AV	24	U	C3'-C2'	-6.70	1.45	1.52
35	BA	684	G	N3-C4	6.70	1.40	1.35
35	BA	2286	A	C2-N3	-6.70	1.27	1.33
22	AV	11	A	C8-N7	-6.70	1.26	1.31
35	BA	2350	C	C2-N3	-6.70	1.30	1.35
35	BA	1577	C	P-O5'	-6.70	1.53	1.59
35	BA	1684	C	N1-C6	-6.69	1.33	1.37
35	BA	1830	C	C4-N4	-6.69	1.27	1.33
35	BA	1451	C	C2-N3	-6.69	1.30	1.35
35	BA	1572	A	N3-C4	-6.69	1.30	1.34
1	AA	771	G	C4'-C3'	-6.69	1.45	1.53
1	AA	1251	A	C5-C4	-6.69	1.34	1.38
35	BA	463	G	C4'-C3'	-6.69	1.45	1.53
35	BA	1032	A	N3-C4	-6.69	1.30	1.34
35	BA	2298	A	N3-C4	-6.69	1.30	1.34
1	AA	524	G	C5-C6	-6.68	1.35	1.42
35	BA	1093	G	N7-C5	-6.68	1.35	1.39
35	BA	1764	G	N1-C2	-6.68	1.32	1.37
35	BA	836	G	N9-C4	-6.68	1.32	1.38
35	BA	1993	U	C2-N3	-6.68	1.33	1.37
35	BA	1267	U	N3-C4	-6.68	1.32	1.38
35	BA	2033	A	O4'-C1'	-6.68	1.32	1.41
35	BA	2383	G	C4'-C3'	-6.68	1.45	1.53
35	BA	978	G	C2-N2	-6.68	1.27	1.34
35	BA	2170	A	P-O5'	-6.68	1.53	1.59
35	BA	2177	C	P-O5'	-6.68	1.53	1.59
1	AA	1273	G	C8-N7	-6.67	1.26	1.30
35	BA	36	G	C8-N7	-6.67	1.26	1.30
35	BA	556	G	C8-N7	-6.67	1.26	1.30
1	AA	959	A	N7-C5	-6.67	1.35	1.39
35	BA	669	G	N7-C5	-6.67	1.35	1.39

Continued on next page...

Continued from previous page...

Mol	Chain	Res	Type	Atoms	Z	Observed(Å)	Ideal(Å)
35	BA	2740	A	O3'-P	-6.67	1.53	1.61
1	AA	1529	G	N1-C2	-6.67	1.32	1.37
35	BA	596	G	N3-C4	-6.67	1.30	1.35
35	BA	942	G	C2-N2	-6.67	1.27	1.34
35	BA	1116	C	N3-C4	6.67	1.38	1.33
1	AA	1298	C	C4-C5	-6.67	1.37	1.43
1	AA	967	C	N1-C6	-6.67	1.33	1.37
1	AA	973	G	C8-N7	-6.67	1.26	1.30
35	BA	272(G)	C	N1-C6	-6.67	1.33	1.37
35	BA	392	C	C5-C6	-6.67	1.29	1.34
35	BA	702	G	C8-N7	-6.67	1.26	1.30
35	BA	2261	C	C4'-O4'	-6.67	1.36	1.45
35	BA	2552	U	C3'-C2'	-6.67	1.45	1.52
35	BA	244	A	N9-C4	-6.66	1.33	1.37
35	BA	1045	A	C8-N7	-6.66	1.26	1.31
35	BA	1373	A	N9-C4	-6.66	1.33	1.37
35	BA	176	G	N9-C8	-6.66	1.33	1.37
35	BA	1218	C	N1-C6	-6.66	1.33	1.37
35	BA	1675	C	C2-O2	-6.66	1.18	1.24
1	AA	1106	G	C2-N2	-6.66	1.27	1.34
35	BA	1671	U	C2-O2	-6.66	1.16	1.22
1	AA	223	U	C3'-C2'	-6.66	1.45	1.52
1	AA	639	G	C6-N1	-6.66	1.34	1.39
35	BA	709	U	C2-N3	-6.66	1.33	1.37
35	BA	1186	G	C6-N1	-6.66	1.34	1.39
35	BA	1603	A	N9-C4	-6.66	1.33	1.37
35	BA	1775	U	N1-C6	-6.66	1.31	1.38
35	BA	88	G	N9-C4	-6.66	1.32	1.38
1	AA	289	G	C8-N7	-6.66	1.26	1.30
1	AA	919	A	C2-N3	-6.66	1.27	1.33
35	BA	100	G	C8-N7	-6.66	1.26	1.30
35	BA	2219	G	N3-C4	-6.65	1.30	1.35
35	BA	2805	G	N3-C4	-6.65	1.30	1.35
35	BA	407	G	C6-N1	-6.65	1.34	1.39
35	BA	863	A	C4'-C3'	-6.65	1.45	1.53
35	BA	2178	C	C4-C5	-6.65	1.37	1.43
35	BA	2399	G	C2'-C1'	-6.65	1.46	1.53
1	AA	800	G	N9-C8	-6.65	1.33	1.37
1	AA	923	A	C5-C6	-6.65	1.35	1.41
1	AA	1101	A	N9-C4	-6.65	1.33	1.37
48	BQ	137	TYR	CG-CD2	-6.65	1.30	1.39
1	AA	127	G	C6-O6	-6.65	1.18	1.24

Continued on next page...

Continued from previous page...

Mol	Chain	Res	Type	Atoms	Z	Observed(Å)	Ideal(Å)
35	BA	1562	A	C4'-C3'	-6.65	1.45	1.53
1	AA	172	A	C5-C6	-6.65	1.35	1.41
1	AA	570	G	N7-C5	-6.65	1.35	1.39
1	AA	689	C	C4-C5	-6.65	1.37	1.43
35	BA	279	C	C4-C5	-6.65	1.37	1.43
35	BA	1583	A	N7-C5	-6.65	1.35	1.39
35	BA	1755	A	C5-C4	6.64	1.43	1.38
35	BA	2771	C	P-O5'	-6.64	1.53	1.59
1	AA	320	C	C4-C5	-6.64	1.37	1.43
1	AA	799	G	C8-N7	-6.64	1.26	1.30
1	AA	1416	G	C6-N1	-6.64	1.34	1.39
35	BA	56	A	C8-N7	-6.64	1.26	1.31
1	AA	798	G	C4'-C3'	-6.64	1.45	1.53
1	AA	1071	C	C2-N3	-6.64	1.30	1.35
1	AA	1181	G	C2-N2	-6.64	1.27	1.34
35	BA	348	G	N1-C2	-6.64	1.32	1.37
35	BA	2054	A	N9-C8	-6.64	1.32	1.37
35	BA	2714	G	N1-C2	-6.64	1.32	1.37
1	AA	343	U	C2-N3	-6.64	1.33	1.37
22	AV	24	U	C2-N3	-6.64	1.33	1.37
35	BA	1389	G	N9-C4	-6.64	1.32	1.38
1	AA	785	G	C5-C6	-6.64	1.35	1.42
35	BA	397	G	C5-C6	-6.64	1.35	1.42
35	BA	758	C	C4'-C3'	-6.64	1.45	1.53
35	BA	1898	U	N1-C6	-6.63	1.31	1.38
35	BA	2274	A	C5-C4	-6.63	1.34	1.38
1	AA	944	G	N3-C4	-6.63	1.30	1.35
35	BA	2073	C	C2'-O2'	-6.63	1.33	1.41
1	AA	926	G	C3'-C2'	-6.63	1.45	1.52
1	AA	994	A	N7-C5	-6.63	1.35	1.39
36	BB	105	A	N7-C5	-6.63	1.35	1.39
1	AA	886	G	C5-C6	6.63	1.49	1.42
35	BA	412	A	C8-N7	-6.63	1.26	1.31
1	AA	1047	G	N3-C4	-6.63	1.30	1.35
1	AA	1323	G	C5-C6	-6.63	1.35	1.42
1	AA	1494	G	C6-N1	-6.63	1.34	1.39
35	BA	1440	G	N7-C5	6.63	1.43	1.39
35	BA	1626	G	N3-C4	-6.63	1.30	1.35
35	BA	2572	A	P-O5'	-6.63	1.53	1.59
1	AA	112	G	C2-N2	-6.62	1.27	1.34
1	AA	517	G	C2-N2	-6.62	1.27	1.34
35	BA	2583	G	C4'-O4'	-6.62	1.36	1.45

Continued on next page...

Continued from previous page...

Mol	Chain	Res	Type	Atoms	Z	Observed(Å)	Ideal(Å)
35	BA	2348	U	P-O5'	-6.62	1.53	1.59
36	BB	26	A	P-O5'	-6.62	1.53	1.59
1	AA	1395	C	C5'-C4'	-6.62	1.43	1.51
22	AV	27	U	N1-C2	-6.62	1.32	1.38
35	BA	44	G	C8-N7	-6.62	1.26	1.30
35	BA	2128	C	C2-N3	-6.62	1.30	1.35
35	BA	275	G	N9-C8	-6.62	1.33	1.37
35	BA	966	G	C5-C4	-6.62	1.33	1.38
35	BA	590	A	N7-C5	-6.62	1.35	1.39
1	AA	1220	G	N3-C4	-6.62	1.30	1.35
35	BA	406	G	C8-N7	-6.62	1.26	1.30
35	BA	1323	U	C2-N3	-6.62	1.33	1.37
35	BA	2485	G	N1-C2	-6.62	1.32	1.37
1	AA	1499	A	N9-C4	-6.61	1.33	1.37
35	BA	219	G	C5-C4	-6.61	1.33	1.38
35	BA	582	G	C2-N2	-6.61	1.27	1.34
35	BA	2823	A	N9-C4	-6.61	1.33	1.37
35	BA	2132	U	C4-C5	-6.61	1.37	1.43
1	AA	288	A	C5-C6	-6.61	1.35	1.41
1	AA	752	G	N3-C4	-6.61	1.30	1.35
1	AA	893	C	C5-C6	-6.61	1.29	1.34
1	AA	1231	G	N7-C5	-6.61	1.35	1.39
1	AA	1272	G	N3-C4	-6.61	1.30	1.35
35	BA	699	A	N9-C8	-6.61	1.32	1.37
35	BA	983	A	N1-C2	6.61	1.40	1.34
35	BA	1776	G	N7-C5	-6.61	1.35	1.39
35	BA	2134	A	C5-C6	-6.61	1.35	1.41
35	BA	2453	A	N7-C5	-6.61	1.35	1.39
35	BA	2702	U	C4'-C3'	-6.61	1.45	1.53
35	BA	271(S)	G	C5-C4	-6.61	1.33	1.38
1	AA	489	C	N1-C6	-6.61	1.33	1.37
1	AA	491	G	C2-N3	-6.61	1.27	1.32
1	AA	1297	C	N1-C6	-6.61	1.33	1.37
35	BA	109	G	C6-N1	-6.61	1.34	1.39
35	BA	673	C	N1-C6	-6.61	1.33	1.37
35	BA	1154	G	N7-C5	-6.61	1.35	1.39
35	BA	2591	C	N1-C6	-6.61	1.33	1.37
35	BA	2685	G	C6-N1	-6.61	1.34	1.39
35	BA	433	C	P-O5'	-6.60	1.53	1.59
1	AA	189(I)	G	N9-C8	-6.60	1.33	1.37
1	AA	231	G	N9-C8	-6.60	1.33	1.37
35	BA	696	G	O3'-P	-6.60	1.53	1.61

Continued on next page...

Continued from previous page...

Mol	Chain	Res	Type	Atoms	Z	Observed(Å)	Ideal(Å)
35	BA	1565	C	N1-C2	-6.60	1.33	1.40
35	BA	2147	G	C2'-C1'	-6.60	1.46	1.53
36	BB	41	U	C2-O2	-6.60	1.16	1.22
35	BA	222	A	N9-C8	-6.60	1.32	1.37
35	BA	1506	C	C2-N3	-6.60	1.30	1.35
35	BA	1714	G	N9-C4	-6.60	1.32	1.38
1	AA	409	G	N7-C5	-6.60	1.35	1.39
1	AA	856	C	O3'-P	-6.60	1.53	1.61
35	BA	2885	C	N3-C4	-6.60	1.29	1.33
35	BA	244	A	C6-N6	-6.60	1.28	1.33
35	BA	1678	G	C5-C6	-6.60	1.35	1.42
35	BA	2100	G	C6-O6	-6.60	1.18	1.24
1	AA	444	C	C2-N3	-6.60	1.30	1.35
35	BA	742	G	N3-C4	-6.59	1.30	1.35
35	BA	1078	U	C4-O4	-6.59	1.18	1.23
35	BA	2202	C	N3-C4	-6.59	1.29	1.33
35	BA	2458	G	C6-N1	-6.59	1.34	1.39
1	AA	374	A	C4'-C3'	-6.59	1.45	1.53
35	BA	531	C	N1-C6	-6.59	1.33	1.37
35	BA	2520	C	N1-C6	-6.59	1.33	1.37
1	AA	353	A	N3-C4	-6.59	1.30	1.34
1	AA	728	A	C6-N6	-6.59	1.28	1.33
1	AA	1263	C	C5-C6	-6.59	1.29	1.34
35	BA	1960	A	N3-C4	-6.59	1.30	1.34
35	BA	2159	G	N9-C8	6.59	1.42	1.37
35	BA	26	G	C8-N7	-6.59	1.26	1.30
35	BA	628	G	N3-C4	-6.59	1.30	1.35
35	BA	637	A	C6-N1	-6.59	1.30	1.35
35	BA	2228	G	N3-C4	-6.59	1.30	1.35
35	BA	2545	G	N3-C4	-6.59	1.30	1.35
1	AA	992	U	P-O5'	-6.59	1.53	1.59
1	AA	684	A	N7-C5	-6.59	1.35	1.39
1	AA	798	G	N7-C5	-6.59	1.35	1.39
1	AA	1503	A	C4'-C3'	-6.59	1.46	1.53
35	BA	2250	G	C5-C6	-6.59	1.35	1.42
35	BA	1058	G	C8-N7	6.58	1.34	1.30
35	BA	53	A	C6-N1	-6.58	1.30	1.35
35	BA	145	G	N3-C4	-6.58	1.30	1.35
35	BA	865	C	C4-C5	-6.58	1.37	1.43
35	BA	869	G	N9-C8	-6.58	1.33	1.37
1	AA	189(A)	C	C4-C5	-6.58	1.37	1.43
1	AA	494	U	C2-N3	-6.58	1.33	1.37

Continued on next page...

Continued from previous page...

Mol	Chain	Res	Type	Atoms	Z	Observed(Å)	Ideal(Å)
1	AA	668	G	C6-N1	-6.58	1.34	1.39
35	BA	1213	A	C8-N7	-6.58	1.26	1.31
35	BA	1496	A	C8-N7	-6.58	1.26	1.31
35	BA	1683	C	C4-C5	-6.58	1.37	1.43
35	BA	2404	C	N3-C4	-6.58	1.29	1.33
1	AA	331	G	C6-N1	-6.57	1.34	1.39
1	AA	953	G	C6-N1	-6.57	1.34	1.39
1	AA	1056	U	C3'-C2'	-6.57	1.45	1.52
1	AA	1398	A	C6-N6	-6.57	1.28	1.33
35	BA	1854	A	C6-N6	-6.57	1.28	1.33
35	BA	2054	A	N3-C4	6.57	1.38	1.34
35	BA	2744	G	C6-N1	-6.57	1.34	1.39
35	BA	1968	G	N3-C4	-6.57	1.30	1.35
1	AA	1356	G	C5-C4	-6.57	1.33	1.38
35	BA	370	G	N9-C8	-6.57	1.33	1.37
35	BA	1265	A	N9-C4	-6.57	1.33	1.37
35	BA	1528(A)	A	C5-C4	-6.57	1.34	1.38
1	AA	1523	G	N9-C4	-6.57	1.32	1.38
35	BA	1207	C	N1-C6	-6.57	1.33	1.37
35	BA	1404	C	C2-O2	-6.57	1.18	1.24
35	BA	2752	C	N1-C6	-6.57	1.33	1.37
1	AA	797	C	N1-C2	-6.57	1.33	1.40
35	BA	731	C	N1-C2	-6.57	1.33	1.40
35	BA	2757	A	C2'-C1'	-6.57	1.46	1.53
1	AA	101	A	C2-N3	-6.56	1.27	1.33
35	BA	2672	G	C6-O6	-6.56	1.18	1.24
1	AA	77	G	C6-N1	-6.56	1.34	1.39
1	AA	119	A	C6-N1	-6.56	1.30	1.35
1	AA	882	C	N1-C6	-6.56	1.33	1.37
35	BA	2834	G	N7-C5	-6.56	1.35	1.39
35	BA	2844	G	N7-C5	-6.56	1.35	1.39
1	AA	52	G	N3-C4	-6.56	1.30	1.35
1	AA	259	G	C3'-C2'	-6.56	1.45	1.52
35	BA	295	G	C2-N3	-6.56	1.27	1.32
35	BA	2845	G	N3-C4	-6.56	1.30	1.35
1	AA	606	G	C5-C4	-6.56	1.33	1.38
35	BA	207	A	N3-C4	-6.56	1.30	1.34
35	BA	956	G	C4'-C3'	-6.56	1.46	1.53
35	BA	1024	G	C5-C4	-6.56	1.33	1.38
1	AA	671	G	N9-C4	-6.56	1.32	1.38
1	AA	1142	G	P-O5'	-6.56	1.53	1.59
35	BA	1229	G	P-OP1	-6.56	1.37	1.49

Continued on next page...

Continued from previous page...

Mol	Chain	Res	Type	Atoms	Z	Observed(Å)	Ideal(Å)
1	AA	1053	G	C2'-C1'	-6.56	1.46	1.53
1	AA	1068	G	C8-N7	-6.56	1.27	1.30
35	BA	278	A	N7-C5	-6.56	1.35	1.39
24	AY	6	GLU	CD-OE2	-6.55	1.18	1.25
24	AY	651	GLU	CD-OE2	-6.55	1.18	1.25
1	AA	171	A	N9-C4	-6.55	1.33	1.37
1	AA	1493	A	N7-C5	6.55	1.43	1.39
35	BA	870	A	C6-N1	-6.55	1.30	1.35
35	BA	2866	U	C5-C6	-6.55	1.28	1.34
35	BA	2759	G	N9-C4	-6.55	1.32	1.38
1	AA	655	A	C5-C6	-6.55	1.35	1.41
1	AA	601	C	C5-C6	-6.55	1.29	1.34
35	BA	1232	G	C2-N3	-6.55	1.27	1.32
35	BA	2147	G	C2-N3	-6.55	1.27	1.32
1	AA	162	A	N9-C8	-6.54	1.32	1.37
35	BA	2372	G	N1-C2	-6.54	1.32	1.37
1	AA	735	C	C2-O2	-6.54	1.18	1.24
1	AA	853	G	N9-C8	-6.54	1.33	1.37
1	AA	1128	C	C2-O2	-6.54	1.18	1.24
22	AV	35	A	C5-C4	-6.54	1.34	1.38
35	BA	10	G	C8-N7	-6.54	1.27	1.30
35	BA	321	G	C8-N7	-6.54	1.27	1.30
35	BA	341	G	N9-C8	-6.54	1.33	1.37
35	BA	654(P)	C	N1-C6	-6.54	1.33	1.37
35	BA	763	G	N9-C4	-6.54	1.32	1.38
35	BA	812	C	C2-O2	-6.54	1.18	1.24
1	AA	1409	C	C4-C5	-6.54	1.37	1.43
35	BA	1643	G	C5-C6	-6.54	1.35	1.42
1	AA	1456	G	C5-C4	6.54	1.43	1.38
35	BA	864	G	C4'-C3'	-6.54	1.46	1.53
35	BA	1654	A	C6-N1	-6.54	1.30	1.35
35	BA	122	G	C6-O6	6.54	1.30	1.24
35	BA	379	G	N3-C4	-6.54	1.30	1.35
35	BA	1782	C	C4-C5	-6.54	1.37	1.43
35	BA	2250	G	N7-C5	6.54	1.43	1.39
1	AA	1258	G	N7-C5	-6.54	1.35	1.39
35	BA	903	C	C5-C6	-6.54	1.29	1.34
35	BA	2774	C	N1-C6	-6.54	1.33	1.37
1	AA	602	A	P-O5'	-6.54	1.53	1.59
1	AA	1198	G	C2-N3	6.54	1.38	1.32
35	BA	2387	U	C2-N3	-6.54	1.33	1.37
1	AA	930	C	C3'-C2'	-6.53	1.45	1.52

Continued on next page...

Continued from previous page...

Mol	Chain	Res	Type	Atoms	Z	Observed(Å)	Ideal(Å)
1	AA	1177	G	N9-C4	-6.53	1.32	1.38
1	AA	1442(B)	A	N1-C2	-6.53	1.28	1.34
35	BA	796	C	N3-C4	-6.53	1.29	1.33
35	BA	977	G	N3-C4	-6.53	1.30	1.35
35	BA	1296	G	P-O5'	6.53	1.66	1.59
35	BA	1486	A	C6-N6	-6.53	1.28	1.33
35	BA	2654	A	C6-N1	-6.53	1.30	1.35
36	BB	17	C	C4'-C3'	-6.53	1.46	1.53
1	AA	55	A	N9-C4	6.53	1.41	1.37
35	BA	2090	G	N1-C2	-6.53	1.32	1.37
1	AA	370	C	C4-C5	-6.53	1.37	1.43
35	BA	2342	C	P-O5'	-6.53	1.53	1.59
1	AA	250	A	C8-N7	-6.53	1.26	1.31
35	BA	1681	G	C2-N3	-6.53	1.27	1.32
35	BA	2516	G	C2-N3	-6.53	1.27	1.32
35	BA	2534	A	C8-N7	-6.53	1.26	1.31
1	AA	344	A	N7-C5	-6.53	1.35	1.39
35	BA	1475	G	C6-N1	-6.53	1.34	1.39
36	BB	24	G	N7-C5	-6.53	1.35	1.39
36	BB	107	G	C2-N2	-6.53	1.28	1.34
35	BA	926	A	C5-C4	6.52	1.43	1.38
35	BA	2287	A	C4'-C3'	-6.52	1.46	1.53
1	AA	189(D)	C	C2'-C1'	-6.52	1.46	1.53
1	AA	1011	G	N3-C4	-6.52	1.30	1.35
35	BA	442	G	C5-C4	-6.52	1.33	1.38
35	BA	539	G	C2-N3	-6.52	1.27	1.32
35	BA	702	G	N3-C4	-6.52	1.30	1.35
35	BA	760	G	N3-C4	-6.52	1.30	1.35
35	BA	942	G	C2-N3	-6.52	1.27	1.32
35	BA	1741	A	C5-C4	-6.52	1.34	1.38
35	BA	2435	A	C5-C4	-6.52	1.34	1.38
35	BA	255	A	N1-C2	-6.52	1.28	1.34
35	BA	1600	C	C2-O2	-6.52	1.18	1.24
35	BA	1985	G	N1-C2	-6.52	1.32	1.37
1	AA	981	U	C5-C6	-6.52	1.28	1.34
35	BA	948	G	N9-C4	-6.52	1.32	1.38
35	BA	1683	C	C2-N3	-6.52	1.30	1.35
1	AA	146	G	N9-C8	-6.52	1.33	1.37
1	AA	1107	C	N3-C4	-6.52	1.29	1.33
1	AA	1508	G	C5-C4	-6.52	1.33	1.38
35	BA	2723	C	N3-C4	-6.52	1.29	1.33
1	AA	751	U	C4-C5	-6.51	1.37	1.43

Continued on next page...

Continued from previous page...

Mol	Chain	Res	Type	Atoms	Z	Observed(Å)	Ideal(Å)
35	BA	411	G	C6-N1	-6.51	1.34	1.39
1	AA	276	G	C6-O6	-6.51	1.18	1.24
1	AA	300	A	N1-C2	-6.51	1.28	1.34
1	AA	1048	G	O3'-P	-6.51	1.53	1.61
1	AA	1471	G	N9-C4	-6.51	1.32	1.38
35	BA	228	A	C5-C6	-6.51	1.35	1.41
35	BA	2407	G	N9-C4	-6.51	1.32	1.38
35	BA	2563	U	N1-C6	-6.51	1.32	1.38
35	BA	1071	G	P-O5'	-6.51	1.53	1.59
35	BA	2194	G	N7-C5	6.51	1.43	1.39
1	AA	129(A)	G	N3-C4	-6.51	1.30	1.35
1	AA	172	A	N9-C8	-6.51	1.32	1.37
1	AA	218	C	C4-N4	-6.51	1.28	1.33
35	BA	784	A	N7-C5	-6.51	1.35	1.39
35	BA	1177	A	N7-C5	-6.51	1.35	1.39
35	BA	2157	G	N9-C4	-6.51	1.32	1.38
35	BA	587	C	C2-N3	-6.50	1.30	1.35
1	AA	437	U	C2-N3	-6.50	1.33	1.37
1	AA	1387	G	C2-N2	-6.50	1.28	1.34
35	BA	1854	A	N1-C2	-6.50	1.28	1.34
35	BA	2264	C	C5-C6	-6.50	1.29	1.34
1	AA	238	G	C2-N3	-6.50	1.27	1.32
1	AA	275	G	N3-C4	-6.50	1.30	1.35
1	AA	1079	G	N1-C2	-6.50	1.32	1.37
1	AA	1223	C	N3-C4	-6.50	1.29	1.33
35	BA	654(O)	G	N9-C8	-6.50	1.33	1.37
35	BA	800	A	N9-C4	-6.50	1.33	1.37
35	BA	1186	G	C2-N3	-6.50	1.27	1.32
35	BA	1555	G	N3-C4	-6.50	1.30	1.35
35	BA	2048	G	N3-C4	-6.50	1.30	1.35
35	BA	2253	G	C5-C4	-6.50	1.33	1.38
36	BB	13	A	N9-C8	-6.50	1.32	1.37
35	BA	2456	C	C2-N3	-6.50	1.30	1.35
1	AA	1189	C	C4'-C3'	-6.50	1.46	1.53
35	BA	1748	G	C6-O6	-6.50	1.18	1.24
35	BA	1789	A	C6-N6	-6.50	1.28	1.33
35	BA	1876	A	C4'-O4'	-6.50	1.37	1.45
35	BA	2015	A	P-O5'	-6.50	1.53	1.59
1	AA	1520	G	C2-N3	-6.50	1.27	1.32
1	AA	309	G	N9-C8	-6.50	1.33	1.37
1	AA	1077	G	N9-C8	-6.50	1.33	1.37
22	AV	48	C	N3-C4	-6.50	1.29	1.33

Continued on next page...

Continued from previous page...

Mol	Chain	Res	Type	Atoms	Z	Observed(Å)	Ideal(Å)
35	BA	282	A	C6-N6	-6.50	1.28	1.33
35	BA	341	G	C6-N1	-6.49	1.35	1.39
35	BA	366	C	C4-N4	-6.49	1.28	1.33
35	BA	970	C	N1-C6	-6.49	1.33	1.37
35	BA	1212	G	N9-C4	-6.49	1.32	1.38
35	BA	2491	U	C2-N3	-6.49	1.33	1.37
1	AA	1240	U	C4-C5	-6.49	1.37	1.43
22	AV	53	G	C8-N7	-6.49	1.27	1.30
35	BA	1030	G	C5-C4	-6.49	1.33	1.38
35	BA	1136	G	C8-N7	-6.49	1.27	1.30
35	BA	2642	G	C8-N7	-6.49	1.27	1.30
35	BA	1179	C	C4-C5	-6.49	1.37	1.43
35	BA	1890	A	N9-C8	-6.49	1.32	1.37
35	BA	2029	G	N1-C2	-6.49	1.32	1.37
35	BA	2483	C	C5-C6	-6.49	1.29	1.34
1	AA	929	G	C2-N2	-6.49	1.28	1.34
1	AA	1390	U	C2-N3	-6.49	1.33	1.37
35	BA	2894	G	C2-N3	-6.49	1.27	1.32
1	AA	1032	G	C5-C4	6.49	1.42	1.38
35	BA	1340	U	C5-C6	-6.49	1.28	1.34
35	BA	1360	A	C5-C6	-6.49	1.35	1.41
35	BA	1971	A	C2-N3	-6.49	1.27	1.33
1	AA	43	C	N1-C2	-6.48	1.33	1.40
1	AA	228	A	N9-C4	-6.48	1.33	1.37
1	AA	504	C	N1-C2	-6.48	1.33	1.40
1	AA	894	G	N9-C4	-6.48	1.32	1.38
35	BA	2057	A	N3-C4	-6.48	1.30	1.34
1	AA	159	G	C5-C4	-6.48	1.33	1.38
1	AA	750	G	C5-C4	-6.48	1.33	1.38
1	AA	1013	G	C5-C4	-6.48	1.33	1.38
36	BB	107	G	C5-C4	-6.48	1.33	1.38
35	BA	725	G	N3-C4	-6.48	1.30	1.35
1	AA	124	G	P-O5'	-6.48	1.53	1.59
35	BA	754	C	N3-C4	-6.48	1.29	1.33
35	BA	1854	A	N9-C4	-6.48	1.33	1.37
35	BA	2705	A	N9-C4	6.48	1.41	1.37
1	AA	1166	G	C5'-C4'	-6.48	1.43	1.51
35	BA	32	C	N1-C6	-6.47	1.33	1.37
35	BA	583	G	N9-C8	-6.47	1.33	1.37
35	BA	587	C	N1-C2	-6.47	1.33	1.40
35	BA	1278	A	C6-N1	-6.47	1.31	1.35
35	BA	2351	G	N3-C4	6.47	1.40	1.35

Continued on next page...

Continued from previous page...

Mol	Chain	Res	Type	Atoms	Z	Observed(Å)	Ideal(Å)
1	AA	614	A	C4'-C3'	-6.47	1.46	1.53
35	BA	26	G	C4'-C3'	-6.47	1.46	1.53
35	BA	869	G	C5-C6	-6.47	1.35	1.42
35	BA	233	A	C5-C6	-6.47	1.35	1.41
35	BA	548	A	N9-C8	-6.47	1.32	1.37
35	BA	1795	C	C5-C6	-6.47	1.29	1.34
35	BA	1841	U	C4-C5	-6.47	1.37	1.43
35	BA	962	G	N9-C4	-6.47	1.32	1.38
35	BA	2083	G	N9-C4	-6.47	1.32	1.38
1	AA	42	G	C6-N1	-6.47	1.35	1.39
1	AA	1281	U	C2-N3	-6.46	1.33	1.37
35	BA	982	C	C4-C5	-6.46	1.37	1.43
1	AA	621	A	N3-C4	-6.46	1.30	1.34
35	BA	103	A	C6-N1	-6.46	1.31	1.35
35	BA	2886	G	C2-N3	-6.46	1.27	1.32
1	AA	68	G	C6-O6	-6.46	1.18	1.24
1	AA	1503	A	O4'-C1'	-6.46	1.33	1.41
35	BA	565	C	C2-N3	-6.46	1.30	1.35
35	BA	2456	C	N1-C2	-6.46	1.33	1.40
35	BA	2722	G	C2-N2	-6.46	1.28	1.34
1	AA	204	U	C5-C6	-6.46	1.28	1.34
1	AA	275	G	C8-N7	-6.46	1.27	1.30
1	AA	684	A	N9-C8	-6.46	1.32	1.37
1	AA	1339	A	N9-C4	-6.46	1.33	1.37
1	AA	1419	G	C5'-C4'	-6.46	1.43	1.51
35	BA	34	C	O3'-P	-6.46	1.53	1.61
35	BA	1087	G	C3'-C2'	-6.46	1.45	1.52
1	AA	649	G	N3-C4	-6.46	1.30	1.35
35	BA	349	G	N3-C4	-6.46	1.30	1.35
35	BA	522	G	N3-C4	-6.46	1.30	1.35
35	BA	1431	U	C5-C6	-6.46	1.28	1.34
1	AA	863	U	N1-C2	-6.45	1.32	1.38
35	BA	826	U	N1-C2	-6.45	1.32	1.38
35	BA	941	A	N9-C4	-6.45	1.33	1.37
35	BA	1985	G	C2-N2	-6.45	1.28	1.34
35	BA	2056	G	N3-C4	-6.45	1.30	1.35
35	BA	2131	G	N3-C4	-6.45	1.30	1.35
35	BA	2283	C	C2-N3	-6.45	1.30	1.35
1	AA	1169	A	N7-C5	-6.45	1.35	1.39
35	BA	678	C	C2-O2	-6.45	1.18	1.24
35	BA	2524	G	N7-C5	-6.45	1.35	1.39
36	BB	44	G	C6-O6	-6.45	1.18	1.24

Continued on next page...

Continued from previous page...

Mol	Chain	Res	Type	Atoms	Z	Observed(Å)	Ideal(Å)
1	AA	317	G	C5-C6	-6.45	1.35	1.42
1	AA	1526	G	C3'-C2'	-6.45	1.45	1.52
35	BA	1385	G	N9-C4	-6.45	1.32	1.38
35	BA	1893	C	N1-C6	-6.45	1.33	1.37
1	AA	1337	G	N9-C8	-6.45	1.33	1.37
35	BA	2509	G	N9-C8	-6.45	1.33	1.37
35	BA	258	G	C6-N1	-6.45	1.35	1.39
35	BA	2496	C	C4-N4	-6.45	1.28	1.33
1	AA	710	G	C8-N7	-6.44	1.27	1.30
1	AA	1208	C	C4'-O4'	-6.44	1.37	1.45
35	BA	1400	G	C8-N7	-6.44	1.27	1.30
35	BA	2702	U	C2-N3	-6.44	1.33	1.37
1	AA	289	G	C2-N3	-6.44	1.27	1.32
35	BA	693	C	N1-C6	-6.44	1.33	1.37
35	BA	735	A	C5-C4	-6.44	1.34	1.38
35	BA	1814	G	C2-N3	-6.44	1.27	1.32
1	AA	1201	A	P-O5'	-6.44	1.53	1.59
35	BA	238	C	C2'-C1'	-6.44	1.46	1.53
35	BA	1168	G	C2'-C1'	-6.44	1.46	1.53
1	AA	695	A	N9-C4	-6.44	1.33	1.37
35	BA	571	A	N9-C4	-6.44	1.33	1.37
1	AA	116	A	N3-C4	-6.44	1.30	1.34
1	AA	1005	A	C4'-C3'	-6.44	1.46	1.53
35	BA	2157	G	C5-C4	-6.44	1.33	1.38
35	BA	1251	C	N1-C6	-6.44	1.33	1.37
35	BA	1566	A	C5-C4	-6.44	1.34	1.38
1	AA	104	G	C4'-C3'	-6.43	1.46	1.53
1	AA	30	U	C5'-C4'	-6.43	1.43	1.51
1	AA	501	C	C4-C5	-6.43	1.37	1.43
1	AA	1121	U	C4-C5	-6.43	1.37	1.43
1	AA	1228	C	C4-C5	-6.43	1.37	1.43
1	AA	1375	A	N7-C5	-6.43	1.35	1.39
36	BB	45	A	N7-C5	-6.43	1.35	1.39
1	AA	129	U	C4-O4	-6.43	1.18	1.23
35	BA	771	G	N9-C8	-6.43	1.33	1.37
35	BA	2519	U	C4-O4	-6.43	1.18	1.23
1	AA	83	U	C5-C6	-6.43	1.28	1.34
1	AA	1351	U	C2-N3	-6.43	1.33	1.37
35	BA	763	G	C5-C6	-6.43	1.35	1.42
35	BA	2032	G	C4'-O4'	-6.43	1.37	1.45
1	AA	551	U	C2'-C1'	-6.42	1.46	1.53
1	AA	665	A	C6-N1	-6.42	1.31	1.35

Continued on next page...

Continued from previous page...

Mol	Chain	Res	Type	Atoms	Z	Observed(Å)	Ideal(Å)
22	AV	37	A	C6-N1	-6.42	1.31	1.35
35	BA	375	C	C2'-C1'	-6.42	1.46	1.53
35	BA	768	G	C2-N2	-6.42	1.28	1.34
35	BA	783	A	N3-C4	-6.42	1.30	1.34
35	BA	1382	G	C8-N7	6.42	1.34	1.30
1	AA	590	C	C2-O2	-6.42	1.18	1.24
1	AA	922	G	C4'-C3'	-6.42	1.46	1.53
1	AA	993	G	C5-C4	-6.42	1.33	1.38
35	BA	1141	U	C4'-O4'	-6.42	1.37	1.45
1	AA	523	A	C8-N7	-6.42	1.27	1.31
35	BA	2446	G	N3-C4	-6.42	1.30	1.35
1	AA	263	A	C5-C6	-6.42	1.35	1.41
35	BA	2569	G	C5-C4	-6.42	1.33	1.38
35	BA	1075	C	C4-N4	-6.42	1.28	1.33
1	AA	391	G	C6-O6	-6.41	1.18	1.24
1	AA	1201	A	N7-C5	-6.41	1.35	1.39
1	AA	1470	G	N3-C4	-6.41	1.30	1.35
35	BA	649	G	C6-N1	6.41	1.44	1.39
35	BA	968	G	N3-C4	-6.41	1.30	1.35
35	BA	1228	G	C2-N3	-6.41	1.27	1.32
35	BA	1543	C	N3-C4	-6.41	1.29	1.33
35	BA	1144	G	N9-C8	6.41	1.42	1.37
35	BA	2865	U	C4-O4	-6.41	1.18	1.23
1	AA	958	A	C6-N1	-6.41	1.31	1.35
1	AA	1179	A	N9-C4	-6.41	1.34	1.37
1	AA	1222	G	N9-C8	-6.41	1.33	1.37
1	AA	1379	G	N9-C8	-6.41	1.33	1.37
35	BA	1209	G	C6-N1	-6.41	1.35	1.39
35	BA	1277	G	N3-C4	-6.41	1.30	1.35
35	BA	1426	G	C4'-O4'	-6.41	1.37	1.45
35	BA	2012	G	N3-C4	-6.41	1.30	1.35
36	BB	28	C	C2-N3	-6.41	1.30	1.35
35	BA	271(I)	G	N7-C5	-6.41	1.35	1.39
35	BA	901	A	N7-C5	-6.41	1.35	1.39
22	AV	9	G	C8-N7	-6.41	1.27	1.30
35	BA	140	G	C8-N7	-6.41	1.27	1.30
35	BA	2407	G	C8-N7	6.41	1.34	1.30
35	BA	2699	C	N3-C4	-6.41	1.29	1.33
1	AA	319	G	C6-O6	-6.40	1.18	1.24
1	AA	662	G	N9-C8	-6.40	1.33	1.37
1	AA	819	A	C4'-C3'	-6.40	1.46	1.53
35	BA	1149	G	C6-N1	-6.40	1.35	1.39

Continued on next page...

Continued from previous page...

Mol	Chain	Res	Type	Atoms	Z	Observed(Å)	Ideal(Å)
35	BA	1321	A	N9-C4	-6.40	1.34	1.37
35	BA	1922	G	C6-N1	-6.40	1.35	1.39
36	BB	19	G	O3'-P	-6.40	1.53	1.61
1	AA	47	C	C4-C5	-6.40	1.37	1.43
35	BA	1233	C	C4-C5	-6.40	1.37	1.43
35	BA	1563	G	C2'-C1'	-6.40	1.46	1.53
35	BA	2058	A	N7-C5	-6.40	1.35	1.39
35	BA	2425	A	N7-C5	-6.40	1.35	1.39
35	BA	2499	C	C5-C6	-6.40	1.29	1.34
1	AA	1495	U	N1-C2	-6.40	1.32	1.38
22	AV	72	A	C5-C6	-6.40	1.35	1.41
35	BA	251	A	N3-C4	-6.40	1.31	1.34
1	AA	878	G	N3-C4	-6.40	1.30	1.35
35	BA	1232	G	N1-C2	6.40	1.42	1.37
35	BA	1601	G	N3-C4	-6.40	1.30	1.35
35	BA	2250	G	C8-N7	-6.40	1.27	1.30
35	BA	636	G	C5-C4	-6.39	1.33	1.38
35	BA	1768	U	C4-O4	6.39	1.28	1.23
35	BA	2716	U	C2-N3	-6.39	1.33	1.37
1	AA	782	A	N7-C5	6.39	1.43	1.39
1	AA	1155	G	N9-C8	-6.39	1.33	1.37
1	AA	1171	G	N9-C8	-6.39	1.33	1.37
35	BA	336	C	C5-C6	-6.39	1.29	1.34
35	BA	662	G	N9-C4	-6.39	1.32	1.38
35	BA	938	G	N9-C4	-6.39	1.32	1.38
35	BA	798	G	N7-C5	-6.39	1.35	1.39
1	AA	1119	C	N1-C6	-6.39	1.33	1.37
1	AA	1320	C	N1-C6	-6.39	1.33	1.37
35	BA	185	U	C4'-C3'	-6.39	1.46	1.53
35	BA	774	A	C8-N7	-6.39	1.27	1.31
35	BA	1090	U	C2-O2	6.39	1.28	1.22
35	BA	1663	C	C3'-C2'	-6.39	1.45	1.52
35	BA	772	C	N3-C4	-6.38	1.29	1.33
35	BA	2049	G	C8-N7	-6.38	1.27	1.30
1	AA	383	A	C6-N6	-6.38	1.28	1.33
1	AA	892	A	N9-C4	-6.38	1.34	1.37
35	BA	2384	G	N7-C5	-6.38	1.35	1.39
35	BA	2675	A	C6-N6	-6.38	1.28	1.33
36	BB	119	G	N9-C8	6.38	1.42	1.37
1	AA	649	G	C8-N7	-6.38	1.27	1.30
1	AA	734	G	C5-C6	-6.38	1.35	1.42
1	AA	940	C	C4'-C3'	-6.38	1.46	1.53

Continued on next page...

Continued from previous page...

Mol	Chain	Res	Type	Atoms	Z	Observed(Å)	Ideal(Å)
1	AA	948	C	C4-C5	-6.38	1.37	1.43
1	AA	1027	C	N3-C4	-6.38	1.29	1.33
35	BA	654(N)	G	N1-C2	-6.38	1.32	1.37
35	BA	707	G	C8-N7	-6.38	1.27	1.30
35	BA	1311	G	C5-C6	-6.38	1.35	1.42
35	BA	1634	A	N9-C8	-6.38	1.32	1.37
35	BA	2246	G	C2-N3	-6.38	1.27	1.32
35	BA	2642	G	P-O5'	-6.38	1.53	1.59
35	BA	2707	G	C8-N7	-6.38	1.27	1.30
1	AA	294	U	N3-C4	-6.38	1.32	1.38
1	AA	819	A	N9-C4	-6.38	1.34	1.37
1	AA	1349	A	C6-N1	-6.38	1.31	1.35
1	AA	1358	U	C5-C6	-6.38	1.28	1.34
35	BA	258	G	N7-C5	-6.38	1.35	1.39
35	BA	517	C	C3'-C2'	-6.38	1.45	1.52
35	BA	2307	G	N9-C8	-6.38	1.33	1.37
36	BB	114	C	C5-C6	-6.38	1.29	1.34
1	AA	807	A	C8-N7	-6.38	1.27	1.31
35	BA	1105	U	C2-N3	-6.37	1.33	1.37
35	BA	1710	C	C5'-C4'	-6.37	1.43	1.51
35	BA	2159	G	C5-C4	-6.37	1.33	1.38
35	BA	292	C	C5-C6	-6.37	1.29	1.34
35	BA	512	G	C6-N1	-6.37	1.35	1.39
1	AA	230	G	N3-C4	-6.37	1.30	1.35
1	AA	435	C	C2-O2	-6.37	1.18	1.24
1	AA	1032	G	N3-C4	-6.37	1.30	1.35
35	BA	536	A	N7-C5	-6.37	1.35	1.39
35	BA	1787	A	C8-N7	-6.37	1.27	1.31
35	BA	1953	A	N9-C8	-6.37	1.32	1.37
35	BA	2468	G	N7-C5	-6.37	1.35	1.39
1	AA	538	G	C2-N3	-6.37	1.27	1.32
35	BA	2675	A	N3-C4	-6.37	1.31	1.34
35	BA	272(H)	C	N1-C6	-6.37	1.33	1.37
35	BA	581	C	C4-N4	-6.37	1.28	1.33
35	BA	1417	C	N1-C6	-6.37	1.33	1.37
1	AA	498	U	N1-C2	-6.37	1.32	1.38
1	AA	703	G	C6-N1	-6.37	1.35	1.39
35	BA	1079	C	N3-C4	6.37	1.38	1.33
1	AA	538	G	N3-C4	-6.36	1.30	1.35
1	AA	687	A	N9-C4	-6.36	1.34	1.37
1	AA	697	U	N3-C4	-6.36	1.32	1.38
35	BA	2030	A	N9-C4	-6.36	1.34	1.37

Continued on next page...

Continued from previous page...

Mol	Chain	Res	Type	Atoms	Z	Observed(Å)	Ideal(Å)
35	BA	1672	C	N3-C4	-6.36	1.29	1.33
35	BA	2387	U	O3'-P	-6.36	1.53	1.61
1	AA	321	A	N9-C4	6.36	1.41	1.37
1	AA	1162	C	C4-C5	-6.36	1.37	1.43
35	BA	142	A	N9-C4	6.36	1.41	1.37
35	BA	1232	G	C6-N1	-6.36	1.35	1.39
35	BA	2893	G	N9-C8	-6.36	1.33	1.37
1	AA	864	A	C6-N1	-6.36	1.31	1.35
35	BA	418	G	C8-N7	-6.36	1.27	1.30
35	BA	911	A	C4'-C3'	-6.36	1.46	1.53
1	AA	264	U	C2-N3	-6.36	1.33	1.37
1	AA	1432	G	N7-C5	-6.36	1.35	1.39
35	BA	87	C	C5-C6	-6.36	1.29	1.34
35	BA	1890	A	N7-C5	-6.36	1.35	1.39
1	AA	427	U	C4-O4	6.36	1.28	1.23
1	AA	481	G	N9-C4	-6.36	1.32	1.38
1	AA	689	C	N1-C6	-6.36	1.33	1.37
1	AA	925	G	N9-C4	-6.36	1.32	1.38
35	BA	258	G	N9-C4	-6.36	1.32	1.38
35	BA	297	C	N1-C6	-6.36	1.33	1.37
35	BA	2035	G	C2-N3	-6.36	1.27	1.32
35	BA	432	A	C6-N1	-6.35	1.31	1.35
36	BB	26	A	C2'-C1'	-6.35	1.46	1.53
1	AA	1168	A	C8-N7	-6.35	1.27	1.31
35	BA	251	A	N7-C5	-6.35	1.35	1.39
35	BA	271(R)	G	C8-N7	-6.35	1.27	1.30
35	BA	765	G	P-O5'	-6.35	1.53	1.59
1	AA	1126	U	N3-C4	-6.35	1.32	1.38
35	BA	508	G	C5-C4	-6.35	1.33	1.38
1	AA	278	G	C4'-C3'	-6.35	1.46	1.53
35	BA	386	G	N9-C8	-6.35	1.33	1.37
35	BA	1356	G	C5-C6	-6.35	1.36	1.42
22	AV	49	G	C3'-C2'	-6.35	1.45	1.52
35	BA	1299	G	N3-C4	-6.35	1.31	1.35
35	BA	1464	C	C3'-C2'	-6.35	1.45	1.52
35	BA	2700	C	C5-C6	-6.35	1.29	1.34
1	AA	561	U	C4-O4	-6.35	1.18	1.23
22	AV	70	G	C8-N7	-6.35	1.27	1.30
35	BA	31	C	C2-N3	-6.35	1.30	1.35
35	BA	1057	A	C5-C4	-6.35	1.34	1.38
35	BA	2852	G	O3'-P	-6.35	1.53	1.61
1	AA	1527	C	C3'-C2'	-6.34	1.45	1.52

Continued on next page...

Continued from previous page...

Mol	Chain	Res	Type	Atoms	Z	Observed(Å)	Ideal(Å)
35	BA	78	A	C6-N6	-6.34	1.28	1.33
1	AA	310	G	C6-O6	-6.34	1.18	1.24
22	AV	5	G	C6-O6	-6.34	1.18	1.24
35	BA	75	G	C4'-C3'	-6.34	1.46	1.53
35	BA	2329	G	C4'-O4'	-6.34	1.37	1.45
1	AA	296	U	C2-N3	-6.34	1.33	1.37
1	AA	1416	G	N3-C4	-6.34	1.31	1.35
35	BA	1028	A	C2-N3	-6.34	1.27	1.33
35	BA	1153	C	C2'-C1'	-6.34	1.46	1.53
35	BA	2482	G	N9-C4	-6.34	1.32	1.38
35	BA	2668	G	N3-C4	-6.34	1.31	1.35
35	BA	487	C	O4'-C1'	-6.34	1.33	1.41
35	BA	1419	A	P-O5'	-6.34	1.53	1.59
35	BA	299	A	C6-N1	-6.34	1.31	1.35
35	BA	722	A	C6-N1	-6.34	1.31	1.35
1	AA	1233	G	N1-C2	-6.34	1.32	1.37
35	BA	1253	A	N9-C8	-6.34	1.32	1.37
35	BA	1368	G	N1-C2	-6.34	1.32	1.37
35	BA	1889	A	C8-N7	-6.34	1.27	1.31
1	AA	332	G	C4'-C3'	-6.33	1.46	1.53
1	AA	862	C	C4-C5	-6.33	1.37	1.43
1	AA	1332	A	N7-C5	-6.33	1.35	1.39
22	AV	35	A	N9-C4	-6.33	1.34	1.37
35	BA	2576	G	N7-C5	-6.33	1.35	1.39
35	BA	259	G	C2'-C1'	-6.33	1.46	1.53
35	BA	1442	G	C2-N3	6.33	1.37	1.32
1	AA	794	A	C5-C4	-6.33	1.34	1.38
35	BA	1676	A	O3'-P	-6.33	1.53	1.61
35	BA	127	A	N3-C4	-6.33	1.31	1.34
35	BA	1551	C	C4-C5	-6.33	1.37	1.43
35	BA	1721	G	N9-C8	-6.33	1.33	1.37
35	BA	1999	C	N3-C4	-6.33	1.29	1.33
35	BA	2564	A	N3-C4	-6.33	1.31	1.34
1	AA	88	A	C5-C6	6.33	1.46	1.41
1	AA	502	G	N7-C5	-6.33	1.35	1.39
35	BA	425	G	C2-N2	-6.33	1.28	1.34
35	BA	821	A	N9-C4	-6.33	1.34	1.37
1	AA	1124	G	C8-N7	-6.33	1.27	1.30
35	BA	1669	A	N1-C2	-6.33	1.28	1.34
35	BA	1915	U	C5-C6	-6.33	1.28	1.34
36	BB	9	G	C2-N3	-6.33	1.27	1.32
1	AA	679	C	P-O5'	-6.32	1.53	1.59

Continued on next page...

Continued from previous page...

Mol	Chain	Res	Type	Atoms	Z	Observed(Å)	Ideal(Å)
1	AA	1200	C	C4-C5	-6.32	1.37	1.43
35	BA	566	U	C4-C5	-6.32	1.37	1.43
1	AA	1068	G	N9-C4	-6.32	1.32	1.38
1	AA	1105	A	C6-N1	-6.32	1.31	1.35
1	AA	1434	A	N7-C5	-6.32	1.35	1.39
35	BA	2580	U	C2-O2	-6.32	1.16	1.22
1	AA	1076	C	C4-C5	-6.32	1.37	1.43
1	AA	1314	C	C5-C6	-6.32	1.29	1.34
1	AA	1339	A	C2-N3	-6.32	1.27	1.33
1	AA	1426	C	C2-N3	-6.32	1.30	1.35
35	BA	309	G	N9-C4	-6.32	1.32	1.38
35	BA	602	G	C6-N1	-6.32	1.35	1.39
35	BA	1502	C	P-O5'	6.32	1.66	1.59
35	BA	1982	C	N3-C4	-6.32	1.29	1.33
35	BA	2776	A	N9-C8	-6.32	1.32	1.37
1	AA	750	G	C8-N7	-6.31	1.27	1.30
1	AA	805	C	N1-C6	-6.31	1.33	1.37
35	BA	1399	C	N1-C6	-6.31	1.33	1.37
35	BA	2880	C	N1-C6	-6.31	1.33	1.37
1	AA	80	G	N7-C5	-6.31	1.35	1.39
1	AA	619	U	N3-C4	-6.31	1.32	1.38
1	AA	678	U	N1-C6	-6.31	1.32	1.38
1	AA	1233	G	C6-O6	-6.31	1.18	1.24
35	BA	52	A	C6-N1	-6.31	1.31	1.35
35	BA	64	A	N7-C5	-6.31	1.35	1.39
35	BA	842	G	C4'-C3'	-6.31	1.46	1.53
35	BA	1696	G	C4'-C3'	-6.31	1.46	1.53
35	BA	1713	U	C2-N3	-6.31	1.33	1.37
35	BA	1759	A	C6-N1	-6.31	1.31	1.35
35	BA	1808	U	N1-C6	-6.31	1.32	1.38
35	BA	1168	G	C3'-C2'	-6.31	1.45	1.52
35	BA	1722	A	N1-C2	-6.31	1.28	1.34
1	AA	657	G	C8-N7	-6.31	1.27	1.30
1	AA	1387	G	C8-N7	-6.31	1.27	1.30
35	BA	1413	G	C8-N7	-6.31	1.27	1.30
35	BA	1882	C	N1-C2	-6.31	1.33	1.40
1	AA	670	G	C5-C6	-6.30	1.36	1.42
1	AA	733	A	C5'-C4'	-6.30	1.43	1.51
35	BA	1216	G	C3'-C2'	-6.30	1.45	1.52
35	BA	2259	G	C2-N3	-6.30	1.27	1.32
35	BA	2353	G	C5-C6	-6.30	1.36	1.42
35	BA	1030	G	N9-C4	-6.30	1.32	1.38

Continued on next page...

Continued from previous page...

Mol	Chain	Res	Type	Atoms	Z	Observed(Å)	Ideal(Å)
1	AA	1432	G	C8-N7	-6.30	1.27	1.30
35	BA	1452	A	C6-N6	6.30	1.39	1.33
35	BA	1924	C	C4'-C3'	-6.30	1.46	1.53
35	BA	2510	C	C4'-C3'	-6.30	1.46	1.53
36	BB	33	G	N3-C4	-6.30	1.31	1.35
1	AA	57	G	N9-C4	-6.30	1.32	1.38
35	BA	495	G	N9-C4	-6.30	1.32	1.38
35	BA	1846	G	N9-C4	-6.30	1.32	1.38
1	AA	538	G	C6-N1	-6.30	1.35	1.39
1	AA	1274	G	C6-O6	-6.30	1.18	1.24
35	BA	647	G	P-O5'	-6.30	1.53	1.59
35	BA	1902	C	C4'-C3'	-6.30	1.46	1.53
35	BA	2144	U	C4-C5	-6.30	1.37	1.43
36	BB	14	U	P-O5'	-6.30	1.53	1.59
1	AA	1104	G	C2-N2	-6.29	1.28	1.34
1	AA	1488	G	C2-N2	-6.29	1.28	1.34
35	BA	123	G	C2-N2	-6.29	1.28	1.34
35	BA	883	G	C2-N2	-6.29	1.28	1.34
1	AA	262	A	P-O5'	-6.29	1.53	1.59
1	AA	608	A	C6-N1	-6.29	1.31	1.35
1	AA	828	A	N9-C8	-6.29	1.32	1.37
35	BA	271(D)	G	C8-N7	-6.29	1.27	1.30
35	BA	2112	G	C4'-C3'	-6.29	1.46	1.53
1	AA	186	C	N1-C6	-6.29	1.33	1.37
1	AA	966	G	C5-C4	-6.29	1.33	1.38
35	BA	2077	A	N1-C2	-6.29	1.28	1.34
35	BA	2360	A	C8-N7	-6.29	1.27	1.31
1	AA	1377	A	C6-N1	-6.29	1.31	1.35
35	BA	703	U	N1-C6	-6.29	1.32	1.38
35	BA	1498	C	C2-N3	-6.29	1.30	1.35
35	BA	552	G	C5-C4	-6.29	1.33	1.38
35	BA	762	U	C4'-O4'	-6.29	1.37	1.45
35	BA	1303	G	C4'-C3'	-6.29	1.46	1.53
1	AA	21	G	N9-C8	-6.29	1.33	1.37
1	AA	1078	U	N1-C2	-6.29	1.32	1.38
1	AA	1115	C	N3-C4	-6.29	1.29	1.33
35	BA	635	C	N1-C6	-6.29	1.33	1.37
35	BA	1237	A	C8-N7	-6.29	1.27	1.31
35	BA	2223	G	C2-N3	-6.29	1.27	1.32
35	BA	2442	C	C2-O2	-6.29	1.18	1.24
35	BA	204	A	N7-C5	-6.28	1.35	1.39
35	BA	529	A	N7-C5	-6.28	1.35	1.39

Continued on next page...

Continued from previous page...

Mol	Chain	Res	Type	Atoms	Z	Observed(Å)	Ideal(Å)
35	BA	586	A	N7-C5	-6.28	1.35	1.39
35	BA	1860	G	N9-C4	-6.28	1.32	1.38
35	BA	2045	C	C3'-C2'	-6.28	1.45	1.52
35	BA	2188	C	C4-C5	-6.28	1.38	1.43
35	BA	1373	A	C5-C4	-6.28	1.34	1.38
1	AA	147	G	C8-N7	-6.28	1.27	1.30
1	AA	683	G	N9-C8	-6.28	1.33	1.37
1	AA	975	A	C6-N6	-6.28	1.28	1.33
22	AV	51	C	C2-O2	-6.28	1.18	1.24
35	BA	1826	G	C8-N7	-6.28	1.27	1.30
35	BA	1844	C	N1-C2	-6.28	1.33	1.40
35	BA	2177	C	C5-C6	-6.28	1.29	1.34
35	BA	2319	G	N1-C2	-6.28	1.32	1.37
35	BA	2692	C	C2-O2	-6.28	1.18	1.24
35	BA	2833	G	N9-C8	-6.28	1.33	1.37
36	BB	25	A	O3'-P	-6.28	1.53	1.61
35	BA	1011	G	N9-C8	6.28	1.42	1.37
35	BA	1149	G	N9-C4	-6.28	1.32	1.38
1	AA	8	A	N3-C4	-6.28	1.31	1.34
1	AA	23	C	C5'-C4'	-6.28	1.43	1.51
1	AA	512	U	C4-O4	-6.28	1.18	1.23
35	BA	989	G	N3-C4	-6.28	1.31	1.35
35	BA	1845	G	N7-C5	-6.28	1.35	1.39
35	BA	1950	G	N7-C5	-6.28	1.35	1.39
35	BA	2370	G	N7-C5	-6.28	1.35	1.39
1	AA	659	U	C4'-C3'	-6.28	1.46	1.53
35	BA	1205	U	C4'-C3'	-6.28	1.46	1.53
35	BA	2486	G	N9-C8	-6.28	1.33	1.37
35	BA	2536	G	N9-C8	-6.28	1.33	1.37
35	BA	2675	A	N9-C8	-6.28	1.32	1.37
35	BA	143(A)	C	N3-C4	-6.27	1.29	1.33
35	BA	1020	A	P-O5'	-6.27	1.53	1.59
1	AA	589	C	N3-C4	6.27	1.38	1.33
35	BA	394	A	C4'-C3'	-6.27	1.46	1.53
35	BA	1365	A	N3-C4	-6.27	1.31	1.34
35	BA	2835	A	N3-C4	-6.27	1.31	1.34
1	AA	769	G	C5-C4	-6.27	1.33	1.38
1	AA	928	G	C2-N3	-6.27	1.27	1.32
22	AV	6	G	C2-N3	-6.27	1.27	1.32
35	BA	89	G	N3-C4	-6.27	1.31	1.35
35	BA	804	A	N9-C4	-6.27	1.34	1.37
35	BA	2446	G	C5-C4	-6.27	1.33	1.38

Continued on next page...

Continued from previous page...

Mol	Chain	Res	Type	Atoms	Z	Observed(Å)	Ideal(Å)
1	AA	457	C	C2-N3	-6.27	1.30	1.35
35	BA	1121	C	C2-N3	-6.27	1.30	1.35
1	AA	867	G	C5-C4	-6.27	1.33	1.38
35	BA	630	G	C2-N3	-6.27	1.27	1.32
35	BA	2161	C	O3'-P	-6.26	1.53	1.61
35	BA	2826	A	N9-C4	-6.26	1.34	1.37
36	BB	22	U	C5-C6	-6.26	1.28	1.34
38	BD	181	GLU	CD-OE2	-6.26	1.18	1.25
43	BK	106	GLU	CD-OE2	-6.26	1.18	1.25
35	BA	603	A	C8-N7	-6.26	1.27	1.31
1	AA	93	G	N1-C2	-6.26	1.32	1.37
1	AA	1321	C	N1-C6	-6.26	1.33	1.37
35	BA	433	C	N1-C6	-6.26	1.33	1.37
35	BA	1892	C	N1-C6	-6.26	1.33	1.37
35	BA	2416	C	N1-C6	-6.26	1.33	1.37
1	AA	897	C	C4-N4	-6.26	1.28	1.33
1	AA	1170	A	C5-C6	-6.26	1.35	1.41
35	BA	178	G	C6-N1	-6.26	1.35	1.39
35	BA	937	U	N3-C4	-6.26	1.32	1.38
35	BA	1528(A)	A	N3-C4	-6.26	1.31	1.34
35	BA	2164	C	C4-C5	-6.26	1.38	1.43
1	AA	827	U	N1-C6	-6.26	1.32	1.38
35	BA	629	G	C6-O6	-6.26	1.18	1.24
35	BA	2801(A)	A	C8-N7	6.26	1.35	1.31
1	AA	931	C	C5-C6	-6.26	1.29	1.34
35	BA	124	G	C2-N2	-6.26	1.28	1.34
35	BA	1306	C	C4-C5	-6.26	1.38	1.43
1	AA	887	G	C5-C4	-6.25	1.33	1.38
1	AA	371	G	N7-C5	-6.25	1.35	1.39
1	AA	728	A	O5'-C5'	-6.25	1.32	1.42
35	BA	197	A	N7-C5	-6.25	1.35	1.39
35	BA	1247	A	N3-C4	-6.25	1.31	1.34
35	BA	1278	A	N3-C4	-6.25	1.31	1.34
35	BA	1650	G	N7-C5	-6.25	1.35	1.39
1	AA	817	C	C4-C5	-6.25	1.38	1.43
35	BA	2198	A	C8-N7	-6.25	1.27	1.31
1	AA	1443	G	C5-C4	-6.25	1.33	1.38
35	BA	1127	A	C6-N1	-6.25	1.31	1.35
35	BA	2100	G	C5-C4	-6.25	1.33	1.38
35	BA	1609	A	C2-N3	-6.25	1.27	1.33
1	AA	100	C	N3-C4	-6.25	1.29	1.33
1	AA	106	C	C4'-C3'	-6.25	1.46	1.53

Continued on next page...

Continued from previous page...

Mol	Chain	Res	Type	Atoms	Z	Observed(Å)	Ideal(Å)
1	AA	654	G	C8-N7	-6.25	1.27	1.30
1	AA	1411	C	C4-C5	-6.25	1.38	1.43
35	BA	1207	C	N3-C4	-6.25	1.29	1.33
35	BA	1403	C	C4'-C3'	-6.25	1.46	1.53
35	BA	1631(A)	A	N3-C4	-6.25	1.31	1.34
35	BA	1693	U	N3-C4	-6.25	1.32	1.38
35	BA	2763	G	N1-C2	-6.25	1.32	1.37
23	AX	16	A	C6-N1	-6.25	1.31	1.35
35	BA	210	C	C3'-C2'	-6.25	1.45	1.52
35	BA	655	A	C2-N3	-6.25	1.27	1.33
1	AA	767	A	C5-C4	-6.24	1.34	1.38
35	BA	849	A	C5-C4	-6.24	1.34	1.38
1	AA	957	U	N3-C4	-6.24	1.32	1.38
35	BA	2677	G	N1-C2	-6.24	1.32	1.37
36	BB	101	G	N1-C2	-6.24	1.32	1.37
35	BA	1863	G	C4'-C3'	-6.24	1.46	1.53
35	BA	1194	A	C5-C4	-6.24	1.34	1.38
35	BA	2124	G	C5-C6	-6.24	1.36	1.42
1	AA	1471	G	C2-N3	-6.24	1.27	1.32
35	BA	1548	C	C4'-C3'	-6.24	1.46	1.53
35	BA	2233	U	N1-C6	-6.24	1.32	1.38
36	BB	53	A	C6-N6	-6.24	1.28	1.33
1	AA	461	A	C3'-C2'	-6.24	1.45	1.52
1	AA	723	U	P-O5'	-6.24	1.53	1.59
35	BA	962	G	N7-C5	-6.24	1.35	1.39
35	BA	1459	G	P-O5'	-6.24	1.53	1.59
1	AA	860	A	C4'-C3'	-6.23	1.46	1.53
22	AV	5	G	C8-N7	-6.23	1.27	1.30
35	BA	1293	C	C4'-C3'	-6.23	1.46	1.53
35	BA	2886	G	C5-C4	-6.23	1.33	1.38
36	BB	18	G	C8-N7	-6.23	1.27	1.30
1	AA	299	G	N9-C8	-6.23	1.33	1.37
1	AA	1182	G	N9-C8	-6.23	1.33	1.37
1	AA	1311	G	C2-N2	-6.23	1.28	1.34
1	AA	1433	A	C2-N3	-6.23	1.27	1.33
1	AA	1526	G	C2-N3	-6.23	1.27	1.32
35	BA	870	A	N9-C4	-6.23	1.34	1.37
35	BA	1881	C	C4-C5	-6.23	1.38	1.43
35	BA	2405	G	N9-C8	-6.23	1.33	1.37
35	BA	2814	C	C5-C6	-6.23	1.29	1.34
1	AA	1397	C	C2-N3	-6.23	1.30	1.35
35	BA	1889	A	C5'-C4'	-6.23	1.43	1.51

Continued on next page...

Continued from previous page...

Mol	Chain	Res	Type	Atoms	Z	Observed(Å)	Ideal(Å)
35	BA	523	C	N3-C4	-6.23	1.29	1.33
1	AA	157	G	C2-N3	-6.23	1.27	1.32
1	AA	773	G	C6-N1	-6.23	1.35	1.39
1	AA	1238	A	C6-N1	-6.23	1.31	1.35
1	AA	1413	A	C4'-O4'	-6.23	1.37	1.45
35	BA	1313	U	C4-C5	-6.23	1.38	1.43
35	BA	1583	A	N9-C4	-6.23	1.34	1.37
35	BA	2557	G	N7-C5	-6.23	1.35	1.39
35	BA	2694	G	C2-N3	-6.23	1.27	1.32
1	AA	1510	U	C2-O2	-6.23	1.16	1.22
35	BA	1076	C	C4-C5	-6.22	1.38	1.43
1	AA	1299	A	P-O5'	-6.22	1.53	1.59
22	AV	73	A	C5-C6	-6.22	1.35	1.41
35	BA	2272	U	C2-N3	-6.22	1.33	1.37
36	BB	92	C	N1-C2	-6.22	1.33	1.40
1	AA	785	G	O3'-P	-6.22	1.53	1.61
1	AA	1290	G	O3'-P	-6.22	1.53	1.61
35	BA	35	G	N9-C8	-6.22	1.33	1.37
35	BA	1558	A	N3-C4	-6.22	1.31	1.34
35	BA	2151	G	N9-C8	-6.22	1.33	1.37
1	AA	225	C	N1-C6	6.22	1.40	1.37
35	BA	387	U	C4-O4	6.22	1.28	1.23
1	AA	234	C	P-O5'	-6.22	1.53	1.59
1	AA	1513	A	N9-C8	-6.22	1.32	1.37
35	BA	548	A	N7-C5	6.22	1.43	1.39
1	AA	714	G	N3-C4	-6.22	1.31	1.35
1	AA	1144	G	N3-C4	-6.22	1.31	1.35
35	BA	17	G	C6-N1	-6.22	1.35	1.39
35	BA	129	C	N1-C6	-6.22	1.33	1.37
35	BA	492	A	C8-N7	-6.22	1.27	1.31
35	BA	743	G	N9-C8	-6.22	1.33	1.37
35	BA	1361	G	N3-C4	-6.22	1.31	1.35
35	BA	1478	G	C2-N3	-6.22	1.27	1.32
35	BA	1480	G	N9-C8	-6.22	1.33	1.37
35	BA	1822	G	N3-C4	-6.22	1.31	1.35
35	BA	2070	G	C6-N1	-6.22	1.35	1.39
35	BA	2335	A	N7-C5	-6.22	1.35	1.39
36	BB	56	G	N3-C4	-6.22	1.31	1.35
36	BB	66	A	C8-N7	-6.22	1.27	1.31
1	AA	514	C	C4-C5	-6.21	1.38	1.43
35	BA	2342	C	C4-C5	-6.21	1.38	1.43
35	BA	2517	C	C4-C5	-6.21	1.38	1.43

Continued on next page...

Continued from previous page...

Mol	Chain	Res	Type	Atoms	Z	Observed(Å)	Ideal(Å)
36	BB	29	A	N9-C4	6.21	1.41	1.37
1	AA	154	C	C4-N4	-6.21	1.28	1.33
1	AA	166	G	C6-N1	-6.21	1.35	1.39
1	AA	313	A	P-O5'	-6.21	1.53	1.59
1	AA	875	C	N1-C6	-6.21	1.33	1.37
1	AA	1097	C	C4-N4	-6.21	1.28	1.33
35	BA	44	G	C6-N1	-6.21	1.35	1.39
35	BA	1492	G	C4'-C3'	-6.21	1.46	1.53
35	BA	1817	G	P-O5'	-6.21	1.53	1.59
35	BA	1823	G	C6-N1	-6.21	1.35	1.39
35	BA	2702	U	C4-C5	-6.21	1.38	1.43
1	AA	500	G	C2'-C1'	-6.21	1.46	1.53
1	AA	998	G	N7-C5	-6.21	1.35	1.39
35	BA	888	C	C4-C5	-6.21	1.38	1.43
35	BA	1837	C	C4-C5	-6.21	1.38	1.43
35	BA	1896	G	N7-C5	-6.21	1.35	1.39
1	AA	13	U	C4-O4	-6.21	1.18	1.23
1	AA	1457	G	N9-C4	-6.21	1.32	1.38
35	BA	1842	G	N9-C8	-6.21	1.33	1.37
1	AA	1375	A	N9-C8	-6.20	1.32	1.37
35	BA	274	G	N7-C5	-6.20	1.35	1.39
35	BA	646	A	N7-C5	-6.20	1.35	1.39
35	BA	2377	A	C6-N6	-6.20	1.28	1.33
1	AA	191	G	C5-C6	-6.20	1.36	1.42
1	AA	1500	A	N9-C4	-6.20	1.34	1.37
35	BA	2333	A	N9-C4	-6.20	1.34	1.37
1	AA	658	G	C8-N7	-6.20	1.27	1.30
1	AA	767	A	N1-C2	-6.20	1.28	1.34
1	AA	1420	C	C2'-C1'	-6.20	1.46	1.53
1	AA	1442	G	N9-C8	-6.20	1.33	1.37
1	AA	1447	A	C6-N1	-6.20	1.31	1.35
1	AA	1517	G	C8-N7	-6.20	1.27	1.30
35	BA	805	G	C5-C4	-6.20	1.34	1.38
35	BA	1769	G	C8-N7	-6.20	1.27	1.30
1	AA	352	C	N1-C6	-6.20	1.33	1.37
35	BA	1982	C	C4-N4	-6.20	1.28	1.33
35	BA	2869	G	O3'-P	-6.20	1.53	1.61
36	BB	68	C	N1-C6	-6.20	1.33	1.37
1	AA	1511	G	N3-C4	-6.20	1.31	1.35
35	BA	27	G	C6-N1	-6.20	1.35	1.39
35	BA	221	A	C5-C4	-6.20	1.34	1.38
35	BA	363(D)	G	P-O5'	-6.20	1.53	1.59

Continued on next page...

Continued from previous page...

Mol	Chain	Res	Type	Atoms	Z	Observed(Å)	Ideal(Å)
35	BA	603	A	N3-C4	-6.20	1.31	1.34
35	BA	1380	G	C6-N1	-6.20	1.35	1.39
35	BA	2030	A	C5-C4	-6.20	1.34	1.38
35	BA	2750	A	C2'-C1'	-6.20	1.46	1.53
35	BA	712	G	C2-N2	-6.19	1.28	1.34
35	BA	2746	U	C4-O4	-6.19	1.18	1.23
1	AA	473	G	C5-C4	-6.19	1.34	1.38
1	AA	938	A	N7-C5	-6.19	1.35	1.39
35	BA	21	A	N9-C8	-6.19	1.32	1.37
35	BA	544	G	N9-C4	-6.19	1.32	1.38
35	BA	593	G	N1-C2	-6.19	1.32	1.37
35	BA	1361	G	C5-C4	-6.19	1.34	1.38
35	BA	2664	G	N1-C2	-6.19	1.32	1.37
35	BA	2867	G	C2-N2	-6.19	1.28	1.34
35	BA	228	A	C8-N7	-6.19	1.27	1.31
35	BA	2399	G	N3-C4	-6.19	1.31	1.35
35	BA	2830	G	N3-C4	-6.19	1.31	1.35
22	AV	38	A	C2-N3	-6.19	1.27	1.33
35	BA	900	A	C6-N6	-6.19	1.28	1.33
35	BA	2523	G	C5-C6	-6.19	1.36	1.42
39	BE	87	GLU	CD-OE1	-6.19	1.18	1.25
22	AV	54	U	C2-N3	-6.19	1.33	1.37
35	BA	1926	U	C2-N3	-6.19	1.33	1.37
35	BA	2700	C	C4'-O4'	-6.19	1.37	1.45
1	AA	11	G	N7-C5	-6.18	1.35	1.39
1	AA	292	G	N7-C5	-6.18	1.35	1.39
1	AA	709	G	C5-C4	-6.18	1.34	1.38
1	AA	838	G	N7-C5	-6.18	1.35	1.39
1	AA	1220	G	N9-C4	-6.18	1.33	1.38
1	AA	1477	C	P-O5'	6.18	1.66	1.59
22	AV	16	C	N3-C4	-6.18	1.29	1.33
35	BA	645	C	C4'-C3'	-6.18	1.46	1.53
35	BA	1271	G	N7-C5	-6.18	1.35	1.39
35	BA	1565	C	N3-C4	-6.18	1.29	1.33
35	BA	1571	A	N7-C5	-6.18	1.35	1.39
35	BA	2368	C	N1-C6	-6.18	1.33	1.37
1	AA	444	C	C5-C6	-6.18	1.29	1.34
1	AA	621	A	C6-N6	-6.18	1.29	1.33
1	AA	643	C	C2-N3	-6.18	1.30	1.35
35	BA	423	A	C6-N6	-6.18	1.29	1.33
35	BA	652	C	C5-C6	-6.18	1.29	1.34
35	BA	1140	C	C2-O2	-6.18	1.18	1.24

Continued on next page...

Continued from previous page...

Mol	Chain	Res	Type	Atoms	Z	Observed(Å)	Ideal(Å)
1	AA	112	G	C8-N7	-6.18	1.27	1.30
35	BA	1154	G	N1-C2	-6.18	1.32	1.37
1	AA	264	U	N3-C4	-6.18	1.32	1.38
1	AA	722	A	C6-N1	-6.18	1.31	1.35
1	AA	861	G	C5-C4	-6.18	1.34	1.38
35	BA	561	G	C5-C6	-6.18	1.36	1.42
35	BA	1396	U	N3-C4	-6.18	1.32	1.38
35	BA	1925	C	N3-C4	-6.18	1.29	1.33
35	BA	2291	U	C4-C5	-6.18	1.38	1.43
35	BA	104	U	C4-O4	-6.18	1.18	1.23
35	BA	1677	A	C5'-C4'	-6.18	1.44	1.51
35	BA	1759	A	N9-C4	-6.18	1.34	1.37
35	BA	1847	A	N3-C4	-6.18	1.31	1.34
36	BB	41	U	C4-O4	-6.18	1.18	1.23
1	AA	1215	G	C8-N7	-6.17	1.27	1.30
35	BA	272(F)	C	C2-N3	-6.17	1.30	1.35
35	BA	1223	G	C8-N7	6.17	1.34	1.30
35	BA	1470	G	C6-N1	-6.17	1.35	1.39
35	BA	1550	C	C2-N3	-6.17	1.30	1.35
35	BA	1606	G	C5-C4	-6.17	1.34	1.38
35	BA	1985	G	C4'-O4'	-6.17	1.37	1.45
35	BA	2145	C	C2-N3	-6.17	1.30	1.35
35	BA	2284	C	C2-N3	-6.17	1.30	1.35
1	AA	1170	A	N7-C5	-6.17	1.35	1.39
35	BA	870	A	C3'-C2'	-6.17	1.46	1.52
35	BA	1688	U	C5-C6	-6.17	1.28	1.34
35	BA	2888	C	N1-C6	-6.17	1.33	1.37
1	AA	107	G	C4'-C3'	-6.17	1.46	1.53
35	BA	112	U	C4-O4	-6.17	1.18	1.23
35	BA	1338	G	C5-C6	-6.17	1.36	1.42
35	BA	1890	A	C6-N6	6.17	1.38	1.33
1	AA	1391	U	C2'-C1'	-6.17	1.46	1.53
35	BA	492	A	C6-N6	-6.17	1.29	1.33
35	BA	605	C	C2-N3	-6.17	1.30	1.35
1	AA	630	G	N7-C5	-6.17	1.35	1.39
35	BA	1507	A	C2-N3	6.17	1.39	1.33
35	BA	1593	G	P-O5'	-6.17	1.53	1.59
35	BA	1659	U	C4'-C3'	-6.17	1.46	1.53
35	BA	363(F)	A	N9-C4	-6.17	1.34	1.37
1	AA	189(L)	G	C2'-O2'	-6.16	1.33	1.41
1	AA	525	C	N3-C4	-6.16	1.29	1.33
1	AA	923	A	P-O5'	-6.16	1.53	1.59

Continued on next page...

Continued from previous page...

Mol	Chain	Res	Type	Atoms	Z	Observed(Å)	Ideal(Å)
35	BA	359	A	C3'-C2'	-6.16	1.46	1.52
36	BB	70	C	C5-C6	-6.16	1.29	1.34
1	AA	414	A	C8-N7	-6.16	1.27	1.31
35	BA	2039	C	N1-C2	-6.16	1.33	1.40
35	BA	2288	A	N1-C2	-6.16	1.28	1.34
1	AA	121	C	C5-C6	-6.16	1.29	1.34
1	AA	168	G	C6-N1	-6.16	1.35	1.39
1	AA	386	C	C2'-C1'	-6.16	1.46	1.53
1	AA	939	G	C5-C4	-6.16	1.34	1.38
1	AA	954	G	C6-O6	-6.16	1.18	1.24
35	BA	931	G	N7-C5	6.16	1.43	1.39
35	BA	1003	G	C6-O6	-6.16	1.18	1.24
35	BA	2370	G	C2-N2	-6.16	1.28	1.34
1	AA	461	A	C6-N1	-6.16	1.31	1.35
1	AA	1306	A	C6-N1	-6.16	1.31	1.35
1	AA	1433	A	N9-C8	-6.16	1.32	1.37
1	AA	1519	A	N1-C2	6.16	1.39	1.34
35	BA	475	U	C4-O4	-6.16	1.18	1.23
35	BA	1208	C	C4-N4	-6.16	1.28	1.33
1	AA	492	G	N7-C5	-6.15	1.35	1.39
35	BA	65	C	N1-C6	-6.15	1.33	1.37
35	BA	614(A)	U	N3-C4	-6.15	1.32	1.38
35	BA	1404	C	N1-C6	-6.15	1.33	1.37
35	BA	1462	C	N1-C6	-6.15	1.33	1.37
35	BA	514	A	N9-C4	-6.15	1.34	1.37
35	BA	586	A	N9-C4	-6.15	1.34	1.37
35	BA	1271	G	C2-N3	-6.15	1.27	1.32
35	BA	1418	G	N1-C2	-6.15	1.32	1.37
35	BA	2463	C	N3-C4	-6.15	1.29	1.33
35	BA	442	G	N9-C8	-6.15	1.33	1.37
35	BA	563	G	N3-C4	-6.15	1.31	1.35
35	BA	880	G	N9-C8	-6.15	1.33	1.37
35	BA	1478	G	N3-C4	-6.15	1.31	1.35
1	AA	1498	U	C2-O2	-6.15	1.16	1.22
35	BA	146	G	C8-N7	-6.15	1.27	1.30
35	BA	1163	G	C8-N7	-6.15	1.27	1.30
1	AA	151	A	C5-C4	-6.15	1.34	1.38
1	AA	738	C	C4-C5	-6.15	1.38	1.43
1	AA	903	G	C5-C6	-6.15	1.36	1.42
35	BA	44	G	C2-N3	-6.15	1.27	1.32
35	BA	234	C	C3'-C2'	-6.15	1.46	1.52
1	AA	584	G	N9-C8	-6.15	1.33	1.37

Continued on next page...

Continued from previous page...

Mol	Chain	Res	Type	Atoms	Z	Observed(Å)	Ideal(Å)
1	AA	667	G	N3-C4	-6.15	1.31	1.35
35	BA	2794	C	C4-N4	-6.15	1.28	1.33
1	AA	1246	C	C5-C6	-6.14	1.29	1.34
1	AA	1413	A	C8-N7	-6.14	1.27	1.31
1	AA	1440	C	C5-C6	-6.14	1.29	1.34
35	BA	1102	C	C5-C6	-6.14	1.29	1.34
35	BA	2433	A	C8-N7	-6.14	1.27	1.31
1	AA	77	G	C8-N7	-6.14	1.27	1.30
1	AA	475	G	C8-N7	-6.14	1.27	1.30
1	AA	496	A	N9-C4	6.14	1.41	1.37
1	AA	939	G	N9-C4	-6.14	1.33	1.38
35	BA	468	G	C8-N7	-6.14	1.27	1.30
35	BA	1975	G	N9-C4	-6.14	1.33	1.38
35	BA	2259	G	C8-N7	-6.14	1.27	1.30
1	AA	1075	C	C2-N3	-6.14	1.30	1.35
35	BA	2815	C	C5-C6	-6.14	1.29	1.34
1	AA	622	A	P-O5'	-6.14	1.53	1.59
1	AA	1166	G	C6-O6	-6.14	1.18	1.24
35	BA	1249	U	C2-N3	-6.14	1.33	1.37
35	BA	2754	U	P-O5'	-6.14	1.53	1.59
1	AA	188	C	C2-N3	-6.13	1.30	1.35
1	AA	223	U	C2-O2	-6.13	1.16	1.22
1	AA	238	G	N9-C8	-6.13	1.33	1.37
1	AA	624	C	N3-C4	-6.13	1.29	1.33
1	AA	863	U	C2-O2	-6.13	1.16	1.22
1	AA	1299	A	N1-C2	-6.13	1.28	1.34
35	BA	102	G	C8-N7	-6.13	1.27	1.30
35	BA	676	A	C6-N1	-6.13	1.31	1.35
35	BA	1287	A	N1-C2	-6.13	1.28	1.34
35	BA	1549	C	N1-C6	-6.13	1.33	1.37
35	BA	2683	C	N3-C4	-6.13	1.29	1.33
35	BA	2894	G	N9-C4	-6.13	1.33	1.38
35	BA	2486	G	N7-C5	-6.13	1.35	1.39
1	AA	761	G	N3-C4	-6.13	1.31	1.35
1	AA	1350	A	N9-C8	-6.13	1.32	1.37
1	AA	1418	A	N9-C8	-6.13	1.32	1.37
35	BA	1502	C	N3-C4	6.13	1.38	1.33
35	BA	2638	G	N3-C4	-6.13	1.31	1.35
1	AA	367	U	P-O5'	-6.13	1.53	1.59
35	BA	127	A	N9-C4	-6.13	1.34	1.37
35	BA	798	G	C2-N2	-6.13	1.28	1.34
35	BA	1494	A	N9-C4	-6.13	1.34	1.37

Continued on next page...

Continued from previous page...

Mol	Chain	Res	Type	Atoms	Z	Observed(Å)	Ideal(Å)
35	BA	2558	C	P-O5'	-6.13	1.53	1.59
35	BA	654	A	N3-C4	-6.12	1.31	1.34
35	BA	828	U	N3-C4	-6.12	1.32	1.38
35	BA	2748	A	C6-N6	-6.12	1.29	1.33
1	AA	262	A	C5-C4	6.12	1.43	1.38
1	AA	1383	C	N1-C6	-6.12	1.33	1.37
35	BA	1943	U	C2'-O2'	-6.12	1.33	1.41
1	AA	639	G	C5-C4	-6.12	1.34	1.38
1	AA	765	G	C5-C4	-6.12	1.34	1.38
35	BA	283	A	C5-C4	-6.12	1.34	1.38
35	BA	2558	C	C4'-C3'	-6.12	1.46	1.53
35	BA	2813	A	C6-N6	6.12	1.38	1.33
1	AA	273	A	C2'-O2'	-6.12	1.33	1.41
1	AA	139	G	N9-C8	-6.12	1.33	1.37
35	BA	631	A	N9-C4	6.12	1.41	1.37
36	BB	25	A	N3-C4	-6.12	1.31	1.34
35	BA	1747(A)	G	N7-C5	-6.12	1.35	1.39
1	AA	60	A	C5-C4	-6.12	1.34	1.38
1	AA	304	U	C2-N3	-6.12	1.33	1.37
1	AA	608	A	C5-C4	-6.12	1.34	1.38
1	AA	955	U	C5-C6	-6.12	1.28	1.34
1	AA	1390	U	C5-C6	-6.12	1.28	1.34
35	BA	280	C	C5-C6	-6.12	1.29	1.34
35	BA	515	A	C5-C4	-6.12	1.34	1.38
35	BA	940	G	C5'-C4'	-6.12	1.44	1.51
35	BA	1581	G	C8-N7	-6.12	1.27	1.30
35	BA	2409	G	C8-N7	-6.12	1.27	1.30
1	AA	98	G	N7-C5	6.11	1.43	1.39
1	AA	636	U	C4'-C3'	-6.11	1.46	1.53
1	AA	1001(A)	G	C5-C6	-6.11	1.36	1.42
35	BA	2396	G	N7-C5	6.11	1.43	1.39
1	AA	568	G	C6-O6	-6.11	1.18	1.24
1	AA	342	C	C4-C5	-6.11	1.38	1.43
1	AA	650	G	C3'-C2'	-6.11	1.46	1.52
1	AA	791	G	N7-C5	-6.11	1.35	1.39
1	AA	890	G	N9-C4	-6.11	1.33	1.38
22	AV	22	G	N7-C5	-6.11	1.35	1.39
35	BA	48	G	N7-C5	-6.11	1.35	1.39
35	BA	637	A	N9-C8	-6.11	1.32	1.37
36	BB	72	G	C6-N1	-6.11	1.35	1.39
1	AA	348	G	N9-C8	-6.11	1.33	1.37
1	AA	791	G	C2-N3	-6.11	1.27	1.32

Continued on next page...

Continued from previous page...

Mol	Chain	Res	Type	Atoms	Z	Observed(Å)	Ideal(Å)
1	AA	925	G	C5-C4	6.11	1.42	1.38
1	AA	1057	G	C6-O6	-6.11	1.18	1.24
35	BA	106	C	C4-N4	-6.11	1.28	1.33
35	BA	927	G	N7-C5	6.11	1.43	1.39
35	BA	1085	A	C6-N1	-6.11	1.31	1.35
1	AA	310	G	N1-C2	-6.11	1.32	1.37
1	AA	510	A	N3-C4	-6.11	1.31	1.34
1	AA	1055	A	N7-C5	-6.11	1.35	1.39
35	BA	696	G	N1-C2	-6.11	1.32	1.37
35	BA	856	C	C4-C5	-6.11	1.38	1.43
35	BA	2137	C	C4-C5	-6.11	1.38	1.43
35	BA	2171	A	N9-C8	-6.11	1.32	1.37
1	AA	1078	U	C5'-C4'	-6.10	1.44	1.51
35	BA	430	G	C2-N3	-6.10	1.27	1.32
35	BA	1450(A)	C	N1-C6	-6.10	1.33	1.37
35	BA	2588	G	P-O5'	-6.10	1.53	1.59
1	AA	579	G	C8-N7	-6.10	1.27	1.30
1	AA	862	C	C2-N3	-6.10	1.30	1.35
1	AA	958	A	C5-C6	-6.10	1.35	1.41
1	AA	1202	G	N9-C8	-6.10	1.33	1.37
35	BA	642	G	N9-C8	-6.10	1.33	1.37
35	BA	1685	C	C4-N4	-6.10	1.28	1.33
35	BA	1786	A	C5-C6	-6.10	1.35	1.41
35	BA	2251	G	C8-N7	-6.10	1.27	1.30
35	BA	2511	U	C5-C6	-6.10	1.28	1.34
35	BA	2874	C	N3-C4	6.10	1.38	1.33
36	BB	86	G	N3-C4	-6.10	1.31	1.35
1	AA	790	A	P-O5'	-6.10	1.53	1.59
35	BA	516	C	P-O5'	-6.10	1.53	1.59
35	BA	2837	G	C6-N1	-6.10	1.35	1.39
35	BA	480	A	C5-C4	-6.10	1.34	1.38
23	AX	13	A	C6-N1	-6.10	1.31	1.35
35	BA	791	C	N3-C4	-6.10	1.29	1.33
35	BA	1499	C	O3'-P	-6.10	1.53	1.61
35	BA	2179	C	C4'-C3'	-6.10	1.46	1.53
35	BA	2678	C	C4-N4	-6.10	1.28	1.33
35	BA	2690	C	N3-C4	-6.10	1.29	1.33
1	AA	70	G	C8-N7	-6.10	1.27	1.30
35	BA	2444	G	N3-C4	-6.10	1.31	1.35
35	BA	2484	G	C8-N7	-6.10	1.27	1.30
35	BA	2513	G	C8-N7	-6.10	1.27	1.30
35	BA	2822	G	N3-C4	-6.10	1.31	1.35

Continued on next page...

Continued from previous page...

Mol	Chain	Res	Type	Atoms	Z	Observed(Å)	Ideal(Å)
1	AA	1447	A	C5-C4	-6.09	1.34	1.38
35	BA	254	G	C2-N3	-6.09	1.27	1.32
35	BA	1381	G	C5-C4	-6.09	1.34	1.38
35	BA	1574	C	C2-O2	-6.09	1.19	1.24
1	AA	265	G	N7-C5	-6.09	1.35	1.39
35	BA	271(A)	A	N3-C4	-6.09	1.31	1.34
35	BA	866	A	N3-C4	-6.09	1.31	1.34
1	AA	784	C	N1-C6	-6.09	1.33	1.37
1	AA	1385	G	C2-N2	-6.09	1.28	1.34
35	BA	538	G	C2-N2	-6.09	1.28	1.34
1	AA	11	G	C8-N7	-6.09	1.27	1.30
1	AA	204	U	C2-N3	-6.09	1.33	1.37
1	AA	981	U	C2-N3	-6.09	1.33	1.37
1	AA	1077	G	C6-N1	-6.09	1.35	1.39
1	AA	1508	G	C2-N3	-6.09	1.27	1.32
35	BA	80	G	C5-C4	-6.09	1.34	1.38
35	BA	591	C	C4-N4	-6.09	1.28	1.33
35	BA	1238	G	C8-N7	-6.09	1.27	1.30
35	BA	2550	G	N3-C4	6.09	1.39	1.35
35	BA	2661	G	N3-C4	6.09	1.39	1.35
1	AA	739	C	C4'-O4'	-6.09	1.37	1.45
1	AA	872	A	C8-N7	-6.09	1.27	1.31
35	BA	683	C	C4-C5	-6.09	1.38	1.43
35	BA	2874	C	O3'-P	-6.09	1.53	1.61
1	AA	382	A	N9-C8	-6.09	1.32	1.37
1	AA	600	C	C5-C6	-6.09	1.29	1.34
35	BA	118	A	C6-N6	-6.09	1.29	1.33
35	BA	499	U	N3-C4	-6.09	1.32	1.38
35	BA	1852	C	C2-N3	-6.09	1.30	1.35
1	AA	1115	C	N1-C6	-6.08	1.33	1.37
35	BA	261	G	C6-N1	-6.08	1.35	1.39
35	BA	922	U	C4'-C3'	-6.08	1.46	1.53
35	BA	2081	C	C4-N4	-6.08	1.28	1.33
1	AA	302	G	C8-N7	-6.08	1.27	1.30
1	AA	550	G	C8-N7	-6.08	1.27	1.30
35	BA	952	G	C8-N7	-6.08	1.27	1.30
35	BA	1815	A	N1-C2	-6.08	1.28	1.34
35	BA	2250	G	P-O5'	-6.08	1.53	1.59
1	AA	1151	A	N3-C4	-6.08	1.31	1.34
1	AA	1329	A	C8-N7	-6.08	1.27	1.31
35	BA	446	G	N1-C2	-6.08	1.32	1.37
35	BA	1188	U	C2-O2	-6.08	1.16	1.22

Continued on next page...

Continued from previous page...

Mol	Chain	Res	Type	Atoms	Z	Observed(Å)	Ideal(Å)
35	BA	1295	C	C5-C6	-6.08	1.29	1.34
1	AA	524	G	N3-C4	-6.08	1.31	1.35
1	AA	942	G	C2-N2	-6.08	1.28	1.34
35	BA	307	G	N7-C5	-6.08	1.35	1.39
35	BA	1750	G	N7-C5	-6.08	1.35	1.39
35	BA	1932	A	N7-C5	-6.08	1.35	1.39
35	BA	2339	G	N7-C5	-6.08	1.35	1.39
35	BA	2660	A	N7-C5	-6.08	1.35	1.39
35	BA	2669	G	N3-C4	-6.08	1.31	1.35
36	BB	53	A	N7-C5	-6.08	1.35	1.39
1	AA	778	G	C4'-C3'	-6.08	1.46	1.53
35	BA	1436	G	C6-O6	-6.08	1.18	1.24
1	AA	290	C	O3'-P	-6.08	1.53	1.61
1	AA	1037	C	C5-C6	-6.08	1.29	1.34
35	BA	204	A	C8-N7	-6.08	1.27	1.31
35	BA	2158	A	C8-N7	-6.08	1.27	1.31
35	BA	2259	G	N9-C4	-6.08	1.33	1.38
35	BA	2361	A	N9-C4	-6.08	1.34	1.37
35	BA	2829	C	C5-C6	-6.08	1.29	1.34
22	AV	38	A	C3'-O3'	-6.08	1.33	1.42
35	BA	336	C	N3-C4	-6.08	1.29	1.33
35	BA	1502	C	C3'-O3'	-6.08	1.33	1.42
35	BA	2832	U	C4'-C3'	-6.08	1.46	1.53
35	BA	408	G	C5-C4	-6.07	1.34	1.38
35	BA	753	C	N1-C6	-6.07	1.33	1.37
35	BA	881	G	C6-N1	-6.07	1.35	1.39
35	BA	2227	A	N3-C4	-6.07	1.31	1.34
1	AA	292	G	N1-C2	-6.07	1.32	1.37
35	BA	121	G	N9-C4	-6.07	1.33	1.38
35	BA	603	A	N9-C8	-6.07	1.32	1.37
35	BA	610	G	N1-C2	-6.07	1.32	1.37
35	BA	771	G	N9-C4	-6.07	1.33	1.38
35	BA	2540	C	C4'-C3'	-6.07	1.46	1.53
1	AA	823	G	N9-C8	-6.07	1.33	1.37
1	AA	1255	G	C6-N1	6.07	1.43	1.39
1	AA	1294	G	N9-C8	-6.07	1.33	1.37
1	AA	1482	G	N9-C8	-6.07	1.33	1.37
35	BA	682	G	N9-C8	-6.07	1.33	1.37
35	BA	1842	G	C8-N7	6.07	1.34	1.30
1	AA	39	G	C6-N1	-6.07	1.35	1.39
35	BA	32	C	O3'-P	-6.07	1.53	1.61
35	BA	1529	G	C6-N1	-6.07	1.35	1.39

Continued on next page...

Continued from previous page...

Mol	Chain	Res	Type	Atoms	Z	Observed(Å)	Ideal(Å)
35	BA	718	A	C2-N3	-6.07	1.28	1.33
1	AA	441	A	C6-N6	-6.07	1.29	1.33
1	AA	743	U	P-O5'	-6.07	1.53	1.59
1	AA	969	A	C6-N6	-6.07	1.29	1.33
35	BA	903	C	N3-C4	6.07	1.38	1.33
35	BA	1636	C	N1-C2	-6.07	1.34	1.40
35	BA	1689	A	C6-N6	-6.07	1.29	1.33
35	BA	2286	A	C6-N6	-6.07	1.29	1.33
35	BA	2069	G	C6-N1	-6.06	1.35	1.39
35	BA	2241	A	C6-N1	-6.06	1.31	1.35
1	AA	454	C	C2-N3	-6.06	1.30	1.35
1	AA	665	A	N7-C5	-6.06	1.35	1.39
1	AA	730	G	C8-N7	-6.06	1.27	1.30
1	AA	1193	G	N7-C5	-6.06	1.35	1.39
1	AA	1247	U	C2-N3	-6.06	1.33	1.37
1	AA	1269	A	O3'-P	-6.06	1.53	1.61
35	BA	1002	G	N7-C5	-6.06	1.35	1.39
35	BA	1168	G	C5-C4	-6.06	1.34	1.38
35	BA	1641	A	N7-C5	-6.06	1.35	1.39
35	BA	1844	C	C4'-C3'	-6.06	1.46	1.53
35	BA	2429	G	N7-C5	-6.06	1.35	1.39
35	BA	2623	G	C5-C4	-6.06	1.34	1.38
35	BA	2655	G	C5-C4	-6.06	1.34	1.38
35	BA	2713	A	N7-C5	-6.06	1.35	1.39
1	AA	377	G	C6-O6	-6.06	1.18	1.24
35	BA	1571	A	N3-C4	-6.06	1.31	1.34
35	BA	1741	A	N3-C4	-6.06	1.31	1.34
35	BA	2326	C	C3'-C2'	-6.06	1.46	1.52
35	BA	2358	G	C6-O6	-6.06	1.18	1.24
35	BA	314	A	N9-C4	-6.06	1.34	1.37
35	BA	881	G	C2-N3	-6.06	1.27	1.32
35	BA	2772	C	N1-C6	-6.06	1.33	1.37
35	BA	1168	G	C6-N1	-6.06	1.35	1.39
35	BA	1195	G	N9-C8	6.06	1.42	1.37
1	AA	390	C	C4-C5	-6.06	1.38	1.43
22	AV	43	A	N7-C5	-6.06	1.35	1.39
35	BA	1938	A	N7-C5	-6.06	1.35	1.39
1	AA	35	G	N9-C8	-6.05	1.33	1.37
1	AA	679	C	C5-C6	6.05	1.39	1.34
35	BA	2140	C	C4-N4	-6.05	1.28	1.33
35	BA	380	U	N3-C4	-6.05	1.33	1.38
35	BA	1214	A	N9-C4	-6.05	1.34	1.37

Continued on next page...

Continued from previous page...

Mol	Chain	Res	Type	Atoms	Z	Observed(Å)	Ideal(Å)
35	BA	1283	G	N1-C2	-6.05	1.32	1.37
35	BA	2755	C	C2-N3	6.05	1.40	1.35
1	AA	291	C	C4-C5	-6.05	1.38	1.43
1	AA	1085	U	C5-C6	-6.05	1.28	1.34
35	BA	291	C	N3-C4	-6.05	1.29	1.33
35	BA	486	C	N1-C2	-6.05	1.34	1.40
35	BA	520	G	P-O5'	6.05	1.65	1.59
35	BA	2519	U	C5-C6	-6.05	1.28	1.34
1	AA	1411	C	C4'-C3'	-6.05	1.46	1.53
35	BA	2674	G	C2-N2	-6.05	1.28	1.34
1	AA	1074	G	C6-N1	-6.05	1.35	1.39
1	AA	1505	G	C6-N1	-6.05	1.35	1.39
35	BA	1037	G	N1-C2	-6.05	1.32	1.37
35	BA	187	G	N3-C4	-6.05	1.31	1.35
35	BA	1024	G	C6-O6	-6.05	1.18	1.24
35	BA	1180	C	C2'-C1'	-6.05	1.46	1.53
35	BA	1353	A	C6-N6	-6.05	1.29	1.33
35	BA	1369	G	C4'-C3'	-6.05	1.46	1.53
1	AA	1049	U	C4-O4	-6.04	1.18	1.23
1	AA	1380	U	C4-O4	-6.04	1.18	1.23
35	BA	1594	G	C2-N2	-6.04	1.28	1.34
1	AA	927	G	P-OP1	-6.04	1.38	1.49
1	AA	992	U	C4'-C3'	-6.04	1.46	1.53
1	AA	1403	C	C4'-C3'	-6.04	1.46	1.53
35	BA	935	C	C5-C6	-6.04	1.29	1.34
35	BA	1239	G	C8-N7	-6.04	1.27	1.30
35	BA	1250	G	N1-C2	-6.04	1.32	1.37
1	AA	419	C	N1-C6	-6.04	1.33	1.37
35	BA	28	A	C8-N7	6.04	1.35	1.31
35	BA	220	G	C4'-C3'	-6.04	1.46	1.53
35	BA	1011	G	P-O5'	-6.04	1.53	1.59
35	BA	1351	C	C4-C5	-6.04	1.38	1.43
35	BA	1173	G	C8-N7	-6.04	1.27	1.30
22	AV	22	G	C2-N3	-6.04	1.27	1.32
35	BA	248	G	C2-N3	-6.04	1.27	1.32
35	BA	2395	C	N1-C6	-6.04	1.33	1.37
22	AV	19	G	N1-C2	-6.03	1.32	1.37
35	BA	238	C	C4-C5	-6.03	1.38	1.43
35	BA	271	A	N9-C4	-6.03	1.34	1.37
35	BA	1630	G	N1-C2	-6.03	1.32	1.37
35	BA	2487	G	C6-N1	-6.03	1.35	1.39
35	BA	283	A	N3-C4	6.03	1.38	1.34

Continued on next page...

Continued from previous page...

Mol	Chain	Res	Type	Atoms	Z	Observed(Å)	Ideal(Å)
35	BA	312	G	C5-C4	-6.03	1.34	1.38
35	BA	389	G	C2-N3	-6.03	1.27	1.32
35	BA	632	A	C2'-C1'	-6.03	1.46	1.53
35	BA	716	A	N1-C2	-6.03	1.28	1.34
35	BA	801	G	N7-C5	-6.03	1.35	1.39
35	BA	1803	A	N9-C4	6.03	1.41	1.37
35	BA	2157	G	C2'-O2'	-6.03	1.33	1.41
35	BA	2245	U	C2-N3	-6.03	1.33	1.37
35	BA	2503	A	C5-C4	-6.03	1.34	1.38
35	BA	2570	G	C5-C4	-6.03	1.34	1.38
35	BA	1165	U	C4-O4	-6.03	1.18	1.23
35	BA	1505	C	C4-C5	-6.03	1.38	1.43
1	AA	1483	A	C6-N6	-6.03	1.29	1.33
35	BA	676	A	C6-N6	-6.03	1.29	1.33
35	BA	719	C	C5-C6	-6.03	1.29	1.34
35	BA	952	G	N3-C4	6.03	1.39	1.35
35	BA	1231	G	C6-N1	-6.03	1.35	1.39
35	BA	1340	U	C2'-O2'	-6.03	1.33	1.41
35	BA	1509(B)	A	N9-C4	-6.03	1.34	1.37
35	BA	2847	U	N1-C6	-6.03	1.32	1.38
1	AA	183	G	N3-C4	-6.03	1.31	1.35
1	AA	399	G	C2-N3	-6.03	1.27	1.32
1	AA	709	G	N9-C4	-6.03	1.33	1.38
35	BA	244	A	C5-C6	-6.03	1.35	1.41
35	BA	643	A	C5-C4	-6.03	1.34	1.38
35	BA	987	G	C4'-C3'	-6.03	1.46	1.53
35	BA	1044	G	C4'-C3'	-6.03	1.46	1.53
35	BA	1821	A	C5-C4	-6.03	1.34	1.38
35	BA	2461	C	N3-C4	-6.03	1.29	1.33
35	BA	2564	A	N7-C5	-6.03	1.35	1.39
36	BB	53	A	C5'-C4'	-6.03	1.44	1.51
35	BA	243	U	C4-O4	6.02	1.28	1.23
35	BA	2688	U	N3-C4	-6.02	1.33	1.38
36	BB	98	G	C8-N7	-6.02	1.27	1.30
1	AA	239	U	C4'-C3'	-6.02	1.46	1.53
35	BA	21	A	C2-N3	-6.02	1.28	1.33
35	BA	655	A	N3-C4	-6.02	1.31	1.34
35	BA	1103	A	N9-C4	-6.02	1.34	1.37
35	BA	2352	A	C6-N1	-6.02	1.31	1.35
1	AA	567	G	N3-C4	-6.02	1.31	1.35
1	AA	635	G	C4'-C3'	-6.02	1.46	1.53
23	AX	15	A	C4'-C3'	-6.02	1.46	1.53

Continued on next page...

Continued from previous page...

Mol	Chain	Res	Type	Atoms	Z	Observed(Å)	Ideal(Å)
35	BA	1349	A	N7-C5	-6.02	1.35	1.39
1	AA	532	A	N3-C4	-6.02	1.31	1.34
1	AA	537	G	N9-C8	-6.02	1.33	1.37
1	AA	850	U	C4-C5	-6.02	1.38	1.43
35	BA	966	G	N9-C8	-6.02	1.33	1.37
35	BA	990	A	N3-C4	-6.02	1.31	1.34
35	BA	1219	G	C2'-C1'	-6.02	1.46	1.53
35	BA	1509(B)	A	N3-C4	-6.02	1.31	1.34
35	BA	2083	G	C8-N7	-6.02	1.27	1.30
35	BA	2295	C	C4'-O4'	-6.02	1.37	1.45
36	BB	67	G	C2-N2	-6.02	1.28	1.34
35	BA	377	C	N1-C6	-6.02	1.33	1.37
1	AA	1007	C	C5-C6	-6.01	1.29	1.34
35	BA	71	A	C8-N7	-6.01	1.27	1.31
35	BA	287	C	N3-C4	-6.01	1.29	1.33
35	BA	695	G	C5-C4	-6.01	1.34	1.38
35	BA	848	G	C5-C6	-6.01	1.36	1.42
35	BA	1563	G	N9-C4	-6.01	1.33	1.38
35	BA	1889	A	C6-N1	-6.01	1.31	1.35
35	BA	2060	A	C5-C4	6.01	1.43	1.38
35	BA	2854	G	C3'-C2'	-6.01	1.46	1.52
1	AA	378	G	C4'-C3'	-6.01	1.46	1.53
22	AV	28	C	C4'-C3'	-6.01	1.46	1.53
35	BA	821	A	P-O5'	-6.01	1.53	1.59
35	BA	1862	G	N7-C5	-6.01	1.35	1.39
1	AA	1067	A	C5-C6	-6.01	1.35	1.41
35	BA	271(R)	G	C2-N3	-6.01	1.27	1.32
35	BA	1935	G	C3'-C2'	-6.01	1.46	1.52
1	AA	675	A	C6-N1	-6.01	1.31	1.35
1	AA	1166	G	P-O5'	-6.01	1.53	1.59
35	BA	628	G	C4'-C3'	-6.01	1.46	1.53
35	BA	707	G	C5-C4	-6.01	1.34	1.38
35	BA	1318	C	C4'-C3'	-6.01	1.46	1.53
35	BA	1393	A	C5-C4	-6.01	1.34	1.38
35	BA	1557	C	N1-C6	-6.01	1.33	1.37
35	BA	1759	A	C4'-C3'	-6.01	1.46	1.53
35	BA	1918	A	P-O5'	-6.01	1.53	1.59
35	BA	2478	A	C6-N6	-6.01	1.29	1.33
1	AA	951	G	N9-C8	-6.01	1.33	1.37
1	AA	1146	A	C2-N3	-6.01	1.28	1.33
1	AA	1422	G	N7-C5	-6.01	1.35	1.39
35	BA	125	G	N9-C8	-6.01	1.33	1.37

Continued on next page...

Continued from previous page...

Mol	Chain	Res	Type	Atoms	Z	Observed(Å)	Ideal(Å)
35	BA	1232	G	C5-C6	-6.01	1.36	1.42
35	BA	390	A	C5'-C4'	-6.00	1.44	1.51
35	BA	2167	U	C4-C5	-6.00	1.38	1.43
1	AA	521	G	C6-O6	-6.00	1.18	1.24
1	AA	706	A	C5-C4	-6.00	1.34	1.38
1	AA	1118	C	N3-C4	-6.00	1.29	1.33
35	BA	299	A	C5-C6	-6.00	1.35	1.41
35	BA	1472	A	N3-C4	-6.00	1.31	1.34
35	BA	2101	G	C5-C4	-6.00	1.34	1.38
1	AA	406	G	C2-N2	-6.00	1.28	1.34
35	BA	708	C	C2-N3	-6.00	1.30	1.35
35	BA	966	G	N9-C4	-6.00	1.33	1.38
35	BA	1606	G	C2-N2	-6.00	1.28	1.34
35	BA	1864	U	C4-C5	-6.00	1.38	1.43
1	AA	716	A	P-O5'	-6.00	1.53	1.59
35	BA	955	C	C2-O2	-6.00	1.19	1.24
1	AA	1452	C	N1-C6	-6.00	1.33	1.37
35	BA	2378	A	N3-C4	-6.00	1.31	1.34
35	BA	2648	C	N1-C6	-6.00	1.33	1.37
1	AA	584	G	C2-N3	-6.00	1.27	1.32
1	AA	976	G	C2'-C1'	-6.00	1.46	1.53
35	BA	1624	G	C4'-C3'	-6.00	1.46	1.52
35	BA	2277	G	C5-C6	-6.00	1.36	1.42
1	AA	1164	G	C6-O6	-6.00	1.18	1.24
1	AA	817	C	C4-N4	-5.99	1.28	1.33
1	AA	926	G	N3-C4	-5.99	1.31	1.35
22	AV	51	C	C4'-C3'	-5.99	1.46	1.52
35	BA	1006	C	C4'-C3'	-5.99	1.46	1.52
35	BA	1401	G	C4'-C3'	-5.99	1.46	1.52
1	AA	226	G	N9-C4	-5.99	1.33	1.38
1	AA	1005	A	C8-N7	-5.99	1.27	1.31
35	BA	525	U	C2-O2	-5.99	1.17	1.22
35	BA	1406	U	C2-O2	-5.99	1.17	1.22
1	AA	942	G	O3'-P	-5.99	1.53	1.61
35	BA	232	G	N9-C8	-5.99	1.33	1.37
35	BA	1793	C	N1-C6	-5.99	1.33	1.37
1	AA	709	G	N7-C5	-5.99	1.35	1.39
1	AA	1022	G	N7-C5	-5.99	1.35	1.39
1	AA	1289	A	C5-C4	-5.99	1.34	1.38
1	AA	1419	G	N7-C5	-5.99	1.35	1.39
36	BB	39	A	C6-N6	-5.99	1.29	1.33
36	BB	112	U	N1-C2	-5.99	1.33	1.38

Continued on next page...

Continued from previous page...

Mol	Chain	Res	Type	Atoms	Z	Observed(Å)	Ideal(Å)
1	AA	1073	U	C4-O4	-5.99	1.18	1.23
35	BA	382	G	C2-N3	-5.99	1.27	1.32
35	BA	807	U	C5-C6	-5.99	1.28	1.34
35	BA	1890	A	C8-N7	-5.99	1.27	1.31
35	BA	2378	A	C8-N7	-5.99	1.27	1.31
22	AV	7	G	C6-O6	-5.99	1.18	1.24
35	BA	1396	U	N1-C6	-5.99	1.32	1.38
35	BA	2293	C	N1-C6	-5.99	1.33	1.37
35	BA	2769	C	N3-C4	-5.99	1.29	1.33
35	BA	1229	G	C8-N7	-5.98	1.27	1.30
35	BA	2472	G	C8-N7	-5.98	1.27	1.30
1	AA	602	A	C6-N1	-5.98	1.31	1.35
35	BA	349	G	C2-N3	-5.98	1.27	1.32
35	BA	529	A	N9-C8	-5.98	1.32	1.37
35	BA	1330	C	C2-N3	-5.98	1.30	1.35
35	BA	672	C	P-O5'	-5.98	1.53	1.59
35	BA	393	C	C4-C5	-5.98	1.38	1.43
35	BA	614	U	O3'-P	-5.98	1.53	1.61
35	BA	2253	G	C6-N1	-5.98	1.35	1.39
35	BA	2614	A	C6-N6	-5.98	1.29	1.33
35	BA	1382	G	C4'-C3'	-5.98	1.46	1.52
35	BA	1528(A)	A	C4'-C3'	-5.98	1.46	1.52
35	BA	1765	C	C2'-C1'	-5.98	1.46	1.53
35	BA	2867	G	C5'-C4'	-5.98	1.44	1.51
1	AA	931	C	N3-C4	-5.97	1.29	1.33
1	AA	521	G	C5-C4	-5.97	1.34	1.38
1	AA	742	G	C2-N3	-5.97	1.27	1.32
35	BA	866	A	N9-C8	-5.97	1.32	1.37
35	BA	1125	G	C5-C4	-5.97	1.34	1.38
35	BA	1512	U	C2-O2	-5.97	1.17	1.22
1	AA	33	A	C5-C6	-5.97	1.35	1.41
1	AA	163	C	O3'-P	-5.97	1.53	1.61
35	BA	188	G	N3-C4	-5.97	1.31	1.35
1	AA	799	G	C5'-C4'	-5.97	1.44	1.51
1	AA	912	C	C5-C6	-5.97	1.29	1.34
35	BA	1405	U	C4'-C3'	-5.97	1.46	1.52
35	BA	2848	G	N9-C8	-5.97	1.33	1.37
1	AA	988	G	N1-C2	-5.97	1.32	1.37
35	BA	1624	G	C2'-C1'	-5.97	1.46	1.53
1	AA	689	C	N1-C2	5.97	1.46	1.40
1	AA	775	G	C6-O6	-5.97	1.18	1.24
1	AA	1287	A	N1-C2	-5.97	1.28	1.34

Continued on next page...

Continued from previous page...

Mol	Chain	Res	Type	Atoms	Z	Observed(Å)	Ideal(Å)
35	BA	1238	G	C2-N2	-5.97	1.28	1.34
35	BA	2286	A	N3-C4	-5.97	1.31	1.34
1	AA	575	G	C8-N7	-5.96	1.27	1.30
35	BA	621	A	C8-N7	-5.96	1.27	1.31
35	BA	730	C	C5-C6	-5.96	1.29	1.34
35	BA	1427	A	P-O5'	-5.96	1.53	1.59
35	BA	1648	C	N3-C4	-5.96	1.29	1.33
35	BA	2569	G	C8-N7	-5.96	1.27	1.30
35	BA	2876	G	N9-C4	-5.96	1.33	1.38
42	BH	46	GLU	CD-OE1	-5.96	1.19	1.25
35	BA	799	G	C6-N1	-5.96	1.35	1.39
1	AA	649	G	C5-C4	-5.96	1.34	1.38
1	AA	1318	A	N1-C2	-5.96	1.28	1.34
35	BA	745	G	P-O5'	-5.96	1.53	1.59
35	BA	1894	C	C2'-C1'	-5.96	1.46	1.53
35	BA	154(A)	C	C5-C6	-5.96	1.29	1.34
35	BA	2041	U	C4'-C3'	-5.96	1.46	1.52
1	AA	635	G	C8-N7	-5.96	1.27	1.30
1	AA	1130	A	N9-C4	-5.96	1.34	1.37
1	AA	1463	C	C2-O2	-5.96	1.19	1.24
35	BA	792	G	C8-N7	5.96	1.34	1.30
35	BA	975	C	C2-O2	-5.96	1.19	1.24
35	BA	1068	G	N9-C4	-5.96	1.33	1.38
35	BA	1845	G	N9-C8	-5.96	1.33	1.37
35	BA	2492	U	C2-O2	-5.96	1.17	1.22
1	AA	137	C	C4-C5	-5.96	1.38	1.43
1	AA	563	A	N7-C5	-5.96	1.35	1.39
35	BA	941	A	C2'-C1'	-5.96	1.46	1.53
35	BA	1801	G	N7-C5	-5.96	1.35	1.39
35	BA	1921	G	N7-C5	-5.96	1.35	1.39
35	BA	2356	C	C4-C5	-5.96	1.38	1.43
35	BA	2497	A	N7-C5	-5.96	1.35	1.39
1	AA	1236	A	N7-C5	5.96	1.42	1.39
35	BA	1354	A	O3'-P	-5.96	1.54	1.61
35	BA	1492	G	O3'-P	-5.96	1.54	1.61
1	AA	473	G	N1-C2	-5.95	1.32	1.37
1	AA	520	A	N1-C2	-5.95	1.28	1.34
35	BA	45	C	N1-C6	-5.95	1.33	1.37
35	BA	347	A	N9-C4	-5.95	1.34	1.37
35	BA	2000	G	N1-C2	-5.95	1.32	1.37
35	BA	2046	G	N1-C2	-5.95	1.32	1.37
1	AA	24	U	C5-C6	-5.95	1.28	1.34

Continued on next page...

Continued from previous page...

Mol	Chain	Res	Type	Atoms	Z	Observed(Å)	Ideal(Å)
35	BA	72	U	C2'-C1'	-5.95	1.46	1.53
35	BA	967	C	C2'-C1'	-5.95	1.46	1.53
35	BA	2193	G	C2-N3	-5.95	1.27	1.32
1	AA	111	G	C5-C4	-5.95	1.34	1.38
1	AA	1242	C	C4-N4	-5.95	1.28	1.33
35	BA	372	G	C5-C6	-5.95	1.36	1.42
35	BA	1577	C	C4-N4	-5.95	1.28	1.33
35	BA	1609	A	C5-C6	-5.95	1.35	1.41
35	BA	1702	G	C5-C4	-5.95	1.34	1.38
35	BA	1823	G	C5-C4	-5.95	1.34	1.38
36	BB	13	A	C6-N6	-5.95	1.29	1.33
1	AA	727	G	N3-C4	-5.95	1.31	1.35
1	AA	1276	G	C5-C6	-5.95	1.36	1.42
1	AA	1385	G	C1'-N9	-5.95	1.38	1.46
35	BA	353	G	N9-C8	-5.95	1.33	1.37
35	BA	712	G	N3-C4	-5.95	1.31	1.35
35	BA	1397	U	C4-C5	-5.95	1.38	1.43
35	BA	1449	A	N3-C4	-5.95	1.31	1.34
35	BA	2639	A	C6-N1	-5.94	1.31	1.35
1	AA	1410	G	N9-C8	-5.94	1.33	1.37
35	BA	2193	G	C4'-C3'	-5.94	1.46	1.52
35	BA	2776	A	C8-N7	-5.94	1.27	1.31
1	AA	774	G	C2-N2	-5.94	1.28	1.34
1	AA	1152	A	N1-C2	-5.94	1.29	1.34
1	AA	668	G	N7-C5	-5.94	1.35	1.39
1	AA	1152	A	C6-N1	-5.94	1.31	1.35
22	AV	34	C	C4'-C3'	-5.94	1.46	1.52
35	BA	1525	G	N7-C5	-5.94	1.35	1.39
35	BA	2460	U	N1-C6	-5.94	1.32	1.38
1	AA	192	U	C4-C5	-5.94	1.38	1.43
1	AA	821	G	C5-C6	-5.94	1.36	1.42
1	AA	941	G	C6-O6	-5.94	1.18	1.24
1	AA	1272	G	C5-C4	5.94	1.42	1.38
35	BA	177	G	P-O5'	-5.94	1.53	1.59
35	BA	1183	G	C5-C6	-5.94	1.36	1.42
35	BA	2061	G	N9-C8	-5.94	1.33	1.37
1	AA	995	C	N3-C4	-5.94	1.29	1.33
22	AV	23	C	C4'-C3'	-5.94	1.46	1.52
35	BA	641	C	N3-C4	-5.94	1.29	1.33
1	AA	619	U	N1-C6	-5.93	1.32	1.38
1	AA	1337	G	C6-O6	-5.93	1.18	1.24
22	AV	34	C	N1-C6	-5.93	1.33	1.37

Continued on next page...

Continued from previous page...

Mol	Chain	Res	Type	Atoms	Z	Observed(Å)	Ideal(Å)
35	BA	480	A	N3-C4	5.93	1.38	1.34
35	BA	953	A	C5-C4	-5.93	1.34	1.38
35	BA	1567	A	N9-C4	-5.93	1.34	1.37
35	BA	2195	C	C2'-C1'	-5.93	1.46	1.53
1	AA	302	G	N7-C5	-5.93	1.35	1.39
1	AA	803	G	N7-C5	-5.93	1.35	1.39
1	AA	872	A	N7-C5	-5.93	1.35	1.39
35	BA	115	C	C4-N4	-5.93	1.28	1.33
35	BA	333	G	N7-C5	-5.93	1.35	1.39
35	BA	585	G	N7-C5	-5.93	1.35	1.39
35	BA	623	G	N7-C5	-5.93	1.35	1.39
35	BA	2494	G	N7-C5	-5.93	1.35	1.39
36	BB	9	G	C8-N7	-5.93	1.27	1.30
1	AA	979	C	C5-C6	-5.93	1.29	1.34
35	BA	2691	C	N3-C4	-5.93	1.29	1.33
1	AA	530	G	C5-C4	-5.93	1.34	1.38
1	AA	921	U	C4-C5	-5.93	1.38	1.43
35	BA	266	G	C5-C6	-5.93	1.36	1.42
35	BA	589	C	C2-N3	-5.93	1.31	1.35
35	BA	1904	G	C5-C4	-5.93	1.34	1.38
23	AX	14	A	N3-C4	-5.93	1.31	1.34
35	BA	2057	A	N1-C2	-5.93	1.29	1.34
35	BA	378	C	O3'-P	-5.93	1.54	1.61
35	BA	512	G	N7-C5	-5.93	1.35	1.39
35	BA	1762	A	C5-C6	-5.93	1.35	1.41
35	BA	1844	C	C3'-C2'	-5.93	1.46	1.52
1	AA	483	C	C4-C5	-5.92	1.38	1.43
35	BA	2241	A	C5-C4	-5.92	1.34	1.38
35	BA	2611	U	P-O5'	-5.92	1.53	1.59
35	BA	2699	C	O3'-P	-5.92	1.54	1.61
36	BB	44	G	C1'-N9	-5.92	1.38	1.46
1	AA	1212	U	C2-N3	-5.92	1.33	1.37
35	BA	784	A	C6-N1	-5.92	1.31	1.35
35	BA	828	U	C2-N3	-5.92	1.33	1.37
1	AA	635	G	N3-C4	-5.92	1.31	1.35
35	BA	654(O)	G	C6-N1	-5.92	1.35	1.39
35	BA	2015	A	N9-C4	-5.92	1.34	1.37
35	BA	2173	A	C5-C6	-5.92	1.35	1.41
35	BA	2576	G	N1-C2	-5.92	1.33	1.37
1	AA	1504	G	C3'-C2'	-5.92	1.46	1.52
35	BA	1745	C	N3-C4	-5.92	1.29	1.33
35	BA	1843	C	N3-C4	-5.92	1.29	1.33

Continued on next page...

Continued from previous page...

Mol	Chain	Res	Type	Atoms	Z	Observed(Å)	Ideal(Å)
35	BA	1965	C	C4'-C3'	-5.92	1.46	1.52
35	BA	2361	A	C8-N7	-5.92	1.27	1.31
35	BA	2867	G	C8-N7	-5.92	1.27	1.30
36	BB	76	G	C4'-C3'	-5.92	1.46	1.52
1	AA	508	C	N1-C6	-5.92	1.33	1.37
1	AA	942	G	N1-C2	-5.92	1.33	1.37
1	AA	1054	C	C5-C6	-5.92	1.29	1.34
35	BA	589	C	N1-C6	-5.92	1.33	1.37
35	BA	886	C	N1-C6	-5.92	1.33	1.37
35	BA	951	C	N1-C2	-5.92	1.34	1.40
35	BA	1304	C	N1-C6	-5.92	1.33	1.37
35	BA	1844	C	C5-C6	-5.92	1.29	1.34
35	BA	1908	C	C4-N4	-5.92	1.28	1.33
35	BA	2078	C	N1-C6	5.92	1.40	1.37
1	AA	442	C	C4'-C3'	-5.92	1.46	1.52
35	BA	137	C	C4-C5	-5.92	1.38	1.43
35	BA	695	G	C6-O6	-5.92	1.18	1.24
35	BA	1994	C	O4'-C1'	-5.92	1.33	1.41
35	BA	2064	C	C4-C5	-5.92	1.38	1.43
1	AA	1308	U	C3'-O3'	-5.91	1.33	1.42
35	BA	418	G	N7-C5	-5.91	1.35	1.39
35	BA	802	A	N7-C5	-5.91	1.35	1.39
35	BA	988	A	N7-C5	-5.91	1.35	1.39
35	BA	1423	G	C2-N3	-5.91	1.28	1.32
35	BA	1756	G	O3'-P	-5.91	1.54	1.61
35	BA	2822	G	C2-N3	-5.91	1.28	1.32
35	BA	474	G	C4'-C3'	-5.91	1.46	1.52
35	BA	856	C	C2'-O2'	-5.91	1.33	1.41
35	BA	924	C	C4'-C3'	-5.91	1.46	1.52
35	BA	2121	G	C8-N7	-5.91	1.27	1.30
1	AA	106	C	N1-C6	-5.91	1.33	1.37
1	AA	1189	C	N1-C6	-5.91	1.33	1.37
1	AA	1519	A	C3'-C2'	-5.91	1.46	1.52
35	BA	2773	C	C4-C5	-5.91	1.38	1.43
35	BA	2819	G	C6-O6	-5.91	1.18	1.24
35	BA	621	A	N9-C4	-5.91	1.34	1.37
36	BB	85	G	C3'-C2'	-5.91	1.46	1.52
1	AA	1095	U	C2'-O2'	-5.91	1.33	1.41
1	AA	1233	G	N9-C4	-5.91	1.33	1.38
1	AA	1529	G	C2-N2	-5.91	1.28	1.34
35	BA	1161	C	C2-N3	-5.91	1.31	1.35
35	BA	1309	G	C8-N7	-5.91	1.27	1.30

Continued on next page...

Continued from previous page...

Mol	Chain	Res	Type	Atoms	Z	Observed(Å)	Ideal(Å)
35	BA	1478	G	P-O5'	-5.91	1.53	1.59
35	BA	1710	C	C2-O2	-5.91	1.19	1.24
35	BA	2455	G	N1-C2	5.91	1.42	1.37
35	BA	2655	G	P-O5'	-5.91	1.53	1.59
35	BA	2756	U	P-O5'	-5.91	1.53	1.59
35	BA	1948	G	C2-N2	5.90	1.40	1.34
1	AA	14	U	C4-O4	5.90	1.28	1.23
1	AA	906	G	C5-C4	-5.90	1.34	1.38
35	BA	255	A	N9-C4	-5.90	1.34	1.37
35	BA	2024	G	N7-C5	5.90	1.42	1.39
1	AA	937	A	C6-N1	-5.90	1.31	1.35
35	BA	1931	U	N1-C6	-5.90	1.32	1.38
35	BA	2324	C	C2-N3	-5.90	1.31	1.35
35	BA	1511	C	C3'-C2'	-5.90	1.46	1.52
35	BA	1552	G	C6-N1	-5.90	1.35	1.39
1	AA	7	G	N1-C2	-5.90	1.33	1.37
1	AA	235	C	C4-C5	-5.90	1.38	1.43
1	AA	1096	C	C4-C5	-5.90	1.38	1.43
1	AA	1158	C	C4-C5	-5.90	1.38	1.43
35	BA	837	C	C4-C5	-5.90	1.38	1.43
35	BA	1287	A	C5-C4	-5.90	1.34	1.38
35	BA	1572	A	C8-N7	-5.90	1.27	1.31
1	AA	286	G	C5-C6	-5.90	1.36	1.42
1	AA	1160	G	C6-O6	-5.90	1.18	1.24
35	BA	2576	G	C6-O6	-5.90	1.18	1.24
1	AA	1291	G	C6-N1	-5.89	1.35	1.39
35	BA	363(D)	G	N7-C5	-5.89	1.35	1.39
35	BA	409	C	C4-N4	-5.89	1.28	1.33
35	BA	527	C	C4-N4	-5.89	1.28	1.33
35	BA	692	C	C4-N4	-5.89	1.28	1.33
35	BA	1197	G	C4'-C3'	-5.89	1.46	1.52
35	BA	1547	C	P-O5'	-5.89	1.53	1.59
35	BA	1747	G	P-O5'	-5.89	1.53	1.59
1	AA	10	A	C6-N6	-5.89	1.29	1.33
1	AA	316	G	P-O5'	-5.89	1.53	1.59
1	AA	876	G	C5-C6	-5.89	1.36	1.42
35	BA	256	A	N9-C8	-5.89	1.33	1.37
35	BA	1424	G	C2-N2	-5.89	1.28	1.34
35	BA	1539	G	C6-O6	-5.89	1.18	1.24
35	BA	1589	C	C5-C6	-5.89	1.29	1.34
35	BA	1797	C	C4-C5	-5.89	1.38	1.43
35	BA	1929	G	N1-C2	-5.89	1.33	1.37

Continued on next page...

Continued from previous page...

Mol	Chain	Res	Type	Atoms	Z	Observed(Å)	Ideal(Å)
35	BA	515	A	C4'-C3'	-5.89	1.46	1.52
1	AA	602	A	N3-C4	-5.89	1.31	1.34
1	AA	1001	A	N3-C4	-5.89	1.31	1.34
1	AA	1124	G	N9-C8	-5.89	1.33	1.37
1	AA	1293	G	C2'-O2'	-5.89	1.33	1.41
35	BA	356	G	N9-C8	-5.89	1.33	1.37
35	BA	1125	G	N3-C4	-5.89	1.31	1.35
35	BA	1187	G	C6-O6	5.89	1.29	1.24
35	BA	1938	A	C6-N1	-5.89	1.31	1.35
35	BA	2037	G	C6-N1	-5.89	1.35	1.39
35	BA	2230	G	N7-C5	-5.89	1.35	1.39
1	AA	434	U	C2-N3	5.89	1.41	1.37
1	AA	1354	C	C4-C5	-5.89	1.38	1.43
35	BA	1066	U	C4-C5	-5.89	1.38	1.43
35	BA	2633	G	C4'-C3'	-5.89	1.46	1.52
35	BA	2659	G	N9-C4	-5.89	1.33	1.38
1	AA	189(K)	U	N3-C4	-5.89	1.33	1.38
22	AV	35	A	C6-N6	-5.89	1.29	1.33
35	BA	1389	G	C8-N7	-5.89	1.27	1.30
35	BA	1930	G	C6-O6	-5.89	1.18	1.24
1	AA	346	G	N7-C5	5.88	1.42	1.39
1	AA	1214	C	N1-C6	-5.88	1.33	1.37
35	BA	690	G	N9-C4	-5.88	1.33	1.38
35	BA	784	A	N9-C4	-5.88	1.34	1.37
1	AA	1154	G	N7-C5	-5.88	1.35	1.39
1	AA	1527	C	C5-C6	-5.88	1.29	1.34
35	BA	109	G	N9-C8	-5.88	1.33	1.37
35	BA	135	G	N1-C2	-5.88	1.33	1.37
35	BA	272(B)	G	N3-C4	-5.88	1.31	1.35
35	BA	727	A	C2'-O2'	-5.88	1.34	1.41
35	BA	797	C	C2-O2	-5.88	1.19	1.24
35	BA	1123	C	C4-C5	-5.88	1.38	1.43
35	BA	1203	G	N7-C5	-5.88	1.35	1.39
35	BA	2187	G	N9-C8	-5.88	1.33	1.37
35	BA	2481	G	N3-C4	-5.88	1.31	1.35
36	BB	28	C	C5-C6	-5.88	1.29	1.34
15	AO	14	GLU	CD-OE1	-5.88	1.19	1.25
35	BA	291	C	N1-C6	5.88	1.40	1.37
35	BA	925	C	C4-N4	-5.88	1.28	1.33
35	BA	2524	G	C5-C4	-5.88	1.34	1.38
35	BA	2057	A	C8-N7	-5.88	1.27	1.31
1	AA	556	C	C4'-C3'	-5.88	1.46	1.52

Continued on next page...

Continued from previous page...

Mol	Chain	Res	Type	Atoms	Z	Observed(Å)	Ideal(Å)
1	AA	928	G	C2-N2	-5.88	1.28	1.34
22	AV	5	G	N9-C8	-5.88	1.33	1.37
35	BA	582	G	C2-N3	-5.88	1.28	1.32
35	BA	741	G	N3-C4	-5.88	1.31	1.35
35	BA	1380	G	N9-C8	-5.88	1.33	1.37
35	BA	1684	C	N3-C4	5.88	1.38	1.33
35	BA	2072	G	N9-C8	-5.88	1.33	1.37
35	BA	2886	G	C5-C6	-5.88	1.36	1.42
35	BA	479	A	N1-C2	-5.88	1.29	1.34
35	BA	592	G	C5-C4	-5.88	1.34	1.38
35	BA	1110	G	N7-C5	-5.88	1.35	1.39
35	BA	1677	A	C6-N6	-5.88	1.29	1.33
35	BA	569	U	C2-N3	-5.88	1.33	1.37
1	AA	292	G	N9-C8	-5.87	1.33	1.37
35	BA	271(H)	G	N9-C8	-5.87	1.33	1.37
35	BA	619	G	C2-N2	-5.87	1.28	1.34
35	BA	684	G	N9-C8	-5.87	1.33	1.37
35	BA	1145	C	C5-C6	-5.87	1.29	1.34
35	BA	1304	C	C4-C5	-5.87	1.38	1.43
1	AA	222	U	C4-O4	-5.87	1.19	1.23
35	BA	58	G	C5-C6	-5.87	1.36	1.42
35	BA	427	U	P-O5'	-5.87	1.53	1.59
35	BA	1599	C	C2'-C1'	-5.87	1.46	1.53
35	BA	2851	A	N1-C2	-5.87	1.29	1.34
1	AA	811	C	C4-C5	-5.87	1.38	1.43
1	AA	1123	A	N3-C4	-5.87	1.31	1.34
1	AA	1268	A	N3-C4	-5.87	1.31	1.34
35	BA	1916	A	N3-C4	-5.87	1.31	1.34
1	AA	736	C	C4-N4	-5.87	1.28	1.33
35	BA	26	G	P-O5'	-5.87	1.53	1.59
35	BA	1119	C	C5-C6	-5.87	1.29	1.34
35	BA	1280	G	O4'-C1'	-5.87	1.34	1.41
35	BA	1639	U	P-O5'	-5.87	1.53	1.59
35	BA	1687	G	P-O5'	-5.87	1.53	1.59
35	BA	2049	G	C2-N3	-5.87	1.28	1.32
35	BA	2612	C	P-O5'	-5.87	1.53	1.59
35	BA	2667	C	C2-O2	-5.87	1.19	1.24
1	AA	855	G	N3-C4	-5.87	1.31	1.35
35	BA	482	A	C4'-C3'	-5.87	1.46	1.52
35	BA	1357	U	N1-C6	-5.87	1.32	1.38
35	BA	467	G	N7-C5	-5.87	1.35	1.39
35	BA	2223	G	N7-C5	-5.87	1.35	1.39

Continued on next page...

Continued from previous page...

Mol	Chain	Res	Type	Atoms	Z	Observed(Å)	Ideal(Å)
1	AA	809	G	N1-C2	-5.86	1.33	1.37
35	BA	1021	A	N3-C4	-5.86	1.31	1.34
35	BA	2032	G	O4'-C1'	-5.86	1.34	1.41
1	AA	168	G	N9-C8	-5.86	1.33	1.37
1	AA	830	G	N3-C4	-5.86	1.31	1.35
1	AA	1343	G	N3-C4	-5.86	1.31	1.35
1	AA	1456	G	N3-C4	-5.86	1.31	1.35
35	BA	909	A	C2-N3	-5.86	1.28	1.33
35	BA	1992	G	N9-C8	-5.86	1.33	1.37
35	BA	2747	G	N3-C4	-5.86	1.31	1.35
1	AA	996	A	C5-C4	-5.86	1.34	1.38
35	BA	1021	A	C3'-C2'	-5.86	1.46	1.52
35	BA	1283	G	C8-N7	-5.86	1.27	1.30
35	BA	1810	A	C5-C4	-5.86	1.34	1.38
35	BA	2389	G	N1-C2	-5.86	1.33	1.37
35	BA	2499	C	C4'-C3'	-5.86	1.46	1.52
35	BA	1328	G	N7-C5	-5.86	1.35	1.39
1	AA	430	A	N9-C4	5.86	1.41	1.37
1	AA	725	G	N9-C8	-5.86	1.33	1.37
1	AA	768	A	C6-N1	-5.86	1.31	1.35
1	AA	966	G	C6-N1	-5.86	1.35	1.39
1	AA	1225	A	C6-N1	-5.86	1.31	1.35
1	AA	1227	A	C8-N7	-5.86	1.27	1.31
35	BA	953	A	C6-N1	-5.86	1.31	1.35
35	BA	1435	G	N9-C8	-5.86	1.33	1.37
35	BA	2325	G	C6-N1	-5.86	1.35	1.39
35	BA	1452	A	C5-C6	-5.86	1.35	1.41
1	AA	1059	C	N1-C6	-5.85	1.33	1.37
1	AA	1492	A	C2'-C1'	5.85	1.59	1.53
1	AA	1524	C	N3-C4	-5.85	1.29	1.33
35	BA	2456	C	N3-C4	-5.85	1.29	1.33
35	BA	2872	G	C2-N3	-5.85	1.28	1.32
1	AA	715	A	C6-N6	-5.85	1.29	1.33
1	AA	1280	A	P-O5'	-5.85	1.53	1.59
1	AA	1408	A	C2-N3	-5.85	1.28	1.33
35	BA	639	U	P-O5'	-5.85	1.53	1.59
35	BA	777	A	C2-N3	-5.85	1.28	1.33
35	BA	1628	G	P-O5'	-5.85	1.53	1.59
35	BA	1651	G	C8-N7	-5.85	1.27	1.30
35	BA	1927	A	P-O5'	-5.85	1.53	1.59
35	BA	1959	G	C6-N1	-5.85	1.35	1.39
35	BA	486	C	N1-C6	5.85	1.40	1.37

Continued on next page...

Continued from previous page...

Mol	Chain	Res	Type	Atoms	Z	Observed(Å)	Ideal(Å)
35	BA	1635	G	C5'-C4'	-5.85	1.44	1.51
35	BA	1950	G	N9-C4	-5.85	1.33	1.38
35	BA	2158	A	N3-C4	-5.85	1.31	1.34
1	AA	10	A	O3'-P	-5.85	1.54	1.61
1	AA	689	C	P-O5'	-5.85	1.53	1.59
1	AA	1272	G	C6-O6	-5.85	1.18	1.24
22	AV	67	C	P-O5'	-5.85	1.53	1.59
22	AV	16	C	C5'-C4'	-5.85	1.44	1.51
35	BA	884	C	C4-N4	-5.85	1.28	1.33
1	AA	663	A	C6-N1	-5.85	1.31	1.35
1	AA	690	G	C2-N2	-5.85	1.28	1.34
1	AA	709	G	N1-C2	-5.85	1.33	1.37
1	AA	965	A	N9-C8	-5.85	1.33	1.37
1	AA	1166	G	C2-N2	-5.85	1.28	1.34
35	BA	890	A	C8-N7	-5.85	1.27	1.31
35	BA	975(A)	G	N9-C8	-5.85	1.33	1.37
35	BA	1356	G	N1-C2	-5.85	1.33	1.37
35	BA	2543	G	N9-C4	-5.85	1.33	1.38
36	BB	40	U	C3'-C2'	-5.85	1.46	1.52
36	BB	100	A	C2'-O2'	-5.85	1.34	1.41
35	BA	2426	A	N3-C4	-5.84	1.31	1.34
1	AA	585	G	C5-C4	-5.84	1.34	1.38
1	AA	681	C	P-O5'	-5.84	1.53	1.59
35	BA	2513	G	C2'-O2'	-5.84	1.34	1.41
1	AA	410	G	O3'-P	-5.84	1.54	1.61
1	AA	1460	A	N9-C8	-5.84	1.33	1.37
35	BA	786	C	N1-C6	-5.84	1.33	1.37
35	BA	2828	C	N1-C6	-5.84	1.33	1.37
1	AA	888	G	C4'-C3'	-5.84	1.46	1.52
1	AA	935	A	N7-C5	-5.84	1.35	1.39
35	BA	1231	G	N9-C8	-5.84	1.33	1.37
1	AA	868	C	C2-N3	-5.84	1.31	1.35
1	AA	913	A	C6-N6	-5.84	1.29	1.33
1	AA	1062	U	N1-C6	-5.84	1.32	1.38
35	BA	1632	A	C6-N6	5.84	1.38	1.33
35	BA	2040	C	C2-N3	-5.84	1.31	1.35
35	BA	2531	A	N3-C4	-5.84	1.31	1.34
1	AA	1202	G	N7-C5	5.84	1.42	1.39
1	AA	1337	G	N7-C5	5.84	1.42	1.39
35	BA	2022	U	C5'-C4'	-5.84	1.44	1.51
1	AA	330	C	N1-C6	-5.83	1.33	1.37
35	BA	1015	G	C6-O6	-5.83	1.18	1.24

Continued on next page...

Continued from previous page...

Mol	Chain	Res	Type	Atoms	Z	Observed(Å)	Ideal(Å)
35	BA	1749	A	C8-N7	-5.83	1.27	1.31
1	AA	645	C	C4-C5	-5.83	1.38	1.43
35	BA	122	G	N7-C5	-5.83	1.35	1.39
35	BA	268	C	C2-N3	-5.83	1.31	1.35
35	BA	355	G	C5'-C4'	-5.83	1.44	1.51
35	BA	381	G	C5-C6	-5.83	1.36	1.42
35	BA	770	G	N7-C5	-5.83	1.35	1.39
35	BA	1042	G	N3-C4	-5.83	1.31	1.35
35	BA	2120	G	C6-N1	-5.83	1.35	1.39
35	BA	2799	C	N3-C4	-5.83	1.29	1.33
1	AA	167	G	N9-C8	-5.83	1.33	1.37
1	AA	572	A	C6-N1	-5.83	1.31	1.35
35	BA	1261	C	O3'-P	-5.83	1.54	1.61
35	BA	1350	C	C5-C6	-5.83	1.29	1.34
35	BA	1661	G	C4'-C3'	-5.83	1.46	1.52
35	BA	1700	A	C6-N1	-5.83	1.31	1.35
1	AA	432	A	C5-C6	-5.83	1.35	1.41
1	AA	777	A	N9-C4	-5.83	1.34	1.37
22	AV	21	A	C8-N7	-5.83	1.27	1.31
35	BA	614(C)	A	C2'-C1'	-5.83	1.47	1.53
35	BA	718	A	N9-C4	5.83	1.41	1.37
35	BA	2426	A	N7-C5	-5.83	1.35	1.39
35	BA	2469	A	C8-N7	-5.83	1.27	1.31
35	BA	2627	G	N3-C4	-5.83	1.31	1.35
36	BB	114	C	C4-N4	-5.83	1.28	1.33
1	AA	386	C	P-O5'	-5.83	1.53	1.59
35	BA	1777	U	O3'-P	-5.83	1.54	1.61
35	BA	2747	G	C8-N7	-5.83	1.27	1.30
1	AA	7	G	C2'-C1'	-5.83	1.47	1.53
35	BA	817	C	C4'-C3'	-5.83	1.46	1.52
35	BA	1035	U	N1-C2	-5.83	1.33	1.38
1	AA	585	G	N3-C4	-5.82	1.31	1.35
1	AA	974	A	C6-N6	-5.82	1.29	1.33
35	BA	732	C	C4-C5	-5.82	1.38	1.43
35	BA	1649	G	N3-C4	-5.82	1.31	1.35
35	BA	2616	C	O3'-P	-5.82	1.54	1.61
1	AA	673	G	N7-C5	-5.82	1.35	1.39
1	AA	1151	A	N9-C8	-5.82	1.33	1.37
1	AA	1311	G	N7-C5	-5.82	1.35	1.39
1	AA	1416	G	N1-C2	-5.82	1.33	1.37
1	AA	1467	G	C5-C4	-5.82	1.34	1.38
35	BA	1611	C	C2-O2	-5.82	1.19	1.24

Continued on next page...

Continued from previous page...

Mol	Chain	Res	Type	Atoms	Z	Observed(Å)	Ideal(Å)
35	BA	2035	G	N1-C2	-5.82	1.33	1.37
1	AA	1030(B)	C	N1-C6	5.82	1.40	1.37
35	BA	24	G	C8-N7	-5.82	1.27	1.30
35	BA	262	A	N1-C2	-5.82	1.29	1.34
35	BA	510	C	C4-C5	-5.82	1.38	1.43
35	BA	1656	C	N1-C2	5.82	1.46	1.40
35	BA	1672	C	C4-C5	-5.82	1.38	1.43
35	BA	2199	A	O4'-C1'	-5.82	1.34	1.41
35	BA	2664	G	C6-O6	-5.82	1.19	1.24
35	BA	2710	C	C4-C5	-5.82	1.38	1.43
1	AA	88	A	C6-N6	-5.82	1.29	1.33
1	AA	120	A	C5-C6	-5.82	1.35	1.41
1	AA	1121	U	C4'-C3'	-5.82	1.46	1.52
35	BA	1289	C	C2'-C1'	-5.82	1.47	1.53
1	AA	728	A	C6-N1	5.82	1.39	1.35
1	AA	1086	U	N1-C6	-5.82	1.32	1.38
22	AV	11	A	C6-N1	5.82	1.39	1.35
35	BA	219	G	N3-C4	-5.82	1.31	1.35
35	BA	994	C	C5-C6	5.82	1.39	1.34
35	BA	1096	A	C5-C4	-5.82	1.34	1.38
35	BA	1114	G	C5-C4	-5.82	1.34	1.38
35	BA	1450	G	C5-C4	-5.82	1.34	1.38
35	BA	2157	G	N1-C2	-5.82	1.33	1.37
36	BB	57	A	N9-C4	5.82	1.41	1.37
1	AA	126	G	C6-N1	-5.82	1.35	1.39
1	AA	504	C	N1-C6	-5.82	1.33	1.37
1	AA	951	G	N7-C5	-5.82	1.35	1.39
1	AA	1340	A	C5-C6	-5.82	1.35	1.41
35	BA	896	A	N7-C5	-5.82	1.35	1.39
35	BA	1080	C	C4-C5	-5.82	1.38	1.43
35	BA	1203	G	C6-O6	-5.82	1.19	1.24
35	BA	2720	U	C2-N3	-5.82	1.33	1.37
37	BC	86	GLU	CD-OE1	-5.82	1.19	1.25
35	BA	199	A	C2-N3	-5.81	1.28	1.33
35	BA	1407	C	P-O5'	-5.81	1.53	1.59
1	AA	9	G	N9-C4	-5.81	1.33	1.38
1	AA	1319	A	C2'-C1'	-5.81	1.47	1.53
1	AA	1427	U	C4-O4	-5.81	1.19	1.23
35	BA	956	G	C6-O6	-5.81	1.19	1.24
35	BA	1746	G	N9-C4	-5.81	1.33	1.38
35	BA	2642	G	N9-C4	-5.81	1.33	1.38
35	BA	383	U	C5'-C4'	-5.81	1.44	1.51

Continued on next page...

Continued from previous page...

Mol	Chain	Res	Type	Atoms	Z	Observed(Å)	Ideal(Å)
35	BA	2000	G	C5'-C4'	-5.81	1.44	1.51
1	AA	1073	U	C4'-C3'	-5.81	1.46	1.52
35	BA	497	A	N7-C5	-5.81	1.35	1.39
35	BA	744	G	N7-C5	-5.81	1.35	1.39
35	BA	2860	A	C8-N7	5.81	1.35	1.31
1	AA	448	A	N9-C8	-5.81	1.33	1.37
1	AA	617	G	N1-C2	-5.81	1.33	1.37
1	AA	1377	A	C5-C6	-5.81	1.35	1.41
1	AA	1464	G	N1-C2	-5.81	1.33	1.37
1	AA	1494	G	N9-C8	-5.81	1.33	1.37
35	BA	132	G	N9-C4	-5.81	1.33	1.38
35	BA	701	G	N3-C4	-5.81	1.31	1.35
35	BA	765	G	N3-C4	-5.81	1.31	1.35
35	BA	987	G	C6-O6	-5.81	1.19	1.24
35	BA	1147	C	C2-O2	-5.81	1.19	1.24
35	BA	1361	G	N9-C8	-5.81	1.33	1.37
35	BA	1566	A	N1-C2	-5.81	1.29	1.34
35	BA	2413	G	C8-N7	-5.81	1.27	1.30
35	BA	2818	G	C8-N7	-5.81	1.27	1.30
36	BB	104	U	C2'-C1'	-5.81	1.47	1.53
1	AA	1054	C	C4'-C3'	-5.81	1.46	1.52
35	BA	765	G	C5-C4	-5.81	1.34	1.38
35	BA	2439	A	C2-N3	-5.81	1.28	1.33
1	AA	64	G	P-O5'	-5.80	1.53	1.59
1	AA	366	C	N3-C4	-5.80	1.29	1.33
22	AV	40	C	N1-C6	-5.80	1.33	1.37
35	BA	539	G	N9-C4	-5.80	1.33	1.38
35	BA	894	C	N1-C6	-5.80	1.33	1.37
35	BA	1680	U	C4'-O4'	-5.80	1.38	1.45
35	BA	2438	U	C5-C6	-5.80	1.28	1.34
36	BB	72	G	N9-C4	-5.80	1.33	1.38
1	AA	1491	G	O3'-P	-5.80	1.54	1.61
35	BA	2679	A	C2'-O2'	-5.80	1.34	1.41
1	AA	197	A	C5-C4	-5.80	1.34	1.38
1	AA	1131	G	N3-C4	-5.80	1.31	1.35
35	BA	551	G	C5'-C4'	-5.80	1.44	1.51
35	BA	2037	G	C6-O6	-5.80	1.19	1.24
36	BB	57	A	C2-N3	-5.80	1.28	1.33
1	AA	31	G	N9-C8	5.80	1.42	1.37
1	AA	1379	G	C2-N2	-5.80	1.28	1.34
35	BA	674	G	P-O5'	5.80	1.65	1.59
35	BA	1091	G	C2-N2	-5.80	1.28	1.34

Continued on next page...

Continued from previous page...

Mol	Chain	Res	Type	Atoms	Z	Observed(Å)	Ideal(Å)
35	BA	2342	C	C3'-C2'	-5.80	1.46	1.52
1	AA	129(A)	G	N9-C8	-5.80	1.33	1.37
35	BA	2625	G	C6-O6	-5.80	1.19	1.24
1	AA	226	G	N7-C5	-5.80	1.35	1.39
1	AA	492	G	C3'-C2'	-5.80	1.46	1.52
1	AA	1502	A	C2-N3	-5.80	1.28	1.33
35	BA	316	C	C3'-C2'	-5.80	1.46	1.52
35	BA	1156	A	O3'-P	-5.80	1.54	1.61
35	BA	1206	G	C2'-C1'	-5.80	1.47	1.53
35	BA	1366	A	C2'-C1'	-5.80	1.47	1.53
35	BA	1603	A	C5-C4	-5.80	1.34	1.38
36	BB	81	G	N7-C5	-5.80	1.35	1.39
1	AA	452	A	C6-N6	-5.79	1.29	1.33
1	AA	453	A	C8-N7	-5.79	1.27	1.31
1	AA	729	A	C5-C6	-5.79	1.35	1.41
35	BA	275	G	C2-N3	-5.79	1.28	1.32
35	BA	1535	A	C5-C6	-5.79	1.35	1.41
1	AA	319	G	C6-N1	-5.79	1.35	1.39
1	AA	778	G	C5'-C4'	-5.79	1.44	1.51
1	AA	1175	G	N9-C4	-5.79	1.33	1.38
35	BA	1157	G	C5'-C4'	-5.79	1.44	1.51
35	BA	1624	G	C6-O6	5.79	1.29	1.24
35	BA	1787	A	N3-C4	-5.79	1.31	1.34
35	BA	2252	G	C6-N1	-5.79	1.35	1.39
35	BA	2740	A	P-O5'	-5.79	1.53	1.59
1	AA	887	G	N3-C4	-5.79	1.31	1.35
1	AA	1011	G	N9-C8	-5.79	1.33	1.37
35	BA	664	C	C2-N3	-5.79	1.31	1.35
35	BA	877	U	P-O5'	-5.79	1.53	1.59
35	BA	1200	C	N1-C6	-5.79	1.33	1.37
35	BA	1291	C	C4'-C3'	-5.79	1.46	1.52
35	BA	1781	C	C5-C6	-5.79	1.29	1.34
1	AA	500	G	C8-N7	5.79	1.34	1.30
35	BA	1475	G	N9-C4	-5.79	1.33	1.38
35	BA	2191	G	C8-N7	-5.79	1.27	1.30
35	BA	2698	U	N1-C6	-5.79	1.32	1.38
35	BA	2796	U	N1-C6	-5.79	1.32	1.38
1	AA	800	G	N7-C5	-5.79	1.35	1.39
1	AA	1109	C	N1-C6	-5.79	1.33	1.37
1	AA	1292	U	C2'-C1'	-5.79	1.47	1.53
35	BA	320	A	C2'-C1'	-5.79	1.47	1.53
35	BA	751	A	C6-N1	-5.79	1.31	1.35

Continued on next page...

Continued from previous page...

Mol	Chain	Res	Type	Atoms	Z	Observed(Å)	Ideal(Å)
35	BA	1028	A	N7-C5	-5.79	1.35	1.39
35	BA	2151	G	N7-C5	-5.79	1.35	1.39
1	AA	663	A	C8-N7	-5.78	1.27	1.31
1	AA	837	G	O3'-P	-5.78	1.54	1.61
35	BA	2883	A	N9-C8	-5.78	1.33	1.37
35	BA	271(Y)	U	C2-O2	-5.78	1.17	1.22
1	AA	703	G	N1-C2	-5.78	1.33	1.37
1	AA	764	C	C3'-C2'	-5.78	1.46	1.52
1	AA	1081	G	C8-N7	-5.78	1.27	1.30
22	AV	73	A	N9-C8	-5.78	1.33	1.37
35	BA	927	G	C2-N2	-5.78	1.28	1.34
35	BA	1272	A	C6-N6	-5.78	1.29	1.33
35	BA	1770	G	C2-N3	-5.78	1.28	1.32
35	BA	2327	A	C6-N6	-5.78	1.29	1.33
1	AA	582	U	C4-C5	-5.78	1.38	1.43
35	BA	634	C	C5'-C4'	-5.78	1.44	1.51
35	BA	697	C	C5'-C4'	-5.78	1.44	1.51
35	BA	2156	G	C5-C4	-5.78	1.34	1.38
1	AA	717	C	C4'-C3'	-5.78	1.46	1.52
35	BA	606	U	C2'-O2'	-5.78	1.34	1.41
35	BA	1963	U	C4'-C3'	-5.78	1.46	1.52
35	BA	2001	A	N7-C5	-5.78	1.35	1.39
1	AA	373	A	C6-N6	-5.78	1.29	1.33
1	AA	841	U	C5-C6	-5.78	1.28	1.34
35	BA	849	A	N1-C2	-5.78	1.29	1.34
35	BA	892	G	N9-C4	-5.78	1.33	1.38
35	BA	1073	A	C5-C4	-5.78	1.34	1.38
35	BA	1459	G	N9-C8	5.78	1.41	1.37
35	BA	2021	C	C2-N3	-5.78	1.31	1.35
35	BA	2537	U	C4'-C3'	-5.78	1.46	1.52
35	BA	274	G	C6-O6	-5.77	1.19	1.24
35	BA	780	G	C8-N7	-5.77	1.27	1.30
35	BA	927	G	N3-C4	-5.77	1.31	1.35
35	BA	1034	G	N3-C4	-5.77	1.31	1.35
35	BA	2080	G	N3-C4	-5.77	1.31	1.35
35	BA	2167	U	C3'-C2'	-5.77	1.46	1.52
35	BA	2794	C	N1-C6	5.77	1.40	1.37
1	AA	807	A	N1-C2	-5.77	1.29	1.34
1	AA	901	A	N1-C2	-5.77	1.29	1.34
22	AV	51	C	P-O5'	-5.77	1.53	1.59
35	BA	878	A	N1-C2	-5.77	1.29	1.34
35	BA	2586	C	C4'-C3'	-5.77	1.46	1.52

Continued on next page...

Continued from previous page...

Mol	Chain	Res	Type	Atoms	Z	Observed(Å)	Ideal(Å)
35	BA	2788	C	C4-N4	-5.77	1.28	1.33
35	BA	2859	G	C4'-C3'	-5.77	1.46	1.52
35	BA	413	C	C2-N3	-5.77	1.31	1.35
35	BA	2474	C	C2-O2	5.77	1.29	1.24
1	AA	261	U	N3-C4	-5.77	1.33	1.38
8	AH	37	ARG	NE-CZ	-5.77	1.25	1.33
35	BA	278	A	C6-N6	-5.77	1.29	1.33
1	AA	824	C	C5-C6	-5.77	1.29	1.34
1	AA	1263	C	P-O5'	-5.77	1.53	1.59
35	BA	37	C	C5'-C4'	-5.77	1.44	1.51
35	BA	1234	U	C4-C5	-5.77	1.38	1.43
35	BA	1602	U	C4-C5	-5.77	1.38	1.43
35	BA	1912	A	C8-N7	-5.77	1.27	1.31
1	AA	733	A	N7-C5	-5.77	1.35	1.39
1	AA	855	G	N7-C5	-5.77	1.35	1.39
35	BA	123	G	N7-C5	-5.77	1.35	1.39
35	BA	602	G	N7-C5	-5.77	1.35	1.39
35	BA	873	G	N9-C4	-5.77	1.33	1.38
1	AA	224	C	N3-C4	-5.76	1.29	1.33
1	AA	511	C	C4'-C3'	-5.76	1.46	1.52
35	BA	1002	G	N9-C8	-5.76	1.33	1.37
35	BA	1160	G	C5-C6	-5.76	1.36	1.42
35	BA	1374	G	N9-C8	-5.76	1.33	1.37
35	BA	1524	G	C6-O6	-5.76	1.19	1.24
35	BA	2007	C	P-O5'	-5.76	1.53	1.59
1	AA	946	A	N9-C4	5.76	1.41	1.37
1	AA	1264	C	C2'-O2'	-5.76	1.34	1.41
35	BA	941	A	C5-C4	5.76	1.42	1.38
36	BB	28	C	C4-N4	5.76	1.39	1.33
1	AA	14	U	N1-C6	-5.76	1.32	1.38
1	AA	329	A	N3-C4	-5.76	1.31	1.34
1	AA	1400	C	C2-N3	-5.76	1.31	1.35
35	BA	1656	C	C2-O2	-5.76	1.19	1.24
35	BA	2533	A	N3-C4	-5.76	1.31	1.34
1	AA	892	A	C5'-C4'	-5.76	1.44	1.51
1	AA	1047	G	N7-C5	-5.76	1.35	1.39
1	AA	1473	A	C6-N1	-5.76	1.31	1.35
35	BA	317	G	N7-C5	-5.76	1.35	1.39
35	BA	411	G	C5-C6	-5.76	1.36	1.42
35	BA	752	A	N7-C5	-5.76	1.35	1.39
35	BA	893	C	N1-C6	-5.76	1.33	1.37
35	BA	1562	A	C2'-C1'	-5.76	1.47	1.53

Continued on next page...

Continued from previous page...

Mol	Chain	Res	Type	Atoms	Z	Observed(Å)	Ideal(Å)
35	BA	1815	A	N7-C5	-5.76	1.35	1.39
35	BA	1914	C	C2'-C1'	-5.76	1.47	1.53
35	BA	1973	G	N7-C5	-5.76	1.35	1.39
35	BA	2265	U	N3-C4	-5.76	1.33	1.38
35	BA	2347	C	N3-C4	-5.76	1.29	1.33
1	AA	154	C	C4'-C3'	-5.76	1.46	1.52
1	AA	821	G	C5-C4	-5.76	1.34	1.38
1	AA	1341	U	C3'-C2'	-5.76	1.46	1.52
35	BA	2147	G	C5-C4	-5.76	1.34	1.38
35	BA	2168	G	C4'-C3'	-5.76	1.46	1.52
35	BA	2557	G	N3-C4	-5.76	1.31	1.35
1	AA	580	U	C2-N3	5.76	1.41	1.37
35	BA	734	A	C5-C4	-5.75	1.34	1.38
1	AA	286	G	C2-N3	-5.75	1.28	1.32
1	AA	408	A	N9-C8	-5.75	1.33	1.37
35	BA	188	G	N1-C2	-5.75	1.33	1.37
35	BA	654(B)	C	C4-N4	-5.75	1.28	1.33
35	BA	659	C	C4-N4	-5.75	1.28	1.33
35	BA	2868	A	C2'-O2'	-5.75	1.34	1.41
35	BA	2062	A	C8-N7	-5.75	1.27	1.31
35	BA	2134	A	C8-N7	-5.75	1.27	1.31
35	BA	2411	A	C5-C6	-5.75	1.35	1.41
1	AA	913	A	C4'-O4'	-5.75	1.38	1.45
1	AA	1357	A	C6-N1	-5.75	1.31	1.35
35	BA	293	U	C4'-C3'	-5.75	1.46	1.52
35	BA	1259	G	O3'-P	5.75	1.68	1.61
35	BA	1445(A)	C	C4'-C3'	-5.75	1.46	1.52
35	BA	1960	A	C6-N1	-5.75	1.31	1.35
35	BA	802	A	N9-C8	-5.75	1.33	1.37
35	BA	1675	C	C4-C5	-5.75	1.38	1.43
35	BA	1813	G	C6-O6	-5.75	1.19	1.24
35	BA	2614	A	C5-C6	-5.75	1.35	1.41
35	BA	2823	A	N1-C2	-5.75	1.29	1.34
35	BA	2236	C	P-O5'	-5.75	1.54	1.59
1	AA	1071	C	C4-C5	-5.74	1.38	1.43
22	AV	17(A)	U	C5-C6	-5.74	1.28	1.34
22	AV	47	U	C4-C5	-5.74	1.38	1.43
35	BA	337	C	C5'-C4'	-5.74	1.44	1.51
35	BA	1492	G	N9-C8	-5.74	1.33	1.37
35	BA	1579	A	C5'-C4'	-5.74	1.44	1.51
1	AA	423	G	N7-C5	-5.74	1.35	1.39
1	AA	627	G	N3-C4	-5.74	1.31	1.35

Continued on next page...

Continued from previous page...

Mol	Chain	Res	Type	Atoms	Z	Observed(Å)	Ideal(Å)
35	BA	362	U	N1-C6	5.74	1.43	1.38
35	BA	928	G	N3-C4	-5.74	1.31	1.35
35	BA	2218	U	C2'-O2'	-5.74	1.34	1.41
35	BA	2812	G	C2-N3	-5.74	1.28	1.32
1	AA	934	C	N1-C6	-5.74	1.33	1.37
1	AA	983	A	C6-N6	-5.74	1.29	1.33
1	AA	988	G	C4'-C3'	-5.74	1.46	1.52
1	AA	1064	G	C4'-C3'	-5.74	1.46	1.52
1	AA	71	C	N3-C4	-5.74	1.29	1.33
1	AA	396	G	C5-C6	-5.74	1.36	1.42
1	AA	1038	C	C4-N4	-5.74	1.28	1.33
35	BA	47	C	C5-C6	-5.74	1.29	1.34
35	BA	509	C	C5-C6	-5.74	1.29	1.34
35	BA	658	C	N3-C4	-5.74	1.29	1.33
35	BA	986	C	C5-C6	-5.74	1.29	1.34
35	BA	1403	C	N3-C4	-5.74	1.29	1.33
35	BA	1955	U	N3-C4	-5.74	1.33	1.38
1	AA	156	G	C5-C4	-5.74	1.34	1.38
35	BA	1353	A	N3-C4	-5.74	1.31	1.34
35	BA	1810	A	N3-C4	-5.74	1.31	1.34
35	BA	2032	G	C6-O6	-5.74	1.19	1.24
35	BA	2407	G	C6-O6	-5.74	1.19	1.24
35	BA	2729	G	C6-O6	-5.74	1.19	1.24
1	AA	282	A	C8-N7	5.74	1.35	1.31
1	AA	490	G	C8-N7	-5.74	1.27	1.30
1	AA	1065	U	C5-C6	-5.74	1.28	1.34
35	BA	30	G	N7-C5	-5.74	1.35	1.39
35	BA	73	A	C6-N6	-5.74	1.29	1.33
35	BA	124	G	C6-N1	-5.74	1.35	1.39
35	BA	353	G	N3-C4	-5.74	1.31	1.35
35	BA	824	A	C2'-C1'	-5.74	1.47	1.53
35	BA	873	G	C8-N7	-5.74	1.27	1.30
35	BA	1347	G	C5-C6	-5.74	1.36	1.42
35	BA	1771	C	N1-C6	-5.74	1.33	1.37
35	BA	979	G	N1-C2	5.73	1.42	1.37
35	BA	2766	G	N1-C2	5.73	1.42	1.37
1	AA	553	A	C4'-O4'	-5.73	1.38	1.45
1	AA	1098	C	C5-C6	-5.73	1.29	1.34
35	BA	225	A	C6-N6	-5.73	1.29	1.33
35	BA	408	G	O3'-P	-5.73	1.54	1.61
35	BA	766	C	C5-C6	-5.73	1.29	1.34
35	BA	777	A	N1-C2	-5.73	1.29	1.34

Continued on next page...

Continued from previous page...

Mol	Chain	Res	Type	Atoms	Z	Observed(Å)	Ideal(Å)
35	BA	858	U	C2'-C1'	-5.73	1.47	1.53
35	BA	1290	C	C5-C6	-5.73	1.29	1.34
35	BA	1392	A	N1-C2	-5.73	1.29	1.34
35	BA	2018	G	N9-C4	-5.73	1.33	1.38
35	BA	2363	C	C2-O2	-5.73	1.19	1.24
35	BA	2432	A	N1-C2	-5.73	1.29	1.34
35	BA	2741	A	N1-C2	-5.73	1.29	1.34
45	BN	78	TYR	CE2-CZ	-5.73	1.31	1.38
1	AA	310	G	C5-C4	-5.73	1.34	1.38
35	BA	805	G	C5-C6	-5.73	1.36	1.42
35	BA	921	G	C6-N1	-5.73	1.35	1.39
1	AA	1146	A	N9-C4	-5.73	1.34	1.37
1	AA	1247	U	C4-O4	-5.73	1.19	1.23
35	BA	1006	C	C2'-C1'	-5.73	1.47	1.53
35	BA	1468	C	C4-C5	-5.73	1.38	1.43
35	BA	1764	G	C2'-C1'	-5.73	1.47	1.53
1	AA	1271	G	C8-N7	-5.73	1.27	1.30
1	AA	1347	G	N9-C8	-5.73	1.33	1.37
35	BA	62	C	C2-O2	-5.73	1.19	1.24
35	BA	194	G	C4'-O4'	-5.73	1.38	1.45
35	BA	654(C)	G	N1-C2	-5.73	1.33	1.37
35	BA	848	G	C8-N7	-5.73	1.27	1.30
35	BA	1044	G	C8-N7	-5.73	1.27	1.30
35	BA	1320	C	C5'-C4'	-5.73	1.44	1.51
35	BA	1883	G	C4'-C3'	-5.73	1.46	1.52
35	BA	2379	G	C6-O6	-5.73	1.19	1.24
35	BA	2748	A	N9-C8	-5.73	1.33	1.37
35	BA	2799	C	C4'-C3'	-5.73	1.46	1.52
45	BN	10	GLU	CD-OE2	-5.73	1.19	1.25
1	AA	487	A	C6-N1	-5.73	1.31	1.35
35	BA	1501	C	P-O5'	-5.73	1.54	1.59
35	BA	1685	C	N1-C2	-5.73	1.34	1.40
1	AA	801	U	C5'-C4'	-5.72	1.44	1.51
35	BA	286	C	C2-O2	-5.72	1.19	1.24
35	BA	1745(A)	C	C4-C5	-5.72	1.38	1.43
35	BA	2056	G	C6-N1	-5.72	1.35	1.39
35	BA	2648	C	C2-O2	-5.72	1.19	1.24
1	AA	136	C	P-O5'	-5.72	1.54	1.59
1	AA	453	A	P-O5'	-5.72	1.54	1.59
35	BA	977	G	C8-N7	-5.72	1.27	1.30
35	BA	1626	G	N7-C5	-5.72	1.35	1.39
35	BA	2141	G	N7-C5	-5.72	1.35	1.39

Continued on next page...

Continued from previous page...

Mol	Chain	Res	Type	Atoms	Z	Observed(Å)	Ideal(Å)
35	BA	2627	G	C2-N2	-5.72	1.28	1.34
35	BA	2817	G	C6-O6	-5.72	1.19	1.24
1	AA	800	G	C5-C4	-5.72	1.34	1.38
35	BA	1819	A	C5-C6	-5.72	1.35	1.41
1	AA	191	G	N9-C8	5.72	1.41	1.37
1	AA	484	G	C5-C6	-5.72	1.36	1.42
1	AA	1228	C	C2'-C1'	-5.72	1.47	1.53
21	AU	14	TRP	NE1-CE2	-5.72	1.30	1.37
35	BA	309	G	C5-C6	-5.72	1.36	1.42
1	AA	1499	A	N3-C4	-5.72	1.31	1.34
1	AA	104	G	N7-C5	-5.72	1.35	1.39
1	AA	708	C	N3-C4	-5.72	1.29	1.33
35	BA	83	G	C5-C4	5.72	1.42	1.38
35	BA	294	A	N7-C5	-5.72	1.35	1.39
35	BA	1741	A	N1-C2	-5.72	1.29	1.34
35	BA	2561	A	C5-C4	-5.72	1.34	1.38
1	AA	275	G	N7-C5	5.71	1.42	1.39
1	AA	565	U	C2-N3	-5.71	1.33	1.37
1	AA	668	G	N9-C4	-5.71	1.33	1.38
1	AA	671	G	C3'-C2'	-5.71	1.46	1.52
35	BA	647	G	N1-C2	-5.71	1.33	1.37
35	BA	1439	A	C2'-C1'	-5.71	1.47	1.53
35	BA	1524	G	N3-C4	-5.71	1.31	1.35
35	BA	1772	G	N3-C4	-5.71	1.31	1.35
35	BA	2192	G	C3'-C2'	-5.71	1.46	1.52
35	BA	2257	U	C3'-C2'	-5.71	1.46	1.52
35	BA	2371	G	C2-N2	-5.71	1.28	1.34
1	AA	695	A	C4'-O4'	-5.71	1.38	1.45
35	BA	968	G	P-O5'	-5.71	1.54	1.59
1	AA	773	G	N7-C5	-5.71	1.35	1.39
1	AA	1334	G	N7-C5	-5.71	1.35	1.39
1	AA	1423	G	N9-C8	-5.71	1.33	1.37
35	BA	1452	A	C5-C4	-5.71	1.34	1.38
35	BA	1479	G	C2-N3	-5.71	1.28	1.32
35	BA	1669	A	N7-C5	-5.71	1.35	1.39
35	BA	2162	G	N7-C5	-5.71	1.35	1.39
35	BA	2813	A	C5-C4	-5.71	1.34	1.38
1	AA	711	G	C5-C4	-5.71	1.34	1.38
1	AA	1069	C	N1-C6	-5.71	1.33	1.37
35	BA	435	C	N3-C4	-5.71	1.29	1.33
35	BA	731	C	N1-C6	-5.71	1.33	1.37
35	BA	940	G	C5-C4	-5.71	1.34	1.38

Continued on next page...

Continued from previous page...

Mol	Chain	Res	Type	Atoms	Z	Observed(Å)	Ideal(Å)
35	BA	1156	A	N9-C4	-5.71	1.34	1.37
35	BA	1342	A	N9-C4	-5.71	1.34	1.37
35	BA	2083	G	C2'-C1'	-5.71	1.47	1.53
35	BA	2720	U	C4'-O4'	-5.71	1.38	1.45
36	BB	11	C	N3-C4	-5.71	1.29	1.33
1	AA	829	G	C6-N1	-5.71	1.35	1.39
35	BA	531	C	C2-N3	-5.71	1.31	1.35
35	BA	714	U	C4-O4	-5.71	1.19	1.23
35	BA	1114	G	N1-C2	5.71	1.42	1.37
35	BA	1831	G	C8-N7	5.71	1.34	1.30
35	BA	1464	C	C4-C5	-5.71	1.38	1.43
35	BA	1878	G	C2-N2	-5.71	1.28	1.34
1	AA	38	G	C5-C4	-5.71	1.34	1.38
1	AA	513	C	N3-C4	-5.71	1.29	1.33
1	AA	642	A	C3'-C2'	-5.71	1.46	1.52
1	AA	876	G	O4'-C1'	-5.71	1.34	1.41
1	AA	1521	G	C5-C4	-5.71	1.34	1.38
35	BA	2625	G	C5-C6	-5.71	1.36	1.42
35	BA	55	G	P-O5'	-5.70	1.54	1.59
35	BA	1299	G	C6-O6	5.70	1.29	1.24
35	BA	1492	G	C6-N1	-5.70	1.35	1.39
35	BA	2669	G	C6-N1	-5.70	1.35	1.39
36	BB	97	G	N1-C2	-5.70	1.33	1.37
1	AA	485	G	C8-N7	-5.70	1.27	1.30
1	AA	372	C	C2-N3	5.70	1.40	1.35
1	AA	1256	A	C5-C6	-5.70	1.35	1.41
35	BA	290	G	C4'-C3'	-5.70	1.46	1.52
35	BA	1625	C	C2-N3	-5.70	1.31	1.35
1	AA	744	C	C5'-C4'	-5.70	1.44	1.51
1	AA	756	C	N3-C4	-5.70	1.29	1.33
1	AA	1294	G	N3-C4	-5.70	1.31	1.35
1	AA	1468	A	N3-C4	-5.70	1.31	1.34
35	BA	331	A	C6-N1	-5.70	1.31	1.35
35	BA	435	C	C5-C6	-5.70	1.29	1.34
35	BA	958	U	C2'-C1'	-5.70	1.47	1.53
35	BA	1908	C	C5-C6	-5.70	1.29	1.34
35	BA	135	G	P-O5'	-5.70	1.54	1.59
35	BA	2482	G	P-O5'	-5.70	1.54	1.59
1	AA	379	C	C2-N3	-5.70	1.31	1.35
1	AA	605	U	N1-C6	-5.70	1.32	1.38
1	AA	617	G	C6-N1	5.70	1.43	1.39
1	AA	625	G	C8-N7	-5.70	1.27	1.30

Continued on next page...

Continued from previous page...

Mol	Chain	Res	Type	Atoms	Z	Observed(Å)	Ideal(Å)
1	AA	642	A	C4'-C3'	-5.70	1.46	1.52
1	AA	714	G	N1-C2	-5.70	1.33	1.37
1	AA	1179	A	C2'-C1'	-5.70	1.47	1.53
35	BA	124	G	C3'-C2'	-5.70	1.46	1.52
35	BA	491	G	C8-N7	-5.70	1.27	1.30
35	BA	804	A	C5-C6	-5.70	1.35	1.41
35	BA	1192	G	C4'-C3'	-5.70	1.46	1.52
35	BA	1475	G	C4'-C3'	-5.70	1.46	1.52
35	BA	1564	C	C2-N3	-5.70	1.31	1.35
35	BA	2446	G	N1-C2	-5.70	1.33	1.37
35	BA	2760	C	N1-C2	-5.70	1.34	1.40
1	AA	538	G	C5-C4	-5.69	1.34	1.38
35	BA	1142(A)	A	C8-N7	-5.69	1.27	1.31
35	BA	2498	C	N3-C4	-5.69	1.29	1.33
35	BA	2730	C	C5-C6	-5.69	1.29	1.34
1	AA	254	G	C6-N1	-5.69	1.35	1.39
1	AA	305	G	N7-C5	-5.69	1.35	1.39
1	AA	1285	A	N3-C4	-5.69	1.31	1.34
1	AA	1368	G	N7-C5	-5.69	1.35	1.39
1	AA	1382	C	C4-C5	-5.69	1.38	1.43
35	BA	1432	C	C4-C5	-5.69	1.38	1.43
35	BA	1587	A	N7-C5	-5.69	1.35	1.39
35	BA	1968	G	N7-C5	-5.69	1.35	1.39
35	BA	2790	A	N9-C4	5.69	1.41	1.37
35	BA	323	G	C5-C6	-5.69	1.36	1.42
35	BA	722	A	C5-C4	-5.69	1.34	1.38
35	BA	1079	C	C4-N4	-5.69	1.28	1.33
35	BA	2362	G	N9-C4	-5.69	1.33	1.38
1	AA	1362	C	C4-C5	5.69	1.47	1.43
22	AV	17	C	C5'-C4'	-5.69	1.44	1.51
35	BA	1768	U	C5'-C4'	-5.69	1.44	1.51
35	BA	2303	G	C5-C4	-5.69	1.34	1.38
1	AA	619	U	C2-N3	-5.69	1.33	1.37
1	AA	1159	U	P-OP1	-5.69	1.39	1.49
35	BA	142(A)	C	N3-C4	5.69	1.38	1.33
35	BA	171	G	N3-C4	-5.69	1.31	1.35
35	BA	821	A	C6-N6	5.69	1.38	1.33
35	BA	2053	G	P-O5'	-5.69	1.54	1.59
35	BA	476	G	C4'-C3'	-5.69	1.46	1.52
35	BA	918	A	N7-C5	-5.69	1.35	1.39
35	BA	1765	C	C2-O2	-5.69	1.19	1.24
35	BA	2787	C	C4'-C3'	-5.69	1.46	1.52

Continued on next page...

Continued from previous page...

Mol	Chain	Res	Type	Atoms	Z	Observed(Å)	Ideal(Å)
1	AA	329	A	C5-C4	-5.68	1.34	1.38
35	BA	667	U	N3-C4	-5.68	1.33	1.38
35	BA	1384	A	N9-C4	-5.68	1.34	1.37
35	BA	1672	C	C2-N3	-5.68	1.31	1.35
35	BA	1983	C	N1-C6	-5.68	1.33	1.37
35	BA	2577	A	C5-C6	-5.68	1.35	1.41
1	AA	1358	U	N1-C2	-5.68	1.33	1.38
35	BA	593	G	C4'-C3'	-5.68	1.46	1.52
1	AA	718	G	N9-C4	-5.68	1.33	1.38
35	BA	670	A	N7-C5	-5.68	1.35	1.39
35	BA	847	U	C4-C5	-5.68	1.38	1.43
35	BA	1749	A	N7-C5	-5.68	1.35	1.39
35	BA	2665	A	C5-C6	-5.68	1.35	1.41
35	BA	2779	U	C4-C5	-5.68	1.38	1.43
35	BA	2853	C	C4-C5	-5.68	1.38	1.43
1	AA	1265	G	N9-C4	5.68	1.42	1.38
35	BA	1192	G	C2-N3	-5.68	1.28	1.32
35	BA	1549	C	C4-N4	-5.68	1.28	1.33
1	AA	227	G	N1-C2	-5.68	1.33	1.37
1	AA	1280	A	N9-C8	-5.68	1.33	1.37
1	AA	1475	G	N1-C2	-5.68	1.33	1.37
35	BA	1250	G	P-O5'	-5.68	1.54	1.59
35	BA	2057	A	C3'-C2'	-5.68	1.46	1.52
35	BA	2094	G	P-O5'	-5.68	1.54	1.59
35	BA	2526	G	N1-C2	-5.68	1.33	1.37
35	BA	2718	G	C5-C6	-5.68	1.36	1.42
1	AA	796	C	P-O5'	-5.67	1.54	1.59
1	AA	1361	G	C5'-C4'	-5.67	1.44	1.51
35	BA	363	G	P-O5'	-5.67	1.54	1.59
35	BA	462	C	C5-C6	-5.67	1.29	1.34
35	BA	1129	A	N9-C4	5.67	1.41	1.37
35	BA	2829	C	P-O5'	-5.67	1.54	1.59
22	AV	64	G	C4'-C3'	-5.67	1.46	1.52
35	BA	355	G	C5-C4	-5.67	1.34	1.38
35	BA	1541	G	C2'-C1'	-5.67	1.47	1.53
35	BA	2376	A	N3-C4	-5.67	1.31	1.34
1	AA	764	C	N1-C6	-5.67	1.33	1.37
1	AA	1041	A	C6-N1	-5.67	1.31	1.35
1	AA	1473	A	C8-N7	-5.67	1.27	1.31
22	AV	54	U	C5-C6	-5.67	1.29	1.34
35	BA	20	C	C2-N3	-5.67	1.31	1.35
35	BA	823	G	C5-C6	-5.67	1.36	1.42

Continued on next page...

Continued from previous page...

Mol	Chain	Res	Type	Atoms	Z	Observed(Å)	Ideal(Å)
35	BA	1380	G	N1-C2	-5.67	1.33	1.37
35	BA	1627	G	C6-N1	-5.67	1.35	1.39
35	BA	1693	U	C2-N3	-5.67	1.33	1.37
35	BA	1886	C	C2-N3	-5.67	1.31	1.35
35	BA	1961	C	N3-C4	-5.67	1.29	1.33
35	BA	2063	C	C2-N3	-5.67	1.31	1.35
35	BA	2244	U	C5-C6	-5.67	1.29	1.34
35	BA	2385	C	N1-C6	-5.67	1.33	1.37
35	BA	2670	A	C6-N1	-5.67	1.31	1.35
36	BB	79	C	C3'-C2'	-5.67	1.46	1.52
35	BA	594	U	N1-C6	-5.67	1.32	1.38
1	AA	755	G	N7-C5	-5.67	1.35	1.39
1	AA	902	G	C8-N7	-5.67	1.27	1.30
1	AA	1176	A	C5-C4	-5.67	1.34	1.38
1	AA	1185	G	N7-C5	-5.67	1.35	1.39
35	BA	785	G	C4'-C3'	-5.67	1.46	1.52
35	BA	1168	G	N9-C8	5.67	1.41	1.37
35	BA	1527	G	N7-C5	-5.67	1.35	1.39
35	BA	2379	G	N7-C5	-5.67	1.35	1.39
1	AA	881	G	C6-N1	-5.67	1.35	1.39
1	AA	921	U	P-O5'	-5.67	1.54	1.59
35	BA	1543	C	N1-C6	-5.67	1.33	1.37
35	BA	1850	G	C6-O6	-5.67	1.19	1.24
35	BA	2828	C	N3-C4	-5.67	1.29	1.33
36	BB	98	G	C6-O6	-5.67	1.19	1.24
1	AA	1323	G	N3-C4	-5.67	1.31	1.35
1	AA	6	G	N9-C8	-5.66	1.33	1.37
1	AA	527	G	C8-N7	-5.66	1.27	1.30
1	AA	873	A	C6-N6	-5.66	1.29	1.33
35	BA	241	A	P-O5'	-5.66	1.54	1.59
35	BA	1689	A	N1-C2	-5.66	1.29	1.34
35	BA	2518	A	C5'-C4'	5.66	1.58	1.51
35	BA	2665	A	C5-C4	-5.66	1.34	1.38
35	BA	2677	G	N9-C8	-5.66	1.33	1.37
35	BA	2736	G	C8-N7	-5.66	1.27	1.30
1	AA	514	C	C3'-C2'	-5.66	1.46	1.52
1	AA	1430	C	C2-N3	-5.66	1.31	1.35
35	BA	36	G	C5-C4	-5.66	1.34	1.38
35	BA	526	A	C2-N3	-5.66	1.28	1.33
35	BA	1268	A	C2-N3	-5.66	1.28	1.33
35	BA	2247	A	C2-N3	-5.66	1.28	1.33
1	AA	1306	A	N9-C4	-5.66	1.34	1.37

Continued on next page...

Continued from previous page...

Mol	Chain	Res	Type	Atoms	Z	Observed(Å)	Ideal(Å)
35	BA	432	A	C8-N7	-5.66	1.27	1.31
35	BA	592	G	C2'-C1'	-5.66	1.47	1.53
35	BA	951	C	N1-C6	-5.66	1.33	1.37
35	BA	1107	G	N7-C5	-5.66	1.35	1.39
35	BA	1279	G	N7-C5	-5.66	1.35	1.39
35	BA	1508	A	N7-C5	-5.66	1.35	1.39
35	BA	2145	C	N1-C6	-5.66	1.33	1.37
35	BA	2414	G	N3-C4	-5.66	1.31	1.35
1	AA	216	G	N1-C2	5.66	1.42	1.37
35	BA	726	G	N9-C8	-5.66	1.33	1.37
35	BA	1621	U	C4-C5	-5.66	1.38	1.43
35	BA	2601	C	C3'-C2'	-5.66	1.46	1.52
38	BD	86	PRO	N-CD	-5.66	1.40	1.47
35	BA	2464	C	C2-N3	-5.66	1.31	1.35
35	BA	1086	A	C6-N1	-5.66	1.31	1.35
35	BA	1338	G	C4'-C3'	-5.66	1.46	1.52
35	BA	2441	C	N3-C4	-5.66	1.29	1.33
1	AA	404	U	C2-O2	-5.65	1.17	1.22
1	AA	619	U	C5-C6	-5.65	1.29	1.34
36	BB	48	A	N9-C4	-5.65	1.34	1.37
1	AA	1444	C	C4-N4	-5.65	1.28	1.33
35	BA	848	G	N1-C2	-5.65	1.33	1.37
35	BA	2022	U	N3-C4	-5.65	1.33	1.38
35	BA	2374	C	C5'-C4'	-5.65	1.44	1.51
35	BA	2399	G	N9-C4	-5.65	1.33	1.38
35	BA	2561	A	N9-C8	-5.65	1.33	1.37
1	AA	360	A	N1-C2	-5.65	1.29	1.34
1	AA	454	C	C5-C6	-5.65	1.29	1.34
1	AA	475	G	N7-C5	5.65	1.42	1.39
24	AY	297	GLU	CD-OE1	5.65	1.31	1.25
35	BA	177	G	C5-C4	-5.65	1.34	1.38
35	BA	272(B)	G	C5-C4	-5.65	1.34	1.38
35	BA	737	C	C5-C6	-5.65	1.29	1.34
35	BA	2049	G	C5-C4	-5.65	1.34	1.38
35	BA	2106	G	C8-N7	-5.65	1.27	1.30
35	BA	2685	G	N7-C5	5.65	1.42	1.39
35	BA	2756	U	C2-N3	5.65	1.41	1.37
1	AA	252	U	N1-C6	-5.65	1.32	1.38
1	AA	258	G	N3-C4	-5.65	1.31	1.35
1	AA	127	G	N9-C4	-5.65	1.33	1.38
1	AA	938	A	C5-C6	-5.65	1.35	1.41
35	BA	731	C	P-O5'	-5.65	1.54	1.59

Continued on next page...

Continued from previous page...

Mol	Chain	Res	Type	Atoms	Z	Observed(Å)	Ideal(Å)
35	BA	1048	A	N1-C2	-5.65	1.29	1.34
35	BA	1173	G	N9-C4	-5.65	1.33	1.38
35	BA	1632	A	N3-C4	-5.65	1.31	1.34
35	BA	2562	U	C4-C5	-5.65	1.38	1.43
35	BA	2842	G	N9-C4	-5.65	1.33	1.38
35	BA	801	G	C6-N1	-5.65	1.35	1.39
35	BA	1772	G	C4'-O4'	-5.65	1.38	1.45
36	BB	75	G	C2-N3	-5.64	1.28	1.32
1	AA	29	G	C8-N7	-5.64	1.27	1.30
1	AA	31	G	N1-C2	-5.64	1.33	1.37
1	AA	487	A	C4'-C3'	-5.64	1.47	1.52
1	AA	1394	A	N9-C4	-5.64	1.34	1.37
27	B2	20	GLU	CG-CD	-5.64	1.43	1.51
35	BA	398	G	N7-C5	-5.64	1.35	1.39
35	BA	654(D)	G	C8-N7	-5.64	1.27	1.30
35	BA	739	G	C5-C6	-5.64	1.36	1.42
35	BA	918	A	C5-C4	-5.64	1.34	1.38
35	BA	1089	G	C8-N7	-5.64	1.27	1.30
35	BA	1131	G	N3-C4	-5.64	1.31	1.35
35	BA	1254	A	N1-C2	-5.64	1.29	1.34
35	BA	1381	G	N3-C4	-5.64	1.31	1.35
35	BA	1534	U	C4-C5	-5.64	1.38	1.43
35	BA	1606	G	N3-C4	-5.64	1.31	1.35
35	BA	2396	G	C4'-C3'	-5.64	1.47	1.52
35	BA	2682	U	O3'-P	-5.64	1.54	1.61
1	AA	363	A	N3-C4	-5.64	1.31	1.34
1	AA	1098	C	N1-C6	-5.64	1.33	1.37
35	BA	1204	A	N3-C4	-5.64	1.31	1.34
35	BA	1207	C	P-O5'	-5.64	1.54	1.59
35	BA	2721	A	C2-N3	-5.64	1.28	1.33
1	AA	1229	A	C3'-C2'	-5.64	1.46	1.52
35	BA	1280	G	C2-N2	-5.64	1.28	1.34
35	BA	1471	A	C6-N1	-5.64	1.31	1.35
35	BA	2323	G	C2-N2	-5.64	1.28	1.34
35	BA	2334	G	C2-N2	-5.64	1.28	1.34
35	BA	2830	G	C6-N1	-5.64	1.35	1.39
35	BA	2811	G	N1-C2	-5.64	1.33	1.37
1	AA	189(J)	G	C2'-C1'	-5.64	1.47	1.53
1	AA	1376	U	C4'-O4'	-5.64	1.38	1.45
22	AV	14	A	N9-C8	5.64	1.42	1.37
35	BA	15	G	N3-C4	5.64	1.39	1.35
35	BA	52	A	N7-C5	-5.64	1.35	1.39

Continued on next page...

Continued from previous page...

Mol	Chain	Res	Type	Atoms	Z	Observed(Å)	Ideal(Å)
35	BA	438	G	N9-C8	-5.64	1.33	1.37
35	BA	553	G	C3'-C2'	-5.64	1.46	1.52
35	BA	795	C	C5-C6	-5.64	1.29	1.34
35	BA	961	C	N1-C2	-5.64	1.34	1.40
35	BA	2149	G	N9-C8	-5.64	1.33	1.37
35	BA	2273	A	N9-C4	-5.64	1.34	1.37
1	AA	21	G	C2-N3	-5.63	1.28	1.32
35	BA	146	G	O4'-C1'	5.63	1.49	1.41
35	BA	739	G	C6-O6	-5.63	1.19	1.24
35	BA	1216	G	P-O5'	-5.63	1.54	1.59
35	BA	1845	G	C2-N3	-5.63	1.28	1.32
1	AA	703	G	N3-C4	-5.63	1.31	1.35
35	BA	269	U	C2-N3	-5.63	1.33	1.37
35	BA	1997	G	N1-C2	5.63	1.42	1.37
35	BA	2505	G	C2'-C1'	-5.63	1.47	1.53
1	AA	120	A	C8-N7	-5.63	1.27	1.31
1	AA	151	A	C8-N7	-5.63	1.27	1.31
1	AA	612	C	P-O5'	-5.63	1.54	1.59
1	AA	794	A	C8-N7	-5.63	1.27	1.31
1	AA	814	A	C4'-C3'	-5.63	1.47	1.52
1	AA	1318	A	C8-N7	-5.63	1.27	1.31
35	BA	1624	G	N7-C5	-5.63	1.35	1.39
35	BA	2032	G	C2-N2	-5.63	1.28	1.34
1	AA	774	G	C5-C4	-5.63	1.34	1.38
1	AA	587	G	C2-N3	-5.63	1.28	1.32
1	AA	1401	G	C5-C6	-5.63	1.36	1.42
1	AA	1460	A	C2-N3	-5.63	1.28	1.33
22	AV	38	A	C4'-C3'	-5.63	1.47	1.52
35	BA	363(A)	A	N9-C4	-5.63	1.34	1.37
35	BA	506	G	C2-N2	-5.63	1.28	1.34
35	BA	1790	C	C2-N3	-5.63	1.31	1.35
35	BA	2473	U	C4'-C3'	-5.63	1.47	1.52
35	BA	2746	U	C2-N3	-5.63	1.33	1.37
1	AA	97	G	N3-C4	-5.63	1.31	1.35
1	AA	790	A	C5-C6	-5.63	1.35	1.41
35	BA	466	A	C5-C4	-5.63	1.34	1.38
35	BA	607	U	N3-C4	-5.63	1.33	1.38
35	BA	2503	A	O3'-P	-5.63	1.54	1.61
35	BA	2744	G	C5'-C4'	-5.63	1.44	1.51
1	AA	616	G	N7-C5	-5.62	1.35	1.39
1	AA	989	C	N1-C6	5.62	1.40	1.37
35	BA	1466	G	C5-C4	-5.62	1.34	1.38

Continued on next page...

Continued from previous page...

Mol	Chain	Res	Type	Atoms	Z	Observed(Å)	Ideal(Å)
35	BA	1836	C	C3'-C2'	-5.62	1.46	1.52
35	BA	2495	G	N9-C4	-5.62	1.33	1.38
35	BA	2894	G	N7-C5	-5.62	1.35	1.39
1	AA	629	G	C6-N1	-5.62	1.35	1.39
1	AA	665	A	C2-N3	-5.62	1.28	1.33
1	AA	1240	U	C2-N3	-5.62	1.33	1.37
35	BA	330	A	C2-N3	-5.62	1.28	1.33
35	BA	1332	G	C6-O6	-5.62	1.19	1.24
35	BA	1801	G	C8-N7	-5.62	1.27	1.30
35	BA	1948	G	N1-C2	-5.62	1.33	1.37
35	BA	2436	G	C6-N1	-5.62	1.35	1.39
35	BA	2621	A	C6-N1	-5.62	1.31	1.35
35	BA	2707	G	C2-N2	-5.62	1.28	1.34
35	BA	396	G	N3-C4	-5.62	1.31	1.35
35	BA	1865	G	N9-C8	-5.62	1.33	1.37
22	AV	42	G	C2-N2	-5.62	1.28	1.34
1	AA	447	G	P-O5'	-5.62	1.54	1.59
35	BA	204	A	N3-C4	5.62	1.38	1.34
35	BA	435	C	N1-C2	-5.62	1.34	1.40
35	BA	1017	G	P-O5'	-5.62	1.54	1.59
35	BA	1320	C	O4'-C1'	-5.62	1.34	1.41
35	BA	1722	A	N7-C5	-5.62	1.35	1.39
35	BA	1964	G	N7-C5	-5.62	1.35	1.39
35	BA	2346	A	N7-C5	-5.62	1.35	1.39
38	BD	245	PRO	N-CD	-5.62	1.40	1.47
35	BA	22	C	C4-N4	-5.62	1.28	1.33
35	BA	98	G	C8-N7	-5.62	1.27	1.30
35	BA	190	A	N1-C2	-5.62	1.29	1.34
35	BA	1610	A	C6-N1	-5.62	1.31	1.35
35	BA	2882	A	C6-N1	-5.62	1.31	1.35
1	AA	250	A	N9-C8	-5.62	1.33	1.37
1	AA	295	C	N3-C4	-5.62	1.30	1.33
1	AA	1178	G	N1-C2	-5.62	1.33	1.37
1	AA	1213	A	N7-C5	5.62	1.42	1.39
1	AA	1367	C	N3-C4	-5.62	1.30	1.33
35	BA	886	C	C4-C5	-5.62	1.38	1.43
35	BA	1023	U	C5-C6	-5.62	1.29	1.34
35	BA	1350	C	C4'-C3'	-5.62	1.47	1.52
35	BA	1450(A)	C	C2-O2	-5.62	1.19	1.24
35	BA	1603	A	N9-C8	5.62	1.42	1.37
35	BA	1963	U	C4'-O4'	-5.62	1.38	1.45
35	BA	2070	G	N9-C8	-5.62	1.33	1.37

Continued on next page...

Continued from previous page...

Mol	Chain	Res	Type	Atoms	Z	Observed(Å)	Ideal(Å)
35	BA	1233	C	C4-N4	-5.61	1.28	1.33
35	BA	2286	A	C1'-N9	-5.61	1.39	1.46
1	AA	766	A	N7-C5	-5.61	1.35	1.39
35	BA	2117	A	C5-C4	-5.61	1.34	1.38
35	BA	2859	G	C8-N7	-5.61	1.27	1.30
36	BB	38	C	N3-C4	-5.61	1.30	1.33
48	BQ	41	TRP	CD2-CE2	-5.61	1.34	1.41
1	AA	681	C	C2-N3	-5.61	1.31	1.35
1	AA	1398	A	N3-C4	-5.61	1.31	1.34
35	BA	21	A	P-O5'	-5.61	1.54	1.59
35	BA	1283	G	C5-C4	-5.61	1.34	1.38
35	BA	1287	A	P-O5'	-5.61	1.54	1.59
35	BA	1643	G	C5-C4	-5.61	1.34	1.38
1	AA	1150	U	C4-O4	-5.61	1.19	1.23
35	BA	820	A	C2'-C1'	-5.61	1.47	1.53
35	BA	1417	C	C5-C6	-5.61	1.29	1.34
35	BA	2796	U	C2-N3	-5.61	1.33	1.37
1	AA	191	G	N9-C4	-5.61	1.33	1.38
1	AA	475	G	C2-N3	-5.61	1.28	1.32
1	AA	549	C	N3-C4	-5.61	1.30	1.33
1	AA	726	C	N3-C4	-5.61	1.30	1.33
1	AA	918	A	C2-N3	-5.61	1.28	1.33
1	AA	1369	C	P-O5'	-5.61	1.54	1.59
35	BA	972	G	N3-C4	-5.61	1.31	1.35
35	BA	1560	G	N3-C4	-5.61	1.31	1.35
35	BA	2031	A	C5-C4	-5.61	1.34	1.38
35	BA	2674	G	N3-C4	-5.61	1.31	1.35
1	AA	1363(A)	A	C8-N7	-5.60	1.27	1.31
35	BA	2108	C	C2'-O2'	-5.60	1.34	1.41
1	AA	376	G	O3'-P	-5.60	1.54	1.61
1	AA	562	C	C5-C6	-5.60	1.29	1.34
1	AA	1025	U	C5-C6	-5.60	1.29	1.34
35	BA	220	G	N9-C4	-5.60	1.33	1.38
35	BA	654(T)	C	C4-C5	-5.60	1.38	1.43
35	BA	2355	C	C4-C5	-5.60	1.38	1.43
35	BA	2621	A	N3-C4	-5.60	1.31	1.34
35	BA	1775	U	C2-N3	-5.60	1.33	1.37
1	AA	422	C	C4-N4	-5.60	1.28	1.33
1	AA	876	G	N7-C5	-5.60	1.35	1.39
35	BA	219	G	N7-C5	-5.60	1.35	1.39
35	BA	320	A	N7-C5	-5.60	1.35	1.39
35	BA	808	G	N3-C4	-5.60	1.31	1.35

Continued on next page...

Continued from previous page...

Mol	Chain	Res	Type	Atoms	Z	Observed(Å)	Ideal(Å)
35	BA	1072	C	C5-C6	5.60	1.38	1.34
35	BA	1117	G	C2'-C1'	-5.60	1.47	1.53
35	BA	1282	U	P-O5'	-5.60	1.54	1.59
35	BA	1926	U	C5'-C4'	-5.60	1.44	1.51
35	BA	2358	G	N7-C5	-5.60	1.35	1.39
35	BA	386	G	C8-N7	-5.60	1.27	1.30
35	BA	978	G	N1-C2	5.60	1.42	1.37
35	BA	1935	G	C5'-C4'	-5.60	1.44	1.51
1	AA	361	G	N1-C2	-5.60	1.33	1.37
1	AA	546	G	C2'-C1'	-5.60	1.47	1.53
1	AA	695	A	P-O5'	-5.60	1.54	1.59
35	BA	1952	A	N9-C8	-5.60	1.33	1.37
1	AA	549	C	C5'-C4'	-5.59	1.44	1.51
1	AA	822	C	C4'-C3'	-5.59	1.47	1.52
1	AA	1087	G	N7-C5	-5.59	1.35	1.39
35	BA	179	G	N7-C5	-5.59	1.35	1.39
35	BA	820	A	C5-C4	-5.59	1.34	1.38
35	BA	1115	G	C2-N3	-5.59	1.28	1.32
35	BA	1167	U	C5'-C4'	-5.59	1.44	1.51
35	BA	1485	G	N7-C5	-5.59	1.35	1.39
35	BA	2036	C	N3-C4	-5.59	1.30	1.33
36	BB	71	C	C2-N3	-5.59	1.31	1.35
1	AA	736	C	C4-C5	-5.59	1.38	1.43
1	AA	1458	G	C2-N2	-5.59	1.28	1.34
1	AA	1011	G	C8-N7	-5.59	1.27	1.30
22	AV	25	C	C4'-C3'	-5.59	1.47	1.52
22	AV	39	C	N1-C6	-5.59	1.33	1.37
35	BA	325	G	C6-O6	-5.59	1.19	1.24
35	BA	1232	G	P-O5'	-5.59	1.54	1.59
35	BA	1851	U	C2-O2	-5.59	1.17	1.22
1	AA	474	G	P-O5'	-5.59	1.54	1.59
1	AA	722	A	O3'-P	-5.59	1.54	1.61
35	BA	206	U	N3-C4	-5.59	1.33	1.38
35	BA	302	C	N3-C4	-5.59	1.30	1.33
35	BA	1370	C	C2-O2	5.59	1.29	1.24
35	BA	2696	U	C2-N3	-5.59	1.33	1.37
1	AA	1296	C	N3-C4	5.59	1.37	1.33
35	BA	717	G	C5-C6	-5.59	1.36	1.42
35	BA	1256	G	N7-C5	-5.59	1.35	1.39
35	BA	2380	C	C2-O2	-5.59	1.19	1.24
35	BA	2461	C	C2-O2	-5.59	1.19	1.24
35	BA	2846	G	N7-C5	-5.59	1.35	1.39

Continued on next page...

Continued from previous page...

Mol	Chain	Res	Type	Atoms	Z	Observed(Å)	Ideal(Å)
35	BA	214	G	N3-C4	5.59	1.39	1.35
35	BA	379	G	C5-C4	-5.59	1.34	1.38
35	BA	657	U	C2'-O2'	-5.59	1.34	1.41
35	BA	763	G	C5-C4	-5.59	1.34	1.38
35	BA	1148	A	O3'-P	-5.59	1.54	1.61
35	BA	1221(A)	C	C4'-C3'	-5.59	1.47	1.52
35	BA	1689	A	N9-C4	-5.59	1.34	1.37
35	BA	2281	C	C4-N4	-5.59	1.28	1.33
35	BA	2772	C	C2'-C1'	-5.59	1.47	1.53
1	AA	941	G	C2-N3	-5.58	1.28	1.32
35	BA	148	C	C2-N3	-5.58	1.31	1.35
35	BA	523	C	N1-C6	-5.58	1.33	1.37
35	BA	541	C	C3'-O3'	-5.58	1.34	1.42
35	BA	2671	A	C6-N1	-5.58	1.31	1.35
1	AA	176	C	C4-N4	-5.58	1.28	1.33
1	AA	776	G	N1-C2	5.58	1.42	1.37
1	AA	1273	G	N9-C4	-5.58	1.33	1.38
35	BA	269	U	C4'-C3'	-5.58	1.47	1.52
35	BA	522	G	C3'-C2'	-5.58	1.46	1.52
35	BA	576	U	N1-C2	-5.58	1.33	1.38
35	BA	664	C	C4-C5	-5.58	1.38	1.43
35	BA	1244	G	N3-C4	-5.58	1.31	1.35
35	BA	1372	U	C4'-C3'	-5.58	1.47	1.52
35	BA	1602	U	C2'-C1'	-5.58	1.47	1.53
35	BA	1621	U	N1-C2	-5.58	1.33	1.38
35	BA	1934	C	P-O5'	-5.58	1.54	1.59
35	BA	2319	G	N3-C4	-5.58	1.31	1.35
35	BA	2360	A	C4'-C3'	-5.58	1.47	1.52
35	BA	2692	C	C2'-C1'	-5.58	1.47	1.53
1	AA	64	G	N7-C5	-5.58	1.35	1.39
1	AA	616	G	C6-N1	-5.58	1.35	1.39
1	AA	1102	A	C8-N7	-5.58	1.27	1.31
1	AA	1112	C	O3'-P	-5.58	1.54	1.61
23	AX	14	A	N7-C5	-5.58	1.35	1.39
23	AX	19	U	N3-C4	-5.58	1.33	1.38
35	BA	10	G	N7-C5	-5.58	1.35	1.39
35	BA	1212	G	N1-C2	-5.58	1.33	1.37
35	BA	1226	A	C5-C6	-5.58	1.36	1.41
35	BA	2158	A	C5-C6	-5.58	1.36	1.41
35	BA	2329	G	C5-C4	-5.58	1.34	1.38
35	BA	2363	C	N1-C2	-5.58	1.34	1.40
35	BA	2654	A	C6-N6	-5.58	1.29	1.33

Continued on next page...

Continued from previous page...

Mol	Chain	Res	Type	Atoms	Z	Observed(Å)	Ideal(Å)
35	BA	2851	A	N9-C8	-5.58	1.33	1.37
1	AA	778	G	N9-C4	-5.58	1.33	1.38
1	AA	1099	G	C8-N7	-5.58	1.27	1.30
1	AA	1106	G	N3-C4	-5.58	1.31	1.35
35	BA	94	C	C5-C6	-5.58	1.29	1.34
35	BA	427	U	C4-C5	-5.58	1.38	1.43
35	BA	673	C	N3-C4	-5.58	1.30	1.33
35	BA	1865	G	C8-N7	-5.58	1.27	1.30
35	BA	1904	G	N3-C4	-5.58	1.31	1.35
35	BA	2133	G	C8-N7	-5.58	1.27	1.30
35	BA	2337	G	C8-N7	-5.58	1.27	1.30
35	BA	2450	A	N1-C2	-5.58	1.29	1.34
1	AA	1271	G	C6-N1	-5.58	1.35	1.39
35	BA	609	A	C6-N6	-5.58	1.29	1.33
35	BA	272(A)	U	N3-C4	5.58	1.43	1.38
1	AA	441	A	C6-N1	-5.57	1.31	1.35
1	AA	740	U	C4-C5	-5.57	1.38	1.43
1	AA	1438	G	N9-C8	-5.57	1.33	1.37
35	BA	921	G	N9-C8	-5.57	1.33	1.37
35	BA	1403	C	C2-O2	-5.57	1.19	1.24
35	BA	1461	G	N9-C8	-5.57	1.33	1.37
35	BA	1549	C	C5-C6	-5.57	1.29	1.34
35	BA	2038	G	N9-C4	-5.57	1.33	1.38
1	AA	645	C	N1-C6	-5.57	1.33	1.37
1	AA	1246	C	N1-C6	-5.57	1.33	1.37
35	BA	803	U	N3-C4	-5.57	1.33	1.38
35	BA	1587	A	C3'-C2'	-5.57	1.46	1.52
36	BB	3	C	N1-C6	-5.57	1.33	1.37
1	AA	570	G	C2-N2	-5.57	1.28	1.34
1	AA	885	G	C5'-C4'	-5.57	1.44	1.51
1	AA	1334	G	C8-N7	-5.57	1.27	1.30
35	BA	2131	G	C8-N7	-5.57	1.27	1.30
35	BA	2307	G	C5-C4	-5.57	1.34	1.38
1	AA	21	G	N9-C4	-5.57	1.33	1.38
35	BA	1103	A	N1-C2	-5.57	1.29	1.34
1	AA	329	A	N9-C4	5.57	1.41	1.37
35	BA	2288	A	C6-N6	-5.57	1.29	1.33
1	AA	580	U	C4-O4	-5.57	1.19	1.23
1	AA	1275	A	N1-C2	-5.57	1.29	1.34
35	BA	2506	U	C4-O4	-5.57	1.19	1.23
35	BA	2820	A	C5-C6	-5.57	1.36	1.41
1	AA	1021	G	C8-N7	-5.56	1.27	1.30

Continued on next page...

Continued from previous page...

Mol	Chain	Res	Type	Atoms	Z	Observed(Å)	Ideal(Å)
1	AA	1358	U	O3'-P	-5.56	1.54	1.61
35	BA	55	G	C2'-O2'	-5.56	1.34	1.41
35	BA	1235	G	C8-N7	-5.56	1.27	1.30
35	BA	2390	U	C2-N3	-5.56	1.33	1.37
35	BA	2837	G	C8-N7	-5.56	1.27	1.30
1	AA	140	A	N9-C8	5.56	1.42	1.37
1	AA	1092	A	N7-C5	-5.56	1.35	1.39
1	AA	1184	G	N7-C5	-5.56	1.35	1.39
1	AA	1195	C	C4'-C3'	-5.56	1.47	1.52
35	BA	450	G	C2'-C1'	-5.56	1.47	1.53
35	BA	613	G	N7-C5	-5.56	1.35	1.39
35	BA	1120	G	N7-C5	-5.56	1.35	1.39
35	BA	1425	G	O3'-P	-5.56	1.54	1.61
35	BA	1508	A	N9-C8	-5.56	1.33	1.37
35	BA	1701	A	C2'-C1'	-5.56	1.47	1.53
35	BA	2883	A	N7-C5	-5.56	1.35	1.39
1	AA	874	G	C5-C4	-5.56	1.34	1.38
1	AA	1394	A	C2-N3	5.56	1.38	1.33
35	BA	982	C	N3-C4	-5.56	1.30	1.33
35	BA	1200	C	N3-C4	-5.56	1.30	1.33
35	BA	1608	A	N9-C4	-5.56	1.34	1.37
35	BA	1653	G	C5-C4	-5.56	1.34	1.38
35	BA	2409	G	C2-N3	-5.56	1.28	1.32
1	AA	340	U	C4-O4	-5.56	1.19	1.23
1	AA	379	C	N1-C6	-5.56	1.33	1.37
1	AA	448	A	C4'-C3'	-5.56	1.47	1.52
1	AA	1018	C	P-O5'	-5.56	1.54	1.59
35	BA	290	G	O3'-P	-5.56	1.54	1.61
35	BA	870	A	N3-C4	-5.56	1.31	1.34
35	BA	1641	A	N3-C4	-5.56	1.31	1.34
35	BA	2069	G	C5-C4	5.56	1.42	1.38
35	BA	2279	G	C6-O6	-5.56	1.19	1.24
36	BB	55	U	C3'-C2'	-5.56	1.46	1.52
1	AA	357	G	N9-C8	-5.56	1.33	1.37
1	AA	1183	A	C5-C4	-5.56	1.34	1.38
35	BA	1057	A	C2-N3	-5.56	1.28	1.33
35	BA	1254	A	N9-C8	-5.56	1.33	1.37
35	BA	1973	G	N1-C2	-5.56	1.33	1.37
36	BB	82	G	N1-C2	-5.56	1.33	1.37
35	BA	489	G	O3'-P	-5.56	1.54	1.61
35	BA	502	A	C4'-C3'	-5.56	1.47	1.52
35	BA	2190	G	C6-N1	-5.56	1.35	1.39

Continued on next page...

Continued from previous page...

Mol	Chain	Res	Type	Atoms	Z	Observed(Å)	Ideal(Å)
35	BA	2221	G	C3'-C2'	-5.56	1.46	1.52
35	BA	2762	G	C6-N1	-5.56	1.35	1.39
1	AA	231	G	C5-C6	-5.55	1.36	1.42
1	AA	926	G	C5-C6	-5.55	1.36	1.42
35	BA	883	G	N9-C4	-5.55	1.33	1.38
35	BA	1095	A	N9-C4	-5.55	1.34	1.37
35	BA	1324	G	N1-C2	-5.55	1.33	1.37
35	BA	1331	A	N9-C8	-5.55	1.33	1.37
35	BA	1741	A	N9-C4	-5.55	1.34	1.37
35	BA	1831	G	N1-C2	-5.55	1.33	1.37
35	BA	2187	G	C6-O6	-5.55	1.19	1.24
35	BA	2156	G	P-O5'	-5.55	1.54	1.59
1	AA	1504	G	C3'-O3'	-5.55	1.34	1.42
1	AA	52	G	C6-O6	-5.55	1.19	1.24
1	AA	151	A	N9-C8	-5.55	1.33	1.37
1	AA	189(H)	G	N3-C4	5.55	1.39	1.35
1	AA	1171	G	N1-C2	-5.55	1.33	1.37
35	BA	469	G	C5-C4	-5.55	1.34	1.38
35	BA	590	A	C5-C6	-5.55	1.36	1.41
35	BA	706	A	C5-C6	-5.55	1.36	1.41
35	BA	867	C	C5-C6	-5.55	1.29	1.34
35	BA	884	C	C5-C6	-5.55	1.29	1.34
35	BA	1183	G	C6-O6	-5.55	1.19	1.24
1	AA	439	A	C3'-O3'	-5.55	1.34	1.42
1	AA	1254	C	C4-N4	-5.55	1.28	1.33
35	BA	1531	C	C4-C5	-5.55	1.38	1.43
1	AA	460	G	C8-N7	5.55	1.34	1.30
1	AA	540	G	C2-N3	-5.55	1.28	1.32
1	AA	541	G	C2-N3	-5.55	1.28	1.32
1	AA	550	G	C2-N3	-5.55	1.28	1.32
1	AA	801	U	C5-C6	-5.55	1.29	1.34
1	AA	1081	G	C2-N2	-5.55	1.29	1.34
35	BA	399	G	C2-N2	-5.55	1.29	1.34
35	BA	423	A	C5-C4	-5.55	1.34	1.38
35	BA	772	C	C3'-C2'	-5.55	1.46	1.52
35	BA	1031	G	C3'-C2'	-5.55	1.46	1.52
35	BA	1191	G	C3'-C2'	-5.55	1.46	1.52
1	AA	684	A	O3'-P	-5.54	1.54	1.61
35	BA	1164	G	C5-C4	-5.54	1.34	1.38
35	BA	1456	G	C5-C4	-5.54	1.34	1.38
1	AA	189(A)	C	P-O5'	-5.54	1.54	1.59
1	AA	965	A	P-O5'	-5.54	1.54	1.59

Continued on next page...

Continued from previous page...

Mol	Chain	Res	Type	Atoms	Z	Observed(Å)	Ideal(Å)
35	BA	1225	G	P-O5'	-5.54	1.54	1.59
35	BA	1426	G	N1-C2	-5.54	1.33	1.37
35	BA	2400	G	N9-C8	5.54	1.41	1.37
1	AA	65	U	C2-N3	-5.54	1.33	1.37
1	AA	480	U	C2-N3	-5.54	1.33	1.37
1	AA	1323	G	C8-N7	5.54	1.34	1.30
35	BA	27	G	N9-C8	-5.54	1.33	1.37
35	BA	55	G	N9-C8	-5.54	1.33	1.37
35	BA	157	U	C2-N3	-5.54	1.33	1.37
35	BA	520	G	N9-C4	5.54	1.42	1.38
35	BA	604	G	C2-N3	-5.54	1.28	1.32
35	BA	1170	G	C8-N7	5.54	1.34	1.30
35	BA	2428	G	N9-C8	-5.54	1.33	1.37
35	BA	2566	A	C6-N1	-5.54	1.31	1.35
35	BA	2794	C	C2-N3	-5.54	1.31	1.35
36	BB	65	C	N1-C6	-5.54	1.33	1.37
1	AA	475	G	C6-N1	-5.54	1.35	1.39
1	AA	729	A	N9-C8	-5.54	1.33	1.37
35	BA	363(F)	A	N9-C8	-5.54	1.33	1.37
35	BA	2447	G	C5-C4	5.54	1.42	1.38
1	AA	193	C	N3-C4	-5.54	1.30	1.33
1	AA	338	A	C4'-C3'	-5.54	1.47	1.52
1	AA	888	G	N7-C5	-5.54	1.35	1.39
35	BA	272(I)	U	C4-O4	-5.54	1.19	1.23
35	BA	703	U	C4-O4	-5.54	1.19	1.23
35	BA	706	A	C4'-C3'	-5.54	1.47	1.52
35	BA	1381	G	N7-C5	-5.54	1.35	1.39
35	BA	2042	A	N3-C4	-5.54	1.31	1.34
35	BA	2391	G	N7-C5	-5.54	1.35	1.39
35	BA	2623	G	N7-C5	-5.54	1.35	1.39
1	AA	264	U	C4'-O4'	-5.54	1.38	1.45
35	BA	581	C	C2-O2	-5.54	1.19	1.24
35	BA	1504	C	P-O5'	-5.54	1.54	1.59
35	BA	2169	A	C8-N7	-5.54	1.27	1.31
1	AA	92	C	O3'-P	-5.54	1.54	1.61
1	AA	511	C	C4-N4	-5.54	1.28	1.33
1	AA	805	C	O4'-C1'	-5.54	1.34	1.41
1	AA	1113	C	C4-N4	-5.54	1.28	1.33
35	BA	1185	C	C5'-C4'	-5.54	1.44	1.51
35	BA	2337	G	N9-C8	-5.54	1.33	1.37
35	BA	2447	G	C1'-N9	-5.54	1.39	1.46
1	AA	510	A	C4'-O4'	-5.53	1.38	1.45

Continued on next page...

Continued from previous page...

Mol	Chain	Res	Type	Atoms	Z	Observed(Å)	Ideal(Å)
1	AA	876	G	C5-C4	-5.53	1.34	1.38
1	AA	1360	A	N9-C4	5.53	1.41	1.37
1	AA	1501	C	C4'-C3'	-5.53	1.47	1.52
22	AV	22	G	C5-C4	-5.53	1.34	1.38
35	BA	304	G	C2'-C1'	-5.53	1.47	1.53
35	BA	1670	C	C4-C5	-5.53	1.38	1.43
35	BA	2097	C	C5'-C4'	-5.53	1.44	1.51
35	BA	2207	G	C5-C4	-5.53	1.34	1.38
35	BA	2525	G	C4'-C3'	-5.53	1.47	1.52
35	BA	2779	U	C5-C6	-5.53	1.29	1.34
35	BA	306	U	P-OP2	5.53	1.58	1.49
36	BB	95	C	N1-C2	-5.53	1.34	1.40
1	AA	1440	C	C2'-C1'	-5.53	1.47	1.53
35	BA	1658	C	C4'-O4'	-5.53	1.38	1.45
35	BA	1971	A	C6-N1	-5.53	1.31	1.35
35	BA	2871	C	C4-C5	-5.53	1.38	1.43
1	AA	309	G	C5-C6	-5.53	1.36	1.42
35	BA	636	G	N3-C4	-5.53	1.31	1.35
35	BA	1455	G	C3'-O3'	-5.53	1.34	1.42
35	BA	1980	G	N3-C4	-5.53	1.31	1.35
35	BA	2002	G	N3-C4	-5.53	1.31	1.35
35	BA	2246	G	N3-C4	-5.53	1.31	1.35
1	AA	732	C	C5'-C4'	-5.53	1.44	1.51
35	BA	377	C	N3-C4	-5.53	1.30	1.33
35	BA	694	U	N1-C6	-5.53	1.32	1.38
35	BA	705	A	C5-C6	-5.53	1.36	1.41
35	BA	739	G	C2'-O2'	-5.53	1.34	1.41
35	BA	2493	U	C3'-O3'	-5.53	1.34	1.42
1	AA	487	A	N9-C8	-5.53	1.33	1.37
1	AA	536	C	C3'-C2'	-5.53	1.46	1.52
1	AA	575	G	C4'-C3'	-5.53	1.47	1.52
1	AA	649	G	N1-C2	-5.53	1.33	1.37
1	AA	892	A	C6-N1	-5.53	1.31	1.35
1	AA	959	A	C5-C4	-5.53	1.34	1.38
1	AA	1289	A	C3'-C2'	-5.53	1.46	1.52
35	BA	956	G	C2-N3	-5.53	1.28	1.32
35	BA	1174	A	N1-C2	-5.53	1.29	1.34
35	BA	2757	A	C3'-C2'	-5.53	1.46	1.52
35	BA	667	U	C5-C6	-5.52	1.29	1.34
35	BA	677	A	C5-C6	-5.52	1.36	1.41
35	BA	1341	U	C2'-O2'	-5.52	1.34	1.41
35	BA	420	C	N3-C4	-5.52	1.30	1.33

Continued on next page...

Continued from previous page...

Mol	Chain	Res	Type	Atoms	Z	Observed(Å)	Ideal(Å)
35	BA	1626	G	C3'-C2'	-5.52	1.46	1.52
35	BA	2619	C	C4'-C3'	-5.52	1.47	1.52
35	BA	2700	C	N3-C4	-5.52	1.30	1.33
1	AA	579	G	N1-C2	-5.52	1.33	1.37
1	AA	774	G	C2'-C1'	-5.52	1.47	1.53
35	BA	173	G	C6-O6	-5.52	1.19	1.24
35	BA	873	G	N7-C5	5.52	1.42	1.39
35	BA	877	U	C2-N3	-5.52	1.33	1.37
35	BA	1489	U	C2'-C1'	-5.52	1.47	1.53
35	BA	1500	G	N1-C2	-5.52	1.33	1.37
1	AA	22	G	C2-N2	-5.52	1.29	1.34
1	AA	39	G	C2-N2	-5.52	1.29	1.34
1	AA	734	G	C6-N1	-5.52	1.35	1.39
1	AA	1457	G	N7-C5	-5.52	1.35	1.39
35	BA	938	G	N9-C8	-5.52	1.33	1.37
35	BA	1227	G	C2-N2	-5.52	1.29	1.34
35	BA	1409	C	C5'-C4'	-5.52	1.44	1.51
35	BA	2577	A	C8-N7	-5.52	1.27	1.31
35	BA	2659	G	C8-N7	-5.52	1.27	1.30
1	AA	156	G	C2-N3	-5.52	1.28	1.32
1	AA	259	G	N3-C4	-5.52	1.31	1.35
1	AA	1177	G	N9-C8	5.52	1.41	1.37
1	AA	1355	G	N3-C4	-5.52	1.31	1.35
35	BA	110	G	N9-C4	-5.52	1.33	1.38
35	BA	318	C	N3-C4	-5.52	1.30	1.33
35	BA	1072	C	C4-N4	-5.52	1.28	1.33
35	BA	2727	G	C5-C4	-5.52	1.34	1.38
1	AA	1355	G	C3'-C2'	-5.52	1.46	1.52
35	BA	1083	U	N1-C2	-5.52	1.33	1.38
35	BA	1374	G	O3'-P	-5.52	1.54	1.61
35	BA	2180	U	C2-O2	-5.52	1.17	1.22
35	BA	2288	A	C5-C6	-5.52	1.36	1.41
1	AA	132	C	P-O5'	-5.51	1.54	1.59
22	AV	27	U	C4-C5	-5.51	1.38	1.43
22	AV	38	A	C8-N7	-5.51	1.27	1.31
35	BA	235	U	C4'-O4'	-5.51	1.38	1.45
35	BA	2342	C	C2-O2	-5.51	1.19	1.24
35	BA	2551	C	C4-N4	5.51	1.39	1.33
35	BA	2635	C	P-O5'	-5.51	1.54	1.59
35	BA	2694	G	C6-N1	-5.51	1.35	1.39
1	AA	12	U	C2-O2	5.51	1.27	1.22
35	BA	26	G	N3-C4	-5.51	1.31	1.35

Continued on next page...

Continued from previous page...

Mol	Chain	Res	Type	Atoms	Z	Observed(Å)	Ideal(Å)
1	AA	185	A	C6-N6	5.51	1.38	1.33
1	AA	836	G	C8-N7	-5.51	1.27	1.30
1	AA	956	U	C4'-O4'	-5.51	1.38	1.45
1	AA	1290	G	C8-N7	-5.51	1.27	1.30
35	BA	370	G	C6-O6	-5.51	1.19	1.24
35	BA	1520	G	P-O5'	-5.51	1.54	1.59
35	BA	2433	A	N9-C4	-5.51	1.34	1.37
52	BU	33	ARG	NE-CZ	-5.51	1.25	1.33
1	AA	27	G	N9-C8	-5.51	1.33	1.37
1	AA	384	G	N3-C4	5.51	1.39	1.35
1	AA	706	A	N3-C4	5.51	1.38	1.34
1	AA	1061	G	C3'-C2'	-5.51	1.46	1.52
1	AA	1163	C	C5'-C4'	-5.51	1.44	1.51
35	BA	393	C	C5-C6	5.51	1.38	1.34
35	BA	1158	C	C4'-C3'	-5.51	1.47	1.52
35	BA	1909	C	C2-O2	-5.51	1.19	1.24
1	AA	764	C	P-O5'	-5.51	1.54	1.59
1	AA	1000	U	C4-O4	-5.51	1.19	1.23
1	AA	103	C	N1-C6	5.51	1.40	1.37
1	AA	906	G	C8-N7	-5.51	1.27	1.30
35	BA	385	C	C4-C5	-5.51	1.38	1.43
35	BA	1072	C	C4-C5	-5.51	1.38	1.43
35	BA	1973	G	C3'-C2'	-5.51	1.46	1.52
35	BA	1974	C	C4-C5	-5.51	1.38	1.43
35	BA	2074	U	P-OP1	5.51	1.58	1.49
35	BA	2291	U	N1-C2	5.51	1.43	1.38
35	BA	2362	G	C2'-C1'	-5.51	1.47	1.53
1	AA	1513	A	P-O5'	-5.50	1.54	1.59
35	BA	874	G	C4'-C3'	-5.50	1.47	1.52
35	BA	1766	U	N3-C4	-5.50	1.33	1.38
35	BA	2846	G	C4'-C3'	-5.50	1.47	1.52
1	AA	630	G	N3-C4	5.50	1.39	1.35
35	BA	298	G	C5-C6	-5.50	1.36	1.42
35	BA	672	C	C2-N3	-5.50	1.31	1.35
35	BA	1742	G	N9-C8	-5.50	1.33	1.37
35	BA	1863	G	N9-C4	-5.50	1.33	1.38
35	BA	2784	C	C5'-C4'	-5.50	1.44	1.51
35	BA	2880	C	C2-N3	-5.50	1.31	1.35
1	AA	136	C	C5-C6	-5.50	1.29	1.34
1	AA	389	A	P-O5'	-5.50	1.54	1.59
1	AA	878	G	N7-C5	-5.50	1.35	1.39
1	AA	931	C	C4'-C3'	-5.50	1.47	1.52

Continued on next page...

Continued from previous page...

Mol	Chain	Res	Type	Atoms	Z	Observed(Å)	Ideal(Å)
35	BA	504	U	C2-O2	-5.50	1.17	1.22
35	BA	771	G	N7-C5	-5.50	1.35	1.39
35	BA	781	A	N3-C4	-5.50	1.31	1.34
35	BA	1194	A	C2-N3	-5.50	1.28	1.33
35	BA	1257	C	N3-C4	-5.50	1.30	1.33
35	BA	1350	C	N3-C4	-5.50	1.30	1.33
35	BA	2079	U	C4-C5	-5.50	1.38	1.43
35	BA	2636	U	C4-C5	-5.50	1.38	1.43
35	BA	2737	G	N7-C5	-5.50	1.35	1.39
35	BA	2838	G	C5-C4	-5.50	1.34	1.38
1	AA	155	C	C2-O2	-5.50	1.19	1.24
35	BA	1299	G	C2'-C1'	5.50	1.59	1.53
1	AA	1012	U	N1-C6	-5.50	1.33	1.38
1	AA	1333	A	C5-C4	-5.50	1.34	1.38
35	BA	71	A	C5-C4	-5.50	1.34	1.38
35	BA	238	C	N1-C2	-5.50	1.34	1.40
35	BA	372	G	C6-N1	-5.50	1.35	1.39
35	BA	1992	G	N9-C4	-5.50	1.33	1.38
1	AA	896	C	C5-C6	-5.50	1.29	1.34
35	BA	763	G	N3-C4	-5.50	1.31	1.35
35	BA	1337	G	C2-N2	-5.50	1.29	1.34
35	BA	1785	A	N1-C2	-5.50	1.29	1.34
35	BA	2615	U	C4-O4	-5.50	1.19	1.23
1	AA	325	A	C4'-C3'	-5.50	1.47	1.52
1	AA	656	C	C2-O2	-5.50	1.19	1.24
1	AA	1329	A	N7-C5	-5.50	1.35	1.39
1	AA	1501	C	C2-O2	-5.50	1.19	1.24
35	BA	1903	G	N7-C5	-5.50	1.35	1.39
35	BA	2421	G	N7-C5	-5.50	1.35	1.39
35	BA	2693	A	N7-C5	-5.50	1.35	1.39
35	BA	179	G	N9-C8	-5.49	1.34	1.37
1	AA	231	G	C8-N7	-5.49	1.27	1.30
1	AA	292	G	C6-N1	-5.49	1.35	1.39
1	AA	360	A	C4'-C3'	-5.49	1.47	1.52
1	AA	1190	G	C6-N1	-5.49	1.35	1.39
1	AA	1218	C	C4'-C3'	-5.49	1.47	1.52
35	BA	841	A	C8-N7	5.49	1.35	1.31
35	BA	1864	U	P-O5'	-5.49	1.54	1.59
35	BA	2714	G	C8-N7	-5.49	1.27	1.30
35	BA	2780	G	C8-N7	-5.49	1.27	1.30
1	AA	483	C	O4'-C1'	-5.49	1.34	1.41
1	AA	810	C	N1-C6	-5.49	1.33	1.37

Continued on next page...

Continued from previous page...

Mol	Chain	Res	Type	Atoms	Z	Observed(Å)	Ideal(Å)
1	AA	1293	G	N3-C4	-5.49	1.31	1.35
35	BA	151	C	N1-C6	-5.49	1.33	1.37
35	BA	594	U	O4'-C1'	-5.49	1.34	1.41
35	BA	700	G	O3'-P	-5.49	1.54	1.61
35	BA	1813	G	C5-C4	-5.49	1.34	1.38
35	BA	2688	U	N1-C2	-5.49	1.33	1.38
1	AA	163	C	C4-C5	-5.49	1.38	1.43
1	AA	1040	U	P-O5'	-5.49	1.54	1.59
35	BA	596	G	N1-C2	-5.49	1.33	1.37
35	BA	599	G	C6-O6	-5.49	1.19	1.24
35	BA	819	A	N3-C4	-5.49	1.31	1.34
35	BA	875	G	C2-N2	-5.49	1.29	1.34
35	BA	931	G	P-O5'	-5.49	1.54	1.59
35	BA	1085	A	N9-C8	-5.49	1.33	1.37
35	BA	1747	G	N9-C4	-5.49	1.33	1.38
35	BA	1990	C	C4-C5	-5.49	1.38	1.43
35	BA	2063	C	P-O5'	-5.49	1.54	1.59
35	BA	2074	U	C2-N3	-5.49	1.33	1.37
35	BA	2686	G	C2-N2	-5.49	1.29	1.34
35	BA	2883	A	C2-N3	-5.49	1.28	1.33
35	BA	414	C	C2'-C1'	-5.49	1.47	1.53
35	BA	428	A	C2'-O2'	-5.49	1.34	1.41
35	BA	1533	G	C2'-C1'	-5.49	1.47	1.53
35	BA	1628	G	N9-C8	5.49	1.41	1.37
1	AA	200	G	C8-N7	-5.49	1.27	1.30
1	AA	521	G	C5-C6	-5.49	1.36	1.42
1	AA	1094	G	C5-C6	-5.49	1.36	1.42
1	AA	1411	C	N1-C6	-5.49	1.33	1.37
1	AA	1504	G	C5-C6	-5.49	1.36	1.42
35	BA	280	C	C2-N3	-5.49	1.31	1.35
35	BA	977	G	C4'-C3'	-5.49	1.47	1.52
35	BA	1381	G	C8-N7	-5.49	1.27	1.30
35	BA	1765	C	C2-N3	-5.49	1.31	1.35
35	BA	2236	C	C2-N3	-5.49	1.31	1.35
1	AA	1045	C	N3-C4	-5.48	1.30	1.33
35	BA	1486	A	C6-N1	5.48	1.39	1.35
35	BA	1584	C	N3-C4	-5.48	1.30	1.33
35	BA	2855	C	N1-C2	-5.48	1.34	1.40
1	AA	9	G	C3'-C2'	-5.48	1.46	1.52
1	AA	50	A	N9-C8	-5.48	1.33	1.37
1	AA	401	C	C4-N4	-5.48	1.29	1.33
1	AA	1428	A	N9-C8	-5.48	1.33	1.37

Continued on next page...

Continued from previous page...

Mol	Chain	Res	Type	Atoms	Z	Observed(Å)	Ideal(Å)
35	BA	88	G	C2-N3	-5.48	1.28	1.32
35	BA	154	G	N7-C5	-5.48	1.35	1.39
35	BA	654(T)	C	C4-N4	-5.48	1.29	1.33
35	BA	1750	G	C6-N1	-5.48	1.35	1.39
35	BA	1962	C	C5-C6	-5.48	1.29	1.34
35	BA	2199	A	C5-C4	-5.48	1.34	1.38
35	BA	2638	G	N1-C2	5.48	1.42	1.37
35	BA	2644	G	N7-C5	-5.48	1.35	1.39
35	BA	2867	G	C6-N1	-5.48	1.35	1.39
35	BA	88	G	C5-C4	-5.48	1.34	1.38
35	BA	229	A	C6-N6	5.48	1.38	1.33
35	BA	914	C	C5'-C4'	-5.48	1.44	1.51
35	BA	1364	G	C4'-C3'	-5.48	1.47	1.52
35	BA	1943	U	C5-C6	-5.48	1.29	1.34
35	BA	2362	G	N3-C4	-5.48	1.31	1.35
35	BA	2497	A	N9-C4	-5.48	1.34	1.37
1	AA	1261	A	C5-C6	-5.48	1.36	1.41
35	BA	391	G	N9-C4	-5.48	1.33	1.38
1	AA	790	A	C5-C4	5.48	1.42	1.38
1	AA	1468	A	N9-C8	-5.48	1.33	1.37
35	BA	960	A	C5-C4	-5.48	1.34	1.38
22	AV	31	G	C5-C4	-5.48	1.34	1.38
35	BA	850	C	C4-C5	5.48	1.47	1.43
35	BA	1947	C	C2-O2	-5.48	1.19	1.24
1	AA	547	A	N1-C2	-5.47	1.29	1.34
1	AA	996	A	C8-N7	-5.47	1.27	1.31
1	AA	1010	G	N9-C4	-5.47	1.33	1.38
35	BA	501	A	N1-C2	-5.47	1.29	1.34
35	BA	1071	G	N9-C4	-5.47	1.33	1.38
35	BA	2747	G	N1-C2	-5.47	1.33	1.37
35	BA	297	C	N3-C4	-5.47	1.30	1.33
35	BA	720	C	N1-C6	-5.47	1.33	1.37
35	BA	1622	G	C2-N3	-5.47	1.28	1.32
35	BA	1908	C	N3-C4	-5.47	1.30	1.33
35	BA	2468	G	C2-N3	-5.47	1.28	1.32
35	BA	2708	G	C2-N2	-5.47	1.29	1.34
1	AA	61	G	C6-N1	-5.47	1.35	1.39
1	AA	753	A	N7-C5	-5.47	1.35	1.39
22	AV	13	C	C4-C5	-5.47	1.38	1.43
35	BA	765	G	N9-C8	-5.47	1.34	1.37
35	BA	2706	G	N7-C5	-5.47	1.35	1.39
1	AA	189(E)	U	N1-C6	-5.47	1.33	1.38

Continued on next page...

Continued from previous page...

Mol	Chain	Res	Type	Atoms	Z	Observed(Å)	Ideal(Å)
35	BA	609	A	O3'-P	-5.47	1.54	1.61
35	BA	728	G	C4'-O4'	-5.47	1.38	1.45
35	BA	1612	C	C4-N4	-5.47	1.29	1.33
35	BA	1774	C	N3-C4	5.47	1.37	1.33
35	BA	2350	C	O3'-P	-5.47	1.54	1.61
46	BO	95	GLY	N-CA	-5.47	1.37	1.46
1	AA	259	G	N7-C5	5.47	1.42	1.39
35	BA	380	U	C4'-C3'	-5.47	1.47	1.52
1	AA	713	G	C8-N7	5.47	1.34	1.30
1	AA	999	C	C2-N3	-5.47	1.31	1.35
1	AA	1104	G	C8-N7	-5.47	1.27	1.30
1	AA	1203	C	N1-C6	-5.47	1.33	1.37
35	BA	695	G	C2'-C1'	-5.47	1.47	1.53
35	BA	1127	A	C5-C4	-5.47	1.34	1.38
35	BA	1359	A	O4'-C1'	-5.47	1.34	1.41
35	BA	1844	C	C4-N4	-5.47	1.29	1.33
1	AA	515	G	C5-C4	-5.46	1.34	1.38
1	AA	596	C	O3'-P	-5.46	1.54	1.61
1	AA	655	A	C4'-C3'	-5.46	1.47	1.52
1	AA	742	G	N7-C5	-5.46	1.35	1.39
1	AA	1422	G	C5-C4	5.46	1.42	1.38
1	AA	1497	G	N7-C5	-5.46	1.35	1.39
35	BA	417	C	N1-C6	5.46	1.40	1.37
35	BA	538	G	N9-C4	-5.46	1.33	1.38
35	BA	2222	G	N7-C5	-5.46	1.35	1.39
35	BA	2255	G	C5-C4	-5.46	1.34	1.38
35	BA	2633	G	C5-C4	-5.46	1.34	1.38
35	BA	2834	G	C6-O6	-5.46	1.19	1.24
1	AA	1030(C)	G	C3'-C2'	-5.46	1.46	1.52
35	BA	2469	A	C3'-C2'	-5.46	1.46	1.52
1	AA	104	G	P-O5'	-5.46	1.54	1.59
1	AA	761	G	C2-N2	-5.46	1.29	1.34
1	AA	1287	A	C5-C4	-5.46	1.34	1.38
35	BA	2477	C	C2-O2	5.46	1.29	1.24
35	BA	2781	A	N1-C2	-5.46	1.29	1.34
1	AA	320	C	N1-C6	-5.46	1.33	1.37
1	AA	673	G	C2'-C1'	-5.46	1.47	1.53
1	AA	730	G	C2'-C1'	-5.46	1.47	1.53
1	AA	1229	A	C6-N1	-5.46	1.31	1.35
1	AA	1256	A	C6-N1	-5.46	1.31	1.35
35	BA	654(N)	G	C8-N7	5.46	1.34	1.30
35	BA	919	G	C8-N7	-5.46	1.27	1.30

Continued on next page...

Continued from previous page...

Mol	Chain	Res	Type	Atoms	Z	Observed(Å)	Ideal(Å)
35	BA	1006	C	N1-C6	-5.46	1.33	1.37
35	BA	1311	G	C5-C4	-5.46	1.34	1.38
35	BA	2387	U	N3-C4	-5.46	1.33	1.38
1	AA	189(D)	C	C4-C5	-5.46	1.38	1.43
35	BA	595	C	C4-C5	-5.46	1.38	1.43
35	BA	1303	G	N3-C4	-5.46	1.31	1.35
35	BA	2424	C	C4-C5	-5.46	1.38	1.43
35	BA	2518	A	C5-C6	-5.46	1.36	1.41
1	AA	758	G	N9-C4	-5.46	1.33	1.38
22	AV	14	A	C2'-C1'	-5.46	1.47	1.53
35	BA	716	A	C5-C4	-5.46	1.34	1.38
35	BA	837	C	C4'-O4'	-5.46	1.38	1.45
35	BA	984	A	C6-N6	-5.46	1.29	1.33
35	BA	1989	G	C2-N2	-5.46	1.29	1.34
35	BA	2231	C	N3-C4	-5.46	1.30	1.33
1	AA	1366	C	O4'-C1'	-5.46	1.34	1.41
35	BA	2603	G	N1-C2	-5.46	1.33	1.37
1	AA	410	G	C2-N2	-5.45	1.29	1.34
1	AA	687	A	C8-N7	-5.45	1.27	1.31
1	AA	1221	G	P-O5'	-5.45	1.54	1.59
2	AB	35	GLU	CD-OE1	-5.45	1.19	1.25
35	BA	643	A	P-O5'	-5.45	1.54	1.59
35	BA	1087	G	C8-N7	-5.45	1.27	1.30
35	BA	1170	G	C2-N2	-5.45	1.29	1.34
35	BA	1573	G	C5-C4	-5.45	1.34	1.38
35	BA	1896	G	C8-N7	-5.45	1.27	1.30
35	BA	1988	C	C4-C5	-5.45	1.38	1.43
35	BA	2329	G	C8-N7	-5.45	1.27	1.30
35	BA	2704	C	C4-C5	-5.45	1.38	1.43
35	BA	634	C	N1-C2	5.45	1.45	1.40
35	BA	1850	G	C5-C6	-5.45	1.36	1.42
1	AA	321	A	C6-N6	-5.45	1.29	1.33
1	AA	537	G	C3'-C2'	-5.45	1.46	1.52
1	AA	868	C	C2'-C1'	-5.45	1.47	1.53
1	AA	990	C	C2'-C1'	-5.45	1.47	1.53
35	BA	457	A	C2-N3	-5.45	1.28	1.33
35	BA	472	A	N9-C8	-5.45	1.33	1.37
35	BA	1361	G	C6-N1	-5.45	1.35	1.39
35	BA	1610	A	C6-N6	-5.45	1.29	1.33
35	BA	1799	G	C6-N1	-5.45	1.35	1.39
35	BA	1945	G	N9-C8	-5.45	1.34	1.37
35	BA	2534	A	C4'-C3'	-5.45	1.47	1.52

Continued on next page...

Continued from previous page...

Mol	Chain	Res	Type	Atoms	Z	Observed(Å)	Ideal(Å)
35	BA	2743	C	O3'-P	-5.45	1.54	1.61
35	BA	2820	A	N3-C4	-5.45	1.31	1.34
35	BA	2833	G	C4'-C3'	-5.45	1.47	1.52
1	AA	130	A	P-O5'	-5.45	1.54	1.59
1	AA	1331	G	C5-C4	-5.45	1.34	1.38
35	BA	466	A	C4'-O4'	-5.45	1.38	1.45
35	BA	947	G	C2-N3	-5.45	1.28	1.32
35	BA	2772	C	C2-O2	-5.45	1.19	1.24
35	BA	342	G	C3'-O3'	-5.45	1.34	1.42
35	BA	1311	G	N3-C4	-5.45	1.31	1.35
35	BA	1563	G	C6-N1	5.45	1.43	1.39
1	AA	605	U	C5-C6	-5.45	1.29	1.34
1	AA	648	A	C4'-O4'	-5.45	1.38	1.45
35	BA	215	G	N7-C5	-5.45	1.35	1.39
35	BA	332	A	C6-N6	-5.45	1.29	1.33
35	BA	577	G	N7-C5	-5.45	1.35	1.39
35	BA	2060	A	N7-C5	-5.45	1.35	1.39
35	BA	694	U	C4-O4	-5.44	1.19	1.23
35	BA	713	G	N9-C4	5.44	1.42	1.38
35	BA	1570	A	N3-C4	-5.44	1.31	1.34
35	BA	1681	G	N9-C8	-5.44	1.34	1.37
1	AA	548	G	C6-O6	-5.44	1.19	1.24
35	BA	893	C	C2-N3	-5.44	1.31	1.35
35	BA	1559	G	C2-N3	-5.44	1.28	1.32
1	AA	785	G	P-O5'	-5.44	1.54	1.59
1	AA	1196	U	C5'-C4'	-5.44	1.44	1.51
35	BA	570	G	C8-N7	-5.44	1.27	1.30
35	BA	735	A	O3'-P	-5.44	1.54	1.61
35	BA	1355	G	C8-N7	-5.44	1.27	1.30
35	BA	2111	C	P-O5'	-5.44	1.54	1.59
35	BA	2397	G	P-O5'	-5.44	1.54	1.59
35	BA	371	A	C8-N7	5.44	1.35	1.31
35	BA	652	C	C4-C5	-5.44	1.38	1.43
35	BA	1667	G	N1-C2	5.44	1.42	1.37
35	BA	1804	C	C4-C5	-5.44	1.38	1.43
36	BB	94	C	C2-O2	-5.44	1.19	1.24
1	AA	119	A	N9-C4	-5.44	1.34	1.37
1	AA	431	A	C6-N1	-5.44	1.31	1.35
1	AA	451	A	C5-C4	5.44	1.42	1.38
1	AA	1250	A	C5-C4	5.44	1.42	1.38
35	BA	117	G	N9-C4	-5.44	1.33	1.38
35	BA	282	A	C6-N1	-5.44	1.31	1.35

Continued on next page...

Continued from previous page...

Mol	Chain	Res	Type	Atoms	Z	Observed(Å)	Ideal(Å)
35	BA	520	G	C2-N2	-5.44	1.29	1.34
35	BA	1045	A	N9-C4	-5.44	1.34	1.37
35	BA	1550	C	C4'-C3'	-5.44	1.47	1.52
35	BA	2410	G	C6-N1	5.44	1.43	1.39
35	BA	2519	U	C5'-C4'	-5.44	1.44	1.51
1	AA	908	A	P-O5'	-5.44	1.54	1.59
35	BA	415	A	P-O5'	-5.44	1.54	1.59
36	BB	107	G	N1-C2	-5.44	1.33	1.37
1	AA	568	G	C6-N1	-5.43	1.35	1.39
1	AA	665	A	C5-C4	-5.43	1.34	1.38
1	AA	1311	G	C6-N1	-5.43	1.35	1.39
1	AA	1513	A	C5-C4	-5.43	1.34	1.38
22	AV	38	A	C5-C6	-5.43	1.36	1.41
35	BA	95	G	C2-N3	-5.43	1.28	1.32
35	BA	566	U	C4-O4	-5.43	1.19	1.23
35	BA	1137	G	N7-C5	-5.43	1.35	1.39
35	BA	1457	A	N7-C5	-5.43	1.35	1.39
35	BA	1633	G	C6-N1	-5.43	1.35	1.39
35	BA	1816	G	N7-C5	-5.43	1.35	1.39
35	BA	1844	C	C4-C5	-5.43	1.38	1.43
35	BA	1988	C	N1-C6	-5.43	1.33	1.37
35	BA	2133	G	C6-N1	-5.43	1.35	1.39
36	BB	49	C	N3-C4	-5.43	1.30	1.33
1	AA	645	C	C2-N3	-5.43	1.31	1.35
35	BA	16	G	C8-N7	-5.43	1.27	1.30
35	BA	196	A	C2'-C1'	-5.43	1.47	1.53
35	BA	601	C	P-O5'	-5.43	1.54	1.59
35	BA	2893	G	N9-C4	-5.43	1.33	1.38
1	AA	665	A	N3-C4	-5.43	1.31	1.34
35	BA	496	G	N1-C2	-5.43	1.33	1.37
35	BA	993	G	C4'-C3'	-5.43	1.47	1.52
35	BA	1191	G	C6-N1	-5.43	1.35	1.39
35	BA	1210	A	N9-C4	-5.43	1.34	1.37
35	BA	1693	U	C4'-C3'	-5.43	1.47	1.52
36	BB	37	C	C5-C6	-5.43	1.30	1.34
1	AA	942	G	N9-C4	-5.43	1.33	1.38
35	BA	1970	A	N7-C5	-5.43	1.35	1.39
35	BA	1990	C	N1-C2	-5.43	1.34	1.40
35	BA	2661	G	P-OP2	-5.43	1.39	1.49
1	AA	143	A	C6-N1	-5.43	1.31	1.35
1	AA	197	A	C6-N6	-5.43	1.29	1.33
1	AA	491	G	N3-C4	5.43	1.39	1.35

Continued on next page...

Continued from previous page...

Mol	Chain	Res	Type	Atoms	Z	Observed(Å)	Ideal(Å)
1	AA	569	C	C2-N3	-5.43	1.31	1.35
1	AA	933	G	C5-C6	-5.43	1.36	1.42
1	AA	1373	G	N1-C2	-5.43	1.33	1.37
1	AA	1385	G	N3-C4	-5.43	1.31	1.35
1	AA	1413	A	C6-N1	-5.43	1.31	1.35
35	BA	2676	C	C3'-C2'	-5.43	1.46	1.52
40	BF	179	GLU	CD-OE2	-5.43	1.19	1.25
1	AA	1161	C	C4'-O4'	-5.42	1.38	1.45
35	BA	240	G	C6-N1	-5.42	1.35	1.39
35	BA	272(H)	C	C2-O2	-5.42	1.19	1.24
35	BA	790	C	N1-C2	5.42	1.45	1.40
35	BA	992	C	C2-O2	-5.42	1.19	1.24
35	BA	1282	U	C2-O2	-5.42	1.17	1.22
35	BA	2517	C	C2-O2	-5.42	1.19	1.24
1	AA	932	C	C4'-C3'	-5.42	1.47	1.52
35	BA	506	G	C6-O6	-5.42	1.19	1.24
35	BA	991	C	O5'-C5'	-5.42	1.34	1.42
35	BA	1779	U	C5'-C4'	-5.42	1.44	1.51
1	AA	1247	U	C2-O2	-5.42	1.17	1.22
1	AA	1335	C	C4-C5	-5.42	1.38	1.43
1	AA	1415	G	C2-N2	-5.42	1.29	1.34
35	BA	271(E)	U	C4-C5	-5.42	1.38	1.43
35	BA	480	A	C5-C6	-5.42	1.36	1.41
35	BA	1423	G	C5-C4	-5.42	1.34	1.38
35	BA	2329	G	C2-N2	-5.42	1.29	1.34
35	BA	2740	A	C5-C6	-5.42	1.36	1.41
1	AA	189(B)	C	C5-C6	-5.42	1.30	1.34
35	BA	195	A	N9-C4	-5.42	1.34	1.37
35	BA	942	G	N9-C4	-5.42	1.33	1.38
35	BA	1241	A	O3'-P	-5.42	1.54	1.61
35	BA	1465	G	N9-C4	-5.42	1.33	1.38
35	BA	2766	G	O3'-P	-5.42	1.54	1.61
1	AA	223	U	O3'-P	-5.42	1.54	1.61
1	AA	983	A	O3'-P	-5.42	1.54	1.61
35	BA	271(Y)	U	C5-C6	-5.42	1.29	1.34
35	BA	536	A	O3'-P	-5.42	1.54	1.61
35	BA	606	U	O5'-C5'	-5.42	1.34	1.42
1	AA	1079	G	N7-C5	-5.42	1.36	1.39
35	BA	272	G	N7-C5	-5.42	1.36	1.39
35	BA	2333	A	N7-C5	-5.42	1.36	1.39
50	BS	103	GLU	CD-OE1	-5.42	1.19	1.25
1	AA	605	U	C2-N3	-5.41	1.33	1.37

Continued on next page...

Continued from previous page...

Mol	Chain	Res	Type	Atoms	Z	Observed(Å)	Ideal(Å)
1	AA	1115	C	C4-N4	-5.41	1.29	1.33
35	BA	201	C	C4-N4	-5.41	1.29	1.33
35	BA	395	U	C2-N3	-5.41	1.33	1.37
35	BA	590	A	P-O5'	-5.41	1.54	1.59
35	BA	786	C	N3-C4	-5.41	1.30	1.33
35	BA	824	A	N9-C8	-5.41	1.33	1.37
35	BA	947	G	N1-C2	-5.41	1.33	1.37
35	BA	2632	A	N9-C8	-5.41	1.33	1.37
35	BA	2758	A	N9-C8	-5.41	1.33	1.37
35	BA	736	C	C5'-C4'	-5.41	1.44	1.51
35	BA	926	A	C6-N1	5.41	1.39	1.35
35	BA	1691	C	C4-C5	-5.41	1.38	1.43
35	BA	1877	A	N3-C4	-5.41	1.31	1.34
35	BA	1981	A	N9-C4	-5.41	1.34	1.37
1	AA	168	G	C8-N7	5.41	1.34	1.30
1	AA	460	G	C4'-C3'	-5.41	1.47	1.52
1	AA	963	G	C4'-C3'	-5.41	1.47	1.52
35	BA	1200	C	C4-N4	-5.41	1.29	1.33
35	BA	1360	A	C4'-C3'	-5.41	1.47	1.52
1	AA	700	G	C6-N1	-5.41	1.35	1.39
1	AA	1188	A	C8-N7	-5.41	1.27	1.31
1	AA	1216	G	C6-N1	-5.41	1.35	1.39
1	AA	1239	A	O3'-P	-5.41	1.54	1.61
1	AA	1398	A	C8-N7	-5.41	1.27	1.31
1	AA	1495	U	C4-C5	-5.41	1.38	1.43
35	BA	34	C	C5'-C4'	-5.41	1.44	1.51
35	BA	417	C	C4-C5	-5.41	1.38	1.43
35	BA	1099	G	C5-C6	5.41	1.47	1.42
35	BA	1536	C	C4-C5	-5.41	1.38	1.43
35	BA	2486	G	C6-O6	-5.41	1.19	1.24
36	BB	33	G	C5-C6	-5.41	1.36	1.42
1	AA	191	G	C8-N7	-5.41	1.27	1.30
1	AA	1508	G	C2-N2	-5.41	1.29	1.34
35	BA	154	G	C8-N7	-5.41	1.27	1.30
35	BA	563	G	N9-C8	-5.41	1.34	1.37
35	BA	1017	G	C8-N7	-5.41	1.27	1.30
35	BA	1428	C	N3-C4	-5.41	1.30	1.33
35	BA	1788	C	N3-C4	-5.41	1.30	1.33
35	BA	2241	A	C6-N6	-5.41	1.29	1.33
35	BA	904	C	C5-C6	-5.41	1.30	1.34
35	BA	1547	C	N1-C2	-5.41	1.34	1.40
36	BB	115	G	C5-C4	-5.41	1.34	1.38

Continued on next page...

Continued from previous page...

Mol	Chain	Res	Type	Atoms	Z	Observed(Å)	Ideal(Å)
1	AA	348	G	P-O5'	-5.40	1.54	1.59
35	BA	107	C	N1-C6	-5.40	1.33	1.37
35	BA	2651	C	P-O5'	-5.40	1.54	1.59
1	AA	1384	C	C4-C5	-5.40	1.38	1.43
1	AA	1411	C	N3-C4	-5.40	1.30	1.33
11	AK	37	GLY	N-CA	-5.40	1.38	1.46
35	BA	631	A	C8-N7	-5.40	1.27	1.31
35	BA	1461	G	N7-C5	-5.40	1.36	1.39
35	BA	2154	G	N1-C2	-5.40	1.33	1.37
1	AA	610	G	C4'-C3'	-5.40	1.47	1.52
1	AA	1421	G	C8-N7	-5.40	1.27	1.30
1	AA	1461	G	C4'-C3'	-5.40	1.47	1.52
35	BA	73	A	C5-C6	-5.40	1.36	1.41
35	BA	241	A	N1-C2	-5.40	1.29	1.34
35	BA	497	A	C4'-C3'	-5.40	1.47	1.52
38	BD	63	ARG	CZ-NH2	-5.40	1.26	1.33
1	AA	436	C	C2-N3	-5.40	1.31	1.35
1	AA	528	C	C4-C5	-5.40	1.38	1.43
1	AA	673	G	C2-N3	-5.40	1.28	1.32
35	BA	468	G	C2-N2	-5.40	1.29	1.34
35	BA	719	C	C2-N3	-5.40	1.31	1.35
35	BA	1303	G	C2-N3	-5.40	1.28	1.32
35	BA	1320	C	C2-N3	-5.40	1.31	1.35
35	BA	2729	G	O3'-P	-5.40	1.54	1.61
1	AA	227	G	C8-N7	5.40	1.34	1.30
1	AA	806	C	C2-O2	-5.40	1.19	1.24
1	AA	1060	C	C2-O2	-5.40	1.19	1.24
35	BA	484	C	C2-O2	-5.40	1.19	1.24
35	BA	777	A	C5'-C4'	-5.40	1.44	1.51
35	BA	975(A)	G	N1-C2	-5.40	1.33	1.37
35	BA	2224	G	N1-C2	-5.40	1.33	1.37
35	BA	2632	A	N7-C5	-5.40	1.36	1.39
1	AA	108	G	C5-C4	-5.40	1.34	1.38
35	BA	145	G	C1'-N9	-5.40	1.39	1.46
35	BA	1443	G	C5-C4	-5.40	1.34	1.38
35	BA	1922	G	C5-C4	-5.40	1.34	1.38
1	AA	60	A	N9-C8	-5.39	1.33	1.37
1	AA	184	G	N1-C2	-5.39	1.33	1.37
1	AA	727	G	C5-C6	-5.39	1.36	1.42
1	AA	1134	G	N1-C2	-5.39	1.33	1.37
1	AA	1295	G	N9-C4	-5.39	1.33	1.38
1	AA	1394	A	O3'-P	-5.39	1.54	1.61

Continued on next page...

Continued from previous page...

Mol	Chain	Res	Type	Atoms	Z	Observed(Å)	Ideal(Å)
35	BA	214	G	N9-C4	-5.39	1.33	1.38
35	BA	511	U	C5-C6	-5.39	1.29	1.34
35	BA	604	G	N9-C4	-5.39	1.33	1.38
35	BA	610	G	C6-O6	-5.39	1.19	1.24
35	BA	992	C	C5-C6	-5.39	1.30	1.34
35	BA	2849	U	C5-C6	-5.39	1.29	1.34
1	AA	219	C	N1-C6	5.39	1.40	1.37
1	AA	446	G	N3-C4	-5.39	1.31	1.35
1	AA	1024	G	N3-C4	-5.39	1.31	1.35
35	BA	322	A	N3-C4	-5.39	1.31	1.34
35	BA	714	U	C2-N3	-5.39	1.33	1.37
35	BA	1827	C	C2-O2	-5.39	1.19	1.24
35	BA	2167	U	C5-C6	5.39	1.39	1.34
35	BA	2345	G	C6-N1	-5.39	1.35	1.39
1	AA	840	C	N1-C6	-5.39	1.33	1.37
35	BA	1610	A	N7-C5	-5.39	1.36	1.39
35	BA	2106	G	N7-C5	-5.39	1.36	1.39
35	BA	2201	C	N1-C6	-5.39	1.33	1.37
35	BA	2640	G	N7-C5	-5.39	1.36	1.39
35	BA	2729	G	C3'-O3'	-5.39	1.34	1.42
1	AA	570	G	C5-C4	-5.39	1.34	1.38
35	BA	514	A	C4'-O4'	-5.39	1.38	1.45
35	BA	716	A	C4'-C3'	-5.39	1.47	1.52
35	BA	1117	G	N9-C4	-5.39	1.33	1.38
35	BA	1315	C	C4-C5	-5.39	1.38	1.43
35	BA	1820	U	C4'-C3'	-5.39	1.47	1.52
35	BA	2280	G	C5'-C4'	-5.39	1.44	1.51
36	BB	79	C	C5'-C4'	-5.39	1.44	1.51
49	BR	68	ARG	CZ-NH2	-5.39	1.26	1.33
1	AA	183	G	C8-N7	-5.39	1.27	1.30
1	AA	655	A	C3'-C2'	-5.39	1.46	1.52
35	BA	1011	G	C8-N7	-5.39	1.27	1.30
35	BA	2541	A	P-O5'	-5.39	1.54	1.59
35	BA	2733	A	P-O5'	-5.39	1.54	1.59
1	AA	42	G	C6-O6	-5.39	1.19	1.24
1	AA	434	U	C5'-C4'	-5.39	1.44	1.51
1	AA	441	A	N3-C4	-5.39	1.31	1.34
1	AA	1316	G	N3-C4	-5.39	1.31	1.35
35	BA	777	A	C5-C4	-5.39	1.34	1.38
35	BA	1020	A	N3-C4	-5.39	1.31	1.34
35	BA	2155	G	C6-N1	-5.39	1.35	1.39
1	AA	797	C	P-O5'	-5.38	1.54	1.59

Continued on next page...

Continued from previous page...

Mol	Chain	Res	Type	Atoms	Z	Observed(Å)	Ideal(Å)
1	AA	1147	C	C3'-C2'	-5.38	1.46	1.52
35	BA	8	A	C2-N3	-5.38	1.28	1.33
35	BA	261	G	N7-C5	-5.38	1.36	1.39
35	BA	634	C	C4-C5	-5.38	1.38	1.43
35	BA	851	U	N1-C6	-5.38	1.33	1.38
35	BA	994	C	N1-C6	-5.38	1.33	1.37
35	BA	1169	G	P-O5'	-5.38	1.54	1.59
35	BA	1469	A	C5-C6	-5.38	1.36	1.41
1	AA	253	U	N1-C2	-5.38	1.33	1.38
35	BA	1267	U	C4'-C3'	-5.38	1.47	1.52
35	BA	1678	G	C2-N2	-5.38	1.29	1.34
35	BA	2297	C	N1-C2	-5.38	1.34	1.40
1	AA	332	G	N9-C4	-5.38	1.33	1.38
1	AA	741	G	N3-C4	-5.38	1.31	1.35
1	AA	1011	G	P-O5'	-5.38	1.54	1.59
1	AA	1530	G	N9-C4	-5.38	1.33	1.38
22	AV	30	G	C2'-C1'	-5.38	1.47	1.53
35	BA	440	G	C6-N1	-5.38	1.35	1.39
35	BA	488	G	C2'-O2'	-5.38	1.34	1.41
35	BA	676	A	P-O5'	-5.38	1.54	1.59
35	BA	916	G	C8-N7	-5.38	1.27	1.30
35	BA	1354	A	N9-C4	-5.38	1.34	1.37
35	BA	2088	G	N3-C4	-5.38	1.31	1.35
35	BA	2708	G	N3-C4	-5.38	1.31	1.35
1	AA	1151	A	C8-N7	-5.38	1.27	1.31
35	BA	1331	A	N1-C2	-5.38	1.29	1.34
35	BA	2304	G	N9-C8	-5.38	1.34	1.37
35	BA	2446	G	N9-C8	-5.38	1.34	1.37
1	AA	1423	G	P-O5'	-5.38	1.54	1.59
35	BA	136	G	C8-N7	5.38	1.34	1.30
35	BA	223	A	N7-C5	-5.38	1.36	1.39
35	BA	1414	G	N7-C5	-5.38	1.36	1.39
35	BA	2337	G	C5-C6	-5.38	1.36	1.42
1	AA	982	U	C4-O4	-5.38	1.19	1.23
1	AA	1235	U	C2-N3	-5.38	1.33	1.37
35	BA	398	G	N9-C4	-5.38	1.33	1.38
35	BA	1194	A	N1-C2	-5.38	1.29	1.34
35	BA	1815	A	C2'-C1'	-5.38	1.47	1.53
35	BA	2836	U	C2-N3	-5.38	1.33	1.37
1	AA	40	C	C2-N3	-5.38	1.31	1.35
35	BA	2372	G	P-O5'	-5.38	1.54	1.59
1	AA	721	G	C5-C4	-5.37	1.34	1.38

Continued on next page...

Continued from previous page...

Mol	Chain	Res	Type	Atoms	Z	Observed(Å)	Ideal(Å)
35	BA	80	G	C2'-C1'	-5.37	1.47	1.53
1	AA	91	C	N1-C6	-5.37	1.33	1.37
1	AA	322	C	C5-C6	-5.37	1.30	1.34
1	AA	1499	A	N7-C5	-5.37	1.36	1.39
22	AV	73	A	C2-N3	-5.37	1.28	1.33
35	BA	228	A	P-O5'	5.37	1.65	1.59
35	BA	950	G	P-O5'	-5.37	1.54	1.59
35	BA	1095	A	N7-C5	-5.37	1.36	1.39
35	BA	1814	G	C2-N2	-5.37	1.29	1.34
35	BA	1826	G	N7-C5	-5.37	1.36	1.39
35	BA	2052	G	C5-C6	-5.37	1.36	1.42
35	BA	2188	C	O3'-P	-5.37	1.54	1.61
35	BA	2814	C	C5'-C4'	-5.37	1.45	1.51
1	AA	453	A	N9-C8	-5.37	1.33	1.37
1	AA	936	C	C2-N3	-5.37	1.31	1.35
22	AV	43	A	N9-C8	-5.37	1.33	1.37
35	BA	1277	G	C2-N3	-5.37	1.28	1.32
35	BA	2237	G	C2-N3	-5.37	1.28	1.32
36	BB	90	A	N9-C8	-5.37	1.33	1.37
1	AA	643	C	P-OP2	-5.37	1.39	1.49
35	BA	1904	G	C4'-C3'	-5.37	1.47	1.52
35	BA	2356	C	C2-O2	-5.37	1.19	1.24
35	BA	2527	C	C4'-C3'	-5.37	1.47	1.52
1	AA	952	U	C4'-O4'	-5.37	1.38	1.45
35	BA	592	G	O3'-P	-5.37	1.54	1.61
35	BA	669	G	C2'-C1'	-5.37	1.47	1.53
1	AA	560	U	C2-N3	-5.37	1.33	1.37
1	AA	853	G	C2-N3	-5.37	1.28	1.32
1	AA	1299	A	C5-C6	-5.37	1.36	1.41
1	AA	1334	G	C4'-C3'	-5.37	1.47	1.52
1	AA	1504	G	C2-N3	-5.37	1.28	1.32
35	BA	247	G	N3-C4	-5.37	1.31	1.35
35	BA	654(G)	C	N1-C6	-5.37	1.33	1.37
35	BA	1337	G	C2-N3	-5.37	1.28	1.32
35	BA	1696	G	N3-C4	-5.37	1.31	1.35
35	BA	1765	C	P-O5'	-5.37	1.54	1.59
35	BA	2385	C	C2-N3	-5.37	1.31	1.35
35	BA	2538	C	C5'-C4'	-5.37	1.45	1.51
36	BB	76	G	C2-N3	-5.37	1.28	1.32
1	AA	963	G	C2'-C1'	-5.36	1.47	1.53
1	AA	1215	G	C5-C4	-5.36	1.34	1.38
35	BA	215	G	C5-C4	-5.36	1.34	1.38

Continued on next page...

Continued from previous page...

Mol	Chain	Res	Type	Atoms	Z	Observed(Å)	Ideal(Å)
35	BA	780	G	N7-C5	5.36	1.42	1.39
35	BA	883	G	N7-C5	5.36	1.42	1.39
35	BA	1479	G	N7-C5	5.36	1.42	1.39
35	BA	2139	C	O3'-P	-5.36	1.54	1.61
35	BA	2597	G	C5'-C4'	-5.36	1.45	1.51
35	BA	2655	G	C2-N2	-5.36	1.29	1.34
35	BA	1767	C	P-O5'	-5.36	1.54	1.59
35	BA	1857	G	C6-O6	-5.36	1.19	1.24
35	BA	2093	G	C6-O6	-5.36	1.19	1.24
35	BA	271(D)	G	C2-N3	-5.36	1.28	1.32
35	BA	654(F)	C	C4-C5	5.36	1.47	1.43
35	BA	1478	G	C3'-C2'	-5.36	1.46	1.52
35	BA	1506	C	N1-C6	-5.36	1.33	1.37
35	BA	1890	A	P-O5'	5.36	1.65	1.59
35	BA	2189	U	C5-C6	-5.36	1.29	1.34
35	BA	2308	G	C5-C6	-5.36	1.36	1.42
35	BA	2532	G	C2-N2	-5.36	1.29	1.34
35	BA	721	C	C3'-O3'	-5.36	1.34	1.42
1	AA	781	A	C8-N7	-5.36	1.27	1.31
1	AA	1177	G	P-O5'	-5.36	1.54	1.59
1	AA	1305	G	C5-C4	-5.36	1.34	1.38
35	BA	467	G	C5'-C4'	-5.36	1.45	1.51
35	BA	544	G	O4'-C1'	-5.36	1.34	1.41
35	BA	1355	G	C5-C6	-5.36	1.36	1.42
35	BA	1433	U	C4-C5	-5.36	1.38	1.43
35	BA	2043	C	O4'-C1'	-5.36	1.34	1.41
35	BA	2088	G	N9-C4	-5.36	1.33	1.38
35	BA	2223	G	C5-C4	-5.36	1.34	1.38
1	AA	397	A	C4'-C3'	-5.36	1.47	1.52
1	AA	410	G	C2-N3	-5.36	1.28	1.32
1	AA	1125	U	P-O5'	-5.36	1.54	1.59
35	BA	350	U	O4'-C1'	-5.36	1.34	1.41
35	BA	1254	A	C6-N1	-5.36	1.31	1.35
35	BA	1936	A	C5-C4	-5.36	1.35	1.38
35	BA	2168	G	N1-C2	-5.36	1.33	1.37
35	BA	2801	A	N3-C4	-5.36	1.31	1.34
1	AA	1118	C	C5-C6	-5.35	1.30	1.34
1	AA	1140	C	C4-C5	-5.35	1.38	1.43
35	BA	633	A	N9-C8	-5.35	1.33	1.37
35	BA	1131	G	N1-C2	-5.35	1.33	1.37
36	BB	57	A	C5-C6	-5.35	1.36	1.41
1	AA	881	G	C2-N3	-5.35	1.28	1.32

Continued on next page...

Continued from previous page...

Mol	Chain	Res	Type	Atoms	Z	Observed(Å)	Ideal(Å)
1	AA	885	G	C2-N3	-5.35	1.28	1.32
35	BA	115	C	O3'-P	-5.35	1.54	1.61
35	BA	1564	C	O3'-P	-5.35	1.54	1.61
35	BA	2824	C	O3'-P	-5.35	1.54	1.61
35	BA	2825	C	C2-N3	-5.35	1.31	1.35
1	AA	942	G	C6-N1	-5.35	1.35	1.39
35	BA	15	G	C6-N1	-5.35	1.35	1.39
35	BA	401	A	C5-C4	-5.35	1.35	1.38
35	BA	1344	G	C6-N1	-5.35	1.35	1.39
35	BA	1457	A	N3-C4	-5.35	1.31	1.34
35	BA	1691	C	C4'-C3'	-5.35	1.47	1.52
35	BA	2082	A	C2-N3	-5.35	1.28	1.33
35	BA	2159	G	N3-C4	5.35	1.39	1.35
35	BA	2566	A	C2-N3	-5.35	1.28	1.33
35	BA	2829	C	N1-C2	-5.35	1.34	1.40
1	AA	189(E)	U	N3-C4	-5.35	1.33	1.38
1	AA	595	G	N9-C4	-5.35	1.33	1.38
1	AA	992	U	N1-C6	-5.35	1.33	1.38
1	AA	1117	G	N9-C8	-5.35	1.34	1.37
1	AA	1373	G	N7-C5	-5.35	1.36	1.39
35	BA	186	G	N9-C4	5.35	1.42	1.38
35	BA	402	A	N7-C5	-5.35	1.36	1.39
35	BA	457	A	C2'-C1'	-5.35	1.47	1.53
35	BA	563	G	C8-N7	-5.35	1.27	1.30
35	BA	1436	G	C8-N7	-5.35	1.27	1.30
35	BA	1665	A	N7-C5	-5.35	1.36	1.39
35	BA	2023	G	N9-C8	-5.35	1.34	1.37
35	BA	2294	C	C2'-C1'	-5.35	1.47	1.53
35	BA	2539	C	C5-C6	-5.35	1.30	1.34
35	BA	2812	G	C8-N7	-5.35	1.27	1.30
1	AA	1228	C	N1-C2	-5.35	1.34	1.40
35	BA	96	G	C2-N3	-5.35	1.28	1.32
35	BA	1063	G	C2-N3	-5.35	1.28	1.32
35	BA	1374	G	C2-N3	-5.35	1.28	1.32
35	BA	1828	G	P-OP2	5.35	1.58	1.49
1	AA	179	A	C4'-C3'	-5.34	1.47	1.52
1	AA	269	C	C4-C5	-5.34	1.38	1.43
1	AA	1194	U	C4-C5	-5.34	1.38	1.43
1	AA	1289	A	C6-N6	-5.34	1.29	1.33
1	AA	1381	U	C2-O2	-5.34	1.17	1.22
14	AN	60	SER	CB-OG	-5.34	1.35	1.42
35	BA	74	A	N9-C4	-5.34	1.34	1.37

Continued on next page...

Continued from previous page...

Mol	Chain	Res	Type	Atoms	Z	Observed(Å)	Ideal(Å)
35	BA	98	G	N3-C4	-5.34	1.31	1.35
35	BA	251	A	C8-N7	5.34	1.35	1.31
35	BA	792	G	C4'-C3'	-5.34	1.47	1.52
35	BA	2766	G	N7-C5	5.34	1.42	1.39
1	AA	106	C	O3'-P	-5.34	1.54	1.61
1	AA	614	A	C2'-O2'	-5.34	1.34	1.41
17	AQ	86	GLU	CD-OE2	-5.34	1.19	1.25
35	BA	818	G	N9-C4	-5.34	1.33	1.38
35	BA	2540	C	C2'-O2'	-5.34	1.34	1.41
1	AA	288	A	C4'-C3'	-5.34	1.47	1.52
1	AA	299	G	C6-O6	5.34	1.28	1.24
1	AA	1161	C	C5-C6	5.34	1.38	1.34
22	AV	66	C	C4-N4	-5.34	1.29	1.33
35	BA	956	G	C5-C6	-5.34	1.37	1.42
35	BA	1302	A	N7-C5	-5.34	1.36	1.39
35	BA	2052	G	C6-O6	5.34	1.28	1.24
35	BA	2132	U	P-OP2	-5.34	1.39	1.49
35	BA	2844	G	C8-N7	-5.34	1.27	1.30
36	BB	95	C	N3-C4	-5.34	1.30	1.33
1	AA	129(A)	G	C3'-C2'	-5.34	1.46	1.52
1	AA	432	A	C8-N7	-5.34	1.27	1.31
1	AA	1131	G	N9-C4	-5.34	1.33	1.38
22	AV	55	U	C5-C6	-5.34	1.29	1.34
35	BA	285	C	N1-C2	-5.34	1.34	1.40
35	BA	804	A	C6-N1	-5.34	1.31	1.35
35	BA	2317	C	C4-C5	-5.34	1.38	1.43
35	BA	2380	C	N1-C2	-5.34	1.34	1.40
35	BA	473	G	C4'-C3'	-5.34	1.47	1.52
1	AA	313	A	N9-C4	-5.34	1.34	1.37
1	AA	323	U	C4-C5	-5.34	1.38	1.43
1	AA	485	G	N9-C8	-5.34	1.34	1.37
1	AA	812	C	C2-N3	-5.34	1.31	1.35
35	BA	315	G	N7-C5	-5.34	1.36	1.39
35	BA	700	G	C5-C4	-5.34	1.34	1.38
35	BA	768	G	P-O5'	-5.34	1.54	1.59
35	BA	900	A	N7-C5	-5.34	1.36	1.39
35	BA	1245	G	C2-N3	5.34	1.37	1.32
35	BA	1255	U	C4-C5	-5.34	1.38	1.43
35	BA	1918	A	C5-C6	-5.34	1.36	1.41
35	BA	1927	A	N7-C5	-5.34	1.36	1.39
35	BA	2127	G	C2-N3	-5.34	1.28	1.32
35	BA	2781	A	N9-C4	-5.34	1.34	1.37

Continued on next page...

Continued from previous page...

Mol	Chain	Res	Type	Atoms	Z	Observed(Å)	Ideal(Å)
36	BB	61	G	P-O5'	-5.34	1.54	1.59
1	AA	616	G	C5-C6	-5.33	1.37	1.42
1	AA	1147	C	N1-C6	-5.33	1.33	1.37
35	BA	1624	G	C3'-O3'	-5.33	1.34	1.42
1	AA	715	A	C2-N3	-5.33	1.28	1.33
35	BA	1319	G	C6-N1	-5.33	1.35	1.39
35	BA	2778	A	C2-N3	-5.33	1.28	1.33
1	AA	302	G	C4'-C3'	-5.33	1.47	1.52
35	BA	272(D)	G	N9-C8	-5.33	1.34	1.37
35	BA	414	C	C5-C6	-5.33	1.30	1.34
35	BA	2008	C	C5'-C4'	-5.33	1.45	1.51
35	BA	2175	C	P-O5'	-5.33	1.54	1.59
36	BB	97	G	C2-N3	-5.33	1.28	1.32
1	AA	960	U	C5-C6	-5.33	1.29	1.34
23	AX	21	C	N3-C4	-5.33	1.30	1.33
35	BA	746	A	N3-C4	-5.33	1.31	1.34
36	BB	59	A	N3-C4	-5.33	1.31	1.34
1	AA	26	A	N9-C8	-5.33	1.33	1.37
1	AA	306	G	C8-N7	-5.33	1.27	1.30
1	AA	655	A	C6-N1	-5.33	1.31	1.35
1	AA	1201	A	C6-N1	-5.33	1.31	1.35
22	AV	57	A	C1'-N9	-5.33	1.39	1.46
35	BA	204	A	C6-N1	-5.33	1.31	1.35
35	BA	227	A	N7-C5	-5.33	1.36	1.39
35	BA	274	G	C6-N1	-5.33	1.35	1.39
35	BA	415	A	C6-N1	-5.33	1.31	1.35
35	BA	691	C	C2'-O2'	-5.33	1.34	1.41
35	BA	1330	C	C4'-C3'	-5.33	1.47	1.52
35	BA	1472	A	C5-C6	-5.33	1.36	1.41
35	BA	1839	G	C5'-C4'	-5.33	1.45	1.51
35	BA	1919	A	C2'-O2'	-5.33	1.34	1.41
35	BA	2584	U	C2-N3	-5.33	1.34	1.37
35	BA	2871	C	C5-C6	-5.33	1.30	1.34
35	BA	2881	C	P-O5'	-5.33	1.54	1.59
36	BB	77	U	P-O5'	-5.33	1.54	1.59
1	AA	107	G	C2'-C1'	-5.33	1.47	1.53
35	BA	144	C	N1-C2	-5.33	1.34	1.40
35	BA	1201	C	C2-N3	-5.33	1.31	1.35
1	AA	740	U	C2'-O2'	-5.33	1.34	1.41
35	BA	188	G	C6-O6	-5.33	1.19	1.24
35	BA	455	C	C4-C5	-5.33	1.38	1.43
35	BA	2120	G	N9-C8	5.33	1.41	1.37

Continued on next page...

Continued from previous page...

Mol	Chain	Res	Type	Atoms	Z	Observed(Å)	Ideal(Å)
35	BA	2706	G	C5-C4	-5.33	1.34	1.38
1	AA	189	G	C6-N1	-5.32	1.35	1.39
1	AA	234	C	C2-N3	-5.32	1.31	1.35
1	AA	281	G	C6-N1	-5.32	1.35	1.39
1	AA	334	C	C2-N3	-5.32	1.31	1.35
1	AA	385	C	C2-N3	-5.32	1.31	1.35
1	AA	566	G	C6-N1	-5.32	1.35	1.39
1	AA	594	G	C6-N1	-5.32	1.35	1.39
1	AA	930	C	C2-N3	-5.32	1.31	1.35
35	BA	347	A	N7-C5	-5.32	1.36	1.39
35	BA	683	C	N3-C4	-5.32	1.30	1.33
35	BA	808	G	N7-C5	-5.32	1.36	1.39
35	BA	1050	A	N7-C5	-5.32	1.36	1.39
35	BA	1076	C	C4-N4	-5.32	1.29	1.33
35	BA	1835	G	C8-N7	5.32	1.34	1.30
35	BA	2141	G	C5-C6	-5.32	1.37	1.42
35	BA	2156	G	C6-N1	-5.32	1.35	1.39
35	BA	2621	A	N7-C5	-5.32	1.36	1.39
35	BA	2677	G	C5-C6	-5.32	1.37	1.42
35	BA	2270	G	N7-C5	5.32	1.42	1.39
35	BA	2655	G	N3-C4	-5.32	1.31	1.35
1	AA	30	U	C2-O2	-5.32	1.17	1.22
1	AA	247	G	C2-N3	-5.32	1.28	1.32
1	AA	1178	G	C2-N3	-5.32	1.28	1.32
35	BA	428	A	C5-C6	-5.32	1.36	1.41
35	BA	2559	C	C5'-C4'	-5.32	1.45	1.51
1	AA	540	G	N1-C2	-5.32	1.33	1.37
35	BA	1827	C	P-O5'	-5.32	1.54	1.59
35	BA	2402	C	P-O5'	-5.32	1.54	1.59
1	AA	1226	C	O4'-C1'	-5.32	1.34	1.41
1	AA	1302	U	C2-N3	-5.32	1.34	1.37
1	AA	1401	G	C2-N2	-5.32	1.29	1.34
35	BA	418	G	N3-C4	-5.32	1.31	1.35
35	BA	577	G	C2-N2	-5.32	1.29	1.34
35	BA	983	A	C8-N7	-5.32	1.27	1.31
35	BA	1166	C	C4'-C3'	-5.32	1.47	1.52
35	BA	1351	C	C2-N3	-5.32	1.31	1.35
35	BA	1503	U	C4'-C3'	-5.32	1.47	1.52
35	BA	2330	G	C4'-C3'	-5.32	1.47	1.52
35	BA	2480	C	C4-C5	-5.32	1.38	1.43
35	BA	2597	G	N3-C4	-5.32	1.31	1.35
35	BA	2834	G	C4'-C3'	-5.32	1.47	1.52

Continued on next page...

Continued from previous page...

Mol	Chain	Res	Type	Atoms	Z	Observed(Å)	Ideal(Å)
1	AA	783	C	N1-C6	-5.32	1.33	1.37
1	AA	1483	A	C5-C6	-5.32	1.36	1.41
35	BA	88	G	N9-C8	-5.32	1.34	1.37
35	BA	394	A	C2-N3	-5.32	1.28	1.33
35	BA	1698	A	C5-C6	-5.32	1.36	1.41
35	BA	1749	A	C2-N3	-5.32	1.28	1.33
35	BA	1769	G	N9-C8	-5.32	1.34	1.37
1	AA	1351	U	N1-C6	-5.31	1.33	1.38
36	BB	13	A	C5-C6	5.31	1.45	1.41
36	BB	115	G	C4'-O4'	-5.31	1.38	1.45
1	AA	68	G	C2-N3	-5.31	1.28	1.32
1	AA	483	C	C5-C6	-5.31	1.30	1.34
22	AV	25	C	N3-C4	-5.31	1.30	1.33
35	BA	14	A	C8-N7	-5.31	1.27	1.31
35	BA	402	A	N9-C4	-5.31	1.34	1.37
35	BA	808	G	C5-C6	-5.31	1.37	1.42
35	BA	2662	A	C6-N1	-5.31	1.31	1.35
35	BA	2663	G	C6-N1	-5.31	1.35	1.39
36	BB	111	G	C2-N2	-5.31	1.29	1.34
1	AA	246	A	N3-C4	-5.31	1.31	1.34
1	AA	1144	G	C2'-C1'	-5.31	1.47	1.53
35	BA	610	G	C2'-C1'	-5.31	1.47	1.53
35	BA	1226	A	C5-C4	5.31	1.42	1.38
1	AA	959	A	C6-N6	-5.31	1.29	1.33
1	AA	1007	C	N1-C6	-5.31	1.33	1.37
1	AA	1220	G	C8-N7	-5.31	1.27	1.30
35	BA	1322	A	C6-N1	5.31	1.39	1.35
35	BA	1370	C	N1-C6	-5.31	1.33	1.37
35	BA	2087	G	C8-N7	-5.31	1.27	1.30
35	BA	2371	G	C8-N7	-5.31	1.27	1.30
35	BA	2486	G	C8-N7	-5.31	1.27	1.30
35	BA	2644	G	N9-C8	5.31	1.41	1.37
1	AA	545	C	N3-C4	-5.31	1.30	1.33
1	AA	1090	U	C2-O2	-5.31	1.17	1.22
35	BA	598	G	C6-N1	-5.31	1.35	1.39
35	BA	616	G	C2-N3	-5.31	1.28	1.32
35	BA	980	A	N1-C2	-5.31	1.29	1.34
35	BA	1277	G	C6-N1	-5.31	1.35	1.39
35	BA	1626	G	C2-N3	5.31	1.36	1.32
35	BA	2088	G	C6-N1	5.31	1.43	1.39
35	BA	2130	U	C4-O4	-5.31	1.19	1.23
35	BA	2196	C	N3-C4	-5.31	1.30	1.33

Continued on next page...

Continued from previous page...

Mol	Chain	Res	Type	Atoms	Z	Observed(Å)	Ideal(Å)
1	AA	1434	A	N9-C4	-5.31	1.34	1.37
22	AV	23	C	P-O5'	-5.31	1.54	1.59
35	BA	408	G	N3-C4	-5.31	1.31	1.35
35	BA	1472	A	O4'-C1'	-5.31	1.34	1.41
35	BA	2729	G	N9-C4	-5.31	1.33	1.38
35	BA	2870	C	C4-N4	-5.31	1.29	1.33
1	AA	834	C	O3'-P	-5.30	1.54	1.61
1	AA	925	G	N7-C5	-5.30	1.36	1.39
35	BA	40	C	C4'-C3'	-5.30	1.47	1.52
35	BA	2022	U	C4-C5	-5.30	1.38	1.43
36	BB	27	C	C4'-C3'	-5.30	1.47	1.52
36	BB	94	C	N1-C2	-5.30	1.34	1.40
1	AA	416	G	C8-N7	-5.30	1.27	1.30
1	AA	906	G	C3'-O3'	-5.30	1.34	1.42
1	AA	980	C	C5-C6	-5.30	1.30	1.34
1	AA	1320	C	C5-C6	-5.30	1.30	1.34
1	AA	1381	U	C4'-O4'	-5.30	1.38	1.45
1	AA	1402	C	N1-C2	5.30	1.45	1.40
35	BA	290	G	C3'-O3'	-5.30	1.34	1.42
35	BA	1652	A	P-O5'	-5.30	1.54	1.59
1	AA	204	U	C2'-C1'	-5.30	1.47	1.53
1	AA	1337	G	C2-N2	-5.30	1.29	1.34
1	AA	1423	G	C3'-C2'	-5.30	1.47	1.52
35	BA	641	C	C4-N4	-5.30	1.29	1.33
35	BA	1422	G	C6-O6	-5.30	1.19	1.24
35	BA	2452	C	N3-C4	-5.30	1.30	1.33
36	BB	97	G	C5-C6	-5.30	1.37	1.42
1	AA	657	G	N7-C5	-5.30	1.36	1.39
1	AA	851	G	N9-C8	-5.30	1.34	1.37
1	AA	1438	G	N3-C4	-5.30	1.31	1.35
22	AV	56	C	C5-C6	-5.30	1.30	1.34
35	BA	134	C	C2-N3	-5.30	1.31	1.35
35	BA	1648	C	C2-N3	-5.30	1.31	1.35
35	BA	2582	G	N3-C4	-5.30	1.31	1.35
1	AA	117	G	C5-C6	-5.30	1.37	1.42
1	AA	1261	A	N3-C4	-5.30	1.31	1.34
35	BA	2315	G	C3'-C2'	-5.30	1.47	1.52
1	AA	52	G	C8-N7	-5.30	1.27	1.30
1	AA	55	A	C6-N6	-5.30	1.29	1.33
1	AA	1143	G	C8-N7	-5.30	1.27	1.30
22	AV	54	U	C2-O2	-5.30	1.17	1.22
35	BA	205	G	N1-C2	5.30	1.42	1.37

Continued on next page...

Continued from previous page...

Mol	Chain	Res	Type	Atoms	Z	Observed(Å)	Ideal(Å)
35	BA	488	G	C8-N7	-5.30	1.27	1.30
35	BA	603	A	C6-N6	-5.30	1.29	1.33
35	BA	1444	G	C8-N7	-5.30	1.27	1.30
35	BA	2334	G	C8-N7	-5.30	1.27	1.30
35	BA	2569	G	N1-C2	-5.29	1.33	1.37
1	AA	170	U	N1-C6	-5.29	1.33	1.38
1	AA	315	A	C5'-C4'	-5.29	1.45	1.51
1	AA	315	A	N7-C5	-5.29	1.36	1.39
1	AA	453	A	N7-C5	-5.29	1.36	1.39
35	BA	1235	G	C4'-C3'	-5.29	1.47	1.52
35	BA	1330	C	C4-N4	-5.29	1.29	1.33
35	BA	1599	C	C2-N3	-5.29	1.31	1.35
35	BA	1862	G	C5-C4	-5.29	1.34	1.38
35	BA	1962	C	C5'-C4'	-5.29	1.45	1.51
35	BA	1978	A	N7-C5	-5.29	1.36	1.39
1	AA	432	A	C5-C4	-5.29	1.35	1.38
1	AA	646	U	C2-N3	-5.29	1.34	1.37
1	AA	760	G	C4'-C3'	-5.29	1.47	1.52
1	AA	1289	A	C5-C6	-5.29	1.36	1.41
35	BA	283	A	C6-N1	-5.29	1.31	1.35
35	BA	1000	A	C6-N1	-5.29	1.31	1.35
35	BA	1904	G	C6-O6	-5.29	1.19	1.24
35	BA	2324	C	N1-C6	-5.29	1.33	1.37
1	AA	171	A	C8-N7	-5.29	1.27	1.31
35	BA	2101	G	N1-C2	-5.29	1.33	1.37
35	BA	2228	G	C3'-O3'	-5.29	1.34	1.42
36	BB	100	A	C8-N7	-5.29	1.27	1.31
35	BA	271(C)	C	C5-C6	-5.29	1.30	1.34
35	BA	598	G	C5-C4	-5.29	1.34	1.38
35	BA	770	G	N9-C8	-5.29	1.34	1.37
35	BA	1294	U	C3'-C2'	-5.29	1.47	1.52
35	BA	2007	C	C5-C6	-5.29	1.30	1.34
35	BA	2353	G	C8-N7	-5.29	1.27	1.30
35	BA	2862	G	C5-C4	-5.29	1.34	1.38
35	BA	2886	G	N9-C8	-5.29	1.34	1.37
1	AA	541	G	C6-N1	-5.29	1.35	1.39
35	BA	271(Q)	G	C2-N3	-5.29	1.28	1.32
35	BA	966	G	C6-N1	-5.29	1.35	1.39
35	BA	1308	A	C5-C4	-5.29	1.35	1.38
35	BA	1594	G	C6-N1	-5.29	1.35	1.39
35	BA	2003	G	C6-N1	-5.29	1.35	1.39
35	BA	2868	A	N1-C2	5.29	1.39	1.34

Continued on next page...

Continued from previous page...

Mol	Chain	Res	Type	Atoms	Z	Observed(Å)	Ideal(Å)
1	AA	643	C	N3-C4	-5.29	1.30	1.33
1	AA	835	U	C2-N3	-5.29	1.34	1.37
1	AA	904	C	N1-C6	-5.29	1.33	1.37
1	AA	1469	G	C3'-C2'	-5.29	1.47	1.52
1	AA	1502	A	O3'-P	-5.29	1.54	1.61
18	AR	38	GLU	CD-OE1	-5.29	1.19	1.25
35	BA	1792	G	C5'-C4'	-5.29	1.45	1.51
35	BA	1811	G	N7-C5	-5.29	1.36	1.39
35	BA	1931	U	C4-C5	-5.29	1.38	1.43
35	BA	1960	A	N7-C5	-5.29	1.36	1.39
35	BA	2548	G	N7-C5	-5.29	1.36	1.39
1	AA	305	G	P-O5'	-5.28	1.54	1.59
1	AA	658	G	N9-C8	-5.28	1.34	1.37
35	BA	977	G	C5-C6	-5.28	1.37	1.42
35	BA	1046	A	C1'-N9	-5.28	1.39	1.46
35	BA	1159	U	C3'-C2'	-5.28	1.47	1.52
35	BA	2606	C	C2'-C1'	-5.28	1.47	1.53
35	BA	2717	G	P-O5'	-5.28	1.54	1.59
1	AA	378	G	N9-C4	-5.28	1.33	1.38
1	AA	1273	G	C2-N2	-5.28	1.29	1.34
35	BA	412	A	P-OP2	-5.28	1.40	1.49
1	AA	756	C	C2-O2	-5.28	1.19	1.24
1	AA	987	G	C6-N1	-5.28	1.35	1.39
22	AV	43	A	C4'-C3'	-5.28	1.47	1.52
35	BA	207	A	C6-N6	-5.28	1.29	1.33
35	BA	672	C	C4'-O4'	-5.28	1.38	1.45
35	BA	2171	A	N9-C4	-5.28	1.34	1.37
35	BA	2611	U	N1-C6	-5.28	1.33	1.38
35	BA	129	C	N1-C2	-5.28	1.34	1.40
35	BA	1710	C	N1-C2	-5.28	1.34	1.40
35	BA	2725	A	C5'-C4'	-5.28	1.45	1.51
35	BA	2747	G	N9-C8	-5.28	1.34	1.37
1	AA	555	C	C4'-C3'	-5.28	1.47	1.52
1	AA	608	A	C2'-C1'	-5.28	1.47	1.53
1	AA	748	C	C4'-C3'	5.28	1.58	1.53
1	AA	1021	G	C5-C4	-5.28	1.34	1.38
1	AA	1490	C	C4-C5	-5.28	1.38	1.43
35	BA	141	A	C4'-C3'	-5.28	1.47	1.52
35	BA	180	G	P-O5'	-5.28	1.54	1.59
35	BA	1347	G	C5-C4	-5.28	1.34	1.38
35	BA	2197	U	C4-C5	-5.28	1.38	1.43
1	AA	411	A	C5'-C4'	-5.28	1.45	1.51

Continued on next page...

Continued from previous page...

Mol	Chain	Res	Type	Atoms	Z	Observed(Å)	Ideal(Å)
22	AV	46	G	C6-O6	5.28	1.28	1.24
35	BA	620	G	C8-N7	-5.28	1.27	1.30
35	BA	960	A	C6-N1	-5.28	1.31	1.35
35	BA	1076	C	N3-C4	5.28	1.37	1.33
35	BA	1427	A	C5-C6	5.28	1.45	1.41
35	BA	2063	C	C2-O2	-5.28	1.19	1.24
36	BB	19	G	C8-N7	-5.28	1.27	1.30
36	BB	103	G	O5'-C5'	-5.28	1.34	1.42
1	AA	241	C	C2'-C1'	-5.27	1.47	1.53
1	AA	775	G	C4'-C3'	-5.27	1.47	1.52
35	BA	386	G	N7-C5	-5.27	1.36	1.39
35	BA	1144	G	P-O5'	-5.27	1.54	1.59
35	BA	1628	G	C5'-C4'	-5.27	1.45	1.51
35	BA	1678	G	P-O5'	-5.27	1.54	1.59
35	BA	2508	G	C5'-C4'	-5.27	1.45	1.51
35	BA	2830	G	C4'-C3'	-5.27	1.47	1.52
35	BA	2835	A	C3'-O3'	5.27	1.49	1.42
35	BA	17	G	C2-N3	-5.27	1.28	1.32
35	BA	63	U	N3-C4	-5.27	1.33	1.38
35	BA	1330	C	C4-C5	-5.27	1.38	1.43
35	BA	2067	G	C2-N3	-5.27	1.28	1.32
35	BA	2319	G	C2-N3	-5.27	1.28	1.32
35	BA	2808	U	N3-C4	-5.27	1.33	1.38
35	BA	2869	G	C5-C6	-5.27	1.37	1.42
35	BA	2163	C	C2-O2	-5.27	1.19	1.24
35	BA	2195	C	C2-O2	-5.27	1.19	1.24
35	BA	2670	A	C5-C6	-5.27	1.36	1.41
1	AA	772	U	C5-C6	-5.27	1.29	1.34
35	BA	443	A	N7-C5	5.27	1.42	1.39
35	BA	2548	G	C4'-O4'	-5.27	1.38	1.45
1	AA	298	A	N7-C5	-5.27	1.36	1.39
1	AA	309	G	O3'-P	-5.27	1.54	1.61
1	AA	734	G	P-O5'	-5.27	1.54	1.59
1	AA	770	C	C4-N4	-5.27	1.29	1.33
35	BA	1128	A	N3-C4	5.27	1.38	1.34
35	BA	1507	A	C8-N7	-5.27	1.27	1.31
35	BA	2514	U	N1-C6	-5.27	1.33	1.38
1	AA	300	A	C5-C6	-5.27	1.36	1.41
1	AA	1306	A	C5-C6	-5.27	1.36	1.41
1	AA	1321	C	C2'-O2'	-5.27	1.34	1.41
35	BA	699	A	C5-C6	-5.27	1.36	1.41
35	BA	2030	A	N3-C4	-5.27	1.31	1.34

Continued on next page...

Continued from previous page...

Mol	Chain	Res	Type	Atoms	Z	Observed(Å)	Ideal(Å)
1	AA	55	A	C2-N3	-5.26	1.28	1.33
1	AA	162	A	C5-C4	-5.26	1.35	1.38
1	AA	753	A	C6-N1	-5.26	1.31	1.35
1	AA	804	U	C2-N3	-5.26	1.34	1.37
1	AA	1061	G	N9-C4	-5.26	1.33	1.38
35	BA	1285	G	C2'-C1'	-5.26	1.47	1.53
35	BA	1562	A	C5-C4	-5.26	1.35	1.38
35	BA	1865	G	N9-C4	-5.26	1.33	1.38
35	BA	2057	A	O3'-P	-5.26	1.54	1.61
35	BA	232	G	C5-C4	-5.26	1.34	1.38
35	BA	1300	U	C4'-C3'	-5.26	1.47	1.52
35	BA	2070	G	C5-C4	-5.26	1.34	1.38
35	BA	2621	A	N9-C4	-5.26	1.34	1.37
36	BB	88	C	C4-C5	-5.26	1.38	1.43
1	AA	160	A	N3-C4	5.26	1.38	1.34
1	AA	1078	U	C4-C5	-5.26	1.38	1.43
35	BA	850	C	C2-N3	-5.26	1.31	1.35
35	BA	937	U	N1-C2	-5.26	1.33	1.38
35	BA	1208	C	C2-N3	-5.26	1.31	1.35
35	BA	1221	C	C5-C6	5.26	1.38	1.34
35	BA	1512	U	N1-C2	-5.26	1.33	1.38
35	BA	2134	A	N9-C8	-5.26	1.33	1.37
35	BA	2488	A	C5'-C4'	-5.26	1.45	1.51
1	AA	298	A	C2-N3	-5.26	1.28	1.33
1	AA	417	C	C5'-C4'	-5.26	1.45	1.51
1	AA	479	C	N1-C6	-5.26	1.33	1.37
1	AA	527	G	C6-O6	-5.26	1.19	1.24
1	AA	547	A	N3-C4	-5.26	1.31	1.34
1	AA	1298	C	C5-C6	-5.26	1.30	1.34
35	BA	150	C	C4-N4	-5.26	1.29	1.33
35	BA	213	A	N3-C4	-5.26	1.31	1.34
35	BA	334	C	N1-C6	-5.26	1.33	1.37
35	BA	942	G	C6-O6	-5.26	1.19	1.24
35	BA	1005	C	C4-N4	-5.26	1.29	1.33
35	BA	1764	G	C6-O6	-5.26	1.19	1.24
35	BA	1827	C	C4-N4	-5.26	1.29	1.33
35	BA	1945	G	C4'-C3'	-5.26	1.47	1.52
35	BA	2467	C	C4-C5	-5.26	1.38	1.43
35	BA	2882	A	C4'-C3'	-5.26	1.47	1.52
36	BB	39	A	C5-C4	-5.26	1.35	1.38
1	AA	173	U	P-O5'	-5.26	1.54	1.59
1	AA	1424	C	N3-C4	-5.26	1.30	1.33

Continued on next page...

Continued from previous page...

Mol	Chain	Res	Type	Atoms	Z	Observed(Å)	Ideal(Å)
35	BA	181	A	P-O5'	-5.26	1.54	1.59
35	BA	395	U	O4'-C1'	-5.26	1.34	1.41
35	BA	2428	G	N1-C2	-5.26	1.33	1.37
36	BB	71	C	N3-C4	-5.26	1.30	1.33
1	AA	1125	U	C4-C5	-5.26	1.38	1.43
36	BB	62	C	C2-N3	-5.26	1.31	1.35
1	AA	1426	C	C5-C6	-5.25	1.30	1.34
35	BA	562	U	N3-C4	-5.25	1.33	1.38
35	BA	1688	U	C4'-O4'	-5.25	1.38	1.45
35	BA	2027	G	C6-O6	-5.25	1.19	1.24
35	BA	2110	G	C6-O6	-5.25	1.19	1.24
35	BA	2306	C	P-O5'	-5.25	1.54	1.59
35	BA	2456	C	C5-C6	-5.25	1.30	1.34
35	BA	2769	C	C5-C6	-5.25	1.30	1.34
35	BA	2881	C	C4-C5	5.25	1.47	1.43
1	AA	1135	U	N1-C2	5.25	1.43	1.38
35	BA	66	C	C4-C5	-5.25	1.38	1.43
35	BA	804	A	N3-C4	-5.25	1.31	1.34
35	BA	1053	C	C4-C5	-5.25	1.38	1.43
35	BA	2801	A	C5-C6	-5.25	1.36	1.41
1	AA	292	G	C2'-C1'	-5.25	1.47	1.53
1	AA	573	A	C2'-C1'	-5.25	1.47	1.53
1	AA	881	G	N3-C4	-5.25	1.31	1.35
1	AA	1519	A	C6-N6	-5.25	1.29	1.33
35	BA	1632	A	C2'-C1'	-5.25	1.47	1.53
35	BA	1778	U	C5-C6	-5.25	1.29	1.34
35	BA	1876	A	C6-N6	-5.25	1.29	1.33
35	BA	1963	U	C3'-C2'	-5.25	1.47	1.52
35	BA	2640	G	N9-C8	-5.25	1.34	1.37
22	AV	10	G	N7-C5	-5.25	1.36	1.39
35	BA	765	G	C5'-C4'	-5.25	1.45	1.51
35	BA	1139	G	N7-C5	-5.25	1.36	1.39
35	BA	1304	C	C5-C6	-5.25	1.30	1.34
35	BA	2090	G	C8-N7	-5.25	1.27	1.30
35	BA	2436	G	C4'-C3'	-5.25	1.47	1.52
35	BA	502	A	P-O5'	-5.25	1.54	1.59
35	BA	2135	A	C3'-C2'	-5.25	1.47	1.52
35	BA	2176	A	C5'-C4'	-5.25	1.45	1.51
35	BA	2183	C	N1-C6	-5.25	1.34	1.37
36	BB	6	C	C3'-C2'	-5.25	1.47	1.52
1	AA	944	G	C5-C4	-5.25	1.34	1.38
1	AA	1269	A	C2-N3	-5.25	1.28	1.33

Continued on next page...

Continued from previous page...

Mol	Chain	Res	Type	Atoms	Z	Observed(Å)	Ideal(Å)
1	AA	1309	G	C5-C6	-5.25	1.37	1.42
35	BA	644	A	C2-N3	-5.25	1.28	1.33
35	BA	1993	U	N1-C2	5.25	1.43	1.38
35	BA	2074	U	C4-O4	5.25	1.27	1.23
35	BA	2131	G	C6-O6	-5.25	1.19	1.24
35	BA	2298	A	C6-N1	-5.25	1.31	1.35
35	BA	2423	U	N1-C6	-5.25	1.33	1.38
35	BA	2885	C	C4-N4	-5.25	1.29	1.33
1	AA	530	G	P-O5'	-5.25	1.54	1.59
1	AA	1064	G	P-O5'	-5.25	1.54	1.59
35	BA	1307	A	P-O5'	-5.25	1.54	1.59
35	BA	1901	A	C8-N7	-5.25	1.27	1.31
35	BA	2775	A	P-O5'	-5.25	1.54	1.59
1	AA	270	A	C4'-O4'	-5.24	1.38	1.45
1	AA	870	U	N3-C4	-5.24	1.33	1.38
35	BA	80	G	N9-C8	5.24	1.41	1.37
35	BA	103	A	C8-N7	5.24	1.35	1.31
35	BA	505	A	C5-C4	-5.24	1.35	1.38
35	BA	654(J)	A	C5-C4	-5.24	1.35	1.38
35	BA	896	A	N9-C4	-5.24	1.34	1.37
35	BA	1115	G	C2'-C1'	-5.24	1.47	1.53
35	BA	1194	A	N7-C5	-5.24	1.36	1.39
35	BA	1231	G	C8-N7	-5.24	1.27	1.30
35	BA	1519	G	C4'-O4'	-5.24	1.38	1.45
35	BA	1696	G	N1-C2	-5.24	1.33	1.37
35	BA	2277	G	C8-N7	-5.24	1.27	1.30
35	BA	2753	A	O4'-C1'	5.24	1.48	1.41
36	BB	90	A	C5-C4	-5.24	1.35	1.38
1	AA	507	C	N3-C4	-5.24	1.30	1.33
1	AA	538	G	C2'-C1'	-5.24	1.47	1.53
1	AA	784	C	C4-N4	-5.24	1.29	1.33
1	AA	1356	G	C6-O6	-5.24	1.19	1.24
35	BA	654(L)	G	C6-O6	-5.24	1.19	1.24
35	BA	921	G	C5-C4	-5.24	1.34	1.38
35	BA	1741	A	O3'-P	-5.24	1.54	1.61
35	BA	1992	G	C6-O6	-5.24	1.19	1.24
35	BA	2528	U	C4-C5	-5.24	1.38	1.43
35	BA	2648	C	C2-N3	-5.24	1.31	1.35
36	BB	12	C	C2-N3	-5.24	1.31	1.35
1	AA	426	G	N7-C5	5.24	1.42	1.39
22	AV	12	G	C6-N1	-5.24	1.35	1.39
35	BA	1542	A	C5-C4	-5.24	1.35	1.38

Continued on next page...

Continued from previous page...

Mol	Chain	Res	Type	Atoms	Z	Observed(Å)	Ideal(Å)
35	BA	1953	A	C5-C6	-5.24	1.36	1.41
35	BA	1972	A	C6-N6	-5.24	1.29	1.33
35	BA	1981	A	N1-C2	-5.24	1.29	1.34
35	BA	2337	G	N1-C2	-5.24	1.33	1.37
1	AA	355	C	C2-N3	-5.24	1.31	1.35
1	AA	523	A	C2'-C1'	-5.24	1.47	1.53
1	AA	1370	G	C2'-C1'	-5.24	1.47	1.53
35	BA	788	A	N7-C5	-5.24	1.36	1.39
35	BA	1222	C	C2-N3	-5.24	1.31	1.35
35	BA	1992	G	C2'-C1'	-5.24	1.47	1.53
35	BA	2473	U	C2-N3	-5.24	1.34	1.37
1	AA	39	G	C8-N7	5.24	1.34	1.30
1	AA	1520	G	N9-C8	-5.24	1.34	1.37
35	BA	485	C	C4-C5	-5.24	1.38	1.43
35	BA	654(S)	G	N9-C8	-5.24	1.34	1.37
35	BA	676	A	O3'-P	-5.24	1.54	1.61
35	BA	700	G	C4'-C3'	-5.24	1.47	1.52
35	BA	2177	C	N1-C6	-5.24	1.34	1.37
35	BA	2320	A	N3-C4	-5.24	1.31	1.34
35	BA	2690	C	N1-C6	-5.24	1.34	1.37
35	BA	2887	U	N3-C4	-5.23	1.33	1.38
1	AA	898	G	C5-C6	-5.23	1.37	1.42
1	AA	1132	C	C4'-C3'	-5.23	1.47	1.52
1	AA	1399	C	P-O5'	-5.23	1.54	1.59
16	AP	26	ARG	NE-CZ	-5.23	1.26	1.33
35	BA	8	A	N9-C4	-5.23	1.34	1.37
35	BA	1130	U	C2-N3	-5.23	1.34	1.37
35	BA	2304	G	C2-N3	-5.23	1.28	1.32
35	BA	2838	G	C2-N3	-5.23	1.28	1.32
36	BB	13	A	N9-C4	-5.23	1.34	1.37
1	AA	475	G	N9-C8	-5.23	1.34	1.37
1	AA	976	G	N3-C4	-5.23	1.31	1.35
22	AV	21	A	C5-C6	-5.23	1.36	1.41
23	AX	11	U	C2-O2	-5.23	1.17	1.22
26	B1	31	GLY	C-O	-5.23	1.15	1.23
35	BA	1480	G	N7-C5	-5.23	1.36	1.39
35	BA	1666	G	N3-C4	-5.23	1.31	1.35
35	BA	1811	G	N9-C8	-5.23	1.34	1.37
35	BA	1928	A	C5-C6	-5.23	1.36	1.41
35	BA	1975	G	C8-N7	-5.23	1.27	1.30
1	AA	425	G	C2-N3	-5.23	1.28	1.32
1	AA	915	A	N9-C8	-5.23	1.33	1.37

Continued on next page...

Continued from previous page...

Mol	Chain	Res	Type	Atoms	Z	Observed(Å)	Ideal(Å)
1	AA	1077	G	C4'-C3'	-5.23	1.47	1.52
1	AA	1121	U	N1-C2	-5.23	1.33	1.38
1	AA	1443	G	P-O5'	-5.23	1.54	1.59
35	BA	108	U	C4-O4	-5.23	1.19	1.23
35	BA	123	G	C2-N3	-5.23	1.28	1.32
35	BA	385	C	C4'-C3'	-5.23	1.47	1.52
35	BA	1045	A	C4'-C3'	-5.23	1.47	1.52
35	BA	2532	G	N1-C2	-5.23	1.33	1.37
36	BB	91	C	P-O5'	-5.23	1.54	1.59
1	AA	959	A	N3-C4	-5.23	1.31	1.34
1	AA	1279	A	C8-N7	-5.23	1.27	1.31
35	BA	263	C	C3'-C2'	-5.23	1.47	1.52
35	BA	1918	A	C2'-C1'	-5.23	1.47	1.53
1	AA	674	G	N9-C4	-5.23	1.33	1.38
1	AA	819	A	C5-C6	-5.23	1.36	1.41
1	AA	1502	A	C4'-C3'	-5.23	1.47	1.52
35	BA	39	C	N1-C6	5.23	1.40	1.37
35	BA	1189	A	C4'-C3'	-5.23	1.47	1.52
35	BA	1848	A	C6-N1	-5.23	1.31	1.35
35	BA	2028	U	N3-C4	-5.23	1.33	1.38
1	AA	246	A	N7-C5	-5.22	1.36	1.39
1	AA	595	G	C5-C4	-5.22	1.34	1.38
22	AV	18	G	C2-N2	-5.22	1.29	1.34
35	BA	357	A	N7-C5	-5.22	1.36	1.39
35	BA	437	G	C2-N2	-5.22	1.29	1.34
35	BA	480	A	N9-C8	-5.22	1.33	1.37
35	BA	732	C	N3-C4	-5.22	1.30	1.33
35	BA	1045	A	C2-N3	-5.22	1.28	1.33
35	BA	1592	C	C4-N4	-5.22	1.29	1.33
35	BA	1633	G	N3-C4	-5.22	1.31	1.35
35	BA	1987	G	C8-N7	-5.22	1.27	1.30
35	BA	2375	G	C4'-O4'	-5.22	1.38	1.45
36	BB	15	A	N7-C5	-5.22	1.36	1.39
1	AA	199	G	C6-N1	-5.22	1.35	1.39
1	AA	239	U	N3-C4	-5.22	1.33	1.38
1	AA	1057	G	C6-N1	-5.22	1.35	1.39
35	BA	323	G	C6-N1	-5.22	1.35	1.39
35	BA	969	U	C4'-C3'	-5.22	1.47	1.52
35	BA	1187	G	C6-N1	-5.22	1.35	1.39
35	BA	1191	G	C8-N7	5.22	1.34	1.30
35	BA	1458	C	C4'-C3'	-5.22	1.47	1.52
35	BA	2282	G	C2'-O2'	-5.22	1.34	1.41

Continued on next page...

Continued from previous page...

Mol	Chain	Res	Type	Atoms	Z	Observed(Å)	Ideal(Å)
35	BA	2586	C	C4-C5	-5.22	1.38	1.43
36	BB	66	A	C4'-C3'	-5.22	1.47	1.52
1	AA	431	A	N3-C4	5.22	1.38	1.34
1	AA	1104	G	C5-C4	-5.22	1.34	1.38
1	AA	1337	G	C2-N3	-5.22	1.28	1.32
1	AA	1397	C	P-O5'	-5.22	1.54	1.59
35	BA	814	C	C2-O2	-5.22	1.19	1.24
35	BA	1132	A	C6-N1	-5.22	1.31	1.35
35	BA	1213	A	N7-C5	-5.22	1.36	1.39
35	BA	1354	A	C4'-O4'	-5.22	1.38	1.45
35	BA	1492	G	P-O5'	-5.22	1.54	1.59
35	BA	1655	A	C6-N1	-5.22	1.31	1.35
35	BA	2851	A	C4'-O4'	-5.22	1.38	1.45
1	AA	1106	G	C6-N1	-5.22	1.35	1.39
35	BA	19	C	C4-C5	-5.22	1.38	1.43
35	BA	285	C	N1-C6	-5.22	1.34	1.37
35	BA	1551	C	N1-C6	-5.22	1.34	1.37
35	BA	1637	A	C8-N7	-5.22	1.27	1.31
35	BA	1827	C	C5'-C4'	-5.22	1.45	1.51
35	BA	2639	A	C2-N3	-5.22	1.28	1.33
1	AA	340	U	C2'-O2'	-5.21	1.34	1.41
1	AA	595	G	N1-C2	-5.21	1.33	1.37
1	AA	1160	G	N9-C8	-5.21	1.34	1.37
35	BA	2285	C	C2-O2	-5.21	1.19	1.24
35	BA	2321	G	N9-C8	-5.21	1.34	1.37
35	BA	2757	A	C6-N6	-5.21	1.29	1.33
35	BA	191	A	N9-C4	-5.21	1.34	1.37
35	BA	1316	U	N3-C4	-5.21	1.33	1.38
1	AA	853	G	C4'-O4'	-5.21	1.38	1.45
1	AA	1099	G	N9-C4	5.21	1.42	1.38
1	AA	1399	C	C3'-C2'	-5.21	1.47	1.52
35	BA	459	U	C3'-C2'	-5.21	1.47	1.52
35	BA	578	A	C2-N3	-5.21	1.28	1.33
35	BA	743	G	N9-C4	5.21	1.42	1.38
35	BA	1570	A	C8-N7	-5.21	1.27	1.31
35	BA	1757	U	N1-C2	5.21	1.43	1.38
1	AA	521	G	O3'-P	-5.21	1.54	1.61
1	AA	53	A	C6-N1	-5.21	1.31	1.35
1	AA	259	G	C2-N3	-5.21	1.28	1.32
35	BA	757	U	C4-C5	-5.21	1.38	1.43
35	BA	1188	U	N3-C4	-5.21	1.33	1.38
35	BA	1639	U	C4'-C3'	-5.21	1.47	1.52

Continued on next page...

Continued from previous page...

Mol	Chain	Res	Type	Atoms	Z	Observed(Å)	Ideal(Å)
35	BA	2523	G	C2-N2	-5.21	1.29	1.34
1	AA	300	A	C8-N7	-5.21	1.27	1.31
1	AA	909	A	C5-C4	-5.21	1.35	1.38
1	AA	971	G	N1-C2	-5.21	1.33	1.37
35	BA	538	G	C6-N1	-5.21	1.35	1.39
35	BA	1878	G	C5-C6	-5.21	1.37	1.42
1	AA	13	U	C5-C6	-5.21	1.29	1.34
1	AA	405	U	C5-C6	-5.21	1.29	1.34
1	AA	635	G	C3'-O3'	-5.21	1.34	1.42
1	AA	1099	G	C2-N2	-5.21	1.29	1.34
1	AA	1466	C	N1-C2	-5.21	1.34	1.40
35	BA	639	U	N1-C6	-5.21	1.33	1.38
35	BA	1691	C	N1-C2	-5.21	1.34	1.40
35	BA	2786	U	C2-N3	-5.21	1.34	1.37
1	AA	226	G	C5-C4	-5.20	1.34	1.38
1	AA	236	G	N9-C8	-5.20	1.34	1.37
1	AA	961	U	C2-O2	-5.20	1.17	1.22
1	AA	988	G	C8-N7	-5.20	1.27	1.30
1	AA	1081	G	C5-C4	-5.20	1.34	1.38
35	BA	255	A	C6-N1	-5.20	1.31	1.35
35	BA	389	G	C5-C6	-5.20	1.37	1.42
35	BA	547	A	N3-C4	-5.20	1.31	1.34
35	BA	864	G	C6-O6	-5.20	1.19	1.24
35	BA	932	G	C6-O6	-5.20	1.19	1.24
35	BA	1088	A	C6-N1	-5.20	1.31	1.35
35	BA	1419	A	C6-N6	-5.20	1.29	1.33
35	BA	1613	G	C5'-C4'	-5.20	1.45	1.51
35	BA	1708	C	C4-C5	-5.20	1.38	1.43
35	BA	2127	G	C8-N7	-5.20	1.27	1.30
35	BA	2725	A	C6-N1	-5.20	1.31	1.35
35	BA	604	G	C4'-C3'	-5.20	1.47	1.52
35	BA	2250	G	C3'-C2'	-5.20	1.47	1.52
1	AA	244	U	C5-C6	-5.20	1.29	1.34
1	AA	784	C	C2-O2	-5.20	1.19	1.24
1	AA	813	U	C2-N3	-5.20	1.34	1.37
1	AA	869	G	N7-C5	-5.20	1.36	1.39
1	AA	1398	A	N7-C5	-5.20	1.36	1.39
1	AA	1415	G	N1-C2	-5.20	1.33	1.37
35	BA	33	U	C5-C6	-5.20	1.29	1.34
35	BA	722	A	C8-N7	-5.20	1.27	1.31
35	BA	1055	G	N7-C5	-5.20	1.36	1.39
1	AA	1385	G	C3'-C2'	-5.20	1.47	1.52

Continued on next page...

Continued from previous page...

Mol	Chain	Res	Type	Atoms	Z	Observed(Å)	Ideal(Å)
35	BA	241	A	C6-N1	-5.20	1.31	1.35
35	BA	440	G	N9-C4	-5.20	1.33	1.38
35	BA	582	G	C5-C4	-5.20	1.34	1.38
35	BA	670	A	C6-N1	-5.20	1.31	1.35
35	BA	1296	G	C8-N7	-5.20	1.27	1.30
35	BA	1551	C	C2-N3	-5.20	1.31	1.35
35	BA	1836	C	C2-N3	-5.20	1.31	1.35
35	BA	2112	G	C5-C4	-5.20	1.34	1.38
35	BA	2112	G	C8-N7	-5.20	1.27	1.30
35	BA	2382	G	C5-C4	-5.20	1.34	1.38
35	BA	2674	G	O5'-C5'	-5.20	1.34	1.42
1	AA	1220	G	C6-N1	-5.20	1.35	1.39
35	BA	58	G	C6-N1	-5.20	1.35	1.39
35	BA	334	C	O3'-P	-5.20	1.54	1.61
35	BA	754	C	C5-C6	-5.20	1.30	1.34
35	BA	1659	U	C4-O4	-5.20	1.19	1.23
35	BA	1794	U	O3'-P	-5.20	1.54	1.61
35	BA	2412	A	C5-C6	-5.20	1.36	1.41
1	AA	382	A	C5-C4	-5.20	1.35	1.38
1	AA	588	G	C4'-C3'	-5.20	1.47	1.52
1	AA	624	C	C4-C5	-5.20	1.38	1.43
1	AA	1350	A	C5-C6	5.20	1.45	1.41
35	BA	1168	G	C4'-C3'	-5.20	1.47	1.52
35	BA	1317	A	N3-C4	-5.20	1.31	1.34
35	BA	1991	U	P-O5'	-5.20	1.54	1.59
35	BA	2508	G	P-O5'	-5.20	1.54	1.59
1	AA	388	G	N7-C5	-5.19	1.36	1.39
1	AA	1082	G	N7-C5	-5.19	1.36	1.39
35	BA	49	A	C6-N6	-5.19	1.29	1.33
35	BA	570	G	C2-N3	-5.19	1.28	1.32
35	BA	1593	G	N7-C5	-5.19	1.36	1.39
38	BD	23	GLU	CD-OE1	-5.19	1.20	1.25
1	AA	315	A	P-O5'	-5.19	1.54	1.59
1	AA	564	C	C5'-C4'	-5.19	1.45	1.51
1	AA	1093	A	P-O5'	-5.19	1.54	1.59
1	AA	1403	C	N3-C4	-5.19	1.30	1.33
35	BA	33	U	N1-C6	5.19	1.42	1.38
35	BA	363(A)	A	C5-C6	-5.19	1.36	1.41
35	BA	393	C	C4'-C3'	-5.19	1.47	1.52
35	BA	399	G	N9-C4	-5.19	1.33	1.38
35	BA	654(I)	C	N3-C4	-5.19	1.30	1.33
35	BA	755	C	P-O5'	-5.19	1.54	1.59

Continued on next page...

Continued from previous page...

Mol	Chain	Res	Type	Atoms	Z	Observed(Å)	Ideal(Å)
35	BA	892	G	C2-N2	-5.19	1.29	1.34
35	BA	2124	G	C5'-C4'	-5.19	1.45	1.51
35	BA	2155	G	N9-C4	-5.19	1.33	1.38
35	BA	2861	G	C1'-N9	-5.19	1.39	1.46
1	AA	227	G	C5'-C4'	-5.19	1.45	1.51
1	AA	674	G	P-O5'	-5.19	1.54	1.59
1	AA	1102	A	C2-N3	-5.19	1.28	1.33
1	AA	1428	A	C2-N3	-5.19	1.28	1.33
35	BA	118	A	C2-N3	-5.19	1.28	1.33
35	BA	216	A	C6-N6	-5.19	1.29	1.33
35	BA	381	G	N1-C2	5.19	1.42	1.37
35	BA	654(K)	C	C3'-C2'	-5.19	1.47	1.52
35	BA	660	G	C2-N3	-5.19	1.28	1.32
35	BA	1128	A	C6-N6	-5.19	1.29	1.33
35	BA	1449	A	P-O5'	-5.19	1.54	1.59
35	BA	1582	C	N1-C6	-5.19	1.34	1.37
35	BA	1584	C	N1-C6	-5.19	1.34	1.37
35	BA	1785	A	C6-N6	-5.19	1.29	1.33
35	BA	2376	A	P-O5'	-5.19	1.54	1.59
1	AA	836	G	C5-C6	-5.19	1.37	1.42
35	BA	146	G	O3'-P	-5.19	1.54	1.61
35	BA	1137	G	O3'-P	-5.19	1.54	1.61
35	BA	1395	A	O3'-P	-5.19	1.54	1.61
35	BA	2576	G	N9-C4	-5.19	1.33	1.38
1	AA	350	G	N1-C2	-5.19	1.33	1.37
1	AA	786	G	N1-C2	-5.19	1.33	1.37
1	AA	1046	A	C2-N3	5.19	1.38	1.33
35	BA	769	G	N7-C5	-5.19	1.36	1.39
35	BA	968	G	C2'-C1'	-5.19	1.47	1.53
35	BA	1835	G	N1-C2	-5.19	1.33	1.37
35	BA	1847	A	N9-C8	-5.19	1.33	1.37
35	BA	2628	C	N3-C4	-5.19	1.30	1.33
35	BA	2641	G	C3'-C2'	-5.19	1.47	1.52
35	BA	764	A	N1-C2	-5.19	1.29	1.34
35	BA	1777	U	C3'-O3'	-5.19	1.34	1.42
35	BA	2272	U	C3'-O3'	-5.19	1.34	1.42
35	BA	2674	G	C3'-O3'	-5.19	1.34	1.42
1	AA	93	G	C5'-C4'	-5.18	1.45	1.51
1	AA	280	C	N1-C6	-5.18	1.34	1.37
35	BA	407	G	C2-N2	5.18	1.39	1.34
35	BA	1253	A	N3-C4	-5.18	1.31	1.34
35	BA	1356	G	C2-N2	-5.18	1.29	1.34

Continued on next page...

Continued from previous page...

Mol	Chain	Res	Type	Atoms	Z	Observed(Å)	Ideal(Å)
35	BA	1805	U	N1-C6	-5.18	1.33	1.38
35	BA	2332	U	C2-N3	-5.18	1.34	1.37
35	BA	2768	C	N1-C6	-5.18	1.34	1.37
1	AA	699	C	C4'-O4'	-5.18	1.38	1.45
35	BA	45	C	C4-C5	-5.18	1.38	1.43
35	BA	330	A	N9-C4	-5.18	1.34	1.37
35	BA	689	A	N9-C4	-5.18	1.34	1.37
35	BA	1876	A	C6-N1	-5.18	1.31	1.35
1	AA	283	C	O3'-P	-5.18	1.54	1.61
35	BA	939	G	O3'-P	-5.18	1.54	1.61
35	BA	1082	U	C4-C5	5.18	1.48	1.43
1	AA	360	A	C6-N6	-5.18	1.29	1.33
1	AA	438	G	C2'-O2'	-5.18	1.34	1.41
1	AA	1164	G	P-O5'	-5.18	1.54	1.59
1	AA	1235	U	N1-C2	-5.18	1.33	1.38
1	AA	1505	G	C2-N3	-5.18	1.28	1.32
35	BA	2485	G	P-O5'	-5.18	1.54	1.59
35	BA	2525	G	N9-C4	-5.18	1.33	1.38
1	AA	758	G	C2'-C1'	-5.18	1.47	1.53
1	AA	1024	G	C8-N7	-5.18	1.27	1.30
35	BA	1021	A	C8-N7	-5.18	1.27	1.31
35	BA	1443	G	C8-N7	-5.18	1.27	1.30
35	BA	2093	G	C8-N7	-5.18	1.27	1.30
35	BA	2139	C	C5'-C4'	-5.18	1.45	1.51
35	BA	2391	G	C8-N7	-5.18	1.27	1.30
1	AA	529	G	C5-C4	-5.18	1.34	1.38
1	AA	1442(B)	A	N7-C5	-5.18	1.36	1.39
1	AA	1510	U	N3-C4	-5.18	1.33	1.38
22	AV	46	G	C6-N1	-5.18	1.35	1.39
35	BA	300	A	N9-C4	-5.18	1.34	1.37
35	BA	308	G	C6-N1	-5.18	1.35	1.39
35	BA	336	C	C3'-C2'	-5.18	1.47	1.52
35	BA	1143	A	C2-N3	-5.18	1.28	1.33
35	BA	1383	C	C4-N4	-5.18	1.29	1.33
35	BA	2010	G	C6-O6	-5.18	1.19	1.24
35	BA	2665	A	N7-C5	-5.18	1.36	1.39
1	AA	6	G	O3'-P	-5.17	1.54	1.61
1	AA	1072	G	C2-N3	-5.17	1.28	1.32
35	BA	2374	C	C4'-C3'	-5.17	1.47	1.52
36	BB	72	G	C2-N3	-5.17	1.28	1.32
1	AA	669	U	C2-N3	-5.17	1.34	1.37
1	AA	878	G	P-O5'	-5.17	1.54	1.59

Continued on next page...

Continued from previous page...

Mol	Chain	Res	Type	Atoms	Z	Observed(Å)	Ideal(Å)
35	BA	351	G	C5'-C4'	-5.17	1.45	1.51
35	BA	756	C	C2-O2	-5.17	1.19	1.24
35	BA	2500	U	C2-N3	-5.17	1.34	1.37
1	AA	909	A	C5-C6	-5.17	1.36	1.41
35	BA	1217	C	C4'-C3'	-5.17	1.47	1.52
35	BA	1896	G	N9-C8	-5.17	1.34	1.37
1	AA	1030(A)	G	N7-C5	-5.17	1.36	1.39
1	AA	1133	G	N7-C5	-5.17	1.36	1.39
1	AA	1283	G	N7-C5	-5.17	1.36	1.39
35	BA	862	G	N7-C5	-5.17	1.36	1.39
35	BA	2355	C	C2-N3	-5.17	1.31	1.35
35	BA	2752	C	N3-C4	-5.17	1.30	1.33
35	BA	823	G	N9-C8	5.17	1.41	1.37
35	BA	1518	U	P-O5'	5.17	1.65	1.59
35	BA	2133	G	N1-C2	-5.17	1.33	1.37
35	BA	2598	A	C2'-C1'	-5.17	1.47	1.53
1	AA	115	G	C6-O6	-5.17	1.19	1.24
1	AA	239	U	C5-C6	-5.17	1.29	1.34
1	AA	280	C	P-O5'	-5.17	1.54	1.59
1	AA	647	C	N1-C6	-5.17	1.34	1.37
1	AA	970	C	N1-C6	-5.17	1.34	1.37
35	BA	51	G	P-O5'	-5.17	1.54	1.59
35	BA	377	C	P-O5'	-5.17	1.54	1.59
35	BA	1554	A	C5'-C4'	-5.17	1.45	1.51
35	BA	1663	C	N3-C4	5.17	1.37	1.33
35	BA	2107	C	N1-C6	-5.17	1.34	1.37
1	AA	664	G	C2-N3	-5.17	1.28	1.32
35	BA	1646	C	C4-N4	5.17	1.38	1.33
1	AA	90	U	C2'-C1'	-5.16	1.47	1.53
1	AA	270	A	N9-C4	-5.16	1.34	1.37
35	BA	454	A	C5-C6	-5.16	1.36	1.41
35	BA	635	C	C5-C6	-5.16	1.30	1.34
35	BA	2201	C	C4-C5	-5.16	1.38	1.43
35	BA	2474	C	C4-C5	-5.16	1.38	1.43
35	BA	2618	G	N3-C4	-5.16	1.31	1.35
1	AA	79	G	C2-N2	-5.16	1.29	1.34
1	AA	1401	G	C6-O6	-5.16	1.19	1.24
1	AA	614	A	C6-N6	-5.16	1.29	1.33
1	AA	820	U	N1-C2	5.16	1.43	1.38
5	AE	8	GLU	CD-OE1	-5.16	1.20	1.25
35	BA	447	A	C6-N1	5.16	1.39	1.35
35	BA	1528(A)	A	C6-N1	-5.16	1.31	1.35

Continued on next page...

Continued from previous page...

Mol	Chain	Res	Type	Atoms	Z	Observed(Å)	Ideal(Å)
35	BA	1829	A	C6-N1	-5.16	1.31	1.35
35	BA	1920	C	N1-C6	-5.16	1.34	1.37
35	BA	2592	G	C5-C4	-5.16	1.34	1.38
1	AA	153	C	N1-C2	5.16	1.45	1.40
1	AA	251	G	C5-C6	-5.16	1.37	1.42
1	AA	569	C	O3'-P	-5.16	1.54	1.61
1	AA	610	G	C2-N2	-5.16	1.29	1.34
35	BA	18	C	C5-C6	-5.16	1.30	1.34
35	BA	461	C	C5-C6	-5.16	1.30	1.34
35	BA	495	G	O3'-P	-5.16	1.54	1.61
35	BA	1098	A	N3-C4	5.16	1.38	1.34
35	BA	1189	A	N3-C4	-5.16	1.31	1.34
35	BA	1254	A	N3-C4	-5.16	1.31	1.34
35	BA	1543	C	O3'-P	-5.16	1.54	1.61
35	BA	1619	G	C5-C6	-5.16	1.37	1.42
35	BA	1833	U	N1-C6	-5.16	1.33	1.38
1	AA	322	C	P-O5'	-5.16	1.54	1.59
1	AA	1030(D)	A	N9-C4	-5.16	1.34	1.37
35	BA	657	U	C2-N3	-5.16	1.34	1.37
35	BA	878	A	N9-C4	-5.16	1.34	1.37
35	BA	1104	C	P-O5'	-5.16	1.54	1.59
35	BA	1534	U	C2-N3	-5.16	1.34	1.37
35	BA	2661	G	C5-C4	5.16	1.42	1.38
1	AA	259	G	C5-C4	-5.16	1.34	1.38
1	AA	1081	G	N9-C4	-5.16	1.33	1.38
22	AV	42	G	C2-N3	-5.16	1.28	1.32
35	BA	569	U	N1-C6	-5.16	1.33	1.38
35	BA	695	G	N9-C4	-5.16	1.33	1.38
35	BA	1634	A	C6-N1	-5.16	1.31	1.35
35	BA	1682	G	C5-C6	-5.16	1.37	1.42
35	BA	1961	C	N1-C6	5.16	1.40	1.37
35	BA	2089	U	C5'-C4'	-5.16	1.45	1.51
35	BA	2124	G	N9-C4	-5.16	1.33	1.38
1	AA	699	C	C4'-C3'	-5.15	1.47	1.52
35	BA	1196	C	C4'-C3'	-5.15	1.47	1.52
35	BA	2561	A	C3'-O3'	-5.15	1.34	1.42
1	AA	992	U	C2-N3	-5.15	1.34	1.37
1	AA	1061	G	C8-N7	-5.15	1.27	1.30
1	AA	49	U	C4'-C3'	-5.15	1.47	1.52
1	AA	116	A	N9-C8	-5.15	1.33	1.37
1	AA	746	A	C6-N6	-5.15	1.29	1.33
35	BA	1354	A	C1'-N9	-5.15	1.39	1.46

Continued on next page...

Continued from previous page...

Mol	Chain	Res	Type	Atoms	Z	Observed(Å)	Ideal(Å)
22	AV	41	C	C4'-C3'	-5.15	1.47	1.52
35	BA	465	G	O3'-P	-5.15	1.54	1.61
35	BA	672	C	N3-C4	-5.15	1.30	1.33
35	BA	807	U	C4-C5	-5.15	1.39	1.43
35	BA	1215	G	C4'-C3'	-5.15	1.47	1.52
35	BA	1142	U	N1-C6	-5.15	1.33	1.38
35	BA	1610	A	N3-C4	-5.15	1.31	1.34
35	BA	2705	A	C3'-O3'	-5.15	1.34	1.42
1	AA	1027	C	C5-C6	-5.14	1.30	1.34
1	AA	1042	G	C5-C4	-5.14	1.34	1.38
35	BA	563	G	C5-C4	-5.14	1.34	1.38
35	BA	869	G	N1-C2	-5.14	1.33	1.37
35	BA	2233	U	C4-C5	-5.14	1.39	1.43
35	BA	315	G	N3-C4	-5.14	1.31	1.35
35	BA	1419	A	C2-N3	-5.14	1.28	1.33
35	BA	1558	A	C2-N3	-5.14	1.28	1.33
35	BA	1893	C	N3-C4	-5.14	1.30	1.33
35	BA	2120	G	C2'-C1'	5.14	1.59	1.53
1	AA	35	G	C2'-C1'	-5.14	1.47	1.53
1	AA	345	C	C2'-C1'	-5.14	1.47	1.53
1	AA	1498	U	C2'-C1'	-5.14	1.47	1.53
35	BA	748	G	P-OP1	-5.14	1.40	1.49
35	BA	2399	G	P-O5'	-5.14	1.54	1.59
35	BA	2814	C	C3'-O3'	-5.14	1.34	1.42
1	AA	26	A	N9-C4	-5.14	1.34	1.37
1	AA	864	A	C8-N7	-5.14	1.27	1.31
1	AA	901	A	N7-C5	-5.14	1.36	1.39
1	AA	1067	A	N9-C4	-5.14	1.34	1.37
22	AV	12	G	N1-C2	-5.14	1.33	1.37
35	BA	282	A	C8-N7	-5.14	1.27	1.31
35	BA	933	A	N9-C4	-5.14	1.34	1.37
35	BA	1366	A	N9-C4	-5.14	1.34	1.37
35	BA	1553	A	C5-C6	-5.14	1.36	1.41
1	AA	952	U	P-O5'	-5.14	1.54	1.59
1	AA	1289	A	C2'-C1'	-5.14	1.47	1.53
22	AV	51	C	C4-N4	-5.14	1.29	1.33
35	BA	365	C	C5'-C4'	-5.14	1.45	1.51
35	BA	1150	C	P-O5'	-5.14	1.54	1.59
35	BA	1571	A	C5-C4	-5.14	1.35	1.38
1	AA	608	A	C6-N6	-5.14	1.29	1.33
1	AA	895	G	N3-C4	-5.14	1.31	1.35
1	AA	1459	C	C4'-O4'	-5.14	1.38	1.45

Continued on next page...

Continued from previous page...

Mol	Chain	Res	Type	Atoms	Z	Observed(Å)	Ideal(Å)
1	AA	1515	C	C2-O2	-5.14	1.19	1.24
3	AC	167	TRP	CB-CG	-5.14	1.41	1.50
35	BA	2283	C	C4-N4	5.14	1.38	1.33
1	AA	342	C	C3'-C2'	-5.13	1.47	1.52
22	AV	53	G	C5'-C4'	-5.13	1.45	1.51
35	BA	478	A	N3-C4	5.13	1.38	1.34
35	BA	1799	G	C5'-C4'	-5.13	1.45	1.51
57	BZ	72	ARG	NE-CZ	-5.13	1.26	1.33
1	AA	1279	A	N7-C5	-5.13	1.36	1.39
35	BA	132	G	N7-C5	-5.13	1.36	1.39
35	BA	213	A	N7-C5	-5.13	1.36	1.39
35	BA	603	A	C5-C4	-5.13	1.35	1.38
35	BA	2533	A	C8-N7	-5.13	1.27	1.31
35	BA	2762	G	N7-C5	-5.13	1.36	1.39
1	AA	279	A	C5-C6	-5.13	1.36	1.41
35	BA	746	A	O3'-P	-5.13	1.54	1.61
35	BA	1180	C	C2-N3	5.13	1.39	1.35
35	BA	1256	G	N3-C4	-5.13	1.31	1.35
35	BA	1764	G	C1'-N9	-5.13	1.39	1.46
35	BA	2058	A	N9-C4	-5.13	1.34	1.37
35	BA	2239	G	C2-N3	-5.13	1.28	1.32
35	BA	2802	G	C8-N7	-5.13	1.27	1.30
36	BB	18	G	O3'-P	-5.13	1.54	1.61
1	AA	256	U	N1-C6	-5.13	1.33	1.38
1	AA	305	G	N1-C2	5.13	1.41	1.37
1	AA	1396	A	C5-C4	5.13	1.42	1.38
35	BA	319	C	N1-C2	-5.13	1.35	1.40
35	BA	1951	U	N1-C6	-5.13	1.33	1.38
1	AA	243	A	P-O5'	-5.13	1.54	1.59
1	AA	1242	C	P-O5'	-5.13	1.54	1.59
35	BA	654	A	C3'-C2'	-5.13	1.47	1.52
35	BA	1382	G	C6-O6	-5.13	1.19	1.24
35	BA	1750	G	C2'-O2'	-5.13	1.34	1.41
35	BA	2100	G	N9-C8	-5.13	1.34	1.37
35	BA	2608	G	C6-N1	-5.13	1.35	1.39
35	BA	2708	G	N7-C5	5.13	1.42	1.39
1	AA	39	G	N3-C4	-5.13	1.31	1.35
1	AA	60	A	C6-N6	5.13	1.38	1.33
1	AA	262	A	O3'-P	-5.13	1.54	1.61
1	AA	537	G	C2-N2	-5.13	1.29	1.34
1	AA	666	G	N9-C4	5.13	1.42	1.38
1	AA	807	A	N3-C4	-5.13	1.31	1.34

Continued on next page...

Continued from previous page...

Mol	Chain	Res	Type	Atoms	Z	Observed(Å)	Ideal(Å)
1	AA	1203	C	C2-N3	-5.13	1.31	1.35
35	BA	139	G	C2-N3	-5.13	1.28	1.32
35	BA	642	G	C4'-C3'	-5.13	1.47	1.52
35	BA	777	A	N3-C4	-5.13	1.31	1.34
35	BA	1193	G	N7-C5	-5.13	1.36	1.39
35	BA	1378	A	N1-C2	-5.13	1.29	1.34
35	BA	1392	A	N9-C4	-5.13	1.34	1.37
35	BA	1609	A	N7-C5	-5.13	1.36	1.39
35	BA	1877	A	N7-C5	-5.13	1.36	1.39
35	BA	1919	A	N9-C8	-5.13	1.33	1.37
35	BA	2173	A	C2'-C1'	-5.13	1.47	1.53
35	BA	2229	C	C4-C5	5.13	1.47	1.43
35	BA	2330	G	N3-C4	-5.13	1.31	1.35
35	BA	2588	G	C5-C6	5.13	1.47	1.42
35	BA	2589	A	N9-C8	-5.13	1.33	1.37
35	BA	2592	G	C2-N2	-5.13	1.29	1.34
1	AA	889	A	P-O5'	-5.12	1.54	1.59
22	AV	23	C	N1-C6	5.12	1.40	1.37
35	BA	1952	A	C3'-C2'	-5.12	1.47	1.52
35	BA	140	G	N9-C8	-5.12	1.34	1.37
35	BA	1568	G	C6-O6	-5.12	1.19	1.24
1	AA	1077	G	P-O5'	-5.12	1.54	1.59
22	AV	19	G	C5-C4	5.12	1.42	1.38
35	BA	27	G	C2-N3	-5.12	1.28	1.32
35	BA	123	G	N3-C4	-5.12	1.31	1.35
35	BA	1005	C	C2-N3	-5.12	1.31	1.35
35	BA	1010	A	C5'-C4'	-5.12	1.45	1.51
35	BA	2230	G	N3-C4	-5.12	1.31	1.35
35	BA	2709	G	N7-C5	-5.12	1.36	1.39
35	BA	57	C	N3-C4	5.12	1.37	1.33
35	BA	2485	G	C2'-O2'	-5.12	1.34	1.41
1	AA	105	G	C5-C4	-5.12	1.34	1.38
1	AA	324	G	C8-N7	-5.12	1.27	1.30
1	AA	585	G	C3'-C2'	-5.12	1.47	1.52
35	BA	125	G	C6-N1	-5.12	1.35	1.39
35	BA	939	G	C8-N7	-5.12	1.27	1.30
42	BH	47	GLU	CD-OE2	-5.12	1.20	1.25
35	BA	194	G	C4'-C3'	-5.12	1.47	1.52
35	BA	270	A	C5-C4	-5.12	1.35	1.38
35	BA	483	A	C5-C4	-5.12	1.35	1.38
35	BA	1722	A	C6-N1	-5.12	1.31	1.35
1	AA	69	G	C2-N3	-5.12	1.28	1.32

Continued on next page...

Continued from previous page...

Mol	Chain	Res	Type	Atoms	Z	Observed(Å)	Ideal(Å)
1	AA	601	C	N1-C2	-5.12	1.35	1.40
1	AA	863	U	C4-C5	-5.12	1.39	1.43
1	AA	939	G	C2-N3	-5.12	1.28	1.32
35	BA	268	C	C5-C6	-5.12	1.30	1.34
35	BA	561	G	P-O5'	-5.12	1.54	1.59
35	BA	1390	U	C5-C6	-5.12	1.29	1.34
35	BA	1860	G	C2-N3	-5.12	1.28	1.32
35	BA	2205	C	P-O5'	-5.12	1.54	1.59
35	BA	2271	G	C5-C6	-5.12	1.37	1.42
35	BA	2316	C	C5-C6	-5.12	1.30	1.34
35	BA	2438	U	C4-C5	-5.12	1.39	1.43
1	AA	299	G	C5-C6	5.11	1.47	1.42
1	AA	317	G	C4'-C3'	-5.11	1.47	1.52
22	AV	31	G	N9-C4	-5.11	1.33	1.38
35	BA	271(O)	C	C2'-C1'	-5.11	1.47	1.53
35	BA	272(E)	G	N9-C4	-5.11	1.33	1.38
35	BA	552	G	C4'-O4'	-5.11	1.39	1.45
35	BA	609	A	N9-C4	-5.11	1.34	1.37
35	BA	848	G	C6-N1	-5.11	1.35	1.39
35	BA	1032	A	N9-C4	-5.11	1.34	1.37
35	BA	1062	G	C4'-O4'	-5.11	1.39	1.45
35	BA	1406	U	N1-C6	-5.11	1.33	1.38
35	BA	1463	C	C2-O2	-5.11	1.19	1.24
35	BA	1599	C	C4-C5	-5.11	1.38	1.43
35	BA	1678	G	N9-C4	-5.11	1.33	1.38
35	BA	1971	A	C4'-C3'	-5.11	1.47	1.52
35	BA	2627	G	C6-N1	-5.11	1.35	1.39
35	BA	2689	U	C4-O4	-5.11	1.19	1.23
35	BA	2796	U	N3-C4	-5.11	1.33	1.38
1	AA	738	C	C5'-C4'	-5.11	1.45	1.51
1	AA	1228	C	P-O5'	-5.11	1.54	1.59
35	BA	214	G	N1-C2	-5.11	1.33	1.37
35	BA	425	G	N1-C2	-5.11	1.33	1.37
35	BA	603	A	O4'-C1'	-5.11	1.35	1.41
35	BA	822	U	C4-C5	-5.11	1.39	1.43
35	BA	1742	G	C5'-C4'	-5.11	1.45	1.51
35	BA	1890	A	C6-N1	-5.11	1.31	1.35
35	BA	2071	A	P-O5'	-5.11	1.54	1.59
1	AA	1006	C	C4'-O4'	-5.11	1.39	1.45
1	AA	1079	G	O3'-P	-5.11	1.55	1.61
1	AA	1104	G	C6-O6	-5.11	1.19	1.24
9	AI	72	GLY	N-CA	-5.11	1.38	1.46

Continued on next page...

Continued from previous page...

Mol	Chain	Res	Type	Atoms	Z	Observed(Å)	Ideal(Å)
35	BA	116	C	O3'-P	-5.11	1.55	1.61
35	BA	811	U	C5-C6	-5.11	1.29	1.34
35	BA	2403	C	N1-C6	-5.11	1.34	1.37
35	BA	2820	A	C1'-N9	-5.11	1.39	1.46
35	BA	2118	U	O4'-C1'	-5.11	1.35	1.41
36	BB	8	U	C2-N3	-5.11	1.34	1.37
1	AA	661	G	N9-C8	-5.11	1.34	1.37
1	AA	1329	A	C6-N6	-5.11	1.29	1.33
1	AA	1516	G	N9-C8	5.11	1.41	1.37
35	BA	83	G	N9-C8	-5.11	1.34	1.37
35	BA	765	G	N1-C2	-5.11	1.33	1.37
35	BA	1015	G	N9-C8	-5.11	1.34	1.37
35	BA	1774	C	C2-N3	-5.11	1.31	1.35
35	BA	2199	A	N9-C4	-5.11	1.34	1.37
36	BB	101	G	N9-C8	-5.11	1.34	1.37
1	AA	122	G	C5-C6	-5.11	1.37	1.42
1	AA	963	G	C6-O6	-5.11	1.19	1.24
35	BA	401	A	N9-C4	5.11	1.41	1.37
35	BA	1017	G	C3'-C2'	-5.11	1.47	1.52
35	BA	2873	A	N9-C4	5.11	1.41	1.37
1	AA	39	G	C2-N3	5.10	1.36	1.32
1	AA	109	A	C5-C6	-5.10	1.36	1.41
1	AA	283	C	C4'-O4'	-5.10	1.39	1.45
1	AA	350	G	N7-C5	-5.10	1.36	1.39
1	AA	419	C	C4-N4	-5.10	1.29	1.33
1	AA	622	A	C6-N6	-5.10	1.29	1.33
1	AA	930	C	C4-N4	-5.10	1.29	1.33
22	AV	15	G	P-O5'	-5.10	1.54	1.59
35	BA	764	A	N9-C8	-5.10	1.33	1.37
35	BA	900	A	C4'-C3'	-5.10	1.47	1.52
35	BA	1301	A	C6-N6	-5.10	1.29	1.33
35	BA	1767	C	C4'-C3'	-5.10	1.47	1.52
35	BA	1965	C	O3'-P	-5.10	1.55	1.61
35	BA	2037	G	P-O5'	-5.10	1.54	1.59
35	BA	2091	U	C4-O4	-5.10	1.19	1.23
35	BA	2130	U	C5-C6	-5.10	1.29	1.34
35	BA	2208	A	C5-C6	-5.10	1.36	1.41
35	BA	2330	G	N1-C2	-5.10	1.33	1.37
35	BA	2414	G	P-O5'	-5.10	1.54	1.59
35	BA	2896	C	C2-O2	-5.10	1.19	1.24
1	AA	823	G	C5-C6	-5.10	1.37	1.42
22	AV	38	A	C6-N1	-5.10	1.31	1.35

Continued on next page...

Continued from previous page...

Mol	Chain	Res	Type	Atoms	Z	Observed(Å)	Ideal(Å)
35	BA	179	G	C1'-N9	-5.10	1.39	1.46
35	BA	374	A	C5-C4	-5.10	1.35	1.38
1	AA	377	G	N3-C4	-5.10	1.31	1.35
1	AA	608	A	C4'-C3'	-5.10	1.47	1.52
1	AA	913	A	C3'-O3'	5.10	1.49	1.42
1	AA	1131	G	C2-N2	-5.10	1.29	1.34
12	AL	72	GLY	N-CA	-5.10	1.38	1.46
35	BA	288	C	C4-N4	-5.10	1.29	1.33
35	BA	850	C	N3-C4	-5.10	1.30	1.33
35	BA	1764	G	C5-C6	5.10	1.47	1.42
35	BA	1936	A	C4'-C3'	-5.10	1.47	1.52
35	BA	2223	G	P-O5'	-5.10	1.54	1.59
35	BA	2522	U	C5-C6	5.10	1.38	1.34
35	BA	2546	U	N1-C6	-5.10	1.33	1.38
1	AA	789	U	N1-C2	5.10	1.43	1.38
1	AA	1293	G	C5-C4	-5.10	1.34	1.38
1	AA	1517	G	C5'-C4'	-5.10	1.45	1.51
35	BA	1110	G	C2-N3	-5.10	1.28	1.32
35	BA	1120	G	C5-C4	-5.10	1.34	1.38
35	BA	1277	G	C5-C4	-5.10	1.34	1.38
35	BA	2718	G	C6-N1	-5.10	1.35	1.39
1	AA	397	A	N7-C5	-5.10	1.36	1.39
1	AA	543	C	C4-C5	-5.10	1.38	1.43
1	AA	848	C	C5-C6	-5.10	1.30	1.34
1	AA	1477	C	C5-C6	-5.10	1.30	1.34
35	BA	225	A	C5-C4	-5.10	1.35	1.38
35	BA	2325	G	C6-O6	-5.10	1.19	1.24
35	BA	2530	A	C1'-N9	-5.10	1.39	1.46
36	BB	100	A	N7-C5	-5.10	1.36	1.39
35	BA	49	A	C8-N7	-5.09	1.27	1.31
35	BA	60	G	N9-C4	-5.09	1.33	1.38
35	BA	278	A	C2-N3	-5.09	1.28	1.33
35	BA	798	G	N3-C4	-5.09	1.31	1.35
35	BA	1583	A	C6-N1	-5.09	1.31	1.35
23	AX	19	U	C2-N3	-5.09	1.34	1.37
35	BA	147	U	C2-N3	-5.09	1.34	1.37
35	BA	272(F)	C	C5-C6	5.09	1.38	1.34
35	BA	1533	G	C8-N7	-5.09	1.27	1.30
35	BA	2729	G	N1-C2	-5.09	1.33	1.37
1	AA	31	G	C6-O6	-5.09	1.19	1.24
1	AA	224	C	N1-C6	-5.09	1.34	1.37
1	AA	1105	A	O3'-P	-5.09	1.55	1.61

Continued on next page...

Continued from previous page...

Mol	Chain	Res	Type	Atoms	Z	Observed(Å)	Ideal(Å)
1	AA	1353	G	C2-N2	-5.09	1.29	1.34
35	BA	271(R)	G	C6-N1	-5.09	1.35	1.39
35	BA	491	G	C2-N3	-5.09	1.28	1.32
35	BA	1246	A	C2'-C1'	-5.09	1.47	1.53
35	BA	2445	G	C5-C4	-5.09	1.34	1.38
35	BA	2745	C	O3'-P	-5.09	1.55	1.61
36	BB	69	G	C2-N3	-5.09	1.28	1.32
1	AA	1224	G	N1-C2	-5.09	1.33	1.37
1	AA	1428	A	P-O5'	-5.09	1.54	1.59
1	AA	1434	A	C4'-C3'	-5.09	1.47	1.52
35	BA	406	G	N1-C2	-5.09	1.33	1.37
35	BA	651	G	C5-C6	-5.09	1.37	1.42
35	BA	1272	A	C5'-C4'	5.09	1.57	1.51
35	BA	1397	U	P-O5'	-5.09	1.54	1.59
35	BA	1826	G	N1-C2	-5.09	1.33	1.37
35	BA	2750	A	C8-N7	5.09	1.35	1.31
36	BB	102	A	C6-N6	5.09	1.38	1.33
1	AA	1248	A	C8-N7	-5.09	1.27	1.31
35	BA	383	U	N3-C4	-5.09	1.33	1.38
35	BA	1352	U	C2-N3	-5.09	1.34	1.37
1	AA	399	G	C6-N1	-5.09	1.35	1.39
1	AA	1075	C	C3'-C2'	-5.09	1.47	1.52
35	BA	205	G	C6-N1	-5.09	1.35	1.39
35	BA	604	G	N9-C8	-5.09	1.34	1.37
35	BA	725	G	N9-C8	-5.09	1.34	1.37
35	BA	768	G	C6-O6	-5.09	1.19	1.24
35	BA	795	C	C2'-C1'	-5.09	1.47	1.53
35	BA	1841	U	C2'-C1'	-5.09	1.47	1.53
35	BA	1948	G	C3'-C2'	-5.09	1.47	1.52
35	BA	2443	C	C2'-C1'	-5.09	1.47	1.53
35	BA	306	U	C5-C6	-5.08	1.29	1.34
35	BA	1337	G	N9-C4	5.08	1.42	1.38
35	BA	2572	A	O4'-C1'	-5.08	1.35	1.41
35	BA	2663	G	C4'-C3'	-5.08	1.47	1.52
1	AA	151	A	N9-C4	5.08	1.40	1.37
1	AA	562	C	C4-N4	-5.08	1.29	1.33
1	AA	1022	G	N9-C8	-5.08	1.34	1.37
1	AA	1516	G	N7-C5	5.08	1.42	1.39
2	AB	12	GLU	CG-CD	-5.08	1.44	1.51
35	BA	742	G	N9-C4	-5.08	1.33	1.38
35	BA	860	U	C4-O4	-5.08	1.19	1.23
35	BA	1400	G	N9-C8	5.08	1.41	1.37

Continued on next page...

Continued from previous page...

Mol	Chain	Res	Type	Atoms	Z	Observed(Å)	Ideal(Å)
35	BA	1408	C	N3-C4	-5.08	1.30	1.33
35	BA	2761	G	C2-N2	-5.08	1.29	1.34
39	BE	144	ARG	NE-CZ	-5.08	1.26	1.33
1	AA	171	A	N7-C5	-5.08	1.36	1.39
1	AA	487	A	C6-N6	-5.08	1.29	1.33
1	AA	1029	C	C3'-C2'	-5.08	1.47	1.52
35	BA	35	G	C2'-C1'	-5.08	1.47	1.53
35	BA	262	A	C6-N6	-5.08	1.29	1.33
35	BA	314	A	C5'-C4'	-5.08	1.45	1.51
35	BA	1046	A	C2-N3	-5.08	1.28	1.33
35	BA	1851	U	C5'-C4'	-5.08	1.45	1.51
35	BA	1932	A	C1'-N9	-5.08	1.39	1.46
35	BA	2315	G	N7-C5	-5.08	1.36	1.39
35	BA	2706	G	C5'-C4'	-5.08	1.45	1.51
35	BA	64	A	N9-C4	-5.08	1.34	1.37
35	BA	89	G	C2-N3	-5.08	1.28	1.32
35	BA	1450	G	O4'-C1'	-5.08	1.35	1.41
35	BA	1711	C	N3-C4	-5.08	1.30	1.33
35	BA	2064	C	N3-C4	-5.08	1.30	1.33
35	BA	2879	C	N1-C6	5.08	1.40	1.37
1	AA	6	G	N1-C2	-5.08	1.33	1.37
1	AA	258	G	C5-C6	-5.08	1.37	1.42
1	AA	776	G	C3'-C2'	-5.08	1.47	1.52
1	AA	852	G	N1-C2	-5.08	1.33	1.37
1	AA	1457	G	C3'-C2'	-5.08	1.47	1.52
7	AG	47	CYS	CB-SG	-5.08	1.73	1.81
35	BA	96	G	N9-C8	-5.08	1.34	1.37
35	BA	223	A	N3-C4	-5.08	1.31	1.34
35	BA	834	C	C5'-C4'	-5.08	1.45	1.51
35	BA	1007	C	C3'-O3'	-5.08	1.35	1.42
35	BA	1065	U	C2'-C1'	-5.08	1.47	1.53
35	BA	1547	C	O3'-P	-5.08	1.55	1.61
35	BA	1682	G	N9-C8	-5.08	1.34	1.37
35	BA	1721	G	P-O5'	-5.08	1.54	1.59
35	BA	1834	U	C3'-C2'	-5.08	1.47	1.52
35	BA	1917	U	N1-C2	5.08	1.43	1.38
35	BA	1978	A	N3-C4	-5.08	1.31	1.34
35	BA	2096	U	N3-C4	-5.08	1.33	1.38
35	BA	2384	G	N1-C2	-5.08	1.33	1.37
1	AA	198	G	C8-N7	-5.07	1.27	1.30
1	AA	1266	G	C8-N7	-5.07	1.27	1.30
1	AA	1374	A	C4'-C3'	-5.07	1.47	1.52

Continued on next page...

Continued from previous page...

Mol	Chain	Res	Type	Atoms	Z	Observed(Å)	Ideal(Å)
35	BA	542	C	P-O5'	-5.07	1.54	1.59
35	BA	1027	A	C6-N6	-5.07	1.29	1.33
35	BA	2128	C	O3'-P	-5.07	1.55	1.61
35	BA	2202	C	N1-C6	-5.07	1.34	1.37
1	AA	641	U	N3-C4	-5.07	1.33	1.38
35	BA	271(Z)	C	C5-C6	-5.07	1.30	1.34
1	AA	282	A	N1-C2	-5.07	1.29	1.34
1	AA	671	G	C5-C4	-5.07	1.34	1.38
35	BA	87	C	C2-N3	-5.07	1.31	1.35
35	BA	139	G	C6-N1	-5.07	1.36	1.39
35	BA	627	A	N9-C8	-5.07	1.33	1.37
35	BA	725	G	C5-C4	-5.07	1.34	1.38
35	BA	742	G	C6-N1	-5.07	1.36	1.39
35	BA	822	U	O3'-P	-5.07	1.55	1.61
35	BA	1748	G	N1-C2	-5.07	1.33	1.37
35	BA	1974	C	C2-N3	-5.07	1.31	1.35
35	BA	2490	G	N1-C2	-5.07	1.33	1.37
35	BA	2669	G	N1-C2	-5.07	1.33	1.37
35	BA	2729	G	C6-N1	-5.07	1.36	1.39
36	BB	27	C	C2-N3	-5.07	1.31	1.35
1	AA	1378	C	C3'-O3'	-5.07	1.35	1.42
23	AX	21	C	C3'-C2'	-5.07	1.47	1.52
35	BA	1528	A	C2-N3	-5.07	1.28	1.33
35	BA	2809	A	C5-C4	-5.07	1.35	1.38
1	AA	492	G	C8-N7	-5.07	1.27	1.30
35	BA	736	C	N1-C6	-5.07	1.34	1.37
35	BA	868	U	C5-C6	-5.07	1.29	1.34
35	BA	1439	A	C6-N1	-5.07	1.32	1.35
35	BA	1929	G	C8-N7	-5.07	1.27	1.30
35	BA	2625	G	C1'-N9	-5.07	1.39	1.46
1	AA	64	G	O3'-P	-5.07	1.55	1.61
1	AA	256	U	C2-O2	-5.07	1.17	1.22
1	AA	476	G	N1-C2	-5.07	1.33	1.37
1	AA	691	G	C2'-O2'	-5.07	1.35	1.41
1	AA	1074	G	N9-C8	-5.07	1.34	1.37
35	BA	390	A	C2-N3	-5.07	1.28	1.33
35	BA	1897	G	N1-C2	-5.07	1.33	1.37
35	BA	2105	C	C3'-C2'	-5.07	1.47	1.52
35	BA	2372	G	C3'-C2'	-5.07	1.47	1.52
35	BA	2816	C	C2-N3	-5.07	1.31	1.35
35	BA	2832	U	C4-O4	-5.07	1.19	1.23
35	BA	2887	U	C4-O4	5.07	1.27	1.23

Continued on next page...

Continued from previous page...

Mol	Chain	Res	Type	Atoms	Z	Observed(Å)	Ideal(Å)
35	BA	302	C	C2'-C1'	-5.06	1.47	1.53
35	BA	536	A	C5-C4	5.06	1.42	1.38
35	BA	2478	A	N9-C4	-5.06	1.34	1.37
35	BA	2621	A	C6-N6	-5.06	1.29	1.33
1	AA	67	C	C2'-O2'	-5.06	1.35	1.41
1	AA	1183	A	C6-N1	-5.06	1.32	1.35
1	AA	1500	A	N3-C4	-5.06	1.31	1.34
2	AB	153	ARG	NE-CZ	-5.06	1.26	1.33
22	AV	15	G	C4'-C3'	-5.06	1.47	1.52
35	BA	153	C	C5-C6	-5.06	1.30	1.34
35	BA	277	C	C3'-C2'	-5.06	1.47	1.52
35	BA	453	C	C5-C6	-5.06	1.30	1.34
35	BA	716	A	N3-C4	5.06	1.37	1.34
35	BA	2425	A	C6-N1	-5.06	1.32	1.35
35	BA	2546	U	C5-C6	5.06	1.38	1.34
35	BA	2600	A	P-O5'	-5.06	1.54	1.59
35	BA	2836	U	C3'-C2'	-5.06	1.47	1.52
36	BB	115	G	C2'-O2'	-5.06	1.35	1.41
42	BH	170	ARG	CZ-NH1	-5.06	1.26	1.33
46	BO	17	ARG	CZ-NH1	-5.06	1.26	1.33
1	AA	1108	G	N3-C4	-5.06	1.31	1.35
1	AA	1133	G	N3-C4	5.06	1.39	1.35
35	BA	1148	A	C2'-C1'	-5.06	1.47	1.53
35	BA	1162	G	N3-C4	5.06	1.39	1.35
35	BA	1540	U	P-OP2	-5.06	1.40	1.49
36	BB	18	G	C5-C6	-5.06	1.37	1.42
1	AA	259	G	N9-C8	-5.06	1.34	1.37
1	AA	366	C	C4-C5	-5.06	1.39	1.43
1	AA	874	G	N9-C8	-5.06	1.34	1.37
1	AA	895	G	C4'-C3'	-5.06	1.47	1.52
1	AA	1326	C	N3-C4	-5.06	1.30	1.33
1	AA	1341	U	N3-C4	-5.06	1.33	1.38
35	BA	102	G	C4'-C3'	-5.06	1.47	1.52
35	BA	680	G	C6-O6	-5.06	1.19	1.24
35	BA	1569	A	C6-N6	-5.06	1.29	1.33
35	BA	1593	G	N9-C8	-5.06	1.34	1.37
35	BA	2715	C	C2-O2	5.06	1.29	1.24
1	AA	527	G	C5-C6	-5.06	1.37	1.42
1	AA	763	G	C5-C6	-5.06	1.37	1.42
1	AA	1404	C	C5-C6	-5.06	1.30	1.34
35	BA	265	A	N7-C5	5.06	1.42	1.39
35	BA	363	G	N7-C5	5.06	1.42	1.39

Continued on next page...

Continued from previous page...

Mol	Chain	Res	Type	Atoms	Z	Observed(Å)	Ideal(Å)
35	BA	491	G	N9-C4	-5.06	1.33	1.38
35	BA	542	C	C5-C6	-5.06	1.30	1.34
35	BA	1655	A	C1'-N9	-5.06	1.39	1.46
35	BA	2654	A	N9-C4	-5.06	1.34	1.37
1	AA	17	U	C4-O4	-5.06	1.19	1.23
1	AA	573	A	N9-C8	-5.06	1.33	1.37
1	AA	1245	A	C2-N3	-5.06	1.28	1.33
1	AA	1330	U	C2-N3	-5.06	1.34	1.37
22	AV	23	C	C4-N4	-5.06	1.29	1.33
35	BA	363(E)	U	C2-N3	-5.06	1.34	1.37
35	BA	1639	U	C4-O4	-5.06	1.19	1.23
35	BA	2031	A	N9-C8	-5.06	1.33	1.37
35	BA	2267	A	N9-C8	-5.06	1.33	1.37
1	AA	1119	C	N3-C4	-5.05	1.30	1.33
22	AV	60	U	C2'-O2'	-5.05	1.35	1.41
35	BA	68	G	C5'-C4'	-5.05	1.45	1.51
35	BA	262	A	C2'-O2'	-5.05	1.35	1.41
35	BA	436	C	N3-C4	-5.05	1.30	1.33
35	BA	1807	G	C8-N7	-5.05	1.27	1.30
35	BA	2340	G	C2'-C1'	-5.05	1.47	1.53
35	BA	2389	G	C8-N7	-5.05	1.27	1.30
35	BA	2512	C	N3-C4	-5.05	1.30	1.33
35	BA	2763	G	C5-C4	-5.05	1.34	1.38
1	AA	292	G	N9-C4	-5.05	1.33	1.38
1	AA	617	G	C2-N2	-5.05	1.29	1.34
35	BA	513	A	N7-C5	-5.05	1.36	1.39
35	BA	1302	A	C5-C4	-5.05	1.35	1.38
35	BA	1764	G	C2-N3	-5.05	1.28	1.32
35	BA	1891	G	C2-N2	-5.05	1.29	1.34
35	BA	2048	G	C3'-C2'	-5.05	1.47	1.52
35	BA	2569	G	N9-C4	-5.05	1.33	1.38
35	BA	2764	A	C5-C4	-5.05	1.35	1.38
1	AA	267	C	C2-O2	-5.05	1.20	1.24
1	AA	793	U	C5'-C4'	-5.05	1.45	1.51
1	AA	995	C	C2'-O2'	-5.05	1.35	1.41
1	AA	1246	C	C3'-O3'	-5.05	1.35	1.42
35	BA	56	A	C2'-O2'	-5.05	1.35	1.41
35	BA	1252	G	N1-C2	-5.05	1.33	1.37
35	BA	1618	A	C6-N1	-5.05	1.32	1.35
1	AA	247	G	O3'-P	-5.05	1.55	1.61
1	AA	855	G	C2-N2	-5.05	1.29	1.34
1	AA	898	G	C5-C4	-5.05	1.34	1.38

Continued on next page...

Continued from previous page...

Mol	Chain	Res	Type	Atoms	Z	Observed(Å)	Ideal(Å)
1	AA	1001(A)	G	C6-N1	-5.05	1.36	1.39
1	AA	1038	C	N3-C4	-5.05	1.30	1.33
1	AA	1160	G	C6-N1	-5.05	1.36	1.39
35	BA	187	G	C6-N1	-5.05	1.36	1.39
35	BA	695	G	P-O5'	-5.05	1.54	1.59
35	BA	1154	G	P-O5'	-5.05	1.54	1.59
35	BA	1491	G	C6-N1	-5.05	1.36	1.39
35	BA	1495	A	N1-C2	-5.05	1.29	1.34
35	BA	1699	G	C5-C6	-5.05	1.37	1.42
35	BA	2015	A	N3-C4	-5.05	1.31	1.34
1	AA	99	U	C5-C6	-5.05	1.29	1.34
1	AA	294	U	C4'-C3'	-5.05	1.47	1.52
1	AA	814	A	N7-C5	-5.05	1.36	1.39
1	AA	1212	U	O3'-P	-5.05	1.55	1.61
1	AA	1361	G	C8-N7	-5.05	1.27	1.30
35	BA	911	A	O3'-P	-5.05	1.55	1.61
35	BA	998	C	P-O5'	-5.05	1.54	1.59
35	BA	1624	G	C5-C6	-5.05	1.37	1.42
35	BA	1777	U	N1-C6	-5.05	1.33	1.38
35	BA	1898	U	C2-O2	-5.05	1.17	1.22
35	BA	1962	C	C2-N3	-5.05	1.31	1.35
35	BA	2684	U	N3-C4	-5.05	1.33	1.38
35	BA	2741	A	N7-C5	-5.05	1.36	1.39
35	BA	190	A	C6-N6	-5.04	1.29	1.33
35	BA	399	G	N3-C4	-5.04	1.31	1.35
35	BA	432	A	C6-N6	-5.04	1.29	1.33
35	BA	1659	U	C2-N3	-5.04	1.34	1.37
1	AA	953	G	N9-C4	-5.04	1.33	1.38
35	BA	297	C	C5-C6	-5.04	1.30	1.34
35	BA	1697	G	N9-C8	-5.04	1.34	1.37
35	BA	2512	C	C5-C6	-5.04	1.30	1.34
1	AA	124	G	C8-N7	-5.04	1.27	1.30
1	AA	721	G	C8-N7	-5.04	1.27	1.30
1	AA	781	A	C4'-C3'	-5.04	1.47	1.52
35	BA	224	G	C5-C4	5.04	1.41	1.38
35	BA	263	C	C4'-C3'	-5.04	1.47	1.52
35	BA	775	G	C2-N2	-5.04	1.29	1.34
35	BA	1088	A	N7-C5	-5.04	1.36	1.39
35	BA	1133	U	C2'-C1'	-5.04	1.47	1.53
35	BA	1274	A	C4'-C3'	-5.04	1.47	1.52
35	BA	1409	C	N1-C6	-5.04	1.34	1.37
35	BA	2087	G	C2'-C1'	-5.04	1.47	1.53

Continued on next page...

Continued from previous page...

Mol	Chain	Res	Type	Atoms	Z	Observed(Å)	Ideal(Å)
1	AA	79	G	P-O5'	-5.04	1.54	1.59
1	AA	978	A	C6-N6	-5.04	1.29	1.33
35	BA	1084	A	C6-N6	-5.04	1.29	1.33
35	BA	1215	G	N7-C5	5.04	1.42	1.39
35	BA	2405	G	N7-C5	5.04	1.42	1.39
1	AA	618	C	C4-N4	-5.04	1.29	1.33
1	AA	789	U	N3-C4	-5.04	1.33	1.38
35	BA	218	A	C1'-N9	-5.04	1.39	1.46
35	BA	245	G	N3-C4	-5.04	1.31	1.35
35	BA	293	U	C2'-C1'	-5.04	1.47	1.53
35	BA	1927	A	C2-N3	-5.04	1.29	1.33
35	BA	2604	U	C1'-N1	-5.04	1.39	1.46
1	AA	438	G	O4'-C1'	-5.04	1.35	1.41
1	AA	877	C	P-O5'	-5.04	1.54	1.59
35	BA	1511	C	C4-C5	-5.04	1.39	1.43
35	BA	1632	A	C5-C4	-5.04	1.35	1.38
35	BA	2543	G	N1-C2	-5.04	1.33	1.37
1	AA	18	C	N1-C6	-5.04	1.34	1.37
1	AA	590	C	N1-C6	-5.04	1.34	1.37
1	AA	940	C	N1-C6	-5.04	1.34	1.37
1	AA	1200	C	N1-C6	-5.04	1.34	1.37
35	BA	116	C	N1-C6	-5.04	1.34	1.37
35	BA	218	A	N9-C4	5.04	1.40	1.37
35	BA	806	C	C5'-C4'	-5.04	1.45	1.51
35	BA	1045	A	C4'-O4'	-5.04	1.39	1.45
35	BA	1830	C	N1-C6	-5.04	1.34	1.37
35	BA	2508	G	C5-C6	-5.04	1.37	1.42
36	BB	33	G	N7-C5	-5.04	1.36	1.39
1	AA	566	G	N9-C8	-5.03	1.34	1.37
1	AA	569	C	C2-O2	-5.03	1.20	1.24
1	AA	587	G	C6-N1	-5.03	1.36	1.39
1	AA	928	G	P-O5'	-5.03	1.54	1.59
1	AA	1136	U	P-O5'	-5.03	1.54	1.59
1	AA	1376	U	N3-C4	-5.03	1.33	1.38
1	AA	1431	C	C4-N4	-5.03	1.29	1.33
1	AA	1529	G	C6-N1	-5.03	1.36	1.39
35	BA	79	G	C6-N1	-5.03	1.36	1.39
35	BA	180	G	C2-N2	-5.03	1.29	1.34
35	BA	333	G	C2'-C1'	-5.03	1.47	1.53
35	BA	443	A	C5-C4	5.03	1.42	1.38
35	BA	553	G	C6-N1	-5.03	1.36	1.39
35	BA	728	G	C2-N2	-5.03	1.29	1.34

Continued on next page...

Continued from previous page...

Mol	Chain	Res	Type	Atoms	Z	Observed(Å)	Ideal(Å)
35	BA	932	G	C5-C4	-5.03	1.34	1.38
35	BA	938	G	N3-C4	-5.03	1.31	1.35
35	BA	1031	G	C2-N2	-5.03	1.29	1.34
35	BA	1243	G	N9-C4	5.03	1.42	1.38
35	BA	1312	U	N3-C4	-5.03	1.33	1.38
35	BA	1904	G	C2-N3	5.03	1.36	1.32
35	BA	2133	G	C4'-O4'	-5.03	1.39	1.45
35	BA	2251	G	C2'-C1'	-5.03	1.47	1.53
35	BA	2326	C	N3-C4	-5.03	1.30	1.33
35	BA	2389	G	C6-N1	-5.03	1.36	1.39
35	BA	2526	G	N3-C4	-5.03	1.31	1.35
35	BA	2882	A	N9-C4	-5.03	1.34	1.37
1	AA	731	G	C4'-C3'	-5.03	1.47	1.52
1	AA	898	G	N1-C2	-5.03	1.33	1.37
1	AA	1295	G	C4'-C3'	-5.03	1.47	1.52
1	AA	1307	U	C4'-C3'	-5.03	1.47	1.52
35	BA	51	G	C4'-C3'	-5.03	1.47	1.52
35	BA	2577	A	C3'-C2'	-5.03	1.47	1.52
1	AA	107	G	C5-C6	-5.03	1.37	1.42
1	AA	313	A	C6-N1	-5.03	1.32	1.35
1	AA	718	G	C2'-C1'	-5.03	1.47	1.53
1	AA	1180	A	N3-C4	-5.03	1.31	1.34
1	AA	1273	G	O3'-P	-5.03	1.55	1.61
1	AA	1355	G	C6-N1	5.03	1.43	1.39
1	AA	1372	U	C2'-C1'	-5.03	1.47	1.53
35	BA	250	G	C5-C6	-5.03	1.37	1.42
35	BA	2346	A	C2'-C1'	-5.03	1.47	1.53
35	BA	271(F)	C	O4'-C1'	-5.03	1.35	1.41
35	BA	672	C	P-OP2	-5.03	1.40	1.49
35	BA	1110	G	N9-C4	-5.03	1.33	1.38
35	BA	1248	G	C3'-C2'	-5.03	1.47	1.52
35	BA	1267	U	N1-C6	-5.03	1.33	1.38
35	BA	2693	A	P-OP1	-5.03	1.40	1.49
1	AA	229	U	C4-C5	-5.03	1.39	1.43
1	AA	499	A	O3'-P	-5.03	1.55	1.61
1	AA	530	G	C5-C6	-5.03	1.37	1.42
1	AA	741	G	C6-N1	-5.03	1.36	1.39
1	AA	1482	G	C5-C4	-5.03	1.34	1.38
35	BA	274	G	C5-C4	-5.03	1.34	1.38
35	BA	625	G	N7-C5	-5.03	1.36	1.39
35	BA	716	A	N9-C4	-5.03	1.34	1.37
35	BA	1033	U	N1-C2	5.03	1.43	1.38

Continued on next page...

Continued from previous page...

Mol	Chain	Res	Type	Atoms	Z	Observed(Å)	Ideal(Å)
35	BA	1071	G	N7-C5	-5.03	1.36	1.39
35	BA	1093	G	N9-C8	-5.03	1.34	1.37
35	BA	1153	C	C2-N3	-5.03	1.31	1.35
35	BA	2639	A	C2'-C1'	5.03	1.58	1.53
35	BA	2882	A	C5-C4	-5.03	1.35	1.38
1	AA	31	G	C5'-C4'	-5.03	1.45	1.51
1	AA	850	U	C3'-C2'	-5.03	1.47	1.52
35	BA	646	A	C6-N1	-5.03	1.32	1.35
35	BA	2007	C	C4'-O4'	-5.03	1.39	1.45
35	BA	2185	C	C5'-C4'	-5.03	1.45	1.51
35	BA	2585	U	C4-O4	5.03	1.27	1.23
1	AA	270	A	P-O5'	-5.02	1.54	1.59
1	AA	703	G	P-O5'	-5.02	1.54	1.59
35	BA	797	C	O3'-P	-5.02	1.55	1.61
1	AA	1466	C	C2-N3	-5.02	1.31	1.35
9	AI	83	ARG	CZ-NH2	-5.02	1.26	1.33
35	BA	749	C	N1-C2	-5.02	1.35	1.40
35	BA	783	A	N1-C2	-5.02	1.29	1.34
35	BA	1286	A	N1-C2	-5.02	1.29	1.34
35	BA	1781	C	N1-C6	-5.02	1.34	1.37
35	BA	2110	G	N3-C4	-5.02	1.31	1.35
35	BA	2186	G	C4'-C3'	-5.02	1.47	1.52
35	BA	2254	C	O3'-P	-5.02	1.55	1.61
35	BA	2293	C	C2-N3	-5.02	1.31	1.35
35	BA	2327	A	N7-C5	-5.02	1.36	1.39
22	AV	44	A	C2-N3	-5.02	1.29	1.33
35	BA	221	A	P-O5'	-5.02	1.54	1.59
35	BA	545	C	P-O5'	-5.02	1.54	1.59
35	BA	685	A	C6-N6	-5.02	1.29	1.33
35	BA	685	A	C8-N7	-5.02	1.28	1.31
35	BA	751	A	C6-N6	-5.02	1.29	1.33
35	BA	872	A	C2-N3	-5.02	1.29	1.33
35	BA	1948	G	P-O5'	-5.02	1.54	1.59
35	BA	2790	A	C6-N6	-5.02	1.29	1.33
35	BA	2804	C	C2'-C1'	-5.02	1.47	1.53
22	AV	2	G	C2-N3	-5.02	1.28	1.32
35	BA	322	A	C5'-C4'	-5.02	1.45	1.51
35	BA	1767	C	C5-C6	-5.02	1.30	1.34
35	BA	2888	C	C2-O2	-5.02	1.20	1.24
1	AA	367	U	C5'-C4'	-5.02	1.45	1.51
1	AA	500	G	P-O5'	-5.02	1.54	1.59
1	AA	971	G	C5-C6	-5.02	1.37	1.42

Continued on next page...

Continued from previous page...

Mol	Chain	Res	Type	Atoms	Z	Observed(Å)	Ideal(Å)
1	AA	1519	A	C4'-C3'	-5.02	1.47	1.52
35	BA	176	G	C6-N1	-5.02	1.36	1.39
35	BA	599	G	C5-C4	-5.02	1.34	1.38
35	BA	654(M)	C	C4-N4	-5.02	1.29	1.33
35	BA	762	U	C2-O2	-5.02	1.17	1.22
35	BA	1120	G	N1-C2	-5.02	1.33	1.37
35	BA	1523	U	N1-C6	-5.02	1.33	1.38
35	BA	1542	A	P-O5'	-5.02	1.54	1.59
35	BA	2203	U	C2-O2	-5.02	1.17	1.22
35	BA	2275	C	N1-C6	-5.02	1.34	1.37
35	BA	2663	G	N3-C4	-5.02	1.31	1.35
35	BA	2823	A	C2-N3	-5.02	1.29	1.33
35	BA	2839	G	N3-C4	-5.02	1.31	1.35
36	BB	56	G	N9-C8	-5.02	1.34	1.37
1	AA	950	U	C3'-O3'	-5.02	1.35	1.42
1	AA	1269	A	N7-C5	5.02	1.42	1.39
35	BA	36	G	C3'-C2'	-5.02	1.47	1.52
35	BA	305	U	C4-C5	-5.02	1.39	1.43
35	BA	818	G	C3'-C2'	-5.02	1.47	1.52
35	BA	2053	G	C3'-C2'	-5.02	1.47	1.52
48	BQ	38	GLU	CD-OE2	-5.02	1.20	1.25
1	AA	728	A	N9-C8	-5.01	1.33	1.37
1	AA	922	G	N9-C4	-5.01	1.33	1.38
1	AA	1117	G	P-OP1	-5.01	1.40	1.49
1	AA	1417	G	N9-C4	-5.01	1.33	1.38
23	AX	19	U	C4-O4	-5.01	1.19	1.23
35	BA	79	G	C2-N3	-5.01	1.28	1.32
35	BA	515	A	N9-C8	-5.01	1.33	1.37
35	BA	2223	G	N1-C2	-5.01	1.33	1.37
35	BA	2392	A	C5-C4	5.01	1.42	1.38
35	BA	2438	U	C2'-C1'	-5.01	1.47	1.53
1	AA	226	G	C5-C6	-5.01	1.37	1.42
1	AA	594	G	C5-C4	-5.01	1.34	1.38
1	AA	1382	C	C4-N4	-5.01	1.29	1.33
35	BA	201	C	P-OP1	-5.01	1.40	1.49
35	BA	1402	C	C4-N4	-5.01	1.29	1.33
1	AA	458	C	N3-C4	-5.01	1.30	1.33
27	B2	20	GLU	CD-OE1	-5.01	1.20	1.25
35	BA	237	C	P-O5'	-5.01	1.54	1.59
35	BA	634	C	N1-C6	-5.01	1.34	1.37
35	BA	676	A	N9-C4	5.01	1.40	1.37
35	BA	1937	A	C4'-C3'	-5.01	1.47	1.52

Continued on next page...

Continued from previous page...

Mol	Chain	Res	Type	Atoms	Z	Observed(Å)	Ideal(Å)
35	BA	2028	U	C2-N3	5.01	1.41	1.37
35	BA	2584	U	C4-C5	5.01	1.48	1.43
35	BA	2790	A	P-O5'	-5.01	1.54	1.59
36	BB	112	U	P-O5'	-5.01	1.54	1.59
1	AA	142	G	O4'-C1'	-5.01	1.35	1.41
1	AA	867	G	O4'-C1'	-5.01	1.35	1.41
35	BA	1317	A	C5-C6	-5.01	1.36	1.41
35	BA	1359	A	C1'-N9	-5.01	1.39	1.46
35	BA	1788	C	C2-O2	-5.01	1.20	1.24
35	BA	2135	A	N7-C5	-5.01	1.36	1.39
35	BA	2777	G	C5-C6	-5.01	1.37	1.42
1	AA	1056	U	C3'-O3'	-5.01	1.35	1.42
35	BA	643	A	N9-C4	-5.01	1.34	1.37
35	BA	840	C	P-O5'	-5.01	1.54	1.59
35	BA	970	C	C2-N3	-5.01	1.31	1.35
1	AA	314	C	C5'-C4'	-5.01	1.45	1.51
1	AA	326	G	C5-C4	-5.01	1.34	1.38
1	AA	374	A	N3-C4	-5.01	1.31	1.34
1	AA	476	G	C2-N2	-5.01	1.29	1.34
1	AA	706	A	C6-N6	-5.01	1.29	1.33
1	AA	748	C	C3'-O3'	5.01	1.49	1.42
1	AA	898	G	C1'-N9	-5.01	1.39	1.46
1	AA	1442(B)	A	C5-C4	-5.01	1.35	1.38
35	BA	228	A	C5-C4	-5.01	1.35	1.38
35	BA	271(D)	G	N9-C8	5.01	1.41	1.37
35	BA	945	A	C6-N6	-5.01	1.29	1.33
35	BA	1139	G	C5-C6	-5.01	1.37	1.42
35	BA	1884	A	N3-C4	-5.01	1.31	1.34
35	BA	2151	G	C2-N2	-5.01	1.29	1.34
35	BA	2429	G	C2-N2	-5.01	1.29	1.34
35	BA	2490	G	N9-C8	-5.01	1.34	1.37
35	BA	2595	G	C6-N1	-5.01	1.36	1.39
1	AA	1295	G	C2'-C1'	-5.00	1.47	1.53
35	BA	201	C	C4'-C3'	-5.00	1.47	1.52
35	BA	346	A	C5-C6	-5.00	1.36	1.41
35	BA	487	C	C5-C6	-5.00	1.30	1.34
35	BA	1287	A	C5-C6	-5.00	1.36	1.41
35	BA	2127	G	C4'-C3'	-5.00	1.47	1.52
1	AA	189(I)	G	N7-C5	-5.00	1.36	1.39
1	AA	384	G	N7-C5	-5.00	1.36	1.39
1	AA	568	G	C5'-C4'	-5.00	1.45	1.51
1	AA	1203	C	C5'-C4'	-5.00	1.45	1.51

Continued on next page...

Continued from previous page...

Mol	Chain	Res	Type	Atoms	Z	Observed(Å)	Ideal(Å)
1	AA	1408	A	C3'-C2'	-5.00	1.47	1.52
1	AA	1486	G	N7-C5	-5.00	1.36	1.39
35	BA	1449	A	C6-N1	-5.00	1.32	1.35
35	BA	2159	G	C5'-C4'	-5.00	1.45	1.51
35	BA	2242	G	C5'-C4'	-5.00	1.45	1.51
35	BA	2578	G	C2-N3	-5.00	1.28	1.32
1	AA	773	G	C5-C6	-5.00	1.37	1.42
1	AA	1211	U	C4-O4	5.00	1.27	1.23
35	BA	206	U	C2'-C1'	-5.00	1.47	1.53
35	BA	400	G	C5-C6	-5.00	1.37	1.42
35	BA	605	C	C2'-C1'	-5.00	1.47	1.53
35	BA	1281	G	C6-N1	-5.00	1.36	1.39
35	BA	1603	A	C6-N6	-5.00	1.29	1.33
36	BB	60	C	C4-C5	-5.00	1.39	1.43
39	BE	44	TYR	CG-CD1	-5.00	1.32	1.39

All (10265) bond angle outliers are listed below:

Mol	Chain	Res	Type	Atoms	Z	Observed(°)	Ideal(°)
41	BG	112	PRO	O-C-N	-44.90	50.85	122.70
9	AI	53	VAL	O-C-N	-38.46	61.16	122.70
9	AI	104	ARG	O-C-N	-29.23	75.94	122.70
41	BG	112	PRO	CA-C-N	20.32	161.90	117.20
1	AA	1463	C	C6-N1-C2	18.92	127.87	120.30
35	BA	654(T)	C	N3-C4-C5	17.13	128.75	121.90
40	BF	72	ARG	NE-CZ-NH1	-15.65	112.47	120.30
17	AQ	70	ARG	NE-CZ-NH2	-15.17	112.71	120.30
15	AO	35	ARG	NE-CZ-NH1	-15.11	112.75	120.30
25	B0	11	ARG	NE-CZ-NH2	-15.11	112.75	120.30
22	AV	49	G	C4-C5-N7	14.99	116.80	110.80
35	BA	318	C	N3-C4-C5	14.67	127.77	121.90
33	B8	57	ARG	NE-CZ-NH1	-14.65	112.97	120.30
54	BW	37	ARG	NE-CZ-NH1	-14.64	112.98	120.30
3	AC	16	ARG	NE-CZ-NH1	14.58	127.59	120.30
22	AV	49	G	N9-C4-C5	-14.44	99.62	105.40
40	BF	38	ARG	NE-CZ-NH1	14.15	127.38	120.30
38	BD	244	ARG	NE-CZ-NH2	-14.13	113.24	120.30
50	BS	23	ARG	NE-CZ-NH2	-14.05	113.28	120.30
35	BA	2540	C	N3-C4-C5	13.88	127.45	121.90
35	BA	844	C	C5-C6-N1	13.82	127.91	121.00
24	AY	78	ARG	NE-CZ-NH2	-13.72	113.44	120.30
35	BA	719	C	C6-N1-C2	-13.50	114.90	120.30

Continued on next page...

Continued from previous page...

Mol	Chain	Res	Type	Atoms	Z	Observed(°)	Ideal(°)
1	AA	1485	U	C5-C6-N1	13.49	129.45	122.70
35	BA	780	G	N3-C4-N9	13.46	134.08	126.00
35	BA	1363	C	C2-N3-C4	13.37	126.58	119.90
1	AA	1042	G	C4-C5-N7	-13.36	105.46	110.80
35	BA	1091	G	C5-C6-N1	-13.35	104.82	111.50
27	B2	7	ARG	NE-CZ-NH2	-13.33	113.64	120.30
35	BA	710	G	C8-N9-C4	-13.28	101.09	106.40
41	BG	9	ARG	NE-CZ-NH2	-13.27	113.67	120.30
3	AC	131	ARG	NE-CZ-NH1	13.17	126.88	120.30
35	BA	190	A	C2-N3-C4	-13.10	104.05	110.60
35	BA	53	A	N1-C6-N6	13.08	126.45	118.60
35	BA	1484	G	C4-C5-N7	12.97	115.99	110.80
35	BA	2742	C	N3-C4-C5	-12.90	116.74	121.90
35	BA	689	A	N9-C4-C5	12.88	110.95	105.80
13	AM	11	ARG	NE-CZ-NH1	-12.87	113.87	120.30
50	BS	97	ARG	NE-CZ-NH2	-12.85	113.88	120.30
26	B1	52	ARG	NE-CZ-NH2	-12.78	113.91	120.30
1	AA	570	G	C8-N9-C4	-12.75	101.30	106.40
24	AY	484	ARG	NE-CZ-NH1	12.73	126.66	120.30
35	BA	780	G	N3-C4-C5	-12.71	122.24	128.60
35	BA	1884	A	N1-C2-N3	-12.65	122.98	129.30
36	BB	93	G	C4-C5-N7	-12.63	105.75	110.80
35	BA	663	G	N9-C4-C5	-12.62	100.35	105.40
35	BA	1797	C	N3-C4-C5	12.61	126.94	121.90
35	BA	2376	A	C8-N9-C4	-12.57	100.77	105.80
35	BA	1534	U	C5-C6-N1	12.56	128.98	122.70
35	BA	693	C	C4-C5-C6	-12.53	111.14	117.40
41	BG	112	PRO	C-N-CA	-12.52	90.40	121.70
50	BS	25	ARG	NE-CZ-NH1	-12.52	114.04	120.30
39	BE	19	ARG	NE-CZ-NH1	-12.46	114.07	120.30
35	BA	1303	G	C5-C6-O6	12.45	136.07	128.60
1	AA	293	G	N1-C6-O6	12.42	127.35	119.90
35	BA	360	G	C5-N7-C8	-12.38	98.11	104.30
35	BA	2443	C	N3-C4-C5	-12.37	116.95	121.90
35	BA	2470	G	C8-N9-C4	-12.34	101.46	106.40
35	BA	2516	G	C4-C5-N7	12.32	115.73	110.80
1	AA	8	A	N1-C2-N3	-12.30	123.15	129.30
35	BA	1992	G	C2'-C3'-O3'	12.29	136.55	109.50
1	AA	1222	G	N9-C4-C5	-12.27	100.49	105.40
35	BA	2275	C	N3-C4-C5	12.20	126.78	121.90
1	AA	587	G	C5-N7-C8	12.16	110.38	104.30
13	AM	104	ARG	NE-CZ-NH1	-12.14	114.23	120.30

Continued on next page...

Continued from previous page...

Mol	Chain	Res	Type	Atoms	Z	Observed(°)	Ideal(°)
35	BA	1628	G	C4-C5-N7	12.13	115.65	110.80
3	AC	16	ARG	NE-CZ-NH2	-12.10	114.25	120.30
35	BA	1484	G	C5-N7-C8	-12.05	98.28	104.30
35	BA	731	C	C6-N1-C2	12.04	125.12	120.30
35	BA	1702	G	C4-C5-N7	12.04	115.62	110.80
1	AA	918	A	C5-C6-N1	-12.01	111.69	117.70
35	BA	338	G	C8-N9-C4	12.00	111.20	106.40
49	BR	77	ARG	NE-CZ-NH2	-12.00	114.30	120.30
35	BA	1540	U	O4'-C1'-N1	11.96	117.77	108.20
35	BA	2463	C	C6-N1-C2	11.95	125.08	120.30
35	BA	1767	C	C2-N3-C4	11.95	125.87	119.90
35	BA	2677	G	C2-N3-C4	-11.94	105.93	111.90
14	AN	23	ARG	NE-CZ-NH2	-11.94	114.33	120.30
1	AA	1511	G	C8-N9-C4	-11.93	101.63	106.40
25	B0	20	ARG	NE-CZ-NH1	11.90	126.25	120.30
35	BA	1980	G	C2-N3-C4	-11.89	105.96	111.90
36	BB	47	C	C2-N3-C4	11.86	125.83	119.90
1	AA	1042	G	N9-C4-C5	11.85	110.14	105.40
35	BA	1373	A	N7-C8-N9	-11.84	107.88	113.80
9	AI	83	ARG	NE-CZ-NH1	-11.81	114.39	120.30
35	BA	798	G	C4-C5-N7	11.80	115.52	110.80
1	AA	425	G	C8-N9-C4	11.77	111.11	106.40
36	BB	60	C	N3-C4-C5	-11.76	117.19	121.90
35	BA	1070	A	C8-N9-C4	-11.76	101.10	105.80
35	BA	1473	G	N1-C6-O6	-11.76	112.85	119.90
1	AA	616	G	C5-C6-O6	-11.76	121.55	128.60
1	AA	5	U	C5-C6-N1	11.75	128.57	122.70
14	AN	29	ARG	NE-CZ-NH2	-11.75	114.42	120.30
35	BA	477	A	N1-C2-N3	11.74	135.17	129.30
1	AA	197	A	C4-C5-N7	11.73	116.56	110.70
17	AQ	42	TYR	CB-CG-CD2	11.71	128.03	121.00
1	AA	1320	C	N3-C4-C5	-11.68	117.23	121.90
35	BA	1350	C	C6-N1-C2	-11.68	115.63	120.30
35	BA	1021	A	N1-C2-N3	-11.66	123.47	129.30
13	AM	14	ARG	NE-CZ-NH2	-11.65	114.48	120.30
1	AA	1112	C	N3-C4-C5	-11.64	117.24	121.90
1	AA	438	G	C5-C6-N1	11.61	117.30	111.50
35	BA	592	G	C2-N3-C4	11.60	117.70	111.90
1	AA	840	C	C6-N1-C2	-11.58	115.67	120.30
35	BA	798	G	N9-C4-C5	-11.58	100.77	105.40
1	AA	1515	C	N3-C4-C5	-11.58	117.27	121.90
35	BA	13	A	C8-N9-C4	-11.56	101.17	105.80

Continued on next page...

Continued from previous page...

Mol	Chain	Res	Type	Atoms	Z	Observed(°)	Ideal(°)
46	BO	94	ARG	NE-CZ-NH1	-11.50	114.55	120.30
53	BV	13	ARG	NE-CZ-NH2	-11.48	114.56	120.30
35	BA	1448	G	N1-C6-O6	-11.48	113.01	119.90
1	AA	1077	G	C8-N9-C4	11.47	110.99	106.40
51	BT	125	ARG	NE-CZ-NH1	-11.44	114.58	120.30
1	AA	1318	A	N1-C2-N3	11.43	135.01	129.30
35	BA	780	G	C2-N3-C4	11.43	117.61	111.90
35	BA	1612	C	C6-N1-C2	-11.43	115.73	120.30
20	AT	25	ARG	NE-CZ-NH2	11.42	126.01	120.30
1	AA	5	U	C4-C5-C6	-11.41	112.85	119.70
35	BA	2156	G	N1-C6-O6	-11.41	113.05	119.90
35	BA	2361	A	C8-N9-C4	11.37	110.35	105.80
35	BA	2711	A	N9-C4-C5	11.35	110.34	105.80
1	AA	161	A	N1-C6-N6	11.34	125.41	118.60
7	AG	155	ARG	NE-CZ-NH2	11.34	125.97	120.30
35	BA	2032	G	C5-C6-N1	11.34	117.17	111.50
35	BA	966	G	C4-C5-N7	11.33	115.33	110.80
35	BA	1959	G	N1-C6-O6	11.33	126.70	119.90
1	AA	1102	A	C8-N9-C4	11.31	110.33	105.80
35	BA	271(A)	A	N7-C8-N9	11.31	119.46	113.80
32	B7	10	ARG	NE-CZ-NH1	-11.29	114.66	120.30
35	BA	41	C	C6-N1-C2	-11.28	115.79	120.30
35	BA	1153	C	C6-N1-C2	-11.28	115.79	120.30
1	AA	818	G	N1-C6-O6	11.28	126.67	119.90
1	AA	1401	G	C8-N9-C4	-11.28	101.89	106.40
35	BA	960	A	N1-C2-N3	-11.28	123.66	129.30
35	BA	1350	C	C5-C6-N1	11.24	126.62	121.00
1	AA	146	G	N7-C8-N9	11.22	118.71	113.10
35	BA	966	G	C8-N9-C4	11.22	110.89	106.40
35	BA	1153	C	C5-C6-N1	11.21	126.60	121.00
15	AO	68	ARG	NE-CZ-NH2	-11.13	114.73	120.30
35	BA	1170	G	C8-N9-C4	11.13	110.85	106.40
35	BA	1531	C	N3-C4-C5	11.13	126.35	121.90
35	BA	693	C	C5-C6-N1	11.12	126.56	121.00
1	AA	829	G	C5-C6-O6	-11.12	121.93	128.60
51	BT	96	ARG	NE-CZ-NH1	-11.12	114.74	120.30
1	AA	829	G	N1-C6-O6	11.11	126.57	119.90
1	AA	1072	G	N3-C4-C5	-11.11	123.04	128.60
35	BA	2405	G	C4-C5-N7	-11.11	106.36	110.80
35	BA	677	A	N7-C8-N9	-11.11	108.25	113.80
6	AF	2	ARG	NE-CZ-NH2	-11.09	114.76	120.30
1	AA	1022	G	C5-N7-C8	11.07	109.84	104.30

Continued on next page...

Continued from previous page...

Mol	Chain	Res	Type	Atoms	Z	Observed(°)	Ideal(°)
54	BW	8	ARG	NE-CZ-NH2	-11.07	114.76	120.30
35	BA	2275	C	C4-C5-C6	-11.06	111.87	117.40
35	BA	2134	A	N9-C4-C5	-11.04	101.38	105.80
37	BC	94	TYR	CB-CG-CD1	-11.04	114.38	121.00
35	BA	1642	G	C8-N9-C4	-11.02	101.99	106.40
35	BA	109	G	C5-C6-O6	-11.02	121.99	128.60
1	AA	535	A	N1-C6-N6	-11.01	112.00	118.60
35	BA	1575	C	N3-C4-C5	-11.00	117.50	121.90
35	BA	2703	C	C4-C5-C6	10.99	122.90	117.40
1	AA	274	A	N7-C8-N9	10.99	119.29	113.80
1	AA	1417	G	C4-C5-N7	-10.99	106.41	110.80
35	BA	686	G	O4'-C1'-N9	-10.98	99.42	108.20
35	BA	1418	G	N1-C6-O6	10.98	126.49	119.90
1	AA	117	G	N9-C4-C5	-10.97	101.01	105.40
38	BD	176	ARG	NE-CZ-NH1	-10.97	114.82	120.30
1	AA	880	C	N3-C4-C5	10.97	126.29	121.90
1	AA	1088	G	N3-C4-N9	-10.96	119.43	126.00
35	BA	385	C	C6-N1-C2	-10.95	115.92	120.30
1	AA	372	C	N3-C4-C5	10.95	126.28	121.90
1	AA	1200	C	C4-C5-C6	10.95	122.87	117.40
24	AY	31	ARG	NE-CZ-NH2	-10.93	114.83	120.30
1	AA	668	G	N3-C4-C5	-10.93	123.14	128.60
35	BA	614(A)	U	N3-C4-O4	-10.93	111.75	119.40
36	BB	15	A	N1-C6-N6	10.92	125.15	118.60
35	BA	1390	U	C5-C6-N1	10.91	128.16	122.70
1	AA	1080	A	N1-C2-N3	-10.89	123.85	129.30
1	AA	1366	C	C6-N1-C2	10.88	124.65	120.30
1	AA	1422	G	N9-C4-C5	-10.88	101.05	105.40
35	BA	321	G	C8-N9-C4	-10.87	102.05	106.40
35	BA	1156	A	C8-N9-C4	10.87	110.15	105.80
1	AA	1077	G	N9-C4-C5	-10.87	101.05	105.40
1	AA	1140	C	C5-C6-N1	-10.86	115.57	121.00
35	BA	2606	C	N3-C4-C5	10.84	126.24	121.90
35	BA	390	A	C8-N9-C4	-10.83	101.47	105.80
35	BA	2231	C	N3-C4-C5	10.83	126.23	121.90
1	AA	974	A	C8-N9-C4	-10.81	101.48	105.80
24	AY	132	ARG	NE-CZ-NH2	-10.80	114.90	120.30
35	BA	1373	A	C8-N9-C4	10.80	110.12	105.80
35	BA	654(T)	C	C2-N3-C4	-10.80	114.50	119.90
35	BA	2474	C	C6-N1-C2	-10.79	115.98	120.30
35	BA	1534	U	C6-N1-C2	-10.79	114.53	121.00
35	BA	271(R)	G	C2-N3-C4	10.78	117.29	111.90

Continued on next page...

Continued from previous page...

Mol	Chain	Res	Type	Atoms	Z	Observed(°)	Ideal(°)
35	BA	338	G	N7-C8-N9	-10.78	107.71	113.10
35	BA	696	G	O4'-C1'-N9	-10.78	99.58	108.20
1	AA	117	G	C4-C5-N7	10.75	115.10	110.80
35	BA	677	A	C5-N7-C8	10.73	109.27	103.90
35	BA	742	G	C5-N7-C8	-10.73	98.93	104.30
35	BA	1389	G	C8-N9-C4	10.73	110.69	106.40
1	AA	1241	G	C4-C5-N7	10.72	115.09	110.80
3	AC	79	ARG	NE-CZ-NH2	-10.72	114.94	120.30
35	BA	1702	G	C6-C5-N7	-10.72	123.97	130.40
1	AA	1355	G	C4-C5-N7	-10.72	106.51	110.80
35	BA	1971	A	N1-C6-N6	-10.72	112.17	118.60
36	BB	58	A	C8-N9-C4	-10.72	101.51	105.80
33	B8	57	ARG	NE-CZ-NH2	10.71	125.66	120.30
35	BA	1925	C	N3-C4-C5	10.71	126.19	121.90
35	BA	2671	A	C5-C6-N1	10.71	123.05	117.70
35	BA	2885	C	C6-N1-C2	-10.71	116.02	120.30
35	BA	177	G	C5-C6-O6	-10.70	122.18	128.60
35	BA	135	G	C4-C5-N7	10.70	115.08	110.80
44	BL	73	ARG	NE-CZ-NH1	-10.69	114.95	120.30
35	BA	53	A	C2-N3-C4	-10.69	105.25	110.60
35	BA	1145	C	C6-N1-C2	10.69	124.57	120.30
1	AA	1157	A	C8-N9-C4	10.68	110.07	105.80
24	AY	660	ARG	NE-CZ-NH1	-10.67	114.96	120.30
1	AA	1063	C	N3-C4-C5	-10.66	117.64	121.90
1	AA	1047	G	C5-N7-C8	10.66	109.63	104.30
35	BA	990	A	N1-C2-N3	10.66	134.63	129.30
35	BA	338	G	N9-C4-C5	-10.65	101.14	105.40
35	BA	579	G	C4-C5-N7	10.65	115.06	110.80
35	BA	1515	G	N3-C4-C5	-10.61	123.30	128.60
35	BA	329	G	C4-C5-N7	-10.61	106.56	110.80
1	AA	189(D)	C	N1-C2-O2	-10.59	112.54	118.90
35	BA	614	U	C5-C6-N1	-10.58	117.41	122.70
35	BA	2677	G	N3-C4-C5	10.58	133.89	128.60
24	AY	470	PHE	CB-CG-CD1	10.58	128.21	120.80
35	BA	199	A	N1-C2-N3	10.58	134.59	129.30
1	AA	915	A	N7-C8-N9	-10.58	108.51	113.80
30	B5	19	ARG	NE-CZ-NH1	-10.57	115.01	120.30
35	BA	1989	G	C2-N3-C4	10.57	117.18	111.90
1	AA	253	U	C5-C6-N1	10.55	127.97	122.70
22	AV	27	U	C2-N3-C4	-10.54	120.68	127.00
35	BA	1027	A	C5-C6-N1	-10.54	112.43	117.70
1	AA	617	G	C6-C5-N7	-10.53	124.08	130.40

Continued on next page...

Continued from previous page...

Mol	Chain	Res	Type	Atoms	Z	Observed(°)	Ideal(°)
35	BA	2807	G	N1-C6-O6	10.53	126.22	119.90
1	AA	604	G	C8-N9-C4	-10.53	102.19	106.40
10	AJ	29	ARG	NE-CZ-NH1	-10.52	115.04	120.30
35	BA	1564	C	N3-C4-C5	-10.52	117.69	121.90
35	BA	1022	G	C6-C5-N7	10.52	136.71	130.40
38	BD	48	ARG	NE-CZ-NH2	-10.52	115.04	120.30
35	BA	708	C	C5-C6-N1	10.51	126.26	121.00
1	AA	848	C	C4-C5-C6	10.51	122.65	117.40
1	AA	1293	G	N7-C8-N9	-10.50	107.85	113.10
25	B0	32	ARG	NE-CZ-NH2	10.50	125.55	120.30
35	BA	991	C	C2-N3-C4	10.50	125.15	119.90
12	AL	102	ARG	NE-CZ-NH1	-10.50	115.05	120.30
1	AA	989	C	N1-C2-O2	-10.48	112.61	118.90
1	AA	578	C	C4-C5-C6	10.48	122.64	117.40
1	AA	1498	U	C2'-C3'-O3'	10.48	132.56	109.50
35	BA	1457	A	N1-C2-N3	-10.48	124.06	129.30
1	AA	1024	G	C5-C6-O6	-10.47	122.32	128.60
35	BA	2467	C	N3-C4-C5	-10.46	117.72	121.90
1	AA	1417	G	N1-C6-O6	10.46	126.18	119.90
35	BA	676	A	N7-C8-N9	-10.46	108.57	113.80
1	AA	1092	A	C8-N9-C4	-10.46	101.62	105.80
35	BA	1584	C	N3-C4-C5	10.46	126.08	121.90
35	BA	2128	C	N3-C4-C5	-10.45	117.72	121.90
35	BA	386	G	C4-C5-N7	-10.45	106.62	110.80
40	BF	165	ARG	NE-CZ-NH1	-10.44	115.08	120.30
1	AA	193	C	O4'-C1'-N1	10.43	116.55	108.20
22	AV	9	G	C8-N9-C4	10.43	110.57	106.40
30	B5	15	ARG	NE-CZ-NH2	10.40	125.50	120.30
35	BA	2589	A	C5-N7-C8	-10.40	98.70	103.90
1	AA	186	C	C6-N1-C2	10.39	124.46	120.30
1	AA	1286	A	N7-C8-N9	10.39	118.99	113.80
35	BA	1756	G	C4-C5-N7	-10.38	106.65	110.80
4	AD	159	ARG	NE-CZ-NH1	-10.38	115.11	120.30
1	AA	799	G	N9-C4-C5	-10.37	101.25	105.40
1	AA	633	G	C8-N9-C4	-10.36	102.26	106.40
35	BA	1440	G	C8-N9-C4	10.36	110.54	106.40
35	BA	2049	G	C5-N7-C8	10.35	109.47	104.30
35	BA	1144	G	C5-C6-N1	-10.34	106.33	111.50
36	BB	11	C	N3-C4-C5	-10.34	117.76	121.90
35	BA	802	A	C8-N9-C4	10.34	109.94	105.80
35	BA	2864	G	C5-C6-N1	-10.34	106.33	111.50
39	BE	160	TYR	CB-CG-CD1	10.34	127.20	121.00

Continued on next page...

Continued from previous page...

Mol	Chain	Res	Type	Atoms	Z	Observed(°)	Ideal(°)
1	AA	446	G	N7-C8-N9	10.34	118.27	113.10
1	AA	1252	A	N7-C8-N9	-10.33	108.63	113.80
35	BA	1942	C	C5-C6-N1	10.33	126.17	121.00
1	AA	1265	G	C8-N9-C4	-10.33	102.27	106.40
36	BB	49	C	N3-C4-C5	10.33	126.03	121.90
1	AA	668	G	N3-C4-N9	10.32	132.19	126.00
22	AV	27	U	N1-C2-N3	10.32	121.09	114.90
35	BA	1848	A	N7-C8-N9	-10.32	108.64	113.80
35	BA	2499	C	C2-N3-C4	-10.31	114.74	119.90
52	BU	58	ARG	NE-CZ-NH1	-10.31	115.14	120.30
1	AA	921	U	C5'-C4'-C3'	-10.30	99.52	116.00
35	BA	219	G	N1-C2-N3	10.29	130.08	123.90
1	AA	189(L)	G	O4'-C1'-N9	10.29	116.43	108.20
35	BA	1548	C	C6-N1-C2	10.28	124.41	120.30
35	BA	1452	A	C2-N3-C4	-10.27	105.46	110.60
35	BA	1643	G	C2-N3-C4	-10.27	106.76	111.90
35	BA	604	G	C8-N9-C4	10.26	110.50	106.40
35	BA	2495	G	N9-C4-C5	10.26	109.50	105.40
51	BT	91	ARG	NE-CZ-NH2	-10.26	115.17	120.30
1	AA	689	C	N3-C4-C5	10.26	126.00	121.90
1	AA	1270	C	C2-N3-C4	10.25	125.03	119.90
1	AA	1277	C	C2-N3-C4	10.24	125.02	119.90
1	AA	1397	C	C6-N1-C2	10.24	124.40	120.30
35	BA	1069	A	C8-N9-C4	-10.23	101.71	105.80
11	AK	18	ARG	NE-CZ-NH1	-10.23	115.19	120.30
35	BA	1379	A	N9-C1'-C2'	10.22	127.29	114.00
1	AA	1320	C	C4-C5-C6	10.22	122.51	117.40
35	BA	1908	C	C2-N3-C4	10.21	125.01	119.90
35	BA	2128	C	C4-C5-C6	10.21	122.51	117.40
50	BS	17	ARG	NE-CZ-NH2	10.21	125.41	120.30
35	BA	2807	G	C5-C6-O6	-10.20	122.48	128.60
35	BA	487	C	C4-C5-C6	10.19	122.50	117.40
35	BA	615	G	C5-C6-N1	10.18	116.59	111.50
1	AA	1280	A	C5-C6-N1	10.18	122.79	117.70
1	AA	488	C	N3-C4-C5	-10.17	117.83	121.90
35	BA	1717	G	C5-C6-O6	-10.17	122.50	128.60
35	BA	2392	A	N7-C8-N9	10.16	118.88	113.80
35	BA	271(A)	A	C5-N7-C8	-10.16	98.82	103.90
35	BA	479	A	C6-N1-C2	10.16	124.70	118.60
1	AA	197	A	N9-C4-C5	-10.16	101.74	105.80
35	BA	1168	G	N9-C4-C5	10.16	109.46	105.40
35	BA	135	G	N9-C4-C5	-10.15	101.34	105.40

Continued on next page...

Continued from previous page...

Mol	Chain	Res	Type	Atoms	Z	Observed(°)	Ideal(°)
2	AB	137	ARG	NE-CZ-NH1	10.15	125.37	120.30
35	BA	382	G	N9-C4-C5	-10.14	101.34	105.40
35	BA	2787	C	N1-C2-O2	10.14	124.99	118.90
35	BA	2454	G	C5-N7-C8	10.14	109.37	104.30
40	BF	139	PHE	CB-CG-CD1	10.14	127.90	120.80
49	BR	33	ARG	NE-CZ-NH2	-10.13	115.23	120.30
35	BA	2467	C	C2-N3-C4	10.13	124.97	119.90
35	BA	2116	G	C2-N3-C4	-10.13	106.84	111.90
1	AA	108	G	N9-C4-C5	10.12	109.45	105.40
37	BC	53	ARG	NE-CZ-NH2	10.12	125.36	120.30
1	AA	268	C	N1-C2-O2	10.09	124.95	118.90
1	AA	528	C	N3-C4-C5	10.09	125.93	121.90
35	BA	2595	G	N9-C4-C5	-10.07	101.37	105.40
35	BA	1149	G	C8-N9-C4	-10.06	102.37	106.40
35	BA	1426	G	C8-N9-C4	10.06	110.43	106.40
1	AA	915	A	C8-N9-C4	10.06	109.82	105.80
35	BA	6	A	N9-C4-C5	-10.05	101.78	105.80
1	AA	108	G	C8-N9-C4	-10.04	102.38	106.40
1	AA	193	C	N3-C4-C5	-10.04	117.88	121.90
1	AA	35	G	C5-C6-O6	-10.04	122.58	128.60
1	AA	821	G	C2-N3-C4	10.03	116.92	111.90
36	BB	113	G	C4-C5-N7	10.03	114.81	110.80
35	BA	968	G	N3-C4-C5	10.03	133.61	128.60
35	BA	2730	C	C5-C6-N1	10.03	126.01	121.00
35	BA	2748	A	C8-N9-C4	10.02	109.81	105.80
35	BA	1330	C	N3-C4-C5	10.02	125.91	121.90
35	BA	2848	G	C5-C6-O6	10.02	134.61	128.60
35	BA	1185	C	C6-N1-C2	-10.01	116.30	120.30
1	AA	1257	U	O4'-C1'-N1	-10.01	100.19	108.20
35	BA	155	U	C4-C5-C6	10.01	125.70	119.70
35	BA	621	A	C4-C5-C6	10.00	122.00	117.00
36	BB	7	G	C8-N9-C4	-9.99	102.40	106.40
35	BA	708	C	C6-N1-C2	-9.99	116.30	120.30
1	AA	692	U	C4-C5-C6	9.98	125.69	119.70
1	AA	1190	G	N3-C4-C5	9.98	133.59	128.60
35	BA	2150	U	C5-C6-N1	-9.98	117.71	122.70
1	AA	6	G	C8-N9-C4	9.98	110.39	106.40
35	BA	2050	C	C5-C6-N1	9.98	125.99	121.00
1	AA	375	U	C5-C4-O4	9.97	131.88	125.90
1	AA	1054	C	O4'-C1'-N1	-9.97	100.22	108.20
35	BA	708	C	C4-C5-C6	-9.96	112.42	117.40
35	BA	251	A	N1-C2-N3	9.96	134.28	129.30

Continued on next page...

Continued from previous page...

Mol	Chain	Res	Type	Atoms	Z	Observed(°)	Ideal(°)
35	BA	2595	G	C8-N9-C4	9.96	110.38	106.40
35	BA	228	A	N7-C8-N9	9.95	118.78	113.80
35	BA	408	G	C6-N1-C2	-9.95	119.13	125.10
22	AV	17	C	N3-C4-C5	9.94	125.88	121.90
35	BA	2737	G	C8-N9-C4	-9.95	102.42	106.40
1	AA	988	G	N3-C4-N9	9.94	131.97	126.00
35	BA	2779	U	N3-C4-O4	-9.94	112.44	119.40
1	AA	38	G	N9-C4-C5	9.93	109.37	105.40
1	AA	1439	C	C6-N1-C2	9.92	124.27	120.30
1	AA	656	C	C6-N1-C2	9.91	124.27	120.30
1	AA	1385	G	C5-C6-O6	-9.91	122.65	128.60
35	BA	1363	C	N3-C4-C5	-9.90	117.94	121.90
35	BA	93	G	C4-C5-N7	9.90	114.76	110.80
35	BA	479	A	N1-C2-N3	-9.90	124.35	129.30
1	AA	816	A	C2-N3-C4	9.89	115.55	110.60
35	BA	844	C	C4-C5-C6	-9.89	112.46	117.40
35	BA	2132	U	C5-C4-O4	9.88	131.83	125.90
35	BA	475	U	C5-C6-N1	-9.87	117.76	122.70
35	BA	1091	G	C4-C5-C6	9.87	124.72	118.80
35	BA	2871	C	C4-C5-C6	9.86	122.33	117.40
1	AA	293	G	C5-C6-O6	-9.86	122.69	128.60
35	BA	1629	U	C5-C4-O4	-9.85	119.99	125.90
35	BA	1558	A	C8-N9-C4	-9.84	101.86	105.80
1	AA	606	G	N9-C4-C5	9.84	109.34	105.40
1	AA	1259	C	N3-C4-C5	9.84	125.83	121.90
35	BA	2270	G	C2-N3-C4	-9.83	106.98	111.90
35	BA	197	A	N9-C4-C5	-9.83	101.87	105.80
35	BA	1354	A	N7-C8-N9	-9.83	108.89	113.80
35	BA	1358	G	N9-C4-C5	-9.82	101.47	105.40
35	BA	2728	U	C5-C6-N1	-9.82	117.79	122.70
1	AA	393	A	C2-N3-C4	9.82	115.51	110.60
36	BB	68	C	C2-N3-C4	-9.82	114.99	119.90
35	BA	1044	G	C2-N3-C4	-9.82	106.99	111.90
35	BA	2748	A	N9-C4-C5	-9.82	101.87	105.80
54	BW	11	ARG	NE-CZ-NH1	-9.82	115.39	120.30
35	BA	113	G	C2-N3-C4	-9.81	107.00	111.90
35	BA	1628	G	C8-N9-C4	-9.81	102.48	106.40
35	BA	220	G	N9-C4-C5	9.80	109.32	105.40
35	BA	61	G	O4'-C1'-N9	-9.80	100.36	108.20
35	BA	914	C	C5-C6-N1	-9.80	116.10	121.00
35	BA	2421	G	N7-C8-N9	9.79	118.00	113.10
35	BA	10	G	N3-C4-C5	9.79	133.50	128.60

Continued on next page...

Continued from previous page...

Mol	Chain	Res	Type	Atoms	Z	Observed(°)	Ideal(°)
35	BA	2520	C	C5-C6-N1	9.79	125.90	121.00
35	BA	1255	U	O4'-C1'-N1	9.79	116.03	108.20
39	BE	164	ARG	NE-CZ-NH2	-9.79	115.41	120.30
1	AA	575	G	C2'-C3'-O3'	9.79	131.03	109.50
1	AA	670	G	C8-N9-C4	-9.78	102.49	106.40
35	BA	1573	G	O4'-C1'-N9	-9.78	100.38	108.20
1	AA	1289	A	C8-N9-C4	9.78	109.71	105.80
35	BA	1640	C	N1-C2-O2	9.78	124.77	118.90
35	BA	2246	G	C8-N9-C4	9.77	110.31	106.40
1	AA	1074	G	C5-C6-N1	9.77	116.38	111.50
35	BA	649	G	N7-C8-N9	9.77	117.98	113.10
35	BA	2555	U	C5-C6-N1	-9.76	117.82	122.70
1	AA	103	C	C5-C6-N1	-9.76	116.12	121.00
1	AA	1132	C	N1-C2-O2	9.76	124.75	118.90
35	BA	419	C	N3-C4-C5	9.75	125.80	121.90
1	AA	1252	A	C5-N7-C8	9.75	108.77	103.90
21	AU	6	ARG	NE-CZ-NH2	-9.74	115.43	120.30
1	AA	1403	C	C4-C5-C6	9.73	122.27	117.40
25	B0	20	ARG	NE-CZ-NH2	-9.73	115.43	120.30
35	BA	1192	G	C8-N9-C4	9.73	110.29	106.40
35	BA	318	C	C5-C4-N4	-9.73	113.39	120.20
35	BA	2531	A	N1-C6-N6	-9.73	112.76	118.60
12	AL	53	ARG	NE-CZ-NH1	-9.72	115.44	120.30
1	AA	1022	G	N7-C8-N9	-9.71	108.24	113.10
35	BA	1406	U	C5-C6-N1	-9.71	117.84	122.70
35	BA	1922	G	N3-C4-C5	-9.71	123.74	128.60
36	BB	7	G	N7-C8-N9	9.71	117.96	113.10
1	AA	702	A	C5-C6-N1	9.71	122.55	117.70
1	AA	868	C	N3-C4-C5	-9.70	118.02	121.90
35	BA	746	A	N1-C2-N3	9.70	134.15	129.30
35	BA	934	G	C4-C5-N7	9.69	114.68	110.80
1	AA	1105	A	C8-N9-C4	-9.69	101.92	105.80
35	BA	1329	U	C5-C4-O4	9.69	131.71	125.90
35	BA	2779	U	N3-C2-O2	-9.69	115.42	122.20
1	AA	1483	A	C8-N9-C4	9.69	109.67	105.80
35	BA	188	G	N3-C4-C5	-9.68	123.76	128.60
35	BA	201	C	C5-C6-N1	9.68	125.84	121.00
35	BA	537	C	C2-N3-C4	-9.68	115.06	119.90
1	AA	569	C	C6-N1-C2	9.68	124.17	120.30
35	BA	955	C	N3-C4-C5	-9.68	118.03	121.90
35	BA	1613	G	C5-C6-O6	9.67	134.40	128.60
49	BR	12	ARG	NE-CZ-NH1	-9.66	115.47	120.30

Continued on next page...

Continued from previous page...

Mol	Chain	Res	Type	Atoms	Z	Observed(°)	Ideal(°)
36	BB	103	G	C5'-C4'-C3'	-9.66	100.54	116.00
35	BA	791	C	N3-C4-C5	9.66	125.76	121.90
35	BA	1998	G	C4-C5-N7	9.66	114.66	110.80
35	BA	1361	G	N3-C4-C5	9.66	133.43	128.60
8	AH	37	ARG	NE-CZ-NH2	9.65	125.13	120.30
35	BA	1640	C	N3-C2-O2	-9.65	115.15	121.90
1	AA	269	C	C5-C6-N1	9.64	125.82	121.00
35	BA	2495	G	C4-C5-N7	-9.64	106.94	110.80
1	AA	1431	C	C6-N1-C2	9.63	124.15	120.30
35	BA	2335	A	C5'-C4'-O4'	9.63	120.66	109.10
35	BA	1853	A	N1-C2-N3	-9.62	124.49	129.30
2	AB	92	TYR	CB-CG-CD2	-9.62	115.23	121.00
35	BA	1922	G	C5-C6-O6	-9.62	122.83	128.60
1	AA	1022	G	C6-C5-N7	9.60	136.16	130.40
1	AA	1226	C	C6-N1-C2	-9.60	116.46	120.30
32	B7	21	ARG	NE-CZ-NH1	-9.60	115.50	120.30
35	BA	1416	G	O4'-C1'-N9	9.60	115.88	108.20
35	BA	1881	C	C5-C6-N1	-9.60	116.20	121.00
35	BA	742	G	N7-C8-N9	9.59	117.90	113.10
1	AA	1293	G	C5-N7-C8	9.58	109.09	104.30
35	BA	143(A)	C	C2-N3-C4	9.58	124.69	119.90
35	BA	706	A	C8-N9-C4	-9.58	101.97	105.80
1	AA	310	G	C8-N9-C4	-9.58	102.57	106.40
35	BA	821	A	C8-N9-C4	9.58	109.63	105.80
47	BP	79	ARG	NE-CZ-NH1	-9.58	115.51	120.30
35	BA	1801	G	N9-C4-C5	-9.57	101.57	105.40
35	BA	2804	C	N1-C2-O2	9.57	124.64	118.90
35	BA	2718	G	C5-N7-C8	9.57	109.08	104.30
35	BA	2885	C	C5-C6-N1	9.57	125.78	121.00
35	BA	1154	G	N3-C2-N2	9.56	126.59	119.90
35	BA	1596	A	N1-C2-N3	-9.56	124.52	129.30
1	AA	809	G	C5-C6-N1	-9.55	106.72	111.50
1	AA	282	A	N7-C8-N9	-9.55	109.03	113.80
35	BA	945	A	N9-C1'-C2'	9.55	126.41	114.00
35	BA	1410	G	C4-C5-N7	9.55	114.62	110.80
35	BA	2193	G	N1-C2-N3	9.55	129.63	123.90
35	BA	503	A	N9-C4-C5	-9.54	101.98	105.80
35	BA	1469	A	N1-C2-N3	9.54	134.07	129.30
35	BA	1596	A	C2-N3-C4	9.54	115.37	110.60
1	AA	485	G	C5-C6-N1	-9.54	106.73	111.50
1	AA	1433	A	N7-C8-N9	9.54	118.57	113.80
35	BA	1799	G	C2'-C3'-O3'	9.54	130.48	109.50

Continued on next page...

Continued from previous page...

Mol	Chain	Res	Type	Atoms	Z	Observed(°)	Ideal(°)
1	AA	1174	G	C4-C5-N7	-9.53	106.99	110.80
35	BA	2469	A	N1-C2-N3	-9.53	124.54	129.30
35	BA	2049	G	C4-C5-N7	-9.52	106.99	110.80
1	AA	1285	A	N1-C6-N6	-9.51	112.90	118.60
22	AV	22	G	C5-C6-O6	9.50	134.30	128.60
35	BA	2742	C	N3-C4-N4	9.50	124.65	118.00
1	AA	1338	G	N9-C4-C5	-9.49	101.60	105.40
1	AA	457	C	O4'-C1'-N1	9.49	115.79	108.20
1	AA	1039	C	C6-N1-C2	-9.49	116.50	120.30
1	AA	1222	G	C4-C5-N7	9.49	114.60	110.80
35	BA	1977	A	C8-N9-C4	-9.49	102.00	105.80
1	AA	1428	A	N9-C4-C5	-9.49	102.00	105.80
36	BB	117	G	C8-N9-C4	-9.48	102.61	106.40
1	AA	360	A	N9-C4-C5	9.47	109.59	105.80
1	AA	250	A	N9-C4-C5	9.47	109.59	105.80
35	BA	271(U)	G	C5-C6-N1	-9.47	106.76	111.50
35	BA	918	A	N9-C4-C5	9.47	109.59	105.80
35	BA	55	G	C2-N3-C4	9.47	116.64	111.90
35	BA	2811	G	C8-N9-C4	-9.47	102.61	106.40
1	AA	109	A	N1-C2-N3	9.46	134.03	129.30
35	BA	632	A	N7-C8-N9	9.46	118.53	113.80
1	AA	676	A	C2-N3-C4	-9.46	105.87	110.60
35	BA	2044	C	N3-C4-C5	-9.46	118.12	121.90
1	AA	1233	G	C6-N1-C2	9.45	130.77	125.10
1	AA	331	G	N9-C4-C5	-9.45	101.62	105.40
22	AV	23	C	C5-C6-N1	-9.45	116.28	121.00
1	AA	779	C	C6-N1-C2	-9.44	116.52	120.30
35	BA	1943	U	N1-C2-O2	9.44	129.41	122.80
1	AA	1018	C	C6-N1-C2	-9.44	116.52	120.30
1	AA	500	G	O4'-C1'-N9	-9.44	100.65	108.20
35	BA	792	G	N1-C6-O6	9.43	125.56	119.90
35	BA	2021	C	C6-N1-C2	-9.43	116.53	120.30
1	AA	693	G	C8-N9-C4	9.42	110.17	106.40
35	BA	1840	G	C8-N9-C4	-9.42	102.63	106.40
35	BA	454	A	N1-C2-N3	9.41	134.01	129.30
35	BA	1474	C	N3-C4-C5	9.41	125.66	121.90
29	B4	43	TYR	N-CA-C	9.40	136.39	111.00
1	AA	125	U	N3-C4-O4	9.40	125.98	119.40
1	AA	940	C	C6-N1-C2	9.40	124.06	120.30
35	BA	2738	A	C8-N9-C4	-9.40	102.04	105.80
35	BA	2642	G	N3-C2-N2	-9.39	113.33	119.90
35	BA	408	G	C5-C6-N1	9.39	116.19	111.50

Continued on next page...

Continued from previous page...

Mol	Chain	Res	Type	Atoms	Z	Observed(°)	Ideal(°)
1	AA	1133	G	C5-C6-N1	9.38	116.19	111.50
35	BA	690	G	C2-N3-C4	-9.38	107.21	111.90
1	AA	1467	G	N9-C4-C5	-9.37	101.65	105.40
1	AA	38	G	C2-N3-C4	9.37	116.59	111.90
35	BA	476	G	C2-N3-C4	-9.37	107.22	111.90
35	BA	2775	A	N1-C2-N3	9.37	133.99	129.30
35	BA	2663	G	C4-C5-N7	9.37	114.55	110.80
1	AA	525	C	C5-C6-N1	-9.36	116.32	121.00
35	BA	672	C	N3-C2-O2	-9.36	115.35	121.90
35	BA	2538	C	N3-C4-C5	9.36	125.64	121.90
35	BA	318	C	C2-N3-C4	-9.35	115.22	119.90
35	BA	2821	A	C8-N9-C4	-9.35	102.06	105.80
35	BA	1290	C	C2-N3-C4	-9.35	115.23	119.90
35	BA	689	A	C8-N9-C4	-9.35	102.06	105.80
35	BA	2765	A	N1-C2-N3	-9.35	124.63	129.30
35	BA	1582	C	C6-N1-C2	-9.34	116.56	120.30
35	BA	1088	A	C6-N1-C2	-9.34	113.00	118.60
35	BA	2768	C	O4'-C1'-N1	-9.34	100.73	108.20
35	BA	2240	C	N3-C4-C5	9.33	125.63	121.90
35	BA	360	G	N7-C8-N9	9.32	117.76	113.10
35	BA	1545	A	N1-C6-N6	9.31	124.19	118.60
1	AA	1447	A	N1-C2-N3	-9.31	124.64	129.30
46	BO	17	ARG	NE-CZ-NH2	-9.31	115.65	120.30
1	AA	158	G	N1-C6-O6	9.30	125.48	119.90
35	BA	1406	U	C6-N1-C2	9.30	126.58	121.00
35	BA	1756	G	C4-C5-C6	9.30	124.38	118.80
1	AA	1022	G	C8-N9-C4	9.30	110.12	106.40
35	BA	1678	G	N9-C4-C5	9.30	109.12	105.40
1	AA	1032	G	N9-C4-C5	-9.30	101.68	105.40
1	AA	739	C	N3-C4-C5	9.30	125.62	121.90
35	BA	65	C	N1-C2-O2	9.29	124.48	118.90
36	BB	36	C	C5-C4-N4	-9.29	113.69	120.20
35	BA	1922	G	C4-C5-N7	-9.29	107.08	110.80
35	BA	2483	C	C5-C6-N1	9.29	125.64	121.00
35	BA	1117	G	C2-N3-C4	-9.28	107.26	111.90
35	BA	2748	A	N1-C6-N6	-9.28	113.03	118.60
35	BA	1487	G	C4-C5-N7	9.28	114.51	110.80
1	AA	1149	C	C5-C6-N1	-9.28	116.36	121.00
35	BA	2271	G	N1-C2-N3	9.28	129.47	123.90
35	BA	2525	G	C4-C5-N7	-9.28	107.09	110.80
35	BA	2121	G	C8-N9-C4	9.27	110.11	106.40
1	AA	169	C	C6-N1-C2	9.26	124.01	120.30

Continued on next page...

Continued from previous page...

Mol	Chain	Res	Type	Atoms	Z	Observed(°)	Ideal(°)
35	BA	497	A	N7-C8-N9	-9.26	109.17	113.80
1	AA	1417	G	C5-C6-N1	-9.26	106.87	111.50
35	BA	2116	G	N3-C4-C5	9.26	133.23	128.60
35	BA	1925	C	C4-C5-C6	-9.25	112.78	117.40
35	BA	1426	G	N9-C4-C5	-9.25	101.70	105.40
35	BA	1407	C	C6-N1-C2	-9.24	116.60	120.30
35	BA	2607	G	C8-N9-C4	-9.24	102.70	106.40
1	AA	47	C	N3-C4-C5	9.24	125.59	121.90
9	AI	66	ARG	NE-CZ-NH1	9.24	124.92	120.30
35	BA	654(I)	C	C4-C5-C6	9.23	122.02	117.40
35	BA	2364	C	N3-C4-C5	9.23	125.59	121.90
1	AA	1048	G	C5-C6-O6	-9.23	123.06	128.60
1	AA	587	G	C4-C5-N7	-9.23	107.11	110.80
35	BA	1755	A	O4'-C1'-N9	9.23	115.58	108.20
1	AA	903	G	C4-C5-C6	9.22	124.33	118.80
35	BA	473	G	C5-N7-C8	-9.22	99.69	104.30
1	AA	860	A	N1-C2-N3	9.22	133.91	129.30
8	AH	125	ARG	NE-CZ-NH2	-9.22	115.69	120.30
1	AA	600	C	C6-N1-C2	9.22	123.99	120.30
35	BA	253	C	C5-C6-N1	9.21	125.61	121.00
1	AA	151	A	N9-C4-C5	-9.21	102.12	105.80
1	AA	1413	A	N1-C2-N3	9.21	133.90	129.30
35	BA	654(T)	C	C4-C5-C6	-9.21	112.80	117.40
24	AY	197	ARG	NE-CZ-NH2	9.21	124.90	120.30
35	BA	48	G	C4-C5-N7	9.21	114.48	110.80
35	BA	2520	C	C4-C5-C6	-9.21	112.80	117.40
35	BA	2834	G	N7-C8-N9	-9.20	108.50	113.10
35	BA	849	A	N1-C2-N3	9.20	133.90	129.30
35	BA	966	G	N9-C4-C5	-9.20	101.72	105.40
1	AA	1531	A	C5-C6-N1	-9.20	113.10	117.70
35	BA	178	G	C8-N9-C4	-9.20	102.72	106.40
35	BA	602	G	C8-N9-C4	-9.20	102.72	106.40
1	AA	60	A	O4'-C1'-N9	-9.19	100.85	108.20
1	AA	221	C	C6-N1-C2	-9.19	116.62	120.30
1	AA	805	C	N3-C4-N4	9.19	124.43	118.00
1	AA	1190	G	C2-N3-C4	-9.19	107.31	111.90
1	AA	617	G	C4-C5-N7	9.18	114.47	110.80
1	AA	1511	G	N9-C4-C5	9.18	109.07	105.40
35	BA	2193	G	N3-C2-N2	-9.18	113.48	119.90
47	BP	80	TYR	CB-CG-CD2	9.18	126.50	121.00
35	BA	300	A	C5-C6-N1	9.17	122.29	117.70
35	BA	1628	G	C5-N7-C8	-9.17	99.71	104.30

Continued on next page...

Continued from previous page...

Mol	Chain	Res	Type	Atoms	Z	Observed(°)	Ideal(°)
35	BA	986	C	N3-C4-C5	-9.16	118.23	121.90
1	AA	1387	G	C4-C5-C6	9.16	124.29	118.80
35	BA	1800	C	C5-C4-N4	-9.15	113.80	120.20
1	AA	934	C	C5-C6-N1	9.15	125.57	121.00
1	AA	1165	C	C5-C6-N1	9.14	125.57	121.00
35	BA	2240	C	C2-N3-C4	-9.14	115.33	119.90
1	AA	818	G	C5-C6-N1	-9.14	106.93	111.50
35	BA	2470	G	N7-C8-N9	9.14	117.67	113.10
35	BA	1088	A	N1-C2-N3	9.14	133.87	129.30
35	BA	1650	G	C8-N9-C4	-9.13	102.75	106.40
1	AA	263	A	N1-C2-N3	-9.13	124.74	129.30
35	BA	920	G	N1-C6-O6	-9.12	114.43	119.90
1	AA	1371	G	N3-C2-N2	9.12	126.28	119.90
22	AV	28	C	N3-C4-C5	9.11	125.55	121.90
35	BA	1993	U	C5-C6-N1	9.11	127.26	122.70
36	BB	29	A	N7-C8-N9	-9.11	109.25	113.80
1	AA	633	G	N9-C4-C5	9.11	109.04	105.40
8	AH	84	ARG	NE-CZ-NH1	-9.11	115.75	120.30
35	BA	1997	G	N9-C4-C5	-9.10	101.76	105.40
35	BA	2137	C	N3-C4-C5	-9.10	118.26	121.90
35	BA	1228	G	C8-N9-C4	-9.09	102.76	106.40
35	BA	1123	C	C6-N1-C2	-9.08	116.67	120.30
35	BA	1568	G	O4'-C1'-N9	-9.08	100.93	108.20
35	BA	1186	G	C5-C6-O6	-9.08	123.16	128.60
35	BA	853	G	C5-C6-O6	-9.07	123.16	128.60
1	AA	1437	C	C6-N1-C2	-9.06	116.67	120.30
1	AA	522	C	N3-C4-N4	-9.06	111.66	118.00
35	BA	1156	A	N9-C1'-C2'	9.06	125.78	114.00
35	BA	1749	A	C2-N3-C4	-9.06	106.07	110.60
1	AA	676	A	N9-C4-C5	-9.05	102.18	105.80
35	BA	1962	C	N1-C2-O2	9.05	124.33	118.90
30	B5	19	ARG	NE-CZ-NH2	9.05	124.83	120.30
35	BA	52	A	N9-C4-C5	-9.05	102.18	105.80
35	BA	1086	A	C4-C5-N7	-9.05	106.18	110.70
35	BA	2436	G	C5-C6-N1	9.04	116.02	111.50
52	BU	59	ARG	NE-CZ-NH2	-9.04	115.78	120.30
1	AA	701	C	O4'-C1'-N1	9.04	115.43	108.20
35	BA	686	G	C2-N3-C4	-9.04	107.38	111.90
35	BA	1610	A	N9-C4-C5	-9.04	102.19	105.80
35	BA	98	G	N1-C6-O6	9.03	125.32	119.90
35	BA	248	G	C4-C5-N7	9.04	114.41	110.80
35	BA	1721	G	C4-C5-N7	9.04	114.41	110.80

Continued on next page...

Continued from previous page...

Mol	Chain	Res	Type	Atoms	Z	Observed(°)	Ideal(°)
1	AA	809	G	C6-N1-C2	9.03	130.52	125.10
35	BA	1217	C	C6-N1-C2	-9.03	116.69	120.30
1	AA	1094	G	N1-C6-O6	-9.02	114.49	119.90
1	AA	628	G	C2-N3-C4	9.02	116.41	111.90
35	BA	199	A	N7-C8-N9	9.02	118.31	113.80
24	AY	465	ARG	NE-CZ-NH2	-9.02	115.79	120.30
35	BA	616	G	C8-N9-C4	-9.02	102.79	106.40
2	AB	157	ARG	NE-CZ-NH2	-9.01	115.79	120.30
35	BA	1959	G	C5-C6-O6	-9.01	123.20	128.60
1	AA	511	C	C5-C6-N1	9.00	125.50	121.00
35	BA	1608	A	C8-N9-C4	-9.00	102.20	105.80
35	BA	1859	A	C2-N3-C4	-9.00	106.10	110.60
35	BA	360	G	C4-C5-N7	9.00	114.40	110.80
35	BA	2742	C	C2-N3-C4	9.00	124.40	119.90
35	BA	1011	G	C8-N9-C4	-8.99	102.80	106.40
35	BA	113	G	N9-C4-C5	-8.99	101.80	105.40
1	AA	55	A	C5-N7-C8	8.99	108.39	103.90
1	AA	1087	G	C8-N9-C4	-8.99	102.81	106.40
35	BA	1052	C	O4'-C1'-N1	-8.99	101.01	108.20
35	BA	2622	C	N3-C4-C5	8.99	125.50	121.90
1	AA	988	G	N3-C4-C5	-8.98	124.11	128.60
35	BA	1922	G	N9-C4-C5	8.98	108.99	105.40
35	BA	2293	C	C6-N1-C2	-8.98	116.71	120.30
1	AA	384	G	C5-C6-O6	-8.98	123.21	128.60
37	BC	111	PHE	CB-CG-CD2	-8.98	114.52	120.80
1	AA	1213	A	C2-N3-C4	8.97	115.08	110.60
22	AV	66	C	N3-C4-C5	8.97	125.49	121.90
35	BA	744	G	C4-C5-N7	8.97	114.39	110.80
35	BA	1149	G	N3-C4-N9	-8.97	120.62	126.00
35	BA	2372	G	N1-C6-O6	-8.97	114.52	119.90
1	AA	915	A	C5-N7-C8	8.97	108.38	103.90
1	AA	1027	C	C6-N1-C2	-8.97	116.71	120.30
1	AA	538	G	C2-N3-C4	8.96	116.38	111.90
35	BA	2503	A	C8-N9-C4	-8.96	102.21	105.80
1	AA	829	G	N9-C4-C5	8.96	108.98	105.40
35	BA	75	G	C5-C6-O6	8.96	133.98	128.60
35	BA	1817	G	C4-C5-N7	8.96	114.39	110.80
1	AA	1371	G	C2-N3-C4	8.96	116.38	111.90
1	AA	701	C	C6-N1-C2	-8.96	116.72	120.30
1	AA	538	G	C5-N7-C8	8.95	108.78	104.30
1	AA	1290	G	N7-C8-N9	8.95	117.58	113.10
1	AA	21	G	C4-C5-N7	-8.95	107.22	110.80

Continued on next page...

Continued from previous page...

Mol	Chain	Res	Type	Atoms	Z	Observed(°)	Ideal(°)
1	AA	425	G	N7-C8-N9	-8.95	108.63	113.10
1	AA	1492	A	N9-C4-C5	8.95	109.38	105.80
8	AH	60	ARG	NE-CZ-NH1	-8.95	115.83	120.30
35	BA	1511	C	C4-C5-C6	-8.95	112.92	117.40
35	BA	718	A	C4-C5-C6	-8.95	112.53	117.00
1	AA	506	G	C8-N9-C4	-8.95	102.82	106.40
35	BA	2718	G	N7-C8-N9	-8.95	108.63	113.10
35	BA	1484	G	N3-C4-C5	8.94	133.07	128.60
35	BA	2454	G	N7-C8-N9	-8.94	108.63	113.10
35	BA	144	C	C6-N1-C2	-8.94	116.72	120.30
35	BA	1635	G	N3-C4-C5	8.94	133.07	128.60
35	BA	47	C	C5-C6-N1	-8.94	116.53	121.00
22	AV	9	G	O4'-C1'-N9	8.94	115.35	108.20
35	BA	654(I)	C	C5-C6-N1	-8.93	116.53	121.00
1	AA	454	C	C6-N1-C2	-8.93	116.73	120.30
35	BA	2443	C	C4-C5-C6	8.93	121.86	117.40
1	AA	1248	A	N9-C4-C5	8.93	109.37	105.80
1	AA	958	A	C4-C5-N7	8.93	115.16	110.70
1	AA	1480	G	C5-C6-O6	-8.93	123.25	128.60
14	AN	57	ARG	NE-CZ-NH2	-8.93	115.84	120.30
26	B1	52	ARG	NE-CZ-NH1	8.92	124.76	120.30
36	BB	29	A	C5-N7-C8	8.92	108.36	103.90
35	BA	2041	U	C4-C5-C6	8.92	125.05	119.70
35	BA	1473	G	C5-C6-O6	8.92	133.95	128.60
42	BH	170	ARG	NE-CZ-NH1	-8.92	115.84	120.30
1	AA	41	G	C5-C6-N1	8.91	115.96	111.50
1	AA	960	U	N3-C2-O2	-8.91	115.96	122.20
1	AA	1251	A	N1-C2-N3	8.91	133.75	129.30
35	BA	27	G	C5-C6-N1	8.91	115.95	111.50
35	BA	454	A	C2-N3-C4	-8.91	106.15	110.60
35	BA	1120	G	N7-C8-N9	-8.91	108.65	113.10
1	AA	273	A	C5-C6-N1	-8.90	113.25	117.70
35	BA	672	C	C2-N3-C4	-8.90	115.45	119.90
37	BC	224	ARG	NE-CZ-NH2	-8.90	115.85	120.30
35	BA	801	G	N3-C2-N2	8.90	126.13	119.90
50	BS	97	ARG	NE-CZ-NH1	8.90	124.75	120.30
1	AA	1531	A	C8-N9-C4	8.89	109.36	105.80
35	BA	1303	G	N1-C6-O6	-8.89	114.57	119.90
35	BA	2161	C	N3-C4-C5	-8.89	118.34	121.90
35	BA	2346	A	N1-C2-N3	8.89	133.74	129.30
35	BA	2515	C	C6-N1-C2	-8.89	116.75	120.30
1	AA	362	G	N1-C6-O6	8.88	125.23	119.90

Continued on next page...

Continued from previous page...

Mol	Chain	Res	Type	Atoms	Z	Observed(°)	Ideal(°)
13	AM	59	TYR	CB-CG-CD1	8.88	126.33	121.00
35	BA	178	G	N9-C4-C5	8.88	108.95	105.40
35	BA	2156	G	C5-C6-O6	8.88	133.93	128.60
35	BA	706	A	N9-C4-C5	8.88	109.35	105.80
35	BA	2811	G	N9-C4-C5	8.88	108.95	105.40
1	AA	7	G	N1-C6-O6	-8.88	114.57	119.90
1	AA	18	C	N3-C4-C5	-8.87	118.35	121.90
1	AA	1410	G	N3-C2-N2	8.87	126.11	119.90
35	BA	956	G	N7-C8-N9	8.87	117.54	113.10
35	BA	1942	C	C4-C5-C6	-8.87	112.97	117.40
35	BA	2446	G	N3-C2-N2	-8.87	113.69	119.90
1	AA	905	U	N3-C2-O2	8.87	128.41	122.20
35	BA	2271	G	C2-N3-C4	-8.87	107.47	111.90
35	BA	96	G	N1-C6-O6	8.87	125.22	119.90
35	BA	758	C	C5-C4-N4	-8.87	113.99	120.20
35	BA	1295	C	N3-C4-C5	-8.87	118.35	121.90
35	BA	1701	A	N7-C8-N9	8.87	118.23	113.80
35	BA	1703	G	C8-N9-C4	-8.87	102.85	106.40
1	AA	1142	G	N7-C8-N9	8.86	117.53	113.10
35	BA	271(B)	C	N3-C4-C5	8.87	125.45	121.90
41	BG	91	ARG	NE-CZ-NH2	8.86	124.73	120.30
35	BA	1542	A	C8-N9-C4	-8.86	102.25	105.80
35	BA	2303	G	N9-C4-C5	8.86	108.94	105.40
35	BA	632	A	N1-C6-N6	-8.86	113.28	118.60
1	AA	1215	G	C8-N9-C4	-8.86	102.86	106.40
1	AA	702	A	N1-C2-N3	-8.86	124.87	129.30
7	AG	10	ARG	NE-CZ-NH1	-8.86	115.87	120.30
35	BA	1252	G	N1-C6-O6	8.86	125.21	119.90
1	AA	70	G	N9-C4-C5	-8.85	101.86	105.40
35	BA	543	C	N1-C2-O2	-8.85	113.59	118.90
35	BA	1430	C	C4-C5-C6	8.85	121.82	117.40
1	AA	119	A	N9-C4-C5	8.84	109.34	105.80
35	BA	675	A	N1-C2-N3	8.84	133.72	129.30
1	AA	587	G	N3-C4-C5	-8.84	124.18	128.60
35	BA	2389	G	N1-C6-O6	-8.84	114.60	119.90
1	AA	246	A	N9-C4-C5	8.84	109.33	105.80
36	BB	117	G	C5-C6-O6	8.84	133.90	128.60
35	BA	2738	A	N1-C6-N6	8.84	123.90	118.60
35	BA	1094	U	C4-C5-C6	8.83	125.00	119.70
36	BB	43	C	C6-N1-C2	-8.83	116.77	120.30
1	AA	616	G	C5-C6-N1	8.83	115.92	111.50
35	BA	359	A	N1-C2-N3	-8.83	124.88	129.30

Continued on next page...

Continued from previous page...

Mol	Chain	Res	Type	Atoms	Z	Observed(°)	Ideal(°)
35	BA	541	C	N3-C4-C5	8.83	125.43	121.90
35	BA	2308	G	N7-C8-N9	8.83	117.52	113.10
35	BA	13	A	N1-C6-N6	-8.83	113.30	118.60
35	BA	2516	G	N3-C4-C5	8.82	133.01	128.60
36	BB	12	C	N3-C2-O2	-8.82	115.72	121.90
1	AA	742	G	N9-C4-C5	8.82	108.93	105.40
1	AA	860	A	C2-N3-C4	-8.82	106.19	110.60
35	BA	1879	C	C2-N3-C4	-8.82	115.49	119.90
35	BA	2155	G	C5-C6-O6	-8.82	123.31	128.60
35	BA	2428	G	C6-N1-C2	8.82	130.39	125.10
24	AY	504	ARG	NE-CZ-NH2	8.81	124.71	120.30
35	BA	1484	G	N9-C4-C5	-8.81	101.88	105.40
1	AA	984	C	C6-N1-C2	8.81	123.82	120.30
35	BA	1252	G	C5-N7-C8	-8.81	99.90	104.30
35	BA	746	A	C6-N1-C2	-8.81	113.32	118.60
1	AA	1511	G	N7-C8-N9	8.80	117.50	113.10
45	BN	72	TYR	CB-CG-CD2	-8.80	115.72	121.00
35	BA	34	C	N1-C2-O2	8.80	124.18	118.90
35	BA	1070	A	N9-C4-C5	8.80	109.32	105.80
25	B0	72	ARG	NE-CZ-NH1	-8.80	115.90	120.30
1	AA	1200	C	N3-C4-C5	-8.80	118.38	121.90
35	BA	1613	G	N1-C6-O6	-8.79	114.62	119.90
35	BA	2137	C	C4-C5-C6	8.80	121.80	117.40
35	BA	2304	G	C4-C5-N7	-8.79	107.28	110.80
1	AA	1463	C	N1-C2-O2	8.79	124.17	118.90
35	BA	608	A	C5-C6-N1	-8.79	113.31	117.70
35	BA	1022	G	C8-N9-C4	8.78	109.91	106.40
35	BA	1276	A	N9-C4-C5	-8.78	102.29	105.80
35	BA	2436	G	C2-N3-C4	8.78	116.29	111.90
35	BA	2376	A	N7-C8-N9	8.78	118.19	113.80
3	AC	83	ARG	NE-CZ-NH2	-8.77	115.91	120.30
11	AK	18	ARG	NE-CZ-NH2	8.77	124.69	120.30
1	AA	882	C	N3-C2-O2	-8.77	115.77	121.90
1	AA	1424	C	C5-C6-N1	8.76	125.38	121.00
35	BA	328	U	C5-C6-N1	-8.76	118.32	122.70
1	AA	1024	G	N1-C6-O6	8.76	125.16	119.90
35	BA	271(D)	G	C8-N9-C4	-8.76	102.90	106.40
22	AV	72	A	N1-C2-N3	-8.76	124.92	129.30
35	BA	670	A	C8-N9-C4	-8.76	102.30	105.80
1	AA	353	A	N9-C4-C5	8.75	109.30	105.80
1	AA	662	G	C5-N7-C8	8.75	108.68	104.30
35	BA	752	A	C5-C6-N1	-8.75	113.32	117.70

Continued on next page...

Continued from previous page...

Mol	Chain	Res	Type	Atoms	Z	Observed(°)	Ideal(°)
35	BA	2130	U	N3-C4-O4	-8.75	113.27	119.40
1	AA	505	G	N3-C4-N9	8.75	131.25	126.00
35	BA	1168	G	C8-N9-C4	-8.75	102.90	106.40
35	BA	2308	G	C8-N9-C4	-8.75	102.90	106.40
44	BL	85	ASP	CB-CG-OD2	-8.75	110.43	118.30
1	AA	592	G	C5-C6-O6	-8.74	123.35	128.60
1	AA	916	G	C8-N9-C4	-8.74	102.90	106.40
1	AA	1197	G	N7-C8-N9	8.74	117.47	113.10
35	BA	2763	G	N3-C2-N2	-8.74	113.78	119.90
35	BA	346	A	O4'-C1'-N9	-8.74	101.21	108.20
35	BA	849	A	C8-N9-C4	-8.73	102.31	105.80
1	AA	362	G	C5-C6-O6	-8.73	123.36	128.60
35	BA	1091	G	C5-C6-O6	8.73	133.84	128.60
35	BA	1944	U	O4'-C1'-N1	-8.73	101.22	108.20
35	BA	2695	C	N3-C4-C5	8.73	125.39	121.90
35	BA	904	C	C6-N1-C2	-8.73	116.81	120.30
35	BA	2087	G	N1-C6-O6	-8.73	114.66	119.90
35	BA	118	A	C5-C6-N1	-8.72	113.34	117.70
1	AA	407	G	N1-C6-O6	8.72	125.13	119.90
1	AA	1074	G	C2-N3-C4	8.72	116.26	111.90
1	AA	1178	G	C2-N3-C4	8.72	116.26	111.90
35	BA	821	A	N7-C8-N9	-8.72	109.44	113.80
1	AA	1376	U	O4'-C1'-N1	8.72	115.17	108.20
48	BQ	56	ARG	NE-CZ-NH2	8.71	124.66	120.30
1	AA	797	C	O4'-C1'-N1	-8.71	101.23	108.20
1	AA	1521	G	C2-N3-C4	-8.71	107.55	111.90
1	AA	444	C	O4'-C1'-N1	-8.71	101.23	108.20
35	BA	2833	G	C5-C6-N1	-8.71	107.15	111.50
35	BA	127	A	C4-C5-N7	8.70	115.05	110.70
35	BA	917	A	N7-C8-N9	-8.70	109.45	113.80
35	BA	681	G	C4-C5-N7	-8.70	107.32	110.80
1	AA	620	C	C6-N1-C2	8.70	123.78	120.30
35	BA	1291	C	C5-C6-N1	-8.70	116.65	121.00
35	BA	2687	U	N1-C2-O2	8.70	128.89	122.80
35	BA	1636	C	C5-C4-N4	-8.70	114.11	120.20
35	BA	2472	G	C2-N3-C4	-8.70	107.55	111.90
35	BA	1426	G	C5-C6-N1	8.70	115.85	111.50
35	BA	2834	G	N3-C4-N9	8.69	131.21	126.00
1	AA	301	G	C8-N9-C4	-8.69	102.93	106.40
1	AA	658	G	N3-C4-N9	8.69	131.21	126.00
53	BV	66	ARG	NE-CZ-NH2	-8.69	115.96	120.30
1	AA	18	C	C2-N3-C4	8.68	124.24	119.90

Continued on next page...

Continued from previous page...

Mol	Chain	Res	Type	Atoms	Z	Observed(°)	Ideal(°)
35	BA	1511	C	N3-C4-C5	8.68	125.37	121.90
35	BA	1388	G	O4'-C1'-N9	-8.68	101.25	108.20
35	BA	1998	G	C5-N7-C8	-8.68	99.96	104.30
1	AA	79	G	N7-C8-N9	8.68	117.44	113.10
1	AA	438	G	N3-C4-C5	-8.68	124.26	128.60
35	BA	300	A	C5-C6-N6	-8.68	116.76	123.70
35	BA	743	G	C8-N9-C4	-8.68	102.93	106.40
1	AA	328	C	N1-C2-O2	8.68	124.11	118.90
35	BA	2051	A	N9-C4-C5	-8.68	102.33	105.80
35	BA	291	C	C5-C4-N4	-8.67	114.13	120.20
35	BA	1561	G	N3-C2-N2	8.67	125.97	119.90
35	BA	2855	C	N3-C4-C5	-8.67	118.43	121.90
35	BA	1070	A	C2-N3-C4	8.67	114.93	110.60
48	BQ	16	ARG	NE-CZ-NH1	-8.66	115.97	120.30
35	BA	1938	A	C8-N9-C4	-8.66	102.33	105.80
51	BT	53	ARG	NE-CZ-NH2	-8.66	115.97	120.30
22	AV	39	C	N3-C4-C5	-8.66	118.44	121.90
35	BA	708	C	N3-C4-N4	-8.66	111.94	118.00
35	BA	886	C	C6-N1-C2	-8.66	116.84	120.30
35	BA	1527	G	N3-C4-C5	-8.66	124.27	128.60
35	BA	2676	C	N3-C4-N4	-8.66	111.94	118.00
1	AA	1271	G	C5-C6-N1	8.65	115.83	111.50
35	BA	2363	C	N1-C2-O2	8.65	124.09	118.90
35	BA	2859	G	C5-C6-N1	-8.65	107.17	111.50
1	AA	680	C	N3-C4-C5	8.65	125.36	121.90
35	BA	1615	C	C2-N3-C4	8.65	124.22	119.90
35	BA	1496	A	O4'-C1'-N9	8.64	115.12	108.20
1	AA	428	G	O4'-C1'-N9	-8.64	101.29	108.20
35	BA	2002	G	C6-C5-N7	8.64	135.59	130.40
1	AA	186	C	C5-C6-N1	-8.64	116.68	121.00
35	BA	260	G	O4'-C1'-N9	-8.64	101.29	108.20
35	BA	1977	A	N1-C6-N6	-8.64	113.42	118.60
35	BA	1558	A	N7-C8-N9	8.64	118.12	113.80
35	BA	283	A	C2-N3-C4	-8.63	106.28	110.60
35	BA	1635	G	C2-N3-C4	-8.63	107.59	111.90
35	BA	1757	U	C5-C4-O4	-8.62	120.72	125.90
35	BA	1971	A	C5-C6-N1	8.63	122.01	117.70
35	BA	643	A	C2-N3-C4	-8.62	106.29	110.60
1	AA	1142	G	C5-C6-N1	8.62	115.81	111.50
35	BA	121	G	N3-C4-C5	-8.62	124.29	128.60
35	BA	1354	A	N1-C2-N3	-8.62	124.99	129.30
35	BA	2469	A	N9-C4-C5	-8.62	102.35	105.80

Continued on next page...

Continued from previous page...

Mol	Chain	Res	Type	Atoms	Z	Observed(°)	Ideal(°)
35	BA	105	C	C2-N3-C4	8.62	124.21	119.90
35	BA	2666	C	C4-C5-C6	8.61	121.71	117.40
1	AA	338	A	N1-C2-N3	8.61	133.61	129.30
36	BB	18	G	N3-C4-N9	8.61	131.17	126.00
35	BA	897	C	C5-C6-N1	8.61	125.30	121.00
35	BA	1117	G	N1-C2-N3	8.61	129.06	123.90
35	BA	2281	C	O4'-C1'-N1	-8.61	101.31	108.20
35	BA	849	A	C5-N7-C8	-8.61	99.60	103.90
1	AA	926	G	C4-C5-C6	8.60	123.96	118.80
36	BB	57	A	C5-N7-C8	8.60	108.20	103.90
22	AV	65	C	N3-C4-C5	8.60	125.34	121.90
35	BA	2403	C	C5-C6-N1	8.60	125.30	121.00
35	BA	2224	G	N1-C2-N3	-8.60	118.74	123.90
35	BA	379	G	N3-C2-N2	8.60	125.92	119.90
35	BA	2646	C	C6-N1-C2	-8.60	116.86	120.30
35	BA	2765	A	C4-C5-C6	-8.60	112.70	117.00
35	BA	766	C	N1-C2-O2	8.59	124.06	118.90
35	BA	271(G)	C	N3-C4-N4	-8.59	111.99	118.00
35	BA	2061	G	N9-C4-C5	-8.59	101.97	105.40
18	AR	55	ARG	NE-CZ-NH1	-8.59	116.01	120.30
1	AA	1063	C	C4-C5-C6	8.58	121.69	117.40
35	BA	2802	G	C8-N9-C4	-8.58	102.97	106.40
35	BA	2804	C	N3-C4-C5	-8.58	118.47	121.90
1	AA	755	G	C4-C5-C6	8.58	123.95	118.80
35	BA	538	G	N9-C1'-C2'	-8.58	102.57	112.00
35	BA	2527	C	N3-C4-N4	8.58	124.00	118.00
35	BA	1128	A	N1-C2-N3	8.58	133.59	129.30
35	BA	2542	A	N9-C1'-C2'	8.58	125.15	114.00
1	AA	120	A	C5-N7-C8	8.57	108.19	103.90
35	BA	931	G	O4'-C1'-N9	-8.57	101.34	108.20
35	BA	602	G	N3-C4-C5	-8.57	124.31	128.60
35	BA	475	U	C4-C5-C6	8.57	124.84	119.70
35	BA	2516	G	C5-N7-C8	-8.57	100.02	104.30
31	B6	6	ARG	NE-CZ-NH1	8.56	124.58	120.30
35	BA	382	G	C4-C5-N7	8.56	114.22	110.80
35	BA	1393	A	N9-C4-C5	8.56	109.22	105.80
35	BA	1547	C	C5-C6-N1	-8.56	116.72	121.00
35	BA	1758	G	C5-C6-O6	8.56	133.74	128.60
35	BA	1787	A	N7-C8-N9	8.56	118.08	113.80
1	AA	101	A	N9-C4-C5	-8.56	102.38	105.80
1	AA	795	C	C5-C4-N4	8.56	126.19	120.20
36	BB	102	A	N1-C2-N3	8.56	133.58	129.30

Continued on next page...

Continued from previous page...

Mol	Chain	Res	Type	Atoms	Z	Observed(°)	Ideal(°)
1	AA	754	C	C6-N1-C2	-8.55	116.88	120.30
1	AA	997	U	C5-C4-O4	-8.55	120.77	125.90
1	AA	1042	G	C8-N9-C4	-8.55	102.98	106.40
35	BA	1632	A	C8-N9-C4	8.55	109.22	105.80
1	AA	477	A	C5-N7-C8	-8.55	99.62	103.90
7	AG	32	ARG	NE-CZ-NH1	-8.55	116.02	120.30
35	BA	97	C	N1-C2-O2	-8.55	113.77	118.90
35	BA	564	C	C4-C5-C6	8.55	121.67	117.40
1	AA	668	G	C4'-C3'-C2'	-8.55	94.05	102.60
1	AA	1022	G	C2-N3-C4	8.55	116.17	111.90
35	BA	2134	A	N1-C6-N6	8.55	123.73	118.60
1	AA	560	U	N1-C1'-C2'	8.55	125.11	114.00
35	BA	2663	G	N9-C4-C5	-8.55	101.98	105.40
35	BA	621	A	C5-C6-N1	-8.54	113.43	117.70
35	BA	2640	G	N3-C4-N9	-8.54	120.87	126.00
35	BA	2655	G	C2-N3-C4	8.54	116.17	111.90
35	BA	2794	C	C2-N3-C4	8.54	124.17	119.90
1	AA	528	C	C4-C5-C6	-8.54	113.13	117.40
35	BA	1800	C	N1-C2-O2	8.54	124.02	118.90
36	BB	79	C	C5-C4-N4	-8.54	114.22	120.20
1	AA	346	G	N9-C1'-C2'	8.53	125.09	114.00
9	AI	128	ARG	NE-CZ-NH1	-8.53	116.03	120.30
35	BA	818	G	C5-N7-C8	-8.53	100.03	104.30
35	BA	1969	A	C2-N3-C4	8.53	114.86	110.60
1	AA	145	G	C2-N3-C4	8.53	116.16	111.90
35	BA	2054	A	N1-C2-N3	-8.53	125.04	129.30
19	AS	78	ARG	NE-CZ-NH2	-8.52	116.04	120.30
12	AL	98	TYR	CB-CG-CD2	8.52	126.11	121.00
35	BA	438	G	C5-C6-O6	8.51	133.71	128.60
35	BA	381	G	N3-C4-C5	8.51	132.85	128.60
35	BA	663	G	C8-N9-C4	8.51	109.80	106.40
35	BA	1426	G	N7-C8-N9	-8.51	108.85	113.10
35	BA	1753	G	N9-C4-C5	8.51	108.80	105.40
35	BA	2140	C	C6-N1-C2	8.51	123.70	120.30
1	AA	1097	C	C6-N1-C2	-8.50	116.90	120.30
1	AA	710	G	C5-C6-N1	-8.50	107.25	111.50
1	AA	1155	G	N3-C4-C5	-8.50	124.35	128.60
35	BA	628	G	C5-C6-N1	-8.50	107.25	111.50
1	AA	189(D)	C	N3-C2-O2	8.49	127.85	121.90
35	BA	1515	G	N9-C4-C5	8.49	108.80	105.40
23	AX	11	U	N1-C2-O2	8.49	128.74	122.80
35	BA	2087	G	C4-C5-N7	8.49	114.20	110.80

Continued on next page...

Continued from previous page...

Mol	Chain	Res	Type	Atoms	Z	Observed(°)	Ideal(°)
35	BA	2532	G	C6-C5-N7	8.49	135.50	130.40
35	BA	267	C	C6-N1-C2	-8.49	116.91	120.30
35	BA	876	C	C2-N3-C4	-8.49	115.66	119.90
35	BA	17	G	N1-C6-O6	-8.48	114.81	119.90
35	BA	651	G	C5-C6-O6	-8.48	123.51	128.60
35	BA	248	G	N3-C2-N2	-8.48	113.97	119.90
35	BA	676	A	C2-N3-C4	-8.48	106.36	110.60
35	BA	2837	G	C4-C5-N7	8.48	114.19	110.80
35	BA	478	A	N7-C8-N9	8.48	118.04	113.80
35	BA	1761	C	C6-N1-C2	-8.47	116.91	120.30
35	BA	980	A	N9-C4-C5	8.47	109.19	105.80
1	AA	901	A	C8-N9-C4	-8.47	102.41	105.80
1	AA	1405	G	C8-N9-C4	-8.47	103.01	106.40
35	BA	2001	A	N7-C8-N9	-8.47	109.56	113.80
1	AA	596	C	C2-N3-C4	-8.47	115.67	119.90
1	AA	1132	C	N3-C2-O2	-8.47	115.97	121.90
35	BA	973	A	C5-C6-N1	-8.47	113.47	117.70
35	BA	1789	A	C2-N3-C4	-8.47	106.37	110.60
35	BA	1641	A	C8-N9-C4	8.46	109.19	105.80
1	AA	826	C	N3-C4-N4	-8.46	112.08	118.00
35	BA	2365	G	O4'-C1'-N9	-8.46	101.43	108.20
35	BA	2826	A	N1-C2-N3	-8.46	125.07	129.30
1	AA	959	A	C4-C5-N7	8.46	114.93	110.70
35	BA	1921	G	C6-C5-N7	8.46	135.47	130.40
32	B7	41	ARG	NE-CZ-NH1	-8.45	116.07	120.30
8	AH	94	TYR	CB-CG-CD1	-8.45	115.93	121.00
35	BA	852	G	C6-C5-N7	-8.45	125.33	130.40
35	BA	47	C	C2-N3-C4	-8.45	115.68	119.90
35	BA	874	G	C5-C6-N1	8.45	115.72	111.50
35	BA	2145	C	N1-C2-O2	-8.45	113.83	118.90
1	AA	173	U	N3-C4-O4	8.44	125.31	119.40
36	BB	36	C	N3-C4-N4	8.44	123.91	118.00
1	AA	250	A	N1-C6-N6	8.44	123.66	118.60
1	AA	854	G	C5-C6-N1	8.44	115.72	111.50
35	BA	1349	A	N9-C4-C5	8.44	109.18	105.80
35	BA	2441	C	O4'-C1'-N1	8.44	114.95	108.20
1	AA	265	G	N7-C8-N9	-8.44	108.88	113.10
35	BA	2427	C	O4'-C1'-N1	8.44	114.95	108.20
35	BA	2300	G	N3-C4-C5	8.43	132.82	128.60
1	AA	1345	U	N3-C4-O4	8.43	125.30	119.40
20	AT	17	ARG	NE-CZ-NH2	-8.43	116.08	120.30
35	BA	274	G	N7-C8-N9	-8.43	108.89	113.10

Continued on next page...

Continued from previous page...

Mol	Chain	Res	Type	Atoms	Z	Observed(°)	Ideal(°)
35	BA	670	A	C5-C6-N1	8.43	121.91	117.70
1	AA	994	A	C5-C6-N1	8.42	121.91	117.70
35	BA	615	G	N1-C6-O6	-8.42	114.85	119.90
35	BA	2841	C	C6-N1-C2	8.42	123.67	120.30
1	AA	238	G	C5-C6-O6	8.41	133.65	128.60
35	BA	2094	G	C5-C6-N1	-8.41	107.29	111.50
35	BA	2884	U	N1-C2-O2	-8.41	116.91	122.80
35	BA	1177	A	N9-C4-C5	-8.41	102.44	105.80
35	BA	1339	G	N1-C2-N3	-8.41	118.85	123.90
35	BA	2339	G	C8-N9-C4	-8.41	103.03	106.40
1	AA	189(A)	C	N3-C4-C5	8.41	125.26	121.90
24	AY	132	ARG	NE-CZ-NH1	8.41	124.50	120.30
35	BA	2538	C	C2-N3-C4	-8.41	115.70	119.90
1	AA	1105	A	N9-C4-C5	8.40	109.16	105.80
2	AB	111	ARG	NE-CZ-NH1	8.40	124.50	120.30
35	BA	1011	G	C4-C5-N7	8.40	114.16	110.80
35	BA	1642	G	N9-C4-C5	8.40	108.76	105.40
51	BT	103	ARG	NE-CZ-NH1	-8.40	116.10	120.30
35	BA	463	G	C5-C6-O6	-8.40	123.56	128.60
28	B3	55	ARG	NE-CZ-NH2	-8.40	116.10	120.30
1	AA	1341	U	C2-N3-C4	8.40	132.04	127.00
35	BA	1531	C	C6-N1-C2	8.40	123.66	120.30
35	BA	819	A	O4'-C1'-N9	-8.40	101.48	108.20
35	BA	1619	G	C6-N1-C2	-8.40	120.06	125.10
35	BA	1846	G	N9-C4-C5	8.40	108.76	105.40
35	BA	952	G	C8-N9-C4	-8.39	103.04	106.40
35	BA	990	A	C6-N1-C2	-8.39	113.56	118.60
35	BA	2207	G	C5-C6-O6	8.39	133.64	128.60
35	BA	981	A	O4'-C1'-N9	8.39	114.92	108.20
35	BA	2124	G	C8-N9-C4	8.39	109.76	106.40
1	AA	1387	G	N3-C4-C5	-8.39	124.41	128.60
35	BA	932	G	C4-C5-N7	-8.39	107.44	110.80
29	B4	51	ASP	CB-CG-OD1	8.39	125.85	118.30
35	BA	2286	A	C8-N9-C4	-8.39	102.44	105.80
35	BA	2450	A	N1-C6-N6	-8.39	113.57	118.60
1	AA	128	G	C2-N3-C4	-8.39	107.71	111.90
35	BA	2783	G	C8-N9-C4	-8.38	103.05	106.40
1	AA	1375	A	C6-C5-N7	-8.38	126.43	132.30
35	BA	1992	G	C4-C5-N7	-8.38	107.45	110.80
1	AA	692	U	N3-C4-C5	-8.38	109.57	114.60
35	BA	280	C	C6-N1-C2	-8.38	116.95	120.30
35	BA	2492	U	C5-C6-N1	-8.38	118.51	122.70

Continued on next page...

Continued from previous page...

Mol	Chain	Res	Type	Atoms	Z	Observed(°)	Ideal(°)
1	AA	246	A	C2-N3-C4	8.38	114.79	110.60
4	AD	191	ARG	NE-CZ-NH1	-8.38	116.11	120.30
35	BA	1960	A	C5-N7-C8	8.38	108.09	103.90
35	BA	1848	A	C5-N7-C8	8.37	108.09	103.90
41	BG	91	ARG	NE-CZ-NH1	-8.37	116.11	120.30
1	AA	129(A)	G	N9-C4-C5	-8.37	102.05	105.40
1	AA	682	G	N9-C4-C5	-8.37	102.05	105.40
35	BA	1501	C	C5'-C4'-C3'	-8.37	102.61	116.00
1	AA	369	C	C4-C5-C6	8.37	121.58	117.40
1	AA	900	A	C8-N9-C4	-8.37	102.45	105.80
35	BA	27	G	C6-C5-N7	8.37	135.42	130.40
35	BA	801	G	N1-C2-N2	-8.36	108.67	116.20
35	BA	682	G	N1-C6-O6	8.36	124.92	119.90
35	BA	2242	G	C5-C6-O6	8.36	133.62	128.60
51	BT	16	ARG	NE-CZ-NH2	-8.36	116.12	120.30
1	AA	1139	G	C8-N9-C4	-8.36	103.06	106.40
35	BA	1761	C	C5-C6-N1	8.36	125.18	121.00
51	BT	39	ARG	NE-CZ-NH1	-8.36	116.12	120.30
35	BA	88	G	N9-C4-C5	8.35	108.74	105.40
35	BA	2570	G	N1-C6-O6	8.35	124.91	119.90
35	BA	1628	G	N7-C8-N9	8.35	117.27	113.10
1	AA	265	G	N3-C2-N2	8.35	125.74	119.90
35	BA	351	G	N3-C4-N9	-8.35	120.99	126.00
35	BA	2765	A	N1-C6-N6	-8.35	113.59	118.60
1	AA	812	C	N3-C4-C5	-8.34	118.56	121.90
35	BA	179	G	C4-C5-N7	-8.34	107.46	110.80
35	BA	452	G	O4'-C1'-N9	8.34	114.87	108.20
35	BA	615	G	N9-C4-C5	-8.34	102.06	105.40
1	AA	803	G	C5-N7-C8	8.34	108.47	104.30
1	AA	1485	U	C2-N3-C4	8.34	132.00	127.00
35	BA	1566	A	N1-C2-N3	-8.34	125.13	129.30
35	BA	2681	C	O4'-C1'-N1	8.34	114.87	108.20
1	AA	161	A	C5-N7-C8	8.33	108.06	103.90
1	AA	748	C	C6-N1-C2	-8.33	116.97	120.30
35	BA	494	G	C4-C5-N7	-8.33	107.47	110.80
35	BA	1980	G	N1-C2-N3	8.33	128.90	123.90
35	BA	1307	A	C4-C5-N7	8.33	114.86	110.70
35	BA	1714	G	C8-N9-C4	8.33	109.73	106.40
1	AA	1022	G	C4-C5-N7	-8.32	107.47	110.80
35	BA	1898	U	O4'-C1'-N1	8.32	114.86	108.20
1	AA	1087	G	N7-C8-N9	8.32	117.26	113.10
35	BA	271(P)	C	N1-C2-O2	8.32	123.89	118.90

Continued on next page...

Continued from previous page...

Mol	Chain	Res	Type	Atoms	Z	Observed(°)	Ideal(°)
35	BA	604	G	N7-C8-N9	-8.32	108.94	113.10
35	BA	2469	A	C4-C5-C6	-8.32	112.84	117.00
35	BA	2765	A	N9-C4-C5	-8.32	102.47	105.80
35	BA	2612	C	O4'-C1'-N1	8.32	114.86	108.20
1	AA	1097	C	N3-C4-C5	-8.32	118.57	121.90
35	BA	2031	A	C8-N9-C4	8.32	109.13	105.80
35	BA	2588	G	N9-C4-C5	8.32	108.73	105.40
1	AA	810	C	C5-C6-N1	-8.32	116.84	121.00
35	BA	1184	G	N3-C4-C5	8.32	132.76	128.60
41	BG	12	TYR	CG-CD1-CE1	-8.31	114.65	121.30
18	AR	64	ARG	NE-CZ-NH2	8.31	124.46	120.30
35	BA	1285	G	C5-C6-O6	8.31	133.59	128.60
35	BA	1960	A	C4-C5-N7	-8.31	106.54	110.70
1	AA	1044	A	C4-C5-N7	-8.31	106.54	110.70
1	AA	1079	G	C8-N9-C4	-8.31	103.08	106.40
35	BA	425	G	C5-N7-C8	8.31	108.45	104.30
1	AA	817	C	O4'-C1'-N1	8.31	114.85	108.20
35	BA	2157	G	N1-C6-O6	-8.31	114.92	119.90
35	BA	693	C	C5-C4-N4	-8.31	114.39	120.20
1	AA	165	C	O4'-C1'-N1	8.31	114.84	108.20
1	AA	320	C	C2-N3-C4	8.30	124.05	119.90
35	BA	174	C	C5-C6-N1	-8.30	116.85	121.00
1	AA	1044	A	N9-C4-C5	8.30	109.12	105.80
1	AA	1398	A	N7-C8-N9	8.30	117.95	113.80
9	AI	51	ARG	NE-CZ-NH2	-8.30	116.15	120.30
24	AY	396	ARG	NE-CZ-NH1	8.30	124.45	120.30
28	B3	29	ARG	NE-CZ-NH1	8.30	124.45	120.30
35	BA	77	C	N3-C4-C5	8.30	125.22	121.90
35	BA	2667	C	C6-N1-C2	-8.30	116.98	120.30
35	BA	614	U	C4-C5-C6	8.30	124.68	119.70
35	BA	132	G	N3-C2-N2	-8.30	114.09	119.90
35	BA	1513	C	N3-C4-N4	-8.30	112.19	118.00
1	AA	1198	G	C2-N3-C4	-8.30	107.75	111.90
1	AA	1286	A	C8-N9-C4	-8.30	102.48	105.80
1	AA	1387	G	N3-C4-N9	8.30	130.98	126.00
35	BA	1027	A	C6-N1-C2	8.30	123.58	118.60
35	BA	2472	G	O4'-C1'-N9	8.29	114.83	108.20
1	AA	1088	G	N9-C4-C5	8.29	108.72	105.40
35	BA	1384	A	N1-C2-N3	-8.29	125.15	129.30
35	BA	2050	C	C4-C5-C6	-8.29	113.25	117.40
52	BU	11	ARG	NE-CZ-NH1	-8.29	116.16	120.30
35	BA	2481	G	N9-C1'-C2'	8.29	124.77	114.00

Continued on next page...

Continued from previous page...

Mol	Chain	Res	Type	Atoms	Z	Observed(°)	Ideal(°)
35	BA	1855	G	O4'-C1'-N9	-8.28	101.57	108.20
1	AA	677	U	C2-N3-C4	-8.28	122.03	127.00
35	BA	190	A	N1-C2-N3	8.28	133.44	129.30
35	BA	1260	G	N3-C4-C5	8.28	132.74	128.60
35	BA	789	A	C4-C5-N7	-8.27	106.56	110.70
35	BA	1641	A	N9-C4-C5	-8.27	102.49	105.80
35	BA	17	G	C5-C6-N1	8.27	115.64	111.50
35	BA	1487	G	C5-N7-C8	-8.27	100.16	104.30
1	AA	685	G	C5-C6-O6	-8.27	123.64	128.60
35	BA	2470	G	C5-C6-O6	-8.27	123.64	128.60
35	BA	392	C	C6-N1-C2	-8.27	116.99	120.30
7	AG	155	ARG	NE-CZ-NH1	-8.26	116.17	120.30
1	AA	1197	G	C8-N9-C4	-8.26	103.09	106.40
35	BA	1954	G	C5-C6-O6	-8.26	123.64	128.60
35	BA	1328	G	N1-C6-O6	8.26	124.86	119.90
1	AA	521	G	N9-C4-C5	8.26	108.70	105.40
35	BA	272(I)	U	N1-C2-N3	8.26	119.86	114.90
1	AA	941	G	O4'-C1'-N9	8.26	114.81	108.20
1	AA	1215	G	N9-C4-C5	8.26	108.70	105.40
35	BA	2873	A	C5-N7-C8	8.26	108.03	103.90
35	BA	473	G	C4-C5-N7	8.26	114.10	110.80
1	AA	918	A	C8-N9-C4	8.25	109.10	105.80
1	AA	1371	G	N1-C2-N3	-8.25	118.95	123.90
1	AA	411	A	O4'-C1'-N9	-8.25	101.60	108.20
1	AA	867	G	C4-C5-N7	8.25	114.10	110.80
35	BA	1191	G	C6-N1-C2	8.25	130.05	125.10
36	BB	9	G	C4-C5-N7	8.25	114.10	110.80
1	AA	1047	G	C4-C5-N7	-8.25	107.50	110.80
35	BA	2588	G	C8-N9-C4	-8.25	103.10	106.40
1	AA	38	G	C8-N9-C4	-8.24	103.10	106.40
1	AA	767	A	N1-C6-N6	8.24	123.55	118.60
1	AA	1404	C	C5'-C4'-C3'	-8.24	102.81	116.00
1	AA	315	A	C2-N3-C4	-8.24	106.48	110.60
35	BA	297	C	N3-C4-C5	8.24	125.20	121.90
1	AA	173	U	C5-C4-O4	-8.24	120.96	125.90
35	BA	1601	G	N7-C8-N9	-8.23	108.98	113.10
35	BA	1703	G	N7-C8-N9	8.23	117.22	113.10
35	BA	2361	A	N1-C2-N3	-8.23	125.18	129.30
1	AA	1072	G	C2-N3-C4	8.23	116.02	111.90
35	BA	228	A	C8-N9-C4	-8.23	102.51	105.80
35	BA	1741	A	N7-C8-N9	8.23	117.91	113.80
1	AA	398	C	N3-C4-C5	-8.22	118.61	121.90

Continued on next page...

Continued from previous page...

Mol	Chain	Res	Type	Atoms	Z	Observed(°)	Ideal(°)
35	BA	935	C	N3-C4-C5	-8.22	118.61	121.90
16	AP	5	ARG	NE-CZ-NH1	8.22	124.41	120.30
35	BA	459	U	C5-C6-N1	-8.22	118.59	122.70
1	AA	688	G	C4-C5-N7	8.22	114.09	110.80
35	BA	259	G	C5-C6-O6	-8.22	123.67	128.60
35	BA	788	A	N9-C1'-C2'	8.22	124.68	114.00
1	AA	1089	G	C4-C5-N7	8.21	114.09	110.80
22	AV	49	G	C6-C5-N7	-8.22	125.47	130.40
1	AA	626	U	N1-C2-N3	-8.21	109.97	114.90
23	AX	14	A	C4-C5-N7	8.21	114.80	110.70
35	BA	437	G	N9-C4-C5	-8.21	102.12	105.40
32	B7	33	ARG	NE-CZ-NH1	-8.20	116.20	120.30
35	BA	86	C	N3-C4-C5	8.20	125.18	121.90
35	BA	2128	C	C5-C6-N1	-8.21	116.90	121.00
1	AA	246	A	O4'-C1'-N9	8.20	114.76	108.20
25	B0	77	ARG	NE-CZ-NH1	-8.20	116.20	120.30
35	BA	271(D)	G	N9-C4-C5	8.20	108.68	105.40
35	BA	1133	U	C4-C5-C6	-8.20	114.78	119.70
35	BA	2781	A	N1-C2-N3	8.20	133.40	129.30
57	BZ	38	TYR	CB-CG-CD1	8.20	125.92	121.00
1	AA	1080	A	C2-N3-C4	8.20	114.70	110.60
1	AA	1300	G	C6-N1-C2	8.20	130.02	125.10
1	AA	1398	A	C8-N9-C4	-8.20	102.52	105.80
35	BA	1360	A	C5-C6-N1	8.20	121.80	117.70
22	AV	12	G	C8-N9-C4	8.20	109.68	106.40
35	BA	1399	C	C2-N3-C4	8.20	124.00	119.90
35	BA	2887	U	C5-C4-O4	-8.19	120.98	125.90
1	AA	1501	C	N3-C4-C5	-8.19	118.62	121.90
35	BA	812	C	C4-C5-C6	8.19	121.50	117.40
35	BA	1789	A	C8-N9-C4	8.19	109.08	105.80
1	AA	570	G	N3-C4-C5	-8.19	124.51	128.60
35	BA	1048	A	N1-C2-N3	8.19	133.39	129.30
1	AA	784	C	C6-N1-C2	8.19	123.58	120.30
1	AA	1504	G	C8-N9-C4	8.19	109.67	106.40
1	AA	954	G	N9-C4-C5	8.18	108.67	105.40
1	AA	1506	U	C5-C6-N1	8.18	126.79	122.70
35	BA	192	C	C2-N3-C4	8.18	123.99	119.90
35	BA	271(C)	C	C6-N1-C2	-8.18	117.03	120.30
35	BA	198	C	N3-C4-C5	-8.18	118.63	121.90
35	BA	601	C	O4'-C1'-N1	8.18	114.74	108.20
35	BA	1184	G	N3-C4-N9	-8.18	121.09	126.00
1	AA	406	G	C2-N3-C4	8.18	115.99	111.90

Continued on next page...

Continued from previous page...

Mol	Chain	Res	Type	Atoms	Z	Observed(°)	Ideal(°)
21	AU	22	ARG	NE-CZ-NH1	-8.18	116.21	120.30
35	BA	1354	A	C8-N9-C4	8.18	109.07	105.80
1	AA	529	G	C2-N3-C4	8.17	115.99	111.90
1	AA	983	A	C3'-C2'-C1'	8.17	108.04	101.50
1	AA	1438	G	C5-C6-N1	-8.17	107.42	111.50
1	AA	1445	C	N1-C2-N3	-8.17	113.48	119.20
35	BA	2641	G	C2-N3-C4	8.17	115.98	111.90
35	BA	2712(A)	A	C8-N9-C4	8.17	109.07	105.80
36	BB	7	G	N9-C4-C5	8.17	108.67	105.40
1	AA	1075	C	N1-C2-O2	-8.17	114.00	118.90
1	AA	1463	C	C5-C6-N1	-8.17	116.92	121.00
35	BA	1641	A	N7-C8-N9	-8.17	109.72	113.80
35	BA	1672	C	N3-C4-N4	-8.17	112.28	118.00
35	BA	271(X)	G	C5-C6-O6	8.17	133.50	128.60
35	BA	526	A	N1-C2-N3	8.17	133.38	129.30
1	AA	918	A	C6-N1-C2	8.16	123.50	118.60
35	BA	356	G	C2-N3-C4	-8.16	107.82	111.90
35	BA	1405	U	C2-N3-C4	8.16	131.90	127.00
35	BA	2306	C	C6-N1-C2	-8.16	117.03	120.30
35	BA	476	G	N3-C4-C5	8.16	132.68	128.60
1	AA	542	G	C6-N1-C2	-8.16	120.20	125.10
1	AA	854	G	N1-C6-O6	-8.16	115.00	119.90
1	AA	1060	C	N3-C4-C5	-8.16	118.64	121.90
35	BA	208	C	N1-C2-O2	8.16	123.80	118.90
35	BA	2732	G	N9-C1'-C2'	8.16	124.61	114.00
35	BA	1073	A	C4-C5-C6	8.16	121.08	117.00
35	BA	1128	A	C4-C5-N7	-8.16	106.62	110.70
35	BA	186	G	C5-N7-C8	8.15	108.38	104.30
35	BA	241	A	N1-C2-N3	8.15	133.38	129.30
35	BA	1429	G	C4-C5-N7	8.15	114.06	110.80
35	BA	1989	G	N1-C2-N3	-8.15	119.01	123.90
1	AA	963	G	O4'-C1'-N9	-8.15	101.68	108.20
1	AA	1514	C	N1-C2-O2	8.15	123.79	118.90
35	BA	388	G	C5-C6-N1	8.15	115.57	111.50
35	BA	1070	A	N7-C8-N9	8.14	117.87	113.80
35	BA	120	U	O4'-C1'-N1	8.14	114.71	108.20
1	AA	1039	C	C5-C6-N1	8.14	125.07	121.00
35	BA	372	G	N7-C8-N9	-8.14	109.03	113.10
1	AA	1503	A	C2-N3-C4	-8.13	106.53	110.60
35	BA	2268	A	C5-N7-C8	-8.13	99.83	103.90
1	AA	115	G	C2'-C3'-O3'	8.13	127.39	109.50
1	AA	529	G	N3-C4-C5	-8.13	124.54	128.60

Continued on next page...

Continued from previous page...

Mol	Chain	Res	Type	Atoms	Z	Observed(°)	Ideal(°)
1	AA	776	G	C4-C5-N7	-8.13	107.55	110.80
1	AA	1296	C	C6-N1-C2	8.12	123.55	120.30
35	BA	126	A	N7-C8-N9	-8.12	109.74	113.80
35	BA	1460	A	N7-C8-N9	8.12	117.86	113.80
35	BA	1493	C	N1-C1'-C2'	8.12	124.56	114.00
35	BA	2307	G	C4-C5-N7	8.13	114.05	110.80
41	BG	98	ARG	NE-CZ-NH1	-8.12	116.24	120.30
57	BZ	88	PHE	CB-CG-CD1	-8.12	115.11	120.80
35	BA	499	U	C6-N1-C2	-8.12	116.13	121.00
35	BA	476	G	N1-C6-O6	8.12	124.77	119.90
35	BA	2302	G	C5-N7-C8	8.12	108.36	104.30
1	AA	369	C	N3-C4-C5	-8.12	118.65	121.90
1	AA	434	U	N1-C2-O2	8.12	128.48	122.80
1	AA	1048	G	O4'-C1'-N9	8.12	114.69	108.20
1	AA	815	A	C8-N9-C4	8.11	109.05	105.80
35	BA	503	A	C8-N9-C4	8.11	109.05	105.80
1	AA	663	A	C5-C6-N1	-8.11	113.64	117.70
1	AA	1206	G	C5-C6-N1	8.11	115.56	111.50
13	AM	80	ARG	NE-CZ-NH2	-8.11	116.24	120.30
35	BA	1966	A	N7-C8-N9	-8.11	109.74	113.80
35	BA	2238	G	N7-C8-N9	8.11	117.16	113.10
1	AA	1352	C	C6-N1-C2	-8.11	117.06	120.30
35	BA	2549	G	N7-C8-N9	8.11	117.16	113.10
1	AA	363	A	N1-C6-N6	-8.11	113.73	118.60
15	AO	64	ARG	NE-CZ-NH1	-8.11	116.25	120.30
35	BA	232	G	C8-N9-C4	8.11	109.64	106.40
35	BA	420	C	C5-C6-N1	-8.11	116.94	121.00
35	BA	2633	G	N7-C8-N9	8.11	117.15	113.10
1	AA	487	A	N1-C2-N3	-8.11	125.25	129.30
1	AA	774	G	C8-N9-C4	-8.10	103.16	106.40
35	BA	1149	G	N9-C4-C5	8.10	108.64	105.40
35	BA	2338	G	N1-C6-O6	8.10	124.76	119.90
1	AA	829	G	C8-N9-C4	-8.10	103.16	106.40
1	AA	940	C	C5-C6-N1	-8.10	116.95	121.00
35	BA	1186	G	N1-C6-O6	8.10	124.76	119.90
35	BA	2705	A	C8-N9-C4	-8.10	102.56	105.80
1	AA	1250	A	C4-C5-N7	-8.10	106.65	110.70
35	BA	1447	G	N3-C2-N2	8.10	125.57	119.90
35	BA	2011	U	C5-C6-N1	8.10	126.75	122.70
1	AA	529	G	N9-C4-C5	8.10	108.64	105.40
24	AY	628	ARG	NE-CZ-NH2	8.10	124.35	120.30
35	BA	1472	A	C8-N9-C4	-8.10	102.56	105.80

Continued on next page...

Continued from previous page...

Mol	Chain	Res	Type	Atoms	Z	Observed(°)	Ideal(°)
35	BA	1636	C	N3-C4-N4	8.10	123.67	118.00
35	BA	2002	G	C2-N3-C4	8.10	115.95	111.90
1	AA	1511	G	N3-C4-N9	-8.09	121.14	126.00
35	BA	905	U	N3-C2-O2	-8.09	116.53	122.20
35	BA	1184	G	C2-N3-C4	-8.09	107.85	111.90
35	BA	1450	G	N3-C2-N2	8.09	125.57	119.90
1	AA	324	G	N9-C4-C5	-8.09	102.16	105.40
35	BA	2050	C	C6-N1-C2	-8.09	117.06	120.30
1	AA	1185	G	N3-C4-C5	-8.09	124.56	128.60
1	AA	670	G	N3-C4-N9	-8.08	121.15	126.00
35	BA	1515	G	C4-C5-N7	-8.08	107.57	110.80
1	AA	702	A	C4-C5-C6	-8.08	112.96	117.00
35	BA	564	C	N3-C4-C5	-8.08	118.67	121.90
35	BA	1365	A	C5-C6-N1	-8.08	113.66	117.70
35	BA	1504	C	C6-N1-C2	-8.08	117.07	120.30
1	AA	974	A	N9-C4-C5	8.08	109.03	105.80
35	BA	1612	C	N3-C4-C5	-8.08	118.67	121.90
35	BA	2819	G	N1-C6-O6	8.08	124.75	119.90
35	BA	1672	C	C5-C4-N4	8.07	125.85	120.20
36	BB	115	G	C4-C5-N7	8.07	114.03	110.80
1	AA	1135	U	C5-C6-N1	-8.07	118.67	122.70
35	BA	75	G	N1-C6-O6	-8.07	115.06	119.90
35	BA	669	G	C5-C6-O6	-8.07	123.76	128.60
35	BA	892	G	C8-N9-C4	8.07	109.63	106.40
57	BZ	72	ARG	NE-CZ-NH1	-8.07	116.26	120.30
40	BF	38	ARG	NE-CZ-NH2	-8.07	116.27	120.30
52	BU	10	ARG	NE-CZ-NH2	-8.07	116.27	120.30
1	AA	265	G	C5-N7-C8	8.07	108.33	104.30
1	AA	1456	G	C4-C5-N7	-8.07	107.57	110.80
35	BA	1309	G	C8-N9-C4	-8.07	103.17	106.40
35	BA	958	U	N3-C2-O2	8.07	127.85	122.20
35	BA	2165	G	C5-N7-C8	8.07	108.33	104.30
35	BA	93	G	C5-N7-C8	-8.06	100.27	104.30
35	BA	792	G	C5-C6-O6	-8.06	123.76	128.60
1	AA	1183	A	C8-N9-C4	8.06	109.03	105.80
35	BA	2804	C	C2-N3-C4	8.06	123.93	119.90
22	AV	55	U	N1-C2-N3	-8.06	110.06	114.90
35	BA	1977	A	N7-C8-N9	8.06	117.83	113.80
35	BA	654	A	C2-N3-C4	-8.06	106.57	110.60
35	BA	528	A	N7-C8-N9	8.06	117.83	113.80
35	BA	854	G	C8-N9-C4	-8.06	103.18	106.40
35	BA	2300	G	C2-N3-C4	-8.06	107.87	111.90

Continued on next page...

Continued from previous page...

Mol	Chain	Res	Type	Atoms	Z	Observed(°)	Ideal(°)
39	BE	76	ARG	NE-CZ-NH2	-8.06	116.27	120.30
35	BA	853	G	C5-C6-N1	8.06	115.53	111.50
35	BA	1426	G	C4-C5-C6	-8.05	113.97	118.80
1	AA	238	G	N3-C4-N9	8.05	130.83	126.00
35	BA	2038	G	C8-N9-C4	8.05	109.62	106.40
1	AA	109	A	C2-N3-C4	-8.05	106.58	110.60
35	BA	81	G	N1-C6-O6	-8.05	115.07	119.90
35	BA	127	A	C5-N7-C8	-8.05	99.88	103.90
38	BD	69	ARG	NE-CZ-NH2	-8.05	116.28	120.30
14	AN	23	ARG	NE-CZ-NH1	8.04	124.32	120.30
1	AA	880	C	N3-C4-N4	-8.04	112.37	118.00
27	B2	26	ARG	NE-CZ-NH2	-8.04	116.28	120.30
35	BA	461	C	C5-C6-N1	8.04	125.02	121.00
1	AA	713	G	C6-N1-C2	-8.04	120.28	125.10
35	BA	1242	A	N1-C2-N3	8.04	133.32	129.30
35	BA	1702	G	C5-N7-C8	-8.04	100.28	104.30
1	AA	1281	U	N3-C4-O4	8.03	125.02	119.40
35	BA	1393	A	N3-C4-C5	-8.03	121.18	126.80
35	BA	2570	G	N9-C4-C5	8.03	108.61	105.40
1	AA	1117	G	N3-C4-C5	-8.03	124.59	128.60
3	AC	10	PHE	CB-CG-CD2	-8.03	115.18	120.80
1	AA	1289	A	N7-C8-N9	-8.02	109.79	113.80
35	BA	119	A	C8-N9-C4	-8.02	102.59	105.80
35	BA	993	G	C5-C6-N1	8.02	115.51	111.50
35	BA	950	G	C6-N1-C2	-8.02	120.29	125.10
35	BA	2157	G	C5-C6-O6	8.02	133.41	128.60
35	BA	587	C	C2-N3-C4	-8.02	115.89	119.90
36	BB	113	G	C5-N7-C8	-8.02	100.29	104.30
35	BA	2708	G	N7-C8-N9	8.02	117.11	113.10
35	BA	2763	G	N3-C4-C5	-8.02	124.59	128.60
35	BA	1225	G	N1-C6-O6	-8.01	115.09	119.90
35	BA	1426	G	C2-N3-C4	-8.01	107.90	111.90
35	BA	979	G	C5-C6-O6	-8.01	123.80	128.60
5	AE	64	ARG	NE-CZ-NH1	8.01	124.30	120.30
35	BA	180	G	N9-C4-C5	8.01	108.60	105.40
45	BN	12	ARG	NE-CZ-NH2	8.01	124.30	120.30
1	AA	1204	A	C5-N7-C8	8.00	107.90	103.90
35	BA	2842	G	N3-C4-C5	8.00	132.60	128.60
1	AA	344	A	N1-C6-N6	8.00	123.40	118.60
35	BA	480	A	O4'-C1'-N9	-8.00	101.80	108.20
1	AA	1147	C	C4-C5-C6	-8.00	113.40	117.40
35	BA	1881	C	C4-C5-C6	8.00	121.40	117.40

Continued on next page...

Continued from previous page...

Mol	Chain	Res	Type	Atoms	Z	Observed(°)	Ideal(°)
1	AA	693	G	N7-C8-N9	-8.00	109.10	113.10
12	AL	102	ARG	NE-CZ-NH2	-8.00	116.30	120.30
35	BA	775	G	O4'-C1'-N9	-8.00	101.80	108.20
35	BA	1455	G	N7-C8-N9	8.00	117.10	113.10
35	BA	1997	G	N3-C4-C5	8.00	132.60	128.60
35	BA	468	G	N9-C4-C5	-7.99	102.20	105.40
35	BA	1174	A	N7-C8-N9	7.99	117.80	113.80
35	BA	2321	G	N7-C8-N9	7.99	117.10	113.10
36	BB	30	C	N3-C4-C5	-7.99	118.70	121.90
1	AA	1222	G	N3-C4-N9	7.99	130.79	126.00
1	AA	1406	U	C4-C5-C6	7.99	124.49	119.70
35	BA	1226	A	C5-N7-C8	-7.99	99.91	103.90
35	BA	1307	A	N9-C4-C5	-7.99	102.61	105.80
35	BA	587	C	N3-C2-O2	-7.98	116.31	121.90
35	BA	845	G	C3'-C2'-C1'	7.98	107.89	101.50
1	AA	408	A	N1-C2-N3	7.98	133.29	129.30
1	AA	828	A	C4-C5-C6	-7.98	113.01	117.00
35	BA	119	A	N7-C8-N9	7.98	117.79	113.80
35	BA	220	G	C8-N9-C4	-7.98	103.21	106.40
35	BA	2726	U	C5-C6-N1	7.98	126.69	122.70
35	BA	599	G	C5-N7-C8	-7.98	100.31	104.30
35	BA	806	C	N1-C2-O2	7.97	123.68	118.90
35	BA	1361	G	N3-C4-N9	-7.97	121.22	126.00
35	BA	1647	G	C8-N9-C4	-7.97	103.21	106.40
35	BA	309	G	N3-C4-C5	7.97	132.59	128.60
35	BA	2363	C	N3-C2-O2	-7.97	116.32	121.90
1	AA	1290	G	C8-N9-C4	-7.97	103.21	106.40
35	BA	821	A	C5-N7-C8	7.97	107.88	103.90
35	BA	1460	A	C5-N7-C8	-7.97	99.92	103.90
35	BA	2679	A	C4'-C3'-C2'	-7.97	94.63	102.60
1	AA	455	C	N1-C2-O2	7.97	123.68	118.90
35	BA	1865	G	C5-C6-O6	7.97	133.38	128.60
1	AA	1175	G	N1-C2-N3	-7.96	119.12	123.90
24	AY	7	TYR	CB-CG-CD1	-7.96	116.22	121.00
35	BA	1787	A	C5-N7-C8	-7.96	99.92	103.90
1	AA	1262	C	C6-N1-C2	-7.96	117.11	120.30
35	BA	1144	G	C6-C5-N7	-7.96	125.62	130.40
35	BA	1448	G	C5-C6-O6	7.96	133.38	128.60
35	BA	613	G	N7-C8-N9	-7.96	109.12	113.10
35	BA	351	G	C4-C5-N7	-7.96	107.62	110.80
1	AA	427	U	N3-C4-C5	7.96	119.37	114.60
1	AA	1329	A	N1-C6-N6	7.96	123.37	118.60

Continued on next page...

Continued from previous page...

Mol	Chain	Res	Type	Atoms	Z	Observed(°)	Ideal(°)
35	BA	2340	G	N1-C6-O6	7.96	124.67	119.90
1	AA	564	C	N1-C2-O2	-7.96	114.13	118.90
35	BA	1015	G	N3-C2-N2	-7.96	114.33	119.90
38	BD	244	ARG	NE-CZ-NH1	7.96	124.28	120.30
1	AA	939	G	C5-N7-C8	-7.95	100.32	104.30
1	AA	670	G	N9-C4-C5	7.95	108.58	105.40
35	BA	310	A	N1-C2-N3	7.95	133.27	129.30
35	BA	530	G	N9-C4-C5	7.95	108.58	105.40
35	BA	2686	G	C4-C5-N7	7.95	113.98	110.80
1	AA	350	G	N7-C8-N9	7.94	117.07	113.10
1	AA	144	G	N9-C4-C5	7.94	108.58	105.40
35	BA	1986	A	C4-C5-C6	7.94	120.97	117.00
35	BA	2003	G	N7-C8-N9	7.94	117.07	113.10
35	BA	257	A	N1-C2-N3	-7.94	125.33	129.30
1	AA	1295	G	C2-N3-C4	7.94	115.87	111.90
1	AA	377	G	N3-C2-N2	7.94	125.46	119.90
1	AA	1456	G	N9-C1'-C2'	7.94	124.32	114.00
22	AV	68	C	N3-C4-C5	7.94	125.08	121.90
35	BA	1160	G	N1-C6-O6	-7.94	115.14	119.90
1	AA	332	G	C5-C6-O6	-7.94	123.84	128.60
35	BA	742	G	C5-C6-N1	-7.94	107.53	111.50
40	BF	17	ARG	NE-CZ-NH1	-7.94	116.33	120.30
3	AC	54	ARG	NE-CZ-NH1	-7.93	116.33	120.30
24	AY	470	PHE	CB-CG-CD2	-7.93	115.25	120.80
35	BA	1360	A	C4-C5-C6	-7.93	113.03	117.00
1	AA	455	C	C5-C6-N1	7.93	124.97	121.00
35	BA	509	C	C5-C4-N4	7.93	125.75	120.20
35	BA	923	C	C5-C6-N1	7.93	124.97	121.00
35	BA	1448	G	C8-N9-C4	-7.93	103.23	106.40
1	AA	1163	C	N3-C4-C5	-7.93	118.73	121.90
35	BA	268	C	C5-C6-N1	7.93	124.97	121.00
35	BA	1748	G	N1-C6-O6	-7.93	115.14	119.90
1	AA	131	C	N3-C4-C5	-7.93	118.73	121.90
22	AV	66	C	N1-C2-O2	-7.93	114.14	118.90
35	BA	253	C	N1-C2-O2	-7.93	114.14	118.90
35	BA	1933	G	N3-C4-C5	-7.93	124.64	128.60
35	BA	642	G	C5-C6-O6	7.92	133.35	128.60
35	BA	2443	C	C2-N3-C4	7.92	123.86	119.90
35	BA	934	G	N9-C4-C5	-7.92	102.23	105.40
35	BA	1355	G	C8-N9-C4	-7.92	103.23	106.40
35	BA	2389	G	C5-C6-O6	7.92	133.35	128.60
1	AA	193	C	C2-N3-C4	7.92	123.86	119.90

Continued on next page...

Continued from previous page...

Mol	Chain	Res	Type	Atoms	Z	Observed(°)	Ideal(°)
1	AA	1079	G	N1-C6-O6	7.92	124.65	119.90
35	BA	756	C	N3-C4-N4	7.92	123.54	118.00
35	BA	962	G	N9-C4-C5	-7.92	102.23	105.40
35	BA	1156	A	N7-C8-N9	-7.92	109.84	113.80
1	AA	527	G	N3-C2-N2	-7.92	114.36	119.90
36	BB	95	C	C6-N1-C2	7.92	123.47	120.30
39	BE	36	ARG	NE-CZ-NH2	-7.92	116.34	120.30
1	AA	1233	G	C4-C5-N7	7.91	113.97	110.80
35	BA	264	C	C2-N3-C4	-7.91	115.94	119.90
35	BA	1431	U	C5-C6-N1	-7.91	118.74	122.70
1	AA	1222	G	C8-N9-C4	7.91	109.56	106.40
35	BA	2247	A	C2-N3-C4	7.91	114.56	110.60
1	AA	745	C	N3-C4-C5	7.91	125.06	121.90
1	AA	1071	C	N3-C4-C5	-7.91	118.74	121.90
35	BA	535	C	C4-C5-C6	-7.91	113.45	117.40
35	BA	584	C	N3-C4-C5	7.91	125.06	121.90
1	AA	521	G	N7-C8-N9	-7.90	109.15	113.10
1	AA	773	G	C4-C5-N7	-7.90	107.64	110.80
23	AX	13	A	O4'-C1'-N9	7.90	114.52	108.20
35	BA	2839	G	N9-C4-C5	-7.90	102.24	105.40
48	BQ	5	ARG	NE-CZ-NH2	7.90	124.25	120.30
1	AA	629	G	C4-C5-N7	-7.90	107.64	110.80
1	AA	1441	G	C6-N1-C2	7.90	129.84	125.10
1	AA	768	A	C5-N7-C8	-7.90	99.95	103.90
35	BA	2147	G	N7-C8-N9	7.90	117.05	113.10
24	AY	11	ARG	NE-CZ-NH1	7.89	124.25	120.30
35	BA	853	G	N9-C4-C5	-7.89	102.24	105.40
35	BA	1400	G	N9-C4-C5	7.89	108.56	105.40
35	BA	1996	C	C5-C4-N4	-7.89	114.67	120.20
35	BA	738	G	N9-C4-C5	7.89	108.56	105.40
35	BA	1701	A	C5-N7-C8	-7.89	99.95	103.90
36	BB	27	C	N3-C4-C5	-7.89	118.74	121.90
1	AA	1054	C	N1-C1'-C2'	7.89	124.26	114.00
35	BA	350	U	C5-C6-N1	-7.89	118.75	122.70
35	BA	444	C	N1-C2-O2	7.89	123.63	118.90
35	BA	87	C	C4-C5-C6	7.89	121.34	117.40
35	BA	2779	U	C5-C4-O4	7.89	130.63	125.90
1	AA	268	C	C5-C6-N1	7.89	124.94	121.00
22	AV	70	G	N1-C2-N3	7.89	128.63	123.90
35	BA	1360	A	N1-C6-N6	-7.89	113.87	118.60
35	BA	1821	A	N1-C2-N3	-7.88	125.36	129.30
51	BT	68	TYR	CB-CG-CD1	7.88	125.73	121.00

Continued on next page...

Continued from previous page...

Mol	Chain	Res	Type	Atoms	Z	Observed(°)	Ideal(°)
35	BA	2392	A	C5-N7-C8	-7.88	99.96	103.90
1	AA	107	G	N1-C6-O6	-7.88	115.17	119.90
1	AA	140	A	C3'-C2'-C1'	-7.88	95.20	101.50
1	AA	290	C	O4'-C1'-N1	7.88	114.50	108.20
35	BA	489	G	N1-C6-O6	-7.88	115.17	119.90
35	BA	2049	G	C5-C6-O6	7.88	133.33	128.60
1	AA	80	G	N1-C6-O6	-7.87	115.17	119.90
1	AA	426	G	C6-C5-N7	-7.87	125.68	130.40
35	BA	2305	A	N1-C2-N3	-7.87	125.36	129.30
1	AA	1371	G	C5-N7-C8	7.87	108.24	104.30
35	BA	363	G	N9-C4-C5	7.87	108.55	105.40
35	BA	1444	G	N7-C8-N9	7.87	117.04	113.10
35	BA	1565	C	C2-N3-C4	-7.87	115.96	119.90
35	BA	1882	C	C4-C5-C6	-7.87	113.46	117.40
1	AA	1058	G	C5-N7-C8	7.87	108.23	104.30
35	BA	2810	A	N1-C6-N6	7.87	123.32	118.60
1	AA	816	A	N1-C2-N3	-7.87	125.37	129.30
35	BA	1332	G	N9-C4-C5	-7.87	102.25	105.40
35	BA	1741	A	C5-N7-C8	-7.87	99.97	103.90
35	BA	2567	G	N9-C4-C5	-7.87	102.25	105.40
54	BW	11	ARG	NE-CZ-NH2	7.87	124.23	120.30
35	BA	236	C	C6-N1-C2	-7.86	117.16	120.30
35	BA	572	A	O4'-C1'-N9	7.86	114.49	108.20
35	BA	2671	A	C6-N1-C2	-7.86	113.88	118.60
1	AA	1146	A	C5-N7-C8	-7.86	99.97	103.90
35	BA	319	C	C6-N1-C2	7.86	123.44	120.30
35	BA	1032	A	C8-N9-C4	7.86	108.94	105.80
35	BA	2094	G	C8-N9-C4	7.86	109.54	106.40
35	BA	2436	G	C6-C5-N7	7.86	135.12	130.40
38	BD	213	ARG	NE-CZ-NH2	7.86	124.23	120.30
1	AA	865	A	N1-C2-N3	-7.86	125.37	129.30
35	BA	629	G	C6-C5-N7	-7.86	125.69	130.40
35	BA	330	A	N7-C8-N9	-7.86	109.87	113.80
35	BA	1182	A	N1-C2-N3	-7.86	125.37	129.30
35	BA	1399	C	C6-N1-C2	7.85	123.44	120.30
35	BA	475	U	N3-C4-O4	7.85	124.90	119.40
35	BA	489	G	N7-C8-N9	7.85	117.02	113.10
35	BA	587	C	N1-C2-N3	7.85	124.69	119.20
35	BA	2886	G	N7-C8-N9	-7.85	109.18	113.10
1	AA	940	C	C4-C5-C6	7.85	121.32	117.40
1	AA	1165	C	C6-N1-C2	-7.85	117.16	120.30
23	AX	11	U	N3-C2-O2	-7.84	116.71	122.20

Continued on next page...

Continued from previous page...

Mol	Chain	Res	Type	Atoms	Z	Observed(°)	Ideal(°)
35	BA	902	C	O4'-C1'-N1	7.84	114.48	108.20
35	BA	904	C	C5-C6-N1	7.84	124.92	121.00
35	BA	1632	A	N7-C8-N9	-7.84	109.88	113.80
1	AA	1042	G	C5-N7-C8	7.84	108.22	104.30
1	AA	328	C	C2'-C3'-O3'	7.84	126.75	109.50
1	AA	570	G	C2-N3-C4	7.84	115.82	111.90
1	AA	690	G	C8-N9-C4	7.84	109.54	106.40
1	AA	916	G	N7-C8-N9	7.84	117.02	113.10
1	AA	265	G	N1-C6-O6	7.84	124.60	119.90
35	BA	296	C	N3-C4-C5	7.84	125.03	121.90
35	BA	1520	G	C8-N9-C4	7.84	109.53	106.40
35	BA	2523	G	N3-C2-N2	-7.84	114.42	119.90
35	BA	506	G	C8-N9-C4	-7.83	103.27	106.40
1	AA	1168	A	N7-C8-N9	7.83	117.72	113.80
10	AJ	66	ARG	NE-CZ-NH2	-7.83	116.38	120.30
35	BA	1393	A	C2-N3-C4	7.83	114.52	110.60
1	AA	431	A	N1-C6-N6	7.83	123.30	118.60
35	BA	1480	G	N7-C8-N9	7.83	117.02	113.10
35	BA	1743	C	N3-C4-C5	7.83	125.03	121.90
35	BA	1756	G	N1-C2-N3	7.83	128.60	123.90
35	BA	2133	G	C6-N1-C2	7.83	129.80	125.10
35	BA	1408	C	C4'-C3'-C2'	-7.82	94.78	102.60
35	BA	2238	G	C5-N7-C8	-7.82	100.39	104.30
35	BA	1073	A	N1-C6-N6	7.82	123.29	118.60
1	AA	608	A	O4'-C1'-N9	7.82	114.46	108.20
35	BA	2675	A	N9-C4-C5	-7.82	102.67	105.80
1	AA	39	G	C4-C5-N7	7.82	113.93	110.80
35	BA	471	A	N1-C2-N3	7.82	133.21	129.30
35	BA	1332	G	C8-N9-C4	7.82	109.53	106.40
1	AA	1161	C	C4-C5-C6	-7.81	113.49	117.40
35	BA	17	G	C6-N1-C2	-7.81	120.41	125.10
35	BA	77	C	C2-N3-C4	-7.81	116.00	119.90
35	BA	1481	U	C1'-O4'-C4'	7.81	116.15	109.90
35	BA	1721	G	C5-N7-C8	-7.81	100.39	104.30
35	BA	2859	G	C4-C5-N7	-7.81	107.68	110.80
22	AV	4	G	N1-C6-O6	7.81	124.58	119.90
35	BA	2388	A	C8-N9-C4	-7.81	102.68	105.80
35	BA	296	C	C4-C5-C6	-7.81	113.50	117.40
35	BA	535	C	N3-C4-C5	7.81	125.02	121.90
35	BA	1094	U	C5-C6-N1	-7.81	118.80	122.70
35	BA	1973	G	O4'-C1'-N9	-7.81	101.95	108.20
35	BA	2304	G	C5'-C4'-O4'	7.81	118.47	109.10

Continued on next page...

Continued from previous page...

Mol	Chain	Res	Type	Atoms	Z	Observed(°)	Ideal(°)
35	BA	2714	G	N3-C4-C5	-7.81	124.70	128.60
1	AA	830	G	C8-N9-C4	7.81	109.52	106.40
18	AR	34	TYR	CB-CG-CD2	7.80	125.68	121.00
35	BA	1349	A	C5-N7-C8	7.80	107.80	103.90
35	BA	1381	G	C3'-C2'-C1'	7.80	107.74	101.50
35	BA	2463	C	N1-C2-N3	-7.80	113.74	119.20
35	BA	2307	G	N9-C4-C5	-7.80	102.28	105.40
1	AA	1152	A	C6-N1-C2	7.80	123.28	118.60
1	AA	1422	G	C4-C5-N7	7.80	113.92	110.80
22	AV	73	A	C6-N1-C2	7.80	123.28	118.60
35	BA	1862	G	C8-N9-C4	-7.80	103.28	106.40
35	BA	675	A	C2-N3-C4	-7.80	106.70	110.60
13	AM	91	ARG	NE-CZ-NH1	-7.80	116.40	120.30
1	AA	725	G	N3-C4-C5	-7.80	124.70	128.60
1	AA	1291	G	C5-C6-N1	-7.80	107.60	111.50
35	BA	799	G	C4-C5-N7	7.79	113.92	110.80
35	BA	2639	A	C4-C5-C6	-7.79	113.10	117.00
1	AA	475	G	C4-C5-N7	-7.79	107.68	110.80
1	AA	158	G	C5-C6-O6	-7.79	123.93	128.60
1	AA	630	G	N9-C4-C5	-7.79	102.28	105.40
35	BA	2103	C	C6-N1-C2	-7.79	117.19	120.30
1	AA	1068	G	C5-C6-N1	7.79	115.39	111.50
35	BA	2261	C	O4'-C1'-N1	-7.79	101.97	108.20
35	BA	2851	A	C2-N3-C4	-7.78	106.71	110.60
36	BB	60	C	C4-C5-C6	7.78	121.29	117.40
35	BA	2115	G	N1-C6-O6	7.78	124.57	119.90
1	AA	273	A	N1-C6-N6	7.78	123.27	118.60
1	AA	738	C	N3-C4-C5	7.78	125.01	121.90
50	BS	71	ARG	NE-CZ-NH2	-7.78	116.41	120.30
35	BA	98	G	C5-C6-O6	-7.78	123.94	128.60
35	BA	272(I)	U	C5-C6-N1	-7.78	118.81	122.70
1	AA	1487	G	N9-C4-C5	-7.77	102.29	105.40
1	AA	1252	A	C4-C5-N7	-7.77	106.81	110.70
24	AY	357	ARG	NE-CZ-NH2	-7.77	116.41	120.30
35	BA	2132	U	N3-C4-O4	-7.77	113.96	119.40
35	BA	2509	G	N9-C4-C5	-7.77	102.29	105.40
35	BA	1245	G	C5-C6-O6	-7.77	123.94	128.60
35	BA	814	C	C6-N1-C2	7.77	123.41	120.30
35	BA	1811	G	N7-C8-N9	7.77	116.98	113.10
41	BG	118	ARG	NE-CZ-NH1	-7.77	116.42	120.30
35	BA	47	C	C6-N1-C2	7.77	123.41	120.30
1	AA	507	C	N3-C4-C5	-7.77	118.79	121.90

Continued on next page...

Continued from previous page...

Mol	Chain	Res	Type	Atoms	Z	Observed(°)	Ideal(°)
35	BA	481	G	C4-C5-N7	7.77	113.91	110.80
35	BA	1616	A	C4-C5-C6	7.77	120.88	117.00
40	BF	72	ARG	NE-CZ-NH2	7.77	124.18	120.30
1	AA	1128	C	C4-C5-C6	-7.76	113.52	117.40
22	AV	32	C	C2-N3-C4	-7.76	116.02	119.90
35	BA	2270	G	N1-C2-N3	7.76	128.56	123.90
1	AA	120	A	C4-C5-N7	-7.76	106.82	110.70
35	BA	1358	G	C8-N9-C4	7.76	109.50	106.40
36	BB	53	A	C5-C6-N1	7.76	121.58	117.70
35	BA	2532	G	C4-C5-C6	-7.76	114.14	118.80
35	BA	2682	U	C5'-C4'-O4'	-7.76	99.79	109.10
1	AA	1485	U	C6-N1-C2	-7.76	116.34	121.00
35	BA	2775	A	C6-N1-C2	-7.76	113.94	118.60
53	BV	21	ARG	NE-CZ-NH2	-7.76	116.42	120.30
1	AA	344	A	N9-C4-C5	7.76	108.90	105.80
1	AA	455	C	C4-C5-C6	-7.76	113.52	117.40
35	BA	2246	G	N7-C8-N9	-7.76	109.22	113.10
1	AA	937	A	C5-N7-C8	-7.75	100.02	103.90
1	AA	1231	G	N7-C8-N9	-7.75	109.22	113.10
35	BA	372	G	C5-C6-O6	-7.75	123.95	128.60
35	BA	1515	G	C2-N3-C4	7.75	115.78	111.90
35	BA	849	A	C5-C6-N1	7.75	121.58	117.70
35	BA	1814	G	C5-N7-C8	-7.75	100.42	104.30
1	AA	311	C	N3-C4-C5	-7.75	118.80	121.90
35	BA	348	G	C8-N9-C4	-7.75	103.30	106.40
1	AA	674	G	N1-C6-O6	-7.75	115.25	119.90
1	AA	1381	U	C5-C6-N1	7.74	126.57	122.70
35	BA	1091	G	C4-C5-N7	-7.74	107.70	110.80
1	AA	426	G	N3-C4-N9	7.74	130.65	126.00
35	BA	188	G	C4-C5-C6	7.74	123.44	118.80
35	BA	388	G	C6-N1-C2	-7.74	120.46	125.10
35	BA	1128	A	C2-N3-C4	-7.74	106.73	110.60
35	BA	723	G	C5-N7-C8	7.74	108.17	104.30
1	AA	1320	C	C6-N1-C2	-7.74	117.21	120.30
35	BA	895	U	O4'-C1'-N1	7.74	114.39	108.20
1	AA	197	A	C5-N7-C8	-7.73	100.03	103.90
35	BA	841	A	C6-C5-N7	-7.73	126.89	132.30
1	AA	50	A	C4-C5-N7	-7.73	106.83	110.70
22	AV	11	A	C8-N9-C4	-7.73	102.71	105.80
35	BA	1559	G	C8-N9-C4	-7.73	103.31	106.40
35	BA	1486	A	O4'-C1'-N9	-7.73	102.02	108.20
1	AA	666	G	N3-C4-C5	7.73	132.46	128.60

Continued on next page...

Continued from previous page...

Mol	Chain	Res	Type	Atoms	Z	Observed(°)	Ideal(°)
35	BA	808	G	N7-C8-N9	-7.73	109.24	113.10
35	BA	1711	C	C6-N1-C2	-7.73	117.21	120.30
35	BA	1916	A	C5-N7-C8	7.73	107.76	103.90
35	BA	2564	A	C2-N3-C4	7.73	114.46	110.60
35	BA	481	G	C8-N9-C4	-7.72	103.31	106.40
35	BA	1044	G	N1-C2-N3	7.72	128.53	123.90
35	BA	1228	G	N3-C2-N2	7.72	125.31	119.90
35	BA	1948	G	N7-C8-N9	-7.72	109.24	113.10
35	BA	2000	G	N7-C8-N9	7.72	116.96	113.10
35	BA	153	C	C1'-O4'-C4'	-7.72	103.72	109.90
1	AA	1262	C	N3-C4-N4	7.72	123.40	118.00
35	BA	863	A	C4-C5-C6	-7.72	113.14	117.00
1	AA	83	U	C5-C6-N1	7.72	126.56	122.70
1	AA	327	A	C4-C5-C6	-7.72	113.14	117.00
1	AA	731	G	C5-C6-O6	-7.72	123.97	128.60
35	BA	438	G	C4-C5-N7	-7.72	107.71	110.80
35	BA	1788	C	C6-N1-C2	-7.72	117.21	120.30
35	BA	2087	G	C2-N3-C4	-7.72	108.04	111.90
40	BF	46	ARG	NE-CZ-NH2	7.72	124.16	120.30
35	BA	271(O)	C	C6-N1-C2	7.71	123.39	120.30
35	BA	616	G	C6-N1-C2	-7.71	120.47	125.10
1	AA	1252	A	N9-C4-C5	7.71	108.89	105.80
35	BA	1436	G	C8-N9-C4	-7.71	103.31	106.40
35	BA	2556	C	N3-C4-C5	7.71	124.98	121.90
35	BA	2289	G	C5-C6-O6	-7.71	123.97	128.60
1	AA	1302	U	N3-C4-O4	-7.71	114.00	119.40
1	AA	292	G	C2-N3-C4	-7.71	108.05	111.90
1	AA	302	G	C2-N3-C4	-7.71	108.05	111.90
1	AA	389	A	C5-C6-N1	-7.71	113.85	117.70
1	AA	1359	C	C6-N1-C2	-7.71	117.22	120.30
2	AB	153	ARG	NE-CZ-NH1	-7.71	116.45	120.30
35	BA	309	G	C4-C5-C6	-7.71	114.18	118.80
1	AA	101	A	C8-N9-C4	7.70	108.88	105.80
1	AA	1194	U	O4'-C1'-N1	7.70	114.36	108.20
22	AV	4	G	N9-C1'-C2'	-7.70	103.53	112.00
35	BA	1506	C	N1-C2-O2	7.70	123.52	118.90
35	BA	2561	A	C8-N9-C4	-7.70	102.72	105.80
1	AA	887	G	N9-C1'-C2'	-7.70	103.53	112.00
1	AA	1111	A	N1-C6-N6	7.70	123.22	118.60
1	AA	543	C	N3-C2-O2	-7.70	116.51	121.90
24	AY	504	ARG	NE-CZ-NH1	-7.70	116.45	120.30
35	BA	1111	A	C4-C5-C6	7.70	120.85	117.00

Continued on next page...

Continued from previous page...

Mol	Chain	Res	Type	Atoms	Z	Observed(°)	Ideal(°)
1	AA	1061	G	C5-C6-O6	-7.70	123.98	128.60
35	BA	1420	U	C5-C6-N1	7.69	126.55	122.70
13	AM	87	TYR	CB-CG-CD2	-7.69	116.39	121.00
1	AA	42	G	N7-C8-N9	-7.69	109.25	113.10
1	AA	918	A	N9-C4-C5	-7.69	102.72	105.80
1	AA	1323	G	C6-C5-N7	-7.69	125.79	130.40
35	BA	619	G	C2-N3-C4	7.69	115.74	111.90
35	BA	654(J)	A	C5-C6-N1	7.69	121.54	117.70
35	BA	654(L)	G	N7-C8-N9	7.69	116.94	113.10
35	BA	903	C	N3-C4-C5	-7.69	118.83	121.90
1	AA	1373	G	C6-C5-N7	7.68	135.01	130.40
35	BA	1642	G	N3-C2-N2	7.68	125.28	119.90
36	BB	115	G	N9-C4-C5	-7.68	102.33	105.40
35	BA	2170	A	N9-C4-C5	7.68	108.87	105.80
35	BA	2845	G	N1-C2-N3	7.68	128.51	123.90
1	AA	852	G	C5-N7-C8	-7.68	100.46	104.30
35	BA	1343	G	C8-N9-C4	-7.68	103.33	106.40
35	BA	1756	G	N9-C4-C5	7.68	108.47	105.40
35	BA	2572	A	C2-N3-C4	7.68	114.44	110.60
6	AF	63	TYR	CB-CG-CD1	-7.68	116.39	121.00
35	BA	623	G	N7-C8-N9	7.68	116.94	113.10
1	AA	668	G	C4-C5-C6	7.68	123.41	118.80
35	BA	1528	A	N7-C8-N9	7.68	117.64	113.80
1	AA	1117	G	C4-C5-C6	7.67	123.41	118.80
35	BA	425	G	N7-C8-N9	-7.67	109.26	113.10
35	BA	2609	U	C3'-C2'-C1'	-7.67	95.36	101.50
35	BA	2495	G	N3-C4-C5	-7.67	124.76	128.60
35	BA	1560	G	C5-N7-C8	7.67	108.14	104.30
35	BA	1747(A)	G	N9-C4-C5	7.67	108.47	105.40
1	AA	1492	A	C8-N9-C4	-7.67	102.73	105.80
35	BA	900	A	C4-C5-C6	-7.67	113.17	117.00
35	BA	1095	A	N1-C2-N3	-7.67	125.47	129.30
35	BA	1514	U	N1-C2-O2	7.67	128.17	122.80
1	AA	916	G	C5-N7-C8	-7.67	100.47	104.30
1	AA	542	G	C5-C6-N1	7.66	115.33	111.50
1	AA	1001(A)	G	C5-C6-N1	7.66	115.33	111.50
35	BA	351	G	N9-C4-C5	7.66	108.47	105.40
35	BA	1217	C	C5-C6-N1	7.66	124.83	121.00
35	BA	2113	U	C5-C6-N1	-7.66	118.87	122.70
35	BA	1846	G	C8-N9-C4	-7.66	103.33	106.40
1	AA	145	G	N3-C4-C5	-7.66	124.77	128.60
1	AA	516	U	N1-C1'-C2'	7.66	123.96	114.00

Continued on next page...

Continued from previous page...

Mol	Chain	Res	Type	Atoms	Z	Observed(°)	Ideal(°)
35	BA	908	C	C6-N1-C2	7.66	123.36	120.30
35	BA	1236	G	N9-C1'-C2'	7.66	123.96	114.00
1	AA	1035	A	O4'-C1'-C2'	7.66	114.49	107.60
1	AA	1186	G	C4-C5-N7	7.66	113.86	110.80
1	AA	331	G	C4-C5-N7	7.66	113.86	110.80
35	BA	271(Y)	U	C5-C4-O4	-7.66	121.31	125.90
35	BA	689	A	C4-C5-C6	7.66	120.83	117.00
35	BA	1361	G	C2-N3-C4	-7.66	108.07	111.90
35	BA	445	C	N1-C2-O2	7.65	123.49	118.90
36	BB	90	A	N7-C8-N9	7.65	117.63	113.80
22	AV	11	A	N1-C2-N3	-7.65	125.47	129.30
22	AV	26	G	C4-C5-N7	-7.65	107.74	110.80
35	BA	966	G	C5-N7-C8	-7.65	100.47	104.30
35	BA	1276	A	C8-N9-C4	7.65	108.86	105.80
35	BA	1333	C	N1-C2-O2	-7.65	114.31	118.90
35	BA	473	G	N7-C8-N9	7.65	116.92	113.10
1	AA	6	G	N9-C4-C5	-7.65	102.34	105.40
1	AA	1106	G	N1-C2-N3	-7.65	119.31	123.90
35	BA	1091	G	N9-C4-C5	7.65	108.46	105.40
35	BA	2349	G	C3'-C2'-C1'	-7.65	95.38	101.50
35	BA	2704	C	C5-C4-N4	-7.65	114.85	120.20
1	AA	600	C	C5-C6-N1	-7.65	117.18	121.00
1	AA	1058	G	N7-C8-N9	-7.65	109.28	113.10
35	BA	394	A	C5-N7-C8	-7.65	100.08	103.90
35	BA	1307	A	C2-N3-C4	7.65	114.42	110.60
35	BA	382	G	N3-C4-C5	7.64	132.42	128.60
35	BA	681	G	C2-N3-C4	-7.64	108.08	111.90
35	BA	1170	G	N7-C8-N9	-7.64	109.28	113.10
35	BA	2094	G	N9-C4-C5	-7.64	102.34	105.40
35	BA	2436	G	C8-N9-C4	-7.64	103.34	106.40
1	AA	1174	G	N9-C4-C5	7.64	108.46	105.40
35	BA	682	G	C6-N1-C2	7.64	129.69	125.10
38	BD	217	ARG	NE-CZ-NH1	-7.64	116.48	120.30
1	AA	43	C	N3-C4-C5	7.64	124.95	121.90
1	AA	578	C	N3-C4-C5	-7.64	118.85	121.90
1	AA	703	G	O4'-C1'-N9	7.64	114.31	108.20
19	AS	81	ARG	NE-CZ-NH1	-7.64	116.48	120.30
35	BA	803	U	O4'-C1'-N1	7.64	114.31	108.20
35	BA	2318	G	O4'-C1'-N9	7.64	114.31	108.20
35	BA	2625	G	N3-C4-C5	7.64	132.42	128.60
1	AA	768	A	N7-C8-N9	7.63	117.62	113.80
35	BA	2616	C	O4'-C1'-N1	-7.63	102.09	108.20

Continued on next page...

Continued from previous page...

Mol	Chain	Res	Type	Atoms	Z	Observed(°)	Ideal(°)
42	BH	132	ARG	NE-CZ-NH2	-7.63	116.48	120.30
1	AA	1413	A	N1-C6-N6	-7.63	114.02	118.60
48	BQ	56	ARG	NE-CZ-NH1	-7.63	116.48	120.30
35	BA	1654	A	C5'-C4'-C3'	7.63	128.21	116.00
35	BA	2326	C	C5-C6-N1	7.63	124.82	121.00
35	BA	982	C	C2-N3-C4	7.63	123.72	119.90
35	BA	1749	A	N1-C2-N3	7.63	133.11	129.30
1	AA	363	A	C5-C6-N1	7.63	121.51	117.70
1	AA	957	U	N1-C2-N3	-7.63	110.32	114.90
1	AA	1303	C	C2-N3-C4	-7.63	116.09	119.90
35	BA	66	C	N3-C2-O2	7.63	127.24	121.90
1	AA	274	A	C5-N7-C8	-7.62	100.09	103.90
1	AA	385	C	C6-N1-C2	-7.62	117.25	120.30
35	BA	561	G	N1-C2-N2	-7.62	109.34	116.20
35	BA	1588	C	C6-N1-C2	-7.62	117.25	120.30
1	AA	268	C	N3-C2-O2	-7.62	116.56	121.90
1	AA	1254	C	N3-C4-N4	7.62	123.33	118.00
35	BA	271(P)	C	C5-C6-N1	7.62	124.81	121.00
1	AA	350	G	N9-C4-C5	-7.62	102.35	105.40
1	AA	546	G	N3-C4-N9	-7.62	121.43	126.00
35	BA	2677	G	N3-C4-N9	-7.62	121.43	126.00
35	BA	2826	A	C5-N7-C8	-7.62	100.09	103.90
1	AA	333	G	C8-N9-C4	7.62	109.45	106.40
35	BA	938	G	C5-C6-N1	-7.62	107.69	111.50
35	BA	1086	A	C5-N7-C8	7.62	107.71	103.90
35	BA	1528	A	C8-N9-C4	-7.62	102.75	105.80
35	BA	2310	A	C8-N9-C4	7.62	108.85	105.80
35	BA	2492	U	O4'-C1'-N1	-7.62	102.11	108.20
35	BA	2772	C	N3-C4-C5	7.62	124.95	121.90
35	BA	1651	G	N9-C4-C5	-7.61	102.35	105.40
35	BA	2297	C	C6-N1-C2	7.61	123.35	120.30
1	AA	830	G	N9-C4-C5	-7.61	102.36	105.40
35	BA	142(A)	C	N1-C2-O2	7.61	123.47	118.90
51	BT	74	ARG	NE-CZ-NH2	7.61	124.11	120.30
1	AA	60	A	C2'-C3'-O3'	7.61	126.24	109.50
35	BA	272(I)	U	C4-C5-C6	7.61	124.27	119.70
1	AA	1390	U	C2-N3-C4	-7.61	122.44	127.00
35	BA	82	G	N7-C8-N9	7.61	116.90	113.10
35	BA	654(I)	C	N3-C4-N4	7.61	123.32	118.00
35	BA	962	G	C8-N9-C4	7.61	109.44	106.40
35	BA	981	A	C5-C6-N1	-7.61	113.90	117.70
15	AO	35	ARG	NE-CZ-NH2	7.60	124.10	120.30

Continued on next page...

Continued from previous page...

Mol	Chain	Res	Type	Atoms	Z	Observed(°)	Ideal(°)
35	BA	2481	G	C4-C5-N7	-7.60	107.76	110.80
22	AV	4	G	C5-C6-O6	-7.60	124.04	128.60
35	BA	2225	A	C1'-O4'-C4'	7.60	115.98	109.90
1	AA	189(D)	C	O4'-C1'-N1	7.60	114.28	108.20
1	AA	399	G	C6-C5-N7	-7.60	125.84	130.40
1	AA	521	G	N3-C4-C5	-7.60	124.80	128.60
35	BA	682	G	C5-C6-N1	-7.60	107.70	111.50
2	AB	209	ARG	NE-CZ-NH2	-7.60	116.50	120.30
35	BA	523	C	N3-C4-C5	-7.60	118.86	121.90
35	BA	1141	U	N3-C4-O4	-7.60	114.08	119.40
8	AH	18	ARG	NE-CZ-NH2	-7.60	116.50	120.30
35	BA	204	A	N1-C6-N6	-7.60	114.04	118.60
35	BA	961	C	N3-C2-O2	-7.60	116.58	121.90
35	BA	1113	U	O4'-C1'-N1	7.60	114.28	108.20
36	BB	104	U	C5-C4-O4	-7.60	121.34	125.90
1	AA	1502	A	N9-C1'-C2'	7.59	123.87	114.00
13	AM	29	ARG	NE-CZ-NH2	7.59	124.10	120.30
57	BZ	122	ARG	NE-CZ-NH2	-7.59	116.50	120.30
35	BA	1998	G	N7-C8-N9	7.59	116.90	113.10
1	AA	1185	G	C4-C5-C6	7.59	123.35	118.80
1	AA	1384	C	N3-C4-C5	7.59	124.94	121.90
1	AA	768	A	C8-N9-C4	-7.59	102.77	105.80
1	AA	1042	G	N3-C4-C5	-7.59	124.81	128.60
35	BA	278	A	N1-C6-N6	-7.59	114.05	118.60
22	AV	48	C	N3-C4-C5	7.59	124.94	121.90
35	BA	319	C	N3-C2-O2	7.59	127.21	121.90
1	AA	1194	U	C5-C4-O4	-7.58	121.35	125.90
35	BA	2222	G	N7-C8-N9	7.58	116.89	113.10
1	AA	299	G	C5-C6-N1	-7.58	107.71	111.50
1	AA	1006	C	N3-C4-C5	-7.58	118.87	121.90
35	BA	1614	A	C8-N9-C4	-7.58	102.77	105.80
1	AA	1369	C	N3-C4-C5	-7.58	118.87	121.90
35	BA	240	G	N1-C6-O6	-7.58	115.35	119.90
1	AA	1387	G	C6-C5-N7	-7.58	125.85	130.40
35	BA	1840	G	N7-C8-N9	7.58	116.89	113.10
35	BA	2450	A	C6-N1-C2	-7.58	114.05	118.60
35	BA	2660	A	N1-C2-N3	7.58	133.09	129.30
22	AV	15	G	N3-C4-N9	-7.58	121.45	126.00
35	BA	2307	G	C8-N9-C4	7.58	109.43	106.40
1	AA	426	G	N3-C4-C5	-7.58	124.81	128.60
1	AA	544	G	N7-C8-N9	7.58	116.89	113.10
1	AA	868	C	C5-C4-N4	7.58	125.50	120.20

Continued on next page...

Continued from previous page...

Mol	Chain	Res	Type	Atoms	Z	Observed(°)	Ideal(°)
35	BA	1820	U	C2-N3-C4	-7.58	122.45	127.00
1	AA	118	U	N3-C4-O4	7.57	124.70	119.40
35	BA	272(D)	G	C8-N9-C4	-7.57	103.37	106.40
35	BA	291	C	N3-C4-N4	7.57	123.30	118.00
35	BA	2688	U	N1-C2-O2	7.57	128.10	122.80
35	BA	2724	C	C5-C6-N1	-7.57	117.21	121.00
1	AA	514	C	C1'-O4'-C4'	-7.57	103.84	109.90
38	BD	262	ARG	NE-CZ-NH2	7.57	124.08	120.30
35	BA	1227	G	C5-N7-C8	-7.57	100.52	104.30
35	BA	1672	C	C6-N1-C2	-7.57	117.27	120.30
35	BA	1106	G	C5-C6-O6	7.57	133.14	128.60
35	BA	1339	G	N3-C2-N2	7.57	125.20	119.90
35	BA	2839	G	C8-N9-C4	7.57	109.43	106.40
35	BA	627	A	N1-C6-N6	-7.56	114.06	118.60
2	AB	220	ASP	CB-CG-OD2	7.56	125.11	118.30
35	BA	1801	G	C4-C5-N7	7.56	113.83	110.80
35	BA	2553	G	C6-C5-N7	-7.56	125.86	130.40
1	AA	321	A	C8-N9-C4	-7.56	102.78	105.80
1	AA	1140	C	C4-C5-C6	7.56	121.18	117.40
1	AA	1259	C	N1-C2-O2	7.56	123.44	118.90
35	BA	719	C	N1-C2-N3	7.56	124.49	119.20
35	BA	1407	C	N1-C2-O2	-7.56	114.36	118.90
35	BA	1638	C	C5-C6-N1	7.56	124.78	121.00
1	AA	446	G	C8-N9-C4	-7.56	103.38	106.40
1	AA	1282	C	C4-C5-C6	7.56	121.18	117.40
1	AA	1405	G	C2-N3-C4	7.56	115.68	111.90
35	BA	1582	C	C5-C6-N1	7.56	124.78	121.00
1	AA	8	A	C2-N3-C4	7.56	114.38	110.60
35	BA	1118	C	N3-C2-O2	-7.56	116.61	121.90
35	BA	1713	U	C5-C6-N1	-7.56	118.92	122.70
1	AA	89	C	O4'-C1'-N1	7.55	114.24	108.20
1	AA	246	A	C8-N9-C4	-7.55	102.78	105.80
1	AA	958	A	C6-C5-N7	-7.55	127.01	132.30
35	BA	87	C	C5-C6-N1	-7.55	117.22	121.00
35	BA	917	A	N9-C4-C5	7.55	108.82	105.80
35	BA	1463	C	O4'-C1'-N1	-7.55	102.16	108.20
35	BA	2035	G	N9-C1'-C2'	7.55	123.82	114.00
35	BA	2059	A	N1-C6-N6	7.55	123.13	118.60
35	BA	79	G	C5-N7-C8	7.55	108.08	104.30
36	BB	43	C	C5-C6-N1	7.55	124.78	121.00
1	AA	283	C	N3-C4-C5	7.55	124.92	121.90
22	AV	31	G	C2-N3-C4	-7.55	108.12	111.90

Continued on next page...

Continued from previous page...

Mol	Chain	Res	Type	Atoms	Z	Observed(°)	Ideal(°)
35	BA	2428	G	N9-C1'-C2'	7.55	123.82	114.00
1	AA	911	U	N1-C2-O2	7.55	128.08	122.80
35	BA	1486	A	C6-C5-N7	7.55	137.59	132.30
35	BA	2578	G	N1-C6-O6	7.55	124.43	119.90
35	BA	2846	G	N9-C4-C5	-7.55	102.38	105.40
37	BC	7	ARG	NE-CZ-NH2	7.55	124.08	120.30
35	BA	1472	A	N9-C4-C5	7.55	108.82	105.80
1	AA	1170	A	N7-C8-N9	-7.55	110.03	113.80
1	AA	1411	C	C4-C5-C6	7.55	121.17	117.40
35	BA	181	A	C4-C5-C6	7.55	120.77	117.00
35	BA	1068	G	C8-N9-C4	-7.55	103.38	106.40
35	BA	1755	A	N1-C6-N6	7.55	123.13	118.60
1	AA	418	C	N3-C2-O2	7.54	127.18	121.90
35	BA	90	U	C6-N1-C2	-7.54	116.47	121.00
1	AA	1013	G	O4'-C1'-N9	7.54	114.23	108.20
8	AH	94	TYR	CB-CG-CD2	7.54	125.53	121.00
35	BA	74	A	C6-C5-N7	7.54	137.58	132.30
1	AA	52	G	C2-N3-C4	7.54	115.67	111.90
1	AA	524	G	N9-C4-C5	-7.54	102.38	105.40
35	BA	272(D)	G	N7-C8-N9	7.54	116.87	113.10
35	BA	1744	C	N3-C4-C5	7.54	124.92	121.90
35	BA	1767	C	N3-C2-O2	7.54	127.17	121.90
22	AV	70	G	C2-N3-C4	-7.53	108.13	111.90
1	AA	472	A	C6-N1-C2	-7.53	114.08	118.60
35	BA	530	G	C2-N3-C4	7.53	115.67	111.90
1	AA	158	G	C8-N9-C4	-7.53	103.39	106.40
35	BA	1694	C	N3-C4-N4	-7.53	112.73	118.00
35	BA	2096	U	N3-C4-C5	7.53	119.12	114.60
51	BT	118	ARG	NE-CZ-NH2	-7.53	116.53	120.30
35	BA	1784	A	N1-C6-N6	-7.53	114.08	118.60
35	BA	1838	C	N1-C2-O2	-7.53	114.38	118.90
1	AA	149	A	C8-N9-C4	7.53	108.81	105.80
1	AA	606	G	C8-N9-C4	-7.53	103.39	106.40
1	AA	1304	G	C2-N3-C4	-7.53	108.14	111.90
35	BA	559	G	N1-C6-O6	-7.53	115.38	119.90
35	BA	2400	G	C5-C6-N1	-7.53	107.74	111.50
36	BB	114	C	C4-C5-C6	-7.53	113.64	117.40
1	AA	818	G	C5-N7-C8	7.53	108.06	104.30
35	BA	1152	C	C6-N1-C2	-7.53	117.29	120.30
35	BA	2284	C	C6-N1-C2	-7.53	117.29	120.30
1	AA	481	G	C8-N9-C4	7.52	109.41	106.40
26	B1	76	ARG	NE-CZ-NH2	-7.52	116.54	120.30

Continued on next page...

Continued from previous page...

Mol	Chain	Res	Type	Atoms	Z	Observed(°)	Ideal(°)
1	AA	38	G	C4-C5-N7	-7.52	107.79	110.80
29	B4	42	PHE	N-CA-C	7.52	131.31	111.00
35	BA	881	G	C8-N9-C4	-7.52	103.39	106.40
35	BA	2290	G	C5-C6-N1	-7.52	107.74	111.50
35	BA	2665	A	C6-N1-C2	-7.52	114.09	118.60
1	AA	656	C	C5-C6-N1	-7.52	117.24	121.00
1	AA	865	A	C2-N3-C4	7.52	114.36	110.60
1	AA	1487	G	N3-C4-N9	7.52	130.51	126.00
35	BA	1474	C	C2-N3-C4	-7.52	116.14	119.90
35	BA	1789	A	N7-C8-N9	-7.52	110.04	113.80
35	BA	1944	U	C5-C4-O4	-7.52	121.39	125.90
35	BA	2819	G	C8-N9-C4	-7.52	103.39	106.40
1	AA	1211	U	N3-C2-O2	7.52	127.46	122.20
35	BA	1156	A	O4'-C1'-N9	7.52	114.21	108.20
35	BA	2126	A	N1-C2-N3	7.52	133.06	129.30
1	AA	1401	G	N7-C8-N9	7.51	116.86	113.10
35	BA	1001	A	N1-C2-N3	-7.51	125.54	129.30
35	BA	2061	G	C8-N9-C4	7.51	109.41	106.40
35	BA	2154	G	C2-N3-C4	-7.51	108.14	111.90
42	BH	130	ARG	NE-CZ-NH2	-7.51	116.54	120.30
33	B8	56	GLU	OE1-CD-OE2	7.51	132.31	123.30
35	BA	2145	C	C5-C4-N4	-7.51	114.94	120.20
35	BA	492	A	C8-N9-C4	7.51	108.80	105.80
35	BA	1337	G	C5-C6-N1	-7.51	107.75	111.50
36	BB	11	C	C2-N3-C4	7.51	123.66	119.90
1	AA	153	C	C4-C5-C6	7.51	121.15	117.40
1	AA	1253	G	C5'-C4'-O4'	7.51	118.11	109.10
1	AA	531	U	O4'-C1'-N1	-7.50	102.20	108.20
35	BA	2026	C	C4-C5-C6	-7.50	113.65	117.40
1	AA	918	A	N7-C8-N9	-7.50	110.05	113.80
35	BA	1568	G	N3-C4-N9	7.50	130.50	126.00
35	BA	2799	C	C2'-C3'-O3'	7.50	126.01	109.50
38	BD	88	ARG	NE-CZ-NH2	-7.50	116.55	120.30
40	BF	164	ARG	NE-CZ-NH2	-7.50	116.55	120.30
1	AA	455	C	N1-C2-N3	-7.50	113.95	119.20
12	AL	12	ARG	NE-CZ-NH1	-7.50	116.55	120.30
35	BA	41	C	N3-C2-O2	-7.50	116.65	121.90
35	BA	1174	A	C4-C5-C6	-7.50	113.25	117.00
35	BA	1509(A)	A	N1-C2-N3	-7.50	125.55	129.30
1	AA	587	G	N7-C8-N9	-7.50	109.35	113.10
1	AA	1432	G	C4-C5-C6	7.50	123.30	118.80
1	AA	1433	A	C5-N7-C8	-7.50	100.15	103.90

Continued on next page...

Continued from previous page...

Mol	Chain	Res	Type	Atoms	Z	Observed(°)	Ideal(°)
35	BA	614(B)	G	N1-C2-N3	7.50	128.40	123.90
35	BA	1784	A	N1-C2-N3	-7.50	125.55	129.30
35	BA	2320	A	C5-C6-N6	-7.50	117.70	123.70
1	AA	159	G	N3-C4-C5	7.50	132.35	128.60
1	AA	1103	C	C4-C5-C6	7.50	121.15	117.40
35	BA	1851	U	C5-C4-O4	-7.50	121.40	125.90
35	BA	1711	C	C4-C5-C6	7.49	121.15	117.40
35	BA	379	G	C2-N3-C4	7.49	115.65	111.90
35	BA	974	G	O4'-C4'-C3'	7.49	112.09	106.10
35	BA	1934	C	O5'-P-OP1	-7.49	98.96	105.70
1	AA	883	C	C2-N3-C4	-7.49	116.16	119.90
1	AA	1280	A	C6-N1-C2	-7.49	114.11	118.60
35	BA	2044	C	N1-C2-O2	7.49	123.39	118.90
35	BA	2493	U	N1-C2-O2	7.49	128.04	122.80
35	BA	1947	C	C6-N1-C2	-7.49	117.31	120.30
1	AA	1266	G	C5-C6-N1	-7.48	107.76	111.50
35	BA	693	C	N3-C4-N4	7.48	123.24	118.00
35	BA	2033	A	C5-N7-C8	7.48	107.64	103.90
1	AA	500	G	C6-N1-C2	7.48	129.59	125.10
35	BA	1561	G	C4-C5-N7	7.48	113.79	110.80
35	BA	2757	A	C2-N3-C4	-7.48	106.86	110.60
22	AV	26	G	N9-C4-C5	7.48	108.39	105.40
24	AY	224	ASP	CB-CG-OD2	-7.48	111.57	118.30
4	AD	168	ARG	NE-CZ-NH2	-7.48	116.56	120.30
35	BA	1690	A	N9-C4-C5	7.48	108.79	105.80
35	BA	315	G	N1-C2-N2	-7.48	109.47	116.20
1	AA	798	G	C5-C6-N1	7.47	115.24	111.50
35	BA	304	G	N7-C8-N9	7.47	116.84	113.10
35	BA	2664	G	N9-C4-C5	7.47	108.39	105.40
35	BA	1068	G	N3-C4-N9	-7.47	121.52	126.00
35	BA	1398	C	C6-N1-C2	7.47	123.29	120.30
35	BA	808	G	N1-C6-O6	-7.47	115.42	119.90
35	BA	766	C	N3-C2-O2	-7.47	116.67	121.90
35	BA	13	A	N7-C8-N9	7.47	117.53	113.80
35	BA	1748	G	C5-N7-C8	-7.47	100.57	104.30
35	BA	2655	G	N9-C4-C5	7.47	108.39	105.40
35	BA	2839	G	C1'-O4'-C4'	-7.47	103.93	109.90
35	BA	1016	G	O4'-C1'-N9	7.46	114.17	108.20
35	BA	1640	C	C2-N3-C4	-7.46	116.17	119.90
35	BA	654(E)	G	N1-C6-O6	-7.46	115.42	119.90
35	BA	696	G	C5-N7-C8	7.46	108.03	104.30
35	BA	1004	C	C6-N1-C2	-7.46	117.31	120.30

Continued on next page...

Continued from previous page...

Mol	Chain	Res	Type	Atoms	Z	Observed(°)	Ideal(°)
35	BA	1717	G	N1-C6-O6	7.46	124.38	119.90
1	AA	735	C	N1-C2-O2	-7.46	114.42	118.90
1	AA	321	A	C4-C5-C6	-7.46	113.27	117.00
22	AV	9	G	N3-C2-N2	-7.46	114.68	119.90
35	BA	702	G	C2-N3-C4	7.46	115.63	111.90
1	AA	70	G	C4-C5-N7	7.46	113.78	110.80
1	AA	408	A	C2-N3-C4	-7.46	106.87	110.60
35	BA	125	G	O4'-C1'-N9	-7.46	102.23	108.20
35	BA	1385	G	N1-C2-N3	7.46	128.38	123.90
35	BA	742	G	C6-N1-C2	7.46	129.57	125.10
35	BA	1627	G	C2-N3-C4	-7.46	108.17	111.90
35	BA	2169	A	C8-N9-C4	7.46	108.78	105.80
35	BA	115	C	C4-C5-C6	-7.45	113.67	117.40
35	BA	622	G	N7-C8-N9	7.45	116.83	113.10
35	BA	654(I)	C	O4'-C1'-N1	7.45	114.16	108.20
35	BA	1227	G	N7-C8-N9	7.45	116.83	113.10
35	BA	2229	C	C5-C6-N1	7.45	124.73	121.00
35	BA	260	G	C4-C5-N7	7.45	113.78	110.80
4	AD	168	ARG	NE-CZ-NH1	7.45	124.03	120.30
35	BA	2499	C	N3-C4-N4	-7.45	112.78	118.00
1	AA	828	A	O4'-C1'-N9	-7.45	102.24	108.20
1	AA	1211	U	N1-C2-O2	-7.45	117.59	122.80
35	BA	598	G	C8-N9-C4	7.45	109.38	106.40
35	BA	901	A	C5-N7-C8	7.45	107.62	103.90
35	BA	1479	G	C8-N9-C4	7.45	109.38	106.40
35	BA	334	C	C6-N1-C2	7.45	123.28	120.30
1	AA	1211	U	O4'-C1'-N1	7.45	114.16	108.20
35	BA	965	C	C6-N1-C2	-7.45	117.32	120.30
35	BA	1104	C	N1-C2-O2	7.45	123.37	118.90
35	BA	642	G	N1-C6-O6	-7.44	115.43	119.90
1	AA	674	G	C5-N7-C8	-7.44	100.58	104.30
35	BA	912	C	N3-C4-C5	7.44	124.88	121.90
35	BA	1704	G	N9-C1'-C2'	-7.44	103.81	112.00
35	BA	2737	G	N9-C4-C5	7.44	108.38	105.40
35	BA	2478	A	N7-C8-N9	-7.44	110.08	113.80
35	BA	598	G	N7-C8-N9	-7.44	109.38	113.10
57	BZ	19	ARG	NE-CZ-NH1	7.44	124.02	120.30
1	AA	1421	G	N3-C4-C5	7.44	132.32	128.60
1	AA	415	A	N9-C4-C5	-7.43	102.83	105.80
35	BA	1643	G	N9-C4-C5	7.43	108.37	105.40
35	BA	420	C	C6-N1-C2	7.43	123.27	120.30
35	BA	2685	G	C5-N7-C8	-7.43	100.58	104.30

Continued on next page...

Continued from previous page...

Mol	Chain	Res	Type	Atoms	Z	Observed(°)	Ideal(°)
1	AA	820	U	C5-C4-O4	-7.43	121.44	125.90
35	BA	592	G	N1-C2-N3	-7.43	119.44	123.90
35	BA	1997	G	N3-C2-N2	7.43	125.10	119.90
35	BA	2752	C	C5-C6-N1	-7.43	117.28	121.00
35	BA	1457	A	C4-C5-C6	-7.43	113.29	117.00
35	BA	1942	C	N3-C2-O2	-7.43	116.70	121.90
1	AA	345	C	O4'-C1'-N1	7.43	114.14	108.20
1	AA	533	A	N1-C2-N3	-7.43	125.59	129.30
1	AA	1233	G	C5-N7-C8	-7.43	100.59	104.30
1	AA	393	A	C5-N7-C8	-7.42	100.19	103.90
22	AV	49	G	N3-C4-C5	7.42	132.31	128.60
35	BA	458	G	N9-C4-C5	-7.42	102.43	105.40
35	BA	2173	A	C8-N9-C4	7.42	108.77	105.80
35	BA	979	G	N1-C6-O6	7.42	124.35	119.90
1	AA	1421	G	C8-N9-C4	-7.42	103.43	106.40
1	AA	189(B)	C	C4-C5-C6	7.42	121.11	117.40
35	BA	743	G	C6-N1-C2	-7.42	120.65	125.10
35	BA	1291	C	C4-C5-C6	7.42	121.11	117.40
35	BA	2353	G	C4-C5-N7	-7.42	107.83	110.80
35	BA	2597	G	N1-C6-O6	7.42	124.35	119.90
36	BB	93	G	C5-N7-C8	7.42	108.01	104.30
1	AA	418	C	C6-N1-C2	7.42	123.27	120.30
1	AA	987	G	C6-C5-N7	7.42	134.85	130.40
1	AA	1227	A	C8-N9-C4	-7.42	102.83	105.80
1	AA	1255	G	C4-C5-N7	-7.42	107.83	110.80
1	AA	1467	G	C4-C5-N7	7.42	113.77	110.80
35	BA	192	C	N3-C4-C5	-7.42	118.93	121.90
35	BA	931	G	C6-C5-N7	-7.42	125.95	130.40
35	BA	980	A	C8-N9-C4	-7.42	102.83	105.80
35	BA	2281	C	C4-C5-C6	7.42	121.11	117.40
35	BA	2792	G	N3-C2-N2	-7.42	114.71	119.90
35	BA	200	U	C5-C4-O4	-7.42	121.45	125.90
35	BA	1081	U	C6-N1-C2	7.42	125.45	121.00
35	BA	2341	G	N7-C8-N9	7.42	116.81	113.10
41	BG	22	ARG	NE-CZ-NH2	-7.42	116.59	120.30
35	BA	932	G	C5-N7-C8	7.41	108.01	104.30
35	BA	1219	G	N3-C4-C5	7.41	132.31	128.60
1	AA	1233	G	N1-C6-O6	7.41	124.35	119.90
1	AA	28	G	C2-N3-C4	7.41	115.61	111.90
1	AA	909	A	C4-C5-N7	7.41	114.41	110.70
1	AA	1212	U	C4-C5-C6	-7.41	115.25	119.70
35	BA	351	G	C8-N9-C4	-7.41	103.44	106.40

Continued on next page...

Continued from previous page...

Mol	Chain	Res	Type	Atoms	Z	Observed(°)	Ideal(°)
35	BA	1010	A	N1-C6-N6	7.41	123.05	118.60
35	BA	1549	C	C6-N1-C2	-7.41	117.34	120.30
47	BP	49	ARG	NE-CZ-NH1	-7.41	116.60	120.30
36	BB	117	G	N9-C4-C5	7.41	108.36	105.40
1	AA	216	G	N3-C4-C5	7.41	132.30	128.60
35	BA	438	G	C5-C6-N1	-7.41	107.80	111.50
35	BA	481	G	C2-N3-C4	7.41	115.60	111.90
35	BA	2296	U	C4-C5-C6	7.41	124.14	119.70
35	BA	2371	G	C5-C6-N1	-7.41	107.80	111.50
35	BA	2525	G	N9-C4-C5	7.41	108.36	105.40
1	AA	239	U	O4'-C1'-N1	7.40	114.12	108.20
35	BA	2343	C	N3-C4-C5	-7.40	118.94	121.90
1	AA	1424	C	C6-N1-C2	-7.40	117.34	120.30
35	BA	1575	C	C5-C4-N4	7.40	125.38	120.20
1	AA	200	G	C4-C5-N7	-7.40	107.84	110.80
35	BA	155	U	N3-C4-C5	-7.40	110.16	114.60
35	BA	823	G	O4'-C1'-N9	7.40	114.12	108.20
1	AA	1484	C	C2-N3-C4	7.40	123.60	119.90
35	BA	2712	U	C5-C4-O4	-7.39	121.46	125.90
35	BA	2868	A	C8-N9-C4	-7.39	102.84	105.80
51	BT	41	ARG	NE-CZ-NH2	-7.39	116.60	120.30
1	AA	371	G	N9-C4-C5	-7.39	102.44	105.40
35	BA	838	C	C5-C6-N1	7.39	124.70	121.00
1	AA	629	G	C6-C5-N7	7.39	134.84	130.40
1	AA	751	U	N1-C2-O2	7.39	127.97	122.80
22	AV	29	G	C5-C6-N1	-7.39	107.81	111.50
35	BA	430	G	N7-C8-N9	7.39	116.80	113.10
35	BA	2656	U	C5-C4-O4	-7.39	121.47	125.90
35	BA	353	G	C8-N9-C4	-7.39	103.44	106.40
35	BA	536	A	N9-C4-C5	-7.39	102.84	105.80
35	BA	2268	A	C4-C5-N7	7.39	114.39	110.70
1	AA	1035	A	C6-N1-C2	-7.39	114.17	118.60
35	BA	2632	A	C4-C5-C6	7.39	120.69	117.00
49	BR	86	ARG	NE-CZ-NH1	-7.39	116.61	120.30
1	AA	438	G	C5-N7-C8	7.38	107.99	104.30
35	BA	275	G	O4'-C1'-N9	-7.38	102.29	108.20
35	BA	579	G	N9-C4-C5	-7.38	102.45	105.40
1	AA	113	G	C2-N3-C4	7.38	115.59	111.90
35	BA	2708	G	C5-N7-C8	-7.38	100.61	104.30
1	AA	1241	G	C5'-C4'-C3'	-7.38	104.19	116.00
1	AA	1479	C	N3-C4-C5	7.38	124.85	121.90
54	BW	15	ARG	NE-CZ-NH2	-7.38	116.61	120.30

Continued on next page...

Continued from previous page...

Mol	Chain	Res	Type	Atoms	Z	Observed(°)	Ideal(°)
1	AA	297	G	C5-C6-O6	-7.38	124.17	128.60
35	BA	568	U	N3-C2-O2	-7.38	117.04	122.20
35	BA	1426	G	N3-C4-C5	7.38	132.29	128.60
35	BA	1609	A	N1-C6-N6	-7.38	114.17	118.60
1	AA	805	C	N1-C2-O2	7.38	123.33	118.90
1	AA	882	C	N1-C2-O2	7.38	123.33	118.90
35	BA	1391	U	C5-C4-O4	7.38	130.32	125.90
36	BB	21	G	O4'-C1'-N9	7.38	114.10	108.20
1	AA	605	U	N3-C4-C5	-7.37	110.17	114.60
35	BA	73	A	N1-C2-N3	-7.37	125.61	129.30
35	BA	132	G	C5-C6-O6	-7.37	124.18	128.60
6	AF	47	ARG	NE-CZ-NH2	-7.37	116.61	120.30
35	BA	53	A	N9-C4-C5	-7.37	102.85	105.80
35	BA	2026	C	N3-C4-C5	7.37	124.85	121.90
1	AA	1004	A	C8-N9-C4	7.37	108.75	105.80
22	AV	10	G	C8-N9-C4	-7.37	103.45	106.40
1	AA	21	G	N3-C4-C5	-7.37	124.92	128.60
1	AA	808	C	N3-C4-C5	7.37	124.85	121.90
35	BA	790	C	C2-N3-C4	7.37	123.58	119.90
35	BA	1690	A	C8-N9-C4	-7.37	102.85	105.80
35	BA	1796	U	C2-N3-C4	-7.37	122.58	127.00
35	BA	1983	C	C5-C6-N1	7.37	124.69	121.00
49	BR	80	PHE	CB-CG-CD1	7.37	125.96	120.80
1	AA	137	C	C5'-C4'-O4'	7.37	117.94	109.10
1	AA	267	C	C4-C5-C6	7.37	121.08	117.40
35	BA	654(B)	C	N3-C4-C5	7.37	124.85	121.90
35	BA	1455	G	N3-C4-C5	7.37	132.28	128.60
35	BA	2364	C	C6-N1-C2	7.37	123.25	120.30
1	AA	908	A	O4'-C1'-N9	7.36	114.09	108.20
35	BA	177	G	N1-C6-O6	7.36	124.32	119.90
35	BA	731	C	C4-C5-C6	-7.36	113.72	117.40
1	AA	1492	A	C4-C5-C6	7.36	120.68	117.00
1	AA	1445	C	C6-N1-C2	7.36	123.24	120.30
6	AF	47	ARG	NE-CZ-NH1	7.36	123.98	120.30
22	AV	70	G	C6-N1-C2	-7.36	120.68	125.10
35	BA	1174	A	C8-N9-C4	-7.36	102.86	105.80
35	BA	1191	G	C5-C6-O6	7.36	133.02	128.60
35	BA	2421	G	N9-C4-C5	-7.36	102.46	105.40
35	BA	592	G	C4-C5-N7	7.36	113.74	110.80
35	BA	474	G	C4-C5-N7	-7.36	107.86	110.80
35	BA	494	G	C8-N9-C4	-7.36	103.46	106.40
35	BA	1837	C	N3-C4-N4	-7.36	112.85	118.00

Continued on next page...

Continued from previous page...

Mol	Chain	Res	Type	Atoms	Z	Observed(°)	Ideal(°)
22	AV	1	C	C5-C4-N4	-7.36	115.05	120.20
35	BA	187	G	O5'-P-OP1	-7.36	99.08	105.70
35	BA	304	G	C5-C6-N1	-7.36	107.82	111.50
35	BA	453	C	N3-C4-C5	-7.36	118.96	121.90
35	BA	650	C	C5-C6-N1	7.36	124.68	121.00
35	BA	2280	G	C8-N9-C4	7.36	109.34	106.40
1	AA	155	C	N1-C2-O2	-7.35	114.49	118.90
1	AA	1311	G	C4-C5-N7	-7.35	107.86	110.80
35	BA	329	G	N9-C4-C5	7.35	108.34	105.40
36	BB	1	U	C5-C4-O4	7.35	130.31	125.90
35	BA	366	C	N3-C4-C5	-7.35	118.96	121.90
35	BA	1365	A	C6-N1-C2	7.35	123.01	118.60
35	BA	2331	G	C2-N3-C4	7.35	115.58	111.90
1	AA	581	G	C8-N9-C4	7.35	109.34	106.40
1	AA	1303	C	N1-C2-O2	-7.35	114.49	118.90
12	AL	89	ARG	NE-CZ-NH1	-7.35	116.62	120.30
1	AA	1373	G	C5-N7-C8	7.35	107.97	104.30
35	BA	437	G	C4-C5-N7	7.35	113.74	110.80
35	BA	762	U	C5-C6-N1	-7.35	119.03	122.70
35	BA	1026	U	C4'-C3'-C2'	7.35	109.95	102.60
35	BA	497	A	C2-N3-C4	7.35	114.27	110.60
35	BA	619	G	C5-C6-O6	7.35	133.01	128.60
35	BA	1296	G	N3-C2-N2	7.35	125.04	119.90
35	BA	2192	G	C2-N3-C4	-7.35	108.23	111.90
1	AA	423	G	O4'-C1'-N9	7.34	114.08	108.20
35	BA	94	C	C2-N3-C4	7.34	123.57	119.90
35	BA	652	C	C4-C5-C6	7.34	121.07	117.40
35	BA	1191	G	N1-C2-N3	-7.34	119.50	123.90
35	BA	601	C	N3-C4-N4	-7.34	112.86	118.00
35	BA	1755	A	N7-C8-N9	7.34	117.47	113.80
35	BA	2470	G	N1-C6-O6	7.34	124.30	119.90
1	AA	1014	A	N1-C6-N6	-7.34	114.20	118.60
35	BA	1086	A	N9-C4-C5	7.34	108.73	105.80
35	BA	1847	A	N1-C2-N3	7.34	132.97	129.30
20	AT	23	ARG	NE-CZ-NH2	-7.33	116.63	120.30
1	AA	1388	C	C5-C6-N1	7.33	124.67	121.00
35	BA	472	A	C4-C5-C6	-7.33	113.33	117.00
35	BA	1971	A	C2-N3-C4	7.33	114.27	110.60
1	AA	185	A	C5-N7-C8	-7.33	100.23	103.90
1	AA	1300	G	C5-N7-C8	-7.33	100.63	104.30
35	BA	480	A	C5-N7-C8	-7.33	100.23	103.90
36	BB	82	G	C5-C6-O6	-7.33	124.20	128.60

Continued on next page...

Continued from previous page...

Mol	Chain	Res	Type	Atoms	Z	Observed(°)	Ideal(°)
36	BB	117	G	C5-C6-N1	-7.33	107.83	111.50
1	AA	602	A	C8-N9-C4	-7.33	102.87	105.80
35	BA	1128	A	C5-N7-C8	7.33	107.56	103.90
1	AA	987	G	C5-C6-N1	7.33	115.16	111.50
37	BC	7	ARG	NE-CZ-NH1	-7.33	116.64	120.30
1	AA	1102	A	N9-C4-C5	-7.33	102.87	105.80
35	BA	1403	C	N1-C2-O2	7.33	123.30	118.90
35	BA	1433	U	C5-C4-O4	-7.33	121.50	125.90
35	BA	1487	G	C8-N9-C4	-7.33	103.47	106.40
35	BA	1538	G	N1-C6-O6	7.33	124.30	119.90
35	BA	2511	U	C5-C6-N1	7.33	126.36	122.70
35	BA	2611	U	C5-C4-O4	-7.33	121.50	125.90
52	BU	10	ARG	NE-CZ-NH1	-7.33	116.64	120.30
1	AA	570	G	N7-C8-N9	7.32	116.76	113.10
35	BA	1449	A	C4-C5-C6	-7.32	113.34	117.00
1	AA	142	G	N3-C4-N9	-7.32	121.61	126.00
35	BA	1311	G	N3-C4-C5	7.32	132.26	128.60
35	BA	2763	G	N9-C4-C5	7.32	108.33	105.40
35	BA	1229	G	C8-N9-C4	-7.32	103.47	106.40
1	AA	521	G	C4-C5-C6	7.32	123.19	118.80
35	BA	1506	C	C4-C5-C6	-7.32	113.74	117.40
35	BA	2621	A	C5-C6-N1	-7.32	114.04	117.70
1	AA	38	G	N3-C4-C5	-7.32	124.94	128.60
1	AA	460	G	C6-C5-N7	-7.32	126.01	130.40
35	BA	177	G	C4-C5-N7	7.32	113.73	110.80
35	BA	2163	C	N3-C2-O2	7.32	127.02	121.90
1	AA	1009	G	C1'-O4'-C4'	-7.31	104.05	109.90
1	AA	472	A	N1-C2-N3	7.31	132.96	129.30
24	AY	151	ARG	NE-CZ-NH1	-7.31	116.64	120.30
28	B3	55	ARG	NE-CZ-NH1	-7.31	116.64	120.30
35	BA	2352	A	C2-N3-C4	7.31	114.25	110.60
1	AA	378	G	C8-N9-C4	-7.31	103.48	106.40
35	BA	1390	U	C6-N1-C2	-7.31	116.62	121.00
35	BA	2500	U	N3-C4-O4	-7.31	114.28	119.40
35	BA	74	A	C4-C5-N7	-7.31	107.05	110.70
35	BA	2508	G	C6-C5-N7	7.31	134.78	130.40
35	BA	2736	G	N9-C4-C5	-7.31	102.48	105.40
1	AA	114	U	C5-C4-O4	-7.30	121.52	125.90
57	BZ	122	ARG	NE-CZ-NH1	7.30	123.95	120.30
35	BA	1212	G	C5-C6-O6	7.30	132.98	128.60
10	AJ	46	ARG	NE-CZ-NH2	-7.30	116.65	120.30
35	BA	139(A)	G	N3-C4-C5	-7.30	124.95	128.60

Continued on next page...

Continued from previous page...

Mol	Chain	Res	Type	Atoms	Z	Observed(°)	Ideal(°)
35	BA	2410	G	N3-C4-C5	7.30	132.25	128.60
1	AA	537	G	C5-C6-O6	7.30	132.98	128.60
1	AA	1311	G	C6-C5-N7	7.30	134.78	130.40
35	BA	222	A	N7-C8-N9	7.30	117.45	113.80
35	BA	1482	G	C8-N9-C4	-7.30	103.48	106.40
1	AA	421	U	C5-C4-O4	7.30	130.28	125.90
35	BA	103	A	N9-C4-C5	7.30	108.72	105.80
35	BA	960	A	C6-N1-C2	7.30	122.98	118.60
1	AA	1006	C	C4-C5-C6	7.30	121.05	117.40
22	AV	41	C	C2-N3-C4	7.30	123.55	119.90
1	AA	1287	A	O4'-C1'-N9	-7.29	102.37	108.20
24	AY	7	TYR	CB-CG-CD2	7.29	125.38	121.00
35	BA	2750	A	C8-N9-C4	7.29	108.72	105.80
36	BB	115	G	C6-C5-N7	-7.29	126.02	130.40
1	AA	910	C	N3-C4-N4	7.29	123.10	118.00
35	BA	1774	C	C5-C6-N1	7.29	124.65	121.00
35	BA	2100	G	C5-N7-C8	-7.29	100.65	104.30
1	AA	1038	C	O4'-C1'-N1	7.29	114.03	108.20
35	BA	2231	C	C6-N1-C2	7.29	123.22	120.30
35	BA	2652	C	N1-C2-O2	7.29	123.27	118.90
35	BA	2851	A	N1-C2-N3	7.29	132.94	129.30
1	AA	900	A	N9-C4-C5	7.29	108.72	105.80
35	BA	1250	G	N1-C2-N3	-7.29	119.53	123.90
35	BA	2333	A	C6-N1-C2	-7.29	114.23	118.60
35	BA	2826	A	N1-C6-N6	-7.29	114.23	118.60
35	BA	696	G	N7-C8-N9	-7.29	109.46	113.10
35	BA	2175	C	C5-C6-N1	-7.29	117.36	121.00
35	BA	2346	A	C2-N3-C4	-7.29	106.96	110.60
1	AA	511	C	C4-C5-C6	-7.29	113.76	117.40
1	AA	656	C	N1-C2-O2	7.29	123.27	118.90
22	AV	17	C	N3-C2-O2	-7.29	116.80	121.90
26	B1	20	ARG	NE-CZ-NH2	-7.29	116.66	120.30
35	BA	1041	C	C6-N1-C2	-7.29	117.39	120.30
1	AA	471	G	C8-N9-C4	-7.28	103.49	106.40
1	AA	692	U	C5-C6-N1	-7.28	119.06	122.70
1	AA	707	C	N3-C4-C5	-7.28	118.99	121.90
35	BA	524	U	O4'-C1'-N1	7.28	114.03	108.20
35	BA	1663	C	N3-C4-N4	-7.28	112.90	118.00
35	BA	1884	A	C6-N1-C2	7.28	122.97	118.60
35	BA	2321	G	C8-N9-C4	-7.28	103.49	106.40
1	AA	614	A	C4-C5-C6	-7.28	113.36	117.00
1	AA	626	U	C2-N3-C4	7.28	131.37	127.00

Continued on next page...

Continued from previous page...

Mol	Chain	Res	Type	Atoms	Z	Observed(°)	Ideal(°)
1	AA	27	G	N7-C8-N9	7.28	116.74	113.10
35	BA	2482	G	C4-C5-N7	-7.28	107.89	110.80
35	BA	589	C	N3-C4-C5	-7.28	118.99	121.90
35	BA	861	A	C4-C5-C6	7.28	120.64	117.00
35	BA	2325	G	C8-N9-C4	7.28	109.31	106.40
1	AA	1002	G	N1-C6-O6	-7.28	115.53	119.90
35	BA	253	C	C6-N1-C2	-7.28	117.39	120.30
35	BA	1838	C	C2-N3-C4	-7.28	116.26	119.90
35	BA	382	G	C8-N9-C4	7.27	109.31	106.40
35	BA	673	C	N1-C2-O2	-7.27	114.54	118.90
36	BB	117	G	C4-C5-C6	7.27	123.17	118.80
35	BA	765	G	C5-N7-C8	-7.27	100.66	104.30
35	BA	1892	C	C5-C6-N1	7.27	124.64	121.00
35	BA	409	C	C6-N1-C2	-7.27	117.39	120.30
35	BA	2383	G	N1-C2-N3	7.27	128.26	123.90
1	AA	1503	A	N1-C2-N3	7.27	132.94	129.30
35	BA	329	G	N3-C4-C5	-7.27	124.97	128.60
35	BA	946	G	O5'-P-OP2	7.27	119.42	110.70
1	AA	859	A	C8-N9-C4	-7.27	102.89	105.80
1	AA	1186	G	N9-C4-C5	-7.27	102.49	105.40
35	BA	950	G	C5-C6-N1	7.27	115.13	111.50
35	BA	1026	U	C6-N1-C2	-7.27	116.64	121.00
35	BA	1308	A	C5-N7-C8	-7.27	100.27	103.90
35	BA	1756	G	N3-C2-N2	-7.27	114.81	119.90
37	BC	211	ARG	NE-CZ-NH1	-7.27	116.67	120.30
35	BA	118	A	C4-C5-C6	7.27	120.63	117.00
35	BA	769	G	C4-C5-N7	7.27	113.71	110.80
1	AA	870	U	O4'-C1'-N1	7.26	114.01	108.20
35	BA	181	A	C5-C6-N1	-7.26	114.07	117.70
35	BA	518	G	O4'-C1'-N9	-7.26	102.39	108.20
35	BA	629	G	C4-C5-N7	7.26	113.71	110.80
35	BA	1226	A	N9-C4-C5	-7.26	102.89	105.80
35	BA	1660	C	C6-N1-C2	7.26	123.21	120.30
35	BA	2439	A	C5-C6-N1	-7.26	114.07	117.70
1	AA	48	C	N1-C2-O2	7.26	123.26	118.90
35	BA	1973	G	N1-C2-N3	7.26	128.26	123.90
19	AS	81	ARG	NE-CZ-NH2	7.26	123.93	120.30
35	BA	346	A	N1-C2-N3	-7.26	125.67	129.30
35	BA	768	G	C8-N9-C4	-7.26	103.50	106.40
35	BA	1635	G	N9-C4-C5	-7.26	102.50	105.40
35	BA	2470	G	N9-C4-C5	7.26	108.30	105.40
1	AA	1032	G	O4'-C1'-N9	7.26	114.01	108.20

Continued on next page...

Continued from previous page...

Mol	Chain	Res	Type	Atoms	Z	Observed(°)	Ideal(°)
35	BA	304	G	N1-C6-O6	7.26	124.25	119.90
35	BA	855	G	N7-C8-N9	7.26	116.73	113.10
35	BA	2509	G	N3-C4-N9	7.26	130.35	126.00
35	BA	2783	G	N9-C4-C5	7.26	108.30	105.40
1	AA	149	A	N7-C8-N9	-7.26	110.17	113.80
1	AA	383	A	C5-N7-C8	-7.26	100.27	103.90
1	AA	500	G	C5-C6-N1	-7.26	107.87	111.50
35	BA	872	A	N1-C2-N3	-7.26	125.67	129.30
35	BA	2805	G	C5-C6-N1	7.26	115.13	111.50
35	BA	1019	U	C5-C6-N1	-7.25	119.07	122.70
35	BA	1069	A	N9-C4-C5	7.25	108.70	105.80
1	AA	10	A	N7-C8-N9	7.25	117.43	113.80
1	AA	79	G	C5-N7-C8	-7.25	100.67	104.30
35	BA	271(H)	G	N1-C6-O6	7.25	124.25	119.90
35	BA	1430	C	C5-C6-N1	-7.25	117.37	121.00
35	BA	1650	G	N9-C4-C5	7.25	108.30	105.40
1	AA	492	G	C2-N3-C4	7.25	115.53	111.90
35	BA	385	C	C5-C6-N1	7.25	124.63	121.00
35	BA	517	C	C4-C5-C6	7.25	121.03	117.40
35	BA	1137	G	N1-C2-N3	7.25	128.25	123.90
35	BA	1570	A	C5-N7-C8	-7.25	100.28	103.90
35	BA	2490	G	N3-C4-C5	-7.25	124.97	128.60
1	AA	164	U	N3-C4-O4	7.25	124.47	119.40
1	AA	752	G	C6-C5-N7	7.25	134.75	130.40
1	AA	954	G	C4-C5-N7	-7.25	107.90	110.80
35	BA	879	G	N1-C2-N3	7.25	128.25	123.90
1	AA	454	C	C5-C6-N1	7.25	124.62	121.00
1	AA	684	A	N7-C8-N9	7.25	117.42	113.80
35	BA	536	A	C8-N9-C4	7.25	108.70	105.80
50	BS	30	ARG	NE-CZ-NH1	-7.25	116.67	120.30
35	BA	142(A)	C	C2-N3-C4	7.25	123.52	119.90
35	BA	631	A	C8-N9-C4	-7.25	102.90	105.80
35	BA	2630	G	C6-C5-N7	-7.25	126.05	130.40
1	AA	360	A	N1-C6-N6	7.24	122.95	118.60
1	AA	1202	G	C6-N1-C2	-7.24	120.75	125.10
35	BA	655	A	O4'-C4'-C3'	7.24	111.89	106.10
7	AG	41	ARG	NE-CZ-NH2	7.24	123.92	120.30
1	AA	155	C	C6-N1-C2	-7.24	117.40	120.30
1	AA	741	G	O4'-C1'-N9	-7.24	102.41	108.20
20	AT	79	ARG	NE-CZ-NH2	-7.24	116.68	120.30
35	BA	875	G	C4-C5-N7	-7.24	107.90	110.80
35	BA	956	G	C5-N7-C8	-7.24	100.68	104.30

Continued on next page...

Continued from previous page...

Mol	Chain	Res	Type	Atoms	Z	Observed(°)	Ideal(°)
35	BA	1037	G	C4-C5-N7	-7.24	107.90	110.80
35	BA	1445(A)	C	C4-C5-C6	7.24	121.02	117.40
35	BA	1471	A	C1'-O4'-C4'	-7.24	104.11	109.90
35	BA	2883	A	C8-N9-C4	-7.24	102.90	105.80
1	AA	35	G	N1-C6-O6	7.24	124.24	119.90
35	BA	633	A	C1'-O4'-C4'	-7.24	104.11	109.90
36	BB	107	G	C5-C6-N1	7.23	115.12	111.50
1	AA	1501	C	C2-N3-C4	7.23	123.52	119.90
35	BA	1489	U	C2-N3-C4	-7.23	122.66	127.00
35	BA	269	U	N3-C4-O4	7.23	124.46	119.40
35	BA	670	A	N1-C6-N6	-7.23	114.26	118.60
35	BA	901	A	O4'-C1'-N9	7.23	113.98	108.20
35	BA	1319	G	C3'-C2'-C1'	7.23	107.28	101.50
35	BA	654	A	N3-C4-C5	7.23	131.86	126.80
1	AA	160	A	N9-C4-C5	7.23	108.69	105.80
1	AA	316	G	C5-C6-O6	7.23	132.94	128.60
35	BA	681	G	C5-N7-C8	7.23	107.91	104.30
35	BA	2441	C	C6-N1-C2	-7.23	117.41	120.30
35	BA	2699	C	N3-C4-C5	7.23	124.79	121.90
36	BB	86	G	C2-N3-C4	7.23	115.51	111.90
1	AA	1193	G	N3-C4-C5	7.22	132.21	128.60
1	AA	1342	C	C6-N1-C2	7.22	123.19	120.30
35	BA	55	G	C6-C5-N7	7.22	134.74	130.40
35	BA	1092	C	N3-C2-O2	-7.22	116.84	121.90
35	BA	1633	G	N7-C8-N9	7.22	116.71	113.10
35	BA	1998	G	O4'-C1'-N9	7.22	113.98	108.20
1	AA	32	A	O4'-C1'-N9	-7.22	102.42	108.20
35	BA	371	A	C4-C5-C6	-7.22	113.39	117.00
35	BA	1055	G	C5-N7-C8	7.22	107.91	104.30
35	BA	1076	C	N1-C2-O2	7.22	123.23	118.90
35	BA	1971	A	C4-C5-C6	-7.22	113.39	117.00
1	AA	136	C	C2-N3-C4	-7.22	116.29	119.90
1	AA	725	G	C5-N7-C8	7.22	107.91	104.30
35	BA	328	U	C6-N1-C2	7.22	125.33	121.00
35	BA	357	A	C5-C6-N1	-7.22	114.09	117.70
35	BA	2123	G	C4-C5-N7	7.22	113.69	110.80
35	BA	2168	G	C8-N9-C4	7.22	109.29	106.40
1	AA	1087	G	N3-C2-N2	-7.22	114.85	119.90
35	BA	635	C	N1-C2-O2	7.22	123.23	118.90
35	BA	849	A	C2-N3-C4	-7.22	106.99	110.60
35	BA	2726	U	O4'-C1'-N1	7.22	113.97	108.20
52	BU	70	ARG	NE-CZ-NH2	-7.22	116.69	120.30

Continued on next page...

Continued from previous page...

Mol	Chain	Res	Type	Atoms	Z	Observed(°)	Ideal(°)
22	AV	76	A	C8-N9-C4	-7.22	102.91	105.80
35	BA	2508	G	N3-C4-N9	-7.22	121.67	126.00
35	BA	1376	C	N1-C2-O2	7.21	123.23	118.90
35	BA	1678	G	O4'-C1'-N9	-7.21	102.43	108.20
1	AA	278	G	C2-N3-C4	7.21	115.51	111.90
35	BA	255	A	C4-C5-C6	-7.21	113.39	117.00
35	BA	386	G	N9-C4-C5	7.21	108.28	105.40
35	BA	1022	G	C4-C5-N7	-7.21	107.92	110.80
35	BA	2714	G	N3-C4-N9	7.21	130.33	126.00
35	BA	333	G	N7-C8-N9	-7.21	109.50	113.10
35	BA	2103	C	N1-C2-O2	-7.21	114.57	118.90
27	B2	30	ARG	NE-CZ-NH1	-7.21	116.70	120.30
35	BA	83	G	C6-C5-N7	7.21	134.72	130.40
1	AA	124	G	C8-N9-C4	-7.21	103.52	106.40
1	AA	355	C	C4-C5-C6	-7.21	113.80	117.40
1	AA	706	A	C6-N1-C2	7.21	122.92	118.60
35	BA	1841	U	C5-C4-O4	-7.21	121.58	125.90
35	BA	1996	C	N3-C4-C5	7.21	124.78	121.90
1	AA	1434	A	C6-N1-C2	-7.21	114.28	118.60
1	AA	920	U	C2-N3-C4	7.20	131.32	127.00
35	BA	112	U	N3-C2-O2	-7.20	117.16	122.20
35	BA	337	C	O4'-C1'-N1	7.20	113.96	108.20
35	BA	672	C	N3-C4-C5	7.20	124.78	121.90
35	BA	2818	G	C5-N7-C8	-7.20	100.70	104.30
35	BA	2854	G	N3-C4-C5	7.20	132.20	128.60
47	BP	53	GLY	N-CA-C	-7.20	95.09	113.10
35	BA	1956	U	O4'-C1'-N1	7.20	113.96	108.20
35	BA	1040	C	O4'-C1'-N1	7.20	113.96	108.20
1	AA	1401	G	C4-C5-N7	7.20	113.68	110.80
35	BA	348	G	C4-C5-N7	7.20	113.68	110.80
35	BA	1515	G	C5-C6-N1	7.20	115.10	111.50
35	BA	1786	A	N9-C1'-C2'	7.20	123.36	114.00
1	AA	1142	G	C5-N7-C8	-7.20	100.70	104.30
1	AA	1529	G	O4'-C1'-N9	7.20	113.96	108.20
23	AX	14	A	C4-C5-C6	-7.20	113.40	117.00
28	B3	30	ARG	NE-CZ-NH2	-7.20	116.70	120.30
35	BA	10	G	N3-C4-N9	-7.20	121.68	126.00
35	BA	142	A	C5-N7-C8	7.20	107.50	103.90
35	BA	2086	U	O4'-C1'-N1	-7.20	102.44	108.20
48	BQ	9	TYR	CB-CG-CD1	-7.20	116.68	121.00
1	AA	892	A	N9-C4-C5	7.19	108.68	105.80
35	BA	119	A	C5-N7-C8	-7.19	100.30	103.90

Continued on next page...

Continued from previous page...

Mol	Chain	Res	Type	Atoms	Z	Observed(°)	Ideal(°)
35	BA	2805	G	N1-C6-O6	-7.19	115.58	119.90
1	AA	259	G	N1-C6-O6	7.19	124.21	119.90
51	BT	14	TYR	CG-CD1-CE1	-7.19	115.55	121.30
1	AA	19	C	C5-C4-N4	7.19	125.23	120.20
1	AA	350	G	C4-C5-N7	7.19	113.68	110.80
35	BA	86	C	N1-C2-O2	7.19	123.21	118.90
35	BA	768	G	N9-C4-C5	7.19	108.28	105.40
35	BA	2495	G	C2-N3-C4	7.19	115.50	111.90
1	AA	127	G	N7-C8-N9	-7.19	109.51	113.10
1	AA	242	C	C6-N1-C2	-7.19	117.42	120.30
1	AA	1458	G	C4-C5-N7	7.19	113.67	110.80
35	BA	177	G	C8-N9-C4	-7.19	103.53	106.40
35	BA	745	G	C5-N7-C8	7.19	107.89	104.30
1	AA	744	C	C2-N3-C4	7.18	123.49	119.90
1	AA	1233	G	C5-C6-N1	-7.18	107.91	111.50
1	AA	1529	G	C1'-O4'-C4'	-7.18	104.15	109.90
35	BA	394	A	N7-C8-N9	7.18	117.39	113.80
35	BA	654(D)	G	O4'-C1'-N9	7.18	113.95	108.20
35	BA	903	C	C5-C4-N4	7.18	125.23	120.20
35	BA	1527	G	C8-N9-C4	-7.18	103.53	106.40
51	BT	120	ARG	NE-CZ-NH1	-7.18	116.71	120.30
1	AA	1366	C	OP2-P-O3'	7.18	121.00	105.20
35	BA	761	A	C4-C5-C6	-7.18	113.41	117.00
35	BA	1609	A	C4-C5-N7	7.18	114.29	110.70
35	BA	2094	G	C6-N1-C2	7.18	129.41	125.10
1	AA	1423	G	C4-C5-N7	-7.18	107.93	110.80
35	BA	271(D)	G	O4'-C1'-N9	-7.18	102.45	108.20
35	BA	1475	G	C5-C6-O6	-7.18	124.29	128.60
1	AA	230	G	C5-N7-C8	7.18	107.89	104.30
1	AA	1520	G	N3-C4-C5	7.18	132.19	128.60
1	AA	1523	G	N3-C2-N2	-7.18	114.88	119.90
35	BA	363(D)	G	N1-C6-O6	7.18	124.21	119.90
35	BA	2076	U	C4-C5-C6	7.18	124.01	119.70
1	AA	1289	A	C2-N3-C4	-7.18	107.01	110.60
1	AA	100	C	C5-C4-N4	-7.17	115.18	120.20
35	BA	438	G	C6-N1-C2	7.17	129.40	125.10
35	BA	2591	C	N3-C2-O2	-7.17	116.88	121.90
52	BU	36	ARG	NE-CZ-NH1	-7.17	116.71	120.30
1	AA	498	U	C5-C6-N1	7.17	126.29	122.70
35	BA	1992	G	N9-C1'-C2'	7.17	123.32	114.00
35	BA	2686	G	C5-N7-C8	-7.17	100.71	104.30
1	AA	331	G	C2-N3-C4	-7.17	108.32	111.90

Continued on next page...

Continued from previous page...

Mol	Chain	Res	Type	Atoms	Z	Observed(°)	Ideal(°)
22	AV	76	A	N7-C8-N9	7.17	117.38	113.80
35	BA	2261	C	N3-C4-C5	-7.17	119.03	121.90
1	AA	236	G	C5-C6-O6	-7.17	124.30	128.60
1	AA	278	G	N1-C6-O6	-7.17	115.60	119.90
1	AA	541	G	O4'-C1'-N9	7.17	113.93	108.20
35	BA	271(U)	G	N1-C2-N3	-7.17	119.60	123.90
35	BA	334	C	C5-C4-N4	-7.17	115.18	120.20
35	BA	1069	A	N7-C8-N9	7.17	117.38	113.80
35	BA	1257	C	O4'-C1'-N1	7.17	113.93	108.20
35	BA	1339	G	C5-N7-C8	-7.17	100.72	104.30
35	BA	2542	A	N1-C2-N3	-7.17	125.72	129.30
1	AA	983	A	C5-N7-C8	-7.17	100.32	103.90
35	BA	363(D)	G	C8-N9-C4	-7.17	103.53	106.40
35	BA	1817	G	N1-C2-N3	-7.17	119.60	123.90
35	BA	2514	U	C5-C6-N1	7.17	126.28	122.70
1	AA	923	A	C6-N1-C2	7.16	122.90	118.60
4	AD	68	TYR	CB-CG-CD1	7.16	125.30	121.00
17	AQ	70	ARG	NE-CZ-NH1	7.16	123.88	120.30
35	BA	1528(A)	A	C8-N9-C4	-7.16	102.93	105.80
35	BA	2151	G	C8-N9-C4	7.16	109.27	106.40
38	BD	260	ARG	NE-CZ-NH2	-7.16	116.72	120.30
35	BA	1285	G	N1-C6-O6	-7.16	115.60	119.90
35	BA	1346	G	C4-C5-N7	7.16	113.67	110.80
1	AA	138	G	C2-N3-C4	7.16	115.48	111.90
35	BA	1368	G	N3-C2-N2	-7.16	114.89	119.90
35	BA	2134	A	C5-N7-C8	-7.16	100.32	103.90
35	BA	900	A	N1-C2-N3	-7.16	125.72	129.30
35	BA	1749	A	C8-N9-C4	-7.16	102.94	105.80
35	BA	1026	U	C5-C6-N1	7.16	126.28	122.70
35	BA	1020	A	N9-C1'-C2'	7.15	123.30	114.00
35	BA	156	U	C5-C6-N1	7.15	126.28	122.70
35	BA	778	G	C5-N7-C8	-7.15	100.72	104.30
35	BA	1435	G	O4'-C1'-N9	-7.15	102.48	108.20
1	AA	1011	G	C4-C5-N7	-7.15	107.94	110.80
1	AA	1213	A	N1-C2-N3	-7.15	125.72	129.30
35	BA	1942	C	C6-N1-C2	-7.15	117.44	120.30
35	BA	575	A	C8-N9-C4	7.15	108.66	105.80
1	AA	360	A	C4-C5-C6	7.15	120.57	117.00
1	AA	1262	C	C5-C6-N1	7.15	124.57	121.00
35	BA	1628	G	C6-C5-N7	-7.15	126.11	130.40
35	BA	1993	U	C6-N1-C2	-7.15	116.71	121.00
35	BA	1509(A)	A	C2-N3-C4	7.14	114.17	110.60

Continued on next page...

Continued from previous page...

Mol	Chain	Res	Type	Atoms	Z	Observed(°)	Ideal(°)
35	BA	2837	G	C5-N7-C8	-7.14	100.73	104.30
35	BA	152	G	N1-C6-O6	-7.14	115.61	119.90
35	BA	271(N)	U	C5-C4-O4	-7.14	121.61	125.90
35	BA	380	U	C5-C4-O4	-7.14	121.62	125.90
35	BA	492	A	N1-C2-N3	-7.14	125.73	129.30
35	BA	909	A	C4-C5-N7	-7.14	107.13	110.70
54	BW	18	ARG	NE-CZ-NH2	-7.14	116.73	120.30
1	AA	40	C	N3-C4-C5	-7.14	119.04	121.90
1	AA	1340	A	C4-C5-N7	-7.14	107.13	110.70
35	BA	1695	G	C6-N1-C2	-7.14	120.82	125.10
35	BA	1631(A)	A	N1-C2-N3	7.14	132.87	129.30
35	BA	743	G	N7-C8-N9	7.13	116.67	113.10
35	BA	900	A	N9-C4-C5	-7.13	102.95	105.80
35	BA	1964	G	N3-C4-C5	-7.13	125.03	128.60
1	AA	1089	G	C5-N7-C8	-7.13	100.73	104.30
35	BA	391	G	C4-C5-N7	-7.13	107.95	110.80
35	BA	2877	G	N3-C4-C5	-7.13	125.03	128.60
39	BE	144	ARG	NE-CZ-NH1	-7.13	116.73	120.30
4	AD	144	ASP	CB-CG-OD1	7.13	124.72	118.30
35	BA	312	G	N9-C1'-C2'	7.13	123.27	114.00
35	BA	1485	G	C5-C6-O6	7.13	132.88	128.60
35	BA	1418	G	O4'-C1'-C2'	7.13	114.02	107.60
1	AA	1405	G	N1-C2-N3	-7.13	119.62	123.90
35	BA	463	G	N1-C6-O6	7.13	124.18	119.90
36	BB	119	G	C5-C6-N1	7.13	115.06	111.50
35	BA	776	G	C8-N9-C4	-7.12	103.55	106.40
35	BA	1623	G	C4-C5-N7	-7.12	107.95	110.80
1	AA	786	G	C4-C5-N7	-7.12	107.95	110.80
1	AA	1157	A	N7-C8-N9	-7.12	110.24	113.80
35	BA	197	A	C8-N9-C4	7.12	108.65	105.80
35	BA	461	C	C6-N1-C2	-7.12	117.45	120.30
35	BA	489	G	C2-N3-C4	-7.12	108.34	111.90
1	AA	1412	C	N3-C2-O2	7.12	126.89	121.90
35	BA	1170	G	N9-C4-C5	-7.12	102.55	105.40
1	AA	1101	A	C5'-C4'-O4'	7.12	117.64	109.10
35	BA	1962	C	N3-C2-O2	-7.12	116.92	121.90
35	BA	2351	G	C2-N3-C4	-7.12	108.34	111.90
35	BA	708	C	N3-C4-C5	7.12	124.75	121.90
35	BA	614(A)	U	C5-C4-O4	7.12	130.17	125.90
1	AA	1082	G	N3-C2-N2	7.11	124.88	119.90
1	AA	1173	G	C5-N7-C8	-7.11	100.74	104.30
13	AM	102	ARG	NE-CZ-NH2	-7.11	116.74	120.30

Continued on next page...

Continued from previous page...

Mol	Chain	Res	Type	Atoms	Z	Observed(°)	Ideal(°)
35	BA	222	A	C1'-O4'-C4'	-7.11	104.21	109.90
35	BA	1436	G	N3-C4-N9	-7.11	121.73	126.00
1	AA	831	U	O4'-C1'-N1	7.11	113.89	108.20
1	AA	1030(C)	G	N3-C4-C5	7.11	132.16	128.60
35	BA	1822	G	N3-C4-C5	7.11	132.16	128.60
1	AA	653	A	C4-C5-C6	7.11	120.56	117.00
1	AA	962	C	C6-N1-C2	7.11	123.14	120.30
4	AD	141	ARG	NE-CZ-NH2	-7.11	116.75	120.30
35	BA	1513	C	C5-C4-N4	7.11	125.18	120.20
35	BA	2447	G	N3-C2-N2	-7.11	114.92	119.90
1	AA	589	C	O4'-C1'-N1	-7.11	102.51	108.20
1	AA	750	G	C3'-C2'-C1'	-7.11	95.81	101.50
1	AA	1067	A	N1-C2-N3	-7.11	125.75	129.30
1	AA	1152	A	C4-C5-C6	-7.11	113.45	117.00
1	AA	1264	C	C3'-C2'-C1'	7.11	107.19	101.50
1	AA	1366	C	C5-C4-N4	-7.11	115.22	120.20
48	BQ	138	ASP	CB-CG-OD1	-7.11	111.90	118.30
1	AA	343	U	C5-C4-O4	-7.11	121.64	125.90
35	BA	109	G	C5-C6-N1	7.11	115.05	111.50
35	BA	2147	G	C5-N7-C8	-7.11	100.75	104.30
35	BA	2351	G	C4-C5-N7	-7.10	107.96	110.80
1	AA	150	C	C2-N3-C4	-7.10	116.35	119.90
1	AA	1383	C	N3-C2-O2	7.10	126.87	121.90
35	BA	49	A	C2'-C3'-O3'	7.10	125.13	109.50
35	BA	722	A	N1-C2-N3	7.10	132.85	129.30
35	BA	1228	G	N9-C4-C5	7.10	108.24	105.40
35	BA	1916	A	C5-C6-N1	-7.10	114.15	117.70
35	BA	2428	G	N1-C2-N2	7.10	122.59	116.20
1	AA	564	C	C6-N1-C2	-7.10	117.46	120.30
1	AA	1071	C	C6-N1-C2	-7.10	117.46	120.30
35	BA	859	G	N3-C2-N2	-7.10	114.93	119.90
35	BA	2094	G	N3-C4-C5	7.10	132.15	128.60
1	AA	926	G	C5-C6-N1	-7.10	107.95	111.50
1	AA	1499	A	O4'-C1'-N9	7.10	113.88	108.20
35	BA	644	A	N1-C2-N3	-7.10	125.75	129.30
35	BA	977	G	N1-C6-O6	-7.10	115.64	119.90
35	BA	1818	U	C5'-C4'-C3'	-7.10	104.64	116.00
40	BF	191	ARG	NE-CZ-NH2	-7.10	116.75	120.30
1	AA	230	G	C4-C5-N7	-7.10	107.96	110.80
1	AA	445	G	C4-C5-N7	7.10	113.64	110.80
1	AA	1012	U	C3'-C2'-C1'	7.10	107.18	101.50
36	BB	115	G	N3-C4-N9	7.10	130.26	126.00

Continued on next page...

Continued from previous page...

Mol	Chain	Res	Type	Atoms	Z	Observed(°)	Ideal(°)
1	AA	200	G	C5-N7-C8	7.09	107.85	104.30
35	BA	2242	G	N1-C6-O6	-7.09	115.64	119.90
35	BA	1671	U	O4'-C1'-N1	-7.09	102.53	108.20
1	AA	339	C	C3'-C2'-C1'	-7.09	95.83	101.50
35	BA	271(T)	C	N3-C4-C5	7.09	124.74	121.90
35	BA	408	G	C5-C6-O6	-7.09	124.34	128.60
35	BA	1122	G	C5-N7-C8	-7.09	100.75	104.30
35	BA	1470	G	C5-C6-N1	7.09	115.05	111.50
35	BA	2540	C	C6-N1-C2	7.09	123.14	120.30
35	BA	2792	G	C4-C5-N7	7.09	113.64	110.80
1	AA	352	C	C2-N3-C4	-7.09	116.36	119.90
1	AA	688	G	N9-C4-C5	-7.09	102.56	105.40
35	BA	94(A)	G	C2-N3-C4	7.09	115.44	111.90
1	AA	1183	A	N7-C8-N9	-7.09	110.26	113.80
35	BA	750	A	C8-N9-C4	-7.09	102.97	105.80
35	BA	2134	A	C2-N3-C4	-7.09	107.06	110.60
1	AA	577	G	C5-C6-O6	-7.08	124.35	128.60
1	AA	724	G	C5-C6-O6	-7.08	124.35	128.60
1	AA	1467	G	N1-C6-O6	-7.08	115.65	119.90
6	AF	36	ARG	NE-CZ-NH1	-7.08	116.76	120.30
1	AA	26	A	O4'-C1'-N9	-7.08	102.53	108.20
1	AA	1075	C	N3-C2-O2	7.08	126.86	121.90
1	AA	1222	G	C6-C5-N7	-7.08	126.15	130.40
35	BA	1260	G	N1-C6-O6	7.08	124.15	119.90
1	AA	191	G	C2-N3-C4	-7.08	108.36	111.90
35	BA	1914	C	O4'-C1'-N1	7.08	113.86	108.20
35	BA	2403	C	C4-C5-C6	-7.08	113.86	117.40
35	BA	2581	G	O4'-C4'-C3'	7.08	111.77	106.10
35	BA	2839	G	N1-C2-N3	7.08	128.15	123.90
1	AA	274	A	C8-N9-C4	-7.08	102.97	105.80
35	BA	2540	C	C4-C5-C6	-7.08	113.86	117.40
1	AA	1422	G	N3-C4-C5	7.08	132.14	128.60
35	BA	631	A	N7-C8-N9	7.08	117.34	113.80
1	AA	679	C	C6-N1-C2	-7.08	117.47	120.30
1	AA	545	C	N1-C1'-C2'	-7.07	104.22	112.00
1	AA	893	C	N3-C4-C5	-7.07	119.07	121.90
35	BA	422	A	C1'-O4'-C4'	7.07	115.56	109.90
35	BA	654(L)	G	N1-C6-O6	7.07	124.14	119.90
35	BA	669	G	C5-C6-N1	7.07	115.04	111.50
35	BA	1757	U	N3-C4-O4	7.07	124.35	119.40
1	AA	700	G	N9-C1'-C2'	-7.07	104.22	112.00
35	BA	687	C	N1-C2-O2	7.07	123.14	118.90

Continued on next page...

Continued from previous page...

Mol	Chain	Res	Type	Atoms	Z	Observed(°)	Ideal(°)
1	AA	254	G	C4-C5-N7	-7.07	107.97	110.80
1	AA	900	A	N1-C2-N3	7.07	132.84	129.30
22	AV	39	C	C2-N3-C4	7.07	123.44	119.90
35	BA	1177	A	C4-C5-C6	-7.07	113.47	117.00
35	BA	2543	G	N9-C4-C5	7.07	108.23	105.40
1	AA	1056	U	N3-C2-O2	-7.07	117.25	122.20
35	BA	2463	C	C5-C6-N1	-7.07	117.47	121.00
1	AA	972	C	C5-C4-N4	-7.07	115.25	120.20
35	BA	595	C	C6-N1-C2	-7.07	117.47	120.30
35	BA	2032	G	C4-C5-C6	-7.07	114.56	118.80
35	BA	2469	A	C4-C5-N7	7.07	114.23	110.70
35	BA	1080	C	C5-C6-N1	-7.07	117.47	121.00
35	BA	1825	A	C6-N1-C2	-7.07	114.36	118.60
35	BA	2222	G	C8-N9-C4	-7.07	103.57	106.40
1	AA	617	G	C5-N7-C8	-7.06	100.77	104.30
1	AA	808	C	C4-C5-C6	-7.06	113.87	117.40
1	AA	1332	A	N7-C8-N9	-7.06	110.27	113.80
35	BA	2728	U	C1'-O4'-C4'	-7.06	104.25	109.90
1	AA	1527	C	C4-C5-C6	7.06	120.93	117.40
35	BA	676	A	C8-N9-C4	7.06	108.62	105.80
35	BA	866	A	C8-N9-C4	7.06	108.62	105.80
1	AA	827	U	O4'-C1'-N1	7.06	113.85	108.20
11	AK	85	ARG	NE-CZ-NH2	-7.06	116.77	120.30
35	BA	1645	G	C5-C6-O6	7.06	132.84	128.60
35	BA	2624	G	C8-N9-C4	7.06	109.22	106.40
35	BA	189	G	N9-C1'-C2'	-7.06	104.24	112.00
35	BA	1465	G	C4-C5-N7	-7.06	107.98	110.80
35	BA	1552	G	C8-N9-C4	-7.06	103.58	106.40
35	BA	1566	A	C2-N3-C4	7.06	114.13	110.60
35	BA	1623	G	C6-C5-N7	7.06	134.63	130.40
36	BB	30	C	C6-N1-C2	-7.06	117.48	120.30
35	BA	2679	A	N1-C2-N3	7.06	132.83	129.30
1	AA	1102	A	N7-C8-N9	-7.05	110.27	113.80
35	BA	2505	G	O4'-C1'-N9	7.05	113.84	108.20
1	AA	723	U	O4'-C1'-N1	7.05	113.84	108.20
22	AV	1	C	C6-N1-C2	7.05	123.12	120.30
35	BA	2089	U	O4'-C1'-N1	7.05	113.84	108.20
35	BA	2785	C	C5-C6-N1	7.05	124.53	121.00
35	BA	471	A	C5-C6-N1	-7.05	114.17	117.70
22	AV	26	G	C5-C6-N1	-7.05	107.98	111.50
35	BA	654(M)	C	N1-C2-O2	7.05	123.13	118.90
34	B9	19	ARG	NE-CZ-NH2	-7.05	116.78	120.30

Continued on next page...

Continued from previous page...

Mol	Chain	Res	Type	Atoms	Z	Observed(°)	Ideal(°)
35	BA	228	A	N1-C2-N3	-7.05	125.78	129.30
35	BA	710	G	N7-C8-N9	7.05	116.62	113.10
1	AA	83	U	N1-C2-O2	7.05	127.73	122.80
15	AO	72	ARG	NE-CZ-NH2	-7.05	116.78	120.30
35	BA	382	G	C2-N3-C4	-7.05	108.38	111.90
35	BA	649	G	C5-N7-C8	-7.05	100.78	104.30
35	BA	1153	C	C4-C5-C6	-7.04	113.88	117.40
1	AA	1064	G	N9-C1'-C2'	7.04	123.16	114.00
35	BA	147	U	N1-C2-O2	7.04	127.73	122.80
35	BA	177	G	C5-N7-C8	-7.04	100.78	104.30
35	BA	518	G	C2-N3-C4	7.04	115.42	111.90
35	BA	1941	C	C5-C4-N4	7.04	125.13	120.20
35	BA	2469	A	N7-C8-N9	7.04	117.32	113.80
1	AA	573	A	N1-C6-N6	-7.04	114.38	118.60
35	BA	397	G	C2-N3-C4	7.04	115.42	111.90
35	BA	463	G	N3-C4-N9	7.04	130.22	126.00
35	BA	2524	G	C6-C5-N7	-7.04	126.17	130.40
36	BB	18	G	N3-C4-C5	-7.04	125.08	128.60
1	AA	216	G	C5-N7-C8	-7.04	100.78	104.30
1	AA	375	U	N3-C4-O4	-7.04	114.47	119.40
35	BA	2197	U	C4-C5-C6	-7.04	115.48	119.70
1	AA	1424	C	C4-C5-C6	-7.04	113.88	117.40
35	BA	2663	G	C6-N1-C2	7.04	129.32	125.10
1	AA	715	A	O4'-C1'-N9	7.03	113.83	108.20
1	AA	1026	G	O4'-C1'-N9	7.03	113.83	108.20
1	AA	1183	A	C2-N3-C4	-7.03	107.08	110.60
35	BA	200	U	N3-C2-O2	-7.03	117.28	122.20
35	BA	497	A	N1-C2-N3	-7.03	125.78	129.30
35	BA	537	C	O5'-P-OP2	-7.03	99.37	105.70
35	BA	1176	G	C6-C5-N7	7.03	134.62	130.40
35	BA	1642	G	N3-C4-N9	-7.03	121.78	126.00
35	BA	2381	C	C6-N1-C2	7.03	123.11	120.30
35	BA	2724	C	C4-C5-C6	7.03	120.92	117.40
1	AA	402	G	N9-C4-C5	-7.03	102.59	105.40
35	BA	145	G	C2-N3-C4	-7.03	108.38	111.90
35	BA	714	U	C4-C5-C6	-7.03	115.48	119.70
35	BA	384	U	C1'-O4'-C4'	-7.03	104.28	109.90
35	BA	615	G	C4-C5-N7	7.03	113.61	110.80
35	BA	2388	A	N9-C4-C5	7.03	108.61	105.80
36	BB	119	G	C6-N1-C2	-7.03	120.88	125.10
35	BA	2159	G	N9-C4-C5	7.03	108.21	105.40
1	AA	1412	C	C6-N1-C2	7.03	123.11	120.30

Continued on next page...

Continued from previous page...

Mol	Chain	Res	Type	Atoms	Z	Observed(°)	Ideal(°)
35	BA	104	U	C2-N3-C4	-7.03	122.78	127.00
35	BA	292	C	N3-C4-C5	7.03	124.71	121.90
35	BA	371	A	C5-C6-N1	7.03	121.21	117.70
35	BA	849	A	C6-N1-C2	-7.03	114.38	118.60
35	BA	2722	G	C4-C5-C6	7.03	123.02	118.80
35	BA	2035	G	O4'-C4'-C3'	7.03	111.72	106.10
35	BA	2526	G	C2-N3-C4	7.03	115.41	111.90
35	BA	2663	G	N3-C4-C5	7.02	132.11	128.60
1	AA	260	G	O4'-C4'-C3'	7.02	111.72	106.10
22	AV	43	A	N1-C2-N3	7.02	132.81	129.30
35	BA	65	C	N3-C2-O2	-7.02	116.98	121.90
35	BA	1457	A	O4'-C1'-N9	-7.02	102.58	108.20
35	BA	2516	G	N9-C4-C5	-7.02	102.59	105.40
1	AA	1277	C	N1-C1'-C2'	-7.02	104.28	112.00
35	BA	632	A	C8-N9-C4	-7.02	102.99	105.80
35	BA	2163	C	N1-C2-O2	-7.02	114.69	118.90
14	AN	19	ARG	NE-CZ-NH1	-7.02	116.79	120.30
35	BA	584	C	C5-C4-N4	-7.02	115.29	120.20
35	BA	1096	A	O5'-P-OP1	-7.02	99.38	105.70
35	BA	1817	G	C5-N7-C8	-7.02	100.79	104.30
35	BA	2044	C	N3-C2-O2	-7.02	116.99	121.90
35	BA	731	C	N3-C4-C5	7.02	124.71	121.90
35	BA	873	G	O4'-C1'-N9	7.02	113.81	108.20
35	BA	145	G	N1-C2-N3	7.01	128.11	123.90
35	BA	580	C	C5-C6-N1	7.01	124.51	121.00
35	BA	718	A	C6-C5-N7	7.01	137.21	132.30
35	BA	1957	C	N3-C2-O2	-7.01	116.99	121.90
35	BA	241	A	C8-N9-C4	7.01	108.61	105.80
35	BA	391	G	N3-C4-C5	-7.01	125.09	128.60
35	BA	2175	C	C6-N1-C2	7.01	123.11	120.30
1	AA	809	G	C5'-C4'-O4'	-7.01	100.69	109.10
35	BA	2589	A	C4-C5-N7	7.01	114.21	110.70
1	AA	1065	U	O4'-C1'-N1	7.01	113.81	108.20
35	BA	15	G	C2-N3-C4	-7.01	108.39	111.90
35	BA	629	G	C5-N7-C8	-7.01	100.80	104.30
35	BA	2190	G	C4-C5-N7	7.01	113.60	110.80
35	BA	2293	C	C5-C6-N1	7.01	124.50	121.00
35	BA	117	G	C5-C6-O6	-7.01	124.39	128.60
35	BA	474	G	C5-C6-O6	7.01	132.81	128.60
35	BA	1478	G	N7-C8-N9	7.01	116.60	113.10
1	AA	755	G	N9-C4-C5	7.01	108.20	105.40
35	BA	780	G	C8-N9-C4	7.01	109.20	106.40

Continued on next page...

Continued from previous page...

Mol	Chain	Res	Type	Atoms	Z	Observed(°)	Ideal(°)
35	BA	905	U	C5-C4-O4	-7.01	121.70	125.90
35	BA	912	C	C5-C4-N4	-7.01	115.30	120.20
35	BA	386	G	C8-N9-C4	-7.00	103.60	106.40
35	BA	58	G	C5-C6-N1	7.00	115.00	111.50
35	BA	331	A	C5-C6-N1	-7.00	114.20	117.70
35	BA	444	C	N3-C4-C5	-7.00	119.10	121.90
35	BA	2040	C	N3-C4-C5	-7.00	119.10	121.90
35	BA	2445	G	C8-N9-C4	7.00	109.20	106.40
35	BA	2637	U	C5-C4-O4	-7.00	121.70	125.90
1	AA	1377	A	C4-C5-C6	7.00	120.50	117.00
35	BA	2320	A	C5-C6-N1	7.00	121.20	117.70
37	BC	111	PHE	CB-CG-CD1	7.00	125.70	120.80
1	AA	674	G	C5-C6-O6	7.00	132.80	128.60
1	AA	974	A	N7-C8-N9	7.00	117.30	113.80
35	BA	1590	U	C5-C4-O4	-7.00	121.70	125.90
35	BA	2594	C	O4'-C1'-N1	7.00	113.80	108.20
35	BA	129	C	N3-C4-N4	7.00	122.90	118.00
35	BA	505	A	O4'-C1'-N9	7.00	113.80	108.20
35	BA	1748	G	C4-C5-N7	7.00	113.60	110.80
1	AA	650	G	O5'-P-OP1	-7.00	99.41	105.70
35	BA	2103	C	C4-C5-C6	7.00	120.90	117.40
1	AA	268	C	C6-N1-C2	-6.99	117.50	120.30
35	BA	23	G	O4'-C1'-N9	-6.99	102.61	108.20
35	BA	297	C	C2-N3-C4	-6.99	116.40	119.90
1	AA	1447	A	O4'-C1'-N9	6.99	113.79	108.20
1	AA	46	G	N1-C6-O6	-6.99	115.71	119.90
6	AF	46	ARG	NE-CZ-NH1	-6.99	116.81	120.30
35	BA	809	G	N3-C4-N9	6.99	130.19	126.00
35	BA	1470	G	N1-C6-O6	-6.99	115.71	119.90
35	BA	1817	G	N9-C4-C5	-6.99	102.60	105.40
35	BA	272(J)	C	C2-N3-C4	-6.99	116.41	119.90
35	BA	596	G	C5-C6-O6	6.99	132.79	128.60
35	BA	1401	G	O4'-C1'-N9	6.99	113.79	108.20
35	BA	1753	G	C8-N9-C4	-6.99	103.61	106.40
1	AA	287	U	C5-C6-N1	6.99	126.19	122.70
35	BA	739	G	C5-N7-C8	6.99	107.79	104.30
35	BA	1414	G	N9-C4-C5	-6.99	102.61	105.40
35	BA	1565	C	N3-C2-O2	-6.99	117.01	121.90
35	BA	1838	C	N1-C2-N3	6.99	124.09	119.20
35	BA	2633	G	C5-N7-C8	-6.99	100.81	104.30
1	AA	1099	G	C6-N1-C2	-6.98	120.91	125.10
35	BA	1057	A	C1'-O4'-C4'	6.98	115.49	109.90

Continued on next page...

Continued from previous page...

Mol	Chain	Res	Type	Atoms	Z	Observed(°)	Ideal(°)
35	BA	1704	G	C4-C5-N7	-6.98	108.01	110.80
35	BA	2607	G	N7-C8-N9	6.98	116.59	113.10
1	AA	1133	G	N1-C6-O6	-6.98	115.71	119.90
35	BA	18	C	C5-C6-N1	6.98	124.49	121.00
35	BA	1466	G	C6-C5-N7	-6.98	126.21	130.40
35	BA	316	C	N3-C4-N4	-6.98	113.11	118.00
1	AA	1407	C	C2-N3-C4	-6.98	116.41	119.90
35	BA	654(L)	G	C6-N1-C2	6.98	129.29	125.10
35	BA	1019	U	C2-N3-C4	-6.98	122.81	127.00
35	BA	2462	U	N3-C4-O4	6.98	124.28	119.40
1	AA	242	C	C5-C4-N4	-6.98	115.32	120.20
1	AA	291	C	C5-C6-N1	-6.98	117.51	121.00
1	AA	755	G	C5-C6-N1	-6.98	108.01	111.50
35	BA	1257	C	N3-C4-C5	6.98	124.69	121.90
36	BB	26	A	C5-C6-N1	-6.98	114.21	117.70
1	AA	137	C	N1-C2-O2	6.97	123.08	118.90
1	AA	426	G	C2-N3-C4	6.97	115.39	111.90
1	AA	663	A	N1-C6-N6	6.97	122.78	118.60
35	BA	140	G	C6-C5-N7	6.97	134.59	130.40
1	AA	1196	U	O4'-C1'-N1	6.97	113.78	108.20
35	BA	82	G	C8-N9-C4	-6.97	103.61	106.40
35	BA	790	C	C6-N1-C2	-6.97	117.51	120.30
35	BA	1694	C	C6-N1-C2	6.97	123.09	120.30
35	BA	1960	A	O4'-C1'-N9	-6.97	102.62	108.20
35	BA	2633	G	C8-N9-C4	-6.97	103.61	106.40
1	AA	445	G	C5-N7-C8	-6.97	100.81	104.30
35	BA	973	A	C6-N1-C2	6.97	122.78	118.60
35	BA	1487	G	O4'-C1'-N9	6.97	113.78	108.20
1	AA	1398	A	O4'-C1'-N9	-6.97	102.63	108.20
35	BA	487	C	N3-C4-C5	-6.97	119.11	121.90
35	BA	1753	G	C4-C5-N7	-6.97	108.01	110.80
35	BA	1089	G	N1-C6-O6	6.97	124.08	119.90
35	BA	1610	A	O4'-C4'-C3'	6.97	111.67	106.10
35	BA	1811	G	N3-C2-N2	6.97	124.78	119.90
1	AA	903	G	C6-C5-N7	-6.96	126.22	130.40
1	AA	1171	G	N1-C2-N3	-6.96	119.72	123.90
35	BA	349	G	C2-N3-C4	6.96	115.38	111.90
35	BA	627	A	C5-C6-N6	6.96	129.27	123.70
35	BA	1442	G	C4-C5-N7	-6.96	108.01	110.80
35	BA	2024	G	C5-N7-C8	-6.96	100.82	104.30
1	AA	852	G	C4-C5-N7	6.96	113.58	110.80
1	AA	992	U	O4'-C1'-N1	6.96	113.77	108.20

Continued on next page...

Continued from previous page...

Mol	Chain	Res	Type	Atoms	Z	Observed(°)	Ideal(°)
35	BA	330	A	O4'-C1'-N9	6.96	113.77	108.20
35	BA	997	G	C5-C6-N1	6.96	114.98	111.50
35	BA	2750	A	N7-C8-N9	-6.96	110.32	113.80
36	BB	72	G	O4'-C1'-N9	-6.96	102.63	108.20
1	AA	635	G	O4'-C1'-N9	-6.96	102.63	108.20
1	AA	1340	A	N9-C4-C5	6.96	108.58	105.80
35	BA	2069	G	C4-C5-N7	-6.96	108.02	110.80
1	AA	405	U	N3-C4-O4	6.96	124.27	119.40
1	AA	825	G	N9-C4-C5	6.96	108.18	105.40
35	BA	1929	G	O4'-C1'-N9	-6.96	102.63	108.20
1	AA	1127	G	C2-N3-C4	6.96	115.38	111.90
35	BA	103	A	C2-N3-C4	-6.96	107.12	110.60
35	BA	2201	C	N3-C4-N4	6.96	122.87	118.00
1	AA	1445	C	C2-N3-C4	6.95	123.38	119.90
35	BA	390	A	N7-C8-N9	6.95	117.28	113.80
35	BA	1647	G	N7-C8-N9	6.95	116.58	113.10
35	BA	2266	A	C5-N7-C8	-6.95	100.42	103.90
1	AA	737	A	C8-N9-C4	-6.95	103.02	105.80
35	BA	622	G	C8-N9-C4	-6.95	103.62	106.40
35	BA	1317	A	C8-N9-C4	-6.95	103.02	105.80
35	BA	2046	G	N1-C2-N3	6.95	128.07	123.90
35	BA	2349	G	C5-N7-C8	6.95	107.78	104.30
1	AA	633	G	C4-C5-N7	-6.95	108.02	110.80
1	AA	1297	C	C5-C6-N1	6.95	124.47	121.00
1	AA	1071	C	N1-C2-O2	-6.95	114.73	118.90
35	BA	536	A	N9-C1'-C2'	-6.95	104.36	112.00
1	AA	10	A	N1-C2-N3	6.95	132.77	129.30
1	AA	371	G	C4-C5-N7	6.95	113.58	110.80
1	AA	545	C	C5'-C4'-C3'	6.95	127.11	116.00
35	BA	103	A	C4-C5-N7	-6.95	107.23	110.70
35	BA	1990	C	C5-C6-N1	-6.95	117.53	121.00
35	BA	2531	A	C5-C6-N6	6.95	129.26	123.70
35	BA	2657	A	O4'-C1'-N9	-6.95	102.64	108.20
54	BW	77	ASP	CB-CG-OD2	6.95	124.55	118.30
1	AA	640	A	C8-N9-C4	6.94	108.58	105.80
1	AA	798	G	N1-C6-O6	-6.94	115.73	119.90
1	AA	1230	C	C2-N3-C4	-6.94	116.43	119.90
35	BA	2169	A	N9-C4-C5	-6.94	103.02	105.80
35	BA	2250	G	C2-N3-C4	-6.94	108.43	111.90
35	BA	261	G	C8-N9-C4	-6.94	103.62	106.40
1	AA	916	G	N3-C4-C5	-6.94	125.13	128.60
1	AA	956	U	O4'-C1'-N1	6.94	113.75	108.20

Continued on next page...

Continued from previous page...

Mol	Chain	Res	Type	Atoms	Z	Observed(°)	Ideal(°)
22	AV	17	C	C5-C4-N4	-6.94	115.34	120.20
35	BA	1666	G	O4'-C1'-N9	6.94	113.75	108.20
35	BA	1814	G	N7-C8-N9	6.94	116.57	113.10
35	BA	2404	C	N1-C2-O2	6.94	123.06	118.90
36	BB	17	C	N3-C2-O2	-6.94	117.04	121.90
1	AA	1406	U	N3-C4-C5	-6.94	110.44	114.60
35	BA	1491	G	C5-C6-N1	6.94	114.97	111.50
1	AA	1274	G	C2-N3-C4	6.94	115.37	111.90
35	BA	1809	A	C4-C5-N7	6.94	114.17	110.70
1	AA	25	C	C3'-C2'-C1'	-6.93	95.95	101.50
1	AA	227	G	C8-N9-C4	6.93	109.17	106.40
1	AA	1063	C	N3-C4-N4	6.93	122.86	118.00
35	BA	258	G	N7-C8-N9	-6.93	109.63	113.10
35	BA	1459	G	C6-C5-N7	-6.93	126.24	130.40
35	BA	2640	G	N3-C4-C5	6.93	132.07	128.60
36	BB	42	C	C5-C6-N1	-6.93	117.53	121.00
1	AA	628	G	N9-C4-C5	6.93	108.17	105.40
1	AA	777	A	N9-C4-C5	6.93	108.57	105.80
1	AA	878	G	N3-C4-N9	-6.93	121.84	126.00
35	BA	154(A)	C	O4'-C1'-N1	-6.93	102.65	108.20
35	BA	2846	G	C2-N3-C4	6.93	115.37	111.90
1	AA	227	G	N7-C8-N9	-6.93	109.63	113.10
1	AA	1015	A	C8-N9-C4	-6.93	103.03	105.80
35	BA	2447	G	C4-C5-N7	-6.93	108.03	110.80
1	AA	191	G	N1-C2-N3	6.93	128.06	123.90
35	BA	1910	G	N7-C8-N9	-6.93	109.64	113.10
35	BA	2443	C	N1-C2-O2	6.93	123.06	118.90
1	AA	446	G	C5-N7-C8	-6.93	100.84	104.30
35	BA	467	G	C5-C6-O6	-6.93	124.44	128.60
35	BA	2280	G	N3-C2-N2	6.93	124.75	119.90
36	BB	49	C	N3-C4-N4	-6.93	113.15	118.00
1	AA	16	A	C4-C5-N7	6.93	114.16	110.70
19	AS	37	ARG	NE-CZ-NH2	-6.93	116.84	120.30
35	BA	2555	U	C4-C5-C6	6.93	123.86	119.70
1	AA	505	G	C5-C6-O6	-6.92	124.44	128.60
1	AA	825	G	N7-C8-N9	-6.92	109.64	113.10
35	BA	710	G	C6-N1-C2	-6.92	120.94	125.10
35	BA	2148	G	C5-C6-O6	6.92	132.75	128.60
1	AA	508	C	C2-N3-C4	-6.92	116.44	119.90
1	AA	632	A	N1-C2-N3	6.92	132.76	129.30
35	BA	429	A	C2-N3-C4	6.92	114.06	110.60
35	BA	1792	G	C5-C6-O6	6.92	132.75	128.60

Continued on next page...

Continued from previous page...

Mol	Chain	Res	Type	Atoms	Z	Observed(°)	Ideal(°)
1	AA	917	G	C5-C6-N1	6.92	114.96	111.50
35	BA	147	U	N3-C2-O2	-6.92	117.36	122.20
35	BA	799	G	C2-N3-C4	-6.92	108.44	111.90
35	BA	2123	G	C6-C5-N7	-6.92	126.25	130.40
35	BA	2522	U	C5-C6-N1	-6.92	119.24	122.70
35	BA	853	G	C8-N9-C4	6.92	109.17	106.40
35	BA	2685	G	C4-C5-N7	6.92	113.57	110.80
35	BA	582	G	N3-C2-N2	6.92	124.74	119.90
35	BA	2864	G	C5-C6-O6	6.92	132.75	128.60
1	AA	1467	G	C5-N7-C8	-6.92	100.84	104.30
35	BA	462	C	C6-N1-C2	-6.92	117.53	120.30
35	BA	2394	C	N3-C4-C5	-6.92	119.13	121.90
35	BA	87	C	N3-C4-C5	-6.91	119.14	121.90
35	BA	808	G	C5-C6-N1	6.91	114.96	111.50
35	BA	874	G	N3-C4-C5	6.91	132.06	128.60
35	BA	1032	A	C4-C5-C6	-6.91	113.54	117.00
35	BA	2509	G	C8-N9-C4	6.91	109.17	106.40
35	BA	2642	G	C2-N3-C4	-6.91	108.44	111.90
35	BA	637	A	C4-C5-N7	-6.91	107.24	110.70
36	BB	60	C	C5-C4-N4	6.91	125.04	120.20
1	AA	554	C	N1-C2-O2	-6.91	114.75	118.90
1	AA	604	G	N7-C8-N9	6.91	116.56	113.10
1	AA	644	G	C8-N9-C4	6.91	109.16	106.40
35	BA	118	A	C5-C6-N6	6.91	129.23	123.70
35	BA	905	U	N3-C4-O4	6.91	124.24	119.40
22	AV	15	G	C8-N9-C4	-6.91	103.64	106.40
35	BA	188	G	N7-C8-N9	6.91	116.55	113.10
1	AA	916	G	C6-C5-N7	-6.91	126.26	130.40
1	AA	1442	G	N1-C2-N3	-6.91	119.76	123.90
1	AA	366	C	C6-N1-C2	-6.91	117.54	120.30
35	BA	92	A	N1-C2-N3	6.91	132.75	129.30
35	BA	735	A	C8-N9-C4	6.91	108.56	105.80
35	BA	1182	A	C2-N3-C4	6.91	114.05	110.60
1	AA	813	U	C5-C4-O4	-6.90	121.76	125.90
35	BA	2151	G	N1-C6-O6	-6.90	115.76	119.90
35	BA	2383	G	C6-N1-C2	-6.90	120.96	125.10
49	BR	33	ARG	NE-CZ-NH1	6.90	123.75	120.30
9	AI	91	ASP	CB-CG-OD1	-6.90	112.09	118.30
35	BA	135	G	C8-N9-C4	6.90	109.16	106.40
35	BA	876	C	N3-C4-C5	6.90	124.66	121.90
35	BA	1648	C	N3-C4-C5	-6.90	119.14	121.90
1	AA	1031	G	N1-C2-N3	6.90	128.04	123.90

Continued on next page...

Continued from previous page...

Mol	Chain	Res	Type	Atoms	Z	Observed(°)	Ideal(°)
35	BA	1685	C	C6-N1-C2	-6.90	117.54	120.30
1	AA	627	G	C2-N3-C4	6.90	115.35	111.90
35	BA	987	G	C4-C5-N7	6.90	113.56	110.80
35	BA	2842	G	N3-C4-N9	-6.90	121.86	126.00
1	AA	682	G	C8-N9-C4	6.89	109.16	106.40
1	AA	824	C	C4-C5-C6	6.89	120.85	117.40
9	AI	114	TYR	CB-CG-CD2	-6.89	116.86	121.00
35	BA	1984	G	N9-C4-C5	6.89	108.16	105.40
1	AA	144	G	C8-N9-C4	-6.89	103.64	106.40
1	AA	147	G	C5-N7-C8	6.89	107.75	104.30
35	BA	654(J)	A	C4-C5-C6	-6.89	113.55	117.00
1	AA	52	G	N3-C2-N2	6.89	124.72	119.90
1	AA	560	U	O4'-C1'-N1	-6.89	102.69	108.20
35	BA	804	A	O4'-C1'-N9	6.89	113.71	108.20
35	BA	1503	U	C5-C6-N1	-6.89	119.26	122.70
35	BA	2695	C	C2-N3-C4	-6.89	116.45	119.90
35	BA	176	G	C8-N9-C4	6.89	109.16	106.40
35	BA	271(S)	G	C6-C5-N7	-6.89	126.27	130.40
1	AA	1265	G	N3-C4-N9	-6.89	121.87	126.00
23	AX	19	U	C3'-C2'-C1'	6.89	107.01	101.50
35	BA	1410	G	C5-N7-C8	-6.89	100.86	104.30
35	BA	2442	C	C5-C4-N4	-6.89	115.38	120.20
35	BA	2873	A	N7-C8-N9	-6.89	110.36	113.80
38	BD	168	ARG	NE-CZ-NH1	6.89	123.74	120.30
35	BA	2398	U	C5-C6-N1	6.88	126.14	122.70
35	BA	2472	G	N3-C4-C5	6.88	132.04	128.60
1	AA	442	C	C4-C5-C6	6.88	120.84	117.40
1	AA	1224	G	C4-C5-N7	-6.88	108.05	110.80
22	AV	5	G	C8-N9-C4	-6.88	103.65	106.40
35	BA	295	G	C5-C6-O6	6.88	132.73	128.60
35	BA	451	C	C6-N1-C2	6.88	123.05	120.30
35	BA	1393	A	C4-C5-C6	6.88	120.44	117.00
35	BA	975	C	C2-N3-C4	-6.88	116.46	119.90
35	BA	1776	G	C5-N7-C8	6.88	107.74	104.30
1	AA	151	A	C4-C5-N7	6.88	114.14	110.70
1	AA	1030(A)	G	N1-C6-O6	6.88	124.03	119.90
35	BA	2453	A	N1-C2-N3	-6.88	125.86	129.30
1	AA	250	A	C5-C6-N6	-6.88	118.20	123.70
20	AT	8	ARG	NE-CZ-NH1	-6.88	116.86	120.30
35	BA	366	C	C4-C5-C6	6.88	120.84	117.40
35	BA	931	G	C5-C6-O6	6.88	132.73	128.60
35	BA	1336	A	N1-C6-N6	6.88	122.73	118.60

Continued on next page...

Continued from previous page...

Mol	Chain	Res	Type	Atoms	Z	Observed(°)	Ideal(°)
35	BA	1764	G	N1-C2-N3	6.88	128.03	123.90
35	BA	2621	A	N9-C4-C5	6.88	108.55	105.80
6	AF	77	ARG	NE-CZ-NH1	-6.88	116.86	120.30
35	BA	16	G	C5-C6-O6	6.88	132.73	128.60
1	AA	262	A	C5-N7-C8	6.88	107.34	103.90
35	BA	2126	A	C6-C5-N7	-6.88	127.49	132.30
35	BA	2648	C	C2-N3-C4	6.88	123.34	119.90
36	BB	26	A	C6-N1-C2	6.88	122.72	118.60
1	AA	563	A	N7-C8-N9	-6.87	110.36	113.80
35	BA	573	G	C5-C6-N1	6.87	114.94	111.50
1	AA	8	A	N9-C4-C5	6.87	108.55	105.80
35	BA	1999	C	N3-C4-C5	6.87	124.65	121.90
35	BA	2087	G	N9-C4-C5	-6.87	102.65	105.40
1	AA	282	A	C8-N9-C4	6.87	108.55	105.80
1	AA	461	A	N1-C6-N6	-6.87	114.48	118.60
1	AA	1048	G	N1-C6-O6	6.87	124.02	119.90
1	AA	1304	G	N3-C4-C5	6.87	132.03	128.60
35	BA	522	G	C4-C5-N7	-6.87	108.05	110.80
35	BA	2478	A	C8-N9-C4	6.87	108.55	105.80
1	AA	745	C	C2-N3-C4	-6.87	116.47	119.90
1	AA	1467	G	C8-N9-C4	6.87	109.15	106.40
1	AA	524	G	N3-C4-N9	6.87	130.12	126.00
1	AA	1394	A	N9-C4-C5	6.87	108.55	105.80
1	AA	1463	C	N1-C2-N3	-6.87	114.39	119.20
32	B7	47	ARG	NE-CZ-NH1	-6.87	116.87	120.30
35	BA	11	G	C5-C6-O6	-6.87	124.48	128.60
35	BA	552	G	C6-N1-C2	-6.87	120.98	125.10
35	BA	1179	C	O4'-C1'-N1	6.87	113.69	108.20
35	BA	2501	C	C1'-O4'-C4'	-6.87	104.41	109.90
41	BG	181	ARG	NE-CZ-NH2	-6.87	116.87	120.30
1	AA	1300	G	N3-C4-C5	6.86	132.03	128.60
31	B6	10	LEU	CA-CB-CG	6.86	131.08	115.30
1	AA	830	G	N3-C4-C5	6.86	132.03	128.60
35	BA	1190	G	C4-C5-N7	6.86	113.55	110.80
36	BB	51	G	O4'-C1'-C2'	6.86	113.78	107.60
22	AV	31	G	N3-C4-C5	6.86	132.03	128.60
35	BA	1922	G	N1-C6-O6	6.86	124.02	119.90
47	BP	7	ARG	NE-CZ-NH1	6.86	123.73	120.30
1	AA	189(J)	G	C4-C5-C6	-6.86	114.69	118.80
1	AA	198	G	O5'-P-OP1	-6.86	99.53	105.70
1	AA	260	G	C5-C6-N1	6.86	114.93	111.50
35	BA	265	A	N9-C4-C5	6.86	108.54	105.80

Continued on next page...

Continued from previous page...

Mol	Chain	Res	Type	Atoms	Z	Observed(°)	Ideal(°)
35	BA	827	U	O5'-P-OP1	6.86	118.93	110.70
35	BA	2345	G	C5'-C4'-O4'	6.86	117.33	109.10
36	BB	62	C	O4'-C1'-N1	6.86	113.69	108.20
36	BB	74	U	O4'-C1'-N1	-6.86	102.71	108.20
1	AA	1354	C	O5'-P-OP2	-6.86	99.53	105.70
35	BA	658	C	C6-N1-C2	-6.86	117.56	120.30
35	BA	752	A	C4-C5-C6	6.86	120.43	117.00
35	BA	761	A	O4'-C1'-N9	6.86	113.68	108.20
36	BB	76	G	N9-C4-C5	-6.86	102.66	105.40
1	AA	1447	A	C2-N3-C4	6.85	114.03	110.60
35	BA	607	U	N3-C2-O2	-6.85	117.40	122.20
35	BA	1470	G	O4'-C1'-N9	6.85	113.68	108.20
35	BA	1774	C	O4'-C1'-N1	6.85	113.68	108.20
1	AA	1231	G	C5'-C4'-O4'	6.85	117.32	109.10
35	BA	2145	C	N3-C2-O2	6.85	126.69	121.90
35	BA	221	A	N9-C4-C5	6.85	108.54	105.80
35	BA	791	C	O4'-C1'-N1	6.85	113.68	108.20
35	BA	1000	A	C4-C5-C6	-6.85	113.58	117.00
35	BA	1288	U	C5-C6-N1	-6.85	119.28	122.70
35	BA	1531	C	C2-N3-C4	-6.85	116.47	119.90
1	AA	7	G	N7-C8-N9	6.85	116.52	113.10
1	AA	767	A	C5-C6-N6	-6.85	118.22	123.70
35	BA	219	G	C2-N3-C4	-6.85	108.48	111.90
35	BA	260	G	N9-C4-C5	-6.85	102.66	105.40
35	BA	1220	A	N9-C4-C5	6.85	108.54	105.80
47	BP	55	ARG	NE-CZ-NH2	-6.85	116.88	120.30
35	BA	1469	A	C6-N1-C2	-6.85	114.49	118.60
35	BA	1926	U	C5'-C4'-O4'	6.84	117.31	109.10
51	BT	118	ARG	NE-CZ-NH1	6.84	123.72	120.30
35	BA	2392	A	N1-C2-N3	6.84	132.72	129.30
1	AA	1106	G	C6-N1-C2	6.84	129.21	125.10
7	AG	78	ARG	NE-CZ-NH2	-6.84	116.88	120.30
16	AP	26	ARG	NE-CZ-NH2	-6.84	116.88	120.30
35	BA	589	C	C6-N1-C2	-6.84	117.56	120.30
35	BA	1073	A	N9-C4-C5	6.84	108.54	105.80
35	BA	1418	G	C5-C6-N1	-6.84	108.08	111.50
36	BB	49	C	C2-N3-C4	-6.84	116.48	119.90
1	AA	113	G	N3-C4-C5	-6.84	125.18	128.60
1	AA	472	A	C5-C6-N1	6.84	121.12	117.70
1	AA	808	C	C6-N1-C2	6.84	123.04	120.30
35	BA	866	A	C2-N3-C4	-6.84	107.18	110.60
35	BA	1609	A	C5-N7-C8	-6.84	100.48	103.90

Continued on next page...

Continued from previous page...

Mol	Chain	Res	Type	Atoms	Z	Observed(°)	Ideal(°)
35	BA	2060	A	N9-C4-C5	-6.84	103.06	105.80
35	BA	2302	G	N7-C8-N9	-6.84	109.68	113.10
35	BA	2544	G	C6-N1-C2	6.84	129.20	125.10
36	BB	78	A	C8-N9-C4	6.84	108.53	105.80
1	AA	725	G	C2-N3-C4	6.84	115.32	111.90
35	BA	774	A	N1-C2-N3	-6.84	125.88	129.30
35	BA	747	U	C5-C4-O4	-6.83	121.80	125.90
27	B2	36	ARG	NE-CZ-NH1	-6.83	116.88	120.30
35	BA	946	G	C2-N3-C4	-6.83	108.48	111.90
35	BA	2451	A	C4-C5-N7	-6.83	107.28	110.70
36	BB	114	C	C5-C4-N4	-6.83	115.42	120.20
1	AA	1238	A	N7-C8-N9	-6.83	110.38	113.80
35	BA	1227	G	C2-N3-C4	6.83	115.32	111.90
35	BA	1701	A	C8-N9-C4	-6.83	103.07	105.80
35	BA	2033	A	N7-C8-N9	-6.83	110.39	113.80
35	BA	2753	A	C5-C6-N1	6.83	121.12	117.70
1	AA	944	G	N3-C2-N2	6.83	124.68	119.90
1	AA	262	A	C4-C5-N7	-6.83	107.28	110.70
1	AA	343	U	N3-C4-O4	6.83	124.18	119.40
35	BA	1786	A	C8-N9-C4	-6.83	103.07	105.80
35	BA	1061	U	C2-N3-C4	-6.83	122.90	127.00
35	BA	1635	G	C8-N9-C4	6.83	109.13	106.40
35	BA	2291	U	C4-C5-C6	6.83	123.80	119.70
35	BA	1678	G	C4-C5-N7	-6.83	108.07	110.80
1	AA	1196	U	N3-C4-O4	-6.82	114.62	119.40
3	AC	172	ARG	NE-CZ-NH1	-6.82	116.89	120.30
35	BA	1254	A	N1-C6-N6	6.82	122.69	118.60
35	BA	2407	G	C6-N1-C2	-6.82	121.01	125.10
35	BA	2512	C	C2-N3-C4	6.82	123.31	119.90
35	BA	2543	G	C4-C5-N7	-6.82	108.07	110.80
1	AA	265	G	C5-C6-O6	-6.82	124.51	128.60
1	AA	1359	C	C5-C6-N1	6.82	124.41	121.00
35	BA	2545	G	N9-C4-C5	-6.82	102.67	105.40
1	AA	218	C	C6-N1-C2	-6.82	117.57	120.30
1	AA	576	G	N3-C2-N2	6.82	124.67	119.90
35	BA	12	U	N3-C4-O4	6.82	124.17	119.40
35	BA	1674	G	N3-C2-N2	6.82	124.67	119.90
35	BA	1860	G	O4'-C1'-N9	6.82	113.66	108.20
1	AA	1521	G	N3-C4-C5	6.82	132.01	128.60
35	BA	1133	U	N3-C4-C5	6.82	118.69	114.60
1	AA	1383	C	N1-C2-O2	-6.82	114.81	118.90
9	AI	121	ARG	NE-CZ-NH2	-6.82	116.89	120.30

Continued on next page...

Continued from previous page...

Mol	Chain	Res	Type	Atoms	Z	Observed(°)	Ideal(°)
35	BA	363(F)	A	C4-C5-C6	6.82	120.41	117.00
35	BA	476	G	C5-C6-O6	-6.82	124.51	128.60
35	BA	483	A	O4'-C1'-N9	-6.82	102.75	108.20
35	BA	2374	C	C4-C5-C6	-6.82	113.99	117.40
1	AA	542	G	C5-C6-O6	-6.82	124.51	128.60
1	AA	635	G	C6-C5-N7	-6.82	126.31	130.40
9	AI	107	ARG	NE-CZ-NH2	-6.82	116.89	120.30
35	BA	58	G	O4'-C1'-N9	6.82	113.65	108.20
35	BA	524	U	C6-N1-C2	-6.82	116.91	121.00
1	AA	732	C	C6-N1-C2	-6.81	117.57	120.30
9	AI	93	ARG	NE-CZ-NH2	-6.81	116.89	120.30
1	AA	316	G	C5-C6-N1	-6.81	108.09	111.50
35	BA	1140	C	C5-C6-N1	-6.81	117.59	121.00
35	BA	1307	A	C5-N7-C8	-6.81	100.49	103.90
35	BA	1718	G	N1-C2-N3	6.81	127.99	123.90
36	BB	53	A	C2-N3-C4	6.81	114.01	110.60
36	BB	67	G	C6-C5-N7	-6.81	126.31	130.40
1	AA	144	G	C4-C5-N7	-6.81	108.08	110.80
35	BA	152	G	O4'-C1'-N9	6.81	113.65	108.20
35	BA	171	G	N3-C4-C5	6.81	132.00	128.60
35	BA	1092	C	N1-C2-O2	6.81	122.99	118.90
35	BA	1344	G	N1-C6-O6	-6.81	115.81	119.90
35	BA	1608	A	N7-C8-N9	6.81	117.20	113.80
1	AA	225	C	C5-C4-N4	-6.81	115.44	120.20
1	AA	240	C	C2-N3-C4	-6.81	116.50	119.90
35	BA	744	G	C5-C6-N1	6.81	114.90	111.50
35	BA	756	C	C1'-O4'-C4'	-6.81	104.45	109.90
35	BA	1338	G	N3-C2-N2	6.81	124.66	119.90
35	BA	1615	C	N3-C4-C5	-6.81	119.18	121.90
35	BA	2597	G	C5-C6-O6	-6.81	124.52	128.60
35	BA	2603	G	C5-C6-N1	-6.81	108.10	111.50
35	BA	1778	U	C5-C4-O4	-6.80	121.82	125.90
35	BA	2412	A	C8-N9-C4	-6.80	103.08	105.80
35	BA	98	G	N3-C2-N2	6.80	124.66	119.90
35	BA	1885	A	C5-N7-C8	-6.80	100.50	103.90
1	AA	204	U	O4'-C1'-N1	6.80	113.64	108.20
1	AA	1051	C	C1'-O4'-C4'	-6.80	104.46	109.90
35	BA	789	A	N9-C4-C5	6.80	108.52	105.80
1	AA	236	G	C2-N3-C4	6.80	115.30	111.90
1	AA	1060	C	C2-N3-C4	6.80	123.30	119.90
1	AA	1487	G	C5-C6-O6	-6.80	124.52	128.60
35	BA	520	G	C5-C6-O6	-6.80	124.52	128.60

Continued on next page...

Continued from previous page...

Mol	Chain	Res	Type	Atoms	Z	Observed(°)	Ideal(°)
35	BA	1193	G	C6-C5-N7	6.80	134.48	130.40
35	BA	2300	G	N1-C2-N2	-6.80	110.08	116.20
35	BA	2497	A	C5-C6-N1	-6.80	114.30	117.70
35	BA	2614	A	N9-C4-C5	-6.80	103.08	105.80
1	AA	1120	G	C5-N7-C8	6.79	107.70	104.30
35	BA	422	A	C6-N1-C2	6.79	122.68	118.60
35	BA	725	G	C8-N9-C4	6.79	109.12	106.40
35	BA	777	A	N7-C8-N9	-6.79	110.40	113.80
1	AA	1259	C	N3-C4-N4	-6.79	113.25	118.00
35	BA	977	G	C2-N3-C4	6.79	115.30	111.90
35	BA	1375	C	N3-C4-C5	-6.79	119.18	121.90
35	BA	1709	U	C5-C4-O4	6.79	129.97	125.90
35	BA	1765	C	C6-N1-C2	6.79	123.02	120.30
35	BA	2047	U	C5-C4-O4	6.79	129.97	125.90
35	BA	1260	G	N3-C4-N9	-6.79	121.93	126.00
35	BA	1469	A	C5-C6-N1	6.79	121.09	117.70
1	AA	656	C	O4'-C1'-N1	-6.79	102.77	108.20
1	AA	1199	U	O4'-C1'-N1	-6.79	102.77	108.20
10	AJ	63	PHE	CB-CG-CD2	6.79	125.55	120.80
35	BA	1608	A	N9-C4-C5	6.79	108.52	105.80
35	BA	1709	U	N3-C4-O4	-6.79	114.65	119.40
35	BA	632	A	C5-N7-C8	-6.79	100.51	103.90
35	BA	1954	G	N1-C6-O6	6.79	123.97	119.90
35	BA	2768	C	C6-N1-C2	-6.79	117.59	120.30
1	AA	1408	A	N9-C1'-C2'	-6.78	104.54	112.00
1	AA	1456	G	O4'-C1'-N9	6.78	113.63	108.20
35	BA	733	G	O4'-C1'-N9	-6.78	102.77	108.20
35	BA	914	C	N1-C1'-C2'	-6.78	104.54	112.00
35	BA	1663	C	C5-C4-N4	6.78	124.95	120.20
35	BA	2182	G	N3-C2-N2	-6.78	115.15	119.90
35	BA	2313	C	C5'-C4'-O4'	-6.78	100.96	109.10
1	AA	538	G	N7-C8-N9	-6.78	109.71	113.10
1	AA	1140	C	C6-N1-C2	6.78	123.01	120.30
1	AA	1202	G	N9-C4-C5	6.78	108.11	105.40
1	AA	1494	G	C2-N3-C4	6.78	115.29	111.90
35	BA	659	C	C5-C4-N4	6.78	124.95	120.20
35	BA	1250	G	C2-N3-C4	6.78	115.29	111.90
35	BA	1567	A	N1-C2-N3	6.78	132.69	129.30
35	BA	2376	A	C5-N7-C8	-6.78	100.51	103.90
1	AA	128	G	C8-N9-C4	6.78	109.11	106.40
1	AA	1097	C	C2-N3-C4	6.78	123.29	119.90
35	BA	836	G	C8-N9-C4	6.78	109.11	106.40

Continued on next page...

Continued from previous page...

Mol	Chain	Res	Type	Atoms	Z	Observed(°)	Ideal(°)
1	AA	117	G	C6-C5-N7	-6.78	126.33	130.40
1	AA	692	U	C5-C4-O4	6.78	129.97	125.90
1	AA	877	C	C6-N1-C2	6.78	123.01	120.30
35	BA	956	G	C2-N3-C4	-6.78	108.51	111.90
35	BA	1012	U	C5-C4-O4	6.78	129.97	125.90
35	BA	2545	G	C5-C6-O6	-6.78	124.53	128.60
1	AA	1206	G	C5-C6-O6	-6.78	124.53	128.60
1	AA	1411	C	C5-C6-N1	-6.78	117.61	121.00
23	AX	20	U	C2-N3-C4	6.78	131.06	127.00
23	AX	21	C	N3-C4-C5	6.78	124.61	121.90
36	BB	51	G	N3-C4-C5	6.78	131.99	128.60
1	AA	1422	G	C8-N9-C4	6.77	109.11	106.40
8	AH	20	TYR	CB-CG-CD2	6.77	125.06	121.00
35	BA	1878	G	N3-C4-C5	-6.77	125.21	128.60
35	BA	623	G	C8-N9-C4	-6.77	103.69	106.40
35	BA	1450	G	N1-C2-N3	-6.77	119.84	123.90
1	AA	1128	C	C5-C4-N4	-6.77	115.46	120.20
35	BA	474	G	C5-N7-C8	6.77	107.69	104.30
35	BA	585	G	C2-N3-C4	-6.77	108.52	111.90
35	BA	598	G	C5-C6-O6	-6.77	124.54	128.60
35	BA	2727	G	C8-N9-C4	6.77	109.11	106.40
1	AA	412	A	C8-N9-C4	-6.77	103.09	105.80
45	BN	123	TYR	CG-CD1-CE1	6.77	126.72	121.30
1	AA	825	G	N3-C2-N2	-6.77	115.16	119.90
1	AA	831	U	N3-C4-C5	6.77	118.66	114.60
35	BA	1100	C	N1-C2-O2	6.77	122.96	118.90
35	BA	1592	C	N1-C2-O2	6.77	122.96	118.90
1	AA	594	G	C2-N3-C4	-6.76	108.52	111.90
1	AA	1502	A	C6-N1-C2	6.76	122.66	118.60
1	AA	942	G	C8-N9-C4	6.76	109.11	106.40
35	BA	522	G	N3-C4-N9	-6.76	121.94	126.00
35	BA	2665	A	O4'-C1'-N9	6.76	113.61	108.20
35	BA	125	G	C4-C5-N7	6.76	113.50	110.80
35	BA	2116	G	O4'-C1'-N9	6.76	113.61	108.20
35	BA	2199	A	C4-C5-C6	6.76	120.38	117.00
35	BA	2488	A	N9-C4-C5	6.76	108.50	105.80
1	AA	557	G	O4'-C1'-N9	6.76	113.61	108.20
1	AA	826	C	C5-C4-N4	6.76	124.93	120.20
7	AG	6	ARG	NE-CZ-NH1	-6.76	116.92	120.30
35	BA	719	C	C2-N3-C4	-6.76	116.52	119.90
35	BA	1457	A	N7-C8-N9	6.76	117.18	113.80
35	BA	1919	A	C2-N3-C4	6.76	113.98	110.60

Continued on next page...

Continued from previous page...

Mol	Chain	Res	Type	Atoms	Z	Observed(°)	Ideal(°)
57	BZ	4	ARG	NE-CZ-NH2	-6.76	116.92	120.30
35	BA	2188	C	N1-C2-O2	6.75	122.95	118.90
50	BS	71	ARG	NE-CZ-NH1	6.75	123.68	120.30
1	AA	470	C	O4'-C1'-N1	-6.75	102.80	108.20
1	AA	511	C	N3-C4-N4	-6.75	113.27	118.00
7	AG	15	ASP	CB-CG-OD2	-6.75	112.22	118.30
22	AV	1	C	N3-C4-C5	6.75	124.60	121.90
35	BA	2001	A	C8-N9-C4	6.75	108.50	105.80
35	BA	2334	G	C5-N7-C8	6.75	107.68	104.30
1	AA	525	C	C4-C5-C6	6.75	120.78	117.40
1	AA	1201	A	C6-C5-N7	6.75	137.03	132.30
35	BA	205	G	C5-N7-C8	6.75	107.68	104.30
35	BA	259	G	C6-N1-C2	-6.75	121.05	125.10
35	BA	558	G	C4-C5-N7	6.75	113.50	110.80
35	BA	2870	C	N1-C2-O2	-6.75	114.85	118.90
1	AA	529	G	C4-C5-N7	-6.75	108.10	110.80
35	BA	961	C	O4'-C1'-N1	6.75	113.60	108.20
35	BA	1261	C	C5-C4-N4	-6.75	115.47	120.20
1	AA	341	C	N3-C4-C5	6.75	124.60	121.90
1	AA	438	G	C2-N3-C4	6.75	115.27	111.90
35	BA	2157	G	C2-N3-C4	6.75	115.28	111.90
36	BB	21	G	N9-C1'-C2'	-6.75	104.58	112.00
35	BA	845	G	N3-C4-C5	-6.75	125.23	128.60
35	BA	2878	U	N3-C2-O2	-6.75	117.48	122.20
1	AA	1288	A	C2-N3-C4	-6.75	107.23	110.60
35	BA	1974	C	C4-C5-C6	6.75	120.77	117.40
52	BU	112	ARG	NE-CZ-NH2	-6.75	116.93	120.30
35	BA	573	G	N7-C8-N9	6.74	116.47	113.10
35	BA	874	G	N1-C6-O6	-6.74	115.85	119.90
35	BA	1838	C	C5'-C4'-C3'	-6.74	105.21	116.00
1	AA	697	U	O4'-C1'-N1	6.74	113.59	108.20
1	AA	1112	C	C4-C5-C6	6.74	120.77	117.40
35	BA	406	G	N9-C1'-C2'	-6.74	104.59	112.00
35	BA	1559	G	C5-C6-N1	-6.74	108.13	111.50
35	BA	2268	A	N7-C8-N9	6.74	117.17	113.80
1	AA	687	A	N1-C6-N6	6.74	122.64	118.60
29	B4	43	TYR	C-N-CA	6.74	138.54	121.70
35	BA	1219	G	C2-N3-C4	-6.74	108.53	111.90
35	BA	1912	A	N1-C2-N3	-6.74	125.93	129.30
35	BA	2035	G	C1'-O4'-C4'	-6.74	104.51	109.90
35	BA	2203	U	O4'-C1'-N1	-6.74	102.81	108.20
35	BA	143(A)	C	C4-C5-C6	-6.74	114.03	117.40

Continued on next page...

Continued from previous page...

Mol	Chain	Res	Type	Atoms	Z	Observed(°)	Ideal(°)
35	BA	1603	A	N9-C4-C5	6.74	108.50	105.80
35	BA	2606	C	C2-N3-C4	-6.74	116.53	119.90
1	AA	713	G	C5-C6-N1	6.74	114.87	111.50
1	AA	966	G	C4-C5-N7	-6.74	108.11	110.80
1	AA	1008	C	N3-C4-C5	6.74	124.59	121.90
16	AP	17	TYR	CB-CG-CD1	6.74	125.04	121.00
22	AV	17	C	N1-C2-O2	6.74	122.94	118.90
35	BA	188	G	C5-C6-N1	-6.74	108.13	111.50
35	BA	629	G	C5-C6-O6	6.74	132.64	128.60
35	BA	1142	U	C5-C6-N1	6.74	126.07	122.70
36	BB	114	C	C5-C6-N1	6.74	124.37	121.00
1	AA	565	U	C5-C6-N1	6.73	126.07	122.70
35	BA	677	A	C6-N1-C2	-6.73	114.56	118.60
35	BA	2193	G	C8-N9-C4	6.73	109.09	106.40
36	BB	5	C	C6-N1-C2	-6.73	117.61	120.30
1	AA	1013	G	C5-C6-N1	6.73	114.86	111.50
1	AA	1456	G	C5-N7-C8	6.73	107.67	104.30
22	AV	63	G	O4'-C1'-N9	-6.73	102.82	108.20
35	BA	139(A)	G	C4-C5-N7	-6.73	108.11	110.80
35	BA	1085	A	C8-N9-C4	6.73	108.49	105.80
35	BA	1091	G	C8-N9-C4	-6.73	103.71	106.40
35	BA	1213	A	N1-C2-N3	6.73	132.66	129.30
35	BA	1984	G	N3-C4-C5	-6.73	125.23	128.60
35	BA	2568	C	N3-C2-O2	6.73	126.61	121.90
36	BB	76	G	C4-C5-C6	-6.73	114.76	118.80
57	BZ	24	LEU	CA-CB-CG	6.73	130.78	115.30
1	AA	528	C	C5-C6-N1	6.73	124.36	121.00
35	BA	205	G	C4-C5-N7	-6.73	108.11	110.80
35	BA	1614	A	O4'-C1'-C2'	6.73	113.65	107.60
36	BB	79	C	N3-C4-N4	6.73	122.71	118.00
35	BA	53	A	C6-C5-N7	-6.73	127.59	132.30
35	BA	2000	G	C5-N7-C8	-6.73	100.94	104.30
35	BA	871	U	N3-C2-O2	6.72	126.91	122.20
35	BA	918	A	C2-N3-C4	6.72	113.96	110.60
35	BA	1106	G	C4-C5-N7	-6.72	108.11	110.80
35	BA	1455	G	N3-C4-N9	-6.72	121.97	126.00
1	AA	183	G	N1-C6-O6	6.72	123.93	119.90
1	AA	389	A	C4-C5-C6	6.72	120.36	117.00
1	AA	544	G	C8-N9-C4	-6.72	103.71	106.40
35	BA	1382	G	C5-C6-O6	-6.72	124.57	128.60
35	BA	1457	A	C2-N3-C4	6.72	113.96	110.60
1	AA	1385	G	N1-C6-O6	6.72	123.93	119.90

Continued on next page...

Continued from previous page...

Mol	Chain	Res	Type	Atoms	Z	Observed(°)	Ideal(°)
35	BA	812	C	N3-C2-O2	-6.72	117.20	121.90
36	BB	51	G	C4-C5-N7	6.72	113.49	110.80
1	AA	78	G	N3-C4-C5	6.72	131.96	128.60
1	AA	1066	C	C6-N1-C2	-6.72	117.61	120.30
1	AA	419	C	N3-C4-N4	6.72	122.70	118.00
35	BA	458	G	N3-C4-N9	6.72	130.03	126.00
35	BA	677	A	C8-N9-C4	6.72	108.49	105.80
35	BA	689	A	C5-C6-N1	6.72	121.06	117.70
35	BA	941	A	C2-N3-C4	6.72	113.96	110.60
35	BA	1943	U	N1-C2-N3	-6.72	110.87	114.90
35	BA	2310	A	N7-C8-N9	-6.72	110.44	113.80
1	AA	523	A	C6-N1-C2	6.71	122.63	118.60
1	AA	1498	U	O5'-P-OP2	-6.71	99.66	105.70
35	BA	316	C	C5-C4-N4	6.71	124.90	120.20
35	BA	983	A	C4-C5-C6	6.71	120.36	117.00
35	BA	2399	G	N9-C1'-C2'	-6.71	104.61	112.00
35	BA	2571	C	C6-N1-C2	-6.71	117.61	120.30
12	AL	98	TYR	CB-CG-CD1	-6.71	116.97	121.00
22	AV	63	G	C2-N3-C4	6.71	115.26	111.90
25	B0	26	TYR	CB-CG-CD1	6.71	125.03	121.00
35	BA	654(N)	G	C6-C5-N7	6.71	134.43	130.40
35	BA	1523	U	N3-C2-O2	6.71	126.90	122.20
35	BA	1583	A	C5-N7-C8	-6.71	100.54	103.90
35	BA	2508	G	N1-C6-O6	-6.71	115.87	119.90
35	BA	2858	C	C3'-C2'-C1'	6.71	106.87	101.50
36	BB	59	A	N1-C6-N6	6.71	122.63	118.60
1	AA	329	A	N1-C2-N3	-6.71	125.94	129.30
1	AA	438	G	C6-C5-N7	6.71	134.43	130.40
1	AA	1311	G	C5-N7-C8	6.71	107.66	104.30
1	AA	284	G	N1-C2-N3	6.71	127.92	123.90
1	AA	919	A	C4-C5-C6	-6.71	113.65	117.00
1	AA	1523	G	C5-C6-N1	6.71	114.85	111.50
35	BA	213	A	C4-C5-C6	-6.71	113.65	117.00
1	AA	738	C	N3-C4-N4	-6.71	113.31	118.00
35	BA	2700	C	N3-C4-N4	-6.71	113.31	118.00
1	AA	578	C	C5-C6-N1	-6.70	117.65	121.00
35	BA	1698	A	O4'-C1'-N9	6.70	113.56	108.20
35	BA	1781	C	N1-C1'-C2'	6.70	122.71	114.00
35	BA	226	G	O4'-C1'-N9	6.70	113.56	108.20
35	BA	481	G	N1-C2-N3	-6.70	119.88	123.90
35	BA	815	C	C6-N1-C2	6.70	122.98	120.30
35	BA	1787	A	C8-N9-C4	-6.70	103.12	105.80

Continued on next page...

Continued from previous page...

Mol	Chain	Res	Type	Atoms	Z	Observed(°)	Ideal(°)
35	BA	1835	G	N9-C4-C5	6.70	108.08	105.40
35	BA	2365	G	N7-C8-N9	-6.70	109.75	113.10
1	AA	195	A	N1-C6-N6	6.70	122.62	118.60
1	AA	281	G	C6-C5-N7	6.70	134.42	130.40
1	AA	871	U	C5-C4-O4	-6.70	121.88	125.90
1	AA	1053	G	C5-C6-N1	6.70	114.85	111.50
1	AA	1110	A	C5-N7-C8	-6.70	100.55	103.90
1	AA	1303	C	N3-C4-C5	6.70	124.58	121.90
35	BA	317	G	N9-C4-C5	-6.70	102.72	105.40
35	BA	553	G	C5-N7-C8	-6.70	100.95	104.30
35	BA	1140	C	C6-N1-C2	6.70	122.98	120.30
35	BA	1347	G	C6-C5-N7	-6.70	126.38	130.40
35	BA	1349	A	C8-N9-C4	-6.70	103.12	105.80
35	BA	1487	G	C6-C5-N7	-6.70	126.38	130.40
35	BA	2021	C	C6-N1-C1'	6.70	128.84	120.80
35	BA	2727	G	N7-C8-N9	-6.70	109.75	113.10
35	BA	843	G	N9-C4-C5	-6.70	102.72	105.40
1	AA	198	G	N7-C8-N9	6.70	116.45	113.10
1	AA	360	A	C5-C6-N1	-6.70	114.35	117.70
1	AA	1019	C	N3-C4-C5	-6.70	119.22	121.90
35	BA	2105	C	N3-C4-C5	-6.70	119.22	121.90
35	BA	2605	U	N3-C2-O2	6.70	126.89	122.20
1	AA	485	G	N7-C8-N9	6.69	116.45	113.10
35	BA	2527	C	C5-C4-N4	-6.69	115.52	120.20
40	BF	202	PHE	CB-CG-CD1	-6.69	116.11	120.80
1	AA	351	G	C8-N9-C4	-6.69	103.72	106.40
35	BA	410	G	C8-N9-C4	-6.69	103.72	106.40
35	BA	1528(A)	A	N1-C6-N6	-6.69	114.58	118.60
35	BA	1591	G	C8-N9-C4	-6.69	103.72	106.40
35	BA	2778	A	C2-N3-C4	6.69	113.95	110.60
1	AA	910	C	C5-C4-N4	-6.69	115.52	120.20
35	BA	228	A	C5-N7-C8	-6.69	100.56	103.90
35	BA	1402	C	C6-N1-C2	-6.69	117.62	120.30
35	BA	1781	C	N3-C2-O2	-6.69	117.22	121.90
36	BB	44	G	C4-C5-N7	-6.69	108.12	110.80
1	AA	503	C	C2-N3-C4	-6.69	116.56	119.90
1	AA	677	U	N1-C2-N3	6.69	118.91	114.90
35	BA	1268	A	N7-C8-N9	6.69	117.14	113.80
47	BP	5	ASP	CB-CG-OD2	6.69	124.32	118.30
1	AA	959	A	C6-C5-N7	-6.69	127.62	132.30
35	BA	407	G	C5-N7-C8	-6.69	100.96	104.30
35	BA	286	C	C5'-C4'-O4'	-6.68	101.08	109.10

Continued on next page...

Continued from previous page...

Mol	Chain	Res	Type	Atoms	Z	Observed(°)	Ideal(°)
1	AA	1077	G	C5'-C4'-O4'	6.68	117.12	109.10
35	BA	332	A	C4'-C3'-C2'	6.68	109.28	102.60
35	BA	1111	A	C5-C6-N1	-6.68	114.36	117.70
35	BA	2015	A	C5-C6-N1	6.68	121.04	117.70
35	BA	2517	C	C5'-C4'-O4'	-6.68	101.08	109.10
35	BA	2845	G	C6-N1-C2	-6.68	121.09	125.10
1	AA	682	G	N3-C4-N9	6.68	130.01	126.00
1	AA	1380	U	C5-C6-N1	-6.68	119.36	122.70
1	AA	1412	C	C2-N3-C4	6.68	123.24	119.90
35	BA	812	C	C5-C6-N1	-6.68	117.66	121.00
1	AA	700	G	N1-C6-O6	-6.68	115.89	119.90
35	BA	194	G	C8-N9-C4	-6.68	103.73	106.40
35	BA	425	G	C5-C6-N1	6.68	114.84	111.50
35	BA	707	G	N9-C4-C5	6.68	108.07	105.40
35	BA	1006	C	N3-C4-C5	-6.68	119.23	121.90
35	BA	1809	A	C6-N1-C2	6.68	122.61	118.60
35	BA	2608	G	C4-C5-N7	-6.68	108.13	110.80
36	BB	93	G	N3-C4-C5	-6.68	125.26	128.60
35	BA	1389	G	N9-C4-C5	-6.68	102.73	105.40
35	BA	1936	A	C5-N7-C8	-6.68	100.56	103.90
35	BA	2839	G	C6-N1-C2	-6.68	121.09	125.10
1	AA	41	G	N1-C6-O6	-6.68	115.89	119.90
1	AA	1434	A	C5-C6-N1	6.68	121.04	117.70
35	BA	1002	G	N9-C4-C5	-6.68	102.73	105.40
35	BA	1722	A	C8-N9-C4	-6.68	103.13	105.80
35	BA	2099	U	N1-C2-N3	6.68	118.91	114.90
37	BC	191	ARG	NE-CZ-NH1	-6.68	116.96	120.30
1	AA	495	A	N9-C4-C5	-6.67	103.13	105.80
22	AV	33	U	C5-C6-N1	-6.67	119.36	122.70
35	BA	971	C	N3-C4-C5	6.67	124.57	121.90
35	BA	1989	G	C3'-C2'-C1'	6.67	106.84	101.50
35	BA	2279	G	C6-N1-C2	-6.67	121.09	125.10
35	BA	2805	G	C6-N1-C2	-6.67	121.10	125.10
38	BD	103	ARG	NE-CZ-NH1	-6.67	116.96	120.30
35	BA	94(A)	G	C5-N7-C8	-6.67	100.96	104.30
35	BA	173	G	C4-C5-N7	6.67	113.47	110.80
35	BA	1307	A	N1-C2-N3	-6.67	125.96	129.30
35	BA	1981	A	C5-N7-C8	-6.67	100.56	103.90
35	BA	2326	C	C6-N1-C2	-6.67	117.63	120.30
35	BA	399	G	N9-C1'-C2'	-6.67	104.66	112.00
35	BA	1629	U	C5-C6-N1	-6.67	119.36	122.70
35	BA	1756	G	N3-C4-C5	-6.67	125.26	128.60

Continued on next page...

Continued from previous page...

Mol	Chain	Res	Type	Atoms	Z	Observed(°)	Ideal(°)
35	BA	1779	U	C5'-C4'-O4'	6.67	117.11	109.10
51	BT	108	ARG	NE-CZ-NH2	-6.67	116.97	120.30
35	BA	402	A	O4'-C1'-N9	6.67	113.54	108.20
1	AA	116	A	N7-C8-N9	6.67	117.14	113.80
1	AA	1181	G	N3-C4-C5	-6.67	125.27	128.60
1	AA	1423	G	N1-C6-O6	6.67	123.90	119.90
1	AA	303	A	C5-N7-C8	6.67	107.23	103.90
1	AA	438	G	N1-C6-O6	-6.67	115.90	119.90
35	BA	121	G	C6-N1-C2	-6.67	121.10	125.10
35	BA	300	A	C8-N9-C4	6.67	108.47	105.80
35	BA	1327	C	C6-N1-C2	-6.67	117.63	120.30
35	BA	928	G	C8-N9-C4	-6.67	103.73	106.40
35	BA	1309	G	N7-C8-N9	6.67	116.43	113.10
35	BA	2877	G	C2-N3-C4	6.67	115.23	111.90
22	AV	42	G	C8-N9-C4	-6.66	103.73	106.40
35	BA	573	G	C2-N3-C4	6.66	115.23	111.90
1	AA	498	U	C2-N3-C4	6.66	131.00	127.00
1	AA	679	C	N3-C4-C5	6.66	124.56	121.90
35	BA	503	A	C2'-C3'-O3'	6.66	124.36	113.70
35	BA	1061	U	O4'-C1'-N1	6.66	113.53	108.20
35	BA	1792	G	N7-C8-N9	-6.66	109.77	113.10
1	AA	375	U	N3-C2-O2	6.66	126.86	122.20
1	AA	1165	C	C4-C5-C6	-6.66	114.07	117.40
35	BA	715	G	C1'-O4'-C4'	6.66	115.23	109.90
35	BA	816	C	N3-C4-N4	-6.66	113.34	118.00
35	BA	1777	U	C5'-C4'-C3'	-6.66	105.34	116.00
35	BA	272(D)	G	N9-C4-C5	6.66	108.06	105.40
35	BA	1011	G	N1-C6-O6	-6.66	115.91	119.90
35	BA	2444	G	C8-N9-C4	6.66	109.06	106.40
36	BB	19	G	C5-C6-O6	-6.66	124.60	128.60
39	BE	103	ASP	CB-CG-OD2	-6.66	112.31	118.30
35	BA	390	A	N9-C4-C5	6.66	108.46	105.80
35	BA	925	C	C1'-O4'-C4'	-6.66	104.58	109.90
1	AA	145	G	C5-C6-O6	-6.66	124.61	128.60
35	BA	263	C	C6-N1-C2	6.66	122.96	120.30
35	BA	745	G	C4-C5-N7	-6.66	108.14	110.80
35	BA	1846	G	N3-C4-C5	-6.66	125.27	128.60
1	AA	1111	A	C5-C6-N1	-6.65	114.37	117.70
35	BA	1489	U	N1-C2-N3	6.65	118.89	114.90
35	BA	2201	C	C5-C4-N4	-6.65	115.54	120.20
1	AA	926	G	C6-C5-N7	-6.65	126.41	130.40
1	AA	1086	U	N1-C2-N3	-6.65	110.91	114.90

Continued on next page...

Continued from previous page...

Mol	Chain	Res	Type	Atoms	Z	Observed(°)	Ideal(°)
35	BA	1307	A	N3-C4-N9	6.65	132.72	127.40
35	BA	1623	G	C5-N7-C8	6.65	107.62	104.30
35	BA	2738	A	N7-C8-N9	6.65	117.12	113.80
1	AA	527	G	C5-C6-N1	6.65	114.82	111.50
35	BA	821	A	C6-C5-N7	6.65	136.95	132.30
36	BB	73	A	C5-C6-N1	-6.65	114.38	117.70
35	BA	1527	G	C2-N3-C4	6.65	115.22	111.90
35	BA	1797	C	N3-C4-N4	-6.65	113.35	118.00
35	BA	2568	C	N1-C2-O2	-6.65	114.91	118.90
57	BZ	8	TYR	CB-CG-CD1	-6.65	117.01	121.00
1	AA	921	U	N3-C4-O4	-6.64	114.75	119.40
1	AA	1289	A	C6-C5-N7	-6.64	127.65	132.30
35	BA	257	A	C2-N3-C4	6.64	113.92	110.60
1	AA	715	A	C2-N3-C4	6.64	113.92	110.60
1	AA	1270	C	N1-C2-N3	-6.64	114.55	119.20
35	BA	118	A	N7-C8-N9	-6.64	110.48	113.80
1	AA	954	G	C8-N9-C4	-6.64	103.74	106.40
1	AA	1002	G	C2-N3-C4	-6.64	108.58	111.90
1	AA	1191	A	C4-C5-N7	6.64	114.02	110.70
35	BA	295	G	C6-N1-C2	6.64	129.08	125.10
35	BA	644	A	C2-N3-C4	6.64	113.92	110.60
35	BA	1800	C	N3-C4-C5	6.64	124.56	121.90
35	BA	2206	G	C8-N9-C4	-6.64	103.74	106.40
35	BA	2524	G	C4-C5-C6	6.64	122.78	118.80
35	BA	1430	C	N3-C4-C5	-6.64	119.25	121.90
1	AA	10	A	C8-N9-C4	-6.64	103.14	105.80
2	AB	30	ARG	NE-CZ-NH2	-6.64	116.98	120.30
35	BA	768	G	C5-C6-N1	6.64	114.82	111.50
36	BB	95	C	N1-C1'-C2'	-6.64	104.70	112.00
48	BQ	59	ARG	NE-CZ-NH1	6.64	123.62	120.30
1	AA	470	C	N3-C4-C5	6.63	124.55	121.90
22	AV	72	A	C2-N3-C4	6.63	113.92	110.60
35	BA	37	C	C2-N3-C4	6.63	123.22	119.90
35	BA	448	U	C2-N3-C4	-6.63	123.02	127.00
35	BA	1548	C	C5-C6-N1	-6.63	117.68	121.00
35	BA	2799	C	N3-C4-C5	6.63	124.55	121.90
35	BA	1928	A	C1'-O4'-C4'	-6.63	104.59	109.90
35	BA	2595	G	C5-N7-C8	6.63	107.62	104.30
1	AA	102	G	N3-C4-C5	-6.63	125.28	128.60
1	AA	220	G	C5-C6-O6	-6.63	124.62	128.60
1	AA	976	G	C8-N9-C4	-6.63	103.75	106.40
35	BA	1467	C	C6-N1-C2	-6.63	117.65	120.30

Continued on next page...

Continued from previous page...

Mol	Chain	Res	Type	Atoms	Z	Observed(°)	Ideal(°)
35	BA	2068	U	C6-N1-C2	-6.63	117.02	121.00
1	AA	1358	U	N1-C2-O2	-6.63	118.16	122.80
6	AF	46	ARG	NE-CZ-NH2	6.63	123.61	120.30
1	AA	1128	C	C5-C6-N1	6.63	124.31	121.00
35	BA	806	C	N3-C4-C5	6.63	124.55	121.90
35	BA	1404	C	N1-C2-O2	6.63	122.88	118.90
35	BA	2444	G	N9-C4-C5	-6.63	102.75	105.40
35	BA	2846	G	C8-N9-C4	6.63	109.05	106.40
36	BB	60	C	C2-N3-C4	6.63	123.21	119.90
1	AA	1504	G	C5-C6-O6	6.63	132.58	128.60
35	BA	812	C	N3-C4-N4	6.63	122.64	118.00
35	BA	1068	G	N9-C4-C5	6.63	108.05	105.40
35	BA	1562	A	C8-N9-C4	6.63	108.45	105.80
35	BA	1580	A	C2-N3-C4	-6.63	107.29	110.60
35	BA	2552	U	C5-C4-O4	6.63	129.88	125.90
16	AP	71	ARG	NE-CZ-NH2	-6.62	116.99	120.30
35	BA	397	G	C5-C6-O6	-6.62	124.63	128.60
35	BA	654(L)	G	C5-C6-N1	-6.62	108.19	111.50
35	BA	791	C	C6-N1-C2	6.62	122.95	120.30
35	BA	934	G	C5-N7-C8	-6.62	100.99	104.30
35	BA	1275	A	N1-C2-N3	6.62	132.61	129.30
35	BA	2837	G	N9-C4-C5	-6.62	102.75	105.40
1	AA	749	C	N3-C4-C5	-6.62	119.25	121.90
1	AA	1055	A	N1-C2-N3	6.62	132.61	129.30
35	BA	173	G	C5-C6-O6	-6.62	124.63	128.60
35	BA	791	C	N1-C2-N3	-6.62	114.56	119.20
35	BA	1128	A	C6-C5-N7	6.62	136.94	132.30
35	BA	2275	C	C5-C4-N4	-6.62	115.56	120.20
35	BA	2857	G	N7-C8-N9	-6.62	109.79	113.10
36	BB	79	C	N1-C2-O2	6.62	122.87	118.90
1	AA	918	A	C5-C6-N6	6.62	129.00	123.70
1	AA	1109	C	OP2-P-O3'	6.62	119.76	105.20
1	AA	1300	G	C5-C6-N1	-6.62	108.19	111.50
35	BA	545	C	C4-C5-C6	6.62	120.71	117.40
35	BA	1916	A	C4-C5-N7	-6.62	107.39	110.70
35	BA	2355	C	N1-C2-O2	-6.62	114.93	118.90
1	AA	105	G	C2-N3-C4	6.62	115.21	111.90
1	AA	143	A	N1-C2-N3	6.62	132.61	129.30
1	AA	276	G	N1-C6-O6	-6.62	115.93	119.90
1	AA	1089	G	N9-C4-C5	-6.62	102.75	105.40
1	AA	1092	A	O4'-C1'-N9	6.62	113.49	108.20
1	AA	1494	G	N7-C8-N9	6.62	116.41	113.10

Continued on next page...

Continued from previous page...

Mol	Chain	Res	Type	Atoms	Z	Observed(°)	Ideal(°)
16	AP	47	ASP	CB-CG-OD1	-6.62	112.34	118.30
35	BA	58	G	C4-C5-N7	6.62	113.45	110.80
35	BA	1403	C	N3-C2-O2	-6.62	117.27	121.90
35	BA	1937	A	N1-C6-N6	6.62	122.57	118.60
1	AA	755	G	C5-C6-O6	6.62	132.57	128.60
35	BA	205	G	N9-C1'-C2'	6.62	122.60	114.00
35	BA	647	G	C4-C5-N7	6.62	113.45	110.80
35	BA	1349	A	C4-C5-N7	-6.62	107.39	110.70
35	BA	1416	G	N3-C4-C5	6.62	131.91	128.60
35	BA	2141	G	C8-N9-C4	6.62	109.05	106.40
1	AA	138	G	N3-C4-C5	-6.62	125.29	128.60
1	AA	1388	C	N1-C2-O2	6.62	122.87	118.90
35	BA	231	C	C6-N1-C2	-6.62	117.65	120.30
1	AA	876	G	C4-C5-C6	6.61	122.77	118.80
1	AA	1105	A	N1-C2-N3	6.61	132.61	129.30
35	BA	995	C	C6-N1-C2	6.61	122.94	120.30
35	BA	2388	A	N7-C8-N9	6.61	117.11	113.80
35	BA	2591	C	N1-C2-O2	6.61	122.87	118.90
1	AA	759	A	C5-N7-C8	6.61	107.20	103.90
17	AQ	81	ARG	CD-NE-CZ	-6.61	114.35	123.60
29	B4	44	THR	N-CA-C	6.61	128.85	111.00
35	BA	1413	G	C4-C5-N7	6.61	113.44	110.80
35	BA	1647	G	C5-C6-N1	6.61	114.81	111.50
40	BF	168	ARG	NE-CZ-NH2	-6.61	116.99	120.30
1	AA	406	G	C8-N9-C4	-6.61	103.76	106.40
1	AA	728	A	C2'-C3'-O3'	6.61	124.28	113.70
1	AA	1137	C	C3'-C2'-C1'	6.61	106.79	101.50
1	AA	1476	G	N3-C2-N2	-6.61	115.27	119.90
35	BA	321	G	C3'-C2'-C1'	6.61	106.79	101.50
35	BA	801	G	C5-C6-N1	6.61	114.80	111.50
35	BA	1536	C	N3-C4-C5	6.61	124.54	121.90
35	BA	2711	A	C6-N1-C2	-6.61	114.64	118.60
1	AA	1155	G	N3-C4-N9	6.61	129.96	126.00
1	AA	1242	C	N3-C2-O2	6.61	126.52	121.90
35	BA	1115	G	C2-N3-C4	6.61	115.20	111.90
35	BA	1819	A	C4-C5-C6	6.61	120.30	117.00
1	AA	301	G	N7-C8-N9	6.60	116.40	113.10
1	AA	522	C	C5-C4-N4	6.60	124.82	120.20
35	BA	1389	G	N7-C8-N9	-6.60	109.80	113.10
18	AR	35	ARG	NE-CZ-NH2	-6.60	117.00	120.30
35	BA	689	A	C4-C5-N7	-6.60	107.40	110.70
35	BA	2422	A	C2'-C3'-O3'	6.60	124.26	113.70

Continued on next page...

Continued from previous page...

Mol	Chain	Res	Type	Atoms	Z	Observed(°)	Ideal(°)
35	BA	2665	A	C5-C6-N1	6.60	121.00	117.70
1	AA	606	G	N3-C4-N9	-6.60	122.04	126.00
1	AA	1339	A	C5-C6-N1	-6.60	114.40	117.70
35	BA	2766	G	C5-C6-O6	6.60	132.56	128.60
1	AA	821	G	C8-N9-C4	-6.60	103.76	106.40
35	BA	1504	C	C5-C6-N1	6.60	124.30	121.00
38	BD	14	ARG	NE-CZ-NH1	-6.60	117.00	120.30
35	BA	1427	A	C5-N7-C8	-6.60	100.60	103.90
35	BA	1463	C	C5'-C4'-O4'	6.60	117.02	109.10
35	BA	2055	C	N3-C4-N4	6.60	122.62	118.00
35	BA	2230	G	N3-C4-C5	6.60	131.90	128.60
1	AA	457	C	C1'-O4'-C4'	6.59	115.18	109.90
1	AA	1467	G	C5-C6-N1	6.59	114.80	111.50
35	BA	20	C	O4'-C1'-N1	6.59	113.47	108.20
35	BA	173	G	C6-N1-C2	-6.59	121.14	125.10
35	BA	645	C	C2-N3-C4	6.59	123.20	119.90
35	BA	821	A	C2-N3-C4	-6.59	107.30	110.60
35	BA	1017	G	N9-C1'-C2'	-6.59	104.75	112.00
24	AY	674	ASP	CB-CG-OD2	6.59	124.23	118.30
45	BN	25	ARG	NE-CZ-NH1	6.59	123.60	120.30
1	AA	414	A	N1-C6-N6	-6.59	114.65	118.60
1	AA	1499	A	O5'-P-OP1	-6.59	99.77	105.70
35	BA	2666	C	C5-C6-N1	-6.59	117.70	121.00
1	AA	439	A	C4-C5-C6	-6.59	113.70	117.00
1	AA	1342	C	OP2-P-O3'	6.59	119.70	105.20
1	AA	1400	C	O4'-C1'-N1	-6.59	102.93	108.20
22	AV	29	G	N1-C6-O6	6.59	123.85	119.90
35	BA	319	C	C4-C5-C6	-6.59	114.11	117.40
35	BA	1997	G	C6-N1-C2	6.59	129.05	125.10
35	BA	2676	C	C4-C5-C6	-6.59	114.11	117.40
35	BA	2782	G	C5'-C4'-O4'	-6.59	101.19	109.10
35	BA	2831	G	C4-C5-N7	6.59	113.44	110.80
35	BA	2896	C	C3'-C2'-C1'	-6.59	96.23	101.50
35	BA	425	G	C6-C5-N7	6.59	134.35	130.40
35	BA	1197	G	C4-C5-N7	6.59	113.44	110.80
35	BA	2842	G	C4-C5-C6	-6.59	114.85	118.80
35	BA	1396	U	N1-C1'-C2'	6.59	122.56	114.00
35	BA	1427	A	C4-C5-N7	6.59	113.99	110.70
35	BA	1797	C	C2-N3-C4	-6.59	116.61	119.90
36	BB	115	G	C8-N9-C4	6.58	109.03	106.40
20	AT	32	ALA	CB-CA-C	-6.58	100.22	110.10
35	BA	30	G	N7-C8-N9	-6.58	109.81	113.10

Continued on next page...

Continued from previous page...

Mol	Chain	Res	Type	Atoms	Z	Observed(°)	Ideal(°)
1	AA	38	G	N1-C2-N3	-6.58	119.95	123.90
35	BA	35	G	C8-N9-C4	-6.58	103.77	106.40
35	BA	392	C	C4-C5-C6	6.58	120.69	117.40
35	BA	759	G	N3-C4-N9	-6.58	122.05	126.00
35	BA	1044	G	N3-C4-C5	6.58	131.89	128.60
35	BA	1287	A	C5-N7-C8	-6.58	100.61	103.90
35	BA	663	G	N3-C4-N9	6.58	129.95	126.00
35	BA	2017	U	N3-C2-O2	-6.58	117.59	122.20
1	AA	189(E)	U	C2-N3-C4	6.58	130.95	127.00
3	AC	201	TYR	CB-CG-CD2	-6.58	117.05	121.00
35	BA	654(I)	C	C6-N1-C2	6.58	122.93	120.30
35	BA	1593	G	N3-C4-C5	-6.58	125.31	128.60
35	BA	1638	C	C4-C5-C6	-6.58	114.11	117.40
51	BT	29	ARG	NE-CZ-NH2	-6.58	117.01	120.30
35	BA	1678	G	C8-N9-C4	-6.58	103.77	106.40
38	BD	14	ARG	NE-CZ-NH2	-6.58	117.01	120.30
35	BA	1113	U	C5-C4-O4	-6.58	121.95	125.90
35	BA	1993	U	C2-N3-C4	6.58	130.95	127.00
35	BA	2200	C	C2-N3-C4	6.58	123.19	119.90
35	BA	2731	G	N7-C8-N9	-6.58	109.81	113.10
1	AA	1078	U	O4'-C1'-N1	-6.57	102.94	108.20
1	AA	1171	G	O4'-C1'-N9	6.57	113.46	108.20
35	BA	55	G	O4'-C1'-N9	6.57	113.46	108.20
35	BA	480	A	C3'-C2'-C1'	6.57	106.76	101.50
35	BA	1933	G	C2-N3-C4	6.57	115.19	111.90
35	BA	2193	G	C3'-C2'-C1'	-6.57	96.24	101.50
1	AA	276	G	C4-C5-N7	6.57	113.43	110.80
23	AX	14	A	N3-C4-C5	6.57	131.40	126.80
35	BA	104	U	C5-C4-O4	-6.57	121.96	125.90
35	BA	530	G	N3-C4-C5	-6.57	125.31	128.60
35	BA	599	G	N3-C4-N9	-6.57	122.06	126.00
35	BA	2110	G	N9-C4-C5	-6.57	102.77	105.40
35	BA	2754	U	O4'-C1'-N1	-6.57	102.94	108.20
33	B8	13	ARG	NE-CZ-NH2	-6.57	117.01	120.30
35	BA	1412	A	N7-C8-N9	6.57	117.08	113.80
35	BA	1718	G	N1-C6-O6	6.57	123.84	119.90
35	BA	1479	G	C5-N7-C8	-6.57	101.02	104.30
35	BA	1124	C	C6-N1-C2	-6.57	117.67	120.30
35	BA	1125	G	N1-C2-N3	-6.57	119.96	123.90
35	BA	1360	A	C4-C5-N7	6.57	113.98	110.70
35	BA	1366	A	C8-N9-C4	-6.57	103.17	105.80
35	BA	1523	U	C5-C4-O4	6.57	129.84	125.90

Continued on next page...

Continued from previous page...

Mol	Chain	Res	Type	Atoms	Z	Observed(°)	Ideal(°)
1	AA	216	G	N3-C4-N9	-6.57	122.06	126.00
1	AA	384	G	C5-C6-N1	6.57	114.78	111.50
1	AA	621	A	C5-C6-N1	-6.57	114.42	117.70
1	AA	647	C	C5-C6-N1	6.57	124.28	121.00
35	BA	345	A	C6-N1-C2	6.57	122.54	118.60
35	BA	345	A	N1-C2-N3	-6.57	126.02	129.30
35	BA	497	A	C8-N9-C4	6.57	108.43	105.80
35	BA	580	C	O4'-C1'-N1	6.57	113.45	108.20
35	BA	1446	C	C6-N1-C2	6.57	122.93	120.30
35	BA	1750	G	N3-C4-C5	6.57	131.88	128.60
35	BA	1944	U	O4'-C1'-C2'	6.57	113.51	107.60
35	BA	475	U	C5-C4-O4	-6.56	121.96	125.90
35	BA	992	C	C4-C5-C6	6.56	120.68	117.40
1	AA	773	G	C5-N7-C8	6.56	107.58	104.30
1	AA	1472	U	C5-C6-N1	6.56	125.98	122.70
35	BA	693	C	C3'-C2'-C1'	-6.56	96.25	101.50
35	BA	2277	G	N7-C8-N9	-6.56	109.82	113.10
35	BA	2317	C	C5-C6-N1	6.56	124.28	121.00
35	BA	2489	G	O4'-C1'-N9	-6.56	102.95	108.20
35	BA	2728	U	C4-C5-C6	6.56	123.64	119.70
1	AA	1068	G	C2-N3-C4	6.56	115.18	111.90
35	BA	658	C	N3-C4-C5	-6.56	119.28	121.90
35	BA	2274	A	N9-C4-C5	6.56	108.42	105.80
49	BR	68	ARG	NE-CZ-NH1	-6.56	117.02	120.30
1	AA	191	G	N1-C6-O6	6.56	123.84	119.90
1	AA	1352	C	C3'-C2'-C1'	6.56	106.75	101.50
1	AA	1440	C	C3'-C2'-C1'	6.56	106.75	101.50
22	AV	12	G	N3-C2-N2	6.56	124.49	119.90
35	BA	96	G	C5-C6-O6	-6.56	124.67	128.60
35	BA	1514	U	N1-C2-N3	-6.56	110.96	114.90
35	BA	1825	A	N1-C2-N3	6.56	132.58	129.30
35	BA	2127	G	C1'-O4'-C4'	6.56	115.15	109.90
35	BA	2351	G	C5-N7-C8	6.56	107.58	104.30
1	AA	51	A	C2-N3-C4	6.56	113.88	110.60
1	AA	1481	U	N3-C2-O2	-6.56	117.61	122.20
35	BA	350	U	N3-C2-O2	6.56	126.79	122.20
35	BA	2833	G	C6-N1-C2	6.56	129.03	125.10
1	AA	603	U	C5-C6-N1	-6.56	119.42	122.70
1	AA	1098	C	N3-C4-C5	-6.56	119.28	121.90
23	AX	12	A	N9-C4-C5	6.56	108.42	105.80
31	B6	23	THR	N-CA-C	6.56	128.70	111.00
35	BA	739	G	C8-N9-C4	6.56	109.02	106.40

Continued on next page...

Continued from previous page...

Mol	Chain	Res	Type	Atoms	Z	Observed(°)	Ideal(°)
1	AA	266	G	C5'-C4'-O4'	-6.55	101.23	109.10
1	AA	301	G	C2-N3-C4	6.55	115.18	111.90
1	AA	1375	A	C5'-C4'-C3'	-6.55	105.51	116.00
21	AU	7	ARG	NE-CZ-NH2	-6.55	117.02	120.30
35	BA	512	G	C4-C5-N7	6.55	113.42	110.80
35	BA	849	A	N7-C8-N9	6.55	117.08	113.80
35	BA	1284	A	C4-C5-C6	-6.55	113.72	117.00
36	BB	42	C	N3-C2-O2	-6.55	117.31	121.90
35	BA	707	G	C8-N9-C4	-6.55	103.78	106.40
35	BA	1597	A	C8-N9-C4	6.55	108.42	105.80
36	BB	90	A	C5-N7-C8	-6.55	100.62	103.90
1	AA	537	G	N7-C8-N9	-6.55	109.83	113.10
1	AA	1224	G	C2-N3-C4	6.55	115.17	111.90
5	AE	6	PHE	CB-CG-CD1	-6.55	116.21	120.80
13	AM	94	ARG	NE-CZ-NH1	-6.55	117.02	120.30
35	BA	177	G	N7-C8-N9	6.55	116.38	113.10
35	BA	2545	G	N1-C6-O6	6.55	123.83	119.90
1	AA	492	G	C1'-O4'-C4'	-6.55	104.66	109.90
35	BA	1037	G	N9-C4-C5	6.55	108.02	105.40
35	BA	1155	A	C2-N3-C4	-6.55	107.33	110.60
35	BA	2879	C	N3-C4-C5	6.55	124.52	121.90
1	AA	1476	G	C2-N3-C4	-6.55	108.63	111.90
35	BA	271(G)	C	C5-C4-N4	6.55	124.78	120.20
35	BA	1664	A	C2-N3-C4	-6.55	107.33	110.60
35	BA	1793	C	N1-C2-O2	6.55	122.83	118.90
57	BZ	8	TYR	CB-CG-CD2	6.55	124.93	121.00
35	BA	1592	C	N3-C2-O2	-6.54	117.32	121.90
35	BA	2555	U	O4'-C4'-C3'	-6.54	97.45	104.00
35	BA	53	A	C5-C6-N1	-6.54	114.43	117.70
35	BA	66	C	O4'-C1'-N1	6.54	113.44	108.20
35	BA	626	U	C1'-O4'-C4'	6.54	115.14	109.90
35	BA	935	C	C4-C5-C6	6.54	120.67	117.40
35	BA	1183	G	N9-C1'-C2'	-6.54	104.80	112.00
35	BA	1634	A	C4-C5-C6	6.54	120.27	117.00
35	BA	2355	C	C5-C6-N1	-6.54	117.73	121.00
1	AA	570	G	C6-C5-N7	-6.54	126.47	130.40
1	AA	1215	G	C6-N1-C2	-6.54	121.17	125.10
22	AV	17(A)	U	C2-N3-C4	6.54	130.93	127.00
35	BA	893	C	O4'-C1'-N1	6.54	113.43	108.20
35	BA	944	G	N9-C4-C5	-6.54	102.78	105.40
35	BA	1227	G	C5-C6-N1	6.54	114.77	111.50
35	BA	1414	G	C2-N3-C4	6.54	115.17	111.90

Continued on next page...

Continued from previous page...

Mol	Chain	Res	Type	Atoms	Z	Observed(°)	Ideal(°)
35	BA	1577	C	C4-C5-C6	6.54	120.67	117.40
35	BA	2616	C	C5-C6-N1	6.54	124.27	121.00
35	BA	2518	A	C3'-C2'-C1'	6.54	106.73	101.50
35	BA	2679	A	C3'-C2'-C1'	6.54	106.73	101.50
1	AA	240	C	N3-C4-C5	6.54	124.52	121.90
1	AA	1030(D)	A	N1-C2-N3	-6.54	126.03	129.30
1	AA	1299	A	C8-N9-C4	-6.54	103.18	105.80
35	BA	1756	G	C5-C6-N1	-6.54	108.23	111.50
35	BA	1789	A	C5-N7-C8	6.54	107.17	103.90
1	AA	539	A	C5-N7-C8	-6.54	100.63	103.90
35	BA	700	G	N3-C4-C5	6.54	131.87	128.60
35	BA	1966	A	C5-N7-C8	6.54	107.17	103.90
35	BA	2352	A	N3-C4-C5	-6.54	122.22	126.80
35	BA	2759	G	N1-C2-N3	-6.54	119.98	123.90
35	BA	256	A	C6-C5-N7	-6.54	127.72	132.30
35	BA	1405	U	C1'-O4'-C4'	-6.54	104.67	109.90
35	BA	2539	C	C5-C6-N1	6.54	124.27	121.00
35	BA	1250	G	C8-N9-C4	-6.53	103.79	106.40
35	BA	1608	A	C5-N7-C8	-6.53	100.63	103.90
35	BA	2130	U	C5-C4-O4	6.53	129.82	125.90
36	BB	85	G	N7-C8-N9	6.53	116.37	113.10
1	AA	577	G	C8-N9-C4	-6.53	103.79	106.40
35	BA	375	C	N3-C2-O2	-6.53	117.33	121.90
35	BA	1226	A	C4-C5-N7	6.53	113.97	110.70
1	AA	768	A	N9-C4-C5	6.53	108.41	105.80
35	BA	1685	C	C5-C6-N1	6.53	124.27	121.00
35	BA	1976	U	C5-C4-O4	6.53	129.82	125.90
1	AA	932	C	N3-C4-C5	6.53	124.51	121.90
1	AA	271	C	C6-N1-C2	6.53	122.91	120.30
1	AA	1225	A	N1-C6-N6	-6.53	114.68	118.60
35	BA	1547	C	C6-N1-C2	6.53	122.91	120.30
35	BA	1908	C	N1-C2-O2	6.53	122.82	118.90
35	BA	2272	U	C5-C6-N1	-6.53	119.44	122.70
36	BB	15	A	O4'-C1'-N9	6.53	113.42	108.20
1	AA	125	U	C2-N3-C4	6.53	130.91	127.00
1	AA	679	C	C4-C5-C6	-6.53	114.14	117.40
1	AA	831	U	C5-C4-O4	-6.53	121.98	125.90
1	AA	1197	G	C5-N7-C8	-6.53	101.04	104.30
1	AA	1333	A	C4-C5-N7	-6.53	107.44	110.70
8	AH	41	ARG	NE-CZ-NH1	-6.53	117.04	120.30
35	BA	311	A	N9-C4-C5	-6.53	103.19	105.80
35	BA	398	G	C2-N3-C4	-6.53	108.64	111.90

Continued on next page...

Continued from previous page...

Mol	Chain	Res	Type	Atoms	Z	Observed(°)	Ideal(°)
35	BA	980	A	C4-C5-N7	-6.53	107.44	110.70
35	BA	2859	G	C6-N1-C2	6.53	129.01	125.10
1	AA	189(B)	C	N1-C2-O2	6.52	122.81	118.90
35	BA	520	G	N1-C6-O6	6.52	123.81	119.90
1	AA	221	C	C5-C6-N1	6.52	124.26	121.00
35	BA	682	G	N1-C2-N3	-6.52	119.99	123.90
35	BA	2772	C	C4-C5-C6	-6.52	114.14	117.40
36	BB	92	C	O4'-C1'-N1	6.52	113.42	108.20
35	BA	1386	C	N1-C2-O2	6.52	122.81	118.90
1	AA	164	U	N3-C4-C5	-6.52	110.69	114.60
1	AA	625	G	N9-C4-C5	-6.52	102.79	105.40
1	AA	1174	G	C5-N7-C8	6.52	107.56	104.30
35	BA	1279	G	C8-N9-C4	-6.52	103.79	106.40
35	BA	125	G	N9-C4-C5	-6.52	102.79	105.40
35	BA	180	G	C8-N9-C4	-6.52	103.79	106.40
35	BA	782	A	C8-N9-C4	6.52	108.41	105.80
35	BA	1543	C	C6-N1-C2	6.52	122.91	120.30
35	BA	1879	C	N1-C2-O2	-6.52	114.99	118.90
35	BA	2647	U	C5-C4-O4	6.52	129.81	125.90
1	AA	792	A	N7-C8-N9	-6.52	110.54	113.80
1	AA	822	C	N3-C4-C5	-6.52	119.29	121.90
1	AA	1502	A	C5'-C4'-O4'	-6.52	101.28	109.10
35	BA	976	C	C6-N1-C2	-6.52	117.69	120.30
35	BA	1981	A	N1-C2-N3	6.51	132.56	129.30
1	AA	976	G	N3-C4-N9	-6.51	122.09	126.00
35	BA	1022	G	C2-N3-C4	6.51	115.16	111.90
35	BA	1501	C	C5-C6-N1	-6.51	117.74	121.00
35	BA	1885	A	C5'-C4'-O4'	-6.51	101.28	109.10
1	AA	1251	A	C2-N3-C4	-6.51	107.34	110.60
8	AH	104	ARG	NE-CZ-NH2	6.51	123.56	120.30
35	BA	270	A	N1-C2-N3	-6.51	126.05	129.30
35	BA	271(U)	G	N3-C2-N2	6.51	124.46	119.90
35	BA	307	G	C5-C6-N1	-6.51	108.24	111.50
35	BA	1626	G	N1-C6-O6	6.51	123.81	119.90
35	BA	1903	G	C8-N9-C4	-6.51	103.80	106.40
35	BA	2474	C	C5-C6-N1	6.51	124.25	121.00
35	BA	2553	G	N7-C8-N9	-6.51	109.84	113.10
35	BA	2693	A	C8-N9-C4	-6.51	103.19	105.80
1	AA	632	A	C6-N1-C2	-6.51	114.69	118.60
1	AA	1375	A	C4-C5-N7	6.51	113.95	110.70
35	BA	62	C	C3'-C2'-C1'	6.51	106.71	101.50
35	BA	910	A	N1-C2-N3	6.51	132.56	129.30

Continued on next page...

Continued from previous page...

Mol	Chain	Res	Type	Atoms	Z	Observed(°)	Ideal(°)
35	BA	1562	A	N1-C6-N6	6.51	122.51	118.60
35	BA	1620	G	C5'-C4'-O4'	6.51	116.91	109.10
35	BA	1789	A	N9-C4-C5	-6.51	103.20	105.80
35	BA	2231	C	N3-C4-N4	-6.51	113.44	118.00
35	BA	2834	G	N9-C4-C5	-6.51	102.80	105.40
36	BB	78	A	C4-C5-C6	-6.51	113.75	117.00
1	AA	658	G	C6-N1-C2	-6.51	121.19	125.10
1	AA	526	C	N3-C2-O2	6.51	126.45	121.90
1	AA	1358	U	N1-C1'-C2'	6.51	122.46	114.00
35	BA	441	U	C5-C6-N1	6.51	125.95	122.70
35	BA	1329	U	N3-C4-O4	-6.51	114.85	119.40
35	BA	1391	U	C6-N1-C2	-6.51	117.10	121.00
35	BA	1496	A	C5-C6-N1	-6.51	114.45	117.70
35	BA	1694	C	C5-C6-N1	-6.51	117.75	121.00
35	BA	2384	G	C5-C6-O6	-6.51	124.70	128.60
1	AA	115	G	C4'-C3'-C2'	6.50	109.11	102.60
1	AA	827	U	N1-C2-O2	-6.50	118.25	122.80
1	AA	857	C	C4-C5-C6	6.50	120.65	117.40
35	BA	1051	G	C2-N3-C4	6.50	115.15	111.90
1	AA	976	G	N3-C4-C5	6.50	131.85	128.60
35	BA	113	G	N3-C4-C5	6.50	131.85	128.60
35	BA	122	G	N1-C6-O6	6.50	123.80	119.90
35	BA	665	C	C1'-O4'-C4'	-6.50	104.70	109.90
36	BB	112	U	C5-C6-N1	-6.50	119.45	122.70
1	AA	919	A	N1-C6-N6	-6.50	114.70	118.60
35	BA	11	G	N1-C6-O6	6.50	123.80	119.90
35	BA	102	G	C5-C6-N1	6.50	114.75	111.50
35	BA	506	G	C4-C5-N7	-6.50	108.20	110.80
35	BA	583	G	N1-C2-N3	-6.50	120.00	123.90
35	BA	885	C	O4'-C1'-N1	6.50	113.40	108.20
1	AA	271	C	C2-N3-C4	-6.50	116.65	119.90
1	AA	633	G	N3-C4-C5	-6.50	125.35	128.60
1	AA	1429	C	C6-N1-C2	-6.50	117.70	120.30
35	BA	44	G	N7-C8-N9	6.50	116.35	113.10
35	BA	840	C	N3-C2-O2	-6.50	117.35	121.90
35	BA	1487	G	N7-C8-N9	6.50	116.35	113.10
35	BA	1778	U	O4'-C1'-N1	6.50	113.40	108.20
35	BA	2796	U	O4'-C1'-N1	6.50	113.40	108.20
4	AD	10	ARG	NE-CZ-NH2	-6.50	117.05	120.30
35	BA	36	G	C4-C5-N7	-6.50	108.20	110.80
35	BA	286	C	N3-C2-O2	-6.50	117.35	121.90
35	BA	392	C	C2-N3-C4	-6.49	116.65	119.90

Continued on next page...

Continued from previous page...

Mol	Chain	Res	Type	Atoms	Z	Observed(°)	Ideal(°)
35	BA	1065	U	C1'-O4'-C4'	-6.49	104.71	109.90
35	BA	1378	A	N7-C8-N9	-6.49	110.55	113.80
35	BA	1878	G	C4-C5-N7	-6.49	108.20	110.80
35	BA	1988	C	C4-C5-C6	6.49	120.65	117.40
1	AA	108	G	N3-C4-N9	-6.49	122.11	126.00
35	BA	775	G	N3-C4-N9	-6.49	122.11	126.00
35	BA	2679	A	N1-C6-N6	-6.49	114.70	118.60
1	AA	1088	G	N3-C4-C5	6.49	131.85	128.60
1	AA	1194	U	N3-C4-O4	6.49	123.94	119.40
1	AA	1531	A	O4'-C1'-N9	-6.49	103.01	108.20
35	BA	1226	A	C4-C5-C6	-6.49	113.75	117.00
35	BA	1601	G	C2-N3-C4	-6.49	108.66	111.90
35	BA	2164	C	C6-N1-C2	-6.49	117.70	120.30
35	BA	2564	A	C8-N9-C4	-6.49	103.20	105.80
35	BA	2674	G	C5'-C4'-C3'	-6.49	105.62	116.00
1	AA	579	G	C2-N3-C4	6.49	115.14	111.90
19	AS	37	ARG	NE-CZ-NH1	6.49	123.54	120.30
35	BA	530	G	C8-N9-C4	-6.49	103.80	106.40
35	BA	1880	C	C4-C5-C6	-6.49	114.16	117.40
35	BA	2766	G	C5-C6-N1	-6.49	108.26	111.50
1	AA	219	C	C2-N3-C4	6.49	123.14	119.90
1	AA	838	G	N3-C2-N2	6.49	124.44	119.90
35	BA	558	G	C5-C6-N1	6.49	114.74	111.50
35	BA	582	G	N1-C2-N2	-6.49	110.36	116.20
35	BA	1300	U	C5-C6-N1	6.49	125.94	122.70
35	BA	572	A	C8-N9-C4	6.49	108.39	105.80
35	BA	1102	C	N3-C4-C5	-6.49	119.31	121.90
35	BA	1899	G	N9-C4-C5	6.49	108.00	105.40
35	BA	2191	G	C4-C5-N7	6.49	113.39	110.80
41	BG	12	TYR	CB-CG-CD2	-6.49	117.11	121.00
1	AA	1185	G	C6-N1-C2	-6.48	121.21	125.10
35	BA	941	A	N9-C4-C5	-6.48	103.21	105.80
35	BA	2799	C	C5-C4-N4	-6.48	115.66	120.20
35	BA	20	C	N3-C2-O2	-6.48	117.36	121.90
35	BA	1026	U	N3-C2-O2	-6.48	117.66	122.20
35	BA	1528(A)	A	C4-C5-N7	6.48	113.94	110.70
35	BA	2139	C	N3-C4-N4	6.48	122.54	118.00
3	AC	127	ARG	NE-CZ-NH1	6.48	123.54	120.30
35	BA	242	G	N1-C2-N3	6.48	127.79	123.90
35	BA	293	U	N3-C4-O4	6.48	123.94	119.40
36	BB	26	A	N1-C6-N6	6.48	122.49	118.60
1	AA	1524	C	C6-N1-C2	6.48	122.89	120.30

Continued on next page...

Continued from previous page...

Mol	Chain	Res	Type	Atoms	Z	Observed(°)	Ideal(°)
1	AA	152	A	C8-N9-C4	6.48	108.39	105.80
1	AA	860	A	O4'-C1'-N9	-6.48	103.02	108.20
1	AA	1200	C	N3-C4-N4	6.48	122.53	118.00
35	BA	1646	C	N3-C4-C5	6.48	124.49	121.90
1	AA	742	G	C8-N9-C4	-6.48	103.81	106.40
35	BA	224	G	C2-N3-C4	-6.48	108.66	111.90
35	BA	768	G	C4-C5-N7	-6.48	108.21	110.80
36	BB	9	G	N9-C4-C5	-6.48	102.81	105.40
1	AA	1452	C	O4'-C1'-N1	6.47	113.38	108.20
35	BA	699	A	C2-N3-C4	-6.47	107.36	110.60
35	BA	2625	G	N7-C8-N9	-6.47	109.86	113.10
4	AD	59	ARG	NE-CZ-NH2	-6.47	117.06	120.30
35	BA	104	U	N3-C4-C5	6.47	118.48	114.60
35	BA	386	G	C5-N7-C8	6.47	107.54	104.30
35	BA	744	G	N3-C4-C5	6.47	131.84	128.60
35	BA	1419	A	N9-C4-C5	-6.47	103.21	105.80
1	AA	28	G	N1-C2-N2	6.47	122.02	116.20
1	AA	793	U	C3'-C2'-C1'	6.47	106.68	101.50
35	BA	1923	U	C2-N3-C4	6.47	130.88	127.00
35	BA	1933	G	N7-C8-N9	6.47	116.33	113.10
1	AA	1030(A)	G	C8-N9-C4	-6.47	103.81	106.40
1	AA	1158	C	N3-C4-N4	-6.47	113.47	118.00
35	BA	672	C	N3-C4-N4	-6.47	113.47	118.00
35	BA	801	G	C4-C5-N7	6.47	113.39	110.80
35	BA	2354	G	C2-N3-C4	6.47	115.13	111.90
1	AA	184	G	N9-C4-C5	-6.47	102.81	105.40
1	AA	801	U	C3'-C2'-C1'	6.47	106.67	101.50
1	AA	824	C	C5-C6-N1	-6.46	117.77	121.00
4	AD	107	ARG	CD-NE-CZ	6.46	132.65	123.60
35	BA	895	U	N1-C1'-C2'	-6.46	104.89	112.00
35	BA	997	G	C4-C5-C6	-6.46	114.92	118.80
35	BA	2038	G	C4-C5-N7	-6.46	108.21	110.80
35	BA	2490	G	N9-C4-C5	6.46	107.99	105.40
36	BB	32	C	C5-C4-N4	-6.46	115.67	120.20
35	BA	479	A	C4-C5-C6	-6.46	113.77	117.00
1	AA	640	A	N7-C8-N9	-6.46	110.57	113.80
1	AA	918	A	C5-N7-C8	6.46	107.13	103.90
1	AA	923	A	C4-C5-N7	6.46	113.93	110.70
35	BA	507	A	O4'-C1'-N9	6.46	113.37	108.20
35	BA	2752	C	C5-C4-N4	-6.46	115.68	120.20
1	AA	511	C	C6-N1-C2	-6.46	117.72	120.30
12	AL	86	ARG	NE-CZ-NH1	-6.46	117.07	120.30

Continued on next page...

Continued from previous page...

Mol	Chain	Res	Type	Atoms	Z	Observed(°)	Ideal(°)
1	AA	156	G	C6-N1-C2	-6.46	121.22	125.10
1	AA	1322	C	O5'-P-OP2	-6.46	99.89	105.70
35	BA	1413	G	O4'-C1'-N9	-6.46	103.03	108.20
1	AA	507	C	C6-N1-C2	-6.46	117.72	120.30
1	AA	756	C	O4'-C1'-N1	6.46	113.36	108.20
3	AC	183	ASP	CB-CG-OD2	-6.46	112.49	118.30
17	AQ	63	ARG	NE-CZ-NH2	-6.46	117.07	120.30
35	BA	2265	U	C2-N3-C4	6.46	130.87	127.00
1	AA	1439	C	N3-C4-C5	6.46	124.48	121.90
35	BA	2066	C	C6-N1-C2	6.46	122.88	120.30
35	BA	2758	A	C8-N9-C4	6.46	108.38	105.80
1	AA	150	C	C5-C6-N1	-6.45	117.77	121.00
1	AA	242	C	N3-C4-C5	6.45	124.48	121.90
1	AA	438	G	N3-C4-N9	6.45	129.87	126.00
1	AA	1030(B)	C	N3-C4-C5	6.45	124.48	121.90
35	BA	266	G	C4-C5-N7	6.45	113.38	110.80
35	BA	537	C	N3-C4-C5	6.45	124.48	121.90
35	BA	1429	G	N3-C4-C5	6.45	131.83	128.60
35	BA	2787	C	N3-C2-O2	-6.45	117.38	121.90
1	AA	18	C	O4'-C1'-N1	6.45	113.36	108.20
35	BA	1969	A	N9-C4-C5	-6.45	103.22	105.80
35	BA	2038	G	N7-C8-N9	-6.45	109.87	113.10
1	AA	1217	C	C5-C4-N4	-6.45	115.69	120.20
35	BA	252	G	N3-C2-N2	-6.45	115.39	119.90
35	BA	598	G	N9-C4-C5	-6.45	102.82	105.40
35	BA	1353	A	N1-C6-N6	6.45	122.47	118.60
35	BA	1448	G	N3-C4-C5	-6.45	125.38	128.60
35	BA	1596	A	C4-C5-N7	6.45	113.92	110.70
51	BT	30	VAL	N-CA-C	6.45	128.42	111.00
1	AA	1281	U	N1-C2-N3	6.45	118.77	114.90
1	AA	1313	U	C1'-O4'-C4'	6.45	115.06	109.90
1	AA	1479	C	O4'-C1'-N1	6.45	113.36	108.20
35	BA	2026	C	C5-C6-N1	6.45	124.22	121.00
35	BA	2306	C	C2-N1-C1'	6.45	125.89	118.80
35	BA	2338	G	C5-C6-O6	-6.45	124.73	128.60
35	BA	2469	A	C5-N7-C8	-6.45	100.67	103.90
35	BA	2478	A	C5-N7-C8	6.45	107.12	103.90
1	AA	401	C	C6-N1-C2	6.45	122.88	120.30
1	AA	1089	G	O4'-C1'-N9	-6.45	103.04	108.20
35	BA	733	G	C5-C6-O6	-6.45	124.73	128.60
35	BA	1571	A	N1-C6-N6	-6.45	114.73	118.60
35	BA	2044	C	C4-C5-C6	6.45	120.62	117.40

Continued on next page...

Continued from previous page...

Mol	Chain	Res	Type	Atoms	Z	Observed(°)	Ideal(°)
35	BA	2752	C	C5'-C4'-C3'	-6.45	105.69	116.00
1	AA	30	U	C5-C4-O4	6.45	129.77	125.90
1	AA	166	G	C2-N3-C4	6.45	115.12	111.90
1	AA	189(G)	G	C4-C5-N7	-6.45	108.22	110.80
1	AA	344	A	C5-C6-N1	-6.45	114.48	117.70
1	AA	885	G	C4-C5-N7	6.45	113.38	110.80
35	BA	480	A	N1-C6-N6	-6.45	114.73	118.60
35	BA	666	G	N9-C4-C5	6.45	107.98	105.40
35	BA	35	G	N7-C8-N9	6.44	116.32	113.10
35	BA	200	U	N1-C2-O2	6.44	127.31	122.80
35	BA	900	A	N1-C6-N6	-6.44	114.73	118.60
35	BA	920	G	C3'-C2'-C1'	-6.44	96.34	101.50
35	BA	1883	G	C5-N7-C8	6.44	107.52	104.30
35	BA	2712(A)	A	N1-C6-N6	6.44	122.47	118.60
1	AA	1218	C	C6-N1-C2	-6.44	117.72	120.30
35	BA	1968	G	N9-C1'-C2'	-6.44	104.91	112.00
35	BA	2012	G	C4-C5-N7	6.44	113.38	110.80
35	BA	2648	C	N3-C4-C5	-6.44	119.32	121.90
36	BB	100	A	C5-N7-C8	6.44	107.12	103.90
51	BT	125	ARG	NE-CZ-NH2	6.44	123.52	120.30
1	AA	548	G	O4'-C1'-N9	6.44	113.35	108.20
1	AA	1122	U	C5-C6-N1	6.44	125.92	122.70
1	AA	1269	A	N9-C4-C5	-6.44	103.22	105.80
35	BA	255	A	N7-C8-N9	-6.44	110.58	113.80
35	BA	2134	A	C8-N9-C4	6.44	108.38	105.80
35	BA	259	G	C5-N7-C8	-6.44	101.08	104.30
35	BA	271(J)	C	N1-C2-O2	6.44	122.76	118.90
35	BA	748	G	C1'-O4'-C4'	-6.44	104.75	109.90
35	BA	931	G	N9-C4-C5	-6.44	102.83	105.40
35	BA	939	G	C5-N7-C8	6.44	107.52	104.30
35	BA	2000	G	N9-C1'-C2'	-6.44	104.92	112.00
35	BA	2688	U	N3-C2-O2	-6.44	117.69	122.20
1	AA	167	G	C3'-C2'-C1'	-6.44	96.35	101.50
1	AA	1075	C	C5-C6-N1	-6.44	117.78	121.00
9	AI	104	ARG	CA-C-N	-6.44	103.03	117.20
35	BA	62	C	C5-C6-N1	6.44	124.22	121.00
35	BA	653	A	N7-C8-N9	6.44	117.02	113.80
35	BA	1065	U	C5-C6-N1	6.44	125.92	122.70
35	BA	103	A	N7-C8-N9	-6.44	110.58	113.80
1	AA	104	G	C8-N9-C4	-6.43	103.83	106.40
1	AA	314	C	C5-C6-N1	6.43	124.22	121.00
1	AA	1124	G	C4-C5-N7	-6.43	108.23	110.80

Continued on next page...

Continued from previous page...

Mol	Chain	Res	Type	Atoms	Z	Observed(°)	Ideal(°)
35	BA	247	G	C5-N7-C8	-6.43	101.08	104.30
35	BA	477	A	C6-N1-C2	-6.43	114.74	118.60
36	BB	106	G	C5-C6-O6	-6.43	124.74	128.60
1	AA	864	A	C8-N9-C4	-6.43	103.23	105.80
1	AA	1214	C	N3-C4-C5	6.43	124.47	121.90
1	AA	1319	A	C4-C5-N7	6.43	113.92	110.70
1	AA	1483	A	N7-C8-N9	-6.43	110.58	113.80
35	BA	363(A)	A	C4-C5-C6	6.43	120.22	117.00
35	BA	593	G	C5-N7-C8	-6.43	101.08	104.30
35	BA	642	G	C2-N3-C4	-6.43	108.68	111.90
35	BA	691	C	N3-C4-C5	-6.43	119.33	121.90
35	BA	1604	C	N3-C4-C5	-6.43	119.33	121.90
1	AA	348	G	N3-C4-N9	6.43	129.86	126.00
35	BA	95	G	C8-N9-C4	-6.43	103.83	106.40
35	BA	370	G	N1-C2-N2	6.43	121.99	116.20
35	BA	962	G	C5'-C4'-O4'	-6.43	101.39	109.10
1	AA	729	A	C5-C6-N6	-6.43	118.56	123.70
35	BA	973	A	C8-N9-C4	6.43	108.37	105.80
1	AA	442	C	C5-C6-N1	-6.43	117.79	121.00
35	BA	627	A	N1-C2-N3	6.43	132.51	129.30
35	BA	1118	C	N3-C4-C5	6.43	124.47	121.90
1	AA	247	G	C2-N3-C4	-6.42	108.69	111.90
1	AA	1318	A	C2-N3-C4	-6.42	107.39	110.60
35	BA	271(U)	G	C6-N1-C2	6.42	128.96	125.10
35	BA	2205	C	C2-N3-C4	-6.42	116.69	119.90
35	BA	2779	U	C6-N1-C2	-6.42	117.15	121.00
1	AA	52	G	C4-C5-N7	-6.42	108.23	110.80
1	AA	960	U	C6-N1-C2	-6.42	117.15	121.00
1	AA	1242	C	C2-N3-C4	6.42	123.11	119.90
35	BA	1916	A	N1-C6-N6	6.42	122.45	118.60
35	BA	1984	G	C2-N3-C4	6.42	115.11	111.90
1	AA	656	C	N3-C4-C5	6.42	124.47	121.90
35	BA	212	G	C4-C5-N7	6.42	113.37	110.80
35	BA	710	G	N3-C4-C5	-6.42	125.39	128.60
35	BA	1291	C	C2-N3-C4	-6.42	116.69	119.90
35	BA	1444	G	C5-N7-C8	-6.42	101.09	104.30
35	BA	2453	A	C4-C5-C6	-6.42	113.79	117.00
35	BA	2564	A	N1-C2-N3	-6.42	126.09	129.30
36	BB	36	C	C3'-C2'-C1'	-6.42	96.36	101.50
1	AA	903	G	N3-C4-C5	-6.42	125.39	128.60
1	AA	1307	U	O5'-P-OP1	-6.42	99.92	105.70
28	B3	31	LEU	O-C-N	6.42	132.97	122.70

Continued on next page...

Continued from previous page...

Mol	Chain	Res	Type	Atoms	Z	Observed(°)	Ideal(°)
35	BA	1700	A	C5-N7-C8	-6.42	100.69	103.90
35	BA	2199	A	N9-C4-C5	6.42	108.37	105.80
23	AX	21	C	C2-N3-C4	-6.42	116.69	119.90
35	BA	2501	C	C5-C6-N1	-6.42	117.79	121.00
1	AA	189(I)	G	N7-C8-N9	6.42	116.31	113.10
1	AA	1295	G	N3-C4-C5	-6.42	125.39	128.60
35	BA	1643	G	C5-C6-O6	6.42	132.45	128.60
35	BA	2479	G	C6-N1-C2	6.42	128.95	125.10
35	BA	68	G	C4-C5-N7	-6.42	108.23	110.80
1	AA	556	C	N3-C4-C5	6.41	124.47	121.90
29	B4	42	PHE	C-N-CA	6.41	137.73	121.70
35	BA	186	G	C5-C6-N1	6.41	114.71	111.50
35	BA	362	U	C3'-C2'-C1'	6.41	106.63	101.50
35	BA	472	A	N1-C2-N3	-6.41	126.09	129.30
35	BA	654(F)	C	O4'-C1'-N1	6.41	113.33	108.20
35	BA	2603	G	C3'-C2'-C1'	-6.41	96.37	101.50
38	BD	104	TYR	CB-CG-CD1	6.41	124.85	121.00
1	AA	31	G	N9-C4-C5	6.41	107.97	105.40
1	AA	774	G	N1-C6-O6	-6.41	116.05	119.90
11	AK	91	ARG	NE-CZ-NH1	-6.41	117.09	120.30
36	BB	113	G	O4'-C1'-N9	-6.41	103.07	108.20
1	AA	860	A	C6-C5-N7	-6.41	127.81	132.30
2	AB	55	PHE	CB-CG-CD2	-6.41	116.31	120.80
24	AY	619	ASP	CB-CG-OD2	-6.41	112.53	118.30
35	BA	1022	G	C5-N7-C8	6.41	107.50	104.30
35	BA	1577	C	N1-C2-O2	6.41	122.75	118.90
1	AA	81	U	N3-C4-O4	-6.41	114.91	119.40
1	AA	498	U	C5'-C4'-O4'	6.41	116.79	109.10
1	AA	584	G	N1-C6-O6	-6.41	116.05	119.90
35	BA	2627	G	C5-N7-C8	-6.41	101.09	104.30
1	AA	687	A	N7-C8-N9	6.41	117.00	113.80
1	AA	1272	G	C2-N3-C4	6.41	115.10	111.90
35	BA	860	U	C5-C4-O4	6.41	129.74	125.90
1	AA	1422	G	C1'-O4'-C4'	-6.41	104.78	109.90
35	BA	826	U	C5-C6-N1	-6.41	119.50	122.70
35	BA	1243	G	C6-N1-C2	6.41	128.94	125.10
35	BA	1286	A	N9-C4-C5	-6.41	103.24	105.80
51	BT	64	ARG	NE-CZ-NH2	-6.41	117.10	120.30
1	AA	811	C	N1-C2-O2	-6.40	115.06	118.90
24	AY	35	TYR	CB-CG-CD1	6.40	124.84	121.00
35	BA	2585	U	N3-C4-O4	6.40	123.88	119.40
1	AA	832	C	N3-C4-C5	6.40	124.46	121.90

Continued on next page...

Continued from previous page...

Mol	Chain	Res	Type	Atoms	Z	Observed(°)	Ideal(°)
35	BA	743	G	C5-C6-N1	6.40	114.70	111.50
1	AA	538	G	O4'-C1'-N9	-6.40	103.08	108.20
1	AA	1295	G	N1-C6-O6	-6.40	116.06	119.90
35	BA	1510	G	N7-C8-N9	-6.40	109.90	113.10
35	BA	2231	C	C5-C6-N1	-6.40	117.80	121.00
35	BA	2578	G	C6-N1-C2	6.40	128.94	125.10
49	BR	103	ARG	NE-CZ-NH2	6.40	123.50	120.30
1	AA	457	C	N3-C4-C5	-6.40	119.34	121.90
35	BA	372	G	C5-N7-C8	6.40	107.50	104.30
1	AA	445	G	C1'-O4'-C4'	-6.40	104.78	109.90
1	AA	563	A	C8-N9-C4	6.40	108.36	105.80
1	AA	582	U	C6-N1-C2	-6.40	117.16	121.00
1	AA	608	A	C6-N1-C2	-6.40	114.76	118.60
35	BA	213	A	C4-C5-N7	6.40	113.90	110.70
36	BB	20	C	O4'-C1'-N1	6.40	113.32	108.20
35	BA	2491	U	C6-N1-C2	-6.40	117.16	121.00
35	BA	290	G	C5-N7-C8	-6.39	101.10	104.30
35	BA	300	A	C6-N1-C2	-6.39	114.76	118.60
35	BA	879	G	C2-N3-C4	-6.39	108.70	111.90
35	BA	909	A	N7-C8-N9	6.39	117.00	113.80
35	BA	1369	G	N1-C6-O6	-6.39	116.06	119.90
35	BA	1598	C	C4'-C3'-C2'	-6.39	96.21	102.60
35	BA	2229	C	N3-C4-C5	-6.39	119.34	121.90
40	BF	23	ASP	CB-CG-OD1	-6.39	112.55	118.30
1	AA	1197	G	C2-N3-C4	-6.39	108.70	111.90
35	BA	940	G	C5-C6-O6	-6.39	124.76	128.60
35	BA	1576	U	C2-N3-C4	6.39	130.84	127.00
9	AI	121	ARG	NE-CZ-NH1	6.39	123.50	120.30
35	BA	2704	C	O4'-C1'-N1	6.39	113.31	108.20
35	BA	619	G	N3-C4-C5	-6.39	125.41	128.60
35	BA	2421	G	C4-C5-N7	6.39	113.36	110.80
35	BA	422	A	C5-C6-N1	-6.39	114.51	117.70
1	AA	142	G	C5-C6-N1	-6.39	108.31	111.50
1	AA	366	C	C2'-C3'-O3'	6.39	123.92	113.70
1	AA	406	G	N1-C2-N3	-6.39	120.07	123.90
1	AA	1425	U	C5-C6-N1	6.39	125.89	122.70
35	BA	1399	C	N1-C2-N3	-6.39	114.73	119.20
36	BB	40	U	N1-C1'-C2'	6.39	122.30	114.00
41	BG	146	TYR	CB-CG-CD2	-6.39	117.17	121.00
56	BY	97	ARG	NE-CZ-NH2	-6.39	117.11	120.30
1	AA	785	G	N1-C6-O6	6.38	123.73	119.90
18	AR	34	TYR	CG-CD1-CE1	6.38	126.41	121.30

Continued on next page...

Continued from previous page...

Mol	Chain	Res	Type	Atoms	Z	Observed(°)	Ideal(°)
35	BA	411	G	C5-N7-C8	-6.38	101.11	104.30
35	BA	2576	G	N3-C2-N2	6.38	124.37	119.90
35	BA	2864	G	C4-C5-C6	6.38	122.63	118.80
2	AB	178	ARG	NE-CZ-NH2	-6.38	117.11	120.30
16	AP	17	TYR	CB-CG-CD2	-6.38	117.17	121.00
35	BA	522	G	N9-C4-C5	6.38	107.95	105.40
35	BA	809	G	N3-C4-C5	-6.38	125.41	128.60
35	BA	1661	G	C5'-C4'-O4'	6.38	116.76	109.10
1	AA	1039	C	O4'-C1'-N1	6.38	113.30	108.20
7	AG	95	ARG	NE-CZ-NH2	-6.38	117.11	120.30
35	BA	1624	G	C5-C6-N1	6.38	114.69	111.50
51	BT	39	ARG	NE-CZ-NH2	6.38	123.49	120.30
1	AA	5	U	N3-C4-C5	6.38	118.43	114.60
1	AA	453	A	N9-C4-C5	-6.38	103.25	105.80
1	AA	854	G	N3-C4-N9	6.38	129.83	126.00
1	AA	933	G	C2-N3-C4	-6.38	108.71	111.90
35	BA	118	A	C5-N7-C8	6.38	107.09	103.90
35	BA	2347	C	C5-C4-N4	-6.38	115.73	120.20
35	BA	2792	G	N7-C8-N9	6.38	116.29	113.10
45	BN	3	THR	N-CA-C	-6.38	93.78	111.00
1	AA	729	A	N1-C6-N6	6.38	122.43	118.60
1	AA	1289	A	N9-C4-C5	-6.38	103.25	105.80
35	BA	139	G	C4-C5-N7	6.38	113.35	110.80
35	BA	271(S)	G	C4-C5-C6	6.38	122.63	118.80
35	BA	631	A	O4'-C1'-N9	6.38	113.30	108.20
35	BA	654(C)	G	C6-C5-N7	-6.38	126.57	130.40
35	BA	828	U	C5-C6-N1	-6.38	119.51	122.70
35	BA	935	C	C6-N1-C2	6.38	122.85	120.30
35	BA	1394	U	C5-C6-N1	-6.38	119.51	122.70
35	BA	2015	A	N9-C1'-C2'	6.38	122.29	114.00
35	BA	2161	C	C4-C5-C6	6.38	120.59	117.40
35	BA	2809	A	O4'-C1'-N9	6.38	113.30	108.20
1	AA	189(H)	G	N3-C4-C5	-6.38	125.41	128.60
1	AA	1260	C	N3-C2-O2	6.38	126.36	121.90
1	AA	126	G	C4-C5-C6	6.37	122.62	118.80
1	AA	471	G	C2-N3-C4	6.37	115.09	111.90
1	AA	1049	U	N1-C2-O2	6.37	127.26	122.80
1	AA	1086	U	N1-C2-O2	6.37	127.26	122.80
35	BA	744	G	C5'-C4'-C3'	-6.37	105.80	116.00
35	BA	2060	A	N7-C8-N9	6.37	116.99	113.80
36	BB	117	G	N3-C4-C5	-6.37	125.41	128.60
1	AA	1345	U	N3-C4-C5	-6.37	110.78	114.60

Continued on next page...

Continued from previous page...

Mol	Chain	Res	Type	Atoms	Z	Observed(°)	Ideal(°)
35	BA	400	G	N7-C8-N9	-6.37	109.91	113.10
35	BA	615	G	C4-C5-C6	-6.37	114.98	118.80
35	BA	2606	C	C5-C4-N4	-6.37	115.74	120.20
35	BA	2834	G	C8-N9-C4	6.37	108.95	106.40
1	AA	106	C	C6-N1-C2	6.37	122.85	120.30
1	AA	1422	G	C4-C5-C6	-6.37	114.98	118.80
21	AU	21	TYR	CB-CG-CD1	6.37	124.82	121.00
35	BA	2007	C	N1-C2-O2	-6.37	115.08	118.90
1	AA	772	U	C5-C6-N1	6.37	125.89	122.70
35	BA	71	A	N1-C2-N3	-6.37	126.12	129.30
35	BA	902	C	C6-N1-C2	-6.37	117.75	120.30
35	BA	2159	G	C2-N3-C4	-6.37	108.72	111.90
1	AA	1267	C	C5-C6-N1	-6.37	117.82	121.00
35	BA	2639	A	C5-C6-N1	6.37	120.88	117.70
1	AA	639	G	C4'-C3'-C2'	-6.37	96.23	102.60
1	AA	662	G	N3-C4-C5	-6.37	125.42	128.60
1	AA	1419	G	C5-C6-O6	-6.37	124.78	128.60
35	BA	143	G	N1-C2-N2	-6.37	110.47	116.20
35	BA	226	G	C2-N3-C4	6.37	115.08	111.90
35	BA	1781	C	C6-N1-C2	-6.37	117.75	120.30
35	BA	2355	C	C4-C5-C6	6.37	120.58	117.40
1	AA	1086	U	N3-C4-O4	6.36	123.86	119.40
35	BA	271(M)	G	O4'-C1'-N9	6.36	113.29	108.20
35	BA	458	G	C8-N9-C4	6.36	108.95	106.40
35	BA	1561	G	N1-C2-N2	-6.36	110.47	116.20
35	BA	1718	G	C5'-C4'-O4'	-6.36	101.46	109.10
36	BB	15	A	C5-C6-N6	-6.36	118.61	123.70
1	AA	1117	G	C8-N9-C4	-6.36	103.86	106.40
35	BA	784	A	N9-C1'-C2'	6.36	122.27	114.00
35	BA	1654	A	O4'-C1'-N9	6.36	113.29	108.20
1	AA	320	C	N3-C4-C5	-6.36	119.36	121.90
35	BA	119	A	C1'-O4'-C4'	-6.36	104.81	109.90
35	BA	468	G	C4-C5-N7	6.36	113.34	110.80
35	BA	1691	C	O4'-C1'-N1	-6.36	103.11	108.20
35	BA	2181	G	C8-N9-C4	-6.36	103.86	106.40
35	BA	92	A	N1-C6-N6	-6.36	114.78	118.60
35	BA	406	G	N3-C2-N2	6.36	124.35	119.90
1	AA	237	C	N1-C1'-C2'	-6.36	105.01	112.00
1	AA	523	A	C8-N9-C4	-6.36	103.26	105.80
1	AA	527	G	N1-C2-N2	6.36	121.92	116.20
35	BA	179	G	N9-C4-C5	6.36	107.94	105.40
35	BA	1692	U	N3-C2-O2	-6.36	117.75	122.20

Continued on next page...

Continued from previous page...

Mol	Chain	Res	Type	Atoms	Z	Observed(°)	Ideal(°)
35	BA	1799	G	C6-N1-C2	-6.36	121.28	125.10
35	BA	2647	U	N3-C2-O2	-6.36	117.75	122.20
1	AA	1037	C	N3-C4-C5	-6.36	119.36	121.90
22	AV	17	C	C4-C5-C6	-6.36	114.22	117.40
35	BA	1441	G	N7-C8-N9	6.36	116.28	113.10
1	AA	358	U	C4-C5-C6	-6.35	115.89	119.70
1	AA	979	C	C2-N3-C4	-6.35	116.72	119.90
1	AA	1497	G	C2-N3-C4	6.35	115.08	111.90
2	AB	163	PHE	CB-CG-CD1	6.35	125.25	120.80
35	BA	717	G	C5-C6-N1	6.35	114.68	111.50
35	BA	1466	G	C4-C5-N7	6.35	113.34	110.80
1	AA	143	A	C4-C5-C6	6.35	120.18	117.00
1	AA	824	C	C6-N1-C2	6.35	122.84	120.30
35	BA	647	G	C8-N9-C4	-6.35	103.86	106.40
35	BA	917	A	C4-C5-N7	-6.35	107.53	110.70
35	BA	1266	G	N7-C8-N9	-6.35	109.92	113.10
1	AA	1008	C	C2-N3-C4	-6.35	116.72	119.90
35	BA	16	G	C5-C6-N1	-6.35	108.33	111.50
35	BA	1559	G	N1-C6-O6	6.35	123.71	119.90
35	BA	2462	U	C5-C4-O4	-6.35	122.09	125.90
1	AA	648	A	N9-C4-C5	6.35	108.34	105.80
22	AV	12	G	N9-C4-C5	-6.35	102.86	105.40
22	AV	73	A	N1-C2-N3	-6.35	126.13	129.30
35	BA	118	A	C8-N9-C4	6.35	108.34	105.80
35	BA	472	A	N7-C8-N9	6.35	116.97	113.80
35	BA	1986	A	C5-C6-N1	-6.35	114.53	117.70
35	BA	2481	G	C5-N7-C8	6.35	107.47	104.30
35	BA	2576	G	N1-C2-N2	-6.35	110.49	116.20
35	BA	2696	U	N1-C2-N3	6.35	118.71	114.90
1	AA	537	G	C5-C6-N1	-6.35	108.33	111.50
35	BA	1851	U	O4'-C1'-N1	-6.35	103.12	108.20
1	AA	13	U	O4'-C1'-N1	6.34	113.28	108.20
35	BA	960	A	C5-C6-N6	6.34	128.78	123.70
35	BA	1117	G	C5-C6-O6	6.34	132.41	128.60
35	BA	2667	C	C5-C6-N1	6.34	124.17	121.00
40	BF	62	ARG	NE-CZ-NH1	6.34	123.47	120.30
35	BA	701	G	C8-N9-C4	6.34	108.94	106.40
35	BA	1073	A	C5-C6-N1	-6.34	114.53	117.70
35	BA	1097	U	O4'-C1'-N1	6.34	113.27	108.20
35	BA	1198	U	C2-N3-C4	-6.34	123.19	127.00
1	AA	515	G	N3-C4-N9	-6.34	122.19	126.00
35	BA	1048	A	C2-N3-C4	-6.34	107.43	110.60

Continued on next page...

Continued from previous page...

Mol	Chain	Res	Type	Atoms	Z	Observed(°)	Ideal(°)
35	BA	1087	G	N3-C4-N9	-6.34	122.20	126.00
35	BA	1987	G	C1'-O4'-C4'	6.34	114.97	109.90
35	BA	2400	G	C4-C5-C6	6.34	122.60	118.80
1	AA	373	A	O4'-C1'-N9	-6.34	103.13	108.20
1	AA	579	G	N3-C4-C5	-6.34	125.43	128.60
1	AA	733	A	O4'-C1'-N9	-6.34	103.13	108.20
35	BA	1313	U	O4'-C1'-N1	6.34	113.27	108.20
35	BA	1825	A	N1-C6-N6	-6.34	114.80	118.60
1	AA	129(A)	G	N1-C2-N2	6.34	121.90	116.20
35	BA	248	G	N9-C4-C5	-6.34	102.86	105.40
1	AA	642	A	N1-C6-N6	-6.34	114.80	118.60
24	AY	197	ARG	NE-CZ-NH1	-6.34	117.13	120.30
35	BA	271(S)	G	C8-N9-C4	-6.34	103.86	106.40
35	BA	800	A	C5-C6-N1	-6.34	114.53	117.70
35	BA	2082	A	C5-N7-C8	-6.34	100.73	103.90
35	BA	2089	U	C4-C5-C6	6.34	123.50	119.70
35	BA	2234	G	N3-C4-C5	-6.34	125.43	128.60
4	AD	73	ARG	NE-CZ-NH2	-6.33	117.13	120.30
35	BA	20	C	N1-C2-O2	6.33	122.70	118.90
35	BA	358	U	C1'-O4'-C4'	-6.33	104.83	109.90
35	BA	559	G	C8-N9-C4	-6.33	103.87	106.40
35	BA	621	A	C6-C5-N7	-6.33	127.87	132.30
35	BA	1275	A	C5-C6-N6	6.33	128.77	123.70
35	BA	1440	G	C4-C5-N7	-6.33	108.27	110.80
1	AA	592	G	C5-C6-N1	6.33	114.67	111.50
1	AA	684	A	O4'-C1'-N9	6.33	113.27	108.20
35	BA	451	C	C5-C6-N1	-6.33	117.83	121.00
35	BA	1098	A	O4'-C1'-N9	6.33	113.27	108.20
35	BA	1631	C	C6-N1-C2	-6.33	117.77	120.30
35	BA	1882	C	N3-C4-C5	6.33	124.43	121.90
35	BA	2030	A	C1'-O4'-C4'	-6.33	104.83	109.90
1	AA	577	G	C5-C6-N1	6.33	114.66	111.50
35	BA	28	A	N1-C6-N6	-6.33	114.80	118.60
35	BA	654(J)	A	O4'-C1'-N9	6.33	113.26	108.20
1	AA	146	G	N3-C4-C5	-6.33	125.44	128.60
35	BA	285	C	C6-N1-C2	6.33	122.83	120.30
1	AA	769	G	C5-N7-C8	6.33	107.46	104.30
24	AY	439	ARG	NE-CZ-NH1	-6.33	117.14	120.30
35	BA	139	G	N3-C4-C5	6.33	131.76	128.60
35	BA	271(U)	G	C4-C5-N7	-6.33	108.27	110.80
35	BA	1022	G	N7-C8-N9	-6.33	109.94	113.10
35	BA	1069	A	N3-C4-C5	-6.33	122.37	126.80

Continued on next page...

Continued from previous page...

Mol	Chain	Res	Type	Atoms	Z	Observed(°)	Ideal(°)
35	BA	1242	A	C2-N3-C4	-6.33	107.44	110.60
35	BA	1368	G	N1-C2-N3	6.33	127.69	123.90
35	BA	2505	G	N3-C4-N9	6.33	129.79	126.00
1	AA	695	A	C5-C6-N1	-6.32	114.54	117.70
22	AV	76	A	C4-C5-C6	6.32	120.16	117.00
35	BA	304	G	C6-N1-C2	6.32	128.89	125.10
35	BA	1645	G	N3-C2-N2	6.32	124.33	119.90
35	BA	1822	G	N3-C4-N9	-6.32	122.21	126.00
35	BA	1933	G	N9-C4-C5	6.32	107.93	105.40
1	AA	447	G	C6-C5-N7	-6.32	126.61	130.40
35	BA	582	G	C8-N9-C4	-6.32	103.87	106.40
35	BA	895	U	C6-N1-C2	-6.32	117.21	121.00
35	BA	2409	G	C4-C5-C6	-6.32	115.01	118.80
1	AA	1030(C)	G	N3-C4-N9	-6.32	122.21	126.00
35	BA	1655	A	N9-C4-C5	6.32	108.33	105.80
35	BA	2125	G	N1-C2-N3	6.32	127.69	123.90
35	BA	2842	G	N1-C2-N3	-6.32	120.11	123.90
1	AA	798	G	C6-N1-C2	-6.32	121.31	125.10
4	AD	66	ARG	NE-CZ-NH1	6.32	123.46	120.30
35	BA	537	C	N3-C2-O2	-6.32	117.48	121.90
35	BA	2846	G	N3-C4-N9	6.32	129.79	126.00
1	AA	514	C	C2-N3-C4	6.32	123.06	119.90
1	AA	1255	G	C5-C6-N1	-6.32	108.34	111.50
35	BA	557	U	N3-C2-O2	-6.32	117.78	122.20
35	BA	1056	G	N9-C4-C5	-6.32	102.87	105.40
35	BA	2182	G	C2-N3-C4	-6.32	108.74	111.90
35	BA	2322	A	N1-C2-N3	-6.32	126.14	129.30
1	AA	231	G	C2-N3-C4	6.32	115.06	111.90
1	AA	360	A	N9-C1'-C2'	-6.32	105.05	112.00
1	AA	647	C	C2-N3-C4	6.32	123.06	119.90
1	AA	776	G	C2-N3-C4	6.32	115.06	111.90
1	AA	1050	G	N7-C8-N9	-6.32	109.94	113.10
1	AA	1298	C	O4'-C1'-N1	6.32	113.25	108.20
22	AV	40	C	N1-C2-O2	6.32	122.69	118.90
35	BA	730	C	C2-N3-C4	-6.32	116.74	119.90
35	BA	1296	G	C8-N9-C4	6.32	108.93	106.40
35	BA	1933	G	C4-C5-N7	-6.32	108.27	110.80
1	AA	1423	G	C4-C5-C6	6.31	122.59	118.80
35	BA	357	A	N1-C2-N3	-6.31	126.14	129.30
35	BA	1051	G	N3-C4-C5	-6.31	125.44	128.60
35	BA	1242	A	C5-C6-N1	-6.31	114.54	117.70
1	AA	799	G	N3-C4-N9	6.31	129.79	126.00

Continued on next page...

Continued from previous page...

Mol	Chain	Res	Type	Atoms	Z	Observed(°)	Ideal(°)
35	BA	309	G	C6-C5-N7	6.31	134.19	130.40
35	BA	532	A	C8-N9-C4	-6.31	103.28	105.80
35	BA	849	A	N9-C1'-C2'	-6.31	105.06	112.00
35	BA	991	C	N3-C4-C5	-6.31	119.38	121.90
35	BA	2361	A	C6-N1-C2	6.31	122.39	118.60
35	BA	2465	C	N1-C2-O2	-6.31	115.11	118.90
1	AA	1013	G	C6-N1-C2	-6.31	121.31	125.10
35	BA	908	C	C5-C6-N1	-6.31	117.84	121.00
35	BA	1185	C	C2-N3-C4	6.31	123.06	119.90
35	BA	1256	G	N1-C2-N3	-6.31	120.11	123.90
35	BA	2859	G	C1'-O4'-C4'	-6.31	104.85	109.90
36	BB	47	C	N3-C4-C5	-6.31	119.38	121.90
1	AA	1234	C	C1'-O4'-C4'	-6.31	104.85	109.90
35	BA	415	A	N9-C4-C5	6.31	108.32	105.80
35	BA	654(U)	A	C8-N9-C4	-6.31	103.28	105.80
35	BA	2332	U	N3-C4-O4	-6.31	114.98	119.40
1	AA	1256	A	O4'-C1'-N9	-6.31	103.16	108.20
35	BA	186	G	O4'-C1'-N9	-6.31	103.16	108.20
35	BA	1820	U	C3'-C2'-C1'	-6.31	96.45	101.50
35	BA	2271	G	C6-N1-C2	-6.31	121.32	125.10
35	BA	2378	A	C2-N3-C4	-6.31	107.45	110.60
1	AA	625	G	C8-N9-C4	6.31	108.92	106.40
23	AX	14	A	C1'-O4'-C4'	-6.30	104.86	109.90
24	AY	108	PHE	CB-CG-CD2	6.30	125.21	120.80
35	BA	71	A	C2-N3-C4	6.30	113.75	110.60
35	BA	718	A	C8-N9-C4	-6.30	103.28	105.80
35	BA	853	G	N3-C4-N9	6.30	129.78	126.00
35	BA	1586	A	N9-C4-C5	-6.30	103.28	105.80
35	BA	1616	A	N9-C4-C5	6.30	108.32	105.80
35	BA	2570	G	C5-C6-N1	-6.30	108.35	111.50
35	BA	290	G	N7-C8-N9	6.30	116.25	113.10
1	AA	256	U	O4'-C1'-N1	-6.30	103.16	108.20
1	AA	801	U	N3-C4-C5	6.30	118.38	114.60
35	BA	349	G	N3-C4-N9	6.30	129.78	126.00
35	BA	466	A	N1-C2-N3	6.30	132.45	129.30
35	BA	2405	G	O4'-C1'-N9	6.30	113.24	108.20
35	BA	651	G	N1-C6-O6	6.30	123.68	119.90
35	BA	700	G	C6-N1-C2	-6.30	121.32	125.10
35	BA	776	G	N3-C4-C5	-6.30	125.45	128.60
35	BA	1122	G	C2-N3-C4	-6.30	108.75	111.90
35	BA	1631(A)	A	O4'-C1'-N9	6.30	113.24	108.20
35	BA	2024	G	N1-C6-O6	-6.30	116.12	119.90

Continued on next page...

Continued from previous page...

Mol	Chain	Res	Type	Atoms	Z	Observed(°)	Ideal(°)
35	BA	2759	G	N9-C1'-C2'	-6.30	105.07	112.00
1	AA	602	A	C3'-C2'-C1'	-6.30	96.46	101.50
35	BA	2444	G	O4'-C1'-N9	-6.30	103.16	108.20
1	AA	473	G	C1'-O4'-C4'	-6.30	104.86	109.90
35	BA	799	G	N3-C4-C5	6.30	131.75	128.60
35	BA	1308	A	N7-C8-N9	6.30	116.95	113.80
35	BA	1520	G	N3-C4-N9	6.30	129.78	126.00
1	AA	564	C	N3-C4-C5	6.29	124.42	121.90
35	BA	2353	G	P-O3'-C3'	6.29	127.25	119.70
1	AA	68	G	N1-C2-N3	6.29	127.68	123.90
1	AA	1236	A	N1-C2-N3	6.29	132.45	129.30
35	BA	813	U	C5-C6-N1	-6.29	119.55	122.70
35	BA	872	A	C2-N3-C4	6.29	113.75	110.60
35	BA	1252	G	N7-C8-N9	6.29	116.25	113.10
35	BA	2282	G	C2-N3-C4	6.29	115.05	111.90
36	BB	7	G	C6-N1-C2	-6.29	121.32	125.10
1	AA	41	G	C4-C5-C6	-6.29	115.03	118.80
1	AA	980	C	C2-N3-C4	-6.29	116.75	119.90
35	BA	358	U	O4'-C1'-C2'	6.29	113.26	107.60
35	BA	1127	A	C1'-O4'-C4'	-6.29	104.87	109.90
35	BA	1845	G	N3-C2-N2	-6.29	115.50	119.90
1	AA	1304	G	N9-C4-C5	-6.29	102.88	105.40
22	AV	39	C	N3-C4-N4	6.29	122.40	118.00
24	AY	637	ARG	NE-CZ-NH2	-6.29	117.16	120.30
35	BA	272(I)	U	N3-C4-O4	6.29	123.80	119.40
35	BA	1282	U	C6-N1-C2	-6.29	117.23	121.00
35	BA	1811	G	C5-N7-C8	-6.29	101.16	104.30
35	BA	2234	G	N7-C8-N9	6.29	116.24	113.10
35	BA	2892	A	N9-C4-C5	-6.29	103.28	105.80
1	AA	1492	A	N3-C4-C5	-6.29	122.40	126.80
35	BA	1827	C	C6-N1-C2	-6.29	117.78	120.30
38	BD	60	ARG	NE-CZ-NH1	-6.29	117.16	120.30
1	AA	438	G	C4-C5-N7	-6.29	108.29	110.80
35	BA	220	G	C4-C5-C6	6.29	122.57	118.80
35	BA	867	C	N1-C2-O2	6.29	122.67	118.90
1	AA	53	A	O4'-C1'-N9	6.28	113.23	108.20
1	AA	423	G	C4-C5-N7	-6.28	108.29	110.80
24	AY	203	GLU	OE1-CD-OE2	-6.28	115.76	123.30
35	BA	254	G	C5-N7-C8	6.28	107.44	104.30
35	BA	558	G	N9-C4-C5	-6.28	102.89	105.40
1	AA	235	C	N3-C4-C5	6.28	124.41	121.90
35	BA	174	C	C6-N1-C2	6.28	122.81	120.30

Continued on next page...

Continued from previous page...

Mol	Chain	Res	Type	Atoms	Z	Observed(°)	Ideal(°)
35	BA	1252	G	C8-N9-C4	-6.28	103.89	106.40
35	BA	2757	A	N3-C4-C5	6.28	131.20	126.80
1	AA	326	G	N1-C2-N3	-6.28	120.13	123.90
1	AA	570	G	N9-C4-C5	6.28	107.91	105.40
35	BA	765	G	C6-C5-N7	-6.28	126.63	130.40
1	AA	1030(A)	G	C5-C6-O6	-6.28	124.83	128.60
1	AA	1236	A	C5-C6-N1	-6.28	114.56	117.70
1	AA	1359	C	C4-C5-C6	-6.28	114.26	117.40
35	BA	1971	A	C6-N1-C2	-6.28	114.83	118.60
1	AA	101	A	N1-C2-N3	6.28	132.44	129.30
1	AA	1128	C	N3-C4-C5	6.28	124.41	121.90
35	BA	818	G	N7-C8-N9	6.28	116.24	113.10
1	AA	343	U	O4'-C1'-N1	6.27	113.22	108.20
1	AA	554	C	C6-N1-C2	-6.27	117.79	120.30
1	AA	1502	A	N1-C6-N6	6.27	122.36	118.60
35	BA	585	G	O4'-C1'-N9	6.27	113.22	108.20
35	BA	1531	C	C5-C4-N4	-6.27	115.81	120.20
36	BB	51	G	N9-C4-C5	-6.27	102.89	105.40
1	AA	495	A	C8-N9-C4	6.27	108.31	105.80
1	AA	662	G	C4-C5-C6	6.27	122.56	118.80
1	AA	790	A	N1-C2-N3	6.27	132.44	129.30
1	AA	1029	C	C2-N1-C1'	6.27	125.70	118.80
35	BA	1323	U	OP1-P-OP2	-6.27	110.19	119.60
35	BA	854	G	C4-C5-N7	-6.27	108.29	110.80
35	BA	981	A	N1-C6-N6	6.27	122.36	118.60
35	BA	1528(A)	A	C6-N1-C2	-6.27	114.84	118.60
1	AA	80	G	C8-N9-C4	-6.27	103.89	106.40
1	AA	229	U	C2-N3-C4	6.27	130.76	127.00
1	AA	805	C	C5-C4-N4	-6.27	115.81	120.20
35	BA	775	G	N9-C4-C5	6.27	107.91	105.40
35	BA	1932	A	C5-C6-N1	6.27	120.83	117.70
35	BA	2776	A	N7-C8-N9	6.27	116.93	113.80
1	AA	942	G	N3-C2-N2	6.27	124.29	119.90
5	AE	144	THR	CA-CB-CG2	-6.27	103.63	112.40
18	AR	54	ARG	NE-CZ-NH2	-6.27	117.17	120.30
35	BA	201	C	C4-C5-C6	-6.27	114.27	117.40
35	BA	602	G	C2-N3-C4	6.27	115.03	111.90
35	BA	1332	G	C4-C5-N7	6.27	113.31	110.80
35	BA	1421	G	C8-N9-C4	-6.27	103.89	106.40
1	AA	1032	G	N3-C4-N9	6.26	129.76	126.00
1	AA	1502	A	N1-C2-N3	-6.26	126.17	129.30
35	BA	1435	G	C2-N3-C4	-6.26	108.77	111.90

Continued on next page...

Continued from previous page...

Mol	Chain	Res	Type	Atoms	Z	Observed(°)	Ideal(°)
35	BA	2372	G	C4-C5-N7	6.26	113.31	110.80
35	BA	2392	A	O4'-C1'-N9	6.26	113.21	108.20
35	BA	2565	A	C5-N7-C8	-6.26	100.77	103.90
1	AA	1392	G	N1-C6-O6	-6.26	116.14	119.90
35	BA	45	C	N3-C4-C5	-6.26	119.39	121.90
35	BA	633	A	O4'-C1'-N9	-6.26	103.19	108.20
35	BA	1778	U	C2-N3-C4	-6.26	123.24	127.00
35	BA	1880	C	C1'-O4'-C4'	-6.26	104.89	109.90
35	BA	733	G	N3-C4-C5	-6.26	125.47	128.60
35	BA	1455	G	C5-N7-C8	-6.26	101.17	104.30
35	BA	2145	C	C4'-C3'-C2'	6.26	108.86	102.60
35	BA	2308	G	N3-C4-C5	-6.26	125.47	128.60
35	BA	2398	U	N3-C2-O2	6.26	126.58	122.20
35	BA	2810	A	N9-C4-C5	6.26	108.31	105.80
1	AA	926	G	N3-C4-C5	-6.26	125.47	128.60
1	AA	1231	G	C5-N7-C8	6.26	107.43	104.30
35	BA	1266	G	C8-N9-C4	6.26	108.90	106.40
35	BA	1313	U	N1-C1'-C2'	6.26	122.14	114.00
35	BA	1519	G	C4-C5-N7	-6.26	108.30	110.80
35	BA	2000	G	C8-N9-C4	-6.26	103.90	106.40
35	BA	2137	C	N3-C4-N4	6.26	122.38	118.00
35	BA	2451	A	C2-N3-C4	6.26	113.73	110.60
35	BA	2827	C	C2-N3-C4	6.26	123.03	119.90
36	BB	40	U	C5-C6-N1	6.26	125.83	122.70
47	BP	52	GLU	N-CA-C	6.26	127.90	111.00
35	BA	1215	G	N3-C4-N9	6.26	129.75	126.00
1	AA	21	G	N9-C4-C5	6.26	107.90	105.40
1	AA	1056	U	C2-N3-C4	-6.26	123.25	127.00
35	BA	360	G	C2-N3-C4	6.26	115.03	111.90
35	BA	2264	C	C6-N1-C2	6.26	122.80	120.30
35	BA	2369	A	C4'-C3'-C2'	-6.26	96.34	102.60
1	AA	360	A	C4-C5-N7	-6.25	107.57	110.70
35	BA	1375	C	N1-C2-O2	6.25	122.65	118.90
1	AA	1401	G	O4'-C1'-N9	6.25	113.20	108.20
30	B5	55	ARG	NE-CZ-NH2	-6.25	117.17	120.30
35	BA	719	C	N3-C2-O2	-6.25	117.52	121.90
35	BA	1925	C	C5-C6-N1	6.25	124.13	121.00
35	BA	2064	C	C5'-C4'-O4'	6.25	116.60	109.10
1	AA	646	U	C5-C4-O4	6.25	129.65	125.90
1	AA	1269	A	C5-N7-C8	-6.25	100.78	103.90
1	AA	1273	G	C4-C5-N7	6.25	113.30	110.80
1	AA	174	C	N3-C4-C5	6.25	124.40	121.90

Continued on next page...

Continued from previous page...

Mol	Chain	Res	Type	Atoms	Z	Observed(°)	Ideal(°)
35	BA	271(Q)	G	N1-C6-O6	6.25	123.65	119.90
35	BA	684	G	C6-C5-N7	6.25	134.15	130.40
35	BA	763	G	C5-C6-N1	-6.25	108.38	111.50
35	BA	1161	C	N1-C2-O2	-6.25	115.15	118.90
35	BA	1262	A	C4-C5-C6	6.25	120.12	117.00
35	BA	2543	G	N1-C6-O6	6.25	123.65	119.90
1	AA	250	A	C2-N3-C4	6.25	113.72	110.60
35	BA	637	A	C5-C6-N1	-6.25	114.58	117.70
35	BA	861	A	C5-C6-N6	6.25	128.70	123.70
36	BB	112	U	C6-N1-C2	6.25	124.75	121.00
1	AA	68	G	C2-N3-C4	-6.25	108.78	111.90
35	BA	2195	C	C5-C6-N1	-6.25	117.88	121.00
35	BA	2646	C	C5-C6-N1	6.25	124.12	121.00
35	BA	2785	C	C4-C5-C6	-6.25	114.28	117.40
1	AA	650	G	C8-N9-C4	6.24	108.90	106.40
3	AC	38	ARG	NE-CZ-NH2	-6.24	117.18	120.30
35	BA	346	A	C5-C6-N1	6.24	120.82	117.70
35	BA	597	U	C4'-C3'-C2'	-6.24	96.36	102.60
35	BA	620	G	N7-C8-N9	6.24	116.22	113.10
35	BA	671	C	O4'-C1'-N1	6.24	113.19	108.20
35	BA	883	G	C2-N3-C4	-6.24	108.78	111.90
35	BA	1745(A)	C	C4-C5-C6	6.24	120.52	117.40
35	BA	2009	G	N1-C6-O6	6.24	123.65	119.90
35	BA	2832	U	C2-N3-C4	-6.24	123.25	127.00
35	BA	330	A	C8-N9-C4	6.24	108.30	105.80
35	BA	1465	G	N3-C4-C5	-6.24	125.48	128.60
1	AA	1493	A	O4'-C1'-N9	-6.24	103.21	108.20
1	AA	39	G	C2-N3-C4	-6.24	108.78	111.90
1	AA	238	G	N3-C4-C5	-6.24	125.48	128.60
1	AA	598	U	C6-N1-C2	6.24	124.74	121.00
35	BA	968	G	N9-C1'-C2'	-6.24	105.14	112.00
35	BA	1060	U	N3-C4-O4	6.24	123.77	119.40
35	BA	1563	G	C2-N3-C4	6.24	115.02	111.90
35	BA	2817	G	C5-C6-O6	-6.24	124.86	128.60
48	BQ	101	ARG	NE-CZ-NH2	-6.24	117.18	120.30
1	AA	446	G	N1-C2-N3	6.24	127.64	123.90
1	AA	1084	G	N3-C4-C5	-6.24	125.48	128.60
35	BA	113	G	C4-C5-N7	6.24	113.30	110.80
35	BA	1954	G	C4-C5-C6	-6.24	115.06	118.80
35	BA	2569	G	C5-N7-C8	-6.24	101.18	104.30
36	BB	84	C	C5'-C4'-C3'	-6.24	106.02	116.00
1	AA	488	C	N1-C2-N3	6.23	123.56	119.20

Continued on next page...

Continued from previous page...

Mol	Chain	Res	Type	Atoms	Z	Observed(°)	Ideal(°)
35	BA	650	C	C4-C5-C6	-6.23	114.28	117.40
35	BA	655	A	C4-C5-N7	6.23	113.82	110.70
1	AA	989	C	C6-N1-C2	-6.23	117.81	120.30
35	BA	1794	U	N3-C4-O4	6.23	123.76	119.40
35	BA	2171	A	C8-N9-C4	6.23	108.29	105.80
40	BF	116	ASP	CB-CG-OD1	6.23	123.91	118.30
1	AA	365	U	C3'-C2'-C1'	6.23	106.48	101.50
1	AA	666	G	C2-N3-C4	-6.23	108.78	111.90
1	AA	1281	U	C5-C4-O4	-6.23	122.16	125.90
1	AA	445	G	N3-C4-C5	6.23	131.71	128.60
35	BA	744	G	C4-C5-C6	-6.23	115.06	118.80
35	BA	1478	G	N9-C4-C5	-6.23	102.91	105.40
1	AA	184	G	C3'-C2'-C1'	6.23	106.48	101.50
35	BA	1100	C	N3-C2-O2	-6.23	117.54	121.90
1	AA	840	C	C5-C6-N1	6.23	124.11	121.00
1	AA	1019	C	C4-C5-C6	6.23	120.51	117.40
1	AA	1505	G	C5-N7-C8	-6.23	101.19	104.30
35	BA	1432	C	C6-N1-C2	6.23	122.79	120.30
35	BA	1496	A	C8-N9-C4	-6.23	103.31	105.80
1	AA	324	G	C4-C5-N7	6.22	113.29	110.80
1	AA	1068	G	O5'-P-OP1	6.22	118.17	110.70
1	AA	1257	U	C3'-C2'-C1'	-6.22	96.52	101.50
1	AA	1344	C	N3-C4-N4	-6.22	113.64	118.00
35	BA	1819	A	N3-C4-C5	-6.22	122.44	126.80
35	BA	2036	C	O5'-P-OP2	-6.22	100.10	105.70
35	BA	2361	A	N9-C4-C5	-6.22	103.31	105.80
36	BB	116	G	N1-C6-O6	6.22	123.63	119.90
1	AA	174	C	C5-C4-N4	-6.22	115.84	120.20
1	AA	315	A	C6-N1-C2	6.22	122.33	118.60
1	AA	1251	A	C4-C5-N7	6.22	113.81	110.70
24	AY	439	ARG	NE-CZ-NH2	6.22	123.41	120.30
35	BA	89	G	N9-C4-C5	6.22	107.89	105.40
35	BA	682	G	N3-C2-N2	6.22	124.26	119.90
35	BA	45	C	C6-N1-C2	-6.22	117.81	120.30
35	BA	1511	C	C5-C6-N1	6.22	124.11	121.00
1	AA	506	G	N7-C8-N9	6.22	116.21	113.10
1	AA	532	A	C5-N7-C8	-6.22	100.79	103.90
13	AM	102	ARG	NE-CZ-NH1	6.22	123.41	120.30
35	BA	201	C	C6-N1-C2	-6.22	117.81	120.30
35	BA	2834	G	C2-N3-C4	6.22	115.01	111.90
1	AA	1055	A	C2-N3-C4	-6.22	107.49	110.60
35	BA	143(A)	C	C5-C6-N1	6.22	124.11	121.00

Continued on next page...

Continued from previous page...

Mol	Chain	Res	Type	Atoms	Z	Observed(°)	Ideal(°)
35	BA	1009	A	N1-C2-N3	6.22	132.41	129.30
35	BA	1494	A	O4'-C1'-N9	6.22	113.17	108.20
1	AA	419	C	C4-C5-C6	6.22	120.51	117.40
1	AA	792	A	C5'-C4'-C3'	-6.22	106.06	116.00
35	BA	323	G	C8-N9-C4	-6.22	103.91	106.40
35	BA	836	G	C2-N3-C4	-6.22	108.79	111.90
35	BA	1657	C	C6-N1-C2	-6.22	117.81	120.30
35	BA	1909	C	C4-C5-C6	6.22	120.51	117.40
35	BA	1919	A	N3-C4-C5	-6.22	122.45	126.80
35	BA	2009	G	C5-C6-N1	-6.22	108.39	111.50
35	BA	2613	U	C2-N3-C4	6.22	130.73	127.00
1	AA	521	G	C4-C5-N7	-6.21	108.31	110.80
1	AA	1452	C	C5-C4-N4	-6.21	115.85	120.20
35	BA	863	A	N1-C2-N3	-6.21	126.19	129.30
35	BA	921	G	C5-N7-C8	-6.21	101.19	104.30
35	BA	1002	G	N3-C4-N9	6.21	129.73	126.00
35	BA	1446	C	C5-C6-N1	-6.21	117.89	121.00
35	BA	1579	A	N1-C2-N3	6.21	132.41	129.30
1	AA	975	A	O4'-C1'-N9	-6.21	103.23	108.20
1	AA	985	C	C6-N1-C2	6.21	122.78	120.30
1	AA	1516	G	C4-C5-N7	-6.21	108.31	110.80
17	AQ	72	ARG	NE-CZ-NH2	-6.21	117.19	120.30
24	AY	396	ARG	NE-CZ-NH2	-6.21	117.19	120.30
35	BA	1111	A	N1-C6-N6	6.21	122.33	118.60
35	BA	2480	C	C6-N1-C2	6.21	122.78	120.30
1	AA	628	G	C4-C5-N7	-6.21	108.32	110.80
1	AA	1060	C	C6-N1-C2	-6.21	117.81	120.30
35	BA	48	G	N9-C4-C5	-6.21	102.92	105.40
35	BA	473	G	C6-C5-N7	-6.21	126.67	130.40
35	BA	510	C	N3-C2-O2	-6.21	117.55	121.90
35	BA	1221(A)	C	N1-C2-O2	-6.21	115.17	118.90
35	BA	2832	U	N1-C2-N3	6.21	118.63	114.90
1	AA	1461	G	N9-C1'-C2'	-6.21	105.17	112.00
1	AA	185	A	N7-C8-N9	6.21	116.90	113.80
1	AA	381	C	C6-N1-C2	-6.21	117.82	120.30
1	AA	688	G	C5-C6-O6	-6.21	124.88	128.60
1	AA	721	G	N1-C6-O6	-6.21	116.17	119.90
1	AA	885	G	O4'-C1'-N9	6.21	113.17	108.20
35	BA	1566	A	O5'-P-OP2	-6.21	100.11	105.70
35	BA	2616	C	O4'-C1'-C2'	6.21	113.19	107.60
1	AA	765	G	C5-C6-O6	-6.21	124.88	128.60
1	AA	911	U	O4'-C1'-N1	6.21	113.17	108.20

Continued on next page...

Continued from previous page...

Mol	Chain	Res	Type	Atoms	Z	Observed(°)	Ideal(°)
20	AT	83	ARG	NE-CZ-NH1	-6.21	117.20	120.30
35	BA	2148	G	N1-C6-O6	-6.21	116.18	119.90
35	BA	2885	C	C2-N3-C4	6.21	123.00	119.90
22	AV	26	G	C4-C5-C6	6.20	122.52	118.80
35	BA	89	G	N7-C8-N9	6.20	116.20	113.10
35	BA	226	G	C5-C6-O6	-6.20	124.88	128.60
35	BA	344	G	N7-C8-N9	-6.20	110.00	113.10
35	BA	406	G	C5-C6-N1	-6.20	108.40	111.50
1	AA	377	G	N1-C2-N3	-6.20	120.18	123.90
1	AA	1002	G	C5-C6-O6	6.20	132.32	128.60
1	AA	1352	C	N1-C2-N3	6.20	123.54	119.20
35	BA	1459	G	C8-N9-C4	-6.20	103.92	106.40
35	BA	1865	G	N1-C6-O6	-6.20	116.18	119.90
35	BA	1951	U	C5-C4-O4	6.20	129.62	125.90
35	BA	2713	A	N1-C2-N3	-6.20	126.20	129.30
35	BA	58	G	C5-N7-C8	-6.20	101.20	104.30
35	BA	1080	C	C4-C5-C6	6.20	120.50	117.40
35	BA	2071	A	N1-C6-N6	6.20	122.32	118.60
35	BA	1261	C	N1-C2-O2	6.20	122.62	118.90
1	AA	243	A	N1-C6-N6	-6.20	114.88	118.60
35	BA	499	U	C5-C6-N1	6.20	125.80	122.70
35	BA	1571	A	C2-N3-C4	6.20	113.70	110.60
42	BH	54	ARG	NE-CZ-NH1	6.20	123.40	120.30
1	AA	78	G	C4-C5-N7	6.20	113.28	110.80
1	AA	351	G	N7-C8-N9	6.20	116.20	113.10
1	AA	1011	G	C5-C6-N1	-6.20	108.40	111.50
35	BA	406	G	C8-N9-C4	-6.20	103.92	106.40
35	BA	1323	U	C6-N1-C2	-6.20	117.28	121.00
35	BA	2796	U	N3-C4-O4	-6.20	115.06	119.40
35	BA	2829	C	N1-C2-O2	-6.20	115.18	118.90
1	AA	299	G	N1-C6-O6	6.19	123.62	119.90
35	BA	418	G	N3-C4-C5	6.19	131.70	128.60
35	BA	1149	G	N7-C8-N9	6.19	116.20	113.10
35	BA	1586	A	C4-C5-C6	-6.19	113.90	117.00
35	BA	2160	G	N1-C6-O6	-6.19	116.18	119.90
35	BA	2774	C	N1-C2-O2	6.19	122.62	118.90
38	BD	63	ARG	NE-CZ-NH2	-6.19	117.20	120.30
1	AA	1338	G	C4-C5-N7	6.19	113.28	110.80
35	BA	1043	C	N3-C4-C5	6.19	124.38	121.90
35	BA	1382	G	C5'-C4'-C3'	-6.19	106.09	116.00
41	BG	51	ARG	CD-NE-CZ	6.19	132.27	123.60
1	AA	103	C	C4-C5-C6	6.19	120.50	117.40

Continued on next page...

Continued from previous page...

Mol	Chain	Res	Type	Atoms	Z	Observed(°)	Ideal(°)
1	AA	235	C	C5-C4-N4	-6.19	115.87	120.20
35	BA	467	G	N7-C8-N9	-6.19	110.00	113.10
35	BA	770	G	C8-N9-C4	-6.19	103.92	106.40
35	BA	919	G	N1-C2-N3	6.19	127.61	123.90
35	BA	1364	G	C5'-C4'-O4'	6.19	116.53	109.10
35	BA	1525	G	N1-C6-O6	6.19	123.61	119.90
35	BA	2757	A	C5-C6-N6	6.19	128.65	123.70
35	BA	271(P)	C	C4-C5-C6	-6.19	114.31	117.40
35	BA	381	G	N3-C4-N9	-6.19	122.29	126.00
35	BA	2224	G	P-O5'-C5'	-6.19	111.00	120.90
35	BA	2431	U	N3-C2-O2	6.19	126.53	122.20
35	BA	2446	G	N1-C2-N2	6.19	121.77	116.20
1	AA	436	C	N1-C1'-C2'	-6.19	105.19	112.00
1	AA	901	A	N9-C4-C5	6.19	108.28	105.80
35	BA	585	G	C8-N9-C4	-6.19	103.92	106.40
35	BA	816	C	C5-C4-N4	6.19	124.53	120.20
35	BA	956	G	C4-C5-N7	6.19	113.28	110.80
35	BA	1787	A	C4-C5-N7	6.19	113.79	110.70
35	BA	2670	A	N7-C8-N9	-6.19	110.71	113.80
35	BA	2765	A	C5-C6-N1	6.19	120.79	117.70
35	BA	1789	A	N1-C6-N6	6.19	122.31	118.60
35	BA	2680	C	C5-C6-N1	6.19	124.09	121.00
1	AA	1103	C	C2-N3-C4	-6.18	116.81	119.90
1	AA	1175	G	C8-N9-C4	6.18	108.87	106.40
27	B2	36	ARG	NE-CZ-NH2	6.18	123.39	120.30
35	BA	446	G	C6-N1-C2	6.18	128.81	125.10
35	BA	756	C	C5-C4-N4	-6.18	115.87	120.20
35	BA	1506	C	C5-C6-N1	6.18	124.09	121.00
1	AA	66	G	O4'-C1'-N9	-6.18	103.25	108.20
1	AA	1281	U	C6-N1-C2	-6.18	117.29	121.00
35	BA	269	U	N3-C4-C5	-6.18	110.89	114.60
35	BA	1305	C	N1-C2-N3	-6.18	114.87	119.20
35	BA	2028	U	O4'-C1'-N1	6.18	113.15	108.20
35	BA	2141	G	C5-N7-C8	6.18	107.39	104.30
35	BA	405	U	N3-C2-O2	6.18	126.53	122.20
35	BA	591	C	N3-C4-C5	6.18	124.37	121.90
35	BA	1452	A	N3-C4-C5	6.18	131.13	126.80
35	BA	2830	G	C2-N3-C4	6.18	114.99	111.90
1	AA	157	G	N1-C6-O6	-6.18	116.19	119.90
1	AA	813	U	N1-C2-N3	-6.18	111.19	114.90
1	AA	1227	A	C4-C5-C6	6.18	120.09	117.00
35	BA	113	G	C8-N9-C4	6.18	108.87	106.40

Continued on next page...

Continued from previous page...

Mol	Chain	Res	Type	Atoms	Z	Observed(°)	Ideal(°)
35	BA	328	U	O5'-P-OP2	-6.18	100.14	105.70
35	BA	568	U	N1-C2-O2	6.18	127.13	122.80
35	BA	1152	C	N3-C4-C5	6.18	124.37	121.90
35	BA	2582	G	C5-C6-N1	6.18	114.59	111.50
35	BA	868	U	N1-C2-O2	6.18	127.12	122.80
35	BA	1179	C	N3-C4-C5	6.18	124.37	121.90
35	BA	1698	A	C5-C6-N1	6.18	120.79	117.70
35	BA	2878	U	N1-C2-O2	6.18	127.12	122.80
1	AA	430	A	C5-C6-N1	-6.18	114.61	117.70
35	BA	765	G	N7-C8-N9	6.18	116.19	113.10
35	BA	802	A	N9-C4-C5	-6.18	103.33	105.80
35	BA	945	A	C5'-C4'-C3'	6.18	125.88	116.00
35	BA	1224	C	N3-C4-N4	6.18	122.32	118.00
35	BA	2005	A	O4'-C1'-N9	6.18	113.14	108.20
35	BA	2091	U	N3-C2-O2	6.18	126.52	122.20
1	AA	107	G	N3-C2-N2	6.17	124.22	119.90
1	AA	236	G	N1-C6-O6	6.17	123.61	119.90
1	AA	348	G	N9-C4-C5	-6.17	102.93	105.40
35	BA	26	G	C5-N7-C8	6.17	107.39	104.30
35	BA	1193	G	N1-C6-O6	-6.17	116.19	119.90
35	BA	32	C	C6-N1-C2	6.17	122.77	120.30
1	AA	1331	G	C2-N3-C4	-6.17	108.81	111.90
35	BA	173	G	C5-N7-C8	-6.17	101.21	104.30
35	BA	271(H)	G	C4-C5-N7	-6.17	108.33	110.80
1	AA	105	G	N1-C2-N3	-6.17	120.20	123.90
35	BA	2107	C	C2-N3-C4	-6.17	116.81	119.90
1	AA	16	A	C5-N7-C8	-6.17	100.82	103.90
1	AA	613	C	N3-C2-O2	-6.17	117.58	121.90
35	BA	739	G	C4'-C3'-O3'	6.17	125.33	113.00
35	BA	2408	U	C5-C4-O4	-6.17	122.20	125.90
1	AA	77	G	C5-C6-O6	-6.17	124.90	128.60
1	AA	118	U	C5-C4-O4	-6.17	122.20	125.90
1	AA	1168	A	C5-N7-C8	-6.17	100.82	103.90
1	AA	1417	G	N3-C4-C5	-6.17	125.52	128.60
35	BA	271(K)	U	C2-N3-C4	6.17	130.70	127.00
35	BA	372	G	C8-N9-C4	6.17	108.87	106.40
35	BA	1215	G	N9-C1'-C2'	-6.17	105.22	112.00
35	BA	1390	U	C4-C5-C6	-6.17	116.00	119.70
35	BA	1613	G	N1-C2-N3	-6.17	120.20	123.90
35	BA	2047	U	N3-C4-O4	-6.17	115.08	119.40
35	BA	2076	U	N1-C2-N3	6.17	118.60	114.90
35	BA	2429	G	N1-C2-N3	6.17	127.60	123.90

Continued on next page...

Continued from previous page...

Mol	Chain	Res	Type	Atoms	Z	Observed(°)	Ideal(°)
35	BA	2456	C	C2-N3-C4	6.17	122.98	119.90
35	BA	2580	U	C2-N3-C4	-6.17	123.30	127.00
35	BA	2501	C	C4-C5-C6	6.17	120.48	117.40
1	AA	745	C	N3-C4-N4	-6.16	113.69	118.00
1	AA	765	G	N1-C6-O6	6.16	123.60	119.90
1	AA	850	U	C5-C6-N1	6.16	125.78	122.70
35	BA	145	G	O4'-C1'-N9	-6.16	103.27	108.20
35	BA	236	C	C3'-C2'-C1'	-6.16	96.57	101.50
35	BA	1261	C	C6-N1-C2	6.16	122.77	120.30
35	BA	1314	C	C2-N3-C4	-6.16	116.82	119.90
35	BA	1597	A	N7-C8-N9	-6.16	110.72	113.80
35	BA	1954	G	N1-C2-N3	-6.16	120.20	123.90
37	BC	188	ASP	CB-CG-OD1	-6.16	112.75	118.30
35	BA	819	A	C8-N9-C4	6.16	108.27	105.80
35	BA	1456	G	N3-C2-N2	-6.16	115.59	119.90
1	AA	957	U	C4-C5-C6	-6.16	116.00	119.70
35	BA	271(Z)	C	C5'-C4'-O4'	6.16	116.49	109.10
35	BA	672	C	N1-C2-N3	6.16	123.51	119.20
35	BA	827	U	N3-C4-C5	6.16	118.30	114.60
35	BA	1389	G	C2-N3-C4	-6.16	108.82	111.90
35	BA	2267	A	N7-C8-N9	6.16	116.88	113.80
35	BA	2333	A	C4-C5-C6	6.16	120.08	117.00
1	AA	238	G	N3-C2-N2	-6.16	115.59	119.90
1	AA	551	U	C3'-C2'-C1'	-6.16	96.57	101.50
1	AA	1285	A	C2-N3-C4	6.16	113.68	110.60
35	BA	359	A	C6-N1-C2	6.16	122.30	118.60
35	BA	1674	G	C6-N1-C2	6.16	128.79	125.10
35	BA	1799	G	C5-C6-O6	-6.16	124.91	128.60
35	BA	2027	G	C5'-C4'-C3'	-6.16	106.15	116.00
1	AA	742	G	C5-C6-O6	-6.16	124.91	128.60
22	AV	13	C	C5-C4-N4	-6.16	115.89	120.20
35	BA	729	G	N1-C6-O6	-6.16	116.21	119.90
1	AA	1129	C	C2-N3-C4	6.16	122.98	119.90
35	BA	183	C	C2-N3-C4	6.16	122.98	119.90
35	BA	553	G	C2-N3-C4	-6.16	108.82	111.90
35	BA	1548	C	O4'-C1'-N1	6.16	113.12	108.20
35	BA	1910	G	C5-N7-C8	6.16	107.38	104.30
35	BA	2053	G	N9-C1'-C2'	-6.16	105.23	112.00
41	BG	97	ASP	CB-CG-OD2	-6.16	112.76	118.30
1	AA	860	A	N9-C4-C5	-6.15	103.34	105.80
1	AA	1046	A	C6-N1-C2	-6.15	114.91	118.60
35	BA	299	A	C4-C5-N7	6.15	113.78	110.70

Continued on next page...

Continued from previous page...

Mol	Chain	Res	Type	Atoms	Z	Observed(°)	Ideal(°)
35	BA	2740	A	C5-C6-N1	6.15	120.78	117.70
1	AA	431	A	C4-C5-N7	-6.15	107.62	110.70
35	BA	97	C	N3-C4-N4	6.15	122.31	118.00
35	BA	444	C	C4-C5-C6	6.15	120.48	117.40
35	BA	739	G	N7-C8-N9	-6.15	110.02	113.10
35	BA	2439	A	N7-C8-N9	-6.15	110.72	113.80
35	BA	2486	G	C5'-C4'-O4'	6.15	116.48	109.10
36	BB	97	G	C8-N9-C4	-6.15	103.94	106.40
1	AA	521	G	C5-N7-C8	6.15	107.38	104.30
1	AA	1325	C	C4-C5-C6	-6.15	114.33	117.40
16	AP	57	ARG	NE-CZ-NH1	6.15	123.38	120.30
35	BA	1231	G	C6-C5-N7	-6.15	126.71	130.40
35	BA	1626	G	N7-C8-N9	-6.15	110.03	113.10
49	BR	21	TYR	CD1-CE1-CZ	-6.15	114.27	119.80
51	BT	29	ARG	N-CA-C	6.15	127.61	111.00
1	AA	587	G	C5-C6-O6	-6.15	124.91	128.60
1	AA	40	C	C4-C5-C6	6.15	120.47	117.40
1	AA	1410	G	C8-N9-C4	-6.15	103.94	106.40
35	BA	531	C	C5-C6-N1	6.15	124.07	121.00
35	BA	1330	C	N3-C4-N4	-6.15	113.70	118.00
35	BA	2182	G	N3-C4-C5	6.15	131.67	128.60
35	BA	2711	A	C5-C6-N1	6.15	120.77	117.70
35	BA	2815	C	N3-C2-O2	-6.15	117.60	121.90
1	AA	400	C	N3-C4-C5	-6.14	119.44	121.90
1	AA	1274	G	N1-C2-N3	-6.14	120.21	123.90
35	BA	570	G	N3-C2-N2	-6.14	115.60	119.90
35	BA	1336	A	C5-N7-C8	6.14	106.97	103.90
35	BA	1702	G	C2-N3-C4	6.14	114.97	111.90
45	BN	123	TYR	CG-CD2-CE2	-6.14	116.38	121.30
1	AA	564	C	C2-N3-C4	-6.14	116.83	119.90
22	AV	15	G	N9-C4-C5	6.14	107.86	105.40
35	BA	2807	G	N1-C2-N3	-6.14	120.22	123.90
1	AA	523	A	N7-C8-N9	6.14	116.87	113.80
1	AA	900	A	C2-N3-C4	-6.14	107.53	110.60
1	AA	1096	C	C6-N1-C2	-6.14	117.84	120.30
35	BA	859	G	N1-C6-O6	6.14	123.58	119.90
35	BA	1635	G	N3-C2-N2	-6.14	115.60	119.90
35	BA	2096	U	O4'-C1'-N1	-6.14	103.29	108.20
35	BA	2126	A	N9-C1'-C2'	6.14	121.98	114.00
1	AA	749	C	C4-C5-C6	6.14	120.47	117.40
35	BA	241	A	N9-C4-C5	-6.14	103.34	105.80
35	BA	1801	G	N3-C4-N9	6.14	129.68	126.00

Continued on next page...

Continued from previous page...

Mol	Chain	Res	Type	Atoms	Z	Observed(°)	Ideal(°)
35	BA	2392	A	C1'-O4'-C4'	-6.14	104.99	109.90
1	AA	493	G	N1-C6-O6	6.14	123.58	119.90
1	AA	506	G	N9-C4-C5	6.14	107.86	105.40
1	AA	1077	G	N3-C4-N9	6.14	129.68	126.00
1	AA	1404	C	C5-C6-N1	6.14	124.07	121.00
1	AA	1524	C	O4'-C1'-N1	6.14	113.11	108.20
35	BA	654(L)	G	C8-N9-C4	-6.14	103.94	106.40
1	AA	892	A	C6-C5-N7	6.13	136.59	132.30
1	AA	982	U	C5-C4-O4	6.13	129.58	125.90
27	B2	68	ARG	NE-CZ-NH2	-6.13	117.23	120.30
35	BA	1272	A	C2-N3-C4	-6.13	107.53	110.60
35	BA	1551	C	N1-C2-O2	6.13	122.58	118.90
35	BA	1941	C	C2-N3-C4	6.13	122.97	119.90
35	BA	2670	A	O4'-C1'-N9	-6.13	103.29	108.20
1	AA	35	G	C4-C5-N7	-6.13	108.35	110.80
35	BA	665	C	O4'-C1'-C2'	6.13	113.12	107.60
35	BA	1811	G	N1-C2-N3	-6.13	120.22	123.90
1	AA	1256	A	C4-C5-C6	6.13	120.06	117.00
1	AA	1458	G	C6-C5-N7	-6.13	126.72	130.40
35	BA	462	C	C4-C5-C6	6.13	120.47	117.40
35	BA	1473	G	N3-C4-C5	-6.13	125.53	128.60
35	BA	1575	C	C2-N3-C4	6.13	122.97	119.90
35	BA	1799	G	C5-C6-N1	6.13	114.57	111.50
35	BA	2124	G	N9-C4-C5	-6.13	102.95	105.40
35	BA	2341	G	C5-N7-C8	-6.13	101.23	104.30
1	AA	1215	G	O4'-C1'-N9	-6.13	103.30	108.20
35	BA	111	A	C5-C6-N1	6.13	120.77	117.70
1	AA	1262	C	C5-C4-N4	-6.13	115.91	120.20
1	AA	1327	C	N3-C2-O2	6.13	126.19	121.90
33	B8	30	ARG	NE-CZ-NH2	-6.13	117.23	120.30
35	BA	407	G	C2-N3-C4	-6.13	108.84	111.90
35	BA	446	G	N3-C2-N2	6.13	124.19	119.90
35	BA	1574	C	C5-C4-N4	6.13	124.49	120.20
35	BA	1992	G	N9-C4-C5	6.13	107.85	105.40
35	BA	2801	A	C4-C5-N7	-6.13	107.64	110.70
1	AA	903	G	N3-C4-N9	6.13	129.68	126.00
35	BA	511	U	C5-C6-N1	6.13	125.76	122.70
1	AA	419	C	N3-C2-O2	6.12	126.19	121.90
1	AA	855	G	C8-N9-C4	6.12	108.85	106.40
35	BA	472	A	C6-N1-C2	6.12	122.28	118.60
35	BA	585	G	C3'-C2'-C1'	6.12	106.40	101.50
1	AA	791	G	C5-C6-O6	-6.12	124.93	128.60

Continued on next page...

Continued from previous page...

Mol	Chain	Res	Type	Atoms	Z	Observed(°)	Ideal(°)
1	AA	902	G	N7-C8-N9	6.12	116.16	113.10
1	AA	1052	U	C6-N1-C2	6.12	124.67	121.00
35	BA	176	G	N9-C4-C5	-6.12	102.95	105.40
35	BA	1977	A	N1-C2-N3	6.12	132.36	129.30
35	BA	2452	C	O4'-C1'-N1	6.12	113.10	108.20
1	AA	97	G	C2-N3-C4	6.12	114.96	111.90
1	AA	99	U	N3-C4-O4	-6.12	115.11	119.40
1	AA	309	G	N1-C6-O6	6.12	123.57	119.90
1	AA	345	C	C6-N1-C2	6.12	122.75	120.30
1	AA	1337	G	C8-N9-C4	6.12	108.85	106.40
35	BA	242	G	N3-C4-N9	6.12	129.67	126.00
35	BA	916	G	O4'-C1'-N9	-6.12	103.30	108.20
35	BA	946	G	C5-C6-O6	-6.12	124.93	128.60
35	BA	1757	U	C5-C6-N1	-6.12	119.64	122.70
35	BA	2510	C	C5-C6-N1	6.12	124.06	121.00
35	BA	2762	G	N1-C2-N3	-6.12	120.23	123.90
51	BT	111	ARG	CD-NE-CZ	6.12	132.17	123.60
35	BA	1087	G	N1-C6-O6	6.12	123.57	119.90
1	AA	311	C	C3'-C2'-C1'	-6.12	96.61	101.50
1	AA	1256	A	C8-N9-C4	6.12	108.25	105.80
35	BA	591	C	C2-N3-C4	-6.12	116.84	119.90
35	BA	997	G	N9-C4-C5	-6.12	102.95	105.40
35	BA	1588	C	C4-C5-C6	-6.12	114.34	117.40
35	BA	2570	G	C4-C5-N7	-6.12	108.35	110.80
35	BA	2877	G	N3-C4-N9	6.12	129.67	126.00
1	AA	933	G	N3-C4-C5	6.12	131.66	128.60
35	BA	1980	G	N3-C4-C5	6.12	131.66	128.60
35	BA	2116	G	N9-C4-C5	-6.12	102.95	105.40
1	AA	1236	A	C2-N3-C4	-6.12	107.54	110.60
1	AA	1445	C	C5-C4-N4	6.12	124.48	120.20
35	BA	1275	A	C5-C6-N1	-6.12	114.64	117.70
35	BA	2835	A	N9-C1'-C2'	6.12	121.95	114.00
1	AA	273	A	C2-N3-C4	-6.11	107.54	110.60
1	AA	921	U	C5-C6-N1	6.11	125.76	122.70
1	AA	1055	A	C8-N9-C4	-6.11	103.36	105.80
1	AA	1521	G	N1-C2-N3	6.11	127.57	123.90
35	BA	1351	C	C5'-C4'-C3'	-6.11	106.22	116.00
42	BH	69	ARG	NE-CZ-NH1	6.11	123.36	120.30
1	AA	789	U	C2-N3-C4	6.11	130.67	127.00
35	BA	1290	C	C6-N1-C2	-6.11	117.86	120.30
35	BA	1745(A)	C	N3-C4-C5	-6.11	119.45	121.90
50	BS	17	ARG	NE-CZ-NH1	-6.11	117.24	120.30

Continued on next page...

Continued from previous page...

Mol	Chain	Res	Type	Atoms	Z	Observed(°)	Ideal(°)
1	AA	16	A	O4'-C1'-N9	-6.11	103.31	108.20
35	BA	129	C	N3-C4-C5	-6.11	119.46	121.90
35	BA	248	G	C5-C6-O6	-6.11	124.93	128.60
35	BA	276	A	N9-C4-C5	-6.11	103.36	105.80
35	BA	966	G	N3-C4-N9	6.11	129.67	126.00
35	BA	1721	G	C6-C5-N7	-6.11	126.73	130.40
1	AA	953	G	C5-C6-N1	6.11	114.56	111.50
35	BA	1028	A	C4-C5-C6	6.11	120.05	117.00
35	BA	2230	G	N3-C4-N9	-6.11	122.33	126.00
1	AA	726	C	C6-N1-C2	-6.11	117.86	120.30
1	AA	1112	C	C2-N3-C4	6.11	122.95	119.90
35	BA	426	C	C2-N3-C4	-6.11	116.85	119.90
52	BU	47	TYR	CB-CG-CD1	6.11	124.66	121.00
1	AA	191	G	N3-C2-N2	-6.11	115.63	119.90
35	BA	1905	C	N3-C4-N4	6.11	122.27	118.00
35	BA	2348	U	C5-C6-N1	6.11	125.75	122.70
35	BA	2600	A	C8-N9-C4	-6.11	103.36	105.80
35	BA	2708	G	N1-C6-O6	6.11	123.56	119.90
40	BF	74	ARG	NE-CZ-NH2	6.11	123.35	120.30
35	BA	152	G	C4-C5-C6	-6.10	115.14	118.80
1	AA	349	A	N1-C6-N6	6.10	122.26	118.60
1	AA	533	A	C2'-C3'-O3'	6.10	123.47	113.70
1	AA	916	G	C5-C6-O6	-6.10	124.94	128.60
1	AA	1214	C	N1-C1'-C2'	6.10	121.93	114.00
35	BA	754	C	N1-C2-O2	6.10	122.56	118.90
35	BA	1473	G	C2-N3-C4	6.10	114.95	111.90
35	BA	2436	G	C5-C6-O6	-6.10	124.94	128.60
1	AA	193	C	C4-C5-C6	6.10	120.45	117.40
1	AA	709	G	C4-C5-C6	-6.10	115.14	118.80
1	AA	1000	U	O4'-C1'-N1	-6.10	103.32	108.20
1	AA	1091	U	N3-C4-O4	6.10	123.67	119.40
1	AA	1359	C	N3-C4-C5	6.10	124.34	121.90
35	BA	902	C	C5-C4-N4	-6.10	115.93	120.20
35	BA	2894	G	C4-C5-N7	-6.10	108.36	110.80
1	AA	141	A	C5-C6-N1	-6.10	114.65	117.70
1	AA	1397	C	N3-C4-C5	6.10	124.34	121.90
35	BA	416	C	N3-C4-C5	6.10	124.34	121.90
35	BA	1937	A	N1-C2-N3	6.10	132.35	129.30
35	BA	2644	G	C5-N7-C8	6.10	107.35	104.30
35	BA	2649	U	N1-C2-O2	6.10	127.07	122.80
35	BA	2161	C	C6-N1-C2	-6.10	117.86	120.30
1	AA	327	A	C2-N3-C4	-6.09	107.55	110.60

Continued on next page...

Continued from previous page...

Mol	Chain	Res	Type	Atoms	Z	Observed(°)	Ideal(°)
1	AA	595	G	C4-C5-N7	6.09	113.24	110.80
1	AA	868	C	C2-N3-C4	6.09	122.95	119.90
1	AA	1322	C	O4'-C1'-N1	6.09	113.08	108.20
35	BA	394	A	C5-C6-N1	-6.09	114.65	117.70
35	BA	2544	G	N1-C2-N3	-6.09	120.24	123.90
35	BA	2774	C	N3-C4-N4	-6.09	113.73	118.00
36	BB	51	G	C1'-O4'-C4'	-6.09	105.02	109.90
1	AA	5	U	C6-N1-C2	-6.09	117.34	121.00
1	AA	1147	C	C5-C6-N1	6.09	124.05	121.00
1	AA	1421	G	N3-C4-N9	-6.09	122.35	126.00
35	BA	442	G	N7-C8-N9	-6.09	110.05	113.10
35	BA	811	U	C5'-C4'-C3'	-6.09	106.25	116.00
35	BA	1465	G	N7-C8-N9	-6.09	110.05	113.10
36	BB	104	U	N1-C2-O2	6.09	127.06	122.80
47	BP	65	ARG	NE-CZ-NH2	-6.09	117.25	120.30
1	AA	11	G	C4-C5-N7	6.09	113.24	110.80
1	AA	798	G	N7-C8-N9	-6.09	110.06	113.10
1	AA	1312	G	N1-C6-O6	-6.09	116.25	119.90
35	BA	1221(A)	C	C6-N1-C2	-6.09	117.86	120.30
35	BA	2324	C	N3-C4-C5	-6.09	119.47	121.90
35	BA	2365	G	C2-N3-C4	6.09	114.94	111.90
35	BA	2448	A	N7-C8-N9	-6.09	110.75	113.80
1	AA	241	C	C6-N1-C2	6.09	122.73	120.30
35	BA	589	C	C4-C5-C6	6.09	120.44	117.40
35	BA	700	G	O4'-C1'-N9	6.09	113.07	108.20
35	BA	2055	C	C5-C4-N4	-6.09	115.94	120.20
1	AA	455	C	N3-C4-C5	6.09	124.33	121.90
23	AX	17	U	C3'-C2'-C1'	6.09	106.37	101.50
35	BA	452	G	N3-C4-C5	-6.09	125.56	128.60
35	BA	1826	G	N9-C4-C5	-6.09	102.97	105.40
35	BA	2435	A	C5-C6-N1	6.09	120.74	117.70
1	AA	679	C	N1-C2-O2	-6.08	115.25	118.90
35	BA	2401	U	N1-C1'-C2'	6.08	121.91	114.00
36	BB	107	G	C5-C6-O6	-6.08	124.95	128.60
1	AA	345	C	N3-C4-C5	6.08	124.33	121.90
1	AA	576	G	C4-C5-C6	-6.08	115.15	118.80
35	BA	94(A)	G	C4-C5-N7	6.08	113.23	110.80
35	BA	1302	A	N1-C2-N3	-6.08	126.26	129.30
35	BA	1396	U	N1-C2-O2	6.08	127.06	122.80
1	AA	1249	C	N3-C4-C5	-6.08	119.47	121.90
35	BA	256	A	C5-N7-C8	-6.08	100.86	103.90
35	BA	363(F)	A	C4'-C3'-C2'	6.08	108.68	102.60

Continued on next page...

Continued from previous page...

Mol	Chain	Res	Type	Atoms	Z	Observed(°)	Ideal(°)
35	BA	654(A)	G	C4-C5-N7	6.08	113.23	110.80
35	BA	1783	A	O4'-C1'-N9	6.08	113.07	108.20
1	AA	1222	G	C6-N1-C2	-6.08	121.45	125.10
35	BA	1410	G	C5-C6-O6	-6.08	124.95	128.60
35	BA	636	G	C2-N3-C4	6.08	114.94	111.90
35	BA	838	C	C4-C5-C6	-6.08	114.36	117.40
35	BA	1412	A	C5-N7-C8	-6.08	100.86	103.90
35	BA	2128	C	N1-C2-O2	-6.08	115.25	118.90
1	AA	81	U	C5-C4-O4	6.08	129.55	125.90
1	AA	893	C	C4-C5-C6	6.08	120.44	117.40
1	AA	1009	G	N3-C4-C5	-6.08	125.56	128.60
35	BA	229	A	O4'-C1'-N9	6.08	113.06	108.20
35	BA	1538	G	O4'-C1'-N9	6.08	113.06	108.20
35	BA	2059	A	C4'-C3'-C2'	-6.08	96.52	102.60
35	BA	2801(A)	A	O4'-C1'-N9	6.08	113.06	108.20
1	AA	7	G	C5-C6-O6	6.08	132.25	128.60
1	AA	474	G	N1-C6-O6	-6.08	116.25	119.90
1	AA	710	G	C6-N1-C2	6.08	128.75	125.10
1	AA	1047	G	C5-C6-O6	6.08	132.25	128.60
35	BA	1804	C	C4-C5-C6	6.08	120.44	117.40
22	AV	68	C	C4-C5-C6	-6.07	114.36	117.40
35	BA	1682	G	C4-C5-N7	-6.07	108.37	110.80
35	BA	2283	C	N3-C4-C5	-6.07	119.47	121.90
35	BA	2752	C	N3-C4-N4	6.07	122.25	118.00
48	BQ	16	ARG	NE-CZ-NH2	6.07	123.34	120.30
1	AA	119	A	N9-C1'-C2'	6.07	121.89	114.00
1	AA	551	U	O4'-C1'-N1	6.07	113.06	108.20
1	AA	1186	G	C5-C6-O6	-6.07	124.96	128.60
1	AA	1220	G	C5-N7-C8	-6.07	101.27	104.30
35	BA	777	A	N1-C6-N6	6.07	122.24	118.60
35	BA	1065	U	C4-C5-C6	-6.07	116.06	119.70
36	BB	9	G	C4-C5-C6	-6.07	115.16	118.80
1	AA	508	C	C4-C5-C6	6.07	120.43	117.40
35	BA	28	A	N1-C2-N3	-6.07	126.27	129.30
35	BA	267	C	C5-C6-N1	6.07	124.03	121.00
35	BA	2785	C	O4'-C1'-N1	-6.07	103.34	108.20
38	BD	103	ARG	NE-CZ-NH2	6.07	123.33	120.30
1	AA	1288	A	O4'-C1'-N9	-6.07	103.35	108.20
1	AA	1476	G	N1-C2-N3	6.07	127.54	123.90
35	BA	271(C)	C	C5-C6-N1	6.07	124.03	121.00
35	BA	463	G	C1'-O4'-C4'	-6.07	105.05	109.90
35	BA	914	C	C5-C4-N4	-6.07	115.95	120.20

Continued on next page...

Continued from previous page...

Mol	Chain	Res	Type	Atoms	Z	Observed(°)	Ideal(°)
35	BA	956	G	C8-N9-C4	-6.07	103.97	106.40
35	BA	1028	A	C5-C6-N1	-6.07	114.67	117.70
35	BA	2028	U	C4-C5-C6	6.07	123.34	119.70
35	BA	2802	G	C6-N1-C2	-6.07	121.46	125.10
1	AA	668	G	C8-N9-C4	6.07	108.83	106.40
1	AA	1196	U	C5-C4-O4	6.07	129.54	125.90
1	AA	1487	G	C4-C5-N7	6.07	113.23	110.80
35	BA	730	C	C5-C6-N1	-6.07	117.97	121.00
35	BA	830	G	C4-C5-C6	6.07	122.44	118.80
35	BA	1921	G	C4-C5-C6	-6.07	115.16	118.80
35	BA	1990	C	N3-C4-C5	6.07	124.33	121.90
35	BA	2233	U	C5'-C4'-O4'	6.07	116.38	109.10
17	AQ	11	VAL	CA-CB-CG1	-6.06	101.80	110.90
35	BA	1498	C	C6-N1-C2	-6.06	117.87	120.30
35	BA	2290	G	N7-C8-N9	6.06	116.13	113.10
1	AA	1436	U	C5-C4-O4	6.06	129.54	125.90
12	AL	89	ARG	NE-CZ-NH2	-6.06	117.27	120.30
35	BA	55	G	C5-C6-N1	6.06	114.53	111.50
35	BA	237	C	C6-N1-C2	-6.06	117.88	120.30
35	BA	1690	A	C4'-C3'-C2'	-6.06	96.54	102.60
35	BA	2725	A	C5'-C4'-O4'	-6.06	101.82	109.10
39	BE	101	ARG	NE-CZ-NH1	-6.06	117.27	120.30
1	AA	1240	U	C4-C5-C6	6.06	123.34	119.70
35	BA	1619	G	N1-C2-N3	6.06	127.54	123.90
35	BA	2003	G	N3-C4-C5	-6.06	125.57	128.60
35	BA	2046	G	C2-N3-C4	-6.06	108.87	111.90
35	BA	2525	G	N3-C4-C5	-6.06	125.57	128.60
1	AA	309	G	C5-C6-O6	-6.06	124.97	128.60
1	AA	363	A	N7-C8-N9	6.06	116.83	113.80
1	AA	445	G	C5-C6-N1	-6.06	108.47	111.50
1	AA	613	C	C6-N1-C2	-6.06	117.88	120.30
1	AA	1159	U	C5-C6-N1	-6.06	119.67	122.70
1	AA	1238	A	C5-N7-C8	6.06	106.93	103.90
22	AV	35	A	N9-C4-C5	6.06	108.22	105.80
35	BA	1120	G	C5-N7-C8	6.06	107.33	104.30
1	AA	923	A	C5-C6-N1	-6.06	114.67	117.70
1	AA	1020	U	N1-C1'-C2'	6.06	121.87	114.00
1	AA	1488	G	C5-N7-C8	-6.06	101.27	104.30
35	BA	50	U	C3'-C2'-C1'	6.06	106.35	101.50
35	BA	378	C	N1-C2-O2	6.06	122.53	118.90
35	BA	1137	G	C2-N3-C4	-6.06	108.87	111.90
35	BA	1308	A	C8-N9-C4	-6.06	103.38	105.80

Continued on next page...

Continued from previous page...

Mol	Chain	Res	Type	Atoms	Z	Observed(°)	Ideal(°)
35	BA	1596	A	C6-C5-N7	-6.06	128.06	132.30
35	BA	2479	G	C5-C6-N1	-6.06	108.47	111.50
1	AA	413	G	N3-C4-C5	6.06	131.63	128.60
1	AA	705	U	C5-C4-O4	-6.06	122.27	125.90
35	BA	1885	A	N7-C8-N9	6.06	116.83	113.80
35	BA	141	A	C1'-O4'-C4'	-6.05	105.06	109.90
35	BA	787	U	N3-C4-O4	6.05	123.64	119.40
35	BA	1059	G	N3-C4-C5	-6.05	125.57	128.60
35	BA	2078	C	N1-C2-O2	-6.05	115.27	118.90
35	BA	2500	U	C5-C4-O4	6.05	129.53	125.90
35	BA	100	G	C4-C5-N7	-6.05	108.38	110.80
35	BA	1407	C	N3-C4-C5	-6.05	119.48	121.90
35	BA	1484	G	N7-C8-N9	6.05	116.13	113.10
1	AA	47	C	C5-C4-N4	-6.05	115.96	120.20
2	AB	199	TYR	CB-CG-CD1	-6.05	117.37	121.00
35	BA	410	G	C2-N3-C4	6.05	114.92	111.90
35	BA	616	G	C5-C6-N1	6.05	114.53	111.50
35	BA	1288	U	C6-N1-C2	6.05	124.63	121.00
35	BA	2722	G	C5-C6-N1	-6.05	108.47	111.50
51	BT	54	ARG	NE-CZ-NH2	6.05	123.33	120.30
1	AA	953	G	C5'-C4'-O4'	6.05	116.36	109.10
22	AV	47	U	C5-C4-O4	-6.05	122.27	125.90
35	BA	443	A	N7-C8-N9	6.05	116.83	113.80
35	BA	718	A	C3'-C2'-C1'	6.05	106.34	101.50
35	BA	876	C	C5'-C4'-C3'	6.05	125.68	116.00
35	BA	972	G	C5-N7-C8	6.05	107.33	104.30
35	BA	1609	A	N9-C1'-C2'	6.05	121.86	114.00
35	BA	1703	G	C4-C5-N7	6.05	113.22	110.80
35	BA	2815	C	N1-C2-O2	6.05	122.53	118.90
35	BA	894	C	N3-C4-C5	6.05	124.32	121.90
35	BA	1596	A	C5-N7-C8	-6.05	100.88	103.90
1	AA	476	G	C6-C5-N7	6.05	134.03	130.40
1	AA	598	U	C5-C4-O4	-6.05	122.27	125.90
1	AA	924	C	C6-N1-C2	6.05	122.72	120.30
22	AV	5	G	N9-C4-C5	6.05	107.82	105.40
35	BA	470	A	N1-C6-N6	6.05	122.23	118.60
35	BA	1149	G	C4'-C3'-C2'	-6.05	96.55	102.60
35	BA	2426	A	C2-N3-C4	-6.05	107.58	110.60
1	AA	439	A	N1-C2-N3	-6.04	126.28	129.30
1	AA	550	G	C4-C5-N7	-6.04	108.38	110.80
1	AA	1044	A	C4-C5-C6	6.04	120.02	117.00
1	AA	1067	A	N7-C8-N9	-6.04	110.78	113.80

Continued on next page...

Continued from previous page...

Mol	Chain	Res	Type	Atoms	Z	Observed(°)	Ideal(°)
1	AA	1293	G	C5-C6-N1	-6.04	108.48	111.50
35	BA	26	G	C5-C6-O6	6.04	132.23	128.60
35	BA	1203	G	N9-C1'-C2'	6.04	121.86	114.00
35	BA	1835	G	C4-C5-C6	6.04	122.43	118.80
35	BA	2100	G	C4-C5-N7	6.04	113.22	110.80
41	BG	147	ASP	CB-CG-OD1	-6.04	112.86	118.30
1	AA	851	G	N9-C4-C5	6.04	107.82	105.40
35	BA	111	A	C4-C5-C6	-6.04	113.98	117.00
35	BA	654(H)	G	N3-C4-C5	-6.04	125.58	128.60
35	BA	1268	A	C6-N1-C2	-6.04	114.97	118.60
35	BA	1985	G	N3-C4-C5	-6.04	125.58	128.60
35	BA	2061	G	N3-C4-N9	6.04	129.63	126.00
35	BA	2067	G	N1-C6-O6	6.04	123.53	119.90
35	BA	2485	G	N3-C4-C5	-6.04	125.58	128.60
1	AA	10	A	C2-N3-C4	-6.04	107.58	110.60
1	AA	1289	A	N1-C6-N6	6.04	122.22	118.60
4	AD	12	CYS	CA-CB-SG	6.04	124.88	114.00
35	BA	189	G	C5-N7-C8	6.04	107.32	104.30
35	BA	1080	C	N3-C2-O2	-6.04	117.67	121.90
35	BA	1142	U	N3-C2-O2	6.04	126.43	122.20
35	BA	1486	A	C5-C6-N6	-6.04	118.87	123.70
35	BA	1578	U	C3'-C2'-C1'	6.04	106.33	101.50
35	BA	2786	U	C3'-C2'-C1'	-6.04	96.67	101.50
1	AA	1117	G	N9-C4-C5	6.04	107.82	105.40
35	BA	271(T)	C	N1-C2-O2	6.04	122.52	118.90
35	BA	757	U	N1-C2-N3	-6.04	111.28	114.90
35	BA	2811	G	N7-C8-N9	6.04	116.12	113.10
53	BV	88	ARG	NE-CZ-NH2	-6.04	117.28	120.30
1	AA	824	C	C5-C4-N4	6.04	124.43	120.20
1	AA	1491	G	C5'-C4'-O4'	6.04	116.35	109.10
4	AD	106	TYR	CB-CG-CD1	6.04	124.62	121.00
35	BA	115	C	C5-C6-N1	6.04	124.02	121.00
35	BA	795	C	N3-C4-C5	6.04	124.32	121.90
35	BA	1125	G	C2-N3-C4	6.04	114.92	111.90
43	BK	63	ARG	NE-CZ-NH2	-6.04	117.28	120.30
35	BA	1309	G	C4-C5-C6	-6.04	115.18	118.80
35	BA	2032	G	N1-C2-N3	-6.04	120.28	123.90
35	BA	2145	C	C5-C6-N1	-6.04	117.98	121.00
1	AA	274	A	N1-C2-N3	6.04	132.32	129.30
1	AA	837	G	C4-C5-N7	-6.04	108.39	110.80
35	BA	271(E)	U	O4'-C1'-N1	6.04	113.03	108.20
35	BA	336	C	C5-C6-N1	6.04	124.02	121.00

Continued on next page...

Continued from previous page...

Mol	Chain	Res	Type	Atoms	Z	Observed(°)	Ideal(°)
35	BA	653	A	C8-N9-C4	-6.04	103.39	105.80
35	BA	1215	G	N1-C6-O6	6.04	123.52	119.90
35	BA	2378	A	N1-C2-N3	6.04	132.32	129.30
1	AA	146	G	C5-N7-C8	-6.03	101.28	104.30
1	AA	396	G	N7-C8-N9	6.03	116.12	113.10
1	AA	803	G	C4-C5-N7	-6.03	108.39	110.80
1	AA	1256	A	C4-C5-N7	-6.03	107.68	110.70
1	AA	1318	A	N7-C8-N9	6.03	116.82	113.80
35	BA	670	A	N9-C4-C5	6.03	108.21	105.80
35	BA	1056	G	C4-C5-N7	6.03	113.21	110.80
35	BA	1519	G	OP2-P-O3'	6.03	118.47	105.20
35	BA	2003	G	C8-N9-C4	-6.03	103.99	106.40
35	BA	2032	G	C6-C5-N7	6.03	134.02	130.40
35	BA	2202	C	C6-N1-C2	-6.03	117.89	120.30
35	BA	2383	G	N3-C2-N2	-6.03	115.68	119.90
42	BH	132	ARG	NE-CZ-NH1	-6.03	117.28	120.30
1	AA	622	A	C5-C6-N6	-6.03	118.87	123.70
35	BA	2398	U	C6-N1-C2	-6.03	117.38	121.00
35	BA	2566	A	N9-C4-C5	6.03	108.21	105.80
1	AA	608	A	N1-C6-N6	-6.03	114.98	118.60
1	AA	1337	G	C5'-C4'-O4'	-6.03	101.86	109.10
22	AV	20	U	O4'-C1'-N1	6.03	113.03	108.20
35	BA	1478	G	O4'-C1'-N9	-6.03	103.38	108.20
35	BA	2750	A	O4'-C1'-N9	6.03	113.02	108.20
40	BF	46	ARG	NE-CZ-NH1	-6.03	117.28	120.30
35	BA	1280	G	C3'-C2'-C1'	-6.03	96.68	101.50
37	BC	74	ARG	NE-CZ-NH1	-6.03	117.29	120.30
1	AA	547	A	C5-C6-N6	6.03	128.52	123.70
35	BA	729	G	C5-C6-N1	6.03	114.51	111.50
35	BA	1420	U	O4'-C1'-C2'	6.03	113.03	107.60
35	BA	1910	G	C8-N9-C4	6.03	108.81	106.40
35	BA	2494	G	N1-C6-O6	-6.03	116.28	119.90
35	BA	2548	G	C6-C5-N7	-6.03	126.78	130.40
35	BA	381	G	C5-C6-N1	6.03	114.51	111.50
35	BA	1276	A	N1-C6-N6	-6.03	114.98	118.60
35	BA	2315	G	C8-N9-C4	-6.03	103.99	106.40
35	BA	2810	A	C5-C6-N6	-6.03	118.88	123.70
1	AA	1331	G	O4'-C1'-N9	6.02	113.02	108.20
35	BA	272(B)	G	N7-C8-N9	-6.02	110.09	113.10
1	AA	250	A	N3-C4-C5	-6.02	122.58	126.80
1	AA	801	U	N3-C4-O4	-6.02	115.19	119.40
1	AA	1253	G	O4'-C1'-N9	-6.02	103.38	108.20

Continued on next page...

Continued from previous page...

Mol	Chain	Res	Type	Atoms	Z	Observed(°)	Ideal(°)
35	BA	324	A	C6-C5-N7	-6.02	128.08	132.30
35	BA	513	A	O4'-C1'-C2'	6.02	113.02	107.60
35	BA	1406	U	C5'-C4'-C3'	-6.02	106.36	116.00
35	BA	1943	U	N1-C1'-C2'	6.02	121.83	114.00
36	BB	74	U	C2-N3-C4	-6.02	123.39	127.00
27	B2	7	ARG	NE-CZ-NH1	6.02	123.31	120.30
1	AA	412	A	C4-C5-N7	-6.02	107.69	110.70
1	AA	1103	C	N1-C2-O2	-6.02	115.29	118.90
1	AA	1183	A	N1-C2-N3	6.02	132.31	129.30
35	BA	1239	G	N1-C6-O6	6.02	123.51	119.90
35	BA	1432	C	C5-C6-N1	-6.02	117.99	121.00
35	BA	1710	C	O4'-C1'-N1	6.02	113.02	108.20
35	BA	1903	G	C6-C5-N7	-6.02	126.79	130.40
35	BA	2198	A	N9-C4-C5	-6.02	103.39	105.80
1	AA	200	G	N3-C4-C5	-6.02	125.59	128.60
1	AA	876	G	N9-C4-C5	6.02	107.81	105.40
1	AA	1294	G	N9-C4-C5	-6.02	102.99	105.40
35	BA	286	C	N1-C2-O2	6.02	122.51	118.90
35	BA	181	A	C6-C5-N7	-6.02	128.09	132.30
35	BA	780	G	C5-C6-O6	-6.02	124.99	128.60
1	AA	927	G	N3-C4-C5	-6.01	125.59	128.60
22	AV	10	G	O4'-C1'-N9	-6.01	103.39	108.20
22	AV	12	G	C5-C6-O6	-6.01	124.99	128.60
35	BA	152	G	C6-C5-N7	6.01	134.01	130.40
35	BA	569	U	C2-N3-C4	6.01	130.61	127.00
35	BA	701	G	C5-N7-C8	6.01	107.31	104.30
35	BA	2266	A	C4-C5-N7	6.01	113.71	110.70
1	AA	99	U	C5-C4-O4	6.01	129.51	125.90
35	BA	1315	C	C4-C5-C6	6.01	120.41	117.40
35	BA	2834	G	C5-N7-C8	6.01	107.31	104.30
1	AA	1176	A	C8-N9-C4	-6.01	103.40	105.80
35	BA	171	G	N3-C4-N9	-6.01	122.39	126.00
35	BA	204	A	C5-C6-N1	6.01	120.71	117.70
35	BA	272(C)	G	N9-C4-C5	-6.01	103.00	105.40
35	BA	1297	C	O4'-C1'-N1	-6.01	103.39	108.20
35	BA	1324	G	N1-C2-N3	6.01	127.51	123.90
35	BA	2625	G	C8-N9-C4	6.01	108.80	106.40
36	BB	40	U	C5-C4-O4	6.01	129.51	125.90
1	AA	130	A	N1-C6-N6	6.01	122.21	118.60
1	AA	566	G	C5-C6-O6	-6.01	125.00	128.60
1	AA	898	G	C6-C5-N7	-6.01	126.79	130.40
35	BA	1006	C	O5'-P-OP1	-6.01	100.29	105.70

Continued on next page...

Continued from previous page...

Mol	Chain	Res	Type	Atoms	Z	Observed(°)	Ideal(°)
35	BA	1389	G	C5-C6-N1	6.01	114.50	111.50
35	BA	1414	G	N3-C4-N9	6.01	129.61	126.00
35	BA	2392	A	C2-N3-C4	-6.01	107.59	110.60
35	BA	2593	U	C3'-C2'-C1'	6.01	106.31	101.50
36	BB	36	C	N1-C2-N3	6.01	123.41	119.20
35	BA	1912	A	C6-N1-C2	6.01	122.20	118.60
35	BA	1936	A	O4'-C1'-N9	6.01	113.01	108.20
35	BA	2186	G	C8-N9-C4	-6.01	104.00	106.40
36	BB	67	G	C5-N7-C8	-6.01	101.30	104.30
1	AA	1280	A	N1-C6-N6	-6.01	115.00	118.60
35	BA	598	G	N1-C6-O6	6.01	123.50	119.90
35	BA	1916	A	N9-C4-C5	6.01	108.20	105.80
1	AA	630	G	N7-C8-N9	6.00	116.10	113.10
35	BA	1309	G	C5-C6-N1	6.00	114.50	111.50
25	B0	32	ARG	NH1-CZ-NH2	-6.00	112.80	119.40
35	BA	580	C	C4-C5-C6	-6.00	114.40	117.40
35	BA	2223	G	N1-C2-N2	-6.00	110.80	116.20
36	BB	7	G	C5-N7-C8	-6.00	101.30	104.30
1	AA	333	G	N1-C6-O6	-6.00	116.30	119.90
1	AA	854	G	N3-C4-C5	-6.00	125.60	128.60
1	AA	1388	C	C4-C5-C6	-6.00	114.40	117.40
35	BA	142(A)	C	N1-C2-N3	-6.00	115.00	119.20
35	BA	242	G	N9-C1'-C2'	6.00	121.80	114.00
35	BA	363	G	C8-N9-C4	-6.00	104.00	106.40
35	BA	386	G	O4'-C1'-N9	-6.00	103.40	108.20
35	BA	2804	C	C3'-C2'-C1'	6.00	106.30	101.50
1	AA	140	A	C5'-C4'-O4'	6.00	116.30	109.10
1	AA	189(H)	G	N9-C4-C5	6.00	107.80	105.40
1	AA	499	A	C5-N7-C8	-6.00	100.90	103.90
1	AA	884	U	N1-C2-O2	-6.00	118.60	122.80
1	AA	1394	A	C5-N7-C8	-6.00	100.90	103.90
35	BA	264	C	N1-C2-O2	-6.00	115.30	118.90
35	BA	1590	U	C1'-O4'-C4'	6.00	114.70	109.90
35	BA	2115	G	N3-C4-C5	6.00	131.60	128.60
1	AA	91	C	C6-N1-C2	-6.00	117.90	120.30
1	AA	297	G	C4-C5-N7	6.00	113.20	110.80
1	AA	566	G	N1-C6-O6	6.00	123.50	119.90
1	AA	1251	A	N7-C8-N9	-6.00	110.80	113.80
1	AA	1342	C	C3'-C2'-C1'	6.00	106.30	101.50
35	BA	54	G	N1-C6-O6	-6.00	116.30	119.90
35	BA	57	C	N3-C4-C5	-6.00	119.50	121.90
35	BA	1180	C	O4'-C1'-N1	-6.00	103.40	108.20

Continued on next page...

Continued from previous page...

Mol	Chain	Res	Type	Atoms	Z	Observed(°)	Ideal(°)
35	BA	1593	G	N1-C6-O6	6.00	123.50	119.90
35	BA	1775	U	O4'-C1'-N1	6.00	113.00	108.20
35	BA	2337	G	C1'-O4'-C4'	-6.00	105.10	109.90
35	BA	2670	A	C8-N9-C4	6.00	108.20	105.80
1	AA	628	G	C6-C5-N7	6.00	134.00	130.40
1	AA	787	A	C4-C5-N7	-6.00	107.70	110.70
19	AS	36	ARG	NE-CZ-NH1	-6.00	117.30	120.30
22	AV	12	G	C4-C5-N7	6.00	113.20	110.80
35	BA	1597	A	N9-C4-C5	-6.00	103.40	105.80
35	BA	2315	G	N3-C2-N2	6.00	124.10	119.90
39	BE	37	ARG	NE-CZ-NH2	-6.00	117.30	120.30
1	AA	460	G	C5-N7-C8	-6.00	101.30	104.30
1	AA	890	G	N7-C8-N9	6.00	116.10	113.10
35	BA	1347	G	C4-C5-N7	6.00	113.20	110.80
35	BA	1537	G	N1-C6-O6	-6.00	116.30	119.90
35	BA	1920	C	C6-N1-C2	-6.00	117.90	120.30
35	BA	2235	G	C4-C5-N7	-6.00	108.40	110.80
1	AA	109	A	C6-N1-C2	-5.99	115.00	118.60
1	AA	733	A	N1-C6-N6	5.99	122.20	118.60
26	B1	76	ARG	NE-CZ-NH1	-5.99	117.30	120.30
35	BA	1400	G	C8-N9-C4	-5.99	104.00	106.40
35	BA	2436	G	N9-C4-C5	5.99	107.80	105.40
1	AA	284	G	N1-C6-O6	-5.99	116.31	119.90
35	BA	1212	G	N1-C6-O6	-5.99	116.31	119.90
35	BA	1610	A	C4-C5-N7	5.99	113.70	110.70
1	AA	43	C	C2-N3-C4	-5.99	116.91	119.90
1	AA	649	G	N1-C6-O6	5.99	123.49	119.90
1	AA	1012	U	O4'-C1'-N1	5.99	112.99	108.20
35	BA	887	A	O4'-C1'-N9	-5.99	103.41	108.20
35	BA	1142	U	C2-N3-C4	5.99	130.59	127.00
35	BA	1584	C	C1'-O4'-C4'	5.99	114.69	109.90
1	AA	264	U	C6-N1-C2	-5.99	117.41	121.00
1	AA	840	C	N1-C2-N3	5.99	123.39	119.20
1	AA	1317	C	C2-N3-C4	5.99	122.89	119.90
1	AA	1417	G	N9-C4-C5	5.99	107.80	105.40
9	AI	9	ARG	NE-CZ-NH1	-5.99	117.31	120.30
24	AY	607	ARG	NE-CZ-NH2	-5.99	117.31	120.30
35	BA	1570	A	N7-C8-N9	5.99	116.79	113.80
35	BA	1601	G	C5-N7-C8	5.99	107.29	104.30
35	BA	2398	U	N1-C2-O2	-5.99	118.61	122.80
52	BU	52	ARG	NE-CZ-NH1	-5.99	117.31	120.30
1	AA	710	G	C5-C6-O6	5.99	132.19	128.60

Continued on next page...

Continued from previous page...

Mol	Chain	Res	Type	Atoms	Z	Observed(°)	Ideal(°)
35	BA	991	C	N3-C4-N4	5.99	122.19	118.00
1	AA	129(A)	G	C4-C5-N7	5.99	113.19	110.80
1	AA	1193	G	C2-N3-C4	-5.99	108.91	111.90
35	BA	350	U	C4-C5-C6	5.99	123.29	119.70
35	BA	479	A	N9-C1'-C2'	5.99	121.78	114.00
35	BA	1589	C	C5-C6-N1	5.99	123.99	121.00
35	BA	2617	C	N3-C4-C5	5.99	124.29	121.90
35	BA	2712(A)	A	C6-N1-C2	5.99	122.19	118.60
1	AA	557	G	N1-C2-N3	-5.98	120.31	123.90
1	AA	945	G	N1-C6-O6	5.98	123.49	119.90
35	BA	686	G	N3-C4-C5	5.98	131.59	128.60
35	BA	755	C	C2-N1-C1'	5.98	125.38	118.80
35	BA	844	C	C6-N1-C2	-5.98	117.91	120.30
35	BA	1484	G	C2-N3-C4	-5.98	108.91	111.90
35	BA	1742	G	C6-C5-N7	5.98	133.99	130.40
35	BA	1997	G	C4-C5-N7	5.98	113.19	110.80
36	BB	101	G	N1-C2-N3	5.98	127.49	123.90
45	BN	72	TYR	CB-CG-CD1	5.98	124.59	121.00
35	BA	903	C	C6-N1-C2	-5.98	117.91	120.30
35	BA	1404	C	C6-N1-C2	5.98	122.69	120.30
35	BA	2623	G	N1-C6-O6	-5.98	116.31	119.90
1	AA	695	A	C6-N1-C2	5.98	122.19	118.60
35	BA	206	U	C5-C6-N1	-5.98	119.71	122.70
35	BA	315	G	N1-C2-N3	5.98	127.49	123.90
35	BA	406	G	N1-C6-O6	5.98	123.49	119.90
35	BA	696	G	C4-C5-N7	-5.98	108.41	110.80
35	BA	1104	C	C2-N3-C4	5.98	122.89	119.90
35	BA	1926	U	N3-C4-O4	-5.98	115.21	119.40
35	BA	2049	G	C5-C6-N1	-5.98	108.51	111.50
35	BA	2594	C	C2-N3-C4	-5.98	116.91	119.90
35	BA	2613	U	N3-C4-O4	5.98	123.59	119.40
35	BA	2618	G	N1-C2-N3	-5.98	120.31	123.90
35	BA	654(N)	G	C4-C5-N7	-5.98	108.41	110.80
35	BA	1044	G	C8-N9-C4	5.98	108.79	106.40
1	AA	240	C	C5-C4-N4	-5.98	116.02	120.20
1	AA	854	G	C6-N1-C2	-5.98	121.51	125.10
35	BA	121	G	C5-C6-N1	5.98	114.49	111.50
35	BA	271(D)	G	C4-C5-N7	-5.98	108.41	110.80
35	BA	819	A	N7-C8-N9	-5.98	110.81	113.80
35	BA	1486	A	C5-C6-N1	5.98	120.69	117.70
35	BA	2889	C	N3-C4-C5	-5.98	119.51	121.90
1	AA	624	C	C5-C6-N1	5.98	123.99	121.00

Continued on next page...

Continued from previous page...

Mol	Chain	Res	Type	Atoms	Z	Observed(°)	Ideal(°)
1	AA	809	G	C6-C5-N7	-5.98	126.81	130.40
35	BA	1079	C	N3-C4-C5	-5.98	119.51	121.90
35	BA	2735	G	C4-C5-N7	5.98	113.19	110.80
1	AA	759	A	C8-N9-C4	-5.97	103.41	105.80
31	B6	37	ARG	NE-CZ-NH1	5.97	123.29	120.30
35	BA	130	C	N1-C2-O2	-5.97	115.31	118.90
35	BA	846	C	N3-C2-O2	-5.97	117.72	121.90
35	BA	1232	G	C6-N1-C2	-5.97	121.52	125.10
35	BA	1924	C	C5-C4-N4	-5.97	116.02	120.20
35	BA	2347	C	N3-C4-C5	5.97	124.29	121.90
1	AA	129(A)	G	C8-N9-C4	5.97	108.79	106.40
1	AA	598	U	N1-C2-N3	-5.97	111.32	114.90
1	AA	810	C	C4-C5-C6	5.97	120.39	117.40
35	BA	271(P)	C	C3'-C2'-C1'	-5.97	96.72	101.50
35	BA	772	C	N3-C4-N4	5.97	122.18	118.00
35	BA	1033	U	C4-C5-C6	5.97	123.28	119.70
35	BA	1480	G	C5-N7-C8	-5.97	101.31	104.30
35	BA	2603	G	O4'-C1'-C2'	5.97	112.97	107.60
35	BA	2644	G	N7-C8-N9	-5.97	110.11	113.10
1	AA	1289	A	C4-C5-N7	5.97	113.69	110.70
1	AA	1445	C	N3-C4-N4	-5.97	113.82	118.00
1	AA	1515	C	C5-C4-N4	5.97	124.38	120.20
35	BA	2120	G	C6-N1-C2	5.97	128.68	125.10
1	AA	321	A	O4'-C1'-N9	5.97	112.97	108.20
1	AA	699	C	N1-C2-O2	5.97	122.48	118.90
1	AA	978	A	C8-N9-C4	5.97	108.19	105.80
1	AA	1516	G	C5-N7-C8	5.97	107.28	104.30
35	BA	42	G	C2-N3-C4	-5.97	108.92	111.90
35	BA	654(I)	C	C5-C4-N4	-5.97	116.02	120.20
35	BA	665	C	C3'-C2'-C1'	-5.97	96.72	101.50
35	BA	911	A	C1'-O4'-C4'	-5.97	105.12	109.90
35	BA	2087	G	N3-C4-C5	5.97	131.58	128.60
35	BA	2481	G	N3-C4-C5	-5.97	125.61	128.60
35	BA	2735	G	C5-N7-C8	-5.97	101.31	104.30
35	BA	1073	A	C2-N3-C4	-5.97	107.62	110.60
1	AA	1421	G	C4-C5-C6	-5.97	115.22	118.80
35	BA	143	G	N1-C2-N3	5.97	127.48	123.90
35	BA	670	A	O4'-C1'-N9	-5.97	103.43	108.20
35	BA	730	C	C4-C5-C6	5.97	120.38	117.40
35	BA	1223	G	C6-C5-N7	-5.97	126.82	130.40
35	BA	1965	C	N3-C4-C5	5.97	124.29	121.90
35	BA	2450	A	C5-C6-N1	5.97	120.68	117.70

Continued on next page...

Continued from previous page...

Mol	Chain	Res	Type	Atoms	Z	Observed(°)	Ideal(°)
40	BF	18	ARG	NE-CZ-NH1	-5.97	117.32	120.30
1	AA	856	C	N1-C2-O2	5.96	122.48	118.90
1	AA	1332	A	C8-N9-C4	5.96	108.19	105.80
35	BA	2445	G	N7-C8-N9	-5.96	110.12	113.10
1	AA	963	G	N1-C6-O6	5.96	123.48	119.90
35	BA	1011	G	C5-C6-N1	5.96	114.48	111.50
35	BA	2024	G	N7-C8-N9	5.96	116.08	113.10
1	AA	113	G	N1-C6-O6	-5.96	116.32	119.90
1	AA	848	C	N3-C4-C5	-5.96	119.52	121.90
1	AA	1100	C	N3-C4-C5	-5.96	119.52	121.90
1	AA	1297	C	C4-C5-C6	-5.96	114.42	117.40
11	AK	67	ASP	CB-CG-OD2	5.96	123.67	118.30
35	BA	126	A	N1-C2-N3	5.96	132.28	129.30
35	BA	1121	C	C1'-O4'-C4'	-5.96	105.13	109.90
35	BA	2062	A	O4'-C1'-N9	-5.96	103.43	108.20
35	BA	2424	C	C5-C6-N1	-5.96	118.02	121.00
48	BQ	69	PHE	CB-CG-CD2	5.96	124.97	120.80
1	AA	123	C	N3-C4-C5	-5.96	119.52	121.90
35	BA	524	U	C5-C6-N1	5.96	125.68	122.70
35	BA	1455	G	C2-N3-C4	-5.96	108.92	111.90
53	BV	88	ARG	NE-CZ-NH1	-5.96	117.32	120.30
1	AA	629	G	N9-C4-C5	5.96	107.78	105.40
22	AV	5	G	C5-C6-N1	-5.96	108.52	111.50
35	BA	251	A	C2-N3-C4	-5.96	107.62	110.60
35	BA	447	A	C2-N3-C4	5.96	113.58	110.60
35	BA	569	U	N3-C4-C5	-5.96	111.03	114.60
35	BA	911	A	N7-C8-N9	5.96	116.78	113.80
35	BA	1024	G	N3-C4-C5	5.96	131.58	128.60
1	AA	1285	A	C2'-C3'-O3'	5.96	123.23	113.70
35	BA	782	A	N7-C8-N9	-5.96	110.82	113.80
35	BA	1850	G	N9-C4-C5	5.96	107.78	105.40
35	BA	2178	C	C4-C5-C6	5.96	120.38	117.40
1	AA	294	U	C5-C4-O4	-5.96	122.33	125.90
1	AA	677	U	N3-C4-O4	-5.96	115.23	119.40
35	BA	729	G	N9-C1'-C2'	5.96	121.74	114.00
35	BA	2861	G	O4'-C1'-N9	-5.96	103.44	108.20
1	AA	1292	U	C5-C6-N1	-5.95	119.72	122.70
1	AA	1293	G	C8-N9-C4	5.95	108.78	106.40
35	BA	838	C	C5'-C4'-O4'	-5.95	101.96	109.10
35	BA	1468	C	N1-C2-O2	5.95	122.47	118.90
35	BA	1929	G	N1-C2-N2	5.95	121.56	116.20
39	BE	89	ASP	CB-CG-OD2	-5.95	112.94	118.30

Continued on next page...

Continued from previous page...

Mol	Chain	Res	Type	Atoms	Z	Observed(°)	Ideal(°)
1	AA	401	C	C2-N3-C4	5.95	122.88	119.90
1	AA	668	G	N7-C8-N9	-5.95	110.12	113.10
1	AA	920	U	N1-C2-N3	-5.95	111.33	114.90
1	AA	1087	G	C5-N7-C8	-5.95	101.32	104.30
35	BA	1252	G	O4'-C1'-C2'	5.95	112.96	107.60
44	BL	115	ALA	CB-CA-C	5.95	119.03	110.10
57	BZ	112	ARG	NE-CZ-NH1	5.95	123.28	120.30
1	AA	1500	A	O4'-C1'-N9	-5.95	103.44	108.20
1	AA	1525	G	N9-C1'-C2'	-5.95	105.45	112.00
24	AY	123	ARG	NE-CZ-NH2	-5.95	117.32	120.30
35	BA	1938	A	C3'-C2'-C1'	5.95	106.26	101.50
42	BH	97	ARG	NE-CZ-NH2	-5.95	117.32	120.30
1	AA	1425	U	N1-C2-N3	5.95	118.47	114.90
35	BA	425	G	C4-C5-C6	-5.95	115.23	118.80
35	BA	778	G	C5-C6-O6	5.95	132.17	128.60
35	BA	1616	A	N1-C6-N6	5.95	122.17	118.60
35	BA	2402	C	C2-N3-C4	-5.95	116.92	119.90
35	BA	1560	G	N3-C2-N2	-5.95	115.74	119.90
35	BA	2449	U	C3'-C2'-C1'	-5.95	96.74	101.50
1	AA	542	G	C5-N7-C8	-5.95	101.33	104.30
1	AA	1153	C	N3-C2-O2	-5.95	117.74	121.90
1	AA	1269	A	C4-C5-N7	5.95	113.67	110.70
1	AA	1499	A	C3'-C2'-C1'	-5.95	96.74	101.50
35	BA	455	C	C3'-C2'-C1'	5.95	106.26	101.50
35	BA	1348	G	C5-C6-O6	5.95	132.17	128.60
35	BA	1457	A	C5-C6-N1	5.95	120.67	117.70
35	BA	1942	C	C5'-C4'-O4'	5.95	116.23	109.10
1	AA	1088	G	C2-N3-C4	-5.94	108.93	111.90
2	AB	148	TYR	CB-CG-CD1	-5.94	117.43	121.00
35	BA	989	G	C8-N9-C4	-5.94	104.02	106.40
35	BA	2412	A	N9-C1'-C2'	-5.94	105.46	112.00
35	BA	2537	U	C6-N1-C2	-5.94	117.43	121.00
35	BA	2775	A	N1-C6-N6	-5.94	115.03	118.60
35	BA	6	A	C4-C5-N7	5.94	113.67	110.70
35	BA	283	A	C5-N7-C8	-5.94	100.93	103.90
35	BA	801	G	C6-N1-C2	-5.94	121.53	125.10
35	BA	1258	C	C5-C6-N1	-5.94	118.03	121.00
35	BA	1467	C	C5-C4-N4	-5.94	116.04	120.20
35	BA	1901	A	O4'-C1'-N9	5.94	112.95	108.20
35	BA	2700	C	C3'-C2'-C1'	-5.94	96.75	101.50
1	AA	77	G	C5-N7-C8	5.94	107.27	104.30
1	AA	987	G	C4-C5-C6	-5.94	115.24	118.80

Continued on next page...

Continued from previous page...

Mol	Chain	Res	Type	Atoms	Z	Observed(°)	Ideal(°)
35	BA	904	C	N3-C2-O2	-5.94	117.74	121.90
35	BA	1703	G	C5-N7-C8	-5.94	101.33	104.30
36	BB	19	G	C5-N7-C8	5.94	107.27	104.30
35	BA	56	A	C2-N3-C4	5.94	113.57	110.60
35	BA	636	G	C5-C6-O6	5.94	132.16	128.60
1	AA	173	U	C5-C6-N1	5.94	125.67	122.70
1	AA	815	A	N9-C4-C5	-5.94	103.42	105.80
1	AA	963	G	C5-C6-O6	-5.94	125.04	128.60
1	AA	1101	A	C5-C6-N1	5.94	120.67	117.70
35	BA	390	A	C4'-C3'-C2'	5.94	108.54	102.60
35	BA	1747	G	N9-C4-C5	5.94	107.78	105.40
35	BA	1863	G	N1-C6-O6	-5.94	116.34	119.90
35	BA	2096	U	C5-C4-O4	-5.94	122.34	125.90
35	BA	2532	G	C5-C6-N1	5.94	114.47	111.50
36	BB	13	A	C2-N3-C4	5.94	113.57	110.60
1	AA	317	G	N3-C2-N2	5.94	124.06	119.90
1	AA	1100	C	N1-C2-O2	-5.94	115.34	118.90
1	AA	127	G	C2-N3-C4	5.93	114.87	111.90
1	AA	166	G	N1-C2-N3	-5.93	120.34	123.90
1	AA	305	G	N3-C4-C5	5.93	131.57	128.60
1	AA	495	A	C1'-O4'-C4'	-5.93	105.15	109.90
1	AA	568	G	C4-C5-C6	-5.93	115.24	118.80
1	AA	684	A	C6-N1-C2	-5.93	115.04	118.60
35	BA	81	G	C5-C6-O6	5.93	132.16	128.60
35	BA	624	C	C6-N1-C2	5.93	122.67	120.30
35	BA	635	C	N3-C2-O2	-5.93	117.75	121.90
35	BA	647	G	C6-C5-N7	-5.93	126.84	130.40
35	BA	1754	C	N1-C2-O2	5.93	122.46	118.90
35	BA	1844	C	C1'-O4'-C4'	-5.93	105.15	109.90
35	BA	2550	G	C6-N1-C2	5.93	128.66	125.10
41	BG	22	ARG	NE-CZ-NH1	-5.93	117.33	120.30
1	AA	283	C	C4-C5-C6	-5.93	114.43	117.40
1	AA	397	A	O4'-C1'-N9	5.93	112.94	108.20
35	BA	74	A	O4'-C1'-C2'	5.93	112.94	107.60
35	BA	817	C	C6-N1-C2	5.93	122.67	120.30
35	BA	1773	A	C8-N9-C4	5.93	108.17	105.80
35	BA	2142	C	C3'-C2'-C1'	-5.93	96.75	101.50
35	BA	2316	C	C6-N1-C2	5.93	122.67	120.30
35	BA	2695	C	N1-C2-O2	-5.93	115.34	118.90
1	AA	912	C	C3'-C2'-C1'	5.93	106.25	101.50
35	BA	1335	U	C5-C6-N1	5.93	125.67	122.70
1	AA	246	A	O4'-C4'-C3'	5.93	110.84	106.10

Continued on next page...

Continued from previous page...

Mol	Chain	Res	Type	Atoms	Z	Observed(°)	Ideal(°)
1	AA	1256	A	O4'-C1'-C2'	5.93	112.94	107.60
12	AL	15	ARG	NE-CZ-NH1	-5.93	117.33	120.30
35	BA	752	A	C6-N1-C2	5.93	122.16	118.60
35	BA	1245	G	C4-C5-N7	5.93	113.17	110.80
35	BA	1528	A	C2-N3-C4	5.93	113.56	110.60
35	BA	1539	G	C5-C6-O6	-5.93	125.04	128.60
35	BA	2258	C	C5-C4-N4	-5.93	116.05	120.20
48	BQ	60	ARG	NE-CZ-NH2	-5.93	117.33	120.30
35	BA	2447	G	C6-C5-N7	5.93	133.96	130.40
1	AA	113	G	C5-C6-N1	5.93	114.46	111.50
1	AA	1057	G	N3-C4-C5	5.93	131.56	128.60
1	AA	1320	C	N3-C2-O2	-5.93	117.75	121.90
35	BA	78	A	N9-C4-C5	-5.93	103.43	105.80
35	BA	271(G)	C	C4-C5-C6	5.93	120.36	117.40
35	BA	343	C	C5-C6-N1	5.93	123.96	121.00
35	BA	1256	G	C5-C6-N1	-5.93	108.54	111.50
35	BA	1432	C	O4'-C1'-N1	5.93	112.94	108.20
35	BA	2145	C	N3-C4-N4	5.93	122.15	118.00
35	BA	2278	A	N7-C8-N9	-5.93	110.84	113.80
35	BA	2725	A	C2-N3-C4	5.93	113.56	110.60
35	BA	746	A	O4'-C1'-N9	5.92	112.94	108.20
35	BA	2289	G	C5-C6-N1	5.92	114.46	111.50
35	BA	124	G	C1'-O4'-C4'	-5.92	105.16	109.90
35	BA	689	A	C6-N1-C2	-5.92	115.05	118.60
35	BA	2021	C	C1'-O4'-C4'	-5.92	105.16	109.90
1	AA	555	C	C6-N1-C2	-5.92	117.93	120.30
24	AY	348	ARG	NE-CZ-NH1	-5.92	117.34	120.30
35	BA	1770	G	C2-N3-C4	-5.92	108.94	111.90
1	AA	339	C	O4'-C1'-N1	5.92	112.94	108.20
35	BA	482	A	N1-C2-N3	5.92	132.26	129.30
35	BA	497	A	C5-C6-N1	5.92	120.66	117.70
35	BA	800	A	C6-N1-C2	5.92	122.15	118.60
35	BA	864	G	N1-C2-N2	-5.92	110.87	116.20
35	BA	965	C	C5'-C4'-O4'	5.92	116.20	109.10
35	BA	2184	G	N9-C4-C5	5.92	107.77	105.40
35	BA	2263	C	N3-C4-C5	5.92	124.27	121.90
1	AA	591	U	C6-N1-C2	-5.92	117.45	121.00
5	AE	133	TYR	CD1-CE1-CZ	-5.92	114.47	119.80
30	B5	52	TYR	CG-CD2-CE2	5.92	126.03	121.30
35	BA	627	A	C4-C5-N7	-5.92	107.74	110.70
35	BA	1255	U	C6-N1-C2	-5.92	117.45	121.00
35	BA	1385	G	N9-C1'-C2'	5.92	121.69	114.00

Continued on next page...

Continued from previous page...

Mol	Chain	Res	Type	Atoms	Z	Observed(°)	Ideal(°)
35	BA	1938	A	C2-N3-C4	-5.92	107.64	110.60
35	BA	2144	U	C6-N1-C2	-5.92	117.45	121.00
35	BA	2711	A	C4-C5-N7	-5.92	107.74	110.70
1	AA	494	U	N3-C4-C5	-5.92	111.05	114.60
1	AA	1030(A)	G	C4-C5-N7	-5.92	108.43	110.80
1	AA	1275	A	N7-C8-N9	5.92	116.76	113.80
35	BA	103	A	C5-N7-C8	5.92	106.86	103.90
35	BA	581	C	N3-C4-C5	5.92	124.27	121.90
35	BA	1055	G	N7-C8-N9	-5.92	110.14	113.10
35	BA	1524	G	C8-N9-C4	5.92	108.77	106.40
35	BA	1556	C	O4'-C1'-N1	-5.92	103.47	108.20
35	BA	1608	A	N1-C6-N6	-5.92	115.05	118.60
1	AA	488	C	C6-N1-C2	-5.92	117.93	120.30
1	AA	505	G	N3-C4-C5	-5.92	125.64	128.60
1	AA	989	C	N3-C2-O2	5.92	126.04	121.90
22	AV	54	U	C5'-C4'-O4'	5.92	116.20	109.10
35	BA	139(A)	G	C8-N9-C4	-5.92	104.03	106.40
1	AA	125	U	C5-C4-O4	-5.91	122.35	125.90
1	AA	750	G	C2-N3-C4	-5.91	108.94	111.90
1	AA	1072	G	C4-C5-C6	5.91	122.35	118.80
1	AA	1330	U	C5-C4-O4	-5.91	122.35	125.90
35	BA	892	G	N9-C4-C5	-5.91	103.03	105.40
35	BA	1212	G	O4'-C1'-N9	5.91	112.93	108.20
35	BA	1307	A	C6-C5-N7	-5.91	128.16	132.30
35	BA	1669	A	C4-C5-C6	-5.91	114.04	117.00
35	BA	1893	C	N3-C4-C5	5.91	124.27	121.90
35	BA	2170	A	C1'-O4'-C4'	-5.91	105.17	109.90
35	BA	2331	G	N1-C2-N3	-5.91	120.35	123.90
35	BA	2597	G	C5-N7-C8	5.91	107.26	104.30
35	BA	2622	C	C4-C5-C6	-5.91	114.44	117.40
52	BU	50	ARG	NE-CZ-NH1	-5.91	117.34	120.30
1	AA	1130	A	O4'-C1'-N9	5.91	112.93	108.20
22	AV	55	U	C2-N3-C4	5.91	130.55	127.00
25	B0	78	TYR	CB-CG-CD2	5.91	124.55	121.00
35	BA	628	G	C6-N1-C2	5.91	128.65	125.10
35	BA	760	G	N3-C2-N2	5.91	124.04	119.90
35	BA	1610	A	N1-C2-N3	-5.91	126.34	129.30
35	BA	2093	G	C8-N9-C4	-5.91	104.04	106.40
35	BA	2195	C	C6-N1-C2	5.91	122.66	120.30
1	AA	41	G	N1-C2-N3	5.91	127.45	123.90
1	AA	676	A	C4-C5-N7	5.91	113.65	110.70
1	AA	684	A	C8-N9-C4	-5.91	103.44	105.80

Continued on next page...

Continued from previous page...

Mol	Chain	Res	Type	Atoms	Z	Observed(°)	Ideal(°)
1	AA	839	U	C5-C4-O4	5.91	129.44	125.90
1	AA	959	A	C5-N7-C8	-5.91	100.94	103.90
35	BA	2090	G	N1-C6-O6	5.91	123.44	119.90
35	BA	2190	G	C6-C5-N7	-5.91	126.86	130.40
35	BA	2520	C	C5-C4-N4	-5.91	116.06	120.20
1	AA	189(L)	G	C4-C5-N7	-5.91	108.44	110.80
1	AA	248	C	N3-C2-O2	-5.91	117.77	121.90
35	BA	2417	C	C2-N3-C4	-5.91	116.95	119.90
1	AA	505	G	N9-C4-C5	-5.91	103.04	105.40
1	AA	848	C	C6-N1-C2	-5.91	117.94	120.30
1	AA	975	A	C4-C5-C6	5.91	119.95	117.00
1	AA	1172	C	C4-C5-C6	5.91	120.35	117.40
35	BA	579	G	C6-C5-N7	-5.91	126.86	130.40
35	BA	2056	G	N1-C6-O6	-5.91	116.36	119.90
38	BD	211	ARG	NE-CZ-NH2	-5.91	117.35	120.30
1	AA	45	U	C3'-C2'-C1'	-5.90	96.78	101.50
35	BA	2369	A	N1-C6-N6	5.90	122.14	118.60
1	AA	553	A	C1'-O4'-C4'	5.90	114.62	109.90
1	AA	1211	U	C1'-O4'-C4'	5.90	114.62	109.90
35	BA	354	G	C6-C5-N7	-5.90	126.86	130.40
35	BA	2657	A	N1-C6-N6	5.90	122.14	118.60
1	AA	603	U	O4'-C1'-N1	5.90	112.92	108.20
1	AA	1118	C	N3-C4-C5	-5.90	119.54	121.90
5	AE	150	ARG	NE-CZ-NH1	-5.90	117.35	120.30
35	BA	274	G	C8-N9-C4	5.90	108.76	106.40
35	BA	1169	G	O4'-C1'-N9	5.90	112.92	108.20
35	BA	1459	G	N9-C1'-C2'	5.90	121.67	114.00
35	BA	2113	U	C4-C5-C6	5.90	123.24	119.70
1	AA	910	C	O4'-C1'-N1	5.90	112.92	108.20
20	AT	23	ARG	NE-CZ-NH1	5.90	123.25	120.30
35	BA	260	G	C4-C5-C6	-5.90	115.26	118.80
35	BA	986	C	C2-N3-C4	5.90	122.85	119.90
1	AA	189(A)	C	C4-C5-C6	-5.90	114.45	117.40
35	BA	1214	A	C5-C6-N1	-5.90	114.75	117.70
35	BA	1421	G	C5-C6-O6	-5.90	125.06	128.60
35	BA	1819	A	N9-C1'-C2'	5.90	121.67	114.00
35	BA	2575	C	C6-N1-C2	5.90	122.66	120.30
1	AA	1316	G	C2-N3-C4	5.90	114.85	111.90
35	BA	620	G	N9-C4-C5	-5.90	103.04	105.40
35	BA	799	G	C6-N1-C2	-5.90	121.56	125.10
35	BA	799	G	N1-C2-N3	5.90	127.44	123.90
1	AA	384	G	C3'-C2'-C1'	-5.89	96.78	101.50

Continued on next page...

Continued from previous page...

Mol	Chain	Res	Type	Atoms	Z	Observed(°)	Ideal(°)
35	BA	47	C	C4-C5-C6	5.89	120.35	117.40
35	BA	266	G	N3-C2-N2	-5.89	115.77	119.90
35	BA	1321	A	C2-N3-C4	5.89	113.55	110.60
35	BA	1719	G	N3-C2-N2	5.89	124.03	119.90
35	BA	1792	G	C2-N3-C4	5.89	114.85	111.90
35	BA	2106	G	N3-C2-N2	-5.89	115.78	119.90
35	BA	2235	G	N9-C4-C5	5.89	107.76	105.40
36	BB	22	U	C2-N3-C4	-5.89	123.46	127.00
1	AA	663	A	N9-C4-C5	-5.89	103.44	105.80
1	AA	744	C	O4'-C1'-N1	-5.89	103.49	108.20
1	AA	767	A	N9-C4-C5	-5.89	103.44	105.80
1	AA	894	G	C2-N3-C4	5.89	114.85	111.90
1	AA	1324	A	C8-N9-C4	5.89	108.16	105.80
35	BA	55	G	N1-C2-N2	5.89	121.50	116.20
35	BA	249	C	N1-C1'-C2'	5.89	121.66	114.00
35	BA	953	A	N9-C1'-C2'	-5.89	105.52	112.00
35	BA	1612	C	N1-C2-N3	5.89	123.33	119.20
35	BA	1612	C	N3-C2-O2	-5.89	117.78	121.90
35	BA	2894	G	C6-C5-N7	5.89	133.94	130.40
1	AA	926	G	C5-N7-C8	5.89	107.25	104.30
21	AU	10	ARG	NE-CZ-NH1	-5.89	117.35	120.30
22	AV	49	G	C5-N7-C8	-5.89	101.35	104.30
35	BA	770	G	N9-C4-C5	5.89	107.76	105.40
35	BA	2324	C	C3'-C2'-C1'	5.89	106.21	101.50
1	AA	168	G	C6-C5-N7	-5.89	126.87	130.40
8	AH	52	ASP	CB-CG-OD1	-5.89	113.00	118.30
35	BA	502	A	O5'-P-OP1	-5.89	100.40	105.70
35	BA	1398	C	C2-N3-C4	5.89	122.84	119.90
35	BA	1501	C	N3-C2-O2	-5.89	117.78	121.90
35	BA	2260	C	N3-C4-N4	-5.89	113.88	118.00
35	BA	2269	A	N7-C8-N9	-5.89	110.86	113.80
35	BA	2464	C	N1-C1'-C2'	-5.89	105.52	112.00
35	BA	2522	U	N1-C2-O2	-5.89	118.68	122.80
36	BB	4	C	O4'-C1'-N1	-5.89	103.49	108.20
1	AA	821	G	N7-C8-N9	5.89	116.04	113.10
22	AV	52	G	C1'-O4'-C4'	-5.89	105.19	109.90
35	BA	619	G	N1-C6-O6	-5.89	116.37	119.90
35	BA	2629	A	O4'-C1'-N9	-5.89	103.49	108.20
1	AA	618	C	N3-C4-C5	5.89	124.25	121.90
1	AA	1329	A	C4'-C3'-C2'	-5.89	96.71	102.60
22	AV	5	G	N1-C6-O6	5.89	123.43	119.90
35	BA	406	G	C6-N1-C2	5.89	128.63	125.10

Continued on next page...

Continued from previous page...

Mol	Chain	Res	Type	Atoms	Z	Observed(°)	Ideal(°)
35	BA	2071	A	N9-C4-C5	-5.89	103.44	105.80
35	BA	2197	U	C5-C6-N1	5.89	125.64	122.70
47	BP	21	ARG	NE-CZ-NH1	-5.89	117.36	120.30
1	AA	194	C	N1-C2-O2	5.88	122.43	118.90
1	AA	861	G	C5-C6-N1	5.88	114.44	111.50
1	AA	1392	G	O4'-C1'-N9	-5.88	103.49	108.20
1	AA	1400	C	N1-C2-O2	5.88	122.43	118.90
1	AA	1514	C	N3-C4-C5	5.88	124.25	121.90
35	BA	585	G	N3-C4-N9	-5.88	122.47	126.00
35	BA	917	A	C8-N9-C4	5.88	108.15	105.80
35	BA	1436	G	N9-C1'-C2'	-5.88	105.53	112.00
35	BA	2151	G	N7-C8-N9	-5.88	110.16	113.10
42	BH	54	ARG	NE-CZ-NH2	-5.88	117.36	120.30
1	AA	537	G	C2-N3-C4	-5.88	108.96	111.90
24	AY	655	TYR	CZ-CE2-CD2	-5.88	114.50	119.80
35	BA	758	C	N3-C4-C5	5.88	124.25	121.90
35	BA	1290	C	N3-C2-O2	-5.88	117.78	121.90
35	BA	271(Y)	U	C5-C6-N1	5.88	125.64	122.70
35	BA	904	C	N1-C2-O2	5.88	122.43	118.90
35	BA	1413	G	N3-C4-C5	5.88	131.54	128.60
35	BA	2332	U	C5-C6-N1	-5.88	119.76	122.70
37	BC	54	ARG	NE-CZ-NH2	-5.88	117.36	120.30
1	AA	174	C	C2-N3-C4	-5.88	116.96	119.90
1	AA	1442(B)	A	N1-C2-N3	5.88	132.24	129.30
35	BA	1344	G	C8-N9-C4	5.88	108.75	106.40
35	BA	1501	C	C4-C5-C6	5.88	120.34	117.40
36	BB	42	C	C4-C5-C6	5.88	120.34	117.40
43	BK	62	ASP	CB-CG-OD2	-5.88	113.01	118.30
1	AA	190	U	C1'-O4'-C4'	5.88	114.60	109.90
1	AA	1188	A	C5-C6-N1	5.88	120.64	117.70
1	AA	1417	G	C4-C5-C6	5.88	122.33	118.80
1	AA	1488	G	N7-C8-N9	5.88	116.04	113.10
22	AV	69	C	C2-N3-C4	5.88	122.84	119.90
35	BA	336	C	N1-C2-O2	5.88	122.43	118.90
35	BA	755	C	C6-N1-C1'	-5.88	113.75	120.80
35	BA	1149	G	C5-N7-C8	-5.88	101.36	104.30
35	BA	1625	C	N3-C4-C5	5.88	124.25	121.90
35	BA	2413	G	N1-C2-N3	5.88	127.43	123.90
35	BA	2665	A	C4-C5-N7	5.88	113.64	110.70
1	AA	680	C	C2-N3-C4	-5.88	116.96	119.90
1	AA	1123	A	C3'-C2'-C1'	5.88	106.20	101.50
24	AY	558	PHE	CB-CG-CD1	-5.88	116.69	120.80

Continued on next page...

Continued from previous page...

Mol	Chain	Res	Type	Atoms	Z	Observed(°)	Ideal(°)
35	BA	1051	G	N3-C4-N9	5.88	129.53	126.00
35	BA	1127	A	O4'-C1'-C2'	5.88	112.89	107.60
35	BA	2169	A	C2-N3-C4	-5.88	107.66	110.60
35	BA	2748	A	O4'-C1'-N9	5.88	112.90	108.20
46	BO	17	ARG	NE-CZ-NH1	5.88	123.24	120.30
1	AA	1385	G	N7-C8-N9	5.87	116.04	113.10
22	AV	29	G	C6-N1-C2	5.87	128.62	125.10
35	BA	44	G	C5-N7-C8	-5.87	101.36	104.30
35	BA	317	G	N3-C4-N9	5.87	129.52	126.00
35	BA	430	G	C5-N7-C8	-5.87	101.36	104.30
35	BA	1089	G	N1-C2-N2	5.87	121.49	116.20
35	BA	1854	A	C5-N7-C8	-5.87	100.96	103.90
35	BA	2134	A	C4-C5-N7	5.87	113.64	110.70
1	AA	16	A	N9-C4-C5	-5.87	103.45	105.80
1	AA	146	G	N3-C4-N9	5.87	129.52	126.00
1	AA	157	G	C5-C6-O6	5.87	132.12	128.60
1	AA	1083	U	C4-C5-C6	5.87	123.22	119.70
35	BA	481	G	C5-N7-C8	-5.87	101.36	104.30
35	BA	494	G	N9-C4-C5	5.87	107.75	105.40
35	BA	843	G	C8-N9-C4	5.87	108.75	106.40
35	BA	845	G	C6-N1-C2	-5.87	121.58	125.10
35	BA	2718	G	C4-C5-N7	-5.87	108.45	110.80
38	BD	54	ARG	NE-CZ-NH1	-5.87	117.36	120.30
1	AA	298	A	C2-N3-C4	5.87	113.53	110.60
1	AA	786	G	N1-C2-N3	5.87	127.42	123.90
1	AA	1033	G	N1-C6-O6	-5.87	116.38	119.90
1	AA	1035	A	C1'-O4'-C4'	-5.87	105.21	109.90
35	BA	288	C	O4'-C1'-N1	5.87	112.89	108.20
35	BA	635	C	N3-C4-C5	-5.87	119.55	121.90
35	BA	1187	G	N7-C8-N9	5.87	116.03	113.10
35	BA	1385	G	C6-N1-C2	-5.87	121.58	125.10
35	BA	2679	A	C6-N1-C2	-5.87	115.08	118.60
35	BA	183	C	C6-N1-C2	-5.87	117.95	120.30
35	BA	994	C	C2-N3-C4	5.87	122.83	119.90
35	BA	1560	G	O4'-C1'-N9	-5.87	103.51	108.20
35	BA	2400	G	N1-C6-O6	5.87	123.42	119.90
35	BA	2744	G	C4-C5-N7	-5.87	108.45	110.80
1	AA	43	C	C4-C5-C6	-5.87	114.47	117.40
1	AA	425	G	N3-C4-N9	5.87	129.52	126.00
22	AV	30	G	C2-N3-C4	5.87	114.83	111.90
35	BA	637	A	N1-C6-N6	5.87	122.12	118.60
35	BA	1543	C	C5-C6-N1	-5.87	118.07	121.00

Continued on next page...

Continued from previous page...

Mol	Chain	Res	Type	Atoms	Z	Observed(°)	Ideal(°)
35	BA	2386	C	N3-C4-C5	5.87	124.25	121.90
35	BA	2726	U	C4-C5-C6	-5.87	116.18	119.70
1	AA	17	U	N1-C2-N3	5.86	118.42	114.90
1	AA	658	G	N3-C4-C5	-5.86	125.67	128.60
1	AA	1412	C	N3-C4-C5	-5.86	119.55	121.90
12	AL	97	ARG	NE-CZ-NH1	-5.86	117.37	120.30
35	BA	53	A	C5-C6-N6	-5.86	119.01	123.70
35	BA	554	U	C5-C4-O4	-5.86	122.38	125.90
35	BA	635	C	C4-C5-C6	5.86	120.33	117.40
35	BA	1226	A	C2-N3-C4	-5.86	107.67	110.60
35	BA	2097	C	C4-C5-C6	5.86	120.33	117.40
35	BA	2181	G	C4-C5-N7	-5.86	108.45	110.80
35	BA	2750	A	N9-C4-C5	-5.86	103.45	105.80
35	BA	478	A	C5-N7-C8	-5.86	100.97	103.90
35	BA	1171	G	C5-N7-C8	-5.86	101.37	104.30
35	BA	2548	G	C6-N1-C2	5.86	128.62	125.10
1	AA	928	G	N9-C4-C5	5.86	107.74	105.40
35	BA	139(A)	G	N9-C4-C5	5.86	107.75	105.40
35	BA	535	C	C1'-O4'-C4'	5.86	114.59	109.90
35	BA	1578	U	N1-C2-O2	5.86	126.90	122.80
35	BA	1785	A	N1-C6-N6	5.86	122.12	118.60
35	BA	2435	A	N9-C4-C5	5.86	108.14	105.80
35	BA	2448	A	C5-N7-C8	5.86	106.83	103.90
35	BA	95	G	C2-N3-C4	5.86	114.83	111.90
46	BO	56	ASP	CB-CG-OD2	5.86	123.57	118.30
1	AA	294	U	N3-C4-C5	5.86	118.11	114.60
1	AA	307	C	C3'-C2'-C1'	5.86	106.19	101.50
1	AA	1104	G	C8-N9-C4	-5.86	104.06	106.40
1	AA	1325	C	C5-C6-N1	5.86	123.93	121.00
22	AV	12	G	C5-C6-N1	5.86	114.43	111.50
22	AV	43	A	C6-N1-C2	-5.86	115.08	118.60
25	B0	69	PHE	CB-CG-CD2	-5.86	116.70	120.80
35	BA	123	G	N7-C8-N9	5.86	116.03	113.10
35	BA	2603	G	N9-C1'-C2'	-5.86	105.56	112.00
1	AA	1168	A	C2-N3-C4	-5.86	107.67	110.60
1	AA	1490	C	C6-N1-C1'	5.86	127.83	120.80
35	BA	744	G	C5-N7-C8	-5.86	101.37	104.30
35	BA	957	A	C4-C5-N7	-5.86	107.77	110.70
35	BA	1229	G	N9-C4-C5	5.86	107.74	105.40
35	BA	1283	G	C8-N9-C4	-5.86	104.06	106.40
36	BB	104	U	N3-C4-C5	5.86	118.11	114.60
1	AA	128	G	C5-C6-N1	-5.85	108.57	111.50

Continued on next page...

Continued from previous page...

Mol	Chain	Res	Type	Atoms	Z	Observed(°)	Ideal(°)
1	AA	481	G	C5'-C4'-C3'	-5.85	106.63	116.00
1	AA	750	G	C5-C6-O6	5.85	132.11	128.60
1	AA	1336	C	N3-C4-N4	5.85	122.10	118.00
1	AA	429	U	C5'-C4'-O4'	5.85	116.12	109.10
1	AA	506	G	N3-C4-N9	-5.85	122.49	126.00
1	AA	546	G	C4-C5-N7	-5.85	108.46	110.80
1	AA	1375	A	C5-N7-C8	-5.85	100.97	103.90
1	AA	1405	G	N9-C4-C5	5.85	107.74	105.40
35	BA	256	A	C4-C5-N7	5.85	113.63	110.70
35	BA	488	G	C4-C5-N7	-5.85	108.46	110.80
35	BA	1123	C	C4-C5-C6	5.85	120.33	117.40
35	BA	1234	U	O4'-C1'-N1	5.85	112.88	108.20
35	BA	1275	A	C5-N7-C8	-5.85	100.97	103.90
35	BA	1662	C	C3'-C2'-C1'	-5.85	96.82	101.50
35	BA	2134	A	C1'-O4'-C4'	-5.85	105.22	109.90
35	BA	2286	A	N9-C4-C5	5.85	108.14	105.80
35	BA	2421	G	C5-N7-C8	-5.85	101.37	104.30
35	BA	2622	C	O4'-C1'-C2'	5.85	112.87	107.60
36	BB	117	G	N3-C2-N2	-5.85	115.80	119.90
1	AA	526	C	N1-C2-N3	-5.85	115.10	119.20
1	AA	1089	G	C6-C5-N7	-5.85	126.89	130.40
35	BA	457	A	N7-C8-N9	5.85	116.73	113.80
35	BA	2413	G	N7-C8-N9	5.85	116.03	113.10
1	AA	803	G	N1-C2-N3	-5.85	120.39	123.90
35	BA	399	G	C4-C5-N7	-5.85	108.46	110.80
35	BA	654(V)	A	C3'-C2'-C1'	5.85	106.18	101.50
35	BA	1684	C	N3-C2-O2	-5.85	117.81	121.90
35	BA	1923	U	N1-C2-O2	5.85	126.89	122.80
35	BA	2229	C	C2-N3-C4	5.85	122.83	119.90
35	BA	2680	C	C4-C5-C6	-5.85	114.48	117.40
35	BA	2857	G	C5-N7-C8	5.85	107.22	104.30
1	AA	614	A	C5-C6-N1	5.85	120.62	117.70
1	AA	701	C	C5-C6-N1	5.85	123.92	121.00
13	AM	87	TYR	CB-CG-CD1	5.85	124.51	121.00
22	AV	74	C	C6-N1-C2	5.85	122.64	120.30
35	BA	1228	G	N3-C4-N9	-5.85	122.49	126.00
35	BA	1957	C	N1-C2-O2	5.85	122.41	118.90
35	BA	2021	C	N1-C2-N3	5.85	123.29	119.20
1	AA	428	G	C5-N7-C8	5.85	107.22	104.30
1	AA	774	G	C5-C6-N1	5.85	114.42	111.50
35	BA	1785	A	O4'-C1'-N9	5.85	112.88	108.20
36	BB	39	A	N1-C6-N6	-5.85	115.09	118.60

Continued on next page...

Continued from previous page...

Mol	Chain	Res	Type	Atoms	Z	Observed(°)	Ideal(°)
1	AA	490	G	C2-N3-C4	-5.84	108.98	111.90
1	AA	1326	C	C5-C6-N1	-5.84	118.08	121.00
35	BA	208	C	N3-C2-O2	-5.84	117.81	121.90
35	BA	386	G	N1-C2-N2	-5.84	110.94	116.20
35	BA	2407	G	C5-N7-C8	-5.84	101.38	104.30
35	BA	2698	U	C5-C4-O4	-5.84	122.39	125.90
1	AA	1493	A	C6-N1-C2	-5.84	115.09	118.60
35	BA	271(J)	C	C3'-C2'-C1'	5.84	106.17	101.50
35	BA	932	G	N7-C8-N9	-5.84	110.18	113.10
35	BA	1074	G	N1-C6-O6	-5.84	116.39	119.90
35	BA	2334	G	O4'-C1'-N9	-5.84	103.53	108.20
35	BA	2439	A	C6-N1-C2	5.84	122.11	118.60
1	AA	11	G	C5-C6-N1	5.84	114.42	111.50
1	AA	246	A	N1-C2-N3	-5.84	126.38	129.30
22	AV	46	G	C5-C6-O6	-5.84	125.09	128.60
35	BA	324	A	N1-C6-N6	-5.84	115.10	118.60
35	BA	1302	A	C6-N1-C2	5.84	122.11	118.60
1	AA	39	G	C6-C5-N7	-5.84	126.90	130.40
1	AA	79	G	C8-N9-C4	-5.84	104.06	106.40
1	AA	790	A	C4-C5-N7	-5.84	107.78	110.70
1	AA	1160	G	C4-C5-N7	5.84	113.14	110.80
1	AA	1531	A	N7-C8-N9	-5.84	110.88	113.80
35	BA	399	G	N7-C8-N9	-5.84	110.18	113.10
35	BA	1252	G	C5-C6-O6	-5.84	125.10	128.60
35	BA	1406	U	O4'-C1'-N1	5.84	112.87	108.20
35	BA	2187	G	C6-N1-C2	5.84	128.60	125.10
35	BA	2274	A	C5-C6-N6	5.84	128.37	123.70
35	BA	2417	C	N1-C2-N3	5.84	123.29	119.20
1	AA	22	G	C1'-O4'-C4'	-5.84	105.23	109.90
35	BA	177	G	C1'-O4'-C4'	-5.84	105.23	109.90
35	BA	846	C	N1-C2-O2	5.84	122.40	118.90
1	AA	504	C	C2-N3-C4	-5.84	116.98	119.90
1	AA	657	G	N7-C8-N9	5.84	116.02	113.10
1	AA	1329	A	C5-C6-N6	-5.84	119.03	123.70
35	BA	2442	C	N3-C4-N4	5.84	122.09	118.00
35	BA	2894	G	C3'-C2'-C1'	5.84	106.17	101.50
35	BA	639	U	N3-C4-O4	5.83	123.48	119.40
35	BA	911	A	C5-N7-C8	-5.83	100.98	103.90
35	BA	1916	A	C4-C5-C6	5.83	119.92	117.00
1	AA	563	A	N9-C4-C5	-5.83	103.47	105.80
1	AA	1072	G	N9-C4-C5	5.83	107.73	105.40
35	BA	133	C	C2-N3-C4	5.83	122.82	119.90

Continued on next page...

Continued from previous page...

Mol	Chain	Res	Type	Atoms	Z	Observed(°)	Ideal(°)
35	BA	2218	U	C5-C6-N1	-5.83	119.78	122.70
35	BA	2412	A	N7-C8-N9	5.83	116.72	113.80
35	BA	2676	C	N3-C4-C5	5.83	124.23	121.90
35	BA	2792	G	C5-N7-C8	-5.83	101.38	104.30
47	BP	28	GLY	N-CA-C	-5.83	98.52	113.10
1	AA	63	C	C6-N1-C2	5.83	122.63	120.30
1	AA	69	G	C8-N9-C4	5.83	108.73	106.40
1	AA	731	G	C6-N1-C2	-5.83	121.60	125.10
22	AV	19	G	N9-C1'-C2'	5.83	121.58	114.00
35	BA	783	A	C8-N9-C4	-5.83	103.47	105.80
35	BA	1422	G	N3-C4-N9	5.83	129.50	126.00
35	BA	953	A	O4'-C1'-N9	5.83	112.86	108.20
35	BA	1561	G	N3-C4-N9	5.83	129.50	126.00
40	BF	139	PHE	CG-CD1-CE1	5.83	127.21	120.80
1	AA	540	G	C8-N9-C4	-5.83	104.07	106.40
1	AA	966	G	C5-N7-C8	5.83	107.21	104.30
1	AA	1446	U	O4'-C1'-N1	5.83	112.86	108.20
22	AV	19	G	N3-C4-N9	5.83	129.50	126.00
35	BA	115	C	N3-C4-C5	5.83	124.23	121.90
35	BA	2172	U	C5-C6-N1	-5.83	119.79	122.70
35	BA	2839	G	C2-N3-C4	-5.83	108.99	111.90
1	AA	80	G	C5-C6-O6	5.83	132.10	128.60
1	AA	282	A	C5-N7-C8	5.83	106.81	103.90
1	AA	372	C	C4-C5-C6	-5.83	114.49	117.40
1	AA	1442	G	C8-N9-C4	5.83	108.73	106.40
35	BA	44	G	C6-C5-N7	-5.83	126.90	130.40
35	BA	324	A	C4-C5-N7	5.83	113.61	110.70
35	BA	1155	A	C5-C6-N1	-5.83	114.79	117.70
1	AA	258	G	O4'-C1'-N9	-5.83	103.54	108.20
1	AA	482	A	C2-N3-C4	5.83	113.51	110.60
1	AA	510	A	C8-N9-C4	5.83	108.13	105.80
1	AA	1220	G	N3-C4-N9	-5.83	122.50	126.00
35	BA	74	A	C5-C6-N1	5.83	120.61	117.70
35	BA	248	G	N1-C6-O6	5.83	123.39	119.90
35	BA	495	G	N7-C8-N9	-5.83	110.19	113.10
35	BA	1044	G	C3'-C2'-C1'	5.83	106.16	101.50
35	BA	2335	A	N1-C2-N3	-5.83	126.39	129.30
35	BA	2867	G	N7-C8-N9	5.83	116.01	113.10
36	BB	117	G	N7-C8-N9	5.83	116.01	113.10
1	AA	629	G	N3-C4-N9	-5.82	122.51	126.00
1	AA	759	A	N1-C2-N3	-5.82	126.39	129.30
1	AA	787	A	C8-N9-C4	-5.82	103.47	105.80

Continued on next page...

Continued from previous page...

Mol	Chain	Res	Type	Atoms	Z	Observed(°)	Ideal(°)
1	AA	1398	A	N1-C2-N3	5.82	132.21	129.30
35	BA	200	U	N3-C4-O4	5.82	123.48	119.40
35	BA	654(T)	C	N3-C4-N4	-5.82	113.92	118.00
35	BA	1305	C	C5-C4-N4	-5.82	116.12	120.20
35	BA	2031	A	N1-C2-N3	-5.82	126.39	129.30
35	BA	2313	C	N3-C2-O2	5.82	125.98	121.90
35	BA	1463	C	C5-C6-N1	5.82	123.91	121.00
35	BA	2725	A	N9-C4-C5	5.82	108.13	105.80
1	AA	176	C	C1'-O4'-C4'	-5.82	105.24	109.90
1	AA	430	A	N9-C4-C5	-5.82	103.47	105.80
1	AA	1411	C	C4'-C3'-C2'	5.82	108.42	102.60
35	BA	119	A	C3'-C2'-C1'	-5.82	96.84	101.50
35	BA	861	A	C8-N9-C4	5.82	108.13	105.80
35	BA	1273	U	N1-C2-N3	5.82	118.39	114.90
35	BA	1997	G	C5-N7-C8	-5.82	101.39	104.30
35	BA	2635	C	C4-C5-C6	5.82	120.31	117.40
36	BB	101	G	N7-C8-N9	5.82	116.01	113.10
1	AA	56	U	N1-C2-O2	5.82	126.87	122.80
1	AA	1190	G	C4-C5-C6	-5.82	115.31	118.80
5	AE	36	ASP	CB-CG-OD2	5.82	123.54	118.30
35	BA	37	C	N3-C4-C5	-5.82	119.57	121.90
1	AA	114	U	C5-C6-N1	-5.82	119.79	122.70
1	AA	975	A	N1-C6-N6	-5.82	115.11	118.60
35	BA	2693	A	N9-C4-C5	5.82	108.13	105.80
1	AA	189(K)	U	C5-C4-O4	5.82	129.39	125.90
1	AA	1375	A	C2-N3-C4	-5.82	107.69	110.60
1	AA	1441	G	N1-C2-N3	-5.82	120.41	123.90
35	BA	343	C	C6-N1-C2	-5.82	117.97	120.30
35	BA	1097	U	N1-C2-O2	-5.82	118.73	122.80
35	BA	1460	A	C8-N9-C4	-5.82	103.47	105.80
35	BA	2345	G	O4'-C1'-C2'	-5.82	99.98	105.80
1	AA	1179	A	N1-C6-N6	5.81	122.09	118.60
35	BA	278	A	N3-C4-N9	-5.81	122.75	127.40
35	BA	511	U	C6-N1-C2	-5.81	117.51	121.00
35	BA	616	G	N1-C2-N3	5.81	127.39	123.90
35	BA	1021	A	C8-N9-C4	-5.81	103.47	105.80
35	BA	1742	G	N7-C8-N9	5.81	116.01	113.10
1	AA	1291	G	C4-C5-N7	5.81	113.12	110.80
35	BA	36	G	N7-C8-N9	-5.81	110.19	113.10
35	BA	43	A	C2-N3-C4	-5.81	107.69	110.60
35	BA	649	G	C8-N9-C4	-5.81	104.08	106.40
35	BA	913	U	N3-C4-O4	5.81	123.47	119.40

Continued on next page...

Continued from previous page...

Mol	Chain	Res	Type	Atoms	Z	Observed(°)	Ideal(°)
35	BA	1133	U	C6-N1-C2	5.81	124.49	121.00
35	BA	2081	C	C6-N1-C2	5.81	122.62	120.30
35	BA	2122	U	O4'-C1'-N1	5.81	112.85	108.20
35	BA	2699	C	N1-C2-O2	-5.81	115.41	118.90
36	BB	29	A	N1-C2-N3	5.81	132.21	129.30
1	AA	107	G	N1-C2-N2	-5.81	110.97	116.20
1	AA	266	G	N3-C2-N2	-5.81	115.83	119.90
1	AA	1430	C	O5'-P-OP2	-5.81	100.47	105.70
22	AV	7	G	N7-C8-N9	5.81	116.01	113.10
35	BA	737	C	N3-C4-C5	-5.81	119.58	121.90
35	BA	1469	A	C2-N3-C4	-5.81	107.69	110.60
1	AA	68	G	C8-N9-C4	5.81	108.72	106.40
1	AA	515	G	C5'-C4'-C3'	-5.81	106.70	116.00
1	AA	607	A	C2-N3-C4	-5.81	107.70	110.60
1	AA	1424	C	C4'-C3'-C2'	5.81	108.41	102.60
1	AA	1473	A	C8-N9-C4	-5.81	103.48	105.80
22	AV	10	G	C4-C5-N7	5.81	113.12	110.80
35	BA	255	A	C8-N9-C4	5.81	108.12	105.80
35	BA	341	G	N7-C8-N9	5.81	116.00	113.10
35	BA	654(H)	G	C4-C5-C6	5.81	122.29	118.80
35	BA	1122	G	N1-C2-N3	5.81	127.39	123.90
35	BA	1212	G	C2-N3-C4	-5.81	109.00	111.90
1	AA	146	G	C2-N3-C4	5.81	114.80	111.90
1	AA	245	C	N1-C2-O2	-5.81	115.42	118.90
1	AA	357	G	N7-C8-N9	5.81	116.00	113.10
1	AA	575	G	N9-C4-C5	-5.81	103.08	105.40
1	AA	787	A	N9-C4-C5	5.81	108.12	105.80
35	BA	469	G	C5-C6-N1	-5.81	108.60	111.50
35	BA	1193	G	C4-C5-N7	-5.81	108.48	110.80
35	BA	2334	G	C4-C5-N7	-5.81	108.48	110.80
35	BA	2535	G	C6-C5-N7	-5.81	126.92	130.40
35	BA	2659	G	C6-N1-C2	-5.81	121.61	125.10
36	BB	115	G	N3-C2-N2	5.81	123.97	119.90
1	AA	935	A	N1-C2-N3	5.81	132.20	129.30
1	AA	1274	G	N9-C4-C5	5.81	107.72	105.40
35	BA	807	U	C1'-O4'-C4'	5.81	114.55	109.90
36	BB	56	G	O4'-C1'-N9	-5.81	103.56	108.20
1	AA	685	G	N1-C6-O6	5.80	123.38	119.90
1	AA	799	G	C8-N9-C4	5.80	108.72	106.40
35	BA	716	A	C6-N1-C2	5.80	122.08	118.60
35	BA	1339	G	O4'-C1'-N9	5.80	112.84	108.20
35	BA	1465	G	C5-N7-C8	5.80	107.20	104.30

Continued on next page...

Continued from previous page...

Mol	Chain	Res	Type	Atoms	Z	Observed(°)	Ideal(°)
35	BA	1945	G	N1-C6-O6	5.80	123.38	119.90
36	BB	29	A	N1-C6-N6	-5.80	115.12	118.60
1	AA	1432	G	C4-C5-N7	-5.80	108.48	110.80
24	AY	657	THR	CA-CB-CG2	-5.80	104.28	112.40
35	BA	271(R)	G	N1-C2-N3	-5.80	120.42	123.90
35	BA	924	C	N3-C4-C5	5.80	124.22	121.90
35	BA	2669	G	C4-C5-N7	5.80	113.12	110.80
35	BA	2751	G	C5-C6-O6	5.80	132.08	128.60
1	AA	1251	A	C6-C5-N7	-5.80	128.24	132.30
35	BA	1638	C	C2-N3-C4	5.80	122.80	119.90
1	AA	245	C	O4'-C1'-N1	-5.80	103.56	108.20
1	AA	250	A	C4-C5-N7	-5.80	107.80	110.70
1	AA	535	A	C5-C6-N6	5.80	128.34	123.70
1	AA	1241	G	N9-C4-C5	-5.80	103.08	105.40
35	BA	1028	A	N1-C2-N3	5.80	132.20	129.30
35	BA	1394	U	O5'-P-OP2	-5.80	100.48	105.70
35	BA	2284	C	N3-C4-N4	5.80	122.06	118.00
35	BA	2354	G	N3-C4-C5	-5.80	125.70	128.60
1	AA	880	C	C4-C5-C6	-5.80	114.50	117.40
35	BA	135	G	C6-C5-N7	-5.80	126.92	130.40
35	BA	621	A	N1-C2-N3	5.80	132.20	129.30
1	AA	517	G	C2-N3-C4	-5.80	109.00	111.90
1	AA	943	U	C5-C6-N1	-5.80	119.80	122.70
1	AA	1224	G	N3-C4-C5	-5.80	125.70	128.60
35	BA	506	G	N9-C4-C5	5.80	107.72	105.40
35	BA	828	U	C2-N3-C4	5.80	130.48	127.00
35	BA	1021	A	C2-N3-C4	5.80	113.50	110.60
35	BA	1519	G	C6-N1-C2	-5.80	121.62	125.10
35	BA	1580	A	C5'-C4'-O4'	5.80	116.06	109.10
35	BA	2113	U	C3'-C2'-C1'	5.80	106.14	101.50
35	BA	2279	G	N1-C2-N3	5.80	127.38	123.90
1	AA	424	G	O4'-C1'-N9	5.79	112.84	108.20
1	AA	779	C	N1-C2-N3	5.79	123.26	119.20
1	AA	1333	A	N9-C4-C5	5.79	108.12	105.80
1	AA	662	G	N3-C4-N9	5.79	129.48	126.00
1	AA	959	A	C6-N1-C2	-5.79	115.12	118.60
22	AV	17(A)	U	N1-C2-N3	-5.79	111.42	114.90
35	BA	90	U	C4'-C3'-C2'	5.79	108.39	102.60
35	BA	1063	G	C5-C6-N1	-5.79	108.60	111.50
35	BA	2189	U	C5-C4-O4	5.79	129.38	125.90
35	BA	2706	G	N1-C6-O6	5.79	123.38	119.90
36	BB	11	C	O4'-C1'-N1	5.79	112.83	108.20

Continued on next page...

Continued from previous page...

Mol	Chain	Res	Type	Atoms	Z	Observed(°)	Ideal(°)
36	BB	85	G	C2-N3-C4	5.79	114.80	111.90
1	AA	1239	A	N1-C6-N6	5.79	122.07	118.60
35	BA	905	U	C6-N1-C2	-5.79	117.53	121.00
35	BA	1481	U	N3-C4-C5	-5.79	111.13	114.60
35	BA	2012	G	C8-N9-C4	-5.79	104.08	106.40
35	BA	2792	G	C5-C6-O6	5.79	132.07	128.60
1	AA	1266	G	C4-C5-C6	5.79	122.27	118.80
1	AA	1399	C	C2-N3-C4	-5.79	117.00	119.90
35	BA	183	C	N3-C4-C5	-5.79	119.58	121.90
35	BA	1250	G	C1'-O4'-C4'	-5.79	105.27	109.90
35	BA	1520	G	N9-C4-C5	-5.79	103.08	105.40
35	BA	2712(A)	A	C2-N3-C4	-5.79	107.70	110.60
1	AA	260	G	C4-C5-N7	-5.79	108.48	110.80
1	AA	1129	C	C3'-C2'-C1'	5.79	106.13	101.50
35	BA	285	C	C1'-O4'-C4'	-5.79	105.27	109.90
35	BA	1162	G	C4'-C3'-C2'	-5.79	96.81	102.60
35	BA	2243	U	C5'-C4'-O4'	-5.79	102.16	109.10
1	AA	1041	A	C8-N9-C4	-5.79	103.48	105.80
13	AM	125	ARG	NE-CZ-NH2	-5.79	117.41	120.30
35	BA	528	A	C5-C6-N1	5.79	120.59	117.70
35	BA	1204	A	O4'-C1'-N9	5.79	112.83	108.20
35	BA	2187	G	C5-C6-O6	5.79	132.07	128.60
35	BA	2366	A	C3'-C2'-C1'	5.79	106.13	101.50
1	AA	748	C	N1-C2-O2	-5.79	115.43	118.90
1	AA	1188	A	N1-C6-N6	-5.79	115.13	118.60
1	AA	1291	G	N1-C6-O6	5.79	123.37	119.90
35	BA	374	A	C2-N3-C4	-5.79	107.71	110.60
35	BA	583	G	N7-C8-N9	5.79	115.99	113.10
35	BA	2388	A	O4'-C1'-C2'	5.79	112.81	107.60
35	BA	2482	G	C5-N7-C8	5.79	107.19	104.30
1	AA	956	U	C4-C5-C6	5.78	123.17	119.70
22	AV	9	G	C4-C5-N7	-5.78	108.49	110.80
35	BA	248	G	N1-C2-N2	5.78	121.40	116.20
35	BA	1694	C	C5-C4-N4	5.78	124.25	120.20
1	AA	58	C	C6-N1-C2	5.78	122.61	120.30
35	BA	851	U	N1-C2-N3	-5.78	111.43	114.90
35	BA	909	A	N1-C2-N3	5.78	132.19	129.30
35	BA	1422	G	C5'-C4'-C3'	-5.78	106.75	116.00
35	BA	2101	G	N9-C4-C5	5.78	107.71	105.40
1	AA	6	G	C5-C6-O6	5.78	132.07	128.60
1	AA	667	G	O4'-C1'-N9	-5.78	103.58	108.20
1	AA	831	U	C6-N1-C2	-5.78	117.53	121.00

Continued on next page...

Continued from previous page...

Mol	Chain	Res	Type	Atoms	Z	Observed(°)	Ideal(°)
1	AA	1478	C	C5-C6-N1	5.78	123.89	121.00
22	AV	73	A	C4-C5-N7	5.78	113.59	110.70
35	BA	861	A	C6-C5-N7	-5.78	128.25	132.30
35	BA	890	A	O5'-P-OP2	-5.78	100.50	105.70
1	AA	848	C	C5-C4-N4	5.78	124.25	120.20
1	AA	1088	G	C4-C5-N7	-5.78	108.49	110.80
35	BA	44	G	N3-C4-N9	5.78	129.47	126.00
35	BA	124	G	P-O5'-C5'	5.78	130.15	120.90
35	BA	719	C	C5-C6-N1	5.78	123.89	121.00
1	AA	15	G	N1-C2-N3	-5.78	120.43	123.90
1	AA	1264	C	C6-N1-C2	-5.78	117.99	120.30
24	AY	386	GLY	N-CA-C	5.78	127.54	113.10
35	BA	69	C	C4-C5-C6	-5.78	114.51	117.40
35	BA	960	A	C5-N7-C8	5.78	106.79	103.90
35	BA	1114	G	N7-C8-N9	-5.78	110.21	113.10
35	BA	1416	G	N7-C8-N9	5.78	115.99	113.10
35	BA	1484	G	C6-N1-C2	5.78	128.57	125.10
35	BA	2095	C	C2-N3-C4	-5.78	117.01	119.90
35	BA	2343	C	C4-C5-C6	5.78	120.29	117.40
35	BA	2360	A	C8-N9-C4	5.78	108.11	105.80
1	AA	230	G	C6-C5-N7	5.78	133.87	130.40
1	AA	837	G	C2-N3-C4	-5.78	109.01	111.90
1	AA	1238	A	N1-C6-N6	5.78	122.06	118.60
35	BA	271(T)	C	C4-C5-C6	-5.78	114.51	117.40
35	BA	363(F)	A	O4'-C1'-C2'	5.78	112.80	107.60
35	BA	894	C	C5-C4-N4	-5.78	116.16	120.20
35	BA	2300	G	C5-C6-O6	-5.78	125.13	128.60
35	BA	2388	A	O5'-P-OP2	-5.78	100.50	105.70
35	BA	2390	U	N1-C2-O2	-5.78	118.76	122.80
39	BE	160	TYR	CD1-CE1-CZ	5.78	125.00	119.80
1	AA	510	A	N7-C8-N9	-5.77	110.91	113.80
1	AA	658	G	N9-C4-C5	-5.77	103.09	105.40
35	BA	1320	C	O4'-C1'-N1	5.77	112.82	108.20
35	BA	1399	C	N1-C2-O2	5.77	122.36	118.90
35	BA	1442	G	C6-N1-C2	-5.77	121.64	125.10
35	BA	1905	C	C3'-C2'-C1'	5.77	106.12	101.50
35	BA	2517	C	C2-N3-C4	5.77	122.79	119.90
1	AA	634	C	C3'-C2'-C1'	-5.77	96.88	101.50
1	AA	724	G	N3-C2-N2	5.77	123.94	119.90
1	AA	1503	A	N9-C4-C5	5.77	108.11	105.80
1	AA	1514	C	O4'-C1'-N1	-5.77	103.58	108.20
31	B6	19	ARG	NE-CZ-NH2	-5.77	117.41	120.30

Continued on next page...

Continued from previous page...

Mol	Chain	Res	Type	Atoms	Z	Observed(°)	Ideal(°)
35	BA	212	G	C5-C6-O6	-5.77	125.14	128.60
35	BA	391	G	N9-C4-C5	5.77	107.71	105.40
35	BA	982	C	O4'-C1'-N1	5.77	112.82	108.20
35	BA	2815	C	C2-N3-C4	-5.77	117.01	119.90
1	AA	972	C	C6-N1-C2	-5.77	117.99	120.30
35	BA	2154	G	C4-C5-N7	5.77	113.11	110.80
35	BA	2757	A	N9-C4-C5	-5.77	103.49	105.80
36	BB	93	G	N1-C2-N2	5.77	121.39	116.20
1	AA	186	C	O5'-P-OP2	5.77	117.62	110.70
1	AA	613	C	O4'-C1'-N1	5.77	112.81	108.20
1	AA	1372	U	N3-C4-C5	5.77	118.06	114.60
35	BA	271(V)	G	N1-C6-O6	5.77	123.36	119.90
35	BA	687	C	N3-C2-O2	-5.77	117.86	121.90
35	BA	2359	C	C4-C5-C6	5.77	120.28	117.40
57	BZ	9	TYR	CG-CD1-CE1	5.77	125.92	121.30
1	AA	855	G	N1-C6-O6	-5.77	116.44	119.90
22	AV	49	G	C8-N9-C4	5.77	108.71	106.40
23	AX	18	G	N9-C4-C5	5.77	107.71	105.40
35	BA	397	G	N1-C2-N3	-5.77	120.44	123.90
35	BA	2559	C	N1-C2-O2	-5.77	115.44	118.90
1	AA	33	A	N3-C4-C5	-5.76	122.77	126.80
35	BA	8	A	C4-C5-N7	-5.76	107.82	110.70
35	BA	271(E)	U	N3-C4-C5	5.76	118.06	114.60
35	BA	1022	G	C4-C5-C6	-5.76	115.34	118.80
35	BA	1097	U	C4-C5-C6	5.76	123.16	119.70
35	BA	2195	C	N3-C4-C5	5.76	124.21	121.90
35	BA	2735	G	O4'-C1'-N9	5.76	112.81	108.20
35	BA	225	A	N9-C4-C5	-5.76	103.50	105.80
35	BA	621	A	O4'-C1'-N9	5.76	112.81	108.20
35	BA	1820	U	C5-C6-N1	-5.76	119.82	122.70
1	AA	1372	U	C4-C5-C6	-5.76	116.24	119.70
35	BA	413	C	C5-C6-N1	-5.76	118.12	121.00
35	BA	2279	G	C2-N3-C4	-5.76	109.02	111.90
1	AA	291	C	C4-C5-C6	5.76	120.28	117.40
1	AA	898	G	N1-C2-N2	-5.76	111.02	116.20
1	AA	937	A	C5-C6-N1	5.76	120.58	117.70
1	AA	1121	U	C5-C6-N1	-5.76	119.82	122.70
1	AA	1121	U	N3-C4-O4	-5.76	115.37	119.40
1	AA	1510	U	C5-C6-N1	5.76	125.58	122.70
35	BA	850	C	C1'-O4'-C4'	-5.76	105.29	109.90
35	BA	1558	A	C5-N7-C8	-5.76	101.02	103.90
35	BA	2095	C	C5-C6-N1	-5.76	118.12	121.00

Continued on next page...

Continued from previous page...

Mol	Chain	Res	Type	Atoms	Z	Observed(°)	Ideal(°)
1	AA	46	G	C8-N9-C4	-5.76	104.10	106.40
1	AA	1185	G	C6-C5-N7	-5.76	126.94	130.40
35	BA	272(D)	G	N3-C2-N2	5.76	123.93	119.90
46	BO	104	ARG	NE-CZ-NH2	-5.76	117.42	120.30
49	BR	105	ARG	NE-CZ-NH2	-5.76	117.42	120.30
1	AA	492	G	N3-C4-N9	5.76	129.45	126.00
1	AA	752	G	C5-N7-C8	5.76	107.18	104.30
35	BA	294	A	C5-N7-C8	5.76	106.78	103.90
35	BA	1178	C	C4-C5-C6	5.76	120.28	117.40
35	BA	1211	U	C2-N3-C4	-5.76	123.55	127.00
35	BA	1227	G	C4'-C3'-C2'	-5.76	96.84	102.60
35	BA	1421	G	N9-C4-C5	5.76	107.70	105.40
35	BA	2498	C	C5'-C4'-O4'	5.76	116.01	109.10
35	BA	2511	U	C5'-C4'-C3'	-5.76	106.79	116.00
35	BA	2665	A	N1-C2-N3	5.76	132.18	129.30
35	BA	574	C	C4-C5-C6	5.75	120.28	117.40
35	BA	1012	U	O4'-C1'-C2'	-5.75	100.05	105.80
35	BA	2425	A	N9-C4-C5	5.75	108.10	105.80
36	BB	36	C	N1-C2-O2	-5.75	115.45	118.90
1	AA	577	G	OP2-P-O3'	5.75	117.86	105.20
35	BA	604	G	C5-C6-O6	5.75	132.05	128.60
35	BA	1056	G	N3-C4-C5	5.75	131.48	128.60
35	BA	2870	C	N3-C2-O2	5.75	125.93	121.90
49	BR	47	PHE	CB-CG-CD2	5.75	124.83	120.80
1	AA	815	A	C6-C5-N7	-5.75	128.27	132.30
1	AA	1265	G	N7-C8-N9	5.75	115.98	113.10
1	AA	1344	C	O4'-C1'-N1	-5.75	103.60	108.20
35	BA	301	G	C5-N7-C8	-5.75	101.42	104.30
35	BA	914	C	N3-C2-O2	-5.75	117.87	121.90
35	BA	1004	C	C5-C4-N4	-5.75	116.17	120.20
35	BA	1859	A	N1-C2-N3	5.75	132.18	129.30
35	BA	2316	C	O4'-C1'-N1	5.75	112.80	108.20
50	BS	106	ARG	NE-CZ-NH2	-5.75	117.42	120.30
35	BA	2655	G	C6-N1-C2	-5.75	121.65	125.10
1	AA	177	C	C4-C5-C6	5.75	120.27	117.40
1	AA	1146	A	O4'-C1'-N9	-5.75	103.60	108.20
35	BA	173	G	N7-C8-N9	5.75	115.97	113.10
35	BA	326	G	O4'-C1'-N9	-5.75	103.60	108.20
35	BA	596	G	C5-N7-C8	5.75	107.17	104.30
35	BA	1080	C	C2-N3-C4	-5.75	117.03	119.90
35	BA	1212	G	C6-N1-C2	5.75	128.55	125.10
35	BA	2286	A	N3-C4-N9	-5.75	122.80	127.40

Continued on next page...

Continued from previous page...

Mol	Chain	Res	Type	Atoms	Z	Observed(°)	Ideal(°)
35	BA	2371	G	C2-N3-C4	-5.75	109.03	111.90
35	BA	2517	C	C6-N1-C2	-5.75	118.00	120.30
35	BA	2669	G	O4'-C1'-N9	-5.75	103.60	108.20
35	BA	2731	G	C4-C5-N7	-5.75	108.50	110.80
1	AA	461	A	C5'-C4'-O4'	-5.75	102.20	109.10
1	AA	1498	U	C4'-C3'-C2'	5.75	108.35	102.60
35	BA	74	A	O4'-C1'-N9	5.75	112.80	108.20
35	BA	946	G	O5'-P-OP1	-5.75	100.53	105.70
35	BA	1280	G	N1-C6-O6	5.75	123.35	119.90
35	BA	1290	C	N1-C2-N3	5.75	123.22	119.20
35	BA	1748	G	C6-N1-C2	-5.75	121.65	125.10
35	BA	2181	G	N9-C4-C5	5.75	107.70	105.40
35	BA	2318	G	C4'-C3'-C2'	-5.75	96.85	102.60
35	BA	2827	C	N3-C4-C5	-5.75	119.60	121.90
38	BD	190	TYR	CD1-CE1-CZ	5.75	124.97	119.80
1	AA	128	G	N3-C4-C5	5.75	131.47	128.60
1	AA	242	C	C4-C5-C6	-5.75	114.53	117.40
1	AA	1292	U	C4-C5-C6	5.75	123.15	119.70
1	AA	1416	G	C4-C5-C6	-5.75	115.35	118.80
1	AA	1439	C	C4-C5-C6	-5.75	114.53	117.40
35	BA	1610	A	N7-C8-N9	-5.75	110.93	113.80
35	BA	2059	A	C5-C6-N6	-5.75	119.10	123.70
35	BA	2493	U	N3-C2-O2	-5.75	118.18	122.20
1	AA	167	G	C6-N1-C2	5.74	128.55	125.10
1	AA	1099	G	C5-C6-N1	5.74	114.37	111.50
22	AV	72	A	N1-C6-N6	-5.74	115.15	118.60
35	BA	151	C	N3-C4-C5	-5.74	119.60	121.90
35	BA	1250	G	N1-C2-N2	5.74	121.37	116.20
35	BA	1259	G	C2-N3-C4	5.74	114.77	111.90
35	BA	1275	A	O4'-C4'-C3'	5.74	110.69	106.10
36	BB	56	G	N1-C2-N3	-5.74	120.45	123.90
1	AA	369	C	N1-C2-O2	-5.74	115.45	118.90
1	AA	568	G	O4'-C1'-N9	-5.74	103.61	108.20
1	AA	1443	G	C2-N3-C4	5.74	114.77	111.90
35	BA	397	G	C5-C6-N1	5.74	114.37	111.50
35	BA	2053	G	N3-C4-C5	5.74	131.47	128.60
35	BA	2664	G	C4-C5-N7	-5.74	108.50	110.80
1	AA	515	G	C2-N3-C4	-5.74	109.03	111.90
1	AA	996	A	C8-N9-C4	-5.74	103.50	105.80
1	AA	1285	A	C5-C6-N6	5.74	128.29	123.70
1	AA	1427	U	C1'-O4'-C4'	-5.74	105.31	109.90
35	BA	2169	A	C4-C5-N7	5.74	113.57	110.70

Continued on next page...

Continued from previous page...

Mol	Chain	Res	Type	Atoms	Z	Observed(°)	Ideal(°)
1	AA	21	G	C2-N3-C4	5.74	114.77	111.90
35	BA	530	G	N3-C2-N2	5.74	123.92	119.90
1	AA	1056	U	C3'-C2'-C1'	-5.74	96.91	101.50
1	AA	1197	G	C3'-C2'-C1'	5.74	106.09	101.50
35	BA	191	A	C5-N7-C8	5.74	106.77	103.90
1	AA	604	G	C4-C5-N7	5.74	113.09	110.80
1	AA	682	G	C5-C6-N1	-5.74	108.63	111.50
1	AA	838	G	C5-C6-N1	5.74	114.37	111.50
1	AA	1045	C	C5'-C4'-C3'	-5.74	106.82	116.00
1	AA	1193	G	C4-C5-N7	5.74	113.09	110.80
22	AV	49	G	C2-N3-C4	-5.74	109.03	111.90
35	BA	1591	G	N7-C8-N9	5.74	115.97	113.10
42	BH	152	ARG	NE-CZ-NH2	5.74	123.17	120.30
1	AA	167	G	O4'-C1'-N9	-5.73	103.61	108.20
1	AA	1499	A	N9-C4-C5	-5.73	103.51	105.80
35	BA	654(Q)	C	N1-C2-O2	5.73	122.34	118.90
1	AA	492	G	N9-C4-C5	-5.73	103.11	105.40
1	AA	597	G	N1-C6-O6	5.73	123.34	119.90
35	BA	659	C	N3-C4-N4	-5.73	113.99	118.00
35	BA	1582	C	N3-C4-C5	-5.73	119.61	121.90
35	BA	1643	G	C4-C5-N7	-5.73	108.51	110.80
35	BA	2207	G	C5-N7-C8	-5.73	101.43	104.30
1	AA	1100	C	N3-C2-O2	5.73	125.91	121.90
1	AA	1260	C	N1-C2-O2	-5.73	115.46	118.90
35	BA	808	G	C8-N9-C4	5.73	108.69	106.40
35	BA	960	A	N7-C8-N9	-5.73	110.94	113.80
49	BR	17	ARG	NE-CZ-NH1	-5.73	117.44	120.30
1	AA	557	G	C6-N1-C2	5.73	128.54	125.10
1	AA	1096	C	N1-C2-O2	-5.73	115.46	118.90
35	BA	1450(A)	C	C6-N1-C2	-5.73	118.01	120.30
1	AA	614	A	C6-C5-N7	5.73	136.31	132.30
1	AA	885	G	C5-C6-N1	5.73	114.36	111.50
20	AT	86	ARG	NE-CZ-NH1	-5.73	117.44	120.30
35	BA	614(A)	U	N3-C4-C5	5.73	118.04	114.60
35	BA	883	G	C5-N7-C8	-5.73	101.44	104.30
35	BA	1747(A)	G	C8-N9-C4	-5.73	104.11	106.40
35	BA	2332	U	C6-N1-C2	5.73	124.44	121.00
35	BA	2464	C	C6-N1-C2	-5.73	118.01	120.30
1	AA	239	U	C5-C6-N1	-5.73	119.84	122.70
1	AA	731	G	N1-C6-O6	5.73	123.34	119.90
1	AA	795	C	N3-C4-N4	-5.73	113.99	118.00
1	AA	1508	G	N1-C6-O6	5.73	123.33	119.90

Continued on next page...

Continued from previous page...

Mol	Chain	Res	Type	Atoms	Z	Observed(°)	Ideal(°)
35	BA	830	G	C5-C6-N1	-5.73	108.64	111.50
35	BA	1237	A	N9-C4-C5	-5.73	103.51	105.80
35	BA	1239	G	N9-C1'-C2'	-5.73	105.70	112.00
35	BA	2764	A	C2-N3-C4	5.73	113.46	110.60
1	AA	290	C	C4-C5-C6	5.72	120.26	117.40
1	AA	315	A	N3-C4-C5	5.72	130.81	126.80
1	AA	671	G	N3-C4-C5	5.72	131.46	128.60
1	AA	1408	A	N7-C8-N9	5.72	116.66	113.80
35	BA	1479	G	N9-C4-C5	-5.72	103.11	105.40
35	BA	1509	C	O4'-C1'-N1	5.72	112.78	108.20
35	BA	1809	A	C5-C6-N1	-5.72	114.84	117.70
36	BB	107	G	C6-N1-C2	-5.72	121.67	125.10
1	AA	719	C	N1-C2-O2	-5.72	115.47	118.90
1	AA	854	G	N7-C8-N9	-5.72	110.24	113.10
35	BA	144	C	O4'-C1'-N1	5.72	112.78	108.20
35	BA	813	U	C4-C5-C6	5.72	123.13	119.70
35	BA	1653	G	C4-C5-N7	5.72	113.09	110.80
35	BA	2771	C	C5-C6-N1	5.72	123.86	121.00
1	AA	1044	A	C5-N7-C8	5.72	106.76	103.90
1	AA	1523	G	C4'-C3'-C2'	-5.72	96.88	102.60
35	BA	1111	A	C3'-C2'-C1'	5.72	106.08	101.50
35	BA	1252	G	O4'-C1'-N9	-5.72	103.62	108.20
35	BA	2591	C	N3-C4-C5	-5.72	119.61	121.90
36	BB	27	C	N3-C4-N4	5.72	122.00	118.00
35	BA	219	G	C6-N1-C2	-5.72	121.67	125.10
35	BA	975	C	O5'-P-OP2	-5.72	100.55	105.70
35	BA	1542	A	N7-C8-N9	5.72	116.66	113.80
35	BA	1616	A	N3-C4-C5	-5.72	122.80	126.80
35	BA	2440	C	C6-N1-C2	-5.72	118.01	120.30
1	AA	595	G	C5-N7-C8	-5.72	101.44	104.30
35	BA	352	G	N9-C1'-C2'	5.72	121.43	114.00
35	BA	411	G	C1'-O4'-C4'	5.72	114.47	109.90
1	AA	454	C	N3-C4-N4	5.72	122.00	118.00
1	AA	1412	C	O4'-C1'-N1	5.72	112.77	108.20
35	BA	411	G	N7-C8-N9	5.72	115.96	113.10
35	BA	941	A	N1-C2-N3	-5.72	126.44	129.30
35	BA	984	A	O4'-C1'-N9	5.72	112.77	108.20
35	BA	2718	G	C3'-C2'-C1'	-5.72	96.93	101.50
1	AA	185	A	N9-C4-C5	5.71	108.09	105.80
1	AA	220	G	C5'-C4'-C3'	-5.71	106.86	116.00
1	AA	962	C	N1-C2-O2	5.71	122.33	118.90
35	BA	784	A	O5'-P-OP1	-5.71	100.56	105.70

Continued on next page...

Continued from previous page...

Mol	Chain	Res	Type	Atoms	Z	Observed(°)	Ideal(°)
35	BA	1098	A	N7-C8-N9	-5.71	110.94	113.80
35	BA	1192	G	N9-C4-C5	-5.71	103.11	105.40
35	BA	1260	G	C6-N1-C2	5.71	128.53	125.10
35	BA	2117	A	O4'-C1'-C2'	5.71	112.74	107.60
35	BA	2417	C	C6-N1-C2	-5.71	118.01	120.30
40	BF	23	ASP	CB-CG-OD2	5.71	123.44	118.30
50	BS	67	ARG	NE-CZ-NH2	-5.71	117.44	120.30
1	AA	399	G	C5-C6-N1	-5.71	108.64	111.50
35	BA	2126	A	C2-N3-C4	-5.71	107.74	110.60
1	AA	126	G	C6-C5-N7	-5.71	126.97	130.40
1	AA	925	G	C5'-C4'-O4'	5.71	115.95	109.10
1	AA	1227	A	C6-N1-C2	-5.71	115.17	118.60
35	BA	1567	A	N3-C4-C5	-5.71	122.80	126.80
35	BA	2730	C	C4-C5-C6	-5.71	114.54	117.40
1	AA	927	G	C8-N9-C4	-5.71	104.12	106.40
35	BA	415	A	N1-C2-N3	-5.71	126.44	129.30
35	BA	517	C	C5-C6-N1	-5.71	118.14	121.00
35	BA	722	A	O4'-C1'-N9	5.71	112.77	108.20
35	BA	1964	G	N3-C4-N9	5.71	129.43	126.00
39	BE	100	GLU	OE1-CD-OE2	-5.71	116.45	123.30
1	AA	15	G	O4'-C1'-N9	-5.71	103.63	108.20
18	AR	81	PHE	CB-CG-CD2	-5.71	116.80	120.80
35	BA	1147	C	C6-N1-C2	5.71	122.58	120.30
35	BA	1639	U	C5-C4-O4	-5.71	122.47	125.90
1	AA	656	C	C2-N3-C4	-5.71	117.05	119.90
35	BA	472	A	N3-C4-C5	5.71	130.79	126.80
35	BA	1139	G	C4-C5-N7	5.71	113.08	110.80
35	BA	1527	G	N3-C4-N9	5.71	129.42	126.00
35	BA	1889	A	N9-C4-C5	-5.71	103.52	105.80
35	BA	2224	G	N3-C2-N2	5.71	123.89	119.90
35	BA	2267	A	C5-N7-C8	-5.71	101.05	103.90
35	BA	2702	U	N3-C2-O2	-5.71	118.20	122.20
35	BA	2826	A	C5'-C4'-C3'	-5.71	106.87	116.00
1	AA	340	U	N1-C2-N3	5.71	118.32	114.90
35	BA	1526	G	C5-N7-C8	5.71	107.15	104.30
1	AA	557	G	C4-C5-N7	5.70	113.08	110.80
1	AA	1096	C	C4-C5-C6	5.70	120.25	117.40
1	AA	1406	U	O4'-C1'-N1	-5.70	103.64	108.20
16	AP	9	PHE	CB-CG-CD1	5.70	124.79	120.80
35	BA	334	C	N3-C4-N4	5.70	121.99	118.00
35	BA	788	A	C5-C6-N1	-5.70	114.85	117.70
35	BA	1058	G	C2-N3-C4	5.70	114.75	111.90

Continued on next page...

Continued from previous page...

Mol	Chain	Res	Type	Atoms	Z	Observed(°)	Ideal(°)
35	BA	2246	G	N9-C4-C5	-5.70	103.12	105.40
35	BA	2601	C	N1-C2-O2	-5.70	115.48	118.90
35	BA	2792	G	N1-C2-N2	5.70	121.33	116.20
35	BA	2834	G	N3-C2-N2	5.70	123.89	119.90
1	AA	405	U	C3'-C2'-C1'	5.70	106.06	101.50
35	BA	1669	A	C6-C5-N7	5.70	136.29	132.30
1	AA	701	C	N3-C4-C5	-5.70	119.62	121.90
1	AA	719	C	N3-C4-C5	-5.70	119.62	121.90
1	AA	1050	G	C5-C6-O6	-5.70	125.18	128.60
3	AC	21	ARG	NE-CZ-NH1	-5.70	117.45	120.30
4	AD	138	TYR	CB-CG-CD2	-5.70	117.58	121.00
35	BA	301	G	C4-C5-N7	5.70	113.08	110.80
35	BA	654(E)	G	N3-C4-C5	-5.70	125.75	128.60
35	BA	741	G	C2-N3-C4	5.70	114.75	111.90
35	BA	940	G	C6-N1-C2	-5.70	121.68	125.10
35	BA	1237	A	N1-C2-N3	5.70	132.15	129.30
35	BA	2565	A	N9-C4-C5	5.70	108.08	105.80
1	AA	39	G	N9-C1'-C2'	-5.70	105.73	112.00
1	AA	317	G	C3'-C2'-C1'	-5.70	96.94	101.50
1	AA	558	G	N3-C4-C5	-5.70	125.75	128.60
1	AA	770	C	C5'-C4'-O4'	5.70	115.94	109.10
1	AA	1295	G	C5-C6-N1	5.70	114.35	111.50
35	BA	573	G	C5-C6-O6	-5.70	125.18	128.60
35	BA	924	C	C1'-O4'-C4'	-5.70	105.34	109.90
35	BA	1020	A	C5'-C4'-O4'	-5.70	102.26	109.10
35	BA	2362	G	O4'-C4'-C3'	-5.70	98.30	104.00
35	BA	53	A	C4-C5-C6	5.70	119.85	117.00
35	BA	55	G	N1-C2-N3	-5.70	120.48	123.90
35	BA	623	G	C2-N3-C4	5.70	114.75	111.90
35	BA	642	G	N3-C4-C5	5.70	131.45	128.60
35	BA	656	G	N9-C1'-C2'	5.70	121.41	114.00
35	BA	956	G	N3-C4-C5	5.70	131.45	128.60
35	BA	1515	G	C5-N7-C8	5.70	107.15	104.30
35	BA	2052	G	N1-C2-N2	5.70	121.33	116.20
1	AA	764	C	C6-N1-C2	5.70	122.58	120.30
1	AA	822	C	N3-C4-N4	5.70	121.99	118.00
1	AA	873	A	C5-C6-N1	5.70	120.55	117.70
10	AJ	9	ARG	NE-CZ-NH2	-5.70	117.45	120.30
35	BA	739	G	C4-C5-N7	-5.70	108.52	110.80
35	BA	809	G	C8-N9-C4	5.70	108.68	106.40
35	BA	1055	G	C4-C5-N7	-5.70	108.52	110.80
35	BA	1998	G	C5-C6-O6	5.70	132.02	128.60

Continued on next page...

Continued from previous page...

Mol	Chain	Res	Type	Atoms	Z	Observed(°)	Ideal(°)
35	BA	2351	G	C6-C5-N7	5.70	133.82	130.40
36	BB	57	A	N7-C8-N9	-5.70	110.95	113.80
36	BB	88	C	N3-C4-N4	5.70	121.99	118.00
1	AA	186	C	C5-C4-N4	-5.69	116.21	120.20
35	BA	2722	G	C6-C5-N7	-5.69	126.98	130.40
1	AA	228	A	N9-C4-C5	5.69	108.08	105.80
1	AA	1434	A	C5'-C4'-C3'	-5.69	106.89	116.00
35	BA	899	A	C4-C5-C6	5.69	119.85	117.00
35	BA	1889	A	C8-N9-C4	5.69	108.08	105.80
36	BB	76	G	C8-N9-C4	5.69	108.68	106.40
1	AA	109	A	C5-C6-N1	5.69	120.55	117.70
1	AA	130	A	C5-C6-N6	-5.69	119.15	123.70
1	AA	878	G	C8-N9-C4	-5.69	104.12	106.40
1	AA	897	C	C2-N3-C4	5.69	122.75	119.90
35	BA	861	A	C5-C6-N1	-5.69	114.85	117.70
1	AA	7	G	N3-C4-C5	-5.69	125.76	128.60
1	AA	117	G	C5'-C4'-O4'	5.69	115.92	109.10
1	AA	587	G	C2-N3-C4	5.69	114.74	111.90
1	AA	1168	A	C4-C5-C6	-5.69	114.16	117.00
35	BA	1320	C	N1-C2-O2	-5.69	115.49	118.90
35	BA	1369	G	N3-C4-N9	-5.69	122.59	126.00
35	BA	2817	G	C4-C5-N7	5.69	113.08	110.80
1	AA	1036	G	N3-C4-C5	-5.69	125.76	128.60
1	AA	1154	G	C8-N9-C4	-5.69	104.13	106.40
1	AA	145	G	N1-C2-N3	-5.68	120.49	123.90
1	AA	184	G	P-O5'-C5'	5.68	130.00	120.90
1	AA	1067	A	C8-N9-C4	5.68	108.07	105.80
1	AA	1086	U	C2-N3-C4	5.68	130.41	127.00
1	AA	1480	G	C5-N7-C8	-5.68	101.46	104.30
35	BA	274	G	C5-N7-C8	5.68	107.14	104.30
35	BA	1498	C	C4-C5-C6	-5.68	114.56	117.40
35	BA	1528	A	C5-N7-C8	-5.68	101.06	103.90
35	BA	1923	U	N3-C4-C5	-5.68	111.19	114.60
35	BA	2049	G	N9-C4-C5	5.68	107.67	105.40
38	BD	104	TYR	CB-CG-CD2	-5.68	117.59	121.00
1	AA	8	A	C5-N7-C8	5.68	106.74	103.90
1	AA	133	U	C5'-C4'-O4'	-5.68	102.28	109.10
1	AA	313	A	C3'-C2'-C1'	-5.68	96.95	101.50
1	AA	1363(A)	A	C5'-C4'-O4'	-5.68	102.28	109.10
35	BA	370	G	C8-N9-C4	5.68	108.67	106.40
35	BA	450	G	C6-C5-N7	-5.68	126.99	130.40
35	BA	497	A	OP1-P-OP2	-5.68	111.08	119.60

Continued on next page...

Continued from previous page...

Mol	Chain	Res	Type	Atoms	Z	Observed(°)	Ideal(°)
35	BA	882	G	C5-N7-C8	5.68	107.14	104.30
35	BA	2225	A	C6-N1-C2	-5.68	115.19	118.60
35	BA	2763	G	C4-C5-C6	5.68	122.21	118.80
35	BA	509	C	N3-C4-N4	-5.68	114.02	118.00
35	BA	1515	G	C8-N9-C4	-5.68	104.13	106.40
1	AA	543	C	C6-N1-C2	-5.68	118.03	120.30
1	AA	699	C	C4-C5-C6	-5.68	114.56	117.40
35	BA	271(U)	G	C4-C5-C6	5.68	122.21	118.80
35	BA	344	G	C8-N9-C4	5.68	108.67	106.40
35	BA	1185	C	C3'-C2'-C1'	5.68	106.04	101.50
35	BA	2811	G	N3-C4-C5	-5.68	125.76	128.60
36	BB	61	G	C8-N9-C4	5.68	108.67	106.40
1	AA	165	C	N3-C4-N4	5.68	121.97	118.00
1	AA	259	G	C5-C6-O6	-5.68	125.19	128.60
1	AA	719	C	C5-C4-N4	5.68	124.17	120.20
24	AY	160	ARG	NE-CZ-NH1	-5.68	117.46	120.30
35	BA	2190	G	O5'-P-OP1	-5.68	100.59	105.70
1	AA	451	A	C8-N9-C4	5.68	108.07	105.80
35	BA	1007	C	C2-N3-C4	-5.68	117.06	119.90
35	BA	1994	C	N1-C2-N3	-5.68	115.23	119.20
1	AA	1099	G	N1-C6-O6	-5.67	116.50	119.90
1	AA	1174	G	N3-C4-C5	-5.67	125.76	128.60
22	AV	13	C	C2-N3-C4	-5.67	117.06	119.90
22	AV	76	A	N1-C2-N3	5.67	132.14	129.30
35	BA	6	A	N9-C1'-C2'	5.67	121.38	114.00
35	BA	363(F)	A	N1-C2-N3	-5.67	126.46	129.30
35	BA	971	C	C5-C4-N4	-5.67	116.23	120.20
35	BA	1474	C	C4-C5-C6	-5.67	114.56	117.40
35	BA	2075	U	N3-C4-O4	-5.67	115.43	119.40
35	BA	2281	C	N3-C4-C5	-5.67	119.63	121.90
35	BA	2510	C	O4'-C1'-N1	-5.67	103.66	108.20
35	BA	2533	A	N9-C4-C5	-5.67	103.53	105.80
35	BA	2614	A	C8-N9-C4	5.67	108.07	105.80
35	BA	2687	U	N1-C2-N3	-5.67	111.50	114.90
1	AA	135	C	N1-C2-O2	5.67	122.30	118.90
1	AA	741	G	N7-C8-N9	-5.67	110.26	113.10
1	AA	1171	G	C2-N3-C4	5.67	114.74	111.90
35	BA	372	G	C5-C6-N1	5.67	114.33	111.50
35	BA	769	G	N9-C4-C5	-5.67	103.13	105.40
35	BA	1208	C	C5'-C4'-C3'	-5.67	106.93	116.00
35	BA	1711	C	N3-C2-O2	-5.67	117.93	121.90
35	BA	1790	C	O4'-C1'-N1	5.67	112.74	108.20

Continued on next page...

Continued from previous page...

Mol	Chain	Res	Type	Atoms	Z	Observed(°)	Ideal(°)
35	BA	2773	C	N3-C4-N4	-5.67	114.03	118.00
47	BP	41	ARG	NE-CZ-NH1	-5.67	117.46	120.30
1	AA	160	A	O5'-P-OP2	5.67	117.50	110.70
1	AA	1165	C	N1-C2-O2	-5.67	115.50	118.90
22	AV	26	G	N3-C2-N2	-5.67	115.93	119.90
35	BA	371	A	C2-N3-C4	5.67	113.44	110.60
35	BA	553	G	C4-C5-N7	5.67	113.07	110.80
35	BA	851	U	C5-C6-N1	5.67	125.53	122.70
35	BA	909	A	C1'-O4'-C4'	5.67	114.44	109.90
35	BA	1319	G	N3-C4-N9	-5.67	122.60	126.00
36	BB	4	C	C5-C6-N1	5.67	123.83	121.00
1	AA	638	G	OP1-P-OP2	-5.67	111.10	119.60
31	B6	50	ARG	NE-CZ-NH1	-5.67	117.47	120.30
35	BA	271(N)	U	N3-C4-C5	5.67	118.00	114.60
35	BA	1596	A	N1-C6-N6	5.67	122.00	118.60
35	BA	2010	G	C5-N7-C8	5.67	107.13	104.30
35	BA	2026	C	C5'-C4'-C3'	-5.67	106.93	116.00
35	BA	2475	C	C3'-C2'-C1'	5.67	106.03	101.50
35	BA	2600	A	N9-C4-C5	5.67	108.07	105.80
1	AA	641	U	C5-C4-O4	-5.67	122.50	125.90
35	BA	1565	C	C5-C6-N1	-5.67	118.17	121.00
35	BA	2852	G	C6-N1-C2	-5.67	121.70	125.10
36	BB	18	G	N7-C8-N9	5.67	115.93	113.10
40	BF	17	ARG	NE-CZ-NH2	-5.67	117.47	120.30
1	AA	1068	G	C6-N1-C2	-5.67	121.70	125.10
1	AA	89	C	C5-C6-N1	-5.66	118.17	121.00
1	AA	263	A	C4-C5-C6	-5.66	114.17	117.00
1	AA	1082	G	C5-N7-C8	5.66	107.13	104.30
35	BA	600	G	C8-N9-C4	5.66	108.67	106.40
35	BA	688	U	C4-C5-C6	-5.66	116.30	119.70
35	BA	1339	G	C4-C5-N7	5.66	113.06	110.80
35	BA	1741	A	C5-C6-N1	-5.66	114.87	117.70
35	BA	2762	G	C6-N1-C2	5.66	128.50	125.10
1	AA	27	G	C5-N7-C8	-5.66	101.47	104.30
1	AA	385	C	C2-N3-C4	5.66	122.73	119.90
1	AA	460	G	N3-C2-N2	5.66	123.86	119.90
1	AA	668	G	C6-C5-N7	-5.66	127.00	130.40
1	AA	1271	G	C6-N1-C2	-5.66	121.70	125.10
1	AA	71	C	C5-C6-N1	-5.66	118.17	121.00
1	AA	428	G	N9-C4-C5	-5.66	103.14	105.40
1	AA	1452	C	N3-C4-C5	5.66	124.16	121.90
35	BA	338	G	N3-C4-N9	5.66	129.40	126.00

Continued on next page...

Continued from previous page...

Mol	Chain	Res	Type	Atoms	Z	Observed(°)	Ideal(°)
35	BA	657	U	C6-N1-C2	-5.66	117.60	121.00
35	BA	1144	G	C4-C5-C6	5.66	122.20	118.80
35	BA	1557	C	O4'-C1'-N1	-5.66	103.67	108.20
35	BA	1593	G	C4-C5-C6	5.66	122.20	118.80
35	BA	1863	G	C5-C6-O6	5.66	132.00	128.60
1	AA	100	C	C5'-C4'-O4'	5.66	115.89	109.10
1	AA	304	U	C1'-O4'-C4'	5.66	114.43	109.90
1	AA	1015	A	C5-C6-N1	5.66	120.53	117.70
35	BA	2192	G	N3-C4-C5	5.66	131.43	128.60
35	BA	2225	A	C4'-C3'-C2'	5.66	108.26	102.60
35	BA	2558	C	C2-N3-C4	5.66	122.73	119.90
37	BC	38	PHE	CB-CG-CD1	-5.66	116.84	120.80
1	AA	1031	G	C6-N1-C2	-5.66	121.71	125.10
1	AA	1187	G	N7-C8-N9	-5.66	110.27	113.10
35	BA	127	A	C6-C5-N7	-5.66	128.34	132.30
35	BA	272(A)	U	C5-C6-N1	5.66	125.53	122.70
35	BA	628	G	N1-C2-N3	-5.66	120.51	123.90
35	BA	630	G	C8-N9-C4	-5.66	104.14	106.40
1	AA	102	G	N3-C4-N9	5.66	129.39	126.00
1	AA	438	G	C3'-C2'-C1'	5.66	106.03	101.50
1	AA	1298	C	N1-C2-O2	5.66	122.29	118.90
35	BA	1299	G	N3-C2-N2	5.66	123.86	119.90
35	BA	2041	U	N3-C4-C5	-5.66	111.21	114.60
35	BA	2281	C	N3-C4-N4	5.66	121.96	118.00
55	BX	75	ASP	CB-CG-OD1	5.66	123.39	118.30
35	BA	1187	G	C5-N7-C8	-5.65	101.47	104.30
35	BA	1783	A	C4-C5-N7	-5.65	107.87	110.70
54	BW	37	ARG	NE-CZ-NH2	5.65	123.13	120.30
1	AA	327	A	N3-C4-C5	5.65	130.76	126.80
1	AA	821	G	C4-C5-N7	5.65	113.06	110.80
35	BA	69	C	N3-C4-C5	5.65	124.16	121.90
35	BA	798	G	N3-C4-C5	5.65	131.43	128.60
35	BA	1157	G	C5-C6-O6	5.65	131.99	128.60
35	BA	2306	C	C5'-C4'-C3'	-5.65	106.96	116.00
35	BA	2553	G	C4-C5-N7	5.65	113.06	110.80
35	BA	2560	C	N3-C4-C5	5.65	124.16	121.90
1	AA	502	G	N3-C4-C5	5.65	131.43	128.60
1	AA	562	C	N3-C4-C5	-5.65	119.64	121.90
7	AG	18	TYR	CB-CG-CD1	-5.65	117.61	121.00
35	BA	243	U	C2-N3-C4	5.65	130.39	127.00
35	BA	629	G	N1-C6-O6	-5.65	116.51	119.90
35	BA	870	A	C6-N1-C2	-5.65	115.21	118.60

Continued on next page...

Continued from previous page...

Mol	Chain	Res	Type	Atoms	Z	Observed(°)	Ideal(°)
35	BA	1210	A	N1-C2-N3	-5.65	126.47	129.30
35	BA	1496	A	C5-C6-N6	5.65	128.22	123.70
35	BA	1588	C	C5-C6-N1	5.65	123.83	121.00
35	BA	1714	G	N7-C8-N9	-5.65	110.27	113.10
35	BA	2080	G	N9-C4-C5	5.65	107.66	105.40
52	BU	92	ARG	NE-CZ-NH1	-5.65	117.47	120.30
35	BA	271(E)	U	C2-N3-C4	-5.65	123.61	127.00
1	AA	247	G	O4'-C1'-N9	5.65	112.72	108.20
1	AA	302	G	N7-C8-N9	5.65	115.92	113.10
1	AA	785	G	N9-C4-C5	5.65	107.66	105.40
1	AA	1202	G	C4-C5-N7	-5.65	108.54	110.80
14	AN	41	ARG	NE-CZ-NH2	-5.65	117.48	120.30
35	BA	29	U	C5-C6-N1	5.65	125.52	122.70
35	BA	787	U	O4'-C1'-N1	5.65	112.72	108.20
35	BA	1830	C	C3'-C2'-C1'	-5.65	96.98	101.50
35	BA	2238	G	C4-C5-N7	5.65	113.06	110.80
35	BA	2537	U	C5-C6-N1	5.65	125.52	122.70
36	BB	24	G	O5'-P-OP2	-5.65	100.62	105.70
1	AA	1015	A	C4-C5-C6	-5.65	114.18	117.00
4	AD	47	ARG	NE-CZ-NH2	-5.65	117.48	120.30
22	AV	73	A	N9-C4-C5	-5.65	103.54	105.80
34	B9	35	ARG	NE-CZ-NH1	-5.65	117.48	120.30
35	BA	1137	G	N9-C4-C5	5.65	107.66	105.40
35	BA	1188	U	N3-C2-O2	-5.65	118.25	122.20
35	BA	1505	C	C2-N3-C4	5.65	122.72	119.90
35	BA	1900	A	N9-C1'-C2'	-5.65	105.79	112.00
35	BA	1972	A	C8-N9-C4	5.65	108.06	105.80
35	BA	2347	C	C4-C5-C6	-5.65	114.58	117.40
1	AA	547	A	N1-C6-N6	-5.64	115.21	118.60
4	AD	118	ARG	NE-CZ-NH2	-5.64	117.48	120.30
22	AV	45	G	N7-C8-N9	5.64	115.92	113.10
35	BA	437	G	C6-N1-C2	5.64	128.49	125.10
35	BA	1481	U	C5-C4-O4	5.64	129.29	125.90
35	BA	1983	C	N1-C2-O2	5.64	122.29	118.90
1	AA	380	G	O4'-C1'-N9	-5.64	103.69	108.20
1	AA	634	C	C6-N1-C2	5.64	122.56	120.30
1	AA	703	G	C5-C6-O6	-5.64	125.21	128.60
35	BA	870	A	C2-N3-C4	-5.64	107.78	110.60
35	BA	1528(A)	A	C6-C5-N7	-5.64	128.35	132.30
35	BA	2371	G	N3-C4-C5	5.64	131.42	128.60
35	BA	2608	G	C8-N9-C4	-5.64	104.14	106.40
35	BA	1268	A	C5-C6-N6	-5.64	119.19	123.70

Continued on next page...

Continued from previous page...

Mol	Chain	Res	Type	Atoms	Z	Observed(°)	Ideal(°)
35	BA	1740	G	N9-C4-C5	-5.64	103.14	105.40
55	BX	21	PHE	CB-CG-CD1	-5.64	116.85	120.80
1	AA	122	G	C5-N7-C8	5.64	107.12	104.30
1	AA	345	C	C5-C4-N4	-5.64	116.25	120.20
1	AA	775	G	C3'-C2'-C1'	5.64	106.01	101.50
1	AA	1206	G	C4-C5-N7	5.64	113.06	110.80
1	AA	1485	U	C4-C5-C6	-5.64	116.32	119.70
35	BA	132	G	N1-C2-N3	5.64	127.28	123.90
35	BA	151	C	N1-C2-N3	5.64	123.15	119.20
35	BA	432	A	C5-C6-N1	5.64	120.52	117.70
35	BA	814	C	C1'-O4'-C4'	-5.64	105.39	109.90
35	BA	1418	G	C6-N1-C2	5.64	128.48	125.10
35	BA	1643	G	N3-C2-N2	-5.64	115.95	119.90
35	BA	2264	C	C5-C6-N1	-5.64	118.18	121.00
35	BA	2311	A	C2-N3-C4	5.64	113.42	110.60
35	BA	2469	A	N9-C1'-C2'	-5.64	105.80	112.00
35	BA	2516	G	O4'-C1'-N9	5.64	112.71	108.20
48	BQ	101	ARG	NE-CZ-NH1	-5.64	117.48	120.30
1	AA	748	C	N3-C4-C5	5.64	124.16	121.90
1	AA	1495	U	N1-C2-O2	5.64	126.75	122.80
35	BA	1558	A	C4-C5-N7	5.64	113.52	110.70
35	BA	1646	C	C2-N3-C4	-5.64	117.08	119.90
1	AA	200	G	C2-N3-C4	5.64	114.72	111.90
1	AA	868	C	C4-C5-C6	5.64	120.22	117.40
1	AA	1244	C	C1'-O4'-C4'	-5.64	105.39	109.90
1	AA	1342	C	C2-N3-C4	5.64	122.72	119.90
1	AA	1503	A	C8-N9-C4	-5.64	103.55	105.80
4	AD	13	ARG	NE-CZ-NH2	5.64	123.12	120.30
35	BA	1217	C	C5-C4-N4	-5.64	116.25	120.20
35	BA	1262	A	C4-C5-N7	-5.64	107.88	110.70
35	BA	1705	G	N3-C2-N2	5.64	123.85	119.90
35	BA	1819	A	C2'-C3'-O3'	5.64	122.72	113.70
35	BA	1903	G	C4-C5-N7	5.64	113.05	110.80
35	BA	1980	G	N3-C4-N9	-5.64	122.62	126.00
35	BA	1988	C	N1-C2-O2	5.64	122.28	118.90
35	BA	2812	G	N3-C4-C5	5.64	131.42	128.60
57	BZ	18	LEU	CA-CB-CG	5.64	128.26	115.30
1	AA	834	C	N3-C2-O2	5.63	125.84	121.90
1	AA	1122	U	C6-N1-C2	-5.63	117.62	121.00
35	BA	498	G	N3-C4-C5	-5.63	125.78	128.60
35	BA	1598	C	C3'-C2'-C1'	5.63	106.01	101.50
1	AA	158	G	C5-N7-C8	5.63	107.12	104.30

Continued on next page...

Continued from previous page...

Mol	Chain	Res	Type	Atoms	Z	Observed(°)	Ideal(°)
1	AA	394	G	C5'-C4'-O4'	5.63	115.86	109.10
35	BA	973	A	N7-C8-N9	-5.63	110.98	113.80
35	BA	2570	G	N3-C4-N9	-5.63	122.62	126.00
1	AA	1291	G	C6-N1-C2	5.63	128.48	125.10
10	AJ	48	THR	CA-CB-CG2	-5.63	104.52	112.40
35	BA	120	U	C2-N3-C4	5.63	130.38	127.00
35	BA	416	C	C2-N3-C4	-5.63	117.08	119.90
35	BA	604	G	C5-C6-N1	-5.63	108.68	111.50
35	BA	1409	C	C2-N3-C4	5.63	122.72	119.90
35	BA	1739	U	O4'-C1'-N1	5.63	112.70	108.20
35	BA	2207	G	C4-C5-N7	5.63	113.05	110.80
35	BA	2428	G	N1-C2-N3	-5.63	120.52	123.90
35	BA	2848	G	C5-C6-N1	-5.63	108.68	111.50
1	AA	69	G	C2-N3-C4	-5.63	109.08	111.90
35	BA	673	C	O4'-C1'-N1	-5.63	103.70	108.20
35	BA	764	A	N1-C2-N3	5.63	132.12	129.30
35	BA	1111	A	O4'-C1'-N9	5.63	112.70	108.20
35	BA	1658	C	N3-C4-C5	5.63	124.15	121.90
35	BA	1717	G	C3'-C2'-C1'	5.63	106.00	101.50
1	AA	555	C	N3-C4-C5	5.63	124.15	121.90
1	AA	577	G	OP1-P-O3'	-5.63	92.82	105.20
1	AA	1418	A	N9-C4-C5	-5.63	103.55	105.80
35	BA	1290	C	C3'-C2'-C1'	5.63	106.00	101.50
35	BA	1747(A)	G	N3-C4-N9	-5.63	122.62	126.00
35	BA	2388	A	C4'-C3'-C2'	5.63	108.23	102.60
35	BA	2599	G	C5-C6-N1	-5.63	108.69	111.50
35	BA	2783	G	C2-N3-C4	5.63	114.71	111.90
43	BK	119	ASP	CB-CG-OD1	-5.63	113.23	118.30
1	AA	401	C	N1-C2-N3	-5.63	115.26	119.20
1	AA	1067	A	C5-N7-C8	5.63	106.71	103.90
32	B7	10	ARG	NE-CZ-NH2	-5.63	117.49	120.30
35	BA	622	G	C4-C5-C6	5.63	122.18	118.80
35	BA	1499	C	N1-C2-O2	5.63	122.28	118.90
35	BA	1929	G	N3-C2-N2	-5.63	115.96	119.90
35	BA	1985	G	N3-C2-N2	-5.63	115.96	119.90
35	BA	2460	U	O4'-C1'-N1	-5.63	103.70	108.20
35	BA	2864	G	O4'-C1'-N9	5.63	112.70	108.20
1	AA	709	G	C2-N3-C4	5.62	114.71	111.90
35	BA	219	G	N7-C8-N9	-5.62	110.29	113.10
35	BA	1260	G	C2-N3-C4	-5.62	109.09	111.90
35	BA	1369	G	N3-C2-N2	5.62	123.84	119.90
1	AA	184	G	N3-C4-C5	5.62	131.41	128.60

Continued on next page...

Continued from previous page...

Mol	Chain	Res	Type	Atoms	Z	Observed(°)	Ideal(°)
1	AA	618	C	C6-N1-C2	5.62	122.55	120.30
1	AA	679	C	C5-C6-N1	5.62	123.81	121.00
1	AA	1355	G	N9-C4-C5	5.62	107.65	105.40
22	AV	69	C	N1-C1'-C2'	-5.62	105.81	112.00
35	BA	188	G	C2-N3-C4	5.62	114.71	111.90
35	BA	271(R)	G	N1-C6-O6	-5.62	116.53	119.90
35	BA	295	G	C5-C6-N1	-5.62	108.69	111.50
35	BA	654(O)	G	N1-C2-N3	-5.62	120.53	123.90
35	BA	768	G	C3'-C2'-C1'	-5.62	97.00	101.50
35	BA	1468	C	C6-N1-C2	5.62	122.55	120.30
43	BK	82	ALA	N-CA-CB	-5.62	102.23	110.10
1	AA	598	U	C4-C5-C6	-5.62	116.33	119.70
1	AA	921	U	C3'-C2'-C1'	5.62	106.00	101.50
35	BA	324	A	C3'-C2'-C1'	5.62	106.00	101.50
35	BA	997	G	N3-C2-N2	5.62	123.84	119.90
35	BA	1036	G	C8-N9-C4	5.62	108.65	106.40
35	BA	1822	G	C4-C5-C6	-5.62	115.43	118.80
35	BA	2541	A	C5-C6-N1	5.62	120.51	117.70
35	BA	2889	C	N3-C2-O2	-5.62	117.97	121.90
1	AA	902	G	C5-N7-C8	-5.62	101.49	104.30
22	AV	23	C	N3-C2-O2	-5.62	117.97	121.90
35	BA	1157	G	N3-C4-N9	-5.62	122.63	126.00
35	BA	2032	G	C5-C6-O6	-5.62	125.23	128.60
1	AA	320	C	C5-C6-N1	5.62	123.81	121.00
1	AA	1014	A	N7-C8-N9	-5.62	110.99	113.80
1	AA	1215	G	C4-C5-C6	5.62	122.17	118.80
35	BA	1400	G	C4-C5-N7	-5.62	108.55	110.80
35	BA	1527	G	C1'-O4'-C4'	5.62	114.39	109.90
35	BA	1916	A	N7-C8-N9	-5.62	110.99	113.80
35	BA	2630	G	C5-N7-C8	-5.62	101.49	104.30
35	BA	2722	G	O4'-C1'-N9	5.62	112.69	108.20
1	AA	301	G	N3-C2-N2	5.62	123.83	119.90
1	AA	1256	A	C5-N7-C8	5.62	106.71	103.90
1	AA	145	G	N3-C2-N2	5.62	123.83	119.90
1	AA	790	A	C2-N3-C4	-5.62	107.79	110.60
1	AA	1251	A	N1-C6-N6	-5.62	115.23	118.60
35	BA	764	A	O4'-C1'-N9	5.62	112.69	108.20
35	BA	1262	A	N3-C4-C5	-5.62	122.87	126.80
35	BA	1811	G	C8-N9-C4	-5.62	104.15	106.40
35	BA	2129	C	C2-N3-C4	-5.62	117.09	119.90
36	BB	93	G	O4'-C1'-N9	5.62	112.69	108.20
1	AA	64	G	C6-N1-C2	-5.61	121.73	125.10

Continued on next page...

Continued from previous page...

Mol	Chain	Res	Type	Atoms	Z	Observed(°)	Ideal(°)
1	AA	1226	C	C2-N3-C4	5.61	122.71	119.90
1	AA	1384	C	C5'-C4'-O4'	5.61	115.83	109.10
35	BA	93	G	N7-C8-N9	5.61	115.91	113.10
35	BA	199	A	N1-C6-N6	-5.61	115.23	118.60
35	BA	1242	A	C5-N7-C8	5.61	106.71	103.90
35	BA	1409	C	C5-C6-N1	5.61	123.81	121.00
35	BA	2801	A	C6-C5-N7	5.61	136.23	132.30
1	AA	142	G	N3-C4-C5	5.61	131.41	128.60
35	BA	2445	G	N3-C4-C5	5.61	131.41	128.60
36	BB	57	A	C4-C5-C6	5.61	119.81	117.00
1	AA	471	G	N3-C4-C5	-5.61	125.80	128.60
1	AA	1473	A	C5-C6-N1	5.61	120.50	117.70
35	BA	1351	C	N3-C2-O2	5.61	125.83	121.90
35	BA	1583	A	C6-N1-C2	5.61	121.97	118.60
35	BA	2091	U	C2-N3-C4	5.61	130.37	127.00
35	BA	2242	G	C3'-C2'-C1'	5.61	105.99	101.50
35	BA	2282	G	N3-C4-C5	-5.61	125.80	128.60
35	BA	2326	C	N3-C4-C5	-5.61	119.66	121.90
51	BT	129	ARG	NE-CZ-NH1	-5.61	117.50	120.30
22	AV	32	C	C4-C5-C6	5.61	120.20	117.40
35	BA	1327	C	N3-C2-O2	-5.61	117.97	121.90
35	BA	1357	U	N3-C4-C5	-5.61	111.23	114.60
35	BA	1389	G	N3-C4-C5	5.61	131.41	128.60
1	AA	291	C	N3-C4-N4	-5.61	114.08	118.00
1	AA	1200	C	O4'-C1'-N1	5.61	112.69	108.20
32	B7	12	ARG	NE-CZ-NH1	5.61	123.10	120.30
32	B7	39	ARG	NE-CZ-NH1	5.61	123.10	120.30
35	BA	360	G	C5-C6-O6	-5.61	125.23	128.60
35	BA	1411	C	N1-C2-O2	-5.61	115.54	118.90
35	BA	1707	G	C5-C6-N1	-5.61	108.70	111.50
35	BA	2752	C	C6-N1-C2	5.61	122.54	120.30
35	BA	2777	G	C6-C5-N7	-5.61	127.03	130.40
47	BP	61	ARG	NE-CZ-NH2	-5.61	117.50	120.30
51	BT	54	ARG	NE-CZ-NH1	-5.61	117.50	120.30
1	AA	238	G	C5'-C4'-O4'	5.61	115.83	109.10
1	AA	333	G	C6-C5-N7	5.61	133.76	130.40
1	AA	1075	C	C6-N1-C2	5.61	122.54	120.30
35	BA	216	A	C8-N9-C4	5.61	108.04	105.80
35	BA	272(E)	G	N3-C4-C5	-5.61	125.80	128.60
35	BA	280	C	C5-C6-N1	5.61	123.80	121.00
35	BA	374	A	C5-C6-N1	5.61	120.50	117.70
35	BA	453	C	C4-C5-C6	5.61	120.20	117.40

Continued on next page...

Continued from previous page...

Mol	Chain	Res	Type	Atoms	Z	Observed(°)	Ideal(°)
35	BA	1253	A	C3'-C2'-C1'	5.61	105.98	101.50
35	BA	1305	C	C6-N1-C2	5.61	122.54	120.30
35	BA	1415	U	C5-C6-N1	-5.61	119.90	122.70
35	BA	1426	G	C5-C6-O6	-5.61	125.24	128.60
1	AA	785	G	C5'-C4'-C3'	-5.60	107.03	116.00
1	AA	1145	C	N1-C1'-C2'	-5.60	105.83	112.00
1	AA	1373	G	N3-C2-N2	-5.60	115.98	119.90
35	BA	179	G	N3-C2-N2	5.60	123.82	119.90
35	BA	707	G	N1-C6-O6	5.60	123.26	119.90
35	BA	2184	G	C4-C5-N7	-5.60	108.56	110.80
35	BA	2450	A	C2-N3-C4	5.60	113.40	110.60
1	AA	247	G	C1'-O4'-C4'	-5.60	105.42	109.90
1	AA	1523	G	OP2-P-O3'	5.60	117.53	105.20
17	AQ	9	VAL	CA-CB-CG2	-5.60	102.50	110.90
35	BA	484	C	C5-C6-N1	-5.60	118.20	121.00
35	BA	870	A	C4-C5-N7	5.60	113.50	110.70
35	BA	916	G	C8-N9-C4	-5.60	104.16	106.40
35	BA	1256	G	C4-C5-C6	5.60	122.16	118.80
35	BA	1698	A	C4-C5-C6	-5.60	114.20	117.00
1	AA	445	G	C6-C5-N7	-5.60	127.04	130.40
1	AA	577	G	N7-C8-N9	5.60	115.90	113.10
35	BA	1052	C	C2-N3-C4	-5.60	117.10	119.90
35	BA	1142	U	C4-C5-C6	-5.60	116.34	119.70
42	BH	23	ARG	NE-CZ-NH2	5.60	123.10	120.30
1	AA	681	C	N3-C2-O2	-5.60	117.98	121.90
1	AA	1223	C	N3-C2-O2	5.60	125.82	121.90
9	AI	104	ARG	C-N-CA	-5.60	107.70	121.70
35	BA	843	G	C4-C5-N7	5.60	113.04	110.80
35	BA	1088	A	N9-C4-C5	5.60	108.04	105.80
35	BA	2187	G	C5-C6-N1	-5.60	108.70	111.50
35	BA	2282	G	N1-C6-O6	-5.60	116.54	119.90
35	BA	2509	G	N3-C2-N2	-5.60	115.98	119.90
35	BA	2571	C	N3-C4-C5	-5.60	119.66	121.90
35	BA	2578	G	C5-C6-N1	-5.60	108.70	111.50
1	AA	236	G	N3-C4-C5	-5.60	125.80	128.60
1	AA	602	A	O4'-C1'-C2'	5.60	112.64	107.60
1	AA	1068	G	C5-C6-O6	-5.60	125.24	128.60
35	BA	611	C	C2-N3-C4	-5.60	117.10	119.90
35	BA	1168	G	N3-C4-N9	-5.60	122.64	126.00
35	BA	1858	G	OP2-P-O3'	5.60	117.51	105.20
37	BC	8	TYR	CG-CD2-CE2	-5.60	116.82	121.30
35	BA	502	A	O4'-C1'-N9	5.60	112.68	108.20

Continued on next page...

Continued from previous page...

Mol	Chain	Res	Type	Atoms	Z	Observed(°)	Ideal(°)
35	BA	1528(A)	A	C5-N7-C8	-5.60	101.10	103.90
35	BA	2355	C	N3-C2-O2	5.60	125.82	121.90
1	AA	1312	G	C5-C6-O6	5.59	131.96	128.60
35	BA	213	A	N9-C4-C5	-5.59	103.56	105.80
35	BA	1237	A	C2'-C3'-O3'	5.59	122.65	113.70
35	BA	1797	C	C5-C6-N1	-5.59	118.20	121.00
35	BA	1839	G	C6-C5-N7	5.59	133.76	130.40
35	BA	2453	A	C1'-O4'-C4'	-5.59	105.42	109.90
1	AA	297	G	C2-N3-C4	5.59	114.70	111.90
1	AA	1262	C	C4-C5-C6	-5.59	114.60	117.40
35	BA	853	G	C6-N1-C2	-5.59	121.74	125.10
35	BA	1786	A	C1'-O4'-C4'	-5.59	105.42	109.90
35	BA	2135	A	C5-C6-N1	-5.59	114.90	117.70
35	BA	2193	G	C2-N3-C4	-5.59	109.10	111.90
35	BA	2818	G	N7-C8-N9	5.59	115.90	113.10
1	AA	127	G	C5-N7-C8	5.59	107.10	104.30
1	AA	474	G	C5-C6-O6	5.59	131.96	128.60
1	AA	533	A	C8-N9-C4	5.59	108.04	105.80
1	AA	559	A	N9-C4-C5	5.59	108.04	105.80
1	AA	1003	G	C6-N1-C2	5.59	128.46	125.10
1	AA	1057	G	C4-C5-N7	5.59	113.04	110.80
24	AY	30	GLU	OE1-CD-OE2	-5.59	116.59	123.30
35	BA	1297	C	C4-C5-C6	5.59	120.20	117.40
35	BA	1474	C	N3-C2-O2	-5.59	117.99	121.90
1	AA	76	C	C5-C6-N1	5.59	123.80	121.00
1	AA	500	G	N1-C6-O6	5.59	123.25	119.90
1	AA	934	C	C6-N1-C2	-5.59	118.06	120.30
22	AV	45	G	N3-C4-N9	-5.59	122.65	126.00
35	BA	371	A	O4'-C1'-N9	5.59	112.67	108.20
35	BA	539	G	C4-C5-N7	5.59	113.04	110.80
35	BA	662	G	C5-N7-C8	-5.59	101.50	104.30
35	BA	1114	G	N9-C4-C5	-5.59	103.16	105.40
35	BA	2652	C	O4'-C1'-N1	5.59	112.67	108.20
1	AA	611	A	C2-N3-C4	5.59	113.39	110.60
35	BA	400	G	C1'-O4'-C4'	5.59	114.37	109.90
1	AA	480	U	C5-C4-O4	-5.59	122.55	125.90
1	AA	785	G	C4-C5-C6	5.59	122.15	118.80
1	AA	787	A	C5-C6-N1	-5.59	114.91	117.70
1	AA	1046	A	N1-C2-N3	5.59	132.09	129.30
35	BA	181	A	C2-N3-C4	5.59	113.39	110.60
35	BA	247	G	N1-C6-O6	5.59	123.25	119.90
35	BA	821	A	C4-C5-C6	-5.59	114.21	117.00

Continued on next page...

Continued from previous page...

Mol	Chain	Res	Type	Atoms	Z	Observed(°)	Ideal(°)
35	BA	2864	G	N9-C4-C5	5.59	107.63	105.40
55	BX	5	TYR	CB-CG-CD1	5.59	124.35	121.00
35	BA	271(Q)	G	O4'-C1'-N9	-5.58	103.73	108.20
35	BA	1330	C	C5-C6-N1	-5.58	118.21	121.00
35	BA	1633	G	C8-N9-C4	-5.58	104.17	106.40
35	BA	1860	G	N7-C8-N9	-5.58	110.31	113.10
35	BA	2272	U	C3'-C2'-C1'	-5.58	97.03	101.50
1	AA	189(I)	G	N1-C2-N3	5.58	127.25	123.90
35	BA	9	U	C2-N3-C4	5.58	130.35	127.00
35	BA	211	A	N1-C2-N3	-5.58	126.51	129.30
45	BN	12	ARG	NE-CZ-NH1	-5.58	117.51	120.30
1	AA	473	G	C8-N9-C4	-5.58	104.17	106.40
1	AA	502	G	N7-C8-N9	5.58	115.89	113.10
35	BA	1791	A	N1-C6-N6	-5.58	115.25	118.60
35	BA	2168	G	N9-C4-C5	-5.58	103.17	105.40
35	BA	2641	G	N1-C2-N3	-5.58	120.55	123.90
1	AA	628	G	N3-C4-C5	-5.58	125.81	128.60
1	AA	1094	G	C5-C6-N1	5.58	114.29	111.50
1	AA	1139	G	C4-C5-N7	-5.58	108.57	110.80
1	AA	1347	G	OP2-P-O3'	5.58	117.48	105.20
9	AI	88	TYR	CB-CG-CD2	-5.58	117.65	121.00
22	AV	9	G	N9-C4-C5	-5.58	103.17	105.40
35	BA	132	G	N1-C6-O6	5.58	123.25	119.90
35	BA	1142	U	N1-C2-N3	-5.58	111.55	114.90
35	BA	2206	G	N7-C8-N9	5.58	115.89	113.10
35	BA	2862	G	N3-C2-N2	5.58	123.81	119.90
1	AA	639	G	C3'-C2'-C1'	5.58	105.96	101.50
1	AA	1190	G	N9-C1'-C2'	5.58	121.25	114.00
24	AY	151	ARG	NE-CZ-NH2	-5.58	117.51	120.30
35	BA	231	C	C4-C5-C6	-5.58	114.61	117.40
35	BA	1132	A	N9-C4-C5	5.58	108.03	105.80
35	BA	1375	C	C4-C5-C6	5.58	120.19	117.40
35	BA	1415	U	C3'-C2'-C1'	-5.58	97.04	101.50
35	BA	1431	U	C6-N1-C2	5.58	124.35	121.00
35	BA	2875	C	N3-C4-C5	-5.58	119.67	121.90
1	AA	825	G	N3-C4-C5	-5.58	125.81	128.60
35	BA	188	G	N9-C4-C5	5.58	107.63	105.40
35	BA	292	C	C6-N1-C2	5.58	122.53	120.30
35	BA	1233	C	C5-C6-N1	-5.58	118.21	121.00
1	AA	1488	G	C5-C6-O6	-5.58	125.25	128.60
35	BA	126	A	C8-N9-C4	5.58	108.03	105.80
35	BA	863	A	N9-C4-C5	-5.58	103.57	105.80

Continued on next page...

Continued from previous page...

Mol	Chain	Res	Type	Atoms	Z	Observed(°)	Ideal(°)
35	BA	1495	A	O4'-C1'-N9	5.58	112.66	108.20
35	BA	1648	C	C5-C6-N1	-5.58	118.21	121.00
35	BA	1780	A	C6-N1-C2	5.58	121.95	118.60
35	BA	2276	G	C5-C6-O6	5.58	131.95	128.60
1	AA	1319	A	C6-C5-N7	-5.57	128.40	132.30
35	BA	271(F)	C	N1-C2-O2	5.57	122.24	118.90
35	BA	723	G	C2-N3-C4	5.57	114.69	111.90
35	BA	761	A	C5-C6-N1	5.57	120.49	117.70
35	BA	1432	C	C4-C5-C6	5.57	120.19	117.40
1	AA	1106	G	C4-C5-N7	5.57	113.03	110.80
35	BA	228	A	C2-N3-C4	5.57	113.39	110.60
35	BA	2094	G	N1-C6-O6	5.57	123.24	119.90
35	BA	2778	A	N3-C4-N9	5.57	131.86	127.40
52	BU	12	ARG	NE-CZ-NH2	-5.57	117.51	120.30
1	AA	642	A	C5-C6-N6	5.57	128.16	123.70
1	AA	1354	C	C5'-C4'-C3'	-5.57	107.09	116.00
35	BA	272(H)	C	N3-C4-C5	-5.57	119.67	121.90
35	BA	316	C	C5-C6-N1	-5.57	118.21	121.00
35	BA	855	G	C8-N9-C4	-5.57	104.17	106.40
35	BA	2679	A	C2-N3-C4	-5.57	107.81	110.60
35	BA	1332	G	O4'-C1'-N9	-5.57	103.75	108.20
35	BA	1768	U	C5-C6-N1	-5.57	119.92	122.70
1	AA	41	G	C6-N1-C2	-5.57	121.76	125.10
1	AA	588	G	O5'-P-OP2	5.57	117.38	110.70
1	AA	926	G	N7-C8-N9	-5.57	110.32	113.10
35	BA	177	G	O4'-C4'-C3'	5.57	110.55	106.10
35	BA	1212	G	C5'-C4'-O4'	-5.57	102.42	109.10
35	BA	1265	A	N9-C4-C5	5.57	108.03	105.80
35	BA	1631(A)	A	C4-C5-C6	-5.57	114.22	117.00
35	BA	2041	U	C5'-C4'-C3'	-5.57	107.09	116.00
35	BA	2190	G	N3-C4-N9	5.57	129.34	126.00
35	BA	2390	U	N3-C2-O2	5.57	126.10	122.20
43	BK	93	ARG	NE-CZ-NH2	5.57	123.08	120.30
1	AA	421	U	C5-C6-N1	5.57	125.48	122.70
1	AA	624	C	C4-C5-C6	-5.57	114.62	117.40
1	AA	1000	U	N3-C2-O2	-5.57	118.30	122.20
35	BA	103	A	N1-C2-N3	5.57	132.08	129.30
1	AA	182	U	C5-C6-N1	5.56	125.48	122.70
1	AA	643	C	C5-C6-N1	-5.56	118.22	121.00
1	AA	972	C	N3-C4-N4	5.56	121.89	118.00
22	AV	45	G	N3-C4-C5	5.56	131.38	128.60
35	BA	824	A	N1-C2-N3	-5.56	126.52	129.30

Continued on next page...

Continued from previous page...

Mol	Chain	Res	Type	Atoms	Z	Observed(°)	Ideal(°)
35	BA	1381	G	C2-N3-C4	5.56	114.68	111.90
35	BA	2372	G	C4-C5-C6	-5.56	115.46	118.80
35	BA	2886	G	C8-N9-C4	5.56	108.62	106.40
36	BB	57	A	C2-N3-C4	5.56	113.38	110.60
1	AA	872	A	C5-N7-C8	5.56	106.68	103.90
1	AA	1446	U	C5-C4-O4	-5.56	122.56	125.90
35	BA	271(K)	U	N3-C4-O4	5.56	123.29	119.40
35	BA	1089	G	C5-C6-O6	-5.56	125.26	128.60
35	BA	1982	C	C4-C5-C6	5.56	120.18	117.40
35	BA	2814	C	N1-C2-O2	5.56	122.24	118.90
1	AA	878	G	C5-C6-O6	-5.56	125.26	128.60
1	AA	1013	G	C5-C6-O6	-5.56	125.26	128.60
35	BA	295	G	N3-C2-N2	5.56	123.79	119.90
1	AA	281	G	C5-N7-C8	5.56	107.08	104.30
1	AA	476	G	C4-C5-N7	-5.56	108.58	110.80
1	AA	894	G	C5-C6-N1	5.56	114.28	111.50
13	AM	91	ARG	NE-CZ-NH2	5.56	123.08	120.30
23	AX	16	A	N7-C8-N9	-5.56	111.02	113.80
35	BA	802	A	C6-N1-C2	-5.56	115.27	118.60
35	BA	1098	A	C4-C5-C6	-5.56	114.22	117.00
35	BA	1268	A	C5-C6-N1	5.56	120.48	117.70
35	BA	1458	C	C6-N1-C2	5.56	122.52	120.30
35	BA	1767	C	N3-C4-C5	-5.56	119.68	121.90
35	BA	1821	A	C6-N1-C2	5.56	121.94	118.60
35	BA	1992	G	C5-C6-N1	-5.56	108.72	111.50
35	BA	2813	A	C8-N9-C4	5.56	108.02	105.80
46	BO	64	ARG	NE-CZ-NH2	-5.56	117.52	120.30
47	BP	134	ALA	N-CA-CB	5.56	117.89	110.10
26	B1	80	LEU	CB-CG-CD1	-5.56	101.55	111.00
35	BA	489	G	C5-N7-C8	-5.56	101.52	104.30
35	BA	818	G	C4-C5-N7	5.56	113.02	110.80
35	BA	827	U	C6-N1-C2	-5.56	117.67	121.00
35	BA	1021	A	N9-C1'-C2'	-5.56	105.89	112.00
35	BA	1157	G	N3-C2-N2	5.56	123.79	119.90
35	BA	2492	U	O5'-P-OP2	-5.56	100.70	105.70
35	BA	2763	G	C1'-O4'-C4'	5.56	114.35	109.90
35	BA	2780	G	N1-C6-O6	-5.56	116.56	119.90
35	BA	2837	G	N7-C8-N9	5.56	115.88	113.10
35	BA	204	A	C2-N3-C4	-5.56	107.82	110.60
35	BA	2787	C	C2-N3-C4	5.56	122.68	119.90
1	AA	160	A	C8-N9-C4	-5.55	103.58	105.80
1	AA	537	G	C8-N9-C4	5.55	108.62	106.40

Continued on next page...

Continued from previous page...

Mol	Chain	Res	Type	Atoms	Z	Observed(°)	Ideal(°)
1	AA	543	C	N1-C2-O2	5.55	122.23	118.90
1	AA	596	C	N1-C2-N3	5.55	123.09	119.20
1	AA	1204	A	N7-C8-N9	-5.55	111.02	113.80
22	AV	17(A)	U	C5-C6-N1	5.55	125.48	122.70
35	BA	271(R)	G	C5-C6-N1	5.55	114.28	111.50
35	BA	1994	C	N3-C2-O2	5.55	125.79	121.90
35	BA	2477	C	C4-C5-C6	5.55	120.18	117.40
35	BA	956	G	C6-C5-N7	-5.55	127.07	130.40
35	BA	2338	G	C6-C5-N7	-5.55	127.07	130.40
1	AA	1302	U	C5-C4-O4	5.55	129.23	125.90
35	BA	97	C	N3-C2-O2	5.55	125.78	121.90
35	BA	463	G	N9-C4-C5	-5.55	103.18	105.40
35	BA	874	G	C6-C5-N7	5.55	133.73	130.40
35	BA	920	G	C5-C6-O6	5.55	131.93	128.60
35	BA	2547	U	N3-C4-O4	-5.55	115.51	119.40
35	BA	2819	G	C5-C6-O6	-5.55	125.27	128.60
1	AA	528	C	N3-C4-N4	-5.55	114.12	118.00
1	AA	667	G	C6-N1-C2	-5.55	121.77	125.10
1	AA	706	A	N1-C2-N3	-5.55	126.53	129.30
1	AA	1283	G	N3-C2-N2	-5.55	116.02	119.90
35	BA	275	G	N7-C8-N9	5.55	115.88	113.10
35	BA	857	C	N3-C4-C5	5.55	124.12	121.90
35	BA	1488	G	O4'-C1'-N9	-5.55	103.76	108.20
35	BA	1686	C	N3-C2-O2	5.55	125.78	121.90
35	BA	2300	G	N3-C4-N9	-5.55	122.67	126.00
35	BA	2322	A	N9-C1'-C2'	-5.55	105.89	112.00
35	BA	2360	A	C5-N7-C8	5.55	106.67	103.90
35	BA	2501	C	O4'-C1'-N1	-5.55	103.76	108.20
35	BA	2555	U	C5'-C4'-C3'	5.55	124.88	116.00
35	BA	2639	A	C2-N3-C4	5.55	113.38	110.60
1	AA	19	C	N3-C4-N4	-5.55	114.12	118.00
1	AA	1105	A	N7-C8-N9	5.55	116.57	113.80
4	AD	13	ARG	NE-CZ-NH1	-5.55	117.53	120.30
35	BA	1753	G	N1-C2-N3	5.55	127.23	123.90
35	BA	1978	A	O5'-P-OP2	-5.55	100.71	105.70
1	AA	540	G	N7-C8-N9	5.55	115.87	113.10
35	BA	531	C	C4-C5-C6	-5.55	114.63	117.40
35	BA	1661	G	N3-C2-N2	5.55	123.78	119.90
35	BA	1866	C	C6-N1-C2	-5.55	118.08	120.30
35	BA	2595	G	N7-C8-N9	-5.55	110.33	113.10
35	BA	1031	G	C6-C5-N7	-5.54	127.07	130.40
35	BA	1975	G	C8-N9-C1'	-5.54	119.79	127.00

Continued on next page...

Continued from previous page...

Mol	Chain	Res	Type	Atoms	Z	Observed(°)	Ideal(°)
35	BA	2357	U	C5-C4-O4	-5.54	122.57	125.90
35	BA	2473	U	N3-C2-O2	5.54	126.08	122.20
1	AA	1341	U	N3-C4-O4	5.54	123.28	119.40
35	BA	341	G	N3-C4-C5	-5.54	125.83	128.60
35	BA	444	C	N3-C2-O2	-5.54	118.02	121.90
35	BA	819	A	N9-C4-C5	-5.54	103.58	105.80
35	BA	915	C	C3'-C2'-C1'	5.54	105.94	101.50
35	BA	1076	C	C6-N1-C2	5.54	122.52	120.30
35	BA	1429	G	C6-N1-C2	-5.54	121.77	125.10
35	BA	2149	G	C4-C5-N7	5.54	113.02	110.80
35	BA	2526	G	C8-N9-C4	-5.54	104.18	106.40
1	AA	150	C	N3-C4-C5	5.54	124.12	121.90
1	AA	483	C	C6-N1-C2	-5.54	118.08	120.30
1	AA	709	G	N1-C2-N3	-5.54	120.58	123.90
1	AA	1469	G	C5-C6-O6	-5.54	125.28	128.60
1	AA	1490	C	N1-C2-O2	5.54	122.22	118.90
35	BA	982	C	N3-C4-C5	-5.54	119.68	121.90
35	BA	1002	G	C4-C5-N7	5.54	113.02	110.80
35	BA	1319	G	C4'-C3'-C2'	-5.54	97.06	102.60
35	BA	552	G	C3'-C2'-C1'	-5.54	97.07	101.50
35	BA	2855	C	N1-C2-O2	-5.54	115.58	118.90
1	AA	630	G	N1-C6-O6	-5.54	116.58	119.90
1	AA	1414	U	N3-C4-C5	-5.54	111.28	114.60
35	BA	16	G	C5-N7-C8	5.54	107.07	104.30
35	BA	1643	G	C4-C5-C6	5.54	122.12	118.80
35	BA	2395	C	C6-N1-C2	-5.54	118.08	120.30
35	BA	2506	U	C2'-C3'-O3'	5.54	122.56	113.70
1	AA	856	C	N3-C4-C5	-5.54	119.69	121.90
1	AA	1029	C	C5'-C4'-O4'	-5.54	102.46	109.10
35	BA	553	G	N1-C2-N3	5.54	127.22	123.90
35	BA	1353	A	C3'-C2'-C1'	5.54	105.93	101.50
35	BA	2564	A	O4'-C1'-N9	5.54	112.63	108.20
1	AA	221	C	C3'-C2'-C1'	5.54	105.93	101.50
1	AA	633	G	N7-C8-N9	5.54	115.87	113.10
1	AA	1098	C	C5-C4-N4	5.54	124.08	120.20
1	AA	1147	C	C3'-C2'-C1'	-5.54	97.07	101.50
16	AP	54	GLU	OE1-CD-OE2	-5.54	116.66	123.30
35	BA	149	A	N1-C2-N3	5.54	132.07	129.30
35	BA	324	A	C5-N7-C8	-5.54	101.13	103.90
35	BA	947	G	C8-N9-C4	-5.54	104.19	106.40
35	BA	2225	A	N1-C2-N3	5.54	132.07	129.30
35	BA	2467	C	O4'-C1'-N1	5.54	112.63	108.20

Continued on next page...

Continued from previous page...

Mol	Chain	Res	Type	Atoms	Z	Observed(°)	Ideal(°)
35	BA	2740	A	N1-C6-N6	-5.54	115.28	118.60
46	BO	58	VAL	CB-CA-C	-5.54	100.88	111.40
46	BO	82	ASN	N-CA-C	-5.54	96.05	111.00
1	AA	617	G	C8-N9-C4	-5.53	104.19	106.40
1	AA	793	U	O4'-C4'-C3'	5.53	110.53	106.10
1	AA	820	U	C5-C6-N1	5.53	125.47	122.70
35	BA	271(E)	U	N1-C2-N3	5.53	118.22	114.90
35	BA	501	A	C4'-C3'-C2'	-5.53	97.07	102.60
35	BA	769	G	C3'-C2'-C1'	5.53	105.93	101.50
35	BA	799	G	N1-C2-N2	-5.53	111.22	116.20
35	BA	1861	G	C6-C5-N7	-5.53	127.08	130.40
35	BA	2664	G	N3-C2-N2	5.53	123.77	119.90
36	BB	4	C	C2-N3-C4	5.53	122.67	119.90
35	BA	129	C	N1-C2-N3	5.53	123.07	119.20
35	BA	344	G	O5'-P-OP1	-5.53	100.72	105.70
35	BA	864	G	C5-C6-O6	-5.53	125.28	128.60
35	BA	1484	G	C4-C5-C6	-5.53	115.48	118.80
35	BA	1792	G	N1-C2-N3	-5.53	120.58	123.90
1	AA	198	G	C5-C6-O6	5.53	131.92	128.60
1	AA	739	C	C5-C4-N4	-5.53	116.33	120.20
1	AA	864	A	N9-C4-C5	5.53	108.01	105.80
1	AA	1009	G	C8-N9-C4	-5.53	104.19	106.40
1	AA	1499	A	N7-C8-N9	5.53	116.56	113.80
35	BA	614(B)	G	C6-N1-C2	-5.53	121.78	125.10
35	BA	923	C	C4'-C3'-C2'	-5.53	97.07	102.60
35	BA	1028	A	C6-C5-N7	-5.53	128.43	132.30
35	BA	1212	G	C2'-C3'-O3'	-5.53	97.33	109.50
35	BA	1809	A	C5-N7-C8	-5.53	101.14	103.90
35	BA	2252	G	N3-C2-N2	-5.53	116.03	119.90
35	BA	2499	C	C4-C5-C6	5.53	120.17	117.40
35	BA	2540	C	C5-C4-N4	-5.53	116.33	120.20
35	BA	2875	C	O4'-C1'-N1	-5.53	103.78	108.20
1	AA	808	C	C5-C4-N4	-5.53	116.33	120.20
35	BA	679	C	N3-C4-C5	-5.53	119.69	121.90
35	BA	847	U	OP1-P-O3'	5.53	117.36	105.20
35	BA	1447	G	N1-C2-N3	-5.53	120.58	123.90
35	BA	1517	G	N1-C6-O6	-5.53	116.58	119.90
35	BA	1656	C	C4-C5-C6	5.53	120.17	117.40
1	AA	105	G	C8-N9-C4	-5.53	104.19	106.40
1	AA	310	G	N7-C8-N9	5.53	115.86	113.10
1	AA	395	C	O5'-P-OP1	-5.53	100.72	105.70
1	AA	751	U	N3-C2-O2	-5.53	118.33	122.20

Continued on next page...

Continued from previous page...

Mol	Chain	Res	Type	Atoms	Z	Observed(°)	Ideal(°)
1	AA	1480	G	C5-C6-N1	5.53	114.26	111.50
35	BA	863	A	C5-N7-C8	-5.53	101.14	103.90
35	BA	2117	A	C8-N9-C4	5.53	108.01	105.80
35	BA	2124	G	C2-N3-C4	-5.53	109.14	111.90
35	BA	2708	G	C5-C6-O6	-5.53	125.28	128.60
48	BQ	14	ARG	NE-CZ-NH2	-5.53	117.54	120.30
1	AA	635	G	N1-C6-O6	5.53	123.22	119.90
1	AA	962	C	C5-C6-N1	-5.53	118.24	121.00
35	BA	271(P)	C	O4'-C1'-C2'	5.53	112.57	107.60
35	BA	596	G	C5-C6-N1	-5.53	108.74	111.50
35	BA	654(F)	C	C3'-C2'-C1'	5.53	105.92	101.50
35	BA	1307	A	O4'-C1'-N9	5.53	112.62	108.20
35	BA	1566	A	C6-N1-C2	5.53	121.92	118.60
35	BA	1570	A	C4-C5-N7	5.53	113.46	110.70
35	BA	1936	A	N9-C4-C5	5.53	108.01	105.80
35	BA	205	G	C6-C5-N7	5.52	133.72	130.40
35	BA	563	G	N1-C2-N3	5.52	127.21	123.90
35	BA	1017	G	N1-C6-O6	5.52	123.21	119.90
35	BA	1139	G	N7-C8-N9	-5.52	110.34	113.10
35	BA	1436	G	N7-C8-N9	5.52	115.86	113.10
35	BA	1601	G	C6-N1-C2	-5.52	121.78	125.10
1	AA	639	G	C5-N7-C8	-5.52	101.54	104.30
1	AA	792	A	N3-C4-N9	-5.52	122.98	127.40
35	BA	515	A	N1-C6-N6	5.52	121.91	118.60
35	BA	1020	A	C6-C5-N7	-5.52	128.43	132.30
35	BA	1144	G	O4'-C1'-N9	-5.52	103.78	108.20
35	BA	1250	G	N7-C8-N9	5.52	115.86	113.10
35	BA	1551	C	N3-C2-O2	-5.52	118.03	121.90
35	BA	1705	G	N1-C2-N2	-5.52	111.23	116.20
35	BA	1928	A	O4'-C1'-C2'	5.52	112.57	107.60
37	BC	214	TYR	CB-CA-C	-5.52	99.35	110.40
35	BA	1950	G	N7-C8-N9	-5.52	110.34	113.10
35	BA	2409	G	C5-C6-N1	5.52	114.26	111.50
1	AA	754	C	N1-C1'-C2'	5.52	121.18	114.00
1	AA	1334	G	C8-N9-C4	-5.52	104.19	106.40
35	BA	1541	G	N7-C8-N9	-5.52	110.34	113.10
36	BB	11	C	C4-C5-C6	5.52	120.16	117.40
1	AA	279	A	C5'-C4'-C3'	-5.52	107.17	116.00
1	AA	518	C	N3-C2-O2	-5.52	118.04	121.90
1	AA	617	G	N7-C8-N9	5.52	115.86	113.10
1	AA	1304	G	C5'-C4'-C3'	-5.52	107.17	116.00
1	AA	1342	C	N1-C2-N3	-5.52	115.34	119.20

Continued on next page...

Continued from previous page...

Mol	Chain	Res	Type	Atoms	Z	Observed(°)	Ideal(°)
35	BA	186	G	C6-N1-C2	-5.52	121.79	125.10
35	BA	294	A	C1'-O4'-C4'	5.52	114.31	109.90
35	BA	704	G	C5-C6-O6	-5.52	125.29	128.60
35	BA	1203	G	C5-N7-C8	5.52	107.06	104.30
35	BA	1311	G	N3-C4-N9	-5.52	122.69	126.00
35	BA	1328	G	N3-C4-C5	-5.52	125.84	128.60
35	BA	2108	C	N3-C4-N4	-5.52	114.14	118.00
35	BA	2147	G	O4'-C1'-N9	-5.52	103.79	108.20
35	BA	2896	C	N1-C2-O2	5.52	122.21	118.90
1	AA	120	A	N3-C4-C5	-5.52	122.94	126.80
1	AA	154	C	C4-C5-C6	-5.52	114.64	117.40
1	AA	310	G	N9-C4-C5	5.52	107.61	105.40
1	AA	1058	G	C8-N9-C4	5.52	108.61	106.40
1	AA	1510	U	N3-C2-O2	5.52	126.06	122.20
35	BA	2002	G	C4-C5-C6	-5.52	115.49	118.80
1	AA	146	G	C8-N9-C4	-5.51	104.19	106.40
1	AA	1070	U	N1-C2-N3	-5.51	111.59	114.90
1	AA	1173	G	C6-C5-N7	-5.51	127.09	130.40
1	AA	1212	U	C5-C6-N1	5.51	125.46	122.70
1	AA	1394	A	N7-C8-N9	5.51	116.56	113.80
17	AQ	91	ARG	NE-CZ-NH2	-5.51	117.54	120.30
22	AV	75	C	C5-C4-N4	5.51	124.06	120.20
35	BA	624	C	N3-C4-C5	5.51	124.11	121.90
35	BA	2414	G	C8-N9-C4	-5.51	104.19	106.40
35	BA	2477	C	P-O5'-C5'	-5.51	112.08	120.90
52	BU	52	ARG	NE-CZ-NH2	-5.51	117.54	120.30
35	BA	2031	A	N7-C8-N9	-5.51	111.04	113.80
35	BA	2535	G	C4-C5-C6	5.51	122.11	118.80
35	BA	2587	A	O4'-C1'-N9	-5.51	103.79	108.20
1	AA	795	C	O5'-P-OP2	-5.51	100.74	105.70
1	AA	1154	G	N3-C2-N2	-5.51	116.04	119.90
1	AA	1508	G	C5-C6-O6	-5.51	125.29	128.60
4	AD	68	TYR	CB-CG-CD2	-5.51	117.69	121.00
35	BA	98	G	N1-C2-N3	-5.51	120.59	123.90
35	BA	1298	C	O4'-C1'-C2'	5.51	112.56	107.60
35	BA	2429	G	N1-C2-N2	-5.51	111.24	116.20
50	BS	30	ARG	NE-CZ-NH2	5.51	123.06	120.30
1	AA	229	U	N1-C2-O2	5.51	126.66	122.80
1	AA	312	C	N3-C4-C5	5.51	124.10	121.90
1	AA	424	G	N9-C4-C5	-5.51	103.20	105.40
1	AA	744	C	C5'-C4'-C3'	-5.51	107.19	116.00
1	AA	818	G	C2-N3-C4	-5.51	109.14	111.90

Continued on next page...

Continued from previous page...

Mol	Chain	Res	Type	Atoms	Z	Observed(°)	Ideal(°)
1	AA	950	U	C5-C6-N1	-5.51	119.94	122.70
35	BA	19	C	C5-C4-N4	-5.51	116.34	120.20
35	BA	1171	G	N9-C4-C5	-5.51	103.20	105.40
35	BA	1769	G	C6-C5-N7	5.51	133.71	130.40
1	AA	1371	G	C4-C5-N7	-5.51	108.60	110.80
12	AL	89	ARG	NH1-CZ-NH2	5.51	125.46	119.40
35	BA	467	G	N1-C6-O6	5.51	123.20	119.90
35	BA	914	C	N3-C4-N4	5.51	121.86	118.00
1	AA	64	G	C5-C6-N1	5.51	114.25	111.50
1	AA	156	G	N9-C4-C5	5.51	107.60	105.40
1	AA	596	C	N1-C2-O2	-5.51	115.60	118.90
1	AA	1420	C	C5-C6-N1	-5.51	118.25	121.00
35	BA	321	G	N9-C4-C5	5.51	107.60	105.40
35	BA	1146	C	C2-N3-C4	5.51	122.65	119.90
35	BA	2242	G	N9-C4-C5	5.51	107.60	105.40
35	BA	2287	A	C4-C5-N7	5.51	113.45	110.70
35	BA	2431	U	N1-C2-O2	-5.51	118.95	122.80
1	AA	1332	A	O4'-C1'-C2'	5.50	112.56	107.60
35	BA	453	C	N1-C1'-C2'	-5.50	105.94	112.00
35	BA	2199	A	C2-N3-C4	5.50	113.35	110.60
1	AA	315	A	C5-C6-N1	-5.50	114.95	117.70
1	AA	393	A	N9-C4-C5	5.50	108.00	105.80
1	AA	663	A	C6-N1-C2	5.50	121.90	118.60
1	AA	723	U	C5-C4-O4	-5.50	122.60	125.90
1	AA	1054	C	C2-N3-C4	-5.50	117.15	119.90
1	AA	1092	A	N9-C4-C5	5.50	108.00	105.80
1	AA	1297	C	C5-C4-N4	5.50	124.05	120.20
1	AA	1341	U	N3-C4-C5	-5.50	111.30	114.60
35	BA	426	C	C5-C6-N1	-5.50	118.25	121.00
35	BA	764	A	C3'-C2'-C1'	5.50	105.90	101.50
35	BA	990	A	C5-N7-C8	-5.50	101.15	103.90
35	BA	1754	C	C2-N3-C4	5.50	122.65	119.90
35	BA	1984	G	N1-C6-O6	5.50	123.20	119.90
35	BA	2404	C	N3-C2-O2	-5.50	118.05	121.90
35	BA	2505	G	C3'-C2'-C1'	5.50	105.90	101.50
1	AA	80	G	C3'-C2'-C1'	-5.50	97.10	101.50
1	AA	142	G	N1-C6-O6	5.50	123.20	119.90
1	AA	1413	A	C2-N3-C4	-5.50	107.85	110.60
22	AV	22	G	C5-C6-N1	-5.50	108.75	111.50
35	BA	1899	G	O5'-P-OP2	-5.50	100.75	105.70
35	BA	2824	C	C1'-O4'-C4'	5.50	114.30	109.90
39	BE	36	ARG	NE-CZ-NH1	-5.50	117.55	120.30

Continued on next page...

Continued from previous page...

Mol	Chain	Res	Type	Atoms	Z	Observed(°)	Ideal(°)
7	AG	33	ASP	CB-CG-OD2	-5.50	113.35	118.30
35	BA	1339	G	N7-C8-N9	5.50	115.85	113.10
1	AA	544	G	C5-N7-C8	-5.50	101.55	104.30
1	AA	598	U	N1-C2-O2	5.50	126.65	122.80
1	AA	789	U	P-O5'-C5'	-5.50	112.10	120.90
1	AA	949	A	C5-C6-N1	5.50	120.45	117.70
24	AY	616	TYR	CB-CG-CD2	5.50	124.30	121.00
35	BA	123	G	N9-C1'-C2'	-5.50	105.95	112.00
35	BA	1244	G	C5-C6-N1	-5.50	108.75	111.50
1	AA	289	G	C1'-O4'-C4'	5.50	114.30	109.90
1	AA	429	U	N1-C2-O2	-5.50	118.95	122.80
35	BA	470	A	C5'-C4'-C3'	-5.50	107.21	116.00
35	BA	2510	C	N3-C4-N4	-5.50	114.15	118.00
35	BA	2665	A	C6-C5-N7	-5.50	128.45	132.30
36	BB	109	C	C6-N1-C2	-5.50	118.10	120.30
1	AA	356	A	C5-C6-N1	-5.50	114.95	117.70
1	AA	837	G	C4'-C3'-C2'	-5.50	97.11	102.60
1	AA	1353	G	C6-N1-C2	5.50	128.40	125.10
35	BA	252	G	C4-C5-N7	-5.50	108.60	110.80
35	BA	386	G	N1-C6-O6	5.50	123.20	119.90
35	BA	781	A	N7-C8-N9	-5.50	111.05	113.80
35	BA	1104	C	N3-C4-N4	5.50	121.85	118.00
35	BA	1647	G	O4'-C1'-N9	5.50	112.60	108.20
35	BA	1850	G	C8-N9-C4	-5.50	104.20	106.40
1	AA	58	C	C2-N3-C4	-5.49	117.15	119.90
1	AA	179	A	C5-N7-C8	-5.49	101.15	103.90
1	AA	553	A	C6-N1-C2	5.49	121.90	118.60
1	AA	1028	C	C4-C5-C6	5.49	120.15	117.40
1	AA	1089	G	N1-C6-O6	5.49	123.20	119.90
35	BA	36	G	C5-N7-C8	5.49	107.05	104.30
35	BA	763	G	N1-C6-O6	5.49	123.20	119.90
35	BA	972	G	C5'-C4'-O4'	-5.49	102.51	109.10
35	BA	1859	A	C5-C6-N6	-5.49	119.31	123.70
35	BA	2529	G	C8-N9-C4	5.49	108.60	106.40
35	BA	908	C	C4-C5-C6	5.49	120.15	117.40
35	BA	946	G	N3-C4-C5	5.49	131.35	128.60
35	BA	2045	C	C2-N3-C4	-5.49	117.15	119.90
35	BA	2628	C	N1-C2-O2	5.49	122.19	118.90
1	AA	131	C	C4-C5-C6	5.49	120.14	117.40
35	BA	986	C	C5-C4-N4	5.49	124.04	120.20
35	BA	988	A	C2-N3-C4	-5.49	107.86	110.60
35	BA	1002	G	C6-C5-N7	-5.49	127.11	130.40

Continued on next page...

Continued from previous page...

Mol	Chain	Res	Type	Atoms	Z	Observed(°)	Ideal(°)
35	BA	1210	A	N9-C4-C5	5.49	108.00	105.80
35	BA	2376	A	C4-C5-N7	5.49	113.44	110.70
1	AA	1089	G	N3-C4-N9	5.49	129.29	126.00
3	AC	38	ARG	NE-CZ-NH1	5.49	123.05	120.30
35	BA	677	A	N1-C2-N3	5.49	132.04	129.30
35	BA	789	A	C6-C5-N7	5.49	136.14	132.30
35	BA	1456	G	C2-N3-C4	-5.49	109.16	111.90
35	BA	1879	C	N1-C2-N3	5.49	123.04	119.20
35	BA	2297	C	N1-C2-O2	5.49	122.19	118.90
35	BA	2523	G	N1-C2-N2	5.49	121.14	116.20
35	BA	2759	G	C2-N3-C4	5.49	114.64	111.90
1	AA	537	G	C5-N7-C8	5.49	107.04	104.30
35	BA	1051	G	N9-C1'-C2'	5.49	121.13	114.00
35	BA	1154	G	N1-C2-N2	-5.49	111.26	116.20
1	AA	839	U	N1-C1'-C2'	5.49	121.13	114.00
33	B8	32	LEU	CA-CB-CG	5.49	127.92	115.30
35	BA	654(C)	G	C5-N7-C8	-5.49	101.56	104.30
35	BA	742	G	N1-C6-O6	5.49	123.19	119.90
35	BA	2087	G	C5-C6-O6	5.49	131.89	128.60
1	AA	399	G	C5-N7-C8	-5.48	101.56	104.30
1	AA	911	U	N3-C2-O2	-5.48	118.36	122.20
18	AR	74	ARG	NE-CZ-NH1	5.48	123.04	120.30
35	BA	2683	C	C5-C4-N4	5.48	124.04	120.20
1	AA	50	A	C6-C5-N7	5.48	136.14	132.30
1	AA	362	G	N3-C4-C5	-5.48	125.86	128.60
1	AA	1035	A	C3'-C2'-C1'	-5.48	97.11	101.50
1	AA	1265	G	C5-C6-N1	-5.48	108.76	111.50
22	AV	25	C	C5-C6-N1	-5.48	118.26	121.00
35	BA	792	G	O4'-C1'-N9	5.48	112.59	108.20
35	BA	1117	G	O4'-C1'-N9	5.48	112.59	108.20
35	BA	1704	G	C1'-O4'-C4'	-5.48	105.51	109.90
35	BA	1824	G	C4-C5-C6	-5.48	115.51	118.80
35	BA	2082	A	C4-C5-N7	5.48	113.44	110.70
35	BA	2400	G	C2-N3-C4	-5.48	109.16	111.90
36	BB	36	C	C1'-O4'-C4'	-5.48	105.51	109.90
1	AA	354	G	C6-C5-N7	-5.48	127.11	130.40
1	AA	1099	G	N9-C4-C5	-5.48	103.21	105.40
2	AB	163	PHE	CB-CG-CD2	-5.48	116.96	120.80
35	BA	191	A	N7-C8-N9	-5.48	111.06	113.80
35	BA	488	G	N9-C4-C5	5.48	107.59	105.40
35	BA	585	G	N3-C4-C5	5.48	131.34	128.60
35	BA	892	G	C5'-C4'-O4'	5.48	115.68	109.10

Continued on next page...

Continued from previous page...

Mol	Chain	Res	Type	Atoms	Z	Observed(°)	Ideal(°)
35	BA	1985	G	N1-C2-N2	5.48	121.13	116.20
36	BB	105	A	C2-N3-C4	-5.48	107.86	110.60
45	BN	109	LYS	N-CA-C	5.48	125.80	111.00
1	AA	1233	G	C2-N3-C4	-5.48	109.16	111.90
1	AA	1417	G	C3'-C2'-C1'	-5.48	97.12	101.50
35	BA	1103	A	C8-N9-C4	5.48	107.99	105.80
1	AA	100	C	N3-C4-N4	5.48	121.83	118.00
1	AA	151	A	C5-N7-C8	-5.48	101.16	103.90
1	AA	820	U	N3-C4-O4	5.48	123.23	119.40
35	BA	487	C	C5-C6-N1	-5.48	118.26	121.00
35	BA	1461	G	N7-C8-N9	5.48	115.84	113.10
35	BA	2147	G	C8-N9-C4	-5.48	104.21	106.40
35	BA	2507	C	N1-C2-O2	-5.48	115.61	118.90
36	BB	40	U	O4'-C1'-N1	5.48	112.58	108.20
35	BA	704	G	C8-N9-C4	-5.48	104.21	106.40
35	BA	1457	A	C8-N9-C4	-5.48	103.61	105.80
35	BA	2801	A	C5-C6-N1	5.48	120.44	117.70
1	AA	558	G	C2-N3-C4	5.47	114.64	111.90
1	AA	795	C	C6-N1-C2	-5.47	118.11	120.30
35	BA	507	A	C2-N3-C4	5.47	113.34	110.60
35	BA	1087	G	O4'-C1'-N9	5.47	112.58	108.20
35	BA	1133	U	N3-C2-O2	5.47	126.03	122.20
35	BA	1328	G	C8-N9-C4	-5.47	104.21	106.40
35	BA	2770	G	C5-C6-O6	5.47	131.88	128.60
1	AA	538	G	N3-C4-C5	-5.47	125.86	128.60
1	AA	1443	G	N9-C4-C5	5.47	107.59	105.40
35	BA	271(J)	C	N3-C2-O2	-5.47	118.07	121.90
35	BA	1215	G	C6-N1-C2	5.47	128.38	125.10
35	BA	1850	G	C5'-C4'-O4'	5.47	115.67	109.10
1	AA	387	U	O4'-C1'-N1	-5.47	103.82	108.20
1	AA	794	A	C3'-C2'-C1'	5.47	105.88	101.50
35	BA	105	C	N3-C4-C5	-5.47	119.71	121.90
35	BA	228	A	N1-C6-N6	-5.47	115.32	118.60
35	BA	379	G	N1-C2-N2	-5.47	111.28	116.20
35	BA	815	C	O4'-C1'-N1	5.47	112.58	108.20
1	AA	185	A	C8-N9-C4	-5.47	103.61	105.80
23	AX	13	A	N1-C2-N3	-5.47	126.56	129.30
35	BA	1118	C	O4'-C1'-N1	5.47	112.58	108.20
35	BA	1386	C	C6-N1-C2	5.47	122.49	120.30
35	BA	1988	C	N3-C2-O2	-5.47	118.07	121.90
35	BA	2165	G	N1-C2-N3	5.47	127.18	123.90
35	BA	2534	A	C5-N7-C8	5.47	106.63	103.90

Continued on next page...

Continued from previous page...

Mol	Chain	Res	Type	Atoms	Z	Observed(°)	Ideal(°)
1	AA	281	G	C4-C5-N7	-5.47	108.61	110.80
1	AA	1046	A	C3'-C2'-C1'	-5.47	97.13	101.50
8	AH	52	ASP	CB-CG-OD2	5.47	123.22	118.30
22	AV	40	C	N3-C2-O2	-5.47	118.07	121.90
35	BA	576	U	O4'-C1'-N1	-5.47	103.83	108.20
35	BA	1784	A	C2-N3-C4	5.47	113.33	110.60
35	BA	2699	C	C4-C5-C6	-5.47	114.67	117.40
35	BA	2761	G	C5-N7-C8	-5.47	101.57	104.30
1	AA	363	A	C6-N1-C2	-5.47	115.32	118.60
1	AA	449	C	N3-C4-C5	5.47	124.09	121.90
35	BA	573	G	C5-N7-C8	-5.47	101.57	104.30
35	BA	661	C	C5-C6-N1	5.47	123.73	121.00
35	BA	779	U	C5-C4-O4	5.47	129.18	125.90
35	BA	1032	A	N7-C8-N9	-5.47	111.07	113.80
35	BA	1758	G	C4-C5-N7	5.47	112.99	110.80
35	BA	1955	U	N1-C1'-C2'	5.47	121.11	114.00
35	BA	2065	C	C6-N1-C2	5.47	122.49	120.30
35	BA	2090	G	C5-C6-O6	-5.47	125.32	128.60
35	BA	2772	C	N3-C4-N4	-5.47	114.17	118.00
40	BF	44	ARG	NE-CZ-NH2	-5.47	117.57	120.30
35	BA	271(Z)	C	C3'-C2'-C1'	5.46	105.87	101.50
35	BA	392	C	N1-C2-N3	5.46	123.03	119.20
35	BA	901	A	N7-C8-N9	-5.46	111.07	113.80
35	BA	1612	C	N3-C4-N4	5.46	121.83	118.00
35	BA	1907	G	N1-C6-O6	5.46	123.18	119.90
35	BA	2415	G	N7-C8-N9	-5.46	110.37	113.10
35	BA	2468	G	C6-C5-N7	5.46	133.68	130.40
35	BA	764	A	O4'-C1'-C2'	-5.46	100.34	105.80
35	BA	874	G	C4-C5-C6	-5.46	115.52	118.80
35	BA	1593	G	C5-C6-O6	-5.46	125.32	128.60
35	BA	2127	G	C2-N3-C4	5.46	114.63	111.90
1	AA	117	G	N3-C4-N9	5.46	129.28	126.00
1	AA	1014	A	C5-N7-C8	5.46	106.63	103.90
1	AA	1205	U	C5-C4-O4	-5.46	122.62	125.90
35	BA	280	C	N3-C2-O2	-5.46	118.08	121.90
35	BA	381	G	O4'-C1'-N9	5.46	112.57	108.20
35	BA	880	G	N3-C4-N9	5.46	129.28	126.00
1	AA	329	A	C5-C6-N6	-5.46	119.33	123.70
1	AA	727	G	N9-C1'-C2'	-5.46	105.99	112.00
35	BA	1812	A	C5-N7-C8	5.46	106.63	103.90
35	BA	2274	A	N1-C6-N6	-5.46	115.32	118.60
1	AA	576	G	C5-C6-O6	-5.46	125.33	128.60

Continued on next page...

Continued from previous page...

Mol	Chain	Res	Type	Atoms	Z	Observed(°)	Ideal(°)
1	AA	903	G	N3-C2-N2	-5.46	116.08	119.90
1	AA	1493	A	N1-C2-N3	5.46	132.03	129.30
35	BA	134	C	N1-C2-O2	5.46	122.17	118.90
35	BA	395	U	C5-C4-O4	-5.46	122.62	125.90
35	BA	903	C	C5-C6-N1	5.46	123.73	121.00
35	BA	1702	G	N3-C4-N9	5.46	129.28	126.00
35	BA	2842	G	C4-C5-N7	5.46	112.98	110.80
47	BP	80	TYR	CG-CD1-CE1	5.46	125.67	121.30
1	AA	470	C	C6-N1-C2	5.46	122.48	120.30
1	AA	1401	G	C6-C5-N7	-5.46	127.13	130.40
35	BA	740	U	C5'-C4'-C3'	5.46	124.73	116.00
35	BA	843	G	C4'-C3'-C2'	5.46	108.06	102.60
35	BA	865	C	C1'-O4'-C4'	5.46	114.27	109.90
35	BA	1144	G	C5-C6-O6	5.46	131.87	128.60
35	BA	1451	C	C6-N1-C2	5.46	122.48	120.30
1	AA	982	U	N3-C4-O4	-5.46	115.58	119.40
35	BA	979	G	C3'-C2'-C1'	5.46	105.86	101.50
35	BA	1190	G	N7-C8-N9	5.46	115.83	113.10
35	BA	1711	C	N3-C4-C5	-5.46	119.72	121.90
35	BA	2605	U	N1-C2-O2	-5.46	118.98	122.80
36	BB	23	G	C5-N7-C8	-5.46	101.57	104.30
1	AA	553	A	N1-C2-N3	-5.45	126.57	129.30
1	AA	673	G	C5-N7-C8	5.45	107.03	104.30
35	BA	276	A	C3'-C2'-C1'	-5.45	97.14	101.50
35	BA	343	C	C4-C5-C6	-5.45	114.67	117.40
35	BA	399	G	O4'-C1'-C2'	5.45	112.51	107.60
35	BA	2031	A	N9-C1'-C2'	5.45	121.09	114.00
1	AA	773	G	N3-C2-N2	5.45	123.72	119.90
35	BA	466	A	O4'-C1'-N9	-5.45	103.84	108.20
35	BA	1367	A	C8-N9-C4	5.45	107.98	105.80
35	BA	1994	C	C2-N3-C4	5.45	122.63	119.90
1	AA	825	G	C4-C5-C6	5.45	122.07	118.80
1	AA	963	G	C3'-C2'-C1'	5.45	105.86	101.50
1	AA	999	C	C2-N1-C1'	5.45	124.80	118.80
35	BA	121	G	N3-C4-N9	5.45	129.27	126.00
35	BA	609	A	C3'-C2'-C1'	5.45	105.86	101.50
35	BA	1022	G	N1-C2-N3	-5.45	120.63	123.90
36	BB	87	G	N9-C4-C5	-5.45	103.22	105.40
45	BN	134	ARG	NE-CZ-NH1	-5.45	117.58	120.30
53	BV	88	ARG	NH1-CZ-NH2	5.45	125.40	119.40
1	AA	129(A)	G	N3-C2-N2	-5.45	116.09	119.90
1	AA	668	G	N1-C2-N3	5.45	127.17	123.90

Continued on next page...

Continued from previous page...

Mol	Chain	Res	Type	Atoms	Z	Observed(°)	Ideal(°)
1	AA	995	C	C2-N3-C4	5.45	122.62	119.90
1	AA	1220	G	O4'-C1'-N9	-5.45	103.84	108.20
1	AA	1300	G	N1-C2-N3	-5.45	120.63	123.90
1	AA	1394	A	C8-N9-C4	-5.45	103.62	105.80
1	AA	1461	G	C5-N7-C8	5.45	107.02	104.30
35	BA	247	G	C5-C6-N1	-5.45	108.78	111.50
35	BA	765	G	C4-C5-N7	5.45	112.98	110.80
35	BA	1187	G	O4'-C1'-N9	-5.45	103.84	108.20
35	BA	1486	A	C4-C5-N7	-5.45	107.98	110.70
35	BA	1649	G	C4-C5-N7	-5.45	108.62	110.80
35	BA	2494	G	C5-C6-N1	5.45	114.22	111.50
35	BA	2508	G	C4-C5-N7	-5.45	108.62	110.80
35	BA	351	G	C6-C5-N7	5.45	133.67	130.40
35	BA	2033	A	O4'-C1'-C2'	5.45	112.50	107.60
36	BB	94	C	C3'-C2'-C1'	-5.45	97.14	101.50
1	AA	350	G	C5-N7-C8	-5.45	101.58	104.30
1	AA	696	A	C2-N3-C4	-5.45	107.88	110.60
1	AA	1526	G	O4'-C1'-N9	-5.45	103.84	108.20
35	BA	27	G	C4-C5-C6	-5.45	115.53	118.80
35	BA	337	C	C2-N3-C4	5.45	122.62	119.90
35	BA	561	G	N3-C2-N2	5.45	123.71	119.90
35	BA	1061	U	O4'-C1'-C2'	5.45	112.50	107.60
35	BA	1065	U	O4'-C1'-C2'	5.45	112.50	107.60
35	BA	1714	G	N3-C4-C5	5.45	131.32	128.60
35	BA	2407	G	N9-C4-C5	5.45	107.58	105.40
35	BA	2474	C	C2-N3-C4	5.45	122.62	119.90
35	BA	2499	C	C5-C4-N4	5.45	124.01	120.20
38	BD	157	ARG	NE-CZ-NH2	-5.45	117.58	120.30
1	AA	149	A	C5-N7-C8	5.44	106.62	103.90
1	AA	176	C	C5-C6-N1	5.44	123.72	121.00
1	AA	217	C	O4'-C1'-N1	-5.44	103.84	108.20
1	AA	621	A	C4-C5-C6	5.44	119.72	117.00
1	AA	1030	C	C4-C5-C6	5.44	120.12	117.40
35	BA	416	C	C5-C4-N4	-5.44	116.39	120.20
35	BA	1271	G	N3-C4-N9	5.44	129.26	126.00
35	BA	1968	G	C5-C6-O6	5.44	131.87	128.60
36	BB	82	G	C5-N7-C8	-5.44	101.58	104.30
1	AA	48	C	C6-N1-C2	5.44	122.48	120.30
1	AA	731	G	N1-C2-N3	5.44	127.17	123.90
1	AA	755	G	N3-C4-C5	-5.44	125.88	128.60
22	AV	4	G	C5'-C4'-O4'	-5.44	102.57	109.10
22	AV	27	U	N3-C4-C5	5.44	117.86	114.60

Continued on next page...

Continued from previous page...

Mol	Chain	Res	Type	Atoms	Z	Observed(°)	Ideal(°)
35	BA	358	U	N3-C4-O4	-5.44	115.59	119.40
35	BA	1661	G	N1-C2-N2	-5.44	111.30	116.20
35	BA	1753	G	C5-N7-C8	5.44	107.02	104.30
35	BA	2418	A	N1-C2-N3	5.44	132.02	129.30
35	BA	2870	C	C6-N1-C2	-5.44	118.12	120.30
1	AA	927	G	C6-C5-N7	-5.44	127.14	130.40
35	BA	692	C	C2-N3-C4	-5.44	117.18	119.90
35	BA	1153	C	C1'-O4'-C4'	-5.44	105.55	109.90
35	BA	2579	C	N3-C4-C5	5.44	124.08	121.90
1	AA	333	G	N1-C2-N3	5.44	127.16	123.90
1	AA	349	A	N9-C4-C5	5.44	107.97	105.80
1	AA	1521	G	C3'-C2'-C1'	5.44	105.85	101.50
2	AB	53	ARG	NE-CZ-NH2	-5.44	117.58	120.30
35	BA	207	A	N1-C2-N3	-5.44	126.58	129.30
35	BA	348	G	O4'-C1'-N9	5.44	112.55	108.20
35	BA	421	U	C6-N1-C2	-5.44	117.74	121.00
35	BA	763	G	N3-C4-N9	-5.44	122.74	126.00
35	BA	1510	G	N1-C6-O6	-5.44	116.64	119.90
35	BA	2313	C	N1-C2-O2	-5.44	115.64	118.90
35	BA	2549	G	C5-N7-C8	-5.44	101.58	104.30
1	AA	961	U	N3-C2-O2	-5.44	118.39	122.20
1	AA	1144	G	O4'-C1'-N9	5.44	112.55	108.20
35	BA	854	G	N9-C4-C5	5.44	107.58	105.40
35	BA	1129	A	C8-N9-C4	-5.44	103.63	105.80
35	BA	2582	G	N7-C8-N9	5.44	115.82	113.10
35	BA	2745	C	N1-C2-O2	-5.44	115.64	118.90
1	AA	378	G	N9-C4-C5	5.43	107.57	105.40
1	AA	452	A	C4'-C3'-C2'	5.43	108.03	102.60
1	AA	585	G	N3-C2-N2	5.43	123.70	119.90
1	AA	707	C	O4'-C1'-N1	-5.43	103.85	108.20
1	AA	728	A	C2-N3-C4	5.43	113.32	110.60
1	AA	1420	C	C5-C4-N4	-5.43	116.39	120.20
35	BA	114	U	C5-C4-O4	-5.43	122.64	125.90
35	BA	2154	G	N9-C4-C5	-5.43	103.23	105.40
35	BA	2540	C	C3'-C2'-C1'	5.43	105.85	101.50
35	BA	2892	A	C5-C6-N1	-5.43	114.98	117.70
1	AA	52	G	C3'-C2'-C1'	-5.43	97.15	101.50
1	AA	502	G	C5-N7-C8	-5.43	101.58	104.30
1	AA	974	A	N1-C6-N6	5.43	121.86	118.60
1	AA	1247	U	C5-C6-N1	5.43	125.42	122.70
35	BA	1514	U	C4-C5-C6	-5.43	116.44	119.70
1	AA	633	G	C4-C5-C6	5.43	122.06	118.80

Continued on next page...

Continued from previous page...

Mol	Chain	Res	Type	Atoms	Z	Observed(°)	Ideal(°)
1	AA	1027	C	C5-C6-N1	5.43	123.72	121.00
35	BA	381	G	C4-C5-C6	-5.43	115.54	118.80
35	BA	1049	C	C5'-C4'-O4'	-5.43	102.58	109.10
35	BA	1630	G	C5-C6-N1	5.43	114.22	111.50
1	AA	107	G	C5-C6-O6	5.43	131.86	128.60
1	AA	523	A	C5-C6-N1	-5.43	114.98	117.70
1	AA	1179	A	N7-C8-N9	-5.43	111.09	113.80
1	AA	1423	G	C5-N7-C8	5.43	107.01	104.30
35	BA	171	G	N7-C8-N9	-5.43	110.39	113.10
35	BA	779	U	N3-C4-O4	-5.43	115.60	119.40
35	BA	2263	C	N1-C2-O2	-5.43	115.64	118.90
35	BA	2632	A	N3-C4-C5	-5.43	123.00	126.80
41	BG	25	TYR	CB-CG-CD2	-5.43	117.74	121.00
1	AA	1342	C	C4'-C3'-C2'	-5.43	97.17	102.60
35	BA	795	C	C4'-C3'-C2'	-5.43	97.17	102.60
35	BA	2815	C	C6-N1-C2	5.43	122.47	120.30
1	AA	168	G	C4-C5-C6	5.43	122.06	118.80
1	AA	196	A	N1-C6-N6	5.43	121.86	118.60
1	AA	1288	A	N1-C2-N3	5.43	132.01	129.30
24	AY	637	ARG	NE-CZ-NH1	-5.43	117.59	120.30
35	BA	108	U	N3-C4-O4	-5.43	115.60	119.40
35	BA	272(H)	C	N1-C2-O2	5.43	122.16	118.90
35	BA	528	A	C8-N9-C4	-5.43	103.63	105.80
35	BA	2770	G	C5-C6-N1	-5.43	108.79	111.50
1	AA	999	C	C6-N1-C1'	-5.42	114.29	120.80
35	BA	53	A	C8-N9-C4	5.42	107.97	105.80
35	BA	363(F)	A	C4-C5-N7	-5.42	107.99	110.70
35	BA	865	C	N3-C4-C5	5.42	124.07	121.90
35	BA	1149	G	C5-C6-N1	5.42	114.21	111.50
35	BA	1509	C	C5-C6-N1	5.42	123.71	121.00
1	AA	804	U	N3-C4-O4	-5.42	115.60	119.40
1	AA	1403	C	C6-N1-C2	-5.42	118.13	120.30
35	BA	1197	G	C6-N1-C2	5.42	128.35	125.10
35	BA	1226	A	C5-C6-N1	5.42	120.41	117.70
35	BA	1910	G	C5-C6-O6	5.42	131.85	128.60
35	BA	2735	G	N3-C2-N2	5.42	123.70	119.90
35	BA	2779	U	N1-C2-N3	5.42	118.15	114.90
36	BB	78	A	N9-C4-C5	-5.42	103.63	105.80
50	BS	12	PHE	CB-CG-CD2	-5.42	117.00	120.80
1	AA	786	G	N9-C4-C5	5.42	107.57	105.40
1	AA	1228	C	N3-C4-N4	5.42	121.80	118.00
1	AA	1390	U	N1-C2-N3	5.42	118.15	114.90

Continued on next page...

Continued from previous page...

Mol	Chain	Res	Type	Atoms	Z	Observed(°)	Ideal(°)
35	BA	654(O)	G	C6-N1-C2	5.42	128.35	125.10
35	BA	816	C	N1-C2-O2	-5.42	115.65	118.90
35	BA	1710	C	C2-N3-C4	-5.42	117.19	119.90
35	BA	2344	U	N1-C1'-C2'	5.42	121.05	114.00
35	BA	2611	U	N1-C2-O2	5.42	126.59	122.80
35	BA	2653	U	C6-N1-C2	5.42	124.25	121.00
36	BB	102	A	C6-N1-C2	-5.42	115.35	118.60
56	BY	7	VAL	CA-CB-CG1	-5.42	102.77	110.90
1	AA	69	G	N1-C6-O6	5.42	123.15	119.90
1	AA	987	G	N3-C4-C5	5.42	131.31	128.60
35	BA	539	G	C5-N7-C8	-5.42	101.59	104.30
35	BA	593	G	N7-C8-N9	5.42	115.81	113.10
43	BK	36	GLU	OE1-CD-OE2	-5.42	116.80	123.30
46	BO	111	PHE	CG-CD2-CE2	-5.42	114.84	120.80
1	AA	88	A	N9-C1'-C2'	5.42	121.04	114.00
1	AA	401	C	C4-C5-C6	-5.42	114.69	117.40
1	AA	744	C	N3-C4-C5	-5.42	119.73	121.90
1	AA	821	G	N1-C2-N3	-5.42	120.65	123.90
1	AA	1190	G	N9-C4-C5	-5.42	103.23	105.40
35	BA	1381	G	C4-C5-C6	5.42	122.05	118.80
1	AA	189(E)	U	C5-C6-N1	5.42	125.41	122.70
1	AA	277	C	O5'-P-OP1	-5.42	100.83	105.70
35	BA	370	G	N3-C2-N2	-5.42	116.11	119.90
35	BA	1194	A	C5-N7-C8	5.42	106.61	103.90
35	BA	1637	A	C8-N9-C4	-5.42	103.63	105.80
35	BA	1979	C	C1'-O4'-C4'	-5.42	105.57	109.90
35	BA	2665	A	N7-C8-N9	-5.42	111.09	113.80
36	BB	93	G	N3-C2-N2	-5.42	116.11	119.90
1	AA	792	A	C5-N7-C8	5.42	106.61	103.90
18	AR	35	ARG	NE-CZ-NH1	5.42	123.01	120.30
35	BA	780	G	C5-C6-N1	5.42	114.21	111.50
35	BA	1984	G	C4-C5-N7	-5.42	108.63	110.80
35	BA	2179	C	C5'-C4'-C3'	-5.42	107.34	116.00
35	BA	2206	G	C4-C5-N7	5.42	112.97	110.80
36	BB	47	C	C5-C6-N1	5.42	123.71	121.00
1	AA	471	G	N9-C4-C5	5.41	107.57	105.40
1	AA	941	G	N1-C2-N3	5.41	127.15	123.90
1	AA	1262	C	O5'-P-OP1	5.41	117.19	110.70
1	AA	1398	A	N1-C6-N6	-5.41	115.35	118.60
35	BA	1104	C	N3-C2-O2	-5.41	118.11	121.90
35	BA	1255	U	C5-C6-N1	5.41	125.41	122.70
35	BA	1954	G	N1-C2-N2	5.41	121.07	116.20

Continued on next page...

Continued from previous page...

Mol	Chain	Res	Type	Atoms	Z	Observed(°)	Ideal(°)
35	BA	2135	A	C1'-O4'-C4'	-5.41	105.57	109.90
35	BA	2339	G	N1-C2-N2	-5.41	111.33	116.20
36	BB	16	G	C3'-C2'-C1'	5.41	105.83	101.50
41	BG	115	ARG	NE-CZ-NH1	5.41	123.01	120.30
35	BA	297	C	C5-C4-N4	-5.41	116.41	120.20
35	BA	906	G	N1-C2-N2	5.41	121.07	116.20
35	BA	1980	G	C1'-O4'-C4'	-5.41	105.57	109.90
35	BA	2104	G	C5-N7-C8	-5.41	101.59	104.30
35	BA	2428	G	O4'-C1'-N9	5.41	112.53	108.20
35	BA	2731	G	C5-N7-C8	5.41	107.01	104.30
45	BN	58	ASP	CB-CG-OD2	-5.41	113.43	118.30
1	AA	838	G	N9-C4-C5	-5.41	103.24	105.40
1	AA	1286	A	C2-N3-C4	5.41	113.31	110.60
35	BA	961	C	OP1-P-O3'	5.41	117.11	105.20
35	BA	993	G	C6-N1-C2	-5.41	121.85	125.10
35	BA	1312	U	C5'-C4'-C3'	-5.41	107.34	116.00
35	BA	1449	A	N7-C8-N9	-5.41	111.09	113.80
35	BA	2136	C	C3'-C2'-C1'	5.41	105.83	101.50
36	BB	19	G	N1-C6-O6	5.41	123.15	119.90
1	AA	36	C	C5-C4-N4	5.41	123.98	120.20
1	AA	142	G	C6-N1-C2	5.41	128.34	125.10
1	AA	650	G	N3-C4-C5	5.41	131.30	128.60
1	AA	751	U	N3-C4-O4	5.41	123.19	119.40
35	BA	50	U	C5-C4-O4	-5.41	122.66	125.90
35	BA	89	G	C8-N9-C4	-5.41	104.24	106.40
35	BA	1457	A	N1-C6-N6	-5.41	115.36	118.60
35	BA	1491	G	C8-N9-C4	-5.41	104.24	106.40
35	BA	1571	A	N9-C1'-C2'	-5.41	106.05	112.00
35	BA	2483	C	C4-C5-C6	-5.41	114.70	117.40
35	BA	2658	C	C6-N1-C2	-5.41	118.14	120.30
57	BZ	112	ARG	NE-CZ-NH2	-5.41	117.60	120.30
1	AA	640	A	N9-C4-C5	-5.41	103.64	105.80
1	AA	720	C	C5-C4-N4	5.41	123.98	120.20
1	AA	1004	A	O4'-C1'-N9	5.41	112.53	108.20
35	BA	676	A	C6-C5-N7	-5.41	128.51	132.30
35	BA	1630	G	N7-C8-N9	5.41	115.80	113.10
35	BA	1779	U	C5-C6-N1	-5.41	120.00	122.70
35	BA	1827	C	C5-C6-N1	5.41	123.70	121.00
35	BA	2068	U	N1-C2-N3	5.41	118.14	114.90
42	BH	149	ARG	NE-CZ-NH2	-5.41	117.60	120.30
1	AA	562	C	C2-N3-C4	5.41	122.60	119.90
1	AA	686	U	C5-C6-N1	5.41	125.40	122.70

Continued on next page...

Continued from previous page...

Mol	Chain	Res	Type	Atoms	Z	Observed(°)	Ideal(°)
1	AA	1256	A	N7-C8-N9	-5.41	111.10	113.80
35	BA	566	U	C6-N1-C2	-5.41	117.76	121.00
35	BA	1231	G	N7-C8-N9	5.41	115.80	113.10
36	BB	9	G	C3'-C2'-C1'	5.41	105.83	101.50
36	BB	38	C	N3-C4-C5	5.41	124.06	121.90
1	AA	492	G	C4-C5-N7	5.40	112.96	110.80
1	AA	596	C	O5'-P-OP2	5.40	117.18	110.70
35	BA	1495	A	N9-C1'-C2'	5.40	121.03	114.00
38	BD	268	ARG	NE-CZ-NH2	-5.40	117.60	120.30
1	AA	198	G	C5-C6-N1	-5.40	108.80	111.50
1	AA	310	G	N1-C2-N3	5.40	127.14	123.90
1	AA	1006	C	N1-C2-O2	5.40	122.14	118.90
35	BA	1127	A	C3'-C2'-C1'	-5.40	97.18	101.50
35	BA	1319	G	N3-C2-N2	-5.40	116.12	119.90
35	BA	1559	G	N9-C1'-C2'	5.40	121.02	114.00
35	BA	1674	G	C5'-C4'-O4'	-5.40	102.62	109.10
36	BB	81	G	C5-C6-N1	-5.40	108.80	111.50
48	BQ	51	ARG	NE-CZ-NH2	-5.40	117.60	120.30
1	AA	254	G	N3-C4-C5	-5.40	125.90	128.60
1	AA	299	G	C4'-C3'-C2'	-5.40	97.20	102.60
35	BA	643	A	N1-C2-N3	5.40	132.00	129.30
35	BA	2093	G	C6-N1-C2	-5.40	121.86	125.10
35	BA	2750	A	C2-N3-C4	-5.40	107.90	110.60
1	AA	1435	G	N3-C2-N2	-5.40	116.12	119.90
35	BA	775	G	O4'-C4'-C3'	5.40	110.42	106.10
35	BA	2015	A	C5-N7-C8	-5.40	101.20	103.90
35	BA	2655	G	C4-C5-N7	-5.40	108.64	110.80
1	AA	8	A	C6-N1-C2	5.40	121.84	118.60
1	AA	643	C	N3-C4-C5	5.40	124.06	121.90
1	AA	805	C	N3-C4-C5	-5.40	119.74	121.90
25	B0	74	ARG	NE-CZ-NH2	-5.40	117.60	120.30
35	BA	16	G	C6-N1-C2	5.40	128.34	125.10
35	BA	357	A	C4-C5-C6	5.40	119.70	117.00
35	BA	893	C	C1'-O4'-C4'	5.40	114.22	109.90
35	BA	1914	C	C3'-C2'-C1'	5.40	105.82	101.50
1	AA	279	A	C5-C6-N1	5.40	120.40	117.70
1	AA	541	G	C4-C5-N7	-5.40	108.64	110.80
35	BA	320	A	N1-C2-N3	-5.40	126.60	129.30
35	BA	1855	G	C4-C5-N7	-5.40	108.64	110.80
47	BP	16	ARG	NE-CZ-NH2	5.40	123.00	120.30
1	AA	199	G	O4'-C1'-N9	5.39	112.52	108.20
1	AA	399	G	C5-C6-O6	5.39	131.84	128.60

Continued on next page...

Continued from previous page...

Mol	Chain	Res	Type	Atoms	Z	Observed(°)	Ideal(°)
1	AA	943	U	N1-C2-N3	-5.39	111.66	114.90
1	AA	951	G	O4'-C4'-C3'	5.39	110.42	106.10
1	AA	1133	G	C4-C5-C6	-5.39	115.56	118.80
1	AA	1210	C	C2-N3-C4	5.39	122.60	119.90
2	AB	49	GLU	OE1-CD-OE2	-5.39	116.83	123.30
35	BA	94(A)	G	C5-C6-N1	5.39	114.20	111.50
35	BA	968	G	N3-C4-N9	-5.39	122.76	126.00
35	BA	1024	G	C8-N9-C4	5.39	108.56	106.40
35	BA	1653	G	C5-N7-C8	-5.39	101.60	104.30
35	BA	2046	G	C8-N9-C4	5.39	108.56	106.40
35	BA	2499	C	O4'-C1'-N1	5.39	112.52	108.20
1	AA	197	A	C4-C5-C6	-5.39	114.30	117.00
1	AA	570	G	C5-C6-O6	-5.39	125.36	128.60
1	AA	626	U	C4-C5-C6	-5.39	116.46	119.70
1	AA	857	C	N3-C2-O2	-5.39	118.12	121.90
1	AA	922	G	O4'-C1'-N9	5.39	112.51	108.20
1	AA	993	G	N1-C2-N3	-5.39	120.67	123.90
14	AN	29	ARG	NE-CZ-NH1	5.39	123.00	120.30
35	BA	654(L)	G	C5-N7-C8	-5.39	101.60	104.30
35	BA	1003	G	C6-C5-N7	-5.39	127.17	130.40
35	BA	1609	A	C5-C6-N6	5.39	128.01	123.70
35	BA	1627	G	N3-C4-C5	5.39	131.30	128.60
35	BA	2644	G	C1'-O4'-C4'	5.39	114.21	109.90
37	BC	94	TYR	CG-CD2-CE2	-5.39	116.99	121.30
1	AA	64	G	N1-C2-N3	5.39	127.14	123.90
1	AA	199	G	C4-C5-N7	-5.39	108.64	110.80
35	BA	144	C	C5-C6-N1	5.39	123.70	121.00
35	BA	962	G	N3-C4-N9	5.39	129.24	126.00
35	BA	2170	A	C2-N3-C4	5.39	113.30	110.60
35	BA	2839	G	N1-C6-O6	-5.39	116.67	119.90
1	AA	181	G	O5'-P-OP2	5.39	117.17	110.70
35	BA	474	G	N9-C1'-C2'	5.39	121.01	114.00
35	BA	594	U	N3-C4-C5	-5.39	111.37	114.60
35	BA	1301	A	C4-C5-C6	5.39	119.69	117.00
35	BA	1339	G	C8-N9-C4	-5.39	104.24	106.40
35	BA	1363	C	N1-C2-N3	-5.39	115.43	119.20
35	BA	1488	G	C5-N7-C8	5.39	107.00	104.30
35	BA	1767	C	C5-C6-N1	5.39	123.69	121.00
36	BB	9	G	C5-N7-C8	-5.39	101.61	104.30
36	BB	47	C	C4-C5-C6	-5.39	114.70	117.40
36	BB	82	G	C5-C6-N1	5.39	114.19	111.50
1	AA	605	U	C4-C5-C6	5.39	122.93	119.70

Continued on next page...

Continued from previous page...

Mol	Chain	Res	Type	Atoms	Z	Observed(°)	Ideal(°)
35	BA	1831	G	C4-C5-N7	5.39	112.95	110.80
35	BA	1846	G	C4-C5-C6	5.39	122.03	118.80
1	AA	1005	A	N9-C4-C5	-5.39	103.64	105.80
1	AA	1279	A	N1-C2-N3	-5.39	126.61	129.30
35	BA	1424	G	C5-C6-N1	5.39	114.19	111.50
35	BA	1892	C	N3-C4-C5	-5.39	119.75	121.90
35	BA	2706	G	C6-C5-N7	-5.39	127.17	130.40
1	AA	316	G	C4-C5-N7	-5.38	108.65	110.80
1	AA	586	C	N1-C1'-C2'	-5.38	106.08	112.00
1	AA	883	C	N3-C4-C5	5.38	124.05	121.90
1	AA	1382	C	N1-C2-N3	-5.38	115.43	119.20
1	AA	1406	U	C5-C6-N1	-5.38	120.01	122.70
22	AV	8	U	C1'-O4'-C4'	5.38	114.21	109.90
35	BA	36	G	C8-N9-C4	5.38	108.55	106.40
35	BA	613	G	C5-N7-C8	5.38	106.99	104.30
35	BA	1262	A	C5-C6-N6	-5.38	119.39	123.70
35	BA	1845	G	C5-C6-N1	-5.38	108.81	111.50
35	BA	2008	C	C6-N1-C2	-5.38	118.15	120.30
40	BF	62	ARG	NE-CZ-NH2	-5.38	117.61	120.30
1	AA	455	C	C2-N3-C4	5.38	122.59	119.90
35	BA	720	C	C6-N1-C2	5.38	122.45	120.30
35	BA	1202	C	C5-C4-N4	5.38	123.97	120.20
35	BA	1429	G	N9-C4-C5	-5.38	103.25	105.40
35	BA	2384	G	C3'-C2'-C1'	-5.38	97.19	101.50
1	AA	894	G	N1-C6-O6	-5.38	116.67	119.90
1	AA	1228	C	C5-C4-N4	-5.38	116.43	120.20
1	AA	1523	G	C5-C6-O6	-5.38	125.37	128.60
35	BA	615	G	N3-C4-C5	5.38	131.29	128.60
35	BA	1041	C	C5-C6-N1	5.38	123.69	121.00
35	BA	1290	C	N3-C4-C5	5.38	124.05	121.90
35	BA	1321	A	N1-C2-N3	-5.38	126.61	129.30
35	BA	1355	G	C6-N1-C2	-5.38	121.87	125.10
35	BA	1593	G	O4'-C1'-N9	5.38	112.51	108.20
35	BA	1998	G	C8-N9-C4	-5.38	104.25	106.40
35	BA	2687	U	C5-C4-O4	5.38	129.13	125.90
1	AA	73	G	N7-C8-N9	5.38	115.79	113.10
17	AQ	25	ARG	NE-CZ-NH2	-5.38	117.61	120.30
31	B6	17	LYS	N-CA-C	-5.38	96.47	111.00
35	BA	1381	G	C4'-C3'-C2'	-5.38	97.22	102.60
35	BA	1816	G	N7-C8-N9	-5.38	110.41	113.10
35	BA	2075	U	C2-N3-C4	-5.38	123.77	127.00
35	BA	2527	C	C5'-C4'-O4'	5.38	115.56	109.10

Continued on next page...

Continued from previous page...

Mol	Chain	Res	Type	Atoms	Z	Observed(°)	Ideal(°)
1	AA	576	G	C5-C6-N1	5.38	114.19	111.50
1	AA	1112	C	C5-C4-N4	5.38	123.97	120.20
35	BA	226	G	N1-C2-N3	-5.38	120.67	123.90
35	BA	342	G	N1-C2-N3	-5.38	120.67	123.90
35	BA	899	A	N3-C4-C5	-5.38	123.03	126.80
35	BA	1031	G	O4'-C1'-N9	-5.38	103.90	108.20
35	BA	1458	C	C5-C6-N1	-5.38	118.31	121.00
35	BA	1916	A	O4'-C1'-N9	-5.38	103.90	108.20
35	BA	2142	C	N3-C4-C5	5.38	124.05	121.90
35	BA	2543	G	C5-C6-N1	-5.38	108.81	111.50
35	BA	2606	C	O4'-C4'-C3'	-5.38	98.62	104.00
1	AA	449	C	C5'-C4'-O4'	5.38	115.55	109.10
1	AA	650	G	C5-C6-O6	5.38	131.83	128.60
1	AA	707	C	C3'-C2'-C1'	5.38	105.80	101.50
1	AA	795	C	N3-C4-C5	-5.38	119.75	121.90
1	AA	1524	C	N3-C4-C5	-5.38	119.75	121.90
8	AH	122	ARG	NE-CZ-NH2	5.38	122.99	120.30
21	AU	24	ARG	NE-CZ-NH2	-5.38	117.61	120.30
26	B1	21	ARG	NE-CZ-NH1	-5.38	117.61	120.30
35	BA	357	A	O4'-C1'-N9	-5.38	103.90	108.20
35	BA	535	C	C5-C4-N4	-5.38	116.44	120.20
35	BA	1309	G	C5-C6-O6	-5.38	125.37	128.60
35	BA	1437	C	C5'-C4'-O4'	-5.38	102.65	109.10
35	BA	2673	G	C6-N1-C2	5.38	128.33	125.10
35	BA	2772	C	N1-C2-O2	5.38	122.13	118.90
35	BA	2822	G	C5-C6-O6	5.38	131.82	128.60
1	AA	1347	G	O4'-C1'-N9	5.38	112.50	108.20
35	BA	55	G	C8-N9-C4	-5.38	104.25	106.40
35	BA	543	C	N3-C4-C5	5.38	124.05	121.90
35	BA	945	A	N1-C6-N6	5.38	121.83	118.60
35	BA	2486	G	O4'-C4'-C3'	-5.38	98.62	104.00
35	BA	2530	A	C5-C6-N1	-5.38	115.01	117.70
48	BQ	59	ARG	NE-CZ-NH2	-5.38	117.61	120.30
1	AA	28	G	N3-C2-N2	-5.37	116.14	119.90
1	AA	121	C	N3-C4-N4	-5.37	114.24	118.00
1	AA	726	C	N1-C1'-C2'	-5.37	106.09	112.00
1	AA	1308	U	C2-N3-C4	-5.37	123.78	127.00
35	BA	467	G	O4'-C4'-C3'	-5.37	98.63	104.00
35	BA	800	A	C5-C6-N6	5.37	128.00	123.70
35	BA	897	C	C6-N1-C2	-5.37	118.15	120.30
35	BA	1523	U	N3-C4-C5	-5.37	111.38	114.60
35	BA	1636	C	C6-N1-C2	5.37	122.45	120.30

Continued on next page...

Continued from previous page...

Mol	Chain	Res	Type	Atoms	Z	Observed(°)	Ideal(°)
35	BA	1884	A	C4-C5-N7	5.37	113.39	110.70
35	BA	1921	G	C1'-O4'-C4'	-5.37	105.60	109.90
1	AA	298	A	C1'-O4'-C4'	5.37	114.20	109.90
35	BA	1057	A	N1-C2-N3	5.37	131.99	129.30
35	BA	1478	G	N1-C6-O6	5.37	123.12	119.90
35	BA	2443	C	C5-C6-N1	-5.37	118.31	121.00
35	BA	2506	U	N1-C1'-C2'	5.37	120.98	114.00
36	BB	112	U	C3'-C2'-C1'	5.37	105.80	101.50
1	AA	202	U	C5'-C4'-C3'	-5.37	107.41	116.00
1	AA	872	A	O4'-C1'-N9	5.37	112.50	108.20
35	BA	1358	G	C4-C5-N7	5.37	112.95	110.80
35	BA	1448	G	N9-C4-C5	5.37	107.55	105.40
35	BA	1613	G	N1-C2-N2	5.37	121.03	116.20
35	BA	1648	C	O4'-C1'-N1	-5.37	103.90	108.20
1	AA	515	G	C1'-O4'-C4'	-5.37	105.61	109.90
1	AA	947	G	C6-C5-N7	5.37	133.62	130.40
1	AA	1284	C	N1-C2-N3	-5.37	115.44	119.20
1	AA	1498	U	C6-N1-C2	-5.37	117.78	121.00
22	AV	73	A	C4-C5-C6	-5.37	114.32	117.00
35	BA	567	A	O4'-C1'-N9	5.37	112.50	108.20
35	BA	647	G	C4-N9-C1'	5.37	133.48	126.50
35	BA	1435	G	C5-C6-N1	-5.37	108.82	111.50
35	BA	1536	C	O4'-C1'-N1	-5.37	103.91	108.20
35	BA	2287	A	N7-C8-N9	-5.37	111.12	113.80
35	BA	2757	A	C5-N7-C8	5.37	106.58	103.90
1	AA	542	G	N7-C8-N9	5.37	115.78	113.10
35	BA	1626	G	C8-N9-C4	5.37	108.55	106.40
1	AA	1066	C	N1-C2-O2	-5.37	115.68	118.90
1	AA	1080	A	C6-N1-C2	5.37	121.82	118.60
22	AV	31	G	N3-C4-N9	-5.37	122.78	126.00
35	BA	54	G	C5-C6-O6	5.37	131.82	128.60
35	BA	599	G	C8-N9-C4	-5.37	104.25	106.40
35	BA	1029	A	C4-C5-C6	5.37	119.68	117.00
35	BA	1586	A	N1-C6-N6	5.37	121.82	118.60
35	BA	1652	A	N1-C2-N3	-5.37	126.62	129.30
35	BA	1711	C	N3-C4-N4	5.37	121.76	118.00
35	BA	2131	G	C4-C5-N7	5.37	112.95	110.80
35	BA	2624	G	C2-N3-C4	-5.37	109.22	111.90
1	AA	637	G	C8-N9-C4	-5.36	104.25	106.40
20	AT	64	ASP	CB-CG-OD2	-5.36	113.47	118.30
35	BA	336	C	C1'-O4'-C4'	-5.36	105.61	109.90
35	BA	601	C	C5-C4-N4	5.36	123.95	120.20

Continued on next page...

Continued from previous page...

Mol	Chain	Res	Type	Atoms	Z	Observed(°)	Ideal(°)
35	BA	871	U	C5-C6-N1	-5.36	120.02	122.70
35	BA	1214	A	O4'-C1'-N9	-5.36	103.91	108.20
35	BA	1338	G	C5-N7-C8	-5.36	101.62	104.30
35	BA	1410	G	N9-C4-C5	-5.36	103.25	105.40
35	BA	2207	G	C5-C6-N1	-5.36	108.82	111.50
35	BA	2608	G	C5-N7-C8	5.36	106.98	104.30
35	BA	2836	U	C5-C6-N1	-5.36	120.02	122.70
48	BQ	135	ASP	CB-CG-OD2	-5.36	113.47	118.30
22	AV	68	C	N1-C2-O2	5.36	122.12	118.90
35	BA	1807	G	N1-C2-N2	-5.36	111.37	116.20
1	AA	272	C	C6-N1-C2	-5.36	118.16	120.30
1	AA	285	G	N9-C4-C5	5.36	107.54	105.40
1	AA	461	A	N1-C2-N3	-5.36	126.62	129.30
1	AA	828	A	C5-C6-N1	5.36	120.38	117.70
1	AA	1284	C	C6-N1-C2	5.36	122.44	120.30
35	BA	271(L)	U	C6-N1-C2	-5.36	117.78	121.00
35	BA	353	G	N1-C2-N3	-5.36	120.68	123.90
35	BA	419	C	C2-N3-C4	-5.36	117.22	119.90
35	BA	1429	G	C5-C6-N1	5.36	114.18	111.50
35	BA	2140	C	C1'-O4'-C4'	-5.36	105.61	109.90
35	BA	2406	U	O4'-C1'-N1	-5.36	103.91	108.20
51	BT	115	ARG	NE-CZ-NH2	5.36	122.98	120.30
22	AV	17(A)	U	N1-C1'-C2'	5.36	120.97	114.00
35	BA	1697	G	N7-C8-N9	5.36	115.78	113.10
35	BA	2051	A	N1-C6-N6	5.36	121.81	118.60
35	BA	2067	G	C6-N1-C2	5.36	128.32	125.10
36	BB	41	U	N3-C2-O2	-5.36	118.45	122.20
36	BB	108	U	N1-C2-O2	5.36	126.55	122.80
1	AA	393	A	N1-C2-N3	-5.36	126.62	129.30
1	AA	1049	U	O4'-C1'-C2'	5.36	112.42	107.60
1	AA	1314	C	C5'-C4'-O4'	-5.36	102.67	109.10
22	AV	43	A	C4-C5-N7	-5.36	108.02	110.70
35	BA	210	C	C5'-C4'-O4'	5.36	115.53	109.10
35	BA	821	A	N1-C6-N6	5.36	121.81	118.60
35	BA	1139	G	N1-C6-O6	-5.36	116.69	119.90
35	BA	1156	A	C2-N3-C4	-5.36	107.92	110.60
35	BA	1227	G	N1-C6-O6	-5.36	116.69	119.90
35	BA	1369	G	N1-C2-N2	-5.36	111.38	116.20
35	BA	1442	G	N9-C4-C5	5.36	107.54	105.40
35	BA	1666	G	N9-C4-C5	5.36	107.54	105.40
35	BA	2017	U	N1-C2-O2	5.36	126.55	122.80
1	AA	63	C	N3-C4-C5	5.36	124.04	121.90

Continued on next page...

Continued from previous page...

Mol	Chain	Res	Type	Atoms	Z	Observed(°)	Ideal(°)
1	AA	154	C	N1-C2-O2	5.36	122.11	118.90
1	AA	950	U	O4'-C1'-N1	-5.36	103.92	108.20
1	AA	1383	C	C5-C6-N1	5.36	123.68	121.00
35	BA	978	G	OP1-P-O3'	5.36	116.98	105.20
35	BA	2103	C	C1'-O4'-C4'	-5.36	105.62	109.90
35	BA	2709	G	C5-C6-O6	-5.36	125.39	128.60
35	BA	2834	G	N3-C4-C5	-5.36	125.92	128.60
1	AA	587	G	C4'-C3'-C2'	5.35	107.95	102.60
35	BA	607	U	C6-N1-C2	-5.35	117.79	121.00
35	BA	1747(A)	G	C4-C5-N7	-5.35	108.66	110.80
35	BA	2627	G	N3-C4-C5	-5.35	125.92	128.60
1	AA	1035	A	N1-C2-N3	5.35	131.98	129.30
1	AA	1206	G	C5-N7-C8	-5.35	101.62	104.30
1	AA	1426	C	N3-C2-O2	5.35	125.65	121.90
35	BA	518	G	C5-C6-O6	5.35	131.81	128.60
35	BA	520	G	C8-N9-C4	-5.35	104.26	106.40
35	BA	1012	U	N1-C2-O2	-5.35	119.05	122.80
35	BA	1054	A	C8-N9-C4	-5.35	103.66	105.80
35	BA	1447	G	C5-N7-C8	5.35	106.97	104.30
1	AA	839	U	O5'-P-OP1	-5.35	100.89	105.70
1	AA	917	G	C6-C5-N7	5.35	133.61	130.40
1	AA	1151	A	C4-C5-N7	-5.35	108.03	110.70
1	AA	1344	C	C2-N3-C4	-5.35	117.22	119.90
1	AA	1391	U	N3-C4-O4	-5.35	115.66	119.40
1	AA	1457	G	O4'-C1'-N9	5.35	112.48	108.20
35	BA	1497	U	C5-C4-O4	-5.35	122.69	125.90
35	BA	1658	C	C1'-O4'-C4'	5.35	114.18	109.90
35	BA	1683	C	N3-C4-C5	5.35	124.04	121.90
35	BA	1950	G	C4-C5-N7	-5.35	108.66	110.80
35	BA	2643	G	N3-C2-N2	-5.35	116.16	119.90
1	AA	262	A	C6-C5-N7	5.35	136.04	132.30
1	AA	262	A	N9-C4-C5	5.35	107.94	105.80
1	AA	506	G	C5-C6-N1	-5.35	108.83	111.50
1	AA	1290	G	C5-N7-C8	-5.35	101.63	104.30
17	AQ	63	ARG	NE-CZ-NH1	5.35	122.97	120.30
35	BA	777	A	C5-C6-N1	-5.35	115.03	117.70
1	AA	514	C	O4'-C1'-N1	-5.35	103.92	108.20
35	BA	389	G	C5-C6-N1	5.35	114.17	111.50
35	BA	602	G	C6-C5-N7	-5.35	127.19	130.40
35	BA	1025	G	C5-C6-O6	5.35	131.81	128.60
35	BA	1332	G	N7-C8-N9	-5.35	110.43	113.10
35	BA	2618	G	C6-N1-C2	5.35	128.31	125.10

Continued on next page...

Continued from previous page...

Mol	Chain	Res	Type	Atoms	Z	Observed(°)	Ideal(°)
1	AA	1005	A	C5-N7-C8	5.34	106.57	103.90
1	AA	1469	G	C4-C5-N7	5.34	112.94	110.80
24	AY	300	GLU	OE1-CD-OE2	-5.34	116.89	123.30
35	BA	2289	G	C6-N1-C2	-5.34	121.89	125.10
35	BA	2703	C	C5-C6-N1	-5.34	118.33	121.00
36	BB	39	A	C5-C6-N6	5.34	127.97	123.70
1	AA	613	C	C4-C5-C6	5.34	120.07	117.40
35	BA	633	A	C6-C5-N7	-5.34	128.56	132.30
35	BA	948	G	C5-N7-C8	5.34	106.97	104.30
35	BA	1757	U	C1'-O4'-C4'	-5.34	105.63	109.90
35	BA	2401	U	C2-N3-C4	5.34	130.21	127.00
1	AA	359	U	C5-C6-N1	-5.34	120.03	122.70
1	AA	660	G	N1-C2-N2	5.34	121.01	116.20
1	AA	669	U	N3-C2-O2	5.34	125.94	122.20
1	AA	709	G	N9-C1'-C2'	-5.34	106.12	112.00
35	BA	128	C	C2-N3-C4	5.34	122.57	119.90
35	BA	272(H)	C	N3-C2-O2	-5.34	118.16	121.90
35	BA	510	C	C6-N1-C2	-5.34	118.16	120.30
35	BA	1024	G	C4-C5-N7	5.34	112.94	110.80
35	BA	1613	G	C5-N7-C8	5.34	106.97	104.30
35	BA	2100	G	C8-N9-C4	5.34	108.54	106.40
35	BA	2513	G	N3-C4-N9	5.34	129.21	126.00
35	BA	2786	U	N3-C2-O2	-5.34	118.46	122.20
1	AA	219	C	P-O5'-C5'	5.34	129.44	120.90
1	AA	1253	G	N7-C8-N9	-5.34	110.43	113.10
35	BA	199	A	C2-N3-C4	-5.34	107.93	110.60
35	BA	784	A	OP2-P-O3'	5.34	116.95	105.20
35	BA	1339	G	C5-C6-O6	-5.34	125.40	128.60
35	BA	1418	G	C5-C6-O6	-5.34	125.40	128.60
35	BA	1455	G	C5-C6-N1	-5.34	108.83	111.50
35	BA	1941	C	N3-C4-N4	-5.34	114.26	118.00
35	BA	1950	G	C5-N7-C8	5.34	106.97	104.30
35	BA	2114	A	N1-C6-N6	-5.34	115.40	118.60
35	BA	2748	A	C5-C6-N6	5.34	127.97	123.70
35	BA	2765	A	C2-N3-C4	5.34	113.27	110.60
1	AA	386	C	N3-C2-O2	5.34	125.64	121.90
29	B4	48	ARG	NE-CZ-NH1	5.34	122.97	120.30
35	BA	523	C	C4-C5-C6	5.34	120.07	117.40
35	BA	772	C	C5-C4-N4	-5.34	116.46	120.20
35	BA	1243	G	C4-C5-N7	5.34	112.94	110.80
52	BU	61	TRP	CD1-NE1-CE2	-5.34	104.20	109.00
1	AA	161	A	C5-C6-N6	-5.34	119.43	123.70

Continued on next page...

Continued from previous page...

Mol	Chain	Res	Type	Atoms	Z	Observed(°)	Ideal(°)
1	AA	619	U	N1-C2-N3	-5.34	111.70	114.90
1	AA	1433	A	C8-N9-C4	-5.34	103.67	105.80
13	AM	3	ARG	NE-CZ-NH2	-5.34	117.63	120.30
15	AO	69	TYR	CB-CG-CD1	5.34	124.20	121.00
35	BA	622	G	N9-C4-C5	5.34	107.53	105.40
35	BA	1826	G	N3-C2-N2	-5.34	116.16	119.90
38	BD	239	ARG	NE-CZ-NH2	5.34	122.97	120.30
1	AA	1369	C	C5-C4-N4	5.33	123.93	120.20
35	BA	250	G	C4-C5-N7	-5.33	108.67	110.80
35	BA	898	C	N3-C4-C5	5.33	124.03	121.90
35	BA	1536	C	N3-C4-N4	-5.33	114.27	118.00
35	BA	2848	G	N1-C6-O6	-5.33	116.70	119.90
1	AA	238	G	C6-C5-N7	-5.33	127.20	130.40
1	AA	714	G	C4-C5-N7	-5.33	108.67	110.80
1	AA	1287	A	N7-C8-N9	-5.33	111.13	113.80
1	AA	1378	C	N3-C4-C5	5.33	124.03	121.90
23	AX	18	G	C8-N9-C4	-5.33	104.27	106.40
35	BA	266	G	N9-C4-C5	-5.33	103.27	105.40
35	BA	422	A	N1-C2-N3	-5.33	126.63	129.30
35	BA	476	G	N9-C4-C5	-5.33	103.27	105.40
35	BA	1534	U	O4'-C1'-N1	-5.33	103.93	108.20
43	BK	76	TYR	CD1-CE1-CZ	-5.33	115.00	119.80
1	AA	106	C	O3'-P-O5'	-5.33	93.87	104.00
1	AA	1069	C	C5-C4-N4	5.33	123.93	120.20
1	AA	1423	G	N7-C8-N9	-5.33	110.44	113.10
24	AY	568	TYR	CB-CG-CD2	5.33	124.20	121.00
35	BA	1176	G	C8-N9-C4	5.33	108.53	106.40
35	BA	1177	A	N1-C6-N6	-5.33	115.40	118.60
35	BA	1510	G	C5-N7-C8	5.33	106.97	104.30
35	BA	2287	A	C6-C5-N7	-5.33	128.57	132.30
1	AA	198	G	C6-N1-C2	5.33	128.30	125.10
35	BA	1897	G	N3-C4-N9	5.33	129.20	126.00
1	AA	1423	G	C8-N9-C4	5.33	108.53	106.40
1	AA	1491	G	C8-N9-C4	-5.33	104.27	106.40
35	BA	205	G	C1'-O4'-C4'	5.33	114.16	109.90
35	BA	1097	U	C3'-C2'-C1'	5.33	105.76	101.50
35	BA	1643	G	N3-C4-N9	-5.33	122.80	126.00
35	BA	2360	A	N9-C4-C5	-5.33	103.67	105.80
36	BB	5	C	N1-C2-N3	5.33	122.93	119.20
1	AA	104	G	C6-N1-C2	5.33	128.30	125.10
1	AA	836	G	C5-N7-C8	5.33	106.96	104.30
1	AA	1254	C	N3-C4-C5	-5.33	119.77	121.90

Continued on next page...

Continued from previous page...

Mol	Chain	Res	Type	Atoms	Z	Observed(°)	Ideal(°)
35	BA	841	A	C5-N7-C8	-5.33	101.24	103.90
36	BB	39	A	C6-C5-N7	-5.33	128.57	132.30
1	AA	70	G	C8-N9-C4	5.33	108.53	106.40
1	AA	528	C	C2-N3-C4	-5.33	117.24	119.90
1	AA	591	U	C5-C6-N1	5.33	125.36	122.70
1	AA	1414	U	O4'-C1'-N1	5.33	112.46	108.20
1	AA	1434	A	C4-C5-C6	-5.33	114.34	117.00
22	AV	42	G	C5'-C4'-O4'	5.33	115.49	109.10
35	BA	864	G	N3-C2-N2	5.33	123.63	119.90
35	BA	2316	C	C5-C6-N1	-5.33	118.34	121.00
35	BA	2329	G	C4-C5-N7	-5.33	108.67	110.80
35	BA	2833	G	O4'-C1'-N9	-5.33	103.94	108.20
1	AA	299	G	C4-C5-C6	5.32	121.99	118.80
1	AA	415	A	O4'-C1'-N9	5.32	112.46	108.20
1	AA	423	G	C5-N7-C8	5.32	106.96	104.30
1	AA	877	C	N3-C2-O2	5.32	125.63	121.90
1	AA	1006	C	C5-C6-N1	-5.32	118.34	121.00
35	BA	206	U	C4-C5-C6	5.32	122.89	119.70
35	BA	271	A	C2-N3-C4	-5.32	107.94	110.60
35	BA	825	C	N3-C2-O2	-5.32	118.17	121.90
35	BA	1960	A	C5-C6-N1	-5.32	115.04	117.70
35	BA	2173	A	N1-C6-N6	5.32	121.80	118.60
35	BA	2509	G	C5-C6-O6	-5.32	125.41	128.60
1	AA	1023	G	C5-C6-O6	-5.32	125.41	128.60
18	AR	32	ARG	NE-CZ-NH2	-5.32	117.64	120.30
35	BA	545	C	N3-C4-C5	-5.32	119.77	121.90
35	BA	988	A	C6-C5-N7	-5.32	128.57	132.30
35	BA	1011	G	C2-N3-C4	5.32	114.56	111.90
35	BA	1450(A)	C	C5-C6-N1	5.32	123.66	121.00
35	BA	2126	A	C4-C5-C6	5.32	119.66	117.00
35	BA	2697	G	C4-C5-N7	-5.32	108.67	110.80
43	BK	65	PHE	CB-CG-CD2	-5.32	117.08	120.80
1	AA	487	A	C6-N1-C2	5.32	121.79	118.60
1	AA	1273	G	C2-N3-C4	5.32	114.56	111.90
1	AA	1333	A	C5-N7-C8	5.32	106.56	103.90
1	AA	1410	G	N7-C8-N9	5.32	115.76	113.10
35	BA	707	G	N7-C8-N9	5.32	115.76	113.10
35	BA	1718	G	C2-N3-C4	-5.32	109.24	111.90
35	BA	2418	A	C2-N3-C4	-5.32	107.94	110.60
35	BA	2514	U	C6-N1-C2	-5.32	117.81	121.00
51	BT	80	SER	N-CA-C	5.32	125.36	111.00
1	AA	1215	G	N1-C2-N3	5.32	127.09	123.90

Continued on next page...

Continued from previous page...

Mol	Chain	Res	Type	Atoms	Z	Observed(°)	Ideal(°)
35	BA	744	G	N1-C6-O6	-5.32	116.71	119.90
35	BA	843	G	C5-C6-N1	5.32	114.16	111.50
35	BA	1174	A	N1-C2-N3	5.32	131.96	129.30
35	BA	1789	A	C4-C5-C6	-5.32	114.34	117.00
1	AA	903	G	N1-C2-N3	5.32	127.09	123.90
1	AA	1232	U	C5-C4-O4	-5.32	122.71	125.90
1	AA	1466	C	C4-C5-C6	-5.32	114.74	117.40
24	AY	78	ARG	NE-CZ-NH1	5.32	122.96	120.30
35	BA	841	A	C4-C5-C6	5.32	119.66	117.00
35	BA	1106	G	N7-C8-N9	-5.32	110.44	113.10
35	BA	1435	G	N3-C2-N2	-5.32	116.18	119.90
35	BA	1855	G	C6-C5-N7	5.32	133.59	130.40
35	BA	2339	G	N9-C4-C5	5.32	107.53	105.40
36	BB	51	G	N1-C6-O6	-5.32	116.71	119.90
1	AA	736	C	C6-N1-C2	5.32	122.43	120.30
1	AA	859	A	N9-C4-C5	5.32	107.93	105.80
1	AA	1266	G	N9-C4-C5	5.32	107.53	105.40
1	AA	1490	C	N3-C4-C5	-5.32	119.77	121.90
1	AA	1494	G	N1-C2-N3	-5.32	120.71	123.90
35	BA	667	U	N3-C2-O2	5.32	125.92	122.20
35	BA	723	G	N7-C8-N9	-5.32	110.44	113.10
35	BA	1615	C	N1-C2-N3	-5.32	115.48	119.20
35	BA	2274	A	C5'-C4'-O4'	-5.32	102.72	109.10
35	BA	2813	A	N7-C8-N9	-5.32	111.14	113.80
1	AA	1268	A	C8-N9-C4	-5.31	103.67	105.80
1	AA	1469	G	N1-C2-N2	5.31	120.98	116.20
35	BA	92	A	C2-N3-C4	-5.31	107.94	110.60
35	BA	354	G	N3-C2-N2	5.31	123.62	119.90
35	BA	419	C	C4-C5-C6	-5.31	114.74	117.40
35	BA	852	G	C1'-O4'-C4'	5.31	114.15	109.90
35	BA	1237	A	N9-C1'-C2'	5.31	120.91	114.00
35	BA	1601	G	C8-N9-C4	5.31	108.53	106.40
35	BA	2109	U	C2-N3-C4	-5.31	123.81	127.00
35	BA	2680	C	N3-C4-C5	5.31	124.03	121.90
1	AA	446	G	C6-N1-C2	-5.31	121.91	125.10
1	AA	1222	G	N3-C2-N2	-5.31	116.18	119.90
1	AA	1254	C	O4'-C1'-N1	-5.31	103.95	108.20
3	AC	14	ILE	CA-CB-CG1	-5.31	100.91	111.00
11	AK	96	ARG	NE-CZ-NH2	-5.31	117.64	120.30
35	BA	346	A	C5-C6-N6	-5.31	119.45	123.70
35	BA	1719	G	N1-C2-N3	-5.31	120.71	123.90
35	BA	2379	G	N7-C8-N9	-5.31	110.44	113.10

Continued on next page...

Continued from previous page...

Mol	Chain	Res	Type	Atoms	Z	Observed(°)	Ideal(°)
35	BA	2877	G	C5'-C4'-C3'	-5.31	107.50	116.00
1	AA	149	A	N9-C4-C5	-5.31	103.68	105.80
1	AA	1521	G	N3-C4-N9	-5.31	122.81	126.00
35	BA	2529	G	N7-C8-N9	-5.31	110.44	113.10
1	AA	1070	U	C6-N1-C2	5.31	124.19	121.00
1	AA	1072	G	N3-C4-N9	5.31	129.19	126.00
1	AA	1096	C	C2-N1-C1'	5.31	124.64	118.80
1	AA	1348	U	C5-C6-N1	-5.31	120.05	122.70
35	BA	241	A	C2-N3-C4	-5.31	107.95	110.60
35	BA	467	G	C2-N3-C4	5.31	114.56	111.90
35	BA	614(B)	G	O5'-P-OP1	-5.31	100.92	105.70
35	BA	958	U	N1-C2-N3	-5.31	111.72	114.90
35	BA	1876	A	N9-C4-C5	-5.31	103.68	105.80
35	BA	2525	G	N1-C2-N2	-5.31	111.42	116.20
39	BE	111	ARG	NE-CZ-NH2	5.31	122.95	120.30
1	AA	585	G	C6-C5-N7	-5.31	127.22	130.40
1	AA	905	U	C5-C6-N1	5.31	125.35	122.70
1	AA	1290	G	C5'-C4'-O4'	5.31	115.47	109.10
35	BA	211	A	C2-N3-C4	5.31	113.25	110.60
35	BA	867	C	C1'-O4'-C4'	5.31	114.15	109.90
35	BA	1191	G	N1-C2-N2	5.31	120.98	116.20
35	BA	1237	A	C6-N1-C2	-5.31	115.42	118.60
35	BA	1242	A	C4-C5-C6	5.31	119.65	117.00
35	BA	1256	G	C2-N3-C4	5.31	114.55	111.90
35	BA	1436	G	N9-C4-C5	5.31	107.52	105.40
35	BA	1445	A	C5'-C4'-C3'	-5.31	107.51	116.00
35	BA	1511	C	N3-C4-N4	-5.31	114.28	118.00
35	BA	2724	C	C6-N1-C2	5.31	122.42	120.30
51	BT	14	TYR	CB-CG-CD1	-5.31	117.81	121.00
1	AA	923	A	N1-C2-N3	-5.31	126.65	129.30
35	BA	186	G	C4-C5-N7	-5.31	108.68	110.80
35	BA	333	G	C3'-C2'-C1'	5.31	105.75	101.50
35	BA	778	G	N1-C6-O6	-5.31	116.72	119.90
35	BA	862	G	C1'-O4'-C4'	-5.31	105.66	109.90
35	BA	1324	G	N3-C4-C5	-5.31	125.95	128.60
35	BA	1349	A	N1-C2-N3	5.31	131.95	129.30
35	BA	1948	G	C6-N1-C2	-5.31	121.92	125.10
35	BA	2794	C	N1-C2-O2	5.31	122.08	118.90
1	AA	189(L)	G	O5'-C5'-C4'	-5.30	101.62	111.70
1	AA	318	G	N3-C4-N9	-5.30	122.82	126.00
1	AA	356	A	C3'-C2'-C1'	5.30	105.74	101.50
1	AA	419	C	C6-N1-C2	5.30	122.42	120.30

Continued on next page...

Continued from previous page...

Mol	Chain	Res	Type	Atoms	Z	Observed(°)	Ideal(°)
21	AU	21	TYR	CG-CD2-CE2	5.30	125.54	121.30
35	BA	145	G	C6-N1-C2	-5.30	121.92	125.10
35	BA	264	C	N3-C4-C5	5.30	124.02	121.90
35	BA	588	U	C5-C4-O4	-5.30	122.72	125.90
35	BA	960	A	N1-C6-N6	-5.30	115.42	118.60
35	BA	1232	G	C2-N3-C4	-5.30	109.25	111.90
35	BA	2272	U	C2-N3-C4	5.30	130.18	127.00
35	BA	2328	A	C2-N3-C4	-5.30	107.95	110.60
35	BA	2569	G	O4'-C1'-N9	-5.30	103.96	108.20
35	BA	2587	A	C2-N3-C4	-5.30	107.95	110.60
35	BA	2659	G	N9-C4-C5	5.30	107.52	105.40
35	BA	2762	G	C5-C6-O6	5.30	131.78	128.60
1	AA	958	A	N9-C4-C5	-5.30	103.68	105.80
1	AA	1010	G	N3-C4-C5	5.30	131.25	128.60
35	BA	2080	G	C6-N1-C2	-5.30	121.92	125.10
35	BA	2283	C	N1-C2-O2	-5.30	115.72	118.90
35	BA	2428	G	C2-N3-C4	5.30	114.55	111.90
35	BA	2808	U	N3-C4-C5	5.30	117.78	114.60
1	AA	592	G	C5'-C4'-O4'	5.30	115.46	109.10
1	AA	1251	A	C5-C6-N6	5.30	127.94	123.70
1	AA	1398	A	C5'-C4'-C3'	-5.30	107.52	116.00
35	BA	338	G	C5-C6-O6	5.30	131.78	128.60
35	BA	357	A	C6-C5-N7	-5.30	128.59	132.30
35	BA	614(A)	U	C2-N3-C4	-5.30	123.82	127.00
35	BA	852	G	C4-C5-N7	5.30	112.92	110.80
35	BA	1000	A	C6-C5-N7	5.30	136.01	132.30
35	BA	1962	C	C5'-C4'-C3'	-5.30	107.52	116.00
35	BA	2101	G	N1-C6-O6	-5.30	116.72	119.90
35	BA	2603	G	C1'-O4'-C4'	-5.30	105.66	109.90
35	BA	2661	G	N1-C6-O6	-5.30	116.72	119.90
35	BA	2842	G	C5-N7-C8	-5.30	101.65	104.30
47	BP	41	ARG	N-CA-C	-5.30	96.69	111.00
1	AA	132	C	N3-C4-C5	5.30	124.02	121.90
1	AA	335	C	N1-C2-O2	-5.30	115.72	118.90
1	AA	434	U	C5-C6-N1	-5.30	120.05	122.70
1	AA	723	U	N3-C4-C5	5.30	117.78	114.60
1	AA	926	G	C2-N3-C4	5.30	114.55	111.90
1	AA	1015	A	C3'-C2'-C1'	-5.30	97.26	101.50
1	AA	1381	U	C5'-C4'-O4'	5.30	115.46	109.10
22	AV	70	G	N3-C4-C5	5.30	131.25	128.60
35	BA	152	G	C5-C6-N1	5.30	114.15	111.50
35	BA	271(V)	G	C2-N3-C4	-5.30	109.25	111.90

Continued on next page...

Continued from previous page...

Mol	Chain	Res	Type	Atoms	Z	Observed(°)	Ideal(°)
35	BA	457	A	C8-N9-C4	-5.30	103.68	105.80
35	BA	1508	A	C6-C5-N7	5.30	136.01	132.30
35	BA	1568	G	N9-C4-C5	-5.30	103.28	105.40
35	BA	2193	G	O4'-C1'-N9	-5.30	103.96	108.20
1	AA	260	G	C6-C5-N7	5.30	133.58	130.40
1	AA	1161	C	N3-C4-C5	5.30	124.02	121.90
1	AA	1215	G	N7-C8-N9	5.30	115.75	113.10
35	BA	1796	U	N1-C2-N3	5.30	118.08	114.90
35	BA	2673	G	O4'-C1'-N9	-5.30	103.96	108.20
36	BB	90	A	C8-N9-C4	-5.30	103.68	105.80
1	AA	55	A	C4'-C3'-C2'	-5.30	97.30	102.60
1	AA	1187	G	O4'-C1'-N9	5.30	112.44	108.20
22	AV	19	G	N9-C4-C5	-5.30	103.28	105.40
35	BA	144	C	N1-C2-O2	-5.30	115.72	118.90
35	BA	628	G	C2-N3-C4	5.30	114.55	111.90
35	BA	1304	C	N1-C2-N3	-5.30	115.49	119.20
35	BA	1418	G	C1'-O4'-C4'	-5.30	105.66	109.90
35	BA	1568	G	C8-N9-C4	5.30	108.52	106.40
35	BA	1646	C	OP1-P-O3'	5.30	116.85	105.20
35	BA	1757	U	N3-C2-O2	5.30	125.91	122.20
35	BA	2260	C	N1-C2-O2	-5.30	115.72	118.90
35	BA	2331	G	N3-C2-N2	5.30	123.61	119.90
35	BA	2448	A	N9-C1'-C2'	5.30	120.89	114.00
35	BA	2872	G	C5-N7-C8	-5.30	101.65	104.30
39	BE	160	TYR	CB-CG-CD2	-5.30	117.82	121.00
35	BA	272(I)	U	N3-C2-O2	-5.29	118.49	122.20
35	BA	701	G	N3-C2-N2	-5.29	116.19	119.90
1	AA	146	G	N1-C6-O6	-5.29	116.72	119.90
1	AA	969	A	N1-C6-N6	5.29	121.78	118.60
1	AA	1479	C	C4'-C3'-C2'	5.29	107.89	102.60
35	BA	323	G	C5-C6-N1	5.29	114.15	111.50
35	BA	1309	G	C6-C5-N7	5.29	133.58	130.40
35	BA	1323	U	N3-C2-O2	-5.29	118.50	122.20
35	BA	1647	G	O5'-P-OP1	-5.29	100.94	105.70
35	BA	1749	A	C5-C6-N1	-5.29	115.05	117.70
35	BA	2098	U	C6-N1-C2	-5.29	117.82	121.00
1	AA	203	U	N1-C1'-C2'	5.29	120.88	114.00
1	AA	227	G	C5-C6-O6	-5.29	125.42	128.60
1	AA	424	G	N3-C4-N9	5.29	129.18	126.00
1	AA	669	U	N1-C2-O2	-5.29	119.09	122.80
1	AA	1490	C	C6-N1-C2	-5.29	118.18	120.30
4	AD	66	ARG	NE-CZ-NH2	-5.29	117.65	120.30

Continued on next page...

Continued from previous page...

Mol	Chain	Res	Type	Atoms	Z	Observed(°)	Ideal(°)
35	BA	234	C	C5-C6-N1	-5.29	118.35	121.00
35	BA	350	U	O4'-C1'-N1	5.29	112.43	108.20
35	BA	574	C	N1-C1'-C2'	5.29	120.88	114.00
35	BA	959	A	C4-C5-C6	-5.29	114.35	117.00
35	BA	1022	G	C2'-C3'-O3'	5.29	122.17	113.70
35	BA	1364	G	C5'-C4'-C3'	-5.29	107.53	116.00
35	BA	1396	U	O4'-C1'-C2'	-5.29	100.51	105.80
35	BA	1582	C	C3'-C2'-C1'	5.29	105.73	101.50
35	BA	2135	A	O4'-C1'-N9	-5.29	103.97	108.20
35	BA	2315	G	N9-C4-C5	5.29	107.52	105.40
35	BA	2852	G	C6-C5-N7	-5.29	127.22	130.40
1	AA	182	U	N1-C2-O2	5.29	126.50	122.80
1	AA	231	G	O4'-C1'-N9	-5.29	103.97	108.20
35	BA	17	G	C1'-O4'-C4'	5.29	114.13	109.90
1	AA	332	G	N9-C4-C5	5.29	107.52	105.40
1	AA	676	A	C6-N1-C2	5.29	121.77	118.60
1	AA	945	G	C5-C6-O6	-5.29	125.43	128.60
22	AV	25	C	O4'-C1'-C2'	5.29	112.36	107.60
30	B5	56	LYS	C-N-CA	5.29	134.92	121.70
35	BA	251	A	C6-N1-C2	-5.29	115.43	118.60
35	BA	632	A	C5-C6-N6	5.29	127.93	123.70
35	BA	807	U	C5'-C4'-C3'	5.29	124.46	116.00
35	BA	1651	G	O4'-C1'-N9	-5.29	103.97	108.20
1	AA	557	G	C5-N7-C8	-5.29	101.66	104.30
22	AV	17	C	C2-N3-C4	-5.29	117.26	119.90
35	BA	799	G	N9-C4-C5	-5.29	103.28	105.40
35	BA	1750	G	N3-C4-N9	-5.29	122.83	126.00
1	AA	865	A	N7-C8-N9	-5.29	111.16	113.80
1	AA	983	A	C4-C5-N7	5.29	113.34	110.70
35	BA	242	G	N3-C2-N2	-5.29	116.20	119.90
35	BA	2460	U	N1-C2-N3	5.29	118.07	114.90
35	BA	2704	C	N3-C4-C5	5.29	124.01	121.90
1	AA	372	C	C5-C4-N4	-5.28	116.50	120.20
1	AA	613	C	N3-C4-N4	5.28	121.70	118.00
1	AA	1171	G	N3-C2-N2	5.28	123.60	119.90
35	BA	481	G	C6-C5-N7	-5.28	127.23	130.40
35	BA	946	G	N3-C4-N9	-5.28	122.83	126.00
35	BA	2229	C	C4-C5-C6	-5.28	114.76	117.40
35	BA	2475	C	C1'-O4'-C4'	5.28	114.13	109.90
35	BA	2631	G	C5-C6-O6	-5.28	125.43	128.60
57	BZ	49	ARG	NE-CZ-NH1	-5.28	117.66	120.30
1	AA	263	A	C2-N3-C4	5.28	113.24	110.60

Continued on next page...

Continued from previous page...

Mol	Chain	Res	Type	Atoms	Z	Observed(°)	Ideal(°)
35	BA	304	G	C6-C5-N7	-5.28	127.23	130.40
35	BA	633	A	C4-C5-C6	5.28	119.64	117.00
35	BA	946	G	N1-C6-O6	5.28	123.07	119.90
35	BA	1146	C	C5'-C4'-O4'	5.28	115.44	109.10
36	BB	12	C	N3-C4-C5	5.28	124.01	121.90
1	AA	475	G	O4'-C1'-C2'	5.28	112.35	107.60
1	AA	746	A	C6-N1-C2	5.28	121.77	118.60
1	AA	968	A	O4'-C1'-N9	-5.28	103.97	108.20
1	AA	980	C	N1-C1'-C2'	5.28	120.86	114.00
35	BA	445	C	N3-C4-C5	-5.28	119.79	121.90
35	BA	526	A	C6-N1-C2	-5.28	115.43	118.60
35	BA	743	G	C4-C5-N7	-5.28	108.69	110.80
35	BA	805	G	C5'-C4'-C3'	-5.28	107.55	116.00
35	BA	908	C	N3-C4-C5	-5.28	119.79	121.90
35	BA	1547	C	O4'-C1'-N1	5.28	112.42	108.20
1	AA	404	U	C3'-C2'-C1'	5.28	105.72	101.50
22	AV	45	G	C8-N9-C4	-5.28	104.29	106.40
1	AA	22	G	C8-N9-C4	5.28	108.51	106.40
1	AA	291	C	C6-N1-C2	5.28	122.41	120.30
1	AA	1185	G	C5-N7-C8	5.28	106.94	104.30
6	AF	28	ARG	NE-CZ-NH2	5.28	122.94	120.30
35	BA	66	C	N1-C2-O2	-5.28	115.73	118.90
35	BA	93	G	C6-C5-N7	-5.28	127.23	130.40
35	BA	195	A	N7-C8-N9	-5.28	111.16	113.80
35	BA	543	C	N3-C4-N4	-5.28	114.31	118.00
35	BA	624	C	C4-C5-C6	-5.28	114.76	117.40
35	BA	672	C	OP2-P-O3'	5.28	116.81	105.20
35	BA	738	G	C8-N9-C4	-5.28	104.29	106.40
35	BA	1123	C	N3-C2-O2	-5.28	118.21	121.90
35	BA	1244	G	N1-C6-O6	5.28	123.07	119.90
35	BA	1258	C	C6-N1-C2	5.28	122.41	120.30
35	BA	1785	A	C3'-C2'-C1'	5.28	105.72	101.50
35	BA	1792	G	C6-N1-C2	5.28	128.27	125.10
1	AA	1110	A	C4-C5-C6	-5.28	114.36	117.00
1	AA	1183	A	O4'-C1'-N9	5.28	112.42	108.20
1	AA	1262	C	C2-N3-C4	5.28	122.54	119.90
35	BA	224	G	N9-C4-C5	-5.28	103.29	105.40
35	BA	599	G	N9-C4-C5	5.28	107.51	105.40
35	BA	604	G	C2-N3-C4	-5.28	109.26	111.90
35	BA	727	A	N9-C4-C5	5.28	107.91	105.80
35	BA	1227	G	C8-N9-C4	-5.28	104.29	106.40
35	BA	2490	G	C4-C5-N7	-5.28	108.69	110.80

Continued on next page...

Continued from previous page...

Mol	Chain	Res	Type	Atoms	Z	Observed(°)	Ideal(°)
35	BA	2762	G	N1-C2-N2	5.28	120.95	116.20
36	BB	64	C	C6-N1-C2	5.28	122.41	120.30
41	BG	22	ARG	NH1-CZ-NH2	5.28	125.20	119.40
1	AA	105	G	N3-C2-N2	5.27	123.59	119.90
1	AA	433	C	N3-C4-C5	-5.27	119.79	121.90
1	AA	1373	G	C4-C5-N7	-5.27	108.69	110.80
35	BA	2152	G	N3-C2-N2	-5.27	116.21	119.90
35	BA	2778	A	C5'-C4'-O4'	-5.27	102.77	109.10
1	AA	33	A	N1-C6-N6	-5.27	115.44	118.60
1	AA	848	C	N3-C2-O2	-5.27	118.21	121.90
1	AA	947	G	N3-C4-C5	5.27	131.24	128.60
1	AA	1242	C	N1-C2-O2	-5.27	115.74	118.90
35	BA	207	A	C6-C5-N7	5.27	135.99	132.30
35	BA	738	G	N3-C4-N9	-5.27	122.84	126.00
35	BA	1212	G	C1'-O4'-C4'	-5.27	105.68	109.90
35	BA	1257	C	C5-C6-N1	-5.27	118.36	121.00
35	BA	1261	C	N3-C4-C5	5.27	124.01	121.90
35	BA	1425	G	N1-C6-O6	5.27	123.06	119.90
35	BA	1566	A	C5-N7-C8	-5.27	101.26	103.90
35	BA	1979	C	C5-C6-N1	-5.27	118.36	121.00
35	BA	2778	A	O4'-C1'-N9	5.27	112.42	108.20
36	BB	52	A	N9-C1'-C2'	5.27	120.85	114.00
1	AA	333	G	O4'-C1'-N9	-5.27	103.98	108.20
1	AA	592	G	N7-C8-N9	-5.27	110.46	113.10
35	BA	514	A	C4-C5-C6	5.27	119.64	117.00
35	BA	903	C	N1-C2-N3	5.27	122.89	119.20
35	BA	1697	G	C5-N7-C8	-5.27	101.66	104.30
1	AA	885	G	N9-C4-C5	-5.27	103.29	105.40
1	AA	1426	C	N1-C2-O2	-5.27	115.74	118.90
35	BA	84	A	C1'-O4'-C4'	-5.27	105.68	109.90
35	BA	256	A	N1-C6-N6	5.27	121.76	118.60
35	BA	271(A)	A	C6-N1-C2	-5.27	115.44	118.60
35	BA	1892	C	C6-N1-C2	-5.27	118.19	120.30
35	BA	2236	C	N3-C4-N4	5.27	121.69	118.00
35	BA	2793	G	N1-C6-O6	-5.27	116.74	119.90
1	AA	869	G	C5'-C4'-O4'	5.27	115.42	109.10
1	AA	948	C	C5-C6-N1	5.27	123.63	121.00
1	AA	1411	C	C5'-C4'-O4'	5.27	115.42	109.10
1	AA	1452	C	C4-C5-C6	-5.27	114.77	117.40
35	BA	1090	U	C2-N3-C4	-5.27	123.84	127.00
35	BA	1468	C	C5-C6-N1	-5.27	118.37	121.00
35	BA	1481	U	C3'-C2'-C1'	5.27	105.71	101.50

Continued on next page...

Continued from previous page...

Mol	Chain	Res	Type	Atoms	Z	Observed(°)	Ideal(°)
35	BA	1803	A	C4-C5-N7	-5.27	108.07	110.70
35	BA	1858	G	O4'-C1'-N9	5.27	112.41	108.20
35	BA	2300	G	N1-C2-N3	5.27	127.06	123.90
1	AA	110	C	C4-C5-C6	5.27	120.03	117.40
1	AA	482	A	O4'-C1'-N9	-5.27	103.99	108.20
35	BA	94(A)	G	N1-C6-O6	-5.27	116.74	119.90
35	BA	216	A	N7-C8-N9	-5.27	111.17	113.80
35	BA	1465	G	C8-N9-C4	5.27	108.51	106.40
1	AA	721	G	N3-C4-N9	5.26	129.16	126.00
1	AA	1156	G	N3-C2-N2	5.26	123.58	119.90
2	AB	92	TYR	CB-CG-CD1	5.26	124.16	121.00
35	BA	644	A	N7-C8-N9	-5.26	111.17	113.80
35	BA	1381	G	C6-C5-N7	-5.26	127.24	130.40
35	BA	1719	G	C6-N1-C2	5.26	128.26	125.10
35	BA	2159	G	C5-C6-N1	-5.26	108.87	111.50
35	BA	2419	U	N1-C2-N3	5.26	118.06	114.90
35	BA	2718	G	OP2-P-O3'	5.26	116.78	105.20
41	BG	77	ILE	CG1-CB-CG2	-5.26	99.82	111.40
1	AA	794	A	N7-C8-N9	-5.26	111.17	113.80
35	BA	875	G	C5-C6-O6	5.26	131.76	128.60
35	BA	1094	U	N3-C4-O4	5.26	123.08	119.40
35	BA	1097	U	C5-C6-N1	-5.26	120.07	122.70
35	BA	1318	C	O4'-C1'-N1	-5.26	103.99	108.20
35	BA	2045	C	N1-C2-O2	-5.26	115.74	118.90
51	BT	53	ARG	NE-CZ-NH1	5.26	122.93	120.30
1	AA	263	A	C4-C5-N7	5.26	113.33	110.70
1	AA	1277	C	N3-C4-C5	-5.26	119.80	121.90
1	AA	1292	U	N3-C4-O4	5.26	123.08	119.40
35	BA	56	A	N9-C4-C5	-5.26	103.70	105.80
35	BA	448	U	N1-C2-N3	5.26	118.06	114.90
35	BA	743	G	N9-C4-C5	5.26	107.50	105.40
35	BA	1312	U	N3-C4-O4	-5.26	115.72	119.40
35	BA	1676	A	O4'-C1'-N9	5.26	112.41	108.20
35	BA	2320	A	C6-N1-C2	-5.26	115.44	118.60
1	AA	300	A	N1-C2-N3	5.26	131.93	129.30
1	AA	331	G	C8-N9-C4	5.26	108.50	106.40
22	AV	39	C	C5-C6-N1	5.26	123.63	121.00
35	BA	248	G	C5-N7-C8	-5.26	101.67	104.30
35	BA	654	A	N9-C4-C5	-5.26	103.70	105.80
35	BA	981	A	C4-C5-C6	5.26	119.63	117.00
35	BA	1051	G	C6-N1-C2	-5.26	121.94	125.10
35	BA	1300	U	O4'-C1'-N1	5.26	112.41	108.20

Continued on next page...

Continued from previous page...

Mol	Chain	Res	Type	Atoms	Z	Observed(°)	Ideal(°)
35	BA	2302	G	C8-N9-C4	5.26	108.50	106.40
1	AA	640	A	C4'-C3'-C2'	-5.26	97.34	102.60
1	AA	1227	A	C3'-C2'-C1'	-5.26	97.29	101.50
35	BA	2339	G	C6-N1-C2	-5.26	121.94	125.10
35	BA	2373	G	N7-C8-N9	-5.26	110.47	113.10
1	AA	424	G	N7-C8-N9	5.26	115.73	113.10
1	AA	715	A	C1'-O4'-C4'	-5.26	105.69	109.90
1	AA	956	U	C5-C6-N1	-5.26	120.07	122.70
1	AA	1251	A	N9-C4-C5	-5.26	103.70	105.80
35	BA	676	A	C5-N7-C8	5.26	106.53	103.90
35	BA	860	U	C6-N1-C2	-5.26	117.85	121.00
35	BA	1004	C	N3-C2-O2	-5.26	118.22	121.90
35	BA	1378	A	N1-C2-N3	-5.26	126.67	129.30
35	BA	1529	G	C6-N1-C2	5.26	128.25	125.10
35	BA	1622	G	C4-C5-C6	-5.26	115.65	118.80
35	BA	1972	A	N9-C4-C5	-5.26	103.70	105.80
35	BA	2094	G	C4-C5-N7	5.26	112.90	110.80
35	BA	2487	G	C5-C6-N1	5.26	114.13	111.50
36	BB	37	C	N3-C4-C5	5.26	124.00	121.90
38	BD	230	ASP	CB-CG-OD1	-5.26	113.57	118.30
1	AA	234	C	N1-C2-O2	-5.25	115.75	118.90
1	AA	1224	G	N9-C4-C5	5.25	107.50	105.40
1	AA	1492	A	C2-N3-C4	5.25	113.23	110.60
35	BA	8	A	C5-N7-C8	5.25	106.53	103.90
35	BA	8	A	N7-C8-N9	-5.25	111.17	113.80
35	BA	933	A	O4'-C1'-N9	5.25	112.40	108.20
35	BA	1051	G	C1'-O4'-C4'	-5.25	105.70	109.90
35	BA	1851	U	N3-C4-O4	5.25	123.08	119.40
35	BA	2885	C	N3-C4-N4	5.25	121.68	118.00
1	AA	123	C	C6-N1-C2	-5.25	118.20	120.30
1	AA	791	G	N1-C6-O6	5.25	123.05	119.90
1	AA	1074	G	C6-N1-C2	-5.25	121.95	125.10
1	AA	1415	G	N3-C2-N2	-5.25	116.22	119.90
1	AA	1488	G	OP2-P-O3'	5.25	116.76	105.20
1	AA	1515	C	C4-C5-C6	5.25	120.03	117.40
22	AV	44	A	C5-N7-C8	-5.25	101.27	103.90
22	AV	65	C	N1-C2-O2	5.25	122.05	118.90
35	BA	654(N)	G	N9-C4-C5	5.25	107.50	105.40
35	BA	935	C	C5-C6-N1	-5.25	118.37	121.00
35	BA	1122	G	C1'-O4'-C4'	-5.25	105.70	109.90
35	BA	1748	G	C6-C5-N7	-5.25	127.25	130.40
35	BA	2521	C	N3-C4-C5	5.25	124.00	121.90

Continued on next page...

Continued from previous page...

Mol	Chain	Res	Type	Atoms	Z	Observed(°)	Ideal(°)
35	BA	2647	U	N3-C4-C5	-5.25	111.45	114.60
35	BA	2738	A	N1-C2-N3	5.25	131.93	129.30
36	BB	96	U	C1'-O4'-C4'	-5.25	105.70	109.90
1	AA	291	C	C5-C4-N4	5.25	123.88	120.20
1	AA	471	G	C5-C6-O6	5.25	131.75	128.60
24	AY	497	PHE	CB-CG-CD2	5.25	124.48	120.80
35	BA	109	G	O4'-C1'-C2'	5.25	112.33	107.60
35	BA	997	G	N1-C2-N3	-5.25	120.75	123.90
35	BA	1032	A	N9-C4-C5	-5.25	103.70	105.80
35	BA	1200	C	O4'-C1'-N1	5.25	112.40	108.20
35	BA	2221	G	N1-C6-O6	5.25	123.05	119.90
35	BA	2482	G	C8-N9-C4	5.25	108.50	106.40
35	BA	2716	U	C5-C6-N1	-5.25	120.08	122.70
35	BA	2814	C	N3-C2-O2	-5.25	118.22	121.90
35	BA	2849	U	O4'-C1'-N1	-5.25	104.00	108.20
1	AA	819	A	C5-C6-N6	-5.25	119.50	123.70
1	AA	1008	C	C5-C4-N4	-5.25	116.53	120.20
1	AA	1462	G	C2-N3-C4	-5.25	109.28	111.90
35	BA	298	G	C5'-C4'-O4'	-5.25	102.80	109.10
35	BA	706	A	N7-C8-N9	5.25	116.42	113.80
35	BA	950	G	N1-C2-N3	5.25	127.05	123.90
1	AA	546	G	N3-C4-C5	5.25	131.22	128.60
1	AA	725	G	C4-C5-N7	-5.25	108.70	110.80
1	AA	1033	G	C1'-O4'-C4'	5.25	114.10	109.90
2	AB	53	ARG	NE-CZ-NH1	5.25	122.92	120.30
4	AD	12	CYS	N-CA-C	-5.25	96.83	111.00
35	BA	222	A	O4'-C1'-N9	5.25	112.40	108.20
35	BA	684	G	N9-C4-C5	5.25	107.50	105.40
35	BA	723	G	N3-C4-C5	-5.25	125.98	128.60
35	BA	927	G	C3'-C2'-C1'	-5.25	97.30	101.50
35	BA	1321	A	C3'-C2'-C1'	5.25	105.70	101.50
35	BA	1361	G	C5-C6-N1	5.25	114.12	111.50
35	BA	2126	A	C5-C6-N1	-5.25	115.08	117.70
35	BA	154	G	C8-N9-C4	-5.25	104.30	106.40
35	BA	710	G	N9-C4-C5	5.25	107.50	105.40
35	BA	1625	C	C5-C6-N1	-5.25	118.38	121.00
35	BA	2023	G	O4'-C1'-N9	5.25	112.40	108.20
35	BA	2576	G	C5-C6-O6	5.25	131.75	128.60
53	BV	83	ARG	NE-CZ-NH1	-5.25	117.68	120.30
1	AA	534	U	C5'-C4'-O4'	-5.25	102.81	109.10
1	AA	617	G	N1-C2-N3	5.25	127.05	123.90
1	AA	97	G	N1-C2-N3	-5.24	120.75	123.90

Continued on next page...

Continued from previous page...

Mol	Chain	Res	Type	Atoms	Z	Observed(°)	Ideal(°)
1	AA	1402	C	N3-C4-C5	5.24	124.00	121.90
35	BA	90	U	C5-C6-N1	5.24	125.32	122.70
35	BA	324	A	C5-C6-N6	5.24	127.89	123.70
35	BA	779	U	C3'-C2'-C1'	5.24	105.69	101.50
35	BA	862	G	C5-N7-C8	5.24	106.92	104.30
35	BA	1456	G	N1-C2-N3	5.24	127.05	123.90
35	BA	1927	A	N1-C2-N3	5.24	131.92	129.30
52	BU	55	ARG	NE-CZ-NH2	-5.24	117.68	120.30
1	AA	410	G	O4'-C1'-N9	5.24	112.39	108.20
1	AA	975	A	N3-C4-C5	-5.24	123.13	126.80
1	AA	1267	C	C5-C4-N4	-5.24	116.53	120.20
1	AA	1306	A	N1-C6-N6	-5.24	115.45	118.60
35	BA	359	A	C2-N3-C4	5.24	113.22	110.60
35	BA	442	G	N3-C4-N9	-5.24	122.86	126.00
35	BA	1366	A	N9-C4-C5	5.24	107.90	105.80
35	BA	1664	A	N1-C6-N6	-5.24	115.45	118.60
35	BA	1800	C	C6-N1-C2	5.24	122.40	120.30
51	BT	68	TYR	CB-CG-CD2	-5.24	117.86	121.00
1	AA	141	A	C6-N1-C2	5.24	121.74	118.60
1	AA	436	C	C3'-C2'-C1'	5.24	105.69	101.50
1	AA	689	C	C5-C6-N1	-5.24	118.38	121.00
1	AA	828	A	C3'-C2'-C1'	-5.24	97.31	101.50
1	AA	855	G	N9-C4-C5	-5.24	103.30	105.40
22	AV	22	G	N3-C4-N9	-5.24	122.86	126.00
26	B1	71	TYR	CB-CG-CD1	5.24	124.14	121.00
35	BA	271(S)	G	N7-C8-N9	5.24	115.72	113.10
35	BA	1226	A	N1-C6-N6	-5.24	115.45	118.60
35	BA	1624	G	N7-C8-N9	-5.24	110.48	113.10
35	BA	2340	G	P-O5'-C5'	5.24	129.29	120.90
35	BA	2702	U	N1-C2-O2	5.24	126.47	122.80
52	BU	64	ARG	CD-NE-CZ	5.24	130.94	123.60
1	AA	389	A	C5-C6-N6	5.24	127.89	123.70
1	AA	608	A	C6-C5-N7	-5.24	128.63	132.30
1	AA	1133	G	C8-N9-C4	5.24	108.50	106.40
1	AA	1222	G	C5-N7-C8	-5.24	101.68	104.30
35	BA	28	A	C4-N9-C1'	5.24	135.73	126.30
35	BA	425	G	C1'-O4'-C4'	-5.24	105.71	109.90
35	BA	517	C	N3-C4-C5	-5.24	119.81	121.90
35	BA	654(H)	G	C6-C5-N7	-5.24	127.26	130.40
35	BA	787	U	C5-C4-O4	-5.24	122.76	125.90
35	BA	870	A	N1-C2-N3	5.24	131.92	129.30
35	BA	1691	C	C5-C6-N1	-5.24	118.38	121.00

Continued on next page...

Continued from previous page...

Mol	Chain	Res	Type	Atoms	Z	Observed(°)	Ideal(°)
35	BA	1921	G	N3-C2-N2	-5.24	116.23	119.90
35	BA	2069	G	C8-N9-C4	-5.24	104.30	106.40
35	BA	2176	A	O4'-C1'-N9	-5.24	104.01	108.20
35	BA	2876	G	O4'-C1'-N9	5.24	112.39	108.20
1	AA	301	G	N1-C2-N3	-5.24	120.76	123.90
1	AA	321	A	N7-C8-N9	5.24	116.42	113.80
1	AA	806	C	C5-C6-N1	5.24	123.62	121.00
10	AJ	56	HIS	N-CA-C	-5.24	96.86	111.00
22	AV	5	G	C4-C5-C6	5.24	121.94	118.80
35	BA	142(A)	C	N3-C4-C5	-5.24	119.81	121.90
35	BA	853	G	C1'-O4'-C4'	-5.24	105.71	109.90
54	BW	92	ARG	NE-CZ-NH2	-5.24	117.68	120.30
1	AA	796	C	O4'-C1'-C2'	-5.24	100.56	105.80
1	AA	1250	A	C5-C6-N1	-5.24	115.08	117.70
1	AA	1410	G	N1-C2-N2	-5.24	111.49	116.20
12	AL	33	ARG	NE-CZ-NH2	-5.24	117.68	120.30
34	B9	25	VAL	CG1-CB-CG2	-5.24	102.52	110.90
35	BA	276	A	C4-C5-C6	-5.24	114.38	117.00
35	BA	534	U	N3-C2-O2	-5.24	118.53	122.20
35	BA	1111	A	C2-N3-C4	-5.24	107.98	110.60
35	BA	2488	A	C4'-C3'-C2'	5.24	107.83	102.60
35	BA	2646	C	N3-C2-O2	-5.24	118.23	121.90
35	BA	2722	G	N9-C4-C5	5.24	107.49	105.40
1	AA	150	C	C5-C4-N4	-5.23	116.54	120.20
1	AA	242	C	C5-C6-N1	5.23	123.62	121.00
1	AA	334	C	C5-C4-N4	-5.23	116.54	120.20
1	AA	1272	G	N1-C2-N2	5.23	120.91	116.20
1	AA	1293	G	N3-C4-C5	5.23	131.22	128.60
1	AA	1467	G	C4-N9-C1'	-5.23	119.70	126.50
41	BG	21	ARG	NE-CZ-NH2	-5.23	117.68	120.30
1	AA	30	U	C4'-C3'-C2'	5.23	107.83	102.60
22	AV	51	C	C2-N3-C4	5.23	122.52	119.90
35	BA	47	C	O4'-C1'-N1	5.23	112.39	108.20
35	BA	874	G	C2-N3-C4	-5.23	109.28	111.90
35	BA	934	G	N3-C4-C5	5.23	131.22	128.60
35	BA	1088	A	C5-C6-N1	5.23	120.32	117.70
35	BA	1223	G	C5-C6-N1	-5.23	108.88	111.50
35	BA	1385	G	N9-C4-C5	5.23	107.49	105.40
35	BA	1721	G	N7-C8-N9	5.23	115.72	113.10
35	BA	2043	C	C3'-C2'-C1'	5.23	105.69	101.50
36	BB	74	U	C5-C6-N1	5.23	125.32	122.70
37	BC	214	TYR	CG-CD1-CE1	-5.23	117.11	121.30

Continued on next page...

Continued from previous page...

Mol	Chain	Res	Type	Atoms	Z	Observed(°)	Ideal(°)
1	AA	486	U	C1'-O4'-C4'	-5.23	105.72	109.90
1	AA	557	G	C2-N3-C4	5.23	114.52	111.90
1	AA	654	G	C5-N7-C8	5.23	106.92	104.30
1	AA	1344	C	N3-C4-C5	5.23	123.99	121.90
35	BA	143(A)	C	N3-C2-O2	5.23	125.56	121.90
35	BA	453	C	N1-C2-O2	-5.23	115.76	118.90
35	BA	522	G	C3'-C2'-C1'	5.23	105.68	101.50
35	BA	809	G	C3'-C2'-C1'	-5.23	97.31	101.50
35	BA	1320	C	C5-C6-N1	-5.23	118.39	121.00
35	BA	2223	G	C6-N1-C2	-5.23	121.96	125.10
36	BB	6	C	C4-C5-C6	5.23	120.02	117.40
36	BB	55	U	C5-C4-O4	5.23	129.04	125.90
1	AA	921	U	C6-N1-C2	-5.23	117.86	121.00
1	AA	946	A	O4'-C1'-C2'	5.23	112.31	107.60
35	BA	6	A	N3-C4-N9	5.23	131.58	127.40
35	BA	670	A	C6-C5-N7	5.23	135.96	132.30
35	BA	968	G	C4-C5-C6	-5.23	115.66	118.80
35	BA	1650	G	C8-N9-C1'	5.23	133.80	127.00
35	BA	1717	G	O4'-C1'-N9	-5.23	104.02	108.20
35	BA	1751	C	N3-C2-O2	-5.23	118.24	121.90
48	BQ	118	LEU	CB-CG-CD2	-5.23	102.11	111.00
1	AA	189(K)	U	C2-N3-C4	5.23	130.14	127.00
1	AA	460	G	C4-C5-N7	5.23	112.89	110.80
1	AA	796	C	O4'-C1'-N1	-5.23	104.02	108.20
35	BA	654(R)	C	C6-N1-C2	-5.23	118.21	120.30
35	BA	1311	G	C2-N3-C4	-5.23	109.29	111.90
35	BA	1603	A	C8-N9-C4	-5.23	103.71	105.80
35	BA	1791	A	C5'-C4'-C3'	-5.23	107.64	116.00
35	BA	1926	U	N1-C2-O2	5.23	126.46	122.80
35	BA	2153	G	C5-C6-N1	5.23	114.11	111.50
35	BA	645	C	N1-C2-O2	5.23	122.04	118.90
35	BA	1354	A	C6-N1-C2	5.23	121.74	118.60
35	BA	2159	G	C6-C5-N7	-5.23	127.26	130.40
35	BA	2595	G	C6-C5-N7	5.23	133.54	130.40
35	BA	2673	G	N3-C4-C5	5.23	131.21	128.60
1	AA	564	C	C5-C6-N1	5.22	123.61	121.00
1	AA	1015	A	N1-C2-N3	5.22	131.91	129.30
1	AA	1375	A	C4-C5-C6	5.22	119.61	117.00
24	AY	210	ARG	NE-CZ-NH2	-5.22	117.69	120.30
35	BA	338	G	C5-N7-C8	5.22	106.91	104.30
35	BA	341	G	N1-C2-N3	5.22	127.03	123.90
35	BA	770	G	N1-C2-N3	5.22	127.03	123.90

Continued on next page...

Continued from previous page...

Mol	Chain	Res	Type	Atoms	Z	Observed(°)	Ideal(°)
35	BA	909	A	C3'-C2'-C1'	5.22	105.68	101.50
36	BB	105	A	C5-C6-N1	-5.22	115.09	117.70
1	AA	299	G	C3'-C2'-C1'	5.22	105.68	101.50
1	AA	524	G	C2-N3-C4	5.22	114.51	111.90
1	AA	923	A	C6-C5-N7	-5.22	128.64	132.30
1	AA	1117	G	C4-C5-N7	-5.22	108.71	110.80
1	AA	1233	G	N3-C4-C5	5.22	131.21	128.60
1	AA	1408	A	C5-N7-C8	-5.22	101.29	103.90
35	BA	706	A	C4-C5-N7	-5.22	108.09	110.70
35	BA	1066	U	O4'-C1'-N1	-5.22	104.02	108.20
35	BA	1347	G	N9-C4-C5	-5.22	103.31	105.40
35	BA	2197	U	N1-C2-N3	-5.22	111.77	114.90
35	BA	2502	G	N3-C2-N2	5.22	123.56	119.90
35	BA	2572	A	N9-C4-C5	-5.22	103.71	105.80
54	BW	67	ASP	CB-CG-OD2	-5.22	113.60	118.30
1	AA	300	A	C2-N3-C4	-5.22	107.99	110.60
1	AA	937	A	N7-C8-N9	5.22	116.41	113.80
35	BA	2028	U	C1'-O4'-C4'	5.22	114.08	109.90
35	BA	2190	G	N3-C4-C5	-5.22	125.99	128.60
35	BA	2886	G	C5-N7-C8	5.22	106.91	104.30
1	AA	8	A	C4-C5-N7	-5.22	108.09	110.70
1	AA	136	C	O4'-C1'-N1	5.22	112.38	108.20
1	AA	1061	G	N1-C6-O6	5.22	123.03	119.90
1	AA	1142	G	N1-C6-O6	-5.22	116.77	119.90
22	AV	36	U	O4'-C4'-C3'	5.22	110.28	106.10
35	BA	618	C	C5-C6-N1	5.22	123.61	121.00
35	BA	967	C	C2-N3-C4	5.22	122.51	119.90
35	BA	1594	G	O4'-C1'-N9	5.22	112.38	108.20
36	BB	6	C	O4'-C1'-N1	5.22	112.38	108.20
53	BV	12	TYR	CB-CG-CD2	-5.22	117.87	121.00
1	AA	1079	G	C5-C6-O6	-5.22	125.47	128.60
5	AE	140	ARG	NE-CZ-NH2	5.22	122.91	120.30
35	BA	264	C	C4'-C3'-C2'	5.22	107.82	102.60
35	BA	532	A	N1-C2-N3	-5.22	126.69	129.30
35	BA	1699	G	C4-C5-C6	5.22	121.93	118.80
35	BA	1797	C	C6-N1-C2	5.22	122.39	120.30
35	BA	2203	U	C5'-C4'-C3'	-5.22	107.65	116.00
35	BA	2354	G	O4'-C4'-C3'	5.22	110.27	106.10
1	AA	1172	C	C5'-C4'-C3'	-5.22	107.65	116.00
1	AA	1293	G	C1'-O4'-C4'	-5.22	105.73	109.90
32	B7	21	ARG	NH1-CZ-NH2	5.22	125.14	119.40
35	BA	671	C	C5'-C4'-O4'	5.22	115.36	109.10

Continued on next page...

Continued from previous page...

Mol	Chain	Res	Type	Atoms	Z	Observed(°)	Ideal(°)
35	BA	752	A	N1-C6-N6	5.22	121.73	118.60
35	BA	785	G	O5'-P-OP1	-5.22	101.01	105.70
35	BA	932	G	C2-N3-C4	5.22	114.51	111.90
35	BA	1189	A	C2-N3-C4	-5.22	107.99	110.60
35	BA	1989	G	C1'-O4'-C4'	-5.22	105.73	109.90
35	BA	2139	C	C5-C4-N4	-5.22	116.55	120.20
1	AA	193	C	N1-C2-O2	-5.21	115.77	118.90
1	AA	722	A	C5-C6-N1	5.21	120.31	117.70
1	AA	1314	C	C4-C5-C6	5.21	120.01	117.40
1	AA	1366	C	C4'-C3'-C2'	-5.21	97.39	102.60
1	AA	1374	A	O4'-C1'-N9	-5.21	104.03	108.20
35	BA	88	G	N3-C4-N9	-5.21	122.87	126.00
35	BA	1143	A	C8-N9-C4	5.21	107.89	105.80
35	BA	1238	G	N9-C4-C5	5.21	107.49	105.40
35	BA	1305	C	C5'-C4'-O4'	5.21	115.36	109.10
35	BA	1829	A	C5'-C4'-O4'	5.21	115.36	109.10
35	BA	1852	C	O4'-C1'-N1	-5.21	104.03	108.20
35	BA	2063	C	N3-C4-N4	-5.21	114.35	118.00
35	BA	2168	G	C2-N3-C4	5.21	114.51	111.90
35	BA	2714	G	N1-C6-O6	-5.21	116.77	119.90
35	BA	2876	G	C5-C6-O6	5.21	131.73	128.60
36	BB	85	G	C5-N7-C8	-5.21	101.69	104.30
1	AA	269	C	C6-N1-C2	-5.21	118.22	120.30
1	AA	1383	C	C2-N1-C1'	5.21	124.53	118.80
35	BA	2112	G	C5-C6-O6	-5.21	125.47	128.60
1	AA	385	C	N3-C4-C5	-5.21	119.81	121.90
1	AA	1175	G	C4-C5-N7	-5.21	108.72	110.80
1	AA	1481	U	N1-C2-O2	5.21	126.45	122.80
15	AO	74	ASP	CB-CG-OD2	5.21	122.99	118.30
35	BA	151	C	C4-C5-C6	5.21	120.01	117.40
35	BA	489	G	C4-C5-N7	5.21	112.88	110.80
35	BA	751	A	O4'-C1'-C2'	5.21	112.29	107.60
35	BA	1308	A	C4-C5-C6	-5.21	114.39	117.00
35	BA	1561	G	C6-C5-N7	-5.21	127.27	130.40
35	BA	1789	A	N3-C4-C5	5.21	130.45	126.80
35	BA	1953	A	C5-C6-N1	-5.21	115.09	117.70
35	BA	2831	G	C5-N7-C8	-5.21	101.69	104.30
56	BY	86	ARG	NE-CZ-NH2	-5.21	117.69	120.30
35	BA	319	C	C5-C4-N4	-5.21	116.55	120.20
35	BA	1031	G	N3-C2-N2	-5.21	116.25	119.90
35	BA	1910	G	N1-C6-O6	-5.21	116.77	119.90
1	AA	332	G	C8-N9-C4	-5.21	104.32	106.40

Continued on next page...

Continued from previous page...

Mol	Chain	Res	Type	Atoms	Z	Observed(°)	Ideal(°)
1	AA	706	A	N7-C8-N9	-5.21	111.20	113.80
1	AA	814	A	C8-N9-C4	-5.21	103.72	105.80
1	AA	1361	G	O5'-P-OP2	5.21	116.95	110.70
1	AA	1381	U	C4-C5-C6	-5.21	116.58	119.70
35	BA	363(F)	A	C2'-C3'-O3'	5.21	122.03	113.70
35	BA	424	G	N9-C1'-C2'	-5.21	106.27	112.00
35	BA	612	C	N3-C4-C5	5.21	123.98	121.90
35	BA	720	C	C3'-C2'-C1'	-5.21	97.33	101.50
35	BA	873	G	N9-C1'-C2'	-5.21	106.27	112.00
35	BA	1379	A	N1-C2-N3	5.21	131.91	129.30
35	BA	1616	A	C6-C5-N7	-5.21	128.66	132.30
35	BA	2421	G	C6-N1-C2	5.21	128.22	125.10
1	AA	567	G	C5-C6-N1	5.21	114.10	111.50
22	AV	31	G	C8-N9-C4	5.21	108.48	106.40
35	BA	554	U	N3-C4-O4	5.21	123.05	119.40
35	BA	653	A	O4'-C1'-N9	-5.21	104.03	108.20
35	BA	761	A	C5-N7-C8	-5.21	101.30	103.90
35	BA	2142	C	O4'-C1'-C2'	5.21	112.29	107.60
35	BA	2407	G	C8-N9-C4	-5.21	104.32	106.40
35	BA	2442	C	C5-C6-N1	5.21	123.60	121.00
35	BA	2472	G	N1-C2-N3	5.21	127.02	123.90
1	AA	1432	G	C5-C6-N1	-5.21	108.90	111.50
1	AA	1463	C	O4'-C1'-N1	-5.21	104.04	108.20
35	BA	420	C	C6-N1-C1'	-5.21	114.55	120.80
35	BA	1106	G	C5-N7-C8	5.21	106.90	104.30
35	BA	1122	G	C6-C5-N7	-5.21	127.28	130.40
35	BA	2002	G	C5-C6-N1	5.21	114.10	111.50
1	AA	412	A	C6-C5-N7	5.20	135.94	132.30
1	AA	851	G	C6-N1-C2	-5.20	121.98	125.10
1	AA	1197	G	N1-C2-N3	5.20	127.02	123.90
35	BA	187	G	N1-C2-N2	5.20	120.88	116.20
35	BA	327	G	C5-C6-N1	-5.20	108.90	111.50
35	BA	470	A	N9-C4-C5	5.20	107.88	105.80
35	BA	1007	C	C1'-O4'-C4'	-5.20	105.74	109.90
35	BA	1282	U	N3-C2-O2	-5.20	118.56	122.20
35	BA	1328	G	C5-C6-O6	-5.20	125.48	128.60
35	BA	1473	G	C3'-C2'-C1'	5.20	105.66	101.50
35	BA	1747	G	C5'-C4'-C3'	-5.20	107.67	116.00
35	BA	1754	C	N1-C2-N3	-5.20	115.56	119.20
35	BA	1811	G	C4'-C3'-C2'	-5.20	97.40	102.60
35	BA	2490	G	C4-C5-C6	5.20	121.92	118.80
35	BA	2882	A	C5-N7-C8	-5.20	101.30	103.90

Continued on next page...

Continued from previous page...

Mol	Chain	Res	Type	Atoms	Z	Observed(°)	Ideal(°)
36	BB	54	G	N3-C2-N2	-5.20	116.26	119.90
35	BA	646	A	N1-C2-N3	-5.20	126.70	129.30
35	BA	857	C	C1'-O4'-C4'	-5.20	105.74	109.90
37	BC	15	VAL	CB-CA-C	-5.20	101.52	111.40
1	AA	564	C	O4'-C1'-N1	5.20	112.36	108.20
1	AA	1499	A	C2-N3-C4	5.20	113.20	110.60
35	BA	141	A	C5-C6-N6	5.20	127.86	123.70
35	BA	225	A	N7-C8-N9	-5.20	111.20	113.80
35	BA	272(C)	G	C5-C6-O6	5.20	131.72	128.60
35	BA	363(F)	A	C3'-C2'-C1'	-5.20	97.34	101.50
35	BA	450	G	N1-C6-O6	5.20	123.02	119.90
35	BA	616	G	N7-C8-N9	5.20	115.70	113.10
35	BA	671	C	C5-C4-N4	-5.20	116.56	120.20
35	BA	751	A	O5'-P-OP2	-5.20	101.02	105.70
35	BA	764	A	C5-N7-C8	-5.20	101.30	103.90
35	BA	860	U	C1'-O4'-C4'	-5.20	105.74	109.90
35	BA	1069	A	C4-C5-C6	5.20	119.60	117.00
35	BA	1206	G	N9-C4-C5	-5.20	103.32	105.40
35	BA	1316	U	C2-N3-C4	5.20	130.12	127.00
35	BA	1961	C	C3'-C2'-C1'	5.20	105.66	101.50
35	BA	2336	A	C8-N9-C4	-5.20	103.72	105.80
35	BA	2426	A	C5-C6-N1	-5.20	115.10	117.70
35	BA	2627	G	N7-C8-N9	5.20	115.70	113.10
35	BA	2864	G	N3-C4-C5	-5.20	126.00	128.60
39	BE	44	TYR	N-CA-C	5.20	125.04	111.00
1	AA	366	C	O4'-C1'-N1	5.20	112.36	108.20
1	AA	487	A	C8-N9-C4	-5.20	103.72	105.80
1	AA	622	A	C8-N9-C4	5.20	107.88	105.80
1	AA	775	G	C5'-C4'-C3'	-5.20	107.68	116.00
1	AA	779	C	N3-C2-O2	-5.20	118.26	121.90
1	AA	862	C	O4'-C1'-N1	5.20	112.36	108.20
1	AA	1370	G	N1-C2-N3	5.20	127.02	123.90
35	BA	374	A	C4-C5-C6	-5.20	114.40	117.00
35	BA	482	A	N9-C4-C5	5.20	107.88	105.80
35	BA	1003	G	N7-C8-N9	5.20	115.70	113.10
1	AA	145	G	C4-C5-N7	-5.20	108.72	110.80
1	AA	288	A	N7-C8-N9	-5.20	111.20	113.80
1	AA	354	G	C2-N3-C4	-5.20	109.30	111.90
22	AV	47	U	N3-C4-O4	5.20	123.04	119.40
35	BA	269	U	C3'-C2'-C1'	5.20	105.66	101.50
35	BA	483	A	C5-C6-N6	-5.20	119.54	123.70
35	BA	573	G	N3-C4-C5	-5.20	126.00	128.60

Continued on next page...

Continued from previous page...

Mol	Chain	Res	Type	Atoms	Z	Observed(°)	Ideal(°)
35	BA	1012	U	C4-C5-C6	5.20	122.82	119.70
35	BA	1355	G	N3-C4-N9	-5.20	122.88	126.00
35	BA	2538	C	N1-C2-O2	-5.20	115.78	118.90
35	BA	2636	U	N1-C2-N3	-5.20	111.78	114.90
35	BA	2839	G	O4'-C1'-C2'	5.20	112.28	107.60
1	AA	1381	U	N1-C1'-C2'	-5.20	106.29	112.00
35	BA	567	A	N1-C2-N3	-5.20	126.70	129.30
35	BA	1763	G	C5-C6-N1	-5.20	108.90	111.50
35	BA	2799	C	N1-C2-O2	-5.20	115.78	118.90
1	AA	734	G	C6-C5-N7	-5.19	127.28	130.40
1	AA	742	G	N1-C6-O6	5.19	123.02	119.90
35	BA	642	G	N3-C4-N9	-5.19	122.88	126.00
35	BA	915	C	N1-C2-O2	-5.19	115.78	118.90
35	BA	2643	G	C5'-C4'-O4'	5.19	115.33	109.10
1	AA	189(J)	G	N3-C4-C5	5.19	131.20	128.60
1	AA	200	G	C5-C6-O6	5.19	131.72	128.60
1	AA	375	U	C2-N3-C4	5.19	130.12	127.00
1	AA	485	G	C6-N1-C2	5.19	128.22	125.10
1	AA	665	A	N7-C8-N9	-5.19	111.20	113.80
1	AA	1110	A	C6-N1-C2	5.19	121.72	118.60
15	AO	54	ARG	NH1-CZ-NH2	-5.19	113.69	119.40
35	BA	593	G	C2-N3-C4	-5.19	109.30	111.90
35	BA	634	C	C6-N1-C2	-5.19	118.22	120.30
35	BA	1583	A	C4-C5-N7	5.19	113.30	110.70
35	BA	2830	G	N1-C2-N3	-5.19	120.78	123.90
57	BZ	88	PHE	CB-CG-CD2	5.19	124.44	120.80
1	AA	237	C	N3-C4-N4	5.19	121.63	118.00
1	AA	256	U	C5-C6-N1	5.19	125.30	122.70
35	BA	773	U	C5-C6-N1	5.19	125.30	122.70
35	BA	1129	A	O4'-C1'-N9	-5.19	104.05	108.20
35	BA	1382	G	N1-C6-O6	5.19	123.01	119.90
35	BA	1488	G	N7-C8-N9	-5.19	110.50	113.10
35	BA	1784	A	C8-N9-C4	-5.19	103.72	105.80
35	BA	1948	G	OP2-P-O3'	5.19	116.62	105.20
35	BA	2223	G	N9-C1'-C2'	-5.19	106.29	112.00
35	BA	2843	G	N9-C4-C5	5.19	107.48	105.40
36	BB	87	G	C2-N3-C4	-5.19	109.31	111.90
1	AA	25	C	C4'-C3'-C2'	5.19	107.79	102.60
1	AA	792	A	O4'-C1'-N9	5.19	112.35	108.20
1	AA	888	G	C4-C5-C6	5.19	121.91	118.80
1	AA	1343	G	N1-C2-N3	5.19	127.01	123.90
35	BA	2775	A	N9-C4-C5	5.19	107.88	105.80

Continued on next page...

Continued from previous page...

Mol	Chain	Res	Type	Atoms	Z	Observed(°)	Ideal(°)
1	AA	186	C	O4'-C1'-N1	-5.19	104.05	108.20
1	AA	566	G	N7-C8-N9	5.19	115.69	113.10
1	AA	592	G	C6-N1-C2	-5.19	121.99	125.10
1	AA	755	G	C4-C5-N7	-5.19	108.72	110.80
22	AV	55	U	N1-C2-O2	5.19	126.43	122.80
35	BA	275	G	N9-C4-C5	-5.19	103.33	105.40
35	BA	298	G	C5-N7-C8	5.19	106.89	104.30
35	BA	654(S)	G	N7-C8-N9	5.19	115.69	113.10
35	BA	1706	U	O5'-P-OP2	-5.19	101.03	105.70
35	BA	2004	G	C4-N9-C1'	5.19	133.24	126.50
35	BA	2163	C	O4'-C1'-N1	5.19	112.35	108.20
35	BA	2487	G	C5-N7-C8	5.19	106.89	104.30
35	BA	2607	G	N3-C4-C5	-5.19	126.01	128.60
35	BA	2724	C	O4'-C1'-N1	-5.19	104.05	108.20
1	AA	338	A	C6-N1-C2	-5.19	115.49	118.60
1	AA	1201	A	C4-C5-N7	-5.19	108.11	110.70
35	BA	1299	G	C5-C6-O6	-5.19	125.49	128.60
35	BA	2051	A	N1-C2-N3	-5.19	126.71	129.30
35	BA	2766	G	N1-C2-N2	5.19	120.87	116.20
1	AA	58	C	N3-C4-C5	5.18	123.97	121.90
1	AA	335	C	C6-N1-C2	-5.18	118.23	120.30
1	AA	473	G	N3-C2-N2	-5.18	116.27	119.90
1	AA	627	G	N1-C2-N3	-5.18	120.79	123.90
1	AA	1337	G	N3-C2-N2	-5.18	116.27	119.90
2	AB	30	ARG	NE-CZ-NH1	5.18	122.89	120.30
35	BA	771	G	N9-C4-C5	5.18	107.47	105.40
35	BA	1194	A	N7-C8-N9	-5.18	111.21	113.80
35	BA	1418	G	C8-N9-C4	5.18	108.47	106.40
35	BA	1758	G	C6-N1-C2	5.18	128.21	125.10
35	BA	2022	U	C4-C5-C6	5.18	122.81	119.70
38	BD	21	PHE	CB-CG-CD1	-5.18	117.17	120.80
1	AA	104	G	N7-C8-N9	5.18	115.69	113.10
1	AA	333	G	N7-C8-N9	-5.18	110.51	113.10
1	AA	714	G	C5-N7-C8	5.18	106.89	104.30
1	AA	792	A	C2-N3-C4	-5.18	108.01	110.60
24	AY	492	ASP	CB-CG-OD2	-5.18	113.64	118.30
35	BA	27	G	C6-N1-C2	-5.18	121.99	125.10
35	BA	376	C	C6-N1-C2	5.18	122.37	120.30
35	BA	484	C	N3-C2-O2	-5.18	118.27	121.90
35	BA	948	G	C4-C5-N7	-5.18	108.73	110.80
35	BA	1013	C	N1-C2-O2	5.18	122.01	118.90
35	BA	1103	A	C5-C6-N1	-5.18	115.11	117.70

Continued on next page...

Continued from previous page...

Mol	Chain	Res	Type	Atoms	Z	Observed(°)	Ideal(°)
35	BA	1210	A	N7-C8-N9	-5.18	111.21	113.80
35	BA	1486	A	C4-C5-C6	-5.18	114.41	117.00
35	BA	1859	A	N1-C6-N6	5.18	121.71	118.60
35	BA	1932	A	O4'-C1'-N9	5.18	112.35	108.20
35	BA	2136	C	C2-N3-C4	5.18	122.49	119.90
35	BA	2188	C	N3-C2-O2	-5.18	118.27	121.90
35	BA	2332	U	N3-C2-O2	5.18	125.83	122.20
1	AA	854	G	C8-N9-C4	5.18	108.47	106.40
1	AA	1232	U	N1-C2-O2	-5.18	119.17	122.80
35	BA	234	C	C4-C5-C6	5.18	119.99	117.40
35	BA	504	U	C4'-C3'-C2'	5.18	107.78	102.60
1	AA	991	U	C4-C5-C6	5.18	122.81	119.70
1	AA	1000	U	N1-C2-O2	5.18	126.42	122.80
1	AA	1323	G	C4-C5-C6	5.18	121.91	118.80
1	AA	1372	U	N1-C2-N3	-5.18	111.79	114.90
35	BA	331	A	OP1-P-O3'	5.18	116.59	105.20
35	BA	812	C	C5-C4-N4	-5.18	116.57	120.20
35	BA	1370	C	C5-C6-N1	5.18	123.59	121.00
35	BA	1471	A	O4'-C1'-C2'	5.18	112.26	107.60
35	BA	1668	A	C3'-C2'-C1'	-5.18	97.36	101.50
35	BA	2110	G	C4-C5-N7	5.18	112.87	110.80
53	BV	51	VAL	CB-CA-C	-5.18	101.56	111.40
1	AA	91	C	N1-C2-O2	-5.18	115.79	118.90
1	AA	996	A	C2-N3-C4	5.18	113.19	110.60
1	AA	1493	A	C5-C6-N6	-5.18	119.56	123.70
24	AY	236	GLU	OE1-CD-OE2	-5.18	117.09	123.30
35	BA	788	A	C4-C5-C6	5.18	119.59	117.00
35	BA	1296	G	N7-C8-N9	-5.18	110.51	113.10
35	BA	1352	U	O4'-C1'-N1	5.18	112.34	108.20
35	BA	1553	A	C4-C5-C6	-5.18	114.41	117.00
1	AA	637	G	C2-N3-C4	5.18	114.49	111.90
1	AA	650	G	N1-C2-N2	5.18	120.86	116.20
1	AA	762	C	C6-N1-C2	-5.18	118.23	120.30
1	AA	1499	A	C5-N7-C8	-5.18	101.31	103.90
29	B4	48	ARG	NE-CZ-NH2	-5.18	117.71	120.30
35	BA	219	G	N3-C2-N2	-5.18	116.28	119.90
35	BA	350	U	C6-N1-C2	5.18	124.11	121.00
35	BA	614(A)	U	OP1-P-O3'	5.18	116.59	105.20
35	BA	997	G	N7-C8-N9	-5.18	110.51	113.10
35	BA	1573	G	C8-N9-C4	-5.18	104.33	106.40
35	BA	1921	G	N9-C1'-C2'	-5.18	106.31	112.00
36	BB	98	G	C4-C5-N7	5.18	112.87	110.80

Continued on next page...

Continued from previous page...

Mol	Chain	Res	Type	Atoms	Z	Observed(°)	Ideal(°)
1	AA	430	A	N9-C1'-C2'	-5.17	106.31	112.00
1	AA	501	C	O4'-C1'-N1	5.17	112.34	108.20
1	AA	607	A	N1-C2-N3	5.17	131.89	129.30
1	AA	1383	C	C4-C5-C6	-5.17	114.81	117.40
1	AA	1500	A	N1-C2-N3	5.17	131.89	129.30
35	BA	1213	A	N9-C4-C5	-5.17	103.73	105.80
35	BA	1426	G	C6-C5-N7	5.17	133.50	130.40
35	BA	1999	C	C5-C4-N4	-5.17	116.58	120.20
1	AA	767	A	C4-C5-N7	5.17	113.29	110.70
4	AD	35	ARG	NE-CZ-NH1	-5.17	117.71	120.30
35	BA	1114	G	C5-C6-O6	-5.17	125.50	128.60
35	BA	1948	G	N1-C2-N3	5.17	127.00	123.90
35	BA	2251	G	N7-C8-N9	-5.17	110.51	113.10
35	BA	2561	A	N1-C2-N3	-5.17	126.71	129.30
1	AA	200	G	N7-C8-N9	-5.17	110.52	113.10
1	AA	265	G	N3-C4-N9	-5.17	122.90	126.00
1	AA	1030(A)	G	N9-C4-C5	5.17	107.47	105.40
18	AR	87	ARG	NE-CZ-NH2	-5.17	117.72	120.30
35	BA	62	C	C5'-C4'-O4'	5.17	115.31	109.10
35	BA	1828	G	N3-C2-N2	-5.17	116.28	119.90
35	BA	1944	U	P-O3'-C3'	5.17	125.91	119.70
35	BA	2354	G	C5-C6-O6	5.17	131.70	128.60
36	BB	75	G	N1-C6-O6	5.17	123.00	119.90
40	BF	54	ARG	NE-CZ-NH2	5.17	122.89	120.30
1	AA	189(L)	G	C5-C6-O6	-5.17	125.50	128.60
1	AA	535	A	C4'-C3'-C2'	5.17	107.77	102.60
35	BA	208	C	N3-C4-C5	5.17	123.97	121.90
1	AA	203	U	N3-C4-O4	-5.17	115.78	119.40
1	AA	668	G	C5-N7-C8	5.17	106.88	104.30
1	AA	862	C	N3-C4-C5	5.17	123.97	121.90
1	AA	1331	G	N1-C2-N3	5.17	127.00	123.90
35	BA	87	C	C6-N1-C2	5.17	122.37	120.30
35	BA	179	G	C5-N7-C8	5.17	106.89	104.30
35	BA	426	C	C6-N1-C2	5.17	122.37	120.30
35	BA	979	G	N9-C4-C5	-5.17	103.33	105.40
35	BA	1106	G	C5-C6-N1	-5.17	108.92	111.50
35	BA	1706	U	C5'-C4'-O4'	-5.17	102.90	109.10
1	AA	31	G	C2-N3-C4	5.17	114.48	111.90
1	AA	143	A	C6-C5-N7	-5.17	128.68	132.30
1	AA	202	U	N3-C4-C5	5.17	117.70	114.60
1	AA	1156	G	N1-C2-N2	-5.17	111.55	116.20
35	BA	1262	A	N9-C4-C5	5.17	107.87	105.80

Continued on next page...

Continued from previous page...

Mol	Chain	Res	Type	Atoms	Z	Observed(°)	Ideal(°)
35	BA	1761	C	C4-C5-C6	-5.17	114.82	117.40
35	BA	2359	C	C6-N1-C2	5.17	122.37	120.30
1	AA	809	G	C3'-C2'-C1'	5.17	105.63	101.50
35	BA	342	G	O4'-C1'-N9	5.17	112.33	108.20
35	BA	503	A	C4-C5-N7	5.17	113.28	110.70
35	BA	801	G	C1'-O4'-C4'	-5.17	105.77	109.90
35	BA	1130	U	O4'-C1'-N1	5.17	112.33	108.20
35	BA	1264	G	N7-C8-N9	5.17	115.68	113.10
35	BA	1930	G	C2-N3-C4	5.17	114.48	111.90
35	BA	2684	U	C2-N3-C4	5.17	130.10	127.00
1	AA	1274	G	N3-C4-C5	-5.16	126.02	128.60
1	AA	1403	C	N3-C4-N4	5.16	121.61	118.00
35	BA	12	U	N3-C4-C5	-5.16	111.50	114.60
35	BA	674	G	C6-C5-N7	5.16	133.50	130.40
35	BA	681	G	C8-N9-C4	5.16	108.47	106.40
35	BA	1081	U	C2-N1-C1'	-5.16	111.50	117.70
35	BA	1266	G	C5-N7-C8	5.16	106.88	104.30
35	BA	1434	A	C5'-C4'-O4'	5.16	115.30	109.10
35	BA	1770	G	C5-C6-O6	5.16	131.70	128.60
35	BA	1786	A	N9-C4-C5	5.16	107.87	105.80
35	BA	2634	G	O4'-C1'-N9	5.16	112.33	108.20
55	BX	69	TYR	CB-CG-CD2	5.16	124.10	121.00
1	AA	592	G	C8-N9-C4	5.16	108.47	106.40
1	AA	784	C	C5-C4-N4	-5.16	116.59	120.20
1	AA	1080	A	C8-N9-C4	-5.16	103.73	105.80
1	AA	1355	G	C2-N3-C4	5.16	114.48	111.90
35	BA	1164	G	C2-N3-C4	5.16	114.48	111.90
35	BA	1374	G	C6-N1-C2	-5.16	122.00	125.10
35	BA	2599	G	C6-N1-C2	5.16	128.20	125.10
1	AA	197	A	N3-C4-C5	5.16	130.41	126.80
22	AV	54	U	C5-C6-N1	5.16	125.28	122.70
24	AY	673	PHE	CB-CG-CD2	-5.16	117.19	120.80
35	BA	713	G	O4'-C1'-N9	-5.16	104.07	108.20
35	BA	1383	C	O4'-C1'-N1	5.16	112.33	108.20
36	BB	109	C	C5-C6-N1	5.16	123.58	121.00
51	BT	87	ASP	CB-CG-OD1	-5.16	113.66	118.30
1	AA	775	G	C2'-C3'-O3'	5.16	121.95	113.70
1	AA	851	G	C5'-C4'-O4'	5.16	115.29	109.10
35	BA	428	A	C8-N9-C4	5.16	107.86	105.80
35	BA	460	A	C3'-C2'-C1'	5.16	105.63	101.50
35	BA	975(A)	G	C8-N9-C4	5.16	108.46	106.40
35	BA	1430	C	N1-C2-O2	-5.16	115.81	118.90

Continued on next page...

Continued from previous page...

Mol	Chain	Res	Type	Atoms	Z	Observed(°)	Ideal(°)
35	BA	1645	G	N1-C2-N2	-5.16	111.56	116.20
35	BA	1846	G	C5'-C4'-O4'	-5.16	102.91	109.10
35	BA	2067	G	C3'-C2'-C1'	5.16	105.63	101.50
35	BA	2261	C	C6-N1-C2	-5.16	118.24	120.30
36	BB	28	C	C6-N1-C2	-5.16	118.24	120.30
1	AA	1511	G	C4-C5-N7	-5.16	108.74	110.80
35	BA	1835	G	C4-C5-N7	-5.16	108.74	110.80
35	BA	2418	A	C8-N9-C4	5.16	107.86	105.80
35	BA	2439	A	C5'-C4'-O4'	5.16	115.29	109.10
36	BB	100	A	C4-C5-N7	-5.16	108.12	110.70
1	AA	243	A	C2-N3-C4	5.16	113.18	110.60
1	AA	1029	C	N3-C2-O2	-5.16	118.29	121.90
1	AA	1052	U	N3-C4-O4	5.16	123.01	119.40
1	AA	1361	G	N1-C2-N2	5.16	120.84	116.20
1	AA	1484	C	N3-C2-O2	5.16	125.51	121.90
35	BA	486	C	C5-C4-N4	5.16	123.81	120.20
35	BA	672	C	C5-C6-N1	-5.16	118.42	121.00
35	BA	1198	U	C5-C4-O4	-5.16	122.81	125.90
35	BA	1750	G	C2-N3-C4	-5.16	109.32	111.90
35	BA	2192	G	C5-C6-N1	-5.16	108.92	111.50
36	BB	88	C	C6-N1-C2	-5.16	118.24	120.30
51	BT	95	ARG	NE-CZ-NH2	-5.16	117.72	120.30
1	AA	1074	G	N3-C4-C5	-5.15	126.02	128.60
35	BA	836	G	N1-C6-O6	5.15	122.99	119.90
35	BA	2645	G	O4'-C1'-N9	5.15	112.32	108.20
35	BA	2840	C	N3-C2-O2	-5.15	118.29	121.90
36	BB	97	G	C1'-O4'-C4'	5.15	114.02	109.90
1	AA	33	A	C5-C6-N6	5.15	127.82	123.70
1	AA	253	U	N3-C2-O2	5.15	125.81	122.20
1	AA	550	G	C2-N3-C4	5.15	114.48	111.90
1	AA	728	A	N9-C1'-C2'	5.15	120.70	114.00
1	AA	779	C	C4-C5-C6	5.15	119.98	117.40
1	AA	1074	G	C5-C6-O6	-5.15	125.51	128.60
4	AD	194	LEU	CA-CB-CG	5.15	127.15	115.30
6	AF	87	ARG	NE-CZ-NH1	-5.15	117.72	120.30
35	BA	259	G	N3-C4-C5	-5.15	126.02	128.60
35	BA	386	G	C1'-O4'-C4'	-5.15	105.78	109.90
35	BA	495	G	C5'-C4'-O4'	-5.15	102.92	109.10
35	BA	654(R)	C	N3-C2-O2	-5.15	118.29	121.90
35	BA	1089	G	N3-C2-N2	-5.15	116.29	119.90
35	BA	1445	A	N9-C1'-C2'	5.15	120.70	114.00
35	BA	1533	G	O5'-P-OP1	-5.15	101.06	105.70

Continued on next page...

Continued from previous page...

Mol	Chain	Res	Type	Atoms	Z	Observed(°)	Ideal(°)
35	BA	1648	C	C2-N3-C4	5.15	122.48	119.90
35	BA	1835	G	C5'-C4'-C3'	-5.15	107.76	116.00
35	BA	1839	G	O5'-P-OP1	-5.15	101.06	105.70
1	AA	121	C	C5-C6-N1	5.15	123.58	121.00
1	AA	710	G	C8-N9-C4	-5.15	104.34	106.40
1	AA	1195	C	N1-C2-O2	5.15	121.99	118.90
35	BA	231	C	N3-C2-O2	-5.15	118.29	121.90
35	BA	356	G	N1-C2-N3	5.15	126.99	123.90
35	BA	1400	G	C5-N7-C8	5.15	106.88	104.30
35	BA	1835	G	C5-C6-N1	-5.15	108.92	111.50
40	BF	99	TYR	CB-CG-CD1	-5.15	117.91	121.00
1	AA	113	G	N9-C4-C5	5.15	107.46	105.40
35	BA	585	G	N1-C2-N2	5.15	120.83	116.20
35	BA	1517	G	N7-C8-N9	5.15	115.67	113.10
1	AA	161	A	C5-C6-N1	-5.15	115.13	117.70
1	AA	246	A	N3-C4-C5	-5.15	123.20	126.80
1	AA	896	C	C3'-C2'-C1'	-5.15	97.38	101.50
1	AA	939	G	C4-C5-N7	5.15	112.86	110.80
5	AE	18	ARG	NE-CZ-NH1	5.15	122.87	120.30
35	BA	271(A)	A	N1-C2-N3	5.15	131.87	129.30
35	BA	271(Q)	G	C5'-C4'-O4'	5.15	115.28	109.10
35	BA	1566	A	N7-C8-N9	5.15	116.37	113.80
35	BA	2772	C	C4'-C3'-C2'	5.15	107.75	102.60
1	AA	302	G	N1-C2-N3	5.15	126.99	123.90
1	AA	876	G	C6-C5-N7	-5.15	127.31	130.40
16	AP	38	TYR	CD1-CE1-CZ	5.15	124.43	119.80
35	BA	139(A)	G	C1'-O4'-C4'	-5.15	105.78	109.90
35	BA	441	U	C2-N3-C4	5.15	130.09	127.00
1	AA	407	G	C5-C6-O6	-5.14	125.51	128.60
1	AA	835	U	N3-C2-O2	-5.14	118.60	122.20
1	AA	924	C	C5-C6-N1	-5.14	118.43	121.00
1	AA	1214	C	C5-C4-N4	-5.14	116.60	120.20
1	AA	1335	C	C4-C5-C6	5.14	119.97	117.40
1	AA	1359	C	C5-C4-N4	-5.14	116.60	120.20
5	AE	37	ARG	NE-CZ-NH1	-5.14	117.73	120.30
35	BA	251	A	N9-C4-C5	5.14	107.86	105.80
35	BA	1180	C	C4-C5-C6	5.14	119.97	117.40
36	BB	1	U	C3'-C2'-C1'	5.14	105.62	101.50
1	AA	722	A	C6-N1-C2	-5.14	115.51	118.60
1	AA	1046	A	O4'-C1'-C2'	5.14	112.23	107.60
16	AP	72	ARG	NE-CZ-NH2	-5.14	117.73	120.30
22	AV	56	C	C6-N1-C2	-5.14	118.24	120.30

Continued on next page...

Continued from previous page...

Mol	Chain	Res	Type	Atoms	Z	Observed(°)	Ideal(°)
35	BA	1116	C	C4-C5-C6	-5.14	114.83	117.40
35	BA	1911	U	C2-N3-C4	-5.14	123.91	127.00
35	BA	2207	G	C6-C5-N7	-5.14	127.31	130.40
35	BA	2463	C	N1-C2-O2	5.14	121.99	118.90
35	BA	2550	G	O4'-C1'-N9	5.14	112.31	108.20
1	AA	1197	G	O5'-P-OP2	-5.14	101.07	105.70
1	AA	1439	C	C6-N1-C1'	-5.14	114.63	120.80
35	BA	2345	G	C5-C6-O6	-5.14	125.52	128.60
35	BA	2696	U	C2-N3-C4	-5.14	123.92	127.00
35	BA	2845	G	N1-C2-N2	-5.14	111.57	116.20
35	BA	2872	G	O4'-C1'-N9	-5.14	104.09	108.20
1	AA	189(B)	C	C5-C6-N1	-5.14	118.43	121.00
1	AA	289	G	C5-N7-C8	5.14	106.87	104.30
1	AA	432	A	C8-N9-C4	5.14	107.86	105.80
1	AA	1049	U	N3-C4-C5	5.14	117.68	114.60
35	BA	654(A)	G	O4'-C1'-N9	-5.14	104.09	108.20
35	BA	1758	G	C5-C6-N1	-5.14	108.93	111.50
35	BA	1831	G	C5-N7-C8	-5.14	101.73	104.30
35	BA	2777	G	C3'-C2'-C1'	5.14	105.61	101.50
1	AA	453	A	C8-N9-C4	5.14	107.86	105.80
1	AA	547	A	C8-N9-C4	5.14	107.86	105.80
1	AA	1009	G	N9-C4-C5	5.14	107.45	105.40
13	AM	99	ARG	NE-CZ-NH2	-5.14	117.73	120.30
35	BA	599	G	N7-C8-N9	5.14	115.67	113.10
35	BA	963	U	N1-C2-O2	5.14	126.40	122.80
35	BA	1101	U	C5-C6-N1	-5.14	120.13	122.70
35	BA	2549	G	O4'-C1'-N9	-5.14	104.09	108.20
1	AA	109	A	N1-C6-N6	-5.14	115.52	118.60
1	AA	248	C	N1-C2-O2	5.14	121.98	118.90
35	BA	110	G	N3-C2-N2	-5.14	116.30	119.90
35	BA	332	A	N7-C8-N9	-5.14	111.23	113.80
35	BA	517	C	C1'-O4'-C4'	-5.14	105.79	109.90
35	BA	1385	G	C5-C6-O6	-5.14	125.52	128.60
35	BA	1412	A	C2-N3-C4	-5.14	108.03	110.60
35	BA	1994	C	C6-N1-C2	5.14	122.35	120.30
35	BA	2428	G	N3-C4-C5	-5.14	126.03	128.60
1	AA	729	A	N1-C2-N3	-5.13	126.73	129.30
35	BA	182	A	C6-N1-C2	5.13	121.68	118.60
35	BA	621	A	C3'-C2'-C1'	5.13	105.61	101.50
35	BA	1707	G	C6-N1-C2	5.13	128.18	125.10
35	BA	1801	G	C6-C5-N7	-5.13	127.32	130.40
35	BA	2278	A	C8-N9-C4	5.13	107.85	105.80

Continued on next page...

Continued from previous page...

Mol	Chain	Res	Type	Atoms	Z	Observed(°)	Ideal(°)
1	AA	164	U	N1-C2-O2	5.13	126.39	122.80
35	BA	1005	C	C6-N1-C2	-5.13	118.25	120.30
35	BA	1259	G	N7-C8-N9	5.13	115.67	113.10
35	BA	2381	C	C5-C6-N1	-5.13	118.43	121.00
35	BA	2831	G	N9-C4-C5	-5.13	103.35	105.40
1	AA	161	A	N7-C8-N9	-5.13	111.23	113.80
1	AA	451	A	C1'-O4'-C4'	5.13	114.00	109.90
1	AA	1524	C	C5'-C4'-C3'	-5.13	107.79	116.00
22	AV	14	A	N1-C2-N3	-5.13	126.73	129.30
35	BA	407	G	C6-C5-N7	-5.13	127.32	130.40
35	BA	860	U	O4'-C4'-C3'	5.13	110.20	106.10
35	BA	875	G	N9-C4-C5	5.13	107.45	105.40
35	BA	1114	G	C4-C5-N7	5.13	112.85	110.80
35	BA	1682	G	N7-C8-N9	-5.13	110.53	113.10
35	BA	1794	U	C4-C5-C6	5.13	122.78	119.70
35	BA	2198	A	C4-C5-C6	-5.13	114.44	117.00
35	BA	2226	C	C6-N1-C2	-5.13	118.25	120.30
35	BA	2343	C	N1-C1'-C2'	5.13	120.67	114.00
35	BA	2671	A	N9-C1'-C2'	-5.13	106.36	112.00
39	BE	200	GLU	OE1-CD-OE2	-5.13	117.14	123.30
1	AA	1423	G	C5-C6-N1	-5.13	108.94	111.50
35	BA	371	A	C5-C6-N6	-5.13	119.60	123.70
35	BA	1488	G	C5-C6-O6	-5.13	125.52	128.60
35	BA	2314	C	N1-C1'-C2'	-5.13	106.36	112.00
35	BA	2597	G	C4-C5-N7	-5.13	108.75	110.80
1	AA	476	G	N1-C6-O6	5.13	122.98	119.90
1	AA	760	G	C6-C5-N7	5.13	133.48	130.40
1	AA	1072	G	C6-N1-C2	-5.13	122.02	125.10
1	AA	1513	A	N9-C4-C5	5.13	107.85	105.80
35	BA	351	G	N9-C1'-C2'	5.13	120.67	114.00
35	BA	674	G	N9-C1'-C2'	-5.13	106.36	112.00
35	BA	701	G	C4-C5-N7	-5.13	108.75	110.80
35	BA	1409	C	C6-N1-C2	-5.13	118.25	120.30
35	BA	1436	G	N3-C2-N2	-5.13	116.31	119.90
35	BA	1964	G	C5-N7-C8	5.13	106.86	104.30
35	BA	2470	G	C1'-O4'-C4'	-5.13	105.80	109.90
35	BA	2781	A	C2-N3-C4	-5.13	108.04	110.60
36	BB	88	C	C5-C4-N4	-5.13	116.61	120.20
1	AA	41	G	C8-N9-C4	5.13	108.45	106.40
1	AA	193	C	N3-C2-O2	5.13	125.49	121.90
1	AA	591	U	C4'-C3'-C2'	5.13	107.73	102.60
1	AA	1197	G	C5'-C4'-O4'	5.13	115.25	109.10

Continued on next page...

Continued from previous page...

Mol	Chain	Res	Type	Atoms	Z	Observed(°)	Ideal(°)
3	AC	10	PHE	CG-CD2-CE2	-5.13	115.16	120.80
35	BA	262	A	C4-C5-C6	5.13	119.56	117.00
35	BA	1333	C	C1'-O4'-C4'	-5.13	105.80	109.90
35	BA	2078	C	P-O3'-C3'	5.13	125.85	119.70
35	BA	2309	A	C5-C6-N1	5.13	120.26	117.70
35	BA	2340	G	C5-C6-N1	-5.13	108.94	111.50
36	BB	82	G	N7-C8-N9	5.13	115.66	113.10
22	AV	27	U	C6-N1-C2	-5.12	117.92	121.00
35	BA	241	A	C6-C5-N7	-5.12	128.71	132.30
1	AA	47	C	C2-N3-C4	-5.12	117.34	119.90
1	AA	83	U	N1-C2-N3	-5.12	111.83	114.90
1	AA	290	C	N3-C4-C5	-5.12	119.85	121.90
1	AA	490	G	C5-C6-N1	-5.12	108.94	111.50
1	AA	1144	G	O5'-P-OP1	-5.12	101.09	105.70
1	AA	1388	C	C5-C4-N4	-5.12	116.61	120.20
1	AA	1402	C	C5-C6-N1	-5.12	118.44	121.00
27	B2	68	ARG	NE-CZ-NH1	5.12	122.86	120.30
35	BA	117	G	N3-C4-N9	-5.12	122.92	126.00
35	BA	370	G	C2-N3-C4	5.12	114.46	111.90
35	BA	1087	G	C1'-O4'-C4'	-5.12	105.80	109.90
35	BA	1098	A	N1-C2-N3	-5.12	126.74	129.30
35	BA	1350	C	C2-N3-C4	5.12	122.46	119.90
35	BA	1506	C	O4'-C1'-N1	-5.12	104.10	108.20
35	BA	1571	A	C8-N9-C4	-5.12	103.75	105.80
35	BA	1681	G	O4'-C1'-N9	5.12	112.30	108.20
35	BA	1921	G	C8-N9-C4	5.12	108.45	106.40
35	BA	2227	A	C4-C5-C6	-5.12	114.44	117.00
35	BA	2502	G	C5-C6-O6	5.12	131.67	128.60
36	BB	82	G	C8-N9-C4	-5.12	104.35	106.40
49	BR	12	ARG	NE-CZ-NH2	5.12	122.86	120.30
1	AA	454	C	N3-C4-C5	-5.12	119.85	121.90
1	AA	653	A	C2-N3-C4	-5.12	108.04	110.60
1	AA	1526	G	P-O5'-C5'	-5.12	112.70	120.90
22	AV	12	G	N1-C2-N2	-5.12	111.59	116.20
22	AV	70	G	C5-C6-N1	5.12	114.06	111.50
23	AX	20	U	C3'-C2'-C1'	5.12	105.60	101.50
35	BA	271(Z)	C	C5-C6-N1	5.12	123.56	121.00
35	BA	316	C	C4-C5-C6	5.12	119.96	117.40
35	BA	1341	U	N1-C2-O2	5.12	126.39	122.80
35	BA	1800	C	N1-C2-N3	-5.12	115.61	119.20
35	BA	2368	C	C4-C5-C6	-5.12	114.84	117.40
35	BA	2811	G	O4'-C1'-N9	5.12	112.30	108.20

Continued on next page...

Continued from previous page...

Mol	Chain	Res	Type	Atoms	Z	Observed(°)	Ideal(°)
1	AA	147	G	N1-C2-N2	5.12	120.81	116.20
1	AA	299	G	C4-C5-N7	-5.12	108.75	110.80
1	AA	755	G	C6-C5-N7	-5.12	127.33	130.40
35	BA	252	G	N9-C4-C5	5.12	107.45	105.40
35	BA	265	A	C8-N9-C4	-5.12	103.75	105.80
35	BA	654(A)	G	C2-N3-C4	5.12	114.46	111.90
35	BA	1243	G	N1-C2-N3	-5.12	120.83	123.90
35	BA	1344	G	N7-C8-N9	-5.12	110.54	113.10
1	AA	765	G	N1-C2-N3	5.12	126.97	123.90
1	AA	1015	A	O4'-C1'-C2'	5.12	112.21	107.60
1	AA	1327	C	C1'-O4'-C4'	-5.12	105.81	109.90
35	BA	26	G	N7-C8-N9	-5.12	110.54	113.10
35	BA	1198	U	N3-C4-C5	5.12	117.67	114.60
35	BA	1880	C	N3-C4-C5	5.12	123.95	121.90
35	BA	1959	G	C5'-C4'-C3'	-5.12	107.81	116.00
35	BA	2000	G	N3-C4-C5	5.12	131.16	128.60
1	AA	233	C	O4'-C1'-N1	5.12	112.29	108.20
1	AA	259	G	C2-N3-C4	5.12	114.46	111.90
1	AA	1253	G	N9-C1'-C2'	5.12	120.65	114.00
1	AA	1358	U	O4'-C1'-N1	5.12	112.29	108.20
26	B1	11	ARG	NE-CZ-NH1	-5.12	117.74	120.30
35	BA	1778	U	C5'-C4'-O4'	-5.12	102.96	109.10
47	BP	60	MET	CA-CB-CG	5.12	122.00	113.30
1	AA	35	G	C5-N7-C8	5.12	106.86	104.30
1	AA	327	A	C5-N7-C8	-5.12	101.34	103.90
1	AA	435	C	C5'-C4'-C3'	-5.12	107.81	116.00
1	AA	881	G	C5'-C4'-O4'	5.12	115.24	109.10
1	AA	937	A	C4-C5-N7	5.12	113.26	110.70
4	AD	115	ARG	NE-CZ-NH1	-5.12	117.74	120.30
14	AN	12	ARG	NE-CZ-NH1	-5.12	117.74	120.30
35	BA	132	G	C5'-C4'-O4'	-5.12	102.96	109.10
35	BA	654(U)	A	N9-C4-C5	5.12	107.85	105.80
35	BA	1610	A	C2-N3-C4	5.12	113.16	110.60
1	AA	446	G	N1-C2-N2	-5.11	111.60	116.20
1	AA	799	G	C4-C5-N7	5.11	112.85	110.80
1	AA	966	G	C3'-C2'-C1'	-5.11	97.41	101.50
3	AC	11	ARG	NE-CZ-NH1	5.11	122.86	120.30
35	BA	317	G	C5-C6-O6	-5.11	125.53	128.60
35	BA	863	A	C6-N1-C2	5.11	121.67	118.60
35	BA	1070	A	C5-N7-C8	-5.11	101.34	103.90
35	BA	1247	A	C5'-C4'-O4'	-5.11	102.96	109.10
35	BA	2075	U	N3-C4-C5	5.11	117.67	114.60

Continued on next page...

Continued from previous page...

Mol	Chain	Res	Type	Atoms	Z	Observed(°)	Ideal(°)
35	BA	2170	A	O4'-C4'-C3'	5.11	110.19	106.10
1	AA	1519	A	C6-N1-C2	-5.11	115.53	118.60
35	BA	1047	G	C5'-C4'-C3'	-5.11	107.82	116.00
35	BA	1939	U	C5-C6-N1	5.11	125.26	122.70
35	BA	2454	G	C8-N9-C4	5.11	108.44	106.40
1	AA	159	G	N7-C8-N9	-5.11	110.55	113.10
1	AA	521	G	C5-C6-O6	5.11	131.67	128.60
1	AA	872	A	N7-C8-N9	-5.11	111.25	113.80
1	AA	904	C	O5'-P-OP1	5.11	116.83	110.70
1	AA	1192	C	C6-N1-C2	-5.11	118.26	120.30
35	BA	95	G	N7-C8-N9	5.11	115.66	113.10
35	BA	271(X)	G	N1-C6-O6	-5.11	116.83	119.90
35	BA	573	G	C8-N9-C4	-5.11	104.36	106.40
35	BA	1205	U	C6-N1-C2	-5.11	117.93	121.00
35	BA	1451	C	C5-C6-N1	-5.11	118.44	121.00
35	BA	1515	G	C6-C5-N7	5.11	133.47	130.40
35	BA	2530	A	C6-N1-C2	5.11	121.67	118.60
35	BA	2569	G	C4-C5-N7	5.11	112.84	110.80
52	BU	11	ARG	NE-CZ-NH2	-5.11	117.74	120.30
1	AA	506	G	C6-N1-C2	5.11	128.16	125.10
1	AA	556	C	C5-C6-N1	-5.11	118.44	121.00
1	AA	821	G	C4'-C3'-C2'	-5.11	97.49	102.60
35	BA	569	U	O4'-C1'-N1	-5.11	104.11	108.20
35	BA	618	C	C4-C5-C6	-5.11	114.84	117.40
35	BA	2454	G	O4'-C1'-N9	5.11	112.29	108.20
1	AA	1430	C	OP2-P-O3'	5.11	116.44	105.20
35	BA	290	G	C5-C6-N1	5.11	114.05	111.50
35	BA	654(C)	G	C5-C6-N1	-5.11	108.95	111.50
35	BA	968	G	C2-N3-C4	-5.11	109.35	111.90
35	BA	1673	U	C2-N3-C4	-5.11	123.94	127.00
35	BA	1780	A	C5-C6-N6	5.11	127.79	123.70
35	BA	2135	A	C5'-C4'-O4'	5.11	115.23	109.10
35	BA	2191	G	O5'-C5'-C4'	-5.11	102.00	111.70
35	BA	2228	G	C8-N9-C4	-5.11	104.36	106.40
35	BA	2360	A	O4'-C1'-N9	-5.11	104.11	108.20
35	BA	2406	U	N3-C4-O4	-5.11	115.83	119.40
1	AA	1401	G	C4'-C3'-C2'	-5.11	97.50	102.60
1	AA	1484	C	C5-C4-N4	5.11	123.77	120.20
35	BA	423	A	C6-N1-C2	-5.11	115.54	118.60
35	BA	711	G	C6-C5-N7	-5.11	127.34	130.40
35	BA	759	G	N3-C4-C5	5.11	131.15	128.60
35	BA	1202	C	N3-C4-N4	-5.11	114.43	118.00

Continued on next page...

Continued from previous page...

Mol	Chain	Res	Type	Atoms	Z	Observed(°)	Ideal(°)
35	BA	1396	U	N3-C2-O2	-5.11	118.63	122.20
35	BA	1477	A	C2-N3-C4	5.11	113.15	110.60
35	BA	1803	A	C8-N9-C4	-5.11	103.76	105.80
35	BA	1816	G	O4'-C1'-N9	-5.11	104.11	108.20
36	BB	30	C	C5-C4-N4	5.11	123.77	120.20
1	AA	251	G	N9-C4-C5	5.10	107.44	105.40
1	AA	805	C	C2-N3-C4	5.10	122.45	119.90
1	AA	1217	C	C4-C5-C6	-5.10	114.85	117.40
1	AA	1349	A	N9-C4-C5	-5.10	103.76	105.80
35	BA	1447	G	N1-C6-O6	5.10	122.96	119.90
35	BA	1998	G	N3-C2-N2	-5.10	116.33	119.90
1	AA	189(K)	U	C5-C6-N1	-5.10	120.15	122.70
1	AA	452	A	C8-N9-C4	5.10	107.84	105.80
1	AA	490	G	N1-C6-O6	5.10	122.96	119.90
1	AA	706	A	C5-C6-N6	5.10	127.78	123.70
1	AA	740	U	C5-C4-O4	5.10	128.96	125.90
1	AA	1036	G	C5'-C4'-O4'	5.10	115.22	109.10
1	AA	1056	U	C5-C4-O4	-5.10	122.84	125.90
1	AA	1104	G	C5-C6-N1	5.10	114.05	111.50
35	BA	279	C	C4-C5-C6	5.10	119.95	117.40
35	BA	1039	G	N3-C4-N9	5.10	129.06	126.00
35	BA	1263	U	C5-C4-O4	5.10	128.96	125.90
35	BA	1514	U	C6-N1-C2	5.10	124.06	121.00
35	BA	1773	A	N9-C1'-C2'	-5.10	106.39	112.00
35	BA	1973	G	N3-C2-N2	-5.10	116.33	119.90
35	BA	2035	G	C8-N9-C4	5.10	108.44	106.40
35	BA	84	A	C5-C6-N1	5.10	120.25	117.70
35	BA	232	G	C8-N9-C1'	-5.10	120.37	127.00
35	BA	1780	A	C5-N7-C8	5.10	106.45	103.90
36	BB	44	G	C5-N7-C8	5.10	106.85	104.30
1	AA	372	C	C3'-C2'-C1'	-5.10	97.42	101.50
1	AA	1045	C	OP2-P-O3'	5.10	116.42	105.20
1	AA	1171	G	C5-N7-C8	-5.10	101.75	104.30
1	AA	1217	C	C5-C6-N1	5.10	123.55	121.00
33	B8	55	ALA	CB-CA-C	5.10	117.75	110.10
35	BA	382	G	C5-C6-O6	-5.10	125.54	128.60
35	BA	489	G	N3-C2-N2	-5.10	116.33	119.90
35	BA	928	G	O4'-C1'-N9	5.10	112.28	108.20
35	BA	1069	A	C4-C5-N7	-5.10	108.15	110.70
35	BA	1770	G	N1-C2-N3	5.10	126.96	123.90
35	BA	2054	A	C6-N1-C2	5.10	121.66	118.60
35	BA	2237	G	N9-C4-C5	5.10	107.44	105.40

Continued on next page...

Continued from previous page...

Mol	Chain	Res	Type	Atoms	Z	Observed(°)	Ideal(°)
35	BA	2405	G	N9-C1'-C2'	5.10	120.63	114.00
35	BA	2473	U	OP2-P-O3'	5.10	116.42	105.20
35	BA	2526	G	N9-C4-C5	5.10	107.44	105.40
35	BA	2642	G	N3-C4-C5	5.10	131.15	128.60
1	AA	479	C	N1-C1'-C2'	5.10	120.63	114.00
1	AA	622	A	C2-N3-C4	5.10	113.15	110.60
1	AA	717	C	O4'-C1'-N1	-5.10	104.12	108.20
1	AA	957	U	C2-N3-C4	5.10	130.06	127.00
1	AA	986	A	N9-C4-C5	-5.10	103.76	105.80
1	AA	1141	C	N3-C2-O2	5.10	125.47	121.90
1	AA	1165	C	C2-N3-C4	-5.10	117.35	119.90
22	AV	24	U	N1-C2-O2	-5.10	119.23	122.80
31	B6	50	ARG	NE-CZ-NH2	-5.10	117.75	120.30
35	BA	1100	C	C4-C5-C6	5.10	119.95	117.40
35	BA	1128	A	N9-C4-C5	5.10	107.84	105.80
35	BA	2590	A	C8-N9-C4	-5.10	103.76	105.80
1	AA	266	G	C6-C5-N7	-5.10	127.34	130.40
35	BA	323	G	N7-C8-N9	5.10	115.65	113.10
35	BA	409	C	C1'-O4'-C4'	-5.10	105.82	109.90
35	BA	1025	G	C5-C6-N1	-5.10	108.95	111.50
35	BA	1119	C	O4'-C1'-N1	5.10	112.28	108.20
35	BA	2786	U	C6-N1-C2	-5.10	117.94	121.00
1	AA	812	C	C2-N3-C4	5.09	122.45	119.90
1	AA	903	G	C2-N3-C4	-5.09	109.35	111.90
1	AA	1363(A)	A	OP1-P-OP2	5.09	127.24	119.60
1	AA	1526	G	C5-C6-N1	-5.09	108.95	111.50
13	AM	64	TRP	CE3-CZ3-CH2	5.09	126.80	121.20
35	BA	1059	G	N3-C4-N9	5.09	129.06	126.00
35	BA	1156	A	C6-N1-C2	5.09	121.66	118.60
35	BA	1263	U	C4-C5-C6	5.09	122.76	119.70
35	BA	1531	C	C3'-C2'-C1'	-5.09	97.42	101.50
35	BA	1541	G	C5-N7-C8	5.09	106.85	104.30
35	BA	1598	C	O4'-C4'-C3'	5.09	110.18	106.10
35	BA	1796	U	OP1-P-OP2	-5.09	111.96	119.60
35	BA	1862	G	N1-C2-N3	-5.09	120.84	123.90
35	BA	2141	G	N7-C8-N9	-5.09	110.55	113.10
35	BA	2795	G	C5-C6-N1	-5.09	108.95	111.50
35	BA	2851	A	C5-C6-N1	-5.09	115.15	117.70
36	BB	87	G	N3-C2-N2	-5.09	116.33	119.90
47	BP	59	LEU	CA-CB-CG	5.09	127.02	115.30
1	AA	279	A	N9-C1'-C2'	-5.09	106.40	112.00
1	AA	617	G	C5-C6-N1	-5.09	108.95	111.50

Continued on next page...

Continued from previous page...

Mol	Chain	Res	Type	Atoms	Z	Observed(°)	Ideal(°)
1	AA	953	G	O4'-C1'-N9	-5.09	104.13	108.20
35	BA	1117	G	N9-C4-C5	5.09	107.44	105.40
35	BA	1262	A	N1-C6-N6	5.09	121.66	118.60
1	AA	333	G	C2-N3-C4	-5.09	109.35	111.90
1	AA	961	U	C4-C5-C6	5.09	122.75	119.70
1	AA	1029	C	C6-N1-C2	-5.09	118.26	120.30
1	AA	1034	G	C4-C5-N7	5.09	112.84	110.80
23	AX	20	U	C5-C6-N1	5.09	125.25	122.70
35	BA	1098	A	C8-N9-C4	5.09	107.84	105.80
35	BA	1295	C	C5-C4-N4	5.09	123.76	120.20
35	BA	1424	G	C4-C5-N7	5.09	112.84	110.80
35	BA	2101	G	C6-N1-C2	-5.09	122.05	125.10
35	BA	2543	G	N3-C4-N9	-5.09	122.94	126.00
36	BB	17	C	N1-C2-O2	5.09	121.95	118.90
1	AA	416	G	C5-C6-N1	-5.09	108.96	111.50
1	AA	455	C	O4'-C1'-N1	-5.09	104.13	108.20
7	AG	3	ARG	NE-CZ-NH2	-5.09	117.75	120.30
22	AV	62	C	N3-C4-C5	-5.09	119.86	121.90
35	BA	152	G	C5-N7-C8	5.09	106.84	104.30
35	BA	253	C	C4-C5-C6	-5.09	114.86	117.40
35	BA	483	A	N1-C6-N6	5.09	121.65	118.60
35	BA	768	G	C6-C5-N7	5.09	133.45	130.40
35	BA	1515	G	C6-N1-C2	-5.09	122.05	125.10
35	BA	2147	G	P-O3'-C3'	-5.09	113.59	119.70
35	BA	2659	G	C4-C5-N7	-5.09	108.76	110.80
35	BA	2704	C	C4-C5-C6	-5.09	114.86	117.40
1	AA	69	G	N7-C8-N9	-5.09	110.56	113.10
1	AA	164	U	C4-C5-C6	5.09	122.75	119.70
1	AA	261	U	N3-C4-O4	-5.09	115.84	119.40
1	AA	542	G	N1-C2-N2	-5.09	111.62	116.20
35	BA	2118	U	C3'-C2'-C1'	-5.09	97.43	101.50
35	BA	2720	U	N1-C2-O2	-5.09	119.24	122.80
35	BA	2779	U	N1-C2-O2	5.09	126.36	122.80
1	AA	304	U	C5'-C4'-O4'	5.09	115.20	109.10
1	AA	441	A	C8-N9-C4	5.09	107.83	105.80
35	BA	51	G	C6-C5-N7	-5.09	127.35	130.40
35	BA	486	C	N1-C2-O2	-5.09	115.85	118.90
35	BA	758	C	N3-C4-N4	5.09	121.56	118.00
35	BA	1826	G	C4-C5-N7	5.09	112.83	110.80
35	BA	1969	A	N3-C4-N9	5.09	131.47	127.40
36	BB	75	G	N1-C2-N3	5.09	126.95	123.90
1	AA	1355	G	C3'-C2'-C1'	5.08	105.57	101.50

Continued on next page...

Continued from previous page...

Mol	Chain	Res	Type	Atoms	Z	Observed(°)	Ideal(°)
1	AA	1505	G	N9-C1'-C2'	5.08	120.61	114.00
35	BA	1574	C	C4-C5-C6	5.08	119.94	117.40
35	BA	2253	G	N3-C4-C5	-5.08	126.06	128.60
35	BA	2256	G	N7-C8-N9	5.08	115.64	113.10
35	BA	2627	G	C5-C6-O6	5.08	131.65	128.60
1	AA	499	A	N1-C2-N3	-5.08	126.76	129.30
1	AA	707	C	C5-C6-N1	5.08	123.54	121.00
1	AA	1059	C	N1-C2-O2	5.08	121.95	118.90
1	AA	1286	A	C5-N7-C8	-5.08	101.36	103.90
8	AH	13	ILE	O-C-N	5.08	130.83	122.70
35	BA	31	C	N1-C2-N3	5.08	122.76	119.20
35	BA	116	C	C3'-C2'-C1'	-5.08	97.43	101.50
35	BA	642	G	N7-C8-N9	5.08	115.64	113.10
35	BA	1275	A	C6-C5-N7	-5.08	128.74	132.30
35	BA	1747(A)	G	N1-C2-N3	-5.08	120.85	123.90
35	BA	1831	G	C5-C6-O6	-5.08	125.55	128.60
35	BA	2311	A	O4'-C1'-N9	5.08	112.27	108.20
35	BA	2341	G	C1'-O4'-C4'	5.08	113.97	109.90
1	AA	143	A	N3-C4-C5	-5.08	123.24	126.80
1	AA	189(I)	G	C6-N1-C2	-5.08	122.05	125.10
1	AA	905	U	N1-C2-O2	-5.08	119.24	122.80
1	AA	1349	A	OP1-P-O3'	5.08	116.38	105.20
35	BA	720	C	O4'-C1'-C2'	5.08	112.17	107.60
35	BA	1003	G	C8-N9-C4	-5.08	104.37	106.40
35	BA	1249	U	O4'-C1'-N1	5.08	112.27	108.20
35	BA	1471	A	N1-C6-N6	5.08	121.65	118.60
35	BA	2133	G	N9-C1'-C2'	5.08	120.61	114.00
35	BA	2303	G	C4-C5-N7	-5.08	108.77	110.80
35	BA	2548	G	C4-C5-N7	5.08	112.83	110.80
35	BA	2722	G	C1'-O4'-C4'	5.08	113.97	109.90
35	BA	2751	G	N1-C6-O6	-5.08	116.85	119.90
36	BB	4	C	O5'-C5'-C4'	-5.08	102.05	111.70
36	BB	104	U	N3-C2-O2	-5.08	118.64	122.20
1	AA	375	U	N1-C2-N3	-5.08	111.85	114.90
1	AA	502	G	C8-N9-C4	-5.08	104.37	106.40
1	AA	1178	G	N3-C4-C5	-5.08	126.06	128.60
3	AC	59	ARG	NE-CZ-NH2	5.08	122.84	120.30
35	BA	400	G	C4-C5-N7	5.08	112.83	110.80
35	BA	404	C	N1-C2-O2	5.08	121.95	118.90
35	BA	798	G	C5'-C4'-C3'	5.08	124.13	116.00
35	BA	1145	C	C5-C6-N1	-5.08	118.46	121.00
35	BA	1184	G	C5-C6-N1	-5.08	108.96	111.50

Continued on next page...

Continued from previous page...

Mol	Chain	Res	Type	Atoms	Z	Observed(°)	Ideal(°)
1	AA	615	C	C4-C5-C6	5.08	119.94	117.40
1	AA	711	G	C6-N1-C2	5.08	128.15	125.10
1	AA	1465	C	N3-C4-C5	5.08	123.93	121.90
35	BA	182	A	C8-N9-C4	5.08	107.83	105.80
35	BA	201	C	C5-C4-N4	-5.08	116.64	120.20
35	BA	271(H)	G	C5-N7-C8	5.08	106.84	104.30
35	BA	357	A	C6-N1-C2	5.08	121.65	118.60
35	BA	654(U)	A	C5-C6-N1	-5.08	115.16	117.70
35	BA	1158	C	N3-C2-O2	5.08	125.45	121.90
35	BA	1684	C	C3'-C2'-C1'	-5.08	97.44	101.50
35	BA	2419	U	N1-C2-O2	-5.08	119.25	122.80
35	BA	2505	G	N9-C4-C5	-5.08	103.37	105.40
35	BA	2709	G	N9-C4-C5	-5.08	103.37	105.40
1	AA	595	G	C6-C5-N7	-5.08	127.35	130.40
1	AA	785	G	C2'-C3'-O3'	5.08	121.82	113.70
1	AA	888	G	N1-C6-O6	5.08	122.95	119.90
1	AA	1239	A	N1-C2-N3	-5.08	126.76	129.30
35	BA	67	U	O4'-C1'-C2'	5.08	112.17	107.60
35	BA	1088	A	C5-N7-C8	5.08	106.44	103.90
35	BA	1912	A	C5'-C4'-O4'	-5.08	103.01	109.10
35	BA	2485	G	O5'-P-OP1	-5.08	101.13	105.70
1	AA	68	G	N1-C6-O6	-5.08	116.86	119.90
1	AA	190	U	O4'-C4'-C3'	-5.08	98.92	104.00
1	AA	283	C	N3-C2-O2	-5.08	118.35	121.90
1	AA	564	C	N3-C4-N4	-5.08	114.45	118.00
1	AA	784	C	C5-C6-N1	-5.08	118.46	121.00
29	B4	25	TYR	CB-CG-CD1	5.08	124.05	121.00
35	BA	467	G	N3-C4-C5	-5.08	126.06	128.60
35	BA	489	G	C1'-O4'-C4'	5.08	113.96	109.90
35	BA	580	C	N3-C2-O2	5.08	125.45	121.90
35	BA	849	A	N9-C4-C5	5.08	107.83	105.80
35	BA	1316	U	N1-C2-O2	5.08	126.35	122.80
35	BA	1827	C	N1-C2-O2	-5.08	115.86	118.90
35	BA	1904	G	C5'-C4'-C3'	-5.08	107.88	116.00
35	BA	1930	G	N3-C2-N2	5.08	123.45	119.90
35	BA	2516	G	C4-C5-C6	-5.08	115.75	118.80
35	BA	2694	G	C1'-O4'-C4'	-5.08	105.84	109.90
36	BB	62	C	C6-N1-C2	5.08	122.33	120.30
1	AA	1166	G	C3'-C2'-C1'	-5.07	97.44	101.50
35	BA	204	A	N9-C4-C5	-5.07	103.77	105.80
35	BA	663	G	C4-C5-N7	5.07	112.83	110.80
35	BA	676	A	C5'-C4'-C3'	-5.07	107.88	116.00

Continued on next page...

Continued from previous page...

Mol	Chain	Res	Type	Atoms	Z	Observed(°)	Ideal(°)
35	BA	722	A	C5'-C4'-C3'	-5.07	107.88	116.00
35	BA	1287	A	N1-C2-N3	-5.07	126.76	129.30
35	BA	1847	A	C5-C6-N1	-5.07	115.16	117.70
35	BA	1865	G	C8-N9-C4	5.07	108.43	106.40
35	BA	2616	C	C1'-O4'-C4'	-5.07	105.84	109.90
35	BA	2895	U	N3-C2-O2	-5.07	118.65	122.20
1	AA	352	C	C1'-O4'-C4'	-5.07	105.84	109.90
1	AA	452	A	N9-C1'-C2'	5.07	120.59	114.00
1	AA	461	A	P-O3'-C3'	5.07	125.79	119.70
1	AA	618	C	O4'-C1'-N1	5.07	112.26	108.20
1	AA	1444	C	C4-C5-C6	5.07	119.94	117.40
35	BA	1177	A	C4-C5-N7	5.07	113.24	110.70
35	BA	1382	G	N1-C2-N3	5.07	126.94	123.90
35	BA	1447	G	C5-C6-O6	-5.07	125.56	128.60
35	BA	2520	C	N3-C4-N4	5.07	121.55	118.00
35	BA	2570	G	C4-C5-C6	5.07	121.84	118.80
35	BA	341	G	C4-C5-C6	5.07	121.84	118.80
35	BA	654(J)	A	C6-N1-C2	-5.07	115.56	118.60
35	BA	926	A	C2-N3-C4	5.07	113.14	110.60
35	BA	955	C	C2-N3-C4	5.07	122.44	119.90
1	AA	996	A	C1'-O4'-C4'	-5.07	105.84	109.90
1	AA	1531	A	N1-C2-N3	5.07	131.83	129.30
35	BA	41	C	N1-C2-O2	5.07	121.94	118.90
35	BA	590	A	C5'-C4'-O4'	5.07	115.18	109.10
35	BA	2039	C	O4'-C1'-N1	5.07	112.25	108.20
1	AA	852	G	N7-C8-N9	5.07	115.63	113.10
35	BA	871	U	C4-C5-C6	5.07	122.74	119.70
35	BA	911	A	C8-N9-C4	-5.07	103.77	105.80
35	BA	1523	U	O4'-C4'-C3'	-5.07	98.93	104.00
35	BA	2897	U	C2'-C3'-O3'	5.07	121.81	113.70
1	AA	195	A	O5'-P-OP2	-5.07	101.14	105.70
1	AA	1010	G	N1-C2-N3	-5.07	120.86	123.90
1	AA	1407	C	N3-C4-C5	5.07	123.93	121.90
1	AA	1519	A	C5-C6-N1	5.07	120.23	117.70
6	AF	63	TYR	CG-CD2-CE2	-5.07	117.25	121.30
35	BA	86	C	N3-C4-N4	-5.07	114.45	118.00
35	BA	531	C	C6-N1-C2	-5.07	118.27	120.30
35	BA	628	G	O4'-C1'-N9	-5.07	104.15	108.20
35	BA	649	G	O4'-C1'-N9	-5.07	104.15	108.20
35	BA	685	A	C4-C5-C6	-5.07	114.47	117.00
35	BA	918	A	C8-N9-C4	-5.07	103.77	105.80
35	BA	1742	G	C4-C5-N7	-5.07	108.77	110.80

Continued on next page...

Continued from previous page...

Mol	Chain	Res	Type	Atoms	Z	Observed(°)	Ideal(°)
1	AA	137	C	C2-N3-C4	5.06	122.43	119.90
35	BA	978	G	N1-C2-N3	-5.06	120.86	123.90
35	BA	2083	G	C5-C6-O6	-5.06	125.56	128.60
1	AA	189(B)	C	N3-C2-O2	-5.06	118.36	121.90
1	AA	357	G	C2-N3-C4	-5.06	109.37	111.90
1	AA	759	A	N9-C4-C5	5.06	107.83	105.80
1	AA	1075	C	C4-C5-C6	5.06	119.93	117.40
1	AA	1286	A	C5-C6-N1	5.06	120.23	117.70
15	AO	78	TYR	CG-CD2-CE2	-5.06	117.25	121.30
35	BA	142	A	N7-C8-N9	-5.06	111.27	113.80
35	BA	271(U)	G	C2-N3-C4	5.06	114.43	111.90
35	BA	353	G	N7-C8-N9	5.06	115.63	113.10
35	BA	740	U	C5-C6-N1	5.06	125.23	122.70
35	BA	1960	A	N9-C4-C5	5.06	107.83	105.80
35	BA	2469	A	C2-N3-C4	5.06	113.13	110.60
35	BA	2572	A	N3-C4-N9	5.06	131.45	127.40
49	BR	58	GLY	N-CA-C	5.06	125.76	113.10
1	AA	233	C	N3-C4-N4	5.06	121.54	118.00
1	AA	559	A	N1-C6-N6	5.06	121.64	118.60
1	AA	770	C	N3-C4-N4	5.06	121.54	118.00
1	AA	1201	A	C2'-C3'-O3'	5.06	121.80	113.70
24	AY	160	ARG	CD-NE-CZ	-5.06	116.51	123.60
35	BA	1519	G	O4'-C1'-N9	-5.06	104.15	108.20
35	BA	2583	G	C6-C5-N7	-5.06	127.36	130.40
51	BT	78	LEU	CA-CB-CG	5.06	126.94	115.30
1	AA	344	A	C4-C5-C6	5.06	119.53	117.00
1	AA	597	G	N3-C4-C5	-5.06	126.07	128.60
1	AA	1013	G	C4-C5-N7	5.06	112.82	110.80
14	AN	35	ARG	NE-CZ-NH2	-5.06	117.77	120.30
35	BA	83	G	C4-C5-N7	-5.06	108.78	110.80
35	BA	271(X)	G	N3-C4-C5	5.06	131.13	128.60
35	BA	1527	G	N9-C1'-C2'	5.06	120.58	114.00
35	BA	1549	C	C2-N3-C4	-5.06	117.37	119.90
35	BA	1802	A	N1-C6-N6	-5.06	115.56	118.60
36	BB	101	G	N3-C4-C5	-5.06	126.07	128.60
56	BY	35	TYR	CB-CG-CD2	-5.06	117.97	121.00
1	AA	795	C	N1-C2-O2	-5.06	115.87	118.90
1	AA	1032	G	C3'-C2'-C1'	5.06	105.55	101.50
1	AA	1251	A	C1'-O4'-C4'	-5.06	105.85	109.90
1	AA	1472	U	C6-N1-C2	-5.06	117.97	121.00
22	AV	69	C	N3-C2-O2	5.06	125.44	121.90
35	BA	141	A	N1-C6-N6	-5.06	115.56	118.60

Continued on next page...

Continued from previous page...

Mol	Chain	Res	Type	Atoms	Z	Observed(°)	Ideal(°)
35	BA	548	A	C5-N7-C8	-5.06	101.37	103.90
35	BA	1171	G	C8-N9-C4	5.06	108.42	106.40
35	BA	1434	A	N1-C2-N3	5.06	131.83	129.30
35	BA	1534	U	C3'-C2'-C1'	5.06	105.55	101.50
35	BA	2028	U	N1-C2-N3	5.06	117.93	114.90
35	BA	2388	A	C5-C6-N1	-5.06	115.17	117.70
35	BA	2630	G	C4-C5-N7	5.06	112.82	110.80
35	BA	2683	C	C5'-C4'-O4'	5.06	115.17	109.10
35	BA	2693	A	N1-C2-N3	5.06	131.83	129.30
1	AA	747	C	N1-C2-O2	5.06	121.93	118.90
1	AA	1043	C	N3-C4-N4	-5.06	114.46	118.00
1	AA	1069	C	N3-C4-N4	-5.06	114.46	118.00
1	AA	1288	A	C4-C5-C6	5.06	119.53	117.00
35	BA	669	G	C6-N1-C2	-5.06	122.07	125.10
35	BA	932	G	N3-C2-N2	5.06	123.44	119.90
35	BA	2145	C	C6-N1-C2	5.06	122.32	120.30
35	BA	2415	G	C5-N7-C8	5.06	106.83	104.30
1	AA	73	G	C5-C6-O6	-5.05	125.57	128.60
1	AA	532	A	N7-C8-N9	5.05	116.33	113.80
1	AA	904	C	C2-N3-C4	-5.05	117.37	119.90
1	AA	1138	G	N3-C4-C5	-5.05	126.07	128.60
1	AA	1420	C	C4-C5-C6	5.05	119.93	117.40
24	AY	434	GLU	O-C-N	-5.05	114.61	122.70
35	BA	1491	G	O4'-C1'-N9	5.05	112.24	108.20
35	BA	1649	G	N1-C6-O6	5.05	122.93	119.90
35	BA	1767	C	N1-C2-N3	-5.05	115.66	119.20
35	BA	2506	U	C2-N1-C1'	5.05	123.77	117.70
1	AA	118	U	O4'-C1'-N1	5.05	112.24	108.20
1	AA	1023	G	C1'-O4'-C4'	-5.05	105.86	109.90
3	AC	131	ARG	NH1-CZ-NH2	-5.05	113.84	119.40
35	BA	1679	U	C4-C5-C6	-5.05	116.67	119.70
41	BG	21	ARG	NE-CZ-NH1	5.05	122.83	120.30
1	AA	820	U	N1-C1'-C2'	5.05	120.57	114.00
1	AA	1049	U	N3-C2-O2	-5.05	118.66	122.20
1	AA	1220	G	N7-C8-N9	5.05	115.63	113.10
1	AA	1458	G	N1-C6-O6	-5.05	116.87	119.90
3	AC	140	ARG	NE-CZ-NH2	-5.05	117.77	120.30
35	BA	34	C	N3-C2-O2	-5.05	118.36	121.90
35	BA	1107	G	C5-N7-C8	-5.05	101.78	104.30
35	BA	1157	G	C5-C6-N1	-5.05	108.97	111.50
35	BA	1207	C	C4-C5-C6	-5.05	114.87	117.40
35	BA	1492	G	N3-C4-C5	-5.05	126.07	128.60

Continued on next page...

Continued from previous page...

Mol	Chain	Res	Type	Atoms	Z	Observed(°)	Ideal(°)
35	BA	1702	G	N7-C8-N9	5.05	115.63	113.10
35	BA	2252	G	C4-C5-N7	-5.05	108.78	110.80
1	AA	7	G	C5'-C4'-C3'	-5.05	107.92	116.00
1	AA	195	A	N1-C2-N3	5.05	131.82	129.30
1	AA	683	G	N7-C8-N9	5.05	115.62	113.10
1	AA	852	G	C6-N1-C2	5.05	128.13	125.10
1	AA	1010	G	N3-C4-N9	-5.05	122.97	126.00
1	AA	1090	U	C5'-C4'-O4'	5.05	115.16	109.10
27	B2	69	ARG	NE-CZ-NH2	-5.05	117.78	120.30
35	BA	690	G	N1-C2-N3	5.05	126.93	123.90
35	BA	750	A	N1-C6-N6	5.05	121.63	118.60
35	BA	1559	G	C6-C5-N7	-5.05	127.37	130.40
35	BA	1635	G	C3'-C2'-C1'	5.05	105.54	101.50
35	BA	1888	G	N1-C2-N3	5.05	126.93	123.90
35	BA	2407	G	C1'-O4'-C4'	5.05	113.94	109.90
35	BA	2833	G	C4-C5-N7	-5.05	108.78	110.80
47	BP	41	ARG	NE-CZ-NH2	-5.05	117.78	120.30
1	AA	643	C	O4'-C1'-N1	-5.05	104.16	108.20
1	AA	1152	A	N3-C4-C5	5.05	130.33	126.80
35	BA	1823	G	C8-N9-C4	5.05	108.42	106.40
35	BA	1866	C	N3-C4-N4	5.05	121.53	118.00
35	BA	2392	A	N1-C6-N6	5.05	121.63	118.60
35	BA	2633	G	N9-C4-C5	5.05	107.42	105.40
35	BA	2640	G	C2-N3-C4	-5.05	109.38	111.90
36	BB	18	G	C6-C5-N7	-5.05	127.37	130.40
1	AA	684	A	C1'-O4'-C4'	5.05	113.94	109.90
1	AA	690	G	C4-C5-C6	5.05	121.83	118.80
1	AA	1020	U	N1-C2-N3	-5.05	111.87	114.90
1	AA	1180	A	C8-N9-C4	5.05	107.82	105.80
6	AF	43	LEU	CA-CB-CG	5.05	126.91	115.30
22	AV	27	U	N3-C2-O2	-5.05	118.67	122.20
35	BA	561	G	N1-C2-N3	5.05	126.93	123.90
35	BA	1007	C	C5-C6-N1	-5.05	118.48	121.00
35	BA	1231	G	C5-N7-C8	-5.05	101.78	104.30
35	BA	1365	A	N3-C4-C5	5.05	130.33	126.80
35	BA	1790	C	C2-N3-C4	5.05	122.42	119.90
35	BA	1816	G	C4-C5-N7	5.05	112.82	110.80
35	BA	2128	C	N1-C2-N3	5.05	122.73	119.20
35	BA	2710	C	O4'-C1'-N1	-5.05	104.16	108.20
35	BA	118	A	C1'-O4'-C4'	-5.04	105.86	109.90
35	BA	261	G	O4'-C1'-N9	5.04	112.24	108.20
1	AA	296	U	N3-C4-C5	5.04	117.63	114.60

Continued on next page...

Continued from previous page...

Mol	Chain	Res	Type	Atoms	Z	Observed(°)	Ideal(°)
1	AA	505	G	N7-C8-N9	-5.04	110.58	113.10
1	AA	892	A	C4-C5-N7	-5.04	108.18	110.70
1	AA	1374	A	C5'-C4'-O4'	5.04	115.15	109.10
1	AA	1445	C	N3-C2-O2	5.04	125.43	121.90
35	BA	564	C	O4'-C1'-N1	-5.04	104.17	108.20
35	BA	686	G	N7-C8-N9	5.04	115.62	113.10
35	BA	871	U	N1-C2-O2	-5.04	119.27	122.80
35	BA	1367	A	N7-C8-N9	-5.04	111.28	113.80
35	BA	1532	C	C6-N1-C2	5.04	122.32	120.30
35	BA	1893	C	C3'-C2'-C1'	-5.04	97.47	101.50
35	BA	2038	G	C6-C5-N7	5.04	133.43	130.40
35	BA	2512	C	C5-C6-N1	5.04	123.52	121.00
35	BA	2734	A	C5-C6-N1	-5.04	115.18	117.70
35	BA	2894	G	C2-N3-C4	5.04	114.42	111.90
1	AA	90	U	C3'-C2'-C1'	5.04	105.53	101.50
1	AA	819	A	N1-C6-N6	5.04	121.62	118.60
1	AA	981	U	C6-N1-C2	-5.04	117.98	121.00
1	AA	1396	A	N1-C2-N3	5.04	131.82	129.30
1	AA	1530	G	N3-C2-N2	-5.04	116.37	119.90
23	AX	13	A	C6-N1-C2	5.04	121.62	118.60
35	BA	87	C	C2-N3-C4	5.04	122.42	119.90
35	BA	1034	G	C6-N1-C2	-5.04	122.08	125.10
35	BA	1135	C	O4'-C1'-N1	-5.04	104.17	108.20
35	BA	1719	G	P-O3'-C3'	-5.04	113.65	119.70
35	BA	2108	C	N3-C4-C5	5.04	123.92	121.90
35	BA	2114	A	C4-C5-C6	-5.04	114.48	117.00
35	BA	2160	G	N9-C4-C5	-5.04	103.38	105.40
35	BA	2191	G	N3-C4-C5	5.04	131.12	128.60
35	BA	2475	C	N3-C4-C5	5.04	123.92	121.90
36	BB	78	A	C2-N3-C4	-5.04	108.08	110.60
1	AA	710	G	N1-C2-N3	-5.04	120.88	123.90
1	AA	1257	U	N3-C4-C5	-5.04	111.58	114.60
1	AA	1375	A	C5-C6-N1	-5.04	115.18	117.70
35	BA	906	G	C4-N9-C1'	5.04	133.05	126.50
35	BA	1594	G	N1-C2-N2	5.04	120.74	116.20
35	BA	1922	G	C4-C5-C6	5.04	121.82	118.80
35	BA	2555	U	C5-C4-O4	-5.04	122.88	125.90
1	AA	68	G	N9-C4-C5	-5.04	103.39	105.40
1	AA	502	G	N3-C4-N9	-5.04	122.98	126.00
1	AA	628	G	N7-C8-N9	-5.04	110.58	113.10
1	AA	1091	U	C2-N3-C4	5.04	130.02	127.00
1	AA	1429	C	C5-C4-N4	5.04	123.73	120.20

Continued on next page...

Continued from previous page...

Mol	Chain	Res	Type	Atoms	Z	Observed(°)	Ideal(°)
31	B6	17	LYS	C-N-CA	5.04	134.30	121.70
35	BA	1850	G	N3-C2-N2	5.04	123.43	119.90
35	BA	2231	C	C2-N3-C4	-5.04	117.38	119.90
35	BA	2532	G	N1-C6-O6	-5.04	116.88	119.90
36	BB	94	C	C1'-O4'-C4'	-5.04	105.87	109.90
36	BB	111	G	C5-N7-C8	-5.04	101.78	104.30
1	AA	189(J)	G	N9-C4-C5	-5.04	103.39	105.40
1	AA	929	G	N1-C6-O6	5.04	122.92	119.90
35	BA	111	A	N7-C8-N9	5.04	116.32	113.80
35	BA	150	C	C1'-O4'-C4'	5.04	113.93	109.90
35	BA	1115	G	O4'-C1'-N9	-5.04	104.17	108.20
35	BA	1919	A	C8-N9-C4	-5.04	103.78	105.80
35	BA	2268	A	C8-N9-C4	-5.04	103.78	105.80
35	BA	2339	G	C4'-C3'-C2'	-5.04	97.56	102.60
35	BA	70	G	N3-C4-C5	5.04	131.12	128.60
35	BA	1088	A	C4-C5-N7	-5.04	108.18	110.70
35	BA	1254	A	C5-C6-N6	-5.04	119.67	123.70
35	BA	2123	G	N7-C8-N9	-5.04	110.58	113.10
35	BA	2647	U	C3'-C2'-C1'	5.04	105.53	101.50
35	BA	2692	C	C3'-C2'-C1'	5.04	105.53	101.50
36	BB	12	C	C2-N3-C4	-5.04	117.38	119.90
1	AA	56	U	C5'-C4'-O4'	5.03	115.14	109.10
1	AA	106	C	N3-C2-O2	5.03	125.42	121.90
1	AA	260	G	C1'-O4'-C4'	-5.03	105.87	109.90
1	AA	437	U	C5-C6-N1	5.03	125.22	122.70
1	AA	647	C	N3-C4-C5	-5.03	119.89	121.90
1	AA	732	C	P-O5'-C5'	5.03	128.95	120.90
1	AA	987	G	C5'-C4'-O4'	5.03	115.14	109.10
1	AA	1046	A	C5-N7-C8	-5.03	101.38	103.90
1	AA	1264	C	N3-C4-N4	-5.03	114.48	118.00
1	AA	1316	G	C6-N1-C2	5.03	128.12	125.10
1	AA	1480	G	N1-C2-N3	-5.03	120.88	123.90
9	AI	104	ARG	NE-CZ-NH2	5.03	122.82	120.30
35	BA	9	U	N3-C2-O2	5.03	125.72	122.20
35	BA	1331	A	C1'-O4'-C4'	-5.03	105.87	109.90
35	BA	2772	C	C5-C6-N1	5.03	123.52	121.00
1	AA	197	A	C6-C5-N7	-5.03	128.78	132.30
1	AA	1036	G	O4'-C1'-N9	-5.03	104.17	108.20
1	AA	1174	G	N7-C8-N9	-5.03	110.58	113.10
35	BA	938	G	C6-N1-C2	5.03	128.12	125.10
35	BA	2450	A	O5'-P-OP2	-5.03	101.17	105.70
55	BX	5	TYR	CG-CD1-CE1	5.03	125.33	121.30

Continued on next page...

Continued from previous page...

Mol	Chain	Res	Type	Atoms	Z	Observed(°)	Ideal(°)
1	AA	136	C	N3-C4-C5	5.03	123.91	121.90
1	AA	305	G	O4'-C4'-C3'	5.03	110.12	106.10
1	AA	1013	G	C2-N3-C4	5.03	114.42	111.90
1	AA	1077	G	N1-C6-O6	-5.03	116.88	119.90
1	AA	1248	A	C8-N9-C4	-5.03	103.79	105.80
35	BA	608	A	C2-N3-C4	-5.03	108.08	110.60
35	BA	1380	G	C5-C6-N1	5.03	114.02	111.50
35	BA	1747	G	C8-N9-C4	-5.03	104.39	106.40
35	BA	2495	G	C8-N9-C4	-5.03	104.39	106.40
35	BA	485	C	C4-C5-C6	-5.03	114.89	117.40
35	BA	740	U	C5-C4-O4	-5.03	122.88	125.90
35	BA	880	G	C3'-C2'-C1'	5.03	105.52	101.50
35	BA	940	G	C5-C6-N1	5.03	114.02	111.50
35	BA	1616	A	O4'-C1'-N9	5.03	112.22	108.20
35	BA	1930	G	O4'-C1'-C2'	5.03	112.13	107.60
35	BA	2117	A	N7-C8-N9	-5.03	111.29	113.80
35	BA	2500	U	N3-C2-O2	-5.03	118.68	122.20
35	BA	2527	C	O4'-C1'-N1	-5.03	104.18	108.20
36	BB	1	U	N3-C4-O4	-5.03	115.88	119.40
1	AA	262	A	C8-N9-C4	-5.03	103.79	105.80
1	AA	490	G	C8-N9-C4	-5.03	104.39	106.40
1	AA	638	G	O4'-C1'-N9	5.03	112.22	108.20
1	AA	930	C	N1-C2-O2	-5.03	115.88	118.90
1	AA	1338	G	N1-C2-N2	-5.03	111.67	116.20
1	AA	1407	C	N3-C2-O2	-5.03	118.38	121.90
1	AA	1479	C	C2-N3-C4	-5.03	117.39	119.90
8	AH	37	ARG	NH1-CZ-NH2	-5.03	113.87	119.40
35	BA	222	A	C5-N7-C8	-5.03	101.39	103.90
35	BA	489	G	C4-C5-C6	-5.03	115.78	118.80
35	BA	977	G	N3-C4-C5	-5.03	126.09	128.60
35	BA	987	G	C5-N7-C8	-5.03	101.79	104.30
35	BA	1062	G	C6-N1-C2	5.03	128.12	125.10
35	BA	1213	A	C6-N1-C2	-5.03	115.58	118.60
35	BA	1328	G	N3-C4-N9	5.03	129.02	126.00
35	BA	1400	G	N3-C4-N9	-5.03	122.98	126.00
40	BF	18	ARG	NE-CZ-NH2	5.03	122.81	120.30
40	BF	99	TYR	CZ-CE2-CD2	5.03	124.33	119.80
41	BG	4	ASP	N-CA-C	5.03	124.58	111.00
1	AA	41	G	C6-C5-N7	5.03	133.41	130.40
1	AA	189(E)	U	O4'-C1'-N1	5.03	112.22	108.20
1	AA	264	U	C5-C6-N1	5.03	125.21	122.70
1	AA	1140	C	C1'-O4'-C4'	5.03	113.92	109.90

Continued on next page...

Continued from previous page...

Mol	Chain	Res	Type	Atoms	Z	Observed(°)	Ideal(°)
35	BA	301	G	N3-C4-C5	5.03	131.11	128.60
35	BA	627	A	N9-C4-C5	5.03	107.81	105.80
35	BA	654(M)	C	N1-C2-N3	-5.03	115.68	119.20
35	BA	710	G	N1-C2-N3	5.03	126.92	123.90
35	BA	888	C	N1-C1'-C2'	5.03	120.53	114.00
35	BA	1145	C	N1-C2-N3	-5.03	115.68	119.20
35	BA	1445(A)	C	N3-C4-C5	-5.03	119.89	121.90
35	BA	1757	U	C4-C5-C6	5.03	122.72	119.70
35	BA	2155	G	N7-C8-N9	5.03	115.61	113.10
35	BA	2388	A	C4-C5-C6	5.03	119.51	117.00
35	BA	2532	G	C5'-C4'-C3'	-5.03	107.96	116.00
1	AA	499	A	C2-N3-C4	5.02	113.11	110.60
18	AR	33	ASP	CB-CG-OD1	-5.02	113.78	118.30
24	AY	484	ARG	NH1-CZ-NH2	-5.02	113.87	119.40
35	BA	470	A	N1-C2-N3	5.02	131.81	129.30
1	AA	189(D)	C	C5'-C4'-O4'	5.02	115.13	109.10
1	AA	819	A	O4'-C4'-C3'	5.02	110.12	106.10
1	AA	1003	G	C5-C6-O6	5.02	131.61	128.60
1	AA	1031	G	C8-N9-C4	-5.02	104.39	106.40
35	BA	309	G	C8-N9-C4	5.02	108.41	106.40
35	BA	716	A	C6-C5-N7	-5.02	128.78	132.30
35	BA	962	G	C5-C6-N1	5.02	114.01	111.50
35	BA	1112	G	C8-N9-C4	-5.02	104.39	106.40
35	BA	1221(A)	C	N1-C2-N3	5.02	122.72	119.20
35	BA	1247	A	C4'-C3'-C2'	5.02	107.62	102.60
35	BA	1528	A	N3-C4-C5	-5.02	123.28	126.80
35	BA	1779	U	C1'-O4'-C4'	-5.02	105.88	109.90
35	BA	1809	A	N3-C4-C5	5.02	130.31	126.80
35	BA	2015	A	O4'-C1'-C2'	5.02	112.12	107.60
35	BA	2302	G	C4-C5-N7	-5.02	108.79	110.80
35	BA	2365	G	C5-N7-C8	5.02	106.81	104.30
35	BA	2464	C	O4'-C1'-N1	5.02	112.22	108.20
35	BA	2838	G	N7-C8-N9	-5.02	110.59	113.10
1	AA	1205	U	N3-C4-O4	5.02	122.92	119.40
35	BA	278	A	C5-C6-N6	5.02	127.72	123.70
35	BA	829	A	O4'-C4'-C3'	5.02	110.12	106.10
35	BA	1131	G	C2-N3-C4	5.02	114.41	111.90
35	BA	2022	U	O4'-C1'-N1	-5.02	104.18	108.20
1	AA	189(C)	C	O4'-C1'-N1	-5.02	104.18	108.20
1	AA	275	G	C8-N9-C4	5.02	108.41	106.40
1	AA	622	A	C1'-O4'-C4'	-5.02	105.88	109.90
1	AA	1001(A)	G	P-O3'-C3'	5.02	125.72	119.70

Continued on next page...

Continued from previous page...

Mol	Chain	Res	Type	Atoms	Z	Observed(°)	Ideal(°)
1	AA	1005	A	C8-N9-C4	5.02	107.81	105.80
1	AA	1349	A	C8-N9-C4	5.02	107.81	105.80
21	AU	24	ARG	NE-CZ-NH1	5.02	122.81	120.30
35	BA	118	A	N1-C2-N3	5.02	131.81	129.30
35	BA	419	C	N3-C4-N4	-5.02	114.49	118.00
35	BA	654(C)	G	C4-C5-N7	5.02	112.81	110.80
35	BA	1110	G	N3-C4-N9	-5.02	122.99	126.00
35	BA	1279	G	C5-C6-O6	-5.02	125.59	128.60
35	BA	1564	C	C4-C5-C6	5.02	119.91	117.40
35	BA	2779	U	C2-N1-C1'	5.02	123.72	117.70
1	AA	832	C	C5-C4-N4	-5.02	116.69	120.20
1	AA	987	G	N3-C2-N2	5.02	123.41	119.90
1	AA	1280	A	C6-C5-N7	5.02	135.81	132.30
22	AV	48	C	C4-C5-C6	-5.02	114.89	117.40
35	BA	1212	G	N3-C4-C5	5.02	131.11	128.60
35	BA	2614	A	N1-C6-N6	5.02	121.61	118.60
1	AA	522	C	N1-C2-O2	-5.02	115.89	118.90
35	BA	113	G	C6-N1-C2	5.02	128.11	125.10
35	BA	410	G	C3'-C2'-C1'	5.02	105.51	101.50
35	BA	2613	U	OP2-P-O3'	5.02	116.24	105.20
1	AA	494	U	C4-C5-C6	5.01	122.71	119.70
1	AA	515	G	N3-C4-C5	5.01	131.11	128.60
1	AA	1384	C	P-O3'-C3'	5.01	125.72	119.70
35	BA	357	A	N1-C6-N6	5.01	121.61	118.60
35	BA	861	A	N1-C2-N3	5.01	131.81	129.30
35	BA	1024	G	N9-C4-C5	-5.01	103.39	105.40
35	BA	1087	G	C5-C6-O6	-5.01	125.59	128.60
35	BA	2133	G	N1-C2-N3	-5.01	120.89	123.90
35	BA	2223	G	C8-N9-C4	-5.01	104.39	106.40
35	BA	2453	A	C5-C6-N1	5.01	120.21	117.70
35	BA	2487	G	N9-C4-C5	5.01	107.41	105.40
35	BA	2659	G	N3-C2-N2	-5.01	116.39	119.90
35	BA	2660	A	C6-N1-C2	-5.01	115.59	118.60
36	BB	52	A	O4'-C1'-C2'	5.01	112.11	107.60
36	BB	87	G	C4-C5-N7	5.01	112.81	110.80
1	AA	5	U	N1-C1'-C2'	-5.01	106.48	112.00
1	AA	290	C	C1'-O4'-C4'	5.01	113.91	109.90
1	AA	1180	A	C5-N7-C8	-5.01	101.39	103.90
24	AY	247	ARG	NE-CZ-NH2	-5.01	117.79	120.30
35	BA	143	G	C8-N9-C4	-5.01	104.39	106.40
35	BA	320	A	N7-C8-N9	-5.01	111.29	113.80
35	BA	1456	G	O4'-C1'-N9	-5.01	104.19	108.20

Continued on next page...

Continued from previous page...

Mol	Chain	Res	Type	Atoms	Z	Observed(°)	Ideal(°)
35	BA	2103	C	C2-N3-C4	-5.01	117.39	119.90
35	BA	2433	A	N1-C2-N3	-5.01	126.79	129.30
35	BA	2889	C	N3-C4-N4	5.01	121.51	118.00
48	BQ	5	ARG	NE-CZ-NH1	-5.01	117.79	120.30
1	AA	22	G	N1-C6-O6	5.01	122.91	119.90
1	AA	688	G	N3-C4-N9	5.01	129.01	126.00
1	AA	958	A	C1'-O4'-C4'	-5.01	105.89	109.90
1	AA	1077	G	P-O5'-C5'	-5.01	112.88	120.90
1	AA	1306	A	N1-C2-N3	5.01	131.81	129.30
35	BA	131	G	O4'-C1'-N9	5.01	112.21	108.20
35	BA	136	G	C5-C6-N1	5.01	114.01	111.50
35	BA	890	A	C3'-C2'-C1'	5.01	105.51	101.50
35	BA	2151	G	N9-C1'-C2'	-5.01	106.49	112.00
35	BA	2858	C	N3-C4-N4	-5.01	114.49	118.00
36	BB	80	U	N3-C4-O4	-5.01	115.89	119.40
1	AA	34	C	N1-C2-O2	-5.01	115.89	118.90
1	AA	531	U	C6-N1-C2	5.01	124.01	121.00
1	AA	602	A	N9-C4-C5	5.01	107.80	105.80
1	AA	857	C	C2-N3-C4	-5.01	117.39	119.90
1	AA	1310	G	C5-C6-O6	-5.01	125.59	128.60
35	BA	148	C	C6-N1-C2	5.01	122.30	120.30
35	BA	518	G	C4-C5-N7	5.01	112.80	110.80
35	BA	943	U	C2-N3-C4	5.01	130.01	127.00
35	BA	1347	G	C5'-C4'-C3'	-5.01	107.98	116.00
35	BA	2559	C	C2-N3-C4	-5.01	117.39	119.90
35	BA	2588	G	N1-C2-N2	-5.01	111.69	116.20
1	AA	695	A	C5-C6-N6	5.01	127.71	123.70
35	BA	314	A	N3-C4-N9	-5.01	123.39	127.40
35	BA	748	G	C8-N9-C4	-5.01	104.40	106.40
35	BA	1047	G	C4-C5-N7	5.01	112.80	110.80
35	BA	2124	G	C6-C5-N7	-5.01	127.39	130.40
35	BA	2745	C	N3-C2-O2	5.01	125.41	121.90
1	AA	61	G	C4-C5-C6	5.01	121.80	118.80
1	AA	296	U	C2-N3-C4	-5.01	124.00	127.00
1	AA	1185	G	N3-C4-N9	5.01	129.00	126.00
35	BA	58	G	N9-C4-C5	-5.01	103.40	105.40
35	BA	380	U	N3-C4-O4	5.01	122.90	119.40
35	BA	420	C	N1-C2-O2	5.01	121.90	118.90
35	BA	614	U	C5-C4-O4	5.01	128.90	125.90
35	BA	997	G	N9-C1'-C2'	-5.01	106.49	112.00
35	BA	1784	A	N7-C8-N9	5.01	116.30	113.80
35	BA	1824	G	N1-C2-N2	-5.01	111.69	116.20

Continued on next page...

Continued from previous page...

Mol	Chain	Res	Type	Atoms	Z	Observed(°)	Ideal(°)
35	BA	2430	A	C5-C6-N1	5.01	120.20	117.70
35	BA	2763	G	C3'-C2'-C1'	5.01	105.50	101.50
1	AA	111	G	N1-C6-O6	-5.00	116.90	119.90
1	AA	767	A	C2-N3-C4	5.00	113.10	110.60
1	AA	1085	U	P-O3'-C3'	5.00	125.71	119.70
10	AJ	95	GLU	OE1-CD-OE2	-5.00	117.29	123.30
22	AV	58	A	N1-C6-N6	-5.00	115.60	118.60
35	BA	68	G	N3-C2-N2	5.00	123.40	119.90
35	BA	404	C	N3-C2-O2	-5.00	118.40	121.90
35	BA	1128	A	O4'-C1'-N9	-5.00	104.20	108.20
35	BA	1244	G	C6-C5-N7	-5.00	127.40	130.40
35	BA	1690	A	O4'-C1'-N9	-5.00	104.20	108.20
35	BA	2154	G	C5-N7-C8	-5.00	101.80	104.30
1	AA	242	C	C5'-C4'-O4'	5.00	115.10	109.10
1	AA	370	C	N3-C4-C5	5.00	123.90	121.90
1	AA	893	C	N3-C4-N4	5.00	121.50	118.00
4	AD	153	ARG	NE-CZ-NH1	-5.00	117.80	120.30
22	AV	36	U	C1'-O4'-C4'	-5.00	105.90	109.90
35	BA	196	A	C2-N3-C4	-5.00	108.10	110.60
35	BA	271(H)	G	C5-C6-N1	-5.00	109.00	111.50
35	BA	388	G	O4'-C1'-N9	5.00	112.20	108.20
35	BA	526	A	N9-C4-C5	5.00	107.80	105.80
35	BA	685	A	C8-N9-C4	-5.00	103.80	105.80
35	BA	2678	C	N1-C1'-C2'	-5.00	106.50	112.00
36	BB	29	A	C5-C6-N6	5.00	127.70	123.70
54	BW	25	ARG	NE-CZ-NH2	-5.00	117.80	120.30
1	AA	152	A	N3-C4-N9	5.00	131.40	127.40
1	AA	1186	G	C5'-C4'-C3'	-5.00	108.00	116.00
1	AA	1524	C	O5'-P-OP1	-5.00	101.20	105.70
22	AV	46	G	N1-C2-N3	-5.00	120.90	123.90
35	BA	278	A	C2-N3-C4	-5.00	108.10	110.60
35	BA	361	G	C4-C5-N7	-5.00	108.80	110.80
35	BA	613	G	C4-C5-N7	5.00	112.80	110.80
35	BA	1559	G	C4-C5-C6	5.00	121.80	118.80
35	BA	2194	G	O4'-C1'-N9	-5.00	104.20	108.20
35	BA	2852	G	C5-C6-O6	-5.00	125.60	128.60

All (3) chirality outliers are listed below:

Mol	Chain	Res	Type	Atom
1	AA	575	G	C3'
35	BA	1799	G	C3'

Continued on next page...

Continued from previous page...

Mol	Chain	Res	Type	Atom
35	BA	1992	G	C3'

All (514) planarity outliers are listed below:

Mol	Chain	Res	Type	Group
1	AA	1001	A	Sidechain
1	AA	1002	G	Sidechain
1	AA	1003	G	Sidechain
1	AA	1053	G	Sidechain
1	AA	1055	A	Sidechain
1	AA	1067	A	Sidechain
1	AA	1077	G	Sidechain
1	AA	108	G	Sidechain
1	AA	1081	G	Sidechain
1	AA	110	C	Sidechain
1	AA	1109	C	Sidechain
1	AA	1119	C	Sidechain
1	AA	112	G	Sidechain
1	AA	1129	C	Sidechain
1	AA	1176	A	Sidechain
1	AA	1179	A	Sidechain
1	AA	1183	A	Sidechain
1	AA	1184	G	Sidechain
1	AA	1190	G	Sidechain
1	AA	1201	A	Sidechain
1	AA	1202	G	Sidechain
1	AA	1219	U	Sidechain
1	AA	1226	C	Sidechain
1	AA	1231	G	Sidechain
1	AA	1268	A	Sidechain
1	AA	1278	U	Sidechain
1	AA	1295	G	Sidechain
1	AA	1304	G	Sidechain
1	AA	1331	G	Sidechain
1	AA	1356	G	Sidechain
1	AA	1357	A	Sidechain
1	AA	1370	G	Sidechain
1	AA	1380	U	Sidechain
1	AA	1390	U	Sidechain
1	AA	1401	G	Sidechain
1	AA	1402	C	Sidechain
1	AA	1403	C	Sidechain

Continued on next page...

Continued from previous page...

Mol	Chain	Res	Type	Group
1	AA	1414	U	Sidechain
1	AA	1417	G	Sidechain
1	AA	1421	G	Sidechain
1	AA	1456	G	Sidechain
1	AA	1457	G	Sidechain
1	AA	1485	U	Sidechain
1	AA	1496	C	Sidechain
1	AA	1498	U	Sidechain
1	AA	1502	A	Sidechain
1	AA	1506	U	Sidechain
1	AA	1512	U	Sidechain
1	AA	1530	G	Sidechain
1	AA	172	A	Sidechain
1	AA	203	U	Sidechain
1	AA	21	G	Sidechain
1	AA	251	G	Sidechain
1	AA	253	U	Sidechain
1	AA	265	G	Sidechain
1	AA	274	A	Sidechain
1	AA	361	G	Sidechain
1	AA	368	U	Sidechain
1	AA	37	U	Sidechain
1	AA	371	G	Sidechain
1	AA	380	G	Sidechain
1	AA	382	A	Sidechain
1	AA	387	U	Sidechain
1	AA	39	G	Sidechain
1	AA	397	A	Sidechain
1	AA	399	G	Sidechain
1	AA	412	A	Sidechain
1	AA	436	C	Sidechain
1	AA	493	G	Sidechain
1	AA	5	U	Sidechain
1	AA	510	A	Sidechain
1	AA	548	G	Sidechain
1	AA	573	A	Sidechain
1	AA	575	G	Sidechain
1	AA	576	G	Sidechain
1	AA	596	C	Sidechain
1	AA	598	U	Sidechain
1	AA	628	G	Sidechain
1	AA	636	U	Sidechain

Continued on next page...

Continued from previous page...

Mol	Chain	Res	Type	Group
1	AA	641	U	Sidechain
1	AA	657	G	Sidechain
1	AA	661	G	Sidechain
1	AA	666	G	Sidechain
1	AA	667	G	Sidechain
1	AA	669	U	Sidechain
1	AA	672	U	Sidechain
1	AA	676	A	Sidechain
1	AA	690	G	Sidechain
1	AA	694	A	Sidechain
1	AA	697	U	Sidechain
1	AA	741	G	Sidechain
1	AA	748	C	Sidechain
1	AA	760	G	Sidechain
1	AA	768	A	Sidechain
1	AA	769	G	Sidechain
1	AA	773	G	Sidechain
1	AA	793	U	Sidechain
1	AA	835	U	Sidechain
1	AA	867	G	Sidechain
1	AA	876	G	Sidechain
1	AA	878	G	Sidechain
1	AA	879	C	Sidechain
1	AA	882	C	Sidechain
1	AA	887	G	Sidechain
1	AA	894	G	Sidechain
1	AA	898	G	Sidechain
1	AA	931	C	Sidechain
1	AA	955	U	Sidechain
1	AA	961	U	Sidechain
1	AA	971	G	Sidechain
1	AA	981	U	Sidechain
2	AB	130	ARG	Sidechain
2	AB	144	ARG	Sidechain
2	AB	178	ARG	Sidechain
2	AB	20	GLU	Sidechain
2	AB	37	ASN	Sidechain
2	AB	50	GLU	Sidechain
2	AB	53	ARG	Sidechain
2	AB	82	ARG	Sidechain
2	AB	94	ASN	Sidechain
2	AB	96	ARG	Sidechain

Continued on next page...

Continued from previous page...

Mol	Chain	Res	Type	Group
3	AC	104	GLN	Sidechain
4	AD	107	ARG	Sidechain
4	AD	114	ARG	Sidechain
4	AD	116	GLN	Sidechain
4	AD	13	ARG	Sidechain
4	AD	132	ARG	Sidechain
4	AD	141	ARG	Sidechain
4	AD	145	GLU	Sidechain
4	AD	168	ARG	Sidechain
4	AD	191	ARG	Sidechain
4	AD	49	ARG	Sidechain
4	AD	53	ASP	Sidechain
4	AD	62	GLN	Sidechain
4	AD	66	ARG	Sidechain
4	AD	73	ARG	Sidechain
5	AE	18	ARG	Sidechain
5	AE	5	ASP	Sidechain
5	AE	64	ARG	Sidechain
6	AF	27	GLN	Sidechain
6	AF	3	ARG	Sidechain
6	AF	36	ARG	Sidechain
6	AF	42	GLU	Sidechain
6	AF	74	ASP	Sidechain
7	AG	13	GLN	Sidechain
7	AG	139	GLU	Sidechain
7	AG	149	ARG	Sidechain
7	AG	15	ASP	Sidechain
7	AG	155	ARG	Sidechain
7	AG	32	ARG	Sidechain
7	AG	41	ARG	Sidechain
7	AG	52	GLU	Sidechain
7	AG	64	GLN	Sidechain
7	AG	76	ARG	Sidechain
7	AG	84	ASN	Sidechain
8	AH	122	ARG	Sidechain
8	AH	125	ARG	Sidechain
8	AH	136	GLU	Sidechain
8	AH	18	ARG	Sidechain
8	AH	22	GLU	Sidechain
8	AH	41	ARG	Sidechain
8	AH	70	GLN	Sidechain
8	AH	84	ARG	Sidechain

Continued on next page...

Continued from previous page...

Mol	Chain	Res	Type	Group
9	AI	104	ARG	Mainchain
9	AI	120	ARG	Sidechain
9	AI	128	ARG	Sidechain
9	AI	2	GLU	Sidechain
9	AI	29	ASN	Sidechain
9	AI	34	ASN	Sidechain
9	AI	53	VAL	Mainchain
9	AI	66	ARG	Sidechain
9	AI	9	ARG	Sidechain
10	AJ	29	ARG	Sidechain
10	AJ	83	GLU	Sidechain
10	AJ	95	GLU	Sidechain
11	AK	81	ASP	Sidechain
11	AK	93	GLN	Sidechain
11	AK	96	ARG	Sidechain
12	AL	102	ARG	Sidechain
12	AL	16	GLU	Sidechain
12	AL	19	ARG	Sidechain
13	AM	114	ARG	Sidechain
13	AM	14	ARG	Sidechain
13	AM	3	ARG	Sidechain
13	AM	55	ARG	Sidechain
13	AM	58	GLU	Sidechain
13	AM	62	ASN	Sidechain
14	AN	26	ARG	Sidechain
14	AN	35	ARG	Sidechain
14	AN	57	ARG	Sidechain
15	AO	21	ASP	Sidechain
15	AO	79	ARG	Sidechain
16	AP	32	TYR	Sidechain
16	AP	54	GLU	Sidechain
18	AR	72	ARG	Sidechain
20	AT	15	ARG	Sidechain
20	AT	25	ARG	Sidechain
20	AT	79	ARG	Sidechain
20	AT	8	ARG	Sidechain
20	AT	86	ARG	Sidechain
20	AT	9	ASN	Sidechain
20	AT	90	GLN	Sidechain
21	AU	22	ARG	Sidechain
22	AV	29	G	Sidechain
22	AV	4	G	Sidechain

Continued on next page...

Continued from previous page...

Mol	Chain	Res	Type	Group
22	AV	46	G	Sidechain
22	AV	8	U	Sidechain
23	AX	12	A	Sidechain
23	AX	17	U	Sidechain
24	AY	13	ARG	Sidechain
24	AY	151	ARG	Sidechain
24	AY	156	ARG	Sidechain
24	AY	182	ARG	Sidechain
24	AY	210	ARG	Sidechain
24	AY	226	ASN	Sidechain
24	AY	295	GLU	Sidechain
24	AY	300	GLU	Sidechain
24	AY	354	ARG	Sidechain
24	AY	357	ARG	Sidechain
24	AY	363	ARG	Sidechain
24	AY	403	GLU	Sidechain
24	AY	406	GLU	Sidechain
24	AY	445	GLU	Sidechain
24	AY	460	GLU	Sidechain
24	AY	465	ARG	Sidechain
24	AY	598	ASP	Sidechain
24	AY	607	ARG	Sidechain
24	AY	637	ARG	Sidechain
25	B0	11	ARG	Sidechain
25	B0	12	ASN	Sidechain
25	B0	82	ARG	Sidechain
26	B1	52	ARG	Sidechain
26	B1	57	GLU	Sidechain
26	B1	76	ARG	Sidechain
27	B2	30	ARG	Sidechain
27	B2	34	GLU	Sidechain
27	B2	43	GLN	Sidechain
27	B2	68	ARG	Sidechain
27	B2	70	GLN	Sidechain
28	B3	18	ASP	Sidechain
28	B3	3	ARG	Sidechain
28	B3	30	ARG	Sidechain
28	B3	55	ARG	Sidechain
29	B4	20	ASN	Sidechain
30	B5	51	TYR	Sidechain
31	B6	20	ASN	Sidechain
31	B6	28	ARG	Sidechain

Continued on next page...

Continued from previous page...

Mol	Chain	Res	Type	Group
31	B6	51	GLU	Sidechain
32	B7	23	ARG	Sidechain
32	B7	35	ARG	Sidechain
33	B8	13	ARG	Sidechain
33	B8	30	ARG	Sidechain
33	B8	42	ARG	Sidechain
35	BA	1001	A	Sidechain
35	BA	1034	G	Sidechain
35	BA	1148	A	Sidechain
35	BA	1155	A	Sidechain
35	BA	1156	A	Sidechain
35	BA	1176	G	Sidechain
35	BA	1178	C	Sidechain
35	BA	1183	G	Sidechain
35	BA	1191	G	Sidechain
35	BA	1199	U	Sidechain
35	BA	1215	G	Sidechain
35	BA	123	G	Sidechain
35	BA	1231	G	Sidechain
35	BA	1236	G	Sidechain
35	BA	1241	A	Sidechain
35	BA	1252	G	Sidechain
35	BA	1253	A	Sidechain
35	BA	1255	U	Sidechain
35	BA	1276	A	Sidechain
35	BA	128	C	Sidechain
35	BA	1297	C	Sidechain
35	BA	1301	A	Sidechain
35	BA	1355	G	Sidechain
35	BA	1359	A	Sidechain
35	BA	1368	G	Sidechain
35	BA	1379	A	Sidechain
35	BA	1416	G	Sidechain
35	BA	1436	G	Sidechain
35	BA	147	U	Sidechain
35	BA	1492	G	Sidechain
35	BA	1493	C	Sidechain
35	BA	1496	A	Sidechain
35	BA	155	U	Sidechain
35	BA	1558	A	Sidechain
35	BA	1578	U	Sidechain
35	BA	1614	A	Sidechain

Continued on next page...

Continued from previous page...

Mol	Chain	Res	Type	Group
35	BA	1620	G	Sidechain
35	BA	1622	G	Sidechain
35	BA	1623	G	Sidechain
35	BA	1633	G	Sidechain
35	BA	1638	C	Sidechain
35	BA	1642	G	Sidechain
35	BA	1768	U	Sidechain
35	BA	1772	G	Sidechain
35	BA	1773	A	Sidechain
35	BA	1775	U	Sidechain
35	BA	1776	G	Sidechain
35	BA	178	G	Sidechain
35	BA	1781	C	Sidechain
35	BA	1784	A	Sidechain
35	BA	1810	A	Sidechain
35	BA	1818	U	Sidechain
35	BA	1822	G	Sidechain
35	BA	1827	C	Sidechain
35	BA	1833	U	Sidechain
35	BA	1841	U	Sidechain
35	BA	1919	A	Sidechain
35	BA	1920	C	Sidechain
35	BA	1926	U	Sidechain
35	BA	1929	G	Sidechain
35	BA	1953	A	Sidechain
35	BA	1992	G	Sidechain
35	BA	200	U	Sidechain
35	BA	2000	G	Sidechain
35	BA	2009	G	Sidechain
35	BA	2010	G	Sidechain
35	BA	2031	A	Sidechain
35	BA	2050	C	Sidechain
35	BA	2051	A	Sidechain
35	BA	2052	G	Sidechain
35	BA	2053	G	Sidechain
35	BA	2059	A	Sidechain
35	BA	2070	G	Sidechain
35	BA	2093	G	Sidechain
35	BA	21	A	Sidechain
35	BA	2126	A	Sidechain
35	BA	2133	G	Sidechain
35	BA	2192	G	Sidechain

Continued on next page...

Continued from previous page...

Mol	Chain	Res	Type	Group
35	BA	2229	C	Sidechain
35	BA	2250	G	Sidechain
35	BA	2290	G	Sidechain
35	BA	2310	A	Sidechain
35	BA	2320	A	Sidechain
35	BA	2340	G	Sidechain
35	BA	2344	U	Sidechain
35	BA	2359	C	Sidechain
35	BA	2383	G	Sidechain
35	BA	2387	U	Sidechain
35	BA	2393	A	Sidechain
35	BA	2401	U	Sidechain
35	BA	242	G	Sidechain
35	BA	2434	A	Sidechain
35	BA	2437	U	Sidechain
35	BA	2438	U	Sidechain
35	BA	2464	C	Sidechain
35	BA	2474	C	Sidechain
35	BA	2477	C	Sidechain
35	BA	2494	G	Sidechain
35	BA	2504	U	Sidechain
35	BA	2506	U	Sidechain
35	BA	2508	G	Sidechain
35	BA	2517	C	Sidechain
35	BA	2518	A	Sidechain
35	BA	2550	G	Sidechain
35	BA	2564	A	Sidechain
35	BA	2569	G	Sidechain
35	BA	2588	G	Sidechain
35	BA	2589	A	Sidechain
35	BA	2609	U	Sidechain
35	BA	2620	C	Sidechain
35	BA	2659	G	Sidechain
35	BA	2685	G	Sidechain
35	BA	27	G	Sidechain
35	BA	2708	G	Sidechain
35	BA	271	A	Sidechain
35	BA	271(I)	G	Sidechain
35	BA	2716	U	Sidechain
35	BA	2734	A	Sidechain
35	BA	2746	U	Sidechain
35	BA	2775	A	Sidechain

Continued on next page...

Continued from previous page...

Mol	Chain	Res	Type	Group
35	BA	2779	U	Sidechain
35	BA	283	A	Sidechain
35	BA	2835	A	Sidechain
35	BA	2857	G	Sidechain
35	BA	303	U	Sidechain
35	BA	331	A	Sidechain
35	BA	350	U	Sidechain
35	BA	383	U	Sidechain
35	BA	463	G	Sidechain
35	BA	50	U	Sidechain
35	BA	505	A	Sidechain
35	BA	528	A	Sidechain
35	BA	539	G	Sidechain
35	BA	606	U	Sidechain
35	BA	642	G	Sidechain
35	BA	686	G	Sidechain
35	BA	688	U	Sidechain
35	BA	699	A	Sidechain
35	BA	711	G	Sidechain
35	BA	722	A	Sidechain
35	BA	742	G	Sidechain
35	BA	75	G	Sidechain
35	BA	752	A	Sidechain
35	BA	756	C	Sidechain
35	BA	760	G	Sidechain
35	BA	781	A	Sidechain
35	BA	788	A	Sidechain
35	BA	80	G	Sidechain
35	BA	83	G	Sidechain
35	BA	830	G	Sidechain
35	BA	845	G	Sidechain
35	BA	895	U	Sidechain
35	BA	913	U	Sidechain
35	BA	945	A	Sidechain
35	BA	946	G	Sidechain
35	BA	953	A	Sidechain
35	BA	954	G	Sidechain
35	BA	958	U	Sidechain
35	BA	980	A	Sidechain
35	BA	987	G	Sidechain
35	BA	990	A	Sidechain
36	BB	42	C	Sidechain

Continued on next page...

Continued from previous page...

Mol	Chain	Res	Type	Group
36	BB	99	G	Sidechain
37	BC	130	ARG	Sidechain
37	BC	189	ASN	Sidechain
37	BC	211	ARG	Sidechain
37	BC	28	ARG	Sidechain
37	BC	53	ARG	Sidechain
37	BC	7	ARG	Sidechain
37	BC	82	GLU	Sidechain
38	BD	176	ARG	Sidechain
38	BD	217	ARG	Sidechain
38	BD	253	GLN	Sidechain
38	BD	260	ARG	Sidechain
38	BD	262	ARG	Sidechain
38	BD	52	ARG	Sidechain
38	BD	60	ARG	Sidechain
38	BD	88	ARG	Sidechain
39	BE	136	ARG	Sidechain
39	BE	171	GLU	Sidechain
39	BE	179	GLU	Sidechain
39	BE	18	ASP	Sidechain
39	BE	58	ARG	Sidechain
39	BE	76	ARG	Sidechain
40	BF	168	ARG	Sidechain
40	BF	17	ARG	Sidechain
40	BF	191	ARG	Sidechain
40	BF	72	ARG	Sidechain
41	BG	112	PRO	Mainchain,Peptide
41	BG	58	GLN	Sidechain
41	BG	9	ARG	Sidechain
42	BH	101	ARG	Sidechain
42	BH	127	GLU	Sidechain
42	BH	132	ARG	Sidechain
42	BH	34	GLU	Sidechain
42	BH	57	ASP	Sidechain
43	BK	110	GLN	Sidechain
43	BK	119	ASP	Sidechain
43	BK	47	ASN	Sidechain
43	BK	6	ALA	Peptide
43	BK	62	ASP	Sidechain
44	BL	116	GLU	Sidechain
44	BL	73	ARG	Sidechain
44	BL	82	GLU	Sidechain

Continued on next page...

Continued from previous page...

Mol	Chain	Res	Type	Group
45	BN	12	ARG	Sidechain
45	BN	136	GLU	Sidechain
45	BN	58	ASP	Sidechain
45	BN	68	GLU	Sidechain
45	BN	88	GLU	Sidechain
46	BO	105	GLU	Sidechain
46	BO	107	ARG	Sidechain
46	BO	13	ASN	Sidechain
46	BO	94	ARG	Sidechain
47	BP	18	ARG	Sidechain
47	BP	7	ARG	Sidechain
47	BP	9	ASN	Sidechain
47	BP	90	ARG	Sidechain
47	BP	92	GLU	Sidechain
47	BP	94	GLU	Sidechain
48	BQ	101	ARG	Sidechain
48	BQ	6	ARG	Sidechain
48	BQ	60	ARG	Sidechain
48	BQ	91	GLU	Sidechain
49	BR	104	ARG	Sidechain
49	BR	59	ASP	Sidechain
49	BR	86	ARG	Sidechain
50	BS	17	ARG	Sidechain
50	BS	23	ARG	Sidechain
50	BS	38	GLN	Sidechain
51	BT	108	ARG	Sidechain
51	BT	115	ARG	Sidechain
51	BT	128	GLU	Sidechain
51	BT	13	ARG	Sidechain
51	BT	29	ARG	Sidechain
51	BT	3	ARG	Sidechain
51	BT	36	GLU	Sidechain
51	BT	43	GLN	Sidechain
51	BT	95	ARG	Sidechain
51	BT	96	ARG	Sidechain
52	BU	11	ARG	Sidechain
52	BU	36	ARG	Sidechain
52	BU	58	ARG	Sidechain
52	BU	59	ARG	Sidechain
53	BV	11	GLN	Sidechain
53	BV	13	ARG	Sidechain
53	BV	83	ARG	Sidechain

Continued on next page...

Continued from previous page...

Mol	Chain	Res	Type	Group
54	BW	15	ARG	Sidechain
54	BW	25	ARG	Sidechain
54	BW	40	ASN	Sidechain
54	BW	9	TYR	Sidechain
54	BW	99	ARG	Sidechain
55	BX	68	ARG	Sidechain
56	BY	23	ARG	Sidechain
56	BY	73	ARG	Sidechain
57	BZ	112	ARG	Sidechain
57	BZ	20	ARG	Sidechain
57	BZ	30	ASN	Sidechain
57	BZ	31	ARG	Sidechain
57	BZ	4	ARG	Sidechain
57	BZ	43	GLU	Sidechain

5.2 Too-close contacts

In the following table, the Non-H and H(model) columns list the number of non-hydrogen atoms and hydrogen atoms in the chain respectively. The H(added) column lists the number of hydrogen atoms added and optimized by MolProbity. The Clashes column lists the number of clashes within the asymmetric unit, whereas Symm-Clashes lists symmetry-related clashes.

Mol	Chain	Non-H	H(model)	H(added)	Clashes	Symm-Clashes
1	AA	32329	0	16035	1572	0
2	AB	1900	0	1951	268	0
3	AC	1612	0	1677	202	0
4	AD	1703	0	1767	195	0
5	AE	1146	0	1207	147	0
6	AF	843	0	857	95	0
7	AG	1257	0	1296	109	0
8	AH	1116	0	1177	98	0
9	AI	1010	0	1037	148	0
10	AJ	794	0	840	178	0
11	AK	885	0	904	79	0
12	AL	970	0	1057	149	0
13	AM	987	0	1059	140	0
14	AN	492	0	533	56	0
15	AO	734	0	771	71	0
16	AP	700	0	720	91	0
17	AQ	823	0	891	71	0
18	AR	574	0	644	92	0
19	AS	629	0	652	142	0

Continued on next page...

Continued from previous page...

Mol	Chain	Non-H	H(model)	H(added)	Clashes	Symm-Clashes
20	AT	763	0	861	124	0
21	AU	208	0	221	15	0
22	AV	1640	0	820	93	0
23	AX	230	0	119	17	0
24	AY	5214	0	5288	759	0
25	B0	662	0	688	86	0
26	B1	731	0	808	132	0
27	B2	598	0	653	123	0
28	B3	467	0	523	75	0
29	B4	450	0	449	101	0
30	B5	459	0	480	97	0
31	B6	433	0	461	177	0
32	B7	418	0	467	45	0
33	B8	507	0	576	112	0
34	B9	307	0	338	41	0
35	BA	62474	0	31032	3259	0
36	BB	2551	0	1278	166	0
37	BC	1742	0	1798	183	0
38	BD	2145	0	2234	311	0
39	BE	1563	0	1629	273	0
40	BF	1623	0	1677	288	0
41	BG	1474	0	1535	278	0
42	BH	1268	0	1337	209	0
43	BK	1025	0	1066	184	0
44	BL	477	0	509	17	0
45	BN	1104	0	1180	154	0
46	BO	933	0	996	116	0
47	BP	1114	0	1187	270	0
48	BQ	1122	0	1179	151	0
49	BR	960	0	1021	157	0
50	BS	770	0	832	177	0
51	BT	1141	0	1202	266	0
52	BU	958	0	1015	166	0
53	BV	779	0	852	142	0
54	BW	896	0	953	123	0
55	BX	725	0	778	97	0
56	BY	810	0	901	174	0
57	BZ	1467	0	1492	249	0
58	AY	37	0	46	17	0
59	AY	28	0	12	6	0
All	All	152777	0	105568	12274	0

The all-atom clashscore is defined as the number of clashes found per 1000 atoms (including

hydrogen atoms). The all-atom clashscore for this structure is 48.

All (12274) close contacts within the same asymmetric unit are listed below, sorted by their clash magnitude.

Atom-1	Atom-2	Interatomic distance (Å)	Clash overlap (Å)
24:AY:252:ASP:CB	24:AY:254:LYS:HE3	1.55	1.36
37:BC:118:PRO:HA	37:BC:121:MET:CG	1.60	1.31
53:BV:18:LEU:HD22	53:BV:19:LYS:N	1.45	1.30
1:AA:1158:C:C5'	2:AB:133:LYS:HE2	1.62	1.28
53:BV:18:LEU:CD2	53:BV:19:LYS:H	1.50	1.25
42:BH:157:TYR:CE1	42:BH:171:LEU:HD22	1.71	1.24
35:BA:1378:A:O2'	35:BA:1379:A:H5''	1.35	1.23
1:AA:509:A:H5'	1:AA:510:A:OP2	1.34	1.22
9:AI:4:TYR:HB2	9:AI:19:LEU:HB2	1.23	1.19
4:AD:18:LYS:HE2	4:AD:20:TYR:CE1	1.78	1.19
35:BA:2262:U:H2'	35:BA:2263:C:H5'	1.26	1.17
38:BD:32:SER:O	38:BD:36:PRO:HG3	1.45	1.16
24:AY:490:PRO:HG3	24:AY:516:PRO:HD2	1.26	1.16
51:BT:53:ARG:HB3	51:BT:53:ARG:HH11	1.09	1.16
42:BH:157:TYR:CE1	42:BH:171:LEU:CD2	2.28	1.16
35:BA:1899:G:N2	35:BA:1902:C:H41	1.42	1.16
35:BA:2473:U:H3'	35:BA:2474:C:H5''	1.23	1.15
24:AY:276:VAL:HA	24:AY:280:LEU:HD23	1.29	1.15
1:AA:1238:A:H5'	1:AA:1336:C:H41	1.10	1.15
41:BG:77:ILE:HG22	41:BG:80:PHE:H	1.04	1.15
35:BA:211:A:H2'	35:BA:212:G:H5''	1.28	1.14
39:BE:24:THR:HG22	39:BE:186:GLY:HA2	1.27	1.14
38:BD:166:GLN:HA	38:BD:166:GLN:HE21	1.12	1.14
41:BG:133:LEU:HD11	41:BG:157:ILE:HD12	1.22	1.14
16:AP:20:VAL:HG21	16:AP:32:TYR:HB2	1.30	1.14
24:AY:157:LEU:H	24:AY:157:LEU:HD23	1.05	1.14
35:BA:2645:G:H3'	35:BA:2646:C:H5'	1.29	1.13
25:B0:11:ARG:HH11	25:B0:11:ARG:HB2	1.01	1.13
55:BX:12:VAL:HB	55:BX:17:ALA:HB1	1.19	1.13
35:BA:925:C:H2'	35:BA:926:A:H5''	1.31	1.12
11:AK:111:ASP:HA	18:AR:84:LYS:HD2	1.31	1.11
57:BZ:28:MET:HB3	57:BZ:88:PHE:HB2	1.15	1.11
2:AB:44:LEU:H	2:AB:44:LEU:HD12	1.06	1.11
16:AP:25:ARG:HH11	16:AP:25:ARG:HG3	1.13	1.11
38:BD:34:VAL:HG23	38:BD:35:LYS:H	1.11	1.11
42:BH:157:TYR:HE1	42:BH:171:LEU:CD2	1.60	1.11
53:BV:51:VAL:HG12	53:BV:52:VAL:N	1.64	1.11
35:BA:996:A:H4'	52:BU:92:ARG:HE	1.00	1.11

Continued on next page...

Continued from previous page...

Atom-1	Atom-2	Interatomic distance (Å)	Clash overlap (Å)
49:BR:99:LYS:H	49:BR:99:LYS:HD3	1.09	1.11
2:AB:147:LYS:HE2	2:AB:148:TYR:CE1	1.86	1.10
1:AA:1318:A:H1'	19:AS:37:ARG:HH21	1.16	1.10
38:BD:267:SER:HA	38:BD:270:ILE:HD11	1.26	1.10
39:BE:131:ALA:HB3	39:BE:134:ILE:HD11	1.26	1.10
27:B2:41:ILE:HD11	27:B2:44:LEU:HD12	1.19	1.10
48:BQ:60:ARG:HB2	48:BQ:60:ARG:HH11	1.05	1.09
55:BX:11:PRO:HA	55:BX:28:PHE:HB3	1.25	1.09
57:BZ:69:THR:HG22	57:BZ:90:VAL:HA	1.26	1.09
2:AB:172:ILE:H	2:AB:172:ILE:HD12	0.96	1.09
38:BD:263:ARG:HH11	38:BD:263:ARG:HB2	1.01	1.09
51:BT:65:LYS:HE3	51:BT:66:VAL:N	1.66	1.09
4:AD:18:LYS:HE2	4:AD:20:TYR:HE1	0.99	1.09
10:AJ:48:THR:HA	10:AJ:62:HIS:HB3	1.31	1.09
40:BF:53:THR:HG22	40:BF:56:GLU:HG3	1.19	1.08
51:BT:13:ARG:NH1	51:BT:13:ARG:HA	1.68	1.08
1:AA:1100:C:H2'	1:AA:1101:A:H5''	1.36	1.08
2:AB:42:ILE:HD11	2:AB:202:PRO:HB2	1.35	1.08
24:AY:428:LEU:HD13	24:AY:440:VAL:HG11	1.33	1.08
35:BA:612:C:H2'	35:BA:613:G:H5''	1.16	1.08
42:BH:98:LEU:HB2	42:BH:125:VAL:HG21	1.24	1.08
12:AL:41:ARG:HG2	12:AL:42:THR:H	0.93	1.08
37:BC:118:PRO:HA	37:BC:121:MET:HG2	1.11	1.08
50:BS:24:LEU:HB3	50:BS:85:VAL:HG12	1.35	1.08
46:BO:17:ARG:HE	46:BO:47:ILE:HD11	1.15	1.08
35:BA:1747(A):G:C2'	35:BA:1748:G:H5''	1.83	1.08
41:BG:63:ILE:HA	41:BG:143:GLU:HG3	1.35	1.08
10:AJ:6:ILE:HD12	10:AJ:6:ILE:O	1.51	1.07
22:AV:21:A:H61	22:AV:46:G:H2'	1.16	1.07
35:BA:1747(A):G:H2'	35:BA:1748:G:H5''	1.33	1.07
2:AB:118:LEU:HB3	2:AB:142:LEU:HD12	1.30	1.07
51:BT:53:ARG:HB3	51:BT:53:ARG:NH1	1.70	1.07
1:AA:979:C:H3'	1:AA:980:C:H5''	1.26	1.07
23:AX:13:A:H3'	23:AX:14:A:H5''	1.36	1.07
24:AY:35:TYR:OH	24:AY:266:ASN:HB3	1.54	1.07
24:AY:82:ILE:HD12	24:AY:101:LEU:HD22	1.37	1.07
51:BT:65:LYS:HE3	51:BT:66:VAL:H	1.00	1.07
2:AB:147:LYS:HE2	2:AB:148:TYR:HE1	1.12	1.07
53:BV:21:ARG:HB3	53:BV:91:TYR:CD2	1.90	1.07
1:AA:979:C:C3'	1:AA:980:C:H5''	1.83	1.07
2:AB:185:ILE:HG22	2:AB:199:TYR:HB2	1.33	1.07

Continued on next page...

Continued from previous page...

Atom-1	Atom-2	Interatomic distance (Å)	Clash overlap (Å)
3:AC:58:GLU:H	3:AC:65:ALA:HB3	1.19	1.07
26:B1:56:GLN:HA	26:B1:56:GLN:HE21	1.12	1.07
35:BA:1845:G:H2'	35:BA:1846:G:H5''	1.36	1.06
9:AI:79:LEU:HD11	9:AI:83:ARG:HD2	1.26	1.06
26:B1:76:ARG:HH12	26:B1:95:LEU:HD22	1.11	1.06
56:BY:28:LYS:HB3	56:BY:37:VAL:HB	1.34	1.06
27:B2:69:ARG:HH22	35:BA:111:A:H4'	1.13	1.06
2:AB:165:VAL:HG23	2:AB:166:ASP:H	1.21	1.05
17:AQ:52:LYS:H	17:AQ:52:LYS:HD2	1.20	1.05
24:AY:84:THR:H	24:AY:85:PRO:HD2	1.20	1.05
31:B6:48:VAL:HG23	31:B6:49:HIS:H	1.14	1.05
42:BH:169:VAL:HG22	42:BH:170:ARG:H	0.89	1.05
20:AT:13:LEU:HD12	20:AT:13:LEU:H	1.18	1.05
24:AY:252:ASP:HB3	24:AY:254:LYS:HE3	1.06	1.05
1:AA:793:U:H3'	1:AA:794:A:H5''	1.30	1.05
3:AC:70:VAL:HG12	3:AC:72:LYS:H	0.91	1.05
35:BA:272(G):C:H2'	35:BA:272(H):C:H5''	1.38	1.05
43:BK:99:ILE:HG23	43:BK:103:GLN:HB2	1.33	1.05
35:BA:1452:A:H3'	35:BA:1453:U:C5'	1.87	1.05
43:BK:77:LEU:HD12	43:BK:107:ILE:HG23	1.36	1.05
2:AB:95:GLN:C	2:AB:96:ARG:HD2	1.77	1.04
35:BA:240:G:H3'	35:BA:241:A:H5''	1.38	1.04
45:BN:46:VAL:HG13	45:BN:47:ALA:H	1.19	1.04
33:B8:48:PHE:O	33:B8:49:VAL:HG13	1.57	1.04
40:BF:8:GLN:HB3	40:BF:126:VAL:HA	1.38	1.04
31:B6:8:LYS:HE3	31:B6:25:LYS:HD3	1.38	1.04
33:B8:13:ARG:HH12	47:BP:59:LEU:HG	1.23	1.04
35:BA:27:G:H22	35:BA:512:G:H2'	1.18	1.04
1:AA:1158:C:H5''	2:AB:133:LYS:CE	1.86	1.04
40:BF:53:THR:HG23	40:BF:55:GLY:H	1.19	1.04
1:AA:1323:G:H2'	1:AA:1324:A:C8	1.93	1.04
24:AY:21:ILE:HD13	24:AY:21:ILE:H	1.22	1.03
42:BH:12:PRO:HB2	42:BH:15:VAL:HG11	1.39	1.03
2:AB:95:GLN:HA	2:AB:96:ARG:HH11	1.18	1.03
57:BZ:151:HIS:HA	57:BZ:171:ILE:HG23	1.41	1.03
40:BF:181:LEU:HB3	40:BF:205:ARG:NH1	1.74	1.03
53:BV:51:VAL:HG12	53:BV:52:VAL:H	0.86	1.03
55:BX:12:VAL:HG23	55:BX:13:LEU:H	1.20	1.03
17:AQ:3:LYS:HB3	17:AQ:61:GLU:HB3	1.40	1.03
30:B5:44:THR:HG21	49:BR:101:ALA:HB2	1.41	1.03
35:BA:1899:G:N2	35:BA:1902:C:N4	2.07	1.03

Continued on next page...

Continued from previous page...

Atom-1	Atom-2	Interatomic distance (Å)	Clash overlap (Å)
51:BT:38:ASN:C	51:BT:38:ASN:HD22	1.62	1.03
56:BY:76:CYS:HB3	56:BY:96:ILE:HD11	1.37	1.03
24:AY:423:LYS:HB3	24:AY:472:VAL:HG22	1.34	1.02
35:BA:903:C:H2'	35:BA:904:C:H5''	1.41	1.02
40:BF:3:GLU:HA	40:BF:24:LEU:HG	1.38	1.02
33:B8:13:ARG:NH1	47:BP:59:LEU:HG	1.75	1.02
35:BA:1503:U:H2'	35:BA:1504:C:H6	1.18	1.02
40:BF:154:VAL:HG22	40:BF:191:ARG:HB3	1.37	1.02
49:BR:84:ALA:HB3	49:BR:85:PRO:HD3	1.38	1.02
6:AF:30:LEU:HD13	6:AF:37:VAL:HG22	1.40	1.02
10:AJ:75:ILE:HG13	10:AJ:76:ASN:H	1.24	1.02
35:BA:272(I):U:O4	35:BA:363(A):A:N1	1.92	1.02
28:B3:31:LEU:HD13	28:B3:32:GLN:HG2	1.39	1.02
31:B6:48:VAL:HG23	31:B6:49:HIS:N	1.72	1.02
35:BA:2811:G:OP1	39:BE:60:ASN:HB2	1.59	1.02
35:BA:2876:G:H4'	51:BT:3:ARG:HE	1.22	1.02
51:BT:23:ARG:HG2	51:BT:120:ARG:HH12	1.20	1.02
56:BY:8:LYS:HB2	56:BY:28:LYS:NZ	1.73	1.02
8:AH:10:LEU:HD22	8:AH:83:ILE:HD11	1.42	1.01
49:BR:38:VAL:HB	49:BR:39:PRO:HD3	1.41	1.01
38:BD:131:LEU:HD12	38:BD:131:LEU:N	1.74	1.01
55:BX:35:THR:HG22	55:BX:37:THR:H	1.18	1.01
1:AA:939:G:H5''	7:AG:102:ARG:NH2	1.74	1.01
1:AA:1003:G:H2'	1:AA:1004:A:H4'	1.39	1.01
35:BA:1142(A):A:C2'	35:BA:1143:A:H5''	1.89	1.01
35:BA:1503:U:H2'	35:BA:1504:C:C6	1.96	1.01
1:AA:1128:C:H2'	1:AA:1129:C:H5''	1.38	1.01
15:AO:78:TYR:O	15:AO:82:ILE:HG22	1.59	1.01
24:AY:468:ARG:HB3	24:AY:468:ARG:HH11	1.26	1.01
35:BA:2310:A:O2'	35:BA:2311:A:H5'	1.59	1.01
49:BR:113:LEU:HD12	49:BR:114:VAL:H	1.24	1.01
1:AA:1128:C:C2'	1:AA:1129:C:H5''	1.90	1.01
10:AJ:34:VAL:HG22	10:AJ:74:ILE:HG22	1.40	1.01
43:BK:106:GLU:HA	43:BK:109:LYS:HD3	1.40	1.00
2:AB:29:ALA:O	2:AB:32:ILE:HG22	1.60	1.00
3:AC:70:VAL:HG12	3:AC:72:LYS:N	1.77	1.00
11:AK:124:LYS:HD2	11:AK:125:PHE:CE1	1.96	1.00
24:AY:513:LYS:HB2	24:AY:566:THR:HB	1.43	1.00
24:AY:546:ILE:HG23	24:AY:590:ILE:HG13	1.43	1.00
25:B0:11:ARG:HB2	25:B0:11:ARG:NH1	1.76	1.00
35:BA:631:A:OP1	47:BP:64:LYS:HE2	1.59	1.00

Continued on next page...

Continued from previous page...

Atom-1	Atom-2	Interatomic distance (Å)	Clash overlap (Å)
35:BA:965:C:H5'	35:BA:2273:A:H1'	1.42	1.00
35:BA:2584:U:H2'	35:BA:2585:U:H5'	1.39	1.00
5:AE:81:GLU:HG2	5:AE:90:VAL:HG22	1.43	1.00
24:AY:355:LEU:HD12	24:AY:369:LEU:HD13	1.42	1.00
35:BA:1043:C:H2'	35:BA:1044:G:H5''	1.42	1.00
37:BC:118:PRO:CA	37:BC:121:MET:HG2	1.90	1.00
57:BZ:149:SER:HB3	57:BZ:173:ALA:HB2	1.43	1.00
10:AJ:6:ILE:HD11	10:AJ:72:VAL:HB	1.38	1.00
42:BH:169:VAL:CG2	42:BH:170:ARG:H	1.74	1.00
1:AA:182:U:H5'	1:AA:183:G:OP2	1.62	1.00
45:BN:9:VAL:HG11	45:BN:39:ARG:HH22	1.27	0.99
19:AS:21:GLU:HG3	19:AS:22:LEU:CD2	1.92	0.99
1:AA:1158:C:H5''	2:AB:133:LYS:HE2	0.99	0.99
35:BA:286:C:H6	35:BA:286:C:H5'	1.22	0.99
38:BD:267:SER:CA	38:BD:270:ILE:HD11	1.91	0.99
42:BH:85:LYS:HZ3	42:BH:87:LEU:HG	1.26	0.99
46:BO:104:ARG:HE	51:BT:33:LYS:HE3	1.25	0.99
25:B0:47:PRO:HG3	25:B0:59:LEU:HD21	1.44	0.99
19:AS:44:MET:N	19:AS:44:MET:SD	2.34	0.99
38:BD:27:THR:HG21	38:BD:83:GLU:HG2	1.43	0.99
51:BT:28:VAL:HG21	51:BT:46:GLU:HG3	1.44	0.99
24:AY:281:PRO:HB2	24:AY:286:ILE:HD11	1.41	0.99
13:AM:97:PRO:HA	13:AM:110:ARG:HD3	1.41	0.99
35:BA:288:C:H2'	35:BA:289:A:H8	1.22	0.99
39:BE:36:ARG:HH11	39:BE:36:ARG:HG2	1.27	0.99
2:AB:124:SER:OG	2:AB:125:PRO:HD2	1.60	0.98
35:BA:154(A):C:H5''	35:BA:155:U:H5''	1.45	0.98
42:BH:169:VAL:HG22	42:BH:170:ARG:N	1.71	0.98
35:BA:1658:C:H2'	35:BA:1659:U:H6	1.27	0.98
1:AA:1452:C:H1'	1:AA:1456:G:N2	1.79	0.98
24:AY:85:PRO:HA	24:AY:94:VAL:HG22	1.41	0.98
35:BA:2175:C:H4'	37:BC:219:MET:O	1.64	0.98
1:AA:686:U:HO2'	1:AA:687:A:H8	1.01	0.98
35:BA:2138:C:H2'	35:BA:2139:C:H6	1.28	0.98
44:BL:73:ARG:HG2	44:BL:73:ARG:HH11	1.29	0.98
22:AV:75:C:O2'	26:B1:30:VAL:HG11	1.63	0.98
35:BA:272(J):C:H3'	35:BA:274:G:H5''	1.46	0.98
40:BF:84:VAL:HG12	40:BF:85:GLY:N	1.76	0.98
48:BQ:60:ARG:HB2	48:BQ:60:ARG:NH1	1.78	0.98
5:AE:101:ILE:HD11	5:AE:119:LEU:HA	1.41	0.98
35:BA:142:A:H1'	35:BA:1408:C:H1'	1.45	0.98

Continued on next page...

Continued from previous page...

Atom-1	Atom-2	Interatomic distance (Å)	Clash overlap (Å)
56:BY:10:GLY:HA2	56:BY:27:VAL:HG13	1.46	0.98
41:BG:98:ARG:HG2	41:BG:98:ARG:HH11	1.23	0.97
35:BA:1814:G:H3'	35:BA:1815:A:H5''	1.42	0.97
24:AY:252:ASP:HB2	24:AY:254:LYS:HE3	1.43	0.97
28:B3:17:LYS:NZ	28:B3:20:LYS:HE3	1.78	0.97
38:BD:95:LEU:HD12	38:BD:103:ARG:O	1.63	0.97
1:AA:656:C:H4'	15:AO:62:GLN:HE22	1.26	0.97
35:BA:358:U:H2'	35:BA:359:A:H8	1.28	0.97
20:AT:11:SER:HA	20:AT:13:LEU:HD11	1.46	0.97
23:AX:13:A:C3'	23:AX:14:A:H5''	1.94	0.97
53:BV:28:GLU:HB2	53:BV:31:ALA:HB2	1.46	0.97
41:BG:97:ASP:HB2	41:BG:98:ARG:HH12	1.30	0.97
4:AD:57:ARG:HG2	4:AD:57:ARG:HH11	1.30	0.97
35:BA:1038:C:H3'	35:BA:1039:G:H5''	1.43	0.97
38:BD:35:LYS:HG2	38:BD:63:ARG:HA	1.44	0.97
41:BG:77:ILE:HG22	41:BG:80:PHE:N	1.78	0.97
43:BK:30:HIS:HA	43:BK:59:ILE:HD12	1.44	0.97
35:BA:2572:A:H5'	35:BA:2574:G:H4'	1.46	0.97
40:BF:123:LEU:HD12	40:BF:124:LEU:N	1.79	0.97
24:AY:15:ILE:HD11	24:AY:81:ILE:HG12	1.46	0.97
35:BA:1826:G:H4'	38:BD:242:ARG:HH21	1.23	0.97
36:BB:7:G:H2'	36:BB:8:U:H5''	1.45	0.97
3:AC:83:ARG:O	3:AC:86:VAL:HG22	1.64	0.96
27:B2:47:ASN:HB2	35:BA:95:G:H1'	1.47	0.96
35:BA:2110:G:O2'	35:BA:2120:G:H5'	1.63	0.96
53:BV:51:VAL:CG1	53:BV:52:VAL:H	1.78	0.96
24:AY:555:LEU:HD21	24:AY:599:PRO:HG3	1.44	0.96
30:B5:58:LEU:O	30:B5:58:LEU:HD22	1.64	0.96
35:BA:2012:G:H4'	54:BW:96:ILE:HD11	1.47	0.96
38:BD:263:ARG:HH11	38:BD:263:ARG:CB	1.77	0.96
1:AA:1026:G:H2'	1:AA:1027:C:H5'	1.48	0.96
35:BA:2133:G:H2'	35:BA:2157:G:N2	1.80	0.96
55:BX:8:ILE:H	55:BX:8:ILE:HD12	1.30	0.96
1:AA:1489:G:H2'	1:AA:1490:C:H5''	1.46	0.96
10:AJ:50:ILE:HD13	10:AJ:50:ILE:H	1.30	0.96
35:BA:2020:A:C2'	35:BA:2021:C:H5''	1.95	0.96
48:BQ:12:GLN:HE21	48:BQ:73:PRO:HD2	1.28	0.96
50:BS:49:VAL:HG12	50:BS:50:SER:H	1.26	0.96
6:AF:37:VAL:HG12	6:AF:38:GLU:H	1.31	0.96
8:AH:41:ARG:HH22	8:AH:123:GLU:CD	1.67	0.96
9:AI:114:TYR:HE2	10:AJ:60:ARG:H	0.96	0.96

Continued on next page...

Continued from previous page...

Atom-1	Atom-2	Interatomic distance (Å)	Clash overlap (Å)
41:BG:97:ASP:H	41:BG:100:TRP:HD1	1.10	0.96
48:BQ:87:LYS:HG2	48:BQ:88:GLY:H	1.30	0.96
49:BR:63:ARG:HH22	49:BR:77:ARG:HG2	1.29	0.96
43:BK:81:ALA:HB1	43:BK:99:ILE:HD11	1.48	0.96
18:AR:31:LEU:HD23	18:AR:31:LEU:H	1.31	0.95
1:AA:1277:C:H2'	1:AA:1278:U:H5'	1.49	0.95
3:AC:72:LYS:HE3	3:AC:72:LYS:HA	1.48	0.95
31:B6:43:CYS:CB	31:B6:44:ARG:HH21	1.78	0.95
35:BA:211:A:C2'	35:BA:212:G:H5''	1.94	0.95
51:BT:13:ARG:HH12	51:BT:15:VAL:HG22	1.28	0.95
5:AE:9:LYS:HB2	5:AE:112:LEU:HD11	1.45	0.95
19:AS:43:GLU:HB2	19:AS:44:MET:SD	2.05	0.95
22:AV:17:C:H6	22:AV:17(A):U:H5	1.03	0.95
35:BA:813:U:H2'	35:BA:814:C:C6	2.01	0.95
37:BC:118:PRO:HA	37:BC:121:MET:HG3	1.48	0.95
46:BO:111:PHE:HB3	46:BO:114:ILE:HD13	1.47	0.95
49:BR:99:LYS:HD3	49:BR:99:LYS:N	1.81	0.95
50:BS:28:VAL:HG12	50:BS:29:PHE:H	1.28	0.95
50:BS:40:ILE:HG22	50:BS:41:ASP:N	1.80	0.95
1:AA:979:C:H3'	1:AA:980:C:C5'	1.96	0.95
11:AK:72:ALA:HB1	11:AK:77:MET:HE3	1.47	0.95
35:BA:1409:C:H2'	35:BA:1410:G:H8	1.31	0.95
35:BA:2476:A:H2'	35:BA:2477:C:H5''	1.43	0.95
2:AB:172:ILE:HD12	2:AB:172:ILE:N	1.81	0.95
18:AR:37:VAL:HG23	18:AR:38:GLU:H	1.28	0.95
42:BH:157:TYR:HE1	42:BH:171:LEU:HD21	1.31	0.95
35:BA:2296:U:H4'	35:BA:2297:C:OP1	1.65	0.95
12:AL:41:ARG:CG	12:AL:42:THR:H	1.78	0.95
19:AS:21:GLU:HG3	19:AS:22:LEU:HD23	1.46	0.95
35:BA:996:A:H4'	52:BU:92:ARG:NE	1.82	0.95
35:BA:1947:C:C2'	35:BA:1948:G:H5''	1.97	0.95
55:BX:12:VAL:HG12	55:BX:27:THR:O	1.67	0.95
55:BX:24:GLY:O	55:BX:82:GLN:HA	1.65	0.95
55:BX:27:THR:HB	55:BX:80:ILE:HG22	1.49	0.95
22:AV:46:G:H4'	22:AV:47:U:H5	1.32	0.94
43:BK:17:ALA:CB	43:BK:38:VAL:HG22	1.96	0.94
56:BY:10:GLY:CA	56:BY:27:VAL:HG13	1.97	0.94
28:B3:17:LYS:HG2	35:BA:969:U:OP1	1.66	0.94
47:BP:126:VAL:HA	47:BP:145:PRO:HB2	1.48	0.94
24:AY:252:ASP:HB3	24:AY:254:LYS:CE	1.96	0.94
41:BG:16:ARG:HE	41:BG:31:VAL:HG11	1.32	0.94

Continued on next page...

Continued from previous page...

Atom-1	Atom-2	Interatomic distance (Å)	Clash overlap (Å)
1:AA:1054:C:O2'	1:AA:1055:A:H5''	1.66	0.94
35:BA:212:G:H5'	35:BA:212:G:H8	1.31	0.94
50:BS:49:VAL:HG12	50:BS:50:SER:N	1.80	0.94
35:BA:27:G:HO2'	35:BA:28:A:H8	1.03	0.94
35:BA:2645:G:H3'	35:BA:2646:C:C5'	1.95	0.94
43:BK:17:ALA:HB3	43:BK:38:VAL:HG22	1.50	0.94
49:BR:10:LEU:HB3	49:BR:17:ARG:HD3	1.47	0.94
11:AK:72:ALA:HB1	11:AK:77:MET:CE	1.98	0.94
12:AL:18:VAL:HG23	12:AL:19:ARG:H	1.32	0.94
12:AL:41:ARG:HG2	12:AL:42:THR:N	1.77	0.94
24:AY:84:THR:H	24:AY:85:PRO:CD	1.79	0.94
35:BA:108:U:H2'	35:BA:109:G:C8	2.02	0.94
37:BC:101:ILE:H	37:BC:101:ILE:HD12	1.33	0.94
40:BF:84:VAL:HG12	40:BF:85:GLY:H	1.31	0.94
26:B1:86:SER:HB3	26:B1:89:GLU:HB2	1.47	0.94
33:B8:52:LYS:N	33:B8:53:PRO:HD2	1.83	0.94
41:BG:97:ASP:HB2	41:BG:98:ARG:NH1	1.82	0.94
53:BV:18:LEU:HD22	53:BV:19:LYS:H	0.78	0.94
1:AA:656:C:H4'	15:AO:62:GLN:NE2	1.82	0.93
1:AA:975:A:H4'	1:AA:976:G:H5''	1.50	0.93
1:AA:1053:G:N7	1:AA:1200:C:H5''	1.83	0.93
35:BA:2133:G:H2'	35:BA:2157:G:H22	1.31	0.93
38:BD:176:ARG:HG2	38:BD:176:ARG:HH11	1.30	0.93
40:BF:157:VAL:CG2	40:BF:194:MET:HG2	1.99	0.93
35:BA:1052:C:H3'	35:BA:1052:C:H6	1.31	0.93
35:BA:1779:U:H5	35:BA:1784:A:N7	1.67	0.93
38:BD:263:ARG:HB2	38:BD:263:ARG:NH1	1.83	0.93
35:BA:1142(A):A:H4'	45:BN:25:ARG:HH22	1.33	0.93
35:BA:2389:G:H5''	35:BA:2390:U:H5'	1.51	0.93
35:BA:1697:G:H3'	35:BA:1698:A:H5''	1.51	0.93
40:BF:24:LEU:HB3	40:BF:25:PRO:HD2	1.50	0.93
1:AA:1251:A:H2'	1:AA:1252:A:C8	2.03	0.93
35:BA:1223:G:H3'	35:BA:1224:C:H5''	1.51	0.93
37:BC:211:ARG:HH11	37:BC:211:ARG:HG3	1.31	0.93
38:BD:44:ASN:HB3	38:BD:49:ILE:HA	1.49	0.93
57:BZ:151:HIS:HB3	57:BZ:170:THR:HA	1.51	0.93
12:AL:47:LYS:HB3	12:AL:48:PRO:CD	1.98	0.93
35:BA:1020:A:N1	35:BA:1141:U:H2'	1.84	0.93
50:BS:89:ARG:HG3	50:BS:92:TYR:CA	1.99	0.93
3:AC:110:ASN:OD1	3:AC:140:ARG:HD2	1.68	0.93
11:AK:54:ARG:O	11:AK:57:THR:HG22	1.68	0.93

Continued on next page...

Continued from previous page...

Atom-1	Atom-2	Interatomic distance (Å)	Clash overlap (Å)
22:AV:17:C:H5''	22:AV:17(A):U:C6	2.03	0.93
52:BU:110:VAL:HG12	52:BU:114:LYS:HD3	1.48	0.93
4:AD:96:LEU:HD22	4:AD:96:LEU:H	1.33	0.92
12:AL:6:THR:HG23	12:AL:9:GLN:HE21	1.32	0.92
38:BD:166:GLN:HA	38:BD:166:GLN:NE2	1.81	0.92
12:AL:83:VAL:HG11	12:AL:100:ILE:HD13	1.50	0.92
35:BA:1658:C:H2'	35:BA:1659:U:C6	2.03	0.92
35:BA:107:C:H2'	35:BA:108:U:H6	1.31	0.92
35:BA:2573:C:O2	35:BA:2573:C:H2'	1.69	0.92
35:BA:2591:C:H2'	35:BA:2592:G:C8	2.04	0.92
45:BN:54:VAL:HB	45:BN:122:VAL:HG22	1.51	0.92
1:AA:1502:A:H2	1:AA:1505:G:H1	1.02	0.92
2:AB:126:GLU:HA	2:AB:129:GLU:OE2	1.68	0.92
3:AC:70:VAL:CG1	3:AC:72:LYS:H	1.82	0.92
39:BE:107:THR:O	39:BE:190:GLY:HA2	1.68	0.92
24:AY:314:PHE:CD1	24:AY:315:LYS:HB2	2.04	0.92
33:B8:56:GLU:HA	33:B8:59:LYS:HZ1	1.30	0.92
42:BH:137:ASP:HB2	42:BH:140:LYS:HD2	1.52	0.92
45:BN:45:ASN:HD22	45:BN:45:ASN:H	1.17	0.92
33:B8:23:VAL:HG12	33:B8:46:ARG:HH11	1.35	0.92
35:BA:195:A:OP1	47:BP:46:LYS:HE2	1.70	0.92
38:BD:65:ILE:HG22	38:BD:104:TYR:HB3	1.51	0.92
38:BD:166:GLN:HE21	38:BD:166:GLN:CA	1.83	0.92
24:AY:169:GLY:HA3	24:AY:173:THR:O	1.69	0.92
26:B1:76:ARG:NH1	26:B1:95:LEU:HD22	1.84	0.92
26:B1:86:SER:O	26:B1:90:ILE:HG12	1.70	0.92
57:BZ:179:ASP:HB3	57:BZ:182:LYS:HD2	1.50	0.92
35:BA:288:C:H2'	35:BA:289:A:C8	2.05	0.92
49:BR:55:ALA:HA	49:BR:80:PHE:CE1	2.04	0.92
56:BY:14:LEU:HD13	56:BY:24:VAL:HG22	1.50	0.92
3:AC:52:LEU:H	3:AC:52:LEU:HD23	1.33	0.92
8:AH:89:PRO:HA	8:AH:92:ARG:NH1	1.85	0.92
22:AV:17:C:H6	22:AV:17(A):U:C5	1.86	0.92
24:AY:92:ILE:HG12	24:AY:405:PRO:HG2	1.51	0.92
35:BA:480:A:OP2	56:BY:46:LYS:HE3	1.68	0.92
46:BO:17:ARG:O	46:BO:18:LYS:HG3	1.69	0.92
51:BT:29:ARG:CG	51:BT:85:LYS:HA	2.00	0.92
24:AY:539:ILE:HA	24:AY:542:VAL:HG12	1.48	0.92
38:BD:176:ARG:HH11	38:BD:176:ARG:CG	1.79	0.92
41:BG:28:VAL:O	41:BG:31:VAL:HG12	1.70	0.92
41:BG:172:LEU:HD23	41:BG:176:LEU:HD11	1.51	0.92

Continued on next page...

Continued from previous page...

Atom-1	Atom-2	Interatomic distance (Å)	Clash overlap (Å)
42:BH:43:VAL:HG11	42:BH:52:VAL:HA	1.49	0.92
47:BP:30:THR:HG22	47:BP:31:ALA:H	1.32	0.92
30:B5:2:ALA:HA	35:BA:2015:A:H1'	1.52	0.91
30:B5:41:PRO:HG2	30:B5:44:THR:OG1	1.69	0.91
41:BG:68:PRO:HA	41:BG:92:VAL:HG12	1.51	0.91
1:AA:1502:A:H2	1:AA:1505:G:N1	1.68	0.91
47:BP:40:SER:O	47:BP:41:ARG:HD2	1.71	0.91
35:BA:2105:C:H42	35:BA:2184:G:H1	1.18	0.91
56:BY:7:VAL:HB	56:BY:8:LYS:HD2	1.52	0.91
3:AC:72:LYS:HA	3:AC:72:LYS:CE	2.00	0.91
39:BE:98:PRO:HG3	39:BE:175:VAL:HG12	1.52	0.91
35:BA:2150:U:H2'	35:BA:2151:G:C8	2.06	0.91
1:AA:1238:A:H5'	1:AA:1336:C:N4	1.84	0.91
35:BA:2807:G:H3'	35:BA:2808:U:H5''	1.53	0.91
43:BK:58:THR:HB	43:BK:66:THR:CG2	2.00	0.91
28:B3:56:VAL:HG12	28:B3:57:GLU:N	1.84	0.91
35:BA:1845:G:C2'	35:BA:1846:G:H5''	2.00	0.91
1:AA:625:G:H2'	1:AA:626:U:H6	1.34	0.91
23:AX:15:A:H5'	23:AX:16:A:OP1	1.68	0.91
24:AY:496:LYS:HE2	24:AY:498:ILE:HD11	1.53	0.91
24:AY:517:LEU:HD23	24:AY:521:SER:HB3	1.52	0.91
42:BH:85:LYS:NZ	42:BH:87:LEU:HG	1.85	0.91
20:AT:11:SER:HA	20:AT:13:LEU:CD1	2.01	0.91
31:B6:45:LYS:HG2	35:BA:2371:G:H4'	1.51	0.91
53:BV:40:LEU:HA	53:BV:45:THR:HB	1.52	0.91
22:AV:17:C:H5''	22:AV:17(A):U:H6	1.36	0.91
31:B6:27:LYS:HD2	31:B6:30:THR:HB	1.53	0.91
47:BP:55:ARG:HG2	47:BP:56:SER:H	1.35	0.91
57:BZ:165:VAL:HG12	57:BZ:166:SER:N	1.85	0.91
35:BA:279:C:H2'	35:BA:280:C:H5''	1.53	0.90
39:BE:1:MET:HB3	39:BE:200:GLU:OE2	1.70	0.90
1:AA:1473:A:O2'	1:AA:1474:G:H5'	1.71	0.90
38:BD:241:PRO:C	38:BD:242:ARG:HG3	1.92	0.90
2:AB:204:ASN:ND2	2:AB:206:ASP:H	1.69	0.90
18:AR:29:PHE:HD1	18:AR:29:PHE:H	1.18	0.90
35:BA:364:C:H2'	35:BA:365:C:H5''	1.52	0.90
1:AA:697:U:H2'	1:AA:698:G:H5'	1.52	0.90
6:AF:43:LEU:H	6:AF:43:LEU:HD12	1.35	0.90
36:BB:82:G:O2'	36:BB:83:G:H5'	1.70	0.90
41:BG:53:LEU:H	41:BG:53:LEU:HD22	1.36	0.90
24:AY:363:ARG:HH11	24:AY:363:ARG:HG3	1.36	0.90

Continued on next page...

Continued from previous page...

Atom-1	Atom-2	Interatomic distance (Å)	Clash overlap (Å)
35:BA:1142(A):A:H2'	35:BA:1143:A:H5''	1.53	0.90
38:BD:35:LYS:HD2	38:BD:36:PRO:N	1.86	0.90
50:BS:49:VAL:HG21	50:BS:77:ALA:HB2	1.52	0.90
4:AD:129:ASN:HD21	4:AD:145:GLU:H	1.16	0.90
35:BA:2584:U:C2'	35:BA:2585:U:H5'	2.01	0.90
13:AM:118:ALA:HB3	13:AM:120:LYS:HD3	1.54	0.90
26:B1:4:VAL:HG23	26:B1:10:LYS:O	1.71	0.90
32:B7:28:ARG:HH11	32:B7:28:ARG:HG3	1.37	0.90
35:BA:533:G:H5''	52:BU:24:TYR:CE1	2.05	0.90
35:BA:2138:C:H2'	35:BA:2139:C:C6	2.05	0.90
48:BQ:55:VAL:HG23	57:BZ:178:GLU:HG2	1.52	0.90
24:AY:427:ALA:HB1	24:AY:466:LEU:HD11	1.50	0.90
38:BD:84:TYR:HD2	38:BD:91:ARG:HH22	1.20	0.90
51:BT:65:LYS:CE	51:BT:66:VAL:H	1.84	0.90
22:AV:20:U:H3'	22:AV:21:A:H5'	1.53	0.90
24:AY:555:LEU:HD21	24:AY:599:PRO:CG	2.00	0.90
32:B7:24:THR:HG23	32:B7:27:GLY:H	1.33	0.90
38:BD:134:ARG:HG2	38:BD:187:GLY:O	1.72	0.90
41:BG:59:GLU:HA	41:BG:62:LEU:HD13	1.54	0.90
2:AB:44:LEU:H	2:AB:44:LEU:CD1	1.85	0.90
13:AM:99:ARG:O	13:AM:101:GLN:HG3	1.71	0.90
17:AQ:69:LYS:O	17:AQ:70:ARG:HD2	1.71	0.90
31:B6:14:THR:O	31:B6:49:HIS:HA	1.72	0.90
35:BA:1314:C:H6	35:BA:1314:C:H5'	1.36	0.90
38:BD:70:TRP:CH2	38:BD:150:LYS:HA	2.06	0.90
42:BH:19:VAL:HG12	42:BH:20:ALA:H	1.36	0.90
45:BN:65:LYS:HZ3	45:BN:65:LYS:HA	1.34	0.90
31:B6:48:VAL:CG2	31:B6:49:HIS:H	1.85	0.89
35:BA:1188:U:O2'	35:BA:1189:A:H5'	1.72	0.89
40:BF:3:GLU:CA	40:BF:24:LEU:HG	2.00	0.89
1:AA:824:C:H2'	1:AA:825:G:H8	1.37	0.89
35:BA:2562:U:H1'	46:BO:23:ARG:HH11	1.36	0.89
36:BB:21:G:H2'	36:BB:21:G:N3	1.85	0.89
40:BF:157:VAL:HG22	40:BF:194:MET:HG2	1.54	0.89
41:BG:90:LEU:HD12	41:BG:91:ARG:H	1.37	0.89
46:BO:69:ILE:HD13	46:BO:77:ILE:HG23	1.55	0.89
1:AA:720:C:H3'	1:AA:721:G:H5''	1.54	0.89
1:AA:980:C:H5	1:AA:981:U:C2	1.89	0.89
35:BA:612:C:C2'	35:BA:613:G:H5''	2.03	0.89
35:BA:1259:G:O2'	35:BA:1260:G:H5'	1.72	0.89
50:BS:34:HIS:CE1	50:BS:54:LEU:HB3	2.06	0.89

Continued on next page...

Continued from previous page...

Atom-1	Atom-2	Interatomic distance (Å)	Clash overlap (Å)
54:BW:29:LEU:HD11	54:BW:51:LEU:HD11	1.54	0.89
35:BA:27:G:N2	35:BA:512:G:H2'	1.86	0.89
35:BA:1007:C:H4'	45:BN:108:PRO:HD3	1.52	0.89
41:BG:76:SER:CB	41:BG:83:ARG:HB3	2.03	0.89
5:AE:9:LYS:CB	5:AE:112:LEU:HD11	2.02	0.89
12:AL:39:VAL:HB	12:AL:57:LYS:HB2	1.54	0.89
16:AP:14:ASN:N	16:AP:15:PRO:HD3	1.84	0.89
24:AY:496:LYS:HE2	24:AY:498:ILE:CD1	2.03	0.89
51:BT:80:SER:HB3	51:BT:81:PRO:HD3	1.53	0.89
35:BA:1827:C:O2'	35:BA:1828:G:H5'	1.73	0.89
39:BE:24:THR:HG23	39:BE:184:VAL:HG23	1.52	0.89
42:BH:37:VAL:HG12	42:BH:38:SER:N	1.87	0.89
43:BK:115:LEU:HD22	43:BK:126:MET:HE1	1.55	0.89
22:AV:61:C:O2'	22:AV:62:C:H5'	1.73	0.89
24:AY:238:THR:HG22	24:AY:241:GLU:HG2	1.52	0.89
31:B6:43:CYS:HB2	31:B6:44:ARG:HH21	1.37	0.89
35:BA:2762:G:H5'	35:BA:2762:G:C8	2.08	0.89
7:AG:27:ILE:HD11	7:AG:40:ALA:HA	1.54	0.89
10:AJ:7:LYS:HB2	10:AJ:97:GLU:HB2	1.54	0.89
19:AS:50:ALA:HB1	19:AS:57:HIS:HB3	1.51	0.89
35:BA:2287:A:H62	35:BA:2344:U:H3	1.20	0.89
35:BA:2287:A:N6	35:BA:2344:U:H3	1.70	0.89
40:BF:160:ASN:OD1	40:BF:163:VAL:HG23	1.73	0.89
3:AC:6:HIS:ND1	14:AN:49:HIS:HB3	1.86	0.89
35:BA:2756:U:H4'	35:BA:2757:A:OP1	1.68	0.89
4:AD:121:VAL:HA	4:AD:126:ILE:HD13	1.53	0.88
10:AJ:47:PHE:CZ	14:AN:37:PHE:HE1	1.91	0.88
33:B8:56:GLU:HA	33:B8:59:LYS:NZ	1.87	0.88
35:BA:2439:A:O2'	35:BA:2587:A:H5''	1.73	0.88
35:BA:1827:C:C2'	35:BA:1828:G:H5'	2.03	0.88
51:BT:28:VAL:HG22	51:BT:46:GLU:HA	1.55	0.88
1:AA:1356:G:H2'	1:AA:1357:A:C8	2.09	0.88
39:BE:33:VAL:HG12	39:BE:90:THR:H	1.36	0.88
10:AJ:42:THR:HG23	10:AJ:68:HIS:HA	1.56	0.88
29:B4:8:LYS:O	29:B4:9:LEU:HB2	1.72	0.88
54:BW:15:ARG:HA	54:BW:18:ARG:HD2	1.56	0.88
1:AA:474:G:H2'	1:AA:475:G:H8	1.38	0.88
35:BA:2313:C:H5'	35:BA:2313:C:H6	1.38	0.88
35:BA:2392:A:H8	47:BP:60:MET:HB3	1.39	0.88
40:BF:7:TYR:HD2	40:BF:16:GLY:HA3	1.39	0.88
41:BG:172:LEU:O	41:BG:176:LEU:HG	1.73	0.88

Continued on next page...

Continued from previous page...

Atom-1	Atom-2	Interatomic distance (Å)	Clash overlap (Å)
35:BA:134:C:H2'	35:BA:135:G:H8	1.39	0.88
35:BA:2461:C:H5'	35:BA:2462:U:OP2	1.73	0.88
38:BD:155:LEU:HD12	38:BD:155:LEU:N	1.87	0.88
43:BK:115:LEU:HD13	43:BK:126:MET:SD	2.14	0.88
40:BF:20:LEU:HD23	40:BF:21:ALA:N	1.89	0.88
42:BH:157:TYR:CD1	42:BH:171:LEU:HD22	2.08	0.88
51:BT:27:THR:O	51:BT:28:VAL:HG23	1.73	0.88
5:AE:51:VAL:HB	5:AE:52:PRO:HD3	1.56	0.87
24:AY:157:LEU:H	24:AY:157:LEU:CD2	1.87	0.87
24:AY:534:ILE:HD12	24:AY:567:LEU:HD11	1.56	0.87
28:B3:56:VAL:HG12	28:B3:57:GLU:H	1.39	0.87
35:BA:2514:U:H2'	35:BA:2515:C:H6	1.39	0.87
49:BR:2:ARG:HD2	49:BR:5:LYS:HE2	1.53	0.87
51:BT:23:ARG:HB2	51:BT:24:PRO:HD2	1.56	0.87
1:AA:80:G:H3'	1:AA:81:U:H5'	1.54	0.87
24:AY:329:ARG:HD3	24:AY:374:LEU:HD11	1.55	0.87
35:BA:395:U:H2'	35:BA:396:G:N7	1.90	0.87
35:BA:903:C:C2'	35:BA:904:C:H5''	2.05	0.87
47:BP:125:VAL:O	47:BP:145:PRO:HD2	1.73	0.87
52:BU:20:LEU:H	52:BU:20:LEU:HD22	1.39	0.87
56:BY:44:ILE:HG22	56:BY:45:VAL:H	1.37	0.87
3:AC:90:GLU:O	3:AC:93:LYS:HB3	1.74	0.87
4:AD:61:LYS:HE2	4:AD:62:GLN:HE21	1.38	0.87
35:BA:676:A:H8	35:BA:2069:G:H21	1.22	0.87
35:BA:1504:C:H2'	35:BA:1505:C:H5''	1.56	0.87
35:BA:2712:U:O2'	35:BA:2712(A):A:H8	1.57	0.87
47:BP:85:LEU:HD23	47:BP:85:LEU:H	1.37	0.87
2:AB:118:LEU:CB	2:AB:142:LEU:HD12	2.05	0.87
4:AD:160:GLN:O	4:AD:163:GLU:HB3	1.74	0.87
20:AT:23:ARG:O	20:AT:27:LYS:HB2	1.74	0.87
32:B7:41:ARG:HH22	35:BA:460:A:P	1.97	0.87
35:BA:979:G:H3'	35:BA:980:A:C5'	2.05	0.87
3:AC:79:ARG:HB2	3:AC:79:ARG:HH11	1.37	0.87
42:BH:46:GLU:HG3	42:BH:51:ARG:H	1.39	0.87
19:AS:22:LEU:O	19:AS:26:GLY:HA2	1.75	0.87
34:B9:17:ILE:HG21	34:B9:19:ARG:HH21	1.39	0.87
35:BA:107:C:H2'	35:BA:108:U:C6	2.10	0.87
35:BA:1833:U:H2'	35:BA:1834:U:H6	1.39	0.87
39:BE:26:ILE:HG21	39:BE:196:VAL:HG21	1.56	0.87
42:BH:37:VAL:HG12	42:BH:38:SER:H	1.40	0.87
1:AA:1057:G:H5''	3:AC:154:SER:HB2	1.53	0.87

Continued on next page...

Continued from previous page...

Atom-1	Atom-2	Interatomic distance (Å)	Clash overlap (Å)
35:BA:299:A:H5'	35:BA:300:A:OP2	1.74	0.87
35:BA:970:C:H2'	35:BA:971:C:H6	1.39	0.87
35:BA:2577:A:H5'	35:BA:2578:G:H5'	1.54	0.87
45:BN:65:LYS:HA	45:BN:65:LYS:NZ	1.89	0.87
37:BC:23:ILE:HB	37:BC:229:SER:OXT	1.75	0.87
1:AA:939:G:H5''	7:AG:102:ARG:HH22	1.40	0.86
35:BA:2425:A:H5'	35:BA:2427:C:O4'	1.75	0.86
39:BE:111:ARG:HA	49:BR:2:ARG:HB3	1.57	0.86
54:BW:10:VAL:HG23	54:BW:101:SER:O	1.75	0.86
1:AA:1030(D):A:H2'	1:AA:1031:G:H5'	1.56	0.86
22:AV:71:C:O2	22:AV:71:C:H2'	1.75	0.86
35:BA:2131:G:H5'	35:BA:2133:G:H1'	1.58	0.86
41:BG:135:LEU:HD11	41:BG:155:MET:HG2	1.58	0.86
43:BK:93:ARG:HG3	57:BZ:112:ARG:HE	1.37	0.86
1:AA:178:C:O2'	1:AA:179:A:H5'	1.75	0.86
1:AA:509:A:C5'	1:AA:510:A:OP2	2.21	0.86
2:AB:189:ASP:OD1	2:AB:205:ASP:HB3	1.76	0.86
35:BA:1747(A):G:H2'	35:BA:1748:G:C5'	2.06	0.86
35:BA:2076:U:H5'	35:BA:2238:G:H22	1.40	0.86
2:AB:112:VAL:HG22	2:AB:149:LEU:HD13	1.55	0.86
2:AB:223:ILE:HG12	2:AB:226:ARG:CZ	2.05	0.86
7:AG:78:ARG:HH11	7:AG:78:ARG:HG3	1.39	0.86
46:BO:69:ILE:HD12	46:BO:69:ILE:N	1.90	0.86
50:BS:89:ARG:HG2	50:BS:89:ARG:HH11	1.41	0.86
34:B9:18:ARG:HG2	34:B9:18:ARG:O	1.75	0.86
40:BF:187:VAL:HG13	47:BP:5:ASP:O	1.76	0.86
43:BK:77:LEU:HD23	43:BK:77:LEU:H	1.40	0.86
47:BP:101:VAL:HG12	47:BP:106:LEU:HB3	1.58	0.86
1:AA:625:G:H2'	1:AA:626:U:C6	2.11	0.86
35:BA:2262:U:H2'	35:BA:2263:C:C5'	2.04	0.86
4:AD:18:LYS:CE	4:AD:20:TYR:HE1	1.85	0.86
25:B0:7:LEU:HD12	48:BQ:85:LYS:HE2	1.58	0.86
27:B2:17:SER:HB2	27:B2:18:PRO:HD2	1.57	0.86
28:B3:6:VAL:HB	28:B3:54:VAL:HG11	1.58	0.86
35:BA:745:G:H5'	35:BA:746:A:OP2	1.76	0.86
35:BA:1876:A:H2'	35:BA:1877:A:C8	2.11	0.86
35:BA:2807:G:H1	35:BA:2893:G:H1	1.24	0.86
47:BP:59:LEU:HA	47:BP:61:ARG:NE	1.91	0.86
1:AA:975:A:H5'	1:AA:975:A:H8	1.40	0.86
35:BA:1223:G:H3'	35:BA:1224:C:C5'	2.05	0.86
10:AJ:92:THR:HG23	10:AJ:93:GLY:H	1.39	0.86

Continued on next page...

Continued from previous page...

Atom-1	Atom-2	Interatomic distance (Å)	Clash overlap (Å)
24:AY:157:LEU:HD23	24:AY:157:LEU:N	1.89	0.86
35:BA:154(A):C:C5'	35:BA:155:U:H5''	2.06	0.86
35:BA:2262:U:C2'	35:BA:2263:C:H5'	2.05	0.86
35:BA:2438:U:O3'	35:BA:2439:A:H4'	1.71	0.86
24:AY:121:VAL:HG23	24:AY:122:TRP:H	1.41	0.85
35:BA:272(G):C:C2'	35:BA:272(H):C:H5''	2.05	0.85
48:BQ:75:THR:HG22	48:BQ:76:LYS:N	1.88	0.85
50:BS:89:ARG:HG3	50:BS:92:TYR:HA	1.54	0.85
1:AA:1004:A:H61	1:AA:1034:G:H2'	1.41	0.85
3:AC:5:ILE:O	3:AC:5:ILE:HD13	1.75	0.85
47:BP:98:GLU:HA	47:BP:101:VAL:HG22	1.58	0.85
40:BF:40:GLN:HE22	40:BF:182:ASN:HB2	1.37	0.85
41:BG:87:PRO:O	41:BG:88:ILE:HD12	1.77	0.85
42:BH:98:LEU:CB	42:BH:125:VAL:HG21	2.06	0.85
43:BK:6:ALA:HB3	43:BK:59:ILE:HG22	1.59	0.85
1:AA:1239:A:H2'	1:AA:1298:C:H42	1.42	0.85
7:AG:15:ASP:HB3	7:AG:20:ASP:H	1.41	0.85
24:AY:21:ILE:HD13	24:AY:21:ILE:N	1.90	0.85
1:AA:973:G:H3'	1:AA:974:A:H5''	1.59	0.85
26:B1:18:ILE:HG21	26:B1:20:ARG:HE	1.40	0.85
26:B1:81:LYS:HE2	35:BA:271(H):G:H4'	1.59	0.85
35:BA:1301:A:O2'	35:BA:1302:A:H2'	1.75	0.85
35:BA:1884:A:H2'	35:BA:1885:A:H5''	1.59	0.85
35:BA:2317:C:C2'	35:BA:2318:G:H5'	2.07	0.85
51:BT:13:ARG:HA	51:BT:13:ARG:CZ	2.05	0.85
56:BY:94:LYS:C	56:BY:102:CYS:HB2	1.97	0.85
35:BA:158:U:H2'	35:BA:171:G:O4'	1.76	0.85
35:BA:1658:C:OP1	39:BE:132:HIS:ND1	2.09	0.85
1:AA:1363(A):A:H4'	1:AA:1364:U:H5''	1.59	0.85
35:BA:272(H):C:H6	35:BA:272(H):C:H5'	1.39	0.85
35:BA:510:C:H3'	35:BA:510:C:OP1	1.77	0.85
12:AL:75:HIS:CD2	12:AL:77:LEU:HD12	2.12	0.85
35:BA:297:C:H2'	35:BA:298:G:O4'	1.76	0.85
51:BT:113:LYS:C	51:BT:114:LEU:HD23	1.97	0.85
1:AA:1329:A:P	13:AM:28:ALA:HB3	2.17	0.85
4:AD:17:VAL:O	4:AD:17:VAL:HG12	1.76	0.85
24:AY:230:LYS:HE2	24:AY:241:GLU:OE2	1.76	0.85
24:AY:613:PRO:C	24:AY:615:GLU:H	1.78	0.85
35:BA:545:C:C3'	35:BA:547:A:H5''	2.06	0.85
47:BP:75:ILE:HD12	47:BP:75:ILE:N	1.91	0.85
49:BR:62:ALA:O	49:BR:66:VAL:HG23	1.77	0.85

Continued on next page...

Continued from previous page...

Atom-1	Atom-2	Interatomic distance (Å)	Clash overlap (Å)
50:BS:11:LYS:HG2	50:BS:13:ARG:NH2	1.92	0.85
1:AA:129(A):G:O2'	1:AA:189(F):U:H2'	1.76	0.85
1:AA:1435:G:H2'	1:AA:1436:U:C6	2.11	0.85
9:AI:79:LEU:HD11	9:AI:83:ARG:CD	2.07	0.85
14:AN:29:ARG:HH11	14:AN:29:ARG:HG3	1.42	0.85
24:AY:14:ASN:HB2	24:AY:102:ASP:OD1	1.77	0.85
51:BT:23:ARG:HG2	51:BT:120:ARG:NH1	1.91	0.85
53:BV:19:LYS:HE2	53:BV:19:LYS:HA	1.57	0.85
2:AB:33:TYR:HB2	2:AB:43:ASP:HB2	1.55	0.84
35:BA:1947:C:H2'	35:BA:1948:G:H5''	1.56	0.84
42:BH:83:TYR:HB3	42:BH:135:GLY:H	1.42	0.84
56:BY:46:LYS:H	56:BY:62:GLU:HB2	1.40	0.84
2:AB:97:TRP:HZ2	2:AB:102:LEU:HD13	1.42	0.84
2:AB:168:THR:HG23	2:AB:192:SER:HB3	1.57	0.84
3:AC:35:GLU:O	3:AC:38:ARG:HG2	1.77	0.84
4:AD:4:TYR:O	4:AD:5:ILE:HB	1.75	0.84
10:AJ:40:LEU:N	10:AJ:40:LEU:HD23	1.92	0.84
27:B2:69:ARG:HH22	35:BA:111:A:C4'	1.90	0.84
35:BA:1609:A:H5'	35:BA:1610:A:OP2	1.77	0.84
39:BE:101:ARG:NE	39:BE:171:GLU:HB2	1.93	0.84
42:BH:28:GLY:HA3	42:BH:79:VAL:CG2	2.07	0.84
53:BV:46:VAL:O	53:BV:47:VAL:HG13	1.78	0.84
3:AC:70:VAL:HG12	3:AC:71:ALA:N	1.91	0.84
4:AD:16:GLY:HA2	4:AD:33:MET:CE	2.06	0.84
4:AD:16:GLY:HA2	4:AD:33:MET:HE1	1.59	0.84
4:AD:129:ASN:ND2	4:AD:145:GLU:H	1.72	0.84
5:AE:82:VAL:HG21	5:AE:138:ALA:HA	1.59	0.84
22:AV:56:C:C4	35:BA:2169:A:C2	2.65	0.84
24:AY:119:GLU:O	24:AY:121:VAL:HG22	1.75	0.84
35:BA:894:C:O2'	35:BA:895:U:H5'	1.77	0.84
35:BA:1409:C:H2'	35:BA:1410:G:C8	2.12	0.84
35:BA:2245:U:H5'	35:BA:2246:G:H5'	1.59	0.84
43:BK:19:PRO:HB3	43:BK:34:ILE:HD12	1.58	0.84
47:BP:91:PHE:HE2	47:BP:99:LEU:HD21	1.42	0.84
11:AK:111:ASP:OD1	18:AR:84:LYS:HE2	1.78	0.84
58:AY:701:FUA:H323	58:AY:701:FUA:H152	1.59	0.84
41:BG:55:LYS:O	41:BG:58:GLN:HG3	1.78	0.84
43:BK:59:ILE:HG12	43:BK:60:TYR:N	1.91	0.84
49:BR:113:LEU:HD12	49:BR:114:VAL:N	1.91	0.84
18:AR:56:THR:HB	18:AR:58:LEU:HD13	1.57	0.84
31:B6:37:ARG:NH1	35:BA:2286:A:N7	2.25	0.84

Continued on next page...

Continued from previous page...

Atom-1	Atom-2	Interatomic distance (Å)	Clash overlap (Å)
35:BA:142:A:H8	35:BA:1595:G:H21	1.23	0.84
35:BA:491:G:H2'	35:BA:492:A:H8	1.41	0.84
38:BD:165:ILE:HD13	38:BD:175:LEU:HD21	1.57	0.84
42:BH:30:LYS:HD2	42:BH:81:GLU:HG2	1.59	0.84
43:BK:112:MET:HG3	43:BK:113:PRO:HD3	1.58	0.84
28:B3:29:ARG:HB2	28:B3:29:ARG:HH11	1.41	0.84
35:BA:533:G:H5''	52:BU:24:TYR:CD1	2.12	0.84
35:BA:1285:G:H2'	35:BA:1286:A:H5'	1.60	0.84
38:BD:243:GLY:O	38:BD:244:ARG:HB3	1.77	0.84
1:AA:179:A:H2'	1:AA:180:U:C6	2.13	0.84
3:AC:140:ARG:HH11	3:AC:140:ARG:HG3	1.43	0.84
51:BT:108:ARG:CB	51:BT:108:ARG:HH11	1.91	0.84
12:AL:38:THR:HG23	12:AL:57:LYS:HB3	1.59	0.84
26:B1:46:LEU:HB3	26:B1:63:ALA:HA	1.58	0.84
35:BA:2308:G:O6	35:BA:2310:A:H2'	1.77	0.84
38:BD:35:LYS:HB3	38:BD:35:LYS:HZ3	1.42	0.84
42:BH:16:SER:HB2	42:BH:27:LYS:HB2	1.58	0.84
51:BT:55:ASN:N	51:BT:59:THR:HG22	1.92	0.84
56:BY:8:LYS:HB2	56:BY:28:LYS:HZ3	1.38	0.84
2:AB:223:ILE:HG12	2:AB:226:ARG:NH2	1.93	0.83
13:AM:34:LEU:HD13	13:AM:41:PRO:HG3	1.60	0.83
24:AY:17:ILE:O	24:AY:85:PRO:HG2	1.76	0.83
24:AY:215:LYS:O	24:AY:219:VAL:HG23	1.77	0.83
24:AY:513:LYS:CB	24:AY:566:THR:HB	2.07	0.83
35:BA:2796:U:H3'	35:BA:2799:C:H5'	1.60	0.83
36:BB:7:G:C2'	36:BB:8:U:H5''	2.07	0.83
37:BC:77:ALA:HB3	37:BC:95:VAL:HA	1.57	0.83
47:BP:122:PRO:HB3	47:BP:141:ALA:HB1	1.60	0.83
49:BR:100:LEU:H	49:BR:100:LEU:HD22	1.43	0.83
57:BZ:59:LEU:O	57:BZ:66:SER:HA	1.78	0.83
57:BZ:78:LYS:N	57:BZ:78:LYS:HD3	1.93	0.83
1:AA:1505:G:H2'	23:AX:17:U:OP1	1.78	0.83
5:AE:91:LEU:HD13	5:AE:120:THR:CG2	2.08	0.83
24:AY:313:ALA:HA	24:AY:328:ILE:HG22	1.57	0.83
30:B5:44:THR:HG22	30:B5:45:VAL:H	1.42	0.83
1:AA:1364:U:H2'	1:AA:1364:U:O2	1.76	0.83
30:B5:40:LYS:NZ	30:B5:46:CYS:H	1.76	0.83
1:AA:390:C:H2'	1:AA:391:G:C8	2.14	0.83
25:B0:11:ARG:HH11	25:B0:11:ARG:CB	1.90	0.83
30:B5:4:HIS:HB3	30:B5:5:PRO:HD3	1.60	0.83
56:BY:95:LYS:HD3	56:BY:100:ALA:HB1	1.61	0.83

Continued on next page...

Continued from previous page...

Atom-1	Atom-2	Interatomic distance (Å)	Clash overlap (Å)
24:AY:71:THR:HG21	24:AY:357:ARG:HD2	1.61	0.83
35:BA:272(B):G:H2'	35:BA:272(C):G:H8	1.44	0.83
37:BC:85:LYS:O	37:BC:89:GLU:HG3	1.79	0.83
38:BD:34:VAL:HG23	38:BD:35:LYS:N	1.92	0.83
46:BO:43:VAL:HG23	46:BO:56:ASP:O	1.78	0.83
56:BY:76:CYS:SG	56:BY:77:PRO:HD2	2.17	0.83
9:AI:95:LYS:NZ	9:AI:96:LEU:HD12	1.94	0.83
27:B2:3:LEU:HD22	27:B2:7:ARG:NH1	1.92	0.83
35:BA:871:U:OP1	48:BQ:5:ARG:HG3	1.79	0.83
40:BF:43:LYS:HA	40:BF:98:SER:HB3	1.60	0.83
17:AQ:59:ILE:HG23	17:AQ:71:PHE:HB3	1.60	0.83
35:BA:226:G:H4'	35:BA:227:A:OP1	1.78	0.83
35:BA:2317:C:H2'	35:BA:2318:G:H5'	1.58	0.83
39:BE:24:THR:HG22	39:BE:186:GLY:CA	2.07	0.83
49:BR:72:ASP:OD2	49:BR:75:LEU:HB2	1.79	0.83
52:BU:44:ASN:HD21	53:BV:75:PHE:HB3	1.44	0.83
2:AB:165:VAL:HG23	2:AB:166:ASP:N	1.91	0.83
5:AE:101:ILE:HD13	5:AE:101:ILE:H	1.43	0.83
24:AY:25:LYS:HE3	59:AY:702:GDP:O2B	1.77	0.83
38:BD:267:SER:HA	38:BD:270:ILE:CD1	2.06	0.83
41:BG:60:LEU:O	41:BG:63:ILE:HD11	1.79	0.83
51:BT:83:ILE:HG13	51:BT:84:GLN:N	1.93	0.83
53:BV:28:GLU:HB2	53:BV:31:ALA:CB	2.08	0.83
45:BN:133:GLN:CG	45:BN:135:PRO:HD3	2.08	0.83
51:BT:85:LYS:NZ	51:BT:85:LYS:HB3	1.93	0.83
2:AB:95:GLN:HA	2:AB:96:ARG:NH1	1.94	0.83
2:AB:120:ALA:O	2:AB:121:LEU:HD23	1.78	0.83
2:AB:172:ILE:H	2:AB:172:ILE:CD1	1.75	0.83
6:AF:3:ARG:HG3	6:AF:3:ARG:HH11	1.44	0.83
9:AI:95:LYS:HD3	9:AI:96:LEU:N	1.94	0.83
38:BD:131:LEU:HD13	38:BD:136:ILE:HD11	1.61	0.83
39:BE:48:GLN:HE21	39:BE:78:LEU:HD22	1.44	0.83
51:BT:29:ARG:CB	51:BT:85:LYS:HA	2.08	0.83
57:BZ:166:SER:HB2	57:BZ:167:PRO:C	1.98	0.83
24:AY:423:LYS:HB3	24:AY:472:VAL:CG2	2.09	0.82
35:BA:1541:G:H1'	35:BA:1542:A:C4	2.13	0.82
1:AA:20:U:H2'	1:AA:21:G:O4'	1.78	0.82
5:AE:102:ALA:HB2	5:AE:120:THR:OG1	1.79	0.82
24:AY:431:LEU:HD22	24:AY:466:LEU:HD13	1.60	0.82
38:BD:35:LYS:CG	38:BD:63:ARG:HG3	2.09	0.82
40:BF:50:SER:HB2	40:BF:94:PRO:HD3	1.60	0.82

Continued on next page...

Continued from previous page...

Atom-1	Atom-2	Interatomic distance (Å)	Clash overlap (Å)
50:BS:59:LYS:HD2	50:BS:61:ASN:HB2	1.59	0.82
13:AM:3:ARG:HG2	13:AM:9:ILE:HD11	1.62	0.82
35:BA:1221(A):C:O2'	35:BA:1222:C:H5'	1.79	0.82
35:BA:1669:A:H2'	35:BA:1670:C:H5'	1.60	0.82
1:AA:750:G:N3	15:AO:23:GLY:HA3	1.93	0.82
22:AV:17:C:C6	22:AV:17(A):U:H5	1.94	0.82
42:BH:17:VAL:HG11	42:BH:50:VAL:HG21	1.59	0.82
45:BN:48:MET:HE2	45:BN:48:MET:H	1.44	0.82
55:BX:8:ILE:HD12	55:BX:8:ILE:N	1.93	0.82
1:AA:1318:A:H1'	19:AS:37:ARG:NH2	1.94	0.82
1:AA:1358:U:OP1	14:AN:35:ARG:HG3	1.80	0.82
13:AM:37:THR:HG21	13:AM:56:LEU:HD22	1.61	0.82
24:AY:261:GLY:HA3	24:AY:267:LYS:O	1.79	0.82
39:BE:116:VAL:O	39:BE:117:MET:HB3	1.77	0.82
57:BZ:103:ARG:HH11	57:BZ:103:ARG:HG3	1.45	0.82
1:AA:631:G:H2'	1:AA:632:A:C8	2.14	0.82
3:AC:70:VAL:HG12	3:AC:71:ALA:H	1.44	0.82
20:AT:13:LEU:HD12	20:AT:13:LEU:N	1.94	0.82
30:B5:3:LYS:NZ	30:B5:5:PRO:HD2	1.95	0.82
35:BA:272(H):C:H2'	35:BA:272(I):U:H5''	1.61	0.82
41:BG:133:LEU:CD1	41:BG:157:ILE:HD12	2.08	0.82
19:AS:41:VAL:HG21	19:AS:44:MET:HB2	1.60	0.82
35:BA:279:C:C2'	35:BA:280:C:H5''	2.10	0.82
35:BA:975:C:OP2	35:BA:975:C:H4'	1.77	0.82
41:BG:56:ALA:HA	41:BG:59:GLU:OE1	1.80	0.82
2:AB:44:LEU:HD12	2:AB:44:LEU:N	1.91	0.82
10:AJ:32:ALA:HB2	10:AJ:76:ASN:HD22	1.43	0.82
37:BC:78:ILE:O	37:BC:120:VAL:HG21	1.79	0.82
40:BF:53:THR:HG22	40:BF:56:GLU:CG	2.08	0.82
2:AB:147:LYS:HG2	2:AB:148:TYR:CD1	2.15	0.82
22:AV:53:G:O2'	22:AV:54:U:H5'	1.80	0.82
25:B0:27:GLU:HA	25:B0:67:VAL:O	1.80	0.82
26:B1:56:GLN:HA	26:B1:56:GLN:NE2	1.95	0.82
35:BA:2672:G:H2'	35:BA:2673:G:H5''	1.61	0.82
51:BT:55:ASN:H	51:BT:59:THR:HG22	1.43	0.82
57:BZ:42:VAL:HG13	57:BZ:43:GLU:H	1.44	0.82
16:AP:20:VAL:HG21	16:AP:32:TYR:CB	2.09	0.82
26:B1:76:ARG:HH12	26:B1:95:LEU:CD2	1.90	0.82
35:BA:545:C:H3'	35:BA:547:A:H5''	1.60	0.82
35:BA:2312:U:H2'	35:BA:2313:C:H5''	1.62	0.82
35:BA:2666:C:H5'	35:BA:2667:C:OP2	1.80	0.82

Continued on next page...

Continued from previous page...

Atom-1	Atom-2	Interatomic distance (Å)	Clash overlap (Å)
35:BA:958:U:H3'	35:BA:958:U:H6	1.44	0.81
53:BV:49:THR:HB	53:BV:50:PRO:CD	2.10	0.81
57:BZ:3:TYR:CE2	57:BZ:51:ALA:HB2	2.14	0.81
1:AA:662:G:H2'	1:AA:663:A:C8	2.15	0.81
50:BS:28:VAL:HG12	50:BS:29:PHE:N	1.95	0.81
53:BV:15:GLU:HB3	53:BV:16:PRO:HD2	1.62	0.81
54:BW:107:LEU:HD22	54:BW:107:LEU:H	1.43	0.81
56:BY:76:CYS:HB3	56:BY:96:ILE:CD1	2.10	0.81
57:BZ:72:ARG:HG3	57:BZ:72:ARG:HH11	1.43	0.81
3:AC:86:VAL:O	3:AC:89:GLU:HB3	1.81	0.81
22:AV:20:U:C3'	22:AV:21:A:H5'	2.10	0.81
34:B9:34:GLN:O	34:B9:35:ARG:HB2	1.80	0.81
35:BA:1390:U:O2'	35:BA:1391:U:H5'	1.79	0.81
35:BA:1540:U:H3'	35:BA:1541:G:H3'	1.62	0.81
35:BA:2132:U:C5	37:BC:6:LYS:HD2	2.16	0.81
42:BH:43:VAL:CG1	42:BH:52:VAL:HA	2.09	0.81
45:BN:129:PRO:O	45:BN:130:HIS:HB3	1.79	0.81
51:BT:29:ARG:HG2	51:BT:85:LYS:HA	1.62	0.81
53:BV:18:LEU:HD22	53:BV:19:LYS:CA	2.09	0.81
1:AA:627:G:O2'	1:AA:628:G:H5'	1.80	0.81
1:AA:793:U:H3'	1:AA:794:A:C5'	2.10	0.81
35:BA:1242:A:H5'	35:BA:1243:G:OP2	1.79	0.81
36:BB:65:C:N4	36:BB:109:C:H2'	1.96	0.81
41:BG:64:THR:HG23	41:BG:66:GLN:H	1.43	0.81
50:BS:96:GLY:O	50:BS:98:VAL:HG23	1.81	0.81
24:AY:451:ILE:O	24:AY:451:ILE:HG23	1.81	0.81
27:B2:3:LEU:HD22	27:B2:7:ARG:HH12	1.44	0.81
35:BA:666:G:H4'	47:BP:49:ARG:NH2	1.95	0.81
35:BA:1361:G:O2'	35:BA:1362:C:H5'	1.78	0.81
35:BA:2171:A:H1'	35:BA:2172:U:C6	2.16	0.81
10:AJ:96:ILE:HD13	10:AJ:96:ILE:H	1.44	0.81
35:BA:272(B):G:H2'	35:BA:272(C):G:C8	2.16	0.81
35:BA:925:C:C2'	35:BA:926:A:H5''	2.07	0.81
35:BA:1782:C:H2'	35:BA:1783:A:H5'	1.60	0.81
35:BA:2439:A:H2'	35:BA:2439:A:N3	1.92	0.81
1:AA:438:G:H4'	1:AA:439:A:OP1	1.78	0.81
13:AM:108:ARG:HA	13:AM:108:ARG:HH11	1.42	0.81
24:AY:9:LEU:HD21	24:AY:284:LEU:HB2	1.60	0.81
35:BA:1876:A:H2'	35:BA:1877:A:H8	1.43	0.81
40:BF:155:LEU:HA	40:BF:174:VAL:HB	1.59	0.81
45:BN:55:VAL:HG22	45:BN:126:PRO:HA	1.62	0.81

Continued on next page...

Continued from previous page...

Atom-1	Atom-2	Interatomic distance (Å)	Clash overlap (Å)
50:BS:89:ARG:CG	50:BS:92:TYR:HA	2.11	0.81
54:BW:18:ARG:HH11	54:BW:18:ARG:HG2	1.42	0.81
1:AA:299:G:H2'	1:AA:300:A:C8	2.16	0.81
1:AA:1489:G:C2'	1:AA:1490:C:H5''	2.10	0.81
12:AL:34:ARG:HG3	12:AL:105:TYR:HE2	1.44	0.81
24:AY:67:ALA:HB1	24:AY:327:PHE:CZ	2.15	0.81
27:B2:28:LYS:HB3	27:B2:57:ILE:HD13	1.62	0.81
35:BA:1070:A:H5'	35:BA:1072:C:OP2	1.81	0.81
35:BA:2258:C:O2'	35:BA:2426:A:H4'	1.80	0.81
38:BD:158:ALA:HB3	38:BD:161:THR:HG21	1.62	0.81
51:BT:32:TYR:N	51:BT:32:TYR:CD1	2.48	0.81
52:BU:110:VAL:HG12	52:BU:114:LYS:CD	2.10	0.81
57:BZ:69:THR:HG22	57:BZ:90:VAL:CA	2.09	0.81
1:AA:270:A:H2'	1:AA:271:C:C6	2.16	0.81
27:B2:28:LYS:HB3	27:B2:57:ILE:CD1	2.11	0.81
35:BA:1043:C:C2'	35:BA:1044:G:H5''	2.11	0.81
35:BA:1348:G:H2'	35:BA:1349:A:H5''	1.59	0.81
35:BA:1782:C:H1'	35:BA:2609:U:H5'	1.62	0.81
35:BA:2020:A:H2'	35:BA:2021:C:H5''	1.60	0.81
50:BS:70:GLY:C	50:BS:101:LEU:HD23	2.01	0.81
9:AI:114:TYR:HE2	10:AJ:60:ARG:N	1.78	0.81
10:AJ:50:ILE:HD11	14:AN:41:ARG:NH1	1.96	0.81
24:AY:613:PRO:O	24:AY:615:GLU:N	2.14	0.81
35:BA:1452:A:H3'	35:BA:1453:U:H5''	1.63	0.81
35:BA:1884:A:C2'	35:BA:1885:A:H5''	2.11	0.81
43:BK:100:THR:HA	43:BK:139:VAL:HB	1.61	0.81
52:BU:91:ASP:OD1	52:BU:96:ALA:HB2	1.81	0.81
16:AP:75:ARG:HH11	16:AP:75:ARG:HG3	1.43	0.80
24:AY:137:ASN:HD21	24:AY:263:ALA:H	1.28	0.80
42:BH:53:GLU:OE1	42:BH:53:GLU:HA	1.81	0.80
46:BO:17:ARG:NE	46:BO:47:ILE:HD11	1.96	0.80
54:BW:78:GLU:OE2	54:BW:99:ARG:HD2	1.78	0.80
1:AA:332:G:H2'	1:AA:333:G:H8	1.46	0.80
4:AD:57:ARG:H	4:AD:57:ARG:HD2	1.44	0.80
18:AR:29:PHE:N	18:AR:29:PHE:CD1	2.45	0.80
35:BA:2097:C:H2'	35:BA:2098:U:C6	2.16	0.80
39:BE:47:VAL:HG12	39:BE:48:GLN:H	1.45	0.80
40:BF:192:LEU:HD21	40:BF:194:MET:CE	2.11	0.80
41:BG:106:LEU:HA	41:BG:110:ALA:CB	2.10	0.80
46:BO:76:ALA:HB3	51:BT:75:ILE:HB	1.63	0.80
48:BQ:29:PHE:HB2	48:BQ:105:GLU:OE2	1.81	0.80

Continued on next page...

Continued from previous page...

Atom-1	Atom-2	Interatomic distance (Å)	Clash overlap (Å)
53:BV:39:LEU:CD1	53:BV:51:VAL:HA	2.12	0.80
2:AB:22:LYS:HE2	2:AB:22:LYS:HA	1.61	0.80
3:AC:94:LEU:HD12	3:AC:94:LEU:O	1.80	0.80
5:AE:98:THR:HB	5:AE:117:ASP:HB3	1.63	0.80
13:AM:78:ILE:O	13:AM:82:MET:HG2	1.80	0.80
18:AR:59:SER:H	18:AR:62:GLU:HB2	1.45	0.80
24:AY:504:ARG:O	24:AY:506:GLN:N	2.13	0.80
31:B6:5:VAL:HG23	35:BA:2283:C:H5'	1.60	0.80
35:BA:9:U:H5	35:BA:2629:A:H62	1.29	0.80
35:BA:143(A):C:H4'	55:BX:38:GLU:OE2	1.82	0.80
35:BA:979:G:H3'	35:BA:980:A:H5'	1.63	0.80
35:BA:2444:G:OP2	40:BF:68:LYS:HE2	1.81	0.80
41:BG:86:MET:N	41:BG:87:PRO:HD3	1.97	0.80
41:BG:98:ARG:HG2	41:BG:98:ARG:NH1	1.95	0.80
42:BH:149:ARG:HD3	42:BH:164:TYR:CE1	2.16	0.80
47:BP:16:ARG:HD3	47:BP:18:ARG:H	1.44	0.80
49:BR:21:TYR:HB3	49:BR:47:PHE:CD2	2.17	0.80
51:BT:28:VAL:CG2	51:BT:46:GLU:HG3	2.11	0.80
1:AA:80:G:H3'	1:AA:81:U:C5'	2.12	0.80
13:AM:49:THR:HG22	13:AM:51:ALA:H	1.46	0.80
20:AT:26:ASN:O	20:AT:30:LYS:HB2	1.80	0.80
24:AY:505:GLY:HA3	24:AY:576:ASP:CG	2.01	0.80
27:B2:69:ARG:NH2	35:BA:111:A:H4'	1.94	0.80
32:B7:6:GLN:O	35:BA:686:G:H1'	1.81	0.80
35:BA:1012:U:O4	45:BN:28:THR:HG21	1.81	0.80
38:BD:61:LEU:HB3	38:BD:63:ARG:HH12	1.46	0.80
41:BG:53:LEU:HD22	41:BG:53:LEU:N	1.94	0.80
45:BN:133:GLN:HG2	45:BN:135:PRO:HD3	1.64	0.80
1:AA:1296:C:H5'	1:AA:1297:C:OP2	1.81	0.80
4:AD:114:ARG:HH11	4:AD:114:ARG:HG3	1.45	0.80
5:AE:80:ILE:HG22	8:AH:104:ARG:NH2	1.97	0.80
7:AG:120:ILE:HG22	7:AG:124:LEU:HD12	1.62	0.80
10:AJ:9:ARG:HG2	10:AJ:69:ASN:OD1	1.81	0.80
13:AM:78:ILE:HA	13:AM:81:LEU:HD23	1.62	0.80
58:AY:701:FUA:H202	58:AY:701:FUA:H5	1.62	0.80
26:B1:85:LEU:O	26:B1:87:PRO:HD2	1.81	0.80
35:BA:1203:G:H3'	35:BA:1204:A:H5''	1.63	0.80
55:BX:35:THR:HB	55:BX:38:GLU:HB2	1.64	0.80
3:AC:72:LYS:HE3	3:AC:72:LYS:CA	2.11	0.80
13:AM:96:LEU:HB3	13:AM:97:PRO:HD2	1.63	0.80
19:AS:40:ILE:HG21	19:AS:66:MET:O	1.82	0.80

Continued on next page...

Continued from previous page...

Atom-1	Atom-2	Interatomic distance (Å)	Clash overlap (Å)
24:AY:636:PRO:HG3	43:BK:21:PRO:HB2	1.64	0.80
25:B0:50:ASN:HA	25:B0:62:LEU:HD12	1.63	0.80
35:BA:1125:G:H3'	35:BA:1126:A:H5''	1.64	0.80
35:BA:1657:C:O2'	35:BA:1658:C:H5'	1.82	0.80
35:BA:2146:C:H4'	35:BA:2147:G:C8	2.17	0.80
40:BF:167:ALA:HB1	40:BF:173:VAL:HG11	1.64	0.80
1:AA:1158:C:H6	2:AB:132:LYS:CE	1.94	0.80
16:AP:25:ARG:HG3	16:AP:25:ARG:NH1	1.90	0.80
25:B0:40:GLN:NE2	25:B0:43:THR:HA	1.96	0.80
35:BA:733:G:H8	35:BA:733:G:O5'	1.63	0.80
39:BE:68:ALA:HB3	39:BE:69:LYS:HE2	1.63	0.80
50:BS:83:LYS:HG2	50:BS:105:ALA:HB3	1.62	0.80
57:BZ:130:PRO:O	57:BZ:133:ILE:HD11	1.81	0.80
1:AA:598:U:H2'	1:AA:599:C:C6	2.16	0.80
30:B5:20:ARG:HG2	30:B5:23:HIS:CD2	2.16	0.80
35:BA:2742:C:O2'	35:BA:2743:C:H5'	1.82	0.80
53:BV:49:THR:HB	53:BV:50:PRO:HD2	1.64	0.80
9:AI:48:GLU:N	9:AI:49:PRO:HD2	1.97	0.80
24:AY:149:VAL:O	24:AY:152:THR:HG22	1.82	0.80
24:AY:252:ASP:CB	24:AY:254:LYS:CE	2.51	0.80
24:AY:435:ASP:OD1	24:AY:437:THR:HG23	1.81	0.80
33:B8:33:ASN:HD22	33:B8:33:ASN:H	1.30	0.80
35:BA:1034:G:H8	35:BA:1034:G:OP1	1.64	0.80
35:BA:1452:A:H3'	35:BA:1453:U:H5'	1.60	0.80
47:BP:55:ARG:HG2	47:BP:56:SER:N	1.97	0.80
1:AA:241:C:O2'	1:AA:242:C:H5'	1.82	0.80
1:AA:539:A:H2'	1:AA:540:G:C8	2.16	0.80
1:AA:1128:C:H2'	1:AA:1129:C:C5'	2.11	0.80
6:AF:1:MET:HE1	6:AF:68:PRO:HD3	1.62	0.80
25:B0:43:THR:H	35:BA:2331:G:H4'	1.47	0.80
35:BA:882:G:H2'	35:BA:883:G:C8	2.16	0.80
35:BA:978:G:H1	35:BA:985:C:N4	1.80	0.80
41:BG:171:ALA:O	41:BG:175:LEU:HG	1.82	0.80
57:BZ:4:ARG:HH12	57:BZ:66:SER:HB2	1.47	0.80
12:AL:70:ILE:HG21	12:AL:77:LEU:CD1	2.13	0.79
35:BA:545:C:H2'	35:BA:547:A:H5''	1.63	0.79
35:BA:545:C:C2'	35:BA:547:A:H5''	2.12	0.79
43:BK:57:ILE:HA	43:BK:66:THR:O	1.81	0.79
53:BV:21:ARG:HG2	53:BV:21:ARG:HH11	1.47	0.79
53:BV:62:LEU:HD21	53:BV:95:LEU:HB2	1.64	0.79
1:AA:291:C:O2'	1:AA:292:G:H5'	1.82	0.79

Continued on next page...

Continued from previous page...

Atom-1	Atom-2	Interatomic distance (Å)	Clash overlap (Å)
35:BA:1803:A:O3'	38:BD:259:THR:HG21	1.81	0.79
37:BC:211:ARG:HH11	37:BC:211:ARG:CG	1.95	0.79
38:BD:183:ARG:HH11	38:BD:183:ARG:HG2	1.46	0.79
39:BE:38:THR:HB	39:BE:41:LYS:HG2	1.63	0.79
43:BK:7:VAL:HG13	43:BK:7:VAL:O	1.82	0.79
9:AI:17:VAL:HG11	9:AI:81:ILE:HD13	1.63	0.79
24:AY:180:VAL:HG23	24:AY:216:LEU:HD12	1.64	0.79
25:B0:60:PHE:CE2	35:BA:2365:G:H4'	2.18	0.79
26:B1:73:LEU:HD22	26:B1:94:LEU:HD23	1.64	0.79
35:BA:710:G:H2'	35:BA:711:G:H8	1.46	0.79
35:BA:1113:U:H2'	35:BA:1114:G:C8	2.18	0.79
35:BA:1779:U:C5	35:BA:1784:A:N7	2.50	0.79
54:BW:68:ARG:HA	54:BW:110:LYS:HG2	1.65	0.79
4:AD:122:ARG:NH1	4:AD:134:ASP:HB2	1.98	0.79
6:AF:16:GLN:CD	6:AF:16:GLN:H	1.85	0.79
12:AL:75:HIS:HD2	12:AL:77:LEU:HD12	1.44	0.79
35:BA:1049:C:H2'	35:BA:1050:A:H8	1.48	0.79
51:BT:38:ASN:C	51:BT:38:ASN:ND2	2.36	0.79
51:BT:80:SER:CB	51:BT:81:PRO:HD3	2.12	0.79
5:AE:87:SER:HB3	5:AE:131:ILE:HD13	1.64	0.79
35:BA:861:A:H2'	35:BA:862:G:O4'	1.82	0.79
35:BA:2241:A:H2'	35:BA:2242:G:C8	2.17	0.79
36:BB:91:C:OP1	48:BQ:16:ARG:HG3	1.83	0.79
43:BK:23:VAL:O	43:BK:23:VAL:HG12	1.79	0.79
3:AC:14:ILE:HG13	3:AC:15:THR:N	1.95	0.79
3:AC:113:ALA:HB3	3:AC:114:PRO:HD3	1.63	0.79
24:AY:154:GLN:HA	24:AY:158:GLY:HA2	1.65	0.79
35:BA:221:A:H61	35:BA:265:A:H8	1.29	0.79
35:BA:2162:G:H2'	35:BA:2163:C:C6	2.17	0.79
38:BD:71:ASP:HB2	38:BD:103:ARG:HH22	1.47	0.79
39:BE:61:ARG:HG2	39:BE:62:PRO:HD3	1.65	0.79
52:BU:68:ALA:O	52:BU:71:GLN:HB3	1.83	0.79
56:BY:90:LEU:HG	56:BY:91:GLU:HG2	1.64	0.79
6:AF:80:ARG:HH11	6:AF:88:VAL:HB	1.47	0.79
10:AJ:32:ALA:HB2	10:AJ:76:ASN:ND2	1.97	0.79
11:AK:124:LYS:HD2	11:AK:125:PHE:HE1	1.47	0.79
4:AD:108:LEU:HD23	4:AD:110:PHE:CZ	2.18	0.79
24:AY:415:PRO:HA	24:AY:474:ALA:HB2	1.65	0.79
29:B4:10:VAL:HG23	29:B4:11:PRO:HD2	1.63	0.79
35:BA:1171:G:H2'	35:BA:1173:G:H4'	1.62	0.79
41:BG:133:LEU:HD11	41:BG:157:ILE:CD1	2.10	0.79

Continued on next page...

Continued from previous page...

Atom-1	Atom-2	Interatomic distance (Å)	Clash overlap (Å)
52:BU:61:TRP:O	52:BU:65:ILE:HG13	1.82	0.79
1:AA:1284:C:H3'	1:AA:1285:A:H5''	1.64	0.79
3:AC:152:ILE:HG22	3:AC:167:TRP:HA	1.65	0.79
10:AJ:6:ILE:HD11	10:AJ:72:VAL:CB	2.13	0.79
10:AJ:63:PHE:HB3	14:AN:58:LYS:HA	1.64	0.79
24:AY:380:LEU:O	24:AY:381:LYS:HD2	1.83	0.79
35:BA:2126:A:H4'	35:BA:2127:G:O5'	1.82	0.79
1:AA:1442(B):A:N7	51:BT:118:ARG:HG2	1.98	0.79
27:B2:38:GLN:HA	27:B2:41:ILE:HG23	1.62	0.79
35:BA:1788:C:O2'	35:BA:1789:A:H5'	1.82	0.79
35:BA:1963:U:O2	35:BA:1963:U:H2'	1.81	0.79
45:BN:2:LYS:HZ1	53:BV:12:TYR:HA	1.45	0.79
1:AA:731:G:OP1	1:AA:766:A:H1'	1.82	0.78
1:AA:1014:A:H4'	19:AS:14:HIS:CE1	2.18	0.78
1:AA:1321:C:H5''	1:AA:1322:C:H5''	1.65	0.78
19:AS:32:LYS:HA	19:AS:50:ALA:HB3	1.63	0.78
28:B3:17:LYS:HZ3	28:B3:20:LYS:HE3	1.46	0.78
35:BA:614(A):U:H4'	35:BA:614(B):G:H5''	1.64	0.78
35:BA:2720:U:H2'	35:BA:2721:A:H8	1.48	0.78
36:BB:66:A:H61	36:BB:108:U:H2'	1.48	0.78
37:BC:31:LYS:HE3	37:BC:179:ALA:O	1.84	0.78
37:BC:101:ILE:H	37:BC:101:ILE:CD1	1.95	0.78
41:BG:90:LEU:HD12	41:BG:91:ARG:N	1.96	0.78
42:BH:41:MET:CG	42:BH:43:VAL:HG13	2.13	0.78
51:BT:13:ARG:HA	51:BT:13:ARG:HH11	1.46	0.78
52:BU:95:LEU:HD12	53:BV:11:GLN:HG3	1.64	0.78
56:BY:47:LYS:HG3	56:BY:60:PHE:HE1	1.47	0.78
29:B4:5:ILE:O	29:B4:5:ILE:HG12	1.82	0.78
35:BA:662:G:OP1	47:BP:18:ARG:HD2	1.83	0.78
35:BA:1865:G:H2'	35:BA:1866:C:H5''	1.65	0.78
35:BA:2645:G:C3'	35:BA:2646:C:H5'	2.10	0.78
39:BE:77:ILE:HG22	39:BE:78:LEU:CD1	2.12	0.78
40:BF:53:THR:HG23	40:BF:55:GLY:N	1.98	0.78
50:BS:40:ILE:CG2	50:BS:41:ASP:N	2.45	0.78
4:AD:158:ILE:O	4:AD:162:LEU:HB2	1.83	0.78
4:AD:189:PRO:HB2	4:AD:194:LEU:HD21	1.64	0.78
11:AK:111:ASP:HA	18:AR:84:LYS:CD	2.13	0.78
29:B4:14:ILE:O	29:B4:21:VAL:HG13	1.82	0.78
32:B7:35:ARG:HH11	32:B7:35:ARG:HG2	1.49	0.78
35:BA:739:G:OP2	35:BA:739:G:H8	1.67	0.78
35:BA:1375:C:H2'	35:BA:1376:C:H6	1.47	0.78

Continued on next page...

Continued from previous page...

Atom-1	Atom-2	Interatomic distance (Å)	Clash overlap (Å)
36:BB:40:U:O2	36:BB:43:C:H5''	1.83	0.78
38:BD:24:ILE:HD13	38:BD:25:THR:H	1.47	0.78
42:BH:83:TYR:HB3	42:BH:134:SER:HA	1.64	0.78
1:AA:522:C:H41	12:AL:53:ARG:HH22	1.31	0.78
1:AA:943:U:H2'	1:AA:944:G:H5'	1.66	0.78
4:AD:28:SER:HB3	4:AD:29:PRO:HD2	1.66	0.78
24:AY:128:TYR:O	24:AY:129:LYS:HB2	1.83	0.78
35:BA:1946:U:H2'	35:BA:1947:C:C6	2.18	0.78
38:BD:35:LYS:HG3	38:BD:63:ARG:HG3	1.63	0.78
40:BF:106:ARG:HH11	40:BF:106:ARG:HG3	1.48	0.78
54:BW:64:MET:O	54:BW:65:LEU:HB3	1.83	0.78
1:AA:1117:G:O2'	9:AI:104:ARG:HD3	1.83	0.78
35:BA:2393:A:H5''	47:BP:62:LEU:HB3	1.63	0.78
36:BB:48:A:H4'	50:BS:95:HIS:HD2	1.48	0.78
38:BD:83:GLU:HB2	38:BD:92:ILE:HD11	1.65	0.78
50:BS:106:ARG:HB3	50:BS:106:ARG:HH11	1.46	0.78
1:AA:1321:C:H3'	1:AA:1322:C:H5''	1.65	0.78
1:AA:1442:G:H1	1:AA:1461:G:H21	1.30	0.78
10:AJ:55:LYS:CE	10:AJ:55:LYS:H	1.97	0.78
30:B5:56:LYS:HG3	30:B5:57:VAL:H	1.48	0.78
35:BA:841:A:H5'	35:BA:841:A:H8	1.47	0.78
38:BD:172:TYR:HD1	38:BD:186:HIS:HA	1.49	0.78
57:BZ:86:VAL:HG12	57:BZ:87:ASP:H	1.47	0.78
1:AA:103:C:H3'	1:AA:104:G:H8	1.48	0.78
24:AY:431:LEU:CD2	24:AY:466:LEU:HD13	2.14	0.78
33:B8:62:LEU:HD13	35:BA:242:G:H5''	1.64	0.78
39:BE:78:LEU:O	39:BE:79:ARG:HD2	1.84	0.78
42:BH:157:TYR:CE1	42:BH:171:LEU:HD21	2.10	0.78
47:BP:24:GLY:HA2	47:BP:33:ARG:NH1	1.98	0.78
47:BP:127:ALA:O	47:BP:148:LEU:HD11	1.82	0.78
51:BT:45:PHE:CE2	51:BT:74:ARG:HB2	2.18	0.78
13:AM:68:GLY:H	13:AM:71:ARG:HB3	1.49	0.78
24:AY:514:VAL:HG21	24:AY:593:ALA:CB	2.14	0.78
31:B6:41:PRO:HD2	31:B6:45:LYS:O	1.83	0.78
35:BA:965:C:C5'	35:BA:2273:A:H1'	2.13	0.78
35:BA:1052:C:H3'	35:BA:1052:C:C6	2.17	0.78
50:BS:34:HIS:HB3	50:BS:53:SER:HB3	1.64	0.78
51:BT:55:ASN:H	51:BT:59:THR:CG2	1.97	0.78
51:BT:107:ASP:CG	51:BT:108:ARG:H	1.86	0.78
1:AA:792:A:O2'	1:AA:794:A:N7	2.16	0.78
35:BA:1052:C:H2'	35:BA:1053:C:C6	2.19	0.78

Continued on next page...

Continued from previous page...

Atom-1	Atom-2	Interatomic distance (Å)	Clash overlap (Å)
35:BA:1243:G:H1'	47:BP:8:PRO:HB3	1.66	0.78
35:BA:2186:G:H2'	35:BA:2187:G:H5''	1.66	0.78
41:BG:34:LEU:HD11	41:BG:100:TRP:CH2	2.19	0.78
47:BP:24:GLY:CA	47:BP:33:ARG:NH1	2.46	0.78
1:AA:1133:G:H22	1:AA:1143:G:H1'	1.49	0.78
10:AJ:3:LYS:HZ2	10:AJ:76:ASN:HA	1.47	0.78
13:AM:15:VAL:HG12	13:AM:45:VAL:CG2	2.13	0.78
17:AQ:52:LYS:H	17:AQ:52:LYS:CD	1.97	0.78
58:AY:701:FUA:H211	58:AY:701:FUA:O2	1.83	0.78
35:BA:1080:C:H4'	43:BK:125:ARG:HB3	1.64	0.78
37:BC:190:ILE:O	37:BC:194:ILE:HG12	1.83	0.78
51:BT:57:PHE:C	51:BT:58:ASN:HD22	1.88	0.78
19:AS:15:LEU:HD13	19:AS:31:ILE:HD11	1.65	0.77
24:AY:490:PRO:HG3	24:AY:516:PRO:CD	2.12	0.77
26:B1:45:ASN:HB2	35:BA:2230:G:H1'	1.64	0.77
29:B4:42:PHE:N	29:B4:42:PHE:CD1	2.49	0.77
33:B8:61:LEU:HD12	33:B8:62:LEU:H	1.49	0.77
45:BN:62:VAL:HG22	45:BN:66:LYS:HG3	1.64	0.77
57:BZ:29:TYR:HB3	57:BZ:34:ASN:HB2	1.64	0.77
1:AA:824:C:H2'	1:AA:825:G:C8	2.19	0.77
1:AA:1342:C:H4'	9:AI:125:TYR:HB3	1.66	0.77
5:AE:12:LEU:H	5:AE:12:LEU:HD12	1.49	0.77
20:AT:75:ASN:HD22	20:AT:75:ASN:H	1.30	0.77
24:AY:238:THR:HG23	24:AY:240:GLU:HG2	1.66	0.77
24:AY:428:LEU:CD1	24:AY:440:VAL:HG11	2.14	0.77
25:B0:5:LYS:NZ	25:B0:5:LYS:HB3	1.97	0.77
33:B8:32:LEU:HB3	33:B8:36:LYS:HZ2	1.49	0.77
38:BD:65:ILE:HD13	38:BD:65:ILE:H	1.48	0.77
45:BN:22:THR:O	45:BN:25:ARG:HB2	1.83	0.77
1:AA:176:C:H2'	1:AA:177:C:H6	1.49	0.77
2:AB:107:THR:HA	2:AB:110:GLN:HE21	1.48	0.77
6:AF:37:VAL:HG12	6:AF:38:GLU:N	2.00	0.77
28:B3:28:LEU:HA	28:B3:33:GLN:OE1	1.84	0.77
36:BB:60:C:H2'	36:BB:61:G:H8	1.48	0.77
41:BG:76:SER:CA	41:BG:83:ARG:HB3	2.15	0.77
42:BH:41:MET:O	42:BH:42:ARG:HB3	1.83	0.77
55:BX:12:VAL:CG2	55:BX:13:LEU:H	1.97	0.77
56:BY:90:LEU:HD12	56:BY:91:GLU:OE2	1.84	0.77
1:AA:1221:G:H4'	19:AS:77:THR:HG21	1.67	0.77
25:B0:60:PHE:HE2	35:BA:2365:G:H4'	1.48	0.77
28:B3:17:LYS:HZ2	28:B3:20:LYS:HE3	1.46	0.77

Continued on next page...

Continued from previous page...

Atom-1	Atom-2	Interatomic distance (Å)	Clash overlap (Å)
35:BA:28:A:N6	35:BA:512:G:H1'	1.99	0.77
38:BD:132:PRO:HG3	38:BD:190:TYR:CE1	2.20	0.77
35:BA:954:G:H4'	48:BQ:13:GLN:NE2	1.99	0.77
35:BA:2455:G:H2'	35:BA:2456:C:C6	2.20	0.77
41:BG:106:LEU:HA	41:BG:110:ALA:HB3	1.64	0.77
43:BK:6:ALA:CB	43:BK:59:ILE:HG22	2.14	0.77
43:BK:103:GLN:O	43:BK:106:GLU:HG2	1.85	0.77
53:BV:77:ALA:O	53:BV:79:VAL:HG23	1.85	0.77
8:AH:29:SER:OG	8:AH:32:LYS:HG3	1.85	0.77
18:AR:45:SER:H	18:AR:51:LEU:HG	1.48	0.77
24:AY:637:ARG:HH11	24:AY:637:ARG:HG3	1.49	0.77
35:BA:1345:C:O2'	35:BA:1346:G:H5'	1.84	0.77
35:BA:1607:C:H4'	35:BA:1608:A:O5'	1.84	0.77
39:BE:117:MET:HA	39:BE:122:PHE:H	1.47	0.77
45:BN:46:VAL:HG13	45:BN:47:ALA:N	1.99	0.77
47:BP:41:ARG:HA	47:BP:41:ARG:HH11	1.46	0.77
49:BR:63:ARG:NH2	49:BR:77:ARG:HG2	1.99	0.77
28:B3:9:VAL:HG23	28:B3:10:LYS:H	1.50	0.77
30:B5:55:ARG:O	30:B5:56:LYS:HB2	1.82	0.77
35:BA:16:G:O2'	35:BA:17:G:H5'	1.85	0.77
35:BA:218:A:C2	35:BA:235:U:H4'	2.18	0.77
35:BA:556:G:H2'	35:BA:557:U:C6	2.20	0.77
35:BA:654:A:N7	35:BA:654(V):A:H4'	2.00	0.77
35:BA:1012:U:C4	45:BN:28:THR:HG21	2.20	0.77
43:BK:93:ARG:HB2	57:BZ:112:ARG:HH21	1.50	0.77
51:BT:53:ARG:HH11	51:BT:53:ARG:CB	1.94	0.77
10:AJ:8:LEU:CD2	10:AJ:96:ILE:HG22	2.15	0.77
10:AJ:30:SER:OG	10:AJ:81:THR:HG22	1.85	0.77
17:AQ:52:LYS:HD2	17:AQ:52:LYS:N	1.99	0.77
31:B6:9:LEU:CD2	31:B6:26:ASN:HD22	1.97	0.77
35:BA:83:G:HO2'	35:BA:84:A:H8	1.29	0.77
35:BA:276:A:OP1	35:BA:276:A:H4'	1.84	0.77
47:BP:7:ARG:HB3	47:BP:8:PRO:HD3	1.64	0.77
47:BP:30:THR:HG22	47:BP:31:ALA:N	2.00	0.77
1:AA:1325:C:H2'	1:AA:1326:C:H6	1.50	0.77
1:AA:1358:U:P	14:AN:35:ARG:HG3	2.24	0.77
15:AO:80:ALA:HB1	15:AO:84:LYS:HE2	1.65	0.77
24:AY:15:ILE:CD1	24:AY:81:ILE:HG12	2.15	0.77
35:BA:154(A):C:H3'	35:BA:155:U:C5'	2.14	0.77
35:BA:279:C:C3'	35:BA:280:C:H5''	2.15	0.77
52:BU:20:LEU:H	52:BU:20:LEU:CD2	1.98	0.77

Continued on next page...

Continued from previous page...

Atom-1	Atom-2	Interatomic distance (Å)	Clash overlap (Å)
52:BU:20:LEU:HD22	52:BU:20:LEU:N	1.98	0.77
52:BU:31:SER:HB3	52:BU:34:LYS:HB2	1.66	0.77
1:AA:269:C:H2'	1:AA:270:A:H8	1.48	0.77
1:AA:1236:A:H2'	1:AA:1237:C:C6	2.20	0.77
1:AA:1369:C:H2'	1:AA:1370:G:C8	2.19	0.77
2:AB:96:ARG:HD2	2:AB:96:ARG:N	1.99	0.77
10:AJ:75:ILE:HG13	10:AJ:76:ASN:N	1.97	0.77
11:AK:58:PRO:HA	11:AK:90:GLY:HA3	1.67	0.77
35:BA:759:G:H2'	35:BA:760:G:H8	1.48	0.77
35:BA:955:C:OP2	48:BQ:14:ARG:HD2	1.84	0.77
37:BC:60:ARG:HG3	37:BC:165:ARG:HG3	1.66	0.77
46:BO:104:ARG:NE	51:BT:33:LYS:HE3	2.00	0.77
46:BO:120:GLU:CD	46:BO:122:LEU:HD21	2.05	0.77
51:BT:129:ARG:O	51:BT:129:ARG:HG2	1.84	0.77
53:BV:52:VAL:O	53:BV:52:VAL:HG13	1.84	0.77
54:BW:107:LEU:HD22	54:BW:107:LEU:N	1.99	0.77
55:BX:11:PRO:HA	55:BX:28:PHE:CB	2.12	0.77
24:AY:227:ILE:HD11	24:AY:241:GLU:O	1.85	0.76
30:B5:26:THR:HG23	30:B5:26:THR:O	1.86	0.76
35:BA:1138:G:H2'	35:BA:1139:G:O4'	1.85	0.76
35:BA:2248:C:C2'	35:BA:2249:U:H5'	2.14	0.76
35:BA:2396:G:O2'	35:BA:2397:G:H5'	1.85	0.76
35:BA:2524:G:H8	35:BA:2524:G:H5'	1.50	0.76
39:BE:38:THR:HG22	39:BE:40:GLU:H	1.48	0.76
54:BW:36:LEU:HD11	54:BW:47:VAL:HG12	1.64	0.76
2:AB:223:ILE:HG23	2:AB:226:ARG:NH1	2.00	0.76
24:AY:388:THR:HG21	24:AY:399:LEU:H	1.50	0.76
34:B9:19:ARG:O	34:B9:20:HIS:HB2	1.85	0.76
38:BD:35:LYS:HG2	38:BD:63:ARG:CA	2.15	0.76
41:BG:172:LEU:CD2	41:BG:176:LEU:HD11	2.15	0.76
47:BP:40:SER:C	47:BP:41:ARG:HD2	2.05	0.76
48:BQ:75:THR:CG2	48:BQ:76:LYS:N	2.47	0.76
57:BZ:24:LEU:HD12	57:BZ:41:LEU:CD2	2.14	0.76
1:AA:243:A:H4'	1:AA:244:U:O5'	1.86	0.76
24:AY:196:ILE:O	24:AY:197:ARG:HB2	1.83	0.76
30:B5:2:ALA:N	35:BA:2014:A:HO2'	1.82	0.76
35:BA:2876:G:H4'	51:BT:3:ARG:NE	1.98	0.76
41:BG:82:LEU:HD11	41:BG:87:PRO:HB3	1.67	0.76
46:BO:114:ILE:H	46:BO:114:ILE:HD12	1.51	0.76
55:BX:35:THR:HG22	55:BX:37:THR:N	1.96	0.76
57:BZ:67:LEU:H	57:BZ:67:LEU:HD12	1.50	0.76

Continued on next page...

Continued from previous page...

Atom-1	Atom-2	Interatomic distance (Å)	Clash overlap (Å)
1:AA:867:G:O2'	1:AA:868:C:H5'	1.86	0.76
1:AA:1424:C:H2'	1:AA:1425:U:H6	1.49	0.76
2:AB:75:LYS:HA	2:AB:78:GLN:HG3	1.67	0.76
11:AK:21:ILE:N	11:AK:21:ILE:HD12	1.99	0.76
13:AM:68:GLY:N	13:AM:71:ARG:HB3	2.00	0.76
16:AP:13:HIS:C	16:AP:15:PRO:HD3	2.05	0.76
16:AP:49:LEU:HD22	16:AP:73:LEU:HD22	1.66	0.76
25:B0:26:TYR:HE2	35:BA:857:C:H1'	1.50	0.76
35:BA:1059:G:H2'	35:BA:1060:U:C5	2.21	0.76
48:BQ:27:VAL:HG23	48:BQ:137:TYR:CD2	2.20	0.76
49:BR:7:GLY:O	49:BR:8:ARG:HB2	1.83	0.76
27:B2:41:ILE:CD1	27:B2:44:LEU:HD12	2.10	0.76
35:BA:695:G:OP1	35:BA:1380:G:H4'	1.86	0.76
35:BA:1721:G:C6	35:BA:1739:U:H5'	2.20	0.76
39:BE:1:MET:HB2	39:BE:83:ASP:O	1.85	0.76
56:BY:14:LEU:HD13	56:BY:24:VAL:CG2	2.15	0.76
18:AR:37:VAL:HG23	18:AR:38:GLU:N	1.99	0.76
23:AX:13:A:H3'	23:AX:14:A:C5'	2.15	0.76
26:B1:76:ARG:HH22	26:B1:95:LEU:HD13	1.51	0.76
35:BA:2286:A:H4'	35:BA:2287:A:H5'	1.66	0.76
38:BD:35:LYS:HZ3	38:BD:36:PRO:HD3	1.49	0.76
43:BK:24:GLY:H	43:BK:25:PRO:HD2	1.51	0.76
50:BS:15:ARG:HB3	50:BS:18:ILE:HD11	1.68	0.76
2:AB:24:TRP:CZ3	2:AB:26:PRO:HA	2.20	0.76
3:AC:50:ALA:HB1	3:AC:70:VAL:HG11	1.65	0.76
12:AL:27:LEU:HG	12:AL:62:SER:HB2	1.68	0.76
18:AR:74:ARG:HB3	18:AR:81:PHE:CE1	2.21	0.76
24:AY:72:CYS:SG	24:AY:79:ILE:HB	2.25	0.76
24:AY:406:GLU:HB3	24:AY:407:PRO:HD2	1.68	0.76
35:BA:790:C:H5'	35:BA:791:C:OP2	1.86	0.76
35:BA:1902:C:H4'	38:BD:244:ARG:HB2	1.65	0.76
35:BA:2425:A:H4'	35:BA:2426:A:H5''	1.68	0.76
36:BB:26:A:H2'	36:BB:27:C:C6	2.20	0.76
38:BD:43:ARG:HD2	38:BD:44:ASN:OD1	1.86	0.76
54:BW:9:TYR:H	54:BW:102:HIS:HD2	1.34	0.76
1:AA:1129:C:O2'	1:AA:1130:A:C8	2.38	0.76
13:AM:121:LYS:HD3	13:AM:121:LYS:N	2.00	0.76
35:BA:914:C:H2'	35:BA:915:C:H5'	1.67	0.76
35:BA:1461:G:O2'	35:BA:1462:C:H5'	1.85	0.76
35:BA:2248:C:H2'	35:BA:2249:U:H5'	1.68	0.76
35:BA:2394:C:OP1	47:BP:63:PRO:HD2	1.84	0.76

Continued on next page...

Continued from previous page...

Atom-1	Atom-2	Interatomic distance (Å)	Clash overlap (Å)
35:BA:2521:C:H42	35:BA:2544:G:H1	1.34	0.76
40:BF:53:THR:CG2	40:BF:56:GLU:HG3	2.11	0.76
52:BU:25:TRP:O	52:BU:28:ARG:HB2	1.85	0.76
3:AC:94:LEU:O	3:AC:95:THR:HG23	1.85	0.76
24:AY:100:VAL:HG13	24:AY:101:LEU:H	1.51	0.76
24:AY:539:ILE:HA	24:AY:542:VAL:CG1	2.15	0.76
36:BB:103:G:H5'	36:BB:104:U:OP2	1.86	0.76
38:BD:65:ILE:HD13	38:BD:65:ILE:N	2.01	0.76
47:BP:97:PRO:O	47:BP:98:GLU:HB3	1.85	0.76
53:BV:6:LYS:O	53:BV:37:VAL:HG21	1.84	0.76
55:BX:89:ILE:CG2	55:BX:91:ALA:HB3	2.14	0.76
57:BZ:115:GLY:HA2	57:BZ:177:PRO:HD3	1.67	0.76
57:BZ:143:GLY:O	57:BZ:144:LEU:HD13	1.85	0.76
57:BZ:165:VAL:HG12	57:BZ:166:SER:H	1.49	0.76
1:AA:129(A):G:H8	1:AA:129(A):G:H5''	1.51	0.76
1:AA:1160:G:N3	1:AA:1160:G:H2'	2.01	0.76
33:B8:56:GLU:O	33:B8:59:LYS:HE3	1.86	0.76
35:BA:1541:G:H4'	35:BA:1542:A:C5'	2.16	0.76
35:BA:2657:A:H2'	35:BA:2658:C:H5'	1.68	0.76
36:BB:13:A:O2'	36:BB:14:U:H3'	1.86	0.76
38:BD:176:ARG:HB3	38:BD:176:ARG:NH1	2.00	0.76
43:BK:77:LEU:HD12	43:BK:107:ILE:CG2	2.16	0.76
57:BZ:108:PRO:HB3	57:BZ:141:VAL:CG1	2.16	0.76
4:AD:88:VAL:O	4:AD:92:VAL:HG23	1.85	0.75
5:AE:91:LEU:HD13	5:AE:120:THR:HG22	1.68	0.75
24:AY:488:THR:O	24:AY:516:PRO:HG3	1.86	0.75
25:B0:25:ARG:HD2	25:B0:29:GLN:NE2	2.01	0.75
35:BA:548:A:H2'	35:BA:549:G:H5'	1.67	0.75
35:BA:2801(A):A:H4'	35:BA:2802:G:C8	2.21	0.75
37:BC:95:VAL:HG12	37:BC:96:GLY:N	2.01	0.75
37:BC:164:PHE:HB2	37:BC:172:ILE:HD11	1.68	0.75
38:BD:125:ILE:O	38:BD:125:ILE:HG22	1.86	0.75
1:AA:986:A:H1'	19:AS:54:GLY:O	1.85	0.75
9:AI:125:TYR:CE1	9:AI:127:LYS:HB2	2.21	0.75
35:BA:286:C:H5'	35:BA:286:C:C6	2.14	0.75
35:BA:1809:A:H2'	35:BA:1810:A:C8	2.21	0.75
35:BA:2170:A:H5''	37:BC:135:ARG:HH21	1.51	0.75
35:BA:2308:G:N7	35:BA:2310:A:H5'	2.01	0.75
35:BA:2473:U:H3'	35:BA:2474:C:C5'	2.11	0.75
50:BS:40:ILE:CG2	50:BS:41:ASP:H	1.99	0.75
1:AA:814:A:H2'	1:AA:816:A:H5'	1.66	0.75

Continued on next page...

Continued from previous page...

Atom-1	Atom-2	Interatomic distance (Å)	Clash overlap (Å)
6:AF:86:ARG:O	6:AF:87:ARG:HG2	1.87	0.75
10:AJ:82:ILE:O	10:AJ:86:MET:HB2	1.86	0.75
11:AK:33:THR:HG22	11:AK:39:PRO:HA	1.67	0.75
25:B0:27:GLU:H	25:B0:27:GLU:CD	1.89	0.75
33:B8:13:ARG:HD3	47:BP:61:ARG:O	1.87	0.75
35:BA:83:G:O2'	35:BA:84:A:H8	1.69	0.75
35:BA:491:G:H2'	35:BA:492:A:C8	2.20	0.75
35:BA:645:C:O2	35:BA:645:C:H5''	1.86	0.75
36:BB:87:G:H2'	36:BB:88:C:H3'	1.68	0.75
37:BC:115:VAL:HG12	37:BC:145:THR:HG23	1.67	0.75
39:BE:59:VAL:HG11	39:BE:63:LEU:HG	1.69	0.75
42:BH:105:LEU:CD2	42:BH:113:VAL:HB	2.16	0.75
43:BK:14:ALA:HA	43:BK:41:PHE:CE2	2.21	0.75
47:BP:98:GLU:CA	47:BP:101:VAL:HG22	2.16	0.75
51:BT:114:LEU:HD23	51:BT:114:LEU:N	2.02	0.75
1:AA:773:G:O2'	1:AA:774:G:H5'	1.87	0.75
1:AA:1239:A:H2'	1:AA:1298:C:N4	2.01	0.75
3:AC:14:ILE:HG13	3:AC:15:THR:H	1.51	0.75
28:B3:31:LEU:CD1	28:B3:32:GLN:HG2	2.14	0.75
35:BA:1718:G:H5'	35:BA:1718:G:H8	1.50	0.75
36:BB:7:G:H5'	50:BS:29:PHE:CE2	2.21	0.75
53:BV:62:LEU:HD22	53:BV:62:LEU:N	2.02	0.75
1:AA:54:C:H2'	1:AA:352:C:H41	1.51	0.75
1:AA:559:A:H4'	1:AA:560:U:H5'	1.66	0.75
5:AE:11:ILE:HG22	5:AE:12:LEU:N	2.02	0.75
7:AG:45:ASP:O	7:AG:49:ILE:HG12	1.87	0.75
11:AK:105:VAL:O	11:AK:105:VAL:HG23	1.84	0.75
12:AL:30:ALA:HB3	12:AL:33:ARG:HH21	1.50	0.75
35:BA:134:C:H2'	35:BA:135:G:C8	2.21	0.75
49:BR:65:LEU:HD12	49:BR:65:LEU:O	1.86	0.75
1:AA:203:U:H5''	1:AA:204:U:OP1	1.85	0.75
1:AA:1270:C:H2'	1:AA:1271:G:C8	2.22	0.75
19:AS:15:LEU:HD21	19:AS:33:THR:OG1	1.86	0.75
20:AT:82:SER:O	20:AT:86:ARG:HB2	1.86	0.75
24:AY:637:ARG:HG3	24:AY:637:ARG:NH1	1.98	0.75
29:B4:48:ARG:O	29:B4:48:ARG:HG2	1.84	0.75
34:B9:36:GLN:OE1	35:BA:1124:C:H1'	1.86	0.75
35:BA:1709:U:H2'	35:BA:1710:C:C6	2.22	0.75
35:BA:2103:C:H2'	35:BA:2104:G:H5''	1.67	0.75
35:BA:2483:C:H3'	35:BA:2484:G:H5''	1.68	0.75
43:BK:132:ARG:HH11	43:BK:132:ARG:HG3	1.51	0.75

Continued on next page...

Continued from previous page...

Atom-1	Atom-2	Interatomic distance (Å)	Clash overlap (Å)
50:BS:101:LEU:HD12	50:BS:101:LEU:O	1.86	0.75
55:BX:8:ILE:H	55:BX:8:ILE:CD1	1.97	0.75
1:AA:148:G:H2'	1:AA:149:A:C8	2.21	0.75
10:AJ:82:ILE:HD13	10:AJ:82:ILE:N	2.00	0.75
35:BA:2723:C:H5''	49:BR:2:ARG:HH11	1.50	0.75
39:BE:57:LYS:O	39:BE:58:ARG:HG3	1.87	0.75
42:BH:44:VAL:O	42:BH:46:GLU:HG2	1.87	0.75
47:BP:23:PRO:HB2	47:BP:33:ARG:CD	2.16	0.75
1:AA:447:G:H2'	1:AA:485:G:N2	2.01	0.75
1:AA:1170:A:H2'	1:AA:1171:G:O4'	1.85	0.75
5:AE:12:LEU:CD1	5:AE:31:LEU:HB3	2.17	0.75
5:AE:76:ILE:CG1	5:AE:77:PRO:HD2	2.15	0.75
11:AK:48:ILE:HG22	11:AK:49:GLY:H	1.52	0.75
27:B2:36:ARG:HA	27:B2:39:ALA:HB3	1.67	0.75
35:BA:492:A:H2'	35:BA:493:G:H5'	1.69	0.75
50:BS:40:ILE:HG22	50:BS:41:ASP:H	1.49	0.75
50:BS:87:PHE:HB2	50:BS:106:ARG:HH21	1.51	0.75
1:AA:622:A:C8	1:AA:623:C:C5	2.74	0.75
3:AC:47:LEU:HD21	3:AC:68:VAL:HG11	1.69	0.75
27:B2:25:VAL:C	27:B2:27:GLU:H	1.89	0.75
27:B2:50:ILE:C	27:B2:52:ASP:H	1.91	0.75
35:BA:2761:G:H2'	35:BA:2762:G:H5''	1.68	0.75
38:BD:39:LYS:NZ	38:BD:87:ASN:HB3	2.02	0.75
50:BS:59:LYS:CD	50:BS:61:ASN:HB2	2.17	0.75
53:BV:18:LEU:CG	53:BV:19:LYS:H	1.99	0.75
1:AA:353:A:H8	1:AA:353:A:H5'	1.51	0.74
4:AD:187:ARG:NH2	4:AD:193:ASP:OD2	2.19	0.74
20:AT:43:LEU:O	20:AT:46:GLU:N	2.20	0.74
35:BA:492:A:C2'	35:BA:493:G:H5'	2.17	0.74
35:BA:1821:A:H2'	35:BA:1822:G:H8	1.52	0.74
35:BA:2672:G:C2'	35:BA:2673:G:H5''	2.16	0.74
46:BO:120:GLU:OE2	46:BO:122:LEU:HD21	1.85	0.74
1:AA:490:G:H2'	1:AA:491:G:H8	1.52	0.74
7:AG:7:ALA:O	7:AG:8:GLU:HB2	1.85	0.74
13:AM:116:THR:HG21	22:AV:29:G:H4'	1.68	0.74
35:BA:84:A:H5''	56:BY:9:LYS:HZ3	1.51	0.74
40:BF:16:GLY:O	40:BF:17:ARG:HG3	1.87	0.74
40:BF:17:ARG:HG3	40:BF:17:ARG:HH11	1.51	0.74
51:BT:20:PRO:O	51:BT:22:PHE:HD2	1.70	0.74
2:AB:51:LEU:HD22	2:AB:55:PHE:HE2	1.50	0.74
8:AH:103:VAL:CG2	8:AH:110:ALA:HB2	2.18	0.74

Continued on next page...

Continued from previous page...

Atom-1	Atom-2	Interatomic distance (Å)	Clash overlap (Å)
8:AH:103:VAL:HG21	8:AH:110:ALA:HB2	1.69	0.74
19:AS:41:VAL:O	19:AS:41:VAL:HG23	1.84	0.74
35:BA:739:G:H4'	35:BA:740:U:OP1	1.85	0.74
35:BA:1504:C:C2'	35:BA:1505:C:H5''	2.17	0.74
35:BA:1971:A:C4	38:BD:241:PRO:HD3	2.22	0.74
35:BA:2344:U:H4'	35:BA:2345:G:OP1	1.87	0.74
35:BA:2523:G:C2'	35:BA:2524:G:H5''	2.17	0.74
9:AI:79:LEU:HD13	9:AI:83:ARG:HB2	1.69	0.74
20:AT:50:GLU:HG3	20:AT:51:GLU:N	2.02	0.74
24:AY:18:ALA:HA	24:AY:85:PRO:HG2	1.69	0.74
24:AY:22:ASP:O	59:AY:702:GDP:H5'	1.86	0.74
31:B6:9:LEU:HD22	31:B6:26:ASN:HD22	1.51	0.74
35:BA:548:A:C2'	35:BA:549:G:H5'	2.17	0.74
35:BA:581:C:H2'	35:BA:582:G:C8	2.22	0.74
35:BA:654(E):G:H2'	35:BA:654(F):C:H5'	1.68	0.74
35:BA:1120:G:H2'	35:BA:1121:C:C6	2.23	0.74
35:BA:1452:A:C3'	35:BA:1453:U:C5'	2.65	0.74
35:BA:1818:U:H5''	38:BD:157:ARG:HB2	1.67	0.74
40:BF:7:TYR:HB3	40:BF:16:GLY:C	2.08	0.74
48:BQ:56:ARG:HA	48:BQ:56:ARG:HE	1.52	0.74
1:AA:975:A:H5'	1:AA:975:A:C8	2.22	0.74
9:AI:40:LEU:HD11	9:AI:70:LYS:HG2	1.70	0.74
20:AT:57:ARG:NH1	20:AT:102:GLY:HA2	2.03	0.74
35:BA:192:C:H2'	35:BA:193:U:H5'	1.69	0.74
35:BA:406:G:HO2'	35:BA:407:G:H8	1.35	0.74
35:BA:2645:G:H4'	35:BA:2732:G:O2'	1.86	0.74
35:BA:2811:G:O2'	35:BA:2812:G:H5'	1.87	0.74
40:BF:181:LEU:HB3	40:BF:205:ARG:HH11	1.50	0.74
43:BK:71:THR:HB	43:BK:72:PRO:HD2	1.69	0.74
46:BO:24:VAL:HG21	46:BO:30:ALA:HB3	1.69	0.74
47:BP:126:VAL:HG12	47:BP:148:LEU:HD21	1.69	0.74
48:BQ:12:GLN:NE2	48:BQ:73:PRO:HD2	2.02	0.74
57:BZ:107:THR:HG23	57:BZ:111:VAL:HG21	1.68	0.74
1:AA:1298:C:O2	1:AA:1298:C:H2'	1.87	0.74
4:AD:153:ARG:HG2	4:AD:153:ARG:HH11	1.52	0.74
35:BA:363(D):G:O2'	35:BA:363(E):U:H5'	1.86	0.74
35:BA:1245:G:H5''	40:BF:34:TRP:HZ2	1.52	0.74
37:BC:71:LYS:HG2	37:BC:72:GLN:H	1.51	0.74
49:BR:78:LYS:O	49:BR:83:ILE:HG12	1.87	0.74
1:AA:309:G:H1'	1:AA:608:A:C2	2.23	0.74
1:AA:1456:G:H2'	1:AA:1457:G:H5'	1.68	0.74

Continued on next page...

Continued from previous page...

Atom-1	Atom-2	Interatomic distance (Å)	Clash overlap (Å)
26:B1:71:TYR:HA	26:B1:74:VAL:HG23	1.70	0.74
33:B8:6:THR:CG2	33:B8:63:PRO:HD3	2.17	0.74
33:B8:32:LEU:HB3	33:B8:36:LYS:NZ	2.01	0.74
35:BA:1514:U:H2'	35:BA:1515:G:C8	2.22	0.74
35:BA:2639:A:H2'	35:BA:2640:G:O4'	1.88	0.74
42:BH:66:GLY:HA2	42:BH:69:ARG:HB3	1.69	0.74
47:BP:126:VAL:HA	47:BP:145:PRO:CB	2.18	0.74
49:BR:73:VAL:O	49:BR:76:VAL:HG12	1.87	0.74
57:BZ:56:VAL:HG12	57:BZ:57:ILE:N	2.01	0.74
1:AA:973:G:O4'	10:AJ:55:LYS:HG3	1.87	0.74
1:AA:1037:C:H2'	1:AA:1038:C:C2	2.23	0.74
9:AI:104:ARG:O	9:AI:105:ASP:HB3	1.85	0.74
24:AY:201:ILE:H	24:AY:201:ILE:HD12	1.52	0.74
24:AY:326:THR:O	24:AY:328:ILE:HG23	1.88	0.74
24:AY:628:ARG:HH12	24:AY:680:PRO:HG2	1.53	0.74
30:B5:3:LYS:HE2	35:BA:2613:U:H2'	1.68	0.74
30:B5:27:PRO:HG3	54:BW:23:LEU:HD11	1.70	0.74
38:BD:172:TYR:CD1	38:BD:186:HIS:HA	2.22	0.74
39:BE:36:ARG:HG2	39:BE:36:ARG:NH1	2.02	0.74
40:BF:165:ARG:HB3	40:BF:165:ARG:HH11	1.51	0.74
41:BG:41:GLN:NE2	41:BG:60:LEU:HD21	2.02	0.74
43:BK:41:PHE:CE1	43:BK:45:THR:HG21	2.22	0.74
47:BP:23:PRO:HB2	47:BP:33:ARG:HG3	1.69	0.74
1:AA:697:U:C2'	1:AA:698:G:H5'	2.18	0.74
2:AB:96:ARG:N	2:AB:96:ARG:CD	2.51	0.74
3:AC:15:THR:CG2	3:AC:181:ASN:HA	2.17	0.74
3:AC:70:VAL:O	3:AC:106:VAL:HG23	1.88	0.74
4:AD:173:TRP:HB3	4:AD:187:ARG:NH1	2.03	0.74
24:AY:101:LEU:HD12	24:AY:103:GLY:O	1.87	0.74
24:AY:385:THR:HG21	24:AY:436:PRO:HG3	1.70	0.74
25:B0:5:LYS:HB2	48:BQ:80:GLU:O	1.88	0.74
25:B0:7:LEU:CD1	48:BQ:85:LYS:HE2	2.18	0.74
35:BA:1538:G:H2'	35:BA:1539:G:C8	2.22	0.74
39:BE:63:LEU:O	39:BE:63:LEU:HD23	1.87	0.74
41:BG:98:ARG:HH11	41:BG:98:ARG:H	1.33	0.74
55:BX:27:THR:CB	55:BX:80:ILE:HG22	2.17	0.74
1:AA:1004:A:N6	1:AA:1034:G:H2'	2.02	0.74
8:AH:17:THR:HB	8:AH:78:GLN:OE1	1.88	0.74
20:AT:89:ARG:HD2	20:AT:104:LEU:HD11	1.70	0.74
24:AY:512:ILE:H	24:AY:512:ILE:HD13	1.52	0.74
32:B7:46:VAL:HG12	32:B7:47:ARG:N	2.02	0.74

Continued on next page...

Continued from previous page...

Atom-1	Atom-2	Interatomic distance (Å)	Clash overlap (Å)
35:BA:120:U:O2	35:BA:120:U:H2'	1.87	0.74
35:BA:2262:U:C2'	35:BA:2263:C:C5'	2.65	0.74
35:BA:2272:U:H5''	35:BA:2273:A:OP1	1.86	0.74
51:BT:30:VAL:HG21	51:BT:84:GLN:H	1.53	0.74
1:AA:1132:C:O2'	1:AA:1133:G:H5'	1.88	0.73
1:AA:1158:C:H6	2:AB:132:LYS:HE3	1.53	0.73
7:AG:121:ALA:O	7:AG:125:MET:HG3	1.88	0.73
8:AH:109:ILE:HG12	8:AH:110:ALA:N	2.02	0.73
13:AM:119:GLY:HA2	22:AV:29:G:OP1	1.87	0.73
24:AY:453:GLY:HA3	24:AY:459:LEU:HD11	1.70	0.73
35:BA:2787:C:H1'	39:BE:61:ARG:HG3	1.70	0.73
39:BE:131:ALA:CB	39:BE:134:ILE:HD11	2.13	0.73
42:BH:28:GLY:HA3	42:BH:79:VAL:HG21	1.69	0.73
42:BH:56:SER:OG	42:BH:58:GLU:HG3	1.88	0.73
45:BN:74:ARG:NH2	45:BN:83:LYS:HD3	2.03	0.73
53:BV:21:ARG:HB3	53:BV:91:TYR:HD2	1.53	0.73
3:AC:46:GLU:O	3:AC:47:LEU:HB2	1.86	0.73
22:AV:39:C:H2'	22:AV:40:C:H6	1.53	0.73
29:B4:22:ILE:CG2	29:B4:24:THR:HG23	2.18	0.73
35:BA:1081:U:H5''	43:BK:122:ALA:HB1	1.70	0.73
35:BA:1558:A:H4'	35:BA:1559:G:O5'	1.88	0.73
35:BA:1578:U:H2'	35:BA:1579:A:H5''	1.69	0.73
35:BA:2298:A:H62	35:BA:2318:G:H8	1.36	0.73
35:BA:2312:U:C2'	35:BA:2313:C:H5''	2.17	0.73
43:BK:59:ILE:HG12	43:BK:60:TYR:H	1.50	0.73
47:BP:146:VAL:HG13	47:BP:147:LEU:N	2.00	0.73
49:BR:10:LEU:HB3	49:BR:17:ARG:CD	2.18	0.73
51:BT:42:ILE:HG13	51:BT:42:ILE:O	1.88	0.73
1:AA:192:U:H2'	1:AA:193:C:C6	2.22	0.73
6:AF:67:MET:HB2	6:AF:68:PRO:HD2	1.71	0.73
33:B8:50:LEU:HD12	33:B8:51:ALA:H	1.53	0.73
35:BA:2132:U:C4	37:BC:6:LYS:HD2	2.23	0.73
37:BC:90:ALA:HA	37:BC:155:ARG:NH1	2.04	0.73
41:BG:42:GLY:HA2	41:BG:89:GLY:HA2	1.69	0.73
50:BS:74:ALA:HB2	50:BS:101:LEU:CD2	2.19	0.73
1:AA:630:G:H2'	1:AA:631:G:C5'	2.18	0.73
2:AB:111:ARG:HG2	2:AB:111:ARG:HH11	1.53	0.73
24:AY:276:VAL:CA	24:AY:280:LEU:HD23	2.13	0.73
24:AY:526:VAL:HB	24:AY:566:THR:HA	1.69	0.73
35:BA:1582:C:H2'	35:BA:1583:A:H8	1.54	0.73
39:BE:16:ARG:HD3	39:BE:173:VAL:HG13	1.70	0.73

Continued on next page...

Continued from previous page...

Atom-1	Atom-2	Interatomic distance (Å)	Clash overlap (Å)
49:BR:44:LEU:O	49:BR:44:LEU:HD13	1.87	0.73
1:AA:973:G:H1'	10:AJ:55:LYS:NZ	2.04	0.73
1:AA:1119:C:O2'	1:AA:1120:G:H5'	1.88	0.73
2:AB:223:ILE:HA	2:AB:226:ARG:NE	2.02	0.73
3:AC:58:GLU:N	3:AC:65:ALA:HB3	1.99	0.73
8:AH:114:THR:HG21	8:AH:129:VAL:HG23	1.70	0.73
15:AO:31:LEU:H	15:AO:31:LEU:CD2	2.02	0.73
24:AY:21:ILE:O	24:AY:22:ASP:HB2	1.85	0.73
29:B4:3:GLU:HG3	36:BB:43:C:OP1	1.88	0.73
41:BG:9:ARG:HG3	41:BG:13:GLU:HG2	1.70	0.73
47:BP:85:LEU:HD12	47:BP:120:ALA:HB2	1.71	0.73
1:AA:1525:G:H2'	1:AA:1526:G:H8	1.53	0.73
3:AC:55:VAL:O	3:AC:55:VAL:HG12	1.88	0.73
19:AS:21:GLU:CG	19:AS:22:LEU:HD23	2.18	0.73
22:AV:5:G:N2	22:AV:69:C:C2	2.56	0.73
35:BA:1353:A:H2'	35:BA:1354:A:C8	2.24	0.73
35:BA:1434:A:H61	35:BA:1558:A:H62	1.36	0.73
35:BA:2307:G:N2	35:BA:2308:G:H5''	2.03	0.73
35:BA:2789:C:H1'	35:BA:2892:A:C2	2.22	0.73
4:AD:30:LYS:C	4:AD:32:ALA:H	1.89	0.73
13:AM:116:THR:HG22	13:AM:117:VAL:N	2.03	0.73
35:BA:666:G:H4'	47:BP:49:ARG:HH21	1.54	0.73
35:BA:848:G:N3	35:BA:933:A:H1'	2.03	0.73
35:BA:1539:G:C2	35:BA:1540:U:H1'	2.24	0.73
35:BA:1948:G:C8	35:BA:1948:G:H5'	2.23	0.73
43:BK:17:ALA:HB3	43:BK:38:VAL:CG2	2.17	0.73
51:BT:28:VAL:HG13	51:BT:46:GLU:HA	1.68	0.73
51:BT:29:ARG:HG2	51:BT:85:LYS:CA	2.18	0.73
55:BX:89:ILE:HG22	55:BX:91:ALA:HB3	1.71	0.73
1:AA:50:A:N6	1:AA:361:G:H4'	2.04	0.73
1:AA:1104:G:O5'	2:AB:111:ARG:HD2	1.88	0.73
1:AA:1231:G:O2'	1:AA:1232:U:H5'	1.89	0.73
4:AD:33:MET:O	4:AD:37:PRO:HG3	1.89	0.73
12:AL:47:LYS:HB3	12:AL:48:PRO:HD3	1.71	0.73
19:AS:78:ARG:HB2	19:AS:81:ARG:HH11	1.51	0.73
24:AY:517:LEU:HB3	24:AY:521:SER:CB	2.19	0.73
28:B3:28:LEU:HD23	28:B3:28:LEU:N	2.03	0.73
33:B8:52:LYS:N	33:B8:53:PRO:CD	2.51	0.73
35:BA:637:A:OP1	47:BP:133:SER:HB3	1.88	0.73
35:BA:654(G):C:H2'	35:BA:654(H):G:H8	1.54	0.73
38:BD:28:GLU:H	38:BD:29:PRO:HD2	1.53	0.73

Continued on next page...

Continued from previous page...

Atom-1	Atom-2	Interatomic distance (Å)	Clash overlap (Å)
38:BD:43:ARG:HB3	38:BD:54:ARG:HB2	1.69	0.73
1:AA:579:G:H5'	1:AA:728:A:H1'	1.69	0.73
1:AA:1068:G:OP2	1:AA:1094:G:H5'	1.88	0.73
9:AI:53:VAL:C	9:AI:55:ALA:H	1.91	0.73
13:AM:63:THR:HG22	13:AM:64:TRP:H	1.52	0.73
17:AQ:31:LEU:O	17:AQ:31:LEU:HD12	1.88	0.73
22:AV:46:G:O3'	22:AV:47:U:H6	1.70	0.73
22:AV:56:C:N4	35:BA:2169:A:N1	2.37	0.73
28:B3:16:PRO:HB2	28:B3:18:ASP:OD1	1.89	0.73
31:B6:43:CYS:HB2	31:B6:44:ARG:NH2	2.04	0.73
33:B8:54:GLU:O	33:B8:58:ILE:HG12	1.88	0.73
35:BA:358:U:H2'	35:BA:359:A:C8	2.19	0.73
35:BA:1190:G:H5'	47:BP:35:HIS:H	1.52	0.73
35:BA:1223:G:C3'	35:BA:1224:C:H5''	2.16	0.73
35:BA:1452:A:C3'	35:BA:1453:U:H5''	2.18	0.73
39:BE:11:MET:HB2	39:BE:23:VAL:O	1.89	0.73
40:BF:120:GLU:HB3	40:BF:122:LYS:HG2	1.70	0.73
48:BQ:2:LEU:HG	48:BQ:69:PHE:HE1	1.52	0.73
48:BQ:54:MET:HG2	48:BQ:64:ILE:HD13	1.71	0.73
3:AC:99:VAL:HG23	3:AC:99:VAL:O	1.87	0.73
7:AG:18:TYR:HD2	7:AG:59:LEU:HD13	1.53	0.73
13:AM:27:LYS:HE2	13:AM:31:LYS:HE3	1.71	0.73
35:BA:84:A:H5''	56:BY:9:LYS:NZ	2.02	0.73
35:BA:108:U:H2'	35:BA:109:G:H8	1.51	0.73
35:BA:2523:G:H2'	35:BA:2524:G:H5''	1.71	0.73
36:BB:115:G:H2'	36:BB:116:G:H8	1.54	0.73
37:BC:101:ILE:HD12	37:BC:101:ILE:N	1.98	0.73
38:BD:84:TYR:HA	38:BD:91:ARG:HH12	1.53	0.73
40:BF:163:VAL:O	40:BF:166:ALA:HB3	1.87	0.73
43:BK:42:ASN:O	43:BK:46:ALA:HB2	1.89	0.73
54:BW:59:VAL:O	54:BW:59:VAL:HG12	1.88	0.73
55:BX:12:VAL:HG23	55:BX:13:LEU:N	1.98	0.73
57:BZ:149:SER:HB3	57:BZ:173:ALA:CB	2.18	0.73
1:AA:1225:A:H2'	1:AA:1225:A:N3	2.04	0.72
3:AC:148:GLY:HA3	3:AC:172:ARG:O	1.89	0.72
11:AK:124:LYS:HD2	11:AK:125:PHE:CD1	2.24	0.72
13:AM:63:THR:HG22	13:AM:64:TRP:N	2.02	0.72
30:B5:2:ALA:CA	35:BA:2015:A:H1'	2.19	0.72
35:BA:2470:G:P	48:BQ:56:ARG:HH12	2.11	0.72
38:BD:117:VAL:HG23	38:BD:129:ASN:HA	1.71	0.72
39:BE:51:PHE:CD1	39:BE:52:LEU:HD12	2.23	0.72

Continued on next page...

Continued from previous page...

Atom-1	Atom-2	Interatomic distance (Å)	Clash overlap (Å)
42:BH:149:ARG:HA	42:BH:162:ILE:HG13	1.71	0.72
50:BS:74:ALA:HB2	50:BS:101:LEU:HD22	1.71	0.72
2:AB:54:THR:O	2:AB:58:ILE:HG13	1.89	0.72
26:B1:80:LEU:HD13	26:B1:82:LEU:HD11	1.70	0.72
35:BA:786:C:O2'	35:BA:787:U:H5'	1.90	0.72
35:BA:965:C:H5'	35:BA:2273:A:C1'	2.19	0.72
35:BA:2476:A:C2'	35:BA:2477:C:H5''	2.18	0.72
40:BF:25:PRO:HG3	40:BF:119:ARG:HB2	1.69	0.72
41:BG:45:GLU:O	41:BG:51:ARG:HD3	1.89	0.72
42:BH:19:VAL:HG12	42:BH:20:ALA:N	2.03	0.72
42:BH:41:MET:HG2	42:BH:43:VAL:HG13	1.70	0.72
48:BQ:55:VAL:CG2	57:BZ:178:GLU:HG2	2.18	0.72
51:BT:115:ARG:HB3	51:BT:115:ARG:HH11	1.52	0.72
1:AA:622:A:C8	1:AA:623:C:C6	2.78	0.72
1:AA:1158:C:H5'	2:AB:133:LYS:HE2	1.67	0.72
1:AA:1381:U:C5	1:AA:1382:C:C5	2.77	0.72
3:AC:58:GLU:O	3:AC:59:ARG:HG3	1.89	0.72
13:AM:10:PRO:CB	13:AM:18:ALA:HB1	2.18	0.72
19:AS:14:HIS:HD2	19:AS:15:LEU:HD23	1.52	0.72
24:AY:165:GLN:C	24:AY:166:LEU:HD12	2.09	0.72
31:B6:11:LEU:O	31:B6:11:LEU:HD13	1.89	0.72
31:B6:54:ILE:CD1	35:BA:2420:C:H5'	2.19	0.72
35:BA:322:A:H3'	40:BF:169:ASN:HD21	1.55	0.72
35:BA:1516:C:H2'	35:BA:1517:G:H5'	1.71	0.72
38:BD:131:LEU:N	38:BD:131:LEU:CD1	2.49	0.72
40:BF:84:VAL:CG1	40:BF:85:GLY:N	2.53	0.72
40:BF:176:LEU:HG	40:BF:177:ALA:O	1.89	0.72
48:BQ:52:VAL:O	48:BQ:55:VAL:HG12	1.88	0.72
56:BY:31:LEU:HB2	56:BY:32:PRO:HA	1.70	0.72
6:AF:69:GLU:O	6:AF:72:VAL:HG12	1.90	0.72
19:AS:46:GLY:N	19:AS:62:ILE:HG23	2.04	0.72
24:AY:138:LYS:HD3	24:AY:141:LYS:HE3	1.71	0.72
33:B8:2:PRO:HA	35:BA:591:C:O2	1.88	0.72
35:BA:991:C:H6	35:BA:991:C:H5'	1.55	0.72
35:BA:1348:G:C2'	35:BA:1349:A:H5''	2.19	0.72
35:BA:2415:G:O3'	47:BP:66:GLY:HA3	1.89	0.72
41:BG:34:LEU:HB2	41:BG:99:MET:HE1	1.71	0.72
41:BG:111:LEU:HB2	41:BG:112:PRO:HD3	1.69	0.72
45:BN:45:ASN:H	45:BN:45:ASN:ND2	1.87	0.72
49:BR:75:LEU:O	49:BR:75:LEU:HD13	1.88	0.72
51:BT:108:ARG:HH11	51:BT:108:ARG:HB3	1.53	0.72

Continued on next page...

Continued from previous page...

Atom-1	Atom-2	Interatomic distance (Å)	Clash overlap (Å)
1:AA:539:A:H2'	1:AA:540:G:H8	1.52	0.72
24:AY:409:ILE:HD11	24:AY:654:GLY:HA2	1.72	0.72
35:BA:624:C:H41	47:BP:107:LYS:NZ	1.87	0.72
35:BA:2122:U:H2'	35:BA:2123:G:C8	2.23	0.72
35:BA:2518:A:H5''	35:BA:2519:U:OP2	1.89	0.72
49:BR:2:ARG:CD	49:BR:5:LYS:HE2	2.20	0.72
56:BY:55:TYR:N	56:BY:55:TYR:HD1	1.88	0.72
3:AC:82:GLU:O	3:AC:86:VAL:HG13	1.88	0.72
29:B4:41:PRO:C	29:B4:42:PHE:CD1	2.62	0.72
31:B6:40:CYS:HB2	31:B6:46:HIS:CE1	2.25	0.72
35:BA:978:G:H1	35:BA:985:C:H42	1.38	0.72
35:BA:1378:A:HO2'	35:BA:1379:A:H5''	1.52	0.72
35:BA:2189:U:C2'	35:BA:2190:G:H5''	2.19	0.72
41:BG:76:SER:HA	41:BG:83:ARG:HB3	1.71	0.72
45:BN:9:VAL:HG11	45:BN:39:ARG:NH2	2.03	0.72
47:BP:98:GLU:HA	47:BP:101:VAL:CG2	2.20	0.72
51:BT:83:ILE:HG13	51:BT:84:GLN:H	1.53	0.72
1:AA:269:C:H2'	1:AA:270:A:C8	2.24	0.72
3:AC:137:ALA:HA	3:AC:140:ARG:NH2	2.03	0.72
5:AE:36:ASP:OD2	5:AE:40:ARG:HB2	1.90	0.72
9:AI:95:LYS:HZ3	9:AI:96:LEU:HD12	1.52	0.72
16:AP:21:VAL:O	16:AP:33:ILE:HB	1.89	0.72
22:AV:47:U:H3'	22:AV:48:C:H5'	1.71	0.72
35:BA:1902:C:H1'	38:BD:244:ARG:HG3	1.71	0.72
39:BE:38:THR:HG23	39:BE:39:PRO:HD2	1.72	0.72
39:BE:60:ASN:OD1	39:BE:62:PRO:HD2	1.88	0.72
41:BG:131:TYR:HB3	41:BG:159:VAL:HG13	1.70	0.72
43:BK:78:ILE:HD11	43:BK:136:VAL:HG11	1.72	0.72
51:BT:80:SER:HB3	51:BT:81:PRO:CD	2.18	0.72
52:BU:53:ARG:HA	52:BU:56:ASP:OD2	1.90	0.72
1:AA:584:G:H2'	1:AA:585:G:C8	2.25	0.72
1:AA:1323:G:H2'	1:AA:1324:A:H8	1.49	0.72
1:AA:1342:C:O2'	1:AA:1343:G:H5'	1.89	0.72
1:AA:1490:C:H6	1:AA:1490:C:C5'	2.01	0.72
4:AD:8:VAL:HB	4:AD:21:LEU:HD12	1.70	0.72
12:AL:117:ARG:NH2	12:AL:124:LYS:HB2	2.05	0.72
12:AL:119:LYS:O	12:AL:120:TYR:HB2	1.89	0.72
24:AY:85:PRO:HA	24:AY:94:VAL:CG2	2.18	0.72
24:AY:604:PRO:C	24:AY:605:ILE:HD12	2.10	0.72
27:B2:41:ILE:HG13	27:B2:41:ILE:O	1.88	0.72
33:B8:6:THR:HG22	33:B8:63:PRO:HD3	1.71	0.72

Continued on next page...

Continued from previous page...

Atom-1	Atom-2	Interatomic distance (Å)	Clash overlap (Å)
41:BG:57:ALA:O	41:BG:68:PRO:HG2	1.88	0.72
47:BP:6:LEU:HB3	47:BP:9:ASN:HD21	1.55	0.72
6:AF:44:GLY:HA2	6:AF:59:TYR:CE1	2.25	0.72
13:AM:15:VAL:HG12	13:AM:45:VAL:HG23	1.70	0.72
29:B4:1:MET:HE2	41:BG:66:GLN:CD	2.10	0.72
30:B5:55:ARG:C	30:B5:55:ARG:HD3	2.09	0.72
34:B9:32:HIS:O	34:B9:34:GLN:HG3	1.90	0.72
35:BA:2313:C:H5'	35:BA:2313:C:C6	2.25	0.72
42:BH:98:LEU:HB2	42:BH:125:VAL:CG2	2.13	0.72
51:BT:13:ARG:HH12	51:BT:15:VAL:CG2	2.01	0.72
54:BW:20:VAL:HG23	54:BW:21:VAL:N	2.04	0.72
57:BZ:79:ARG:O	57:BZ:80:ARG:HB2	1.88	0.72
1:AA:474:G:H2'	1:AA:475:G:C8	2.24	0.72
1:AA:666:G:H5'	1:AA:726:C:H1'	1.70	0.72
2:AB:147:LYS:HG2	2:AB:148:TYR:CE1	2.24	0.72
13:AM:116:THR:CG2	13:AM:117:VAL:N	2.53	0.72
17:AQ:50:LYS:O	17:AQ:50:LYS:HG3	1.90	0.72
22:AV:21:A:N6	22:AV:46:G:H2'	1.99	0.72
35:BA:2511:U:O3'	39:BE:123:ALA:HB3	1.90	0.72
40:BF:176:LEU:HD11	40:BF:180:GLY:HA3	1.71	0.72
42:BH:12:PRO:HD3	42:BH:49:VAL:HG12	1.72	0.72
57:BZ:56:VAL:HG13	57:BZ:69:THR:O	1.89	0.72
2:AB:178:ARG:HG2	2:AB:178:ARG:HH11	1.55	0.71
3:AC:86:VAL:HG23	3:AC:87:LEU:N	2.05	0.71
21:AU:23:PRO:C	21:AU:25:LYS:H	1.93	0.71
28:B3:56:VAL:CG1	28:B3:57:GLU:N	2.53	0.71
35:BA:295:G:O2'	35:BA:296:C:H5'	1.90	0.71
35:BA:2329:G:H2'	35:BA:2330:G:C8	2.25	0.71
39:BE:176:ILE:HG22	39:BE:178:GLU:HB3	1.72	0.71
41:BG:16:ARG:NE	41:BG:31:VAL:HG11	2.04	0.71
46:BO:105:GLU:O	46:BO:109:LYS:HG2	1.90	0.71
55:BX:30:VAL:HG22	55:BX:77:LYS:O	1.90	0.71
1:AA:1275:A:O2'	1:AA:1276:G:H5'	1.90	0.71
1:AA:1442:G:C6	1:AA:1442(B):A:H2	2.08	0.71
7:AG:73:MET:HA	7:AG:91:VAL:HG23	1.72	0.71
25:B0:46:LYS:O	25:B0:78:TYR:HA	1.91	0.71
35:BA:218:A:H2	35:BA:235:U:H4'	1.53	0.71
35:BA:2672:G:C3'	35:BA:2673:G:H5''	2.19	0.71
1:AA:80:G:H5''	1:AA:81:U:H5'	1.73	0.71
2:AB:167:PRO:HG2	2:AB:192:SER:OG	1.90	0.71
14:AN:27:CYS:SG	14:AN:29:ARG:HB2	2.30	0.71

Continued on next page...

Continued from previous page...

Atom-1	Atom-2	Interatomic distance (Å)	Clash overlap (Å)
29:B4:1:MET:HE2	41:BG:66:GLN:OE1	1.89	0.71
35:BA:200:U:H2'	35:BA:201:C:H5'	1.70	0.71
35:BA:1790:C:H5''	35:BA:1791:A:OP1	1.90	0.71
35:BA:2579:C:H4'	39:BE:134:ILE:HG12	1.70	0.71
57:BZ:18:LEU:O	57:BZ:21:ALA:HB3	1.89	0.71
1:AA:176:C:H2'	1:AA:177:C:C6	2.26	0.71
1:AA:1288:A:H2'	1:AA:1289:A:C8	2.25	0.71
1:AA:1524:C:H2'	1:AA:1525:G:C8	2.25	0.71
20:AT:8:ARG:HH11	20:AT:8:ARG:HG3	1.54	0.71
24:AY:162:VAL:HG21	24:AY:255:ILE:HD11	1.71	0.71
24:AY:534:ILE:HD11	24:AY:570:GLY:HA3	1.73	0.71
31:B6:43:CYS:HB3	31:B6:44:ARG:HH21	1.55	0.71
35:BA:643:A:O2'	35:BA:644:A:H5'	1.91	0.71
35:BA:1203:G:H3'	35:BA:1204:A:C5'	2.20	0.71
40:BF:78:ILE:HA	40:BF:83:PHE:CD2	2.26	0.71
42:BH:159:GLU:HG3	42:BH:160:LYS:H	1.55	0.71
47:BP:106:LEU:HD21	47:BP:112:LEU:HG	1.72	0.71
1:AA:999:C:H2'	1:AA:1000:U:C6	2.24	0.71
1:AA:1288:A:N1	1:AA:1371:G:H1'	2.05	0.71
5:AE:50:GLU:HG3	5:AE:52:PRO:HD2	1.72	0.71
13:AM:90:LEU:O	13:AM:93:ARG:N	2.24	0.71
20:AT:45:GLN:HA	20:AT:91:LEU:HB3	1.71	0.71
24:AY:137:ASN:ND2	24:AY:263:ALA:H	1.87	0.71
29:B4:9:LEU:HD23	41:BG:65:GLY:HA3	1.71	0.71
35:BA:803:U:O2'	35:BA:804:A:H5'	1.91	0.71
35:BA:970:C:H2'	35:BA:971:C:C6	2.25	0.71
35:BA:1053:C:C3'	35:BA:1054:A:H5''	2.21	0.71
35:BA:1644:C:O2	35:BA:1644:C:H2'	1.89	0.71
45:BN:3:THR:HG22	45:BN:4:TYR:H	1.55	0.71
51:BT:115:ARG:HH11	51:BT:115:ARG:CB	2.03	0.71
53:BV:38:LEU:HD12	53:BV:56:SER:HA	1.73	0.71
10:AJ:44:VAL:HG22	10:AJ:66:ARG:HG2	1.72	0.71
19:AS:21:GLU:HG3	19:AS:22:LEU:HD22	1.72	0.71
24:AY:21:ILE:H	24:AY:21:ILE:CD1	2.01	0.71
24:AY:293:THR:HB	24:AY:294:PRO:HD2	1.71	0.71
24:AY:614:GLU:HB3	24:AY:617:MET:HE3	1.72	0.71
27:B2:69:ARG:O	27:B2:70:GLN:HB2	1.89	0.71
28:B3:56:VAL:CG1	28:B3:57:GLU:H	2.04	0.71
33:B8:33:ASN:H	33:B8:33:ASN:ND2	1.87	0.71
35:BA:26:G:H1'	35:BA:515:A:H61	1.56	0.71
35:BA:363(B):G:H2'	35:BA:363(C):G:H8	1.55	0.71

Continued on next page...

Continued from previous page...

Atom-1	Atom-2	Interatomic distance (Å)	Clash overlap (Å)
35:BA:1294:U:H6	35:BA:1294:U:H5''	1.54	0.71
36:BB:2:C:O5'	36:BB:2:C:H6	1.73	0.71
38:BD:44:ASN:HB2	38:BD:48:ARG:O	1.90	0.71
42:BH:43:VAL:HG11	42:BH:51:ARG:O	1.90	0.71
1:AA:264:U:O2'	17:AQ:64:PRO:HB2	1.89	0.71
1:AA:1054:C:OP2	1:AA:1197:G:OP2	2.08	0.71
9:AI:104:ARG:O	9:AI:105:ASP:CB	2.25	0.71
10:AJ:40:LEU:HB3	10:AJ:41:PRO:HD2	1.73	0.71
35:BA:272(H):C:H2'	35:BA:272(I):U:C5'	2.20	0.71
35:BA:406:G:O2'	35:BA:407:G:H8	1.74	0.71
35:BA:582:G:H2'	35:BA:583:G:H8	1.54	0.71
35:BA:1996:C:H4'	35:BA:1997:G:H5'	1.72	0.71
40:BF:198:ALA:O	40:BF:201:VAL:HG12	1.89	0.71
41:BG:131:TYR:HE2	41:BG:133:LEU:HB3	1.55	0.71
42:BH:144:VAL:HA	42:BH:147:ASN:HB2	1.72	0.71
47:BP:47:ASP:HB3	47:BP:48:PRO:O	1.90	0.71
47:BP:75:ILE:N	47:BP:75:ILE:CD1	2.52	0.71
1:AA:72:C:H2'	1:AA:73:G:C8	2.26	0.71
1:AA:160:A:H1'	1:AA:344:A:C8	2.25	0.71
1:AA:461:A:O2'	1:AA:470:C:H5'	1.90	0.71
1:AA:723:U:H5'	1:AA:724:G:OP2	1.91	0.71
1:AA:999:C:H2'	1:AA:1000:U:C5	2.25	0.71
5:AE:76:ILE:HG13	5:AE:142:LEU:HD13	1.72	0.71
10:AJ:13:HIS:O	10:AJ:17:ASP:HB2	1.89	0.71
12:AL:7:ILE:O	12:AL:11:VAL:HG23	1.90	0.71
12:AL:104:VAL:HG12	12:AL:105:TYR:CD1	2.26	0.71
24:AY:415:PRO:HA	24:AY:474:ALA:CB	2.20	0.71
28:B3:38:GLU:HB3	28:B3:43:ILE:HG13	1.72	0.71
31:B6:33:LYS:HG2	31:B6:34:LEU:H	1.55	0.71
35:BA:389:G:O4'	35:BA:2413:G:H4'	1.89	0.71
35:BA:580:C:H2'	35:BA:581:C:H6	1.55	0.71
35:BA:2147:G:H2'	35:BA:2148:G:O4'	1.90	0.71
35:BA:2732:G:H3'	35:BA:2733:A:H5'	1.71	0.71
37:BC:48:LEU:N	37:BC:48:LEU:HD12	2.06	0.71
38:BD:94:LEU:HD23	38:BD:95:LEU:N	2.06	0.71
48:BQ:17:LEU:C	48:BQ:18:LYS:HD2	2.11	0.71
1:AA:8:A:N6	4:AD:209:ARG:HB2	2.06	0.71
1:AA:189:G:H2'	1:AA:189(A):C:C6	2.26	0.71
1:AA:473:G:H2'	1:AA:474:G:H8	1.56	0.71
8:AH:5:PRO:O	8:AH:8:ASP:HB3	1.91	0.71
10:AJ:40:LEU:CB	10:AJ:41:PRO:HD2	2.21	0.71

Continued on next page...

Continued from previous page...

Atom-1	Atom-2	Interatomic distance (Å)	Clash overlap (Å)
12:AL:33:ARG:CG	12:AL:60:LEU:HD12	2.21	0.71
20:AT:45:GLN:HB2	20:AT:91:LEU:HD13	1.72	0.71
35:BA:1514:U:H2'	35:BA:1515:G:H8	1.56	0.71
38:BD:144:ALA:HB3	38:BD:192:THR:HG23	1.73	0.71
41:BG:56:ALA:HB1	41:BG:153:ARG:CZ	2.20	0.71
54:BW:33:ARG:O	54:BW:37:ARG:HB2	1.91	0.71
27:B2:21:LEU:O	27:B2:24:LEU:HB3	1.91	0.71
35:BA:195:A:H5''	35:BA:196:A:OP2	1.91	0.71
35:BA:958:U:H3'	35:BA:958:U:C6	2.26	0.71
35:BA:1058:G:N2	35:BA:1081:U:H1'	2.05	0.71
35:BA:2512:C:H2'	35:BA:2513:G:O4'	1.91	0.71
42:BH:149:ARG:HD3	42:BH:164:TYR:HE1	1.55	0.71
43:BK:70:LYS:N	43:BK:70:LYS:HE3	2.06	0.71
50:BS:49:VAL:CG1	50:BS:50:SER:H	2.01	0.71
50:BS:49:VAL:CG1	50:BS:50:SER:N	2.54	0.71
53:BV:58:VAL:O	53:BV:97:LYS:HB2	1.91	0.71
55:BX:10:ALA:O	55:BX:28:PHE:HB2	1.91	0.71
55:BX:54:VAL:HG22	55:BX:81:VAL:HG12	1.71	0.71
1:AA:759:A:H2'	1:AA:760:G:H5'	1.72	0.70
1:AA:1238:A:N7	1:AA:1303:C:H1'	2.06	0.70
3:AC:114:PRO:HD3	3:AC:183:ASP:OD1	1.91	0.70
25:B0:60:PHE:HE1	25:B0:62:LEU:HD23	1.55	0.70
35:BA:768:G:H2'	35:BA:769:G:H8	1.56	0.70
35:BA:1711:C:O2'	35:BA:1712:C:H5'	1.91	0.70
35:BA:2198:A:H4'	35:BA:2199:A:OP1	1.89	0.70
35:BA:2329:G:H2'	35:BA:2330:G:H8	1.56	0.70
40:BF:34:TRP:HB2	47:BP:10:PRO:HB2	1.71	0.70
40:BF:157:VAL:HG21	40:BF:194:MET:HG2	1.72	0.70
49:BR:11:ASN:O	49:BR:12:ARG:HB2	1.90	0.70
52:BU:112:ARG:CZ	53:BV:46:VAL:HG21	2.21	0.70
1:AA:192:U:H2'	1:AA:193:C:H6	1.56	0.70
1:AA:1026:G:C2'	1:AA:1027:C:H5'	2.19	0.70
4:AD:126:ILE:HD12	4:AD:126:ILE:N	2.06	0.70
24:AY:238:THR:HG22	24:AY:241:GLU:CG	2.20	0.70
58:AY:701:FUA:H231	58:AY:701:FUA:H122	1.73	0.70
28:B3:52:HIS:H	28:B3:52:HIS:CD2	2.06	0.70
31:B6:45:LYS:HG2	35:BA:2371:G:C4'	2.20	0.70
32:B7:23:ARG:C	32:B7:28:ARG:HH12	1.93	0.70
35:BA:940:G:H3'	35:BA:941:A:H5''	1.72	0.70
35:BA:1052:C:H6	35:BA:1052:C:C3'	2.04	0.70
38:BD:270:ILE:H	38:BD:270:ILE:HD12	1.56	0.70

Continued on next page...

Continued from previous page...

Atom-1	Atom-2	Interatomic distance (Å)	Clash overlap (Å)
39:BE:95:ILE:HD13	39:BE:95:ILE:N	2.07	0.70
42:BH:118:PRO:HG2	42:BH:121:ILE:HD12	1.73	0.70
47:BP:84:ASN:HA	47:BP:115:LEU:O	1.91	0.70
48:BQ:76:LYS:HB3	48:BQ:91:GLU:HG3	1.72	0.70
1:AA:663:A:O2'	1:AA:664:G:H5'	1.91	0.70
1:AA:1513:A:H2'	1:AA:1514:C:C6	2.26	0.70
4:AD:194:LEU:HB3	4:AD:196:LEU:HD13	1.71	0.70
13:AM:56:LEU:HD13	13:AM:56:LEU:C	2.11	0.70
19:AS:6:LYS:CE	19:AS:6:LYS:H	2.04	0.70
20:AT:49:ALA:HB1	20:AT:99:LEU:HG	1.73	0.70
24:AY:170:ARG:O	24:AY:171:GLU:HG2	1.92	0.70
24:AY:468:ARG:HH11	24:AY:468:ARG:CB	2.04	0.70
26:B1:88:LYS:O	26:B1:88:LYS:HG2	1.91	0.70
29:B4:19:GLY:O	29:B4:21:VAL:HG23	1.91	0.70
35:BA:2543:G:H5'	35:BA:2543:G:H8	1.55	0.70
35:BA:2585:U:O2'	35:BA:2586:C:H5'	1.92	0.70
52:BU:88:ILE:HG22	53:BV:47:VAL:O	1.90	0.70
52:BU:107:ALA:HA	52:BU:110:VAL:HG23	1.72	0.70
53:BV:79:VAL:O	53:BV:80:GLN:HB2	1.91	0.70
4:AD:187:ARG:CG	4:AD:187:ARG:HH11	2.05	0.70
11:AK:23:ALA:HB1	11:AK:88:GLY:HA3	1.73	0.70
27:B2:14:ARG:HG3	27:B2:14:ARG:HH11	1.56	0.70
30:B5:44:THR:HG22	30:B5:45:VAL:N	2.05	0.70
35:BA:654(S):G:H3'	35:BA:654(T):C:C5'	2.21	0.70
35:BA:2133:G:C2'	35:BA:2157:G:H22	2.03	0.70
51:BT:30:VAL:HG21	51:BT:83:ILE:HG12	1.71	0.70
55:BX:18:TYR:C	55:BX:20:GLY:H	1.94	0.70
1:AA:1126:U:O4'	1:AA:1281:U:H1'	1.92	0.70
2:AB:238:LEU:O	2:AB:238:LEU:HG	1.91	0.70
4:AD:24:GLU:O	4:AD:27:TYR:HB2	1.91	0.70
4:AD:152:SER:O	4:AD:155:LEU:HG	1.92	0.70
5:AE:33:VAL:HG12	5:AE:34:VAL:N	2.05	0.70
5:AE:116:THR:HG22	5:AE:117:ASP:OD1	1.90	0.70
13:AM:10:PRO:HG2	13:AM:11:ARG:H	1.56	0.70
22:AV:46:G:H4'	22:AV:47:U:C5	2.23	0.70
35:BA:2195:C:O2'	35:BA:2196:C:H5'	1.91	0.70
36:BB:65:C:H41	36:BB:109:C:H2'	1.56	0.70
38:BD:44:ASN:CB	38:BD:49:ILE:HA	2.19	0.70
38:BD:77:ALA:HB2	38:BD:97:TYR:CD1	2.26	0.70
40:BF:2:LYS:HG3	40:BF:25:PRO:HG2	1.73	0.70
40:BF:106:ARG:HG3	40:BF:106:ARG:NH1	2.05	0.70

Continued on next page...

Continued from previous page...

Atom-1	Atom-2	Interatomic distance (Å)	Clash overlap (Å)
41:BG:111:LEU:HA	41:BG:114:ILE:CD1	2.21	0.70
42:BH:170:ARG:O	42:BH:171:LEU:CB	2.40	0.70
54:BW:29:LEU:CD1	54:BW:51:LEU:HD11	2.21	0.70
56:BY:8:LYS:HB2	56:BY:28:LYS:HZ2	1.51	0.70
57:BZ:130:PRO:O	57:BZ:133:ILE:CD1	2.38	0.70
1:AA:979:C:C2'	1:AA:980:C:H5''	2.21	0.70
25:B0:60:PHE:HE1	25:B0:62:LEU:CD2	2.04	0.70
35:BA:2259:G:O2'	35:BA:2260:C:H5'	1.92	0.70
35:BA:2572:A:H5'	35:BA:2574:G:C4'	2.22	0.70
37:BC:98:GLU:O	37:BC:101:ILE:HD13	1.92	0.70
38:BD:27:THR:CG2	38:BD:83:GLU:HG2	2.21	0.70
48:BQ:109:VAL:HG12	48:BQ:113:GLN:HB2	1.73	0.70
56:BY:47:LYS:HG3	56:BY:60:PHE:CE1	2.27	0.70
1:AA:339:C:OP2	46:BO:97:ARG:NH1	2.24	0.70
1:AA:998:G:H2'	1:AA:999:C:C2	2.27	0.70
20:AT:49:ALA:CB	20:AT:99:LEU:HG	2.21	0.70
35:BA:1294:U:H5''	35:BA:1294:U:C6	2.26	0.70
40:BF:40:GLN:NE2	40:BF:182:ASN:HB2	2.06	0.70
43:BK:99:ILE:HD12	43:BK:103:GLN:HB3	1.74	0.70
46:BO:2:ILE:HD11	46:BO:82:ASN:HD22	1.56	0.70
47:BP:62:LEU:H	47:BP:62:LEU:CD2	2.03	0.70
48:BQ:66:ILE:HG13	48:BQ:66:ILE:O	1.91	0.70
50:BS:98:VAL:C	50:BS:100:ALA:H	1.92	0.70
1:AA:433:C:O2'	1:AA:434:U:H5'	1.92	0.70
1:AA:1423:G:C5'	46:BO:49:ARG:HH22	2.05	0.70
1:AA:1432:G:OP1	51:BT:107:ASP:HB2	1.92	0.70
2:AB:215:LEU:O	2:AB:218:ALA:HB3	1.91	0.70
24:AY:9:LEU:CD2	24:AY:284:LEU:HB2	2.22	0.70
24:AY:380:LEU:C	24:AY:381:LYS:HD2	2.11	0.70
24:AY:388:THR:CG2	24:AY:399:LEU:HD13	2.22	0.70
31:B6:43:CYS:O	31:B6:44:ARG:HB2	1.91	0.70
35:BA:528:A:H2	35:BA:2043:C:C5'	2.02	0.70
35:BA:1367:A:H2'	35:BA:1368:G:H5'	1.74	0.70
35:BA:1528(A):A:H62	35:BA:1541:G:N2	1.90	0.70
45:BN:45:ASN:HD22	45:BN:45:ASN:N	1.86	0.70
54:BW:14:PRO:HG2	54:BW:78:GLU:HB2	1.73	0.70
1:AA:294:U:H2'	1:AA:295:C:H6	1.56	0.70
7:AG:27:ILE:CD1	7:AG:40:ALA:HA	2.22	0.70
16:AP:77:ALA:HB3	16:AP:79:VAL:HG23	1.73	0.70
35:BA:402:A:C2'	35:BA:403:U:H5'	2.22	0.70
35:BA:903:C:H2'	35:BA:904:C:C5'	2.18	0.70

Continued on next page...

Continued from previous page...

Atom-1	Atom-2	Interatomic distance (Å)	Clash overlap (Å)
35:BA:1722:A:O2'	35:BA:1739:U:H5''	1.92	0.70
35:BA:2463:C:O2'	35:BA:2464:C:H5'	1.90	0.70
38:BD:80:ALA:HB3	38:BD:94:LEU:HB3	1.74	0.70
40:BF:157:VAL:HG12	40:BF:176:LEU:HD23	1.74	0.70
43:BK:23:VAL:HG13	43:BK:27:LEU:HD22	1.73	0.70
48:BQ:35:VAL:HG23	48:BQ:101:ARG:O	1.92	0.70
51:BT:33:LYS:HE2	51:BT:43:GLN:OE1	1.92	0.70
1:AA:383:A:H2'	1:AA:384:G:H5'	1.73	0.70
17:AQ:52:LYS:HD3	17:AQ:55:ASP:OD2	1.91	0.70
24:AY:113:GLY:C	24:AY:115:GLU:H	1.95	0.70
31:B6:33:LYS:HG2	31:B6:34:LEU:N	2.05	0.70
35:BA:1028:A:N6	35:BA:1125:G:H2'	2.07	0.70
35:BA:1405:U:H2'	35:BA:1406:U:C6	2.27	0.70
35:BA:1542:A:H5'	35:BA:1543:C:OP2	1.92	0.70
35:BA:2103:C:C3'	35:BA:2104:G:H5''	2.21	0.70
35:BA:2636:U:H4'	39:BE:80:GLU:OE1	1.92	0.70
38:BD:24:ILE:HD13	38:BD:25:THR:N	2.06	0.70
39:BE:24:THR:CG2	39:BE:186:GLY:HA2	2.16	0.70
56:BY:4:LYS:O	56:BY:6:HIS:HD2	1.75	0.70
1:AA:973:G:H1'	10:AJ:55:LYS:CE	2.22	0.69
20:AT:73:HIS:H	20:AT:76:ALA:HB3	1.56	0.69
24:AY:122:TRP:CE3	24:AY:132:ARG:HD2	2.26	0.69
24:AY:272:LEU:O	24:AY:275:ALA:HB3	1.92	0.69
29:B4:9:LEU:HD13	29:B4:26:SER:O	1.92	0.69
31:B6:10:LEU:H	31:B6:10:LEU:CD2	2.04	0.69
35:BA:528:A:H2	35:BA:2043:C:H5'	1.56	0.69
35:BA:1430:C:H2'	35:BA:1431:U:C6	2.27	0.69
35:BA:1541:G:O2'	35:BA:1542:A:H5''	1.92	0.69
35:BA:1668:A:N6	35:BA:1676:A:H61	1.90	0.69
35:BA:2168:G:N2	35:BA:2170:A:H3'	2.06	0.69
35:BA:2442:C:H2'	35:BA:2443:C:H6	1.57	0.69
35:BA:2464:C:HO2'	35:BA:2465:C:H6	1.36	0.69
36:BB:86:G:H2'	36:BB:87:G:C8	2.27	0.69
36:BB:87:G:H3'	36:BB:88:C:H5''	1.74	0.69
39:BE:117:MET:O	39:BE:117:MET:HG2	1.92	0.69
40:BF:32:LEU:C	40:BF:32:LEU:HD23	2.12	0.69
42:BH:37:VAL:CG1	42:BH:38:SER:H	2.05	0.69
43:BK:6:ALA:O	43:BK:58:THR:HG23	1.91	0.69
46:BO:115:VAL:HG13	46:BO:121:VAL:HG21	1.74	0.69
48:BQ:69:PHE:CD1	48:BQ:70:PRO:HD2	2.27	0.69
49:BR:83:ILE:HA	49:BR:86:ARG:HD3	1.72	0.69

Continued on next page...

Continued from previous page...

Atom-1	Atom-2	Interatomic distance (Å)	Clash overlap (Å)
50:BS:78:LEU:HD11	50:BS:103:GLU:HB3	1.74	0.69
51:BT:50:ILE:N	51:BT:50:ILE:HD12	2.06	0.69
56:BY:17:SER:CB	56:BY:71:LYS:HD2	2.21	0.69
57:BZ:141:VAL:HG13	57:BZ:144:LEU:HD23	1.74	0.69
57:BZ:145:GLU:OE1	57:BZ:146:ILE:HD13	1.92	0.69
1:AA:194:C:H2'	1:AA:195:A:H5''	1.72	0.69
1:AA:560:U:H4'	1:AA:561:U:H5''	1.73	0.69
1:AA:1057:G:H5''	3:AC:154:SER:CB	2.22	0.69
1:AA:1248:A:C2'	1:AA:1249:C:H5'	2.21	0.69
12:AL:28:LYS:HE2	12:AL:33:ARG:HH12	1.58	0.69
12:AL:86:ARG:NH2	12:AL:99:HIS:CD2	2.60	0.69
25:B0:44:ARG:HG2	25:B0:44:ARG:HH11	1.56	0.69
26:B1:26:ARG:HG3	26:B1:27:GLU:H	1.56	0.69
35:BA:1395:A:H4'	35:BA:1397:U:C5	2.27	0.69
35:BA:1819:A:H4'	35:BA:1820:U:H5'	1.74	0.69
35:BA:2762:G:C8	35:BA:2762:G:C5'	2.75	0.69
36:BB:48:A:H4'	50:BS:95:HIS:CD2	2.27	0.69
39:BE:47:VAL:HG12	39:BE:48:GLN:N	2.06	0.69
40:BF:64:ILE:HG22	40:BF:76:GLY:O	1.92	0.69
43:BK:109:LYS:HA	43:BK:112:MET:CE	2.21	0.69
48:BQ:108:GLY:O	48:BQ:109:VAL:HG23	1.92	0.69
50:BS:66:ALA:O	50:BS:99:LYS:HA	1.91	0.69
54:BW:5:ALA:O	54:BW:6:ILE:HB	1.92	0.69
56:BY:17:SER:HB2	56:BY:71:LYS:HD2	1.73	0.69
1:AA:1116:C:C2'	1:AA:1117:G:H5''	2.23	0.69
2:AB:204:ASN:HD22	2:AB:206:ASP:H	1.37	0.69
8:AH:123:GLU:O	8:AH:127:LEU:HD23	1.92	0.69
12:AL:76:ASN:CG	12:AL:76:ASN:O	2.30	0.69
16:AP:14:ASN:N	16:AP:15:PRO:CD	2.54	0.69
24:AY:498:ILE:HG22	24:AY:507:TYR:CD2	2.27	0.69
35:BA:364:C:C2'	35:BA:365:C:H5''	2.22	0.69
35:BA:1038:C:C3'	35:BA:1039:G:H5''	2.21	0.69
35:BA:2020:A:O2'	35:BA:2021:C:H5''	1.92	0.69
35:BA:2756:U:H1'	35:BA:2757:A:C8	2.27	0.69
38:BD:226:MET:HB3	38:BD:230:ASP:HB2	1.73	0.69
40:BF:206:ILE:HG22	40:BF:207:GLY:N	2.07	0.69
49:BR:28:LEU:HD23	49:BR:28:LEU:C	2.12	0.69
1:AA:1348:U:H2'	1:AA:1349:A:H8	1.58	0.69
4:AD:126:ILE:HG22	4:AD:127:THR:N	2.07	0.69
7:AG:12:LEU:CD1	7:AG:25:ALA:HB2	2.22	0.69
25:B0:19:LYS:HD3	25:B0:41:ARG:HH22	1.58	0.69

Continued on next page...

Continued from previous page...

Atom-1	Atom-2	Interatomic distance (Å)	Clash overlap (Å)
30:B5:4:HIS:CB	30:B5:5:PRO:HD3	2.22	0.69
30:B5:44:THR:CG2	49:BR:101:ALA:HB2	2.20	0.69
35:BA:1748:G:H2'	35:BA:1749:A:O4'	1.92	0.69
35:BA:2068:U:N3	35:BA:2430:A:C2	2.61	0.69
35:BA:2233:U:H2'	35:BA:2234:G:C8	2.26	0.69
41:BG:34:LEU:HA	41:BG:161:THR:HA	1.73	0.69
52:BU:92:ARG:O	52:BU:94:ASN:N	2.26	0.69
54:BW:20:VAL:HG23	54:BW:21:VAL:H	1.58	0.69
10:AJ:7:LYS:O	10:AJ:96:ILE:HA	1.92	0.69
13:AM:66:LEU:O	13:AM:70:LEU:HB3	1.92	0.69
24:AY:201:ILE:H	24:AY:201:ILE:CD1	2.05	0.69
35:BA:1001:A:H2'	35:BA:1002:G:O4'	1.93	0.69
35:BA:1541:G:H4'	35:BA:1542:A:O5'	1.92	0.69
38:BD:145:VAL:HG12	38:BD:146:GLU:N	2.06	0.69
39:BE:47:VAL:HG23	39:BE:84:PHE:O	1.92	0.69
45:BN:43:THR:O	45:BN:46:VAL:HG12	1.91	0.69
51:BT:89:VAL:HB	51:BT:91:ARG:HG3	1.73	0.69
56:BY:49:VAL:O	56:BY:51:VAL:HG23	1.93	0.69
1:AA:159:G:H2'	1:AA:160:A:H5''	1.74	0.69
1:AA:188:C:H2'	1:AA:189:G:H8	1.56	0.69
1:AA:833:U:H2'	1:AA:834:C:C6	2.28	0.69
5:AE:24:ARG:HG3	5:AE:26:PHE:CZ	2.27	0.69
8:AH:86:ILE:HG12	8:AH:135:CYS:HA	1.75	0.69
18:AR:31:LEU:H	18:AR:31:LEU:CD2	2.04	0.69
22:AV:71:C:O2	22:AV:71:C:C2'	2.41	0.69
33:B8:23:VAL:HG12	33:B8:46:ARG:NH1	2.05	0.69
35:BA:322:A:H3'	40:BF:169:ASN:ND2	2.08	0.69
35:BA:654(M):C:HO2'	35:BA:654(N):G:H8	1.37	0.69
35:BA:900:A:H5'	35:BA:900:A:H8	1.56	0.69
36:BB:88:C:H2'	36:BB:89:G:C8	2.26	0.69
40:BF:170:LEU:HD22	40:BF:170:LEU:N	2.07	0.69
40:BF:181:LEU:HB3	40:BF:205:ARG:HH12	1.58	0.69
46:BO:69:ILE:HD13	46:BO:77:ILE:CG2	2.23	0.69
47:BP:115:LEU:HA	47:BP:134:ALA:HB3	1.74	0.69
50:BS:67:ARG:HH21	50:BS:100:ALA:HB3	1.56	0.69
53:BV:18:LEU:HD22	53:BV:19:LYS:HA	1.73	0.69
1:AA:512:U:H2'	1:AA:513:C:H6	1.57	0.69
1:AA:624:C:H2'	1:AA:625:G:H8	1.58	0.69
3:AC:150:LYS:HB2	3:AC:169:ALA:CB	2.23	0.69
24:AY:201:ILE:HD12	24:AY:201:ILE:N	2.07	0.69
24:AY:609:GLU:HA	24:AY:643:ILE:O	1.93	0.69

Continued on next page...

Continued from previous page...

Atom-1	Atom-2	Interatomic distance (Å)	Clash overlap (Å)
35:BA:271(Z):C:H1'	35:BA:272(C):G:H1'	1.74	0.69
35:BA:1196:C:O2'	35:BA:1227:G:H4'	1.93	0.69
35:BA:1510:G:O2'	35:BA:1511:C:H5'	1.92	0.69
35:BA:2462:U:H2'	35:BA:2463:C:C6	2.28	0.69
42:BH:37:VAL:CG1	42:BH:38:SER:N	2.56	0.69
45:BN:65:LYS:HB3	45:BN:69:GLN:HG3	1.73	0.69
1:AA:736:C:H2'	1:AA:737:A:C8	2.26	0.69
1:AA:1226:C:H5''	13:AM:103:THR:OG1	1.93	0.69
1:AA:1277:C:H2'	1:AA:1278:U:C5'	2.22	0.69
1:AA:1303:C:N4	1:AA:1304:G:C6	2.61	0.69
4:AD:33:MET:HG3	4:AD:37:PRO:HA	1.75	0.69
4:AD:194:LEU:HB3	4:AD:196:LEU:CD1	2.23	0.69
10:AJ:6:ILE:HG22	10:AJ:98:ILE:HD12	1.74	0.69
10:AJ:61:GLU:OE1	14:AN:45:ARG:HD2	1.92	0.69
12:AL:6:THR:OG1	12:AL:9:GLN:HG3	1.93	0.69
13:AM:6:GLY:C	13:AM:8:GLU:H	1.94	0.69
14:AN:23:ARG:HD2	14:AN:28:GLY:O	1.93	0.69
15:AO:17:ARG:HH11	15:AO:17:ARG:HG3	1.58	0.69
16:AP:33:ILE:O	16:AP:34:GLU:HB2	1.91	0.69
24:AY:117:GLN:HE22	24:AY:120:THR:HG23	1.55	0.69
25:B0:43:THR:HG22	35:BA:2331:G:O3'	1.93	0.69
26:B1:41:ARG:NH2	35:BA:1365:A:H5'	2.07	0.69
26:B1:81:LYS:C	26:B1:82:LEU:HD12	2.13	0.69
31:B6:15:GLU:OE2	31:B6:44:ARG:NH2	2.26	0.69
31:B6:18:ARG:HG3	31:B6:19:ARG:H	1.58	0.69
35:BA:402:A:O2'	35:BA:403:U:H5'	1.93	0.69
35:BA:677:A:H4'	35:BA:2070:G:O2'	1.92	0.69
35:BA:1504:C:C3'	35:BA:1505:C:H5''	2.23	0.69
35:BA:2562:U:H1'	46:BO:23:ARG:NH1	2.08	0.69
35:BA:2593:U:H2'	35:BA:2594:C:H6	1.58	0.69
35:BA:2761:G:C2'	35:BA:2762:G:H5''	2.23	0.69
37:BC:101:ILE:O	37:BC:105:LEU:HB2	1.92	0.69
56:BY:55:TYR:N	56:BY:55:TYR:CD1	2.59	0.69
57:BZ:146:ILE:HD13	57:BZ:146:ILE:H	1.58	0.69
1:AA:487:A:H2'	1:AA:488:C:O4'	1.92	0.69
9:AI:79:LEU:CD1	9:AI:83:ARG:HB2	2.23	0.69
12:AL:25:PRO:C	12:AL:27:LEU:H	1.95	0.69
24:AY:355:LEU:HD12	24:AY:369:LEU:CD1	2.22	0.69
24:AY:409:ILE:CD1	24:AY:654:GLY:HA2	2.22	0.69
35:BA:500:G:N2	35:BA:502:A:H3'	2.08	0.69
35:BA:629:G:H5''	35:BA:650:C:O2'	1.93	0.69

Continued on next page...

Continued from previous page...

Atom-1	Atom-2	Interatomic distance (Å)	Clash overlap (Å)
35:BA:1573:G:H2'	35:BA:1574:C:H5'	1.74	0.69
35:BA:2820:A:C8	39:BE:191:PRO:HB2	2.27	0.69
35:BA:2852:G:H2'	35:BA:2853:C:C6	2.27	0.69
40:BF:192:LEU:HD21	40:BF:194:MET:HE3	1.74	0.69
43:BK:21:PRO:HG3	43:BK:25:PRO:HD3	1.73	0.69
51:BT:28:VAL:CG2	51:BT:46:GLU:HA	2.22	0.69
51:BT:82:LEU:N	51:BT:82:LEU:HD12	2.07	0.69
55:BX:12:VAL:HG12	55:BX:27:THR:HG23	1.75	0.69
1:AA:818:G:O2'	1:AA:819:A:H5'	1.92	0.69
8:AH:50:ARG:HG2	8:AH:50:ARG:HH11	1.57	0.69
12:AL:119:LYS:HB2	12:AL:120:TYR:HD1	1.58	0.69
24:AY:343:ASN:ND2	24:AY:345:THR:H	1.91	0.69
35:BA:1344:G:H1	35:BA:1403:C:H42	1.40	0.69
35:BA:2103:C:H2'	35:BA:2103:C:O2	1.92	0.69
39:BE:77:ILE:HG22	39:BE:78:LEU:HD12	1.74	0.69
43:BK:93:ARG:CG	57:BZ:112:ARG:HE	2.06	0.69
47:BP:91:PHE:CE2	47:BP:99:LEU:HD21	2.27	0.69
47:BP:125:VAL:O	47:BP:125:VAL:HG13	1.92	0.69
56:BY:79:CYS:SG	56:BY:80:GLY:N	2.65	0.69
5:AE:76:ILE:HG13	5:AE:77:PRO:HD2	1.74	0.68
20:AT:26:ASN:HD22	20:AT:26:ASN:N	1.90	0.68
26:B1:6:GLU:OE1	26:B1:60:PHE:HA	1.92	0.68
31:B6:27:LYS:HB3	31:B6:30:THR:HG22	1.75	0.68
35:BA:395:U:H2'	35:BA:396:G:C8	2.29	0.68
35:BA:710:G:H2'	35:BA:711:G:C8	2.28	0.68
40:BF:165:ARG:HH11	40:BF:165:ARG:CB	2.05	0.68
41:BG:102:PHE:HD2	41:BG:103:LEU:HD23	1.58	0.68
50:BS:28:VAL:CG1	50:BS:29:PHE:H	2.03	0.68
51:BT:54:ARG:HG2	51:BT:54:ARG:HH11	1.56	0.68
1:AA:538:G:O2'	1:AA:539:A:H5'	1.93	0.68
1:AA:1190:G:OP1	3:AC:5:ILE:HD12	1.92	0.68
4:AD:187:ARG:HH11	4:AD:187:ARG:HG2	1.56	0.68
10:AJ:92:THR:HG23	10:AJ:93:GLY:N	2.09	0.68
16:AP:39:TYR:HB2	16:AP:49:LEU:HD13	1.76	0.68
24:AY:84:THR:HG23	58:AY:701:FUA:O3	1.92	0.68
31:B6:7:ILE:O	31:B6:27:LYS:HD3	1.92	0.68
31:B6:17:LYS:HB2	31:B6:44:ARG:HH12	1.57	0.68
35:BA:134:C:O2'	35:BA:135:G:H5'	1.93	0.68
35:BA:1161:C:H2'	35:BA:1162:G:H8	1.58	0.68
35:BA:1815:A:OP2	35:BA:1822:G:H5''	1.93	0.68
35:BA:2039:C:H2'	35:BA:2040:C:C6	2.27	0.68

Continued on next page...

Continued from previous page...

Atom-1	Atom-2	Interatomic distance (Å)	Clash overlap (Å)
35:BA:2068:U:N3	35:BA:2430:A:H2	1.91	0.68
35:BA:2392:A:C8	47:BP:60:MET:HB3	2.27	0.68
38:BD:176:ARG:HH11	38:BD:176:ARG:CB	2.06	0.68
40:BF:20:LEU:HD22	40:BF:23:ASP:OD2	1.93	0.68
41:BG:53:LEU:N	41:BG:53:LEU:CD2	2.56	0.68
48:BQ:59:ARG:HA	57:BZ:180:VAL:HG23	1.75	0.68
1:AA:1234:C:O2'	1:AA:1235:U:H5'	1.94	0.68
1:AA:1258:G:O2'	1:AA:1259:C:H5'	1.94	0.68
1:AA:1318:A:H2'	1:AA:1319:A:H5'	1.74	0.68
1:AA:1334:G:H5'	1:AA:1335:C:OP2	1.93	0.68
2:AB:95:GLN:CA	2:AB:96:ARG:HH11	2.02	0.68
5:AE:10:MET:HG2	5:AE:11:ILE:N	2.08	0.68
10:AJ:75:ILE:CG1	10:AJ:76:ASN:H	2.04	0.68
17:AQ:66:SER:O	17:AQ:70:ARG:NH1	2.25	0.68
24:AY:555:LEU:HD11	24:AY:599:PRO:HB2	1.76	0.68
35:BA:322:A:OP2	40:BF:169:ASN:HB2	1.93	0.68
35:BA:389:G:H1	47:BP:71:VAL:HG12	1.57	0.68
35:BA:2476:A:N1	35:BA:2477:C:C5	2.61	0.68
43:BK:77:LEU:HD23	43:BK:77:LEU:N	2.07	0.68
51:BT:115:ARG:HH11	51:BT:115:ARG:CG	2.04	0.68
53:BV:38:LEU:O	53:BV:39:LEU:HD13	1.94	0.68
1:AA:1072:G:H2'	1:AA:1073:U:C6	2.29	0.68
3:AC:58:GLU:HB2	3:AC:65:ALA:HB2	1.74	0.68
20:AT:26:ASN:HB3	20:AT:71:THR:OG1	1.93	0.68
24:AY:628:ARG:HG2	24:AY:628:ARG:HH11	1.58	0.68
58:AY:701:FUA:H201	58:AY:701:FUA:O1	1.93	0.68
35:BA:1434:A:N3	35:BA:1434:A:H2'	2.08	0.68
35:BA:1494:A:O2'	35:BA:1495:A:H5''	1.93	0.68
35:BA:1567:A:H2'	38:BD:84:TYR:HE1	1.57	0.68
35:BA:2778:A:H5'	35:BA:2779:U:OP2	1.94	0.68
42:BH:106:THR:HG22	42:BH:112:PRO:HB3	1.75	0.68
47:BP:32:THR:HG22	47:BP:37:GLY:HA2	1.76	0.68
1:AA:1049:U:H1'	1:AA:1201:A:N7	2.08	0.68
12:AL:126:LYS:HG3	12:AL:128:ALA:H	1.58	0.68
14:AN:25:VAL:HG23	14:AN:38:GLY:O	1.93	0.68
24:AY:19:ALA:HA	24:AY:121:VAL:HG11	1.74	0.68
26:B1:86:SER:HA	26:B1:89:GLU:OE2	1.93	0.68
31:B6:54:ILE:HD13	35:BA:2420:C:H4'	1.74	0.68
33:B8:25:MET:HB2	47:BP:62:LEU:HD21	1.75	0.68
35:BA:548:A:C3'	35:BA:549:G:H5'	2.24	0.68
35:BA:1217:C:OP2	52:BU:15:LYS:NZ	2.21	0.68

Continued on next page...

Continued from previous page...

Atom-1	Atom-2	Interatomic distance (Å)	Clash overlap (Å)
35:BA:1947:C:H2'	35:BA:1948:G:C5'	2.24	0.68
47:BP:95:VAL:HG23	47:BP:125:VAL:HG23	1.75	0.68
51:BT:83:ILE:HG13	51:BT:84:GLN:HG2	1.76	0.68
52:BU:19:LYS:HB3	52:BU:20:LEU:HD22	1.75	0.68
56:BY:88:LYS:HZ3	56:BY:93:GLY:C	1.97	0.68
5:AE:15:ARG:HG3	5:AE:28:PHE:CE2	2.29	0.68
9:AI:5:TYR:CE1	9:AI:18:PHE:HE1	2.11	0.68
10:AJ:20:ALA:C	10:AJ:22:LYS:H	1.96	0.68
12:AL:34:ARG:O	12:AL:61:THR:HG23	1.94	0.68
15:AO:31:LEU:H	15:AO:31:LEU:HD23	1.57	0.68
23:AX:11:U:H2'	23:AX:11:U:O2	1.94	0.68
24:AY:65:ILE:HD13	24:AY:65:ILE:H	1.59	0.68
24:AY:416:LYS:HD2	24:AY:417:THR:H	1.57	0.68
24:AY:544:LYS:O	24:AY:548:GLU:HB2	1.93	0.68
25:B0:51:VAL:CG2	25:B0:81:VAL:HG23	2.24	0.68
31:B6:8:LYS:CE	31:B6:25:LYS:HD3	2.19	0.68
35:BA:630:G:H4'	35:BA:640:C:H4'	1.73	0.68
35:BA:751:A:H5'	54:BW:90:ARG:HA	1.75	0.68
35:BA:2310:A:HO2'	35:BA:2311:A:H5'	1.58	0.68
51:BT:32:TYR:O	51:BT:33:LYS:HB2	1.92	0.68
51:BT:62:THR:HG22	51:BT:75:ILE:HG13	1.74	0.68
52:BU:34:LYS:HE2	52:BU:34:LYS:HA	1.76	0.68
7:AG:145:ALA:O	7:AG:146:GLU:HB2	1.92	0.68
15:AO:82:ILE:HD13	15:AO:82:ILE:C	2.13	0.68
19:AS:14:HIS:CD2	19:AS:15:LEU:HD23	2.29	0.68
29:B4:42:PHE:N	29:B4:42:PHE:HD1	1.92	0.68
31:B6:12:GLU:HB3	31:B6:23:THR:HG22	1.74	0.68
35:BA:2314:C:O2'	35:BA:2315:G:H5'	1.93	0.68
39:BE:51:PHE:HD1	39:BE:52:LEU:N	1.92	0.68
46:BO:17:ARG:HE	46:BO:47:ILE:CD1	2.00	0.68
57:BZ:103:ARG:HD2	57:BZ:136:PHE:CD2	2.29	0.68
1:AA:192:U:O4'	20:AT:103:GLY:HA2	1.93	0.68
1:AA:1346:A:H61	1:AA:1374:A:H3'	1.57	0.68
16:AP:20:VAL:CG2	16:AP:32:TYR:HB2	2.15	0.68
24:AY:418:LYS:H	24:AY:418:LYS:CD	2.06	0.68
24:AY:495:GLY:O	24:AY:509:HIS:HA	1.94	0.68
35:BA:139:G:C6	35:BA:140:G:H2'	2.29	0.68
35:BA:586:A:H5'	40:BF:89:VAL:HG21	1.76	0.68
35:BA:849:A:C8	35:BA:850:C:C5	2.82	0.68
35:BA:990:A:N6	35:BA:1186:G:H1'	2.07	0.68
35:BA:2801:A:H4'	35:BA:2801(A):A:O4'	1.92	0.68

Continued on next page...

Continued from previous page...

Atom-1	Atom-2	Interatomic distance (Å)	Clash overlap (Å)
35:BA:2809:A:H2'	35:BA:2810:A:C8	2.29	0.68
38:BD:35:LYS:NZ	38:BD:36:PRO:HD3	2.09	0.68
42:BH:68:THR:O	42:BH:72:ILE:HG12	1.94	0.68
47:BP:27:HIS:HD2	47:BP:28:GLY:N	1.92	0.68
1:AA:1352:C:H2'	1:AA:1353:G:C8	2.29	0.68
2:AB:221:LEU:HD13	2:AB:221:LEU:O	1.94	0.68
9:AI:81:ILE:O	9:AI:85:LEU:HG	1.94	0.68
10:AJ:33:GLN:HB2	10:AJ:75:ILE:HD13	1.75	0.68
26:B1:71:TYR:HA	26:B1:74:VAL:CG2	2.24	0.68
29:B4:56:VAL:O	29:B4:57:GLU:HB2	1.94	0.68
31:B6:15:GLU:HG2	31:B6:16:CYS:O	1.93	0.68
35:BA:1599:C:H2'	35:BA:1600:C:H6	1.58	0.68
35:BA:2720:U:H2'	35:BA:2721:A:C8	2.28	0.68
35:BA:2745:C:H2'	35:BA:2746:U:C6	2.29	0.68
41:BG:114:ILE:HG12	41:BG:140:ILE:HG21	1.74	0.68
42:BH:85:LYS:HE3	42:BH:145:ALA:HB1	1.75	0.68
52:BU:66:ASN:ND2	52:BU:76:TYR:H	1.92	0.68
52:BU:95:LEU:HD13	53:BV:4:ILE:HG23	1.75	0.68
1:AA:390:C:H2'	1:AA:391:G:H8	1.57	0.68
1:AA:552:U:H4'	12:AL:86:ARG:HG2	1.75	0.68
1:AA:1248:A:H2'	1:AA:1249:C:H5'	1.76	0.68
1:AA:1292:U:H2'	1:AA:1293:G:C8	2.29	0.68
2:AB:178:ARG:HH11	2:AB:178:ARG:CG	2.07	0.68
4:AD:9:CYS:HB3	4:AD:32:ALA:HB2	1.76	0.68
4:AD:13:ARG:HA	4:AD:33:MET:HE1	1.75	0.68
19:AS:8:GLY:O	19:AS:9:VAL:HG23	1.94	0.68
24:AY:25:LYS:HZ2	24:AY:86:GLY:HA2	1.59	0.68
25:B0:60:PHE:CE1	25:B0:62:LEU:HD23	2.29	0.68
28:B3:57:GLU:HG2	28:B3:58:VAL:N	2.09	0.68
31:B6:6:ARG:O	31:B6:7:ILE:HB	1.94	0.68
33:B8:25:MET:O	33:B8:47:LYS:HG2	1.93	0.68
35:BA:16:G:H2'	35:BA:17:G:H8	1.59	0.68
35:BA:259:G:H1'	35:BA:621:A:O2'	1.94	0.68
35:BA:2502:G:H5''	35:BA:2503:A:H5'	1.74	0.68
40:BF:131:GLY:HA2	40:BF:138:GLU:HB3	1.75	0.68
1:AA:346:G:OP1	51:BT:41:ARG:NH2	2.28	0.67
1:AA:370:C:O2'	1:AA:371:G:H5'	1.94	0.67
1:AA:945:G:C2	1:AA:946:A:C8	2.82	0.67
1:AA:1116:C:H2'	1:AA:1117:G:H5''	1.74	0.67
16:AP:74:LEU:O	16:AP:79:VAL:HG23	1.93	0.67
26:B1:64:ALA:HA	26:B1:67:ILE:HG13	1.76	0.67

Continued on next page...

Continued from previous page...

Atom-1	Atom-2	Interatomic distance (Å)	Clash overlap (Å)
32:B7:24:THR:HG23	32:B7:27:GLY:N	2.07	0.67
35:BA:1064:C:H4'	43:BK:89:HIS:HD2	1.58	0.67
35:BA:1948:G:H5'	35:BA:1948:G:H8	1.59	0.67
35:BA:2026:C:N3	35:BA:2027:G:C8	2.62	0.67
35:BA:2196:C:O2'	35:BA:2197:U:H5'	1.94	0.67
37:BC:76:LEU:HD21	37:BC:104:ILE:HD11	1.76	0.67
42:BH:144:VAL:O	42:BH:148:ILE:HG12	1.93	0.67
56:BY:26:LYS:HG2	56:BY:27:VAL:H	1.59	0.67
56:BY:84:ARG:HG2	56:BY:84:ARG:HH11	1.59	0.67
1:AA:35:G:H2'	1:AA:36:C:C6	2.29	0.67
1:AA:201:C:H2'	1:AA:202:U:H5''	1.75	0.67
1:AA:737:A:H2'	1:AA:738:C:C6	2.29	0.67
1:AA:1277:C:H3'	1:AA:1277:C:H6	1.59	0.67
3:AC:15:THR:HG21	3:AC:181:ASN:HA	1.76	0.67
3:AC:130:VAL:HG21	3:AC:157:ILE:HG23	1.75	0.67
6:AF:8:ILE:HG23	6:AF:85:VAL:HG13	1.74	0.67
19:AS:33:THR:HG22	19:AS:49:ILE:HG22	1.77	0.67
24:AY:342:TYR:CE2	24:AY:396:ARG:HD2	2.29	0.67
24:AY:418:LYS:H	24:AY:418:LYS:HD3	1.59	0.67
58:AY:701:FUA:H323	58:AY:701:FUA:C15	2.21	0.67
31:B6:15:GLU:OE2	31:B6:44:ARG:NH1	2.26	0.67
35:BA:177:G:H3'	35:BA:178:G:H8	1.58	0.67
35:BA:532:A:N3	35:BA:532:A:H2'	2.07	0.67
35:BA:817:C:H2'	35:BA:818:G:O4'	1.94	0.67
35:BA:2297:C:O2'	35:BA:2298:A:H5'	1.94	0.67
37:BC:65:LEU:HD13	37:BC:189:ASN:ND2	2.09	0.67
40:BF:161:GLU:O	40:BF:165:ARG:HG3	1.95	0.67
42:BH:85:LYS:C	42:BH:85:LYS:HD3	2.15	0.67
45:BN:67:LEU:CD2	45:BN:87:LEU:HB3	2.23	0.67
49:BR:97:VAL:HG13	49:BR:114:VAL:HG22	1.76	0.67
1:AA:390:C:O3'	16:AP:28:ARG:NH2	2.27	0.67
1:AA:625:G:H4'	16:AP:16:HIS:CD2	2.28	0.67
1:AA:630:G:C2'	1:AA:631:G:H5''	2.25	0.67
1:AA:1158:C:C6	2:AB:132:LYS:HE3	2.28	0.67
3:AC:65:ALA:O	3:AC:66:VAL:HB	1.94	0.67
9:AI:88:TYR:O	9:AI:89:ASN:HB2	1.94	0.67
13:AM:23:TYR:HB3	13:AM:67:GLU:HB3	1.75	0.67
20:AT:88:VAL:O	20:AT:92:LEU:HG	1.95	0.67
24:AY:653:PHE:CG	24:AY:654:GLY:N	2.62	0.67
33:B8:33:ASN:N	33:B8:36:LYS:HD2	2.09	0.67
35:BA:1035:U:H2'	35:BA:1036:G:H8	1.59	0.67

Continued on next page...

Continued from previous page...

Atom-1	Atom-2	Interatomic distance (Å)	Clash overlap (Å)
35:BA:2206:G:N2	35:BA:2207:G:H4'	2.09	0.67
35:BA:2312:U:H2'	35:BA:2313:C:C5'	2.24	0.67
35:BA:2346:A:H1'	35:BA:2383:G:C8	2.29	0.67
35:BA:2855:C:H2'	35:BA:2856:C:C6	2.29	0.67
42:BH:46:GLU:OE1	42:BH:51:ARG:HB2	1.95	0.67
43:BK:21:PRO:HA	43:BK:23:VAL:N	2.08	0.67
48:BQ:43:THR:O	48:BQ:47:ILE:HG13	1.94	0.67
1:AA:539:A:OP2	12:AL:115:LYS:HE3	1.94	0.67
4:AD:13:ARG:HA	4:AD:33:MET:CE	2.25	0.67
5:AE:42:GLY:HA3	5:AE:66:MET:HG2	1.76	0.67
9:AI:47:LEU:C	9:AI:49:PRO:HD2	2.14	0.67
10:AJ:32:ALA:HB3	10:AJ:78:ASN:HD21	1.60	0.67
24:AY:30:GLU:HG3	24:AY:31:ARG:N	2.09	0.67
27:B2:47:ASN:ND2	35:BA:94(A):G:H21	1.92	0.67
31:B6:51:GLU:O	31:B6:52:VAL:HB	1.94	0.67
35:BA:88:G:OP1	35:BA:90:U:H5	1.77	0.67
35:BA:514:A:H2'	35:BA:515:A:C8	2.29	0.67
35:BA:1747(A):G:O2'	35:BA:1748:G:H5''	1.95	0.67
35:BA:2839:G:H1	35:BA:2878:U:H3	1.43	0.67
39:BE:51:PHE:CD1	39:BE:52:LEU:N	2.63	0.67
51:BT:28:VAL:HG22	51:BT:46:GLU:CA	2.23	0.67
56:BY:51:VAL:C	56:BY:53:PRO:HD2	2.15	0.67
1:AA:1320:C:OP1	19:AS:70:LYS:NZ	2.28	0.67
1:AA:1522:U:H2'	1:AA:1523:G:H8	1.58	0.67
10:AJ:8:LEU:HD23	10:AJ:96:ILE:HG22	1.76	0.67
16:AP:60:LEU:HA	16:AP:64:ALA:HB3	1.75	0.67
35:BA:207:A:H2'	35:BA:208:C:O4'	1.93	0.67
35:BA:320:A:H4'	35:BA:322:A:C8	2.29	0.67
35:BA:756:C:O2'	35:BA:757:U:H5'	1.95	0.67
35:BA:825:C:O2'	35:BA:826:U:H5'	1.94	0.67
37:BC:2:PRO:HB2	37:BC:4:HIS:O	1.95	0.67
39:BE:26:ILE:CG2	39:BE:196:VAL:HG21	2.24	0.67
41:BG:63:ILE:CA	41:BG:143:GLU:HG3	2.20	0.67
41:BG:101:ILE:O	41:BG:104:GLU:HB3	1.94	0.67
43:BK:99:ILE:HG23	43:BK:103:GLN:CB	2.19	0.67
52:BU:79:PHE:CE1	52:BU:83:LEU:HD11	2.30	0.67
53:BV:16:PRO:O	53:BV:96:ILE:O	2.12	0.67
24:AY:539:ILE:CA	24:AY:542:VAL:HG12	2.24	0.67
27:B2:13:ALA:HA	27:B2:16:LEU:CD1	2.24	0.67
28:B3:54:VAL:HG12	28:B3:55:ARG:N	2.09	0.67
30:B5:43:HIS:CD2	35:BA:2815:C:O2'	2.47	0.67

Continued on next page...

Continued from previous page...

Atom-1	Atom-2	Interatomic distance (Å)	Clash overlap (Å)
31:B6:6:ARG:HD2	31:B6:6:ARG:N	2.08	0.67
31:B6:11:LEU:HD23	31:B6:51:GLU:HG3	1.76	0.67
35:BA:1068:G:N2	35:BA:1096:A:H5'	2.09	0.67
35:BA:2291:U:H2'	35:BA:2292:C:C6	2.29	0.67
35:BA:2473:U:C3'	35:BA:2474:C:H5''	2.13	0.67
39:BE:101:ARG:NH1	39:BE:169:ASN:HD22	1.93	0.67
41:BG:119:GLY:HA3	41:BG:181:ARG:N	2.10	0.67
51:BT:33:LYS:NZ	51:BT:43:GLN:HE22	1.93	0.67
57:BZ:67:LEU:HD12	57:BZ:67:LEU:N	2.09	0.67
1:AA:101:A:O2'	1:AA:102:G:H5'	1.95	0.67
1:AA:1222:G:O2'	1:AA:1223:C:H5'	1.94	0.67
1:AA:1490:C:H6	1:AA:1490:C:H5'	1.60	0.67
1:AA:1515:C:O2'	1:AA:1516:G:H5'	1.95	0.67
3:AC:46:GLU:HB3	3:AC:83:ARG:HH22	1.60	0.67
6:AF:33:TYR:HA	6:AF:71:ARG:HH21	1.59	0.67
20:AT:30:LYS:NZ	20:AT:34:LYS:HE2	2.10	0.67
22:AV:6:G:H1	22:AV:67:C:H42	1.43	0.67
24:AY:84:THR:N	24:AY:85:PRO:HD2	2.03	0.67
24:AY:227:ILE:HD13	24:AY:242:LEU:HA	1.77	0.67
26:B1:11:ARG:HB2	26:B1:12:PRO:HD2	1.76	0.67
27:B2:2:LYS:CB	35:BA:97:C:H5''	2.24	0.67
35:BA:654(G):C:H2'	35:BA:654(H):G:C8	2.29	0.67
35:BA:1326:U:H5''	35:BA:2011:U:H1'	1.76	0.67
35:BA:2443:C:O2	35:BA:2443:C:H2'	1.93	0.67
35:BA:2840:C:H5''	49:BR:53:HIS:HD2	1.58	0.67
54:BW:88:ARG:HD3	54:BW:94:ASP:OD2	1.94	0.67
56:BY:8:LYS:HE2	56:BY:72:VAL:HG23	1.77	0.67
1:AA:218:C:H5'	1:AA:470:C:H41	1.60	0.67
1:AA:1030(A):G:H1'	1:AA:1031:G:H1	1.58	0.67
2:AB:7:VAL:O	2:AB:11:LEU:HG	1.94	0.67
2:AB:24:TRP:CH2	2:AB:26:PRO:HA	2.29	0.67
2:AB:84:GLU:HB3	2:AB:219:VAL:HG21	1.76	0.67
8:AH:127:LEU:HB3	8:AH:129:VAL:CG1	2.25	0.67
18:AR:58:LEU:HB3	18:AR:62:GLU:HB3	1.77	0.67
22:AV:3:C:H2'	22:AV:4:G:H5'	1.77	0.67
30:B5:3:LYS:CE	35:BA:2613:U:H2'	2.25	0.67
35:BA:739:G:OP2	35:BA:739:G:C8	2.48	0.67
35:BA:806:C:OP2	47:BP:39:LYS:HD3	1.95	0.67
35:BA:1827:C:H2'	35:BA:1828:G:H5'	1.75	0.67
35:BA:2074:U:H2'	35:BA:2075:U:C6	2.29	0.67
40:BF:106:ARG:HH11	40:BF:106:ARG:CG	2.07	0.67

Continued on next page...

Continued from previous page...

Atom-1	Atom-2	Interatomic distance (Å)	Clash overlap (Å)
47:BP:34:GLY:O	47:BP:35:HIS:HB2	1.95	0.67
47:BP:115:LEU:N	47:BP:115:LEU:HD23	2.09	0.67
49:BR:84:ALA:HB3	49:BR:85:PRO:CD	2.19	0.67
57:BZ:67:LEU:HD23	57:BZ:90:VAL:HG11	1.76	0.67
57:BZ:167:PRO:O	57:BZ:168:GLU:HB2	1.94	0.67
1:AA:491:G:H2'	1:AA:492:G:H8	1.58	0.67
3:AC:20:SER:HB3	3:AC:40:ARG:HH22	1.60	0.67
8:AH:109:ILE:HG13	8:AH:120:THR:HB	1.76	0.67
12:AL:20:LYS:HD3	12:AL:20:LYS:H	1.59	0.67
14:AN:29:ARG:HH11	14:AN:29:ARG:CG	2.08	0.67
24:AY:141:LYS:O	24:AY:144:ALA:HB2	1.95	0.67
26:B1:4:VAL:CG2	26:B1:10:LYS:O	2.43	0.67
29:B4:1:MET:HG2	41:BG:98:ARG:NE	2.08	0.67
35:BA:120:U:O2'	35:BA:149:A:C8	2.47	0.67
35:BA:142:A:H5'	35:BA:142(A):C:OP2	1.94	0.67
35:BA:1697:G:H3'	35:BA:1698:A:C5'	2.24	0.67
35:BA:1853:A:H2'	35:BA:1854:A:C8	2.30	0.67
35:BA:2186:G:C2'	35:BA:2187:G:H5''	2.25	0.67
35:BA:2748:A:H2	42:BH:63:SER:HG	1.41	0.67
41:BG:144:ILE:HD11	41:BG:149:VAL:HB	1.76	0.67
42:BH:46:GLU:HG3	42:BH:51:ARG:N	2.10	0.67
42:BH:128:PRO:HG2	42:BH:129:THR:HG23	1.77	0.67
43:BK:106:GLU:CA	43:BK:109:LYS:HD3	2.23	0.67
45:BN:133:GLN:HE21	45:BN:135:PRO:CG	2.08	0.67
46:BO:24:VAL:CG2	46:BO:30:ALA:HB3	2.25	0.67
56:BY:97:ARG:C	56:BY:98:VAL:HG23	2.14	0.67
57:BZ:30:ASN:HD22	57:BZ:31:ARG:HG3	1.59	0.67
1:AA:1014:A:H4'	19:AS:14:HIS:ND1	2.10	0.67
4:AD:96:LEU:HD22	4:AD:96:LEU:N	2.10	0.67
5:AE:51:VAL:O	5:AE:55:VAL:HG23	1.96	0.67
10:AJ:3:LYS:NZ	10:AJ:77:PRO:HD2	2.10	0.67
12:AL:34:ARG:HG3	12:AL:105:TYR:CE2	2.28	0.67
25:B0:16:SER:HB2	35:BA:2262:U:H5	1.60	0.67
35:BA:1058:G:H21	43:BK:126:MET:HE3	1.60	0.67
35:BA:1242:A:N1	47:BP:8:PRO:HG2	2.10	0.67
35:BA:2408:U:H2'	35:BA:2409:G:H8	1.60	0.67
37:BC:29:LEU:O	37:BC:32:GLU:HG2	1.94	0.67
40:BF:154:VAL:HG11	40:BF:193:VAL:HG23	1.77	0.67
42:BH:83:TYR:HB3	42:BH:135:GLY:N	2.08	0.67
46:BO:64:ARG:NE	51:BT:70:VAL:HG21	2.09	0.67
47:BP:30:THR:O	47:BP:33:ARG:N	2.22	0.67

Continued on next page...

Continued from previous page...

Atom-1	Atom-2	Interatomic distance (Å)	Clash overlap (Å)
57:BZ:84:GLU:O	57:BZ:85:HIS:HB2	1.93	0.67
1:AA:1497:G:O2'	1:AA:1498:U:H5'	1.96	0.66
3:AC:50:ALA:HA	3:AC:72:LYS:HB3	1.77	0.66
22:AV:46:G:O3'	22:AV:47:U:C6	2.47	0.66
24:AY:121:VAL:HG23	24:AY:122:TRP:N	2.09	0.66
24:AY:314:PHE:HD1	24:AY:315:LYS:HB2	1.56	0.66
35:BA:190:A:H2'	35:BA:191:A:C8	2.30	0.66
35:BA:445:C:O2'	35:BA:446:G:H5'	1.94	0.66
35:BA:1052:C:C6	35:BA:1052:C:C3'	2.75	0.66
35:BA:1943:U:O2	35:BA:1943:U:H2'	1.93	0.66
35:BA:2056:G:H2'	35:BA:2056:G:N3	2.09	0.66
35:BA:2762:G:C5'	35:BA:2762:G:H8	2.08	0.66
38:BD:35:LYS:HD2	38:BD:35:LYS:C	2.16	0.66
39:BE:179:GLU:O	39:BE:180:ASN:HB2	1.95	0.66
41:BG:61:ALA:HA	41:BG:64:THR:HG22	1.77	0.66
43:BK:77:LEU:H	43:BK:77:LEU:CD2	1.97	0.66
48:BQ:97:VAL:HG21	48:BQ:103:MET:HE3	1.76	0.66
1:AA:1206:G:H4'	3:AC:192:THR:O	1.93	0.66
1:AA:1319:A:OP1	19:AS:10:PHE:CE1	2.49	0.66
4:AD:26:CYS:HA	4:AD:31:CYS:HA	1.75	0.66
10:AJ:32:ALA:N	10:AJ:78:ASN:ND2	2.43	0.66
17:AQ:63:ARG:HG2	17:AQ:64:PRO:HD2	1.76	0.66
19:AS:8:GLY:C	19:AS:9:VAL:HG23	2.15	0.66
26:B1:57:GLU:HG2	26:B1:58:ILE:H	1.59	0.66
26:B1:59:THR:O	26:B1:91:LYS:HE3	1.94	0.66
31:B6:19:ARG:HG2	35:BA:2400:G:O5'	1.95	0.66
35:BA:1677:A:H2'	35:BA:1678:G:C8	2.31	0.66
35:BA:1780:A:H5'	35:BA:1781:C:OP2	1.95	0.66
35:BA:2023:G:H5'	35:BA:2617:C:H4'	1.78	0.66
43:BK:79:ARG:HD2	43:BK:85:GLU:O	1.94	0.66
47:BP:30:THR:CG2	47:BP:31:ALA:H	2.08	0.66
47:BP:58:THR:O	47:BP:61:ARG:NE	2.19	0.66
1:AA:368:U:P	24:AY:353:ALA:HB1	2.35	0.66
4:AD:57:ARG:HH11	4:AD:57:ARG:CG	2.02	0.66
10:AJ:55:LYS:H	10:AJ:55:LYS:HE3	1.59	0.66
11:AK:72:ALA:CB	11:AK:77:MET:HE3	2.25	0.66
12:AL:92:ASP:O	12:AL:94:PRO:HD3	1.95	0.66
32:B7:4:THR:HB	35:BA:788:A:O2'	1.96	0.66
35:BA:481:G:H2'	35:BA:507:A:N1	2.10	0.66
35:BA:2097:C:H2'	35:BA:2098:U:H6	1.60	0.66
36:BB:112:U:H2'	36:BB:113:G:H8	1.61	0.66

Continued on next page...

Continued from previous page...

Atom-1	Atom-2	Interatomic distance (Å)	Clash overlap (Å)
38:BD:158:ALA:O	38:BD:196:VAL:HG11	1.96	0.66
40:BF:154:VAL:HG11	40:BF:193:VAL:CG2	2.26	0.66
45:BN:87:LEU:HD22	45:BN:91:LEU:HG	1.77	0.66
47:BP:96:THR:O	47:BP:99:LEU:HB3	1.96	0.66
50:BS:13:ARG:HG3	50:BS:14:VAL:H	1.60	0.66
50:BS:17:ARG:O	50:BS:20:ARG:HG2	1.95	0.66
56:BY:87:LYS:O	56:BY:88:LYS:HB2	1.95	0.66
57:BZ:115:GLY:H	57:BZ:177:PRO:CG	2.07	0.66
1:AA:398:C:O2'	1:AA:399:G:H5'	1.96	0.66
1:AA:675:A:O2'	1:AA:676:A:H5'	1.95	0.66
9:AI:79:LEU:HD13	9:AI:79:LEU:C	2.15	0.66
10:AJ:4:ILE:HD13	10:AJ:74:ILE:HG13	1.78	0.66
17:AQ:69:LYS:O	17:AQ:70:ARG:CD	2.41	0.66
35:BA:2228:G:H2'	35:BA:2229:C:C6	2.31	0.66
36:BB:54:G:H2'	36:BB:55:U:H6	1.59	0.66
43:BK:134:MET:HG3	43:BK:136:VAL:HG12	1.77	0.66
47:BP:23:PRO:HB2	47:BP:33:ARG:CG	2.25	0.66
51:BT:118:ARG:HA	51:BT:121:ILE:HD12	1.77	0.66
1:AA:980:C:C5	1:AA:981:U:C2	2.80	0.66
1:AA:1130:A:H5'	9:AI:18:PHE:HE2	1.61	0.66
4:AD:57:ARG:HG2	4:AD:57:ARG:NH1	2.08	0.66
4:AD:196:LEU:C	4:AD:198:VAL:H	1.98	0.66
12:AL:119:LYS:HB2	12:AL:120:TYR:CD1	2.31	0.66
24:AY:6:GLU:O	24:AY:6:GLU:HG2	1.94	0.66
26:B1:86:SER:CB	26:B1:89:GLU:HB2	2.22	0.66
29:B4:50:VAL:O	29:B4:51:ASP:HB3	1.95	0.66
31:B6:5:VAL:HG12	31:B6:6:ARG:N	2.10	0.66
38:BD:270:ILE:CD1	38:BD:270:ILE:H	2.08	0.66
41:BG:131:TYR:HB3	41:BG:159:VAL:CG1	2.25	0.66
51:BT:85:LYS:HB3	51:BT:85:LYS:HZ3	1.58	0.66
52:BU:107:ALA:HA	52:BU:110:VAL:CG2	2.25	0.66
1:AA:630:G:H2'	1:AA:631:G:H5''	1.78	0.66
1:AA:1108:G:H5'	3:AC:176:HIS:CD2	2.30	0.66
1:AA:1392:G:N2	1:AA:1502:A:H8	1.93	0.66
2:AB:222:ILE:HB	2:AB:226:ARG:HH21	1.61	0.66
5:AE:64:ARG:CZ	5:AE:64:ARG:HB2	2.26	0.66
10:AJ:30:SER:HA	10:AJ:80:LYS:HE2	1.75	0.66
22:AV:38:A:O2'	22:AV:39:C:H5'	1.94	0.66
29:B4:8:LYS:HD3	29:B4:9:LEU:O	1.95	0.66
35:BA:68:G:H2'	35:BA:69:C:C6	2.30	0.66
35:BA:675:A:OP1	40:BF:63:LYS:HE2	1.95	0.66

Continued on next page...

Continued from previous page...

Atom-1	Atom-2	Interatomic distance (Å)	Clash overlap (Å)
35:BA:2260:C:H2'	35:BA:2261:C:H6	1.60	0.66
35:BA:2498:C:O2'	35:BA:2499:C:H5'	1.95	0.66
35:BA:2524:G:H5'	35:BA:2524:G:C8	2.30	0.66
35:BA:2761:G:C3'	35:BA:2762:G:H5''	2.26	0.66
35:BA:2884:U:H2'	35:BA:2885:C:H5'	1.77	0.66
38:BD:35:LYS:HB3	38:BD:35:LYS:NZ	2.10	0.66
41:BG:49:ASP:O	41:BG:50:ALA:HB3	1.94	0.66
41:BG:111:LEU:HA	41:BG:114:ILE:HD11	1.77	0.66
47:BP:23:PRO:O	47:BP:33:ARG:HD2	1.95	0.66
52:BU:92:ARG:NH1	53:BV:11:GLN:O	2.22	0.66
2:AB:109:SER:O	2:AB:112:VAL:HB	1.95	0.66
3:AC:9:GLY:HA2	3:AC:12:LEU:HG	1.77	0.66
10:AJ:67:THR:HG22	10:AJ:67:THR:O	1.95	0.66
15:AO:11:VAL:O	15:AO:14:GLU:HB3	1.95	0.66
24:AY:100:VAL:HG23	24:AY:329:ARG:HG2	1.77	0.66
24:AY:486:THR:HG21	24:AY:602:LEU:HD11	1.78	0.66
24:AY:554:PRO:HG3	24:AY:594:VAL:HG12	1.78	0.66
25:B0:10:THR:HG21	35:BA:2277:G:OP2	1.95	0.66
26:B1:80:LEU:HB3	26:B1:82:LEU:HD11	1.78	0.66
35:BA:1142:U:O5'	35:BA:1142:U:H6	1.79	0.66
35:BA:2131:G:H5'	35:BA:2133:G:C1'	2.25	0.66
35:BA:2408:U:H2'	35:BA:2409:G:C8	2.31	0.66
38:BD:129:ASN:O	38:BD:193:VAL:HG12	1.96	0.66
41:BG:173:LEU:HA	41:BG:176:LEU:HD12	1.78	0.66
42:BH:149:ARG:HA	42:BH:162:ILE:CD1	2.25	0.66
47:BP:79:ARG:O	47:BP:111:ARG:HB2	1.94	0.66
57:BZ:4:ARG:O	57:BZ:5:LEU:HB2	1.95	0.66
57:BZ:42:VAL:HG13	57:BZ:43:GLU:N	2.08	0.66
1:AA:1370:G:C2	1:AA:1371:G:C8	2.84	0.66
4:AD:158:ILE:CG2	4:AD:162:LEU:HD12	2.25	0.66
8:AH:12:ARG:NH1	8:AH:27:PRO:HD3	2.11	0.66
10:AJ:6:ILE:HD12	10:AJ:6:ILE:C	2.16	0.66
12:AL:18:VAL:HG23	12:AL:19:ARG:N	2.10	0.66
24:AY:71:THR:HG21	24:AY:357:ARG:CD	2.26	0.66
24:AY:395:PRO:O	24:AY:397:VAL:N	2.28	0.66
35:BA:83:G:N2	35:BA:102:G:H2'	2.11	0.66
35:BA:252:G:OP2	47:BP:50:ARG:NH2	2.28	0.66
35:BA:654(N):G:C2'	35:BA:654(O):G:H5'	2.25	0.66
35:BA:940:G:H5'	35:BA:941:A:OP2	1.94	0.66
35:BA:2150:U:H2'	35:BA:2151:G:H8	1.58	0.66
35:BA:2199:A:H3'	35:BA:2200:C:H6	1.59	0.66

Continued on next page...

Continued from previous page...

Atom-1	Atom-2	Interatomic distance (Å)	Clash overlap (Å)
35:BA:2796:U:H3'	35:BA:2799:C:C5'	2.26	0.66
35:BA:2855:C:H2'	35:BA:2856:C:H6	1.61	0.66
41:BG:46:ALA:HB2	41:BG:88:ILE:HG12	1.78	0.66
50:BS:95:HIS:CG	50:BS:96:GLY:H	2.13	0.66
53:BV:24:LYS:HA	53:BV:92:THR:HG23	1.76	0.66
1:AA:1219:U:H2'	1:AA:1220:G:H8	1.61	0.66
1:AA:1489:G:C3'	1:AA:1490:C:H5''	2.26	0.66
2:AB:95:GLN:C	2:AB:96:ARG:CD	2.61	0.66
2:AB:112:VAL:CG2	2:AB:149:LEU:HD13	2.26	0.66
3:AC:84:ILE:O	3:AC:88:ARG:HG3	1.96	0.66
8:AH:50:ARG:HG2	8:AH:50:ARG:NH1	2.08	0.66
11:AK:17:GLY:O	11:AK:80:VAL:HA	1.96	0.66
14:AN:41:ARG:HG2	14:AN:41:ARG:HH11	1.60	0.66
16:AP:53:VAL:HG23	16:AP:54:GLU:H	1.59	0.66
24:AY:530:VAL:HG22	24:AY:531:GLY:N	2.11	0.66
27:B2:2:LYS:HB2	35:BA:97:C:H5''	1.76	0.66
33:B8:29:LYS:HG2	33:B8:29:LYS:O	1.94	0.66
35:BA:295:G:H2'	35:BA:296:C:H6	1.59	0.66
35:BA:552:G:H5'	35:BA:552:G:H8	1.61	0.66
35:BA:2055:C:H4'	35:BA:2056:G:H5''	1.76	0.66
35:BA:2832:U:H1'	35:BA:2834:G:N3	2.11	0.66
35:BA:2850:A:H5'	35:BA:2868:A:H2	1.59	0.66
36:BB:77:U:O2'	36:BB:78:A:H5'	1.95	0.66
42:BH:127:GLU:HB3	42:BH:128:PRO:HD2	1.77	0.66
43:BK:21:PRO:HA	43:BK:23:VAL:H	1.61	0.66
45:BN:23:LEU:CB	45:BN:60:ILE:HG21	2.26	0.66
47:BP:135:LEU:HD13	47:BP:135:LEU:O	1.96	0.66
49:BR:54:LEU:HD23	49:BR:66:VAL:HG22	1.76	0.66
50:BS:85:VAL:HG23	50:BS:106:ARG:HG3	1.78	0.66
57:BZ:23:LYS:HD3	57:BZ:38:TYR:CE2	2.31	0.66
1:AA:183:G:H2'	1:AA:184:G:C8	2.31	0.66
3:AC:14:ILE:CG1	3:AC:15:THR:N	2.58	0.66
10:AJ:4:ILE:HB	10:AJ:74:ILE:HD11	1.78	0.66
19:AS:6:LYS:HD2	19:AS:7:LYS:N	2.10	0.66
24:AY:252:ASP:HB2	24:AY:254:LYS:HG2	1.77	0.66
24:AY:252:ASP:O	24:AY:253:LEU:HB2	1.96	0.66
24:AY:265:LYS:O	24:AY:267:LYS:HG3	1.96	0.66
31:B6:8:LYS:HZ1	35:BA:2285:C:H5	1.43	0.66
35:BA:510:C:O2'	35:BA:511:U:H5'	1.96	0.66
35:BA:1960:A:H5''	35:BA:1960:A:H8	1.61	0.66
35:BA:2122:U:H2'	35:BA:2123:G:H8	1.60	0.66

Continued on next page...

Continued from previous page...

Atom-1	Atom-2	Interatomic distance (Å)	Clash overlap (Å)
35:BA:2205:C:H5'	35:BA:2206:G:OP2	1.96	0.66
35:BA:2461:C:O2	35:BA:2461:C:H2'	1.95	0.66
40:BF:28:ILE:HD13	40:BF:28:ILE:H	1.61	0.66
2:AB:121:LEU:HD22	2:AB:126:GLU:HB2	1.77	0.65
2:AB:148:TYR:O	2:AB:149:LEU:HD23	1.96	0.65
16:AP:9:PHE:CE2	16:AP:18:ARG:CZ	2.80	0.65
18:AR:44:LEU:HD11	18:AR:70:ILE:HG21	1.78	0.65
24:AY:82:ILE:HD12	24:AY:101:LEU:CD2	2.22	0.65
33:B8:4:MET:CE	33:B8:61:LEU:HD22	2.26	0.65
35:BA:7:G:O2'	35:BA:8:A:H5'	1.95	0.65
35:BA:302:C:P	56:BY:73:ARG:HH12	2.19	0.65
35:BA:621:A:H2'	35:BA:622:G:H5'	1.77	0.65
35:BA:1782:C:C2'	35:BA:1783:A:H5'	2.25	0.65
35:BA:1831:G:H2'	35:BA:1832:C:C6	2.31	0.65
35:BA:2307:G:H21	35:BA:2308:G:C5'	2.08	0.65
36:BB:26:A:H2'	36:BB:27:C:H6	1.59	0.65
37:BC:215:VAL:HG23	37:BC:225:ILE:HG12	1.76	0.65
47:BP:114:ILE:HD12	47:BP:115:LEU:N	2.11	0.65
48:BQ:108:GLY:O	48:BQ:109:VAL:CG2	2.44	0.65
52:BU:95:LEU:CD1	53:BV:11:GLN:HG3	2.24	0.65
1:AA:1490:C:H5'	1:AA:1490:C:C6	2.30	0.65
2:AB:204:ASN:HD22	2:AB:204:ASN:C	1.99	0.65
3:AC:35:GLU:OE1	3:AC:97:LYS:HE3	1.95	0.65
5:AE:72:GLN:O	5:AE:73:ASN:HB2	1.96	0.65
20:AT:43:LEU:HB3	20:AT:48:LYS:HB2	1.77	0.65
35:BA:544:G:H21	35:BA:547:A:H2'	1.61	0.65
35:BA:582:G:H2'	35:BA:583:G:C8	2.30	0.65
35:BA:1012:U:C5	45:BN:28:THR:HG21	2.31	0.65
35:BA:2051:A:H4'	39:BE:141:ILE:CD1	2.26	0.65
39:BE:81:ILE:O	39:BE:81:ILE:HG22	1.96	0.65
54:BW:68:ARG:CA	54:BW:110:LYS:HG2	2.26	0.65
1:AA:1053:G:N7	1:AA:1200:C:C5'	2.60	0.65
2:AB:124:SER:HG	2:AB:125:PRO:HD2	1.62	0.65
2:AB:223:ILE:HA	2:AB:226:ARG:HB3	1.77	0.65
6:AF:78:GLU:OE1	6:AF:78:GLU:HA	1.96	0.65
24:AY:97:SER:O	24:AY:100:VAL:HG13	1.97	0.65
24:AY:457:LEU:O	24:AY:461:ILE:HG13	1.95	0.65
35:BA:902:C:H2'	35:BA:903:C:C6	2.31	0.65
35:BA:1386:C:H2'	35:BA:1387:C:H6	1.61	0.65
37:BC:127:LYS:O	37:BC:128:LEU:HG	1.96	0.65
39:BE:177:PRO:HG2	39:BE:178:GLU:H	1.60	0.65

Continued on next page...

Continued from previous page...

Atom-1	Atom-2	Interatomic distance (Å)	Clash overlap (Å)
47:BP:77:ARG:HB2	47:BP:78:PRO:HD2	1.79	0.65
54:BW:37:ARG:NH1	54:BW:37:ARG:HG3	2.12	0.65
56:BY:67:LEU:HD11	56:BY:71:LYS:HE2	1.79	0.65
1:AA:328:C:O2	1:AA:328:C:H2'	1.95	0.65
13:AM:51:ALA:O	13:AM:55:ARG:HB3	1.97	0.65
19:AS:64:GLU:HG2	29:B4:48:ARG:NH2	2.11	0.65
24:AY:459:LEU:H	24:AY:459:LEU:HD12	1.61	0.65
35:BA:271(E):U:H2'	35:BA:271(F):C:C6	2.31	0.65
35:BA:962:G:O2'	35:BA:963:U:H5'	1.96	0.65
35:BA:1010:A:H1'	35:BA:1153:C:H1'	1.79	0.65
35:BA:1218:C:H2'	35:BA:1219:G:H8	1.61	0.65
42:BH:86:GLU:CB	42:BH:132:ARG:HB3	2.27	0.65
45:BN:73:THR:HG23	45:BN:82:LEU:HD11	1.77	0.65
46:BO:2:ILE:CD1	46:BO:82:ASN:HD22	2.09	0.65
51:BT:65:LYS:HA	51:BT:65:LYS:NZ	2.11	0.65
54:BW:68:ARG:O	54:BW:109:GLU:HA	1.97	0.65
1:AA:66:G:H4'	1:AA:173:U:C5	2.31	0.65
13:AM:68:GLY:H	13:AM:71:ARG:CB	2.08	0.65
25:B0:48:GLY:HA3	25:B0:80:HIS:HD1	1.62	0.65
30:B5:40:LYS:HZ3	30:B5:46:CYS:H	1.44	0.65
31:B6:11:LEU:HG	31:B6:26:ASN:HD21	1.60	0.65
35:BA:139(A):G:N2	55:BX:44:GLU:OE2	2.30	0.65
35:BA:528:A:C2	35:BA:2043:C:H4'	2.31	0.65
35:BA:1163:G:O2'	35:BA:1164:G:H5'	1.95	0.65
35:BA:1658:C:OP1	39:BE:132:HIS:O	2.15	0.65
40:BF:17:ARG:HG3	40:BF:17:ARG:NH1	2.11	0.65
43:BK:93:ARG:HG3	57:BZ:112:ARG:NE	2.11	0.65
47:BP:112:LEU:HD22	47:BP:113:LYS:N	2.11	0.65
50:BS:95:HIS:CG	50:BS:96:GLY:N	2.65	0.65
1:AA:129(A):G:H5''	1:AA:129(A):G:C8	2.31	0.65
1:AA:773:G:C2'	1:AA:774:G:H5'	2.26	0.65
1:AA:781:A:C3'	1:AA:782:A:H5'	2.26	0.65
1:AA:1189:C:H5''	3:AC:5:ILE:HG21	1.77	0.65
2:AB:140:HIS:O	2:AB:143:GLU:HB2	1.97	0.65
20:AT:97:ALA:O	20:AT:99:LEU:HD23	1.96	0.65
24:AY:90:PHE:HZ	58:AY:701:FUA:H121	1.60	0.65
24:AY:252:ASP:HB2	24:AY:254:LYS:CE	2.22	0.65
24:AY:652:MET:HG3	24:AY:652:MET:O	1.95	0.65
31:B6:6:ARG:HD2	31:B6:6:ARG:H	1.62	0.65
35:BA:212:G:H5'	35:BA:212:G:C8	2.23	0.65
35:BA:1656:C:H2'	35:BA:1657:C:C6	2.32	0.65

Continued on next page...

Continued from previous page...

Atom-1	Atom-2	Interatomic distance (Å)	Clash overlap (Å)
35:BA:2076:U:H5'	35:BA:2238:G:N2	2.11	0.65
35:BA:2103:C:C2'	35:BA:2104:G:H5''	2.25	0.65
35:BA:2346:A:C2	35:BA:2383:G:C2	2.84	0.65
40:BF:116:ASP:OD2	47:BP:5:ASP:HB2	1.97	0.65
42:BH:12:PRO:HB2	42:BH:15:VAL:CG1	2.22	0.65
42:BH:89:ILE:O	42:BH:89:ILE:HG13	1.97	0.65
43:BK:37:PHE:O	43:BK:41:PHE:HB3	1.96	0.65
48:BQ:56:ARG:HA	48:BQ:56:ARG:NE	2.11	0.65
50:BS:98:VAL:HG12	50:BS:100:ALA:H	1.62	0.65
52:BU:112:ARG:NH2	53:BV:46:VAL:HG11	2.12	0.65
55:BX:18:TYR:C	55:BX:20:GLY:N	2.48	0.65
1:AA:261:U:O2	1:AA:263:A:C8	2.50	0.65
1:AA:1003:G:C2	1:AA:1004:A:H1'	2.32	0.65
1:AA:1269:A:C2	1:AA:1313:U:O4'	2.50	0.65
2:AB:55:PHE:HA	2:AB:58:ILE:HD12	1.77	0.65
3:AC:142:MET:CE	3:AC:171:GLY:HA3	2.27	0.65
24:AY:18:ALA:O	24:AY:19:ALA:HB2	1.96	0.65
24:AY:228:MET:HE2	24:AY:229:LEU:HG	1.79	0.65
24:AY:343:ASN:HD22	24:AY:344:THR:N	1.94	0.65
26:B1:56:GLN:HE21	26:B1:56:GLN:CA	1.96	0.65
31:B6:54:ILE:HD11	35:BA:2420:C:H5'	1.78	0.65
35:BA:799:G:H3'	35:BA:800:A:H5''	1.77	0.65
35:BA:814:C:H2'	35:BA:815:C:H6	1.62	0.65
35:BA:1236:G:HO2'	35:BA:1237:A:H8	1.45	0.65
35:BA:1438:U:O2'	35:BA:1439:A:H5'	1.96	0.65
35:BA:2892:A:H62	35:BA:2893:G:N2	1.94	0.65
43:BK:77:LEU:HD13	43:BK:110:GLN:OE1	1.96	0.65
1:AA:197:A:H4'	1:AA:198:G:H5'	1.78	0.65
1:AA:1325:C:H2'	1:AA:1326:C:C6	2.32	0.65
1:AA:1409:C:O2'	1:AA:1410:G:H5'	1.97	0.65
4:AD:25:ARG:HH12	4:AD:30:LYS:HB2	1.62	0.65
4:AD:119:GLN:HG3	4:AD:123:HIS:NE2	2.12	0.65
35:BA:385:C:O2	47:BP:71:VAL:HG21	1.96	0.65
35:BA:803:U:C2'	35:BA:804:A:H5'	2.26	0.65
35:BA:1362:C:O2'	35:BA:1363:C:H5'	1.96	0.65
37:BC:95:VAL:HG12	37:BC:96:GLY:H	1.60	0.65
40:BF:20:LEU:HD23	40:BF:21:ALA:CB	2.27	0.65
42:BH:148:ILE:O	42:BH:151:ILE:HG12	1.97	0.65
48:BQ:39:PRO:HB3	48:BQ:99:PRO:HD3	1.79	0.65
49:BR:45:ARG:HG3	49:BR:46:GLY:H	1.60	0.65
54:BW:82:LEU:N	54:BW:82:LEU:HD12	2.11	0.65

Continued on next page...

Continued from previous page...

Atom-1	Atom-2	Interatomic distance (Å)	Clash overlap (Å)
1:AA:159:G:C2'	1:AA:160:A:H5''	2.27	0.65
1:AA:499:A:H4'	1:AA:500:G:OP1	1.95	0.65
1:AA:1513:A:H2'	1:AA:1514:C:H6	1.61	0.65
2:AB:60:ASP:O	2:AB:64:ARG:NH2	2.29	0.65
5:AE:76:ILE:HD11	5:AE:142:LEU:CD2	2.26	0.65
18:AR:69:THR:O	18:AR:72:ARG:HB2	1.96	0.65
24:AY:519:ARG:HH11	24:AY:677:GLN:HB2	1.61	0.65
35:BA:310:A:OP2	56:BY:18:GLY:HA2	1.97	0.65
35:BA:363(B):G:H2'	35:BA:363(C):G:C8	2.32	0.65
35:BA:1820:U:C2	38:BD:202:LYS:HG2	2.32	0.65
35:BA:2189:U:H2'	35:BA:2190:G:H5''	1.78	0.65
35:BA:2573:C:O2	35:BA:2573:C:C2'	2.43	0.65
36:BB:7:G:H5'	50:BS:29:PHE:CD2	2.32	0.65
39:BE:152:LYS:HG3	39:BE:153:GLY:N	2.11	0.65
42:BH:105:LEU:HD23	42:BH:113:VAL:HB	1.77	0.65
47:BP:59:LEU:HA	47:BP:61:ARG:CZ	2.27	0.65
52:BU:76:TYR:O	52:BU:79:PHE:HB3	1.97	0.65
55:BX:35:THR:O	55:BX:39:ILE:HG12	1.96	0.65
57:BZ:78:LYS:N	57:BZ:78:LYS:CD	2.59	0.65
1:AA:368:U:OP1	24:AY:353:ALA:HB1	1.97	0.65
4:AD:13:ARG:O	4:AD:16:GLY:N	2.26	0.65
15:AO:55:GLY:HA2	15:AO:58:MET:HE3	1.79	0.65
18:AR:66:LEU:HG	18:AR:70:ILE:HD11	1.79	0.65
25:B0:25:ARG:HD2	25:B0:29:GLN:HE21	1.60	0.65
30:B5:56:LYS:CG	30:B5:57:VAL:H	2.09	0.65
35:BA:271(H):G:H1	35:BA:271(P):C:H42	1.45	0.65
35:BA:811:U:O2'	35:BA:812:C:H5''	1.97	0.65
35:BA:1791:A:C6	35:BA:1829:A:H5'	2.32	0.65
35:BA:2171:A:H1'	35:BA:2172:U:C5	2.32	0.65
35:BA:2347:C:H2'	35:BA:2348:U:C6	2.31	0.65
35:BA:2668:G:O2'	35:BA:2669:G:H5'	1.97	0.65
36:BB:82:G:C2'	36:BB:83:G:H5'	2.27	0.65
38:BD:35:LYS:HG2	38:BD:63:ARG:HG3	1.77	0.65
38:BD:248:SER:HB2	38:BD:249:PRO:HD2	1.79	0.65
40:BF:174:VAL:HG21	40:BF:189:THR:HG21	1.78	0.65
42:BH:159:GLU:HG3	42:BH:160:LYS:N	2.11	0.65
42:BH:159:GLU:OE1	42:BH:159:GLU:HA	1.97	0.65
52:BU:113:ALA:C	52:BU:115:ALA:H	2.00	0.65
1:AA:67:C:H2'	1:AA:68:G:C8	2.32	0.64
1:AA:452:A:H4'	16:AP:72:ARG:CZ	2.27	0.64
1:AA:509:A:C2	1:AA:510:A:C2	2.85	0.64

Continued on next page...

Continued from previous page...

Atom-1	Atom-2	Interatomic distance (Å)	Clash overlap (Å)
1:AA:865:A:H5'	1:AA:1078:U:O4	1.96	0.64
3:AC:10:PHE:CZ	3:AC:178:LEU:HD11	2.33	0.64
11:AK:72:ALA:HB1	11:AK:77:MET:HE2	1.80	0.64
16:AP:53:VAL:HG23	16:AP:54:GLU:N	2.11	0.64
17:AQ:59:ILE:HG23	17:AQ:71:PHE:CB	2.26	0.64
24:AY:228:MET:O	24:AY:231:TYR:HB3	1.97	0.64
29:B4:14:ILE:N	29:B4:14:ILE:HD12	2.11	0.64
29:B4:21:VAL:O	29:B4:21:VAL:HG12	1.96	0.64
33:B8:61:LEU:C	33:B8:63:PRO:HD2	2.17	0.64
35:BA:6:A:O2'	45:BN:130:HIS:HB2	1.96	0.64
35:BA:565:C:O2'	35:BA:566:U:H5'	1.97	0.64
35:BA:654(M):C:O2'	35:BA:654(N):G:H8	1.80	0.64
35:BA:962:G:H2'	35:BA:963:U:O4'	1.98	0.64
35:BA:1819:A:H4'	35:BA:1820:U:C5'	2.27	0.64
35:BA:1841:U:H2'	35:BA:1842:G:C8	2.32	0.64
40:BF:4:VAL:HG13	40:BF:19:GLU:OE2	1.96	0.64
43:BK:75:SER:O	43:BK:79:ARG:HG3	1.96	0.64
46:BO:69:ILE:HD12	46:BO:69:ILE:H	1.61	0.64
56:BY:105:ALA:C	56:BY:107:ASP:H	1.99	0.64
57:BZ:24:LEU:HD12	57:BZ:41:LEU:HD21	1.79	0.64
1:AA:297:G:H4'	1:AA:557:G:H4'	1.79	0.64
1:AA:598:U:H2'	1:AA:599:C:H6	1.62	0.64
1:AA:1038:C:H2'	1:AA:1039:C:C5	2.32	0.64
5:AE:101:ILE:O	5:AE:101:ILE:HG12	1.97	0.64
16:AP:25:ARG:HH11	16:AP:25:ARG:CG	1.99	0.64
22:AV:17:C:C6	22:AV:17(A):U:C5	2.76	0.64
24:AY:404:VAL:N	24:AY:405:PRO:HD3	2.12	0.64
24:AY:406:GLU:CB	24:AY:407:PRO:HD2	2.27	0.64
30:B5:3:LYS:HZ2	30:B5:5:PRO:HD2	1.60	0.64
31:B6:50:ARG:HG3	31:B6:51:GLU:O	1.96	0.64
35:BA:259:G:H21	35:BA:621:A:H8	1.44	0.64
35:BA:359:A:H2'	35:BA:360:G:O4'	1.98	0.64
35:BA:365:C:H6	35:BA:365:C:H5'	1.63	0.64
35:BA:671:C:O2'	35:BA:672:C:H5'	1.97	0.64
35:BA:1142(A):A:O2'	35:BA:1143:A:H5''	1.96	0.64
35:BA:1485:G:H1'	35:BA:1505:C:H42	1.63	0.64
35:BA:1654:A:H2	39:BE:113:PHE:CD2	2.14	0.64
35:BA:2840:C:H5''	49:BR:53:HIS:CD2	2.32	0.64
47:BP:108:LYS:HD2	47:BP:108:LYS:N	2.13	0.64
50:BS:90:GLY:C	50:BS:92:TYR:H	2.00	0.64
56:BY:7:VAL:HB	56:BY:8:LYS:CD	2.25	0.64

Continued on next page...

Continued from previous page...

Atom-1	Atom-2	Interatomic distance (Å)	Clash overlap (Å)
1:AA:1364:U:O2	1:AA:1364:U:C2'	2.46	0.64
3:AC:94:LEU:O	3:AC:94:LEU:CD1	2.45	0.64
6:AF:37:VAL:CG1	6:AF:38:GLU:H	2.08	0.64
19:AS:9:VAL:HG21	29:B4:53:GLU:HG2	1.80	0.64
20:AT:26:ASN:N	20:AT:26:ASN:ND2	2.46	0.64
24:AY:115:GLU:CD	24:AY:118:SER:HB3	2.18	0.64
31:B6:11:LEU:HG	31:B6:26:ASN:ND2	2.13	0.64
31:B6:16:CYS:O	31:B6:17:LYS:HB2	1.97	0.64
35:BA:139:G:H1	35:BA:142(A):C:H42	1.44	0.64
35:BA:2305:A:C4	41:BG:154:GLY:HA3	2.32	0.64
35:BA:2873:A:H4'	49:BR:8:ARG:NH2	2.13	0.64
36:BB:81:G:H2'	36:BB:82:G:H5'	1.80	0.64
39:BE:51:PHE:N	39:BE:74:PRO:HG3	2.12	0.64
40:BF:4:VAL:HG22	40:BF:19:GLU:OE1	1.97	0.64
40:BF:157:VAL:HG23	40:BF:157:VAL:O	1.96	0.64
46:BO:13:ASN:HD21	46:BO:97:ARG:CG	2.11	0.64
50:BS:59:LYS:HG2	50:BS:60:GLY:N	2.12	0.64
51:BT:108:ARG:HG3	51:BT:109:GLU:N	2.11	0.64
52:BU:49:HIS:HA	52:BU:52:ARG:HB2	1.78	0.64
53:BV:15:GLU:CB	53:BV:16:PRO:HD2	2.27	0.64
56:BY:91:GLU:O	56:BY:92:ASN:HB2	1.96	0.64
1:AA:1392:G:N2	1:AA:1502:A:C8	2.66	0.64
2:AB:12:GLU:HA	2:AB:16:HIS:ND1	2.12	0.64
4:AD:17:VAL:O	4:AD:17:VAL:CG1	2.45	0.64
6:AF:4:TYR:CE1	6:AF:92:LYS:HD2	2.32	0.64
10:AJ:47:PHE:CE2	14:AN:37:PHE:CE1	2.86	0.64
13:AM:37:THR:HG21	13:AM:56:LEU:CD2	2.27	0.64
19:AS:41:VAL:O	19:AS:41:VAL:CG2	2.45	0.64
31:B6:8:LYS:NZ	35:BA:2285:C:C5	2.65	0.64
31:B6:10:LEU:HD12	33:B8:34:TRP:HB2	1.78	0.64
33:B8:50:LEU:CD1	33:B8:51:ALA:H	2.10	0.64
35:BA:654(V):A:H3'	35:BA:655:A:H2'	1.78	0.64
35:BA:1814:G:C3'	35:BA:1815:A:H5''	2.22	0.64
39:BE:9:VAL:HG22	39:BE:25:VAL:HB	1.79	0.64
41:BG:71:THR:HG23	41:BG:90:LEU:N	2.11	0.64
42:BH:19:VAL:CG1	42:BH:20:ALA:H	2.10	0.64
42:BH:96:ALA:HB1	42:BH:103:LEU:HD11	1.79	0.64
45:BN:57:ALA:H	45:BN:124:ALA:HA	1.60	0.64
47:BP:101:VAL:HA	47:BP:107:LYS:H	1.62	0.64
52:BU:101:ARG:C	52:BU:102:GLU:HG2	2.17	0.64
53:BV:5:VAL:HG23	53:BV:37:VAL:O	1.97	0.64

Continued on next page...

Continued from previous page...

Atom-1	Atom-2	Interatomic distance (Å)	Clash overlap (Å)
7:AG:4:ARG:HD3	7:AG:5:ARG:NH1	2.12	0.64
13:AM:23:TYR:HE1	13:AM:70:LEU:HD22	1.62	0.64
22:AV:3:C:H42	22:AV:70:G:H1	1.45	0.64
30:B5:4:HIS:O	35:BA:2056:G:N2	2.31	0.64
35:BA:58:G:H1	35:BA:69:C:H42	1.45	0.64
35:BA:710:G:H1	35:BA:721:C:H42	1.46	0.64
35:BA:1168:G:H2'	35:BA:1169:G:C8	2.33	0.64
35:BA:1245:G:C5'	40:BF:34:TRP:HZ2	2.11	0.64
35:BA:1682:G:H2'	35:BA:1683:C:C6	2.31	0.64
35:BA:2556:C:H2'	35:BA:2557:G:O4'	1.96	0.64
36:BB:87:G:C3'	36:BB:88:C:H5''	2.28	0.64
39:BE:133:LYS:C	39:BE:134:ILE:HG13	2.17	0.64
47:BP:122:PRO:O	47:BP:123:LEU:HB3	1.97	0.64
48:BQ:110:THR:CG2	48:BQ:113:GLN:HG3	2.27	0.64
56:BY:96:ILE:HD12	56:BY:99:CYS:SG	2.38	0.64
57:BZ:107:THR:HG23	57:BZ:111:VAL:CB	2.27	0.64
1:AA:283:C:O5'	1:AA:283:C:H6	1.80	0.64
1:AA:318:G:O2'	1:AA:319:G:H5'	1.97	0.64
1:AA:1148:U:H2'	1:AA:1149:C:O4'	1.97	0.64
6:AF:37:VAL:O	6:AF:38:GLU:HG3	1.97	0.64
24:AY:282:SER:O	24:AY:284:LEU:N	2.31	0.64
24:AY:423:LYS:CB	24:AY:472:VAL:HG22	2.19	0.64
26:B1:47:GLN:HG3	35:BA:2091:U:O2'	1.97	0.64
35:BA:2469:A:H2	35:BA:2481:G:H21	1.45	0.64
35:BA:2893:G:H5'	35:BA:2894:G:H5'	1.78	0.64
38:BD:276:LYS:C	38:BD:276:LYS:HD3	2.18	0.64
40:BF:192:LEU:HD21	40:BF:194:MET:HG3	1.77	0.64
53:BV:28:GLU:CB	53:BV:31:ALA:HB2	2.25	0.64
57:BZ:103:ARG:HG3	57:BZ:103:ARG:NH1	2.11	0.64
4:AD:203:VAL:O	4:AD:206:PHE:HB3	1.98	0.64
7:AG:18:TYR:CD2	7:AG:59:LEU:HD13	2.33	0.64
9:AI:8:GLY:CA	9:AI:79:LEU:HD12	2.28	0.64
9:AI:41:VAL:O	9:AI:41:VAL:HG12	1.97	0.64
9:AI:79:LEU:CD1	9:AI:83:ARG:HD2	2.16	0.64
10:AJ:3:LYS:O	10:AJ:100:THR:HG23	1.98	0.64
10:AJ:30:SER:HG	10:AJ:81:THR:HG22	1.60	0.64
12:AL:18:VAL:O	12:AL:19:ARG:HB3	1.97	0.64
24:AY:401:SER:O	24:AY:403:GLU:HG3	1.98	0.64
26:B1:88:LYS:O	26:B1:92:LYS:HB2	1.98	0.64
31:B6:30:THR:HG22	31:B6:32:ASN:ND2	2.12	0.64
35:BA:191:A:H2'	35:BA:192:C:H6	1.63	0.64

Continued on next page...

Continued from previous page...

Atom-1	Atom-2	Interatomic distance (Å)	Clash overlap (Å)
35:BA:958:U:C6	35:BA:958:U:C3'	2.81	0.64
35:BA:1204:A:H61	35:BA:1240:U:H2'	1.63	0.64
35:BA:2103:C:N4	35:BA:2186:G:H1	1.96	0.64
36:BB:48:A:H2'	36:BB:49:C:H6	1.62	0.64
36:BB:106:G:H2'	36:BB:107:G:H8	1.62	0.64
38:BD:34:VAL:C	38:BD:36:PRO:HD2	2.18	0.64
42:BH:17:VAL:HG21	42:BH:50:VAL:CG2	2.28	0.64
45:BN:90:MET:HB3	45:BN:98:VAL:HG22	1.79	0.64
48:BQ:27:VAL:HG12	48:BQ:28:ALA:N	2.13	0.64
1:AA:559:A:H4'	1:AA:560:U:C5'	2.27	0.64
1:AA:1076:C:H5'	1:AA:1077:G:OP2	1.97	0.64
1:AA:1510:U:H2'	1:AA:1511:G:C8	2.32	0.64
3:AC:123:GLN:HB3	3:AC:128:PHE:HD2	1.62	0.64
18:AR:31:LEU:HD23	18:AR:31:LEU:N	2.10	0.64
19:AS:24:ALA:O	19:AS:25:LYS:HB2	1.97	0.64
26:B1:5:CYS:SG	26:B1:62:VAL:HA	2.38	0.64
31:B6:27:LYS:HB3	31:B6:32:ASN:ND2	2.13	0.64
35:BA:216:A:H2'	35:BA:217:G:H8	1.61	0.64
35:BA:665:C:H2'	35:BA:666:G:H8	1.62	0.64
35:BA:769:G:H2'	35:BA:770:G:H8	1.63	0.64
35:BA:787:U:OP1	35:BA:1780:A:N6	2.31	0.64
35:BA:1080:C:O2'	35:BA:1081:U:H5'	1.98	0.64
35:BA:1358:G:O2'	35:BA:1359:A:H5''	1.98	0.64
38:BD:84:TYR:HA	38:BD:91:ARG:NH1	2.13	0.64
39:BE:38:THR:CG2	39:BE:39:PRO:HD2	2.27	0.64
39:BE:59:VAL:HG22	39:BE:62:PRO:O	1.98	0.64
41:BG:140:ILE:HD12	41:BG:140:ILE:H	1.63	0.64
45:BN:21:LYS:HD2	45:BN:26:LEU:HB3	1.80	0.64
47:BP:62:LEU:N	47:BP:62:LEU:HD23	2.13	0.64
53:BV:19:LYS:NZ	53:BV:20:LEU:H	1.95	0.64
1:AA:449:C:O2	16:AP:42:ARG:HD2	1.97	0.64
1:AA:636:U:H2'	1:AA:637:G:H8	1.63	0.64
1:AA:1445:C:H2'	1:AA:1446:U:H5'	1.79	0.64
3:AC:70:VAL:CG1	3:AC:71:ALA:N	2.60	0.64
4:AD:158:ILE:HG22	4:AD:162:LEU:HD12	1.80	0.64
15:AO:31:LEU:CD2	15:AO:31:LEU:N	2.59	0.64
19:AS:11:VAL:HG13	19:AS:11:VAL:O	1.96	0.64
26:B1:45:ASN:C	26:B1:45:ASN:HD22	2.00	0.64
26:B1:86:SER:HB2	26:B1:90:ILE:CD1	2.28	0.64
35:BA:267:C:H2'	35:BA:268:C:H6	1.61	0.64
35:BA:286:C:H2'	35:BA:287:C:C6	2.32	0.64

Continued on next page...

Continued from previous page...

Atom-1	Atom-2	Interatomic distance (Å)	Clash overlap (Å)
35:BA:296:C:O2'	35:BA:297:C:H5'	1.98	0.64
35:BA:814:C:H2'	35:BA:815:C:C6	2.33	0.64
35:BA:1826:G:H4'	38:BD:242:ARG:NH2	2.06	0.64
35:BA:2462:U:H2'	35:BA:2463:C:H6	1.62	0.64
36:BB:20:C:H2'	36:BB:21:G:H5'	1.79	0.64
39:BE:105:THR:OG1	39:BE:199:ARG:NH2	2.30	0.64
40:BF:114:VAL:HG21	40:BF:202:PHE:CE1	2.32	0.64
41:BG:35:GLU:O	41:BG:36:LYS:HB3	1.97	0.64
46:BO:104:ARG:CZ	51:BT:33:LYS:HD2	2.28	0.64
1:AA:1391:U:H2'	1:AA:1392:G:C8	2.33	0.64
2:AB:27:LYS:HD3	2:AB:195:ASP:OD2	1.98	0.64
11:AK:108:ILE:N	11:AK:108:ILE:HD12	2.13	0.64
24:AY:491:VAL:HG12	24:AY:492:ASP:N	2.13	0.64
30:B5:43:HIS:HD2	35:BA:2815:C:O2'	1.79	0.64
35:BA:360:G:H2'	35:BA:361:G:H8	1.62	0.64
35:BA:564:C:O2'	35:BA:565:C:H5'	1.97	0.64
35:BA:910:A:C5	48:BQ:13:GLN:HG3	2.33	0.64
35:BA:2892:A:H62	35:BA:2893:G:H21	1.45	0.64
36:BB:54:G:O2'	36:BB:55:U:H5'	1.97	0.64
38:BD:232:PRO:HD2	38:BD:249:PRO:HA	1.80	0.64
41:BG:60:LEU:C	41:BG:63:ILE:HD11	2.18	0.64
45:BN:35:ARG:HB3	45:BN:42:TRP:CH2	2.33	0.64
49:BR:9:LYS:C	49:BR:10:LEU:HG	2.16	0.64
49:BR:10:LEU:HD22	49:BR:17:ARG:HD3	1.80	0.64
53:BV:35:LEU:HB2	53:BV:57:VAL:HG12	1.80	0.64
1:AA:512:U:H2'	1:AA:513:C:C6	2.33	0.63
1:AA:756:C:O2'	1:AA:757:U:H5'	1.98	0.63
1:AA:830:G:H2'	1:AA:831:U:H6	1.63	0.63
1:AA:1250:A:H2'	1:AA:1251:A:C8	2.33	0.63
2:AB:153:ARG:C	2:AB:155:LEU:H	2.00	0.63
2:AB:233:SER:HB2	2:AB:234:PRO:CD	2.28	0.63
4:AD:5:ILE:HA	4:AD:115:ARG:HH12	1.63	0.63
10:AJ:21:GLN:O	10:AJ:21:GLN:HG2	1.97	0.63
14:AN:8:GLU:O	14:AN:11:LYS:HB2	1.97	0.63
24:AY:613:PRO:C	24:AY:615:GLU:N	2.42	0.63
27:B2:17:SER:CB	27:B2:18:PRO:HD2	2.26	0.63
34:B9:6:SER:HB2	35:BA:2466:C:H5''	1.80	0.63
35:BA:1434:A:H61	35:BA:1558:A:N6	1.96	0.63
35:BA:1721:G:H8	35:BA:1741:A:H62	1.45	0.63
35:BA:2815:C:H2'	35:BA:2816:C:C6	2.33	0.63
35:BA:2820:A:H8	39:BE:191:PRO:CB	2.11	0.63

Continued on next page...

Continued from previous page...

Atom-1	Atom-2	Interatomic distance (Å)	Clash overlap (Å)
43:BK:29:GLN:O	43:BK:59:ILE:HD12	1.98	0.63
43:BK:58:THR:HB	43:BK:66:THR:HG22	1.79	0.63
43:BK:58:THR:O	43:BK:66:THR:HG22	1.97	0.63
43:BK:93:ARG:HB2	57:BZ:112:ARG:NH2	2.12	0.63
50:BS:85:VAL:C	50:BS:106:ARG:HG2	2.17	0.63
51:BT:28:VAL:CG1	51:BT:46:GLU:HA	2.28	0.63
1:AA:673:G:H2'	1:AA:674:G:C8	2.33	0.63
1:AA:1065:U:C2'	1:AA:1066:C:OP2	2.45	0.63
1:AA:1301:U:H3'	1:AA:1302:U:H5''	1.79	0.63
2:AB:87:ARG:O	2:AB:87:ARG:HD2	1.97	0.63
2:AB:147:LYS:CE	2:AB:148:TYR:CE1	2.75	0.63
10:AJ:4:ILE:HD12	10:AJ:4:ILE:N	2.12	0.63
12:AL:24:VAL:HG13	12:AL:98:TYR:CE2	2.33	0.63
15:AO:17:ARG:HD3	15:AO:26:GLU:HG3	1.80	0.63
27:B2:66:GLU:O	27:B2:69:ARG:HG2	1.98	0.63
28:B3:29:ARG:HB2	28:B3:29:ARG:NH1	2.13	0.63
31:B6:15:GLU:OE1	31:B6:44:ARG:NH2	2.32	0.63
35:BA:120:U:H5'	35:BA:121:G:OP1	1.97	0.63
35:BA:946:G:H2'	35:BA:947:G:C8	2.32	0.63
35:BA:2051:A:H4'	39:BE:141:ILE:HD13	1.78	0.63
35:BA:2122:U:H1'	37:BC:167:ASP:OD2	1.99	0.63
35:BA:2762:G:H5'	35:BA:2762:G:H8	1.57	0.63
38:BD:112:GLN:H	38:BD:115:GLN:NE2	1.96	0.63
41:BG:16:ARG:HE	41:BG:31:VAL:CG1	2.10	0.63
42:BH:42:ARG:HH11	42:BH:42:ARG:HG3	1.63	0.63
51:BT:132:LYS:H	51:BT:132:LYS:HD3	1.63	0.63
56:BY:95:LYS:HE2	56:BY:101:LYS:H	1.62	0.63
1:AA:54:C:H2'	1:AA:352:C:N4	2.14	0.63
1:AA:1202:G:C2	14:AN:42:ILE:HG21	2.34	0.63
4:AD:36:ARG:HB3	4:AD:36:ARG:HH11	1.62	0.63
5:AE:12:LEU:H	5:AE:12:LEU:CD1	2.10	0.63
12:AL:6:THR:HG23	12:AL:9:GLN:NE2	2.09	0.63
13:AM:3:ARG:HA	13:AM:9:ILE:HG13	1.80	0.63
26:B1:6:GLU:OE1	26:B1:61:ARG:N	2.30	0.63
35:BA:63:U:OP1	35:BA:63:U:H4'	1.97	0.63
35:BA:271(M):G:H2'	35:BA:271(N):U:H5''	1.80	0.63
35:BA:902:C:H2'	35:BA:903:C:H6	1.63	0.63
35:BA:965:C:C4'	35:BA:2273:A:H1'	2.29	0.63
38:BD:196:VAL:O	38:BD:196:VAL:HG12	1.96	0.63
40:BF:3:GLU:HA	40:BF:24:LEU:CG	2.22	0.63
43:BK:10:LEU:HD12	43:BK:57:ILE:HD13	1.80	0.63

Continued on next page...

Continued from previous page...

Atom-1	Atom-2	Interatomic distance (Å)	Clash overlap (Å)
43:BK:17:ALA:HB1	43:BK:38:VAL:HG22	1.75	0.63
47:BP:23:PRO:HB2	47:BP:33:ARG:NE	2.14	0.63
56:BY:86:ARG:HB3	56:BY:88:LYS:NZ	2.14	0.63
1:AA:182:U:H5'	1:AA:183:G:P	2.39	0.63
1:AA:294:U:H2'	1:AA:295:C:C6	2.33	0.63
1:AA:1299:A:H2'	1:AA:1299:A:N3	2.12	0.63
1:AA:1410:G:H2'	1:AA:1411:C:H6	1.63	0.63
5:AE:76:ILE:HD11	5:AE:142:LEU:HD21	1.80	0.63
10:AJ:33:GLN:O	10:AJ:75:ILE:HG12	1.98	0.63
10:AJ:48:THR:HG23	10:AJ:62:HIS:ND1	2.12	0.63
13:AM:108:ARG:HD2	13:AM:108:ARG:N	2.12	0.63
16:AP:1:MET:SD	16:AP:3:LYS:HE3	2.37	0.63
24:AY:156:ARG:HH22	24:AY:666:ARG:HH11	1.43	0.63
24:AY:606:MET:O	24:AY:646:PHE:HA	1.99	0.63
24:AY:636:PRO:CG	43:BK:21:PRO:HB2	2.29	0.63
35:BA:674:G:H2'	35:BA:804:A:H61	1.62	0.63
35:BA:1787:A:H5''	35:BA:1788:C:OP2	1.98	0.63
36:BB:48:A:H2'	36:BB:49:C:C6	2.34	0.63
38:BD:227:ASN:HB3	38:BD:228:PRO:HD2	1.79	0.63
40:BF:160:ASN:HD21	40:BF:162:LEU:CD1	2.11	0.63
40:BF:185:ASP:HA	40:BF:188:ARG:HG2	1.79	0.63
48:BQ:12:GLN:HE21	48:BQ:73:PRO:CD	2.08	0.63
50:BS:67:ARG:NH2	50:BS:100:ALA:HB3	2.13	0.63
52:BU:54:LYS:O	52:BU:58:ARG:HG3	1.99	0.63
1:AA:352:C:H4'	1:AA:354:G:OP1	1.98	0.63
1:AA:584:G:H2'	1:AA:585:G:H8	1.62	0.63
1:AA:715:A:H2'	1:AA:716:A:C8	2.33	0.63
1:AA:953:G:H5'	1:AA:965:A:H61	1.63	0.63
2:AB:111:ARG:HG2	2:AB:111:ARG:NH1	2.13	0.63
3:AC:127:ARG:HG2	3:AC:127:ARG:HH11	1.63	0.63
22:AV:38:A:H2'	22:AV:39:C:O4'	1.99	0.63
24:AY:180:VAL:CG2	24:AY:216:LEU:HD12	2.28	0.63
24:AY:231:TYR:HE2	44:BL:80:LEU:HD23	1.63	0.63
24:AY:237:PRO:HB2	24:AY:242:LEU:HG	1.81	0.63
25:B0:34:GLY:HA3	35:BA:2353:G:H1'	1.80	0.63
26:B1:81:LYS:NZ	35:BA:271(H):G:O3'	2.29	0.63
35:BA:35:G:O2'	35:BA:36:G:H5'	1.99	0.63
35:BA:319:C:P	40:BF:137:LYS:HZ3	2.22	0.63
35:BA:839:U:H2'	35:BA:840:C:C6	2.33	0.63
35:BA:1068:G:H21	35:BA:1096:A:H5'	1.63	0.63
35:BA:2097:C:O2'	35:BA:2098:U:H5'	1.98	0.63

Continued on next page...

Continued from previous page...

Atom-1	Atom-2	Interatomic distance (Å)	Clash overlap (Å)
37:BC:117:THR:HG22	37:BC:147:GLY:O	1.98	0.63
39:BE:69:LYS:O	39:BE:70:ALA:C	2.36	0.63
41:BG:85:GLY:C	41:BG:87:PRO:HD3	2.19	0.63
45:BN:120:LEU:CD1	45:BN:122:VAL:HG23	2.28	0.63
49:BR:87:TYR:O	49:BR:89:ASP:N	2.30	0.63
56:BY:12:THR:HG23	56:BY:25:GLY:O	1.99	0.63
1:AA:254:G:OP1	17:AQ:67:LYS:O	2.17	0.63
1:AA:630:G:H2'	1:AA:631:G:H5'	1.80	0.63
2:AB:77:ALA:HB2	2:AB:211:ILE:HD13	1.79	0.63
9:AI:5:TYR:CD1	9:AI:6:GLY:N	2.67	0.63
24:AY:485:GLU:HG3	24:AY:553:GLY:HA3	1.80	0.63
26:B1:45:ASN:HD22	26:B1:46:LEU:N	1.95	0.63
31:B6:11:LEU:HD13	31:B6:11:LEU:C	2.18	0.63
31:B6:47:THR:HG23	31:B6:48:VAL:H	1.63	0.63
35:BA:64:A:H2'	35:BA:65:C:C6	2.33	0.63
35:BA:572:A:C2	35:BA:2033:A:C2	2.86	0.63
35:BA:1145:C:H2'	35:BA:1146:C:C6	2.33	0.63
35:BA:1291:C:H2'	35:BA:1292:U:C6	2.33	0.63
35:BA:2203:U:H1'	38:BD:151:LYS:HE3	1.80	0.63
38:BD:124:PRO:O	38:BD:126:GLN:HG2	1.98	0.63
38:BD:155:LEU:N	38:BD:155:LEU:CD1	2.61	0.63
45:BN:26:LEU:HD12	45:BN:26:LEU:O	1.99	0.63
45:BN:133:GLN:CG	45:BN:134:ARG:N	2.61	0.63
46:BO:47:ILE:CG2	46:BO:48:PRO:HD2	2.29	0.63
50:BS:50:SER:O	50:BS:51:ALA:HB2	1.99	0.63
51:BT:132:LYS:H	51:BT:132:LYS:CD	2.12	0.63
53:BV:87:HIS:NE2	53:BV:89:GLN:HG2	2.14	0.63
56:BY:2:ARG:HD3	56:BY:3:VAL:HG23	1.81	0.63
1:AA:384:G:H2'	1:AA:385:C:C6	2.34	0.63
1:AA:1321:C:C3'	1:AA:1322:C:H5''	2.29	0.63
7:AG:100:ALA:O	7:AG:104:LEU:HD23	1.98	0.63
19:AS:20:LEU:HA	19:AS:23:ASN:HB2	1.80	0.63
24:AY:135:PHE:CD1	24:AY:272:LEU:HD22	2.34	0.63
31:B6:45:LYS:HG2	35:BA:2371:G:H5''	1.81	0.63
35:BA:145:G:H2'	35:BA:146:G:C8	2.34	0.63
35:BA:840:C:H2'	35:BA:841:A:H5''	1.80	0.63
35:BA:848:G:C2	35:BA:933:A:H1'	2.34	0.63
35:BA:889:C:H2'	35:BA:890:A:O4'	1.99	0.63
35:BA:941:A:H4'	47:BP:35:HIS:HE1	1.62	0.63
35:BA:1639:U:O2'	35:BA:1640:C:H5''	1.99	0.63
36:BB:16:G:N2	36:BB:69:G:H1'	2.14	0.63

Continued on next page...

Continued from previous page...

Atom-1	Atom-2	Interatomic distance (Å)	Clash overlap (Å)
51:BT:29:ARG:NE	51:BT:30:VAL:HG13	2.13	0.63
52:BU:53:ARG:HG3	52:BU:57:PHE:HE1	1.62	0.63
55:BX:7:VAL:HB	55:BX:8:ILE:HD12	1.80	0.63
1:AA:1284:C:H3'	1:AA:1285:A:C5'	2.27	0.63
1:AA:1368:G:H5'	9:AI:112:LYS:O	1.98	0.63
24:AY:97:SER:HA	24:AY:100:VAL:CG1	2.28	0.63
24:AY:181:LEU:CD1	24:AY:242:LEU:HD13	2.28	0.63
24:AY:286:ILE:N	24:AY:286:ILE:HD12	2.14	0.63
26:B1:90:ILE:O	26:B1:94:LEU:HD12	1.99	0.63
30:B5:2:ALA:HB2	35:BA:2015:A:O4'	1.99	0.63
31:B6:48:VAL:O	31:B6:49:HIS:HB2	1.97	0.63
35:BA:154(A):C:H3'	35:BA:155:U:H5''	1.81	0.63
35:BA:2192:G:C3'	35:BA:2193:G:H5''	2.29	0.63
35:BA:2241:A:H2'	35:BA:2242:G:H8	1.61	0.63
35:BA:2472:G:H3'	35:BA:2475:C:N4	2.14	0.63
38:BD:78:LYS:HG2	38:BD:79:VAL:N	2.13	0.63
38:BD:153:ALA:C	38:BD:154:LYS:HG3	2.19	0.63
44:BL:73:ARG:HG2	44:BL:73:ARG:NH1	2.07	0.63
48:BQ:87:LYS:HG2	48:BQ:88:GLY:N	2.10	0.63
52:BU:72:HIS:HE1	52:BU:107:ALA:HB2	1.64	0.63
1:AA:28:G:O2'	1:AA:296:U:OP1	2.16	0.63
1:AA:275:G:H5''	17:AQ:14:LYS:CB	2.29	0.63
1:AA:1137:C:H4'	1:AA:1138:G:C2	2.34	0.63
10:AJ:63:PHE:HB3	14:AN:58:LYS:CA	2.29	0.63
58:AY:701:FUA:C15	58:AY:701:FUA:C32	2.77	0.63
25:B0:49:LYS:O	25:B0:51:VAL:HG23	1.98	0.63
35:BA:674:G:H1'	40:BF:74:ARG:HD3	1.80	0.63
35:BA:996:A:H2'	35:BA:997:G:H8	1.63	0.63
35:BA:1237:A:O2'	35:BA:1238:G:O4'	2.16	0.63
35:BA:1993:U:C5'	39:BE:128:SER:HB3	2.28	0.63
41:BG:97:ASP:O	41:BG:101:ILE:N	2.31	0.63
41:BG:180:PHE:O	41:BG:181:ARG:C	2.37	0.63
45:BN:17:ASP:CG	45:BN:56:ASN:HB3	2.18	0.63
52:BU:117:GLN:OE1	52:BU:117:GLN:HA	1.99	0.63
57:BZ:155:LEU:HG	57:BZ:157:LEU:HD21	1.80	0.63
1:AA:72:C:H2'	1:AA:73:G:H8	1.63	0.62
1:AA:115:G:H1'	1:AA:116:A:N7	2.14	0.62
3:AC:179:ARG:NH2	3:AC:206:GLU:OE2	2.31	0.62
20:AT:75:ASN:H	20:AT:75:ASN:ND2	1.97	0.62
24:AY:526:VAL:HB	24:AY:566:THR:HG23	1.81	0.62
26:B1:30:VAL:H	35:BA:2396:G:H4'	1.64	0.62

Continued on next page...

Continued from previous page...

Atom-1	Atom-2	Interatomic distance (Å)	Clash overlap (Å)
27:B2:38:GLN:C	27:B2:40:SER:H	2.03	0.62
29:B4:53:GLU:HB3	29:B4:55:ARG:HE	1.64	0.62
35:BA:2050:C:H2'	35:BA:2051:A:O4'	1.98	0.62
37:BC:115:VAL:HG12	37:BC:145:THR:CG2	2.29	0.62
38:BD:10:THR:HG23	38:BD:13:ARG:HB3	1.81	0.62
40:BF:32:LEU:HD23	40:BF:32:LEU:O	1.98	0.62
42:BH:41:MET:O	42:BH:42:ARG:CB	2.47	0.62
42:BH:76:VAL:HG12	42:BH:77:LYS:N	2.13	0.62
46:BO:10:VAL:HG23	46:BO:10:VAL:O	1.98	0.62
53:BV:81:TYR:C	53:BV:82:ARG:HD2	2.19	0.62
55:BX:57:LEU:HD13	55:BX:57:LEU:N	2.13	0.62
57:BZ:59:LEU:HD11	57:BZ:88:PHE:CD2	2.34	0.62
1:AA:936:C:O2'	1:AA:937:A:H5'	1.99	0.62
1:AA:1005:A:OP1	1:AA:1006:C:N3	2.33	0.62
1:AA:1218:C:H2'	1:AA:1219:U:C6	2.34	0.62
4:AD:61:LYS:HE2	4:AD:62:GLN:NE2	2.12	0.62
4:AD:129:ASN:HD22	4:AD:129:ASN:N	1.96	0.62
10:AJ:3:LYS:NZ	10:AJ:76:ASN:HA	2.13	0.62
24:AY:39:ILE:HG22	24:AY:40:HIS:N	2.14	0.62
24:AY:177:ILE:C	24:AY:178:ILE:HD12	2.19	0.62
27:B2:47:ASN:HD22	35:BA:94(A):G:H21	1.47	0.62
29:B4:31:ILE:HG22	29:B4:31:ILE:O	1.99	0.62
35:BA:303:U:H2'	35:BA:304:G:C8	2.34	0.62
35:BA:363(A):A:H2'	35:BA:363(B):G:H8	1.64	0.62
35:BA:637:A:H2'	47:BP:117:GLU:OE2	1.98	0.62
35:BA:653:A:H5'	35:BA:654:A:OP2	1.99	0.62
35:BA:1133:U:O2	35:BA:1137:G:H5''	1.98	0.62
35:BA:1168:G:H2'	35:BA:1169:G:H8	1.65	0.62
35:BA:1515:G:H2'	35:BA:1516:C:C6	2.34	0.62
35:BA:1713:U:O2'	35:BA:1714:G:H5'	1.99	0.62
35:BA:2794:C:N4	35:BA:2801(A):A:H61	1.96	0.62
35:BA:2846:G:H2'	35:BA:2847:U:O4'	1.99	0.62
36:BB:60:C:H2'	36:BB:61:G:C8	2.33	0.62
36:BB:85:G:O2'	36:BB:86:G:H5'	1.99	0.62
37:BC:124:VAL:HA	37:BC:128:LEU:HD12	1.81	0.62
38:BD:130:ALA:C	38:BD:131:LEU:HD12	2.20	0.62
39:BE:8:LYS:HE2	39:BE:192:ASN:HD22	1.62	0.62
39:BE:36:ARG:NH2	39:BE:88:GLY:H	1.98	0.62
41:BG:102:PHE:CD2	41:BG:103:LEU:HD23	2.33	0.62
42:BH:52:VAL:O	42:BH:52:VAL:HG12	1.98	0.62
42:BH:171:LEU:HD23	42:BH:171:LEU:C	2.20	0.62

Continued on next page...

Continued from previous page...

Atom-1	Atom-2	Interatomic distance (Å)	Clash overlap (Å)
46:BO:4:PRO:O	46:BO:5:GLN:HB2	1.96	0.62
54:BW:1:MET:CE	54:BW:2:GLU:H	2.12	0.62
1:AA:368:U:OP2	24:AY:353:ALA:HB2	1.99	0.62
1:AA:665:A:H2'	1:AA:725:G:N2	2.13	0.62
1:AA:1351:U:O4'	7:AG:33:ASP:HB3	1.99	0.62
1:AA:1435:G:H2'	1:AA:1436:U:C5	2.35	0.62
10:AJ:16:LEU:HD23	10:AJ:94:VAL:HG13	1.81	0.62
13:AM:81:LEU:HD12	13:AM:86:CYS:SG	2.40	0.62
20:AT:89:ARG:HD2	20:AT:104:LEU:CD1	2.30	0.62
23:AX:19:U:H2'	23:AX:20:U:C6	2.33	0.62
24:AY:25:LYS:HE3	59:AY:702:GDP:PB	2.38	0.62
33:B8:33:ASN:O	33:B8:34:TRP:HB3	1.98	0.62
35:BA:580:C:H2'	35:BA:581:C:C6	2.34	0.62
35:BA:654(R):C:HO2'	35:BA:654(S):G:H8	1.46	0.62
35:BA:784:A:H5''	38:BD:227:ASN:ND2	2.14	0.62
35:BA:947:G:H2'	35:BA:948:G:H8	1.63	0.62
35:BA:1218:C:H2'	35:BA:1219:G:C8	2.34	0.62
35:BA:1308:A:H2'	35:BA:1309:G:O4'	1.99	0.62
35:BA:1412:A:O2'	35:BA:1413:G:H5'	1.99	0.62
35:BA:2469:A:H2	35:BA:2481:G:N2	1.96	0.62
38:BD:72:LYS:HB3	38:BD:75:ILE:HB	1.81	0.62
41:BG:35:GLU:HG2	41:BG:36:LYS:HD2	1.81	0.62
41:BG:98:ARG:NH1	41:BG:98:ARG:H	1.97	0.62
55:BX:3:THR:O	55:BX:4:ALA:HB3	2.00	0.62
1:AA:417:C:H2'	1:AA:418:C:C6	2.34	0.62
1:AA:1030(D):A:C2'	1:AA:1031:G:H5'	2.27	0.62
1:AA:1198:G:H2'	1:AA:1199:U:O4'	1.99	0.62
1:AA:1522:U:H6	1:AA:1522:U:O5'	1.83	0.62
3:AC:70:VAL:CG1	3:AC:71:ALA:H	2.13	0.62
6:AF:9:VAL:HB	6:AF:87:ARG:HB2	1.81	0.62
10:AJ:6:ILE:O	10:AJ:71:LEU:HD12	1.99	0.62
12:AL:70:ILE:HD12	12:AL:75:HIS:CD2	2.33	0.62
24:AY:446:THR:O	24:AY:448:GLN:HG2	2.00	0.62
31:B6:35:GLU:CB	31:B6:51:GLU:HB2	2.29	0.62
35:BA:559:G:H22	52:BU:49:HIS:CD2	2.18	0.62
35:BA:2186:G:C3'	35:BA:2187:G:H5''	2.30	0.62
35:BA:2202:C:H2'	38:BD:151:LYS:HZ1	1.65	0.62
39:BE:11:MET:CB	39:BE:24:THR:HA	2.29	0.62
40:BF:38:ARG:O	40:BF:42:ALA:HB2	1.99	0.62
45:BN:15:LEU:HD12	45:BN:136:GLU:HG3	1.80	0.62
48:BQ:3:MET:HB2	48:BQ:4:PRO:HD2	1.80	0.62

Continued on next page...

Continued from previous page...

Atom-1	Atom-2	Interatomic distance (Å)	Clash overlap (Å)
52:BU:83:LEU:HD12	52:BU:113:ALA:HB2	1.81	0.62
57:BZ:135:GLU:O	57:BZ:137:ILE:HG12	1.99	0.62
1:AA:368:U:O4'	24:AY:354:ARG:NH2	2.33	0.62
1:AA:992:U:H4'	1:AA:993:G:O5'	2.00	0.62
3:AC:134:ILE:O	3:AC:137:ALA:N	2.32	0.62
5:AE:36:ASP:O	5:AE:37:ARG:HB2	1.99	0.62
9:AI:48:GLU:N	9:AI:49:PRO:CD	2.62	0.62
11:AK:126:ARG:O	11:AK:128:ALA:N	2.33	0.62
13:AM:19:LEU:N	13:AM:19:LEU:HD22	2.13	0.62
19:AS:6:LYS:H	19:AS:6:LYS:NZ	1.97	0.62
35:BA:657:U:H2'	35:BA:658:C:C6	2.34	0.62
35:BA:1721:G:O6	35:BA:1739:U:H5'	1.99	0.62
35:BA:2472:G:H3'	35:BA:2475:C:H42	1.65	0.62
35:BA:2809:A:OP2	35:BA:2891:G:N1	2.33	0.62
36:BB:67:G:O2'	36:BB:68:C:H5'	1.99	0.62
39:BE:38:THR:O	39:BE:42:ASP:HB2	1.98	0.62
43:BK:17:ALA:HB3	43:BK:38:VAL:HG13	1.82	0.62
51:BT:88:ILE:HG22	51:BT:89:VAL:HG23	1.82	0.62
1:AA:475:G:O2'	1:AA:476:G:H5'	1.99	0.62
1:AA:1142:G:C2'	1:AA:1143:G:H5'	2.30	0.62
10:AJ:50:ILE:H	10:AJ:50:ILE:CD1	2.10	0.62
16:AP:9:PHE:HE2	16:AP:18:ARG:CZ	2.11	0.62
19:AS:58:VAL:O	19:AS:60:VAL:HG12	2.00	0.62
24:AY:248:LYS:O	24:AY:248:LYS:HG2	1.99	0.62
35:BA:191:A:O2'	35:BA:192:C:H5'	1.99	0.62
35:BA:319:C:P	40:BF:137:LYS:NZ	2.73	0.62
35:BA:566:U:O2'	35:BA:567:A:H5'	2.00	0.62
35:BA:1073:A:H2'	35:BA:1074:G:H5'	1.80	0.62
35:BA:1494:A:C2'	35:BA:1495:A:H5''	2.30	0.62
35:BA:1656:C:H2'	35:BA:1657:C:H6	1.63	0.62
39:BE:4:ILE:HG13	39:BE:5:LEU:N	2.15	0.62
47:BP:47:ASP:HB3	47:BP:48:PRO:CA	2.28	0.62
53:BV:19:LYS:HG2	53:BV:94:LEU:HB2	1.80	0.62
57:BZ:156:LYS:O	57:BZ:158:PRO:HD3	1.99	0.62
1:AA:122:G:O2'	1:AA:123:C:H5'	1.98	0.62
1:AA:202:U:H5'	1:AA:203:U:H5	1.64	0.62
1:AA:265:G:H2'	1:AA:267:C:H5	1.65	0.62
1:AA:597:G:H1'	1:AA:644:G:N2	2.14	0.62
1:AA:1008:C:H2'	1:AA:1009:G:H8	1.64	0.62
1:AA:1512:U:H2'	1:AA:1513:A:C8	2.35	0.62
3:AC:11:ARG:O	3:AC:13:GLY:N	2.33	0.62

Continued on next page...

Continued from previous page...

Atom-1	Atom-2	Interatomic distance (Å)	Clash overlap (Å)
3:AC:150:LYS:HB2	3:AC:169:ALA:HB2	1.82	0.62
4:AD:64:LEU:HB2	4:AD:198:VAL:HG11	1.82	0.62
18:AR:44:LEU:CD2	18:AR:79:LEU:HD22	2.30	0.62
24:AY:411:VAL:HG23	24:AY:459:LEU:HD22	1.80	0.62
30:B5:45:VAL:HG22	30:B5:51:TYR:CE2	2.35	0.62
33:B8:48:PHE:O	33:B8:49:VAL:CG1	2.44	0.62
35:BA:144:C:H2'	35:BA:145:G:H8	1.65	0.62
35:BA:878:A:H2'	35:BA:879:G:O4'	2.00	0.62
35:BA:1161:C:H2'	35:BA:1162:G:C8	2.35	0.62
35:BA:1567:A:H5'	38:BD:58:HIS:CD2	2.35	0.62
35:BA:2406:U:C2	47:BP:72:PRO:HB2	2.35	0.62
35:BA:2577:A:C5'	35:BA:2578:G:H5'	2.28	0.62
41:BG:97:ASP:O	41:BG:101:ILE:HB	1.99	0.62
47:BP:85:LEU:CD1	47:BP:120:ALA:HB2	2.29	0.62
50:BS:67:ARG:HB3	50:BS:71:ARG:NH2	2.14	0.62
50:BS:87:PHE:CG	50:BS:88:ASP:N	2.67	0.62
51:BT:57:PHE:O	51:BT:59:THR:HG23	1.98	0.62
52:BU:47:TYR:HA	52:BU:50:ARG:HH11	1.65	0.62
57:BZ:9:TYR:OH	57:BZ:63:ASP:OD2	2.18	0.62
57:BZ:107:THR:HG23	57:BZ:111:VAL:CG2	2.30	0.62
57:BZ:108:PRO:HA	57:BZ:142:SER:HA	1.81	0.62
1:AA:636:U:H2'	1:AA:637:G:C8	2.34	0.62
1:AA:1219:U:H2'	1:AA:1220:G:C8	2.34	0.62
2:AB:31:TYR:HE2	2:AB:200:ILE:HD12	1.64	0.62
2:AB:233:SER:CB	2:AB:234:PRO:CD	2.77	0.62
11:AK:60:ALA:O	11:AK:61:ALA:C	2.36	0.62
24:AY:343:ASN:HD22	24:AY:343:ASN:C	2.03	0.62
28:B3:4:LEU:HD11	28:B3:39:ASP:OD1	2.00	0.62
33:B8:4:MET:O	33:B8:62:LEU:HD12	1.99	0.62
35:BA:145:G:H2'	35:BA:146:G:H8	1.64	0.62
35:BA:483:A:H3'	35:BA:484:C:H6	1.65	0.62
35:BA:528:A:H2	35:BA:2043:C:C4'	2.13	0.62
35:BA:2040:C:H2'	35:BA:2041:U:O4'	2.00	0.62
35:BA:2712:U:HO2'	35:BA:2712(A):A:H8	0.75	0.62
49:BR:7:GLY:O	49:BR:8:ARG:CB	2.46	0.62
50:BS:24:LEU:CB	50:BS:85:VAL:HG12	2.20	0.62
51:BT:24:PRO:HD3	51:BT:52:ILE:HD11	1.81	0.62
1:AA:22:G:O2'	1:AA:23:C:H5'	2.00	0.62
1:AA:1377:A:H2'	7:AG:7:ALA:HB2	1.82	0.62
5:AE:122:GLU:O	5:AE:123:LEU:HD23	1.99	0.62
6:AF:3:ARG:HH11	6:AF:3:ARG:CG	2.13	0.62

Continued on next page...

Continued from previous page...

Atom-1	Atom-2	Interatomic distance (Å)	Clash overlap (Å)
6:AF:15:ASP:C	6:AF:17:SER:N	2.53	0.62
8:AH:104:ARG:O	8:AH:105:ARG:C	2.38	0.62
11:AK:48:ILE:HG22	11:AK:49:GLY:N	2.14	0.62
12:AL:33:ARG:HG3	12:AL:60:LEU:HD12	1.82	0.62
24:AY:154:GLN:CA	24:AY:158:GLY:HA2	2.29	0.62
24:AY:494:GLU:HG3	24:AY:511:LYS:HE2	1.80	0.62
30:B5:3:LYS:HD2	30:B5:5:PRO:HD2	1.79	0.62
35:BA:2348:U:H2'	35:BA:2349:G:H5'	1.81	0.62
40:BF:4:VAL:HA	40:BF:19:GLU:HB3	1.81	0.62
47:BP:17:LYS:O	47:BP:17:LYS:HG2	1.99	0.62
48:BQ:55:VAL:HG13	48:BQ:56:ARG:N	2.15	0.62
51:BT:28:VAL:O	51:BT:28:VAL:HG12	2.00	0.62
56:BY:28:LYS:HE3	56:BY:30:VAL:HG22	1.82	0.62
2:AB:163:PHE:CD1	2:AB:185:ILE:HG13	2.35	0.62
25:B0:42:GLY:HA3	35:BA:2331:G:O4'	2.00	0.62
29:B4:12:ALA:HB1	29:B4:29:PRO:HA	1.82	0.62
30:B5:25:LEU:HD12	54:BW:19:LEU:HB3	1.80	0.62
30:B5:48:GLU:O	30:B5:49:CYS:HB3	1.98	0.62
31:B6:47:THR:CG2	31:B6:49:HIS:CE1	2.83	0.62
35:BA:428:A:H3'	35:BA:429:A:C8	2.35	0.62
35:BA:545:C:H2'	35:BA:545:C:O2	1.99	0.62
35:BA:622:G:OP2	47:BP:108:LYS:NZ	2.29	0.62
35:BA:1314:C:H5'	35:BA:1314:C:C6	2.27	0.62
35:BA:1649:G:O2'	35:BA:1650:G:H5'	2.00	0.62
38:BD:229:VAL:HG23	38:BD:230:ASP:N	2.15	0.62
40:BF:185:ASP:HA	40:BF:188:ARG:CG	2.30	0.62
45:BN:94:HIS:N	45:BN:95:PRO:CD	2.62	0.62
47:BP:38:GLN:HG3	47:BP:41:ARG:HG3	1.81	0.62
52:BU:47:TYR:HA	52:BU:50:ARG:NH1	2.13	0.62
55:BX:12:VAL:HB	55:BX:17:ALA:CB	2.12	0.62
1:AA:219:C:H2'	1:AA:220:G:O4'	1.99	0.61
1:AA:1403:C:O2	1:AA:1403:C:H2'	2.00	0.61
3:AC:127:ARG:HG2	3:AC:127:ARG:NH1	2.15	0.61
12:AL:38:THR:CG2	12:AL:57:LYS:HB3	2.28	0.61
15:AO:43:LEU:CD1	15:AO:56:LEU:HD22	2.30	0.61
24:AY:177:ILE:HG13	24:AY:188:TYR:HE2	1.64	0.61
24:AY:230:LYS:NZ	24:AY:237:PRO:HA	2.14	0.61
35:BA:176:G:O2'	35:BA:177:G:H5'	2.00	0.61
35:BA:651:G:H2'	35:BA:652:C:H5'	1.81	0.61
35:BA:676:A:H1'	35:BA:2443:C:H1'	1.82	0.61
35:BA:900:A:H5'	35:BA:900:A:C8	2.35	0.61

Continued on next page...

Continued from previous page...

Atom-1	Atom-2	Interatomic distance (Å)	Clash overlap (Å)
35:BA:1009:A:H1'	52:BU:59:ARG:NH1	2.15	0.61
35:BA:1516:C:O2'	35:BA:1517:G:H5''	1.98	0.61
35:BA:2039:C:H2'	35:BA:2040:C:H6	1.65	0.61
35:BA:2115:G:N3	35:BA:2117:A:N7	2.48	0.61
35:BA:2247:A:O2'	35:BA:2248:C:H5'	2.00	0.61
38:BD:76:PRO:HG2	38:BD:98:VAL:HG21	1.81	0.61
38:BD:95:LEU:CD1	38:BD:103:ARG:O	2.44	0.61
40:BF:24:LEU:HB3	40:BF:25:PRO:CD	2.29	0.61
42:BH:89:ILE:C	42:BH:89:ILE:HD12	2.21	0.61
46:BO:1:MET:HG3	46:BO:67:LYS:HG2	1.81	0.61
48:BQ:55:VAL:CG1	48:BQ:56:ARG:N	2.62	0.61
49:BR:21:TYR:HB3	49:BR:47:PHE:CE2	2.33	0.61
52:BU:55:ARG:HA	52:BU:58:ARG:CG	2.30	0.61
53:BV:19:LYS:CE	53:BV:20:LEU:H	2.12	0.61
1:AA:322:C:H4'	20:AT:23:ARG:HD2	1.82	0.61
1:AA:1016:A:H2'	1:AA:1017:G:O4'	2.01	0.61
4:AD:56:VAL:HG12	4:AD:202:LEU:HD13	1.82	0.61
6:AF:15:ASP:C	6:AF:17:SER:H	2.03	0.61
18:AR:37:VAL:C	18:AR:39:VAL:H	2.04	0.61
19:AS:9:VAL:HG21	29:B4:53:GLU:CG	2.29	0.61
24:AY:250:THR:O	24:AY:252:ASP:N	2.32	0.61
24:AY:424:LEU:O	24:AY:427:ALA:HB3	2.00	0.61
35:BA:212:G:H8	35:BA:212:G:C5'	2.08	0.61
35:BA:528:A:C2	35:BA:2043:C:H5'	2.34	0.61
35:BA:1717:G:C3'	35:BA:1718:G:H5''	2.30	0.61
35:BA:1819:A:H1'	35:BA:1821:A:C6	2.35	0.61
35:BA:2137:C:O2'	35:BA:2138:C:H5'	2.00	0.61
38:BD:32:SER:O	38:BD:36:PRO:CG	2.36	0.61
40:BF:20:LEU:HB3	40:BF:23:ASP:OD2	2.00	0.61
47:BP:41:ARG:HA	47:BP:41:ARG:NH1	2.15	0.61
48:BQ:21:THR:O	48:BQ:22:LYS:HB3	1.98	0.61
52:BU:82:GLY:HA2	52:BU:117:GLN:HE21	1.65	0.61
53:BV:19:LYS:HE2	53:BV:19:LYS:CA	2.30	0.61
57:BZ:149:SER:CB	57:BZ:173:ALA:HB2	2.25	0.61
1:AA:189:G:H2'	1:AA:189(A):C:H6	1.64	0.61
1:AA:255:G:O6	1:AA:266:G:O6	2.17	0.61
1:AA:1031:G:H2'	1:AA:1032:G:H5'	1.81	0.61
15:AO:39:LEU:HD13	15:AO:56:LEU:HB2	1.80	0.61
20:AT:48:LYS:HB3	20:AT:51:GLU:HG2	1.82	0.61
24:AY:17:ILE:HD12	24:AY:17:ILE:N	2.15	0.61
25:B0:74:ARG:HH11	25:B0:74:ARG:HG3	1.64	0.61

Continued on next page...

Continued from previous page...

Atom-1	Atom-2	Interatomic distance (Å)	Clash overlap (Å)
35:BA:30:G:O2'	35:BA:31:C:H5'	1.99	0.61
35:BA:240:G:C3'	35:BA:241:A:H5''	2.23	0.61
35:BA:418:G:H2'	35:BA:419:C:C6	2.35	0.61
35:BA:768:G:H2'	35:BA:769:G:C8	2.35	0.61
35:BA:877:U:O2'	35:BA:878:A:H5''	2.00	0.61
35:BA:1035:U:H2'	35:BA:1036:G:C8	2.35	0.61
35:BA:1516:C:H2'	35:BA:1517:G:C5'	2.30	0.61
35:BA:1654:A:OP2	49:BR:3:HIS:HB2	2.00	0.61
35:BA:2115:G:C3'	35:BA:2116:G:H5''	2.30	0.61
35:BA:2297:C:C2'	35:BA:2298:A:H5'	2.31	0.61
35:BA:2804:C:H2'	35:BA:2805:G:C8	2.35	0.61
45:BN:39:ARG:HB2	45:BN:41:ASP:OD1	2.00	0.61
48:BQ:110:THR:HG23	48:BQ:113:GLN:HG3	1.80	0.61
51:BT:106:SER:HA	51:BT:110:ILE:HG12	1.81	0.61
1:AA:60:A:H5''	1:AA:331:G:H22	1.65	0.61
1:AA:1082:G:O2'	1:AA:1083:U:H5'	2.01	0.61
1:AA:1499:A:H1'	1:AA:1520:G:H5'	1.82	0.61
19:AS:64:GLU:C	29:B4:48:ARG:HH22	2.02	0.61
20:AT:26:ASN:HB2	20:AT:71:THR:HG23	1.81	0.61
24:AY:225:GLU:HB2	24:AY:228:MET:HE1	1.82	0.61
25:B0:16:SER:OG	35:BA:2261:C:H3'	2.00	0.61
31:B6:37:ARG:NH2	35:BA:2286:A:N6	2.49	0.61
31:B6:47:THR:HG23	31:B6:48:VAL:N	2.15	0.61
35:BA:203:C:H3'	35:BA:204:A:H5''	1.81	0.61
35:BA:426:C:O2'	35:BA:427:U:H5'	2.01	0.61
35:BA:528:A:H2	35:BA:2043:C:H4'	1.65	0.61
35:BA:614(A):U:H4'	35:BA:614(B):G:C5'	2.30	0.61
35:BA:615:G:OP2	40:BF:40:GLN:NE2	2.29	0.61
35:BA:648:G:H2'	35:BA:649:G:C8	2.35	0.61
35:BA:848:G:H5'	35:BA:849:A:OP2	2.01	0.61
35:BA:850:C:O2'	35:BA:851:U:H5'	2.00	0.61
35:BA:1075:C:H5'	35:BA:1076:C:OP2	2.00	0.61
35:BA:1833:U:H2'	35:BA:1834:U:C6	2.30	0.61
35:BA:1884:A:H2'	35:BA:1885:A:C5'	2.28	0.61
35:BA:2422:A:H4'	35:BA:2423:U:OP1	1.99	0.61
35:BA:2464:C:O2'	35:BA:2465:C:H6	1.82	0.61
37:BC:195:ARG:HH11	37:BC:195:ARG:HG3	1.64	0.61
38:BD:134:ARG:HG3	38:BD:135:PHE:HD1	1.66	0.61
38:BD:142:VAL:HG23	38:BD:192:THR:C	2.20	0.61
39:BE:101:ARG:HE	39:BE:171:GLU:HB2	1.65	0.61
39:BE:170:LEU:H	39:BE:170:LEU:HD12	1.65	0.61

Continued on next page...

Continued from previous page...

Atom-1	Atom-2	Interatomic distance (Å)	Clash overlap (Å)
42:BH:105:LEU:HD21	42:BH:113:VAL:HB	1.81	0.61
47:BP:102:ARG:HG2	47:BP:102:ARG:O	2.00	0.61
47:BP:112:LEU:H	47:BP:128:HIS:CD2	2.18	0.61
48:BQ:109:VAL:CG1	48:BQ:113:GLN:HB2	2.30	0.61
49:BR:28:LEU:HD22	49:BR:29:LEU:HD12	1.83	0.61
51:BT:54:ARG:HA	51:BT:59:THR:HB	1.82	0.61
1:AA:197:A:N6	1:AA:221:C:H4'	2.16	0.61
1:AA:382:A:H2'	1:AA:383:A:C8	2.35	0.61
1:AA:624:C:H2'	1:AA:625:G:C8	2.36	0.61
1:AA:1268:A:H2'	1:AA:1269:A:C8	2.36	0.61
1:AA:1281:U:H5''	1:AA:1282:C:H5	1.63	0.61
1:AA:1490:C:C5'	1:AA:1490:C:C6	2.83	0.61
3:AC:83:ARG:NH1	3:AC:87:LEU:HD21	2.16	0.61
3:AC:140:ARG:HG3	3:AC:140:ARG:NH1	2.11	0.61
7:AG:22:LEU:O	7:AG:22:LEU:HD23	2.00	0.61
12:AL:28:LYS:O	12:AL:29:GLY:C	2.38	0.61
24:AY:221:ALA:C	24:AY:223:PHE:H	2.02	0.61
24:AY:379:GLY:O	24:AY:380:LEU:HB2	2.01	0.61
26:B1:46:LEU:HB2	26:B1:62:VAL:O	1.99	0.61
27:B2:55:ARG:HH11	27:B2:55:ARG:HG3	1.64	0.61
30:B5:4:HIS:HB3	30:B5:5:PRO:CD	2.29	0.61
33:B8:4:MET:HE1	33:B8:61:LEU:HD22	1.82	0.61
35:BA:271(U):G:O2'	35:BA:271(V):G:H5'	2.00	0.61
41:BG:34:LEU:HB2	41:BG:99:MET:CE	2.30	0.61
43:BK:6:ALA:HB1	43:BK:8:VAL:HG23	1.82	0.61
43:BK:57:ILE:H	43:BK:57:ILE:HD12	1.65	0.61
43:BK:109:LYS:HA	43:BK:112:MET:HE2	1.81	0.61
50:BS:62:LYS:O	50:BS:65:VAL:HB	2.00	0.61
1:AA:415:A:H2'	1:AA:416:G:C8	2.35	0.61
1:AA:1217:C:O2	1:AA:1217:C:H2'	1.99	0.61
3:AC:178:LEU:O	3:AC:180:ALA:N	2.33	0.61
7:AG:21:VAL:HG23	7:AG:22:LEU:H	1.64	0.61
24:AY:525:PHE:N	24:AY:525:PHE:CD1	2.68	0.61
27:B2:48:HIS:CD2	35:BA:96:G:H4'	2.35	0.61
29:B4:22:ILE:CG2	29:B4:23:GLU:N	2.62	0.61
35:BA:686:G:N2	35:BA:788:A:H61	1.98	0.61
35:BA:2415:G:H4'	47:BP:67:MET:N	2.16	0.61
35:BA:2632:A:N3	39:BE:61:ARG:NH1	2.49	0.61
35:BA:2662:A:H2'	35:BA:2663:G:O4'	2.01	0.61
35:BA:2891:G:H4'	35:BA:2892:A:OP1	2.01	0.61
45:BN:67:LEU:HD23	45:BN:87:LEU:HB3	1.82	0.61

Continued on next page...

Continued from previous page...

Atom-1	Atom-2	Interatomic distance (Å)	Clash overlap (Å)
48:BQ:76:LYS:HB3	48:BQ:91:GLU:CG	2.29	0.61
51:BT:50:ILE:HG13	51:BT:102:ILE:HD11	1.82	0.61
54:BW:17:VAL:O	54:BW:20:VAL:HG22	1.98	0.61
1:AA:662:G:H2'	1:AA:663:A:H8	1.63	0.61
7:AG:78:ARG:HH11	7:AG:78:ARG:CG	2.12	0.61
8:AH:120:THR:HG23	8:AH:123:GLU:OE1	2.00	0.61
11:AK:15:ALA:HA	11:AK:76:GLY:O	2.00	0.61
13:AM:97:PRO:CA	13:AM:110:ARG:HD3	2.24	0.61
17:AQ:45:HIS:CB	17:AQ:65:ILE:HD13	2.31	0.61
19:AS:15:LEU:O	19:AS:19:VAL:HB	2.00	0.61
24:AY:314:PHE:CE1	24:AY:315:LYS:HB2	2.35	0.61
29:B4:50:VAL:O	29:B4:51:ASP:CB	2.49	0.61
35:BA:85:G:H2'	35:BA:86:C:H5'	1.83	0.61
35:BA:288:C:O2'	35:BA:289:A:H5'	2.01	0.61
35:BA:759:G:H2'	35:BA:760:G:C8	2.33	0.61
35:BA:2193:G:H2'	35:BA:2194:G:C5'	2.30	0.61
35:BA:2244:U:O2	35:BA:2434:A:H2'	2.00	0.61
35:BA:2696:U:H2'	35:BA:2697:G:C8	2.35	0.61
38:BD:76:PRO:HG2	38:BD:98:VAL:CG2	2.31	0.61
38:BD:138:VAL:HG23	38:BD:165:ILE:HG22	1.82	0.61
38:BD:146:GLU:HB2	38:BD:189:CYS:HB3	1.82	0.61
39:BE:45:THR:O	39:BE:46:ALA:HB2	2.01	0.61
41:BG:130:ASN:OD1	41:BG:160:VAL:HA	2.01	0.61
41:BG:131:TYR:CE2	41:BG:133:LEU:HB3	2.34	0.61
50:BS:30:ARG:NH2	50:BS:62:LYS:HD2	2.15	0.61
57:BZ:86:VAL:HG12	57:BZ:87:ASP:N	2.15	0.61
57:BZ:166:SER:HB2	57:BZ:167:PRO:CA	2.30	0.61
1:AA:188:C:H2'	1:AA:189:G:C8	2.36	0.61
1:AA:677:U:H3	1:AA:713:G:H22	1.49	0.61
1:AA:1142:G:H2'	1:AA:1143:G:H5'	1.82	0.61
1:AA:1226:C:N4	13:AM:104:ARG:HD2	2.15	0.61
1:AA:1310:G:O2'	1:AA:1311:G:H5'	2.00	0.61
4:AD:29:PRO:C	4:AD:30:LYS:HG2	2.20	0.61
4:AD:80:GLU:OE1	4:AD:80:GLU:HA	1.99	0.61
6:AF:46:ARG:HH22	18:AR:37:VAL:HG21	1.64	0.61
12:AL:47:LYS:HB3	12:AL:48:PRO:HD2	1.83	0.61
17:AQ:44:ALA:HA	17:AQ:71:PHE:O	2.00	0.61
22:AV:47:U:H3'	22:AV:48:C:C5'	2.29	0.61
24:AY:35:TYR:HE2	24:AY:269:VAL:HB	1.66	0.61
24:AY:225:GLU:O	24:AY:228:MET:HB3	2.00	0.61
26:B1:80:LEU:HD23	26:B1:81:LYS:H	1.66	0.61

Continued on next page...

Continued from previous page...

Atom-1	Atom-2	Interatomic distance (Å)	Clash overlap (Å)
26:B1:90:ILE:O	26:B1:94:LEU:CD1	2.49	0.61
27:B2:3:LEU:O	27:B2:7:ARG:NH1	2.34	0.61
30:B5:27:PRO:CD	54:BW:23:LEU:HD11	2.31	0.61
33:B8:50:LEU:C	33:B8:53:PRO:HD2	2.21	0.61
35:BA:216:A:H2'	35:BA:217:G:C8	2.36	0.61
35:BA:688:U:H4'	35:BA:1780:A:C2	2.36	0.61
35:BA:723:G:H2'	35:BA:724:U:C6	2.35	0.61
35:BA:833:U:H5''	47:BP:48:PRO:HB3	1.83	0.61
35:BA:1485:G:H5'	35:BA:1485:G:H8	1.65	0.61
35:BA:1794:U:O2'	35:BA:1795:C:H5'	2.00	0.61
35:BA:1947:C:O2'	35:BA:1948:G:H5''	2.01	0.61
35:BA:2746:U:O2'	35:BA:2747:G:H5'	2.00	0.61
38:BD:35:LYS:HD2	38:BD:36:PRO:CA	2.30	0.61
39:BE:50:GLY:HA2	39:BE:78:LEU:HB3	1.83	0.61
47:BP:62:LEU:CD2	47:BP:62:LEU:N	2.62	0.61
47:BP:67:MET:O	47:BP:68:GLN:HG3	2.01	0.61
51:BT:23:ARG:O	51:BT:25:GLY:N	2.31	0.61
51:BT:89:VAL:CG1	51:BT:91:ARG:HG3	2.31	0.61
54:BW:6:ILE:HG13	54:BW:104:THR:HG23	1.81	0.61
56:BY:42:VAL:O	56:BY:65:ALA:N	2.32	0.61
56:BY:44:ILE:HG22	56:BY:45:VAL:N	2.13	0.61
1:AA:194:C:C2'	1:AA:195:A:H5''	2.31	0.61
1:AA:943:U:C2'	1:AA:944:G:H5'	2.30	0.61
2:AB:22:LYS:HE2	2:AB:22:LYS:CA	2.29	0.61
3:AC:10:PHE:CE1	3:AC:178:LEU:HD11	2.36	0.61
11:AK:21:ILE:N	11:AK:21:ILE:CD1	2.63	0.61
12:AL:90:VAL:O	12:AL:92:ASP:N	2.33	0.61
13:AM:10:PRO:CG	13:AM:18:ALA:HB1	2.31	0.61
18:AR:59:SER:H	18:AR:62:GLU:CB	2.13	0.61
25:B0:14:ARG:HB2	25:B0:14:ARG:NH1	2.15	0.61
26:B1:73:LEU:CD2	26:B1:94:LEU:HD23	2.30	0.61
29:B4:16:CYS:SG	29:B4:17:GLY:N	2.74	0.61
35:BA:52:A:O2'	35:BA:53:A:H5'	2.00	0.61
35:BA:86:C:H4'	35:BA:104:U:O2	2.00	0.61
35:BA:570:G:H2'	35:BA:2030:A:C5	2.36	0.61
35:BA:1061:U:H4'	35:BA:1070:A:H1'	1.81	0.61
35:BA:1718:G:H5'	35:BA:1718:G:C8	2.34	0.61
38:BD:48:ARG:HH11	38:BD:48:ARG:HG3	1.66	0.61
45:BN:35:ARG:O	45:BN:37:LYS:N	2.34	0.61
48:BQ:18:LYS:HD2	48:BQ:18:LYS:N	2.16	0.61
51:BT:62:THR:CG2	51:BT:75:ILE:HG13	2.30	0.61

Continued on next page...

Continued from previous page...

Atom-1	Atom-2	Interatomic distance (Å)	Clash overlap (Å)
53:BV:2:PHE:CE1	53:BV:13:ARG:NH1	2.68	0.61
56:BY:8:LYS:HD2	56:BY:8:LYS:N	2.16	0.61
56:BY:27:VAL:HG12	56:BY:29:GLU:H	1.66	0.61
56:BY:28:LYS:O	56:BY:38:ILE:HG22	2.00	0.61
57:BZ:115:GLY:HA2	57:BZ:177:PRO:CD	2.30	0.61
2:AB:168:THR:HG23	2:AB:192:SER:CB	2.27	0.61
3:AC:90:GLU:HA	3:AC:93:LYS:HB3	1.82	0.61
4:AD:170:VAL:HG21	4:AD:176:LEU:HD22	1.83	0.61
6:AF:7:ASN:OD1	6:AF:62:TRP:HD1	1.84	0.61
7:AG:120:ILE:HG22	7:AG:124:LEU:CD1	2.30	0.61
10:AJ:47:PHE:CZ	14:AN:37:PHE:CE1	2.82	0.61
13:AM:15:VAL:HG12	13:AM:45:VAL:HG22	1.82	0.61
15:AO:5:LYS:O	15:AO:9:GLN:HG2	2.01	0.61
19:AS:40:ILE:O	19:AS:40:ILE:HG22	2.01	0.61
24:AY:463:VAL:O	24:AY:467:LYS:HB3	2.00	0.61
28:B3:15:TYR:HD1	28:B3:15:TYR:H	1.48	0.61
29:B4:2:LYS:HB2	36:BB:40:U:O4	2.00	0.61
35:BA:419:C:H2'	35:BA:420:C:H6	1.66	0.61
35:BA:610:G:N2	35:BA:619:G:H1'	2.16	0.61
35:BA:640:C:C4	35:BA:641:C:N4	2.68	0.61
35:BA:1023:U:H2'	35:BA:1024:G:H5'	1.83	0.61
35:BA:1306:C:H2'	35:BA:1307:A:H8	1.65	0.61
35:BA:1614:A:H2'	35:BA:1615:C:H5'	1.81	0.61
35:BA:1685:C:O2'	35:BA:1686:C:H5'	2.01	0.61
35:BA:1850:G:H5'	35:BA:1851:U:OP2	2.00	0.61
35:BA:2014:A:H4'	54:BW:92:ARG:HH12	1.65	0.61
35:BA:2081:C:H2'	35:BA:2082:A:H8	1.66	0.61
36:BB:40:U:H5''	36:BB:41:U:OP2	2.00	0.61
37:BC:139:PRO:HA	37:BC:145:THR:CG2	2.31	0.61
41:BG:18:GLU:OE1	41:BG:18:GLU:HA	2.01	0.61
43:BK:132:ARG:HG3	43:BK:132:ARG:NH1	2.14	0.61
54:BW:68:ARG:HA	54:BW:110:LYS:CG	2.30	0.61
2:AB:48:MET:HA	2:AB:51:LEU:HD12	1.83	0.60
8:AH:127:LEU:HB3	8:AH:129:VAL:HG13	1.81	0.60
10:AJ:78:ASN:HB2	10:AJ:81:THR:HG23	1.83	0.60
24:AY:517:LEU:HB3	24:AY:521:SER:HB2	1.82	0.60
35:BA:292:C:O2'	35:BA:293:U:H5'	2.01	0.60
35:BA:1045:A:N3	35:BA:1047:G:N2	2.49	0.60
35:BA:2870:C:H2'	35:BA:2871:C:O4'	2.00	0.60
38:BD:260:ARG:O	38:BD:260:ARG:HG3	2.00	0.60
38:BD:270:ILE:HD12	38:BD:270:ILE:N	2.16	0.60

Continued on next page...

Continued from previous page...

Atom-1	Atom-2	Interatomic distance (Å)	Clash overlap (Å)
40:BF:124:LEU:HD12	40:BF:125:LEU:N	2.16	0.60
42:BH:137:ASP:HB3	42:BH:140:LYS:HB2	1.82	0.60
46:BO:87:ILE:HD13	46:BO:87:ILE:N	2.16	0.60
47:BP:83:VAL:H	47:BP:115:LEU:CD2	2.14	0.60
50:BS:36:TYR:O	50:BS:37:ALA:HB2	2.00	0.60
52:BU:70:ARG:HH11	52:BU:70:ARG:HG3	1.65	0.60
55:BX:12:VAL:CG1	55:BX:27:THR:HG23	2.31	0.60
55:BX:18:TYR:HD1	55:BX:21:PHE:HE2	1.48	0.60
1:AA:1347:G:H3'	9:AI:108:VAL:O	2.00	0.60
2:AB:74:LYS:O	2:AB:75:LYS:C	2.40	0.60
2:AB:137:ARG:C	2:AB:137:ARG:HD3	2.22	0.60
3:AC:6:HIS:HD2	3:AC:7:PRO:HD2	1.66	0.60
3:AC:108:ASN:HD22	3:AC:111:LEU:HD12	1.66	0.60
4:AD:98:GLU:HG2	4:AD:189:PRO:HG3	1.83	0.60
9:AI:114:TYR:HD2	10:AJ:60:ARG:HG3	1.66	0.60
16:AP:7:ALA:O	16:AP:17:TYR:HA	2.00	0.60
24:AY:92:ILE:HG23	24:AY:93:GLU:N	2.16	0.60
24:AY:180:VAL:HG23	24:AY:216:LEU:CD1	2.30	0.60
24:AY:646:PHE:O	24:AY:647:VAL:HG13	2.00	0.60
31:B6:54:ILE:O	31:B6:54:ILE:HD12	2.01	0.60
35:BA:365:C:H5'	35:BA:365:C:C6	2.36	0.60
35:BA:448:U:O4	35:BA:583:G:H1'	2.00	0.60
35:BA:555:U:H2'	35:BA:556:G:C8	2.36	0.60
35:BA:570:G:H2'	35:BA:2030:A:N7	2.16	0.60
35:BA:2629:A:H2'	35:BA:2629:A:N3	2.15	0.60
39:BE:63:LEU:O	39:BE:64:LYS:C	2.39	0.60
49:BR:78:LYS:O	49:BR:78:LYS:CG	2.48	0.60
51:BT:28:VAL:HG22	51:BT:47:GLY:N	2.15	0.60
51:BT:99:LEU:HD12	51:BT:99:LEU:O	2.00	0.60
52:BU:112:ARG:HH22	53:BV:46:VAL:HG11	1.64	0.60
57:BZ:29:TYR:CB	57:BZ:34:ASN:HB2	2.31	0.60
1:AA:346:G:H2'	1:AA:347:G:O4'	2.01	0.60
1:AA:1061:G:O2'	1:AA:1062:U:H5'	2.01	0.60
3:AC:43:LEU:HD22	3:AC:47:LEU:HD22	1.82	0.60
7:AG:146:GLU:OE2	7:AG:149:ARG:HD2	2.01	0.60
9:AI:73:GLN:O	9:AI:76:ALA:N	2.35	0.60
10:AJ:49:VAL:HG23	14:AN:41:ARG:HB2	1.81	0.60
21:AU:6:ARG:HE	21:AU:15:ARG:NH2	1.99	0.60
24:AY:64:THR:HG23	24:AY:64:THR:O	2.00	0.60
24:AY:75:LYS:O	24:AY:77:HIS:CD2	2.55	0.60
28:B3:44:ARG:O	28:B3:48:GLU:HG2	2.02	0.60

Continued on next page...

Continued from previous page...

Atom-1	Atom-2	Interatomic distance (Å)	Clash overlap (Å)
33:B8:51:ALA:C	33:B8:53:PRO:HD2	2.20	0.60
35:BA:49:A:H5''	35:BA:51:G:O4'	2.00	0.60
35:BA:319:C:O2'	35:BA:320:A:H5'	2.02	0.60
35:BA:2591:C:H2'	35:BA:2592:G:H8	1.60	0.60
37:BC:88:GLU:HA	37:BC:95:VAL:HG21	1.83	0.60
39:BE:110:GLY:O	49:BR:2:ARG:HD3	2.01	0.60
40:BF:9:ILE:HG12	40:BF:14:PRO:HA	1.84	0.60
40:BF:10:PRO:HG2	40:BF:13:SER:OG	2.01	0.60
40:BF:25:PRO:CG	40:BF:119:ARG:HB2	2.32	0.60
51:BT:29:ARG:HB3	51:BT:85:LYS:HA	1.83	0.60
55:BX:41:ASN:C	55:BX:43:VAL:H	2.04	0.60
56:BY:11:ASP:O	56:BY:27:VAL:HA	2.01	0.60
56:BY:28:LYS:C	56:BY:38:ILE:HG22	2.21	0.60
57:BZ:30:ASN:ND2	57:BZ:31:ARG:HG3	2.16	0.60
1:AA:404:U:H2'	1:AA:405:U:C6	2.36	0.60
3:AC:86:VAL:CG2	3:AC:87:LEU:N	2.64	0.60
5:AE:100:VAL:O	5:AE:100:VAL:HG23	2.01	0.60
9:AI:4:TYR:CE1	9:AI:88:TYR:CD2	2.89	0.60
16:AP:60:LEU:HD23	16:AP:64:ALA:HB3	1.82	0.60
24:AY:12:LEU:O	24:AY:283:PRO:HD3	2.01	0.60
25:B0:43:THR:HG22	35:BA:2331:G:O2'	2.02	0.60
35:BA:1043:C:C3'	35:BA:1044:G:H5''	2.32	0.60
35:BA:1845:G:H2'	35:BA:1846:G:C5'	2.22	0.60
35:BA:2593:U:H2'	35:BA:2594:C:C6	2.36	0.60
35:BA:2716:U:O2'	35:BA:2717:G:H5'	2.01	0.60
41:BG:46:ALA:CB	41:BG:88:ILE:HG12	2.32	0.60
41:BG:63:ILE:C	41:BG:63:ILE:HD12	2.21	0.60
43:BK:56:GLU:O	43:BK:67:PHE:HA	2.00	0.60
45:BN:2:LYS:HZ1	53:BV:12:TYR:CA	2.15	0.60
47:BP:9:ASN:H	47:BP:10:PRO:CD	2.15	0.60
53:BV:40:LEU:CA	53:BV:45:THR:HB	2.30	0.60
57:BZ:77:ASP:C	57:BZ:78:LYS:HD3	2.21	0.60
57:BZ:119:GLU:O	57:BZ:121:HIS:N	2.34	0.60
57:BZ:171:ILE:HG13	57:BZ:172:ALA:N	2.16	0.60
1:AA:1300:G:O2'	1:AA:1301:U:P	2.59	0.60
1:AA:1379:G:H4'	7:AG:156:TRP:HH2	1.66	0.60
1:AA:1504:G:OP1	1:AA:1507:A:H4'	2.01	0.60
10:AJ:64:GLU:HG2	14:AN:59:ALA:HB2	1.83	0.60
18:AR:37:VAL:O	18:AR:39:VAL:N	2.34	0.60
18:AR:58:LEU:N	18:AR:58:LEU:HD12	2.16	0.60
20:AT:26:ASN:HA	20:AT:29:LYS:HG2	1.82	0.60

Continued on next page...

Continued from previous page...

Atom-1	Atom-2	Interatomic distance (Å)	Clash overlap (Å)
24:AY:416:LYS:CD	24:AY:417:THR:H	2.14	0.60
24:AY:605:ILE:HD12	24:AY:605:ILE:N	2.14	0.60
28:B3:28:LEU:CD2	28:B3:35:ARG:HD2	2.32	0.60
35:BA:139(A):G:H22	55:BX:44:GLU:CD	2.05	0.60
35:BA:274:G:O2'	35:BA:275:G:H5''	2.02	0.60
35:BA:319:C:OP1	40:BF:137:LYS:NZ	2.34	0.60
35:BA:799:G:OP2	35:BA:800:A:H3'	2.02	0.60
35:BA:852:G:H2'	35:BA:853:G:H8	1.66	0.60
35:BA:1305:C:O2'	35:BA:1306:C:H5'	2.00	0.60
35:BA:1578:U:C2'	35:BA:1579:A:H5''	2.31	0.60
35:BA:2287:A:N6	35:BA:2344:U:N3	2.47	0.60
39:BE:8:LYS:HG2	39:BE:192:ASN:HA	1.84	0.60
48:BQ:24:GLY:O	48:BQ:102:VAL:HG23	2.02	0.60
51:BT:89:VAL:CG1	51:BT:91:ARG:CG	2.80	0.60
55:BX:8:ILE:HD11	55:BX:42:ALA:O	2.02	0.60
57:BZ:42:VAL:CG1	57:BZ:43:GLU:H	2.14	0.60
57:BZ:103:ARG:HB2	57:BZ:136:PHE:HB2	1.83	0.60
57:BZ:127:LYS:NZ	57:BZ:127:LYS:HB3	2.17	0.60
1:AA:450:G:H1	1:AA:483:C:H42	1.46	0.60
1:AA:1321:C:C5'	1:AA:1322:C:H5''	2.32	0.60
16:AP:28:ARG:HG2	16:AP:28:ARG:HH11	1.66	0.60
24:AY:97:SER:HA	24:AY:100:VAL:HG12	1.83	0.60
24:AY:215:LYS:HA	24:AY:218:GLU:HB3	1.84	0.60
34:B9:22:ARG:NH2	35:BA:2741:A:OP1	2.35	0.60
35:BA:1484:G:H2'	35:BA:1485:G:H5''	1.84	0.60
35:BA:1494:A:N3	35:BA:1494:A:H5'	2.17	0.60
35:BA:1841:U:H2'	35:BA:1842:G:H8	1.67	0.60
35:BA:1858:G:H2'	35:BA:1883:G:H22	1.67	0.60
40:BF:18:ARG:C	40:BF:19:GLU:HG2	2.21	0.60
42:BH:18:GLU:HB2	42:BH:25:LYS:HB2	1.84	0.60
42:BH:20:ALA:HB1	42:BH:21:PRO:CD	2.32	0.60
51:BT:28:VAL:HG21	51:BT:46:GLU:CG	2.27	0.60
56:BY:31:LEU:HB2	56:BY:32:PRO:CA	2.30	0.60
1:AA:376:G:H2'	1:AA:377:G:H8	1.66	0.60
1:AA:973:G:O4'	10:AJ:55:LYS:HE2	2.01	0.60
13:AM:10:PRO:HG3	13:AM:18:ALA:HB1	1.84	0.60
19:AS:58:VAL:O	19:AS:58:VAL:HG23	2.01	0.60
25:B0:23:VAL:HG13	25:B0:38:VAL:HG22	1.82	0.60
27:B2:33:MET:O	27:B2:37:PHE:HD1	1.85	0.60
31:B6:45:LYS:HG2	35:BA:2371:G:C5'	2.30	0.60
35:BA:947:G:H2'	35:BA:948:G:C8	2.37	0.60

Continued on next page...

Continued from previous page...

Atom-1	Atom-2	Interatomic distance (Å)	Clash overlap (Å)
35:BA:1467:C:H5	35:BA:1546:C:H2'	1.66	0.60
35:BA:2021:C:H4'	35:BA:2022:U:OP2	2.01	0.60
35:BA:2344:U:O2'	35:BA:2345:G:H5''	2.02	0.60
35:BA:2373:G:H2'	35:BA:2374:C:C6	2.36	0.60
35:BA:2377:A:H2'	35:BA:2378:A:C8	2.37	0.60
40:BF:199:TRP:O	40:BF:202:PHE:HB3	2.01	0.60
47:BP:132:LYS:O	47:BP:136:GLU:HG2	2.01	0.60
48:BQ:137:TYR:N	48:BQ:137:TYR:CD1	2.69	0.60
51:BT:51:ARG:O	51:BT:61:PHE:HA	2.01	0.60
53:BV:82:ARG:HD2	53:BV:82:ARG:N	2.16	0.60
1:AA:6:G:H2'	5:AE:119:LEU:CD1	2.31	0.60
1:AA:161:A:H2'	1:AA:162:A:C8	2.37	0.60
1:AA:313:A:O2'	1:AA:314:C:H5'	2.02	0.60
1:AA:955:U:H2'	1:AA:956:U:C6	2.37	0.60
1:AA:1017:G:H2'	1:AA:1018:C:C6	2.36	0.60
1:AA:1277:C:H3'	1:AA:1277:C:C6	2.36	0.60
2:AB:21:ARG:HD2	2:AB:39:ILE:HG12	1.84	0.60
2:AB:169:LYS:O	2:AB:169:LYS:HD3	2.02	0.60
4:AD:108:LEU:HG	4:AD:176:LEU:HD13	1.82	0.60
10:AJ:82:ILE:HD13	10:AJ:82:ILE:H	1.66	0.60
16:AP:32:TYR:O	16:AP:32:TYR:HD1	1.84	0.60
31:B6:40:CYS:HB2	31:B6:46:HIS:ND1	2.17	0.60
35:BA:272(G):C:H42	35:BA:363(C):G:H1	1.50	0.60
35:BA:813:U:H2'	35:BA:814:C:C5	2.35	0.60
35:BA:1216:G:N2	35:BA:1234:U:H1'	2.16	0.60
35:BA:1538:G:H2'	35:BA:1539:G:H8	1.64	0.60
35:BA:1865:G:C2'	35:BA:1866:C:H5''	2.32	0.60
35:BA:2681:C:H5	35:BA:2725:A:H62	1.47	0.60
37:BC:4:HIS:ND1	37:BC:8:TYR:HE2	1.99	0.60
45:BN:82:LEU:HD23	45:BN:82:LEU:C	2.22	0.60
54:BW:12:ILE:HG13	54:BW:42:ARG:NH1	2.17	0.60
57:BZ:9:TYR:CD2	57:BZ:35:ARG:NH2	2.70	0.60
1:AA:218:C:H5'	1:AA:470:C:N4	2.17	0.60
1:AA:423:G:H2'	1:AA:424:G:H5'	1.83	0.60
1:AA:460:G:H5'	1:AA:461:A:OP2	2.02	0.60
1:AA:631:G:H5'	1:AA:631:G:H8	1.66	0.60
1:AA:965:A:C2	1:AA:969:A:C2	2.90	0.60
2:AB:160:ASP:O	2:AB:161:ALA:HB2	2.01	0.60
4:AD:25:ARG:HG2	4:AD:25:ARG:HH11	1.66	0.60
6:AF:2:ARG:HD3	6:AF:92:LYS:HE3	1.82	0.60
10:AJ:33:GLN:N	10:AJ:75:ILE:HD11	2.17	0.60

Continued on next page...

Continued from previous page...

Atom-1	Atom-2	Interatomic distance (Å)	Clash overlap (Å)
20:AT:14:LYS:O	20:AT:18:GLN:HG3	2.02	0.60
24:AY:206:LEU:O	24:AY:209:ALA:HB3	2.02	0.60
24:AY:512:ILE:H	24:AY:512:ILE:CD1	2.14	0.60
25:B0:51:VAL:HG22	25:B0:81:VAL:HG23	1.83	0.60
26:B1:18:ILE:HG21	26:B1:20:ARG:NE	2.16	0.60
29:B4:22:ILE:HG22	29:B4:23:GLU:N	2.17	0.60
34:B9:4:ARG:HH12	35:BA:2477:C:N4	1.99	0.60
35:BA:74:A:O2'	35:BA:75:G:OP2	2.15	0.60
35:BA:229:A:H3'	35:BA:230:U:H5'	1.84	0.60
35:BA:614(A):U:O2'	35:BA:614(B):G:H5'	2.01	0.60
35:BA:1824:G:OP1	38:BD:52:ARG:HD3	2.01	0.60
35:BA:1935:G:H1'	35:BA:1964:G:N2	2.17	0.60
35:BA:2820:A:H8	39:BE:191:PRO:HB3	1.67	0.60
36:BB:74:U:H2'	36:BB:75:G:H5'	1.84	0.60
39:BE:49:LEU:HD22	39:BE:49:LEU:N	2.17	0.60
42:BH:149:ARG:HA	42:BH:162:ILE:CG1	2.31	0.60
43:BK:13:PRO:HA	43:BK:52:ILE:HA	1.83	0.60
47:BP:85:LEU:HA	47:BP:88:LEU:HB3	1.83	0.60
51:BT:89:VAL:C	51:BT:91:ARG:H	2.04	0.60
57:BZ:115:GLY:H	57:BZ:177:PRO:HG3	1.66	0.60
1:AA:163:C:O2'	1:AA:164:U:H5'	2.01	0.60
1:AA:748:C:HO2'	1:AA:749:C:H6	1.50	0.60
2:AB:233:SER:OG	2:AB:234:PRO:HD2	2.02	0.60
4:AD:98:GLU:CG	4:AD:189:PRO:HG3	2.32	0.60
4:AD:112:VAL:HG12	4:AD:116:GLN:OE1	2.02	0.60
4:AD:153:ARG:HG2	4:AD:153:ARG:NH1	2.16	0.60
5:AE:60:TYR:HE1	5:AE:64:ARG:HH21	1.46	0.60
12:AL:112:ASP:O	12:AL:114:LYS:HG3	2.01	0.60
19:AS:61:TYR:CD2	19:AS:62:ILE:N	2.66	0.60
24:AY:510:VAL:HG13	24:AY:569:ASP:O	2.01	0.60
30:B5:27:PRO:CG	54:BW:23:LEU:HD11	2.31	0.60
31:B6:17:LYS:HB2	31:B6:44:ARG:NH1	2.16	0.60
33:B8:52:LYS:HE2	35:BA:834:C:H4'	1.82	0.60
35:BA:408:G:O2'	35:BA:409:C:H5'	2.02	0.60
35:BA:1058:G:H21	43:BK:126:MET:CE	2.14	0.60
35:BA:1973:G:H2'	35:BA:1974:C:C6	2.36	0.60
35:BA:2488:A:H2'	35:BA:2489:G:C8	2.37	0.60
37:BC:29:LEU:HD23	37:BC:29:LEU:C	2.23	0.60
37:BC:34:ALA:HA	37:BC:40:GLU:OE2	2.01	0.60
37:BC:213:VAL:HG12	37:BC:225:ILE:HD11	1.83	0.60
38:BD:16:MET:HE3	38:BD:208:LYS:HG2	1.84	0.60

Continued on next page...

Continued from previous page...

Atom-1	Atom-2	Interatomic distance (Å)	Clash overlap (Å)
39:BE:51:PHE:CD1	39:BE:52:LEU:CD1	2.84	0.60
41:BG:98:ARG:HH11	41:BG:98:ARG:CG	2.00	0.60
41:BG:119:GLY:HA3	41:BG:181:ARG:H	1.65	0.60
47:BP:83:VAL:H	47:BP:115:LEU:HD21	1.67	0.60
50:BS:36:TYR:N	50:BS:36:TYR:CD1	2.69	0.60
50:BS:51:ALA:HB3	50:BS:73:LEU:HB2	1.82	0.60
56:BY:84:ARG:CD	56:BY:97:ARG:HH11	2.14	0.60
57:BZ:119:GLU:O	57:BZ:119:GLU:HG3	2.02	0.60
1:AA:301:G:O2'	1:AA:302:G:H5'	2.02	0.59
1:AA:1318:A:C2'	1:AA:1319:A:H5'	2.32	0.59
2:AB:44:LEU:HA	2:AB:47:THR:OG1	2.02	0.59
8:AH:127:LEU:CB	8:AH:129:VAL:HG13	2.32	0.59
13:AM:78:ILE:CA	13:AM:81:LEU:HD23	2.31	0.59
17:AQ:45:HIS:CG	17:AQ:65:ILE:HD13	2.37	0.59
31:B6:16:CYS:SG	31:B6:48:VAL:CG2	2.89	0.59
31:B6:27:LYS:HB3	31:B6:30:THR:CG2	2.32	0.59
35:BA:158:U:H3'	35:BA:158:U:O2	2.02	0.59
35:BA:271(C):C:H2'	35:BA:271(D):G:H8	1.67	0.59
35:BA:311:A:H5'	35:BA:332:A:C2	2.37	0.59
35:BA:322:A:H5'	35:BA:340:A:H1'	1.82	0.59
35:BA:539:G:O2'	35:BA:540:C:H5'	2.03	0.59
35:BA:936:C:H2'	35:BA:937:U:C6	2.37	0.59
35:BA:1036:G:OP1	42:BH:59:ARG:HD2	2.01	0.59
35:BA:1902:C:C1'	38:BD:244:ARG:HG3	2.32	0.59
36:BB:30:C:OP2	50:BS:32:LEU:HD11	2.02	0.59
37:BC:213:VAL:CG1	37:BC:225:ILE:HD11	2.32	0.59
38:BD:35:LYS:HZ3	38:BD:36:PRO:CD	2.13	0.59
38:BD:96:HIS:CE1	38:BD:102:LYS:HE2	2.37	0.59
42:BH:156:ALA:O	42:BH:158:HIS:CD2	2.55	0.59
46:BO:105:GLU:O	46:BO:109:LYS:CG	2.49	0.59
47:BP:23:PRO:C	47:BP:33:ARG:CZ	2.70	0.59
47:BP:32:THR:CG2	47:BP:37:GLY:HA2	2.31	0.59
1:AA:189(A):C:H2'	1:AA:189(B):C:C6	2.37	0.59
1:AA:972:C:H4'	10:AJ:57:LYS:HB2	1.83	0.59
1:AA:1004:A:H61	1:AA:1034:G:C2'	2.12	0.59
1:AA:1321:C:H5''	1:AA:1322:C:C5'	2.32	0.59
1:AA:1486:G:H2'	1:AA:1487:G:O4'	2.02	0.59
20:AT:48:LYS:HD2	20:AT:51:GLU:OE2	2.02	0.59
24:AY:413:ILE:HG22	24:AY:449:THR:O	2.02	0.59
24:AY:553:GLY:HA2	24:AY:560:VAL:CG2	2.32	0.59
24:AY:679:VAL:HG23	24:AY:684:GLN:NE2	2.16	0.59

Continued on next page...

Continued from previous page...

Atom-1	Atom-2	Interatomic distance (Å)	Clash overlap (Å)
26:B1:80:LEU:HB3	26:B1:82:LEU:CD1	2.32	0.59
27:B2:64:LEU:HD13	27:B2:64:LEU:C	2.23	0.59
35:BA:94(A):G:H2'	35:BA:95:G:H5''	1.83	0.59
35:BA:278:A:C2	35:BA:279:C:C2	2.90	0.59
35:BA:294:A:H2'	35:BA:295:G:H5'	1.85	0.59
35:BA:331:A:O2'	35:BA:332:A:OP1	2.19	0.59
35:BA:2696:U:H2'	35:BA:2697:G:H8	1.66	0.59
35:BA:2888:C:H2'	35:BA:2889:C:C6	2.37	0.59
38:BD:65:ILE:N	38:BD:65:ILE:CD1	2.65	0.59
43:BK:100:THR:CA	43:BK:139:VAL:HB	2.32	0.59
51:BT:14:TYR:N	51:BT:14:TYR:CD1	2.69	0.59
51:BT:50:ILE:CG1	51:BT:102:ILE:HD11	2.32	0.59
51:BT:89:VAL:HG12	51:BT:91:ARG:CG	2.32	0.59
51:BT:92:GLY:C	51:BT:94:ALA:H	2.04	0.59
52:BU:84:LYS:C	52:BU:86:ALA:H	2.06	0.59
1:AA:263:A:OP2	20:AT:79:ARG:NH1	2.35	0.59
2:AB:17:PHE:HD1	2:AB:17:PHE:H	1.51	0.59
4:AD:18:LYS:C	4:AD:19:LEU:HD12	2.22	0.59
6:AF:22:GLU:O	6:AF:26:ILE:HG13	2.02	0.59
9:AI:20:ARG:HH11	9:AI:20:ARG:HG3	1.67	0.59
10:AJ:49:VAL:O	10:AJ:60:ARG:HB3	2.02	0.59
13:AM:35:GLU:HG3	13:AM:36:LYS:N	2.17	0.59
16:AP:75:ARG:HG3	16:AP:75:ARG:NH1	2.13	0.59
17:AQ:12:SER:HB3	17:AQ:20:THR:OG1	2.02	0.59
22:AV:30:G:N2	22:AV:31:G:H1'	2.17	0.59
22:AV:56:C:N4	35:BA:2169:A:C2	2.68	0.59
24:AY:466:LEU:HA	24:AY:470:PHE:CD2	2.37	0.59
24:AY:539:ILE:O	24:AY:542:VAL:HG12	2.01	0.59
27:B2:39:ALA:HA	27:B2:45:SER:HB3	1.82	0.59
35:BA:484:C:OP1	56:BY:50:ARG:HG3	2.01	0.59
35:BA:1493:C:C4	35:BA:2206:G:O2'	2.55	0.59
35:BA:2178:C:H4'	37:BC:47:LYS:HD3	1.83	0.59
35:BA:2305:A:H5''	41:BG:134:GLY:HA3	1.83	0.59
35:BA:2345:G:C5'	35:BA:2346:A:H5'	2.33	0.59
38:BD:95:LEU:HD12	38:BD:95:LEU:H	1.67	0.59
42:BH:171:LEU:HD23	42:BH:172:LYS:O	2.02	0.59
45:BN:67:LEU:O	45:BN:68:GLU:HB2	2.03	0.59
48:BQ:6:ARG:O	48:BQ:7:MET:HG3	2.01	0.59
52:BU:80:ILE:O	52:BU:84:LYS:HB2	2.03	0.59
53:BV:46:VAL:O	53:BV:47:VAL:CG1	2.48	0.59
54:BW:1:MET:HG3	54:BW:2:GLU:N	2.17	0.59

Continued on next page...

Continued from previous page...

Atom-1	Atom-2	Interatomic distance (Å)	Clash overlap (Å)
1:AA:979:C:C3'	1:AA:980:C:C5'	2.67	0.59
1:AA:1211:U:H5'	1:AA:1212:U:OP1	2.02	0.59
1:AA:1392:G:H21	1:AA:1502:A:H8	1.47	0.59
2:AB:178:ARG:HG2	2:AB:178:ARG:NH1	2.14	0.59
2:AB:236:TYR:CD2	2:AB:239:VAL:HG21	2.37	0.59
5:AE:9:LYS:HB3	5:AE:112:LEU:HD11	1.83	0.59
12:AL:70:ILE:HG21	12:AL:77:LEU:HD12	1.82	0.59
24:AY:238:THR:HG22	24:AY:241:GLU:H	1.66	0.59
25:B0:26:TYR:CE2	35:BA:857:C:H1'	2.37	0.59
26:B1:86:SER:O	26:B1:90:ILE:N	2.35	0.59
27:B2:57:ILE:HG22	27:B2:61:LEU:HD12	1.84	0.59
35:BA:27:G:N2	35:BA:512:G:C2'	2.61	0.59
35:BA:206:U:O2	35:BA:206:U:H2'	2.03	0.59
35:BA:322:A:P	40:BF:169:ASN:HD22	2.25	0.59
35:BA:528:A:C2	35:BA:2043:C:C5'	2.85	0.59
35:BA:653:A:H5'	35:BA:654:A:P	2.42	0.59
35:BA:654(P):C:C2'	35:BA:654(Q):C:H5'	2.31	0.59
35:BA:961:C:N4	35:BA:2031:A:H1'	2.17	0.59
35:BA:2352:A:H2'	35:BA:2353:G:H5'	1.83	0.59
35:BA:2771:C:H2'	35:BA:2772:C:C6	2.37	0.59
36:BB:68:C:H2'	36:BB:69:G:H8	1.67	0.59
38:BD:4:LYS:NZ	38:BD:20:ASP:HA	2.17	0.59
50:BS:89:ARG:HG3	50:BS:92:TYR:CB	2.31	0.59
52:BU:109:LEU:O	52:BU:110:VAL:C	2.41	0.59
1:AA:720:C:O5'	1:AA:720:C:H6	1.86	0.59
2:AB:12:GLU:HB3	2:AB:16:HIS:HB2	1.84	0.59
2:AB:204:ASN:HD22	2:AB:205:ASP:N	2.00	0.59
10:AJ:61:GLU:OE2	14:AN:49:HIS:HE1	1.85	0.59
19:AS:29:ARG:N	19:AS:29:ARG:HD2	2.17	0.59
19:AS:31:ILE:HG23	19:AS:49:ILE:HG23	1.84	0.59
24:AY:35:TYR:CE2	24:AY:269:VAL:HB	2.36	0.59
24:AY:176:GLY:HA3	24:AY:187:THR:HA	1.83	0.59
24:AY:357:ARG:HH21	24:AY:373:ASP:CG	2.06	0.59
27:B2:38:GLN:NE2	27:B2:44:LEU:HB2	2.18	0.59
28:B3:31:LEU:O	28:B3:32:GLN:HB2	2.02	0.59
29:B4:9:LEU:C	29:B4:10:VAL:HG12	2.22	0.59
34:B9:29:ASN:HD21	34:B9:32:HIS:CG	2.20	0.59
35:BA:301:G:H1'	35:BA:302:C:C6	2.37	0.59
35:BA:321:G:C2	35:BA:341:G:H4'	2.37	0.59
35:BA:871:U:H4'	48:BQ:69:PHE:CE2	2.38	0.59
35:BA:975(A):G:O2'	35:BA:976:C:H5'	2.03	0.59

Continued on next page...

Continued from previous page...

Atom-1	Atom-2	Interatomic distance (Å)	Clash overlap (Å)
35:BA:1053:C:H2'	35:BA:1054:A:H5''	1.84	0.59
35:BA:1827:C:H2'	35:BA:1828:G:C5'	2.31	0.59
35:BA:2172:U:H1'	35:BA:2173:A:OP1	2.02	0.59
50:BS:13:ARG:CG	50:BS:14:VAL:H	2.15	0.59
50:BS:26:LEU:O	50:BS:88:ASP:HB3	2.02	0.59
51:BT:11:GLU:C	51:BT:13:ARG:H	2.05	0.59
53:BV:32:THR:HG23	53:BV:59:ALA:O	2.02	0.59
2:AB:22:LYS:H	2:AB:40:HIS:CE1	2.21	0.59
2:AB:43:ASP:OD2	2:AB:46:LYS:HB2	2.03	0.59
8:AH:27:PRO:HA	8:AH:58:TYR:CD1	2.37	0.59
9:AI:59:PHE:N	9:AI:59:PHE:CD1	2.67	0.59
15:AO:74:ASP:OD2	15:AO:77:ARG:HG2	2.03	0.59
24:AY:86:GLY:O	24:AY:87:HIS:HB3	2.03	0.59
29:B4:31:ILE:CG2	29:B4:33:VAL:HG23	2.33	0.59
30:B5:3:LYS:NZ	35:BA:2613:U:H2'	2.17	0.59
30:B5:34:PRO:O	30:B5:35:GLU:HB2	2.03	0.59
33:B8:53:PRO:HA	33:B8:56:GLU:HB2	1.84	0.59
35:BA:271(R):G:O2'	35:BA:271(S):G:H5'	2.02	0.59
35:BA:290:G:O2'	35:BA:291:C:H5'	2.02	0.59
35:BA:821:A:H2'	35:BA:946:G:H5''	1.85	0.59
35:BA:2454:G:O2'	35:BA:2455:G:H5'	2.02	0.59
37:BC:202:PRO:HB2	37:BC:205:ALA:HB2	1.85	0.59
42:BH:156:ALA:O	42:BH:158:HIS:HD2	1.85	0.59
47:BP:112:LEU:N	47:BP:128:HIS:HD2	2.01	0.59
48:BQ:79:LEU:HD23	48:BQ:80:GLU:H	1.68	0.59
49:BR:83:ILE:O	49:BR:87:TYR:HE2	1.86	0.59
55:BX:70:LEU:HD23	55:BX:71:GLY:N	2.17	0.59
57:BZ:67:LEU:H	57:BZ:67:LEU:CD1	2.14	0.59
1:AA:311:C:O2'	1:AA:312:C:H5'	2.03	0.59
1:AA:418:C:H2'	1:AA:419:C:C6	2.37	0.59
1:AA:940:C:O2'	1:AA:941:G:H5'	2.03	0.59
2:AB:32:ILE:HG23	2:AB:32:ILE:O	2.01	0.59
4:AD:199:ASN:C	4:AD:199:ASN:OD1	2.39	0.59
7:AG:68:ASN:O	7:AG:138:LYS:HD2	2.02	0.59
9:AI:95:LYS:HD3	9:AI:95:LYS:C	2.23	0.59
17:AQ:18:THR:HG23	17:AQ:69:LYS:HE3	1.85	0.59
24:AY:125:ALA:C	24:AY:127:LYS:H	2.05	0.59
29:B4:3:GLU:HG3	36:BB:43:C:P	2.42	0.59
35:BA:143(A):C:O2	35:BA:143(A):C:H2'	2.01	0.59
35:BA:603:A:H4'	35:BA:604:G:O5'	2.02	0.59
35:BA:945:A:O2'	35:BA:946:G:H4'	2.02	0.59

Continued on next page...

Continued from previous page...

Atom-1	Atom-2	Interatomic distance (Å)	Clash overlap (Å)
35:BA:1386:C:H2'	35:BA:1387:C:C6	2.37	0.59
35:BA:1654:A:C2	39:BE:113:PHE:CD2	2.90	0.59
35:BA:1678:G:N2	35:BA:1989:G:N2	2.50	0.59
35:BA:1943:U:O2'	35:BA:1944:U:O5'	2.19	0.59
35:BA:2028:U:H2'	35:BA:2029:G:C8	2.38	0.59
37:BC:4:HIS:ND1	37:BC:8:TYR:CE2	2.70	0.59
37:BC:73:VAL:HG11	37:BC:158:LYS:HA	1.84	0.59
38:BD:147:LEU:HD13	38:BD:155:LEU:HD11	1.85	0.59
40:BF:89:VAL:HG12	40:BF:90:PHE:N	2.18	0.59
41:BG:56:ALA:CB	41:BG:153:ARG:NH2	2.66	0.59
42:BH:65:HIS:HE1	42:BH:69:ARG:HH11	1.49	0.59
45:BN:41:ASP:C	52:BU:64:ARG:HH12	2.05	0.59
49:BR:52:ILE:O	49:BR:55:ALA:HB3	2.03	0.59
52:BU:101:ARG:O	52:BU:102:GLU:HG2	2.03	0.59
56:BY:43:ASN:ND2	56:BY:64:GLU:HG3	2.18	0.59
57:BZ:56:VAL:CG1	57:BZ:57:ILE:N	2.66	0.59
1:AA:1133:G:N2	1:AA:1143:G:H1'	2.17	0.59
1:AA:1511:G:H2'	1:AA:1512:U:O4'	2.03	0.59
2:AB:95:GLN:O	2:AB:96:ARG:HD2	2.01	0.59
10:AJ:46:ARG:HG2	10:AJ:64:GLU:HB3	1.85	0.59
24:AY:438:PHE:C	24:AY:438:PHE:CD1	2.75	0.59
35:BA:534:U:O2'	52:BU:49:HIS:CD2	2.56	0.59
35:BA:990:A:C6	35:BA:1186:G:H1'	2.37	0.59
35:BA:1983:C:O2'	35:BA:1984:G:H5'	2.02	0.59
35:BA:2839:G:H2'	35:BA:2840:C:C6	2.38	0.59
35:BA:2880:C:O5'	35:BA:2880:C:H6	1.86	0.59
40:BF:25:PRO:HG3	40:BF:119:ARG:CB	2.32	0.59
46:BO:13:ASN:ND2	46:BO:97:ARG:HG3	2.18	0.59
55:BX:18:TYR:O	55:BX:20:GLY:N	2.36	0.59
1:AA:64:G:N2	1:AA:67:C:C4	2.70	0.59
1:AA:187:C:OP1	20:AT:82:SER:HB2	2.03	0.59
1:AA:1400:C:O5'	1:AA:1400:C:H6	1.86	0.59
3:AC:79:ARG:HH11	3:AC:79:ARG:CB	2.14	0.59
8:AH:104:ARG:O	8:AH:106:GLY:N	2.36	0.59
10:AJ:21:GLN:O	10:AJ:21:GLN:CG	2.50	0.59
10:AJ:53:PRO:HA	14:AN:42:ILE:HD11	1.84	0.59
19:AS:43:GLU:O	19:AS:45:VAL:HG13	2.03	0.59
29:B4:22:ILE:HG22	29:B4:24:THR:HG23	1.85	0.59
35:BA:154(A):C:N4	35:BA:172:C:H42	2.00	0.59
35:BA:779:U:OP1	38:BD:49:ILE:HG23	2.03	0.59
35:BA:2285:C:H5'	35:BA:2288:A:N6	2.18	0.59

Continued on next page...

Continued from previous page...

Atom-1	Atom-2	Interatomic distance (Å)	Clash overlap (Å)
35:BA:2295:C:H2'	35:BA:2296:U:C6	2.38	0.59
35:BA:2455:G:H2'	35:BA:2456:C:H6	1.68	0.59
35:BA:2532:G:H2'	35:BA:2533:A:O4'	2.01	0.59
39:BE:27:LEU:HD12	39:BE:180:ASN:O	2.03	0.59
40:BF:8:GLN:CB	40:BF:126:VAL:HA	2.24	0.59
43:BK:93:ARG:HB2	57:BZ:112:ARG:HE	1.67	0.59
48:BQ:116:GLU:O	48:BQ:120:ILE:HG12	2.02	0.59
50:BS:24:LEU:HB3	50:BS:85:VAL:CG1	2.23	0.59
51:BT:10:VAL:O	51:BT:13:ARG:HG2	2.03	0.59
51:BT:50:ILE:N	51:BT:50:ILE:CD1	2.66	0.59
57:BZ:23:LYS:HD3	57:BZ:38:TYR:HE2	1.66	0.59
1:AA:275:G:H5''	17:AQ:14:LYS:HB3	1.85	0.59
1:AA:659:U:O2'	1:AA:660:G:H5'	2.02	0.59
1:AA:1095:U:P	1:AA:1108:G:H1	2.26	0.59
1:AA:1261:A:H2'	1:AA:1262:C:H5'	1.85	0.59
2:AB:51:LEU:CD2	2:AB:55:PHE:HE2	2.15	0.59
24:AY:238:THR:CG2	24:AY:241:GLU:H	2.16	0.59
27:B2:64:LEU:O	27:B2:68:ARG:HB2	2.03	0.59
27:B2:69:ARG:HH22	35:BA:111:A:C5'	2.14	0.59
28:B3:11:SER:HB3	35:BA:988:A:P	2.42	0.59
31:B6:5:VAL:HG12	31:B6:6:ARG:O	2.03	0.59
34:B9:1:MET:O	34:B9:34:GLN:HG2	2.03	0.59
35:BA:252:G:O2'	35:BA:253:C:H5'	2.03	0.59
35:BA:328:U:H4'	56:BY:68:HIS:CD2	2.37	0.59
35:BA:657:U:H2'	35:BA:658:C:H6	1.68	0.59
35:BA:1287:A:H2'	35:BA:1287:A:N3	2.17	0.59
35:BA:1441:G:H2'	35:BA:1442:G:H8	1.68	0.59
35:BA:1654:A:P	49:BR:3:HIS:HB2	2.42	0.59
35:BA:2105:C:N4	35:BA:2184:G:H1	1.97	0.59
35:BA:2543:G:N3	35:BA:2765:A:H2'	2.18	0.59
35:BA:2555:U:H2'	35:BA:2556:C:H5'	1.85	0.59
38:BD:39:LYS:HZ1	38:BD:87:ASN:HB3	1.66	0.59
40:BF:105:VAL:HA	40:BF:108:LYS:HB2	1.84	0.59
41:BG:67:LYS:HD3	41:BG:68:PRO:HD2	1.85	0.59
42:BH:170:ARG:O	42:BH:171:LEU:HB3	2.03	0.59
43:BK:19:PRO:CB	43:BK:34:ILE:HD12	2.32	0.59
49:BR:28:LEU:HD23	49:BR:28:LEU:O	2.03	0.59
51:BT:36:GLU:HG2	51:BT:36:GLU:O	2.03	0.59
52:BU:39:LEU:O	52:BU:40:PHE:C	2.41	0.59
52:BU:92:ARG:HD3	52:BU:94:ASN:HB3	1.85	0.59
56:BY:2:ARG:HD3	56:BY:2:ARG:C	2.23	0.59

Continued on next page...

Continued from previous page...

Atom-1	Atom-2	Interatomic distance (Å)	Clash overlap (Å)
1:AA:1271:G:H2'	1:AA:1272:G:C8	2.37	0.58
1:AA:1279:A:H5'	1:AA:1280:A:OP1	2.02	0.58
1:AA:1525:G:H2'	1:AA:1526:G:C8	2.38	0.58
2:AB:54:THR:HG22	2:AB:58:ILE:HD11	1.83	0.58
2:AB:208:ILE:O	2:AB:212:GLN:HB2	2.03	0.58
2:AB:215:LEU:O	2:AB:219:VAL:HG23	2.03	0.58
3:AC:133:ALA:O	3:AC:137:ALA:HB2	2.03	0.58
11:AK:34:ASP:HB3	11:AK:40:ILE:HD11	1.84	0.58
13:AM:90:LEU:O	13:AM:92:HIS:N	2.36	0.58
24:AY:265:LYS:HB3	24:AY:267:LYS:HE3	1.85	0.58
24:AY:406:GLU:CB	24:AY:407:PRO:CD	2.81	0.58
24:AY:453:GLY:HA3	24:AY:459:LEU:CD1	2.32	0.58
26:B1:4:VAL:HG22	26:B1:5:CYS:N	2.18	0.58
35:BA:581:C:H2'	35:BA:582:G:H8	1.63	0.58
35:BA:709:U:H2'	35:BA:710:G:H8	1.67	0.58
35:BA:769:G:O2'	35:BA:770:G:H5'	2.03	0.58
35:BA:938:G:H2'	35:BA:939:G:H8	1.67	0.58
35:BA:1600:C:O2'	35:BA:1601:G:H5'	2.03	0.58
36:BB:95:C:O2'	36:BB:96:U:H5'	2.03	0.58
37:BC:178:LYS:HG2	37:BC:181:PHE:CE1	2.37	0.58
39:BE:2:LYS:CD	39:BE:95:ILE:HG22	2.32	0.58
42:BH:175:LYS:O	42:BH:176:ALA:CB	2.51	0.58
45:BN:23:LEU:HB3	45:BN:60:ILE:HG21	1.84	0.58
47:BP:27:HIS:CD2	47:BP:28:GLY:N	2.71	0.58
47:BP:114:ILE:O	47:BP:130:PHE:HA	2.03	0.58
50:BS:34:HIS:HB3	50:BS:53:SER:CB	2.33	0.58
57:BZ:27:VAL:O	57:BZ:27:VAL:HG13	2.02	0.58
57:BZ:142:SER:H	57:BZ:144:LEU:HD23	1.67	0.58
3:AC:35:GLU:O	3:AC:39:ILE:HG13	2.02	0.58
4:AD:4:TYR:O	4:AD:5:ILE:CB	2.46	0.58
10:AJ:4:ILE:HD11	10:AJ:77:PRO:HB3	1.84	0.58
10:AJ:32:ALA:HB3	10:AJ:76:ASN:O	2.03	0.58
12:AL:38:THR:HG23	12:AL:57:LYS:CB	2.31	0.58
24:AY:9:LEU:C	24:AY:11:ARG:H	2.06	0.58
24:AY:16:GLY:N	24:AY:101:LEU:HD13	2.18	0.58
24:AY:20:HIS:ND1	24:AY:21:ILE:CD1	2.66	0.58
24:AY:297:GLU:O	24:AY:297:GLU:HG3	2.00	0.58
24:AY:337:SER:HA	24:AY:355:LEU:CD2	2.33	0.58
29:B4:12:ALA:CB	29:B4:29:PRO:HA	2.33	0.58
35:BA:705:A:N1	35:BA:727:A:H1'	2.18	0.58
35:BA:1183:G:O2'	35:BA:1184:G:H5'	2.02	0.58

Continued on next page...

Continued from previous page...

Atom-1	Atom-2	Interatomic distance (Å)	Clash overlap (Å)
35:BA:1556:C:H2'	35:BA:1557:C:C6	2.38	0.58
35:BA:2785:C:H1'	39:BE:64:LYS:NZ	2.18	0.58
36:BB:7:G:C3'	36:BB:8:U:H5''	2.32	0.58
36:BB:15:A:H3'	36:BB:16:G:C5'	2.33	0.58
37:BC:135:ARG:HG2	37:BC:135:ARG:HH11	1.67	0.58
39:BE:113:PHE:HE1	39:BE:158:GLY:N	2.01	0.58
41:BG:67:LYS:HD3	41:BG:68:PRO:N	2.18	0.58
42:BH:72:ILE:O	42:BH:75:ALA:N	2.36	0.58
45:BN:23:LEU:HD23	45:BN:23:LEU:O	2.03	0.58
48:BQ:41:TRP:NE1	48:BQ:96:VAL:HG22	2.18	0.58
49:BR:100:LEU:HD22	49:BR:100:LEU:N	2.16	0.58
52:BU:70:ARG:NH2	52:BU:75:ASN:HB2	2.19	0.58
53:BV:46:VAL:HG13	53:BV:47:VAL:N	2.17	0.58
1:AA:368:U:P	24:AY:353:ALA:CB	2.91	0.58
1:AA:624:C:H4'	16:AP:10:GLY:C	2.23	0.58
1:AA:830:G:H2'	1:AA:831:U:C6	2.36	0.58
1:AA:932:C:H5''	7:AG:3:ARG:HD2	1.85	0.58
1:AA:1346:A:N1	1:AA:1374:A:H5''	2.19	0.58
1:AA:1404:C:H1'	1:AA:1499:A:N1	2.18	0.58
4:AD:13:ARG:O	4:AD:15:GLU:N	2.36	0.58
9:AI:40:LEU:CD1	9:AI:70:LYS:HG2	2.31	0.58
16:AP:21:VAL:HG11	16:AP:59:TRP:NE1	2.18	0.58
17:AQ:45:HIS:HB2	17:AQ:65:ILE:HD13	1.85	0.58
24:AY:181:LEU:HD23	24:AY:182:ARG:NH1	2.18	0.58
24:AY:186:TYR:HA	24:AY:198:GLU:HA	1.84	0.58
24:AY:223:PHE:CE2	24:AY:249:GLY:HA3	2.38	0.58
29:B4:1:MET:CE	41:BG:66:GLN:OE1	2.51	0.58
33:B8:42:ARG:HH11	35:BA:2350:C:H5	1.51	0.58
35:BA:907:U:OP1	48:BQ:24:GLY:N	2.31	0.58
35:BA:1145:C:H2'	35:BA:1146:C:H6	1.68	0.58
35:BA:1188:U:C2'	35:BA:1189:A:H5'	2.33	0.58
35:BA:2135:A:H2'	35:BA:2136:C:O4'	2.02	0.58
35:BA:2564:A:OP1	35:BA:2648:C:H4'	2.03	0.58
35:BA:2577:A:H5'	35:BA:2578:G:C5'	2.29	0.58
35:BA:2836:U:C4	35:BA:2883:A:N6	2.71	0.58
35:BA:2888:C:H2'	35:BA:2889:C:H6	1.68	0.58
36:BB:115:G:O4'	50:BS:47:THR:HB	2.03	0.58
38:BD:146:GLU:HG2	38:BD:152:GLY:C	2.23	0.58
38:BD:153:ALA:O	38:BD:154:LYS:HG3	2.04	0.58
39:BE:51:PHE:HD1	39:BE:52:LEU:HD12	1.65	0.58
42:BH:42:ARG:HG3	42:BH:42:ARG:NH1	2.17	0.58

Continued on next page...

Continued from previous page...

Atom-1	Atom-2	Interatomic distance (Å)	Clash overlap (Å)
56:BY:84:ARG:HD2	56:BY:97:ARG:HH11	1.67	0.58
57:BZ:24:LEU:HD21	57:BZ:86:VAL:HG23	1.85	0.58
1:AA:160:A:H1'	1:AA:344:A:C5	2.38	0.58
1:AA:332:G:H2'	1:AA:333:G:C8	2.32	0.58
1:AA:542:G:N2	1:AA:543:C:C2	2.71	0.58
1:AA:894:G:H2'	1:AA:895:G:O4'	2.04	0.58
1:AA:960:U:C5	1:AA:1225:A:C8	2.91	0.58
1:AA:1130:A:C2	1:AA:1146:A:C4	2.91	0.58
1:AA:1158:C:C5'	2:AB:133:LYS:CE	2.57	0.58
1:AA:1190:G:H3'	3:AC:3:ASN:HD22	1.68	0.58
1:AA:1404:C:H1'	1:AA:1499:A:C2	2.38	0.58
1:AA:1510:U:O2	1:AA:1526:G:C2	2.56	0.58
2:AB:129:GLU:O	2:AB:130:ARG:HB2	2.03	0.58
3:AC:77:ILE:O	3:AC:84:ILE:HG22	2.03	0.58
5:AE:78:HIS:O	5:AE:93:PRO:HD3	2.03	0.58
20:AT:94:ALA:O	20:AT:95:ALA:HB3	2.04	0.58
24:AY:606:MET:HE3	24:AY:671:MET:HG2	1.85	0.58
35:BA:680:G:H2'	35:BA:681:G:C8	2.39	0.58
35:BA:967:C:O2'	35:BA:968:G:H5'	2.04	0.58
35:BA:1141:U:H5''	45:BN:63:THR:HG23	1.85	0.58
35:BA:1278:A:H5''	49:BR:36:THR:HG22	1.83	0.58
35:BA:2053:G:H1	35:BA:2616:C:H42	1.51	0.58
38:BD:7:LYS:HB3	38:BD:8:PRO:HD2	1.86	0.58
45:BN:89:LYS:O	45:BN:93:THR:HG22	2.03	0.58
52:BU:79:PHE:HE1	52:BU:83:LEU:HD11	1.66	0.58
1:AA:1166:G:H5'	1:AA:1168:A:OP2	2.03	0.58
1:AA:1382:C:H2'	1:AA:1383:C:H6	1.68	0.58
2:AB:95:GLN:HA	2:AB:95:GLN:OE1	2.04	0.58
3:AC:187:ALA:C	3:AC:188:LEU:HD22	2.24	0.58
8:AH:41:ARG:HG2	8:AH:41:ARG:O	2.03	0.58
9:AI:24:GLY:HA2	9:AI:59:PHE:O	2.03	0.58
10:AJ:54:PHE:CG	10:AJ:55:LYS:HE3	2.39	0.58
11:AK:79:SER:OG	11:AK:106:LYS:HD2	2.03	0.58
13:AM:27:LYS:HE2	13:AM:31:LYS:CE	2.33	0.58
24:AY:343:ASN:HD22	24:AY:345:THR:H	1.49	0.58
24:AY:684:GLN:O	24:AY:688:ILE:HD13	2.03	0.58
27:B2:25:VAL:O	27:B2:27:GLU:N	2.36	0.58
35:BA:64:A:H2'	35:BA:65:C:H6	1.68	0.58
35:BA:1888:G:C5'	35:BA:1888:G:N3	2.66	0.58
35:BA:2820:A:C8	39:BE:191:PRO:CB	2.86	0.58
36:BB:104:U:H6	36:BB:104:U:H5''	1.67	0.58

Continued on next page...

Continued from previous page...

Atom-1	Atom-2	Interatomic distance (Å)	Clash overlap (Å)
37:BC:48:LEU:HD12	37:BC:48:LEU:H	1.67	0.58
37:BC:173:HIS:O	37:BC:174:ALA:HB2	2.03	0.58
37:BC:178:LYS:HG2	37:BC:181:PHE:HE1	1.67	0.58
39:BE:38:THR:HB	39:BE:41:LYS:CG	2.33	0.58
39:BE:69:LYS:HE2	39:BE:69:LYS:H	1.68	0.58
40:BF:109:GLY:HA2	40:BF:112:MET:HB2	1.86	0.58
43:BK:9:LYS:HE2	43:BK:56:GLU:OE2	2.03	0.58
45:BN:19:GLU:O	45:BN:60:ILE:HA	2.04	0.58
45:BN:22:THR:HA	45:BN:61:ARG:O	2.03	0.58
51:BT:89:VAL:HB	51:BT:91:ARG:HE	1.69	0.58
1:AA:174:C:H2'	1:AA:175:C:H6	1.69	0.58
1:AA:177:C:C2	1:AA:178:C:C5	2.92	0.58
1:AA:178:C:C2'	1:AA:179:A:H5'	2.32	0.58
1:AA:427:U:C4	1:AA:428:G:C6	2.91	0.58
1:AA:743:U:H2'	1:AA:744:C:C6	2.38	0.58
1:AA:976:G:H5'	1:AA:1358:U:O2'	2.04	0.58
1:AA:1239:A:H62	1:AA:1299:A:N6	2.00	0.58
1:AA:1452:C:H1'	1:AA:1456:G:C2	2.38	0.58
2:AB:126:GLU:HA	2:AB:129:GLU:CD	2.24	0.58
3:AC:94:LEU:HD12	3:AC:94:LEU:C	2.24	0.58
12:AL:75:HIS:HD2	12:AL:77:LEU:CD1	2.13	0.58
15:AO:74:ASP:C	15:AO:76:GLU:H	2.07	0.58
16:AP:50:LYS:HG2	16:AP:51:VAL:N	2.18	0.58
18:AR:74:ARG:HD3	18:AR:81:PHE:CD1	2.38	0.58
19:AS:43:GLU:CB	19:AS:44:MET:SD	2.88	0.58
22:AV:61:C:H2'	22:AV:62:C:H6	1.68	0.58
24:AY:139:MET:CE	24:AY:146:LEU:HB2	2.33	0.58
24:AY:343:ASN:ND2	24:AY:345:THR:N	2.50	0.58
24:AY:608:VAL:HG13	24:AY:670:VAL:O	2.04	0.58
26:B1:81:LYS:CE	35:BA:271(H):G:H4'	2.30	0.58
29:B4:41:PRO:HA	29:B4:42:PHE:CD1	2.39	0.58
35:BA:648:G:H2'	35:BA:649:G:H8	1.69	0.58
35:BA:709:U:H2'	35:BA:710:G:C8	2.37	0.58
35:BA:886:C:H2'	35:BA:887:A:O4'	2.04	0.58
35:BA:1485:G:H5'	35:BA:1485:G:C8	2.38	0.58
36:BB:81:G:H5'	36:BB:81:G:N3	2.17	0.58
38:BD:176:ARG:HG2	38:BD:176:ARG:NH1	2.11	0.58
38:BD:212:SER:O	38:BD:217:ARG:HB2	2.03	0.58
39:BE:197:ILE:HD11	39:BE:199:ARG:HE	1.69	0.58
45:BN:3:THR:HG22	45:BN:4:TYR:N	2.16	0.58
51:BT:27:THR:O	51:BT:28:VAL:CG2	2.48	0.58

Continued on next page...

Continued from previous page...

Atom-1	Atom-2	Interatomic distance (Å)	Clash overlap (Å)
54:BW:76:VAL:HG13	54:BW:76:VAL:O	2.04	0.58
56:BY:56:PRO:O	56:BY:57:GLN:HB2	2.04	0.58
56:BY:88:LYS:NZ	56:BY:93:GLY:O	2.36	0.58
56:BY:88:LYS:HE2	56:BY:93:GLY:HA3	1.84	0.58
1:AA:714:G:H8	1:AA:714:G:O5'	1.87	0.58
1:AA:1239:A:C2'	1:AA:1298:C:N4	2.66	0.58
1:AA:1313:U:OP2	19:AS:6:LYS:CB	2.52	0.58
1:AA:1346:A:N6	1:AA:1374:A:H3'	2.19	0.58
12:AL:53:ARG:NH1	12:AL:92:ASP:OD2	2.37	0.58
17:AQ:48:GLU:O	17:AQ:50:LYS:N	2.36	0.58
22:AV:28:C:O2	22:AV:43:A:C2	2.57	0.58
24:AY:84:THR:N	24:AY:85:PRO:CD	2.53	0.58
24:AY:138:LYS:HD3	24:AY:141:LYS:CE	2.33	0.58
24:AY:530:VAL:HG22	24:AY:531:GLY:H	1.68	0.58
27:B2:69:ARG:CG	27:B2:70:GLN:H	2.17	0.58
32:B7:46:VAL:CG1	32:B7:47:ARG:N	2.65	0.58
33:B8:39:LYS:HE3	35:BA:2365:G:O6	2.02	0.58
33:B8:61:LEU:CD1	33:B8:62:LEU:H	2.17	0.58
35:BA:286:C:H2'	35:BA:287:C:H6	1.68	0.58
35:BA:419:C:H2'	35:BA:420:C:C6	2.38	0.58
35:BA:492:A:H2'	35:BA:493:G:C5'	2.33	0.58
35:BA:729:G:N7	38:BD:208:LYS:HB2	2.19	0.58
35:BA:737:C:C2'	35:BA:738:G:H5'	2.33	0.58
35:BA:1783:A:C2	35:BA:2587:A:C4	2.91	0.58
35:BA:1899:G:N2	35:BA:1902:C:C4	2.71	0.58
35:BA:2163:C:H2'	35:BA:2164:C:H5'	1.85	0.58
35:BA:2695:C:H2'	35:BA:2696:U:C6	2.39	0.58
36:BB:66:A:N6	36:BB:108:U:H2'	2.18	0.58
38:BD:70:TRP:CD1	38:BD:70:TRP:C	2.76	0.58
38:BD:165:ILE:HD13	38:BD:175:LEU:CD2	2.29	0.58
39:BE:128:SER:OG	39:BE:129:HIS:N	2.34	0.58
39:BE:145:LYS:O	39:BE:148:GLY:N	2.37	0.58
39:BE:163:GLU:HG3	39:BE:164:ARG:N	2.17	0.58
40:BF:7:TYR:CD2	40:BF:16:GLY:HA3	2.29	0.58
40:BF:9:ILE:HG12	40:BF:14:PRO:C	2.24	0.58
40:BF:63:LYS:HG3	40:BF:76:GLY:HA2	1.84	0.58
41:BG:67:LYS:HD3	41:BG:68:PRO:CD	2.33	0.58
41:BG:76:SER:HB3	41:BG:83:ARG:HB3	1.85	0.58
45:BN:24:GLY:HA2	45:BN:27:ALA:HB3	1.86	0.58
47:BP:97:PRO:O	47:BP:98:GLU:CB	2.52	0.58
49:BR:53:HIS:ND1	49:BR:53:HIS:O	2.31	0.58

Continued on next page...

Continued from previous page...

Atom-1	Atom-2	Interatomic distance (Å)	Clash overlap (Å)
51:BT:89:VAL:CB	51:BT:91:ARG:HG3	2.33	0.58
1:AA:680:C:O2'	1:AA:681:C:H5'	2.03	0.58
1:AA:1360:A:H8	1:AA:1360:A:OP1	1.86	0.58
6:AF:43:LEU:H	6:AF:43:LEU:CD1	2.14	0.58
9:AI:58:HIS:C	9:AI:59:PHE:CD1	2.77	0.58
19:AS:10:PHE:HE2	19:AS:37:ARG:O	1.86	0.58
20:AT:33:ILE:O	20:AT:37:SER:OG	2.18	0.58
27:B2:57:ILE:O	27:B2:61:LEU:HD12	2.03	0.58
34:B9:27:CYS:SG	34:B9:29:ASN:ND2	2.77	0.58
35:BA:1220:A:H3'	35:BA:1221:C:H5'	1.85	0.58
35:BA:1568:G:OP2	38:BD:63:ARG:NH2	2.31	0.58
42:BH:16:SER:CB	42:BH:27:LYS:HB2	2.31	0.58
42:BH:19:VAL:O	42:BH:20:ALA:HB2	2.03	0.58
42:BH:30:LYS:N	42:BH:30:LYS:HE2	2.19	0.58
42:BH:170:ARG:HG2	42:BH:170:ARG:HH11	1.69	0.58
43:BK:71:THR:OG1	43:BK:111:LYS:NZ	2.37	0.58
47:BP:39:LYS:HE2	47:BP:40:SER:H	1.69	0.58
48:BQ:27:VAL:H	48:BQ:137:TYR:HD2	1.50	0.58
49:BR:44:LEU:HD13	49:BR:44:LEU:C	2.23	0.58
53:BV:62:LEU:HD22	53:BV:62:LEU:H	1.67	0.58
1:AA:424:G:H2'	1:AA:425:G:H8	1.68	0.58
1:AA:1004:A:H5'	1:AA:1025:U:N3	2.18	0.58
1:AA:1296:C:C6	1:AA:1297:C:H5	2.22	0.58
1:AA:1415:G:H2'	1:AA:1416:G:H8	1.68	0.58
2:AB:75:LYS:HG2	2:AB:78:GLN:HE21	1.68	0.58
8:AH:58:TYR:O	8:AH:59:LEU:HD23	2.04	0.58
20:AT:73:HIS:O	20:AT:76:ALA:HB3	2.03	0.58
24:AY:418:LYS:HD3	24:AY:418:LYS:N	2.19	0.58
24:AY:485:GLU:HB2	24:AY:560:VAL:HA	1.84	0.58
24:AY:496:LYS:HE2	24:AY:498:ILE:HD13	1.81	0.58
24:AY:554:PRO:HG3	24:AY:594:VAL:CG1	2.33	0.58
35:BA:246:C:H2'	35:BA:247:G:H5'	1.86	0.58
35:BA:267:C:H2'	35:BA:268:C:C6	2.39	0.58
35:BA:486:C:H4'	54:BW:60:ASN:HD21	1.67	0.58
35:BA:797:C:P	40:BF:62:ARG:HG3	2.44	0.58
35:BA:1416:G:HO2'	35:BA:1417:C:H5	1.49	0.58
35:BA:1943:U:H4'	35:BA:1944:U:OP1	2.03	0.58
35:BA:2202:C:H2'	38:BD:151:LYS:NZ	2.18	0.58
37:BC:140:ASN:H	37:BC:145:THR:HB	1.68	0.58
40:BF:26:ALA:O	40:BF:27:GLU:HG3	2.03	0.58
41:BG:32:PRO:HA	41:BG:162:THR:HB	1.86	0.58

Continued on next page...

Continued from previous page...

Atom-1	Atom-2	Interatomic distance (Å)	Clash overlap (Å)
42:BH:41:MET:HG3	42:BH:43:VAL:HG13	1.83	0.58
47:BP:112:LEU:H	47:BP:128:HIS:HD2	1.51	0.58
1:AA:154:C:H2'	1:AA:155:C:C6	2.39	0.58
1:AA:155:C:H2'	1:AA:156:G:H8	1.67	0.58
1:AA:260:G:O2'	1:AA:261:U:H5'	2.03	0.58
1:AA:1065:U:O2'	1:AA:1066:C:P	2.62	0.58
1:AA:1319:A:OP2	19:AS:5:LEU:HD23	2.02	0.58
1:AA:1375:A:H5'	1:AA:1376:U:OP2	2.03	0.58
3:AC:134:ILE:HA	3:AC:137:ALA:HB3	1.86	0.58
7:AG:21:VAL:HG23	7:AG:22:LEU:N	2.18	0.58
7:AG:64:GLN:O	7:AG:67:GLU:HB3	2.04	0.58
8:AH:89:PRO:HA	8:AH:92:ARG:HH11	1.68	0.58
12:AL:119:LYS:CB	12:AL:120:TYR:HD1	2.16	0.58
13:AM:19:LEU:H	13:AM:19:LEU:CD2	2.17	0.58
13:AM:19:LEU:HB3	13:AM:25:ILE:HG21	1.85	0.58
13:AM:116:THR:HG21	22:AV:29:G:C4'	2.33	0.58
15:AO:17:ARG:HD3	15:AO:26:GLU:CG	2.34	0.58
24:AY:8:ASP:HB3	24:AY:11:ARG:HG3	1.86	0.58
24:AY:121:VAL:CG2	24:AY:122:TRP:H	2.16	0.58
26:B1:52:ARG:O	26:B1:53:VAL:HB	2.04	0.58
31:B6:15:GLU:CD	31:B6:44:ARG:NH1	2.57	0.58
34:B9:16:VAL:O	35:BA:1033:U:H5	1.87	0.58
34:B9:29:ASN:O	34:B9:31:LYS:N	2.37	0.58
35:BA:45:C:OP2	35:BA:215:G:H5''	2.04	0.58
35:BA:605:C:H2'	35:BA:606:U:H6	1.68	0.58
35:BA:654(S):G:H3'	35:BA:654(T):C:H5''	1.85	0.58
35:BA:732:C:O2'	35:BA:733:G:H5'	2.03	0.58
35:BA:1150:C:O2'	35:BA:1151:G:H5'	2.04	0.58
35:BA:1930:G:O2'	35:BA:1931:U:P	2.62	0.58
35:BA:2693:A:H2'	35:BA:2694:G:H8	1.68	0.58
40:BF:160:ASN:HD21	40:BF:162:LEU:HD13	1.69	0.58
40:BF:170:LEU:N	40:BF:170:LEU:CD2	2.67	0.58
41:BG:55:LYS:HA	41:BG:58:GLN:HG3	1.85	0.58
43:BK:14:ALA:HA	43:BK:41:PHE:HE2	1.67	0.58
45:BN:133:GLN:HG3	45:BN:135:PRO:HD3	1.85	0.58
53:BV:39:LEU:HA	53:BV:47:VAL:HG11	1.85	0.58
57:BZ:101:PRO:HG2	57:BZ:136:PHE:HA	1.86	0.58
3:AC:40:ARG:HG2	3:AC:55:VAL:HG11	1.85	0.57
4:AD:92:VAL:O	4:AD:96:LEU:HD22	2.04	0.57
10:AJ:40:LEU:HD23	10:AJ:40:LEU:H	1.66	0.57
12:AL:45:PRO:HG3	12:AL:53:ARG:HD3	1.86	0.57

Continued on next page...

Continued from previous page...

Atom-1	Atom-2	Interatomic distance (Å)	Clash overlap (Å)
24:AY:74:TRP:CD1	24:AY:273:LEU:HB3	2.39	0.57
30:B5:58:LEU:HD22	30:B5:58:LEU:C	2.24	0.57
35:BA:2656:U:H2'	35:BA:2657:A:H5''	1.86	0.57
37:BC:132:LEU:HB3	37:BC:138:LEU:N	2.19	0.57
38:BD:176:ARG:NH1	38:BD:176:ARG:CB	2.64	0.57
39:BE:168:MET:CE	39:BE:202:LYS:HE2	2.34	0.57
40:BF:84:VAL:O	40:BF:86:GLY:N	2.31	0.57
40:BF:185:ASP:OD1	40:BF:188:ARG:HD3	2.04	0.57
41:BG:107:LEU:HD23	41:BG:111:LEU:CD1	2.34	0.57
42:BH:98:LEU:HD12	42:BH:102:ALA:O	2.04	0.57
45:BN:17:ASP:OD2	45:BN:56:ASN:HB3	2.03	0.57
50:BS:87:PHE:CD2	50:BS:88:ASP:N	2.72	0.57
51:BT:19:LEU:HD13	51:BT:78:LEU:HD22	1.84	0.57
52:BU:97:ASP:C	52:BU:99:ALA:H	2.07	0.57
55:BX:41:ASN:HA	55:BX:44:GLU:HG2	1.86	0.57
56:BY:14:LEU:HD12	56:BY:15:VAL:H	1.67	0.57
56:BY:52:SER:N	56:BY:53:PRO:CD	2.66	0.57
56:BY:61:ILE:HG12	56:BY:62:GLU:N	2.18	0.57
1:AA:191:G:H1'	20:AT:105:SER:HA	1.86	0.57
1:AA:741:G:O2'	1:AA:742:G:H5'	2.03	0.57
1:AA:807:A:H2'	1:AA:808:C:C6	2.38	0.57
1:AA:833:U:H2'	1:AA:834:C:H6	1.68	0.57
1:AA:1225:A:H5''	1:AA:1226:C:OP2	2.02	0.57
2:AB:220:ASP:O	2:AB:223:ILE:HG13	2.03	0.57
4:AD:104:VAL:HG21	4:AD:140:VAL:HG21	1.86	0.57
7:AG:75:VAL:HG21	7:AG:144:MET:HB3	1.84	0.57
10:AJ:3:LYS:N	10:AJ:75:ILE:O	2.37	0.57
10:AJ:32:ALA:N	10:AJ:78:ASN:HD21	2.02	0.57
18:AR:32:ARG:HA	18:AR:69:THR:HG21	1.87	0.57
26:B1:57:GLU:HG2	26:B1:58:ILE:N	2.19	0.57
33:B8:23:VAL:CG1	33:B8:46:ARG:HD3	2.34	0.57
35:BA:272(I):U:O2	35:BA:272(I):U:H3'	2.03	0.57
35:BA:967:C:C2'	35:BA:968:G:H5'	2.34	0.57
35:BA:1814:G:H4'	38:BD:51:VAL:HG21	1.86	0.57
35:BA:2230:G:H2'	35:BA:2231:C:H6	1.69	0.57
41:BG:46:ALA:HA	41:BG:51:ARG:CB	2.34	0.57
41:BG:164:GLU:O	41:BG:165:THR:HG23	2.04	0.57
42:BH:89:ILE:O	42:BH:89:ILE:CG1	2.52	0.57
43:BK:75:SER:C	43:BK:78:ILE:HG22	2.24	0.57
43:BK:112:MET:HG3	43:BK:113:PRO:CD	2.33	0.57
48:BQ:41:TRP:HE1	48:BQ:96:VAL:HG22	1.68	0.57

Continued on next page...

Continued from previous page...

Atom-1	Atom-2	Interatomic distance (Å)	Clash overlap (Å)
53:BV:72:VAL:HG23	53:BV:85:LYS:HB2	1.85	0.57
53:BV:98:GLU:HG2	53:BV:99:ILE:N	2.17	0.57
57:BZ:4:ARG:NH1	57:BZ:66:SER:HB2	2.16	0.57
57:BZ:58:VAL:HA	57:BZ:67:LEU:O	2.04	0.57
1:AA:499:A:O2'	1:AA:500:G:C8	2.56	0.57
1:AA:600:C:OP1	8:AH:97:VAL:HG12	2.03	0.57
1:AA:631:G:C2'	1:AA:632:A:C8	2.86	0.57
1:AA:745:C:H2'	1:AA:746:A:C8	2.39	0.57
1:AA:973:G:C1'	10:AJ:55:LYS:CE	2.82	0.57
1:AA:1128:C:C2'	1:AA:1129:C:C5'	2.74	0.57
5:AE:136:MET:O	5:AE:138:ALA:N	2.38	0.57
7:AG:43:PHE:O	7:AG:46:ALA:HB3	2.03	0.57
8:AH:124:ALA:HB1	8:AH:129:VAL:HG22	1.85	0.57
9:AI:126:SER:O	9:AI:128:ARG:N	2.37	0.57
12:AL:75:HIS:NE2	12:AL:77:LEU:HB2	2.19	0.57
13:AM:70:LEU:HD23	13:AM:70:LEU:C	2.24	0.57
16:AP:60:LEU:HD21	16:AP:66:PRO:HD3	1.86	0.57
16:AP:74:LEU:HD23	16:AP:79:VAL:HG21	1.86	0.57
19:AS:10:PHE:CZ	19:AS:70:LYS:HE2	2.39	0.57
28:B3:40:THR:OG1	28:B3:43:ILE:HG12	2.04	0.57
34:B9:1:MET:N	34:B9:1:MET:SD	2.74	0.57
34:B9:34:GLN:O	34:B9:35:ARG:CB	2.53	0.57
35:BA:654(N):G:H2'	35:BA:654(O):G:H5'	1.85	0.57
35:BA:1063:G:O2'	43:BK:87:GLY:HA3	2.04	0.57
35:BA:1105:U:H2'	35:BA:1106:G:O4'	2.03	0.57
35:BA:2001:A:H2'	35:BA:2002:G:O4'	2.04	0.57
35:BA:2260:C:H6	35:BA:2260:C:O5'	1.87	0.57
35:BA:2296:U:C4'	35:BA:2297:C:OP1	2.46	0.57
35:BA:2691:C:H6	35:BA:2691:C:H5'	1.69	0.57
35:BA:2713:A:H3'	35:BA:2714:G:H5'	1.85	0.57
40:BF:8:GLN:HG2	40:BF:126:VAL:HG12	1.85	0.57
42:BH:30:LYS:CD	42:BH:81:GLU:HG2	2.32	0.57
42:BH:46:GLU:CD	42:BH:51:ARG:HB2	2.24	0.57
47:BP:102:ARG:HB3	47:BP:102:ARG:NH1	2.19	0.57
49:BR:30:THR:OG1	49:BR:75:LEU:HD21	2.04	0.57
49:BR:76:VAL:O	49:BR:79:LEU:HB3	2.05	0.57
53:BV:15:GLU:HB3	53:BV:16:PRO:CD	2.33	0.57
55:BX:27:THR:HB	55:BX:80:ILE:CG2	2.29	0.57
56:BY:37:VAL:HG23	56:BY:38:ILE:N	2.19	0.57
1:AA:300:A:H2'	1:AA:301:G:H5'	1.86	0.57
1:AA:1250:A:H4'	9:AI:68:GLY:H	1.69	0.57

Continued on next page...

Continued from previous page...

Atom-1	Atom-2	Interatomic distance (Å)	Clash overlap (Å)
3:AC:72:LYS:HE3	3:AC:72:LYS:C	2.23	0.57
3:AC:136:GLN:HG3	3:AC:139:GLN:HB3	1.86	0.57
5:AE:76:ILE:HG22	5:AE:118:ILE:HD13	1.86	0.57
12:AL:86:ARG:HG2	12:AL:86:ARG:O	2.03	0.57
24:AY:573:HIS:HD2	24:AY:576:ASP:H	1.52	0.57
30:B5:19:ARG:HA	35:BA:2046:G:H5'	1.85	0.57
33:B8:13:ARG:HB3	47:BP:63:PRO:HB3	1.85	0.57
35:BA:1380:G:O2'	35:BA:1381:G:H5'	2.04	0.57
35:BA:1839:G:H2'	35:BA:1839:G:N3	2.17	0.57
35:BA:2397:G:H2'	35:BA:2398:U:H6	1.68	0.57
35:BA:2840:C:H2'	35:BA:2841:C:C6	2.39	0.57
39:BE:38:THR:HG22	39:BE:40:GLU:N	2.18	0.57
39:BE:183:LEU:N	39:BE:183:LEU:CD1	2.67	0.57
40:BF:125:LEU:HD23	40:BF:125:LEU:H	1.69	0.57
42:BH:89:ILE:HG23	42:BH:129:THR:O	2.05	0.57
45:BN:133:GLN:HE21	45:BN:135:PRO:HG2	1.70	0.57
46:BO:69:ILE:N	46:BO:69:ILE:CD1	2.64	0.57
46:BO:71:ARG:HB2	46:BO:75:SER:OG	2.03	0.57
47:BP:91:PHE:HZ	47:BP:100:LEU:HD11	1.70	0.57
48:BQ:63:LYS:NZ	57:BZ:175:VAL:HG21	2.20	0.57
1:AA:505:G:H5'	1:AA:534:U:H2'	1.86	0.57
1:AA:1324:A:H2'	1:AA:1325:C:C6	2.39	0.57
24:AY:400:GLU:HG2	24:AY:401:SER:N	2.18	0.57
24:AY:491:VAL:HG11	24:AY:596:LYS:HD3	1.86	0.57
26:B1:53:VAL:CG1	26:B1:54:ALA:N	2.68	0.57
35:BA:958:U:H5'	48:BQ:14:ARG:HH11	1.69	0.57
35:BA:1187:G:H5''	53:BV:81:TYR:CE2	2.39	0.57
35:BA:1404:C:O2'	35:BA:1405:U:H5'	2.05	0.57
35:BA:1775:U:H2'	35:BA:1776:G:H5'	1.87	0.57
35:BA:2011:U:H2'	35:BA:2012:G:H5'	1.86	0.57
35:BA:2550:G:C6	35:BA:2551:C:N4	2.72	0.57
35:BA:2815:C:H2'	35:BA:2816:C:H6	1.69	0.57
36:BB:68:C:O2'	36:BB:69:G:H5'	2.03	0.57
39:BE:101:ARG:NH1	39:BE:169:ASN:ND2	2.52	0.57
1:AA:630:G:C2'	1:AA:631:G:C5'	2.83	0.57
1:AA:861:G:O2'	1:AA:862:C:H5'	2.04	0.57
1:AA:1226:C:C5	13:AM:104:ARG:HB2	2.40	0.57
1:AA:1354:C:H2'	1:AA:1355:G:H8	1.70	0.57
4:AD:3:ARG:HG2	4:AD:3:ARG:HH11	1.69	0.57
4:AD:129:ASN:HD21	4:AD:145:GLU:N	1.95	0.57
16:AP:20:VAL:HG21	16:AP:32:TYR:CG	2.40	0.57

Continued on next page...

Continued from previous page...

Atom-1	Atom-2	Interatomic distance (Å)	Clash overlap (Å)
17:AQ:99:SER:C	17:AQ:100:LYS:HG3	2.23	0.57
18:AR:79:LEU:HD22	18:AR:80:PRO:HD2	1.86	0.57
27:B2:25:VAL:C	27:B2:27:GLU:N	2.57	0.57
29:B4:37:SER:O	29:B4:38:LYS:HB2	2.04	0.57
35:BA:285:C:O2'	35:BA:286:C:H5''	2.05	0.57
35:BA:342:G:O2'	35:BA:343:C:H5'	2.04	0.57
35:BA:481:G:OP2	56:BY:47:LYS:HD3	2.04	0.57
35:BA:493:G:H2'	35:BA:494:G:O4'	2.04	0.57
35:BA:1047:G:HO2'	35:BA:1110:G:H1	1.52	0.57
35:BA:1102:C:H2'	35:BA:1103:A:C8	2.39	0.57
35:BA:2200:C:H42	35:BA:2223:G:H1	1.53	0.57
35:BA:2552:U:H2'	35:BA:2554:U:H5''	1.86	0.57
35:BA:2807:G:H3'	35:BA:2808:U:C5'	2.31	0.57
37:BC:46:ALA:HA	37:BC:212:SER:O	2.04	0.57
39:BE:31:CYS:HB3	39:BE:49:LEU:HB3	1.85	0.57
39:BE:177:PRO:HG2	39:BE:178:GLU:N	2.18	0.57
41:BG:39:ILE:CG1	41:BG:92:VAL:HG22	2.35	0.57
41:BG:91:ARG:HD2	41:BG:92:VAL:N	2.19	0.57
43:BK:10:LEU:HD12	43:BK:57:ILE:CD1	2.35	0.57
45:BN:32:THR:HG23	45:BN:37:LYS:HB3	1.87	0.57
48:BQ:33:GLY:O	48:BQ:131:ILE:HA	2.03	0.57
48:BQ:69:PHE:HD1	48:BQ:70:PRO:HD2	1.67	0.57
51:BT:85:LYS:HB3	51:BT:85:LYS:HZ2	1.68	0.57
53:BV:18:LEU:CD2	53:BV:19:LYS:N	2.30	0.57
54:BW:9:TYR:H	54:BW:102:HIS:CD2	2.17	0.57
57:BZ:145:GLU:O	57:BZ:146:ILE:C	2.43	0.57
1:AA:243:A:C2	1:AA:246:A:C8	2.93	0.57
1:AA:1415:G:H2'	1:AA:1416:G:C8	2.40	0.57
1:AA:1456:G:C2'	1:AA:1457:G:H5'	2.34	0.57
3:AC:3:ASN:O	3:AC:4:LYS:HB2	2.04	0.57
3:AC:131:ARG:NH2	3:AC:168:ALA:HB2	2.19	0.57
4:AD:8:VAL:HB	4:AD:21:LEU:CD1	2.34	0.57
13:AM:119:GLY:O	13:AM:120:LYS:HB2	2.03	0.57
17:AQ:12:SER:HB3	17:AQ:20:THR:CB	2.35	0.57
24:AY:628:ARG:HG2	24:AY:628:ARG:NH1	2.20	0.57
24:AY:679:VAL:CG2	24:AY:684:GLN:NE2	2.68	0.57
29:B4:10:VAL:N	29:B4:26:SER:O	2.38	0.57
29:B4:26:SER:HB3	41:BG:105:LYS:NZ	2.20	0.57
33:B8:23:VAL:HG11	33:B8:46:ARG:HD3	1.86	0.57
35:BA:1638:C:H2'	35:BA:1639:U:O4'	2.05	0.57
35:BA:2787:C:H1'	39:BE:61:ARG:CG	2.33	0.57

Continued on next page...

Continued from previous page...

Atom-1	Atom-2	Interatomic distance (Å)	Clash overlap (Å)
36:BB:89:G:C6	36:BB:90:A:C2	2.93	0.57
37:BC:37:LYS:O	37:BC:38:PHE:HB3	2.04	0.57
41:BG:82:LEU:CD1	41:BG:87:PRO:HB3	2.33	0.57
42:BH:159:GLU:O	42:BH:160:LYS:O	2.22	0.57
42:BH:175:LYS:O	42:BH:176:ALA:HB3	2.04	0.57
46:BO:61:VAL:HG21	46:BO:111:PHE:CE2	2.39	0.57
48:BQ:2:LEU:HG	48:BQ:69:PHE:CE1	2.38	0.57
50:BS:54:LEU:O	50:BS:54:LEU:HD13	2.05	0.57
53:BV:28:GLU:OE1	53:BV:31:ALA:HB2	2.05	0.57
57:BZ:3:TYR:CD2	57:BZ:51:ALA:HB2	2.39	0.57
1:AA:8:A:C6	4:AD:209:ARG:HB2	2.39	0.57
1:AA:793:U:C3'	1:AA:794:A:H5''	2.21	0.57
1:AA:1208:C:H2'	1:AA:1209:C:C6	2.40	0.57
9:AI:54:ASP:O	9:AI:56:LEU:N	2.36	0.57
13:AM:11:ARG:O	13:AM:13:LYS:N	2.38	0.57
13:AM:66:LEU:HD12	13:AM:66:LEU:N	2.19	0.57
13:AM:74:VAL:HA	13:AM:77:ASN:HD22	1.69	0.57
15:AO:39:LEU:HD22	15:AO:43:LEU:HG	1.86	0.57
26:B1:64:ALA:C	26:B1:66:HIS:H	2.07	0.57
27:B2:57:ILE:O	27:B2:61:LEU:HB2	2.05	0.57
32:B7:24:THR:C	32:B7:26:GLY:H	2.08	0.57
35:BA:1053:C:H3'	35:BA:1054:A:H5''	1.86	0.57
35:BA:1173:G:H5'	35:BA:1174:A:O5'	2.04	0.57
35:BA:2552:U:C2	35:BA:2554:U:H5'	2.39	0.57
41:BG:61:ALA:O	41:BG:65:GLY:N	2.35	0.57
46:BO:103:ALA:O	46:BO:106:LEU:HG	2.04	0.57
48:BQ:25:ASP:HA	48:BQ:100:GLY:O	2.05	0.57
50:BS:74:ALA:CB	50:BS:101:LEU:HD22	2.34	0.57
51:BT:46:GLU:O	51:BT:65:LYS:HD2	2.04	0.57
51:BT:92:GLY:C	51:BT:94:ALA:N	2.56	0.57
52:BU:79:PHE:O	52:BU:83:LEU:HD13	2.04	0.57
57:BZ:100:VAL:CG2	57:BZ:126:VAL:HG22	2.35	0.57
1:AA:552:U:H4'	12:AL:86:ARG:CG	2.35	0.57
1:AA:969:A:N1	1:AA:970:C:C2	2.73	0.57
1:AA:1328:C:H2'	1:AA:1329:A:H8	1.70	0.57
12:AL:17:LYS:HD3	12:AL:18:VAL:HG22	1.87	0.57
13:AM:52:GLU:HA	13:AM:55:ARG:HD3	1.85	0.57
23:AX:17:U:O2'	23:AX:18:G:H5'	2.04	0.57
24:AY:546:ILE:CG2	24:AY:590:ILE:HG13	2.25	0.57
24:AY:644:ARG:O	24:AY:645:ALA:HB2	2.04	0.57
25:B0:14:ARG:HB2	25:B0:14:ARG:HH11	1.69	0.57

Continued on next page...

Continued from previous page...

Atom-1	Atom-2	Interatomic distance (Å)	Clash overlap (Å)
35:BA:784:A:H5''	38:BD:227:ASN:HD21	1.70	0.57
35:BA:1320:C:H2'	35:BA:1329:U:OP2	2.04	0.57
35:BA:1505:C:C5	35:BA:1506:C:H1'	2.40	0.57
35:BA:1517:G:H5'	35:BA:1517:G:H8	1.69	0.57
35:BA:2182:G:H2'	35:BA:2183:C:C6	2.39	0.57
35:BA:2801(A):A:H4'	35:BA:2802:G:H8	1.67	0.57
40:BF:154:VAL:HG13	40:BF:191:ARG:O	2.05	0.57
46:BO:47:ILE:O	46:BO:48:PRO:O	2.22	0.57
46:BO:52:VAL:O	46:BO:53:LYS:HG3	2.05	0.57
50:BS:42:ASP:C	50:BS:44:LYS:H	2.08	0.57
51:BT:35:LYS:HD3	51:BT:41:ARG:NH1	2.19	0.57
57:BZ:175:VAL:HB	57:BZ:176:PRO:HD2	1.87	0.57
1:AA:642:A:C5	1:AA:643:C:C5	2.92	0.57
1:AA:1100:C:C2'	1:AA:1101:A:H5''	2.23	0.57
3:AC:20:SER:HA	3:AC:57:ILE:O	2.05	0.57
4:AD:121:VAL:CA	4:AD:126:ILE:HD13	2.31	0.57
7:AG:113:GLU:HB2	7:AG:119:ARG:HG2	1.86	0.57
8:AH:26:VAL:HG23	8:AH:27:PRO:HD2	1.86	0.57
9:AI:114:TYR:CD2	10:AJ:60:ARG:HG3	2.40	0.57
19:AS:40:ILE:HG12	19:AS:71:LEU:HD23	1.87	0.57
20:AT:30:LYS:HZ1	20:AT:34:LYS:HE2	1.69	0.57
24:AY:273:LEU:O	24:AY:276:VAL:HB	2.04	0.57
26:B1:43:TYR:N	26:B1:43:TYR:CD1	2.72	0.57
28:B3:29:ARG:HH11	28:B3:29:ARG:CB	2.16	0.57
35:BA:204:A:H8	35:BA:204:A:OP1	1.87	0.57
35:BA:205:G:O2'	35:BA:206:U:OP2	2.23	0.57
35:BA:234:C:H2'	35:BA:235:U:C6	2.39	0.57
35:BA:271(F):C:O2'	35:BA:271(G):C:H5'	2.05	0.57
35:BA:1053:C:C2'	35:BA:1054:A:H5''	2.35	0.57
35:BA:1064:C:H4'	43:BK:89:HIS:CD2	2.39	0.57
35:BA:1271:G:N2	35:BA:1617:C:H1'	2.19	0.57
35:BA:1291:C:H5'	35:BA:1534:U:O2'	2.04	0.57
35:BA:2103:C:H42	35:BA:2186:G:H1	1.52	0.57
35:BA:2107:C:H42	35:BA:2182:G:H1	1.52	0.57
35:BA:2334:G:C4	50:BS:15:ARG:HD3	2.40	0.57
35:BA:2521:C:O2	35:BA:2521:C:H2'	2.03	0.57
39:BE:8:LYS:O	39:BE:193:GLY:N	2.36	0.57
39:BE:70:ALA:O	39:BE:71:GLY:C	2.43	0.57
45:BN:73:THR:CG2	45:BN:82:LEU:HD11	2.34	0.57
45:BN:99:LEU:HD13	45:BN:103:VAL:HG23	1.87	0.57
50:BS:89:ARG:O	50:BS:92:TYR:HB3	2.04	0.57

Continued on next page...

Continued from previous page...

Atom-1	Atom-2	Interatomic distance (Å)	Clash overlap (Å)
51:BT:83:ILE:CG1	51:BT:84:GLN:H	2.18	0.57
1:AA:1220:G:H2'	1:AA:1221:G:H8	1.70	0.56
1:AA:1286:A:H2'	1:AA:1287:A:H4'	1.88	0.56
2:AB:233:SER:CB	2:AB:234:PRO:HD2	2.34	0.56
4:AD:126:ILE:CG2	4:AD:127:THR:N	2.68	0.56
6:AF:60:PHE:CE2	18:AR:78:LEU:HD21	2.40	0.56
8:AH:126:LYS:HG2	8:AH:127:LEU:HD22	1.86	0.56
9:AI:4:TYR:HA	9:AI:88:TYR:CE1	2.40	0.56
16:AP:67:THR:HG22	16:AP:68:ASP:N	2.20	0.56
17:AQ:60:ILE:C	17:AQ:71:PHE:HD2	2.08	0.56
24:AY:122:TRP:C	24:AY:124:GLN:H	2.07	0.56
26:B1:3:LYS:HG3	26:B1:4:VAL:H	1.68	0.56
29:B4:2:LYS:CB	36:BB:40:U:O4	2.53	0.56
35:BA:175:G:O2'	35:BA:176:G:H5'	2.05	0.56
35:BA:760:G:C2'	35:BA:761:A:H5'	2.35	0.56
35:BA:1381:G:N2	35:BA:1382:G:H1'	2.21	0.56
35:BA:1591:G:C6	35:BA:1592:C:N4	2.73	0.56
35:BA:1827:C:C2'	35:BA:1828:G:C5'	2.81	0.56
35:BA:2373:G:O2'	35:BA:2374:C:H5'	2.05	0.56
39:BE:48:GLN:NE2	39:BE:78:LEU:HD22	2.19	0.56
39:BE:95:ILE:HD13	39:BE:95:ILE:H	1.69	0.56
40:BF:192:LEU:HD23	40:BF:192:LEU:C	2.25	0.56
54:BW:31:GLU:O	54:BW:35:ILE:HG12	2.05	0.56
56:BY:14:LEU:HD12	56:BY:15:VAL:N	2.20	0.56
1:AA:1347:G:O2'	1:AA:1348:U:OP2	2.23	0.56
2:AB:97:TRP:CZ2	2:AB:102:LEU:HD13	2.32	0.56
3:AC:22:TRP:CH2	3:AC:32:LEU:HB2	2.40	0.56
10:AJ:8:LEU:HB2	10:AJ:70:ARG:O	2.04	0.56
10:AJ:55:LYS:HE3	10:AJ:55:LYS:N	2.20	0.56
11:AK:124:LYS:CD	11:AK:125:PHE:HE1	2.18	0.56
24:AY:485:GLU:OE1	24:AY:555:LEU:HB2	2.05	0.56
24:AY:514:VAL:HG21	24:AY:593:ALA:HB1	1.86	0.56
30:B5:34:PRO:HG3	35:BA:2885:C:O2'	2.05	0.56
30:B5:48:GLU:O	30:B5:49:CYS:CB	2.51	0.56
31:B6:11:LEU:HD12	31:B6:25:LYS:HA	1.87	0.56
31:B6:15:GLU:CD	31:B6:44:ARG:NH2	2.58	0.56
35:BA:772:C:O2'	35:BA:773:U:H5'	2.05	0.56
35:BA:1100:C:O2	35:BA:1100:C:H2'	2.04	0.56
35:BA:2466:C:O2'	35:BA:2467:C:H5'	2.04	0.56
36:BB:88:C:O2	36:BB:89:G:N7	2.38	0.56
37:BC:174:ALA:HB3	37:BC:193:PHE:CZ	2.40	0.56

Continued on next page...

Continued from previous page...

Atom-1	Atom-2	Interatomic distance (Å)	Clash overlap (Å)
38:BD:131:LEU:HD12	38:BD:131:LEU:H	1.65	0.56
39:BE:47:VAL:CG1	39:BE:48:GLN:H	2.18	0.56
39:BE:101:ARG:HH11	39:BE:169:ASN:ND2	2.02	0.56
40:BF:7:TYR:HA	40:BF:125:LEU:HG	1.87	0.56
46:BO:47:ILE:HG22	46:BO:48:PRO:HD2	1.86	0.56
50:BS:12:PHE:C	50:BS:12:PHE:CD1	2.79	0.56
50:BS:42:ASP:C	50:BS:43:GLU:HG3	2.25	0.56
50:BS:98:VAL:CG1	50:BS:100:ALA:HB2	2.35	0.56
51:BT:83:ILE:CG1	51:BT:84:GLN:N	2.67	0.56
53:BV:4:ILE:HA	53:BV:12:TYR:O	2.03	0.56
54:BW:88:ARG:HB3	54:BW:92:ARG:HB3	1.86	0.56
57:BZ:9:TYR:CD2	57:BZ:35:ARG:NH1	2.70	0.56
1:AA:96:U:O2'	1:AA:97:G:H8	1.89	0.56
1:AA:191:G:C4	20:AT:105:SER:HB3	2.39	0.56
1:AA:375:U:H4'	16:AP:17:TYR:CE2	2.40	0.56
1:AA:748:C:O2'	1:AA:749:C:H6	1.87	0.56
1:AA:821:G:O2'	1:AA:822:C:H5'	2.05	0.56
1:AA:953:G:O6	1:AA:1228:C:N4	2.38	0.56
1:AA:1402:C:O2	1:AA:1500:A:N1	2.38	0.56
2:AB:73:THR:O	2:AB:78:GLN:HG2	2.06	0.56
2:AB:80:ILE:H	2:AB:80:ILE:HD12	1.68	0.56
2:AB:98:LEU:O	2:AB:101:MET:HB2	2.05	0.56
3:AC:123:GLN:HB3	3:AC:128:PHE:CD2	2.40	0.56
4:AD:114:ARG:HG3	4:AD:114:ARG:NH1	2.15	0.56
5:AE:60:TYR:CE1	5:AE:64:ARG:NH2	2.62	0.56
8:AH:6:ILE:O	8:AH:9:MET:N	2.38	0.56
19:AS:50:ALA:O	19:AS:51:VAL:C	2.44	0.56
24:AY:160:ARG:HB3	24:AY:254:LYS:O	2.06	0.56
24:AY:509:HIS:C	24:AY:509:HIS:ND1	2.57	0.56
24:AY:606:MET:SD	24:AY:673:PHE:HA	2.45	0.56
25:B0:40:GLN:HE22	25:B0:43:THR:HA	1.65	0.56
26:B1:4:VAL:HG23	26:B1:10:LYS:C	2.25	0.56
32:B7:33:ARG:NH1	35:BA:467:G:OP1	2.38	0.56
32:B7:35:ARG:HG2	32:B7:35:ARG:NH1	2.16	0.56
34:B9:17:ILE:HG21	34:B9:19:ARG:NH2	2.17	0.56
35:BA:139:G:H2'	35:BA:140:G:N7	2.21	0.56
35:BA:205:G:HO2'	35:BA:206:U:P	2.28	0.56
35:BA:363(A):A:O2'	35:BA:363(B):G:H5'	2.05	0.56
35:BA:733:G:O5'	35:BA:733:G:C8	2.52	0.56
35:BA:1329:U:H5'	35:BA:1330:C:H5	1.68	0.56
35:BA:2030:A:H4'	35:BA:2031:A:H8	1.69	0.56

Continued on next page...

Continued from previous page...

Atom-1	Atom-2	Interatomic distance (Å)	Clash overlap (Å)
35:BA:2223:G:H2'	35:BA:2224:G:H5'	1.86	0.56
35:BA:2655:G:HO2'	35:BA:2664:G:H1	1.54	0.56
37:BC:212:SER:HG	37:BC:214:TYR:HE1	1.53	0.56
38:BD:43:ARG:CD	38:BD:44:ASN:OD1	2.53	0.56
40:BF:46:ARG:HH11	40:BF:46:ARG:HG3	1.69	0.56
41:BG:108:ASN:O	41:BG:109:VAL:HG23	2.05	0.56
43:BK:99:ILE:HD13	43:BK:103:GLN:OE1	2.05	0.56
47:BP:16:ARG:CD	47:BP:18:ARG:H	2.17	0.56
48:BQ:62:GLY:HA2	57:BZ:116:VAL:HG21	1.86	0.56
49:BR:18:LEU:HD21	49:BR:22:ARG:NE	2.21	0.56
49:BR:117:VAL:CG1	49:BR:118:GLU:N	2.69	0.56
50:BS:73:LEU:O	50:BS:73:LEU:HD23	2.06	0.56
50:BS:92:TYR:CG	50:BS:93:LYS:N	2.73	0.56
50:BS:104:GLY:C	50:BS:106:ARG:H	2.08	0.56
56:BY:97:ARG:HG2	56:BY:98:VAL:HG23	1.88	0.56
57:BZ:71:VAL:HG13	57:BZ:86:VAL:CG1	2.35	0.56
57:BZ:79:ARG:O	57:BZ:80:ARG:CB	2.53	0.56
1:AA:41:G:H2'	1:AA:42:G:H8	1.71	0.56
1:AA:183:G:H2'	1:AA:184:G:H8	1.70	0.56
1:AA:689:C:P	11:AK:46:GLY:HA3	2.45	0.56
1:AA:1294:G:C2'	1:AA:1295:G:H5'	2.36	0.56
1:AA:1300:G:O2'	1:AA:1301:U:OP2	2.23	0.56
5:AE:33:VAL:CG1	5:AE:34:VAL:N	2.69	0.56
9:AI:60:ASP:O	9:AI:61:ALA:C	2.43	0.56
11:AK:59:TYR:O	11:AK:62:GLN:HB3	2.04	0.56
20:AT:12:ALA:O	20:AT:15:ARG:HB2	2.05	0.56
20:AT:73:HIS:H	20:AT:76:ALA:CB	2.19	0.56
24:AY:427:ALA:HB1	24:AY:466:LEU:CD1	2.29	0.56
24:AY:503:GLY:C	24:AY:505:GLY:H	2.08	0.56
31:B6:35:GLU:OE1	31:B6:35:GLU:HA	2.06	0.56
35:BA:11:G:H22	35:BA:2628:C:P	2.29	0.56
35:BA:177:G:H3'	35:BA:178:G:C8	2.38	0.56
35:BA:338:G:H2'	35:BA:339:U:C6	2.40	0.56
35:BA:583:G:OP2	52:BU:10:ARG:HD2	2.05	0.56
35:BA:598:G:H5'	47:BP:15:ARG:HB2	1.86	0.56
35:BA:1142(A):A:H2'	35:BA:1143:A:C5'	2.31	0.56
35:BA:1297:C:H2'	35:BA:1298:C:H6	1.70	0.56
35:BA:1336:A:O2'	35:BA:1337:G:H5'	2.05	0.56
35:BA:1345:C:H42	35:BA:1601:G:H1	1.54	0.56
35:BA:2295:C:H2'	35:BA:2296:U:H6	1.69	0.56
40:BF:157:VAL:HG22	40:BF:194:MET:HA	1.87	0.56

Continued on next page...

Continued from previous page...

Atom-1	Atom-2	Interatomic distance (Å)	Clash overlap (Å)
41:BG:16:ARG:HH11	41:BG:16:ARG:HG3	1.71	0.56
41:BG:56:ALA:CA	41:BG:59:GLU:OE1	2.52	0.56
42:BH:40:GLU:O	42:BH:41:MET:HB2	2.06	0.56
47:BP:33:ARG:O	47:BP:34:GLY:C	2.44	0.56
51:BT:28:VAL:HG22	51:BT:47:GLY:H	1.70	0.56
54:BW:37:ARG:HG3	54:BW:37:ARG:HH11	1.68	0.56
1:AA:1226:C:H5'	13:AM:96:LEU:HD13	1.87	0.56
1:AA:1308:U:H5''	13:AM:98:VAL:HG23	1.87	0.56
2:AB:153:ARG:C	2:AB:155:LEU:N	2.59	0.56
5:AE:139:LEU:C	5:AE:141:GLN:H	2.09	0.56
8:AH:63:LEU:HD22	8:AH:63:LEU:N	2.20	0.56
10:AJ:4:ILE:HB	10:AJ:74:ILE:CG1	2.36	0.56
19:AS:62:ILE:O	19:AS:62:ILE:HG13	2.05	0.56
26:B1:29:GLY:C	26:B1:31:GLY:H	2.09	0.56
35:BA:279:C:H3'	35:BA:280:C:H5''	1.84	0.56
35:BA:285:C:H2'	35:BA:286:C:H5'	1.87	0.56
35:BA:389:G:N1	47:BP:71:VAL:HG12	2.21	0.56
35:BA:409:C:O2'	35:BA:410:G:H5'	2.05	0.56
35:BA:883:G:O2'	35:BA:884:C:H5'	2.05	0.56
35:BA:892:G:H2'	35:BA:893:C:H6	1.70	0.56
35:BA:892:G:H2'	35:BA:893:C:C6	2.40	0.56
35:BA:1272:A:OP2	35:BA:1647:G:OP1	2.24	0.56
35:BA:1529:G:C2	35:BA:1541:G:N2	2.73	0.56
35:BA:1567:A:H2'	38:BD:84:TYR:CE1	2.38	0.56
35:BA:1656:C:O2'	35:BA:1657:C:H5'	2.05	0.56
35:BA:2175:C:H1'	37:BC:218:THR:O	2.05	0.56
35:BA:2774:C:H2'	35:BA:2775:A:O4'	2.04	0.56
37:BC:71:LYS:HG2	37:BC:72:GLN:N	2.20	0.56
38:BD:39:LYS:HZ2	38:BD:87:ASN:HB3	1.69	0.56
41:BG:56:ALA:HB2	41:BG:153:ARG:NH2	2.21	0.56
51:BT:107:ASP:CG	51:BT:108:ARG:N	2.54	0.56
1:AA:189(A):C:H2'	1:AA:189(B):C:H6	1.69	0.56
1:AA:189(K):U:H2'	1:AA:189(L):G:C8	2.41	0.56
1:AA:812:C:O2'	1:AA:813:U:OP2	2.17	0.56
1:AA:1521:G:H2'	1:AA:1522:U:C6	2.41	0.56
2:AB:95:GLN:HE21	2:AB:147:LYS:HE3	1.70	0.56
2:AB:145:LEU:O	2:AB:149:LEU:HB2	2.05	0.56
4:AD:30:LYS:C	4:AD:32:ALA:N	2.58	0.56
4:AD:189:PRO:HB2	4:AD:194:LEU:CD2	2.35	0.56
5:AE:11:ILE:HG22	5:AE:12:LEU:H	1.70	0.56
6:AF:72:VAL:HG13	6:AF:73:ASN:N	2.19	0.56

Continued on next page...

Continued from previous page...

Atom-1	Atom-2	Interatomic distance (Å)	Clash overlap (Å)
11:AK:33:THR:HA	11:AK:40:ILE:HG12	1.87	0.56
12:AL:46:LYS:HZ3	12:AL:94:PRO:HG3	1.71	0.56
12:AL:117:ARG:HH22	12:AL:124:LYS:HB2	1.69	0.56
15:AO:31:LEU:N	15:AO:31:LEU:HD22	2.21	0.56
24:AY:651:GLU:OE1	24:AY:651:GLU:HA	2.06	0.56
24:AY:681:LYS:HA	24:AY:684:GLN:HB2	1.88	0.56
27:B2:24:LEU:O	27:B2:27:GLU:HB2	2.05	0.56
28:B3:54:VAL:CG1	28:B3:55:ARG:N	2.69	0.56
30:B5:36:CYS:SG	30:B5:49:CYS:HB3	2.46	0.56
32:B7:19:ARG:HD3	35:BA:125:G:H5'	1.88	0.56
35:BA:1141:U:H6	45:BN:63:THR:HG21	1.71	0.56
35:BA:1495:A:H2'	35:BA:1496:A:N3	2.21	0.56
35:BA:1654:A:C2	39:BE:113:PHE:HD2	2.24	0.56
35:BA:2110:G:HO2'	35:BA:2120:G:H5'	1.70	0.56
35:BA:2712:U:H1'	35:BA:2712(A):A:C8	2.41	0.56
35:BA:2754:U:H2'	35:BA:2755:C:H5'	1.88	0.56
37:BC:185:LYS:HA	37:BC:185:LYS:HE3	1.87	0.56
38:BD:183:ARG:HD2	38:BD:270:ILE:HG23	1.87	0.56
41:BG:135:LEU:HD11	41:BG:155:MET:CG	2.34	0.56
47:BP:75:ILE:CD1	47:BP:75:ILE:H	2.17	0.56
49:BR:87:TYR:C	49:BR:89:ASP:H	2.09	0.56
49:BR:97:VAL:O	49:BR:98:LEU:HD23	2.05	0.56
50:BS:99:LYS:O	50:BS:101:LEU:N	2.39	0.56
52:BU:49:HIS:C	52:BU:52:ARG:HB2	2.26	0.56
1:AA:27:G:H8	1:AA:27:G:O5'	1.89	0.56
1:AA:501:C:OP1	12:AL:117:ARG:NH2	2.36	0.56
4:AD:58:LEU:HD23	4:AD:62:GLN:HG2	1.87	0.56
10:AJ:18:ALA:C	10:AJ:20:ALA:H	2.08	0.56
19:AS:42:PRO:O	29:B4:49:PHE:HZ	1.89	0.56
19:AS:64:GLU:O	29:B4:48:ARG:NH2	2.38	0.56
20:AT:93:GLU:C	20:AT:95:ALA:H	2.08	0.56
24:AY:67:ALA:HB1	24:AY:327:PHE:HZ	1.64	0.56
24:AY:181:LEU:HD11	24:AY:242:LEU:HD13	1.86	0.56
33:B8:50:LEU:HG	33:B8:51:ALA:N	2.21	0.56
35:BA:143:G:H4'	55:BX:35:THR:HG21	1.88	0.56
35:BA:333:G:H2'	35:BA:333:G:N3	2.21	0.56
35:BA:708:C:H42	35:BA:723:G:H1	1.53	0.56
35:BA:904:C:H5'	35:BA:904:C:H6	1.70	0.56
35:BA:1169:G:C2	35:BA:1181:C:N3	2.74	0.56
35:BA:1400:G:H2'	35:BA:1401:G:C8	2.40	0.56
35:BA:2134:A:H1'	35:BA:2158:A:C2	2.41	0.56

Continued on next page...

Continued from previous page...

Atom-1	Atom-2	Interatomic distance (Å)	Clash overlap (Å)
38:BD:186:HIS:HD2	38:BD:188:GLU:H	1.54	0.56
40:BF:114:VAL:HG21	40:BF:202:PHE:CZ	2.40	0.56
41:BG:34:LEU:HD13	41:BG:99:MET:CE	2.34	0.56
42:BH:40:GLU:HG3	42:BH:64:LEU:HD12	1.88	0.56
42:BH:86:GLU:HB2	42:BH:132:ARG:HB3	1.87	0.56
47:BP:7:ARG:O	47:BP:10:PRO:HD2	2.06	0.56
51:BT:118:ARG:HA	51:BT:121:ILE:HB	1.86	0.56
55:BX:12:VAL:CG1	55:BX:27:THR:O	2.46	0.56
1:AA:254:G:O2'	1:AA:255:G:H5'	2.05	0.56
1:AA:759:A:C2'	1:AA:760:G:H5'	2.35	0.56
1:AA:1015:A:H2'	1:AA:1016:A:O4'	2.06	0.56
1:AA:1296:C:C5'	1:AA:1297:C:OP2	2.51	0.56
12:AL:24:VAL:O	12:AL:24:VAL:HG12	2.05	0.56
13:AM:77:ASN:O	13:AM:80:ARG:N	2.37	0.56
17:AQ:45:HIS:HB2	17:AQ:65:ILE:CD1	2.35	0.56
24:AY:170:ARG:C	24:AY:171:GLU:HG2	2.26	0.56
24:AY:630:GLN:HG2	24:AY:630:GLN:O	2.06	0.56
24:AY:679:VAL:HB	24:AY:683:VAL:HB	1.86	0.56
25:B0:7:LEU:HD22	48:BQ:81:VAL:HG23	1.86	0.56
26:B1:58:ILE:HG23	26:B1:58:ILE:O	2.06	0.56
26:B1:85:LEU:C	26:B1:87:PRO:HD2	2.25	0.56
29:B4:53:GLU:OE1	29:B4:55:ARG:HD3	2.05	0.56
30:B5:7:PRO:HA	35:BA:2615:U:C2	2.41	0.56
31:B6:7:ILE:HG23	31:B6:29:ASN:HD22	1.69	0.56
35:BA:184:C:H2'	35:BA:185:U:C6	2.40	0.56
35:BA:271(C):C:H2'	35:BA:271(D):G:C8	2.40	0.56
35:BA:676:A:H2	35:BA:802:A:H61	1.53	0.56
35:BA:781:A:C8	38:BD:219:PRO:HG3	2.40	0.56
35:BA:1661:G:O2'	35:BA:1662:C:H5'	2.05	0.56
35:BA:1717:G:H2'	35:BA:1718:G:H5''	1.87	0.56
36:BB:65:C:O5'	36:BB:65:C:H6	1.88	0.56
39:BE:14:ILE:HG13	39:BE:21:VAL:HG22	1.88	0.56
39:BE:81:ILE:O	39:BE:81:ILE:CG2	2.54	0.56
40:BF:148:LEU:HD23	40:BF:191:ARG:NH1	2.21	0.56
43:BK:78:ILE:HD11	43:BK:136:VAL:CG1	2.36	0.56
43:BK:95:LYS:HG2	43:BK:137:GLU:HB3	1.88	0.56
47:BP:48:PRO:O	47:BP:50:ARG:N	2.39	0.56
50:BS:59:LYS:HG2	50:BS:60:GLY:H	1.71	0.56
50:BS:65:VAL:O	50:BS:69:VAL:HG12	2.05	0.56
52:BU:26:GLY:C	52:BU:28:ARG:H	2.09	0.56
53:BV:69:LYS:HE3	53:BV:71:LEU:HD21	1.86	0.56

Continued on next page...

Continued from previous page...

Atom-1	Atom-2	Interatomic distance (Å)	Clash overlap (Å)
1:AA:93:G:O2'	1:AA:96:U:H5'	2.06	0.56
1:AA:316:G:C6	1:AA:338:A:C6	2.94	0.56
1:AA:370:C:H2'	1:AA:371:G:H8	1.71	0.56
1:AA:627:G:C2'	1:AA:628:G:H5'	2.36	0.56
3:AC:34:LEU:HD22	3:AC:38:ARG:HD2	1.88	0.56
9:AI:18:PHE:O	9:AI:61:ALA:HA	2.05	0.56
12:AL:7:ILE:HG22	12:AL:8:ASN:N	2.21	0.56
12:AL:105:TYR:CD1	12:AL:105:TYR:N	2.72	0.56
17:AQ:24:GLU:O	17:AQ:25:ARG:HB3	2.06	0.56
18:AR:87:ARG:HB3	18:AR:87:ARG:NH1	2.21	0.56
24:AY:498:ILE:HG22	24:AY:507:TYR:CG	2.40	0.56
27:B2:55:ARG:O	27:B2:58:ALA:HB3	2.06	0.56
27:B2:55:ARG:O	27:B2:59:ARG:HG2	2.06	0.56
31:B6:37:ARG:O	31:B6:48:VAL:O	2.22	0.56
33:B8:50:LEU:O	33:B8:51:ALA:HB3	2.06	0.56
35:BA:178:G:O2'	35:BA:179:G:H5'	2.06	0.56
35:BA:274:G:N3	35:BA:274:G:H2'	2.20	0.56
35:BA:425:G:H2'	35:BA:426:C:H6	1.71	0.56
35:BA:1036:G:OP2	42:BH:59:ARG:NH1	2.38	0.56
35:BA:1188:U:HO2'	35:BA:1189:A:H5'	1.71	0.56
35:BA:1332:G:N2	35:BA:1609:A:H3'	2.21	0.56
35:BA:2299:G:O2'	35:BA:2300:G:H5'	2.04	0.56
35:BA:2681:C:H2'	35:BA:2681:C:O2	2.03	0.56
35:BA:2884:U:C2'	35:BA:2885:C:H5'	2.36	0.56
39:BE:111:ARG:HD2	39:BE:160:TYR:HE2	1.70	0.56
42:BH:105:LEU:HD23	42:BH:105:LEU:H	1.71	0.56
42:BH:156:ALA:O	42:BH:158:HIS:N	2.38	0.56
45:BN:35:ARG:O	45:BN:37:LYS:HB2	2.05	0.56
45:BN:125:GLY:CA	45:BN:126:PRO:O	2.54	0.56
47:BP:67:MET:C	47:BP:68:GLN:HG3	2.26	0.56
50:BS:59:LYS:HD3	50:BS:61:ASN:HD22	1.70	0.56
56:BY:46:LYS:HB2	56:BY:62:GLU:HB2	1.88	0.56
1:AA:50:A:N6	1:AA:361:G:C4'	2.69	0.56
1:AA:1227:A:H2'	13:AM:117:VAL:HG21	1.88	0.56
1:AA:1231:G:C2'	1:AA:1232:U:H5'	2.35	0.56
3:AC:86:VAL:O	3:AC:90:GLU:HG2	2.04	0.56
10:AJ:47:PHE:CE2	14:AN:37:PHE:HE1	2.19	0.56
18:AR:87:ARG:CB	18:AR:87:ARG:HH11	2.19	0.56
20:AT:13:LEU:O	20:AT:16:HIS:N	2.39	0.56
24:AY:390:VAL:HG23	24:AY:391:GLY:O	2.06	0.56
26:B1:73:LEU:O	26:B1:73:LEU:HD23	2.06	0.56

Continued on next page...

Continued from previous page...

Atom-1	Atom-2	Interatomic distance (Å)	Clash overlap (Å)
35:BA:548:A:H2'	35:BA:548:A:N3	2.21	0.56
35:BA:654(A):G:C2'	35:BA:654(B):C:H5'	2.35	0.56
35:BA:1494:A:H2'	35:BA:1495:A:H5''	1.87	0.56
35:BA:1668:A:H61	35:BA:1676:A:H61	1.53	0.56
35:BA:1709:U:H3	35:BA:1749:A:H61	1.54	0.56
35:BA:2208:A:H1'	35:BA:2219:G:C4	2.41	0.56
35:BA:2590:A:H5''	38:BD:239:ARG:HE	1.70	0.56
35:BA:2646:C:OP2	35:BA:2732:G:H2'	2.05	0.56
35:BA:2745:C:C4	35:BA:2746:U:C4	2.94	0.56
38:BD:70:TRP:HH2	38:BD:150:LYS:HA	1.63	0.56
38:BD:81:ALA:HA	38:BD:113:VAL:CG2	2.36	0.56
39:BE:69:LYS:HE2	39:BE:69:LYS:N	2.21	0.56
40:BF:74:ARG:HG3	40:BF:74:ARG:O	2.05	0.56
40:BF:110:LEU:CD1	40:BF:206:ILE:HD11	2.36	0.56
42:BH:35:VAL:HG12	42:BH:37:VAL:HG23	1.88	0.56
42:BH:98:LEU:HD22	42:BH:125:VAL:HG23	1.88	0.56
45:BN:67:LEU:HB3	45:BN:88:GLU:CG	2.36	0.56
46:BO:22:ILE:HG12	46:BO:41:ALA:HA	1.87	0.56
46:BO:64:ARG:HH21	46:BO:100:GLY:HA3	1.71	0.56
47:BP:9:ASN:N	47:BP:10:PRO:CD	2.67	0.56
51:BT:30:VAL:HG21	51:BT:83:ILE:CG1	2.36	0.56
51:BT:118:ARG:HA	51:BT:121:ILE:CG1	2.36	0.56
1:AA:483:C:H3'	1:AA:484:G:H5''	1.88	0.55
1:AA:826:C:H2'	1:AA:827:U:H6	1.70	0.55
1:AA:1165:C:C4	1:AA:1166:G:N7	2.74	0.55
1:AA:1517:G:C2'	1:AA:1518:A:H5'	2.36	0.55
2:AB:153:ARG:H	2:AB:155:LEU:H	1.54	0.55
11:AK:20:TYR:C	11:AK:21:ILE:HD12	2.25	0.55
17:AQ:12:SER:HB3	17:AQ:20:THR:HB	1.88	0.55
19:AS:11:VAL:HG23	19:AS:38:SER:HB2	1.87	0.55
19:AS:65:ASN:HA	29:B4:48:ARG:HH22	1.71	0.55
24:AY:31:ARG:HG2	24:AY:31:ARG:HH11	1.71	0.55
24:AY:176:GLY:CA	24:AY:187:THR:HA	2.36	0.55
24:AY:314:PHE:CD1	24:AY:314:PHE:C	2.79	0.55
24:AY:406:GLU:HB3	24:AY:407:PRO:CD	2.35	0.55
24:AY:507:TYR:CD1	24:AY:507:TYR:C	2.80	0.55
35:BA:841:A:H5'	35:BA:841:A:C8	2.35	0.55
35:BA:2097:C:O5'	35:BA:2097:C:H6	1.89	0.55
35:BA:2514:U:H2'	35:BA:2515:C:C6	2.30	0.55
35:BA:2753:A:O2'	35:BA:2754:U:H5'	2.06	0.55
37:BC:150:ILE:O	37:BC:154:ILE:HG13	2.06	0.55

Continued on next page...

Continued from previous page...

Atom-1	Atom-2	Interatomic distance (Å)	Clash overlap (Å)
38:BD:139:GLY:H	38:BD:165:ILE:HB	1.71	0.55
40:BF:133:ASN:H	40:BF:162:LEU:HD23	1.71	0.55
48:BQ:76:LYS:CB	48:BQ:91:GLU:HG3	2.36	0.55
50:BS:98:VAL:C	50:BS:100:ALA:N	2.60	0.55
51:BT:7:ILE:O	51:BT:10:VAL:HB	2.05	0.55
55:BX:26:TYR:OH	55:BX:88:LYS:HB2	2.06	0.55
55:BX:41:ASN:O	55:BX:43:VAL:N	2.38	0.55
1:AA:1410:G:H2'	1:AA:1411:C:C6	2.41	0.55
1:AA:1442:G:C5	1:AA:1442(B):A:H2	2.23	0.55
2:AB:126:GLU:O	2:AB:129:GLU:OE1	2.23	0.55
2:AB:223:ILE:HG12	2:AB:226:ARG:NH1	2.21	0.55
3:AC:182:ILE:HG23	3:AC:202:ILE:O	2.07	0.55
6:AF:80:ARG:HH11	6:AF:80:ARG:HG3	1.70	0.55
9:AI:93:ARG:C	9:AI:95:LYS:H	2.09	0.55
22:AV:72:A:H2'	22:AV:73:A:C8	2.41	0.55
24:AY:282:SER:O	24:AY:286:ILE:HD13	2.07	0.55
26:B1:19:GLN:HB3	26:B1:35:THR:HG22	1.86	0.55
27:B2:3:LEU:HB2	35:BA:98:G:OP1	2.06	0.55
28:B3:17:LYS:NZ	28:B3:20:LYS:CE	2.64	0.55
31:B6:5:VAL:HG22	35:BA:2283:C:OP1	2.06	0.55
35:BA:78:A:H2'	35:BA:79:G:H8	1.71	0.55
35:BA:914:C:C2'	35:BA:915:C:H5'	2.36	0.55
35:BA:958:U:OP2	48:BQ:14:ARG:NH1	2.40	0.55
35:BA:1185:C:H5'	35:BA:1186:G:P	2.46	0.55
35:BA:1274:A:N3	35:BA:1297:C:H1'	2.21	0.55
35:BA:2260:C:H2'	35:BA:2261:C:C6	2.41	0.55
35:BA:2749:A:N1	35:BA:2750:A:N6	2.52	0.55
36:BB:106:G:O2'	36:BB:107:G:H5'	2.06	0.55
38:BD:123:ALA:HB3	38:BD:131:LEU:HG	1.88	0.55
41:BG:164:GLU:O	41:BG:165:THR:CG2	2.54	0.55
42:BH:83:TYR:HA	42:BH:135:GLY:O	2.05	0.55
48:BQ:35:VAL:O	48:BQ:129:THR:HG22	2.06	0.55
50:BS:85:VAL:HG23	50:BS:106:ARG:CG	2.36	0.55
51:BT:23:ARG:CG	51:BT:120:ARG:NH1	2.67	0.55
52:BU:88:ILE:HG13	52:BU:88:ILE:O	2.05	0.55
54:BW:1:MET:HE2	54:BW:2:GLU:H	1.71	0.55
1:AA:119:A:O2'	1:AA:120:A:OP2	2.21	0.55
1:AA:719:C:O2'	18:AR:49:LYS:HB3	2.07	0.55
1:AA:1305:G:OP1	21:AU:2:GLY:N	2.39	0.55
1:AA:1485:U:O2'	1:AA:1486:G:H5'	2.07	0.55
3:AC:119:ARG:O	3:AC:123:GLN:HG3	2.05	0.55

Continued on next page...

Continued from previous page...

Atom-1	Atom-2	Interatomic distance (Å)	Clash overlap (Å)
4:AD:57:ARG:HB3	4:AD:206:PHE:HB2	1.89	0.55
20:AT:86:ARG:HH11	20:AT:86:ARG:HG3	1.69	0.55
24:AY:348:ARG:CZ	24:AY:382:GLU:HG3	2.36	0.55
24:AY:478:LYS:O	24:AY:480:GLN:NE2	2.40	0.55
27:B2:3:LEU:HD22	27:B2:7:ARG:CZ	2.35	0.55
34:B9:6:SER:CB	35:BA:2466:C:H5''	2.36	0.55
35:BA:1335:U:OP1	55:BX:65:ARG:NH2	2.39	0.55
35:BA:1453:U:H2'	35:BA:1455:G:N7	2.21	0.55
35:BA:1582:C:H2'	35:BA:1583:A:C8	2.37	0.55
35:BA:1774:C:O2	38:BD:11:PRO:HB2	2.06	0.55
35:BA:2088:G:C6	35:BA:2089:U:C4	2.95	0.55
35:BA:2220:G:H2'	35:BA:2221:G:H8	1.71	0.55
35:BA:2393:A:O2'	35:BA:2394:C:H5'	2.06	0.55
35:BA:2406:U:N3	47:BP:72:PRO:HB2	2.21	0.55
35:BA:2428:G:H5'	35:BA:2429:G:OP1	2.06	0.55
35:BA:2617:C:C2'	35:BA:2618:G:H5'	2.37	0.55
35:BA:2631:G:N2	39:BE:61:ARG:HH12	2.04	0.55
37:BC:84:ILE:HG12	37:BC:96:GLY:O	2.06	0.55
39:BE:111:ARG:HA	49:BR:2:ARG:CB	2.33	0.55
39:BE:145:LYS:O	39:BE:146:THR:C	2.45	0.55
42:BH:97:ARG:O	42:BH:97:ARG:HG2	2.05	0.55
56:BY:86:ARG:HB3	56:BY:88:LYS:HZ1	1.69	0.55
57:BZ:115:GLY:CA	57:BZ:177:PRO:HD3	2.37	0.55
1:AA:402:G:O2'	1:AA:403:C:H5'	2.07	0.55
1:AA:1238:A:H62	1:AA:1301:U:H3	1.54	0.55
1:AA:1305:G:N2	1:AA:1331:G:O2'	2.33	0.55
13:AM:116:THR:CG2	13:AM:117:VAL:H	2.18	0.55
15:AO:55:GLY:HA2	15:AO:58:MET:CE	2.35	0.55
18:AR:59:SER:N	18:AR:62:GLU:HB2	2.19	0.55
19:AS:9:VAL:C	19:AS:10:PHE:CD1	2.80	0.55
24:AY:176:GLY:HA3	24:AY:186:TYR:O	2.06	0.55
24:AY:276:VAL:HG12	24:AY:277:VAL:N	2.22	0.55
24:AY:334:THR:HG21	24:AY:370:LYS:HG2	1.88	0.55
24:AY:342:TYR:HE2	24:AY:396:ARG:HD2	1.69	0.55
24:AY:343:ASN:HD21	24:AY:345:THR:CB	2.19	0.55
24:AY:519:ARG:HH22	24:AY:678:GLU:HB3	1.71	0.55
58:AY:701:FUA:O2	58:AY:701:FUA:C21	2.52	0.55
32:B7:12:ARG:HH11	32:B7:12:ARG:HG3	1.71	0.55
35:BA:336:C:C4	35:BA:337:C:C5	2.94	0.55
35:BA:1209:G:H21	35:BA:1210:A:H62	1.54	0.55
35:BA:1301:A:H2'	35:BA:1302:A:H3'	1.88	0.55

Continued on next page...

Continued from previous page...

Atom-1	Atom-2	Interatomic distance (Å)	Clash overlap (Å)
35:BA:1435:G:H5'	35:BA:1436:G:OP2	2.06	0.55
35:BA:1888:G:N3	35:BA:1888:G:H5'	2.22	0.55
35:BA:2157:G:OP2	35:BA:2157:G:H8	1.89	0.55
35:BA:2230:G:H2'	35:BA:2231:C:C6	2.42	0.55
38:BD:158:ALA:HB3	38:BD:161:THR:CG2	2.34	0.55
39:BE:95:ILE:N	39:BE:95:ILE:CD1	2.68	0.55
40:BF:113:ALA:HB1	40:BF:186:ILE:HG21	1.87	0.55
41:BG:106:LEU:HA	41:BG:110:ALA:HB2	1.87	0.55
41:BG:145:THR:HG23	41:BG:148:MET:HB2	1.88	0.55
52:BU:26:GLY:O	52:BU:28:ARG:N	2.39	0.55
52:BU:70:ARG:HA	52:BU:74:LEU:O	2.06	0.55
56:BY:97:ARG:O	56:BY:98:VAL:HG23	2.07	0.55
57:BZ:72:ARG:HG3	57:BZ:72:ARG:NH1	2.13	0.55
1:AA:100:C:H2'	1:AA:101:A:C8	2.42	0.55
1:AA:429:U:H4'	1:AA:430:A:O5'	2.06	0.55
1:AA:444:C:H42	1:AA:490:G:H1	1.55	0.55
1:AA:617:G:N1	1:AA:618:C:C4	2.74	0.55
1:AA:973:G:C1'	10:AJ:55:LYS:HE2	2.36	0.55
1:AA:1160:G:O6	1:AA:1181:G:O6	2.24	0.55
2:AB:41:ILE:O	2:AB:41:ILE:HG22	2.06	0.55
4:AD:9:CYS:SG	4:AD:31:CYS:O	2.55	0.55
4:AD:70:ILE:O	4:AD:70:ILE:HG12	2.05	0.55
6:AF:80:ARG:HG3	6:AF:80:ARG:NH1	2.22	0.55
11:AK:95:ILE:O	11:AK:98:LEU:HB2	2.07	0.55
12:AL:41:ARG:HB3	12:AL:41:ARG:HH11	1.71	0.55
12:AL:119:LYS:CB	12:AL:120:TYR:CD1	2.90	0.55
15:AO:53:HIS:O	15:AO:56:LEU:HB3	2.06	0.55
18:AR:37:VAL:CG2	18:AR:38:GLU:H	2.12	0.55
21:AU:3:LYS:HB3	21:AU:14:TRP:CD1	2.41	0.55
24:AY:125:ALA:C	24:AY:127:LYS:N	2.59	0.55
24:AY:146:LEU:HD23	24:AY:146:LEU:C	2.27	0.55
24:AY:238:THR:HG23	24:AY:240:GLU:H	1.71	0.55
24:AY:281:PRO:HB2	24:AY:286:ILE:CD1	2.26	0.55
24:AY:343:ASN:HD21	24:AY:345:THR:HB	1.72	0.55
31:B6:38:LYS:HD3	35:BA:2344:U:OP1	2.06	0.55
33:B8:25:MET:HG3	47:BP:64:LYS:HB2	1.88	0.55
33:B8:62:LEU:N	33:B8:63:PRO:HD2	2.21	0.55
35:BA:272(D):G:H1	35:BA:364:C:H42	1.53	0.55
35:BA:286:C:H6	35:BA:286:C:C5'	2.08	0.55
35:BA:637:A:OP2	47:BP:115:LEU:HB2	2.06	0.55
35:BA:654(E):G:C2'	35:BA:654(F):C:H5'	2.37	0.55

Continued on next page...

Continued from previous page...

Atom-1	Atom-2	Interatomic distance (Å)	Clash overlap (Å)
35:BA:917:A:H2'	35:BA:918:A:O4'	2.06	0.55
35:BA:925:C:C4	35:BA:926:A:N7	2.75	0.55
35:BA:1019:U:H3	35:BA:1142(A):A:N6	2.04	0.55
35:BA:1808:U:H2'	35:BA:1809:A:O4'	2.06	0.55
35:BA:2282:G:H4'	35:BA:2283:C:O5'	2.05	0.55
35:BA:2298:A:N6	35:BA:2318:G:H8	2.03	0.55
35:BA:2590:A:OP2	38:BD:238:GLY:HA2	2.06	0.55
35:BA:2870:C:O2'	35:BA:2871:C:H5'	2.06	0.55
39:BE:4:ILE:CG1	39:BE:5:LEU:N	2.68	0.55
40:BF:139:PHE:HB2	40:BF:166:ALA:HB1	1.88	0.55
45:BN:120:LEU:HD11	45:BN:122:VAL:HG23	1.88	0.55
46:BO:34:THR:O	46:BO:35:VAL:C	2.45	0.55
47:BP:9:ASN:H	47:BP:10:PRO:HD2	1.72	0.55
47:BP:12:ALA:HB1	47:BP:16:ARG:HB3	1.88	0.55
47:BP:146:VAL:O	47:BP:148:LEU:CD1	2.55	0.55
51:BT:6:LEU:O	51:BT:9:LEU:N	2.40	0.55
51:BT:29:ARG:HD2	51:BT:30:VAL:H	1.71	0.55
55:BX:65:ARG:HG2	55:BX:66:LEU:N	2.22	0.55
1:AA:60:A:H5''	1:AA:331:G:N2	2.22	0.55
1:AA:300:A:H2'	1:AA:301:G:O4'	2.07	0.55
1:AA:631:G:H5'	1:AA:631:G:C8	2.41	0.55
1:AA:925:G:H5'	1:AA:926:G:OP1	2.06	0.55
1:AA:936:C:H2'	1:AA:937:A:O4'	2.06	0.55
1:AA:1271:G:H2'	1:AA:1272:G:H8	1.72	0.55
1:AA:1277:C:C6	1:AA:1277:C:C3'	2.89	0.55
1:AA:1388:C:H2'	1:AA:1389:C:H6	1.72	0.55
10:AJ:27:ALA:HB2	10:AJ:85:LEU:HD11	1.88	0.55
11:AK:58:PRO:HA	11:AK:90:GLY:CA	2.35	0.55
12:AL:8:ASN:O	12:AL:12:ARG:HG3	2.05	0.55
19:AS:12:ASP:OD2	19:AS:35:SER:HB2	2.07	0.55
22:AV:3:C:N4	22:AV:70:G:H1	2.03	0.55
26:B1:81:LYS:HZ1	35:BA:271(I):G:P	2.28	0.55
35:BA:64:A:H2'	35:BA:65:C:O4'	2.05	0.55
35:BA:453:C:H4'	35:BA:472:A:N6	2.22	0.55
35:BA:1109:C:H5'	35:BA:1110:G:OP2	2.07	0.55
35:BA:1428:C:N4	35:BA:1569:A:H3'	2.22	0.55
35:BA:1485:G:N3	35:BA:1505:C:N3	2.55	0.55
35:BA:1893:C:H2'	35:BA:1894:C:H5'	1.89	0.55
35:BA:1921:G:O2'	35:BA:1922:G:H5'	2.06	0.55
35:BA:1946:U:H2'	35:BA:1947:C:H6	1.71	0.55
35:BA:1963:U:O2	35:BA:1963:U:C2'	2.54	0.55

Continued on next page...

Continued from previous page...

Atom-1	Atom-2	Interatomic distance (Å)	Clash overlap (Å)
35:BA:2276:G:O2'	35:BA:2277:G:H5'	2.06	0.55
41:BG:31:VAL:CG2	41:BG:32:PRO:HD2	2.37	0.55
41:BG:173:LEU:HA	41:BG:176:LEU:CD1	2.36	0.55
43:BK:71:THR:CB	43:BK:72:PRO:HD2	2.37	0.55
46:BO:60:ALA:HA	46:BO:87:ILE:HD13	1.88	0.55
47:BP:57:THR:OG1	47:BP:59:LEU:HB3	2.06	0.55
49:BR:18:LEU:HD21	49:BR:22:ARG:CZ	2.36	0.55
51:BT:50:ILE:HG23	51:BT:99:LEU:O	2.07	0.55
51:BT:98:LYS:HB3	51:BT:100:TYR:HE1	1.70	0.55
55:BX:44:GLU:HB2	55:BX:49:VAL:O	2.07	0.55
1:AA:753:A:H4'	1:AA:754:C:H5''	1.89	0.55
1:AA:1008:C:O5'	1:AA:1008:C:H6	1.89	0.55
1:AA:1329:A:OP1	13:AM:28:ALA:HB3	2.06	0.55
11:AK:109:VAL:HG13	18:AR:85:LEU:O	2.06	0.55
16:AP:8:ARG:HB3	16:AP:28:ARG:HH12	1.72	0.55
19:AS:53:ASN:O	19:AS:55:LYS:N	2.39	0.55
22:AV:35:A:O2'	22:AV:36:U:H5'	2.06	0.55
24:AY:162:VAL:CG2	24:AY:255:ILE:HD11	2.37	0.55
24:AY:228:MET:O	24:AY:232:LEU:HD22	2.07	0.55
24:AY:367:GLU:O	24:AY:367:GLU:HG2	2.06	0.55
24:AY:506:GLN:OE1	24:AY:506:GLN:HA	2.06	0.55
35:BA:79:G:O2'	35:BA:80:G:H5'	2.07	0.55
35:BA:198:C:H42	35:BA:248:G:H1	1.55	0.55
35:BA:624:C:H41	47:BP:107:LYS:HZ3	1.53	0.55
35:BA:941:A:H4'	47:BP:35:HIS:CE1	2.42	0.55
35:BA:1491:G:H2'	35:BA:1491:G:N3	2.21	0.55
35:BA:1542:A:H8	35:BA:1542:A:H3'	1.71	0.55
35:BA:1846:G:H5'	35:BA:1846:G:H8	1.71	0.55
35:BA:2236:C:H2'	35:BA:2237:G:O4'	2.07	0.55
35:BA:2439:A:N3	35:BA:2439:A:C2'	2.69	0.55
35:BA:2602:A:H4'	35:BA:2603:G:C5'	2.36	0.55
41:BG:71:THR:HG23	41:BG:89:GLY:C	2.27	0.55
45:BN:99:LEU:O	45:BN:102:ALA:HB3	2.06	0.55
46:BO:4:PRO:O	46:BO:5:GLN:CB	2.54	0.55
50:BS:11:LYS:HG2	50:BS:13:ARG:HH21	1.66	0.55
50:BS:67:ARG:HB3	50:BS:71:ARG:HH22	1.70	0.55
51:BT:57:PHE:O	51:BT:58:ASN:C	2.45	0.55
54:BW:14:PRO:CG	54:BW:78:GLU:HB2	2.36	0.55
55:BX:63:LYS:HB3	55:BX:72:LYS:HG2	1.88	0.55
57:BZ:53:ILE:HG22	57:BZ:71:VAL:HB	1.88	0.55
1:AA:1190:G:H3'	3:AC:3:ASN:ND2	2.22	0.55

Continued on next page...

Continued from previous page...

Atom-1	Atom-2	Interatomic distance (Å)	Clash overlap (Å)
1:AA:1225:A:H3'	1:AA:1226:C:C6	2.41	0.55
5:AE:80:ILE:HG22	8:AH:104:ARG:HH21	1.69	0.55
5:AE:80:ILE:HD11	5:AE:138:ALA:HB1	1.88	0.55
8:AH:50:ARG:HH11	8:AH:50:ARG:CG	2.17	0.55
10:AJ:37:PRO:HA	10:AJ:72:VAL:HG22	1.89	0.55
24:AY:518:PRO:HD2	24:AY:521:SER:OG	2.07	0.55
24:AY:633:GLY:HA3	24:AY:644:ARG:NH1	2.22	0.55
24:AY:634:MET:HA	24:AY:642:VAL:O	2.07	0.55
26:B1:25:LYS:HB3	35:BA:388:G:H5'	1.88	0.55
27:B2:38:GLN:HE21	27:B2:44:LEU:HB2	1.72	0.55
35:BA:221:A:H4'	35:BA:222:A:O5'	2.07	0.55
35:BA:514:A:H2'	35:BA:515:A:H8	1.69	0.55
35:BA:529:A:H4'	35:BA:530:G:O5'	2.07	0.55
35:BA:739:G:HO2'	35:BA:740:U:H6	1.54	0.55
35:BA:996:A:O3'	52:BU:92:ARG:HG2	2.07	0.55
35:BA:1175:U:H4'	35:BA:1176:G:H5'	1.88	0.55
35:BA:1268:A:H2'	35:BA:1269:A:O4'	2.07	0.55
35:BA:1378:A:H4'	35:BA:1379:A:OP1	2.06	0.55
35:BA:1799:G:N2	35:BA:1818:U:H2'	2.22	0.55
37:BC:101:ILE:HG13	37:BC:128:LEU:HD11	1.88	0.55
37:BC:115:VAL:CG1	37:BC:145:THR:HG23	2.35	0.55
40:BF:160:ASN:HD21	40:BF:162:LEU:HB2	1.72	0.55
41:BG:95:ARG:O	41:BG:96:ARG:O	2.25	0.55
41:BG:173:LEU:O	41:BG:178:PHE:HD1	1.89	0.55
43:BK:120:LEU:HA	43:BK:123:ALA:HB3	1.89	0.55
50:BS:31:SER:HB3	50:BS:34:HIS:O	2.07	0.55
57:BZ:9:TYR:CE2	57:BZ:35:ARG:NH1	2.69	0.55
1:AA:353:A:H5'	1:AA:353:A:C8	2.37	0.55
1:AA:642:A:H2'	1:AA:643:C:H6	1.72	0.55
1:AA:769:G:H4'	1:AA:1513:A:H4'	1.87	0.55
1:AA:893:C:H2'	1:AA:894:G:H8	1.72	0.55
1:AA:954:G:H2'	1:AA:955:U:C6	2.41	0.55
7:AG:12:LEU:HD13	7:AG:25:ALA:HB2	1.88	0.55
15:AO:83:GLU:C	15:AO:85:LEU:H	2.11	0.55
22:AV:66:C:H2'	22:AV:67:C:C6	2.42	0.55
24:AY:111:SER:O	24:AY:113:GLY:N	2.39	0.55
35:BA:187:G:N3	35:BA:1365:A:H2	2.04	0.55
35:BA:208:C:H2'	35:BA:209:C:H6	1.71	0.55
35:BA:478:A:C6	35:BA:480:A:C6	2.95	0.55
35:BA:1238:G:O2'	35:BA:1239:G:H5'	2.05	0.55
35:BA:2736:G:O2'	35:BA:2737:G:H5'	2.07	0.55

Continued on next page...

Continued from previous page...

Atom-1	Atom-2	Interatomic distance (Å)	Clash overlap (Å)
37:BC:84:ILE:O	37:BC:88:GLU:HG3	2.05	0.55
38:BD:11:PRO:C	38:BD:13:ARG:H	2.08	0.55
39:BE:152:LYS:HG3	39:BE:153:GLY:H	1.71	0.55
41:BG:97:ASP:O	41:BG:101:ILE:CB	2.55	0.55
42:BH:136:ILE:HD12	42:BH:136:ILE:N	2.21	0.55
45:BN:22:THR:HB	45:BN:25:ARG:HB2	1.88	0.55
45:BN:23:LEU:HB2	45:BN:60:ILE:HG21	1.88	0.55
49:BR:55:ALA:HB2	49:BR:79:LEU:HD11	1.89	0.55
50:BS:49:VAL:HG21	50:BS:77:ALA:CB	2.30	0.55
53:BV:2:PHE:O	53:BV:14:VAL:O	2.25	0.55
56:BY:13:VAL:HG22	56:BY:14:LEU:H	1.70	0.55
1:AA:324:G:N2	1:AA:326:G:H3'	2.21	0.55
1:AA:356:A:H1'	1:AA:368:U:O2'	2.06	0.55
1:AA:637:G:O2'	1:AA:638:G:H5'	2.07	0.55
1:AA:1314:C:H2'	1:AA:1315:U:C6	2.42	0.55
8:AH:114:THR:HG21	8:AH:129:VAL:CG2	2.36	0.55
9:AI:4:TYR:CE2	9:AI:88:TYR:HB2	2.41	0.55
10:AJ:50:ILE:HD13	10:AJ:50:ILE:N	2.13	0.55
13:AM:120:LYS:N	13:AM:120:LYS:HD2	2.22	0.55
24:AY:12:LEU:HB3	24:AY:283:PRO:HG2	1.88	0.55
24:AY:359:HIS:O	24:AY:361:ASN:N	2.40	0.55
24:AY:414:GLU:O	24:AY:474:ALA:HB1	2.07	0.55
25:B0:24:LYS:O	25:B0:25:ARG:HD3	2.07	0.55
26:B1:58:ILE:HD11	26:B1:91:LYS:HA	1.89	0.55
26:B1:86:SER:HA	26:B1:89:GLU:CD	2.26	0.55
31:B6:48:VAL:CG2	31:B6:49:HIS:N	2.45	0.55
35:BA:1047:G:HO2'	35:BA:1110:G:N2	2.04	0.55
35:BA:1093:G:H21	35:BA:1098:A:H62	1.54	0.55
35:BA:1152:C:OP2	35:BA:1152:C:H6	1.90	0.55
35:BA:1171:G:N2	35:BA:1179:C:N3	2.55	0.55
35:BA:1423:G:O5'	35:BA:1423:G:H8	1.90	0.55
35:BA:2167:U:H2'	35:BA:2168:G:O4'	2.07	0.55
35:BA:2732:G:H5''	35:BA:2733:A:C8	2.41	0.55
35:BA:2747:G:O2'	42:BH:67:LEU:HD12	2.07	0.55
37:BC:102:GLN:O	37:BC:105:LEU:HB3	2.07	0.55
41:BG:106:LEU:CA	41:BG:110:ALA:HB3	2.37	0.55
45:BN:133:GLN:O	45:BN:134:ARG:HB3	2.05	0.55
50:BS:12:PHE:O	50:BS:12:PHE:HD1	1.90	0.55
50:BS:59:LYS:HD2	50:BS:61:ASN:CB	2.35	0.55
51:BT:100:TYR:N	51:BT:100:TYR:CD1	2.74	0.55
53:BV:58:VAL:O	53:BV:58:VAL:HG12	2.07	0.55

Continued on next page...

Continued from previous page...

Atom-1	Atom-2	Interatomic distance (Å)	Clash overlap (Å)
57:BZ:108:PRO:HB3	57:BZ:141:VAL:HG12	1.89	0.55
57:BZ:152:ALA:HA	57:BZ:167:PRO:HB2	1.88	0.55
1:AA:447:G:H8	1:AA:447:G:O5'	1.91	0.54
1:AA:1301:U:H3'	1:AA:1302:U:C5'	2.37	0.54
2:AB:53:ARG:O	2:AB:53:ARG:HG2	2.07	0.54
3:AC:90:GLU:C	3:AC:93:LYS:HB3	2.25	0.54
3:AC:112:SER:HB3	3:AC:115:LEU:HD12	1.87	0.54
10:AJ:50:ILE:HD11	14:AN:41:ARG:CZ	2.37	0.54
15:AO:39:LEU:CD1	15:AO:56:LEU:HB2	2.37	0.54
24:AY:250:THR:O	24:AY:253:LEU:N	2.22	0.54
26:B1:26:ARG:HG3	26:B1:27:GLU:N	2.21	0.54
30:B5:19:ARG:HA	35:BA:2046:G:C5'	2.37	0.54
35:BA:302:C:OP2	56:BY:73:ARG:NH1	2.39	0.54
35:BA:338:G:O2'	35:BA:339:U:H5'	2.06	0.54
35:BA:345:A:H2'	35:BA:345:A:N3	2.21	0.54
35:BA:1555:G:N3	35:BA:1555:G:H2'	2.21	0.54
35:BA:1568:G:P	38:BD:63:ARG:HH22	2.30	0.54
35:BA:2163:C:C2'	35:BA:2164:C:H5'	2.37	0.54
35:BA:2223:G:C2'	35:BA:2224:G:H5'	2.37	0.54
35:BA:2388:A:H5'	35:BA:2389:G:OP2	2.07	0.54
37:BC:118:PRO:HB2	37:BC:148:PHE:CZ	2.42	0.54
42:BH:43:VAL:CG1	42:BH:51:ARG:O	2.54	0.54
42:BH:83:TYR:CB	42:BH:134:SER:HA	2.34	0.54
43:BK:3:LYS:HD3	43:BK:29:GLN:HG2	1.87	0.54
45:BN:133:GLN:HG2	45:BN:134:ARG:N	2.21	0.54
47:BP:50:ARG:O	47:BP:57:THR:HG22	2.07	0.54
48:BQ:55:VAL:CG1	48:BQ:56:ARG:H	2.20	0.54
51:BT:55:ASN:O	51:BT:55:ASN:ND2	2.40	0.54
54:BW:44:ALA:O	54:BW:47:VAL:N	2.40	0.54
56:BY:95:LYS:HD3	56:BY:100:ALA:CB	2.34	0.54
1:AA:1051:C:H2'	1:AA:1052:U:O4'	2.07	0.54
1:AA:1158:C:H4'	2:AB:133:LYS:HD3	1.88	0.54
1:AA:1318:A:O3'	19:AS:10:PHE:CD2	2.60	0.54
1:AA:1493:A:O2'	1:AA:1494:G:OP1	2.25	0.54
2:AB:19:HIS:O	2:AB:20:GLU:O	2.26	0.54
2:AB:200:ILE:O	2:AB:201:ILE:HD13	2.06	0.54
6:AF:4:TYR:HE1	6:AF:92:LYS:HD2	1.71	0.54
14:AN:13:THR:HG22	14:AN:13:THR:O	2.06	0.54
16:AP:67:THR:HG22	16:AP:68:ASP:H	1.72	0.54
18:AR:58:LEU:N	18:AR:58:LEU:CD1	2.70	0.54
20:AT:33:ILE:HD13	20:AT:63:ILE:CG1	2.37	0.54

Continued on next page...

Continued from previous page...

Atom-1	Atom-2	Interatomic distance (Å)	Clash overlap (Å)
24:AY:16:GLY:N	24:AY:101:LEU:CD1	2.70	0.54
24:AY:92:ILE:HG12	24:AY:405:PRO:CG	2.32	0.54
24:AY:120:THR:HB	24:AY:124:GLN:OE1	2.08	0.54
24:AY:128:TYR:CE2	24:AY:130:VAL:HG23	2.42	0.54
25:B0:16:SER:HB2	35:BA:2262:U:C5	2.41	0.54
27:B2:2:LYS:HD2	27:B2:5:GLU:OE1	2.07	0.54
33:B8:51:ALA:N	33:B8:53:PRO:HD2	2.22	0.54
35:BA:381:G:O2'	35:BA:382:G:H5'	2.08	0.54
35:BA:414:C:H6	35:BA:414:C:H5''	1.72	0.54
35:BA:545:C:H3'	35:BA:547:A:C5'	2.35	0.54
35:BA:764:A:C5	38:BD:209:ALA:HB1	2.42	0.54
35:BA:796:C:H2'	35:BA:797:C:C6	2.42	0.54
35:BA:2057:A:C2'	35:BA:2058:A:H5'	2.37	0.54
35:BA:2656:U:C2'	35:BA:2657:A:H5''	2.36	0.54
35:BA:2681:C:H6	35:BA:2683:C:H41	1.55	0.54
35:BA:2818:G:O2'	35:BA:2837:G:H5'	2.07	0.54
36:BB:15:A:H3'	36:BB:16:G:H5'	1.87	0.54
40:BF:100:THR:O	40:BF:100:THR:HG22	2.07	0.54
40:BF:185:ASP:HA	40:BF:188:ARG:CD	2.37	0.54
41:BG:107:LEU:HD23	41:BG:111:LEU:HD12	1.88	0.54
48:BQ:11:LYS:NZ	48:BQ:88:GLY:O	2.33	0.54
49:BR:38:VAL:HB	49:BR:39:PRO:CD	2.26	0.54
50:BS:89:ARG:HG3	50:BS:92:TYR:N	2.21	0.54
50:BS:96:GLY:O	50:BS:98:VAL:N	2.38	0.54
50:BS:98:VAL:HG12	50:BS:100:ALA:N	2.21	0.54
51:BT:91:ARG:O	51:BT:117:ASP:CB	2.55	0.54
53:BV:38:LEU:O	53:BV:51:VAL:HG13	2.07	0.54
57:BZ:137:ILE:CG2	57:BZ:155:LEU:HD12	2.37	0.54
1:AA:174:C:O2'	1:AA:175:C:H5'	2.07	0.54
1:AA:300:A:C2'	1:AA:301:G:H5'	2.37	0.54
1:AA:603:U:H2'	1:AA:604:G:C8	2.42	0.54
1:AA:956:U:H2'	1:AA:957:U:H6	1.72	0.54
2:AB:20:GLU:HB2	2:AB:190:THR:OG1	2.07	0.54
2:AB:63:MET:HG3	2:AB:63:MET:O	2.06	0.54
4:AD:108:LEU:HD23	4:AD:110:PHE:CE2	2.43	0.54
10:AJ:61:GLU:HG3	14:AN:58:LYS:NZ	2.22	0.54
17:AQ:27:PHE:CE1	17:AQ:36:ILE:HD11	2.42	0.54
19:AS:31:ILE:HG21	19:AS:49:ILE:HG12	1.89	0.54
22:AV:31:G:H3'	22:AV:32:C:C6	2.43	0.54
24:AY:100:VAL:HG13	24:AY:101:LEU:N	2.22	0.54
24:AY:209:ALA:O	24:AY:210:ARG:C	2.46	0.54

Continued on next page...

Continued from previous page...

Atom-1	Atom-2	Interatomic distance (Å)	Clash overlap (Å)
24:AY:227:ILE:HD11	24:AY:241:GLU:C	2.27	0.54
24:AY:530:VAL:HG13	24:AY:531:GLY:H	1.72	0.54
58:AY:701:FUA:O1	58:AY:701:FUA:C1	2.55	0.54
27:B2:69:ARG:HG3	27:B2:70:GLN:N	2.22	0.54
30:B5:3:LYS:HG2	35:BA:747:U:O4	2.08	0.54
35:BA:211:A:C3'	35:BA:212:G:H5''	2.38	0.54
35:BA:298:G:O5'	35:BA:298:G:H8	1.91	0.54
35:BA:347:A:H2'	35:BA:348:G:C8	2.43	0.54
35:BA:1079:C:H1'	43:BK:132:ARG:HH22	1.72	0.54
35:BA:1270:C:H5''	35:BA:1271:G:H5'	1.89	0.54
35:BA:1389:G:H2'	35:BA:1390:U:C6	2.43	0.54
35:BA:1567:A:C5'	38:BD:58:HIS:CD2	2.90	0.54
35:BA:1902:C:H2'	35:BA:1903:G:O4'	2.06	0.54
35:BA:2193:G:C2'	35:BA:2194:G:H5'	2.37	0.54
41:BG:33:ARG:HD3	41:BG:33:ARG:N	2.22	0.54
50:BS:20:ARG:HG2	50:BS:20:ARG:HH11	1.72	0.54
57:BZ:107:THR:HG23	57:BZ:111:VAL:HG11	1.87	0.54
1:AA:1347:G:O2'	1:AA:1348:U:P	2.64	0.54
4:AD:18:LYS:O	4:AD:19:LEU:HD12	2.08	0.54
9:AI:26:VAL:HG22	9:AI:61:ALA:HB3	1.90	0.54
24:AY:14:ASN:ND2	24:AY:80:ASN:HD22	2.05	0.54
24:AY:210:ARG:O	24:AY:213:HIS:N	2.39	0.54
24:AY:485:GLU:HB2	24:AY:560:VAL:HG22	1.88	0.54
25:B0:5:LYS:HB3	25:B0:5:LYS:HZ2	1.72	0.54
35:BA:200:U:C2'	35:BA:201:C:H5'	2.38	0.54
35:BA:675:A:H4'	40:BF:67:GLN:OE1	2.08	0.54
35:BA:676:A:C8	35:BA:2443:C:H1'	2.41	0.54
35:BA:811:U:O2'	35:BA:1250:G:H2'	2.07	0.54
35:BA:1043:C:H2'	35:BA:1044:G:C5'	2.28	0.54
35:BA:1159:U:H6	35:BA:1159:U:H5''	1.72	0.54
35:BA:1516:C:C2'	35:BA:1517:G:C5'	2.86	0.54
35:BA:1599:C:H2'	35:BA:1600:C:C6	2.40	0.54
35:BA:1759:A:H5'	35:BA:2715:C:H1'	1.90	0.54
35:BA:2732:G:H3'	35:BA:2733:A:C5'	2.38	0.54
35:BA:2754:U:H2'	35:BA:2756:U:OP1	2.06	0.54
35:BA:2880:C:N4	35:BA:2881:C:H41	2.04	0.54
40:BF:10:PRO:HG2	40:BF:11:VAL:H	1.73	0.54
41:BG:77:ILE:HG21	41:BG:80:PHE:HB2	1.90	0.54
45:BN:57:ALA:N	45:BN:124:ALA:HA	2.22	0.54
53:BV:98:GLU:OE2	53:BV:100:ARG:HB3	2.08	0.54
1:AA:416:G:H2'	1:AA:417:C:C6	2.42	0.54

Continued on next page...

Continued from previous page...

Atom-1	Atom-2	Interatomic distance (Å)	Clash overlap (Å)
1:AA:626:U:O2	1:AA:626:U:H2'	2.07	0.54
1:AA:691:G:H2'	1:AA:692:U:C6	2.42	0.54
1:AA:1270:C:H4'	1:AA:1313:U:O2'	2.08	0.54
2:AB:223:ILE:C	2:AB:225:ALA:H	2.11	0.54
4:AD:122:ARG:HH11	4:AD:134:ASP:HB2	1.71	0.54
10:AJ:33:GLN:H	10:AJ:75:ILE:HD11	1.72	0.54
11:AK:122:LYS:O	11:AK:124:LYS:N	2.41	0.54
15:AO:3:ILE:O	15:AO:3:ILE:HG13	2.07	0.54
24:AY:277:VAL:HG13	24:AY:278:ASP:N	2.23	0.54
24:AY:539:ILE:O	24:AY:540:PRO:C	2.42	0.54
26:B1:76:ARG:CZ	26:B1:95:LEU:HD22	2.37	0.54
29:B4:39:CYS:O	29:B4:40:HIS:HB2	2.06	0.54
31:B6:5:VAL:CG1	31:B6:6:ARG:N	2.70	0.54
35:BA:567:A:N1	35:BA:571:A:H8	2.05	0.54
35:BA:1221:C:H2'	35:BA:1221(A):C:C6	2.42	0.54
35:BA:1998:G:OP2	39:BE:136:ARG:NH2	2.41	0.54
35:BA:2121:G:H5'	35:BA:2122:U:OP2	2.07	0.54
35:BA:2347:C:H2'	35:BA:2348:U:C5	2.42	0.54
35:BA:2397:G:H2'	35:BA:2398:U:C6	2.43	0.54
35:BA:2415:G:H2'	35:BA:2416:C:C6	2.42	0.54
36:BB:49:C:H2'	36:BB:50:G:C8	2.43	0.54
36:BB:106:G:H5''	57:BZ:31:ARG:HB3	1.89	0.54
37:BC:88:GLU:CA	37:BC:95:VAL:HG21	2.37	0.54
38:BD:72:LYS:HE2	38:BD:101:GLU:OE1	2.08	0.54
41:BG:157:ILE:HG22	41:BG:158:ALA:N	2.23	0.54
43:BK:106:GLU:HG3	43:BK:107:ILE:N	2.23	0.54
49:BR:113:LEU:CD1	49:BR:114:VAL:H	2.09	0.54
53:BV:35:LEU:HB2	53:BV:57:VAL:CG1	2.38	0.54
1:AA:151:A:C2'	1:AA:152:A:H5'	2.38	0.54
1:AA:191:G:N3	20:AT:105:SER:HB3	2.23	0.54
1:AA:383:A:C2'	1:AA:384:G:H5'	2.36	0.54
1:AA:769:G:O2'	1:AA:770:C:H5'	2.07	0.54
1:AA:1161:C:O2'	1:AA:1162:C:H5'	2.07	0.54
4:AD:26:CYS:O	4:AD:31:CYS:HB2	2.08	0.54
7:AG:144:MET:O	7:AG:147:ALA:HB3	2.07	0.54
9:AI:4:TYR:CE2	9:AI:59:PHE:HE2	2.25	0.54
13:AM:19:LEU:N	13:AM:19:LEU:CD2	2.70	0.54
24:AY:346:LYS:O	24:AY:347:GLY:C	2.46	0.54
24:AY:411:VAL:HG23	24:AY:459:LEU:CD2	2.37	0.54
35:BA:272(H):C:H6	35:BA:272(H):C:C5'	2.15	0.54
35:BA:291:C:H2'	35:BA:292:C:C6	2.42	0.54

Continued on next page...

Continued from previous page...

Atom-1	Atom-2	Interatomic distance (Å)	Clash overlap (Å)
35:BA:751:A:C5'	54:BW:90:ARG:HA	2.38	0.54
35:BA:948:G:H1	35:BA:969:U:H3	1.56	0.54
35:BA:1164:G:H1	35:BA:1185:C:H42	1.54	0.54
35:BA:1195:G:O2'	35:BA:1196:C:H5'	2.08	0.54
35:BA:1993:U:H4'	39:BE:128:SER:OG	2.07	0.54
35:BA:2115:G:H3'	35:BA:2116:G:C5'	2.38	0.54
35:BA:2537:U:H2'	35:BA:2538:C:C6	2.43	0.54
35:BA:2787:C:H1'	39:BE:61:ARG:HD3	1.89	0.54
36:BB:81:G:C2	36:BB:82:G:N7	2.75	0.54
37:BC:42:VAL:O	37:BC:176:VAL:HG22	2.08	0.54
39:BE:30:PRO:O	39:BE:32:PRO:HD3	2.07	0.54
40:BF:7:TYR:OH	40:BF:10:PRO:HG3	2.08	0.54
40:BF:32:LEU:O	40:BF:36:VAL:HG23	2.08	0.54
45:BN:95:PRO:HA	45:BN:98:VAL:HG23	1.89	0.54
47:BP:66:GLY:O	47:BP:67:MET:HB3	2.07	0.54
47:BP:85:LEU:H	47:BP:85:LEU:CD2	2.15	0.54
49:BR:99:LYS:N	49:BR:99:LYS:CD	2.56	0.54
1:AA:437:U:H2'	1:AA:438:G:O4'	2.08	0.54
2:AB:162:ILE:HG22	2:AB:182:ILE:HG21	1.89	0.54
6:AF:80:ARG:NH1	6:AF:88:VAL:HB	2.21	0.54
10:AJ:32:ALA:HB1	10:AJ:75:ILE:HG13	1.88	0.54
12:AL:98:TYR:N	12:AL:98:TYR:CD1	2.76	0.54
24:AY:97:SER:O	24:AY:101:LEU:HD23	2.06	0.54
24:AY:168:ILE:HD11	24:AY:178:ILE:HD11	1.89	0.54
24:AY:298:VAL:HG13	24:AY:299:VAL:N	2.22	0.54
24:AY:337:SER:HB2	24:AY:355:LEU:HD23	1.90	0.54
25:B0:78:TYR:N	25:B0:78:TYR:CD1	2.74	0.54
30:B5:44:THR:CG2	30:B5:45:VAL:H	2.18	0.54
31:B6:54:ILE:HD13	35:BA:2420:C:C4'	2.36	0.54
35:BA:621:A:H2'	35:BA:622:G:C5'	2.38	0.54
35:BA:737:C:O2'	35:BA:738:G:H5'	2.08	0.54
35:BA:1059:G:H2'	35:BA:1060:U:C6	2.42	0.54
35:BA:1146:C:O2	35:BA:1146:C:H2'	2.08	0.54
35:BA:1212:G:O2'	35:BA:1236:G:N2	2.40	0.54
35:BA:1331:A:C2'	35:BA:1332:G:H5''	2.38	0.54
35:BA:2759:G:O2'	35:BA:2760:C:H5'	2.08	0.54
35:BA:2861:G:H2'	35:BA:2862:G:H8	1.72	0.54
36:BB:20:C:O2'	36:BB:21:G:H5''	2.07	0.54
37:BC:130:ARG:HG3	37:BC:130:ARG:O	2.07	0.54
41:BG:111:LEU:HA	41:BG:114:ILE:HD12	1.90	0.54
43:BK:109:LYS:O	43:BK:112:MET:HG2	2.07	0.54

Continued on next page...

Continued from previous page...

Atom-1	Atom-2	Interatomic distance (Å)	Clash overlap (Å)
45:BN:33:LEU:HD23	45:BN:52:VAL:HG21	1.90	0.54
46:BO:52:VAL:C	46:BO:53:LYS:HG3	2.28	0.54
47:BP:80:TYR:CE1	47:BP:111:ARG:HG2	2.43	0.54
51:BT:13:ARG:NH1	51:BT:15:VAL:HG22	2.11	0.54
1:AA:490:G:H2'	1:AA:491:G:C8	2.38	0.54
1:AA:1281:U:H5'	1:AA:1282:C:OP2	2.06	0.54
2:AB:22:LYS:H	2:AB:40:HIS:HE1	1.54	0.54
2:AB:87:ARG:NH1	2:AB:223:ILE:HD11	2.23	0.54
2:AB:97:TRP:HH2	2:AB:176:GLU:CD	2.11	0.54
2:AB:185:ILE:HG22	2:AB:199:TYR:CB	2.23	0.54
2:AB:239:VAL:O	2:AB:240:GLN:CB	2.56	0.54
6:AF:91:VAL:HG12	6:AF:92:LYS:N	2.23	0.54
9:AI:90:PRO:HG2	9:AI:91:ASP:H	1.72	0.54
19:AS:51:VAL:O	19:AS:58:VAL:HG22	2.07	0.54
24:AY:266:ASN:C	24:AY:267:LYS:HG3	2.27	0.54
24:AY:277:VAL:HG13	24:AY:278:ASP:H	1.73	0.54
25:B0:72:ARG:HH11	25:B0:75:LEU:HD13	1.73	0.54
27:B2:41:ILE:HD11	27:B2:44:LEU:CD1	2.13	0.54
35:BA:285:C:H2'	35:BA:286:C:C5'	2.37	0.54
35:BA:654(C):G:H2'	35:BA:654(D):G:C8	2.43	0.54
35:BA:769:G:H4'	35:BA:1379:A:N1	2.23	0.54
35:BA:1336:A:H2'	35:BA:1337:G:C8	2.43	0.54
35:BA:1525:G:H2'	35:BA:1526:G:C8	2.42	0.54
35:BA:2248:C:H2'	35:BA:2249:U:C5'	2.36	0.54
36:BB:86:G:C6	36:BB:92:C:N3	2.75	0.54
38:BD:241:PRO:O	38:BD:242:ARG:CB	2.53	0.54
40:BF:65:TRP:HZ3	40:BF:75:HIS:HD2	1.56	0.54
40:BF:167:ALA:CB	40:BF:173:VAL:HG11	2.36	0.54
41:BG:16:ARG:O	41:BG:20:ILE:HG13	2.08	0.54
41:BG:63:ILE:HD12	41:BG:64:THR:N	2.23	0.54
42:BH:44:VAL:O	42:BH:50:VAL:HG13	2.08	0.54
42:BH:156:ALA:C	42:BH:158:HIS:H	2.11	0.54
46:BO:20:MET:O	46:BO:41:ALA:HB1	2.07	0.54
48:BQ:42:ILE:HG22	48:BQ:43:THR:O	2.07	0.54
54:BW:6:ILE:HG22	54:BW:6:ILE:O	2.07	0.54
1:AA:155:C:H2'	1:AA:156:G:C8	2.42	0.54
1:AA:1053:G:C3'	1:AA:1054:C:H5'	2.38	0.54
1:AA:1057:G:N2	1:AA:1204:A:H1'	2.23	0.54
1:AA:1061:G:C2'	1:AA:1062:U:H5'	2.37	0.54
1:AA:1095:U:OP1	1:AA:1108:G:N2	2.36	0.54
2:AB:12:GLU:HA	2:AB:16:HIS:CG	2.43	0.54

Continued on next page...

Continued from previous page...

Atom-1	Atom-2	Interatomic distance (Å)	Clash overlap (Å)
4:AD:57:ARG:CG	4:AD:57:ARG:NH1	2.64	0.54
5:AE:51:VAL:HB	5:AE:52:PRO:CD	2.35	0.54
12:AL:119:LYS:C	12:AL:120:TYR:HD1	2.12	0.54
18:AR:36:ASN:OD1	18:AR:39:VAL:HB	2.08	0.54
22:AV:22:G:O2'	22:AV:23:C:H5'	2.07	0.54
24:AY:21:ILE:CG2	24:AY:88:VAL:HG13	2.38	0.54
24:AY:115:GLU:OE2	24:AY:118:SER:HB3	2.07	0.54
29:B4:9:LEU:CD2	41:BG:65:GLY:HA3	2.36	0.54
35:BA:144:C:H2'	35:BA:145:G:C8	2.42	0.54
35:BA:196:A:H2'	35:BA:2068:U:H5	1.73	0.54
35:BA:307:G:H21	35:BA:330:A:N6	2.06	0.54
35:BA:614(C):A:C2	40:BF:179:GLU:HB3	2.42	0.54
35:BA:652:C:O2'	35:BA:653:A:O5'	2.26	0.54
35:BA:848:G:C4	35:BA:933:A:H8	2.26	0.54
35:BA:1045:A:O2'	35:BA:1047:G:C5	2.61	0.54
35:BA:1223:G:H5'	35:BA:1224:C:OP2	2.07	0.54
35:BA:1487:G:H2'	35:BA:1487:G:N3	2.22	0.54
35:BA:1747(A):G:C2'	35:BA:1748:G:C5'	2.70	0.54
35:BA:1835:G:H1'	35:BA:1931:U:O2	2.08	0.54
35:BA:2228:G:H2'	35:BA:2229:C:H6	1.71	0.54
39:BE:9:VAL:CG2	39:BE:10:GLY:N	2.70	0.54
43:BK:106:GLU:HA	43:BK:109:LYS:CD	2.25	0.54
45:BN:48:MET:H	45:BN:48:MET:CE	2.16	0.54
47:BP:24:GLY:CA	47:BP:33:ARG:HH12	2.20	0.54
54:BW:20:VAL:CG2	54:BW:21:VAL:H	2.20	0.54
57:BZ:3:TYR:HD2	57:BZ:47:VAL:HG13	1.72	0.54
1:AA:417:C:H2'	1:AA:418:C:H6	1.71	0.54
1:AA:1117:G:H5'	1:AA:1117:G:H8	1.72	0.54
1:AA:1260:C:O5'	1:AA:1284:C:H4'	2.08	0.54
1:AA:1409:C:H2'	1:AA:1410:G:H8	1.72	0.54
2:AB:95:GLN:OE1	2:AB:96:ARG:NH1	2.41	0.54
4:AD:36:ARG:HH11	4:AD:36:ARG:CB	2.21	0.54
7:AG:47:CYS:O	7:AG:50:ILE:HB	2.08	0.54
12:AL:75:HIS:CD2	12:AL:77:LEU:CD1	2.88	0.54
16:AP:74:LEU:CD2	16:AP:79:VAL:HG21	2.38	0.54
19:AS:41:VAL:C	19:AS:43:GLU:H	2.10	0.54
24:AY:438:PHE:C	24:AY:438:PHE:HD1	2.10	0.54
25:B0:43:THR:CG2	35:BA:2331:G:O3'	2.56	0.54
29:B4:10:VAL:HG23	29:B4:11:PRO:CD	2.36	0.54
31:B6:30:THR:O	31:B6:32:ASN:N	2.41	0.54
35:BA:121:G:N2	35:BA:122:G:H1'	2.23	0.54

Continued on next page...

Continued from previous page...

Atom-1	Atom-2	Interatomic distance (Å)	Clash overlap (Å)
35:BA:295:G:OP1	56:BY:2:ARG:NH2	2.40	0.54
35:BA:299:A:C5'	35:BA:300:A:OP2	2.52	0.54
35:BA:651:G:C2'	35:BA:652:C:H5'	2.38	0.54
35:BA:654(S):G:C5	35:BA:654(T):C:H1'	2.43	0.54
35:BA:1717:G:C2'	35:BA:1718:G:H5''	2.38	0.54
35:BA:1993:U:H4'	39:BE:128:SER:HB3	1.90	0.54
35:BA:2579:C:C4'	39:BE:134:ILE:HG12	2.38	0.54
35:BA:2605:U:H2'	35:BA:2606:C:C6	2.43	0.54
35:BA:2673:G:H5'	35:BA:2673:G:H8	1.73	0.54
38:BD:92:ILE:HA	38:BD:107:ALA:H	1.73	0.54
39:BE:167:VAL:HG13	39:BE:170:LEU:HD11	1.90	0.54
39:BE:176:ILE:CG2	39:BE:178:GLU:HB3	2.38	0.54
39:BE:188:VAL:O	39:BE:189:PRO:O	2.26	0.54
42:BH:171:LEU:CD2	42:BH:171:LEU:C	2.76	0.54
47:BP:91:PHE:HE2	47:BP:99:LEU:CD2	2.18	0.54
49:BR:21:TYR:HB3	49:BR:47:PHE:HD2	1.71	0.54
51:BT:30:VAL:HG22	51:BT:84:GLN:O	2.07	0.54
51:BT:106:SER:O	51:BT:107:ASP:HB3	2.08	0.54
57:BZ:127:LYS:O	57:BZ:128:VAL:HB	2.07	0.54
1:AA:104:G:OP1	20:AT:21:LYS:NZ	2.33	0.53
1:AA:221:C:H5'	1:AA:222:U:OP2	2.08	0.53
1:AA:796:C:C6	1:AA:796:C:H5''	2.43	0.53
1:AA:827:U:H2'	1:AA:870:U:O4	2.08	0.53
1:AA:881:G:P	12:AL:12:ARG:HH22	2.31	0.53
1:AA:1047:G:H5''	14:AN:4:LYS:HD3	1.90	0.53
1:AA:1275:A:C2'	1:AA:1276:G:H5'	2.38	0.53
3:AC:95:THR:O	3:AC:97:LYS:N	2.41	0.53
6:AF:37:VAL:HG12	6:AF:38:GLU:O	2.07	0.53
12:AL:27:LEU:O	12:AL:29:GLY:N	2.41	0.53
17:AQ:67:LYS:HA	17:AQ:70:ARG:HH12	1.72	0.53
19:AS:39:THR:CG2	19:AS:40:ILE:N	2.71	0.53
22:AV:3:C:C2'	22:AV:4:G:H5'	2.37	0.53
24:AY:445:GLU:OE1	24:AY:445:GLU:HA	2.07	0.53
24:AY:455:GLY:O	24:AY:456:GLU:C	2.44	0.53
28:B3:45:GLY:HA3	35:BA:851:U:O2'	2.09	0.53
33:B8:7:HIS:HB2	33:B8:59:LYS:HB3	1.90	0.53
35:BA:90:U:O2	35:BA:90:U:H3'	2.08	0.53
35:BA:483:A:H3'	35:BA:484:C:C6	2.43	0.53
35:BA:769:G:H2'	35:BA:770:G:C8	2.41	0.53
35:BA:946:G:H2'	35:BA:947:G:H8	1.73	0.53
35:BA:1227:G:O2'	35:BA:1228:G:H5'	2.08	0.53

Continued on next page...

Continued from previous page...

Atom-1	Atom-2	Interatomic distance (Å)	Clash overlap (Å)
35:BA:1336:A:OP2	55:BX:64:LYS:HE3	2.07	0.53
35:BA:2076:U:H5	35:BA:2596:U:C2	2.26	0.53
35:BA:2574:G:H2'	35:BA:2575:C:C6	2.43	0.53
35:BA:2591:C:OP2	38:BD:239:ARG:HB3	2.07	0.53
36:BB:91:C:OP2	48:BQ:16:ARG:HD2	2.09	0.53
40:BF:17:ARG:NH1	40:BF:17:ARG:CG	2.69	0.53
41:BG:138:GLN:HG3	41:BG:144:ILE:CD1	2.39	0.53
42:BH:85:LYS:HD3	42:BH:85:LYS:O	2.08	0.53
43:BK:30:HIS:CE1	43:BK:59:ILE:HB	2.43	0.53
47:BP:144:GLU:N	47:BP:145:PRO:HD3	2.22	0.53
49:BR:96:ARG:O	49:BR:114:VAL:HA	2.08	0.53
54:BW:20:VAL:CG2	54:BW:21:VAL:N	2.71	0.53
57:BZ:9:TYR:HB3	57:BZ:35:ARG:NH2	2.23	0.53
57:BZ:158:PRO:HB3	57:BZ:159:PRO:HD2	1.90	0.53
1:AA:489:C:H2'	1:AA:490:G:H8	1.73	0.53
1:AA:579:G:C5'	1:AA:728:A:H1'	2.37	0.53
1:AA:665:A:H2'	1:AA:732:C:O2	2.09	0.53
1:AA:1308:U:H5''	13:AM:98:VAL:CG2	2.37	0.53
2:AB:204:ASN:ND2	2:AB:207:ALA:H	2.06	0.53
3:AC:20:SER:HB3	3:AC:40:ARG:NH2	2.22	0.53
3:AC:131:ARG:HH22	3:AC:168:ALA:HB2	1.73	0.53
4:AD:74:GLN:HA	4:AD:77:ASN:HD22	1.74	0.53
5:AE:101:ILE:H	5:AE:101:ILE:CD1	2.19	0.53
9:AI:53:VAL:C	9:AI:55:ALA:N	2.61	0.53
10:AJ:34:VAL:CG2	10:AJ:74:ILE:HG22	2.27	0.53
24:AY:171:GLU:HG3	24:AY:172:ASP:H	1.74	0.53
24:AY:464:ASP:O	24:AY:468:ARG:HB2	2.07	0.53
25:B0:5:LYS:HB3	25:B0:5:LYS:HZ3	1.72	0.53
25:B0:73:GLY:C	25:B0:75:LEU:H	2.12	0.53
26:B1:18:ILE:CG2	26:B1:20:ARG:HE	2.17	0.53
26:B1:45:ASN:C	26:B1:45:ASN:ND2	2.61	0.53
27:B2:18:PRO:HG2	27:B2:19:VAL:HG23	1.90	0.53
31:B6:5:VAL:CG2	35:BA:2283:C:H5'	2.35	0.53
31:B6:28:ARG:O	31:B6:32:ASN:HB2	2.08	0.53
31:B6:38:LYS:O	31:B6:39:TYR:HD1	1.91	0.53
35:BA:880:G:H2'	35:BA:881:G:H8	1.74	0.53
35:BA:1114:G:H2'	35:BA:1115:G:H5'	1.89	0.53
35:BA:1142:U:O5'	35:BA:1142:U:C6	2.61	0.53
35:BA:1164:G:H2'	35:BA:1165:U:C6	2.44	0.53
35:BA:1660:C:H5'	35:BA:2712(A):A:H61	1.73	0.53
35:BA:1775:U:H2'	35:BA:1776:G:C5'	2.37	0.53

Continued on next page...

Continued from previous page...

Atom-1	Atom-2	Interatomic distance (Å)	Clash overlap (Å)
35:BA:2016:U:O2'	35:BA:2017:U:H5'	2.07	0.53
35:BA:2884:U:H2'	35:BA:2885:C:C5'	2.37	0.53
39:BE:168:MET:HE2	39:BE:202:LYS:HE2	1.89	0.53
48:BQ:75:THR:CG2	48:BQ:76:LYS:H	2.19	0.53
50:BS:70:GLY:C	50:BS:72:ALA:H	2.11	0.53
52:BU:8:VAL:HG23	52:BU:11:ARG:HH21	1.74	0.53
52:BU:53:ARG:HG3	52:BU:57:PHE:CE1	2.41	0.53
57:BZ:128:VAL:CG2	57:BZ:132:ASN:HB2	2.39	0.53
1:AA:296:U:H2'	1:AA:297:G:C8	2.44	0.53
1:AA:957:U:H2'	1:AA:959:A:OP2	2.08	0.53
3:AC:150:LYS:HB2	3:AC:169:ALA:HB1	1.89	0.53
5:AE:26:PHE:N	5:AE:26:PHE:CD1	2.76	0.53
11:AK:85:ARG:HG2	11:AK:111:ASP:O	2.08	0.53
20:AT:8:ARG:HH11	20:AT:8:ARG:CG	2.20	0.53
20:AT:30:LYS:HZ3	20:AT:80:ARG:NH2	2.07	0.53
24:AY:21:ILE:HG21	24:AY:88:VAL:HG13	1.90	0.53
24:AY:115:GLU:OE2	24:AY:118:SER:CB	2.56	0.53
24:AY:485:GLU:O	24:AY:486:THR:HB	2.08	0.53
27:B2:57:ILE:HG22	27:B2:61:LEU:CD1	2.39	0.53
33:B8:32:LEU:CB	33:B8:36:LYS:NZ	2.71	0.53
33:B8:62:LEU:CD1	35:BA:242:G:H5''	2.35	0.53
35:BA:221:A:N6	35:BA:265:A:H8	2.00	0.53
35:BA:272(I):U:H5	35:BA:363(A):A:H2	1.56	0.53
35:BA:566:U:O4	53:BV:78:LYS:HE3	2.09	0.53
35:BA:1024:G:C8	35:BA:1025:G:H2'	2.43	0.53
35:BA:1059:G:H4'	43:BK:115:LEU:HD23	1.89	0.53
35:BA:1169:G:N2	35:BA:1181:C:N3	2.55	0.53
35:BA:1205:U:C5	40:BF:171:PRO:HA	2.42	0.53
35:BA:1858:G:H2'	35:BA:1883:G:N2	2.24	0.53
35:BA:2395:C:C2	35:BA:2396:G:C8	2.97	0.53
37:BC:84:ILE:O	37:BC:95:VAL:HG11	2.08	0.53
38:BD:35:LYS:CG	38:BD:63:ARG:HA	2.29	0.53
40:BF:201:VAL:HA	40:BF:204:ASN:HD22	1.73	0.53
41:BG:42:GLY:O	41:BG:44:GLY:N	2.42	0.53
51:BT:70:VAL:HG12	51:BT:71:GLY:N	2.24	0.53
55:BX:18:TYR:CD1	55:BX:21:PHE:HE2	2.25	0.53
56:BY:75:ILE:O	56:BY:76:CYS:HB2	2.08	0.53
57:BZ:151:HIS:CB	57:BZ:170:THR:HA	2.32	0.53
1:AA:658:G:C6	1:AA:749:C:N4	2.76	0.53
1:AA:674:G:O4'	18:AR:81:PHE:CE2	2.61	0.53
2:AB:7:VAL:C	2:AB:11:LEU:HG	2.28	0.53

Continued on next page...

Continued from previous page...

Atom-1	Atom-2	Interatomic distance (Å)	Clash overlap (Å)
3:AC:142:MET:HE1	3:AC:171:GLY:HA3	1.89	0.53
6:AF:16:GLN:CD	6:AF:16:GLN:N	2.55	0.53
7:AG:4:ARG:HD3	7:AG:5:ARG:HH12	1.71	0.53
12:AL:30:ALA:CB	12:AL:33:ARG:HH21	2.20	0.53
12:AL:60:LEU:HD22	12:AL:60:LEU:N	2.23	0.53
16:AP:5:ARG:HE	16:AP:22:THR:CG2	2.21	0.53
16:AP:67:THR:HB	16:AP:70:ALA:HB2	1.89	0.53
19:AS:8:GLY:O	19:AS:9:VAL:CG2	2.56	0.53
20:AT:73:HIS:O	20:AT:74:LYS:C	2.46	0.53
22:AV:4:G:O2'	22:AV:5:G:P	2.66	0.53
24:AY:134:ALA:HB3	24:AY:258:VAL:HG22	1.91	0.53
24:AY:486:THR:HG21	24:AY:602:LEU:CD1	2.39	0.53
58:AY:701:FUA:O1	58:AY:701:FUA:H12	2.08	0.53
32:B7:4:THR:O	35:BA:687:C:H5'	2.09	0.53
33:B8:26:LYS:HE2	33:B8:47:LYS:HD2	1.90	0.53
35:BA:582:G:C6	35:BA:1259:G:N1	2.76	0.53
35:BA:643:A:H2'	35:BA:644:A:O4'	2.08	0.53
35:BA:781:A:H2'	35:BA:1777:U:O2'	2.09	0.53
35:BA:811:U:O2	35:BA:1251:C:C5	2.62	0.53
35:BA:811:U:O2	35:BA:1251:C:C6	2.62	0.53
35:BA:1142(A):A:C5	35:BA:1144:G:C5	2.97	0.53
35:BA:1149:G:H2'	35:BA:1150:C:C6	2.44	0.53
35:BA:1252:G:N3	52:BU:33:ARG:HD2	2.23	0.53
35:BA:1577:C:H2'	35:BA:1578:U:O4'	2.08	0.53
35:BA:1993:U:H4'	39:BE:128:SER:CB	2.39	0.53
35:BA:2078:C:C4	35:BA:2079:U:C4	2.97	0.53
35:BA:2306:C:H5''	35:BA:2307:G:O4'	2.07	0.53
35:BA:2617:C:H2'	35:BA:2618:G:H5'	1.91	0.53
41:BG:82:LEU:C	41:BG:83:ARG:HG3	2.29	0.53
43:BK:14:ALA:HA	43:BK:41:PHE:CZ	2.43	0.53
45:BN:96:GLU:O	45:BN:100:GLU:HG3	2.08	0.53
45:BN:128:HIS:HE1	45:BN:134:ARG:HH11	1.56	0.53
47:BP:19:VAL:HG23	47:BP:19:VAL:O	2.09	0.53
1:AA:329:A:H3'	1:AA:330:C:C5'	2.38	0.53
1:AA:541:G:O2'	1:AA:542:G:H5'	2.07	0.53
1:AA:878:G:OP1	8:AH:90:GLY:HA3	2.09	0.53
1:AA:923:A:H5''	5:AE:21:ALA:HB2	1.91	0.53
1:AA:1424:C:H2'	1:AA:1425:U:C6	2.38	0.53
2:AB:75:LYS:HA	2:AB:78:GLN:CG	2.38	0.53
4:AD:129:ASN:HD22	4:AD:129:ASN:H	1.55	0.53
12:AL:119:LYS:O	12:AL:120:TYR:CB	2.52	0.53

Continued on next page...

Continued from previous page...

Atom-1	Atom-2	Interatomic distance (Å)	Clash overlap (Å)
20:AT:30:LYS:HG3	20:AT:34:LYS:HE3	1.91	0.53
20:AT:80:ARG:HH11	20:AT:80:ARG:HG2	1.73	0.53
24:AY:128:TYR:HE2	24:AY:130:VAL:HG23	1.74	0.53
24:AY:567:LEU:HG	24:AY:567:LEU:O	2.07	0.53
26:B1:76:ARG:HH22	26:B1:95:LEU:CD1	2.21	0.53
35:BA:487:C:H1'	54:BW:53:SER:HA	1.90	0.53
35:BA:797:C:H2'	35:BA:798:G:H8	1.72	0.53
35:BA:1080:C:H4'	43:BK:125:ARG:CB	2.36	0.53
35:BA:1099:G:H2'	35:BA:1100:C:O4'	2.08	0.53
35:BA:1345:C:C2'	35:BA:1346:G:H5'	2.38	0.53
35:BA:1854:A:H8	35:BA:1854:A:O5'	1.92	0.53
35:BA:2000:G:O2'	35:BA:2001:A:H5'	2.07	0.53
35:BA:2189:U:H2'	35:BA:2190:G:C5'	2.37	0.53
35:BA:2224:G:H4'	35:BA:2226:C:C2	2.44	0.53
35:BA:2705:A:H2'	35:BA:2706:G:O4'	2.08	0.53
35:BA:2749:A:C6	35:BA:2750:A:N6	2.77	0.53
37:BC:149:ASN:H	37:BC:149:ASN:HD22	1.55	0.53
40:BF:117:ARG:NH2	47:BP:5:ASP:N	2.56	0.53
43:BK:76:TYR:HB3	43:BK:77:LEU:HD23	1.89	0.53
48:BQ:48:GLU:O	48:BQ:52:VAL:HG23	2.09	0.53
50:BS:12:PHE:O	50:BS:14:VAL:HG23	2.08	0.53
50:BS:74:ALA:HB1	50:BS:103:GLU:CB	2.39	0.53
51:BT:13:ARG:HA	51:BT:13:ARG:NE	2.24	0.53
52:BU:33:ARG:C	52:BU:35:ALA:N	2.55	0.53
53:BV:99:ILE:N	53:BV:99:ILE:HD13	2.23	0.53
1:AA:972:C:H4'	10:AJ:57:LYS:CB	2.39	0.53
3:AC:156:ARG:HB2	3:AC:196:LEU:HD21	1.91	0.53
4:AD:14:ARG:HG3	4:AD:15:GLU:N	2.23	0.53
5:AE:5:ASP:C	5:AE:6:PHE:CD1	2.82	0.53
8:AH:7:ALA:HB2	8:AH:85:ARG:HD3	1.89	0.53
8:AH:112:LEU:N	8:AH:112:LEU:HD23	2.23	0.53
19:AS:48:THR:HG22	19:AS:61:TYR:HA	1.90	0.53
24:AY:553:GLY:HA2	24:AY:560:VAL:HG23	1.91	0.53
27:B2:29:LYS:O	27:B2:31:GLU:N	2.42	0.53
28:B3:9:VAL:HG11	28:B3:55:ARG:HD3	1.89	0.53
32:B7:16:HIS:ND1	35:BA:684:G:OP1	2.40	0.53
35:BA:15:G:O2'	35:BA:16:G:H5'	2.08	0.53
35:BA:41:C:H2'	35:BA:42:G:O4'	2.08	0.53
35:BA:85:G:C2'	35:BA:86:C:H5'	2.37	0.53
35:BA:492:A:O2'	35:BA:493:G:H5'	2.09	0.53
35:BA:644:A:C2	35:BA:2369:A:H1'	2.43	0.53

Continued on next page...

Continued from previous page...

Atom-1	Atom-2	Interatomic distance (Å)	Clash overlap (Å)
35:BA:1334:G:O3'	55:BX:65:ARG:NH2	2.41	0.53
35:BA:2461:C:O2	35:BA:2461:C:C2'	2.57	0.53
38:BD:210:GLY:O	38:BD:211:ARG:CB	2.57	0.53
41:BG:59:GLU:O	41:BG:63:ILE:HG13	2.08	0.53
43:BK:23:VAL:O	43:BK:23:VAL:CG1	2.51	0.53
43:BK:88:ALA:O	43:BK:90:LYS:N	2.40	0.53
43:BK:103:GLN:C	43:BK:106:GLU:HG2	2.29	0.53
46:BO:101:PRO:C	46:BO:102:VAL:CG1	2.77	0.53
49:BR:4:LEU:O	49:BR:4:LEU:HD13	2.09	0.53
50:BS:13:ARG:O	50:BS:14:VAL:HB	2.07	0.53
51:BT:89:VAL:HG12	51:BT:91:ARG:HG3	1.89	0.53
52:BU:51:LYS:HA	52:BU:54:LYS:HE2	1.91	0.53
55:BX:14:SER:H	55:BX:17:ALA:HB3	1.73	0.53
1:AA:201:C:C2'	1:AA:202:U:H5''	2.39	0.53
1:AA:999:C:H3'	1:AA:999:C:H6	1.74	0.53
1:AA:1254:C:H2'	1:AA:1255:G:C8	2.44	0.53
1:AA:1312:G:O2'	1:AA:1313:U:H5'	2.08	0.53
1:AA:1338:G:H2'	1:AA:1339:A:C8	2.44	0.53
1:AA:1479:C:H2'	1:AA:1480:G:H8	1.73	0.53
3:AC:99:VAL:O	3:AC:99:VAL:CG2	2.56	0.53
3:AC:154:SER:O	3:AC:165:THR:HA	2.09	0.53
8:AH:34:GLU:HB3	8:AH:118:VAL:HG21	1.91	0.53
10:AJ:54:PHE:CD1	10:AJ:55:LYS:NZ	2.75	0.53
12:AL:7:ILE:CG2	12:AL:8:ASN:N	2.71	0.53
12:AL:20:LYS:HD3	12:AL:20:LYS:N	2.24	0.53
19:AS:5:LEU:HG	19:AS:10:PHE:HD1	1.72	0.53
29:B4:1:MET:CE	41:BG:98:ARG:HG3	2.38	0.53
29:B4:2:LYS:HG2	36:BB:44:G:OP2	2.09	0.53
35:BA:624:C:N4	47:BP:107:LYS:NZ	2.56	0.53
35:BA:1278:A:H2'	35:BA:1279:G:C8	2.43	0.53
35:BA:1415:U:H3	35:BA:1587:A:H61	1.57	0.53
35:BA:1469:A:H2'	35:BA:1470:G:O4'	2.08	0.53
35:BA:1948:G:O2'	35:BA:1949:G:H5'	2.08	0.53
35:BA:2131:G:C8	35:BA:2133:G:N2	2.77	0.53
35:BA:2506:U:H4'	35:BA:2507:C:OP1	2.07	0.53
35:BA:2647:U:H2'	35:BA:2648:C:C6	2.44	0.53
38:BD:4:LYS:HZ2	38:BD:20:ASP:HA	1.74	0.53
38:BD:43:ARG:NH1	38:BD:49:ILE:HG22	2.23	0.53
38:BD:241:PRO:O	38:BD:242:ARG:HB2	2.08	0.53
40:BF:10:PRO:HD2	40:BF:13:SER:O	2.09	0.53
41:BG:38:VAL:HG22	41:BG:93:THR:HG23	1.90	0.53

Continued on next page...

Continued from previous page...

Atom-1	Atom-2	Interatomic distance (Å)	Clash overlap (Å)
43:BK:99:ILE:HD12	43:BK:103:GLN:CB	2.38	0.53
46:BO:13:ASN:ND2	46:BO:97:ARG:CG	2.71	0.53
47:BP:147:LEU:C	47:BP:148:LEU:HD12	2.28	0.53
49:BR:97:VAL:HA	49:BR:113:LEU:O	2.09	0.53
51:BT:108:ARG:HH11	51:BT:108:ARG:HB2	1.70	0.53
54:BW:12:ILE:CG1	54:BW:42:ARG:NH1	2.72	0.53
56:BY:84:ARG:HD2	56:BY:97:ARG:HD2	1.90	0.53
1:AA:513:C:O2'	1:AA:514:C:H5'	2.08	0.53
1:AA:607:A:H2'	1:AA:608:A:O4'	2.09	0.53
1:AA:948:C:H2'	1:AA:949:A:H8	1.73	0.53
5:AE:79:GLU:HB3	5:AE:92:LYS:HA	1.89	0.53
6:AF:45:LEU:O	6:AF:46:ARG:HG3	2.08	0.53
6:AF:47:ARG:HH11	6:AF:47:ARG:HG2	1.74	0.53
7:AG:88:PRO:O	7:AG:88:PRO:HG2	2.08	0.53
18:AR:63:GLN:OE1	18:AR:63:GLN:HA	2.09	0.53
24:AY:624:LEU:HD11	24:AY:655:TYR:OH	2.08	0.53
26:B1:85:LEU:C	26:B1:87:PRO:CD	2.77	0.53
27:B2:67:LYS:O	27:B2:70:GLN:HG3	2.08	0.53
28:B3:57:GLU:CG	28:B3:58:VAL:N	2.72	0.53
29:B4:5:ILE:O	29:B4:5:ILE:CG1	2.53	0.53
35:BA:17:G:H4'	52:BU:25:TRP:CH2	2.44	0.53
35:BA:624:C:H41	47:BP:107:LYS:HZ2	1.56	0.53
35:BA:832:G:OP1	47:BP:40:SER:HB3	2.08	0.53
35:BA:1133:U:O2	35:BA:1137:G:C5'	2.57	0.53
35:BA:1161:C:H1'	53:BV:8:GLY:O	2.09	0.53
35:BA:1799:G:H8	38:BD:181:GLU:OE1	1.91	0.53
35:BA:1821:A:H2'	35:BA:1822:G:C8	2.39	0.53
35:BA:2188:C:H2'	35:BA:2189:U:C6	2.44	0.53
35:BA:2779:U:H1'	35:BA:2781:A:C6	2.44	0.53
35:BA:2816:C:O2	35:BA:2883:A:O2'	2.25	0.53
37:BC:34:ALA:HB1	37:BC:40:GLU:HB2	1.90	0.53
37:BC:37:LYS:C	37:BC:38:PHE:HD1	2.12	0.53
39:BE:31:CYS:C	39:BE:90:THR:HG23	2.30	0.53
40:BF:65:TRP:CZ3	40:BF:75:HIS:HD2	2.27	0.53
45:BN:99:LEU:HD13	45:BN:103:VAL:CG2	2.38	0.53
46:BO:53:LYS:O	46:BO:54:GLU:C	2.47	0.53
46:BO:106:LEU:O	46:BO:107:ARG:C	2.45	0.53
49:BR:9:LYS:O	49:BR:10:LEU:HD23	2.08	0.53
49:BR:10:LEU:HD22	49:BR:17:ARG:CD	2.39	0.53
52:BU:26:GLY:C	52:BU:28:ARG:N	2.61	0.53
56:BY:99:CYS:SG	56:BY:99:CYS:O	2.66	0.53

Continued on next page...

Continued from previous page...

Atom-1	Atom-2	Interatomic distance (Å)	Clash overlap (Å)
57:BZ:137:ILE:HG22	57:BZ:155:LEU:HD12	1.90	0.53
1:AA:624:C:O2'	1:AA:625:G:H5'	2.09	0.53
1:AA:770:C:O2'	1:AA:771:G:H5'	2.09	0.53
1:AA:1158:C:C6	2:AB:132:LYS:CE	2.84	0.53
1:AA:1307:U:H2'	1:AA:1308:U:C6	2.44	0.53
1:AA:1440:C:H2'	1:AA:1441:G:H5'	1.91	0.53
4:AD:192:GLU:O	4:AD:193:ASP:C	2.45	0.53
14:AN:24:CYS:SG	14:AN:25:VAL:N	2.82	0.53
18:AR:69:THR:O	18:AR:72:ARG:N	2.42	0.53
19:AS:5:LEU:HG	19:AS:10:PHE:CD1	2.44	0.53
26:B1:51:VAL:HG22	26:B1:52:ARG:N	2.24	0.53
27:B2:3:LEU:HD12	35:BA:98:G:H5''	1.89	0.53
27:B2:33:MET:HG2	27:B2:37:PHE:CE1	2.44	0.53
27:B2:48:HIS:ND1	35:BA:95:G:O2'	2.41	0.53
28:B3:31:LEU:HD13	28:B3:32:GLN:CG	2.27	0.53
29:B4:41:PRO:C	29:B4:42:PHE:CG	2.82	0.53
30:B5:44:THR:O	30:B5:51:TYR:HE2	1.92	0.53
35:BA:271(H):G:H1	35:BA:271(P):C:N4	2.06	0.53
35:BA:271(J):C:O2	35:BA:271(J):C:H2'	2.09	0.53
35:BA:848:G:O6	35:BA:928:G:H2'	2.07	0.53
35:BA:851:U:H2'	35:BA:852:G:H8	1.73	0.53
35:BA:1064:C:H5'	43:BK:87:GLY:H	1.74	0.53
35:BA:1323:U:OP1	54:BW:84:ARG:NE	2.40	0.53
35:BA:1516:C:C2'	35:BA:1517:G:H5''	2.39	0.53
35:BA:2103:C:H3'	35:BA:2104:G:H5''	1.91	0.53
35:BA:2240:C:O2'	35:BA:2241:A:H5'	2.08	0.53
36:BB:40:U:H3'	36:BB:41:U:H5''	1.89	0.53
39:BE:101:ARG:HH11	39:BE:169:ASN:HD22	1.55	0.53
39:BE:101:ARG:HD2	39:BE:169:ASN:O	2.09	0.53
39:BE:183:LEU:N	39:BE:183:LEU:HD12	2.23	0.53
40:BF:124:LEU:HD12	40:BF:125:LEU:H	1.72	0.53
43:BK:10:LEU:CD1	43:BK:57:ILE:HD13	2.39	0.53
43:BK:93:ARG:CB	57:BZ:112:ARG:HE	2.21	0.53
43:BK:95:LYS:N	43:BK:95:LYS:HD2	2.24	0.53
44:BL:73:ARG:HG3	44:BL:74:GLY:N	2.23	0.53
48:BQ:30:GLY:HA2	48:BQ:107:ALA:HB2	1.89	0.53
51:BT:35:LYS:HZ3	51:BT:41:ARG:HD2	1.73	0.53
57:BZ:185:GLU:O	57:BZ:186:GLU:C	2.47	0.53
1:AA:296:U:H2'	1:AA:297:G:H8	1.74	0.53
1:AA:523:A:N1	12:AL:92:ASP:HB2	2.24	0.53
1:AA:1237:C:H5''	1:AA:1238:A:C8	2.44	0.53

Continued on next page...

Continued from previous page...

Atom-1	Atom-2	Interatomic distance (Å)	Clash overlap (Å)
1:AA:1305:G:H5'	21:AU:4:GLY:HA3	1.91	0.53
1:AA:1347:G:N2	1:AA:1373:G:H2'	2.23	0.53
7:AG:133:GLY:O	7:AG:136:LYS:HB2	2.08	0.53
11:AK:59:TYR:CE2	11:AK:63:LEU:HD11	2.44	0.53
24:AY:25:LYS:NZ	24:AY:86:GLY:HA2	2.24	0.53
24:AY:124:GLN:HA	24:AY:127:LYS:HD2	1.91	0.53
24:AY:512:ILE:HD12	24:AY:589:ALA:HB1	1.90	0.53
25:B0:73:GLY:O	25:B0:75:LEU:N	2.36	0.53
26:B1:26:ARG:HG3	26:B1:27:GLU:HG3	1.90	0.53
27:B2:50:ILE:C	27:B2:52:ASP:N	2.62	0.53
35:BA:186:G:O2'	35:BA:187:G:H5'	2.09	0.53
35:BA:975:C:OP2	35:BA:975:C:C4'	2.54	0.53
35:BA:1826:G:H2'	35:BA:1827:C:H6	1.74	0.53
35:BA:2189:U:C3'	35:BA:2190:G:H5''	2.37	0.53
35:BA:2531:A:H4'	42:BH:157:TYR:CD2	2.44	0.53
37:BC:43:GLU:HG3	37:BC:216:THR:HG23	1.91	0.53
40:BF:170:LEU:HB2	40:BF:173:VAL:HB	1.91	0.53
45:BN:60:ILE:HG22	45:BN:61:ARG:N	2.24	0.53
45:BN:65:LYS:CB	45:BN:69:GLN:HG3	2.39	0.53
45:BN:128:HIS:CE1	45:BN:134:ARG:HH11	2.27	0.53
48:BQ:60:ARG:NH1	48:BQ:60:ARG:CB	2.63	0.53
51:BT:54:ARG:HH11	51:BT:54:ARG:CG	2.22	0.53
53:BV:32:THR:HG22	53:BV:33:VAL:N	2.24	0.53
57:BZ:144:LEU:HD11	57:BZ:150:LEU:HD22	1.91	0.53
1:AA:738:C:H5''	6:AF:69:GLU:HB2	1.90	0.52
1:AA:1118:C:H1'	1:AA:1179:A:C4	2.45	0.52
2:AB:55:PHE:HD1	2:AB:221:LEU:HG	1.74	0.52
2:AB:83:MET:HG3	2:AB:234:PRO:HG3	1.91	0.52
2:AB:239:VAL:O	2:AB:239:VAL:HG12	2.09	0.52
3:AC:142:MET:HE2	3:AC:171:GLY:HA3	1.90	0.52
9:AI:3:GLN:NE2	9:AI:20:ARG:HH21	2.07	0.52
9:AI:83:ARG:O	9:AI:86:VAL:HG12	2.09	0.52
12:AL:64:TYR:N	12:AL:64:TYR:CD1	2.77	0.52
12:AL:113:ARG:HD2	12:AL:115:LYS:H	1.74	0.52
24:AY:601:ILE:HG21	24:AY:687:LEU:HD12	1.90	0.52
24:AY:633:GLY:HA3	24:AY:644:ARG:HH11	1.73	0.52
30:B5:30:LEU:HD23	30:B5:41:PRO:N	2.24	0.52
30:B5:55:ARG:HH12	49:BR:33:ARG:HG2	1.73	0.52
35:BA:484:C:O2'	35:BA:485:C:H5'	2.09	0.52
35:BA:654(T):C:N3	35:BA:654(U):A:C2	2.77	0.52
35:BA:1057:A:H2'	35:BA:1058:G:C8	2.44	0.52

Continued on next page...

Continued from previous page...

Atom-1	Atom-2	Interatomic distance (Å)	Clash overlap (Å)
35:BA:1259:G:C2'	35:BA:1260:G:H5'	2.39	0.52
35:BA:1260:G:H2'	35:BA:1261:C:C6	2.43	0.52
35:BA:1899:G:N2	35:BA:1902:C:C5	2.78	0.52
35:BA:2626:C:H2'	35:BA:2627:G:O4'	2.09	0.52
36:BB:30:C:OP2	50:BS:32:LEU:HD21	2.09	0.52
38:BD:35:LYS:N	38:BD:36:PRO:HD2	2.22	0.52
38:BD:77:ALA:CB	38:BD:97:TYR:HA	2.39	0.52
39:BE:52:LEU:O	39:BE:74:PRO:HA	2.09	0.52
39:BE:68:ALA:CB	39:BE:69:LYS:HE2	2.38	0.52
42:BH:12:PRO:HD3	42:BH:49:VAL:CG1	2.39	0.52
42:BH:159:GLU:CG	42:BH:160:LYS:H	2.10	0.52
43:BK:59:ILE:O	43:BK:60:TYR:CD1	2.61	0.52
45:BN:115:ARG:HA	45:BN:118:LYS:HE2	1.91	0.52
49:BR:18:LEU:HD23	49:BR:18:LEU:C	2.29	0.52
52:BU:55:ARG:HA	52:BU:58:ARG:HG3	1.90	0.52
1:AA:346:G:P	51:BT:41:ARG:NH2	2.83	0.52
1:AA:452:A:O2'	1:AA:453:A:H8	1.92	0.52
1:AA:812:C:O2'	1:AA:813:U:P	2.67	0.52
1:AA:814:A:H2'	1:AA:816:A:C5'	2.39	0.52
1:AA:1198:G:C6	1:AA:1199:U:N3	2.78	0.52
1:AA:1346:A:H1'	1:AA:1348:U:C5	2.44	0.52
5:AE:41:VAL:HG13	5:AE:113:ALA:HA	1.91	0.52
6:AF:62:TRP:CE2	18:AR:35:ARG:NH2	2.78	0.52
7:AG:80:VAL:HG23	7:AG:81:GLY:H	1.74	0.52
16:AP:4:ILE:HG13	16:AP:64:ALA:HB1	1.91	0.52
24:AY:8:ASP:O	24:AY:9:LEU:HB3	2.10	0.52
24:AY:76:ASP:O	24:AY:77:HIS:CG	2.63	0.52
24:AY:227:ILE:O	24:AY:227:ILE:HG22	2.10	0.52
24:AY:438:PHE:C	24:AY:439:ARG:HG3	2.29	0.52
24:AY:605:ILE:N	24:AY:605:ILE:CD1	2.72	0.52
24:AY:632:LEU:HD12	24:AY:645:ALA:HA	1.91	0.52
25:B0:52:GLY:HA3	25:B0:62:LEU:HD21	1.90	0.52
27:B2:20:GLU:O	27:B2:21:LEU:C	2.47	0.52
28:B3:19:GLN:O	28:B3:22:ALA:HB3	2.09	0.52
28:B3:40:THR:O	28:B3:44:ARG:HG3	2.10	0.52
31:B6:42:TRP:CE3	31:B6:42:TRP:HA	2.43	0.52
33:B8:28:GLY:H	35:BA:2393:A:P	2.32	0.52
33:B8:62:LEU:N	33:B8:63:PRO:CD	2.70	0.52
35:BA:894:C:C2'	35:BA:895:U:H5'	2.39	0.52
35:BA:918:A:H1'	36:BB:80:U:O2'	2.10	0.52
35:BA:2336:A:N3	35:BA:2385:C:H1'	2.23	0.52

Continued on next page...

Continued from previous page...

Atom-1	Atom-2	Interatomic distance (Å)	Clash overlap (Å)
35:BA:2337:G:H2'	35:BA:2338:G:H8	1.74	0.52
35:BA:2777:G:H5''	35:BA:2778:A:H5''	1.90	0.52
35:BA:2832:U:H1'	35:BA:2834:G:C2	2.44	0.52
36:BB:53:A:H2'	36:BB:53:A:N3	2.25	0.52
36:BB:61:G:O2'	36:BB:62:C:H5'	2.09	0.52
38:BD:24:ILE:O	38:BD:25:THR:O	2.27	0.52
38:BD:43:ARG:CB	38:BD:54:ARG:HB2	2.39	0.52
41:BG:133:LEU:C	41:BG:133:LEU:HD12	2.30	0.52
43:BK:15:GLY:HA2	43:BK:42:ASN:HD21	1.75	0.52
49:BR:41:ALA:C	49:BR:43:GLU:H	2.13	0.52
49:BR:97:VAL:HG13	49:BR:114:VAL:CG2	2.39	0.52
50:BS:93:LYS:O	50:BS:94:TYR:C	2.48	0.52
51:BT:33:LYS:HE2	51:BT:43:GLN:NE2	2.25	0.52
57:BZ:28:MET:HB3	57:BZ:88:PHE:CB	2.11	0.52
1:AA:160:A:N6	1:AA:161:A:C2	2.78	0.52
1:AA:165:C:O2'	1:AA:166:G:H5'	2.09	0.52
1:AA:728:A:H2'	1:AA:729:A:C8	2.44	0.52
1:AA:793:U:C3'	1:AA:794:A:C5'	2.85	0.52
1:AA:829:G:O2'	1:AA:830:G:H5'	2.09	0.52
1:AA:1082:G:C2'	1:AA:1083:U:H5'	2.39	0.52
2:AB:21:ARG:O	2:AB:22:LYS:HB2	2.09	0.52
6:AF:21:LEU:O	6:AF:24:GLU:HB3	2.09	0.52
8:AH:96:GLY:O	8:AH:99:GLU:N	2.39	0.52
9:AI:35:GLU:HA	9:AI:38:GLN:HB2	1.90	0.52
10:AJ:12:ASP:OD2	10:AJ:15:THR:HG23	2.08	0.52
10:AJ:92:THR:CG2	10:AJ:93:GLY:H	2.19	0.52
12:AL:64:TYR:N	12:AL:64:TYR:HD1	2.07	0.52
16:AP:19:ILE:N	16:AP:37:GLY:O	2.42	0.52
17:AQ:80:GLY:O	17:AQ:81:ARG:HD2	2.09	0.52
22:AV:20:U:C3'	22:AV:21:A:C5'	2.85	0.52
22:AV:38:A:C2'	22:AV:39:C:H5'	2.39	0.52
22:AV:61:C:H2'	22:AV:62:C:C6	2.45	0.52
24:AY:20:HIS:O	24:AY:23:ALA:HB2	2.10	0.52
24:AY:97:SER:O	24:AY:100:VAL:CG1	2.58	0.52
24:AY:114:VAL:O	24:AY:114:VAL:HG13	2.10	0.52
27:B2:38:GLN:C	27:B2:40:SER:N	2.63	0.52
28:B3:40:THR:HG23	28:B3:43:ILE:CG1	2.39	0.52
35:BA:31:C:H2'	35:BA:32:C:O4'	2.10	0.52
35:BA:272(H):C:H3'	35:BA:272(H):C:C6	2.44	0.52
35:BA:307:G:N2	35:BA:310:A:O5'	2.43	0.52
35:BA:338:G:H2'	35:BA:339:U:H6	1.74	0.52

Continued on next page...

Continued from previous page...

Atom-1	Atom-2	Interatomic distance (Å)	Clash overlap (Å)
35:BA:650:C:C3'	35:BA:651:G:H5''	2.40	0.52
35:BA:1331:A:O2'	35:BA:1332:G:H8	1.93	0.52
35:BA:1584:C:H3'	35:BA:1584:C:O2	2.09	0.52
35:BA:1688:U:O2	35:BA:1700:A:H5''	2.09	0.52
35:BA:1971:A:N3	38:BD:241:PRO:HD3	2.24	0.52
35:BA:2011:U:C2'	35:BA:2012:G:H5'	2.39	0.52
35:BA:2832:U:H1'	35:BA:2834:G:C4	2.44	0.52
36:BB:105:A:H2'	36:BB:106:G:O4'	2.09	0.52
37:BC:93:ASP:O	37:BC:94:TYR:CD1	2.62	0.52
38:BD:183:ARG:HG2	38:BD:183:ARG:NH1	2.13	0.52
39:BE:11:MET:HB3	39:BE:24:THR:HA	1.90	0.52
41:BG:51:ARG:HA	41:BG:51:ARG:HE	1.73	0.52
42:BH:88:LEU:HD23	42:BH:164:TYR:O	2.09	0.52
42:BH:171:LEU:CD2	42:BH:172:LYS:O	2.56	0.52
45:BN:35:ARG:HB3	45:BN:42:TRP:CZ3	2.43	0.52
49:BR:84:ALA:CB	49:BR:85:PRO:HD3	2.24	0.52
50:BS:68:GLN:C	50:BS:70:GLY:N	2.62	0.52
51:BT:51:ARG:HG3	51:BT:98:LYS:HE3	1.91	0.52
55:BX:56:THR:C	55:BX:57:LEU:CD1	2.78	0.52
56:BY:95:LYS:CE	56:BY:101:LYS:H	2.22	0.52
57:BZ:67:LEU:HD23	57:BZ:90:VAL:CG1	2.38	0.52
1:AA:1062:U:H2'	1:AA:1063:C:C6	2.45	0.52
2:AB:87:ARG:HH12	2:AB:223:ILE:HD11	1.74	0.52
2:AB:97:TRP:CZ3	2:AB:173:ALA:HA	2.45	0.52
4:AD:149:ALA:O	4:AD:153:ARG:HG3	2.09	0.52
5:AE:87:SER:HB3	5:AE:131:ILE:CD1	2.35	0.52
5:AE:152:ARG:HB3	8:AH:43:GLY:HA3	1.90	0.52
9:AI:32:ASP:C	9:AI:32:ASP:OD1	2.47	0.52
9:AI:82:ALA:HA	9:AI:85:LEU:HD11	1.92	0.52
21:AU:6:ARG:HH21	21:AU:15:ARG:NH2	2.07	0.52
22:AV:75:C:H3'	22:AV:75:C:H6	1.74	0.52
24:AY:309:LEU:O	24:AY:390:VAL:HA	2.09	0.52
32:B7:45:ALA:O	32:B7:46:VAL:HG23	2.10	0.52
35:BA:422:A:H2'	35:BA:423:A:C8	2.45	0.52
35:BA:1411:C:N4	35:BA:1412:A:N6	2.57	0.52
35:BA:1887:C:C3'	35:BA:1888:G:H5''	2.39	0.52
35:BA:2102:U:H2'	35:BA:2103:C:C6	2.44	0.52
35:BA:2116:G:N7	35:BA:2117:A:C5	2.78	0.52
35:BA:2667:C:H2'	35:BA:2668:G:H8	1.74	0.52
35:BA:2892:A:N6	35:BA:2893:G:H21	2.08	0.52
36:BB:82:G:HO2'	36:BB:83:G:H5'	1.70	0.52

Continued on next page...

Continued from previous page...

Atom-1	Atom-2	Interatomic distance (Å)	Clash overlap (Å)
37:BC:65:LEU:HD11	37:BC:162:ILE:HD13	1.91	0.52
37:BC:114:VAL:O	37:BC:139:PRO:HG3	2.10	0.52
39:BE:2:LYS:HA	39:BE:84:PHE:CE1	2.43	0.52
39:BE:108:SER:O	39:BE:162:ALA:HA	2.10	0.52
40:BF:28:ILE:HG21	40:BF:116:ASP:HB2	1.91	0.52
40:BF:40:GLN:OE1	40:BF:184:TYR:HB2	2.10	0.52
40:BF:123:LEU:HD12	40:BF:123:LEU:C	2.28	0.52
41:BG:61:ALA:HB1	41:BG:66:GLN:O	2.10	0.52
41:BG:63:ILE:C	41:BG:63:ILE:CD1	2.77	0.52
41:BG:159:VAL:O	41:BG:159:VAL:HG22	2.08	0.52
43:BK:50:ASP:O	43:BK:51:ALA:O	2.27	0.52
45:BN:46:VAL:O	45:BN:47:ALA:CB	2.57	0.52
51:BT:129:ARG:O	51:BT:129:ARG:CG	2.57	0.52
52:BU:101:ARG:C	52:BU:102:GLU:CG	2.77	0.52
57:BZ:77:ASP:O	57:BZ:79:ARG:N	2.43	0.52
1:AA:405:U:H3'	1:AA:406:G:H5'	1.92	0.52
1:AA:415:A:H2'	1:AA:416:G:H8	1.74	0.52
1:AA:781:A:C2'	1:AA:782:A:H5'	2.39	0.52
1:AA:1033:G:H8	1:AA:1034:G:C8	2.27	0.52
1:AA:1422:G:H4'	46:BO:49:ARG:HH12	1.74	0.52
2:AB:17:PHE:N	2:AB:17:PHE:CD1	2.74	0.52
3:AC:90:GLU:CA	3:AC:93:LYS:HB3	2.39	0.52
6:AF:96:PRO:HB3	18:AR:30:ASP:OD1	2.10	0.52
7:AG:79:ARG:HH11	7:AG:79:ARG:HG3	1.73	0.52
7:AG:134:ALA:O	7:AG:137:LYS:N	2.39	0.52
10:AJ:32:ALA:CB	10:AJ:78:ASN:HD21	2.23	0.52
16:AP:44:THR:O	16:AP:45:THR:HB	2.07	0.52
24:AY:238:THR:C	24:AY:240:GLU:H	2.13	0.52
27:B2:29:LYS:O	27:B2:32:LEU:N	2.42	0.52
35:BA:302:C:H2'	35:BA:303:U:H6	1.75	0.52
35:BA:391:G:O2'	35:BA:392:C:H5'	2.10	0.52
35:BA:1473:G:H2'	35:BA:1474:C:O4'	2.10	0.52
35:BA:1902:C:H4'	38:BD:244:ARG:CB	2.35	0.52
35:BA:2664:G:C2'	35:BA:2665:A:O5'	2.57	0.52
40:BF:41:LEU:HD23	40:BF:44:ARG:HE	1.74	0.52
46:BO:23:ARG:HG2	46:BO:40:VAL:CG2	2.40	0.52
47:BP:27:HIS:CD2	47:BP:27:HIS:C	2.82	0.52
50:BS:93:LYS:O	50:BS:95:HIS:N	2.42	0.52
55:BX:12:VAL:HG12	55:BX:27:THR:C	2.29	0.52
1:AA:261:U:O2	1:AA:263:A:H8	1.93	0.52
1:AA:323:U:H5'	20:AT:23:ARG:HB2	1.91	0.52

Continued on next page...

Continued from previous page...

Atom-1	Atom-2	Interatomic distance (Å)	Clash overlap (Å)
1:AA:1328:C:H2'	1:AA:1329:A:C8	2.44	0.52
2:AB:11:LEU:HD11	2:AB:217:ARG:NH2	2.24	0.52
3:AC:83:ARG:C	3:AC:85:ARG:N	2.63	0.52
3:AC:90:GLU:HA	3:AC:93:LYS:CB	2.40	0.52
5:AE:79:GLU:HB3	5:AE:93:PRO:HD2	1.91	0.52
20:AT:50:GLU:CG	20:AT:51:GLU:N	2.71	0.52
22:AV:74:C:H2'	22:AV:74:C:O2	2.09	0.52
24:AY:519:ARG:NH1	24:AY:677:GLN:HB2	2.23	0.52
31:B6:6:ARG:C	31:B6:8:LYS:H	2.11	0.52
31:B6:9:LEU:CD2	31:B6:26:ASN:ND2	2.72	0.52
33:B8:33:ASN:HA	33:B8:36:LYS:HG3	1.90	0.52
34:B9:29:ASN:C	34:B9:31:LYS:H	2.13	0.52
35:BA:654(P):C:H2'	35:BA:654(Q):C:H5'	1.90	0.52
35:BA:685:A:H5'	35:BA:774:A:H61	1.74	0.52
35:BA:729:G:OP2	38:BD:13:ARG:NH1	2.42	0.52
35:BA:871:U:O2	35:BA:871:U:H2'	2.08	0.52
35:BA:1141:U:H5''	45:BN:63:THR:CG2	2.39	0.52
35:BA:1288:U:H4'	35:BA:1289:C:OP2	2.09	0.52
35:BA:1910:G:O2'	35:BA:1911:U:H5'	2.10	0.52
35:BA:2130:U:OP1	37:BC:6:LYS:HB2	2.09	0.52
35:BA:2262:U:C2'	35:BA:2263:C:H5''	2.40	0.52
35:BA:2578:G:N2	35:BA:2579:C:C2	2.77	0.52
35:BA:2713:A:C3'	35:BA:2714:G:H5'	2.40	0.52
37:BC:149:ASN:HD22	37:BC:149:ASN:N	2.08	0.52
37:BC:200:HIS:O	37:BC:202:PRO:HD3	2.10	0.52
38:BD:91:ARG:NH1	38:BD:91:ARG:HG2	2.22	0.52
41:BG:120:LEU:HD22	41:BG:133:LEU:HD23	1.91	0.52
48:BQ:56:ARG:HH21	57:BZ:180:VAL:HG21	1.75	0.52
50:BS:64:GLU:O	50:BS:67:ARG:HB2	2.09	0.52
51:BT:33:LYS:CE	51:BT:43:GLN:HE22	2.23	0.52
51:BT:102:ILE:HG22	51:BT:110:ILE:CD1	2.39	0.52
56:BY:84:ARG:HE	56:BY:97:ARG:NH1	2.07	0.52
57:BZ:47:VAL:O	57:BZ:51:ALA:HB3	2.09	0.52
1:AA:489:C:H2'	1:AA:490:G:C8	2.45	0.52
1:AA:1003:G:O2'	1:AA:1004:A:O3'	2.26	0.52
1:AA:1030(C):G:H2'	1:AA:1030(D):A:C8	2.44	0.52
1:AA:1042:G:C2'	1:AA:1043:C:H5'	2.40	0.52
1:AA:1148:U:O3'	9:AI:14:VAL:HG11	2.10	0.52
1:AA:1318:A:C1'	19:AS:37:ARG:HH21	2.05	0.52
2:AB:97:TRP:CH2	2:AB:176:GLU:CD	2.82	0.52
2:AB:151:GLY:O	2:AB:152:PHE:C	2.48	0.52

Continued on next page...

Continued from previous page...

Atom-1	Atom-2	Interatomic distance (Å)	Clash overlap (Å)
4:AD:61:LYS:CE	4:AD:62:GLN:HE21	2.17	0.52
10:AJ:42:THR:HG23	10:AJ:68:HIS:CA	2.35	0.52
15:AO:9:GLN:HB3	15:AO:13:GLN:NE2	2.24	0.52
15:AO:39:LEU:HD13	15:AO:56:LEU:HD13	1.92	0.52
16:AP:33:ILE:O	16:AP:33:ILE:HG22	2.08	0.52
24:AY:162:VAL:O	24:AY:164:MET:HG2	2.10	0.52
24:AY:289:ILE:O	24:AY:301:ILE:HG12	2.10	0.52
24:AY:610:VAL:HG12	24:AY:669:PHE:HB3	1.91	0.52
25:B0:40:GLN:NE2	25:B0:43:THR:CA	2.71	0.52
26:B1:76:ARG:NH2	26:B1:95:LEU:HD13	2.23	0.52
27:B2:32:LEU:HG	27:B2:53:LEU:HD13	1.92	0.52
30:B5:56:LYS:HG3	30:B5:57:VAL:N	2.21	0.52
33:B8:56:GLU:O	33:B8:59:LYS:CE	2.56	0.52
35:BA:212:G:C8	35:BA:212:G:C5'	2.90	0.52
35:BA:661:C:H4'	47:BP:18:ARG:HG2	1.92	0.52
35:BA:960:A:H2'	35:BA:962:G:H5''	1.91	0.52
35:BA:1225:G:H2'	35:BA:1226:A:C8	2.45	0.52
35:BA:1286:A:O2'	35:BA:1287:A:H5'	2.10	0.52
35:BA:1524:G:O5'	35:BA:1524:G:H8	1.92	0.52
35:BA:2052:G:H4'	39:BE:143:ASN:O	2.09	0.52
35:BA:2291:U:O2'	35:BA:2292:C:H5'	2.09	0.52
35:BA:2688:U:H1'	35:BA:2721:A:N6	2.24	0.52
35:BA:2713:A:H3'	35:BA:2714:G:C5'	2.39	0.52
36:BB:21:G:O2'	36:BB:22:U:P	2.68	0.52
39:BE:51:PHE:CE1	39:BE:52:LEU:HD12	2.45	0.52
39:BE:111:ARG:HG3	49:BR:2:ARG:HG2	1.90	0.52
41:BG:133:LEU:HD12	41:BG:157:ILE:HB	1.90	0.52
41:BG:164:GLU:C	41:BG:165:THR:HG23	2.30	0.52
42:BH:124:GLU:CB	42:BH:132:ARG:HG3	2.39	0.52
42:BH:124:GLU:HB2	42:BH:132:ARG:HG3	1.91	0.52
45:BN:65:LYS:NZ	45:BN:65:LYS:CA	2.67	0.52
48:BQ:12:GLN:NE2	48:BQ:72:LYS:HA	2.24	0.52
51:BT:56:GLY:O	51:BT:59:THR:HG23	2.08	0.52
51:BT:91:ARG:O	51:BT:117:ASP:HB2	2.09	0.52
55:BX:26:TYR:HD2	55:BX:92:LEU:HD12	1.75	0.52
56:BY:84:ARG:HG2	56:BY:84:ARG:NH1	2.25	0.52
57:BZ:145:GLU:OE1	57:BZ:145:GLU:HA	2.09	0.52
57:BZ:154:ASP:N	57:BZ:154:ASP:OD1	2.43	0.52
1:AA:117:G:H2'	1:AA:118:U:O4'	2.10	0.52
1:AA:1332:A:H2'	1:AA:1333:A:C8	2.44	0.52
1:AA:1348:U:H2'	1:AA:1349:A:C8	2.40	0.52

Continued on next page...

Continued from previous page...

Atom-1	Atom-2	Interatomic distance (Å)	Clash overlap (Å)
1:AA:1520:G:H2'	1:AA:1521:G:H8	1.74	0.52
3:AC:206:GLU:O	3:AC:207:VAL:C	2.47	0.52
4:AD:108:LEU:CD2	4:AD:110:PHE:CZ	2.92	0.52
7:AG:118:VAL:O	7:AG:121:ALA:HB3	2.10	0.52
7:AG:137:LYS:HE2	7:AG:141:VAL:HG23	1.91	0.52
8:AH:1:MET:HE2	8:AH:1:MET:N	2.25	0.52
9:AI:4:TYR:CD2	9:AI:88:TYR:HB2	2.44	0.52
9:AI:63:ILE:HD13	9:AI:77:ILE:HD13	1.91	0.52
18:AR:25:THR:O	18:AR:25:THR:HG22	2.10	0.52
19:AS:15:LEU:HD21	19:AS:33:THR:CB	2.40	0.52
20:AT:63:ILE:O	20:AT:64:ASP:C	2.45	0.52
24:AY:282:SER:C	24:AY:284:LEU:H	2.14	0.52
24:AY:335:LEU:HD11	24:AY:352:VAL:HG11	1.92	0.52
35:BA:71:A:N3	35:BA:73:A:N6	2.58	0.52
35:BA:285:C:C2'	35:BA:286:C:H5''	2.40	0.52
35:BA:402:A:H2'	35:BA:403:U:H5'	1.91	0.52
35:BA:1226:A:H2'	35:BA:1227:G:H5'	1.91	0.52
35:BA:1529:G:C6	35:BA:1541:G:N1	2.78	0.52
35:BA:1563:G:O2'	35:BA:1564:C:H5'	2.10	0.52
35:BA:1718:G:H8	35:BA:1718:G:C5'	2.19	0.52
35:BA:2838:G:C1'	49:BR:45:ARG:HH11	2.22	0.52
36:BB:118:G:C2	36:BB:119:G:N7	2.78	0.52
37:BC:28:ARG:HH12	37:BC:183:PRO:HB2	1.75	0.52
39:BE:32:PRO:N	39:BE:90:THR:HG23	2.25	0.52
40:BF:6:VAL:H	40:BF:125:LEU:HD21	1.75	0.52
47:BP:47:ASP:HB3	47:BP:48:PRO:HA	1.91	0.52
50:BS:52:SER:HB2	50:BS:55:ALA:HB3	1.90	0.52
52:BU:14:HIS:HD2	52:BU:17:ILE:HD12	1.74	0.52
54:BW:25:ARG:NH2	54:BW:74:ALA:O	2.43	0.52
55:BX:10:ALA:HB1	55:BX:11:PRO:HD2	1.90	0.52
56:BY:95:LYS:CD	56:BY:101:LYS:H	2.22	0.52
1:AA:38:G:C2	1:AA:397:A:C2	2.97	0.52
1:AA:160:A:H1'	1:AA:344:A:N7	2.24	0.52
1:AA:375:U:C2	1:AA:376:G:C8	2.97	0.52
1:AA:458:C:O2	1:AA:458:C:H2'	2.09	0.52
1:AA:622:A:N7	1:AA:623:C:C5	2.77	0.52
1:AA:719:C:H1'	18:AR:49:LYS:HB3	1.92	0.52
1:AA:800:G:H8	1:AA:800:G:O5'	1.93	0.52
1:AA:1506:U:O2'	1:AA:1507:A:H5'	2.10	0.52
2:AB:60:ASP:O	2:AB:64:ARG:NE	2.43	0.52
3:AC:52:LEU:HD12	3:AC:55:VAL:CG2	2.39	0.52

Continued on next page...

Continued from previous page...

Atom-1	Atom-2	Interatomic distance (Å)	Clash overlap (Å)
4:AD:68:TYR:N	4:AD:68:TYR:CD1	2.76	0.52
4:AD:78:LEU:O	4:AD:81:GLU:HB3	2.09	0.52
7:AG:149:ARG:O	7:AG:152:ALA:HB2	2.09	0.52
8:AH:6:ILE:HD12	8:AH:6:ILE:N	2.23	0.52
10:AJ:27:ALA:CB	10:AJ:85:LEU:HD11	2.40	0.52
11:AK:121:PRO:HB2	11:AK:126:ARG:HB2	1.92	0.52
15:AO:11:VAL:O	15:AO:14:GLU:CB	2.58	0.52
18:AR:56:THR:CB	18:AR:58:LEU:HD13	2.37	0.52
24:AY:92:ILE:HG23	24:AY:93:GLU:H	1.75	0.52
24:AY:410:ASP:HA	24:AY:459:LEU:HD21	1.92	0.52
26:B1:83:GLU:O	26:B1:84:GLY:O	2.27	0.52
30:B5:52:TYR:O	30:B5:53:ALA:HB2	2.10	0.52
33:B8:37:SER:O	33:B8:38:GLY:C	2.47	0.52
35:BA:83:G:O2'	35:BA:84:A:OP2	2.28	0.52
35:BA:519:U:H5''	54:BW:25:ARG:NH2	2.25	0.52
35:BA:654(H):G:H2'	35:BA:654(I):C:H4'	1.92	0.52
35:BA:654(N):G:C3'	35:BA:654(O):G:H5'	2.40	0.52
35:BA:1573:G:C2'	35:BA:1574:C:H5'	2.39	0.52
35:BA:1796:U:OP1	38:BD:276:LYS:HE3	2.09	0.52
35:BA:2380:C:H2'	35:BA:2381:C:H6	1.75	0.52
35:BA:2460:U:O2	35:BA:2460:U:H2'	2.10	0.52
36:BB:79:C:H2'	36:BB:80:U:O4'	2.10	0.52
37:BC:34:ALA:CB	37:BC:179:ALA:HB2	2.39	0.52
40:BF:206:ILE:HG22	40:BF:207:GLY:H	1.73	0.52
1:AA:63:C:O2'	1:AA:380:G:H4'	2.09	0.52
1:AA:187:C:H5''	20:AT:86:ARG:NH1	2.25	0.52
1:AA:189(H):G:O5'	1:AA:189(H):G:H8	1.93	0.52
1:AA:344:A:H5''	1:AA:345:C:OP2	2.09	0.52
1:AA:807:A:C5	1:AA:808:C:C4	2.98	0.52
1:AA:946:A:N6	1:AA:1236:A:N6	2.58	0.52
1:AA:1263:C:H2'	1:AA:1264:C:C6	2.45	0.52
1:AA:1264:C:H42	1:AA:1271:G:H1	1.57	0.52
1:AA:1298:C:O2	1:AA:1298:C:C2'	2.57	0.52
1:AA:1424:C:O2'	1:AA:1425:U:H5'	2.10	0.52
3:AC:154:SER:OG	3:AC:196:LEU:HD13	2.10	0.52
6:AF:24:GLU:OE2	6:AF:28:ARG:NH1	2.43	0.52
7:AG:120:ILE:O	7:AG:124:LEU:HB2	2.10	0.52
8:AH:58:TYR:C	8:AH:59:LEU:HD23	2.31	0.52
8:AH:112:LEU:HA	8:AH:134:ILE:HG12	1.92	0.52
9:AI:79:LEU:HD13	9:AI:83:ARG:CB	2.39	0.52
15:AO:56:LEU:O	15:AO:60:VAL:HG23	2.10	0.52

Continued on next page...

Continued from previous page...

Atom-1	Atom-2	Interatomic distance (Å)	Clash overlap (Å)
19:AS:70:LYS:O	19:AS:71:LEU:C	2.48	0.52
24:AY:66:THR:O	24:AY:67:ALA:HB3	2.10	0.52
24:AY:468:ARG:C	24:AY:470:PHE:H	2.13	0.52
24:AY:605:ILE:HD11	24:AY:677:GLN:HG2	1.92	0.52
27:B2:69:ARG:CG	27:B2:70:GLN:N	2.73	0.52
29:B4:8:LYS:O	29:B4:9:LEU:CB	2.49	0.52
31:B6:15:GLU:CD	31:B6:44:ARG:HH12	2.14	0.52
31:B6:16:CYS:C	31:B6:18:ARG:N	2.57	0.52
31:B6:40:CYS:CB	31:B6:46:HIS:CE1	2.92	0.52
33:B8:10:ALA:O	33:B8:14:VAL:HG12	2.10	0.52
34:B9:16:VAL:HA	34:B9:25:VAL:HG22	1.90	0.52
35:BA:72:U:O2'	35:BA:73:A:H5'	2.10	0.52
35:BA:191:A:H2'	35:BA:192:C:C6	2.44	0.52
35:BA:336:C:H5'	35:BA:337:C:OP2	2.10	0.52
35:BA:619:G:H3'	35:BA:620:G:H21	1.74	0.52
35:BA:883:G:H2'	35:BA:884:C:O4'	2.10	0.52
35:BA:1095:A:H2'	35:BA:1096:A:C8	2.45	0.52
35:BA:1797:C:H4'	38:BD:257:LEU:O	2.10	0.52
35:BA:2305:A:O2'	41:BG:136:ARG:HG2	2.09	0.52
39:BE:34:VAL:O	39:BE:34:VAL:HG22	2.09	0.52
44:BL:110:LEU:CB	44:BL:117:VAL:HG21	2.40	0.52
47:BP:115:LEU:HD23	47:BP:115:LEU:H	1.73	0.52
50:BS:70:GLY:O	50:BS:72:ALA:N	2.43	0.52
52:BU:62:ILE:HG23	52:BU:76:TYR:CE2	2.46	0.52
55:BX:87:GLN:O	55:BX:88:LYS:HB3	2.10	0.52
56:BY:102:CYS:SG	56:BY:103:GLY:N	2.83	0.52
57:BZ:143:GLY:C	57:BZ:144:LEU:HD22	2.30	0.52
57:BZ:175:VAL:HB	57:BZ:176:PRO:CD	2.41	0.52
1:AA:765:G:H22	1:AA:812:C:HO2'	1.57	0.51
1:AA:1004:A:H5'	1:AA:1025:U:C4	2.45	0.51
1:AA:1030:C:N4	1:AA:1032:G:C2	2.78	0.51
1:AA:1060:C:H4'	10:AJ:52:GLY:N	2.24	0.51
1:AA:1074:G:O2'	1:AA:1075:C:H5'	2.09	0.51
1:AA:1353:G:H2'	1:AA:1354:C:H6	1.75	0.51
2:AB:21:ARG:HD2	2:AB:39:ILE:CG1	2.40	0.51
2:AB:168:THR:CG2	2:AB:192:SER:HB3	2.37	0.51
5:AE:11:ILE:HD12	5:AE:31:LEU:CD1	2.41	0.51
6:AF:45:LEU:O	6:AF:46:ARG:CG	2.57	0.51
7:AG:139:GLU:O	7:AG:143:ARG:HG3	2.10	0.51
9:AI:36:TYR:CD2	9:AI:37:PHE:CE1	2.97	0.51
9:AI:96:LEU:O	9:AI:99:LEU:O	2.29	0.51

Continued on next page...

Continued from previous page...

Atom-1	Atom-2	Interatomic distance (Å)	Clash overlap (Å)
10:AJ:3:LYS:HZ2	10:AJ:77:PRO:HD2	1.74	0.51
17:AQ:3:LYS:CB	17:AQ:61:GLU:HB3	2.28	0.51
23:AX:13:A:C2'	23:AX:14:A:H5''	2.40	0.51
30:B5:36:CYS:HG	30:B5:49:CYS:HB3	1.76	0.51
35:BA:28:A:H62	35:BA:512:G:H1'	1.73	0.51
35:BA:537:C:O5'	35:BA:537:C:H6	1.92	0.51
35:BA:771:G:O2'	35:BA:1355:G:H4'	2.10	0.51
35:BA:856:C:H2'	35:BA:857:C:C6	2.44	0.51
35:BA:943:U:OP2	47:BP:38:GLN:OE1	2.28	0.51
35:BA:954:G:H5''	48:BQ:13:GLN:HB3	1.91	0.51
35:BA:1226:A:C2'	35:BA:1227:G:H5'	2.41	0.51
35:BA:1528:A:O2'	35:BA:1528(A):A:O5'	2.28	0.51
35:BA:1599:C:H6	35:BA:1599:C:O5'	1.93	0.51
35:BA:1666:G:O2'	35:BA:1667:G:H5'	2.09	0.51
35:BA:1831:G:C6	35:BA:1832:C:N4	2.79	0.51
35:BA:2206:G:H21	35:BA:2207:G:H4'	1.75	0.51
37:BC:132:LEU:HB3	37:BC:137:LEU:C	2.31	0.51
40:BF:20:LEU:CD2	40:BF:21:ALA:HB3	2.40	0.51
41:BG:120:LEU:HD22	41:BG:133:LEU:CD2	2.40	0.51
44:BL:117:VAL:HG12	44:BL:118:GLU:N	2.25	0.51
45:BN:55:VAL:HG21	45:BN:127:ASP:N	2.25	0.51
51:BT:117:ASP:OD1	51:BT:119:LYS:HB3	2.10	0.51
1:AA:103:C:H3'	1:AA:104:G:C8	2.37	0.51
1:AA:204:U:O2'	1:AA:216:G:OP2	2.27	0.51
1:AA:642:A:C6	1:AA:643:C:C4	2.98	0.51
1:AA:1022:G:C6	1:AA:1023:G:N7	2.78	0.51
2:AB:165:VAL:CG2	2:AB:166:ASP:N	2.64	0.51
9:AI:56:LEU:HD23	9:AI:56:LEU:C	2.30	0.51
10:AJ:4:ILE:HB	10:AJ:74:ILE:CD1	2.40	0.51
10:AJ:23:ILE:HG23	10:AJ:85:LEU:HD22	1.91	0.51
12:AL:119:LYS:C	12:AL:120:TYR:CD1	2.84	0.51
13:AM:68:GLY:CA	13:AM:71:ARG:HB3	2.40	0.51
14:AN:36:PHE:CD1	14:AN:36:PHE:C	2.82	0.51
19:AS:33:THR:HG22	19:AS:49:ILE:CG2	2.40	0.51
24:AY:117:GLN:NE2	24:AY:120:THR:HG23	2.23	0.51
24:AY:170:ARG:NH2	24:AY:208:GLN:HE22	2.08	0.51
25:B0:48:GLY:HA3	25:B0:80:HIS:ND1	2.25	0.51
26:B1:7:ILE:HD12	26:B1:7:ILE:N	2.25	0.51
29:B4:41:PRO:HA	29:B4:42:PHE:CE1	2.45	0.51
30:B5:3:LYS:HZ1	35:BA:2613:U:C2'	2.23	0.51
30:B5:25:LEU:CD1	54:BW:19:LEU:HB3	2.40	0.51

Continued on next page...

Continued from previous page...

Atom-1	Atom-2	Interatomic distance (Å)	Clash overlap (Å)
35:BA:112:U:H2'	35:BA:113:G:H5'	1.91	0.51
35:BA:1140:C:O2'	35:BA:1143:A:H2'	2.10	0.51
35:BA:1812:A:H2'	35:BA:1813:G:H8	1.75	0.51
35:BA:1887:C:H2'	35:BA:1888:G:H5''	1.92	0.51
35:BA:2018:G:H21	52:BU:34:LYS:NZ	2.07	0.51
35:BA:2055:C:H5'	35:BA:2056:G:C5'	2.41	0.51
35:BA:2312:U:H4'	41:BG:71:THR:OG1	2.10	0.51
37:BC:164:PHE:HB2	37:BC:172:ILE:CD1	2.38	0.51
41:BG:77:ILE:C	41:BG:79:ASN:N	2.61	0.51
41:BG:98:ARG:O	41:BG:102:PHE:HB2	2.11	0.51
43:BK:15:GLY:H	43:BK:41:PHE:HE2	1.59	0.51
43:BK:76:TYR:HD2	43:BK:77:LEU:HD23	1.75	0.51
50:BS:74:ALA:HB2	50:BS:101:LEU:HD21	1.92	0.51
56:BY:25:GLY:HA3	56:BY:39:VAL:CG1	2.40	0.51
57:BZ:72:ARG:HH11	57:BZ:72:ARG:CG	2.12	0.51
1:AA:473:G:H2'	1:AA:474:G:C8	2.41	0.51
1:AA:866:C:O5'	1:AA:866:C:H6	1.93	0.51
1:AA:892:A:C6	1:AA:893:C:C4	2.98	0.51
1:AA:1128:C:O2'	1:AA:1129:C:H5''	2.10	0.51
4:AD:10:ARG:O	4:AD:13:ARG:HB2	2.11	0.51
4:AD:12:CYS:SG	4:AD:19:LEU:O	2.68	0.51
4:AD:31:CYS:O	4:AD:32:ALA:HB3	2.09	0.51
6:AF:2:ARG:HD2	6:AF:69:GLU:HB3	1.92	0.51
7:AG:146:GLU:HA	7:AG:149:ARG:HB2	1.93	0.51
8:AH:87:SER:HB2	8:AH:93:VAL:HB	1.91	0.51
12:AL:47:LYS:HD2	12:AL:48:PRO:HD3	1.91	0.51
16:AP:8:ARG:HB3	16:AP:28:ARG:NH1	2.26	0.51
20:AT:104:LEU:HD23	20:AT:104:LEU:C	2.30	0.51
22:AV:76:A:H1'	35:BA:2421:G:N2	2.25	0.51
24:AY:293:THR:HA	24:AY:397:VAL:HG12	1.93	0.51
24:AY:457:LEU:O	24:AY:460:GLU:HB3	2.10	0.51
35:BA:29:U:O2'	35:BA:30:G:H5'	2.09	0.51
35:BA:272(H):C:C6	35:BA:272(H):C:C3'	2.93	0.51
35:BA:537:C:H2'	35:BA:538:G:H8	1.74	0.51
35:BA:585:G:H2'	35:BA:1251:C:H42	1.75	0.51
35:BA:1081:U:H4'	43:BK:117:THR:HG21	1.91	0.51
35:BA:1210:A:H5''	35:BA:1212:G:O4'	2.10	0.51
35:BA:1450(A):C:H2'	35:BA:1451:C:C6	2.45	0.51
35:BA:1467:C:C5	35:BA:1546:C:H2'	2.45	0.51
35:BA:1710:C:H2'	35:BA:1711:C:C6	2.46	0.51
35:BA:2064:C:H1'	35:BA:2450:A:C6	2.45	0.51

Continued on next page...

Continued from previous page...

Atom-1	Atom-2	Interatomic distance (Å)	Clash overlap (Å)
35:BA:2147:G:H2'	35:BA:2148:G:C5'	2.40	0.51
35:BA:2393:A:H5'	47:BP:60:MET:O	2.10	0.51
35:BA:2464:C:O2'	35:BA:2465:C:O5'	2.27	0.51
39:BE:15:PHE:CE2	51:BT:80:SER:HB2	2.46	0.51
39:BE:113:PHE:CE1	39:BE:158:GLY:HA2	2.44	0.51
41:BG:73:ALA:H	41:BG:87:PRO:HG2	1.75	0.51
47:BP:7:ARG:HA	47:BP:7:ARG:CZ	2.40	0.51
47:BP:65:ARG:O	47:BP:68:GLN:OE1	2.28	0.51
47:BP:90:ARG:HG2	47:BP:91:PHE:N	2.24	0.51
47:BP:105:LEU:N	47:BP:105:LEU:HD12	2.25	0.51
53:BV:21:ARG:CB	53:BV:91:TYR:CD2	2.80	0.51
54:BW:5:ALA:HB2	54:BW:54:ALA:HB2	1.92	0.51
54:BW:66:GLU:HG3	54:BW:69:LEU:HD12	1.91	0.51
56:BY:3:VAL:O	56:BY:3:VAL:HG12	2.11	0.51
57:BZ:99:TYR:CE1	57:BZ:125:LEU:HD13	2.45	0.51
1:AA:59:A:H2'	1:AA:59:A:N3	2.25	0.51
1:AA:114:U:H2'	1:AA:115:G:C8	2.45	0.51
1:AA:182:U:H3'	1:AA:183:G:C5'	2.41	0.51
1:AA:423:G:C2'	1:AA:424:G:H5'	2.40	0.51
1:AA:740:U:H2'	1:AA:741:G:H8	1.75	0.51
1:AA:979:C:H2'	1:AA:980:C:H5''	1.91	0.51
1:AA:1027:C:N4	1:AA:1032:G:O6	2.43	0.51
1:AA:1349:A:OP2	9:AI:118:LYS:NZ	2.44	0.51
1:AA:1458:G:C6	1:AA:1459:C:C4	2.99	0.51
4:AD:57:ARG:HD2	4:AD:57:ARG:N	2.19	0.51
5:AE:29:GLY:HA2	5:AE:46:GLY:O	2.10	0.51
8:AH:60:ARG:HG2	8:AH:62:TYR:CE1	2.44	0.51
10:AJ:96:ILE:HD13	10:AJ:96:ILE:N	2.21	0.51
24:AY:18:ALA:O	24:AY:19:ALA:CB	2.55	0.51
24:AY:288:PRO:HG2	24:AY:300:GLU:OE1	2.10	0.51
24:AY:534:ILE:HD11	24:AY:569:ASP:O	2.11	0.51
27:B2:38:GLN:HA	27:B2:41:ILE:CG2	2.36	0.51
28:B3:15:TYR:HD2	28:B3:19:GLN:HE22	1.58	0.51
31:B6:12:GLU:HG2	31:B6:23:THR:HB	1.91	0.51
35:BA:205:G:O2'	35:BA:206:U:P	2.67	0.51
35:BA:729:G:O2'	35:BA:763:G:H4'	2.10	0.51
35:BA:1192:G:H2'	35:BA:1193:G:O4'	2.11	0.51
35:BA:1270:C:H5''	35:BA:1271:G:C5'	2.41	0.51
35:BA:1610:A:H4'	35:BA:1611:C:OP2	2.11	0.51
35:BA:1704:G:O2'	35:BA:1705:G:H5'	2.09	0.51
35:BA:1748:G:H5'	35:BA:1748:G:H8	1.75	0.51

Continued on next page...

Continued from previous page...

Atom-1	Atom-2	Interatomic distance (Å)	Clash overlap (Å)
35:BA:2055:C:H2'	35:BA:2504:U:H4'	1.92	0.51
35:BA:2103:C:O2	35:BA:2103:C:C2'	2.55	0.51
35:BA:2364:C:O2'	35:BA:2365:G:H5'	2.09	0.51
35:BA:2543:G:C2	35:BA:2765:A:H2'	2.46	0.51
37:BC:138:LEU:HD13	37:BC:139:PRO:O	2.10	0.51
41:BG:86:MET:N	41:BG:87:PRO:CD	2.73	0.51
41:BG:109:VAL:C	41:BG:112:PRO:HD2	2.30	0.51
42:BH:89:ILE:O	42:BH:89:ILE:HD12	2.10	0.51
43:BK:24:GLY:N	43:BK:25:PRO:HD2	2.24	0.51
47:BP:89:ALA:HB1	47:BP:121:LYS:HD2	1.93	0.51
47:BP:108:LYS:C	47:BP:110:TYR:H	2.14	0.51
50:BS:78:LEU:CD1	50:BS:103:GLU:HB3	2.40	0.51
52:BU:47:TYR:O	52:BU:51:LYS:HG2	2.11	0.51
56:BY:32:PRO:O	56:BY:35:TYR:N	2.39	0.51
1:AA:57:G:H2'	1:AA:58:C:C6	2.46	0.51
1:AA:1300:G:H1'	1:AA:1301:U:H5	1.76	0.51
2:AB:86:GLU:C	2:AB:88:ALA:H	2.13	0.51
10:AJ:100:THR:O	10:AJ:100:THR:HG22	2.10	0.51
12:AL:28:LYS:HE2	12:AL:33:ARG:NH1	2.24	0.51
12:AL:37:CYS:HB3	12:AL:79:GLU:O	2.11	0.51
12:AL:51:ALA:O	12:AL:52:LEU:HD23	2.10	0.51
16:AP:50:LYS:O	16:AP:51:VAL:HG23	2.11	0.51
17:AQ:76:LEU:HD12	17:AQ:77:VAL:N	2.25	0.51
18:AR:44:LEU:HD22	18:AR:79:LEU:HD22	1.93	0.51
24:AY:659:LEU:C	24:AY:661:SER:H	2.14	0.51
24:AY:678:GLU:CG	24:AY:679:VAL:N	2.74	0.51
26:B1:76:ARG:HH22	26:B1:95:LEU:CB	2.23	0.51
30:B5:27:PRO:HA	54:BW:23:LEU:HD21	1.93	0.51
35:BA:20:C:O2'	35:BA:21:A:H5'	2.11	0.51
35:BA:475:U:O5'	35:BA:475:U:H6	1.93	0.51
35:BA:650:C:H2'	35:BA:651:G:H5''	1.93	0.51
35:BA:665:C:H2'	35:BA:666:G:C8	2.44	0.51
35:BA:676:A:H8	35:BA:2069:G:N2	2.01	0.51
35:BA:912:C:O2'	35:BA:913:U:H5'	2.11	0.51
35:BA:1682:G:H2'	35:BA:1683:C:H6	1.74	0.51
35:BA:1843:C:H2'	35:BA:1844:C:H6	1.75	0.51
35:BA:1902:C:C4'	38:BD:244:ARG:HB2	2.39	0.51
35:BA:2019:A:O3'	52:BU:27:LEU:HD12	2.10	0.51
39:BE:61:ARG:HG2	39:BE:62:PRO:CD	2.39	0.51
47:BP:23:PRO:O	47:BP:29:LYS:O	2.29	0.51
48:BQ:39:PRO:O	48:BQ:40:ALA:HB2	2.10	0.51

Continued on next page...

Continued from previous page...

Atom-1	Atom-2	Interatomic distance (Å)	Clash overlap (Å)
49:BR:9:LYS:O	49:BR:10:LEU:HG	2.11	0.51
49:BR:104:ARG:HG3	49:BR:111:LEU:HD21	1.92	0.51
51:BT:35:LYS:HD3	51:BT:41:ARG:HH11	1.75	0.51
52:BU:55:ARG:HA	52:BU:58:ARG:CD	2.41	0.51
1:AA:34:C:H1'	12:AL:32:PHE:CZ	2.46	0.51
1:AA:217:C:O2'	1:AA:470:C:N4	2.44	0.51
1:AA:520:A:N1	1:AA:536:C:H1'	2.26	0.51
4:AD:20:TYR:HD1	4:AD:26:CYS:HB3	1.75	0.51
4:AD:88:VAL:O	4:AD:88:VAL:HG12	2.09	0.51
13:AM:35:GLU:CG	13:AM:36:LYS:N	2.73	0.51
15:AO:29:VAL:HG11	15:AO:67:LEU:HD21	1.92	0.51
19:AS:15:LEU:O	19:AS:19:VAL:N	2.43	0.51
24:AY:252:ASP:N	24:AY:252:ASP:OD1	2.44	0.51
24:AY:259:PHE:N	24:AY:259:PHE:CD1	2.79	0.51
24:AY:389:LEU:HD12	24:AY:389:LEU:N	2.25	0.51
24:AY:428:LEU:HD23	24:AY:428:LEU:N	2.26	0.51
25:B0:19:LYS:O	25:B0:21:LEU:N	2.43	0.51
27:B2:29:LYS:O	27:B2:30:ARG:C	2.48	0.51
34:B9:20:HIS:O	34:B9:22:ARG:HG3	2.10	0.51
35:BA:143:G:H2'	35:BA:143(A):C:H6	1.75	0.51
35:BA:259:G:N2	35:BA:621:A:H8	2.07	0.51
35:BA:710:G:H1	35:BA:721:C:N4	2.07	0.51
35:BA:1301:A:O2'	35:BA:1302:A:C2'	2.54	0.51
35:BA:1558:A:O2'	35:BA:1559:G:OP2	2.29	0.51
35:BA:1629:U:H2'	35:BA:1630:G:C8	2.45	0.51
35:BA:1722:A:C2	35:BA:1740:G:C8	2.99	0.51
35:BA:1812:A:O2'	35:BA:1813:G:H5'	2.11	0.51
35:BA:1842:G:H2'	35:BA:1843:C:C6	2.46	0.51
35:BA:2305:A:H2'	35:BA:2306:C:O4'	2.11	0.51
35:BA:2468:G:C4	35:BA:2481:G:N2	2.78	0.51
35:BA:2810:A:H2'	39:BE:61:ARG:NH2	2.26	0.51
38:BD:275:LYS:O	38:BD:275:LYS:HD2	2.10	0.51
40:BF:20:LEU:CD2	40:BF:21:ALA:CB	2.88	0.51
40:BF:20:LEU:O	40:BF:24:LEU:HD23	2.10	0.51
40:BF:157:VAL:CG2	40:BF:157:VAL:O	2.58	0.51
41:BG:34:LEU:HD13	41:BG:99:MET:HE2	1.93	0.51
43:BK:17:ALA:HB3	43:BK:38:VAL:CG1	2.40	0.51
46:BO:71:ARG:HB3	46:BO:72:PRO:HD2	1.93	0.51
51:BT:66:VAL:HA	51:BT:71:GLY:HA2	1.92	0.51
51:BT:120:ARG:HA	51:BT:123:GLN:HG2	1.92	0.51
51:BT:132:LYS:HG2	51:BT:133:GLU:HG3	1.93	0.51

Continued on next page...

Continued from previous page...

Atom-1	Atom-2	Interatomic distance (Å)	Clash overlap (Å)
53:BV:19:LYS:HE2	53:BV:20:LEU:H	1.76	0.51
53:BV:19:LYS:HB3	53:BV:94:LEU:O	2.10	0.51
56:BY:77:PRO:O	56:BY:78:ALA:HB2	2.09	0.51
57:BZ:24:LEU:HD12	57:BZ:41:LEU:HD23	1.92	0.51
57:BZ:81:ARG:HG3	57:BZ:81:ARG:O	2.11	0.51
1:AA:170:U:O2'	1:AA:171:A:H5'	2.10	0.51
1:AA:241:C:HO2'	1:AA:242:C:H5'	1.75	0.51
1:AA:987:G:O2'	1:AA:988:G:H5'	2.10	0.51
1:AA:1267:C:C5	1:AA:1268:A:C5	2.99	0.51
1:AA:1423:G:H5''	46:BO:49:ARG:HH22	1.75	0.51
5:AE:82:VAL:CG2	5:AE:138:ALA:HA	2.38	0.51
7:AG:108:ALA:O	7:AG:111:ARG:HB2	2.10	0.51
19:AS:19:VAL:HG12	19:AS:20:LEU:N	2.25	0.51
20:AT:50:GLU:HB2	20:AT:100:ILE:HB	1.92	0.51
24:AY:218:GLU:O	24:AY:221:ALA:HB3	2.11	0.51
24:AY:251:ILE:O	24:AY:251:ILE:HG22	2.10	0.51
24:AY:606:MET:HG3	24:AY:649:LEU:HD21	1.92	0.51
27:B2:13:ALA:HA	27:B2:16:LEU:HD11	1.92	0.51
28:B3:8:LEU:HD22	28:B3:31:LEU:HD23	1.93	0.51
29:B4:1:MET:SD	29:B4:1:MET:N	2.73	0.51
35:BA:657:U:C2	35:BA:658:C:C5	2.98	0.51
35:BA:809:G:O2'	35:BA:810:U:H5'	2.10	0.51
35:BA:813:U:H2'	35:BA:814:C:H6	1.70	0.51
35:BA:2098:U:H6	35:BA:2098:U:O5'	1.94	0.51
35:BA:2516:G:O2'	35:BA:2517:C:H5'	2.11	0.51
35:BA:2723:C:H5''	49:BR:2:ARG:NH1	2.23	0.51
35:BA:2795:G:H2'	35:BA:2795:G:N3	2.26	0.51
36:BB:42:C:O2	41:BG:93:THR:N	2.37	0.51
37:BC:115:VAL:HA	37:BC:145:THR:HG22	1.93	0.51
39:BE:2:LYS:HG2	39:BE:95:ILE:HG22	1.93	0.51
45:BN:58:ASP:HB3	45:BN:95:PRO:HB2	1.92	0.51
47:BP:146:VAL:HG13	47:BP:147:LEU:H	1.74	0.51
49:BR:33:ARG:HG3	49:BR:115:GLU:HG3	1.92	0.51
57:BZ:25:PRO:O	57:BZ:85:HIS:HA	2.11	0.51
1:AA:40:C:H2'	1:AA:41:G:C8	2.46	0.51
1:AA:383:A:H2'	1:AA:384:G:C5'	2.39	0.51
1:AA:392:G:H2'	1:AA:393:A:H8	1.75	0.51
1:AA:965:A:C2	1:AA:969:A:N1	2.79	0.51
1:AA:1270:C:H2'	1:AA:1271:G:H8	1.73	0.51
2:AB:152:PHE:C	2:AB:152:PHE:CD1	2.84	0.51
2:AB:189:ASP:OD2	2:AB:205:ASP:OD1	2.28	0.51

Continued on next page...

Continued from previous page...

Atom-1	Atom-2	Interatomic distance (Å)	Clash overlap (Å)
6:AF:51:PRO:HA	6:AF:55:ASP:O	2.11	0.51
10:AJ:42:THR:CG2	10:AJ:68:HIS:HA	2.36	0.51
12:AL:33:ARG:HG2	12:AL:60:LEU:HD12	1.93	0.51
13:AM:86:CYS:HA	19:AS:73:GLU:O	2.11	0.51
13:AM:99:ARG:O	13:AM:100:GLY:C	2.49	0.51
14:AN:15:LYS:O	14:AN:16:PHE:C	2.47	0.51
15:AO:17:ARG:HG3	15:AO:17:ARG:NH1	2.25	0.51
24:AY:20:HIS:CG	24:AY:117:GLN:HB3	2.45	0.51
24:AY:117:GLN:HE22	24:AY:119:GLU:HG3	1.75	0.51
24:AY:337:SER:HA	24:AY:355:LEU:HD23	1.92	0.51
24:AY:343:ASN:HD22	24:AY:345:THR:N	2.06	0.51
24:AY:525:PHE:H	24:AY:525:PHE:HD1	1.52	0.51
24:AY:631:ILE:HG23	24:AY:632:LEU:N	2.26	0.51
24:AY:635:GLU:H	24:AY:635:GLU:CD	2.14	0.51
28:B3:4:LEU:O	28:B3:36:VAL:HA	2.11	0.51
31:B6:33:LYS:CG	31:B6:34:LEU:H	2.17	0.51
33:B8:50:LEU:CG	33:B8:51:ALA:N	2.74	0.51
35:BA:455:C:N3	35:BA:473:G:H5'	2.26	0.51
35:BA:460:A:C2	35:BA:470:A:C4	2.99	0.51
35:BA:467:G:O2'	35:BA:468:G:H5'	2.10	0.51
35:BA:653:A:C5'	35:BA:654:A:OP2	2.59	0.51
35:BA:1233:C:H2'	35:BA:1234:U:H6	1.76	0.51
35:BA:1263:U:C4	35:BA:1264:G:C6	2.99	0.51
35:BA:1436:G:H1'	35:BA:1477:A:O2'	2.10	0.51
35:BA:2151:G:O2'	35:BA:2152:G:H5'	2.11	0.51
35:BA:2504:U:H6	35:BA:2504:U:O5'	1.93	0.51
35:BA:2665:A:H2'	35:BA:2666:C:O4'	2.11	0.51
36:BB:8:U:O2'	50:BS:40:ILE:HD13	2.11	0.51
39:BE:82:ARG:HG3	39:BE:83:ASP:H	1.75	0.51
40:BF:93:LYS:HD2	40:BF:94:PRO:HD2	1.92	0.51
40:BF:99:TYR:HE2	40:BF:101:LEU:HD13	1.75	0.51
40:BF:168:ARG:HG3	40:BF:175:THR:HB	1.92	0.51
41:BG:127:GLY:C	41:BG:128:ARG:HG2	2.30	0.51
45:BN:26:LEU:HD12	45:BN:26:LEU:C	2.31	0.51
51:BT:106:SER:HB2	51:BT:110:ILE:HG13	1.93	0.51
52:BU:83:LEU:HG	52:BU:88:ILE:HD11	1.91	0.51
53:BV:49:THR:O	53:BV:50:PRO:C	2.48	0.51
57:BZ:4:ARG:HH12	57:BZ:66:SER:CB	2.20	0.51
1:AA:123:C:OP1	1:AA:311:C:O2'	2.29	0.51
1:AA:164:U:H2'	1:AA:165:C:C6	2.46	0.51
1:AA:452:A:C4	1:AA:453:A:C8	2.99	0.51

Continued on next page...

Continued from previous page...

Atom-1	Atom-2	Interatomic distance (Å)	Clash overlap (Å)
1:AA:1171:G:H2'	1:AA:1172:C:H6	1.76	0.51
1:AA:1175:G:O6	1:AA:1176:A:N6	2.44	0.51
1:AA:1236:A:H2'	1:AA:1237:C:C5	2.46	0.51
1:AA:1310:G:C2'	1:AA:1311:G:H5'	2.41	0.51
1:AA:1351:U:O2'	1:AA:1352:C:H5'	2.10	0.51
3:AC:159:GLY:HA2	3:AC:193:TYR:CE2	2.46	0.51
4:AD:11:LEU:O	4:AD:12:CYS:C	2.50	0.51
15:AO:33:THR:HG23	15:AO:63:ARG:HH12	1.76	0.51
19:AS:27:GLU:O	19:AS:28:LYS:O	2.29	0.51
19:AS:47:HIS:O	19:AS:49:ILE:HG13	2.11	0.51
22:AV:14:A:H1'	22:AV:22:G:N2	2.26	0.51
24:AY:312:LEU:HD11	24:AY:401:SER:OG	2.10	0.51
24:AY:363:ARG:HG3	24:AY:363:ARG:NH1	2.14	0.51
24:AY:434:GLU:O	24:AY:434:GLU:HG2	2.11	0.51
27:B2:40:SER:C	27:B2:42:GLY:H	2.13	0.51
29:B4:7:PRO:O	29:B4:8:LYS:HB3	2.11	0.51
30:B5:3:LYS:HD2	30:B5:5:PRO:CD	2.41	0.51
31:B6:43:CYS:CB	31:B6:44:ARG:NH2	2.60	0.51
32:B7:17:GLY:HA2	32:B7:43:THR:HG21	1.92	0.51
32:B7:46:VAL:HG12	32:B7:47:ARG:H	1.72	0.51
35:BA:271(S):G:H2'	35:BA:271(T):C:O4'	2.10	0.51
35:BA:601:C:O2'	35:BA:605:C:H5''	2.11	0.51
35:BA:687:C:H2'	35:BA:688:U:O4'	2.10	0.51
35:BA:747:U:O2'	54:BW:88:ARG:HG3	2.11	0.51
35:BA:958:U:H5'	48:BQ:14:ARG:NH1	2.25	0.51
35:BA:1020:A:O2'	35:BA:1021:A:P	2.69	0.51
35:BA:1343:G:N3	35:BA:1384:A:H2	2.08	0.51
35:BA:1362:C:H2'	35:BA:1363:C:C6	2.46	0.51
35:BA:1539:G:N3	35:BA:1540:U:H1'	2.25	0.51
35:BA:1635:G:H2'	35:BA:1636:C:C6	2.46	0.51
35:BA:2071:A:OP2	35:BA:2071:A:H8	1.93	0.51
35:BA:2115:G:H3'	35:BA:2116:G:H5''	1.91	0.51
35:BA:2652:C:C4	35:BA:2653:U:C4	2.99	0.51
35:BA:2657:A:O2'	42:BH:160:LYS:HE3	2.10	0.51
35:BA:2839:G:H2'	35:BA:2840:C:H6	1.75	0.51
35:BA:2851:A:C5	35:BA:2852:G:C5	2.99	0.51
38:BD:134:ARG:NE	38:BD:135:PHE:CE1	2.79	0.51
38:BD:239:ARG:HH11	38:BD:239:ARG:HG2	1.74	0.51
40:BF:93:LYS:HB3	40:BF:94:PRO:HD2	1.92	0.51
49:BR:11:ASN:OD1	49:BR:12:ARG:N	2.40	0.51
50:BS:70:GLY:C	50:BS:72:ALA:N	2.61	0.51

Continued on next page...

Continued from previous page...

Atom-1	Atom-2	Interatomic distance (Å)	Clash overlap (Å)
51:BT:118:ARG:HA	51:BT:121:ILE:CD1	2.41	0.51
52:BU:111:GLU:O	52:BU:115:ALA:HB2	2.11	0.51
57:BZ:80:ARG:O	57:BZ:81:ARG:O	2.29	0.51
1:AA:329:A:H3'	1:AA:330:C:H5'	1.93	0.51
1:AA:642:A:H2'	1:AA:643:C:C6	2.46	0.51
1:AA:1061:G:H2'	1:AA:1062:U:H5'	1.92	0.51
1:AA:1124:G:H5'	10:AJ:35:SER:HB2	1.92	0.51
1:AA:1174:G:O2'	1:AA:1175:G:H5'	2.10	0.51
1:AA:1325:C:H4'	21:AU:17:THR:HG21	1.91	0.51
4:AD:18:LYS:HG3	4:AD:31:CYS:SG	2.51	0.51
4:AD:78:LEU:HD21	4:AD:96:LEU:CB	2.41	0.51
7:AG:78:ARG:HG3	7:AG:79:ARG:N	2.26	0.51
16:AP:67:THR:N	16:AP:70:ALA:HB3	2.26	0.51
19:AS:53:ASN:C	19:AS:55:LYS:H	2.14	0.51
24:AY:20:HIS:ND1	24:AY:21:ILE:HD13	2.25	0.51
24:AY:150:ILE:C	24:AY:152:THR:H	2.14	0.51
25:B0:51:VAL:HG21	25:B0:79:VAL:O	2.11	0.51
28:B3:10:LYS:HB3	28:B3:53:LEU:HD23	1.93	0.51
31:B6:15:GLU:N	31:B6:49:HIS:CD2	2.79	0.51
31:B6:45:LYS:HD3	35:BA:2371:G:O3'	2.11	0.51
35:BA:83:G:N2	35:BA:103:A:OP2	2.43	0.51
35:BA:1040:C:H42	35:BA:1115:G:H1	1.58	0.51
35:BA:1385:G:H4'	35:BA:1386:C:OP1	2.11	0.51
35:BA:1492:G:H1	35:BA:1498:C:H42	1.58	0.51
35:BA:1909:C:O2'	35:BA:1910:G:H5'	2.10	0.51
35:BA:2155:G:C2'	35:BA:2156:G:H5'	2.41	0.51
35:BA:2840:C:O2'	35:BA:2841:C:H5'	2.10	0.51
36:BB:87:G:O3'	36:BB:88:C:C6	2.64	0.51
36:BB:115:G:H2'	36:BB:116:G:C8	2.41	0.51
38:BD:125:ILE:O	38:BD:125:ILE:CG2	2.57	0.51
38:BD:241:PRO:C	38:BD:242:ARG:CG	2.64	0.51
39:BE:93:VAL:C	39:BE:95:ILE:N	2.63	0.51
41:BG:100:TRP:O	41:BG:101:ILE:C	2.48	0.51
42:BH:17:VAL:O	42:BH:45:VAL:HG22	2.11	0.51
42:BH:66:GLY:HA2	42:BH:69:ARG:CB	2.39	0.51
46:BO:90:GLN:O	46:BO:92:GLU:HG3	2.11	0.51
47:BP:91:PHE:HD1	47:BP:91:PHE:H	1.58	0.51
49:BR:9:LYS:O	49:BR:10:LEU:CG	2.59	0.51
50:BS:14:VAL:O	50:BS:15:ARG:C	2.49	0.51
51:BT:11:GLU:O	51:BT:13:ARG:N	2.40	0.51
52:BU:70:ARG:HG3	52:BU:70:ARG:NH1	2.25	0.51

Continued on next page...

Continued from previous page...

Atom-1	Atom-2	Interatomic distance (Å)	Clash overlap (Å)
52:BU:83:LEU:CD1	52:BU:113:ALA:HB2	2.40	0.51
53:BV:89:GLN:OE1	53:BV:89:GLN:HA	2.10	0.51
55:BX:29:TRP:HA	55:BX:78:LYS:HA	1.92	0.51
55:BX:90:GLU:HA	55:BX:93:GLU:HG2	1.93	0.51
1:AA:78:G:H1	1:AA:91:C:H42	1.59	0.50
1:AA:393:A:H5'	1:AA:483:C:O2'	2.11	0.50
1:AA:763:G:H2'	1:AA:764:C:H6	1.76	0.50
1:AA:999:C:C6	1:AA:999:C:O5'	2.65	0.50
1:AA:1379:G:O2'	1:AA:1380:U:H5'	2.11	0.50
2:AB:51:LEU:HD23	2:AB:201:ILE:HD12	1.93	0.50
2:AB:213:LEU:HD23	2:AB:213:LEU:C	2.32	0.50
3:AC:50:ALA:O	3:AC:70:VAL:HG13	2.10	0.50
8:AH:112:LEU:N	8:AH:112:LEU:CD2	2.73	0.50
10:AJ:4:ILE:HD12	10:AJ:4:ILE:H	1.77	0.50
11:AK:18:ARG:HH21	11:AK:37:GLY:N	2.09	0.50
12:AL:39:VAL:CB	12:AL:57:LYS:HB2	2.35	0.50
13:AM:15:VAL:O	13:AM:19:LEU:HD23	2.10	0.50
14:AN:16:PHE:CD1	14:AN:16:PHE:N	2.74	0.50
16:AP:75:ARG:O	16:AP:78:GLY:N	2.44	0.50
18:AR:26:LEU:HD21	18:AR:42:ARG:HD2	1.93	0.50
19:AS:78:ARG:HB2	19:AS:81:ARG:NH1	2.21	0.50
22:AV:74:C:N4	26:B1:23:LYS:HE3	2.26	0.50
24:AY:71:THR:HA	24:AY:79:ILE:O	2.11	0.50
24:AY:156:ARG:HH22	24:AY:666:ARG:NH1	2.09	0.50
24:AY:227:ILE:CD1	24:AY:242:LEU:HA	2.41	0.50
24:AY:634:MET:O	24:AY:634:MET:HG2	2.10	0.50
28:B3:19:GLN:HE22	28:B3:52:HIS:HE1	1.60	0.50
31:B6:17:LYS:CB	31:B6:44:ARG:NH1	2.74	0.50
35:BA:29:U:C2'	35:BA:30:G:H5'	2.41	0.50
35:BA:698:C:H4'	35:BA:735:A:C2	2.46	0.50
35:BA:752:A:O2'	35:BA:753:C:OP2	2.20	0.50
35:BA:816:C:O2'	35:BA:817:C:H5'	2.10	0.50
35:BA:909:A:O2'	35:BA:910:A:H5'	2.11	0.50
35:BA:1011:G:O2'	35:BA:1013:C:H5''	2.11	0.50
35:BA:1052:C:O2'	35:BA:1053:C:O5'	2.29	0.50
35:BA:1091:G:H1	35:BA:1100:C:H42	1.59	0.50
35:BA:1355:G:O2'	35:BA:1356:G:H5'	2.11	0.50
35:BA:1432:C:H2'	35:BA:1433:U:O4'	2.11	0.50
36:BB:91:C:O2'	36:BB:92:C:H5'	2.10	0.50
38:BD:117:VAL:CG2	38:BD:118:VAL:N	2.74	0.50
40:BF:52:LYS:HD3	40:BF:56:GLU:O	2.11	0.50

Continued on next page...

Continued from previous page...

Atom-1	Atom-2	Interatomic distance (Å)	Clash overlap (Å)
40:BF:140:LEU:O	40:BF:143:ALA:HB3	2.11	0.50
41:BG:82:LEU:HD21	41:BG:87:PRO:CB	2.41	0.50
45:BN:134:ARG:HG3	45:BN:134:ARG:O	2.10	0.50
50:BS:29:PHE:CD1	50:BS:29:PHE:C	2.84	0.50
51:BT:33:LYS:NZ	51:BT:43:GLN:NE2	2.59	0.50
53:BV:62:LEU:N	53:BV:62:LEU:CD2	2.70	0.50
54:BW:25:ARG:HB2	54:BW:25:ARG:HH11	1.76	0.50
57:BZ:74:VAL:HG22	57:BZ:86:VAL:HG13	1.93	0.50
1:AA:189(C):C:H2'	1:AA:189(D):C:O4'	2.12	0.50
1:AA:422:C:OP2	1:AA:422:C:H6	1.95	0.50
1:AA:622:A:N7	1:AA:623:C:C6	2.79	0.50
1:AA:674:G:H21	11:AK:116:HIS:HB2	1.76	0.50
1:AA:967:C:O5'	1:AA:967:C:H6	1.94	0.50
1:AA:1238:A:H2'	1:AA:1238:A:N3	2.25	0.50
1:AA:1258:G:H2'	1:AA:1259:C:C6	2.46	0.50
9:AI:5:TYR:CD1	9:AI:18:PHE:CE1	2.99	0.50
12:AL:25:PRO:C	12:AL:27:LEU:N	2.64	0.50
14:AN:32:SER:O	14:AN:40:CYS:HA	2.11	0.50
24:AY:432:ALA:HA	24:AY:438:PHE:CZ	2.45	0.50
30:B5:3:LYS:HZ3	30:B5:5:PRO:HD2	1.74	0.50
31:B6:16:CYS:SG	31:B6:48:VAL:HG21	2.50	0.50
31:B6:35:GLU:HB3	31:B6:51:GLU:HB2	1.92	0.50
31:B6:35:GLU:HG3	31:B6:36:LEU:N	2.26	0.50
31:B6:54:ILE:HD13	35:BA:2420:C:H5'	1.90	0.50
35:BA:271(K):U:H3'	35:BA:271(L):U:H5''	1.93	0.50
35:BA:325:G:O2'	35:BA:326:G:H5'	2.10	0.50
35:BA:451:C:N4	35:BA:454:A:H5'	2.27	0.50
35:BA:786:C:C2'	35:BA:787:U:H5'	2.40	0.50
35:BA:1202:C:H2'	35:BA:1203:G:H5'	1.93	0.50
35:BA:1607:C:H5'	35:BA:1608:A:C8	2.47	0.50
35:BA:2154:G:H21	35:BA:2155:G:H1'	1.75	0.50
35:BA:2199:A:H3'	35:BA:2200:C:C6	2.44	0.50
35:BA:2389:G:H5''	35:BA:2390:U:C5'	2.32	0.50
35:BA:2543:G:O2'	35:BA:2544:G:H5'	2.12	0.50
36:BB:63:G:C2	36:BB:64:C:C2	2.99	0.50
37:BC:95:VAL:CG1	37:BC:96:GLY:N	2.71	0.50
37:BC:117:THR:HG22	37:BC:148:PHE:HA	1.92	0.50
37:BC:185:LYS:HE3	37:BC:185:LYS:CA	2.40	0.50
38:BD:77:ALA:HB2	38:BD:97:TYR:HA	1.93	0.50
41:BG:41:GLN:NE2	41:BG:60:LEU:CD2	2.74	0.50
41:BG:55:LYS:CA	41:BG:58:GLN:HG3	2.41	0.50

Continued on next page...

Continued from previous page...

Atom-1	Atom-2	Interatomic distance (Å)	Clash overlap (Å)
41:BG:56:ALA:HB1	41:BG:153:ARG:NE	2.26	0.50
41:BG:99:MET:O	41:BG:100:TRP:C	2.50	0.50
42:BH:40:GLU:HG3	42:BH:64:LEU:CD1	2.41	0.50
42:BH:107:VAL:O	42:BH:107:VAL:HG23	2.10	0.50
47:BP:23:PRO:CB	47:BP:33:ARG:HG3	2.39	0.50
50:BS:95:HIS:O	50:BS:96:GLY:C	2.48	0.50
54:BW:47:VAL:HG12	54:BW:47:VAL:O	2.10	0.50
55:BX:29:TRP:CH2	55:BX:76:ARG:NH2	2.79	0.50
55:BX:63:LYS:CB	55:BX:72:LYS:HG2	2.41	0.50
57:BZ:5:LEU:HD13	57:BZ:59:LEU:CD2	2.41	0.50
57:BZ:9:TYR:HB3	57:BZ:35:ARG:HH22	1.76	0.50
57:BZ:141:VAL:HG12	57:BZ:142:SER:N	2.26	0.50
1:AA:625:G:C4	1:AA:626:U:C5	3.00	0.50
1:AA:1226:C:H5'	13:AM:103:THR:CB	2.40	0.50
1:AA:1226:C:H41	13:AM:104:ARG:HD2	1.77	0.50
1:AA:1345:U:OP1	9:AI:120:ARG:NH1	2.42	0.50
1:AA:1479:C:O2'	1:AA:1480:G:H5'	2.11	0.50
2:AB:101:MET:C	2:AB:102:LEU:HD12	2.32	0.50
7:AG:22:LEU:HD22	7:AG:62:PHE:CE2	2.46	0.50
9:AI:70:LYS:O	9:AI:74:ILE:HG13	2.11	0.50
9:AI:117:HIS:O	9:AI:118:LYS:HG3	2.11	0.50
12:AL:27:LEU:CG	12:AL:62:SER:HB2	2.40	0.50
12:AL:69:TYR:O	12:AL:71:PRO:HD3	2.11	0.50
13:AM:90:LEU:O	13:AM:91:ARG:C	2.49	0.50
24:AY:85:PRO:HG3	24:AY:94:VAL:HG13	1.93	0.50
24:AY:100:VAL:HG22	24:AY:101:LEU:N	2.26	0.50
24:AY:139:MET:HE1	24:AY:146:LEU:HB2	1.93	0.50
24:AY:187:THR:OG1	24:AY:188:TYR:N	2.44	0.50
24:AY:227:ILE:HG23	24:AY:237:PRO:HG2	1.94	0.50
27:B2:7:ARG:HH11	27:B2:7:ARG:HG3	1.76	0.50
27:B2:8:LYS:O	27:B2:12:GLU:N	2.26	0.50
27:B2:18:PRO:HG2	27:B2:19:VAL:H	1.75	0.50
27:B2:69:ARG:HG3	27:B2:70:GLN:H	1.76	0.50
30:B5:27:PRO:HG3	54:BW:23:LEU:CD1	2.40	0.50
31:B6:8:LYS:NZ	35:BA:2285:C:H5	2.06	0.50
32:B7:46:VAL:CG1	32:B7:47:ARG:H	2.24	0.50
35:BA:844:C:H2'	35:BA:845:G:O4'	2.10	0.50
35:BA:1144:G:C6	35:BA:1145:C:C4	2.99	0.50
35:BA:2073:C:H42	35:BA:2436:G:H1	1.60	0.50
35:BA:2154:G:N2	35:BA:2155:G:H1'	2.26	0.50
35:BA:2742:C:C2'	35:BA:2743:C:H5'	2.41	0.50

Continued on next page...

Continued from previous page...

Atom-1	Atom-2	Interatomic distance (Å)	Clash overlap (Å)
35:BA:2837:G:H2'	35:BA:2838:G:H8	1.75	0.50
39:BE:2:LYS:HD3	39:BE:95:ILE:HG22	1.94	0.50
40:BF:206:ILE:CG2	40:BF:207:GLY:H	2.24	0.50
45:BN:125:GLY:HA3	45:BN:126:PRO:O	2.10	0.50
46:BO:52:VAL:HG12	46:BO:53:LYS:N	2.25	0.50
47:BP:101:VAL:HB	47:BP:107:LYS:HA	1.92	0.50
47:BP:105:LEU:O	47:BP:106:LEU:HB2	2.11	0.50
49:BR:21:TYR:OH	49:BR:43:GLU:HG2	2.11	0.50
51:BT:23:ARG:HB2	51:BT:24:PRO:CD	2.36	0.50
51:BT:27:THR:OG1	51:BT:28:VAL:N	2.43	0.50
54:BW:80:PRO:O	54:BW:100:THR:HG21	2.12	0.50
57:BZ:155:LEU:HG	57:BZ:157:LEU:CD2	2.40	0.50
1:AA:61:G:H2'	1:AA:62:U:O4'	2.12	0.50
1:AA:177:C:N3	1:AA:178:C:C5	2.79	0.50
1:AA:204:U:HO2'	1:AA:216:G:P	2.34	0.50
1:AA:596:C:O5'	1:AA:596:C:H6	1.94	0.50
1:AA:1226:C:H4'	1:AA:1227:A:OP1	2.12	0.50
2:AB:80:ILE:HD12	2:AB:80:ILE:N	2.26	0.50
4:AD:119:GLN:HG3	4:AD:123:HIS:CD2	2.46	0.50
6:AF:24:GLU:O	6:AF:27:GLN:HB2	2.11	0.50
8:AH:44:PHE:C	8:AH:45:ILE:HG23	2.30	0.50
9:AI:112:LYS:HA	9:AI:119:ALA:HB2	1.94	0.50
15:AO:27:VAL:O	15:AO:31:LEU:HD23	2.11	0.50
15:AO:74:ASP:O	15:AO:76:GLU:N	2.44	0.50
19:AS:39:THR:HG22	19:AS:40:ILE:N	2.27	0.50
19:AS:41:VAL:O	19:AS:43:GLU:N	2.45	0.50
20:AT:11:SER:HA	20:AT:13:LEU:HD12	1.92	0.50
22:AV:73:A:H8	22:AV:73:A:O5'	1.94	0.50
24:AY:17:ILE:N	24:AY:17:ILE:CD1	2.75	0.50
24:AY:236:GLU:HG3	24:AY:236:GLU:O	2.12	0.50
24:AY:460:GLU:O	24:AY:463:VAL:HB	2.12	0.50
24:AY:519:ARG:NH2	24:AY:678:GLU:CB	2.74	0.50
24:AY:519:ARG:NH2	24:AY:678:GLU:HB3	2.26	0.50
24:AY:603:GLU:O	24:AY:676:TYR:HA	2.11	0.50
28:B3:1:MET:HB3	28:B3:2:PRO:HD2	1.93	0.50
35:BA:295:G:H2'	35:BA:296:C:C6	2.43	0.50
35:BA:300:A:P	56:BY:97:ARG:HE	2.34	0.50
35:BA:610:G:H22	35:BA:619:G:H1'	1.76	0.50
35:BA:641:C:H2'	35:BA:642:G:O4'	2.11	0.50
35:BA:692:C:H2'	35:BA:693:C:H6	1.75	0.50
35:BA:827:U:H4'	35:BA:828:U:O2	2.12	0.50

Continued on next page...

Continued from previous page...

Atom-1	Atom-2	Interatomic distance (Å)	Clash overlap (Å)
35:BA:999:U:H5''	35:BA:1154:G:O6	2.12	0.50
35:BA:1022:G:N2	35:BA:1142(A):A:H2	2.10	0.50
35:BA:1109:C:O2	35:BA:1109:C:C2'	2.60	0.50
35:BA:1127:A:H2'	35:BA:1128:A:H5''	1.93	0.50
35:BA:1298:C:H1'	35:BA:1302:A:C4	2.46	0.50
35:BA:1465:G:H2'	35:BA:1466:G:H8	1.76	0.50
35:BA:1801:G:H3'	35:BA:1802:A:H5'	1.94	0.50
35:BA:2111:C:C2	35:BA:2147:G:N2	2.80	0.50
35:BA:2128:C:OP1	37:BC:37:LYS:N	2.40	0.50
35:BA:2363:C:H6	35:BA:2363:C:O5'	1.94	0.50
35:BA:2876:G:C4'	51:BT:3:ARG:HE	2.10	0.50
36:BB:54:G:H2'	36:BB:55:U:C6	2.45	0.50
37:BC:71:LYS:CG	37:BC:72:GLN:H	2.12	0.50
37:BC:202:PRO:O	37:BC:205:ALA:HB3	2.11	0.50
38:BD:48:ARG:HG3	38:BD:48:ARG:NH1	2.27	0.50
38:BD:81:ALA:HA	38:BD:113:VAL:HG22	1.92	0.50
38:BD:218:ARG:HH11	38:BD:218:ARG:HG3	1.76	0.50
40:BF:28:ILE:H	40:BF:28:ILE:CD1	2.24	0.50
40:BF:174:VAL:HG21	40:BF:189:THR:CG2	2.42	0.50
43:BK:15:GLY:N	43:BK:41:PHE:HE2	2.09	0.50
45:BN:18:ALA:HB1	45:BN:21:LYS:HB2	1.94	0.50
46:BO:26:LYS:HB3	46:BO:30:ALA:HB2	1.93	0.50
50:BS:30:ARG:HH22	50:BS:62:LYS:HD2	1.76	0.50
55:BX:18:TYR:HA	55:BX:21:PHE:CD2	2.47	0.50
57:BZ:23:LYS:CD	57:BZ:38:TYR:HE2	2.22	0.50
1:AA:368:U:OP1	24:AY:353:ALA:CB	2.59	0.50
1:AA:721:G:H8	1:AA:721:G:OP1	1.93	0.50
1:AA:753:A:H4'	1:AA:754:C:C5'	2.42	0.50
1:AA:836:G:C6	1:AA:851:G:C6	2.99	0.50
1:AA:891:U:H2'	1:AA:892:A:H8	1.76	0.50
1:AA:940:C:H2'	1:AA:941:G:H8	1.77	0.50
1:AA:992:U:H1'	1:AA:993:G:C2	2.46	0.50
1:AA:1047:G:C2'	1:AA:1048:G:H5'	2.41	0.50
1:AA:1109:C:C2'	1:AA:1110:A:H5'	2.41	0.50
1:AA:1346:A:N6	1:AA:1375:A:OP2	2.40	0.50
1:AA:1445:C:C2'	1:AA:1446:U:H5'	2.42	0.50
3:AC:73:PRO:O	3:AC:76:VAL:HG22	2.12	0.50
3:AC:136:GLN:HA	3:AC:139:GLN:HB2	1.93	0.50
4:AD:170:VAL:HG21	4:AD:176:LEU:CD2	2.41	0.50
7:AG:79:ARG:O	7:AG:80:VAL:HG13	2.11	0.50
10:AJ:29:ARG:HH12	10:AJ:84:GLN:HE22	1.60	0.50

Continued on next page...

Continued from previous page...

Atom-1	Atom-2	Interatomic distance (Å)	Clash overlap (Å)
17:AQ:7:THR:O	17:AQ:23:VAL:HG13	2.11	0.50
22:AV:49:G:H1	22:AV:65:C:H42	1.60	0.50
24:AY:191:ASP:N	24:AY:191:ASP:OD1	2.43	0.50
24:AY:498:ILE:HG13	24:AY:498:ILE:O	2.12	0.50
24:AY:610:VAL:HG11	24:AY:659:LEU:HD21	1.93	0.50
24:AY:637:ARG:O	24:AY:638:GLY:C	2.48	0.50
31:B6:54:ILE:HD13	35:BA:2420:C:C5'	2.40	0.50
33:B8:49:VAL:O	33:B8:49:VAL:HG23	2.11	0.50
35:BA:92:A:H2'	35:BA:93:G:C8	2.46	0.50
35:BA:291:C:H2'	35:BA:292:C:H6	1.77	0.50
35:BA:619:G:H3'	35:BA:620:G:N2	2.26	0.50
35:BA:821:A:O2'	35:BA:945:A:H3'	2.12	0.50
35:BA:1221:C:H2'	35:BA:1221:C:O2	2.10	0.50
35:BA:1528:A:H2'	35:BA:1528:A:N3	2.26	0.50
35:BA:2128:C:OP1	37:BC:37:LYS:HB2	2.11	0.50
35:BA:2580:U:H5'	39:BE:131:ALA:HB2	1.93	0.50
35:BA:2791:C:H5	35:BA:2801(A):A:H62	1.60	0.50
41:BG:102:PHE:O	41:BG:104:GLU:N	2.45	0.50
43:BK:104:VAL:HG13	43:BK:105:LEU:N	2.26	0.50
47:BP:95:VAL:CG2	47:BP:125:VAL:HG23	2.42	0.50
48:BQ:53:ALA:HA	48:BQ:56:ARG:HB2	1.92	0.50
48:BQ:108:GLY:C	48:BQ:109:VAL:HG23	2.31	0.50
48:BQ:135:ASP:CG	57:BZ:49:ARG:NH1	2.65	0.50
52:BU:37:GLU:O	52:BU:40:PHE:HB2	2.12	0.50
57:BZ:14:LYS:O	57:BZ:16:SER:N	2.45	0.50
57:BZ:69:THR:HA	57:BZ:89:PHE:O	2.12	0.50
1:AA:697:U:H2'	1:AA:698:G:C5'	2.34	0.50
1:AA:1332:A:O2'	1:AA:1333:A:H5'	2.11	0.50
4:AD:28:SER:O	4:AD:30:LYS:N	2.45	0.50
6:AF:61:LEU:O	6:AF:62:TRP:HB2	2.11	0.50
7:AG:91:VAL:HG12	7:AG:92:SER:N	2.26	0.50
9:AI:5:TYR:HD1	9:AI:17:VAL:O	1.94	0.50
24:AY:9:LEU:C	24:AY:9:LEU:HD23	2.32	0.50
24:AY:491:VAL:HG12	24:AY:492:ASP:H	1.76	0.50
24:AY:524:GLU:HG2	24:AY:564:LYS:HG3	1.92	0.50
24:AY:529:ILE:HD11	24:AY:567:LEU:HD11	1.93	0.50
25:B0:49:LYS:HE3	25:B0:80:HIS:CG	2.47	0.50
33:B8:50:LEU:HD12	33:B8:51:ALA:N	2.25	0.50
34:B9:4:ARG:NH1	35:BA:2477:C:N4	2.60	0.50
35:BA:247:G:C8	35:BA:249:C:C6	3.00	0.50
35:BA:797:C:OP1	40:BF:62:ARG:HG3	2.12	0.50

Continued on next page...

Continued from previous page...

Atom-1	Atom-2	Interatomic distance (Å)	Clash overlap (Å)
35:BA:1073:A:C2'	35:BA:1074:G:H5'	2.42	0.50
35:BA:1265:A:H5'	35:BA:1267:U:H1'	1.92	0.50
35:BA:1285:G:H2'	35:BA:1286:A:C5'	2.39	0.50
35:BA:1541:G:H4'	35:BA:1542:A:O4'	2.12	0.50
35:BA:1754:C:OP1	51:BT:96:ARG:NH1	2.44	0.50
35:BA:1813:G:H1'	38:BD:50:THR:OG1	2.12	0.50
35:BA:2015:A:H2'	35:BA:2016:U:O4'	2.12	0.50
35:BA:2157:G:OP2	35:BA:2157:G:C8	2.65	0.50
35:BA:2248:C:H3'	35:BA:2249:U:C6	2.46	0.50
35:BA:2312:U:H4'	41:BG:71:THR:HG1	1.75	0.50
35:BA:2317:C:O2'	35:BA:2318:G:H5'	2.12	0.50
35:BA:2740:A:H2'	35:BA:2741:A:C8	2.47	0.50
36:BB:38:C:O2	36:BB:48:A:H1'	2.11	0.50
39:BE:177:PRO:CG	39:BE:178:GLU:H	2.24	0.50
47:BP:17:LYS:C	47:BP:19:VAL:H	2.14	0.50
48:BQ:8:LYS:HB2	48:BQ:9:TYR:CD1	2.47	0.50
48:BQ:65:PHE:CD1	48:BQ:65:PHE:N	2.80	0.50
49:BR:38:VAL:CB	49:BR:39:PRO:HD3	2.26	0.50
52:BU:85:LYS:O	52:BU:85:LYS:HG2	2.11	0.50
1:AA:403:C:H2'	1:AA:404:U:C6	2.46	0.50
1:AA:923:A:H2'	1:AA:924:C:H6	1.77	0.50
1:AA:1495:U:H2'	1:AA:1496:C:H6	1.76	0.50
2:AB:189:ASP:O	2:AB:191:ASP:N	2.44	0.50
6:AF:68:PRO:HG2	6:AF:71:ARG:HB2	1.93	0.50
12:AL:6:THR:CG2	12:AL:9:GLN:HE21	2.16	0.50
12:AL:27:LEU:HD21	12:AL:64:TYR:CE1	2.47	0.50
18:AR:76:LEU:C	18:AR:78:LEU:N	2.65	0.50
19:AS:51:VAL:HG21	19:AS:71:LEU:HB3	1.94	0.50
24:AY:359:HIS:CD2	24:AY:364:GLU:HB2	2.47	0.50
24:AY:413:ILE:HG23	24:AY:413:ILE:O	2.11	0.50
24:AY:518:PRO:O	24:AY:520:GLY:N	2.45	0.50
31:B6:47:THR:HG23	31:B6:49:HIS:CE1	2.46	0.50
35:BA:193:U:H2'	35:BA:194:G:H8	1.76	0.50
35:BA:751:A:H8	35:BA:751:A:O5'	1.95	0.50
35:BA:881:G:C2'	35:BA:882:G:H5'	2.41	0.50
35:BA:1015:G:H2'	35:BA:1016:G:H8	1.76	0.50
35:BA:1236:G:O2'	35:BA:1237:A:H8	1.94	0.50
35:BA:1542:A:H3'	35:BA:1542:A:C8	2.45	0.50
35:BA:2121:G:O2'	37:BC:168:LYS:HG2	2.11	0.50
35:BA:2750:A:H2'	35:BA:2752:C:N4	2.27	0.50
35:BA:2767:C:H2'	35:BA:2768:C:H6	1.76	0.50

Continued on next page...

Continued from previous page...

Atom-1	Atom-2	Interatomic distance (Å)	Clash overlap (Å)
35:BA:2784:C:H1'	39:BE:37:ARG:HH12	1.77	0.50
35:BA:2885:C:H2'	35:BA:2886:G:O5'	2.12	0.50
38:BD:79:VAL:O	38:BD:113:VAL:HG13	2.11	0.50
39:BE:13:ARG:HA	39:BE:22:PRO:HA	1.92	0.50
39:BE:57:LYS:C	39:BE:58:ARG:HG3	2.32	0.50
40:BF:9:ILE:HG12	40:BF:15:SER:N	2.27	0.50
40:BF:59:TYR:HE2	40:BF:85:GLY:O	1.94	0.50
41:BG:7:LEU:O	41:BG:11:TYR:N	2.37	0.50
41:BG:99:MET:O	41:BG:102:PHE:HB3	2.12	0.50
41:BG:100:TRP:O	41:BG:104:GLU:HB2	2.11	0.50
42:BH:63:SER:O	42:BH:65:HIS:O	2.30	0.50
46:BO:104:ARG:HH21	51:BT:33:LYS:CE	2.25	0.50
50:BS:36:TYR:N	50:BS:36:TYR:HD1	2.10	0.50
51:BT:117:ASP:O	51:BT:118:ARG:C	2.50	0.50
53:BV:68:LYS:HG3	53:BV:69:LYS:H	1.76	0.50
54:BW:72:LYS:HD3	54:BW:106:ILE:HD12	1.93	0.50
56:BY:15:VAL:O	56:BY:22:GLY:N	2.44	0.50
57:BZ:109:ALA:C	57:BZ:111:VAL:N	2.64	0.50
1:AA:45:U:H2'	1:AA:46:G:C8	2.47	0.50
1:AA:877:C:O2'	1:AA:878:G:H5'	2.12	0.50
1:AA:1413:A:H2'	1:AA:1414:U:O4'	2.12	0.50
1:AA:1458:G:OP1	20:AT:35:THR:HG21	2.12	0.50
2:AB:11:LEU:HB3	2:AB:213:LEU:HD11	1.93	0.50
4:AD:28:SER:HB3	4:AD:29:PRO:CD	2.39	0.50
5:AE:50:GLU:O	5:AE:51:VAL:C	2.49	0.50
6:AF:33:TYR:HB2	6:AF:75:LEU:HD13	1.94	0.50
7:AG:38:LEU:O	7:AG:41:ARG:HB2	2.12	0.50
10:AJ:20:ALA:C	10:AJ:22:LYS:N	2.62	0.50
22:AV:39:C:H2'	22:AV:40:C:C6	2.41	0.50
24:AY:170:ARG:HH22	24:AY:208:GLN:HE22	1.60	0.50
24:AY:680:PRO:O	24:AY:682:GLN:N	2.41	0.50
28:B3:40:THR:HG23	28:B3:43:ILE:HG12	1.92	0.50
29:B4:1:MET:SD	41:BG:98:ARG:HG3	2.52	0.50
30:B5:36:CYS:SG	30:B5:49:CYS:CB	3.00	0.50
30:B5:58:LEU:HD13	30:B5:59:GLU:N	2.27	0.50
31:B6:10:LEU:HB3	33:B8:34:TRP:HD1	1.77	0.50
32:B7:41:ARG:NH2	35:BA:460:A:OP1	2.44	0.50
35:BA:85:G:N3	35:BA:103:A:C2	2.80	0.50
35:BA:272(H):C:C2'	35:BA:272(I):U:H5''	2.35	0.50
35:BA:977:G:H2'	35:BA:978:G:H8	1.77	0.50
35:BA:1198:U:O2	35:BA:1198:U:H2'	2.12	0.50

Continued on next page...

Continued from previous page...

Atom-1	Atom-2	Interatomic distance (Å)	Clash overlap (Å)
35:BA:1502:C:H2'	35:BA:1503:U:C6	2.47	0.50
35:BA:1925:C:O2'	35:BA:1926:U:H5'	2.12	0.50
35:BA:2057:A:H2'	35:BA:2058:A:O4'	2.12	0.50
35:BA:2348:U:C2'	35:BA:2349:G:H5'	2.42	0.50
35:BA:2373:G:H2'	35:BA:2374:C:H6	1.74	0.50
35:BA:2419:U:O2'	35:BA:2420:C:H5'	2.11	0.50
35:BA:2450:A:O2'	35:BA:2451:A:H5'	2.11	0.50
35:BA:2476:A:C2	35:BA:2477:C:C6	3.00	0.50
35:BA:2631:G:N2	39:BE:61:ARG:NH1	2.60	0.50
35:BA:2895:U:H3'	35:BA:2895:U:H6	1.76	0.50
38:BD:35:LYS:HG3	38:BD:63:ARG:CG	2.39	0.50
39:BE:95:ILE:H	39:BE:95:ILE:CD1	2.16	0.50
42:BH:148:ILE:O	42:BH:162:ILE:HD11	2.11	0.50
50:BS:89:ARG:HG2	50:BS:89:ARG:NH1	2.12	0.50
51:BT:29:ARG:HD3	51:BT:86:ILE:HG22	1.93	0.50
53:BV:39:LEU:HD13	53:BV:51:VAL:HA	1.91	0.50
56:BY:8:LYS:HD2	56:BY:8:LYS:H	1.75	0.50
56:BY:17:SER:OG	56:BY:18:GLY:N	2.44	0.50
57:BZ:10:ARG:NH2	57:BZ:26:GLY:O	2.44	0.50
1:AA:78:G:C2	1:AA:79:G:H1'	2.47	0.50
1:AA:109:A:C6	1:AA:326:G:C6	3.00	0.50
1:AA:312:C:H2'	1:AA:313:A:C8	2.47	0.50
1:AA:376:G:OP1	16:AP:6:LEU:HB2	2.12	0.50
1:AA:391:G:H8	1:AA:391:G:O5'	1.94	0.50
1:AA:674:G:O4'	18:AR:81:PHE:HE2	1.94	0.50
1:AA:1117:G:HO2'	9:AI:104:ARG:HD3	1.74	0.50
1:AA:1202:G:C2'	1:AA:1203:C:H5'	2.42	0.50
1:AA:1244:C:O2'	1:AA:1245:A:H5'	2.12	0.50
1:AA:1378:C:O2	7:AG:76:ARG:NH2	2.45	0.50
2:AB:121:LEU:O	2:AB:127:ILE:HG12	2.12	0.50
2:AB:239:VAL:O	2:AB:240:GLN:HB2	2.11	0.50
3:AC:159:GLY:HA2	3:AC:193:TYR:CD2	2.47	0.50
4:AD:67:ILE:HB	4:AD:68:TYR:HD1	1.77	0.50
9:AI:58:HIS:C	9:AI:59:PHE:HD1	2.15	0.50
11:AK:108:ILE:N	11:AK:108:ILE:CD1	2.73	0.50
13:AM:15:VAL:HA	13:AM:18:ALA:HB3	1.94	0.50
15:AO:6:GLU:O	15:AO:9:GLN:HB2	2.12	0.50
18:AR:29:PHE:CD1	18:AR:29:PHE:O	2.65	0.50
24:AY:74:TRP:NE1	24:AY:273:LEU:HB3	2.27	0.50
24:AY:210:ARG:O	24:AY:214:GLU:HG2	2.12	0.50
26:B1:41:ARG:HH22	35:BA:1365:A:H5'	1.76	0.50

Continued on next page...

Continued from previous page...

Atom-1	Atom-2	Interatomic distance (Å)	Clash overlap (Å)
27:B2:28:LYS:HB3	27:B2:57:ILE:HD11	1.94	0.50
28:B3:9:VAL:HG23	28:B3:10:LYS:N	2.21	0.50
29:B4:39:CYS:O	29:B4:40:HIS:CB	2.59	0.50
35:BA:37:C:O2	35:BA:37:C:H2'	2.11	0.50
35:BA:190:A:H3'	35:BA:204:A:H61	1.76	0.50
35:BA:1058:G:N2	43:BK:126:MET:CE	2.75	0.50
35:BA:1328:G:H2'	35:BA:1330:C:C4	2.46	0.50
35:BA:1380:G:H2'	35:BA:1381:G:H8	1.77	0.50
35:BA:1495:A:H2'	35:BA:1496:A:C2	2.47	0.50
35:BA:1668:A:N3	35:BA:1670:C:C4	2.79	0.50
35:BA:2415:G:H4'	47:BP:66:GLY:C	2.32	0.50
35:BA:2552:U:O2	35:BA:2554:U:H5'	2.12	0.50
37:BC:118:PRO:C	37:BC:121:MET:HG2	2.32	0.50
38:BD:93:ALA:HB2	38:BD:107:ALA:HB2	1.94	0.50
39:BE:166:THR:HG22	39:BE:166:THR:O	2.12	0.50
39:BE:188:VAL:HG23	39:BE:189:PRO:HD2	1.94	0.50
41:BG:73:ALA:HB3	41:BG:87:PRO:HG3	1.94	0.50
45:BN:43:THR:O	45:BN:46:VAL:CG1	2.57	0.50
52:BU:113:ALA:O	52:BU:115:ALA:N	2.45	0.50
53:BV:54:GLY:O	53:BV:55:ALA:HB2	2.11	0.50
55:BX:10:ALA:HB1	55:BX:11:PRO:CD	2.42	0.50
56:BY:29:GLU:HB2	56:BY:38:ILE:HG21	1.94	0.50
56:BY:39:VAL:HG12	56:BY:40:GLU:N	2.26	0.50
56:BY:52:SER:N	56:BY:53:PRO:HD2	2.27	0.50
57:BZ:107:THR:CG2	57:BZ:111:VAL:HG11	2.42	0.50
1:AA:154:C:O2'	1:AA:155:C:H5'	2.12	0.49
1:AA:403:C:H2'	1:AA:404:U:H6	1.77	0.49
1:AA:745:C:H2'	1:AA:746:A:H8	1.76	0.49
1:AA:961:U:O2'	1:AA:962:C:H5'	2.11	0.49
1:AA:1007:C:C5	1:AA:1008:C:N4	2.80	0.49
1:AA:1131:G:C6	1:AA:1132:C:N4	2.80	0.49
1:AA:1298:C:C5	7:AG:114:ARG:HD3	2.47	0.49
1:AA:1366:C:H2'	1:AA:1367:C:H6	1.77	0.49
1:AA:1391:U:H2'	1:AA:1392:G:H8	1.76	0.49
1:AA:1523:G:OP1	11:AK:123:LYS:HD3	2.12	0.49
2:AB:70:PHE:O	2:AB:92:TYR:HA	2.10	0.49
2:AB:189:ASP:OD1	2:AB:205:ASP:CB	2.56	0.49
3:AC:16:ARG:HG3	3:AC:17:ASP:N	2.26	0.49
4:AD:25:ARG:HH11	4:AD:25:ARG:CG	2.25	0.49
4:AD:62:GLN:O	4:AD:66:ARG:HB2	2.12	0.49
6:AF:26:ILE:O	6:AF:26:ILE:HG22	2.12	0.49

Continued on next page...

Continued from previous page...

Atom-1	Atom-2	Interatomic distance (Å)	Clash overlap (Å)
10:AJ:42:THR:HG23	10:AJ:67:THR:O	2.12	0.49
12:AL:18:VAL:CG2	12:AL:19:ARG:H	2.04	0.49
12:AL:83:VAL:HG13	12:AL:107:ALA:HB2	1.94	0.49
13:AM:3:ARG:CA	13:AM:9:ILE:HG13	2.42	0.49
14:AN:29:ARG:CG	14:AN:29:ARG:NH1	2.74	0.49
16:AP:25:ARG:NH1	16:AP:25:ARG:CG	2.66	0.49
24:AY:71:THR:HG22	24:AY:80:ASN:OD1	2.12	0.49
24:AY:75:LYS:O	24:AY:77:HIS:HD2	1.93	0.49
24:AY:92:ILE:CG2	24:AY:93:GLU:H	2.25	0.49
24:AY:289:ILE:CD1	24:AY:331:TYR:CZ	2.95	0.49
25:B0:51:VAL:HG22	25:B0:81:VAL:CG2	2.42	0.49
26:B1:71:TYR:CA	26:B1:74:VAL:HG23	2.42	0.49
29:B4:14:ILE:HG22	29:B4:15:ILE:N	2.27	0.49
30:B5:3:LYS:NZ	35:BA:2613:U:C2'	2.75	0.49
35:BA:106:C:O2'	56:BY:2:ARG:NH2	2.45	0.49
35:BA:272(J):C:C3'	35:BA:274:G:H5''	2.29	0.49
35:BA:614(B):G:N3	40:BF:44:ARG:HD2	2.26	0.49
35:BA:764:A:N3	38:BD:213:ARG:NH1	2.59	0.49
35:BA:2467:C:H2'	35:BA:2468:G:O4'	2.12	0.49
35:BA:2531:A:H5''	42:BH:157:TYR:CZ	2.47	0.49
36:BB:81:G:O6	36:BB:96:U:O2	2.30	0.49
37:BC:7:ARG:O	37:BC:11:LEU:HG	2.11	0.49
38:BD:91:ARG:HG2	38:BD:91:ARG:HH11	1.76	0.49
38:BD:155:LEU:HD23	38:BD:177:LEU:HD22	1.94	0.49
39:BE:103:ASP:OD2	39:BE:201:THR:HA	2.12	0.49
39:BE:186:GLY:O	39:BE:187:ALA:HB3	2.12	0.49
41:BG:109:VAL:O	41:BG:112:PRO:HD2	2.12	0.49
47:BP:9:ASN:N	47:BP:10:PRO:HD2	2.27	0.49
47:BP:102:ARG:HB3	47:BP:102:ARG:CZ	2.42	0.49
50:BS:64:GLU:H	50:BS:64:GLU:CD	2.14	0.49
51:BT:49:VAL:O	51:BT:49:VAL:HG22	2.12	0.49
52:BU:90:VAL:HG21	53:BV:47:VAL:HG21	1.94	0.49
52:BU:92:ARG:NH1	53:BV:11:GLN:HG3	2.28	0.49
57:BZ:109:ALA:C	57:BZ:111:VAL:H	2.13	0.49
1:AA:40:C:H2'	1:AA:41:G:H8	1.77	0.49
1:AA:203:U:C5'	1:AA:204:U:OP1	2.58	0.49
1:AA:448:A:C4	1:AA:487:A:C2	3.00	0.49
1:AA:573:A:C2	1:AA:574:A:C2	3.00	0.49
1:AA:622:A:H2'	1:AA:623:C:H5'	1.94	0.49
1:AA:1151:A:HO2'	1:AA:1152:A:H8	1.60	0.49
1:AA:1194:U:H2'	1:AA:1195:C:C6	2.48	0.49

Continued on next page...

Continued from previous page...

Atom-1	Atom-2	Interatomic distance (Å)	Clash overlap (Å)
1:AA:1430:C:C2	1:AA:1471:G:N2	2.80	0.49
2:AB:8:LYS:HD3	2:AB:217:ARG:HH12	1.77	0.49
2:AB:172:ILE:N	2:AB:172:ILE:CD1	2.54	0.49
2:AB:223:ILE:HA	2:AB:226:ARG:CZ	2.41	0.49
2:AB:235:SER:OG	2:AB:236:TYR:N	2.45	0.49
3:AC:58:GLU:H	3:AC:65:ALA:CB	2.08	0.49
3:AC:60:ALA:O	3:AC:61:ALA:HB2	2.12	0.49
5:AE:20:GLN:NE2	5:AE:21:ALA:O	2.45	0.49
5:AE:136:MET:O	5:AE:137:GLU:C	2.51	0.49
6:AF:67:MET:CE	6:AF:72:VAL:HA	2.41	0.49
9:AI:90:PRO:HG2	9:AI:91:ASP:N	2.28	0.49
20:AT:89:ARG:HD2	20:AT:104:LEU:CG	2.43	0.49
20:AT:89:ARG:HA	20:AT:92:LEU:HD12	1.94	0.49
22:AV:72:A:C6	22:AV:73:A:C6	3.00	0.49
24:AY:215:LYS:O	24:AY:219:VAL:N	2.44	0.49
24:AY:513:LYS:N	24:AY:566:THR:O	2.45	0.49
24:AY:519:ARG:HD3	24:AY:677:GLN:HA	1.94	0.49
24:AY:549:ALA:HB2	24:AY:587:SER:OG	2.12	0.49
25:B0:36:ILE:O	25:B0:36:ILE:HG13	2.11	0.49
26:B1:29:GLY:C	26:B1:31:GLY:N	2.66	0.49
26:B1:64:ALA:C	26:B1:66:HIS:N	2.65	0.49
27:B2:2:LYS:HB3	35:BA:97:C:H5'	1.93	0.49
27:B2:37:PHE:O	27:B2:41:ILE:HG23	2.12	0.49
33:B8:33:ASN:HA	33:B8:36:LYS:HD2	1.93	0.49
35:BA:69:C:O2	35:BA:69:C:H2'	2.12	0.49
35:BA:88:G:H2'	35:BA:88:G:N3	2.27	0.49
35:BA:284:U:H2'	35:BA:285:C:C6	2.48	0.49
35:BA:284:U:H2'	35:BA:285:C:H6	1.77	0.49
35:BA:573:G:O2'	35:BA:574:C:H3'	2.12	0.49
35:BA:979:G:H2'	35:BA:982:C:N4	2.27	0.49
35:BA:1093:G:O2'	35:BA:1094:U:H5'	2.12	0.49
35:BA:1196:C:H2'	35:BA:1197:G:O4'	2.13	0.49
35:BA:1783:A:N1	35:BA:2587:A:N3	2.60	0.49
35:BA:2229:C:O2'	35:BA:2230:G:H5'	2.12	0.49
35:BA:2322:A:O2'	35:BA:2323:G:H5'	2.12	0.49
35:BA:2733:A:H2'	35:BA:2734:A:O4'	2.12	0.49
38:BD:43:ARG:HB3	38:BD:54:ARG:CB	2.40	0.49
38:BD:213:ARG:O	38:BD:215:LEU:N	2.45	0.49
39:BE:152:LYS:O	39:BE:153:GLY:C	2.50	0.49
42:BH:83:TYR:HB3	42:BH:134:SER:CA	2.40	0.49
42:BH:85:LYS:CE	42:BH:87:LEU:HG	2.41	0.49

Continued on next page...

Continued from previous page...

Atom-1	Atom-2	Interatomic distance (Å)	Clash overlap (Å)
47:BP:16:ARG:NE	47:BP:18:ARG:HB2	2.27	0.49
47:BP:38:GLN:HG3	47:BP:39:LYS:H	1.76	0.49
50:BS:28:VAL:HG13	50:BS:36:TYR:O	2.12	0.49
50:BS:66:ALA:HB1	50:BS:97:ARG:O	2.13	0.49
52:BU:53:ARG:O	52:BU:54:LYS:C	2.50	0.49
52:BU:59:ARG:O	52:BU:62:ILE:N	2.45	0.49
53:BV:2:PHE:O	53:BV:3:ALA:HB3	2.12	0.49
57:BZ:141:VAL:O	57:BZ:142:SER:HB3	2.12	0.49
1:AA:859:A:H2'	1:AA:860:A:O4'	2.12	0.49
2:AB:223:ILE:O	2:AB:226:ARG:N	2.45	0.49
5:AE:101:ILE:HD13	5:AE:118:ILE:O	2.12	0.49
13:AM:6:GLY:C	13:AM:8:GLU:N	2.65	0.49
14:AN:37:PHE:CE2	14:AN:53:LEU:HD22	2.48	0.49
15:AO:10:LYS:HG3	15:AO:11:VAL:N	2.27	0.49
18:AR:36:ASN:O	18:AR:37:VAL:C	2.50	0.49
19:AS:10:PHE:CE2	19:AS:37:ARG:O	2.64	0.49
19:AS:29:ARG:O	19:AS:31:ILE:HG22	2.12	0.49
22:AV:27:U:O5'	22:AV:27:U:H6	1.96	0.49
22:AV:32:C:H6	22:AV:32:C:O5'	1.96	0.49
24:AY:20:HIS:N	24:AY:121:VAL:HG11	2.28	0.49
24:AY:39:ILE:HG22	24:AY:41:LYS:N	2.27	0.49
24:AY:227:ILE:HG23	24:AY:237:PRO:CG	2.42	0.49
24:AY:264:LEU:O	24:AY:264:LEU:HD23	2.12	0.49
25:B0:49:LYS:H	25:B0:80:HIS:HD1	1.60	0.49
27:B2:50:ILE:O	27:B2:52:ASP:N	2.44	0.49
28:B3:3:ARG:O	28:B3:4:LEU:HD23	2.13	0.49
31:B6:29:ASN:CG	31:B6:30:THR:N	2.66	0.49
31:B6:42:TRP:CH2	35:BA:643:A:N7	2.80	0.49
34:B9:31:LYS:HE2	35:BA:2478:A:H5'	1.94	0.49
35:BA:203:C:C3'	35:BA:204:A:H5''	2.42	0.49
35:BA:443:A:H3'	40:BF:45:ARG:HH21	1.77	0.49
35:BA:548:A:C3'	35:BA:549:G:C5'	2.90	0.49
35:BA:1006:C:O2'	45:BN:106:MET:HB3	2.11	0.49
35:BA:1101:U:H2'	35:BA:1102:C:C6	2.47	0.49
35:BA:1335:U:O2'	35:BA:1336:A:H5'	2.12	0.49
35:BA:1539:G:H2'	35:BA:1540:U:O4'	2.12	0.49
35:BA:1666:G:C2'	35:BA:1667:G:H5'	2.43	0.49
35:BA:2037:G:H2'	35:BA:2038:G:C8	2.47	0.49
35:BA:2847:U:OP1	51:BT:98:LYS:HD3	2.12	0.49
36:BB:8:U:H6	36:BB:8:U:H5'	1.78	0.49
36:BB:49:C:OP1	50:BS:96:GLY:HA3	2.13	0.49

Continued on next page...

Continued from previous page...

Atom-1	Atom-2	Interatomic distance (Å)	Clash overlap (Å)
39:BE:23:VAL:HA	39:BE:184:VAL:O	2.13	0.49
39:BE:52:LEU:O	39:BE:53:PRO:C	2.49	0.49
40:BF:32:LEU:C	40:BF:32:LEU:CD2	2.79	0.49
41:BG:63:ILE:CD1	41:BG:64:THR:HB	2.42	0.49
41:BG:135:LEU:CD1	41:BG:155:MET:HG2	2.36	0.49
49:BR:83:ILE:O	49:BR:87:TYR:CE2	2.65	0.49
49:BR:99:LYS:H	49:BR:99:LYS:CD	1.86	0.49
50:BS:79:ALA:C	50:BS:81:GLY:N	2.65	0.49
56:BY:27:VAL:HG12	56:BY:29:GLU:OE1	2.12	0.49
1:AA:1138:G:C6	1:AA:1140:C:C2	3.00	0.49
1:AA:1522:U:H2'	1:AA:1523:G:C8	2.42	0.49
3:AC:46:GLU:O	3:AC:47:LEU:CB	2.52	0.49
5:AE:90:VAL:C	5:AE:91:LEU:HD22	2.33	0.49
6:AF:33:TYR:HA	6:AF:71:ARG:NH2	2.26	0.49
6:AF:97:PHE:CD2	18:AR:65:ILE:CD1	2.96	0.49
7:AG:79:ARG:O	7:AG:79:ARG:HD2	2.12	0.49
8:AH:35:ILE:HG23	8:AH:111:ILE:HD13	1.95	0.49
10:AJ:50:ILE:HD11	14:AN:41:ARG:HH11	1.77	0.49
16:AP:14:ASN:CG	16:AP:14:ASN:O	2.46	0.49
20:AT:13:LEU:H	20:AT:13:LEU:CD1	1.90	0.49
24:AY:165:GLN:HA	24:AY:178:ILE:O	2.12	0.49
35:BA:579:G:H4'	35:BA:2017:U:H2'	1.93	0.49
35:BA:779:U:H2'	35:BA:780:G:C8	2.47	0.49
35:BA:841:A:C2	35:BA:842:G:C4	3.01	0.49
35:BA:1204:A:N6	35:BA:1240:U:H2'	2.27	0.49
35:BA:1512:U:H2'	35:BA:1513:C:C6	2.48	0.49
35:BA:1692:U:H2'	35:BA:1694:C:C4	2.48	0.49
35:BA:2002:G:OP1	49:BR:17:ARG:NH2	2.45	0.49
35:BA:2009:G:H1'	49:BR:107:ASP:O	2.12	0.49
35:BA:2033:A:O2'	35:BA:2034:U:P	2.70	0.49
35:BA:2134:A:H2'	35:BA:2134:A:N3	2.26	0.49
39:BE:9:VAL:HG13	39:BE:25:VAL:O	2.12	0.49
39:BE:15:PHE:CZ	51:BT:80:SER:HB2	2.47	0.49
42:BH:94:TYR:O	42:BH:95:ARG:HB3	2.11	0.49
43:BK:92:GLY:O	43:BK:95:LYS:HE3	2.11	0.49
46:BO:9:GLU:OE1	46:BO:9:GLU:HA	2.12	0.49
53:BV:62:LEU:H	53:BV:62:LEU:CD2	2.25	0.49
57:BZ:105:VAL:HG13	57:BZ:105:VAL:O	2.11	0.49
1:AA:60:A:C5'	1:AA:331:G:H22	2.25	0.49
1:AA:67:C:H2'	1:AA:68:G:H8	1.78	0.49
1:AA:164:U:H2'	1:AA:165:C:H6	1.76	0.49

Continued on next page...

Continued from previous page...

Atom-1	Atom-2	Interatomic distance (Å)	Clash overlap (Å)
1:AA:434:U:H2'	1:AA:435:C:C6	2.47	0.49
1:AA:738:C:O5'	1:AA:738:C:H6	1.94	0.49
1:AA:1298:C:H5''	7:AG:114:ARG:HH22	1.76	0.49
2:AB:194:PRO:HG2	2:AB:195:ASP:H	1.77	0.49
5:AE:34:VAL:HG11	5:AE:62:ALA:HB1	1.94	0.49
5:AE:149:GLU:O	5:AE:153:LYS:HE2	2.11	0.49
7:AG:78:ARG:HG3	7:AG:79:ARG:H	1.76	0.49
9:AI:88:TYR:O	9:AI:89:ASN:CB	2.61	0.49
11:AK:84:VAL:HG22	11:AK:110:ASP:HA	1.93	0.49
12:AL:27:LEU:HD21	12:AL:64:TYR:CZ	2.47	0.49
12:AL:37:CYS:O	12:AL:38:THR:HB	2.12	0.49
12:AL:46:LYS:NZ	12:AL:94:PRO:HG3	2.28	0.49
12:AL:117:ARG:HB3	12:AL:122:THR:HB	1.94	0.49
22:AV:70:G:C5	22:AV:71:C:C5	3.01	0.49
24:AY:36:THR:OG1	24:AY:72:CYS:HB2	2.12	0.49
30:B5:27:PRO:HD3	54:BW:23:LEU:HD11	1.93	0.49
35:BA:90:U:O2	35:BA:90:U:C2'	2.58	0.49
35:BA:152:G:H1	35:BA:174:C:H42	1.60	0.49
35:BA:565:C:H4'	35:BA:1253:A:N1	2.27	0.49
35:BA:608:A:H2'	35:BA:609:A:C8	2.47	0.49
35:BA:696:G:C2	35:BA:767:U:O2	2.65	0.49
35:BA:840:C:C2'	35:BA:841:A:H5''	2.42	0.49
35:BA:841:A:H2'	35:BA:842:G:O4'	2.11	0.49
35:BA:1028:A:H61	35:BA:1125:G:H2'	1.76	0.49
35:BA:1128:A:C8	35:BA:2518:A:N6	2.80	0.49
35:BA:1197:G:C4	35:BA:1198:U:C5	3.01	0.49
35:BA:1441:G:O2'	35:BA:1442:G:H5'	2.12	0.49
35:BA:1682:G:O2'	35:BA:1683:C:H5'	2.12	0.49
35:BA:1996:C:OP1	46:BO:31:LYS:HE2	2.13	0.49
35:BA:2009:G:O2'	35:BA:2010:G:H5'	2.13	0.49
35:BA:2010:G:H2'	35:BA:2011:U:H6	1.77	0.49
35:BA:2128:C:O2'	35:BA:2174:C:H4'	2.13	0.49
35:BA:2262:U:O2'	35:BA:2263:C:H5''	2.11	0.49
35:BA:2286:A:H4'	35:BA:2287:A:C5'	2.38	0.49
36:BB:18:G:H2'	36:BB:19:G:H8	1.77	0.49
36:BB:87:G:H1	36:BB:91:C:H42	1.59	0.49
37:BC:79:ALA:HB1	37:BC:83:LYS:HB2	1.92	0.49
37:BC:138:LEU:HD13	37:BC:138:LEU:C	2.33	0.49
38:BD:134:ARG:HG3	38:BD:135:PHE:CD1	2.45	0.49
38:BD:227:ASN:O	38:BD:230:ASP:N	2.45	0.49
40:BF:187:VAL:HG12	47:BP:7:ARG:NH2	2.27	0.49

Continued on next page...

Continued from previous page...

Atom-1	Atom-2	Interatomic distance (Å)	Clash overlap (Å)
41:BG:82:LEU:HG	41:BG:83:ARG:N	2.28	0.49
42:BH:86:GLU:HB3	42:BH:132:ARG:HB3	1.93	0.49
43:BK:75:SER:HA	43:BK:78:ILE:CG2	2.43	0.49
46:BO:17:ARG:O	46:BO:18:LYS:CG	2.52	0.49
47:BP:47:ASP:HB2	47:BP:51:PHE:HB2	1.95	0.49
47:BP:80:TYR:CD1	47:BP:111:ARG:HB3	2.48	0.49
47:BP:146:VAL:O	47:BP:148:LEU:HD12	2.12	0.49
50:BS:84:GLN:O	50:BS:84:GLN:HG3	2.12	0.49
56:BY:94:LYS:HG3	56:BY:102:CYS:SG	2.53	0.49
57:BZ:115:GLY:N	57:BZ:177:PRO:CG	2.73	0.49
1:AA:424:G:O2'	1:AA:425:G:H5'	2.13	0.49
1:AA:595:G:H2'	1:AA:641:U:O4	2.13	0.49
1:AA:674:G:O2'	1:AA:675:A:H5'	2.12	0.49
1:AA:738:C:H2'	1:AA:739:C:H6	1.78	0.49
1:AA:1065:U:O2'	1:AA:1066:C:OP2	2.30	0.49
1:AA:1221:G:H4'	19:AS:77:THR:CG2	2.40	0.49
1:AA:1342:C:H1'	9:AI:124:GLN:HG3	1.94	0.49
1:AA:1353:G:H2'	1:AA:1354:C:C6	2.48	0.49
5:AE:139:LEU:C	5:AE:141:GLN:N	2.66	0.49
9:AI:59:PHE:N	9:AI:59:PHE:HD1	2.08	0.49
16:AP:43:LYS:HA	16:AP:48:TRP:HB3	1.95	0.49
16:AP:53:VAL:O	16:AP:54:GLU:C	2.49	0.49
19:AS:31:ILE:HG23	19:AS:49:ILE:HA	1.93	0.49
20:AT:47:GLY:C	20:AT:49:ALA:H	2.15	0.49
26:B1:12:PRO:CG	35:BA:1365:A:H5'	2.43	0.49
28:B3:43:ILE:HD11	35:BA:927:G:O2'	2.13	0.49
29:B4:1:MET:HG2	41:BG:98:ARG:CD	2.42	0.49
29:B4:1:MET:SD	41:BG:98:ARG:CG	3.01	0.49
35:BA:268:C:H2'	35:BA:268:C:O2	2.13	0.49
35:BA:496:G:H2'	35:BA:497:A:O4'	2.13	0.49
35:BA:618:C:H2'	35:BA:619:G:O4'	2.12	0.49
35:BA:692:C:H2'	35:BA:693:C:C6	2.47	0.49
35:BA:809:G:H2'	35:BA:810:U:O4'	2.12	0.49
35:BA:967:C:H2'	35:BA:968:G:H5'	1.95	0.49
35:BA:1344:G:H5'	35:BA:1384:A:N1	2.28	0.49
35:BA:1429:G:H2'	35:BA:1430:C:C6	2.47	0.49
35:BA:1820:U:H3	38:BD:199:ALA:HA	1.76	0.49
35:BA:1930:G:O2'	35:BA:1931:U:H6	1.96	0.49
35:BA:2072:G:C2	35:BA:2073:C:C2	3.00	0.49
35:BA:2072:G:C2	35:BA:2438:U:O2	2.66	0.49
35:BA:2137:C:H2'	35:BA:2138:C:C6	2.47	0.49

Continued on next page...

Continued from previous page...

Atom-1	Atom-2	Interatomic distance (Å)	Clash overlap (Å)
35:BA:2291:U:H2'	35:BA:2292:C:H6	1.76	0.49
35:BA:2312:U:OP1	41:BG:73:ALA:HA	2.13	0.49
38:BD:94:LEU:HD23	38:BD:95:LEU:H	1.77	0.49
38:BD:108:PRO:HB3	38:BD:143:HIS:CE1	2.48	0.49
39:BE:4:ILE:HG13	39:BE:5:LEU:H	1.77	0.49
39:BE:27:LEU:HD12	39:BE:181:LEU:HD13	1.93	0.49
40:BF:2:LYS:CG	40:BF:25:PRO:HG2	2.42	0.49
40:BF:7:TYR:CD1	40:BF:8:GLN:N	2.80	0.49
40:BF:152:GLU:O	40:BF:154:VAL:HG23	2.12	0.49
40:BF:158:THR:HG23	40:BF:160:ASN:H	1.78	0.49
43:BK:36:GLU:HG3	43:BK:36:GLU:O	2.12	0.49
43:BK:78:ILE:HD13	43:BK:134:MET:SD	2.52	0.49
45:BN:62:VAL:HG13	45:BN:62:VAL:O	2.12	0.49
49:BR:7:GLY:HA3	49:BR:8:ARG:NH2	2.28	0.49
52:BU:109:LEU:O	52:BU:112:ARG:HB2	2.12	0.49
54:BW:26:GLY:HA2	54:BW:71:VAL:O	2.12	0.49
55:BX:29:TRP:CZ2	55:BX:76:ARG:NH2	2.79	0.49
56:BY:66:PRO:O	56:BY:67:LEU:HB3	2.12	0.49
1:AA:193:C:C2	1:AA:194:C:C5	3.00	0.49
1:AA:336:C:O2'	1:AA:337:C:H5'	2.13	0.49
1:AA:664:G:H22	1:AA:741:G:H1	1.58	0.49
1:AA:1348:U:H4'	9:AI:120:ARG:HG3	1.95	0.49
3:AC:83:ARG:HD2	3:AC:87:LEU:HD11	1.94	0.49
12:AL:113:ARG:HG2	12:AL:113:ARG:NH1	2.26	0.49
17:AQ:10:VAL:HG12	17:AQ:12:SER:O	2.13	0.49
20:AT:53:LEU:HD12	20:AT:100:ILE:HG22	1.95	0.49
23:AX:15:A:H5'	23:AX:16:A:P	2.51	0.49
24:AY:154:GLN:C	24:AY:158:GLY:HA2	2.33	0.49
24:AY:177:ILE:O	24:AY:178:ILE:HD12	2.11	0.49
24:AY:447:GLY:O	24:AY:448:GLN:C	2.51	0.49
24:AY:678:GLU:HG2	24:AY:679:VAL:N	2.26	0.49
27:B2:24:LEU:HD23	27:B2:24:LEU:C	2.33	0.49
30:B5:19:ARG:HG3	35:BA:2046:G:H5''	1.94	0.49
31:B6:10:LEU:H	31:B6:10:LEU:HD22	1.75	0.49
31:B6:38:LYS:HB3	35:BA:2344:U:H5'	1.95	0.49
34:B9:27:CYS:SG	34:B9:28:GLU:N	2.86	0.49
35:BA:1019:U:N3	35:BA:1142(A):A:N6	2.60	0.49
35:BA:1362:C:H2'	35:BA:1363:C:H6	1.78	0.49
35:BA:1624:G:O2'	35:BA:1625:C:H5'	2.13	0.49
35:BA:1932:A:H2'	35:BA:1933:G:O4'	2.13	0.49
35:BA:2030:A:H5''	35:BA:2031:A:OP1	2.11	0.49

Continued on next page...

Continued from previous page...

Atom-1	Atom-2	Interatomic distance (Å)	Clash overlap (Å)
35:BA:2140:C:O2	35:BA:2140:C:H2'	2.13	0.49
35:BA:2523:G:C3'	35:BA:2524:G:H5''	2.42	0.49
36:BB:20:C:H2'	36:BB:21:G:C5'	2.42	0.49
40:BF:156:LEU:HD21	40:BF:163:VAL:HG12	1.95	0.49
43:BK:81:ALA:O	43:BK:82:ALA:HB2	2.11	0.49
49:BR:72:ASP:CG	49:BR:75:LEU:H	2.16	0.49
49:BR:117:VAL:HG12	49:BR:118:GLU:N	2.27	0.49
51:BT:100:TYR:HD1	51:BT:100:TYR:H	1.59	0.49
54:BW:47:VAL:O	54:BW:47:VAL:CG1	2.61	0.49
56:BY:17:SER:HB3	56:BY:71:LYS:HB3	1.93	0.49
57:BZ:54:HIS:HE1	57:BZ:123:ASP:OD2	1.95	0.49
57:BZ:128:VAL:HG21	57:BZ:132:ASN:HB2	1.94	0.49
1:AA:37:U:H2'	1:AA:38:G:H5'	1.95	0.49
1:AA:402:G:C6	1:AA:403:C:C4	3.01	0.49
1:AA:427:U:O4	1:AA:428:G:C6	2.66	0.49
1:AA:444:C:O2	1:AA:444:C:H2'	2.13	0.49
1:AA:545:C:O2'	1:AA:546:G:H5'	2.12	0.49
1:AA:687:A:N6	1:AA:703:G:H1'	2.27	0.49
1:AA:1107:C:H2'	1:AA:1108:G:O5'	2.13	0.49
1:AA:1163:C:H2'	1:AA:1164:G:H8	1.78	0.49
1:AA:1313:U:OP2	19:AS:6:LYS:HB2	2.11	0.49
6:AF:1:MET:HE1	6:AF:68:PRO:CD	2.36	0.49
9:AI:79:LEU:O	9:AI:82:ALA:N	2.45	0.49
10:AJ:6:ILE:HG13	10:AJ:72:VAL:O	2.13	0.49
19:AS:10:PHE:HZ	19:AS:70:LYS:CE	2.26	0.49
22:AV:41:C:H2'	22:AV:42:G:O4'	2.12	0.49
22:AV:56:C:C4	35:BA:2169:A:N1	2.79	0.49
24:AY:92:ILE:CG2	24:AY:93:GLU:N	2.75	0.49
24:AY:655:TYR:CZ	24:AY:659:LEU:HD23	2.48	0.49
26:B1:86:SER:HB2	26:B1:90:ILE:HD11	1.93	0.49
27:B2:14:ARG:HG3	27:B2:14:ARG:NH1	2.23	0.49
29:B4:36:CYS:SG	29:B4:37:SER:N	2.85	0.49
35:BA:271(Z):C:H1'	35:BA:272(C):G:C1'	2.41	0.49
35:BA:1115:G:H5'	35:BA:1115:G:H8	1.76	0.49
35:BA:1669:A:C2'	35:BA:1670:C:H5'	2.38	0.49
35:BA:2203:U:H5'	35:BA:2205:C:P	2.52	0.49
35:BA:2688:U:H1'	35:BA:2721:A:H61	1.78	0.49
35:BA:2825:C:H2'	35:BA:2826:A:O4'	2.13	0.49
36:BB:35:U:O2	36:BB:35:U:H2'	2.11	0.49
37:BC:26:ALA:O	37:BC:30:VAL:HG23	2.13	0.49
40:BF:25:PRO:CB	40:BF:119:ARG:HB2	2.42	0.49

Continued on next page...

Continued from previous page...

Atom-1	Atom-2	Interatomic distance (Å)	Clash overlap (Å)
46:BO:60:ALA:HA	46:BO:87:ILE:CD1	2.42	0.49
47:BP:85:LEU:HD23	47:BP:115:LEU:O	2.12	0.49
50:BS:99:LYS:O	50:BS:101:LEU:HG	2.13	0.49
51:BT:24:PRO:HB3	51:BT:99:LEU:HD21	1.94	0.49
51:BT:55:ASN:HD22	51:BT:58:ASN:ND2	2.10	0.49
56:BY:76:CYS:SG	56:BY:77:PRO:CD	2.98	0.49
57:BZ:153:SER:HB2	57:BZ:167:PRO:HB3	1.93	0.49
1:AA:99:U:H2'	1:AA:100:C:C6	2.48	0.49
1:AA:950:U:H2'	1:AA:951:G:H8	1.77	0.49
1:AA:972:C:H2'	10:AJ:55:LYS:HG2	1.94	0.49
1:AA:1141:C:H2'	1:AA:1142:G:C8	2.47	0.49
2:AB:214:ILE:O	2:AB:218:ALA:HB2	2.13	0.49
3:AC:120:VAL:O	3:AC:121:ALA:C	2.51	0.49
5:AE:101:ILE:CD1	5:AE:119:LEU:HA	2.29	0.49
7:AG:4:ARG:HB3	7:AG:5:ARG:NH1	2.27	0.49
8:AH:111:ILE:HG22	8:AH:112:LEU:N	2.28	0.49
9:AI:5:TYR:CG	9:AI:6:GLY:N	2.81	0.49
9:AI:126:SER:O	9:AI:128:ARG:HD2	2.13	0.49
14:AN:37:PHE:HE2	14:AN:53:LEU:HD22	1.77	0.49
18:AR:33:ASP:C	18:AR:35:ARG:H	2.16	0.49
24:AY:4:LYS:HE2	24:AY:4:LYS:HB2	1.62	0.49
24:AY:137:ASN:C	24:AY:137:ASN:HD22	2.16	0.49
24:AY:141:LYS:O	24:AY:144:ALA:CB	2.61	0.49
24:AY:343:ASN:ND2	24:AY:345:THR:HB	2.28	0.49
32:B7:26:GLY:O	32:B7:30:VAL:HG23	2.13	0.49
35:BA:271(B):C:O2'	35:BA:271(C):C:H5'	2.13	0.49
35:BA:428:A:H3'	35:BA:429:A:H8	1.78	0.49
35:BA:1090:U:O2	35:BA:1102:C:H1'	2.13	0.49
35:BA:1782:C:H1'	35:BA:2609:U:C5'	2.39	0.49
37:BC:126:SER:C	37:BC:128:LEU:H	2.15	0.49
39:BE:103:ASP:CG	39:BE:201:THR:HA	2.33	0.49
39:BE:110:GLY:HA2	39:BE:162:ALA:H	1.78	0.49
40:BF:46:ARG:HG3	40:BF:46:ARG:NH1	2.28	0.49
40:BF:62:ARG:HH21	40:BF:64:ILE:HA	1.77	0.49
48:BQ:21:THR:HG22	48:BQ:23:GLY:O	2.13	0.49
50:BS:20:ARG:HG2	50:BS:20:ARG:NH1	2.28	0.49
50:BS:41:ASP:O	50:BS:45:GLY:HA2	2.13	0.49
50:BS:89:ARG:HG2	50:BS:92:TYR:HA	1.93	0.49
51:BT:11:GLU:C	51:BT:13:ARG:N	2.66	0.49
51:BT:80:SER:CB	51:BT:81:PRO:CD	2.76	0.49
51:BT:108:ARG:HA	51:BT:111:ARG:NH1	2.27	0.49

Continued on next page...

Continued from previous page...

Atom-1	Atom-2	Interatomic distance (Å)	Clash overlap (Å)
55:BX:57:LEU:N	55:BX:57:LEU:CD1	2.76	0.49
56:BY:95:LYS:HG2	56:BY:101:LYS:N	2.27	0.49
57:BZ:84:GLU:O	57:BZ:85:HIS:CB	2.58	0.49
57:BZ:107:THR:HG23	57:BZ:111:VAL:CG1	2.43	0.49
1:AA:399:G:H2'	1:AA:400:C:C6	2.47	0.49
1:AA:439:A:N6	1:AA:496:A:H1'	2.27	0.49
1:AA:1222:G:C2'	1:AA:1223:C:H5'	2.41	0.49
1:AA:1412:C:H2'	1:AA:1413:A:C8	2.47	0.49
1:AA:1423:G:H5'	46:BO:49:ARG:HH22	1.75	0.49
1:AA:1481:U:H2'	1:AA:1482:G:C8	2.48	0.49
2:AB:42:ILE:CD1	2:AB:202:PRO:HB2	2.25	0.49
5:AE:127:ASN:O	5:AE:131:ILE:HG12	2.13	0.49
10:AJ:91:PRO:HB2	10:AJ:94:VAL:HB	1.95	0.49
19:AS:72:GLY:O	19:AS:74:PHE:N	2.46	0.49
33:B8:61:LEU:H	33:B8:61:LEU:HG	1.28	0.49
35:BA:260:G:H1'	35:BA:621:A:H1'	1.94	0.49
35:BA:637:A:OP1	47:BP:133:SER:CB	2.59	0.49
35:BA:764:A:C5	38:BD:209:ALA:CB	2.95	0.49
35:BA:1012:U:H3	45:BN:25:ARG:HE	1.60	0.49
35:BA:1175:U:P	35:BA:1176:G:H5''	2.53	0.49
35:BA:1819:A:H2'	38:BD:179:SER:OG	2.13	0.49
35:BA:1973:G:H2'	35:BA:1974:C:H6	1.78	0.49
35:BA:2026:C:C4	35:BA:2027:G:C8	3.00	0.49
35:BA:2402:C:P	35:BA:2402:C:O4'	2.70	0.49
35:BA:2531:A:OP1	42:BH:177:GLY:C	2.52	0.49
35:BA:2616:C:O2	35:BA:2616:C:H2'	2.12	0.49
35:BA:2735:G:H2'	35:BA:2736:G:H8	1.78	0.49
35:BA:2859:G:C6	35:BA:2860:A:N6	2.81	0.49
38:BD:91:ARG:O	38:BD:107:ALA:HB3	2.13	0.49
39:BE:96:PHE:O	39:BE:175:VAL:HG11	2.13	0.49
40:BF:81:PRO:O	40:BF:83:PHE:N	2.45	0.49
41:BG:152:LEU:O	41:BG:152:LEU:HD23	2.12	0.49
51:BT:33:LYS:HE2	51:BT:43:GLN:CD	2.32	0.49
51:BT:89:VAL:C	51:BT:91:ARG:N	2.64	0.49
52:BU:50:ARG:HH21	53:BV:70:ILE:CG2	2.25	0.49
1:AA:41:G:O2'	1:AA:42:G:H5'	2.13	0.48
1:AA:80:G:C3'	1:AA:81:U:H5'	2.34	0.48
1:AA:509:A:H3'	1:AA:510:A:C8	2.48	0.48
1:AA:511:C:N3	1:AA:541:G:N2	2.61	0.48
1:AA:955:U:H2'	1:AA:956:U:H6	1.75	0.48
1:AA:981:U:O5'	1:AA:981:U:H6	1.95	0.48

Continued on next page...

Continued from previous page...

Atom-1	Atom-2	Interatomic distance (Å)	Clash overlap (Å)
1:AA:994:A:C2	1:AA:995:C:C5	3.01	0.48
1:AA:1129:C:C5	1:AA:1139:G:C5	3.01	0.48
2:AB:169:LYS:O	2:AB:169:LYS:CD	2.61	0.48
2:AB:207:ALA:O	2:AB:211:ILE:HG13	2.13	0.48
2:AB:220:ASP:O	2:AB:223:ILE:N	2.44	0.48
4:AD:173:TRP:O	4:AD:174:LEU:HD23	2.11	0.48
5:AE:9:LYS:NZ	5:AE:111:GLU:OE1	2.46	0.48
5:AE:31:LEU:CD2	5:AE:43:LEU:HD11	2.43	0.48
13:AM:99:ARG:HB2	13:AM:101:GLN:HE21	1.77	0.48
19:AS:19:VAL:HG12	19:AS:20:LEU:CD2	2.43	0.48
24:AY:122:TRP:C	24:AY:124:GLN:N	2.67	0.48
24:AY:122:TRP:CZ2	24:AY:159:ALA:HB2	2.47	0.48
24:AY:341:VAL:HG23	24:AY:350:GLU:HB2	1.95	0.48
24:AY:555:LEU:CD1	24:AY:599:PRO:HB2	2.42	0.48
31:B6:10:LEU:H	31:B6:10:LEU:HD23	1.74	0.48
32:B7:28:ARG:HG3	32:B7:28:ARG:NH1	2.10	0.48
35:BA:112:U:C2'	35:BA:113:G:H5'	2.44	0.48
35:BA:234:C:H2'	35:BA:235:U:H6	1.78	0.48
35:BA:551:G:H2'	35:BA:552:G:H5'	1.95	0.48
35:BA:614(B):G:H1'	40:BF:44:ARG:HD2	1.95	0.48
35:BA:775:G:O6	35:BA:787:U:H2'	2.12	0.48
35:BA:1582:C:O2'	35:BA:1583:A:H5'	2.12	0.48
35:BA:1930:G:O2'	35:BA:1931:U:C6	2.65	0.48
35:BA:2057:A:O2'	35:BA:2058:A:H5'	2.12	0.48
35:BA:2093:G:C6	35:BA:2225:A:C8	3.01	0.48
37:BC:212:SER:OG	37:BC:214:TYR:HE1	1.96	0.48
38:BD:245:PRO:O	38:BD:245:PRO:HG2	2.13	0.48
39:BE:111:ARG:HD2	39:BE:160:TYR:CE2	2.47	0.48
39:BE:116:VAL:O	39:BE:117:MET:CB	2.55	0.48
40:BF:24:LEU:CB	40:BF:25:PRO:HD2	2.31	0.48
40:BF:198:ALA:C	40:BF:201:VAL:HG12	2.33	0.48
41:BG:116:ASP:O	41:BG:117:PHE:HB3	2.12	0.48
43:BK:58:THR:HB	43:BK:66:THR:HG23	1.92	0.48
43:BK:71:THR:HB	43:BK:72:PRO:CD	2.38	0.48
50:BS:79:ALA:C	50:BS:81:GLY:H	2.15	0.48
51:BT:16:ARG:HD2	51:BT:18:ASP:OD1	2.13	0.48
51:BT:128:GLU:O	51:BT:130:ALA:N	2.45	0.48
52:BU:90:VAL:HG12	52:BU:91:ASP:N	2.28	0.48
53:BV:39:LEU:O	53:BV:40:LEU:HB2	2.13	0.48
56:BY:38:ILE:HA	56:BY:38:ILE:HD12	1.75	0.48
57:BZ:15:PRO:HA	57:BZ:18:LEU:HD13	1.95	0.48

Continued on next page...

Continued from previous page...

Atom-1	Atom-2	Interatomic distance (Å)	Clash overlap (Å)
1:AA:252:U:C4	1:AA:253:U:O4	2.66	0.48
1:AA:363:A:H5'	12:AL:34:ARG:HB2	1.95	0.48
1:AA:368:U:C5'	24:AY:354:ARG:NH2	2.77	0.48
1:AA:389:A:H2'	1:AA:390:C:H5'	1.95	0.48
1:AA:1171:G:H2'	1:AA:1172:C:C6	2.47	0.48
1:AA:1191:A:P	3:AC:3:ASN:HD21	2.36	0.48
1:AA:1195:C:H2'	1:AA:1197:G:O4'	2.13	0.48
1:AA:1298:C:O2'	1:AA:1299:A:C2	2.66	0.48
1:AA:1489:G:H2'	1:AA:1490:C:C5'	2.32	0.48
2:AB:58:ILE:O	2:AB:61:LEU:HB3	2.13	0.48
2:AB:112:VAL:HG22	2:AB:149:LEU:CD1	2.37	0.48
3:AC:113:ALA:HB3	3:AC:183:ASP:OD1	2.12	0.48
4:AD:129:ASN:ND2	4:AD:129:ASN:N	2.56	0.48
5:AE:36:ASP:O	5:AE:37:ARG:CB	2.61	0.48
9:AI:125:TYR:OH	9:AI:127:LYS:HG3	2.12	0.48
10:AJ:40:LEU:CB	10:AJ:41:PRO:CD	2.90	0.48
13:AM:10:PRO:HB2	13:AM:18:ALA:HB1	1.94	0.48
13:AM:49:THR:C	13:AM:51:ALA:H	2.16	0.48
16:AP:27:LYS:HG2	16:AP:30:GLY:HA3	1.95	0.48
17:AQ:67:LYS:O	17:AQ:69:LYS:N	2.40	0.48
20:AT:16:HIS:O	20:AT:17:ARG:C	2.50	0.48
23:AX:13:A:C3'	23:AX:14:A:C5'	2.80	0.48
24:AY:121:VAL:CA	24:AY:124:GLN:NE2	2.77	0.48
24:AY:191:ASP:O	24:AY:266:ASN:ND2	2.46	0.48
24:AY:238:THR:C	24:AY:240:GLU:N	2.67	0.48
24:AY:252:ASP:HB2	24:AY:254:LYS:CG	2.42	0.48
24:AY:649:LEU:HD21	24:AY:671:MET:HE3	1.94	0.48
26:B1:53:VAL:HG12	26:B1:54:ALA:N	2.27	0.48
27:B2:63:VAL:HA	27:B2:66:GLU:HG2	1.95	0.48
31:B6:9:LEU:HD12	31:B6:28:ARG:HG3	1.95	0.48
33:B8:5:LYS:HG2	35:BA:242:G:C8	2.49	0.48
35:BA:83:G:H22	35:BA:102:G:H2'	1.76	0.48
35:BA:173:G:N3	35:BA:173:G:H2'	2.27	0.48
35:BA:760:G:H2'	35:BA:761:A:H5'	1.94	0.48
35:BA:775:G:C4	35:BA:794:G:C8	3.02	0.48
35:BA:992:C:H2'	35:BA:993:G:H8	1.78	0.48
35:BA:1285:G:C2'	35:BA:1286:A:H5'	2.38	0.48
35:BA:1438:U:H6	35:BA:1438:U:O5'	1.96	0.48
35:BA:1451:C:H4'	35:BA:1452:A:C8	2.48	0.48
35:BA:1614:A:N1	54:BW:91:GLY:HA2	2.28	0.48
36:BB:79:C:O5'	36:BB:79:C:H6	1.97	0.48

Continued on next page...

Continued from previous page...

Atom-1	Atom-2	Interatomic distance (Å)	Clash overlap (Å)
37:BC:149:ASN:HD21	37:BC:153:ILE:HD11	1.78	0.48
38:BD:142:VAL:HG23	38:BD:193:VAL:N	2.28	0.48
40:BF:11:VAL:CG1	40:BF:12:LEU:H	2.22	0.48
42:BH:153:LYS:HG3	42:BH:154:PRO:HD2	1.93	0.48
45:BN:14:VAL:HG11	45:BN:137:LYS:HD2	1.95	0.48
46:BO:37:ASP:O	46:BO:62:VAL:HG23	2.13	0.48
46:BO:111:PHE:O	46:BO:115:VAL:HG23	2.13	0.48
47:BP:38:GLN:HG3	47:BP:41:ARG:CG	2.43	0.48
49:BR:78:LYS:O	49:BR:78:LYS:HG2	2.13	0.48
49:BR:106:GLY:O	49:BR:107:ASP:HB3	2.13	0.48
51:BT:33:LYS:HZ1	51:BT:43:GLN:HE22	1.61	0.48
51:BT:89:VAL:HG12	51:BT:91:ARG:HG2	1.94	0.48
52:BU:49:HIS:CA	52:BU:52:ARG:HB2	2.41	0.48
55:BX:22:ALA:HB3	55:BX:23:GLU:OE2	2.13	0.48
56:BY:15:VAL:O	56:BY:22:GLY:HA2	2.12	0.48
57:BZ:14:LYS:C	57:BZ:16:SER:N	2.64	0.48
1:AA:15:G:H4'	5:AE:24:ARG:HH12	1.78	0.48
1:AA:335:C:O2'	1:AA:336:C:H5'	2.14	0.48
1:AA:678:U:H2'	1:AA:679:C:C6	2.49	0.48
1:AA:796:C:N4	1:AA:797:C:N4	2.62	0.48
1:AA:1226:C:OP2	13:AM:103:THR:OG1	2.28	0.48
1:AA:1529:G:H4'	1:AA:1530:G:OP2	2.12	0.48
5:AE:76:ILE:HG13	5:AE:142:LEU:CD1	2.43	0.48
9:AI:27:THR:CG2	9:AI:30:GLY:HA2	2.43	0.48
14:AN:26:ARG:HD3	14:AN:43:CYS:HB3	1.96	0.48
24:AY:486:THR:HG23	24:AY:600:VAL:HG13	1.95	0.48
58:AY:701:FUA:O1	58:AY:701:FUA:C20	2.61	0.48
32:B7:5:TRP:CH2	35:BA:686:G:N7	2.81	0.48
35:BA:274:G:N3	35:BA:274:G:C2'	2.75	0.48
35:BA:281:G:N2	35:BA:358:U:C5	2.82	0.48
35:BA:320:A:H2'	40:BF:136:THR:OG1	2.12	0.48
35:BA:545:C:C2'	35:BA:545:C:O2	2.61	0.48
35:BA:717:G:H2'	35:BA:718:A:O4'	2.13	0.48
35:BA:1015:G:H2'	35:BA:1016:G:C8	2.49	0.48
35:BA:1058:G:N2	43:BK:126:MET:HE2	2.28	0.48
35:BA:1232:G:H2'	35:BA:1233:C:H6	1.76	0.48
35:BA:1512:U:H2'	35:BA:1513:C:H6	1.78	0.48
35:BA:1593:G:H2'	35:BA:1594:G:C8	2.48	0.48
35:BA:1614:A:H62	54:BW:93:ALA:HB2	1.78	0.48
42:BH:45:VAL:O	42:BH:47:GLU:N	2.46	0.48
43:BK:19:PRO:HD3	43:BK:35:MET:HE3	1.94	0.48

Continued on next page...

Continued from previous page...

Atom-1	Atom-2	Interatomic distance (Å)	Clash overlap (Å)
43:BK:109:LYS:HA	43:BK:112:MET:HE3	1.95	0.48
45:BN:45:ASN:ND2	45:BN:45:ASN:N	2.51	0.48
45:BN:94:HIS:N	45:BN:95:PRO:HD3	2.29	0.48
48:BQ:65:PHE:N	48:BQ:65:PHE:HD1	2.11	0.48
50:BS:74:ALA:CB	50:BS:103:GLU:HG3	2.43	0.48
51:BT:65:LYS:HA	51:BT:65:LYS:HZ2	1.77	0.48
53:BV:72:VAL:HG23	53:BV:72:VAL:O	2.14	0.48
57:BZ:63:ASP:OD1	57:BZ:63:ASP:N	2.46	0.48
1:AA:41:G:H2'	1:AA:42:G:C8	2.47	0.48
1:AA:322:C:H6	1:AA:322:C:O5'	1.95	0.48
1:AA:923:A:H2'	1:AA:924:C:C6	2.48	0.48
1:AA:955:U:O2'	1:AA:956:U:H5'	2.12	0.48
1:AA:981:U:H2'	1:AA:982:U:C5	2.48	0.48
1:AA:1084:G:OP1	1:AA:1086:U:C4	2.66	0.48
1:AA:1121:U:C4	1:AA:1122:U:C4	3.02	0.48
2:AB:162:ILE:HD11	2:AB:164:VAL:CG2	2.44	0.48
4:AD:107:ARG:HD2	4:AD:173:TRP:CZ2	2.48	0.48
4:AD:133:VAL:HG12	4:AD:134:ASP:N	2.28	0.48
8:AH:51:VAL:HG11	8:AH:60:ARG:HB2	1.95	0.48
11:AK:30:VAL:HG23	11:AK:68:ALA:HB2	1.95	0.48
13:AM:16:ASP:N	13:AM:16:ASP:OD1	2.45	0.48
20:AT:33:ILE:HD13	20:AT:63:ILE:HG12	1.96	0.48
24:AY:35:TYR:HH	24:AY:266:ASN:HB3	1.72	0.48
31:B6:7:ILE:HA	31:B6:28:ARG:HD3	1.95	0.48
31:B6:27:LYS:CD	31:B6:30:THR:HB	2.34	0.48
32:B7:3:ARG:NH1	35:BA:789:A:C2	2.81	0.48
35:BA:71:A:H4'	35:BA:72:U:H5''	1.95	0.48
35:BA:455:C:N3	35:BA:472:A:H2'	2.28	0.48
35:BA:848:G:N9	35:BA:933:A:H8	2.11	0.48
35:BA:856:C:H2'	35:BA:857:C:H6	1.78	0.48
35:BA:899:A:H8	35:BA:899:A:O5'	1.96	0.48
35:BA:1196:C:O2'	35:BA:1197:G:H5'	2.13	0.48
35:BA:1248:G:OP2	40:BF:92:PRO:HB3	2.13	0.48
35:BA:1751:C:O2'	35:BA:1752:C:H5'	2.13	0.48
35:BA:2193:G:H2'	35:BA:2194:G:H5'	1.95	0.48
41:BG:41:GLN:HB2	41:BG:90:LEU:HB3	1.95	0.48
41:BG:78:SER:HA	41:BG:83:ARG:HE	1.77	0.48
42:BH:44:VAL:HG12	42:BH:45:VAL:H	1.79	0.48
42:BH:66:GLY:CA	42:BH:69:ARG:HB3	2.42	0.48
43:BK:108:ALA:O	43:BK:112:MET:HB3	2.14	0.48
44:BL:108:LYS:HG3	44:BL:109:ALA:N	2.28	0.48

Continued on next page...

Continued from previous page...

Atom-1	Atom-2	Interatomic distance (Å)	Clash overlap (Å)
45:BN:97:ARG:O	45:BN:101:HIS:HB2	2.14	0.48
46:BO:2:ILE:HB	46:BO:33:ALA:O	2.14	0.48
47:BP:47:ASP:HB3	47:BP:48:PRO:C	2.34	0.48
49:BR:10:LEU:CD2	49:BR:17:ARG:HD3	2.43	0.48
55:BX:61:GLY:HA3	55:BX:73:ARG:O	2.12	0.48
56:BY:17:SER:HB3	56:BY:71:LYS:HD2	1.94	0.48
57:BZ:9:TYR:HE1	57:BZ:61:LEU:HD13	1.78	0.48
1:AA:81:U:HO2'	1:AA:82:U:H6	1.60	0.48
1:AA:423:G:H2'	1:AA:424:G:C5'	2.43	0.48
1:AA:815:A:C2	1:AA:1529:G:C2	3.00	0.48
1:AA:1248:A:C4	1:AA:1249:C:C5	3.02	0.48
2:AB:31:TYR:O	2:AB:42:ILE:HG13	2.14	0.48
3:AC:5:ILE:HG12	3:AC:10:PHE:HB2	1.95	0.48
3:AC:140:ARG:O	3:AC:144:SER:N	2.44	0.48
4:AD:122:ARG:HH12	4:AD:134:ASP:HB2	1.73	0.48
4:AD:126:ILE:N	4:AD:126:ILE:CD1	2.76	0.48
6:AF:30:LEU:HD13	6:AF:37:VAL:CG2	2.28	0.48
10:AJ:22:LYS:NZ	10:AJ:88:LEU:HD23	2.29	0.48
10:AJ:81:THR:OG1	10:AJ:82:ILE:HD13	2.14	0.48
20:AT:43:LEU:HD22	20:AT:48:LYS:HG3	1.95	0.48
24:AY:18:ALA:HA	24:AY:85:PRO:CG	2.42	0.48
24:AY:156:ARG:NH2	24:AY:666:ARG:NH1	2.62	0.48
24:AY:293:THR:CB	24:AY:294:PRO:HD2	2.43	0.48
24:AY:312:LEU:O	24:AY:328:ILE:HB	2.13	0.48
26:B1:5:CYS:O	26:B1:9:GLY:HA2	2.14	0.48
26:B1:18:ILE:CD1	26:B1:37:ILE:HG12	2.43	0.48
30:B5:39:MET:HB2	54:BW:34:ASN:ND2	2.28	0.48
30:B5:44:THR:CG2	30:B5:45:VAL:N	2.76	0.48
31:B6:11:LEU:C	31:B6:12:GLU:HG3	2.29	0.48
33:B8:58:ILE:CG2	47:BP:49:ARG:HD3	2.44	0.48
35:BA:80:G:H4'	35:BA:346:A:C8	2.49	0.48
35:BA:271(P):C:H2'	35:BA:271(Q):G:O4'	2.14	0.48
35:BA:360:G:O2'	35:BA:361:G:H5'	2.13	0.48
35:BA:960:A:C8	35:BA:962:G:C8	3.01	0.48
35:BA:1348:G:C3'	35:BA:1349:A:H5''	2.42	0.48
35:BA:1494:A:O2'	35:BA:1495:A:OP1	2.28	0.48
35:BA:1506:C:O2	35:BA:1506:C:H2'	2.14	0.48
35:BA:1623:G:H2'	35:BA:1624:G:H8	1.78	0.48
35:BA:1943:U:O2'	35:BA:1944:U:H3'	2.13	0.48
35:BA:2307:G:H3'	35:BA:2308:G:C5'	2.43	0.48
35:BA:2521:C:N4	35:BA:2544:G:H1	2.05	0.48

Continued on next page...

Continued from previous page...

Atom-1	Atom-2	Interatomic distance (Å)	Clash overlap (Å)
36:BB:39:A:C2	36:BB:44:G:C2	3.01	0.48
37:BC:223:VAL:HG12	37:BC:225:ILE:HG23	1.94	0.48
38:BD:73:VAL:O	38:BD:75:ILE:HG12	2.12	0.48
40:BF:44:ARG:HG3	40:BF:44:ARG:O	2.13	0.48
43:BK:59:ILE:CG1	43:BK:60:TYR:N	2.71	0.48
47:BP:47:ASP:OD2	47:BP:50:ARG:NH1	2.45	0.48
51:BT:14:TYR:N	51:BT:14:TYR:HD1	2.11	0.48
52:BU:109:LEU:O	52:BU:112:ARG:N	2.45	0.48
54:BW:10:VAL:O	54:BW:11:ARG:CB	2.60	0.48
54:BW:10:VAL:O	54:BW:11:ARG:HB2	2.13	0.48
56:BY:9:LYS:O	56:BY:28:LYS:HE2	2.13	0.48
1:AA:260:G:H2'	1:AA:261:U:C6	2.48	0.48
1:AA:368:U:C5'	24:AY:354:ARG:HH21	2.27	0.48
1:AA:519:C:H2'	1:AA:520:A:O4'	2.14	0.48
1:AA:1118:C:H42	1:AA:1155:G:H1	1.60	0.48
1:AA:1227:A:N3	13:AM:117:VAL:HG11	2.29	0.48
1:AA:1466:C:H2'	1:AA:1467:G:O4'	2.13	0.48
2:AB:102:LEU:O	2:AB:105:PHE:HB2	2.14	0.48
2:AB:181:PHE:N	2:AB:181:PHE:CD1	2.82	0.48
3:AC:84:ILE:HD11	3:AC:88:ARG:HH21	1.78	0.48
9:AI:40:LEU:C	9:AI:42:ARG:H	2.17	0.48
10:AJ:58:ASP:O	10:AJ:59:SER:C	2.52	0.48
12:AL:97:ARG:C	12:AL:98:TYR:CD1	2.87	0.48
12:AL:105:TYR:C	12:AL:107:ALA:H	2.16	0.48
18:AR:26:LEU:CD2	18:AR:42:ARG:NH1	2.77	0.48
22:AV:29:G:O2'	22:AV:30:G:H5'	2.13	0.48
24:AY:230:LYS:NZ	24:AY:230:LYS:HB2	2.29	0.48
24:AY:309:LEU:HD12	24:AY:310:ALA:N	2.28	0.48
29:B4:53:GLU:HB3	29:B4:55:ARG:NE	2.29	0.48
30:B5:19:ARG:HD2	35:BA:1266:G:OP1	2.13	0.48
32:B7:8:ASN:HD22	32:B7:9:ARG:N	2.11	0.48
33:B8:6:THR:HG21	33:B8:63:PRO:HD3	1.95	0.48
35:BA:17:G:H2'	35:BA:18:C:C6	2.48	0.48
35:BA:690:G:H2'	35:BA:691:C:C6	2.47	0.48
35:BA:2140:C:H1'	35:BA:2152:G:N2	2.29	0.48
35:BA:2468:G:C4	35:BA:2481:G:C2	3.01	0.48
35:BA:2481:G:O2'	35:BA:2482:G:P	2.71	0.48
36:BB:21:G:O2'	36:BB:22:U:C5'	2.61	0.48
36:BB:95:C:C2'	36:BB:96:U:H5'	2.44	0.48
38:BD:276:LYS:HD3	38:BD:276:LYS:O	2.13	0.48
41:BG:91:ARG:HD2	41:BG:91:ARG:C	2.34	0.48

Continued on next page...

Continued from previous page...

Atom-1	Atom-2	Interatomic distance (Å)	Clash overlap (Å)
42:BH:76:VAL:O	42:BH:79:VAL:HG22	2.12	0.48
43:BK:8:VAL:HB	43:BK:57:ILE:O	2.14	0.48
43:BK:55:VAL:HG21	43:BK:67:PHE:HD2	1.78	0.48
43:BK:69:THR:C	43:BK:70:LYS:HE3	2.34	0.48
47:BP:71:VAL:O	47:BP:71:VAL:HG22	2.12	0.48
49:BR:33:ARG:CG	49:BR:115:GLU:HG3	2.44	0.48
52:BU:56:ASP:O	52:BU:59:ARG:HB2	2.14	0.48
56:BY:84:ARG:HB2	56:BY:97:ARG:HB2	1.96	0.48
1:AA:151:A:H2'	1:AA:152:A:H5'	1.96	0.48
1:AA:491:G:C4	1:AA:492:G:C8	3.02	0.48
1:AA:537:G:H2'	1:AA:538:G:C8	2.48	0.48
1:AA:986:A:H2'	1:AA:987:G:C8	2.48	0.48
1:AA:1325:C:C2	1:AA:1326:C:C5	3.02	0.48
4:AD:9:CYS:HA	4:AD:12:CYS:HB2	1.94	0.48
7:AG:52:GLU:O	7:AG:53:LYS:C	2.50	0.48
11:AK:23:ALA:O	11:AK:86:GLY:HA3	2.13	0.48
14:AN:60:SER:O	14:AN:61:TRP:HB3	2.13	0.48
20:AT:63:ILE:C	20:AT:65:LYS:N	2.66	0.48
24:AY:78:ARG:HH11	24:AY:78:ARG:HG3	1.79	0.48
24:AY:150:ILE:O	24:AY:154:GLN:HG2	2.14	0.48
24:AY:250:THR:C	24:AY:252:ASP:H	2.17	0.48
24:AY:471:LYS:O	24:AY:471:LYS:HG2	2.14	0.48
24:AY:523:PHE:CE1	24:AY:550:MET:SD	3.07	0.48
24:AY:548:GLU:O	24:AY:551:GLN:HG2	2.14	0.48
24:AY:662:LYS:NZ	42:BH:175:LYS:HE3	2.29	0.48
58:AY:701:FUA:H231	58:AY:701:FUA:C12	2.41	0.48
26:B1:4:VAL:HA	26:B1:10:LYS:O	2.13	0.48
26:B1:41:ARG:HH22	35:BA:1365:A:C5'	2.27	0.48
27:B2:61:LEU:HA	27:B2:64:LEU:HB3	1.96	0.48
29:B4:9:LEU:CD1	29:B4:10:VAL:H	2.27	0.48
31:B6:43:CYS:O	31:B6:44:ARG:CB	2.60	0.48
34:B9:11:CYS:O	34:B9:11:CYS:SG	2.71	0.48
35:BA:11:G:H2'	35:BA:12:U:C6	2.47	0.48
35:BA:18:C:O2'	52:BU:23:GLY:HA2	2.14	0.48
35:BA:52:A:C2'	35:BA:53:A:H5'	2.44	0.48
35:BA:302:C:O2'	35:BA:303:U:H5'	2.14	0.48
35:BA:329:G:H22	56:BY:19:LYS:HE3	1.79	0.48
35:BA:637:A:C6	35:BA:652:C:H4'	2.48	0.48
35:BA:677:A:O2'	35:BA:678:C:H5'	2.13	0.48
35:BA:706:A:H2'	35:BA:707:G:O4'	2.13	0.48
35:BA:814:C:N3	35:BA:1193:G:O6	2.47	0.48

Continued on next page...

Continued from previous page...

Atom-1	Atom-2	Interatomic distance (Å)	Clash overlap (Å)
35:BA:860:U:H5	35:BA:917:A:N7	2.11	0.48
35:BA:881:G:H2'	35:BA:882:G:H5'	1.95	0.48
35:BA:1141:U:H1'	35:BA:1142(A):A:C2	2.49	0.48
35:BA:1174:A:H5'	35:BA:1175:U:H5''	1.95	0.48
35:BA:1203:G:H4'	47:BP:7:ARG:HD2	1.96	0.48
35:BA:1258:C:O4'	40:BF:84:VAL:HG21	2.14	0.48
35:BA:1317:A:H2'	35:BA:1318:C:C6	2.48	0.48
35:BA:1771:C:H2'	35:BA:1772:G:C8	2.48	0.48
35:BA:2193:G:O2'	35:BA:2194:G:H5'	2.13	0.48
36:BB:114:C:H2'	36:BB:115:G:C8	2.48	0.48
39:BE:94:GLU:OE1	39:BE:177:PRO:HB3	2.13	0.48
40:BF:185:ASP:HA	40:BF:188:ARG:HD3	1.96	0.48
42:BH:70:THR:HG22	42:BH:74:ASN:ND2	2.28	0.48
45:BN:21:LYS:HB3	45:BN:26:LEU:HD23	1.96	0.48
48:BQ:1:MET:HE1	48:BQ:45:GLN:N	2.27	0.48
53:BV:32:THR:OG1	53:BV:60:GLU:HG3	2.13	0.48
53:BV:39:LEU:HD12	53:BV:50:PRO:O	2.14	0.48
1:AA:108:G:H5'	1:AA:109:A:H5''	1.95	0.48
1:AA:152:A:H2'	1:AA:153:C:H5'	1.94	0.48
1:AA:189(A):C:O2'	1:AA:189(B):C:H5'	2.14	0.48
1:AA:304:U:H2'	1:AA:305:G:C8	2.48	0.48
1:AA:448:A:P	1:AA:485:G:H22	2.36	0.48
1:AA:1248:A:H2'	1:AA:1249:C:H6	1.79	0.48
1:AA:1263:C:H2'	1:AA:1264:C:H6	1.78	0.48
2:AB:117:GLU:O	2:AB:120:ALA:HB3	2.14	0.48
2:AB:129:GLU:O	2:AB:130:ARG:CB	2.61	0.48
3:AC:10:PHE:CZ	3:AC:178:LEU:CD1	2.97	0.48
3:AC:43:LEU:O	3:AC:47:LEU:HB2	2.14	0.48
5:AE:101:ILE:O	5:AE:101:ILE:CG1	2.62	0.48
7:AG:64:GLN:CG	7:AG:128:ALA:HB1	2.43	0.48
8:AH:9:MET:O	8:AH:13:ILE:HG12	2.14	0.48
9:AI:37:PHE:HB3	9:AI:43:ALA:HB2	1.95	0.48
11:AK:13:GLN:HG2	11:AK:75:TYR:O	2.14	0.48
12:AL:89:ARG:HA	12:AL:97:ARG:HA	1.96	0.48
16:AP:18:ARG:HD2	16:AP:32:TYR:HE2	1.79	0.48
24:AY:9:LEU:O	24:AY:11:ARG:N	2.47	0.48
24:AY:238:THR:CG2	24:AY:241:GLU:HG2	2.35	0.48
27:B2:16:LEU:O	27:B2:20:GLU:HB3	2.13	0.48
35:BA:52:A:C6	35:BA:118:A:C2	3.02	0.48
35:BA:67:U:H2'	35:BA:68:G:H8	1.78	0.48
35:BA:812:C:C2	35:BA:813:U:C5	3.02	0.48

Continued on next page...

Continued from previous page...

Atom-1	Atom-2	Interatomic distance (Å)	Clash overlap (Å)
35:BA:1080:C:H2'	35:BA:1081:U:O4'	2.14	0.48
35:BA:1216:G:C5	35:BA:1217:C:C5	3.01	0.48
35:BA:1416:G:O2'	35:BA:1417:C:H5	1.96	0.48
35:BA:1692:U:H2'	35:BA:1694:C:C5	2.49	0.48
35:BA:1820:U:O2	38:BD:201:HIS:HB3	2.13	0.48
35:BA:2008:C:H2'	35:BA:2009:G:H8	1.79	0.48
35:BA:2190:G:H5'	35:BA:2190:G:C8	2.48	0.48
35:BA:2394:C:P	47:BP:63:PRO:HD2	2.53	0.48
35:BA:2482:G:C2	35:BA:2483:C:H1'	2.49	0.48
35:BA:2579:C:O3'	39:BE:131:ALA:HB2	2.14	0.48
35:BA:2617:C:H2'	35:BA:2618:G:C5'	2.44	0.48
35:BA:2873:A:C4'	49:BR:8:ARG:NH2	2.77	0.48
38:BD:175:LEU:HD23	38:BD:175:LEU:HA	1.62	0.48
40:BF:9:ILE:HG23	40:BF:13:SER:O	2.14	0.48
47:BP:24:GLY:HA3	47:BP:33:ARG:HH12	1.78	0.48
1:AA:410:G:C2	1:AA:429:U:C2	3.02	0.48
1:AA:644:G:C5	1:AA:645:C:C5	3.02	0.48
1:AA:781:A:H3'	1:AA:782:A:H5'	1.94	0.48
1:AA:802:A:H3'	1:AA:803:G:H8	1.77	0.48
1:AA:1058:G:H2'	1:AA:1059:C:C6	2.49	0.48
1:AA:1073:U:O2'	1:AA:1074:G:H5'	2.13	0.48
1:AA:1293:G:O2'	1:AA:1294:G:H5'	2.13	0.48
1:AA:1388:C:H2'	1:AA:1389:C:C6	2.48	0.48
2:AB:31:TYR:CE2	2:AB:200:ILE:HD12	2.46	0.48
5:AE:31:LEU:HD22	5:AE:43:LEU:HD11	1.96	0.48
5:AE:76:ILE:HG12	5:AE:77:PRO:HD2	1.94	0.48
7:AG:111:ARG:NH1	7:AG:113:GLU:OE2	2.46	0.48
10:AJ:98:ILE:O	10:AJ:98:ILE:CG2	2.61	0.48
22:AV:28:C:H2'	22:AV:29:G:C8	2.49	0.48
23:AX:11:U:O2	23:AX:11:U:C2'	2.62	0.48
24:AY:14:ASN:HB2	24:AY:102:ASP:CG	2.33	0.48
24:AY:238:THR:HG22	24:AY:241:GLU:CB	2.43	0.48
25:B0:27:GLU:CD	35:BA:856:C:H4'	2.34	0.48
26:B1:18:ILE:CG2	26:B1:20:ARG:NE	2.77	0.48
27:B2:64:LEU:O	27:B2:64:LEU:HD22	2.14	0.48
31:B6:35:GLU:O	31:B6:36:LEU:HB2	2.13	0.48
35:BA:109:G:O2'	35:BA:110:G:H5'	2.14	0.48
35:BA:312:G:H5'	35:BA:331:A:H2'	1.96	0.48
35:BA:484:C:H2'	35:BA:485:C:C6	2.49	0.48
35:BA:622:G:O2'	35:BA:623:G:H5'	2.14	0.48
35:BA:692:C:N3	35:BA:771:G:C2	2.81	0.48

Continued on next page...

Continued from previous page...

Atom-1	Atom-2	Interatomic distance (Å)	Clash overlap (Å)
35:BA:1023:U:C2'	35:BA:1024:G:H5'	2.44	0.48
35:BA:1051:G:C4	35:BA:1052:C:N4	2.82	0.48
35:BA:1314:C:OP1	35:BA:1315:C:OP2	2.32	0.48
35:BA:1999:C:H4'	35:BA:2723:C:O2	2.14	0.48
35:BA:2190:G:O2'	35:BA:2191:G:H5'	2.14	0.48
35:BA:2376:A:O2'	50:BS:108:GLY:HA2	2.14	0.48
35:BA:2820:A:O3'	49:BR:5:LYS:HE3	2.14	0.48
38:BD:211:ARG:O	38:BD:215:LEU:HG	2.14	0.48
40:BF:22:ALA:C	40:BF:24:LEU:N	2.67	0.48
41:BG:40:ASN:ND2	41:BG:90:LEU:O	2.47	0.48
42:BH:103:LEU:HB2	42:BH:123:PHE:CD2	2.48	0.48
43:BK:7:VAL:O	43:BK:7:VAL:HG22	2.14	0.48
44:BL:73:ARG:HH11	44:BL:73:ARG:CG	2.06	0.48
45:BN:58:ASP:O	45:BN:59:LYS:HB2	2.14	0.48
46:BO:91:LEU:HD22	46:BO:91:LEU:N	2.29	0.48
49:BR:100:LEU:HD22	49:BR:112:ALA:HA	1.96	0.48
51:BT:58:ASN:HD22	51:BT:58:ASN:N	2.07	0.48
52:BU:115:ALA:C	52:BU:117:GLN:N	2.66	0.48
54:BW:44:ALA:O	54:BW:45:TYR:C	2.51	0.48
56:BY:62:GLU:HG2	56:BY:63:LYS:H	1.77	0.48
1:AA:148:G:H2'	1:AA:149:A:H8	1.74	0.48
1:AA:160:A:H1'	1:AA:344:A:C4	2.49	0.48
1:AA:264:U:H4'	17:AQ:63:ARG:HD3	1.94	0.48
1:AA:692:U:OP1	11:AK:124:LYS:HE2	2.14	0.48
1:AA:1048:G:OP1	14:AN:4:LYS:HB2	2.14	0.48
1:AA:1500:A:O2'	1:AA:1501:C:H5'	2.12	0.48
1:AA:1516:G:H2'	1:AA:1518:A:OP2	2.13	0.48
2:AB:223:ILE:HG12	2:AB:226:ARG:HH22	1.78	0.48
3:AC:105:GLU:HG2	3:AC:106:VAL:H	1.79	0.48
3:AC:164:ARG:C	3:AC:165:THR:HG22	2.33	0.48
8:AH:26:VAL:C	8:AH:58:TYR:HD1	2.16	0.48
9:AI:4:TYR:CE2	9:AI:88:TYR:CB	2.97	0.48
12:AL:8:ASN:ND2	17:AQ:34:LYS:HE2	2.29	0.48
22:AV:19:G:C5	22:AV:57:A:C2	3.02	0.48
24:AY:331:TYR:O	24:AY:371:ALA:HB1	2.14	0.48
24:AY:614:GLU:HA	24:AY:617:MET:HB2	1.94	0.48
27:B2:7:ARG:NH1	27:B2:7:ARG:HG3	2.29	0.48
27:B2:47:ASN:CB	35:BA:95:G:H1'	2.32	0.48
31:B6:31:PRO:O	31:B6:32:ASN:OD1	2.31	0.48
35:BA:68:G:H2'	35:BA:69:C:H6	1.74	0.48
35:BA:214:G:H1'	35:BA:216:A:O2'	2.14	0.48

Continued on next page...

Continued from previous page...

Atom-1	Atom-2	Interatomic distance (Å)	Clash overlap (Å)
35:BA:754:C:H2'	35:BA:755:C:C6	2.48	0.48
35:BA:852:G:H2'	35:BA:853:G:C8	2.48	0.48
35:BA:1173:G:H4'	35:BA:1174:A:OP2	2.14	0.48
35:BA:2026:C:N4	35:BA:2027:G:N7	2.61	0.48
35:BA:2298:A:H2'	35:BA:2299:G:O4'	2.13	0.48
35:BA:2306:C:H5	35:BA:2307:G:H1'	1.77	0.48
35:BA:2341:G:H2'	35:BA:2342:C:C6	2.49	0.48
35:BA:2712:U:O2'	35:BA:2712(A):A:O5'	2.32	0.48
35:BA:2767:C:H2'	35:BA:2768:C:C6	2.48	0.48
39:BE:36:ARG:HH21	39:BE:88:GLY:H	1.60	0.48
41:BG:77:ILE:CG2	41:BG:80:PHE:H	1.97	0.48
41:BG:82:LEU:C	41:BG:82:LEU:HD23	2.35	0.48
47:BP:90:ARG:CG	47:BP:91:PHE:N	2.72	0.48
47:BP:146:VAL:O	47:BP:148:LEU:HG	2.14	0.48
48:BQ:32:TYR:O	48:BQ:105:GLU:HB2	2.14	0.48
49:BR:113:LEU:CD1	49:BR:114:VAL:N	2.69	0.48
50:BS:89:ARG:CG	50:BS:92:TYR:CA	2.78	0.48
51:BT:89:VAL:CG1	51:BT:91:ARG:HG2	2.44	0.48
52:BU:113:ALA:C	52:BU:115:ALA:N	2.67	0.48
53:BV:19:LYS:HG2	53:BV:94:LEU:CB	2.44	0.48
57:BZ:41:LEU:O	57:BZ:44:PHE:N	2.43	0.48
1:AA:193:C:H2'	1:AA:194:C:C6	2.48	0.47
1:AA:445:G:H2'	1:AA:446:G:H8	1.79	0.47
1:AA:585:G:C5	1:AA:586:C:C5	3.02	0.47
1:AA:707:C:O2'	1:AA:708:C:H5'	2.14	0.47
1:AA:779:C:H2'	1:AA:780:A:O4'	2.14	0.47
1:AA:1042:G:H2'	1:AA:1043:C:H5'	1.96	0.47
1:AA:1064:G:H21	1:AA:1190:G:H2'	1.77	0.47
2:AB:21:ARG:HB3	2:AB:39:ILE:HA	1.95	0.47
2:AB:35:GLU:O	2:AB:35:GLU:HG2	2.13	0.47
3:AC:86:VAL:HG23	3:AC:87:LEU:HD23	1.96	0.47
5:AE:76:ILE:HG12	5:AE:77:PRO:CD	2.44	0.47
7:AG:38:LEU:O	7:AG:42:ILE:HG13	2.13	0.47
12:AL:6:THR:H	12:AL:9:GLN:NE2	2.11	0.47
12:AL:46:LYS:HB2	12:AL:92:ASP:O	2.13	0.47
12:AL:110:VAL:HG21	12:AL:120:TYR:HD2	1.79	0.47
15:AO:61:GLY:O	15:AO:65:ARG:HD2	2.15	0.47
17:AQ:47:PRO:HG2	17:AQ:48:GLU:OE2	2.14	0.47
17:AQ:53:LEU:HD23	17:AQ:85:VAL:HG21	1.95	0.47
20:AT:22:ARG:O	20:AT:26:ASN:ND2	2.47	0.47
22:AV:74:C:O4'	26:B1:22:GLY:HA2	2.14	0.47

Continued on next page...

Continued from previous page...

Atom-1	Atom-2	Interatomic distance (Å)	Clash overlap (Å)
24:AY:87:HIS:NE2	24:AY:120:THR:OG1	2.47	0.47
24:AY:312:LEU:HD23	24:AY:313:ALA:H	1.79	0.47
24:AY:526:VAL:N	24:AY:565:VAL:O	2.47	0.47
26:B1:64:ALA:HA	26:B1:67:ILE:CG1	2.43	0.47
31:B6:18:ARG:CG	31:B6:19:ARG:H	2.27	0.47
35:BA:286:C:O2'	35:BA:287:C:H5'	2.13	0.47
35:BA:302:C:H2'	35:BA:303:U:C6	2.48	0.47
35:BA:737:C:H2'	35:BA:738:G:H5'	1.96	0.47
35:BA:841:A:C6	35:BA:842:G:C5	3.02	0.47
35:BA:955:C:OP1	48:BQ:87:LYS:HE2	2.14	0.47
35:BA:1948:G:C8	35:BA:1948:G:C5'	2.96	0.47
35:BA:2020:A:H2'	35:BA:2021:C:C5'	2.38	0.47
35:BA:2033:A:O2'	35:BA:2034:U:O5'	2.30	0.47
35:BA:2274:A:H8	35:BA:2274:A:O5'	1.97	0.47
35:BA:2747:G:H21	35:BA:2757:A:H62	1.62	0.47
38:BD:34:VAL:CG2	38:BD:35:LYS:H	1.87	0.47
38:BD:196:VAL:O	38:BD:196:VAL:CG1	2.60	0.47
39:BE:138:PRO:HG2	39:BE:139:GLY:N	2.29	0.47
41:BG:90:LEU:CD1	41:BG:91:ARG:N	2.71	0.47
42:BH:154:PRO:O	42:BH:156:ALA:N	2.47	0.47
44:BL:54:PHE:CE1	44:BL:100:LYS:HB2	2.49	0.47
52:BU:15:LYS:HA	52:BU:18:LEU:HD12	1.96	0.47
52:BU:16:LYS:O	52:BU:20:LEU:CD2	2.62	0.47
55:BX:12:VAL:CG2	55:BX:13:LEU:N	2.67	0.47
57:BZ:24:LEU:CD2	57:BZ:86:VAL:HG23	2.44	0.47
57:BZ:63:ASP:OD2	57:BZ:65:GLN:NE2	2.46	0.47
1:AA:176:C:C2	1:AA:177:C:C5	3.02	0.47
1:AA:300:A:H2'	1:AA:301:G:C5'	2.44	0.47
1:AA:409:G:H1	1:AA:433:C:H42	1.60	0.47
1:AA:439:A:H2'	1:AA:441:A:H5'	1.96	0.47
1:AA:923:A:C5'	5:AE:21:ALA:HB2	2.43	0.47
1:AA:1237:C:OP1	1:AA:1238:A:H1'	2.13	0.47
2:AB:28:PHE:CE1	2:AB:31:TYR:HB2	2.48	0.47
6:AF:19:LEU:O	6:AF:19:LEU:HD23	2.14	0.47
7:AG:72:ARG:HG3	7:AG:73:MET:HG3	1.96	0.47
9:AI:5:TYR:CD1	9:AI:18:PHE:HE1	2.33	0.47
13:AM:20:THR:C	13:AM:22:ILE:H	2.16	0.47
18:AR:29:PHE:HD1	18:AR:29:PHE:N	1.86	0.47
18:AR:66:LEU:HG	18:AR:70:ILE:CD1	2.44	0.47
20:AT:42:GLN:HA	20:AT:42:GLN:HE21	1.78	0.47
20:AT:57:ARG:NH1	20:AT:102:GLY:CA	2.75	0.47

Continued on next page...

Continued from previous page...

Atom-1	Atom-2	Interatomic distance (Å)	Clash overlap (Å)
20:AT:61:SER:O	20:AT:63:ILE:N	2.47	0.47
24:AY:113:GLY:C	24:AY:115:GLU:N	2.67	0.47
24:AY:156:ARG:NH2	24:AY:666:ARG:HH11	2.12	0.47
24:AY:289:ILE:HD12	24:AY:331:TYR:CZ	2.49	0.47
24:AY:486:THR:HG22	24:AY:602:LEU:HG	1.96	0.47
28:B3:8:LEU:HD22	28:B3:31:LEU:CD2	2.45	0.47
29:B4:1:MET:HG2	41:BG:98:ARG:HE	1.75	0.47
29:B4:1:MET:CE	29:B4:1:MET:H3	2.27	0.47
31:B6:42:TRP:HA	31:B6:42:TRP:HE3	1.78	0.47
35:BA:83:G:O2'	35:BA:84:A:C8	2.58	0.47
35:BA:271(Q):G:H2'	35:BA:271(R):G:O4'	2.14	0.47
35:BA:346:A:H2'	35:BA:346:A:N3	2.29	0.47
35:BA:658:C:H2'	35:BA:659:C:C6	2.49	0.47
35:BA:825:C:H2'	35:BA:826:U:O4'	2.13	0.47
35:BA:861:A:C2	35:BA:917:A:C4	3.02	0.47
35:BA:1164:G:H1	35:BA:1185:C:N4	2.11	0.47
35:BA:1344:G:O2'	35:BA:1385:G:H2'	2.14	0.47
35:BA:1357:U:H2'	35:BA:1358:G:O4'	2.14	0.47
35:BA:2478:A:H2'	35:BA:2479:G:O4'	2.14	0.47
35:BA:2849:U:O4	51:BT:23:ARG:NH2	2.48	0.47
38:BD:261:LYS:NZ	38:BD:263:ARG:HH12	2.11	0.47
39:BE:101:ARG:HG3	39:BE:169:ASN:ND2	2.29	0.47
40:BF:195:ASP:OD1	40:BF:196:LEU:N	2.43	0.47
42:BH:86:GLU:HA	42:BH:132:ARG:HA	1.96	0.47
42:BH:138:LYS:C	42:BH:140:LYS:N	2.64	0.47
45:BN:82:LEU:HD21	45:BN:84:LYS:HG2	1.96	0.47
49:BR:61:HIS:O	49:BR:62:ALA:C	2.52	0.47
49:BR:63:ARG:O	49:BR:67:LEU:HD23	2.13	0.47
51:BT:120:ARG:O	51:BT:124:ASP:OD1	2.32	0.47
1:AA:177:C:H2'	1:AA:178:C:H6	1.79	0.47
1:AA:557:G:H2'	1:AA:558:G:O4'	2.14	0.47
1:AA:1002:G:C8	1:AA:1003:G:N7	2.82	0.47
5:AE:144:THR:O	5:AE:145:LYS:C	2.51	0.47
10:AJ:18:ALA:O	10:AJ:20:ALA:N	2.42	0.47
11:AK:41:THR:HG23	11:AK:41:THR:O	2.13	0.47
11:AK:122:LYS:O	11:AK:123:LYS:C	2.53	0.47
12:AL:11:VAL:HG21	17:AQ:34:LYS:HD3	1.97	0.47
12:AL:81:SER:O	12:AL:83:VAL:HG23	2.14	0.47
13:AM:54:VAL:C	13:AM:56:LEU:N	2.67	0.47
15:AO:38:ARG:HH11	15:AO:38:ARG:HG2	1.78	0.47
15:AO:57:LEU:N	15:AO:57:LEU:HD23	2.29	0.47

Continued on next page...

Continued from previous page...

Atom-1	Atom-2	Interatomic distance (Å)	Clash overlap (Å)
16:AP:42:ARG:HB2	16:AP:44:THR:HG23	1.97	0.47
24:AY:25:LYS:HB2	59:AY:702:GDP:O2B	2.14	0.47
24:AY:92:ILE:C	24:AY:92:ILE:HD13	2.35	0.47
24:AY:259:PHE:C	24:AY:260:LEU:HD13	2.35	0.47
24:AY:357:ARG:HH11	24:AY:357:ARG:HG3	1.79	0.47
24:AY:659:LEU:C	24:AY:661:SER:N	2.67	0.47
25:B0:40:GLN:HE22	25:B0:43:THR:CA	2.27	0.47
27:B2:38:GLN:O	27:B2:41:ILE:HG12	2.14	0.47
29:B4:27:THR:O	29:B4:28:LYS:HB3	2.14	0.47
33:B8:58:ILE:HG22	33:B8:58:ILE:O	2.13	0.47
35:BA:42:G:H5'	35:BA:43:A:OP2	2.14	0.47
35:BA:877:U:C2'	35:BA:878:A:H5''	2.45	0.47
35:BA:992:C:H2'	35:BA:993:G:C8	2.49	0.47
35:BA:1266:G:O2'	35:BA:2012:G:O6	2.28	0.47
35:BA:1270:C:H5''	35:BA:1271:G:O5'	2.14	0.47
35:BA:1335:U:H2'	35:BA:1336:A:H8	1.80	0.47
35:BA:1398:C:H2'	35:BA:1399:C:H6	1.78	0.47
35:BA:1523:U:H2'	35:BA:1524:G:C8	2.50	0.47
35:BA:1803:A:C8	35:BA:1804:C:C5	3.02	0.47
35:BA:1891:G:O5'	35:BA:1891:G:H8	1.95	0.47
35:BA:2328:A:H2'	35:BA:2329:G:C8	2.49	0.47
35:BA:2603:G:O2'	35:BA:2604:U:H5'	2.14	0.47
36:BB:68:C:H2'	36:BB:69:G:O4'	2.14	0.47
37:BC:57:GLN:O	37:BC:57:GLN:HG2	2.14	0.47
38:BD:145:VAL:CG1	38:BD:146:GLU:N	2.76	0.47
39:BE:47:VAL:CG1	39:BE:48:GLN:N	2.76	0.47
40:BF:20:LEU:HD13	40:BF:203:GLN:OE1	2.15	0.47
42:BH:169:VAL:CG2	42:BH:170:ARG:N	2.45	0.47
43:BK:41:PHE:C	43:BK:43:ALA:H	2.18	0.47
48:BQ:29:PHE:HB3	48:BQ:65:PHE:CE2	2.49	0.47
48:BQ:71:ASP:O	48:BQ:73:PRO:HD3	2.15	0.47
48:BQ:136:ALA:C	48:BQ:138:ASP:H	2.16	0.47
53:BV:38:LEU:HD23	53:BV:39:LEU:N	2.29	0.47
53:BV:47:VAL:O	53:BV:49:THR:O	2.32	0.47
54:BW:45:TYR:CD1	54:BW:46:PHE:N	2.83	0.47
56:BY:68:HIS:ND1	56:BY:69:ALA:N	2.62	0.47
56:BY:83:THR:O	56:BY:83:THR:OG1	2.32	0.47
57:BZ:127:LYS:O	57:BZ:128:VAL:CB	2.62	0.47
1:AA:676:A:H1'	11:AK:115:PRO:HB3	1.97	0.47
1:AA:1033:G:C8	1:AA:1034:G:C8	3.03	0.47
2:AB:54:THR:OG1	2:AB:199:TYR:HB3	2.14	0.47

Continued on next page...

Continued from previous page...

Atom-1	Atom-2	Interatomic distance (Å)	Clash overlap (Å)
5:AE:76:ILE:HD11	5:AE:142:LEU:HD22	1.97	0.47
8:AH:103:VAL:HG12	8:AH:108:GLY:HA3	1.94	0.47
13:AM:52:GLU:O	13:AM:53:VAL:C	2.53	0.47
13:AM:81:LEU:H	13:AM:81:LEU:HD22	1.78	0.47
17:AQ:9:VAL:HG11	17:AQ:84:LEU:HD12	1.96	0.47
18:AR:51:LEU:HA	18:AR:52:PRO:HD3	1.58	0.47
18:AR:68:LYS:O	18:AR:69:THR:C	2.52	0.47
22:AV:4:G:O2'	22:AV:5:G:C8	2.68	0.47
24:AY:165:GLN:HB2	24:AY:260:LEU:HD11	1.96	0.47
24:AY:178:ILE:HD12	24:AY:178:ILE:N	2.27	0.47
25:B0:14:ARG:NH1	35:BA:2279:G:O6	2.47	0.47
25:B0:40:GLN:HE22	25:B0:43:THR:C	2.17	0.47
30:B5:26:THR:O	30:B5:26:THR:CG2	2.60	0.47
30:B5:40:LYS:HZ1	30:B5:46:CYS:H	1.58	0.47
30:B5:45:VAL:HG22	30:B5:51:TYR:CD2	2.49	0.47
31:B6:42:TRP:HH2	35:BA:643:A:N7	2.13	0.47
35:BA:483:A:C2	35:BA:484:C:H1'	2.50	0.47
35:BA:495:G:H1'	54:BW:57:ASN:OD1	2.15	0.47
35:BA:577:G:C6	35:BA:578:A:C6	3.02	0.47
35:BA:1290:C:O5'	35:BA:1290:C:H6	1.97	0.47
35:BA:1344:G:C2	35:BA:1404:C:C2	3.02	0.47
35:BA:1376:C:O2	35:BA:1376:C:H2'	2.14	0.47
35:BA:1799:G:H22	35:BA:1818:U:H2'	1.79	0.47
35:BA:1998:G:O2'	35:BA:1999:C:H5'	2.14	0.47
35:BA:2048:G:C2	35:BA:2621:A:C2	3.03	0.47
35:BA:2050:C:O2'	35:BA:2051:A:H5'	2.14	0.47
35:BA:2134:A:H1'	35:BA:2158:A:H2	1.79	0.47
35:BA:2647:U:H2'	35:BA:2648:C:H6	1.79	0.47
37:BC:29:LEU:O	37:BC:32:GLU:CG	2.61	0.47
38:BD:28:GLU:HB2	38:BD:29:PRO:CD	2.45	0.47
39:BE:201:THR:C	39:BE:202:LYS:HD2	2.34	0.47
40:BF:81:PRO:C	40:BF:83:PHE:H	2.18	0.47
40:BF:133:ASN:O	40:BF:134:GLY:C	2.48	0.47
41:BG:43:LEU:HB3	41:BG:45:GLU:HG2	1.97	0.47
41:BG:63:ILE:HA	41:BG:143:GLU:CG	2.26	0.47
48:BQ:56:ARG:NE	48:BQ:56:ARG:CA	2.76	0.47
52:BU:66:ASN:ND2	52:BU:76:TYR:HB2	2.30	0.47
52:BU:76:TYR:CD1	52:BU:76:TYR:C	2.88	0.47
53:BV:4:ILE:O	53:BV:39:LEU:HD23	2.14	0.47
54:BW:88:ARG:CB	54:BW:92:ARG:HB3	2.44	0.47
57:BZ:29:TYR:O	57:BZ:30:ASN:HB3	2.14	0.47

Continued on next page...

Continued from previous page...

Atom-1	Atom-2	Interatomic distance (Å)	Clash overlap (Å)
1:AA:354:G:C2	1:AA:355:C:C6	3.03	0.47
1:AA:646:U:H2'	1:AA:647:C:C6	2.50	0.47
1:AA:718:G:C8	11:AK:116:HIS:HB3	2.49	0.47
1:AA:790:A:H8	1:AA:790:A:O5'	1.97	0.47
1:AA:1142:G:H2'	1:AA:1143:G:C5'	2.43	0.47
1:AA:1350:A:C5	1:AA:1351:U:C4	3.02	0.47
1:AA:1375:A:N3	1:AA:1375:A:H2'	2.28	0.47
2:AB:19:HIS:HD2	2:AB:189:ASP:OD2	1.97	0.47
4:AD:140:VAL:HG12	4:AD:141:ARG:O	2.14	0.47
5:AE:12:LEU:N	5:AE:12:LEU:CD1	2.73	0.47
7:AG:17:VAL:HG21	7:AG:44:TYR:CZ	2.50	0.47
10:AJ:34:VAL:HG13	10:AJ:73:ASP:O	2.14	0.47
11:AK:21:ILE:HG13	11:AK:30:VAL:HG12	1.96	0.47
14:AN:32:SER:HB3	14:AN:41:ARG:HB3	1.96	0.47
19:AS:40:ILE:CG1	19:AS:71:LEU:HD23	2.43	0.47
20:AT:50:GLU:HB3	20:AT:99:LEU:HD12	1.96	0.47
20:AT:74:LYS:HB2	20:AT:75:ASN:H	1.45	0.47
24:AY:15:ILE:HD12	24:AY:81:ILE:HA	1.96	0.47
24:AY:137:ASN:ND2	24:AY:137:ASN:C	2.68	0.47
24:AY:404:VAL:O	24:AY:404:VAL:HG12	2.15	0.47
24:AY:636:PRO:HA	24:AY:641:GLN:HG3	1.97	0.47
32:B7:19:ARG:HG2	32:B7:19:ARG:NH1	2.30	0.47
33:B8:7:HIS:HB3	33:B8:10:ALA:HB3	1.96	0.47
33:B8:33:ASN:CA	33:B8:36:LYS:HD2	2.43	0.47
33:B8:62:LEU:HD13	35:BA:242:G:C5'	2.40	0.47
35:BA:271(F):C:C2'	35:BA:271(G):C:H5'	2.45	0.47
35:BA:693:C:H2'	35:BA:694:U:C6	2.50	0.47
35:BA:1267:U:H2'	35:BA:1268:A:H8	1.80	0.47
35:BA:1541:G:H4'	35:BA:1542:A:C4'	2.44	0.47
35:BA:1600:C:C2'	35:BA:1601:G:H5'	2.45	0.47
35:BA:1658:C:C2	35:BA:1659:U:C5	3.03	0.47
35:BA:1675:C:O2	39:BE:129:HIS:HA	2.13	0.47
35:BA:2126:A:C4'	35:BA:2127:G:O5'	2.58	0.47
35:BA:2180:U:H2'	35:BA:2181:G:O4'	2.15	0.47
35:BA:2194:G:H8	35:BA:2194:G:O5'	1.97	0.47
35:BA:2688:U:H5	35:BA:2720:U:OP2	1.97	0.47
35:BA:2884:U:H2'	35:BA:2885:C:O4'	2.15	0.47
36:BB:15:A:H1'	36:BB:110:G:C5	2.50	0.47
36:BB:48:A:O2'	36:BB:49:C:H5'	2.15	0.47
36:BB:64:C:O2'	36:BB:65:C:H5'	2.15	0.47
36:BB:112:U:H2'	36:BB:113:G:C8	2.46	0.47

Continued on next page...

Continued from previous page...

Atom-1	Atom-2	Interatomic distance (Å)	Clash overlap (Å)
37:BC:120:VAL:O	37:BC:124:VAL:HG23	2.14	0.47
38:BD:71:ASP:HB2	38:BD:103:ARG:NH2	2.23	0.47
38:BD:145:VAL:O	38:BD:153:ALA:HA	2.15	0.47
38:BD:213:ARG:C	38:BD:215:LEU:H	2.17	0.47
38:BD:218:ARG:HB3	38:BD:219:PRO:HD2	1.97	0.47
40:BF:123:LEU:HD13	40:BF:192:LEU:HD22	1.96	0.47
48:BQ:134:ARG:NH2	57:BZ:122:ARG:NE	2.62	0.47
50:BS:15:ARG:O	50:BS:18:ILE:HG13	2.15	0.47
53:BV:19:LYS:HG3	53:BV:20:LEU:N	2.28	0.47
55:BX:71:GLY:C	55:BX:72:LYS:HG3	2.34	0.47
56:BY:73:ARG:O	56:BY:74:PRO:O	2.33	0.47
1:AA:532:A:C2'	1:AA:533:A:OP1	2.63	0.47
1:AA:950:U:H2'	1:AA:951:G:C8	2.50	0.47
1:AA:1037:C:C5	1:AA:1038:C:N4	2.82	0.47
1:AA:1109:C:H2'	1:AA:1110:A:H5'	1.96	0.47
1:AA:1158:C:H3'	1:AA:1158:C:O2	2.14	0.47
1:AA:1440:C:C2'	1:AA:1441:G:H5'	2.43	0.47
1:AA:1494:G:H2'	1:AA:1494:G:N3	2.29	0.47
2:AB:151:GLY:O	2:AB:153:ARG:HB3	2.15	0.47
4:AD:98:GLU:CB	4:AD:189:PRO:HG3	2.44	0.47
4:AD:159:ARG:HH11	4:AD:159:ARG:HG3	1.78	0.47
4:AD:159:ARG:O	4:AD:160:GLN:C	2.52	0.47
4:AD:173:TRP:CB	4:AD:187:ARG:NH1	2.76	0.47
5:AE:101:ILE:HD13	5:AE:101:ILE:N	2.18	0.47
8:AH:64:LYS:HD2	8:AH:79:VAL:HG21	1.97	0.47
8:AH:93:VAL:O	8:AH:132:GLU:HA	2.15	0.47
10:AJ:71:LEU:HD12	10:AJ:72:VAL:H	1.79	0.47
24:AY:33:LEU:HD12	24:AY:33:LEU:N	2.29	0.47
24:AY:69:VAL:HG23	24:AY:82:ILE:HG12	1.97	0.47
24:AY:216:LEU:HD23	24:AY:216:LEU:C	2.35	0.47
24:AY:509:HIS:ND1	24:AY:509:HIS:O	2.47	0.47
24:AY:603:GLU:C	24:AY:676:TYR:HD1	2.17	0.47
25:B0:40:GLN:HE21	25:B0:43:THR:HA	1.75	0.47
26:B1:5:CYS:CB	26:B1:8:SER:HG	2.28	0.47
27:B2:28:LYS:CB	27:B2:57:ILE:HD13	2.38	0.47
33:B8:50:LEU:CG	33:B8:51:ALA:H	2.28	0.47
35:BA:123:G:C6	35:BA:124:G:C5	3.02	0.47
35:BA:271(E):U:H2'	35:BA:271(F):C:H6	1.77	0.47
35:BA:318:C:O5'	35:BA:318:C:H6	1.98	0.47
35:BA:389:G:O4'	35:BA:2413:G:C4'	2.59	0.47
35:BA:483:A:C2	35:BA:484:C:C1'	2.98	0.47

Continued on next page...

Continued from previous page...

Atom-1	Atom-2	Interatomic distance (Å)	Clash overlap (Å)
35:BA:533:G:H1	35:BA:560:C:H42	1.61	0.47
35:BA:863:A:O2'	36:BB:101:G:H1'	2.14	0.47
35:BA:1034:G:C6	35:BA:1035:U:N3	2.83	0.47
35:BA:1169:G:H1	35:BA:1180:C:H42	1.61	0.47
35:BA:1465:G:C4	35:BA:1466:G:C8	3.03	0.47
35:BA:1668:A:H61	35:BA:1676:A:N6	2.12	0.47
35:BA:1814:G:H8	35:BA:1814:G:O5'	1.97	0.47
35:BA:2751:G:OP1	35:BA:2751:G:N2	2.47	0.47
35:BA:2810:A:O2'	39:BE:61:ARG:HB2	2.15	0.47
37:BC:84:ILE:HG23	37:BC:95:VAL:HG12	1.96	0.47
39:BE:38:THR:CB	39:BE:41:LYS:HG2	2.42	0.47
41:BG:133:LEU:CD1	41:BG:157:ILE:HB	2.44	0.47
43:BK:8:VAL:HG12	43:BK:10:LEU:HG	1.96	0.47
47:BP:6:LEU:HB3	47:BP:9:ASN:ND2	2.27	0.47
50:BS:28:VAL:CG1	50:BS:29:PHE:N	2.65	0.47
52:BU:44:ASN:ND2	53:BV:75:PHE:HB3	2.22	0.47
52:BU:49:HIS:O	52:BU:52:ARG:HB2	2.15	0.47
52:BU:57:PHE:C	52:BU:59:ARG:N	2.65	0.47
53:BV:21:ARG:HG2	53:BV:21:ARG:NH1	2.23	0.47
56:BY:81:LYS:NZ	56:BY:98:VAL:O	2.47	0.47
1:AA:37:U:O2'	1:AA:500:G:H4'	2.15	0.47
1:AA:111:G:O6	1:AA:330:C:N4	2.48	0.47
1:AA:117:G:H8	1:AA:117:G:O5'	1.98	0.47
1:AA:122:G:N1	1:AA:123:C:C2	2.83	0.47
1:AA:267:C:H2'	1:AA:268:C:H6	1.80	0.47
1:AA:363:A:OP1	12:AL:33:ARG:HD3	2.15	0.47
1:AA:473:G:H5'	16:AP:81:ARG:HG3	1.95	0.47
1:AA:820:U:H4'	1:AA:821:G:OP2	2.15	0.47
1:AA:1310:G:C2	1:AA:1328:C:N3	2.82	0.47
1:AA:1360:A:H2'	1:AA:1361:G:C8	2.50	0.47
1:AA:1361:G:H5'	1:AA:1362:C:OP2	2.15	0.47
1:AA:1376:U:H2'	1:AA:1377:A:C8	2.48	0.47
2:AB:15:VAL:C	2:AB:16:HIS:CG	2.88	0.47
2:AB:21:ARG:NH2	2:AB:38:GLY:HA3	2.30	0.47
2:AB:124:SER:CB	2:AB:125:PRO:HD2	2.44	0.47
3:AC:151:VAL:O	3:AC:152:ILE:HG23	2.14	0.47
4:AD:200:GLU:O	4:AD:201:GLN:C	2.53	0.47
5:AE:76:ILE:CG2	5:AE:118:ILE:HD13	2.44	0.47
6:AF:26:ILE:O	6:AF:26:ILE:CG2	2.62	0.47
7:AG:134:ALA:O	7:AG:137:LYS:HB2	2.15	0.47
7:AG:137:LYS:HA	7:AG:137:LYS:HE3	1.97	0.47

Continued on next page...

Continued from previous page...

Atom-1	Atom-2	Interatomic distance (Å)	Clash overlap (Å)
10:AJ:55:LYS:H	10:AJ:55:LYS:HE2	1.77	0.47
10:AJ:62:HIS:H	10:AJ:62:HIS:CD2	2.33	0.47
12:AL:115:LYS:O	12:AL:117:ARG:HG3	2.14	0.47
13:AM:23:TYR:HE1	13:AM:70:LEU:CD2	2.27	0.47
13:AM:58:GLU:O	13:AM:62:ASN:HB2	2.15	0.47
13:AM:91:ARG:HH21	19:AS:81:ARG:NH2	2.13	0.47
13:AM:119:GLY:C	13:AM:121:LYS:H	2.18	0.47
15:AO:10:LYS:HD2	15:AO:10:LYS:C	2.35	0.47
16:AP:74:LEU:O	16:AP:79:VAL:CG2	2.61	0.47
18:AR:76:LEU:C	18:AR:78:LEU:H	2.17	0.47
22:AV:2:G:C6	22:AV:72:A:C2	3.03	0.47
24:AY:119:GLU:O	24:AY:120:THR:OG1	2.33	0.47
24:AY:337:SER:CA	24:AY:355:LEU:HD23	2.45	0.47
24:AY:339:SER:O	24:AY:340:TYR:CD1	2.68	0.47
24:AY:408:VAL:HG23	24:AY:409:ILE:N	2.28	0.47
24:AY:415:PRO:O	24:AY:420:ASP:HB2	2.14	0.47
24:AY:451:ILE:O	24:AY:451:ILE:CG2	2.56	0.47
24:AY:550:MET:CE	24:AY:563:ILE:HD11	2.43	0.47
25:B0:78:TYR:N	25:B0:78:TYR:HD1	2.12	0.47
27:B2:20:GLU:O	27:B2:23:LYS:N	2.47	0.47
27:B2:53:LEU:O	27:B2:53:LEU:HD23	2.15	0.47
28:B3:36:VAL:O	28:B3:37:LEU:HD23	2.15	0.47
29:B4:25:TYR:CD1	29:B4:25:TYR:N	2.81	0.47
29:B4:34:GLU:CD	29:B4:34:GLU:H	2.17	0.47
31:B6:15:GLU:OE2	31:B6:44:ARG:CZ	2.62	0.47
35:BA:11:G:H2'	35:BA:12:U:H6	1.79	0.47
35:BA:58:G:O2'	35:BA:59:U:H5'	2.14	0.47
35:BA:285:C:C2'	35:BA:286:C:C5'	2.93	0.47
35:BA:312:G:H2'	35:BA:313:C:O4'	2.15	0.47
35:BA:418:G:H2'	35:BA:419:C:H6	1.77	0.47
35:BA:425:G:C2	35:BA:426:C:C5	3.02	0.47
35:BA:483:A:H4'	56:BY:49:VAL:HA	1.97	0.47
35:BA:626:U:C2	47:BP:105:LEU:HG	2.50	0.47
35:BA:663:G:C6	35:BA:664:C:C4	3.03	0.47
35:BA:1141:U:H6	45:BN:63:THR:CG2	2.27	0.47
35:BA:1268:A:O2'	35:BA:1269:A:H5'	2.14	0.47
35:BA:1296:G:H8	35:BA:1296:G:O5'	1.97	0.47
35:BA:1301:A:O2'	35:BA:1302:A:O5'	2.24	0.47
35:BA:1453:U:H2'	35:BA:1455:G:C8	2.49	0.47
35:BA:1484:G:C2'	35:BA:1485:G:H5''	2.45	0.47
35:BA:1577:C:H2'	35:BA:1578:U:C6	2.50	0.47

Continued on next page...

Continued from previous page...

Atom-1	Atom-2	Interatomic distance (Å)	Clash overlap (Å)
35:BA:1638:C:H1'	35:BA:2698:U:O2'	2.14	0.47
35:BA:1658:C:O5'	35:BA:1658:C:H6	1.98	0.47
35:BA:1664:A:OP1	35:BA:1665:A:OP2	2.32	0.47
35:BA:1907:G:O2'	35:BA:1908:C:H5'	2.15	0.47
35:BA:2055:C:H5'	35:BA:2056:G:O5'	2.15	0.47
35:BA:2081:C:H2'	35:BA:2082:A:C8	2.46	0.47
35:BA:2155:G:O2'	35:BA:2156:G:H5'	2.15	0.47
35:BA:2572:A:C5'	35:BA:2574:G:H4'	2.32	0.47
35:BA:2672:G:H3'	35:BA:2673:G:H5''	1.92	0.47
35:BA:2771:C:H2'	35:BA:2772:C:H6	1.78	0.47
36:BB:21:G:O6	36:BB:63:G:C6	2.67	0.47
36:BB:51:G:N2	36:BB:52:A:N3	2.62	0.47
37:BC:79:ALA:O	37:BC:120:VAL:HG11	2.14	0.47
37:BC:226:ASN:HA	37:BC:227:PRO:HD2	1.76	0.47
38:BD:67:PHE:CE2	38:BD:157:ARG:NH2	2.83	0.47
38:BD:218:ARG:HG3	38:BD:218:ARG:NH1	2.30	0.47
39:BE:101:ARG:CZ	39:BE:171:GLU:HB2	2.43	0.47
39:BE:120:TRP:CE3	39:BE:155:LYS:HE3	2.50	0.47
40:BF:3:GLU:CB	40:BF:24:LEU:HG	2.44	0.47
40:BF:41:LEU:HD21	40:BF:44:ARG:HH21	1.80	0.47
41:BG:102:PHE:C	41:BG:104:GLU:N	2.68	0.47
41:BG:119:GLY:O	41:BG:181:ARG:HB2	2.14	0.47
41:BG:138:GLN:O	41:BG:144:ILE:HD13	2.14	0.47
42:BH:89:ILE:O	42:BH:89:ILE:CD1	2.62	0.47
45:BN:49:GLY:CA	45:BN:119:ARG:HH12	2.27	0.47
49:BR:55:ALA:HA	49:BR:80:PHE:HE1	1.69	0.47
51:BT:29:ARG:HG2	51:BT:86:ILE:N	2.30	0.47
51:BT:87:ASP:OD1	51:BT:87:ASP:N	2.41	0.47
51:BT:108:ARG:HA	51:BT:111:ARG:HH11	1.80	0.47
53:BV:69:LYS:HE3	53:BV:71:LEU:CD2	2.44	0.47
54:BW:1:MET:CE	54:BW:62:HIS:HD2	2.27	0.47
56:BY:77:PRO:HB2	56:BY:99:CYS:SG	2.55	0.47
56:BY:97:ARG:O	56:BY:98:VAL:CB	2.63	0.47
57:BZ:17:ALA:O	57:BZ:21:ALA:HB2	2.15	0.47
1:AA:328:C:O2'	1:AA:329:A:OP2	2.24	0.47
1:AA:509:A:N1	1:AA:510:A:C2	2.83	0.47
1:AA:703:G:O2'	1:AA:704:A:OP2	2.33	0.47
1:AA:956:U:O2'	1:AA:957:U:H5'	2.15	0.47
1:AA:1005:A:H3'	1:AA:1006:C:C5'	2.45	0.47
1:AA:1006:C:H2'	1:AA:1007:C:C6	2.49	0.47
1:AA:1037:C:H2'	1:AA:1038:C:N1	2.30	0.47

Continued on next page...

Continued from previous page...

Atom-1	Atom-2	Interatomic distance (Å)	Clash overlap (Å)
1:AA:1237:C:H6	1:AA:1237:C:O5'	1.97	0.47
1:AA:1468:A:H2'	1:AA:1469:G:O4'	2.14	0.47
5:AE:150:ARG:O	5:AE:150:ARG:HG2	2.14	0.47
6:AF:62:TRP:O	6:AF:63:TYR:CG	2.68	0.47
8:AH:11:THR:HA	8:AH:14:ARG:NH1	2.29	0.47
15:AO:26:GLU:CG	15:AO:77:ARG:NH1	2.78	0.47
15:AO:39:LEU:HD22	15:AO:43:LEU:CD1	2.45	0.47
16:AP:5:ARG:HE	16:AP:22:THR:HG21	1.78	0.47
18:AR:79:LEU:CD2	18:AR:80:PRO:HD2	2.43	0.47
19:AS:61:TYR:CG	19:AS:62:ILE:N	2.79	0.47
22:AV:74:C:H3'	22:AV:74:C:OP2	2.15	0.47
24:AY:19:ALA:HA	24:AY:121:VAL:CG1	2.42	0.47
24:AY:166:LEU:HD21	24:AY:212:TYR:CD2	2.50	0.47
24:AY:211:GLU:HG3	24:AY:212:TYR:N	2.30	0.47
24:AY:226:ASN:C	24:AY:228:MET:H	2.17	0.47
24:AY:499:ARG:HH12	35:BA:1913:A:P	2.38	0.47
27:B2:59:ARG:HG2	27:B2:59:ARG:H	1.31	0.47
31:B6:35:GLU:HB2	31:B6:51:GLU:HB2	1.96	0.47
35:BA:42:G:H2'	35:BA:42:G:N3	2.30	0.47
35:BA:118:A:N3	35:BA:178:G:H1'	2.30	0.47
35:BA:212:G:O2'	35:BA:213:A:H5'	2.15	0.47
35:BA:512:G:C2'	35:BA:513:A:OP2	2.63	0.47
35:BA:545:C:C3'	35:BA:547:A:C5'	2.86	0.47
35:BA:614(A):U:H5''	35:BA:614(B):G:OP1	2.15	0.47
35:BA:648:G:O2'	35:BA:649:G:H5'	2.15	0.47
35:BA:911:A:H2'	48:BQ:9:TYR:OH	2.15	0.47
35:BA:1176:G:O2'	35:BA:1178:C:C6	2.64	0.47
35:BA:1472:A:O2'	35:BA:1473:G:H5'	2.15	0.47
35:BA:1497:U:C2	35:BA:1578:U:OP1	2.68	0.47
35:BA:1742:G:H2'	35:BA:1743:C:O4'	2.15	0.47
35:BA:2070:G:H2'	35:BA:2071:A:C8	2.50	0.47
35:BA:2086:U:H2'	35:BA:2087:G:C8	2.50	0.47
35:BA:2170:A:H5''	37:BC:135:ARG:NH2	2.24	0.47
35:BA:2174:C:O2'	35:BA:2175:C:H5'	2.15	0.47
35:BA:2307:G:H3'	35:BA:2307:G:N3	2.30	0.47
35:BA:2754:U:C2'	35:BA:2755:C:H5'	2.45	0.47
35:BA:2872:G:C2	35:BA:2873:A:N6	2.83	0.47
35:BA:2875:C:O2'	51:BT:5:ALA:HB3	2.15	0.47
36:BB:85:G:O2'	36:BB:86:G:C5'	2.63	0.47
38:BD:177:LEU:O	38:BD:179:SER:N	2.48	0.47
40:BF:75:HIS:HE1	40:BF:82:ILE:HD11	1.80	0.47

Continued on next page...

Continued from previous page...

Atom-1	Atom-2	Interatomic distance (Å)	Clash overlap (Å)
41:BG:45:GLU:OE1	41:BG:45:GLU:CA	2.63	0.47
42:BH:12:PRO:O	42:BH:15:VAL:HG22	2.14	0.47
42:BH:122:THR:HG22	42:BH:123:PHE:N	2.29	0.47
48:BQ:135:ASP:O	48:BQ:138:ASP:OD2	2.32	0.47
49:BR:41:ALA:C	49:BR:43:GLU:N	2.68	0.47
51:BT:28:VAL:HG13	51:BT:46:GLU:CA	2.41	0.47
51:BT:82:LEU:N	51:BT:82:LEU:CD1	2.74	0.47
53:BV:17:GLY:O	53:BV:18:LEU:HB3	2.14	0.47
54:BW:107:LEU:H	54:BW:107:LEU:CD2	2.20	0.47
1:AA:25:C:H2'	1:AA:26:A:C8	2.50	0.47
1:AA:106:C:C2'	1:AA:107:G:H5'	2.45	0.47
1:AA:190:U:O2'	1:AA:191:G:H5'	2.15	0.47
1:AA:318:G:C2	1:AA:336:C:N3	2.83	0.47
1:AA:509:A:H2'	1:AA:509:A:N3	2.30	0.47
1:AA:1118:C:OP1	9:AI:104:ARG:NH1	2.47	0.47
1:AA:1140:C:O2'	1:AA:1141:C:H5'	2.15	0.47
1:AA:1169:A:H2'	1:AA:1170:A:C8	2.50	0.47
1:AA:1300:G:C2'	1:AA:1301:U:OP2	2.63	0.47
1:AA:1318:A:C1'	19:AS:37:ARG:NH2	2.72	0.47
4:AD:31:CYS:O	4:AD:32:ALA:CB	2.63	0.47
4:AD:125:HIS:C	4:AD:126:ILE:HD12	2.36	0.47
5:AE:105:VAL:N	5:AE:106:PRO:HD2	2.30	0.47
6:AF:16:GLN:HA	6:AF:19:LEU:HB3	1.95	0.47
9:AI:74:ILE:O	9:AI:74:ILE:HG22	2.14	0.47
24:AY:108:PHE:N	24:AY:135:PHE:O	2.40	0.47
24:AY:122:TRP:O	24:AY:124:GLN:N	2.47	0.47
24:AY:199:ILE:HD12	24:AY:199:ILE:O	2.15	0.47
24:AY:434:GLU:O	24:AY:435:ASP:HB2	2.14	0.47
24:AY:495:GLY:O	24:AY:510:VAL:N	2.43	0.47
24:AY:655:TYR:HD2	24:AY:669:PHE:CE2	2.33	0.47
26:B1:59:THR:O	26:B1:91:LYS:CE	2.62	0.47
26:B1:66:HIS:C	26:B1:68:PRO:HD2	2.36	0.47
27:B2:59:ARG:O	27:B2:62:THR:N	2.47	0.47
29:B4:41:PRO:CA	29:B4:42:PHE:CD1	2.98	0.47
31:B6:35:GLU:HG3	31:B6:36:LEU:H	1.80	0.47
35:BA:41:C:H2'	35:BA:42:G:C1'	2.45	0.47
35:BA:55:G:H2'	35:BA:56:A:H8	1.79	0.47
35:BA:85:G:OP1	56:BY:30:VAL:HB	2.15	0.47
35:BA:94:C:H5'	35:BA:94(A):G:OP2	2.14	0.47
35:BA:120:U:O2	35:BA:120:U:C2'	2.58	0.47
35:BA:350:U:H2'	35:BA:351:G:O4'	2.15	0.47

Continued on next page...

Continued from previous page...

Atom-1	Atom-2	Interatomic distance (Å)	Clash overlap (Å)
35:BA:468:G:H2'	35:BA:469:G:O4'	2.15	0.47
35:BA:532:A:N3	35:BA:532:A:C2'	2.78	0.47
35:BA:589:C:O2'	35:BA:590:A:H5'	2.15	0.47
35:BA:954:G:O2'	35:BA:955:C:H5'	2.15	0.47
35:BA:1314:C:N3	35:BA:1339:G:C2	2.83	0.47
35:BA:1493:C:H4'	35:BA:1494:A:OP1	2.14	0.47
35:BA:1709:U:H3	35:BA:1749:A:N6	2.12	0.47
35:BA:2320:A:C2	35:BA:2333:A:C8	3.03	0.47
35:BA:2693:A:H2'	35:BA:2694:G:C8	2.49	0.47
35:BA:2840:C:H2'	35:BA:2841:C:H6	1.78	0.47
35:BA:2889:C:H2'	35:BA:2891:G:C8	2.50	0.47
36:BB:87:G:H2'	36:BB:88:C:H5''	1.97	0.47
38:BD:213:ARG:HD2	38:BD:213:ARG:HA	1.40	0.47
39:BE:3:GLY:C	39:BE:4:ILE:HG22	2.35	0.47
39:BE:27:LEU:CD1	39:BE:181:LEU:HD13	2.45	0.47
40:BF:24:LEU:N	40:BF:24:LEU:HD22	2.30	0.47
42:BH:36:PRO:HG2	42:BH:36:PRO:O	2.15	0.47
42:BH:127:GLU:HB3	42:BH:128:PRO:CD	2.42	0.47
47:BP:16:ARG:HD3	47:BP:18:ARG:N	2.23	0.47
47:BP:17:LYS:C	47:BP:19:VAL:N	2.67	0.47
50:BS:73:LEU:HD23	50:BS:73:LEU:C	2.34	0.47
54:BW:51:LEU:C	54:BW:51:LEU:HD13	2.34	0.47
56:BY:74:PRO:O	56:BY:80:GLY:HA2	2.15	0.47
1:AA:52:G:H2'	1:AA:53:A:O4'	2.14	0.47
1:AA:59:A:H3'	1:AA:331:G:H22	1.80	0.47
1:AA:542:G:H5'	4:AD:41:GLY:HA2	1.96	0.47
1:AA:803:G:C6	1:AA:804:U:C4	3.03	0.47
1:AA:867:G:H2'	1:AA:868:C:H6	1.79	0.47
1:AA:957:U:O2	1:AA:959:A:H8	1.98	0.47
1:AA:1164:G:O2'	1:AA:1165:C:H5'	2.14	0.47
4:AD:61:LYS:CE	4:AD:62:GLN:NE2	2.77	0.47
4:AD:152:SER:O	4:AD:154:ASN:N	2.48	0.47
5:AE:6:PHE:CD1	5:AE:6:PHE:N	2.83	0.47
7:AG:23:VAL:HG13	7:AG:43:PHE:CE2	2.50	0.47
8:AH:112:LEU:HD23	8:AH:112:LEU:O	2.14	0.47
12:AL:105:TYR:O	12:AL:107:ALA:N	2.48	0.47
17:AQ:52:LYS:CD	17:AQ:52:LYS:N	2.67	0.47
18:AR:60:ALA:O	18:AR:61:LYS:C	2.53	0.47
19:AS:6:LYS:H	19:AS:6:LYS:HZ2	1.62	0.47
22:AV:2:G:N1	22:AV:3:C:C4	2.83	0.47
24:AY:117:GLN:NE2	24:AY:119:GLU:HG3	2.30	0.47

Continued on next page...

Continued from previous page...

Atom-1	Atom-2	Interatomic distance (Å)	Clash overlap (Å)
24:AY:231:TYR:CE2	44:BL:80:LEU:HD23	2.46	0.47
24:AY:647:VAL:HG21	24:AY:652:MET:SD	2.55	0.47
33:B8:8:LYS:HE3	35:BA:245:G:O6	2.15	0.47
34:B9:1:MET:SD	35:BA:2478:A:OP2	2.73	0.47
35:BA:392:C:O5'	35:BA:392:C:H6	1.97	0.47
35:BA:613:G:H5'	35:BA:613:G:H8	1.80	0.47
35:BA:674:G:C1'	40:BF:74:ARG:HD3	2.43	0.47
35:BA:868:U:C4	35:BA:869:G:N7	2.82	0.47
35:BA:1197:G:H2'	35:BA:1198:U:H6	1.79	0.47
35:BA:1374:G:H2'	35:BA:1375:C:C6	2.50	0.47
35:BA:1541:G:OP2	35:BA:1542:A:OP1	2.32	0.47
35:BA:1669:A:O3'	35:BA:2549:G:H5'	2.14	0.47
35:BA:2051:A:C4'	39:BE:141:ILE:HD13	2.45	0.47
35:BA:2395:C:H2'	35:BA:2396:G:H8	1.79	0.47
35:BA:2579:C:O5'	35:BA:2579:C:H6	1.97	0.47
35:BA:2859:G:H2'	35:BA:2860:A:C8	2.49	0.47
37:BC:127:LYS:C	37:BC:128:LEU:HG	2.35	0.47
37:BC:140:ASN:HB3	37:BC:143:ALA:HB3	1.97	0.47
40:BF:62:ARG:NH2	40:BF:64:ILE:HA	2.31	0.47
41:BG:67:LYS:CD	41:BG:68:PRO:HD2	2.44	0.47
45:BN:67:LEU:HB3	45:BN:88:GLU:HG2	1.97	0.47
46:BO:13:ASN:HD21	46:BO:97:ARG:HG2	1.79	0.47
47:BP:83:VAL:HG11	47:BP:112:LEU:HD21	1.97	0.47
47:BP:136:GLU:O	47:BP:139:LYS:HB3	2.15	0.47
49:BR:53:HIS:HD1	49:BR:53:HIS:C	2.17	0.47
54:BW:4:LYS:HA	54:BW:106:ILE:HG22	1.96	0.47
54:BW:20:VAL:O	54:BW:23:LEU:N	2.46	0.47
54:BW:79:GLY:C	54:BW:100:THR:HG23	2.35	0.47
55:BX:70:LEU:HD23	55:BX:70:LEU:C	2.35	0.47
56:BY:7:VAL:HB	56:BY:8:LYS:CE	2.45	0.47
57:BZ:120:ILE:HG22	57:BZ:120:ILE:O	2.14	0.47
1:AA:46:G:H2'	1:AA:366:C:C5	2.51	0.46
1:AA:315:A:O2'	1:AA:316:G:P	2.73	0.46
1:AA:526:C:C5	1:AA:527:G:H1'	2.50	0.46
1:AA:1003:G:N2	1:AA:1004:A:H1'	2.30	0.46
1:AA:1423:G:H5''	46:BO:49:ARG:NH2	2.30	0.46
2:AB:178:ARG:HA	2:AB:178:ARG:HD3	1.68	0.46
2:AB:222:ILE:O	2:AB:226:ARG:HB2	2.15	0.46
12:AL:41:ARG:HH11	12:AL:41:ARG:CB	2.27	0.46
14:AN:47:LEU:O	14:AN:50:LYS:N	2.48	0.46
16:AP:2:VAL:O	16:AP:2:VAL:HG22	2.15	0.46

Continued on next page...

Continued from previous page...

Atom-1	Atom-2	Interatomic distance (Å)	Clash overlap (Å)
16:AP:74:LEU:O	16:AP:77:ALA:HB3	2.15	0.46
18:AR:50:ILE:HD11	18:AR:74:ARG:CZ	2.45	0.46
19:AS:65:ASN:O	19:AS:67:VAL:HG23	2.15	0.46
20:AT:39:LYS:HE2	20:AT:55:ILE:HG13	1.97	0.46
22:AV:65:C:H2'	22:AV:66:C:H5'	1.97	0.46
24:AY:91:THR:O	24:AY:93:GLU:N	2.48	0.46
24:AY:394:ALA:HB1	24:AY:395:PRO:CD	2.44	0.46
29:B4:25:TYR:O	41:BG:105:LYS:NZ	2.48	0.46
31:B6:39:TYR:OH	35:BA:2347:C:OP1	2.21	0.46
33:B8:50:LEU:O	33:B8:52:LYS:N	2.41	0.46
35:BA:272(G):C:C3'	35:BA:272(H):C:H5''	2.43	0.46
35:BA:398:G:H2'	35:BA:399:G:C8	2.50	0.46
35:BA:519:U:O2'	35:BA:520:G:H5'	2.15	0.46
35:BA:654(A):G:H2'	35:BA:654(B):C:O4'	2.15	0.46
35:BA:803:U:H2'	35:BA:804:A:H5'	1.95	0.46
35:BA:823:G:C6	35:BA:824:A:N6	2.83	0.46
35:BA:1114:G:OP2	35:BA:1114:G:H8	1.99	0.46
35:BA:1142(A):A:C5	35:BA:1144:G:N7	2.83	0.46
35:BA:1232:G:H2'	35:BA:1233:C:C6	2.49	0.46
35:BA:1245:G:H5''	40:BF:34:TRP:CZ2	2.42	0.46
35:BA:1275:A:C4	49:BR:16:HIS:ND1	2.83	0.46
35:BA:1344:G:H5'	35:BA:1384:A:C6	2.50	0.46
35:BA:1423:G:H2'	35:BA:1424:G:O4'	2.15	0.46
35:BA:1830:C:H6	35:BA:1830:C:O5'	1.97	0.46
35:BA:2177:C:O2	37:BC:173:HIS:HE1	1.98	0.46
35:BA:2400:G:N2	35:BA:2417:C:C2	2.83	0.46
35:BA:2469:A:O3'	48:BQ:56:ARG:NH1	2.48	0.46
35:BA:2852:G:H2'	35:BA:2853:C:H6	1.76	0.46
36:BB:89:G:N1	36:BB:90:A:C2	2.83	0.46
37:BC:139:PRO:HA	37:BC:145:THR:HB	1.98	0.46
38:BD:35:LYS:CG	38:BD:63:ARG:CG	2.88	0.46
38:BD:267:SER:HA	38:BD:270:ILE:CG1	2.43	0.46
39:BE:32:PRO:CA	39:BE:90:THR:HG23	2.45	0.46
39:BE:34:VAL:O	39:BE:35:GLN:HB2	2.15	0.46
39:BE:177:PRO:CG	39:BE:178:GLU:N	2.78	0.46
40:BF:66:PRO:O	40:BF:67:GLN:HB3	2.15	0.46
40:BF:199:TRP:O	40:BF:199:TRP:CE3	2.68	0.46
41:BG:87:PRO:O	41:BG:88:ILE:CD1	2.57	0.46
43:BK:131:ALA:HA	43:BK:136:VAL:HG13	1.96	0.46
46:BO:3:GLN:HB2	46:BO:4:PRO:HD2	1.96	0.46
52:BU:91:ASP:O	52:BU:95:LEU:HB2	2.14	0.46

Continued on next page...

Continued from previous page...

Atom-1	Atom-2	Interatomic distance (Å)	Clash overlap (Å)
57:BZ:41:LEU:O	57:BZ:44:PHE:HB3	2.15	0.46
57:BZ:115:GLY:CA	57:BZ:177:PRO:HG3	2.45	0.46
1:AA:602:A:H2'	1:AA:603:U:H6	1.81	0.46
1:AA:1292:U:H2'	1:AA:1293:G:H8	1.78	0.46
1:AA:1368:G:OP2	9:AI:112:LYS:HD3	2.16	0.46
4:AD:35:ARG:C	4:AD:37:PRO:HD3	2.36	0.46
4:AD:110:PHE:N	4:AD:110:PHE:CD1	2.81	0.46
5:AE:139:LEU:O	5:AE:141:GLN:N	2.48	0.46
6:AF:35:ALA:HA	6:AF:67:MET:HB3	1.97	0.46
9:AI:8:GLY:HA2	9:AI:79:LEU:HD12	1.97	0.46
9:AI:60:ASP:O	9:AI:61:ALA:O	2.34	0.46
10:AJ:5:ARG:HA	10:AJ:73:ASP:OD1	2.16	0.46
12:AL:39:VAL:O	12:AL:40:VAL:HG22	2.15	0.46
16:AP:59:TRP:HA	16:AP:59:TRP:CE3	2.50	0.46
22:AV:69:C:O2'	22:AV:70:G:H5'	2.15	0.46
24:AY:89:ASP:OD2	24:AY:457:LEU:HD12	2.15	0.46
24:AY:99:ARG:NE	24:AY:128:TYR:HB2	2.29	0.46
24:AY:438:PHE:HB2	24:AY:452:SER:O	2.15	0.46
24:AY:688:ILE:N	24:AY:688:ILE:HD12	2.30	0.46
25:B0:27:GLU:CD	25:B0:27:GLU:N	2.62	0.46
27:B2:21:LEU:O	27:B2:24:LEU:CB	2.59	0.46
30:B5:30:LEU:HA	30:B5:41:PRO:HA	1.97	0.46
31:B6:8:LYS:HA	31:B6:27:LYS:HA	1.98	0.46
35:BA:117:G:C6	35:BA:119:A:C6	3.04	0.46
35:BA:184:C:H2'	35:BA:185:U:H6	1.81	0.46
35:BA:246:C:C2'	35:BA:247:G:H5'	2.44	0.46
35:BA:654(S):G:H3'	35:BA:654(T):C:C4'	2.46	0.46
35:BA:705:A:C2	35:BA:727:A:H1'	2.51	0.46
35:BA:769:G:H4'	35:BA:1379:A:C6	2.49	0.46
35:BA:820:A:C2	35:BA:943:U:H4'	2.49	0.46
35:BA:990:A:OP2	35:BA:991:C:OP2	2.34	0.46
35:BA:1012:U:O4	45:BN:28:THR:CG2	2.57	0.46
35:BA:1271:G:N2	35:BA:1617:C:C1'	2.77	0.46
35:BA:1434:A:N3	35:BA:1434:A:C2'	2.77	0.46
35:BA:1464:C:O2	35:BA:1464:C:H2'	2.16	0.46
35:BA:1570:A:H2'	35:BA:1571:A:C8	2.50	0.46
35:BA:1638:C:O2	35:BA:2698:U:O2'	2.33	0.46
35:BA:1751:C:O2'	35:BA:2861:G:H4'	2.15	0.46
35:BA:2282:G:O2'	35:BA:2283:C:OP2	2.25	0.46
35:BA:2483:C:H5'	35:BA:2484:G:OP2	2.15	0.46
36:BB:114:C:H4'	50:BS:46:VAL:HG13	1.97	0.46

Continued on next page...

Continued from previous page...

Atom-1	Atom-2	Interatomic distance (Å)	Clash overlap (Å)
37:BC:95:VAL:CG1	37:BC:96:GLY:H	2.26	0.46
37:BC:104:ILE:HG23	37:BC:108:TRP:O	2.15	0.46
37:BC:185:LYS:O	37:BC:186:LEU:C	2.54	0.46
39:BE:1:MET:HE2	39:BE:1:MET:HA	1.96	0.46
39:BE:32:PRO:HB3	39:BE:69:LYS:HB3	1.97	0.46
39:BE:43:GLY:O	39:BE:44:TYR:HB3	2.15	0.46
39:BE:54:GLN:O	39:BE:55:ASN:CG	2.54	0.46
39:BE:76:ARG:O	39:BE:77:ILE:C	2.53	0.46
40:BF:165:ARG:CB	40:BF:165:ARG:NH1	2.76	0.46
41:BG:46:ALA:C	41:BG:51:ARG:HG3	2.36	0.46
42:BH:29:PRO:HD2	42:BH:79:VAL:O	2.16	0.46
46:BO:14:THR:HG21	46:BO:86:ILE:HD13	1.97	0.46
46:BO:44:LYS:HD3	46:BO:44:LYS:HA	1.75	0.46
46:BO:77:ILE:HD11	51:BT:72:VAL:HG11	1.97	0.46
47:BP:41:ARG:HH11	47:BP:41:ARG:CA	2.22	0.46
47:BP:100:LEU:HA	47:BP:103:ALA:HB3	1.96	0.46
48:BQ:21:THR:OG1	48:BQ:99:PRO:O	2.34	0.46
49:BR:26:LYS:HE2	49:BR:71:GLN:H	1.80	0.46
49:BR:100:LEU:N	49:BR:100:LEU:HD13	2.31	0.46
54:BW:110:LYS:HB3	54:BW:111:HIS:H	1.48	0.46
56:BY:13:VAL:HG23	56:BY:74:PRO:HA	1.96	0.46
57:BZ:127:LYS:HG2	57:BZ:162:GLU:HG3	1.97	0.46
1:AA:9:G:H5'	5:AE:122:GLU:OE2	2.15	0.46
1:AA:265:G:O2'	1:AA:266:G:H5'	2.15	0.46
1:AA:818:G:HO2'	1:AA:820:U:H6	1.59	0.46
1:AA:972:C:O2'	10:AJ:55:LYS:HB3	2.15	0.46
1:AA:974:A:H8	1:AA:974:A:OP1	1.99	0.46
1:AA:1238:A:C8	1:AA:1303:C:HI'	2.49	0.46
2:AB:119:GLU:C	2:AB:121:LEU:H	2.17	0.46
4:AD:61:LYS:HD3	4:AD:206:PHE:CE2	2.51	0.46
9:AI:84:ALA:C	9:AI:86:VAL:H	2.18	0.46
16:AP:18:ARG:HD3	16:AP:35:LYS:HD2	1.97	0.46
16:AP:61:SER:O	16:AP:62:VAL:HG13	2.16	0.46
18:AR:44:LEU:HD11	18:AR:70:ILE:CG2	2.43	0.46
24:AY:39:ILE:CG2	24:AY:41:LYS:HG3	2.45	0.46
24:AY:230:LYS:CD	24:AY:235:GLU:OE1	2.64	0.46
24:AY:290:LYS:HD3	24:AY:298:VAL:HG22	1.97	0.46
24:AY:486:THR:OG1	24:AY:487:ILE:N	2.48	0.46
24:AY:505:GLY:HA3	24:AY:576:ASP:CB	2.45	0.46
25:B0:60:PHE:C	25:B0:60:PHE:CD1	2.88	0.46
27:B2:69:ARG:HH22	35:BA:111:A:H5''	1.81	0.46

Continued on next page...

Continued from previous page...

Atom-1	Atom-2	Interatomic distance (Å)	Clash overlap (Å)
31:B6:45:LYS:HE3	35:BA:2371:G:H5''	1.96	0.46
32:B7:48:LYS:NZ	35:BA:125:G:H21	2.13	0.46
35:BA:41:C:N4	35:BA:437:G:H1	2.12	0.46
35:BA:271(K):U:H3'	35:BA:271(L):U:C5'	2.46	0.46
35:BA:299:A:H1'	35:BA:322:A:N6	2.30	0.46
35:BA:745:G:H21	35:BA:750:A:N6	2.13	0.46
35:BA:960:A:H2'	35:BA:962:G:C5'	2.46	0.46
35:BA:1061:U:H3	43:BK:11:GLN:HG2	1.80	0.46
35:BA:1263:U:H2'	35:BA:1264:G:C8	2.51	0.46
35:BA:1750:G:O2'	35:BA:1751:C:H5'	2.14	0.46
35:BA:1788:C:C2'	35:BA:1789:A:H5'	2.44	0.46
35:BA:1789:A:H2'	35:BA:1790:C:O4'	2.16	0.46
35:BA:1865:G:H2'	35:BA:1866:C:C5'	2.41	0.46
35:BA:2062:A:N3	35:BA:2062:A:O4'	2.48	0.46
35:BA:2836:U:H2'	35:BA:2837:G:C8	2.50	0.46
38:BD:85:ASP:HB2	38:BD:92:ILE:HD12	1.97	0.46
40:BF:25:PRO:HB3	40:BF:119:ARG:HB2	1.96	0.46
42:BH:70:THR:C	42:BH:72:ILE:N	2.63	0.46
42:BH:94:TYR:O	42:BH:95:ARG:CB	2.64	0.46
44:BL:110:LEU:HB3	44:BL:117:VAL:CG2	2.45	0.46
46:BO:64:ARG:O	46:BO:82:ASN:HA	2.14	0.46
46:BO:113:LYS:O	46:BO:117:LEU:HD12	2.16	0.46
49:BR:117:VAL:O	49:BR:118:GLU:HB2	2.14	0.46
53:BV:22:VAL:O	53:BV:22:VAL:HG23	2.15	0.46
57:BZ:151:HIS:CA	57:BZ:171:ILE:HG23	2.29	0.46
1:AA:92:C:H3'	1:AA:93:G:C8	2.50	0.46
1:AA:477:A:O2'	1:AA:479:C:H5'	2.15	0.46
1:AA:652:U:C2	1:AA:752:G:N2	2.84	0.46
1:AA:681:C:O5'	1:AA:681:C:H6	1.98	0.46
1:AA:817:C:C5	1:AA:819:A:H1'	2.50	0.46
1:AA:940:C:H2'	1:AA:941:G:C8	2.50	0.46
1:AA:1026:G:C3'	1:AA:1027:C:H5'	2.44	0.46
1:AA:1144:G:N2	1:AA:1146:A:H62	2.14	0.46
1:AA:1284:C:O5'	1:AA:1284:C:H6	1.98	0.46
1:AA:1332:A:H2'	1:AA:1333:A:H8	1.80	0.46
2:AB:121:LEU:HD21	2:AB:126:GLU:OE2	2.16	0.46
2:AB:142:LEU:CD2	2:AB:146:GLN:NE2	2.78	0.46
2:AB:223:ILE:O	2:AB:226:ARG:HB3	2.16	0.46
4:AD:22:LYS:NZ	4:AD:22:LYS:HB3	2.31	0.46
4:AD:155:LEU:O	4:AD:156:GLU:C	2.54	0.46
5:AE:75:THR:HG23	5:AE:76:ILE:O	2.16	0.46

Continued on next page...

Continued from previous page...

Atom-1	Atom-2	Interatomic distance (Å)	Clash overlap (Å)
5:AE:100:VAL:O	5:AE:100:VAL:CG2	2.62	0.46
8:AH:35:ILE:HG22	8:AH:39:LEU:HD21	1.98	0.46
9:AI:111:ARG:O	9:AI:113:LYS:HD2	2.15	0.46
13:AM:70:LEU:O	13:AM:73:GLU:HB3	2.15	0.46
22:AV:71:C:N3	22:AV:72:A:C8	2.83	0.46
24:AY:409:ILE:HD12	24:AY:654:GLY:HA2	1.97	0.46
27:B2:6:VAL:HG13	27:B2:59:ARG:NH1	2.30	0.46
29:B4:31:ILE:HG23	29:B4:33:VAL:HG23	1.95	0.46
31:B6:8:LYS:O	31:B6:9:LEU:HD13	2.16	0.46
31:B6:11:LEU:HB3	31:B6:26:ASN:HD21	1.81	0.46
33:B8:13:ARG:NH2	35:BA:250:G:OP2	2.48	0.46
33:B8:31:HIS:HE1	35:BA:2392:A:OP2	1.98	0.46
35:BA:474:G:H4'	35:BA:475:U:OP1	2.14	0.46
35:BA:503:A:O2'	35:BA:504:U:O5'	2.30	0.46
35:BA:650:C:H3'	35:BA:651:G:H5''	1.97	0.46
35:BA:662:G:OP1	47:BP:18:ARG:CD	2.61	0.46
35:BA:911:A:N1	35:BA:2277:G:O2'	2.46	0.46
35:BA:1335:U:P	55:BX:65:ARG:NH2	2.88	0.46
35:BA:1448:G:N3	35:BA:1528(A):A:H2	2.13	0.46
35:BA:1858:G:HO2'	35:BA:1859:A:H8	1.61	0.46
35:BA:1887:C:H3'	35:BA:1888:G:H5''	1.96	0.46
35:BA:1978:A:C5	35:BA:1979:C:C5	3.04	0.46
35:BA:2056:G:C5	35:BA:2577:A:C4	3.04	0.46
35:BA:2395:C:H2'	35:BA:2396:G:C8	2.50	0.46
35:BA:2543:G:H2'	35:BA:2544:G:C8	2.50	0.46
35:BA:2582:G:H2'	35:BA:2582:G:N3	2.30	0.46
35:BA:2787:C:C2	39:BE:61:ARG:HD3	2.50	0.46
35:BA:2887:U:H2'	35:BA:2888:C:C6	2.51	0.46
36:BB:74:U:C2'	36:BB:75:G:H5'	2.46	0.46
36:BB:91:C:OP1	48:BQ:16:ARG:CG	2.60	0.46
37:BC:23:ILE:CB	37:BC:229:SER:OXT	2.55	0.46
38:BD:37:LEU:HD23	38:BD:37:LEU:HA	1.59	0.46
40:BF:153:SER:HA	40:BF:172:TRP:O	2.15	0.46
40:BF:192:LEU:CD2	40:BF:194:MET:HG3	2.43	0.46
41:BG:54:GLU:O	41:BG:57:ALA:HB3	2.14	0.46
42:BH:94:TYR:CD2	42:BH:107:VAL:HG12	2.50	0.46
43:BK:9:LYS:O	43:BK:10:LEU:O	2.33	0.46
47:BP:122:PRO:HA	47:BP:141:ALA:O	2.16	0.46
47:BP:146:VAL:CG1	47:BP:147:LEU:N	2.69	0.46
48:BQ:17:LEU:O	48:BQ:18:LYS:HD2	2.14	0.46
48:BQ:25:ASP:OD1	48:BQ:26:TYR:HD1	1.98	0.46

Continued on next page...

Continued from previous page...

Atom-1	Atom-2	Interatomic distance (Å)	Clash overlap (Å)
48:BQ:30:GLY:CA	48:BQ:107:ALA:HB2	2.46	0.46
48:BQ:51:ARG:O	48:BQ:54:MET:HB3	2.14	0.46
53:BV:39:LEU:N	53:BV:39:LEU:HD22	2.31	0.46
57:BZ:14:LYS:C	57:BZ:16:SER:H	2.18	0.46
1:AA:19:C:O2'	1:AA:20:U:H5'	2.15	0.46
1:AA:36:C:H4'	12:AL:122:THR:O	2.16	0.46
1:AA:328:C:C2'	1:AA:329:A:OP2	2.63	0.46
1:AA:432:A:C8	1:AA:433:C:C5	3.04	0.46
1:AA:680:C:O5'	1:AA:680:C:H6	1.99	0.46
1:AA:853:G:O2'	1:AA:854:G:H5'	2.15	0.46
1:AA:883:C:O2'	1:AA:884:U:H5'	2.15	0.46
1:AA:936:C:C2'	1:AA:937:A:H5'	2.44	0.46
1:AA:994:A:N7	1:AA:1216:G:H4'	2.30	0.46
1:AA:1227:A:C2'	13:AM:117:VAL:HG21	2.45	0.46
1:AA:1239:A:C2'	1:AA:1298:C:H42	2.19	0.46
1:AA:1296:C:C6	1:AA:1297:C:C5	3.02	0.46
1:AA:1316:G:O2'	14:AN:18:VAL:HG11	2.16	0.46
1:AA:1347:G:C6	9:AI:107:ARG:NH2	2.84	0.46
1:AA:1370:G:C2	1:AA:1371:G:N7	2.84	0.46
1:AA:1378:C:OP1	7:AG:7:ALA:CB	2.63	0.46
1:AA:1430:C:H2'	1:AA:1431:C:C6	2.51	0.46
2:AB:73:THR:HG23	2:AB:170:GLU:OE2	2.15	0.46
3:AC:53:ALA:O	3:AC:54:ARG:HG3	2.16	0.46
4:AD:200:GLU:CD	4:AD:200:GLU:H	2.17	0.46
5:AE:40:ARG:HG2	5:AE:40:ARG:HH11	1.80	0.46
8:AH:100:ILE:HD13	8:AH:112:LEU:HD11	1.97	0.46
8:AH:109:ILE:HG12	8:AH:110:ALA:H	1.79	0.46
13:AM:11:ARG:HG2	13:AM:12:ASN:H	1.80	0.46
13:AM:19:LEU:HD22	13:AM:19:LEU:H	1.78	0.46
13:AM:56:LEU:HD13	13:AM:60:VAL:HG23	1.97	0.46
13:AM:121:LYS:HD3	13:AM:121:LYS:H	1.77	0.46
22:AV:75:C:C3'	22:AV:75:C:C6	2.98	0.46
24:AY:99:ARG:HA	24:AY:128:TYR:CZ	2.51	0.46
24:AY:238:THR:HG23	24:AY:240:GLU:CG	2.39	0.46
24:AY:607:ARG:O	24:AY:671:MET:HA	2.14	0.46
35:BA:182:A:C2	35:BA:183:C:C2	3.04	0.46
35:BA:294:A:C2'	35:BA:295:G:H5'	2.44	0.46
35:BA:608:A:C6	35:BA:609:A:C6	3.04	0.46
35:BA:654(P):C:C5	35:BA:654(Q):C:C5	3.03	0.46
35:BA:876:C:H2'	35:BA:877:U:O4'	2.16	0.46
35:BA:1290:C:H2'	35:BA:1291:C:C6	2.50	0.46

Continued on next page...

Continued from previous page...

Atom-1	Atom-2	Interatomic distance (Å)	Clash overlap (Å)
35:BA:1493:C:H2'	35:BA:1493:C:O2	2.15	0.46
35:BA:1509(B):A:H2'	35:BA:1510:G:C8	2.51	0.46
35:BA:2008:C:H2'	35:BA:2009:G:C8	2.50	0.46
35:BA:2181:G:H8	35:BA:2181:G:O5'	1.98	0.46
35:BA:2425:A:H5''	35:BA:2426:A:H3'	1.98	0.46
35:BA:2734:A:H2'	35:BA:2735:G:H5'	1.97	0.46
35:BA:2801:A:N3	35:BA:2801:A:H2'	2.31	0.46
35:BA:2893:G:H5'	35:BA:2894:G:C5'	2.46	0.46
37:BC:72:GLN:HB3	37:BC:74:ARG:HH12	1.79	0.46
37:BC:74:ARG:H	37:BC:112:ASP:HB2	1.80	0.46
38:BD:248:SER:CB	38:BD:249:PRO:HD2	2.43	0.46
41:BG:6:ALA:O	41:BG:7:LEU:C	2.53	0.46
41:BG:58:GLN:C	41:BG:60:LEU:N	2.69	0.46
41:BG:162:THR:O	41:BG:163:ALA:C	2.52	0.46
47:BP:47:ASP:CB	47:BP:51:PHE:HB2	2.46	0.46
49:BR:79:LEU:O	49:BR:79:LEU:HD22	2.15	0.46
50:BS:83:LYS:HE2	50:BS:83:LYS:HB3	1.66	0.46
51:BT:55:ASN:H	51:BT:59:THR:HG21	1.80	0.46
52:BU:8:VAL:CG2	52:BU:12:ARG:HE	2.28	0.46
53:BV:64:HIS:ND1	53:BV:92:THR:HG22	2.30	0.46
56:BY:105:ALA:O	56:BY:106:LEU:HB2	2.15	0.46
57:BZ:20:ARG:HG3	57:BZ:21:ALA:N	2.31	0.46
57:BZ:108:PRO:HG2	57:BZ:111:VAL:HG23	1.96	0.46
1:AA:55:A:H1'	24:AY:321:TYR:HA	1.97	0.46
1:AA:132:C:H5'	1:AA:262:A:H1'	1.97	0.46
1:AA:436:C:O2'	1:AA:437:U:P	2.74	0.46
1:AA:473:G:O2'	1:AA:474:G:H5'	2.16	0.46
1:AA:748:C:O2'	1:AA:749:C:O5'	2.34	0.46
1:AA:961:U:OP2	1:AA:1223:C:H4'	2.15	0.46
1:AA:1303:C:C2'	1:AA:1304:G:H5'	2.45	0.46
1:AA:1327:C:OP2	21:AU:12:LYS:NZ	2.47	0.46
2:AB:88:ALA:HB2	2:AB:219:VAL:CG1	2.46	0.46
4:AD:106:TYR:CE1	4:AD:113:SER:HA	2.51	0.46
5:AE:15:ARG:HG3	5:AE:28:PHE:CZ	2.50	0.46
5:AE:107:ARG:HG2	5:AE:108:ALA:N	2.29	0.46
6:AF:7:ASN:OD1	6:AF:62:TRP:CD1	2.67	0.46
9:AI:114:TYR:HD1	9:AI:114:TYR:H	1.64	0.46
10:AJ:51:ARG:H	10:AJ:60:ARG:HA	1.81	0.46
11:AK:79:SER:CB	11:AK:106:LYS:HD2	2.46	0.46
12:AL:41:ARG:HD2	12:AL:43:VAL:HG12	1.98	0.46
13:AM:54:VAL:O	13:AM:56:LEU:N	2.48	0.46

Continued on next page...

Continued from previous page...

Atom-1	Atom-2	Interatomic distance (Å)	Clash overlap (Å)
17:AQ:48:GLU:O	17:AQ:49:GLU:C	2.53	0.46
19:AS:31:ILE:HG23	19:AS:31:ILE:O	2.16	0.46
20:AT:62:LEU:HA	20:AT:65:LYS:HB2	1.98	0.46
24:AY:157:LEU:CD2	24:AY:157:LEU:N	2.61	0.46
25:B0:11:ARG:NH1	25:B0:11:ARG:CB	2.62	0.46
27:B2:46:GLN:OE1	27:B2:46:GLN:HA	2.14	0.46
30:B5:33:CYS:O	30:B5:34:PRO:C	2.52	0.46
31:B6:17:LYS:O	31:B6:20:ASN:ND2	2.49	0.46
31:B6:38:LYS:HB3	35:BA:2344:U:C5'	2.46	0.46
31:B6:47:THR:HG23	31:B6:49:HIS:ND1	2.31	0.46
32:B7:45:ALA:O	32:B7:46:VAL:CG2	2.64	0.46
35:BA:28:A:H1'	35:BA:513:A:C2	2.51	0.46
35:BA:643:A:C2'	35:BA:644:A:H5'	2.45	0.46
35:BA:979:G:N2	35:BA:985:C:N4	2.63	0.46
35:BA:1278:A:H1'	49:BR:27:SER:OG	2.16	0.46
35:BA:1683:C:O2'	35:BA:1684:C:H5'	2.16	0.46
35:BA:1749:A:N6	35:BA:1750:G:C5	2.83	0.46
35:BA:2055:C:H5'	35:BA:2056:G:H5''	1.97	0.46
35:BA:2245:U:H5'	35:BA:2246:G:C5'	2.37	0.46
35:BA:2343:C:H2'	35:BA:2344:U:C6	2.51	0.46
35:BA:2428:G:H4'	35:BA:2429:G:O5'	2.15	0.46
35:BA:2454:G:C2'	35:BA:2455:G:H5'	2.46	0.46
35:BA:2617:C:O2'	35:BA:2618:G:H5'	2.16	0.46
35:BA:2627:G:H2'	35:BA:2628:C:C6	2.51	0.46
37:BC:78:ILE:HG21	37:BC:124:VAL:CG2	2.45	0.46
38:BD:142:VAL:CG2	38:BD:192:THR:C	2.84	0.46
40:BF:74:ARG:O	40:BF:74:ARG:CG	2.64	0.46
41:BG:46:ALA:HA	41:BG:51:ARG:HB3	1.98	0.46
41:BG:119:GLY:CA	41:BG:181:ARG:H	2.28	0.46
41:BG:138:GLN:OE1	41:BG:153:ARG:HG2	2.16	0.46
48:BQ:110:THR:HG22	48:BQ:113:GLN:OE1	2.15	0.46
53:BV:38:LEU:HD12	53:BV:56:SER:CA	2.41	0.46
55:BX:56:THR:OG1	55:BX:57:LEU:N	2.47	0.46
1:AA:250:A:H4'	1:AA:251:G:O5'	2.15	0.46
1:AA:414:A:H2'	1:AA:415:A:O4'	2.16	0.46
1:AA:436:C:O2'	1:AA:437:U:C6	2.66	0.46
1:AA:514:C:H2'	1:AA:515:G:H8	1.80	0.46
1:AA:522:C:N4	12:AL:53:ARG:HH22	2.06	0.46
1:AA:961:U:O2	1:AA:983:A:H2'	2.16	0.46
1:AA:1004:A:H5'	1:AA:1025:U:H3	1.81	0.46
1:AA:1010:G:N1	1:AA:1020:U:H1'	2.31	0.46

Continued on next page...

Continued from previous page...

Atom-1	Atom-2	Interatomic distance (Å)	Clash overlap (Å)
1:AA:1125:U:H2'	1:AA:1126:U:H2'	1.98	0.46
1:AA:1237:C:H5''	1:AA:1238:A:O4'	2.16	0.46
1:AA:1253:G:C2	1:AA:1254:C:C2	3.04	0.46
1:AA:1459:C:H2'	1:AA:1460:A:H8	1.80	0.46
2:AB:207:ALA:O	2:AB:208:ILE:C	2.54	0.46
4:AD:43:HIS:HB3	4:AD:46:LYS:HD3	1.98	0.46
8:AH:86:ILE:HG13	8:AH:133:LEU:HD22	1.98	0.46
9:AI:49:PRO:O	9:AI:52:ALA:HB3	2.15	0.46
10:AJ:27:ALA:CA	10:AJ:85:LEU:HD11	2.46	0.46
13:AM:49:THR:C	13:AM:51:ALA:N	2.68	0.46
14:AN:18:VAL:CG2	14:AN:19:ARG:N	2.78	0.46
15:AO:76:GLU:C	15:AO:78:TYR:N	2.68	0.46
19:AS:6:LYS:CE	19:AS:6:LYS:N	2.78	0.46
19:AS:79:THR:HG22	19:AS:80:TYR:N	2.30	0.46
20:AT:25:ARG:HH11	20:AT:25:ARG:HG3	1.81	0.46
20:AT:49:ALA:HB3	20:AT:99:LEU:HG	1.94	0.46
22:AV:52:G:C2	22:AV:53:G:C8	3.03	0.46
27:B2:38:GLN:CA	27:B2:41:ILE:HG12	2.46	0.46
35:BA:365:C:H6	35:BA:365:C:C5'	2.28	0.46
35:BA:511:U:H5	35:BA:512:G:C5	2.34	0.46
35:BA:581:C:C2	35:BA:582:G:N7	2.84	0.46
35:BA:645:C:O2	35:BA:645:C:C5'	2.59	0.46
35:BA:880:G:O2'	35:BA:881:G:H5'	2.16	0.46
35:BA:918:A:H5''	36:BB:98:G:O2'	2.16	0.46
35:BA:936:C:H2'	35:BA:937:U:H6	1.80	0.46
35:BA:1005:C:N3	35:BA:1143:A:C2	2.84	0.46
35:BA:1097:U:H2'	35:BA:1098:A:H5'	1.97	0.46
35:BA:1186:G:H2'	35:BA:1187:G:C5'	2.45	0.46
35:BA:1237:A:O2'	35:BA:1238:G:P	2.74	0.46
35:BA:2037:G:C6	35:BA:2038:G:C6	3.03	0.46
35:BA:2056:G:N2	35:BA:2057:A:N9	2.64	0.46
35:BA:2073:C:N4	35:BA:2436:G:H1	2.12	0.46
35:BA:2116:G:N7	35:BA:2117:A:C6	2.84	0.46
35:BA:2118:U:OP1	35:BA:2148:G:H4'	2.16	0.46
35:BA:2297:C:H2'	35:BA:2298:A:C5'	2.45	0.46
36:BB:34:U:O4	36:BB:44:G:H2'	2.15	0.46
37:BC:126:SER:O	37:BC:128:LEU:N	2.49	0.46
38:BD:200:ASP:O	38:BD:201:HIS:C	2.53	0.46
40:BF:24:LEU:O	40:BF:26:ALA:N	2.46	0.46
46:BO:4:PRO:HA	46:BO:21:CYS:SG	2.56	0.46
46:BO:7:TYR:C	46:BO:8:LEU:HD22	2.36	0.46

Continued on next page...

Continued from previous page...

Atom-1	Atom-2	Interatomic distance (Å)	Clash overlap (Å)
46:BO:77:ILE:HD11	51:BT:72:VAL:CG1	2.46	0.46
47:BP:85:LEU:HD23	47:BP:85:LEU:N	2.18	0.46
49:BR:111:LEU:N	49:BR:111:LEU:HD23	2.31	0.46
50:BS:15:ARG:HB3	50:BS:18:ILE:CD1	2.43	0.46
53:BV:47:VAL:HB	53:BV:50:PRO:O	2.15	0.46
53:BV:66:ARG:CZ	53:BV:88:ARG:HH21	2.28	0.46
54:BW:12:ILE:HG23	54:BW:12:ILE:O	2.15	0.46
57:BZ:8:TYR:CD1	57:BZ:8:TYR:N	2.83	0.46
57:BZ:126:VAL:HG23	57:BZ:127:LYS:N	2.28	0.46
1:AA:161:A:H2'	1:AA:162:A:H8	1.80	0.46
1:AA:182:U:H3'	1:AA:183:G:H5'	1.97	0.46
1:AA:502:G:OP1	12:AL:118:SER:CB	2.63	0.46
1:AA:533:A:OP1	1:AA:533:A:H3'	2.16	0.46
1:AA:560:U:H4'	1:AA:561:U:C5'	2.45	0.46
1:AA:722:A:H3'	1:AA:722:A:N3	2.31	0.46
1:AA:812:C:HO2'	1:AA:813:U:P	2.32	0.46
1:AA:1294:G:H2'	1:AA:1295:G:H5'	1.97	0.46
1:AA:1347:G:C2'	1:AA:1348:U:OP2	2.64	0.46
1:AA:1378:C:OP1	7:AG:7:ALA:HB3	2.16	0.46
1:AA:1414:U:H2'	1:AA:1415:G:C8	2.51	0.46
1:AA:1423:G:H2'	1:AA:1424:C:C6	2.51	0.46
2:AB:223:ILE:HG23	2:AB:226:ARG:CZ	2.45	0.46
3:AC:156:ARG:O	3:AC:159:GLY:N	2.44	0.46
5:AE:76:ILE:CD1	5:AE:142:LEU:HD21	2.46	0.46
8:AH:120:THR:O	8:AH:121:ASP:C	2.51	0.46
9:AI:79:LEU:CD1	9:AI:79:LEU:C	2.84	0.46
10:AJ:6:ILE:C	10:AJ:6:ILE:CD1	2.84	0.46
12:AL:58:VAL:O	12:AL:65:GLU:HA	2.16	0.46
16:AP:9:PHE:CE2	16:AP:18:ARG:NE	2.84	0.46
18:AR:53:ARG:HH21	18:AR:59:SER:HA	1.80	0.46
24:AY:230:LYS:HB2	24:AY:230:LYS:HZ2	1.80	0.46
30:B5:51:TYR:HD1	30:B5:52:TYR:H	1.63	0.46
31:B6:12:GLU:HG2	31:B6:23:THR:CG2	2.45	0.46
31:B6:15:GLU:CD	31:B6:44:ARG:HH22	2.16	0.46
33:B8:36:LYS:O	33:B8:37:SER:C	2.53	0.46
34:B9:4:ARG:NH1	35:BA:2477:C:C4	2.77	0.46
35:BA:25:U:H2'	35:BA:26:G:O4'	2.16	0.46
35:BA:83:G:C2'	35:BA:84:A:OP2	2.63	0.46
35:BA:84:A:H5'	56:BY:9:LYS:HB3	1.97	0.46
35:BA:750:A:C3'	35:BA:751:A:H5''	2.46	0.46
35:BA:1022:G:N2	35:BA:1024:G:N2	2.64	0.46

Continued on next page...

Continued from previous page...

Atom-1	Atom-2	Interatomic distance (Å)	Clash overlap (Å)
35:BA:1079:C:C1'	43:BK:132:ARG:HH22	2.28	0.46
35:BA:1115:G:H2'	35:BA:1116:C:C6	2.51	0.46
35:BA:1326:U:O2'	35:BA:1327:C:H5'	2.15	0.46
35:BA:1390:U:H3	35:BA:1395:A:H62	1.64	0.46
35:BA:1951:U:H2'	35:BA:1953:A:OP2	2.15	0.46
35:BA:2052:G:OP1	39:BE:141:ILE:HG12	2.16	0.46
35:BA:2078:C:C1'	35:BA:2434:A:H1'	2.46	0.46
35:BA:2189:U:C3'	35:BA:2190:G:C5'	2.93	0.46
35:BA:2310:A:C8	41:BG:75:LYS:NZ	2.69	0.46
35:BA:2392:A:H2	35:BA:2424:C:H42	1.63	0.46
35:BA:2713:A:C3'	35:BA:2714:G:C5'	2.93	0.46
39:BE:25:VAL:HG22	39:BE:183:LEU:HG	1.98	0.46
40:BF:179:GLU:C	40:BF:181:LEU:H	2.19	0.46
42:BH:17:VAL:HB	42:BH:45:VAL:HG13	1.97	0.46
42:BH:41:MET:SD	42:BH:53:GLU:C	2.94	0.46
42:BH:65:HIS:HE1	42:BH:69:ARG:NH1	2.13	0.46
43:BK:57:ILE:HD12	43:BK:57:ILE:N	2.30	0.46
43:BK:78:ILE:CD1	43:BK:136:VAL:HG11	2.45	0.46
44:BL:110:LEU:HB3	44:BL:117:VAL:HG21	1.96	0.46
46:BO:104:ARG:NH2	51:BT:33:LYS:HD2	2.30	0.46
46:BO:114:ILE:O	46:BO:117:LEU:N	2.36	0.46
47:BP:16:ARG:NH1	47:BP:16:ARG:HB2	2.31	0.46
48:BQ:27:VAL:HG11	48:BQ:134:ARG:HD3	1.98	0.46
51:BT:16:ARG:HG3	51:BT:16:ARG:HH11	1.81	0.46
51:BT:24:PRO:HA	51:BT:49:VAL:HG22	1.97	0.46
51:BT:55:ASN:O	51:BT:55:ASN:CG	2.54	0.46
51:BT:57:PHE:C	51:BT:58:ASN:ND2	2.65	0.46
52:BU:12:ARG:HB3	52:BU:16:LYS:HE3	1.97	0.46
54:BW:70:TYR:HB3	54:BW:110:LYS:NZ	2.31	0.46
57:BZ:11:GLU:H	57:BZ:11:GLU:CD	2.17	0.46
57:BZ:99:TYR:HE1	57:BZ:125:LEU:HD13	1.79	0.46
1:AA:10:A:H2'	1:AA:11:G:H8	1.79	0.46
1:AA:147:G:C2	1:AA:148:G:C8	3.03	0.46
1:AA:226:G:O2'	1:AA:227:G:H5'	2.16	0.46
1:AA:450:G:H1	1:AA:483:C:N4	2.12	0.46
1:AA:715:A:H2'	1:AA:716:A:H8	1.81	0.46
1:AA:943:U:H2'	1:AA:944:G:C5'	2.43	0.46
1:AA:961:U:H2'	1:AA:962:C:C5'	2.46	0.46
1:AA:999:C:H3'	1:AA:999:C:C6	2.51	0.46
1:AA:1021:G:H2'	1:AA:1022:G:O5'	2.16	0.46
1:AA:1081:G:O2'	1:AA:1082:G:H5'	2.15	0.46

Continued on next page...

Continued from previous page...

Atom-1	Atom-2	Interatomic distance (Å)	Clash overlap (Å)
1:AA:1221:G:P	19:AS:36:ARG:HD3	2.55	0.46
1:AA:1368:G:C5'	9:AI:112:LYS:O	2.63	0.46
1:AA:1518:A:H2'	1:AA:1519:A:O4'	2.15	0.46
2:AB:11:LEU:O	2:AB:12:GLU:O	2.34	0.46
5:AE:135:THR:O	5:AE:138:ALA:HB3	2.16	0.46
8:AH:103:VAL:HG23	8:AH:110:ALA:HB2	1.93	0.46
10:AJ:63:PHE:HA	14:AN:59:ALA:CB	2.46	0.46
13:AM:63:THR:CG2	13:AM:64:TRP:H	2.17	0.46
13:AM:70:LEU:HD23	13:AM:71:ARG:N	2.31	0.46
17:AQ:60:ILE:HG22	17:AQ:72:ARG:O	2.16	0.46
24:AY:73:PHE:CE1	24:AY:78:ARG:HB2	2.50	0.46
24:AY:166:LEU:HD12	24:AY:166:LEU:N	2.30	0.46
24:AY:513:LYS:HD2	24:AY:568:TYR:CD2	2.51	0.46
24:AY:524:GLU:O	24:AY:565:VAL:N	2.31	0.46
33:B8:29:LYS:HD2	33:B8:44:LYS:HG2	1.98	0.46
33:B8:48:PHE:HB3	33:B8:49:VAL:H	1.45	0.46
35:BA:532:A:N1	35:BA:2020:A:H1'	2.30	0.46
35:BA:810:U:OP1	35:BA:1253:A:N7	2.49	0.46
35:BA:1109:C:O2	35:BA:1109:C:H2'	2.16	0.46
35:BA:1186:G:H2'	35:BA:1187:G:H5'	1.98	0.46
35:BA:1210:A:O2'	35:BA:1211:U:P	2.74	0.46
35:BA:1219:G:C2	35:BA:1221:C:N4	2.84	0.46
35:BA:1301:A:C8	35:BA:1303:G:C8	3.03	0.46
35:BA:1799:G:H5'	35:BA:1819:A:N6	2.31	0.46
35:BA:1902:C:O2'	38:BD:244:ARG:NE	2.40	0.46
35:BA:2378:A:H2'	35:BA:2379:G:O4'	2.15	0.46
35:BA:2594:C:C2'	35:BA:2595:G:H5'	2.46	0.46
35:BA:2785:C:O2'	35:BA:2786:U:H5'	2.16	0.46
36:BB:4:C:H2'	36:BB:5:C:C6	2.50	0.46
36:BB:13:A:O2'	36:BB:15:A:H5''	2.16	0.46
36:BB:94:C:H2'	36:BB:95:C:H6	1.81	0.46
39:BE:32:PRO:HA	39:BE:90:THR:HG23	1.98	0.46
40:BF:107:LYS:O	40:BF:110:LEU:N	2.44	0.46
41:BG:145:THR:OG1	41:BG:146:TYR:N	2.48	0.46
43:BK:4:VAL:HG12	43:BK:5:VAL:H	1.80	0.46
43:BK:30:HIS:CG	43:BK:59:ILE:HB	2.51	0.46
47:BP:106:LEU:N	47:BP:106:LEU:HD12	2.30	0.46
47:BP:112:LEU:N	47:BP:128:HIS:CD2	2.80	0.46
50:BS:52:SER:O	50:BS:69:VAL:HG23	2.16	0.46
51:BT:6:LEU:O	51:BT:7:ILE:C	2.54	0.46
51:BT:11:GLU:H	51:BT:11:GLU:CD	2.18	0.46

Continued on next page...

Continued from previous page...

Atom-1	Atom-2	Interatomic distance (Å)	Clash overlap (Å)
51:BT:76:PHE:HA	51:BT:77:PRO:HD3	1.63	0.46
52:BU:21:ALA:O	52:BU:22:LYS:C	2.53	0.46
53:BV:32:THR:CG2	53:BV:33:VAL:N	2.79	0.46
54:BW:82:LEU:N	54:BW:82:LEU:CD1	2.79	0.46
57:BZ:41:LEU:HD23	57:BZ:41:LEU:HA	1.70	0.46
1:AA:202:U:H5'	1:AA:203:U:C5	2.49	0.46
1:AA:756:C:H2'	1:AA:757:U:O4'	2.16	0.46
1:AA:781:A:H4'	1:AA:1522:U:O2'	2.16	0.46
1:AA:837:G:O2'	1:AA:838:G:H5'	2.16	0.46
1:AA:963:G:H21	10:AJ:55:LYS:CD	2.29	0.46
1:AA:1002:G:H22	1:AA:1039:C:H2'	1.81	0.46
1:AA:1163:C:H2'	1:AA:1164:G:C8	2.50	0.46
1:AA:1287:A:H2'	1:AA:1288:A:C8	2.51	0.46
1:AA:1321:C:C5'	1:AA:1322:C:C5'	2.93	0.46
1:AA:1411:C:C2'	1:AA:1412:C:H5'	2.46	0.46
1:AA:1495:U:H2'	1:AA:1496:C:C6	2.51	0.46
1:AA:1517:G:O2'	1:AA:1518:A:H5'	2.16	0.46
4:AD:61:LYS:NZ	4:AD:72:GLU:OE1	2.34	0.46
4:AD:196:LEU:C	4:AD:198:VAL:N	2.65	0.46
5:AE:6:PHE:HB3	5:AE:35:GLY:O	2.15	0.46
5:AE:42:GLY:CA	5:AE:66:MET:HG2	2.44	0.46
5:AE:82:VAL:HG21	5:AE:138:ALA:CA	2.39	0.46
6:AF:60:PHE:CD1	6:AF:60:PHE:N	2.84	0.46
9:AI:5:TYR:CE1	9:AI:18:PHE:CE1	2.98	0.46
11:AK:15:ALA:HB1	11:AK:78:GLN:HG3	1.97	0.46
11:AK:126:ARG:HG2	11:AK:126:ARG:HH11	1.81	0.46
15:AO:54:ARG:HG2	15:AO:58:MET:HE2	1.98	0.46
17:AQ:53:LEU:CD2	17:AQ:85:VAL:HG21	2.46	0.46
17:AQ:57:VAL:HG23	17:AQ:58:GLU:N	2.30	0.46
26:B1:3:LYS:HE3	35:BA:1364:G:C8	2.51	0.46
26:B1:52:ARG:NH2	35:BA:2218:U:O2'	2.45	0.46
33:B8:53:PRO:HG2	33:B8:54:GLU:N	2.30	0.46
35:BA:13:A:H1'	35:BA:15:G:N7	2.31	0.46
35:BA:226:G:O2'	35:BA:227:A:C8	2.48	0.46
35:BA:303:U:H2'	35:BA:304:G:H8	1.78	0.46
35:BA:685:A:C6	35:BA:774:A:C2	3.04	0.46
35:BA:833:U:O2	47:BP:55:ARG:NH2	2.48	0.46
35:BA:898:C:H2'	35:BA:899:A:O4'	2.16	0.46
35:BA:971:C:O2	35:BA:971:C:H2'	2.16	0.46
35:BA:1332:G:H22	35:BA:1609:A:H3'	1.81	0.46
35:BA:1651:G:C2	35:BA:2007:C:C2	3.04	0.46

Continued on next page...

Continued from previous page...

Atom-1	Atom-2	Interatomic distance (Å)	Clash overlap (Å)
35:BA:1668:A:H2	35:BA:1670:C:N3	2.14	0.46
35:BA:1819:A:H1'	35:BA:1821:A:C5	2.51	0.46
35:BA:2258:C:H3'	35:BA:2259:G:H8	1.80	0.46
35:BA:2306:C:C5	35:BA:2307:G:O2'	2.65	0.46
35:BA:2656:U:N3	35:BA:2665:A:H2	2.14	0.46
35:BA:2701:C:O5'	35:BA:2701:C:H6	1.99	0.46
37:BC:60:ARG:HG2	37:BC:61:GLY:H	1.81	0.46
37:BC:155:ARG:O	37:BC:159:ALA:HB2	2.16	0.46
37:BC:156:GLU:CD	37:BC:161:ARG:HD3	2.36	0.46
37:BC:164:PHE:O	37:BC:165:ARG:HB2	2.16	0.46
37:BC:184:GLU:H	37:BC:184:GLU:CD	2.19	0.46
38:BD:161:THR:O	38:BD:162:SER:HB3	2.16	0.46
38:BD:213:ARG:C	38:BD:215:LEU:N	2.69	0.46
40:BF:192:LEU:HD21	40:BF:194:MET:CG	2.43	0.46
42:BH:40:GLU:O	42:BH:41:MET:CB	2.62	0.46
42:BH:41:MET:SD	42:BH:53:GLU:HB2	2.55	0.46
46:BO:17:ARG:HB2	46:BO:45:GLU:HG3	1.96	0.46
46:BO:20:MET:HE3	46:BO:44:LYS:HE3	1.97	0.46
47:BP:102:ARG:NH1	47:BP:102:ARG:CB	2.79	0.46
51:BT:50:ILE:HA	51:BT:99:LEU:CD1	2.46	0.46
56:BY:38:ILE:HG23	56:BY:39:VAL:N	2.30	0.46
1:AA:312:C:H2'	1:AA:313:A:H8	1.80	0.45
1:AA:472:A:H3'	1:AA:473:G:C8	2.52	0.45
1:AA:474:G:N3	1:AA:475:G:C8	2.84	0.45
1:AA:642:A:C5	1:AA:643:C:C4	3.04	0.45
1:AA:675:A:C2'	1:AA:676:A:H5'	2.46	0.45
1:AA:851:G:H2'	1:AA:852:G:H8	1.81	0.45
1:AA:961:U:C2'	1:AA:962:C:H5'	2.46	0.45
1:AA:999:C:H2'	1:AA:1000:U:C4	2.50	0.45
1:AA:1115:C:H1'	14:AN:61:TRP:O	2.15	0.45
1:AA:1124:G:C5'	10:AJ:35:SER:HB2	2.45	0.45
1:AA:1198:G:O2'	1:AA:1199:U:H5'	2.15	0.45
1:AA:1254:C:H2'	1:AA:1255:G:H8	1.81	0.45
1:AA:1347:G:H2'	1:AA:1373:G:O6	2.16	0.45
1:AA:1363(A):A:C4'	1:AA:1364:U:H5''	2.38	0.45
2:AB:87:ARG:NH2	2:AB:219:VAL:HB	2.31	0.45
3:AC:35:GLU:OE2	3:AC:59:ARG:NH1	2.49	0.45
5:AE:81:GLU:HA	5:AE:89:ILE:O	2.16	0.45
7:AG:140:ASP:O	7:AG:144:MET:HG2	2.15	0.45
16:AP:48:TRP:CD1	16:AP:48:TRP:N	2.74	0.45
19:AS:29:ARG:HB3	19:AS:47:HIS:HA	1.98	0.45

Continued on next page...

Continued from previous page...

Atom-1	Atom-2	Interatomic distance (Å)	Clash overlap (Å)
22:AV:75:C:H3'	22:AV:75:C:C6	2.51	0.45
22:AV:75:C:HO2'	26:B1:30:VAL:HG11	1.73	0.45
24:AY:145:ASP:OD2	24:AY:148:LEU:HB2	2.16	0.45
24:AY:261:GLY:CA	24:AY:267:LYS:O	2.58	0.45
24:AY:286:ILE:N	24:AY:286:ILE:CD1	2.78	0.45
24:AY:290:LYS:HD3	24:AY:298:VAL:CG2	2.46	0.45
24:AY:329:ARG:HG3	24:AY:331:TYR:CZ	2.51	0.45
24:AY:583:LYS:O	24:AY:587:SER:HB2	2.16	0.45
24:AY:597:GLY:O	24:AY:598:ASP:O	2.34	0.45
27:B2:59:ARG:O	27:B2:60:LEU:C	2.53	0.45
28:B3:15:TYR:O	28:B3:20:LYS:HE2	2.16	0.45
30:B5:2:ALA:N	35:BA:2015:A:N3	2.63	0.45
30:B5:30:LEU:HD23	30:B5:40:LYS:C	2.37	0.45
33:B8:30:ARG:O	33:B8:31:HIS:HB3	2.16	0.45
35:BA:156:U:H5''	35:BA:156:U:O2	2.16	0.45
35:BA:518:G:H4'	54:BW:18:ARG:NH1	2.31	0.45
35:BA:588:U:H1'	40:BF:90:PHE:CG	2.51	0.45
35:BA:945:A:C2	35:BA:2448:A:N1	2.83	0.45
35:BA:1499:C:C2'	35:BA:1500:G:H5'	2.46	0.45
35:BA:1567:A:C5'	38:BD:58:HIS:HD2	2.30	0.45
35:BA:1947:C:H2'	35:BA:1948:G:H8	1.81	0.45
35:BA:2297:C:H2'	35:BA:2298:A:H5'	1.97	0.45
35:BA:2573:C:OP1	35:BA:2574:G:OP1	2.33	0.45
35:BA:2697:G:C6	35:BA:2711:A:N1	2.84	0.45
35:BA:2758:A:C2'	35:BA:2759:G:H5'	2.46	0.45
36:BB:104:U:H6	36:BB:104:U:C5'	2.29	0.45
36:BB:118:G:C2	36:BB:119:G:C8	3.04	0.45
38:BD:206:LEU:HD13	38:BD:212:SER:OG	2.16	0.45
39:BE:170:LEU:HD12	39:BE:170:LEU:N	2.31	0.45
40:BF:11:VAL:HG12	40:BF:12:LEU:N	2.32	0.45
40:BF:110:LEU:HD12	40:BF:206:ILE:HD11	1.96	0.45
40:BF:123:LEU:HD12	40:BF:124:LEU:H	1.73	0.45
42:BH:136:ILE:HD12	42:BH:136:ILE:H	1.81	0.45
42:BH:158:HIS:CD2	42:BH:158:HIS:N	2.83	0.45
43:BK:134:MET:HE2	43:BK:136:VAL:HG11	1.98	0.45
45:BN:125:GLY:HA3	45:BN:126:PRO:C	2.37	0.45
47:BP:45:LEU:HG	47:BP:46:LYS:H	1.80	0.45
47:BP:83:VAL:HG13	47:BP:114:ILE:HA	1.97	0.45
51:BT:65:LYS:CE	51:BT:66:VAL:N	2.56	0.45
51:BT:65:LYS:O	51:BT:72:VAL:N	2.33	0.45
51:BT:93:ARG:HA	51:BT:93:ARG:HD2	1.71	0.45

Continued on next page...

Continued from previous page...

Atom-1	Atom-2	Interatomic distance (Å)	Clash overlap (Å)
52:BU:90:VAL:O	52:BU:92:ARG:N	2.50	0.45
53:BV:40:LEU:HD13	53:BV:46:VAL:H	1.81	0.45
56:BY:61:ILE:CG1	56:BY:62:GLU:N	2.79	0.45
57:BZ:144:LEU:HD22	57:BZ:144:LEU:N	2.32	0.45
1:AA:9:G:OP1	5:AE:122:GLU:HG3	2.16	0.45
1:AA:238:G:P	17:AQ:25:ARG:HH22	2.39	0.45
1:AA:282:A:H3'	1:AA:283:C:C6	2.52	0.45
1:AA:311:C:C2	1:AA:312:C:C6	3.05	0.45
1:AA:457:C:C4	1:AA:458:C:C5	3.04	0.45
1:AA:472:A:H1'	16:AP:82:GLN:OE1	2.17	0.45
1:AA:660:G:H2'	1:AA:661:G:O4'	2.16	0.45
1:AA:828:A:H2'	1:AA:829:G:O5'	2.15	0.45
1:AA:893:C:O2'	1:AA:894:G:H5'	2.16	0.45
1:AA:1159:U:C5	1:AA:1182:G:C5	3.05	0.45
1:AA:1161:C:H2'	1:AA:1162:C:C6	2.51	0.45
1:AA:1202:G:H2'	1:AA:1203:C:C5'	2.45	0.45
1:AA:1202:G:H2'	1:AA:1203:C:H5'	1.97	0.45
1:AA:1333:A:C2	1:AA:1334:G:H1'	2.50	0.45
5:AE:107:ARG:HG3	5:AE:111:GLU:HG3	1.97	0.45
8:AH:12:ARG:NH1	8:AH:26:VAL:HA	2.32	0.45
12:AL:111:LYS:HG2	12:AL:112:ASP:OD1	2.16	0.45
13:AM:81:LEU:HB3	13:AM:89:GLY:HA2	1.98	0.45
18:AR:31:LEU:CD2	18:AR:31:LEU:N	2.76	0.45
22:AV:61:C:HO2'	22:AV:62:C:H5'	1.78	0.45
24:AY:17:ILE:HG22	24:AY:25:LYS:HG2	1.96	0.45
24:AY:282:SER:C	24:AY:284:LEU:N	2.68	0.45
24:AY:647:VAL:HA	24:AY:648:PRO:HD3	1.69	0.45
27:B2:12:GLU:O	27:B2:15:LYS:HG3	2.16	0.45
30:B5:50:GLY:HA2	30:B5:56:LYS:HB3	1.99	0.45
31:B6:15:GLU:HB2	31:B6:49:HIS:CE1	2.51	0.45
31:B6:25:LYS:O	35:BA:2286:A:N1	2.48	0.45
33:B8:30:ARG:NH1	35:BA:2419:U:O4	2.49	0.45
35:BA:157:U:H5'	35:BA:158:U:OP2	2.16	0.45
35:BA:614(B):G:H5''	35:BA:614(C):A:OP1	2.16	0.45
35:BA:782:A:C2	38:BD:226:MET:HG2	2.51	0.45
35:BA:1147:C:H2'	35:BA:1148:A:H8	1.81	0.45
35:BA:1325:G:OP2	35:BA:1616:A:H2'	2.16	0.45
35:BA:1363:C:H2'	35:BA:1364:G:H8	1.79	0.45
35:BA:1794:U:H2'	35:BA:1795:C:C6	2.51	0.45
35:BA:1829:A:N3	38:BD:15:PHE:HZ	2.13	0.45
35:BA:2105:C:H2'	35:BA:2106:G:H5'	1.98	0.45

Continued on next page...

Continued from previous page...

Atom-1	Atom-2	Interatomic distance (Å)	Clash overlap (Å)
35:BA:2837:G:C6	35:BA:2838:G:N7	2.84	0.45
36:BB:29:A:C2	36:BB:56:G:C2	3.04	0.45
36:BB:68:C:H2'	36:BB:69:G:C8	2.49	0.45
36:BB:105:A:P	57:BZ:72:ARG:HH12	2.40	0.45
36:BB:117:G:O2'	36:BB:118:G:H5'	2.17	0.45
37:BC:77:ALA:C	37:BC:78:ILE:HG13	2.36	0.45
38:BD:134:ARG:HD3	38:BD:188:GLU:OE2	2.16	0.45
39:BE:21:VAL:O	39:BE:21:VAL:CG2	2.63	0.45
39:BE:77:ILE:HG22	39:BE:78:LEU:HG	1.98	0.45
39:BE:93:VAL:O	39:BE:95:ILE:N	2.49	0.45
45:BN:126:PRO:O	45:BN:127:ASP:HB2	2.16	0.45
46:BO:18:LYS:HB2	46:BO:45:GLU:HG2	1.98	0.45
47:BP:143:GLY:C	47:BP:145:PRO:HD3	2.36	0.45
51:BT:31:SER:OG	51:BT:32:TYR:N	2.44	0.45
51:BT:118:ARG:O	51:BT:122:ASP:N	2.39	0.45
52:BU:33:ARG:C	52:BU:35:ALA:H	2.19	0.45
54:BW:13:SER:HB3	54:BW:16:LYS:HG3	1.98	0.45
55:BX:7:VAL:CG1	55:BX:39:ILE:HD13	2.47	0.45
56:BY:43:ASN:HA	56:BY:64:GLU:HA	1.96	0.45
1:AA:222:U:H2'	1:AA:223:U:C6	2.51	0.45
1:AA:346:G:N2	1:AA:347:G:C5	2.84	0.45
1:AA:649:G:H2'	1:AA:650:G:O4'	2.16	0.45
1:AA:885:G:H2'	1:AA:886:G:H8	1.81	0.45
1:AA:1011:G:O2'	1:AA:1012:U:H5'	2.16	0.45
1:AA:1226:C:H5'	13:AM:96:LEU:CD1	2.46	0.45
1:AA:1234:C:H4'	1:AA:1364:U:H1'	1.97	0.45
1:AA:1345:U:O2	1:AA:1375:A:N6	2.49	0.45
3:AC:40:ARG:HH11	3:AC:40:ARG:HG3	1.80	0.45
3:AC:149:ALA:HA	3:AC:201:TYR:O	2.17	0.45
4:AD:57:ARG:HG3	4:AD:202:LEU:HD22	1.97	0.45
5:AE:5:ASP:C	5:AE:6:PHE:CG	2.90	0.45
5:AE:76:ILE:CG1	5:AE:77:PRO:CD	2.93	0.45
12:AL:104:VAL:HG12	12:AL:105:TYR:CE1	2.50	0.45
15:AO:18:PHE:CD1	15:AO:18:PHE:C	2.89	0.45
18:AR:29:PHE:HD1	18:AR:29:PHE:O	1.99	0.45
19:AS:65:ASN:CA	29:B4:48:ARG:HH22	2.29	0.45
20:AT:48:LYS:HB3	20:AT:51:GLU:CG	2.46	0.45
20:AT:87:LYS:HD2	20:AT:87:LYS:HA	1.79	0.45
24:AY:257:PRO:HB2	24:AY:259:PHE:HE1	1.81	0.45
24:AY:285:ASP:C	24:AY:286:ILE:HD12	2.37	0.45
25:B0:27:GLU:HG3	25:B0:68:GLU:HA	1.98	0.45

Continued on next page...

Continued from previous page...

Atom-1	Atom-2	Interatomic distance (Å)	Clash overlap (Å)
29:B4:2:LYS:HG2	36:BB:44:G:P	2.56	0.45
31:B6:5:VAL:CG2	35:BA:2283:C:OP1	2.65	0.45
35:BA:67:U:C2	35:BA:68:G:C8	3.04	0.45
35:BA:194:G:H2'	35:BA:195:A:O4'	2.17	0.45
35:BA:685:A:C5	35:BA:774:A:C2	3.04	0.45
35:BA:807:U:OP2	47:BP:39:LYS:HG3	2.16	0.45
35:BA:1047:G:O2'	35:BA:1110:G:N2	2.48	0.45
35:BA:1186:G:C2'	35:BA:1187:G:H5'	2.46	0.45
35:BA:1770:G:C2'	35:BA:1771:C:H5'	2.47	0.45
35:BA:1814:G:C4'	38:BD:51:VAL:HG21	2.47	0.45
37:BC:37:LYS:C	37:BC:38:PHE:CD1	2.89	0.45
37:BC:80:LYS:HB2	37:BC:120:VAL:HG13	1.97	0.45
38:BD:267:SER:C	38:BD:269:PHE:H	2.19	0.45
39:BE:144:ARG:HB3	39:BE:145:LYS:H	1.59	0.45
40:BF:181:LEU:O	40:BF:205:ARG:NH1	2.49	0.45
41:BG:62:LEU:N	41:BG:62:LEU:HD12	2.31	0.45
41:BG:111:LEU:N	41:BG:112:PRO:CD	2.80	0.45
45:BN:55:VAL:CG2	45:BN:127:ASP:N	2.80	0.45
45:BN:120:LEU:HD13	45:BN:121:LYS:N	2.31	0.45
49:BR:54:LEU:CD2	49:BR:66:VAL:HG22	2.46	0.45
51:BT:70:VAL:HG12	51:BT:71:GLY:H	1.80	0.45
52:BU:13:LYS:O	52:BU:16:LYS:HB2	2.16	0.45
53:BV:41:GLY:N	53:BV:45:THR:OG1	2.49	0.45
53:BV:51:VAL:CG1	53:BV:52:VAL:N	2.43	0.45
1:AA:129(A):G:C6	1:AA:189(E):U:H4'	2.52	0.45
1:AA:262:A:C6	1:AA:263:A:C6	3.05	0.45
1:AA:973:G:H1'	10:AJ:55:LYS:HZ3	1.77	0.45
1:AA:1313:U:P	19:AS:6:LYS:HG3	2.57	0.45
1:AA:1511:G:C2'	1:AA:1512:U:H5'	2.46	0.45
2:AB:229:VAL:HG12	2:AB:230:VAL:N	2.31	0.45
5:AE:20:GLN:HE21	5:AE:20:GLN:C	2.19	0.45
6:AF:50:TYR:HB2	6:AF:51:PRO:HD2	1.99	0.45
6:AF:60:PHE:C	6:AF:61:LEU:HD12	2.37	0.45
6:AF:87:ARG:HG2	6:AF:87:ARG:HH11	1.82	0.45
7:AG:79:ARG:HG3	7:AG:79:ARG:NH1	2.30	0.45
10:AJ:27:ALA:HA	10:AJ:85:LEU:HD11	1.98	0.45
10:AJ:79:ARG:HG2	10:AJ:79:ARG:NH1	2.30	0.45
10:AJ:90:LEU:N	10:AJ:91:PRO:HD3	2.31	0.45
12:AL:39:VAL:O	12:AL:40:VAL:CG2	2.63	0.45
12:AL:75:HIS:ND1	12:AL:75:HIS:C	2.70	0.45
19:AS:6:LYS:HB3	19:AS:6:LYS:HE3	1.85	0.45

Continued on next page...

Continued from previous page...

Atom-1	Atom-2	Interatomic distance (Å)	Clash overlap (Å)
19:AS:31:ILE:CG2	19:AS:49:ILE:HG12	2.47	0.45
22:AV:2:G:C6	22:AV:3:C:N4	2.85	0.45
24:AY:415:PRO:CB	24:AY:421:GLN:HA	2.47	0.45
26:B1:48:LYS:NZ	35:BA:1363:C:OP1	2.44	0.45
27:B2:55:ARG:HG3	27:B2:55:ARG:NH1	2.30	0.45
28:B3:46:ASN:O	28:B3:49:LYS:N	2.48	0.45
35:BA:154(A):C:C3'	35:BA:155:U:H5''	2.47	0.45
35:BA:186:G:C2	35:BA:211:A:C2	3.04	0.45
35:BA:301:G:C4	35:BA:302:C:C4	3.05	0.45
35:BA:620:G:H4'	35:BA:621:A:C5'	2.47	0.45
35:BA:1049:C:H2'	35:BA:1050:A:C8	2.37	0.45
35:BA:1102:C:H2'	35:BA:1103:A:H8	1.79	0.45
35:BA:1146:C:O2	35:BA:1146:C:C2'	2.63	0.45
35:BA:1319:G:C2	35:BA:1334:G:C6	3.04	0.45
35:BA:1418:G:H8	35:BA:1418:G:O5'	2.00	0.45
35:BA:1446:C:H2'	35:BA:1447:G:H8	1.81	0.45
35:BA:1755:A:P	51:BT:113:LYS:NZ	2.90	0.45
35:BA:1835:G:N3	35:BA:1835:G:H2'	2.30	0.45
35:BA:1882:C:H2'	35:BA:1883:G:O4'	2.16	0.45
35:BA:2248:C:O2'	35:BA:2249:U:H5'	2.17	0.45
35:BA:2376:A:H2'	35:BA:2377:A:O4'	2.16	0.45
35:BA:2657:A:H3'	35:BA:2658:C:H6	1.81	0.45
35:BA:2810:A:H2'	39:BE:61:ARG:HH21	1.80	0.45
37:BC:88:GLU:N	37:BC:95:VAL:HG21	2.32	0.45
41:BG:15:VAL:HG21	41:BG:176:LEU:HD23	1.99	0.45
41:BG:68:PRO:CA	41:BG:92:VAL:HG12	2.34	0.45
41:BG:77:ILE:CG2	41:BG:80:PHE:HB2	2.46	0.45
42:BH:19:VAL:CG1	42:BH:20:ALA:N	2.72	0.45
45:BN:91:LEU:HD23	45:BN:98:VAL:HG21	1.98	0.45
45:BN:133:GLN:HG3	45:BN:134:ARG:H	1.82	0.45
46:BO:52:VAL:CG1	46:BO:53:LYS:N	2.79	0.45
47:BP:98:GLU:C	47:BP:101:VAL:HG22	2.35	0.45
49:BR:18:LEU:HD23	49:BR:19:ALA:N	2.32	0.45
51:BT:75:ILE:N	51:BT:75:ILE:HD12	2.31	0.45
52:BU:91:ASP:O	52:BU:92:ARG:HB3	2.16	0.45
54:BW:13:SER:HA	54:BW:14:PRO:HD3	1.86	0.45
54:BW:14:PRO:HG2	54:BW:78:GLU:CB	2.44	0.45
55:BX:12:VAL:O	55:BX:13:LEU:HB2	2.17	0.45
56:BY:31:LEU:CB	56:BY:32:PRO:CA	2.92	0.45
56:BY:84:ARG:NE	56:BY:97:ARG:NH1	2.64	0.45
56:BY:88:LYS:N	56:BY:88:LYS:HD2	2.32	0.45

Continued on next page...

Continued from previous page...

Atom-1	Atom-2	Interatomic distance (Å)	Clash overlap (Å)
57:BZ:111:VAL:O	57:BZ:112:ARG:HB2	2.16	0.45
57:BZ:158:PRO:HB3	57:BZ:159:PRO:CD	2.46	0.45
1:AA:66:G:C4'	1:AA:173:U:C5	2.99	0.45
1:AA:409:G:H5'	4:AD:25:ARG:HB2	1.98	0.45
1:AA:651:C:H2'	1:AA:652:U:C6	2.51	0.45
1:AA:691:G:O6	11:AK:55:LYS:HE2	2.16	0.45
1:AA:781:A:H3'	1:AA:782:A:C5'	2.47	0.45
1:AA:1015:A:C5	1:AA:1016:A:C5	3.04	0.45
1:AA:1153:C:H2'	1:AA:1154:G:O4'	2.15	0.45
1:AA:1366:C:H2'	1:AA:1367:C:C6	2.52	0.45
2:AB:75:LYS:HG2	2:AB:78:GLN:NE2	2.31	0.45
2:AB:189:ASP:C	2:AB:191:ASP:H	2.18	0.45
3:AC:11:ARG:HH11	3:AC:11:ARG:HG2	1.81	0.45
4:AD:108:LEU:O	4:AD:165:MET:HE2	2.16	0.45
7:AG:73:MET:CA	7:AG:91:VAL:HG23	2.44	0.45
12:AL:39:VAL:C	12:AL:40:VAL:CG2	2.84	0.45
12:AL:123:LYS:O	12:AL:125:PRO:HD3	2.17	0.45
15:AO:17:ARG:NH1	15:AO:77:ARG:NH1	2.64	0.45
19:AS:41:VAL:CG2	19:AS:44:MET:O	2.64	0.45
20:AT:33:ILE:HD13	20:AT:63:ILE:HG13	1.98	0.45
20:AT:63:ILE:O	20:AT:65:LYS:N	2.50	0.45
20:AT:73:HIS:O	20:AT:76:ALA:CB	2.65	0.45
20:AT:103:GLY:O	20:AT:104:LEU:C	2.54	0.45
21:AU:12:LYS:HB3	21:AU:22:ARG:HD2	1.98	0.45
24:AY:20:HIS:CE1	24:AY:21:ILE:HG12	2.51	0.45
24:AY:74:TRP:O	24:AY:75:LYS:O	2.35	0.45
24:AY:87:HIS:NE2	24:AY:120:THR:HG21	2.32	0.45
24:AY:202:PRO:O	24:AY:203:GLU:C	2.54	0.45
24:AY:395:PRO:O	24:AY:397:VAL:HG13	2.17	0.45
24:AY:545:GLY:CA	24:AY:583:LYS:HG2	2.46	0.45
32:B7:15:THR:HG22	32:B7:16:HIS:CG	2.51	0.45
32:B7:43:THR:CG2	32:B7:44:PRO:HD2	2.47	0.45
34:B9:15:LYS:N	34:B9:26:ILE:O	2.46	0.45
34:B9:19:ARG:CB	35:BA:2756:U:H5'	2.47	0.45
35:BA:503:A:O2'	35:BA:504:U:P	2.75	0.45
35:BA:540:C:O5'	35:BA:540:C:H6	2.00	0.45
35:BA:1062:G:H21	43:BK:133:SER:HA	1.82	0.45
35:BA:1267:U:H2'	35:BA:1268:A:C8	2.51	0.45
35:BA:1279:G:O5'	35:BA:1279:G:H8	1.99	0.45
35:BA:1298:C:O2	35:BA:1298:C:H2'	2.16	0.45
35:BA:1328:G:H2'	35:BA:1330:C:C5	2.52	0.45

Continued on next page...

Continued from previous page...

Atom-1	Atom-2	Interatomic distance (Å)	Clash overlap (Å)
35:BA:1912:A:C2	35:BA:1919:A:C6	3.05	0.45
35:BA:2003:G:C6	35:BA:2004:G:C5	3.05	0.45
35:BA:2248:C:H2'	35:BA:2249:U:O4'	2.17	0.45
35:BA:2586:C:O2'	35:BA:2587:A:H5'	2.17	0.45
35:BA:2845:G:O2'	35:BA:2846:G:H5'	2.16	0.45
39:BE:77:ILE:HG22	39:BE:78:LEU:CG	2.46	0.45
39:BE:116:VAL:HG22	39:BE:122:PHE:CG	2.52	0.45
40:BF:179:GLU:O	40:BF:181:LEU:N	2.48	0.45
41:BG:76:SER:OG	41:BG:83:ARG:HB3	2.16	0.45
41:BG:180:PHE:O	41:BG:182:LYS:N	2.49	0.45
43:BK:2:LYS:HB2	43:BK:2:LYS:NZ	2.32	0.45
45:BN:2:LYS:NZ	53:BV:12:TYR:HA	2.25	0.45
45:BN:23:LEU:HD23	45:BN:23:LEU:C	2.36	0.45
47:BP:55:ARG:CG	47:BP:56:SER:N	2.76	0.45
47:BP:93:GLY:O	47:BP:123:LEU:HB2	2.16	0.45
48:BQ:42:ILE:HG23	48:BQ:46:GLN:HB3	1.98	0.45
48:BQ:110:THR:HG23	48:BQ:113:GLN:CG	2.47	0.45
50:BS:12:PHE:CD1	50:BS:12:PHE:O	2.68	0.45
51:BT:125:ARG:O	51:BT:128:GLU:HB3	2.17	0.45
51:BT:132:LYS:HG2	51:BT:133:GLU:H	1.81	0.45
52:BU:106:PHE:O	52:BU:109:LEU:N	2.44	0.45
54:BW:10:VAL:HG23	54:BW:101:SER:C	2.35	0.45
55:BX:65:ARG:CG	55:BX:66:LEU:N	2.79	0.45
56:BY:88:LYS:HE2	56:BY:93:GLY:CA	2.46	0.45
1:AA:265:G:H2'	1:AA:267:C:C5	2.48	0.45
1:AA:389:A:H2'	1:AA:390:C:C5'	2.47	0.45
1:AA:758:G:H2'	1:AA:759:A:OP2	2.16	0.45
1:AA:763:G:H2'	1:AA:764:C:C6	2.51	0.45
1:AA:802:A:H3'	1:AA:803:G:C8	2.51	0.45
1:AA:1068:G:N2	1:AA:1191:A:N3	2.61	0.45
1:AA:1152:A:H5''	10:AJ:13:HIS:CD2	2.52	0.45
1:AA:1170:A:C2'	1:AA:1171:G:H5'	2.47	0.45
1:AA:1343:G:H2'	1:AA:1344:C:C6	2.52	0.45
2:AB:114:ARG:HH11	2:AB:118:LEU:HD21	1.80	0.45
3:AC:105:GLU:C	3:AC:106:VAL:HG23	2.37	0.45
4:AD:86:LYS:HD3	4:AD:86:LYS:HA	1.60	0.45
4:AD:96:LEU:H	4:AD:96:LEU:CD2	2.16	0.45
4:AD:107:ARG:HD2	4:AD:173:TRP:HZ2	1.81	0.45
5:AE:41:VAL:HG13	5:AE:113:ALA:CA	2.46	0.45
6:AF:3:ARG:CG	6:AF:3:ARG:NH1	2.75	0.45
7:AG:137:LYS:HA	7:AG:137:LYS:CE	2.47	0.45

Continued on next page...

Continued from previous page...

Atom-1	Atom-2	Interatomic distance (Å)	Clash overlap (Å)
9:AI:11:LYS:C	9:AI:13:ALA:H	2.20	0.45
10:AJ:6:ILE:HG22	10:AJ:98:ILE:CD1	2.46	0.45
10:AJ:79:ARG:HA	10:AJ:79:ARG:HD3	1.54	0.45
13:AM:64:TRP:N	13:AM:64:TRP:CD1	2.85	0.45
19:AS:12:ASP:H	19:AS:38:SER:HB3	1.82	0.45
20:AT:30:LYS:O	20:AT:34:LYS:HG3	2.16	0.45
20:AT:75:ASN:O	20:AT:79:ARG:N	2.35	0.45
22:AV:14:A:N3	22:AV:14:A:H2'	2.29	0.45
22:AV:76:A:H4'	22:AV:76:A:OP1	2.17	0.45
24:AY:334:THR:HG23	24:AY:369:LEU:O	2.17	0.45
24:AY:620:VAL:O	24:AY:624:LEU:HD13	2.16	0.45
24:AY:635:GLU:HA	24:AY:636:PRO:HD2	1.70	0.45
31:B6:11:LEU:CD2	31:B6:51:GLU:HG3	2.44	0.45
31:B6:15:GLU:HG3	31:B6:47:THR:HG21	1.98	0.45
32:B7:19:ARG:HG2	32:B7:19:ARG:HH11	1.82	0.45
35:BA:336:C:H4'	56:BY:7:VAL:HG21	1.99	0.45
35:BA:363(A):A:H2'	35:BA:363(B):G:C8	2.49	0.45
35:BA:624:C:N4	47:BP:107:LYS:HZ2	2.14	0.45
35:BA:1362:C:C2'	35:BA:1363:C:H5'	2.47	0.45
35:BA:1394:U:C4	35:BA:1395:A:C6	3.04	0.45
35:BA:1623:G:C2	35:BA:1624:G:N7	2.85	0.45
35:BA:1843:C:H2'	35:BA:1844:C:C6	2.52	0.45
35:BA:2020:A:N1	35:BA:2022:U:C2	2.85	0.45
35:BA:2511:U:C4	35:BA:2512:C:C4	3.04	0.45
35:BA:2748:A:H2	42:BH:63:SER:OG	1.99	0.45
35:BA:2886:G:H2'	35:BA:2887:U:C6	2.51	0.45
36:BB:92:C:H2'	36:BB:93:G:H8	1.81	0.45
37:BC:101:ILE:HG22	37:BC:105:LEU:HD22	1.97	0.45
38:BD:83:GLU:HB2	38:BD:92:ILE:CD1	2.41	0.45
40:BF:167:ALA:HB1	40:BF:173:VAL:CG1	2.41	0.45
40:BF:195:ASP:CG	40:BF:196:LEU:H	2.20	0.45
45:BN:87:LEU:O	45:BN:88:GLU:C	2.54	0.45
45:BN:133:GLN:CG	45:BN:134:ARG:H	2.29	0.45
46:BO:103:ALA:HB1	46:BO:105:GLU:OE1	2.16	0.45
47:BP:123:LEU:HD12	47:BP:124:LYS:O	2.15	0.45
49:BR:12:ARG:HD3	49:BR:16:HIS:CD2	2.51	0.45
50:BS:90:GLY:C	50:BS:92:TYR:N	2.69	0.45
51:BT:38:ASN:ND2	51:BT:40:THR:H	2.14	0.45
53:BV:38:LEU:H	53:BV:51:VAL:HG13	1.82	0.45
54:BW:21:VAL:HG23	54:BW:47:VAL:HG21	1.97	0.45
54:BW:79:GLY:C	54:BW:100:THR:CG2	2.84	0.45

Continued on next page...

Continued from previous page...

Atom-1	Atom-2	Interatomic distance (Å)	Clash overlap (Å)
1:AA:328:C:OP1	1:AA:328:C:H4'	2.17	0.45
1:AA:431:A:H2'	1:AA:432:A:H5'	1.98	0.45
1:AA:1098:C:O2'	1:AA:1099:G:H5'	2.17	0.45
1:AA:1133:G:C4	1:AA:1142:G:N2	2.84	0.45
1:AA:1134:G:C2'	1:AA:1135:U:H5'	2.46	0.45
1:AA:1239:A:O2'	1:AA:1298:C:N4	2.50	0.45
1:AA:1320:C:N4	19:AS:36:ARG:HG3	2.31	0.45
1:AA:1354:C:H2'	1:AA:1355:G:C8	2.51	0.45
3:AC:83:ARG:C	3:AC:85:ARG:H	2.20	0.45
3:AC:113:ALA:HB3	3:AC:114:PRO:CD	2.41	0.45
4:AD:61:LYS:HG3	4:AD:203:VAL:HG13	1.98	0.45
4:AD:191:ARG:NH1	4:AD:191:ARG:O	2.49	0.45
5:AE:28:PHE:O	5:AE:47:LYS:HA	2.17	0.45
5:AE:77:PRO:HG2	5:AE:78:HIS:H	1.81	0.45
5:AE:92:LYS:HA	5:AE:93:PRO:HD2	1.74	0.45
6:AF:10:LEU:HD12	6:AF:59:TYR:HD2	1.82	0.45
6:AF:32:ASN:HD22	6:AF:32:ASN:HA	1.61	0.45
9:AI:9:ARG:HA	9:AI:13:ALA:O	2.16	0.45
16:AP:71:ARG:O	16:AP:72:ARG:C	2.54	0.45
17:AQ:22:LEU:HD13	17:AQ:41:LYS:CG	2.47	0.45
19:AS:65:ASN:HA	29:B4:48:ARG:NH2	2.31	0.45
24:AY:273:LEU:HA	24:AY:276:VAL:HG23	1.99	0.45
24:AY:289:ILE:O	24:AY:301:ILE:N	2.47	0.45
24:AY:435:ASP:HB2	58:AY:701:FUA:H183	1.99	0.45
30:B5:2:ALA:CA	35:BA:2015:A:C1'	2.93	0.45
30:B5:25:LEU:HD12	54:BW:19:LEU:CB	2.47	0.45
33:B8:28:GLY:HA2	33:B8:32:LEU:HD21	1.97	0.45
35:BA:34:C:H5	35:BA:454:A:HO2'	1.63	0.45
35:BA:444:C:H2'	35:BA:445:C:C6	2.52	0.45
35:BA:621:A:C2'	35:BA:622:G:H5'	2.46	0.45
35:BA:781:A:H2	35:BA:1776:G:N3	2.15	0.45
35:BA:991:C:H5'	35:BA:991:C:C6	2.43	0.45
35:BA:1272:A:OP1	35:BA:1272:A:H4'	2.16	0.45
35:BA:1689:A:N6	35:BA:1698:A:H2	2.15	0.45
35:BA:1767:C:H2'	35:BA:1768:U:O4'	2.15	0.45
35:BA:1775:U:C2'	35:BA:1776:G:H5'	2.46	0.45
35:BA:1794:U:H2'	35:BA:1795:C:H6	1.82	0.45
35:BA:1960:A:H5''	35:BA:1960:A:C8	2.48	0.45
35:BA:2163:C:C3'	35:BA:2164:C:H5'	2.46	0.45
36:BB:41:U:O4	41:BG:70:VAL:O	2.34	0.45
39:BE:68:ALA:HB3	39:BE:69:LYS:CE	2.42	0.45

Continued on next page...

Continued from previous page...

Atom-1	Atom-2	Interatomic distance (Å)	Clash overlap (Å)
39:BE:197:ILE:O	39:BE:197:ILE:CG1	2.64	0.45
40:BF:38:ARG:O	40:BF:42:ALA:CB	2.64	0.45
40:BF:167:ALA:HA	40:BF:170:LEU:HD23	1.97	0.45
43:BK:100:THR:OG1	43:BK:103:GLN:HG3	2.16	0.45
45:BN:13:TRP:N	45:BN:13:TRP:CD1	2.83	0.45
47:BP:71:VAL:O	47:BP:71:VAL:CG2	2.65	0.45
47:BP:83:VAL:HG13	47:BP:83:VAL:O	2.17	0.45
48:BQ:19:GLY:HA3	57:BZ:79:ARG:HH12	1.81	0.45
48:BQ:66:ILE:HG22	48:BQ:104:PHE:HD2	1.81	0.45
49:BR:63:ARG:HA	49:BR:80:PHE:CZ	2.52	0.45
51:BT:91:ARG:O	51:BT:117:ASP:HB3	2.16	0.45
51:BT:98:LYS:HB3	51:BT:100:TYR:CE1	2.50	0.45
52:BU:53:ARG:O	52:BU:56:ASP:N	2.41	0.45
53:BV:2:PHE:HB3	53:BV:3:ALA:H	1.41	0.45
54:BW:50:VAL:HG13	54:BW:105:VAL:HG21	1.98	0.45
55:BX:28:PHE:CE2	55:BX:92:LEU:HD11	2.52	0.45
56:BY:50:ARG:HG3	56:BY:50:ARG:H	1.64	0.45
56:BY:96:ILE:HG22	56:BY:97:ARG:N	2.31	0.45
1:AA:585:G:C6	1:AA:586:C:C4	3.05	0.45
1:AA:954:G:H2'	1:AA:955:U:O4'	2.16	0.45
3:AC:32:LEU:HB3	3:AC:59:ARG:HH22	1.82	0.45
5:AE:128:PRO:O	5:AE:129:ILE:C	2.53	0.45
9:AI:26:VAL:HG13	9:AI:61:ALA:O	2.17	0.45
10:AJ:8:LEU:HD13	10:AJ:20:ALA:HB2	1.99	0.45
17:AQ:83:ASP:N	17:AQ:83:ASP:OD1	2.50	0.45
18:AR:45:SER:OG	18:AR:46:GLU:N	2.50	0.45
20:AT:25:ARG:HG3	20:AT:25:ARG:NH1	2.31	0.45
24:AY:139:MET:HE2	24:AY:146:LEU:HB2	1.99	0.45
24:AY:227:ILE:HA	24:AY:230:LYS:HZ2	1.81	0.45
28:B3:15:TYR:N	28:B3:15:TYR:CD1	2.82	0.45
31:B6:9:LEU:HD22	31:B6:26:ASN:ND2	2.26	0.45
31:B6:27:LYS:HG3	31:B6:30:THR:HG21	1.98	0.45
31:B6:52:VAL:HG22	31:B6:53:LYS:N	2.32	0.45
33:B8:25:MET:HG3	47:BP:64:LYS:CB	2.46	0.45
33:B8:50:LEU:C	33:B8:53:PRO:CD	2.84	0.45
35:BA:634:C:H2'	35:BA:635:C:C6	2.52	0.45
35:BA:725:G:C6	35:BA:726:G:N1	2.85	0.45
35:BA:729:G:C5	38:BD:208:LYS:HB2	2.52	0.45
35:BA:826:U:OP1	35:BA:2428:G:H5''	2.16	0.45
35:BA:1069:A:O2'	35:BA:1070:A:H5''	2.17	0.45
35:BA:1301:A:H4'	35:BA:1302:A:OP1	2.16	0.45

Continued on next page...

Continued from previous page...

Atom-1	Atom-2	Interatomic distance (Å)	Clash overlap (Å)
35:BA:1771:C:O2'	35:BA:1786:A:H8	2.00	0.45
35:BA:2219:G:O2'	35:BA:2220:G:H5'	2.17	0.45
35:BA:2345:G:H5'	35:BA:2346:A:H5'	1.99	0.45
35:BA:2470:G:P	48:BQ:56:ARG:NH1	2.84	0.45
35:BA:2488:A:H2'	35:BA:2489:G:H8	1.82	0.45
35:BA:2838:G:O2'	35:BA:2839:G:H5'	2.16	0.45
39:BE:49:LEU:O	39:BE:78:LEU:CB	2.65	0.45
40:BF:5:ALA:HB3	40:BF:18:ARG:O	2.16	0.45
41:BG:16:ARG:HG3	41:BG:16:ARG:NH1	2.29	0.45
41:BG:81:LYS:HB3	41:BG:82:LEU:H	1.54	0.45
45:BN:97:ARG:O	45:BN:98:VAL:C	2.53	0.45
48:BQ:9:TYR:CD1	48:BQ:9:TYR:N	2.83	0.45
49:BR:83:ILE:O	49:BR:83:ILE:HG22	2.16	0.45
51:BT:99:LEU:O	51:BT:99:LEU:CD1	2.65	0.45
52:BU:29:SER:OG	52:BU:30:LYS:HE2	2.15	0.45
53:BV:66:ARG:NH1	53:BV:88:ARG:HE	2.15	0.45
56:BY:49:VAL:HG12	56:BY:50:ARG:N	2.31	0.45
57:BZ:82:ARG:O	57:BZ:83:PRO:C	2.55	0.45
57:BZ:109:ALA:HB3	57:BZ:144:LEU:O	2.17	0.45
57:BZ:179:ASP:HB3	57:BZ:182:LYS:CD	2.34	0.45
1:AA:275:G:C5'	17:AQ:14:LYS:HB3	2.46	0.45
1:AA:316:G:C2	1:AA:338:A:C2	3.05	0.45
1:AA:541:G:H2'	1:AA:542:G:H8	1.81	0.45
1:AA:1250:A:H4'	9:AI:68:GLY:N	2.32	0.45
1:AA:1316:G:N2	1:AA:1318:A:H3'	2.31	0.45
1:AA:1478:C:O2'	1:AA:1479:C:H5'	2.17	0.45
2:AB:152:PHE:C	2:AB:152:PHE:HD1	2.20	0.45
3:AC:52:LEU:HD23	3:AC:52:LEU:N	2.15	0.45
3:AC:136:GLN:O	3:AC:137:ALA:C	2.51	0.45
4:AD:13:ARG:HD2	4:AD:38:TYR:O	2.17	0.45
4:AD:58:LEU:HD23	4:AD:58:LEU:O	2.17	0.45
4:AD:138:TYR:CD1	4:AD:138:TYR:C	2.90	0.45
5:AE:148:VAL:HG21	8:AH:107:LEU:HD22	1.99	0.45
10:AJ:8:LEU:HD21	10:AJ:96:ILE:HG22	1.97	0.45
10:AJ:43:ARG:HA	10:AJ:43:ARG:HD2	1.85	0.45
11:AK:30:VAL:HG23	11:AK:30:VAL:O	2.16	0.45
18:AR:45:SER:HA	18:AR:51:LEU:HD21	1.98	0.45
20:AT:23:ARG:O	20:AT:26:ASN:ND2	2.49	0.45
22:AV:11:A:H2'	22:AV:12:G:O4'	2.17	0.45
24:AY:228:MET:HE2	24:AY:229:LEU:CD2	2.47	0.45
24:AY:327:PHE:HA	24:AY:375:GLY:O	2.17	0.45

Continued on next page...

Continued from previous page...

Atom-1	Atom-2	Interatomic distance (Å)	Clash overlap (Å)
24:AY:584:ILE:O	24:AY:588:MET:HG3	2.17	0.45
25:B0:49:LYS:HD2	25:B0:80:HIS:HB3	1.98	0.45
28:B3:27:GLY:C	28:B3:28:LEU:HD23	2.37	0.45
35:BA:230:U:O2'	35:BA:231:C:H5'	2.17	0.45
35:BA:272(J):C:N4	35:BA:363:G:H22	2.15	0.45
35:BA:392:C:H5''	35:BA:409:C:H5''	1.99	0.45
35:BA:406:G:O2'	35:BA:407:G:P	2.75	0.45
35:BA:525:U:O2'	35:BA:526:A:H5''	2.17	0.45
35:BA:752:A:N7	35:BA:1781:C:C6	2.85	0.45
35:BA:1074:G:H2'	35:BA:1075:C:C6	2.52	0.45
35:BA:1142(A):A:C6	35:BA:1144:G:C5	3.04	0.45
35:BA:1188:U:H4'	53:BV:79:VAL:HG12	1.97	0.45
35:BA:1215:G:H8	35:BA:1215:G:O5'	1.99	0.45
35:BA:1430:C:H6	35:BA:1430:C:O5'	2.00	0.45
35:BA:2102:U:C2	35:BA:2187:G:O6	2.69	0.45
35:BA:2192:G:C2'	35:BA:2193:G:H5''	2.47	0.45
36:BB:85:G:C6	36:BB:93:G:C6	3.05	0.45
37:BC:4:HIS:HB3	37:BC:8:TYR:HD2	1.80	0.45
37:BC:100:ILE:O	37:BC:102:GLN:N	2.50	0.45
39:BE:51:PHE:O	39:BE:53:PRO:HD3	2.16	0.45
39:BE:111:ARG:CZ	49:BR:2:ARG:HH21	2.28	0.45
40:BF:39:TRP:CG	40:BF:101:LEU:HD22	2.52	0.45
40:BF:126:VAL:HG23	40:BF:127:GLU:N	2.32	0.45
40:BF:142:TRP:O	40:BF:145:GLU:HB2	2.17	0.45
42:BH:81:GLU:HB3	42:BH:83:TYR:CE1	2.51	0.45
42:BH:173:PRO:O	42:BH:175:LYS:N	2.50	0.45
43:BK:55:VAL:HG13	43:BK:57:ILE:HD11	1.99	0.45
45:BN:35:ARG:O	45:BN:36:GLY:C	2.55	0.45
46:BO:12:ASP:OD2	46:BO:85:VAL:HG13	2.17	0.45
47:BP:136:GLU:C	47:BP:138:LEU:H	2.19	0.45
49:BR:7:GLY:C	49:BR:8:ARG:NE	2.70	0.45
50:BS:56:LEU:C	50:BS:58:LEU:H	2.20	0.45
50:BS:70:GLY:CA	50:BS:101:LEU:HD23	2.47	0.45
51:BT:58:ASN:ND2	51:BT:58:ASN:N	2.64	0.45
57:BZ:17:ALA:HA	57:BZ:20:ARG:CD	2.46	0.45
57:BZ:100:VAL:CG2	57:BZ:126:VAL:CG2	2.95	0.45
1:AA:298:A:H2'	1:AA:299:G:O4'	2.17	0.45
1:AA:325:A:N6	1:AA:326:G:N1	2.65	0.45
1:AA:891:U:H2'	1:AA:892:A:C8	2.51	0.45
1:AA:939:G:H5''	7:AG:102:ARG:CZ	2.43	0.45
1:AA:1094:G:O2'	1:AA:1095:U:OP2	2.35	0.45

Continued on next page...

Continued from previous page...

Atom-1	Atom-2	Interatomic distance (Å)	Clash overlap (Å)
1:AA:1234:C:HO2'	1:AA:1364:U:H6	1.60	0.45
1:AA:1314:C:H2'	1:AA:1315:U:H6	1.81	0.45
1:AA:1323:G:H4'	1:AA:1363:C:N3	2.32	0.45
2:AB:61:LEU:O	2:AB:61:LEU:HD12	2.17	0.45
3:AC:93:LYS:HG2	3:AC:93:LYS:O	2.17	0.45
3:AC:169:ALA:O	3:AC:170:GLN:HB2	2.17	0.45
7:AG:22:LEU:HD22	7:AG:62:PHE:HE2	1.82	0.45
11:AK:92:GLU:HB3	11:AK:96:ARG:HH11	1.82	0.45
13:AM:81:LEU:HD22	13:AM:81:LEU:N	2.31	0.45
16:AP:23:ASP:OD1	16:AP:24:ALA:N	2.50	0.45
19:AS:8:GLY:C	19:AS:9:VAL:CG2	2.84	0.45
19:AS:15:LEU:HD21	19:AS:33:THR:HB	1.99	0.45
24:AY:112:GLN:O	24:AY:115:GLU:HB3	2.17	0.45
26:B1:32:LYS:C	26:B1:33:LYS:HG3	2.36	0.45
26:B1:45:ASN:CB	35:BA:2230:G:H1'	2.40	0.45
26:B1:86:SER:C	26:B1:90:ILE:HG12	2.36	0.45
28:B3:12:PRO:O	28:B3:13:ILE:C	2.55	0.45
31:B6:15:GLU:CB	31:B6:47:THR:HG21	2.47	0.45
34:B9:10:ILE:O	34:B9:11:CYS:HB3	2.17	0.45
35:BA:250:G:H2'	35:BA:251:A:C8	2.52	0.45
35:BA:272(J):C:H3'	35:BA:274:G:C5'	2.34	0.45
35:BA:307:G:O5'	35:BA:307:G:H8	2.00	0.45
35:BA:979:G:H2'	35:BA:982:C:H41	1.82	0.45
35:BA:1028:A:C2	35:BA:2487:G:H1'	2.51	0.45
35:BA:1105:U:O5'	35:BA:1105:U:H6	2.00	0.45
35:BA:1125:G:C6	35:BA:1126:A:N6	2.85	0.45
35:BA:1680:U:H2'	35:BA:1681:G:O4'	2.17	0.45
35:BA:1686:C:H2'	35:BA:1687:G:O4'	2.17	0.45
35:BA:1908:C:H2'	35:BA:1909:C:H6	1.80	0.45
35:BA:2113:U:H2'	35:BA:2114:A:H8	1.82	0.45
35:BA:2496:C:OP1	48:BQ:83:MET:HG2	2.17	0.45
35:BA:2551:C:H2'	35:BA:2552:U:C6	2.52	0.45
36:BB:36:C:H2'	36:BB:37:C:C6	2.52	0.45
40:BF:89:VAL:HG12	40:BF:90:PHE:H	1.80	0.45
41:BG:172:LEU:HD23	41:BG:176:LEU:CD1	2.34	0.45
45:BN:54:VAL:CB	45:BN:122:VAL:HG22	2.34	0.45
45:BN:133:GLN:O	45:BN:134:ARG:CB	2.65	0.45
47:BP:99:LEU:HA	47:BP:102:ARG:HH22	1.81	0.45
48:BQ:21:THR:HG23	48:BQ:101:ARG:HB2	1.99	0.45
48:BQ:26:TYR:CE2	48:BQ:140:ALA:HB3	2.52	0.45
48:BQ:63:LYS:HZ2	57:BZ:175:VAL:HG21	1.81	0.45

Continued on next page...

Continued from previous page...

Atom-1	Atom-2	Interatomic distance (Å)	Clash overlap (Å)
48:BQ:79:LEU:HD23	48:BQ:80:GLU:N	2.31	0.45
49:BR:41:ALA:O	49:BR:43:GLU:N	2.49	0.45
50:BS:17:ARG:C	50:BS:19:LYS:H	2.21	0.45
50:BS:102:ALA:HB3	50:BS:103:GLU:H	1.49	0.45
52:BU:97:ASP:C	52:BU:99:ALA:N	2.69	0.45
52:BU:99:ALA:HB2	52:BU:106:PHE:CE1	2.52	0.45
53:BV:39:LEU:HD11	53:BV:51:VAL:HA	1.97	0.45
54:BW:1:MET:HE1	54:BW:62:HIS:HD2	1.82	0.45
57:BZ:9:TYR:CG	57:BZ:35:ARG:NH2	2.85	0.45
1:AA:51:A:H4'	1:AA:52:G:C5'	2.47	0.44
1:AA:781:A:C3'	1:AA:782:A:C5'	2.95	0.44
1:AA:999:C:C6	1:AA:999:C:C3'	3.00	0.44
1:AA:1144:G:N2	1:AA:1145:C:C2	2.85	0.44
1:AA:1158:C:C6	2:AB:132:LYS:HD3	2.52	0.44
1:AA:1243:C:H42	1:AA:1294:G:H1	1.65	0.44
1:AA:1286:A:H5'	21:AU:25:LYS:HD2	1.99	0.44
2:AB:208:ILE:H	2:AB:208:ILE:HG13	1.28	0.44
7:AG:78:ARG:CG	7:AG:78:ARG:NH1	2.74	0.44
9:AI:125:TYR:HD1	9:AI:126:SER:N	2.14	0.44
17:AQ:45:HIS:CB	17:AQ:65:ILE:CD1	2.94	0.44
18:AR:66:LEU:CG	18:AR:70:ILE:HD11	2.44	0.44
19:AS:24:ALA:O	19:AS:25:LYS:CB	2.64	0.44
24:AY:149:VAL:O	24:AY:152:THR:N	2.49	0.44
24:AY:165:GLN:NE2	24:AY:260:LEU:HD22	2.32	0.44
24:AY:229:LEU:O	24:AY:231:TYR:N	2.50	0.44
24:AY:286:ILE:HG23	24:AY:287:PRO:HD2	1.99	0.44
27:B2:9:GLN:O	27:B2:13:ALA:N	2.50	0.44
32:B7:36:GLN:C	32:B7:38:GLY:N	2.69	0.44
33:B8:59:LYS:HE3	33:B8:59:LYS:HB2	1.67	0.44
34:B9:17:ILE:HG22	34:B9:18:ARG:N	2.33	0.44
35:BA:55:G:H1	35:BA:115:C:N4	2.15	0.44
35:BA:223:A:C4	35:BA:422:A:C8	3.05	0.44
35:BA:279:C:H2'	35:BA:280:C:C5'	2.36	0.44
35:BA:606:U:C5'	35:BA:607:U:OP2	2.65	0.44
35:BA:723:G:C6	35:BA:724:U:C4	3.04	0.44
35:BA:852:G:O2'	35:BA:853:G:H5'	2.17	0.44
35:BA:953:A:H2'	35:BA:954:G:H8	1.81	0.44
35:BA:1829:A:H2'	35:BA:1830:C:O4'	2.17	0.44
35:BA:1943:U:O2	35:BA:1943:U:C2'	2.63	0.44
35:BA:2020:A:C6	35:BA:2022:U:N3	2.85	0.44
35:BA:2056:G:C2	35:BA:2057:A:C8	3.05	0.44

Continued on next page...

Continued from previous page...

Atom-1	Atom-2	Interatomic distance (Å)	Clash overlap (Å)
35:BA:2102:U:H2'	35:BA:2103:C:H6	1.82	0.44
35:BA:2443:C:H5'	40:BF:68:LYS:HD3	1.99	0.44
35:BA:2555:U:C5	35:BA:2556:C:C6	3.04	0.44
35:BA:2667:C:H2'	35:BA:2668:G:C8	2.51	0.44
35:BA:2837:G:C4	35:BA:2838:G:C8	3.06	0.44
38:BD:37:LEU:O	38:BD:38:LYS:C	2.56	0.44
38:BD:133:LEU:O	38:BD:135:PHE:N	2.51	0.44
38:BD:210:GLY:O	38:BD:211:ARG:HB3	2.17	0.44
38:BD:227:ASN:HB3	38:BD:228:PRO:CD	2.47	0.44
40:BF:135:LYS:CB	40:BF:138:GLU:OE2	2.65	0.44
41:BG:91:ARG:C	41:BG:91:ARG:CD	2.85	0.44
42:BH:84:SER:OG	42:BH:85:LYS:N	2.49	0.44
46:BO:20:MET:HG2	46:BO:21:CYS:N	2.31	0.44
47:BP:112:LEU:HD13	47:BP:112:LEU:C	2.38	0.44
50:BS:68:GLN:O	50:BS:70:GLY:N	2.50	0.44
50:BS:106:ARG:HH11	50:BS:106:ARG:CB	2.24	0.44
52:BU:58:ARG:O	52:BU:62:ILE:HD12	2.16	0.44
52:BU:115:ALA:C	52:BU:117:GLN:H	2.20	0.44
56:BY:9:LYS:HD3	56:BY:94:LYS:HE2	1.98	0.44
56:BY:55:TYR:O	56:BY:56:PRO:C	2.55	0.44
1:AA:22:G:H2'	1:AA:23:C:C6	2.52	0.44
1:AA:60:A:C5'	1:AA:331:G:N2	2.80	0.44
1:AA:288:A:H2'	1:AA:289:G:H4'	1.99	0.44
1:AA:411:A:C6	1:AA:429:U:C4	3.06	0.44
1:AA:439:A:C4	1:AA:496:A:C2	3.05	0.44
1:AA:865:A:H2'	1:AA:866:C:C6	2.52	0.44
1:AA:1126:U:O4	10:AJ:7:LYS:HE2	2.17	0.44
1:AA:1334:G:C5'	1:AA:1335:C:OP2	2.64	0.44
1:AA:1397:C:H6	1:AA:1397:C:H3'	1.81	0.44
3:AC:181:ASN:HD21	3:AC:204:LEU:HD12	1.82	0.44
5:AE:28:PHE:CD2	5:AE:51:VAL:HG22	2.51	0.44
8:AH:6:ILE:C	8:AH:8:ASP:N	2.67	0.44
8:AH:126:LYS:O	8:AH:126:LYS:CG	2.62	0.44
9:AI:7:THR:O	9:AI:83:ARG:HD2	2.18	0.44
9:AI:112:LYS:HD3	9:AI:112:LYS:C	2.38	0.44
11:AK:69:ALA:O	11:AK:70:LYS:C	2.56	0.44
12:AL:41:ARG:CB	12:AL:41:ARG:NH1	2.80	0.44
24:AY:16:GLY:C	24:AY:17:ILE:HD12	2.38	0.44
24:AY:512:ILE:CD1	24:AY:512:ILE:N	2.78	0.44
24:AY:514:VAL:HG21	24:AY:593:ALA:HB2	1.99	0.44
27:B2:48:HIS:CE1	27:B2:49:LYS:HG2	2.52	0.44

Continued on next page...

Continued from previous page...

Atom-1	Atom-2	Interatomic distance (Å)	Clash overlap (Å)
29:B4:39:CYS:SG	29:B4:42:PHE:HE2	2.40	0.44
30:B5:2:ALA:O	30:B5:3:LYS:HB3	2.18	0.44
30:B5:55:ARG:HH22	49:BR:33:ARG:HD2	1.83	0.44
31:B6:39:TYR:HB3	31:B6:49:HIS:CE1	2.52	0.44
35:BA:51:G:N3	35:BA:119:A:C2	2.86	0.44
35:BA:187:G:N3	35:BA:1365:A:C2	2.85	0.44
35:BA:374:A:C2'	35:BA:375:C:H5'	2.47	0.44
35:BA:430:G:H2'	35:BA:431:U:H5'	2.00	0.44
35:BA:503:A:H4'	35:BA:504:U:C5'	2.47	0.44
35:BA:510:C:OP1	35:BA:511:U:OP2	2.35	0.44
35:BA:664:C:O2'	35:BA:665:C:H5'	2.17	0.44
35:BA:849:A:H3'	35:BA:850:C:C6	2.52	0.44
35:BA:1009:A:H1'	52:BU:59:ARG:HH11	1.83	0.44
35:BA:1040:C:H2'	35:BA:1041:C:C6	2.53	0.44
35:BA:1124:C:H2'	35:BA:1125:G:O4'	2.16	0.44
35:BA:1329:U:H5'	35:BA:1330:C:C5	2.51	0.44
35:BA:1571:A:H8	35:BA:1571:A:O5'	1.99	0.44
35:BA:1899:G:C2'	35:BA:1900:A:OP2	2.65	0.44
35:BA:2352:A:C2'	35:BA:2353:G:H5'	2.46	0.44
35:BA:2876:G:C5'	51:BT:3:ARG:HA	2.47	0.44
37:BC:60:ARG:HG3	37:BC:165:ARG:CG	2.43	0.44
37:BC:62:THR:HG22	37:BC:163:GLU:HG3	1.98	0.44
39:BE:98:PRO:CG	39:BE:175:VAL:HG12	2.33	0.44
40:BF:31:HIS:O	40:BF:34:TRP:HB3	2.17	0.44
41:BG:42:GLY:O	41:BG:43:LEU:HB2	2.17	0.44
44:BL:58:LEU:HD23	44:BL:58:LEU:C	2.38	0.44
45:BN:16:ILE:O	45:BN:54:VAL:HA	2.17	0.44
47:BP:135:LEU:HD13	47:BP:135:LEU:C	2.37	0.44
48:BQ:70:PRO:HA	48:BQ:95:ALA:HB2	1.99	0.44
53:BV:25:LEU:H	53:BV:92:THR:HG21	1.82	0.44
56:BY:54:LYS:HG2	56:BY:55:TYR:CE1	2.52	0.44
57:BZ:33:LEU:HD12	57:BZ:33:LEU:HA	1.82	0.44
1:AA:159:G:C3'	1:AA:160:A:H5''	2.44	0.44
1:AA:220:G:N2	1:AA:221:C:H1'	2.32	0.44
1:AA:392:G:H2'	1:AA:393:A:C8	2.53	0.44
1:AA:663:A:C2'	1:AA:664:G:H5'	2.47	0.44
3:AC:155:GLY:O	3:AC:156:ARG:CB	2.65	0.44
4:AD:100:ARG:HH22	4:AD:137:SER:HB3	1.81	0.44
8:AH:54:ASP:O	8:AH:56:LYS:HG3	2.17	0.44
8:AH:114:THR:HG22	8:AH:130:GLY:O	2.17	0.44
13:AM:106:ASN:HB3	13:AM:107:ALA:H	1.30	0.44

Continued on next page...

Continued from previous page...

Atom-1	Atom-2	Interatomic distance (Å)	Clash overlap (Å)
20:AT:73:HIS:O	20:AT:76:ALA:N	2.50	0.44
20:AT:78:ALA:HA	20:AT:81:LYS:HD3	1.99	0.44
22:AV:2:G:C2	22:AV:3:C:C4	3.05	0.44
24:AY:74:TRP:CH2	24:AY:270:GLN:HG2	2.52	0.44
24:AY:238:THR:O	24:AY:242:LEU:HB2	2.17	0.44
27:B2:3:LEU:HD22	27:B2:7:ARG:NH2	2.32	0.44
27:B2:22:GLU:O	27:B2:23:LYS:C	2.54	0.44
29:B4:1:MET:CE	29:B4:1:MET:N	2.80	0.44
29:B4:8:LYS:CD	29:B4:9:LEU:O	2.64	0.44
30:B5:40:LYS:HD3	30:B5:44:THR:HB	1.99	0.44
31:B6:11:LEU:HD22	31:B6:12:GLU:N	2.32	0.44
31:B6:28:ARG:NH1	31:B6:28:ARG:HB3	2.31	0.44
34:B9:22:ARG:HB2	34:B9:24:TYR:HE1	1.83	0.44
35:BA:27:G:H2'	35:BA:28:A:OP2	2.17	0.44
35:BA:231:C:O2'	35:BA:232:G:H5'	2.18	0.44
35:BA:445:C:O2	35:BA:449:A:H2	2.00	0.44
35:BA:886:C:O2'	35:BA:887:A:H4'	2.17	0.44
35:BA:910:A:C6	48:BQ:13:GLN:HG3	2.52	0.44
35:BA:926:A:C2	35:BA:927:G:C4	3.06	0.44
35:BA:1047:G:N2	35:BA:1110:G:H1'	2.33	0.44
35:BA:1064:C:C5'	43:BK:87:GLY:H	2.31	0.44
35:BA:1461:G:H2'	35:BA:1462:C:H6	1.81	0.44
35:BA:1578:U:H2'	35:BA:1578:U:O2	2.16	0.44
35:BA:1640:C:H2'	35:BA:1641:A:O4'	2.17	0.44
35:BA:1750:G:H2'	35:BA:1751:C:H6	1.82	0.44
35:BA:1897:G:H2'	35:BA:1898:U:O4'	2.18	0.44
35:BA:2069:G:O2'	35:BA:2070:G:H5'	2.16	0.44
35:BA:2381:C:H2'	35:BA:2381:C:O2	2.18	0.44
35:BA:2459:A:C4	35:BA:2460:U:C6	3.06	0.44
35:BA:2514:U:C2	35:BA:2515:C:C5	3.05	0.44
35:BA:2628:C:O2'	35:BA:2781:A:H2'	2.17	0.44
35:BA:2704:C:C5	35:BA:2705:A:N7	2.86	0.44
35:BA:2812:G:N2	35:BA:2889:C:C2	2.86	0.44
35:BA:2837:G:C5	35:BA:2838:G:N7	2.85	0.44
36:BB:71:C:N3	36:BB:106:G:N2	2.63	0.44
38:BD:91:ARG:HH11	38:BD:91:ARG:CG	2.29	0.44
43:BK:37:PHE:C	43:BK:39:LYS:H	2.20	0.44
46:BO:66:LYS:HD3	46:BO:80:ASP:O	2.17	0.44
49:BR:10:LEU:HB3	49:BR:17:ARG:NE	2.32	0.44
50:BS:85:VAL:HB	50:BS:86:ALA:H	1.56	0.44
50:BS:98:VAL:O	50:BS:100:ALA:N	2.50	0.44

Continued on next page...

Continued from previous page...

Atom-1	Atom-2	Interatomic distance (Å)	Clash overlap (Å)
51:BT:29:ARG:HE	51:BT:84:GLN:HG3	1.83	0.44
52:BU:83:LEU:CD1	52:BU:83:LEU:H	2.31	0.44
52:BU:98:LEU:O	52:BU:106:PHE:HB2	2.17	0.44
55:BX:18:TYR:HA	55:BX:21:PHE:CE2	2.53	0.44
55:BX:56:THR:C	55:BX:57:LEU:HD13	2.37	0.44
1:AA:6:G:H2'	5:AE:119:LEU:HD11	1.98	0.44
1:AA:56:U:O2'	1:AA:57:G:H5'	2.17	0.44
1:AA:59:A:H3'	1:AA:331:G:N2	2.33	0.44
1:AA:356:A:H2'	1:AA:357:G:H8	1.83	0.44
1:AA:446:G:N2	1:AA:447:G:H1'	2.32	0.44
1:AA:538:G:H2'	1:AA:539:A:C8	2.52	0.44
1:AA:614:A:C2	1:AA:627:G:C2	3.05	0.44
1:AA:707:C:H2'	1:AA:708:C:C6	2.52	0.44
1:AA:742:G:H5''	15:AO:58:MET:HE3	2.00	0.44
1:AA:980:C:H3'	1:AA:980:C:H6	1.82	0.44
1:AA:1089:G:C6	1:AA:1090:U:C4	3.06	0.44
1:AA:1103:C:C5'	2:AB:98:LEU:HD13	2.47	0.44
1:AA:1108:G:OP1	3:AC:176:HIS:HD2	2.00	0.44
1:AA:1110:A:H8	1:AA:1110:A:O5'	2.00	0.44
1:AA:1217:C:O2	1:AA:1217:C:C2'	2.61	0.44
1:AA:1228:C:C5	1:AA:1229:A:N7	2.86	0.44
1:AA:1422:G:H4'	46:BO:49:ARG:NH1	2.32	0.44
2:AB:215:LEU:HD13	2:AB:215:LEU:HA	1.76	0.44
4:AD:163:GLU:C	4:AD:165:MET:H	2.21	0.44
12:AL:78:GLN:O	12:AL:79:GLU:C	2.56	0.44
12:AL:113:ARG:HG2	12:AL:113:ARG:HH11	1.81	0.44
15:AO:76:GLU:C	15:AO:78:TYR:H	2.21	0.44
16:AP:9:PHE:CD2	16:AP:18:ARG:CZ	3.00	0.44
17:AQ:25:ARG:O	17:AQ:25:ARG:HG3	2.16	0.44
19:AS:42:PRO:O	29:B4:49:PHE:CZ	2.68	0.44
24:AY:39:ILE:HG22	24:AY:41:LYS:H	1.83	0.44
24:AY:180:VAL:HG23	24:AY:181:LEU:H	1.82	0.44
24:AY:312:LEU:HD22	24:AY:313:ALA:O	2.18	0.44
24:AY:492:ASP:OD2	24:AY:513:LYS:HG3	2.17	0.44
33:B8:47:LYS:HZ3	33:B8:49:VAL:HG13	1.82	0.44
35:BA:65:C:H5'	55:BX:71:GLY:HA3	2.00	0.44
35:BA:408:G:C2'	35:BA:409:C:H5'	2.48	0.44
35:BA:443:A:OP1	40:BF:46:ARG:HB2	2.17	0.44
35:BA:463:G:C2	35:BA:467:G:C6	3.05	0.44
35:BA:614(C):A:N3	35:BA:615:G:H1'	2.32	0.44
35:BA:667:U:H2'	35:BA:668:G:O4'	2.18	0.44

Continued on next page...

Continued from previous page...

Atom-1	Atom-2	Interatomic distance (Å)	Clash overlap (Å)
35:BA:783:A:H2'	35:BA:784:A:O5'	2.17	0.44
35:BA:786:C:O5'	35:BA:786:C:H6	2.01	0.44
35:BA:830:G:H1'	35:BA:2448:A:C6	2.51	0.44
35:BA:860:U:O2	35:BA:860:U:O4'	2.36	0.44
35:BA:1305:C:N3	35:BA:1624:G:C6	2.84	0.44
35:BA:1431:U:O5'	35:BA:1431:U:H6	1.99	0.44
35:BA:1584:C:O2	35:BA:1584:C:C3'	2.65	0.44
35:BA:1683:C:H2'	35:BA:1684:C:H6	1.82	0.44
35:BA:1782:C:O5'	35:BA:1782:C:H6	2.00	0.44
35:BA:1829:A:N3	38:BD:15:PHE:CZ	2.86	0.44
35:BA:2192:G:H2'	35:BA:2193:G:H5''	1.99	0.44
35:BA:2285:C:H4'	35:BA:2288:A:N7	2.33	0.44
35:BA:2326:C:O5'	35:BA:2326:C:H6	2.01	0.44
35:BA:2348:U:H2'	35:BA:2349:G:C5'	2.47	0.44
35:BA:2533:A:N6	35:BA:2534:A:C6	2.85	0.44
35:BA:2626:C:O2'	35:BA:2627:G:H5'	2.18	0.44
35:BA:2895:U:C3'	35:BA:2895:U:C6	2.99	0.44
39:BE:2:LYS:HG2	39:BE:95:ILE:CG2	2.47	0.44
39:BE:45:THR:O	39:BE:46:ALA:CB	2.65	0.44
40:BF:206:ILE:CG2	40:BF:207:GLY:N	2.68	0.44
42:BH:17:VAL:O	42:BH:45:VAL:CG2	2.65	0.44
42:BH:121:ILE:HD11	42:BH:140:LYS:HB3	2.00	0.44
43:BK:41:PHE:O	43:BK:43:ALA:N	2.51	0.44
46:BO:104:ARG:NH2	51:BT:33:LYS:CE	2.81	0.44
49:BR:54:LEU:HD23	49:BR:66:VAL:CG2	2.44	0.44
49:BR:72:ASP:CG	49:BR:75:LEU:HB2	2.36	0.44
49:BR:101:ALA:O	49:BR:102:GLU:HB2	2.17	0.44
56:BY:12:THR:HG22	56:BY:13:VAL:N	2.32	0.44
56:BY:13:VAL:HG22	56:BY:73:ARG:O	2.17	0.44
1:AA:414:A:N6	1:AA:431:A:N3	2.65	0.44
1:AA:913:A:H4'	1:AA:914:A:H4'	1.99	0.44
1:AA:1179:A:O3'	9:AI:103:THR:HA	2.17	0.44
1:AA:1371:G:O3'	9:AI:69:GLY:HA3	2.15	0.44
1:AA:1484:C:H2'	1:AA:1485:U:O4'	2.18	0.44
2:AB:118:LEU:HD13	2:AB:142:LEU:HB2	2.00	0.44
2:AB:137:ARG:C	2:AB:137:ARG:CD	2.85	0.44
3:AC:52:LEU:H	3:AC:52:LEU:CD2	2.14	0.44
7:AG:72:ARG:HB3	7:AG:142:GLU:OE1	2.16	0.44
15:AO:7:GLU:O	15:AO:11:VAL:HG23	2.17	0.44
18:AR:65:ILE:H	18:AR:65:ILE:HG12	1.59	0.44
19:AS:35:SER:C	19:AS:37:ARG:N	2.69	0.44

Continued on next page...

Continued from previous page...

Atom-1	Atom-2	Interatomic distance (Å)	Clash overlap (Å)
19:AS:65:ASN:HA	29:B4:48:ARG:HH12	1.82	0.44
22:AV:26:G:H2'	22:AV:27:U:C6	2.53	0.44
24:AY:89:ASP:HB2	24:AY:90:PHE:H	1.52	0.44
25:B0:19:LYS:HD3	25:B0:41:ARG:NH2	2.28	0.44
28:B3:31:LEU:HD13	28:B3:31:LEU:C	2.38	0.44
29:B4:43:TYR:CD2	29:B4:44:THR:HG23	2.52	0.44
33:B8:42:ARG:C	33:B8:44:LYS:H	2.20	0.44
34:B9:29:ASN:ND2	34:B9:32:HIS:CG	2.85	0.44
35:BA:214:G:H2'	35:BA:215:G:O4'	2.17	0.44
35:BA:272(J):C:H5'	35:BA:274:G:OP2	2.16	0.44
35:BA:511:U:C5	35:BA:512:G:C4	3.06	0.44
35:BA:709:U:O2'	35:BA:710:G:H5'	2.18	0.44
35:BA:745:G:H21	35:BA:750:A:H61	1.66	0.44
35:BA:1092:C:O2'	35:BA:1093:G:H5'	2.18	0.44
35:BA:1193:G:OP1	47:BP:17:LYS:NZ	2.50	0.44
35:BA:1343:G:H1	35:BA:1404:C:H42	1.65	0.44
35:BA:1416:G:O2'	35:BA:1417:C:C5	2.67	0.44
35:BA:1609:A:H1'	35:BA:1616:A:H1'	1.98	0.44
35:BA:2223:G:H2'	35:BA:2224:G:C5'	2.48	0.44
35:BA:2246:G:H1'	35:BA:2426:A:C2	2.53	0.44
35:BA:2308:G:H2'	35:BA:2309:A:C8	2.52	0.44
35:BA:2393:A:H2'	35:BA:2394:C:C6	2.52	0.44
35:BA:2807:G:C3'	35:BA:2808:U:H5''	2.37	0.44
36:BB:7:G:C5'	50:BS:29:PHE:CD2	3.00	0.44
37:BC:211:ARG:CG	37:BC:211:ARG:NH1	2.66	0.44
38:BD:267:SER:C	38:BD:270:ILE:HD11	2.36	0.44
40:BF:31:HIS:O	40:BF:32:LEU:C	2.55	0.44
40:BF:99:TYR:CE2	40:BF:101:LEU:HD13	2.51	0.44
41:BG:14:GLU:C	41:BG:17:PRO:HD2	2.37	0.44
41:BG:63:ILE:HD12	41:BG:64:THR:HB	2.00	0.44
51:BT:90:GLN:HG2	51:BT:120:ARG:NH2	2.32	0.44
51:BT:112:ARG:O	51:BT:112:ARG:HG3	2.16	0.44
51:BT:116:ALA:HB1	51:BT:121:ILE:HD11	1.99	0.44
52:BU:50:ARG:O	52:BU:52:ARG:N	2.50	0.44
52:BU:80:ILE:O	52:BU:80:ILE:HG22	2.18	0.44
55:BX:92:LEU:O	55:BX:94:GLY:N	2.51	0.44
57:BZ:165:VAL:CG1	57:BZ:166:SER:H	2.17	0.44
1:AA:25:C:H5'	1:AA:524:G:H1'	1.98	0.44
1:AA:141:A:H1'	1:AA:182:U:C2	2.53	0.44
1:AA:143:A:H2	1:AA:220:G:H1	1.66	0.44
1:AA:238:G:C6	1:AA:239:U:C4	3.06	0.44

Continued on next page...

Continued from previous page...

Atom-1	Atom-2	Interatomic distance (Å)	Clash overlap (Å)
1:AA:274:A:H4'	1:AA:275:G:OP1	2.17	0.44
1:AA:334:C:C4	1:AA:335:C:N4	2.85	0.44
1:AA:524:G:H2'	1:AA:525:C:C6	2.52	0.44
1:AA:773:G:H2'	1:AA:774:G:H5'	2.00	0.44
1:AA:797:C:OP1	11:AK:124:LYS:HE3	2.17	0.44
1:AA:1121:U:C4	1:AA:1122:U:O4	2.70	0.44
1:AA:1229:A:H2'	1:AA:1230:C:C6	2.53	0.44
1:AA:1254:C:O4'	1:AA:1356:G:H5''	2.18	0.44
1:AA:1329:A:H5''	13:AM:26:GLY:N	2.32	0.44
1:AA:1527:C:H6	1:AA:1527:C:O5'	2.01	0.44
2:AB:185:ILE:CG2	2:AB:199:TYR:HB2	2.25	0.44
7:AG:6:ARG:O	7:AG:7:ALA:C	2.55	0.44
11:AK:77:MET:C	11:AK:78:GLN:HG3	2.38	0.44
13:AM:19:LEU:HA	13:AM:22:ILE:HD13	2.00	0.44
19:AS:10:PHE:CD1	19:AS:10:PHE:N	2.85	0.44
20:AT:26:ASN:ND2	20:AT:26:ASN:H	2.13	0.44
20:AT:74:LYS:HB2	20:AT:75:ASN:HD22	1.81	0.44
25:B0:19:LYS:CD	25:B0:41:ARG:HH22	2.29	0.44
26:B1:87:PRO:HG2	26:B1:88:LYS:H	1.82	0.44
27:B2:46:GLN:OE1	35:BA:95:G:H4'	2.17	0.44
29:B4:48:ARG:O	29:B4:49:PHE:CD1	2.71	0.44
33:B8:53:PRO:HG2	33:B8:54:GLU:H	1.83	0.44
35:BA:198:C:H2'	35:BA:199:A:H5''	1.98	0.44
35:BA:272(E):G:H2'	35:BA:272(F):C:O4'	2.17	0.44
35:BA:294:A:N6	35:BA:345:A:H1'	2.32	0.44
35:BA:301:G:C4	35:BA:302:C:C5	3.06	0.44
35:BA:332:A:O2'	35:BA:334:C:OP2	2.35	0.44
35:BA:363(E):U:O2'	35:BA:363(F):A:O4'	2.36	0.44
35:BA:381:G:H2'	35:BA:382:G:H8	1.81	0.44
35:BA:773:U:H5'	38:BD:47:GLY:HA2	1.99	0.44
35:BA:1156:A:C2'	35:BA:1157:G:OP1	2.65	0.44
35:BA:1314:C:H6	35:BA:1314:C:C5'	2.19	0.44
35:BA:1602:U:H3'	35:BA:1603:A:H5'	1.99	0.44
35:BA:1881:C:O2'	35:BA:1882:C:H5'	2.17	0.44
35:BA:1891:G:H2'	35:BA:1892:C:O4'	2.18	0.44
35:BA:2307:G:C2	35:BA:2308:G:H5''	2.52	0.44
35:BA:2688:U:O2	35:BA:2688:U:H3'	2.18	0.44
35:BA:2779:U:H5'	35:BA:2780:G:O5'	2.18	0.44
35:BA:2845:G:O5'	35:BA:2845:G:H8	2.01	0.44
37:BC:2:PRO:CB	37:BC:4:HIS:O	2.64	0.44
37:BC:225:ILE:C	37:BC:225:ILE:HD12	2.37	0.44

Continued on next page...

Continued from previous page...

Atom-1	Atom-2	Interatomic distance (Å)	Clash overlap (Å)
39:BE:23:VAL:HA	39:BE:186:GLY:H	1.81	0.44
39:BE:30:PRO:HD3	39:BE:180:ASN:ND2	2.33	0.44
39:BE:144:ARG:O	39:BE:145:LYS:O	2.35	0.44
40:BF:11:VAL:HG12	40:BF:12:LEU:H	1.83	0.44
40:BF:16:GLY:O	40:BF:17:ARG:CG	2.63	0.44
41:BG:77:ILE:HG22	41:BG:80:PHE:CA	2.43	0.44
43:BK:3:LYS:HB3	43:BK:29:GLN:HB3	1.99	0.44
43:BK:3:LYS:HB3	43:BK:3:LYS:HE3	1.83	0.44
43:BK:100:THR:HG22	43:BK:139:VAL:HB	2.00	0.44
50:BS:71:ARG:HH11	50:BS:71:ARG:HG3	1.81	0.44
51:BT:52:ILE:HG21	51:BT:52:ILE:HD13	1.72	0.44
51:BT:126:ALA:C	51:BT:128:GLU:H	2.21	0.44
52:BU:50:ARG:C	52:BU:52:ARG:N	2.68	0.44
1:AA:631:G:H2'	1:AA:632:A:N7	2.33	0.44
1:AA:666:G:C2	1:AA:667:G:C8	3.06	0.44
1:AA:1361:G:C5'	1:AA:1362:C:OP2	2.66	0.44
1:AA:1525:G:O2'	1:AA:1526:G:H5'	2.17	0.44
3:AC:173:VAL:N	3:AC:174:PRO:HD3	2.32	0.44
4:AD:50:ARG:HA	4:AD:51:PRO:HD3	1.81	0.44
6:AF:12:PRO:HA	6:AF:45:LEU:HD11	1.99	0.44
6:AF:80:ARG:HH11	6:AF:80:ARG:CG	2.31	0.44
8:AH:20:TYR:CE1	8:AH:76:PRO:HG2	2.53	0.44
8:AH:32:LYS:C	8:AH:34:GLU:N	2.70	0.44
10:AJ:56:HIS:O	10:AJ:58:ASP:N	2.51	0.44
13:AM:49:THR:HB	13:AM:52:GLU:HG3	1.98	0.44
15:AO:24:SER:O	15:AO:25:THR:C	2.54	0.44
15:AO:26:GLU:HG3	15:AO:77:ARG:NH1	2.32	0.44
15:AO:82:ILE:HD13	15:AO:82:ILE:O	2.16	0.44
18:AR:44:LEU:O	18:AR:45:SER:C	2.56	0.44
20:AT:36:LEU:HD21	20:AT:55:ILE:HG23	1.98	0.44
20:AT:84:LEU:C	20:AT:84:LEU:HD12	2.38	0.44
20:AT:84:LEU:C	20:AT:86:ARG:H	2.21	0.44
24:AY:15:ILE:C	24:AY:101:LEU:HD13	2.38	0.44
24:AY:486:THR:CG2	24:AY:602:LEU:HG	2.48	0.44
27:B2:22:GLU:C	27:B2:24:LEU:N	2.70	0.44
29:B4:56:VAL:O	29:B4:56:VAL:HG12	2.17	0.44
31:B6:9:LEU:HD21	31:B6:26:ASN:HD22	1.76	0.44
31:B6:15:GLU:HB2	31:B6:47:THR:HG21	1.99	0.44
31:B6:41:PRO:HG2	31:B6:41:PRO:O	2.18	0.44
33:B8:51:ALA:HA	33:B8:54:GLU:OE1	2.17	0.44
35:BA:30:G:C5	35:BA:31:C:C4	3.06	0.44

Continued on next page...

Continued from previous page...

Atom-1	Atom-2	Interatomic distance (Å)	Clash overlap (Å)
35:BA:192:C:C2'	35:BA:193:U:H5'	2.46	0.44
35:BA:271(E):U:H3	35:BA:271(S):G:H1	1.65	0.44
35:BA:451:C:H41	35:BA:453:C:H3'	1.83	0.44
35:BA:466:A:C2	35:BA:796:C:O4'	2.71	0.44
35:BA:625:G:O2'	35:BA:626:U:H5'	2.17	0.44
35:BA:869:G:H1'	48:BQ:8:LYS:HD2	2.00	0.44
35:BA:915:C:H2'	35:BA:916:G:H8	1.82	0.44
35:BA:993:G:OP1	52:BU:50:ARG:HD2	2.18	0.44
35:BA:1248:G:C4	52:BU:3:ARG:HD2	2.53	0.44
35:BA:1387:C:H4'	35:BA:1469:A:H5'	2.00	0.44
35:BA:1544:A:O2'	35:BA:1545:A:H5'	2.18	0.44
35:BA:1630:G:C2	35:BA:1637:A:C2	3.06	0.44
35:BA:1820:U:O2	38:BD:202:LYS:HG2	2.18	0.44
35:BA:2313:C:O2'	35:BA:2314:C:H5'	2.18	0.44
35:BA:2317:C:H2'	35:BA:2318:G:C5'	2.37	0.44
35:BA:2378:A:N1	50:BS:19:LYS:HE3	2.33	0.44
36:BB:73:A:C4	36:BB:105:A:C2	3.05	0.44
37:BC:30:VAL:O	37:BC:33:LEU:HB2	2.18	0.44
38:BD:11:PRO:C	38:BD:13:ARG:N	2.71	0.44
38:BD:28:GLU:HB2	38:BD:29:PRO:HD3	2.00	0.44
38:BD:35:LYS:HD2	38:BD:36:PRO:HA	2.00	0.44
39:BE:77:ILE:HB	39:BE:78:LEU:H	1.62	0.44
46:BO:101:PRO:C	46:BO:102:VAL:HG13	2.38	0.44
47:BP:58:THR:C	47:BP:61:ARG:HE	2.12	0.44
48:BQ:32:TYR:N	48:BQ:32:TYR:CD1	2.86	0.44
50:BS:35:ILE:H	50:BS:53:SER:HB2	1.83	0.44
51:BT:2:ASN:O	51:BT:4:GLY:N	2.50	0.44
51:BT:107:ASP:N	51:BT:107:ASP:OD1	2.50	0.44
51:BT:118:ARG:HA	51:BT:121:ILE:CB	2.48	0.44
52:BU:52:ARG:O	52:BU:55:ARG:HG2	2.16	0.44
56:BY:46:LYS:H	56:BY:62:GLU:CB	2.22	0.44
57:BZ:72:ARG:HD3	57:BZ:72:ARG:HA	1.60	0.44
57:BZ:77:ASP:CA	57:BZ:78:LYS:HD3	2.47	0.44
1:AA:1004:A:C6	1:AA:1034:G:H2'	2.53	0.44
1:AA:1054:C:O2	1:AA:1054:C:C2'	2.66	0.44
1:AA:1152:A:OP1	10:AJ:68:HIS:HD2	2.01	0.44
1:AA:1216:G:H2'	1:AA:1217:C:C6	2.53	0.44
2:AB:100:GLY:C	2:AB:102:LEU:N	2.71	0.44
2:AB:112:VAL:C	2:AB:114:ARG:H	2.21	0.44
3:AC:15:THR:HG23	3:AC:181:ASN:HA	1.96	0.44
3:AC:188:LEU:HD22	3:AC:188:LEU:N	2.33	0.44

Continued on next page...

Continued from previous page...

Atom-1	Atom-2	Interatomic distance (Å)	Clash overlap (Å)
4:AD:163:GLU:C	4:AD:165:MET:N	2.71	0.44
4:AD:163:GLU:OE1	4:AD:163:GLU:HA	2.18	0.44
8:AH:121:ASP:O	8:AH:122:ARG:C	2.55	0.44
10:AJ:30:SER:O	10:AJ:81:THR:HG23	2.18	0.44
10:AJ:91:PRO:O	10:AJ:91:PRO:HG2	2.17	0.44
11:AK:31:THR:OG1	11:AK:42:TRP:HB3	2.18	0.44
13:AM:56:LEU:C	13:AM:56:LEU:CD1	2.84	0.44
19:AS:10:PHE:HZ	19:AS:70:LYS:NZ	2.16	0.44
19:AS:52:TYR:HB2	19:AS:57:HIS:CE1	2.53	0.44
24:AY:203:GLU:O	24:AY:204:GLU:O	2.36	0.44
24:AY:228:MET:CE	24:AY:229:LEU:CD2	2.96	0.44
28:B3:46:ASN:O	28:B3:47:VAL:C	2.56	0.44
31:B6:15:GLU:OE2	31:B6:20:ASN:ND2	2.51	0.44
33:B8:49:VAL:O	33:B8:53:PRO:HD3	2.18	0.44
35:BA:404:C:H1'	35:BA:406:G:C8	2.52	0.44
35:BA:496:G:C6	35:BA:497:A:C4	3.06	0.44
35:BA:544:G:C2	35:BA:549:G:N1	2.86	0.44
35:BA:614:U:H2'	35:BA:614(A):U:O4'	2.18	0.44
35:BA:949:C:H2'	35:BA:950:G:H8	1.82	0.44
35:BA:980:A:C4	35:BA:1136:G:O4'	2.71	0.44
35:BA:1175:U:H2'	35:BA:1177:A:C2	2.53	0.44
35:BA:1242:A:C6	47:BP:8:PRO:HG2	2.53	0.44
35:BA:1441:G:H2'	35:BA:1442:G:C8	2.49	0.44
35:BA:1494:A:O2'	35:BA:1495:A:H3'	2.18	0.44
35:BA:1530:C:H2'	35:BA:1531:C:C6	2.52	0.44
35:BA:1719:G:O2'	35:BA:1720:U:H5'	2.17	0.44
35:BA:1949:G:H2'	35:BA:1950:G:C8	2.53	0.44
35:BA:2345:G:N7	35:BA:2372:G:C2	2.86	0.44
35:BA:2439:A:HO2'	35:BA:2587:A:H5''	1.80	0.44
35:BA:2704:C:H2'	35:BA:2705:A:O4'	2.17	0.44
38:BD:45:ASN:HB2	38:BD:46:GLN:OE1	2.18	0.44
39:BE:31:CYS:O	39:BE:91:VAL:N	2.45	0.44
39:BE:77:ILE:C	39:BE:78:LEU:HG	2.38	0.44
46:BO:79:PHE:HB3	51:BT:70:VAL:HG11	2.00	0.44
47:BP:91:PHE:HZ	47:BP:100:LEU:CD1	2.30	0.44
48:BQ:84:GLY:O	48:BQ:85:LYS:HB2	2.18	0.44
50:BS:89:ARG:HG3	50:BS:92:TYR:HB3	1.99	0.44
51:BT:62:THR:HA	51:BT:74:ARG:O	2.17	0.44
54:BW:50:VAL:HG13	54:BW:51:LEU:N	2.32	0.44
1:AA:51:A:H4'	1:AA:52:G:H5'	2.00	0.44
1:AA:91:C:C5	1:AA:92:C:C4	3.06	0.44

Continued on next page...

Continued from previous page...

Atom-1	Atom-2	Interatomic distance (Å)	Clash overlap (Å)
1:AA:143:A:N1	1:AA:220:G:O6	2.51	0.44
1:AA:253:U:H2'	1:AA:254:G:H8	1.83	0.44
1:AA:254:G:O2'	17:AQ:16:GLN:O	2.36	0.44
1:AA:265:G:N2	1:AA:267:C:O4'	2.51	0.44
1:AA:939:G:C6	1:AA:940:C:N4	2.86	0.44
1:AA:1248:A:C5	1:AA:1249:C:C5	3.06	0.44
1:AA:1502:A:H2	1:AA:1505:G:C2	2.35	0.44
3:AC:29:TYR:C	3:AC:29:TYR:CD1	2.91	0.44
3:AC:136:GLN:HG3	3:AC:139:GLN:CB	2.48	0.44
4:AD:108:LEU:O	4:AD:165:MET:CE	2.66	0.44
5:AE:18:ARG:NH2	5:AE:25:ARG:HG2	2.32	0.44
5:AE:20:GLN:O	5:AE:21:ALA:C	2.57	0.44
6:AF:36:ARG:CZ	6:AF:36:ARG:HB3	2.48	0.44
6:AF:67:MET:SD	6:AF:75:LEU:HD22	2.58	0.44
8:AH:53:VAL:O	8:AH:54:ASP:HB2	2.18	0.44
9:AI:2:GLU:HG2	9:AI:3:GLN:N	2.32	0.44
9:AI:27:THR:HG21	9:AI:30:GLY:HA2	2.00	0.44
12:AL:80:HIS:O	12:AL:81:SER:HB2	2.17	0.44
16:AP:60:LEU:HA	16:AP:60:LEU:HD23	1.73	0.44
20:AT:86:ARG:HG3	20:AT:86:ARG:NH1	2.32	0.44
24:AY:680:PRO:HB2	24:AY:682:GLN:HG2	1.98	0.44
27:B2:30:ARG:HB2	55:BX:5:TYR:CE2	2.51	0.44
29:B4:1:MET:HG3	41:BG:66:GLN:HG3	1.99	0.44
35:BA:66:C:C5	35:BA:67:U:C5	3.06	0.44
35:BA:82:G:N1	35:BA:103:A:OP2	2.50	0.44
35:BA:185:U:C2	35:BA:212:G:N2	2.85	0.44
35:BA:239:U:H1'	35:BA:259:G:N2	2.32	0.44
35:BA:389:G:C6	47:BP:70:GLN:HG3	2.53	0.44
35:BA:484:C:OP1	56:BY:49:VAL:HG13	2.17	0.44
35:BA:527:C:O2	35:BA:527:C:O4'	2.33	0.44
35:BA:654(P):C:H2'	35:BA:654(Q):C:C5'	2.48	0.44
35:BA:760:G:C2	35:BA:761:A:H1'	2.53	0.44
35:BA:973:A:O4'	35:BA:1188:U:C6	2.71	0.44
35:BA:984:A:H2'	35:BA:985:C:OP1	2.18	0.44
35:BA:1048:A:H2'	35:BA:1048:A:N3	2.32	0.44
35:BA:1216:G:C4	35:BA:1217:C:C5	3.06	0.44
35:BA:1218:C:C2	35:BA:1219:G:N7	2.86	0.44
35:BA:1623:G:C2	35:BA:1624:G:C8	3.05	0.44
35:BA:1627:G:O2'	35:BA:1628:G:H5'	2.18	0.44
35:BA:1885:A:H8	35:BA:1885:A:H5'	1.83	0.44
35:BA:2022:U:H2'	35:BA:2616:C:O2'	2.17	0.44

Continued on next page...

Continued from previous page...

Atom-1	Atom-2	Interatomic distance (Å)	Clash overlap (Å)
35:BA:2026:C:C4	35:BA:2027:G:N7	2.86	0.44
35:BA:2088:G:C5	35:BA:2089:U:C4	3.06	0.44
35:BA:2148:G:O2'	35:BA:2149:G:H5'	2.17	0.44
35:BA:2154:G:C2	35:BA:2155:G:C4	3.05	0.44
35:BA:2283:C:C4	35:BA:2389:G:C5	3.05	0.44
35:BA:2291:U:OP1	35:BA:2380:C:O2'	2.36	0.44
35:BA:2306:C:C5	35:BA:2307:G:H1'	2.53	0.44
35:BA:2380:C:C4	35:BA:2381:C:C5	3.06	0.44
35:BA:2722:G:O2'	49:BR:5:LYS:HB2	2.18	0.44
35:BA:2735:G:H2'	35:BA:2736:G:C8	2.53	0.44
35:BA:2889:C:H2'	35:BA:2891:G:O4'	2.18	0.44
38:BD:30:GLU:HG3	38:BD:63:ARG:CZ	2.48	0.44
39:BE:23:VAL:HG12	39:BE:184:VAL:O	2.17	0.44
39:BE:110:GLY:HA2	39:BE:162:ALA:N	2.32	0.44
40:BF:7:TYR:HD2	40:BF:16:GLY:CA	2.18	0.44
41:BG:40:ASN:ND2	41:BG:41:GLN:H	2.16	0.44
41:BG:58:GLN:C	41:BG:60:LEU:H	2.21	0.44
42:BH:173:PRO:HG2	42:BH:174:GLY:H	1.82	0.44
46:BO:114:ILE:HD12	46:BO:114:ILE:N	2.25	0.44
49:BR:51:LEU:HD23	49:BR:70:LEU:CD1	2.48	0.44
50:BS:88:ASP:CG	50:BS:89:ARG:N	2.71	0.44
51:BT:16:ARG:HG3	51:BT:16:ARG:NH1	2.33	0.44
51:BT:89:VAL:CB	51:BT:91:ARG:HE	2.31	0.44
52:BU:104:GLN:H	52:BU:104:GLN:HG3	1.47	0.44
53:BV:15:GLU:O	53:BV:96:ILE:HG21	2.18	0.44
54:BW:96:ILE:O	54:BW:96:ILE:HG23	2.17	0.44
56:BY:51:VAL:C	56:BY:53:PRO:CD	2.86	0.44
57:BZ:26:GLY:C	57:BZ:27:VAL:HG12	2.38	0.44
57:BZ:45:ASP:O	57:BZ:49:ARG:HB2	2.18	0.44
57:BZ:145:GLU:OE1	57:BZ:146:ILE:CD1	2.64	0.44
1:AA:261:U:H2'	1:AA:263:A:OP2	2.17	0.43
1:AA:394:G:H2'	1:AA:395:C:C6	2.52	0.43
1:AA:922:G:H4'	5:AE:20:GLN:HA	2.00	0.43
1:AA:1416:G:H2'	1:AA:1417:G:O4'	2.18	0.43
7:AG:18:TYR:HE2	7:AG:59:LEU:HB2	1.83	0.43
9:AI:122:ALA:HB1	9:AI:123:PRO:HD2	2.00	0.43
10:AJ:51:ARG:HG3	10:AJ:60:ARG:O	2.18	0.43
12:AL:39:VAL:C	12:AL:40:VAL:HG23	2.38	0.43
14:AN:12:ARG:C	14:AN:14:PRO:HD3	2.38	0.43
17:AQ:60:ILE:C	17:AQ:71:PHE:CD2	2.89	0.43
23:AX:16:A:H2'	23:AX:17:U:O4'	2.18	0.43

Continued on next page...

Continued from previous page...

Atom-1	Atom-2	Interatomic distance (Å)	Clash overlap (Å)
24:AY:65:ILE:O	24:AY:65:ILE:HG12	2.18	0.43
24:AY:84:THR:O	24:AY:85:PRO:C	2.56	0.43
24:AY:607:ARG:HB2	24:AY:672:PHE:HB2	2.00	0.43
24:AY:679:VAL:HA	24:AY:680:PRO:HD3	1.76	0.43
27:B2:24:LEU:HD22	27:B2:60:LEU:HD13	2.00	0.43
27:B2:38:GLN:HA	27:B2:41:ILE:HG12	2.00	0.43
29:B4:10:VAL:HG22	29:B4:11:PRO:O	2.18	0.43
30:B5:36:CYS:HG	30:B5:49:CYS:CB	2.30	0.43
32:B7:19:ARG:HA	32:B7:22:MET:HB2	2.00	0.43
33:B8:33:ASN:O	33:B8:34:TRP:CB	2.65	0.43
33:B8:60:LEU:HA	33:B8:60:LEU:HD23	1.80	0.43
35:BA:143(A):C:O2	35:BA:143(A):C:C2'	2.64	0.43
35:BA:154(A):C:H42	35:BA:172:C:N4	2.16	0.43
35:BA:496:G:C2	35:BA:497:A:H1'	2.53	0.43
35:BA:542:C:H2'	35:BA:543:C:C6	2.53	0.43
35:BA:552:G:H5'	35:BA:552:G:C8	2.48	0.43
35:BA:613:G:C2	35:BA:614:U:C6	3.05	0.43
35:BA:724:U:H6	35:BA:724:U:O5'	2.00	0.43
35:BA:796:C:H2'	35:BA:797:C:H6	1.83	0.43
35:BA:1189:A:C2	35:BA:1190:G:H1'	2.53	0.43
35:BA:1531:C:H2'	35:BA:1532:C:H6	1.82	0.43
35:BA:1668:A:C2	35:BA:1670:C:C4	3.06	0.43
35:BA:1771:C:H1'	35:BA:1786:A:C8	2.53	0.43
35:BA:1788:C:H2'	35:BA:1789:A:O4'	2.17	0.43
35:BA:1943:U:C4	35:BA:1945:G:H1'	2.53	0.43
35:BA:2096:U:H2'	35:BA:2097:C:C6	2.53	0.43
35:BA:2514:U:N3	35:BA:2515:C:C5	2.86	0.43
37:BC:117:THR:O	37:BC:120:VAL:HG22	2.17	0.43
38:BD:27:THR:O	38:BD:27:THR:HG23	2.17	0.43
38:BD:124:PRO:O	38:BD:129:ASN:ND2	2.51	0.43
38:BD:136:ILE:HA	38:BD:137:PRO:HD3	1.80	0.43
38:BD:209:ALA:C	38:BD:210:GLY:O	2.56	0.43
39:BE:113:PHE:CE1	39:BE:158:GLY:CA	3.01	0.43
40:BF:29:ASN:HB3	40:BF:32:LEU:HB3	2.00	0.43
40:BF:125:LEU:N	40:BF:125:LEU:HD23	2.32	0.43
40:BF:133:ASN:N	40:BF:162:LEU:HD23	2.33	0.43
40:BF:183:VAL:O	40:BF:187:VAL:HG23	2.18	0.43
42:BH:149:ARG:HA	42:BH:162:ILE:HD11	1.98	0.43
43:BK:39:LYS:O	43:BK:43:ALA:HB2	2.18	0.43
43:BK:120:LEU:O	43:BK:124:ALA:CB	2.66	0.43
47:BP:112:LEU:HD22	47:BP:112:LEU:C	2.38	0.43

Continued on next page...

Continued from previous page...

Atom-1	Atom-2	Interatomic distance (Å)	Clash overlap (Å)
50:BS:101:LEU:O	50:BS:101:LEU:CD1	2.62	0.43
51:BT:49:VAL:C	51:BT:50:ILE:HD12	2.38	0.43
52:BU:34:LYS:HA	52:BU:34:LYS:CE	2.44	0.43
55:BX:53:LYS:HD2	55:BX:55:ASN:ND2	2.33	0.43
56:BY:54:LYS:C	56:BY:55:TYR:HD1	2.20	0.43
1:AA:9:G:C6	1:AA:26:A:N6	2.86	0.43
1:AA:157:G:C2	1:AA:165:C:C2	3.06	0.43
1:AA:342:C:C4	1:AA:343:U:C4	3.06	0.43
1:AA:1144:G:H21	1:AA:1146:A:H62	1.65	0.43
1:AA:1244:C:H2'	1:AA:1245:A:C8	2.53	0.43
1:AA:1296:C:C5	1:AA:1297:C:C5	3.06	0.43
1:AA:1324:A:H2'	1:AA:1325:C:H6	1.83	0.43
1:AA:1381:U:C5	1:AA:1382:C:C4	3.07	0.43
1:AA:1442(A):G:H2'	51:BT:118:ARG:HH11	1.82	0.43
2:AB:165:VAL:CG2	2:AB:166:ASP:H	2.04	0.43
3:AC:10:PHE:O	3:AC:10:PHE:CD1	2.71	0.43
9:AI:52:ALA:O	9:AI:53:VAL:HG13	2.18	0.43
10:AJ:79:ARG:HG2	10:AJ:79:ARG:HH11	1.84	0.43
17:AQ:43:LEU:HA	17:AQ:43:LEU:HD23	1.71	0.43
18:AR:26:LEU:HD21	18:AR:42:ARG:NH1	2.33	0.43
19:AS:37:ARG:H	19:AS:37:ARG:HG3	1.34	0.43
22:AV:70:G:H2'	22:AV:71:C:H6	1.83	0.43
24:AY:120:THR:O	24:AY:121:VAL:C	2.56	0.43
24:AY:207:ASP:C	24:AY:207:ASP:OD1	2.56	0.43
24:AY:219:VAL:C	24:AY:221:ALA:N	2.71	0.43
24:AY:230:LYS:HZ1	24:AY:237:PRO:HA	1.79	0.43
24:AY:355:LEU:CD2	24:AY:355:LEU:N	2.80	0.43
26:B1:11:ARG:HB3	26:B1:11:ARG:HH11	1.84	0.43
27:B2:58:ALA:O	27:B2:59:ARG:C	2.57	0.43
30:B5:7:PRO:HA	35:BA:2615:U:N1	2.33	0.43
32:B7:45:ALA:C	32:B7:46:VAL:HG23	2.38	0.43
33:B8:26:LYS:HA	33:B8:26:LYS:HD3	1.61	0.43
33:B8:61:LEU:N	33:B8:63:PRO:HD2	2.33	0.43
35:BA:32:C:H5'	35:BA:33:U:OP2	2.18	0.43
35:BA:35:G:H2'	35:BA:36:G:H8	1.82	0.43
35:BA:149:A:H8	35:BA:149:A:O5'	2.01	0.43
35:BA:252:G:P	47:BP:50:ARG:HH21	2.40	0.43
35:BA:252:G:P	47:BP:50:ARG:NH2	2.90	0.43
35:BA:674:G:H1'	40:BF:74:ARG:CD	2.46	0.43
35:BA:1050:A:C5	35:BA:1051:G:H1'	2.52	0.43
35:BA:1063:G:O2'	35:BA:1064:C:H5'	2.18	0.43

Continued on next page...

Continued from previous page...

Atom-1	Atom-2	Interatomic distance (Å)	Clash overlap (Å)
35:BA:1441:G:H4'	35:BA:1627:G:O3'	2.18	0.43
35:BA:1518:U:H2'	35:BA:1519:G:O4'	2.17	0.43
35:BA:1719:G:C5	35:BA:1720:U:C5	3.06	0.43
35:BA:2345:G:O2'	35:BA:2381:C:H2'	2.18	0.43
35:BA:2577:A:C5'	35:BA:2578:G:C5'	2.91	0.43
35:BA:2701:C:H2'	35:BA:2702:U:H2'	1.99	0.43
35:BA:2822:G:OP2	39:BE:110:GLY:O	2.36	0.43
37:BC:29:LEU:C	37:BC:29:LEU:CD2	2.86	0.43
37:BC:174:ALA:HB3	37:BC:193:PHE:CE1	2.53	0.43
38:BD:145:VAL:HG13	38:BD:191:ALA:HB2	1.99	0.43
39:BE:2:LYS:CG	39:BE:95:ILE:HG22	2.47	0.43
39:BE:36:ARG:HH21	39:BE:88:GLY:CA	2.31	0.43
39:BE:93:VAL:C	39:BE:95:ILE:H	2.20	0.43
40:BF:50:SER:CB	40:BF:94:PRO:HD3	2.41	0.43
45:BN:65:LYS:CB	45:BN:65:LYS:HZ2	2.30	0.43
46:BO:24:VAL:O	46:BO:24:VAL:HG23	2.16	0.43
49:BR:4:LEU:C	49:BR:6:SER:N	2.70	0.43
49:BR:33:ARG:HA	49:BR:114:VAL:O	2.18	0.43
50:BS:25:ARG:CG	50:BS:26:LEU:N	2.81	0.43
50:BS:106:ARG:O	50:BS:107:GLU:HB2	2.18	0.43
54:BW:45:TYR:CE1	54:BW:46:PHE:CD1	3.06	0.43
55:BX:18:TYR:HD1	55:BX:21:PHE:CE2	2.31	0.43
55:BX:77:LYS:O	55:BX:77:LYS:HG2	2.18	0.43
57:BZ:5:LEU:HD13	57:BZ:59:LEU:HD23	2.01	0.43
1:AA:47:C:C6	1:AA:365:U:H2'	2.53	0.43
1:AA:189(H):G:O5'	1:AA:189(H):G:C8	2.71	0.43
1:AA:316:G:H2'	1:AA:316:G:N3	2.34	0.43
1:AA:399:G:H2'	1:AA:400:C:O4'	2.18	0.43
1:AA:542:G:H5'	4:AD:41:GLY:CA	2.48	0.43
1:AA:571:U:O5'	1:AA:571:U:H6	2.01	0.43
1:AA:645:C:H2'	1:AA:646:U:C6	2.53	0.43
1:AA:781:A:H2'	1:AA:782:A:H5'	1.99	0.43
1:AA:999:C:H6	1:AA:999:C:O5'	2.00	0.43
2:AB:32:ILE:O	2:AB:32:ILE:CG2	2.66	0.43
2:AB:68:ILE:HG22	2:AB:70:PHE:CD1	2.53	0.43
2:AB:92:TYR:C	2:AB:92:TYR:CD1	2.91	0.43
3:AC:43:LEU:O	3:AC:45:LYS:N	2.51	0.43
3:AC:77:ILE:HA	3:AC:84:ILE:CG2	2.49	0.43
3:AC:141:VAL:HG12	3:AC:146:ALA:HB3	1.99	0.43
4:AD:17:VAL:O	4:AD:18:LYS:O	2.36	0.43
4:AD:52:SER:O	4:AD:56:VAL:HG23	2.18	0.43

Continued on next page...

Continued from previous page...

Atom-1	Atom-2	Interatomic distance (Å)	Clash overlap (Å)
4:AD:73:ARG:HD2	4:AD:77:ASN:HD21	1.82	0.43
5:AE:51:VAL:O	5:AE:52:PRO:C	2.56	0.43
7:AG:40:ALA:O	7:AG:41:ARG:C	2.54	0.43
9:AI:99:LEU:CB	9:AI:101:PHE:CE1	3.02	0.43
10:AJ:78:ASN:O	10:AJ:82:ILE:HG12	2.19	0.43
11:AK:105:VAL:O	11:AK:105:VAL:CG2	2.57	0.43
12:AL:110:VAL:CG2	12:AL:120:TYR:HB3	2.48	0.43
13:AM:54:VAL:HG12	13:AM:58:GLU:CG	2.48	0.43
19:AS:13:ASP:C	19:AS:15:LEU:H	2.22	0.43
20:AT:74:LYS:HD3	20:AT:74:LYS:H	1.82	0.43
23:AX:19:U:H2'	23:AX:20:U:C5	2.52	0.43
24:AY:408:VAL:HG22	24:AY:454:MET:HA	1.99	0.43
24:AY:530:VAL:HG13	24:AY:531:GLY:N	2.33	0.43
30:B5:2:ALA:HB2	35:BA:2015:A:C4'	2.48	0.43
30:B5:33:CYS:SG	30:B5:36:CYS:SG	3.00	0.43
31:B6:11:LEU:HD23	31:B6:51:GLU:CG	2.45	0.43
35:BA:6:A:H2'	35:BA:6:A:N3	2.34	0.43
35:BA:654(P):C:O2'	35:BA:654(Q):C:H5'	2.18	0.43
35:BA:748:G:C8	54:BW:89:ALA:HB1	2.53	0.43
35:BA:756:C:C2'	35:BA:757:U:H5'	2.48	0.43
35:BA:953:A:H2'	35:BA:954:G:C8	2.54	0.43
35:BA:969:U:H5'	35:BA:970:C:OP2	2.19	0.43
35:BA:1116:C:H2'	35:BA:1117:G:H8	1.83	0.43
35:BA:1229:G:C6	35:BA:1230:C:N3	2.86	0.43
35:BA:1351:C:H2'	35:BA:1352:U:O4'	2.18	0.43
35:BA:1683:C:H2'	35:BA:1684:C:C6	2.53	0.43
35:BA:1741:A:H2'	35:BA:1742:G:O4'	2.19	0.43
35:BA:1826:G:H2'	35:BA:1827:C:C6	2.53	0.43
35:BA:1917:U:O2'	35:BA:1918:A:H5'	2.18	0.43
35:BA:1992:G:N2	35:BA:1996:C:O2'	2.52	0.43
35:BA:2328:A:H8	35:BA:2328:A:O5'	2.00	0.43
35:BA:2745:C:H4'	42:BH:142:GLY:O	2.18	0.43
39:BE:107:THR:O	39:BE:107:THR:HG22	2.18	0.43
40:BF:116:ASP:OD1	40:BF:119:ARG:NH2	2.51	0.43
41:BG:73:ALA:H	41:BG:87:PRO:CG	2.31	0.43
42:BH:20:ALA:HB1	42:BH:21:PRO:HD2	2.00	0.43
46:BO:60:ALA:HB1	46:BO:84:ALA:HB1	2.01	0.43
51:BT:48:ILE:HD12	51:BT:48:ILE:N	2.33	0.43
51:BT:84:GLN:O	51:BT:85:LYS:HG3	2.18	0.43
52:BU:71:GLN:O	52:BU:71:GLN:HG2	2.17	0.43
52:BU:117:GLN:OE1	52:BU:117:GLN:CA	2.63	0.43

Continued on next page...

Continued from previous page...

Atom-1	Atom-2	Interatomic distance (Å)	Clash overlap (Å)
54:BW:4:LYS:CG	54:BW:5:ALA:H	2.31	0.43
55:BX:10:ALA:O	55:BX:28:PHE:CB	2.64	0.43
57:BZ:27:VAL:N	57:BZ:37:VAL:HG22	2.34	0.43
1:AA:382:A:C2	1:AA:383:A:C5	3.07	0.43
1:AA:525:C:O5'	1:AA:525:C:H6	2.01	0.43
1:AA:828:A:C2'	1:AA:829:G:O5'	2.67	0.43
1:AA:946:A:H3'	1:AA:947:G:H8	1.84	0.43
1:AA:1208:C:H2'	1:AA:1209:C:H6	1.82	0.43
1:AA:1442(B):A:C2	51:BT:118:ARG:NH2	2.86	0.43
2:AB:7:VAL:O	2:AB:11:LEU:CG	2.62	0.43
3:AC:30:ARG:HD2	14:AN:38:GLY:HA3	1.99	0.43
3:AC:146:ALA:O	3:AC:148:GLY:N	2.46	0.43
4:AD:14:ARG:C	4:AD:16:GLY:N	2.71	0.43
5:AE:144:THR:O	5:AE:148:VAL:HG23	2.18	0.43
6:AF:97:PHE:HD2	18:AR:65:ILE:HD12	1.84	0.43
11:AK:34:ASP:HB2	11:AK:35:PRO:CD	2.48	0.43
11:AK:66:LEU:HD22	11:AK:101:SER:HB2	2.01	0.43
12:AL:76:ASN:OD1	12:AL:108:ALA:HB3	2.18	0.43
13:AM:19:LEU:O	13:AM:20:THR:C	2.56	0.43
13:AM:49:THR:O	13:AM:53:VAL:HG23	2.18	0.43
13:AM:56:LEU:HD13	13:AM:57:ARG:N	2.32	0.43
14:AN:41:ARG:HD2	14:AN:41:ARG:C	2.39	0.43
16:AP:38:TYR:O	16:AP:49:LEU:HD12	2.19	0.43
17:AQ:37:LYS:O	17:AQ:38:ARG:NE	2.46	0.43
19:AS:72:GLY:C	19:AS:74:PHE:N	2.72	0.43
20:AT:39:LYS:O	20:AT:43:LEU:HG	2.18	0.43
20:AT:82:SER:O	20:AT:86:ARG:HD2	2.18	0.43
24:AY:92:ILE:HD13	24:AY:92:ILE:O	2.17	0.43
24:AY:160:ARG:O	24:AY:255:ILE:HA	2.18	0.43
24:AY:459:LEU:O	24:AY:463:VAL:HG23	2.18	0.43
24:AY:497:PHE:CE1	24:AY:584:ILE:HG21	2.53	0.43
58:AY:701:FUA:H212	58:AY:701:FUA:H72	1.76	0.43
25:B0:32:ARG:O	25:B0:35:ASN:OD1	2.35	0.43
25:B0:40:GLN:NE2	25:B0:44:ARG:N	2.66	0.43
25:B0:51:VAL:HG12	25:B0:59:LEU:HD22	2.00	0.43
35:BA:408:G:O5'	35:BA:408:G:H8	2.01	0.43
35:BA:436:C:H2'	35:BA:437:G:H8	1.82	0.43
35:BA:602:G:C2	35:BA:656:G:C6	3.06	0.43
35:BA:639:U:O2'	35:BA:640:C:H5'	2.17	0.43
35:BA:733:G:O6	35:BA:761:A:C8	2.71	0.43
35:BA:748:G:O6	35:BA:751:A:H4'	2.18	0.43

Continued on next page...

Continued from previous page...

Atom-1	Atom-2	Interatomic distance (Å)	Clash overlap (Å)
35:BA:821:A:H5'	35:BA:822:U:C6	2.53	0.43
35:BA:900:A:C5	35:BA:901:A:C8	3.06	0.43
35:BA:1057:A:H2'	35:BA:1058:G:H8	1.82	0.43
35:BA:1229:G:C5	35:BA:1230:C:C4	3.06	0.43
35:BA:1334:G:O2'	35:BA:1335:U:H5'	2.19	0.43
35:BA:1500:G:C6	35:BA:1501:C:C4	3.07	0.43
35:BA:1771:C:HO2'	35:BA:1786:A:H8	1.64	0.43
35:BA:1879:C:O5'	35:BA:1879:C:H6	2.01	0.43
35:BA:2769:C:O2'	35:BA:2770:G:H5'	2.18	0.43
35:BA:2787:C:H1'	39:BE:61:ARG:CD	2.48	0.43
35:BA:2868:A:N6	35:BA:2869:G:C6	2.87	0.43
36:BB:21:G:C6	36:BB:63:G:C6	3.07	0.43
37:BC:46:ALA:O	37:BC:48:LEU:HD12	2.18	0.43
37:BC:102:GLN:O	37:BC:105:LEU:N	2.51	0.43
38:BD:77:ALA:O	38:BD:116:GLN:HG3	2.18	0.43
39:BE:51:PHE:HD1	39:BE:52:LEU:CD1	2.25	0.43
41:BG:81:LYS:O	41:BG:83:ARG:HG3	2.18	0.43
41:BG:111:LEU:O	41:BG:114:ILE:HG13	2.18	0.43
45:BN:46:VAL:CG1	45:BN:47:ALA:H	2.05	0.43
45:BN:134:ARG:O	45:BN:136:GLU:N	2.50	0.43
47:BP:35:HIS:O	47:BP:36:LYS:HB2	2.18	0.43
47:BP:105:LEU:HB3	47:BP:106:LEU:H	1.54	0.43
51:BT:29:ARG:HD2	51:BT:29:ARG:HA	1.69	0.43
56:BY:62:GLU:CG	56:BY:63:LYS:H	2.31	0.43
57:BZ:71:VAL:HG13	57:BZ:86:VAL:HG11	2.00	0.43
57:BZ:166:SER:HB2	57:BZ:167:PRO:O	2.18	0.43
1:AA:142:G:N3	1:AA:196:A:H2	2.16	0.43
1:AA:302:G:H2'	1:AA:303:A:O4'	2.19	0.43
1:AA:341:C:C2	1:AA:349:A:C2	3.06	0.43
1:AA:451:A:O4'	1:AA:452:A:C8	2.72	0.43
1:AA:740:U:O2'	1:AA:741:G:H5'	2.18	0.43
1:AA:861:G:H2'	1:AA:862:C:C6	2.54	0.43
1:AA:928:G:H2'	1:AA:929:G:C8	2.54	0.43
1:AA:1046:A:H3'	1:AA:1047:G:H8	1.84	0.43
1:AA:1230:C:O5'	1:AA:1230:C:H6	2.02	0.43
1:AA:1237:C:H3'	1:AA:1336:C:N4	2.34	0.43
1:AA:1442:G:C5	1:AA:1442(B):A:C2	3.06	0.43
1:AA:1459:C:H2'	1:AA:1460:A:C8	2.53	0.43
2:AB:44:LEU:CD1	2:AB:44:LEU:N	2.63	0.43
2:AB:60:ASP:O	2:AB:64:ARG:CZ	2.66	0.43
2:AB:178:ARG:HD2	8:AH:71:GLY:C	2.39	0.43

Continued on next page...

Continued from previous page...

Atom-1	Atom-2	Interatomic distance (Å)	Clash overlap (Å)
4:AD:120:LEU:O	4:AD:121:VAL:C	2.53	0.43
5:AE:8:GLU:HA	5:AE:34:VAL:HA	2.01	0.43
5:AE:146:ALA:C	5:AE:148:VAL:H	2.21	0.43
7:AG:18:TYR:CE2	7:AG:59:LEU:HB2	2.54	0.43
7:AG:116:ALA:O	7:AG:120:ILE:HG12	2.19	0.43
8:AH:56:LYS:HA	8:AH:57:PRO:HD2	1.67	0.43
8:AH:63:LEU:N	8:AH:63:LEU:CD2	2.81	0.43
8:AH:92:ARG:H	8:AH:92:ARG:HG2	1.50	0.43
8:AH:119:LEU:HB3	8:AH:123:GLU:HB3	1.99	0.43
17:AQ:29:HIS:CG	17:AQ:30:PRO:HD2	2.53	0.43
18:AR:50:ILE:HD11	18:AR:74:ARG:NH2	2.33	0.43
22:AV:53:G:C2'	22:AV:54:U:H5'	2.48	0.43
24:AY:39:ILE:CG2	24:AY:40:HIS:N	2.75	0.43
24:AY:122:TRP:O	24:AY:125:ALA:N	2.35	0.43
24:AY:359:HIS:C	24:AY:361:ASN:H	2.22	0.43
24:AY:409:ILE:HD11	24:AY:654:GLY:CA	2.45	0.43
24:AY:442:THR:HG23	24:AY:447:GLY:O	2.17	0.43
29:B4:27:THR:O	29:B4:27:THR:HG23	2.17	0.43
30:B5:35:GLU:O	30:B5:36:CYS:CB	2.66	0.43
33:B8:26:LYS:CE	33:B8:47:LYS:HD2	2.48	0.43
35:BA:84:A:H2	35:BA:98:G:H21	1.63	0.43
35:BA:96:G:N3	35:BA:96:G:H2'	2.34	0.43
35:BA:140:G:N3	35:BA:142:A:N1	2.66	0.43
35:BA:233:A:C2'	35:BA:234:C:H5'	2.48	0.43
35:BA:268:C:C3'	35:BA:269:U:H5'	2.49	0.43
35:BA:511:U:C5	35:BA:512:G:C5	3.06	0.43
35:BA:613:G:H5'	35:BA:613:G:C8	2.54	0.43
35:BA:802:A:C5	35:BA:803:U:C4	3.06	0.43
35:BA:942:G:O2'	35:BA:1189:A:N3	2.44	0.43
35:BA:1092:C:H2'	35:BA:1093:G:H8	1.82	0.43
35:BA:1118:C:H6	35:BA:1118:C:O5'	2.01	0.43
35:BA:1201:C:O2'	35:BA:1202:C:H5'	2.19	0.43
35:BA:1642:G:H2'	35:BA:1643:G:O4'	2.19	0.43
35:BA:1881:C:H2'	35:BA:1882:C:H6	1.83	0.43
35:BA:1942:C:H3'	35:BA:1943:U:H5''	2.00	0.43
35:BA:2019:A:H2'	35:BA:2020:A:O5'	2.18	0.43
35:BA:2334:G:H1'	50:BS:18:ILE:CD1	2.49	0.43
35:BA:2720:U:H2'	35:BA:2721:A:O4'	2.18	0.43
36:BB:40:U:H3'	36:BB:41:U:C5'	2.48	0.43
37:BC:76:LEU:HB3	37:BC:114:VAL:HA	2.01	0.43
38:BD:61:LEU:O	38:BD:63:ARG:NH1	2.52	0.43

Continued on next page...

Continued from previous page...

Atom-1	Atom-2	Interatomic distance (Å)	Clash overlap (Å)
41:BG:82:LEU:HD23	41:BG:82:LEU:O	2.19	0.43
42:BH:169:VAL:HG13	42:BH:170:ARG:N	2.33	0.43
43:BK:132:ARG:NH1	43:BK:132:ARG:CG	2.79	0.43
45:BN:58:ASP:C	45:BN:60:ILE:H	2.21	0.43
45:BN:119:ARG:HH11	45:BN:119:ARG:HG3	1.84	0.43
45:BN:127:ASP:O	45:BN:129:PRO:HD2	2.19	0.43
46:BO:17:ARG:HH21	46:BO:47:ILE:CD1	2.31	0.43
48:BQ:90:VAL:HG12	48:BQ:91:GLU:N	2.32	0.43
52:BU:92:ARG:HB3	53:BV:11:GLN:NE2	2.34	0.43
1:AA:495:A:H4'	1:AA:496:A:OP1	2.19	0.43
1:AA:836:G:C5	1:AA:851:G:C6	3.07	0.43
1:AA:967:C:H5'	9:AI:127:LYS:HA	2.01	0.43
1:AA:1061:G:H2'	1:AA:1062:U:C5'	2.48	0.43
1:AA:1090:U:C4'	1:AA:1170:A:H2	2.32	0.43
1:AA:1321:C:C4	1:AA:1322:C:C4	3.07	0.43
3:AC:32:LEU:O	3:AC:35:GLU:HB3	2.19	0.43
3:AC:43:LEU:HD22	3:AC:47:LEU:CD2	2.49	0.43
4:AD:3:ARG:HG2	4:AD:118:ARG:HD3	2.00	0.43
7:AG:91:VAL:HG12	7:AG:92:SER:H	1.84	0.43
9:AI:90:PRO:CG	9:AI:91:ASP:H	2.32	0.43
10:AJ:5:ARG:HG3	10:AJ:71:LEU:HD11	1.99	0.43
12:AL:28:LYS:C	12:AL:30:ALA:N	2.70	0.43
15:AO:33:THR:HG23	15:AO:63:ARG:NH1	2.33	0.43
18:AR:85:LEU:HD12	18:AR:86:VAL:H	1.83	0.43
24:AY:30:GLU:CG	24:AY:31:ARG:N	2.80	0.43
24:AY:71:THR:HB	24:AY:78:ARG:HH11	1.83	0.43
24:AY:402:ILE:HD12	24:AY:402:ILE:N	2.34	0.43
24:AY:485:GLU:OE2	24:AY:555:LEU:HB2	2.19	0.43
26:B1:12:PRO:HB2	26:B1:41:ARG:HH21	1.83	0.43
26:B1:26:ARG:CD	26:B1:27:GLU:HG3	2.49	0.43
26:B1:84:GLY:O	26:B1:86:SER:N	2.51	0.43
27:B2:69:ARG:HH12	35:BA:111:A:H5'	1.83	0.43
29:B4:14:ILE:HD13	29:B4:22:ILE:HB	2.01	0.43
35:BA:130:C:O3'	35:BA:1349:A:H1'	2.18	0.43
35:BA:271(V):G:H2'	35:BA:271(W):G:O4'	2.18	0.43
35:BA:398:G:H2'	35:BA:399:G:H8	1.82	0.43
35:BA:438:G:H2'	35:BA:440:G:C8	2.54	0.43
35:BA:583:G:H2'	35:BA:584:C:H6	1.82	0.43
35:BA:701:G:N1	35:BA:732:C:C4	2.87	0.43
35:BA:965:C:H4'	35:BA:2273:A:H1'	2.01	0.43
35:BA:979:G:C2	35:BA:982:C:C4	3.06	0.43

Continued on next page...

Continued from previous page...

Atom-1	Atom-2	Interatomic distance (Å)	Clash overlap (Å)
35:BA:996:A:H2'	35:BA:997:G:C8	2.50	0.43
35:BA:1024:G:OP2	35:BA:1026:U:OP1	2.36	0.43
35:BA:1398:C:H2'	35:BA:1399:C:C6	2.53	0.43
35:BA:1542:A:C8	35:BA:1542:A:C3'	3.01	0.43
35:BA:2161:C:O2'	35:BA:2162:G:H5'	2.19	0.43
35:BA:2375:G:N2	35:BA:2377:A:H3'	2.34	0.43
35:BA:2482:G:C6	35:BA:2483:C:C2	3.07	0.43
35:BA:2810:A:H2'	35:BA:2811:G:O4'	2.19	0.43
36:BB:87:G:C2'	36:BB:88:C:H5''	2.49	0.43
37:BC:86:GLU:HA	37:BC:89:GLU:OE1	2.18	0.43
39:BE:39:PRO:HG2	39:BE:40:GLU:HG3	2.00	0.43
40:BF:139:PHE:O	40:BF:140:LEU:C	2.57	0.43
41:BG:67:LYS:HD3	41:BG:68:PRO:O	2.17	0.43
42:BH:46:GLU:HG2	42:BH:46:GLU:H	1.52	0.43
43:BK:93:ARG:HB2	57:BZ:112:ARG:NE	2.32	0.43
46:BO:25:LEU:HA	46:BO:25:LEU:HD23	1.75	0.43
47:BP:92:GLU:OE2	47:BP:121:LYS:HE2	2.18	0.43
48:BQ:43:THR:OG1	48:BQ:46:GLN:HB2	2.18	0.43
49:BR:48:VAL:O	49:BR:51:LEU:N	2.51	0.43
51:BT:106:SER:HA	51:BT:110:ILE:CG1	2.46	0.43
51:BT:117:ASP:OD2	51:BT:120:ARG:HG3	2.18	0.43
52:BU:55:ARG:HA	52:BU:58:ARG:HD2	2.00	0.43
52:BU:59:ARG:NH1	52:BU:59:ARG:HG2	2.34	0.43
52:BU:70:ARG:NH2	52:BU:75:ASN:CB	2.81	0.43
52:BU:92:ARG:NH1	53:BV:11:GLN:CG	2.82	0.43
54:BW:14:PRO:O	54:BW:15:ARG:C	2.55	0.43
1:AA:80:G:C5'	1:AA:81:U:H5'	2.44	0.43
1:AA:356:A:O2'	1:AA:357:G:H5'	2.19	0.43
1:AA:554:C:H2'	1:AA:555:C:C6	2.54	0.43
1:AA:738:C:C2	1:AA:739:C:C5	3.07	0.43
1:AA:867:G:H2'	1:AA:868:C:C6	2.53	0.43
1:AA:1253:G:H2'	1:AA:1254:C:C6	2.54	0.43
1:AA:1315:U:C4	1:AA:1316:G:C6	3.07	0.43
1:AA:1315:U:H2'	1:AA:1316:G:C8	2.54	0.43
1:AA:1316:G:O3'	14:AN:18:VAL:CG1	2.67	0.43
1:AA:1342:C:H2'	1:AA:1343:G:C8	2.54	0.43
1:AA:1396:A:H4'	1:AA:1397:C:C5'	2.48	0.43
1:AA:1502:A:C2	1:AA:1505:G:N1	2.57	0.43
2:AB:160:ASP:O	2:AB:161:ALA:CB	2.66	0.43
3:AC:43:LEU:C	3:AC:45:LYS:H	2.21	0.43
12:AL:76:ASN:OD1	12:AL:108:ALA:CB	2.67	0.43

Continued on next page...

Continued from previous page...

Atom-1	Atom-2	Interatomic distance (Å)	Clash overlap (Å)
13:AM:66:LEU:O	13:AM:70:LEU:CB	2.62	0.43
13:AM:74:VAL:HA	13:AM:77:ASN:ND2	2.34	0.43
15:AO:78:TYR:O	15:AO:79:ARG:C	2.57	0.43
15:AO:80:ALA:O	15:AO:81:LEU:C	2.57	0.43
18:AR:37:VAL:C	18:AR:39:VAL:N	2.71	0.43
20:AT:29:LYS:O	20:AT:33:ILE:HG13	2.19	0.43
24:AY:98:MET:CE	24:AY:125:ALA:HA	2.48	0.43
24:AY:504:ARG:O	24:AY:505:GLY:C	2.56	0.43
25:B0:44:ARG:HH11	25:B0:44:ARG:CG	2.29	0.43
26:B1:78:LYS:O	26:B1:80:LEU:N	2.51	0.43
26:B1:90:ILE:O	26:B1:94:LEU:HD13	2.19	0.43
31:B6:39:TYR:O	31:B6:47:THR:HG22	2.18	0.43
35:BA:208:C:H2'	35:BA:209:C:C6	2.50	0.43
35:BA:271(D):G:H1	35:BA:271(T):C:H42	1.67	0.43
35:BA:425:G:C2	35:BA:426:C:C6	3.07	0.43
35:BA:507:A:H4'	35:BA:509:C:C6	2.53	0.43
35:BA:649:G:H2'	35:BA:650:C:C6	2.53	0.43
35:BA:799:G:C3'	35:BA:800:A:H5''	2.47	0.43
35:BA:803:U:H2'	35:BA:804:A:C5'	2.48	0.43
35:BA:805:G:H4'	35:BA:806:C:OP2	2.18	0.43
35:BA:1152:C:OP2	35:BA:1152:C:C6	2.71	0.43
35:BA:1324:G:C5	35:BA:1328:G:C6	3.06	0.43
35:BA:1613:G:H2'	35:BA:1617:C:H42	1.83	0.43
35:BA:2220:G:C4	35:BA:2221:G:C8	3.07	0.43
35:BA:2439:A:C8	35:BA:2586:C:H4'	2.54	0.43
35:BA:2636:U:OP1	39:BE:79:ARG:HG3	2.18	0.43
35:BA:2657:A:H2'	35:BA:2658:C:C5'	2.43	0.43
35:BA:2745:C:H1'	42:BH:143:GLN:HG2	2.01	0.43
35:BA:2838:G:H1'	49:BR:45:ARG:HH11	1.83	0.43
36:BB:74:U:O2	57:BZ:34:ASN:ND2	2.51	0.43
37:BC:150:ILE:HG13	37:BC:154:ILE:HG13	1.99	0.43
39:BE:65:GLY:HA2	39:BE:70:ALA:CB	2.48	0.43
40:BF:9:ILE:HG12	40:BF:14:PRO:CA	2.49	0.43
40:BF:102:PRO:O	40:BF:106:ARG:HG2	2.19	0.43
41:BG:103:LEU:HA	41:BG:106:LEU:HB3	2.01	0.43
42:BH:170:ARG:O	42:BH:171:LEU:HB2	2.15	0.43
47:BP:112:LEU:O	47:BP:128:HIS:HB2	2.19	0.43
49:BR:82:GLU:C	49:BR:84:ALA:H	2.22	0.43
51:BT:24:PRO:HD3	51:BT:52:ILE:CD1	2.45	0.43
52:BU:52:ARG:O	52:BU:53:ARG:C	2.57	0.43
52:BU:93:LYS:H	52:BU:93:LYS:HD2	1.84	0.43

Continued on next page...

Continued from previous page...

Atom-1	Atom-2	Interatomic distance (Å)	Clash overlap (Å)
57:BZ:23:LYS:HB3	57:BZ:38:TYR:CD2	2.53	0.43
57:BZ:59:LEU:HD21	57:BZ:88:PHE:CE2	2.54	0.43
57:BZ:171:ILE:C	57:BZ:171:ILE:HD12	2.39	0.43
1:AA:277:C:P	17:AQ:68:ARG:HH12	2.42	0.43
1:AA:430:A:OP2	4:AD:8:VAL:HG22	2.18	0.43
1:AA:475:G:H2'	1:AA:476:G:H8	1.83	0.43
1:AA:610:G:H2'	1:AA:610:G:N3	2.33	0.43
1:AA:777:A:H3'	1:AA:778:G:H8	1.84	0.43
1:AA:928:G:H2'	1:AA:929:G:H8	1.84	0.43
1:AA:992:U:O2'	1:AA:993:G:P	2.77	0.43
1:AA:1237:C:H3'	1:AA:1336:C:H41	1.84	0.43
1:AA:1260:C:H4'	1:AA:1284:C:H5'	2.00	0.43
1:AA:1296:C:O2'	1:AA:1302:U:C5	2.62	0.43
1:AA:1342:C:H2'	1:AA:1343:G:H8	1.83	0.43
2:AB:112:VAL:C	2:AB:114:ARG:N	2.71	0.43
2:AB:204:ASN:ND2	2:AB:204:ASN:C	2.69	0.43
4:AD:171:GLY:O	4:AD:173:TRP:N	2.52	0.43
5:AE:32:VAL:HG12	5:AE:33:VAL:N	2.34	0.43
6:AF:71:ARG:HH11	6:AF:71:ARG:HG3	1.83	0.43
6:AF:81:ILE:O	6:AF:81:ILE:HG22	2.18	0.43
9:AI:17:VAL:O	9:AI:18:PHE:HD1	2.02	0.43
16:AP:20:VAL:HG23	16:AP:34:GLU:O	2.18	0.43
17:AQ:99:SER:O	17:AQ:100:LYS:HG3	2.19	0.43
20:AT:47:GLY:O	20:AT:49:ALA:N	2.40	0.43
24:AY:216:LEU:HD23	24:AY:216:LEU:O	2.18	0.43
24:AY:225:GLU:H	24:AY:225:GLU:CD	2.21	0.43
24:AY:370:LYS:O	24:AY:371:ALA:C	2.56	0.43
24:AY:434:GLU:OE1	24:AY:465:ARG:NH2	2.51	0.43
25:B0:77:ARG:HH22	35:BA:857:C:H5'	1.83	0.43
31:B6:28:ARG:HB2	31:B6:29:ASN:H	1.57	0.43
33:B8:15:LYS:HB2	47:BP:65:ARG:NH1	2.33	0.43
33:B8:28:GLY:CA	33:B8:32:LEU:HD21	2.47	0.43
35:BA:143:G:H2'	35:BA:143(A):C:C6	2.54	0.43
35:BA:444:C:O2'	35:BA:445:C:H5'	2.19	0.43
35:BA:605:C:OP1	40:BF:104:LYS:NZ	2.52	0.43
35:BA:1044:G:C2	35:BA:1112:G:C6	3.06	0.43
35:BA:1221:C:O2	35:BA:1221(A):C:C6	2.72	0.43
35:BA:1256:G:O2'	40:BF:82:ILE:HD12	2.19	0.43
35:BA:1462:C:H4'	35:BA:2703:C:H5'	1.99	0.43
35:BA:1528:A:N6	35:BA:1544:A:C2	2.87	0.43
35:BA:1541:G:H1'	35:BA:1542:A:N9	2.34	0.43

Continued on next page...

Continued from previous page...

Atom-1	Atom-2	Interatomic distance (Å)	Clash overlap (Å)
35:BA:1984:G:O2'	35:BA:1985:G:H5'	2.18	0.43
35:BA:2521:C:O2	35:BA:2521:C:C2'	2.65	0.43
35:BA:2673:G:H5'	35:BA:2673:G:C8	2.53	0.43
35:BA:2841:C:H2'	35:BA:2842:G:C8	2.53	0.43
36:BB:87:G:O3'	36:BB:88:C:H6	2.02	0.43
40:BF:121:GLY:C	40:BF:123:LEU:H	2.21	0.43
41:BG:35:GLU:O	41:BG:35:GLU:HG2	2.18	0.43
41:BG:109:VAL:O	41:BG:110:ALA:C	2.56	0.43
41:BG:153:ARG:HB3	41:BG:153:ARG:NH1	2.34	0.43
43:BK:6:ALA:HB2	43:BK:59:ILE:HG22	1.98	0.43
48:BQ:35:VAL:HG23	48:BQ:101:ARG:C	2.38	0.43
48:BQ:55:VAL:HG12	48:BQ:56:ARG:H	1.83	0.43
48:BQ:76:LYS:HG3	48:BQ:77:LYS:O	2.19	0.43
49:BR:2:ARG:HB2	49:BR:5:LYS:HZ3	1.84	0.43
49:BR:51:LEU:CD2	49:BR:70:LEU:HD11	2.49	0.43
51:BT:90:GLN:O	51:BT:91:ARG:C	2.57	0.43
56:BY:2:ARG:CD	56:BY:3:VAL:HG23	2.48	0.43
57:BZ:29:TYR:HB3	57:BZ:34:ASN:CB	2.42	0.43
1:AA:270:A:H2'	1:AA:271:C:H6	1.77	0.43
1:AA:630:G:O2'	1:AA:631:G:H5''	2.19	0.43
1:AA:918:A:H2'	1:AA:919:A:O4'	2.19	0.43
1:AA:953:G:N7	13:AM:104:ARG:NH2	2.66	0.43
1:AA:1094:G:HO2'	1:AA:1095:U:P	2.42	0.43
2:AB:95:GLN:CA	2:AB:95:GLN:OE1	2.67	0.43
2:AB:111:ARG:NH1	2:AB:111:ARG:CG	2.77	0.43
4:AD:162:LEU:HD11	4:AD:181:MET:HG2	2.01	0.43
5:AE:33:VAL:HG12	5:AE:112:LEU:HD12	2.01	0.43
7:AG:64:GLN:HG3	7:AG:128:ALA:HB1	2.01	0.43
9:AI:86:VAL:HB	9:AI:96:LEU:HD21	2.01	0.43
10:AJ:81:THR:C	10:AJ:83:GLU:N	2.72	0.43
13:AM:22:ILE:HD12	13:AM:22:ILE:N	2.34	0.43
13:AM:45:VAL:HA	13:AM:48:LEU:HD11	2.01	0.43
15:AO:9:GLN:O	15:AO:10:LYS:C	2.57	0.43
15:AO:50:HIS:O	15:AO:53:HIS:HB3	2.18	0.43
20:AT:89:ARG:HD2	20:AT:104:LEU:HG	2.01	0.43
23:AX:16:A:H2'	23:AX:17:U:H6	1.83	0.43
24:AY:485:GLU:CD	24:AY:555:LEU:HB2	2.39	0.43
24:AY:627:ARG:HA	24:AY:651:GLU:CG	2.48	0.43
24:AY:655:TYR:OH	24:AY:659:LEU:HD23	2.19	0.43
26:B1:30:VAL:H	35:BA:2396:G:C4'	2.31	0.43
26:B1:88:LYS:HE2	26:B1:88:LYS:HB3	1.81	0.43

Continued on next page...

Continued from previous page...

Atom-1	Atom-2	Interatomic distance (Å)	Clash overlap (Å)
31:B6:41:PRO:HD3	31:B6:47:THR:HG22	2.01	0.43
31:B6:53:LYS:HG3	31:B6:54:ILE:HG23	2.00	0.43
35:BA:259:G:H1'	35:BA:621:A:HO2'	1.83	0.43
35:BA:437:G:H2'	35:BA:438:G:H8	1.83	0.43
35:BA:503:A:H4'	35:BA:504:U:H5'	1.99	0.43
35:BA:560:C:H2'	35:BA:561:G:O4'	2.19	0.43
35:BA:566:U:H2'	35:BA:567:A:O4'	2.18	0.43
35:BA:630:G:C4'	35:BA:640:C:H4'	2.45	0.43
35:BA:654:A:H4'	35:BA:654(A):G:O5'	2.19	0.43
35:BA:654(P):C:H2'	35:BA:654(Q):C:O4'	2.19	0.43
35:BA:986:C:O2'	35:BA:987:G:H5'	2.18	0.43
35:BA:1750:G:H2'	35:BA:1751:C:C6	2.54	0.43
35:BA:1863:G:H8	35:BA:1863:G:O5'	2.02	0.43
35:BA:2010:G:H2'	35:BA:2011:U:C6	2.53	0.43
35:BA:2206:G:H3'	35:BA:2206:G:N3	2.33	0.43
35:BA:2334:G:N3	50:BS:18:ILE:HD13	2.33	0.43
35:BA:2389:G:C5'	35:BA:2390:U:H5'	2.36	0.43
35:BA:2526:G:H5'	35:BA:2742:C:O2'	2.19	0.43
35:BA:2784:C:H3'	35:BA:2784:C:C6	2.54	0.43
36:BB:9:G:H2'	36:BB:10:C:H6	1.84	0.43
36:BB:20:C:C2'	36:BB:21:G:C5'	2.97	0.43
36:BB:22:U:H2'	36:BB:23:G:C8	2.54	0.43
36:BB:66:A:H2	36:BB:69:G:O6	2.02	0.43
36:BB:86:G:C2	36:BB:92:C:O2	2.72	0.43
37:BC:60:ARG:HG2	37:BC:61:GLY:N	2.34	0.43
38:BD:46:GLN:OE1	38:BD:46:GLN:N	2.52	0.43
39:BE:33:VAL:H	39:BE:90:THR:HA	1.84	0.43
39:BE:59:VAL:CG2	39:BE:63:LEU:HA	2.48	0.43
40:BF:177:ALA:HB1	40:BF:178:PRO:HD2	2.00	0.43
41:BG:98:ARG:HA	41:BG:98:ARG:HD3	1.92	0.43
41:BG:140:ILE:HD12	41:BG:140:ILE:N	2.31	0.43
43:BK:76:TYR:CD2	43:BK:77:LEU:HD23	2.54	0.43
45:BN:78:TYR:HA	45:BN:79:PRO:HD3	1.85	0.43
47:BP:62:LEU:H	47:BP:62:LEU:HD22	1.82	0.43
47:BP:83:VAL:HB	47:BP:105:LEU:HD22	2.00	0.43
49:BR:9:LYS:O	49:BR:10:LEU:CD2	2.66	0.43
49:BR:87:TYR:C	49:BR:89:ASP:N	2.72	0.43
50:BS:13:ARG:CG	50:BS:14:VAL:N	2.79	0.43
51:BT:108:ARG:HB3	51:BT:108:ARG:NH1	2.28	0.43
57:BZ:111:VAL:O	57:BZ:111:VAL:HG12	2.19	0.43
57:BZ:182:LYS:O	57:BZ:183:LEU:HG	2.19	0.43

Continued on next page...

Continued from previous page...

Atom-1	Atom-2	Interatomic distance (Å)	Clash overlap (Å)
1:AA:279:A:H1'	1:AA:281:G:C5	2.54	0.43
1:AA:309:G:H1'	1:AA:608:A:H2	1.80	0.43
1:AA:356:A:N3	1:AA:368:U:H1'	2.34	0.43
1:AA:781:A:O2'	1:AA:1522:U:O2	2.37	0.43
1:AA:939:G:H2'	1:AA:940:C:C6	2.53	0.43
1:AA:948:C:H2'	1:AA:949:A:C8	2.53	0.43
1:AA:973:G:O4'	10:AJ:55:LYS:CG	2.62	0.43
1:AA:994:A:C2	1:AA:995:C:C6	3.07	0.43
1:AA:1137:C:C4'	1:AA:1138:G:C2	3.02	0.43
1:AA:1149:C:H2'	1:AA:1150:U:O4'	2.19	0.43
1:AA:1190:G:OP1	3:AC:4:LYS:HA	2.18	0.43
1:AA:1258:G:C6	1:AA:1259:C:N4	2.86	0.43
2:AB:187:LEU:HD23	2:AB:214:ILE:HG21	2.00	0.43
2:AB:223:ILE:CA	2:AB:226:ARG:CZ	2.97	0.43
3:AC:84:ILE:O	3:AC:84:ILE:CG1	2.67	0.43
4:AD:6:GLY:O	4:AD:8:VAL:HG13	2.18	0.43
7:AG:122:HIS:CD2	7:AG:122:HIS:N	2.84	0.43
8:AH:77:GLU:HG2	8:AH:78:GLN:N	2.34	0.43
9:AI:16:ARG:O	9:AI:63:ILE:HG23	2.19	0.43
9:AI:40:LEU:O	9:AI:42:ARG:N	2.47	0.43
9:AI:47:LEU:N	9:AI:47:LEU:HD12	2.34	0.43
12:AL:44:THR:HA	12:AL:45:PRO:HD3	1.90	0.43
12:AL:80:HIS:O	12:AL:81:SER:CB	2.67	0.43
17:AQ:60:ILE:HG21	17:AQ:74:LEU:HD23	2.00	0.43
18:AR:44:LEU:HD21	18:AR:79:LEU:HD13	1.99	0.43
19:AS:6:LYS:HD2	19:AS:6:LYS:C	2.38	0.43
20:AT:42:GLN:HG3	20:AT:43:LEU:N	2.33	0.43
20:AT:89:ARG:CD	20:AT:104:LEU:HD11	2.45	0.43
22:AV:68:C:H2'	22:AV:69:C:C6	2.54	0.43
24:AY:327:PHE:C	24:AY:328:ILE:HG23	2.39	0.43
24:AY:410:ASP:C	24:AY:411:VAL:HG23	2.39	0.43
24:AY:421:GLN:HE21	24:AY:421:GLN:HB3	1.52	0.43
24:AY:483:TYR:CZ	24:AY:687:LEU:HD11	2.54	0.43
24:AY:554:PRO:HG2	24:AY:555:LEU:HG	1.99	0.43
24:AY:641:GLN:HE21	24:AY:641:GLN:HB2	1.61	0.43
28:B3:8:LEU:O	28:B3:31:LEU:HD22	2.18	0.43
28:B3:17:LYS:HZ3	28:B3:20:LYS:CE	2.24	0.43
30:B5:3:LYS:HE2	35:BA:2613:U:C2'	2.41	0.43
31:B6:7:ILE:O	31:B6:7:ILE:HG22	2.18	0.43
31:B6:9:LEU:HD21	31:B6:26:ASN:ND2	2.34	0.43
31:B6:9:LEU:CD1	31:B6:26:ASN:HB2	2.49	0.43

Continued on next page...

Continued from previous page...

Atom-1	Atom-2	Interatomic distance (Å)	Clash overlap (Å)
32:B7:32:LYS:HE2	35:BA:180:G:P	2.59	0.43
33:B8:52:LYS:HE2	35:BA:834:C:C4'	2.47	0.43
35:BA:154(A):C:N4	35:BA:171:G:N1	2.66	0.43
35:BA:182:A:C6	35:BA:183:C:C4	3.07	0.43
35:BA:271(M):G:C2'	35:BA:271(N):U:H5''	2.48	0.43
35:BA:436:C:H2'	35:BA:437:G:C8	2.54	0.43
35:BA:603:A:O2'	35:BA:604:G:P	2.76	0.43
35:BA:662:G:P	47:BP:18:ARG:HD2	2.59	0.43
35:BA:688:U:C4'	35:BA:1780:A:C2	3.02	0.43
35:BA:764:A:N7	38:BD:209:ALA:HB3	2.33	0.43
35:BA:925:C:C3'	35:BA:926:A:H5''	2.48	0.43
35:BA:967:C:H2'	35:BA:968:G:C5'	2.48	0.43
35:BA:979:G:N7	35:BA:981:A:OP1	2.51	0.43
35:BA:1783:A:C2	35:BA:2587:A:C5	3.06	0.43
35:BA:1858:G:O2'	35:BA:1884:A:N6	2.52	0.43
35:BA:1911:U:H2'	35:BA:1918:A:N1	2.34	0.43
35:BA:2012:G:C4'	54:BW:96:ILE:HD11	2.33	0.43
35:BA:2131:G:H8	35:BA:2158:A:H62	1.62	0.43
35:BA:2203:U:H5'	35:BA:2205:C:OP1	2.18	0.43
35:BA:2398:U:O2	35:BA:2398:U:H2'	2.18	0.43
35:BA:2544:G:H2'	35:BA:2545:G:O4'	2.18	0.43
35:BA:2653:U:H2'	35:BA:2654:A:C8	2.53	0.43
35:BA:2795:G:N2	35:BA:2796:U:H5	2.16	0.43
38:BD:24:ILE:CD1	38:BD:25:THR:N	2.80	0.43
39:BE:59:VAL:CG1	39:BE:63:LEU:HA	2.48	0.43
39:BE:111:ARG:CZ	49:BR:2:ARG:NH2	2.82	0.43
40:BF:6:VAL:O	40:BF:6:VAL:HG12	2.19	0.43
41:BG:120:LEU:HB3	41:BG:131:TYR:OH	2.18	0.43
43:BK:61:ALA:C	43:BK:63:ARG:H	2.22	0.43
45:BN:43:THR:HA	45:BN:44:PRO:HD2	1.85	0.43
47:BP:96:THR:HG22	47:BP:126:VAL:HB	2.01	0.43
48:BQ:37:LEU:HG	48:BQ:129:THR:HA	2.01	0.43
49:BR:21:TYR:N	49:BR:21:TYR:CD1	2.86	0.43
51:BT:10:VAL:C	51:BT:12:SER:N	2.72	0.43
51:BT:112:ARG:C	51:BT:115:ARG:HD3	2.39	0.43
53:BV:47:VAL:O	53:BV:47:VAL:HG23	2.19	0.43
56:BY:51:VAL:HG12	56:BY:53:PRO:HD2	2.00	0.43
57:BZ:115:GLY:N	57:BZ:177:PRO:HG3	2.30	0.43
1:AA:318:G:H2'	1:AA:319:G:H8	1.84	0.42
1:AA:505:G:OP2	1:AA:534:U:H2'	2.18	0.42
1:AA:961:U:OP2	1:AA:1223:C:C4'	2.67	0.42

Continued on next page...

Continued from previous page...

Atom-1	Atom-2	Interatomic distance (Å)	Clash overlap (Å)
3:AC:29:TYR:C	3:AC:29:TYR:HD1	2.22	0.42
3:AC:73:PRO:HA	3:AC:76:VAL:HG22	2.01	0.42
5:AE:18:ARG:HH22	5:AE:25:ARG:HG2	1.84	0.42
6:AF:27:GLN:NE2	6:AF:27:GLN:HA	2.34	0.42
6:AF:87:ARG:HH11	6:AF:87:ARG:CG	2.32	0.42
7:AG:88:PRO:O	7:AG:88:PRO:CG	2.67	0.42
7:AG:89:MET:HE3	7:AG:156:TRP:OXT	2.19	0.42
7:AG:156:TRP:OXT	7:AG:156:TRP:CG	2.72	0.42
8:AH:6:ILE:HG21	8:AH:85:ARG:NH1	2.33	0.42
9:AI:4:TYR:CD2	9:AI:59:PHE:HE2	2.36	0.42
9:AI:121:ARG:NH1	9:AI:122:ALA:O	2.52	0.42
10:AJ:40:LEU:N	10:AJ:40:LEU:CD2	2.70	0.42
11:AK:18:ARG:HG2	11:AK:81:ASP:HB2	2.00	0.42
13:AM:39:ILE:HD13	13:AM:52:GLU:HB3	2.00	0.42
15:AO:43:LEU:C	15:AO:45:VAL:H	2.22	0.42
24:AY:500:GLN:HE21	24:AY:500:GLN:HB2	1.66	0.42
24:AY:655:TYR:O	24:AY:656:ALA:C	2.58	0.42
27:B2:18:PRO:CG	27:B2:19:VAL:H	2.32	0.42
30:B5:2:ALA:O	35:BA:747:U:C5	2.72	0.42
30:B5:33:CYS:O	30:B5:36:CYS:O	2.37	0.42
31:B6:37:ARG:HH22	35:BA:2286:A:N6	2.16	0.42
31:B6:42:TRP:NE1	35:BA:643:A:OP1	2.52	0.42
33:B8:33:ASN:HA	33:B8:36:LYS:CD	2.48	0.42
35:BA:67:U:H2'	35:BA:68:G:C8	2.54	0.42
35:BA:271(D):G:O2'	35:BA:271(E):U:H5'	2.19	0.42
35:BA:272(I):U:O2	35:BA:272(I):U:H5'	2.19	0.42
35:BA:572:A:N1	35:BA:2033:A:C2	2.87	0.42
35:BA:606:U:O2	35:BA:606:U:H2'	2.18	0.42
35:BA:1108:U:C4	35:BA:1109:C:C6	3.07	0.42
35:BA:1186:G:H2'	35:BA:1187:G:O4'	2.19	0.42
35:BA:1486:A:N1	35:BA:1504:C:C2	2.87	0.42
35:BA:1592:C:H2'	35:BA:1593:G:O4'	2.18	0.42
35:BA:1654:A:OP1	49:BR:3:HIS:HB2	2.19	0.42
35:BA:1803:A:O3'	38:BD:259:THR:CG2	2.59	0.42
35:BA:2026:C:O2	35:BA:2026:C:H2'	2.17	0.42
35:BA:2127:G:H2'	35:BA:2128:C:C6	2.54	0.42
35:BA:2193:G:C2'	35:BA:2194:G:C5'	2.95	0.42
35:BA:2507:C:H2'	35:BA:2508:G:H8	1.84	0.42
35:BA:2795:G:H21	35:BA:2796:U:H5	1.67	0.42
35:BA:2895:U:H3'	35:BA:2895:U:C6	2.54	0.42
36:BB:70:C:O2'	36:BB:71:C:H5'	2.19	0.42

Continued on next page...

Continued from previous page...

Atom-1	Atom-2	Interatomic distance (Å)	Clash overlap (Å)
36:BB:89:G:C6	36:BB:90:A:N1	2.87	0.42
36:BB:96:U:H2'	36:BB:97:G:H8	1.84	0.42
38:BD:28:GLU:OE1	38:BD:29:PRO:HD3	2.19	0.42
39:BE:1:MET:HA	39:BE:1:MET:CE	2.49	0.42
41:BG:77:ILE:O	41:BG:80:PHE:N	2.52	0.42
41:BG:102:PHE:O	41:BG:103:LEU:C	2.57	0.42
46:BO:9:GLU:O	46:BO:83:ALA:HA	2.19	0.42
47:BP:41:ARG:HD2	47:BP:41:ARG:N	2.30	0.42
47:BP:58:THR:O	47:BP:58:THR:HG22	2.19	0.42
48:BQ:66:ILE:HG22	48:BQ:104:PHE:CD2	2.54	0.42
51:BT:74:ARG:HD2	51:BT:76:PHE:CE1	2.54	0.42
53:BV:46:VAL:HG22	53:BV:47:VAL:H	1.84	0.42
53:BV:91:TYR:N	53:BV:91:TYR:CD1	2.87	0.42
54:BW:41:LYS:C	54:BW:43:GLY:N	2.72	0.42
54:BW:73:ALA:O	54:BW:106:ILE:HG13	2.18	0.42
54:BW:74:ALA:O	54:BW:75:TYR:HB3	2.18	0.42
55:BX:53:LYS:HG3	55:BX:54:VAL:N	2.34	0.42
56:BY:8:LYS:CE	56:BY:72:VAL:HG23	2.49	0.42
57:BZ:48:PHE:CE1	57:BZ:71:VAL:HG11	2.54	0.42
1:AA:188:C:O4'	20:AT:89:ARG:NH1	2.52	0.42
1:AA:189(B):C:C2	1:AA:189(J):G:C2	3.07	0.42
1:AA:244:U:C6	1:AA:894:G:C2	3.07	0.42
1:AA:309:G:O2'	1:AA:607:A:N1	2.52	0.42
1:AA:368:U:OP2	24:AY:353:ALA:CB	2.64	0.42
1:AA:444:C:N4	1:AA:491:G:N1	2.67	0.42
1:AA:690:G:H2'	1:AA:691:G:O4'	2.19	0.42
1:AA:814:A:H4'	1:AA:1511:G:H5'	2.01	0.42
1:AA:993:G:N2	1:AA:996:A:N6	2.67	0.42
1:AA:1030(C):G:H2'	1:AA:1030(D):A:H8	1.84	0.42
1:AA:1186:G:C2	1:AA:1187:G:C8	3.07	0.42
2:AB:31:TYR:CD1	2:AB:31:TYR:N	2.85	0.42
2:AB:100:GLY:C	2:AB:102:LEU:H	2.21	0.42
5:AE:82:VAL:HB	5:AE:89:ILE:HG22	2.00	0.42
9:AI:56:LEU:HD23	9:AI:56:LEU:O	2.18	0.42
17:AQ:6:LEU:N	17:AQ:6:LEU:HD23	2.34	0.42
19:AS:72:GLY:C	19:AS:74:PHE:H	2.21	0.42
21:AU:6:ARG:NE	21:AU:15:ARG:NH2	2.66	0.42
24:AY:39:ILE:HG23	24:AY:41:LYS:HG3	2.00	0.42
24:AY:121:VAL:HA	24:AY:124:GLN:NE2	2.35	0.42
24:AY:150:ILE:C	24:AY:152:THR:N	2.71	0.42
24:AY:622:GLY:O	24:AY:625:ASN:N	2.52	0.42

Continued on next page...

Continued from previous page...

Atom-1	Atom-2	Interatomic distance (Å)	Clash overlap (Å)
24:AY:625:ASN:C	24:AY:627:ARG:H	2.23	0.42
25:B0:47:PRO:HB3	25:B0:51:VAL:O	2.19	0.42
27:B2:17:SER:CB	27:B2:18:PRO:CD	2.97	0.42
27:B2:31:GLU:O	27:B2:35:LEU:N	2.47	0.42
30:B5:44:THR:HG23	49:BR:101:ALA:N	2.34	0.42
35:BA:420:C:H2'	35:BA:421:U:C6	2.54	0.42
35:BA:512:G:O2'	35:BA:513:A:H8	2.01	0.42
35:BA:515:A:C2	35:BA:1261:C:H1'	2.53	0.42
35:BA:523:C:H3'	35:BA:523:C:H6	1.85	0.42
35:BA:557:U:O5'	35:BA:557:U:H6	2.01	0.42
35:BA:738:G:H2'	35:BA:739:G:C8	2.54	0.42
35:BA:825:C:C2'	35:BA:826:U:H5'	2.48	0.42
35:BA:1057:A:H61	35:BA:1081:U:H3	1.68	0.42
35:BA:1084:A:H2'	35:BA:1085:A:C8	2.55	0.42
35:BA:1100:C:O2	35:BA:1100:C:C2'	2.67	0.42
35:BA:1179:C:C4	35:BA:1180:C:C5	3.07	0.42
35:BA:1342:A:C2	35:BA:1345:C:C5	3.07	0.42
35:BA:1422:G:H1'	35:BA:1496:A:H62	1.83	0.42
35:BA:1430:C:H42	35:BA:1563:G:H1	1.66	0.42
35:BA:1786:A:C2	35:BA:2606:C:H1'	2.54	0.42
35:BA:2078:C:O4'	35:BA:2434:A:H1'	2.19	0.42
35:BA:2323:G:H8	35:BA:2323:G:O5'	2.02	0.42
35:BA:2481:G:C2'	35:BA:2482:G:OP2	2.67	0.42
35:BA:2694:G:O2'	35:BA:2695:C:H5'	2.19	0.42
37:BC:30:VAL:O	37:BC:33:LEU:N	2.50	0.42
37:BC:43:GLU:OE2	37:BC:218:THR:HA	2.19	0.42
40:BF:11:VAL:CG1	40:BF:12:LEU:N	2.80	0.42
41:BG:40:ASN:O	41:BG:155:MET:HB2	2.20	0.42
41:BG:170:ARG:HE	41:BG:180:PHE:HD2	1.63	0.42
43:BK:41:PHE:C	43:BK:43:ALA:N	2.72	0.42
43:BK:121:GLU:O	43:BK:125:ARG:HG3	2.19	0.42
48:BQ:45:GLN:NE2	48:BQ:45:GLN:H	2.16	0.42
48:BQ:110:THR:HG23	48:BQ:113:GLN:H	1.82	0.42
52:BU:21:ALA:HA	52:BU:24:TYR:CE2	2.54	0.42
54:BW:13:SER:O	54:BW:16:LYS:HB2	2.18	0.42
1:AA:78:G:H1	1:AA:91:C:N4	2.17	0.42
1:AA:688:G:H2'	1:AA:689:C:C6	2.55	0.42
1:AA:949:A:H2'	1:AA:950:U:O4'	2.19	0.42
1:AA:1006:C:H2'	1:AA:1007:C:C5	2.54	0.42
1:AA:1104:G:P	2:AB:111:ARG:HD2	2.59	0.42
1:AA:1217:C:H5'	14:AN:9:LYS:NZ	2.34	0.42

Continued on next page...

Continued from previous page...

Atom-1	Atom-2	Interatomic distance (Å)	Clash overlap (Å)
1:AA:1256:A:N6	1:AA:1278:U:H1'	2.34	0.42
1:AA:1299:A:C2	1:AA:1301:U:N3	2.87	0.42
1:AA:1371:G:C6	1:AA:1372:U:C4	3.08	0.42
1:AA:1505:G:H5''	1:AA:1505:G:C8	2.54	0.42
1:AA:1513:A:C4	1:AA:1514:C:C5	3.08	0.42
3:AC:113:ALA:N	3:AC:114:PRO:CD	2.82	0.42
3:AC:139:GLN:O	3:AC:140:ARG:C	2.56	0.42
9:AI:79:LEU:O	9:AI:80:GLY:C	2.58	0.42
13:AM:23:TYR:CE1	13:AM:70:LEU:HD22	2.47	0.42
14:AN:42:ILE:HD13	14:AN:42:ILE:HA	1.92	0.42
15:AO:74:ASP:C	15:AO:76:GLU:N	2.71	0.42
16:AP:61:SER:C	16:AP:62:VAL:HG13	2.40	0.42
17:AQ:94:ASN:O	17:AQ:95:TYR:C	2.57	0.42
24:AY:121:VAL:HA	24:AY:124:GLN:HE22	1.84	0.42
24:AY:364:GLU:HG2	24:AY:366:VAL:HG13	2.02	0.42
24:AY:416:LYS:CD	24:AY:417:THR:N	2.82	0.42
24:AY:465:ARG:O	24:AY:470:PHE:HD2	2.02	0.42
24:AY:525:PHE:N	24:AY:525:PHE:HD1	2.15	0.42
24:AY:575:VAL:O	24:AY:575:VAL:CG1	2.67	0.42
24:AY:679:VAL:HG23	24:AY:679:VAL:O	2.20	0.42
25:B0:48:GLY:CA	25:B0:80:HIS:HD1	2.28	0.42
26:B1:18:ILE:HD12	26:B1:37:ILE:HG12	2.00	0.42
26:B1:76:ARG:HG2	35:BA:271(R):G:H5'	2.01	0.42
27:B2:13:ALA:C	27:B2:15:LYS:N	2.72	0.42
29:B4:39:CYS:SG	29:B4:42:PHE:CE2	3.11	0.42
31:B6:13:CYS:HA	31:B6:50:ARG:O	2.19	0.42
31:B6:45:LYS:HD3	35:BA:2372:G:OP1	2.19	0.42
35:BA:49:A:C5	35:BA:177:G:C6	3.07	0.42
35:BA:87:C:OP2	35:BA:90:U:O4	2.36	0.42
35:BA:199:A:H2	35:BA:2079:U:O4'	2.01	0.42
35:BA:220:G:N1	35:BA:427:U:H2'	2.34	0.42
35:BA:260:G:C1'	35:BA:621:A:H1'	2.48	0.42
35:BA:286:C:C2	35:BA:287:C:C5	3.08	0.42
35:BA:363(F):A:O2'	35:BA:364:C:O5'	2.37	0.42
35:BA:536:A:H2'	35:BA:537:C:C6	2.54	0.42
35:BA:560:C:H4'	52:BU:52:ARG:CZ	2.50	0.42
35:BA:686:G:N2	35:BA:788:A:N6	2.67	0.42
35:BA:847:U:OP2	35:BA:928:G:O6	2.37	0.42
35:BA:864:G:O5'	35:BA:864:G:H8	2.02	0.42
35:BA:1030:G:OP2	48:BQ:128:LYS:HE2	2.19	0.42
35:BA:1074:G:H2'	35:BA:1075:C:H6	1.85	0.42

Continued on next page...

Continued from previous page...

Atom-1	Atom-2	Interatomic distance (Å)	Clash overlap (Å)
35:BA:1290:C:H2'	35:BA:1291:C:H6	1.84	0.42
35:BA:2088:G:C5	35:BA:2089:U:C5	3.08	0.42
35:BA:2447:G:C5	35:BA:2501:C:N3	2.87	0.42
35:BA:2572:A:H5'	35:BA:2574:G:O3'	2.19	0.42
35:BA:2712:U:C2'	35:BA:2712(A):A:O5'	2.67	0.42
35:BA:2734:A:N7	35:BA:2735:G:C8	2.87	0.42
35:BA:2758:A:C5	42:BH:67:LEU:HD21	2.54	0.42
35:BA:2857:G:C2	35:BA:2861:G:C6	3.07	0.42
35:BA:2892:A:N7	35:BA:2893:G:N3	2.67	0.42
37:BC:84:ILE:HD13	37:BC:84:ILE:HG21	1.87	0.42
38:BD:7:LYS:HB3	38:BD:8:PRO:CD	2.49	0.42
38:BD:67:PHE:HD1	38:BD:67:PHE:HA	1.60	0.42
38:BD:118:VAL:HG22	38:BD:119:ALA:N	2.33	0.42
39:BE:51:PHE:H	39:BE:74:PRO:HG3	1.82	0.42
41:BG:12:TYR:O	41:BG:16:ARG:HB2	2.18	0.42
42:BH:16:SER:HB2	42:BH:27:LYS:CB	2.40	0.42
43:BK:6:ALA:HB3	43:BK:59:ILE:H	1.85	0.42
45:BN:62:VAL:HG22	45:BN:66:LYS:CG	2.43	0.42
47:BP:102:ARG:O	47:BP:102:ARG:CG	2.66	0.42
47:BP:122:PRO:O	47:BP:123:LEU:CB	2.65	0.42
50:BS:35:ILE:HD11	50:BS:99:LYS:HE3	2.01	0.42
50:BS:101:LEU:O	50:BS:102:ALA:O	2.36	0.42
50:BS:101:LEU:CD1	50:BS:101:LEU:C	2.88	0.42
53:BV:6:LYS:HE2	53:BV:37:VAL:HG12	2.01	0.42
54:BW:83:LYS:HE3	54:BW:97:LYS:CD	2.49	0.42
55:BX:14:SER:O	55:BX:17:ALA:HB3	2.19	0.42
57:BZ:4:ARG:HD2	57:BZ:60:GLU:OE2	2.20	0.42
57:BZ:14:LYS:O	57:BZ:17:ALA:N	2.43	0.42
1:AA:187:C:H5''	20:AT:86:ARG:HH11	1.84	0.42
1:AA:452:A:C4'	16:AP:72:ARG:CZ	2.95	0.42
1:AA:483:C:C3'	1:AA:484:G:H5''	2.48	0.42
1:AA:703:G:C2'	1:AA:704:A:OP2	2.67	0.42
1:AA:778:G:H1'	11:AK:119:CYS:HB3	2.01	0.42
1:AA:998:G:H2'	1:AA:999:C:N1	2.34	0.42
1:AA:1037:C:H2'	1:AA:1038:C:N3	2.34	0.42
1:AA:1121:U:O4	1:AA:1122:U:O4	2.38	0.42
1:AA:1319:A:OP1	19:AS:10:PHE:CZ	2.72	0.42
1:AA:1472:U:H2'	1:AA:1473:A:C8	2.54	0.42
2:AB:119:GLU:O	2:AB:121:LEU:N	2.52	0.42
3:AC:92:ALA:C	3:AC:94:LEU:N	2.70	0.42
7:AG:51:GLN:OE1	7:AG:51:GLN:HA	2.20	0.42

Continued on next page...

Continued from previous page...

Atom-1	Atom-2	Interatomic distance (Å)	Clash overlap (Å)
9:AI:2:GLU:O	9:AI:21:PRO:HD3	2.19	0.42
11:AK:12:ARG:HE	11:AK:14:VAL:CG1	2.33	0.42
15:AO:65:ARG:HG2	15:AO:65:ARG:NH1	2.34	0.42
16:AP:8:ARG:O	16:AP:9:PHE:HD1	2.02	0.42
18:AR:87:ARG:NH1	18:AR:87:ARG:CB	2.82	0.42
21:AU:10:ARG:O	21:AU:13:ILE:N	2.50	0.42
24:AY:132:ARG:O	24:AY:132:ARG:HG2	2.16	0.42
24:AY:206:LEU:HD11	24:AY:210:ARG:HH12	1.85	0.42
24:AY:342:TYR:OH	24:AY:347:GLY:HA2	2.19	0.42
26:B1:27:GLU:H	26:B1:27:GLU:HG3	1.70	0.42
28:B3:22:ALA:O	28:B3:25:ALA:HB3	2.18	0.42
33:B8:61:LEU:C	33:B8:63:PRO:CD	2.87	0.42
34:B9:10:ILE:HD12	34:B9:32:HIS:CG	2.54	0.42
35:BA:21:A:O2'	35:BA:22:C:H5'	2.19	0.42
35:BA:27:G:H1'	35:BA:513:A:H62	1.84	0.42
35:BA:272(I):U:O2	35:BA:272(I):U:C3'	2.67	0.42
35:BA:322:A:C3'	40:BF:169:ASN:HD21	2.27	0.42
35:BA:336:C:O3'	56:BY:7:VAL:HG22	2.19	0.42
35:BA:669:G:N3	35:BA:669:G:C2'	2.81	0.42
35:BA:921:G:H4'	35:BA:2269:A:C5	2.54	0.42
35:BA:1042:G:O2'	35:BA:1043:C:H5'	2.20	0.42
35:BA:1141:U:OP1	45:BN:25:ARG:NH1	2.52	0.42
35:BA:1142(A):A:O2'	35:BA:1143:A:H2'	2.19	0.42
35:BA:1301:A:N3	35:BA:1301:A:H5''	2.34	0.42
35:BA:1322:A:OP1	54:BW:11:ARG:HG3	2.19	0.42
35:BA:1602:U:H3'	35:BA:1603:A:C5'	2.49	0.42
35:BA:1654:A:O2'	39:BE:113:PHE:O	2.38	0.42
35:BA:1695:G:H3'	35:BA:1695:G:N3	2.34	0.42
35:BA:1718:G:C8	35:BA:1718:G:C5'	3.00	0.42
35:BA:2019:A:C2'	35:BA:2020:A:O5'	2.68	0.42
35:BA:2222:G:H5''	38:BD:186:HIS:CE1	2.54	0.42
35:BA:2290:G:H1	35:BA:2342:C:H42	1.66	0.42
35:BA:2334:G:C2	50:BS:15:ARG:NH1	2.87	0.42
35:BA:2422:A:H3'	35:BA:2422:A:C8	2.55	0.42
35:BA:2849:U:HO2'	35:BA:2866:U:H5	1.65	0.42
36:BB:9:G:C6	36:BB:113:G:C6	3.07	0.42
36:BB:86:G:C6	36:BB:87:G:C6	3.08	0.42
37:BC:19:LYS:HG2	37:BC:20:VAL:N	2.35	0.42
37:BC:140:ASN:HB3	37:BC:143:ALA:CB	2.49	0.42
37:BC:225:ILE:HD12	37:BC:225:ILE:O	2.19	0.42
38:BD:72:LYS:HD3	38:BD:75:ILE:HG21	2.00	0.42

Continued on next page...

Continued from previous page...

Atom-1	Atom-2	Interatomic distance (Å)	Clash overlap (Å)
40:BF:24:LEU:N	40:BF:24:LEU:CD2	2.83	0.42
40:BF:110:LEU:O	40:BF:110:LEU:HD22	2.19	0.42
40:BF:162:LEU:C	40:BF:164:ARG:N	2.73	0.42
40:BF:198:ALA:HA	40:BF:201:VAL:HG12	2.02	0.42
43:BK:5:VAL:HA	43:BK:59:ILE:HG23	2.01	0.42
43:BK:27:LEU:HA	43:BK:30:HIS:HB2	1.99	0.42
44:BL:94:LEU:HD23	44:BL:94:LEU:HA	1.86	0.42
46:BO:88:ASN:C	46:BO:90:GLN:H	2.21	0.42
50:BS:98:VAL:HG12	50:BS:100:ALA:HB2	2.00	0.42
51:BT:32:TYR:O	51:BT:41:ARG:O	2.37	0.42
54:BW:84:ARG:O	54:BW:95:ILE:HA	2.20	0.42
55:BX:64:LYS:HB3	55:BX:64:LYS:HE2	1.79	0.42
57:BZ:14:LYS:O	57:BZ:18:LEU:CD1	2.67	0.42
1:AA:151:A:N1	1:AA:171:A:N1	2.67	0.42
1:AA:260:G:H2'	1:AA:261:U:H6	1.84	0.42
1:AA:332:G:O2'	1:AA:333:G:H5'	2.20	0.42
1:AA:505:G:H2'	1:AA:506:G:C8	2.55	0.42
1:AA:582:U:OP1	15:AO:68:ARG:NH2	2.52	0.42
1:AA:633:G:H5'	1:AA:634:C:OP2	2.19	0.42
1:AA:960:U:C6	1:AA:1225:A:C8	3.08	0.42
1:AA:1027:C:C4	1:AA:1028:C:N4	2.87	0.42
1:AA:1030(A):G:H1'	1:AA:1031:G:N1	2.32	0.42
1:AA:1422:G:H2'	1:AA:1423:G:H8	1.84	0.42
1:AA:1499:A:C2	1:AA:1500:A:C8	3.08	0.42
2:AB:86:GLU:C	2:AB:88:ALA:N	2.72	0.42
2:AB:166:ASP:OD2	2:AB:205:ASP:OD2	2.36	0.42
2:AB:193:ASP:O	2:AB:194:PRO:C	2.58	0.42
2:AB:229:VAL:CG1	2:AB:230:VAL:N	2.83	0.42
3:AC:94:LEU:O	3:AC:95:THR:CG2	2.63	0.42
9:AI:19:LEU:HB3	9:AI:59:PHE:HD2	1.85	0.42
13:AM:88:ARG:HG2	13:AM:88:ARG:HH11	1.84	0.42
16:AP:52:ASP:C	16:AP:52:ASP:OD1	2.55	0.42
18:AR:74:ARG:HD3	18:AR:81:PHE:CE1	2.54	0.42
19:AS:19:VAL:HG12	19:AS:20:LEU:HG	2.02	0.42
19:AS:44:MET:HB3	19:AS:47:HIS:HD2	1.84	0.42
24:AY:8:ASP:HB2	24:AY:11:ARG:CZ	2.50	0.42
24:AY:25:LYS:N	59:AY:702:GDP:O2B	2.53	0.42
24:AY:106:VAL:CG2	24:AY:132:ARG:HG3	2.49	0.42
24:AY:260:LEU:HD13	24:AY:260:LEU:N	2.35	0.42
24:AY:492:ASP:OD2	24:AY:513:LYS:HA	2.20	0.42
24:AY:539:ILE:C	24:AY:542:VAL:HG12	2.39	0.42

Continued on next page...

Continued from previous page...

Atom-1	Atom-2	Interatomic distance (Å)	Clash overlap (Å)
28:B3:9:VAL:CG2	28:B3:10:LYS:H	2.27	0.42
32:B7:5:TRP:CZ3	35:BA:464:U:H4'	2.54	0.42
35:BA:31:C:H4'	35:BA:1238:G:H4'	2.01	0.42
35:BA:69:C:O2	35:BA:69:C:C2'	2.68	0.42
35:BA:272(H):C:C2'	35:BA:272(I):U:C5'	2.95	0.42
35:BA:391:G:C2'	35:BA:392:C:H5'	2.49	0.42
35:BA:523:C:H5'	35:BA:541:C:H1'	2.00	0.42
35:BA:820:A:N3	35:BA:943:U:O2'	2.47	0.42
35:BA:1036:G:C6	35:BA:1120:G:C6	3.07	0.42
35:BA:1057:A:O2'	35:BA:1058:G:O5'	2.34	0.42
35:BA:1453:U:OP1	49:BR:63:ARG:NH2	2.50	0.42
35:BA:1582:C:O2'	35:BA:1586:A:C8	2.71	0.42
35:BA:2146:C:H4'	35:BA:2147:G:N7	2.34	0.42
35:BA:2147:G:H2'	35:BA:2148:G:C4'	2.49	0.42
35:BA:2200:C:O2	35:BA:2200:C:H2'	2.19	0.42
35:BA:2246:G:H2'	35:BA:2247:A:C8	2.54	0.42
35:BA:2749:A:C5	35:BA:2750:A:N7	2.88	0.42
38:BD:208:LYS:HB2	38:BD:209:ALA:H	1.62	0.42
39:BE:61:ARG:CG	39:BE:62:PRO:HD3	2.43	0.42
41:BG:35:GLU:O	41:BG:35:GLU:CG	2.66	0.42
42:BH:65:HIS:CE1	42:BH:69:ARG:HH11	2.32	0.42
43:BK:34:ILE:H	43:BK:34:ILE:HG12	1.53	0.42
45:BN:131:GLN:HG3	45:BN:131:GLN:O	2.19	0.42
46:BO:53:LYS:O	46:BO:54:GLU:O	2.38	0.42
47:BP:7:ARG:CB	47:BP:8:PRO:HD3	2.39	0.42
47:BP:16:ARG:CZ	47:BP:18:ARG:HB2	2.49	0.42
49:BR:2:ARG:HB2	49:BR:5:LYS:NZ	2.34	0.42
50:BS:68:GLN:C	50:BS:70:GLY:H	2.23	0.42
51:BT:53:ARG:NH1	51:BT:53:ARG:CB	2.61	0.42
54:BW:14:PRO:O	54:BW:16:LYS:N	2.53	0.42
56:BY:15:VAL:O	56:BY:22:GLY:CA	2.67	0.42
56:BY:39:VAL:HG12	56:BY:40:GLU:H	1.85	0.42
56:BY:105:ALA:C	56:BY:107:ASP:N	2.66	0.42
1:AA:15:G:H2'	1:AA:16:A:C8	2.54	0.42
1:AA:56:U:O5'	1:AA:56:U:H6	2.02	0.42
1:AA:71:C:H6	1:AA:71:C:O5'	2.03	0.42
1:AA:404:U:H2'	1:AA:405:U:H6	1.83	0.42
1:AA:445:G:H2'	1:AA:446:G:C8	2.55	0.42
1:AA:692:U:OP1	11:AK:124:LYS:CE	2.67	0.42
1:AA:741:G:C2'	1:AA:742:G:H5'	2.50	0.42
1:AA:838:G:H2'	1:AA:839:U:H5''	2.02	0.42

Continued on next page...

Continued from previous page...

Atom-1	Atom-2	Interatomic distance (Å)	Clash overlap (Å)
1:AA:1030(A):G:H2'	1:AA:1030(B):C:H5'	2.01	0.42
1:AA:1193:G:O2'	1:AA:1194:U:H5'	2.19	0.42
1:AA:1381:U:H3'	1:AA:1381:U:C6	2.54	0.42
1:AA:1477:C:O5'	1:AA:1477:C:H6	2.03	0.42
3:AC:49:SER:HB3	3:AC:75:VAL:HG11	2.02	0.42
3:AC:186:PHE:HA	3:AC:198:VAL:O	2.20	0.42
5:AE:41:VAL:HG11	5:AE:109:ILE:O	2.18	0.42
10:AJ:4:ILE:HG22	10:AJ:5:ARG:N	2.33	0.42
10:AJ:90:LEU:N	10:AJ:91:PRO:CD	2.83	0.42
11:AK:105:VAL:H	11:AK:105:VAL:HG22	1.60	0.42
13:AM:33:ALA:HA	13:AM:59:TYR:HE2	1.85	0.42
15:AO:43:LEU:HD13	15:AO:56:LEU:HD22	1.99	0.42
19:AS:71:LEU:HD23	19:AS:71:LEU:HA	1.84	0.42
19:AS:72:GLY:O	19:AS:75:ALA:N	2.52	0.42
22:AV:35:A:C2	23:AX:18:G:C2	3.08	0.42
24:AY:20:HIS:HB2	24:AY:87:HIS:HD2	1.84	0.42
24:AY:156:ARG:HB2	24:AY:157:LEU:HD23	2.01	0.42
26:B1:12:PRO:HG2	35:BA:1365:A:H5'	2.02	0.42
27:B2:69:ARG:NH2	35:BA:111:A:H5''	2.34	0.42
31:B6:8:LYS:O	31:B6:9:LEU:O	2.38	0.42
31:B6:27:LYS:HD2	31:B6:27:LYS:O	2.20	0.42
31:B6:27:LYS:HB3	31:B6:32:ASN:HD22	1.83	0.42
32:B7:17:GLY:O	32:B7:20:ALA:HB3	2.18	0.42
32:B7:33:ARG:HH11	32:B7:33:ARG:HB2	1.85	0.42
32:B7:41:ARG:NH2	35:BA:460:A:P	2.79	0.42
33:B8:49:VAL:HG23	33:B8:53:PRO:HB3	2.02	0.42
34:B9:17:ILE:HG21	34:B9:19:ARG:HE	1.84	0.42
35:BA:324:A:N6	35:BA:338:G:O2'	2.53	0.42
35:BA:324:A:OP2	35:BA:1205:U:N3	2.45	0.42
35:BA:331:A:C2	35:BA:1209:G:C5	3.08	0.42
35:BA:438:G:H2'	35:BA:440:G:H8	1.85	0.42
35:BA:816:C:O5'	35:BA:816:C:H6	2.03	0.42
35:BA:900:A:H2'	35:BA:901:A:O4'	2.20	0.42
35:BA:999:U:O2	35:BA:1157:G:C2	2.72	0.42
35:BA:1224:C:C5	35:BA:1225:G:C5	3.08	0.42
35:BA:1292:U:H2'	35:BA:1293:C:C6	2.54	0.42
35:BA:1787:A:O2'	35:BA:2589:A:H4'	2.20	0.42
35:BA:1815:A:C5	35:BA:1817:G:C6	3.08	0.42
35:BA:2171:A:H4'	35:BA:2172:U:OP1	2.20	0.42
35:BA:2199:A:N7	35:BA:2225:A:C6	2.87	0.42
35:BA:2313:C:H2'	35:BA:2314:C:C6	2.54	0.42

Continued on next page...

Continued from previous page...

Atom-1	Atom-2	Interatomic distance (Å)	Clash overlap (Å)
35:BA:2404:C:N4	35:BA:2414:G:C6	2.88	0.42
35:BA:2501:C:H6	35:BA:2501:C:H2'	1.60	0.42
35:BA:2649:U:O2'	35:BA:2650:U:H5'	2.19	0.42
35:BA:2659:G:N2	35:BA:2661:G:H3'	2.34	0.42
35:BA:2666:C:H3'	35:BA:2667:C:H6	1.85	0.42
35:BA:2795:G:N2	35:BA:2796:U:C5	2.87	0.42
37:BC:75:VAL:HG12	37:BC:76:LEU:N	2.35	0.42
38:BD:127:VAL:HA	38:BD:193:VAL:HG13	2.02	0.42
38:BD:267:SER:CB	38:BD:270:ILE:HD11	2.46	0.42
41:BG:67:LYS:HG2	41:BG:68:PRO:CD	2.49	0.42
41:BG:72:ARG:HB3	41:BG:87:PRO:HD2	2.01	0.42
41:BG:102:PHE:HD2	41:BG:103:LEU:CD2	2.31	0.42
41:BG:131:TYR:HE2	41:BG:133:LEU:CB	2.29	0.42
42:BH:56:SER:HG	42:BH:61:HIS:CE1	2.34	0.42
42:BH:109:PHE:O	42:BH:111:HIS:N	2.43	0.42
43:BK:6:ALA:CB	43:BK:30:HIS:HE1	2.32	0.42
43:BK:10:LEU:HD11	43:BK:27:LEU:CD1	2.50	0.42
49:BR:28:LEU:CD2	49:BR:29:LEU:HD12	2.50	0.42
54:BW:70:TYR:HB3	54:BW:110:LYS:HZ1	1.85	0.42
55:BX:11:PRO:CA	55:BX:28:PHE:HB3	2.19	0.42
57:BZ:126:VAL:HA	57:BZ:163:LEU:HA	2.02	0.42
1:AA:422:C:O2'	1:AA:423:G:N2	2.53	0.42
1:AA:664:G:H2'	1:AA:666:G:OP1	2.20	0.42
1:AA:1245:A:C2	1:AA:1293:G:C2	3.07	0.42
1:AA:1261:A:C2'	1:AA:1262:C:H5'	2.47	0.42
3:AC:134:ILE:O	3:AC:135:LYS:C	2.58	0.42
4:AD:168:ARG:HH11	4:AD:168:ARG:HG3	1.84	0.42
5:AE:12:LEU:CD1	5:AE:31:LEU:CB	2.92	0.42
6:AF:38:GLU:O	6:AF:39:LYS:O	2.37	0.42
9:AI:32:ASP:OD1	9:AI:34:ASN:N	2.53	0.42
9:AI:79:LEU:HD11	9:AI:83:ARG:HB2	2.01	0.42
11:AK:33:THR:HB	11:AK:38:ASN:O	2.20	0.42
13:AM:96:LEU:HB3	13:AM:97:PRO:CD	2.40	0.42
19:AS:20:LEU:HA	19:AS:20:LEU:HD23	1.78	0.42
20:AT:13:LEU:CD1	20:AT:13:LEU:N	2.66	0.42
20:AT:75:ASN:ND2	20:AT:75:ASN:N	2.65	0.42
24:AY:250:THR:C	24:AY:252:ASP:N	2.72	0.42
24:AY:339:SER:O	24:AY:351:ARG:HD3	2.20	0.42
24:AY:415:PRO:HB2	24:AY:421:GLN:N	2.35	0.42
24:AY:607:ARG:NH2	24:AY:672:PHE:CD2	2.88	0.42
24:AY:681:LYS:HE2	24:AY:681:LYS:HB3	1.77	0.42

Continued on next page...

Continued from previous page...

Atom-1	Atom-2	Interatomic distance (Å)	Clash overlap (Å)
25:B0:60:PHE:C	25:B0:60:PHE:HD1	2.23	0.42
26:B1:12:PRO:HG3	35:BA:1365:A:H5'	2.01	0.42
26:B1:60:PHE:C	26:B1:62:VAL:H	2.23	0.42
26:B1:71:TYR:HA	26:B1:74:VAL:HG21	2.02	0.42
29:B4:20:ASN:HD22	29:B4:20:ASN:HA	1.40	0.42
33:B8:26:LYS:HD3	33:B8:47:LYS:HD2	2.02	0.42
34:B9:29:ASN:ND2	34:B9:29:ASN:O	2.52	0.42
35:BA:216:A:C4	35:BA:432:A:C2	3.06	0.42
35:BA:332:A:O2'	35:BA:333:G:P	2.78	0.42
35:BA:374:A:H2'	35:BA:375:C:H5'	2.01	0.42
35:BA:531:C:C5	35:BA:2035:G:C2	3.08	0.42
35:BA:645:C:O2	35:BA:645:C:C4'	2.67	0.42
35:BA:688:U:C3'	35:BA:688:U:C6	3.02	0.42
35:BA:846:C:C4	35:BA:930:U:C5	3.08	0.42
35:BA:950:G:H2'	35:BA:951:C:C6	2.55	0.42
35:BA:1045:A:C2	35:BA:1047:G:N2	2.87	0.42
35:BA:1445:A:C8	35:BA:1460:A:C2	3.08	0.42
35:BA:1464:C:H1'	35:BA:1528(A):A:N3	2.35	0.42
35:BA:1491:G:N2	35:BA:1492:G:H1'	2.35	0.42
35:BA:1675:C:H2'	35:BA:1676:A:O4'	2.19	0.42
35:BA:1971:A:N3	38:BD:240:ALA:HA	2.35	0.42
35:BA:2076:U:C5'	35:BA:2238:G:N2	2.81	0.42
35:BA:2078:C:H1'	35:BA:2434:A:H1'	2.02	0.42
35:BA:2377:A:O2'	35:BA:2378:A:H5'	2.19	0.42
35:BA:2453:A:H2'	35:BA:2454:G:H8	1.85	0.42
39:BE:59:VAL:HG21	39:BE:63:LEU:HA	2.01	0.42
40:BF:81:PRO:C	40:BF:83:PHE:N	2.73	0.42
41:BG:166:ASP:O	41:BG:167:GLU:C	2.56	0.42
43:BK:55:VAL:CG2	43:BK:67:PHE:HD2	2.33	0.42
44:BL:58:LEU:HD23	44:BL:58:LEU:O	2.19	0.42
47:BP:96:THR:HB	47:BP:97:PRO:HD2	2.02	0.42
50:BS:11:LYS:CG	50:BS:13:ARG:HH21	2.33	0.42
50:BS:27:SER:C	50:BS:28:VAL:HG23	2.39	0.42
50:BS:31:SER:HB3	50:BS:34:HIS:C	2.40	0.42
51:BT:50:ILE:HA	51:BT:99:LEU:HD11	2.00	0.42
53:BV:2:PHE:O	53:BV:3:ALA:CB	2.68	0.42
54:BW:45:TYR:C	54:BW:45:TYR:CD1	2.92	0.42
54:BW:50:VAL:CG1	54:BW:51:LEU:N	2.83	0.42
54:BW:59:VAL:HG21	54:BW:66:GLU:HB2	2.01	0.42
56:BY:10:GLY:C	56:BY:27:VAL:HG13	2.38	0.42
1:AA:425:G:O2'	1:AA:426:G:H5'	2.20	0.42

Continued on next page...

Continued from previous page...

Atom-1	Atom-2	Interatomic distance (Å)	Clash overlap (Å)
1:AA:587:G:HO2'	1:AA:588:G:P	2.42	0.42
1:AA:619:U:N3	4:AD:134:ASP:OD1	2.52	0.42
1:AA:828:A:H2'	1:AA:829:G:O4'	2.19	0.42
1:AA:1349:A:OP1	9:AI:120:ARG:HB2	2.20	0.42
3:AC:77:ILE:HA	3:AC:84:ILE:HB	2.01	0.42
4:AD:70:ILE:HD13	4:AD:70:ILE:HG21	1.79	0.42
5:AE:72:GLN:HE22	5:AE:144:THR:HG22	1.85	0.42
7:AG:15:ASP:HA	7:AG:24:THR:HG23	2.02	0.42
7:AG:64:GLN:HG2	7:AG:128:ALA:HB1	2.02	0.42
7:AG:113:GLU:CG	7:AG:119:ARG:HG2	2.50	0.42
8:AH:104:ARG:CZ	8:AH:138:TRP:CH2	3.02	0.42
10:AJ:98:ILE:O	10:AJ:98:ILE:HG22	2.20	0.42
12:AL:47:LYS:CB	12:AL:48:PRO:CD	2.82	0.42
16:AP:44:THR:O	16:AP:45:THR:CB	2.68	0.42
24:AY:420:ASP:OD1	24:AY:420:ASP:N	2.53	0.42
24:AY:519:ARG:NH2	24:AY:678:GLU:HB2	2.34	0.42
24:AY:622:GLY:O	24:AY:623:ASP:C	2.57	0.42
58:AY:701:FUA:H213	58:AY:701:FUA:H9	1.77	0.42
26:B1:13:ILE:HG12	26:B1:42:GLN:HB2	2.01	0.42
29:B4:20:ASN:HB3	29:B4:36:CYS:SG	2.59	0.42
29:B4:25:TYR:O	29:B4:26:SER:HB3	2.20	0.42
30:B5:4:HIS:CB	30:B5:5:PRO:CD	2.92	0.42
31:B6:10:LEU:O	31:B6:54:ILE:OXT	2.37	0.42
31:B6:53:LYS:HG3	31:B6:54:ILE:H	1.84	0.42
34:B9:29:ASN:C	34:B9:31:LYS:N	2.70	0.42
35:BA:209:C:H4'	35:BA:681:G:H4'	2.02	0.42
35:BA:253:C:H2'	35:BA:254:G:O4'	2.20	0.42
35:BA:476:G:H4'	35:BA:502:A:N1	2.34	0.42
35:BA:638:G:C5	35:BA:651:G:C2	3.08	0.42
35:BA:688:U:C6	35:BA:688:U:H3'	2.55	0.42
35:BA:701:G:C6	35:BA:732:C:N4	2.88	0.42
35:BA:709:U:O5'	35:BA:709:U:H6	2.02	0.42
35:BA:752:A:HO2'	35:BA:753:C:P	2.39	0.42
35:BA:826:U:OP1	35:BA:2429:G:OP1	2.37	0.42
35:BA:947:G:H8	35:BA:947:G:O5'	2.03	0.42
35:BA:1005:C:C2	35:BA:1006:C:C5	3.08	0.42
35:BA:1035:U:O5'	42:BH:59:ARG:NH1	2.53	0.42
35:BA:1042:G:H2'	35:BA:1043:C:C6	2.55	0.42
35:BA:1097:U:C2'	35:BA:1098:A:H5'	2.50	0.42
35:BA:1241:A:C8	35:BA:1242:A:C8	3.08	0.42
35:BA:1565:C:H2'	38:BD:21:PHE:CE2	2.55	0.42

Continued on next page...

Continued from previous page...

Atom-1	Atom-2	Interatomic distance (Å)	Clash overlap (Å)
35:BA:1802:A:N1	35:BA:1822:G:H1'	2.35	0.42
35:BA:2053:G:H1	35:BA:2616:C:N4	2.17	0.42
35:BA:2283:C:H2'	35:BA:2284:C:O4'	2.19	0.42
35:BA:2311:A:H3'	35:BA:2312:U:C5	2.54	0.42
35:BA:2625:G:H2'	35:BA:2626:C:C6	2.55	0.42
35:BA:2697:G:H2'	35:BA:2698:U:O4'	2.20	0.42
38:BD:186:HIS:CD2	38:BD:188:GLU:H	2.37	0.42
39:BE:119:ARG:HG2	39:BE:160:TYR:HB2	2.02	0.42
40:BF:41:LEU:HD23	40:BF:44:ARG:NE	2.34	0.42
41:BG:3:LEU:HD12	41:BG:3:LEU:HA	1.87	0.42
45:BN:38:HIS:O	52:BU:67:ALA:HB1	2.19	0.42
46:BO:17:ARG:HH21	46:BO:47:ILE:HD11	1.84	0.42
47:BP:83:VAL:HG12	47:BP:113:LYS:O	2.19	0.42
47:BP:124:LYS:HD3	47:BP:143:GLY:CA	2.50	0.42
48:BQ:37:LEU:HD21	48:BQ:130:LYS:HB2	2.02	0.42
51:BT:5:ALA:O	51:BT:7:ILE:N	2.53	0.42
51:BT:113:LYS:O	51:BT:114:LEU:HD23	2.16	0.42
51:BT:132:LYS:HG2	51:BT:133:GLU:N	2.35	0.42
52:BU:110:VAL:O	52:BU:113:ALA:N	2.50	0.42
53:BV:82:ARG:N	53:BV:82:ARG:CD	2.80	0.42
57:BZ:37:VAL:O	57:BZ:38:TYR:HB3	2.19	0.42
1:AA:204:U:O2'	1:AA:216:G:P	2.78	0.42
1:AA:371:G:N2	1:AA:374:A:N6	2.68	0.42
1:AA:432:A:H2'	1:AA:433:C:O4'	2.20	0.42
1:AA:719:C:O2	18:AR:49:LYS:HA	2.20	0.42
1:AA:765:G:H1	1:AA:812:C:H2'	1.85	0.42
1:AA:803:G:C5	1:AA:804:U:C4	3.07	0.42
1:AA:909:A:H2'	1:AA:910:C:O4'	2.20	0.42
1:AA:1137:C:H5'	1:AA:1138:G:C5	2.55	0.42
1:AA:1254:C:H5'	1:AA:1356:G:H4'	2.01	0.42
1:AA:1517:G:H2'	1:AA:1518:A:H5'	2.02	0.42
2:AB:78:GLN:HB3	2:AB:94:ASN:ND2	2.34	0.42
4:AD:23:GLY:HA3	4:AD:112:VAL:HG22	2.02	0.42
5:AE:153:LYS:HD3	5:AE:153:LYS:HA	1.52	0.42
7:AG:120:ILE:O	7:AG:124:LEU:HD12	2.19	0.42
7:AG:126:ASP:O	7:AG:130:GLY:N	2.40	0.42
8:AH:109:ILE:CG1	8:AH:110:ALA:N	2.78	0.42
9:AI:86:VAL:HG13	9:AI:87:GLN:N	2.34	0.42
9:AI:95:LYS:C	9:AI:95:LYS:CD	2.88	0.42
10:AJ:23:ILE:HG22	10:AJ:23:ILE:O	2.20	0.42
11:AK:18:ARG:O	11:AK:32:ILE:HA	2.20	0.42

Continued on next page...

Continued from previous page...

Atom-1	Atom-2	Interatomic distance (Å)	Clash overlap (Å)
11:AK:96:ARG:O	11:AK:99:GLN:HB2	2.19	0.42
11:AK:120:ARG:HA	11:AK:121:PRO:HD3	1.80	0.42
24:AY:9:LEU:C	24:AY:11:ARG:N	2.68	0.42
24:AY:31:ARG:HD2	24:AY:263:ALA:O	2.20	0.42
24:AY:100:VAL:HG23	24:AY:329:ARG:CG	2.48	0.42
24:AY:165:GLN:HE21	24:AY:177:ILE:HG21	1.85	0.42
25:B0:67:VAL:HG12	25:B0:68:GLU:N	2.33	0.42
26:B1:46:LEU:CB	26:B1:63:ALA:HA	2.41	0.42
28:B3:4:LEU:HD23	28:B3:4:LEU:HA	1.86	0.42
30:B5:29:THR:O	30:B5:42:PRO:HD2	2.19	0.42
30:B5:30:LEU:HD23	30:B5:41:PRO:CA	2.50	0.42
31:B6:11:LEU:C	31:B6:11:LEU:CD1	2.87	0.42
33:B8:32:LEU:H	33:B8:32:LEU:CD2	2.33	0.42
33:B8:37:SER:O	33:B8:40:GLU:HB2	2.20	0.42
33:B8:49:VAL:O	33:B8:53:PRO:HG3	2.19	0.42
34:B9:31:LYS:HD3	35:BA:2478:A:OP1	2.20	0.42
35:BA:74:A:H5''	35:BA:75:G:O4'	2.19	0.42
35:BA:90:U:O2	35:BA:90:U:C3'	2.67	0.42
35:BA:139(A):G:N2	55:BX:44:GLU:CD	2.72	0.42
35:BA:176:G:C2'	35:BA:177:G:H5'	2.50	0.42
35:BA:178:G:C6	35:BA:179:G:N7	2.88	0.42
35:BA:212:G:C8	35:BA:212:G:C4'	3.03	0.42
35:BA:307:G:H2'	35:BA:309:G:OP2	2.20	0.42
35:BA:615:G:OP1	40:BF:182:ASN:HB3	2.20	0.42
35:BA:774:A:O2'	35:BA:775:G:OP2	2.33	0.42
35:BA:776:G:H4'	35:BA:777:A:O5'	2.19	0.42
35:BA:1437:C:H2'	35:BA:1438:U:C6	2.55	0.42
35:BA:1545:A:N7	35:BA:1546:C:C2	2.88	0.42
35:BA:1668:A:N7	35:BA:1674:G:C6	2.88	0.42
35:BA:1722:A:H2	35:BA:1740:G:H2'	1.84	0.42
35:BA:1887:C:C2'	35:BA:1888:G:H5''	2.49	0.42
35:BA:2061:G:O6	35:BA:2501:C:O2	2.37	0.42
35:BA:2206:G:H3'	35:BA:2207:G:C5'	2.50	0.42
35:BA:2308:G:N7	35:BA:2310:A:C5'	2.78	0.42
35:BA:2328:A:N1	35:BA:2329:G:C6	2.88	0.42
35:BA:2369:A:O2'	35:BA:2370:G:H5'	2.19	0.42
35:BA:2428:G:H5'	35:BA:2429:G:P	2.60	0.42
35:BA:2467:C:H4'	48:BQ:123:HIS:CE1	2.54	0.42
35:BA:2572:A:C8	39:BE:144:ARG:CB	3.03	0.42
35:BA:2693:A:C6	35:BA:2717:G:C6	3.08	0.42
35:BA:2776:A:C6	35:BA:2782:G:H1'	2.55	0.42

Continued on next page...

Continued from previous page...

Atom-1	Atom-2	Interatomic distance (Å)	Clash overlap (Å)
35:BA:2886:G:H2'	35:BA:2887:U:H6	1.85	0.42
36:BB:40:U:C2	36:BB:43:C:H5''	2.51	0.42
36:BB:94:C:H2'	36:BB:95:C:C6	2.55	0.42
38:BD:26:LYS:HA	38:BD:26:LYS:HE2	2.01	0.42
39:BE:33:VAL:CG1	39:BE:90:THR:H	2.20	0.42
40:BF:162:LEU:O	40:BF:166:ALA:N	2.51	0.42
41:BG:7:LEU:O	41:BG:8:LYS:C	2.58	0.42
41:BG:165:THR:O	41:BG:166:ASP:C	2.57	0.42
42:BH:124:GLU:HB2	42:BH:132:ARG:O	2.20	0.42
43:BK:29:GLN:O	43:BK:59:ILE:CD1	2.67	0.42
43:BK:48:MET:HB2	43:BK:49:GLY:H	1.56	0.42
44:BL:76:THR:OG1	44:BL:77:GLY:N	2.51	0.42
45:BN:78:TYR:N	45:BN:78:TYR:CD1	2.86	0.42
45:BN:102:ALA:O	45:BN:106:MET:HE2	2.20	0.42
47:BP:124:LYS:HD3	47:BP:143:GLY:HA3	2.02	0.42
49:BR:28:LEU:C	49:BR:28:LEU:CD2	2.85	0.42
50:BS:98:VAL:HG11	50:BS:100:ALA:HB2	2.00	0.42
50:BS:106:ARG:O	50:BS:107:GLU:CB	2.68	0.42
55:BX:84:ALA:O	55:BX:85:PRO:C	2.57	0.42
56:BY:44:ILE:CG2	56:BY:45:VAL:H	2.19	0.42
57:BZ:41:LEU:O	57:BZ:45:ASP:N	2.51	0.42
57:BZ:56:VAL:HA	57:BZ:70:LEU:HD23	2.02	0.42
57:BZ:118:GLN:HG2	57:BZ:120:ILE:CD1	2.50	0.42
1:AA:15:G:H4'	5:AE:24:ARG:NH1	2.34	0.42
1:AA:66:G:H4'	1:AA:173:U:H5	1.83	0.42
1:AA:102:G:N3	1:AA:151:A:H2	2.18	0.42
1:AA:321:A:C2	1:AA:333:G:C2	3.08	0.42
1:AA:765:G:N2	1:AA:812:C:O2'	2.52	0.42
1:AA:790:A:H2	1:AA:1497:G:H5''	1.85	0.42
1:AA:809:G:H2'	1:AA:810:C:O5'	2.20	0.42
1:AA:1118:C:N4	1:AA:1155:G:H1	2.17	0.42
1:AA:1215:G:C4	1:AA:1216:G:C8	3.08	0.42
1:AA:1226:C:C6	13:AM:103:THR:O	2.73	0.42
1:AA:1226:C:C4	13:AM:104:ARG:HB2	2.54	0.42
1:AA:1234:C:C2'	1:AA:1235:U:H5'	2.50	0.42
1:AA:1271:G:H5'	1:AA:1314:C:H5''	2.02	0.42
1:AA:1402:C:H2'	1:AA:1403:C:O4'	2.19	0.42
1:AA:1493:A:OP2	1:AA:1493:A:H8	2.03	0.42
3:AC:14:ILE:O	3:AC:15:THR:HB	2.20	0.42
3:AC:79:ARG:O	3:AC:82:GLU:OE2	2.38	0.42
6:AF:72:VAL:CG1	6:AF:73:ASN:N	2.82	0.42

Continued on next page...

Continued from previous page...

Atom-1	Atom-2	Interatomic distance (Å)	Clash overlap (Å)
6:AF:91:VAL:CG1	6:AF:92:LYS:N	2.82	0.42
8:AH:35:ILE:HG22	8:AH:39:LEU:CD2	2.50	0.42
9:AI:37:PHE:CE2	9:AI:74:ILE:HG12	2.55	0.42
9:AI:43:ALA:HA	9:AI:74:ILE:HD13	2.01	0.42
9:AI:90:PRO:CG	9:AI:91:ASP:N	2.83	0.42
9:AI:128:ARG:OXT	9:AI:128:ARG:HG2	2.20	0.42
10:AJ:63:PHE:HB2	14:AN:57:ARG:O	2.20	0.42
12:AL:41:ARG:CG	12:AL:42:THR:N	2.53	0.42
14:AN:41:ARG:NH1	14:AN:41:ARG:HG2	2.29	0.42
17:AQ:56:VAL:O	17:AQ:76:LEU:HD12	2.20	0.42
24:AY:28:THR:O	24:AY:32:ILE:HG13	2.20	0.42
24:AY:357:ARG:HG3	24:AY:357:ARG:NH1	2.35	0.42
24:AY:526:VAL:CG1	24:AY:566:THR:HG23	2.50	0.42
24:AY:635:GLU:OE2	24:AY:644:ARG:NH1	2.53	0.42
27:B2:10:LEU:O	27:B2:11:GLU:C	2.56	0.42
28:B3:1:MET:SD	28:B3:40:THR:HG22	2.60	0.42
29:B4:26:SER:HB3	41:BG:105:LYS:HZ2	1.83	0.42
35:BA:154(A):C:N4	35:BA:171:G:H1	2.17	0.42
35:BA:185:U:H2'	35:BA:186:G:C8	2.54	0.42
35:BA:332:A:C6	35:BA:335:C:C2	3.08	0.42
35:BA:347:A:H2'	35:BA:348:G:H8	1.85	0.42
35:BA:545:C:H2'	35:BA:547:A:C5'	2.42	0.42
35:BA:1122:G:H2'	35:BA:1122:G:N3	2.34	0.42
35:BA:1536:C:H2'	35:BA:1537:G:H4'	2.01	0.42
35:BA:1798:U:C4	35:BA:1819:A:C2	3.08	0.42
35:BA:1799:G:H5'	35:BA:1819:A:H61	1.84	0.42
35:BA:2193:G:H2'	35:BA:2194:G:O5'	2.19	0.42
35:BA:2286:A:C6	35:BA:2346:A:N6	2.88	0.42
35:BA:2380:C:C5	35:BA:2381:C:H5	2.38	0.42
37:BC:98:GLU:HA	37:BC:101:ILE:HD11	2.02	0.42
38:BD:35:LYS:CD	38:BD:36:PRO:N	2.72	0.42
38:BD:77:ALA:HB2	38:BD:97:TYR:CG	2.55	0.42
39:BE:147:PRO:HG2	39:BE:148:GLY:N	2.34	0.42
40:BF:116:ASP:OD2	47:BP:5:ASP:N	2.53	0.42
41:BG:47:LYS:HG2	41:BG:81:LYS:CB	2.50	0.42
42:BH:31:GLY:O	42:BH:79:VAL:CG1	2.68	0.42
42:BH:33:LEU:HD21	42:BH:136:ILE:HG22	2.02	0.42
42:BH:128:PRO:HG2	42:BH:129:THR:N	2.35	0.42
43:BK:9:LYS:C	43:BK:10:LEU:O	2.59	0.42
46:BO:115:VAL:CG1	46:BO:121:VAL:HG21	2.47	0.42
48:BQ:21:THR:O	48:BQ:22:LYS:CB	2.67	0.42

Continued on next page...

Continued from previous page...

Atom-1	Atom-2	Interatomic distance (Å)	Clash overlap (Å)
49:BR:75:LEU:HD13	49:BR:75:LEU:C	2.39	0.42
52:BU:80:ILE:O	52:BU:80:ILE:CG2	2.68	0.42
54:BW:49:LYS:HB2	54:BW:49:LYS:HE3	1.73	0.42
54:BW:59:VAL:O	54:BW:59:VAL:CG1	2.61	0.42
56:BY:18:GLY:O	56:BY:21:LYS:HB2	2.20	0.42
56:BY:49:VAL:C	56:BY:51:VAL:H	2.23	0.42
56:BY:95:LYS:HB3	56:BY:100:ALA:HA	2.02	0.42
57:BZ:14:LYS:HB2	57:BZ:17:ALA:HB3	2.02	0.42
1:AA:50:A:H62	1:AA:361:G:H4'	1.79	0.41
1:AA:129(A):G:O2'	1:AA:189(F):U:O5'	2.33	0.41
1:AA:720:C:H2'	1:AA:721:G:C8	2.54	0.41
1:AA:751:U:H2'	1:AA:752:G:O4'	2.20	0.41
1:AA:814:A:H5'	1:AA:1511:G:H4'	2.02	0.41
1:AA:1030:C:H2'	1:AA:1030(A):G:H5'	2.02	0.41
1:AA:1053:G:O6	1:AA:1199:U:H2'	2.20	0.41
1:AA:1149:C:H2'	1:AA:1150:U:C6	2.55	0.41
1:AA:1480:G:N2	1:AA:1481:U:H1'	2.35	0.41
4:AD:108:LEU:HD12	4:AD:108:LEU:HA	1.88	0.41
5:AE:33:VAL:CG1	5:AE:112:LEU:HD12	2.49	0.41
6:AF:6:VAL:HB	6:AF:63:TYR:HB2	2.01	0.41
7:AG:81:GLY:O	7:AG:83:ALA:N	2.51	0.41
7:AG:143:ARG:O	7:AG:147:ALA:HB2	2.20	0.41
8:AH:41:ARG:NH2	8:AH:123:GLU:CD	2.52	0.41
9:AI:5:TYR:O	9:AI:84:ALA:HA	2.20	0.41
11:AK:80:VAL:O	11:AK:80:VAL:HG23	2.19	0.41
12:AL:70:ILE:HG23	12:AL:100:ILE:HD12	2.01	0.41
15:AO:83:GLU:C	15:AO:85:LEU:N	2.73	0.41
19:AS:19:VAL:HG12	19:AS:20:LEU:HD23	2.01	0.41
20:AT:16:HIS:O	20:AT:19:SER:HB3	2.19	0.41
22:AV:19:G:C4	22:AV:57:A:C2	3.08	0.41
24:AY:329:ARG:HD3	24:AY:374:LEU:CD1	2.40	0.41
24:AY:388:THR:HG21	24:AY:399:LEU:HD13	1.99	0.41
24:AY:428:LEU:HD13	24:AY:440:VAL:CG1	2.24	0.41
24:AY:438:PHE:O	24:AY:439:ARG:CG	2.68	0.41
24:AY:482:ALA:O	24:AY:676:TYR:HE1	2.03	0.41
24:AY:486:THR:HB	24:AY:561:VAL:O	2.19	0.41
28:B3:13:ILE:HD11	35:BA:989:G:C8	2.54	0.41
35:BA:9:U:C5	35:BA:2629:A:N6	2.86	0.41
35:BA:84:A:H5'	56:BY:9:LYS:CB	2.50	0.41
35:BA:253:C:O2'	35:BA:254:G:H5'	2.20	0.41
35:BA:476:G:C2	35:BA:479:A:C8	3.08	0.41

Continued on next page...

Continued from previous page...

Atom-1	Atom-2	Interatomic distance (Å)	Clash overlap (Å)
35:BA:569:U:OP1	35:BA:945:A:C8	2.73	0.41
35:BA:801:G:O4'	40:BF:54:ARG:HD3	2.20	0.41
35:BA:933:A:H2'	35:BA:934:G:O4'	2.20	0.41
35:BA:1005:C:C4	35:BA:1006:C:N4	2.88	0.41
35:BA:1167:U:C2	35:BA:1183:G:N2	2.88	0.41
35:BA:1303:G:H5'	35:BA:1642:G:H21	1.84	0.41
35:BA:1343:G:N2	35:BA:1405:U:C2	2.88	0.41
35:BA:1669:A:C2	35:BA:1994:C:H1'	2.54	0.41
35:BA:1709:U:C2	35:BA:1750:G:N2	2.88	0.41
35:BA:1884:A:C2'	35:BA:1885:A:C5'	2.89	0.41
35:BA:2031:A:C5	35:BA:2498:C:H1'	2.55	0.41
35:BA:2290:G:C6	35:BA:2291:U:N3	2.88	0.41
35:BA:2337:G:H2'	35:BA:2338:G:C8	2.55	0.41
35:BA:2495:G:H5''	48:BQ:82:ARG:HG2	2.01	0.41
35:BA:2527:C:O2	35:BA:2527:C:H2'	2.20	0.41
35:BA:2620:C:H1'	39:BE:156:MET:HB2	2.02	0.41
35:BA:2748:A:C5	35:BA:2757:A:C6	3.08	0.41
35:BA:2755:C:O2	35:BA:2755:C:H2'	2.19	0.41
36:BB:82:G:C2'	36:BB:83:G:C5'	2.98	0.41
38:BD:51:VAL:HG12	38:BD:54:ARG:HG2	2.02	0.41
38:BD:134:ARG:HG2	38:BD:187:GLY:C	2.36	0.41
39:BE:62:PRO:C	39:BE:64:LYS:N	2.70	0.41
39:BE:89:ASP:O	39:BE:90:THR:O	2.37	0.41
39:BE:126:PRO:O	39:BE:126:PRO:HG2	2.20	0.41
40:BF:20:LEU:HD23	40:BF:21:ALA:H	1.79	0.41
40:BF:202:PHE:O	40:BF:206:ILE:HG12	2.20	0.41
41:BG:106:LEU:HD12	41:BG:110:ALA:CB	2.50	0.41
41:BG:140:ILE:H	41:BG:140:ILE:CD1	2.13	0.41
42:BH:121:ILE:HA	42:BH:134:SER:O	2.20	0.41
43:BK:70:LYS:HE3	43:BK:70:LYS:CA	2.50	0.41
43:BK:95:LYS:HG2	43:BK:137:GLU:CG	2.50	0.41
45:BN:55:VAL:HG22	45:BN:126:PRO:CA	2.41	0.41
47:BP:125:VAL:O	47:BP:145:PRO:CD	2.56	0.41
48:BQ:21:THR:O	48:BQ:21:THR:HG22	2.20	0.41
48:BQ:24:GLY:O	48:BQ:101:ARG:HD2	2.19	0.41
48:BQ:27:VAL:O	48:BQ:28:ALA:HB3	2.20	0.41
48:BQ:110:THR:CG2	48:BQ:113:GLN:CG	2.94	0.41
48:BQ:118:LEU:HD23	48:BQ:118:LEU:HA	1.67	0.41
49:BR:43:GLU:OE1	49:BR:43:GLU:HA	2.20	0.41
50:BS:17:ARG:O	50:BS:20:ARG:CG	2.67	0.41
56:BY:10:GLY:O	56:BY:27:VAL:HG22	2.19	0.41

Continued on next page...

Continued from previous page...

Atom-1	Atom-2	Interatomic distance (Å)	Clash overlap (Å)
57:BZ:14:LYS:HB3	57:BZ:17:ALA:CB	2.50	0.41
1:AA:43:C:O5'	1:AA:43:C:H6	2.03	0.41
1:AA:251:G:H4'	1:AA:252:U:O5'	2.20	0.41
1:AA:291:C:O2'	1:AA:292:G:C5'	2.59	0.41
1:AA:862:C:O2'	1:AA:863:U:H5'	2.21	0.41
1:AA:937:A:C2	1:AA:1379:G:O6	2.73	0.41
1:AA:1050:G:C2	1:AA:1209:C:O2	2.73	0.41
1:AA:1352:C:OP1	21:AU:3:LYS:HE2	2.20	0.41
1:AA:1456:G:N2	1:AA:1457:G:C4	2.88	0.41
4:AD:54:TYR:O	4:AD:55:ALA:C	2.58	0.41
4:AD:180:GLY:C	4:AD:181:MET:HG3	2.40	0.41
5:AE:124:GLY:O	5:AE:125:SER:C	2.56	0.41
7:AG:4:ARG:HB3	7:AG:5:ARG:HH11	1.85	0.41
8:AH:44:PHE:C	8:AH:45:ILE:CG2	2.88	0.41
12:AL:30:ALA:HA	12:AL:31:PRO:HD3	1.86	0.41
13:AM:7:VAL:O	13:AM:7:VAL:HG12	2.21	0.41
13:AM:109:THR:O	13:AM:109:THR:HG22	2.20	0.41
17:AQ:67:LYS:HA	17:AQ:70:ARG:NH1	2.34	0.41
18:AR:52:PRO:HB2	18:AR:54:ARG:HG3	2.01	0.41
19:AS:79:THR:CG2	19:AS:80:TYR:N	2.83	0.41
20:AT:36:LEU:HD21	20:AT:55:ILE:CG2	2.50	0.41
20:AT:40:ALA:O	20:AT:41:ILE:C	2.59	0.41
20:AT:93:GLU:C	20:AT:95:ALA:N	2.73	0.41
22:AV:20:U:H3'	22:AV:21:A:C5'	2.36	0.41
24:AY:24:GLY:O	24:AY:25:LYS:C	2.58	0.41
24:AY:128:TYR:O	24:AY:129:LYS:CB	2.63	0.41
24:AY:355:LEU:N	24:AY:355:LEU:HD22	2.35	0.41
26:B1:11:ARG:HB3	26:B1:11:ARG:NH1	2.35	0.41
29:B4:14:ILE:HG22	29:B4:15:ILE:H	1.85	0.41
31:B6:5:VAL:O	31:B6:8:LYS:HB3	2.19	0.41
35:BA:90:U:H4'	35:BA:92:A:C8	2.56	0.41
35:BA:320:A:H4'	35:BA:322:A:N7	2.35	0.41
35:BA:331:A:N3	35:BA:1209:G:C6	2.88	0.41
35:BA:464:U:C2	35:BA:788:A:N6	2.89	0.41
35:BA:968:G:C6	35:BA:969:U:C4	3.08	0.41
35:BA:999:U:OP2	35:BA:1153:C:OP2	2.38	0.41
35:BA:1066:U:O5'	35:BA:1066:U:H6	2.03	0.41
35:BA:1121:C:H2'	35:BA:1122:G:O4'	2.20	0.41
35:BA:1285:G:C5	35:BA:1329:U:C4	3.08	0.41
35:BA:1336:A:H2'	35:BA:1337:G:H8	1.85	0.41
35:BA:1472:A:H2'	35:BA:1473:G:C8	2.55	0.41

Continued on next page...

Continued from previous page...

Atom-1	Atom-2	Interatomic distance (Å)	Clash overlap (Å)
35:BA:1478:G:HO2'	35:BA:1558:A:H2	1.63	0.41
35:BA:1517:G:H5'	35:BA:1517:G:C8	2.53	0.41
35:BA:2056:G:N2	35:BA:2057:A:C8	2.88	0.41
35:BA:2056:G:C5	35:BA:2577:A:C5	3.08	0.41
35:BA:2126:A:O2'	35:BA:2127:G:P	2.77	0.41
35:BA:2137:C:N3	35:BA:2155:G:C2	2.88	0.41
35:BA:2538:C:O5'	35:BA:2538:C:H6	2.03	0.41
35:BA:2601:C:H2'	35:BA:2603:G:C8	2.55	0.41
35:BA:2787:C:O2	39:BE:61:ARG:HD3	2.20	0.41
35:BA:2849:U:H1'	35:BA:2866:U:H6	1.86	0.41
36:BB:73:A:N7	36:BB:74:U:C5	2.88	0.41
37:BC:14:LYS:O	37:BC:15:VAL:HG13	2.20	0.41
37:BC:37:LYS:O	37:BC:38:PHE:CB	2.68	0.41
38:BD:150:LYS:HA	38:BD:150:LYS:HD3	1.96	0.41
39:BE:117:MET:O	39:BE:117:MET:CG	2.62	0.41
40:BF:80:ALA:O	40:BF:83:PHE:HB2	2.20	0.41
41:BG:42:GLY:O	41:BG:88:ILE:HG23	2.20	0.41
41:BG:97:ASP:N	41:BG:100:TRP:HD1	1.94	0.41
51:BT:129:ARG:O	51:BT:131:ALA:N	2.45	0.41
52:BU:46:ALA:O	52:BU:47:TYR:C	2.58	0.41
52:BU:53:ARG:O	52:BU:56:ASP:HB2	2.20	0.41
53:BV:18:LEU:CG	53:BV:19:LYS:N	2.73	0.41
57:BZ:54:HIS:CE1	57:BZ:123:ASP:OD2	2.73	0.41
57:BZ:79:ARG:O	57:BZ:79:ARG:HG3	2.19	0.41
1:AA:64:G:C2	1:AA:67:C:N4	2.88	0.41
1:AA:346:G:OP1	51:BT:41:ARG:CZ	2.68	0.41
1:AA:354:G:C2	1:AA:355:C:C5	3.08	0.41
1:AA:532:A:H2'	1:AA:533:A:OP1	2.20	0.41
1:AA:602:A:H2'	1:AA:603:U:C6	2.55	0.41
1:AA:608:A:O2'	1:AA:609:A:H5'	2.20	0.41
1:AA:664:G:O2'	1:AA:666:G:OP2	2.34	0.41
1:AA:694:A:H2'	1:AA:695:A:O4'	2.20	0.41
1:AA:703:G:O2'	1:AA:704:A:P	2.78	0.41
1:AA:973:G:C3'	1:AA:974:A:H5''	2.40	0.41
1:AA:1002:G:N2	1:AA:1039:C:H2'	2.36	0.41
1:AA:1053:G:C4	1:AA:1199:U:C5	3.09	0.41
2:AB:166:ASP:HB2	2:AB:205:ASP:OD2	2.19	0.41
4:AD:35:ARG:O	4:AD:37:PRO:HD3	2.19	0.41
4:AD:56:VAL:HG12	4:AD:202:LEU:CD1	2.48	0.41
6:AF:11:ASN:HB3	6:AF:14:LEU:CD1	2.51	0.41
6:AF:30:LEU:HD23	6:AF:30:LEU:HA	1.82	0.41

Continued on next page...

Continued from previous page...

Atom-1	Atom-2	Interatomic distance (Å)	Clash overlap (Å)
8:AH:126:LYS:O	8:AH:126:LYS:HG3	2.20	0.41
10:AJ:33:GLN:N	10:AJ:75:ILE:CD1	2.82	0.41
12:AL:91:LYS:HB2	12:AL:91:LYS:HE2	1.86	0.41
15:AO:26:GLU:CG	15:AO:77:ARG:HH12	2.33	0.41
17:AQ:8:GLY:HA3	17:AQ:22:LEU:O	2.20	0.41
18:AR:84:LYS:HA	18:AR:84:LYS:HD3	1.90	0.41
19:AS:7:LYS:HD3	19:AS:7:LYS:HA	1.78	0.41
21:AU:6:ARG:NH2	21:AU:15:ARG:NH2	2.68	0.41
22:AV:35:A:C6	22:AV:36:U:C4	3.07	0.41
24:AY:138:LYS:HE2	59:AY:702:GDP:N9	2.36	0.41
27:B2:69:ARG:O	27:B2:70:GLN:CB	2.59	0.41
28:B3:17:LYS:HZ2	28:B3:20:LYS:CE	2.26	0.41
31:B6:9:LEU:HD13	31:B6:26:ASN:HB2	2.01	0.41
31:B6:27:LYS:O	31:B6:28:ARG:C	2.58	0.41
35:BA:27:G:H1'	35:BA:513:A:N6	2.35	0.41
35:BA:744:G:H3'	35:BA:745:G:H8	1.85	0.41
35:BA:1271:G:H21	35:BA:1617:C:H1'	1.85	0.41
35:BA:1680:U:O2'	35:BA:1681:G:H5'	2.20	0.41
35:BA:1700:A:H2'	35:BA:1701:A:H5'	2.03	0.41
35:BA:1797:C:O2'	35:BA:1798:U:H5'	2.20	0.41
35:BA:2414:G:C2	35:BA:2415:G:C8	3.09	0.41
35:BA:2416:C:H2'	35:BA:2417:C:C6	2.55	0.41
35:BA:2787:C:O2	35:BA:2787:C:H2'	2.19	0.41
35:BA:2843:G:C2	35:BA:2875:C:N3	2.88	0.41
36:BB:62:C:C2	36:BB:63:G:C8	3.07	0.41
36:BB:104:U:O3'	57:BZ:72:ARG:NH1	2.53	0.41
36:BB:111:G:O2'	36:BB:112:U:H5'	2.21	0.41
37:BC:132:LEU:HD22	37:BC:137:LEU:HB2	2.02	0.41
40:BF:41:LEU:CD2	40:BF:44:ARG:HH21	2.34	0.41
41:BG:91:ARG:CG	41:BG:92:VAL:N	2.83	0.41
41:BG:172:LEU:CD2	41:BG:176:LEU:HD21	2.50	0.41
42:BH:118:PRO:CG	42:BH:121:ILE:HD12	2.47	0.41
42:BH:170:ARG:HG2	42:BH:170:ARG:NH1	2.34	0.41
46:BO:104:ARG:NE	51:BT:33:LYS:CE	2.79	0.41
47:BP:85:LEU:HD12	47:BP:120:ALA:CB	2.46	0.41
47:BP:89:ALA:HA	47:BP:121:LYS:HD3	2.02	0.41
52:BU:86:ALA:HB3	52:BU:88:ILE:HG12	2.02	0.41
53:BV:45:THR:O	53:BV:46:VAL:HG12	2.20	0.41
54:BW:25:ARG:HB2	54:BW:25:ARG:NH1	2.35	0.41
57:BZ:141:VAL:CG1	57:BZ:142:SER:N	2.82	0.41
1:AA:37:U:C2'	1:AA:38:G:H5'	2.50	0.41

Continued on next page...

Continued from previous page...

Atom-1	Atom-2	Interatomic distance (Å)	Clash overlap (Å)
1:AA:369:C:C2	1:AA:393:A:C2	3.08	0.41
1:AA:537:G:H2'	1:AA:538:G:H8	1.85	0.41
1:AA:936:C:H2'	1:AA:937:A:C5'	2.50	0.41
1:AA:1299:A:C6	1:AA:1301:U:O2	2.74	0.41
1:AA:1430:C:H2'	1:AA:1431:C:H6	1.83	0.41
4:AD:192:GLU:H	4:AD:192:GLU:CD	2.22	0.41
6:AF:22:GLU:C	6:AF:24:GLU:H	2.24	0.41
7:AG:27:ILE:O	7:AG:27:ILE:HG23	2.21	0.41
14:AN:18:VAL:HG23	14:AN:19:ARG:N	2.35	0.41
15:AO:27:VAL:O	15:AO:28:GLN:C	2.58	0.41
18:AR:68:LYS:O	18:AR:71:LYS:HB2	2.20	0.41
19:AS:41:VAL:C	19:AS:43:GLU:N	2.74	0.41
21:AU:21:TYR:CD1	21:AU:21:TYR:N	2.88	0.41
22:AV:61:C:C2'	22:AV:62:C:H5'	2.49	0.41
24:AY:12:LEU:HB3	24:AY:283:PRO:CG	2.50	0.41
24:AY:334:THR:HG23	24:AY:370:LYS:HA	2.02	0.41
24:AY:350:GLU:OE1	24:AY:350:GLU:HA	2.21	0.41
27:B2:10:LEU:HA	27:B2:10:LEU:HD23	1.80	0.41
27:B2:13:ALA:C	27:B2:15:LYS:H	2.23	0.41
28:B3:34:GLU:O	28:B3:35:ARG:HB2	2.20	0.41
28:B3:43:ILE:O	28:B3:47:VAL:HG23	2.20	0.41
31:B6:38:LYS:O	31:B6:39:TYR:CD1	2.72	0.41
35:BA:272(I):U:C4	35:BA:363(A):A:N1	2.81	0.41
35:BA:299:A:C6	35:BA:300:A:C6	3.08	0.41
35:BA:444:C:OP2	52:BU:2:PRO:HD3	2.20	0.41
35:BA:483:A:H2'	35:BA:483:A:N3	2.35	0.41
35:BA:823:G:C6	35:BA:824:A:C6	3.08	0.41
35:BA:869:G:C4	35:BA:870:A:C8	3.08	0.41
35:BA:1020:A:C2'	35:BA:1021:A:OP2	2.68	0.41
35:BA:1412:A:C2'	35:BA:1413:G:H5'	2.49	0.41
35:BA:1509(B):A:H2'	35:BA:1510:G:O4'	2.21	0.41
35:BA:1565:C:C2	35:BA:1567:A:C8	3.08	0.41
35:BA:1849:G:N3	35:BA:1849:G:H2'	2.36	0.41
35:BA:1948:G:C5'	35:BA:1948:G:H8	2.27	0.41
35:BA:2196:C:H2'	35:BA:2197:U:C6	2.55	0.41
35:BA:2310:A:O4'	35:BA:2310:A:N3	2.51	0.41
35:BA:2512:C:H5''	39:BE:122:PHE:CE2	2.55	0.41
35:BA:2555:U:C5	35:BA:2556:C:N1	2.88	0.41
35:BA:2876:G:H5'	51:BT:3:ARG:HA	2.01	0.41
36:BB:66:A:H4'	36:BB:67:G:OP1	2.19	0.41
36:BB:76:G:O3'	57:BZ:19:ARG:NH2	2.53	0.41

Continued on next page...

Continued from previous page...

Atom-1	Atom-2	Interatomic distance (Å)	Clash overlap (Å)
36:BB:82:G:C2	36:BB:83:G:C8	3.08	0.41
36:BB:103:G:OP2	36:BB:103:G:H8	2.03	0.41
37:BC:156:GLU:OE2	37:BC:161:ARG:HD3	2.21	0.41
38:BD:148:GLU:C	38:BD:151:LYS:HG3	2.40	0.41
38:BD:165:ILE:CD1	38:BD:175:LEU:HD21	2.39	0.41
39:BE:67:PHE:O	39:BE:68:ALA:C	2.59	0.41
39:BE:94:GLU:OE1	39:BE:177:PRO:CB	2.68	0.41
41:BG:2:PRO:HB2	41:BG:3:LEU:H	1.48	0.41
41:BG:34:LEU:HD13	41:BG:99:MET:HE1	2.01	0.41
41:BG:82:LEU:HD21	41:BG:87:PRO:HB3	2.01	0.41
42:BH:35:VAL:HG12	42:BH:37:VAL:CG2	2.50	0.41
45:BN:133:GLN:NE2	45:BN:135:PRO:HG2	2.33	0.41
47:BP:17:LYS:O	47:BP:19:VAL:N	2.53	0.41
50:BS:19:LYS:O	50:BS:19:LYS:HG2	2.20	0.41
50:BS:80:LEU:HD23	50:BS:80:LEU:HA	1.91	0.41
51:BT:45:PHE:HE2	51:BT:74:ARG:HB2	1.75	0.41
53:BV:61:VAL:HG22	53:BV:63:GLY:H	1.85	0.41
54:BW:66:GLU:O	54:BW:68:ARG:N	2.54	0.41
57:BZ:9:TYR:CB	57:BZ:35:ARG:HH22	2.31	0.41
1:AA:113:G:C2	1:AA:315:A:C2	3.09	0.41
1:AA:252:U:H5'	1:AA:253:U:OP2	2.20	0.41
1:AA:409:G:C5'	4:AD:25:ARG:HB2	2.50	0.41
1:AA:1030:C:H41	1:AA:1032:G:N2	2.17	0.41
1:AA:1055:A:H8	1:AA:1055:A:O5'	2.03	0.41
1:AA:1129:C:C5	1:AA:1139:G:C4	3.09	0.41
1:AA:1466:C:N4	1:AA:1467:G:C2	2.89	0.41
3:AC:36:ASP:O	3:AC:39:ILE:N	2.49	0.41
3:AC:65:ALA:O	3:AC:66:VAL:CB	2.60	0.41
3:AC:78:GLY:CA	3:AC:83:ARG:HB3	2.50	0.41
4:AD:60:GLU:OE2	4:AD:198:VAL:HA	2.19	0.41
4:AD:97:LEU:HD23	4:AD:97:LEU:HA	1.72	0.41
5:AE:136:MET:C	5:AE:138:ALA:N	2.74	0.41
9:AI:3:GLN:NE2	9:AI:20:ARG:NH2	2.68	0.41
10:AJ:4:ILE:CB	10:AJ:74:ILE:HD11	2.50	0.41
13:AM:44:ARG:H	13:AM:44:ARG:HG2	1.71	0.41
13:AM:54:VAL:HG12	13:AM:58:GLU:HG2	2.03	0.41
23:AX:16:A:O2'	23:AX:17:U:H5'	2.20	0.41
24:AY:86:GLY:O	24:AY:87:HIS:CB	2.65	0.41
24:AY:130:VAL:HA	24:AY:131:PRO:HD3	1.84	0.41
24:AY:503:GLY:C	24:AY:505:GLY:N	2.74	0.41
25:B0:84:LEU:H	25:B0:84:LEU:HG	1.62	0.41

Continued on next page...

Continued from previous page...

Atom-1	Atom-2	Interatomic distance (Å)	Clash overlap (Å)
26:B1:88:LYS:O	26:B1:88:LYS:CG	2.65	0.41
27:B2:59:ARG:O	27:B2:61:LEU:N	2.53	0.41
29:B4:2:LYS:HB2	36:BB:40:U:C4	2.55	0.41
31:B6:12:GLU:HA	31:B6:23:THR:HA	2.03	0.41
35:BA:66:C:C4	35:BA:67:U:C4	3.09	0.41
35:BA:78:A:O2'	35:BA:79:G:H5'	2.20	0.41
35:BA:221:A:N7	35:BA:266:G:C6	2.89	0.41
35:BA:329:G:H4'	35:BA:330:A:OP2	2.21	0.41
35:BA:552:G:O2'	35:BA:553:G:H5'	2.19	0.41
35:BA:605:C:C4	35:BA:606:U:C5	3.09	0.41
35:BA:613:G:H8	35:BA:613:G:C5'	2.34	0.41
35:BA:812:C:H1'	35:BA:1250:G:N2	2.36	0.41
35:BA:939:G:H2'	35:BA:939:G:N3	2.35	0.41
35:BA:1081:U:H4'	43:BK:117:THR:CG2	2.51	0.41
35:BA:1118:C:H2'	35:BA:1119:C:C6	2.56	0.41
35:BA:1313:U:C2	35:BA:1610:A:C2	3.09	0.41
35:BA:1482:G:N3	35:BA:1482:G:H2'	2.36	0.41
35:BA:1528:A:C2	35:BA:1542:A:H2	2.38	0.41
35:BA:1827:C:H2'	35:BA:1828:G:O4'	2.20	0.41
35:BA:1930:G:O2'	35:BA:1931:U:O5'	2.38	0.41
35:BA:2476:A:C3'	35:BA:2477:C:H5''	2.50	0.41
35:BA:2555:U:C2'	35:BA:2556:C:H5'	2.49	0.41
35:BA:2766:G:N3	35:BA:2766:G:H2'	2.34	0.41
35:BA:2835:A:O2'	35:BA:2836:U:P	2.79	0.41
37:BC:19:LYS:CG	37:BC:20:VAL:N	2.83	0.41
37:BC:65:LEU:CD1	37:BC:189:ASN:ND2	2.80	0.41
37:BC:73:VAL:O	37:BC:158:LYS:HE3	2.20	0.41
37:BC:181:PHE:HA	37:BC:182:PRO:HD3	1.74	0.41
38:BD:26:LYS:O	38:BD:27:THR:HB	2.20	0.41
38:BD:41:GLY:O	38:BD:42:GLY:O	2.38	0.41
38:BD:130:ALA:HB2	38:BD:192:THR:HB	2.02	0.41
38:BD:158:ALA:O	38:BD:196:VAL:CG1	2.68	0.41
38:BD:245:PRO:O	38:BD:245:PRO:CG	2.69	0.41
39:BE:167:VAL:HG12	39:BE:189:PRO:CD	2.50	0.41
40:BF:39:TRP:CB	40:BF:101:LEU:HD22	2.51	0.41
40:BF:150:GLY:HA2	40:BF:172:TRP:CE3	2.55	0.41
40:BF:170:LEU:HB2	40:BF:173:VAL:CG2	2.51	0.41
41:BG:81:LYS:O	41:BG:82:LEU:C	2.58	0.41
45:BN:55:VAL:CG2	45:BN:126:PRO:HA	2.43	0.41
48:BQ:29:PHE:CD1	48:BQ:29:PHE:N	2.88	0.41
48:BQ:139:GLU:OE1	48:BQ:141:GLN:HG3	2.20	0.41

Continued on next page...

Continued from previous page...

Atom-1	Atom-2	Interatomic distance (Å)	Clash overlap (Å)
50:BS:89:ARG:HE	50:BS:91:PRO:HG2	1.86	0.41
52:BU:12:ARG:O	52:BU:13:LYS:C	2.58	0.41
55:BX:36:LYS:CE	55:BX:54:VAL:O	2.68	0.41
56:BY:28:LYS:HE3	56:BY:28:LYS:HB2	1.72	0.41
56:BY:38:ILE:CG2	56:BY:39:VAL:N	2.84	0.41
57:BZ:14:LYS:O	57:BZ:18:LEU:HD13	2.20	0.41
1:AA:179:A:H2'	1:AA:180:U:H6	1.77	0.41
1:AA:216:G:O2'	1:AA:217:C:O5'	2.39	0.41
1:AA:311:C:H2'	1:AA:312:C:H6	1.85	0.41
1:AA:501:C:H1'	1:AA:549:C:H1'	2.01	0.41
1:AA:946:A:H3'	1:AA:947:G:C8	2.56	0.41
1:AA:1000:U:H3'	1:AA:1000:U:H6	1.86	0.41
1:AA:1139:G:N2	1:AA:1143:G:C6	2.89	0.41
1:AA:1360:A:H2'	1:AA:1361:G:O4'	2.21	0.41
1:AA:1386:G:O2'	1:AA:1387:G:H5'	2.20	0.41
2:AB:120:ALA:O	2:AB:121:LEU:CD2	2.57	0.41
2:AB:212:GLN:O	2:AB:216:SER:CB	2.69	0.41
3:AC:119:ARG:O	3:AC:122:GLU:HB2	2.21	0.41
4:AD:73:ARG:HA	4:AD:73:ARG:HD3	1.83	0.41
4:AD:84:LYS:HA	4:AD:84:LYS:HD3	1.86	0.41
4:AD:121:VAL:O	4:AD:134:ASP:HA	2.21	0.41
5:AE:5:ASP:O	5:AE:6:PHE:CG	2.72	0.41
5:AE:123:LEU:HD23	5:AE:123:LEU:HA	1.71	0.41
7:AG:4:ARG:HB3	7:AG:5:ARG:HD2	2.03	0.41
7:AG:146:GLU:O	7:AG:147:ALA:C	2.58	0.41
8:AH:6:ILE:O	8:AH:7:ALA:C	2.58	0.41
8:AH:27:PRO:CA	8:AH:58:TYR:CD1	3.03	0.41
9:AI:50:LEU:CB	9:AI:56:LEU:HG	2.50	0.41
13:AM:74:VAL:CA	13:AM:77:ASN:HD22	2.33	0.41
15:AO:26:GLU:HG3	15:AO:77:ARG:HH12	1.85	0.41
17:AQ:22:LEU:HD13	17:AQ:41:LYS:HG2	2.03	0.41
18:AR:66:LEU:O	18:AR:67:ALA:C	2.57	0.41
20:AT:50:GLU:C	20:AT:52:ALA:N	2.73	0.41
20:AT:94:ALA:O	20:AT:95:ALA:CB	2.68	0.41
24:AY:64:THR:C	24:AY:66:THR:H	2.23	0.41
24:AY:162:VAL:O	24:AY:162:VAL:HG12	2.19	0.41
24:AY:174:PHE:HE2	24:AY:267:LYS:HB2	1.85	0.41
24:AY:227:ILE:CD1	24:AY:241:GLU:O	2.63	0.41
24:AY:483:TYR:O	24:AY:484:ARG:HD3	2.21	0.41
24:AY:491:VAL:CG1	24:AY:492:ASP:N	2.79	0.41
24:AY:553:GLY:H	24:AY:557:GLY:C	2.24	0.41

Continued on next page...

Continued from previous page...

Atom-1	Atom-2	Interatomic distance (Å)	Clash overlap (Å)
28:B3:40:THR:HG23	28:B3:43:ILE:HG13	2.03	0.41
30:B5:55:ARG:NH2	49:BR:33:ARG:HD2	2.35	0.41
32:B7:4:THR:OG1	32:B7:5:TRP:N	2.54	0.41
34:B9:11:CYS:HB3	34:B9:32:HIS:HE1	1.85	0.41
35:BA:533:G:C5'	52:BU:24:TYR:CD1	2.96	0.41
35:BA:603:A:HO2'	35:BA:604:G:P	2.43	0.41
35:BA:613:G:C6	35:BA:614:U:C5	3.09	0.41
35:BA:669:G:N3	35:BA:669:G:H2'	2.34	0.41
35:BA:814:C:C5	47:BP:27:HIS:CE1	3.07	0.41
35:BA:1007:C:H5''	45:BN:35:ARG:NH1	2.35	0.41
35:BA:1127:A:C6	35:BA:2518:A:C2	3.08	0.41
35:BA:1301:A:HO2'	35:BA:1302:A:P	2.41	0.41
35:BA:2185:C:O2	35:BA:2185:C:H2'	2.20	0.41
35:BA:2679:A:H4'	39:BE:165:VAL:HG11	2.03	0.41
35:BA:2794:C:N4	35:BA:2801(A):A:N6	2.67	0.41
36:BB:93:G:O2'	36:BB:94:C:H5'	2.21	0.41
37:BC:139:PRO:HA	37:BC:145:THR:HG21	2.03	0.41
37:BC:172:ILE:HG21	37:BC:197:LEU:HD11	2.03	0.41
39:BE:69:LYS:O	39:BE:71:GLY:N	2.53	0.41
40:BF:89:VAL:CG1	40:BF:90:PHE:H	2.33	0.41
41:BG:15:VAL:HG22	41:BG:175:LEU:O	2.20	0.41
45:BN:22:THR:O	45:BN:23:LEU:C	2.59	0.41
45:BN:123:TYR:CD1	45:BN:123:TYR:N	2.88	0.41
48:BQ:12:GLN:NE2	48:BQ:72:LYS:HG3	2.36	0.41
49:BR:44:LEU:C	49:BR:44:LEU:CD1	2.89	0.41
51:BT:35:LYS:NZ	51:BT:41:ARG:NH1	2.68	0.41
57:BZ:23:LYS:HB3	57:BZ:38:TYR:HD2	1.85	0.41
57:BZ:107:THR:CG2	57:BZ:111:VAL:HB	2.51	0.41
1:AA:10:A:H2'	1:AA:11:G:C8	2.55	0.41
1:AA:67:C:H4'	1:AA:172:A:O4'	2.20	0.41
1:AA:448:A:O2'	1:AA:449:C:H5'	2.20	0.41
1:AA:579:G:H5'	1:AA:728:A:O2'	2.21	0.41
1:AA:963:G:H21	10:AJ:55:LYS:HD2	1.85	0.41
1:AA:985:C:H2'	1:AA:986:A:C8	2.55	0.41
1:AA:1009:G:N3	1:AA:1009:G:H2'	2.35	0.41
1:AA:1473:A:C2'	1:AA:1474:G:H5'	2.49	0.41
2:AB:97:TRP:CH2	2:AB:173:ALA:HA	2.55	0.41
3:AC:29:TYR:OH	14:AN:54:PRO:HD2	2.20	0.41
3:AC:47:LEU:HB3	3:AC:52:LEU:HD22	2.02	0.41
3:AC:90:GLU:OE1	3:AC:93:LYS:HD2	2.21	0.41
4:AD:190:ASP:HB3	4:AD:193:ASP:OD2	2.20	0.41

Continued on next page...

Continued from previous page...

Atom-1	Atom-2	Interatomic distance (Å)	Clash overlap (Å)
5:AE:152:ARG:HA	8:AH:64:LYS:HZ3	1.86	0.41
7:AG:105:VAL:O	7:AG:108:ALA:HB3	2.21	0.41
7:AG:113:GLU:CB	7:AG:119:ARG:HG2	2.51	0.41
9:AI:104:ARG:O	9:AI:104:ARG:HG2	2.21	0.41
10:AJ:27:ALA:HA	10:AJ:30:SER:OG	2.20	0.41
15:AO:43:LEU:C	15:AO:45:VAL:N	2.74	0.41
16:AP:8:ARG:NH2	16:AP:15:PRO:HG3	2.36	0.41
16:AP:19:ILE:HG12	16:AP:37:GLY:C	2.41	0.41
18:AR:34:TYR:H	18:AR:34:TYR:HD1	1.68	0.41
24:AY:21:ILE:HG21	24:AY:88:VAL:CG1	2.51	0.41
24:AY:99:ARG:CZ	24:AY:128:TYR:HB2	2.51	0.41
24:AY:303:PRO:HA	24:AY:331:TYR:O	2.20	0.41
24:AY:431:LEU:HD22	24:AY:466:LEU:CD1	2.40	0.41
24:AY:528:ALA:HB3	24:AY:567:LEU:O	2.21	0.41
27:B2:19:VAL:HG12	27:B2:23:LYS:HE3	2.02	0.41
27:B2:38:GLN:NE2	27:B2:44:LEU:CB	2.82	0.41
29:B4:55:ARG:HB2	29:B4:55:ARG:NH1	2.36	0.41
30:B5:29:THR:HG21	35:BA:2814:C:O2'	2.21	0.41
31:B6:41:PRO:O	31:B6:42:TRP:C	2.58	0.41
32:B7:7:PRO:HA	35:BA:686:G:H8	1.85	0.41
32:B7:24:THR:C	32:B7:26:GLY:N	2.73	0.41
35:BA:201:C:C5	35:BA:202:U:C5	3.08	0.41
35:BA:310:A:HO2'	35:BA:311:A:P	2.44	0.41
35:BA:658:C:C2	35:BA:659:C:C5	3.08	0.41
35:BA:750:A:C2	35:BA:753:C:C6	3.08	0.41
35:BA:797:C:H2'	35:BA:798:G:C8	2.54	0.41
35:BA:992:C:C2	35:BA:993:G:C8	3.09	0.41
35:BA:1063:G:H5''	43:BK:75:SER:OG	2.21	0.41
35:BA:1313:U:H3'	35:BA:1313:U:O2	2.20	0.41
35:BA:1771:C:C1'	35:BA:1786:A:C8	3.04	0.41
35:BA:1858:G:O2'	35:BA:1859:A:H8	2.04	0.41
35:BA:1945:G:N3	35:BA:1945:G:H2'	2.35	0.41
35:BA:2068:U:C4	35:BA:2430:A:H2	2.38	0.41
35:BA:2345:G:H4'	35:BA:2347:C:H5''	2.02	0.41
35:BA:2346:A:H1'	35:BA:2383:G:N9	2.34	0.41
35:BA:2483:C:C5'	35:BA:2484:G:OP2	2.68	0.41
35:BA:2591:C:OP2	38:BD:239:ARG:CB	2.68	0.41
37:BC:185:LYS:HA	37:BC:185:LYS:CE	2.49	0.41
38:BD:176:ARG:HB3	38:BD:176:ARG:CZ	2.51	0.41
38:BD:205:VAL:O	38:BD:205:VAL:HG12	2.21	0.41
39:BE:14:ILE:HB	39:BE:15:PHE:H	1.65	0.41

Continued on next page...

Continued from previous page...

Atom-1	Atom-2	Interatomic distance (Å)	Clash overlap (Å)
39:BE:134:ILE:HG22	39:BE:137:HIS:CB	2.50	0.41
41:BG:8:LYS:HA	41:BG:8:LYS:HD2	1.82	0.41
41:BG:106:LEU:O	41:BG:106:LEU:HG	2.20	0.41
42:BH:41:MET:HG3	42:BH:42:ARG:N	2.35	0.41
46:BO:8:LEU:HD13	46:BO:82:ASN:HB3	2.02	0.41
47:BP:80:TYR:HB3	47:BP:81:GLN:H	1.72	0.41
54:BW:51:LEU:HD22	54:BW:51:LEU:O	2.20	0.41
56:BY:28:LYS:CB	56:BY:37:VAL:HB	2.26	0.41
57:BZ:119:GLU:C	57:BZ:121:HIS:H	2.24	0.41
1:AA:671:G:C2	1:AA:736:C:O2	2.73	0.41
1:AA:811:C:O2'	1:AA:901:A:N1	2.50	0.41
1:AA:962:C:H2'	1:AA:963:G:H8	1.85	0.41
1:AA:992:U:O2	1:AA:992:U:C2'	2.68	0.41
1:AA:1021:G:C2'	1:AA:1022:G:O5'	2.69	0.41
1:AA:1037:C:H2'	1:AA:1038:C:C6	2.55	0.41
1:AA:1055:A:C6	1:AA:1206:G:C5	3.09	0.41
1:AA:1116:C:H2'	1:AA:1117:G:C5'	2.46	0.41
1:AA:1127:G:H5'	1:AA:1280:A:O2'	2.21	0.41
1:AA:1344:C:O2'	1:AA:1345:U:H5'	2.21	0.41
1:AA:1376:U:H2'	1:AA:1377:A:H8	1.85	0.41
1:AA:1452:C:C1'	1:AA:1456:G:C2	3.04	0.41
3:AC:28:GLN:O	3:AC:29:TYR:C	2.59	0.41
3:AC:69:HIS:HA	3:AC:104:GLN:HB2	2.03	0.41
3:AC:170:GLN:HG2	3:AC:171:GLY:N	2.35	0.41
4:AD:134:ASP:N	4:AD:134:ASP:OD1	2.53	0.41
5:AE:56:GLN:O	5:AE:59:GLY:N	2.50	0.41
6:AF:33:TYR:O	6:AF:34:GLY:C	2.58	0.41
6:AF:80:ARG:HG2	6:AF:88:VAL:CG2	2.51	0.41
8:AH:44:PHE:O	8:AH:45:ILE:CG2	2.69	0.41
8:AH:86:ILE:HG21	8:AH:133:LEU:HD22	2.02	0.41
9:AI:79:LEU:CD1	9:AI:83:ARG:CB	2.95	0.41
10:AJ:99:LYS:HA	10:AJ:99:LYS:HD3	1.87	0.41
11:AK:69:ALA:HB1	11:AK:103:LEU:CD2	2.51	0.41
11:AK:73:MET:O	11:AK:76:GLY:N	2.44	0.41
13:AM:112:GLY:O	13:AM:113:PRO:C	2.58	0.41
17:AQ:46:ASP:OD2	17:AQ:51:TYR:HD2	2.04	0.41
19:AS:9:VAL:O	19:AS:9:VAL:HG12	2.21	0.41
19:AS:40:ILE:HG12	19:AS:71:LEU:CD2	2.49	0.41
20:AT:54:LYS:HA	20:AT:57:ARG:NH2	2.35	0.41
24:AY:20:HIS:H	24:AY:121:VAL:HG11	1.85	0.41
24:AY:149:VAL:O	24:AY:152:THR:CG2	2.62	0.41

Continued on next page...

Continued from previous page...

Atom-1	Atom-2	Interatomic distance (Å)	Clash overlap (Å)
24:AY:204:GLU:HB2	24:AY:205:TYR:H	1.51	0.41
25:B0:20:ARG:H	25:B0:20:ARG:HD2	1.85	0.41
26:B1:4:VAL:HG22	26:B1:5:CYS:H	1.85	0.41
26:B1:83:GLU:CD	26:B1:83:GLU:N	2.73	0.41
27:B2:47:ASN:HB2	35:BA:95:G:C1'	2.35	0.41
28:B3:30:ARG:HH21	35:BA:1158:C:C5'	2.34	0.41
31:B6:10:LEU:CD2	31:B6:10:LEU:N	2.79	0.41
31:B6:30:THR:O	31:B6:31:PRO:C	2.59	0.41
32:B7:36:GLN:C	32:B7:38:GLY:H	2.24	0.41
33:B8:25:MET:HB3	33:B8:26:LYS:H	1.65	0.41
35:BA:123:G:O2'	35:BA:124:G:H5'	2.21	0.41
35:BA:363(F):A:H1'	35:BA:364:C:H5	1.86	0.41
35:BA:1077:A:O2'	35:BA:1078:U:H5'	2.21	0.41
35:BA:1248:G:N3	52:BU:3:ARG:HD2	2.36	0.41
35:BA:1264:G:O3'	35:BA:2615:U:H5'	2.21	0.41
35:BA:1269:A:H2'	35:BA:1270:C:C6	2.55	0.41
35:BA:1316:U:H2'	35:BA:1317:A:C8	2.56	0.41
35:BA:1367:A:C2'	35:BA:1368:G:H5'	2.45	0.41
35:BA:1467:C:OP2	35:BA:1547:C:H5	2.03	0.41
35:BA:2140:C:O2	35:BA:2140:C:C2'	2.68	0.41
35:BA:2845:G:OP1	51:BT:56:GLY:N	2.54	0.41
36:BB:21:G:N7	36:BB:63:G:C2	2.89	0.41
37:BC:4:HIS:CE1	37:BC:8:TYR:CE2	3.09	0.41
38:BD:177:LEU:O	38:BD:178:PRO:C	2.59	0.41
39:BE:109:LYS:HE2	39:BE:191:PRO:HA	2.03	0.41
41:BG:11:TYR:OH	41:BG:33:ARG:HG3	2.21	0.41
41:BG:105:LYS:HE3	41:BG:143:GLU:OE2	2.20	0.41
41:BG:110:ALA:HA	41:BG:140:ILE:O	2.20	0.41
43:BK:99:ILE:O	43:BK:139:VAL:N	2.51	0.41
45:BN:134:ARG:N	45:BN:135:PRO:HD3	2.36	0.41
46:BO:87:ILE:HG22	46:BO:93:PRO:HA	2.01	0.41
47:BP:16:ARG:HD3	47:BP:16:ARG:C	2.40	0.41
47:BP:80:TYR:HE1	47:BP:111:ARG:HG2	1.84	0.41
47:BP:115:LEU:N	47:BP:115:LEU:CD2	2.77	0.41
56:BY:51:VAL:O	56:BY:52:SER:C	2.58	0.41
57:BZ:118:GLN:C	57:BZ:120:ILE:H	2.24	0.41
1:AA:152:A:N6	1:AA:170:U:C2	2.89	0.41
1:AA:192:U:C4'	20:AT:103:GLY:HA2	2.51	0.41
1:AA:235:C:H5'	17:AQ:70:ARG:HG2	2.01	0.41
1:AA:333:G:O2'	1:AA:334:C:H5'	2.20	0.41
1:AA:458:C:O2	1:AA:458:C:C2'	2.67	0.41

Continued on next page...

Continued from previous page...

Atom-1	Atom-2	Interatomic distance (Å)	Clash overlap (Å)
1:AA:713:G:H2'	1:AA:714:G:C8	2.55	0.41
1:AA:769:G:C2'	1:AA:770:C:H5'	2.50	0.41
1:AA:932:C:OP2	1:AA:932:C:H6	2.04	0.41
1:AA:1010:G:C2	1:AA:1011:G:C8	3.08	0.41
1:AA:1056:U:O2'	1:AA:1057:G:H5'	2.21	0.41
1:AA:1057:G:H2'	1:AA:1058:G:C8	2.56	0.41
1:AA:1115:C:O2'	1:AA:1116:C:H5'	2.21	0.41
1:AA:1170:A:H2'	1:AA:1171:G:C4'	2.51	0.41
1:AA:1221:G:OP1	1:AA:1320:C:N4	2.54	0.41
1:AA:1284:C:P	1:AA:1285:A:H3'	2.61	0.41
1:AA:1329:A:O2'	1:AA:1330:U:H5'	2.20	0.41
1:AA:1329:A:H4'	13:AM:24:GLY:O	2.21	0.41
1:AA:1446:U:N3	1:AA:1452:C:N3	2.69	0.41
1:AA:1500:A:C2	1:AA:1501:C:C2	3.09	0.41
1:AA:1511:G:O2'	1:AA:1512:U:H5'	2.20	0.41
2:AB:92:TYR:C	2:AB:93:VAL:CG2	2.89	0.41
3:AC:132:ARG:O	3:AC:133:ALA:C	2.59	0.41
5:AE:101:ILE:HD11	5:AE:119:LEU:CA	2.30	0.41
5:AE:136:MET:HB3	5:AE:140:ARG:HH21	1.84	0.41
6:AF:67:MET:HE1	6:AF:72:VAL:HA	2.01	0.41
7:AG:145:ALA:O	7:AG:146:GLU:CB	2.56	0.41
8:AH:109:ILE:CG2	8:AH:137:VAL:HB	2.51	0.41
10:AJ:27:ALA:HB2	10:AJ:85:LEU:CD1	2.51	0.41
12:AL:24:VAL:HG13	12:AL:98:TYR:CZ	2.56	0.41
12:AL:50:SER:O	12:AL:51:ALA:HB2	2.21	0.41
12:AL:120:TYR:CD1	12:AL:120:TYR:N	2.89	0.41
13:AM:10:PRO:O	13:AM:11:ARG:CB	2.69	0.41
13:AM:96:LEU:CB	13:AM:97:PRO:HD2	2.41	0.41
15:AO:23:GLY:O	15:AO:24:SER:O	2.38	0.41
15:AO:66:LEU:O	15:AO:69:TYR:HB3	2.21	0.41
16:AP:9:PHE:HE2	16:AP:18:ARG:NE	2.19	0.41
18:AR:37:VAL:CG2	18:AR:38:GLU:N	2.73	0.41
18:AR:50:ILE:CD1	18:AR:74:ARG:NH2	2.84	0.41
19:AS:12:ASP:OD2	19:AS:35:SER:CB	2.68	0.41
19:AS:41:VAL:CG2	19:AS:44:MET:HB2	2.42	0.41
20:AT:24:LEU:O	20:AT:24:LEU:HD13	2.20	0.41
24:AY:138:LYS:HD3	24:AY:141:LYS:NZ	2.36	0.41
24:AY:253:LEU:N	24:AY:253:LEU:HD12	2.36	0.41
24:AY:343:ASN:ND2	24:AY:343:ASN:C	2.71	0.41
28:B3:3:ARG:HA	28:B3:37:LEU:O	2.20	0.41
28:B3:24:LYS:O	28:B3:24:LYS:HG2	2.20	0.41

Continued on next page...

Continued from previous page...

Atom-1	Atom-2	Interatomic distance (Å)	Clash overlap (Å)
30:B5:39:MET:HB2	54:BW:34:ASN:HD22	1.86	0.41
30:B5:58:LEU:C	30:B5:58:LEU:HD13	2.41	0.41
31:B6:15:GLU:OE1	31:B6:41:PRO:CG	2.69	0.41
33:B8:13:ARG:HH12	47:BP:59:LEU:CG	2.12	0.41
33:B8:17:THR:HB	33:B8:18:ALA:H	1.67	0.41
35:BA:118:A:OP2	35:BA:119:A:H5''	2.21	0.41
35:BA:172:C:C4	35:BA:173:G:N7	2.89	0.41
35:BA:182:A:N3	35:BA:433:C:O2'	2.51	0.41
35:BA:212:G:C8	35:BA:212:G:C3'	3.04	0.41
35:BA:212:G:C2'	35:BA:213:A:H5'	2.51	0.41
35:BA:322:A:H5'	35:BA:340:A:C1'	2.50	0.41
35:BA:354:G:H2'	35:BA:355:G:O4'	2.20	0.41
35:BA:541:C:H42	35:BA:552:G:H1	1.69	0.41
35:BA:972:G:OP2	35:BA:974:G:H5''	2.21	0.41
35:BA:1020:A:H1'	35:BA:1021:A:N1	2.35	0.41
35:BA:1093:G:C2'	35:BA:1094:U:H5'	2.51	0.41
35:BA:1108:U:O2	35:BA:1108:U:H2'	2.20	0.41
35:BA:1168:G:C6	35:BA:1182:A:N1	2.89	0.41
35:BA:1221:C:C2	35:BA:1221(A):C:C5	3.08	0.41
35:BA:1230:C:H2'	35:BA:1231:G:H8	1.86	0.41
35:BA:1246:A:OP1	47:BP:16:ARG:NH2	2.54	0.41
35:BA:1363:C:C2	35:BA:1364:G:C8	3.09	0.41
35:BA:1433:U:H1'	35:BA:1561:G:N2	2.36	0.41
35:BA:1499:C:H2'	35:BA:1500:G:O4'	2.20	0.41
35:BA:1530:C:H2'	35:BA:1531:C:H6	1.85	0.41
35:BA:1798:U:O2	35:BA:1802:A:H2	2.03	0.41
35:BA:2051:A:H2'	35:BA:2578:G:O5'	2.20	0.41
35:BA:2131:G:N7	35:BA:2133:G:N2	2.69	0.41
35:BA:2178:C:H2'	35:BA:2179:C:H6	1.84	0.41
35:BA:2259:G:C2'	35:BA:2260:C:H5'	2.50	0.41
35:BA:2348:U:C3'	35:BA:2349:G:H5'	2.51	0.41
35:BA:2723:C:OP1	49:BR:5:LYS:HG2	2.21	0.41
35:BA:2776:A:H4'	35:BA:2777:G:H5''	2.02	0.41
35:BA:2867:G:N7	51:BT:23:ARG:NH1	2.69	0.41
36:BB:40:U:O2'	36:BB:43:C:C5	2.70	0.41
37:BC:29:LEU:O	37:BC:30:VAL:C	2.59	0.41
37:BC:65:LEU:CD1	37:BC:189:ASN:HD21	2.33	0.41
38:BD:45:ASN:OD1	38:BD:45:ASN:N	2.52	0.41
38:BD:51:VAL:HG12	38:BD:51:VAL:O	2.21	0.41
38:BD:52:ARG:H	38:BD:52:ARG:HG3	1.63	0.41
39:BE:49:LEU:N	39:BE:49:LEU:CD2	2.83	0.41

Continued on next page...

Continued from previous page...

Atom-1	Atom-2	Interatomic distance (Å)	Clash overlap (Å)
39:BE:145:LYS:HB3	39:BE:146:THR:H	1.41	0.41
40:BF:111:ALA:O	40:BF:112:MET:C	2.59	0.41
40:BF:135:LYS:HB3	40:BF:138:GLU:OE2	2.20	0.41
41:BG:22:ARG:NH1	41:BG:23:PHE:CE1	2.87	0.41
41:BG:31:VAL:HG22	41:BG:32:PRO:HD2	2.02	0.41
42:BH:28:GLY:HA3	42:BH:79:VAL:CB	2.51	0.41
42:BH:54:ARG:HA	42:BH:55:PRO:HD2	1.87	0.41
42:BH:59:ARG:O	42:BH:60:ARG:C	2.60	0.41
43:BK:37:PHE:C	43:BK:39:LYS:N	2.74	0.41
45:BN:10:GLU:OE2	45:BN:11:PRO:HD2	2.20	0.41
45:BN:25:ARG:HD3	45:BN:25:ARG:HA	1.88	0.41
46:BO:45:GLU:HA	46:BO:54:GLU:HG2	2.03	0.41
47:BP:107:LYS:C	47:BP:109:GLY:N	2.74	0.41
47:BP:107:LYS:HG3	47:BP:107:LYS:O	2.20	0.41
49:BR:12:ARG:HH11	49:BR:12:ARG:HG3	1.86	0.41
50:BS:101:LEU:HD12	50:BS:101:LEU:C	2.41	0.41
51:BT:118:ARG:HB3	51:BT:122:ASP:OD2	2.21	0.41
52:BU:82:GLY:C	52:BU:84:LYS:N	2.74	0.41
52:BU:90:VAL:O	52:BU:91:ASP:C	2.58	0.41
52:BU:92:ARG:NH2	53:BV:11:GLN:H	2.19	0.41
52:BU:98:LEU:HA	52:BU:101:ARG:O	2.21	0.41
55:BX:41:ASN:C	55:BX:43:VAL:N	2.72	0.41
56:BY:27:VAL:CG1	56:BY:29:GLU:OE1	2.69	0.41
56:BY:32:PRO:C	56:BY:35:TYR:H	2.22	0.41
57:BZ:48:PHE:O	57:BZ:49:ARG:C	2.60	0.41
57:BZ:77:ASP:HB2	57:BZ:84:GLU:HG3	2.03	0.41
57:BZ:129:SER:C	57:BZ:131:ARG:H	2.24	0.41
57:BZ:142:SER:C	57:BZ:144:LEU:H	2.24	0.41
57:BZ:158:PRO:O	57:BZ:160:GLY:N	2.54	0.41
1:AA:253:U:H2'	1:AA:254:G:C8	2.55	0.41
1:AA:402:G:C6	1:AA:403:C:N4	2.89	0.41
1:AA:671:G:N2	1:AA:736:C:C2	2.89	0.41
1:AA:901:A:C5	1:AA:902:G:H1'	2.56	0.41
1:AA:1288:A:H1'	1:AA:1352:C:O2'	2.21	0.41
1:AA:1312:G:C2'	1:AA:1313:U:H5'	2.51	0.41
1:AA:1372:U:H2'	1:AA:1373:G:H5'	2.02	0.41
1:AA:1442:G:H2'	51:BT:118:ARG:HH12	1.85	0.41
2:AB:108:ILE:HD12	2:AB:108:ILE:HG23	1.81	0.41
3:AC:156:ARG:NH2	3:AC:160:ALA:O	2.53	0.41
5:AE:66:MET:HB2	5:AE:66:MET:HE3	1.99	0.41
6:AF:62:TRP:CD1	18:AR:35:ARG:NH1	2.89	0.41

Continued on next page...

Continued from previous page...

Atom-1	Atom-2	Interatomic distance (Å)	Clash overlap (Å)
7:AG:26:PHE:O	7:AG:30:ILE:HG12	2.21	0.41
7:AG:50:ILE:CD1	7:AG:125:MET:HG2	2.51	0.41
8:AH:24:THR:O	8:AH:24:THR:HG23	2.21	0.41
8:AH:100:ILE:HA	8:AH:101:PRO:HD3	1.73	0.41
16:AP:40:ASP:HA	16:AP:41:PRO:HD2	1.78	0.41
16:AP:50:LYS:HG2	16:AP:51:VAL:H	1.86	0.41
16:AP:76:GLN:HG2	16:AP:76:GLN:O	2.21	0.41
24:AY:111:SER:O	24:AY:112:GLN:C	2.59	0.41
24:AY:484:ARG:HD3	24:AY:484:ARG:HA	1.68	0.41
26:B1:76:ARG:NH2	26:B1:95:LEU:HD22	2.36	0.41
28:B3:14:GLY:O	35:BA:969:U:H4'	2.21	0.41
34:B9:29:ASN:HA	34:B9:30:PRO:HD2	1.76	0.41
35:BA:55:G:H2'	35:BA:56:A:C8	2.55	0.41
35:BA:212:G:H2'	35:BA:213:A:C5'	2.50	0.41
35:BA:534:U:H5'	52:BU:42:ALA:HB1	2.03	0.41
35:BA:611:C:H2'	35:BA:612:C:C6	2.56	0.41
35:BA:654(E):G:H2'	35:BA:654(F):C:C5'	2.43	0.41
35:BA:806:C:O2'	35:BA:2445:G:H4'	2.21	0.41
35:BA:943:U:OP2	47:BP:38:GLN:CD	2.59	0.41
35:BA:1043:C:H3'	35:BA:1044:G:H5''	2.03	0.41
35:BA:1069:A:C2'	35:BA:1070:A:OP2	2.68	0.41
35:BA:1779:U:C2	35:BA:1783:A:N7	2.89	0.41
35:BA:1960:A:C8	35:BA:1960:A:C5'	3.04	0.41
35:BA:2142:C:O2'	35:BA:2143:C:H5'	2.21	0.41
35:BA:2422:A:H3'	35:BA:2422:A:H8	1.86	0.41
35:BA:2584:U:O2	35:BA:2584:U:O4'	2.39	0.41
35:BA:2688:U:H2'	35:BA:2719:G:N2	2.36	0.41
35:BA:2784:C:C6	35:BA:2784:C:C3'	3.04	0.41
36:BB:5:C:O2'	36:BB:6:C:H5'	2.22	0.41
36:BB:71:C:C5	36:BB:72:G:N7	2.89	0.41
36:BB:98:G:O2'	36:BB:99:G:H5'	2.20	0.41
38:BD:9:TYR:C	38:BD:10:THR:HG22	2.41	0.41
38:BD:145:VAL:HG12	38:BD:146:GLU:H	1.83	0.41
39:BE:4:ILE:CD1	39:BE:28:ALA:HB1	2.51	0.41
39:BE:147:PRO:HG2	39:BE:148:GLY:H	1.85	0.41
39:BE:161:GLY:O	39:BE:162:ALA:C	2.57	0.41
40:BF:132:VAL:O	40:BF:138:GLU:OE1	2.39	0.41
40:BF:187:VAL:CG1	47:BP:7:ARG:HH22	2.34	0.41
43:BK:131:ALA:O	43:BK:136:VAL:HG12	2.20	0.41
46:BO:106:LEU:O	46:BO:109:LYS:N	2.40	0.41
48:BQ:137:TYR:H	48:BQ:137:TYR:HD1	1.68	0.41

Continued on next page...

Continued from previous page...

Atom-1	Atom-2	Interatomic distance (Å)	Clash overlap (Å)
49:BR:45:ARG:CG	49:BR:46:GLY:H	2.32	0.41
50:BS:74:ALA:HB3	50:BS:103:GLU:HG3	2.03	0.41
51:BT:57:PHE:CG	51:BT:58:ASN:N	2.89	0.41
52:BU:17:ILE:C	52:BU:19:LYS:N	2.75	0.41
52:BU:111:GLU:HA	52:BU:114:LYS:HG2	2.03	0.41
53:BV:11:GLN:H	53:BV:11:GLN:HG2	1.55	0.41
56:BY:45:VAL:O	56:BY:45:VAL:HG12	2.21	0.41
57:BZ:24:LEU:HD23	57:BZ:25:PRO:O	2.21	0.41
57:BZ:107:THR:HG23	57:BZ:111:VAL:HB	2.02	0.41
57:BZ:141:VAL:O	57:BZ:142:SER:CB	2.69	0.41
57:BZ:186:GLU:H	57:BZ:186:GLU:HG3	1.67	0.41
1:AA:320:C:H2'	1:AA:321:A:C8	2.57	0.40
1:AA:945:G:N3	1:AA:946:A:C8	2.89	0.40
1:AA:986:A:O2'	1:AA:987:G:H5'	2.22	0.40
1:AA:1074:G:O2'	1:AA:1101:A:N1	2.45	0.40
1:AA:1333:A:H2'	1:AA:1334:G:O4'	2.21	0.40
1:AA:1438:G:C2	1:AA:1464:G:C2	3.09	0.40
1:AA:1520:G:H2'	1:AA:1521:G:C8	2.54	0.40
2:AB:12:GLU:CA	2:AB:16:HIS:ND1	2.80	0.40
2:AB:55:PHE:CD1	2:AB:221:LEU:HG	2.55	0.40
2:AB:60:ASP:C	2:AB:64:ARG:HH21	2.21	0.40
2:AB:166:ASP:HB3	2:AB:169:LYS:HB2	2.03	0.40
3:AC:47:LEU:HD12	3:AC:47:LEU:HA	1.87	0.40
5:AE:43:LEU:CD2	5:AE:132:ALA:HB1	2.51	0.40
5:AE:150:ARG:O	5:AE:150:ARG:CG	2.69	0.40
6:AF:97:PHE:CD2	18:AR:65:ILE:HD12	2.54	0.40
6:AF:97:PHE:CE2	18:AR:65:ILE:CD1	3.04	0.40
7:AG:45:ASP:HB2	7:AG:117:ALA:CB	2.51	0.40
7:AG:66:VAL:O	7:AG:66:VAL:HG13	2.20	0.40
9:AI:95:LYS:CD	9:AI:96:LEU:HD12	2.51	0.40
12:AL:84:LEU:HD23	12:AL:101:VAL:HG21	2.03	0.40
20:AT:23:ARG:HA	20:AT:26:ASN:HD21	1.85	0.40
24:AY:146:LEU:HD21	24:AY:150:ILE:HD11	2.03	0.40
24:AY:621:ILE:O	24:AY:621:ILE:HG22	2.21	0.40
25:B0:14:ARG:NH1	35:BA:2279:G:N7	2.60	0.40
31:B6:11:LEU:CD1	31:B6:11:LEU:N	2.84	0.40
33:B8:58:ILE:HG22	47:BP:49:ARG:HD3	2.03	0.40
35:BA:94(A):G:C2'	35:BA:95:G:H5''	2.51	0.40
35:BA:109:G:C2'	35:BA:110:G:H5'	2.51	0.40
35:BA:245:G:O2'	35:BA:246:C:H5'	2.22	0.40
35:BA:445:C:C2'	35:BA:446:G:H5'	2.51	0.40

Continued on next page...

Continued from previous page...

Atom-1	Atom-2	Interatomic distance (Å)	Clash overlap (Å)
35:BA:519:U:H4'	54:BW:25:ARG:HH21	1.86	0.40
35:BA:813:U:C2	35:BA:814:C:C5	3.09	0.40
35:BA:1150:C:O5'	35:BA:1150:C:H6	2.02	0.40
35:BA:1226:A:C3'	35:BA:1227:G:H5'	2.51	0.40
35:BA:1234:U:H2'	35:BA:1235:G:O4'	2.21	0.40
35:BA:1287:A:H5'	35:BA:1288:U:OP2	2.20	0.40
35:BA:1427:A:H4'	35:BA:1428:C:O5'	2.21	0.40
35:BA:1759:A:H4'	35:BA:2715:C:O4'	2.20	0.40
35:BA:1893:C:C2'	35:BA:1894:C:H5'	2.50	0.40
35:BA:2012:G:O3'	54:BW:96:ILE:HG13	2.21	0.40
35:BA:2192:G:H3'	35:BA:2193:G:H5''	2.01	0.40
35:BA:2194:G:C6	35:BA:2195:C:C4	3.09	0.40
35:BA:2372:G:O2'	35:BA:2373:G:H5'	2.21	0.40
35:BA:2655:G:O2'	35:BA:2656:U:OP2	2.39	0.40
35:BA:2749:A:OP2	35:BA:2751:G:OP2	2.39	0.40
35:BA:2853:C:H2'	35:BA:2854:G:H8	1.85	0.40
37:BC:77:ALA:O	37:BC:78:ILE:HG13	2.21	0.40
40:BF:18:ARG:HG2	40:BF:19:GLU:H	1.87	0.40
40:BF:101:LEU:HB3	40:BF:106:ARG:HD3	2.03	0.40
40:BF:185:ASP:CA	40:BF:188:ARG:HG2	2.48	0.40
41:BG:40:ASN:HD22	41:BG:91:ARG:HB2	1.85	0.40
41:BG:73:ALA:HB3	41:BG:87:PRO:CG	2.51	0.40
42:BH:34:GLU:O	42:BH:36:PRO:HD3	2.21	0.40
43:BK:70:LYS:HB3	43:BK:71:THR:H	1.57	0.40
43:BK:104:VAL:CG1	43:BK:105:LEU:N	2.84	0.40
44:BL:110:LEU:CD1	44:BL:115:ALA:HB3	2.51	0.40
45:BN:39:ARG:C	45:BN:41:ASP:H	2.24	0.40
49:BR:17:ARG:HH11	49:BR:17:ARG:HD2	1.69	0.40
50:BS:78:LEU:HD23	50:BS:78:LEU:HA	1.85	0.40
51:BT:19:LEU:HA	51:BT:20:PRO:HD3	1.70	0.40
53:BV:13:ARG:HG3	53:BV:13:ARG:HH11	1.86	0.40
53:BV:71:LEU:HD23	53:BV:86:GLY:HA2	2.03	0.40
55:BX:34:ALA:HA	55:BX:38:GLU:OE1	2.20	0.40
55:BX:89:ILE:CG2	55:BX:91:ALA:CB	2.93	0.40
57:BZ:13:GLU:C	57:BZ:14:LYS:HG3	2.41	0.40
57:BZ:17:ALA:HA	57:BZ:20:ARG:HD3	2.03	0.40
1:AA:453:A:C6	1:AA:454:C:C4	3.09	0.40
1:AA:518:C:H5	1:AA:530:G:OP2	2.04	0.40
1:AA:595:G:H1'	1:AA:596:C:H5	1.86	0.40
1:AA:597:G:C8	1:AA:598:U:C5	3.09	0.40
1:AA:627:G:HO2'	1:AA:628:G:H5'	1.81	0.40

Continued on next page...

Continued from previous page...

Atom-1	Atom-2	Interatomic distance (Å)	Clash overlap (Å)
1:AA:1398:A:H5''	1:AA:1398:A:C8	2.56	0.40
1:AA:1432:G:H2'	1:AA:1433:A:OP2	2.20	0.40
2:AB:223:ILE:C	2:AB:225:ALA:N	2.73	0.40
2:AB:233:SER:HB2	2:AB:234:PRO:HD2	1.99	0.40
3:AC:79:ARG:HH11	3:AC:79:ARG:CG	2.34	0.40
4:AD:111:ALA:HB3	4:AD:117:ALA:HB2	2.03	0.40
5:AE:119:LEU:N	5:AE:119:LEU:HD23	2.36	0.40
6:AF:100:ASN:O	18:AR:28:GLU:HG2	2.20	0.40
12:AL:113:ARG:HH11	12:AL:113:ARG:CG	2.33	0.40
14:AN:48:ALA:HB2	14:AN:53:LEU:HD12	2.02	0.40
18:AR:19:LYS:HE2	18:AR:19:LYS:HB2	1.91	0.40
22:AV:35:A:C5	22:AV:36:U:C5	3.09	0.40
24:AY:284:LEU:HA	24:AY:284:LEU:HD12	1.84	0.40
24:AY:617:MET:O	24:AY:620:VAL:HB	2.21	0.40
24:AY:646:PHE:O	24:AY:647:VAL:CG1	2.69	0.40
26:B1:92:LYS:CE	35:BA:153:C:OP1	2.69	0.40
29:B4:10:VAL:CG1	29:B4:27:THR:HA	2.51	0.40
31:B6:41:PRO:O	31:B6:41:PRO:CG	2.69	0.40
34:B9:29:ASN:ND2	34:B9:29:ASN:H	2.19	0.40
35:BA:38:A:N3	40:BF:48:THR:HB	2.36	0.40
35:BA:246:C:H2'	35:BA:247:G:C5'	2.51	0.40
35:BA:371:A:N3	35:BA:371:A:O2'	2.47	0.40
35:BA:551:G:O2'	35:BA:1220:A:N3	2.42	0.40
35:BA:812:C:H2'	35:BA:813:U:H6	1.85	0.40
35:BA:915:C:H2'	35:BA:916:G:C8	2.56	0.40
35:BA:1011:G:O2'	35:BA:1013:C:C5'	2.70	0.40
35:BA:1210:A:O2'	35:BA:1211:U:OP2	2.36	0.40
35:BA:1341:U:OP1	35:BA:1397:U:N3	2.49	0.40
35:BA:1482:G:N2	35:BA:1484:G:C4	2.90	0.40
35:BA:1499:C:O2'	35:BA:1500:G:H5'	2.21	0.40
35:BA:1805:U:H2'	35:BA:1806:C:H6	1.85	0.40
35:BA:1884:A:O2'	35:BA:1885:A:H5''	2.18	0.40
35:BA:2000:G:OP2	49:BR:3:HIS:HE1	2.04	0.40
35:BA:2006:C:O2'	35:BA:2823:A:N3	2.51	0.40
35:BA:2089:U:O2'	35:BA:2090:G:H5'	2.21	0.40
35:BA:2244:U:H6	35:BA:2244:U:O5'	2.05	0.40
35:BA:2442:C:H2'	35:BA:2443:C:C6	2.46	0.40
35:BA:2464:C:O2'	35:BA:2465:C:P	2.80	0.40
35:BA:2645:G:N2	35:BA:2767:C:OP2	2.55	0.40
35:BA:2791:C:H5	35:BA:2801(A):A:N6	2.19	0.40
37:BC:135:ARG:HG2	37:BC:135:ARG:NH1	2.32	0.40

Continued on next page...

Continued from previous page...

Atom-1	Atom-2	Interatomic distance (Å)	Clash overlap (Å)
37:BC:186:LEU:O	37:BC:187:ALA:C	2.59	0.40
38:BD:85:ASP:C	38:BD:85:ASP:OD1	2.60	0.40
38:BD:102:LYS:O	38:BD:103:ARG:HG2	2.22	0.40
38:BD:173:VAL:HG12	38:BD:185:VAL:O	2.20	0.40
40:BF:63:LYS:NZ	40:BF:75:HIS:O	2.52	0.40
41:BG:55:LYS:C	41:BG:58:GLN:HG3	2.40	0.40
42:BH:140:LYS:O	42:BH:144:VAL:HG23	2.22	0.40
43:BK:71:THR:CB	43:BK:72:PRO:CD	3.00	0.40
45:BN:102:ALA:O	45:BN:106:MET:CE	2.69	0.40
46:BO:23:ARG:HG2	46:BO:40:VAL:HG23	2.02	0.40
46:BO:63:VAL:HG23	46:BO:64:ARG:HG3	2.03	0.40
53:BV:32:THR:HG23	53:BV:60:GLU:HA	2.04	0.40
56:BY:45:VAL:HG13	56:BY:60:PHE:O	2.21	0.40
56:BY:87:LYS:HE2	56:BY:87:LYS:HB3	1.89	0.40
56:BY:95:LYS:HE2	56:BY:101:LYS:N	2.34	0.40
57:BZ:171:ILE:CG1	57:BZ:172:ALA:N	2.83	0.40
1:AA:47:C:H6	1:AA:365:U:H2'	1.86	0.40
1:AA:147:G:N3	1:AA:147:G:H2'	2.37	0.40
1:AA:293:G:C6	1:AA:305:G:N1	2.90	0.40
1:AA:296:U:O2'	1:AA:297:G:H5'	2.21	0.40
1:AA:334:C:N4	1:AA:335:C:N4	2.70	0.40
1:AA:373:A:H1'	1:AA:481:G:N3	2.36	0.40
1:AA:602:A:C5	1:AA:603:U:C5	3.08	0.40
1:AA:658:G:H2'	1:AA:659:U:C6	2.56	0.40
1:AA:833:U:H2'	1:AA:834:C:C5	2.54	0.40
1:AA:895:G:H5''	1:AA:896:C:OP2	2.21	0.40
1:AA:1065:U:O2	1:AA:1065:U:H2'	2.21	0.40
1:AA:1104:G:O2'	1:AA:1105:A:H5'	2.22	0.40
2:AB:11:LEU:O	2:AB:16:HIS:CE1	2.74	0.40
2:AB:137:ARG:HD3	2:AB:137:ARG:O	2.22	0.40
3:AC:3:ASN:O	3:AC:4:LYS:CB	2.70	0.40
5:AE:12:LEU:O	5:AE:12:LEU:HD13	2.21	0.40
7:AG:79:ARG:HD2	7:AG:79:ARG:C	2.42	0.40
9:AI:97:LYS:N	9:AI:98:PRO:CD	2.84	0.40
10:AJ:8:LEU:CD2	10:AJ:96:ILE:CG2	2.94	0.40
10:AJ:18:ALA:C	10:AJ:20:ALA:N	2.73	0.40
10:AJ:31:GLY:O	10:AJ:32:ALA:C	2.60	0.40
11:AK:53:SER:H	11:AK:53:SER:HG	1.67	0.40
16:AP:9:PHE:HE2	16:AP:18:ARG:NH1	2.20	0.40
16:AP:58:TYR:CD1	16:AP:59:TRP:N	2.89	0.40
16:AP:80:PHE:O	16:AP:81:ARG:C	2.60	0.40

Continued on next page...

Continued from previous page...

Atom-1	Atom-2	Interatomic distance (Å)	Clash overlap (Å)
18:AR:30:ASP:C	18:AR:32:ARG:H	2.24	0.40
20:AT:8:ARG:HA	20:AT:8:ARG:HD3	1.78	0.40
24:AY:229:LEU:O	24:AY:232:LEU:N	2.54	0.40
24:AY:356:LEU:C	24:AY:356:LEU:HD23	2.42	0.40
24:AY:534:ILE:CG1	24:AY:570:GLY:O	2.69	0.40
24:AY:637:ARG:O	24:AY:640:ALA:N	2.54	0.40
24:AY:684:GLN:O	24:AY:688:ILE:CD1	2.68	0.40
28:B3:44:ARG:O	28:B3:45:GLY:C	2.60	0.40
35:BA:38:A:H4'	40:BF:50:SER:HB3	2.03	0.40
35:BA:110:G:O2'	35:BA:111:A:H5'	2.21	0.40
35:BA:301:G:C6	35:BA:317:G:C6	3.09	0.40
35:BA:306:U:O5'	35:BA:306:U:H6	2.04	0.40
35:BA:570:G:O6	35:BA:2499:C:OP1	2.39	0.40
35:BA:601:C:H6	35:BA:601:C:O5'	2.04	0.40
35:BA:733:G:C6	35:BA:761:A:N7	2.89	0.40
35:BA:803:U:C2'	35:BA:804:A:C5'	2.96	0.40
35:BA:1077:A:H2	35:BA:1088:A:H2'	1.87	0.40
35:BA:1247:A:O2'	35:BA:1248:G:H5'	2.21	0.40
35:BA:1301:A:HO2'	35:BA:1302:A:C5'	2.30	0.40
35:BA:1313:U:C2	35:BA:1610:A:H2	2.39	0.40
35:BA:1401:G:O2'	35:BA:1402:C:H5'	2.21	0.40
35:BA:1641:A:C3'	35:BA:1642:G:H5'	2.51	0.40
35:BA:1660:C:H4'	35:BA:2712(A):A:N6	2.37	0.40
35:BA:1771:C:H2'	35:BA:1772:G:H8	1.86	0.40
35:BA:1919:A:N3	35:BA:1919:A:H2'	2.36	0.40
35:BA:2048:G:H4'	35:BA:2823:A:C2	2.56	0.40
35:BA:2190:G:H5'	35:BA:2190:G:H8	1.85	0.40
35:BA:2208:A:H1'	35:BA:2219:G:C5	2.56	0.40
35:BA:2662:A:H2'	35:BA:2663:G:C5'	2.52	0.40
35:BA:2756:U:C4'	35:BA:2757:A:OP1	2.55	0.40
38:BD:14:ARG:HG3	38:BD:15:PHE:N	2.36	0.40
40:BF:10:PRO:HG2	40:BF:11:VAL:N	2.37	0.40
41:BG:139:LEU:HA	41:BG:144:ILE:HD13	2.03	0.40
42:BH:30:LYS:HD2	42:BH:83:TYR:OH	2.22	0.40
42:BH:66:GLY:O	42:BH:67:LEU:C	2.58	0.40
42:BH:85:LYS:NZ	42:BH:87:LEU:CG	2.71	0.40
45:BN:60:ILE:HG21	45:BN:60:ILE:HD13	1.89	0.40
46:BO:26:LYS:HB3	46:BO:30:ALA:CB	2.51	0.40
47:BP:122:PRO:HB3	47:BP:141:ALA:CB	2.42	0.40
50:BS:88:ASP:CG	50:BS:89:ARG:H	2.24	0.40
52:BU:8:VAL:HG22	52:BU:12:ARG:HE	1.86	0.40

Continued on next page...

Continued from previous page...

Atom-1	Atom-2	Interatomic distance (Å)	Clash overlap (Å)
57:BZ:158:PRO:CB	57:BZ:159:PRO:CD	2.99	0.40
1:AA:189(B):C:C2	1:AA:189(J):G:N2	2.89	0.40
1:AA:784:C:H2'	1:AA:785:G:O4'	2.22	0.40
1:AA:821:G:H2'	1:AA:822:C:H6	1.87	0.40
1:AA:825:G:H2'	1:AA:826:C:C6	2.57	0.40
1:AA:826:C:H2'	1:AA:827:U:C6	2.52	0.40
1:AA:865:A:H5'	1:AA:1078:U:C4	2.56	0.40
1:AA:888:G:O5'	1:AA:888:G:H8	2.04	0.40
1:AA:1358:U:H2'	1:AA:1359:C:O4'	2.21	0.40
2:AB:219:VAL:O	2:AB:220:ASP:C	2.58	0.40
3:AC:59:ARG:HD3	3:AC:64:VAL:HG22	2.03	0.40
4:AD:31:CYS:O	4:AD:31:CYS:SG	2.79	0.40
4:AD:119:GLN:CG	4:AD:123:HIS:NE2	2.82	0.40
6:AF:8:ILE:HG22	6:AF:9:VAL:N	2.36	0.40
6:AF:16:GLN:H	6:AF:16:GLN:NE2	2.19	0.40
9:AI:97:LYS:HB3	9:AI:98:PRO:HD3	2.02	0.40
9:AI:99:LEU:CB	9:AI:101:PHE:HE1	2.34	0.40
10:AJ:32:ALA:H	10:AJ:78:ASN:CG	2.25	0.40
10:AJ:54:PHE:HA	10:AJ:55:LYS:HE3	2.04	0.40
12:AL:102:ARG:HA	12:AL:102:ARG:HD2	1.86	0.40
12:AL:102:ARG:HB2	12:AL:120:TYR:HA	2.03	0.40
13:AM:15:VAL:H	13:AM:15:VAL:HG22	1.63	0.40
13:AM:20:THR:HA	13:AM:25:ILE:O	2.21	0.40
20:AT:84:LEU:C	20:AT:84:LEU:CD1	2.89	0.40
24:AY:148:LEU:HD12	24:AY:148:LEU:HA	1.93	0.40
24:AY:343:ASN:ND2	24:AY:345:THR:CB	2.84	0.40
24:AY:410:ASP:C	24:AY:411:VAL:CG2	2.89	0.40
24:AY:484:ARG:HD2	24:AY:559:PRO:HB2	2.02	0.40
24:AY:590:ILE:O	24:AY:592:GLU:N	2.55	0.40
24:AY:636:PRO:HB2	43:BK:21:PRO:HG2	2.04	0.40
26:B1:80:LEU:CD2	26:B1:81:LYS:H	2.32	0.40
27:B2:53:LEU:O	27:B2:57:ILE:HG12	2.22	0.40
28:B3:11:SER:OG	28:B3:12:PRO:HD2	2.22	0.40
28:B3:52:HIS:CD2	36:BB:83:G:H5''	2.56	0.40
29:B4:5:ILE:HD13	29:B4:6:HIS:CD2	2.56	0.40
29:B4:14:ILE:HG23	29:B4:31:ILE:CG2	2.51	0.40
30:B5:44:THR:O	30:B5:51:TYR:CE2	2.72	0.40
31:B6:11:LEU:CG	31:B6:26:ASN:HD21	2.32	0.40
35:BA:363(F):A:O2'	35:BA:364:C:P	2.80	0.40
35:BA:681:G:H2'	35:BA:682:G:O4'	2.21	0.40
35:BA:730:C:O2'	35:BA:731:C:H5'	2.21	0.40

Continued on next page...

Continued from previous page...

Atom-1	Atom-2	Interatomic distance (Å)	Clash overlap (Å)
35:BA:746:A:H2'	35:BA:2612:C:H5''	2.03	0.40
35:BA:823:G:O6	35:BA:824:A:N6	2.55	0.40
35:BA:1094:U:H2'	35:BA:1096:A:OP2	2.21	0.40
35:BA:1188:U:H2'	35:BA:1189:A:H8	1.85	0.40
35:BA:1285:G:C2'	35:BA:1286:A:C5'	2.99	0.40
35:BA:1336:A:P	55:BX:64:LYS:HE3	2.61	0.40
35:BA:1749:A:C6	35:BA:1750:G:C5	3.09	0.40
35:BA:1803:A:N1	35:BA:1822:G:O2'	2.51	0.40
35:BA:2051:A:N6	35:BA:2614:A:C8	2.90	0.40
35:BA:2464:C:N4	35:BA:2487:G:C6	2.89	0.40
35:BA:2515:C:O2	35:BA:2515:C:H2'	2.21	0.40
35:BA:2526:G:C5	35:BA:2527:C:C5	3.09	0.40
35:BA:2835:A:HO2'	35:BA:2836:U:P	2.44	0.40
36:BB:13:A:N6	36:BB:70:C:H5'	2.36	0.40
37:BC:54:ARG:O	37:BC:55:SER:C	2.60	0.40
41:BG:67:LYS:CG	41:BG:68:PRO:CD	2.99	0.40
41:BG:133:LEU:HD12	41:BG:133:LEU:O	2.22	0.40
42:BH:159:GLU:OE1	42:BH:159:GLU:CA	2.69	0.40
45:BN:65:LYS:NZ	45:BN:65:LYS:CB	2.85	0.40
46:BO:12:ASP:C	46:BO:14:THR:H	2.25	0.40
47:BP:98:GLU:O	47:BP:101:VAL:HG22	2.20	0.40
48:BQ:63:LYS:HB3	48:BQ:65:PHE:HE1	1.87	0.40
48:BQ:63:LYS:HZ3	57:BZ:175:VAL:HG21	1.87	0.40
49:BR:13:HIS:ND1	49:BR:13:HIS:C	2.74	0.40
50:BS:25:ARG:CG	50:BS:26:LEU:H	2.34	0.40
53:BV:4:ILE:O	53:BV:4:ILE:HG22	2.20	0.40
56:BY:39:VAL:HG12	56:BY:40:GLU:HG2	2.03	0.40
1:AA:101:A:C2'	1:AA:102:G:H5'	2.52	0.40
1:AA:309:G:H8	1:AA:309:G:O5'	2.05	0.40
1:AA:522:C:O2'	1:AA:523:A:H5'	2.22	0.40
1:AA:598:U:C4	1:AA:599:C:N4	2.90	0.40
1:AA:684:A:H2'	1:AA:685:G:C8	2.56	0.40
1:AA:748:C:O2'	1:AA:749:C:C6	2.69	0.40
1:AA:751:U:H4'	15:AO:24:SER:HA	2.03	0.40
1:AA:771:G:H2'	1:AA:772:U:C6	2.56	0.40
1:AA:1005:A:OP1	1:AA:1006:C:C4	2.74	0.40
1:AA:1037:C:H2'	1:AA:1038:C:C4	2.56	0.40
1:AA:1190:G:OP1	3:AC:5:ILE:HG23	2.21	0.40
1:AA:1216:G:H2'	1:AA:1217:C:H6	1.87	0.40
1:AA:1266:G:O5'	1:AA:1266:G:H8	2.05	0.40
1:AA:1423:G:C5'	46:BO:49:ARG:NH2	2.80	0.40

Continued on next page...

Continued from previous page...

Atom-1	Atom-2	Interatomic distance (Å)	Clash overlap (Å)
1:AA:1442(B):A:C5	51:BT:118:ARG:NE	2.90	0.40
2:AB:77:ALA:O	2:AB:81:VAL:HG23	2.21	0.40
3:AC:87:LEU:C	3:AC:89:GLU:N	2.70	0.40
5:AE:129:ILE:O	5:AE:132:ALA:HB3	2.22	0.40
6:AF:8:ILE:CG2	6:AF:85:VAL:HG13	2.45	0.40
8:AH:121:ASP:CG	8:AH:122:ARG:H	2.25	0.40
9:AI:102:LEU:HD23	9:AI:102:LEU:HA	1.84	0.40
11:AK:82:VAL:HB	11:AK:108:ILE:HA	2.02	0.40
13:AM:70:LEU:O	13:AM:73:GLU:N	2.54	0.40
19:AS:48:THR:HG22	19:AS:61:TYR:CD1	2.56	0.40
24:AY:95:GLU:OE1	24:AY:124:GLN:HB3	2.22	0.40
24:AY:177:ILE:HG22	24:AY:178:ILE:N	2.36	0.40
24:AY:203:GLU:HB3	24:AY:204:GLU:H	1.41	0.40
24:AY:227:ILE:O	24:AY:227:ILE:CG2	2.69	0.40
24:AY:319:ASP:HA	24:AY:320:PRO:HD3	1.71	0.40
25:B0:49:LYS:HE3	25:B0:80:HIS:CD2	2.57	0.40
26:B1:20:ARG:HA	26:B1:33:LYS:O	2.22	0.40
26:B1:88:LYS:O	26:B1:92:LYS:CB	2.66	0.40
31:B6:9:LEU:CD1	31:B6:9:LEU:N	2.85	0.40
33:B8:21:LYS:HD3	33:B8:48:PHE:CE1	2.56	0.40
35:BA:42:G:H3'	35:BA:43:A:H8	1.86	0.40
35:BA:88:G:OP1	35:BA:90:U:C5	2.66	0.40
35:BA:562:U:O2	35:BA:572:A:C4	2.75	0.40
35:BA:789:A:N6	35:BA:1614:A:OP2	2.55	0.40
35:BA:996:A:O3'	52:BU:92:ARG:CG	2.69	0.40
35:BA:1233:C:H2'	35:BA:1234:U:C6	2.56	0.40
35:BA:1385:G:H1'	35:BA:1386:C:C6	2.56	0.40
35:BA:1567:A:OP2	38:BD:84:TYR:OH	2.38	0.40
35:BA:1608:A:C6	35:BA:1611:C:C2	3.10	0.40
35:BA:1613:G:N1	35:BA:1619:G:C5	2.89	0.40
35:BA:1930:G:H2'	35:BA:1968:G:N1	2.36	0.40
35:BA:2116:G:C8	35:BA:2117:A:C5	3.10	0.40
35:BA:2521:C:O2'	35:BA:2564:A:N3	2.52	0.40
35:BA:2593:U:C2	35:BA:2594:C:C5	3.10	0.40
35:BA:2740:A:C6	35:BA:2741:A:C6	3.09	0.40
35:BA:2820:A:O2'	35:BA:2821:A:OP1	2.33	0.40
36:BB:82:G:C4	36:BB:83:G:C8	3.10	0.40
37:BC:100:ILE:C	37:BC:102:GLN:H	2.25	0.40
37:BC:126:SER:C	37:BC:128:LEU:N	2.75	0.40
38:BD:68:LYS:O	38:BD:68:LYS:CG	2.69	0.40
38:BD:264:LYS:HD3	38:BD:266:SER:HB3	2.03	0.40

Continued on next page...

Continued from previous page...

Atom-1	Atom-2	Interatomic distance (Å)	Clash overlap (Å)
40:BF:11:VAL:HB	40:BF:12:LEU:H	1.45	0.40
40:BF:17:ARG:HH11	40:BF:17:ARG:CG	2.17	0.40
40:BF:112:MET:O	40:BF:115:ALA:HB3	2.21	0.40
40:BF:154:VAL:CG1	40:BF:193:VAL:HG23	2.46	0.40
41:BG:102:PHE:O	41:BG:105:LYS:N	2.54	0.40
41:BG:168:GLU:O	41:BG:169:ALA:C	2.59	0.40
45:BN:24:GLY:CA	45:BN:27:ALA:HB3	2.50	0.40
48:BQ:27:VAL:HG21	48:BQ:134:ARG:HG2	2.03	0.40
49:BR:82:GLU:O	49:BR:85:PRO:HD2	2.21	0.40
51:BT:28:VAL:O	51:BT:29:ARG:HD3	2.21	0.40
52:BU:66:ASN:HD21	52:BU:76:TYR:H	1.67	0.40
53:BV:2:PHE:HB2	53:BV:42:GLY:CA	2.51	0.40
53:BV:52:VAL:O	53:BV:52:VAL:CG1	2.57	0.40
55:BX:32:PRO:HA	55:BX:77:LYS:HD3	2.03	0.40
56:BY:4:LYS:HD2	56:BY:32:PRO:HG3	2.03	0.40
57:BZ:77:ASP:O	57:BZ:77:ASP:CG	2.60	0.40
57:BZ:82:ARG:HH11	57:BZ:82:ARG:HG2	1.86	0.40
57:BZ:129:SER:C	57:BZ:131:ARG:N	2.74	0.40

There are no symmetry-related clashes.

5.3 Torsion angles [i](#)

5.3.1 Protein backbone [i](#)

In the following table, the Percentiles column shows the percent Ramachandran outliers of the chain as a percentile score with respect to all PDB entries followed by that with respect to all EM entries.

The Analysed column shows the number of residues for which the backbone conformation was analysed, and the total number of residues.

Mol	Chain	Analysed	Favoured	Allowed	Outliers	Percentiles	
2	AB	232/256 (91%)	149 (64%)	49 (21%)	34 (15%)	0	3
3	AC	204/239 (85%)	129 (63%)	56 (28%)	19 (9%)	0	8
4	AD	206/209 (99%)	138 (67%)	49 (24%)	19 (9%)	0	8
5	AE	148/162 (91%)	113 (76%)	25 (17%)	10 (7%)	1	12
6	AF	99/101 (98%)	77 (78%)	18 (18%)	4 (4%)	2	18
7	AG	153/156 (98%)	108 (71%)	35 (23%)	10 (6%)	1	12

Continued on next page...

Continued from previous page...

Mol	Chain	Analysed	Favoured	Allowed	Outliers	Percentiles	
8	AH	136/138 (99%)	110 (81%)	23 (17%)	3 (2%)	5	29
9	AI	125/128 (98%)	85 (68%)	24 (19%)	16 (13%)	0	4
10	AJ	96/105 (91%)	60 (62%)	23 (24%)	13 (14%)	0	4
11	AK	117/129 (91%)	91 (78%)	21 (18%)	5 (4%)	2	17
12	AL	122/132 (92%)	82 (67%)	23 (19%)	17 (14%)	0	3
13	AM	122/126 (97%)	73 (60%)	26 (21%)	23 (19%)	0	2
14	AN	58/61 (95%)	49 (84%)	5 (9%)	4 (7%)	1	11
15	AO	86/89 (97%)	55 (64%)	24 (28%)	7 (8%)	1	9
16	AP	81/88 (92%)	56 (69%)	19 (24%)	6 (7%)	1	10
17	AQ	97/105 (92%)	78 (80%)	15 (16%)	4 (4%)	2	18
18	AR	68/88 (77%)	49 (72%)	15 (22%)	4 (6%)	1	13
19	AS	76/93 (82%)	37 (49%)	21 (28%)	18 (24%)	0	1
20	AT	97/106 (92%)	49 (50%)	31 (32%)	17 (18%)	0	2
21	AU	22/27 (82%)	13 (59%)	8 (36%)	1 (4%)	2	17
24	AY	662/691 (96%)	440 (66%)	137 (21%)	85 (13%)	0	4
25	B0	82/85 (96%)	66 (80%)	13 (16%)	3 (4%)	2	20
26	B1	91/98 (93%)	65 (71%)	16 (18%)	10 (11%)	0	5
27	B2	69/72 (96%)	32 (46%)	24 (35%)	13 (19%)	0	2
28	B3	57/60 (95%)	41 (72%)	11 (19%)	5 (9%)	0	9
29	B4	55/71 (78%)	28 (51%)	12 (22%)	15 (27%)	0	0
30	B5	57/60 (95%)	36 (63%)	11 (19%)	10 (18%)	0	2
31	B6	48/54 (89%)	23 (48%)	11 (23%)	14 (29%)	0	0
32	B7	46/49 (94%)	38 (83%)	5 (11%)	3 (6%)	1	12
33	B8	61/65 (94%)	34 (56%)	16 (26%)	11 (18%)	0	2
34	B9	35/37 (95%)	21 (60%)	9 (26%)	5 (14%)	0	3
37	BC	226/229 (99%)	161 (71%)	55 (24%)	10 (4%)	2	17
38	BD	273/276 (99%)	192 (70%)	47 (17%)	34 (12%)	0	4
39	BE	202/206 (98%)	120 (59%)	49 (24%)	33 (16%)	0	2
40	BF	205/210 (98%)	141 (69%)	37 (18%)	27 (13%)	0	4
41	BG	179/182 (98%)	113 (63%)	41 (23%)	25 (14%)	0	3
42	BH	164/180 (91%)	85 (52%)	43 (26%)	36 (22%)	0	1

Continued on next page...

Continued from previous page...

Mol	Chain	Analysed	Favoured	Allowed	Outliers	Percentiles	
43	BK	137/147 (93%)	87 (64%)	41 (30%)	9 (7%)	1	12
44	BL	65/121 (54%)	57 (88%)	8 (12%)	0	100	100
45	BN	136/140 (97%)	90 (66%)	28 (21%)	18 (13%)	0	4
46	BO	120/122 (98%)	95 (79%)	16 (13%)	9 (8%)	1	10
47	BP	144/150 (96%)	78 (54%)	40 (28%)	26 (18%)	0	2
48	BQ	139/141 (99%)	103 (74%)	23 (16%)	13 (9%)	0	8
49	BR	115/118 (98%)	80 (70%)	20 (17%)	15 (13%)	0	4
50	BS	96/112 (86%)	46 (48%)	30 (31%)	20 (21%)	0	2
51	BT	135/146 (92%)	76 (56%)	32 (24%)	27 (20%)	0	2
52	BU	115/118 (98%)	75 (65%)	27 (24%)	13 (11%)	0	5
53	BV	99/101 (98%)	71 (72%)	11 (11%)	17 (17%)	0	2
54	BW	111/113 (98%)	78 (70%)	22 (20%)	11 (10%)	0	7
55	BX	90/96 (94%)	58 (64%)	24 (27%)	8 (9%)	0	9
56	BY	104/110 (94%)	50 (48%)	30 (29%)	24 (23%)	0	1
57	BZ	182/206 (88%)	113 (62%)	41 (22%)	28 (15%)	0	3
All	All	6645/7104 (94%)	4394 (66%)	1440 (22%)	811 (12%)	1	4

All (811) Ramachandran outliers are listed below:

Mol	Chain	Res	Type
2	AB	20	GLU
2	AB	195	ASP
2	AB	233	SER
2	AB	239	VAL
3	AC	12	LEU
3	AC	47	LEU
3	AC	61	ALA
3	AC	95	THR
3	AC	129	ALA
3	AC	154	SER
3	AC	156	ARG
4	AD	3	ARG
4	AD	13	ARG
4	AD	14	ARG
4	AD	18	LYS
4	AD	30	LYS
4	AD	44	GLY

Continued on next page...

Continued from previous page...

Mol	Chain	Res	Type
4	AD	153	ARG
6	AF	39	LYS
7	AG	8	GLU
7	AG	52	GLU
9	AI	41	VAL
9	AI	43	ALA
9	AI	61	ALA
9	AI	89	ASN
9	AI	105	ASP
10	AJ	33	GLN
10	AJ	56	HIS
10	AJ	59	SER
10	AJ	75	ILE
11	AK	123	LYS
11	AK	127	LYS
12	AL	18	VAL
12	AL	28	LYS
12	AL	46	LYS
12	AL	47	LYS
12	AL	71	PRO
12	AL	91	LYS
12	AL	106	ASP
13	AM	11	ARG
13	AM	12	ASN
13	AM	91	ARG
13	AM	116	THR
13	AM	124	PRO
14	AN	15	LYS
15	AO	24	SER
17	AQ	13	ASP
17	AQ	49	GLU
18	AR	37	VAL
18	AR	38	GLU
18	AR	45	SER
19	AS	10	PHE
19	AS	27	GLU
19	AS	28	LYS
19	AS	29	ARG
19	AS	63	THR
20	AT	48	LYS
20	AT	74	LYS
20	AT	99	LEU

Continued on next page...

Continued from previous page...

Mol	Chain	Res	Type
24	AY	19	ALA
24	AY	21	ILE
24	AY	23	ALA
24	AY	39	ILE
24	AY	66	THR
24	AY	68	ALA
24	AY	84	THR
24	AY	85	PRO
24	AY	88	VAL
24	AY	119	GLU
24	AY	121	VAL
24	AY	129	LYS
24	AY	197	ARG
24	AY	203	GLU
24	AY	204	GLU
24	AY	206	LEU
24	AY	209	ALA
24	AY	210	ARG
24	AY	251	ILE
24	AY	276	VAL
24	AY	360	ALA
24	AY	385	THR
24	AY	396	ARG
24	AY	447	GLY
24	AY	448	GLN
24	AY	498	ILE
24	AY	505	GLY
24	AY	530	VAL
24	AY	614	GLU
25	B0	20	ARG
25	B0	74	ARG
26	B1	28	GLY
26	B1	52	ARG
26	B1	53	VAL
26	B1	85	LEU
27	B2	19	VAL
27	B2	47	ASN
27	B2	48	HIS
28	B3	3	ARG
29	B4	3	GLU
29	B4	9	LEU
29	B4	26	SER

Continued on next page...

Continued from previous page...

Mol	Chain	Res	Type
29	B4	38	LYS
29	B4	40	HIS
29	B4	43	TYR
29	B4	48	ARG
29	B4	50	VAL
30	B5	49	CYS
30	B5	53	ALA
30	B5	56	LYS
30	B5	57	VAL
31	B6	7	ILE
31	B6	9	LEU
31	B6	18	ARG
31	B6	20	ASN
31	B6	23	THR
31	B6	27	LYS
31	B6	31	PRO
31	B6	44	ARG
31	B6	52	VAL
33	B8	31	HIS
33	B8	33	ASN
33	B8	49	VAL
34	B9	2	LYS
34	B9	12	ASP
34	B9	35	ARG
38	BD	24	ILE
38	BD	25	THR
38	BD	27	THR
38	BD	34	VAL
38	BD	127	VAL
38	BD	225	ALA
38	BD	239	ARG
38	BD	246	PRO
39	BE	35	GLN
39	BE	77	ILE
39	BE	88	GLY
39	BE	90	THR
39	BE	134	ILE
39	BE	145	LYS
39	BE	186	GLY
40	BF	11	VAL
40	BF	21	ALA
40	BF	64	ILE

Continued on next page...

Continued from previous page...

Mol	Chain	Res	Type
40	BF	89	VAL
40	BF	167	ALA
41	BG	4	ASP
41	BG	6	ALA
41	BG	87	PRO
41	BG	96	ARG
41	BG	102	PHE
41	BG	109	VAL
41	BG	110	ALA
41	BG	181	ARG
42	BH	41	MET
42	BH	46	GLU
42	BH	55	PRO
42	BH	83	TYR
42	BH	85	LYS
42	BH	154	PRO
42	BH	155	SER
42	BH	156	ALA
42	BH	157	TYR
42	BH	160	LYS
42	BH	169	VAL
42	BH	173	PRO
43	BK	10	LEU
43	BK	51	ALA
43	BK	82	ALA
43	BK	115	LEU
45	BN	8	GLN
45	BN	36	GLY
45	BN	46	VAL
45	BN	47	ALA
45	BN	63	THR
45	BN	130	HIS
45	BN	133	GLN
46	BO	35	VAL
46	BO	48	PRO
47	BP	12	ALA
47	BP	14	LYS
47	BP	17	LYS
47	BP	31	ALA
47	BP	48	PRO
47	BP	52	GLU
47	BP	57	THR

Continued on next page...

Continued from previous page...

Mol	Chain	Res	Type
47	BP	58	THR
47	BP	111	ARG
47	BP	135	LEU
47	BP	147	LEU
48	BQ	27	VAL
48	BQ	135	ASP
49	BR	8	ARG
49	BR	14	SER
49	BR	45	ARG
49	BR	88	ARG
49	BR	107	ASP
49	BR	117	VAL
50	BS	13	ARG
50	BS	23	ARG
50	BS	94	TYR
50	BS	97	ARG
50	BS	100	ALA
50	BS	102	ALA
51	BT	6	LEU
51	BT	24	PRO
51	BT	30	VAL
51	BT	80	SER
51	BT	91	ARG
51	BT	103	ARG
51	BT	104	ASN
51	BT	107	ASP
51	BT	129	ARG
51	BT	132	LYS
52	BU	91	ASP
52	BU	93	LYS
52	BU	114	LYS
53	BV	18	LEU
53	BV	19	LYS
53	BV	46	VAL
53	BV	47	VAL
53	BV	67	GLY
54	BW	11	ARG
54	BW	25	ARG
55	BX	12	VAL
56	BY	7	VAL
56	BY	24	VAL
56	BY	38	ILE

Continued on next page...

Continued from previous page...

Mol	Chain	Res	Type
56	BY	48	ALA
56	BY	74	PRO
56	BY	77	PRO
56	BY	78	ALA
56	BY	98	VAL
56	BY	99	CYS
56	BY	100	ALA
57	BZ	27	VAL
57	BZ	51	ALA
57	BZ	78	LYS
57	BZ	81	ARG
57	BZ	85	HIS
57	BZ	112	ARG
57	BZ	120	ILE
57	BZ	142	SER
57	BZ	146	ILE
57	BZ	158	PRO
57	BZ	163	LEU
57	BZ	168	GLU
2	AB	12	GLU
2	AB	15	VAL
2	AB	18	GLY
2	AB	64	ARG
2	AB	128	GLU
2	AB	151	GLY
2	AB	153	ARG
2	AB	190	THR
2	AB	224	GLN
3	AC	4	LYS
3	AC	65	ALA
3	AC	96	GLY
3	AC	131	ARG
3	AC	160	ALA
4	AD	5	ILE
4	AD	32	ALA
4	AD	69	GLY
4	AD	171	GLY
5	AE	11	ILE
5	AE	137	GLU
6	AF	34	GLY
7	AG	41	ARG
7	AG	90	GLU

Continued on next page...

Continued from previous page...

Mol	Chain	Res	Type
8	AH	2	LEU
8	AH	105	ARG
9	AI	11	LYS
9	AI	34	ASN
9	AI	44	VAL
10	AJ	19	SER
10	AJ	55	LYS
10	AJ	57	LYS
10	AJ	61	GLU
12	AL	38	THR
12	AL	45	PRO
12	AL	81	SER
12	AL	87	GLY
13	AM	4	ILE
13	AM	7	VAL
13	AM	53	VAL
13	AM	55	ARG
13	AM	70	LEU
13	AM	83	ASP
13	AM	90	LEU
13	AM	100	GLY
13	AM	114	ARG
13	AM	118	ALA
14	AN	14	PRO
14	AN	16	PHE
14	AN	29	ARG
15	AO	14	GLU
16	AP	13	HIS
16	AP	34	GLU
19	AS	26	GLY
19	AS	47	HIS
19	AS	54	GLY
19	AS	62	ILE
20	AT	49	ALA
20	AT	62	LEU
20	AT	78	ALA
21	AU	3	LYS
24	AY	10	LYS
24	AY	34	TYR
24	AY	92	ILE
24	AY	114	VAL
24	AY	196	ILE

Continued on next page...

Continued from previous page...

Mol	Chain	Res	Type
24	AY	205	TYR
24	AY	361	ASN
24	AY	519	ARG
24	AY	559	PRO
24	AY	617	MET
24	AY	636	PRO
24	AY	678	GLU
26	B1	30	VAL
26	B1	84	GLY
27	B2	18	PRO
27	B2	30	ARG
28	B3	29	ARG
28	B3	38	GLU
29	B4	20	ASN
29	B4	44	THR
29	B4	51	ASP
30	B5	36	CYS
30	B5	58	LEU
30	B5	59	GLU
31	B6	28	ARG
31	B6	36	LEU
33	B8	34	TRP
33	B8	37	SER
34	B9	11	CYS
34	B9	30	PRO
37	BC	30	VAL
37	BC	38	PHE
37	BC	101	ILE
37	BC	127	LYS
37	BC	165	ARG
38	BD	12	SER
38	BD	19	ALA
38	BD	41	GLY
38	BD	42	GLY
38	BD	125	ILE
38	BD	129	ASN
38	BD	134	ARG
38	BD	198	ASN
38	BD	242	ARG
39	BE	53	PRO
39	BE	54	GLN
39	BE	71	GLY

Continued on next page...

Continued from previous page...

Mol	Chain	Res	Type
39	BE	118	LYS
39	BE	129	HIS
39	BE	189	PRO
40	BF	3	GLU
40	BF	10	PRO
40	BF	84	VAL
40	BF	115	ALA
40	BF	127	GLU
40	BF	180	GLY
40	BF	206	ILE
41	BG	14	GLU
41	BG	75	LYS
41	BG	81	LYS
41	BG	82	LEU
41	BG	84	LYS
41	BG	99	MET
42	BH	13	LYS
42	BH	21	PRO
42	BH	42	ARG
42	BH	69	ARG
42	BH	138	LYS
42	BH	158	HIS
42	BH	171	LEU
42	BH	176	ALA
43	BK	87	GLY
45	BN	57	ALA
45	BN	58	ASP
45	BN	77	GLY
45	BN	134	ARG
46	BO	5	GLN
46	BO	89	ASN
46	BO	120	GLU
47	BP	34	GLY
47	BP	47	ASP
47	BP	49	ARG
48	BQ	30	GLY
48	BQ	52	VAL
48	BQ	62	GLY
48	BQ	71	ASP
49	BR	42	LYS
49	BR	58	GLY
50	BS	15	ARG

Continued on next page...

Continued from previous page...

Mol	Chain	Res	Type
50	BS	37	ALA
50	BS	71	ARG
50	BS	85	VAL
50	BS	103	GLU
50	BS	104	GLY
50	BS	107	GLU
51	BT	3	ARG
51	BT	5	ALA
51	BT	12	SER
51	BT	28	VAL
51	BT	55	ASN
51	BT	58	ASN
51	BT	97	ALA
51	BT	130	ALA
51	BT	133	GLU
51	BT	135	ALA
52	BU	27	LEU
52	BU	52	ARG
52	BU	110	VAL
53	BV	2	PHE
53	BV	22	VAL
53	BV	26	ASP
53	BV	53	GLU
53	BV	55	ALA
53	BV	78	LYS
54	BW	6	ILE
54	BW	63	ASP
55	BX	6	ASP
55	BX	42	ALA
55	BX	87	GLN
55	BX	93	GLU
56	BY	17	SER
56	BY	41	GLY
56	BY	60	PHE
56	BY	92	ASN
56	BY	104	GLY
57	BZ	5	LEU
57	BZ	30	ASN
57	BZ	80	ARG
57	BZ	121	HIS
57	BZ	128	VAL
57	BZ	148	ASP

Continued on next page...

Continued from previous page...

Mol	Chain	Res	Type
57	BZ	180	VAL
57	BZ	185	GLU
2	AB	13	ALA
2	AB	95	GLN
2	AB	120	ALA
2	AB	129	GLU
2	AB	207	ALA
2	AB	238	LEU
3	AC	35	GLU
3	AC	165	THR
3	AC	206	GLU
4	AD	40	PRO
4	AD	156	GLU
5	AE	8	GLU
5	AE	118	ILE
5	AE	136	MET
7	AG	10	ARG
7	AG	131	LYS
9	AI	121	ARG
12	AL	27	LEU
12	AL	121	GLY
13	AM	5	ALA
15	AO	77	ARG
17	AQ	89	LEU
19	AS	61	TYR
19	AS	66	MET
19	AS	73	GLU
20	AT	69	GLY
20	AT	96	GLY
24	AY	100	VAL
24	AY	120	THR
24	AY	148	LEU
24	AY	299	VAL
24	AY	347	GLY
24	AY	371	ALA
24	AY	399	LEU
24	AY	416	LYS
24	AY	418	LYS
24	AY	458	HIS
24	AY	471	LYS
24	AY	502	GLY
24	AY	532	GLY

Continued on next page...

Continued from previous page...

Mol	Chain	Res	Type
24	AY	535	PRO
24	AY	631	ILE
24	AY	666	ARG
27	B2	20	GLU
27	B2	21	LEU
27	B2	58	ALA
28	B3	32	GLN
28	B3	39	ASP
29	B4	2	LYS
32	B7	18	PHE
33	B8	40	GLU
33	B8	61	LEU
37	BC	12	LEU
37	BC	168	LYS
38	BD	3	VAL
38	BD	30	GLU
38	BD	35	LYS
38	BD	36	PRO
38	BD	206	LEU
38	BD	267	SER
39	BE	44	TYR
39	BE	46	ALA
39	BE	64	LYS
39	BE	66	HIS
39	BE	72	VAL
39	BE	86	PRO
39	BE	94	GLU
39	BE	130	GLY
39	BE	144	ARG
40	BF	108	LYS
41	BG	36	LYS
41	BG	43	LEU
41	BG	47	LYS
41	BG	103	LEU
41	BG	163	ALA
42	BH	81	GLU
42	BH	98	LEU
42	BH	126	PRO
42	BH	165	ALA
43	BK	16	LYS
45	BN	40	PRO
45	BN	129	PRO

Continued on next page...

Continued from previous page...

Mol	Chain	Res	Type
46	BO	29	ASN
46	BO	68	GLU
46	BO	100	GLY
47	BP	23	PRO
47	BP	33	ARG
48	BQ	53	ALA
48	BQ	139	GLU
49	BR	102	GLU
50	BS	89	ARG
50	BS	92	TYR
50	BS	105	ALA
51	BT	41	ARG
52	BU	51	LYS
52	BU	67	ALA
53	BV	3	ALA
53	BV	50	PRO
54	BW	18	ARG
55	BX	19	ALA
56	BY	39	VAL
56	BY	46	LYS
56	BY	67	LEU
56	BY	81	LYS
57	BZ	83	PRO
57	BZ	152	ALA
57	BZ	159	PRO
57	BZ	170	THR
2	AB	24	TRP
2	AB	79	ASP
2	AB	97	TRP
2	AB	130	ARG
2	AB	150	SER
2	AB	216	SER
3	AC	15	THR
3	AC	135	LYS
5	AE	72	GLN
5	AE	140	ARG
6	AF	43	LEU
8	AH	104	ARG
9	AI	12	GLU
9	AI	33	PHE
9	AI	54	ASP
10	AJ	84	GLN

Continued on next page...

Continued from previous page...

Mol	Chain	Res	Type
10	AJ	91	PRO
12	AL	19	ARG
12	AL	51	ALA
12	AL	92	ASP
13	AM	121	LYS
15	AO	86	GLY
19	AS	5	LEU
19	AS	25	LYS
19	AS	51	VAL
20	AT	39	LYS
20	AT	61	SER
20	AT	97	ALA
20	AT	100	ILE
20	AT	104	LEU
24	AY	25	LYS
24	AY	75	LYS
24	AY	112	GLN
24	AY	239	GLU
24	AY	283	PRO
24	AY	314	PHE
24	AY	402	ILE
24	AY	486	THR
24	AY	506	GLN
24	AY	577	SER
24	AY	598	ASP
24	AY	656	ALA
24	AY	680	PRO
27	B2	26	ARG
31	B6	16	CYS
33	B8	3	LYS
33	B8	35	GLN
37	BC	166	ASN
38	BD	28	GLU
38	BD	214	TRP
38	BD	274	ARG
39	BE	52	LEU
39	BE	55	ASN
39	BE	57	LYS
39	BE	75	VAL
39	BE	83	ASP
40	BF	2	LYS
40	BF	122	LYS

Continued on next page...

Continued from previous page...

Mol	Chain	Res	Type
40	BF	126	VAL
40	BF	134	GLY
40	BF	168	ARG
41	BG	22	ARG
41	BG	116	ASP
42	BH	20	ALA
42	BH	47	GLU
42	BH	110	SER
42	BH	137	ASP
42	BH	174	GLY
43	BK	62	ASP
47	BP	39	LYS
47	BP	43	GLY
47	BP	81	GLN
47	BP	106	LEU
47	BP	123	LEU
50	BS	99	LYS
51	BT	26	ASP
51	BT	81	PRO
51	BT	88	ILE
51	BT	90	GLN
52	BU	46	ALA
53	BV	16	PRO
54	BW	93	ALA
55	BX	11	PRO
56	BY	90	LEU
57	BZ	42	VAL
57	BZ	166	SER
2	AB	65	GLY
2	AB	152	PHE
2	AB	157	ARG
2	AB	165	VAL
4	AD	179	GLU
4	AD	191	ARG
4	AD	193	ASP
6	AF	51	PRO
7	AG	14	PRO
7	AG	80	VAL
7	AG	150	ALA
9	AI	55	ALA
9	AI	106	ALA
11	AK	34	ASP

Continued on next page...

Continued from previous page...

Mol	Chain	Res	Type
13	AM	10	PRO
13	AM	21	TYR
15	AO	27	VAL
16	AP	54	GLU
16	AP	61	SER
17	AQ	25	ARG
18	AR	87	ARG
20	AT	25	ARG
20	AT	44	ALA
20	AT	95	ALA
24	AY	24	GLY
24	AY	90	PHE
24	AY	123	ARG
24	AY	303	PRO
24	AY	380	LEU
24	AY	406	GLU
24	AY	408	VAL
24	AY	456	GLU
24	AY	548	GLU
26	B1	54	ALA
26	B1	78	LYS
26	B1	86	SER
27	B2	51	ARG
30	B5	3	LYS
32	B7	17	GLY
33	B8	43	GLN
37	BC	107	GLY
38	BD	268	ARG
38	BD	273	ARG
39	BE	2	LYS
39	BE	45	THR
39	BE	84	PHE
39	BE	98	PRO
39	BE	178	GLU
40	BF	27	GLU
40	BF	66	PRO
40	BF	69	HIS
41	BG	97	ASP
41	BG	126	ASP
41	BG	166	ASP
42	BH	95	ARG
43	BK	48	MET

Continued on next page...

Continued from previous page...

Mol	Chain	Res	Type
45	BN	125	GLY
46	BO	18	LYS
47	BP	10	PRO
47	BP	141	ALA
48	BQ	22	LYS
48	BQ	59	ARG
48	BQ	134	ARG
49	BR	31	HIS
49	BR	61	HIS
49	BR	83	ILE
50	BS	57	LYS
51	BT	105	LEU
52	BU	53	ARG
52	BU	66	ASN
53	BV	31	ALA
54	BW	9	TYR
54	BW	14	PRO
55	BX	22	ALA
57	BZ	165	VAL
2	AB	78	GLN
2	AB	83	MET
3	AC	66	VAL
4	AD	123	HIS
5	AE	146	ALA
10	AJ	23	ILE
11	AK	57	THR
12	AL	40	VAL
13	AM	113	PRO
19	AS	42	PRO
24	AY	386	GLY
25	B0	42	GLY
26	B1	36	GLY
27	B2	14	ARG
29	B4	8	LYS
30	B5	4	HIS
31	B6	19	ARG
31	B6	41	PRO
39	BE	58	ARG
40	BF	58	ALA
40	BF	85	GLY
42	BH	92	ILE
45	BN	60	ILE

Continued on next page...

Continued from previous page...

Mol	Chain	Res	Type
45	BN	112	LEU
45	BN	127	ASP
49	BR	4	LEU
49	BR	49	ASP
54	BW	65	LEU
54	BW	67	ASP
56	BY	3	VAL
2	AB	232	PRO
5	AE	96	PRO
5	AE	129	ILE
15	AO	11	VAL
20	AT	41	ILE
24	AY	42	ILE
24	AY	65	ILE
24	AY	200	PRO
24	AY	415	PRO
27	B2	17	SER
32	B7	25	PRO
37	BC	17	PRO
40	BF	9	ILE
40	BF	14	PRO
40	BF	82	ILE
42	BH	151	ILE
48	BQ	108	GLY
53	BV	54	GLY
54	BW	112	GLY
56	BY	37	VAL
2	AB	230	VAL
3	AC	55	VAL
11	AK	95	ILE
16	AP	62	VAL
19	AS	9	VAL
27	B2	41	ILE
29	B4	5	ILE
38	BD	10	THR
38	BD	244	ARG
42	BH	107	VAL
45	BN	5	VAL
48	BQ	122	GLY
50	BS	22	GLY
50	BS	90	GLY
52	BU	26	GLY

Continued on next page...

Continued from previous page...

Mol	Chain	Res	Type
52	BU	90	VAL
56	BY	59	GLY
56	BY	75	ILE
57	BZ	133	ILE
2	AB	131	PRO
9	AI	67	GLY
9	AI	80	GLY
13	AM	54	VAL
13	AM	78	ILE
15	AO	75	PRO
16	AP	45	THR
19	AS	59	PRO
30	B5	50	GLY
33	B8	28	GLY
38	BD	197	GLY
38	BD	234	GLY
40	BF	25	PRO
41	BG	129	GLY
42	BH	45	VAL
42	BH	48	GLY
47	BP	146	VAL
49	BR	46	GLY
51	BT	15	VAL
4	AD	7	PRO
4	AD	88	VAL
7	AG	42	ILE
10	AJ	36	GLY
13	AM	60	VAL
24	AY	618	GLY
29	B4	28	LYS
38	BD	228	PRO
42	BH	39	PRO
47	BP	9	ASN
53	BV	51	VAL
10	AJ	53	PRO
43	BK	73	PRO
47	BP	83	VAL
38	BD	245	PRO

5.3.2 Protein sidechains ⓘ

In the following table, the Percentiles column shows the percent sidechain outliers of the chain as a percentile score with respect to all PDB entries followed by that with respect to all EM entries.

The Analysed column shows the number of residues for which the sidechain conformation was analysed, and the total number of residues.

Mol	Chain	Analysed	Rotameric	Outliers	Percentiles	
2	AB	202/220 (92%)	177 (88%)	25 (12%)	4	15
3	AC	160/188 (85%)	134 (84%)	26 (16%)	2	10
4	AD	180/181 (99%)	162 (90%)	18 (10%)	6	20
5	AE	115/123 (94%)	100 (87%)	15 (13%)	3	14
6	AF	90/90 (100%)	81 (90%)	9 (10%)	6	20
7	AG	126/127 (99%)	116 (92%)	10 (8%)	10	29
8	AH	119/119 (100%)	105 (88%)	14 (12%)	4	16
9	AI	98/99 (99%)	88 (90%)	10 (10%)	6	20
10	AJ	88/92 (96%)	73 (83%)	15 (17%)	1	9
11	AK	90/99 (91%)	85 (94%)	5 (6%)	17	38
12	AL	104/109 (95%)	90 (86%)	14 (14%)	3	13
13	AM	99/101 (98%)	87 (88%)	12 (12%)	4	15
14	AN	49/50 (98%)	45 (92%)	4 (8%)	9	28
15	AO	79/80 (99%)	69 (87%)	10 (13%)	3	14
16	AP	72/74 (97%)	67 (93%)	5 (7%)	13	33
17	AQ	94/97 (97%)	82 (87%)	12 (13%)	3	14
18	AR	61/77 (79%)	58 (95%)	3 (5%)	21	42
19	AS	69/80 (86%)	57 (83%)	12 (17%)	1	9
20	AT	76/82 (93%)	67 (88%)	9 (12%)	4	16
21	AU	19/22 (86%)	19 (100%)	0	100	100
24	AY	563/582 (97%)	478 (85%)	85 (15%)	2	11
25	B0	66/67 (98%)	58 (88%)	8 (12%)	4	15
26	B1	78/83 (94%)	61 (78%)	17 (22%)	1	5
27	B2	66/67 (98%)	58 (88%)	8 (12%)	4	15
28	B3	51/52 (98%)	44 (86%)	7 (14%)	3	13
29	B4	51/63 (81%)	34 (67%)	17 (33%)	0	1

Continued on next page...

Continued from previous page...

Mol	Chain	Analysed	Rotameric	Outliers	Percentiles	
30	B5	51/52 (98%)	45 (88%)	6 (12%)	4	16
31	B6	49/52 (94%)	35 (71%)	14 (29%)	0	2
32	B7	41/42 (98%)	36 (88%)	5 (12%)	4	15
33	B8	53/55 (96%)	45 (85%)	8 (15%)	2	11
34	B9	34/34 (100%)	29 (85%)	5 (15%)	2	12
37	BC	180/181 (99%)	166 (92%)	14 (8%)	10	29
38	BD	217/218 (100%)	179 (82%)	38 (18%)	1	8
39	BE	165/166 (99%)	135 (82%)	30 (18%)	1	8
40	BF	165/166 (99%)	151 (92%)	14 (8%)	8	27
41	BG	155/156 (99%)	121 (78%)	34 (22%)	1	5
42	BH	136/148 (92%)	124 (91%)	12 (9%)	8	25
43	BK	104/111 (94%)	88 (85%)	16 (15%)	2	11
44	BL	46/85 (54%)	43 (94%)	3 (6%)	14	35
45	BN	117/119 (98%)	98 (84%)	19 (16%)	2	10
46	BO	100/100 (100%)	90 (90%)	10 (10%)	6	20
47	BP	112/116 (97%)	89 (80%)	23 (20%)	1	6
48	BQ	111/111 (100%)	94 (85%)	17 (15%)	2	11
49	BR	100/101 (99%)	85 (85%)	15 (15%)	2	11
50	BS	77/88 (88%)	67 (87%)	10 (13%)	3	14
51	BT	120/127 (94%)	97 (81%)	23 (19%)	1	7
52	BU	92/94 (98%)	84 (91%)	8 (9%)	8	25
53	BV	82/82 (100%)	71 (87%)	11 (13%)	3	13
54	BW	91/92 (99%)	82 (90%)	9 (10%)	6	21
55	BX	74/78 (95%)	62 (84%)	12 (16%)	2	10
56	BY	87/91 (96%)	75 (86%)	12 (14%)	3	13
57	BZ	162/179 (90%)	133 (82%)	29 (18%)	1	8
All	All	5586/5868 (95%)	4819 (86%)	767 (14%)	5	13

All (767) residues with a non-rotameric sidechain are listed below:

Mol	Chain	Res	Type
2	AB	15	VAL
2	AB	17	PHE

Continued on next page...

Continued from previous page...

Mol	Chain	Res	Type
2	AB	24	TRP
2	AB	36	ARG
2	AB	44	LEU
2	AB	79	ASP
2	AB	101	MET
2	AB	111	ARG
2	AB	114	ARG
2	AB	129	GLU
2	AB	137	ARG
2	AB	152	PHE
2	AB	156	LYS
2	AB	162	ILE
2	AB	172	ILE
2	AB	178	ARG
2	AB	185	ILE
2	AB	192	SER
2	AB	200	ILE
2	AB	204	ASN
2	AB	205	ASP
2	AB	210	SER
2	AB	220	ASP
2	AB	221	LEU
2	AB	238	LEU
3	AC	5	ILE
3	AC	14	ILE
3	AC	16	ARG
3	AC	29	TYR
3	AC	34	LEU
3	AC	38	ARG
3	AC	49	SER
3	AC	52	LEU
3	AC	56	ASP
3	AC	62	ASP
3	AC	72	LYS
3	AC	79	ARG
3	AC	83	ARG
3	AC	85	ARG
3	AC	95	THR
3	AC	98	ASN
3	AC	125	GLU
3	AC	127	ARG
3	AC	156	ARG

Continued on next page...

Continued from previous page...

Mol	Chain	Res	Type
3	AC	164	ARG
3	AC	165	THR
3	AC	166	GLU
3	AC	167	TRP
3	AC	178	LEU
3	AC	179	ARG
3	AC	204	LEU
4	AD	3	ARG
4	AD	9	CYS
4	AD	12	CYS
4	AD	15	GLU
4	AD	22	LYS
4	AD	36	ARG
4	AD	49	ARG
4	AD	57	ARG
4	AD	70	ILE
4	AD	73	ARG
4	AD	78	LEU
4	AD	96	LEU
4	AD	114	ARG
4	AD	127	THR
4	AD	131	ARG
4	AD	132	ARG
4	AD	135	LEU
4	AD	168	ARG
5	AE	10	MET
5	AE	12	LEU
5	AE	18	ARG
5	AE	20	GLN
5	AE	41	VAL
5	AE	56	GLN
5	AE	64	ARG
5	AE	67	VAL
5	AE	73	ASN
5	AE	75	THR
5	AE	76	ILE
5	AE	79	GLU
5	AE	101	ILE
5	AE	117	ASP
5	AE	144	THR
6	AF	15	ASP
6	AF	32	ASN

Continued on next page...

Continued from previous page...

Mol	Chain	Res	Type
6	AF	43	LEU
6	AF	47	ARG
6	AF	56	PRO
6	AF	69	GLU
6	AF	77	ARG
6	AF	86	ARG
6	AF	98	LEU
7	AG	27	ILE
7	AG	30	ILE
7	AG	57	GLU
7	AG	66	VAL
7	AG	75	VAL
7	AG	79	ARG
7	AG	104	LEU
7	AG	113	GLU
7	AG	137	LYS
7	AG	151	TYR
8	AH	1	MET
8	AH	18	ARG
8	AH	25	ASP
8	AH	39	LEU
8	AH	54	ASP
8	AH	91	ARG
8	AH	92	ARG
8	AH	98	LYS
8	AH	102	ARG
8	AH	104	ARG
8	AH	109	ILE
8	AH	112	LEU
8	AH	118	VAL
8	AH	133	LEU
9	AI	10	ARG
9	AI	32	ASP
9	AI	53	VAL
9	AI	59	PHE
9	AI	85	LEU
9	AI	95	LYS
9	AI	96	LEU
9	AI	114	TYR
9	AI	121	ARG
9	AI	128	ARG
10	AJ	4	ILE

Continued on next page...

Continued from previous page...

Mol	Chain	Res	Type
10	AJ	19	SER
10	AJ	22	LYS
10	AJ	40	LEU
10	AJ	50	ILE
10	AJ	55	LYS
10	AJ	59	SER
10	AJ	62	HIS
10	AJ	63	PHE
10	AJ	70	ARG
10	AJ	76	ASN
10	AJ	89	ASP
10	AJ	91	PRO
10	AJ	96	ILE
10	AJ	98	ILE
11	AK	21	ILE
11	AK	29	ILE
11	AK	31	THR
11	AK	57	THR
11	AK	63	LEU
12	AL	7	ILE
12	AL	13	LYS
12	AL	16	GLU
12	AL	20	LYS
12	AL	38	THR
12	AL	47	LYS
12	AL	53	ARG
12	AL	75	HIS
12	AL	81	SER
12	AL	85	ILE
12	AL	91	LYS
12	AL	98	TYR
12	AL	105	TYR
12	AL	113	ARG
13	AM	47	ASP
13	AM	57	ARG
13	AM	64	TRP
13	AM	66	LEU
13	AM	70	LEU
13	AM	108	ARG
13	AM	113	PRO
13	AM	115	LYS
13	AM	120	LYS

Continued on next page...

Continued from previous page...

Mol	Chain	Res	Type
13	AM	121	LYS
13	AM	122	LYS
13	AM	124	PRO
14	AN	14	PRO
14	AN	16	PHE
14	AN	29	ARG
14	AN	41	ARG
15	AO	10	LYS
15	AO	18	PHE
15	AO	24	SER
15	AO	31	LEU
15	AO	39	LEU
15	AO	57	LEU
15	AO	65	ARG
15	AO	67	LEU
15	AO	82	ILE
15	AO	88	ARG
16	AP	1	MET
16	AP	2	VAL
16	AP	11	SER
16	AP	32	TYR
16	AP	69	THR
17	AQ	7	THR
17	AQ	9	VAL
17	AQ	23	VAL
17	AQ	35	VAL
17	AQ	38	ARG
17	AQ	48	GLU
17	AQ	49	GLU
17	AQ	52	LYS
17	AQ	59	ILE
17	AQ	74	LEU
17	AQ	78	GLU
17	AQ	87	LYS
18	AR	19	LYS
18	AR	29	PHE
18	AR	31	LEU
19	AS	4	SER
19	AS	5	LEU
19	AS	6	LYS
19	AS	7	LYS
19	AS	15	LEU

Continued on next page...

Continued from previous page...

Mol	Chain	Res	Type
19	AS	29	ARG
19	AS	30	LEU
19	AS	34	TRP
19	AS	37	ARG
19	AS	44	MET
19	AS	66	MET
19	AS	77	THR
20	AT	13	LEU
20	AT	24	LEU
20	AT	26	ASN
20	AT	42	GLN
20	AT	50	GLU
20	AT	74	LYS
20	AT	75	ASN
20	AT	84	LEU
20	AT	93	GLU
24	AY	4	LYS
24	AY	12	LEU
24	AY	20	HIS
24	AY	21	ILE
24	AY	40	HIS
24	AY	65	ILE
24	AY	83	ASP
24	AY	85	PRO
24	AY	89	ASP
24	AY	92	ILE
24	AY	96	ARG
24	AY	99	ARG
24	AY	100	VAL
24	AY	101	LEU
24	AY	102	ASP
24	AY	111	SER
24	AY	117	GLN
24	AY	122	TRP
24	AY	124	GLN
24	AY	130	VAL
24	AY	132	ARG
24	AY	137	ASN
24	AY	152	THR
24	AY	157	LEU
24	AY	170	ARG
24	AY	173	THR

Continued on next page...

Continued from previous page...

Mol	Chain	Res	Type
24	AY	186	TYR
24	AY	192	LEU
24	AY	194	THR
24	AY	197	ARG
24	AY	201	ILE
24	AY	204	GLU
24	AY	218	GLU
24	AY	238	THR
24	AY	240	GLU
24	AY	242	LEU
24	AY	252	ASP
24	AY	259	PHE
24	AY	260	LEU
24	AY	270	GLN
24	AY	289	ILE
24	AY	298	VAL
24	AY	299	VAL
24	AY	312	LEU
24	AY	319	ASP
24	AY	326	THR
24	AY	343	ASN
24	AY	354	ARG
24	AY	357	ARG
24	AY	378	VAL
24	AY	381	LYS
24	AY	388	THR
24	AY	406	GLU
24	AY	410	ASP
24	AY	418	LYS
24	AY	420	ASP
24	AY	421	GLN
24	AY	426	GLN
24	AY	428	LEU
24	AY	438	PHE
24	AY	440	VAL
24	AY	445	GLU
24	AY	468	ARG
24	AY	476	VAL
24	AY	481	VAL
24	AY	487	ILE
24	AY	501	THR
24	AY	504	ARG

Continued on next page...

Continued from previous page...

Mol	Chain	Res	Type
24	AY	507	TYR
24	AY	509	HIS
24	AY	512	ILE
24	AY	515	GLU
24	AY	525	PHE
24	AY	527	ASN
24	AY	567	LEU
24	AY	569	ASP
24	AY	572	TYR
24	AY	595	GLN
24	AY	614	GLU
24	AY	625	ASN
24	AY	630	GLN
24	AY	631	ILE
24	AY	634	MET
24	AY	657	THR
24	AY	685	GLU
25	B0	5	LYS
25	B0	11	ARG
25	B0	20	ARG
25	B0	27	GLU
25	B0	41	ARG
25	B0	60	PHE
25	B0	75	LEU
25	B0	84	LEU
26	B1	3	LYS
26	B1	17	SER
26	B1	18	ILE
26	B1	26	ARG
26	B1	39	LYS
26	B1	43	TYR
26	B1	45	ASN
26	B1	46	LEU
26	B1	56	GLN
26	B1	65	SER
26	B1	69	LYS
26	B1	72	GLU
26	B1	73	LEU
26	B1	75	GLU
26	B1	80	LEU
26	B1	83	GLU
26	B1	95	LEU

Continued on next page...

Continued from previous page...

Mol	Chain	Res	Type
27	B2	3	LEU
27	B2	30	ARG
27	B2	32	LEU
27	B2	38	GLN
27	B2	44	LEU
27	B2	52	ASP
27	B2	53	LEU
27	B2	59	ARG
28	B3	8	LEU
28	B3	15	TYR
28	B3	28	LEU
28	B3	29	ARG
28	B3	35	ARG
28	B3	38	GLU
28	B3	48	GLU
29	B4	1	MET
29	B4	5	ILE
29	B4	8	LYS
29	B4	9	LEU
29	B4	10	VAL
29	B4	13	ARG
29	B4	14	ILE
29	B4	20	ASN
29	B4	25	TYR
29	B4	32	TYR
29	B4	40	HIS
29	B4	42	PHE
29	B4	43	TYR
29	B4	48	ARG
29	B4	49	PHE
29	B4	51	ASP
29	B4	55	ARG
30	B5	3	LYS
30	B5	4	HIS
30	B5	23	HIS
30	B5	51	TYR
30	B5	55	ARG
30	B5	58	LEU
31	B6	6	ARG
31	B6	9	LEU
31	B6	10	LEU
31	B6	11	LEU

Continued on next page...

Continued from previous page...

Mol	Chain	Res	Type
31	B6	14	THR
31	B6	15	GLU
31	B6	18	ARG
31	B6	23	THR
31	B6	28	ARG
31	B6	30	THR
31	B6	31	PRO
31	B6	38	LYS
31	B6	39	TYR
31	B6	42	TRP
32	B7	1	MET
32	B7	4	THR
32	B7	8	ASN
32	B7	41	ARG
32	B7	48	LYS
33	B8	30	ARG
33	B8	31	HIS
33	B8	32	LEU
33	B8	33	ASN
33	B8	34	TRP
33	B8	44	LYS
33	B8	61	LEU
33	B8	64	TYR
34	B9	1	MET
34	B9	2	LYS
34	B9	10	ILE
34	B9	11	CYS
34	B9	29	ASN
37	BC	15	VAL
37	BC	21	TYR
37	BC	28	ARG
37	BC	39	ASP
37	BC	53	ARG
37	BC	54	ARG
37	BC	74	ARG
37	BC	100	ILE
37	BC	117	THR
37	BC	149	ASN
37	BC	184	GLU
37	BC	185	LYS
37	BC	195	ARG
37	BC	212	SER

Continued on next page...

Continued from previous page...

Mol	Chain	Res	Type
38	BD	10	THR
38	BD	23	GLU
38	BD	24	ILE
38	BD	26	LYS
38	BD	35	LYS
38	BD	37	LEU
38	BD	43	ARG
38	BD	61	LEU
38	BD	65	ILE
38	BD	67	PHE
38	BD	87	ASN
38	BD	89	SER
38	BD	91	ARG
38	BD	92	ILE
38	BD	95	LEU
38	BD	96	HIS
38	BD	106	ILE
38	BD	111	LEU
38	BD	117	VAL
38	BD	131	LEU
38	BD	151	LYS
38	BD	157	ARG
38	BD	166	GLN
38	BD	183	ARG
38	BD	192	THR
38	BD	200	ASP
38	BD	202	LYS
38	BD	211	ARG
38	BD	228	PRO
38	BD	244	ARG
38	BD	245	PRO
38	BD	246	PRO
38	BD	257	LEU
38	BD	260	ARG
38	BD	266	SER
38	BD	270	ILE
38	BD	273	ARG
38	BD	275	LYS
39	BE	4	ILE
39	BE	9	VAL
39	BE	18	ASP
39	BE	22	PRO

Continued on next page...

Continued from previous page...

Mol	Chain	Res	Type
39	BE	24	THR
39	BE	26	ILE
39	BE	36	ARG
39	BE	49	LEU
39	BE	59	VAL
39	BE	61	ARG
39	BE	67	PHE
39	BE	69	LYS
39	BE	76	ARG
39	BE	78	LEU
39	BE	79	ARG
39	BE	86	PRO
39	BE	94	GLU
39	BE	95	ILE
39	BE	118	LYS
39	BE	119	ARG
39	BE	122	PHE
39	BE	134	ILE
39	BE	144	ARG
39	BE	178	GLU
39	BE	179	GLU
39	BE	181	LEU
39	BE	184	VAL
39	BE	192	ASN
39	BE	197	ILE
39	BE	202	LYS
40	BF	19	GLU
40	BF	28	ILE
40	BF	41	LEU
40	BF	62	ARG
40	BF	66	PRO
40	BF	70	THR
40	BF	83	PHE
40	BF	123	LEU
40	BF	125	LEU
40	BF	149	ASP
40	BF	160	ASN
40	BF	165	ARG
40	BF	175	THR
40	BF	179	GLU
41	BG	4	ASP
41	BG	14	GLU

Continued on next page...

Continued from previous page...

Mol	Chain	Res	Type
41	BG	16	ARG
41	BG	22	ARG
41	BG	27	ASN
41	BG	33	ARG
41	BG	34	LEU
41	BG	36	LYS
41	BG	45	GLU
41	BG	47	LYS
41	BG	60	LEU
41	BG	64	THR
41	BG	67	LYS
41	BG	71	THR
41	BG	74	LYS
41	BG	77	ILE
41	BG	80	PHE
41	BG	83	ARG
41	BG	91	ARG
41	BG	98	ARG
41	BG	118	ARG
41	BG	128	ARG
41	BG	135	LEU
41	BG	138	GLN
41	BG	139	LEU
41	BG	140	ILE
41	BG	145	THR
41	BG	147	ASP
41	BG	148	MET
41	BG	150	ASP
41	BG	152	LEU
41	BG	159	VAL
41	BG	166	ASP
41	BG	180	PHE
42	BH	15	VAL
42	BH	46	GLU
42	BH	49	VAL
42	BH	53	GLU
42	BH	54	ARG
42	BH	71	LEU
42	BH	83	TYR
42	BH	89	ILE
42	BH	104	GLU
42	BH	116	GLU

Continued on next page...

Continued from previous page...

Mol	Chain	Res	Type
42	BH	143	GLN
42	BH	158	HIS
43	BK	2	LYS
43	BK	4	VAL
43	BK	5	VAL
43	BK	29	GLN
43	BK	30	HIS
43	BK	34	ILE
43	BK	38	VAL
43	BK	47	ASN
43	BK	65	PHE
43	BK	70	LYS
43	BK	77	LEU
43	BK	86	LYS
43	BK	95	LYS
43	BK	101	TRP
43	BK	105	LEU
43	BK	117	THR
44	BL	65	LYS
44	BL	73	ARG
44	BL	120	LYS
45	BN	1	MET
45	BN	4	TYR
45	BN	23	LEU
45	BN	25	ARG
45	BN	26	LEU
45	BN	34	LEU
45	BN	39	ARG
45	BN	41	ASP
45	BN	45	ASN
45	BN	48	MET
45	BN	56	ASN
45	BN	63	THR
45	BN	65	LYS
45	BN	87	LEU
45	BN	96	GLU
45	BN	109	LYS
45	BN	120	LEU
45	BN	123	TYR
45	BN	127	ASP
46	BO	23	ARG
46	BO	38	VAL

Continued on next page...

Continued from previous page...

Mol	Chain	Res	Type
46	BO	40	VAL
46	BO	45	GLU
46	BO	48	PRO
46	BO	49	ARG
46	BO	69	ILE
46	BO	87	ILE
46	BO	105	GLU
46	BO	117	LEU
47	BP	7	ARG
47	BP	13	ASN
47	BP	16	ARG
47	BP	18	ARG
47	BP	29	LYS
47	BP	39	LYS
47	BP	41	ARG
47	BP	42	SER
47	BP	57	THR
47	BP	60	MET
47	BP	61	ARG
47	BP	62	LEU
47	BP	64	LYS
47	BP	70	GLN
47	BP	75	ILE
47	BP	76	LYS
47	BP	81	GLN
47	BP	85	LEU
47	BP	91	PHE
47	BP	108	LYS
47	BP	114	ILE
47	BP	115	LEU
47	BP	146	VAL
48	BQ	14	ARG
48	BQ	17	LEU
48	BQ	45	GLN
48	BQ	46	GLN
48	BQ	56	ARG
48	BQ	58	PHE
48	BQ	65	PHE
48	BQ	67	ARG
48	BQ	76	LYS
48	BQ	79	LEU
48	BQ	81	VAL

Continued on next page...

Continued from previous page...

Mol	Chain	Res	Type
48	BQ	104	PHE
48	BQ	133	ARG
48	BQ	134	ARG
48	BQ	135	ASP
48	BQ	137	TYR
48	BQ	138	ASP
49	BR	8	ARG
49	BR	27	SER
49	BR	30	THR
49	BR	45	ARG
49	BR	47	PHE
49	BR	49	ASP
49	BR	65	LEU
49	BR	71	GLN
49	BR	74	LYS
49	BR	80	PHE
49	BR	94	TYR
49	BR	97	VAL
49	BR	99	LYS
49	BR	100	LEU
49	BR	118	GLU
50	BS	11	LYS
50	BS	13	ARG
50	BS	29	PHE
50	BS	36	TYR
50	BS	42	ASP
50	BS	56	LEU
50	BS	67	ARG
50	BS	97	ARG
50	BS	101	LEU
50	BS	106	ARG
51	BT	6	LEU
51	BT	13	ARG
51	BT	14	TYR
51	BT	16	ARG
51	BT	17	THR
51	BT	18	ASP
51	BT	24	PRO
51	BT	32	TYR
51	BT	38	ASN
51	BT	49	VAL
51	BT	58	ASN

Continued on next page...

Continued from previous page...

Mol	Chain	Res	Type
51	BT	65	LYS
51	BT	78	LEU
51	BT	82	LEU
51	BT	90	GLN
51	BT	100	TYR
51	BT	108	ARG
51	BT	112	ARG
51	BT	114	LEU
51	BT	115	ARG
51	BT	128	GLU
51	BT	129	ARG
51	BT	132	LYS
52	BU	20	LEU
52	BU	49	HIS
52	BU	63	VAL
52	BU	74	LEU
52	BU	79	PHE
52	BU	92	ARG
52	BU	108	GLU
52	BU	112	ARG
53	BV	18	LEU
53	BV	19	LYS
53	BV	21	ARG
53	BV	37	VAL
53	BV	39	LEU
53	BV	46	VAL
53	BV	79	VAL
53	BV	89	GLN
53	BV	95	LEU
53	BV	98	GLU
53	BV	99	ILE
54	BW	9	TYR
54	BW	11	ARG
54	BW	40	ASN
54	BW	52	GLU
54	BW	62	HIS
54	BW	70	TYR
54	BW	88	ARG
54	BW	98	LYS
54	BW	107	LEU
55	BX	3	THR
55	BX	27	THR

Continued on next page...

Continued from previous page...

Mol	Chain	Res	Type
55	BX	28	PHE
55	BX	37	THR
55	BX	38	GLU
55	BX	51	VAL
55	BX	56	THR
55	BX	57	LEU
55	BX	66	LEU
55	BX	68	ARG
55	BX	76	ARG
55	BX	81	VAL
56	BY	2	ARG
56	BY	7	VAL
56	BY	9	LYS
56	BY	20	TYR
56	BY	29	GLU
56	BY	51	VAL
56	BY	53	PRO
56	BY	55	TYR
56	BY	77	PRO
56	BY	79	CYS
56	BY	90	LEU
56	BY	102	CYS
57	BZ	5	LEU
57	BZ	6	LYS
57	BZ	8	TYR
57	BZ	11	GLU
57	BZ	18	LEU
57	BZ	28	MET
57	BZ	29	TYR
57	BZ	30	ASN
57	BZ	31	ARG
57	BZ	34	ASN
57	BZ	55	HIS
57	BZ	63	ASP
57	BZ	67	LEU
57	BZ	72	ARG
57	BZ	78	LYS
57	BZ	83	PRO
57	BZ	87	ASP
57	BZ	92	SER
57	BZ	112	ARG
57	BZ	123	ASP

Continued on next page...

Continued from previous page...

Mol	Chain	Res	Type
57	BZ	127	LYS
57	BZ	140	ASP
57	BZ	146	ILE
57	BZ	150	LEU
57	BZ	154	ASP
57	BZ	163	LEU
57	BZ	166	SER
57	BZ	171	ILE
57	BZ	186	GLU

Sometimes sidechains can be flipped to improve hydrogen bonding and reduce clashes. All (173) such sidechains are listed below:

Mol	Chain	Res	Type
2	AB	37	ASN
2	AB	40	HIS
2	AB	78	GLN
2	AB	94	ASN
2	AB	110	GLN
2	AB	113	HIS
2	AB	146	GLN
2	AB	204	ASN
3	AC	28	GLN
3	AC	31	HIS
3	AC	108	ASN
3	AC	118	GLN
3	AC	170	GLN
3	AC	176	HIS
3	AC	181	ASN
4	AD	62	GLN
4	AD	74	GLN
4	AD	77	ASN
4	AD	129	ASN
5	AE	20	GLN
5	AE	73	ASN
6	AF	18	GLN
6	AF	27	GLN
6	AF	32	ASN
6	AF	100	ASN
7	AG	37	ASN
7	AG	68	ASN
7	AG	84	ASN
7	AG	106	GLN

Continued on next page...

Continued from previous page...

Mol	Chain	Res	Type
8	AH	82	HIS
9	AI	3	GLN
9	AI	58	HIS
9	AI	124	GLN
10	AJ	56	HIS
10	AJ	68	HIS
10	AJ	76	ASN
10	AJ	78	ASN
10	AJ	84	GLN
11	AK	22	HIS
11	AK	27	ASN
12	AL	9	GLN
12	AL	49	ASN
12	AL	75	HIS
12	AL	99	HIS
13	AM	77	ASN
13	AM	101	GLN
14	AN	49	HIS
15	AO	9	GLN
15	AO	13	GLN
15	AO	28	GLN
15	AO	37	ASN
15	AO	62	GLN
16	AP	76	GLN
17	AQ	16	GLN
19	AS	14	HIS
19	AS	47	HIS
20	AT	16	HIS
20	AT	26	ASN
20	AT	42	GLN
20	AT	75	ASN
24	AY	14	ASN
24	AY	77	HIS
24	AY	124	GLN
24	AY	137	ASN
24	AY	165	GLN
24	AY	208	GLN
24	AY	266	ASN
24	AY	343	ASN
24	AY	421	GLN
24	AY	448	GLN
24	AY	458	HIS

Continued on next page...

Continued from previous page...

Mol	Chain	Res	Type
24	AY	480	GLN
24	AY	500	GLN
24	AY	527	ASN
24	AY	543	GLN
24	AY	573	HIS
24	AY	630	GLN
24	AY	641	GLN
25	B0	70	GLN
26	B1	45	ASN
26	B1	56	GLN
27	B2	38	GLN
27	B2	56	GLN
28	B3	19	GLN
28	B3	52	HIS
29	B4	20	ASN
30	B5	22	HIS
30	B5	23	HIS
30	B5	43	HIS
31	B6	20	ASN
31	B6	26	ASN
31	B6	29	ASN
31	B6	32	ASN
32	B7	8	ASN
33	B8	31	HIS
33	B8	33	ASN
33	B8	43	GLN
34	B9	29	ASN
37	BC	58	ASN
37	BC	149	ASN
38	BD	58	HIS
38	BD	96	HIS
38	BD	115	GLN
38	BD	116	GLN
38	BD	166	GLN
38	BD	186	HIS
38	BD	198	ASN
38	BD	227	ASN
39	BE	48	GLN
39	BE	54	GLN
39	BE	55	ASN
39	BE	129	HIS
39	BE	169	ASN

Continued on next page...

Continued from previous page...

Mol	Chain	Res	Type
39	BE	192	ASN
40	BF	75	HIS
40	BF	133	ASN
40	BF	160	ASN
40	BF	169	ASN
40	BF	204	ASN
41	BG	27	ASN
41	BG	40	ASN
41	BG	41	GLN
42	BH	65	HIS
42	BH	147	ASN
42	BH	158	HIS
43	BK	29	GLN
43	BK	47	ASN
43	BK	89	HIS
45	BN	45	ASN
45	BN	56	ASN
45	BN	101	HIS
45	BN	128	HIS
45	BN	133	GLN
46	BO	5	GLN
46	BO	82	ASN
47	BP	9	ASN
47	BP	13	ASN
47	BP	27	HIS
47	BP	81	GLN
47	BP	84	ASN
47	BP	128	HIS
48	BQ	12	GLN
48	BQ	13	GLN
49	BR	3	HIS
49	BR	23	ASN
49	BR	24	GLN
49	BR	71	GLN
50	BS	34	HIS
51	BT	38	ASN
51	BT	43	GLN
51	BT	55	ASN
51	BT	58	ASN
51	BT	90	GLN
52	BU	14	HIS
52	BU	44	ASN

Continued on next page...

Continued from previous page...

Mol	Chain	Res	Type
52	BU	49	HIS
52	BU	66	ASN
52	BU	72	HIS
52	BU	94	ASN
53	BV	11	GLN
54	BW	34	ASN
54	BW	60	ASN
54	BW	61	ASN
54	BW	62	HIS
54	BW	102	HIS
55	BX	41	ASN
55	BX	55	ASN
55	BX	82	GLN
56	BY	6	HIS
57	BZ	30	ASN
57	BZ	54	HIS
57	BZ	65	GLN
57	BZ	118	GLN

5.3.3 RNA ⓘ

Mol	Chain	Analysed	Backbone Outliers	Pucker Outliers
1	AA	1503/1522 (98%)	277 (18%)	43 (2%)
22	AV	76/77 (98%)	16 (21%)	0
23	AX	10/11 (90%)	4 (40%)	0
35	BA	2900/2915 (99%)	637 (21%)	77 (2%)
36	BB	118/122 (96%)	25 (21%)	0
All	All	4607/4647 (99%)	959 (20%)	120 (2%)

All (959) RNA backbone outliers are listed below:

Mol	Chain	Res	Type
1	AA	7	G
1	AA	9	G
1	AA	31	G
1	AA	32	A
1	AA	33	A
1	AA	39	G
1	AA	47	C
1	AA	48	C
1	AA	51	A

Continued on next page...

Continued from previous page...

Mol	Chain	Res	Type
1	AA	60	A
1	AA	61	G
1	AA	62	U
1	AA	81	U
1	AA	88	A
1	AA	89	C
1	AA	90	U
1	AA	91	C
1	AA	97	G
1	AA	98	G
1	AA	101	A
1	AA	104	G
1	AA	116	A
1	AA	120	A
1	AA	121	C
1	AA	129	U
1	AA	129(A)	G
1	AA	131	C
1	AA	144	G
1	AA	146	G
1	AA	147	G
1	AA	149	A
1	AA	160	A
1	AA	163	C
1	AA	181	G
1	AA	182	U
1	AA	189(F)	U
1	AA	189(G)	G
1	AA	189(H)	G
1	AA	195	A
1	AA	197	A
1	AA	198	G
1	AA	202	U
1	AA	203	U
1	AA	204	U
1	AA	216	G
1	AA	243	A
1	AA	244	U
1	AA	247	G
1	AA	251	G
1	AA	266	G
1	AA	267	C

Continued on next page...

Continued from previous page...

Mol	Chain	Res	Type
1	AA	279	A
1	AA	281	G
1	AA	289	G
1	AA	316	G
1	AA	321	A
1	AA	328	C
1	AA	329	A
1	AA	332	G
1	AA	344	A
1	AA	345	C
1	AA	346	G
1	AA	350	G
1	AA	352	C
1	AA	353	A
1	AA	354	G
1	AA	366	C
1	AA	367	U
1	AA	372	C
1	AA	397	A
1	AA	406	G
1	AA	412	A
1	AA	413	G
1	AA	414	A
1	AA	422	C
1	AA	429	U
1	AA	435	C
1	AA	437	U
1	AA	439	A
1	AA	444	C
1	AA	452	A
1	AA	460	G
1	AA	461	A
1	AA	471	G
1	AA	481	G
1	AA	484	G
1	AA	485	G
1	AA	496	A
1	AA	498	U
1	AA	509	A
1	AA	511	C
1	AA	527	G
1	AA	531	U

Continued on next page...

Continued from previous page...

Mol	Chain	Res	Type
1	AA	532	A
1	AA	533	A
1	AA	534	U
1	AA	536	C
1	AA	547	A
1	AA	559	A
1	AA	560	U
1	AA	561	U
1	AA	562	C
1	AA	568	G
1	AA	572	A
1	AA	573	A
1	AA	575	G
1	AA	576	G
1	AA	577	G
1	AA	588	G
1	AA	631	G
1	AA	632	A
1	AA	650	G
1	AA	653	A
1	AA	682	G
1	AA	683	G
1	AA	686	U
1	AA	687	A
1	AA	688	G
1	AA	700	G
1	AA	704	A
1	AA	721	G
1	AA	722	A
1	AA	723	U
1	AA	724	G
1	AA	728	A
1	AA	731	G
1	AA	744	C
1	AA	748	C
1	AA	755	G
1	AA	777	A
1	AA	793	U
1	AA	794	A
1	AA	813	U
1	AA	816	A
1	AA	817	C

Continued on next page...

Continued from previous page...

Mol	Chain	Res	Type
1	AA	828	A
1	AA	839	U
1	AA	840	C
1	AA	841	U
1	AA	848	C
1	AA	858	G
1	AA	859	A
1	AA	867	G
1	AA	874	G
1	AA	895	G
1	AA	907	A
1	AA	914	A
1	AA	921	U
1	AA	927	G
1	AA	934	C
1	AA	935	A
1	AA	946	A
1	AA	960	U
1	AA	961	U
1	AA	968	A
1	AA	969	A
1	AA	971	G
1	AA	974	A
1	AA	975	A
1	AA	976	G
1	AA	977	A
1	AA	978	A
1	AA	979	C
1	AA	980	C
1	AA	991	U
1	AA	992	U
1	AA	993	G
1	AA	997	U
1	AA	1003	G
1	AA	1004	A
1	AA	1005	A
1	AA	1027	C
1	AA	1030	C
1	AA	1030(B)	C
1	AA	1050	G
1	AA	1054	C
1	AA	1064	G

Continued on next page...

Continued from previous page...

Mol	Chain	Res	Type
1	AA	1065	U
1	AA	1066	C
1	AA	1068	G
1	AA	1081	G
1	AA	1094	G
1	AA	1095	U
1	AA	1101	A
1	AA	1102	A
1	AA	1117	G
1	AA	1124	G
1	AA	1125	U
1	AA	1129	C
1	AA	1130	A
1	AA	1137	C
1	AA	1138	G
1	AA	1139	G
1	AA	1140	C
1	AA	1146	A
1	AA	1152	A
1	AA	1154	G
1	AA	1159	U
1	AA	1181	G
1	AA	1184	G
1	AA	1187	G
1	AA	1190	G
1	AA	1196	U
1	AA	1197	G
1	AA	1199	U
1	AA	1202	G
1	AA	1212	U
1	AA	1214	C
1	AA	1217	C
1	AA	1225	A
1	AA	1226	C
1	AA	1227	A
1	AA	1237	C
1	AA	1238	A
1	AA	1240	U
1	AA	1241	G
1	AA	1249	C
1	AA	1256	A
1	AA	1257	U

Continued on next page...

Continued from previous page...

Mol	Chain	Res	Type
1	AA	1273	G
1	AA	1280	A
1	AA	1281	U
1	AA	1285	A
1	AA	1286	A
1	AA	1287	A
1	AA	1298	C
1	AA	1299	A
1	AA	1300	G
1	AA	1301	U
1	AA	1302	U
1	AA	1317	C
1	AA	1320	C
1	AA	1322	C
1	AA	1323	G
1	AA	1331	G
1	AA	1335	C
1	AA	1336	C
1	AA	1337	G
1	AA	1338	G
1	AA	1346	A
1	AA	1348	U
1	AA	1354	C
1	AA	1363	C
1	AA	1364	U
1	AA	1365	G
1	AA	1370	G
1	AA	1379	G
1	AA	1394	A
1	AA	1397	C
1	AA	1398	A
1	AA	1404	C
1	AA	1411	C
1	AA	1419	G
1	AA	1434	A
1	AA	1442	G
1	AA	1443	G
1	AA	1447	A
1	AA	1452	C
1	AA	1456	G
1	AA	1468	A
1	AA	1475	G

Continued on next page...

Continued from previous page...

Mol	Chain	Res	Type
1	AA	1487	G
1	AA	1490	C
1	AA	1492	A
1	AA	1493	A
1	AA	1494	G
1	AA	1499	A
1	AA	1503	A
1	AA	1504	G
1	AA	1505	G
1	AA	1506	U
1	AA	1507	A
1	AA	1517	G
1	AA	1519	A
1	AA	1520	G
1	AA	1529	G
1	AA	1530	G
22	AV	4	G
22	AV	5	G
22	AV	8	U
22	AV	17	C
22	AV	17(A)	U
22	AV	18	G
22	AV	19	G
22	AV	20	U
22	AV	21	A
22	AV	47	U
22	AV	48	C
22	AV	63	G
22	AV	71	C
22	AV	74	C
22	AV	75	C
22	AV	76	A
23	AX	12	A
23	AX	13	A
23	AX	14	A
23	AX	19	U
35	BA	9	U
35	BA	18	C
35	BA	28	A
35	BA	35	G
35	BA	42	G
35	BA	43	A

Continued on next page...

Continued from previous page...

Mol	Chain	Res	Type
35	BA	45	C
35	BA	49	A
35	BA	50	U
35	BA	63	U
35	BA	64	A
35	BA	72	U
35	BA	75	G
35	BA	83	G
35	BA	84	A
35	BA	85	G
35	BA	88	G
35	BA	90	U
35	BA	92	A
35	BA	94	C
35	BA	95	G
35	BA	100	G
35	BA	102	G
35	BA	106	C
35	BA	116	C
35	BA	118	A
35	BA	119	A
35	BA	121	G
35	BA	125	G
35	BA	129	C
35	BA	139(A)	G
35	BA	141	A
35	BA	142(A)	C
35	BA	143(A)	C
35	BA	155	U
35	BA	156	U
35	BA	157	U
35	BA	171	G
35	BA	174	C
35	BA	181	A
35	BA	190	A
35	BA	196	A
35	BA	199	A
35	BA	204	A
35	BA	205	G
35	BA	212	G
35	BA	215	G
35	BA	216	A

Continued on next page...

Continued from previous page...

Mol	Chain	Res	Type
35	BA	221	A
35	BA	222	A
35	BA	227	A
35	BA	229	A
35	BA	233	A
35	BA	241	A
35	BA	248	G
35	BA	261	G
35	BA	271(J)	C
35	BA	271(K)	U
35	BA	271(L)	U
35	BA	271(O)	C
35	BA	271(R)	G
35	BA	271(Y)	U
35	BA	272	G
35	BA	272(A)	U
35	BA	272(B)	G
35	BA	272(G)	C
35	BA	272(H)	C
35	BA	272(I)	U
35	BA	276	A
35	BA	280	C
35	BA	283	A
35	BA	286	C
35	BA	287	C
35	BA	299	A
35	BA	310	A
35	BA	311	A
35	BA	329	G
35	BA	330	A
35	BA	332	A
35	BA	333	G
35	BA	336	C
35	BA	345	A
35	BA	346	A
35	BA	352	G
35	BA	353	G
35	BA	362	U
35	BA	363	G
35	BA	363(F)	A
35	BA	364	C
35	BA	365	C

Continued on next page...

Continued from previous page...

Mol	Chain	Res	Type
35	BA	370	G
35	BA	371	A
35	BA	372	G
35	BA	386	G
35	BA	396	G
35	BA	405	U
35	BA	406	G
35	BA	407	G
35	BA	411	G
35	BA	412	A
35	BA	428	A
35	BA	444	C
35	BA	448	U
35	BA	449	A
35	BA	457	A
35	BA	458	G
35	BA	475	U
35	BA	480	A
35	BA	481	G
35	BA	504	U
35	BA	505	A
35	BA	508	G
35	BA	509	C
35	BA	526	A
35	BA	527	C
35	BA	528	A
35	BA	529	A
35	BA	530	G
35	BA	531	C
35	BA	532	A
35	BA	533	G
35	BA	544	G
35	BA	547	A
35	BA	548	A
35	BA	552	G
35	BA	555	U
35	BA	556	G
35	BA	562	U
35	BA	563	G
35	BA	573	G
35	BA	575	A
35	BA	587	C

Continued on next page...

Continued from previous page...

Mol	Chain	Res	Type
35	BA	603	A
35	BA	604	G
35	BA	607	U
35	BA	613	G
35	BA	614(B)	G
35	BA	615	G
35	BA	620	G
35	BA	622	G
35	BA	627	A
35	BA	637	A
35	BA	645	C
35	BA	646	A
35	BA	651	G
35	BA	653	A
35	BA	654	A
35	BA	654(I)	C
35	BA	654(J)	A
35	BA	654(K)	C
35	BA	654(M)	C
35	BA	654(O)	G
35	BA	654(T)	C
35	BA	655	A
35	BA	675	A
35	BA	682	G
35	BA	686	G
35	BA	695	G
35	BA	699	A
35	BA	722	A
35	BA	727	A
35	BA	729	G
35	BA	730	C
35	BA	739	G
35	BA	740	U
35	BA	745	G
35	BA	746	A
35	BA	753	C
35	BA	764	A
35	BA	765	G
35	BA	775	G
35	BA	776	G
35	BA	782	A
35	BA	784	A

Continued on next page...

Continued from previous page...

Mol	Chain	Res	Type
35	BA	785	G
35	BA	788	A
35	BA	789	A
35	BA	790	C
35	BA	791	C
35	BA	792	G
35	BA	793	A
35	BA	794	G
35	BA	800	A
35	BA	805	G
35	BA	811	U
35	BA	812	C
35	BA	827	U
35	BA	828	U
35	BA	830	G
35	BA	840	C
35	BA	841	A
35	BA	846	C
35	BA	859	G
35	BA	866	A
35	BA	878	A
35	BA	889	C
35	BA	890	A
35	BA	896	A
35	BA	897	C
35	BA	900	A
35	BA	904	C
35	BA	910	A
35	BA	926	A
35	BA	932	G
35	BA	940	G
35	BA	941	A
35	BA	945	A
35	BA	946	G
35	BA	959	A
35	BA	961	C
35	BA	962	G
35	BA	969	U
35	BA	974	G
35	BA	975	C
35	BA	980	A
35	BA	983	A

Continued on next page...

Continued from previous page...

Mol	Chain	Res	Type
35	BA	985	C
35	BA	989	G
35	BA	990	A
35	BA	991	C
35	BA	996	A
35	BA	1005	C
35	BA	1011	G
35	BA	1012	U
35	BA	1013	C
35	BA	1021	A
35	BA	1022	G
35	BA	1023	U
35	BA	1026	U
35	BA	1033	U
35	BA	1034	G
35	BA	1036	G
35	BA	1039	G
35	BA	1040	C
35	BA	1044	G
35	BA	1045	A
35	BA	1046	A
35	BA	1047	G
35	BA	1048	A
35	BA	1049	C
35	BA	1052	C
35	BA	1053	C
35	BA	1054	A
35	BA	1058	G
35	BA	1060	U
35	BA	1062	G
35	BA	1067	A
35	BA	1070	A
35	BA	1073	A
35	BA	1076	C
35	BA	1088	A
35	BA	1109	C
35	BA	1110	G
35	BA	1111	A
35	BA	1112	G
35	BA	1114	G
35	BA	1115	G
35	BA	1122	G

Continued on next page...

Continued from previous page...

Mol	Chain	Res	Type
35	BA	1126	A
35	BA	1135	C
35	BA	1136	G
35	BA	1141	U
35	BA	1142(A)	A
35	BA	1143	A
35	BA	1146	C
35	BA	1152	C
35	BA	1155	A
35	BA	1157	G
35	BA	1158	C
35	BA	1159	U
35	BA	1170	G
35	BA	1173	G
35	BA	1174	A
35	BA	1175	U
35	BA	1176	G
35	BA	1177	A
35	BA	1204	A
35	BA	1205	U
35	BA	1210	A
35	BA	1211	U
35	BA	1212	G
35	BA	1213	A
35	BA	1220	A
35	BA	1221	C
35	BA	1224	C
35	BA	1238	G
35	BA	1241	A
35	BA	1247	A
35	BA	1248	G
35	BA	1250	G
35	BA	1251	C
35	BA	1252	G
35	BA	1255	U
35	BA	1256	G
35	BA	1266	G
35	BA	1271	G
35	BA	1272	A
35	BA	1273	U
35	BA	1287	A
35	BA	1288	U

Continued on next page...

Continued from previous page...

Mol	Chain	Res	Type
35	BA	1300	U
35	BA	1302	A
35	BA	1314	C
35	BA	1321	A
35	BA	1326	U
35	BA	1329	U
35	BA	1330	C
35	BA	1332	G
35	BA	1342	A
35	BA	1345	C
35	BA	1349	A
35	BA	1359	A
35	BA	1365	A
35	BA	1368	G
35	BA	1379	A
35	BA	1380	G
35	BA	1384	A
35	BA	1385	G
35	BA	1386	C
35	BA	1396	U
35	BA	1403	C
35	BA	1411	C
35	BA	1416	G
35	BA	1421	G
35	BA	1427	A
35	BA	1428	C
35	BA	1434	A
35	BA	1435	G
35	BA	1445	A
35	BA	1445(A)	C
35	BA	1449	A
35	BA	1453	U
35	BA	1455	G
35	BA	1458	C
35	BA	1459	G
35	BA	1460	A
35	BA	1461	G
35	BA	1467	C
35	BA	1476	C
35	BA	1477	A
35	BA	1478	G
35	BA	1482	G

Continued on next page...

Continued from previous page...

Mol	Chain	Res	Type
35	BA	1484	G
35	BA	1485	G
35	BA	1488	G
35	BA	1490	A
35	BA	1491	G
35	BA	1493	C
35	BA	1494	A
35	BA	1495	A
35	BA	1496	A
35	BA	1497	U
35	BA	1505	C
35	BA	1509	C
35	BA	1509(A)	A
35	BA	1517	G
35	BA	1528(A)	A
35	BA	1537	G
35	BA	1539	G
35	BA	1541	G
35	BA	1542	A
35	BA	1544	A
35	BA	1553	A
35	BA	1554	A
35	BA	1558	A
35	BA	1559	G
35	BA	1569	A
35	BA	1578	U
35	BA	1579	A
35	BA	1584	C
35	BA	1586	A
35	BA	1588	C
35	BA	1603	A
35	BA	1608	A
35	BA	1609	A
35	BA	1610	A
35	BA	1615	C
35	BA	1616	A
35	BA	1618	A
35	BA	1634	A
35	BA	1640	C
35	BA	1642	G
35	BA	1644	C
35	BA	1648	C

Continued on next page...

Continued from previous page...

Mol	Chain	Res	Type
35	BA	1668	A
35	BA	1674	G
35	BA	1678	G
35	BA	1699	G
35	BA	1718	G
35	BA	1722	A
35	BA	1739	U
35	BA	1740	G
35	BA	1744	C
35	BA	1748	G
35	BA	1754	C
35	BA	1756	G
35	BA	1763	G
35	BA	1764	G
35	BA	1773	A
35	BA	1776	G
35	BA	1780	A
35	BA	1781	C
35	BA	1784	A
35	BA	1785	A
35	BA	1787	A
35	BA	1791	A
35	BA	1799	G
35	BA	1800	C
35	BA	1801	G
35	BA	1815	A
35	BA	1816	G
35	BA	1820	U
35	BA	1821	A
35	BA	1829	A
35	BA	1839	G
35	BA	1846	G
35	BA	1847	A
35	BA	1850	G
35	BA	1858	G
35	BA	1862	G
35	BA	1866	C
35	BA	1877	A
35	BA	1878	G
35	BA	1885	A
35	BA	1888	G
35	BA	1889	A

Continued on next page...

Continued from previous page...

Mol	Chain	Res	Type
35	BA	1900	A
35	BA	1906	G
35	BA	1912	A
35	BA	1929	G
35	BA	1930	G
35	BA	1931	U
35	BA	1937	A
35	BA	1938	A
35	BA	1943	U
35	BA	1944	U
35	BA	1945	G
35	BA	1948	G
35	BA	1955	U
35	BA	1960	A
35	BA	1963	U
35	BA	1964	G
35	BA	1967	C
35	BA	1969	A
35	BA	1970	A
35	BA	1971	A
35	BA	1972	A
35	BA	1987	G
35	BA	1993	U
35	BA	1997	G
35	BA	2004	G
35	BA	2021	C
35	BA	2022	U
35	BA	2023	G
35	BA	2031	A
35	BA	2033	A
35	BA	2034	U
35	BA	2043	C
35	BA	2055	C
35	BA	2056	G
35	BA	2060	A
35	BA	2061	G
35	BA	2062	A
35	BA	2065	C
35	BA	2069	G
35	BA	2076	U
35	BA	2100	G
35	BA	2103	C

Continued on next page...

Continued from previous page...

Mol	Chain	Res	Type
35	BA	2104	G
35	BA	2112	G
35	BA	2116	G
35	BA	2118	U
35	BA	2127	G
35	BA	2128	C
35	BA	2131	G
35	BA	2132	U
35	BA	2133	G
35	BA	2134	A
35	BA	2147	G
35	BA	2157	G
35	BA	2158	A
35	BA	2159	G
35	BA	2163	C
35	BA	2173	A
35	BA	2185	C
35	BA	2187	G
35	BA	2189	U
35	BA	2190	G
35	BA	2192	G
35	BA	2193	G
35	BA	2198	A
35	BA	2199	A
35	BA	2200	C
35	BA	2202	C
35	BA	2203	U
35	BA	2205	C
35	BA	2206	G
35	BA	2207	G
35	BA	2208	A
35	BA	2219	G
35	BA	2225	A
35	BA	2226	C
35	BA	2238	G
35	BA	2239	G
35	BA	2263	C
35	BA	2273	A
35	BA	2283	C
35	BA	2286	A
35	BA	2288	A
35	BA	2297	C

Continued on next page...

Continued from previous page...

Mol	Chain	Res	Type
35	BA	2302	G
35	BA	2305	A
35	BA	2307	G
35	BA	2308	G
35	BA	2309	A
35	BA	2313	C
35	BA	2319	G
35	BA	2320	A
35	BA	2325	G
35	BA	2336	A
35	BA	2345	G
35	BA	2346	A
35	BA	2347	C
35	BA	2348	U
35	BA	2349	G
35	BA	2350	C
35	BA	2383	G
35	BA	2385	C
35	BA	2391	G
35	BA	2402	C
35	BA	2403	C
35	BA	2406	U
35	BA	2423	U
35	BA	2424	C
35	BA	2425	A
35	BA	2426	A
35	BA	2427	C
35	BA	2428	G
35	BA	2429	G
35	BA	2430	A
35	BA	2431	U
35	BA	2434	A
35	BA	2435	A
35	BA	2439	A
35	BA	2441	C
35	BA	2448	A
35	BA	2461	C
35	BA	2465	C
35	BA	2468	G
35	BA	2469	A
35	BA	2470	G
35	BA	2473	U

Continued on next page...

Continued from previous page...

Mol	Chain	Res	Type
35	BA	2474	C
35	BA	2475	C
35	BA	2476	A
35	BA	2477	C
35	BA	2478	A
35	BA	2482	G
35	BA	2484	G
35	BA	2491	U
35	BA	2502	G
35	BA	2503	A
35	BA	2505	G
35	BA	2518	A
35	BA	2519	U
35	BA	2520	C
35	BA	2524	G
35	BA	2529	G
35	BA	2554	U
35	BA	2566	A
35	BA	2567	G
35	BA	2572	A
35	BA	2576	G
35	BA	2577	A
35	BA	2585	U
35	BA	2586	C
35	BA	2602	A
35	BA	2609	U
35	BA	2610	C
35	BA	2611	U
35	BA	2612	C
35	BA	2615	U
35	BA	2630	G
35	BA	2655	G
35	BA	2657	A
35	BA	2658	C
35	BA	2670	A
35	BA	2673	G
35	BA	2682	U
35	BA	2689	U
35	BA	2690	C
35	BA	2691	C
35	BA	2702	U
35	BA	2703	C

Continued on next page...

Continued from previous page...

Mol	Chain	Res	Type
35	BA	2706	G
35	BA	2712	U
35	BA	2712(A)	A
35	BA	2713	A
35	BA	2726	U
35	BA	2732	G
35	BA	2733	A
35	BA	2750	A
35	BA	2751	G
35	BA	2755	C
35	BA	2756	U
35	BA	2757	A
35	BA	2758	A
35	BA	2762	G
35	BA	2763	G
35	BA	2764	A
35	BA	2765	A
35	BA	2766	G
35	BA	2778	A
35	BA	2779	U
35	BA	2780	G
35	BA	2790	A
35	BA	2791	C
35	BA	2796	U
35	BA	2799	C
35	BA	2801	A
35	BA	2802	G
35	BA	2803	C
35	BA	2808	U
35	BA	2820	A
35	BA	2821	A
35	BA	2823	A
35	BA	2824	C
35	BA	2833	G
35	BA	2834	G
35	BA	2836	U
35	BA	2849	U
35	BA	2872	G
35	BA	2879	C
35	BA	2880	C
35	BA	2892	A
35	BA	2894	G

Continued on next page...

Continued from previous page...

Mol	Chain	Res	Type
35	BA	2895	U
36	BB	8	U
36	BB	13	A
36	BB	15	A
36	BB	16	G
36	BB	22	U
36	BB	24	G
36	BB	25	A
36	BB	33	G
36	BB	35	U
36	BB	41	U
36	BB	42	C
36	BB	45	A
36	BB	53	A
36	BB	56	G
36	BB	67	G
36	BB	73	A
36	BB	81	G
36	BB	82	G
36	BB	88	C
36	BB	89	G
36	BB	90	A
36	BB	103	G
36	BB	104	U
36	BB	110	G
36	BB	113	G

All (120) RNA pucker outliers are listed below:

Mol	Chain	Res	Type
1	AA	30	U
1	AA	60	A
1	AA	115	G
1	AA	119	A
1	AA	140	A
1	AA	203	U
1	AA	243	A
1	AA	244	U
1	AA	250	A
1	AA	266	G
1	AA	315	A
1	AA	328	C

Continued on next page...

Continued from previous page...

Mol	Chain	Res	Type
1	AA	344	A
1	AA	366	C
1	AA	428	G
1	AA	438	G
1	AA	532	A
1	AA	533	A
1	AA	535	A
1	AA	560	U
1	AA	575	G
1	AA	631	G
1	AA	703	G
1	AA	812	C
1	AA	913	A
1	AA	992	U
1	AA	1049	U
1	AA	1065	U
1	AA	1094	G
1	AA	1101	A
1	AA	1129	C
1	AA	1201	A
1	AA	1225	A
1	AA	1226	C
1	AA	1237	C
1	AA	1285	A
1	AA	1299	A
1	AA	1300	G
1	AA	1347	G
1	AA	1364	U
1	AA	1493	A
1	AA	1498	U
1	AA	1505	G
35	BA	27	G
35	BA	49	A
35	BA	74	A
35	BA	120	U
35	BA	128	C
35	BA	221	A
35	BA	226	G
35	BA	286	C
35	BA	329	G
35	BA	331	A
35	BA	332	A

Continued on next page...

Continued from previous page...

Mol	Chain	Res	Type
35	BA	363(F)	A
35	BA	474	G
35	BA	503	A
35	BA	603	A
35	BA	614(A)	U
35	BA	614(C)	A
35	BA	728	G
35	BA	739	G
35	BA	752	A
35	BA	790	C
35	BA	961	C
35	BA	1020	A
35	BA	1022	G
35	BA	1052	C
35	BA	1057	A
35	BA	1156	A
35	BA	1173	G
35	BA	1210	A
35	BA	1212	G
35	BA	1237	A
35	BA	1240	U
35	BA	1301	A
35	BA	1378	A
35	BA	1427	A
35	BA	1453	U
35	BA	1494	A
35	BA	1541	G
35	BA	1558	A
35	BA	1661	G
35	BA	1718	G
35	BA	1799	G
35	BA	1801	G
35	BA	1819	A
35	BA	1828	G
35	BA	1838	C
35	BA	1846	G
35	BA	1930	G
35	BA	1943	U
35	BA	1992	G
35	BA	2033	A
35	BA	2111	C
35	BA	2126	A

Continued on next page...

Continued from previous page...

Mol	Chain	Res	Type
35	BA	2172	U
35	BA	2198	A
35	BA	2225	A
35	BA	2282	G
35	BA	2296	U
35	BA	2318	G
35	BA	2344	U
35	BA	2345	G
35	BA	2402	C
35	BA	2422	A
35	BA	2425	A
35	BA	2481	G
35	BA	2611	U
35	BA	2689	U
35	BA	2690	C
35	BA	2756	U
35	BA	2762	G
35	BA	2778	A
35	BA	2779	U
35	BA	2799	C
35	BA	2801(A)	A
35	BA	2835	A
35	BA	2849	U
35	BA	2891	G

5.4 Non-standard residues in protein, DNA, RNA chains [i](#)

There are no non-standard protein/DNA/RNA residues in this entry.

5.5 Carbohydrates [i](#)

There are no oligosaccharides in this entry.

5.6 Ligand geometry [i](#)

2 ligands are modelled in this entry.

In the following table, the Counts columns list the number of bonds (or angles) for which Mogul statistics could be retrieved, the number of bonds (or angles) that are observed in the model and the number of bonds (or angles) that are defined in the Chemical Component Dictionary. The Link column lists molecule types, if any, to which the group is linked. The Z score for a bond

length (or angle) is the number of standard deviations the observed value is removed from the expected value. A bond length (or angle) with $|Z| > 2$ is considered an outlier worth inspection. RMSZ is the root-mean-square of all Z scores of the bond lengths (or angles).

Mol	Type	Chain	Res	Link	Bond lengths			Bond angles		
					Counts	RMSZ	$\# Z > 2$	Counts	RMSZ	$\# Z > 2$
59	GDP	AY	702	-	24,30,30	2.06	6 (25%)	30,47,47	1.83	7 (23%)
58	FUA	AY	701	-	39,40,40	2.24	14 (35%)	49,64,64	1.87	13 (26%)

In the following table, the Chirals column lists the number of chiral outliers, the number of chiral centers analysed, the number of these observed in the model and the number defined in the Chemical Component Dictionary. Similar counts are reported in the Torsion and Rings columns. '-' means no outliers of that kind were identified.

Mol	Type	Chain	Res	Link	Chirals	Torsions	Rings
59	GDP	AY	702	-	-	3/12/32/32	0/3/3/3
58	FUA	AY	701	-	-	5/15/92/92	0/4/4/4

All (20) bond length outliers are listed below:

Mol	Chain	Res	Type	Atoms	Z	Observed(Å)	Ideal(Å)
59	AY	702	GDP	C5-C6	-6.09	1.35	1.47
58	AY	701	FUA	C14-C8	-4.93	1.50	1.59
58	AY	701	FUA	C29-C22	4.78	1.54	1.47
58	AY	701	FUA	C23-C22	-4.73	1.39	1.51
58	AY	701	FUA	C23-C24	-4.57	1.38	1.53
58	AY	701	FUA	C24-C25	-3.67	1.38	1.50
58	AY	701	FUA	O1-C11	-3.41	1.36	1.43
58	AY	701	FUA	C10-C5	-3.38	1.49	1.56
59	AY	702	GDP	C8-N7	-3.09	1.29	1.35
59	AY	702	GDP	PA-O2A	-3.02	1.41	1.55
58	AY	701	FUA	C14-C13	-2.92	1.48	1.57
58	AY	701	FUA	C20-C8	-2.78	1.48	1.54
59	AY	702	GDP	C5-C4	-2.70	1.36	1.43
58	AY	701	FUA	C1-C10	-2.51	1.49	1.54
59	AY	702	GDP	C4-N3	-2.43	1.31	1.37
58	AY	701	FUA	C10-C9	-2.27	1.53	1.57
58	AY	701	FUA	O5-C29	-2.18	1.24	1.30
58	AY	701	FUA	C6-C5	-2.16	1.50	1.53
58	AY	701	FUA	C19-C10	-2.14	1.50	1.54
59	AY	702	GDP	PB-O1B	-2.08	1.43	1.50

All (20) bond angle outliers are listed below:

Mol	Chain	Res	Type	Atoms	Z	Observed(°)	Ideal(°)
59	AY	702	GDP	C2-N1-C6	-4.23	117.31	125.10
58	AY	701	FUA	C13-C12-C11	-4.16	106.07	111.90
59	AY	702	GDP	PA-O3A-PB	-4.11	118.74	132.83
58	AY	701	FUA	C6-C5-C10	3.84	116.44	111.65
58	AY	701	FUA	C21-C14-C8	-3.75	108.81	112.27
58	AY	701	FUA	C18-C4-C3	-3.18	107.46	111.36
59	AY	702	GDP	C3'-C2'-C1'	-3.16	96.22	100.98
59	AY	702	GDP	O4'-C1'-C2'	-3.15	102.32	106.93
58	AY	701	FUA	C18-C4-C5	-3.06	108.71	113.04
58	AY	701	FUA	C16-O2-C31	-3.02	112.47	117.06
59	AY	702	GDP	C8-N7-C5	2.99	108.69	102.99
58	AY	701	FUA	C20-C8-C14	-2.87	106.60	110.85
58	AY	701	FUA	C20-C8-C7	2.86	112.72	107.84
59	AY	702	GDP	C5-C6-N1	2.84	118.97	113.95
58	AY	701	FUA	C19-C10-C9	-2.59	106.84	113.09
58	AY	701	FUA	C14-C8-C9	-2.42	104.66	109.40
59	AY	702	GDP	N2-C2-N1	2.39	121.79	116.71
58	AY	701	FUA	C8-C9-C10	-2.34	113.94	116.34
58	AY	701	FUA	C6-C5-C4	-2.09	111.02	114.32
58	AY	701	FUA	O2-C31-C32	2.07	114.89	111.09

There are no chirality outliers.

All (8) torsion outliers are listed below:

Mol	Chain	Res	Type	Atoms
58	AY	701	FUA	C13-C17-C22-C29
58	AY	701	FUA	C17-C22-C23-C24
58	AY	701	FUA	C29-C22-C23-C24
59	AY	702	GDP	C5'-O5'-PA-O3A
58	AY	701	FUA	O3-C31-O2-C16
58	AY	701	FUA	C32-C31-O2-C16
59	AY	702	GDP	C5'-O5'-PA-O1A
59	AY	702	GDP	C5'-O5'-PA-O2A

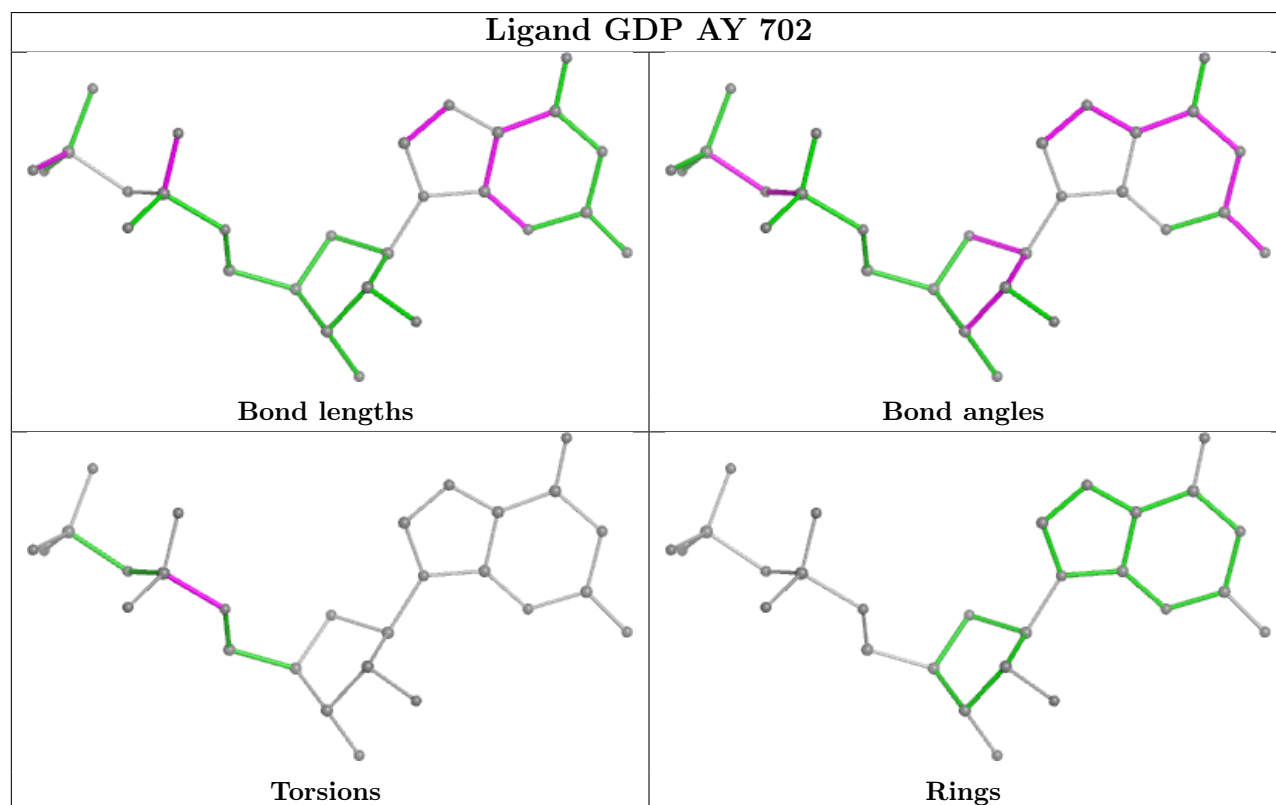
There are no ring outliers.

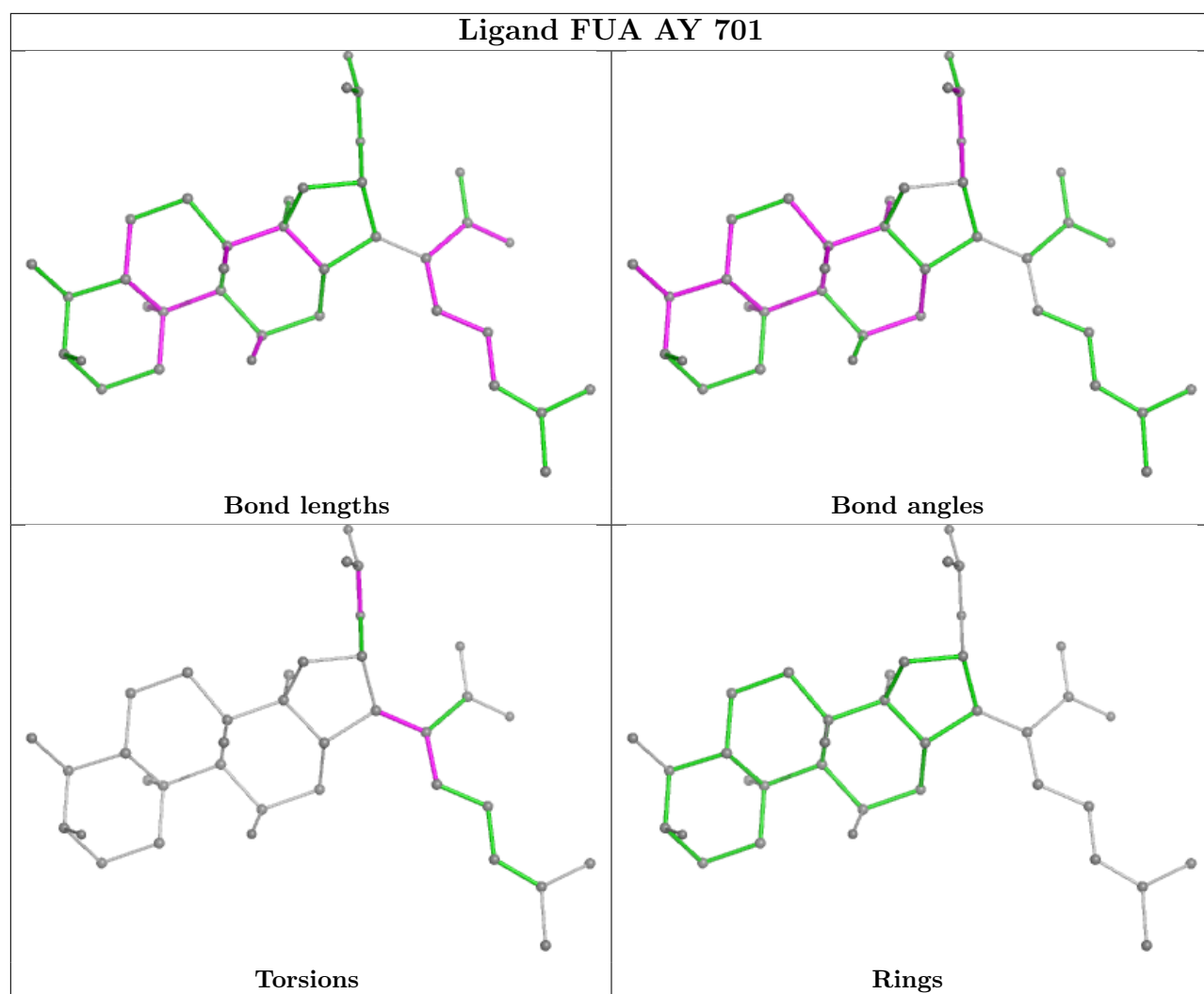
2 monomers are involved in 23 short contacts:

Mol	Chain	Res	Type	Clashes	Symm-Clashes
59	AY	702	GDP	6	0
58	AY	701	FUA	17	0

The following is a two-dimensional graphical depiction of Mogul quality analysis of bond lengths,

bond angles, torsion angles, and ring geometry for all instances of the Ligand of Interest. In addition, ligands with molecular weight > 250 and outliers as shown on the validation Tables will also be included. For torsion angles, if less than 5% of the Mogul distribution of torsion angles is within 10 degrees of the torsion angle in question, then that torsion angle is considered an outlier. Any bond that is central to one or more torsion angles identified as an outlier by Mogul will be highlighted in the graph. For rings, the root-mean-square deviation (RMSD) between the ring in question and similar rings identified by Mogul is calculated over all ring torsion angles. If the average RMSD is greater than 60 degrees and the minimal RMSD between the ring in question and any Mogul-identified rings is also greater than 60 degrees, then that ring is considered an outlier. The outliers are highlighted in purple. The color gray indicates Mogul did not find sufficient equivalents in the CSD to analyse the geometry.





5.7 Other polymers [i](#)

There are no such residues in this entry.

5.8 Polymer linkage issues [i](#)

There are no chain breaks in this entry.

6 Map visualisation

This section contains visualisations of the EMDB entry EMD-1799. These allow visual inspection of the internal detail of the map and identification of artifacts.

No raw map or half-maps were deposited for this entry and therefore no images, graphs, etc. pertaining to the raw map can be shown.

6.1 Orthogonal projections

This section was not generated.

6.2 Central slices

This section was not generated.

6.3 Largest variance slices

This section was not generated.

6.4 Orthogonal standard-deviation projections (False-color)

This section was not generated.

6.5 Orthogonal surface views

This section was not generated.

6.6 Mask visualisation

This section was not generated. No masks/segmentation were deposited.

7 Map analysis ⓘ

This section contains the results of statistical analysis of the map.

7.1 Map-value distribution ⓘ

This section was not generated.

7.2 Volume estimate versus contour level ⓘ

This section was not generated.

7.3 Rotationally averaged power spectrum ⓘ

This section was not generated. The rotationally averaged power spectrum had issues being displayed.

8 Fourier-Shell correlation

This section was not generated. No FSC curve or half-maps provided.

9 Map-model fit

This section was not generated.